Florida Marlins - 1993

Batter	1	2	3	4	5	6	7	8	9	AB	R	H	RBI	BB	SO	LOB
Jose Offerman, S (1, 6) OBP: 0.400, SLG: 0.250	C F C 0-3 ① K		B B B C F B 4-2 BB		X 0-0 1-2 2-H 1B		B X 1-0 ② F8		B C S B S 2-3 ③ K	4	0	1	1	1	2	2
Brett Butler, L (1, 8)	B C F C 1-3 ② K		C F B P X 2-2 ③ G4-3		S B F X 1-2 ② F7		C S S 0-3 ③ K			4	0	0	0	0	2	4
Darryl Strawberry, L (1, 9)	C B S B X 2-2 ③ G1-3			B F F B X 2-2 ① F7	B X 1-0 ③ P6			B B B C B 4-1 G1-3 BB		3	0	0	0	1	0	2
Eric Davis, R (1, 7) OBP: 0.250, SLG: 0.500		F C X 0-2 E9 2B		C F B F S 1-3 ② K		X 0-0 ① P6		B C F B B F X 3-2 ① G1-3 1-2		4	0	1	0	0	1	1
Tim Wallach, R (1, 5) OBP: 0.250, SLG: 1.000		B S S S X 1-2 ① E9 2-3		F F F B X 1-2 ③ G5-3		B C F F B X 2-2 HR		S B S S B F S 2-3 ② K		4	1	1	1	0	1	2
Eric Karros, R (1, 3) OBP: 0.500, SLG: 0.667		B B C F B B 4-2 G5-4-3 BB			C S B B X 2-2 F9 1B 2B	B B C B X 3-1 ② F7		C F B B X 1-2 ③ G4-3		3	1	1	0	1	0	1
Mike Piazza, R (1, 2) OBP: 0.250, SLG: 0.250		C X 0-1 ②③ G5-4-3 1-2f			C B X 1-1 ① F9 2-3	B F B X 2-1 ③ G6-3			B B B C S B X 3-2 1B	4	0	1	0	0	0	3
Jody Reed, R (1, 4) OBP: 0.500, SLG: 0.500			S C F S 0-3 ① K		B C B X 2-1 1B 1B 3-H 1B	B X 1-0 FC6-4 1B			B B B C X 2-1 ① F7	4	1	2	1	0	1	1
Orel Hershiser, R (1, 1) OBP: 0.500, SLG: 0.500			C X 0-1 ② G5-3		X 0-0 1B 1-2 1B	S B X 1-1 ① FC6-4 1-2f			B C B C X 2-2 ② L9	2	0	1	0	0	0	0
Roger McDowell, R (6, 1)										0	0	0	0	0	0	0
Lenny Harris, L (7, PH)										0	0	0	0	0	0	0
Cory Snyder, R (7, PH)										1	0	0	0	0	0	1
Ricky Trlicek, R (7, 1)										0	0	0	0	0	0	0
Dave Hansen, L (9, PH)										1	0	0	0	0	0	1
Inning Stats	R: 0 E: 0 K: 2 S: 9 H: 0 LOB: 0 BB: 0 P: 12	R: 0 E: 1 K: 0 S: 10 H: 1 LOB: 1 BB: 1 P: 15	R: 0 E: 0 K: 1 S: 12 H: 0 LOB: 1 BB: 1 P: 17	R: 0 E: 0 K: 1 S: 11 H: 0 LOB: 0 BB: 0 P: 15	R: 2 E: 0 K: 0 S: 13 H: 4 LOB: 2 BB: 0 P: 20	R: 1 E: 0 K: 0 S: 9 H: 1 LOB: 0 BB: 0 P: 16	R: 0 E: 0 K: 1 S: 7 H: 1 LOB: 1 BB: 0 P: 10	R: 0 E: 0 K: 1 S: 13 H: 0 LOB: 1 BB: 1 P: 23	R: 0 E: 0 K: 1 S: 11 H: 1 LOB: 1 BB: 0 P: 20	1B: 5 2B: 2 3B: 0 HR: 1	SF: 0 SAC: 0 DP: 1 HBP: 0					

TOP

Los Angeles Dodgers @ Florida Marlins

Joe Robbie Stadium, Miami, FL

Mon Apr 05 1993, 3:33 AM EDT

Att. 42,334 - Sunny - 80 F

livebaseballscorecards.com

AB	34
R	3
H	8
RBI	3
BB	3
SO	7
LOB	18

PITCHER		IP	WLS	BF	H	R	ER	SO	BB	IBB	HBP	BLK	WP	HR	S	P	ERA	WHIP
Charlie Hough, R ERA: 4.5	(1, 1)	6.0	W	25	6	3	3	4	2	0	0	0	0	1	64	95	4.50	1.333
Luis Aquino, R ERA:	(7, 1)	0.0		1	1	0	0	0	0	0	0	0	0	0	1	2	∞	∞
Joe Klink, L ERA:	(7, 1)	1.0		4	0	0	0	1	1	0	0	0	0	0	7	13	0.00	1.000
Cris Carpenter, R ERA:	(8, 1)	1.0		3	0	0	0	1	0	0	0	0	0	0	12	18	0.00	0.000
Bryan Harvey, R ERA:	(9, 1)	1.0	S	4	1	0	0	1	0	0	0	0	0	0	11	20	0.00	1.000

PITCHER	IP	WLS	BF	H	R	ER	SO	BB	IBB	HBP	BLK	WP	HR	S	P	ERA	WHIP

Batter	1	2	3	4	5	6	7	8	9	AB	R	H	RBI	BB	SO	LOB
Scott Pose, L (1, 8) (8, 7) OBP: 0.200, SLG: 0.200	B F B X 2-1 E4 1B	X 0-0 L7-3 1B 3-H		X 0-0 ① G4-3		X 0-0 ② FC1-4 CS 1-2f 3-H		F B X 1-1 ③ G1-3		5	0	1	2	0	0	2
Bret Barberie, S (1, 4) OBP: 0.500, SLG: 0.500	B C X 1-1 FC6-4 1B 1-2	B B C X 2-1 ②③ L7-3 1-2		C B B X 2-1 ② G4-3		C B B 2-1 ③ CS 1-2	C C X 0-2 1B G4-6-3 1B			4	1	2	0	0	0	1
Junior Felix, S (1, 9) OBP: 0.250, SLG: 0.250	B C S B S 2-3 ① K	B X 1-0 ① G4-3		C C X 0-2 ③ F7			S X 0-1 G4-6-3 1B 1-3			4	0	1	0	0	1	2
Orestes Destrade, S (1, 3) OBP: 0.250, SLG: 0.500 Bryan Harvey, R (9, 1)	C C B B S 2-3 ② K	B X 1-0 G4-3 1B 2B			C X 0-1 ① F7		X 0-0 ①② G4-6-3 1-2f 3-H			4	1	1	0	0	1	3
										0	0	0	0	0	0	0
Dave Magadan, L (1, 5) OBP: 0.250, SLG: 0.250	C X 0-1 ③ FC6-4 1-2f	B X 1-0 ② G4-3 2-3			C X 0-1 ② G1-3		B B X 2-0 1B			4	0	1	0	0	0	3
Benito Santiago, R (1, 2) OBP: 0.500, SLG: 0.500		X 0-0 1B 3B 1B	X 0-0 E 1B 1B 3-H		X 0-0 ③ G5-3		S F T X 0-2 ③ F9			4	1	2	1	0	0	1
Jeff Conine, R (1, 7) (8, 3) OBP: 1.000, SLG: 1.000		X 0-0 1-2 3B 1B	X 0-0 E5 BB 1-3 1B			B X 1-0 1B FC1-4 1B		X 0-0 S G5-3 1B		4	2	4	0	0	0	0
Walt Weiss, S (1, 6) OBP: 0.750, SLG: 1.333		F X 0-1 1B 3B 1-H 2-H	B B B B 4-0 BB 1-2			X 0-0 FC1-4 1B 1-3	L B B B X 2-1 ① G5-3 1-2			3	1	2	2	1	0	1
Charlie Hough, R (1, 1) Alex Arias, R (6, PH) Luis Aquino, R (7, 1) Joe Klink, L (7, 1) Cris Carpenter, R (8, 1) Chuck Carr, S (8, 8)		B F C F S 1-3 ① K	X 0-0 ③ G1-3			C F B B X 2-2 ① FC1-4 FC1-4 1-2f	C B X 1-1 ② G4-3 2-3			2 1 0 0 0 1	0 0 0 0 0 0	0 0 0 0 0 0	0 0 0 0 0 0	0 0 0 0 0 0	1 0 0 0 0 0	4 2 0 0 0 1
Inning Stats	R: 0 E: 1 K: 2 S: 12 H: 1 LOB: 2 BB: 0 P: 19	R: 3 E: 0 K: 1 S: 11 H: 4 LOB: 0 BB: 0 P: 14	R: 1 E: 1 K: 0 S: 6 H: 3 LOB: 3 BB: 1 P: 13	R: 0 E: 0 K: 0 S: 6 H: 0 LOB: 0 BB: 0 P: 8	R: 0 E: 0 K: 0 S: 5 H: 0 LOB: 0 BB: 0 P: 5	R: 1 E: 0 K: 0 S: 7 H: 2 LOB: 0 BB: 0 P: 12	R: 1 E: 0 K: 0 S: 11 H: 3 LOB: 1 BB: 0 P: 13	R: 0 E: 0 K: 0 S: 7 H: 1 LOB: 1 BB: 0 P: 11		1B: 12 2B: 2 3B: 1 HR: 0	SF: 0 SAC: 0 DP: 2 HBP: 0					

PITCHER		IP	WLS	BF	H	R	ER	SO	BB	IBB	HBP	BLK	WP	HR	S	P	ERA	WHIP
Orel Hershiser, R ERA: 9.0	(1, 1)	5.0	L	26	10	5	5	3	1	0	0	0	0	0	42	62	9.00	2.200
Roger McDowell, R ERA:	(6, 1)	1.0		2	0	0	0	0	0	0	0	0	0	0	5	9	0.00	0.000
Ricky Trlicek, R ERA: 4.5	(7, 1)	2.0		9	4	1	1	0	0	0	0	0	0	0	18	24	4.50	2.000

PITCHER	IP	WLS	BF	H	R	ER	SO	BB	IBB	HBP	BLK	WP	HR	S	P	ERA	WHIP

BOTTOM

Los Angeles Dodgers @ Florida Marlins

Joe Robbie Stadium, Miami, FL

Mon Apr 05 1993, 3:33 AM EDT
Att. 42,334 - Sunny - 80 F

livebaseballscorecards.com

AB	36
R	6
H	14
RBI	5
BB	1
SO	3
LOB	20

WP: 0 PB: 0 SB: 1 CS: 1 PA: 38

Batter	1	2	3	4	5	6	7	8	9	AB	R	H	RBI	BB	SO	LOB
Jose Offerman, S (1, 6) OBP: 0.300, SLG: 0.125	B C B B C F S 3-3 ① K	B B B B 4-0 1-2 2-3 BB		M F B B X 2-2 ② F7			B 1 SAFE 1 SAFE B M 1 SAFE 1 SAFE X 2-1 ① G1-3 1-2		L X 0-1 ① ② B1-4 1-2f	4	0	0	0	1	1	3
Brett Butler, L (1, 8) OBP: 0.333, SLG: 0.286	B B C B B 4-1 BB	B B C B C X 3-2 ③ F8		B X 1-0 ③ F7			C F B X 1-2 BLK 2-H 2B		F B B B B 4-1 BB BB	3	0	1	1	2	0	3
Darryl Strawberry, L (1, 9)	1 SAFE C F X 0-2 ② P6		C B X 1-1 ① F7		B C X 1-1 G4-3		C S B B X 2-2 ② P3		C B B B B 4-1 1-2 2-3 BB	4	0	0	0	1	0	2
Eric Davis, R (1, 7) OBP: 0.222, SLG: 0.250	1 SAFE 1 SAFE B 1 B F B X SAFE 3-1 ③ G5-3		B B F B S F B 4-2 1B SF4 BB		B F X 1-1 ② G1-3		C S B X 1-2 ③ G6-3 2-3		C B B F B S 3-3 ③ K	4	1	0	0	1	1	5
Tim Wallach, R (1, 5) OBP: 0.375, SLG: 0.750		C X 0-1 1B 1B SF7 1B	1 SAFE 1 SAFE C X 0-1 1-3 2B 1B		X 0-0 ③ P3			C B X 1-1 ① G6-3		4	2	2	0	0	0	0
Eric Karros, R (1, 3) OBP: 0.250, SLG: 0.333		B B C F S 2-3 ① K	F X 0-1 ② SF4 3-H			F B B X 2-1 ① L5		C F B B F S 2-3 ② K		3	0	0	1	0	2	1
Mike Piazza, R (1, 2) OBP: 0.375, SLG: 0.500		F X 0-1 BB 1B 1-2 1B	B S C X 1-2 1-H 2B			B S S X 1-2 ② F8		B F B C F B X 3-2 ③ G5-3		4	0	2	1	0	0	0
Jody Reed, R (1, 4) OBP: 0.500, SLG: 0.429		B C F F B 2 SAFE F X 2-2 BB 1-2 2-3 1B	C C B B B F F X 3-2 ③ L5			B C C F B C 2-3 ③ K			B C F B B B 4-2 BB 1B BB	3	0	1	0	1	1	1
Ramon Martinez, R (1, 1) Mitch Webster, S (7, PH) OBP: 1.000, SLG: 1.000 Jim Gott, R (7, 1) Lenny Harris, L (9, PH) OBP: 1.000, SLG: 1.000 Todd Worrell, R (9, 1)		F B B X 2-1 ② SF7 3-H		F L F B S 1-3 ① K			B F B F F F B F X 3-2 G1-3 2B 1B		B 1 SAFE C 1 P X 2-1 B1-4 1-2 1B	1 1 0 1 0	0 1 0 0 0	0 1 0 1 0	0 0 0 0 0	1 0 0 0 0	0 0 0 0 0	0 0 0 0 0
Inning Stats	R: 0 E: 0 K: 1 S: 10 H: 0 LOB: 1 BB: 1 P: 20	R: 1 E: 0 K: 1 S: 17 H: 3 LOB: 3 BB: 1 P: 30	R: 2 E: 0 K: 0 S: 17 H: 2 LOB: 1 BB: 1 P: 26	R: 0 E: 0 K: 1 S: 8 H: 0 LOB: 0 BB: 0 P: 12	R: 0 E: 0 K: 0 S: 5 H: 0 LOB: 0 BB: 0 P: 7	R: 0 E: 0 K: 1 S: 9 H: 0 LOB: 0 BB: 0 P: 14	R: 1 E: 0 K: 0 S: 17 H: 2 LOB: 1 BB: 0 P: 26	R: 0 E: 0 K: 1 S: 10 H: 0 LOB: 0 BB: 0 P: 16	R: 0 E: 0 K: 1 S: 12 H: 1 LOB: 3 BB: 3 P: 28	1B: 6 2B: 3 3B: 0 HR: 0	SF: 2 SAC: 0 DP: 1 HBP: 0						

PITCHER		IP	WLS	BF	H	R	ER	SO	BB	IBB	HBP	BLK	WP	HR	S	P	ERA	WHIP
Jack Armstrong, R ERA: 5.68	(1, 1)	6.1	L	28	6	4	4	4	3	0	0	0	0	0	74	122	5.68	1.421
Bob McClure, L ERA:	(7, 1)	0.1		2	1	0	0	0	0	0	0	0	0	0	6	9	0.00	3.000
Richie Lewis, R ERA:	(7, 1)	0.1		1	0	0	0	0	0	0	0	1	0	0	3	4	0.00	0.000
Luis Aquino, R ERA:	(8, 1)	1.2		8	1	0	0	1	3	0	0	0	0	0	19	38	0.00	2.400
Trevor Hoffman, R ERA:	(9, 1)	0.1		1	0	0	0	1	0	0	0	0	0	0	3	6	0.00	0.000

PITCHER	IP	WLS	BF	H	R	ER	SO	BB	IBB	HBP	BLK	WP	HR	S	P	ERA	WHIP

TOP

Los Angeles Dodgers @ Florida Marlins

Joe Robbie Stadium, Miami, FL

Tue Apr 06 1993, 7:05 PM EDT
Att. 42,689 - Unknown - 78 F

livebaseballscorecards.com

AB	32
R	4
H	8
RBI	4
BB	6
SO	6
LOB	15

1B: 6	SF: 2
2B: 3	SAC: 0
3B: 0	DP: 1
HR: 0	HBP: 0

WP: 0	PA: 40
PB: 0	
SB: 0	
CS: 0	

BOTTOM

Los Angeles Dodgers @ Florida Marlins

Joe Robbie Stadium, Miami, FL

Tue Apr 06 1993, 7:05 PM EDT

Att. 42,689 - Unknown - 78 F

livebaseballscorecards.com

Batter	1	2	3	4	5	6	7	8	9	AB	R	H	RBI	BB	SO	LOB
Scott Pose, L (1, 8) OBP: 0.333, SLG: 0.444	B C X 1-1 CS 1B		C B B B C X 3-2 2B		B F F S 1-3 ① K		B B S B X 3-1 ③ G5-3			4	0	2	0	0	1	0
Bret Barberie, S (1, 4) OBP: 0.625, SLG: 0.400	B S S B S 2-3 ①② K 1-2		B B B C B 4-1 G4-3 BB		B B B B 4-0 BB			B B B B 4-0 FC4 BB		1	0	0	0	3	1	1
Junior Felix, S (1, 9) OBP: 0.250, SLG: 0.375	B B S B X 3-1 1B 2B		C B B B F X 3-2 ②③ G4-3 1-2f		F B 1 SAFE 1 SAFE S S 1-3 ② K			C B 1 SAFE X 1-1 ① FC4 1-2f		4	1	1	0	0	1	4
Orestes Destrade, S (1, 3) OBP: 0.250, SLG: 0.375	B X 1-0 ① F8 2-H 1B			B X 1-0 ① F8	B B S S B S 3-3 ③ K			1 SAFE 1 SAFE B F C 1 SAFE S 1-3 ② K		4	0	1	1	0	2	2
Dave Magadan, L (1, 5) OBP: 0.375, SLG: 0.167	S B B B B X 3-1 ③ F7			C F B B B B 4-2 1B 1B BB		B C B B B C B 4-2 CS BB		C F B F S 1-3 ③ K		2	1	0	0	2	1	2
Benito Santiago, R (1, 2) OBP: 0.250, SLG: 0.250		S T F F F S 0-3 ① K		B X 1-0 ② F7		B B B C S F S 3-3 ①② K 1-2			B F C C 1-3 ① K	4	0	0	0	0	3	2
Jeff Conine, R (1, 7) OBP: 0.750, SLG: 0.750		S T C 0-3 ② K		X 0-0 1B 1-3 1B		S S B X 1-2 ③ P4			X 0-0 1B 1B	4	0	2	0	0	1	0
Walt Weiss, S (1, 6) OBP: 0.625, SLG: 0.857		B C F B B X 3-2 ③ G6-3		B B F C B X 3-2 1-3 3-H 1B			F X 0-1 ① G4-3		X 0-0 G4-6-3 1-2 1B	4	0	2	1	0	0	0
Jack Armstrong, R (1, 1) Bob McClure, R (7, 1) Richie Lewis, R (7, 1) Chuck Carr, S (7, PH) Luis Aquino, R (8, 1) Trevor Hoffman, R (9, 1) Greg Briley, L (9, PH)			C S T C 0-3 ① K	C S S 0-3 ③ K			S C B F S 1-3 ② K		S X 0-1 ②③ G4-6-3 1-2f	2 0 0 1 0 0 1	0 0 0 0 0 0 0	0 0 0 0 0 0 0	0 0 0 0 0 0 0	0 0 0 1 0 0 0	2 0 0 0 0 0 0	2 0 0 0 0 0 2
Inning Stats	R: 1 E: 0 K: 1 S: 10 H: 3 LOB: 1 BB: 0 P: 20	R: 0 E: 0 K: 2 S: 11 H: 0 LOB: 0 BB: 0 P: 14	R: 0 E: 0 K: 1 S: 11 H: 1 LOB: 1 BB: 1 P: 21	R: 1 E: 0 K: 1 S: 11 H: 2 LOB: 2 BB: 1 P: 20	R: 0 E: 0 K: 3 S: 9 H: 0 LOB: 1 BB: 1 P: 18	R: 0 E: 0 K: 1 S: 9 H: 0 LOB: 0 BB: 1 P: 17	R: 0 E: 0 K: 1 S: 8 H: 0 LOB: 0 BB: 0 P: 12	R: 0 E: 0 K: 2 S: 9 H: 0 LOB: 1 BB: 1 P: 16	R: 0 E: 0 K: 1 S: 7 H: 2 LOB: 1 BB: 0 P: 8	1B: 6 2B: 3 3B: 0 HR: 0	SF: 0 SAC: 0 DP: 3 HBP: 0						

	AB	31
	R	2
	H	8
	RBI	2
	BB	5
	SO	13
	LOB	15

PITCHER		IP	WLS	BF	H	R	ER	SO	BB	IBB	HBP	BLK	WP	HR	S	P	ERA	WHIP
Ramon Martinez, R ERA: 3.0	(1, 1)	6.0	W	25	6	2	2	9	4	0	0	0	0	0	61	110	3.00	1.667
Jim Gott, R ERA:	(7, 1)	2.0		7	0	0	0	3	1	0	0	0	0	0	17	28	0.00	0.500
Todd Worrell, R ERA:	(9, 1)	1.0	S	4	2	0	0	1	0	0	0	0	0	0	7	8	0.00	2.000

PITCHER	IP	WLS	BF	H	R	ER	SO	BB	IBB	HBP	BLK	WP	HR	S	P	ERA	WHIP

WP: 0 PB: 0 SB: 0 CS: 2 PA: 36

Los Angeles Dodgers @ Florida Marlins

Joe Robbie Stadium, Miami, FL

Wed Apr 07 1993, 7:05 PM EDT

Att. 41,552 - Unknown - 68 F

TOP

livebaseballscorecards.com

Batter	1	2	3	4	5	6	7	8	9	AB	R	H	RBI	BB	SO	LOB
Jose Offerman, S (1, 6) OBP: 0.286, SLG: 0.167	G5-3	G6-4-3 1B		K			G6-3		SH1-4	4	0	1	0	0	1	0
Brett Butler, L (1, 8) OBP: 0.429, SLG: 0.300	BB	G6-4-3			F7		WP S BB		WP BB 1B	3	1	1	0	2	0	2
Darryl Strawberry, L (1, 9) OBP: 0.429, SLG: 0.111	BB		G3 1B		G1-6-3		WP		WP	2	1	1	0	3	0	0
Eric Davis, R (1, 7) OBP: 0.286, SLG: 0.308	1B		G3		G4-3		K		F9	5	1	2	1	0	1	4
Tim Wallach, R (1, 5) OBP: 0.308, SLG: 0.538	1B		G3			F7	K		F9	5	0	1	0	0	1	6
Eric Karros, R (1, 3) OBP: 0.250, SLG: 0.300	K		1B			G6-3		F7		4	0	1	2	0	1	3
Mike Piazza, R (1, 2) OBP: 0.333, SLG: 0.417	G5-3		F7			BB 1B		G5-3		4	0	1	0	0	0	3
Jody Reed, R (1, 4) OBP: 0.500, SLG: 0.400		1B SH1-4 1B		P6		BB		G6-3		3	0	1	0	1	0	0
Kevin Gross, R (1, 1)		SH1-4		K		F8			1B SH1-4 WP BB	2	0	0	0	0	1	2
Jim Gott, R (7, 1)										0	0	0	0	0	0	0
Mitch Webster, S (9, PH) OBP: 1.000, SLG: 1.000										0	1	0	0	1	0	0
Todd Worrell, R (9, 1)										0	0	0	0	0	0	0
Roger McDowell, R (9, 1)										0	0	0	0	0	0	0
Inning Stats	R: 1 E: 0 K: 1 S: 15 H: 2 LOB: 3 BB: 2 P: 29	R: 0 E: 0 K: 0 S: 6 H: 2 LOB: 1 BB: 0 P: 10	R: 2 E: 0 K: 0 S: 12 H: 3 LOB: 0 BB: 0 P: 17	R: 0 E: 0 K: 2 S: 8 H: 0 LOB: 0 BB: 0 P: 14	R: 0 E: 0 K: 0 S: 6 H: 0 LOB: 0 BB: 0 P: 12	R: 0 E: 0 K: 0 S: 9 H: 1 LOB: 2 BB: 1 P: 18	R: 0 E: 0 K: 2 S: 10 H: 0 LOB: 2 BB: 2 P: 21	R: 0 E: 0 K: 0 S: 8 H: 0 LOB: 0 BB: 0 P: 10	R: 1 E: 0 K: 0 S: 10 H: 1 LOB: 2 BB: 2 P: 21	1B: 9 2B: 0 3B: 0 HR: 0 SF: 0 SAC: 2 DP: 1 HBP: 0						

	AB	32
	R	4
	H	9
	RBI	3
	BB	7
	SO	5
	LOB	20

WP: 2 PB: 0 SB: 1 CS: 0 PA: 41

PITCHER		IP	WLS	BF	H	R	ER	SO	BB	IBB	HBP	BLK	WP	HR	S	P	ERA	WHIP
Chris Hammond, L ERA: 4.5	(1, 1)	6.0	L	27	8	3	3	3	3	0	0	0	0	0	56	100	4.50	1.833
Joe Klink, L ERA:	(7, 1)	0.1		3	0	0	0	0	2	0	0	0	0	0	4	13	0.00	6.000
Richie Lewis, R ERA: 3.86	(7, 1)	2.0		7	0	1	1	2	1	0	0	0	1	0	17	25	4.50	0.500
Bob McClure, L ERA:	(9, 1)	0.0		2	1	0	0	0	1	0	0	0	0	0	5	9	∞	∞
Trevor Hoffman, R ERA:	(9, 1)	0.2		2	0	0	0	0	0	0	0	0	1	0	2	5	0.00	0.000

PITCHER		IP	WLS	BF	H	R	ER	SO	BB	IBB	HBP	BLK	WP	HR	S	P	ERA	WHIP

BOTTOM

Los Angeles Dodgers @ Florida Marlins

Joe Robbie Stadium, Miami, FL

Wed Apr 07 1993, 7:05 PM EDT

Att. 41,552 - Unknown - 68 F

livebaseballscorecards.com

Batter	1	2	3	4	5	6	7	8	9	AB	R	H	RBI	BB	SO	LOB
Scott Pose, L (1, 8) OBP: 0.357, SLG: 0.385	C X 0-1 G6-3 ①		B B C C F F F X 2-2 FC6 1B		B B F B B 4-1 1B BB		C F X 0-2 G4-3 ①		C S F S 0-3 K ②	4	0	1	0	1	1	1
Bret Barberie, S (1, 4) OBP: 0.538, SLG: 0.400	B C B C X 2-2 G1-3 1B 1B		B 1 SAFE B C F C 2-3 K ①		B C X 1-1 1-2 2-H 1B		F C X 0-2 F8 ②		F B C B F X 2-2 G6-3 ③	5	1	2	1	0	1	2
Junior Felix, S (1, 9) OBP: 0.250, SLG: 0.333	F B S X 1-2 G1-3 ② 1-2		1 SAFE F B S 1 SAFE 1 SAFE S 1-3 K ②		S S F B B S 2-3 K ②		B F B X 2-1 CS 1B			4	0	1	0	0	2	4
Orestes Destrade, S (1, 3) OBP: 0.250, SLG: 0.333	C B B S X 2-2 2-H 1B		B B 1 SAFE S F 1 SAFE 1 SAFE X 2-2 FC6 ③ 1-2f		C S C 0-3 K ③		F B S B 2-2 CS ③ 1-2	X 0-0 F7 ①		4	0	1	1	0	1	3
Dave Magadan, L (1, 5) OBP: 0.417, SLG: 0.222 Chuck Carr, S (8, PR) Alex Arias, R (9, 5)	C B F 1 SAFE S 1-3 K ③			X 0-0 G5-3 ①		C B B C B X 3-2 G3 1B 1B		B F C B B B F B 4-2 FC6-5 WP BB		3 0 0	0 0 0	1 0 0	0 0 0	1 0 0	1 0 0	1 0 0
Benito Santiago, R (1, 2) OBP: 0.167, SLG: 0.167		B B S B F C 3-3 K ①		F B F B S 2-3 K ②		C X 0-1 F9 ①		F 1 SAFE B X 1-1 FC6-5 ② 1-3		4	0	0	0	0	2	2
Jeff Conine, R (1, 7) OBP: 0.667, SLG: 0.667		B B S C F X 2-2 1B		C C S 0-3 K ③		C F X 0-2 G3 1-2 1B		F X 0-1 L4 ③		4	0	2	0	0	1	1
Walt Weiss, S (1, 6) OBP: 0.500, SLG: 0.600		B X 1-0 F7 ②			B B B B 4-0 SH1-4 1B BB	X 0-0 G3 ② 1-2 2-3			C S S 0-3 K ①	3	1	0	0	1	1	3
Chris Hammond, L (1, 1) Greg Briley, L (6, PH) Joe Klink, L (7, 1) Richie Lewis, R (7, 1) Bob McClure, R (9, 1) Trevor Hoffman, R (9, 1) Rick Renteria, R (9, 5) OBP: 1.000, SLG: 1.000		B B C B C X 3-2 F8 ③			1 SAFE X 0-0 SH1-4 ① 1-2	C S S 0-3 K ③			F F F B B X 2-2 1B	1 1 0 0 0 0 1	0 0 0 0 0 0 0	0 0 0 0 0 0 1	0 0 0 0 0 0 0	0 1 0 0 0 0 0	0 0 0 0 0 0 0	1 2 0 0 0 0 0
Inning Stats	R: 1 E: 0 K: 1 S: 14 H: 2 LOB: 1 BB: 0 P: 20	R: 0 E: 0 K: 1 S: 11 H: 1 LOB: 1 BB: 0 P: 20	R: 0 E: 0 K: 2 S: 15 H: 1 LOB: 1 BB: 0 P: 22	R: 0 E: 0 K: 2 S: 7 H: 0 LOB: 0 BB: 0 P: 9	R: 1 E: 0 K: 2 S: 11 H: 1 LOB: 2 BB: 2 P: 22	R: 0 E: 0 K: 1 S: 12 H: 2 LOB: 2 BB: 0 P: 15	R: 0 E: 0 K: 0 S: 10 H: 1 LOB: 0 BB: 0 P: 14	R: 0 E: 0 K: 0 S: 8 H: 0 LOB: 1 BB: 1 P: 13	R: 0 E: 0 K: 2 S: 15 H: 1 LOB: 1 BB: 0 P: 19	1B: 9 2B: 0 3B: 0 HR: 0	SF: 0 SAC: 1 DP: 0 HBP: 0					

	AB	34
	R	2
	H	9
	RBI	2
	BB	3
	SO	11
	LOB	20

	WP: 1	PA: 39
	PB: 0	
	SB: 0	
	CS: 1	

PITCHER		IP	WLS	BF	H	R	ER	SO	BB	IBB	HBP	BLK	WP	HR	S	P	ERA	WHIP
Kevin Gross, R ERA: 3.0	(1, 1)	6.0	W	27	7	2	2	9	2	0	0	0	0	0	70	108	3.00	1.500
Jim Gott, R ERA:	(7, 1)	2.0		7	1	0	0	0	1	0	0	0	1	0	18	27	0.00	1.000
Todd Worrell, R ERA:	(9, 1)	0.2		3	1	0	0	2	0	0	0	0	0	0	11	13	0.00	1.500
Roger McDowell, R ERA:	(9, 1)	0.1	S	1	0	0	0	0	0	0	0	0	0	0	4	6	0.00	0.000

PITCHER		IP	WLS	BF	H	R	ER	SO	BB	IBB	HBP	BLK	WP	HR	S	P	ERA	WHIP

San Diego Padres @ Florida Marlins

Joe Robbie Stadium, Miami, FL

Fri Apr 09 1993, 7:05 PM EDT

Att. 41,938 - Unknown

livebaseballscorecards.com

Batter	1	2	3	4	5	6	7	8	9	AB	R	H	RBI	BB	SO	LOB
Tony Gwynn, L (1, 9) OBP: 0.308, SLG: 0.100	X 0-0 ① L6		C X 0-1 ② F7		B X 1-0 ③ G1-3			B B B B 4-0 BB		3	0	0	0	1	0	1
Jeff Gardner, L (1, 4) OBP: 0.250, SLG: 0.273	B C X 1-1 2B		C B C X 1-2 ③ G5-3			C B B X 2-1 ① F7		C X 0-1 ③ G3		4	0	1	0	0	0	1
Gary Sheffield, R (1, 5) OBP: 0.308, SLG: 0.750	B X 1-0 ② P6			B C X 1-1 F9 1B		F B S B B C 3-3 ② K			X 0-0 HR	4	1	2	1	0	1	1
Fred McGriff, L (1, 3) OBP: 0.308, SLG: 0.455	F B C B F X 2-2 ③ F9			B F F B B 1 SAFE X 3-2 ①② F9 1-2		C C S 0-3 ③ K			B S B X 2-1 S 1B SF7 1B	4	1	1	0	0	1	2
Phil Plantier, L (1, 7) OBP: 0.364, SLG: 0.556		B X 1-0 ① B1-3		B X 1-0 1B			C B B B X 3-1 ① G6-3		F S S 0-3 ① K	4	0	1	0	0	1	1
Derek Bell, R (1, 8) OBP: 0.182, SLG: 0.182		X 0-0 ② F8		C S B S 1-3 ③ K			B C B S X 2-2 ② G6-3		S B B X 2-1 1-2 1B	4	0	1	0	0	1	1
Dan Walters, R (1, 2) OBP: 0.273, SLG: 0.222		B B X 2-0 1B			C X 0-1 ① G4-3		C F S 0-3 ③ K		B S X 1-1 ② SF7 2-H	3	0	1	1	0	1	0
Craig Shipley, R (1, 6)		B X 1-0 ③ P3			C C B X 1-2 ② G4-3			X 0-0 ① L7	X 0-0 ③ G4-3	4	0	0	0	0	0	2
Frank Seminara, R (1, 1) OBP: 0.500, SLG: 0.500			C X 0-1 ① G4-3		F B S B X 2-2 1B			S B B F F X 2-2 ② G1		2	0	1	0	0	0	0
Rich Rodriguez, L (7, 1)										0	0	0	0	0	0	0
Darrell Sherman, L (8, PH) OBP: 0.500, SLG: 1.000										1	0	0	0	0	0	0
Gene Harris, R (8, 1)										0	0	0	0	0	0	0

TOP

AB	33
R	2
H	8
RBI	2
BB	1
SO	5
LOB	9

Inning Stats	1	2	3	4	5	6	7	8	9	1B: 6	SF: 1	WP: 0	PA: 35
	R: 0 E: 0 K: 0 S: 8 H: 1 LOB: 1 BB: 0 P: 12	R: 0 E: 0 K: 0 S: 4 H: 1 LOB: 1 BB: 0 P: 8	R: 0 E: 0 K: 0 S: 7 H: 0 LOB: 0 BB: 0 P: 8	R: 0 E: 0 K: 1 S: 9 H: 2 LOB: 1 BB: 0 P: 15	R: 0 E: 0 K: 0 S: 9 H: 1 LOB: 1 BB: 0 P: 13	R: 0 E: 0 K: 2 S: 8 H: 0 LOB: 0 BB: 0 P: 13	R: 0 E: 0 K: 1 S: 9 H: 0 LOB: 0 BB: 0 P: 14	R: 0 E: 0 K: 0 S: 7 H: 0 LOB: 1 BB: 1 P: 13	R: 2 E: 0 K: 1 S: 11 H: 3 LOB: 1 BB: 0 P: 16	2B: 1 3B: 0 HR: 1	SAC: 0 DP: 0 HBP: 0	PB: 0 SB: 1 CS: 0	

PITCHER		IP	WLS	BF	H	R	ER	SO	BB	IBB	HBP	BLK	WP	HR	S	P	ERA	WHIP
Ryan Bowen, R	(1, 1)	8.0		29	5	0	0	4	1	0	0	0	0	0	61	96	0.00	0.750
ERA:																		
Bryan Harvey, R	(9, 1)	1.0	L	6	3	2	2	1	0	0	0	0	0	1	11	16	18.00	3.000
ERA: 9.0																		

PITCHER	IP	WLS	BF	H	R	ER	SO	BB	IBB	HBP	BLK	WP	HR	S	P	ERA	WHIP

BOTTOM

San Diego Padres @ Florida Marlins

Joe Robbie Stadium, Miami, FL

Fri Apr 09 1993, 7:05 PM EDT

Att. 41,938 - Unknown

livebaseballscorecards.com

Batter	1	2	3	4	5	6	7	8	9	AB	R	H	RBI	BB	SO	LOB
Scott Pose, L (1, 8) (9, 7) OBP: 0.316, SLG: 0.333	F7		FC1-6 G1-4-3 1-2f		G3 2-3		FC6-4 1B		G1-3	5	0	1	0	0	0	3
Bret Barberie, S (1, 4) OBP: 0.444, SLG: 0.286	F9		G1-4-3 1-2		BB		F8		K	4	0	0	0	1	1	3
Junior Felix, S (1, 9) OBP: 0.188, SLG: 0.250	F7		G3-1		P5		FC6-4 FC6-4 1-2f			4	0	0	0	0	0	4
Orestes Destrade, S (1, 3) OBP: 0.188, SLG: 0.250 Bryan Harvey, R (9, 1)		G4-3		F7		F9	FC6-4 1-2f			4 0	0 0	0 0	0 0	0 0	0 0	1 0
Dave Magadan, L (1, 5) OBP: 0.313, SLG: 0.154		L5		E3 FC5-4		P5		F7		4	0	0	0	0	0	0
Benito Santiago, R (1, 2) OBP: 0.188, SLG: 0.250		E5 1B		F9		1B 2B		K		4	1	1	0	0	1	1
Jeff Conine, R (1, 7) (9, 3) OBP: 0.625, SLG: 0.625		1-2 1B		FC5-4 1-2f		2-H 1B		G4-3		4	0	2	1	0	0	1
Walt Weiss, S (1, 6) OBP: 0.563, SLG: 0.583		G3			G3 SH3-4 1B	IBB			SH5-4 BB	2	0	1	0	2	0	2
Ryan Bowen, R (1, 1) Chuck Carr, S (9, 8)			E1 FC1-6		SH3-4 1-2	K			SH5-4 1-2	2 0	0 0	0 0	0 0	0 0	1 0	2 0
Inning Stats	R: 0 E: 0 K: 0 S: 6 H: 0 LOB: 0 BB: 0 P: 13	R: 0 E: 1 K: 0 S: 8 H: 1 LOB: 2 BB: 0 P: 14	R: 0 E: 1 K: 0 S: 9 H: 0 LOB: 1 BB: 0 P: 15	R: 0 E: 1 K: 0 S: 9 H: 0 LOB: 1 BB: 0 P: 14	R: 0 E: 0 K: 0 S: 11 H: 1 LOB: 2 BB: 1 P: 19	R: 1 E: 0 K: 1 S: 11 H: 2 LOB: 2 BB: 1 P: 21	R: 0 E: 0 K: 0 S: 5 H: 1 LOB: 1 BB: 0 P: 5	R: 0 E: 0 K: 1 S: 11 H: 0 LOB: 0 BB: 0 P: 17	R: 0 E: 0 K: 1 S: 8 H: 0 LOB: 1 BB: 1 P: 17	1B: 4 2B: 1 3B: 0 HR: 0	SF: 0 SAC: 2 DP: 0 HBP: 0					

	AB	33
	R	1
	H	5
	RBI	1
	BB	3
	SO	3
	LOB	17

PITCHER		IP	WLS	BF	H	R	ER	SO	BB	IBB	HBP	BLK	WP	HR	S	P	ERA	WHIP
Frank Seminara, R ERA: 1.5	(1, 1)	6.0		27	4	1	1	1	1	1	0	0	0	0	54	96	1.50	0.833
Rich Rodriguez, L ERA: 9.0	(7, 1)	1.0		4	1	0	0	0	0	0	0	0	0	0	5	5	0.00	1.000
Gene Harris, R ERA:	(8, 1)	2.0	W	7	0	0	0	2	1	0	0	0	0	0	19	34	0.00	0.500

PITCHER	IP	WLS	BF	H	R	ER	SO	BB	IBB	HBP	BLK	WP	HR	S	P	ERA	WHIP

San Diego Padres @ Florida Marlins

Joe Robbie Stadium, Miami, FL

Sat Apr 10 1993, 7:05 PM EDT

Att. 43,021 - Unknown

livebaseballscorecards.com

TOP

Batter	1	2	3	4	5	6	7	8	9	AB	R	H	RBI	BB	SO	LOB
Tony Gwynn, L (1, 9) OBP: 0.294, SLG: 0.231	B B C X 2-2 ① G4-3		X 0-0 ② SF7 3-H			B B C X 2-1 F8 2B		C X 0-1 ③ F9		3	0	1	1	0	0	1
Tim Teufel, R (1, 4) Guillermo Velasquez, L (9, PH) OBP: 0.500, SLG: 0.500	C F X 0-2 ② G5-3		B B C F F B S 3-3 ③ K			B C B C X 2-2 ② F8 2-3			B B B C S C 3-3 ① K	3 1	0 0	0 0	0 0	0 0	1 1	1 0
Gary Sheffield, R (1, 5) OBP: 0.353, SLG: 0.688	X 0-0 1B			X 0-0 G4-6-3 1B		B X 1-0 ③ F7			S S X 0-2 ② G5-3	4	0	2	0	0	0	1
Fred McGriff, L (1, 3) OBP: 0.235, SLG: 0.333	F X 0-1 ③ G3			B B C X 2-1 ① ② G4-6-3 1-2f			X 0-0 ① G5-3		S S B X 1-2 ③ G3	4	0	0	0	0	0	2
Phil Plantier, L (1, 7) OBP: 0.286, SLG: 0.417		B B S X 2-1 ① G1-3		B B F F X 2-2 ③ F8			B B X 2-0 ② L4			3	0	0	0	0	0	0
Derek Bell, R (1, 8) OBP: 0.143, SLG: 0.143		B B S C S 2-3 ② K			C S C 0-3 ① K		B S S X 1-2 ③ L7			3	0	0	0	0	2	0
Dan Walters, R (1, 2) OBP: 0.286, SLG: 0.250 Darrell Sherman, L (8, PR) OBP: 0.500, SLG: 1.000 Bob Geren, R (8, 2)		C S X 0-2 ③ F9			X 0-0 ② F7			B X 1-0 FC6-5-4 SH1-4 1B		3 0 0	0 0 0	1 0 0	0 0 0	0 0 0	0 0 0	0 0 0
Craig Shipley, R (1, 6) OBP: 0.077, SLG: 0.154			F S B X 1-2 SH1-4 SF7 2B		B B S S F S 2-3 ③ K			X 0-0 ① SH1-4 1-2		2	1	1	0	0	1	0
Dave Eiland, R (1, 1) Jeff Gardner, L (8, PH) OBP: 0.231, SLG: 0.250 Pat Gomez, L (8, 1)			X 0-0 ① SH1-4 2-3			S T X 0-2 ① G1-3		C B S B B T X 3-2 ② FC6-5-4 2-3		1 1 0	0 0 0	0 0 0	0 0 0	0 0 0	0 0 0	0 2 0
Inning Stats	R: 0 E: 0 K: 0 S: 9 H: 1 LOB: 1 BB: 0 P: 11	R: 0 E: 0 K: 1 S: 8 H: 0 LOB: 0 BB: 0 P: 12	R: 1 E: 0 K: 1 S: 9 H: 1 LOB: 0 BB: 0 P: 13	R: 0 E: 0 K: 0 S: 6 H: 1 LOB: 0 BB: 0 P: 10	R: 0 E: 0 K: 2 S: 8 H: 0 LOB: 0 BB: 0 P: 10	R: 0 E: 0 K: 0 S: 9 H: 1 LOB: 1 BB: 0 P: 14	R: 0 E: 0 K: 0 S: 5 H: 0 LOB: 0 BB: 0 P: 8	R: 0 E: 0 K: 0 S: 8 H: 1 LOB: 1 BB: 0 P: 12	R: 0 E: 0 K: 1 S: 9 H: 0 LOB: 0 BB: 0 P: 13	1B: 3 2B: 2 3B: 0 HR: 0	SF: 1 SAC: 2 DP: 1 HBP: 0						

	AB	28
	R	1
	H	5
	RBI	1
	BB	0
	SO	5
	LOB	7

WP: 0 PB: 0 SB: 0 CS: 0 PA: 31

PITCHER	IP	WLS	BF	H	R	ER	SO	BB	IBB	HBP	BLK	WP	HR	S	P	ERA	WHIP
Charlie Hough, R (1, 1) ERA: 2.57	8.0	W	28	5	1	1	4	0	0	0	0	0	0	62	90	1.12	0.625
Bryan Harvey, R (9, 1) ERA: 6.0	1.0	S	3	0	0	0	1	0	0	0	0	0	0	9	13	0.00	0.000

PITCHER	IP	WLS	BF	H	R	ER	SO	BB	IBB	HBP	BLK	WP	HR	S	P	ERA	WHIP

Batter	1	2	3	4	5	6	7	8	9	AB	R	H	RBI	BB	SO	LOB
Scott Pose, L (1, 8) (9, 7) OBP: 0.348, SLG: 0.409	C X 0-1 2B	S B X 1-1 1B 3-H 1B		C X 0-1 ③ G4-3			B B C B X 3-1 ② F7			4	0	2	1	0	0	1
Bret Barberie, S (1, 4) OBP: 0.409, SLG: 0.278	B B B C C C 3-3 ① K	C P X 1-1 1-2 1B			C X 0-1 ① G4-3		F X 0-1 ③ G4-3			4	0	1	0	0	1	2
Junior Felix, S (1, 9) OBP: 0.150, SLG: 0.200	F X 0-1 ② P5	X 0-0 ③ F9			B F B X 2-1 ② G3-1			B S F B X 2-2 ① G5-3		4	0	0	0	0	0	3
Orestes Destrade, S (1, 3) OBP: 0.200, SLG: 0.211 Bryan Harvey, R (9, 1)	B B B B F B 4-1 BB		C B B F B X 3-2 ① G4-3		F B X 1-1 ③ G1-3			C B B C C 2-3 ② K		3 0	0 0	0 0	0 0	1 0	1 0	0 0
Dave Magadan, L (1, 5) OBP: 0.250, SLG: 0.118	B C X 1-1 ③ G4-3		B C X 1-1 ② F7			C C X 0-2 ① G4-3		B B S X 2-1 ③ F8		4	0	0	0	0	0	2
Benito Santiago, R (1, 2) OBP: 0.263, SLG: 0.278		S X 0-1 E G4-3 1B	C F B B B F B 4-2 S BB			F X 0-1 ② F8				2	1	1	0	1	0	0
Jeff Conine, R (1, 7) (9, 3) OBP: 0.526, SLG: 0.526		B B B S S X 3-1 E5 G4-3 1-3 1B	B B X 2-0 ③ F8 1-2			F S T 0-2 ③ K				3	1	0	0	0	1	2
Walt Weiss, S (1, 6) OBP: 0.526, SLG: 0.500		X 0-0 ① G4-3 2-3 3-H		B X 1-0 ① G1			C B B B B 4-1 SH2-4 BB			2	0	0	1	1	0	1
Charlie Hough, R (1, 1) Chuck Carr, S (9, 8)		B F F B S 2-3 ② K		B B C X 2-1 ② G5-3			F X 0-1 ① SH2-4 1-2			2 0	0 0	0 0	0 0	0 0	1 0	1 0
Inning Stats	R: 0 H: 1 E: 0 LOB: 2 K: 1 BB: 1 S: 10 P: 18	R: 2 H: 3 E: 1 LOB: 2 K: 1 BB: 0 S: 14 P: 20	R: 0 H: 0 E: 0 LOB: 1 K: 0 BB: 1 S: 9 P: 19	R: 0 H: 0 E: 0 LOB: 0 K: 0 BB: 0 S: 5 P: 8	R: 0 H: 0 E: 0 LOB: 0 K: 0 BB: 0 S: 6 P: 9	R: 0 H: 0 E: 0 LOB: 0 K: 1 BB: 0 S: 8 P: 8	R: 0 H: 0 E: 0 LOB: 1 K: 0 BB: 1 S: 7 P: 14	R: 0 H: 0 E: 0 LOB: 0 K: 1 BB: 0 S: 8 P: 14		1B: 3 SF: 0 2B: 1 SAC: 1 3B: 0 DP: 0 HR: 0 HBP: 0						

PITCHER		IP	WLS	BF	H	R	ER	SO	BB	IBB	HBP	BLK	WP	HR	S	P	ERA	WHIP
Dave Eiland, R	(1, 1)	7.0	L	29	4	2	0	3	3	0	0	0	0	0	59	96	0.00	1.000
ERA:																		
Pat Gomez, L	(8, 1)	1.0		3	0	0	0	1	0	0	0	0	0	0	8	14	0.00	0.000
ERA:																		

PITCHER	IP	WLS	BF	H	R	ER	SO	BB	IBB	HBP	BLK	WP	HR	S	P	ERA	WHIP

BOTTOM

San Diego Padres @ Florida Marlins

Joe Robbie Stadium, Miami, FL

Sat Apr 10 1993, 7:05 PM EDT

Att. 43,021 - Unknown

livebaseballscorecards.com

AB	28
R	2
H	4
RBI	2
BB	3
SO	4
LOB	12

1B: 3 SF: 0
2B: 1 SAC: 1
3B: 0 DP: 0
HR: 0 HBP: 0

WP: 0 PA: 32
PB: 0
SB: 1
CS: 0

Batter	1	2	3	4	5	6	7	8	9	AB	R	H	RBI	BB	SO	LOB
Tony Gwynn, L (1, 9) OBP: 0.364, SLG: 0.389	0-0 1B 1B	1-1 F8			3-3 K		0-0 1B		0-0 G4-3 2B 2-H	5	1	3	1	0	1	1
Jeff Gardner, L (1, 4) OBP: 0.278, SLG: 0.353	1-2 1B SF8 1B 1-3	0-1 2B 1-3			2-3 K		0-3 K		0-1 G4-3 2-3	5	1	2	0	0	2	2
Gary Sheffield, R (1, 5) OBP: 0.273, SLG: 0.524	1-3 K	1-3 K			3-3 K		1-0 F7		1-1 L8	5	0	0	0	0	3	6
Fred McGriff, L (1, 3) OBP: 0.333, SLG: 0.526	2-1 2B 1B 1-3 3-H		1-0 G3			0-0 1B G5-4-3 2B		3-2 1B 2B		4	3	3	1	0	0	0
Phil Plantier, L (1, 7) OBP: 0.333, SLG: 0.429 Rich Rodriguez, L (8, 1) Gene Harris, R (8, 1)	0-0 SF8 3-H		0-1 G3			4-0 G5-4-3 1B BB		0-2 L6-3 1B 2-H		2 0 0	0 0 0	1 0 0	2 0 0	1 0 0	0 0 0	0 0 0
Derek Bell, R (1, 8) OBP: 0.222, SLG: 0.278	1-2 2B 1-H		0-0 G6-3			1-0 G5-4-3 1B 1-2 2-3		0-3 K		4	0	2	1	0	1	1
Bob Geren, R (1, 2)	2-3 K			1-1 F9		0-0 G5-4-3 1-2f 2-3 3-H		0-1 L6-3 1-2		4	0	0	0	0	1	4
Craig Shipley, R (1, 6) OBP: 0.118, SLG: 0.235		0-1 P4		0-3 K2-3		1-0 G4-3			0-0 2B 2B	4	1	1	0	0	1	1
Andy Benes, R (1, 1) OBP: 0.200, SLG: 0.200 Darrell Sherman, L (8, 7) OBP: 0.333, SLG: 0.667		3-2 2B 1B		0-3 K			2-3 K		1-1 B2	3 1	0 0	1 0	0 0	0 0	2 0	0 1
Inning Stats	R: 3 H: 4 E: 0 LOB: 1 K: 2 BB: 0 S: 17 P: 24	R: 0 H: 2 E: 0 LOB: 2 K: 1 BB: 0 S: 12 P: 17	R: 0 H: 0 E: 0 LOB: 0 K: 0 BB: 0 S: 4 P: 5	R: 0 H: 0 E: 0 LOB: 0 K: 2 BB: 0 S: 8 P: 9	R: 0 H: 0 E: 0 LOB: 0 K: 3 BB: 0 S: 11 P: 19	R: 1 H: 2 E: 0 LOB: 1 K: 0 BB: 1 S: 4 P: 10	R: 0 H: 1 E: 0 LOB: 1 K: 2 BB: 0 S: 8 P: 11	R: 1 H: 2 E: 0 LOB: 0 K: 1 BB: 0 S: 13 P: 16	R: 1 H: 2 E: 0 LOB: 1 K: 0 BB: 0 S: 8 P: 10	1B: 7 SF: 1 2B: 7 SAC: 0 3B: 0 DP: 2 HR: 0 HBP: 0						WP: 0 PA: 39 PB: 0 SB: 0 CS: 0	

TOP

San Diego Padres @ Florida Marlins

Joe Robbie Stadium, Miami, FL

Sun Apr 11 1993, 3:33 AM EDT
Att. 42,372 - Cloudy - 77 F

livebaseballscorecards.com

AB	37
R	6
H	13
RBI	5
BB	1
SO	11
LOB	16

PITCHER		IP	WLS	BF	H	R	ER	SO	BB	IBB	HBP	BLK	WP	HR	S	P	ERA	WHIP
Jack Armstrong, R ERA: 5.4	(1, 1)	7.0	L	30	9	4	4	10	1	0	0	0	0	0	64	95	5.14	1.429
Bob McClure, L ERA: 27.0	(8, 1)	0.0		2	2	1	1	0	0	0	0	0	0	0	8	11	∞	∞
Cris Carpenter, R ERA: 3.0	(8, 1)	2.0		7	2	1	1	1	0	0	0	0	0	0	13	15	4.50	1.000

PITCHER	IP	WLS	BF	H	R	ER	SO	BB	IBB	HBP	BLK	WP	HR	S	P	ERA	WHIP

Batter	1	2	3	4	5	6	7	8	9	AB	R	H	RBI	BB	SO	LOB
Scott Pose, L (1, 8) OBP: 0.357, SLG: 0.385	C B X 1-1 L6 ①		S B F F X 1-2 F7 ①		X 0-0 G4-6-3 1B		F B F B F B B 4-2 BB		X 0-0 G4-3 ②	4	0	1	0	1	0	0
Greg Briley, L (1, 9) OBP: 0.143, SLG: 0.143	F B B X 2-1 G4-3 ②		F F B X 1-2 S 1B 1B		X 0-0 F8 ①		B X 1-0 F7 ③		B B B C F X 3-2 G4-3 ③	5	1	1	0	0	0	2
Bret Barberie, S (1, 4) OBP: 0.346, SLG: 0.227	B X 1-0 P6 ③		B C B C B X 3-2 F7 ② 1-2		X 0-0 G4-6-3 ② ③ 1-2f			B S B B F S 3-3 K ①		4	0	0	0	0	1	2
Orestes Destrade, S (1, 3) OBP: 0.250, SLG: 0.261		B C B F B S 3-3 K ①	B F X 1-1 2-H 1B			S X 0-1 BB 1B		C B B B X 3-1 P4 ②		4	0	2	1	0	1	0
Jeff Conine, R (1, 7) OBP: 0.522, SLG: 0.500		B S X 1-1 1B 1B 1B	C B S S 1-3 K ③			S B B S F S 2-3 K ①		C B B B B 4-1 BB BB BB		3	1	1	0	1	2	2
Dave Magadan, L (1, 5) OBP: 0.375, SLG: 0.211		B X 1-0 1B 1-3 1B		X 0-0 1B		C B B B B 4-1 G6-4-3 1-2 BB		B C C B B B 4-2 BB 1-2 BB		2	0	2	0	2	0	0
Steve Decker, R (1, 2)		C B S C 1-3 K ②		S B B F B S 3-3 K ①		C B X 1-1 G6-4-3 ② ③ 1-2f		C B S F B F B F F 4-2 F B 1-2 2-3 BB		3	0	0	0	1	2	5
Walt Weiss, S (1, 6) OBP: 0.478, SLG: 0.444		X 0-0 1-2 3-H 1B		C B S F F X 1-2 F9 ②			S B X 1-1 F9 ①	X 0-0 G4-3 ③		4	0	1	1	0	0	4
Jack Armstrong, R (1, 1)		C C B C 1-3 K ③		F B S F S 1-3 K ③			B S X 1-1 P4 ②		F F S 0-3 K ①	2	0	0	0	0	2	3
Rick Renteria, R (7, PH) OBP: 0.500, SLG: 0.500										1	0	0	0	0	0	0
Bob McClure, R (8, 1)										0	0	0	0	0	0	0
Cris Carpenter, R (8, 1)										0	0	0	0	0	0	0
Junior Felix, S (9, PH) OBP: 0.143, SLG: 0.190										1	0	0	0	0	1	0
Inning Stats	R: 0 E: 0 K: 0 S: 5 H: 0 LOB: 0 BB: 0 P: 9	R: 1 E: 0 K: 3 S: 13 H: 3 LOB: 2 BB: 0 P: 20	R: 1 E: 0 K: 1 S: 15 H: 2 LOB: 1 BB: 0 P: 22	R: 0 E: 0 K: 2 S: 13 H: 1 LOB: 1 BB: 0 P: 18	R: 0 E: 0 K: 0 S: 3 H: 1 LOB: 0 BB: 0 P: 3	R: 0 E: 0 K: 1 S: 9 H: 1 LOB: 1 BB: 1 P: 16	R: 0 E: 0 K: 0 S: 8 H: 0 LOB: 1 BB: 1 P: 15	R: 0 E: 0 K: 1 S: 16 H: 0 LOB: 3 BB: 3 P: 34	R: 0 E: 0 K: 1 S: 7 H: 0 LOB: 0 BB: 0 P: 10	1B: 8 2B: 0 3B: 0 HR: 0	SF: 0 SAC: 0 DP: 2 HBP: 0						

PITCHER	IP	WLS	BF	H	R	ER	SO	BB	IBB	HBP	BLK	WP	HR	S	P	ERA	WHIP
Andy Benes, R (1, 1) ERA: 6.35	7.0	W	29	8	2	2	7	2	0	0	0	0	0	66	103	2.57	1.429
Rich Rodriguez, L (8, 1) ERA: 6.75	0.2		5	0	0	0	1	3	0	0	0	0	0	15	33	0.00	4.500
Gene Harris, R (8, 1) ERA:	1.1	S	4	0	0	0	1	0	0	0	0	0	0	8	11	0.00	0.000

PITCHER	IP	WLS	BF	H	R	ER	SO	BB	IBB	HBP	BLK	WP	HR	S	P	ERA	WHIP

BOTTOM

San Diego Padres @ Florida Marlins

Joe Robbie Stadium, Miami, FL

Sun Apr 11 1993, 3:33 AM EDT

Att. 42,372 - Cloudy - 77 F

livebaseballscorecards.com

AB	33
R	2
H	8
RBI	2
BB	5
SO	9
LOB	18

WP: 0 PB: 0 SB: 1 CS: 0 PA: 38

Florida Marlins @ San Francisco Giants

Candlestick Park, San Francisco, CA

Mon Apr 12 1993, 6:33 AM EDT

Att. 56,689 - Sunny - 61 F

TOP

livebaseballscorecards.com

Batter	1	2	3	4	5	6	7	8	9	10	11	AB	R	H	RBI	BB	SO	LOB
Chuck Carr, S (1, 8) OBP: 0.286, SLG: 0.167	0-0 G6-4-3 1B		2-0 L4			1-1 G1-3	1-3 K			4-2 CS BB		4	0	1	0	1	1	1
Bret Barberie, S (1, 4) OBP: 0.355, SLG: 0.231	2-0 G6-4-3 1-2f			4-1 FC4-6 BB		0-0 G6-3		2-2 L5-4 BB 1B		3-2 F9 1-2		4	0	1	0	1	0	2
Jeff Conine, R (1, 7) OBP: 0.500, SLG: 0.440 (11, 3)	4-2 BB			1-2 F9		4-2 2B BB		2-3 K			0-0 F7	3	1	0	0	2	1	2
Orestes Destrade, S (1, 3) OBP: 0.310, SLG: 0.308 Greg Briley, L (11, PR) OBP: 0.143, SLG: 0.143 (11, 7)	0-0 G3			2-1 FC4-6 BB 1-2f		0-0 HR 1-H 2B		4-2 1-2 BB			4-0 BB	3	1	1	1	2	0	2
												0	0	0	0	0	0	0
Benito Santiago, R (1, 2) OBP: 0.333, SLG: 0.429		4-2 G4-6-3 BB		4-0 FC5-4 1-2 BB		1-0 2-H HR		1-1 L5-4 2-3			0-3 K	3	1	1	2	2	1	3
Junior Felix, S (1, 9) OBP: 0.115, SLG: 0.154		1-0 F8		2-2 FC5-4 1-2f		1-3 K			0-0 G5-3		0-0 F7	5	0	0	0	0	1	4
Rick Renteria, R (1, 5) OBP: 0.167, SLG: 0.167		0-0 G4-6-3 1-2f			0-0 G5-3		0-0 F9		2-1 G6-3			4	0	0	0	0	0	1
Walt Weiss, S (1, 6) OBP: 0.481, SLG: 0.400			1-0 G1-3		4-1 CS BB		4-1 G5-3 BB		1-1 G6-3			2	0	0	0	2	0	0
Chris Hammond, L (1, 1)			0-3 K		3-3 K 1-2		2-1 G5-3 1-2			1-0 L5		1	0	0	0	0	1	0
Monty Fariss, R (5, PH)												1	0	0	0	0	1	1
Richie Lewis, R (5, 1)												0	0	0	0	0	0	0
Alex Arias, R (7, PH)												1	0	0	0	0	0	1
Trevor Hoffman, R (7, 1)												0	0	0	0	0	0	0
Scott Pose, L (10, PH) OBP: 0.345, SLG: 0.370												1	0	0	0	0	0	0
Joe Klink, L (10, 1)												0	0	0	0	0	0	0
Inning Stats	R: 0 E: 0 K: 0 S: 5 H: 1 LOB: 1 BB: 1 P: 11	R: 0 E: 0 K: 0 S: 5 H: 0 LOB: 0 BB: 1 P: 10	R: 0 E: 0 K: 1 S: 5 H: 0 LOB: 0 BB: 0 P: 8	R: 0 E: 0 K: 0 S: 10 H: 0 LOB: 2 BB: 2 P: 23	R: 0 E: 0 K: 1 S: 5 H: 0 LOB: 1 BB: 1 P: 12	R: 3 E: 0 K: 1 S: 11 H: 2 LOB: 0 BB: 1 P: 18	R: 0 E: 0 K: 1 S: 7 H: 0 LOB: 1 BB: 1 P: 14	R: 0 E: 0 K: 1 S: 12 H: 1 LOB: 1 BB: 1 P: 20	R: 0 E: 0 K: 0 S: 5 H: 0 LOB: 0 BB: 0 P: 8	R: 0 E: 0 K: 0 S: 8 H: 0 LOB: 0 BB: 1 P: 16	R: 0 E: 0 K: 1 S: 5 H: 0 LOB: 1 BB: 1 P: 9							

	AB	32
	R	3
	H	4
	RBI	3
	BB	10
	SO	6
	LOB	17

1B: 2	SF: 0	WP: 0	PA: 42
2B: 3	SAC: 0	PB: 0	
3B: 0	DP: 4	SB: 0	
HR: 1	HBP: 0	CS: 2	

PITCHER		IP	WLS	BF	H	R	ER	SO	BB	IBB	HBP	BLK	WP	HR	S	P	ERA	WHIP
Trevor Wilson, L ERA: 8.68	(1, 1)	5.2		23	3	3	3	2	6	0	0	0	0	1	37	77	4.76	1.588
Michael Jackson, R ERA:	(6, 1)	0.1		1	0	0	0	1	0	0	0	0	0	0	4	5	0.00	0.000
Kevin Rogers, L ERA: 2.08	(7, 1)	2.0		8	1	0	0	2	2	0	0	0	0	0	19	34	0.00	1.500
Dave Righetti, L ERA:	(9, 1)	2.0		6	0	0	0	0	1	0	0	0	0	0	13	24	0.00	0.500
Rod Beck, R ERA: 6.23	(11, 1)	1.0	W	4	0	0	0	1	1	0	0	0	0	0	5	9	0.00	1.000

PITCHER	IP	WLS	BF	H	R	ER	SO	BB	IBB	HBP	BLK	WP	HR	S	P	ERA	WHIP

Batter	1	2	3	4	5	6	7	8	9	10	11	AB	R	H	RBI	BB	SO	LOB
Willie McGee, S (1, 9) OBP: 0.310, SLG: 0.269	C B X 1-1 G3 ①		S X 0-1 G5-3 ①	B S X 1-2 G5-3 ③			B B B 4-0 FC1-4 SH3-4 BB	F S F B B X 2-2 FC6-4 ③ 1-2f			I I I I 4-0 1B IBB	4	0	0	0	2	0	3
Darren Lewis, R (1, 8) OBP: 0.261, SLG: 0.364	X 0-0 B5-3 ②		C B F X 1-2 G6-3 ②		F L B B B X 3-2 G5-3 ①		X 0-0 SH3-4 ① 1-2		B F C B B X 3-2 F9 ①		X 0-0 1-2 2-H 1B	5	0	1	1	0	0	0
Will Clark, L (1, 3) OBP: 0.290, SLG: 0.333	B B F F X 2-2 1B ③		C S F B F B B B 4-2 BB BB		B B C B X 3-1 F9 ②		I I I 4-0 FC1-4 IBB		B C B C C 2-3 K ②			3	0	1	0	2	1	0
Matt Williams, R (1, 5) OBP: 0.233, SLG: 0.429		B B X 2-0 G5-3 ①	B B C 1 SAFE B 1 SAFE 1 SAFE B 1-2 4-1 BB		X 0-0 G6-3 ③		X 0-0 FC1-4 ② 1-2f 2-3 BB		S C B B X 2-2 G4-3 ③			4	0	0	0	1	0	2
Barry Bonds, L (1, 7) OBP: 0.321, SLG: 0.680		B B C X 2-1 HR	B C F X 1-2 G4-3 ③			B B X 2-0 1B 1B	B B B C B 4-1 1-2 BB			B B X 2-0 G6-4-3 1B		3	1	2	1	0	0	2
Mark Carreon, R (6, PR) (7, 7) OBP: 0.700, SLG: 0.714												1	0	1	0	1	0	0
Royce Clayton, R (1, 6) OBP: 0.333, SLG: 0.385		B C B B X 3-1 HR 1B		X 0-0 F7 ①		1 SAFE X 0-0 P6 ①	S B F C 1-3 K ③			L I S 0-3 K ①		5	1	1	0	0	2	5
Kirt Manwaring, R (1, 2) OBP: 0.273, SLG: 0.200	F 1 SAFE 1 SAFE F 1 SAFE B 1 SAFE X 1-2 F7 ②		C B B B F F B 4-2 SH2-4 BB BB			C 1 SAFE 1 SAFE B 1 SAFE P F F 1 SAFE B 3-2 X 1-2 1B		X 0-0 G1-3 ①		X 0-0 G6-4-3 ② ③ 1-2f		4	0	1	0	1	0	2
Mike Benjamin, R (1, 4) OBP: 0.400, SLG: 0.625		1 SAFE B X 1-0 1-H HR		B 1 SAFE B B B 4-0 SH2-4 1-2 BB		S C 1 SAFE 2 SAFE F F F F B 1-2 X P6 ②		C B B F B X 3-2 G5-3 ②			X 0-0 SH1-4 1B 1B	4	2	2	2	1	0	2
Trevor Wilson, L (1, 1) Michael Jackson, R (6, 1) Todd Benzinger, S (6, PH) Kevin Rogers, L (7, 1) Jeff Reed, L (8, PH) OBP: 0.500, SLG: 0.200 Dave Righetti, L (9, 1) Rod Beck, R (11, 1)		B X 1-0 F8 ③		X 0-0 SH2-4 ② 1-2 2-3		C B B B F S 3-3 K ③		B S B B C B F X 3-2 E4 FC6-4			X 0-0 SH1-4 ① 1-2	1 0 1 0 1 0 0	0 0 0 0 0 0 0	0 0 0 0 0 0 0	0 0 0 0 0 0 0	0 0 0 0 0 0 0	0 0 0 0 1 0 0	0 0 0 0 2 0 0
Inning Stats	R: 0 H: 1 E: 0 LOB: 1 K: 0 BB: 0 S: 6 P: 9	R: 3 H: 3 E: 0 LOB: 0 K: 0 BB: 0 S: 10 P: 20	R: 0 H: 0 E: 0 LOB: 2 K: 0 BB: 2 S: 13 P: 23	R: 0 H: 0 E: 0 LOB: 2 K: 0 BB: 2 S: 8 P: 17	R: 0 H: 0 E: 0 LOB: 2 K: 0 BB: 0 S: 6 P: 12	R: 0 H: 2 E: 0 LOB: 2 K: 1 BB: 0 S: 16 P: 24	R: 0 H: 0 E: 0 LOB: 3 K: 1 BB: 3 S: 6 P: 19	R: 0 H: 0 E: 1 LOB: 1 K: 0 BB: 0 S: 12 P: 20	R: 0 H: 0 E: 0 LOB: 0 K: 1 BB: 0 S: 9 P: 16	R: 0 H: 1 E: 0 LOB: 0 K: 1 BB: 0 S: 5 P: 7	R: 1 H: 2 E: 0 LOB: 2 K: 0 BB: 1 S: 3 P: 7	1B: 7 SF: 0 2B: 0 SAC: 3 3B: 0 DP: 1 HR: 2 HBP: 0						

PITCHER		IP	WLS	BF	H	R	ER	SO	BB	IBB	HBP	BLK	WP	HR	S	P	ERA	WHIP
Chris Hammond, L ERA: 5.4	(1, 1)	4.0		19	4	3	3	0	4	0	0	0	0	2	37	69	6.75	2.000
Richie Lewis, R ERA: 2.08	(5, 1)	2.0		8	2	0	0	1	0	0	0	0	0	0	22	36	0.00	1.000
Trevor Hoffman, R ERA:	(7, 1)	3.0		13	0	0	0	2	2	1	0	0	0	0	27	55	0.00	0.667
Joe Klink, L ERA: 3.38	(10, 1)	1.1	L	7	3	1	1	1	0	1	0	0	0	0	8	14	6.75	2.250

PITCHER	IP	WLS	BF	H	R	ER	SO	BB	IBB	HBP	BLK	WP	HR	S	P	ERA	WHIP

BOTTOM

Florida Marlins @ San Francisco Giants

Candlestick Park, San Francisco, CA

Mon Apr 12 1993, 6:33 AM EDT

Att. 56,689 - Sunny - 61 F

livebaseballscorecards.com

AB	36
R	4
H	9
RBI	4
BB	8
SO	4
LOB	18

WP: 0	PA: 47		
PB: 0			
SB: 0			
CS: 0			

Batter	1	2	3	4	5	6	7	8	9	AB	R	H	RBI	BB	SO	LOB
Scott Pose, L (1, 8) OBP: 0.303, SLG: 0.323	B B C F B F X 3-2 ① G6-3		S S B B F X 2-2 ③ G5-3			F B F F X 1-2 ① G1-3		X 0-0 ③ G6-3		4	0	0	0	0	0	1
Bret Barberie, S (1, 4) OBP: 0.371, SLG: 0.267	C C F S 0-3 ② K			C F F X 0-2 S 1B 1B		X 0-0 ② B1-3			C X 0-1 BB 1B 1B	4	1	2	0	0	1	0
Jeff Conine, R (1, 7) OBP: 0.469, SLG: 0.393	C F C 0-3 ③ K			S 1 SAFE B B S C 2-3 ① K 1-2		C B B S B B 4-2 BB			B B B C F F F S 3-3 ① K	3	0	0	0	1	3	2
Orestes Destrade, S (1, 3) OBP: 0.333, SLG: 0.333 Chuck Carr, S (9, PR) OBP: 0.286, SLG: 0.167		C C B B X 2-2 ① F7		X 0-0 2-H 1B		S B F B B X 3-2 ③ G1-3			X 0-0 1-2 BB 1B	4 0	0 0	2 0	1 0	0 0	0 0	1 0
Dave Magadan, L (1, 5) OBP: 0.357, SLG: 0.182		C B C B S 2-3 ② K		X 0-0 ② F8			B C C F B B B X 3-2 ① F7		B C F B F B B 4-2 1-2 2-3 G5-4-3 BB	3	0	0	0	1	1	1
Benito Santiago, R (1, 2) OBP: 0.286, SLG: 0.360	S F X 0-2 ③ G6-3			B F X 1-1 ③ L4			C B F X 1-2 ② F8		S X 0-1 ②③ G5-4-3 1-2f	4	0	0	0	0	0	4
Junior Felix, S (1, 9) OBP: 0.172, SLG: 0.207 Cris Carpenter, R (7, 1) Bob McClure, R (8, 1)			B F F B X 2-2 SH1-4 1B		C B B F B F X 3-2 G6-4-3 1B		X 0-0 ③ L7			3 0 0	0 0 0	2 0 0	0 0 0	0 0 0	0 0 0	0 0 0
Walt Weiss, S (1, 6) OBP: 0.433, SLG: 0.348			1 SAFE B 1 SAFE B F 1 SAFE F 1 SAFE S 2-3 ① K		P 1 SAFE B F 1 SAFE F 1 SAFE X 2-2 ①② G6-4-3 1-2f			X 0-0 ① P4		3	0	0	0	0	1	2
Luis Aquino, R (1, 1) Monty Fariss, R (7, 9)			L X 0-1 ② SH1-4 1-2		B B C X 2-1 ③ G6-3			B C C B S 2-3 ② K		1 1	0 0	0 0	0 0	0 0	0 1	0 0
Inning Stats	R: 0 H: 0 E: 0 LOB: 0 K: 2 BB: 0 S: 11 P: 14	R: 0 H: 0 E: 0 LOB: 0 K: 1 BB: 0 S: 9 P: 13	R: 0 H: 1 E: 0 LOB: 1 K: 1 BB: 0 S: 12 P: 18	R: 1 H: 2 E: 0 LOB: 1 K: 1 BB: 0 S: 11 P: 14	R: 0 H: 1 E: 0 LOB: 0 K: 0 BB: 0 S: 10 P: 16	R: 0 H: 0 E: 0 LOB: 1 K: 0 BB: 1 S: 10 P: 18	R: 0 H: 0 E: 0 LOB: 0 K: 0 BB: 0 S: 8 P: 12	R: 0 H: 0 E: 0 LOB: 0 K: 1 BB: 0 S: 5 P: 7	R: 0 H: 2 E: 0 LOB: 3 K: 1 BB: 1 S: 14 P: 21	1B: 6 SF: 0 2B: 0 SAC: 1 3B: 0 DP: 2 HR: 0 HBP: 0						

TOP

Florida Marlins @ San Francisco Giants

Candlestick Park, San Francisco, CA

Tue Apr 13 1993, 6:33 AM EDT

Att. 23,631 - Sunny - 67 F

livebaseballscorecards.com

AB	30
R	1
H	6
RBI	1
BB	2
SO	7
LOB	11

WP: 0 PA: 33
PB: 0
SB: 1
CS: 0

PITCHER		IP	WLS	BF	H	R	ER	SO	BB	IBB	HBP	BLK	WP	HR	S	P	ERA	WHIP
Dave Burba, R ERA: 1.8	(1, 1)	6.0	W	22	4	1	1	5	1	0	0	0	0	0	63	93	1.50	0.833
Bryan Hickerson, L ERA:	(7, 1)	2.0		6	0	0	0	1	0	0	0	0	0	0	13	19	0.00	0.000
Michael Jackson, R ERA:	(9, 1)	0.1		3	2	0	0	1	0	0	0	0	0	0	9	12	0.00	6.000
Rod Beck, R ERA: 5.4	(9, 1)	0.2	S	2	0	0	0	0	1	0	0	0	0	0	5	9	0.00	1.500

PITCHER	IP	WLS	BF	H	R	ER	SO	BB	IBB	HBP	BLK	WP	HR	S	P	ERA	WHIP

Batter	1	2	3	4	5	6	7	8	9	AB	R	H	RBI	BB	SO	LOB
Willie McGee, S (1, 9) OBP: 0.333, SLG: 0.300	B B C F B X 3-2 CS BB 1B		B C B X 2-1 ① ② G1-6-3 1-2f			X 0-0 ① G6-3		X 0-0 BB 3-H 1B		4	0	2	1	0	0	1
Dave Martinez, L (1, 8) (8, 7) OBP: 0.500, SLG: 0.400	1 SAFE 1 SAFE B 1 SAFE F 1 SAFE P B 4-1 CS 2B 1-2 BB		C B B C X 2-2 ③ G5-3			C B C F C 1-3 ② K		B B 1 SAFE C 1 SAFE 1 B B 4-1 1-2 BB		2	1	0	0	2	1	0
Will Clark, L (1, 3) OBP: 0.257, SLG: 0.290	C B B C S 2-3 ① K			C B S B S 2-3 ① K		S F B B F B X 3-2 ③ G6-3		F B B X 2-1 ③ F9		4	0	0	0	0	2	4
Matt Williams, R (1, 5) OBP: 0.242, SLG: 0.452	2 SAFE B 2 SAFE F F X 1-2 ② 1-H 2-3 2B			C X 0-1 ② P6			X 0-0 ① F9			3	0	1	1	0	0	0
Todd Benzinger, S (1, 7) Darren Lewis, R (8, 8) OBP: 0.261, SLG: 0.364	B C C X 1-2 ③ G3			C B X 1-1 ③ G4-3			X 0-0 ② F8			3 0	0 0	0 0	0 0	0 0	0 0	1 0
Royce Clayton, R (1, 6) OBP: 0.333, SLG: 0.379		L X 0-1 F9-3 1B			B B B C C X 3-2 ① G5-3		C F F B X 1-2 ③ G4-3			3	0	1	0	0	0	0
Kirt Manwaring, R (1, 2) OBP: 0.320, SLG: 0.435		1 SAFE C 1 SAFE F X 0-2 ① ② F9-3 1-2			F C F B X 1-2 HR			F X 0-1 SH1-3 1B 2B		3	2	2	1	0	0	1
Mike Benjamin, R (1, 4) OBP: 0.333, SLG: 0.500		B F X 1-1 ③ B1-3			B F C X 1-2 ② G4-3			C L B X 1-2 ① SH1-3 2-3		2	0	0	0	0	0	0
Dave Burba, R (1, 1) OBP: 0.250, SLG: 0.500 Bryan Hickerson, L (7, 1) Jeff Reed, L (8, PH) OBP: 0.500, SLG: 0.200 Mark Carreon, R (8, PH) OBP: 0.636, SLG: 0.625 Michael Jackson, R (9, 1) Rod Beck, R (9, 1)			X 0-0 E3 G1-6-3		F S S 0-3 ③ K			X 0-0 ② L4		2 0 0 0 1 0 0 0	0 0 0 0 0 0 0 0	0 0 0 0 0 0 0 0	0 0 0 0 0 0 0 0	1 0 0 0 0 0 0 0	0 0 0 0 0 0 0 0	0 0 0 0 1 0 0 0
Inning Stats	R: 1 H: 2 E: 0 LOB: 1 K: 1 BB: 1 S: 14 P: 24	R: 0 H: 1 E: 0 LOB: 0 K: 0 BB: 0 S: 7 P: 8	R: 0 H: 0 E: 1 LOB: 0 K: 0 BB: 0 S: 6 P: 10	R: 0 H: 0 E: 0 LOB: 0 K: 1 BB: 0 S: 7 P: 10	R: 1 H: 1 E: 0 LOB: 0 K: 1 BB: 0 S: 13 P: 18	R: 0 H: 0 E: 0 LOB: 0 K: 1 BB: 0 S: 9 P: 13	R: 0 H: 0 E: 0 LOB: 0 K: 0 BB: 0 S: 6 P: 7	R: 1 H: 2 E: 0 LOB: 2 K: 0 BB: 1 S: 10 P: 17		1B: 3 SF: 0 2B: 3 SAC: 1 3B: 0 DP: 2 HR: 1 HBP: 0						

PITCHER		IP	WLS	BF	H	R	ER	SO	BB	IBB	HBP	BLK	WP	HR	S	P	ERA	WHIP
Luis Aquino, R ERA: 2.35	(1, 1)	6.0	L	21	4	2	2	4	1	0	0	0	0	1	56	83	3.00	0.833
Cris Carpenter, R ERA: 4.15	(7, 1)	1.1		5	1	1	1	0	0	0	0	0	0	0	11	13	6.75	0.750
Bob McClure, L ERA: 9.0	(8, 1)	0.2		4	1	0	0	0	1	0	0	0	0	0	5	11	0.00	3.000

PITCHER	IP	WLS	BF	H	R	ER	SO	BB	IBB	HBP	BLK	WP	HR	S	P	ERA	WHIP

BOTTOM

Florida Marlins @ San Francisco Giants

Candlestick Park, San Francisco, CA

Tue Apr 13 1993, 6:33 AM EDT
Att. 23,631 - Sunny - 67 F

livebaseballscorecards.com

AB	27
R	3
H	6
RBI	3
BB	2
SO	4
LOB	8

WP: 0 PA: 30
PB: 0
SB: 0
CS: 2

Batter	1	2	3	4	5	6	7	8	9	AB	R	H	RBI	BB	SO	LOB
Scott Pose, L (1, 8) (9, 7) OBP: 0.263, SLG: 0.278	G6-3	FC6-4 1-2f		FC4 1-2f		FC1-5 CS 1-2 2-3f		G1-3 1-2		5	0	0	0	0	0	5
Bret Barberie, S (1, 4) OBP: 0.375, SLG: 0.265	WP S 1B BB		F8		P4	P6 1-2 2-3		FC6-4 2-3 1B		4	1	1	0	1	0	2
Junior Felix, S (1, 9) OBP: 0.206, SLG: 0.265	K 1-2		2B		F8		S 1B PB 1B	FC6-4 1-2f		5	1	2	0	0	1	3
Orestes Destrade, S (1, 3) OBP: 0.342, SLG: 0.303 Bryan Harvey, R (9, 1)	WP 1B BB		BB		K	F9			P3	3 0	1 0	0 0	0 0	2 0	1 0	1 0
Dave Magadan, L (1, 5) OBP: 0.394, SLG: 0.259	1-H 2-H 1B		F7			2B 1B		PB 1-2	K	5	1	3	2	0	1	2
Benito Santiago, R (1, 2) OBP: 0.303, SLG: 0.400	P4		P6			1B 1-3		K 2-3	S	5	1	2	0	0	1	5
Jeff Conine, R (1, 7) (9, 3) OBP: 0.459, SLG: 0.375		G4-3		G5-3		1B 3-H	G1-3 1-2 3-H		BB 1-2	4	1	1	1	1	0	1
Walt Weiss, S (1, 6) OBP: 0.457, SLG: 0.370		FC6-4 1B		G3-1		FC1-5 1B 1-3 2-H 1B		1B G1-3 BB	G6-3	4	0	2	1	1	0	2
Ryan Bowen, R (1, 1) OBP: 0.250, SLG: 0.250 Rick Renteria, R (6, PH) OBP: 0.286, SLG: 0.286 Richie Lewis, R (6, 1) Monty Fariss, R (8, PH) Trevor Hoffman, R (8, 1) Chuck Carr, S (9, 8) OBP: 0.286, SLG: 0.167		K		FC4 1B		CS FC1-5 1-2 3-H 1B		K		2 1 0 1 0 0	0 0 0 0 0 0	1 1 0 0 0 0	0 1 0 0 0 0	1 1 0 0 1 0	1 0 0 1 0 0	1 0 0 1 0 0
Inning Stats	R: 2 E: 0 K: 1 S: 17 H: 1 LOB: 1 BB: 2 P: 32	R: 0 E: 0 K: 1 S: 9 H: 1 LOB: 1 BB: 0 P: 13	R: 0 E: 0 K: 0 S: 9 H: 1 LOB: 2 BB: 1 P: 18	R: 0 E: 0 K: 0 S: 7 H: 1 LOB: 1 BB: 0 P: 11	R: 0 E: 0 K: 1 S: 10 H: 0 LOB: 0 BB: 0 P: 14	R: 3 E: 0 K: 0 S: 13 H: 5 LOB: 1 BB: 0 P: 22	R: 1 E: 0 K: 1 S: 14 H: 2 LOB: 1 BB: 0 P: 20	R: 0 E: 0 K: 1 S: 15 H: 1 LOB: 2 BB: 1 P: 24	R: 0 E: 0 K: 1 S: 14 H: 1 LOB: 2 BB: 1 P: 26	1B: 11 2B: 2 3B: 0 HR: 0 SF: 0 SAC: 0 DP: 0 HBP: 0						

TOP

Florida Marlins @ San Francisco Giants

Candlestick Park, San Francisco, CA

Wed Apr 14 1993, 6:33 AM EDT
Att. 17,523 - Overcast - 56 F

livebaseballscorecards.com

AB	39
R	6
H	13
RBI	5
BB	5
SO	6
LOB	23

PITCHER		IP	WLS	BF	H	R	ER	SO	BB	IBB	HBP	BLK	WP	HR	S	P	ERA	WHIP
Bill Swift, R ERA: 7.2	(1, 1)	5.0	L	25	7	5	5	3	3	0	0	0	1	0	58	99	9.00	2.000
Dave Righetti, L ERA:	(6, 1)	1.0		4	2	0	0	0	0	0	0	0	0	0	7	11	0.00	2.000
Kevin Rogers, L ERA: 1.23	(7, 1)	3.0		15	4	1	0	3	2	0	0	0	0	0	43	70	0.00	2.000

PITCHER	IP	WLS	BF	H	R	ER	SO	BB	IBB	HBP	BLK	WP	HR	S	P	ERA	WHIP

WP: 1 PB: 1 SB: 3 CS: 2 PA: 44

Batter	1	2	3	4	5	6	7	8	9	AB	R	H	RBI	BB	SO	LOB
Willie McGee, S (1, 9) OBP: 0.342, SLG: 0.294	BBBB 4-0 G6-3 BB		X 0-0 ①② G4-3 1-2f 3-H		CSBBS 2-3 ① K	SSBFBX 2-2 ③ G4-3			CSX 0-2 1B 1B	4	0	1	0	1	1	3
Dave Martinez, L (1, 8) OBP: 0.421, SLG: 0.333	1 SAFE CCB 1 SAFE FF 1 SAFE X 1-2 ① F7		BX 1-0 1B		CCX 0-2 ② G4-3		CBBCBX 3-2 ① F8		BCX 1-1 ② P6	5	0	1	0	0	0	2
Mark Carreon, R (1, 7) OBP: 0.563, SLG: 0.500	B 1 SAFE X 1-0 ②③ G6-3 1-2f		X 0-0 ③ G4-3		FBBFFBB 4-2 BB BB		BFBX 2-1 ② P5		BFX 1-1 1-2 1B	4	0	1	0	1	0	2
Matt Williams, R (1, 5) OBP: 0.289, SLG: 0.571		BFX 1-1 G6-3 2B		BSBSX 2-2 HR	BSBFBFFB 4-2 FC4 1-2 BB		SSBBFFFFB 3-3 S ③ K		CFS 0-3 ③ K	4	1	2	1	1	2	2
Todd Benzinger, S (1, 3)		BCBBX 3-1 ① G6-3 2-3		FCBFS 1-3 ① K	BX 1-0 ③ FC4 1-2f			BCFS 1-3 ① K		4	0	0	0	0	2	3
Royce Clayton, R (1, 6) OBP: 0.353, SLG: 0.394		FFFBFBS 2-3 ② K		FBBBX 3-1 ② G5-3		BSBBX 2-1 FC1-5 1B 1B		CBCX 1-2 1B		4	0	2	0	0	1	1
Kirt Manwaring, R (1, 2) OBP: 0.345, SLG: 0.423	CX 0-1 ③ G5-3			BBBB 4-0 E BB		1 SAFE 1 SAFE C 1 SAFE X 0-1 FC1-5 1-2 1B		FFFX 0-2 ② P5		3	1	1	0	1	0	2
Mike Benjamin, R (1, 4) OBP: 0.400, SLG: 0.583 Barry Bonds, L (8, PH) OBP: 0.310, SLG: 0.654 Craig Colbert, R (9, 4) OBP: 0.667, SLG: 0.500			BFBBB 4-1 E G4-3 BB	BX 1-0 E2 1-H 2B	X 0-0 ① FC1-5 1-2 2-3f			BSX 1-1 ③ G3		2	2	1	1	1	0	2
										1	0	0	0	0	0	1
										0	0	0	0	0	0	0
Bill Swift, R (1, 1) Dave Righetti, L (6, 1) Jeff Reed, L (6, PH) OBP: 0.444, SLG: 0.167 Kevin Rogers, L (7, 1) Will Clark, L (9, PH) OBP: 0.250, SLG: 0.281			1 SAFE BX 1-0 E6 G4-3 1-3	BFX 1-1 ③ G5-3		BSCCC 1-3 ② K			X 0-0 ① F8	2	0	0	0	0	0	1
										0	0	0	0	0	0	0
										1	0	0	0	0	1	2
										0	0	0	0	0	0	0
										1	0	0	0	0	0	0
Inning Stats	R: 0 E: 0 K: 0 S: 6 H: 0 LOB: 0 BB: 1 P: 12	R: 0 E: 0 K: 1 S: 11 H: 1 LOB: 1 BB: 0 P: 17	R: 1 E: 1 K: 0 S: 5 H: 1 LOB: 1 BB: 1 P: 11	R: 3 E: 1 K: 1 S: 12 H: 2 LOB: 0 BB: 1 P: 24	R: 0 E: 0 K: 1 S: 14 H: 0 LOB: 2 BB: 2 P: 25	R: 0 E: 0 K: 1 S: 12 H: 2 LOB: 2 BB: 0 P: 17	R: 0 E: 0 K: 1 S: 12 H: 0 LOB: 0 BB: 0 P: 20	R: 0 E: 0 K: 1 S: 12 H: 1 LOB: 1 BB: 0 P: 15	R: 0 E: 0 K: 1 S: 11 H: 2 LOB: 2 BB: 0 P: 13	1B: 6 2B: 2 3B: 0 HR: 1	SF: 0 SAC: 0 DP: 2 HBP: 0		WP: 0 PB: 0 SB: 0 CS: 0		PA: 40		

PITCHER	IP	WLS	BF	H	R	ER	SO	BB	IBB	HBP	BLK	WP	HR	S	P	ERA	WHIP
Ryan Bowen, R (1, 1) ERA: 1.38	5.0	W	23	4	4	2	3	5	0	0	0	0	1	48	89	3.60	1.800
Richie Lewis, R (6, 1) ERA: 1.42	2.0		8	2	0	0	2	0	0	0	0	0	0	24	37	0.00	1.000
Trevor Hoffman, R (8, 1) ERA:	1.0		4	1	0	0	1	0	0	0	0	0	0	12	15	0.00	1.000
Bryan Harvey, R (9, 1) ERA: 4.5	1.0	S	5	2	0	0	1	0	0	0	0	0	0	11	13	0.00	2.000

PITCHER	IP	WLS	BF	H	R	ER	SO	BB	IBB	HBP	BLK	WP	HR	S	P	ERA	WHIP

BOTTOM

Florida Marlins @ San Francisco Giants

Candlestick Park, San Francisco, CA

Wed Apr 14 1993, 6:33 AM EDT
Att. 17,523 - Overcast - 56 F

livebaseballscorecards.com

AB	35
R	4
H	9
RBI	2
BB	5
SO	7
LOB	21

Batter	1	2	3	4	5	6	7	8	9	AB	R	H	RBI	BB	SO	LOB
Chuck Carr, S (1, 8) OBP: 0.250, SLG: 0.273	F S B F B X 2-2 SH5-4 1B 2B		F S F B B X 2-2 ① L6		B F B B C F S 3-3 ② K		X 0-0 ② F7		C S B B B X 3-2 ① G6-3 1-2	5	1	1	0	0	1	2
Bret Barberie, S (1, 4) OBP: 0.390, SLG: 0.286 Rick Renteria, R (5, PH) OBP: 0.200, SLG: 0.200 (5, 4)	X 0-0 ① SH5-4 2-3		C B X 1-1 CS 1B		B F X 1-1 ③ F9		C F X 0-2 ③ F9		B X 1-0 ② P8	1 3	0 0	1 0	0 0	0 0	0 0	0 2
Jeff Conine, R (1, 7) OBP: 0.476, SLG: 0.389	B X 1-0 ② G1-3		B C F X 1-2 ② 1-2 1B			F B B C F B B 4-2 1B BB		B S F B C 2-3 ① K	F B B B X 3-1 2-H 1B	4	0	2	1	1	1	1
Orestes Destrade, S (1, 3) OBP: 0.349, SLG: 0.316	X 0-0 FC6-4 3-H 1B		S X 0-1 ③ P2			B F X 1-1 ① F7		B B C S X 2-2 1B 1B 1B	B C X 1-1 ③ P3	5	1	2	1	0	0	3
Benito Santiago, R (1, 2) OBP: 0.324, SLG: 0.412	F B B F 1 SAFE F X 2-2 ③ FC6-4 1-2f			F X 0-1 ① G5-3		S B B F B X 3-2 1-2 1B		F B X 1-1 1B 1-2 1B		4	0	2	0	0	0	1
Junior Felix, S (1, 9) OBP: 0.211, SLG: 0.263		F B X 1-1 FC6-4 1B		C C S 0-3 ② K		S X 0-1 ② P3		B X 1-0 ② P2		4	0	1	0	0	1	4
Dave Magadan, L (1, 5) OBP: 0.405, SLG: 0.323		B 1 SAFE 1 SAFE C 1 SAFE B F F 1 SAFE 2-2 ① X F8		B C C B B X 3-2 2B		B X 1-0 ③ G3		B C F X 1-2 1-3 2-H 1B		4	0	2	1	0	0	3
Alex Arias, R (1, 6) OBP: 0.167, SLG: 0.333		B X 1-0 ② FC6-4 FC4-6 1-2f		C X 0-1 ③ G1-3			C B X 1-1 G3 2B	B B B C X 3-1 ③ F9		4	0	1	0	0	0	4
Charlie Hough, R (1, 1) Monty Fariss, R (5, PH) Richie Lewis, R (5, 1) Scott Pose, L (7, PH) OBP: 0.256, SLG: 0.270 Joe Klink, L (7, 1) Walt Weiss, S (9, PH) OBP: 0.472, SLG: 0.370		C X 0-1 ③ FC4-6 1-2f			B F C B F F S 2-3 ① K		B S B C X 2-2 ① G3 2-3		B B B B 4-0 G6-3 1B BB	1 1 0 1 0 0	0 0 0 0 0 1	0 0 0 0 0 0	0 0 0 0 0 0	0 1 0 0 0 0	0 0 0 0 1 0	1 0 0 1 0 0
Inning Stats	R: 1 H: 2 E: 0 LOB: 1 K: 0 BB: 0 S: 11 P: 16	R: 0 H: 1 E: 0 LOB: 1 K: 0 BB: 0 S: 9 P: 13	R: 0 H: 2 E: 0 LOB: 1 K: 0 BB: 0 S: 11 P: 15	R: 0 H: 1 E: 0 LOB: 1 K: 1 BB: 0 S: 10 P: 13	R: 0 H: 0 E: 0 LOB: 0 K: 2 BB: 0 S: 12 P: 18	R: 0 H: 1 E: 0 LOB: 2 K: 0 BB: 1 S: 11 P: 20	R: 0 H: 1 E: 0 LOB: 1 K: 0 BB: 0 S: 9 P: 12	R: 1 H: 3 E: 0 LOB: 2 K: 1 BB: 0 S: 14 P: 24	R: 1 H: 1 E: 0 LOB: 1 K: 0 BB: 1 S: 8 P: 20	1B: 9 2B: 3 3B: 0 HR: 0	SF: 0 SAC: 1 DP: 0 HBP: 0			WP: 0 PB: 0 SB: 0 CS: 1	PA: 40		

PITCHER		IP	WLS	BF	H	R	ER	SO	BB	IBB	HBP	BLK	WP	HR	S	P	ERA	WHIP
Greg Swindell, L ERA: 4.57	(1, 1)	7.2	W	34	11	2	2	4	1	0	0	0	0	0	85	126	2.35	1.565
Eric Bell, L ERA: 9.0	(8, 1)	1.1		6	1	1	1	0	1	0	0	0	0	0	10	25	6.75	1.500

PITCHER	IP	WLS	BF	H	R	ER	SO	BB	IBB	HBP	BLK	WP	HR	S	P	ERA	WHIP

TOP

Florida Marlins @ Houston Astros

Astrodome, Houston, TX

Fri Apr 16 1993, 8:05 PM EDT

Att. 34,579 - Dome

livebaseballscorecards.com

AB	37
R	3
H	12
RBI	3
BB	2
SO	4
LOB	22

BOTTOM

Florida Marlins @ Houston Astros

Astrodome, Houston, TX

Fri Apr 16 1993, 8:05 PM EDT

Att. 34,579 - Dome

livebaseballscorecards.com

Batter	1	2	3	4	5	6	7	8	9	AB	R	H	RBI	BB	SO	LOB
Craig Biggio, R (1, 4) OBP: 0.293, SLG: 0.222 Casey Candaele, S (8, PH) OBP: 0.250, SLG: 0.250 (9, 4)	2-2 G6-3	0-1 G4-3		0-1 5 3B 1B 1B		1-0 G5-3		2-0 E BB 1B		4 1 1 0 0 0 1 1 1 1 0 0 0 0						
Steve Finley, L (1, 8) OBP: 0.319, SLG: 0.341 Rick Parker, R (8, PH) OBP: 0.667, SLG: 0.500 (9, 8)	3-1 G4-3		3-2 F8	1-1 5 3B 1-2 2-3 1B		1-0 2B 1B		4-2 E 1-2 BB		4 2 2 0 0 0 0 0 1 0 0 1 0 0						
5 Jeff Bagwell, R (1, 3) OBP: 0.404, SLG: 0.571	1-0 2B 2B		4-2 1B BB	1-1 1-H 2-H 3-H 3B		2-0 F8		0-3 K		4 1 2 3 1 1 3						
Eric Anthony, L (1, 9) OBP: 0.429, SLG: 0.514 Kevin Bass, S (8, PH) OBP: 0.250, SLG: 0.375 (9, 9)	1-1 PB 2-H 2B		C 1 SAFE B S 1 SAFE B 1 SAFE B 1 SAFE 3-2 1-3 1B	1-1 G4-3		2-0 WP 1-H 2B		2-3 K		4 0 3 2 0 0 1 1 0 0 0 0 1 2						
Ken Caminiti, S (1, 5) OBP: 0.357, SLG: 0.487	1-3 K 2-3		1-0 F7		2-3 K	4-1 2-3 BB		0-2 E6 1-H 2-H 2B		4 0 1 2 1 2 3						
Luis Gonzalez, L (1, 7) OBP: 0.308, SLG: 0.639		0-1 2B 1B	0-3 K		3-2 G3	1-2 G4-1		0-1 F8		5 1 1 0 0 1 5						
Andujar Cedeno, R (1, 6) OBP: 0.306, SLG: 0.382		1 SAFE B 1 SAFE B X 2-0 F8		0-0 G5-3	0-1 2B 1B		1-1 G6-3			4 1 1 0 0 0 1						
Eddie Taubensee, L (1, 2) OBP: 0.207, SLG: 0.333		B 1 SAFE B S B 1 SAFE X 3-1 L8		1-3 K	0-1 1-H 2B		1-1 F8			4 0 1 1 0 1 1						
Greg Swindell, L (1, 1) OBP: 0.286, SLG: 0.429 Eric Bell, L (8, 1)		1-1 1-H 2B		0-2 1B 1B 5 3B 1B	0-0 F9		3-1 G5-3			4 1 2 1 0 0 1 0 0 0 0 0 0 0						
Inning Stats	R: 1 H: 2 E: 0 LOB: 1 K: 1 BB: 0 S: 11 P: 19	R: 1 H: 2 E: 0 LOB: 1 K: 0 BB: 0 S: 9 P: 15	R: 0 H: 1 E: 0 LOB: 2 K: 1 BB: 1 S: 12 P: 23	R: 3 H: 4 E: 0 LOB: 1 K: 1 BB: 0 S: 15 P: 19	R: 1 H: 2 E: 0 LOB: 1 K: 1 BB: 0 S: 11 P: 16	R: 1 H: 2 E: 0 LOB: 2 K: 0 BB: 1 S: 8 P: 19	R: 0 H: 0 E: 0 LOB: 0 K: 0 BB: 0 S: 6 P: 11	R: 2 H: 2 E: 1 LOB: 1 K: 2 BB: 1 S: 16 P: 24		1B: 8 SF: 0 2B: 6 SAC: 0 3B: 1 DP: 0 HR: 0 HBP: 0						

AB	39
R	9
H	15
RBI	9
BB	3
SO	6
LOB	18

WP: 1 PA: 42
PB: 1
SB: 0
CS: 0

PITCHER		IP	WLS	BF	H	R	ER	SO	BB	IBB	HBP	BLK	WP	HR	S	P	ERA	WHIP
Charlie Hough, R ERA: 4.5	(1, 1)	4.0	L	22	9	5	5	3	1	0	0	0	0	0	47	76	11.25	2.500
Richie Lewis, R ERA: 3.24	(5, 1)	2.0		11	4	2	2	1	1	0	0	0	1	0	19	35	9.00	2.500
Joe Klink, L ERA: 5.79	(7, 1)	2.0		9	2	2	2	2	1	0	0	0	0	0	22	35	9.00	1.500

PITCHER	IP	WLS	BF	H	R	ER	SO	BB	IBB	HBP	BLK	WP	HR	S	P	ERA	WHIP

Batter	1	2	3	4	5	6	7	8	9	AB	R	H	RBI	BB	SO	LOB
Chuck Carr, S (1, 8) OBP: 0.176, SLG: 0.188	X 0-0 ① B1-3		S B B X 2-1 ③ G6-3		B F B C C 2-3 ③ K		C X 0-1 ① FC1-6 WP S FC3 1-2f 2-3	F X 0-1 ③ F7		5	1	0	0	0	1	3
Junior Felix, S (1, 9) OBP: 0.209, SLG: 0.326	C B X 1-1 ② G4-3			B F B X 2-1 HR		B C C B F F B S 3-3 ① K	F 1 SAFE 1 SAFE B B X 2-1 FC3 1B 1-H 3-H		F B S F C 1-3 ① K	5	2	1	2	0	2	0
Dave Magadan, L (1, 5) OBP: 0.381, SLG: 0.306	B C B C F C 2-3 ③ K			X 0-0 ① L4		B B C B X 3-1 G4-3 BLK 1B	B C B X 2-1 ② G6-3		B B X 2-0 ② F9	5	0	1	0	0	1	1
Orestes Destrade, S (1, 3) OBP: 0.354, SLG: 0.326 Trevor Hoffman, R (9, 1)		B S B B F C 3-3 ① K		B X 1-0 1B		B B X 2-0 ② G4-3 1-3	B B S X 2-1 1B 2B 2-H 1B		B B B C X 3-1 ③ F8	5 0	1 0	2 0	1 0	0 0	1 0	1 0
Jeff Conine, R (1, 7) OBP: 0.457, SLG: 0.375 (9, 3)		B B F C S 2-3 ② K		B 1 SAFE B X 2-0 ② F8		F B B B X 3-1 ③ F8	B C B B F X 3-2 2B 1-2 1B			4	1	1	0	0	1	2
Benito Santiago, R (1, 2) OBP: 0.341, SLG: 0.526		F B B B X 2-1 ③ G6-3		X 0-0 ③ G4-3			x 0-0 HR x 1-0 1-H 2-H 2B			4	1	2	3	0	0	1
Alex Arias, R (1, 4) OBP: 0.300, SLG: 0.556			B B C C B X 3-2 SF7 3B		C C B B X 2-2 E6 G5-6-3 1B		B B C F B B 4-2 1B 1B BB C x 0-1 ③ G6-3			3	2	1	0	1	0	1
Walt Weiss, S (1, 6) OBP: 0.475, SLG: 0.400			B X 1-0 ① SF7 3-H		B B 1 SAFE 1 SAFE X 2-0 G5-6-3 1-2 1B		C B 1 SAFE P 1 SAFE X 2-1 FC1-6 1B WP 1-2 1B	C C B B F F F S 2-3 ① K		3	1	2	1	0	1	0
Jack Armstrong, R (1, 1) OBP: 0.125, SLG: 0.125 Scott Pose, L (9, 7) OBP: 0.256, SLG: 0.270			X 0-0 ② G5-3		X 0-0 ① ② G5-6-3 1-2 2-3f		2 SAFE S X 0-1 FC1-6 1-2 2-H 1B	F X 0-1 ② F7		4 0	0 0	1 0	1 0	0 0	0 0	2 0
Inning Stats	R: 0 E: 0 K: 1 S: 7 H: 0 LOB: 0 BB: 0 P: 10	R: 0 E: 0 K: 2 S: 8 H: 0 LOB: 0 BB: 0 P: 15	R: 1 E: 0 K: 0 S: 7 H: 1 LOB: 0 BB: 0 P: 13	R: 1 E: 0 K: 0 S: 6 H: 2 LOB: 1 BB: 0 P: 11	R: 0 E: 1 K: 1 S: 8 H: 1 LOB: 1 BB: 0 P: 14	R: 0 E: 0 K: 1 S: 10 H: 1 LOB: 1 BB: 0 P: 21	R: 7 E: 1 K: 0 S: 24 H: 6 LOB: 1 BB: 1 P: 39	R: 0 E: 0 K: 1 S: 10 H: 0 LOB: 0 BB: 0 P: 12	R: 0 E: 0 K: 1 S: 7 H: 0 LOB: 0 BB: 0 P: 13	1B: 7 2B: 1 3B: 1 HR: 2 SF: 1 SAC: 0 DP: 1 HBP: 0						

TOP

Florida Marlins @ Houston Astros

Astrodome, Houston, TX

Sat Apr 17 1993, 8:05 PM EDT

Att. 29,459 - Dome

livebaseballscorecards.com

AB	38
R	9
H	11
RBI	8
BB	1
SO	7
LOB	11

PITCHER		IP	WLS	BF	H	R	ER	SO	BB	IBB	HBP	BLK	WP	HR	S	P	ERA	WHIP
Darryl Kile, R ERA: 3.6	(1, 1)	5.0		19	4	2	2	4	0	0	0	0	0	1	36	63	3.60	0.800
Brian Williams, R ERA: 12.46	(6, 1)	1.1	L	10	4	5	5	1	1	0	0	1	1	1	24	42	33.75	3.750
Eric Bell, L ERA: 9.64	(7, 1)	1.2		8	3	2	2	1	0	0	0	0	0	0	20	30	10.80	1.800
Xavier Hernandez, R ERA: 3.38	(9, 1)	1.0		3	0	0	0	1	0	0	0	0	0	0	7	13	0.00	0.000

PITCHER	IP	WLS	BF	H	R	ER	SO	BB	IBB	HBP	BLK	WP	HR	S	P	ERA	WHIP

WP: 1 PB: 0 SB: 1 CS: 0 PA: 40

Florida Marlins @ Houston Astros

Astrodome, Houston, TX

Sat Apr 17 1993, 8:05 PM EDT

Att. 29,459 - Dome

livebaseballscorecards.com

BOTTOM

Batter	1	2	3	4	5	6	7	8	9	AB	R	H	RBI	BB	SO	LOB
Craig Biggio, R (1, 4) OBP: 0.267, SLG: 0.200	C S B B S 2-3 ① K			B F S F B C 2-3 ① K		C B F S 1-3 ① K		X 0-0 ② F7		4	0	0	0	0	3	1
Steve Finley, L (1, 8) OBP: 0.300, SLG: 0.318 Eric Bell, L (7, 1) Casey Candaele, S (8, PH) OBP: 0.222, SLG: 0.222 Xavier Hernandez, L (9, 1)	C B X 1-1 ② G4-3			B X 1-0 ② P5		C B B F F B T 3-2 ② K		C S F X 0-2 ③ L5		3 0 1 0	0 0 0 0	0 0 0 0	0 0 0 0	1 0 0 0	0 0 0 0	0 0 1 0
5 Jeff Bagwell, R (1, 3) OBP: 0.392, SLG: 0.543	B F B X 2-1 ③ F8			C B X 1-1 ③ F8		C S B X 1-2 ③ G5-3			C X 0-1 HR 1B	4	1	1	0	0	0	0
Eric Anthony, L (1, 9) OBP: 0.435, SLG: 0.585		B C X 1-1 ① L4			B X 1-0 FC5-4 BB FC6-4 1B		B S F B X 2-2 ① G4-3		C B B F X 2-2 1-H HR	4	2	2	2	0	0	0
Ken Caminiti, S (1, 5) OBP: 0.370, SLG: 0.500		B X 1-0 ② G3			B 1 SAFE B B B 4-0 FC5-4 1-2 BB		X 0-0 2B		B C C C X 1-2 ① F9	3	0	1	0	1	0	0
Luis Gonzalez, L (1, 7) OBP: 0.279, SLG: 0.575		F S B S 1-3 ③ K			X 0-0 ① FC5-4 FC6-4 1-2f 2-3		S B B X 2-1 ② P5		C X 0-1 ② G3	4	0	0	0	0	1	3
Andujar Cedeno, R (1, 6) OBP: 0.300, SLG: 0.351			C B B S B S 3-3 ① K		F S B 1 SAFE X 1-2 ② FC6-4 2B 1-2f 3-H		F X 0-1 ③ P6		B B B C F B 4-2 BB	3	1	0	1	1	1	2
Eddie Taubensee, L (1, 2) OBP: 0.242, SLG: 0.367			B F B S T 2-2 ② K		C B X 1-1 1-H 2B			F B B B B 4-1 BB	B C C B F X 2-2 ③ P4	3	0	1	1	1	1	1
Darryl Kile, R (1, 1) Chris Donnels, L (5, PH) OBP: 0.143, SLG: 0.286 Brian Williams, R (6, 1) Karl Rhodes, L (7, 8)			B X 1-0 ③ G6-3		S F C 0-3 ③ K			B B B C C X 3-2 ① F7		1 1 0 1	0 0 0 0	0 0 0 0	0 0 0 0	0 1 0 0	0 1 0 0	0 1 0 1
Inning Stats	R: 0 E: 0 K: 1 S: 7 H: 0 LOB: 0 BB: 0 P: 12	R: 0 E: 0 K: 1 S: 6 H: 0 LOB: 0 BB: 0 P: 9	R: 0 E: 0 K: 2 S: 7 H: 0 LOB: 0 BB: 0 P: 13	R: 0 E: 0 K: 1 S: 7 H: 0 LOB: 0 BB: 0 P: 11	R: 2 E: 0 K: 1 S: 10 H: 2 LOB: 1 BB: 1 P: 17	R: 0 E: 0 K: 2 S: 10 H: 0 LOB: 0 BB: 0 P: 15	R: 0 E: 0 K: 0 S: 8 H: 1 LOB: 1 BB: 0 P: 12	R: 0 E: 0 K: 0 S: 9 H: 0 LOB: 1 BB: 1 P: 16	R: 2 E: 0 K: 0 S: 16 H: 2 LOB: 1 BB: 1 P: 25	1B: 2 2B: 2 3B: 0 HR: 1 SF: 0 SAC: 0 DP: 0 HBP: 0							

	AB	32
	R	4
	H	5
	RBI	4
	BB	3
	SO	8
	LOB	10

WP: 0 PB: 0 SB: 0 CS: 0 PA: 35

PITCHER		IP	WLS	BF	H	R	ER	SO	BB	IBB	HBP	BLK	WP	HR	S	P	ERA	WHIP
Jack Armstrong, R ERA: 4.22	(1, 1)	8.0	W	29	3	2	2	8	2	0	0	0	0	0	64	105	2.25	0.625
Trevor Hoffman, R ERA: 3.0	(9, 1)	1.0		6	2	2	2	0	1	0	0	0	0	1	16	25	18.00	3.000

PITCHER	IP	WLS	BF	H	R	ER	SO	BB	IBB	HBP	BLK	WP	HR	S	P	ERA	WHIP

Batter	1	2	3	4	5	6	7	8	9	AB	R	H	RBI	BB	SO	LOB
Chuck Carr, S (1, 8) OBP: 0.190, SLG: 0.200	F F B X 1-2 ① F8		F B X 1-1 S 1B		B F F X 1-2 ② G3		F S B X 1-2 ③ G4-3			4	0	1	0	0	0	0
Junior Felix, S (1, 9) OBP: 0.191, SLG: 0.298	C C B B B C 3-3 ② K		C 1 SAFE 1 SAFE S B 1 SAFE B C 2-3 ② K 1-3		F X 0-1 ③ G5-3			B F X 1-1 ① G3		4	0	0	0	0	2	1
Dave Magadan, L (1, 5) OBP: 0.413, SLG: 0.297	B C B S B B 4-2 BB		B B C C B F F B 4-2 BB			C F F B B B B 4-2 FC6-5 1B BB		C B X 1-1 ② P7		1	0	0	0	3	0	0
Orestes Destrade, S (1, 3) OBP: 0.346, SLG: 0.319 Bryan Harvey, R (8, 1)	C B C B B X 3-2 ③ P5		F B F B X 2-2 ③ G3			B B F X 2-1 PB FC6-5 1-2 1B		C C S 0-3 ③ K		4 0	0 0	1 0	0 0	0 0	1 0	3 0
Benito Santiago, R (1, 2) OBP: 0.333, SLG: 0.500		F F B S 1-3 ① K	X 0-0 G6-3 S 1B			X 0-0 ① FC6-5 PB 1-2 2-3f			M C F S 0-3 ① K	4	0	1	0	0	2	2
Greg Briley, L (1, 7) OBP: 0.182, SLG: 0.182		C F B B B X 3-2 S 1B	1 SAFE B X 1-0 ① F7			X 0-0 ② P5			C S B X 1-2 ② G3	4	0	1	0	0	0	3
Alex Arias, R (1, 4) OBP: 0.214, SLG: 0.385		1 SAFE C B B X 1-1 ② L9 1-2	C 1 SAFE B X 1-1 ② G6-3 1-3			B B C C X 2-2 ③ F8 1-2 2-3			C X 0-1 ③ G1-3	4	0	0	0	0	0	4
Walt Weiss, S (1, 6) OBP: 0.442, SLG: 0.364		C X 0-1 ③ G4-3	C B B S S 2-3 ③ K				B X 1-0 ① F8			3	0	0	0	0	1	2
Chris Hammond, L (1, 1) Scott Pose, L (7, PH) OBP: 0.250, SLG: 0.263 Cris Carpenter, R (7, 1) Jeff Conine, R (8, 3) OBP: 0.457, SLG: 0.375			B C C C 1-3 ① K		C F S 0-3 ① K		C F S 0-3 ② K			2 1 0 0	0 0 0 0	0 0 0 0	0 0 0 0	0 0 0 0	2 1 0 0	0 0 0 0
Inning Stats	R: 0 H: 0 E: 0 LOB: 1 K: 1 BB: 1 S: 11 P: 22	R: 0 H: 1 E: 0 LOB: 1 K: 1 BB: 0 S: 10 P: 15	R: 0 H: 1 E: 0 LOB: 2 K: 2 BB: 1 S: 15 P: 25	R: 0 H: 1 E: 0 LOB: 1 K: 1 BB: 0 S: 7 P: 11	R: 0 H: 0 E: 0 LOB: 0 K: 1 BB: 0 S: 8 P: 9	R: 0 H: 1 E: 0 LOB: 2 K: 0 BB: 1 S: 10 P: 18	R: 0 H: 0 E: 0 LOB: 0 K: 1 BB: 0 S: 7 P: 9	R: 0 H: 0 E: 0 LOB: 0 K: 1 BB: 0 S: 7 P: 9	R: 0 H: 0 E: 0 LOB: 0 K: 1 BB: 0 S: 9 P: 10	1B: 4 SF: 0 2B: 0 SAC: 0 3B: 0 DP: 0 HR: 0 HBP: 0					WP: 0 PA: 34 PB: 1 SB: 4 CS: 0	

TOP

Florida Marlins @ Houston Astros

Astrodome, Houston, TX

Sun Apr 18 1993, 4:33 AM EDT

Att. 22,702 - Dome

livebaseballscorecards.com

AB	31
R	0
H	4
RBI	0
BB	3
SO	9
LOB	15

PITCHER		IP	WLS	BF	H	R	ER	SO	BB	IBB	HBP	BLK	WP	HR	S	P	ERA	WHIP
Pete Harnisch, R ERA: 2.5	(1, 1)	7.0	W	28	4	0	0	7	3	0	0	0	0	0	68	109	0.00	1.000
Doug Jones, R ERA: 2.45	(8, 1)	2.0	S	6	0	0	0	2	0	0	0	0	0	0	16	19	0.00	0.000

PITCHER	IP	WLS	BF	H	R	ER	SO	BB	IBB	HBP	BLK	WP	HR	S	P	ERA	WHIP

Batter	1	2	3	4	5	6	7	8	9	AB	R	H	RBI	BB	SO	LOB
Craig Biggio, R (1, 4) OBP: 0.245, SLG: 0.182	C F B X 1-2 ① G6-3		B S X 1-1 ① G5-3		B C X 1-1 ③ G6-3			F F B X 1-2 ① F7		4	0	0	0	0	0	0
Steve Finley, L (1, 8) OBP: 0.296, SLG: 0.298	C C B H 2-2 5 G6-4-3 HBP		C X 0-1 ② G3-1			C F X 0-2 ① G4-3		C F X 0-2 ② F7		3	0	0	0	0	0	0
5 Jeff Bagwell, R (1, 3) OBP: 0.364, SLG: 0.500	X 0-0 ② ③ G6-4-3 1-2f		B B C F S 2-3 ③ K			B B C F X 2-2 ② F7		B F S S 1-3 ③ K		4	0	0	0	0	2	1
Eric Anthony, L (1, 9) OBP: 0.429, SLG: 0.614		X 0-0 E 3B		C C F B S 1-3 ① K		S B S B F B C 3-3 ③ K				3	1	1	0	0	2	0
Ken Caminiti, S (1, 5) OBP: 0.367, SLG: 0.477		C X 0-1 E5 F8 1B 3-H		B C C F X 1-2 ② F9			B S B F B B 4-2 FC1-5 1B BB			2	1	0	0	1	0	0
Luis Gonzalez, L (1, 7) OBP: 0.304, SLG: 0.651		S S B X 1-2 ① F8 2-3		B C X 1-1 HR			1 SAFE C 1 SAFE B F X 1-2 FC5 FC1-5 1-2 1B			3	1	2	1	0	0	1
Scott Servais, R (1, 2) OBP: 0.455, SLG: 0.500		B X 1-0 3-H 1B		B B C S F S 2-3 ③ K			B B F X 2-1 ① FC1-5 1-2 2-3f			3	0	1	1	0	1	2
Andujar Cedeno, R (1, 6) OBP: 0.279, SLG: 0.325		C X 0-1 ② F9			X 0-0 ① F8		S B X 1-1 ② F8			3	0	0	0	0	0	3
Pete Harnisch, S (1, 1) Chris James, R (7, PH) OBP: 0.700, SLG: 1.000 Doug Jones, R (8, 1)		X 0-0 ③ F8			C S F X 0-2 ② G3-1		B C B X 2-1 ③ FC5 2-3f			2 1 0	0 0 0	0 0 0	0 0 0	0 0 0	0 0 0	1 2 0
Inning Stats	R: 0 H: 0 E: 0 LOB: 0 K: 0 BB: 0 S: 6 P: 9	R: 2 H: 2 E: 1 LOB: 1 K: 0 BB: 0 S: 10 P: 12	R: 0 H: 0 E: 0 LOB: 0 K: 1 BB: 0 S: 7 P: 10	R: 1 H: 1 E: 0 LOB: 0 K: 2 BB: 0 S: 14 P: 19	R: 0 H: 0 E: 0 LOB: 0 K: 0 BB: 0 S: 7 P: 8	R: 0 H: 0 E: 0 LOB: 0 K: 1 BB: 0 S: 10 P: 15	R: 0 H: 1 E: 0 LOB: 2 K: 0 BB: 1 S: 11 P: 21	R: 0 H: 0 E: 0 LOB: 0 K: 1 BB: 0 S: 9 P: 11		1B: 2 SF: 0 2B: 0 SAC: 0 3B: 1 DP: 1 HR: 1 HBP: 1						

PITCHER		IP	WLS	BF	H	R	ER	SO	BB	IBB	HBP	BLK	WP	HR	S	P	ERA	WHIP
Chris Hammond, L ERA: 4.5	(1, 1)	6.0	L	22	3	3	2	4	0	0	1	0	0	1	54	73	3.00	0.500
Cris Carpenter, R ERA: 3.38	(7, 1)	1.0		5	1	0	0	0	1	0	0	0	0	0	11	21	0.00	2.000
Bryan Harvey, R ERA: 3.6	(8, 1)	1.0		3	0	0	0	1	0	0	0	0	0	0	9	11	0.00	0.000

PITCHER	IP	WLS	BF	H	R	ER	SO	BB	IBB	HBP	BLK	WP	HR	S	P	ERA	WHIP

BOTTOM

Florida Marlins @ Houston Astros

Astrodome, Houston, TX

Sun Apr 18 1993, 4:33 AM EDT

Att. 22,702 - Dome

livebaseballscorecards.com

AB	28
R	3
H	4
RBI	2
BB	1
SO	5
LOB	10

PA: 30

WP: 0
PB: 0
SB: 0
CS: 0

Atlanta Braves @ Florida Marlins

Joe Robbie Stadium, Miami, FL

Tue Apr 20 1993, 7:05 PM EDT

Att. 43,458 - Unknown - 78 F

livebaseballscorecards.com

TOP

Batter	1	2	3	4	5	6	7	8	9	AB	R	H	RBI	BB	SO	LOB
Otis Nixon, S (1, 8) OBP: 0.352, SLG: 0.277	K		G4-3	FC6-4 1-2 2-3 BB		K		S 1B 2-H 1B		4	1	1	1	1	2	0
Jeff Blauser, R (1, 6) OBP: 0.452, SLG: 0.404 Rafael Belliard, R (8, 6)	F7		E S BB	FC6-4 1-2f 2-3 3-H		BB		1 SAFE 1 SAFE P 1 SAFE 1-H 1B		3 0	0 0	1 0	2 0	2 0	0 0	2 0
Ron Gant, R (1, 7) OBP: 0.286, SLG: 0.340	1B 2B		BB	F8		K			F9	4	0	1	0	1	1	3
Terry Pendleton, S (1, 5) OBP: 0.254, SLG: 0.293	2-3 1B		G3		P2		K		G3	5	0	1	0	0	1	2
David Justice, L (1, 9) OBP: 0.290, SLG: 0.260		F8		BB FC4-6 BB BB	F7		F7		G3-1	4	1	0	0	1	0	0
Sid Bream, L (1, 3) OBP: 0.319, SLG: 0.419		2B		1 SAFE 1 SAFE 1 SAFE FC4-6 BB 1-2 1B BB	1B S 1B		L3			3	1	2	0	1	0	0
Damon Berryhill, S (1, 2) OBP: 0.200, SLG: 0.250		F7		FC4-6 1-2 2-3 BB	1-3 1B			P6		3	0	1	0	1	0	1
Mark Lemke, S (1, 4) OBP: 0.315, SLG: 0.190		G4-3		FC4-6 BB 1B FC6-4 1-2f 2-3 3-H	F8			WP SH3-4 1B 1B		4	2	1	1	0	0	5
Greg Maddux, R (1, 1) OBP: 0.300, SLG: 0.300 Mike Stanton, L (9, 1)			G1-3	FC6-4 BB 1-2 3-H 1B		K		1 SAFE SH3-4 1-2		3 0	0 0	1 0	1 0	0 0	1 0	0 0
Inning Stats	R: 0 E: 0 K: 1 S: 11 H: 2 LOB: 2 BB: 0 P: 19	R: 0 E: 0 K: 0 S: 9 H: 1 LOB: 1 BB: 0 P: 14	R: 0 E: 0 K: 0 S: 11 H: 0 LOB: 2 BB: 2 P: 23	R: 3 E: 0 K: 0 S: 10 H: 1 LOB: 2 BB: 4 P: 27	R: 0 E: 0 K: 0 S: 8 H: 2 LOB: 2 BB: 0 P: 13	R: 0 E: 0 K: 3 S: 13 H: 0 LOB: 1 BB: 1 P: 18	R: 0 E: 0 K: 1 S: 9 H: 0 LOB: 0 BB: 0 P: 12	R: 2 E: 0 K: 0 S: 11 H: 3 LOB: 1 BB: 0 P: 16	R: 0 E: 0 K: 0 S: 5 H: 0 LOB: 0 BB: 0 P: 9							

AB	33
R	5
H	9
RBI	5
BB	7
SO	5
LOB	13

1B: 7 SF: 0 WP: 1 PA: 41
2B: 2 SAC: 1 PB: 0
3B: 0 DP: 0 SB: 3
HR: 0 HBP: 0 CS: 0

PITCHER		IP	WLS	BF	H	R	ER	SO	BB	IBB	HBP	BLK	WP	HR	S	P	ERA	WHIP
Ryan Bowen, R ERA: 2.37	(1, 1)	6.0	L	30	6	3	3	4	7	0	0	0	0	0	62	114	4.50	2.167
Bob McClure, L ERA: 4.5	(7, 1)	1.0		3	0	0	0	1	0	0	0	0	0	0	9	12	0.00	0.000
Luis Aquino, R ERA: 4.15	(8, 1)	1.0		5	3	2	2	0	0	0	0	0	1	0	11	16	18.00	3.000
Trevor Hoffman, R ERA: 2.57	(9, 1)	1.0		3	0	0	0	0	0	0	0	0	0	0	5	9	0.00	0.000

PITCHER	IP	WLS	BF	H	R	ER	SO	BB	IBB	HBP	BLK	WP	HR	S	P	ERA	WHIP

Atlanta Braves @ Florida Marlins

Joe Robbie Stadium, Miami, FL

Tue Apr 20 1993, 7:05 PM EDT

Att. 43,458 - Unknown - 78 F

BOTTOM

Batter	1	2	3	4	5	6	7	8	9	AB	R	H	RBI	BB	SO	LOB
Chuck Carr, S (1, 8) OBP: 0.160, SLG: 0.167	G6-3		F7			K		P7	K	4	0	0	0	0	1	0
Monty Fariss, R (9, PH)										1	0	0	0	0	1	1
Junior Felix, S (1, 9) OBP: 0.216, SLG: 0.300	K			L4		1B		BB		3	0	1	0	1	1	0
Dave Magadan, L (1, 5) OBP: 0.400, SLG: 0.293	G4-1			K		1B		F7		4	0	1	0	0	1	1
Orestes Destrade, S (1, 3) OBP: 0.357, SLG: 0.340		G1-3		BB		F9			HR	3	1	1	0	1	0	2
Benito Santiago, R (1, 2) OBP: 0.347, SLG: 0.565		1B		K		P6			HR	4	2	2	2	0	1	1
Jeff Conine, R (1, 7) OBP: 0.440, SLG: 0.364		G5-4-3		G5-3		K		G6-3		4	0	1	1	0	1	0
Alex Arias, R (1, 4) OBP: 0.278, SLG: 0.563		G5-4-3		G6-3		BB		HR		3	1	1	1	1	0	1
Walt Weiss, S (1, 6) OBP: 0.404, SLG: 0.324			G4-3	K		K		F8		4	0	0	0	0	2	1
Ryan Bowen, R (1, 1) OBP: 0.200, SLG: 0.200			G4-3			G5-3		L9	BB	1	0	0	0	0	0	0
Scott Pose, L (6, PH) OBP: 0.344, SLG: 0.256										1	0	0	0	0	0	0
Bob McClure, R (7, 1)										0	0	0	0	0	0	0
Luis Aquino, R (8, 1)										0	0	0	0	0	0	0
Greg Briley, L (8, PH) OBP: 0.167, SLG: 0.167										1	0	0	0	0	0	0
Trevor Hoffman, R (9, 1)										0	0	0	0	0	0	0
Rick Renteria, R (9, PH) OBP: 0.273, SLG: 0.200										0	0	0	0	1	0	0
Inning Stats	R: 0 E: 0 K: 1 S: 6 / H: 0 LOB: 0 BB: 0 P: 10	R: 1 E: 0 K: 0 S: 7 / H: 2 LOB: 0 BB: 0 P: 10	R: 0 E: 0 K: 0 S: 6 / H: 0 LOB: 0 BB: 0 P: 7	R: 0 E: 0 K: 2 S: 8 / H: 0 LOB: 1 BB: 1 P: 14	R: 0 E: 0 K: 1 S: 11 / H: 0 LOB: 0 BB: 0 P: 17	R: 0 E: 0 K: 1 S: 8 / H: 2 LOB: 2 BB: 0 P: 9	R: 0 E: 0 K: 2 S: 10 / H: 0 LOB: 1 BB: 1 P: 18	R: 0 E: 0 K: 0 S: 6 / H: 0 LOB: 1 BB: 1 P: 11	R: 3 E: 0 K: 1 S: 12 / H: 3 LOB: 1 BB: 1 P: 24							

livebaseballscorecards.com

AB	33
R	4
H	7
RBI	4
BB	4
SO	8
LOB	7

PITCHER		IP	WLS	BF	H	R	ER	SO	BB	IBB	HBP	BLK	WP	HR	S	P	ERA	WHIP	PITCHER	IP	WLS	BF	H	R	ER	SO	BB	IBB	HBP	BLK	WP	HR	S	P	ERA	WHIP
Greg Maddux, R ERA: 2.73	(1, 1)	8.1	W	34	7	4	4	7	3	0	0	0	0	2	69	108	4.32	1.200																	
Mike Stanton, L ERA: 5.4	(9, 1)	0.2	S	3	0	0	0	1	1	0	0	0	0	0	5	12	0.00	1.500																	

1B: 4	SF: 0	WP: 0	PA: 37
2B: 1	SAC: 0	PB: 0	
3B: 0	DP: 1	SB: 1	
HR: 2	HBP: 0	CS: 0	

Batter	1	2	3	4	5	6	7	8	9	AB	R	H	RBI	BB	SO	LOB
Otis Nixon, S (1, 8) OBP: 0.322, SLG: 0.255	X 0-0 ① G4-3	B C B F B X 3-2 ② SF8 3-H		B B X 2-0 ③ G1-3			C S X 0-2 ② P2		F B B X 2-1 ① G5-3	4	0	0	1	0	0	1
Deion Sanders, L (1, 7) OBP: 0.313, SLG: 0.516	B C X 1-1 E S 1B 1B	X 0-0 ③ L7			B F S B X 2-2 ① G4-3		S F B X 1-2 ③ G4-3		B C S S 1-3 ② K	5	1	1	0	0	1	2
Jeff Blauser, R (1, 6) OBP: 0.463, SLG: 0.411 Mike Stanton, L (9, 1)	1 SAFE 1 SAFE C B X 1-1 G4-3 1B 1-H 1B		C S X 0-2 G5-3 1B		B B C B B 4-1 G5-4-3 BB			B C B F T 2-2 ① K	S B B F C 2-3 ③ K	4 0	1 0	2 0	1 0	1 0	2 0	0 0
Terry Pendleton, S (1, 5) OBP: 0.254, SLG: 0.290	C 1 SAFE B 1 SAFE X 1-1 ② G4-3 1-2		1 SAFE B 1 SAFE C B 1 SAFE B 1 SAFE X 3-1 ① G5-3 1-2		1 SAFE 1 SAFE T 1 SAFE F X 0-2 ② ③ G5-4-3 1-2f			S B F X 1-2 HR 1B		4	1	1	0	0	0	3
David Justice, L (1, 9) OBP: 0.303, SLG: 0.333	X 0-0 CS 1B 2-H		B C F S 1-3 ② K			B C B F F F X 2-2 ① F9		X 0-0 HR 1-H		4	1	2	3	0	1	1
Sid Bream, L (1, 3) OBP: 0.294, SLG: 0.383	B B B 3-0 ③ CS 1-2	C S X 0-2 E4 29 1B 1B SF8	S X 0-1 ③ G3-1			S X 0-1 ② L7		B X 1-0 ② G3		4	1	0	0	0	0	1
Greg Olson, R (1, 2) OBP: 0.342, SLG: 0.313		C 1 SAFE X 0-1 29 1B 1-2 1B		B S C X 1-2 ① G6-3		B C B F F F F F X 2-2 1B		B B C B B 4-1 HR BB		3	1	2	0	1	0	0
Bill Pecota, R (1, 4) Mark Lemke, S (6, 4) OBP: 0.327, SLG: 0.279		C B B X 2-1 ① L7		B B C S S 2-3 ② K		1 SAFE X 0-0 ③ P4		F B X 1-1 1-H HR		3 1	0 1	0 1	0 2	0 0	1 0	3 0
29 John Smoltz, R (1, 1) OBP: 0.300, SLG: 0.400 Ryan Klesko, L (8, PH) Jay Howell, R (8, 1) Rafael Belliard, R (9, 6)		L X 0-1 1-2 2-3 1B		C F B B X 2-2 2B			B C B B C X 3-2 ① F9	C S S 0-3 ③ K		3 1 0 0	0 0 0 0	2 0 0 0	0 0 0 0	0 0 0 0	0 1 0 0	0 0 0 0
Inning Stats	R: 2 E: 0 K: 0 S: 8 H: 3 LOB: 0 BB: 0 P: 14	R: 1 E: 1 K: 0 S: 13 H: 2 LOB: 2 BB: 0 P: 18	R: 0 E: 0 K: 1 S: 10 H: 1 LOB: 1 BB: 0 P: 14	R: 0 E: 0 K: 1 S: 10 H: 1 LOB: 1 BB: 0 P: 17	R: 0 E: 0 K: 0 S: 7 H: 0 LOB: 0 BB: 1 P: 13	R: 0 E: 0 K: 0 S: 15 H: 1 LOB: 1 BB: 0 P: 19	R: 0 E: 0 K: 0 S: 9 H: 0 LOB: 0 BB: 0 P: 13	R: 4 E: 0 K: 2 S: 14 H: 3 LOB: 0 BB: 1 P: 23	R: 0 E: 0 K: 2 S: 8 H: 0 LOB: 0 BB: 0 P: 13	1B: 8 2B: 1 3B: 0 HR: 2	SF: 1 SAC: 0 DP: 1 HBP: 0						

TOP

Atlanta Braves @ Florida Marlins

Joe Robbie Stadium, Miami, FL

Wed Apr 21 1993, 7:05 PM EDT
Att. 44,150 - Unknown - 75 F

livebaseballscorecards.com

AB	36
R	7
H	11
RBI	7
BB	2
SO	6
LOB	11

WP: 0 PB: 0 SB: 1 CS: 1 PA: 40

PITCHER		IP	WLS	BF	H	R	ER	SO	BB	IBB	HBP	BLK	WP	HR	S	P	ERA	WHIP
Charlie Hough, R ERA: 3.96	(1, 1)	7.0		29	8	3	2	2	1	0	0	0	0	0	72	108	2.57	1.286
Cris Carpenter, R ERA: 4.76	(8, 1)	0.1		2	1	1	1	1	0	0	0	0	0	0	6	9	27.00	3.000
Bob McClure, L ERA: 13.5	(8, 1)	0.2	L	5	2	3	3	1	1	0	0	0	0	2	8	14	40.50	4.500
Richie Lewis, R ERA: 2.89	(9, 1)	1.0		3	0	0	0	2	0	0	0	0	0	0	8	13	0.00	0.000

PITCHER	IP	WLS	BF	H	R	ER	SO	BB	IBB	HBP	BLK	WP	HR	S	P	ERA	WHIP

BOTTOM

Atlanta Braves @ Florida Marlins

Joe Robbie Stadium, Miami, FL

Wed Apr 21 1993, 7:05 PM EDT

Att. 44,150 - Unknown - 75 F

Batter	1	2	3	4	5	6	7	8	9	AB	R	H	RBI	BB	SO	LOB
Chuck Carr, S (1, 8) OBP: 0.200, SLG: 0.179	BBBB 4-0 1B 1B BB		BCBX 2-1 CS 1B		BBFX 2-1 ② F7		1 SAFE X 0-0 ② G4-3 1-2		CX 0-1 ① P6	4	1	1	0	1	0	2
Junior Felix, S (1, 9) OBP: 0.250, SLG: 0.370	X 0-0 1B 1-3 1B		1 SAFE C 1 SAFE 1 SAFE F X 0-2 ① F9		FFBX 1-2 2-H HR		CBSFH 2-2 2B HBP		CSFS 0-3 ② K	4	1	2	2	0	1	1
Dave Magadan, L (1, 5) OBP: 0.455, SLG: 0.378	B 1 SAFE F BBFF 1 SAFE X 3-2 1-3 3-H 1B		1 SAFE BBBCB 4-1 ② 1-2 BB		X 0-0 1B		BCFBX 2-2 1-3 2-H 2B		CSFFBBBX 3-2 FC6-4 1B	4	0	4	2	1	0	0
Orestes Destrade, S (1, 3) OBP: 0.344, SLG: 0.315	BSBX 2-1 ① F7		CBX 1-1 ③ G3		SX 0-1 ③ G3		IIII 4-0 IBB		BX 1-0 ③ FC6-4 1-2f	4	0	0	0	1	0	5
Benito Santiago, R (1, 2) OBP: 0.321, SLG: 0.520	CCS 0-3 ② K			FSBBX 2-2 ① P6		FBCBX 2-2 ① G6-3	SBFBFBS 3-3 ③ K			4	0	0	0	0	2	5
Jeff Conine, R (1, 7) OBP: 0.426, SLG: 0.354	CBSBBFFS 3-3 ③ K			BCCBFBS 3-3 ② K		FBBFS 2-3 ② K		FBX 1-1 FC4-6 1B		4	0	1	0	0	3	2
Alex Arias, R (1, 4) OBP: 0.273, SLG: 0.500		BCCX 1-2 G3-6-4 1B		CSX 0-2 ③ F9		CFX 0-2 ③ G6-3		CBFX 1-2 ① P3		4	0	1	0	0	0	1
Walt Weiss, S (1, 6) OBP: 0.392, SLG: 0.317		FFC 0-3 ① K			FBFX 1-2 SH1-4 HR 1B		FFX 0-2 ① G4-3		CBBFX 2-2 ② FC4-6 1-2f	4	1	1	0	0	1	2
Charlie Hough, R (1, 1) Greg Briley, L (7, PH) OBP: 0.251, SLG: 0.167 Cris Carpenter, R (8, 1) Bob McClure, R (8, 1) Scott Pose, L (8, PH) OBP: 0.238, SLG: 0.250 Richie Lewis, R (9, 1)	CBX 1-1 ②③ G3-6-4 1-2f				1 SAFE 1 SAFE X 0-0 ① SH1-4 1-2		FSBBBB 4-2 G4-3 2B BB	CBFX 1-2 ③ F8		1 0 0 0 1	0 1 0 0 0	0 0 0 0 0	0 1 0 0 0	0 0 0 0 0	0 0 0 0 0	1 0 0 0 1
Inning Stats	R: 1 H: 2 E: 0 LOB: 2 K: 2 BB: 1 S: 15 P: 27	R: 0 H: 1 E: 0 LOB: 0 K: 1 BB: 0 S: 8 P: 10	R: 0 H: 1 E: 0 LOB: 1 K: 0 BB: 1 S: 8 P: 15	R: 0 H: 0 E: 0 LOB: 0 K: 1 BB: 0 S: 10 P: 15	R: 2 H: 3 E: 0 LOB: 1 K: 0 BB: 0 S: 12 P: 16	R: 0 H: 0 E: 0 LOB: 0 K: 1 BB: 0 S: 9 P: 13	R: 1 H: 1 E: 0 LOB: 3 K: 1 BB: 2 S: 16 P: 31	R: 0 H: 1 E: 0 LOB: 1 K: 0 BB: 0 S: 11 P: 16	R: 0 H: 1 E: 0 LOB: 1 K: 1 BB: 0 S: 12 P: 16	1B: 8 2B: 1 3B: 0 HR: 1	SF: 0 SAC: 1 DP: 1 HBP: 1			WP: 0 PB: 0 SB: 0 CS: 1	PA: 40		

livebaseballscorecards.com

	AB	34
	R	4
	H	10
	RBI	4
	BB	4
	SO	7
	LOB	20

PITCHER		IP	WLS	BF	H	R	ER	SO	BB	IBB	HBP	BLK	WP	HR	S	P	ERA	WHIP
29 John Smoltz, R ERA: 1.74	(1, 1)	7.0	W	32	8	4	4	6	3	1	1	0	0	1	78	127	5.14	1.571
Jay Howell, R ERA: 2.45	(8, 1)	1.0		4	1	0	0	0	0	0	0	0	0	0	11	16	0.00	1.000
Mike Stanton, L ERA: 4.7	(9, 1)	1.0	S	4	1	0	0	1	0	0	0	0	0	0	12	16	0.00	1.000

PITCHER	IP	WLS	BF	H	R	ER	SO	BB	IBB	HBP	BLK	WP	HR	S	P	ERA	WHIP

Batter	1	2	3	4	5	6	7	8	9	AB	R	H	RBI	BB	SO	LOB
Otis Nixon, S (1, 8) OBP: 0.328, SLG: 0.268	C C B B X 2-2 G3 1B		X 0-0 HBP 1B		B B B C X 3-1 G4-3 ②		B B C B X 3-1 E3 G1-6-3		X 0-0 ① FC2-6 E S 2 1-2f 2-3	5	0	2	0	0	0	2
Jeff Blauser, R (1, 6) OBP: 0.458, SLG: 0.407	1 SAFE 1 SAFE C 1 SAFE B B F C 2-3 ① K		1 SAFE S S B 1 SAFE B B 1 SAFE H 3-1 1-2 HBP		B X 1-0 1B		1 SAFE C X 0-1 ②③ G1-6-3 1-2f		1 SAFE B X 1-0 ② SF8 3-H	3	0	1	1	0	1	2
Ron Gant, R (1, 7) OBP: 0.279, SLG: 0.314	1 SAFE F X 0-1 ② G3 1-2		C B B B X 3-1 ① P6		B C B F 1 SAFE S 2-3 ③ K			C B B B F X 3-2 ① F8	1 SAFE B B B B B 4-0 1-3 BB	4	0	0	0	1	1	4
Terry Pendleton, S (1, 5) OBP: 0.239, SLG: 0.273	B C X 1-1 ③ G5-3		F B C X 1-2 ② P4			C B S B X 2-2 ① F7		C X 0-1 ② P6	F B S B 2-2 ③ 2 3-H	4	0	0	0	0	0	3
David Justice, L (1, 9) OBP: 0.314, SLG: 0.414		B F F B S 2-3 ① K	S B C F X 1-2 ③ G4-3			F X 0-1 PB E 2B		F B B F F B X 3-2 HR		4	2	2	1	0	1	2
Sid Bream, L (1, 3) OBP: 0.309, SLG: 0.367		B C F B B F B 4-2 BB		B B C F S 2-3 ① K		C B B C F S 2-3 ② K		B B B C B 4-1 BB		2	0	0	0	2	2	1
Greg Olson, R (1, 2) OBP: 0.333, SLG: 0.306		C 1 SAFE C B B B B 1 SAFE X 3-2 ② P3	C B X 1-1 G4-6-3 1B			C C F B 2 B B X SAFE 3-2 E5 2-H		B X 1-0 ③ L9		4	0	1	0	0	0	2
Mark Lemke, S (1, 4) OBP: 0.339, SLG: 0.283		B B 1 SAFE B B 4-0 1-2 BB	B C B X 2-1 ②③ G4-6-3 1-2f			X 0-0 ③ G4-3			C B X 1-1 FC2-6 1B SF8 1B	3	1	1	0	1	0	2
Steve Avery, L (1, 1) OBP: 0.250, SLG: 0.250 Greg McMichael, R (6, 1) Deion Sanders, L (7, PH) OBP: 0.303, SLG: 0.500 Kent Mercker, L (7, 1) Steve Bedrosian, R (7, 1) Ryan Klesko, L (9, PH) OBP: 0.500, SLG: 0.500 Bill Pecota, R (9, PR)		B C C X 1-2 ③ G1-3	B B B C C F F F X 3-2 ① P7			S B X 1-1 ① G3			B F B F B F X 2-2 FC2-6 1-2 1B	2 0 0 0 0 0 2 0 0 0 0 0 0 0 1 0 0 0 0 0 0 0 0 0 0 0 0 0 0 0 0 0 0 0 0 1 0 1 0 0 0 0 0 0 0 0 0 0 0						
Inning Stats	R: 0 H: 1 E: 0 LOB: 1 K: 1 BB: 0 S: 10 P: 15	R: 0 H: 0 E: 0 LOB: 2 K: 1 BB: 2 S: 12 P: 26	R: 0 H: 1 E: 0 LOB: 2 K: 0 BB: 0 S: 11 P: 19	R: 0 H: 1 E: 0 LOB: 0 K: 1 BB: 0 S: 7 P: 12	R: 0 H: 1 E: 0 LOB: 1 K: 1 BB: 0 S: 12 P: 21	R: 1 H: 1 E: 1 LOB: 1 K: 1 BB: 0 S: 14 P: 21	R: 0 H: 0 E: 1 LOB: 0 K: 0 BB: 0 S: 6 P: 10	R: 1 H: 1 E: 0 LOB: 1 K: 0 BB: 1 S: 11 P: 22	R: 1 H: 2 E: 0 LOB: 2 K: 0 BB: 1 S: 9 P: 19	1B: 6 SF: 1 2B: 1 SAC: 0 3B: 0 DP: 2 HR: 1 HBP: 1						

TOP

Atlanta Braves @ Florida Marlins

Joe Robbie Stadium, Miami, FL

Thu Apr 22 1993, 3:33 AM EDT

Att. 40,620 - Sunny - 70 F

livebaseballscorecards.com

AB	33
R	3
H	8
RBI	2
BB	4
SO	5
LOB	20

		WP: 0	PA: 39
		PB: 1	
		SB: 1	
		CS: 0	

PITCHER		IP	WLS	BF	H	R	ER	SO	BB	IBB	HBP	BLK	WP	HR	S	P	ERA	WHIP
Jack Armstrong, R ERA: 3.18	(1, 1)	7.0	W	29	5	1	0	5	2	0	1	0	0	0	72	124	0.00	1.000
Trevor Hoffman, R ERA: 3.52	(8, 1)	0.2		4	1	1	1	0	1	0	0	0	0	1	10	20	13.50	3.000
Bryan Harvey, R ERA: 4.26	(8, 1)	1.1	S	7	2	1	1	0	1	0	0	0	0	0	10	21	6.75	2.250

PITCHER		IP	WLS	BF	H	R	ER	SO	BB	IBB	HBP	BLK	WP	HR	S	P	ERA	WHIP

Atlanta Braves @ Florida Marlins

Joe Robbie Stadium, Miami, FL

Thu Apr 22 1993, 3:33 AM EDT

Att. 40,620 - Sunny - 70 F

livebaseballscorecards.com

BOTTOM

Batter	1	2	3	4	5	6	7	8	9	AB	R	H	RBI	BB	SO	LOB
Chuck Carr, S (1, 8) OBP: 0.257, SLG: 0.250	P8		1B		2B		K	BB		4	0	2	0	1	1	0
Alex Arias, R (1, 6) OBP: 0.259, SLG: 0.440	HR 1B		L9 1-2		G5-3 2-3		G4-3	P3 1-2		5	1	1	0	0	0	4
Benito Santiago, R (1, 2) OBP: 0.316, SLG: 0.491	K		P3		F7		BB 1B	BB		3	0	0	0	1	1	3
Orestes Destrade, S (1, 3) OBP: 0.385, SLG: 0.439	1-H HR			3B FC6-2-5		2B SF8	BB	BB 1-2	1B	3	2	3	2	1	0	0
Dave Magadan, L (1, 5) OBP: 0.475, SLG: 0.404	F9			BB FC6-2-5		1-3 1B	2B	1-2 2-3 BB		2	1	1	0	2	0	0
Jeff Conine, R (1, 7) OBP: 0.397, SLG: 0.333		L8		FC6-2-5 1-2 3-H		SF8 3-H	F7			3	0	0	1	0	0	5
Bryan Harvey, R (8, 1)										0	0	0	0	0	0	0
Monty Fariss, R (1, 9) OBP: 0.222, SLG: 0.250		G6-3		K		1B BB		SH1-3 2B		3	0	1	0	1	1	2
Rick Renteria, R (1, 4) OBP: 0.286, SLG: 0.231		K		F9		1-3 2-H G1-6-3 1B		SH1-3 2-3		3	0	1	1	0	1	2
Jack Armstrong, R (1, 1) OBP: 0.091, SLG: 0.091			K		G1-3					3	0	0	0	0	1	2
Trevor Hoffman, R (8, 1)										0	0	0	0	0	0	0
Scott Pose, L (8, 7) OBP: 0.233, SLG: 0.244						1-2f				1	0	0	0	0	1	1
Inning Stats	R: 2 E: 0 K: 1 S: 10 H: 2 LOB: 0 BB: 0 P: 15	R: 0 E: 0 K: 1 S: 10 H: 0 LOB: 0 BB: 0 P: 13	R: 0 E: 0 K: 1 S: 7 H: 1 LOB: 1 BB: 0 P: 10	R: 0 E: 0 K: 1 S: 10 H: 1 LOB: 2 BB: 1 P: 18	R: 0 E: 0 K: 0 S: 11 H: 1 LOB: 1 BB: 0 P: 20	R: 2 E: 0 K: 0 S: 9 H: 2 LOB: 1 BB: 2 P: 18	R: 0 E: 0 K: 1 S: 11 H: 1 LOB: 3 BB: 1 P: 24	R: 0 E: 0 K: 1 S: 14 H: 1 LOB: 2 BB: 1 P: 24		1B: 4 2B: 3 3B: 1 HR: 1 SF: 1 SAC: 1 DP: 1 HBP: 0						

AB	30
R	4
H	9
RBI	4
BB	6
SO	6
LOB	19

WP: 0 PB: 0 SB: 3 CS: 0 PA: 38

PITCHER		IP	WLS	BF	H	R	ER	SO	BB	IBB	HBP	BLK	WP	HR	S	P	ERA	WHIP
Steve Avery, L ERA: 3.0	(1, 1)	5.1	L	26	7	4	4	4	3	0	0	0	0	1	56	92	6.75	1.875
Greg McMichael, R ERA: 4.15	(6, 1)	0.2		1	0	0	0	0	0	0	0	0	0	0	1	2	0.00	0.000
Kent Mercker, L ERA: 2.25	(7, 1)	0.2		5	1	0	0	1	2	0	0	0	0	0	9	22	0.00	4.500
Steve Bedrosian, R ERA: 7.36	(7, 1)	1.1		6	1	0	0	1	1	0	0	0	0	0	16	26	0.00	1.500

PITCHER	IP	WLS	BF	H	R	ER	SO	BB	IBB	HBP	BLK	WP	HR	S	P	ERA	WHIP

Batter	1	2	3	4	5	6	7	8	9	AB	R	H	RBI	BB	SO	LOB
Chuck Carr, S (1, 8) OBP: 0.275, SLG: 0.297	F S S 0-3 ① K		C X 0-1 HR 1B 1-2	B F B S B X 3-2 2B 2B		B X 1-0 ① F7		1 SAFE B C C B B X 3-2 ③ G3 1-2		5	2	2	0	0	1	1
Junior Felix, S (1, 9) OBP: 0.279, SLG: 0.458	X 0-0 ② G5-3		B X 1-0 HR 1-H 2-H	S 2 SAFE B X 1-1 WP 2B 2-H		C S B B B F X 3-2 ② G6-3			B S B X 2-1 F9 1B 1B	5	1	3	4	0	0	0
Benito Santiago, R (1, 2) OBP: 0.306, SLG: 0.466	B S C X 1-2 E6 CS		B X 1-0 ① F9	B B X 2-0 ③ G6-3 2-3		F C B F B S 2-3 ③ K			1 SAFE B 1 SAFE B X 2-0 G4-6-3 1-2 1B	5	0	1	0	0	1	1
Orestes Destrade, S (1, 3) OBP: 0.371, SLG: 0.419	1 SAFE 1 SAFE 0-0 ③ CS 1-2	B B B C X 3-1 ① P3	B X 1-0 2B 1B		F B B X 2-1 ① F7		B X 1-0 ① G4-3		B B X 2-0 ① F9 2-3	5	0	1	0	0	0	2
Dave Magadan, L (1, 5) OBP: 0.469, SLG: 0.412		C B B B B 4-1 FC5-4 BB	B 1 SAFE C X 1-1 2B 1-3		C B B B C C 3-3 ② K		B C B B X 2-1 ② G4-3		C F X 0-2 ② ③ G4-6-3 1-2f	4	0	1	0	1	1	2
Jeff Conine, R (1, 7) OBP: 0.387, SLG: 0.327		B B F 1 SAFE X 2-2 ② FC5-4 BB 1-2f 1B	X 0-0 ② G5-3		C B X 1-1 2B 1B		C F B S 1-3 ③ K			4	0	1	0	0	1	3
Alex Arias, R (1, 4) OBP: 0.323, SLG: 0.481		B B C B B 4-1 1B BB 1-2	B B B C C S 3-3 ③ K		B 1 SAFE X 1-0 2B 1-3			B B C B B 4-1 F8-3 BB		2	0	1	0	2	1	2
Walt Weiss, S (1, 6) OBP: 0.400, SLG: 0.318		C B X 1-1 ③ 1-2 2-H 1B		C F S 0-3 ① K I I I I				1 SAFE F 1 SAFE C B B B X 3-2 ① ② F8-3 1-2		3	0	1	0	1	1	1
Chris Hammond, L (1, 1) Steve Decker, R (5, PH) Richie Lewis, R (5, 1) Joe Klink, L (7, 1) Greg Briley, L (8, PH) OBP: 0.286, SLG: 0.231 Matt Turner, R (8, 1)		B B C C B B 4-2 1B HR BB	C B S S 1-3 ② K	C B X 1-1 ③ P4				L C F B B B X 2-2 S 1B		1 1 0 0 1 0	1 0 0 0 0 0	0 0 0 0 1 0	0 0 0 0 0 0	1 0 0 0 0 0	1 0 0 0 0 0	0 3 0 0 0 0
Inning Stats	R: 0 E: 1 K: 1 S: 7 H: 0 LOB: 0 BB: 0 P: 8	R: 0 E: 0 K: 0 S: 9 H: 1 LOB: 2 BB: 2 P: 23	R: 3 E: 0 K: 1 S: 13 H: 4 LOB: 2 BB: 1 P: 24	R: 1 E: 0 K: 2 S: 12 H: 2 LOB: 1 BB: 0 P: 19	R: 0 E: 0 K: 1 S: 10 H: 2 LOB: 3 BB: 1 P: 22	R: 0 E: 0 K: 1 S: 9 H: 0 LOB: 0 BB: 0 P: 15	R: 0 E: 0 K: 1 S: 6 H: 0 LOB: 0 BB: 0 P: 10	R: 0 E: 0 K: 0 S: 11 H: 1 LOB: 1 BB: 1 P: 23	R: 0 E: 0 K: 0 S: 7 H: 2 LOB: 1 BB: 0 P: 13	1B: 7 2B: 5 3B: 0 HR: 1 SF: 0 SAC: 0 DP: 2 HBP: 0						

PITCHER		IP	WLS	BF	H	R	ER	SO	BB	IBB	HBP	BLK	WP	HR	S	P	ERA	WHIP
Bruce Ruffin, L ERA: 5.79	(1, 1)	4.2		26	9	4	4	5	3	1	0	0	1	1	49	93	7.71	2.571
Steve Reed, R ERA: 9.0	(5, 1)	3.1	W	11	1	0	0	2	1	0	0	0	0	0	28	51	0.00	0.600
Darren Holmes, R ERA: 24.3	(9, 1)	1.0	S	4	2	0	0	0	0	0	0	0	0	0	7	13	0.00	2.000

PITCHER	IP	WLS	BF	H	R	ER	SO	BB	IBB	HBP	BLK	WP	HR	S	P	ERA	WHIP

TOP

Florida Marlins @ Colorado Rockies

Mile High Stadium, Denver, CO

Fri Apr 23 1993, 9:05 PM EDT

Att. 57,784 - Unknown - 65 F

livebaseballscorecards.com

AB	36
R	4
H	12
RBI	4
BB	5
SO	7
LOB	15

WP: 1 PB: 0 SB: 1 CS: 1 PA: 42

BOTTOM

Florida Marlins @ Colorado Rockies

Mile High Stadium, Denver, CO

Fri Apr 23 1993, 9:05 PM EDT

Att. 57,784 - Unknown - 65 F

livebaseballscorecards.com

Batter	1	2	3	4	5	6	7	8	9	AB	R	H	RBI	BB	SO	LOB
Eric Young Sr., R (1, 4) OBP: 0.344, SLG: 0.397	C B B B B 4-1 3B BB	B C S X 1-2 CS 1B			X 0-0 P4 ①		C B C X 1-2 1B			3	1	2	0	1	0	0
Alex Cole, L (1, 8) OBP: 0.377, SLG: 0.404	1 SAFE X 0-0 HR 3B 1-H	1 SAFE C B 1 SAFE 1-1 CS ③ 1-2	X 0-0 L7 ①		X 0-0 B1-3 ②		1 SAFE X 0-0 F7 ③			4	1	1	1	0	0	1
Dante Bichette, R (1, 9) OBP: 0.294, SLG: 0.455	C B X 1-1 G3 ①		B B B B 4-0 G1-3 1B BB		B B B B 4-0 BB			X 0-0 P4 ①		2	0	0	0	2	0	1
Andres Galarraga, R (1, 3) OBP: 0.397, SLG: 0.607	B B B S F B 4-2 HR BB		C 1 SAFE X 0-1 G1-3 ② 1-2		B 1 SAFE 1 SAFE F 1 SAFE 1 SAFE B 1 SAFE S 2-3 S K ③			B X 1-0 G4-3 ②		3	1	0	0	1	1	2
Charlie Hayes, R (1, 5) OBP: 0.383, SLG: 0.611	C F B 1 SAFE X 1-2 HR 1-H 3-H		X 0-0 1B ③ 2-H			S B X 1-1 F7 ①		X 0-0 2B		4	1	3	3	0	0	0
Jerald Clark, R (1, 7) OBP: 0.261, SLG: 0.477	B C X 1-1 G6-3 ②			F B X 1-1 HR		C F B S 1-3 K ②		B X 1-0 P4 ③		4	1	1	1	0	1	1
Danny Sheaffer, R (1, 2) OBP: 0.167, SLG: 0.167 Darren Holmes, R (9, 1)	B F B X 2-1 F8 ③			B B B C X 3-1 P9 ①		C B B F S 2-3 K ③				3 0	0 0	0 0	0 0	0 0	1 0	0 0
Freddie Benavides, R (1, 6) OBP: 0.171, SLG: 0.158		F B X 1-1 L7 ①		X 0-0 G6-3 ②			B C C C 1-3 K ①			3	0	0	0	0	1	0
Bruce Ruffin, S (1, 1) Steve Reed, R (5, 1) Joe Girardi, R (9, 2) OBP: 0.275, SLG: 0.347		B F X 1-1 L9 ②		C S B B X 2-2 G4-3 ③			S B F X 1-2 G5-3 ②			2 1 0	0 0 0	0 0 0	0 0 0	0 0 0	0 0 0	0 0 0
Inning Stats	R: 4 H: 2 E: 0 LOB: 0 K: 0 BB: 2 S: 13 P: 26	R: 0 H: 1 E: 0 LOB: 0 K: 0 BB: 0 S: 8 P: 12	R: 0 H: 1 E: 0 LOB: 2 K: 0 BB: 1 S: 4 P: 8	R: 1 H: 1 E: 0 LOB: 0 K: 0 BB: 0 S: 8 P: 14	R: 0 H: 0 E: 0 LOB: 1 K: 1 BB: 1 S: 5 P: 11	R: 0 H: 0 E: 0 LOB: 0 K: 2 BB: 0 S: 8 P: 12	R: 0 H: 1 E: 0 LOB: 1 K: 1 BB: 0 S: 10 P: 13	R: 0 H: 1 E: 0 LOB: 1 K: 0 BB: 0 S: 4 P: 6		1B: 3 SF: 0 2B: 1 SAC: 0 3B: 1 DP: 0 HR: 2 HBP: 0						

AB	29
R	5
H	7
RBI	5
BB	4
SO	4
LOB	5

WP: 0 PA: 34
PB: 0
SB: 0
CS: 1

PITCHER		IP	WLS	BF	H	R	ER	SO	BB	IBB	HBP	BLK	WP	HR	S	P	ERA	WHIP
Chris Hammond, L ERA: 5.85	(1, 1)	4.0	L	18	5	5	5	0	3	0	0	0	0	2	33	60	11.25	2.000
Richie Lewis, R ERA: 2.25	(5, 1)	2.2		10	1	0	0	4	1	0	0	0	0	0	22	35	0.00	0.750
Joe Klink, L ERA: 5.4	(7, 1)	0.1		1	0	0	0	0	0	0	0	0	0	0	1	1	0.00	0.000
Matt Turner, R ERA:	(8, 1)	1.0		4	1	0	0	0	0	0	0	0	0	0	4	6	0.00	1.000

PITCHER	IP	WLS	BF	H	R	ER	SO	BB	IBB	HBP	BLK	WP	HR	S	P	ERA	WHIP

Batter	1	2	3	4	5	6	7	8	9	AB	R	H	RBI	BB	SO	LOB
Chuck Carr, S (1, 8) OBP: 0.273, SLG: 0.293	F B X 1-1 ① F8	B F C X 1-2 ②③ G4-6-3 1-2f			S B S B B X 3-2 ③ F8			B S C B X 2-2 1B G3 1B		4	1	1	0	0	0	3
Junior Felix, S (1, 9) OBP: 0.277, SLG: 0.444	F F C 0-3 ② K		B F B C C 2-3 ① K			B S B F F X 2-2 ① G1-3		P 1 SAFE C 1 P X 2-1 BB G3 1-3 1B		4	0	1	0	0	2	0
Dave Magadan, L (1, 5) OBP: 0.471, SLG: 0.407	B X 1-0 1B		C F B F B X 2-2 ② G4-3			B B B B 4-0 BB		S 1 SAFE F 1 SAFE X 0-2 ② G3 1-2 3-H		3	0	1	1	1	0	1
Orestes Destrade, S (1, 3) OBP: 0.365, SLG: 0.400	C B C 1 SAFE S 1-3 ③ K		F F B F X 1-2 ③ G6-3			F C S 0-3 ② K		B I I I 4-0 BB IBB		3	0	0	0	1	2	2
Benito Santiago, R (1, 2) OBP: 0.318, SLG: 0.459		C X 0-1 1B 1B 1B		S X 0-1 ① G5-3		F B B B 1 SAFE F B F 1 SAFE X 3-2 ③ F9		B B S F B B 4-2 1-2 2-3 BB		3	1	1	0	1	0	1
Jeff Conine, R (1, 7) OBP: 0.379, SLG: 0.322 Cris Carpenter, R (8, 1) Bryan Harvey, R (9, 1)		1 SAFE B 1 B X 2-0 HBP 1B 1-3 1B		B B B C X 3-1 ② F8			B X 1-0 ① F9	B F F T 1-2 ③ K		4 0 0	0 0 0	1 0 0	0 0 0	0 0 0	1 0 0	3 0 0
Alex Arias, R (1, 4) OBP: 0.314, SLG: 0.452		B F B B X 3-1 HBP 1-2 3-H 1B		B B F B X 3-1 ③ G4-3			B B C S X 2-2 ② L7	C B S B B F F T 3-2 ① K		4	0	1	1	0	1	0
Walt Weiss, S (1, 6) OBP: 0.390, SLG: 0.298		C B S F F B H 3-2 G4-6-3 1-2 2-3 HBP			B X 1-0 ① F7		B B C B C X 3-2 ③ F8	B S X 1-1 ② B2-3		3	0	0	0	0	0	0
Luis Aquino, R (1, 1) Greg Briley, L (8, PH) (8, 7) OBP: 0.250, SLG: 0.200		C C S 0-3 ① K			B F F X 1-2 ② G6-3			B S B X 2-1 ① G3	C S S 0-3 ③ K	2 2	0 0	0 0	0 0	0 0	1 1	3 0
Inning Stats	R: 0 E: 0 K: 2 S: 9 H: 1 LOB: 1 BB: 0 P: 12	R: 1 E: 0 K: 1 S: 15 H: 3 LOB: 2 BB: 0 P: 24	R: 0 E: 0 K: 1 S: 11 H: 0 LOB: 0 BB: 0 P: 16	R: 0 E: 0 K: 0 S: 6 H: 0 LOB: 0 BB: 0 P: 12	R: 0 E: 0 K: 0 S: 7 H: 0 LOB: 0 BB: 0 P: 12	R: 0 E: 0 K: 1 S: 11 H: 0 LOB: 1 BB: 1 P: 20	R: 0 E: 0 K: 0 S: 7 H: 0 LOB: 0 BB: 0 P: 13	R: 1 E: 0 K: 1 S: 17 H: 2 LOB: 3 BB: 2 P: 30	R: 0 E: 0 K: 2 S: 10 H: 0 LOB: 0 BB: 0 P: 14	1B: 6 2B: 0 3B: 0 HR: 0	SF: 0 SAC: 0 DP: 1 HBP: 1						

PITCHER		IP	WLS	BF	H	R	ER	SO	BB	IBB	HBP	BLK	WP	HR	S	P	ERA	WHIP
Andy Ashby, R ERA: 2.0	(1, 1)	7.0	L	26	4	1	1	5	1	0	1	0	0	0	66	109	1.29	0.714
Jeff Parrett, R ERA: 5.25	(8, 1)	1.0		7	2	1	1	1	1	1	0	0	0	0	17	30	9.00	3.000
Willie Blair, R ERA: 3.72	(9, 1)	1.0		3	0	0	0	2	0	0	0	0	0	0	10	14	0.00	0.000

PITCHER	IP	WLS	BF	H	R	ER	SO	BB	IBB	HBP	BLK	WP	HR	S	P	ERA	WHIP

TOP

Florida Marlins @ Colorado Rockies

Mile High Stadium, Denver, CO

Sat Apr 24 1993, 5:33 AM EDT

Att. 58,263 - Cloudy - 40 F

livebaseballscorecards.com

AB	32
R	2
H	6
RBI	2
BB	3
SO	8
LOB	13

1B: 6	SF: 0	WP: 0	PA: 36
2B: 0	SAC: 0	PB: 0	
3B: 0	DP: 1	SB: 0	
HR: 0	HBP: 1	CS: 0	

Florida Marlins @ Colorado Rockies

Mile High Stadium, Denver, CO

Sat Apr 24 1993, 5:33 AM EDT

Att. 58,263 - Cloudy - 40 F

BOTTOM

Batter	1	2	3	4	5	6	7	8	9	AB	R	H	RBI	BB	SO	LOB
Eric Young Sr., R (1, 4) OBP: 0.333, SLG: 0.377	K		G1-6-3 1-2f		G4-3		BB 1-2 2-3		SF8 3-H	3	0	0	1	1	1	2
Alex Cole, L (1, 8) OBP: 0.379, SLG: 0.404	1B		CS S 1B			P6	F8		L8 1-2	5	0	2	0	0	0	4
Charlie Hayes, R (1, 5) (9, 6) OBP: 0.391, SLG: 0.596	F9		BB 1-3			CS 1B		G6-3		3	0	1	0	1	0	1
Andres Galarraga, R (1, 3) OBP: 0.388, SLG: 0.585	L8			P3		1B 1-2		L3		4	0	1	0	0	0	1
Daryl Boston, L (1, 7) OBP: 0.378, SLG: 0.281		F8		F7		F9		BB		3	0	0	0	1	0	1
Gerald Young, S (1, 9) Vinny Castilla, R (8, 6) OBP: 0.182, SLG: 0.100 Dale Murphy, R (8, PH) OBP: 0.333, SLG: 0.250 Danny Sheaffer, R (9, 5) OBP: 0.167, SLG: 0.167		G3-1		G3			K	K		3 0 1 0	0 0 0 0	0 0 0 0	0 0 0 0	0 0 1 0	1 0 1 0	0 0 1 0
Joe Girardi, R (1, 2) OBP: 0.327, SLG: 0.415		S 1B			2B		WP E 1B		1B SF8 1B	4	1	4	0	0	0	0
Freddie Benavides, R (1, 6) OBP: 0.163, SLG: 0.150 Dante Bichette, R (7, PH) OBP: 0.302, SLG: 0.457 (8, 9)	K 1-2				G1-3		F7		S 1-3 1B	2 2	0 0	0 1	0 0	0 0	1 0	2 1
Andy Ashby, R (1, 1) OBP: 0.200, SLG: 0.200 Jim Tatum, R (7, PH) OBP: 0.222, SLG: 0.333 Jeff Parrett, R (8, 1) OBP: 0.500, SLG: 0.500 Willie Blair, R (9, 1) Jerald Clark, R (9, PH) OBP: 0.255, SLG: 0.467			G1-6-3 1B		K		E5 WP 1-2		K	2 1 0 0 1	0 0 0 0 0	1 0 0 0 0	0 0 0 0 0	0 0 0 0 1	1 1 0 0 2	1 1 0 0 2
Inning Stats	R: 0 E: 0 K: 1 S: 9 H: 1 LOB: 1 BB: 0 P: 13	R: 0 E: 0 K: 1 S: 10 H: 1 LOB: 1 BB: 0 P: 15	R: 0 E: 0 K: 0 S: 6 H: 2 LOB: 1 BB: 1 P: 13	R: 0 E: 0 K: 0 S: 5 H: 0 LOB: 0 BB: 0 P: 11	R: 0 E: 0 K: 1 S: 7 H: 1 LOB: 1 BB: 0 P: 11	R: 0 E: 0 K: 0 S: 7 H: 2 LOB: 1 BB: 0 P: 10	R: 0 E: 1 K: 1 S: 15 H: 1 LOB: 3 BB: 1 P: 23	R: 0 E: 0 K: 1 S: 14 H: 0 LOB: 1 BB: 1 P: 23	R: 1 E: 0 K: 1 S: 13 H: 2 LOB: 1 BB: 0 P: 20	1B: 9 2B: 1 3B: 0 HR: 0	SF: 1 SAC: 0 DP: 1 HBP: 0						

livebaseballscorecards.com

AB	34
R	1
H	10
RBI	1
BB	3
SO	6
LOB	17

WP: 1 PB: 0 SB: 3 CS: 2 PA: 38

PITCHER		IP	WLS	BF	H	R	ER	SO	BB	IBB	HBP	BLK	WP	HR	S	P	ERA	WHIP
Luis Aquino, R ERA: 2.3	(1, 1)	7.0	W	29	8	0	0	4	2	0	0	0	1	0	59	96	0.00	1.429
Cris Carpenter, R ERA: 4.05	(8, 1)	1.0		4	0	0	0	1	1	0	0	0	0	0	14	23	0.00	1.000
Bryan Harvey, R ERA: 4.91	(9, 1)	1.0	S	5	2	1	1	1	0	0	0	0	0	0	13	20	9.00	2.000

PITCHER	IP	WLS	BF	H	R	ER	SO	BB	IBB	HBP	BLK	WP	HR	S	P	ERA	WHIP

Batter	1	2	3	4	5	6	7	8	9	AB	R	H	RBI	BB	SO	LOB
Chuck Carr, S (1, 8) OBP: 0.286, SLG: 0.289	B B B C C X 3-2 G1-3		F F B B B F B X 3-2 S 2-3 1B 1B	B B B 4-0 1-2 2-3 HR BB	X 0-0 F7		C C B B B F S 3-3 K			4	2	1	0	1	1	1
Junior Felix, S (1, 9) OBP: 0.290, SLG: 0.485 Monty Fariss, R (8, PH) OBP: 0.200, SLG: 0.222 (8, 9)	B F B B B B 4-1 G3 BB		F S P 1 B X SAFE 2-2 P6 1-2	1 SAFE B B B C X 3-1 1-H 2-H 3-H HR		X 0-0 G6-3		C X 0-1 G6-3		3 1	1 0	1 0	4 0	1 0	0 0	2 0
Dave Magadan, L (1, 5) OBP: 0.458, SLG: 0.397 Rick Renteria, R (8, PH) OBP: 0.267, SLG: 0.214 (8, 5)	C 1 B X SAFE 1-1 G3 1-2		C B X 1-1 2-H 3-H 1B	B B C C F C 2-3 K		F X 0-1 G4-3		C B X 1-1 L8		4 1	0 0	1 0	2 0	0 0	1 0	1 0
Orestes Destrade, S (1, 3) OBP: 0.354, SLG: 0.386	B S B F X 2-2 P4		F B F B X 2-2 G4-3	C B C X 1-2 2B 1B 1B		C B S X 1-2 E8 WP		S B B B X 3-1 L8		5	1	1	0	0	0	2
Benito Santiago, R (1, 2) OBP: 0.329, SLG: 0.477 Steve Decker, R (8, 2)		X 0-0 G6-3		B X 2-0 2B 1B 1-0 1-3 1B 2B		B S C B F X 2-2 F8 2-3			F B B B X 2-1 G6-3	4 1	2 0	2 0	0 0	0 0	0 0	1 0
Jeff Conine, R (1, 7) OBP: 0.394, SLG: 0.375		F X 0-1 F8		1 SAFE S 1 SAFE 1 SAFE SAFE 1-3 1B 2B 0-0 2-H 3-H 1B			S B X 1-1 E 2B		C F C 0-3	5	2	3	2	0	1	0
Alex Arias, R (1, 4) OBP: 0.350, SLG: 0.472	B C B B X 3-1 G6-3			B X 1-0 BB HR 1B 2-H 3-H 1B C X 0-1 F8			C B X 1-1 E9 G4-3 2-H 1B		B C F X 1-2 1B	5	1	3	3	0	0	1
Walt Weiss, S (1, 6) OBP: 0.391, SLG: 0.308			B B B C C X 3-1 1B G6-3 1B 1B	B B X 2-0 BB HR 1-2 1B	B X 1-0 F8		B C X 1-1 G4-3 2-3		C B C B B S 3-3 K	5	2	2	0	0	1	2
Ryan Bowen, R (1, 1) OBP: 0.111, SLG: 0.111 Bob McClure, R (8, 1) Trevor Hoffman, R (9, 1)			B X 1-0 G6-3 1-2	C F M 0-3 K	X 0-0 L9		C F S 0-3 K			4 0 0	0 0 0	0 0 0	0 0 0	0 0 0	2 0 0	4 0 0
Inning Stats	R: 0 E: 0 K: 0 S: 9 H: 0 LOB: 1 BB: 1 P: 19	R: 0 E: 0 K: 0 S: 5 H: 0 LOB: 0 BB: 0 P: 8	R: 2 E: 0 K: 0 S: 16 H: 3 LOB: 1 BB: 0 P: 27	R: 8 E: 0 K: 2 S: 22 H: 8 LOB: 1 BB: 1 P: 39	R: 0 E: 0 K: 0 S: 3 H: 0 LOB: 0 BB: 0 P: 4	R: 0 E: 1 K: 0 S: 10 H: 0 LOB: 1 BB: 0 P: 13	R: 1 E: 1 K: 2 S: 13 H: 2 LOB: 1 BB: 0 P: 19	R: 0 E: 0 K: 0 S: 6 H: 0 LOB: 0 BB: 0 P: 10	R: 0 E: 0 K: 2 S: 11 H: 1 LOB: 1 BB: 0 P: 17	1B: 10 2B: 3 3B: 0 HR: 1 SF: 0 SAC: 0 DP: 0 HBP: 0						

TOP

Florida Marlins @ Colorado Rockies

Mile High Stadium, Denver, CO

Sun Apr 25 1993, 5:33 AM EDT
Att. 71,192 - Sunny - 57 F

livebaseballscorecards.com

AB	42
R	11
H	14
RBI	11
BB	2
SO	6
LOB	14

WP: 1 PA: 44
PB: 0
SB: 1
CS: 0

PITCHER		IP	WLS	BF	H	R	ER	SO	BB	IBB	HBP	BLK	WP	HR	S	P	ERA	WHIP
Bryn Smith, R ERA: 5.12	(1, 1)	3.0	L	14	4	3	3	0	1	0	0	0	0	0	31	57	9.00	1.667
Scott Aldred, L ERA: 10.8	(4, 1)	0.2		9	6	5	5	2	1	0	0	0	0	1	18	33	67.50	10.500
Willie Blair, R ERA: 3.27	(4, 1)	1.1		5	1	2	2	0	0	0	0	0	0	0	6	7	13.50	0.750
Gary Wayne, L ERA: 4.76	(6, 1)	2.0		9	2	1	1	2	0	0	0	0	1	0	23	32	4.50	1.000
Steve Reed, R ERA: 7.88	(8, 1)	1.0		3	0	0	0	0	0	0	0	0	0	0	6	10	0.00	0.000

PITCHER		IP	WLS	BF	H	R	ER	SO	BB	IBB	HBP	BLK	WP	HR	S	P	ERA	WHIP
Darren Holmes, R ERA: 18.69	(9, 1)	1.0		4	1	0	0	2	0	0	0	0	0	0	11	17	0.00	1.000

BOTTOM

Florida Marlins @ Colorado Rockies

Mile High Stadium, Denver, CO

Sun Apr 25 1993, 5:33 AM EDT

Att. 71,192 - Sunny - 57 F

livebaseballscorecards.com

Batter	1	2	3	4	5	6	7	8	9	AB	R	H	RBI	BB	SO	LOB
Alex Cole, L (1, 8) OBP: 0.355, SLG: 0.375	K		K		G4-3			F8		4	0	0	0	0	2	2
Eric Young Sr., R (1, 4) OBP: 0.347, SLG: 0.371 Freddie Benavides, R (7, 4) OBP: 0.182, SLG: 0.171	BLK S BB		P1 1-2			FC1-6 1B BB		FC6-4 1B		1	0	0	0	2	0	1
										1	0	1	0	0	0	0
Daryl Boston, L (1, 7) OBP: 0.341, SLG: 0.250	1 SAFE 1 SAFE 1 SAFE 1 SAFE K 1-3		G3			K		K		4	0	0	0	0	3	4
Andres Galarraga, R (1, 3) OBP: 0.386, SLG: 0.574 Jim Tatum, R (7, 3) OBP: 0.200, SLG: 0.300	G3			G4-3		FC1-6 1B 1-2		FC6-4 1-2f		3	0	1	0	0	0	1
										1	0	0	0	0	0	1
Charlie Hayes, R (1, 5) OBP: 0.368, SLG: 0.557		L9		G5-3		FC1-6 1-2f 2-3			G6-3	4	0	0	0	0	0	2
Joe Girardi, R (1, 2) OBP: 0.322, SLG: 0.404		K		G6-3		G5-3			2B SF8 1B	4	1	1	0	0	1	2
Dante Bichette, R (1, 9) OBP: 0.316, SLG: 0.500		E9 2B			P4		G6-3		SF8 1-3 2B	4	0	2	0	0	0	0
Vinny Castilla, R (1, 6) OBP: 0.200, SLG: 0.154		G4-3			G4-3		G6-4-3 1B		SF8 2-3 3-H	3	0	1	1	0	0	1
Bryn Smith, R (1, 1) Scott Aldred, L (4, 1) Willie Blair, R (4, 1) Gerald Young, S (3, PH) Gary Wayne, L (6, 1) Dale Murphy, R (7, PH) OBP: 0.417, SLG: 0.231 Steve Reed, R (8, 1) Darren Holmes, R (9, 1) Jerald Clark, R (9, PH) OBP: 0.286, SLG: 0.457				BB	BB		G6-4-3 1-2f		G6-3	0 0 0 0 0 1 0 0 0 1	0 0 0 0 0 0 0 0 0 0	0 0 0 0 0 0 0 0 0 0	0 0 0 0 0 0 0 0 0 0	1 0 0 1 0 0 0 0 0 0	0 0 0 0 0 0 0 0 0 0	0 0 0 0 0 1 0 0 0 1
Inning Stats	R: 0 E: 0 K: 2 S: 10 H: 0 LOB: 1 BB: 1 P: 20	R: 0 E: 1 K: 1 S: 9 H: 1 LOB: 1 BB: 0 P: 15	R: 0 E: 0 K: 1 S: 7 H: 0 LOB: 1 BB: 1 P: 14	R: 0 E: 0 K: 0 S: 8 H: 0 LOB: 0 BB: 0 P: 11	R: 0 E: 0 K: 0 S: 6 H: 0 LOB: 1 BB: 1 P: 16	R: 0 E: 0 K: 1 S: 9 H: 1 LOB: 2 BB: 1 P: 16	R: 0 E: 0 K: 0 S: 4 H: 1 LOB: 0 BB: 0 P: 9	R: 0 E: 0 K: 1 S: 10 H: 1 LOB: 1 BB: 0 P: 13	R: 1 E: 0 K: 0 S: 17 H: 2 LOB: 1 BB: 0 P: 23	1B: 4 2B: 2 3B: 0 HR: 0	SF: 1 SAC: 0 DP: 1 HBP: 0	WP: 0 PB: 0 SB: 2 CS: 0	PA: 36			

	AB	31
	R	1
	H	6
	RBI	1
	BB	4
	SO	6
	LOB	16

PITCHER		IP	WLS	BF	H	R	ER	SO	BB	IBB	HBP	BLK	WP	HR	S	P	ERA	WHIP
Ryan Bowen, R ERA: 1.73	(1, 1)	7.0	W	27	3	0	0	5	4	0	0	1	0	0	53	101	0.00	1.000
Bob McClure, L ERA: 9.82	(8, 1)	1.0		4	1	0	0	1	0	0	0	0	0	0	10	13	0.00	1.000
Trevor Hoffman, R ERA: 4.15	(9, 1)	1.0		5	2	1	1	0	0	0	0	0	0	0	17	23	9.00	2.000

PITCHER	IP	WLS	BF	H	R	ER	SO	BB	IBB	HBP	BLK	WP	HR	S	P	ERA	WHIP

Batter	1	2	3	4	5	6	7	8	9	AB	R	H	RBI	BB	SO	LOB
Chuck Carr, S (1, 8) OBP: 0.264, SLG: 0.265	F B C X 1-2 G1-3		B B C B C X 3-2 F9			C B B B C X 3-2 F8			C X 0-1 B3	4	0	0	0	0	0	0
Junior Felix, S (1, 9) OBP: 0.274, SLG: 0.457	X 0-0 G4-3		B C C X 1-2 P6			F B B F B X 3-2 P4			B T S B X 2-2 F9	4	0	0	0	0	0	0
Dave Magadan, L (1, 5) OBP: 0.461, SLG: 0.403	B B X 2-0 F8			B B C F B F X 3-2 F9		B B C X 2-1 1B			B C B X 2-1 1B	4	0	2	0	0	0	0
Orestes Destrade, S (1, 3) OBP: 0.349, SLG: 0.378		B B X 2-0 G1-6-3 1B		B X 1-0 G3			C X 0-1 G3		B S X 1-1 F7	4	0	1	0	0	0	1
Benito Santiago, R (1, 2) OBP: 0.329, SLG: 0.463		X 0-0 P4		B B F S B B 4-2 CS BB			X 0-0 F7			2	0	0	0	1	0	1
Greg Briley, L (1, 7) OBP: 0.211, SLG: 0.167		C B B 1 SAFE X 2-1 G1-6-3 1-2		B 1 SAFE 1 SAFE 1 SAFE C C 1-2 CS 1-2	B S B S F B F S 3-3 K		F B C B X 2-2 G3			3	0	0	0	0	1	1
Alex Arias, R (1, 4) OBP: 0.372, SLG: 0.459		B B B B 4-0 BB			B C B X 2-1 F8			B B B B 4-0 G6-4-3 BB		1	0	0	0	2	0	0
Walt Weiss, S (1, 6) OBP: 0.388, SLG: 0.296		C B F B F X 2-2 G3			C B B C B B 4-2 BB			C B B B C X 3-2 F7		2	0	0	0	1	0	3
Charlie Hough, R (1, 1)			X 0-0 G4-3		S F X 0-2 G6-3			B F B B X 3-1 1-2f G6-4-3		2	0	0	0	0	0	1
Bob McClure, R (7, 1)										0	0	0	0	0	0	0
Cris Carpenter, R (7, 1)										0	0	0	0	0	0	0
Jeff Conine, R (7, 7) OBP: 0.389, SLG: 0.369										1	0	0	0	0	0	1
Inning Stats	R: 0 E: 0 K: 0 S: 5 H: 0 LOB: 0 BB: 0 P: 8	R: 0 E: 0 K: 0 S: 8 H: 1 LOB: 2 BB: 1 P: 18	R: 0 E: 0 K: 0 S: 7 H: 0 LOB: 0 BB: 0 P: 11	R: 0 E: 0 K: 0 S: 9 H: 0 LOB: 0 BB: 1 P: 18	R: 0 E: 0 K: 1 S: 12 H: 0 LOB: 1 BB: 1 P: 21	R: 0 E: 0 K: 0 S: 8 H: 1 LOB: 1 BB: 0 P: 16	R: 0 E: 0 K: 0 S: 6 H: 0 LOB: 0 BB: 0 P: 8	R: 0 E: 0 K: 0 S: 5 H: 0 LOB: 0 BB: 1 P: 15	R: 0 E: 0 K: 0 S: 9 H: 1 LOB: 1 BB: 0 P: 14	1B: 3 2B: 0 3B: 0 HR: 0	SF: 0 SAC: 0 DP: 1 HBP: 0						

TOP

Florida Marlins @ Cincinnati Reds

Riverfront Stadium, Cincinnati, OH

Mon Apr 26 1993, 7:05 PM EDT

Att. 30,623 - Cloudy - 55 F

livebaseballscorecards.com

AB	27
R	0
H	3
RBI	0
BB	4
SO	1
LOB	8

PITCHER		IP	WLS	BF	H	R	ER	SO	BB	IBB	HBP	BLK	WP	HR	S	P	ERA	WHIP
Jose Rijo, R ERA: 2.31	(1, 1)	7.0	W	24	2	0	0	1	3	0	0	0	0	0	55	100	0.00	0.714
Steve Foster, R ERA: 1.84	(8, 1)	1.0		3	0	0	0	0	1	0	0	0	0	0	5	15	0.00	1.000
Jeff Reardon, R ERA: 4.05	(9, 1)	1.0	S	4	1	0	0	0	0	0	0	0	0	0	9	14	0.00	1.000

PITCHER	IP	WLS	BF	H	R	ER	SO	BB	IBB	HBP	BLK	WP	HR	S	P	ERA	WHIP

Florida Marlins @ Cincinnati Reds

Riverfront Stadium, Cincinnati, OH

Mon Apr 26 1993, 7:05 PM EDT

Att. 30,623 - Cloudy - 55 F

livebaseballscorecards.com

BOTTOM

Batter	1	2	3	4	5	6	7	8	9	AB	R	H	RBI	BB	SO	LOB
Bip Roberts, S (1, 4) OBP: 0.266, SLG: 0.246	C B C B S 2-3 K ①		F B S F F B F B S 3-3 K ②		B X 1-0 G3 ③		F S X 0-2 SF7 ② 3-H			3	0	0	1	0	2	4
Roberto Kelly, R (1, 8) OBP: 0.271, SLG: 0.338	F C S 0-3 K ②		C S B B B S 3-3 K ③			B F B X 2-1 G5-3 ① T F T 0-2 K ③				4	0	0	0	0	3	4
Barry Larkin, R (1, 6) OBP: 0.383, SLG: 0.343	B S F F F B S 2-3 K ③			S X 0-1 G5-3 ①		X 0-0 F8 ②		C B X 1-1 G1-3 ①		4	0	0	0	0	1	0
Randy Milligan, R (1, 3) OBP: 0.468, SLG: 0.381		S B C B B F S 3-3 K ①		C B B B C S 3-3 K ②		C S B X 1-2 G1-3 ③		C B F B B B 4-2 2B BB		3	1	0	0	1	2	0
Chris Sabo, R (1, 5) OBP: 0.284, SLG: 0.467		B B B C F X 3-2 G6-3 ②		S S S 0-3 K ③			S C F X 0-2 FC1-5 WP 1B	B X 1-0 F7 ②		4	0	1	0	0	1	1
Cecil Espy, S (1, 7) OBP: 0.424, SLG: 0.360		F F F B B F F X 2-2 G3 ③			B S X 1-1 WP S 1B		1 SAFE S 1 SAFE B B B B 4-1 FC1-5 1B 1-2 BB	C 1 SAFE B X 1-1 1-H 2B		3	1	2	1	1	0	0
Reggie Sanders, R (1, 9) OBP: 0.260, SLG: 0.348			B B S B X 3-1 BB 2B		1 SAFE B 1 SAFE 1 SAFE C 1 SAFE F F F 1 SAFE 2-3 K ① 1-2		L B B X 2-1 FC1-5 BB 1B SF7 1-2 2-3f ①	C B F F B S 2-3 K ③		4	1	1	0	0	2	4
Joe Oliver, R (1, 2) OBP: 0.311, SLG: 0.368			X 0-0 E5 BB		B B B C X 3-1 P5 ②		B B B C X 3-1 BB 1-2 2-H 1B			3	0	1	1	0	0	2
Jose Rijo, R (1, 1) OBP: 0.417, SLG: 0.300 Gary Varsho, L (7, PH) OBP: 0.455, SLG: 0.471 Juan Samuel, R (7, PH) OBP: 0.250, SLG: 0.357 Steve Foster, R (8, 1) Jeff Reardon, R (9, 1)			B B B B 4-0 1-2 2-3 BB ①		B B B B 4-0 2-3 BB		B B C B F F B 4-2 1-2 2-3 BB			0 0 0 0 0	0 0 0 0 0	0 0 0 0 0	0 0 1 0 0	2 0 0 0 0	0 0 0 0 0	0 0 0 0 0
Inning Stats	R: 0 E: 0 K: 3 S: 11 H: 0 LOB: 0 BB: 0 P: 15	R: 0 E: 0 K: 1 S: 13 H: 0 LOB: 0 BB: 0 P: 21	R: 0 E: 1 K: 2 S: 12 H: 1 LOB: 2 BB: 1 P: 25	R: 0 E: 0 K: 2 S: 8 H: 0 LOB: 0 BB: 0 P: 11	R: 0 E: 0 K: 1 S: 10 H: 1 LOB: 2 BB: 1 P: 21	R: 0 E: 0 K: 0 S: 6 H: 0 LOB: 0 BB: 0 P: 9	R: 2 E: 0 K: 1 S: 18 H: 2 LOB: 2 BB: 2 P: 31	R: 1 E: 0 K: 1 S: 11 H: 1 LOB: 1 BB: 1 P: 20		1B: 3 2B: 2 3B: 0 HR: 0	SF: 1 SAC: 0 DP: 0 HBP: 0		WP: 2 PB: 0 SB: 1 CS: 0	PA: 34		

	AB	28
	R	3
	H	5
	RBI	3
	BB	5
	SO	11
	LOB	15

PITCHER		IP	WLS	BF	H	R	ER	SO	BB	IBB	HBP	BLK	WP	HR	S	P	ERA	WHIP
Charlie Hough, R ERA: 3.73	(1, 1)	6.1	L	26	4	2	2	9	3	0	0	0	2	0	69	120	2.84	1.105
Bob McClure, L ERA: 9.82	(7, 1)	0.0		1	0	0	0	0	1	0	0	0	0	0	3	7	∞	∞
Cris Carpenter, R ERA: 4.32	(7, 1)	1.2		7	1	1	1	2	1	0	0	0	0	0	17	26	5.40	1.200

PITCHER		IP	WLS	BF	H	R	ER	SO	BB	IBB	HBP	BLK	WP	HR	S	P	ERA	WHIP

Batter	1	2	3	4	5	6	7	8	9	AB	R	H	RBI	BB	SO	LOB
Alex Arias, R (1, 4) OBP: 0.340, SLG: 0.415	C B B F X 2-2 ① G4-3		B B C C C 2-3 ① K		X 0-0 ① F9		C F F F P B B X 3-2 ③ G6-3 1-2			4	0	0	0	0	1	1
Junior Felix, S (1, 8) (8, 9) OBP: 0.260, SLG: 0.432	C B X 1-1 ② G5-3		B B X 2-0 ② F8		C B X 1-1 ② G5-3			B F X 1-1 ① G4-3		4	0	0	0	0	0	0
Jeff Conine, R (1, 7) OBP: 0.368, SLG: 0.348	B C F B S 2-3 ③ K		X 0-0 ③ F9		F B B X 2-1 ③ F9			C B C B S 2-3 ② K		4	0	0	0	0	2	0
Orestes Destrade, S (1, 3) OBP: 0.368, SLG: 0.390		F B C B X 2-2 ① L8		S C B B B F B 4-2 BB SF9 BB BB		C X 0-1 G4-6-3 1B		X 0-0 E 1B		3	2	2	0	1	0	0
Dave Magadan, L (1, 5) OBP: 0.463, SLG: 0.391		B C B B B B 4-1 3B BB		B B B B 4-0 SF9 BB 1-2 BB		B X 1-0 ① F9		C B B B C X 3-2 E7 1-H		2	1	0	0	2	0	1
Monty Fariss, R (1, 9) OBP: 0.286, SLG: 0.417 Chuck Carr, S (8, 8) OBP: 0.264, SLG: 0.265		B C C X 1-2 1-H FC4-6 3B		B B B C B 4-1 1-2 2-3 BB		C F B B B X 2-2 ②③ G4-6-3 1-2f		F B F B B C 2-3 ③ K		3 0	1 0	1 0	1 0	1 0	1 0	2 0
Steve Decker, R (1, 2) Bryan Harvey, R (9, 1)		B B F B B 4-1 FC4-6 BB		B X 1-0 ① SF9 2-3 3-H			X 0-0 ① G6-3		C B B B F B F X 3-2 ① F9	2 0	0 0	0 0	1 0	1 0	0 0	0 0
Walt Weiss, S (1, 6) OBP: 0.380, SLG: 0.293		B C C B F X 2-2 ② FC4-6 1-2f 3-H		1 SAFE C B F X 1-2 ② F9			C X 0-1 WP 1B		C B B X 2-1 ② G6-3	4	0	1	1	0	0	3
Jack Armstrong, R (1, 1) OBP: 0.077, SLG: 0.077 Richie Lewis, R (5, 1) Greg Briley, L (7, PH) OBP: 0.200, SLG: 0.158 Trevor Hoffman, R (7, 1) Benito Santiago, R (9, PH) OBP: 0.324, SLG: 0.456 (9, 2)		S S S 0-3 ③ K		C F X 0-2 ③ L7			1 SAFE B 1 SAFE B F B F X 3-2 ② F9		B C B C S 2-3 ③ K	2 0 1 0 1	0 0 0 0 0	0 0 0 0 0	0 0 0 0 0	1 0 0 0 1	0 0 0 0 0	3 0 1 0 0
Inning Stats	R: 0 E: 0 K: 1 S: 8 H: 0 LOB: 0 BB: 0 P: 13	R: 2 E: 0 K: 1 S: 15 H: 1 LOB: 1 BB: 2 P: 28	R: 0 E: 0 K: 1 S: 5 H: 0 LOB: 0 BB: 0 P: 9	R: 1 E: 0 K: 0 S: 11 H: 0 LOB: 2 BB: 3 P: 25	R: 0 E: 0 K: 0 S: 5 H: 0 LOB: 0 BB: 0 P: 8	R: 0 E: 0 K: 0 S: 6 H: 1 LOB: 0 BB: 0 P: 9	R: 0 E: 0 K: 0 S: 12 H: 1 LOB: 1 BB: 0 P: 17	R: 1 E: 1 K: 2 S: 12 H: 1 LOB: 1 BB: 0 P: 20	R: 0 E: 0 K: 1 S: 9 H: 0 LOB: 0 BB: 0 P: 16	1B: 3 2B: 0 3B: 1 HR: 0	SF: 1 SAC: 0 DP: 1 HBP: 0						

PITCHER		IP	WLS	BF	H	R	ER	SO	BB	IBB	HBP	BLK	WP	HR	S	P	ERA	WHIP
John Smiley, L ERA: 5.02	(1, 1)	5.0		21	1	3	3	3	5	0	0	0	0	0	44	83	5.40	1.200
Bobby Ayala, R ERA:	(6, 1)	3.0	L	12	3	1	0	2	0	0	0	0	1	0	30	46	0.00	1.000
Bill Landrum, R ERA: 2.08	(9, 1)	1.0		3	0	0	0	1	0	0	0	0	0	0	9	16	0.00	0.000

PITCHER	IP	WLS	BF	H	R	ER	SO	BB	IBB	HBP	BLK	WP	HR	S	P	ERA	WHIP

TOP

Florida Marlins @ Cincinnati Reds

Riverfront Stadium, Cincinnati, OH

Tue Apr 27 1993, 7:05 PM EDT
Att. 23,807 - Unknown - 68 F

livebaseballscorecards.com

AB	30
R	4
H	4
RBI	3
BB	5
SO	6
LOB	11

1B: 3	SF: 1	WP: 1	PA: 36
2B: 0	SAC: 0	PB: 0	
3B: 1	DP: 1	SB: 0	
HR: 0	HBP: 0	CS: 0	

Florida Marlins @ Cincinnati Reds

Riverfront Stadium, Cincinnati, OH

Tue Apr 27 1993, 7:05 PM EDT

Att. 23,807 - Unknown - 68 F

livebaseballscorecards.com

BOTTOM

Batter	1	2	3	4	5	6	7	8	9	AB	R	H	RBI	BB	SO	LOB
Bip Roberts, S (1, 4) OBP: 0.265, SLG: 0.247	1-0 3B 1B	2-0 G5-3		1-0 FC3-6 S 1-2f	3-2 G4-3			2-3 K		4	1	1	0	0	0	3
Bobby Ayala, R (6, 1)										0	0	0	0	0	0	0
Juan Samuel, R (8, PH) OBP: 0.235, SLG: 0.333										1	0	0	0	0	1	0
Bill Landrum, R (9, 1)										0	0	0	0	0	0	0
Roberto Kelly, R (1, 8) OBP: 0.280, SLG: 0.370	1 SAFE 1 SAFE 1 SAFE B 1 SAFE F 1 SAFE X	1-1 1-H 1B 3B	1-1 2B 1B	1 SAFE C X	0-1 F8 1-2	3-3 K		3-3 K		5	1	2	1	0	2	1
Barry Larkin, R (1, 6) OBP: 0.407, SLG: 0.378	1-0 1B S 3-H 1B	1 SAFE 1 SAFE C 1 SAFE B 1 SAFE B 1 SAFE X 2-1 1-3 2B		B C F F B B 4-2 BB		X 0-0 L8			C S B F F X 1-2 1B	4	0	3	1	1	0	0
Chris Sabo, R (1, 5) OBP: 0.279, SLG: 0.450	0-1 F8	F B S B B X 3-2 F8		B X 1-0 P6		B C B F B X 3-2 F8			1 SAFE F X 0-1 1-2 1B	5	0	1	0	0	0	5
Cecil Espy, S (1, 7) OBP: 0.421, SLG: 0.321	1 SAFE B B B S B S B 4-2 1-2 1B BB	C S C 0-3 K			C B B B B 4-1 1B E 1B BB		B B C X 2-1 G1-3		C M L 0-3 K	3	1	0	0	2	2	2
Reggie Sanders, R (1, 9) OBP: 0.293, SLG: 0.384	B C B S X 2-2 1-2 2-3 1B	B B S F X 2-2 2B			B 1 SAFE 1 SAFE C F B X 2-2 1-3 1B 1B		C B S B F F B 4-2 BB		B B C S S 2-3 K	4	0	3	0	1	1	2
Joe Oliver, R (1, 3) OBP: 0.304, SLG: 0.356	F F B S 1-3 K	B S X 1-1 G1-3			B C B X 2-1 1-2 3-H 1B		1 SAFE C 1 SAFE 1 SAFE X 0-1 F8		B F B C S 2-3 K	5	0	1	1	0	2	7
Dan Wilson, R (1, 2)	S B S B B X 3-2 F9	C B S F B S 2-3 K			L L B B L 2-3 K		B 1 SAFE B 1 SAFE 1 SAFE X 2-0 F9			4	0	0	0	0	2	7
John Smiley, L (1, 1) OBP: 0.375, SLG: 0.429		B B B C X 3-1 G6-3		X 0-0 FC3-6 1B	S B S S B P S 3-3 K			F F B S 1-3 K		2	0	1	0	0	0	0
Gary Varsho, L (5, PH) OBP: 0.435, SLG: 0.444										1	0	0	0	0	1	2
Jeff Branson, L (6, 4) OBP: 0.400, SLG: 0.429										1	0	0	0	0	1	0

Inning Stats	1	2	3	4	5	6	7	8	9
	R: 2 E: 0 K: 1 S: 17 H: 4 LOB: 3 BB: 1 P: 30	R: 0 E: 0 K: 0 S: 10 H: 2 LOB: 2 BB: 0 P: 21	R: 0 E: 0 K: 2 S: 12 H: 1 LOB: 1 BB: 0 P: 17	R: 0 E: 0 K: 0 S: 8 H: 1 LOB: 2 BB: 1 P: 14	R: 1 E: 1 K: 2 S: 16 H: 2 LOB: 2 BB: 1 P: 31	R: 0 E: 0 K: 1 S: 7 H: 0 LOB: 0 BB: 0 P: 13	R: 0 E: 0 K: 0 S: 9 H: 0 LOB: 1 BB: 1 P: 17	R: 0 E: 0 K: 3 S: 9 H: 0 LOB: 0 BB: 0 P: 15	R: 0 E: 0 K: 3 S: 16 H: 2 LOB: 2 BB: 0 P: 21

| | | | | | | | | | |

Florida Marlins @ Atlanta Braves

Atlanta-Fulton County Stadium, Atlanta, GA

Wed Apr 28 1993, 7:05 PM EDT

Att. 41,395 - Unknown - 72 F

TOP

livebaseballscorecards.com

Batter	1	2	3	4	5	6	7	8	9	AB	R	H	RBI	BB	SO	LOB
Chuck Carr, S (1, 8) OBP: 0.263, SLG: 0.283	2-1 2B		1-0 F9	2-1 FC6-4 1-2f			0-0 B1-3		0-0 SH5-3 1-2	4	0	1	0	0	0	2
Junior Felix, S (1, 9) OBP: 0.268, SLG: 0.443	0-0 P3		0-0 E7 F9 1-H 2B		0-0 F7		0-0 G6-3		1-0 E 1B SF9 2-3 1B	5	1	2	0	0	0	1
Benito Santiago, R (1, 2) OBP: 0.329, SLG: 0.444	4-2 BB		0-0 F9 2-3		1-0 G1-3		2-1 P3		0-0 E6 SF9 1-3 3-H 1B	4	0	1	1	1	0	1
Orestes Destrade, S (1, 3) OBP: 0.359, SLG: 0.375 Bryan Harvey, R (9, 1)	0-2 P5		4-0 BB BB		1-0 F7			0-0 G4-3	0-2 SF9 1-2 3-H	3	0	0	1	1	0	2
										0	0	0	0	0	0	0
Dave Magadan, L (1, 5) OBP: 0.471, SLG: 0.388	0-0 G4-3		4-0 FC5-4 1-2 BB			1-1 G5-3 BB 1B		4-2 BB	3-3 K	3	0	1	0	2	1	3
Jeff Conine, R (1, 7) OBP: 0.363, SLG: 0.333 (9, 3)		3-2 G4-3	0-0 FC5-4 1-2f			4-0 G5-3 1-2 BB		0-1 P4		3	0	0	0	1	0	4
Alex Arias, R (1, 4) OBP: 0.333, SLG: 0.386		0-1 F9		1-0 F8		0-0 G5-3 1-2 2-3		4-2 1-2 BB		3	0	0	0	1	0	2
Walt Weiss, S (1, 6) OBP: 0.387, SLG: 0.295		2-0 G5-3		1-1 FC1-6 1B		4-0 G6-3 IBB		2-2 L8		3	0	1	0	1	0	2
Chris Hammond, L (1, 1) OBP: 0.250, SLG: 0.143 Monty Fariss, R (6, PH) OBP: 0.267, SLG: 0.385 Matt Turner, R (6, 1) Bob McClure, R (8, 1) Greg Briley, L (9, PH) OBP: 0.238, SLG: 0.158 (9, 7)			0-0 2B E 1B	0-0 FC1-6 FC6-4 1-2f		2-2 G6-3 1-2f			3-2 1B SH5-3 1B HBP	2	1	1	0	0	0	1
										1	0	0	0	0	0	3
										0	0	0	0	0	0	0
										0	0	0	0	0	0	0
										0	1	0	0	0	0	0

	AB	31
	R	3
	H	7
	RBI	2
	BB	7
	SO	1
	LOB	21

Inning Stats										
	R: 0	H: 1	R: 0	H: 0	R: 1	H: 2	R: 0	H: 1	R: 0	H: 0
	E: 0	LOB: 2	E: 0	LOB: 0	E: 1	LOB: 3	E: 0	LOB: 1	E: 0	LOB: 0
	K: 0	BB: 1	K: 0	BB: 0	K: 0	BB: 2	K: 0	BB: 0	K: 0	BB: 0
	S: 9	P: 15	S: 8	P: 13	S: 5	P: 14	S: 6	P: 10	S: 3	P: 5

	R: 0	H: 1	R: 0	H: 0	R: 0	H: 0	R: 2	H: 2
	E: 0	LOB: 2	E: 0	LOB: 0	E: 0	LOB: 2	E: 1	LOB: 1
	K: 0	BB: 2	K: 0	BB: 0	K: 0	BB: 2	K: 1	BB: 0
	S: 6	P: 17	S: 4	P: 6	S: 11	P: 21	S: 11	P: 18

1B: 5	SF: 1	WP: 0	PA: 41
2B: 2	SAC: 1	PB: 0	
3B: 0	DP: 1	SB: 0	
HR: 0	HBP: 1	CS: 0	

PITCHER		IP	WLS	BF	H	R	ER	SO	BB	IBB	HBP	BLK	WP	HR	S	P	ERA	WHIP
Tom Glavine, L ERA: 2.81	(1, 1)	8.0		35	5	1	1	0	6	1	0	0	0	0	52	101	1.12	1.375
Steve Bedrosian, R ERA: 6.0	(9, 1)	0.2	L	5	2	2	1	0	0	0	1	0	0	0	8	12	13.50	3.000
Kent Mercker, L ERA: 6.23	(9, 1)	0.1		1	0	0	0	1	0	0	0	0	0	0	3	6	0.00	0.000

PITCHER		IP	WLS	BF	H	R	ER	SO	BB	IBB	HBP	BLK	WP	HR	S	P	ERA	WHIP

BOTTOM

Batter	1	2	3	4	5	6	7	8	9	AB	R	H	RBI	BB	SO	LOB
Otis Nixon, S (1, 8) OBP: 0.330, SLG: 0.256	X 0-0 E3 1B 1B	F B X 1-1 G1-3 ③		B S S X 1-2 G4-3 ③		C S B B B C 3-3 K ②			B C C F F X 1-2 F7 ①	5	0	0	0	0	1	3
Jeff Blauser, R (1, 6) OBP: 0.417, SLG: 0.379	1 SAFE 1 SAFE C 1 SAFE X 0-1 1B 1-2 1B		B C F X 1-2 G5-4-3 1B		B B X 2-0 1B 1B	C F S 0-3 K ③			B C F S 1-3 K ②	5	1	3	0	0	2	0
Terry Pendleton, S (1, 5) OBP: 0.248, SLG: 0.272	X 0-0 1-2 2-3 1B		C 1 SAFE 1 SAFE F X 0-2 G5-4-3 ① ② 1-2f		1 SAFE 1 SAFE 1 SAFE F 1 SAFE B 1 SAFE 1 SAFE 1 SAFE 1-2 F8 ①		B F C F F F B F X 2-2 F7 ①		S B B B F F F B 4-2 BB	4	0	1	0	1	0	2
Ron Gant, R (1, 7) OBP: 0.281, SLG: 0.354	C F C 0-3 K ①		B B X 2-0 S 1B		X 0-0 P5 ②		B C F F B B S 3-3 K ②		X 0-0 L6 ③	5	0	1	0	0	2	5
David Justice, L (1, 9) OBP: 0.286, SLG: 0.345	C F X 0-2 F8 ②		S B 1 SAFE 1 SAFE F 1 SAFE 1 SAFE P X 2-2 F8 ③ 1-2		S B B B C X 3-2 1B 1B 1-3 1B		X 0-0 P5 ③			4	0	1	0	0	0	4
Francisco Cabrera, R (1, 3) OBP: 0.333, SLG: 0.400 Ryan Klesko, L (8, PH) OBP: 0.571, SLG: 1.000 (9, 3)	C F S 0-3 K ③			B C S B B X 3-2 G6-3 1B	X 0-0 1B 1-2 3-H 1B			B B C B C C 3-3 K ①		3 1	0 0	2 0	1 0	0 0	1 1	3 0
Greg Olson, R (1, 2) OBP: 0.317, SLG: 0.269		C B B X 2-1 G1-3 ①		1 SAFE B X 1-0 G6-3 ① 1-2	B B C X 2-1 1-2 2-3 1B			X 0-0 G6-3 ②		4	0	1	0	0	0	1
Mark Lemke, S (1, 4) OBP: 0.357, SLG: 0.357		X 0-0 SH1-3 1B		T F X 0-2 P3 ②	F B F B F F B X 3-2 P5 ③			B C B B B 4-1 BB		3	0	1	0	1	0	4
Tom Glavine, L (1, 1) OBP: 0.308, SLG: 0.182 Sid Bream, L (8, PH) OBP: 0.315, SLG: 0.328 Steve Bedrosian, R (9, 1) Kent Mercker, L (9, 1)		X 0-0 SH1-3 ② 1-2		B B B B 4-0 BB		X 0-0 G6-3 ①		1 SAFE S B F B B X 3-2 P3 ③		1 1 0 0	0 0 0 0	0 0 0 0	0 0 0 0	1 0 0 0	0 0 0 0	0 1 0 0
Inning Stats	R: 0 E: 1 K: 2 S: 13 H: 2 LOB: 3 BB: 0 P: 13	R: 0 E: 0 K: 0 S: 6 H: 1 LOB: 1 BB: 0 P: 9	R: 0 E: 0 K: 0 S: 11 H: 2 LOB: 1 BB: 0 P: 15	R: 0 E: 0 K: 0 S: 10 H: 1 LOB: 2 BB: 1 P: 19	R: 1 E: 0 K: 0 S: 16 H: 4 LOB: 3 BB: 0 P: 27	R: 0 E: 0 K: 2 S: 7 H: 0 LOB: 0 BB: 0 P: 10	R: 0 E: 0 K: 1 S: 12 H: 0 LOB: 0 BB: 0 P: 17	R: 0 E: 0 K: 1 S: 8 H: 0 LOB: 1 BB: 1 P: 18	R: 0 E: 0 K: 1 S: 13 H: 0 LOB: 1 BB: 1 P: 19	1B: 10 2B: 0 3B: 0 HR: 0		SF: 0 SAC: 1 DP: 1 HBP: 0			WP: 0 PB: 0 SB: 1 CS: 0		PA: 40

PITCHER		IP	WLS	BF	H	R	ER	SO	BB	IBB	HBP	BLK	WP	HR	S	P	ERA	WHIP
Chris Hammond, L ERA: 5.04	(1, 1)	5.0		26	10	1	1	2	1	0	0	0	0	0	56	83	1.80	2.200
Matt Turner, R ERA:	(6, 1)	2.2		9	0	0	0	4	1	0	0	0	0	0	24	39	0.00	0.375
Bob McClure, L ERA: 9.0	(8, 1)	0.1	W	1	0	0	0	0	0	0	0	0	0	0	3	6	0.00	0.000
Bryan Harvey, R ERA: 3.86	(9, 1)	1.0	S	4	0	0	0	1	1	0	0	0	0	0	13	19	0.00	1.000

PITCHER	IP	WLS	BF	H	R	ER	SO	BB	IBB	HBP	BLK	WP	HR	S	P	ERA	WHIP

Florida Marlins @ Atlanta Braves

Atlanta-Fulton County Stadium, Atlanta, GA

Wed Apr 28 1993, 7:05 PM EDT

Att. 41,395 - Unknown - 72 F

livebaseballscorecards.com

AB	36
R	1
H	10
RBI	1
BB	3
SO	7
LOB	23

Florida Marlins @ Atlanta Braves

Atlanta-Fulton County Stadium, Atlanta, GA

Thu Apr 29 1993, 7:05 PM EDT

Att. 49,221 - Unknown - 75 F

TOP

livebaseballscorecards.com

Batter	1	2	3	4	5	6	7	8	9	AB	R	H	RBI	BB	SO	LOB
Chuck Carr, S (1, 8) OBP: 0.290, SLG: 0.310	B C S B X 2-2 E S 1B		F F X 0-2 ① G1-3		X 0-0 F9 S 1B 1B		C F X 0-2 F9 S HR 1B	1 SAFE C C S 0-3 ③ K2-3 1-2		5	2	3	0	0	1	1
Junior Felix, S (1, 9) OBP: 0.264, SLG: 0.422	1 SAFE B 1 SAFE C F S 1-3 ① K		C S B F F S 2-3 ② K		1 SAFE C C 1 B S S 1-3 ① K 1-2		1 SAFE 1 SAFE C 1 B B B X 2-1 ② F9 1-3		B B B F F F B 4-2 P3 BB	4	0	0	0	1	3	3
Dave Magadan, L (1, 5) OBP: 0.456, SLG: 0.417	1 SAFE B X 1-0 ② G3 1-3		C F B B X 2-2 ③ F7		C B B X 2-1 ② F9 2-3		B C X 1-1 HR 3-H		C B 1 SAFE 1 SAFE 1 SAFE F S 1-3 ① K	5	1	1	2	0	1	3
Orestes Destrade, S (1, 3) OBP: 0.365, SLG: 0.381 Richie Lewis, R (7, 1) Steve Decker, R (9, PH) Trevor Hoffman, R (9, 1)	F F B S 1-3 ③ K			C F B F X 1-2 ① G3	S B S B X 2-2 3-H 1B		C C B B B F X 3-2 1B		B T X 1-1 ② ③ P3 1-1f	4 0 1 0	0 0 0 0	2 0 0 0	1 0 0 0	0 0 0 0	1 0 0 0	1 0 1 0
Benito Santiago, R (1, 2) OBP: 0.313, SLG: 0.421		C F B B B X 3-2 ① G5-3		B C B X 2-1 E6 S 1B SF8	B C X 1-1 ③ P3		B S S F C 1-3 ③ K			4	1	0	0	0	1	2
Jeff Conine, R (1, 7) OBP: 0.393, SLG: 0.351 (7, 3)		C B B B B 4-1 2B BB		1 SAFE X 0-0 S 1-2 1B		B S B X 2-1 CS 1B		B B B C B 4-1 G4-3 1B BB		2	2	2	0	2	0	0
Alex Arias, R (1, 4) OBP: 0.327, SLG: 0.404		1 SAFE C B 1 SAFE C B 1 SAFE X 2-2 1-H 2B		2 SAFE C X 0-1 ② SF8 1-2 2-H		B 1 SAFE C 1 SAFE S X 1-2 ① ② F7 1-2		B B 1 SAFE C 1 SAFE F X 2-2 ① G4-3 1-2		3	0	1	2	0	0	2
Walt Weiss, S (1, 6) OBP: 0.380, SLG: 0.281		C F X 0-2 ② F7		I I I 4-0 IBB		B X 1-0 ③ F8		B F F C 1-3 ② K		3	0	0	0	1	1	2
Luis Aquino, R (1, 1) Greg Briley, L (7, PH) OBP: 0.261, SLG: 0.190 (7, 7)		X 0-0 ③ G6-3		S F F S 0-3 ③ K			C B X 1-1 ① L8	X 0-0 S 2-H 1B		2 2	0 0	0 1	0 1	0 0	1 0	3 0
Inning Stats	R: 0 H: 1 E: 0 LOB: 1 K: 2 BB: 0 S: 10 P: 15	R: 1 H: 1 E: 0 LOB: 1 K: 0 BB: 1 S: 11 P: 20	R: 0 H: 0 E: 0 LOB: 0 K: 1 BB: 0 S: 11 P: 15	R: 1 H: 1 E: 1 LOB: 2 K: 1 BB: 1 S: 13 P: 20	R: 1 H: 2 E: 0 LOB: 1 K: 1 BB: 0 S: 11 P: 17	R: 0 H: 1 E: 0 LOB: 0 K: 0 BB: 0 S: 6 P: 10	R: 2 H: 3 E: 0 LOB: 1 K: 1 BB: 0 S: 17 P: 25	R: 1 H: 1 E: 0 LOB: 1 K: 2 BB: 1 S: 11 P: 18	R: 0 H: 0 E: 0 LOB: 0 K: 1 BB: 1 S: 8 P: 14	1B: 8 SF: 1 2B: 2 SAC: 0 3B: 0 DP: 1 HR: 1 HBP: 0						

	AB	35
	R	6
	H	10
	RBI	6
	BB	4
	SO	9
	LOB	18

	WP: 0	PA: 40
	PB: 0	
	SB: 6	
	CS: 1	

PITCHER		IP	WLS	BF	H	R	ER	SO	BB	IBB	HBP	BLK	WP	HR	S	P	ERA	WHIP
Pete Smith, R ERA: 2.35	(1, 1)	6.2	L	31	9	5	4	5	1	1	0	0	0	1	75	117	5.40	1.500
Greg McMichael, R ERA: 3.86	(7, 1)	1.1		6	1	1	1	3	1	0	0	0	0	0	15	23	6.75	1.500
Kent Mercker, L ERA: 5.06	(9, 1)	1.0		3	0	0	0	1	1	0	0	0	0	0	8	14	0.00	1.000

PITCHER		IP	WLS	BF	H	R	ER	SO	BB	IBB	HBP	BLK	WP	HR	S	P	ERA	WHIP

BOTTOM

Batter	1	2	3	4	5	6	7	8	9	AB	R	H	RBI	BB	SO	LOB
Otis Nixon, S (1, 8) OBP: 0.333, SLG: 0.247	B F X 1-1 B1-3 ①		C S B X 1-2 G6-3 ② F C B B B B 4-2 BB			C F B B X 2-2 FC6-4 ③ 1-2f			C B B B C F F B 4-2 SH1-4 BB	3	0	0	0	2	0	2
Jeff Blauser, R (1, 6) OBP: 0.411, SLG: 0.374	B B F C F X 2-2 F7 ②		C B B B X 3-1 1B F X 0-1 P4 ③				B B C S X 2-2 L7 ①		1 SAFE L 1 SAFE B B X 2-1 SH1-4 ① 1-2	4	0	1	0	0	0	2
Terry Pendleton, S (1, 5) OBP: 0.236, SLG: 0.258	C B X 1-1 F8 ③		1 SAFE F C 1 SAFE 1 SAFE C 0-3 K ③		X 0-0 G4-3 ①		B X 1-0 F8 ②		B X 1-0 F7 ②	5	0	0	0	0	1	2
David Justice, L (1, 9) OBP: 0.272, SLG: 0.326		S X 0-1 P4 ①		C B X 1-1 F7 ① B C B F X 2-2 F9 ②			C B C B B C 3-3 K ③		B C X 1-1 F7 ③	5	0	0	0	0	1	1
Ron Gant, R (1, 7) OBP: 0.290, SLG: 0.398		C S B F B S 2-3 K ②		B X 1-0 1B 1B 1B B X 1-0 G5-3 ③				S B B B B X 3-1 HR		4	2	2	1	0	1	0
Sid Bream, L (1, 3) OBP: 0.325, SLG: 0.338		B C F X 1-2 1B 1B		1 SAFE C B 1 SAFE X 1-1 G3 1B 1-2 2B 1B		F F B S 1-3 K2-3 ①		X 0-0 B1-3 ①		4	1	2	0	0	1	0
Damon Berryhill, S (1, 2) OBP: 0.385, SLG: 0.528		X 0-0 1-2 1B		F B F X 1-2 G3 1-2 2-H 2B 1B		X 0-0 FC1-5 2B		X 0-0 HR		4	2	4	2	0	0	0
Mark Lemke, S (1, 4) OBP: 0.351, SLG: 0.339		B C B B C X 3-2 G3-1 ③		F C X 0-2 G3 1-2 2-3 ②		F B B B B 4-1 FC1-5 BB		X 0-0 G4-3 ②		3	0	0	0	1	0	4
Pete Smith, R (1, 1) OBP: 0.182, SLG: 0.300 Greg McMichael, R (7, 1) Ryan Klesko, L (8, PH) OBP: 0.500, SLG: 0.857 Kent Mercker, L (9, 1)			C X 0-1 G1-3 ①	C X 0-1 2-H 3-H 2B		X 0-0 FC1-5 ② FC6-4 1-2 2-3f		B C F X 1-2 L3 ③		3 0 1 0	0 0 0 0	1 0 0 0	2 0 0 0	0 0 0 0	0 0 0 0	2 0 0 0
Inning Stats	R: 0 E: 0 K: 0 S: 8 H: 0 LOB: 0 BB: 0 P: 12	R: 0 E: 0 K: 1 S: 13 H: 2 LOB: 2 BB: 0 P: 19	R: 0 E: 0 K: 1 S: 10 H: 1 LOB: 1 BB: 0 P: 14	R: 3 E: 0 K: 0 S: 17 H: 4 LOB: 2 BB: 1 P: 25	R: 0 E: 0 K: 0 S: 5 H: 0 LOB: 0 BB: 0 P: 8	R: 0 E: 0 K: 1 S: 9 H: 1 LOB: 2 BB: 1 P: 16	R: 0 E: 0 K: 1 S: 7 H: 0 LOB: 0 BB: 0 P: 13	R: 2 E: 0 K: 0 S: 8 H: 2 LOB: 0 BB: 0 P: 12	R: 0 E: 0 K: 0 S: 9 H: 0 LOB: 1 BB: 1 P: 17	1B: 6 2B: 2 3B: 0 HR: 2 SF: 0 SAC: 1 DP: 0 HBP: 0						

PITCHER	IP	WLS	BF	H	R	ER	SO	BB	IBB	HBP	BLK	WP	HR	S	P	ERA	WHIP
Luis Aquino, R (1, 1) ERA: 2.91	6.0	W	28	8	3	3	3	2	0	0	0	0	0	62	94	4.50	1.667
Richie Lewis, R (7, 1) ERA: 2.81	2.0		8	2	2	2	1	0	0	0	0	0	2	15	25	9.00	1.000
Trevor Hoffman, R (9, 1) ERA: 3.09	1.0	S	4	0	0	0	0	1	0	0	0	0	0	9	17	0.00	1.000

PITCHER	IP	WLS	BF	H	R	ER	SO	BB	IBB	HBP	BLK	WP	HR	S	P	ERA	WHIP

Florida Marlins @ Atlanta Braves

Atlanta-Fulton County Stadium, Atlanta, GA

Thu Apr 29 1993, 7:05 PM EDT

Att. 49,221 - Unknown - 75 F

livebaseballscorecards.com

AB	36
R	5
H	10
RBI	5
BB	3
SO	4
LOB	13

WP: 0 PA: 40
PB: 0
SB: 0
CS: 0

Batter	1	2	3	4	5	6	7	8	9	AB	R	H	RBI	BB	SO	LOB
Eric Young Sr., R (1, 4) OBP: 0.365, SLG: 0.370	B C B B C S 3-3 ① K	B F C B B F B 4-2 1B BB		B X 1-0 G3 BB 1B		B C B X 2-1 ① G1-3		X 0-0 ① G5-3		4	0	1	0	1	1	0
Alex Cole, L (1, 8) OBP: 0.382, SLG: 0.382	B F C B F B B 4-2 S 1B HR BB	1 SAFE X 0-0 1-3 1B		1 SAFE 1 SAFE 1 SAFE C B 1 SAFE B 1 SAFE P 4-1 B G3 1-2 BB		X 0-0 1B SF8 1B		X 0-0 S 1B 1B		3	3	3	0	2	0	0
Daryl Boston, L (1, 7) OBP: 0.370, SLG: 0.313 Gerald Young, S (8, 7) OBP: 0.333, SLG: 0.111	1 SAFE C 1 SAFE B 1 SAFE B 1 SAFE X 2-1 1-2 HR 1B	X 0-0 ② P7		C B X 1-1 ② G3 1-2 2-3		1 SAFE S X 0-1 1-3 1B		1 SAFE F 1 SAFE B F S 1-3 ② K 1-2		5 0	1 0	2 0	0 0	0 0	1 0	5 0
Andres Galarraga, R (1, 3) OBP: 0.435, SLG: 0.647	F B B 1 SAFE S X 2-2 1-H 2-H HR	I I I I 4-0 IBB		I I I I 4-0 IBB		S X 0-1 ② SF8 3-H		I I I I 4-0 E 1B IBB		1	1	1	4	3	0	0
Dante Bichette, R (1, 9) OBP: 0.359, SLG: 0.514	X 0-0 S 1B 1B	X 0-0 ③ G1-3		B F B F S 2-3 ③ K		B S X 1-1 ③ F7		X 0-0 E8 1-3 2-H 1B		5	1	2	1	0	1	7
Charlie Hayes, R (1, 5) OBP: 0.359, SLG: 0.561	S C S 0-3 ② K 1-2	B X 1-0 ① G4-3	B B F B X 3-1 G1-3 2B			B B S X 2-1 1B		F X 0-1 ③ F9		5	0	2	0	0	1	3
Joe Girardi, R (1, 2) OBP: 0.299, SLG: 0.373	B C S B 2 SAFE F F X 2-2 2-H FC6-4 1B	B B X 2-0 ② G6-3	C B C S 1-3 ① K			1 SAFE X 0-0 ① F8			B X 1-0 ① G5-3	5	0	1	1	0	1	2
Freddie Benavides, R (1, 6) OBP: 0.200, SLG: 0.192	C X 0-1 ③ FC6-4 1-2f	B B F B X 3-1 ③ F8		B X 1-0 ② G1-3 2-3		X 0-0 ② L7			C C S 0-3 ② K	5	0	0	0	0	1	3
Armando Reynoso, R (1, 1)		C X 0-1 ① G4-3		F C C 0-3 ① K	B X 1-0 ③ G5-3	X 0-0 ③ G6-3			C C B X 1-2 ③ G5-3	5	0	0	0	0	1	2
Inning Stats	R: 4 E: 0 K: 2 S: 22 H: 4 LOB: 1 BB: 1 P: 35	R: 0 E: 0 K: 0 S: 8 H: 1 LOB: 3 BB: 2 P: 16	R: 0 E: 0 K: 0 S: 4 H: 0 LOB: 0 BB: 0 P: 10	R: 0 E: 0 K: 2 S: 11 H: 1 LOB: 3 BB: 2 P: 22	R: 0 E: 0 K: 1 S: 7 H: 1 LOB: 1 BB: 0 P: 13	R: 1 E: 0 K: 0 S: 9 H: 2 LOB: 1 BB: 0 P: 12	R: 0 E: 0 K: 0 S: 5 H: 1 LOB: 1 BB: 0 P: 7	R: 1 E: 1 K: 1 S: 8 H: 2 LOB: 2 BB: 1 P: 13	R: 0 E: 0 K: 1 S: 7 H: 0 LOB: 0 BB: 0 P: 9	1B: 10 2B: 1 3B: 0 HR: 1 SF: 1 SAC: 0 DP: 0 HBP: 0						

PITCHER		IP	WLS	BF	H	R	ER	SO	BB	IBB	HBP	BLK	WP	HR	S	P	ERA	WHIP
Ryan Bowen, R ERA: 2.61	(1, 1)	5.0	L	27	7	4	4	5	3	2	0	0	0	1	52	96	7.20	2.000
Jim Corsi, R ERA: 6.0	(6, 1)	3.0		15	5	2	2	1	0	1	0	0	0	0	22	32	6.00	1.667
Cris Carpenter, R ERA: 3.86	(9, 1)	1.0		3	0	0	0	1	0	0	0	0	0	0	7	9	0.00	0.000

PITCHER	IP	WLS	BF	H	R	ER	SO	BB	IBB	HBP	BLK	WP	HR	S	P	ERA	WHIP

TOP

Colorado Rockies @ Florida Marlins

Joe Robbie Stadium, Miami, FL

Fri Apr 30 1993, 7:05 PM EDT
Att. 42,535 - Unknown

livebaseballscorecards.com

AB	38
R	6
H	12
RBI	6
BB	6
SO	7
LOB	22

WP: 0 PB: 0 SB: 3 CS: 0 PA: 45

Batter	1	2	3	4	5	6	7	8	9	AB	R	H	RBI	BB	SO	LOB
Chuck Carr, S (1, 8) OBP: 0.273, SLG: 0.290	B B C X 2-1 ① F8		B B C B C F X 3-2 ① G4-3		X 0-0 ③ P6			X 0-0 ② B2-3		4	0	0	0	0	0	1
Junior Felix, S (1, 9) OBP: 0.264, SLG: 0.414	B F B F X 2-2 ② L9		B F C F T 1-2 ② K			C B F F B S 2-3 ① K		X 0-0 1B		4	0	1	0	0	2	0
Dave Magadan, L (1, 5) OBP: 0.457, SLG: 0.413	F S H 1-2 HBP		X 0-0 ③ G4-3			B X 1-0 1B		C B 1 SAFE F F X 1-2 ③ F9		3	0	1	0	0	0	1
Orestes Destrade, S (1, 3) OBP: 0.350, SLG: 0.364	B B X 2-0 ③ P5			B B C X 2-1 ① F9		F X 0-1 ② L8			X 0-0 ① L7	4	0	0	0	0	0	2
Benito Santiago, R (1, 2) OBP: 0.322, SLG: 0.418		F S F B B B F B 4-2 1B E BB		F X 0-1 ② F8		X 0-0 ③ F8			B F B B X 3-1 FC4 1B	3	1	1	0	1	0	1
Jeff Conine, R (1, 7) OBP: 0.386, SLG: 0.346		C 1 SAFE 1 SAFE X 0-1 E G4-6-3 1-3 1B		B C F F X 1-2 ③ G5-3			F X 0-1 ① G5-3		B F B B X 3-1 ② F9	4	1	1	0	0	0	1
Alex Arias, R (1, 4) OBP: 0.339, SLG: 0.400		B 1 SAFE B B C B 4-1 G4-6-3 1-3 3-H BB			C S B F F F X 1-2 G6-3 1B 1B		B C X 1-1 ② P4		C F B B X 2-2 ③ FC4 1-2f	3	0	1	0	1	0	1
Walt Weiss, S (1, 6) OBP: 0.378, SLG: 0.284		F B F X 1-2 ① ② G4-6-3 1-2f 3-H			1 SAFE B F 1 SAFE X 1-1 G6-3 1-2 1B		C S S 0-3 ③ K			3	0	1	0	0	1	1
Ryan Bowen, R (1, 1) OBP: 0.100, SLG: 0.100	B X 1-0 ③ G5-3				F X 0-1 ① ② G6-3 1-2f 2-3			B C S S 1-3 ① K		1	0	0	0	0	0	0
Rick Renteria, R (5, PH) OBP: 0.250, SLG: 0.200										1	0	0	0	0	0	2
Jim Corsi, R (6, 1)										0	0	0	0	0	0	0
Greg Briley, L (8, PH) OBP: 0.250, SLG: 0.182										1	0	0	0	0	1	0
Cris Carpenter, R (9, 1)										0	0	0	0	0	0	0
Inning Stats	R: 0 E: 0 K: 0 S: 8 H: 0 LOB: 1 BB: 0 P: 15	R: 2 E: 1 K: 0 S: 11 H: 1 LOB: 0 BB: 2 P: 21	R: 0 E: 0 K: 1 S: 9 H: 0 LOB: 0 BB: 0 P: 13	R: 0 E: 0 K: 0 S: 8 H: 0 LOB: 0 BB: 0 P: 11	R: 0 E: 0 K: 0 S: 11 H: 2 LOB: 1 BB: 0 P: 13	R: 0 E: 0 K: 1 S: 8 H: 1 LOB: 1 BB: 0 P: 11	R: 0 E: 0 K: 1 S: 7 H: 0 LOB: 0 BB: 0 P: 8	R: 0 E: 0 K: 1 S: 9 H: 1 LOB: 1 BB: 0 P: 11	R: 0 E: 0 K: 0 S: 8 H: 1 LOB: 1 BB: 0 P: 16	1B: 6 2B: 0 3B: 0 HR: 0	SF: 0 SAC: 0 DP: 2 HBP: 1						

PITCHER	IP	WLS	BF	H	R	ER	SO	BB	IBB	HBP	BLK	WP	HR	S	P	ERA	WHIP
Armando Reynoso, R (1, 1) ERA: 1.0	9.0	W	34	6	2	1	4	2	0	1	0	0	0	79	119	1.00	0.889

PITCHER	IP	WLS	BF	H	R	ER	SO	BB	IBB	HBP	BLK	WP	HR	S	P	ERA	WHIP

BOTTOM

Colorado Rockies @ Florida Marlins

Joe Robbie Stadium, Miami, FL

Fri Apr 30 1993, 7:05 PM EDT

Att. 42,535 - Unknown

livebaseballscorecards.com

AB	31
R	2
H	6
RBI	0
BB	2
SO	4
LOB	10

1B: 6	SF: 0	WP: 0	PA: 34
2B: 0	SAC: 0	PB: 0	
3B: 0	DP: 2	SB: 0	
HR: 0	HBP: 1	CS: 0	

Colorado Rockies @ Florida Marlins

Joe Robbie Stadium, Miami, FL

Sat May 01 1993, 7:05 PM EDT

Att. 43,583 - Unknown - 76 F

TOP

livebaseballscorecards.com

Batter	1	2	3	4	5	6	7	8	9	10	11	12	AB	R	H	RBI	BB	SO	LOB
Eric Young Sr., R (1, 4) OBP: 0.382, SLG: 0.369	H 1-0 CS HBP	B 1 SAFE C F B X 2-2 ① F7	B C C X 1-2 ① G5-3	B B B B 4-0 1B 1B BB	B B B B 4-1 CS BB	X 0-0 ① F8 S 1B					3	1	1	0	2	0	1
Alex Cole, L (1, 8) OBP: 0.366, SLG: 0.365	1 SAFE 1 SAFE B 1 B F S B X 3-2 ① ② F9 1-2	B B C X 2-1 ① G3 1B 1-2	T X 0-1 ② G4-3	B C X 1-1 ① F8	1 SAFE B C 1 SAFE F B S 2-3 ② ③ K 1-3	1 SAFE B C C T 2-2 ① K 1-2					6	0	1	0	0	2	4
Daryl Boston, L (1, 7) OBP: 0.379, SLG: 0.314 Gerald Young, S (7, PR) OBP: 0.286, SLG: 0.091 (7, 7)	B S B B 4-1 2B HBP BB	B C X 1-1 ② G3 1-2 2-3	C S F B S 1-3 ③ K	B B S X 2-1 1B 1B 1B 1-2	C B F X 1-2 ① G4-3	X 0-0 ② F8 2-3					3 2	1 1	1 0	0 0	1 0	1 0	2 1
Andres Galarraga, R (1, 3) OBP: 0.439, SLG: 0.644	L B F X 1-2 HBP 2B 1-3 2B	X 0-0 ③ G5-3	F C F S 0-3 ① K	B X 1-0 1B 1B FC5-4 1-2 2-H 1B	B B F S C 2-3 ② K	I I I I 4-0 IBB					5	2	2	1	1	2	2
Dante Bichette, R (1, 9) OBP: 0.357, SLG: 0.493	B B B B B 4-0 HBP 2B BB	C X 0-1 ① L9	B C X 1-1 ② L7	X 0-0 FC5-4 1B 1-2 2-3 1B	S T F B S 1-3 ③ K		F F X 0-2 ③ G5-3				5	1	1	0	1	1	2
Charlie Hayes, R (1, 5) OBP: 0.378, SLG: 0.570	F S H 1-2 2B HBP 1-2 2-3 3-H	B B B C B 4-1 1B S BB	B B S F F S 2-3 ③ K2-3	B F X 1-1 FC5-4 1B 1-2 2-3 3-H	B S B X 2-1 FC1-5 2B	B S X 1-1 ① G6-3					4	0	2	2	1	1	0
Joe Girardi, R (1, 2) OBP: 0.301, SLG: 0.383	B C F B X 2-2 1-3 2-H 3-H 2B	1 SAFE S X 0-1 ① 1-3 1B	X 0-0 ① G5-3	B X 1-0 ② FC5-4 1-2f 2-3 3-H	B B C B X 3-1 ① FC1-5 2-3	F S B X 1-2 ② P4					6	0	2	3	0	0	3
Freddie Benavides, R (1, 6) OBP: 0.196, SLG: 0.179 Jeff Parrett, R (7, 1) OBP: 0.500, SLG: 0.500 Jerald Clark, R (10, PH) OBP: 0.295, SLG: 0.414 Scott Fredrickson, R (10, 1) Gary Wayne, L (10, 1) Dale Murphy, R (12, PH) OBP: 0.277, SLG: 0.211 Steve Reed, R (12, 1)	B S B X 2-1 ③ G6-3	X 0-0 ② L7	C X 0-1 ② G5-3	B X 1-0 ③ F8						B 1 SAFE 1 S X 1-1 ② P6	B F B S B S 3-3 ③ K		4 0 1 0 0 1	0 0 0 0 0 0	0 0 0 0 0 0	0 0 0 0 0 1	0 0 0 0 0 0	0 0 1 0 0 0	7 0 1 0 0 0
David Nied, R (1, 1) OBP: 0.308, SLG: 0.182 Jim Tatum, R (6, PH) OBP: 0.214, SLG: 0.286 Willie Blair, R (6, 1) Vinny Castilla, R (7, 6) OBP: 0.296, SLG: 0.542		C S T F X 0-2 G3 1B 1B	F S S 0-3 ③ K	B B B C S S S 2-3 ③ K		X 0-0 ① F9		1 SAFE C S 1 SAFE X 0-2 ③ P6			2 1 0 2	0 0 0 0	1 0 0 0	0 0 0 0	1 1 0 0	2 0 0 1	2 0 0 1
Inning Stats	R: 3 H: 2 E: 0 LOB: 2 K: 0 BB: 2 S: 14 P: 32	R: 0 H: 2 E: 0 LOB: 2 K: 0 BB: 0 S: 13 P: 18	R: 0 H: 1 E: 0 LOB: 2 K: 1 BB: 1 S: 9 P: 13	R: 0 H: 0 E: 0 LOB: 0 K: 1 BB: 0 S: 9 P: 11	R: 0 H: 0 E: 0 LOB: 0 K: 2 BB: 0 S: 10 P: 13	R: 0 H: 0 E: 0 LOB: 0 K: 1 BB: 0 S: 6 P: 8	R: 3 H: 4 E: 0 LOB: 3 K: 0 BB: 1 S: 10 P: 21	R: 0 H: 0 E: 0 LOB: 1 K: 1 BB: 1 S: 6 P: 12	R: 0 H: 0 E: 0 LOB: 0 K: 2 BB: 0 S: 10 P: 14	R: 0 H: 1 E: 0 LOB: 1 K: 0 BB: 0 S: 9 P: 15	R: 0 H: 1 E: 0 LOB: 2 K: 1 BB: 1 S: 8 P: 14	R: 0 H: 0 E: 0 LOB: 0 K: 1 BB: 0 S: 8 P: 13	1B: 8 2B: 4 3B: 0 HR: 0	SF: 0 SAC: 0 DP: 1 HBP: 2			WP: 0 PB: 0 SB: 2 CS: 3	PA: 53	

	AB	45
	R	6
	H	11
	RBI	6
	BB	6
	SO	10
	LOB	26

PITCHER		IP	WLS	BF	H	R	ER	SO	BB	IBB	HBP	BLK	WP	HR	S	P	ERA	WHIP
Charlie Hough, R ERA: 4.54	(1, 1)	6.1		31	7	6	6	5	4	0	2	0	0	0	66	108	8.53	1.737
Cris Carpenter, R ERA: 3.48	(7, 1)	1.0		6	2	0	0	0	1	0	0	0	0	0	7	14	0.00	3.000
Bob McClure, L ERA: 7.71	(8, 1)	0.2		1	0	0	0	1	0	0	0	0	0	0	4	6	0.00	0.000
Trevor Hoffman, R ERA: 2.63	(9, 1)	2.0		7	1	0	0	2	0	0	0	0	0	0	19	29	0.00	0.500
Bryan Harvey, R ERA: 3.18	(11, 1)	2.0	W	8	1	0	0	2	0	1	0	0	0	0	16	27	0.00	0.500

PITCHER		IP	WLS	BF	H	R	ER	SO	BB	IBB	HBP	BLK	WP	HR	S	P	ERA	WHIP

Colorado Rockies @ Florida Marlins

Joe Robbie Stadium, Miami, FL

Sat May 01 1993, 7:05 PM EDT

Att. 43,583 - Unknown - 76 F

livebaseballscorecards.com

BOTTOM

Batter	1	2	3	4	5	6	7	8	9	10	11	12	AB	R	H	RBI	BB	SO	LOB
Chuck Carr, S (1, 8) OBP: 0.296, SLG: 0.318	G1-3	BB			HR 1B	2B			B5-3		SH5-3		4	1	2	0	1	0	0
Junior Felix, S (1, 9) OBP: 0.268, SLG: 0.396	L3	K			HR BB	G6-3			K		IBB		4	1	0	0	2	2	4
Dave Magadan, L (1, 5) OBP: 0.460, SLG: 0.397	G4-3		G4-6-3 BB		HR BB		P6			BB SH2-3 BB	F7		3	1	0	0	3	0	2
Orestes Destrade, S (1, 3) OBP: 0.333, SLG: 0.344		K	G4-6-3		K		P7			SH2-3	K		5	0	0	0	0	3	6
Benito Santiago, R (1, 2) OBP: 0.312, SLG: 0.400		1B 1B	G1-3		K		F7			P4	F9		6	1	1	0	0	1	4
Jeff Conine, R (1, 7) OBP: 0.404, SLG: 0.398		1B E 1B		F8	HR			K		BB IBB	G4-3 1B		5	3	3	4	1	1	0
Alex Arias, R (1, 4) OBP: 0.349, SLG: 0.396 Trevor Hoffman, R (9, 1) Greg Briley, L (10, PH) OBP: 0.250, SLG: 0.182 Steve Decker, R (10, PH) Bryan Harvey, R (11, 1) Monty Fariss, R (12, PH) OBP: 0.313, SLG: 0.385		E 1B		WP BB	P3	F8				FC5-4 BB		1B G4-3	3 0 0 0 0 0 0	0 0 0 0 0 0 0	1 0 0 0 0 0 0	1 0 0 0 1 0 0	1 0 0 0 0 0 0	0 0 0 0 0 0 0	0 0 0 0 0 0 0
Walt Weiss, S (1, 6) OBP: 0.364, SLG: 0.274		E9		F9	K	L9				FC5-4		G4-3	6	0	1	1	0	1	6
Charlie Hough, R (1, 1) Cris Carpenter, R (7, 1) Bob McClure, R (8, 1) Rick Renteria, R (9, 4) OBP: 0.316, SLG: 0.235		G5-3		F9	K				F8		SH5-3 BB		3 0 0 2	0 0 0 0	0 0 0 1	0 0 0 1	0 0 0 1	1 0 0 0	3 0 0 0
Inning Stats	R: 0 H: 0 E: 0 LOB: 0 K: 0 BB: 0 S: 8 P: 16	R: 2 H: 4 E: 1 LOB: 3 K: 2 BB: 1 S: 21 P: 39	R: 0 H: 0 E: 0 LOB: 0 K: 0 BB: 1 S: 5 P: 10	R: 0 H: 0 E: 0 LOB: 1 K: 0 BB: 1 S: 13 P: 21	R: 4 H: 2 E: 0 LOB: 0 K: 2 BB: 2 S: 13 P: 22	R: 0 H: 1 E: 0 LOB: 1 K: 2 BB: 0 S: 9 P: 15	R: 0 H: 0 E: 0 LOB: 0 K: 0 BB: 0 S: 9 P: 13	R: 0 H: 0 E: 0 LOB: 0 K: 1 BB: 0 S: 8 P: 13	R: 0 H: 0 E: 0 LOB: 0 K: 1 BB: 0 S: 10 P: 14	R: 0 H: 0 E: 0 LOB: 3 K: 0 BB: 3 S: 6 P: 22	R: 0 H: 0 E: 0 LOB: 2 K: 1 BB: 2 S: 8 P: 21	R: 1 H: 2 E: 0 LOB: 2 K: 0 BB: 1 S: 16 P: 24	1B: 7 SF: 0 2B: 1 SAC: 2 3B: 0 DP: 1 HR: 1 HBP: 0						WP: 1 PA: 54 PB: 0 SB: 2 CS: 0	

PITCHER		IP	WLS	BF	H	R	ER	SO	BB	IBB	HBP	BLK	WP	HR	S	P	ERA	WHIP
David Nied, R ERA: 4.5	(1, 1)	5.0		25	6	6	6	4	5	0	0	1	1	1	60	108	10.80	2.200
Willie Blair, R ERA: 3.65	(6, 1)	1.0		4	1	0	0	2	0	0	0	0	0	0	9	15	0.00	1.000
Jeff Parrett, R ERA: 3.15	(7, 1)	3.0		9	0	0	0	2	0	0	0	0	0	0	27	40	0.00	0.000
Scott Fredrickson, R ERA:	(10, 1)	0.2		4	0	0	0	0	1	1	0	0	0	0	3	13	0.00	1.500
Gary Wayne, L ERA: 3.24	(10, 1)	1.1		7	0	0	0	1	2	1	0	0	0	0	11	30	0.00	1.500

PITCHER		IP	WLS	BF	H	R	ER	SO	BB	IBB	HBP	BLK	WP	HR	S	P	ERA	WHIP
Steve Reed, R ERA: 9.0	(12, 1)	0.2	L	5	2	1	1	0	1	0	0	0	0	0	16	24	13.50	4.500

AB	41
R	7
H	9
RBI	7
BB	11
SO	9
LOB	25

Colorado Rockies @ Florida Marlins

Joe Robbie Stadium, Miami, FL

Sun May 02 1993, 7:05 PM EDT

Att. 41,370 - Unknown - 76 F

livebaseballscorecards.com

TOP

Batter	1	2	3	4	5	6	7	8	9	AB	R	H	RBI	BB	SO	LOB
Eric Young Sr., R (1, 4) OBP: 0.377, SLG: 0.364	C B C X 1-2 G3 ①		C B B S B X 3-2 L8 ③			B X 1-0 L5 ①		1 SAFE C 1 SAFE F 1 SAFE 1 SAFE X 0-2 S 1-3 1B 1B		4	1	1	0	0	0	0
Alex Cole, L (1, 8) OBP: 0.372, SLG: 0.372	B X 1-0 G4-3 ②			X 0-0 S S 1B		C B S B B X 3-2 G3 ②		F B C X 1-2 E 1-H 3-H 1B		4	0	2	2	0	0	0
Daryl Boston, L (1, 7) OBP: 0.355, SLG: 0.291 Willie Blair, R (8, 1) Darren Holmes, R (8, 1)	C B B X 2-1 G2-3 ③			1 SAFE 1 SAFE C B F S 1-3 K 1-2 ①		C B C B C F X 2-2 G6-3 ③		1 SAFE 1 SAFE C B S S 1-3 K 1-2 ③		4 0 0	0 0 0	0 0 0	0 0 0	0 0 0	2 0 0	2 0 0
Andres Galarraga, R (1, 3) OBP: 0.422, SLG: 0.617		B S S B F X 2-2 G4-3 ①		S B F B B F X 3-2 P6 ② 2-3			C X 0-1 F8 ①		F B F F F S 1-3 K2-3 ①	4	0	0	0	0	1	1
Charlie Hayes, R (1, 5) OBP: 0.373, SLG: 0.556		C B B X 2-1 1B ②		F B B X 2-1 L9 ③			B C F S 1-3 K ②		B B F X 2-1 F8 ②	4	0	1	0	0	1	1
Dante Bichette, R (1, 9) OBP: 0.341, SLG: 0.468		1 SAFE B F 1 SAFE 1 SAFE F F 1 SAFE C 1-3 K ②			F B F X 1-2 L7 ①		F X 0-1 G4-3 ③		C F X 0-2 P4 ③	4	0	0	0	0	1	1
Joe Girardi, R (1, 2) OBP: 0.291, SLG: 0.369		1 SAFE F 1 SAFE F 1 SAFE B C 1-3 K ③			X 0-0 F9 ②			S F F F X 0-2 G6-3 ①		3	0	0	0	0	1	1
Freddie Benavides, R (1, 6) OBP: 0.194, SLG: 0.203			C B X 1-1 G4-3 ①		X 0-0 2B			F X 0-1 G4-3 ②		3	0	1	0	0	0	0
Butch Henry, L (1, 1) OBP: 0.100, SLG: 0.100 Jerald Clark, R (8, PH) OBP: 0.270, SLG: 0.424 (8, 7)			B B C X 2-1 G4-3 ②		B X 1-0 G4-3 ③			S F B B X 2-2 1B 1B 1B		2 1	0 1	0 1	0 0	0 0	0 0	1 0
Inning Stats	R: 0 E: 0 K: 0 S: 6 H: 0 LOB: 0 BB: 0 P: 10	R: 0 E: 0 K: 2 S: 13 H: 1 LOB: 1 BB: 0 P: 19	R: 0 E: 0 K: 0 S: 7 H: 0 LOB: 0 BB: 0 P: 13	R: 0 E: 0 K: 1 S: 10 H: 1 LOB: 1 BB: 0 P: 16	R: 0 E: 0 K: 0 S: 6 H: 1 LOB: 1 BB: 0 P: 8	R: 0 E: 0 K: 0 S: 8 H: 0 LOB: 0 BB: 0 P: 14	R: 0 E: 0 K: 1 S: 7 H: 0 LOB: 0 BB: 0 P: 8	R: 2 E: 1 K: 1 S: 19 H: 3 LOB: 1 BB: 0 P: 23	R: 0 E: 0 K: 1 S: 10 H: 0 LOB: 0 BB: 0 P: 13	1B: 5 2B: 1 3B: 0 HR: 0	SF: 0 SAC: 0 DP: 0 HBP: 0					

	AB	33
	R	2
	H	6
	RBI	2
	BB	0
	SO	6
	LOB	7

WP: 0 PB: 0 SB: 3 CS: 0 PA: 33

PITCHER		IP	WLS	BF	H	R	ER	SO	BB	IBB	HBP	BLK	WP	HR	S	P	ERA	WHIP
Jack Armstrong, R ERA: 3.35	(1, 1)	8.0	L	30	6	2	2	5	0	0	0	0	0	0	76	111	2.25	0.750
Jim Corsi, R ERA: 4.5	(9, 1)	1.0		3	0	0	0	1	0	0	0	0	0	0	10	13	0.00	0.000

PITCHER	IP	WLS	BF	H	R	ER	SO	BB	IBB	HBP	BLK	WP	HR	S	P	ERA	WHIP

Colorado Rockies @ Florida Marlins

Joe Robbie Stadium, Miami, FL

Sun May 02 1993, 7:05 PM EDT

Att. 41,370 - Unknown - 76 F

livebaseballscorecards.com

BOTTOM

Batter	1	2	3	4	5	6	7	8	9	AB	R	H	RBI	BB	SO	LOB
Chuck Carr, S (1, 8) OBP: 0.316, SLG: 0.329	K		BB		1B		K		1B	4	1	2	0	1	2	0
Junior Felix, S (1, 9) OBP: 0.267, SLG: 0.389	P2		1B		K		K			4	0	1	0	0	2	1
Benito Santiago, R (1, 2) OBP: 0.309, SLG: 0.393	P3		P9		1B			G6-3		4	0	1	1	0	0	3
Orestes Destrade, S (1, 3) OBP: 0.321, SLG: 0.330		G5-3	F8		F9			L4		4	0	0	0	0	0	4
Dave Magadan, L (1, 5) OBP: 0.462, SLG: 0.415		FC6-4 1B		G4-3		G3		2B		4	0	2	0	0	0	0
Jeff Conine, R (1, 7) OBP: 0.398, SLG: 0.384		K		K		BB		F7		3	0	0	0	1	2	2
Alex Arias, R (1, 4) OBP: 0.343, SLG: 0.386		FC6-4 1-2f		FC6-4 1B		F7			K	4	0	1	0	0	1	2
Walt Weiss, S (1, 6) OBP: 0.370, SLG: 0.267			1B BB	FC6-4 1-2f		F9			G3 1B BB	2	0	0	0	2	0	2
Jack Armstrong, R (1, 1) OBP: 0.063, SLG: 0.063			K		P4		K		G3 1-2	3	0	0	0	0	2	1
Jim Corsi, R (9, 1)										0	0	0	0	0	0	0
Greg Briley, L (9, PH) OBP: 0.240, SLG: 0.174										1	0	0	0	0	0	1

Inning Stats	1	2	3	4	5	6	7	8	9
	R: 0 H: 0 E: 0 LOB: 0 K: 1 BB: 0 S: 10 P: 15	R: 0 H: 1 E: 0 LOB: 1 K: 1 BB: 0 S: 12 P: 16	R: 0 H: 1 E: 0 LOB: 3 K: 1 BB: 2 S: 20 P: 29	R: 0 H: 1 E: 0 LOB: 1 K: 1 BB: 0 S: 10 P: 17	R: 1 H: 2 E: 0 LOB: 1 K: 1 BB: 0 S: 13 P: 19	R: 0 H: 0 E: 0 LOB: 1 K: 0 BB: 1 S: 10 P: 20	R: 0 H: 0 E: 0 LOB: 0 K: 3 BB: 0 S: 11 P: 13	R: 0 H: 1 E: 0 LOB: 1 K: 0 BB: 0 S: 6 P: 12	R: 0 H: 1 E: 0 LOB: 2 K: 1 BB: 1 S: 10 P: 18

1B: 6	SF: 0	WP: 0 PA: 37
2B: 1	SAC: 0	PB: 0
3B: 0	DP: 0	SB: 1
HR: 0	HBP: 0	CS: 0

AB	33
R	1
H	7
RBI	1
BB	4
SO	9
LOB	16

PITCHER		IP	WLS	BF	H	R	ER	SO	BB	IBB	HBP	BLK	WP	HR	S	P	ERA	WHIP
Butch Henry, L ERA: 3.34	(1, 1)	7.0	W	29	5	1	1	8	3	0	0	0	0	0	86	129	1.29	1.143
Willie Blair, R ERA: 3.46	(8, 1)	0.2		3	1	0	0	0	0	0	0	0	0	0	4	9	0.00	1.500
Darren Holmes, R ERA: 14.85	(8, 1)	1.1	S	5	1	0	0	1	1	0	0	0	0	0	12	21	0.00	1.500

PITCHER		IP	WLS	BF	H	R	ER	SO	BB	IBB	HBP	BLK	WP	HR	S	P	ERA	WHIP

Cincinnati Reds @ Florida Marlins

Joe Robbie Stadium, Miami, FL

Tue May 04 1993, 7:05 PM EDT

Att. 38,798 - Unknown - 77 F

livebaseballscorecards.com

Batter	1	2	3	4	5	6	7	8	9	AB	R	H	RBI	BB	SO	LOB
Bip Roberts, S (1, 4) OBP: 0.297, SLG: 0.273	F C X 0-2 ① G5-3			B B B B 4-0 1B BLK HR BB	F F X 0-2 ② G5-3		B B B C X 3-1 ② G6-3		L S B F S 1-3 ② K	2	1	0	0	1	0	0
Juan Samuel, R (5, 4) OBP: 0.167, SLG: 0.227										2	0	0	0	0	1	1
Roberto Kelly, R (1, 8) OBP: 0.283, SLG: 0.385	B B F X 2-1 G4-6-3 1B			B C 1 SAFE F X 1-2 ① L8 1-2	B X 1-0 ③ G4-3		S F B B F B F F X 3-2 ③ F8		B F F S 1-3 ③ K	5	0	1	0	0	1	2
Barry Larkin, R (1, 6) OBP: 0.394, SLG: 0.358	B 1 SAFE B X 2-0 ② ③ G4-6-3 1-2f			B B C B X 3-1 E6 1B HR		B C X 1-1 ① G1-3		X 0-0 ① G6-3		4	1	0	0	0	0	2
Kevin Mitchell, R (1, 7) OBP: 0.418, SLG: 0.551		X 0-0 ① L8		X 0-0 HR 1-2 2-3 1B		B B B B 4-0 G5-3 1B BB		B S B S S B B 4-2 2B BB		2	1	1	0	2	0	0
Chris Sabo, R (1, 5) OBP: 0.257, SLG: 0.429		B B X 2-0 ② G4-3		B F F B X 2-2 1-H 2-H 3-H HR		C F B X 1-2 1-2 1B		B X 1-0 ② L8		4	1	2	4	0	0	1
Randy Milligan, R (1, 3) OBP: 0.426, SLG: 0.359		C X 0-1 ③ L1		C B S F X 1-2 FC5-4 1B		X 0-0 ② ③ G5-3 2-3f		B S X 1-1 1-3 2B		4	0	2	0	0	0	2
Dan Wilson, R (8, PR) OBP: 0.444, SLG: 0.500 (8, 2)										0	0	0	0	0	0	0
Reggie Sanders, R (1, 9) OBP: 0.299, SLG: 0.345			B B C F B X 3-2 ① F8	C B C X 1-2 ② FC5-4 1-2f			F F F B B B B B 4-2 HR BB	B F S B S 2-3 ③ K		3	1	0	0	1	1	3
Joe Oliver, R (1, 2) OBP: 0.327, SLG: 0.451 (8, 3)			B C X 1-1 ② F9	1 SAFE S X 0-1 ③ G5-3			F B X 1-1 1-H HR		X 0-0 1B	4	1	2	2	0	0	1
Tim Pugh, R (1, 1) OBP: 0.111, SLG: 0.111			C B B B X 2-1 ③ F8		B B C S S X 2-2 ① G6-3		B F B X 2-1 ① G3		C B S S S 1-3 ① K	1	0	0	0	0	0	0
Bobby Ayala, R (4, 1)										1	0	0	0	0	0	0
Cecil Espy, S (7, PH) OBP: 0.432, SLG: 0.290										1	0	0	0	0	0	0
Greg Cadaret, L (7, 1)										0	0	0	0	0	0	0
Gary Varsho, L (9, PH) OBP: 0.429, SLG: 0.409										1	0	0	0	0	1	1
Inning Stats	R: 0 E: 0 K: 0 S: 6 H: 1 LOB: 0 BB: 0 P: 10	R: 0 E: 0 K: 0 S: 4 H: 0 LOB: 0 BB: 0 P: 6	R: 0 E: 0 K: 0 S: 7 H: 0 LOB: 0 BB: 0 P: 13	R: 4 E: 1 K: 0 S: 18 H: 3 LOB: 1 BB: 1 P: 30	R: 0 E: 0 K: 0 S: 7 H: 0 LOB: 0 BB: 0 P: 10	R: 0 E: 0 K: 0 S: 6 H: 1 LOB: 1 BB: 1 P: 12	R: 2 E: 0 K: 0 S: 16 H: 1 LOB: 0 BB: 1 P: 29	R: 0 E: 0 K: 1 S: 9 H: 1 LOB: 2 BB: 1 P: 17	R: 0 E: 0 K: 3 S: 11 H: 1 LOB: 1 BB: 0 P: 14	1B: 5 2B: 1 3B: 0 HR: 2 SF: 0 SAC: 0 DP: 2 HBP: 0						

	AB	34
	R	6
	H	8
	RBI	6
	BB	4
	SO	4
	LOB	13

WP: 0 PB: 0 SB: 0 CS: 0 PA: 38

PITCHER		IP	WLS	BF	H	R	ER	SO	BB	IBB	HBP	BLK	WP	HR	S	P	ERA	WHIP
Chris Hammond, L ERA: 5.52	(1, 1)	6.0	W	26	6	6	5	0	3	0	0	1	0	2	54	92	7.50	1.500
Trevor Hoffman, R ERA: 2.35	(7, 1)	1.2		7	1	0	0	0	1	0	0	0	0	0	16	30	0.00	1.200
Bryan Harvey, R ERA: 2.84	(8, 1)	1.1	S	5	1	0	0	4	0	0	0	0	0	0	14	19	0.00	0.750

PITCHER	IP	WLS	BF	H	R	ER	SO	BB	IBB	HBP	BLK	WP	HR	S	P	ERA	WHIP

Batter	1	2	3	4	5	6	7	8	9	AB	R	H	RBI	BB	SO	LOB
Chuck Carr, S (1, 8) OBP: 0.333, SLG: 0.329	C S B B T S 2-3 K ①	B B B C B 4-1 G4-6-3 BB	F C F B B B X 3-2 S 2-3 1B		B B B C B 4-1 G4-3 G3-1 2B 1-2 BB		F S B B F B S 3-3 K ①			3	1	1	0	2	2	0
Junior Felix, S (1, 9) OBP: 0.264, SLG: 0.380	S X 0-1 1B HR 1B	1 SAFE 1 SAFE X 0-0 ①② G4-6-3 1-2f	1 SAFE 1 SAFE C C C 0-3 ③ K 1-2		B C S B B X 3-2 ① G3-1 1-2 2-3		X 0-0 ② F8			5	1	1	0	0	1	5
Bryan Harvey, R (8, 1)										0	0	0	0	0	0	0
Dave Magadan, L (1, 5) OBP: 0.477, SLG: 0.430	B 1 SAFE C C 1 SAFE 1 SAFE X 1-2 HR 1B 1-2	B C B F B X 3-2 BB BB 1B		B B B C X 3-1 E8 1B 1B	B B B I 4-0 G4-3 2B IBB		C B B B X 3-1 ③ G1-3			4	3	3	0	1	0	0
Orestes Destrade, S (1, 3) OBP: 0.333, SLG: 0.366	X 0-0 C B B B B 1-H 2-H HR	4-1 BB 1-2 BB		X 0-0 FC5-4 1B 2-H 1B	S B B X 2-1 ② G4-3 1-2 2-3 3-H			B C S B C 2-3 ① K		4	1	2	5	1	1	2
Benito Santiago, R (1, 2) OBP: 0.324, SLG: 0.419	X 0-0 E6 CS	B S B S F F F F B 4-2 B 1-2 2-3 BB		F X 0-1 ① P3	C B S X 1-2 S 2-H 3-H 2B			X 0-0 E7 1B 2B		4	1	2	2	1	0	1
Jeff Conine, R (1, 7) OBP: 0.398, SLG: 0.378	B 1 SAFE 1 SAFE B F B B 4-1 ② HBP 1-2 1B BB	X 0-0 ③ F9		B F S X 1-2 FC5-4 1-2 1B	B X 1-0 ③ F7 2-3			B S P S C 2-3 ② K		4	1	1	0	1	1	5
Alex Arias, R (1, 4) OBP: 0.347, SLG: 0.377	B C H 2-1 1B 1-2 HBP		C X 0-1 ① L6	B C B X 2-1 ② FC5-4 1-2f 2-3		C X 0-1 ① F9		B X 1-0 3-H 1B		4	0	1	1	0	0	2
Walt Weiss, S (1, 6) OBP: 0.371, SLG: 0.266	C X 0-1 1-3 2-H 1B		B B B 4-0 1B G4-3 BB	F B B X 2-1 ③ G4-3		B X 1-0 ② F8		B B B C X 3-1 ③ F8		4	0	1	1	1	0	3
Chris Hammond, L (1, 1) OBP: 0.167, SLG: 0.091	C B B F X 2-2 ③ L9		X 0-0 ② G4-3 1-2		B C X 1-1 E1 G3-1 WP G4-3	X 0-0 ③ F7				4	1	0	0	0	0	3
Trevor Hoffman, R (7, 1)										0	0	0	0	0	0	0
Greg Briley, L (8, 9) OBP: 0.240, SLG: 0.174										0	0	0	0	0	0	0
Inning Stats	R: 4 E: 1 K: 1 S: 18 H: 4 LOB: 2 BB: 1 P: 29	R: 0 E: 0 K: 0 S: 13 H: 1 LOB: 3 BB: 3 P: 28	R: 0 E: 0 K: 1 S: 10 H: 1 LOB: 2 BB: 1 P: 17	R: 1 E: 1 K: 0 S: 12 H: 3 LOB: 2 BB: 0 P: 20	R: 3 E: 1 K: 0 S: 12 H: 1 LOB: 1 BB: 2 P: 28	R: 0 E: 0 K: 0 S: 4 H: 0 LOB: 0 BB: 0 P: 5	R: 0 E: 0 K: 1 S: 7 H: 0 LOB: 0 BB: 0 P: 13	R: 1 E: 1 K: 2 S: 11 H: 2 LOB: 1 BB: 0 P: 18		1B: 9 2B: 2 3B: 0 HR: 1	SF: 0 SAC: 0 DP: 1 HBP: 1					

PITCHER		IP	WLS	BF	H	R	ER	SO	BB	IBB	HBP	BLK	WP	HR	S	P	ERA	WHIP
Tim Pugh, R ERA: 3.99	(1, 1)	3.1	L	24	9	5	5	2	5	0	1	0	0	1	49	86	13.50	4.200
Bobby Ayala, R ERA: 1.04	(4, 1)	2.2		12	1	3	0	0	1	1	0	0	1	0	20	41	0.00	0.750
Greg Cadaret, L ERA:	(7, 1)	2.0		8	2	1	0	3	0	0	0	0	0	0	18	31	0.00	1.000

PITCHER	IP	WLS	BF	H	R	ER	SO	BB	IBB	HBP	BLK	WP	HR	S	P	ERA	WHIP

BOTTOM

Cincinnati Reds @ Florida Marlins

Joe Robbie Stadium, Miami, FL

Tue May 04 1993, 7:05 PM EDT

Att. 38,798 - Unknown - 77 F

livebaseballscorecards.com

AB	36
R	9
H	12
RBI	9
BB	7
SO	5
LOB	21

Cincinnati Reds @ Florida Marlins

Joe Robbie Stadium, Miami, FL

Wed May 05 1993, 7:05 PM EDT

Att. 37,856 - Unknown - 78 F

livebaseballscorecards.com

TOP

Batter	1	2	3	4	5	6	7	8	9	AB	R	H	RBI	BB	SO	LOB
Roberto Kelly, R (1, 8) OBP: 0.279, SLG: 0.406	F C X 0-2 ① G1-3		X 0-0 ③ G4-3	B X 1-0 ③ G6-3			B C X 1-1 HR		C F B F S 1-3 ③ K	5	1	1	1	0	1	2
Jeff Branson, L (1, 4) OBP: 0.381, SLG: 0.368	B B X 2-0 1B			C S B S 1-3 ① K	B B B C X 3-1 ① G4-3		B F B B F F B 4-2 S BB			3	0	1	0	1	1	0
Barry Larkin, R (1, 6) OBP: 0.389, SLG: 0.347	B X 1-0 ② F9			B C B B B 4-1 1B 1B BB	F C X 0-2 ② G4-3		1 SAFE 1 SAFE B F B C X 2-2 ② G5-3 1-2			3	1	0	0	1	0	2
Kevin Mitchell, R (1, 7) OBP: 0.407, SLG: 0.528 Steve Foster, R (7, 1) Jeff Reardon, R (9, 1)	C B F F C 1-3 ③ K			1 SAFE 1 SAFE B 1 SAFE F 1 SAFE 1 SAFE F 1 SAFE X 1-2 1B 1B 1-3 1B	B B B X 3-0 ③ P4		X 0-0 ③ F7			4	1	1	0	0	1	2
										0	0	0	0	0	0	0
										0	0	0	0	0	0	0
Chris Sabo, R (1, 5) OBP: 0.257, SLG: 0.422		B F C B B S 3-3 ① K		F X 0-1 1B WP 1-2 3-H 1B		B F B C X 2-2 ① P9		C X 0-1 ① G3-1		4	1	1	1	0	1	0
Randy Milligan, R (1, 3) OBP: 0.418, SLG: 0.354		F B B X 2-1 ② G6-3		B X 1-0 BB WP G6-3 1-3 2-H 1B		X 0-0 ② G4-3		C B B X 2-1 ② G6-3		4	1	1	1	0	0	0
Reggie Sanders, R (1, 9) OBP: 0.307, SLG: 0.379		C B F C 1-3 ③ K		B C B F B B 4-2 G6-3 BB 1-2 3-H BB		B B X 2-0 HR		B C B F X 2-2 ③ G6-3		3	1	1	1	1	1	0
Joe Oliver, R (1, 2) OBP: 0.324, SLG: 0.436		C B F T 1-2 ① K		B C B F B B 4-2 G6-3 1-2 2-3 BB		B B C C F F F F S 2-3 ③ K			F F F B X 1-2 ① G6-3	3	0	0	0	1	2	0
Tom Browning, L (1, 1) OBP: 0.125, SLG: 0.125 Cecil Espy, S (7, PH) OBP: 0.422, SLG: 0.281 Cesar Hernandez, R (7, 7) OBP: 0.143, SLG: 0.100		C C S 0-3 ② K	S X 0-1 ② G6-3 1-2 2-3 3-H				S F X 0-2 ① F7		C F C 0-3 ② K	2	0	0	1	0	1	2
										1	0	0	0	0	0	0
										1	0	0	0	0	1	0
Inning Stats	R: 0 E: 0 K: 1 S: 9 H: 1 LOB: 1 BB: 0 P: 13	R: 0 E: 0 K: 2 S: 8 H: 0 LOB: 0 BB: 0 P: 14	R: 0 E: 0 K: 2 S: 7 H: 0 LOB: 0 BB: 0 P: 8	R: 4 E: 0 K: 1 S: 17 H: 3 LOB: 2 BB: 3 P: 33	R: 0 E: 0 K: 0 S: 6 H: 0 LOB: 0 BB: 0 P: 12	R: 1 E: 0 K: 1 S: 12 H: 1 LOB: 0 BB: 0 P: 18	R: 1 E: 0 K: 0 S: 12 H: 1 LOB: 1 BB: 1 P: 19	R: 0 E: 0 K: 0 S: 7 H: 0 LOB: 0 BB: 0 P: 11	R: 0 E: 0 K: 2 S: 12 H: 0 LOB: 0 BB: 0 P: 14	1B: 4 2B: 0 3B: 0 HR: 2 SF: 0 SAC: 0 DP: 0 HBP: 0							

	AB	33
	R	6
	H	6
	RBI	5
	BB	4
	SO	9
	LOB	8

WP: 1 PB: 0 SB: 1 CS: 0 PA: 37

Pitching

PITCHER		IP	WLS	BF	H	R	ER	SO	BB	IBB	HBP	BLK	WP	HR	S	P	ERA	WHIP
Ryan Bowen, R ERA: 3.62	(1, 1)	6.1	L	29	6	6	6	7	4	0	0	0	1	2	67	111	8.53	1.579
Richie Lewis, R ERA: 2.7	(7, 1)	0.2		2	0	0	0	0	0	0	0	0	0	0	4	6	0.00	0.000
Joe Klink, L ERA: 4.5	(8, 1)	1.0		3	0	0	0	0	0	0	0	0	0	0	7	11	0.00	0.000
Cris Carpenter, R ERA: 3.18	(9, 1)	1.0		3	0	0	0	2	0	0	0	0	0	0	12	14	0.00	0.000

PITCHER	IP	WLS	BF	H	R	ER	SO	BB	IBB	HBP	BLK	WP	HR	S	P	ERA	WHIP

Cincinnati Reds @ Florida Marlins

Joe Robbie Stadium, Miami, FL

Wed May 05 1993, 7:05 PM EDT

Att. 37,856 - Unknown - 78 F

livebaseballscorecards.com

BOTTOM

Batter	1	2	3	4	5	6	7	8	9	AB	R	H	RBI	BB	SO	LOB
Chuck Carr, S (1, 8) OBP: 0.314, SLG: 0.308	P4		F7		FC5-4 CS 1-2f		K		G3	5	0	0	0	0	1	3
Rick Renteria, R (1, 4) OBP: 0.348, SLG: 0.286	FC5-4 1B			1B SF7 1B	G4-3 1-2			G5-3		4	1	2	0	0	0	1
Benito Santiago, R (1, 2) OBP: 0.330, SLG: 0.411	F8			F9		G6-4-3 BB		1B BB		2	0	0	0	2	0	2
Orestes Destrade, S (1, 3) OBP: 0.331, SLG: 0.362	FC5-4 1-2f			1B 1B 1B 1-3		G6-4-3 1-2f		F8		4	1	1	0	0	0	3
Dave Magadan, L (1, 5) OBP: 0.478, SLG: 0.432		F8		SF7 3-H		BB		1B 1-2		2	0	1	1	1	0	0
Jeff Conine, R (1, 7) OBP: 0.393, SLG: 0.372		G3-1		1B 1B 1-2		K		L9		4	0	1	0	0	1	3
Monty Fariss, R (1, 9) OBP: 0.300, SLG: 0.353		F7		FC6-4 1B 1-2 2-H			L5		K	4	0	1	1	0	1	0
Alex Arias, R (1, 6) OBP: 0.342, SLG: 0.369			G6-3	FC6-4 1-2f			1B		F9	4	0	1	0	0	0	2
Ryan Bowen, R (1, 1) OBP: 0.167, SLG: 0.167			K		FC5-4 1B		K		1B	2	0	1	0	0	1	0
Richie Lewis, R (7, 1)										0	0	0	0	0	0	0
Junior Felix, S (7, PH) OBP: 0.262, SLG: 0.376										1	0	0	0	0	1	1
Joe Klink, L (8, 1)										0	0	0	0	0	0	0
Cris Carpenter, R (9, 1)										0	0	0	0	0	0	0
Greg Briley, L (9, PH) OBP: 0.269, SLG: 0.208										1	0	1	0	0	0	0
Inning Stats	R: 0 E: 0 K: 0 S: 9 H: 1 LOB: 1 BB: 0 P: 14	R: 0 E: 0 K: 0 S: 7 H: 0 LOB: 0 BB: 0 P: 12	R: 0 E: 0 K: 1 S: 13 H: 0 LOB: 0 BB: 0 P: 21	R: 2 E: 0 K: 0 S: 11 H: 4 LOB: 2 BB: 0 P: 19	R: 0 E: 0 K: 0 S: 5 H: 1 LOB: 0 BB: 0 P: 5	R: 0 E: 0 K: 1 S: 11 H: 0 LOB: 1 BB: 2 P: 23	R: 0 E: 0 K: 2 S: 10 H: 1 LOB: 1 BB: 0 P: 16	R: 0 E: 0 K: 0 S: 13 H: 1 LOB: 2 BB: 1 P: 21	R: 0 E: 0 K: 1 S: 9 H: 1 LOB: 1 BB: 0 P: 13	1B: 9 2B: 0 3B: 0 HR: 0	SF: 1 SAC: 0 DP: 1 HBP: 0					

AB	33
R	2
H	9
RBI	2
BB	3
SO	5
LOB	15

PITCHER		IP	WLS	BF	H	R	ER	SO	BB	IBB	HBP	BLK	WP	HR	S	P	ERA	WHIP
Tom Browning, L ERA: 7.65	(1, 1)	6.0	W	24	6	2	2	2	2	0	0	0	0	0	56	94	3.00	1.333
Steve Foster, R ERA: 1.37	(7, 1)	2.0		9	2	0	0	2	1	0	0	0	0	0	23	37	0.00	1.500
Jeff Reardon, R ERA: 2.7	(9, 1)	1.0		4	1	0	0	1	0	0	0	0	0	0	9	13	0.00	1.000

PITCHER	IP	WLS	BF	H	R	ER	SO	BB	IBB	HBP	BLK	WP	HR	S	P	ERA	WHIP

Batter	1	2	3	4	5	6	7	8	9	AB	R	H	RBI	BB	SO	LOB
Chuck Carr, S (1, 8) OBP: 0.300, SLG: 0.293	F C B C 1-3 ① K		L B F F F B B X 3-2 ② P5			C F X 0-2 ① L6		X 0-0 ① P6		4	0	0	0	0	1	2
Junior Felix, S (1, 9) OBP: 0.252, SLG: 0.362	C X 0-1 ② F8		F B S S S 1-3 ③ K			S S S 0-3 ② K		B B F C X 2-2 ② G1-3 1-2		4	0	0	0	0	2	2
Bob McClure, R (8, 1)										0	0	0	0	0	0	0
Jim Corsi, R (8, 1)										0	0	0	0	0	0	0
Dave Magadan, L (1, 5) OBP: 0.470, SLG: 0.435	B X 1-0 ③ F7			C C B F B F F F X 2-2 ① G1-3		X 0-0 2B		C B C B X 2-2 ③ G3-1		4	0	1	0	0	0	1
Orestes Destrade, S (1, 3) OBP: 0.328, SLG: 0.352		C B C C 1-3 ① K		B B X 2-0 ② P5		B B B B 4-0 BB			B B F X 2-1 ① F8	3	0	0	0	1	1	0
Benito Santiago, R (1, 2) OBP: 0.318, SLG: 0.394		F S B B B X 2-2 ② L7		F X 0-1 ③ G5-3		X 0-0 ③ F8			F X 0-1 ② P3	4	0	0	0	0	0	2
Jeff Conine, R (1, 7) OBP: 0.387, SLG: 0.361		C S B B F B B 4-2 FC5-4 BB			B X 1-0 ① G5-3		B B X 2-0 ① G6-3		C X 0-1 ③ G5-3	3	0	0	0	1	0	0
Alex Arias, R (1, 4) OBP: 0.329, SLG: 0.353		B X 1-0 ③ FC5-4 1-2f			C B X 1-1 ② P3		C X 0-1 ② F8			3	0	0	0	0	0	1
Walt Weiss, S (1, 6) OBP: 0.380, SLG: 0.280			F X 0-1 G6-3 1B		B X 1-0 1B		B B C X 2-1 ③ L8			3	0	2	0	0	0	0
Charlie Hough, R (1, 1)								B C X 1-1 G1-3 1B		2	0	0	0	0	0	2
Luis Aquino, R (7, 1)										0	0	0	0	0	0	0
Greg Briley, L (8, PH) OBP: 0.296, SLG: 0.240			B B X 2-0 ① G6-3 1-2		F C B X 1-2 ③ P3					1	0	1	0	0	0	0
(8, 9)																
Inning Stats	R: 0 E: 0 K: 1 S: 6 H: 0 LOB: 0 BB: 0 P: 8	R: 0 E: 0 K: 1 S: 10 H: 0 LOB: 1 BB: 1 P: 18	R: 0 E: 0 K: 1 S: 11 H: 1 LOB: 1 BB: 0 P: 17	R: 0 E: 0 K: 0 S: 10 H: 0 LOB: 0 BB: 0 P: 14	R: 0 E: 0 K: 0 S: 7 H: 1 LOB: 1 BB: 0 P: 11	R: 0 E: 0 K: 1 S: 8 H: 1 LOB: 2 BB: 1 P: 12	R: 0 E: 0 K: 0 S: 5 H: 0 LOB: 0 BB: 0 P: 9	R: 0 E: 0 K: 0 S: 9 H: 1 LOB: 1 BB: 0 P: 14	R: 0 E: 0 K: 0 S: 6 H: 0 LOB: 0 BB: 0 P: 8	1B: 3 2B: 1 3B: 0 HR: 0 SF: 0 SAC: 0 DP: 0 HBP: 0						

PITCHER	IP	WLS	BF	H	R	ER	SO	BB	IBB	HBP	BLK	WP	HR	S	P	ERA	WHIP
Dwight Gooden, R (1, 1) ERA: 2.13	9.0	W	33	4	0	0	4	2	0	0	0	0	0	72	111	0.00	0.667

PITCHER	IP	WLS	BF	H	R	ER	SO	BB	IBB	HBP	BLK	WP	HR	S	P	ERA	WHIP

TOP

Florida Marlins @ New York Mets

Shea Stadium, Flushing, NY

Fri May 07 1993, 7:05 PM EDT

Att. 25,753 - Unknown - 73 F

livebaseballscorecards.com

AB	31
R	0
H	4
RBI	0
BB	2
SO	4
LOB	10

1B: 3	SF: 0	WP: 0	PA: 33
2B: 1	SAC: 0	PB: 0	
3B: 0	DP: 0	SB: 0	
HR: 0	HBP: 0	CS: 0	

Batter	1	2	3	4	5	6	7	8	9	AB	R	H	RBI	BB	SO	LOB
Vince Coleman, S (1, 7) OBP: 0.289, SLG: 0.319	B B C X 2-1 G3 BLK 1B 1B		B B C X 2-1 L9 ②			B B F L B X 3-2 G1-3 ①		X 0-0 G5-3 ②		4	1	1	0	0	0	0
Joe Orsulak, L (1, 8) OBP: 0.328, SLG: 0.379	1 SAFE F B X 1-1 G3 ① 1-3		B C X 1-1 HR			C X 0-1 F9 ②		C X 0-1 1B		4	1	2	1	0	0	1
Eddie Murray, S (1, 3) OBP: 0.349, SLG: 0.454	B B F B X 3-1 3-H 1B		X 0-0 G4-3 ③			C B B B F S 3-3 K ③		1 SAFE B S X 1-1 G3 ③		4	0	1	1	0	1	1
Bobby Bonilla, S (1, 9) OBP: 0.319, SLG: 0.423	B F S F 1 SAFE C 1-3 K ②			X 0-0 P4 ①			S C B F F F F X 1-2 HR 1B			3	1	1	0	0	1	1
Howard Johnson, S (1, 5) OBP: 0.405, SLG: 0.448	C B 1 SAFE B 1 SAFE C S 2-3 K ③			B F B F S 2-3 K ②			B 1 SAFE F 1 SAFE L 1 SAFE B 1 SAFE B 3-2 X 1-H HR			3	1	1	2	0	2	1
Tony Fernandez, S (1, 6) OBP: 0.327, SLG: 0.284		X 0-0 L6 ①		B X 1-0 G4-3 ③			F X 0-1 G1-3 ①			3	0	0	0	0	0	0
Jeff Kent, R (1, 4) OBP: 0.307, SLG: 0.299		B B B B F F S 3-3 K ②			B B C X 2-1 G5-4-3 1B		B X 1-0 P4 ②			3	0	1	0	0	1	0
Charlie O'Brien, R (1, 2) OBP: 0.217, SLG: 0.100		B B C C F F F S 2-3 K ③			1 SAFE 1 SAFE F 1 SAFE 1 SAFE X 0-1 G5-4-3 ① ② 1-2f		C X 0-1 L7 ③			3	0	0	0	0	1	1
Dwight Gooden, R (1, 1) OBP: 0.250, SLG: 0.350			B F X 1-1 G6-3 ①		S F X 0-2 G6-3 ③			F C F F S 0-3 K ①		3	0	0	0	0	1	0
Inning Stats	R: 1 H: 2 E: 0 LOB: 1 K: 2 BB: 0 S: 13 P: 22	R: 0 H: 0 E: 0 LOB: 0 K: 2 BB: 0 S: 12 P: 17	R: 1 H: 1 E: 0 LOB: 0 K: 0 BB: 0 S: 7 P: 11	R: 0 H: 0 E: 0 LOB: 0 K: 1 BB: 0 S: 5 P: 8	R: 0 H: 1 E: 0 LOB: 0 K: 0 BB: 0 S: 7 P: 9	R: 0 H: 0 E: 0 LOB: 0 K: 1 BB: 0 S: 8 P: 14	R: 2 H: 2 E: 0 LOB: 0 K: 0 BB: 0 S: 15 P: 20	R: 0 H: 1 E: 0 LOB: 1 K: 1 BB: 0 S: 10 P: 11		1B: 5 SF: 0 2B: 0 SAC: 0 3B: 0 DP: 1 HR: 2 HBP: 0						

PITCHER		IP	WLS	BF	H	R	ER	SO	BB	IBB	HBP	BLK	WP	HR	S	P	ERA	WHIP
Charlie Hough, R ERA: 4.74	(1, 1)	6.0	L	23	6	4	4	6	0	0	0	1	0	2	62	95	6.00	1.000
Luis Aquino, R ERA: 2.78	(7, 1)	1.0		3	0	0	0	0	0	0	0	0	0	0	5	6	0.00	0.000
Bob McClure, L ERA: 6.75	(8, 1)	0.2		3	1	0	0	1	0	0	0	0	0	0	8	8	0.00	1.500
Jim Corsi, R ERA: 4.15	(8, 1)	0.1		1	0	0	0	0	0	0	0	0	0	0	2	3	0.00	0.000

PITCHER	IP	WLS	BF	H	R	ER	SO	BB	IBB	HBP	BLK	WP	HR	S	P	ERA	WHIP

BOTTOM

Florida Marlins @ New York Mets

Shea Stadium, Flushing, NY

Fri May 07 1993, 7:05 PM EDT

Att. 25,753 - Unknown - 73 F

livebaseballscorecards.com

AB	30
R	4
H	7
RBI	4
BB	0
SO	7
LOB	5

Batter	1	2	3	4	5	6	7	8	9	AB	R	H	RBI	BB	SO	LOB
Chuck Carr, S (1, 8) OBP: 0.305, SLG: 0.299	B X 1-0 ① G5-3		B C B X 2-1 1B 1B 1B	B C B X 2-1 ② L8		B X 1-0 FC4 1-2 3-H 1B		B T F B F S 2-3 ③ K 2-3		5	1	2	1	0	1	1
Junior Felix, S (1, 9) OBP: 0.267, SLG: 0.400	C X 0-1 FC6-4 1B		1 SAFE X 0-0 BB 1-3 1B 1B	B X 1-0 HR		S X 0-1 ② FC4 1-2 2-3			X 0-0 ① G4-3	5	2	3	1	0	0	2
Jeff Conine, R (1, 7) OBP: 0.388, SLG: 0.356 (9, 3)	C B 1 SAFE F F X 1-2 ② F7		F S B F F F B 1 SAFE F F 4-2 HBP 1B 1-2 BB	C F B X 1-2 ③ G1-3		X 0-0 ③ F8			C B B X 2-1 E7 1B	4	0	1	0	1	0	3
Orestes Destrade, S (1, 3) OBP: 0.331, SLG: 0.348 Bryan Harvey, R (9, 1)	X 0-0 ③ FC6-4 1-2f		X 0-0 HBP 1-2 2-H 3-H 1B		C B B C C 2-3 ① K		B F H 2-1 G4-6-3 HBP		B C S S 1-3 ② K	4	0	1	2	0	2	2
										0	0	0	0	0	0	0
Dave Magadan, L (1, 5) OBP: 0.459, SLG: 0.433		C X 0-1 1B 2B	C C B C 1-3 ① K		X 0-0 ② G3		1 SAFE B B X 2-0 ① F8		C C B B S 2-3 ③ K	5	0	1	0	0	2	4
Steve Decker, R (1, 2)		C S B C 1-3 ① K	B B C X 2-1 ② F9		X 0-0 ③ F9		1 SAFE B S B 1 SAFE F B X 3-2 ②③ G4-6-3 1-2f			4	0	0	0	0	1	4
Trevor Hoffman, R (7, 1)										0	0	0	0	0	0	0
Greg Briley, L (9, 7) OBP: 0.296, SLG: 0.240										0	0	0	0	0	0	0
Alex Arias, R (1, 4) OBP: 0.337, SLG: 0.343		B F F X 1-2 ② L8	C F H 1-2 1-2 2-3 HBP			B C F B F X 2-2 ① P2		C F F B B B B 4-2 WP SH1-3 BB		2	0	0	0	1	0	1
Walt Weiss, S (1, 6) OBP: 0.388, SLG: 0.286		I I I I 4-0 1B IBB	B B F F B F F C 3-3 ③ K			X 0-0 1B 1B 1B		P X 1-0 ① SH1-3 1-2		2	1	1	0	1	1	3
Jack Armstrong, R (1, 1) OBP: 0.158, SLG: 0.158		C X 0-1 ③ 1-2 2-H 1B		B B C X 2-1 F8		1 SAFE X 0-0 FC4 1-3 1B 1B		C X 0-1 ② G6-3		3	0	2	0	0	0	0
Benito Santiago, R (7, 2) OBP: 0.315, SLG: 0.390										1	0	0	0	0	0	1
Inning Stats	R: 0 H: 1 E: 0 LOB: 1 K: 0 BB: 0 S: 8 P: 10	R: 0 H: 2 E: 0 LOB: 2 K: 1 BB: 1 S: 10 P: 16	R: 2 H: 3 E: 0 LOB: 3 K: 2 BB: 1 S: 22 P: 35	R: 1 H: 1 E: 0 LOB: 0 K: 0 BB: 0 S: 8 P: 14	R: 0 H: 0 E: 0 LOB: 0 K: 1 BB: 0 S: 5 P: 7	R: 1 H: 3 E: 0 LOB: 2 K: 0 BB: 0 S: 10 P: 13	R: 0 H: 0 E: 0 LOB: 0 K: 0 BB: 0 S: 5 P: 12	R: 0 H: 0 E: 0 LOB: 1 K: 1 BB: 1 S: 11 P: 17	R: 0 H: 1 E: 1 LOB: 1 K: 2 BB: 0 S: 9 P: 14							

TOP

Florida Marlins @ New York Mets

Shea Stadium, Flushing, NY

Sat May 08 1993, 3:33 AM EDT

Att. 32,959 - Sunny - 70 F

livebaseballscorecards.com

AB	35
R	4
H	11
RBI	4
BB	3
SO	7
LOB	21

1B: 9	SF: 0	WP: 1	PA: 41
2B: 1	SAC: 1	PB: 0	
3B: 0	DP: 1	SB: 0	
HR: 1	HBP: 2	CS: 0	

PITCHER	IP	WLS	BF	H	R	ER	SO	BB	IBB	HBP	BLK	WP	HR	S	P	ERA	WHIP
Pete Schourek, L (1, 1) ERA: 4.91	5.0	L	24	7	3	3	4	1	1	1	0	0	1	53	82	5.40	1.600
Jeff Innis, R (6, 1) ERA: 4.02	2.0		9	3	1	1	0	0	0	1	0	0	0	15	25	4.50	1.500
Mike Maddux, R (8, 1) ERA: 4.2	1.0		4	0	0	0	1	1	0	0	0	1	0	11	17	0.00	1.000
Anthony Young, R (9, 1) ERA: 3.55	1.0		4	1	0	0	2	0	0	0	0	0	0	9	14	0.00	1.000

PITCHER	IP	WLS	BF	H	R	ER	SO	BB	IBB	HBP	BLK	WP	HR	S	P	ERA	WHIP

Florida Marlins @ New York Mets

Shea Stadium, Flushing, NY

Sat May 08 1993, 3:33 AM EDT

Att. 32,959 - Sunny - 70 F

livebaseballscorecards.com

BOTTOM

Batter	1	2	3	4	5	6	7	8	9	AB	R	H	RBI	BB	SO	LOB
Vince Coleman, S (1, 7) OBP: 0.296, SLG: 0.314	B B B C C B 4-2 CS BB			L X 0-1 ① G4-3	F B B B B 4-1 1-2 2-3 3-H BB		B F F F S 1-3 ③ K			2	0	0	1	2	1	0
Joe Orsulak, L (1, 8) OBP: 0.308, SLG: 0.355	1 SAFE 1 SAFE B B B B C F X 3-2 ①② L6 1-2			C X 0-1 ② F9	C F B X 1-2 ③ G4-3			X 0-0 ① F8		4	0	0	0	0	0	4
Eddie Murray, S (1, 3) OBP: 0.354, SLG: 0.485	C B B B B F X 3-2 ③ G4-3			X 0-0 HR	B B F X 2-1 1B 1B			X 0-0 ② F7		4	1	2	1	0	0	0
Bobby Bonilla, S (1, 9) OBP: 0.316, SLG: 0.410		S B B B F S 2-3 ① K		B F B B B X 3-1 ③ G6-3		C F B 1 C 1 SAFE 1-3 ① K		B B B B 4-0 BB		3	0	0	0	1	2	1
Howard Johnson, S (1, 5) OBP: 0.391, SLG: 0.429		B B C X 2-1 ② P5			B S S B B F X 3-2 ① F7	B 1 SAFE C B 1 SAFE X 2-1 ② F8		B 1 SAFE C B X 2-1 ③ F9		4	0	0	0	0	0	2
Tony Fernandez, S (1, 6) OBP: 0.324, SLG: 0.283		B C X 1-1 ③ F7			F B B X 2-1 ② F8	F B X 1-1 1-3 S 1B			L X 0-1 ① P6	4	0	1	0	0	0	0
Jeff Kent, R (1, 4) OBP: 0.311, SLG: 0.295 Jeff McKnight, S (5, PR) (6, 4) OBP: 0.231, SLG: 0.091		C B C B X 2-2 ① F7			B F H 2-1 BB 1B BB HBP	C 1 SAFE B 1 SAFE X 2-1 ③ F7 1-2			C S B B S 2-3 ② K	1 2	0 1	0 0	0 0	0 0	0 1	0 2
Todd Hundley, S (1, 2) OBP: 0.288, SLG: 0.403		B S X 1-1 ② G3			1 SAFE X 0-0 BB BB 1-2 1B		F F X 0-2 ① F8		F C F S 0-3 ③ K	4	0	1	0	0	1	0
Pete Schourek, L (1, 1) OBP: 0.250, SLG: 0.143 Wayne Housie, S (5, PH) OBP: 0.600, SLG: 0.750 Jeff Innis, R (6, 1) Dave Gallagher, R (7, PH) OBP: 0.455, SLG: 0.667 Mike Maddux, L (8, 1) Anthony Young, R (9, 1)		X 0-0 ③ F8			B B B C B 4-1 1-2 2-3 BB		F F B S S 2-3 ② K			1 0 0 1 0 0	0 0 0 0 0 0	0 0 0 0 0 0	0 1 0 0 0 0	0 0 0 0 0 0	0 0 0 1 0 0	0 0 0 0 0 0
Inning Stats	R: 0 E: 0 K: 0 S: 8 H: 0 LOB: 0 BB: 1 P: 18	R: 0 E: 0 K: 1 S: 7 H: 0 LOB: 0 BB: 0 P: 12	R: 0 E: 0 K: 0 S: 6 H: 0 LOB: 0 BB: 0 P: 9	R: 1 E: 0 K: 0 S: 7 H: 1 LOB: 0 BB: 0 P: 10	R: 1 E: 0 K: 0 S: 13 H: 1 LOB: 3 BB: 2 P: 29	R: 0 E: 0 K: 1 S: 11 H: 2 LOB: 2 BB: 0 P: 19	R: 0 E: 0 K: 2 S: 10 H: 0 LOB: 0 BB: 0 P: 13	R: 0 E: 0 K: 0 S: 4 H: 0 LOB: 1 BB: 1 P: 10	R: 0 E: 0 K: 2 S: 9 H: 0 LOB: 0 BB: 0 P: 11	1B: 3 2B: 0 3B: 0 HR: 1	SF: 0 SAC: 0 DP: 0 HBP: 1			WP: 0 PB: 0 SB: 1 CS: 1		PA: 35	

	AB	30
	R	2
	H	4
	RBI	2
	BB	4
	SO	6
	LOB	9

PITCHER		IP	WLS	BF	H	R	ER	SO	BB	IBB	HBP	BLK	WP	HR	S	P	ERA	WHIP
Jack Armstrong, R ERA: 3.3	(1, 1)	6.0	W	25	4	2	2	2	3	0	1	0	0	1	52	97	3.00	1.167
Trevor Hoffman, R ERA: 2.08	(7, 1)	2.0		7	0	0	0	2	1	0	0	0	0	0	14	23	0.00	0.500
Bryan Harvey, R ERA: 2.63	(9, 1)	1.0	S	3	0	0	0	2	0	0	0	0	0	0	9	11	0.00	0.000

PITCHER	IP	WLS	BF	H	R	ER	SO	BB	IBB	HBP	BLK	WP	HR	S	P	ERA	WHIP

Batter	1	2	3	4	5	6	7	8	9	AB	R	H	RBI	BB	SO	LOB
Chuck Carr, S (1, 8) OBP: 0.320, SLG: 0.300	C B B F B X 3-2 ① F8	B B B C B 4-1 BB		X 0-0 2B E 1B	B B B 4-0 FC1-6 BB			X 0-0 ① P6		3	1	1	0	2	0	0
Junior Felix, S (1, 9) OBP: 0.264, SLG: 0.400	B C C X 1-2 ② G5-3	F B B X 2-1 ③ FC5 2-3f		1 SAFE 1 SAFE 1 SAFE X 0-0 1-3 E 2B	B X 1-0 ② FC1-6 1-2f 2-3			C S B S 1-3 ② K		5	1	1	0	0	1	5
Benito Santiago, R (1, 2) OBP: 0.328, SLG: 0.388	B B B C C B 4-2 BB		X 0-0 ① F8	S B B B B 4-1 E 1B BB	F X 0-1 ③ G6-3			B X 1-0 1B		3	1	1	0	2	0	2
Orestes Destrade, S (1, 3) OBP: 0.326, SLG: 0.342 Bryan Harvey, R (9, 1)	1 SAFE C 1 SAFE 1 SAFE C 1 SAFE 1 SAFE B C 1-3 ③ K		X 0-0 1B WP 1B	C B B X 2-1 ① E4 1-3 2-H 3-H		B F F F S 1-3 ① K		B B X 2-0 ③ G3		5 0	1 0	1 0	1 0	0 0	2 0	3 0
Dave Magadan, L (1, 5) OBP: 0.465, SLG: 0.430		C X 0-1 ① G3-1	B B C B F X 3-2 WP 1-3 2B 1B	C B B B F F X 3-2 ② G4-3		B B B B B 4-0 G6-4-3 BB			B C F B B B 4-2 G5-4-3 BB	3	1	1	0	2	0	1
Jeff Conine, R (1, 7) OBP: 0.388, SLG: 0.352 (9, 3)		B B C B F B 4-2 1B 1B BB	F F B B B S 2-3 ② K 1-2 3-H	F B B C X 2-2 3-H 1B		B C F X 1-2 ②③ G6-4-3 1-2f			B B B C X 3-1 ① F9	4	1	1	1	1	1	3
Alex Arias, R (1, 4) OBP: 0.341, SLG: 0.338		B 1 SAFE 1 SAFE B B C X 3-1 SH5-4 1B 1-3 1B	C B B B B 4-1 2B BB	B B 1 SAFE B X 3-0 ③ G3			X 0-0 ① G5-3		C X 0-1 ②③ G5-4-3 1-2f	4	0	1	0	1	0	2
Walt Weiss, S (1, 6) OBP: 0.402, SLG: 0.330		X 0-0 FC5 SH5-4 1-2 3-H 1B	C X 0-1 1-3 2-H 2B		X 0-0 FC1-6 2B		C B F B B F X 3-2 ② P2			4	0	3	2	0	0	0
Chris Hammond, L (1, 1) OBP: 0.133, SLG: 0.071 Jim Corsi, R (8, 1) Greg Briley, L (9, 7) OBP: 0.296, SLG: 0.240		X 0-0 ② SH5-4 1-2 2-3	B F F C 1-3 ③ K		L L L 0-3 ① K		S B C X 1-2 ③ L5			3 0 0	0 0 0	0 0 0	0 0 0	0 0 0	2 0 0	3 0 0
Inning Stats	R: 0 E: 0 K: 1 S: 11 H: 0 LOB: 1 BB: 1 P: 20	R: 1 E: 0 K: 0 S: 11 H: 2 LOB: 3 BB: 2 P: 24	R: 2 E: 0 K: 2 S: 15 H: 3 LOB: 2 BB: 1 P: 25	R: 3 E: 1 K: 0 S: 13 H: 3 LOB: 1 BB: 1 P: 27	R: 0 E: 0 K: 1 S: 7 H: 1 LOB: 2 BB: 1 P: 12	R: 0 E: 0 K: 1 S: 7 H: 0 LOB: 0 BB: 1 P: 13	R: 0 E: 0 K: 0 S: 8 H: 0 LOB: 0 BB: 0 P: 12	R: 0 E: 0 K: 1 S: 6 H: 1 LOB: 1 BB: 0 P: 10	R: 0 E: 0 K: 0 S: 6 H: 0 LOB: 0 BB: 1 P: 13	1B: 7 2B: 3 3B: 0 HR: 0 SF: 0 SAC: 1 DP: 2 HBP: 0						

TOP

Florida Marlins @ New York Mets

Shea Stadium, Flushing, NY

Sun May 09 1993, 3:33 AM EDT

Att. 26,033 - Sunny - 85 F

livebaseballscorecards.com

AB	34
R	6
H	10
RBI	4
BB	8
SO	6
LOB	19

WP: 1 PA: 43
PB: 0
SB: 0
CS: 0

PITCHER		IP	WLS	BF	H	R	ER	SO	BB	IBB	HBP	BLK	WP	HR	S	P	ERA	WHIP
Frank Tanana, L ERA: 4.03	(1, 1)	3.0	L	21	7	6	4	3	5	0	0	0	1	0	40	76	12.00	4.000
Mickey Weston, R ERA: 7.94	(4, 1)	2.0		9	2	0	0	1	1	0	0	0	0	0	17	32	0.00	1.500
Jeff Kaiser, L ERA: 4.05	(6, 1)	2.0		6	0	0	0	1	1	0	0	0	0	0	15	25	0.00	0.500
Mike Draper, R ERA: 4.15	(8, 1)	2.0		7	1	0	0	1	1	0	0	0	0	0	12	23	0.00	1.000

PITCHER	IP	WLS	BF	H	R	ER	SO	BB	IBB	HBP	BLK	WP	HR	S	P	ERA	WHIP

Florida Marlins @ New York Mets

Shea Stadium, Flushing, NY

Sun May 09 1993, 3:33 AM EDT

Att. 26,033 - Sunny - 85 F

livebaseballscorecards.com

BOTTOM

Batter	1	2	3	4	5	6	7	8	9	AB	R	H	RBI	BB	SO	LOB
Vince Coleman, S (1, 7) OBP: 0.285, SLG: 0.301	C S B F S 1-3 K ①		L C B B X 2-2 P2 ②		B B S S X 2-2 P3 ③			S B X 1-1 G5-3 ① B S S C 1-3 K ②		5	0	0	0	0	2	3
Dave Gallagher, R (1, 8) OBP: 0.444, SLG: 0.609	B C S S B B S 3-3 K ②		L C B B X 1-2 E5			C X 0-1 F9 ① S F B X 1-2 2B 2B		C B B X 2-1 1B 1B 1B X 0-0 1-2 2-H 1B		5	1	2	1	0	1	0
Eddie Murray, S (1, 3) OBP: 0.364, SLG: 0.500	B B S S C F X 2-2 1B		1 SAFE S B X 1-1 F8 ③					C X 0-1 1B 1-3 G4-3 1B B C S S 1-3 K ③		5	2	3	0	0	1	3
Bobby Bonilla, S (1, 9) OBP: 0.314, SLG: 0.404	B C B C F B F S 3-3 K ③			X 0-0 F9 ① B F B B X 3-1 F8 ②		S B B F C 2-3 K ②		B S X 1-1 G4-3 1-3 3-H 1B		4	0	1	1	0	2	2
Chico Walker, S (1, 5) OBP: 0.250, SLG: 0.318		X 0-0 P4 ① B X 1-0 2B		S B L F X 1-2 P2 ③		F S X 1-2 2-H 2B		C B X 1-1 G4-3 ② 1-2 3-H		4	0	1	2	0	0	1
Tony Fernandez, S (1, 6) OBP: 0.322, SLG: 0.292						B C X 1-1 G5-3 ③		B X 1-0 F8 ③		4	0	1	0	0	0	2
Charlie O'Brien, R (1, 2) OBP: 0.192, SLG: 0.087 Joe Orsulak, L (9, PH) OBP: 0.318, SLG: 0.365		B B B C X 3-1 G1-3 ②			F B X 1-1 F8 ①		F B B F B F X 3-2 F7 ①		C F X 0-2 E 1B 1B	3 1	0 1	0 1	0 0	0 0	0 0	1 0
Tim Bogar, R (1, 4) OBP: 0.111, SLG: 0.222 Todd Hundley, S (9, PH) OBP: 0.284, SLG: 0.397		B F X 1-1 G5-3 ③			X 0-0 G5-3 2B		X 0-0 G5-3 ②		B X 1-0 E4 1-2 1B	3 1	0 0	1 0	0 0	0 0	0 0	1 1
Frank Tanana, L (1, 1) OBP: 0.100, SLG: 0.100 Mickey Weston, R (4, 1) Wayne Housie, S (5, PH) OBP: 0.500, SLG: 0.600 Jeff Kaiser, R (6, 1) Jeff McKnight, S (7, PH) OBP: 0.214, SLG: 0.083 Mike Draper, R (8, 1) OBP: 1.000, SLG: 1.000 Howard Johnson, S (9, PH) OBP: 0.388, SLG: 0.424			B F B X 2-1 G4-3 ①		F C X 0-2 2-3 G5-3 ②		X 0-0 G5-3 ③		C C B F B B S 3-3 K ①	1 0 1 0 1 0 1	0 0 0 0 0 0 0	0 0 0 0 0 0 1	0 0 0 0 0 0 2	0 0 0 0 0 1 2	0 0 0 0 0 0 2	0 0 1 0 0 0 0
Inning Stats	R: 0 H: 1 E: 0 LOB: 1 K: 3 BB: 0 S: 16 P: 25	R: 0 H: 1 E: 0 LOB: 1 K: 0 BB: 0 S: 6 P: 11	R: 0 H: 0 E: 1 LOB: 1 K: 0 BB: 0 S: 10 P: 16	R: 0 H: 0 E: 0 LOB: 0 K: 0 BB: 0 S: 7 P: 11	R: 0 H: 1 E: 0 LOB: 1 K: 0 BB: 0 S: 9 P: 12	R: 1 H: 2 E: 0 LOB: 1 K: 1 BB: 0 S: 13 P: 18	R: 0 H: 0 E: 0 LOB: 0 K: 0 BB: 0 S: 6 P: 9	R: 2 H: 3 E: 0 LOB: 1 K: 0 BB: 0 S: 11 P: 17	R: 1 H: 2 E: 1 LOB: 2 K: 3 BB: 0 S: 15 P: 21	1B: 6 2B: 4 3B: 0 HR: 0	SF: 0 SAC: 0 DP: 0 HBP: 0			WP: 0 PB: 0 SB: 0 CS: 0		PA: 39	

	AB	39
	R	4
	H	10
	RBI	4
	BB	0
	SO	7
	LOB	17

PITCHER		IP	WLS	BF	H	R	ER	SO	BB	IBB	HBP	BLK	WP	HR	S	P	ERA	WHIP
Chris Hammond, L ERA: 4.74	(1, 1)	7.0	W	27	5	1	1	4	0	0	0	0	0	0	67	102	1.29	0.714
Jim Corsi, R ERA: 6.75	(8, 1)	1.0		6	3	2	2	0	0	0	0	0	0	0	11	17	18.00	3.000
Bryan Harvey, R ERA: 2.45	(9, 1)	1.0	S	6	2	1	0	3	0	0	0	0	0	0	15	21	0.00	2.000

PITCHER	IP	WLS	BF	H	R	ER	SO	BB	IBB	HBP	BLK	WP	HR	S	P	ERA	WHIP

Batter	1	2	3	4	5	6	7	8	9	AB	R	H	RBI	BB	SO	LOB
Chuck Carr, S (1, 8) OBP: 0.317, SLG: 0.298	L C B B F F F X 2-2 P4 ①		B F S B X 2-2 F9 ③			X 0-0 G4-3 ③			C X 0-1 S 1B	4	0	1	0	0	0	1
Junior Felix, S (1, 9) OBP: 0.256, SLG: 0.387	S B B F X 2-2 G3 ②			B C X 1-1 G3-1 ①			B S S B T 2-2 K ①		1 SAFE S 1 SAFE S B B F S 2-3 K ② 1-2	4	0	0	0	0	2	1
Dave Magadan, L (1, 5) OBP: 0.458, SLG: 0.417	C C B F F S 1-3 K ③			X 0-0 F7 ②			B F B B B 4-1 BB		F F B F X 1-2 P4 ③	3	0	0	0	1	1	1
Orestes Destrade, S (1, 3) OBP: 0.319, SLG: 0.333		C B C X 1-2 F7 ①		B C C X 1-2 P5 ③			F S X 0-2 F8 ②			3	0	0	0	0	0	1
Benito Santiago, R (1, 2) OBP: 0.319, SLG: 0.377		F X 0-1 G6-3 ②			S C B B C 2-3 K ①		B C S F B S 2-3 K ③			3	0	0	0	0	2	1
Greg Briley, L (1, 7) OBP: 0.300, SLG: 0.250		C F S 0-3 K ③			X 0-0 CS 1B			F F B F F F S 1-3 K ①		3	0	1	0	0	2	0
Alex Arias, R (1, 4) OBP: 0.330, SLG: 0.325			C B B F X 2-2 G5-3 ①		B 1 SAFE 1 SAFE B C X 2-1 P6 ② ③ 1-2			B C C B X 2-2 G4-3 ②		3	0	0	0	0	0	1
Walt Weiss, S (1, 6) OBP: 0.400, SLG: 0.330			X 0-0 SH1-4 1B			B F F F B X 2-2 F8 ①		B X 1-0 P6 ③		3	0	1	0	0	0	0
Ryan Bowen, R (1, 1) OBP: 0.154, SLG: 0.154 Jeff Conine, R (9, PH) OBP: 0.385, SLG: 0.349			X 0-0 SH1-4 ② 1-2			X 0-0 B1-3 ②			C C S 0-3 K ①	1 1	0 0	0 0	0 0	0 0	0 1	0 0
Inning Stats	R: 0 H: 0 E: 0 LOB: 0 K: 1 BB: 0 S: 15 P: 20	R: 0 H: 0 E: 0 LOB: 0 K: 1 BB: 0 S: 8 P: 9	R: 0 H: 1 E: 0 LOB: 1 K: 0 BB: 0 S: 8 P: 12	R: 0 H: 0 E: 0 LOB: 0 K: 0 BB: 0 S: 6 P: 8	R: 0 H: 1 E: 0 LOB: 0 K: 1 BB: 0 S: 6 P: 10	R: 0 H: 0 E: 0 LOB: 0 K: 0 BB: 0 S: 6 P: 8	R: 0 H: 0 E: 0 LOB: 1 K: 2 BB: 1 S: 11 P: 19	R: 0 H: 0 E: 0 LOB: 0 K: 1 BB: 0 S: 11 P: 15	R: 0 H: 1 E: 0 LOB: 1 K: 2 BB: 0 S: 13 P: 16	1B: 3 SF: 0 2B: 0 SAC: 1 3B: 0 DP: 0 HR: 0 HBP: 0						

PITCHER	IP	WLS	BF	H	R	ER	SO	BB	IBB	HBP	BLK	WP	HR	S	P	ERA	WHIP
Bret Saberhagen, R (1, 1) ERA: 3.51	9.0	W	30	3	0	0	8	1	0	0	0	0	0	84	117	0.00	0.444

PITCHER	IP	WLS	BF	H	R	ER	SO	BB	IBB	HBP	BLK	WP	HR	S	P	ERA	WHIP

TOP

Florida Marlins @ New York Mets

Shea Stadium, Flushing, NY

Mon May 10 1993, 7:05 PM EDT

Att. 20,234 - Unknown - 68 F

livebaseballscorecards.com

AB	28
R	0
H	3
RBI	0
BB	1
SO	8
LOB	6

Batter	1	2	3	4	5	6	7	8	9	AB	R	H	RBI	BB	SO	LOB
Vince Coleman, S (1, 7) OBP: 0.291, SLG: 0.302	C B B X 2-1 G4-3 SF8 S 1B		B B B 4-0 CS BB BB		X 0-0 ② B5			X 0-0 ① F8		3	1	1	0	1	0	0
Joe Orsulak, L (1, 8) OBP: 0.329, SLG: 0.354	1 SAFE 1 SAFE C 1 SAFE P X 1-1 ① G4-3 1-3		1 SAFE P B B 1 SAFE P B 4-0 1-2 BB		C X 0-1 ③ P6			B B B C B 4-1 FC5-4 BB		2	0	0	0	2	0	1
Eddie Murray, S (1, 3) OBP: 0.352, SLG: 0.486	S X 0-1 ② SF8 3-H		F B B B 1 SAFE F C 3-3 ② ③ K 2-3			C C B X 1-2 ① F7		X 0-0 ② FC5-4 1-2f		3	0	0	1	0	1	3
Bobby Bonilla, S (1, 9) OBP: 0.304, SLG: 0.389	C S S 0-3 ③ K			C B B S X 2-2 ① G4-3		F S S 0-3 ② K		C X 0-1 ③ G3		4	0	0	0	0	2	1
Howard Johnson, S (1, 5) OBP: 0.403, SLG: 0.430		B B B B 4-0 FC3-6 BB		B B B C C B 4-2 1B BB		X 0-0 1B				1	0	1	0	2	0	0
Chico Walker, S (1, 4) OBP: 0.259, SLG: 0.320		1 SAFE X 0-0 ① FC3-6 G3 S 1-2f		1 SAFE 1 SAFE X 0-0 1-2 1B		1 SAFE B 1 SAFE C F 1 SAFE F 1 SAFE X 1-2 ③ G1-3				3	0	1	0	0	0	2
Todd Hundley, S (1, 2) OBP: 0.274, SLG: 0.382		1 SAFE B X 1-0 ② G3 1-3		X 0-0 ② F7			C X 0-1 ① G3			3	0	0	0	0	0	3
Tim Bogar, R (1, 6) OBP: 0.083, SLG: 0.167		B C X 1-1 ③ L9		S B C F S 1-3 ③ K			B C S F X 1-2 ② G3			3	0	0	0	0	1	3
Bret Saberhagen, R (1, 1) OBP: 0.167, SLG: 0.176			F B B C E B S 3-3 ① K		X 0-0 ① F9		X 0-0 ③ G4-3			3	0	0	0	0	1	0
Inning Stats	R: 1 H: 1 E: 0 LOB: 0 K: 1 BB: 0 S: 10 P: 12	R: 0 H: 0 E: 0 LOB: 1 K: 0 BB: 1 S: 4 P: 10	R: 0 H: 0 E: 0 LOB: 1 K: 2 BB: 2 S: 9 P: 21	R: 0 H: 1 E: 0 LOB: 2 K: 1 BB: 1 S: 11 P: 18	R: 0 H: 0 E: 0 LOB: 0 K: 0 BB: 0 S: 4 P: 4	R: 0 H: 1 E: 0 LOB: 1 K: 1 BB: 0 S: 11 P: 13	R: 0 H: 0 E: 0 LOB: 0 K: 0 BB: 0 S: 7 P: 8	R: 0 H: 0 E: 0 LOB: 1 K: 0 BB: 1 S: 5 P: 9		1B: 3 SF: 1 2B: 0 SAC: 0 3B: 0 DP: 0 HR: 0 HBP: 0						

PITCHER	IP	WLS	BF	H	R	ER	SO	BB	IBB	HBP	BLK	WP	HR	S	P	ERA	WHIP
Ryan Bowen, R (1, 1) ERA: 3.18	8.0	L	31	3	1	1	5	5	0	0	0	0	0	61	95	1.12	1.000

PITCHER	IP	WLS	BF	H	R	ER	SO	BB	IBB	HBP	BLK	WP	HR	S	P	ERA	WHIP

BOTTOM

Florida Marlins @ New York Mets

Shea Stadium, Flushing, NY

Mon May 10 1993, 7:05 PM EDT

Att. 20,234 - Unknown - 68 F

livebaseballscorecards.com

AB	25
R	1
H	3
RBI	1
BB	5
SO	5
LOB	13

Batter	1	2	3	4	5	6	7	8	9	AB	R	H	RBI	BB	SO	LOB
Chuck Carr, S (1, 8) OBP: 0.321, SLG: 0.296	B S B C F X 2-2 ① G1-3		F B X 1-1 S 1B		S B B S F B X 3-2 ② F8		F C B B B X 3-2 ② F8		B B B C B 4-1 E BB	4	0	1	0	1	0	1
Junior Felix, S (1, 9) OBP: 0.264, SLG: 0.407 Cris Carpenter, R (7, 1) Bob McClure, R (7, 1) Trevor Hoffman, R (7, 1) Joe Klink, L (8, 1) Rick Renteria, R (9, PH) OBP: 0.333, SLG: 0.273	F C B F F B F X 2-2 ② G4-3		1 SAFE B X 1-0 ③ P3 1-2		C X 0-1 2B		X 0-0 2-H 2B		C S X 0-2 E6 1-2	4 0 0 0 0 1	0 0 0 0 0 0	2 0 0 0 0 0	1 0 0 0 0 0	0 0 0 0 0 0	0 0 0 0 0 0	1 0 0 0 0 1
Dave Magadan, L (1, 5) OBP: 0.456, SLG: 0.417	C C X 0-2 1B			B C B B X 3-1 2B G6-3 1B	B C X 1-1 ③ F9		B C B C F C 2-3 ③ K		B F B B F X 3-2 ③ G1-3	5	1	2	0	0	1	4
Orestes Destrade, S (1, 3) OBP: 0.309, SLG: 0.323	S S C 0-3 ③ K			X 0-0 ① F8		C B F B X 2-2 ① G3		B S C B C 2-3 ① K		4	0	0	0	0	2	2
Benito Santiago, R (1, 2) OBP: 0.317, SLG: 0.382		B S X 1-1 ① G5-3		1 SAFE X 0-0 G6-3 1-3 1B 2B		X 0-0 ② F9		B F S C 1-3 ② K		4	1	1	0	0	1	0
Jeff Conine, R (1, 7) OBP: 0.381, SLG: 0.339		C X 0-1 ② L3		X 0-0 ② G6-3 2-3 3-H		C C S 0-3 ③ K		F B S B B F B 4-2 BB		3	0	0	1	1	1	1
Alex Arias, R (1, 4) OBP: 0.326, SLG: 0.321		B C F B S 2-3 ③ K		X 0-0 3-H 1B			B X 1-0 ① F8	C F F 1 SAFE C 0-3 ③ K		4	0	1	1	0	2	1
Walt Weiss, S (1, 6) OBP: 0.395, SLG: 0.326		B S B X 2-1 ① G4-3	1 SAFE F S 1 B X 1-2 ③ G4-3				X 0-0 2B 1B		B B C F C 2-3 ① K	4	1	1	0	0	1	1
Luis Aquino, R (1, 1) Greg Briley, L (7, PH) (7, 9) OBP: 0.313, SLG: 0.300		B B C X 2-1 ② F8			X 0-0 ① G5-3		B F 1 SAFE B X 2-1 1-H 2B 2B		X 0-0 ② G4-3	2 2	0 1	0 1	0 1	0 0	0 0	0 0
Inning Stats	R: 0 H: 1 E: 0 LOB: 1 K: 1 BB: 0 S: 16 P: 20	R: 0 H: 0 E: 0 LOB: 0 K: 1 BB: 0 S: 7 P: 10	R: 0 H: 1 E: 0 LOB: 1 K: 0 BB: 0 S: 7 P: 13	R: 2 H: 3 E: 0 LOB: 1 K: 0 BB: 0 S: 9 P: 13	R: 0 H: 1 E: 0 LOB: 1 K: 0 BB: 0 S: 9 P: 13	R: 0 H: 0 E: 0 LOB: 0 K: 1 BB: 0 S: 7 P: 9	R: 2 H: 3 E: 0 LOB: 1 K: 1 BB: 0 S: 12 P: 20	R: 0 H: 0 E: 0 LOB: 1 K: 3 BB: 1 S: 13 P: 20	R: 0 H: 0 E: 1 LOB: 2 K: 1 BB: 1 S: 11 P: 20	1B: 5 SF: 0 2B: 4 SAC: 0 3B: 0 DP: 0 HR: 0 HBP: 0						

PITCHER		IP	WLS	BF	H	R	ER	SO	BB	IBB	HBP	BLK	WP	HR	S	P	ERA	WHIP
Ken Hill, R ERA: 2.77	(1, 1)	6.2		29	9	4	4	3	0	0	0	0	0	0	63	92	5.40	1.350
Mel Rojas, R ERA: 3.86	(7, 1)	0.1	W	1	0	0	0	1	0	0	0	0	0	0	4	6	0.00	0.000
Jeff Shaw, R ERA: 1.42	(8, 1)	1.2		7	0	0	0	4	2	0	0	0	0	0	18	31	0.00	1.200
John Wetteland, R ERA: 3.18	(9, 1)	0.1	S	2	0	0	0	0	0	0	0	0	0	0	6	9	0.00	0.000

PITCHER	IP	WLS	BF	H	R	ER	SO	BB	IBB	HBP	BLK	WP	HR	S	P	ERA	WHIP

TOP

Florida Marlins @ Montreal Expos

Olympic Stadium, Montreal, QB

Tue May 11 1993, 7:05 PM EDT

Att. 14,048 - Dome

livebaseballscorecards.com

AB	37
R	4
H	9
RBI	4
BB	2
SO	8
LOB	12

WP: 0	PA: 39																	
PB: 0																		
SB: 1																		
CS: 0																		

Batter	1	2	3	4	5	6	7	8	9	AB	R	H	RBI	BB	SO	LOB
Delino DeShields, L (1, 4) OBP: 0.423, SLG: 0.378	B C B B C B 4-2 G6-4-3 BB		B B B C X 3-1 ③ G3			X 0-0 SH1-3 2B 1B	C B B X 2-1 2B 1-2 2-3 3-H 1B	C B C S 1-3 ③ K		4	1	2	1	1	1	1
Mike Lansing, R (1, 5) OBP: 0.376, SLG: 0.544	1 SAFE B 1 SAFE C B X 2-1 ① ② G6-4-3 1-2f			X 0-0 G6-3 3B		1 SAFE X 0-0 ① SH1-3 1-2	C X 0-1 ① P4			3	1	1	0	0	0	4
Marquis Grissom, R (1, 8) OBP: 0.361, SLG: 0.473	B B S S T B B 4-2 BB			B S X 1-1 ① G6-3 3-H		B B B C S S X 3-2 2B 1B	B B C F X 2-2 1-3 2-H 3-H 2B			3	1	2	3	1	0	0
Larry Walker, L (1, 9) OBP: 0.408, SLG: 0.609	1 SAFE B 1 SAFE X 1-0 ③ G3			F B B X 2-1 ② G4-3		C B S B S 2-3 ② K	I I I I 4-0 IBB			3	0	0	0	1	1	3
Moises Alou, R (1, 7) OBP: 0.414, SLG: 0.556 John Vander Wal, L (7, 7) OBP: 0.333, SLG: 0.483 (8, 3)		F B X 1-1 ① F9		B S B B B C B 4-2 BB		C X 0-1 1-H 2-H 1B 2B	B C B S S 2-3 ② K			2 1	0 0	1 0	2 0	1 0	0 1	0 3
Darrin Fletcher, L (1, 2) OBP: 0.355, SLG: 0.408		B C X 1-1 ② G4-3		C B B C 1 SAFE X 2-2 ③ G1-4-3		X 0-0 ③ 2-H 1B	S F C 0-3 ③ K			4	0	1	0	0	1	4
Greg Colbrunn, R (1, 3) OBP: 0.389, SLG: 0.560 Lou Frazier, S (7, PR) OBP: 0.296, SLG: 0.280 (8, 7)		B C B X 2-1 ③ P4			B S X 1-1 ① P2		C S F B B X 2-2 HBP 1B 1B	F B C F B F X 2-2 FC4-6 1B		3 1	0 1	1 1	0 0	0 0	0 0	0 0
Wil Cordero, R (1, 6) OBP: 0.283, SLG: 0.369			C X 0-1 ① G6-3		S X 0-1 ② G3		B 1 SAFE L 1 SAFE 1 SAFE L 1 SAFE X 1-2 1B HBP 2B 1B	B F 1 SAFE F X 1-2 ① FC4-6 G4-3 S 1-2f		4	1	1	0	0	0	1
Ken Hill, R (1, 1) OBP: 0.278, SLG: 0.250 Mel Rojas, R (7, 1) Sean Berry, R (7, PH) OBP: 0.341, SLG: 0.133 Jeff Shaw, R (8, 1) John Wetteland, R (9, 1)			X 0-0 ② L4		C F B F S 1-3 ③ K		H 1-0 1-2 2-3 1B 2B HBP	B B C S X 2-2 ② G4-3 1-3		2 0 0 0 1 0	0 0 1 0 0 0	0 0 0 0 0 0	0 0 0 0 0 0	1 0 0 0 0 0	0 0 0 1 0 0	0 0 0 1 0 0
Inning Stats	R: 0 H: 0 E: 0 LOB: 1 K: 0 BB: 2 S: 8 P: 19	R: 0 H: 0 E: 0 LOB: 0 K: 0 BB: 0 S: 6 P: 10	R: 0 H: 0 E: 0 LOB: 0 K: 0 BB: 0 S: 5 P: 8	R: 1 H: 1 E: 0 LOB: 1 K: 0 BB: 1 S: 10 P: 19	R: 0 H: 0 E: 0 LOB: 0 K: 1 BB: 0 S: 8 P: 10	R: 2 H: 4 E: 0 LOB: 2 K: 1 BB: 0 S: 11 P: 16	R: 3 H: 4 E: 0 LOB: 3 K: 2 BB: 1 S: 20 P: 34	R: 0 H: 1 E: 0 LOB: 1 K: 1 BB: 0 S: 14 P: 20		1B: 7 SF: 0 2B: 2 SAC: 1 3B: 1 DP: 1 HR: 0 HBP: 1						WP: 0 PA: 37 PB: 0 SB: 1 CS: 0

PITCHER		IP	WLS	BF	H	R	ER	SO	BB	IBB	HBP	BLK	WP	HR	S	P	ERA	WHIP
Luis Aquino, R ERA: 3.14	(1, 1)	6.0		24	5	3	3	2	3	0	0	0	0	0	48	82	4.50	1.333
Cris Carpenter, R ERA: 5.56	(7, 1)	0.0	L	3	2	3	3	0	0	0	1	0	0	0	7	11	∞	∞
Bob McClure, L ERA: 6.75	(7, 1)	0.0		1	1	0	0	0	0	0	0	0	0	0	2	4	∞	∞
Trevor Hoffman, R ERA: 1.96	(7, 1)	1.0		5	1	0	0	2	0	1	0	0	0	0	11	19	0.00	1.000
Joe Klink, L ERA: 3.86	(8, 1)	1.0		4	1	0	0	1	0	0	0	0	0	0	14	20	0.00	1.000

PITCHER	IP	WLS	BF	H	R	ER	SO	BB	IBB	HBP	BLK	WP	HR	S	P	ERA	WHIP

BOTTOM

Florida Marlins @ Montreal Expos

Olympic Stadium, Montreal, QB

Tue May 11 1993, 7:05 PM EDT

Att. 14,048 - Dome

livebaseballscorecards.com

AB	31
R	6
H	10
RBI	6
BB	4
SO	5
LOB	17

Batter	1	2	3	4	5	6	7	8	9	AB	R	H	RBI	BB	SO	LOB
Chuck Carr, S (1, 8) OBP: 0.330, SLG: 0.330	BBBTB 4-1 CS BB	CBFBBX 3-2 1-H 2-H 3-H HR	X 0-0 ② L4		CCX 0-2 G1-3 1B		SSBS 1-3 ③ K		X 0-0 ③ P6	5	1	2	4	1	1	2
Rick Renteria, R (1, 4) OBP: 0.414, SLG: 0.444	1 SAFE C 1 SAFE 1 SAFE FFBBB 3-2 ① F X 1-2 1B 1B	BCBBX 2-1 1B 2B	CBX 1-1 BB 1B 2-H 1B		1 SAFE CX 0-1 ② G1-3 1-2			X 0-0 2B		5	2	4	1	0	0	1
Benito Santiago, R (1, 2) OBP: 0.320, SLG: 0.383	F 1 SAFE X 0-1 1B 1-2	FBX 1-1 ① G5-3	FBBX 2-1 BB 1-2		BBX 2-0 ③ F7			L X 0-1 ① P4		5	0	2	0	0	0	3
Orestes Destrade, S (1, 3) OBP: 0.319, SLG: 0.323 Trevor Hoffman, R (8, 1) Bryan Harvey, R (9, 1)	SBBBX 2-1 ② 1-3 2-H 2B	BFBBBCB 4-2 1B BB	FBBSBB 4-2 1-2 2-3 BB			X 0-0 ① G4-3		BBSCFC 2-3 ② K		3 0 0	1 0 0	1 0 0	1 0 0	2 0 0	1 0 0	1 0 0
Dave Magadan, L (1, 5) OBP: 0.447, SLG: 0.416	X	CFC 0-0 2-H 2B	SFFBBBX 0-3 ② K 3-2 ③ L8			B X 1-0 ② F8		C X 0-1 ③ G1-3		5	0	1	1	0	1	6
Junior Felix, S (1, 9) OBP: 0.269, SLG: 0.406	C X 0-1 ③ G6-3	B X 1-0 1-2 2-H 1B		B X 1-0 ① P4		BFFFBS 2-3 ③ K2-3			B X 1-0 HR 1B	5	1	2	1	0	1	1
Monty Fariss, R (1, 7) OBP: 0.292, SLG: 0.381 Jeff Conine, R (8, 3) OBP: 0.378, SLG: 0.336		1-1 BB HR 2B 0-3 ③ K		CBBFS 2-3 ② K			CFBS 1-3 ① K		1 SAFE C F 1 SAFE F 1 SAFE S 0-3 ① K	4 1	1 0	1 0	0 0	0 0	3 1	2 1
Walt Weiss, S (1, 6) OBP: 0.403, SLG: 0.333	BSBBB 4-1 BB HR BB	B X 1-0 SH1-3 1B 1B	X 0-0 ③ F8				BCBX 2-1 SH1-3 1B		B 1 SAFE F BX 2-1 ② F8	4	2	2	0	1	0	1
Charlie Hough, R (1, 1) Richie Lewis, R (5, 1) Greg Briley, L (8, 7) OBP: 0.333, SLG: 0.419	BBCFBB 4-2 1-2 2-3 HR BB	CLX 0-2 ① SH1-3 1-2			CBCC 1-3 ① K		1 SAFE LBX 1-1 ② SH1-3 1-2		X 0-0 1-H HR	1 0 1	1 0 1	0 0 1	0 0 2	1 0 0	1 0 0	0 0 0
Inning Stats	R: 2 E: 0 K: 0 S: 13 H: 4 LOB: 1 BB: 1 P: 22	R: 5 E: 0 K: 2 S: 21 H: 4 LOB: 2 BB: 3 P: 41	R: 1 E: 0 K: 0 S: 15 H: 3 LOB: 3 BB: 1 P: 26	R: 0 E: 0 K: 1 S: 5 H: 0 LOB: 0 BB: 0 P: 8	R: 0 E: 0 K: 1 S: 9 H: 1 LOB: 1 BB: 0 P: 12	R: 0 E: 0 K: 1 S: 6 H: 0 LOB: 0 BB: 0 P: 9	R: 0 E: 0 K: 2 S: 11 H: 1 LOB: 1 BB: 0 P: 16	R: 0 E: 0 K: 1 S: 9 H: 1 LOB: 1 BB: 0 P: 11	R: 2 E: 0 K: 1 S: 9 H: 2 LOB: 0 BB: 0 P: 12	1B: 10 2B: 4 3B: 0 HR: 2 SF: 0 SAC: 2 DP: 0 HBP: 0						

TOP

Florida Marlins @ Montreal Expos

Olympic Stadium, Montreal, QB

Wed May 12 1993, 7:05 PM EDT

Att. 14,562 - Dome

livebaseballscorecards.com

AB	39
R	10
H	16
RBI	10
BB	5
SO	9
LOB	18

WP: 0 PA: 46
PB: 0
SB: 0
CS: 1

PITCHER		IP	WLS	BF	H	R	ER	SO	BB	IBB	HBP	BLK	WP	HR	S	P	ERA	WHIP
Chris Nabholz, L ERA: 6.16	(1, 1)	1.0	L	10	6	6	6	0	3	0	0	0	0	1	21	42	54.00	9.000
Kent Bottenfield, R ERA: 4.83	(2, 1)	2.0		13	5	2	2	2	2	0	0	0	0	0	28	47	9.00	3.500
Brian Barnes, L ERA: 4.37	(4, 1)	2.0		7	1	0	0	2	0	0	0	0	0	0	14	20	0.00	0.500
Jeff Fassero, L ERA: 4.02	(6, 1)	2.0		7	1	0	0	3	0	0	0	0	0	0	17	25	0.00	0.500
Scott Aldred, L ERA: 9.28	(8, 1)	2.0		9	3	2	2	2	0	0	0	0	0	1	18	23	9.00	1.500

PITCHER	IP	WLS	BF	H	R	ER	SO	BB	IBB	HBP	BLK	WP	HR	S	P	ERA	WHIP

Florida Marlins @ Montreal Expos

Olympic Stadium, Montreal, QB

Wed May 12 1993, 7:05 PM EDT

Att. 14,562 - Dome

livebaseballscorecards.com

BOTTOM

Batter	1	2	3	4	5	6	7	8	9	AB	R	H	RBI	BB	SO	LOB
Delino DeShields, L (1, 4) OBP: 0.405, SLG: 0.358	F8	G5-3		G4-3		G4-3 1-2f 2-3		G3		5	0	0	0	0	0	4
Mike Lansing, R (1, 5) OBP: 0.386, SLG: 0.538	G1-3 1B BB		P6		HBP 2B 1B	1B BB		P4		3	2	1	0	2	0	0
Marquis Grissom, R (1, 8) OBP: 0.370, SLG: 0.474	G1-3 1-2		HR 1B		2B SF9 HBP 1-2	1-3 3-H 1B			F9	4	2	2	1	0	0	1
Larry Walker, L (1, 9) OBP: 0.407, SLG: 0.609	BB 2-H 1B		F8		SF9 1-3 2-H 2B	F7			G3	5	0	2	2	0	0	3
Frank Bolick, S (1, 3) OBP: 0.371, SLG: 0.463	BB 1-2		HR 1-H		K	G4-3			K	4	1	1	2	1	2	2
John Vander Wal, L (1, 7) OBP: 0.324, SLG: 0.468 Brian Barnes, L (4, 1) OBP: 0.400, SLG: 0.250 Greg Colbrunn, R (5, PH) OBP: 0.382, SLG: 0.560 Jeff Fassero, L (6, 1) Sean Berry, R (7, PH) OBP: 0.333, SLG: 0.129 Scott Aldred, L (8, 1)	F8		G4-3		SF9 2-3 3-H		F7			2 0 0 0 0 1 0	0 0 0 0 0 0 0	0 0 0 1 0 0 0	0 0 0 0 0 0 0	0 0 0 0 0 0 0	0 0 0 0 0 0 0	2 0 0 0 0 0 0
Darrin Fletcher, L (1, 2) OBP: 0.338, SLG: 0.387		G4-3	F8	F7		K				4	0	0	0	0	1	1
Wil Cordero, R (1, 6) OBP: 0.298, SLG: 0.417		G6-3 2B	G6-3			G4-3 E 1B 1B		HR		4	2	3	1	0	0	0
Chris Nabholz, L (1, 1) OBP: 0.083, SLG: 0.083 Kent Bottenfield, R (2, 1) OBP: 0.111, SLG: 0.111 Lou Frazier, S (4, 7) OBP: 0.300, SLG: 0.321		G6-3 2-3	2B			E4 G4-3 1-2		G4-3		0 1 3	0 0 0	0 0 1	0 0 0	0 0 0	0 0 0	0 1 1
Inning Stats	R: 1 E: 0 K: 0 S: 16 H: 1 LOB: 2 BB: 2 P: 34	R: 0 E: 0 K: 0 S: 10 H: 1 LOB: 1 BB: 0 P: 15	R: 2 E: 0 K: 0 S: 8 H: 2 LOB: 0 BB: 0 P: 17	R: 0 E: 0 K: 0 S: 8 H: 1 LOB: 1 BB: 0 P: 15	R: 2 E: 0 K: 1 S: 14 H: 2 LOB: 1 BB: 0 P: 22	R: 1 E: 1 K: 0 S: 7 H: 2 LOB: 2 BB: 1 P: 16	R: 0 E: 0 K: 1 S: 8 H: 0 LOB: 0 BB: 0 P: 11	R: 1 E: 0 K: 0 S: 10 H: 1 LOB: 0 BB: 0 P: 18	R: 0 E: 0 K: 1 S: 8 H: 0 LOB: 0 BB: 0 P: 11	1B: 5 2B: 3 3B: 0 HR: 2 SF: 1 SAC: 0 DP: 1 HBP: 1							

	AB	36
	R	7
	H	10
	RBI	7
	BB	3
	SO	3
	LOB	15

WP: 0 PB: 0 SB: 0 CS: 0 PA: 41

PITCHER	IP	WLS	BF	H	R	ER	SO	BB	IBB	HBP	BLK	WP	HR	S	P	ERA	WHIP
Charlie Hough, R (1, 1) ERA: 5.29	4.0		22	7	5	5	0	2	0	1	0	0	1	51	96	11.25	2.250
Richie Lewis, R (5, 1) ERA: 2.29	3.0	W	12	2	1	0	2	1	0	0	0	0	0	20	34	0.00	1.000
Trevor Hoffman, R (8, 1) ERA: 2.33	1.0		4	1	1	1	0	0	0	0	0	0	1	10	18	9.00	1.000
Bryan Harvey, R (9, 1) ERA: 2.3	1.0	S	3	0	0	0	1	0	0	0	0	0	0	8	11	0.00	0.000

PITCHER	IP	WLS	BF	H	R	ER	SO	BB	IBB	HBP	BLK	WP	HR	S	P	ERA	WHIP

Batter	1	2	3	4	5	6	7	8	9	AB	R	H	RBI	BB	SO	LOB
Chuck Carr, S (1, 8) OBP: 0.333, SLG: 0.336	B C B C F B B 4-2 G4-3 S 1B BB	C B S B X 2-2 ③ G3			B C C X 1-2 ② G3-1		B B X 2-0 F8 2B		B F C B B F S 3-3 ② K	4	1	1	0	1	1	2
Rick Renteria, R (1, 4) OBP: 0.353, SLG: 0.375	1 SAFE P C 1 B F X 2-2 ① G4-3 1-3	B B C X 2-1 ① G6-3			C B S B S 2-3 ③ K		2 SAFE C B X 1-1 ② F7		B S B F S 2-3 ③ K	5	0	0	0	0	2	3
Dave Magadan, L (1, 5) OBP: 0.441, SLG: 0.405	C B B B C F B 4-2 G3-1 1B BB	B B C X 2-1 ② G4-3			B C B B X 3-1 ① F8	C X 0-1 ③ L5				3	0	0	0	1	0	1
Orestes Destrade, S (1, 3) OBP: 0.338, SLG: 0.351	X 0-0 G3-1 1-2 3-H 1B	B B X 2-0 2B			C B B F B X 3-2 HR 1B			B C X 1-1 G5-4-3 1B		4	1	4	1	0	0	0
Benito Santiago, R (1, 2) OBP: 0.318, SLG: 0.403	T X 0-1 ② G3-1 1-2 2-3	X 0-0 ③ G6-3			1 SAFE F 1 SAFE X 0-1 1-H HR			S S B X 1-2 ① ② G5-4-3 1-2f		4	1	1	2	0	0	4
Junior Felix, S (1, 9) OBP: 0.261, SLG: 0.394 Cris Carpenter, R (8, 1) Jim Corsi, R (8, 1)	B B S X 2-1 ③ F9			B B X 2-0 ① F8	C F B F S 2-3 ② K			S M F B X 1-2 ③ F9		4 0 0	0 0 0	0 0 0	0 0 0	0 0 0	1 0 0	2 0 0
Jeff Conine, R (1, 7) OBP: 0.389, SLG: 0.377		B B C F E X 2-2 G3 2B		B C F S 1-3 ② K	C B X 1-1 1B				X 0-0 2B 3B	4	1	3	0	0	1	0
Walt Weiss, S (1, 6) OBP: 0.390, SLG: 0.320		B C X 1-1 ① G3 2-3		X 0-0 ③ G4-3	1 SAFE B B C 1 SAFE X 2-1 ③ F7				C F F S 0-3 ① K	4	0	0	0	0	1	3
Jack Armstrong, R (1, 1) OBP: 0.136, SLG: 0.136 Joe Klink, L (8, 1) Greg Briley, L (8, 9) OBP: 0.353, SLG: 0.469		C C S 0-3 ② K			C X 0-1 ① G4-1		B S B X 2-1 ① G5-3		C F X 0-2 3-H 2B	3 0 1	0 0 0	0 0 1	0 0 1	0 0 0	1 0 0	1 0 0
Inning Stats	R: 1 E: 0 K: 0 S: 15 H: 1 LOB: 2 BB: 2 P: 26	R: 0 E: 0 K: 1 S: 13 H: 1 LOB: 1 BB: 0 P: 18	R: 0 E: 0 K: 0 S: 6 H: 1 LOB: 1 BB: 0 P: 12	R: 0 E: 0 K: 1 S: 5 H: 0 LOB: 0 BB: 0 P: 8	R: 0 E: 0 K: 1 S: 8 H: 0 LOB: 0 BB: 0 P: 11	R: 2 E: 0 K: 1 S: 15 H: 3 LOB: 1 BB: 0 P: 26	R: 0 E: 0 K: 0 S: 7 H: 1 LOB: 1 BB: 0 P: 12	R: 0 E: 0 K: 0 S: 9 H: 1 LOB: 0 BB: 0 P: 12	R: 1 E: 0 K: 3 S: 15 H: 2 LOB: 1 BB: 0 P: 20	1B: 4 2B: 4 3B: 1 HR: 1 SF: 0 SAC: 0 DP: 1 HBP: 0						

PITCHER	IP	WLS	BF	H	R	ER	SO	BB	IBB	HBP	BLK	WP	HR	S	P	ERA	WHIP
Jimmy Jones, R (1, 1) ERA: 6.61	5.1		23	5	3	3	3	2	0	0	0	0	1	54	88	5.06	1.312
Brian Barnes, L (6, 1) ERA: 4.07	1.2		7	2	0	0	1	0	0	0	0	0	0	15	25	0.00	1.200
Mel Rojas, R (8, 1) ERA: 3.6	1.0		3	1	0	0	0	0	0	0	0	0	0	9	12	0.00	1.000
John Wetteland, R (9, 1) ERA: 3.65	1.0	W	5	2	1	1	3	0	0	0	0	0	0	15	20	9.00	2.000

PITCHER	IP	WLS	BF	H	R	ER	SO	BB	IBB	HBP	BLK	WP	HR	S	P	ERA	WHIP

Florida Marlins @ Montreal Expos

Olympic Stadium, Montreal, QB

Thu May 13 1993, 7:05 PM EDT

Att. 11,870 - Dome

TOP

livebaseballscorecards.com

AB	36
R	4
H	10
RBI	4
BB	2
SO	7
LOB	16

PA: 38

WP: 0 PB: 0 SB: 1 CS: 0

Florida Marlins @ Montreal Expos

Olympic Stadium, Montreal, QB

Thu May 13 1993, 7:05 PM EDT

Att. 11,870 - Dome

livebaseballscorecards.com

BOTTOM

Batter	1	2	3	4	5	6	7	8	9	AB	R	H	RBI	BB	SO	LOB
Delino DeShields, L (1, 4) OBP: 0.397, SLG: 0.343	B B X 2-0 F9 ①		B F B X 2-1 F8 ①		B B B C B 4-1 BB		1 SAFE 1 SAFE B X 1-0 FC6 S ② 1-2f		B X 1-0 F7 ①	4	0	0	0	1	0	2
Mike Lansing, R (1, 5) OBP: 0.378, SLG: 0.518	B C X 1-1 G4-3 ②		B B X 2-0 F8 ②		1 SAFE B SAFE C 1 SAFE X 0-1 G4-3 ③		1 SAFE C B 1 SAFE B F 1 SAFE B T 3-2 K ③ 1-2		B B C B C F B 4-2 S 1B BB	4	1	0	0	1	1	3
Marquis Grissom, R (1, 8) OBP: 0.386, SLG: 0.513	F X 0-1 1B		X 0-0 FC6-4 ③ 1-2f			B F F X 1-2 HR		X 0-0 CS F8 1B	B X 1-0 1-H 1B	5	1	4	2	0	0	1
Larry Walker, L (1, 9) OBP: 0.402, SLG: 0.625	1 SAFE S C 1 SAFE 1 SAFE S 0-3 K ③			T X 0-1 G3-1 ①		X 0-0 HR		B S X 1-1 F8 ① 1-2		4	1	1	1	0	1	2
Frank Bolick, S (1, 3) OBP: 0.364, SLG: 0.439 John Wetteland, R (9, 1)		C C F X 0-2 G4-3 ①		B X 1-0 G3-1 ②		B B X 2-0 G4-3 ①		B B B C S B 4-2 HR BB ② 2-3		3 0	1 0	0 0	0 0	1 0	0 0	0 0
Wil Cordero, R (1, 6) OBP: 0.305, SLG: 0.454		C F F X 0-2 G5-3 ②		B B S X 2-1 2B		B S S S 1-3 K ②		F B X 1-1 1-H HR		4	1	2	2	0	1	0
Lou Frazier, S (1, 7) OBP: 0.324, SLG: 0.323		C B B S B B 4-2 BB		B F X 1-1 G3-1 ③		X 0-0 F7 ③		B X 1-0 S 1B		3	0	1	0	1	0	1
Tim Spehr, R (1, 2) OBP: 0.243, SLG: 0.300 John Vander Wal, L (7, PH) OBP: 0.333, SLG: 0.476 Mel Rojas, R (8, 1) Greg Colbrunn, R (8, PH) OBP: 0.393, SLG: 0.560 (9, 3)		1 SAFE 1 SAFE B 1 SAFE C 1 SAFE B 1 SAFE 1 SAFE 2-3 F S K ③			F F F B B X 2-2 F8 ①		X 0-0 FC2-6 1B	1 SAFE B 1 SAFE F B S B 4-2 1-2 BB		2 1 0 0	0 0 0 0	0 1 0 0	0 0 0 0	1 0 0 1	0 0 0 0	1 0 0 0
Jimmy Jones, R (1, 1) OBP: 0.300, SLG: 0.125 Brian Barnes, L (6, 1) OBP: 0.400, SLG: 0.250 Darrin Fletcher, L (7, PH) OBP: 0.329, SLG: 0.377 (8, 2)			S B F F B B 4-2 FC6-4 BB		B C F B X 2-2 G5-3 ②		1 SAFE X 0-0 FC2-6 FC6 ① 1-2f	C F B X 1-2 F7 ③		1 0 2	0 0 0	0 0 0	0 0 0	1 0 0	0 0 0	0 0 3
Inning Stats	R: 0 E: 0 K: 1 S: 8 H: 1 LOB: 1 BB: 0 P: 11	R: 0 E: 0 K: 1 S: 13 H: 0 LOB: 1 BB: 1 P: 19	R: 0 E: 0 K: 0 S: 7 H: 0 LOB: 1 BB: 1 P: 15	R: 0 E: 0 K: 0 S: 7 H: 1 LOB: 1 BB: 0 P: 11	R: 0 E: 0 K: 0 S: 10 H: 0 LOB: 1 BB: 1 P: 18	R: 2 E: 0 K: 1 S: 9 H: 2 LOB: 0 BB: 0 P: 13	R: 0 E: 0 K: 1 S: 6 H: 1 LOB: 1 BB: 0 P: 10	R: 2 E: 0 K: 0 S: 13 H: 3 LOB: 2 BB: 2 P: 25	R: 1 E: 0 K: 0 S: 5 H: 1 LOB: 1 BB: 1 P: 11	1B: 5 2B: 1 3B: 0 HR: 3	SF: 0 SAC: 0 DP: 0 HBP: 0						

	AB	33
	R	5
	H	9
	RBI	5
	BB	6
	SO	4
	LOB	13

WP: 0 PB: 0 SB: 3 CS: 1 PA: 39

PITCHER		IP	WLS	BF	H	R	ER	SO	BB	IBB	HBP	BLK	WP	HR	S	P	ERA	WHIP
Jack Armstrong, R ERA: 3.21	(1, 1)	7.0		30	6	3	3	4	3	0	0	0	0	2	61	98	3.86	1.286
Joe Klink, L ERA: 4.7	(8, 1)	0.2		2	0	0	0	0	1	0	0	0	0	0	4	9	0.00	1.500
Cris Carpenter, R ERA: 6.35	(8, 1)	0.0		3	2	1	1	0	1	0	0	0	0	1	5	11	∞	∞
Jim Corsi, R ERA: 7.5	(8, 1)	0.2	L	4	1	1	1	0	1	0	0	0	0	0	8	15	13.50	3.000

PITCHER	IP	WLS	BF	H	R	ER	SO	BB	IBB	HBP	BLK	WP	HR	S	P	ERA	WHIP

Florida Marlins @ St. Louis Cardinals

Busch Stadium, St. Louis, MO

Fri May 14 1993, 7:05 PM CDT

Att. 51,809 - Unknown - 79 F

TOP

livebaseballscorecards.com

Batter	1	2	3	4	5	6	7	8	9	AB	R	H	RBI	BB	SO	LOB
Chuck Carr, S (1, 8) OBP: 0.339, SLG: 0.336	B C F B C 2-3 ① K			B F X 1-1 G3 S 1B 1B	X 0-0 ③ G4-3		B C C B H 3-2 1-2 2-3 3-H HBP			3	1	1	1	0	1	2
Junior Felix, S (1, 9) OBP: 0.254, SLG: 0.382 Bob McClure, R (7, 1) Jim Corsi, R (7, 1)	S X 0-1 ② G3			B B C C 2 SAFE 2 SAFE B X 3-1 ① G3 1-3		C F S 0-3 ① K	X 0-0 ③ P6			4 0 0	0 0 0	0 0 0	0 0 0	0 0 0	1 0 0	4 0 0
Dave Magadan, L (1, 5) OBP: 0.443, SLG: 0.408	C B X 1-1 ③ G3			B C X 1-1 3-H 1B		X 0-0 G4-6-3 1B		C X 0-1 ① L4		4	0	2	1	0	0	0
Orestes Destrade, S (1, 3) OBP: 0.329, SLG: 0.341		C B C B X 2-2 ① L8		X 0-0 ② L9		B C 1 SAFE X 1-1 ② ③ G4-6-3 1-2f		F X 0-1 ② F8		4	0	0	0	0	0	2
Benito Santiago, R (1, 2) OBP: 0.309, SLG: 0.390		F C B X 1-2 ② G6-3		F F X 0-2 ③ F9			B X 1-0 ① F9	X 0-0 ③ P9		4	0	0	0	0	0	1
Jeff Conine, R (1, 7) OBP: 0.378, SLG: 0.364		C B X 1-1 ③ G6-3			F F B X 1-2 ① F9		S B X 1-1 ② F9		F C B B C 2-3 ① K	4	0	0	0	0	1	0
Alex Arias, R (1, 4) OBP: 0.323, SLG: 0.318			C F B X 1-2 ① G5-3		F B F F B S 2-3 ② K		B C X 1-1 1B 1B HBP 1B		B C F B X 2-2 ② G4-3	4	1	1	0	0	1	0
Walt Weiss, S (1, 6) OBP: 0.402, SLG: 0.336		C T C 0-3 ② K			B B X 2-0 E 1B		L X 0-1 HBP 1B 1-2 1B		B C B B X 3-1 1B	4	0	3	0	0	1	0
Chris Hammond, L (1, 1) OBP: 0.176, SLG: 0.125 Cris Carpenter, R (6, 1) Greg Briley, L (7, PH) OBP: 0.361, SLG: 0.471 (7, 9)		C C S 0-3 ③ K2-3			F X 0-1 E8 1-3 1B		X 0-0 HBP 1-2 2-3 1B		X 0-0 ③ G3	2 0 2	0 0 0	1 0 1	0 0 0	0 0 0	1 0 0	0 0 1
Inning Stats	R: 0 E: 0 K: 1 S: 8 H: 0 LOB: 0 BB: 0 P: 11	R: 0 E: 0 K: 0 S: 8 H: 0 LOB: 0 BB: 0 P: 12	R: 0 E: 0 K: 2 S: 9 H: 0 LOB: 0 BB: 0 P: 10	R: 1 E: 0 K: 0 S: 10 H: 2 LOB: 1 BB: 0 P: 15	R: 0 E: 1 K: 1 S: 11 H: 2 LOB: 2 BB: 0 P: 16	R: 0 E: 0 K: 1 S: 6 H: 1 LOB: 0 BB: 0 P: 7	R: 1 E: 0 K: 0 S: 11 H: 3 LOB: 3 BB: 0 P: 17	R: 0 E: 0 K: 0 S: 5 H: 0 LOB: 0 BB: 0 P: 5	R: 0 E: 0 K: 1 S: 9 H: 1 LOB: 1 BB: 0 P: 16	1B: 9 2B: 0 3B: 0 HR: 0 SF: 0 SAC: 0 DP: 1 HBP: 1						

	AB	35
	R	2
	H	9
	RBI	2
	BB	0
	SO	6
	LOB	10

WP: 0 PB: 0 SB: 1 CS: 0 PA: 36

PITCHER	IP	WLS	BF	H	R	ER	SO	BB	IBB	HBP	BLK	WP	HR	S	P	ERA	WHIP
Bob Tewksbury, R (1, 1) ERA: 3.17	8.0	W	32	8	2	2	5	0	0	1	0	0	0	68	93	2.25	1.000
Mike Perez, R (9, 1) ERA: 3.1	1.0		4	1	0	0	1	0	0	0	0	0	0	9	16	0.00	1.000

PITCHER	IP	WLS	BF	H	R	ER	SO	BB	IBB	HBP	BLK	WP	HR	S	P	ERA	WHIP

BOTTOM

Florida Marlins @ St. Louis Cardinals

Busch Stadium, St. Louis, MO

Fri May 14 1993, 7:05 PM CDT
Att. 51,809 - Unknown - 79 F

Batter	1	2	3	4	5	6	7	8	9	AB	R	H	RBI	BB	SO	LOB
Bernard Gilkey, R (1, 7) OBP: 0.437, SLG: 0.517	C C X 0-2 G6-3 1B		C B X 1-1 ② G3		B B B I 4-0 1B IBB	C F B X 1-2 ② ③ G6-4-3 1-2f		B C B X 2-1 1-H HR		4	1	2	2	1	0	3
Ozzie Smith, S (1, 6) OBP: 0.294, SLG: 0.297	B F X 1-1 ① F9		B B B B 4-0 BB		B X 1-0 ③ 1-2 2-H 1B		B X 1-0 FC4-6 1B FC6 1B	B X 1-0 ③ G3		4	1	2	0	1	0	1
Ray Lankford, L (1, 8) OBP: 0.386, SLG: 0.368	B 1 SAFE 1 SAFE B C B 1 SAFE S X 3-2 ② ③ G6-3 1-2f		B B 1 SAFE X 2-0 ③ G4-3			B B C X 2-1 1B S 1B 1B	F C B 1 SAFE 1 SAFE B 1 SAFE 1 SAFE 1 SAFE 2-2 X FC4-6 1-2 1B			4	1	2	0	0	0	2
Gregg Jefferies, S (1, 3) OBP: 0.346, SLG: 0.458		C B X 1-1 WP 1B 1B		C X 0-1 ① G4-3		B 1 SAFE B X 2-0 BB 1B 1-3 1B 1B	C X 0-1 FC4-6 FC6 1-2f 2-3			4	2	2	0	0	0	2
Mark Whiten, S (1, 9) OBP: 0.336, SLG: 0.442		S B 1 SAFE 1 SAFE B 1 SAFE B F X 3-2 ① F9 1-2		B X 1-0 ② P8		B C 1 SAFE X 1-1 ① L5	S B X 1-1 FC6 1-2f 3-H			4	0	0	1	0	0	4
Todd Zeile, R (1, 5) OBP: 0.319, SLG: 0.344		X 0-0 ② P3		B B C S S 2-3 ③ K		B B C X 2-1 1B BB 1B 1-2 3-H 1B	B C 1 SAFE X 1-1 ③ P6			4	1	1	1	0	1	2
Geronimo Pena, S (1, 4) OBP: 0.347, SLG: 0.346		B C F B X 2-2 2-H 1B			C B X 1-1 E6 SH1-4 1B	F S B B F B B 4-2 1B 1B 1-2 2-3 BB		S B X 1-1 ① G4-3		3	0	1	1	1	0	0
Erik Pappas, R (1, 2) OBP: 0.273, SLG: 0.273		C B S B B X 3-2 ③ G5-3			1 SAFE X 0-0 ① F9	S X 0-1 1B 1-2 2-3 3-H 1B		B F B S X 2-2 HR 1B		4	1	2	1	0	0	2
Bob Tewksbury, R (1, 1) OBP: 0.375, SLG: 0.333 Gerald Perry, L (8, PH) OBP: 0.462, SLG: 0.556 Mike Perez, R (9, 1)			C B F B X 2-2 ① G6-3		1 SAFE M 1 SAFE X 0-1 ② SH1-4 1-2	B X 1-0 G6-4-3 1-2 2-3 3-H 1B		C B 1 SAFE X 1-1 ② F8		2 1 0	0 0 0	1 0 0	1 0 0	0 0 0	0 0 0	0 1 0
Inning Stats	R: 0 E: 0 K: 0 S: 8 H: 1 LOB: 0 BB: 0 P: 12	R: 1 E: 0 K: 0 S: 12 H: 2 LOB: 1 BB: 0 P: 21	R: 0 E: 0 K: 0 S: 6 H: 0 LOB: 1 BB: 1 P: 15	R: 0 E: 0 K: 1 S: 6 H: 0 LOB: 0 BB: 0 P: 9	R: 0 E: 1 K: 0 S: 6 H: 1 LOB: 2 BB: 1 P: 12	R: 3 E: 0 K: 0 S: 16 H: 5 LOB: 2 BB: 1 P: 29	R: 1 E: 0 K: 0 S: 10 H: 2 LOB: 1 BB: 0 P: 15	R: 2 E: 0 K: 0 S: 10 H: 2 LOB: 0 BB: 0 P: 17		1B: 12 2B: 0 3B: 0 HR: 1	SF: 0 SAC: 1 DP: 2 HBP: 0					

livebaseballscorecards.com

AB	34
R	7
H	13
RBI	7
BB	3
SO	1
LOB	17

PITCHER		IP	WLS	BF	H	R	ER	SO	BB	IBB	HBP	BLK	WP	HR	S	P	ERA	WHIP
Chris Hammond, L ERA: 4.98	(1, 1)	5.1	L	26	8	4	4	1	2	1	0	0	1	0	50	92	6.75	1.875
Cris Carpenter, R ERA: 6.0	(6, 1)	0.2		2	1	0	0	0	0	0	0	0	0	0	4	6	0.00	1.500
Bob McClure, L ERA: 8.44	(7, 1)	0.0		2	2	1	1	0	0	0	0	0	0	0	4	7	∞	∞
Jim Corsi, R ERA: 7.88	(7, 1)	2.0		8	2	2	2	0	0	0	0	0	0	1	16	25	9.00	1.000

PITCHER	IP	WLS	BF	H	R	ER	SO	BB	IBB	HBP	BLK	WP	HR	S	P	ERA	WHIP

WP: 1 PB: 0 SB: 1 CS: 0 PA: 38

Batter	1	2	3	4	5	6	7	8	9	AB	R	H	RBI	BB	SO	LOB
Chuck Carr, S (1, 8) OBP: 0.341, SLG: 0.348	G6-3			G4-3 S; G5-3 1B	1B; 1-3 2-H 3-H 2B		P5	L5		5	1	2	2	0	0	1
Rick Renteria, R (1, 5) OBP: 0.385, SLG: 0.417	F9			G4-3; 1-3	2-3 3-H 1B		WP 1B; 1B BB	3-H 2B		4	1	2	2	1	0	1
Benito Santiago, R (1, 2) OBP: 0.305, SLG: 0.383	G5-3			G5-3; 3-H	F9		1B; 1-2 1B	G4-3		5	0	1	1	0	0	2
Orestes Destrade, S (1, 3) OBP: 0.325, SLG: 0.336		F9		1B		G6-3	F9		K	5	0	1	0	0	1	2
Junior Felix, S (1, 9) OBP: 0.252, SLG: 0.376		L7		G1-3		G6-3	FC6-4; 1-3 2-H 1B		G6-3	5	0	1	1	0	0	1
Jeff Conine, R (1, 7) OBP: 0.386, SLG: 0.358		G4-3			HBP BB; FC1-2 BB	BB 1B; BB	FC6-4; 1-2f		WP; 1B BB	2	1	0	0	3	0	2
Alex Arias, R (1, 4) OBP: 0.346, SLG: 0.330			G5-3	FC1-2 HBP; 1-2 2B BB	BB; 1-2 1B			3B 1B	1B; 1-2 BB	3	2	2	0	2	0	0
Walt Weiss, S (1, 6) OBP: 0.417, SLG: 0.364			G3-1	FC1-2; 1-2 2-3 2B HBP	FC6-4; 1-2 2-3 BB			1-H 2B 3B	1-2 2-H 1B	3	2	2	2	1	0	0
Ryan Bowen, R (1, 1) OBP: 0.111, SLG: 0.111			P3	FC1-2; 2B 1B; 1-2 2-3 3-Hf	FC6-4; 1-2f			K	F9	5	1	0	0	0	1	9

Inning Stats									
	R: 0 H: 0 E: 0 LOB: 0 K: 0 BB: 0 S: 6 P: 11	R: 0 H: 0 E: 0 LOB: 0 K: 0 BB: 0 S: 3 P: 5	R: 0 H: 0 E: 0 LOB: 0 K: 0 BB: 0 S: 6 P: 8	R: 1 H: 2 E: 0 LOB: 1 K: 0 BB: 0 S: 9 P: 16	R: 3 H: 2 E: 0 LOB: 1 K: 0 BB: 2 S: 15 P: 28	R: 0 H: 1 E: 0 LOB: 3 K: 0 BB: 2 S: 10 P: 20	R: 1 H: 2 E: 0 LOB: 2 K: 0 BB: 1 S: 12 P: 20	R: 2 H: 3 E: 0 LOB: 1 K: 1 BB: 0 S: 12 P: 18	R: 1 H: 1 E: 0 LOB: 2 K: 1 BB: 2 S: 13 P: 23

1B: 8 SF: 0
2B: 2 SAC: 0
3B: 1 DP: 0
HR: 0 HBP: 1

WP: 2 PA: 45
PB: 0
SB: 1
CS: 0

PITCHER		IP	WLS	BF	H	R	ER	SO	BB	IBB	HBP	BLK	WP	HR	S	P	ERA	WHIP
Joe Magrane, L ERA: 4.0	(1, 1)	5.2	L	26	5	4	4	0	4	0	1	0	0	0	47	85	6.35	1.588
Les Lancaster, R ERA: 3.27	(6, 1)	0.1		1	0	0	0	0	0	0	0	0	0	0	2	3	0.00	0.000
Rene Arocha, R ERA: 1.82	(7, 1)	1.0		6	2	1	1	0	1	0	0	0	1	0	12	20	9.00	3.000
Mike Perez, R ERA: 3.8	(8, 1)	1.0		6	3	2	2	1	0	0	0	0	0	0	12	18	18.00	3.000
Rob Murphy, L ERA: 2.25	(9, 1)	1.0		6	1	1	1	1	2	0	0	0	1	0	13	23	9.00	3.000

PITCHER	IP	WLS	BF	H	R	ER	SO	BB	IBB	HBP	BLK	WP	HR	S	P	ERA	WHIP

TOP

Florida Marlins @ St. Louis Cardinals

Busch Stadium, St. Louis, MO

Sat May 15 1993, 7:05 PM CDT
Att. 46,256 - Unknown - 82 F

livebaseballscorecards.com

AB	37
R	8
H	11
RBI	8
BB	7
SO	2
LOB	18

Florida Marlins @ St. Louis Cardinals

Busch Stadium, St. Louis, MO

Sat May 15 1993, 7:05 PM CDT

Att. 46,256 - Unknown - 82 F

livebaseballscorecards.com

BOTTOM

Batter	1	2	3	4	5	6	7	8	9	AB	R	H	RBI	BB	SO	LOB
Bernard Gilkey, R (1, 7) OBP: 0.453, SLG: 0.532	F9			L3, BB		1-3, 2B		G4-3, 1-2, BB		2	0	1	0	2	0	0
Ozzie Smith, S (1, 6) OBP: 0.286, SLG: 0.288	G4-3			L3, 1-1		P6		G4-3, 1-2f, 2-3		4	0	0	0	0	0	5
Ray Lankford, L (1, 8) OBP: 0.382, SLG: 0.359	CS, BB			G4-3		K		K		3	0	0	0	1	2	3
Gregg Jefferies, S (1, 3) OBP: 0.343, SLG: 0.447	CS, 1-2	G4-3			L7		4-1, L8, 1B, FC5-2, BB		G3-1	3	0	0	0	1	0	0
Mark Whiten, S (1, 9) OBP: 0.340, SLG: 0.444		G6-3			G3		FC5-2, 1-2, 1B		1B	4	0	2	0	0	0	0
Todd Zeile, R (1, 5) OBP: 0.317, SLG: 0.341		P6			0-2, 1B		L8, 2-3		P5	4	0	1	0	0	0	3
Luis Alicea, S (1, 4) OBP: 0.421, SLG: 0.392		F9			F7		FC5-2, FC6-4, 1-2, 3-H		K	4	0	0	0	0	1	4
Erik Pappas, R (1, 2) OBP: 0.286, SLG: 0.286		G6-3				2B, 1B	FC6-4, 1-2f			3	0	1	0	0	0	2
Joe Magrane, R (1, 1)		B1-3				L8		G4-3, BB, 1B		1	0	0	0	0	0	0
Les Lancaster, R (6, 1)										0	0	0	0	0	0	0
Rod Brewer, L (6, PH) OBP: 0.268, SLG: 0.237										1	0	0	0	0	0	1
Rene Arocha, R (7, 1)										0	0	0	0	0	0	0
Mike Perez, R (8, 1)										0	0	0	0	0	0	0
Stan Royer, R (8, PH) OBP: 0.333, SLG: 0.333										1	0	1	0	0	0	0
Rob Murphy, L (9, 1) OBP: 1.000, SLG: 1.000										0	0	0	0	0	0	0

Inning Stats	1	2	3	4	5	6	7	8	9
	R: 0 E: 0 K: 0 S: 8	H: 0 LOB: 0 BB: 1 P: 15	R: 0 E: 0 K: 0 S: 8	H: 0 LOB: 0 BB: 0 P: 11	R: 0 E: 0 K: 0 S: 3	H: 0 LOB: 0 BB: 0 P: 5	R: 0 E: 0 K: 0 S: 7	H: 0 LOB: 0 BB: 1 P: 17	R: 0 E: 0 K: 0 S: 7	H: 1 LOB: 1 BB: 0 P: 10
	R: 0 E: 0 K: 1 S: 14	H: 2 LOB: 2 BB: 0 P: 18	R: 0 E: 0 K: 0 S: 7	H: 1 LOB: 2 BB: 1 P: 13	R: 0 E: 0 K: 1 S: 8	H: 1 LOB: 1 BB: 1 P: 16	R: 0 E: 0 K: 1 S: 11	H: 1 LOB: 1 BB: 0 P: 14		

1B: 5	SF: 0
2B: 2	SAC: 0
3B: 0	DP: 2
HR: 0	HBP: 0
WP: 0	PA: 35
PB: 0	
SB: 0	
CS: 1	

AB	30
R	0
H	6
RBI	0
BB	4
SO	3
LOB	18

PITCHER	IP	WLS	BF	H	R	ER	SO	BB	IBB	HBP	BLK	WP	HR	S	P	ERA	WHIP
Ryan Bowen, R (1, 1) ERA: 2.65	9.0	W	34	6	0	0	3	4	0	0	0	0	0	73	119	0.00	1.111

PITCHER	IP	WLS	BF	H	R	ER	SO	BB	IBB	HBP	BLK	WP	HR	S	P	ERA	WHIP

Batter	1	2	3	4	5	6	7	8	9	AB	R	H	RBI	BB	SO	LOB
Chuck Carr, S (1, 8) OBP: 0.338, SLG: 0.339	L B C S 1-3 K ①		C F H 1-2 **1-2** HBP		C M X 0-2 L6 ③			C B C C 1-3 K ①		3	0	0	0	0	2	0
Rick Renteria, R (1, 4) OBP: 0.372, SLG: 0.400	C B C B B F X 3-2 1B 1B		B B X 2-0 L9 ①			C F X 0-2 P3 ①		X 0-0 G5-3 ②		4	0	1	0	0	0	2
Jeff Conine, R (1, 7) OBP: 0.389, SLG: 0.363	X 0-0 **1-3** 1B		C S S 0-3 K ②			X 0-0 F9 1B 1B		F B B C C C 2-3 K ③		4	0	2	0	0	2	2
Orestes Destrade, S (1, 3) OBP: 0.323, SLG: 0.333	C B B S 1 S SAFE 2-3 K ②		X 0-0 G1-3 ③			X 0-0 **1-2** 1B			C B X 1-1 P4 ①	4	0	1	0	0	1	4
Dave Magadan, L (1, 5) OBP: 0.431, SLG: 0.395	B 1 X SAFE 1-0 G3 ③			B B C S X 2-2 F7 ①		C B F F X 1-2 **2-3** F9 ②			C C B F X 1-2 F9 ②	4	0	0	0	0	0	4
Monty Fariss, R (1, 9) OBP: 0.259, SLG: 0.333 Junior Felix, S (9, PH) OBP: 0.250, SLG: 0.373 Trevor Hoffman, R (9, 1)		B B C X 2-1 G5-3 ①		C B B S B F X 3-2 F9 ②		B B X 2-0 P5 ③			S B S X 1-2 G4-3 ③	3 1 0	0 0 0	0 0 0	0 0 0	0 0 0	0 0 0	2 0 0
Steve Decker, R (1, 2)		C C B B F F B X 3-2 F8 ②		S C F B X 1-2 F8 ③			F F B B X 2-2 P4 ①			3	0	0	0	0	0	0
Alex Arias, R (1, 6) OBP: 0.336, SLG: 0.319		C B F B X 2-2 G6-3 ③			C F F X 0-2 G6-3 ①		C C B B X 2-2 G5-3 ②			3	0	0	0	0	0	0
Luis Aquino, R (1, 1) OBP: 0.100, SLG: 0.100 Greg Briley, L (9, 9) OBP: 0.361, SLG: 0.471			X 0-0 HBP 1B		F S S 0-3 K ②		X 0-0 G6-3 ③			3 0	0 0	1 0	0 0	0 0	1 0	0 0
Inning Stats	R: 0 H: 2 E: 0 LOB: 2 K: 2 BB: 0 S: 12 P: 19	R: 0 H: 0 E: 0 LOB: 0 K: 0 BB: 0 S: 10 P: 17	R: 0 H: 1 E: 0 LOB: 2 K: 1 BB: 0 S: 8 P: 11	R: 0 H: 0 E: 0 LOB: 0 K: 0 BB: 0 S: 11 P: 17	R: 0 H: 0 E: 0 LOB: 0 K: 1 BB: 0 S: 10 P: 10	R: 0 H: 2 E: 0 LOB: 2 K: 0 BB: 0 S: 10 P: 13	R: 0 H: 0 E: 0 LOB: 0 K: 0 BB: 0 S: 7 P: 11	R: 0 H: 0 E: 0 LOB: 0 K: 2 BB: 0 S: 7 P: 10	R: 0 H: 0 E: 0 LOB: 0 K: 0 BB: 0 S: 9 P: 12	1B: 5 SF: 0 2B: 0 SAC: 0 3B: 0 DP: 0 HR: 0 HBP: 1						

PITCHER		IP	WLS	BF	H	R	ER	SO	BB	IBB	HBP	BLK	WP	HR	S	P	ERA	WHIP
Donovan Osborne, L ERA: 3.21	(1, 1)	8.0		30	5	0	0	6	0	0	1	0	0	0	75	108	0.00	0.625
Lee Smith, R ERA: 2.19	(9, 1)	1.0	W	3	0	0	0	0	0	0	0	0	0	0	9	12	0.00	0.000

PITCHER	IP	WLS	BF	H	R	ER	SO	BB	IBB	HBP	BLK	WP	HR	S	P	ERA	WHIP

TOP

Florida Marlins @ St. Louis Cardinals

Busch Stadium, St. Louis, MO

Sun May 16 1993, 3:33 AM CDT
Att. 37,937 - Cloudy - 69 F

livebaseballscorecards.com

AB	32
R	0
H	5
RBI	0
BB	0
SO	6
LOB	14

Batter	1	2	3	4	5	6	7	8	9	AB	R	H	RBI	BB	SO	LOB
Bernard Gilkey, R (1, 7) OBP: 0.430, SLG: 0.500	B B S X 2-1 F8 ①		X 0-0 F8 ③			F X 0-1 G5-3 ②		X 0-0 G1-3 ③		4	0	0	0	0	0	2
Luis Alicea, S (1, 4) OBP: 0.393, SLG: 0.364	C C F S 0-3 K ②			X 0-0 L3 ①		C B F B B X 3-2 F8 ③			B B C F X 2-2 F8 ①	4	0	0	0	0	1	0
Gregg Jefferies, S (1, 3) OBP: 0.355, SLG: 0.460	B C F B B B 4-2 BB			C F B F X 1-2 2B			B B C F B F X 3-2 G4-3 ①		C B C F B X 2-2 E S 1B 1B	3	1	2	0	1	0	0
Ray Lankford, L (1, 8) OBP: 0.379, SLG: 0.350	1 SAFE C F 1 SAFE B 1 SAFE S 1-3 K ③			B F C X 1-2 F8 ②			B C F B B X 3-2 G1-3 ②		1 SAFE B B 1 SAFE 1 C B I 4-1 1B IBB 1-3 IBB	3	0	0	0	1	1	2
Mark Whiten, S (1, 9) OBP: 0.338, SLG: 0.434		C B C B X 2-2 F9 ①		F B B X 2-1 F9 ③			C X 0-1 G5-3 ③		I I I I 4-0 1B IBB 1-2	3	0	0	0	1	0	1
Stan Royer, R (1, 5) OBP: 0.167, SLG: 0.167 Todd Zeile, R (9, PH) OBP: 0.322, SLG: 0.346		C C B B S 2-3 K ②			S B B S X 2-2 F9 ①			C C C 0-3 K ①	X 0-0 1B 1-2 2-3 3-H	3 1	0 0	0 1	0 1	0 0	2 0	0 0
Erik Pappas, R (1, 2) OBP: 0.294, SLG: 0.294		C F B B X 2-2 G5-3 ③			X 0-0 G1-3 ②			C B B C F B F X 3-2 G4-3 1B 1B		3	0	1	0	0	0	0
José Oquendo, S (1, 6) OBP: 0.318, SLG: 0.211			F C S 0-3 K ①		B X 1-0 G5-3 ③			C 1 SAFE X 0-1 G4-3 1-2 1B		3	0	1	0	0	1	0
Donovan Osborne, S (1, 1) OBP: 0.267, SLG: 0.214 Gerald Perry, L (8, PH) OBP: 0.429, SLG: 0.500 Lee Smith, R (9, 1)			X 0-0 G4-3 ②			C X 0-1 G4-3 ①		F S B X 1-2 G4-3 ② 1-2 2-3		2 1 0	0 0 0	0 0 0	0 0 0	0 0 0	0 0 0	0 2 0
Inning Stats	R: 0 E: 0 K: 2 S: 11 H: 0 LOB: 1 BB: 1 P: 18	R: 0 E: 0 K: 1 S: 9 H: 0 LOB: 0 BB: 0 P: 15	R: 0 E: 0 K: 1 S: 5 H: 0 LOB: 0 BB: 0 P: 5	R: 0 E: 0 K: 0 S: 10 H: 1 LOB: 1 BB: 0 P: 14	R: 0 E: 0 K: 0 S: 5 H: 0 LOB: 0 BB: 0 P: 8	R: 0 E: 0 K: 0 S: 7 H: 0 LOB: 0 BB: 0 P: 10	R: 0 E: 0 K: 0 S: 9 H: 0 LOB: 0 BB: 0 P: 15	R: 0 E: 0 K: 1 S: 14 H: 2 LOB: 2 BB: 0 P: 18	R: 1 E: 0 K: 0 S: 9 H: 2 LOB: 3 BB: 2 P: 21	1B: 4 2B: 1 3B: 0 HR: 0	SF: 0 SAC: 0 DP: 0 HBP: 0						

PITCHER		IP	WLS	BF	H	R	ER	SO	BB	IBB	HBP	BLK	WP	HR	S	P	ERA	WHIP
Luis Aquino, R ERA: 2.45	(1, 1)	8.0		28	3	0	0	5	1	0	0	0	0	0	70	103	0.00	0.500
Trevor Hoffman, R ERA: 2.75	(9, 1)	0.1	L	5	2	1	1	0	0	2	0	0	0	0	9	21	27.00	6.000

PITCHER	IP	WLS	BF	H	R	ER	SO	BB	IBB	HBP	BLK	WP	HR	S	P	ERA	WHIP

BOTTOM

Florida Marlins @ St. Louis Cardinals

Busch Stadium, St. Louis, MO

Sun May 16 1993, 3:33 AM CDT
Att. 37,937 - Cloudy - 69 F

livebaseballscorecards.com

AB	30
R	1
H	5
RBI	1
BB	3
SO	5
LOB	7

1B: 4 SF: 0
2B: 1 SAC: 0
3B: 0 DP: 0
HR: 0 HBP: 0

WP: 0 PA: 33
PB: 0
SB: 1
CS: 0

Batter	1	2	3	4	5	6	7	8	9	AB	R	H	RBI	BB	SO	LOB
Lenny Dykstra, L (1, 8) OBP: 0.349, SLG: 0.371	F C B X 1-2 F8 ①		X 0-0 S S 1B 1B	X 0-0 F9 ② 2-3		C B B B B 4-1 2B BB	C B X 1-1 G6-3 ③		C X 0-1 FC4 ① 1-2f 1B	5	1	1	0	1	0	4
Mickey Morandini, L (1, 4) OBP: 0.259, SLG: 0.323	B S X 1-1 L9 ②		1 SAFE 1 SAFE B S 1 SAFE B F X 2-2 L3 ① 1-2	B X 1-0 G4-3 ③		C S 1 SAFE B X 1-2 2B 2B 1-2		X 0-0 L5 ① F B S B F S	2-3 K ②	6	1	1	0	0	1	3
John Kruk, L (1, 3) OBP: 0.490, SLG: 0.585	S B X 1-1 G6-3 ③		F C X 0-2 3B 1B 2-H		B B F B X 3-1 1B 2B 1B	B S B X 2-1 WP 2B 2-H		C B X 1-1 2B 1B	C C B F B X 2-2 1B 1-2	6	3	5	2	0	0	0
Dave Hollins, S (1, 5) OBP: 0.373, SLG: 0.482		S B C B F X 2-2 2B FC3 1B	B X 1-0 1B 3B 1-H		B X 1-0 2B FC6-4 1B 1-2	C B B X 2-1 P3 ② 2-3		C F B S 1-3 K ②	B C B F S 2-3 K ③	6	3	3	1	0	2	4
Darren Daulton, L (1, 2) OBP: 0.423, SLG: 0.566		1 SAFE B 1 SAFE C F X 1-2 F7 ① F B F S	1-3 K ②		C B S B S 2-3 K ① F F C	0-3 K ③		B S C B X 2-2 1B 2B 1-H		5	1	1	1	0	3	5
Jim Eisenreich, L (1, 9) OBP: 0.460, SLG: 0.568		B 1 SAFE C C 1 SAFE F X 1-2 FC3 FC5-4 2B 1-3	C X 0-1 1B 3-H		B C B X 2-1 FC6-4 2B 1-3 2-H		B B B C B 4-1 E 1B BB	C F B B B B 4-2 1B BB		3	1	3	2	2	0	0
Milt Thompson, L (1, 7) OBP: 0.311, SLG: 0.247		C X 0-1 FC3 FC5-4 2-3 3-H	B S 1 SAFE B X 2-1 P4 ③		I I I 4-0 FC6-4 IBB		C X 0-1 E9 1-3 1B	B B S X 2-1 1-2 2-H 1B		4	0	2	2	1	0	2
Mariano Duncan, R (1, 6) OBP: 0.252, SLG: 0.333		B B X 2-0 FC5-4 ② 1-2f 3-H	B F B B B 4-1 F9 SH1-3 BB	S F B B B X 2-2 FC6-4 ② 1-2f 2-3 3-H			B B X 2-0 P4 ① C B F B B S	3-3 K ③		4	0	0	2	1	1	7
Ben Rivera, R (1, 1) OBP: 0.111, SLG: 0.111 Bob Ayrault, R (6, 1) David West, L (7, 1) OBP: 1.000, SLG: 1.000		X 0-0 P4 ③		B M B L X 2-2 SH1-3 ① 1-2	C F B F B F S 2-3 K ③		C S F E B B B C 3-3 K ②		X 0-0 FC4 1B	2	0	0	0	0	1	3
										1	0	0	0	0	1	2
										1	0	1	0	0	0	0
Inning Stats	R: 0 E: 0 K: 0 S: 7 H: 0 LOB: 0 BB: 0 P: 10	R: 2 E: 0 K: 0 S: 15 H: 2 LOB: 1 BB: 0 P: 21	R: 3 E: 0 K: 1 S: 15 H: 4 LOB: 0 BB: 0 P: 21	R: 0 E: 0 K: 0 S: 6 H: 0 LOB: 1 BB: 1 P: 13	R: 2 E: 0 K: 2 S: 16 H: 3 LOB: 2 BB: 1 P: 32	R: 1 E: 0 K: 1 S: 11 H: 2 LOB: 1 BB: 1 P: 20	R: 0 E: 1 K: 1 S: 11 H: 1 LOB: 2 BB: 1 P: 21	R: 2 E: 0 K: 2 S: 16 H: 3 LOB: 2 BB: 1 P: 29	R: 0 E: 0 K: 2 S: 14 H: 2 LOB: 2 BB: 0 P: 20	1B: 11 2B: 5 3B: 1 HR: 0 SF: 0 SAC: 1 DP: 0 HBP: 0						

TOP

Philadelphia Phillies @ Florida Marlins

Joe Robbie Stadium, Miami, FL

Mon May 17 1993, 7:05 PM EDT

Att. 38,519 - Unknown - 81 F

livebaseballscorecards.com

AB	43
R	10
H	17
RBI	10
BB	5
SO	9
LOB	30

		WP: 1	PA: 49
		PB: 0	
		SB: 2	
		CS: 0	

PITCHER		IP	WLS	BF	H	R	ER	SO	BB	IBB	HBP	BLK	WP	HR	S	P	ERA	WHIP
Charlie Hough, R ERA: 5.75	(1, 1)	4.0	L	20	6	5	5	1	1	0	0	0	0	0	43	65	11.25	1.750
Cris Carpenter, R ERA: 7.07	(5, 1)	2.0		12	5	3	3	3	1	1	0	0	1	0	27	52	13.50	3.000
Bob McClure, L ERA: 7.11	(7, 1)	1.0		5	1	0	0	1	1	0	0	0	0	0	11	21	0.00	2.000
Jim Corsi, R ERA: 9.0	(8, 1)	1.0		7	3	2	2	2	1	0	0	0	0	0	16	29	18.00	4.000
Bryan Harvey, R ERA: 2.16	(9, 1)	1.0		5	2	0	0	2	0	0	0	0	0	0	14	20	0.00	2.000

PITCHER	IP	WLS	BF	H	R	ER	SO	BB	IBB	HBP	BLK	WP	HR	S	P	ERA	WHIP

BOTTOM

Philadelphia Phillies @ Florida Marlins

Joe Robbie Stadium, Miami, FL

Mon May 17 1993, 7:05 PM EDT

Att. 38,519 - Unknown - 81 F

livebaseballscorecards.com

Batter	1	2	3	4	5	6	7	8	9	AB	R	H	RBI	BB	SO	LOB
Chuck Carr, S (1, 8) OBP: 0.338, SLG: 0.333	2-1 G3		B F B X 2-1 B5-3	X 0-0 F9 2-3		B B B 4-0 BB BB 1-2 BB	X 0-0 1-2 3-H 1B		S B B S C 2-3 K	5	0	1	1	1	1	4
Junior Felix, S (1, 9) OBP: 0.253, SLG: 0.363	B F C B B B 4-2 1B BB		C B B S F B B 4-2 G4-3 BB	B C F S 1-3 K		B X 1-0 F9 2-3	B F C B X 2-2 F9		B S S X 1-2 F9	4	0	0	0	2	1	8
Dave Magadan, L (1, 5) OBP: 0.443, SLG: 0.397	B C B X 2-1 G6-4-3 1-2 1B		C B B B B 4-1 G4-3 1-2 BB		C S B B B F F B 4-2 FC5-4 BB	B B C B B 4-1 BB 1-2 BB	C B B X 2-1 F8			2	0	1	0	3	0	2
Orestes Destrade, S (1, 3) OBP: 0.313, SLG: 0.322	X 0-0 G6-4-3 1-2f		X 0-0 G4-3 1-2 2-3		S B X 1-1 FC5-4 E 1-2f 1B	B C C X 1-2 F8		B B X 2-0 F9		5	1	0	0	0	0	8
Benito Santiago, R (1, 2) OBP: 0.308, SLG: 0.374		B F F X 1-2 P4	B B B C B 4-1 BB		X 0-0 F7	B B B C F B 4-2 1-2 2-3 3-H BB		B S F S 1-3 K		3	0	0	1	2	1	1
Jeff Conine, R (1, 7) OBP: 0.383, SLG: 0.352		B B B B 4-0 1B BB	F X 0-1 L8		X 0-0 E6 1-3 1B	F F C 0-3 K		F B B B X 3-1 F9		4	0	0	0	1	1	7
Alex Arias, R (1, 4) OBP: 0.366, SLG: 0.347		B C B F X 2-2 1-3 1B	C X 0-1 F9 WP 1B	B C B F B X 3-2 1-2 3-H 1B		B C C B B X 3-2 1B 1B			H 1-0 BB HBP	4	1	4	1	0	0	0
Walt Weiss, S (1, 6) OBP: 0.416, SLG: 0.360		B B X 2-0 1-2 1B	B B F F F B B 4-2 1-2 BB	X 0-0 G3			C X 0-1 F7		X 0-0 P6	4	0	1	0	1	0	4
Charlie Hough, R (1, 1) Rob Natal, R (4, PH) Cris Carpenter, R (5, 1) Monty Fariss, R (6, PH) OBP: 0.364, SLG: 0.360 Bob McClure, R (7, 1) Greg Briley, L (7, PH) OBP: 0.304, SLG: 0.488 Jim Corsi, R (8, 1) Bryan Harvey, R (9, 1) Rick Renteria, R (9, PH) OBP: 0.368, SLG: 0.400		B X 1-0 G3		B B B C X 3-1 F7		B B C X 2-1 F9 BB BB 1B	C X 0-1 1-3 1B		F S B B B B B 4-2 1-2 BB	1 0 0 0 0 0 2 1 0 0 0 0 0 2 0 0 0 0 0 0 0 1 1 1 0 0 0 0 0 0 0 0 0 0 0 1 0 1 0 0 0 0 0 0 0 0 0 0 0 0 0 0 0 0 0 0 0 0 0 1 0 0						
Inning Stats	R: 0 H: 1 E: 0 LOB: 1 K: 0 BB: 1 S: 7 P: 15	R: 0 H: 2 E: 0 LOB: 2 K: 0 BB: 1 S: 8 P: 18	R: 0 H: 0 E: 0 LOB: 3 K: 0 BB: 3 S: 10 P: 24	R: 0 H: 1 E: 0 LOB: 2 K: 1 BB: 1 S: 11 P: 19	R: 1 H: 1 E: 1 LOB: 2 K: 0 BB: 1 S: 12 P: 20	R: 1 H: 1 E: 0 LOB: 3 K: 1 BB: 3 S: 12 P: 28	R: 1 H: 3 E: 0 LOB: 2 K: 0 BB: 0 S: 13 P: 20	R: 0 H: 0 E: 0 LOB: 0 K: 1 BB: 0 S: 6 P: 12	R: 0 H: 0 E: 0 LOB: 2 K: 1 BB: 1 S: 9 P: 17	1B: 9 2B: 0 3B: 0 HR: 0	SF: 0 SAC: 0 DP: 1 HBP: 1						

	AB	35
	R	3
	H	9
	RBI	3
	BB	11
	SO	4
	LOB	38

WP: 1 PA: 47
PB: 0
SB: 0
CS: 0

PITCHER		IP	WLS	BF	H	R	ER	SO	BB	IBB	HBP	BLK	WP	HR	S	P	ERA	WHIP
Ben Rivera, R ERA: 4.03	(1, 1)	5.0	W	26	5	1	0	1	7	0	0	0	1	0	48	96	0.00	2.400
Bob Ayrault, R ERA: 11.25	(6, 1)	1.1		11	4	2	2	1	3	0	0	0	0	0	20	39	13.50	5.250
David West, L ERA: 0.93	(7, 1)	2.2		10	0	0	0	2	1	0	1	0	0	0	20	38	0.00	0.375

PITCHER	IP	WLS	BF	H	R	ER	SO	BB	IBB	HBP	BLK	WP	HR	S	P	ERA	WHIP

Batter	1	2	3	4	5	6	7	8	9	AB	R	H	RBI	BB	SO	LOB
Lenny Dykstra, L (1, 8) OBP: 0.344, SLG: 0.361	G4-3		L9		G4-3		HBP		F7	4	1	0	0	0	0	0
Mickey Morandini, L (1, 4) OBP: 0.264, SLG: 0.328	G4-3		F9			F7	2B		BB	4	1	1	2	1	0	0
John Kruk, L (1, 3) OBP: 0.487, SLG: 0.575	1B			G3-1		F8	IBB		G3	4	0	1	0	1	0	1
Dave Hollins, S (1, 5) OBP: 0.382, SLG: 0.483	F8			HR		BB	1B			2	1	1	2	2	0	1
Darren Daulton, L (1, 2) OBP: 0.425, SLG: 0.590		K		HR		1B	P6			4	1	2	2	0	1	1
Jim Eisenreich, L (1, 9) OBP: 0.426, SLG: 0.521		G5-3		G3		G4-3		G4-3		4	0	0	0	0	0	2
Milt Thompson, L (1, 7) OBP: 0.318, SLG: 0.258		1B		K			SH2-4 1B 2B	G3-1		4	1	2	0	0	1	0
Mariano Duncan, R (1, 6) OBP: 0.252, SLG: 0.330		F8		K			SH2-4 2B 1B	G5-3		4	1	1	0	0	1	1
Tommy Greene, R (1, 1) OBP: 0.050, SLG: 0.053		K		G4-3			SH2-4		P3	3	0	0	0	0	1	0
Inning Stats	R: 0 E: 0 K: 0 S: 8 H: 1 LOB: 1 BB: 0 P: 11	R: 0 E: 0 K: 1 S: 10 H: 1 LOB: 1 BB: 0 P: 13	R: 0 E: 0 K: 1 S: 7 H: 0 LOB: 0 BB: 0 P: 14	R: 2 E: 0 K: 1 S: 10 H: 1 LOB: 0 BB: 1 P: 17	R: 0 E: 0 K: 1 S: 7 H: 0 LOB: 0 BB: 0 P: 10	R: 0 E: 0 K: 0 S: 10 H: 1 LOB: 2 BB: 1 P: 18	R: 4 E: 0 K: 0 S: 13 H: 4 LOB: 1 BB: 1 P: 19	R: 0 E: 0 K: 0 S: 11 H: 0 LOB: 0 BB: 0 P: 16	R: 0 E: 0 K: 0 S: 6 H: 0 LOB: 1 BB: 1 P: 11	1B: 6 2B: 1 3B: 0 HR: 1 SF: 0 SAC: 1 DP: 0 HBP: 1						

TOP

Philadelphia Phillies @ Florida Marlins

Joe Robbie Stadium, Miami, FL

Tue May 18 1993, 7:05 PM EDT

Att. 35,805 - Unknown - 80 F

livebaseballscorecards.com

AB	33
R	6
H	8
RBI	6
BB	4
SO	4
LOB	6

WP: 0 PB: 0 SB: 0 CS: 0 PA: 39

PITCHER		IP	WLS	BF	H	R	ER	SO	BB	IBB	HBP	BLK	WP	HR	S	P	ERA	WHIP
Jack Armstrong, R ERA: 3.75	(1, 1)	6.2	L	31	8	6	6	4	2	1	1	0	0	1	62	99	8.10	1.500
Joe Klink, L ERA: 4.0	(7, 1)	1.1		4	0	0	0	0	0	0	0	0	0	0	14	19	0.00	0.000
Matt Turner, R ERA:	(9, 1)	1.0		4	0	0	0	0	1	0	0	0	0	0	6	11	0.00	1.000

PITCHER		IP	WLS	BF	H	R	ER	SO	BB	IBB	HBP	BLK	WP	HR	S	P	ERA	WHIP

BOTTOM

Philadelphia Phillies @ Florida Marlins

Joe Robbie Stadium, Miami, FL

Tue May 18 1993, 7:05 PM EDT

Att. 35,805 - Unknown - 80 F

livebaseballscorecards.com

Batter	1	2	3	4	5	6	7	8	9	AB	R	H	RBI	BB	SO	LOB
Chuck Carr, S (1, 8) OBP: 0.336, SLG: 0.325	C B S C 1-3 K ①		B X 1-0 E4 1B		F B B X 2-1 F7 ③			M B B B B 4-1 1B BB		3	0	0	0	1	1	1
Junior Felix, S (1, 9) OBP: 0.259, SLG: 0.367	B C X 1-1 G4-3 ②		1 SAFE X 0-0 FC6-4 1-3 1B			S F S 0-3 K2-3 ①		B X 1-0 1-3 1B		4	0	2	0	0	1	0
Greg Briley, L (1, 7) OBP: 0.341, SLG: 0.436	F F C 0-3 K ③		C X 0-1 FC6-4 1-2f ③			C S C 0-3 K ②		F X 0-1 G1 ③		4	0	0	0	0	2	4
Dave Magadan, L (1, 5) OBP: 0.438, SLG: 0.400		C B C C 1-3 K ①		X 0-0 G4-3 ①		B C C C X 1-2 G1-3 ③			C C X 0-2 2B	4	0	1	0	0	1	0
Benito Santiago, R (1, 2) OBP: 0.300, SLG: 0.363		X 0-0 L7 ②		S S S 0-3 K ②			F B S S 1-3 K ①		C X 0-1 G6-3 ①	4	0	0	0	0	2	1
Jeff Conine, R (1, 3) OBP: 0.379, SLG: 0.348		X 0-0 WP 1B		S B C B T 2-2 K ③			S C B B X 2-2 G6-3 ②		F B B S C 2-3 K ②	4	0	1	0	0	2	1
Alex Arias, R (1, 4) OBP: 0.362, SLG: 0.343		B S B B X 3-1 P3 1-2 ③			B C B B C X 3-2 SH3-4 1B		B B S C X 2-2 P3 ③		B C C F F B C 2-3 K ③	4	0	1	0	0	1	2
Walt Weiss, S (1, 6) OBP: 0.414, SLG: 0.359			B B C X 2-1 P6 ①		X 0-0 F8 ①			B X 1-0 G4-6-3 1B		3	0	1	0	0	0	1
Jack Armstrong, R (1, 1) OBP: 0.130, SLG: 0.130 Joe Klink, L (7, 1) Geronimo Berroa, R (8, PH) Matt Turner, R (9, 1)			B C X 1-1 G4-3 ②		X 0-0 SH3-4 1-2 ②			B F X 1-1 G4-6-3 1-2f ①②		1	0	0	0	0	0	0
										0	0	0	0	0	0	0
										1	0	0	0	0	0	1
										0	0	0	0	0	0	0
Inning Stats	R: 0 E: 0 K: 2 S: 8 H: 0 LOB: 0 BB: 0 P: 10	R: 0 E: 0 K: 1 S: 7 H: 1 LOB: 1 BB: 0 P: 11	R: 0 E: 1 K: 0 S: 8 H: 1 LOB: 2 BB: 0 P: 12	R: 0 E: 0 K: 2 S: 7 H: 0 LOB: 0 BB: 0 P: 9	R: 0 E: 0 K: 0 S: 7 H: 1 LOB: 1 BB: 0 P: 12	R: 0 E: 0 K: 2 S: 9 H: 0 LOB: 0 BB: 0 P: 10	R: 0 E: 0 K: 1 S: 9 H: 0 LOB: 0 BB: 0 P: 14	R: 0 E: 0 K: 0 S: 7 H: 2 LOB: 2 BB: 1 P: 14	R: 0 E: 0 K: 2 S: 13 H: 1 LOB: 1 BB: 0 P: 17	1B: 5 2B: 1 3B: 0 HR: 0	SF: 0 SAC: 1 DP: 1 HBP: 0						

	AB	32
	R	0
	H	6
	RBI	0
	BB	1
	SO	10
	LOB	11

PITCHER		IP	WLS	BF	H	R	ER	SO	BB	IBB	HBP	BLK	WP	HR	S	P	ERA	WHIP
Tommy Greene, R ERA: 1.98	(1, 1)	9.0	W	34	6	0	0	10	1	0	0	0	1	0	75	109	0.00	0.778

PITCHER	IP	WLS	BF	H	R	ER	SO	BB	IBB	HBP	BLK	WP	HR	S	P	ERA	WHIP

Batter	1	2	3	4	5	6	7	8	9	AB	R	H	RBI	BB	SO	LOB
Lenny Dykstra, L (1, 8) OBP: 0.342, SLG: 0.354	B X 1-0 ① G5-3		B C B S F X 2-2 ③ P6		1 SAFE 1 SAFE B F C 1 SAFE B B B 4-2 1-2 BB		B C X 1-1 ③ F8			3	0	0	0	1	0	1
Mariano Duncan, R (1, 6) OBP: 0.243, SLG: 0.318	C B S B C 2-3 ② K			B X 1-0 ① G1-3	S F B B X 2-2 ③ G6-3			C F F B X 1-2 ① G4-3		4	0	0	0	0	1	2
John Kruk, L (1, 3) OBP: 0.481, SLG: 0.562	C B F B B S 3-3 ③ K			C F B S 1-3 ② K		B B C B B 4-1 BB		B F F X 1-2 ② P6		3	0	0	0	1	2	0
Dave Hollins, S (1, 5) OBP: 0.379, SLG: 0.473		F B X 1-1 ① G6-3		F B S B B X 3-2 ③ G5-3		B S 1 SAFE C B X 2-2 ① L4		B B B B 4-0 BB		3	0	0	0	1	0	1
Darren Daulton, L (1, 2) OBP: 0.427, SLG: 0.580		B X 1-0 ② P6			B B C B B 4-1 HR BB	B B B B B 4-0 1-2 G6-4-3 BB		B X 1-0 ③ G4-3		2	1	0	0	2	0	1
Pete Incaviglia, R (1, 7) OBP: 0.274, SLG: 0.450		C B X 1-1 ③ F7			X 0-0 ② ③ 1-H HR	B X 1-0 ② ③ 1-2f G6-4-3			C S S 0-3 ① K	4	1	1	2	0	1	2
Wes Chamberlain, R (1, 9) OBP: 0.320, SLG: 0.479			C B X 1-1 HR		B B S S B B 4-2 WP BB		B B F X 2-1 SH2-4 2B		F C S 0-3 ② K	3	1	2	1	1	1	0
Mickey Morandini, L (1, 4) OBP: 0.259, SLG: 0.321			X 0-0 ① G4-3		1 SAFE B B B C 1 SAFE B X 3-1 ① F9		X 0-0 ① 2-3 SH2-4		F X 0-1 ③ F7	3	0	0	0	0	0	1
Jose DeLeon, R (1, 1) Milt Thompson, L (7, PH) OBP: 0.315, SLG: 0.255 Mark Davis, L (7, 1)			B C S S 1-3 ② K		M 1 SAFE L B M 1-3 ② K		X 0-0 ② G3			2 1 0	0 0 0	0 0 0	0 0 0	0 0 0	2 0 0	1 1 0
Inning Stats	R: 0 E: 0 K: 2 S: 7 H: 0 LOB: 0 BB: 0 P: 13	R: 0 E: 0 K: 0 S: 5 H: 0 LOB: 0 BB: 0 P: 8	R: 1 E: 0 K: 1 S: 10 H: 1 LOB: 0 BB: 0 P: 14	R: 0 E: 0 K: 1 S: 7 H: 0 LOB: 0 BB: 0 P: 12	R: 2 E: 0 K: 1 S: 14 H: 1 LOB: 2 BB: 3 P: 32	R: 0 E: 0 K: 0 S: 5 H: 0 LOB: 1 BB: 2 P: 16	R: 0 E: 0 K: 0 S: 6 H: 1 LOB: 1 BB: 0 P: 9	R: 0 E: 0 K: 0 S: 8 H: 0 LOB: 1 BB: 1 P: 15	R: 0 E: 0 K: 2 S: 8 H: 0 LOB: 0 BB: 0 P: 8	1B: 0 2B: 1 3B: 0 HR: 2 SF: 0 SAC: 1 DP: 1 HBP: 0						

TOP

Philadelphia Phillies @ Florida Marlins

Joe Robbie Stadium, Miami, FL

Wed May 19 1993, 7:05 PM EDT

Att. 33,970 - Unknown - 83 F

livebaseballscorecards.com

AB	28
R	3
H	3
RBI	3
BB	6
SO	7
LOB	10

WP: 1 PB: 0 SB: 0 CS: 0 PA: 35

PITCHER		IP	WLS	BF	H	R	ER	SO	BB	IBB	HBP	BLK	WP	HR	S	P	ERA	WHIP
Chris Hammond, L ERA: 5.03	(1, 1)	5.0		20	2	3	3	5	3	0	0	0	1	2	43	79	5.40	1.000
Richie Lewis, R ERA: 2.08	(6, 1)	2.0	W	8	1	0	0	0	2	0	0	0	0	0	11	25	0.00	1.500
Trevor Hoffman, R ERA: 2.66	(8, 1)	0.2		3	0	0	0	0	1	0	0	0	0	0	7	13	0.00	1.500
Bryan Harvey, R ERA: 2.0	(8, 1)	1.1	S	4	0	0	0	2	0	0	0	0	0	0	9	10	0.00	0.000

PITCHER	IP	WLS	BF	H	R	ER	SO	BB	IBB	HBP	BLK	WP	HR	S	P	ERA	WHIP

BOTTOM

Philadelphia Phillies @ Florida Marlins

Joe Robbie Stadium, Miami, FL

Wed May 19 1993, 7:05 PM EDT

Att. 33,970 - Unknown - 83 F

livebaseballscorecards.com

Batter	1	2	3	4	5	6	7	8	9	AB	R	H	RBI	BB	SO	LOB
Chuck Carr, S (1, 8) OBP: 0.347, SLG: 0.328	BBBCB 4-1 CS BB		SSBBX 2-2 ② G4-3 3-H			BX 1-0 G6-3 S G3 1B	CBFBBB 4-2 1B BB 1-2 2-3 3-H			2	1	1	2	2	0	0
Rick Renteria, R (1, 4) OBP: 0.396, SLG: 0.395	CCBBBFFX 3-2 ①② G5-3 1-2		CBBBBB 4-1 BB			BBFCX 2-2 ① G6-3 1-3	BCX 1-1 1B 1-2 2-H 3-H			3	0	1	2	1	0	2
Dave Magadan, L (1, 5) OBP: 0.428, SLG: 0.388	X 0-0 ③ G4-3		BSX 1-1 ③ L9			X 0-0 ② G3 3-H	BBFFC 2-3 ③ K			4	0	0	1	0	1	3
Orestes Destrade, S (1, 3) OBP: 0.306, SLG: 0.314		X 0-0 ① G6-3		CCBX 1-2 ① F9		CSS 0-3 ③ K		STX 0-2 ① F8		4	0	0	0	0	1	0
Geronimo Berroa, R (1, 9) OBP: 0.400, SLG: 0.250 Greg Briley, L (8, PR) (9, 9) OBP: 0.341, SLG: 0.436		BSBBX 3-1 ② F7		CSX 0-2 ② F8			BBBB 4-0 E 1B BB BB	BSBFFX 2-2 1B 1B		3 0	1 0	1 0	0 0	1 0	0 0	0 0
Jeff Conine, R (1, 7) OBP: 0.382, SLG: 0.353		BCSSFX 1-2 1B		BCSSX 1-2 ③ G5-3			CBSS 1-3 ① K	1 SAFE X 0-0 1-2 1B		4	0	2	0	0	1	1
Rob Natal, R (1, 2) Benito Santiago, R (8, 2) OBP: 0.298, SLG: 0.360		CSSBS 1-3 ③ K			CFX 0-2 ① G2-3		CBFBFS 2-3 ② K	CX 0-1 ② L4		3 1	0 0	0 0	0 0	0 0	2 0	2 2
Walt Weiss, S (1, 6) OBP: 0.410, SLG: 0.355			BBFCFC 2-3 ① K		CFS 0-3 ② K		BCBBX 3-1 BB E 1B 1-2 1B	BCCFX 1-2 ③ G6-3		4	1	1	0	0	2	2
Chris Hammond, L (1, 1) OBP: 0.222, SLG: 0.294 Monty Fariss, R (5, PH) OBP: 0.276, SLG: 0.346 Richie Lewis, R (6, 1) Junior Felix, S (7, PH) OBP: 0.258, SLG: 0.364 Trevor Hoffman, R (8, 1) Bryan Harvey, R (8, 1)			X 0-0 G4-3 3B		BCSFBC 2-3 ③ K		CBFX 1-2 E4 BB 1B 1-2 2-3			1 1 0 1 0 0	1 0 0 1 0 0	1 0 0 0 0 0	0 0 0 0 0 0	0 1 0 0 0 0	0 0 0 0 0 0	0 0 0 2 0 0
Inning Stats	R: 0 E: 0 K: 0 S: 7 H: 0 LOB: 0 BB: 1 P: 14	R: 0 E: 0 K: 1 S: 10 H: 1 LOB: 1 BB: 0 P: 15	R: 1 E: 0 K: 1 S: 11 H: 1 LOB: 1 BB: 1 P: 20	R: 0 E: 0 K: 0 S: 9 H: 0 LOB: 0 BB: 0 P: 11	R: 0 E: 0 K: 2 S: 10 H: 0 LOB: 0 BB: 0 P: 12	R: 1 E: 0 K: 1 S: 8 H: 1 LOB: 0 BB: 0 P: 11	R: 3 E: 1 K: 3 S: 19 H: 2 LOB: 2 BB: 2 P: 37	R: 0 E: 0 K: 0 S: 14 H: 2 LOB: 2 BB: 0 P: 17		1B: 6 2B: 0 3B: 1 HR: 0	SF: 0 SAC: 0 DP: 0 HBP: 0			WP: 0 PB: 0 SB: 1 CS: 1	PA: 35		

	AB	31
	R	5
	H	7
	RBI	5
	BB	4
	SO	8
	LOB	14

PITCHER		IP	WLS	BF	H	R	ER	SO	BB	IBB	HBP	BLK	WP	HR	S	P	ERA	WHIP
Jose DeLeon, R ERA: 5.29	(1, 1)	6.0		22	3	2	2	5	2	0	0	0	0	0	55	83	3.00	0.833
Mark Davis, L ERA: 4.32	(7, 1)	2.0	L	13	4	3	0	3	2	0	0	0	0	0	33	54	0.00	3.000

PITCHER	IP	WLS	BF	H	R	ER	SO	BB	IBB	HBP	BLK	WP	HR	S	P	ERA	WHIP

Batter	1	2	3	4	5	6	7	8	9	AB	R	H	RBI	BB	SO	LOB
Dwight Smith, L (1, 8) OBP: 0.410, SLG: 0.670	C C B X 1-2 P5		B X 1-0 G4-3		B F B X 2-1 F7		1 SAFE F B F 1 SAFE X 1-2 E6 G4-6-3 1-3	C X 0-1 G1-3		5	0	0	0	0	0	5
Jose Vizcaino, S (1, 6) OBP: 0.385, SLG: 0.397	B F B F F B X 3-2 L8		C F F B B B F X 3-2 G4-3		C X 0-1 L9 1-2 1B		B F X 1-1 G4-6-3 1-2f 3-H		C F X 0-2 G4-3	5	0	1	0	0	0	1
Mark Grace, L (1, 3) OBP: 0.386, SLG: 0.507	C B S B F X 2-2 G4-3		S F B X 1-2 P6		X 0-0 L9 1-2 2-3		F B F B B F X 3-2 2B		C B B F X 2-2 G6-3	5	0	1	0	0	0	2
23 Ryne Sandberg, R (1, 4) OBP: 0.354, SLG: 0.388		F X 0-1 3B 1B		B S B B B 4-1 2B BB	F B B X 2-1 P6		B X 1-0 G5-3		C B S X 1-2 1B	4	2	2	0	1	0	3
Derrick May, L (1, 7) OBP: 0.374, SLG: 0.471		1 SAFE F B 1 SAFE B X 2-1 P4		1 SAFE 1 SAFE B X 1-0 P7		X 0-0 F9		F S B X 1-2 E 1B	S S S 0-3 K	5	0	1	0	0	1	3
Steve Buechele, R (1, 5) OBP: 0.294, SLG: 0.441		C B 1 SAFE X 1-1 1-H 3B		C 1 SAFE X 0-1 F8 1-H 2B		B B S B C B 4-2 BB		L F 1 SAFE X 0-2 E9 1-3		3	0	2	2	1	0	1
Sammy Sosa, R (1, 9) OBP: 0.284, SLG: 0.476		X 0-0 P6		X 0-0 F8 2-3		B 1 SAFE F S C 1-3 K		S X 0-1 G6-3		4	0	0	0	0	1	5
Rick Wilkins, L (1, 2) OBP: 0.308, SLG: 0.330		B B B I 4-0 IBB		B C B C S 2-3 K		B X 1-0 F7		I I I 4-0 IBB		2	0	0	0	2	1	2
Mike Harkey, R (1, 1) OBP: 0.250, SLG: 0.267 Willie Wilson, S (7, PH) OBP: 0.311, SLG: 0.360 Bob Scanlan, R (7, 1) Rey Sanchez, R (8, PH) OBP: 0.313, SLG: 0.302 Paul Assenmacher, L (8, 1) OBP: 1.000, SLG: 1.000		S S B B F F S 2-3 K			B X 1-0 L9 1B 1B		C S F B X 1-2 E G4-6-3 1B	C S C 0-3 K		2 1 0 1 0	0 1 0 0 0	1 1 0 0 0	0 0 0 0 0	0 0 0 0 0	1 0 0 1 0	2 0 0 3 0
Inning Stats	R: 0 E: 0 K: 0 S: 11 H: 0 LOB: 0 BB: 0 P: 17	R: 1 E: 0 K: 1 S: 12 H: 2 LOB: 2 BB: 1 P: 21	R: 0 E: 0 K: 0 S: 9 H: 0 LOB: 0 BB: 0 P: 14	R: 1 E: 0 K: 1 S: 8 H: 1 LOB: 1 BB: 1 P: 15	R: 0 E: 0 K: 0 S: 8 H: 2 LOB: 2 BB: 0 P: 13	R: 0 E: 0 K: 1 S: 7 H: 0 LOB: 1 BB: 1 P: 13	R: 1 E: 1 K: 0 S: 14 H: 2 LOB: 1 BB: 0 P: 21	R: 0 E: 1 K: 1 S: 13 H: 1 LOB: 3 BB: 1 P: 18	R: 0 E: 0 K: 1 S: 12 H: 1 LOB: 1 BB: 0 P: 15	1B: 6 2B: 2 3B: 1 HR: 0	SF: 0 SAC: 0 DP: 1 HBP: 0						

PITCHER		IP	WLS	BF	H	R	ER	SO	BB	IBB	HBP	BLK	WP	HR	S	P	ERA	WHIP
Ryan Bowen, R ERA: 2.79	(1, 1)	7.0		31	7	3	3	3	2	1	0	0	0	0	69	114	3.86	1.286
Trevor Hoffman, R ERA: 2.53	(8, 1)	1.0	W	6	1	0	0	1	0	1	0	0	0	0	13	18	0.00	1.000
Bryan Harvey, R ERA: 1.89	(9, 1)	1.0	S	4	1	0	0	1	0	0	0	0	0	0	12	15	0.00	1.000

PITCHER	IP	WLS	BF	H	R	ER	SO	BB	IBB	HBP	BLK	WP	HR	S	P	ERA	WHIP

TOP

Chicago Cubs @ Florida Marlins

Joe Robbie Stadium, Miami, FL

Fri May 21 1993, 7:05 PM EDT

Att. 43,347 - Unknown

livebaseballscorecards.com

AB	37
R	3
H	9
RBI	2
BB	4
SO	5
LOB	27

WP: 0	PA: 41																	
PB: 0																		
SB: 0																		
CS: 0																		

Chicago Cubs @ Florida Marlins

Joe Robbie Stadium, Miami, FL

Fri May 21 1993, 7:05 PM EDT

Att. 43,347 - Unknown

BOTTOM

Batter	1	2	3	4	5	6	7	8	9	AB	R	H	RBI	BB	SO	LOB
Chuck Carr, S (1, 8) OBP: 0.344, SLG: 0.326	C C B X 1-2 G3 ①		B F C F B X 2-2 P5 ③		B F C X 1-2 1B 3-H 1B		L C X 0-2 G5-3 ②			4	0	1	1	0	0	2
Rick Renteria, R (1, 4) OBP: 0.385, SLG: 0.383	C F B B X 2-2 G6-3 ②			X 0-0 P4 ①	P P 1 SAFE X 2-0 1-2 1B		B B X 2-0 2-3 F9 ③			4	0	1	0	0	0	1
Dave Magadan, L (1, 5) OBP: 0.418, SLG: 0.377	B C B S B X 3-2 G4-3 ③			C B X 1-1 F7 ②	B X 1-0 F7 ③			C X 0-1 G4-3 ①		4	0	0	0	0	0	2
Orestes Destrade, S (1, 3) OBP: 0.299, SLG: 0.306		X 0-0 L9 ①		B B S X 2-1 P6 ③		B C B X 2-1 E4 BLK		X 0-0 P8 ②		4	0	0	0	0	0	0
Benito Santiago, R (1, 2) OBP: 0.297, SLG: 0.357		F B X 1-1 G6-3 ②			C B S S 1-3 K ①	X 0-0 P6 ①		S B X 1-1 HR 1B		4	1	1	0	0	1	1
Junior Felix, S (1, 9) OBP: 0.264, SLG: 0.387		B S F X 1-2 L9 ③			B X 1-0 2B 3B 1B	B 1 SAFE B 1 SAFE C B 1 SAFE F F 3-3 S K ② 1-2		1 SAFE C 1 SAFE 1 SAFE S X 0-2 1-H HR		4	2	2	2	0	1	1
Jeff Conine, R (1, 7) OBP: 0.379, SLG: 0.357			X 0-0 F8 ①		B 1 SAFE X 1-0 1-3 3B 2B	C F B B X 2-2 G4-3 ③		B X 1-0 L7 ③		4	1	1	0	0	0	1
Walt Weiss, S (1, 6) OBP: 0.415, SLG: 0.371			B F B X 2-1 SH1-4 1B		C B S B X 2-2 F7 ②		X 0-0 PB 2B			3	0	2	0	0	0	2
Ryan Bowen, R (1, 1) OBP: 0.158, SLG: 0.263			X 0-0 SH1-4 ② 1-2		B B C S X 2-2 1B 2-H 3-H 3B		C L B B X 2-2 P4 ①			1	1	1	2	0	0	0
Greg Briley, L (7, PH) OBP: 0.333, SLG: 0.425										1	0	0	0	0	0	1
Trevor Hoffman, R (8, 1)										0	0	0	0	0	0	0
Bryan Harvey, R (9, 1)										0	0	0	0	0	0	0
Inning Stats	R: 0 E: 0 K: 0 S: 9 H: 0 LOB: 0 BB: 0 P: 15	R: 0 E: 0 K: 0 S: 6 H: 0 LOB: 0 BB: 0 P: 8	R: 0 E: 0 K: 0 S: 8 H: 1 LOB: 1 BB: 0 P: 12	R: 0 E: 0 K: 0 S: 5 H: 0 LOB: 0 BB: 0 P: 8	R: 3 E: 0 K: 1 S: 18 H: 5 LOB: 2 BB: 0 P: 27	R: 0 E: 1 K: 1 S: 10 H: 0 LOB: 1 BB: 0 P: 17	R: 0 E: 0 K: 0 S: 8 H: 1 LOB: 1 BB: 0 P: 12	R: 2 E: 0 K: 0 S: 9 H: 2 LOB: 0 BB: 0 P: 11		1B: 5 2B: 2 3B: 1 HR: 1	SF: 0 SAC: 1 DP: 0 HBP: 0					

livebaseballscorecards.com

AB	33
R	5
H	9
RBI	5
BB	0
SO	2
LOB	11

WP: 0 PB: 1 SB: 0 CS: 0 PA: 34

PITCHER		IP	WLS	BF	H	R	ER	SO	BB	IBB	HBP	BLK	WP	HR	S	P	ERA	WHIP
Mike Harkey, R ERA: 4.91	(1, 1)	6.0		25	6	3	3	2	0	0	0	1	0	0	56	87	4.50	1.000
Bob Scanlan, R ERA: 5.19	(7, 1)	1.0		4	1	0	0	0	0	0	0	0	0	0	8	12	0.00	1.000
Paul Assenmacher, L ERA: 4.02	(8, 1)	1.0	L	5	2	2	2	0	0	0	0	0	0	1	9	11	18.00	2.000

PITCHER		IP	WLS	BF	H	R	ER	SO	BB	IBB	HBP	BLK	WP	HR	S	P	ERA	WHIP

Batter	1	2	3	4	5	6	7	8	9	AB	R	H	RBI	BB	SO	LOB
Willie Wilson, S (1, 8) OBP: 0.304, SLG: 0.352 Sammy Sosa, R (3, 9) OBP: 0.285, SLG: 0.473	C S B F X 1-2 F9 ①		C B C F F S 1-3 K ①	B B X 2-0 L7 ③			C B X 1-1 E S 2B 1B		B B B C F S 3-3 K ①	2 0 0 0 0 1 0 3 1 1 0 0 1 1						
Jose Vizcaino, S (1, 6) OBP: 0.381, SLG: 0.389 Rey Sanchez, R (7, PR) (7, 6) OBP: 0.320, SLG: 0.309	X 0-0 F9 ②		B C X 1-1 E3 G3 2B		X 0-0 G3 ①		1 SAFE B H 2-0 2B 1-3 HBP		F X 0-1 23 FC6-4 1B	3 1 0 0 0 0 0 1 0 1 0 0 0 0						
Mark Grace, L (1, 3) OBP: 0.386, SLG: 0.510	B C F B X 2-2 23 1B 1B		B X 1-0 G3 ② 2-3		C X 0-1 L8 ②		F F X 0-2 1-3 3-H 2B		S X 0-1 F7 ②	5 0 2 1 0 0 2						
23 Ryne Sandberg, R (1, 4) OBP: 0.357, SLG: 0.380	C S B X 1-2 1-2 1B		C B B B B 4-1 2B BB		B X 1-0 G6-3 ③		B B C X 2-1 P8 ②		C F 1 SAFE 1 SAFE B 1 SAFE X 1-2 FC6-4 1-2f ③	4 0 1 0 1 0 4						
Derrick May, L (1, 7) OBP: 0.378, SLG: 0.476	B C B F F X 2-2 F8 ③		S X 0-1 1-3 3-H 2B			X 0-0 G3-1 ①	I I I I 4-0 IBB			3 0 1 1 1 0 2						
Steve Buechele, R (1, 5) OBP: 0.293, SLG: 0.432		B F X 1-1 P5 ①	B X 1-0 G3-1 ③			B F H 2-1 CS HBP	F F B S 1-3 K ③			3 0 0 0 0 1 5						
Dwight Smith, L (1, 9) (3, 8) OBP: 0.404, SLG: 0.649		B F C B F F X 2-2 G1-3 ②	B C C B S 2-3 K ①			B B B B 4-0 E S 1-2 BB ②		B C X 1-1 F8 ①		3 0 0 0 1 1 0						
Rick Wilkins, L (1, 2) OBP: 0.315, SLG: 0.347		B B C C B X 3-2 1B	C X 0-1 2B			C 1 SAFE 1 SAFE B F 1 SAFE 1 SAFE P S 2-3 1-3 K ③		S B X 1-1 P5 ②		4 0 2 0 0 1 1						
Greg Hibbard, L (1, 1) Bob Scanlan, R (7, 1) Randy Myers, L (9, 1)		B 1 SAFE F X 1-1 L4 ③	C S B S 1-3 K ②				X 0-0 P5 ①	C S C 0-3 K ③		3 0 0 0 0 1 2 1 0 0 0 0 1 0 0 0 0 0 0 0 0						
Inning Stats	R: 0 H: 2 E: 0 LOB: 2 K: 0 BB: 0 S: 15 P: 21	R: 0 H: 1 E: 0 LOB: 1 K: 0 BB: 0 S: 12 P: 19	R: 1 H: 1 E: 1 LOB: 2 K: 1 BB: 1 S: 13 P: 21	R: 0 H: 1 E: 0 LOB: 1 K: 2 BB: 0 S: 9 P: 14	R: 0 H: 0 E: 0 LOB: 0 K: 0 BB: 0 S: 4 P: 5	R: 0 H: 0 E: 0 LOB: 1 K: 1 BB: 1 S: 6 P: 13	R: 1 H: 2 E: 0 LOB: 3 K: 1 BB: 1 S: 11 P: 21	R: 0 H: 0 E: 0 LOB: 0 K: 1 BB: 0 S: 7 P: 9	R: 0 H: 1 E: 0 LOB: 1 K: 1 BB: 0 S: 10 P: 14	1B: 5 SF: 0 2B: 3 SAC: 0 3B: 0 DP: 0 HR: 0 HBP: 2						

PITCHER		IP	WLS	BF	H	R	ER	SO	BB	IBB	HBP	BLK	WP	HR	S	P	ERA	WHIP
Luis Aquino, R ERA: 2.27	(1, 1)	7.0	L	33	7	2	1	5	2	1	2	0	0	0	70	114	1.29	1.286
Joe Klink, L ERA: 3.6	(8, 1)	1.0		3	0	0	0	1	0	0	0	0	0	0	7	9	0.00	0.000
Matt Turner, R ERA:	(9, 1)	1.0		4	1	0	0	1	0	0	0	0	0	0	10	14	0.00	1.000

PITCHER	IP	WLS	BF	H	R	ER	SO	BB	IBB	HBP	BLK	WP	HR	S	P	ERA	WHIP

TOP

Chicago Cubs @ Florida Marlins

Joe Robbie Stadium, Miami, FL

Sat May 22 1993, 7:05 PM EDT

Att. 44,075 - Unknown

livebaseballscorecards.com

AB	35
R	2
H	8
RBI	2
BB	3
SO	7
LOB	17

BOTTOM

Chicago Cubs @ Florida Marlins

Joe Robbie Stadium, Miami, FL

Sat May 22 1993, 7:05 PM EDT

Att. 44,075 - Unknown

Batter	1	2	3	4	5	6	7	8	9	AB	R	H	RBI	BB	SO	LOB
Chuck Carr, S (1, 8) OBP: 0.348, SLG: 0.331	FC3-6 1B		K			G3-6-3 1B				4	0	2	0	0	2	1
Rick Renteria, R (1, 4) OBP: 0.357, SLG: 0.353	FC3-6 FC6-4 1-2f		G6-3			G3-6-3 1-2f			K	4	0	0	0	0	1	3
Benito Santiago, R (1, 2) OBP: 0.302, SLG: 0.368	F8			E SF7 1B					E6	4	1	2	0	0	0	1
Orestes Destrade, S (1, 3) OBP: 0.292, SLG: 0.298	FC6-4 1-2f			E6 G5-4-3 1-3		K			K	4	0	0	0	0	2	4
Dave Magadan, L (1, 5) OBP: 0.414, SLG: 0.376		F8		SF7 3-H			G5-4-3 1B		L7	3	0	1	1	0	0	1
Junior Felix, S (1, 9) OBP: 0.265, SLG: 0.386		G4-6-3 1B		G5-4-3 1-2f			G5-4-3 1-2f			3	0	1	0	0	0	2
Jeff Conine, R (1, 7) OBP: 0.372, SLG: 0.350		G4-6-3 1-2f			K		G4-3			3	0	0	0	0	1	1
Walt Weiss, S (1, 6) OBP: 0.413, SLG: 0.378			SH3-4 2B		K			G3		3	0	1	0	0	1	0
Luis Aquino, R (1, 1) OBP: 0.091, SLG: 0.091			SH3-4 2-3		K				K	1	0	0	0	0	1	0
Joe Klink, L (8, 1)										0	0	0	0	0	0	0
Greg Briley, L (8, PH) OBP: 0.326, SLG: 0.415										1	0	0	0	0	1	0
Matt Turner, R (9, 1)										0	0	0	0	0	0	0
Inning Stats	R: 0 E: 0 K: 0 S: 7 H: 1 LOB: 1 BB: 0 P: 9	R: 0 E: 0 K: 0 S: 7 H: 1 LOB: 0 BB: 0 P: 12	R: 0 E: 0 K: 1 S: 8 H: 1 LOB: 1 BB: 0 P: 10	R: 1 E: 1 K: 0 S: 6 H: 1 LOB: 0 BB: 0 P: 8	R: 0 E: 0 K: 3 S: 10 H: 0 LOB: 0 BB: 0 P: 12	R: 0 E: 0 K: 1 S: 13 H: 2 LOB: 1 BB: 0 P: 15	R: 0 E: 0 K: 0 S: 4 H: 1 LOB: 0 BB: 0 P: 7	R: 0 E: 0 K: 2 S: 9 H: 0 LOB: 0 BB: 0 P: 15	R: 0 E: 1 K: 2 S: 11 H: 0 LOB: 1 BB: 0 P: 15	1B: 5 2B: 2 3B: 0 HR: 0 SF: 1 SAC: 1 DP: 4 HBP: 0							

PITCHER		IP	WLS	BF	H	R	ER	SO	BB	IBB	HBP	BLK	WP	HR	S	P	ERA	WHIP
Greg Hibbard, L ERA: 3.88	(1, 1)	6.2	W	24	7	1	0	5	0	0	0	0	0	0	54	72	0.00	1.050
Bob Scanlan, R ERA: 4.82	(7, 1)	1.1		4	0	0	0	2	0	0	0	0	0	0	10	16	0.00	0.000
Randy Myers, L ERA: 1.02	(9, 1)	1.0	S	4	0	0	0	2	0	0	0	0	0	0	11	15	0.00	0.000

PITCHER		IP	WLS	BF	H	R	ER	SO	BB	IBB	HBP	BLK	WP	HR	S	P	ERA	WHIP

livebaseballscorecards.com

AB	30
R	1
H	7
RBI	1
BB	0
SO	9
LOB	13

WP: 0 PB: 0 SB: 0 CS: 0 PA: 32

Chicago Cubs @ Florida Marlins

Joe Robbie Stadium, Miami, FL

Sun May 23 1993, 3:33 AM EDT

Att. 43,298 - Sunny - 84 F

TOP

livebaseballscorecards.com

Batter	1	2	3	4	5	6	7	8	9	AB	R	H	RBI	BB	SO	LOB
Rey Sanchez, R (1, 6) OBP: 0.308, SLG: 0.297	G4-3		G5-3			F8		1-2 G2-3		4	0	0	0	0	0	2
Sammy Sosa, R (1, 8) (7, 9) OBP: 0.290, SLG: 0.474	FC6-4 23 S BLK 1B		F8			FC3-2 S 1-3 1B		K		4	1	2	0	0	1	1
Mark Grace, L (1, 3) OBP: 0.383, SLG: 0.500	1 SAFE 1 SAFE 1-2 BB			G4-3		FC3-2 1-3 3-H		F8		3	0	0	0	1	0	3
23 Ryne Sandberg, R (1, 4) OBP: 0.341, SLG: 0.360	2 SAFE FC6-4 BLK 1-2f 2-3			G6-3		K	E5 FC3-6			4	0	0	0	0	1	4
Derrick May, L (1, 7) OBP: 0.367, SLG: 0.461	F7 3-H			L4			G4-3		FC3-6 1-2f	4	0	0	0	0	0	2
Steve Buechele, R (1, 5) OBP: 0.292, SLG: 0.427		G5-4-3 1B			F9		K		F7	4	0	1	0	0	1	1
Candy Maldonado, R (1, 9) OBP: 0.219, SLG: 0.300		K			K		P3		K	3	0	0	0	0	2	1
Steve Lake, R (1, 2) OBP: 0.250, SLG: 0.355	1 SAFE G5-4-3 1-2f				K			1-2 HR		2	0	0	0	0	1	1
Rick Wilkins, L (8, PH) (8, 2) OBP: 0.321, SLG: 0.384										1	1	1	1	0	0	0
Frank Castillo, R (1, 1) OBP: 0.214, SLG: 0.214			2-3 K			1-2 1B FC3-2 1B		0-2 G2-3 1B		2	0	1	0	0	1	0
Heathcliff Slocumb, R (7, 1)										0	0	0	0	0	0	0
Dwight Smith, L (7, 8) OBP: 0.410, SLG: 0.653										1	0	1	0	0	0	0
Willie Wilson, S (9, PH) OBP: 0.301, SLG: 0.348										1	0	0	0	0	1	1

Inning Stats	1	2	3	4	5	6	7	8	9
	R: 1 H: 1 E: 0 LOB: 1 K: 0 BB: 1 S: 12 P: 18	R: 0 H: 1 E: 0 LOB: 0 K: 1 BB: 0 S: 7 P: 9	R: 0 H: 0 E: 0 LOB: 0 K: 1 BB: 0 S: 9 P: 12	R: 0 H: 0 E: 0 LOB: 0 K: 0 BB: 0 S: 7 P: 11	R: 0 H: 0 E: 0 LOB: 0 K: 2 BB: 0 S: 10 P: 16	R: 0 H: 2 E: 0 LOB: 2 K: 1 BB: 0 S: 18 P: 27	R: 0 H: 0 E: 0 LOB: 0 K: 1 BB: 0 S: 10 P: 15	R: 1 H: 2 E: 0 LOB: 1 K: 1 BB: 0 S: 18 P: 25	R: 0 H: 0 E: 2 LOB: 1 K: 1 BB: 0 S: 10 P: 13

AB	33
R	2
H	6
RBI	1
BB	1
SO	8
LOB	16

1B: 5 SF: 0
2B: 0 SAC: 0
3B: 0 DP: 1
HR: 1 HBP: 0

WP: 0 PA: 34
PB: 0
SB: 2
CS: 0

PITCHER		IP	WLS	BF	H	R	ER	SO	BB	IBB	HBP	BLK	WP	HR	S	P	ERA	WHIP
Jack Armstrong, R ERA: 3.63	(1, 1)	7.0	W	27	6	2	2	6	1	0	0	1	0	1	81	117	2.57	1.000
Bryan Harvey, R ERA: 1.71	(8, 1)	2.0	S	7	0	0	0	2	0	0	0	0	0	0	20	29	0.00	0.000

PITCHER		IP	WLS	BF	H	R	ER	SO	BB	IBB	HBP	BLK	WP	HR	S	P	ERA	WHIP

Chicago Cubs @ Florida Marlins

Joe Robbie Stadium, Miami, FL

Sun May 23 1993, 3:33 AM EDT

Att. 43,298 - Sunny - 84 F

BOTTOM

Batter	1	2	3	4	5	6	7	8	9	AB	R	H	RBI	BB	SO	LOB
Chuck Carr, S (1, 8) OBP: 0.342, SLG: 0.324	C B T T B X 2-2 G3 ①	S T S 0-3 K ③			X 0-0 B1 ①		X 0-0 SH BB BB 1-2 SF9			3	1	0	0	0	1	2
Greg Briley, L (1, 7) (8, 9) OBP: 0.319, SLG: 0.386	X 0-0 G6-3 ②		C S B T S 1-3 K ①		C B S B S 2-3 K ②		B B B B 4-0 SF9 BB 1-2 2-3 BB			3	0	0	0	1	2	0
Jeff Conine, R (1, 3) (8, 7) OBP: 0.375, SLG: 0.356	B B C S S 2-3 K2-3 ③		B C B X 2-1 2B		C B X 1-1 G5-3 ③		F B F B B B 4-2 G4-6-3 1-2 2-3 3-H BB			3	0	1	1	1	1	0
Benito Santiago, R (1, 2) OBP: 0.294, SLG: 0.361		F F S 0-3 K ①	B T S X 1-2 F8 ②			B B X 2-0 L5 ①	B B B C S X 3-2 SF9 ① 2-3 3-H			3	0	0	1	0	1	1
Junior Felix, S (1, 9) OBP: 0.259, SLG: 0.377		B X 1-0 G4-3 ② B S S S 1-3 K ③				F X 0-1 L5 ② F B S X 1-2 G4-6-3 ②③ 1-2f				4	0	0	0	0	1	3
Rick Renteria, R (1, 4) OBP: 0.367, SLG: 0.352	C X 0-1 2B 1B 1B		X 0-0 F8 ①			B B B C B 4-1 BB BB	C X 0-1 F9 ①			3	1	1	0	1	0	0
Alex Arias, R (1, 5) OBP: 0.367, SLG: 0.353	C X 0-1 1-3 1B 2B		C X 0-1 G5-3 ②			1 SAFE C B C F 1 B F B 4-2 B 1-2 BB	C B F X 1-2 F8 ②			3	1	1	0	1	0	0
Walt Weiss, S (1, 6) OBP: 0.416, SLG: 0.377	B B I I 4-0 1B IBB		C S X 0-2 1B			X 0-0 F8 ③	C F B F X 1-2 G3-1 ③			3	0	1	0	1	0	2
Jack Armstrong, R (1, 1) OBP: 0.192, SLG: 0.192 Bryan Harvey, R (8, 1) Dave Magadan, L (8, 3) OBP: 0.414, SLG: 0.376	B C X 1-1 1-2 2-H 3-H 1B		C B B 1 SAFE F 1 B X 3-2 G1-4-3 ③				B X 1-0 BB SH BB 1B			3 0 0	1 0 0	2 0 0	2 0 0	0 0 0	0 0 0	1 0 0
Inning Stats	R: 0 H: 0 E: 0 LOB: 0 K: 1 BB: 0 S: 8 P: 12	R: 2 H: 3 E: 0 LOB: 2 K: 2 BB: 1 S: 13 P: 19	R: 0 H: 1 E: 0 LOB: 1 K: 2 BB: 0 S: 12 P: 17	R: 0 H: 1 E: 0 LOB: 1 K: 0 BB: 0 S: 9 P: 12	R: 0 H: 0 E: 0 LOB: 0 K: 1 BB: 0 S: 6 P: 9	R: 0 H: 0 E: 0 LOB: 2 K: 0 BB: 2 S: 9 P: 19	R: 2 H: 1 E: 1 LOB: 1 K: 0 BB: 2 S: 10 P: 23	R: 0 H: 0 E: 0 LOB: 0 K: 0 BB: 0 S: 9 P: 11		1B: 4 SF: 1 2B: 2 SAC: 1 3B: 0 DP: 1 HR: 0 HBP: 0						

livebaseballscorecards.com

AB	28
R	4
H	6
RBI	4
BB	5
SO	6
LOB	9

WP: 0 PB: 0 SB: 0 CS: 0 PA: 35

PITCHER		IP	WLS	BF	H	R	ER	SO	BB	IBB	HBP	BLK	WP	HR	S	P	ERA	WHIP
Frank Castillo, R ERA: 3.21	(1, 1)	6.0	L	29	6	4	3	6	3	1	0	0	0	0	59	95	4.50	1.500
Heathcliff Slocumb, R ERA: 2.0	(7, 1)	2.0		6	0	0	0	0	1	0	0	0	0	0	17	27	0.00	0.500

PITCHER	IP	WLS	BF	H	R	ER	SO	BB	IBB	HBP	BLK	WP	HR	S	P	ERA	WHIP

Florida Marlins @ Pittsburgh Pirates

Three Rivers Stadium, Pittsburgh, PA

Tue May 25 1993, 7:05 PM EDT

Att. 14,595 - Unknown - 65 F

livebaseballscorecards.com

TOP

Batter	1	2	3	4	5	6	7	8	9	AB	R	H	RBI	BB	SO	LOB
Chuck Carr, S (1, 8) OBP: 0.340, SLG: 0.322	F B F B X 2-2 ① G6-3		B S C X 1-2 ② F9			B C B F X 2-2 CS 1B			C S B C 1-3 ① K	4	0	1	0	0	1	0
Rick Renteria, R (1, 4) OBP: 0.344, SLG: 0.328	C B F X 1-2 ② F9		C C B F X 1-2 ③ G4-3			B 1 SAFE S X 1-1 ①② F9 1-2			C C B X 1-2 ② F8	4	0	0	0	0	0	1
Benito Santiago, R (1, 2) OBP: 0.293, SLG: 0.364	X 0-0 2B			F B C C 1-3 ① K		C X 0-1 ③ P3			L S B F F S 1-3 ③ K	4	0	1	0	0	2	0
Orestes Destrade, S (1, 3) OBP: 0.287, SLG: 0.293	B B C X 2-1 ③ G6-3			B B X 2-0 ② G5-3			C F S 0-3 ① K			3	0	0	0	0	1	1
Dave Magadan, L (1, 5) OBP: 0.418, SLG: 0.378		B B X 2-0 ① G3		B B B B C B 4-1 BB			F B B X 2-1 G6-4-3 1B			2	0	1	0	1	0	0
Junior Felix, S (1, 9) OBP: 0.254, SLG: 0.370		B B X 2-0 ② F8		S B 1 SAFE B B F S 3-3 ③ K			X 0-0 ②③ G6-4-3 1-2f			3	0	0	0	0	1	2
Jeff Conine, R (1, 7) OBP: 0.374, SLG: 0.356		B B F F B X 3-2 1B			C C B F B X 2-2 ① G5-3			X 0-0 ① G6-3		3	0	1	0	0	0	0
Walt Weiss, S (1, 6) OBP: 0.408, SLG: 0.368		B X 1-0 ③ F8			C C B B B X 2-2 ② P3			C F B F B X 2-2 ② G6-3		3	0	0	0	0	0	1
Charlie Hough, R (1, 1)			X 0-0 ① G4-3		S B C B X 2-2 ③ G4-3			B X 1-0 ③ L3		2	0	0	0	0	0	0
Geronimo Berroa, R (8, PH) OBP: 0.333, SLG: 0.200										1	0	0	0	0	0	0
Joe Klink, L (8, 1)										0	0	0	0	0	0	0
Cris Carpenter, R (8, 1)										0	0	0	0	0	0	0

	AB	29
	R	0
	H	4
	RBI	0
	BB	1
	SO	5
	LOB	5

Inning Stats										
	R: 0 E: 0 K: 0 S: 9	H: 1 LOB: 1 BB: 0 P: 14	R: 0 E: 0 K: 0 S: 6	H: 1 LOB: 1 BB: 0 P: 14	R: 0 E: 0 K: 0 S: 8	H: 0 LOB: 0 BB: 0 P: 10	R: 0 E: 0 K: 2 S: 8	H: 0 LOB: 1 BB: 1 P: 18	R: 0 E: 0 K: 0 S: 10	H: 0 LOB: 0 BB: 0 P: 16
	R: 0 E: 0 K: 0 S: 7	H: 1 LOB: 0 BB: 0 P: 10	R: 0 E: 0 K: 1 S: 6	H: 1 LOB: 0 BB: 0 P: 8	R: 0 E: 0 K: 0 S: 6	H: 0 LOB: 0 BB: 0 P: 9	R: 0 E: 0 K: 2 S: 11	H: 0 LOB: 0 BB: 0 P: 14		

| | | | | | | | | | |

Florida Marlins @ Pittsburgh Pirates

Three Rivers Stadium, Pittsburgh, PA

Tue May 25 1993, 7:05 PM EDT

Att. 14,595 - Unknown - 65 F

BOTTOM

Batter	1	2	3	4	5	6	7	8	9	AB	R	H	RBI	BB	SO	LOB
Al Martin, L (1, 7) OBP: 0.265, SLG: 0.426	1-1 G4-3		3-1 1B		0-3 K			0-1 P6		4	0	1	0	0	1	1
Jay Bell, R (1, 6) OBP: 0.382, SLG: 0.485	2-2 G6-3 1B		0-1 F8		1-1 P9			1-1 G4-3 1B		4	0	2	0	0	0	2
Andy Van Slyke, L (1, 8) OBP: 0.374, SLG: 0.491	3-2 G6-3 1-2			2-1 F8		2-2 G3-1		3-1 G4-3 1-2		4	0	0	0	0	0	2
Jeff King, R (1, 5) OBP: 0.305, SLG: 0.315	1-3 K			1-2 L5		1-0 P5		2-2 P3		4	0	0	0	0	1	2
Orlando Merced, S (1, 9) OBP: 0.463, SLG: 0.483		1-0 G6-4-3 1B		1-2 F8		2-2 G6-3				3	0	1	0	0	0	0
Kevin Young, R (1, 3) OBP: 0.327, SLG: 0.357		0-0 P3			0-0 WP 1B 2B 1B		1-1 F7			3	1	1	0	0	0	1
Don Slaught, R (1, 2) OBP: 0.397, SLG: 0.412		0-0 G6-4-3 1-2f			1-3 K		0-1 FC6-4 1B			3	0	1	0	0	1	2
Carlos Garcia, R (1, 4) OBP: 0.303, SLG: 0.410			2-0 G5-3		3-2 WP 2B 1B 1-2		1-3 K			3	1	1	0	0	1	1
Steve Cooke, R (1, 1) OBP: 0.050, SLG: 0.100			0-1 F9		1-0 1-H 2-H 2B		3-1 FC6-4 1-2f			3	0	1	2	0	0	1
Inning Stats	R: 0 E: 0 K: 1 S: 11 H: 1 LOB: 1 BB: 0 P: 18	R: 0 E: 0 K: 0 S: 3 H: 1 LOB: 0 BB: 0 P: 4	R: 0 E: 0 K: 0 S: 7 H: 1 LOB: 1 BB: 0 P: 12	R: 0 E: 0 K: 0 S: 9 H: 0 LOB: 0 BB: 0 P: 13	R: 2 E: 0 K: 2 S: 15 H: 3 LOB: 1 BB: 0 P: 21	R: 0 E: 0 K: 0 S: 12 H: 0 LOB: 0 BB: 0 P: 17	R: 0 E: 0 K: 1 S: 9 H: 1 LOB: 1 BB: 0 P: 14	R: 0 E: 0 K: 0 S: 9 H: 1 LOB: 1 BB: 0 P: 15		1B: 7 2B: 1 3B: 0 HR: 0 SF: 0 SAC: 0 DP: 1 HBP: 0						

livebaseballscorecards.com

AB	31
R	2
H	8
RBI	2
BB	0
SO	4
LOB	12

WP: 1 PB: 0 SB: 0 CS: 0 PA: 31

PITCHER		IP	WLS	BF	H	R	ER	SO	BB	IBB	HBP	BLK	WP	HR	S	P	ERA	WHIP
Charlie Hough, R ERA: 5.37	(1, 1)	7.0	L	27	7	2	2	4	0	0	0	0	1	0	66	99	2.57	1.000
Joe Klink, L ERA: 3.38	(8, 1)	0.2		3	1	0	0	0	0	0	0	0	0	0	6	10	0.00	1.500
Cris Carpenter, R ERA: 6.91	(8, 1)	0.1		1	0	0	0	0	0	0	0	0	0	0	3	5	0.00	0.000

PITCHER	IP	WLS	BF	H	R	ER	SO	BB	IBB	HBP	BLK	WP	HR	S	P	ERA	WHIP

Florida Marlins @ Pittsburgh Pirates

Three Rivers Stadium, Pittsburgh, PA

Wed May 26 1993, 7:05 PM EDT

Att. 23,267 - Unknown - 68 F

TOP

livebaseballscorecards.com

Batter	1	2	3	4	5	6	7	8	9	AB	R	H	RBI	BB	SO	LOB
Chuck Carr, S (1, 8) OBP: 0.341, SLG: 0.315	4-2 E 1B G6-4-3 BB	0-0 E1 G3-6-1 1-2 3-H		3-2 F8		0-0 G4-3			4-0 E S 1B BB	3	2	0	1	2	0	1
Rick Renteria, R (1, 4) OBP: 0.362, SLG: 0.349	0-2 G6-4-3 E 1B 1-2 1B	1-1 G3-6-1 1-2f			0-1 1B 1B		0-1 F8		2-1 1-H 1B	5	2	3	1	0	0	2
Jeff Conine, R (1, 7) OBP: 0.381, SLG: 0.355	4-1 G6-4-3 1-2 2-3 BB		4-2 1B BB		0-0 1B 1B 1-3 1B		1-3 K		0-0 L9	3	0	1	0	2	1	1
Orestes Destrade, S (1, 3) OBP: 0.285, SLG: 0.290	0-0 G6-4-3 1-2f 2-3 3-H		0-1 P7		0-0 1B 1-2 3-H 1B		2-2 F9		2-1 G4-3	5	0	1	1	0	0	4
Benito Santiago, R (1, 2) OBP: 0.310, SLG: 0.377	2-1 3-H 1B		0-1 1-2 1B		1-1 WP 1-3 2-H 1B			4-2 BB		3	0	3	1	1	0	0
Geronimo Berroa, R (1, 9) OBP: 0.200, SLG: 0.111 Bryan Harvey, R (9, 1)	2-2 G5-3		1-1 P6		1-0 G5-3 1-2			3-2 F8		4 0	0 0	0 0	0 0	0 0	0 0	6 0
Alex Arias, R (1, 5) OBP: 0.363, SLG: 0.343		4-2 1B E BB	0-1 L6		0-0 G5-3			1-1 P4		3	1	0	0	1	0	5
Walt Weiss, S (1, 6) OBP: 0.398, SLG: 0.358		3-1 P6		0-0 F8		1-0 F7		2-2 G4-3		4	0	0	0	0	0	2
Chris Hammond, L (1, 1) OBP: 0.238, SLG: 0.300 Greg Briley, L (9, PH) (9, 9) OBP: 0.313, SLG: 0.378		1-1 E 1-3 1B		2-3 K		0-0 G3			0-0 G6-3	3 1	0 0	1 0	0 0	0 0	1 0	0 0
Inning Stats	R: 2 E: 1 K: 0 S: 13 H: 2 LOB: 1 BB: 2 P: 25	R: 1 E: 1 K: 0 S: 9 H: 1 LOB: 1 BB: 1 P: 18	R: 0 E: 0 K: 0 S: 10 H: 1 LOB: 2 BB: 1 P: 15	R: 0 E: 0 K: 1 S: 7 H: 0 LOB: 0 BB: 0 P: 12	R: 1 E: 0 K: 0 S: 8 H: 4 LOB: 2 BB: 0 P: 10	R: 0 E: 0 K: 0 S: 3 H: 0 LOB: 0 BB: 0 P: 4	R: 0 E: 0 K: 1 S: 9 H: 0 LOB: 0 BB: 0 P: 12	R: 0 E: 0 K: 0 S: 15 H: 0 LOB: 1 BB: 1 P: 24	R: 1 E: 0 K: 0 S: 6 H: 1 LOB: 1 BB: 1 P: 14	1B: 9 2B: 0 3B: 0 HR: 0 SF: 0 SAC: 0 DP: 2 HBP: 0							

	AB	34
	R	5
	H	9
	RBI	4
	BB	6
	SO	2
	LOB	21

WP: 1 PB: 0 SB: 1 CS: 0 PA: 40

PITCHER		IP	WLS	BF	H	R	ER	SO	BB	IBB	HBP	BLK	WP	HR	S	P	ERA	WHIP
Tim Wakefield, R ERA: 5.35	(1, 1)	4.1		23	8	4	4	1	4	0	0	0	0	0	45	77	8.31	2.769
Mark Petkovsek, R ERA:	(5, 1)	0.2		2	0	0	0	0	0	0	0	0	1	0	2	3	0.00	0.000
Blas Minor, R ERA: 3.76	(6, 1)	3.0		10	0	0	0	1	1	0	0	0	0	0	27	40	0.00	0.333
Paul Wagner, R ERA: 4.39	(9, 1)	1.0	L	5	1	1	1	0	1	0	0	0	0	0	6	14	9.00	2.000

PITCHER	IP	WLS	BF	H	R	ER	SO	BB	IBB	HBP	BLK	WP	HR	S	P	ERA	WHIP

Florida Marlins @ Pittsburgh Pirates

Three Rivers Stadium, Pittsburgh, PA

Wed May 26 1993, 7:05 PM EDT

Att. 23,267 - Unknown - 68 F

livebaseballscorecards.com

BOTTOM

Batter	1	2	3	4	5	6	7	8	9	AB	R	H	RBI	BB	SO	LOB
Lonnie Smith, R (1, 7) OBP: 0.356, SLG: 0.382	B C C B S 2-3 K ①		X 0-0 E6 G6-4-3		S B B X 2-1 G6-3 ③			F B F C 1-3 K ①		4	0	0	0	0	2	1
Paul Wagner, R (9, 1) OBP: 0.333, SLG: 0.333										0	0	0	0	0	0	0
Jay Bell, R (1, 6) OBP: 0.374, SLG: 0.474	C F X 0-2 G4-3 ②		1 SAFE B B 1 SAFE F X 2-1 G6-4-3 ② ③ 1-2f			X 0-0 G1-3 ①		C C B B F B X 3-2 F8 ②		4	0	0	0	0	0	2
Andy Van Slyke, L (1, 8) OBP: 0.371, SLG: 0.503	B F C S 1-3 K ③			C X 0-1 G4-3 ①		B B F B X 3-1 G4-3 ②		B C X 1-1 1-H IHR		4	1	1	2	0	1	0
Jeff King, R (1, 5) OBP: 0.304, SLG: 0.310		B X 1-0 G5-3 ①		B F B B B 4-1 BB BB		F C B B B X 2-2 F9 ③		F F B T 1-2 K ③		3	0	0	0	1	1	0
Orlando Merced, S (1, 9) OBP: 0.457, SLG: 0.471		C B B B B 4-1 BLK HR BB		B F 1 SAFE B 1 SAFE X 2-1 F8 ②			B F B X 2-1 F8 ①		B C F F B F S 2-3 K ①	3	1	0	0	1	1	1
Kevin Young, R (1, 3) OBP: 0.331, SLG: 0.380		B B B B C S X 3-2 1-H HR		B C F 1 SAFE B B B B 4-2 1-2 BB			C B X 1-1 L8 ②		C B X 1-1 G3 ②	3	1	1	2	1	0	0
Don Slaught, R (1, 2) OBP: 0.392, SLG: 0.407		B X 1-0 B1-3 ②		C F S 0-3 K ③			X 0-0 1B		S F C 0-3 K ③	4	0	1	0	0	2	2
Carlos Garcia, R (1, 4) OBP: 0.296, SLG: 0.400		B X 1-0 G6-3 ③			X 0-0 F7 ①		B F S C 1-3 K ③			3	0	0	0	0	1	1
Tim Wakefield, R (1, 1) OBP: 0.136, SLG: 0.227 Mark Petkovsek, R (5, 1) Glenn Wilson, R (5, PH) Blas Minor, R (6, 1) OBP: 0.250, SLG: 0.250 Lloyd McClendon, R (8, PH) OBP: 0.246, SLG: 0.255 (9, 7)			X 0-0 G6-3 ①		F C S 0-3 K ②			B C B B B 4-1 IHR BB		1 0 1 0 0	0 0 0 0 1	0 0 0 0 0	0 0 0 0 0	0 0 0 0 1	0 0 1 0 0	0 0 0 0 0
Inning Stats	R: 0 E: 0 K: 2 S: 9 H: 0 LOB: 0 BB: 0 P: 12	R: 2 E: 0 K: 0 S: 7 H: 1 LOB: 0 BB: 1 P: 17	R: 0 E: 1 K: 0 S: 4 H: 0 LOB: 0 BB: 0 P: 6	R: 0 E: 0 K: 1 S: 10 H: 0 LOB: 2 BB: 2 P: 20	R: 0 E: 0 K: 1 S: 6 H: 0 LOB: 0 BB: 0 P: 8	R: 0 E: 0 K: 0 S: 6 H: 0 LOB: 0 BB: 0 P: 11	R: 0 E: 0 K: 1 S: 8 H: 1 LOB: 1 BB: 0 P: 12	R: 2 E: 0 K: 2 S: 13 H: 1 LOB: 0 BB: 1 P: 23	R: 0 E: 0 K: 2 S: 10 H: 0 LOB: 0 BB: 0 P: 13	1B: 1 2B: 0 3B: 0 HR: 2	SF: 0 SAC: 0 DP: 1 HBP: 0			WP: 0 PB: 0 SB: 0 CS: 0	PA: 34		

	AB	30
	R	4
	H	3
	RBI	4
	BB	4
	SO	9
	LOB	7

PITCHER		IP	WLS	BF	H	R	ER	SO	BB	IBB	HBP	BLK	WP	HR	S	P	ERA	WHIP
Chris Hammond, L ERA: 4.95	(1, 1)	8.0	W	31	3	4	4	7	4	0	0	1	0	1	63	109	4.50	0.875
Bryan Harvey, R ERA: 1.64	(9, 1)	1.0	S	3	0	0	0	2	0	0	0	0	0	0	10	13	0.00	0.000

PITCHER	IP	WLS	BF	H	R	ER	SO	BB	IBB	HBP	BLK	WP	HR	S	P	ERA	WHIP

Florida Marlins @ Pittsburgh Pirates

Three Rivers Stadium, Pittsburgh, PA

Thu May 27 1993, 7:05 PM EDT

Att. 17,245 - Unknown - 72 F

livebaseballscorecards.com

TOP

Batter	1	2	3	4	5	6	7	8	9	AB	R	H	RBI	BB	SO	LOB
Chuck Carr, S (1, 8) OBP: 0.355, SLG: 0.344	0-0 1B 2B		0-0 FC1-5 S 1B	1-0 G5-4-3 1B; 1-2 2-3 3-H		1-1 G4-3 1B; 1-2	1-2 2B; 1-3 3-H			5	1	4	2	0	0	1
Rick Renteria, R (1, 4) OBP: 0.365, SLG: 0.353	2-1 FC5-4 1B; 2-H		1-2 FC1-5 1B; 1-3	3-2 G5-4-3; 1-2f		3-1 HR 1B; 2-3	1-1 G6-3			5	1	2	1	0	0	6
Jeff Conine, R (1, 7) OBP: 0.381, SLG: 0.372	2-0 FC5-4 1B SF9; 1-2f		4-2 1B BB		2-1 F9	2-1 HR; 1-H 3-H		1-2 G6-3		4	2	1	3	1	0	1
Orestes Destrade, S (1, 3) OBP: 0.293, SLG: 0.305	1-0 1B; 1-3		1-0 1B; 1-3 2-3		2-1 FC4-6 2B	2-3 K		3-2 G6-3		5	0	3	0	0	1	0
Benito Santiago, R (1, 2) OBP: 0.307, SLG: 0.369	1-1 SF9; 3-H		1-1 P4		1-0 FC4-6 HBP		1-0 F9	3-2 F8		3	0	0	1	0	0	2
Junior Felix, S (1, 9) OBP: 0.253, SLG: 0.365	1-1 L5			3-2 G4-3	2-1 FC4-6; 1-2f 2-3		1-0 BB FC6-4 1B		1-1 F7	5	1	1	0	0	0	3
Alex Arias, R (1, 5) OBP: 0.372, SLG: 0.355		0-1 F7		2-2 E 1B 1B; 2-1 F8			1-0 FC6-4 2B BB; 1-2		3-2 1B	5	2	3	0	0	0	2
Walt Weiss, S (1, 6) OBP: 0.404, SLG: 0.362	2-0 P6			0-0 1B E; 1-2		2-1 1B HR G4-3 1B	4-2 FC6-4 BB; 1-2 2-3		2-3 K	4	1	2	0	1	1	1
Ryan Bowen, R (1, 1) OBP: 0.150, SLG: 0.250 Monty Fariss, R (4, PH) OBP: 0.267, SLG: 0.333 Richie Lewis, R (4, 1) Geronimo Berroa, R (6, PH) OBP: 0.182, SLG: 0.100 Cris Carpenter, R (6, 1) Dave Magadan, L (7, PH) OBP: 0.416, SLG: 0.375 Trevor Hoffman, R (7, 1) Greg Briley, L (9, PH) OBP: 0.306, SLG: 0.370	0-0 G3		2-2 E5 1B; 1-2 2-3		2-2 F8	2-1 FC6-4 2B; 1-2f 2-3 3-H		1-2 G6-3		1 1 0 1 0 1 0 1	0 0 0 0 0 0 0 0	0 0 0 0 0 1 0 1	0 0 0 0 0 0 0 0	0 0 0 0 0 0 0 0	0 2 0 1 0 2 0 1
Inning Stats	R: 2 E: 0 K: 0 S: 9 H: 3 LOB: 1 BB: 0 P: 16	R: 0 E: 0 K: 0 S: 4 H: 0 LOB: 0 BB: 0 P: 6	R: 0 E: 0 K: 0 S: 9 H: 2 LOB: 2 BB: 1 P: 16	R: 1 E: 1 K: 0 S: 17 H: 3 LOB: 2 BB: 0 P: 28	R: 0 E: 0 K: 0 S: 8 H: 1 LOB: 2 BB: 0 P: 17	R: 3 E: 0 K: 1 S: 15 H: 3 LOB: 0 BB: 0 P: 27	R: 2 E: 0 K: 0 S: 12 H: 3 LOB: 2 BB: 1 P: 23	R: 0 E: 0 K: 0 S: 9 H: 0 LOB: 0 BB: 0 P: 16	R: 0 E: 0 K: 1 S: 14 H: 1 LOB: 1 BB: 0 P: 21	1B: 12 2B: 3 3B: 0 HR: 1	SF: 1 SAC: 0 DP: 1 HBP: 1						

	AB	41
	R	8
	H	16
	RBI	8
	BB	2
	SO	2
	LOB	22

WP: 0 PB: 0 SB: 1 CS: 0 PA: 45

PITCHER		IP	WLS	BF	H	R	ER	SO	BB	IBB	HBP	BLK	WP	HR	S	P	ERA	WHIP
Bob Walk, R (1, 1) ERA: 4.78		5.2	W	29	11	5	5	0	1	0	1	0	0	0	57	101	7.94	2.118
Paul Wagner, R (6, 1) ERA: 5.27		0.2		6	3	3	3	1	1	0	0	0	0	1	10	21	40.50	6.000
Denny Neagle, L (7, 1) ERA: 5.23		1.2		6	1	0	0	0	0	0	0	0	0	0	16	27	0.00	0.600
Stan Belinda, R (9, 1) ERA: 3.18		1.0		4	1	0	0	1	0	0	0	0	0	0	14	21	0.00	1.000

PITCHER	IP	WLS	BF	H	R	ER	SO	BB	IBB	HBP	BLK	WP	HR	S	P	ERA	WHIP

Batter	1	2	3	4	5	6	7	8	9	AB	R	H	RBI	BB	SO	LOB
Al Martin, L (1, 7) OBP: 0.269, SLG: 0.430	X 0-0 ① F7	B B X 2-0 ③ G6-3		X 0-0 WP SH1-4 FC6-4 1B	B X 1-0 2-H 2B		X 0-0 ① F8	C X 0-1 ② L8		6	1	2	1	0	0	2
Jay Bell, R (1, 6) OBP: 0.379, SLG: 0.483	C F S 0-3 ② K		B B X 2-0 2B FC4-6 1B	1 SAFE L X 0-1 ① SH1-4 1-2	F C S 0-3 ② K		X 0-0 WP 1-2 1B	C B B X 2-1 1-H 2B		5	2	3	1	0	2	1
Andy Van Slyke, L (1, 8) OBP: 0.370, SLG: 0.495	B X 1-0 1B		B B 1 SAFE B C 1 SAFE F X 3-2 ① F8	B B B 4-0 FC6-4 WP E BB	X 0-0 ③ G3-1		B C S B B F S 3-3 ② K 1-2 2-3	S F S 0-3 ③ K		5	1	1	0	1	2	5
Orlando Merced, S (1, 3) OBP: 0.469, SLG: 0.484	X 0-0 ③ F7		C 1 SAFE X 0-1 FC4-6 1-3 E 2B	B C B F B B 4-2 FC6-4 1-2 2-3 BB		C B S X 1-2 BB 1B	I I I 4-0 1B 1B IBB			3	2	2	0	2	0	1
Dave Clark, L (1, 9) OBP: 0.382, SLG: 0.283		B B X 2-0 FC4-6 WP IHR 1B	B B B I 4-0 FC4-6 IBB	B X 1-0 ② FC6-4 E 1-2f 2-3 3-H		B 1 SAFE F C B 1 SAFE B X 3-2 ① F7	X 0-0 1B 1-3 2-H 3-H 1B			4	2	2	3	1	0	3
Jeff King, R (1, 5) OBP: 0.306, SLG: 0.309		1 SAFE C C F 1 SAFE F B F B 4-2 B B FC4-6 1-2 BB	F X 0-1 ② FC4-6 BB E 1-2f 2-3 3-H	X 0-0 E9 1-H 3-H		1 SAFE F F X 0-2 ② F8	B C S B B X 3-2 1-2 3-H 1B			4	0	1	2	1	0	3
Tom Foley, L (1, 4) Denny Neagle, L (7, 1) Stan Belinda, R (9, 1)		B B C 1 SAFE X 2-1 ① FC4-6 IHR 1-2f 2-3	B B B F 1 SAFE X 3-1 E4 BB 1-2 3-H	F F B S 1-3 ③ K2-3		1 SAFE B B B B 4-0 1-2 BB	X 0-0 ③ P6			3 1 0	1 0 0	0 0 0	0 0 0	1 0 0	1 0 0	4 2 0
Tom Prince, R (1, 2) OBP: 0.383, SLG: 0.421		B S X 1-1 1-H 3-H IHR	B B B B 4-1 FC6-4 1-2 2-3 BB		F B B F B B 4-2 SH1-4 2B BB	X 0-0 ③ P2		B F X 1-1 ① G4-3		3	2	1	3	2	0	2
Bob Walk, R (1, 1) OBP: 0.200, SLG: 0.250 Paul Wagner, R (6, 1) OBP: 0.333, SLG: 0.333 Carlos Garcia, R (7, 4) OBP: 0.307, SLG: 0.405		F X 0-1 ② P9	B X 1-0 ③ FC6-4 1-2f	L B X 1-1 ① SH1-4 1-2		C S B F B F F B 3-2 F F X WP 1B 1B 1B	C B B B 4-1 2B BB			2 0 1	0 0 2	0 0 1	0 0 0	0 0 1	0 0 0	3 0 0
Inning Stats	R: 0 E: 0 K: 1 S: 6 H: 1 LOB: 1 BB: 0 P: 7	R: 3 E: 0 K: 0 S: 13 H: 2 LOB: 0 BB: 1 P: 24	R: 2 E: 1 K: 0 S: 12 H: 2 LOB: 3 BB: 2 P: 29	R: 3 E: 1 K: 1 S: 10 H: 1 LOB: 1 BB: 2 P: 20	R: 1 E: 0 K: 1 S: 9 H: 1 LOB: 1 BB: 1 P: 15	R: 0 E: 0 K: 0 S: 10 H: 1 LOB: 2 BB: 1 P: 18	R: 3 E: 0 K: 1 S: 20 H: 4 LOB: 2 BB: 1 P: 33	R: 1 E: 0 K: 1 S: 10 H: 1 LOB: 1 BB: 1 P: 17		1B: 9 2B: 3 3B: 0 HR: 1 SF: 0 SAC: 2 DP: 0 HBP: 0						

PITCHER		IP	WLS	BF	H	R	ER	SO	BB	IBB	HBP	BLK	WP	HR	S	P	ERA	WHIP
Ryan Bowen, R ERA: 3.22	(1, 1)	3.0	L	18	5	5	4	1	2	1	0	0	1	0	31	60	12.00	2.333
Richie Lewis, R ERA: 2.66	(4, 1)	2.0		12	2	4	2	2	3	0	0	0	1	0	19	35	9.00	2.500
Cris Carpenter, R ERA: 6.46	(6, 1)	1.0		5	1	0	0	0	1	0	0	0	0	0	10	18	0.00	2.000
Trevor Hoffman, R ERA: 3.86	(7, 1)	2.0		13	5	4	4	2	1	1	0	0	1	0	30	50	18.00	3.000

PITCHER	IP	WLS	BF	H	R	ER	SO	BB	IBB	HBP	BLK	WP	HR	S	P	ERA	WHIP

BOTTOM

Florida Marlins @ Pittsburgh Pirates

Three Rivers Stadium, Pittsburgh, PA

Thu May 27 1993, 7:05 PM EDT

Att. 17,245 - Unknown - 72 F

livebaseballscorecards.com

AB	37
R	13
H	13
RBI	10
BB	9
SO	5
LOB	26

Batter	1	2	3	4	5	6	7	8	9	10	11	12	AB	R	H	RBI	BB	SO	LOB
Craig Biggio, R (1, 4) OBP: 0.369, SLG: 0.480	G5-3	WP, 1B		BB		G1-6-3 1-2f			F8		P4		5	0	1	0	1	0	1
Steve Finley, L (1, 8) OBP: 0.313, SLG: 0.310	BB	G4-3 1-2		1-2 2-3			G6-3		G3		G5-3		6	0	2	0	0	0	1
5 Jeff Bagwell, R (1, 3) OBP: 0.444, SLG: 0.628	K		G5-3	G1-3			K		G6-3			G5-3	6	0	0	0	0	2	4
Eric Anthony, L (1, 9) OBP: 0.371, SLG: 0.449	BB 1-2	L6			HR		2B			L9		1B BB	4	1	2	1	2	0	0
Ken Caminiti, S (1, 5) OBP: 0.290, SLG: 0.463 Xavier Hernandez, L (7, 1) Brian Williams, R (9, 1) Kevin Bass, S (10, PH) OBP: 0.297, SLG: 0.344 Doug Jones, R (10, 1) Chris James, R (12, PH) OBP: 0.385, SLG: 0.689 Casey Candaele, S (12, 6) OBP: 0.161, SLG: 0.138	P6		HR		P5		G6-3			1B, BLK 1B		P2	4 0 0 1 0 0 1	1 0 0 0 0 0 0	1 0 0 1 0 0 0	1 0 0 0 0 0 0	0 0 0 0 0 0 0	0 0 0 0 0 0 0	3 0 0 0 0 0 1
Luis Gonzalez, L (1, 7) OBP: 0.324, SLG: 0.414		P4	G3		P6			G6-3		F7			6	0	1	0	0	0	1
Andujar Cedeno, R (1, 6) OBP: 0.368, SLG: 0.459 Tom Edens, R (12, 1)		HR		1B, SH3-4	F9			G6-3		S		G5-3	6 0	1 0	3 0	0 0	0 0	0 0	2 0
Eddie Taubensee, L (1, 2) OBP: 0.291, SLG: 0.370	HR 1-H			K		G6-3				P5 1-2			5	1	2	2	0	1	3
Greg Swindell, L (1, 1) OBP: 0.273, SLG: 0.318 Chris Donnels, L (7, 5) OBP: 0.346, SLG: 0.318	G6-3			SH3-4 1-2		G1-6-3 1B					G4-3		2 2	0 0	1 0	0 0	0 0	0 0	0 1
Inning Stats	R: 0 E: 0 K: 1 S: 11 H: 1 LOB: 2 BB: 1 P: 22	R: 2 E: 0 K: 0 S: 15 H: 3 LOB: 1 BB: 0 P: 21	R: 1 E: 0 K: 0 S: 12 H: 1 LOB: 0 BB: 0 P: 17	R: 0 E: 0 K: 1 S: 13 H: 2 LOB: 3 BB: 1 P: 18	R: 1 E: 0 K: 0 S: 5 H: 1 LOB: 0 BB: 0 P: 9	R: 0 E: 0 K: 0 S: 6 H: 1 LOB: 0 BB: 0 P: 9	R: 0 E: 0 K: 1 S: 7 H: 1 LOB: 1 BB: 0 P: 9	R: 0 E: 0 K: 0 S: 8 H: 1 LOB: 1 BB: 0 P: 14	R: 0 E: 0 K: 0 S: 7 H: 0 LOB: 0 BB: 0 P: 9	R: 0 E: 0 K: 0 S: 10 H: 2 LOB: 2 BB: 0 P: 18	R: 0 E: 0 K: 0 S: 8 H: 0 LOB: 0 BB: 0 P: 12	R: 0 E: 0 K: 0 S: 7 H: 1 LOB: 2 BB: 1 P: 16	1B: 10 2B: 1 3B: 0 HR: 3	SF: 0 SAC: 1 DP: 1 HBP: 0	WP: 1 PB: 0 SB: 1 CS: 0	PA: 52

PITCHER		IP	WLS	BF	H	R	ER	SO	BB	IBB	HBP	BLK	WP	HR	S	P	ERA	WHIP
Jack Armstrong, R ERA: 3.88	(1, 1)	5.0		25	8	4	4	2	2	0	0	0	1	3	56	87	7.20	2.000
Cris Carpenter, R ERA: 6.06	(6, 1)	1.0		3	1	0	0	0	0	0	0	0	0	0	6	9	0.00	1.000
Matt Turner, R ERA:	(7, 1)	2.0		8	2	0	0	1	0	0	0	0	0	0	15	23	0.00	1.000
Trevor Hoffman, R ERA: 3.65	(9, 1)	1.1		5	1	0	0	0	0	0	0	0	0	0	11	18	0.00	0.750
Joe Klink, L ERA: 3.27	(10, 1)	0.1		1	0	0	0	0	0	0	0	0	0	0	2	2	0.00	0.000

PITCHER		IP	WLS	BF	H	R	ER	SO	BB	IBB	HBP	BLK	WP	HR	S	P	ERA	WHIP
Bryan Harvey, R ERA: 1.54	(10, 1)	1.1		5	1	0	0	0	1	0	0	1	0	0	12	19	0.00	0.750
Richie Lewis, R ERA: 2.55	(12, 1)	1.0	W	5	1	0	0	0	1	0	0	0	0	0	7	16	0.00	2.000

TOP

Houston Astros @ Florida Marlins

Joe Robbie Stadium, Miami, FL

Fri May 28 1993, 7:05 PM EDT

Att. 37,874 - Unknown - 77 F

livebaseballscorecards.com

AB	48
R	4
H	14
RBI	4
BB	3
SO	3
LOB	17

Batter	1	2	3	4	5	6	7	8	9	10	11	12	AB	R	H	RBI	BB	SO	LOB
Chuck Carr, S (1, 8) OBP: 0.352, SLG: 0.342	B4-3	G5-3		E5 CS		1B 2-H 3-H		K		G4-3		1B 1-2 3-H	7	0	2	3	0	1	3
Bret Barberie, S (1, 4) OBP: 0.404, SLG: 0.317	FC6-4 1B		2B 1B	CS 1-2	1B	K		K	K		F7		6	0	3	0	0	2	1
Benito Santiago, R (1, 2) OBP: 0.297, SLG: 0.356	FC6-4 E S 1-2f		F9		F7		K		G5-3		K		6	0	0	0	0	2	3
Orestes Destrade, S (1, 3) OBP: 0.305, SLG: 0.318	E5 1-3	2B 1-3			P4		HR		WP 1B		FC6-4 BB		5	1	3	0	1	0	2
Dave Magadan, L (1, 5) OBP: 0.421, SLG: 0.395 Bryan Harvey, R (10, 1) Rick Renteria, R (11, PH) OBP: 0.360, SLG: 0.348 Richie Lewis, R (12, 1)	F8	BB		K			1-H HR		IBB 1-2		FC6-4 1-2f		3 0 1 0	1 0 0 0	1 0 0 0	2 0 0 0	2 0 0 0	1 0 1 0	3 0 1 0
Jeff Conine, R (1, 7) OBP: 0.374, SLG: 0.360	E5 FC3-5 BB	K				K	G5-3		G3-1			FC4-6 SH1-3-4 1B BB	5	1	0	0	1	2	5
Geronimo Berroa, R (1, 9) OBP: 0.200, SLG: 0.143 Trevor Hoffman, R (9, 1) Joe Klink, L (10, 1) Alex Arias, R (10, 5) OBP: 0.377, SLG: 0.360	K	K				2B 1B	G6-3			G4-3 SH1-4 1B		SH1-3-4 1-2	4 0 0 1	1 0 0 0	1 0 0 1	0 0 0 0	0 0 0 0	2 0 0 0	4 0 0 0
Walt Weiss, S (1, 6) OBP: 0.409, SLG: 0.368	FC3-5 1-2 BB			G5-3		1B 1-3 2B		L9		SH1-4 1-2		FC4-6 IBB	3	1	1	0	2	0	0
Jack Armstrong, R (1, 1) OBP: 0.179, SLG: 0.179 Cris Carpenter, R (6, 1) Monty Fariss, R (6, PH) OBP: 0.286, SLG: 0.321 Matt Turner, R (7, 1) Greg Briley, L (8, PH) OBP: 0.286, SLG: 0.347 (9, 9)	FC3-5 1-2 2-3f			F8		K		P2		G4-3 2-3		FC4-6 1-2f 2-3	2 0 1 0 3	0 0 0 0 0	0 0 0 0 0	0 0 0 0 0	0 0 0 0 0	0 0 1 0 0	2 0 2 0 3
Inning Stats	R: 0 H: 1 E: 1 LOB: 2 K: 0 BB: 0 S: 12 P: 16	R: 0 H: 0 E: 1 LOB: 2 K: 1 BB: 1 S: 13 P: 22	R: 0 H: 2 E: 0 LOB: 3 K: 2 BB: 1 S: 13 P: 22	R: 0 H: 0 E: 1 LOB: 0 K: 0 BB: 0 S: 7 P: 9	R: 0 H: 1 E: 0 LOB: 1 K: 1 BB: 0 S: 13 P: 16	R: 2 H: 3 E: 0 LOB: 1 K: 3 BB: 0 S: 15 P: 20	R: 2 H: 2 E: 0 LOB: 0 K: 1 BB: 0 S: 8 P: 13	R: 0 H: 0 E: 0 LOB: 0 K: 1 BB: 0 S: 8 P: 12	R: 0 H: 1 E: 0 LOB: 2 K: 1 BB: 1 S: 8 P: 18	R: 0 H: 1 E: 0 LOB: 1 K: 0 BB: 1 S: 9 P: 16	R: 0 H: 0 E: 0 LOB: 1 K: 1 BB: 1 S: 8 P: 15	R: 1 H: 1 E: 0 LOB: 2 K: 0 BB: 2 S: 9 P: 22	1B: 9 2B: 2 3B: 0 HR: 1	SF: 0 SAC: 2 DP: 0 HBP: 0		WP: 1 PB: 0 SB: 1 CS: 1	PA: 56		

PITCHER	IP	WLS	BF	H	R	ER	SO	BB	IBB	HBP	BLK	WP	HR	S	P	ERA	WHIP
Greg Swindell, L (1, 1) ERA: 5.14	6.0		29	7	2	2	7	2	0	0	0	0	0	73	105	3.00	1.500
Xavier Hernandez, R (7, 1) ERA: 2.7	2.0		8	2	2	2	2	0	0	0	0	0	1	16	25	9.00	1.000
Brian Williams, R (9, 1) ERA: 3.04	1.0		5	1	0	0	1	0	1	0	0	1	0	8	18	0.00	1.000
Doug Jones, R (10, 1) ERA: 3.34	2.0		8	1	0	0	1	1	0	0	0	0	0	17	31	0.00	1.000
Tom Edens, R (12, 1) ERA: 5.63	0.2	L	5	1	1	1	0	1	1	0	0	0	0	9	22	13.50	3.000

PITCHER	IP	WLS	BF	H	R	ER	SO	BB	IBB	HBP	BLK	WP	HR	S	P	ERA	WHIP

BOTTOM

Houston Astros @ Florida Marlins

Joe Robbie Stadium, Miami, FL

Fri May 28 1993, 7:05 PM EDT

Att. 37,874 - Unknown - 77 F

livebaseballscorecards.com

AB	47
R	5
H	12
RBI	5
BB	6
SO	11
LOB	29

Batter	1	2	3	4	5	6	7	8	9	AB	R	H	RBI	BB	SO	LOB
Craig Biggio, R (1, 4) OBP: 0.375, SLG: 0.478	B B B B 4-0 2B 5 PB BB	S B F B B F B 4-2 FC1-6 BB		B B C S B S 3-3 ③ K			C X 0-1 FC1-2 2-3 1B		X 0-0 ② G6-3	3	1	1	0	2	1	0
Steve Finley, L (1, 8) OBP: 0.309, SLG: 0.314	1 SAFE B 1 SAFE C 1 X SAFE 1-1 1-3 5 PB 2B	1 SAFE B B 1 SAFE C 1 X SAFE 2-1 ② FC1-6 5 S 1-2f			B C S X 1-2 ① F8		S B X 1-1 ① FC1-2 5 G5-4-3 1-2 3-H		C B B F X 2-2 ③ G3-1	5	1	1	0	0	0	4
5 Jeff Bagwell, R (1, 3) OBP: 0.441, SLG: 0.617	B B B C B 4-1 FC5-4 2-H 3-H BB	B 1 SAFE B B B S X 3-2 ③ F8 1-2			C B X 1-1 ② P3		X 0-0 ② ③ G5-4-3 1-2f			3	0	0	0	1	0	3
Eric Anthony, L (1, 9) OBP: 0.368, SLG: 0.444	B X 1-0 ① FC5-4 S 1-2f 1B		C B C S 1-3 ① K		S C B S S 1-3 ③ K			B F B X 2-1 F9 BLK 1B 1B		4	2	1	0	0	2	1
Ken Caminiti, S (1, 5) OBP: 0.284, SLG: 0.453	C 1 SAFE X 0-2 ② F9		S B B S S 2-3 ② K2-3			X 0-0 ① G4-3		S F F F X 0-2 ① F8		4	0	0	0	0	1	2
Luis Gonzalez, L (1, 7) OBP: 0.333, SLG: 0.429	B B F S X 2-2 1B 1-H 1B		X 0-0 2B			B X 1-0 S 1B		1 SAFE F B T X 1-2 ② F9 1-3		4	0	3	1	0	0	1
Scott Servais, R (1, 2) OBP: 0.333, SLG: 0.483 Kevin Bass, S (8, PH) OBP: 0.308, SLG: 0.355 Eddie Taubensee, L (8, 2) OBP: 0.291, SLG: 0.370	1 SAFE 1 SAFE X 0-0 1-3 1B		X 0-0 ③ G6-3			B 1 SAFE B 1 SAFE F C X 2-2 ② F7 1-2		B F F B X 2-2 3-H 1B		3	0	1	0	0	0	2
										1	0	1	1	0	0	0
										0	0	0	0	0	0	0
Andujar Cedeno, R (1, 6) OBP: 0.359, SLG: 0.447	X 0-0 ③ F8			S X 0-1 ① G6-3		X 0-0 ③ F8		F X 0-1 ③ G6-3		4	0	0	0	0	0	4
Darryl Kile, R (1, 1) Chris Donnels, L (7, PH) OBP: 0.370, SLG: 0.391 Rick Parker, R (7, PR) OBP: 0.286, SLG: 0.167 Tom Edens, R (7, 1) Al Osuna, R (7, 1) Casey Candaele, S (9, PH) OBP: 0.156, SLG: 0.133 Doug Jones, R (9, 1)		C C B B X 2-2 ① G6-3		B C S X 1-2 ② G5-3			C X 0-1 1B FC1-2 2B		X 0-0 ① G1-3	2 1 0 0 0 0 1 0	0 0 0 0 0 0 0 0	0 1 0 0 0 0 0 0	0 0 0 0 0 0 0 0	0 0 0 0 0 0 0 0	0 0 0 0 0 0 0 0	0 0 0 0 0 0 0 0
Inning Stats	R: 3 H: 3 E: 0 LOB: 2 K: 0 BB: 2 S: 12 P: 24	R: 0 H: 0 E: 0 LOB: 1 K: 0 BB: 1 S: 11 P: 22	R: 0 H: 1 E: 0 LOB: 1 K: 2 BB: 0 S: 8 P: 11	R: 0 H: 0 E: 0 LOB: 0 K: 1 BB: 0 S: 8 P: 12	R: 0 H: 0 E: 0 LOB: 0 K: 1 BB: 0 S: 8 P: 11	R: 0 H: 1 E: 0 LOB: 1 K: 0 BB: 0 S: 6 P: 9	R: 0 H: 2 E: 0 LOB: 1 K: 0 BB: 0 S: 7 P: 8	R: 1 H: 2 E: 0 LOB: 1 K: 0 BB: 0 S: 15 P: 20	R: 0 H: 0 E: 0 LOB: 0 K: 0 BB: 0 S: 5 P: 7	1B: 6 SF: 0 2B: 3 SAC: 0 3B: 0 DP: 1 HR: 0 HBP: 0						

PITCHER	IP	WLS	BF	H	R	ER	SO	BB	IBB	HBP	BLK	WP	HR	S	P	ERA	WHIP
Charlie Hough, R (1, 1) ERA: 5.21	7.0	L	30	7	3	3	4	3	0	0	0	0	0	60	97	3.86	1.429
Joe Klink, L (8, 1) ERA: 3.86	0.2		3	1	1	1	0	0	0	0	1	0	0	10	13	13.50	1.500
Jim Corsi, R (8, 1) ERA: 7.84	1.1		5	1	0	0	0	0	0	0	0	0	0	10	14	0.00	0.750

PITCHER	IP	WLS	BF	H	R	ER	SO	BB	IBB	HBP	BLK	WP	HR	S	P	ERA	WHIP

Houston Astros @ Florida Marlins

Joe Robbie Stadium, Miami, FL

Sat May 29 1993, 7:05 PM EDT
Att. 40,520 - Unknown - 76 F

TOP

livebaseballscorecards.com

AB	35
R	4
H	9
RBI	2
BB	3
SO	4
LOB	17

WP: 0	PA: 38
PB: 2	
SB: 3	
CS: 0	

Houston Astros @ Florida Marlins

Joe Robbie Stadium, Miami, FL

Sat May 29 1993, 7:05 PM EDT

Att. 40,520 - Unknown - 76 F

BOTTOM

Batter	1	2	3	4	5	6	7	8	9	AB	R	H	RBI	BB	SO	LOB
Chuck Carr, S (1, 8) OBP: 0.350, SLG: 0.340	F7		P6		G6-3		E 1B			4	0	1	0	0	0	0
Bret Barberie, S (1, 4) OBP: 0.373, SLG: 0.289	P5		F9		G3		E3			4	0	0	0	0	0	2
Joe Klink, L (8, 1)										0	0	0	0	0	0	0
Jim Corsi, R (8, 1)										0	0	0	0	0	0	0
Dave Magadan, L (1, 5) OBP: 0.422, SLG: 0.389	HR BB		BB		G3		P5			2	1	0	0	2	0	3
Orestes Destrade, S (1, 3) OBP: 0.303, SLG: 0.333	1-H HR		F8			G3		K		4	1	1	2	0	1	1
Benito Santiago, R (1, 2) OBP: 0.290, SLG: 0.347	K			P6		K		G4-3		4	0	0	0	0	2	0
Greg Briley, L (1, 9) OBP: 0.286, SLG: 0.340		G5-3		BB 1B		F8		K		4	0	1	0	0	1	0
Jeff Conine, R (1, 7) OBP: 0.372, SLG: 0.354		G4-3		1 SAFE 1 SAFE 1 SAFE 1-2 BB			F8		F8	3	0	0	0	1	0	0
Walt Weiss, S (1, 6) OBP: 0.411, SLG: 0.367		BB		F8			E 1B		L5	3	0	1	0	1	0	2
Charlie Hough, R (1, 1)		K		F8			1 SAFE F8		G6-3	2	0	0	0	0	1	3
Rick Renteria, R (7, PH) (8, 4) OBP: 0.351, SLG: 0.338										2	0	0	0	0	0	1

livebaseballscorecards.com

AB	32
R	2
H	4
RBI	2
BB	4
SO	5
LOB	12

Inning Stats	1	2	3	4	5	6	7	8	9
	R: 2 E: 0 K: 1 S: 16	H: 1 LOB: 0 BB: 1 P: 29	R: 0 E: 0 K: 1 S: 14	H: 0 LOB: 1 BB: 1 P: 25	R: 0 E: 0 K: 0 S: 6	H: 0 LOB: 1 BB: 1 P: 16	R: 0 E: 0 K: 0 S: 10	H: 1 LOB: 2 BB: 1 P: 20	R: 0 E: 0 K: 0 S: 10	H: 0 LOB: 0 BB: 0 P: 16
	R: 0 E: 0 K: 1 S: 7	H: 0 LOB: 0 BB: 0 P: 12	R: 0 E: 1 K: 0 S: 9	H: 2 LOB: 3 BB: 0 P: 16	R: 0 E: 0 K: 2 S: 10	H: 0 LOB: 0 BB: 0 P: 13	R: 0 E: 0 K: 0 S: 6	H: 0 LOB: 0 BB: 0 P: 11		

	1B	3	SF	0
	2B	0	SAC	0
	3B	0	DP	0
	HR	1	HBP	0

PITCHER		IP	WLS	BF	H	R	ER	SO	BB	IBB	HBP	BLK	WP	HR	S	P	ERA	WHIP
Darryl Kile, R ERA: 3.34	(1, 1)	6.0	W	24	2	2	2	3	4	0	0	0	0	1	63	118	3.00	1.000
Tom Edens, R ERA: 5.19	(7, 1)	0.2		5	2	0	0	0	0	0	0	0	0	0	8	15	0.00	3.000
Al Osuna, L ERA: 2.7	(7, 1)	1.1		4	0	0	0	2	0	0	0	0	0	0	11	14	0.00	0.000
Doug Jones, R ERA: 3.23	(9, 1)	1.0	S	3	0	0	0	0	0	0	0	0	0	0	6	11	0.00	0.000

PITCHER		IP	WLS	BF	H	R	ER	SO	BB	IBB	HBP	BLK	WP	HR	S	P	ERA	WHIP

WP: 0 PA: 36
PB: 0
SB: 0
CS: 0

Batter	1	2	3	4	5	6	7	8	9	AB	R	H	RBI	BB	SO	LOB
Casey Candaele, S (1, 4) OBP: 0.194, SLG: 0.206	B B C B C X 3-2 ① F9	C F B B B F X 3-2 ③ F8			B X 1-0 2B			B B C B X 3-1 1B 5 SF9 1B		4	1	2	0	0	0	2
Steve Finley, L (1, 8) OBP: 0.314, SLG: 0.320	X 0-0 5 G1-3 1B		B C F F S 1-3 ① K		C X 0-1 ③ G4-3			B X 1-0 S 1-3 1B		4	0	2	0	0	1	1
5 Jeff Bagwell, R (1, 3) OBP: 0.437, SLG: 0.613	C B 1 SAFE X 1-1 ② G1-3 1-2		B C F F B C 2-3 ② K			B X 1-0 G3-6-3 1B		X 0-0 ② SF9 3-H		3	0	1	1	0	1	1
Eric Anthony, L (1, 9) OBP: 0.361, SLG: 0.434	B B X 2-0 ③ G3-1		B C X 1-1 ③ G4-3			F 1 SAFE B B F F 1 SAFE X 2-2 ① ② G3-6-3 1-2f		C C B 1 SAFE 1 SAFE B B S 3-3 ③ K 1-2		4	0	0	0	0	1	3
Ken Caminiti, S (1, 5) OBP: 0.284, SLG: 0.449		C F B B B C 3-3 ① K		B X 1-1 ① G4-3		C B X 1-1 ③ P4			X 0-0 G5-4-3 1B	4	0	1	0	0	1	0
Luis Gonzalez, L (1, 7) OBP: 0.332, SLG: 0.444		F B F F F B B X 3-2 HR		F B X 1-1 ② G3-1			F S B B F B S 3-3 ① K		F 1 SAFE B B B X 2-1 ① L7	4	1	1	1	0	1	1
Andujar Cedeno, R (1, 6) OBP: 0.357, SLG: 0.442 Doug Jones, R (9, 1)	B X 1-0 SH1-4 S 1B			F F B X 1-2 ③ F9			B C C B X 2-2 ② F8		S 1 SAFE B X 1-1 ② ③ G5-4-3 1-2f	4 0	0 0	1 0	0 0	0 0	0 0	1 0
Eddie Taubensee, L (1, 2) OBP: 0.292, SLG: 0.363	B B B L B 4-1 SH1-4 1-2 BB				B X 1-0 ① F9		B B F F S 2-3 ③ K			2	0	0	0	1	1	0
Pete Harnisch, S (1, 1) OBP: 0.190, SLG: 0.200 Chris Donnels, L (8, PH) OBP: 0.357, SLG: 0.375 Xavier Hernandez, L (8, 1) Al Osuna, R (8, 1) Jose Uribe, S (9, 6) OBP: 0.278, SLG: 0.133		X 0-0 ② SH1-4 1-2 2-3			C F X 0-2 ② B1-3			C F B B C 2-3 ① K		1 1 0 0 0	0 0 0 0 0	0 0 0 0 0	0 0 0 0 0	0 1 0 0 0	0 0 0 0 0	0 0 0 0 0

TOP

Houston Astros @ Florida Marlins

Joe Robbie Stadium, Miami, FL

Sun May 30 1993, 3:33 AM EDT

Att. 36,686 - Overcast - 79 F

livebaseballscorecards.com

AB	31
R	2
H	8
RBI	2
BB	1
SO	7
LOB	9

Inning Stats	1	2	3	4	5	6	7	8	9			
	R: 0 E: 0 K: 0 S: 7	R: 1 E: 0 K: 1 S: 16	R: 0 E: 0 K: 2 S: 11	R: 0 E: 0 K: 0 S: 7	R: 0 E: 0 K: 0 S: 7	R: 0 E: 0 K: 0 S: 7	R: 0 E: 0 K: 2 S: 10	R: 1 E: 0 K: 2 S: 10	R: 0 E: 0 K: 0 S: 5	1B: 6	SF: 1	WP: 0
	H: 1 LOB: 1 BB: 0 P: 13	H: 2 LOB: 2 BB: 1 P: 30	H: 0 LOB: 0 BB: 0 P: 15	H: 0 LOB: 0 BB: 0 P: 10	H: 1 LOB: 1 BB: 0 P: 9	H: 1 LOB: 0 BB: 0 P: 11	H: 0 LOB: 0 BB: 0 P: 17	H: 2 LOB: 1 BB: 0 P: 19	H: 1 LOB: 0 BB: 0 P: 8	2B: 1 3B: 0 HR: 1	SAC: 1 DP: 2 HBP: 0	PB: 0 SB: 2 CS: 0 PA: 34

PITCHER		IP	WLS	BF	H	R	ER	SO	BB	IBB	HBP	BLK	WP	HR	S	P	ERA	WHIP
Luis Aquino, R ERA: 2.28	(1, 1)	7.2	L	30	7	2	2	6	1	0	0	0	0	1	72	118	2.35	1.043
Joe Klink, L ERA: 3.75	(8, 1)	0.1		1	0	0	0	1	0	0	0	0	0	0	3	6	0.00	0.000
Matt Turner, R ERA:	(9, 1)	1.0		3	1	0	0	0	0	0	0	0	0	0	5	8	0.00	1.000

PITCHER	IP	WLS	BF	H	R	ER	SO	BB	IBB	HBP	BLK	WP	HR	S	P	ERA	WHIP

Houston Astros @ Florida Marlins

Joe Robbie Stadium, Miami, FL

Sun May 30 1993, 3:33 AM EDT

Att. 36,686 - Overcast - 79 F

livebaseballscorecards.com

BOTTOM

Batter	1	2	3	4	5	6	7	8	9	AB	R	H	RBI	BB	SO	LOB
Chuck Carr, S (1, 8) OBP: 0.348, SLG: 0.337	C B F B C 2-3 ① K		B F F F X 1-2 HBP 1B		B C B B X 3-1 ③ F8			X 0-0 ② B5-3		4	0	1	0	0	1	0
Bret Barberie, S (1, 4) OBP: 0.382, SLG: 0.277	X 0-0 ② L9		1 SAFE H 1-0 1-2 HBP			B X 1-0 ① P7		C B B B B 4-1 BB		2	0	0	0	1	0	0
Dave Magadan, L (1, 5) OBP: 0.414, SLG: 0.379 Matt Turner, R (9, 1)	C B B F X 2-2 ③ G4-3		B B C F X 2-2 ③ G3			B C B B X 3-1 ② P7		C B X 1-1 ③ G6-3		4	0	0	0	0	0	3
										0	0	0	0	0	0	0
Orestes Destrade, S (1, 3) OBP: 0.298, SLG: 0.326		F B B B X 3-1 ① L9		B X 1-0 ① P5		S B B X 2-1 ③ G5-3			F B B X 2-1 ① F7	4	0	0	0	0	0	0
Greg Briley, L (1, 9) OBP: 0.288, SLG: 0.327 Alex Arias, R (9, PH) OBP: 0.382, SLG: 0.366		C B B C B B 4-2 CS S BB		X 0-0 ② F9			C F B F F X 1-2 ① F8		C X 0-1 WP 1B 1B	2	0	0	0	1	0	0
										1	1	1	0	0	0	0
Jeff Conine, R (1, 7) OBP: 0.385, SLG: 0.365		1 SAFE B C F F B B B 4-2 1-2 BB		C B X 1-1 1B			B B S F X 2-2 1B		B F B X 2-1 1-H 1B	3	0	3	1	1	0	0
Rob Natal, R (1, 2) Benito Santiago, R (7, PH) OBP: 0.287, SLG: 0.343 (8, 2)		F S F B F F F B S 2-3 ②③ K 2-3		C B 1 SAFE F B B F F S 3-3 ③ K			S C S 0-3 ② K		B S S F S 1-3 ② K	2	0	0	0	0	2	3
										2	0	0	0	0	2	2
Walt Weiss, S (1, 6) OBP: 0.402, SLG: 0.358			C C B B X 2-2 ① F7		B B B F S 3-3 ① K		B C X 1-1 G6-3		B C C F X 1-2 ③ G4-3	4	0	0	0	0	1	2
Luis Aquino, R (1, 1) OBP: 0.077, SLG: 0.077 Joe Klink, L (8, 1) Rick Renteria, R (8, PH) OBP: 0.346, SLG: 0.333 (9, 5)			B C F F F F S 1-3 ② K		F X 0-1 ② G5-3			C B F F B F X 2-2 ① G6-3		2	0	0	0	0	1	0
										0	0	0	0	0	0	0
										1	0	0	0	0	0	0
Inning Stats	R: 0 H: 0 E: 0 LOB: 0 K: 1 BB: 0 S: 7 P: 11	R: 0 H: 0 E: 0 LOB: 2 K: 1 BB: 2 S: 14 P: 27	R: 0 H: 1 E: 0 LOB: 2 K: 1 BB: 0 S: 16 P: 23	R: 0 H: 1 E: 0 LOB: 1 K: 1 BB: 0 S: 9 P: 14	R: 0 H: 0 E: 0 LOB: 0 K: 1 BB: 0 S: 7 P: 13	R: 0 H: 0 E: 0 LOB: 0 K: 0 BB: 0 S: 5 P: 11	R: 0 H: 1 E: 0 LOB: 1 K: 1 BB: 0 S: 13 P: 17	R: 0 H: 0 E: 0 LOB: 1 K: 0 BB: 1 S: 8 P: 15	R: 1 H: 2 E: 0 LOB: 1 K: 1 BB: 0 S: 14 P: 20	1B: 5 SF: 0 2B: 1 SAC: 0 3B: 0 DP: 1 HR: 0 HBP: 1						

	AB	31
	R	1
	H	5
	RBI	1
	BB	3
	SO	7
	LOB	10

PITCHER		IP	WLS	BF	H	R	ER	SO	BB	IBB	HBP	BLK	WP	HR	S	P	ERA	WHIP
Pete Harnisch, R ERA: 3.28	(1, 1)	7.0	W	26	3	0	0	6	2	0	1	0	0	0	71	116	0.00	0.714
Xavier Hernandez, R ERA: 2.64	(8, 1)	0.2		3	0	0	0	0	1	0	0	0	0	0	6	12	0.00	1.500
Al Osuna, L ERA: 2.25	(8, 1)	0.2		2	0	0	0	0	0	0	0	0	0	0	4	7	0.00	0.000
Doug Jones, R ERA: 3.45	(9, 1)	0.2	S	4	2	1	1	1	0	0	0	0	1	0	12	16	13.50	3.000

PITCHER	IP	WLS	BF	H	R	ER	SO	BB	IBB	HBP	BLK	WP	HR	S	P	ERA	WHIP

Batter	1	2	3	4	5	6	7	8	9	AB	R	H	RBI	BB	SO	LOB
Luis Mercedes, R (1, 8) OBP: 0.353, SLG: 0.279	B C X 1-1 CS 1B		B B X 2-0 F9 ②	C X 0-1 G5-3 ① 1-2	B B B B 4-0 G4-3 1-2 BB	C C F B S 1-3 K ①			4	0	1	0	1	1	1
Robby Thompson, R (1, 4) OBP: 0.337, SLG: 0.424	B SAFE 1 SAFE B B C 1 SAFE X 3-1 1B ① 1-2 1B		F F X 0-2 G1-3 ③	B X 1-0 F9 ② 2-3	S B B X 2-1 G4-3 ②③ 1-2f	F F B B X 2-2 G1-3 ②			5	0	1	0	0	0	3
Will Clark, L (1, 3) OBP: 0.329, SLG: 0.332	F S S 0-3 K ②			B B B C S F X 3-2 G4-3 ① 3-H	F F F B X 1-2 1B 2B	X 0-0 2B		B X 1-0 F8 ③	5	1	2	1	0	1	1
Matt Williams, R (1, 5) OBP: 0.352, SLG: 0.584	X 0-0 1-2 1B			C B F B B X 3-2 F8 ② 2-H	X 0-0 1B 1B 1B	X 0-0 P3 ①			4	1	2	1	0	0	1
Barry Bonds, L (1, 7) OBP: 0.514, SLG: 0.767	B B C C F B F S 3-3 K ③			B B B B 4-0 1B 1B BB	B B F X 2-1 1B 1B 1-3	I I I I 4-0 G4-6-3 IBB			2	0	1	0	2	1	2
Mark Carreon, R (1, 9) OBP: 0.476, SLG: 0.600 Dave Burba, R (8, 1) OBP: 0.333, SLG: 0.500		C B B X 2-1 G6-3 ①		1 SAFE C C X 0-1 1B 1-2 1B	C X 0-1 1-3 3-H 1B		C S B F X 1-2 G4-6-3 ②③ 1-2f		4 0	0 0	2 0	1 0	0 0	0 0	2 0
Royce Clayton, R (1, 6) OBP: 0.325, SLG: 0.357		F F X 0-2 F8 ②		C F X 0-2 1-2 2-3 1B	B X 1-0 L5 ③			F C S 0-3 K ①	4	0	1	0	0	1	2
Kirt Manwaring, R (1, 2) OBP: 0.373, SLG: 0.363 Willie McGee, S (8, PH) OBP: 0.364, SLG: 0.403 (8, 9)		C S B B X 2-2 G6-3 ③		S B F C 1-3 K ③		X 0-0 F9 ①		S X 0-1 G5-3 ②	3 1	0 0	0 0	0 0	0 0	1 0	3 0
Bill Swift, R (1, 1) OBP: 0.333, SLG: 0.292 Jeff Reed, L (8, PH) OBP: 0.339, SLG: 0.431 (8, 2)			X 0-0 G5-3 ①		C X 0-1 F9 G5-3 2B 1B	C X 0-1 BB 1B		C B B F S 2-3 K ③	3 1	1 0	2 0	0 0	0 0	0 1	0 0
Inning Stats	R: 0 H: 3 E: 0 LOB: 2 K: 2 BB: 0 S: 13 P: 20	R: 0 H: 0 E: 0 LOB: 0 K: 0 BB: 0 S: 8 P: 12	R: 0 H: 0 E: 0 LOB: 0 K: 0 BB: 0 S: 5 P: 7	R: 0 H: 2 E: 0 LOB: 3 K: 1 BB: 1 S: 15 P: 26	R: 3 H: 5 E: 0 LOB: 2 K: 0 BB: 0 S: 15 P: 20	R: 0 H: 1 E: 0 LOB: 1 K: 0 BB: 1 S: 5 P: 11	R: 0 H: 1 E: 0 LOB: 1 K: 0 BB: 1 S: 6 P: 11	R: 0 H: 0 E: 0 LOB: 0 K: 2 BB: 0 S: 8 P: 10	R: 0 H: 0 E: 0 LOB: 0 K: 1 BB: 0 S: 8 P: 12	1B: 10 2B: 2 3B: 0 HR: 0	SF: 0 SAC: 0 DP: 2 HBP: 0					

PITCHER		IP	W/L/S	BF	H	R	ER	SO	BB	IBB	HBP	BLK	WP	HR	S	P	ERA	WHIP
Chris Hammond, L ERA: 4.91	(1, 1)	6.0	W	30	12	3	3	3	2	0	0	0	0	0	62	97	4.50	2.333
Trevor Hoffman, R ERA: 3.38	(7, 1)	2.0		6	0	0	0	2	0	1	0	0	0	0	13	20	0.00	0.000
Bryan Harvey, R ERA: 1.48	(9, 1)	1.0		3	0	0	0	1	0	0	0	0	0	0	8	12	0.00	0.000

PITCHER	IP	W/L/S	BF	H	R	ER	SO	BB	IBB	HBP	BLK	WP	HR	S	P	ERA	WHIP

San Francisco Giants @ Florida Marlins

Joe Robbie Stadium, Miami, FL

Tue Jun 01 1993, 3:33 AM EDT

Overcast - 91 F

TOP

livebaseballscorecards.com

AB	36
R	3
H	12
RBI	3
BB	3
SO	6
LOB	15

1B: 10	SF: 0	WP: 0	PA: 39
2B: 2	SAC: 0	PB: 0	
3B: 0	DP: 2	SB: 0	
HR: 0	HBP: 0	CS: 1	

BOTTOM

San Francisco Giants @ Florida Marlins

Joe Robbie Stadium, Miami, FL

Tue Jun 01 1993, 3:33 AM EDT

Overcast - 91 F

livebaseballscorecards.com

Batter	1	2	3	4	5	6	7	8	9	AB	R	H	RBI	BB	SO	LOB
Chuck Carr, S (1, 8) OBP: 0.344, SLG: 0.333	E1 CS		G4-3 1-2	G3			B4	1-3 2-H 1B		5	0	1	1	0	0	1
Bret Barberie, S (1, 4) OBP: 0.390, SLG: 0.333	L7 1-2		1B 2B 2-H		G1-3		1B 2B			4	2	2	1	0	0	1
Dave Magadan, L (1, 5) OBP: 0.415, SLG: 0.378	G3		1B BB		G4-3		1B 2-H			3	0	1	1	1	0	0
Orestes Destrade, S (1, 3) OBP: 0.301, SLG: 0.330		G4-3 1B	1B 1-3 2-H		K		F8			4	0	2	1	0	1	1
Jeff Conine, R (1, 7) OBP: 0.377, SLG: 0.357		K	G6-3			F8		K		4	0	0	0	0	2	3
Benito Santiago, R (1, 2) OBP: 0.292, SLG: 0.347		G4-3 1-2		HR 1B		1B		F7		4	1	2	0	0	0	1
Greg Briley, L (1, 9) OBP: 0.302, SLG: 0.441		K		1 SAFE 1 SAFE HR 1-H		K		HR		4	2	2	3	0	2	2
Walt Weiss, S (1, 6) OBP: 0.399, SLG: 0.355			G4-3	G4-3		G3		1B 1B		4	1	1	0	0	0	1
Chris Hammond, L (1, 1) OBP: 0.261, SLG: 0.286			2B G4-3 BB	G4-3			G1-3	1B 1-2		1	1	0	0	1	0	0
Trevor Hoffman, R (7, 1)										1	0	0	0	0	0	0
Rick Renteria, R (8, PH) OBP: 0.354, SLG: 0.342										1	0	1	0	0	0	0
Bryan Harvey, R (9, 1)										0	0	0	0	0	0	0
Inning Stats	R: 0 E: 1 K: 0 S: 8 H: 0 LOB: 0 BB: 0 P: 13	R: 0 E: 0 K: 2 S: 9 H: 1 LOB: 1 BB: 0 P: 11	R: 2 E: 0 K: 0 S: 16 H: 2 LOB: 2 BB: 2 P: 33	R: 2 E: 0 K: 0 S: 9 H: 2 LOB: 0 BB: 0 P: 10	R: 0 E: 0 K: 1 S: 7 H: 0 LOB: 0 BB: 0 P: 12	R: 0 E: 0 K: 1 S: 8 H: 1 LOB: 1 BB: 0 P: 12	R: 1 E: 0 K: 0 S: 8 H: 2 LOB: 1 BB: 0 P: 12	R: 2 E: 0 K: 1 S: 14 H: 4 LOB: 2 BB: 0 P: 16		1B: 8 2B: 2 3B: 0 HR: 2	SF: 0 SAC: 0 DP: 0 HBP: 0					

	AB	35
	R	7
	H	12
	RBI	7
	BB	2
	SO	5
	LOB	10

WP: 0 PB: 0 SB: 0 CS: 1 PA: 37

PITCHER		IP	WLS	BF	H	R	ER	SO	BB	IBB	HBP	BLK	WP	HR	S	P	ERA	WHIP
Bill Swift, R ERA: 3.3	(1, 1)	7.0	L	31	8	5	5	4	2	0	0	0	0	1	65	103	6.43	1.429
Dave Burba, R ERA: 4.76	(8, 1)	1.0		6	4	2	2	1	0	0	0	0	0	1	14	16	18.00	4.000

PITCHER	IP	WLS	BF	H	R	ER	SO	BB	IBB	HBP	BLK	WP	HR	S	P	ERA	WHIP

Batter	1	2	3	4	5	6	7	8	9	AB	R	H	RBI	BB	SO	LOB
Darren Lewis, R (1, 8) OBP: 0.289, SLG: 0.369	C B B X 2-1 E6 CS		C F X 0-2 ③ G5-3		B C F F X 1-2 ③ G1-3		B C X 1-1 ① P2		F F B X 1-2 ③ F9	5	0	0	0	0	0	2
Royce Clayton, R (1, 6) OBP: 0.330, SLG: 0.358 Robby Thompson, R (6, 4) OBP: 0.335, SLG: 0.422	B B B B 4-0 ① 1B 1-2 BB			X 0-0 ① P4		S S B B F X 1-2 G1-3 BB 2B 1B	C B F B F X 2-2 ② P2			2 1	1 0	1 0	0 0	1 0	0 0	0 0
Will Clark, L (1, 3) OBP: 0.336, SLG: 0.333	X 0-0 G5-4-3 1-2 1B			C F F B B S 2-3 ② K		1 SAFE S B B B F 1 SAFE B 4-2 G1-3 1-2 2B BB	C B C H 2-2 HBP			2	1	1	0	1	1	0
Matt Williams, R (1, 5) OBP: 0.346, SLG: 0.573	X 0-0 ② ③ G5-4-3 1-2f			X 0-0 ③ G5-3		B F B B B X 3-1 ① G1-3 1-2 2-3	F X 0-1 ③ G4-3			4	0	0	0	0	0	5
Barry Bonds, L (1, 7) OBP: 0.514, SLG: 0.760		X 0-0 CS 1B			C F X 0-2 ① G3-1	I I I 4-0 2B 1B IBB		B C F F B F F F F 2-2 X ① P5		3	1	1	0	1	0	0
Willie McGee, S (1, 9) OBP: 0.367, SLG: 0.410		1 SAFE F 1 SAFE B B 1 SAFE 1 SAFE B 1 SAFE F 2-3 S ① K			S B F B B B F X 3-2 1B 1B 1B	X 0-0 1-3 2-H 3-H 1B 2B		S X 0-1 ② G6-3		4	1	2	2	0	1	1
Jeff Reed, L (1, 2) OBP: 0.349, SLG: 0.426		1 SAFE 1 SAFE B B 1 SAFE C C C 1 SAFE S 2-3 ② ③ K 1-2			C X 0-1 1-3 1B 1B	B B B F B 4-1 1B BB		B C X 1-1 ③ F7		3	0	1	0	1	1	1
Mike Benjamin, R (1, 4) OBP: 0.235, SLG: 0.298 (6, 6)			C B B C F X 2-2 ① L6		S C B X 1-2 ② P4	X 0-0 ② 1-3 2-H 3-H 1B			C S B X 1-2 ① G5-3	4	0	1	1	0	0	2
Bud Black, L (1, 1) OBP: 0.316, SLG: 0.316 Bryan Hickerson, L (6, 1) Michael Jackson, R (7, 1) OBP: 0.500, SLG: 1.000 Todd Benzinger, S (9, PH) OBP: 0.238, SLG: 0.237 Rod Beck, R (9, 1)			C C C 0-3 ② K		B F F F X 1-2 3-H 1B	C X 0-1 ③ G4-3			X 0-0 ② F8	3 0 0 1 0	0 0 0 0 0	1 0 0 0 0	1 0 0 0 0	0 0 0 0 0	1 0 0 0 0	2 0 0 0 0
Inning Stats	R: 0 E: 1 K: 0 S: 4 H: 1 LOB: 1 BB: 1 P: 10	R: 0 E: 0 K: 2 S: 7 H: 1 LOB: 1 BB: 0 P: 11	R: 0 E: 0 K: 1 S: 10 H: 0 LOB: 0 BB: 0 P: 12	R: 0 E: 0 K: 1 S: 6 H: 0 LOB: 0 BB: 0 P: 8	R: 1 E: 0 K: 0 S: 20 H: 3 LOB: 3 BB: 0 P: 26	R: 3 E: 0 K: 0 S: 13 H: 3 LOB: 2 BB: 3 P: 29	R: 0 E: 0 K: 0 S: 10 H: 0 LOB: 1 BB: 0 P: 15	R: 0 E: 0 K: 0 S: 12 H: 0 LOB: 0 BB: 0 P: 15	R: 0 E: 0 K: 0 S: 7 H: 0 LOB: 0 BB: 0 P: 9	1B: 7 2B: 2 3B: 0 HR: 0	SF: 0 SAC: 0 DP: 2 HBP: 1					

PITCHER		IP	WLS	BF	H	R	ER	SO	BB	IBB	HBP	BLK	WP	HR	S	P	ERA	WHIP
Ryan Bowen, R ERA: 3.49	(1, 1)	5.1	L	24	7	4	4	4	2	1	0	0	0	0	56	88	6.75	1.688
Joe Klink, L ERA: 3.75	(6, 1)	0.0		1	0	0	0	0	1	0	0	0	0	0	1	5	∞	∞
Richie Lewis, R ERA: 2.49	(6, 1)	0.2		2	1	0	0	0	0	0	0	0	0	0	3	3	0.00	1.500
Cris Carpenter, R ERA: 5.12	(7, 1)	3.0		10	0	0	0	0	0	0	1	0	0	0	29	39	0.00	0.000

PITCHER	IP	WLS	BF	H	R	ER	SO	BB	IBB	HBP	BLK	WP	HR	S	P	ERA	WHIP

San Francisco Giants @ Florida Marlins

Joe Robbie Stadium, Miami, FL

Tue Jun 01 1993, 7:05 PM EDT

Att. 35,019 - Unknown - 83 F

TOP

livebaseballscorecards.com

AB	32
R	4
H	8
RBI	4
BB	4
SO	4
LOB	13

BOTTOM

Batter	1	2	3	4	5	6	7	8	9	AB	R	H	RBI	BB	SO	LOB
Chuck Carr, S (1, 8) OBP: 0.350, SLG: 0.358	X 0-0 HR		X 0-0 ① G5-3		B X 1-0 S 1B	C X 0-1 ③ G5-3			S X 0-1 S 1B	5	1	3	1	0	0	3
Rick Renteria, R (1, 5) OBP: 0.357, SLG: 0.385	F B X 1-1 G5-4-3 1B		C B B B X 3-1 HR		1 SAFE 1 SAFE 1 SAFE C F B P 1 SAFE S 2-3 ① K 1-2		B F S X 1-2 ① G2-3		1 SAFE C F F 1 SAFE 1 B S 1-3 ② K 1-2	5	1	2	1	0	2	2
Bret Barberie, S (1, 4) OBP: 0.375, SLG: 0.309	1 SAFE 1 SAFE B B 1 SAFE B C X 3-1 ① ② G5-4-3 1-2f		B X 1-0 ② G5-3		2 SAFE B S B B 2 SAFE S B 4-2 CS BB		C X 0-1 ② G5-3		B C B F S 2-3 ③ K	4	0	0	0	1	1	2
Orestes Destrade, S (1, 3) OBP: 0.310, SLG: 0.340	B C X 1-1 2B		C B B B C B 4-2 BB		S B F B B S 3-3 ② ③ K 1-2		B X 1-0 1B			3	0	2	0	1	1	2
Geronimo Berroa, R (1, 7) OBP: 0.158, SLG: 0.111	C F F B S 1-3 ③ K		B X 1-0 ③ F8			S X 0-1 ① F8	S B S S 1-3 ③ K			4	0	0	0	0	2	3
Alex Arias, R (1, 6) OBP: 0.378, SLG: 0.362		C F X 0-2 ① P6		C B C X 1-2 ① F7		C B X 1-1 BB 1B 1B		B C C B X 2-2 ① G6-3		4	1	1	0	0	0	0
Monty Fariss, R (1, 9) OBP: 0.294, SLG: 0.310 Greg Briley, L (8, PH) OBP: 0.297, SLG: 0.433 (9, 9)		F F X 0-2 E3		B F B B B F F F B 4-2 BB		C C B B B B B B B 4-2 FC5-4 BB 1-2		C B F F B B S 3-3 ② K		1 0 0 0 2 0 0 1 0 0 0 0 1 0						
Rob Natal, R (1, 2) Benito Santiago, R (6, PR) OBP: 0.290, SLG: 0.345 (7, 2)	B 1 SAFE C F F F 1 SAFE S 1-3 ② K		1 SAFE F X 0-1 ② L8			B B S F X 2-2 ② FC5-4 E 1B 1-2f		F F S 0-3 ③ K		3 0 0 0 0 1 4 1 0 0 0 0 1 0						
Ryan Bowen, R (1, 1) OBP: 0.136, SLG: 0.227 Joe Klink, L (6, 1) Richie Lewis, R (6, 1) Jeff Conine, R (6, PH) OBP: 0.380, SLG: 0.360 Cris Carpenter, R (7, 1) Walt Weiss, S (9, PH) OBP: 0.397, SLG: 0.353	S X 0-1 ③ P3			B F F F B F C 2-3 ③ K		B B S C X 2-2 E4 1-3 2-H 1B			F X 0-1 ① G3	2 0 0 0 0 1 2 0 0 0 0 0 0 0 0 0 0 0 0 0 0 1 0 1 1 0 0 0 0 0 0 0 0 0 0 1 0 0 0 0 0 0						
Inning Stats	R: 1 H: 3 E: 0 LOB: 1 K: 1 BB: 0 S: 11 P: 17	R: 0 H: 0 E: 1 LOB: 1 K: 1 BB: 0 S: 13 P: 14	R: 1 H: 1 E: 0 LOB: 1 K: 0 BB: 1 S: 7 P: 16	R: 0 H: 0 E: 0 LOB: 1 K: 1 BB: 1 S: 13 P: 20	R: 0 H: 1 E: 0 LOB: 2 K: 2 BB: 1 S: 10 P: 19	R: 1 H: 2 E: 1 LOB: 3 K: 0 BB: 1 S: 15 P: 24	R: 0 H: 1 E: 0 LOB: 1 K: 1 BB: 0 S: 9 P: 12	R: 0 H: 0 E: 0 LOB: 0 K: 2 BB: 0 S: 10 P: 15	R: 0 H: 1 E: 0 LOB: 1 K: 2 BB: 0 S: 11 P: 14	1B: 6 2B: 2 3B: 0 HR: 2	SF: 0 SAC: 0 DP: 2 HBP: 0						

PITCHER	IP	WLS	BF	H	R	ER	SO	BB	IBB	HBP	BLK	WP	HR	S	P	ERA	WHIP
Bud Black, L (1, 1) ERA: 4.67	5.1	W	25	6	3	3	5	4	0	0	0	0	2	61	98	5.06	1.875
Bryan Hickerson, L (6, 1) ERA: 5.04	1.1		6	2	0	0	0	0	0	0	0	0	0	14	20	0.00	1.500
Michael Jackson, R (7, 1) ERA: 1.48	1.1		4	0	0	0	3	0	0	0	0	0	0	13	19	0.00	0.000
Rod Beck, R (9, 1) ERA: 1.65	1.0	S	4	1	0	0	2	0	0	0	0	0	0	11	14	0.00	1.000

PITCHER	IP	WLS	BF	H	R	ER	SO	BB	IBB	HBP	BLK	WP	HR	S	P	ERA	WHIP

San Francisco Giants @ Florida Marlins

Joe Robbie Stadium, Miami, FL

Tue Jun 01 1993, 7:05 PM EDT

Att. 35,019 - Unknown - 83 F

livebaseballscorecards.com

AB	35
R	3
H	9
RBI	3
BB	4
SO	10
LOB	18

PA: 39	WP: 0	PB: 0	SB: 2	CS: 1													

San Francisco Giants @ Florida Marlins

Joe Robbie Stadium, Miami, FL

Wed Jun 02 1993, 7:05 PM EDT

Att. 31,845 - Unknown - 80 F

livebaseballscorecards.com

TOP

Batter	1	2	3	4	5	6	7	8	9	AB	R	H	RBI	BB	SO	LOB
Darren Lewis, R (1, 8) OBP: 0.297, SLG: 0.369	G3		F9 1B SF8 HBP		G3-1		BB		1B	3	1	1	0	1	0	0
Robby Thompson, R (1, 4) OBP: 0.337, SLG: 0.421	HR 1B		F9 1B		E4 2B		K		K	5	1	2	0	0	2	3
Will Clark, L (1, 3) OBP: 0.339, SLG: 0.357	HR		F9		2B			K		4	1	2	2	0	1	2
Matt Williams, R (1, 5) OBP: 0.340, SLG: 0.566	K		SF8		P4			K		3	0	0	1	0	2	2
Barry Bonds, L (1, 7) OBP: 0.509, SLG: 0.754	K		K			G3		2B		4	0	1	0	0	2	1
Willie McGee, S (1, 9) OBP: 0.369, SLG: 0.409		FC5-4 1B		G3-1		G4-3		PO IBB		3	0	1	0	1	0	0
Kirt Manwaring, R (1, 2) OBP: 0.370, SLG: 0.354		P9		K		G6-3		PO	1B SH1-4 BB	3	0	0	0	1	1	1
Mike Benjamin, R (1, 6) OBP: 0.222, SLG: 0.280		FC5-4		K			K		SH1-4	3	0	0	0	0	2	1
John Burkett, R (1, 1) OBP: 0.143, SLG: 0.111		K			G5-3		K		F7	2	0	0	0	0	1	1
Jeff Reed, L (7, PH) OBP: 0.344, SLG: 0.418										1	0	0	0	0	1	0
Kevin Rogers, L (7, 1)										0	0	0	0	0	0	0
Michael Jackson, R (8, 1) OBP: 0.500, SLG: 1.000										0	0	0	0	0	0	0
Todd Benzinger, S (9, PH) OBP: 0.233, SLG: 0.231										1	0	0	0	0	0	1
Rod Beck, R (9, 1)										0	0	0	0	0	0	0

	AB	32
	R	3
	H	7
	RBI	3
	BB	3
	SO	12
	LOB	12

Inning Stats	1	2	3	4	5	6	7	8	9	1B: 4	SF: 1	WP: 0	PA: 39
	R: 2 E: 0 K: 2 S: 13	H: 2 LOB: 0 BB: 0 P: 17	R: 0 E: 0 K: 1 S: 9	H: 1 LOB: 1 BB: 0 P: 12	R: 1 E: 0 K: 1 S: 12	H: 1 LOB: 1 BB: 0 P: 19	R: 0 E: 0 K: 2 S: 10	H: 0 LOB: 0 BB: 0 P: 13	R: 0 E: 1 K: 0 S: 13	H: 1 LOB: 2 BB: 0 P: 19	R: 0 E: 0 K: 0 S: 7	H: 0 LOB: 0 BB: 0 P: 11	R: 0 E: 0 K: 3 S: 11	H: 0 LOB: 1 BB: 1 P: 19	R: 0 E: 0 K: 2 S: 9	H: 1 LOB: 1 BB: 1 P: 17	R: 0 E: 0 K: 1 S: 12	H: 1 LOB: 2 BB: 1 P: 17	2B: 2 3B: 0 HR: 1	SAC: 1 DP: 0 HBP: 1	PB: 0 SB: 0 CS: 0	

PITCHER		IP	WLS	BF	H	R	ER	SO	BB	IBB	HBP	BLK	WP	HR	S	P	ERA	WHIP
Jack Armstrong, R ERA: 3.92	(1, 1)	6.0	L	25	5	3	3	6	0	0	1	0	0	1	64	91	4.50	0.833
Matt Turner, R ERA:	(7, 1)	2.2		12	2	0	0	5	2	1	0	0	0	0	29	50	0.00	1.500
Richie Lewis, R ERA: 2.45	(9, 1)	0.1		1	0	0	0	1	0	0	0	0	0	0	3	3	0.00	0.000

PITCHER		IP	WLS	BF	H	R	ER	SO	BB	IBB	HBP	BLK	WP	HR	S	P	ERA	WHIP

Batter	1	2	3	4	5	6	7	8	9	AB	R	H	RBI	BB	SO	LOB
Walt Weiss, S (1, 6) OBP: 0.407, SLG: 0.366	B B C B X 3-1 1B G6-4-3 1B		B S F B F X 2-2 ② F7		B S B X 2-1 1B 1B		B F F B X 2-2 FC6-4 1B		X 0-0 1B 1B	5	1	4	0	0	0	0
Bret Barberie, S (1, 4) OBP: 0.391, SLG: 0.333	X 0-0 G6-4-3 1-3 1B		B C C S 1-3 ③ K		1 SAFE 1 SAFE 1 SAFE 1 SAFE B C C F 2-2 F 1 SAFE F B X 1-3 1B		C X 0-1 ① F9		B S F X 1-2 WP 1-3 1B	5	0	3	0	0	1	1
Dave Magadan, L (1, 5) OBP: 0.410, SLG: 0.369	B B B C 1 SAFE F F F 1 SAFE 3-2 ① ② G6-4-3 1-2f 3-H			C C B X 1-2 ① G3-1	F F F 1 SAFE B S 1-3 ② K		B C B 1 SAFE F F F F 1 SAFE 3-2 ② P6		B B B I 4-0 1-2 IBB	4	0	0	0	1	1	4
Orestes Destrade, S (1, 3) OBP: 0.307, SLG: 0.337	X 0-0 1B			B C X 1-1 ② F9	F B F B S 2-3 ③ K		S 1 SAFE B X 1-1 ③ FC6-4 1-2f		F F S 0-3 ③ K	5	0	1	0	0	2	6
Greg Briley, L (1, 8) OBP: 0.294, SLG: 0.422	S B B F F B F X 3-2 ③ G1-3			X 0-0 BB HBP 1B		F B F X 1-2 ① G3		X 0-0 ① G3		4	0	1	0	0	0	1
Benito Santiago, R (1, 2) OBP: 0.299, SLG: 0.367		F X 0-1 CS 1B		1 SAFE H 1-0 BB 1-2 HBP		X 0-0 HR		B B S B F C 3-3 ② K		3	1	2	1	0	1	0
Jeff Conine, R (1, 7) OBP: 0.377, SLG: 0.354		1 SAFE 1 SAFE 1 SAFE C B X 1-1 ① ② G4-3 1-2		F B F B B B 4-2 1-2 2-3 BB		F B C B B C 2-3 ② K		X 0-0 ③ P3		3	0	0	0	1	1	1
Geronimo Berroa, R (1, 9) OBP: 0.174, SLG: 0.182		B B X 2-0 ③ F7		X 0-0 ③ P3		B B S C B X 3-2 2B			B C S T F S 1-3 ① K	4	0	1	0	0	1	3
Jack Armstrong, R (1, 1) OBP: 0.167, SLG: 0.167 Alex Arias, R (6, PH) OBP: 0.375, SLG: 0.359 Matt Turner, R (7, 1) Richie Lewis, R (9, 1) Rick Renteria, R (9, PH) OBP: 0.353, SLG: 0.380			C C B B B X 3-2 ① G6-3		C X 0-1 ① F9	C X 0-1 ③ G4-3			C B C F B B F S 3-3 ② K	2 1 0 0 1	0 0 0 0 0	0 0 0 0 0	0 0 0 0 0	0 0 0 0 0	0 0 0 0 1	0 1 0 0 0
Inning Stats	R: 1 E: 0 K: 0 S: 16 H: 3 LOB: 1 BB: 0 P: 25	R: 0 E: 0 K: 0 S: 5 H: 1 LOB: 0 BB: 0 P: 8	R: 0 E: 0 K: 1 S: 10 H: 0 LOB: 0 BB: 0 P: 16	R: 0 E: 0 K: 0 S: 9 H: 1 LOB: 3 BB: 1 P: 16	R: 0 E: 0 K: 2 S: 18 H: 2 LOB: 2 BB: 0 P: 25	R: 1 E: 0 K: 1 S: 12 H: 2 LOB: 1 BB: 0 P: 18	R: 0 E: 0 K: 0 S: 18 H: 1 LOB: 1 BB: 0 P: 24	R: 0 E: 0 K: 1 S: 5 H: 0 LOB: 0 BB: 0 P: 8	R: 0 E: 0 K: 3 S: 17 H: 2 LOB: 3 BB: 1 P: 26	1B: 10 2B: 1 3B: 0 HR: 1 SF: 0 SAC: 0 DP: 1 HBP: 1						

PITCHER		IP	WLS	BF	H	R	ER	SO	BB	IBB	HBP	BLK	WP	HR	S	P	ERA	WHIP
John Burkett, R ERA: 3.31	(1, 1)	6.0	W	27	9	2	2	4	1	0	1	0	0	1	70	108	3.00	1.667
Kevin Rogers, L ERA: 2.67	(7, 1)	1.1		5	1	0	0	0	0	0	0	0	0	0	19	25	0.00	0.750
Michael Jackson, R ERA: 1.45	(8, 1)	0.2		2	0	0	0	1	0	0	0	0	0	0	4	7	0.00	0.000
Rod Beck, R ERA: 1.59	(9, 1)	1.0	S	6	2	0	0	3	0	1	0	0	1	0	17	26	0.00	2.000

PITCHER	IP	WLS	BF	H	R	ER	SO	BB	IBB	HBP	BLK	WP	HR	S	P	ERA	WHIP

BOTTOM

San Francisco Giants @ Florida Marlins

Joe Robbie Stadium, Miami, FL

Wed Jun 02 1993, 7:05 PM EDT

Att. 31,845 - Unknown - 80 F

livebaseballscorecards.com

AB	37
R	2
H	12
RBI	1
BB	2
SO	8
LOB	17

WP: 1	PA: 40		
PB: 0			
SB: 0			
CS: 1			

Florida Marlins @ San Diego Padres

Jack Murphy Stadium, San Diego, CA

Fri Jun 04 1993, 10:05 PM EDT

Att. 23,262 - Unknown

TOP

livebaseballscorecards.com

Batter	1	2	3	4	5	6	7	8	9	AB	R	H	RBI	BB	SO	LOB
Chuck Carr, S (1, 8) OBP: 0.351, SLG: 0.365	1-0 1B 2B	2-2 F7		X 0-0 P6			C S B B S 2-3 K	B B F B S X 3-2 1-2 2-H 3-H 1B		5	1	2	2	0	1	2
Bret Barberie, S (1, 4) OBP: 0.392, SLG: 0.317	L B S B B F B 4-2 G5-4-3 1B BB	B C B B B C B 4-2 BB		B C S F C 1-3 K			B B F C B S 3-3 K	B B X 2-0 F9		3	0	0	0	2	2	3
Benito Santiago, R (1, 2) OBP: 0.302, SLG: 0.368	B X 1-0 G5-4-3 1-2 2-H 1B	X 0-0 F7			C B B F B F X 3-2 S 1B		F B B S B C 3-3 K		B S B X 2-1 E6 FC4-6	5	0	2	1	0	1	2
Orestes Destrade, S (1, 3) OBP: 0.300, SLG: 0.328	B X 1-0 G5-4-3 1-2f 2-3		B B C B F S 3-3 K		C B F P B S 3-3 K 1-2			F F B F F B B S 3-3 K	B F F F B F X 2-2 FC4-6 FC5 1B 1-2f	5	0	0	0	0	3	4
Dave Magadan, L (1, 5) OBP: 0.410, SLG: 0.370	C B C F B B S 3-3 K	C F C 0-3 K			X 0-0 G6-3			B C B F X 2-2 G3-1 WP PB 1B	X 0-0 1-2 1B	5	1	2	0	0	2	2
Jeff Conine, R (1, 7) OBP: 0.378, SLG: 0.358		B B C C T X 2-2 F7	B T C B X 2-2 2B		B F B F S 2-3 K			C B B B I 4-1 1-2 PB G3-1 1B IBB	S S B F B F F B S 3-3 K	4	1	1	0	1	2	3
Geronimo Berroa, R (1, 9) OBP: 0.192, SLG: 0.200 Greg Briley, L (7, 9) OBP: 0.286, SLG: 0.409	C S X 0-2 E 1B	C X 0-1 G6-3				B C B X 2-1 F7		B B F C T F F B F X 3-2 G3-1 1-2 2-3	C B X 1-1 2-3f FC5	3 2	1 0	1 0	0 0	0 0	0 0	1 4
Walt Weiss, S (1, 6) OBP: 0.409, SLG: 0.366		F F B B B B F X 3-2 E E 1-2 1B		L B B F B X 3-2 F7		C X 0-1 G4-3		I I I I 4-0 PB 1B IBB		3	2	1	0	1	0	0
Charlie Hough, R (1, 1) OBP: 0.087, SLG: 0.045 Rick Renteria, R (8, PH) OBP: 0.349, SLG: 0.375 Trevor Hoffman, R (8, 1)		B C L X 1-2 E1 1-H 2-H		C C F X 0-2 1B		F B C S 1-3 K		B F F F S 1-3 K 1-2 2-3 3-H		3 1 0	0 0 0	1 0 0	0 0 0	0 0 0	1 1 0	0 2 0

	AB	39
	R	6
	H	10
	RBI	3
	BB	4
	SO	13
	LOB	23

Inning Stats	1	2	3	4	5	6	7	8	9	1B: 8	SF: 0	WP: 1	PA: 43
	R: 1 E: 0 K: 1 S: 10 H: 2 LOB: 1 BB: 1 P: 20	R: 2 E: 1 K: 0 S: 20 H: 2 LOB: 2 BB: 1 P: 32	R: 0 E: 0 K: 2 S: 11 H: 1 LOB: 1 BB: 0 P: 16	R: 0 E: 0 K: 1 S: 12 H: 1 LOB: 1 BB: 0 P: 16	R: 0 E: 0 K: 2 S: 12 H: 1 LOB: 1 BB: 0 P: 19	R: 0 E: 0 K: 1 S: 7 H: 0 LOB: 0 BB: 0 P: 10	R: 0 E: 0 K: 3 S: 9 H: 0 LOB: 0 BB: 0 P: 17	R: 3 E: 0 K: 2 S: 23 H: 2 LOB: 2 BB: 2 P: 45	R: 0 E: 1 K: 1 S: 16 H: 1 LOB: 2 BB: 0 P: 24	2B: 2 3B: 0 HR: 0	SAC: 0 DP: 1 HBP: 0	PB: 1 SB: 1 CS: 0	

PITCHER		IP	WLS	BF	H	R	ER	SO	BB	IBB	HBP	BLK	WP	HR	S	P	ERA	WHIP
Bruce Hurst, L ERA: 12.46	(1, 1)	1.1	L	7	3	2	1	1	1	0	0	0	0	0	17	29	6.75	3.000
Tim Scott, R ERA: 2.62	(2, 1)	3.2		17	4	1	0	5	1	0	0	0	0	0	48	74	0.00	1.364
Roger Mason, R ERA: 1.98	(6, 1)	2.0		6	0	0	0	4	0	0	0	0	0	0	16	27	0.00	0.000
Rich Rodriguez, L ERA: 4.3	(8, 1)	1.0		8	2	3	0	2	0	2	0	0	1	0	23	45	0.00	2.000
Gene Harris, R ERA: 2.21	(9, 1)	1.0		5	1	0	0	1	0	0	0	0	0	0	16	24	0.00	1.000

PITCHER		IP	WLS	BF	H	R	ER	SO	BB	IBB	HBP	BLK	WP	HR	S	P	ERA	WHIP

Florida Marlins @ San Diego Padres

Jack Murphy Stadium, San Diego, CA

Fri Jun 04 1993, 10:05 PM EDT

Att. 23,262 - Unknown

livebaseballscorecards.com

BOTTOM

Batter	1	2	3	4	5	6	7	8	9	AB	R	H	RBI	BB	SO	LOB
Tony Gwynn, L (1, 9) (9, 8) OBP: 0.361, SLG: 0.413	0-2 F7		1-3 K		2-1 F8		1-2 F7			4	0	0	0	0	1	0
Jeff Gardner, L (1, 4) OBP: 0.359, SLG: 0.388	2-1 G4-3		0-1 1B		2-1 1B		0-1 F8			4	0	2	0	0	0	0
Gary Sheffield, R (1, 5) OBP: 0.321, SLG: 0.442	0-2 G1-3		2-3 K		0-0 P6			1-2 F8		4	0	0	0	0	1	2
Fred McGriff, L (1, 3) OBP: 0.346, SLG: 0.467		2-1 L3		1-3 K		0-0 1B 1B		2-2 HR		4	2	2	1	0	1	0
Phil Plantier, L (1, 7) OBP: 0.311, SLG: 0.487		1-1 L3		4-1 E BB		3-2 G4-3 1B 1-3		2-2 F7		3	0	1	0	1	0	0
Derek Bell, R (1, 8) OBP: 0.348, SLG: 0.497 Gene Harris, R (9, 1)		2-2 E6 PB		0-3 K		0-1 G4-3 BLK 1-2 3-H		0-3 K		4 0	0 0	1 0	1 0	0 0	2 0	1 0
Kurt Stillwell, S (1, 6) OBP: 0.296, SLG: 0.303	4-0 1-2 BB		3-1 E1 1-2		1 SAFE 2-2 G4-3 1-3 2-3			1-3 K		3	0	0	0	1	1	3
Bob Geren, R (1, 2) OBP: 0.258, SLG: 0.274 Kevin Higgins, L (9, PH) OBP: 0.273, SLG: 0.286	0-3 K		1-2 F9		1-3 K			3-2 F7		3 1	0 0	0 0	0 0	0 0	2 0	5 0
Bruce Hurst, L (1, 1) Tim Scott, R (2, 1) Craig Shipley, R (5, PH) OBP: 0.222, SLG: 0.310 Roger Mason, R (6, 1) Tim Teufel, R (7, PH) OBP: 0.361, SLG: 0.514 Rich Rodriguez, L (8, 1) Guillermo Velasquez, L (9, 9) OBP: 0.212, SLG: 0.167			0-3 K		1-3 K2-3		2-3 K		0-0 F8	0 1 1 0 1 0 1	0 0 0 0 0 0 0	0 0 0 0 1 0 0	0 0 0 0 0 0 0	0 1 0 0 0 0 0	0 0 1 0 0 0 0	0 0 0 0 0 0 0
Inning Stats	R: 0 E: 0 K: 0 S: 8 H: 0 LOB: 0 BB: 0 P: 10	R: 0 E: 1 K: 1 S: 12 H: 0 LOB: 2 BB: 1 P: 21	R: 0 E: 0 K: 3 S: 12 H: 1 LOB: 1 BB: 0 P: 15	R: 0 E: 1 K: 2 S: 13 H: 0 LOB: 2 BB: 1 P: 22	R: 0 E: 0 K: 1 S: 8 H: 1 LOB: 1 BB: 0 P: 13	R: 1 E: 0 K: 1 S: 15 H: 3 LOB: 1 BB: 0 P: 21	R: 0 E: 0 K: 1 S: 9 H: 0 LOB: 0 BB: 0 P: 12	R: 1 E: 0 K: 1 S: 13 H: 1 LOB: 0 BB: 0 P: 18	R: 0 E: 0 K: 1 S: 9 H: 0 LOB: 0 BB: 0 P: 13	1B: 5 2B: 0 3B: 0 HR: 1	SF: 0 SAC: 0 DP: 0 HBP: 0						

	AB	34
	R	2
	H	6
	RBI	2
	BB	2
	SO	11
	LOB	11

PITCHER		IP	WLS	BF	H	R	ER	SO	BB	IBB	HBP	BLK	WP	HR	S	P	ERA	WHIP
Charlie Hough, R ERA: 4.83	(1, 1)	7.0	W	29	5	1	1	9	2	0	0	1	0	0	77	114	1.29	1.000
Trevor Hoffman, R ERA: 3.45	(8, 1)	2.0		7	1	1	1	2	0	0	0	0	0	1	22	31	4.50	0.500

PITCHER	IP	WLS	BF	H	R	ER	SO	BB	IBB	HBP	BLK	WP	HR	S	P	ERA	WHIP

Florida Marlins @ San Diego Padres

Jack Murphy Stadium, San Diego, CA

Sat Jun 05 1993, 10:05 PM EDT

Att. 36,315 - Unknown

TOP

livebaseballscorecards.com

Batter	1	2	3	4	5	6	7	8	9	AB	R	H	RBI	BB	SO	LOB
Chuck Carr, S (1, 8) OBP: 0.345, SLG: 0.359	G5-3		G4-3		K		SF8 1-2 3-H			3	0	0	1	0	1	1
Bret Barberie, S (1, 4) OBP: 0.410, SLG: 0.364	1B 3B		G1-4-3 BB			1B SF9 1B	F7			3	2	2	0	1	0	1
Dave Magadan, L (1, 5) OBP: 0.411, SLG: 0.373	WP 3-H 1B		G1-4-3 1-2f			1-3 1B		K		4	0	2	1	0	1	1
Orestes Destrade, S (1, 3) OBP: 0.295, SLG: 0.324	F9			K		SF9 3-H		K		3	0	0	1	0	2	1
Benito Santiago, R (1, 2) OBP: 0.298, SLG: 0.362	L1-3 1-2			F9		F8		CI FC4-6		3	0	0	0	0	0	2
Greg Briley, L (1, 9) OBP: 0.270, SLG: 0.386		G1-3		G1-3		K		FC4-6 1-2f		4	0	0	0	0	1	2
Jeff Conine, R (1, 7) OBP: 0.376, SLG: 0.361		P4			K		1B SF8 2B		K	4	1	1	0	0	2	0
Walt Weiss, S (1, 6) OBP: 0.416, SLG: 0.371		FC5-4 1B			S BB		SF8 2-3 1B		F7	3	0	2	0	1	0	0
Luis Aquino, R (1, 1) OBP: 0.063, SLG: 0.063 Alex Arias, R (9, PH) OBP: 0.372, SLG: 0.356 Bryan Harvey, R (9, 1)	FC5-4 1-2f				K2-3 1-2		L6		P4	3 1 0	0 0 0	0 0 0	0 0 0	0 0 0	1 0 0	4 0 0
Inning Stats	R: 1 E: 0 K: 0 S: 7 H: 2 LOB: 1 BB: 0 P: 14	R: 0 E: 0 K: 0 S: 8 H: 1 LOB: 1 BB: 0 P: 12	R: 0 E: 0 K: 0 S: 3 H: 0 LOB: 0 BB: 1 P: 8	R: 0 E: 0 K: 1 S: 7 H: 0 LOB: 0 BB: 0 P: 9	R: 0 E: 0 K: 3 S: 9 H: 0 LOB: 1 BB: 1 P: 17	R: 1 E: 0 K: 1 S: 14 H: 2 LOB: 1 BB: 0 P: 23	R: 1 E: 0 K: 0 S: 17 H: 2 LOB: 1 BB: 0 P: 25	R: 0 E: 1 K: 2 S: 13 H: 0 LOB: 1 BB: 0 P: 20	R: 0 E: 0 K: 1 S: 7 H: 0 LOB: 0 BB: 0 P: 12	1B: 5 2B: 1 3B: 1 HR: 0 SF: 2 SAC: 0 DP: 1 HBP: 0						

	AB	31
	R	3
	H	7
	RBI	3
	BB	2
	SO	8
	LOB	12

WP: 1 PB: 0 SB: 1 CS: 0 PA: 36

PITCHER		IP	WLS	BF	H	R	ER	SO	BB	IBB	HBP	BLK	WP	HR	S	P	ERA	WHIP
Wally Whitehurst, R ERA: 4.5	(1, 1)	5.0		19	3	1	1	4	2	0	0	0	1	0	34	60	1.80	1.000
Roger Mason, R ERA: 2.35	(6, 1)	2.0	L	10	4	2	2	1	0	0	0	0	0	0	31	48	9.00	2.000
Pat Gomez, L ERA: 5.11	(8, 1)	1.0		4	0	0	0	2	0	0	0	0	0	0	13	20	0.00	0.000
Mark Ettles, R ERA:	(9, 1)	1.0		3	0	0	0	1	0	0	0	0	0	0	7	12	0.00	0.000

PITCHER	IP	WLS	BF	H	R	ER	SO	BB	IBB	HBP	BLK	WP	HR	S	P	ERA	WHIP

Batter	1	2	3	4	5	6	7	8	9	AB	R	H	RBI	BB	SO	LOB
Tony Gwynn, L (1, 9) OBP: 0.360, SLG: 0.410	C X 0-1 FC6-4 1B		X 0-0 ① P6		C X 0-1 ③ F7			B C B S X 2-2 ① G5-3		4	0	1	0	0	0	0
Jeff Gardner, L (1, 4) OBP: 0.356, SLG: 0.385	B F F B X 2-2 ① FC6-4 BB 1-2f		X 0-0 ② G3			X 0-0 G4-3 1B		C C B B B X 3-2 ② F7		4	0	1	0	0	0	1
Gary Sheffield, R (1, 5) OBP: 0.320, SLG: 0.436 Tim Teufel, R (9, 5) OBP: 0.361, SLG: 0.514	C B B B B 4-1 G1-6-3 1-2 BB		B C X 1-1 ③ F9			F X 0-1 ① P2		C F B F X 1-2 G4-3		3 0	0 0	0 0	0 0	1 0	0 0	1 0
Fred McGriff, L (1, 3) OBP: 0.341, SLG: 0.458	C B S X 1-2 ② ③ G1-6-3 1-2f			X 0-0 ① L9		B X 1-0 ② G4-3 1-2			B C B X 2-1 ① G4-3	4	0	0	0	0	0	3
Phil Plantier, L (1, 7) OBP: 0.309, SLG: 0.488		C X 0-1 1B G6-3 2B		B L B S F X 2-2 ② P5		C X 0-1 ③ P6			B F F B S 2-3 ② K	4	1	1	0	0	1	1
Derek Bell, R (1, 8) OBP: 0.355, SLG: 0.500		B B X 2-0 G3 G6-3 2-3 1B		T B B C F X 2-2 1B			S F B H 2-2 G6-4-3 HBP		B S F B F F C 2-3 ③ K	3	0	2	0	0	1	0
Kevin Higgins, L (1, 2) OBP: 0.240, SLG: 0.250	B F B B X 3-1 ① G6-3 1-2 3-H			X 0-0 ③ F7			B C X 1-1 ① ② G6-4-3 1-2f			3	0	0	1	0	0	3
Ricky Gutierrez, R (1, 6) OBP: 0.370, SLG: 0.306	C S X 0-2 ② G3 2-3				F B B C F S 2-3 ① K		C S B B X 2-2 WP 1B			3	0	1	0	0	1	1
Wally Whitehurst, R (1, 1) OBP: 0.125, SLG: 0.125 Craig Shipley, R (5, PH) OBP: 0.220, SLG: 0.307 Roger Mason, R (6, 1) Phil Clark, R (7, PH) OBP: 0.381, SLG: 0.508 Pat Gomez, L (8, 1) Mark Ettles, R (9, 1)	C B C T 1-2 ③ K				S X 0-1 ② F9		B X 1-0 ③ G1-3 1-2			1 1 0 1 0 0	0 0 0 0 0 0	0 0 0 0 0 0	0 0 0 0 0 0	0 0 0 0 0 0	1 0 0 0 0 0	1 0 0 1 0 0
Inning Stats	R: 0 H: 1 E: 0 LOB: 1 K: 0 BB: 1 S: 9 P: 16	R: 1 H: 2 E: 0 LOB: 1 K: 1 BB: 0 S: 11 P: 17	R: 0 H: 0 E: 0 LOB: 0 K: 0 BB: 0 S: 4 P: 5	R: 0 H: 1 E: 0 LOB: 1 K: 0 BB: 0 S: 10 P: 14	R: 0 H: 0 E: 0 LOB: 0 K: 1 BB: 0 S: 8 P: 10	R: 0 H: 1 E: 0 LOB: 1 K: 0 BB: 0 S: 6 P: 7	R: 0 H: 1 E: 0 LOB: 1 K: 0 BB: 0 S: 8 P: 14	R: 0 H: 0 E: 0 LOB: 0 K: 0 BB: 0 S: 10 P: 16	R: 0 H: 0 E: 0 LOB: 0 K: 2 BB: 0 S: 10 P: 16							

PITCHER		IP	WLS	BF	H	R	ER	SO	BB	IBB	HBP	BLK	WP	HR	S	P	ERA	WHIP
Luis Aquino, R ERA: 2.12	(1, 1)	8.0	W	30	6	1	1	2	1	0	1	0	1	0	66	99	1.12	0.875
Bryan Harvey, R ERA: 1.42	(9, 1)	1.0	S	3	0	0	0	2	0	0	0	0	0	0	10	16	0.00	0.000

PITCHER	IP	WLS	BF	H	R	ER	SO	BB	IBB	HBP	BLK	WP	HR	S	P	ERA	WHIP

BOTTOM

Florida Marlins @ San Diego Padres

Jack Murphy Stadium, San Diego, CA

Sat Jun 05 1993, 10:05 PM EDT

Att. 36,315 - Unknown

livebaseballscorecards.com

AB	31
R	1
H	6
RBI	1
BB	1
SO	4
LOB	12

1B: 5	SF: 0	WP: 1	PA: 33
2B: 1	SAC: 0	PB: 0	
3B: 0	DP: 2	SB: 0	
HR: 0	HBP: 1	CS: 0	

Batter	1	2	3	4	5	6	7	8	9	AB	R	H	RBI	BB	SO	LOB
Chuck Carr, S (1, 8) OBP: 0.341, SLG: 0.354	S B F X 1-2 ① G3-1		B X 1-0 ① G4-3	B X 1-0 S 1B		B C B F X 2-2 E6 WP		X 0-0 ① FC3-5 HR 1-2 2-3f		5	1	1	0	0	0	3
Bret Barberie, S (1, 4) OBP: 0.434, SLG: 0.412	B S S B B B 4-2 WP 1B BB		T F B B B B 4-2 2B BB	B S B B S X 3-2 ③ P5 1-2		B 1 SAFE B B I 4-0 1-2 IBB		B B F B F X 3-2 1-H 2-H HR		2	2	1	3	3	0	1
Dave Magadan, L (1, 5) (6, 3) OBP: 0.407, SLG: 0.366	B C 1 SAFE 1 SAFE F F X 1-2 ② F7		1 SAFE B B B B C B 4-1 1-2 2B BB		X 0-0 ① F9	B X 1-0 ② SF9 3-H		B X 1-0 ② F9		3	1	0	1	1	0	1
Orestes Destrade, S (1, 3) OBP: 0.303, SLG: 0.336 Rick Renteria, R (6, 5) OBP: 0.356, SLG: 0.375	B F C B X 2-2 WP 1-2 1B		B B F B X 3-1 1-H 2-H 2B		B B B T X 3-1 1B	C C B X 1-2 ③ L9		B B S B B 4-1 PB 1B BB		4 0	0 1	3 0	2 0	0 1	0 0	2 0
Benito Santiago, R (1, 2) OBP: 0.295, SLG: 0.358	B C B F B S 3-3 ③ K 1-2 2-3		B X 1-0 ② G6-3		S F B F F X 1-2 ② P4		B S X 1-1 ① F7	B S S X 1-2 1-H FC4-6 1B		5	0	1	1	0	1	4
Greg Briley, L (1, 9) OBP: 0.253, SLG: 0.360		B F F F X 1-2 ① F8	C S B S 1-3 ③ K		B B F S B X 3-2 ③ F9		X 0-0 ② G3	X 0-0 ③ FC4-6 1-2f		5	0	0	0	0	1	3
Jeff Conine, R (1, 7) OBP: 0.372, SLG: 0.353		C F B F B F B X 3-2 ② L5		C C B B F C 2-3 ① K		B B B 4-0 E WP BB	C C B B B F S 3-3 ③ K		F F C 0-3 ① K	4	1	0	0	1	3	0
Walt Weiss, S (1, 6) OBP: 0.416, SLG: 0.372		C B X 1-1 1B		B B X 2-0 ② F8		B B C F F X 2-2 E3 WP 1-3 SF9		B F X 1-1 FC3-5 E 1B	S B F F B F S 2-3 ② K	5	1	2	0	0	1	1
Chris Hammond, L (1, 1) OBP: 0.259, SLG: 0.400 Trevor Hoffman, R (8, 1)		B B C C F B F S 3-3 ③ K		S C F F B B F F X 2-2 HR		C S B B S 2-3 ① K 2-3 3-H		B 1 SAFE L X 1-1 E7 FC3-5 1-2 HR	B X 1-0 ③ G4-3	4 1	2 0	1 0	1 0	0 0	2 0	3 0
Inning Stats	R: 0 E: 0 K: 1 S: 15 H: 1 LOB: 2 BB: 1 P: 26	R: 0 E: 0 K: 1 S: 17 H: 1 LOB: 1 BB: 0 P: 25	R: 2 E: 0 K: 1 S: 10 H: 1 LOB: 1 BB: 2 P: 24	R: 1 E: 0 K: 1 S: 16 H: 2 LOB: 1 BB: 0 P: 26	R: 0 E: 0 K: 0 S: 11 H: 1 LOB: 1 BB: 0 P: 18	R: 2 E: 2 K: 1 S: 14 H: 0 LOB: 2 BB: 2 P: 30	R: 0 E: 0 K: 1 S: 7 H: 0 LOB: 0 BB: 0 P: 11	R: 4 E: 1 K: 0 S: 14 H: 3 LOB: 1 BB: 1 P: 25	R: 0 E: 0 K: 2 S: 9 H: 0 LOB: 0 BB: 0 P: 12	1B: 6 2B: 1 3B: 0 HR: 2 SF: 1 SAC: 0 DP: 0 HBP: 0						

PITCHER		IP	WLS	BF	H	R	ER	SO	BB	IBB	HBP	BLK	WP	HR	S	P	ERA	WHIP
Doug Brocail, R ERA: 3.27	(1, 1)	5.0	L	24	6	3	3	4	3	0	0	0	1	1	69	119	5.40	1.800
Kerry Taylor, R ERA: 6.34	(6, 1)	0.0		2	0	2	0	0	1	0	0	0	0	0	4	10	∞	∞
Pat Gomez, L ERA: 4.73	(6, 1)	2.0		8	0	0	0	2	0	1	0	0	2	0	17	31	0.00	0.000
Mark Ettles, R ERA: 9.0	(8, 1)	1.0		8	3	4	2	0	1	0	0	0	0	1	14	25	18.00	4.000
Rich Rodriguez, L ERA: 4.13	(9, 1)	1.0		3	0	0	0	2	0	0	0	0	0	0	9	12	0.00	0.000

PITCHER	IP	WLS	BF	H	R	ER	SO	BB	IBB	HBP	BLK	WP	HR	S	P	ERA	WHIP

TOP

Florida Marlins @ San Diego Padres

Jack Murphy Stadium, San Diego, CA

Sun Jun 06 1993, 6:33 AM EDT

Att. 18,396 - Sunny - 65 F

livebaseballscorecards.com

AB	38
R	9
H	9
RBI	8
BB	6
SO	8
LOB	18

WP: 3 PA: 45
PB: 1
SB: 1
CS: 0

Florida Marlins @ San Diego Padres

Jack Murphy Stadium, San Diego, CA

Sun Jun 06 1993, 6:33 AM EDT

Att. 18,396 - Sunny - 65 F

livebaseballscorecards.com

BOTTOM

Batter	1	2	3	4	5	6	7	8	9	AB	R	H	RBI	BB	SO	LOB
Tony Gwynn, L (1, 9) OBP: 0.364, SLG: 0.409	B C B F B X 3-2 E1 B1-5-3-6 1B		C X 0-1 ② G3-1		B B B B 4-0 BB		B C F X 1-2 ③ F7		B B B B 4-0 WP BB	3	0	1	0	2	0	1
Ricky Gutierrez, R (1, 6) OBP: 0.360, SLG: 0.299	X 0-0 ① ② B1-5-3-6 2-3f		C X 0-1 E6 2B		B B B C S S 3-3 ② K			X 0-0 1B BB SF9 1B	B B C F F S 2-3 ② K	5	2	1	0	0	2	4
Derek Bell, R (1, 8) OBP: 0.352, SLG: 0.497	S B B X 2-1 ③ G4-3		B 1 SAFE F B B 1 SAFE S X 3-2 1-H 2B		C F X 0-2 ③ F9			F B X 1-1 ① P3	S F S 0-3 K 1-2	5	0	1	1	0	1	4
Fred McGriff, L (1, 3) OBP: 0.338, SLG: 0.449		F C S 0-3 ① K	B B S S S X 2-2 ③ G3-1			F F B X 1-2 ① G6-3		B B B C F B 4-2 SF9 1B 1-2 BB	B B C B X 3-1 ③ G4-3	4	0	0	0	1	1	3
Phil Clark, R (1, 7) (9, 2) OBP: 0.373, SLG: 0.492		B C B X 2-1 ② G5-3		B S B X 2-1 ① G5-3		C F S 0-3 ② K		X 0-0 BB 1-2 2-3 1B		4	0	1	0	0	1	0
Tim Teufel, R (1, 5) OBP: 0.356, SLG: 0.507		C X 0-1 1B 1B 1B		B C X 1-1 ② G1-3		S X 0-1 ③ F9		C B F X 1-2 ② SF9 2-3 3-H		3	0	1	1	0	0	0
Craig Shipley, R (1, 4) OBP: 0.232, SLG: 0.308		B 1 SAFE X 1-0 1B 1-2 1B		B X 1-0 ③ G6-3			X 0-0 ① F9	B B B C B 4-1 1-2 BB		3	0	1	0	1	0	0
Bob Geren, R (1, 2) OBP: 0.271, SLG: 0.287 Phil Plantier, L (8, PH) OBP: 0.307, SLG: 0.484 (9, 7)		S X 0-1 ③ 1-2 2-H 1B			X 0-0 SH1-4 1B		X 0-0 ② G4-3	F B B B C S 2-3 ③ K		3 1	0 0	2 0	0 0	0 0	0 1	0 3
Doug Brocail, L (1, 1) Kerry Taylor, R (6, 1) Pat Gomez, L (6, 1) Kurt Stillwell, S (7, PH) OBP: 0.303, SLG: 0.311 Mark Ettles, R (8, 1) Rich Rodriguez, L (9, 1) Kevin Higgins, L (9, PH) OBP: 0.231, SLG: 0.240			X 0-0 ① F8		B X 1-0 ① SH1-4 1-2		B C B F F B X 3-2 1B		B F X 1-1 ① L7	1 0 0 0 1 0 0 1	0 0 0 0 0 0 0 0	0 0 0 1 0 0 0 0	0 0 0 0 0 0 0 0	0 0 0 0 0 0 0 0	0 0 0 0 0 0 0 0	0 0 0 0 0 0 0 0
Inning Stats	R: 0 H: 1 E: 1 LOB: 0 K: 0 BB: 0 S: 6 P: 11	R: 0 H: 3 E: 0 LOB: 2 K: 1 BB: 0 S: 10 P: 13	R: 1 H: 1 E: 1 LOB: 1 K: 0 BB: 0 S: 11 P: 16	R: 0 H: 0 E: 0 LOB: 0 K: 0 BB: 0 S: 5 P: 9	R: 0 H: 1 E: 0 LOB: 2 K: 1 BB: 1 S: 8 P: 16	R: 0 H: 0 E: 0 LOB: 0 K: 1 BB: 0 S: 9 P: 10	R: 0 H: 1 E: 0 LOB: 1 K: 0 BB: 0 S: 9 P: 13	R: 1 H: 2 E: 0 LOB: 3 K: 1 BB: 2 S: 14 P: 26	R: 0 H: 0 E: 0 LOB: 2 K: 2 BB: 1 S: 11 P: 21	1B: 8 SF: 1 2B: 2 SAC: 1 3B: 0 DP: 1 HR: 0 HBP: 0						

	AB	34
	R	2
	H	9
	RBI	2
	BB	4
	SO	6
	LOB	15

WP: 1 PA: 40
PB: 0
SB: 0
CS: 0

PITCHER		IP	WLS	BF	H	R	ER	SO	BB	IBB	HBP	BLK	WP	HR	S	P	ERA	WHIP
Chris Hammond, L ERA: 4.5	(1, 1)	7.2	W	34	9	2	1	3	3	0	0	0	0	0	69	109	1.17	1.565
Trevor Hoffman, R ERA: 3.3	(8, 1)	1.1		6	0	0	0	3	1	0	0	0	1	0	14	26	0.00	0.750

PITCHER	IP	WLS	BF	H	R	ER	SO	BB	IBB	HBP	BLK	WP	HR	S	P	ERA	WHIP

Batter	1	2	3	4	5	6	7	8	9	AB	R	H	RBI	BB	SO	LOB
Chuck Carr, S (1, 8) OBP: 0.338, SLG: 0.349	B S B F B B 4-2 1B S G4-3 BB		M B F B T 2-2 ① K		C S F B F X 1-2 ③ G6-3			B F B F S 2-3 ② K	F B B F F F X 2-2 ② SF8 1-3 2-H	3	1	0	1	1	2	0
Bret Barberie, S (1, 4) OBP: 0.432, SLG: 0.403	1 SAFE 1 SAFE C 1 SAFE 1 B X 1-1 G4-3 1-3 1B		C C B S 1-3 ② K			B B X 2-0 ① G3		F C F B B F B B 4-2 1B BB	S C B B B X 3-2 ③ G6-3	4	0	1	0	1	1	1
Dave Magadan, L (1, 5) OBP: 0.404, SLG: 0.364	B F X 1-1 ① G4-3 1-2 3-H		C F B F B X 2-2 ③ L6			C X 0-1 ② F8		B B F X 2-1 1-2 1B		4	0	1	1	0	0	1
Orestes Destrade, S (1, 3) OBP: 0.302, SLG: 0.349	C B B F B S 3-3 ② K			X 0-0 HR		B C B F B C 3-3 ③ K		F B X 1-1 ③ G3		4	1	1	1	0	2	3
Benito Santiago, R (1, 2) OBP: 0.294, SLG: 0.352	F B S B B B 4-2 BB			S X 0-1 ① G5-3			C X 0-1 ① G5-3		C B F B S 2-3 ① K	3	0	0	0	1	1	0
Greg Briley, L (1, 9) OBP: 0.253, SLG: 0.354	F C C 0-3 ③ K			L F B F X 1-2 ② F7			B F S C 1-3 ② K		X 0-0 S 1B 1B	4	1	1	0	0	2	2
Jeff Conine, R (1, 7) OBP: 0.374, SLG: 0.356		C S X 0-2 ① G6-3		B S C B F B F S S 3-3 ③ K			C X 0-1 1B		F S X 0-2 1-H 1B 1B	4	1	2	1	0	1	0
Walt Weiss, S (1, 6) OBP: 0.417, SLG: 0.371		C B B F B B 4-2 G5-3-5 BB			B F F B C 2-3 ① K		X 0-0 ③ G3		X 0-0 WP S SF8 2-H 1B	3	1	1	1	1	1	1
Ryan Bowen, R (1, 1) OBP: 0.125, SLG: 0.208 Joe Klink, L (7, 1) Alex Arias, R (8, PH) OBP: 0.370, SLG: 0.353 Richie Lewis, R (8, 1) Rick Renteria, R (9, PH) OBP: 0.364, SLG: 0.375 Trevor Hoffman, R (9, 1)		1 SAFE L 1 SAFE L B X 1-2 ②③ G5-3-5 1-2f			C C F X 0-2 ② G6-3			B B C X 2-1 ① G6-3	B 1 SAFE C 1 B B F B 4-2 SF8 WP 1-2 BB	2 0 1 0 0 0	0 0 0 0 0 0	0 0 0 0 0 0	0 0 0 0 1 0	0 0 0 0 0 0	0 0 0 0 0 0	1 0 0 0 0 0
Inning Stats	R: 1 H: 1 E: 0 LOB: 2 K: 2 BB: 2 S: 14 P: 27	R: 0 H: 0 E: 0 LOB: 0 K: 0 BB: 1 S: 8 P: 13	R: 0 H: 0 E: 0 LOB: 0 K: 2 BB: 0 S: 10 P: 15	R: 1 H: 1 E: 0 LOB: 0 K: 1 BB: 0 S: 12 P: 16	R: 0 H: 0 E: 0 LOB: 0 K: 1 BB: 0 S: 12 P: 15	R: 0 H: 0 E: 0 LOB: 0 K: 1 BB: 0 S: 6 P: 11	R: 0 H: 1 E: 0 LOB: 1 K: 1 BB: 0 S: 8 P: 9	R: 0 H: 1 E: 0 LOB: 2 K: 1 BB: 1 S: 13 P: 24	R: 3 H: 3 E: 0 LOB: 1 K: 1 BB: 1 S: 19 P: 30	1B: 6 SF: 1 2B: 1 SAC: 0 3B: 0 DP: 1 HR: 1 HBP: 0						WP: 1 PA: 38 PB: 0 SB: 3 CS: 0

TOP

Florida Marlins @ Los Angeles Dodgers

Dodger Stadium, Los Angeles, CA

Mon Jun 07 1993, 7:05 PM PDT

Att. 37,942 - Unknown - 74 F

livebaseballscorecards.com

AB	32
R	5
H	7
RBI	5
BB	5
SO	10
LOB	9

PITCHER		IP	WLS	BF	H	R	ER	SO	BB	IBB	HBP	BLK	WP	HR	S	P	ERA	WHIP
Orel Hershiser, R ERA: 3.98	(1, 1)	7.0		26	3	2	2	8	3	0	0	0	0	1	70	106	2.57	0.857
Jim Gott, R ERA: 1.45	(8, 1)	1.0		5	1	0	0	1	1	0	0	0	0	0	13	24	0.00	2.000
Todd Worrell, R ERA: 7.94	(9, 1)	1.0	L	7	3	3	3	1	1	0	0	0	1	0	19	30	27.00	4.000

PITCHER	IP	WLS	BF	H	R	ER	SO	BB	IBB	HBP	BLK	WP	HR	S	P	ERA	WHIP

Batter	1	2	3	4	5	6	7	8	9	AB	R	H	RBI	BB	SO	LOB
Brett Butler, L (1, 8) OBP: 0.402, SLG: 0.384	B B B B 4-0 2B G3 BB	B C F B C 2-3 ③ K			B C X 1-1 1B 1-3 1B		B B F 1 SAFE B B 4-1 FC6-4 1-2 BB			2	1	1	0	2	1	2
Jose Offerman, S (1, 6) OBP: 0.368, SLG: 0.371	1 SAFE C 1 SAFE 1 SAFE B 1 SAFE 1 SAFE 1 SAFE P 3-1 G3 SF8 1-3 2B		B F F B B F B 4-2 G5-4-3 BB		B X 1-0 G4-6-3 1-2 3-H 1B		F F X 0-2 ③ FC6-4 1-2f			3	1	2	1	1	0	2
Darryl Strawberry, L (1, 7) OBP: 0.262, SLG: 0.294 Todd Worrell, R (9, 1)	C B F X 1-2 ① G3 2-3 3-H		X 0-0 ① F8		C B C X 1-2 ②③ G4-6-3 1-2f			C B C X 1-2 ① G4-3		4 0	0 0	0 0	1 0	0 0	0 0	4 0
Tim Wallach, R (1, 5) OBP: 0.282, SLG: 0.380	B C X 1-1 ② SF8 3-H		C 1 SAFE X 0-1 ②③ G5-4-3 1-2f			C X 0-1 ① G5-3		B F B X 2-1 ② P3		3	0	0	1	0	0	1
Mike Piazza, R (1, 2) OBP: 0.379, SLG: 0.541	B F B S B S 3-3 ③ K			B S F X 1-2 ① F9		B X 1-0 ② F9		B C B X 2-1 1B		4	0	1	0	0	1	0
Cory Snyder, R (1, 9) OBP: 0.404, SLG: 0.454		C B B X 2-1 ① G5-3		S S F B B B B 4-2 G5-4-3 BB		C C B X 1-2 ③ F9		S B C 1 SAFE B S 2-3 ③ K		3	0	0	0	1	1	1
Eric Karros, R (1, 3) OBP: 0.317, SLG: 0.392		B F B B B 4-1 FC6 1B BB		1 SAFE X 0-0 ②③ G5-4-3 1-2f			B X 1-0 ① G6-3		C F B B X 2-2 ① G4-3	3	0	0	0	1	0	1
Jody Reed, R (1, 4) OBP: 0.333, SLG: 0.346		1 SAFE C C X 0-1 FC6 1-2 1B			C C B C 1-3 ① K		C M B X 1-2 ② G6-3		C X 0-1 ② P2	4	0	1	0	0	1	0
Orel Hershiser, R (1, 1) OBP: 0.385, SLG: 0.440 Dave Hansen, L (7, PH) OBP: 0.235, SLG: 0.188 Jim Gott, R (8, 1) Mitch Webster, S (9, 7) OBP: 0.302, SLG: 0.355		B X 1-0 ② FC6 1-2f 2-3			B B B B 4-0 1B 1B BB		F B B F B B 4-2 BB BB		C B B X 2-1 ③ F7	1 0 0 1	1 0 0 0	0 0 0 0	0 0 0 0	1 1 0 0	0 0 0 0	2 0 0 0
Inning Stats	R: 2 E: 0 K: 1 S: 11 H: 1 LOB: 0 BB: 1 P: 22	R: 0 E: 0 K: 1 S: 9 H: 1 LOB: 2 BB: 1 P: 18	R: 0 E: 0 K: 0 S: 6 H: 0 LOB: 0 BB: 1 P: 10	R: 0 E: 0 K: 0 S: 7 H: 0 LOB: 0 BB: 1 P: 12	R: 1 E: 0 K: 1 S: 9 H: 2 LOB: 1 BB: 1 P: 17	R: 0 E: 0 K: 0 S: 6 H: 0 LOB: 0 BB: 0 P: 8	R: 0 E: 0 K: 0 S: 10 H: 0 LOB: 2 BB: 2 P: 20	R: 0 E: 0 K: 1 S: 10 H: 1 LOB: 1 BB: 0 P: 17	R: 0 E: 0 K: 0 S: 7 H: 0 LOB: 0 BB: 0 P: 11	1B: 4 2B: 1 3B: 0 HR: 0	SF: 1 SAC: 0 DP: 3 HBP: 0			WP: 0 PB: 0 SB: 0 CS: 0	PA: 36		

PITCHER		IP	WLS	BF	H	R	ER	SO	BB	IBB	HBP	BLK	WP	HR	S	P	ERA	WHIP
Ryan Bowen, R ERA: 3.54	(1, 1)	6.2		28	4	3	3	3	7	0	0	0	0	0	55	104	4.05	1.650
Joe Klink, L ERA: 3.65	(7, 1)	0.1		1	0	0	0	0	0	0	0	0	0	0	3	3	0.00	0.000
Richie Lewis, R ERA: 2.36	(8, 1)	1.0	W	4	1	0	0	1	0	0	0	0	0	0	10	17	0.00	1.000
Trevor Hoffman, R ERA: 3.19	(9, 1)	1.0	S	3	0	0	0	0	0	0	0	0	0	0	7	11	0.00	0.000

PITCHER	IP	WLS	BF	H	R	ER	SO	BB	IBB	HBP	BLK	WP	HR	S	P	ERA	WHIP

BOTTOM

Florida Marlins @ Los Angeles Dodgers

Dodger Stadium, Los Angeles, CA

Mon Jun 07 1993, 7:05 PM PDT

Att. 37,942 - Unknown - 74 F

livebaseballscorecards.com

AB	28
R	3
H	5
RBI	3
BB	7
SO	4
LOB	13

Florida Marlins @ Los Angeles Dodgers

Dodger Stadium, Los Angeles, CA

Tue Jun 08 1993, 7:05 PM PDT

Att. 43,155 - Unknown - 72 F

livebaseballscorecards.com

TOP

Batter	1	2	3	4	5	6	7	8	9	AB	R	H	RBI	BB	SO	LOB
Chuck Carr, S (1, 8) OBP: 0.336, SLG: 0.347	F B F B X 2-2 ① P4		S F B F B B X 3-2 ③ G3		F B X 1-1 S 1B 3-H			B B C F B X 3-2 ① G6-3		4	0	1	1	0	0	0
Bret Barberie, S (1, 4) OBP: 0.424, SLG: 0.395	B B C F B X 3-2 ② G3-1			B C B F F F B X 3-2 ① G4-3	1 SAFE B B X 2-0 ③ F8 1-2			X 0-0 1B		4	0	1	0	0	0	1
Dave Magadan, L (1, 5) OBP: 0.396, SLG: 0.356	B C X 1-1 ③ G3-1			B B F X 2-1 ② G3-1		X 0-0 ① F9		B X 1-0 ② F8		4	0	0	0	0	0	1
Orestes Destrade, S (1, 3) OBP: 0.301, SLG: 0.347		B B B X 3-0 ① F8		B B X 2-0 1B 1B		B C B X 2-1 ② P5		F F B 1 B S SAFE 2-3 ③ K		4	0	1	0	0	1	1
Benito Santiago, R (1, 2) OBP: 0.294, SLG: 0.350		F F C 0-3 ② K		X 0-0 1-2 1B		C B B S F B S 3-3 ③ K			S B F X 1-2 ① F8	4	0	1	0	0	2	0
Greg Briley, L (1, 9) OBP: 0.253, SLG: 0.361		B S B C F X 2-2 2B		B S X 1-1 ③ P5			B T B B F S 3-3 ① K		B X 1-0 ② F7	4	0	1	0	0	1	2
Jeff Conine, R (1, 7) OBP: 0.381, SLG: 0.369		B B X 2-0 ③ P2			B B X 2-0 WP 1B 2B		B B S B X 3-1 1B		S B B B X 2-1 1B	4	1	3	0	0	0	1
Walt Weiss, S (1, 6) OBP: 0.410, SLG: 0.363			B X 1-0 ① G4-3		C X 0-1 ① L6		1 SAFE C B 1 SAFE X 1-1 ② F9		F S F S 0-3 ③ K	4	0	0	0	0	1	3
Jack Armstrong, R (1, 1) OBP: 0.156, SLG: 0.156			B C C B S 2-3 ② K		C C B B S 2-3 ② K 2-3		B X 1-0 ③ F8			2	0	0	0	0	2	1
Rick Renteria, R (7, PH) OBP: 0.360, SLG: 0.370										1	0	0	0	0	0	1
Cris Carpenter, R (7, 1)										0	0	0	0	0	0	0
Joe Klink, L (8, 1)										0	0	0	0	0	0	0
Inning Stats	R: 0 E: 0 K: 0 S: 8 H: 0 LOB: 0 BB: 0 P: 14	R: 0 E: 0 K: 1 S: 9 H: 1 LOB: 1 BB: 0 P: 16	R: 0 E: 0 K: 1 S: 8 H: 0 LOB: 0 BB: 0 P: 14	R: 0 E: 0 K: 0 S: 11 H: 2 LOB: 2 BB: 0 P: 19	R: 1 E: 0 K: 1 S: 9 H: 2 LOB: 1 BB: 0 P: 16	R: 0 E: 0 K: 1 S: 7 H: 0 LOB: 0 BB: 0 P: 12	R: 0 E: 0 K: 1 S: 8 H: 1 LOB: 1 BB: 0 P: 16	R: 0 E: 0 K: 1 S: 8 H: 1 LOB: 1 BB: 0 P: 14	R: 0 E: 0 K: 1 S: 10 H: 1 LOB: 1 BB: 0 P: 14	1B: 6 2B: 2 3B: 0 HR: 0	SF: 0 SAC: 0 DP: 0 HBP: 0						

	AB	35
	R	1
	H	8
	RBI	1
	BB	0
	SO	7
	LOB	11

WP: 1 PB: 0 SB: 1 CS: 0 PA: 35

PITCHER		IP	WLS	BF	H	R	ER	SO	BB	IBB	HBP	BLK	WP	HR	S	P	ERA	WHIP
Pedro Astacio, R ERA: 3.88	(1, 1)	7.1	W	29	7	1	1	5	0	0	0	0	1	0	64	114	1.23	0.955
Jim Gott, R ERA: 1.38	(8, 1)	1.2	S	6	1	0	0	2	0	0	0	0	0	0	14	21	0.00	0.600

PITCHER	IP	WLS	BF	H	R	ER	SO	BB	IBB	HBP	BLK	WP	HR	S	P	ERA	WHIP

Batter	1	2	3	4	5	6	7	8	9	AB	R	H	RBI	BB	SO	LOB
Brett Butler, L (1, 8) OBP: 0.395, SLG: 0.377	B X 1-0 ① B1-3		C B B B C X 3-2 ① G3		B C F B F X 2-2 ③ F9			B B F B C C 3-3 ② K		4	0	0	0	0	1	1
Jose Offerman, S (1, 6) OBP: 0.362, SLG: 0.364	B F X 1-1 ② F8		B F F X 1-2 ② F8			M B B C X 2-2 ① G4-3		S X 0-1 ③ G5-3		4	0	0	0	0	0	1
Darryl Strawberry, L (1, 7) OBP: 0.264, SLG: 0.330 Eric Davis, R (9, 7) OBP: 0.309, SLG: 0.321	B S X 1-1 HR		B S X 1-1 ③ P6			X 0-0 ② F8				3 0	1 0	1 0	1 0	0 0	0 0	0 0
Tim Wallach, R (1, 5) OBP: 0.278, SLG: 0.375	C S X 0-2 ③ F9			C B X 1-1 ① G6-3		F X 0-1 E8 PO				3	0	0	0	0	0	0
Mike Piazza, R (1, 2) OBP: 0.379, SLG: 0.538		B B B C X 3-1 F7 S 2B 1B		B X 1-0 ② P3		1 SAFE S B B B 1 SAFE 2-1 ③ PO 1-2	S B B B F F F S 3-3 ① K			3	1	1	0	0	1	0
Cory Snyder, R (1, 9) OBP: 0.403, SLG: 0.446 (8, 3)		B S B B B C X 3-2 ① F7 1-3		F B B B S F F B 4-2 BB			X 0-0 ② P3			2	0	0	0	1	0	1
Eric Karros, R (1, 3) OBP: 0.317, SLG: 0.396 Jim Gott, R (8, 1)		B B B B X 3-0 3-H 2B		B 1 SAFE 1 SAFE B F 1 SAFE X 2-1 ③ G5-3			C B S B X 2-2 ③ G6-3			3 0	0 0	1 0	1 0	0 0	0 0	1 0
Jody Reed, R (1, 4) OBP: 0.333, SLG: 0.346		B C F X 1-2 ② F9			C F B B B S 3-3 ① K			X 0-0 G4-3 1B		3	0	1	0	0	1	1
Pedro Astacio, R (1, 1) OBP: 0.095, SLG: 0.095 Mitch Webster, S (8, 9) OBP: 0.299, SLG: 0.351		S I F F B X 1-2 ③ G4-3			S C F S 0-3 ② K			F 1 SAFE 1 SAFE P 1 SAFE 1 SAFE P X 2-1 ① G4-3 1-2		2 1	0 0	0 0	0 0	0 0	1 0	1 1
Inning Stats	R: 1 E: 0 K: 0 S: 8 H: 1 LOB: 0 BB: 0 P: 11	R: 1 E: 0 K: 0 S: 14 H: 2 LOB: 1 BB: 0 P: 25	R: 0 E: 0 K: 0 S: 8 H: 0 LOB: 0 BB: 0 P: 13	R: 0 E: 0 K: 0 S: 9 H: 0 LOB: 1 BB: 1 P: 17	R: 0 E: 0 K: 2 S: 11 H: 0 LOB: 0 BB: 0 P: 16	R: 0 E: 1 K: 0 S: 7 H: 0 LOB: 0 BB: 0 P: 11	R: 0 E: 0 K: 1 S: 9 H: 0 LOB: 0 BB: 0 P: 14	R: 0 E: 0 K: 1 S: 10 H: 1 LOB: 1 BB: 0 P: 13		1B: 2 2B: 1 3B: 0 HR: 1	SF: 0 SAC: 0 DP: 0 HBP: 0					

PITCHER		IP	WLS	BF	H	R	ER	SO	BB	IBB	HBP	BLK	WP	HR	S	P	ERA	WHIP
Jack Armstrong, R ERA: 3.86	(1, 1)	6.0	L	22	3	2	2	2	1	0	0	0	0	1	57	93	3.00	0.667
Cris Carpenter, R ERA: 4.79	(7, 1)	1.1		5	1	0	0	1	0	0	0	0	0	0	14	19	0.00	0.750
Joe Klink, L ERA: 3.46	(8, 1)	0.2		2	0	0	0	1	0	0	0	0	0	0	5	8	0.00	0.000

PITCHER	IP	WLS	BF	H	R	ER	SO	BB	IBB	HBP	BLK	WP	HR	S	P	ERA	WHIP

BOTTOM

Florida Marlins @ Los Angeles Dodgers

Dodger Stadium, Los Angeles, CA

Tue Jun 08 1993, 7:05 PM PDT

Att. 43,155 - Unknown - 72 F

livebaseballscorecards.com

AB	28
R	2
H	4
RBI	2
BB	1
SO	4
LOB	7

Batter	1	2	3	4	5	6	7	8	9	AB	R	H	RBI	BB	SO	LOB
Al Martin, L (1, 7) OBP: 0.281, SLG: 0.440	B S S B B C 3-3 ① K		F L B X 1-2 ① G3		X 0-0 2B	B X 1-0 ② P4				4	0	1	0	0	1	0
Jay Bell, R (1, 6) OBP: 0.382, SLG: 0.461	X 0-0 HR		S F B X 1-2 1B E 1B		B B X 2-0 ① G5-3	C B B B C S 3-3 ③ K				4	2	2	1	0	1	1
Andy Van Slyke, L (1, 8) OBP: 0.368, SLG: 0.465	B F B B X 2-2 ② G4-3		1 SAFE B B C 1 SAFE B 1 SAFE C 1 SAFE 3-2 X E 1B 1-3 1B		B B F F B S 3-3 ② K			B C B C F X 2-2 ① G6-3		4	1	1	0	0	1	1
Orlando Merced, S (1, 9) OBP: 0.449, SLG: 0.464	B F B X 2-1 ③ F8		C S 1 SAFE B B B 1 SAFE 1 SAFE F X 2-2 E3 1B 1-3 3-H		X 0-0 ③ G6-3			B B X 2-0 ② G4-3		4	0	0	1	0	0	2
Jeff King, R (1, 5) OBP: 0.327, SLG: 0.345		B B B B 4-0 CS BB	F C X 0-2 G6-4-3 1-2 3-H 1B			B C B C B X 3-2 1B		B X 1-0 ③ P3		3	0	2	1	1	0	0
Kevin Young, R (1, 3) OBP: 0.292, SLG: 0.318		C B 1 SAFE B 1 SAFE 1 SAFE F 1 SAFE B 4-2 F B ① 2B FC5 1-2 BB	X 0-0 ② ③ G6-4-3 1-2f			1 SAFE 1 SAFE 1 SAFE F B B 1 SAFE X 2-1 ① P9			B B X 2-0 ① L5	3	0	0	0	1	0	3
Carlos Garcia, R (1, 4) OBP: 0.324, SLG: 0.387 Tom Foley, L (9, PH) OBP: 0.267, SLG: 0.323		C 1 SAFE B C B 1 SAFE 1 SAFE F 1 SAFE 2-2 F X FC5 1-3 2B		S S B F X 1-2 ① L7		1 SAFE B S B F S 2-3 ② K			X 0-0 ② P8	3	0	1	0	0	1	1
										1	0	0	0	0	0	0
Tom Prince, R (1, 2) OBP: 0.292, SLG: 0.309 Don Slaught, R (9, PH) OBP: 0.354, SLG: 0.362		S X 0-1 ② FC5 2-3 3-3		B C F F X 1-2 ② G5-3		F S S 0-3 ③ K			B X 1-0 ③ P3	3	0	0	0	0	1	3
										1	0	0	0	0	0	0
Steve Cooke, R (1, 1) OBP: 0.069, SLG: 0.103 Lonnie Smith, R (7, PH) OBP: 0.380, SLG: 0.371 Dave Otto, L (7, 1) OBP: 0.235, SLG: 0.412		F S X 0-2 ③ G5-3		F F S 0-3 ③ K			X 0-0 ① F7			2	0	0	0	0	1	2
										1	0	0	0	0	0	0
										0	0	0	0	0	0	0

Pittsburgh Pirates @ Florida Marlins

Joe Robbie Stadium, Miami, FL

Thu Jun 10 1993, 7:05 PM EDT

Att. 34,091 - Unknown - 84 F

TOP

livebaseballscorecards.com

AB	33
R	3
H	7
RBI	3
BB	2
SO	6
LOB	13

Inning Stats	1	2	3	4	5	6	7	8	9
R	1	0	2	0	0	0	0	0	0
E	0	0	1	0	0	0	0	0	0
K	1	0	0	1	1	2	1	0	0
S	9	13	17	11	6	11	5	6	3
H	1	1	3	0	1	1	0	0	0
LOB	0	2	1	0	1	1	0	0	0
BB	0	2	0	0	0	0	0	0	0
P	16	23	24	13	11	18	9	11	6

1B	4
2B	2
3B	0
HR	1
SF	0
SAC	0
DP	1
HBP	0

WP	0
PB	0
SB	0
CS	1
PA	35

PITCHER		IP	WLS	BF	H	R	ER	SO	BB	IBB	HBP	BLK	WP	HR	S	P	ERA	WHIP
Charlie Hough, R ERA: 4.63	(1, 1)	7.0		29	7	3	2	6	2	0	0	0	0	1	72	114	2.57	1.286
Joe Klink, L ERA: 3.29	(8, 1)	0.2		2	0	0	0	0	0	0	0	0	0	0	5	9	0.00	0.000
Matt Turner, R ERA:	(8, 1)	0.1	W	1	0	0	0	0	0	0	0	0	0	0	1	2	0.00	0.000
Bryan Harvey, R ERA: 1.37	(9, 1)	1.0	S	3	0	0	0	0	0	0	0	0	0	0	3	6	0.00	0.000

PITCHER	IP	WLS	BF	H	R	ER	SO	BB	IBB	HBP	BLK	WP	HR	S	P	ERA	WHIP

Pittsburgh Pirates @ Florida Marlins

Joe Robbie Stadium, Miami, FL

Thu Jun 10 1993, 7:05 PM EDT

Att. 34,091 - Unknown - 84 F

BOTTOM

Batter	1	2	3	4	5	6	7	8	9	AB	R	H	RBI	BB	SO	LOB
Chuck Carr, S (1, 8) OBP: 0.335, SLG: 0.345	S F C 0-3 ① K		F F B S 1-3 ② K		B X 1-0 ① F7		X 0-0 1B			4	0	1	0	0	2	0
Bret Barberie, S (1, 4) OBP: 0.406, SLG: 0.375	B X 1-0 ② F7		B C B B B X 3-2 ③ P7		B F C F X 1-2 ② F9		1 SAFE 1 SAFE B 1 SAFE X 1-0 ③ G5-3			4	0	0	0	0	0	1
Jeff Conine, R (1, 7) OBP: 0.383, SLG: 0.377	B B X 2-0 BB 1B			B C B B X 3-1 1B 1B 2B	B B X 2-0 ③ F8			B B S C F S 2-3 ① K2-3		4	1	2	0	0	1	0
Orestes Destrade, S (1, 3) OBP: 0.309, SLG: 0.360	C B C 1 SAFE B B B 4-2 1-2 BB			F B F B F X 2-2 E 1B G4-3 2-3 1B	C B B C F B X 3-2 ① P4			B F B X 2-1 1B 3B		3	2	2	0	1	0	0
Benito Santiago, R (1, 2) OBP: 0.297, SLG: 0.350	B F F B S 2-3 ③ K			B X 1-0 G4-3 E FC1-6 1-2 3-H 1B	B C F F F B F F 4-2 B B CS BB			X 0-0 ② G5-3		3	1	1	1	1	1	3
Dave Magadan, L (1, 5) OBP: 0.398, SLG: 0.359		C B C S 1-3 ① K		B 2 SAFE C B X 2-1 ① G4-3 1-3 2-H	1 SAFE B C B X 2-1 ② 1-2 1B			F B X 1-1 FC6 3-H 1B		4	0	2	2	0	1	1
Geronimo Berroa, R (1, 9) OBP: 0.200, SLG: 0.179 Bryan Harvey, R (9, 1)		B B X 2-0 ② G6-3		B B B 4-0 FC1-6 BB	C S F F B B F F B 3-3 S ③ K			S B X 1-1 ③ FC6 1-2f		3 0	0 0	0 0	0 0	1 0	1 0	2 0
Walt Weiss, S (1, 6) OBP: 0.404, SLG: 0.357		C B X 1-1 ③ G5-3		C 1 SAFE B B F X 2-2 ② FC1-6 1-2f 3-H			B F C B F B F X 3-2 ① L8			3	0	0	1	0	0	1
Charlie Hough, R (1, 1) OBP: 0.080, SLG: 0.042 Alex Arias, R (7, PH) OBP: 0.367, SLG: 0.350 Joe Klink, L (8, 1) Matt Turner, R (8, 1) Greg Briley, L (9, 9) OBP: 0.253, SLG: 0.361			C X 0-1 ① G6-3	F B B S F B C 3-3 ③ K			C B F F F F B F B X 3-2 ② G6-3			2 1 0 0 0	0 0 0 0 0	0 0 0 0 0	0 0 0 0 0	0 0 0 0 0	1 0 0 0 0	1 0 0 0 0
Inning Stats	R: 0 E: 0 K: 2 S: 10 H: 1 LOB: 2 BB: 1 P: 19	R: 0 E: 0 K: 1 S: 6 H: 0 LOB: 0 BB: 0 P: 10	R: 0 E: 0 K: 1 S: 8 H: 0 LOB: 0 BB: 0 P: 12	R: 3 E: 1 K: 1 S: 16 H: 3 LOB: 1 BB: 1 P: 33	R: 0 E: 0 K: 0 S: 6 H: 0 LOB: 0 BB: 0 P: 10	R: 0 E: 0 K: 1 S: 20 H: 1 LOB: 1 BB: 1 P: 32	R: 0 E: 0 K: 0 S: 13 H: 1 LOB: 1 BB: 0 P: 20	R: 1 E: 0 K: 1 S: 11 H: 2 LOB: 1 BB: 0 P: 17		1B: 6 2B: 1 3B: 1 HR: 0		SF: 0 SAC: 0 DP: 0 HBP: 0		WP: 0 PB: 0 SB: 0 CS: 1		PA: 34

livebaseballscorecards.com

AB	31
R	4
H	8
RBI	4
BB	3
SO	7
LOB	9

PITCHER		IP	WLS	BF	H	R	ER	SO	BB	IBB	HBP	BLK	WP	HR	S	P	ERA	WHIP
Steve Cooke, L ERA: 3.42	(1, 1)	6.0		25	5	3	2	6	3	0	0	0	0	0	66	116	3.00	1.333
Dave Otto, L ERA: 4.11	(7, 1)	2.0	L	9	3	1	1	1	0	0	0	0	0	0	24	37	4.50	1.500

PITCHER	IP	WLS	BF	H	R	ER	SO	BB	IBB	HBP	BLK	WP	HR	S	P	ERA	WHIP

Batter	1	2	3	4	5	6	7	8	9	AB	R	H	RBI	BB	SO	LOB
Al Martin, L (1, 7) OBP: 0.291, SLG: 0.442	0-0 F8 SH1-3 1B 1B	4-2 1-2 2-3 BB			0-0 ① F7		0-0 1B BB G3 1B		2-1 ② G3-1	4	2	2	0	1	0	0
Jay Bell, R (1, 6) OBP: 0.382, SLG: 0.459	0-0 ① SH1-3 1-2	0-0 ② SF7 3-H			1-0 ② P4		4-2 G3 1B 1-2 BB		1-0 ③ F9	1	0	0	1	1	0	0
Kevin Young, R (7, 5) OBP: 0.290, SLG: 0.316										1	0	0	0	0	0	0
Andy Van Slyke, L (1, 8) OBP: 0.370, SLG: 0.466	0-0 ② F8 2-3	1-0 ③ F8			2-1 1B 1B		1-2 G3 1-2 2-3 1B			4	0	2	0	0	0	3
Glenn Wilson, R (7, 8) OBP: 0.182, SLG: 0.182										0	0	0	0	0	0	0
Orlando Merced, S (1, 3) OBP: 0.450, SLG: 0.462	4-2 1B BB		1-1 ① G5-3		2-0 SAFE 1-2 1B		2-1 ② G3 1-2 2-3 3-H			3	0	1	1	1	0	2
Dave Clark, L (1, 9) OBP: 0.347, SLG: 0.313	0-0 1-3 3-H 1B		2-2 ② G4-3		1-0 ③ F7		0-1 ③ F8			4	0	1	1	0	0	4
Jeff King, R (1, 5) (7, 6) OBP: 0.321, SLG: 0.339	2-3 ③ K		0-3 ③ K			1-1 ① L6		1-2 ① L4		4	0	0	0	0	2	2
Don Slaught, R (1, 2) OBP: 0.352, SLG: 0.355		4-2 FC1-5 1B BB		1-3 ① K		0-0 ② G6-3		1-1 ② P2		3	0	0	0	1	1	0
Tom Foley, L (1, 4) OBP: 0.269, SLG: 0.324		0-1 BB FC1-5 SF7 1-2 1B		0-0 ② G4-3		0-0 ③ P6		2-1 ③ P6		3	1	1	0	0	0	0
Mark Petkovsek, R (6, 1)										0	0	0	0	0	0	0
Lloyd McClendon, R (8, PH) OBP: 0.230, SLG: 0.224										1	0	0	0	0	0	0
John Candelaria, L (8, 1)										0	0	0	0	0	0	0
Tim Wakefield, R (1, 1) OBP: 0.111, SLG: 0.185	0-1 ① FC1-5 BB 1-2 2-3f		1-1 ③ B3				0-1 ① F8		0-3 ① K	1	0	0	0	0	0	2
Freddie Toliver, R (2, 1)										1	0	0	0	0	0	0
Carlos Garcia, R (6, 4) OBP: 0.320, SLG: 0.382										2	0	0	0	0	1	0

TOP

Pittsburgh Pirates @ Florida Marlins

Joe Robbie Stadium, Miami, FL

Fri Jun 11 1993, 7:05 PM EDT
Att. 42,835 - Unknown - 86 F

livebaseballscorecards.com

AB	32
R	3
H	7
RBI	3
BB	4
SO	4
LOB	13

Inning Stats	1	2	3	4	5	6	7	8	9
	R: 1 E: 0 K: 1 S: 9	H: 2 LOB: 2 BB: 1 P: 15	R: 1 E: 0 K: 0 S: 13	H: 1 LOB: 2 BB: 2 P: 22	R: 0 E: 0 K: 1 S: 10	H: 0 LOB: 0 BB: 0 P: 13	R: 0 E: 0 K: 1 S: 7	H: 0 LOB: 0 BB: 0 P: 9	R: 0 E: 0 K: 0 S: 6	H: 2 LOB: 2 BB: 0 P: 12
	R: 0 E: 0 K: 0 S: 4	H: 0 LOB: 0 BB: 0 P: 5	R: 1 E: 0 K: 0 S: 12	H: 2 LOB: 2 BB: 1 P: 19	R: 0 E: 0 K: 0 S: 7	H: 0 LOB: 0 BB: 0 P: 11	R: 0 E: 0 K: 1 S: 6	H: 0 LOB: 0 BB: 0 P: 9		

	1B	2B	3B	HR	SF	SAC	DP	HBP	PA	WP	PB	SB	CS
	7	0	0	0	1	1	0	0	38	0	0	0	0

PITCHER		IP	W/L/S	BF	H	R	ER	SO	BB	IBB	HBP	BLK	WP	HR	S	P	ERA	WHIP
Luis Aquino, R ERA: 2.31	(1, 1)	7.0	W	32	7	3	3	3	4	0	0	0	0	0	61	95	3.86	1.571
Trevor Hoffman, R ERA: 3.0	(8, 1)	2.0		6	0	0	0	1	0	0	0	0	0	0	13	20	0.00	0.000

PITCHER	IP	W/L/S	BF	H	R	ER	SO	BB	IBB	HBP	BLK	WP	HR	S	P	ERA	WHIP

Batter	1	2	3	4	5	6	7	8	9	AB	R	H	RBI	BB	SO	LOB
Chuck Carr, S (1, 8) OBP: 0.336, SLG: 0.348	X 0-0 E 1B 1B	STFBX 1-2 G6-3 3-H 1B	STS 0-3 ③ K		BSSSX 1-2 ② SF9 2-3 3-H		3 SAFE 0-0 ③ 1-5 3-3	BSSBBX 3-2 ① F7		4	1	2	2	0	1	2
Bret Barberie, S (1, 4) OBP: 0.406, SLG: 0.388	BC 1 SAFE 1 SAFE FX 1-2 2B 1-H 1B	CFX 1-2 ①② G6-3 1-2f 2-3		BX 1-0 ① F8	FBBFX 2-2 ③ G3-1			BX 1-0 1B 1B 2B		5	2	2	1	0	0	3
Dave Magadan, L (1, 5) OBP: 0.407, SLG: 0.392	FBFBBX 3-2 F8 1B 2-H 2B	CCBBX 2-2 3-H 1B		CX 0-1 HR		BBFX 2-1 ① G6-3		BCBSX 2-2 1B 3B 2-3 1B		5	3	4	3	0	0	0
Orestes Destrade, S (1, 3) OBP: 0.306, SLG: 0.361	CX 0-1 ① F8 2-3	CBFS 1-3 ③ K		X 0-0 2B		BBX 2-0 ② F7		CBCC 1-3 ② K		5	0	1	0	0	2	4
Jeff Conine, R (1, 7) OBP: 0.383, SLG: 0.382	X 0-0 ② F8	CX 0-1 1B 1B 2B	BBFSFFS 2-3 ② K2-3		BBFX 1-1 ③ G5-3			X 0-0 1-2 3B 3-H 1B		5	2	2	1	0	1	2
Benito Santiago, R (1, 2) OBP: 0.304, SLG: 0.366	X 0-0 3-H 1B	X 0-0 FC3-6 2-3 1B	CBSX 1-2 ③ F7				BX 1-0 ① G6-3	SX 0-1 1-H 2-H 3B		5	0	3	3	0	0	1
Greg Briley, L (1, 9) OBP: 0.261, SLG: 0.375	FFFS 0-3 ③ K	SSX 0-2 ① FC3-6 SH1-4 1B 1-2f			X 0-0 SH3-4 1B SF9 1B		X 0-0 1B 1-5 2B	CCBBS 2-3 ③ K		5	1	2	0	0	2	4
Walt Weiss, S (1, 6) OBP: 0.410, SLG: 0.366		BBBCFX 3-2 1B 1B 1B	BX 1-0 SH1-4 1-2 3-H 1B		X 0-0 SF9 SH3-4 1-2 1B		FFBBC 2-3 ② K			4	1	3	1	0	1	1
Luis Aquino, R (1, 1) OBP: 0.118, SLG: 0.118 Junior Felix, S (7, PH) OBP: 0.257, SLG: 0.368 Trevor Hoffman, R (8, 1)		B 1 SAFE LX 1-1 G6-3 1B 1-3 1B	X 0-0 ② SH1-4 1-2 2-3		BX 1-0 ① SH3-4 1-2 2-3		X 0-0 2-3 1B			1 1 0	1 0 0	1 1 0	0 0 0	0 0 0	0 0 0	0 0 0
Inning Stats	R: 3 E: 1 K: 1 S: 15 H: 4 LOB: 1 BB: 0 P: 19	R: 2 E: 0 K: 1 S: 17 H: 4 LOB: 1 BB: 0 P: 26	R: 1 E: 0 K: 1 S: 11 H: 3 LOB: 2 BB: 0 P: 12	R: 1 E: 0 K: 1 S: 12 H: 2 LOB: 1 BB: 0 P: 16	R: 1 E: 0 K: 0 S: 9 H: 2 LOB: 1 BB: 0 P: 13	R: 0 E: 0 K: 0 S: 5 H: 0 LOB: 0 BB: 0 P: 10	R: 0 E: 0 K: 1 S: 6 H: 2 LOB: 2 BB: 0 P: 9	R: 3 E: 0 K: 2 S: 16 H: 4 LOB: 1 BB: 0 P: 25		1B: 14 2B: 5 3B: 1 HR: 1 SF: 1 SAC: 2 DP: 1 HBP: 0						

PITCHER		IP	WLS	BF	H	R	ER	SO	BB	IBB	HBP	BLK	WP	HR	S	P	ERA	WHIP
Tim Wakefield, R ERA: 6.01	(1, 1)	1.0	L	10	7	5	5	1	0	0	0	0	0	0	23	32	45.00	7.000
Freddie Toliver, R ERA: 3.09	(2, 1)	4.0		19	8	3	3	3	0	0	0	0	0	1	41	54	6.75	2.000
Mark Petkovsek, R ERA: 4.09	(6, 1)	2.0		8	2	0	0	1	0	0	0	0	0	0	11	19	0.00	1.000
John Candelaria, L ERA: 9.64	(8, 1)	1.0		7	4	3	3	2	0	0	0	0	0	0	16	25	27.00	4.000

PITCHER	IP	WLS	BF	H	R	ER	SO	BB	IBB	HBP	BLK	WP	HR	S	P	ERA	WHIP

BOTTOM

Pittsburgh Pirates @ Florida Marlins

Joe Robbie Stadium, Miami, FL

Fri Jun 11 1993, 7:05 PM EDT

Att. 42,835 - Unknown - 86 F

livebaseballscorecards.com

AB	40
R	11
H	21
RBI	11
BB	0
SO	7
LOB	17

WP: 0 PA: 43
PB: 0
SB: 0
CS: 0

Batter	1	2	3	4	5	6	7	8	9	AB	R	H	RBI	BB	SO	LOB
Lonnie Smith, R (1, 7) OBP: 0.384, SLG: 0.370 Al Martin, L (9, PH) OBP: 0.289, SLG: 0.439	BSBCBB 4-2 FC6-4 BB		X 0-0 ① F9	FBBX 2-1 2-H 1B		BFX 1-1 ③ G4-3			X 0-0 ① G4-1	3 0 1 1 1 0 0 1 0 0 0 0 0 0						
Jay Bell, R (1, 6) OBP: 0.378, SLG: 0.453	B 1 SAFE X 1-0 ① FC6-4 1B E 1-2f		CCX 0-2 P3 BB 2B 1B	CBFC 1-3 ③ K			BBX 2-0 ① F7		CCBS 1-3 ② K	5 1 1 0 0 2 2						
Andy Van Slyke, L (1, 8) OBP: 0.370, SLG: 0.462	1 SAFE CSX 0-2 G4-3 1-3 1B		B 1 SAFE BBB 4-0 2B 1-2 BB		CBX 1-1 ① G5-3		BCFFFS 1-3 ② K		BFX 1-1 ③ G4-3	4 0 1 0 1 1 0						
Jeff King, R (1, 5) OBP: 0.324, SLG: 0.342	SB 1 SAFE X 1-1 ② ③ G4-3 1-2f		FCFFX 0-2 ② P3 2-3		CBBFFBFX 3-2 1B 1B		CX 0-1 1B			4 0 2 0 0 0 4						
Lloyd McClendon, R (1, 9) OBP: 0.231, SLG: 0.239		BFFBX 2-2 ① G3	BBFFX 2-1 1-3 3-H 2B		BBBCX 3-1 ② F8		BFBX 2-1 ③ G4-3			4 0 1 1 0 0 2						
Kevin Young, R (1, 3) OBP: 0.295, SLG: 0.321		BX 1-0 1B 1B	CBFX 1-2 ③ G6-3		FBX 1-1 FC6-4 1-2 1B			BFFX 1-2 ① F9		4 0 2 0 0 0 2						
Don Slaught, R (1, 2) OBP: 0.355, SLG: 0.359		F 1 SAFE BX 1-1 1-2 1B		X 0-0 ① G6-3	BBX 2-0 ③ FC6-4 1-2f			CCBBBFX 3-2 1B		4 0 2 0 0 0 2						
Carlos Garcia, R (1, 4) OBP: 0.320, SLG: 0.381 Tom Foley, L (8, PH) OBP: 0.266, SLG: 0.319 (8, 4)		CX 0-1 ② P4		BX 1-0 SH1-4 1B 1B		X 0-0 ① P4		CFBS 1-3 ② K		3 1 1 0 0 0 2 1 0 0 0 0 1 1						
Bob Walk, R (1, 1) OBP: 0.154, SLG: 0.192 Dave Clark, L (8, PH) OBP: 0.342, SLG: 0.308 Blas Minor, R (8, 1) OBP: 0.200, SLG: 0.200		X 0-0 ③ P9		L 1 SAFE X 0-1 ② SH1-4 1-2		X 0-0 ② F7		BCSBBS 3-3 ③ K		2 0 0 0 0 0 2 1 0 0 0 0 1 1 0 0 0 0 0 0 0						
Inning Stats	R: 0 H: 1 E: 1 LOB: 1 K: 0 BB: 1 S: 8 P: 14	R: 0 H: 2 E: 0 LOB: 2 K: 0 BB: 0 S: 9 P: 13	R: 1 H: 2 E: 0 LOB: 2 K: 0 BB: 1 S: 14 P: 21	R: 1 H: 2 E: 0 LOB: 1 K: 1 BB: 0 S: 9 P: 13	R: 0 H: 2 E: 0 LOB: 2 K: 0 BB: 0 S: 12 P: 22	R: 0 H: 0 E: 0 LOB: 0 K: 0 BB: 0 S: 4 P: 5	R: 0 H: 1 E: 0 LOB: 1 K: 1 BB: 0 S: 10 P: 15	R: 0 H: 1 E: 0 LOB: 1 K: 2 BB: 0 S: 13 P: 21	R: 0 H: 0 E: 0 LOB: 0 K: 1 BB: 0 S: 6 P: 8	1B: 10 SF: 0 2B: 1 SAC: 1 3B: 0 DP: 1 HR: 0 HBP: 0						

TOP

Pittsburgh Pirates @ Florida Marlins

Joe Robbie Stadium, Miami, FL

Sat Jun 12 1993, 7:05 PM EDT

Att. 43,294 - Unknown - 86 F

livebaseballscorecards.com

AB	36
R	2
H	11
RBI	2
BB	2
SO	5
LOB	18

PITCHER		IP	WLS	BF	H	R	ER	SO	BB	IBB	HBP	BLK	WP	HR	S	P	ERA	WHIP
Chris Hammond, L ERA: 4.31	(1, 1)	7.1	W	34	11	2	2	2	2	0	0	0	0	0	73	114	2.46	1.773
Bryan Harvey, R ERA: 1.29	(8, 1)	1.2	S	5	0	0	0	3	0	0	0	0	0	0	12	18	0.00	0.000

PITCHER	IP	WLS	BF	H	R	ER	SO	BB	IBB	HBP	BLK	WP	HR	S	P	ERA	WHIP

WP: 0 PA: 39
PB: 0
SB: 0
CS: 0

BOTTOM

Pittsburgh Pirates @ Florida Marlins

Joe Robbie Stadium, Miami, FL

Sat Jun 12 1993, 7:05 PM EDT

Att. 43,294 - Unknown - 86 F

livebaseballscorecards.com

Batter	1	2	3	4	5	6	7	8	9	AB	R	H	RBI	BB	SO	LOB
Chuck Carr, S (1, 8) OBP: 0.335, SLG: 0.343	G4-3		CS, BB		B3-4		G3-6			3	0	0	0	1	0	1
Bret Barberie, S (1, 4) OBP: 0.390, SLG: 0.371	K		G4-3		G3			K		4	0	0	0	0	2	1
Dave Magadan, L (1, 5) OBP: 0.409, SLG: 0.406	BB			G6-3	F7			HR		3	1	1	1	1	0	0
Orestes Destrade, S (1, 3) OBP: 0.310, SLG: 0.358	BB			F8		G6-3		FC5-4, BB		2	0	0	0	2	0	0
Jeff Conine, R (1, 7) OBP: 0.381, SLG: 0.380	F9			HR, BB, 1B		G6-3		FC5-4, FC6-4		4	1	1	0	0	0	3
Benito Santiago, R (1, 2) OBP: 0.303, SLG: 0.361		F8		HR, BB		G5-3		FC6-4		3	1	0	0	1	0	1
Junior Felix, S (1, 9) OBP: 0.269, SLG: 0.405		G6-4-3, BB		HR			1B, 3B			2	2	2	3	1	0	0
Walt Weiss, S (1, 6) OBP: 0.409, SLG: 0.362		G6-4-3		BB			G3			2	0	0	0	1	0	2
Chris Hammond, L (1, 1) OBP: 0.267, SLG: 0.393			G3	G4-3			G3-6, 1B			3	0	1	1	0	0	1
Bryan Harvey, R (8, 1)										0	0	0	0	0	0	0
Inning Stats	R: 0 E: 0 K: 1 S: 13 H: 0 LOB: 2 BB: 2 P: 25	R: 0 E: 0 K: 0 S: 5 H: 0 LOB: 0 BB: 1 P: 11	R: 0 E: 0 K: 0 S: 2 H: 0 LOB: 0 BB: 1 P: 7	R: 3 E: 0 K: 0 S: 16 H: 2 LOB: 1 BB: 2 P: 32	R: 0 E: 0 K: 0 S: 5 H: 0 LOB: 0 BB: 0 P: 7	R: 0 E: 0 K: 0 S: 6 H: 0 LOB: 0 BB: 0 P: 11	R: 1 E: 0 K: 0 S: 8 H: 2 LOB: 0 BB: 0 P: 11	R: 1 E: 0 K: 1 S: 8 H: 1 LOB: 1 BB: 1 P: 16		1B: 2 2B: 0 3B: 1 HR: 2	SF: 0 SAC: 0 DP: 2 HBP: 0						

PITCHER		IP	WLS	BF	H	R	ER	SO	BB	IBB	HBP	BLK	WP	HR	S	P	ERA	WHIP
Bob Walk, R (1, 1) ERA: 5.31		7.0	L	28	4	4	4	1	6	0	0	0	0	1	55	104	5.14	1.429
Blas Minor, R (8, 1) ERA: 3.11		1.0		5	1	1	1	1	1	0	0	0	0	1	8	16	9.00	2.000

PITCHER	IP	WLS	BF	H	R	ER	SO	BB	IBB	HBP	BLK	WP	HR	S	P	ERA	WHIP

AB	26
R	5
H	5
RBI	5
BB	7
SO	2
LOB	9

WP: 0 PB: 0 SB: 0 CS: 1 PA: 33

Pittsburgh Pirates @ Florida Marlins

Joe Robbie Stadium, Miami, FL

Sun Jun 13 1993, 7:05 PM EDT

Att. 42,945 - Unknown - 88 F

livebaseballscorecards.com

Batter	1	2	3	4	5	6	7	8	9	AB	R	H	RBI	BB	SO	LOB
Al Martin, L (1, 7) (6, 9) OBP: 0.282, SLG: 0.429	C B F X 1-2 ① F9	B F B F B S 3-3 ③ K			B F C T 1-2 ① K		F B X 1-1 ③ G4-3			4	0	0	0	0	2	4
Jay Bell, R (1, 6) OBP: 0.373, SLG: 0.446	B B C B X 3-1 ② G5-3		B C F B C 2-3 ① K		X 0-0 ②③ G6-4-3 1-2f			B B B C C X 3-2 ① F8		4	0	0	0	0	1	1
Andy Van Slyke, L (1, 8) OBP: 0.372, SLG: 0.475	X 0-0 1B		B B X 2-0 HR			X 0-0 ① G3		B B X 2-0 ② L3		4	1	2	1	0	0	0
Orlando Merced, S (1, 3) OBP: 0.451, SLG: 0.459	1 SAFE S X 0-1 ③ F8		X 0-0 G6-3 1B			X 0-0 ② P5		B B B B 4-0 BB		3	0	1	0	1	0	1
Dave Clark, L (1, 9) OBP: 0.342, SLG: 0.309		C B B B C X 3-2 ① G4-3	1 SAFE X 0-0 ②③ G6-3 1-2f			C B X 1-1 1B		C F T 0-2 ③ K		3	0	1	0	0	0	1
Lonnie Smith, R (6, PR) (6, 7) OBP: 0.381, SLG: 0.366										1	0	0	0	0	1	1
Jeff King, R (1, 5) OBP: 0.323, SLG: 0.340		X 0-0 1B 1B 1B		B X 1-0 ① F8		C 1 SAFE F B B B X 2-2 ③ G5-3			F X 0-1 ① F9	4	1	1	0	0	0	1
Tom Foley, L (1, 4) OBP: 0.277, SLG: 0.329	B 1 SAFE X 1-0 SH1-4 1B 1-3 1B			B B F F C 2-3 ② K			B X 1-0 ① L7		X 0-0 1B	4	0	2	0	0	1	0
Tom Prince, R (1, 2) OBP: 0.290, SLG: 0.305	B L 1 SAFE C X 1-2 SH1-4 1-2 3-H 1B			B X 1-0 ③ P3			X 0-0 ② F8		B F B C F S 2-3 ② K	4	0	1	1	0	1	1
Paul Wagner, R (1, 1) OBP: 0.333, SLG: 0.333 Lloyd McClendon, R (7, PH) OBP: 0.241, SLG: 0.264 Blas Minor, R (7, 1) OBP: 0.200, SLG: 0.200 John Candelaria, L (7, 1) Mark Petkovsek, R (8, 1) Glenn Wilson, R (9, PH) OBP: 0.167, SLG: 0.167		X 0-0 ② SH1-4 1-2 2-3			C B F B X 2-2 G6-4-3 1B		B X 1-0 2B		F F B F B S 2-3 ③ K	1 1 0 0 0 1	0 0 0 0 0 0	1 1 0 0 0 0	0 0 0 0 0 0	0 0 0 0 0 1	0 0 0 0 0 1	0 0 0 0 0 1
Inning Stats	R: 0 E: 0 K: 0 S: 8 H: 1 LOB: 1 BB: 0 P: 12	R: 1 E: 0 K: 1 S: 12 H: 3 LOB: 2 BB: 0 P: 20	R: 1 E: 0 K: 1 S: 6 H: 2 LOB: 0 BB: 0 P: 10	R: 0 E: 0 K: 1 S: 5 H: 0 LOB: 0 BB: 0 P: 9	R: 0 E: 0 K: 1 S: 7 H: 1 LOB: 0 BB: 0 P: 10	R: 0 E: 0 K: 0 S: 7 H: 1 LOB: 1 BB: 0 P: 10	R: 0 E: 0 K: 0 S: 5 H: 1 LOB: 1 BB: 0 P: 8	R: 0 E: 0 K: 1 S: 7 H: 0 LOB: 1 BB: 1 P: 16	R: 0 E: 0 K: 2 S: 11 H: 1 LOB: 1 BB: 0 P: 15	1B: 8 2B: 1 3B: 0 HR: 1	SF: 0 SAC: 1 DP: 2 HBP: 0						

TOP	
AB	34
R	2
H	10
RBI	2
BB	1
SO	7
LOB	11

WP: 0 PB: 0 SB: 0 CS: 0 PA: 36

PITCHER		IP	WLS	BF	H	R	ER	SO	BB	IBB	HBP	BLK	WP	HR	S	P	ERA	WHIP
Ryan Bowen, R ERA: 3.46	(1, 1)	7.0	W	28	9	2	2	4	0	0	0	0	0	1	50	79	2.57	1.286
Joe Klink, L ERA: 3.14	(8, 1)	0.2		3	0	0	0	0	1	0	0	0	0	0	4	13	0.00	1.500
Trevor Hoffman, R ERA: 2.94	(8, 1)	0.2		3	1	0	0	1	0	0	0	0	0	0	6	6	0.00	1.500
Bryan Harvey, R ERA: 1.26	(9, 1)	0.2	S	2	0	0	0	2	0	0	0	0	0	0	8	12	0.00	0.000

PITCHER	IP	WLS	BF	H	R	ER	SO	BB	IBB	HBP	BLK	WP	HR	S	P	ERA	WHIP

Pittsburgh Pirates @ Florida Marlins

Joe Robbie Stadium, Miami, FL

Sun Jun 13 1993, 7:05 PM EDT

Att. 42,945 - Unknown - 88 F

BOTTOM

livebaseballscorecards.com

Batter	1	2	3	4	5	6	7	8	9	AB	R	H	RBI	BB	SO	LOB
Chuck Carr, S (1, 8) OBP: 0.333, SLG: 0.340	B B C X 2-1 G3 ①		S B F F B B F F B 4-2 2B BB		B F F S 1-3 K ③		B S F B X 2-2 SF8 ② 3-H			2	0	0	1	1	1	0
Bret Barberie, S (1, 4) OBP: 0.394, SLG: 0.380	B B C X 2-1 G3-1 ②		B 1 SAFE B B B C F F X 3-2 1-3 2B			C B B B X 3-1 G3 ①	C B B B B 4-1 BB			3	0	1	0	1	0	0
Dave Magadan, L (1, 5) OBP: 0.410, SLG: 0.410	B C B F B F X 3-2 F9 ③		I I I I 4-0 G3-6-1 IBB			B C F B F X 2-2 1B 2B	C B C S 1-3 K ③			3	1	1	0	1	1	1
Orestes Destrade, S (1, 3) OBP: 0.316, SLG: 0.369		C B C B F B X 3-2 E 2B	B S X 1-1 G3-6-1 ②③ 1-2f			B X 1-0 CS 1B 2-H		C X 0-1 G5-4-3 1B		4	1	3	1	0	0	3
Jeff Conine, R (1, 7) OBP: 0.374, SLG: 0.373		F B F X 1-2 E6 G5-4-3 2-H		F S B X 1-2 L8 ①		F B 1 SAFE B B B T C 3-3 K ②③ 1-2		B B F X 2-1 F8 ①		4	0	0	0	0	1	2
Benito Santiago, R (1, 2) OBP: 0.298, SLG: 0.354		S 1 SAFE F X 0-2 G5-4-3 ①② 1-2f		B F B X 2-1 F7 ②			F S F S 0-3 K ①	F 1 SAFE X 0-1 G5-4-3 ②③ 1-2f		4	0	0	0	0	1	2
Junior Felix, S (1, 9) OBP: 0.276, SLG: 0.406		B S B B B X 3-1 1B		C B S X 1-2 G4-3 ③			B B B B 4-0 1B 3B BB			2	1	1	0	1	0	0
Walt Weiss, S (1, 6) OBP: 0.408, SLG: 0.361		1 SAFE C F 1 SAFE 1 SAFE F B 1 SAFE S 1-3 K ③			C B B X 2-1 G1-3 ①		B 1 SAFE X 1-0 1-2 3B 1B			3	1	1	0	0	1	1
Ryan Bowen, R (1, 1) OBP: 0.115, SLG: 0.192 Greg Briley, L (7, PH) OBP: 0.261, SLG: 0.375 Rick Renteria, R (7, PH) OBP: 0.357, SLG: 0.402 Joe Klink, L (8, 1) Trevor Hoffman, R (8, 1) Bryan Harvey, R (9, 1)			B S B F X 2-2 G3-1 ①		L S F B F X 1-2 G6-3 ②		C B X 1-1 1-H 2-H SF8 3B			2 0 1 0 0 0	0 0 1 0 0 0	0 0 1 0 0 0	0 0 2 0 0 0	0 0 0 0 0 0	0 0 0 0 0 0	0 0 0 0 0 0
Inning Stats	R: 0 E: 0 K: 0 S: 8 H: 0 LOB: 0 BB: 0 P: 15	R: 1 E: 1 K: 1 S: 16 H: 2 LOB: 1 BB: 0 P: 24	R: 0 E: 0 K: 0 S: 14 H: 1 LOB: 2 BB: 2 P: 28	R: 0 E: 0 K: 0 S: 8 H: 0 LOB: 0 BB: 0 P: 12	R: 0 E: 0 K: 1 S: 10 H: 0 LOB: 0 BB: 0 P: 14	R: 1 E: 0 K: 1 S: 10 H: 2 LOB: 1 BB: 0 P: 19	R: 3 E: 0 K: 2 S: 14 H: 2 LOB: 1 BB: 2 P: 27	R: 0 E: 0 K: 0 S: 6 H: 1 LOB: 0 BB: 0 P: 8		1B: 4 2B: 4 3B: 1 HR: 0	SF: 1 SAC: 0 DP: 4 HBP: 0		WP: 0 PB: 0 SB: 0 CS: 1	PA: 33		

	AB	28
	R	5
	H	8
	RBI	4
	BB	4
	SO	5
	LOB	9

PITCHER		IP	WLS	BF	H	R	ER	SO	BB	IBB	HBP	BLK	WP	HR	S	P	ERA	WHIP
Paul Wagner, R ERA: 4.84	(1, 1)	6.0		23	5	2	2	3	1	1	0	0	0	0	66	112	3.00	1.000
Blas Minor, R ERA: 3.55	(7, 1)	0.1	L	3	1	2	2	1	1	0	0	0	0	0	5	10	54.00	6.000
John Candelaria, L ERA: 9.82	(7, 1)	0.2		4	1	1	1	1	1	0	0	0	0	0	9	17	13.50	3.000
Mark Petkovsek, R ERA: 3.75	(8, 1)	1.0		3	1	0	0	0	0	0	0	0	0	0	6	8	0.00	1.000

PITCHER		IP	WLS	BF	H	R	ER	SO	BB	IBB	HBP	BLK	WP	HR	S	P	ERA	WHIP

Batter	1	2	3	4	5	6	7	8	9	AB	R	H	RBI	BB	SO	LOB
Chuck Carr, S (1, 8) OBP: 0.331, SLG: 0.341	C B X 1-1 1B 1B 2B	F F X 0-2 ③ G3		C B F X 1-2 ③ G4-3		X 0-0 ③ FC6-4 1-2f			B F C S 1-3 ③ K	5	1	1	0	0	1	3
Bret Barberie, S (1, 4) OBP: 0.398, SLG: 0.372	C B F S 1-3 ① K		B F B B F B 4-2 FC5-4 1B BB		C B C B F B X 3-2 ① F7		B B B C F B 4-2 G5-4-3 BB			2	0	0	0	2	1	1
Dave Magadan, L (1, 5) OBP: 0.412, SLG: 0.412	2 SAFE B C X 1-1 1B 2-3 1B		1 SAFE C C B 1 SAFE X 1-2 FC5-4 1-2 1B		B C X 1-1 ② P5		B X 1-0 ① F7			4	0	2	0	0	0	1
Orestes Destrade, S (1, 3) OBP: 0.315, SLG: 0.380	B F F S 1-3 ② K		C B X 1-1 ① ② FC5-4 1B 1-2 2-3		B F C B F F B X 3-2 HR		B C C X 1-2 ② ③ G5-4-3 1-2f			4	1	1	1	0	1	5
Jeff Conine, R (1, 7) OBP: 0.381, SLG: 0.377	C B X 1-1 1-2 3-H 1B		B B X 2-0 1-2 1B		B B F X 2-1 ③ G6-3			B B F C B F F B 4-2 G4-6-3 BB		3	0	2	1	1	0	0
Benito Santiago, R (1, 2) OBP: 0.293, SLG: 0.347	C B S C 1-3 ③ K		X 0-0 ③ G6-3			F F X 0-2 ① P5		C B F X 1-2 ① ② G4-6-3 1-2f		4	0	0	0	0	1	5
Junior Felix, S (1, 9) OBP: 0.270, SLG: 0.397 Matt Turner, R (8, 1)		B X 1-0 E5		B C B B B X 3-1 ① P5		L F B B B F X 2-2 ② G5-3		F C F B F B S 2-3 ③ K		4 0	0 0	0 0	0 0	0 0	1 0	0 0
Walt Weiss, S (1, 6) OBP: 0.410, SLG: 0.376		C B X 1-1 ① F7		X 0-0 HR		C B B F B F B 4-2 BB BB			B B C F B F X 3-2 ① F9	3	1	1	1	1	0	1
Jack Armstrong, R (1, 1) OBP: 0.147, SLG: 0.147 Greg Briley, L (6, PH) OBP: 0.269, SLG: 0.375 Jim Corsi, R (6, 1) Geronimo Berroa, R (8, 9) OBP: 0.194, SLG: 0.172		X 0-0 ② B3		B B C S X 2-2 ② G4-3		C B B B B 4-1 FC6-4 1-2 BB			B C C F S 1-3 ② K	2 0 0 0 1	0 0 0 0 0	0 0 0 0 0	0 1 0 0 1	0 0 0 0 0	0 0 0 0 1	1 0 0 0 0
Inning Stats	R: 1 H: 3 E: 0 LOB: 2 K: 3 BB: 0 S: 15 P: 21	R: 0 H: 0 E: 1 LOB: 1 K: 0 BB: 0 S: 7 P: 9	R: 0 H: 2 E: 0 LOB: 2 K: 0 BB: 1 S: 9 P: 17	R: 1 H: 1 E: 0 LOB: 0 K: 0 BB: 0 S: 9 P: 15	R: 1 H: 1 E: 0 LOB: 0 K: 0 BB: 0 S: 13 P: 22	R: 0 H: 0 E: 0 LOB: 2 K: 0 BB: 2 S: 12 P: 22	R: 0 H: 0 E: 0 LOB: 0 K: 0 BB: 1 S: 6 P: 12	R: 0 H: 0 E: 0 LOB: 0 K: 1 BB: 1 S: 12 P: 19	R: 0 H: 0 E: 0 LOB: 0 K: 2 BB: 0 S: 11 P: 16	1B: 4 SF: 0 2B: 1 SAC: 0 3B: 0 DP: 3 HR: 2 HBP: 0						

TOP

Florida Marlins @ Chicago Cubs

Wrigley Field, Chicago, IL

Mon Jun 14 1993, 7:05 PM CDT

Att. 38,716 - Unknown - 78 F

livebaseballscorecards.com

AB	32
R	3
H	7
RBI	3
BB	5
SO	6
LOB	17

PITCHER		IP	WLS	BF	H	R	ER	SO	BB	IBB	HBP	BLK	WP	HR	S	P	ERA	WHIP
Jose Guzman, R ERA: 4.2	(1, 1)	6.0	W	28	7	3	3	3	3	0	0	0	0	2	65	106	4.50	1.667
Paul Assenmacher, L ERA: 4.01	(7, 1)	1.0		3	0	0	0	0	1	0	0	0	0	0	6	12	0.00	1.000
Bob Scanlan, R ERA: 4.34	(8, 1)	1.0		3	0	0	0	1	1	0	0	0	0	0	12	19	0.00	1.000
Randy Myers, L ERA: 1.71	(9, 1)	1.0	S	3	0	0	0	2	0	0	0	0	0	0	11	16	0.00	0.000

PITCHER	IP	WLS	BF	H	R	ER	SO	BB	IBB	HBP	BLK	WP	HR	S	P	ERA	WHIP

WP: 0	PA: 37
PB: 0	
SB: 0	
CS: 0	

Batter	1	2	3	4	5	6	7	8	9	AB	R	H	RBI	BB	SO	LOB
Dwight Smith, L (1, 8) OBP: 0.369, SLG: 0.548	B B C X 2-1 E 1B 1B	B B X 2-0 23 F8-5 SH1-4 1-2 1B		X 0-0 2-3 1B		C X 0-1 ① G4-3		B F B S C 2-3 ① K		5	1	3	0	0	1	0
Jose Vizcaino, S (1, 5) OBP: 0.377, SLG: 0.392	1 SAFE C L F 1 SAFE P 1 SAFE X 1-2 E9 2B 1-H 1B	X 0-0 ① SH1-4 1-2 2-3		B X 1-0 ② SF8 3-H		B X 1-0 ② G6-3		B X 1-0 ② G5-3		3	1	1	1	0	0	0
23 Ryne Sandberg, R (1, 4) OBP: 0.351, SLG: 0.403	X 0-0 ① F9	C B X 1-1 ② ③ F8-5 2-3		X 0-0 ③ L8		B B X 2-0 1B 1B		C C S 0-3 ③ K		5	0	1	0	0	1	4
Mark Grace, L (1, 3) OBP: 0.392, SLG: 0.504	C F X 0-2 ② P6		B X 1-0 ① P4		X 0-0 ① F9	B X 1-0 1-2 1B				4	0	1	0	0	0	1
Derrick May, L (1, 7) OBP: 0.353, SLG: 0.476	F F B F B B X 3-2 2-H 2B		X 0-0 ② F8		B B B B 4-0 2B BB	C B X 1-1 ③ L3				3	1	1	1	1	0	2
Rick Wilkins, L (1, 2) OBP: 0.376, SLG: 0.561	B F B F F B B B 4-2 BB		B S F B B B 4-2 BB		F B 1 SAFE C X 1-2 1-H 2B		C B B B X 3-1 G6-4-3 1B			2	0	2	1	2	0	0
Sammy Sosa, R (1, 9) OBP: 0.288, SLG: 0.420	F S B C 1-3 ③ K		X 0-0 ③ F7		B B X 2-0 ② F8	X 0-0 ① ② G6-4-3 1-2f				4	0	0	0	0	1	5
Rey Sanchez, R (1, 6) OBP: 0.313, SLG: 0.331		B B C B F F X 3-2 1B 3B		X 0-0 E6 1B SH3-4 SF8	B I I 4-0 IBB	X 0-0 ③ G4-3				3	2	1	0	1	0	0
Jose Guzman, R (1, 1) OBP: 0.103, SLG: 0.103 Paul Assenmacher, L (7, 1) OBP: 0.500, SLG: 0.500 Bob Scanlan, R (8, 1) Doug Jennings, L (8, PH) OBP: 0.222, SLG: 0.667 Randy Myers, L (9, 1) OBP: 0.667, SLG: 1.000	F C X 0-2 SH1-4 1B 3-H 1B			X 0-0 ① SH3-4 1-2	X 0-0 ③ G1-3			X 0-0 HR		2 0 0 1 0	0 0 0 1 0	1 0 0 1 0	1 0 0 1 0	0 0 0 0 0	0 0 0 0 0	2 0 0 0 0
Inning Stats	R: 2 H: 3 E: 1 LOB: 2 K: 1 BB: 1 S: 21 P: 31	R: 1 H: 3 E: 0 LOB: 1 K: 0 BB: 0 S: 10 P: 16	R: 0 H: 0 E: 0 LOB: 1 K: 0 BB: 1 S: 5 P: 10	R: 1 H: 1 E: 1 LOB: 1 K: 0 BB: 0 S: 5 P: 6	R: 1 H: 1 E: 0 LOB: 2 K: 0 BB: 2 S: 6 P: 17	R: 0 H: 2 E: 0 LOB: 2 K: 0 BB: 0 S: 7 P: 12	R: 0 H: 1 E: 0 LOB: 0 K: 0 BB: 0 S: 4 P: 7	R: 1 H: 1 E: 0 LOB: 0 K: 2 BB: 0 S: 8 P: 11		1B: 8 SF: 1 2B: 3 SAC: 2 3B: 1 DP: 2 HR: 1 HBP: 0						

PITCHER		IP	WLS	BF	H	R	ER	SO	BB	IBB	HBP	BLK	WP	HR	S	P	ERA	WHIP
Jack Armstrong, R ERA: 4.04	(1, 1)	5.0	L	27	8	5	4	1	3	1	0	0	0	0	47	80	7.20	2.200
Jim Corsi, R ERA: 6.57	(6, 1)	2.0		8	3	0	0	0	0	0	0	0	0	0	11	19	0.00	1.500
Matt Turner, R ERA: 0.71	(8, 1)	1.0		4	1	1	1	2	0	0	0	0	0	1	8	11	9.00	1.000

PITCHER	IP	WLS	BF	H	R	ER	SO	BB	IBB	HBP	BLK	WP	HR	S	P	ERA	WHIP

BOTTOM

Florida Marlins @ Chicago Cubs

Wrigley Field, Chicago, IL

Mon Jun 14 1993, 7:05 PM CDT

Att. 38,716 - Unknown - 78 F

livebaseballscorecards.com

AB	32
R	6
H	12
RBI	5
BB	4
SO	3
LOB	14

WP: 0 PA: 39
PB: 0
SB: 0
CS: 0

Batter	1	2	3	4	5	6	7	8	9	AB	R	H	RBI	BB	SO	LOB
Chuck Carr, S (1, 8) OBP: 0.333, SLG: 0.341	X 0-0 ① B5		F S B B B B 4-2 ② BB		B X 1-0 ③ G4-3			B X 1-0 E 1B 1B		3	0	1	0	1	0	0
Bret Barberie, S (1, 4) OBP: 0.393, SLG: 0.367	B F C F B S 2-3 ② K		1 SAFE B X 1-0 ③ F8			B F B F X 2-2 ① G4-3		1 SAFE B B B X 2-0 E8 FC6-4 1-3 1B		4	0	1	0	0	1	2
Dave Magadan, L (1, 5) OBP: 0.405, SLG: 0.404	C F X 0-2 ③ G4-3			B B F X 2-1 ① G4-3		B C S B S 2-3 ② K		B B C X 2-1 ② P8		4	0	0	0	0	1	2
Jeff Conine, R (1, 3) OBP: 0.378, SLG: 0.372		B C C X 1-2 ① G1-3		F C B B B B 4-2 1B BB		B C X 1-1 ③ G4-3		S F B B F F X 2-2 ③ FC6-4 1-2f		3	0	0	0	1	0	2
Junior Felix, S (1, 9) OBP: 0.269, SLG: 0.399		C B B F F F S 2-3 ② K		1 SAFE X 0-0 ② F7			F X 0-1 G4-3 2B		X 0-0 ① L9	4	0	1	0	0	1	1
Benito Santiago, R (1, 2) OBP: 0.292, SLG: 0.345		F F F C 0-3 ③ K		C S B F X 1-2 1-3 1B			B C S F F X 1-2 ① G1-3		B B C B F F F X 3-2 E6 G4-6-3	4	0	1	0	0	1	1
Greg Briley, L (1, 7) OBP: 0.271, SLG: 0.385 Rick Renteria, R (9, PH) OBP: 0.363, SLG: 0.398		B X 1-0 G3-1 2B	1 SAFE B F X 1-1 ③ F7				F S B B F F B X 3-2 ② G4-3 2-3		B C B F X 2-2 ② ③ G4-6-3 1-2f	3	0	1	0	0	0	3
										1	0	0	0	0	0	1
Alex Arias, R (1, 6) OBP: 0.359, SLG: 0.341		X 0-0 ① G3-1 2-3			C B B F X 2-2 ① G4-3		C B C X 1-2 ③ F8			3	0	0	0	0	0	2
Charlie Hough, R (1, 1) OBP: 0.074, SLG: 0.038 Walt Weiss, S (8, PH) OBP: 0.408, SLG: 0.374 Cris Carpenter, R (8, 1) Joe Klink, L (8, 1)		F F B C 1-3 ② K			F S B X 1-2 ② G5-3			B F X 1-1 ① G4-3		2	0	0	0	0	1	1
										1	0	0	0	0	0	0
										0	0	0	0	0	0	0
										0	0	0	0	0	0	0

TOP

Florida Marlins @ Chicago Cubs

Wrigley Field, Chicago, IL

Tue Jun 15 1993, 3:33 AM CDT

Att. 31,333 - Sunny - 64 F

livebaseballscorecards.com

AB	32
R	0
H	5
RBI	0
BB	2
SO	5
LOB	15

Inning Stats	1	2	3	4	5	6	7	8	9	1B: 3	SF: 0	WP: 0	PA: 34
R:	0	0	0	0	0	0	0	0	0	2B: 2	SAC: 0	PB: 0	
E:	0	0	0	0	0	0	0	1	1	3B: 0	DP: 1	SB: 0	
K:	1	2	1	0	0	1	0	0	0	HR: 0	HBP: 0	CS: 0	
S:	8	12	8	11	7	8	14	11	10				
H:	0	0	1	1	0	0	1	2	0				
LOB:	0	0	2	2	0	0	1	2	0				
BB:	0	0	1	1	0	0	0	0	0				
P:	10	15	15	19	11	13	19	19	15				

PITCHER		IP	WLS	BF	H	R	ER	SO	BB	IBB	HBP	BLK	WP	HR	S	P	ERA	WHIP
Frank Castillo, R ERA: 4.4	(1, 1)	7.1	W	29	5	0	0	5	2	0	0	0	0	0	72	110	0.00	0.955
Paul Assenmacher, L ERA: 3.96	(8, 1)	0.1		1	0	0	0	0	0	0	0	0	0	0	2	4	0.00	0.000
Bob Scanlan, R ERA: 4.3	(8, 1)	0.1		1	0	0	0	0	0	0	0	0	0	0	5	7	0.00	0.000
Randy Myers, L ERA: 1.65	(9, 1)	1.0	S	3	0	0	0	0	0	0	0	0	0	0	10	15	0.00	0.000

PITCHER	IP	WLS	BF	H	R	ER	SO	BB	IBB	HBP	BLK	WP	HR	S	P	ERA	WHIP

Florida Marlins @ Chicago Cubs

Wrigley Field, Chicago, IL

Tue Jun 15 1993, 3:33 AM CDT

Att. 31,333 - Sunny - 64 F

livebaseballscorecards.com

BOTTOM

Batter	1	2	3	4	5	6	7	8	9	AB	R	H	RBI	BB	SO	LOB
Dwight Smith, L (1, 8) OBP: 0.360, SLG: 0.534	C S 0-3 ① K	B X 1-0 ③ G4-3			C B X 1-1 ① G4-3		X 0-0 E7 1-H			4	0	0	0	0	1	2
Jose Vizcaino, S (1, 5) OBP: 0.379, SLG: 0.391	C X 0-1 23 PB 1B		B B C B B 4-1 CS BB		F S B S 1-3 ② K		F X 0-1 ③ G1-3			3	0	1	0	1	1	1
23 Ryne Sandberg, R (1, 4) OBP: 0.349, SLG: 0.399	B 1 SAFE 1 SAFE B B C F S 3-3 ② K 1-2		1 SAFE C X 0-1 ① L9		B C F F F S 1-3 ③ K			B B B C X 3-1 G6-3 S 1B		4	0	1	0	0	2	2
Mark Grace, L (1, 3) OBP: 0.386, SLG: 0.496	S X 0-1 ③ G6-3		C B B B X 3-1 ② ③ F9 1-2			B B X 2-0 ① G1-3		B 1 SAFE B X 2-0 ① G6-3 1-3		4	0	0	0	0	0	3
Derrick May, L (1, 7) OBP: 0.346, SLG: 0.466		B B B C F S 3-3 ① K		B B F X 2-1 ① G3		B B F F X 2-2 ② L9		F B X 1-1 ② G3		4	0	0	0	0	1	1
Rick Wilkins, L (1, 2) OBP: 0.373, SLG: 0.559		C F X 0-2 ② L7		B F X 1-1 1B 1B 2B		X 0-0 ③ L8		C C S 0-3 ③ K		4	1	1	0	0	1	1
Sammy Sosa, R (1, 9) OBP: 0.292, SLG: 0.421		B B B C F F B 4-2 1B 1B BB		B F X 1-1 1B 2-3 1B			X 0-0 ① F7			2	1	1	0	1	0	0
Rey Sanchez, R (1, 6) OBP: 0.320, SLG: 0.338		1 SAFE 1 SAFE 1 SAFE P B 1 SAFE X 2-0 1B 1-3 1B		X 0-0 G4-6-3 1-2 3-H 1B			F X 0-1 ② P8			3	0	2	1	0	0	0
Frank Castillo, R (1, 1) OBP: 0.250, SLG: 0.250 Paul Assenmacher, L (8, 1) OBP: 0.500, SLG: 0.500 Bob Scanlan, R (8, 1) Randy Myers, L (9, 1) OBP: 0.667, SLG: 1.000		B C X 1-1 1-2 3-H 1B		M L X 0-2 ② ③ G4-6-3 1-2f			F X 0-1 E 1B			3 0 0 0	1 0 0 0	2 0 0 0	1 0 0 0	0 0 0 0	0 0 0 0	2 0 0 0
Inning Stats	R: 0 E: 0 K: 2 S: 10 H: 1 LOB: 1 BB: 0 P: 13	R: 1 E: 0 K: 1 S: 14 H: 2 LOB: 2 BB: 1 P: 24	R: 0 E: 0 K: 0 S: 5 H: 0 LOB: 0 BB: 1 P: 12	R: 1 E: 0 K: 0 S: 10 H: 3 LOB: 1 BB: 0 P: 14	R: 0 E: 0 K: 2 S: 10 H: 0 LOB: 0 BB: 0 P: 13	R: 0 E: 0 K: 0 S: 5 H: 0 LOB: 0 BB: 0 P: 9	R: 1 E: 1 K: 0 S: 8 H: 1 LOB: 1 BB: 0 P: 8	R: 0 E: 0 K: 1 S: 8 H: 1 LOB: 1 BB: 0 P: 14		1B: 7 2B: 1 3B: 0 HR: 0	SF: 0 SAC: 0 DP: 1 HBP: 0			WP: 0 PB: 1 SB: 1 CS: 1	PA: 33	

	AB	31
	R	3
	H	8
	RBI	2
	BB	2
	SO	6
	LOB	12

PITCHER		IP	WLS	BF	H	R	ER	SO	BB	IBB	HBP	BLK	WP	HR	S	P	ERA	WHIP
Charlie Hough, R ERA: 4.47	(1, 1)	7.0	L	29	7	3	2	5	2	0	0	0	0	0	62	93	2.57	1.286
Cris Carpenter, R ERA: 4.71	(8, 1)	0.1		2	1	0	0	0	0	0	0	0	0	0	3	8	0.00	3.000
Joe Klink, L ERA: 3.0	(8, 1)	0.2		2	0	0	0	1	0	0	0	0	0	0	5	6	0.00	0.000

PITCHER		IP	WLS	BF	H	R	ER	SO	BB	IBB	HBP	BLK	WP	HR	S	P	ERA	WHIP

Florida Marlins @ Chicago Cubs

Wrigley Field, Chicago, IL

Wed Jun 16 1993, 3:33 AM CDT

Att. 31,140 - Cloudy - 66 F

TOP

livebaseballscorecards.com

Batter	1	2	3	4	5	6	7	8	9	AB	R	H	RBI	BB	SO	LOB
Chuck Carr, S (1, 8) OBP: 0.335, SLG: 0.339	B B C X 2-1 E S 1B 1B		B X 1-0 ① G4-3		C B B X 2-1 ① F7		1 SAFE B B B B 4-0 1B 1-2 BB		B C X 1-1 ①② G4-6-3 1-2f 3-H	4	1	1	0	1	0	1
Bret Barberie, S (1, 4) OBP: 0.402, SLG: 0.379	B 1 SAFE 1 SAFE B C 1 SAFE B X 3-1 G4-3 1-H 1B		B F X 1-1 ② G3-1		B C B C X 2-2 ② G3-1		B C B B X 3-1 1-2 2-H 1B		C B B X 2-1 1B	5	0	3	2	0	0	0
Dave Magadan, L (1, 5) OBP: 0.405, SLG: 0.401	B C S B X 2-2 ① G4-3 1-2		B C S B F X 3-2 E8 1B		B B C B B 4-1 BB		F C F B F S 1-3 ② K		S S S 0-3 ③ K	4	0	1	0	1	2	4
Orestes Destrade, S (1, 3) OBP: 0.311, SLG: 0.373	F B B F B F X 3-2 ② F7		C F F X 0-2 ③ F8		S 1 SAFE C B B B C 3-3 ③ K		B X 1-0 ③ F7			4	0	0	0	0	1	5
Jeff Conine, R (1, 7) OBP: 0.373, SLG: 0.365	X 0-0 ③ F9			B C B F X 2-2 ① L8		B C B X 2-1 ① F7		F B C B F F X 2-2 ① G5-3		4	0	0	0	0	0	1
Junior Felix, S (1, 9) OBP: 0.269, SLG: 0.401		C B X 1-1 ① F7		F X 0-1 2B		X 0-0 ② G4-3		X 0-0 ② G6-3		4	0	1	0	0	0	0
Mitch Lyden, R (1, 2) OBP: 0.250, SLG: 1.000		C X 0-1 HR		B X 1-0 ② G1-3		X 0-0 ③ L9		X 0-0 ③ G6-3		4	1	1	1	0	0	1
Walt Weiss, S (1, 6) OBP: 0.409, SLG: 0.379		C X 0-1 ② G4-3		I I I I 4-0 IBB			F C B C 1-3 ① K		B B C T F X 2-2 PB G4-6-3 2B	3	1	1	0	1	1	0
Luis Aquino, R (1, 1) OBP: 0.105, SLG: 0.105		B C B X 2-1 ③ G6-3		B B B C C F X 3-2 ③ P2			B B B C F B 4-2 BB 1B BB		B C S T F S 1-3 K G4-6-3 2-3	2	0	0	0	0	0	2
Joe Klink, L (6, 1)										0	0	0	0	0	0	0
Greg Briley, L (7, PH) OBP: 0.278, SLG: 0.385										0	1	0	0	1	0	0
Richie Lewis, R (7, 1)										0	0	0	0	0	0	0
Rick Renteria, R (9, PH) OBP: 0.359, SLG: 0.393										1	0	0	0	0	1	1
Inning Stats	R: 1 E: 0 K: 0 S: 12 H: 2 LOB: 1 BB: 0 P: 22	R: 1 E: 0 K: 0 S: 8 H: 1 LOB: 0 BB: 0 P: 11	R: 0 E: 1 K: 0 S: 10 H: 1 LOB: 1 BB: 0 P: 15	R: 0 E: 0 K: 0 S: 10 H: 1 LOB: 2 BB: 1 P: 20	R: 0 E: 0 K: 1 S: 9 H: 0 LOB: 1 BB: 1 P: 20	R: 0 E: 0 K: 0 S: 4 H: 0 LOB: 0 BB: 0 P: 6	R: 1 E: 0 K: 2 S: 13 H: 1 LOB: 2 BB: 2 P: 27	R: 0 E: 0 K: 0 S: 7 H: 0 LOB: 0 BB: 0 P: 9	R: 1 E: 0 K: 2 S: 15 H: 2 LOB: 1 BB: 0 P: 21	1B: 5 2B: 2 3B: 0 HR: 1	SF: 0 SAC: 0 DP: 1 HBP: 0						

	AB	35
	R	4
	H	8
	RBI	3
	BB	4
	SO	5
	LOB	15

	WP: 0	PA: 39
	PB: 1	
	SB: 1	
	CS: 0	

PITCHER		IP	WLS	BF	H	R	ER	SO	BB	IBB	HBP	BLK	WP	HR	S	P	ERA	WHIP
Jose Bautista, R ERA: 2.93	(1, 1)	5.0		22	5	2	2	1	1	1	0	0	0	1	49	88	3.60	1.200
Jim Bullinger, R ERA: 6.75	(6, 1)	1.1	W	6	0	1	1	1	2	0	0	0	0	0	9	20	6.75	1.500
Paul Assenmacher, L ERA: 3.91	(7, 1)	0.1		2	1	0	0	1	0	0	0	0	0	0	7	11	0.00	3.000
Bob Scanlan, R ERA: 4.11	(7, 1)	1.1		4	0	0	0	0	0	0	0	0	0	0	8	11	0.00	0.000
Randy Myers, L ERA: 1.91	(9, 1)	1.0	S	5	2	1	1	2	0	0	0	0	0	0	15	21	9.00	2.000

PITCHER	IP	WLS	BF	H	R	ER	SO	BB	IBB	HBP	BLK	WP	HR	S	P	ERA	WHIP

Florida Marlins @ Chicago Cubs

Wrigley Field, Chicago, IL

Wed Jun 16 1993, 3:33 AM CDT

Att. 31,140 - Cloudy - 66 F

livebaseballscorecards.com

Batter	1	2	3	4	5	6	7	8	9	AB	R	H	RBI	BB	SO	LOB
Dwight Smith, L (1, 8) OBP: 0.352, SLG: 0.524	L9		G3-1		F8		SF9			3	0	0	1	0	0	0
Jose Vizcaino, S (1, 5) OBP: 0.386, SLG: 0.404	G4-3			23 1B 3B		23 S 23 2B 1B	23 G4-3 BB			3	2	2	0	1	0	0
23 Ryne Sandberg, R (1, 4) OBP: 0.352, SLG: 0.408	K			G4-3 1B 1B		G4-3 1B 2B	G4-3			4	2	2	3	0	1	2
Mark Grace, L (1, 3) OBP: 0.387, SLG: 0.494		1B		F8		G4-3	IBB			3	0	1	0	1	0	2
Derrick May, L (1, 7) OBP: 0.344, SLG: 0.462		P5		G4-3		G4-6-3 1B	G4-3			4	0	1	1	0	0	5
Rick Wilkins, L (1, 2) OBP: 0.370, SLG: 0.552		F9		G 2-H 1B		G4-6-3 1-2f		F9		4	0	1	1	0	0	2
Sammy Sosa, R (1, 9) OBP: 0.292, SLG: 0.418		F9		G3			SH SF9 1B	P3		4	1	1	0	0	0	2
Rey Sanchez, R (1, 6) OBP: 0.318, SLG: 0.336			G5-3		F8		SF9 23 G4-3 SH 1B	P6		4	1	1	0	0	0	0
Jose Bautista, R (1, 1)			G4-3		B2		SH 23 G4-3 BB			2	0	0	0	0	0	0
Jim Bullinger, R (6, 1)										0	0	0	0	0	0	0
Paul Assenmacher, L (7, 1) OBP: 0.500, SLG: 0.500										0	0	0	0	0	0	0
Bob Scanlan, R (7, 1)										0	0	0	0	0	0	0
Randy Myers, L (9, 1) OBP: 0.667, SLG: 1.000										0	0	0	0	0	0	0
Inning Stats	R: 0 E: 0 K: 1 S: 10 H: 0 LOB: 0 BB: 0 P: 17	R: 0 E: 0 K: 0 S: 6 H: 1 LOB: 1 BB: 0 P: 9	R: 0 E: 0 K: 0 S: 5 H: 0 LOB: 0 BB: 0 P: 9	R: 2 E: 0 K: 0 S: 16 H: 3 LOB: 1 BB: 0 P: 20	R: 0 E: 0 K: 0 S: 4 H: 0 LOB: 0 BB: 0 P: 4	R: 2 E: 0 K: 0 S: 10 H: 3 LOB: 0 BB: 0 P: 16	R: 2 E: 1 K: 0 S: 10 H: 2 LOB: 3 BB: 2 P: 20	R: 0 E: 0 K: 0 S: 7 H: 0 LOB: 0 BB: 0 P: 9		1B: 7 2B: 1 3B: 1 HR: 0 SF: 1 SAC: 1 DP: 1 HBP: 0						

WP: 0 PB: 0 SB: 1 CS: 0 PA: 35

PITCHER		IP	WLS	BF	H	R	ER	SO	BB	IBB	HBP	BLK	WP	HR	S	P	ERA	WHIP
Luis Aquino, R ERA: 2.65	(1, 1)	5.0	L	21	6	4	4	1	0	0	0	0	0	0	46	67	7.20	1.200
Joe Klink, L ERA: 2.81	(6, 1)	1.0		3	1	0	0	0	0	0	0	0	0	0	5	8	0.00	1.000
Richie Lewis, R ERA: 2.51	(7, 1)	2.0		11	2	2	1	0	1	1	0	0	0	0	17	29	4.50	1.500

PITCHER	IP	WLS	BF	H	R	ER	SO	BB	IBB	HBP	BLK	WP	HR	S	P	ERA	WHIP

AB	31
R	6
H	9
RBI	6
BB	2
SO	1
LOB	13

Batter	1	2	3	4	5	6	7	8	9	AB	R	H	RBI	BB	SO	LOB
Chuck Carr, S (1, 8) OBP: 0.328, SLG: 0.332	F7		G4-3	FC4-6			K		G1-3	5	0	0	0	0	1	3
Bret Barberie, S (1, 4) OBP: 0.402, SLG: 0.380	BB, 1B		G5-3		G6-3		3B, 1B		F8	5	2	2	0	0	0	1
Jeff Conine, R (1, 7) (9, 3) OBP: 0.381, SLG: 0.378	1-2: 3B, BB		BB		P4		1-H: 3B		2-3: 1B	3	1	2	1	2	0	0
Orestes Destrade, S (1, 3) OBP: 0.312, SLG: 0.382	1-H, 2-H: 3B		K		BB, 1B		G5-3		K	5	0	2	2	0	2	4
Benito Santiago, R (1, 2) OBP: 0.296, SLG: 0.354	K			1B, 3B	SAFE; 1-2: FC6-4, BB		G4-3			3	1	1	0	1	1	2
Dave Magadan, L (1, 5) OBP: 0.402, SLG: 0.398	G6-3			BB, 3-H: 1B	FC6-4, 1-2f			G4-3		4	0	1	1	0	0	3
Junior Felix, S (1, 9) OBP: 0.264, SLG: 0.393		K		F8	G6-3			L3		4	0	0	0	0	1	1
Walt Weiss, S (1, 6) OBP: 0.403, SLG: 0.371		G6-3		F9	G6-3			F7		4	0	0	0	0	0	1
Chris Hammond, L (1, 1) OBP: 0.294, SLG: 0.387		P4		FC4-6, 1-2: BB	K				1B, G1-3, 1B	3	0	1	0	1	1	0
Bryan Harvey, R (9, 1)										0	0	0	0	0	0	0
Greg Briley, L (9, 7) OBP: 0.278, SLG: 0.385										0	0	0	0	0	0	0
Inning Stats	R: 2 E: 0 K: 1 S: 13 H: 2 LOB: 1 BB: 1 P: 23	R: 0 E: 0 K: 1 S: 9 H: 0 LOB: 0 BB: 0 P: 15	R: 0 E: 0 K: 1 S: 10 H: 0 LOB: 1 BB: 1 P: 18	R: 1 E: 0 K: 0 S: 10 H: 2 LOB: 2 BB: 1 P: 16	R: 0 E: 0 K: 0 S: 12 H: 1 LOB: 2 BB: 1 P: 20	R: 0 E: 0 K: 1 S: 8 H: 0 LOB: 0 BB: 0 P: 10	R: 1 E: 0 K: 1 S: 10 H: 2 LOB: 1 BB: 0 P: 15	R: 0 E: 0 K: 0 S: 7 H: 0 LOB: 0 BB: 0 P: 13	R: 0 E: 0 K: 1 S: 13 H: 2 LOB: 2 BB: 0 P: 20	1B: 6 2B: 0 3B: 3 HR: 0	SF: 0 SAC: 0 DP: 0 HBP: 0						

TOP

Florida Marlins @ Philadelphia Phillies

Veterans Stadium, Philadelphia, PA

Thu Jun 17 1993, 7:05 PM EDT

Att. 38,855 - Unknown - 85 F

livebaseballscorecards.com

AB	36
R	4
H	9
RBI	4
BB	4
SO	6
LOB	15

PITCHER		IP	WLS	BF	H	R	ER	SO	BB	IBB	HBP	BLK	WP	HR	S	P	ERA	WHIP
Danny Jackson, L ERA: 3.35	(1, 1)	7.0	L	32	7	4	4	5	4	0	0	0	0	0	72	117	5.14	1.571
Jose DeLeon, R ERA: 4.43	(8, 1)	1.0		3	0	0	0	0	0	0	0	0	0	0	7	13	0.00	0.000
Mark Davis, L ERA: 4.37	(9, 1)	1.0		5	2	0	0	1	0	0	0	0	0	0	13	20	0.00	2.000

PITCHER	IP	WLS	BF	H	R	ER	SO	BB	IBB	HBP	BLK	WP	HR	S	P	ERA	WHIP

BOTTOM

Florida Marlins @ Philadelphia Phillies

Veterans Stadium, Philadelphia, PA

Thu Jun 17 1993, 7:05 PM EDT

Att. 38,855 - Unknown - 85 F

livebaseballscorecards.com

Batter	1	2	3	4	5	6	7	8	9	AB	R	H	RBI	BB	SO	LOB
Lenny Dykstra, L (1, 8) OBP: 0.394, SLG: 0.426	BBBCB 4-1 BLK 1B BB		BBBCCB 4-2 BB			CBX 1-1 ① G4-3		CCBBX 2-2 ③ P6		2	1	0	0	2	0	0
Milt Thompson, L (1, 7) OBP: 0.320, SLG: 0.274	1 SAFE C X 0-1 ① F8		1 SAFE BCS 1 SAFE BB 1 SAFE X 3-1 ② F8			BCCCS 1-3 ② K			X 0-0 1B	4	0	1	0	0	1	2
Ricky Jordan, R (1, 3) OBP: 0.340, SLG: 0.438	1 SAFE 1 SAFE 1 SAFE B X 1-0 ② G5-3 1-2		1 SAFE BCS 1 SAFE F 1 SAFE 1 SAFE C 1-3 ③ K			CFBX 1-2 ③ G4-3			F B X 1-1 ① F8	4	0	0	0	0	1	3
Darren Daulton, L (1, 2) OBP: 0.410, SLG: 0.556	C B X 1-1 FC6-4 2-H 1B			CCBBFX 2-2 ① G4-3			X 0-0 ① P5		C X 0-1 ② F8	4	0	1	1	0	0	1
Pete Incaviglia, R (1, 9) OBP: 0.327, SLG: 0.581	X 0-0 ③ FC6-4 1-2f			X 0-0 G4-3 1B			BBX 2-0 FC5-4 1B		X 0-0 ③ P3	4	0	2	0	0	0	2
Mariano Duncan, R (1, 4) OBP: 0.279, SLG: 0.404 (9, 6)		B F B F X 2-2 ① F9		X 0-0 ②③ G4-3 1-2f			C B X 1-1 ② FC5-4 BLK 1-2f			3	0	0	0	0	0	2
Kim Batiste, R (1, 5) OBP: 0.301, SLG: 0.486		B X 1-0 ② G6-3			SBSBC 2-3 ① K		C F S 0-3 ③ K 1-2			3	0	0	0	0	2	1
Joe Millette, R (1, 6) OBP: 0.250, SLG: 0.250 Ruben Amaro Jr, S (8, PH) Mickey Morandini, L (9, 4) OBP: 0.291, SLG: 0.357		C S X 0-2 ③ G6-3			S X 0-1 ② F7			B B C X 2-1 ① P3		2 1 0	0 0 0	0 0 0	0 0 0	0 0 0	0 0 0	0 0 0
Danny Jackson, R (1, 1) OBP: 0.176, SLG: 0.129 Jose DeLeon, R (8, 1) Todd Pratt, R (8, PH) OBP: 0.238, SLG: 0.450 Mark Davis, L (9, 1)			C S C 0-3 ① K		X 0-0 ③ L3			B B B C C C X 3-2 ② F9		2 0 1 0	0 0 0 0	0 0 0 0	0 0 0 0	1 0 0 0	0 0 0 0	0 0 0 0
Inning Stats	R: 1 H: 1 E: 0 LOB: 1 K: 0 BB: 1 S: 7 P: 13	R: 0 H: 0 E: 0 LOB: 0 K: 0 BB: 0 S: 7 P: 10	R: 0 H: 0 E: 0 LOB: 1 K: 2 BB: 1 S: 11 P: 19	R: 0 H: 1 E: 0 LOB: 0 K: 0 BB: 0 S: 6 P: 8	R: 0 H: 0 E: 0 LOB: 0 K: 1 BB: 0 S: 6 P: 8	R: 0 H: 0 E: 0 LOB: 0 K: 1 BB: 0 S: 8 P: 11	R: 0 H: 1 E: 0 LOB: 1 K: 1 BB: 0 S: 7 P: 10	R: 0 H: 0 E: 0 LOB: 0 K: 0 BB: 0 S: 8 P: 15	R: 0 H: 1 E: 0 LOB: 1 K: 0 BB: 0 S: 6 P: 7	1B: 4 SF: 0 2B: 0 SAC: 0 3B: 0 DP: 1 HR: 0 HBP: 0						

AB	30
R	1
H	4
RBI	1
BB	2
SO	5
LOB	11

WP: 0 PA: 32
PB: 0
SB: 0
CS: 0

PITCHER		IP	WLS	BF	H	R	ER	SO	BB	IBB	HBP	BLK	WP	HR	S	P	ERA	WHIP
Chris Hammond, L ERA: 4.01	(1, 1)	8.0	W	29	4	1	1	5	2	0	0	2	0	0	61	95	1.12	0.750
Bryan Harvey, R ERA: 1.21	(9, 1)	1.0	S	3	0	0	0	0	0	0	0	0	0	0	5	6	0.00	0.000

PITCHER	IP	WLS	BF	H	R	ER	SO	BB	IBB	HBP	BLK	WP	HR	S	P	ERA	WHIP

Batter	1	2	3	4	5	6	7	8	9	AB	R	H	RBI	BB	SO	LOB
Chuck Carr, S (1, 8) OBP: 0.330, SLG: 0.342	X 0-0 S 1B		C B X 1-1 ③ G4-3		B X 1-0 1-H SF8 3B		B C X 1-1 G4-3 ①		B B C F T 2-2 ② K	5	1	2	1	0	1	0
Alex Arias, R (1, 5) OBP: 0.361, SLG: 0.346	C X 0-1 ① F7			C B B X 2-1 G4-3 1B 1B	B X 1-0 ② SF8 3-H		C B B F X 2-2 ② G1-6-3		C B X 1-1 1B	4	1	2	1	0	0	1
Bret Barberie, S (1, 4) OBP: 0.394, SLG: 0.372	1 SAFE P 2 SAFE B B C C S 3-3 ② K 1-2			X 0-0 ① G4-3 1-2	C B B X 2-1 1B		B B C B X 3-1 E5		C F B F B F B X 3-2 ③ F9	5	0	1	0	0	1	3
Orestes Destrade, S (1, 3) OBP: 0.308, SLG: 0.376	F F B B C 2-3 ③ K			B C B C B C 3-3 ② K	X 0-0 ③ F7		X 0-0 ③ P6			4	0	0	0	0	2	4
Jeff Conine, R (1, 7) OBP: 0.379, SLG: 0.373		C F C 0-3 ① K		H 1-0 1B HBP		F X 0-1 E6 FC5-4 1B		X 0-0 ① L8		3	0	0	0	0	1	0
Junior Felix, S (1, 9) OBP: 0.268, SLG: 0.395		C B B C B X 3-2 ② P6		B B C B F X 3-2 1-3 2-H 1B		B F C C 1-3 ① K		C S F B X 1-2 1B		4	0	2	1	0	1	1
Benito Santiago, R (1, 2) OBP: 0.293, SLG: 0.351 Mitch Lyden, R (5, 2) OBP: 0.333, SLG: 0.833		B B C B S X 3-2 ③ L7		X 0-0 ③ F9		B B X 2-0 FC5-4 1-2 1B		F F X 0-2 ② F9		2	0	0	0	0	0	2
										2	0	1	0	0	0	1
Walt Weiss, S (1, 6) OBP: 0.396, SLG: 0.364			X 0-0 ① G6-3		B X 1-0 ① G3-1	C B X 1-1 ② FC5-4 FC4 1-2f 2-3		B B X 2-0 ③ F7		4	0	0	0	0	0	3
Ryan Bowen, R (1, 1) OBP: 0.143, SLG: 0.214			S B X 1-1 ② P6		X 0-0 3B 1B	B X 1-0 ③ FC4 1-2f			B S C B F C 2-3 ① K	2	1	1	0	0	0	0
Richie Lewis, R (5, 1)										0	0	0	0	0	0	0
Geronimo Berroa, R (6, PH) OBP: 0.188, SLG: 0.167										1	0	0	0	0	0	2
Cris Carpenter, R (6, 1)										0	0	0	0	0	0	0
Greg Briley, L (9, PH) OBP: 0.276, SLG: 0.380										1	0	0	0	0	1	0
Inning Stats	R: 0 E: 0 K: 2 S: 10 H: 1 LOB: 1 BB: 0 P: 14	R: 0 E: 0 K: 1 S: 9 H: 0 LOB: 0 BB: 0 P: 15	R: 0 E: 0 K: 0 S: 5 H: 0 LOB: 0 BB: 0 P: 7	R: 1 E: 0 K: 1 S: 10 H: 2 LOB: 2 BB: 0 P: 19	R: 2 E: 0 K: 0 S: 7 H: 3 LOB: 1 BB: 0 P: 12	R: 0 E: 1 K: 1 S: 9 H: 1 LOB: 2 BB: 0 P: 14	R: 0 E: 1 K: 0 S: 8 H: 0 LOB: 1 BB: 0 P: 14	R: 0 E: 0 K: 0 S: 9 H: 1 LOB: 1 BB: 0 P: 12	R: 0 E: 0 K: 2 S: 14 H: 1 LOB: 1 BB: 0 P: 22	1B: 8 2B: 0 3B: 1 HR: 0 SF: 1 SAC: 0 DP: 0 HBP: 1						

PITCHER		IP	WLS	BF	H	R	ER	SO	BB	IBB	HBP	BLK	WP	HR	S	P	ERA	WHIP
Ben Rivera, R ERA: 4.16	(1, 1)	5.0	W	22	6	3	3	4	0	0	1	0	0	0	41	67	5.40	1.200
Mark Davis, L ERA: 4.01	(6, 1)	2.0		9	1	0	0	1	0	0	0	0	0	0	17	28	0.00	0.500
Larry Andersen, R ERA: 2.18	(8, 1)	2.0		8	2	0	0	2	0	0	0	0	0	0	23	34	0.00	1.000

PITCHER	IP	WLS	BF	H	R	ER	SO	BB	IBB	HBP	BLK	WP	HR	S	P	ERA	WHIP

TOP

Florida Marlins @ Philadelphia Phillies

Veterans Stadium, Philadelphia, PA

Fri Jun 18 1993, 7:05 PM EDT

Att. 37,925 - Unknown

livebaseballscorecards.com

AB	37
R	3
H	9
RBI	3
BB	0
SO	7
LOB	17

WP: 0 PA: 39
PB: 0
SB: 1
CS: 0

Florida Marlins @ Philadelphia Phillies

Veterans Stadium, Philadelphia, PA

Fri Jun 18 1993, 7:05 PM EDT

Att. 37,925 - Unknown

livebaseballscorecards.com

BOTTOM

Batter	1	2	3	4	5	6	7	8	9	AB	R	H	RBI	BB	SO	LOB
Lenny Dykstra, L (1, 8) OBP: 0.396, SLG: 0.429	G4-3 2B 2B	F8			1B BB	F8				3	1	1	0	1	0	1
Mariano Duncan, R (1, 6) OBP: 0.278, SLG: 0.401	G4-3 2-3	G3			1 SAFE 1 SAFE 1 SAFE WP 1-2 1B	K				4	1	1	0	0	1	1
John Kruk, L (1, 3) OBP: 0.489, SLG: 0.523	2B BB	FC4-6 BB			1B 1-2 1B BB		F7			1	2	0	0	3	0	0
Darren Daulton, L (1, 2) OBP: 0.411, SLG: 0.560	1-H 3-H 2B	K	1 SAFE 1 SAFE		1B WP 1-2 2-H 1B		G3-1			4	1	2	3	0	1	1
Jim Eisenreich, L (1, 9) OBP: 0.395, SLG: 0.514	F7	FC4-6 1-2f			WP 1B 1-3 2-H 1B		F7			4	1	1	1	0	0	2
Milt Thompson, L (1, 7) OBP: 0.325, SLG: 0.275	K		G6-4-3 1B	WP 1B IBB			F7			3	1	1	0	1	1	1
Kim Batiste, R (1, 5) OBP: 0.312, SLG: 0.500	G6-3 2B		1 SAFE 1 SAFE G6-4-3 1-2f		WP 1-H 2-H 3-H 1B			F8		4	0	2	2	0	0	1
Mickey Morandini, L (1, 4) OBP: 0.286, SLG: 0.350	G6-3 2-3		G4-3		P6			K		4	0	0	0	0	1	2
Ben Rivera, R (1, 1) OBP: 0.100, SLG: 0.100 Mark Davis, L (6, 1) Larry Andersen, R (8, 1) OBP: 1.000, SLG: 1.000	G6-3				K	G3				2 1 0	0 0 0	0 0 0	0 0 0	0 0 0	1 0 0	1 0 0
Inning Stats	R: 2 H: 2 E: 0 LOB: 1 K: 1 BB: 1 S: 11 P: 21	R: 0 H: 1 E: 0 LOB: 1 K: 0 BB: 0 S: 13 P: 20	R: 0 H: 0 E: 0 LOB: 1 K: 1 BB: 1 S: 7 P: 16	R: 0 H: 1 E: 0 LOB: 0 K: 0 BB: 0 S: 4 P: 8	R: 5 H: 4 E: 0 LOB: 1 K: 1 BB: 3 S: 14 P: 37	R: 0 H: 0 E: 0 LOB: 0 K: 1 BB: 0 S: 11 P: 15	R: 0 H: 0 E: 0 LOB: 0 K: 0 BB: 0 S: 6 P: 11	R: 0 H: 0 E: 0 LOB: 0 K: 1 BB: 0 S: 7 P: 12		1B: 5 SF: 0 2B: 3 SAC: 0 3B: 0 DP: 1 HR: 0 HBP: 0						

AB	30
R	7
H	8
RBI	6
BB	5
SO	5
LOB	10

WP: 2 PA: 35
PB: 0
SB: 0
CS: 0

PITCHER		IP	WLS	BF	H	R	ER	SO	BB	IBB	HBP	BLK	WP	HR	S	P	ERA	WHIP
Ryan Bowen, R ERA: 3.99	(1, 1)	4.2	L	25	8	7	7	3	4	1	0	0	2	0	47	98	13.50	2.571
Richie Lewis, R ERA: 2.48	(5, 1)	0.1		1	0	0	0	0	0	0	0	0	0	0	2	4	0.00	0.000
Cris Carpenter, R ERA: 4.13	(6, 1)	3.0		9	0	0	0	2	0	0	0	0	0	0	24	38	0.00	0.000

PITCHER	IP	WLS	BF	H	R	ER	SO	BB	IBB	HBP	BLK	WP	HR	S	P	ERA	WHIP

Batter	1	2	3	4	5	6	7	8	9	AB	R	H	RBI	BB	SO	LOB
Chuck Carr, S (1, 8) OBP: 0.325, SLG: 0.336	F S C 0-3 ① K	B S B X 2-1 ③ F9		B X 1-0 ③ G5-3			S S B B X 2-2 ③ G3-1			4	0	0	0	0	1	4
Rick Renteria, R (1, 4) OBP: 0.354, SLG: 0.386	C X 0-1 ② G6-3		C B F X 1-2 ① G5-3		B X 1-0 G6-3 1B			B F F X 1-2 ① F7		4	0	1	0	0	0	0
Jeff Conine, R (1, 7) OBP: 0.381, SLG: 0.370	B B F S B F B 4-2 BB		B B F T X 2-2 ② G4-3		B X 1-0 ①② G6-3 1-2f			B B B C B 4-1 1B BB		2	0	0	0	2	0	1
Orestes Destrade, S (1, 3) OBP: 0.310, SLG: 0.390	1 SAFE B S X 1-1 ③ G5-3		X 0-0 HR		X 0-0 ③ F8			B B X 2-0 G6-4-3 1-2 1B		4	1	2	1	0	0	1
Benito Santiago, R (1, 2) OBP: 0.292, SLG: 0.349		C B X 1-1 1B 1B 1B	X 0-0 ③ G5-3			B F S S 1-3 ① K		X 0-0 ②③ G6-4-3 1-2f		4	1	1	0	0	1	2
Junior Felix, S (1, 9) OBP: 0.269, SLG: 0.394		B 1 SAFE X 1-0 ① L7		S X 0-1 1B 1B G5-2-3 1B		B B S C F X 2-2 ② F9			B B C F B C 3-3 ① K	3	0	1	0	0	0	1
Joe Klink, L (6, 1)										0	0	0	0	0	0	0
Matt Turner, R (7, 1)										0	0	0	0	0	0	0
Bret Barberie, S (9, PH) OBP: 0.391, SLG: 0.368										1	0	0	0	0	1	0
Alex Arias, R (1, 5) OBP: 0.364, SLG: 0.351		B B X 2-0 SH3-4 1B 1-3 1B		1 SAFE B C 1 SAFE C F X 1-2 G5-2-3 1B 1-2 1B		C B X 1-1 ③ P3			C B B X 2-1 ② F8	4	0	2	0	0	0	0
Walt Weiss, S (1, 6) OBP: 0.398, SLG: 0.367		C X 0-1 SH3-4 1-2 1B 3-H		X 0-0 G5-2-3 1-2 1B 2-3			C L B B F S 2-3 ① K		B B C X 2-1 ③ G5-3	4	0	2	1	0	1	0
Jack Armstrong, R (1, 1) OBP: 0.147, SLG: 0.147		X 0-0 ② SH3-4 1-2 2-3		X 0-0 ①② G5-2-3 1-2 2-3 3-Hf			B X 1-0 ② G3-1			0	0	0	0	0	0	0
Richie Lewis, R (2, 1)										0	0	0	0	0	0	0
Geronimo Berroa, R (4, PH) OBP: 0.182, SLG: 0.161										1	0	0	0	0	0	3
Jim Corsi, R (4, 1)										0	0	0	0	0	0	0
Greg Briley, L (6, 9) OBP: 0.273, SLG: 0.376										1	0	0	0	0	0	0
Inning Stats	R: 0 E: 0 K: 1 S: 10 H: 0 LOB: 1 BB: 1 P: 15	R: 1 E: 0 K: 0 S: 9 H: 3 LOB: 2 BB: 0 P: 15	R: 1 E: 0 K: 0 S: 8 H: 1 LOB: 0 BB: 0 P: 11	R: 0 E: 0 K: 0 S: 9 H: 3 LOB: 2 BB: 0 P: 11	R: 0 E: 0 K: 0 S: 3 H: 1 LOB: 0 BB: 0 P: 5	R: 0 E: 0 K: 1 S: 9 H: 0 LOB: 0 BB: 0 P: 13	R: 0 E: 0 K: 1 S: 8 H: 0 LOB: 0 BB: 0 P: 13	R: 0 E: 0 K: 0 S: 6 H: 1 LOB: 1 BB: 1 P: 13	R: 0 E: 0 K: 1 S: 7 H: 0 LOB: 0 BB: 0 P: 14	1B: 8 2B: 0 3B: 0 HR: 1 SF: 0 SAC: 1 DP: 3 HBP: 0						

PITCHER		IP	WLS	BF	H	R	ER	SO	BB	IBB	HBP	BLK	WP	HR	S	P	ERA	WHIP
Terry Mulholland, L ERA: 2.64	(1, 1)	5.0	W	22	8	2	2	1	1	0	0	0	0	1	39	57	3.60	1.800
Jose DeLeon, R ERA: 3.97	(6, 1)	2.1		9	1	0	0	2	1	0	0	0	0	0	22	38	0.00	0.857
Larry Andersen, R ERA: 2.11	(8, 1)	0.2		1	0	0	0	0	0	0	0	0	0	0	1	1	0.00	0.000
Mitch Williams, L ERA: 3.04	(9, 1)	1.0	S	3	0	0	0	1	0	0	0	0	0	0	7	14	0.00	0.000

PITCHER	IP	WLS	BF	H	R	ER	SO	BB	IBB	HBP	BLK	WP	HR	S	P	ERA	WHIP

TOP

Florida Marlins @ Philadelphia Phillies

Veterans Stadium, Philadelphia, PA

Sat Jun 19 1993, 7:05 PM EDT
Att. 50,391 - Unknown - 85 F

livebaseballscorecards.com

AB	32
R	2
H	9
RBI	2
BB	2
SO	4
LOB	12

Florida Marlins @ Philadelphia Phillies

Veterans Stadium, Philadelphia, PA

Sat Jun 19 1993, 7:05 PM EDT

Att. 50,391 - Unknown - 85 F

BOTTOM

livebaseballscorecards.com

Batter	1	2	3	4	5	6	7	8	9	AB	R	H	RBI	BB	SO	LOB
Lenny Dykstra, L (1, 8) OBP: 0.399, SLG: 0.443	C B B X 2-1 HR	B B C F X 2-2 1B 1-2 2-3 1B		C F F F B F X 1-2 FC5-4 1B		C B X 1-1 ① F7		F C B F C 1-3 ① K		5	2	3	1	0	1	0
Mariano Duncan, R (1, 6) OBP: 0.281, SLG: 0.401	C F B B X 2-2 ① G6-3	B B S B S X 3-2 1B 1-3 2-H 3-H 1B		1 SAFE B X 1-0 ② FC5-4 PB 1-2f		F F F X 0-2 BB 1B 1B		S S X 0-2 ② F9		5	0	2	2	0	0	1
John Kruk, L (1, 3) OBP: 0.491, SLG: 0.523	C S B S 1-3 ② K	B B B X 3-0 1-2 3-H 1B		B B F B B 4-1 1-2 BB		X 0-0 BB 1-2 1B		C B S S 1-3 ③ K		4	0	2	1	1	2	0
Darren Daulton, L (1, 2) OBP: 0.405, SLG: 0.550	C C B B X 2-2 ③ G4-3	F C B X 1-2 ③ F8		B B 2 SAFE X 2-0 ③ F8		B C F T 1-2 ② K				4	0	0	0	0	1	6
Jim Eisenreich, L (1, 9) OBP: 0.398, SLG: 0.509		C X 0-1 F9 BB SF7 1B B X 1-0 ① L3			C F S 0-3 ① K B B 2 SAFE B B 4-0 FC4-6 1-2 2-3 BB					3	1	1	0	1	1	0
Milt Thompson, L (1, 7) OBP: 0.323, SLG: 0.270		1 SAFE F B 1 SAFE B B 1 SAFE C B F 4-2 1 SAFE B 1B 1B 1B 1-2 BB B B X 2-0 ② P5			C X 0-1 ② P2 B C X 1-1 ③ FC4-6 1-2f					3	1	0	0	1	0	3
Kim Batiste, R (1, 5) OBP: 0.321, SLG: 0.500 Joe Millette, R (8, 5) OBP: 0.250, SLG: 0.250		S B F F B B X 3-2 ① F9 2-3 B S X 1-1 1B			S X 0-1 1B 1B	X 0-0 ① G5-3				4 0 2 0 0 0 2 0 0 0 0 0 0 0						
Mickey Morandini, L (1, 4) OBP: 0.286, SLG: 0.350		B B B C 1 SAFE X 3-1 ② SF7 3-H 1 SAFE B F B C S 2-3 ③ K			X 0-0 FC6-4 1-2 1B	B C X 1-1 ② G3				3	0	1	1	0	1	1
Terry Mulholland, R (1, 1) OBP: 0.105, SLG: 0.081 Ruben Amaro Jr, S (5, PH) Jose DeLeon, R (6, 1) Larry Andersen, R (8, 1) OBP: 1.000, SLG: 1.000 Mitch Williams, L (9, 1)		X 0-0 1B 1-2 1B 1B		S C B C 1-3 ① K	F X 0-1 ③ FC6-4 1-2f			C F T 0-2 ③ K		2 1 1 0 0 1 0 1 0 0 0 0 0 2 1 0 0 0 0 1 0 0 0 0 0 0 0 0 0 0 0 0 0 0 0						

Inning Stats									
	R: 1	H: 1	R: 4	H: 5	R: 0	H: 1	R: 0	H: 1	R: 0	H: 2	R: 0	H: 2	R: 0	H: 0	R: 0	H: 0
	E: 0	LOB: 0	E: 0	LOB: 2	E: 0	LOB: 1	E: 0	LOB: 2	E: 0	LOB: 3	E: 0	LOB: 2	E: 0	LOB: 0	E: 0	LOB: 0
	K: 1	BB: 0	K: 0	BB: 1	K: 1	BB: 0	K: 1	BB: 1	K: 1	BB: 0	K: 1	BB: 1	K: 1	BB: 0	K: 2	BB: 0
	S: 11	P: 18	S: 22	P: 41	S: 7	P: 13	S: 12	P: 21	S: 11	P: 11	S: 12	P: 19	S: 6	P: 7	S: 10	P: 12

| | | | | | | | | |

Batter	1	2	3	4	5	6	7	8	9	AB	R	H	RBI	BB	SO	LOB
Chuck Carr, S (1, 8) OBP: 0.322, SLG: 0.331	S S B X 1-2 F7 ①	B B B B 4-0 HBP 1-2 BB		S B B F X 2-2 F8 ③			B X 1-0 F8 ①		B C F B B F S 3-3 K ②	4	0	0	0	1	1	1
Bret Barberie, S (1, 4) OBP: 0.406, SLG: 0.390	S X 0-1 1B SF8 1B	S B H 2-1 1-2 2-3 3-H HBP			C C C 0-3 K ①		B X 1-0 G3 2B		B X 1-0 1B	4	1	3	1	0	1	0
Dave Magadan, L (1, 5) OBP: 0.398, SLG: 0.394	B C F B F X 2-2 1-3 1B	B X 1-0 G4-3 ③			C F X 0-2 G6-3 ②		B C X 1-1 G3 ② 2-3		C S B 1 F C SAFE 1-3 K ③	5	0	1	0	0	1	5
Orestes Destrade, S (1, 3) OBP: 0.310, SLG: 0.401	B 1 SAFE X 1-0 SF8 ② 3-H		F S C 0-3 K ①		B F F F B X 2-2 HR		X 0-0 F7 ③			3	1	1	2	0	1	1
Jeff Conine, R (1, 7) (7, 3) OBP: 0.379, SLG: 0.365	S C B B F X 2-2 F8 ③		S C F B B F F S 2-3 K ②		C B F F H 2-2 HBP			B S C F B F C 2-3 K ①		3	0	0	0	0	2	1
Junior Felix, S (1, 9) OBP: 0.264, SLG: 0.386		C X 0-1 E3 1B HBP	S F X 0-2 G3 ③		S B B B S S 2-3 K ③			B B C B C S 3-3 K ②		4	1	0	0	0	2	1
Benito Santiago, R (1, 2) OBP: 0.300, SLG: 0.353		C X 0-1 HBP BB 2-3 1B		B F F F B B B 4-2 G1-5-4 1B BB		F F B B B X 2-2 P3 ①		X 0-0 FC6-4 1B		3	0	2	0	1	0	0
Walt Weiss, S (1, 6) OBP: 0.395, SLG: 0.364		C 1 F B F B S SAFE 2-3 K ①		F X 0-1 G1-5-4 1-2 1B		F B B F F S 2-3 K ②		X 0-0 FC6-4 ③ 1-2f		4	0	1	0	0	2	3
Charlie Hough, R (1, 1) OBP: 0.067, SLG: 0.034		B 1 SAFE F C S 1-3 K ②		C X 0-1 G1-5-4 ① ② 1-2 2-3f		B S S B B X 3-2 P3 ③			C B X 1-1 P4 ①	3	0	0	0	0	1	4
Joe Klink, L (7, 1)										0	0	0	0	0	0	0
Trevor Hoffman, R (7, 1)										0	0	0	0	0	0	0
Greg Briley, L (7, 7) OBP: 0.273, SLG: 0.376										0	0	0	0	0	0	0
Alex Arias, R (9, PH) OBP: 0.362, SLG: 0.348										1	0	0	0	0	0	0
Inning Stats	R: 1 E: 0 K: 0 S: 14 H: 2 LOB: 1 BB: 0 P: 20	R: 1 E: 1 K: 2 S: 13 H: 1 LOB: 3 BB: 1 P: 23	R: 0 E: 0 K: 2 S: 12 H: 0 LOB: 0 BB: 0 P: 14	R: 0 E: 0 K: 0 S: 9 H: 1 LOB: 1 BB: 1 P: 15	R: 1 E: 0 K: 2 S: 15 H: 1 LOB: 1 BB: 0 P: 21	R: 0 E: 0 K: 1 S: 10 H: 0 LOB: 0 BB: 0 P: 17	R: 0 E: 0 K: 0 S: 5 H: 1 LOB: 1 BB: 0 P: 8	R: 0 E: 0 K: 2 S: 10 H: 1 LOB: 1 BB: 0 P: 15	R: 0 E: 0 K: 2 S: 11 H: 1 LOB: 1 BB: 0 P: 17	1B: 6 2B: 1 3B: 0 HR: 1 SF: 1 SAC: 0 DP: 1 HBP: 2						

PITCHER		IP	WLS	BF	H	R	ER	SO	BB	IBB	HBP	BLK	WP	HR	S	P	ERA	WHIP
Tommy Greene, R ERA: 2.56	(1, 1)	7.0	W	31	6	3	2	7	2	0	2	0	0	1	78	118	2.57	1.143
David West, L ERA: 2.31	(8, 1)	1.0		4	1	0	0	2	0	0	0	0	0	0	10	15	0.00	1.000
Mitch Williams, L ERA: 2.92	(9, 1)	1.0	S	4	1	0	0	2	0	0	0	0	0	0	11	17	0.00	1.000

PITCHER	IP	WLS	BF	H	R	ER	SO	BB	IBB	HBP	BLK	WP	HR	S	P	ERA	WHIP

TOP

Florida Marlins @ Philadelphia Phillies

Veterans Stadium, Philadelphia, PA

Sun Jun 20 1993, 3:33 AM EDT

Att. 58,508 - Sunny - 90 F

livebaseballscorecards.com

AB	34
R	3
H	8
RBI	3
BB	2
SO	11
LOB	16

WP: 0 PA: 39
PB: 0
SB: 0
CS: 0

Batter	1	2	3	4	5	6	7	8	9	AB	R	H	RBI	BB	SO	LOB
Lenny Dykstra, L (1, 8) OBP: 0.406, SLG: 0.445	BCBBCB 4-2 L4-3 BB		BBCBB 4-1 HBP BB 1-2		CBCFBBB 4-2 G4-3 S BB		B 1 SAFE SCFX 1-2 FC5 HR 1B 1-2			1	1	1	0	3	0	0
Mariano Duncan, R (1, 6) OBP: 0.280, SLG: 0.395	1 SAFE 1 SAFE BBC 1 SAFE F 1 SAFE X 2-2 L4-3 ①② 1-2		LFH 1-2 HBP 1-2 2-3		1 SAFE CX 0-1 G4-3 ② 1-3		SBBBX 3-1 FC5 ② 1-2 2-3f HR			3	1	0	0	0	0	4
Joe Millette, R (8, 6) OBP: 0.250, SLG: 0.250										0	0	0	0	0	0	0
John Kruk, L (1, 3) OBP: 0.491, SLG: 0.534	BBCBB 4-1 FC6-4 BB		BX 1-0 F7 ① 1-2		BBBX 3-0 P5 ③		X 0-0 HR 1-H 2-H			3	1	1	3	1	0	4
Pete Incaviglia, R (1, 7) OBP: 0.320, SLG: 0.567	CBSX 1-2 FC6-4 ③ 1-2f		BCFX 1-2 P9 ② 3-H			BCCX 1-2 P6 ①	CSC 0-3 K ③			4	0	0	0	0	1	3
David West, L (8, 1) OBP: 0.667, SLG: 1.000										0	0	0	0	0	0	0
Mitch Williams, L (9, 1)										0	0	0	0	0	0	0
Jim Eisenreich, L (1, 9) OBP: 0.394, SLG: 0.509		BX 1-0 G4-3 ① 1-2	CBBX 2-1 F7 ③ 1-2			X 0-0 G6-3 2B		BX 1-0 G3 ①		4	0	1	0	0	0	2
Todd Pratt, R (1, 2) OBP: 0.240, SLG: 0.417		BBBBCSTX 3-2 1B 1B	CX 0-1 F8 ① 1-2			BFFX 1-2 G6-3 ② 2-3		SBBFX 2-2 G1-3 ② 1-2		4	0	1	0	0	0	1
Kim Batiste, R (1, 5) OBP: 0.318, SLG: 0.488		CBSX 1-2 G1-6-3 1B 1-2	CCX 0-2 F9 ② 1-2			X 0-0 G5-3 ③ 1-2		FSX 0-2 F8 ③ 1-2		4	0	1	0	0	0	1
Mickey Morandini, L (1, 4) OBP: 0.282, SLG: 0.345		BSX 1-1 G1-6-3 ②③ 1-2f	X 0-0 L8 ③ 1-2				BBBBCCX 3-2 G5-3 ① 1-2			3	0	0	0	0	0	2
Tommy Greene, R (1, 1) OBP: 0.194, SLG: 0.265			BBCBCX 3-2 HBP BB E 1B 1-2		BCX 1-1 F7 ① 1-2		BBSFX 2-2 E4 FC5 1B 1-2			2	1	1	0	0	0	0
Milt Thompson, L (7, PH) OBP: 0.321, SLG: 0.268										1	0	0	0	0	0	0
(8, 7)																
Inning Stats	R: 0 E: 0 K: 0 S: 9 H: 0 LOB: 1 BB: 2 P: 20	R: 0 E: 0 K: 0 S: 10 H: 2 LOB: 1 BB: 0 P: 16	R: 1 E: 1 K: 0 S: 12 H: 1 LOB: 2 BB: 1 P: 24	R: 0 E: 0 K: 0 S: 6 H: 0 LOB: 0 BB: 0 P: 6	R: 0 E: 0 K: 0 S: 8 H: 0 LOB: 1 BB: 0 P: 16	R: 0 E: 0 K: 0 S: 8 H: 1 LOB: 1 BB: 0 P: 10	R: 3 E: 1 K: 1 S: 16 H: 2 LOB: 0 BB: 0 P: 25	R: 0 E: 0 K: 0 S: 7 H: 0 LOB: 0 BB: 0 P: 10		1B: 4 2B: 2 3B: 0 HR: 1	SF: 0 SAC: 0 DP: 2 HBP: 1					

PITCHER		IP	WLS	BF	H	R	ER	SO	BB	IBB	HBP	BLK	WP	HR	S	P	ERA	WHIP
Charlie Hough, R ERA: 4.16	(1, 1)	6.1		27	4	2	1	0	4	0	1	0	0	0	59	103	1.42	1.263
Joe Klink, L ERA: 3.18	(7, 1)	0.0		1	1	0	0	0	0	0	0	0	0	0	4	5	∞	∞
Trevor Hoffman, R ERA: 3.06	(7, 1)	1.2	L	6	1	2	1	1	0	0	0	0	0	1	13	19	5.40	0.600

PITCHER	IP	WLS	BF	H	R	ER	SO	BB	IBB	HBP	BLK	WP	HR	S	P	ERA	WHIP

BOTTOM

Florida Marlins @ Philadelphia Phillies

Veterans Stadium, Philadelphia, PA

Sun Jun 20 1993, 3:33 AM EDT

Att. 58,508 - Sunny - 90 F

livebaseballscorecards.com

AB	29
R	4
H	6
RBI	3
BB	4
SO	1
LOB	17

1B: 4 2B: 2 3B: 0 HR: 1 SF: 0 SAC: 0 DP: 2 HBP: 1

WP: 0 PB: 0 SB: 1 CS: 0 PA: 34

Batter	1	2	3	4	5	6	7	8	9	AB	R	H	RBI	BB	SO	LOB
Bernard Gilkey, R (1, 7) OBP: 0.372, SLG: 0.473	C S B C 1-3 K	S B X 1-1 P3		B C F S 1-3 K		B S C B B X 3-2 G6-3		C F S 0-3 K		5	0	0	0	0	3	4
Geronimo Pena, S (1, 4) OBP: 0.339, SLG: 0.368	B C B S F F B S 3-3 K		L B C S 1-3 K	B X 1-0 FC3-6 1-2 1B		B B X 2-0 G3-1			F B C B S 2-3 K	5	0	1	0	0	3	0
Gregg Jefferies, S (1, 3) OBP: 0.371, SLG: 0.500	C F X 0-2 HR		B C B X 2-1 1B	F B X 1-1 FC3-6 1-2f 2-3		B B X 2-0 G6-3			B F C B F T 2-2 K	5	1	2	1	0	1	2
Ray Lankford, L (1, 8) OBP: 0.395, SLG: 0.358 Rod Brewer, L (9, 9) OBP: 0.274, SLG: 0.263	B B F F B S 3-3 K		1 SAFE C 1 SAFE 1 SAFE B S 1 SAFE 1 SAFE B 2-2 E 1-2 1B	B C 3 SAFE B F 1 SAFE F 1 SAFE B 3-3 K			X 0-0 G3		S F B B S 2-3 K	5 0	1 0	1 0	0 0	0 0	3 0	2 0
Mark Whiten, S (1, 9) OBP: 0.320, SLG: 0.379 (9, 8)		C X 0-1 1B	B C 1 SAFE B B 1 SAFE 1 SAFE B 4-1 E 1-2 BB		B F B B X 3-1 3B		C B B B B 4-1 BB			2	1	2	0	2	0	0
Todd Zeile, R (1, 5) OBP: 0.321, SLG: 0.335 Tracy Woodson, R (9, 5) OBP: 0.227, SLG: 0.238		B C F B B B F X 3-2 1B 1B 1B	C 1 SAFE C X 0-2 E6 1-H 1B 2-H 2B		B B B B 4-0 BB		1 SAFE B B B B C 1 SAFE X 3-1 P3			3 0	1 0	2 0	2 0	1 0	0 0	1 0
Tom Pagnozzi, R (1, 2) OBP: 0.283, SLG: 0.351		X 0-0 1B 1-2 1B	F B X 1-1 FC6-4 3-H 1B		F C F S 0-3 K		B X 1-0 F9			4	0	2	1	0	1	3
José Oquendo, S (1, 6) OBP: 0.365, SLG: 0.250		C B C B X 2-2 F7	B X 1-0 FC6-4 1-2f		B 1 SAFE F C 1 SAFE B 1 SAFE X 2-2 P6			C B B B C S 3-3 K		4	0	0	0	0	1	5
Joe Magrane, R (1, 1) OBP: 0.107, SLG: 0.111 Lee Smith, R (9, 1)		X 0-0 1B 1-2 2-3		B B B 4-0 FC3-6 BB	X 0-0 F8			C B F B C 2-3 K		3 0	0 0	1 0	0 0	1 0	1 0	2 0
Inning Stats	R: 1 H: 1 E: 0 LOB: 0 K: 3 BB: 0 S: 14 P: 21	R: 0 H: 4 E: 0 LOB: 3 K: 0 BB: 0 S: 13 P: 19	R: 3 H: 4 E: 1 LOB: 1 K: 1 BB: 1 S: 15 P: 26	R: 0 H: 1 E: 0 LOB: 2 K: 2 BB: 1 S: 10 P: 20	R: 0 H: 1 E: 0 LOB: 2 K: 1 BB: 1 S: 10 P: 19	R: 0 H: 0 E: 0 LOB: 0 K: 0 BB: 0 S: 5 P: 12	R: 0 H: 0 E: 0 LOB: 1 K: 0 BB: 1 S: 5 P: 13	R: 0 H: 0 E: 0 LOB: 0 K: 3 BB: 0 S: 9 P: 14	R: 0 H: 0 E: 0 LOB: 0 K: 3 BB: 0 S: 10 P: 16	1B: 8 SF: 0 2B: 1 SAC: 0 3B: 1 DP: 0 HR: 1 HBP: 0						

TOP

St. Louis Cardinals @ Florida Marlins

Joe Robbie Stadium, Miami, FL

Mon Jun 21 1993, 7:05 PM EDT

Att. 36,543 - Unknown - 82 F

livebaseballscorecards.com

AB	36
R	4
H	11
RBI	4
BB	4
SO	13
LOB	19

WP: 0 PA: 40
PB: 0
SB: 0
CS: 0

PITCHER		IP	WLS	BF	H	R	ER	SO	BB	IBB	HBP	BLK	WP	HR	S	P	ERA	WHIP
Luis Aquino, R ERA: 3.01	(1, 1)	3.1	L	20	10	4	4	5	2	0	0	0	0	1	46	76	10.80	3.600
Cris Carpenter, R ERA: 3.71	(4, 1)	2.2		10	1	0	0	2	1	0	0	0	0	0	21	41	0.00	0.750
Richie Lewis, R ERA: 2.23	(7, 1)	2.0		7	0	0	0	3	1	0	0	0	0	0	14	27	0.00	0.500
Matt Turner, R ERA: 0.57	(9, 1)	1.0		3	0	0	0	3	0	0	0	0	0	0	10	16	0.00	0.000

PITCHER	IP	WLS	BF	H	R	ER	SO	BB	IBB	HBP	BLK	WP	HR	S	P	ERA	WHIP

BOTTOM

St. Louis Cardinals @ Florida Marlins

Joe Robbie Stadium, Miami, FL

Mon Jun 21 1993, 7:05 PM EDT

Att. 36,543 - Unknown - 82 F

livebaseballscorecards.com

Batter	1	2	3	4	5	6	7	8	9	AB	R	H	RBI	BB	SO	LOB
Chuck Carr, S (1, 8) OBP: 0.321, SLG: 0.329	X 0-0 ① F7		C S F B X 1-2 ② F7			F 1 SAFE X 0-1 ① F8		B F X 1-1 CS 1B		4	0	1	0	0	0	1
Bret Barberie, S (1, 4) OBP: 0.408, SLG: 0.388	B C C B B F F X 3-2 ② G6-3		B S C X 1-2 ③ F8			B B B B 4-0 1-2 BB		1 SAFE B 1 SAFE 1 SAFE 1-0 ③ CS 1-2	C F B B F F F X 2-2 2B SF7 1B	3	1	1	0	1	0	0
Jeff Conine, R (1, 7) OBP: 0.380, SLG: 0.384	B C B X 2-1 HR			C F B B F S 2-3 ① K		B X 1-0 ② ③ G5-3 2-3f			S 1 SAFE C X 0-2 1-3 2B	4	1	2	1	0	1	2
Orestes Destrade, S (1, 3) OBP: 0.309, SLG: 0.400	B B B X 3-0 ③ F8			X 0-0 ② F8			B F X 1-1 WP 1B		F X 0-1 ① SF7 3-H	3	0	1	1	0	0	0
Junior Felix, S (1, 9)		B F X 1-1 E G6-4-3 1B		S B X 1-1 ③ F8			X 0-0 ① F9		C S S 0-3 ② K	4	1	1	0	0	1	2
Dave Magadan, L (1, 5) OBP: 0.392, SLG: 0.386		C B X 1-1 E5 G6-4-3 1-3			B C F X 1-2 ① G4-3		C B S B C 2-3 ② K 1-2		C F B X 1-2 ③ F9	4	0	0	0	0	1	3
Benito Santiago, R (1, 2) OBP: 0.296, SLG: 0.349		B X 1-0 ① ② G6-4-3 1-2f 3-H			B F X 1-1 ② F8		F F B X 1-2 ③ G5-3			3	0	0	0	0	0	2
Walt Weiss, S (1, 6) OBP: 0.390, SLG: 0.359		C B B X 2-1 ③ F7			X 0-0 ③ G5-3			B C F F X 1-2 ① L4		3	0	0	0	0	0	0
Luis Aquino, R (1, 1) OBP: 0.100, SLG: 0.100 Cris Carpenter, R (4, 1) Alex Arias, R (6, PH) OBP: 0.368, SLG: 0.353 Richie Lewis, R (7, 1) Rick Renteria, R (8, PH) OBP: 0.351, SLG: 0.382 Matt Turner, R (9, 1)			C F F S 0-3 ① K			C B B F B X 3-2 G5-3 BB 1B		C B B X 2-1 ② P4		1 0 1 0 0 1 0	0 0 0 0 0 0 0	0 0 1 0 0 0 0	0 0 0 0 0 0 0	1 0 0 0 0 0 0	0 0 0 0 0 0 0	0 0 0 0 0 0 0
Inning Stats	R: 1 H: 1 E: 0 LOB: 0 K: 0 BB: 0 S: 9 P: 17	R: 1 H: 1 E: 1 LOB: 0 K: 0 BB: 0 S: 7 P: 12	R: 0 H: 0 E: 0 LOB: 0 K: 1 BB: 0 S: 11 P: 13	R: 0 H: 0 E: 0 LOB: 0 K: 1 BB: 0 S: 7 P: 10	R: 0 H: 0 E: 0 LOB: 0 K: 0 BB: 0 S: 6 P: 8	R: 0 H: 1 E: 0 LOB: 1 K: 0 BB: 1 S: 6 P: 14	R: 0 H: 1 E: 0 LOB: 1 K: 1 BB: 0 S: 9 P: 13	R: 0 H: 1 E: 0 LOB: 0 K: 0 BB: 0 S: 8 P: 13	R: 1 H: 2 E: 0 LOB: 1 K: 1 BB: 0 S: 17 P: 20	1B: 5 2B: 1 3B: 0 HR: 1	SF: 1 SAC: 0 DP: 2 HBP: 0			WP: 1 PB: 0 SB: 0 CS: 1	PA: 34		

PITCHER		IP	WLS	BF	H	R	ER	SO	BB	IBB	HBP	BLK	WP	HR	S	P	ERA	WHIP
Joe Magrane, L ERA: 3.43	(1, 1)	8.0	W	28	5	2	1	3	1	0	0	0	1	1	63	100	1.12	0.750
Lee Smith, R ERA: 4.33	(9, 1)	1.0	S	5	2	1	1	1	0	0	0	0	0	0	17	20	9.00	2.000

PITCHER	IP	WLS	BF	H	R	ER	SO	BB	IBB	HBP	BLK	WP	HR	S	P	ERA	WHIP

Batter	1	2	3	4	5	6	7	8	9	AB	R	H	RBI	BB	SO	LOB
Bernard Gilkey, R (1, 7) OBP: 0.368, SLG: 0.471	B C S X 1-2 G5-3 ①		C B X 1-1 F8 ③			C B F B X 2-2 F7 ①		B B C S F X 2-2 G4-3 1B 2B	F C B B B S 3-3 K ③	5	1	1	0	0	1	2
Ozzie Smith, S (1, 6) OBP: 0.325, SLG: 0.370	B X 1-0 F8 ②			B B C X 2-1 G5-3 ①		B F C B F X 2-2 E9 1B 1B 1-3 2-H 1B		B C F X 1-2 G4-3 ① 2-3		4	1	1	0	0	0	1
Gregg Jefferies, S (1, 3) OBP: 0.376, SLG: 0.508	B C B F F B X 3-2 2B			B C X 1-1 P3 ②		B X 1-0 G3 1B 2-3 3-H 1B		F X 0-1 BB 3-H 1B		4	0	3	2	0	0	0
Ray Lankford, L (1, 8) OBP: 0.392, SLG: 0.355 Erik Pappas, R (5, 9) OBP: 0.417, SLG: 0.409	C C B X 1-2 G4-3 ③			C B S F F F C 1-3 K ③		C F F F F X 0-2 G3 1-2 3-H 1B		B B B C B 4-1 1-2 BB		2 1	0 0	0 1	0 1	0 1	1 0	1 0
Mark Whiten, S (1, 9) OBP: 0.316, SLG: 0.373 (5, 8)		B S S S B B S 3-3 K ①			X 0-0 G5-3 ①	B B F B F X 3-2 G3 ② 1-2 2-3		B B S C S 2-3 K ②		4	0	0	0	0	2	4
Todd Zeile, R (1, 5) OBP: 0.317, SLG: 0.331 Omar Olivares, R (6, 1) OBP: 0.214, SLG: 0.214 Paul Kilgus, L (7, 1) OBP: 0.333, SLG: 0.333 Gerald Perry, L (8, PH) OBP: 0.441, SLG: 0.571 Mike Perez, R (8, 1)		B C F B B F X 2-2 L5 ②			C X 0-1 G4-3 ②	F F B B S 2-3 K ③		C B B X 2-1 G4-3 ③		3 0 0 1 0	0 0 0 0 0	0 0 0 0 0	0 0 0 0 0	0 0 0 0 0	1 0 0 0 0	2 0 0 2 0
Geronimo Pena, S (1, 4) OBP: 0.332, SLG: 0.359		B X 1-0 F9 ③			C C X 0-2 G6-3 ③	X	X 0-0 G4-3 ①		X 0-0 L9 ①	4	0	0	0	0	0	0
Tom Pagnozzi, R (1, 2) OBP: 0.291, SLG: 0.386			C B F X 1-2 G5-3 ①			F X 0-1 1B 1B E 1B	C C F F S 0-3 K ②		X 0-0 HR	4	2	2	1	0	1	0
Rheal Cormier, L (1, 1) OBP: 0.182, SLG: 0.182 Les Lancaster, R (3, 1) Tracy Woodson, R (6, PH) OBP: 0.234, SLG: 0.244 (6, 5)			F S S 0-3 K ②			X 0-0 E 1-2 1B 1B	B C B X 2-1 L7 ③		F X 0-1 G5-3 ②	1 0 3	0 0 1	0 0 1	0 0 1	0 0 0	1 0 0	0 0 0
Inning Stats	R: 0 H: 1 E: 0 LOB: 1 K: 0 BB: 0 S: 11 P: 17	R: 0 H: 0 E: 0 LOB: 0 K: 1 BB: 0 S: 8 P: 14	R: 0 H: 0 E: 0 LOB: 0 K: 1 BB: 0 S: 8 P: 10	R: 0 H: 0 E: 0 LOB: 0 K: 1 BB: 0 S: 9 P: 13	R: 0 H: 0 E: 0 LOB: 0 K: 0 BB: 0 S: 6 P: 6	R: 3 H: 5 E: 1 LOB: 2 K: 1 BB: 0 S: 23 P: 33	R: 0 H: 0 E: 0 LOB: 0 K: 1 BB: 0 S: 8 P: 10	R: 1 H: 2 E: 0 LOB: 2 K: 1 BB: 1 S: 15 P: 26	R: 1 H: 1 E: 0 LOB: 0 K: 1 BB: 0 S: 7 P: 10	1B: 6 SF: 0 2B: 2 SAC: 0 3B: 0 DP: 0 HR: 1 HBP: 0						

PITCHER		IP	WLS	BF	H	R	ER	SO	BB	IBB	HBP	BLK	WP	HR	S	P	ERA	WHIP
Chris Hammond, L ERA: 4.07	(1, 1)	5.1	W	22	6	3	3	3	0	0	0	0	0	0	59	82	5.06	1.125
Matt Turner, R ERA: 0.52	(6, 1)	1.2		5	0	0	0	2	0	0	0	0	0	0	14	21	0.00	0.000
Trevor Hoffman, R ERA: 3.28	(8, 1)	0.1		4	2	1	1	0	1	0	0	0	0	0	10	17	27.00	9.000
Bryan Harvey, R ERA: 1.44	(8, 1)	1.2	S	6	1	1	1	2	0	0	0	0	0	1	12	19	5.40	0.600

PITCHER	IP	WLS	BF	H	R	ER	SO	BB	IBB	HBP	BLK	WP	HR	S	P	ERA	WHIP

TOP

St. Louis Cardinals @ Florida Marlins

Joe Robbie Stadium, Miami, FL

Tue Jun 22 1993, 7:05 PM EDT

Att. 33,849 - Unknown - 84 F

livebaseballscorecards.com

AB	36
R	5
H	9
RBI	4
BB	1
SO	7
LOB	12

WP: 0	PA: 37		
PB: 0			
SB: 0			
CS: 0			

BOTTOM

St. Louis Cardinals @ Florida Marlins

Joe Robbie Stadium, Miami, FL

Tue Jun 22 1993, 7:05 PM EDT
Att. 33,849 - Unknown - 84 F

Batter	1	2	3	4	5	6	7	8	9	AB	R	H	RBI	BB	SO	LOB
Walt Weiss, S (1, 6) OBP: 0.391, SLG: 0.357	G6-3	BB		F8		F8	1-2 1B			4	0	1	0	1	0	0
Bret Barberie, S (1, 4) OBP: 0.415, SLG: 0.392	1B BB	1-2 1B		G4-3		1B	K			4	1	2	0	1	1	2
Jeff Conine, R (1, 7) OBP: 0.381, SLG: 0.384	1B 1-3 1B	G6-3		P3		1-2 1B		K		5	0	2	0	0	1	2
Orestes Destrade, S (1, 3) OBP: 0.307, SLG: 0.396	1-2 3-H 1B		P6		G3	F7		F9		5	0	1	1	0	0	2
Junior Felix, S (1, 8) OBP: 0.267, SLG: 0.393	K		3B 2B		PB 2B	K		K		5	2	2	0	0	3	4
Dave Magadan, L (1, 5) OBP: 0.398, SLG: 0.392	F7		3B BB		HBP 2-H BB		FC6-5 2B			2	1	1	0	2	0	2
Benito Santiago, R (1, 2) OBP: 0.303, SLG: 0.374		HR	WP 1-H 2-H 3B		HBP 1-2		FC6-5 G1-3 1B 2-3			3	3	2	3	0	0	1
Geronimo Berroa, R (1, 9) OBP: 0.167, SLG: 0.147		F8	G4-3 3-H		P9		G1-3 1-2			3	0	0	0	0	0	2
Greg Briley, L (7, 9) OBP: 0.270, SLG: 0.372										1	0	0	0	0	0	1
Chris Hammond, L (1, 1) OBP: 0.270, SLG: 0.353		G1-3	F9		K		1B 2-H 1B			3	0	0	0	0	1	2
Matt Turner, R (6, 1)										0	0	0	0	0	0	0
Rick Renteria, R (7, PH) OBP: 0.357, SLG: 0.389										1	0	1	1	0	0	0
Trevor Hoffman, R (8, 1)										0	0	0	0	0	0	0
Bryan Harvey, R (8, 1)										0	0	0	0	0	0	0
Inning Stats	R: 1 E: 0 K: 1 S: 14 H: 2 LOB: 2 BB: 1 P: 21	R: 1 E: 0 K: 0 S: 15 H: 2 LOB: 2 BB: 1 P: 23	R: 3 E: 0 K: 0 S: 13 H: 2 LOB: 0 BB: 1 P: 22	R: 0 E: 0 K: 0 S: 4 H: 0 LOB: 0 BB: 0 P: 6	R: 1 E: 0 K: 1 S: 16 H: 1 LOB: 2 BB: 1 P: 30	R: 0 E: 0 K: 1 S: 14 H: 2 LOB: 2 BB: 0 P: 21	R: 1 E: 0 K: 1 S: 16 H: 3 LOB: 2 BB: 0 P: 26	R: 0 E: 0 K: 2 S: 9 H: 0 LOB: 0 BB: 0 P: 13		1B: 7 2B: 3 3B: 1 HR: 1	SF: 0 SAC: 0 DP: 0 HBP: 1			WP: 1 PB: 2 SB: 0 CS: 0	PA: 41		

	AB	36
	R	7
	H	12
	RBI	5
	BB	4
	SO	6
	LOB	18

PITCHER		IP	WLS	BF	H	R	ER	SO	BB	IBB	HBP	BLK	WP	HR	S	P	ERA	WHIP
Rheal Cormier, L ERA: 4.54	(1, 1)	2.1	L	16	6	5	5	1	3	0	0	0	0	1	37	59	19.29	3.857
Les Lancaster, R ERA: 3.24	(3, 1)	2.2		11	1	1	0	1	1	0	1	0	1	0	25	43	0.00	0.750
Omar Olivares, R ERA: 4.04	(6, 1)	1.2		10	5	1	1	1	0	0	0	0	0	0	27	41	5.40	3.000
Paul Kilgus, L ERA:	(7, 1)	0.1		1	0	0	0	1	0	0	0	0	0	0	3	6	0.00	0.000
Mike Perez, R ERA: 2.3	(8, 1)	1.0		3	0	0	0	2	0	0	0	0	0	0	9	13	0.00	0.000

PITCHER	IP	WLS	BF	H	R	ER	SO	BB	IBB	HBP	BLK	WP	HR	S	P	ERA	WHIP

livebaseballscorecards.com

St. Louis Cardinals @ Florida Marlins

Joe Robbie Stadium, Miami, FL

Wed Jun 23 1993, 7:05 PM EDT

Att. 37,936 - Unknown - 84 F

TOP

livebaseballscorecards.com

Batter	1	2	3	4	5	6	7	8	9	AB	R	H	RBI	BB	SO	LOB
Bernard Gilkey, R (1, 7) OBP: 0.364, SLG: 0.469	F B B B X 3-1 ① G5-3	B F F F C 1-3 ② K			C B X 1-1 G4-3 1B 2B	C B B X 2-1 ① F8		B C X 1-1 ③ F8	5	1	1	0	0	1	3
Ozzie Smith, S (1, 6) OBP: 0.320, SLG: 0.364	B C B F X 2-2 ② G5-3	X 0-0 ③ G4-3			B B X 2-0 ② G4-3 2-3	C C F X 0-2 ② G6-3				4	0	0	0	0	0	3
Gregg Jefferies, S (1, 3) OBP: 0.375, SLG: 0.504	B C X 1-1 ③ G6-3		B F X 1-1 ① G4-1		B F X 1-1 3-H 1B	B C X 1-1 ③ G6-3				4	0	1	1	0	0	0
Todd Zeile, R (1, 5) OBP: 0.320, SLG: 0.333 Tracy Woodson, R (9, 5) OBP: 0.234, SLG: 0.244		B C F X 1-2 1B 1B BB 1B	B B F B X 3-1 CS 1B		B X 1-0 ③ G1-3			B X 1-0 ① F7		4	1	2	0	0	0	1
										0	0	0	0	0	0	0
Mark Whiten, S (1, 8) OBP: 0.318, SLG: 0.379 (9, 9)	C 1 B X SAFE 1-1 BB 1B 1-2 1B 1B	S B C B 1 B 1 F S SAFE SAFE 3-3 ② ③ K 1-2				B C X 1-1 G4-6-3 2B		B B B C S C 3-3 ② K		4	1	2	0	0	2	1
Geronimo Pena, S (1, 4) OBP: 0.335, SLG: 0.359 Lee Smith, R (8, 1)	B X 1-0 BB 1B 1-2 2-3 1B			B X 1-0 ① L4		L B B B B 4-1 G4-6-3 BB		C B B X 2-1 ③ G4-3		3	1	1	0	1	0	0
										0	0	0	0	0	0	0
Rod Brewer, L (1, 9) OBP: 0.288, SLG: 0.254 Ray Lankford, L (9, PR) OBP: 0.392, SLG: 0.355 (9, 8)	B S B T F B B 4-2 1B 1-2 2-3 3-H BB			X 0-0 ② G3-1		B B B C X 3-1 ① ② G4-6-3 1-2f 2-3			B B B B 4-0 CS BB	2	0	0	1	2	0	2
										0	0	0	0	0	0	0
Erik Pappas, R (1, 2) OBP: 0.421, SLG: 0.400	C C B S 1-3 ① K			B B B C F X 3-2 ③ L7		B B I I 4-0 IBB		1 SAFE B L 1 SAFE 1 SAFE P 1 SAFE S B 4-2 B ① 1-2 BB		2	0	0	0	2	1	3
Rene Arocha, R (1, 1) OBP: 0.045, SLG: 0.045 Paul Kilgus, L (6, 1) OBP: 0.333, SLG: 0.333 Rob Murphy, L (7, 1) OBP: 1.000, SLG: 1.000 Mike Perez, R (8, 1) José Oquendo, S (8, 4) OBP: 0.365, SLG: 0.250 Luis Alicea, S (9, PH) OBP: 0.411, SLG: 0.402 (9, 4)	X 0-0 1-2 2-H 3-H 1B				B C F C 1-3 ① K	S T X 0-2 ③ F8			B 1 SAFE C F B 1 SAFE C 2-3 ② K	3	0	1	2	0	1	2
										0	0	0	0	0	0	0
										0	0	0	0	0	0	0
										0	0	0	0	0	0	0
										1	0	0	0	0	1	1
Inning Stats	R: 0 E: 0 K: 0 S: 7 H: 0 LOB: 0 BB: 0 P: 13	R: 3 E: 0 K: 2 S: 18 H: 4 LOB: 2 BB: 1 P: 27	R: 0 E: 0 K: 1 S: 8 H: 1 LOB: 1 BB: 0 P: 15	R: 0 E: 0 K: 0 S: 5 H: 0 LOB: 0 BB: 0 P: 9	R: 1 E: 0 K: 1 S: 9 H: 2 LOB: 1 BB: 0 P: 15	R: 0 E: 0 K: 0 S: 8 H: 1 LOB: 2 BB: 2 P: 20	R: 0 E: 0 K: 0 S: 8 H: 0 LOB: 0 BB: 0 P: 11	R: 0 E: 0 K: 1 S: 6 H: 0 LOB: 0 BB: 0 P: 12	R: 0 E: 0 K: 1 S: 8 H: 0 LOB: 1 BB: 2 P: 18	1B: 6 2B: 3 3B: 0 HR: 0	SF: 0 SAC: 0 DP: 2 HBP: 0					

	AB	32
	R	4
	H	8
	RBI	4
	BB	5
	SO	6
	LOB	16

WP: 0 PB: 0 SB: 0 CS: 2 PA: 37

PITCHER	IP	WLS	BF	H	R	ER	SO	BB	IBB	HBP	BLK	WP	HR	S	P	ERA	WHIP
Ryan Bowen, R (1, 1) ERA: 4.16	5.0	L	24	8	4	4	4	2	0	0	0	0	0	50	87	7.20	2.000
Jim Corsi, R (6, 1) ERA: 4.96	2.0		6	0	0	0	0	0	1	0	0	0	0	13	23	0.00	0.000
Richie Lewis, R (8, 1) ERA: 2.1	2.0		7	0	0	0	2	2	0	0	0	0	0	14	30	0.00	1.000

PITCHER	IP	WLS	BF	H	R	ER	SO	BB	IBB	HBP	BLK	WP	HR	S	P	ERA	WHIP

Batter	1	2	3	4	5	6	7	8	9	AB	R	H	RBI	BB	SO	LOB
Alex Arias, R (1, 6) OBP: 0.361, SLG: 0.348	0-1 1B S 1B 1B		0-1 G3-1 ②		2-1 F8 ②		0-0 G1 ① 2-3		0-3 K ②	5	1	1	0	0	1	1
Bret Barberie, S (1, 4) OBP: 0.408, SLG: 0.385	1 SAFE 2-2 L9 ① 1-2		0-1 G4-3 ③		1-2 G4-3 ③		1-3 K ②		0-1 1B 1B	5	0	1	0	0	1	2
Dave Magadan, L (1, 5) OBP: 0.401, SLG: 0.394	0-1 1B 2-3 1B			3-1 E7 ①		4-1 E SF9 BB	0-1 G4-3 ③		1 SAFE 1 SAFE 1-1 FC4-6 1-3 1B	4	1	2	0	1	0	1
Orestes Destrade, S (1, 3) OBP: 0.308, SLG: 0.400	0-1 G6-4-3 1-3 3-H 1B			3-2 1B 1B 2B		1 SAFE 2-2 E4 1-3		2-2 F7 ① 0-0 FC4-6 ③ 1-2f		5	1	2	1	0	0	3
Jeff Conine, R (1, 7) OBP: 0.375, SLG: 0.380	0-0 G6-4-3 ② ③ 1-2f			1-3 K2-3 ②		2-2 SF9 ① 3-H		0-3 K ②		3	0	0	1	0	2	3
Junior Felix, S (1, 8) OBP: 0.276, SLG: 0.397		2-1 P5 ①		0-0 1B 2-3 1B		4-2 BB		0-1 S 1B		3	0	2	0	1	0	0
Greg Briley, L (1, 9) OBP: 0.279, SLG: 0.371		1-1 G6-3 ②		3-2 FC6-4 1 SAFE 1 SAFE 1-2 3-H 1B		2-3 K ②		1 SAFE 1 SAFE 4-2 1-2 BB		3	0	1	1	1	1	2
Rob Natal, R (1, 2) Benito Santiago, R (6, PH) OBP: 0.301, SLG: 0.371 (7, 2)		0-1 F8 ③		0-0 FC6-4 ③ 1-2f		2-2 F7 ③		0-3 K ③		2 2	0 0	0 0	0 0	0 0	0 1	2 4
Ryan Bowen, R (1, 1) OBP: 0.133, SLG: 0.200 Jim Corsi, R (6, 1) Rick Renteria, R (7, PH) OBP: 0.354, SLG: 0.385 Richie Lewis, R (8, 1) Walt Weiss, S (9, PH) OBP: 0.389, SLG: 0.356			1-3 K ①		2-2 L6 ①		2-2 E6 G1		1-1 F9 ①	2 0 1 0 1	0 0 0 0 0	0 0 0 0 0	0 0 0 0 0	1 0 0 0 0	0 0 0 0 0	0 0 0 0 0
Inning Stats	R: 1 E: 0 K: 0 S: 11 H: 3 LOB: 1 BB: 0 P: 12	R: 0 E: 0 K: 0 S: 6 H: 0 LOB: 0 BB: 0 P: 9	R: 0 E: 0 K: 1 S: 7 H: 0 LOB: 0 BB: 0 P: 8	R: 1 E: 1 K: 1 S: 15 H: 3 LOB: 2 BB: 0 P: 25	R: 0 E: 0 K: 0 S: 10 H: 0 LOB: 0 BB: 0 P: 15	R: 1 E: 1 K: 1 S: 19 H: 0 LOB: 2 BB: 2 P: 35	R: 0 E: 1 K: 1 S: 10 H: 0 LOB: 1 BB: 0 P: 13	R: 0 E: 0 K: 2 S: 14 H: 1 LOB: 2 BB: 1 P: 20	R: 0 E: 0 K: 1 S: 10 H: 2 LOB: 2 BB: 0 P: 12	1B: 8 2B: 1 3B: 0 HR: 0	SF: 1 SAC: 0 DP: 1 HBP: 0						

PITCHER		IP	WLS	BF	H	R	ER	SO	BB	IBB	HBP	BLK	WP	HR	S	P	ERA	WHIP
Rene Arocha, R ERA: 3.07	(1, 1)	5.1	W	24	6	3	2	2	2	0	0	0	0	0	61	93	3.38	1.500
Paul Kilgus, L ERA:	(6, 1)	1.0		4	0	0	0	1	0	0	0	0	0	0	12	18	0.00	0.000
Rob Murphy, L ERA: 3.34	(7, 1)	0.2		2	0	0	0	1	0	0	0	0	0	0	5	6	0.00	0.000
Mike Perez, R ERA: 2.27	(8, 1)	0.2		4	1	0	0	1	1	0	0	0	0	0	11	17	0.00	3.000
Lee Smith, R ERA: 4.13	(8, 1)	1.1	S	6	2	0	0	2	0	0	0	0	0	0	13	15	0.00	1.500

PITCHER	IP	WLS	BF	H	R	ER	SO	BB	IBB	HBP	BLK	WP	HR	S	P	ERA	WHIP

BOTTOM

St. Louis Cardinals @ Florida Marlins

Joe Robbie Stadium, Miami, FL

Wed Jun 23 1993, 7:05 PM EDT

Att. 37,936 - Unknown - 84 F

livebaseballscorecards.com

AB	36
R	3
H	9
RBI	3
BB	3
SO	7
LOB	18

WP: 0 PB: 0 SB: 2 CS: 0 PA: 40

Batter	1	2	3	4	5	6	7	8	9	AB	R	H	RBI	BB	SO	LOB
Delino DeShields, L (1, 4) OBP: 0.370, SLG: 0.333	G4-3		F8			S 1B		G3-6 1-2f 3-H		4	0	1	0	0	0	1
Mike Lansing, R (1, 5) (6, 6) OBP: 0.342, SLG: 0.385	G1-3			P4		F7		F7		4	0	0	0	0	0	1
Marquis Grissom, R (1, 8) OBP: 0.367, SLG: 0.479	G6-3			F7		BBBB 1-2 BB			F8	3	0	0	0	1	0	0
Larry Walker, L (1, 9) OBP: 0.374, SLG: 0.462		F7		F5		G4-3			F8	4	0	0	0	0	0	2
Frank Bolick, S (1, 3) (6, 5) OBP: 0.333, SLG: 0.376		SSS K			G4-3		G3		BBBB FC6-4 BB	3	0	0	0	1	1	0
Moises Alou, R (1, 7) OBP: 0.326, SLG: 0.413		E5 FC5-4			G6-3		SSS K		FC6-4 1-2f	4	0	0	0	0	1	1
Wil Cordero, R (1, 6) OBP: 0.284, SLG: 0.367		FC5-4 1-2f			H 1-0 FC5-4 HBP		P6			1	0	0	0	0	0	1
John Vander Wal, L (6, 3) OBP: 0.336, SLG: 0.394										1	0	0	0	0	0	0
Tim Laker, R (1, 2) OBP: 0.197, SLG: 0.221			G5-3		FC5-4 1-2f			1B G3-6 1B		2	0	0	0	0	0	1
Lou Frazier, S (8, PH) OBP: 0.381, SLG: 0.400										1	1	1	0	0	0	0
Tim Scott, R (8, 1)										0	0	0	0	0	0	0
Ken Hill, R (1, 1) OBP: 0.194, SLG: 0.172			G1			G5-3		G3-6 1-3 1B		2	0	0	0	0	0	0
Jeff Shaw, R (6, 1) OBP: 0.077, SLG: 0.077										0	0	0	0	0	0	0
Darrin Fletcher, L (8, PH) OBP: 0.295, SLG: 0.292										1	0	1	0	0	0	0
(8, 2)																

Inning Stats																															
	R: 0	H: 0		R: 0	H: 0		R: 0	H: 0		R: 0	H: 0		R: 0	H: 0		R: 0	H: 1		R: 0	H: 0		R: 1	H: 2		R: 0	H: 0		1B: 3	SF: 0		WP: 0	PA: 33
	E: 0	LOB: 0		E: 1	LOB: 1		E: 0	LOB: 0		E: 0	LOB: 0		E: 0	LOB: 0		E: 0	LOB: 2		E: 0	LOB: 0		E: 0	LOB: 0		E: 0	LOB: 1		2B: 0	SAC: 0		PB: 0	
	K: 0	BB: 0		K: 1	BB: 0		K: 0	BB: 0		K: 0	BB: 0		K: 0	BB: 0		K: 0	BB: 1		K: 0	BB: 0		K: 0	BB: 0		K: 0	BB: 1		3B: 0	DP: 1		SB: 1	
	S: 3	P: 3		S: 6	P: 6		S: 3	P: 3		S: 3	P: 3		S: 3	P: 4		S: 4	P: 8		S: 5	P: 5		S: 4	P: 4		S: 3	P: 7		HR: 0	HBP: 1		CS: 0	

PITCHER		IP	WLS	BF	H	R	ER	SO	BB	IBB	HBP	BLK	WP	HR	S	P	ERA	WHIP
Jack Armstrong, R ERA: 4.24	(1, 1)	7.0	W	27	3	1	1	2	1	0	1	0	0	0	29	34	1.29	0.571
Bryan Harvey, R ERA: 1.35	(8, 1)	2.0	S	6	0	0	0	0	1	0	0	0	0	0	5	9	0.00	0.500

PITCHER	IP	WLS	BF	H	R	ER	SO	BB	IBB	HBP	BLK	WP	HR	S	P	ERA	WHIP

TOP

Montreal Expos @ Florida Marlins

Joe Robbie Stadium, Miami, FL

Fri Jun 25 1993, 7:05 PM EDT
Att. 41,748 - Unknown - 85 F

livebaseballscorecards.com

AB	30
R	1
H	3
RBI	0
BB	2
SO	2
LOB	7

Batter	1	2	3	4	5	6	7	8	9	AB	R	H	RBI	BB	SO	LOB
Chuck Carr, S (1, 8) OBP: 0.320, SLG: 0.325	BBBB 4-0 CS BB		x 0-0 P6 ①	x 0-0 G4-3 ②	x 0-0 F8 ③					3	0	0	0	1	0	0
Bret Barberie, S (1, 4) OBP: 0.404, SLG: 0.376	BBBB 4-0 ① 1-2 3B BB		x 0-0 G4-3 ②	x 0-0 F8 ③				SSS 0-3 ① K		3	1	0	0	1	1	0
Darrell Whitmore, L (1, 9) OBP: 0.500, SLG: 1.250	x 0-0 1-H 1B 3B		x 0-0 P5 ③			x 0-0 F8 1B 2B		x 0-0 G4-3 ②		4	2	2	1	0	0	0
Gary Sheffield, R (1, 5) OBP: 0.346, SLG: 0.473	x 0-0 S 3-H 1B			x 0-0 HBP 1B		x 0-0 F8 ① 2-3		x 0-0 F3 ③		4	0	2	1	0	0	1
Orestes Destrade, S (1, 3) OBP: 0.309, SLG: 0.397	SSS 0-3 ② K			x 0-0 F8 ①		BBBB 4-0 1B BB				2	0	0	0	1	1	2
Jeff Conine, R (1, 7) OBP: 0.375, SLG: 0.379	x 0-0 ③ F7 1-2			SSS 0-3 ② K		x 0-0 G5-4-3 1-2 3-H 1B				3	0	1	1	0	1	2
Benito Santiago, R (1, 2) OBP: 0.301, SLG: 0.368		x 0-0 ① G5-3		H 1-0 1-2 HBP		x 0-0 ②③ G5-4-3 1-2f				2	0	0	0	0	0	2
Walt Weiss, S (1, 6) OBP: 0.385, SLG: 0.351		x 0-0 ② G3		x 0-0 ③ F9			x 0-0 ① G6-3			3	0	0	0	0	0	2
Jack Armstrong, R (1, 1) OBP: 0.135, SLG: 0.135 Bryan Harvey, R (8, 1)		x 0-0 ③ G4-3			x 0-0 ① F7		x 0-0 ② F9			3 0	0 0	0 0	0 0	0 0	0 0	0 0
Inning Stats	R: 2 H: 2 E: 0 LOB: 1 K: 1 BB: 2 S: 6 P: 14	R: 0 H: 0 E: 0 LOB: 0 K: 0 BB: 0 S: 3 P: 3	R: 0 H: 0 E: 0 LOB: 0 K: 0 BB: 0 S: 3 P: 3	R: 0 H: 1 E: 0 LOB: 2 K: 1 BB: 0 S: 6 P: 7	R: 0 H: 0 E: 0 LOB: 0 K: 0 BB: 0 S: 3 P: 3	R: 1 H: 2 E: 0 LOB: 1 K: 0 BB: 1 S: 4 P: 8	R: 0 H: 0 E: 0 LOB: 0 K: 0 BB: 0 S: 3 P: 3	R: 0 H: 0 E: 0 LOB: 0 K: 1 BB: 0 S: 5 P: 5		1B: 3 SF: 0 2B: 1 SAC: 0 3B: 1 DP: 1 HR: 0 HBP: 1						

PITCHER		IP	WLS	BF	H	R	ER	SO	BB	IBB	HBP	BLK	WP	HR	S	P	ERA	WHIP
Ken Hill, R ERA: 2.62	(1, 1)	5.1	L	24	5	3	3	2	3	0	1	0	0	0	24	37	5.06	1.500
Jeff Shaw, R ERA: 3.2	(6, 1)	1.2		4	0	0	0	0	0	0	0	0	0	0	4	4	0.00	0.000
Tim Scott, R ERA: 2.33	(8, 1)	1.0		3	0	0	0	1	0	0	0	0	0	0	5	5	0.00	0.000

PITCHER	IP	WLS	BF	H	R	ER	SO	BB	IBB	HBP	BLK	WP	HR	S	P	ERA	WHIP

BOTTOM

Montreal Expos @ Florida Marlins

Joe Robbie Stadium, Miami, FL

Fri Jun 25 1993, 7:05 PM EDT

Att. 41,748 - Unknown - 85 F

livebaseballscorecards.com

AB	27
R	3
H	5
RBI	3
BB	3
SO	3
LOB	9

WP: 0 PA: 31
PB: 0
SB: 1
CS: 1

Batter	1	2	3	4	5	6	7	8	9	AB	R	H	RBI	BB	SO	LOB
Delino DeShields, L (1, 4) OBP: 0.370, SLG: 0.329	C B B C S 2-3 ① K		B F C B X 2-2 ② F8		C B B C B B 4-2 BB	X 0-0 ②③ G1-2-3 3-Hf			C F B B B F B 4-2 SH3-4 BB	3	0	0	0	2	1	3
Sean Berry, R (1, 5) OBP: 0.389, SLG: 0.487	C B F F F B B X 3-2 HR		B B C F X 2-2 ③ G1-3		1 SAFE 1 SAFE 1 SAFE P C X 1-1 ③ G1-3		X 0-0 ① F9		X 0-0 ① SH3-4 1-2	4	1	1	1	0	0	1
Marquis Grissom, R (1, 8) OBP: 0.364, SLG: 0.477	C C B X 1-2 ② G5-3			C B B F X 2-2 ① L7		B C B C C X 2-2 S 1B 2B	C X 0-1 ② F8		C B X 1-1 ② G1-3	5	1	1	0	0	0	1
Larry Walker, L (1, 9) OBP: 0.371, SLG: 0.453	B C X 1-1 ③ P6			F F S 0-3 ② K		X 0-0 ① G1-3	B S B X 2-1 ③ F8		I I I I 4-0 IBB	4	0	0	0	1	1	1
Greg Colbrunn, R (1, 3) OBP: 0.289, SLG: 0.414		B B C S S 2-3 ① K		B F C F S 1-3 K S 1B	2 SAFE B S S F B B B 4-2 BB 1B BB 2-3 BB			C C S 0-3 ① K	F S B B B X 3-2 ③ F8	4	1	0	0	1	3	2
Moises Alou, R (1, 7) OBP: 0.332, SLG: 0.420		C X 0-1 2B		B B B C 1 SAFE C B 4-2 1-2 1B BB		C X 0-1 BB BB 1-2 1B 3-H 1B		C X 0-1 ② G6-3		3	1	2	1	1	0	0
Wil Cordero, R (1, 6) OBP: 0.290, SLG: 0.371		C B B F X 2-2 ② F7		C B X 1-1 ③ 1-2 2-H 1B		S B B B C B 4-2 1B BB G1-2-3 1-2 2-3 BB		B X 1-0 S 1B		3	0	2	0	1	0	1
Tim Laker, R (1, 2) OBP: 0.192, SLG: 0.214	B B X 2-0 ③ G6-3				F S X 0-2 ① F8	B B B C B 4-1 1B 1-2 2-3 3-H BB		C B F B B B 4-2 1-2 BB		2	0	0	0	0	0	1
Darrin Fletcher, L (6, PH) OBP: 0.305, SLG: 0.292 (6, 2)										0	0	0	1	2	0	0
Kent Bottenfield, R (1, 1) OBP: 0.143, SLG: 0.100 Frank Bolick, S (6, PH) OBP: 0.338, SLG: 0.381 Mel Rojas, R (6, 1) John Vander Wal, L (8, PH) OBP: 0.336, SLG: 0.394 Lou Frazier, S (8, PH) OBP: 0.377, SLG: 0.396 John Wetteland, R (8, 1)			B C F B F X 2-2 ① P6		B C X 1-1 ② P3	C B X 1-1 1-2 2-3 3-H 1B		F X 0-1 ③ P2		2	0	0	0	0	0	0
										1	0	1	1	0	0	0
										0	0	0	0	0	0	0
										0	0	0	0	0	0	0
										1	0	0	0	0	0	2
										0	0	0	0	0	0	0
Inning Stats	R: 1 E: 0 K: 1 S: 13 H: 1 LOB: 0 BB: 0 P: 20	R: 0 E: 0 K: 1 S: 9 H: 1 LOB: 1 BB: 0 P: 15	R: 0 E: 0 K: 0 S: 10 H: 0 LOB: 0 BB: 0 P: 16	R: 0 E: 0 K: 2 S: 14 H: 1 LOB: 2 BB: 1 P: 22	R: 0 E: 0 K: 0 S: 10 H: 0 LOB: 1 BB: 1 P: 15	R: 3 E: 0 K: 0 S: 14 H: 3 LOB: 2 BB: 3 P: 29	R: 0 E: 0 K: 0 S: 5 H: 0 LOB: 0 BB: 0 P: 7	R: 0 E: 0 K: 1 S: 10 H: 1 LOB: 2 BB: 1 P: 15	R: 0 E: 0 K: 0 S: 9 H: 0 LOB: 2 BB: 2 P: 21	1B: 4 2B: 2 3B: 0 HR: 1	SF: 0 SAC: 1 DP: 1 HBP: 0						

PITCHER		IP	WLS	BF	H	R	ER	SO	BB	IBB	HBP	BLK	WP	HR	S	P	ERA	WHIP
Charlie Hough, R ERA: 4.3	(1, 1)	5.1	L	26	5	4	4	4	5	0	0	0	0	1	67	113	6.75	1.875
Rich Rodriguez, L ERA: 3.13	(6, 1)	1.2		5	1	0	0	0	0	0	0	0	0	0	8	11	0.00	0.600
Cris Carpenter, R ERA: 3.62	(8, 1)	0.2		4	1	0	0	1	1	0	0	0	0	0	8	13	0.00	3.000
Joe Klink, L ERA: 3.12	(8, 1)	0.1		2	0	0	0	0	1	0	0	0	0	0	5	9	0.00	3.000
Jim Corsi, R ERA: 4.67	(9, 1)	1.0		4	0	0	0	0	0	1	0	0	0	0	6	14	0.00	0.000

PITCHER	IP	WLS	BF	H	R	ER	SO	BB	IBB	HBP	BLK	WP	HR	S	P	ERA	WHIP

TOP

Montreal Expos @ Florida Marlins

Joe Robbie Stadium, Miami, FL

Sat Jun 26 1993, 7:05 PM EDT

Att. 43,321 - Unknown

livebaseballscorecards.com

AB	32
R	4
H	7
RBI	4
BB	8
SO	5
LOB	12

1B: 4	SF: 0	WP: 0	PA: 41
2B: 2	SAC: 1	PB: 1	
3B: 0	DP: 1	SB: 3	
HR: 1	HBP: 0	CS: 0	

BOTTOM

Montreal Expos @ Florida Marlins

Joe Robbie Stadium, Miami, FL

Sat Jun 26 1993, 7:05 PM EDT

Att. 43,321 - Unknown

Batter	1	2	3	4	5	6	7	8	9	AB	R	H	RBI	BB	SO	LOB
Chuck Carr, S (1, 8) OBP: 0.322, SLG: 0.331	FC3-6 1B	G1-2-3 3-Hf		G4-3 2-3			G4-3 2B		K	5	0	2	0	0	1	6
Bret Barberie, S (1, 4) OBP: 0.398, SLG: 0.370	FC3-6 1-2f		E 1B 1B	L3			G4-3 2-3		K	5	1	1	0	0	1	5
Darrell Whitmore, L (1, 9) OBP: 0.250, SLG: 0.625	K		F8		K		K			4	0	0	0	0	3	3
Gary Sheffield, R (1, 5) OBP: 0.345, SLG: 0.470	P3		E7 1B 1-3 1B		P4			P2		4	0	1	0	0	0	1
Orestes Destrade, S (1, 3) OBP: 0.311, SLG: 0.396		1B HBP 1B BB	2-3 3-H 1B		F9			P6		3	1	1	1	1	0	0
Jeff Conine, R (1, 7) OBP: 0.373, SLG: 0.375		1B 1B 1-2 G1-2-3 HBP	K			P4		K		3	0	0	0	0	2	2
Benito Santiago, R (1, 2) OBP: 0.300, SLG: 0.370		K	F8			K			1B 2B	4	0	1	0	0	2	4
Walt Weiss, S (1, 6) OBP: 0.390, SLG: 0.358		1B 1-2 2-3 1B		G4-3 SH2-4 1B		P6			2-3 1B	4	0	3	0	0	0	0
Charlie Hough, R (1, 1) OBP: 0.097, SLG: 0.067 Rich Rodriguez, L (6, 1) Greg Briley, L (7, PH) OBP: 0.276, SLG: 0.367 Cris Carpenter, R (8, 1) Joe Klink, L (8, 1) Jim Corsi, R (9, 1) Dave Magadan, L (9, PH) OBP: 0.400, SLG: 0.392		1-2 2-3 3-H 1B		SH2-4 1-2			G1-3		K	1 0 1 0 0 0 0 1	0 0 0 0 0 0 0 0	1 0 0 0 0 0 0 0	1 0 0 0 0 0 0 0	0 0 0 0 0 0 0 0	0 0 0 0 0 0 0 1	0 0 0 0 0 0 0 2
Inning Stats	R: 0 E: 0 K: 1 S: 9 H: 1 LOB: 1 BB: 0 P: 13	R: 1 E: 0 K: 1 S: 11 H: 2 LOB: 2 BB: 1 P: 19	R: 1 E: 1 K: 1 S: 12 H: 3 LOB: 2 BB: 0 P: 15	R: 0 E: 0 K: 0 S: 8 H: 1 LOB: 1 BB: 0 P: 16	R: 0 E: 0 K: 1 S: 10 H: 0 LOB: 0 BB: 0 P: 15	R: 0 E: 0 K: 1 S: 5 H: 0 LOB: 0 BB: 0 P: 5	R: 0 E: 0 K: 1 S: 6 H: 1 LOB: 1 BB: 0 P: 7	R: 0 E: 0 K: 1 S: 6 H: 0 LOB: 0 BB: 0 P: 8	R: 0 E: 0 K: 3 S: 11 H: 2 LOB: 2 BB: 0 P: 13	1B: 8 2B: 2 3B: 0 HR: 0	SF: 0 SAC: 1 DP: 1 HBP: 1						

livebaseballscorecards.com

AB	35
R	2
H	10
RBI	2
BB	1
SO	10
LOB	23

WP: 0 PB: 0 SB: 0 CS: 0 PA: 38

PITCHER		IP	WLS	BF	H	R	ER	SO	BB	IBB	HBP	BLK	WP	HR	S	P	ERA	WHIP
Kent Bottenfield, R ERA: 3.61	(1, 1)	5.0	W	23	7	2	2	4	1	0	1	0	0	0	50	78	3.60	1.600
Mel Rojas, R ERA: 4.07	(6, 1)	2.0		7	1	0	0	2	0	0	0	0	0	0	11	12	0.00	0.500
John Wetteland, R ERA: 1.21	(8, 1)	2.0	S	8	2	0	0	4	0	0	0	0	0	0	17	21	0.00	1.000

PITCHER	IP	WLS	BF	H	R	ER	SO	BB	IBB	HBP	BLK	WP	HR	S	P	ERA	WHIP

Batter	1	2	3	4	5	6	7	8	9	AB	R	H	RBI	BB	SO	LOB
Delino DeShields, L (1, 4) OBP: 0.369, SLG: 0.325 Tim Scott, R (8, 1)	B B B B 4-0 1B BB		C B X 1-1 ① G1-3		B X 1-0 ③ F7			B B X 2-0 ② G6-3 2-3		3 0	0 0	0 0	0 0	1 0	0 0	1 0
Sean Berry, R (1, 5) OBP: 0.384, SLG: 0.475	1 SAFE 1 SAFE 1 SAFE B S X 1-1 ① L8		B B X 2-0 1B			B X 1-0 ① L8		B C C X 1-2 ③ L7		4	0	1	0	0	0	2
Marquis Grissom, R (1, 8) OBP: 0.364, SLG: 0.476 Lou Frazier, S (7, 8) OBP: 0.383, SLG: 0.396	C B 1 SAFE F 1 SAFE 1 SAFE F B 1 SAFE 2-2 X 1-2 1B		B F B 1 SAFE X 2-1 ② F9			B X 1-0 ② F8			B B B F C B 4-2 2B 1B BB	3 0	0 1	1 0	0 0	0 1	0 0	1 0
Larry Walker, L (1, 9) OBP: 0.366, SLG: 0.446 John Vander Wal, L (7, 9) OBP: 0.342, SLG: 0.410	F B X 1-1 ② F9		B B F B 1 SAFE X 3-1 ③ F7			B B F F F F S 2-3 ③ K			X 0-0 1B 1B 1-3 2B	3 1	0 1	0 1	0 0	0 0	1 0	3 0
Moises Alou, R (1, 7) OBP: 0.327, SLG: 0.413	B X 1-0 ③ G6-3			B B C F F F S 2-3 ① K			X 0-0 ① F8		B F C F F F X 1-2 ① P3	4	0	0	0	0	1	4
Greg Colbrunn, R (1, 3) OBP: 0.288, SLG: 0.409		B C B S X 2-2 E4 G6-4-3		C B C B S 2-3 ② K2-3			C S S 0-3 ② K		X 0-0 1B 2-3 3-H 1B	4	0	1	1	0	2	0
Wil Cordero, R (1, 6) OBP: 0.290, SLG: 0.369		X 0-0 ① ② G6-4-3 1-2f		B B F S B F X 3-2 ③ G6-3			C B S F X 1-2 ③ G5-3		B F B C F F B X 3-2 FC6 1B 1-2 3-H	4	0	1	1	0	0	1
Tim Laker, R (1, 2) OBP: 0.195, SLG: 0.216		C C F F X 0-2 1B			B C F S 1-3 ① K			B F X 1-1 E1 G6-3 G5-3	B X 1-0 ② F8	4	0	1	0	0	1	2
Brian Barnes, L (1, 1) OBP: 0.235, SLG: 0.188 Mike Gardiner, S (3, 1) Tim McIntosh, R (5, PH) OBP: 0.118, SLG: 0.176 Jeff Shaw, R (5, 1) OBP: 0.077, SLG: 0.077 Jeff Fassero, L (6, 1) Mike Lansing, R (8, PH) OBP: 0.340, SLG: 0.382 (8, 4)		M C S 0-3 ③ K			X 0-0 ② L8			B X 1-0 ① G5-3 1-2	C X 0-1 ③ FC6 1-2f	1 0 1 0 0 2	0 0 0 0 0 0	0 0 0 0 0 0	0 0 0 0 0 0	1 0 0 0 0 0	1 0 0 0 0 3	1 0 0 0 0 3

| Inning Stats | | |

Montreal Expos @ Florida Marlins

Joe Robbie Stadium, Miami, FL

Sun Jun 27 1993, 7:05 PM EDT

Att. 40,649 - Sunny - 80 F

BOTTOM

Batter	1	2	3	4	5	6	7	8	9	AB	R	H	RBI	BB	SO	LOB
Chuck Carr, S (1, 8) OBP: 0.319, SLG: 0.328	3-1 F8		1-2 FC5-4, SF7, 1B, 1B	1-2 G4-3	3-2 G4-3			2-2 F7		5	1	1	0	0	0	2
Bret Barberie, S (1, 4) OBP: 0.399, SLG: 0.371 Rick Renteria, R (4, 4) OBP: 0.363, SLG: 0.387	0-2 P3		0-0 FC5-4, 1-2, 1B		0-0 HR, 1B	1-3 K		4-2 1-2, BB		2	0	1	0	0	0	0
										2	1	1	0	1	1	0
Gary Sheffield, R (1, 5) OBP: 0.347, SLG: 0.480 Alex Arias, R (8, PH) OBP: 0.358, SLG: 0.345 (9, 5)	4-1 S, HR, BB		1-0 FC5-4, BB, BB, 1-2f, 2-3		1-1 1-H, HR	1-0 G5-3		1-2 G4-3		3	2	1	2	1	0	2
										1	0	0	0	0	0	2
Orestes Destrade, S (1, 3) OBP: 0.317, SLG: 0.397	4-2 1-2, HR, BB		4-0 BB, 1-2, BB		0-0 1B, 3B, 1B	1-3 K				2	2	1	0	2	1	0
Jeff Conine, R (1, 7) OBP: 0.375, SLG: 0.390	0-0 1-H, 2-H, HR		2-1 SF7, 3-H		0-0 1-2, 3B, 1B		0-2 G1-3			3	2	2	4	0	0	0
Benito Santiago, R (1, 2) OBP: 0.303, SLG: 0.378	0-1 F9		4-0 1-2, 2-3, BB		0-0 1-H, 2-H, WP, 3B		2-3 K			3	1	1	2	1	1	0
Darrell Whitmore, L (1, 9) OBP: 0.167, SLG: 0.417			0-0 P8		2-3 K		3-2 G4-3			4	0	0	0	0	2	4
Walt Weiss, S (1, 6) OBP: 0.388, SLG: 0.356			1-2 G1-3	1-1 E4, K	3-2 3-H, 1B			0-0 P7		4	0	1	0	0	0	0
Chris Hammond, L (1, 1) OBP: 0.268, SLG: 0.342 Matt Turner, R (9, 1)	0-1 G3			1 SAFE, 1 SAFE, 0-3 K, 1-2	1-1 F7			2-2 PB, 1B		4	0	1	0	0	1	2
										0	0	0	0	0	0	0
Inning Stats	R: 3 H: 1 E: 0 LOB: 0 K: 0 BB: 2 S: 12 P: 23		R: 0 H: 0 E: 0 LOB: 0 K: 1 BB: 0 S: 8 P: 10	R: 1 H: 2 E: 0 LOB: 3 K: 0 BB: 2 S: 9 P: 21	R: 0 H: 0 E: 1 LOB: 0 K: 1 BB: 0 S: 10 P: 12	R: 5 H: 6 E: 0 LOB: 1 K: 1 BB: 0 S: 19 P: 29	R: 0 H: 0 E: 0 LOB: 0 K: 2 BB: 0 S: 10 P: 13	R: 0 H: 0 E: 0 LOB: 0 K: 1 BB: 0 S: 13 P: 18	R: 0 H: 1 E: 0 LOB: 2 K: 0 BB: 1 S: 14 P: 23								

livebaseballscorecards.com

AB	33
R	9
H	10
RBI	8
BB	5
SO	6
LOB	12

1B: 7 SF: 1
2B: 0 SAC: 0
3B: 1 DP: 0
HR: 2 HBP: 0

WP: 1 PA: 39
PB: 1
SB: 1
CS: 0

PITCHER		IP	WLS	BF	H	R	ER	SO	BB	IBB	HBP	BLK	WP	HR	S	P	ERA	WHIP
Brian Barnes, L ERA: 3.9	(1, 1)	2.2	L	14	3	4	4	1	3	0	0	0	0	1	28	49	13.50	2.250
Mike Gardiner, R ERA: 4.45	(3, 1)	1.1		5	0	0	0	1	1	0	0	0	0	0	11	17	0.00	0.750
Jeff Shaw, R ERA: 4.01	(5, 1)	1.0		9	6	5	5	1	0	0	0	0	1	1	19	29	45.00	6.000
Jeff Fassero, L ERA: 2.64	(6, 1)	2.0		6	0	0	0	3	0	0	0	0	0	0	23	31	0.00	0.000
Tim Scott, R ERA: 2.27	(8, 1)	1.0		5	1	0	0	0	1	0	0	0	0	0	14	23	0.00	2.000

PITCHER	IP	WLS	BF	H	R	ER	SO	BB	IBB	HBP	BLK	WP	HR	S	P	ERA	WHIP

Batter	1	2	3	4	5	6	7	8	9	10	11	12	AB	R	H	RBI	BB	SO	LOB
Vince Coleman, S (1, 7) OBP: 0.288, SLG: 0.359	F9 ①		CS 1B			F8 ①	K ① 1-2	1-2 1B		SH1-3 ② 2-3		SH2-4 ② 1-2	4	0	1	0	0	1	2
Mike Draper, R (7, 1) OBP: 0.667, SLG: 0.667													0	0	0	0	0	0	0
Pete Smourek, L (7, 1) OBP: 0.231, SLG: 0.118													0	0	0	0	0	0	0
Jeff McKnight, S (8, PH) OBP: 0.317, SLG: 0.255													1	0	1	0	0	0	0
John Franco, L (8, 1)													0	0	0	0	0	0	0
Doug Saunders, R (10, PH) OBP: 0.265, SLG: 0.234													0	0	0	0	0	0	0
Dave Telgheder, R (10, 1) OBP: 0.500, SLG: 1.000													0	0	0	0	0	0	0
Todd Hundley, S (1, 2) OBP: 0.276, SLG: 0.390	P6 ②		1 SAFE 1 SAFE CS 1-2	HR		F8 ②	SF9 ② 3-H	K ③		BB		F8 ③	5	1	1	2	1	1	3
Bobby Bonilla, S (1, 5) OBP: 0.328, SLG: 0.505	K ③			G6-3 ①		1B	G4-3 ③		G4-3 ①	L6 ③			6	0	1	0	0	1	3
Eddie Murray, S (1, 3) OBP: 0.300, SLG: 0.395		K ①		G4-3 ②		F9 ③		HR	1B BB		F7 ①		5	1	1	1	1	1	1
Joe Orsulak, L (1, 9) OBP: 0.328, SLG: 0.382	G3 ②			F8 ③			WP S 2B 1B	HR 1B		K ②	F7 ②		3	1	1	0	0	0	0
Darrin Jackson, R (8, PH) OBP: 0.236, SLG: 0.323													3	1	1	0	0	1	1
(8, 8)																			
Jeff Kent, R (1, 4) OBP: 0.279, SLG: 0.373	K ③				G5-3 ①		K 2B 1-3 2B	1-H HR	1-2 1B		K ③		5	2	2	2	0	2	1
Kevin Baez, R (9, 6) OBP: 0.143, SLG: 0.143													1	0	0	0	0	1	0
Jeromy Burnitz, L (1, 8) OBP: 0.333, SLG: 0.643			HR		HBP		2B 1-3 3-H 2B	K ①	G4-3 ③			E8 SF7 2B	5	3	3	2	0	1	2
(8, 9)																			
Tim Bogar, R (1, 6) OBP: 0.301, SLG: 0.365	F8 ①				K ②		1B SF9 2-H 3-H 2B	1B BB		SH1-3 SH3 1B		SF7 ① 3-H	4	1	2	3	1	1	1
(9, 4)																			
Frank Tanana, L (1, 1) OBP: 0.138, SLG: 0.107			G6-3 ②		G3 ③		S 2-3 1B	P3 ②		SH3 ① 1-2		SH2-4 1B	2	0	0	0	0	0	1
Chico Walker, S (7, PH) OBP: 0.263, SLG: 0.326													1	0	1	0	0	0	0
Jeff Innis, R (7, 1)													0	0	0	0	0	0	0
Dave Gallagher, R (7, 7) OBP: 0.358, SLG: 0.479													2	0	1	0	0	0	1

Inning Stats	1	2	3	4	5	6	7	8	9	10	11	12
	R: 0 E: 0 K: 1 S: 6	H: 0 LOB: 0 BB: 0 P: 11	R: 0 E: 0 K: 2 S: 12	H: 0 LOB: 0 BB: 0 P: 16	R: 1 E: 0 K: 0 S: 10	H: 2 LOB: 0 BB: 0 P: 13	R: 1 E: 0 K: 0 S: 8	H: 1 LOB: 0 BB: 0 P: 10	R: 0 E: 0 K: 1 S: 6	H: 0 LOB: 1 BB: 0 P: 9	R: 0 E: 0 K: 0 S: 9	H: 1 LOB: 1 BB: 0 P: 15	R: 4 E: 0 K: 2 S: 17	H: 4 LOB: 1 BB: 0 P: 27	R: 3 E: 0 K: 2 S: 21	H: 4 LOB: 2 BB: 1 P: 33	R: 0 E: 0 K: 1 S: 13	H: 1 LOB: 2 BB: 1 P: 20	R: 0 E: 0 K: 0 S: 9	H: 1 LOB: 2 BB: 1 P: 15	R: 0 E: 0 K: 1 S: 8	H: 0 LOB: 0 BB: 0 P: 15	R: 1 E: 1 K: 0 S: 11	H: 2 LOB: 1 BB: 0 P: 16

PITCHER		IP	WLS	BF	H	R	ER	SO	BB	IBB	HBP	BLK	WP	HR	S	P	ERA	WHIP
Ryan Bowen, R ERA: 4.36	(1, 1)	6.0		25	6	5	5	5	0	0	1	0	1	2	57	83	7.50	1.000
Richie Lewis, R ERA: 2.29	(7, 1)	1.0		5	2	1	1	1	0	0	0	0	0	0	11	18	9.00	2.000
Rich Rodriguez, L ERA: 3.69	(8, 1)	0.0		2	2	2	2	0	0	0	0	0	0	1	4	5	∞	∞
Bryan Harvey, R ERA: 1.57	(8, 1)	1.0		6	2	1	1	2	1	0	0	0	0	1	17	28	9.00	3.000
Jim Corsi, R ERA: 4.19	(9, 1)	2.0		10	2	0	0	1	2	0	0	0	0	0	22	35	0.00	2.000

PITCHER		IP	WLS	BF	H	R	ER	SO	BB	IBB	HBP	BLK	WP	HR	S	P	ERA	WHIP
Matt Turner, R ERA: 0.9	(11, 1)	2.0	L	8	2	1	1	1	0	0	0	0	0	0	19	31	4.50	1.000

TOP

New York Mets @ Florida Marlins

Joe Robbie Stadium, Miami, FL

Tue Jun 29 1993, 7:05 PM EDT

Att. 43,138 - Unknown - 89 F

livebaseballscorecards.com

AB	47
R	10
H	16
RBI	10
BB	3
SO	10
LOB	16

1B: 9	SF: 2	WP: 1	PA: 57
2B: 3	SAC: 3	PB: 0	
3B: 0	DP: 0	SB: 2	
HR: 4	HBP: 1	CS: 1	

New York Mets @ Florida Marlins

Joe Robbie Stadium, Miami, FL

Tue Jun 29 1993, 7:05 PM EDT

Att. 43,138 - Unknown - 89 F

livebaseballscorecards.com

BOTTOM

Batter	1	2	3	4	5	6	7	8	9	10	11	12	AB	R	H	RBI	BB	SO	LOB
Chuck Carr, S (1, 8) OBP: 0.322, SLG: 0.335	B F X 1-2 1B 2B	C B X 1-1 F7 ③			B F B B B F F X 3-2 G6-3 ②		X 0-0 1-2 2-H HR 1B	B B S X 2-1 F8 ②	B F S 2 SAFE 1-2 PO ③ 2-3	X 0-0 F9 ①			4	1	2	1	0	0	2
Henry Cotto, R (7, PR) OBP: 0.209, SLG: 0.252 (8, 8)													2	1	0	0	0	0	0
Rick Renteria, R (1, 4) OBP: 0.370, SLG: 0.418	B C C B X 2-2 G1-3 1B 2-H	C F B B F X 2-2 F7 ①	C B X 1-1 G6-3 ③				B F B X 2-1 1-H 2-H HR	B B B C C B 4-2 1B BB BB		C B X 1-1 G6-3 ②			5	1	2	4	1	0	0
Gary Sheffield, R (1, 5) OBP: 0.347, SLG: 0.474	B X 1-0 P5 ①	F F B B X 2-2 F8 ②				B F B F X 2-2 L9 ①	B X 1-0 1B HR 1B	B T B B B 4-1 1B 1-2 BB		C S X 0-2 L9 ③			5	1	1	0	1	0	1
Orestes Destrade, S (1, 3) OBP: 0.319, SLG: 0.399 Rich Rodriguez, L (8, 1) Bryan Harvey, R (8, 1) Alex Arias, R (8, PH) OBP: 0.393, SLG: 0.350 Jim Corsi, R (9, 1) Matt Turner, R (11, 1)	F 1 SAFE B S B X 2-2 G1-3 ② 1-2		B C B B B X 3-1 1B ③			B B C C X 2-1 P3 ②	C C C X 0-2 1-2 HR 1B	C B X 1-1 FC3-6 1-2 2-3 1B			F C B S 1-3 K ①		4 0 0 1 0 0	1 0 0 0 0 1	2 0 0 1 0 0	0 0 0 0 0 0	0 0 0 0 0 0	0 0 0 0 0 1	1 0 0 0 0 0
Jeff Conine, R (1, 7) OBP: 0.374, SLG: 0.398 (8, 3)	F C X 0-2 P5 ③			F C F B F F X 1-2 P5 ①		F B S F B B B 4-2 FC6-4 BB	C F B B B X 2-2 1-H 2-H HR	B C C X 2-1 FC3-6 1-2f			X 0-0 G5-3 ②		5	1	1	3	1	0	4
Benito Santiago, R (1, 2) OBP: 0.311, SLG: 0.386		B X 1-0 S 2B		B B B X 3-0 1B		X 0-0 FC6-4 ③ 1-2f	B S B B B S F B 4-2 BB		B F B X 2-1 SH3-4 1B 1B		B B X 2-0 P3 ③		5	1	3	0	1	0	1
Darrell Whitmore, L (1, 9) OBP: 0.176, SLG: 0.353		C O F S 0-3 K ①		S B 1 SAFE S F X 1-2 P4 ②			1 SAFE 1B 1B		L X 0-1 SH3-4 ① 1-2			F B S T 1-2 K ①	5	1	1	0	0	3	3
Walt Weiss, S (1, 6) OBP: 0.383, SLG: 0.349	B B B C B 4-1 BB	B B X 2-0 G1-3 ③					2-3 K 2-1 F7 ①		B B B C X 3-1 G1-3 ②			C B X 1-1 G1-3 ②	5	0	0	0	1	0	4
Ryan Bowen, R (1, 1) OBP: 0.125, SLG: 0.188 Richie Lewis, R (7, 1) Greg Briley, L (7, PH) OBP: 0.284, SLG: 0.373 (8, 7)	B S B 1 SAFE B B C C 3-3 K ② 2-3			S S B X 1-2 G6-3 ①			1 SAFE B 1 SAFE X 1-0 1B HR 1B 1-2	C C B S 1-3 K ①	C C B F B X 3-2 PO 2-H 1B			B B S X 2-1 G3 ③	2 0 4	0 0 1	0 0 2	0 0 1	0 0 0	1 0 1	2 0 0

Inning Stats	1	2	3	4	5	6	7	8	9	10	11	12
	R: 1 E: 0 K: 0 S: 13	H: 2 LOB: 1 BB: 0 P: 19	R: 0 E: 0 K: 2 S: 11	H: 1 LOB: 2 BB: 1 P: 20	R: 0 E: 0 K: 0 S: 9	H: 1 LOB: 1 BB: 0 P: 16	R: 0 E: 0 K: 0 S: 12	H: 1 LOB: 1 BB: 0 P: 19	R: 0 E: 0 K: 0 S: 9	H: 0 LOB: 1 BB: 1 P: 17	R: 7 E: 0 K: 1 S: 23	H: 7 LOB: 1 BB: 1 P: 39	R: 0 E: 0 K: 1 S: 12	H: 1 LOB: 3 BB: 2 P: 26	R: 1 E: 0 K: 0 S: 12	H: 2 LOB: 0 BB: 0 P: 21	R: 0 E: 0 K: 0 S: 6	H: 0 LOB: 0 BB: 0 P: 7	R: 0 E: 0 K: 1 S: 5	H: 0 LOB: 0 BB: 0 P: 8	R: 0 E: 0 K: 1 S: 7	H: 0 LOB: 0 BB: 0 P: 11

1B: 11 SF: 0
2B: 2 SAC: 1
3B: 0 DP: 0
HR: 2 HBP: 0

WP: 0 PA: 55
PB: 0
SB: 1
CS: 0

PITCHER		IP	WLS	BF	H	R	ER	SO	BB	IBB	HBP	BLK	WP	HR	S	P	ERA	WHIP
Frank Tanana, L ERA: 4.64	(1, 1)	6.0		24	5	1	1	2	2	0	0	0	0	0	63	105	1.50	1.167
Jeff Innis, R ERA: 4.63	(7, 1)	0.1		4	3	3	3	0	0	0	0	0	0	0	5	10	81.00	9.000
Mike Draper, R ERA: 4.02	(7, 1)	0.0		2	2	1	1	0	0	0	0	0	0	1	3	6	∞	∞
Pete Schourek, L ERA: 6.01	(7, 1)	0.2		5	2	3	3	1	1	0	0	0	0	1	15	23	40.50	4.500
John Franco, L ERA: 1.69	(8, 1)	2.0		10	3	1	1	1	2	0	0	0	0	0	24	47	4.50	2.500

PITCHER		IP	WLS	BF	H	R	ER	SO	BB	IBB	HBP	BLK	WP	HR	S	P	ERA	WHIP
Dave Telgheder, R ERA: 3.6	(10, 1)	3.0	W	9	0	0	0	2	0	0	0	0	0	0	18	26	0.00	0.000

AB	48
R	9
H	15
RBI	9
BB	5
SO	6
LOB	18

Batter	1	2	3	4	5	6	7	8	9	AB	R	H	RBI	BB	SO	LOB
Vince Coleman, S (1, 7) OBP: 0.305, SLG: 0.363	C X 0-1 FC3-6 S 1B 1B		X 0-0 ① G3		B X 1-0 ① F8		F F F F X 0-2 S 1B 1B	B X 1-0 1-2 2-H 3-H 1B	B B B B 4-0 1-2 BB	5	2	3	2	1	0	0
Todd Hundley, S (1, 2) OBP: 0.269, SLG: 0.378	1 SAFE S 1 SAFE F B 1 SAFE 1 SAFE C 1-3 ① K		S X 0-1 ② F8		B B S X 2-1 ② F8		1 SAFE C X 0-1 ① F8 1-2	B C F T 1-2 ② K	S B C F C 1-3 ③ K	6	0	0	0	0	3	7
Bobby Bonilla, S (1, 5) OBP: 0.329, SLG: 0.500	1 SAFE S B B B B 4-1 FC3-6 1-2 BB		B X 1-0 ③ L9		F S B B F B B 4-2 BB		S F S 0-3 ② K	C C 1 SAFE B C 1-3 ③ K		3	0	0	0	2	2	3
Eddie Murray, S (1, 3) OBP: 0.305, SLG: 0.410 Jeff McKnight, S (9, PR) (9, 3) OBP: 0.317, SLG: 0.255	S B X 1-1 ② FC3-6 1B WP 1-2f 2-3			S X 0-1 HR	F B F F S 1-3 ③ K		X 0-0 2-H 1B		B X 1-0 2B E 1B	5 0	1 1	3 0	2 0	0 0	1 0	3 0
Joe Orsulak, L (1, 9) OBP: 0.340, SLG: 0.399	B S B X 2-1 FC5-4 1-3 3-H 1B			C X 1-1 1B FC3-2 1B		C X 0-1 1B 1B	X 0-0 ③ L8		B C F X 1-2 E 1-3 2B	5	1	4	1	0	0	1
Jeff Kent, R (1, 4) OBP: 0.282, SLG: 0.373	C C B F X 1-2 ③ FC5-4 1-2f			F B X 1-1 F8 FC3-2 1-3 1B		1 SAFE F F F S 0-3 ① K		F F B B X 2-2 BB SH2-4 1B 1B	C F B X 1-2 ① F7	5	1	2	0	0	1	6
Jeromy Burnitz, L (1, 8) OBP: 0.316, SLG: 0.529		B C F B T 2-2 ① K	B X 1-0 ① FC3-2 1-2 3-H		F X 0-1 ② F8			B 1 SAFE B X 2-0 ① SH2-4 1-2 I I I I 4-0 E IBB		3	0	0	0	1	1	3
Tim Bogar, R (1, 6) OBP: 0.306, SLG: 0.366		B B X 2-0 ② G6-3	B C X 1-1 ② F8 2-3		B X 1-0 FC5-4 1-2 1B			B X 1-0 BB 1B 1B C C S 0-3 ② K		5	1	2	0	0	1	5
Bret Saberhagen, R (1, 1) OBP: 0.225, SLG: 0.167		X 0-0 ③ G4-3	S C B X 1-2 ③ F8		C B X 1-1 ③ FC5-4 1-2f			B 2 SAFE B B B 4-0 1B 1-2 2-3 BB X 0-0 E3 WP 1-3 2-H 3-H		4	0	0	0	1	0	5
Inning Stats	R: 1 H: 2 E: 0 LOB: 2 K: 1 BB: 1 S: 14 P: 23	R: 0 H: 0 E: 0 LOB: 0 K: 1 BB: 0 S: 5 P: 9	R: 0 H: 0 E: 0 LOB: 0 K: 0 BB: 0 S: 4 P: 5	R: 1 H: 3 E: 0 LOB: 2 K: 0 BB: 0 S: 12 P: 17	R: 0 H: 0 E: 0 LOB: 1 K: 1 BB: 1 S: 10 P: 18	R: 0 H: 2 E: 0 LOB: 2 K: 1 BB: 0 S: 10 P: 12	R: 1 H: 2 E: 0 LOB: 1 K: 1 BB: 0 S: 12 P: 12	R: 2 H: 3 E: 0 LOB: 2 K: 2 BB: 1 S: 12 P: 24	R: 2 H: 2 E: 1 LOB: 3 K: 2 BB: 2 S: 15 P: 27	1B: 12 SF: 0 2B: 1 SAC: 1 3B: 0 DP: 0 HR: 1 HBP: 0						

PITCHER		IP	WLS	BF	H	R	ER	SO	BB	IBB	HBP	BLK	WP	HR	S	P	ERA	WHIP
Jack Armstrong, R ERA: 4.17	(1, 1)	6.0	L	27	7	2	2	4	2	0	0	0	1	1	55	84	3.00	1.500
Cris Carpenter, R ERA: 3.86	(7, 1)	0.2		4	2	1	1	1	0	0	0	0	0	0	11	11	13.50	3.000
Joe Klink, L ERA: 4.0	(7, 1)	0.2		4	2	2	2	0	0	0	0	0	0	0	6	11	27.00	3.000
Richie Lewis, R ERA: 2.19	(8, 1)	1.2		12	3	2	0	4	2	1	0	0	1	0	22	41	0.00	3.000

PITCHER	IP	WLS	BF	H	R	ER	SO	BB	IBB	HBP	BLK	WP	HR	S	P	ERA	WHIP

TOP

New York Mets @ Florida Marlins

Joe Robbie Stadium, Miami, FL

Wed Jun 30 1993, 7:05 PM EDT

Att. 40,840 - Unknown - 83 F

livebaseballscorecards.com

AB	41
R	7
H	14
RBI	5
BB	5
SO	9
LOB	33

WP: 2 PA: 47
PB: 0
SB: 2
CS: 0

New York Mets @ Florida Marlins

Joe Robbie Stadium, Miami, FL

Wed Jun 30 1993, 7:05 PM EDT

Att. 40,840 - Unknown - 83 F

BOTTOM

Batter	1	2	3	4	5	6	7	8	9	AB	R	H	RBI	BB	SO	LOB
Chuck Carr, S (1, 8) OBP: 0.322, SLG: 0.335	P6			G4-3		1B		G6-3		3	0	1	0	0	0	0
Henry Cotto, R (7, 8) OBP: 0.207, SLG: 0.250										1	0	0	0	0	0	0
Rick Renteria, R (1, 4) OBP: 0.357, SLG: 0.402	K			P3		P3		K		4	0	0	0	0	2	1
Gary Sheffield, R (1, 5) OBP: 0.345, SLG: 0.471	F7			1B		G5-3			P4	4	0	1	0	0	0	1
Orestes Destrade, S (1, 3) OBP: 0.318, SLG: 0.396		F8		K			G5-3		1B	4	0	1	0	0	1	1
Jeff Conine, R (1, 7) OBP: 0.379, SLG: 0.403		CS 1B			1B		G3 2B 1B		K	4	1	3	0	0	1	1
Darrell Whitmore, L (1, 9) OBP: 0.190, SLG: 0.333		K			K		G3		FC5-4 1B	4	0	1	0	0	2	3
Benito Santiago, R (1, 2) OBP: 0.310, SLG: 0.388		F8			L7		2B		FC5-4	4	0	1	1	0	0	3
Walt Weiss, S (1, 6) OBP: 0.379, SLG: 0.344		K			L7		F8			3	0	0	0	0	1	2
Richie Lewis, R (8, 1)										0	0	0	0	0	0	0
Jack Armstrong, R (1, 1) OBP: 0.132, SLG: 0.132		K				F8		G1-3		1	0	0	0	0	1	0
Greg Briley, L (6, PH) OBP: 0.282, SLG: 0.369										1	0	0	0	0	0	0
Cris Carpenter, R (7, 1)										0	0	0	0	0	0	0
Joe Klink, L (7, 1)										0	0	0	0	0	0	0
Alex Arias, R (8, 6) OBP: 0.360, SLG: 0.348										1	0	0	0	0	0	0
Inning Stats	R: 0 E: 0 K: 1 S: 5 H: 0 LOB: 0 BB: 0 P: 6	R: 0 E: 0 K: 1 S: 7 H: 1 LOB: 1 BB: 0 P: 11	R: 0 E: 0 K: 2 S: 11 H: 0 LOB: 0 BB: 0 P: 15	R: 0 E: 0 K: 1 S: 8 H: 1 LOB: 1 BB: 0 P: 10	R: 0 E: 0 K: 1 S: 12 H: 1 LOB: 1 BB: 0 P: 14	R: 0 E: 0 K: 0 S: 9 H: 1 LOB: 1 BB: 0 P: 15	R: 1 E: 0 K: 0 S: 12 H: 2 LOB: 1 BB: 0 P: 18	R: 0 E: 0 K: 1 S: 8 H: 0 LOB: 0 BB: 0 P: 14	R: 0 E: 0 K: 1 S: 10 H: 2 LOB: 2 BB: 0 P: 12	1B: 7 2B: 2 3B: 0 HR: 0	SF: 0 SAC: 0 DP: 1 HBP: 0						

PITCHER	IP	WLS	BF	H	R	ER	SO	BB	IBB	HBP	BLK	WP	HR	S	P	ERA	WHIP
Bret Saberhagen, R (1, 1) ERA: 3.22	9.0	W	34	8	1	1	8	0	0	0	0	0	0	82	115	1.00	0.889

PITCHER	IP	WLS	BF	H	R	ER	SO	BB	IBB	HBP	BLK	WP	HR	S	P	ERA	WHIP

AB	34
R	1
H	8
RBI	1
BB	0
SO	8
LOB	12

WP: 0 PB: 0 SB: 0 CS: 1 PA: 34

livebaseballscorecards.com

New York Mets @ Florida Marlins

Joe Robbie Stadium, Miami, FL

Thu Jul 01 1993, 7:05 PM EDT

Att. 42,474 - Unknown - 80 F

livebaseballscorecards.com

Batter	1	2	3	4	5	6	7	8	9	AB	R	H	RBI	BB	SO	LOB
Vince Coleman, S (1, 7) OBP: 0.301, SLG: 0.358	K		G5-3 2-3		G3		SF9 2-H		G6-3	4	0	0	1	0	1	1
Todd Hundley, S (1, 2) OBP: 0.273, SLG: 0.377	F8		FC6-4 BB		FC5-4 1B		G4-3			3	0	1	0	1	0	0
Bobby Bonilla, S (1, 5) OBP: 0.325, SLG: 0.493	K		FC6-4 1-2f		FC5-4 1-2f			K		4	0	0	0	0	2	3
Eddie Murray, S (1, 3) OBP: 0.301, SLG: 0.404		G4-3		L7	P6			G1-3-1		4	0	0	0	0	0	1
Joe Orsulak, L (1, 9) OBP: 0.338, SLG: 0.396		G3		S 1B		G5-3		F8		4	0	1	0	0	0	0
Jeff Kent, R (1, 4) OBP: 0.281, SLG: 0.371		F9		K		F7			FC3-6 1B	4	0	1	0	0	1	1
Jeromy Burnitz, L (1, 8) OBP: 0.348, SLG: 0.650			HR	FC6-4 BB		F9			K	3	1	1	1	1	1	1
Tim Bogar, R (1, 6) OBP: 0.315, SLG: 0.375 Jeff McKnight, S (9, PH) OBP: 0.311, SLG: 0.250			G5-3 SH1-4 1B	FC6-4 1-2f			WP WP SF9 1B		FC3-6 1-2f HR	3	1	2	0	0	0	2
										1	1	0	0	0	0	1
Dwight Gooden, R (1, 1) OBP: 0.279, SLG: 0.465 Chico Walker, S (9, PH) OBP: 0.270, SLG: 0.366			SH1-4 1-2		HR		F7 1-2		1-H HR	2	1	1	1	0	0	1
										1	1	1	2	0	0	0
Inning Stats	R: 0 E: 0 K: 2 S: 9 H: 0 LOB: 0 BB: 0 P: 15	R: 0 E: 0 K: 0 S: 7 H: 0 LOB: 0 BB: 0 P: 8	R: 1 E: 0 K: 0 S: 10 H: 2 LOB: 2 BB: 1 P: 20	R: 0 E: 0 K: 1 S: 10 H: 1 LOB: 2 BB: 1 P: 16	R: 1 E: 0 K: 0 S: 9 H: 2 LOB: 1 BB: 0 P: 11	R: 0 E: 0 K: 0 S: 6 H: 0 LOB: 0 BB: 0 P: 6	R: 1 E: 0 K: 0 S: 8 H: 1 LOB: 0 BB: 0 P: 12	R: 0 E: 0 K: 1 S: 6 H: 0 LOB: 0 BB: 0 P: 11	R: 2 E: 0 K: 1 S: 9 H: 2 LOB: 0 BB: 0 P: 12	1B: 5 2B: 0 3B: 0 HR: 3 SF: 1 SAC: 1 DP: 0 HBP: 0						

TOP	
AB	33
R	5
H	8
RBI	5
BB	2
SO	5
LOB	11

WP: 2 PB: 0 SB: 1 CS: 0 PA: 37

PITCHER		IP	WLS	BF	H	R	ER	SO	BB	IBB	HBP	BLK	WP	HR	S	P	ERA	WHIP
Charlie Hough, R ERA: 4.27	(1, 1)	7.0	W	29	6	3	3	3	2	0	0	0	2	2	59	88	3.86	1.143
Matt Turner, R ERA: 1.66	(8, 1)	1.2		7	2	2	2	2	0	0	0	0	0	1	13	20	10.80	1.200
Bryan Harvey, R ERA: 1.56	(9, 1)	0.1	S	1	0	0	0	0	0	0	0	0	0	0	2	3	0.00	0.000

PITCHER	IP	WLS	BF	H	R	ER	SO	BB	IBB	HBP	BLK	WP	HR	S	P	ERA	WHIP

New York Mets @ Florida Marlins

Joe Robbie Stadium, Miami, FL

Thu Jul 01 1993, 7:05 PM EDT

Att. 42,474 - Unknown - 80 F

BOTTOM

Batter	1	2	3	4	5	6	7	8	9	AB	R	H	RBI	BB	SO	LOB
Walt Weiss, S (1, 6) OBP: 0.374, SLG: 0.339	G3-1	G6-3		L9			G4-3			4	0	0	0	0	0	1
Rick Renteria, R (1, 4) OBP: 0.371, SLG: 0.434	1B 2B 1B	1B 1B 2B			F7			2B		4	3	3	0	0	0	0
Gary Sheffield, R (1, 5) OBP: 0.347, SLG: 0.472	2B G4-3 1B	G1-3 1B			G6-3			G6-3		4	2	2	0	0	0	1
Orestes Destrade, S (1, 3) OBP: 0.321, SLG: 0.405	2B	G1-3			K			2B		4	1	2	2	0	1	2
Jeff Conine, R (1, 7) OBP: 0.381, SLG: 0.408	G4-3	1B				K		1B		4	1	2	4	0	1	1
Darrell Whitmore, L (1, 9) OBP: 0.200, SLG: 0.320	G5-3	K				K		1B		4	0	1	1	0	2	2
Benito Santiago, R (1, 2) OBP: 0.306, SLG: 0.382		K	P3			K		G6-3		4	0	0	0	0	2	1
Henry Cotto, R (1, 8) OBP: 0.211, SLG: 0.252		1B		L7			L4			3	0	1	0	0	0	0
Carl Everett, S (9, 8)										0	0	0	0	0	0	0
Charlie Hough, R (1, 1) OBP: 0.091, SLG: 0.063		K		K			K			2	0	0	0	0	2	1
Greg Briley, L (7, PH) OBP: 0.279, SLG: 0.365										1	0	0	0	0	1	0
Matt Turner, R (8, 1)										0	0	0	0	0	0	0
Bryan Harvey, R (9, 1)										0	0	0	0	0	0	0
Inning Stats	R: 2 E: 0 K: 0 S: 11 H: 3 LOB: 1 BB: 0 P: 17	R: 0 E: 0 K: 2 S: 14 H: 1 LOB: 1 BB: 0 P: 16	R: 2 E: 0 K: 1 S: 12 H: 3 LOB: 1 BB: 0 P: 15	R: 0 E: 0 K: 1 S: 5 H: 0 LOB: 0 BB: 0 P: 9	R: 0 E: 0 K: 1 S: 7 H: 0 LOB: 0 BB: 0 P: 10	R: 0 E: 0 K: 3 S: 9 H: 0 LOB: 0 BB: 0 P: 13	R: 0 E: 0 K: 1 S: 8 H: 0 LOB: 0 BB: 0 P: 8	R: 3 E: 0 K: 0 S: 11 H: 4 LOB: 0 BB: 0 P: 16		1B: 6 2B: 5 3B: 0 HR: 0	SF: 0 SAC: 0 DP: 0 HBP: 0			WP: 0 PB: 0 SB: 1 CS: 0	PA: 34		

PITCHER	IP	WLS	BF	H	R	ER	SO	BB	IBB	HBP	BLK	WP	HR	S	P	ERA	WHIP
Dwight Gooden, R (1, 1) ERA: 3.33	8.0	L	34	11	7	7	9	0	0	0	0	0	0	77	104	7.88	1.375

PITCHER	IP	WLS	BF	H	R	ER	SO	BB	IBB	HBP	BLK	WP	HR	S	P	ERA	WHIP

livebaseballscorecards.com

AB	34
R	7
H	11
RBI	7
BB	0
SO	9
LOB	9

Florida Marlins @ Atlanta Braves

Atlanta-Fulton County Stadium, Atlanta, GA

Fri Jul 02 1993, 7:05 PM EDT

Att. 49,158 - Unknown - 93 F

livebaseballscorecards.com

TOP

Batter	1	2	3	4	5	6	7	8	9	AB	R	H	RBI	BB	SO	LOB
Walt Weiss, S (1, 6) OBP: 0.372, SLG: 0.335	F F B B S 2-3 ① K		C B F F X 1-2 ③ L4		F S B B F B B 4-2 G5-3 BB		X 0-0 ③ L3			3	0	0	0	1	1	1
Rick Renteria, R (1, 4) OBP: 0.373, SLG: 0.430 Alex Arias, R (4, PR) OBP: 0.356, SLG: 0.343 (4, 4)	C B B X 2-1 ② G6-3			C F F H 1-2 2B E HBP	B 1 SAFE B X 2-0 ② G5-3 1-2 3-H			B X 1-0 ① P7		1 2	0 1	0 0	0 1	0 0	0 0	0 1
Gary Sheffield, R (1, 5) OBP: 0.353, SLG: 0.477	F F B B S 2-3 ③ K			C 1 SAFE X 0-1 E6 1-H 2B	B B I I 4-0 IBB			B C C B X 2-2 S 1B		3	1	2	0	1	1	0
Orestes Destrade, S (1, 3) OBP: 0.320, SLG: 0.401		C B B X 2-1 ① G6-3		B B X 2-0 ① G3	S X 0-1 ③ F8			1 SAFE B B I I 4-0 1-2 IBB		3	0	0	0	1	0	3
Jeff Conine, R (1, 7) OBP: 0.382, SLG: 0.410		S F C 0-3 ② K		X 0-0 G3-6 1B		S X 0-1 G6-3 1B		S C X 0-2 ② P4		4	0	2	0	0	1	2
Darrell Whitmore, L (1, 9) OBP: 0.172, SLG: 0.276		S B F F B S 2-3 ③ K		X 0-0 ②③ G3-6 1-2f		B 1 SAFE X 1-0 ①② G6-3 1-2f		S S B S 1-3 ③ K		4	0	0	0	0	2	4
Benito Santiago, R (1, 2) OBP: 0.305, SLG: 0.380			X 0-0 ① G4-3		F X 0-1 2B 1B	C B X 1-1 ③ P4			X 0-0 ① F9	4	1	1	0	0	0	0
Henry Cotto, R (1, 8) OBP: 0.222, SLG: 0.281 Carl Everett, S (8, 8)			C S B B B S 3-3 ② K		1 SAFE B X 1-0 1-H G5-3 2B		X 0-0 CS 2B		F B B B F F B X 3-2 E6 G6-4-3	3 1	1 0	2 0	1 0	0 0	1 0	0 0
Chris Hammond, L (1, 1) OBP: 0.273, SLG: 0.341 Matt Turner, R (8, 1) Bryan Harvey, R (8, 1) Greg Briley, L (8, 9) OBP: 0.277, SLG: 0.362			X 0-0 1B		S B S X 1-2 ① G5-3		B B S C S 2-3 ①② K 2-3		B S 1 SAFE X 1-1 ②③ G6-4-3 1-2f	3 0 0 1	0 0 0 0	1 0 0 0	0 0 0 0	0 0 0 0	1 0 0 0	2 0 0 1
Inning Stats	R: 0 E: 0 K: 2 S: 8 H: 0 LOB: 0 BB: 0 P: 14	R: 0 E: 0 K: 2 S: 9 H: 0 LOB: 0 BB: 0 P: 13	R: 0 E: 0 K: 1 S: 9 H: 1 LOB: 1 BB: 0 P: 13	R: 2 E: 1 K: 0 S: 8 H: 2 LOB: 1 BB: 0 P: 11	R: 2 E: 0 K: 0 S: 12 H: 2 LOB: 2 BB: 2 P: 24	R: 0 E: 0 K: 0 S: 5 H: 1 LOB: 0 BB: 0 P: 7	R: 0 E: 0 K: 1 S: 5 H: 1 LOB: 0 BB: 0 P: 7	R: 0 E: 0 K: 1 S: 10 H: 1 LOB: 2 BB: 1 P: 18	R: 0 E: 1 K: 0 S: 7 H: 0 LOB: 0 BB: 0 P: 11	1B: 5 2B: 3 3B: 0 HR: 0	SF: 0 SAC: 0 DP: 3 HBP: 1					

	AB	32
	R	4
	H	8
	RBI	2
	BB	3
	SO	7
	LOB	14

WP: 0 PB: 0 SB: 1 CS: 1 PA: 36

PITCHER	IP	WLS	BF	H	R	ER	SO	BB	IBB	HBP	BLK	WP	HR	S	P	ERA	WHIP
Greg Maddux, R (1, 1) ERA: 2.88	5.0	L	22	5	4	4	5	1	1	1	0	0	0	46	75	7.20	1.200
Steve Bedrosian, R (6, 1) ERA: 1.89	2.0		6	2	0	0	1	0	0	0	0	0	0	10	14	0.00	1.000
Jay Howell, R (8, 1) ERA: 2.39	1.0		5	1	0	0	1	0	1	0	0	0	0	10	18	0.00	1.000
Kent Mercker, L (9, 1) ERA: 3.13	1.0		3	0	0	0	0	0	0	0	0	0	0	7	11	0.00	0.000

PITCHER	IP	WLS	BF	H	R	ER	SO	BB	IBB	HBP	BLK	WP	HR	S	P	ERA	WHIP

Florida Marlins @ Atlanta Braves

Atlanta-Fulton County Stadium, Atlanta, GA

Fri Jul 02 1993, 7:05 PM EDT

Att. 49,158 - Unknown - 93 F

livebaseballscorecards.com

BOTTOM

Batter	1	2	3	4	5	6	7	8	9	AB	R	H	RBI	BB	SO	LOB
Otis Nixon, S (1, 8) OBP: 0.332, SLG: 0.275	C X 0-1 G6-3 ①		C T C 0-3 K ③			S B S B F X 2-2 G5-3 ①		F X 0-1 E9 1-H 2B		4	0	1	0	0	1	1
Jeff Blauser, R (1, 6) OBP: 0.422, SLG: 0.434	B B X 2-0 G5-3 ②			C B B X 2-1 F8 ①		B B C X 2-1 F9 ②		C S T B B S 2-3 K ③		4	0	0	0	0	1	1
Terry Pendleton, S (1, 5) OBP: 0.286, SLG: 0.349	B B S B C T X 3-2 G4-3 ③			C S B B X 2-2 F9 ②		X 0-0 G6-3 ③			F B B S T T 2-2 K ①	4	0	0	0	0	1	0
Ron Gant, R (1, 7) OBP: 0.335, SLG: 0.521		C X 0-1 F9 ①		B X 1-0 F8 ③			B B F X 2-1 P3 ①		S T B F B B X 3-2 G5-3 ②	4	0	0	0	0	0	0
David Justice, L (1, 9) OBP: 0.306, SLG: 0.433		S T B F X 1-2 G3 ②			X 0-0 WP 1B 1B		X 0-0 F9 ②		F S B B B X 2-2 P5 ③	4	1	1	0	0	0	0
Brian Hunter, R (1, 3) OBP: 0.138, SLG: 0.185		B B X 2-0 F7 ③			B B X 2-0 F8 ①		F F F S 0-3 K ③			3	0	0	0	0	1	1
Damon Berryhill, S (1, 2) OBP: 0.306, SLG: 0.452			S B X 1-1 G6-3 ①		B B C F B B 4-2 1B 1-2 BB			F B X 1-1 G4-6-3 1B		2	0	1	0	1	0	0
Mark Lemke, S (1, 4) OBP: 0.350, SLG: 0.390			B B B C F B 4-2 SH1-3 BB		F S B X 1-2 G6-4-3 1-3 2-H 1B			B B C B C X 3-2 G4-6-3 ① ② 1-2f		2	0	1	1	1	0	1
Greg Maddux, R (1, 1) OBP: 0.233, SLG: 0.238 Francisco Cabrera, R (5, PH) OBP: 0.355, SLG: 0.462 Steve Bedrosian, R (6, 1) Jay Howell, R (8, 1) Bill Pecota, R (8, PH) OBP: 0.313, SLG: 0.300 Kent Mercker, L (9, 1)			X 0-0 SH1-3 ② 1-2		F B X 1-1 G6-4-3 ② ③ 1-2f			B C B B B 4-1 2B E BB		0 1 0 0 0 0	0 0 0 0 1 0	0 0 0 0 0 0	0 0 0 0 0 0	0 0 0 0 1 0	0 2 0 0 0 0	0 0 0 0 0 0
Inning Stats	R: 0 H: 0 E: 0 LOB: 0 K: 0 BB: 0 S: 7 P: 12	R: 0 H: 0 E: 0 LOB: 0 K: 0 BB: 0 S: 7 P: 10	R: 0 H: 0 E: 0 LOB: 1 K: 1 BB: 1 S: 8 P: 13	R: 0 H: 0 E: 0 LOB: 0 K: 0 BB: 0 S: 6 P: 11	R: 1 H: 2 E: 0 LOB: 1 K: 0 BB: 1 S: 9 P: 17	R: 0 H: 0 E: 0 LOB: 0 K: 0 BB: 0 S: 7 P: 11	R: 0 H: 0 E: 0 LOB: 0 K: 1 BB: 0 S: 7 P: 9	R: 1 H: 2 E: 1 LOB: 1 K: 1 BB: 1 S: 12 P: 22	R: 0 H: 0 E: 0 LOB: 0 K: 1 BB: 0 S: 11 P: 18	1B: 3 SF: 0 2B: 1 SAC: 1 3B: 0 DP: 2 HR: 0 HBP: 0						

	AB	28
	R	2
	H	4
	RBI	1
	BB	3
	SO	4
	LOB	6

WP: 1 PA: 32
PB: 0
SB: 0
CS: 0

PITCHER		IP	WLS	BF	H	R	ER	SO	BB	IBB	HBP	BLK	WP	HR	S	P	ERA	WHIP
Chris Hammond, L ERA: 3.71	(1, 1)	7.2	W	27	3	2	1	2	3	0	0	0	1	0	57	97	1.17	0.783
Matt Turner, R ERA: 1.66	(8, 1)	0.0		1	1	0	0	0	0	0	0	0	0	0	2	2	∞	∞
Bryan Harvey, R ERA: 1.5	(8, 1)	1.1	S	4	0	0	0	2	0	0	0	0	0	0	15	24	0.00	0.000

PITCHER	IP	WLS	BF	H	R	ER	SO	BB	IBB	HBP	BLK	WP	HR	S	P	ERA	WHIP

Batter	1	2	3	4	5	6	7	8	9	AB	R	H	RBI	BB	SO	LOB
Walt Weiss, S (1, 6) OBP: 0.370, SLG: 0.333	G4-3	F9			G5-4-3, 1B		G5-4-3 1-2f			4	0	1	0	0	0	2
Alex Arias, R (1, 4) OBP: 0.359, SLG: 0.349	G4-3		F9, 2B		G5-4-3 1-2f		FC6-4, BB			3	1	1	0	1	0	1
Gary Sheffield, R (1, 5) OBP: 0.354, SLG: 0.486	HR		F9 2-3		BB		FC6-4 1-2f			3	1	1	1	1	0	2
Gus Polidor, R (7, 5)										0	0	0	0	0	0	0
Orestes Destrade, S (1, 3) OBP: 0.319, SLG: 0.397	1B, BB		K		F7			G4-3		3	0	0	0	1	1	2
Jeff Conine, R (1, 7) OBP: 0.384, SLG: 0.415	FC5-4 1-2, 1B		3-H, 2B			F8		P6		4	0	2	1	0	0	0
Cris Carpenter, R (8, 1)										0	0	0	0	0	0	0
Benito Santiago, R (1, 2) OBP: 0.301, SLG: 0.374	FC5-4 1-2f		F9			G6-3		K		4	0	0	0	0	1	3
Greg Briley, L (1, 9) OBP: 0.293, SLG: 0.385		2B		K		1B			G4-6-3, 1B	4	0	3	0	0	1	0
(8, 7)																
Henry Cotto, R (1, 8) OBP: 0.217, SLG: 0.274		K		G3-1		L4			G4-6-3 1-2f	3	0	0	0	0	1	2
Rich Rodriguez, L (6, 1)										0	0	0	0	0	0	0
Darrell Whitmore, L (8, 9) OBP: 0.167, SLG: 0.267										1	0	0	0	0	0	1
Luis Aquino, R (1, 1) OBP: 0.091, SLG: 0.091		F8		F8			K, G5-4-3		P5	2	0	0	0	0	0	1
Jim Corsi, R (6, 1)										0	0	0	0	0	0	0
Carl Everett, S (6, 8)										2	0	0	0	0	1	0
Inning Stats	R: 1 E: 0 K: 0 S: 5 H: 2 LOB: 2 BB: 1 P: 9	R: 0 E: 0 K: 1 S: 6 H: 1 LOB: 1 BB: 0 P: 6	R: 1 E: 0 K: 1 S: 7 H: 2 LOB: 1 BB: 0 P: 7	R: 0 E: 0 K: 1 S: 5 H: 0 LOB: 0 BB: 0 P: 5	R: 0 E: 0 K: 0 S: 3 H: 1 LOB: 1 BB: 1 P: 7	R: 0 E: 0 K: 0 S: 10 H: 1 LOB: 1 BB: 0 P: 14	R: 0 E: 0 K: 1 S: 6 H: 0 LOB: 1 BB: 1 P: 15	R: 0 E: 0 K: 1 S: 12 H: 0 LOB: 0 BB: 0 P: 15	R: 0 E: 0 K: 0 S: 4 H: 1 LOB: 0 BB: 0 P: 6	1B: 4 2B: 3 3B: 0 HR: 1 SF: 0 SAC: 0 DP: 3 HBP: 0						

PITCHER		IP	WLS	BF	H	R	ER	SO	BB	IBB	HBP	BLK	WP	HR	S	P	ERA	WHIP
Pete Smith, R ERA: 4.44	(1, 1)	6.0	W	26	7	2	2	3	2	0	0	0	0	1	36	48	3.00	1.500
Greg McMichael, R ERA: 2.7	(7, 1)	1.0		4	0	0	0	1	1	0	0	0	1	0	6	15	0.00	1.000
Mark Wohlers, R ERA: 3.38	(8, 1)	1.0		3	0	0	0	1	0	0	0	0	0	0	12	15	0.00	0.000
Jay Howell, R ERA: 2.3	(9, 1)	1.0		3	1	0	0	0	0	0	0	0	0	0	4	6	0.00	1.000

PITCHER	IP	WLS	BF	H	R	ER	SO	BB	IBB	HBP	BLK	WP	HR	S	P	ERA	WHIP

TOP

Florida Marlins @ Atlanta Braves

Atlanta-Fulton County Stadium, Atlanta, GA

Sat Jul 03 1993, 7:05 PM EDT

Att. 48,920 - Unknown - 92 F

livebaseballscorecards.com

AB	33
R	2
H	8
RBI	2
BB	3
SO	5
LOB	14

WP: 1	PA: 36		
PB: 0			
SB: 0			
CS: 0			

BOTTOM

Florida Marlins @ Atlanta Braves

Atlanta-Fulton County Stadium, Atlanta, GA

Sat Jul 03 1993, 7:05 PM EDT

Att. 48,920 - Unknown - 92 F

Batter	1	2	3	4	5	6	7	8	9	AB	R	H	RBI	BB	SO	LOB
Deion Sanders, L (1, 8) OBP: 0.284, SLG: 0.405	FC6-5 2B		K		FC3-6 S 1B	2-H 1B 3B		1-2 F8 E 1B		5	2	4	1	0	1	0
Jeff Blauser, R (1, 6) OBP: 0.423, SLG: 0.433	K		HBP		F8	3-H 1B HR 1B		K		3	1	1	1	0	1	2
Greg McMichael, R (7, 1)										0	0	0	0	0	0	0
Mark Wohlers, R (8, 1)										0	0	0	0	0	0	0
Francisco Cabrera, R (8, PH) OBP: 0.349, SLG: 0.474										1	0	0	0	0	1	2
Jay Howell, R (9, 1)										0	0	0	0	0	0	0
Terry Pendleton, S (1, 5) OBP: 0.287, SLG: 0.348	FC6-5 2B 2-3		G1-3		FC3-6 BB 1-2	1-3 HR 1B		F8 1-2 2-3		4	2	1	0	1	0	4
David Justice, L (1, 9) OBP: 0.313, SLG: 0.451	1-H 2B			HR BB 1B	FC3-6 BB 1-2f 2-3	1-H 3-H HR		E IBB		4	2	3	4	1	0	2
Ron Gant, R (1, 7) OBP: 0.336, SLG: 0.515	F8			HR BB 1-2	BB 1-2	F9		E8 1-3 2-H 3-H		3	1	0	0	2	0	2
Sid Bream, L (1, 3) OBP: 0.324, SLG: 0.407		P6	F9		G3		G6-4-3 1B	P5		3	0	0	0	0	0	5
Brian Hunter, R (7, 3) OBP: 0.150, SLG: 0.196										2	0	1	0	0	0	2
Damon Berryhill, S (1, 2) OBP: 0.304, SLG: 0.469		G1-3		1-H 2-H HR		F7	G6-4-3 1-2f			4	1	1	3	0	0	1
Mark Lemke, S (1, 4) OBP: 0.348, SLG: 0.391		K		G4-3		3B 2B	F8			4	1	1	0	0	1	0
Pete Smith, R (1, 1) OBP: 0.240, SLG: 0.261			G6-3	K		F9		F8 E 1B		2	0	0	0	0	1	0
Bill Pecota, R (6, PH) OBP: 0.303, SLG: 0.290										1	0	0	0	0	0	1
Rafael Belliard, R (7, 6) OBP: 0.314, SLG: 0.258										1	1	1	0	0	0	0
Inning Stats	R: 1 E: 0 K: 1 S: 7 H: 2 LOB: 1 BB: 0 P: 7	R: 0 E: 0 K: 1 S: 5 H: 0 LOB: 0 BB: 0 P: 5	R: 0 E: 0 K: 1 S: 5 H: 0 LOB: 1 BB: 0 P: 6	R: 3 E: 0 K: 1 S: 7 H: 2 LOB: 0 BB: 1 P: 11	R: 0 E: 0 K: 0 S: 12 H: 1 LOB: 3 BB: 2 P: 23	R: 5 E: 0 K: 0 S: 20 H: 5 LOB: 0 BB: 0 P: 30	R: 0 E: 0 K: 0 S: 7 H: 1 LOB: 0 BB: 0 P: 8	R: 2 E: 1 K: 1 S: 12 H: 2 LOB: 2 BB: 1 P: 24		1B: 7 2B: 3 3B: 1 HR: 2 SF: 0 SAC: 0 DP: 1 HBP: 1						

PITCHER		IP	WLS	BF	H	R	ER	SO	BB	IBB	HBP	BLK	WP	HR	S	P	ERA	WHIP
Luis Aquino, R ERA: 3.28	(1, 1)	5.0	L	24	5	4	4	4	3	0	1	0	0	1	36	52	7.20	1.600
Jim Corsi, R ERA: 5.85	(6, 1)	0.2		6	4	4	4	0	0	0	0	0	0	0	16	23	54.00	6.000
Rich Rodriguez, L ERA: 3.82	(6, 1)	1.1		5	2	1	1	0	0	0	0	0	0	1	11	15	6.75	1.500
Cris Carpenter, R ERA: 3.72	(8, 1)	1.0		7	2	2	0	1	0	1	0	0	0	0	12	24	0.00	2.000

PITCHER	IP	WLS	BF	H	R	ER	SO	BB	IBB	HBP	BLK	WP	HR	S	P	ERA	WHIP

AB	37
R	11
H	13
RBI	9
BB	4
SO	5
LOB	21

WP: 0 PA: 42
PB: 0
SB: 1
CS: 0

livebaseballscorecards.com

Batter	1	2	3	4	5	6	7	8	9	AB	R	H	RBI	BB	SO	LOB
Carl Everett, S (1, 8) OBP: 0.250, SLG: 0.250	B C F S 1-3 ① K2-3	B C S S F B F X 2-2 ③ F9			C C B X 1-2 1B 1B	B B C F B X 3-2 E7 1B		B B C C F C 2-3 ② K	5	0	2	0	0	2	2
Alex Arias, R (1, 4) OBP: 0.366, SLG: 0.353	B X 1-0 1B		C C B B C 2-3 ① K		B 1 SAFE X 1-0 1-3 1B	C S B X 1-2 ① L9			B B B C B 4-1 1B BB	4	0	2	0	1	1	1
Gary Sheffield, R (1, 5) OBP: 0.358, SLG: 0.485	F F B C 1-3 ② K		B C S B B B 4-2 G4-6-3 BB		C F F B B X 1-2 ③ P3		I I I I 4-0 G4-6-3 IBB		B 1 SAFE B S S X 2-1 1-2 1B	3	0	1	0	2	1	3
Orestes Destrade, S (1, 3) OBP: 0.314, SLG: 0.390	S 1 SAFE S B S 1-3 ③ K		X 0-0 ② ③ G4-6-3 1-2f			C X 0-1 E5 3B	S F B B B X 2-2 ② ③ G4-6-3 1-2f		F C B F F B S 2-3 ③ K	5	1	0	0	0	2	6
Jeff Conine, R (1, 7) OBP: 0.379, SLG: 0.409		B B F F X 2-1 ① F8		S F B B B S 3-3 ① K		F S S 0-3 ① K		B X 1-0 ① F9		4	0	0	0	0	2	1
Darrell Whitmore, L (1, 9) OBP: 0.176, SLG: 0.324 Matt Turner, R (8, 1)		C B F B S 2-3 ② K		F B F X 1-2 ② F7		1 SAFE S B B F X 1-2 1-H 1B 3B		B S S S 1-3 ② K		4 0	1 0	1 0	1 0	0 0	2 0	0 0
Rob Natal, R (1, 2) OBP: 0.200, SLG: 0.400		B X 1-0 HR		B B F B F C 3-3 ③ K		B X 1-0 FC3-6 3-H 1B		B C S S X 1-2 1B		4	1	3	2	0	1	0
Walt Weiss, S (1, 6) OBP: 0.369, SLG: 0.329		B B C B B 4-1 WP BB			F B B B B F X 3-2 ① G4-3	F X 0-1 ② FC3-6 1-2f		F F C 0-3 ③ K		3	0	0	0	1	1	2
Ryan Bowen, R (1, 1) OBP: 0.143, SLG: 0.176 Joe Klink, L (6, 1) Richie Lewis, R (6, 1) Rich Rodriguez, L (7, 1) Greg Briley, L (8, 9) OBP: 0.293, SLG: 0.385 Henry Cotto, R (9, PH) OBP: 0.215, SLG: 0.271 (9, 9)		B C B B C B 4-2 1-3 BB			S S S 0-3 ② K	X 0-0 ③ P3		X 0-0 ① G6-3		2 0 0 0 0 1	0 0 0 0 0 0	0 0 0 0 0 0	0 0 0 0 0 0	1 0 0 0 0 0	1 0 0 0 0 0	1 0 0 0 0 0
Inning Stats	R: 0 H: 1 E: 0 LOB: 1 K: 3 BB: 0 S: 10 P: 14	R: 1 H: 1 E: 0 LOB: 2 K: 1 BB: 2 S: 14 P: 29	R: 0 H: 0 E: 0 LOB: 0 K: 1 BB: 1 S: 6 P: 12	R: 0 H: 0 E: 0 LOB: 0 K: 2 BB: 0 S: 9 P: 16	R: 0 H: 2 E: 0 LOB: 2 K: 1 BB: 0 S: 14 P: 20	R: 2 H: 2 E: 1 LOB: 1 K: 1 BB: 0 S: 12 P: 14	R: 0 H: 1 E: 1 LOB: 1 K: 0 BB: 1 S: 9 P: 19	R: 0 H: 1 E: 0 LOB: 1 K: 2 BB: 0 S: 10 P: 13	R: 0 H: 1 E: 0 LOB: 2 K: 2 BB: 1 S: 13 P: 23	1B: 7 SF: 0 2B: 0 SAC: 0 3B: 1 DP: 2 HR: 1 HBP: 0						WP: 2 PA: 40 PB: 0 SB: 0 CS: 0

TOP

Florida Marlins @ Atlanta Braves

Atlanta-Fulton County Stadium, Atlanta, GA

Sun Jul 04 1993, 3:33 AM EDT

Att. 48,814 - Sunny - 93 F

livebaseballscorecards.com

AB	35
R	3
H	9
RBI	3
BB	5
SO	13
LOB	16

PITCHER		IP	WLS	BF	H	R	ER	SO	BB	IBB	HBP	BLK	WP	HR	S	P	ERA	WHIP
29 John Smoltz, R ERA: 3.21	(1, 1)	7.0		31	7	3	2	9	3	1	0	0	1	1	74	124	2.57	1.429
Greg McMichael, R ERA: 2.64	(8, 1)	1.0		4	1	0	0	2	0	0	0	0	0	0	10	13	0.00	1.000
Mike Stanton, L ERA: 3.1	(9, 1)	1.0	W	5	1	0	0	2	1	0	0	0	0	0	13	23	0.00	2.000

PITCHER	IP	WLS	BF	H	R	ER	SO	BB	IBB	HBP	BLK	WP	HR	S	P	ERA	WHIP

Florida Marlins @ Atlanta Braves

Atlanta-Fulton County Stadium, Atlanta, GA

Sun Jul 04 1993, 3:33 AM EDT

Att. 48,814 - Sunny - 93 F

BOTTOM

livebaseballscorecards.com

Batter	1	2	3	4	5	6	7	8	9	AB	R	H	RBI	BB	SO	LOB
Deion Sanders, L (1, 8) OBP: 0.305, SLG: 0.429	BBBB 4-0 G4-6-3 BB		B X 1-0 CS 1B		X 0-0 3-H 1B		B 1 SAFE B F 1 SAFE B 1 SAFE F B 4-2 F9 1B 1-2 BB		B X 1-0 BLK 3B	3	1	3	1	2	0	0
Mark Lemke, S (1, 4) OBP: 0.346, SLG: 0.388	B 1 SAFE C F X 1-2 ① ② G4-6-3 1-2f		C B 1 SAFE 1 SAFE 1 SAFE B C T 2-2 ② ③ K 1-2		1 SAFE X 0-0 ③ G4-3		F B B F X 2-2 1-2 2-H 1B		F B X 1-1 ① G4-3	5	0	1	1	0	1	4
Terry Pendleton, S (1, 5) OBP: 0.292, SLG: 0.353	B B F F X 2-2 BB 1B			C F B F B X 2-2 ① G3		C X 0-1 2B 2B	B C S X 1-2 ② F9 2-3		I I I I 4-0 BLK IBB IBB	4	1	2	0	1	0	2
David Justice, L (1, 9) OBP: 0.320, SLG: 0.456	B S B 1 SAFE B B 4-1 1-2 BB			X 0-0 FC6-4 1B		B B S B X 3-1 2-H 2B	S F B F B B F X 3-2 ③ G6-3		I I I I 4-0 1-2 BLK IBB	3	0	2	1	2	0	2
Ron Gant, R (1, 7) OBP: 0.332, SLG: 0.508	C F S 0-3 ③ K			X 0-0 ② FC6-4 1-2f		B X 1-0 ① F9	S T T 0-2 ① K		B X 0-0 BLK 1-2 2-3 3-H	5	0	0	0	0	3	6
Sid Bream, L (1, 3) OBP: 0.321, SLG: 0.404		C B B B X 3-1 ① F8		C S X 0-2 ③ L7		B B X 2-0 ② F9	B B S B F X 3-2 HBP 1B			2	0	0	0	0	0	1
Brian Hunter, R (6, PH) OBP: 0.161, SLG: 0.207 (7, 3)										2	0	1	0	0	0	1
Greg Olson, R (1, 2) OBP: 0.282, SLG: 0.280		B F B C B X 3-2 ② G5-3			C X 0-1 ① G3	F B C F F B B F S 3-3 ③ K		X 0-0 ② L8		4	0	0	0	0	1	2
Rafael Belliard, R (1, 6) OBP: 0.324, SLG: 0.273		C X 0-1 ③ G6-3			X 0-0 29 E 1B 1B		C F F S 0-3 K BB 1B	B H 2-0 1-2 HBP		2	1	1	0	0	0	0
Jeff Blauser, R (7, PH) OBP: 0.423, SLG: 0.432 (8, 6)										1	1	0	0	0	1	0
29 John Smoltz, R (1, 1) OBP: 0.237, SLG: 0.200			B B C F B F X 3-2 ① G6-3		B 1 SAFE L 1 SAFE C B 1 B F 3-3 ② K 1-3		X 0-0 ① B2	S S F B B X 2-2 ③ G4-3		2	0	0	0	0	1	1
Bill Pecota, R (7, PH) OBP: 0.294, SLG: 0.281										1	0	0	0	0	0	1
Greg McMichael, R (8, 1)										0	0	0	0	0	0	0
Damon Berryhill, S (8, PH) OBP: 0.302, SLG: 0.465										1	0	0	0	0	0	2
Mike Stanton, L (9, 1)										0	0	0	0	0	0	0
Inning Stats	R: 0 E: 0 K: 1 S: 10 H: 1 LOB: 2 BB: 2 P: 21	R: 0 E: 0 K: 0 S: 7 H: 0 LOB: 0 BB: 0 P: 13	R: 0 E: 0 K: 1 S: 8 H: 1 LOB: 0 BB: 0 P: 14	R: 0 E: 0 K: 0 S: 9 H: 1 LOB: 1 BB: 0 P: 11	R: 1 E: 1 K: 1 S: 9 H: 2 LOB: 1 BB: 0 P: 12	R: 1 E: 0 K: 1 S: 12 H: 2 LOB: 1 BB: 1 P: 21	R: 1 E: 0 K: 1 S: 19 H: 1 LOB: 2 BB: 1 P: 29	R: 0 E: 0 K: 1 S: 11 H: 1 LOB: 2 BB: 0 P: 18	R: 1 E: 0 K: 1 S: 3 H: 1 LOB: 2 BB: 2 P: 13	1B: 7 2B: 2 3B: 1 HR: 0	SF: 0 SAC: 0 DP: 1 HBP: 1						

	AB	35
	R	4
	H	10
	RBI	3
	BB	5
	SO	7
	LOB	22

WP: 1 PB: 0 SB: 0 CS: 1 PA: 41

PITCHER		IP	WLS	BF	H	R	ER	SO	BB	IBB	HBP	BLK	WP	HR	S	P	ERA	WHIP
Ryan Bowen, R ERA: 4.23	(1, 1)	5.1		23	7	2	1	3	2	0	0	0	0	0	48	80	1.69	1.688
Joe Klink, L ERA: 3.93	(6, 1)	0.1		1	0	0	0	0	0	0	0	0	0	0	1	3	0.00	0.000
Richie Lewis, R ERA: 2.37	(6, 1)	1.0		6	1	1	1	2	1	0	0	0	1	0	20	30	9.00	2.000
Rich Rodriguez, L ERA: 3.78	(7, 1)	0.1		1	0	0	0	0	0	0	0	0	0	0	5	8	0.00	0.000
Matt Turner, R ERA: 1.96	(8, 1)	1.1	L	10	2	1	1	1	0	2	1	1	0	0	14	31	6.75	1.500

PITCHER	IP	WLS	BF	H	R	ER	SO	BB	IBB	HBP	BLK	WP	HR	S	P	ERA	WHIP

Batter	1	2	3	4	5	6	7	8	9	AB	R	H	RBI	BB	SO	LOB
Henry Cotto, R (1, 8) OBP: 0.222, SLG: 0.276	X 0-0 G1-3 HR 1B	B B F C X 2-2 S 2-H 1B		C B C B B X 3-2 G1-3		C X 0-1 ② FC6-4 1B 1-2f 2-3		S B S S 1-3 ③ K		5	1	2	1	0	1	4
Rick Renteria, R (1, 4) OBP: 0.374, SLG: 0.438	C B 1 SAFE X 1-1 ① G1-3 1-2	1 C B B X SAFE 2-1 ③ F9 1-2		C B C X 1-2 2-H 2B		B X 1-0 1-3 3-H 1B			X 0-0 ① F9	5	0	2	2	0	0	2
Gary Sheffield, R (1, 5) OBP: 0.359, SLG: 0.492	B X 1-0 2-H HR		B C S B B S 2-3 ① K	S F B B S 2-3 ③ K		B B X 2-0 ③ P5			B F B B B 4-1 S BB	4	1	1	2	1	2	3
Orestes Destrade, S (1, 3) OBP: 0.313, SLG: 0.387	C B S S 1-3 ② K		B X 1-0 E 1B		B C B C C 2-3 ① K		F F B S 1-3 ① K		C F F B B B F B C 3-3 ② K 1-2	5	1	1	0	0	4	1
Jeff Conine, R (1, 7) OBP: 0.373, SLG: 0.401	C C B X 1-2 ③ G5-3		X 0-0 ② P4		C X 0-1 ② F8		F B B F S 2-3 ② K		X 0-0 ③ F9	5	0	0	0	0	1	2
Benito Santiago, R (1, 2) OBP: 0.297, SLG: 0.369		X 0-0 ① G6-3	B F X 1-1 E9 1-H		X 0-0 ③ F8		B C X 1-1 ③ G1-3			4	0	0	0	0	0	0
Darrell Whitmore, L (1, 9) OBP: 0.184, SLG: 0.342	C X 0-1 S 1B 2B	F B B X 2-1 ③ G4-3				C X 0-1 ① G4-3		X 0-0 ① F7		4	1	1	0	0	0	1
Alex Arias, R (1, 6) OBP: 0.375, SLG: 0.359	C B S X 1-2 SH3-4 2-H 1B 1B		C B B F X 2-2 SH1-4 2B 1B			C B B B B 4-1 FC6-4 1B 1B BB		B C C B B X 3-2 E6 G3		3	3	2	1	1	0	0
Jack Armstrong, R (1, 1) OBP: 0.132, SLG: 0.132 Cris Carpenter, R (3, 1) Greg Briley, L (6, PH) OBP: 0.299, SLG: 0.391 Jim Corsi, R (6, 1) Rich Rodriguez, L (6, 1) Walt Weiss, S (8, PH) OBP: 0.367, SLG: 0.328 Richie Lewis, R (8, 1)	X 0-0 ② SH3-4 1-2		X 0-0 ① SH1-4 1-2			1 SAFE F 1 SAFE X 0-1 FC6-4 1-2 1B		C X 0-1 ② G3 1-2		0 0 0 0 0 0 0 0 0 0 0 0 0 0 1 0 1 0 0 0 0 0 0 0 0 0 0 0 0 0 0 0 0 0 0 1 0 0 0 0 0 1 0 0 0 0 0 0 0						
Inning Stats	R: 2 H: 2 E: 0 LOB: 0 K: 1 BB: 0 S: 10 P: 14	R: 2 H: 3 E: 0 LOB: 1 K: 0 BB: 0 S: 12 P: 17	R: 1 H: 1 E: 1 LOB: 1 K: 1 BB: 0 S: 9 P: 15	R: 1 H: 2 E: 0 LOB: 1 K: 1 BB: 0 S: 13 P: 21	R: 0 H: 0 E: 0 LOB: 0 K: 1 BB: 0 S: 6 P: 8	R: 1 H: 2 E: 0 LOB: 2 K: 0 BB: 1 S: 9 P: 16	R: 0 H: 0 E: 0 LOB: 0 K: 2 BB: 0 S: 8 P: 12	R: 0 H: 0 E: 1 LOB: 1 K: 1 BB: 1 S: 9 P: 13	R: 0 H: 0 E: 0 LOB: 1 K: 1 BB: 1 S: 8 P: 15	1B: 7 2B: 2 3B: 0 HR: 1	SF: 0 SAC: 2 DP: 0 HBP: 0					

PITCHER		IP	WLS	BF	H	R	ER	SO	BB	IBB	HBP	BLK	WP	HR	S	P	ERA	WHIP
Steve Avery, L ERA: 3.04	(1, 1)	2.0		11	5	4	4	1	0	0	0	0	0	1	22	31	18.00	2.500
Steve Bedrosian, R ERA: 1.8	(3, 1)	1.0		5	1	1	0	1	0	0	0	0	0	0	9	15	0.00	1.000
Jay Howell, R ERA: 2.73	(4, 1)	2.1		11	3	2	2	2	1	0	0	0	0	0	24	38	7.71	1.714
Mark Wohlers, R ERA: 2.92	(6, 1)	1.2	W	6	1	0	0	2	0	0	0	0	0	0	12	19	0.00	0.600
Greg McMichael, R ERA: 2.58	(8, 1)	1.0		4	0	0	0	1	0	0	0	0	0	0	9	13	0.00	0.000

PITCHER		IP	WLS	BF	H	R	ER	SO	BB	IBB	HBP	BLK	WP	HR	S	P	ERA	WHIP
Mike Stanton, L ERA: 3.0	(9, 1)	1.0	S	4	0	0	0	1	1	0	0	0	0	0	8	15	0.00	1.000

TOP

Florida Marlins @ Atlanta Braves

Atlanta-Fulton County Stadium, Atlanta, GA

Mon Jul 05 1993, 7:05 PM EDT

Att. 45,377 - Unknown - 89 F

livebaseballscorecards.com

AB	37
R	7
H	10
RBI	6
BB	2
SO	8
LOB	14

WP: 0 PA: 41
PB: 0
SB: 3
CS: 0

BOTTOM

Florida Marlins @ Atlanta Braves

Atlanta-Fulton County Stadium, Atlanta, GA

Mon Jul 05 1993, 7:05 PM EDT

Att. 45,377 - Unknown - 89 F

livebaseballscorecards.com

Batter	1	2	3	4	5	6	7	8	9	AB	R	H	RBI	BB	SO	LOB
Deion Sanders, L (1, 8) OBP: 0.302, SLG: 0.422	F7	F9	G3			FC6-4 1-3 1B; BB 1B	P6			5	1	1	0	0	0	4
Greg McMichael, R (8, 1)										0	0	0	0	0	0	0
Rafael Belliard, R (9, 6) OBP: 0.324, SLG: 0.273										0	0	0	0	0	0	0
Jeff Blauser, R (1, 6) OBP: 0.423, SLG: 0.429	G3-1 HR 1B	F9		K		SAFE; FC6-4 1-2 BB		L7		4	1	1	0	1	1	2
Mike Stanton, L (9, 1)										0	0	0	0	0	0	0
Terry Pendleton, S (1, 5) OBP: 0.293, SLG: 0.354	G3-1 1-2 HR 1B		HR 1B	F8		FC6-4 1B 1-2f 2-3 3-H		F7		5	2	2	1	0	0	2
David Justice, L (1, 9) OBP: 0.322, SLG: 0.465	G3-1 1-2 2-3		SAFE; 1-H HR	P6		BB 1-3 3-H 1B		G3		5	1	2	3	0	0	2
Ron Gant, R (1, 7) OBP: 0.337, SLG: 0.530	2-H 3-H HR		HR		K	1-2 BB				3	2	2	4	1	1	0
Sid Bream, L (1, 3) OBP: 0.321, SLG: 0.403	G3		2B 1B		K	L8				3	0	1	0	0	1	0
Brian Hunter, R (6, PH) OBP: 0.159, SLG: 0.203										1	0	0	0	0	0	3
(7, 3)																
Damon Berryhill, S (1, 2) OBP: 0.303, SLG: 0.462		FC1-5 BB 1B	F7		P6		F8			3	0	1	0	0	0	1
Mark Wohlers, R (6, 1)										0	0	0	0	0	0	0
Otis Nixon, S (7, PH) OBP: 0.331, SLG: 0.274										1	0	0	0	0	0	0
(8, 8)																
Mark Lemke, S (1, 4) OBP: 0.351, SLG: 0.406		1-2 FC1-5 BB	1-3 2B			P8	HR			3	1	2	1	1	0	0
Steve Avery, L (1, 1) OBP: 0.175, SLG: 0.179		FC1-5 1-2 2-3f	K			1B FC6-4 BB	G6-3			1	0	0	0	0	0	2
Steve Bedrosian, R (3, 1)										0	0	0	0	0	0	0
Francisco Cabrera, R (3, PH) OBP: 0.344, SLG: 0.466										1	0	0	0	0	1	2
Jay Howell, R (4, 1)										0	0	0	0	0	0	0
Greg Olson, R (6, 2) OBP: 0.284, SLG: 0.279										1	1	0	0	1	0	0
Inning Stats	R: 3 E: 0 K: 0 S: 12 H: 3 LOB: 0 BB: 0 P: 19	R: 0 E: 0 K: 0 S: 9 H: 1 LOB: 2 BB: 1 P: 17	R: 3 E: 0 K: 1 S: 20 H: 5 LOB: 2 BB: 0 P: 28	R: 0 E: 0 K: 1 S: 7 H: 0 LOB: 0 BB: 0 P: 8	R: 0 E: 0 K: 2 S: 10 H: 0 LOB: 0 BB: 0 P: 14	R: 2 E: 0 K: 0 S: 15 H: 2 LOB: 3 BB: 3 P: 31	R: 1 E: 0 K: 0 S: 10 H: 1 LOB: 0 BB: 0 P: 15	R: 0 E: 0 K: 0 S: 6 H: 0 LOB: 0 BB: 0 P: 11		1B: 7 2B: 1 3B: 0 HR: 4	SF: 0 SAC: 0 DP: 0 HBP: 0						

	AB	36
	R	9
	H	12
	RBI	9
	BB	4
	SO	4
	LOB	18

WP: 0 PB: 0 SB: 0 CS: 0 PA: 40

PITCHER		IP	WLS	BF	H	R	ER	SO	BB	IBB	HBP	BLK	WP	HR	S	P	ERA	WHIP
Jack Armstrong, R ERA: 4.6	(1, 1)	2.0		15	8	6	6	0	1	0	0	0	0	3	29	48	27.00	4.500
Cris Carpenter, R ERA: 3.38	(3, 1)	3.0		10	1	0	0	4	0	0	0	0	0	0	29	38	0.00	0.333
Jim Corsi, R ERA: 6.64	(6, 1)	0.1	L	4	1	2	2	0	2	0	0	0	0	0	8	18	54.00	9.000
Rich Rodriguez, L ERA: 3.86	(6, 1)	1.2		8	2	1	1	0	1	0	0	0	0	1	17	28	5.40	1.800
Richie Lewis, R ERA: 2.31	(8, 1)	1.0		3	0	0	0	0	0	0	0	0	0	0	6	11	0.00	0.000

PITCHER	IP	WLS	BF	H	R	ER	SO	BB	IBB	HBP	BLK	WP	HR	S	P	ERA	WHIP

Florida Marlins @ Colorado Rockies

Mile High Stadium, Denver, CO

Tue Jul 06 1993, 9:05 PM EDT

Att. 47,528 - Unknown - 86 F

livebaseballscorecards.com

Batter	1	2	3	4	5	6	7	8	9	AB	R	H	RBI	BB	SO	LOB
Henry Cotto, R (1, 8) (8, 7) OBP: 0.237, SLG: 0.313	HR		P6			BLK G6-3 1B		E S 1B	K	5	1	3	1	0	1	1
Rick Renteria, R (1, 4) OBP: 0.362, SLG: 0.422	G5-3		F8			G6-3		G5-3		4	0	0	0	0	0	2
Gary Sheffield, R (1, 5) OBP: 0.361, SLG: 0.490	E 1B			F8		P3		HBP BB		3	0	1	0	1	0	1
Orestes Destrade, S (1, 3) OBP: 0.312, SLG: 0.383	P6			L9		G4-3				3	0	0	0	0	0	2
Carl Everett, S (8, PR) (8, 8) OBP: 0.250, SLG: 0.250								HBP		0	0	0	0	0	0	0
Jeff Conine, R (1, 7) (8, 3) OBP: 0.372, SLG: 0.397	L5			BB			G4-3	P4		3	0	0	0	1	0	4
Benito Santiago, R (1, 2) OBP: 0.296, SLG: 0.365		P7		L8			2B 1B BB	L6		3	1	0	0	1	0	4
Darrell Whitmore, L (1, 9) OBP: 0.190, SLG: 0.357		K			G4-3		1-3 1B 2B		G3-1	4	1	1	0	0	1	0
Walt Weiss, S (1, 6) OBP: 0.369, SLG: 0.331		G3			G3		2-H 3-H G1-6-3 1B		1B	4	0	2	2	0	0	0
Charlie Hough, R (1, 1) OBP: 0.083, SLG: 0.057			G1-3		K		1-2f G1-6-3		K	3	0	0	0	0	1	1
Matt Turner, R (7, 1)										0	0	0	0	0	0	0
David Weathers, R (8, 1)										0	0	0	0	0	0	0
Greg Briley, L (9, PH) OBP: 0.297, SLG: 0.387										1	0	0	0	0	1	1

Inning Stats	1	2	3	4	5	6	7	8	9
R:	1	0	0	0	0	0	2	0	0
E:	1	0	0	0	0	0	0	0	0
K:	0	1	0	0	1	0	0	0	2
S:	9	9	5	5	6	10	7	12	10
H:	2	0	0	0	0	1	2	1	1
LOB:	1	0	0	1	0	1	0	3	1
BB:	0	0	0	1	0	0	1	1	0
P:	18	14	9	10	6	16	12	22	14

1B:	5
2B:	1
3B:	0
HR:	1
SF:	0
SAC:	0
DP:	1
HBP:	1
WP:	0
PB:	0
SB:	1
CS:	0
PA:	37

AB	33
R	3
H	7
RBI	3
BB	3
SO	4
LOB	16

PITCHER		IP	WLS	BF	H	R	ER	SO	BB	IBB	HBP	BLK	WP	HR	S	P	ERA	WHIP
Armando Reynoso, R ERA: 3.24	(1, 1)	7.0	W	27	5	3	3	2	2	0	0	1	0	1	51	85	3.86	1.000
Steve Reed, R ERA: 5.4	(8, 1)	1.0		6	1	0	0	0	1	0	1	0	0	0	12	22	0.00	2.000
Darren Holmes, R ERA: 5.97	(9, 1)	1.0		4	1	0	0	2	0	0	0	0	0	0	10	14	0.00	1.000

PITCHER	IP	WLS	BF	H	R	ER	SO	BB	IBB	HBP	BLK	WP	HR	S	P	ERA	WHIP

Florida Marlins @ Colorado Rockies

Mile High Stadium, Denver, CO

Tue Jul 06 1993, 9:05 PM EDT

Att. 47,528 - Unknown - 86 F

livebaseballscorecards.com

BOTTOM

Batter	1	2	3	4	5	6	7	8	9	AB	R	H	RBI	BB	SO	LOB
Eric Young Sr., R (1, 4) OBP: 0.334, SLG: 0.326	B C F F X 1-2 F8 ①		B X 1-0 CS 1B			X 0-0 G3 ① B B S X 2-1 L6 ② ③ 1-2 2-3				4	0	1	0	0	0	2
Alex Cole, L (1, 8) OBP: 0.342, SLG: 0.322	B B B B 4-0 CS BB		B 1 SAFE 1 SAFE 1 SAFE C F F 1 SAFE 1 SAFE 2-2 B X G4-3 ② ③ 1-2			X 0-0 1B		B X 1-0 HR 1B		3	1	2	0	1	0	1
Dante Bichette, R (1, 9) OBP: 0.361, SLG: 0.528	C 1 SAFE 1 SAFE F F B B F S 2-3 FC ② 1-2 HR			F X 0-1 F8 ①		1 SAFE 1 SAFE B F X 1-1 F8 ②		1 SAFE C S X 0-2 HR 1-H		4	2	1	2	0	0	2
Andres Galarraga, R (1, 3) OBP: 0.429, SLG: 0.647	F F B 1 SAFE B F X 2-2 HR 1-H			H 1-0 HBP		S F 1 SAFE F B S 1-3 K ③		B S S S 1-3 K ①		3	1	1	2	0	2	1
Charlie Hayes, R (1, 5) OBP: 0.365, SLG: 0.500	C X 0-1 F8 ③			B X 1-0 F8 ②			C F X 0-2 BB 1B SF9 1B	C B F F X 1-2 2B 1B		4	2	2	0	0	0	1
Daryl Boston, L (1, 7) OBP: 0.324, SLG: 0.377 Steve Reed, R (8, 1) Jim Tatum, R (8, PH) OBP: 0.232, SLG: 0.288 Darren Holmes, R (9, 1)		B C B B F X 3-2 G4-3 ①		S X 0-1 F9 ③			B S F X 1-2 SF9 BB 1B 1-2 1B	B X 1-0 1B 1-H 2B		3 0 1 0	1 0 1 0	1 0 1 0	0 0 1 0	0 0 0 0	0 0 0 0	1 0 0 0
Vinny Castilla, R (1, 6) OBP: 0.332, SLG: 0.473		S X 0-1 G5-3 ②			X 0-0 G6-4-3 1B		B B B B 4-0 CS 1B BB 1-2 2-3	C S B X 1-2 G4-3 ②		3	0	1	0	1	0	1
Danny Sheaffer, R (1, 2) OBP: 0.262, SLG: 0.359		F F X 0-2 G1-3 ③			X 0-0 G6-4-3 ① ② 1-2f		S B B X 2-1 SF9 ① 2-3 3-H	B B S X 2-1 2-H 1B		3	0	1	2	0	0	1
Armando Reynoso, R (1, 1) OBP: 0.086, SLG: 0.147 Chris Jones, R (7, PH) OBP: 0.329, SLG: 0.524 (8, 7)			B S B B S S 2-3 K ①		X 0-0 G5-3 ③		X 0-0 CS 1B 1-2 3-H	C F B F B S 2-3 K ③		2 2	0 0	0 1	0 1	0 0	1 1	0 1
Inning Stats	R: 2 E: 0 K: 0 S: 15 H: 1 LOB: 0 BB: 1 P: 24	R: 0 E: 0 K: 0 S: 8 H: 0 LOB: 0 BB: 0 P: 11	R: 0 E: 0 K: 1 S: 8 H: 1 LOB: 0 BB: 0 P: 13	R: 0 E: 0 K: 0 S: 5 H: 0 LOB: 1 BB: 0 P: 7	R: 0 E: 0 K: 0 S: 3 H: 1 LOB: 0 BB: 0 P: 3	R: 0 E: 0 K: 1 S: 8 H: 1 LOB: 1 BB: 0 P: 10	R: 2 E: 0 K: 0 S: 11 H: 3 LOB: 1 BB: 1 P: 20	R: 4 E: 0 K: 2 S: 21 H: 5 LOB: 1 BB: 0 P: 30		1B: 9 2B: 1 3B: 0 HR: 2	SF: 1 SAC: 0 DP: 1 HBP: 1		WP: 0 PB: 1 SB: 0 CS: 4	PA: 36		

	AB	32
	R	8
	H	12
	RBI	8
	BB	2
	SO	4
	LOB	11

PITCHER		IP	WLS	BF	H	R	ER	SO	BB	IBB	HBP	BLK	WP	HR	S	P	ERA	WHIP
Charlie Hough, R ERA: 4.2	(1, 1)	6.0	L	24	6	4	2	3	1	0	1	0	0	1	53	75	3.00	1.167
Matt Turner, R ERA: 2.96	(7, 1)	1.1		8	4	3	3	1	1	0	0	0	0	1	16	27	20.25	3.750
David Weathers, R ERA: 13.5	(8, 1)	0.2		4	2	1	1	1	0	0	0	0	0	0	10	16	13.50	3.000

PITCHER	IP	WLS	BF	H	R	ER	SO	BB	IBB	HBP	BLK	WP	HR	S	P	ERA	WHIP

Florida Marlins @ Colorado Rockies

Mile High Stadium, Denver, CO

Wed Jul 07 1993, 9:05 PM EDT

Att. 50,707 - Unknown - 87 F

TOP

livebaseballscorecards.com

Batter	1	2	3	4	5	6	7	8	9	AB	R	H	RBI	BB	SO	LOB
Henry Cotto, R (1, 8) OBP: 0.243, SLG: 0.338	G5-3		HR 1-H	S 1-3 1B		G6-4-3 1-2f			F3	5	1	2	2	0	0	1
Rick Renteria, R (1, 4) OBP: 0.356, SLG: 0.413	G6-4-3 1B		L6	K 1-2		K			F9	5	0	1	0	0	2	2
Gary Sheffield, R (1, 5) OBP: 0.359, SLG: 0.487	G6-4-3 1-2f		1B 2B 1B	F8			G6-3			4	1	1	0	0	0	3
Orestes Destrade, S (1, 3) OBP: 0.311, SLG: 0.381		E1 HR	2B 1-2 1B		K		G4-3			4	1	1	0	0	1	0
Jeff Conine, R (1, 7) OBP: 0.373, SLG: 0.412		HR 1-H	1-3 2-H 2B		G6-3		G4-3			4	1	2	3	0	0	0
Benito Santiago, R (1, 2) OBP: 0.299, SLG: 0.368		G5-3	G4-6-3 IBB		2B			K		3	0	1	0	1	1	0
Darrell Whitmore, L (1, 9) OBP: 0.196, SLG: 0.333		G6-3	G4-6-3 1-2f		FC6-4 HBP			L8		3	0	0	0	0	0	3
Walt Weiss, S (1, 6) OBP: 0.364, SLG: 0.326		G4-3		G1-3	FC6-4 1-2f			F7		4	0	0	0	0	0	2
Chris Hammond, L (1, 1) OBP: 0.319, SLG: 0.357			HR 1B	1B BB		G6-4-3 BB			P6	1	1	1	0	2	0	0
Cris Carpenter, R (7, 1)										0	0	0	0	0	0	0
Greg Briley, L (9, PH) OBP: 0.294, SLG: 0.384										1	0	0	0	0	0	0
Bryan Harvey, R (9, 1)										0	0	0	0	0	0	0

	AB	34
	R	5
	H	9
	RBI	5
	BB	3
	SO	4
	LOB	11

Inning Stats										
	R: 0 E: 0 K: 0 S: 3	H: 1 LOB: 0 BB: 0 P: 3	R: 2 E: 1 K: 0 S: 5	H: 1 LOB: 0 BB: 0 P: 5	R: 3 E: 0 K: 0 S: 7	H: 5 LOB: 2 BB: 1 P: 11	R: 0 E: 0 K: 1 S: 6	H: 1 LOB: 2 BB: 1 P: 10	R: 0 E: 0 K: 1 S: 6	H: 1 LOB: 2 BB: 0 P: 7
	R: 0 E: 0 K: 1 S: 4	H: 0 LOB: 0 BB: 1 P: 8	R: 0 E: 0 K: 0 S: 3	H: 0 LOB: 0 BB: 0 P: 3	R: 0 E: 0 K: 1 S: 5	H: 0 LOB: 0 BB: 0 P: 5	R: 0 E: 0 K: 0 S: 3	H: 0 LOB: 0 BB: 0 P: 3	1B: 5 2B: 2 3B: 0 HR: 2	SF: 0 SAC: 0 DP: 3 HBP: 1
	WP: 0 PB: 0 SB: 1 CS: 0	PA: 38								

PITCHER		IP	WLS	BF	H	R	ER	SO	BB	IBB	HBP	BLK	WP	HR	S	P	ERA	WHIP
Keith Shepherd, R ERA: 6.5	(1, 1)	2.1		14	7	5	4	0	0	0	0	0	0	2	14	14	15.43	3.000
Bruce Ruffin, L ERA: 5.0	(3, 1)	4.2		18	2	0	0	3	2	1	1	0	0	0	20	33	0.00	0.857
Steve Reed, R ERA: 5.04	(8, 1)	2.0	W	6	0	0	0	1	0	0	0	0	0	0	8	8	0.00	0.000

PITCHER	IP	WLS	BF	H	R	ER	SO	BB	IBB	HBP	BLK	WP	HR	S	P	ERA	WHIP

Batter	1	2	3	4	5	6	7	8	9	AB	R	H	RBI	BB	SO	LOB
Freddie Benavides, R (1, 4) OBP: 0.247, SLG: 0.280 Steve Reed, R (8, 1) Daryl Boston, L (9, PH) OBP: 0.322, SLG: 0.375	F8		F9		L8		WP, 2-H, 3-H, 1B		G3, 1-3	4 0 1	0 0 0	1 0 0	2 0 0	0 0 0	0 0 0	1 0 1
Chris Jones, R (1, 8) OBP: 0.344, SLG: 0.540	G5-3		BLK, 1B		2-H, 2B		F9		3-H, 1B	5	0	3	2	0	0	2
Dante Bichette, R (1, 9) OBP: 0.357, SLG: 0.521	G6-3		P5, 1-2		SSS, K		SSS, K			4	0	0	0	0	2	4
Andres Galarraga, R (1, 3) OBP: 0.427, SLG: 0.649		G6-3		G6-3, 3B	G6-3		G4-3, 1-2			4	1	1	0	0	0	3
Charlie Hayes, R (1, 5) OBP: 0.364, SLG: 0.497		1B		SSS, K		G5-3		G5-3		4	0	1	0	0	1	1
Jerald Clark, R (1, 7) OBP: 0.332, SLG: 0.416		F9		G6-3, 3-H		L3		F8		4	0	0	1	0	0	1
Vinny Castilla, R (1, 6) OBP: 0.330, SLG: 0.474		F7		2B		F8		F8		4	0	1	0	0	0	1
Danny Sheaffer, R (1, 2) OBP: 0.270, SLG: 0.393			HR	F8			2B, 1B, 1B		G6-3	4	2	2	1	0	0	1
Keith Shepherd, R (1, 1) Bruce Ruffin, S (3, 1) OBP: 0.143, SLG: 0.105 Jim Tatum, R (7, PH) OBP: 0.243, SLG: 0.313 Eric Young Sr., R (7, PR) OBP: 0.336, SLG: 0.329 (8, 4)			G5-3		2B, 2B		1-3, 1B, 2B		G3, S, 1B, 1B	0 2 1 1	0 1 0 2	0 1 1 1	0 0 0 0	0 0 0 0	0 0 0 0	0 0 0 0
Inning Stats	R: 0 E: 0 K: 0 S: 3 H: 0 LOB: 0 BB: 0 P: 3	R: 0 E: 0 K: 0 S: 4 H: 1 LOB: 1 BB: 0 P: 4	R: 1 E: 0 K: 0 S: 5 H: 2 LOB: 1 BB: 0 P: 5	R: 1 E: 0 K: 1 S: 7 H: 2 LOB: 1 BB: 0 P: 7	R: 1 E: 0 K: 1 S: 7 H: 2 LOB: 1 BB: 0 P: 7	R: 0 E: 0 K: 0 S: 3 H: 0 LOB: 0 BB: 0 P: 3	R: 2 E: 0 K: 1 S: 8 H: 3 LOB: 1 BB: 0 P: 8	R: 0 E: 0 K: 0 S: 3 H: 0 LOB: 0 BB: 0 P: 3	R: 1 E: 0 K: 0 S: 4 H: 2 LOB: 1 BB: 0 P: 4	1B: 6 2B: 4 3B: 1 HR: 1	SF: 0 SAC: 0 DP: 0 HBP: 0		WP: 1 PB: 0 SB: 1 CS: 0		PA: 38		

PITCHER		IP	WLS	BF	H	R	ER	SO	BB	IBB	HBP	BLK	WP	HR	S	P	ERA	WHIP
Chris Hammond, L ERA: 3.91	(1, 1)	6.0		28	10	5	5	2	0	0	0	1	0	1	32	32	7.50	1.667
Cris Carpenter, R ERA: 3.18	(7, 1)	2.0		6	0	0	0	1	0	0	0	0	1	0	8	8	0.00	0.000
Bryan Harvey, R ERA: 1.72	(9, 1)	0.2	L	4	2	1	1	0	0	0	0	0	0	0	4	4	13.50	3.000

PITCHER	IP	WLS	BF	H	R	ER	SO	BB	IBB	HBP	BLK	WP	HR	S	P	ERA	WHIP

BOTTOM

Florida Marlins @ Colorado Rockies

Mile High Stadium, Denver, CO

Wed Jul 07 1993, 9:05 PM EDT

Att. 50,707 - Unknown - 87 F

livebaseballscorecards.com

AB	38
R	6
H	12
RBI	6
BB	0
SO	3
LOB	15

Florida Marlins @ Colorado Rockies

Mile High Stadium, Denver, CO

Thu Jul 08 1993, 5:33 AM EDT

Att. 56,807 - Cloudy - 86 F

livebaseballscorecards.com

TOP

Batter	1	2	3	4	5	6	7	8	9	AB	R	H	RBI	BB	SO	LOB
Henry Cotto, R (1, 8) OBP: 0.236, SLG: 0.328	B B B C C X 3-2 ① G5-3		B C B B X 3-1 ③ FC6-4 1-2f			B C C F B X 2-2 ③ P5		B B C 1 SAFE C X 2-2 ③ FC6-4 1-2f		4	0	0	0	0	0	2
Greg Briley, L (1, 7) OBP: 0.293, SLG: 0.379	B X 1-0 ② G4-3			B X 1-0 ① G3			B F F B X 2-2 ① G1-3		B X 1-0 HR 1B	4	1	1	0	0	0	0
Gary Sheffield, R (1, 5) OBP: 0.358, SLG: 0.482	C C X 0-2 ③ L6			C B X 1-1 ② L8			B F B F F F B B 4-2 BB BB		B B C C F C 2-3 ① K	3	0	0	0	1	1	1
Jeff Conine, R (1, 3) OBP: 0.372, SLG: 0.420		F C B X 1-2 ① G6-3		F B B B F S 3-3 ③ K			B C S B S 2-3 ② K		F B B X 2-1 1-H HR	4	1	1	2	0	2	1
Darrell Whitmore, L (1, 9) OBP: 0.200, SLG: 0.313		S B F F B X 2-2 ② P6			B F F S 1-3 ① K2-3		B B B B 4-0 1-2 BB		F F X 0-2 ② G4-3	3	0	0	0	1	1	0
Alex Arias, R (1, 4) OBP: 0.367, SLG: 0.350		B B F X 2-1 ③ G4-3			C B X 1-1 ② G5-3		B B C C F B X 3-2 ③ G6-3		C B B X 2-1 ③ G1-3	4	0	0	0	0	0	2
Rob Natal, R (1, 2) OBP: 0.176, SLG: 0.353			C S S 0-3 ① K2-3		B B X 2-0 ③ F9			B F B S S B S 3-3 ① K		2	0	0	0	0	1	0
Carl Everett, S (8, PH) OBP: 0.222, SLG: 0.222										1	0	0	0	0	1	0
Matt Turner, R (8, 1)										0	0	0	0	0	0	0
Walt Weiss, S (1, 6) OBP: 0.361, SLG: 0.322			C S F B S 1-3 ② K			X 0-0 ① G4-3		C X 0-1 ② G3		3	0	0	0	0	1	0
Pat Rapp, R (1, 1) OBP: 0.500, SLG: 0.500			F F X 0-2 FC6-4 1B			B F F X 1-2 ② G6-3		C F B B B B B 4-2 FC6-4 BB		2	0	1	0	0	0	0
Richie Lewis, R (6, 1)										0	0	0	0	0	0	0
Joe Klink, L (7, 1)										0	0	0	0	0	0	0
Benito Santiago, R (8, PH) OBP: 0.301, SLG: 0.368										0	0	0	0	1	0	0
(8, 2)																
Inning Stats	R: 0 E: 0 K: 0 S: 7 H: 0 LOB: 0 BB: 0 P: 11	R: 0 E: 0 K: 0 S: 9 H: 0 LOB: 0 BB: 0 P: 14	R: 0 E: 0 K: 2 S: 12 H: 1 LOB: 1 BB: 0 P: 16	R: 0 E: 0 K: 1 S: 6 H: 0 LOB: 0 BB: 0 P: 11	R: 0 E: 0 K: 1 S: 6 H: 0 LOB: 0 BB: 0 P: 10	R: 0 E: 0 K: 0 S: 8 H: 0 LOB: 0 BB: 0 P: 11	R: 0 E: 0 K: 1 S: 13 H: 0 LOB: 2 BB: 2 P: 28	R: 0 E: 0 K: 1 S: 11 H: 0 LOB: 1 BB: 1 P: 20	R: 2 E: 0 K: 1 S: 12 H: 2 LOB: 0 BB: 0 P: 19	1B: 2 2B: 0 3B: 0 HR: 1 SF: 0 SAC: 0 DP: 0 HBP: 0						

	AB	30
	R	2
	H	3
	RBI	2
	BB	3
	SO	7
	LOB	6

PITCHER		IP	WLS	BF	H	R	ER	SO	BB	IBB	HBP	BLK	WP	HR	S	P	ERA	WHIP
Curt Leskanic, R ERA: 3.6	(1, 1)	6.2	W	23	1	0	0	5	2	0	0	0	0	0	57	94	0.00	0.450
Scott Fredrickson, R ERA: 5.56	(7, 1)	0.1		1	0	0	0	0	0	0	0	0	0	0	4	7	0.00	0.000
Steve Reed, R ERA: 4.88	(8, 1)	1.0		4	0	0	0	1	1	0	0	0	0	0	11	20	0.00	1.000
Darren Holmes, R ERA: 6.37	(9, 1)	1.0	S	5	2	2	2	1	0	0	0	0	0	1	12	19	18.00	2.000

PITCHER		IP	WLS	BF	H	R	ER	SO	BB	IBB	HBP	BLK	WP	HR	S	P	ERA	WHIP

WP: 0 PB: 0 SB: 0 CS: 0 PA: 33

Batter	1	2	3	4	5	6	7	8	9	AB	R	H	RBI	BB	SO	LOB
Eric Young Sr., R (1, 4) OBP: 0.339, SLG: 0.332	BBBB 4-0 CS BB			X 0-0 ① G5-3		CFBFX 1-2 FC3-2 2B 1-3 2B		CBBX 2-1 E5 CS		3	1	1	0	1	0	0
Chris Jones, R (1, 7) OBP: 0.340, SLG: 0.549	B 1 SAFE CSC 1-3 ① K			SSBBFFFX 2-2 SF9 3B		BFFFFX 1-2 ② FC3-2 2B 2-3 3-H		1 SAFE CX 0-1 ① P6		4	2	1	0	0	1	4
Dante Bichette, R (1, 9) OBP: 0.355, SLG: 0.522	1 SAFE CBX 1-1 ②③ G4-3 1-2			X 0-0 ② SF9 3-H		X 0-0 1-H 3-H 2B		BF1STS SAFE 1-3 ②③ K 1-2		3	0	1	3	0	1	2
Andres Galarraga, R (1, 3) OBP: 0.426, SLG: 0.644		BFBFFFFBX 3-2 ① F9		FBFBBX 3-2 ③ L4		SBBBFB 4-2 BB				2	0	0	0	1	0	0
Charlie Hayes, R (1, 5) OBP: 0.360, SLG: 0.492		BSBX 2-1 ② F8			BBFBX 3-1 ① P6	X 0-0 ③ F9				3	0	0	0	0	0	2
Vinny Castilla, R (1, 6) OBP: 0.330, SLG: 0.472		FSBS 1-3 ③ K			BBX 2-0 G4-6-3 1B	X 0-0 ① G5-3				3	0	1	0	0	1	0
Alex Cole, L (1, 8) OBP: 0.342, SLG: 0.319		CSBX 1-2 ① G6-3			BCBX 2-1 ②③ G4-6-3 1-2f	BBBB 4-0 BB				2	0	0	0	1	0	1
Jayhawk Owens, R (1, 2) OBP: 0.388, SLG: 0.489		SX 0-1 ② L3				FBX 1-1 1 SAFE F 1 SAFE 1 SAFE 1 SAFE 1 SAFE X 2B FC3-2 1B		0-1 ② F8		3	0	1	0	0	0	1
Curt Leskanic, R (1, 1) Scott Fredrickson, R (7, 1) Daryl Boston, L (7, PH) OBP: 0.322, SLG: 0.375 Jim Tatum, R (7, PH) OBP: 0.239, SLG: 0.309 Steve Reed, R (8, 1) Darren Holmes, R (9, 1)		CBSSS 1-3 ③ K				LTL 0-3 ① K	CCCB1BX 1 SAFE	2-2 ③ L7		2 0 0 1 0 0	0 0 0 0 0 0	0 0 0 0 0 0	0 0 0 0 0 0	2 0 0 0 0 0	1 0 0 1 0 0	1 0 0 1 0 0
Inning Stats	R: 0 E: 0 K: 1 S: 5 H: 0 LOB: 0 BB: 1 P: 11	R: 0 E: 0 K: 1 S: 10 H: 0 LOB: 0 BB: 0 P: 16	R: 0 E: 0 K: 1 S: 8 H: 0 LOB: 0 BB: 0 P: 10	R: 1 E: 0 K: 0 S: 11 H: 1 LOB: 0 BB: 0 P: 16	R: 0 E: 0 K: 0 S: 5 H: 1 LOB: 0 BB: 0 P: 12	R: 2 E: 0 K: 1 S: 18 H: 3 LOB: 2 BB: 1 P: 25	R: 0 E: 0 K: 0 S: 6 H: 0 LOB: 1 BB: 1 P: 12	R: 0 E: 1 K: 1 S: 8 H: 0 LOB: 0 BB: 0 P: 11		1B: 2 2B: 2 3B: 1 HR: 0	SF: 1 SAC: 0 DP: 1 HBP: 0			WP: 0 PB: 0 SB: 0 CS: 2		PA: 30

PITCHER		IP	WLS	BF	H	R	ER	SO	BB	IBB	HBP	BLK	WP	HR	S	P	ERA	WHIP
Pat Rapp, R ERA: 4.76	(1, 1)	5.2	L	21	5	3	3	4	1	0	0	0	0	0	54	83	4.76	1.059
Richie Lewis, R ERA: 2.25	(6, 1)	1.0		5	0	0	0	0	2	0	0	0	0	0	6	14	0.00	2.000
Joe Klink, L ERA: 3.86	(7, 1)	0.1		1	0	0	0	0	0	0	0	0	0	0	3	5	0.00	0.000
Matt Turner, R ERA: 2.84	(8, 1)	1.0		3	0	0	0	1	0	0	0	0	0	0	8	11	0.00	0.000

PITCHER	IP	WLS	BF	H	R	ER	SO	BB	IBB	HBP	BLK	WP	HR	S	P	ERA	WHIP

BOTTOM

Florida Marlins @ Colorado Rockies

Mile High Stadium, Denver, CO

Thu Jul 08 1993, 5:33 AM EDT
Att. 56,807 - Cloudy - 86 F

livebaseballscorecards.com

AB	26
R	3
H	5
RBI	3
BB	3
SO	5
LOB	12

Batter	1	2	3	4	5	6	7	8	9	AB	R	H	RBI	BB	SO	LOB
Deion Sanders, L (1, 8) OBP: 0.299, SLG: 0.416	B C S S 1-3 ① K	X 0-0 ③ 2-H 3-H 1B			S X 0-1 E1 G3 1B		B X 1-0 ② G3-1		C F B F F S 1-3 ③ K	5	1	1	1	0	2	0
Jeff Blauser, R (1, 6) OBP: 0.415, SLG: 0.416 Rafael Belliard, R (7, 6) OBP: 0.324, SLG: 0.273	B B B C X 3-1 ② P7		B X 1-0 ① P4		B C B S X 2-2 ② G3 2-3		B B B B 4-0 S BB			3 0	0 0	0 0	0 0	1 0	0 0	1 0
Terry Pendleton, S (1, 5) OBP: 0.289, SLG: 0.346	S C X 0-2 ③ L8		T B B B X 3-1 ② F8		X 0-0 3-H 1B		B F B F X 2-2 ③ G4-3 1-2			4	0	1	1	0	0	1
David Justice, L (1, 9) OBP: 0.321, SLG: 0.463		B B X 2-0 HR	S F B X 1-2 ③ F7		S B S 1 C SAFE 1-3 ③ K			F C B B X 2-2 ① F8		4	1	1	1	0	1	1
Ron Gant, R (1, 7) OBP: 0.342, SLG: 0.532		B B B B 4-0 1B WP SF8 BB		S S X 0-2 ① P6		C F C 1-3 ① K		B B X 2-0 HR		3	2	1	1	1	1	0
Sid Bream, L (1, 3) OBP: 0.320, SLG: 0.416		B X 1-0 29 SH1-4 BB 1-3 1B 1B		C B S X 1-2 2B		C B F B S 2-3 ② K		S C X 0-2 ② G4-3		4	1	2	0	0	1	0
Greg Olson, R (1, 2) OBP: 0.288, SLG: 0.279		B B B 4-0 29 SH1-4 1-2 1B BB		T B F B F F B F X 3-2 ② P6		B X 1-0 FC6 1B		F B X 1-1 ③ G6-3		3	0	1	0	1	0	1
Mark Lemke, S (1, 4) OBP: 0.342, SLG: 0.392		X 0-0 ① SF8 3-H		B B S C S 2-3 ③ K		B X 1-0 ③ FC6 1-2f			F C B X 1-2 ① F8	3	0	0	1	0	1	2
29 John Smoltz, R (1, 1) OBP: 0.225, SLG: 0.189 Francisco Cabrera, R (9, PH) OBP: 0.343, SLG: 0.459 Greg McMichael, R (9, 1)		X 0-0 ② SH1-4 1-2 2-3			B C C B B S 3-3 ① K		F B B X 2-1 ① G3		B B X 2-0 ② G4-3	2 1 0	0 0 0	0 0 0	0 0 0	0 0 0	1 0 0	0 0 0
Inning Stats	R: 0 H: 0 E: 0 LOB: 0 K: 1 BB: 0 S: 8 P: 12	R: 3 H: 3 E: 0 LOB: 2 K: 0 BB: 2 S: 5 P: 16	R: 0 H: 0 E: 0 LOB: 0 K: 0 BB: 0 S: 6 P: 11	R: 0 H: 1 E: 0 LOB: 1 K: 1 BB: 0 S: 15 P: 21	R: 1 H: 1 E: 1 LOB: 1 K: 2 BB: 0 S: 12 P: 18	R: 0 H: 1 E: 0 LOB: 1 K: 2 BB: 0 S: 8 P: 13	R: 0 H: 0 E: 0 LOB: 1 K: 0 BB: 1 S: 6 P: 15	R: 1 H: 1 E: 0 LOB: 0 K: 0 BB: 0 S: 9 P: 14	R: 0 H: 0 E: 0 LOB: 0 K: 1 BB: 0 S: 9 P: 13	1B: 4 SF: 1 2B: 1 SAC: 1 3B: 0 DP: 0 HR: 2 HBP: 0						

TOP

Atlanta Braves @ Florida Marlins

Joe Robbie Stadium, Miami, FL

Fri Jul 09 1993, 7:05 PM EDT

Att. 44,520 - Unknown

livebaseballscorecards.com

AB	32
R	5
H	7
RBI	5
BB	3
SO	7
LOB	6

WP: 1 PA: 37
PB: 0
SB: 1
CS: 0

PITCHER		IP	WLS	BF	H	R	ER	SO	BB	IBB	HBP	BLK	WP	HR	S	P	ERA	WHIP
Ryan Bowen, R ERA: 4.28	(1, 1)	5.0	L	22	5	4	3	4	2	0	0	0	1	1	46	78	5.40	1.400
David Weathers, R ERA: 3.38	(6, 1)	2.0		8	1	0	0	2	1	0	0	0	0	0	14	28	0.00	1.000
Rich Rodriguez, L ERA: 3.89	(8, 1)	2.0		7	1	1	1	1	0	0	0	0	0	1	18	27	4.50	0.500

PITCHER	IP	WLS	BF	H	R	ER	SO	BB	IBB	HBP	BLK	WP	HR	S	P	ERA	WHIP

Atlanta Braves @ Florida Marlins

Joe Robbie Stadium, Miami, FL

Fri Jul 09 1993, 7:05 PM EDT

Att. 44,520 - Unknown

BOTTOM

Batter	1	2	3	4	5	6	7	8	9	AB	R	H	RBI	BB	SO	LOB
Henry Cotto, R (1, 8) OBP: 0.229, SLG: 0.319	P5		P8		K			P4		4	0	0	0	0	1	0
Alex Arias, R (1, 5) OBP: 0.359, SLG: 0.342	L6		L9		P9			G5-3		4	0	0	0	0	0	0
Rick Renteria, R (1, 4) OBP: 0.368, SLG: 0.440	1B			G4-3 3B		G5-3 1B		L6		4	1	3	0	0	0	0
Jeff Conine, R (1, 7) OBP: 0.367, SLG: 0.415	K			K		G5-3 1-2			G1-3	4	0	0	0	0	2	3
Orestes Destrade, S (1, 3) OBP: 0.307, SLG: 0.377		G4-3		G4-3 3-H		K			G5-3	4	0	0	1	0	1	1
Benito Santiago, R (1, 2) OBP: 0.304, SLG: 0.367		1B		BB		F8			K	3	0	1	0	1	1	1
Darrell Whitmore, L (1, 9) OBP: 0.208, SLG: 0.314		F8		1B			G4-3			3	0	1	0	0	0	1
Walt Weiss, S (1, 6) OBP: 0.357, SLG: 0.319		K		K			F8			3	0	0	0	0	2	3
Ryan Bowen, R (1, 1) OBP: 0.139, SLG: 0.171			K		L9		F9			1	0	0	0	0	1	0
Greg Briley, L (5, PH) OBP: 0.290, SLG: 0.376										1	0	0	0	0	0	0
David Weathers, R (6, 1)										0	0	0	0	0	0	0
Gus Polidor, R (7, PH)										1	0	0	0	0	0	0
Rich Rodriguez, L (8, 1)										0	0	0	0	0	0	0

livebaseballscorecards.com

AB	32
R	1
H	5
RBI	1
BB	1
SO	8
LOB	9

Inning Stats	1	2	3	4	5	6	7	8	9
	R: 0 E: 0 K: 1 S: 13	H: 1 LOB: 1 BB: 0 P: 20	R: 0 E: 0 K: 1 S: 11	H: 1 LOB: 1 BB: 0 P: 17	R: 0 E: 0 K: 1 S: 11	H: 0 LOB: 0 BB: 0 P: 18	R: 1 E: 0 K: 2 S: 14	H: 2 LOB: 2 BB: 1 P: 25	R: 0 E: 0 K: 1 S: 7	H: 0 LOB: 0 BB: 0 P: 10	R: 0 E: 0 K: 1 S: 8	H: 1 LOB: 1 BB: 0 P: 13	R: 0 E: 0 K: 0 S: 10	H: 0 LOB: 0 BB: 0 P: 14	R: 0 E: 0 K: 0 S: 7	H: 0 LOB: 0 BB: 0 P: 11	R: 0 E: 0 K: 1 S: 8	H: 0 LOB: 0 BB: 0 P: 11

| | | | | | | | | | |

Atlanta Braves @ Florida Marlins

Joe Robbie Stadium, Miami, FL

Sat Jul 10 1993, 7:05 PM EDT

Att. 44,411 - Unknown

TOP

livebaseballscorecards.com

Batter	1	2	3	4	5	6	7	8	9	AB	R	H	RBI	BB	SO	LOB
Deion Sanders, L (1, 8) OBP: 0.291, SLG: 0.404	K		F9		K		G4-3		K	5	0	0	0	0	3	0
Jeff Blauser, R (1, 6) OBP: 0.415, SLG: 0.416	2B 1B		2B 1B		G4-3		P3		G5-3	5	2	2	0	0	0	0
Terry Pendleton, S (1, 5) OBP: 0.296, SLG: 0.356	BLK 2B		F7		WP 1B		2B		BB	4	0	3	1	1	0	1
David Justice, L (1, 9) OBP: 0.322, SLG: 0.464	K		1-H 2B		1-2 BB		L9		K	4	0	1	1	1	2	3
Ron Gant, R (1, 7) OBP: 0.341, SLG: 0.529	G6-3 2-3		K		F8			F9 S 1B		4	0	1	0	0	1	4
Sid Bream, L (1, 3) OBP: 0.315, SLG: 0.409		P2		K		G4-3		F9 1-3		4	0	0	0	0	1	1
Greg Olson, R (1, 2) OBP: 0.292, SLG: 0.280		FC1-5 G4-3 BB		0-0 1B		L8		P4		3	0	1	0	1	0	1
Mark Lemke, S (1, 4) OBP: 0.344, SLG: 0.391		G4-3 1-2		P5		FC4-6 1B		S BB		3	0	1	0	1	0	2
Otis Nixon, S (8, PR) OBP: 0.322, SLG: 0.271										0	0	0	0	0	0	0
Rafael Belliard, R (8, 4) OBP: 0.324, SLG: 0.273										0	0	0	0	0	0	0
Tom Glavine, L (1, 1) OBP: 0.208, SLG: 0.156		FC1-5 2-3		K		FC4-6 1-2f		G5-3 1-2		3	0	0	0	0	1	3
Francisco Cabrera, R (8, PH) OBP: 0.338, SLG: 0.452										1	0	0	0	0	0	2
Greg McMichael, R (8, 1)										0	0	0	0	0	0	0
Mark Wohlers, R (8, 1)										0	0	0	0	0	0	0

Inning Stats																		
	R: 1	H: 2	R: 0	H: 0	R: 1	H: 2	R: 0	H: 1	R: 0	H: 1	R: 0	H: 1	R: 0	H: 0	1B: 6	SF: 0	WP: 1	PA: 40
	E: 0	LOB: 1	E: 0	LOB: 1	E: 0	LOB: 1	E: 0	LOB: 1	E: 0	LOB: 2	E: 0	LOB: 1	E: 0	LOB: 1	2B: 3	SAC: 0	PB: 0	
	K: 2	BB: 0	K: 0	BB: 1	K: 1	BB: 0	K: 2	BB: 0	K: 1	BB: 1	K: 0	BB: 0	K: 0	BB: 1	3B: 0	DP: 0	SB: 2	
	S: 19	P: 30	S: 7	P: 14	S: 10	P: 15	S: 10	P: 14	S: 11	P: 20	S: 5	P: 5	S: 7	P: 8	HR: 0	HBP: 0	CS: 0	

PITCHER		IP	WLS	BF	H	R	ER	SO	BB	IBB	HBP	BLK	WP	HR	S	P	ERA	WHIP
Jack Armstrong, R ERA: 4.49	(1, 1)	6.2	W	30	8	2	2	6	2	0	0	1	1	0	68	105	2.70	1.500
Joe Klink, L ERA: 3.79	(7, 1)	0.1		1	0	0	0	0	0	0	0	0	0	0	1	1	0.00	0.000
Bryan Harvey, R ERA: 1.63	(8, 1)	2.0	S	9	1	0	0	2	2	0	0	0	0	0	17	38	0.00	1.500

PITCHER	IP	WLS	BF	H	R	ER	SO	BB	IBB	HBP	BLK	WP	HR	S	P	ERA	WHIP

AB	36
R	2
H	9
RBI	2
BB	4
SO	8
LOB	17

BOTTOM

Atlanta Braves @ Florida Marlins

Joe Robbie Stadium, Miami, FL

Sat Jul 10 1993, 7:05 PM EDT

Att. 44,411 - Unknown

Batter	1	2	3	4	5	6	7	8	9	AB	R	H	RBI	BB	SO	LOB
Henry Cotto, R (1, 8) OBP: 0.243, SLG: 0.333 (8, 7) Greg Briley, L (8, PH) OBP: 0.288, SLG: 0.373 (9, 7)	B X 1-0 1B	C B B B B 4-1 FC4-6 BB		C B X 1-1 1B 2B		C C B B F X 2-2 ② F8		B F F S 1-3 ② K		3 1 2 0 1 0 0 1 0 0 0 0 1 3						
Alex Arias, R (1, 5) OBP: 0.360, SLG: 0.343	C 1 SAFE 1 B 1 SAFE B X 2-1 ① F9	B C X 1-1 ③ FC4-6 1-2f		C B F X 1-2 2B 1B 2-H		C B X 1-1 ③ P6		C X 0-1 1B 1-3 2-H 3-H		5 1 2 3 0 0 4						
Rick Renteria, R (1, 4) OBP: 0.362, SLG: 0.438	B B B C 1 SAFE F X 3-2 ② F9		B X 1-0 ① P3	B B X 2-0 2B 2-H			C X 0-1 ① F9	X 0-0 ③ P4		5 0 1 1 0 0 3						
Jeff Conine, R (1, 7) OBP: 0.363, SLG: 0.409 (8, 3)	X 0-0 ③ L8		S B S F S 1-3 ② K	F X 0-1 ③ G5-3			B C T S 1-3 ② K			4 0 0 0 0 2 2						
Orestes Destrade, S (1, 3) OBP: 0.307, SLG: 0.375 Bryan Harvey, R (8, 1)		X 0-0 ① G6-3	C C B X 1-2 1B 1B		B B B X 3-0 ① P3		B B F B X 3-1 ③ G4-3			4 0 1 0 0 0 0 0 0 0 0 0 0 0						
Benito Santiago, R (1, 2) OBP: 0.306, SLG: 0.369	B B X 2-0 BB 2B 1B	B X 1-0 1-2 1B			F S B F S 1-3 K FC5-4			S S C 0-3 ① K		4 1 2 0 0 2 0						
Darrell Whitmore, L (1, 9) OBP: 0.228, SLG: 0.315	B 1 SAFE B F 1 SAFE B B 4-1 2B 1-2 BB	B C F B S 2-3 ③ K			X 0-0 ② F7			B X 1-0 BB 1B 1B 1B		3 1 1 0 1 1 3						
Walt Weiss, S (1, 6) OBP: 0.359, SLG: 0.325	X 0-0 1-3 2-H 2B			C B B B C C 3-3 ① K	S B B X 2-1 ③ FC5-4 1-2f			B 1 SAFE P F B F T X 3-2 BB 1-2 1B		4 1 2 1 0 1 1						
Jack Armstrong, R (1, 1) OBP: 0.122, SLG: 0.122 Joe Klink, L (7, 1) Carl Everett, S (8, 8) OBP: 0.300, SLG: 0.222	B F B B F S 2-3 ② K			X 0-0 ② G5-3		S S S 0-3 ① K		B S B S B F T 2 B 4-2 SAFE 1-2 2-3 1B BB		3 0 0 0 0 2 2 0 0 0 0 0 0 0 0 0 0 0 1 0 0						
Inning Stats	R: 0 E: 0 K: 0 S: 7 H: 1 LOB: 1 BB: 0 P: 13	R: 1 E: 0 K: 1 S: 10 H: 2 LOB: 3 BB: 2 P: 23	R: 0 E: 0 K: 2 S: 12 H: 2 LOB: 2 BB: 0 P: 18	R: 2 E: 0 K: 1 S: 12 H: 3 LOB: 1 BB: 0 P: 19	R: 0 E: 0 K: 1 S: 8 H: 0 LOB: 1 BB: 0 P: 14	R: 0 E: 0 K: 1 S: 9 H: 0 LOB: 0 BB: 0 P: 12	R: 0 E: 0 K: 1 S: 7 H: 0 LOB: 0 BB: 0 P: 11	R: 2 E: 0 K: 2 S: 17 H: 3 LOB: 2 BB: 1 P: 25		1B: 8 2B: 3 3B: 0 HR: 0 SF: 0 SAC: 0 DP: 0 HBP: 0						

	AB	36
	R	5
	H	11
	RBI	5
	BB	3
	SO	9
	LOB	18

WP: 1 PA: 39
PB: 0
SB: 0
CS: 0

livebaseballscorecards.com

PITCHER		IP	WLS	BF	H	R	ER	SO	BB	IBB	HBP	BLK	WP	HR	S	P	ERA	WHIP
Tom Glavine, L ERA: 2.9	(1, 1)	7.0	L	32	8	3	3	7	2	0	0	0	1	0	65	110	3.86	1.429
Greg McMichael, R ERA: 2.81	(8, 1)	0.2		6	3	2	2	2	1	0	0	0	0	0	16	24	27.00	6.000
Mark Wohlers, R ERA: 2.63	(8, 1)	0.1		1	0	0	0	0	0	0	0	0	0	0	1	1	0.00	0.000

PITCHER	IP	WLS	BF	H	R	ER	SO	BB	IBB	HBP	BLK	WP	HR	S	P	ERA	WHIP

Batter	1	2	3	4	5	6	7	8	9	AB	R	H	RBI	BB	SO	LOB
Otis Nixon, S (1, 8) OBP: 0.327, SLG: 0.272	BSCBBB 4-2 HR BB		LBLBX 2-2 G6-3 ①		CCBX 1-2 F8 ①		BBFBB 4-1 WP S BB		CFX 0-2 2-H 1B ③	3	1	1	0	2	0	0
Jeff Blauser, R (1, 6) OBP: 0.416, SLG: 0.426	B 1 SAFE 1 SAFE C B 1 SAFE 1 SAFE B 1 SAFE 3-2 F 1 SAFE X 1-H HR		BBBCX 3-1 G4-3 2B 1B		CX 0-1 G4-3 ②		BFBX 2-1 G1-3 1-3 ③			4	2	2	2	0	0	1
Terry Pendleton, S (1, 5) OBP: 0.293, SLG: 0.352	BCBSBX 3-2 G5-3 ①		SB 1 SAFE FX 1-2 G4-3 1-2 ②		BFBX 2-1 F9 ③			CFBBBX 3-2 G6-3 ①		4	0	0	0	0	0	1
David Justice, L (1, 9) OBP: 0.324, SLG: 0.472	FX 0-1 G3 ②		BBBSB 4-1 2B BB			FBCX 1-2 HR		CBCBX 2-2 F9 ②		3	2	1	1	1	0	0
Ron Gant, R (1, 7) OBP: 0.340, SLG: 0.528	BCX 1-1 L7 ③		SBBBCX 2-2 1-H 2-H 2B			FCX 0-2 P3 ①		BBX 2-0 G5-3 ③		4	0	1	2	0	0	0
Sid Bream, L (1, 3) OBP: 0.311, SLG: 0.402		X 0-0 F9 ①	CX 0-1 G6-3 ③			CBX 1-1 L9 ②			CBFFBBX 3-2 G4-3 ①	4	0	0	0	0	0	1
Damon Berryhill, S (1, 2) OBP: 0.299, SLG: 0.458 Bill Pecota, R (9, PR) OBP: 0.333, SLG: 0.324 Greg Olson, R (9, 2) OBP: 0.292, SLG: 0.280		CFBS 1-3 K ②		X 0-0 G3 ①		CSBX 1-2 G4-3 ③			SSFBX 1-2 SH3 2B 1B	4 0 0	0 1 0	1 0 0	0 0 0	0 0 0	1 0 0	0 0 0
Rafael Belliard, R (1, 4) OBP: 0.325, SLG: 0.278		BFX 1-1 FC4-6 1B		SFX 0-2 G5-3 ②			X 0-0 G1-3 ①		X 0-0 SH3 1-2 ②	3	0	1	0	0	0	0
Greg Maddux, R (1, 1) OBP: 0.204, SLG: 0.208 Mark Wohlers, R (8, 1) Deion Sanders, L (9, PH) OBP: 0.295, SLG: 0.413 Mike Stanton, L (9, 1)		X 0-0 FC4-6 1-2f ③		FFX 0-2 G6-3 ③			SX 0-1 G1-3 ②		X 0-0 2-H 1B 2B	3 0 1 0	0 0 0 0	0 0 1 0	0 0 1 0	0 0 0 0	0 0 0 0	1 0 0 0
Inning Stats	R: 2 E: 0 K: 0 S: 12 H: 1 LOB: 0 BB: 1 P: 23	R: 0 E: 0 K: 1 S: 7 H: 1 LOB: 1 BB: 0 P: 9	R: 2 E: 0 K: 0 S: 14 H: 2 LOB: 1 BB: 1 P: 26	R: 0 E: 0 K: 0 S: 7 H: 0 LOB: 0 BB: 0 P: 7	R: 0 E: 0 K: 0 S: 7 H: 0 LOB: 0 BB: 0 P: 10	R: 1 E: 0 K: 0 S: 11 H: 1 LOB: 0 BB: 0 P: 14	R: 0 E: 0 K: 0 S: 6 H: 0 LOB: 1 BB: 1 P: 12	R: 0 E: 0 K: 0 S: 7 H: 0 LOB: 0 BB: 0 P: 14	R: 1 E: 0 K: 0 S: 13 H: 3 LOB: 2 BB: 0 P: 17	1B: 4 2B: 2 3B: 0 HR: 2	SF: 0 SAC: 1 DP: 0 HBP: 0						

PITCHER	IP	WLS	BF	H	R	ER	SO	BB	IBB	HBP	BLK	WP	HR	S	P	ERA	WHIP
Charlie Hough, R (1, 1) ERA: 4.33	5.0	L	21	4	4	4	1	2	0	0	0	0	1	47	75	7.20	1.200
Richie Lewis, R (6, 1) ERA: 2.41	1.0		4	1	1	1	0	0	0	0	0	0	1	11	14	9.00	1.000
Cris Carpenter, R (7, 1) ERA: 3.0	2.0		7	0	0	0	0	1	0	0	0	1	0	13	26	0.00	0.500
Matt Turner, R (9, 1) ERA: 3.08	1.0		5	3	1	1	0	0	0	0	0	0	0	13	17	9.00	3.000

PITCHER	IP	WLS	BF	H	R	ER	SO	BB	IBB	HBP	BLK	WP	HR	S	P	ERA	WHIP

TOP

Atlanta Braves @ Florida Marlins

Joe Robbie Stadium, Miami, FL

Sun Jul 11 1993, 7:05 PM EDT

Att. 44,255 - Unknown - 82 F

livebaseballscorecards.com

AB	33
R	6
H	8
RBI	6
BB	3
SO	1
LOB	4

WP: 1	PA: 37		
PB: 0			
SB: 1			
CS: 0			

Atlanta Braves @ Florida Marlins

Joe Robbie Stadium, Miami, FL

Sun Jul 11 1993, 7:05 PM EDT

Att. 44,255 - Unknown - 82 F

BOTTOM

Batter	1	2	3	4	5	6	7	8	9	AB	R	H	RBI	BB	SO	LOB
Carl Everett, S (1, 8) OBP: 0.214, SLG: 0.154	C L C 0-3 ① K		F S B B S 2-3 ② K		B X 1-0 ② FC6-4 S 1-2f 2-3		B C F T 1-2 ① K			4	0	0	0	0	3	2
Alex Arias, R (1, 5) OBP: 0.352, SLG: 0.335	C B C C 1-3 ② K		B C C X 2-1 ③ G6-3		C C B B F X 2-2 ③ G4-3 1-2		C B X 1-1 ② G1-3			4	0	0	0	0	1	2
Rick Renteria, R (1, 4) OBP: 0.352, SLG: 0.425	B B X 2-0 ③ G5-3			C F B B X 2-2 ① G5-3		B C T C 1-3 ① K	C F B C 1-3 ③ K			4	0	0	0	0	2	0
Jeff Conine, R (1, 7) OBP: 0.365, SLG: 0.410		X 0-0 ① G6-3		B C X 1-1 FC3-6 1B		F B F X 1-2 1B E 1B		X 0-0 ① F7		4	1	2	0	0	0	0
Orestes Destrade, S (1, 3) OBP: 0.306, SLG: 0.373		C S S B S 1-3 ② K		X 0-0 ② FC3-6 FC4 1-2f		1 SAFE F X 0-1 1B E G4-3 1B 1-3		S X 0-1 ② G3-1		4	1	1	0	0	1	1
Benito Santiago, R (1, 2) OBP: 0.306, SLG: 0.378 Matt Turner, R (9, 1)		F B X 1-1 HR		C B X 1-1 ③ FC4 1-2f		X 0-0 E1 G4-3 1B 1-2 3-H		F S B B F F C 2-3 ③ K		4 0	1 0	1 0	2 0	0 0	1 0	2 0
Darrell Whitmore, L (1, 9) OBP: 0.246, SLG: 0.328	B X 1-0 1B				S S S 0-3 ① K	B X 1-0 G4-3 1B 1-2 2-3			B C S S 1-3 ① K	4	0	2	0	0	2	0
Walt Weiss, S (1, 6) OBP: 0.358, SLG: 0.321	B 1 SAFE X 1-0 ③ G3				B B S B B 4-1 FC6-4 BB BB	X 0-0 ② G4-3 1-2 2-3 3-H			B B C X 2-1 ② G4-3	3	0	0	1	1	0	3
Charlie Hough, R (1, 1) OBP: 0.081, SLG: 0.056 Greg Briley, L (5, PH) OBP: 0.294, SLG: 0.373 Richie Lewis, R (6, 1) Henry Cotto, R (6, PH) OBP: 0.242, SLG: 0.331 Cris Carpenter, R (7, 1) Rob Natal, R (9, 2) OBP: 0.167, SLG: 0.333			F B F F B S 2-3 ① K		B M B B B B 4-1 FC6-4 BB 1-2	C S B X 1-2 ③ F9			B C S S 1-3 ③ K	1 0 0 1 0 1	0 0 0 0 0 0	0 0 0 0 0 0	0 1 0 0 0 1	0 0 0 0 0 0	1 0 0 2 0 0	0 0 0 0 0 0
Inning Stats	R: 0 H: 0 E: 0 LOB: 0 K: 2 BB: 0 S: 7 P: 10	R: 1 H: 2 E: 0 LOB: 1 K: 1 BB: 0 S: 8 P: 12	R: 0 H: 0 E: 0 LOB: 0 K: 2 BB: 0 S: 8 P: 14	R: 0 H: 1 E: 0 LOB: 1 K: 0 BB: 0 S: 8 P: 12	R: 0 H: 0 E: 0 LOB: 2 K: 1 BB: 2 S: 10 P: 21	R: 2 H: 3 E: 1 LOB: 2 K: 1 BB: 0 S: 14 P: 18	R: 0 H: 0 E: 0 LOB: 0 K: 2 BB: 0 S: 8 P: 11	R: 0 H: 0 E: 0 LOB: 0 K: 1 BB: 0 S: 8 P: 10	R: 0 H: 0 E: 0 LOB: 0 K: 2 BB: 0 S: 8 P: 12	1B: 5 SF: 0 2B: 0 SAC: 0 3B: 0 DP: 0 HR: 1 HBP: 0						

livebaseballscorecards.com

AB	34
R	3
H	6
RBI	3
BB	2
SO	12
LOB	12

WP: 0 PA: 36
PB: 0
SB: 1
CS: 0

PITCHER		IP	WLS	BF	H	R	ER	SO	BB	IBB	HBP	BLK	WP	HR	S	P	ERA	WHIP
Greg Maddux, R ERA: 2.83	(1, 1)	7.0	W	30	6	3	2	9	2	0	0	0	0	1	63	98	2.57	1.143
Mark Wohlers, R ERA: 2.45	(8, 1)	1.0		3	0	0	0	1	0	0	0	0	0	0	8	10	0.00	0.000
Mike Stanton, L ERA: 3.45	(9, 1)	1.0	S	3	0	0	0	2	0	0	0	0	0	0	8	12	0.00	0.000

PITCHER	IP	WLS	BF	H	R	ER	SO	BB	IBB	HBP	BLK	WP	HR	S	P	ERA	WHIP

Batter	1	2	3	4	5	6	7	8	9	AB	R	H	RBI	BB	SO	LOB
Henry Cotto, R (1, 8) OBP: 0.234, SLG: 0.320	B B C B X 3-1 F8 ①		B B X 2-0 P4 ③		C X 0-1 F8 ③		B B C X 2-1 G5-3 ①		B X 1-0 F7 ③	5	0	0	0	0	0	3
Rick Renteria, R (1, 4) OBP: 0.349, SLG: 0.420 Matt Turner, R (7, 1)	C B B F F B X 3-2 F8 ②			C B X 1-1 G6-3 ①		C X 0-1 WP 1B 1B	X 0-0 G6-3 ②			4 0	1 0	1 0	0 0	0 0	0 0	0 0
Gary Sheffield, R (1, 5) OBP: 0.354, SLG: 0.476	X 0-0 F8 ③			C B F F B B S 3-3 K ②		F C B C 1-3 K ① 1-2	C S S 0-3 K ③			4	0	0	0	0	3	1
Jeff Conine, R (1, 7) OBP: 0.363, SLG: 0.408		C B B S C 2-3 K ①		B C B B S S 3-3 K ③		B S B X 2-1 HR 1B 2-H		F B S B S 2-3 K ①		4	1	1	1	0	3	0
Orestes Destrade, S (1, 3) OBP: 0.303, SLG: 0.369		X 0-0 F9 ②			B B F B X 3-1 F9 ①	B B F B X 3-1 F7 ②		X 0-0 G3-1 ②		4	0	0	0	0	0	1
Benito Santiago, R (1, 2) OBP: 0.308, SLG: 0.393		B F S S 1-3 K ③			S S B S 1-3 K ②	F C B B F B X 3-2 HR 1-H		B F C X 1-2 PB 2B		4	1	2	2	0	2	0
Darrell Whitmore, L (1, 9) OBP: 0.277, SLG: 0.403			X 0-0 HR		B X 1-0 BB BB 1B	S S B S F B X 2-2 HBP 1B		S F B F B X 2-2 P6 ③ 2-3		4	1	3	1	0	0	1
Walt Weiss, S (1, 6) OBP: 0.359, SLG: 0.319			X 0-0 G4-3 ①		B B F 1 SAFE B C F B 4-2 BB BB 1-2	1 SAFE B B 1 SAFE F 1 H 3-1 HBP 1-2			C X 0-1 P6 ①	2	0	0	0	1	0	0
Chris Hammond, L (1, 1) OBP: 0.313, SLG: 0.349 Greg Briley, L (5, PH) OBP: 0.299, SLG: 0.373 David Weathers, R (5, 1) Alex Arias, R (6, PH) OBP: 0.351, SLG: 0.333 Richie Lewis, R (6, 1) Rich Rodriguez, L (7, 1) Gus Polidor, R (7, 4)			B C S F F B S 2-3 K ②		C B F F B B B 4-2 BB 1-2 2-3	B B C B C X 3-2 G6-3 ③			C B F S 1-3 K ②	1 0 0 1 0 0 0 1	0 0 0 0 0 0 0 0	0 0 0 0 0 0 0 0	0 1 0 0 0 0 0 1	1 0 0 0 0 0 0 0	0 0 0 0 0 0 0 0	0 0 0 2 0 0 0 0
Inning Stats	R: 0 E: 0 K: 0 S: 7 H: 0 LOB: 0 BB: 0 P: 13	R: 0 E: 0 K: 2 S: 7 H: 0 LOB: 0 BB: 0 P: 10	R: 1 E: 0 K: 1 S: 8 H: 1 LOB: 0 BB: 0 P: 12	R: 0 E: 0 K: 2 S: 9 H: 0 LOB: 0 BB: 0 P: 16	R: 0 E: 0 K: 1 S: 14 H: 1 LOB: 3 BB: 2 P: 27	R: 3 E: 0 K: 1 S: 21 H: 4 LOB: 2 BB: 0 P: 38	R: 0 E: 0 K: 1 S: 6 H: 0 LOB: 0 BB: 0 P: 8	R: 0 E: 0 K: 1 S: 11 H: 1 LOB: 1 BB: 0 P: 16	R: 0 E: 0 K: 1 S: 6 H: 0 LOB: 0 BB: 0 P: 8	1B: 4 2B: 1 3B: 0 HR: 2	SF: 0 SAC: 0 DP: 0 HBP: 1					

PITCHER		IP	WLS	BF	H	R	ER	SO	BB	IBB	HBP	BLK	WP	HR	S	P	ERA	WHIP
Tim Belcher, R ERA: 4.15	(1, 1)	5.2	W	24	5	4	4	7	2	0	0	0	1	2	58	100	6.35	1.235
Bobby Ayala, R ERA: 3.76	(6, 1)	1.1		6	1	0	0	1	0	0	1	0	0	0	14	24	0.00	0.750
Jeff Reardon, R ERA: 1.96	(8, 1)	2.0	S	7	1	0	0	2	0	0	0	0	0	0	17	24	0.00	0.500

PITCHER	IP	WLS	BF	H	R	ER	SO	BB	IBB	HBP	BLK	WP	HR	S	P	ERA	WHIP

TOP

Florida Marlins @ Cincinnati Reds

Riverfront Stadium, Cincinnati, OH

Thu Jul 15 1993, 7:05 PM EDT

Att. 28,887 - Unknown - 73 F

livebaseballscorecards.com

AB	34
R	4
H	7
RBI	4
BB	2
SO	10
LOB	8

WP: 1	PA: 37
PB: 1	
SB: 0	
CS: 0	

BOTTOM

Batter	1	2	3	4	5	6	7	8	9	AB	R	H	RBI	BB	SO	LOB
Jacob Brumfield, R (1, 8) OBP: 0.391, SLG: 0.506	S F B B X 2-2 ① F7		C B B X 2-1 ② F9	B F B B F B 4-2 1B 1B 1-2 BB		C C X 0-2 ① G4-3	B C X 1-1 ③ G1-3			4	0	0	0	1	0	2
Jeff Branson, L (1, 4) OBP: 0.333, SLG: 0.407	F S B X 1-2 ② G5-3		B B X 2-0 2B	S B B X 2-1 1B 1-2 2-3 1B		C B X 1-1 ② G5-3		F F B B F S 2-3 ① K		5	0	2	0	0	1	0
Barry Larkin, R (1, 6) OBP: 0.393, SLG: 0.448	B B C C B X 3-2 ③ P6		B B B I 4-0 IBB	X 0-0 1B 1-2 2-3 3-H		F F F F B X 1-2 ③ F9		F B C X 1-2 ② G6-3		4	0	1	1	1	0	0
Randy Milligan, R (1, 7) OBP: 0.383, SLG: 0.414 Juan Samuel, R (7, PR) OBP: 0.260, SLG: 0.364 Jeff Reardon, R (8, 1)		X 0-0 ① G4-3	B C B C B X 3-2 ③ F8	X 0-0 ③ G5-3			S F B B B 4-2 2B 1B BB	S S B S 1-3 ③ K		3 0 1	0 1 0	0 0 0	0 0 0	1 0 1	0 0 0	5 0 0
Chris Sabo, R (1, 5) OBP: 0.334, SLG: 0.438		C B B B B 4-1 2B BB		B C C B X 2-2 WP 1B 1B 1B	B X 1-0 ① F9		1 SAFE X 0-0 1-3 1B 2B			3	3	2	0	1	0	0
Hal Morris, L (1, 3) OBP: 0.331, SLG: 0.333		B 1 SAFE C F X 1-2 WP 1-H 2B	1 SAFE X 0-0 ① F9	B B C S F B X 3-2 WP FC5 2B			C C B X 1-2 ① G5-3			4	1	2	1	0	0	4
Reggie Sanders, R (1, 9) OBP: 0.344, SLG: 0.440		B B B B 4-0 G6-4-3 2-3 BB	B B C 1 SAFE 1 SAFE B X 3-1 WP 1B 1-2 1B	S B S X 1-2 FC5 WP S 2-H			I I I I 4-0 1B IBB			2	1	1	1	2	0	0
Joe Oliver, R (1, 2) OBP: 0.290, SLG: 0.405		B S X 1-1 ② ③ G6-4-3 1-2f	F B 1 SAFE F S 1-3 ② K 1-2 2-3	C B B B B 4-1 L9-3 1-3 BB			B F F B X 2-2 1-3 2-H 3-H 1B			3	0	1	2	1	1	4
Tim Belcher, R (1, 1) OBP: 0.222, SLG: 0.227 Bobby Ayala, R (6, 1) Gary Varsho, L (7, PH) OBP: 0.324, SLG: 0.379 (8, 7)			C B B X 2-1 ① G4-3	S S B X 1-2 1B BB 1B 2-H 3-H 1B	F X 0-1 ② ③ L9-3 1-2		B B X 2-0 ② F7			3 0 1	1 0 0	1 0 0	2 0 0	0 0 0	0 0 0	2 0 2
Inning Stats	R: 0 E: 0 K: 0 S: 9 H: 0 LOB: 0 BB: 0 P: 15	R: 1 E: 0 K: 0 S: 7 H: 1 LOB: 1 BB: 2 P: 17	R: 0 E: 0 K: 0 S: 8 H: 1 LOB: 2 BB: 1 P: 21	R: 3 E: 0 K: 1 S: 18 H: 5 LOB: 3 BB: 1 P: 31	R: 1 E: 0 K: 0 S: 11 H: 1 LOB: 1 BB: 1 P: 20	R: 0 E: 0 K: 0 S: 10 H: 0 LOB: 0 BB: 0 P: 12	R: 2 E: 0 K: 0 S: 12 H: 2 LOB: 2 BB: 2 P: 26	R: 0 E: 0 K: 2 S: 10 H: 0 LOB: 0 BB: 0 P: 14		1B: 6 2B: 5 3B: 0 HR: 0	SF: 0 SAC: 0 DP: 2 HBP: 0					

PITCHER		IP	WLS	BF	H	R	ER	SO	BB	IBB	HBP	BLK	WP	HR	S	P	ERA	WHIP
Chris Hammond, L ERA: 4.09	(1, 1)	4.0	L	22	7	4	4	1	3	1	0	0	2	0	42	84	9.00	2.500
David Weathers, R ERA: 4.91	(5, 1)	1.0		5	1	1	1	0	1	0	0	0	2	0	11	20	9.00	2.000
Richie Lewis, R ERA: 2.79	(6, 1)	1.0		5	1	2	2	0	1	0	0	0	0	0	13	19	18.00	2.000
Rich Rodriguez, L ERA: 3.86	(7, 1)	0.1		2	0	0	0	0	0	1	0	0	0	0	3	8	0.00	0.000
Matt Turner, R ERA: 2.89	(7, 1)	1.2		6	1	0	0	2	0	0	0	0	0	0	16	25	0.00	0.600

PITCHER	IP	WLS	BF	H	R	ER	SO	BB	IBB	HBP	BLK	WP	HR	S	P	ERA	WHIP

Florida Marlins @ Cincinnati Reds

Riverfront Stadium, Cincinnati, OH

Thu Jul 15 1993, 7:05 PM EDT

Att. 28,887 - Unknown - 73 F

livebaseballscorecards.com

AB	33
R	7
H	10
RBI	7
BB	7
SO	3
LOB	19

WP: 4	PA: 40		
PB: 0			
SB: 1			
CS: 0			

Batter	1	2	3	4	5	6	7	8	9	AB	R	H	RBI	BB	SO	LOB
Henry Cotto, R (1, 8) OBP: 0.241, SLG: 0.325	F X 0-1 ① G6-3		B X 1-0 E5 G3 1B		B F C B X 2-2 1B		B S X 1-1 ③ G6-3			4	0	2	0	0	0	0
Rick Renteria, R (1, 4) OBP: 0.346, SLG: 0.415	C F B B B X 3-2 ② G5-3		F B F X 1-2 ① G3 2-3		1 SAFE B 1 SAFE X 1-0 ③ G1-3			C X 0-1 1B 1B		4	0	1	0	0	0	2
Gary Sheffield, R (1, 5) OBP: 0.353, SLG: 0.471	B B B F F B 4-2 S BB		S B F S 1-3 ② K			B F X 1-1 ① G1-3		B B F F X 2-2 ① F9		3	0	0	0	1	1	2
Jeff Conine, R (1, 7) OBP: 0.365, SLG: 0.410	B F B C F C 2-3 ③ K 1-2		B X 1-0 ③ P4			F C B B B X 3-2 2B 1B		B X 1-0 1-2 1B		4	0	2	0	0	1	2
Orestes Destrade, S (1, 3) OBP: 0.299, SLG: 0.364		B C C S 1-3 ① K		C X 0-1 ① L5		F S B B B 1 SAFE S 2-3 ② K		C B B B F F C 3-3 ② K		4	0	0	0	0	3	3
Darrell Whitmore, L (1, 9) OBP: 0.275, SLG: 0.409		B C B X 2-1 ② F9		B X 1-0 ② G4-3		1 SAFE B X 1-0 1-3 2B		X 0-0 ③ G6-3		4	0	1	0	0	0	2
Rob Natal, R (1, 2) OBP: 0.190, SLG: 0.333 Carl Everett, S (9, PH) OBP: 0.200, SLG: 0.143		C F B X 1-2 1B 1B		B F X 1-1 ③ G3-1		F B X 1-1 ③ F8			B C C B S 2-3 ① K	3 1	0 0	1 0	0 0	0 0	0 1	2 0
Walt Weiss, S (1, 6) OBP: 0.361, SLG: 0.319		C B F X 1-2 1B			B B B C X 3-1 ① G3		B C C C 1-3 ① K		C B B B B B 4-1 G5-4-3 BB	3	0	1	0	1	1	0
Pat Rapp, R (1, 1) OBP: 0.250, SLG: 0.250 Gus Polidor, R (7, PH) David Weathers, R (7, 1) Joe Klink, L (7, 1) Cris Carpenter, R (7, 1) Greg Briley, L (9, PH) OBP: 0.297, SLG: 0.370		S C T S 0-3 ③ K			C S X 0-2 ② G4-3		C C B X 1-2 ② F8		C X 0-1 ② ③ G5-4-3 1-2f	2 1 0 0 0 1	0 0 0 0 0 0	0 0 0 0 0 0	0 0 0 0 0 0	0 0 0 0 0 0	1 0 0 0 0 0	2 0 0 0 0 1
Inning Stats	R: 0 E: 0 K: 1 S: 11 H: 0 LOB: 1 BB: 1 P: 20	R: 0 E: 0 K: 2 S: 15 H: 2 LOB: 2 BB: 0 P: 20	R: 0 E: 1 K: 1 S: 8 H: 1 LOB: 1 BB: 0 P: 12	R: 0 E: 0 K: 0 S: 5 H: 0 LOB: 0 BB: 0 P: 7	R: 0 E: 0 K: 0 S: 9 H: 1 LOB: 1 BB: 0 P: 15	R: 0 E: 0 K: 1 S: 11 H: 2 LOB: 2 BB: 0 P: 19	R: 0 E: 0 K: 1 S: 8 H: 0 LOB: 0 BB: 0 P: 11	R: 0 E: 0 K: 1 S: 11 H: 2 LOB: 2 BB: 0 P: 17	R: 0 E: 0 K: 1 S: 6 H: 0 LOB: 0 BB: 1 P: 12	1B: 7 2B: 1 3B: 0 HR: 0	SF: 0 SAC: 0 DP: 1 HBP: 0					

PITCHER	IP	WLS	BF	H	R	ER	SO	BB	IBB	HBP	BLK	WP	HR	S	P	ERA	WHIP
Jose Rijo, R (1, 1) ERA: 3.09	8.0	W	33	8	0	0	7	1	0	0	0	0	0	78	121	0.00	1.125
Rob Dibble, R (9, 1) ERA: 2.66	1.0		3	0	0	0	1	1	0	0	0	0	0	6	12	0.00	1.000

PITCHER	IP	WLS	BF	H	R	ER	SO	BB	IBB	HBP	BLK	WP	HR	S	P	ERA	WHIP

TOP

Florida Marlins @ Cincinnati Reds

Riverfront Stadium, Cincinnati, OH

Fri Jul 16 1993, 7:05 PM EDT
Att. 38,416 - Unknown - 77 F

livebaseballscorecards.com

AB	34
R	0
H	8
RBI	0
BB	2
SO	8
LOB	16

WP: 0	PB: 0	SB: 1	CS: 0
PA: 36			

Florida Marlins @ Cincinnati Reds

Riverfront Stadium, Cincinnati, OH

Fri Jul 16 1993, 7:05 PM EDT

Att. 38,416 - Unknown - 77 F

BOTTOM

Batter	1	2	3	4	5	6	7	8	9	AB	R	H	RBI	BB	SO	LOB
Jeff Branson, L (1, 4) OBP: 0.329, SLG: 0.400	F8	G4-3		G4-3		1B		F7		5	0	1	0	0	0	2
Hal Morris, L (1, 3) OBP: 0.348, SLG: 0.361	HBP, BB, 1B	BB, E, 1B		2B		1-2 1B		E3, WP		5	1	4	1	0	0	0
Barry Larkin, R (1, 6) OBP: 0.391, SLG: 0.443	K	E, BB		F8		F9		K		4	0	0	0	1	2	5
Chris Sabo, R (1, 5) OBP: 0.336, SLG: 0.440	HBP, BB	E5			F8		CS, 2B			3	0	1	0	1	0	1
Reggie Sanders, R (1, 9) OBP: 0.343, SLG: 0.435	HBP	F8			K		K			3	0	0	0	0	2	3
Gary Varsho, L (1, 7) OBP: 0.325, SLG: 0.391 Randy Milligan, R (7, PH) OBP: 0.386, SLG: 0.421 (8, 7) Rob Dibble, L (9, 1) OBP: 1.000, SLG: 1.000	G1-3		G4-3		2B		2-3 2B			3 1 0	0 0 0	1 1 0	0 0 0	0 0 0	0 0 0	3 0 0
Joe Oliver, R (1, 2) OBP: 0.290, SLG: 0.406		E9, 1B, 2B	K		K		G5-3			4	1	1	0	0	2	2
Jacob Brumfield, R (1, 8) OBP: 0.385, SLG: 0.494		PB, SH1-4, 1B	L8			G6-3		F8		4	1	1	1	0	0	0
Jose Rijo, R (1, 1) OBP: 0.265, SLG: 0.239 Jack Daugherty, S (8, PH) OBP: 0.500, SLG: 0.333 (9, 7)	SH1-4			K		G5-3		WP, E, BB		2 0	0 1	0 0	0 0	0 1	1 0	0 0
Inning Stats	R: 0 E: 0 K: 1 S: 9 H: 1 LOB: 3 BB: 1 P: 19	R: 3 E: 2 K: 0 S: 13 H: 3 LOB: 2 BB: 1 P: 23	R: 0 E: 0 K: 1 S: 9 H: 0 LOB: 0 BB: 0 P: 15	R: 0 E: 0 K: 1 S: 7 H: 1 LOB: 1 BB: 0 P: 14	R: 0 E: 0 K: 2 S: 13 H: 1 LOB: 1 BB: 0 P: 19	R: 0 E: 0 K: 0 S: 13 H: 2 LOB: 2 BB: 0 P: 17	R: 0 E: 0 K: 1 S: 12 H: 2 LOB: 1 BB: 0 P: 19	R: 1 E: 1 K: 1 S: 14 H: 0 LOB: 1 BB: 1 P: 24		1B: 5 2B: 5 3B: 0 HR: 0 SF: 0 SAC: 1 DP: 0 HBP: 1						

livebaseballscorecards.com

AB	34
R	4
H	10
RBI	2
BB	3
SO	7
LOB	16

PITCHER		IP	WLS	BF	H	R	ER	SO	BB	IBB	HBP	BLK	WP	HR	S	P	ERA	WHIP
Pat Rapp, R ERA: 3.86	(1, 1)	6.0	L	30	8	3	2	5	2	0	1	0	0	0	64	107	3.00	1.667
David Weathers, R ERA: 4.5	(7, 1)	0.1		2	1	0	0	1	0	0	0	0	0	0	7	11	0.00	3.000
Joe Klink, L ERA: 3.72	(7, 1)	0.1		1	1	0	0	0	0	0	0	0	0	0	2	4	0.00	3.000
Cris Carpenter, R ERA: 2.89	(7, 1)	1.1		6	0	1	0	1	1	0	0	0	2	0	17	28	0.00	0.750

PITCHER	IP	WLS	BF	H	R	ER	SO	BB	IBB	HBP	BLK	WP	HR	S	P	ERA	WHIP

Batter	1	2	3	4	5	6	7	8	9	AB	R	H	RBI	BB	SO	LOB
Henry Cotto, R (1, 9) OBP: 0.239, SLG: 0.321	B X 1-0 FC4-6 1B		C B C X 1-2 ② G6-3			B X 1-0 ① F9	C B C X 1-2 ③ P5		C S B X 1-2 ① F8	5	0	1	0	0	0	0
Rick Renteria, R (1, 4) OBP: 0.342, SLG: 0.404	C X 0-1 ① FC4-6 1-2f 2B		B X 1-0 ③ F9			C B B X 2-1 ② F9		B C B B B 4-1 BB 1B BB	C X 0-1 ② F8	4	2	0	0	1	0	1
Gary Sheffield, R (1, 5) OBP: 0.353, SLG: 0.472	C B X 1-1 ② F9			X 0-0 ① F9		B F B X 2-1 1B 2B		B B 1 SAFE C B C B 4-2 1B 1B 1-2 BB	C S S 0-3 ③ K	4	2	1	0	1	1	1
Jeff Conine, R (1, 7) OBP: 0.372, SLG: 0.420	C F X 0-2 1-H 2B			X 0-0 1B		C X 0-1 2B 2-H 1B		X 0-0 1B 1B 1-3 2-H FC4-2 1B		4	1	4	3	0	0	0
Orestes Destrade, S (1, 3) OBP: 0.302, SLG: 0.369	B B X 2-0 ③ G1-3			B X 1-0 ② F7		B X 1-0 E 2-H 2B		C X 0-1 FC4-2 1B 1-2 3-H SF8 1B		4	1	2	2	0	0	2
Benito Santiago, R (1, 2) OBP: 0.307, SLG: 0.391		F C B F B F C 2-3 ① K		F X 0-1 ③ P3		C B X 1-1 E6 2-3		X 0-0 SF8 FC4-2 1-2 2-3 1B		4	0	1	0	0	1	2
Carl Everett, S (1, 8) OBP: 0.158, SLG: 0.111	B C B B F X 3-2 ② G6-3		B S X 1-1 ① L3		C 1 SAFE S X 0-2 ③ P3		B B B C F X 3-2 ① FC4-2 1-2 2-3 3-Hf		4	0	0	0	0	0	5
Walt Weiss, S (1, 6) OBP: 0.357, SLG: 0.316		C B F B X 2-2 ③ F8		B B X 2-0 ② G6-3		C F C 0-3 ① K	C S F B F X 1-2 ② SF8 2-3 3-H		3	0	0	1	0	1	0
Jack Armstrong, R (1, 1) OBP: 0.111, SLG: 0.111 Bryan Harvey, R (9, 1)			C S B B X 2-2 ① F8		B S S B S 2-3 ③ K		F S B S 1-3 ② K	B X 1-0 ③ G5-3		4 0	0 0	0 0	0 0	0 0	2 0	2 0

Inning Stats																																			
	R: 1	H: 2	R: 0	H: 0	R: 0	H: 0	R: 0	H: 1	R: 0	H: 0	R: 2	H: 3	R: 0	H: 0	R: 3	H: 3	R: 0	H: 0	1B: 6	SF: 1	WP: 0	PA: 39
	E: 0	LOB: 1	E: 0	LOB: 0	E: 0	LOB: 0	E: 0	LOB: 1	E: 0	LOB: 0	E: 1	LOB: 2	E: 0	LOB: 0	E: 0	LOB: 2	E: 0	LOB: 0	2B: 3	SAC: 0	PB: 0	
	K: 0	BB: 0	K: 1	BB: 0	K: 0	BB: 0	K: 0	BB: 0	K: 0	BB: 0	K: 0	BB: 0	K: 2	BB: 0	K: 0	BB: 2	K: 1	BB: 0	3B: 0	DP: 0	SB: 0	
	S: 9	P: 13	S: 11	P: 18	S: 7	P: 11	S: 5	P: 6	S: 6	P: 11	S: 13	P: 20	S: 9	P: 11	S: 17	P: 30	S: 8	P: 9	HR: 0	HBP: 0	CS: 0	

PITCHER		IP	WLS	BF	H	R	ER	SO	BB	IBB	HBP	BLK	WP	HR	S	P	ERA	WHIP
Tom Browning, L ERA: 4.87	(1, 1)	7.0	L	28	6	3	3	4	0	0	0	0	0	0	60	90	3.86	0.857
Jerry Spradlin, R ERA: 5.63	(8, 1)	0.0		4	2	3	3	0	2	0	0	0	0	0	6	14	∞	∞
Scott Service, R ERA: 4.66	(8, 1)	2.0		7	1	0	0	1	0	0	0	0	0	0	19	25	0.00	0.500

PITCHER	IP	WLS	BF	H	R	ER	SO	BB	IBB	HBP	BLK	WP	HR	S	P	ERA	WHIP

TOP

Florida Marlins @ Cincinnati Reds

Riverfront Stadium, Cincinnati, OH

Sat Jul 17 1993, 7:05 PM EDT

Att. 42,006 - Unknown

livebaseballscorecards.com

AB	36
R	6
H	9
RBI	6
BB	2
SO	5
LOB	13

Florida Marlins @ Cincinnati Reds

Riverfront Stadium, Cincinnati, OH

Sat Jul 17 1993, 7:05 PM EDT

Att. 42,006 - Unknown

BOTTOM

Batter	1	2	3	4	5	6	7	8	9	AB	R	H	RBI	BB	SO	LOB
Jeff Branson, L (1, 4) (9, 6) OBP: 0.338, SLG: 0.409	2-1 1B		1-1 G4-3 ②		4-1 BB			0-0 HR 2B	0-3 K ③	4	1	2	0	1	1	1
Hal Morris, L (1, 3) OBP: 0.345, SLG: 0.352	0-1 P4 ①		4-1 WP BB		0-1 F8 ③			2-2 K ①		3	0	0	0	1	1	3
Barry Larkin, R (1, 6) OBP: 0.391, SLG: 0.442	1-2 F7 ②		1-2 P4 ③ 1-2			1-1 FC4-6 1B		0-1 P6 ②		3	0	1	0	0	0	2
Jack Daugherty, S (8, PH) (9, 7) OBP: 0.400, SLG: 0.250										1	0	0	0	0	0	1
Chris Sabo, R (1, 5) OBP: 0.338, SLG: 0.451	3-3 K ③			2-1 FC4-6 1B		0-0 FC4-6 ① 1-2f		0-0 HR 2-H		4	1	2	2	0	1	2
Tim Costo, R (1, 7) Bip Roberts, S (9, 4) OBP: 0.334, SLG: 0.307		1-2 F9 ①		1-0 P4 ①		1-0 F9 ②		1-0 G5-3 ③		4	0	0	0	0	0	2
										0	0	0	0	0	0	0
Gary Varsho, L (1, 9) OBP: 0.309, SLG: 0.370		2-3 K ②		1-0 FC4-6 ② 1-2f		0-1 G3 ③			1-0 P5 ①	4	0	0	0	0	1	2
Joe Oliver, R (1, 2) OBP: 0.289, SLG: 0.402		4-2 BB		0-1 G5-3 ③			0-1 G4-3 ①		3-3 K ②	3	0	0	0	1	1	1
Jacob Brumfield, R (1, 8) OBP: 0.379, SLG: 0.482		2-1 F7 ③			1-1 G5-3 ①		0-0 P6 ②		2-2 DI 1B 1B	4	1	1	0	0	0	1
Tom Browning, L (1, 1) OBP: 0.206, SLG: 0.250										2	0	0	0	0	0	0
Juan Samuel, R (7, PH) OBP: 0.257, SLG: 0.360										1	0	0	0	0	0	0
Jerry Spradlin, S (8, 1)										0	0	0	0	0	0	0
Scott Service, R (8, 1)										0	0	0	0	0	0	0
Randy Milligan, R (9, PH) OBP: 0.388, SLG: 0.424			1-1 P5 ①		0-0 P5 ②		2-2 G4-3 ③		1-2 1-H 1B	1	0	1	1	0	0	0
Inning Stats	R: 0 E: 0 K: 1 S: 10 H: 1 LOB: 1 BB: 0 P: 16	R: 0 E: 0 K: 1 S: 15 H: 0 LOB: 1 BB: 1 P: 24	R: 0 E: 0 K: 0 S: 8 H: 0 LOB: 1 BB: 1 P: 15	R: 0 E: 0 K: 0 S: 6 H: 1 LOB: 1 BB: 0 P: 10	R: 0 E: 0 K: 0 S: 6 H: 0 LOB: 1 BB: 1 P: 11	R: 0 E: 0 K: 0 S: 6 H: 1 LOB: 1 BB: 0 P: 8	R: 0 E: 0 K: 0 S: 7 H: 0 LOB: 0 BB: 0 P: 9	R: 2 E: 0 K: 1 S: 8 H: 2 LOB: 0 BB: 0 P: 11	R: 1 E: 0 K: 2 S: 14 H: 2 LOB: 1 BB: 0 P: 21	1B: 5 2B: 1 3B: 0 HR: 1	SF: 0 SAC: 0 DP: 0 HBP: 0						

livebaseballscorecards.com

AB	34
R	3
H	7
RBI	3
BB	3
SO	5
LOB	15

WP: 1 PB: 0 SB: 0 CS: 0 PA: 37

PITCHER		IP	WLS	BF	H	R	ER	SO	BB	IBB	HBP	BLK	WP	HR	S	P	ERA	WHIP
Jack Armstrong, R ERA: 4.34	(1, 1)	8.0	W	32	5	2	2	3	3	0	0	0	1	1	66	104	2.25	1.000
Bryan Harvey, R ERA: 1.82	(9, 1)	1.0		5	2	1	1	2	0	0	0	0	0	0	14	21	9.00	2.000

PITCHER	IP	WLS	BF	H	R	ER	SO	BB	IBB	HBP	BLK	WP	HR	S	P	ERA	WHIP

Florida Marlins @ Cincinnati Reds

Riverfront Stadium, Cincinnati, OH

Sun Jul 18 1993, 3:33 AM EDT

Att. 36,422 - Sunny - 90 F

livebaseballscorecards.com

TOP

Batter	1	2	3	4	5	6	7	8	9	AB	R	H	RBI	BB	SO	LOB
Chuck Carr, S (1, 8) OBP: 0.324, SLG: 0.337	G4-3			BLK, G5-3, 1B		L7			1B, 1B	4	1	2	0	0	0	0
Alex Arias, R (1, 4) OBP: 0.354, SLG: 0.337	G5-3			1 SAFE, 1 SAFE, 1 SAFE, P, 1 SAFE; G5-3; 1-2			1B		BB, 1B, 1-2, BB, 1B	4	1	2	0	0	0	1
Jeff Conine, R (1, 7) OBP: 0.371, SLG: 0.418	P3			P5; 2-3			K		BB, BB, 1-2, 2-H, BB, 1B	4	1	1	1	0	1	2
Gary Sheffield, R (1, 5) OBP: 0.349, SLG: 0.466		F8		F9			L5		P3	4	0	0	0	0	0	4
Orestes Destrade, S (1, 3) OBP: 0.298, SLG: 0.365		F9			F7		G4-3		F8	4	0	0	0	0	0	3
Benito Santiago, R (1, 2) OBP: 0.307, SLG: 0.387		G1-3			G5-3			G5-3	BB, BB, 1-2, 2-3, BB	3	0	0	0	1	0	0
Darrell Whitmore, L (1, 9) OBP: 0.274, SLG: 0.391			L8		F7			K, BB, 1-2, 2-3, 3-H, BB		3	0	0	1	1	1	0
Walt Weiss, S (1, 6) OBP: 0.358, SLG: 0.316			K			G4-3		1B	BB, 1-2, 2-3, 3-H, BB	3	0	1	1	1	1	0
Charlie Hough, R (1, 1) OBP: 0.078, SLG: 0.054			G5-3			K		L3	G5-3	1	0	0	0	0	0	0
Carl Everett, S (6, PH) OBP: 0.150, SLG: 0.105										1	0	0	0	0	1	0
Richie Lewis, R (6, 1)										0	0	0	0	0	0	0
Joe Klink, L (6, 1)										0	0	0	0	0	0	0
David Weathers, R (6, 1)										0	0	0	0	0	0	0
Greg Briley, L (8, PH) OBP: 0.295, SLG: 0.367										1	0	0	0	0	0	1
Rich Rodriguez, L (8, 1)										0	0	0	0	0	0	0
Rick Renteria, R (9, PH) OBP: 0.340, SLG: 0.401										1	0	0	0	0	0	3
Inning Stats	R: 0 E: 0 K: 0 S: 5 H: 0 LOB: 0 BB: 0 P: 9	R: 0 E: 0 K: 0 S: 5 H: 0 LOB: 0 BB: 0 P: 9	R: 0 E: 0 K: 1 S: 6 H: 0 LOB: 0 BB: 0 P: 10	R: 0 E: 0 K: 0 S: 8 H: 1 LOB: 1 BB: 0 P: 13	R: 0 E: 0 K: 0 S: 5 H: 0 LOB: 0 BB: 0 P: 8	R: 0 E: 0 K: 1 S: 8 H: 0 LOB: 0 BB: 0 P: 12	R: 0 E: 0 K: 1 S: 8 H: 1 LOB: 1 BB: 0 P: 12	R: 0 E: 0 K: 1 S: 8 H: 1 LOB: 1 BB: 0 P: 13	R: 3 E: 0 K: 0 S: 20 H: 3 LOB: 3 BB: 3 P: 40	1B: 6 2B: 0 3B: 0 HR: 0	SF: 0 SAC: 0 DP: 0 HBP: 0						

	AB	33
	R	3
	H	6
	RBI	3
	BB	3
	SO	4
	LOB	14

WP: 0 PB: 0 SB: 0 CS: 0 PA: 36

PITCHER	IP	WLS	BF	H	R	ER	SO	BB	IBB	HBP	BLK	WP	HR	S	P	ERA	WHIP
Tim Pugh, R (1, 1) ERA: 4.81	8.0	W	30	6	3	3	4	0	0	0	1	0	0	62	98	3.38	0.750
Rob Dibble, R (9, 1) ERA: 2.55	1.0	S	6	0	0	0	0	3	0	0	0	0	0	11	28	0.00	3.000

Batter	1	2	3	4	5	6	7	8	9	AB	R	H	RBI	BB	SO	LOB
Juan Samuel, R (1, 4) OBP: 0.248, SLG: 0.346	C F B B X 2-2 P4 ①		B X 1-0 FC5-4 CS 1-2f ①			C B X 1-1 F7 ①	B S F X 1-2 G6-3 ③			4	0	0	0	0	0	1
Jeff Branson, L (1, 6) OBP: 0.341, SLG: 0.412	B C B X 2-1 F9 ②		B 1 SAFE 1 SAFE F B B X 3-1 PB 1-2 1B ②			X 0-0 BB 1B 1B 1B		X 0-0 G4-3 ①		4	1	2	0	0	0	0
Chris Sabo, R (1, 5) OBP: 0.337, SLG: 0.448	C F B X 1-2 G6-3 ③		B C S S S 1-3 K 1-2 ③			C C B X 1-2 1B BB E 1-2 1B		C B S X 1-2 G6-3 ②		4	1	1	0	0	1	1
Randy Milligan, R (1, 7) OBP: 0.388, SLG: 0.420 Bip Roberts, S (6, PR) (7, 7) OBP: 0.333, SLG: 0.305		X 0-0 F8 ①		B B F F F F C 2-3 K ①		F B F F F B B B 4-2 E 1-2 2-3 BB		B B B C C F X 3-2 G5-3 ③		2 1	0 0	0 0	0 0	1 0	1 0	0 0
Hal Morris, L (1, 3) OBP: 0.352, SLG: 0.359		B F X 1-1 HR 1B		B B C X 2-1 L8 ②		B B B C X 3-1 E5 G5-4-3 1-2 2-H 3-H 1B				3	1	2	1	0	0	0
Brian Dorsett, R (1, 2) OBP: 0.400, SLG: 0.786		B F 1 SAFE X 1-2 1-H HR		B B C B C F X 3-2 F8 ③		B F C X 1-2 G5-4-3 1-2f ② ③				3	1	1	2	0	0	2
Tim Costo, R (1, 9) Jack Daugherty, S (7, 9) OBP: 0.500, SLG: 1.000		B S B S S 2-3 K ②		S B X 1-1 P4 ①			F B F B B X 3-2 HR			2 1	0 1	0 1	0 1	0 0	1 0	0 0
Jacob Brumfield, R (1, 8) OBP: 0.367, SLG: 0.466		B X 1-0 P3 ③		X 0-0 F8 ②			B S X 1-1 F8 ①			3	0	0	0	0	0	0
Tim Pugh, R (1, 1) OBP: 0.189, SLG: 0.167 Rob Dibble, L (9, 1) OBP: 1.000, SLG: 1.000			S F X 0-2 FC5-4 1B	B B C X 2-1 G5-3 ③			C F X 0-2 G4-3 ②			3 0	0 0	1 0	0 0	0 0	0 0	0 0
Inning Stats	R: 0 E: 0 K: 0 S: 8 H: 0 LOB: 0 BB: 0 P: 13	R: 2 E: 0 K: 1 S: 10 H: 2 LOB: 0 BB: 0 P: 15	R: 0 E: 0 K: 1 S: 9 H: 2 LOB: 1 BB: 0 P: 14	R: 0 E: 0 K: 1 S: 10 H: 0 LOB: 0 BB: 0 P: 17	R: 0 E: 0 K: 0 S: 5 H: 0 LOB: 0 BB: 0 P: 8	R: 2 E: 1 K: 0 S: 14 H: 3 LOB: 2 BB: 1 P: 24	R: 1 E: 0 K: 0 S: 11 H: 1 LOB: 0 BB: 0 P: 16	R: 0 E: 0 K: 0 S: 8 H: 0 LOB: 0 BB: 0 P: 12		1B: 6 2B: 0 3B: 0 HR: 2	SF: 0 SAC: 0 DP: 1 HBP: 0					

PITCHER		IP	WLS	BF	H	R	ER	SO	BB	IBB	HBP	BLK	WP	HR	S	P	ERA	WHIP
Charlie Hough, R ERA: 4.3	(1, 1)	5.0	L	18	4	2	2	3	0	0	0	0	0	1	42	67	3.60	0.800
Richie Lewis, R ERA: 2.98	(6, 1)	0.1		4	2	2	1	0	1	0	0	0	0	0	9	15	27.00	9.000
Joe Klink, L ERA: 3.72	(6, 1)	0.0		1	1	0	0	0	0	0	0	0	0	0	2	5	∞	∞
David Weathers, R ERA: 4.76	(6, 1)	1.2		5	1	1	1	0	0	0	0	0	0	1	14	20	5.40	0.600
Rich Rodriguez, L ERA: 3.76	(8, 1)	1.0		3	0	0	0	0	0	0	0	0	0	0	8	12	0.00	0.000

PITCHER	IP	WLS	BF	H	R	ER	SO	BB	IBB	HBP	BLK	WP	HR	S	P	ERA	WHIP

BOTTOM

Florida Marlins @ Cincinnati Reds

Riverfront Stadium, Cincinnati, OH

Sun Jul 18 1993, 3:33 AM EDT

Att. 36,422 - Sunny - 90 F

livebaseballscorecards.com

AB	30
R	5
H	8
RBI	4
BB	1
SO	3
LOB	4

Batter	1	2	3	4	5	6	7	8	9	AB	R	H	RBI	BB	SO	LOB
Alex Cole, L (1, 8) OBP: 0.346, SLG: 0.328	B C B C C C 2-3 ① K	C C X 0-2 ② ③ L4-3 1-2			C X 0-1 SH1-3 1-2 1B		B B F C B X 3-2 ② P5			3	0	1	0	0	1	2
Daryl Boston, L (7, PH) OBP: 0.306, SLG: 0.354 (7, 8)										1	0	0	0	0	0	1
Jerald Clark, R (1, 7) OBP: 0.320, SLG: 0.413	B S S B X 2-2 ② F8		C B X 1-1 ① G6-3		X 0-0 ① SH1-3 1-2 2-3		S X 0-1 ③ FC5-4 1-2f			3	0	0	0	0	0	1
Roberto Mejia, R (1, 4) OBP: 0.263, SLG: 0.389	B F B B C B 4-2 1B BB		C X 0-1 ② G1-3		B X 1-0 ② G5-3			C B C F X 1-2 ① F8		3	0	0	0	1	0	2
Andres Galarraga, R (1, 3) OBP: 0.412, SLG: 0.619	B 1 SAFE X 1-0 1-3 1B		B X 1-0 ③ F9		X 0-0 ③ G4-3			B B F S S 2-3 ② K		4	0	1	0	0	1	2
Charlie Hayes, R (1, 5) OBP: 0.364, SLG: 0.502	X 0-0 ③ F9			F F X 0-2 ① L9		B F X 1-1 FC5-4 1B		X 0-0 ③ L7		4	0	1	0	0	0	2
Dante Bichette, R (1, 9) OBP: 0.344, SLG: 0.494		C S B B X 2-2 WP 1B 1B 1B		X 0-0 ① S WP FC6-2 1B		S X 0-1 ① FC5-4 G6-4-3 1-2f			X 0-0 ① F7	4	1	2	0	0	0	1
Vinny Castilla, R (1, 6) OBP: 0.312, SLG: 0.445		X 0-0 ① P9		B S B F X 2-2 ② FC6-2 1-H		F X 0-1 ② ③ G6-4-3 1-2f			B C L X 1-2 1B	3	0	0	0	0	0	3
Eric Young Sr., R (9, PH) OBP: 0.335, SLG: 0.332										1	0	1	0	0	0	0
Danny Sheaffer, R (1, 2) OBP: 0.266, SLG: 0.395		1 SAFE X 0-0 1B WP 1-2 1B		X 0-0 ③ G5-3			F B C X 1-2 ① G6-3		B X 1-0 ② F8	4	0	1	0	0	0	2
Kent Bottenfield, R (1, 1) OBP: 0.259, SLG: 0.200	L B L B X 2-2 L4-3 1-3 2-H 1B				B B B C B 4-1 SH1-3 1B BB		B B B C B 4-1 FC5-4 BB		S C S 0-3 ③ K2-3	1	0	1	1	1	0	0
Jim Tatum, R (7, PH) OBP: 0.240, SLG: 0.296										0	0	0	0	1	0	0
Steve Reed, R (7, 1)										0	0	0	0	0	0	0
Chris Jones, R (9, PH) OBP: 0.324, SLG: 0.546										1	0	0	0	0	1	1
Inning Stats	R: 0 H: 1 E: 0 LOB: 2 K: 1 BB: 1 S: 10 P: 19	R: 1 H: 3 E: 0 LOB: 1 K: 0 BB: 0 S: 11 P: 15	R: 0 H: 0 E: 0 LOB: 0 K: 0 BB: 0 S: 5 P: 7	R: 0 H: 1 E: 0 LOB: 1 K: 0 BB: 0 S: 8 P: 10	R: 0 H: 1 E: 0 LOB: 2 K: 0 BB: 1 S: 6 P: 11	R: 0 H: 1 E: 0 LOB: 0 K: 0 BB: 0 S: 6 P: 7	R: 0 H: 0 E: 0 LOB: 1 K: 0 BB: 1 S: 9 P: 17	R: 0 H: 0 E: 0 LOB: 0 K: 1 BB: 0 S: 8 P: 11	R: 0 H: 1 E: 0 LOB: 1 K: 1 BB: 0 S: 8 P: 10	1B: 8 2B: 1 3B: 0 HR: 0	SF: 0 SAC: 1 DP: 2 HBP: 0					

TOP

Colorado Rockies @ Florida Marlins

Joe Robbie Stadium, Miami, FL

Mon Jul 19 1993, 7:05 PM EDT

Att. 37,703 - Unknown - 88 F

livebaseballscorecards.com

AB	32
R	1
H	8
RBI	1
BB	3
SO	3
LOB	17

WP: 2 PA: 36
PB: 0
SB: 1
CS: 0

PITCHER		IP	WLS	BF	H	R	ER	SO	BB	IBB	HBP	BLK	WP	HR	S	P	ERA	WHIP
Ryan Bowen, R ERA: 4.1	(1, 1)	7.0	W	29	7	1	1	1	3	0	0	0	2	0	55	86	1.29	1.429
Matt Turner, R ERA: 2.79	(8, 1)	1.0		3	0	0	0	1	0	0	0	0	0	0	8	11	0.00	0.000
Bryan Harvey, R ERA: 1.77	(9, 1)	1.0	S	4	1	0	0	1	0	0	0	0	0	0	8	10	0.00	1.000

PITCHER	IP	WLS	BF	H	R	ER	SO	BB	IBB	HBP	BLK	WP	HR	S	P	ERA	WHIP

Colorado Rockies @ Florida Marlins

Joe Robbie Stadium, Miami, FL

Mon Jul 19 1993, 7:05 PM EDT

Att. 37,703 - Unknown - 88 F

livebaseballscorecards.com

BOTTOM

Batter	1	2	3	4	5	6	7	8	9	AB	R	H	RBI	BB	SO	LOB
Chuck Carr, S (1, 8) OBP: 0.327, SLG: 0.341	B X 1-0 G6-3 FC6-4 2B		F B B B F B 4-2 BB		X 0-0 ② B3-1			X 0-0 ① G6-3		3	1	1	0	1	0	0
Rick Renteria, R (1, 4) OBP: 0.331, SLG: 0.391	C X 0-1 ① G6-3 2-3		C X 0-1 ② F8		B C B C X 2-2 ③ F9			B F B B X 3-1 ② G6-3		4	0	0	0	0	0	3
Jeff Conine, R (1, 7) OBP: 0.369, SLG: 0.414	F B S B B B 4-2 FC6-4 BB		S X 0-1 ③ F9			F F F C 0-3 ① K		C B B X 2-1 ③ P3		3	0	0	0	1	1	2
Gary Sheffield, R (1, 5) OBP: 0.352, SLG: 0.471	B C F B F 1 SAFE X 2-2 ② FC6-4 PO 1-2f 3-H			B F B B S B F X 3-2 G4-3 SF9 2B		C B B B X 3-1 CS 1B				3	1	2	1	0	0	1
Orestes Destrade, S (1, 3) OBP: 0.296, SLG: 0.362	F S 1 SAFE 1 SAFE B P 1 SAFE 2-2 ③ PO 1-2	F C C 0-3 ① K		X 0-0 ① G4-3 2-3		C 1 SAFE 1 SAFE B 1 SAFE 1 SAFE S 1 SAFE S 1-3 ② K				3	0	0	0	0	2	2
Benito Santiago, R (1, 2) OBP: 0.304, SLG: 0.385		X 0-0 ② F9		S X 0-1 ② SF9 3-H		1 SAFE 1 SAFE P 1-0 ③ CS 1-2	C B S C 1-3 ① K			2	0	0	1	0	1	0
Darrell Whitmore, L (1, 9) OBP: 0.289, SLG: 0.458		X 0-0 ③ L9		C B X 1-1 HR			B C X 1-1 G4-3 2B			3	1	2	1	0	0	0
Walt Weiss, S (1, 6) OBP: 0.358, SLG: 0.314			B B B C F F B 4-2 G6-3 BB	X 0-0 ③ P7			X 0-0 ② G4-3 2-3			2	0	0	0	1	0	1
Ryan Bowen, R (1, 1) OBP: 0.132, SLG: 0.162 Greg Briley, L (7, PH) OBP: 0.292, SLG: 0.364 Matt Turner, R (8, 1) Bryan Harvey, R (9, 1)			X 0-0 ① G6-3 1-2		X 0-0 ① F7		C B B B X 3-1 ③ G6-3			2 1 0 0	0 0 0 0	0 0 0 0	0 0 0 0	0 0 0 0	0 0 0 0	1 1 0 0
Inning Stats	R: 1 H: 1 E: 0 LOB: 0 K: 0 BB: 1 S: 12 P: 20	R: 0 H: 0 E: 0 LOB: 0 K: 1 BB: 0 S: 5 P: 5	R: 0 H: 0 E: 0 LOB: 2 K: 0 BB: 2 S: 10 P: 18	R: 2 H: 2 E: 0 LOB: 0 K: 0 BB: 0 S: 10 P: 14	R: 0 H: 0 E: 0 LOB: 0 K: 0 BB: 0 S: 5 P: 7	R: 0 H: 1 E: 0 LOB: 0 K: 2 BB: 0 S: 10 P: 14	R: 0 H: 1 E: 0 LOB: 1 K: 1 BB: 0 S: 8 P: 13	R: 0 H: 0 E: 0 LOB: 0 K: 0 BB: 0 S: 5 P: 10		1B: 1 SF: 1 2B: 3 SAC: 0 3B: 0 DP: 0 HR: 1 HBP: 0						

	AB	26
	R	3
	H	5
	RBI	3
	BB	3
	SO	4
	LOB	11

WP: 0 PA: 32
PB: 0
SB: 0
CS: 1

PITCHER		IP	WLS	BF	H	R	ER	SO	BB	IBB	HBP	BLK	WP	HR	S	P	ERA	WHIP
Kent Bottenfield, R ERA: 4.15	(1, 1)	6.0	L	23	4	3	3	3	3	0	0	0	0	1	52	78	4.50	1.167
Steve Reed, R ERA: 4.25	(7, 1)	2.0		7	1	0	0	1	0	0	0	0	0	0	13	23	0.00	0.500

PITCHER	IP	WLS	BF	H	R	ER	SO	BB	IBB	HBP	BLK	WP	HR	S	P	ERA	WHIP

Colorado Rockies @ Florida Marlins

Joe Robbie Stadium, Miami, FL

Tue Jul 20 1993, 7:05 PM EDT

Att. 31,852 - Unknown - 86 F

livebaseballscorecards.com

TOP

Batter	1	2	3	4	5	6	7	8	9	AB	R	H	RBI	BB	SO	LOB
Eric Young Sr., R (1, 7) OBP: 0.339, SLG: 0.341	C S X 0-2 ① G6-3		B B X 2-0 ② F9 2-3		C B B B L X 3-2 3B 2B		F B 1 SAFE B 1 SAFE 1 SAFE F X 2-2 1-3 HR 2B	B B B B 4-0 FC6-4 BB		4	2	2	0	1	0	1
Roberto Mejia, R (1, 4) OBP: 0.250, SLG: 0.435	B B C L F S 2-3 ② K		B S S S X 1-2 ③ F8		B S 2 SAFE X 1-1 2-H 3B		B B F B C F S 3-3 ② K	B B F F X 2-2 ② L8		5	0	1	1	0	2	5
Dante Bichette, R (1, 9) OBP: 0.347, SLG: 0.508	C X 0-1 2B			X 0-0 HR 1B	B B S F S 2-3 ③ K		C X 0-1 2-H 3-H HR	X 0-0 ③ FC6-4 1-2f		5	2	3	3	0	1	3
Andres Galarraga, R (1, 3) OBP: 0.415, SLG: 0.628	S S B X 1-2 ③ G5-3			B S 1 SAFE F X 1-2 1-H HR		C X 0-1 ① P4	B B B B 4-0 2B BB		B B F X 2-1 G1-6-3 1B	4	1	2	2	1	0	1
Charlie Hayes, R (1, 5) OBP: 0.361, SLG: 0.500		B F B C X 2-2 ① P6		S B B B S X 3-2 ① L5		F X 0-1 ② G6-3	S X 0-1 1-3 2B		B C S B X 2-2 ① ② G1-6-3 1-2f	5	0	1	0	0	0	1
Chris Jones, R (1, 8) OBP: 0.336, SLG: 0.545		S S B B S 2-3 ② K		B B X 2-0 CS 1B		B S C X 1-2 S 1B	I I I I 4-0 IBB		C S C 0-3 ③ K	4	0	2	0	1	2	0
Jayhawk Owens, R (1, 2) OBP: 0.313, SLG: 0.373 Darren Holmes, R (9, 1)		X 0-0 ③ G6-3		S X 0-1 ② ③ L9 1-2		C B S S 1-3 ③ K 1-2	S S T 0-2 ③ K			3 0	0 0	0 0	0 0	0 0	1 0	2 0
Freddie Benavides, R (1, 6) OBP: 0.235, SLG: 0.263			B X 1-0 E5 F9 SH2-4		B B X 2-0 ① L6		C F B X 1-2 2B HR 1B	B X 1-0 ① G6-3		4	1	1	0	0	0	0
Willie Blair, R (1, 1) OBP: 0.091, SLG: 0.136 Steve Reed, R (6, 1) Danny Sheaffer, R (6, 2) OBP: 0.269, SLG: 0.397			L B X 1-1 ① SH2-4 1-2		F S S 0-3 ② K		1 SAFE 1 SAFE B B X 2-0 ① F8	X 0-0 E7 1B		1 1 2	0 0 0	0 0 1	0 0 0	0 0 0	1 1 0	0 3 1
Inning Stats	R: 0 E: 0 K: 1 S: 12 H: 1 LOB: 1 BB: 0 P: 15	R: 0 E: 0 K: 1 S: 7 H: 0 LOB: 0 BB: 0 P: 11	R: 0 E: 1 K: 0 S: 7 H: 0 LOB: 1 BB: 0 P: 12	R: 2 E: 0 K: 0 S: 10 H: 3 LOB: 0 BB: 0 P: 16	R: 1 E: 0 K: 2 S: 12 H: 2 LOB: 1 BB: 0 P: 20	R: 0 E: 0 K: 1 S: 10 H: 1 LOB: 1 BB: 0 P: 12	R: 3 E: 0 K: 2 S: 18 H: 4 LOB: 3 BB: 2 P: 34	R: 0 E: 1 K: 0 S: 6 H: 1 LOB: 2 BB: 1 P: 13	R: 0 E: 0 K: 1 S: 8 H: 1 LOB: 0 BB: 0 P: 12	1B: 6 2B: 4 3B: 1 HR: 2 SF: 0 SAC: 1 DP: 1 HBP: 0						

	AB	38
	R	6
	H	13
	RBI	6
	BB	3
	SO	8
	LOB	17

WP: 0 PB: 0 SB: 1 CS: 1 PA: 42

PITCHER		IP	WLS	BF	H	R	ER	SO	BB	IBB	HBP	BLK	WP	HR	S	P	ERA	WHIP
Chris Hammond, L ERA: 4.14	(1, 1)	5.0	L	21	6	3	3	4	0	0	0	0	0	1	48	74	5.40	1.200
Robb Nen, R ERA: 6.75	(6, 1)	1.1		7	3	2	2	1	0	0	0	0	0	0	17	24	13.50	2.250
Richie Lewis, R ERA: 3.0	(7, 1)	2.2		14	4	1	1	3	2	1	0	0	0	1	25	47	3.38	2.250

PITCHER	IP	WLS	BF	H	R	ER	SO	BB	IBB	HBP	BLK	WP	HR	S	P	ERA	WHIP

Colorado Rockies @ Florida Marlins

Joe Robbie Stadium, Miami, FL

Tue Jul 20 1993, 7:05 PM EDT
Att. 31,852 - Unknown - 86 F

livebaseballscorecards.com

BOTTOM

Batter	1	2	3	4	5	6	7	8	9	AB	R	H	RBI	BB	SO	LOB
Chuck Carr, S (1, 8) OBP: 0.326, SLG: 0.339	C B F B C 2-3 ① K		B C X 1-1 ② G4-3		B B F X 2-1 ③ G3		X 0-0 CS 1B			4	0	1	0	0	1	0
Rick Renteria, R (1, 4) OBP: 0.335, SLG: 0.394	C F B B X 2-2 ② F8		F B S X 1-2 ③ G5-3			B B B C C X 3-2 BB 1B 1B 1B	C C B 1-2 ③ CS 1-2	C B X 1-1 2B G6-3 1B		4	2	2	0	0	0	0
Jeff Conine, R (1, 7) OBP: 0.376, SLG: 0.422	C C B F B B B 4-2 BB			B X 1-0 L1-3 2B 1B		X 0-0 1B BB 1-2 1B		C B F B B F X 3-2 1-3 2B		3	1	3	0	1	0	0
Gary Sheffield, R (1, 5) OBP: 0.351, SLG: 0.466	B C C X 1-2 ③ P4			B C B X 2-1 ① F9		B B B B 4-0 1B 1-2 2-3 BB		B X 1-0 ① G6-3 3-H		3	0	0	1	1	0	3
Orestes Destrade, S (1, 3) OBP: 0.296, SLG: 0.360		C F B C 1-3 ① K		X 0-0 ② L1-3 1-2		B B S F B X 3-2 G6-4-3 1-2 2-3 3-H 1B		B F X 1-1 ② G1-3		4	0	1	1	0	1	2
Benito Santiago, R (1, 2) OBP: 0.303, SLG: 0.386		X 0-0 ② G1-3		F X 0-1 2-H 2B		S X 0-1 ① F8		S F F B B F B X 3-2 ③ G5-3		4	0	1	1	0	0	4
Darrell Whitmore, L (1, 9) OBP: 0.278, SLG: 0.440 Richie Lewis, R (7, 1) Alex Arias, R (9, PH) OBP: 0.352, SLG: 0.335		C X 0-1 E6		S S S 0-3 ③ K		B S X 1-1 ② ③ G6-4-3 1-2f			C B F C 1-3 ① K	3 0 1	0 0 0	0 0 0	0 0 0	0 0 0	1 0 0	4 0 0
Walt Weiss, S (1, 6) OBP: 0.354, SLG: 0.310	F 1 SAFE F B 1 SAFE 1 SAFE B 1 S 2-3 ③ K				B S X 1-1 ① L9		C C B C 1-3 ① K		C F B B B X 2-2 ② F9	4	0	0	0	0	2	1
Chris Hammond, L (1, 1) OBP: 0.306, SLG: 0.341 Gus Polidor, R (5, PH) Robb Nen, R (6, 1) Greg Briley, L (7, 9) OBP: 0.288, SLG: 0.358			B C S B F F B S 3-3 ① K		C B S S 1-3 ② K		B S B S F S 2-3 ② K		C S S 0-3 ③ K	1 1 0 2	0 0 0 0	0 0 0 0	0 0 0 0	0 0 0 0	1 1 0 2	0 0 0 0
Inning Stats	R: 0 H: 0 E: 0 LOB: 1 K: 1 BB: 1 S: 12 P: 21	R: 0 H: 0 E: 1 LOB: 1 K: 2 BB: 0 S: 9 P: 12	R: 0 H: 0 E: 0 LOB: 0 K: 1 BB: 0 S: 10 P: 15	R: 1 H: 2 E: 0 LOB: 1 K: 1 BB: 0 S: 9 P: 12	R: 0 H: 0 E: 0 LOB: 0 K: 1 BB: 0 S: 7 P: 11	R: 1 H: 3 E: 0 LOB: 2 K: 0 BB: 1 S: 11 P: 22	R: 0 H: 1 E: 0 LOB: 0 K: 2 BB: 0 S: 10 P: 14	R: 1 H: 2 E: 0 LOB: 1 K: 0 BB: 0 S: 14 P: 23	R: 0 H: 0 E: 0 LOB: 0 K: 2 BB: 0 S: 9 P: 12	1B: 6 2B: 2 3B: 0 HR: 0	SF: 0 SAC: 0 DP: 1 HBP: 0			WP: 0 PB: 0 SB: 0 CS: 1	PA: 37		

	AB	34
	R	3
	H	8
	RBI	3
	BB	2
	SO	10
	LOB	14

PITCHER		IP	WLS	BF	H	R	ER	SO	BB	IBB	HBP	BLK	WP	HR	S	P	ERA	WHIP
Willie Blair, R ERA: 4.83	(1, 1)	5.0	W	22	4	2	2	6	2	0	0	0	0	0	51	82	3.60	1.200
Steve Reed, R ERA: 4.15	(6, 1)	3.0		11	4	1	1	2	0	0	0	0	0	0	31	48	3.00	1.333
Darren Holmes, R ERA: 6.06	(9, 1)	1.0	S	3	0	0	0	2	0	0	0	0	0	0	9	12	0.00	0.000

PITCHER	IP	WLS	BF	H	R	ER	SO	BB	IBB	HBP	BLK	WP	HR	S	P	ERA	WHIP

Batter	1	2	3	4	5	6	7	8	9	AB	R	H	RBI	BB	SO	LOB
Eric Young Sr., R (1, 7) OBP: 0.337, SLG: 0.339	C B C B F B X 3-2 ① P4		B B X 2-0 1-2 1B		B X 1-0 ③ G5-3		B C X 1-1 ③ G4-3		B C B F S 2-3 ③ K	5	0	1	0	0	1	2
Roberto Mejia, R (1, 4) OBP: 0.214, SLG: 0.370	B C S S C 1-3 ② K		B S S S 1-3 ② K			B X 1-0 ① F8		S B X 1-1 ① F8		4	0	0	0	0	2	2
Dante Bichette, R (1, 9) OBP: 0.346, SLG: 0.508	C X 0-1 ③ G5-3		F F B S 1-3 ③ K			X 0-0 FC5-4 2B		F B S X 1-2 ② G5-3		4	0	1	0	0	1	2
Andres Galarraga, R (1, 3) OBP: 0.410, SLG: 0.620		S B F B F F F B 3-2 X ① G6-3		C F S 0-3 ① K		F B F B X 2-2 ② FC5-4 1B 2-3		C X 0-1 ③ G6-3		4	0	0	0	0	1	1
Charlie Hayes, R (1, 5) OBP: 0.363, SLG: 0.503		B X 1-0 ② G5-3		S S B X 1-2 ② P3		B C S B B X 3-2 1-2 1B			S B S X 1-2 2B 2B	4	1	2	0	0	0	0
Daryl Boston, L (1, 8) OBP: 0.306, SLG: 0.372 Jerald Clark, R (9, PH) OBP: 0.322, SLG: 0.419		C B C B X 2-2 HR		B X 1-0 ③ F9		C X 0-1 ③ F7			S F F X 0-2 1B SF9 2B 2-H	3 1	1 1	1 1	1 1	0 0	0 0	2 0
Jayhawk Owens, R (1, 2) OBP: 0.294, SLG: 0.349		S S C 0-3 ③ K			S S C 0-3 ① K		X 0-0 ① L8		X 0-0 ① G6-3	4	0	0	0	0	2	1
Freddie Benavides, R (1, 6) OBP: 0.255, SLG: 0.293			X 0-0 FC1-6 1B		X 0-0 WP SF8 2B		B C B X 2-1 ② G6-3		B B C X 2-1 2-3 1B	4	1	3	0	0	0	0
Curt Leskanic, R (1, 1) Jim Tatum, R (5, PH) OBP: 0.237, SLG: 0.296 Bruce Ruffin, S (5, 1) OBP: 0.143, SLG: 0.105 Alex Cole, L (7, PH) OBP: 0.349, SLG: 0.330 Mark Grant, R (7, 1) Danny Sheaffer, R (9, PH) OBP: 0.267, SLG: 0.397			L F X 0-2 ① FC1-6 1B 1-2f		S B B X 2-1 ② SF8 2-H		B C B F F X 2-2 1B		B X 1-0 ② SF9 3-H	1 0 0 1 0 0	0 0 0 0 0 0	0 0 0 1 0 0	0 1 0 0 0 1	0 0 0 0 0 0	0 0 0 0 0 0	1 0 0 0 0 0
Inning Stats	R: 0 H: 0 E: 0 LOB: 0 K: 1 BB: 0 S: 9 P: 13	R: 1 H: 1 E: 0 LOB: 0 K: 1 BB: 0 S: 14 P: 20	R: 0 H: 2 E: 0 LOB: 2 K: 2 BB: 0 S: 11 P: 15	R: 0 H: 0 E: 0 LOB: 0 K: 1 BB: 0 S: 7 P: 9	R: 1 H: 1 E: 0 LOB: 0 K: 1 BB: 0 S: 7 P: 10	R: 0 H: 2 E: 0 LOB: 2 K: 0 BB: 0 S: 10 P: 16	R: 0 H: 1 E: 0 LOB: 1 K: 0 BB: 0 S: 9 P: 14	R: 0 H: 0 E: 0 LOB: 0 K: 0 BB: 0 S: 7 P: 9	R: 2 H: 3 E: 0 LOB: 1 K: 1 BB: 0 S: 14 P: 20	1B: 5 SF: 2 2B: 4 SAC: 0 3B: 0 DP: 0 HR: 1 HBP: 0						WP: 1 PA: 37 PB: 0 SB: 0 CS: 0

PITCHER		IP	WLS	BF	H	R	ER	SO	BB	IBB	HBP	BLK	WP	HR	S	P	ERA	WHIP
Pat Rapp, R ERA: 3.57	(1, 1)	6.0	W	24	6	2	2	6	0	0	0	0	1	1	58	83	3.00	1.000
Matt Turner, R ERA: 2.61	(7, 1)	2.0		7	1	0	0	0	0	0	0	0	0	0	16	23	0.00	0.500
Rich Rodriguez, L ERA: 4.23	(9, 1)	0.0		2	2	2	2	0	0	0	0	0	0	0	7	8	∞	∞
Bryan Harvey, R ERA: 1.73	(9, 1)	1.0	S	4	1	0	0	1	0	0	0	0	0	0	7	12	0.00	1.000

PITCHER	IP	WLS	BF	H	R	ER	SO	BB	IBB	HBP	BLK	WP	HR	S	P	ERA	WHIP

TOP

Colorado Rockies @ Florida Marlins

Joe Robbie Stadium, Miami, FL

Wed Jul 21 1993, 7:05 PM EDT

Att. 32,129 - Unknown - 80 F

livebaseballscorecards.com

AB	35
R	4
H	10
RBI	4
BB	0
SO	7
LOB	11

Batter	1	2	3	4	5	6	7	8	9	AB	R	H	RBI	BB	SO	LOB
Chuck Carr, S (1, 8) OBP: 0.322, SLG: 0.335	G4-3	F8		F8 2-3		G5-3				4	0	0	0	0	0	4
Rick Renteria, R (1, 4) OBP: 0.327, SLG: 0.384	G5-3	P4		P4		G4-3				4	0	0	0	0	0	4
Jeff Conine, R (1, 7) OBP: 0.377, SLG: 0.423	L9		F9-5 WP 1B		HR 1B	G5-3				4	1	2	0	0	0	1
Gary Sheffield, R (1, 5) OBP: 0.352, SLG: 0.479		1B 2B	F9-5 1-3		1-H HR		G5-3			4	2	2	2	0	0	1
Orestes Destrade, S (1, 3) OBP: 0.300, SLG: 0.363		1B 2B BB	1B		FC6-4 1B		K			3	1	2	0	1	1	0
Benito Santiago, R (1, 2) OBP: 0.303, SLG: 0.385		2B 1B 1-2 2-H 1B	K		SAFE F8		L9			4	1	1	1	0	1	2
Darrell Whitmore, L (1, 9) OBP: 0.265, SLG: 0.418		K		K	K			F7		4	0	0	0	0	3	3
Walt Weiss, S (1, 6) OBP: 0.356, SLG: 0.315		1B 2B 1-3 2-H		F8 FC1 1B	FC6-4 1-2f			G1-3		4	1	2	1	0	0	1
Pat Rapp, R (1, 1) OBP: 0.333, SLG: 0.333		1B 2-H 3-H		FC1 1-2		2B		G6-3		2	0	1	2	0	0	1
Gus Polidor, R (6, PH) OBP: 0.200, SLG: 0.400										1	0	1	0	0	0	0
Matt Turner, R (7, 1)										0	0	0	0	0	0	0
Greg Briley, L (8, PH) OBP: 0.286, SLG: 0.355										1	0	0	0	0	0	0
Rich Rodriguez, L (9, 1)										0	0	0	0	0	0	0
Bryan Harvey, R (9, 1)										0	0	0	0	0	0	0
Inning Stats	R: 0 E: 0 K: 0 S: 6 H: 0 LOB: 0 BB: 0 P: 8	R: 4 E: 0 K: 1 S: 21 H: 4 LOB: 1 BB: 1 P: 28	R: 0 E: 0 K: 1 S: 12 H: 2 LOB: 1 BB: 0 P: 17	R: 0 E: 0 K: 1 S: 9 H: 1 LOB: 2 BB: 0 P: 14	R: 2 E: 0 K: 1 S: 15 H: 3 LOB: 1 BB: 0 P: 24	R: 0 E: 0 K: 0 S: 7 H: 1 LOB: 1 BB: 0 P: 7	R: 0 E: 0 K: 1 S: 6 H: 0 LOB: 0 BB: 0 P: 8	R: 0 E: 0 K: 0 S: 5 H: 0 LOB: 0 BB: 0 P: 6		1B: 7 2B: 4 3B: 0 HR: 1	SF: 0 SAC: 0 DP: 1 HBP: 0					

PITCHER	IP	WLS	BF	H	R	ER	SO	BB	IBB	HBP	BLK	WP	HR	S	P	ERA	WHIP
Curt Leskanic, R (1, 1) ERA: 5.59	4.0	L	20	7	4	4	3	1	0	0	0	1	0	48	67	9.00	2.000
Bruce Ruffin, L (5, 1) ERA: 5.15	2.0		10	4	2	2	1	0	0	0	0	0	1	22	31	9.00	2.000
Mark Grant, R (7, 1) ERA: 6.04	2.0		6	0	0	0	1	0	0	0	0	0	0	11	14	0.00	0.000

PITCHER	IP	WLS	BF	H	R	ER	SO	BB	IBB	HBP	BLK	WP	HR	S	P	ERA	WHIP

BOTTOM

Colorado Rockies @ Florida Marlins

Joe Robbie Stadium, Miami, FL

Wed Jul 21 1993, 7:05 PM EDT

Att. 32,129 - Unknown - 80 F

livebaseballscorecards.com

AB	35
R	6
H	11
RBI	6
BB	1
SO	5
LOB	17

WP: 1	PB: 0	SB: 0	CS: 0	PA: 36		

Batter	1	2	3	4	5	6	7	8	9	AB	R	H	RBI	BB	SO	LOB
Bip Roberts, S (1, 7) OBP: 0.337, SLG: 0.311	C B F B C 2-3 ① K		B B C C X 2-2 1B	B C B B B 4-1 S BB		X 0-0 ③ G4-3			X 0-0 2B	4	0	2	0	1	1	1
Jeff Branson, L (1, 6) OBP: 0.324, SLG: 0.379	C B F S 1-3 ② K		1 SAFE 1 SAFE X 0-0 ③ G4-3	1 SAFE F C B X 1-2 ③ G4-3 1-2			B F S B X 2-2 HR 1B		S C C 0-3 ① K	5	1	1	0	0	2	3
Chris Sabo, R (1, 5) OBP: 0.337, SLG: 0.443	B B F B F F X 3-2 ③ F7			B S X 1-1 E 1B 1B	S X 0-1 ① F9		C C B B B 1 SAFE X 3-2 ① F7		C B F F X 1-2 ② G6-3	5	1	1	0	0	0	2
Reggie Sanders, R (1, 9) OBP: 0.339, SLG: 0.434		S F B C 1-3 ① K		S B 1 SAFE C F 1 SAFE F F F 2-2 B 1 SAFE F X E5 1B HR 1-2	S X 0-1 ② F9		X 0-0 1-H HR		I I I I 4-0 IBB	4	2	1	2	1	1	1
Hal Morris, L (1, 3) OBP: 0.361, SLG: 0.371		B B B B 4-0 G5-3 BB		X 0-0 1-3 2-H HR 1B	B X 1-0 1B		B C C S 1-3 ② K		B C B S F F S 2-3 ③ K	4	1	2	1	1	2	2
Juan Samuel, R (1, 4) OBP: 0.278, SLG: 0.381		B 1 SAFE X 1-0 ② G5-3 1-2		X 0-0 ③ 1-H 3-H HR	X 0-0 ③ P3		S F B B X 2-2 ③ F9			4	1	1	3	0	0	2
Joe Oliver, R (1, 2) OBP: 0.288, SLG: 0.405		B B X 2-0 ③ G4-3		C F F S 0-3 ① K		B B B C X 3-1 SH3-4 1B		C F F B X 1-2 ① G6-3		4	0	1	0	0	1	1
Jacob Brumfield, R (1, 8) OBP: 0.345, SLG: 0.461			L X 0-1 ① F8	B C F F X 1-2 SF9 3B		X 0-0 ① P6		B C S X 1-2 ② G3		4	1	1	0	0	0	1
Tom Browning, L (1, 1) OBP: 0.194, SLG: 0.242 Scott Service, R (7, 1)			F B F X 1-2 ② G4-3	X 0-0 ② SF9 3-H		C 1 SAFE B F X 1-2 ② SH3-4 1-2		S B C S 1-3 ③ K		1	0	0	1	0	0	0
										1	0	0	0	0	1	0
Inning Stats	R: 0 E: 0 K: 2 S: 10 H: 0 LOB: 0 BB: 0 P: 16	R: 0 E: 0 K: 1 S: 5 H: 0 LOB: 1 BB: 1 P: 13	R: 0 E: 0 K: 0 S: 9 H: 1 LOB: 1 BB: 0 P: 12	R: 5 E: 1 K: 1 S: 25 H: 4 LOB: 1 BB: 1 P: 34	R: 0 E: 0 K: 0 S: 6 H: 1 LOB: 1 BB: 0 P: 7	R: 0 E: 0 K: 0 S: 7 H: 1 LOB: 1 BB: 0 P: 11	R: 2 E: 0 K: 1 S: 13 H: 2 LOB: 0 BB: 0 P: 21	R: 0 E: 0 K: 1 S: 10 H: 0 LOB: 0 BB: 0 P: 13	R: 0 E: 0 K: 2 S: 13 H: 1 LOB: 2 BB: 1 P: 20	1B: 6 2B: 1 3B: 1 HR: 2	SF: 1 SAC: 1 DP: 0 HBP: 0						

PITCHER	IP	WLS	BF	H	R	ER	SO	BB	IBB	HBP	BLK	WP	HR	S	P	ERA	WHIP
Jack Armstrong, R (1, 1) ERA: 4.38	5.0	L	24	6	5	3	4	2	0	0	0	0	1	55	82	5.40	1.600
David Weathers, R (6, 1) ERA: 5.87	2.0		9	3	2	2	1	0	0	0	0	0	1	20	32	9.00	1.500
Joe Klink, L (8, 1) ERA: 3.38	2.0		8	1	0	0	3	0	1	0	0	0	0	23	33	0.00	0.500

PITCHER	IP	WLS	BF	H	R	ER	SO	BB	IBB	HBP	BLK	WP	HR	S	P	ERA	WHIP

TOP

Cincinnati Reds @ Florida Marlins

Joe Robbie Stadium, Miami, FL

Thu Jul 22 1993, 7:05 PM EDT
Att. 33,668 - Unknown - 84 F

livebaseballscorecards.com

AB	36
R	7
H	10
RBI	7
BB	3
SO	8
LOB	13

1B: 6	SF: 1	WP: 0	PA: 41
2B: 1	SAC: 1	PB: 0	
3B: 1	DP: 0	SB: 1	
HR: 2	HBP: 0	CS: 0	

Cincinnati Reds @ Florida Marlins

Joe Robbie Stadium, Miami, FL

Thu Jul 22 1993, 7:05 PM EDT

Att. 33,668 - Unknown - 84 F

livebaseballscorecards.com

BOTTOM

Batter	1	2	3	4	5	6	7	8	9	AB	R	H	RBI	BB	SO	LOB
Chuck Carr, S (1, 8) OBP: 0.321, SLG: 0.333	F7		L5-4 2-3			G6-4-3 1B		F8		4	0	1	0	0	0	1
Henry Cotto, R (1, 9) OBP: 0.240, SLG: 0.325	K			1B 1B 2B		F8		F8		4	1	1	0	0	1	1
Jeff Conine, R (1, 7) OBP: 0.381, SLG: 0.427	1B			G4-6-3 1B 2-3 1B		G6-4-3 1-2f		1B		4	0	3	0	0	0	1
Gary Sheffield, R (1, 5) OBP: 0.351, SLG: 0.476	F9			G4-6-3 1-2 3-H 1B			P3	P6		4	0	1	1	0	0	2
Orestes Destrade, S (1, 3) OBP: 0.300, SLG: 0.362		F9		G4-6-3 1-2f 2-3			1B 1B 1B		G4-3	4	1	1	0	0	0	2
Benito Santiago, R (1, 2) OBP: 0.302, SLG: 0.383		L7		G4-3			E 1B SF8 1-2 1B		G5-3	4	1	1	0	0	0	1
Rick Renteria, R (1, 4) OBP: 0.326, SLG: 0.380		L4			P6		E7 SF8 1-3 2-H 1B		K	4	0	1	1	0	1	0
Walt Weiss, S (1, 6) OBP: 0.353, SLG: 0.313			G6-3		G5-3		SF8 2-3 3-H			2	0	0	1	0	0	0
Jack Armstrong, R (1, 1) OBP: 0.130, SLG: 0.152			L5-4 2B		P3		F8			1	0	1	0	0	0	0
Gus Polidor, R (5, PH) OBP: 0.167, SLG: 0.333										1	0	0	0	0	0	0
David Weathers, R (6, 1)										0	0	0	0	0	0	0
Alex Arias, R (7, PH) OBP: 0.352, SLG: 0.335										0	0	0	0	0	0	0
Greg Briley, L (7, PH) OBP: 0.284, SLG: 0.352										1	0	0	0	0	0	1
Joe Klink, L (8, 1)										0	0	0	0	0	0	0

Inning Stats	1	2	3	4	5	6	7	8	9
R	0	0	0	1	0	0	2	0	0
H	1	0	1	3	0	1	3	1	0
E	0	0	0	0	0	0	1	0	0
LOB	1	0	0	1	0	0	1	1	0
K	1	0	0	0	0	0	0	1	0
BB	0	0	0	0	0	0	0	0	0
S	8	5	7	10	4	5	13	8	8
P	10	7	9	18	6	6	21	11	11

1B	8
2B	3
3B	0
HR	0
SF	1
SAC	0
DP	3
HBP	0

WP	0
PB	0
SB	0
CS	0
PA	34

AB	33
R	3
H	10
RBI	3
BB	0
SO	2
LOB	9

PITCHER		IP	WLS	BF	H	R	ER	SO	BB	IBB	HBP	BLK	WP	HR	S	P	ERA	WHIP
Tom Browning, L (1, 1) ERA: 4.73		6.2	W	26	9	3	2	1	0	0	0	0	0	0	51	76	2.70	1.350
Scott Service, R (7, 1) ERA: 3.75		2.1		8	1	0	0	1	0	0	0	0	0	0	17	23	0.00	0.429

PITCHER	IP	WLS	BF	H	R	ER	SO	BB	IBB	HBP	BLK	WP	HR	S	P	ERA	WHIP

Cincinnati Reds @ Florida Marlins

Joe Robbie Stadium, Miami, FL

Fri Jul 23 1993, 7:05 PM EDT

Att. 43,224 - Unknown - 78 F

TOP

livebaseballscorecards.com

Batter	1	2	3	4	5	6	7	8	9	AB	R	H	RBI	BB	SO	LOB
Juan Samuel, R (1, 4) OBP: 0.277, SLG: 0.377	F9			L6-3, 1B		G6-3		P4		4	0	1	0	0	0	2
Hal Morris, L (1, 3) OBP: 0.352, SLG: 0.361	G6-3			L6-3		P5		SAFE, K		4	0	0	0	0	1	3
Jack Daugherty, S (1, 7) OBP: 0.500, SLG: 0.824	G4-3			P3		G4-3			K	3	0	0	0	0	0	1
Bip Roberts, S (9, PH) (9, 7) OBP: 0.336, SLG: 0.310										1	0	0	0	0	1	0
Chris Sabo, R (1, 5) OBP: 0.333, SLG: 0.438		F7			K		G5-3		F7	4	0	0	0	0	1	0
Reggie Sanders, R (1, 9) OBP: 0.335, SLG: 0.428		G5-3			G6-3		K, CS		F8	4	0	0	0	0	1	0
Brian Dorsett, R (1, 2) OBP: 0.333, SLG: 0.647		K			K		F8			3	0	0	0	0	2	1
Joe Oliver, R (9, 2) OBP: 0.288, SLG: 0.405										0	0	0	0	0	0	0
Jeff Branson, L (1, 6) OBP: 0.324, SLG: 0.378			G4-3			2B, 1B		K		3	1	1	0	0	1	0
Jacob Brumfield, R (1, 8) OBP: 0.353, SLG: 0.495			P3			SH, PB, 2B		1B, 3B		3	2	2	1	0	0	0
Tim Pugh, R (1, 1) OBP: 0.184, SLG: 0.162			K			SH, PB		1B		1	0	0	0	0	1	0
Bobby Ayala, R (6, 1)										0	0	0	0	0	0	0
Gary Varsho, L (8, PH) OBP: 0.301, SLG: 0.360										0	0	0	0	0	0	0
Randy Milligan, R (8, PH) OBP: 0.387, SLG: 0.419										1	0	1	1	0	0	0
Barry Larkin, R (8, PR) OBP: 0.391, SLG: 0.442										0	0	0	0	0	0	0
Jeff Reardon, R (8, 1)										0	0	0	0	0	0	0
Rob Dibble, L (9, 1) OBP: 1.000, SLG: 1.000										0	0	0	0	0	0	0
Inning Stats	R: 0 E: 0 K: 0 S: 3 H: 0 LOB: 0 BB: 0 P: 6	R: 0 E: 0 K: 1 S: 7 H: 0 LOB: 0 BB: 0 P: 9	R: 0 E: 0 K: 1 S: 9 H: 0 LOB: 0 BB: 0 P: 14	R: 0 E: 0 K: 0 S: 7 H: 1 LOB: 0 BB: 0 P: 10	R: 0 E: 0 K: 2 S: 9 H: 0 LOB: 0 BB: 0 P: 11	R: 2 E: 0 K: 0 S: 17 H: 2 LOB: 1 BB: 0 P: 22	R: 0 E: 1 K: 1 S: 9 H: 0 LOB: 0 BB: 0 P: 16	R: 1 E: 0 K: 2 S: 13 H: 2 LOB: 1 BB: 0 P: 22	R: 0 E: 0 K: 1 S: 8 H: 0 LOB: 0 BB: 0 P: 14	1B: 3 2B: 2 3B: 1 HR: 0 SF: 0 SAC: 1 DP: 1 HBP: 0						

PITCHER		IP	WLS	BF	H	R	ER	SO	BB	IBB	HBP	BLK	WP	HR	S	P	ERA	WHIP
Charlie Hough, R ERA: 4.24	(1, 1)	6.0		21	3	2	2	4	0	0	0	0	0	0	52	72	3.00	0.500
Richie Lewis, R ERA: 3.11	(7, 1)	1.1	L	5	1	1	1	2	0	0	0	0	0	0	15	26	6.75	0.750
Joe Klink, L ERA: 3.38	(8, 1)	0.0		1	1	0	0	0	0	0	0	0	0	0	2	4	∞	∞
Matt Turner, R ERA: 2.48	(8, 1)	1.2		5	0	0	0	2	0	0	0	0	0	0	13	22	0.00	0.000

PITCHER	IP	WLS	BF	H	R	ER	SO	BB	IBB	HBP	BLK	WP	HR	S	P	ERA	WHIP

AB	31
R	3
H	5
RBI	2
BB	0
SO	8
LOB	7

WP: 0 PB: 1 SB: 0 CS: 1 PA: 32

Cincinnati Reds @ Florida Marlins

Joe Robbie Stadium, Miami, FL

Fri Jul 23 1993, 7:05 PM EDT

Att. 43,224 - Unknown - 78 F

livebaseballscorecards.com

BOTTOM

Batter	1	2	3	4	5	6	7	8	9	AB	R	H	RBI	BB	SO	LOB
Chuck Carr, S (1, 8) OBP: 0.319, SLG: 0.329	K		BB		G3	G3			G6-3	4	0	0	0	1	1	2
Alex Arias, R (1, 4) OBP: 0.345, SLG: 0.328	K		FC5-4 1B 1-3		G4-3		F8		K	4	0	0	0	0	1	1
Jeff Conine, R (1, 7) OBP: 0.382, SLG: 0.428	K		1B 1-2		FC6-4 1B		G6-3			4	0	2	0	0	1	0
Gary Sheffield, R (1, 5) OBP: 0.348, SLG: 0.470		F8	K		FC6-4 1-2f		L5			4	0	0	0	0	1	3
Orestes Destrade, S (1, 3) OBP: 0.299, SLG: 0.359		BB FC5-4	K			K		L8		3	0	0	0	1	2	2
Benito Santiago, R (1, 2) OBP: 0.301, SLG: 0.381		FC5-4 1B 1B 1-2f		K		CS 1B		K		4	1	1	0	0	2	1
Darrell Whitmore, L (1, 9) OBP: 0.299, SLG: 0.439		1B 1-2 1B		G6-3 1B		1B 1B 1-2 BB		1B 1B		3	1	3	0	1	0	0
Walt Weiss, S (1, 6) OBP: 0.354, SLG: 0.316		1-3 2-H 1B		G6-3 1-2		1B 1-2 1B		G6-3		4	0	2	1	0	0	2
Charlie Hough, R (1, 1) OBP: 0.075, SLG: 0.051		G1-3		K		1-2 2-H 1B			G3	2	0	0	0	0	1	3
Greg Briley, L (6, PH) OBP: 0.289, SLG: 0.357										1	0	1	1	0	0	0
Richie Lewis, R (7, 1)										0	0	0	0	0	0	0
Joe Klink, L (8, 1)										0	0	0	0	0	0	0
Matt Turner, R (8, 1)										0	0	0	0	0	0	0
Rick Renteria, R (8, 4) OBP: 0.324, SLG: 0.378										1	0	0	0	0	0	0
Henry Cotto, R (9, PH) OBP: 0.238, SLG: 0.323										1	0	0	0	0	1	0

Inning Stats	1	2	3	4	5	6	7	8	9
	R: 0 E: 0 K: 3 S: 9	H: 0 LOB: 0 BB: 0 P: 12	R: 1 E: 0 K: 0 S: 13	H: 2 LOB: 2 BB: 1 P: 22	R: 0 E: 0 K: 2 S: 11	H: 1 LOB: 2 BB: 1 P: 20	R: 0 E: 0 K: 2 S: 10	H: 1 LOB: 1 BB: 0 P: 13	R: 0 E: 0 K: 0 S: 6	H: 1 LOB: 1 BB: 0 P: 8
	R: 1 E: 0 K: 1 S: 17	H: 3 LOB: 2 BB: 1 P: 28	R: 0 E: 0 K: 0 S: 8	H: 0 LOB: 0 BB: 0 P: 14	R: 0 E: 0 K: 1 S: 11	H: 1 LOB: 1 BB: 0 P: 12	R: 0 E: 0 K: 1 S: 8	H: 0 LOB: 0 BB: 0 P: 11		

1B: 9	SF: 0
2B: 0	SAC: 0
3B: 0	DP: 0
HR: 0	HBP: 0
WP: 0	PA: 38
PB: 0	
SB: 1	
CS: 1	

PITCHER		IP	WLS	BF	H	R	ER	SO	BB	IBB	HBP	BLK	WP	HR	S	P	ERA	WHIP
Tim Pugh, R ERA: 4.73	(1, 1)	5.2		27	8	2	2	8	3	0	0	0	0	0	64	100	3.18	1.941
Bobby Ayala, R ERA: 3.68	(6, 1)	1.1	W	4	0	0	0	0	0	0	0	0	0	0	10	17	0.00	0.000
Jeff Reardon, R ERA: 2.5	(8, 1)	1.0		4	1	0	0	1	0	0	0	0	0	0	11	12	0.00	1.000
Rob Dibble, R ERA: 2.45	(9, 1)	1.0	S	3	0	0	0	1	0	0	0	0	0	0	8	11	0.00	0.000

PITCHER	IP	WLS	BF	H	R	ER	SO	BB	IBB	HBP	BLK	WP	HR	S	P	ERA	WHIP

Batter	1	2	3	4	5	6	7	8	9	AB	R	H	RBI	BB	SO	LOB
Bip Roberts, S (1, 7) OBP: 0.338, SLG: 0.310	B S B B B 4-1 S BB		B F F F S 1-3 ① K		F B F X 1-2 E6 1B	B B X 2-0 ③ G4-3 1-2				3	0	1	0	1	1	1
Jeff Branson, L (1, 6) OBP: 0.323, SLG: 0.375	1 SAFE 1 SAFE B B B L X 2-1 ① P6 1-2		F B C B X 2-2 FC6-4 1B		X 0-0 ③ G1-3			X 0-0 ① G1-3		4	0	1	0	0	0	2
Chris Sabo, R (1, 5) OBP: 0.332, SLG: 0.433	C 2 SAFE B F B F B F S 3-3 ② K		C S B F F 1 SAFE F S 1-3 ② K			H 1-0 L4-6 BB HBP		F F B F S 1-3 ② K		3	0	0	0	0	3	2
Reggie Sanders, R (1, 9) OBP: 0.334, SLG: 0.424	C X 0-1 ③ G5-3		X 0-0 ③ FC6-4 1-2f			B 1 SAFE B 1 SAFE B B 4-0 1-2 BB		B X 1-0 ③ L7		3	0	0	0	1	0	2
Hal Morris, L (1, 3) OBP: 0.349, SLG: 0.358		B C C X 1-2 FC1-6 BB 1B	B S S X 2-1 ① F7		C B F X 1-2 ① ② L4-6 2-3				F S S 0-3 ① K	4	0	1	0	0	1	2
Juan Samuel, R (1, 4) OBP: 0.276, SLG: 0.373		F B 1 SAFE F S 1-3 ① K	B X 1-0 ② F9		B 1 SAFE B 1 SAFE 1 SAFE S X 2-1 ③ G5-3				X 0-0 1B	4	0	1	0	0	1	2
Joe Oliver, R (1, 2) OBP: 0.285, SLG: 0.400		C C B B 1 SAFE 1 SAFE X 2-2 ② F8	B F B B S S 3-3 ③ K				S T B B F F S 2-3 ① K		F B X 1-1 ② P4	4	0	0	0	0	2	2
Jacob Brumfield, R (1, 8) OBP: 0.358, SLG: 0.491		B S B C B B 4-2 1-2 FC1-6 BB			B C B X 2-1 ① G4-3		X 0-0 S 1B		B B F B X 3-1 ③ F9	3	0	1	0	1	0	1
Larry Luebbers, R (1, 1) OBP: 0.286, SLG: 0.286 Gary Varsho, L (7, PH) OBP: 0.298, SLG: 0.355 Jerry Spradlin, S (7, 1)		C B X 1-1 ③ FC1-6 1-2f 2-3			B F C S 1-3 ② K		C X 0-1 ② F9			2 1 0	0 0 0	0 0 0	0 0 0	0 0 0	1 0 0	2 1 0
Inning Stats	R: 0 E: 0 K: 1 S: 10 H: 0 LOB: 1 BB: 1 P: 19	R: 0 E: 0 K: 1 S: 13 H: 1 LOB: 2 BB: 1 P: 22	R: 0 E: 0 K: 2 S: 14 H: 1 LOB: 1 BB: 0 P: 18	R: 0 E: 0 K: 1 S: 6 H: 0 LOB: 0 BB: 0 P: 12	R: 0 E: 1 K: 1 S: 9 H: 1 LOB: 1 BB: 0 P: 13	R: 0 E: 0 K: 0 S: 5 H: 0 LOB: 1 BB: 1 P: 13	R: 0 E: 0 K: 1 S: 9 H: 1 LOB: 1 BB: 0 P: 13	R: 0 E: 0 K: 1 S: 6 H: 0 LOB: 0 BB: 0 P: 8	R: 0 E: 0 K: 1 S: 8 H: 1 LOB: 1 BB: 0 P: 12	1B: 5 2B: 1 3B: 0 HR: 0 SF: 0 SAC: 0 DP: 1 HBP: 1						

PITCHER	IP	WLS	BF	H	R	ER	SO	BB	IBB	HBP	BLK	WP	HR	S	P	ERA	WHIP
Ryan Bowen, R (1, 1) ERA: 3.84	8.0	W	31	4	0	0	8	3	0	1	0	0	0	72	118	0.00	0.875
Bryan Harvey, R (9, 1) ERA: 1.69	1.0	S	4	1	0	0	1	0	0	0	0	0	0	8	12	0.00	1.000

PITCHER	IP	WLS	BF	H	R	ER	SO	BB	IBB	HBP	BLK	WP	HR	S	P	ERA	WHIP

TOP

Cincinnati Reds @ Florida Marlins

Joe Robbie Stadium, Miami, FL

Sat Jul 24 1993, 7:05 PM EDT

Att. 44,363 - Unknown - 89 F

livebaseballscorecards.com

AB	31
R	0
H	5
RBI	0
BB	3
SO	9
LOB	17

WP: 0	PA: 35
PB: 0	
SB: 2	
CS: 0	

Batter	1	2	3	4	5	6	7	8	9	AB	R	H	RBI	BB	SO	LOB
Chuck Carr, S (1, 8) OBP: 0.318, SLG: 0.328	F B X 1-1 P4 ①		C S B F F B X 2-2 2-3 1B			C X 0-1 G3 ①		B B C X 2-1 F7 ①		4	0	1	0	0	0	0
Rick Renteria, R (1, 4) OBP: 0.317, SLG: 0.369	B B C C B X 3-2 L9 ②		1 SAFE P B 1 SAFE 1 SAFE X 2-0 F9 ②			C B X 1-1 G6-3 ②		C F B X 1-2 G4-3 ②		4	0	0	0	0	0	2
Jeff Conine, R (1, 3) OBP: 0.381, SLG: 0.426	C B X 1-1 P3 ③		X 0-0 P4 ③			X 0-0 2B 1B		B F B F X 2-2 F9 ③		4	1	1	0	0	0	2
Gary Sheffield, R (1, 5) OBP: 0.347, SLG: 0.472		S B X 1-1 G6-3 ①		S X 0-1 G5-3 ①		X 0-0 1-H 2B				3	0	1	1	0	0	0
Darrell Whitmore, L (1, 9) OBP: 0.300, SLG: 0.435		B C X 1-1 CS 1B		S X 0-1 G3 ②		B S S B X 2-1 G3-1 ③				3	0	1	0	0	0	1
Benito Santiago, R (1, 2) OBP: 0.299, SLG: 0.378		C F B S 1-3 ②③ K 1-2		C S B B F S 2-3 ③ K			X 0-0 G6-3 ①			3	0	0	0	0	2	1
Greg Briley, L (1, 7) OBP: 0.283, SLG: 0.349			F B X 1-1 P2 ①		C F B X 1-2 L9 ①		F F B B B X 3-2 G4-3 ②			3	0	0	0	0	0	0
Walt Weiss, S (1, 6) OBP: 0.357, SLG: 0.320			C B F X 1-2 2B 2B		B F X 1-1 F9 ②		B B B C B 4-1 BB			2	1	1	0	1	0	0
Ryan Bowen, R (1, 1) OBP: 0.146, SLG: 0.200 Bryan Harvey, R (9, 1)			L B B X 2-1 1B 2-H 2B		B B C F C 2-3 ③ K		B S C S 1-3 ③ K			3 0	0 0	1 0	1 0	0 0	2 0	1 0
Inning Stats	R: 0 E: 0 K: 0 S: 7 H: 0 LOB: 0 BB: 0 P: 12	R: 0 E: 0 K: 1 S: 7 H: 1 LOB: 1 BB: 0 P: 10	R: 1 E: 0 K: 0 S: 15 H: 3 LOB: 2 BB: 0 P: 22	R: 0 E: 0 K: 1 S: 8 H: 0 LOB: 0 BB: 0 P: 10	R: 0 E: 0 K: 1 S: 8 H: 0 LOB: 0 BB: 0 P: 12	R: 1 E: 0 K: 0 S: 8 H: 2 LOB: 1 BB: 0 P: 11	R: 0 E: 0 K: 1 S: 8 H: 0 LOB: 1 BB: 1 P: 16	R: 0 E: 0 K: 0 S: 8 H: 0 LOB: 0 BB: 0 P: 13		1B: 3 2B: 4 3B: 0 HR: 0	SF: 0 SAC: 0 DP: 1 HBP: 0					

PITCHER	IP	WLS	BF	H	R	ER	SO	BB	IBB	HBP	BLK	WP	HR	S	P	ERA	WHIP
Larry Luebbers, R (1, 1) ERA: 3.8	6.0	L	23	6	2	2	3	0	0	0	0	0	0	53	77	3.00	1.000
Jerry Spradlin, R (7, 1) ERA: 3.46	2.0		7	0	0	0	1	1	0	0	0	0	0	16	29	0.00	0.500

PITCHER	IP	WLS	BF	H	R	ER	SO	BB	IBB	HBP	BLK	WP	HR	S	P	ERA	WHIP

BOTTOM

Cincinnati Reds @ Florida Marlins

Joe Robbie Stadium, Miami, FL

Sat Jul 24 1993, 7:05 PM EDT
Att. 44,363 - Unknown - 89 F

livebaseballscorecards.com

AB	29
R	2
H	6
RBI	2
BB	1
SO	4
LOB	7

1B: 3	SF: 0	WP: 0	PA: 30
2B: 4	SAC: 0	PB: 0	
3B: 0	DP: 1	SB: 0	
HR: 0	HBP: 0	CS: 1	

Cincinnati Reds @ Florida Marlins

Joe Robbie Stadium, Miami, FL

Sun Jul 25 1993, 7:05 PM EDT

Att. 43,020 - Sunny - 90 F

TOP

livebaseballscorecards.com

Batter	1	2	3	4	5	6	7	8	9	AB	R	H	RBI	BB	SO	LOB
Juan Samuel, R (1, 4) OBP: 0.275, SLG: 0.364	B C B F X 2-2 P2 ①			C B F F S 1-3 K ①	F B B X 2-1 G6-3 ①		B B B C B 4-1 BB		3	0	0	0	1	1	0
Jack Daugherty, S (1, 7) OBP: 0.417, SLG: 0.667	C S B B C 2-3 K ②			B S C X 1-2 L5 ②	F F B S 1-3 K ②		C B C F F X 1-2 P6 ③		4	0	0	0	0	2	1
Hal Morris, L (1, 3) OBP: 0.347, SLG: 0.351	C B B F B S 3-3 K ③			B F S X 1-2 E3 HR	B C B X 2-1 P5 ③			B C S B F B B 4-2 1B BB	3	1	0	0	1	1	0
Chris Sabo, R (1, 5) OBP: 0.331, SLG: 0.440		C B S S T S 1-3 K ①		F B 1 SAFE X 1-1 1-H HR			B B X 2-0 F8 ①	C F B S 1-3 K ①	4	1	1	2	0	2	1
Reggie Sanders, R (1, 9) OBP: 0.336, SLG: 0.425		S X 0-1 G6-3 ②		F B X 1-1 G6-3 ③			B C B B X 3-1 WP 1B	F X 0-1 1-2 G6-4-3 1B	4	0	2	0	0	0	0
Joe Oliver, R (1, 2) OBP: 0.284, SLG: 0.401		B S S S 1-3 K ③			B X 1-0 F8 SF7 2B		B S X 1-1 F8 ②	B F X 1-1 1-2f G6-4-3 ② ③	4	1	1	0	0	1	3
Jeff Branson, L (1, 6) OBP: 0.318, SLG: 0.369			C B C F F B B C 3-3 K ①		X 0-0 2-3 F8 ①		C F 1 SAFE B B S 2-3 1-2 K ③		3	0	0	0	0	2	2
Jacob Brumfield, R (1, 8) OBP: 0.350, SLG: 0.482			B X 1-0 F9 ②		B X 1-0 3-H SF7 ②			F C B S 1-3 K ①	2	0	0	1	0	1	0
Tim Belcher, R (1, 1) OBP: 0.220, SLG: 0.224			C S S 0-3 K ③		F X 0-1 F8 ③			F B B X 2-1 F7 ②	2	0	0	0	0	1	0
Scott Service, R (6, 1)									0	0	0	0	0	0	0
Kevin Wickander, L (7, 1)									0	0	0	0	0	0	0
Gary Varsho, L (8, PH) OBP: 0.294, SLG: 0.351									1	0	0	0	0	0	0
Bobby Ayala, R (8, 1)									0	0	0	0	0	0	0

Inning Stats	1	2	3	4	5	6	7	8	9
	R: 0 E: 0 K: 2 S: 9	H: 0 LOB: 0 BB: 0 P: 16	R: 0 E: 0 K: 2 S: 9	H: 0 LOB: 0 BB: 0 P: 11	R: 0 E: 0 K: 2 S: 9	H: 0 LOB: 0 BB: 0 P: 13	R: 2 E: 1 K: 1 S: 14	H: 1 LOB: 0 BB: 0 P: 19	R: 1 E: 0 K: 0 S: 5	H: 1 LOB: 0 BB: 0 P: 7
	R: 0 E: 0 K: 1 S: 7	H: 0 LOB: 0 BB: 0 P: 12	R: 0 E: 0 K: 1 S: 8	H: 1 LOB: 1 BB: 0 P: 16	R: 0 E: 0 K: 1 S: 11	H: 0 LOB: 1 BB: 1 P: 19	R: 0 E: 0 K: 1 S: 10	H: 1 LOB: 1 BB: 1 P: 16		

	AB	30
	R	3
	H	4
	RBI	3
	BB	2
	SO	11
	LOB	7

| | | | | | | | | |

Batter	1	2	3	4	5	6	7	8	9	AB	R	H	RBI	BB	SO	LOB
Chuck Carr, S (1, 8) OBP: 0.323, SLG: 0.333	B C F B F X 2-2 F9 ①		C F X 0-2 CS 1B		F B F X 1-2 E 1B 1B	B X 1-0 SH5-4 ① 2-3		X 0-0 G5-3 S 1B		4	1	3	0	0	0	0
Rick Renteria, R (1, 5) OBP: 0.330, SLG: 0.374	B C B B B 4-1 G6-3 BB		C 1 SAFE 1 SAFE B P B B 4-1 ① 1-2 BB		C B F B X 2-2 FC4-6 1-2 1B	B C C X 1-2 CS 1B 3-H		B B F X 2-1 G5-3 ① 1-3		3	0	2	1	2	0	1
Bret Barberie, S (1, 4) OBP: 0.387, SLG: 0.359	C F B B B 1 SAFE X 3-2 G6-3 ② 1-2		F X 0-1 L4 ②		B X 1-0 FC4-6 ① 1-2f 2-H 1B 1B	C 1 SAFE B B 1 SAFE S S 2-3 K ② ③ 1-2		C B F B F B X 3-2 G4-3 ②		5	1	0	0	0	1	5
Jeff Conine, R (1, 7) OBP: 0.381, SLG: 0.426	B C B B X 3-1 F9 ③		S X 0-1 G5-3 ③		B X 1-0 2-3 1B 1B 1B		B S S S X 1-2 HR 1B	F C C 0-3 K ③		5	2	2	0	0	1	3
Darrell Whitmore, L (1, 9) OBP: 0.298, SLG: 0.427		C F F S 0-3 K ①		S F B F B S 2-3 K ①	X 0-0 1-2 1B SF7 1B 3-H		L L X 0-2 P2 ①			4	1	1	1	0	2	1
Orestes Destrade, S (1, 3) OBP: 0.306, SLG: 0.375	B B B B 4-0 E 1B BB			X 0-0 2B	B B C B X 3-1 1-3 2-H 1B		C B X 1-1 1-H HR			3	1	3	3	1	0	0
Rob Natal, R (1, 2) OBP: 0.240, SLG: 0.348		C F F S 0-3 K ②		H 1-0 HBP	B F X 1-1 SF7 ② 3-H		F B F F F F X 1-2 1B			2	0	1	1	0	1	1
Walt Weiss, S (1, 6) OBP: 0.356, SLG: 0.319		C S F B B X 1-2 E9 FC6 1-3 1B		C S B B S 2-3 ② K	X 0-0 ③ F8		X 0-0 P3 ②			4	0	1	0	0	1	4
Robb Nen, R (1, 1) Greg Briley, L (6, PH) OBP: 0.281, SLG: 0.346 Matt Turner, R (7, 1) Rich Rodriguez, L (9, 1) Bryan Harvey, R (9, 1)		B F F X 1-2 FC6 ③ 1-2f		X 0-0 F8 ③		B F X 1-1 E8 SH5-4 1B	S T B S 1-3 K ③			2 1 1 0 0	0 1 0 0 0	0 1 0 0 0	0 0 0 0 0	0 0 0 0 0	0 0 1 0 0	4 0 1 0 0
Inning Stats	R: 0 H: 0 E: 0 LOB: 1 K: 0 BB: 1 S: 10 P: 22	R: 0 H: 1 E: 1 LOB: 2 K: 2 BB: 1 S: 15 P: 21	R: 0 H: 1 E: 0 LOB: 1 K: 0 BB: 1 S: 9 P: 12	R: 0 H: 1 E: 0 LOB: 2 K: 2 BB: 0 S: 9 P: 14	R: 4 H: 5 E: 1 LOB: 1 K: 0 BB: 0 S: 14 P: 23	R: 1 H: 1 E: 1 LOB: 0 K: 1 BB: 0 S: 9 P: 14	R: 2 H: 3 E: 0 LOB: 1 K: 1 BB: 0 S: 18 P: 22	R: 0 H: 1 E: 0 LOB: 1 K: 1 BB: 0 S: 10 P: 15		1B: 11 SF: 1 2B: 1 SAC: 1 3B: 0 DP: 0 HR: 1 HBP: 1						

PITCHER		IP	WLS	BF	H	R	ER	SO	BB	IBB	HBP	BLK	WP	HR	S	P	ERA	WHIP
Tim Belcher, R ERA: 4.26	(1, 1)	5.1	L	28	8	5	4	4	3	0	1	0	0	0	60	97	6.75	2.062
Scott Service, R ERA: 4.26	(6, 1)	0.2		3	2	1	1	1	0	0	0	0	0	0	9	13	13.50	3.000
Kevin Wickander, L ERA: 4.12	(7, 1)	1.0		5	2	1	1	1	0	0	0	0	0	1	15	18	9.00	2.000
Bobby Ayala, R ERA: 3.6	(8, 1)	1.0		4	1	0	0	1	0	0	0	0	0	0	10	15	0.00	1.000

PITCHER	IP	WLS	BF	H	R	ER	SO	BB	IBB	HBP	BLK	WP	HR	S	P	ERA	WHIP

BOTTOM

Cincinnati Reds @ Florida Marlins

Joe Robbie Stadium, Miami, FL

Sun Jul 25 1993, 7:05 PM EDT

Att. 43,020 - Sunny - 90 F

livebaseballscorecards.com

AB	34
R	7
H	13
RBI	6
BB	3
SO	7
LOB	20

WP: 0 PA: 40
PB: 0
SB: 1
CS: 2

Batter	1	2	3	4	5	6	7	8	9	AB	R	H	RBI	BB	SO	LOB
Chuck Carr, S (1, 8) OBP: 0.321, SLG: 0.331	X 0-0 E SF8 1B		B C S S 1-3 ② K	C B X 1-1 ② G3 2-3	C S S 0-3 ② K 1-2		1 SAFE 1 SAFE C F 1 SAFE F F F 1 SAFE F 0-3 ③ F S K			5	1	1	0	0	3	3
Bret Barberie, S (1, 4) OBP: 0.384, SLG: 0.351	1 SAFE B B B B 4-0 1-3 BB		C B C F X 1-2 ③ G4-3		B C X 1-1 ③ G4-3		B X 1-0 ③ L4			3	0	0	0	1	0	2
Jeff Conine, R (1, 7) (8, 3) OBP: 0.383, SLG: 0.427	B B X 2-0 ① P8			X 0-0 HR 1B		F B B B X 3-1 BB 1B		B F F X 1-2 ① L6		4	1	2	0	0	0	2
Gary Sheffield, R (1, 5) OBP: 0.344, SLG: 0.468	X 0-0 ② SF8 3-H			B X 1-0 ① L7		F F S 0-3 ① K		C X 0-1 ② F7		3	0	0	1	0	1	2
Orestes Destrade, S (1, 3) OBP: 0.311, SLG: 0.384 Henry Cotto, R (8, PR) OBP: 0.238, SLG: 0.323 (8, 7)	C B S T 1-2 ③ K			X 0-0 1-H HR		B B B B 4-0 1-2 BB		F S B B B F B B 4-2 S BB		2 0	1 0	1 0	2 0	2 0	1 0	1 0
Benito Santiago, R (1, 2) OBP: 0.296, SLG: 0.373		X 0-0 ① F8		C X 0-1 ② L9		B X 1-0 ② L9		S 1 SAFE 1 SAFE B S B B X 3-2 ③ G5-3 1-2		4	0	0	0	0	0	3
Darrell Whitmore, L (1, 9) OBP: 0.289, SLG: 0.413 Alex Arias, R (9, PH) OBP: 0.343, SLG: 0.326		X 0-0 ② G3-1		C B S F S 1-3 ③ K2-3		S B B B C S 3-3 ③ K			C F B F B X 2-2 ① G4-3	3 1	0 0	0 0	0 0	0 0	2 0	2 0
Walt Weiss, S (1, 6) OBP: 0.360, SLG: 0.323		B C B F B X 3-2 ③ G4-3			B C F X 1-2 G3 G6-3 1B		C B C B B B 4-2 S BB		B C X 1-1 1B	3	0	2	0	1	0	0
Pat Rapp, R (1, 1) OBP: 0.222, SLG: 0.222 Richie Lewis, R (8, 1) Rick Renteria, R (9, PH) OBP: 0.328, SLG: 0.372			C F X 0-2 ① G3		X 0-0 ① G6-3 1-2		1 SAFE L 1 SAFE M M 0-3 ① K		C 1 SAFE 1 SAFE S 1 SAFE S 0-3 ② K	3 0 1	0 0 0	0 0 0	0 0 0	0 0 0	1 0 1	2 0 1
Inning Stats	R: 1 E: 1 K: 1 S: 6 H: 1 LOB: 1 BB: 1 P: 13	R: 0 E: 0 K: 0 S: 5 H: 0 LOB: 0 BB: 0 P: 8	R: 0 E: 0 K: 1 S: 10 H: 0 LOB: 0 BB: 0 P: 12	R: 2 E: 0 K: 1 S: 9 H: 2 LOB: 0 BB: 0 P: 11	R: 0 E: 0 K: 0 S: 8 H: 1 LOB: 1 BB: 0 P: 11	R: 0 E: 0 K: 2 S: 9 H: 1 LOB: 2 BB: 1 P: 20	R: 0 E: 0 K: 2 S: 9 H: 0 LOB: 1 BB: 1 P: 14	R: 0 E: 0 K: 0 S: 11 H: 0 LOB: 2 BB: 1 P: 19	R: 0 E: 0 K: 2 S: 16 H: 1 LOB: 1 BB: 0 P: 19	1B: 5 2B: 0 3B: 0 HR: 1 SF: 1 SAC: 0 DP: 0 HBP: 0						

Florida Marlins @ New York Mets

Shea Stadium, Flushing, NY

Tue Jul 27 1993, 7:05 PM EDT

Att. 25,214 - Unknown - 85 F

TOP

livebaseballscorecards.com

AB	32
R	3
H	6
RBI	3
BB	4
SO	9
LOB	18

WP: 0 PB: 0 SB: 2 CS: 0 PA: 37

PITCHER		IP	WLS	BF	H	R	ER	SO	BB	IBB	HBP	BLK	WP	HR	S	P	ERA	WHIP
Dwight Gooden, R ERA: 3.22	(1, 1)	7.0	W	29	5	3	2	7	3	0	0	0	0	1	56	89	2.57	1.143
Jeff Innis, R ERA: 5.24	(8, 1)	0.2		2	0	0	0	0	0	0	0	0	0	0	5	6	0.00	0.000
John Franco, L ERA: 2.88	(8, 1)	1.1	S	6	1	0	0	2	1	0	0	0	0	0	22	32	0.00	1.500

PITCHER	IP	WLS	BF	H	R	ER	SO	BB	IBB	HBP	BLK	WP	HR	S	P	ERA	WHIP

Batter	1	2	3	4	5	6	7	8	9	AB	R	H	RBI	BB	SO	LOB
Ryan Thompson, R (1, 8) OBP: 0.191, SLG: 0.244	B F B X 2-1 G6-3 G5-3 1B		X 0-0 2B		F X 0-1 ② F7		B B F F X 2-2 ③ P6			4	0	2	0	0	0	1
Joe Orsulak, L (1, 7) OBP: 0.344, SLG: 0.409	B B X 2-0 ① G5-3 1-2		C S B X 1-2 ③ G4-3		X 0-0 ③ G6-3			B C X 1-1 ① F8		4	0	0	0	0	0	2
Eddie Murray, S (1, 3) OBP: 0.312, SLG: 0.443	F B T X 1-2 ② G6-3 2-3			B B B C F F B 4-2 FC3-6 1B HR BB		C X 0-1 ① G5-3		X 0-0 BB 2B		3	1	1	0	1	0	1
Bobby Bonilla, S (1, 5) OBP: 0.342, SLG: 0.489	C C F F F X 0-2 ③ G6-3			F B C X 1-2 FC3-6 1-2 1B		F B F B X 2-2 ② F8		I I I I 4-0 BB IBB		3	0	1	0	1	0	1
Jeromy Burnitz, L (1, 9) OBP: 0.320, SLG: 0.442		F C F B X 1-2 ① P5		F B C B F X 2-2 ① FC3-6 HR 1-2f 2-3		C X 0-1 ③ G1-3		B F B F F B X 3-2 ② L8		4	1	0	0	0	0	4
Jeff Kent, R (1, 4) OBP: 0.307, SLG: 0.437		C B B F B X 3-2 ② P3		B X 1-0 HR 1-H 3-H			B X 1-0 HR	B B B C B 4-1 1-2 2-3 BB		3	2	2	4	1	0	0
Todd Hundley, S (1, 2) OBP: 0.265, SLG: 0.348		B C X 1-1 ③ G4-3		C S B X 1-2 ② F7			B F B B B 4-1 G4-3 SH1-4 BB	C B B B F X 3-2 ③ G1-3		3	0	0	0	1	0	3
Tim Bogar, R (1, 6) OBP: 0.299, SLG: 0.319			B F C X 1-2 ① F8	F S S 0-3 ③ K			X 0-0 ① SH1-4 1-2			2	0	0	0	0	1	0
Dwight Gooden, R (1, 1) OBP: 0.232, SLG: 0.411 Jeff McKnight, S (7, PH) OBP: 0.299, SLG: 0.254 Jeff Innis, R (8, 1) John Franco, L (8, 1)			B B S F B X 3-2 ② F9		C B B X 2-1 ① P3		B B X 2-0 ② G4-3 2-3			2 1 0 0	0 0 0 0	0 0 0 0	0 0 0 0	0 0 0 0	0 0 0 0	0 1 0 0
Inning Stats	R: 0 E: 0 K: 0 S: 12 H: 1 LOB: 1 BB: 0 P: 17	R: 0 E: 0 K: 0 S: 9 H: 0 LOB: 0 BB: 0 P: 14	R: 0 E: 0 K: 0 S: 10 H: 1 LOB: 1 BB: 0 P: 15	R: 3 E: 0 K: 1 S: 17 H: 2 LOB: 0 BB: 1 P: 26	R: 0 E: 0 K: 0 S: 5 H: 0 LOB: 0 BB: 0 P: 7	R: 0 E: 0 K: 0 S: 7 H: 0 LOB: 0 BB: 0 P: 9	R: 1 E: 0 K: 0 S: 7 H: 1 LOB: 1 BB: 1 P: 16	R: 0 E: 0 K: 0 S: 11 H: 1 LOB: 3 BB: 2 P: 26		1B: 2 2B: 2 3B: 0 HR: 2	SF: 0 SAC: 1 DP: 0 HBP: 0			WP: 0 PB: 0 SB: 0 CS: 0	PA: 34	

PITCHER		IP	WLS	BF	H	R	ER	SO	BB	IBB	HBP	BLK	WP	HR	S	P	ERA	WHIP
Pat Rapp, R ERA: 3.91	(1, 1)	7.2	L	32	6	4	4	1	2	1	0	0	0	2	74	119	4.70	1.043
Richie Lewis, R ERA: 3.09	(8, 1)	0.1		2	0	0	0	0	1	0	0	0	0	0	4	11	0.00	3.000

PITCHER	IP	WLS	BF	H	R	ER	SO	BB	IBB	HBP	BLK	WP	HR	S	P	ERA	WHIP

BOTTOM

Florida Marlins @ New York Mets

Shea Stadium, Flushing, NY

Tue Jul 27 1993, 7:05 PM EDT
Att. 25,214 - Unknown - 85 F

livebaseballscorecards.com

AB	29
R	4
H	6
RBI	4
BB	4
SO	1
LOB	13

Batter	1	2	3	4	5	6	7	8	9	AB	R	H	RBI	BB	SO	LOB
Chuck Carr, S (1, 8) OBP: 0.322, SLG: 0.332	F F B X 1-2 F7 ①		C X 0-1 FC3-6 ③ 1-2f			B X 1-0 HR 1B		F B B X 2-1 F8 ①	X 0-0 2-3 3-H 1B	5	1	2	1	0	0	1
Bret Barberie, S (1, 4) OBP: 0.384, SLG: 0.373	B S S X 1-2 G6-3 ②			B F X 1-1 F7 ①		B X 1-0 1-H HR		B X 1-0 1B 2B 1B	F B F S 1-3 K ③	5	2	2	2	0	1	2
Jeff Conine, R (1, 7) OBP: 0.381, SLG: 0.425	S B B F X 2-2 F7 ③			X 0-0 1B 1B		X 0-0 G4-3 ①		F F B C 1-3 K ②		4	0	1	0	0	1	1
Gary Sheffield, R (1, 5) OBP: 0.345, SLG: 0.468		F B B X 2-1 G6-3 ①		B F B X 2-1 1-2 1B		F X 0-1 F9 ②		B C X 1-1 1-3 2B 1B		4	0	2	0	0	0	0
Orestes Destrade, S (1, 3) OBP: 0.310, SLG: 0.385		F B C S 1-3 K ②		B C F X 1-2 F7 ②		B C B C F B F X 3-2 F7 ③		S X 0-1 1-H 3-H 2B ③		4	0	1	1	0	1	2
Benito Santiago, R (1, 2) OBP: 0.295, SLG: 0.372		B B F F X 2-2 G4-3 ③		F F S 0-3 K ③			F X 0-1 G5-3 ①		B B C X 2-1 SH SH G5-2-3 1B	4	0	1	0	0	1	2
Darrell Whitmore, L (1, 9) OBP: 0.290, SLG: 0.404			C B B X 2-1 F9 ①		B C F F F F C 1-3 K ①		S B B F B B 4-2 FC1-6 BB		X 0-0 SH G5-2-3 SH 1-2 1B	2	1	0	0	1	1	0
Walt Weiss, S (1, 6) OBP: 0.357, SLG: 0.320			B F F X 1-2 F7 ②		B C B X 2-1 G4-1 ②		1 SAFE C B 1 SAFE X 1-1 1-2f FC1-6 ②		B X 1-0 SH 1B G5-2-3 1-2 2-3	3	0	0	0	0	0	1
Jack Armstrong, R (1, 1) OBP: 0.146, SLG: 0.167 Greg Briley, L (7, PH) OBP: 0.279, SLG: 0.344 Matt Turner, R (7, 1) Rick Renteria, R (9, PH) OBP: 0.326, SLG: 0.370 Bryan Harvey, R (9, 1)			F B X 1-1 FC3-6 1B		B B B C C S 3-3 K ③		S B F T 1-2 K ③		B C X 1-1 G5-2-3 ① ② 1-2 2-3 3-Hf	2 1 0 1 0	0 0 0 0 0	1 0 0 0 0	0 0 0 0 0	0 1 0 0 0	1 1 0 0 0	0 1 0 3 0
Inning Stats	R: 0 E: 0 K: 0 S: 9 H: 0 LOB: 0 BB: 0 P: 13	R: 0 E: 0 K: 1 S: 8 H: 0 LOB: 0 BB: 0 P: 13	R: 0 E: 0 K: 0 S: 9 H: 1 LOB: 1 BB: 0 P: 13	R: 0 E: 0 K: 1 S: 11 H: 2 LOB: 2 BB: 0 P: 15	R: 0 E: 0 K: 2 S: 11 H: 0 LOB: 0 BB: 0 P: 17	R: 2 E: 0 K: 0 S: 10 H: 2 LOB: 0 BB: 0 P: 15	R: 0 E: 0 K: 1 S: 9 H: 0 LOB: 1 BB: 1 P: 15	R: 1 E: 0 K: 1 S: 10 H: 3 LOB: 2 BB: 0 P: 15	R: 1 E: 1 K: 1 S: 10 H: 2 LOB: 2 BB: 0 P: 15	1B: 8 2B: 1 3B: 0 HR: 1	SF: 0 SAC: 2 DP: 1 HBP: 0						

TOP

Florida Marlins @ New York Mets

Shea Stadium, Flushing, NY

Wed Jul 28 1993, 7:05 PM EDT

Att. 24,377 - Unknown - 82 F

livebaseballscorecards.com

AB	35
R	4
H	10
RBI	4
BB	1
SO	7
LOB	13

PITCHER		IP	WLS	BF	H	R	ER	SO	BB	IBB	HBP	BLK	WP	HR	S	P	ERA	WHIP
Bret Saberhagen, R ERA: 3.36	(1, 1)	8.0		32	8	3	3	6	1	0	0	0	0	1	77	116	3.38	1.125
Anthony Young, R ERA: 4.19	(9, 1)	1.0	W	6	2	1	0	1	0	0	0	0	0	0	10	15	0.00	2.000

PITCHER	IP	WLS	BF	H	R	ER	SO	BB	IBB	HBP	BLK	WP	HR	S	P	ERA	WHIP

BOTTOM

Batter	1	2	3	4	5	6	7	8	9	AB	R	H	RBI	BB	SO	LOB
Ryan Thompson, R (1, 8) OBP: 0.212, SLG: 0.320	F B B C C 2-3 ① K		S B B B X 3-1 ① G6-3		C X 0-1 ① F8		F S X 0-2 HR		B X 1-0 2-H 2B 1B	5	2	2	2	0	1	0
Joe Orsulak, L (1, 7) OBP: 0.345, SLG: 0.419	B B X 2-0 HR		C X 0-1 ② F7		C X 0-1 ② F9		B B F F B B 4-2 1B BB		X 0-0 ② F7	4	1	1	1	1	0	1
Eddie Murray, S (1, 3) OBP: 0.318, SLG: 0.451	F F F B B F X 2-2 ② G5-3		B X 1-0 1B		C B B F B X 3-2 1B		X 0-0 PO 1-3 1B		X 0-0 1-H 2B	5	0	4	1	0	0	0
Bobby Bonilla, S (1, 5) OBP: 0.341, SLG: 0.489	C B F B X 2-2 2B		B F X 1-1 ③ G6-3		F F X 0-2 ③ G4-3		F B B 1 SAFE C 1 SAFE 2-2 ③ PO 1-2	B X 1-0 ① G4-3		4	0	1	0	0	0	2
Jeromy Burnitz, L (1, 9) OBP: 0.327, SLG: 0.438 Anthony Young, R (9, 1) OBP: 0.273, SLG: 0.200	C S B B F B B 4-2 BB			B X 1-0 WP S 1B 1B		F B B C F C 2-3 ① K		B B C X 2-1 ② G4-3		3 0	1 0	1 0	0 0	1 0	1 0	0 0
Jeff Kent, R (1, 4) OBP: 0.307, SLG: 0.435	C B B X 2-1 ③ G1-3			X 0-0 ① L9		F B F F B S 2-3 ② K		C B S X 1-2 1B		4	0	1	0	0	1	3
Todd Hundley, S (1, 2) OBP: 0.262, SLG: 0.343		F F B B B X 3-2 ① P5		1 SAFE C B 1 SAFE B 1 SAFE S F 1 SAFE 2-2 X ② L9		C B B X 1-2 ③ G4-3		F B F 1 SAFE X 1-2 ③ F7		4	0	0	0	0	0	2
Tim Bogar, R (1, 6) OBP: 0.300, SLG: 0.319 Jeff McKnight, S (9, PH) OBP: 0.308, SLG: 0.265		B B F F X 2-2 ② G5-3		B 1 SAFE F F B 1 SAFE P X 3-2 1-H 1B			B B X 2-0 ① F7		X 0-0 SH1-4 1B 1B	3 1	0 1	1 1	1 0	0 0	0 0	0 0
Bret Saberhagen, R (1, 1) OBP: 0.208, SLG: 0.140 Dave Gallagher, R (9, 9) OBP: 0.374, SLG: 0.518		B C X 1-1 ③ G5-3		P 1 SAFE X 1-0 ③ L9			B F C B X 2-2 ② G6-3		B X 1-0 ① SH1-4 1-2	3 0	0 0	0 0	0 0	0 0	0 0	1 0
Inning Stats	R: 1 H: 2 E: 0 LOB: 2 K: 1 BB: 1 S: 17 P: 31	R: 0 H: 0 E: 0 LOB: 0 K: 0 BB: 0 S: 8 P: 14	R: 0 H: 1 E: 0 LOB: 1 K: 0 BB: 0 S: 7 P: 12	R: 1 H: 2 E: 0 LOB: 1 K: 0 BB: 0 S: 12 P: 17	R: 0 H: 1 E: 0 LOB: 1 K: 0 BB: 0 S: 10 P: 13	R: 0 H: 0 E: 0 LOB: 0 K: 2 BB: 0 S: 11 P: 16	R: 1 H: 2 E: 0 LOB: 1 K: 0 BB: 1 S: 12 P: 22	R: 0 H: 1 E: 0 LOB: 1 K: 0 BB: 0 S: 9 P: 14	R: 2 H: 3 E: 0 LOB: 1 K: 0 BB: 0 S: 5 P: 7	1B: 8 2B: 2 3B: 0 HR: 2	SF: 0 SAC: 1 DP: 0 HBP: 0						

PITCHER		IP	WLS	BF	H	R	ER	SO	BB	IBB	HBP	BLK	WP	HR	S	P	ERA	WHIP
Jack Armstrong, R ERA: 4.32	(1, 1)	6.0		25	6	2	2	3	1	0	0	0	1	1	65	103	3.00	1.167
Matt Turner, R ERA: 2.45	(7, 1)	2.0		9	3	1	1	0	1	0	0	0	0	1	21	36	4.50	2.000
Bryan Harvey, R ERA: 2.05	(9, 1)	0.2	L	5	3	2	2	0	0	0	0	0	0	0	5	7	27.00	4.500

PITCHER	IP	WLS	BF	H	R	ER	SO	BB	IBB	HBP	BLK	WP	HR	S	P	ERA	WHIP

Florida Marlins @ New York Mets

Shea Stadium, Flushing, NY

Wed Jul 28 1993, 7:05 PM EDT

Att. 24,377 - Unknown - 82 F

livebaseballscorecards.com

AB	36
R	5
H	12
RBI	5
BB	2
SO	3
LOB	9

WP: 1 PA: 40
PB: 0
SB: 1
CS: 0

Florida Marlins @ New York Mets

Shea Stadium, Flushing, NY

Thu Jul 29 1993, 3:33 AM EDT

Att. 32,282 - Sunny - 87 F

TOP

livebaseballscorecards.com

Batter	1	2	3	4	5	6	7	8	9	AB	R	H	RBI	BB	SO	LOB
Chuck Carr, S (1, 8) OBP: 0.319, SLG: 0.328	B X 1-0 P2 ①			B F B F F F X 2-2 G6-3 ①		C C B B X 2-2 G6-3 ③		X 0-0 B1-3 ③		4	0	0	0	0	0	0
Bret Barberie, S (1, 4) OBP: 0.376, SLG: 0.363	B C F C 1-3 K ②			X 0-0 F8 ②			B X 1-0 G6-3 ①		C B X 1-1 E4 CS	4	0	0	0	0	1	0
Jeff Conine, R (1, 7) (9, 3) OBP: 0.380, SLG: 0.421	C X 0-1 G6-3 ③			B B C F F B X 3-2 F7 ③			B B B B 4-0 1B E BB		C 1 S B B F X SAFE 1-2 F8 ① ② 1-2	3	1	0	0	1	0	1
Gary Sheffield, R (1, 5) OBP: 0.347, SLG: 0.474		C F B F X 1-2 L7 ①			F X 0-1 F9 S 1B		B X 1-0 P4 ②		B X 1-0 3B	4	0	2	0	0	0	1
Orestes Destrade, S (1, 3) OBP: 0.310, SLG: 0.384 Bryan Harvey, R (9, 1)		B B X 2-0 G4-3 ②			B S 1 SAFE 1 SAFE 1 SAFE B X 2-1 F9 ① 1-2		1 SAFE B B C X 2-1 E8 1B 1-H 1B		C B S C 1-3 K ③	4	1	1	0	0	1	2
Benito Santiago, R (1, 2) OBP: 0.295, SLG: 0.369		X 0-0 L4 ③			B 2 SAFE X 1-0 F9 ② 2-3		I I I I 4-0 1B IBB			2	0	0	0	1	0	1
Darrell Whitmore, L (1, 9) OBP: 0.284, SLG: 0.396 Henry Cotto, R (7, PH) OBP: 0.243, SLG: 0.327 (7, 9)			S C B B B C 3-3 K ①		B X 1-0 L9 ③		B S S T X 1-2 1B 1-3 2-H ③			2	0	0	0	0	1	1
										1	0	1	1	0	0	0
Walt Weiss, S (1, 6) OBP: 0.354, SLG: 0.317			C C B S 1-3 K ②			C C B B C 2-3 K ①		X 0-0 G3-1 ①		3	0	0	0	0	2	0
Charlie Hough, R (1, 1) OBP: 0.070, SLG: 0.048 Matt Turner, R (8, 1) Greg Briley, L (9, 7) OBP: 0.279, SLG: 0.344			X 0-0 G5-3 ③			X 0-0 F8 ②		S B C X 1-2 G6-3 ②		3	0	0	0	0	0	0
										0	0	0	0	0	0	0
										0	0	0	0	0	0	0

	AB	30
	R	2
	H	4
	RBI	1
	BB	2
	SO	5
	LOB	6

Inning Stats	1	2	3	4	5	6	7	8	9
	R: 0 E: 0 K: 1 S: 6	R: 0 E: 0 K: 0 S: 6	R: 0 E: 0 K: 2 S: 7	R: 0 E: 0 K: 0 S: 10	R: 0 E: 0 K: 0 S: 6	R: 0 E: 0 K: 1 S: 7	R: 2 E: 1 K: 0 S: 7	R: 0 E: 0 K: 0 S: 5	R: 0 E: 1 K: 1 S: 10
	H: 0 LOB: 0 BB: 0 P: 8	H: 0 LOB: 0 BB: 0 P: 9	H: 0 LOB: 0 BB: 0 P: 11	H: 0 LOB: 0 BB: 0 P: 15	H: 1 LOB: 1 BB: 0 P: 10	H: 0 LOB: 0 BB: 0 P: 11	H: 2 LOB: 2 BB: 2 P: 20	H: 0 LOB: 0 BB: 0 P: 6	H: 1 LOB: 1 BB: 0 P: 14

1B: 3	SF: 0	WP: 0	PA: 32
2B: 0	SAC: 0	PB: 0	
3B: 1	DP: 0	SB: 1	
HR: 0	HBP: 0	CS: 1	

PITCHER		IP	WLS	BF	H	R	ER	SO	BB	IBB	HBP	BLK	WP	HR	S	P	ERA	WHIP
Frank Tanana, L ERA: 4.65	(1, 1)	8.0	L	28	3	2	2	4	1	1	0	0	0	0	54	90	2.25	0.500
Mike Maddux, R ERA: 3.99	(9, 1)	1.0		4	1	0	0	1	0	0	0	0	0	0	10	14	0.00	1.000

PITCHER	IP	WLS	BF	H	R	ER	SO	BB	IBB	HBP	BLK	WP	HR	S	P	ERA	WHIP

Batter	1	2	3	4	5	6	7	8	9	AB	R	H	RBI	BB	SO	LOB
Ryan Thompson, R (1, 8) OBP: 0.218, SLG: 0.308	G5-3		P3		CS	BB		SH1-4		2	0	0	0	1	0	1
Joe Orsulak, L (1, 7) OBP: 0.347, SLG: 0.418	1B		L6			G4-3		BB		3	0	1	0	1	0	2
Eddie Murray, S (1, 3) OBP: 0.318, SLG: 0.448	L3			F8		1B		K		4	0	1	0	0	1	3
Bobby Bonilla, S (1, 5) OBP: 0.338, SLG: 0.484 Mike Maddux, L (9, 1)		K		G5-3		F8		K		4 0	0 0	0 0	0 0	0 0	2 0	3 0
Jeromy Burnitz, L (1, 9) OBP: 0.333, SLG: 0.484		2B		HR			G4-3		K	4	1	2	1	0	1	0
Jeff Kent, R (1, 4) OBP: 0.306, SLG: 0.430		G5-3		G4-3			BB		F8	3	0	0	0	1	0	1
Charlie O'Brien, R (1, 2) OBP: 0.293, SLG: 0.348 Chico Walker, S (9, PH) OBP: 0.293, SLG: 0.362		F8			G5-3		F8		BB	3 0	0 0	0 0	0 0	0 1	0 0	2 0
Tim Bogar, R (1, 6) OBP: 0.293, SLG: 0.312			F8		G5-3		F8		G5-3	4	0	0	0	0	0	2
Frank Tanana, L (1, 1) OBP: 0.171, SLG: 0.175 Jeff McKnight, S (8, PH) OBP: 0.316, SLG: 0.275 (9, 5)			1B		CS 1B			SH1-4 1B		2 1	0 0	2 1	0 0	0 0	0 0	0 0
Inning Stats	R: 0 E: 0 K: 0 S: 6 H: 1 LOB: 0 BB: 0 P: 8	R: 0 E: 0 K: 1 S: 10 H: 1 LOB: 1 BB: 0 P: 17	R: 0 E: 0 K: 0 S: 10 H: 1 LOB: 1 BB: 0 P: 11	R: 1 E: 0 K: 0 S: 8 H: 1 LOB: 0 BB: 0 P: 10	R: 0 E: 0 K: 0 S: 7 H: 1 LOB: 0 BB: 0 P: 9	R: 0 E: 0 K: 0 S: 8 H: 1 LOB: 1 BB: 1 P: 17	R: 0 E: 0 K: 0 S: 7 H: 0 LOB: 1 BB: 1 P: 14	R: 0 E: 0 K: 2 S: 11 H: 1 LOB: 2 BB: 1 P: 21	R: 0 E: 0 K: 1 S: 9 H: 0 LOB: 1 BB: 1 P: 15	1B: 5 2B: 2 3B: 0 HR: 1 SF: 0 SAC: 1 DP: 1 HBP: 0			WP: 0 PB: 0 SB: 0 CS: 2 PA: 36			

PITCHER		IP	WLS	BF	H	R	ER	SO	BB	IBB	HBP	BLK	WP	HR	S	P	ERA	WHIP
Charlie Hough, R ERA: 4.08	(1, 1)	7.1	W	29	7	1	1	1	3	0	0	0	0	1	59	95	1.23	1.364
Matt Turner, R ERA: 2.41	(8, 1)	0.2		2	0	0	0	2	0	0	0	0	0	0	8	12	0.00	0.000
Bryan Harvey, R ERA: 2.0	(9, 1)	1.0	S	4	0	0	0	1	1	0	0	0	0	0	9	15	0.00	1.000

PITCHER	IP	WLS	BF	H	R	ER	SO	BB	IBB	HBP	BLK	WP	HR	S	P	ERA	WHIP

BOTTOM

Florida Marlins @ New York Mets

Shea Stadium, Flushing, NY

Thu Jul 29 1993, 3:33 AM EDT

Att. 32,282 - Sunny - 87 F

livebaseballscorecards.com

AB	30
R	1
H	7
RBI	1
BB	4
SO	4
LOB	14

Florida Marlins @ Montreal Expos

Olympic Stadium, Montreal, QB

Fri Jul 30 1993, 7:05 PM EDT

Att. 22,002 - Dome

TOP

livebaseballscorecards.com

Batter	1	2	3	4	5	6	7	8	9	AB	R	H	RBI	BB	SO	LOB
Chuck Carr, S (1, 8) OBP: 0.318, SLG: 0.327	B F X 1-1 G6-4-3 1B			B X 1-0 ① F8	B B X 2-0 ③ P6			B F B B X 3-1 ② P6		4	0	1	0	0	0	1
Bret Barberie, S (1, 4) OBP: 0.373, SLG: 0.360	S 1 SAFE 1 SAFE 1 SAFE B 1 SAFE C F B 3-3 ① B S K			B B B C X 3-1 ② F8	B X 1-0 E5 1B			F B X 1-1 1B		4	0	1	0	0	1	1
Jeff Conine, R (1, 7) OBP: 0.379, SLG: 0.419	X 0-0 ② ③ G6-4-3 1-2f			X 0-0 BB 1B 1B	B X 1-0 ① F9			X 0-0 ③ F8		4	1	1	0	0	0	3
Gary Sheffield, R (1, 5) OBP: 0.349, SLG: 0.475 Rob Natal, R (7, 2) OBP: 0.231, SLG: 0.333		X 0-0 ① G5-3		B F B B B 4-1 1B 1-2 BB	F B B X 2-1 G6-4-3 1-2 1B				C C X 0-2 ① G5-3	2 1	0 0	1 0	0 0	1 0	0 0	0 0
Orestes Destrade, S (1, 3) OBP: 0.309, SLG: 0.382		B X 1-0 ② F8		B B X 2-0 FC6-4 1-2 2-H 1B		X 0-0 ② ③ G6-4-3 1-2f			B B C X 2-1 ② F9	4	0	1	1	0	0	2
Benito Santiago, R (1, 2) OBP: 0.293, SLG: 0.366 Rich Rodriguez, L (7, 1) Greg Briley, L (9, PH) OBP: 0.277, SLG: 0.341		B B X 2-0 ③ F9		B X 1-0 ③ FC6-4 1-2f			S F B C 1-3 ① K		C B B S C 2-3 ③ K	3 0 1	0 0 0	0 0 0	0 0 0	0 0 0	1 0 1	2 0 0
Henry Cotto, R (1, 9) OBP: 0.238, SLG: 0.321			B F X 1-1 ① G6-3		C B F X 1-2 ① L7		C C F B F B B X 3-2 ② G5-3			3	0	0	0	0	0	0
Walt Weiss, S (1, 6) OBP: 0.351, SLG: 0.314			F C B F B F X 2-2 ② G5-3		C X 0-1 ② G5-3		B B C X 2-1 ③ G6-3			3	0	0	0	0	0	0
Ryan Bowen, R (1, 1) OBP: 0.143, SLG: 0.195 David Weathers, R (4, 1) OBP: 1.000, SLG: 1.000 Joe Klink, L (6, 1) Alex Arias, R (7, 5) OBP: 0.341, SLG: 0.324			B B B X 3-0 ③ F9		B X 1-0 1B			B B F C X 2-2 ① F9		1 1 0 1	0 0 0 0	0 1 0 0	0 0 0 0	0 0 0 0	0 0 0 0	0 0 0 0

Inning Stats																								
	R: 0	H: 1	R: 0	H: 0	R: 0	H: 0	R: 1	H: 2	R: 0	H: 1	R: 0	H: 1	R: 0	H: 0	R: 0	H: 1	R: 0	H: 0	1B: 6	SF: 0	WP: 0	PA: 33
	E: 0	LOB: 0	E: 0	LOB: 0	E: 0	LOB: 0	E: 0	LOB: 2	E: 0	LOB: 1	E: 1	LOB: 1	E: 0	LOB: 0	E: 0	LOB: 1	E: 0	LOB: 0	2B: 0	SAC: 0	PB: 0	
	K: 1	BB: 0	K: 0	BB: 0	K: 0	BB: 0	K: 0	BB: 1	K: 0	BB: 0	K: 0	BB: 0	K: 1	BB: 0	K: 0	BB: 0	K: 1	BB: 0	3B: 0	DP: 2	SB: 0	
	S: 7	P: 11	S: 3	P: 6	S: 8	P: 14	S: 7	P: 18	S: 7	P: 11	S: 5	P: 9	S: 10	P: 16	S: 8	P: 14	S: 8	P: 12	HR: 0	HBP: 0	CS: 0	

PITCHER		IP	WLS	BF	H	R	ER	SO	BB	IBB	HBP	BLK	WP	HR	S	P	ERA	WHIP
Chris Nabholz, L ERA: 4.84	(1, 1)	8.0	W	30	6	1	1	2	1	0	0	0	0	0	55	99	1.12	0.875
Tim Scott, R ERA: 2.74	(9, 1)	1.0		3	0	0	0	1	0	0	0	0	0	0	8	12	0.00	0.000

PITCHER	IP	WLS	BF	H	R	ER	SO	BB	IBB	HBP	BLK	WP	HR	S	P	ERA	WHIP

AB	32
R	1
H	6
RBI	1
BB	1
SO	3
LOB	9

Batter	1	2	3	4	5	6	7	8	9	AB	R	H	RBI	BB	SO	LOB
Delino DeShields, L (1, 4) OBP: 0.389, SLG: 0.376	B C X 1-1 ① F8		B B X 2-0 ③ P5	B C B B X 3-1 1B 1-3 2-H 1B		B B F X 2-1 1B 1B 2B 1B	C B B X 2-1 2-H 2B			5	1	3	2	0	0	0
Sean Berry, R (1, 5) OBP: 0.367, SLG: 0.421	B B B C F X 3-2 2B			C X 0-2 1B 1B F C 1 B X SAFE 1-2 1-3 3-H 1B		B B X 2-0 ① F8	C B C F S 1-3 ② K			5	1	3	1	0	1	2
Marquis Grissom, R (1, 8) OBP: 0.337, SLG: 0.429 Joe Siddall, L (7, PR) (8, 7)	S S X 0-2 ② G5-3			S X 2-1 ① F8 C B X 1-1 ③ G4-3		C B S B F X 2-2 1B 1-2 2B 1B	H 1-0 HBP			4 0	1 0	1 0	0 0	0 0	0 0	4 0
Larry Walker, L (1, 9) OBP: 0.375, SLG: 0.473 Lou Frazier, S (7, PH) OBP: 0.387, SLG: 0.395 (8, 8)	B X 1-0 ③ P3			B B X 2-0 1B 1-2 1B 1B	C B F B X 2-2 1B 2B	B C S B X 2-2 1-2 2-3 2B 1B	C B F B F B X 2-2 ③ G1-3			4 1	3 0	3 0	0 0	0 0	0 0	1 2
Darrin Fletcher, L (1, 2) OBP: 0.353, SLG: 0.383 Tim Scott, R (9, 1)		C B X 1-1 ① P8		B B X 2-0 ② P6	B C B X 2-1 FC4-6 2-H 1B	B B F X 2-1 ② P6		B F B S X 2-2 ① L6		5 0	0 0	1 0	1 0	0 0	0 0	5 0
Moises Alou, R (1, 7) OBP: 0.331, SLG: 0.476 (8, 9)		B S F F B B B X 3-2 ② F9		B C X 1-1 1B E 1-3 2-H 1B	B C S S 1-3 ① K	B C B X 2-1 1-H 2-H 3-H 2B		S F B F B F F X 2-2 ② G3		5	1	2	4	0	1	1
John Vander Wal, L (1, 3) OBP: 0.323, SLG: 0.406 Derrick White, R (6, 3) OBP: 0.310, SLG: 0.385		B C F B F X 2-2 ③ G4-3		S F 1 SAFE 1 SAFE X 0-2 E8 1-H 3-H 1B	C B C X 1-2 FC4-6 1B 1-2f	B C S S 1-3 ③ K		C F B C 1-3 ③ K		3 2	1 0	1 0	1 0	0 0	0 2	1 1
Mike Lansing, R (1, 6) OBP: 0.353, SLG: 0.373			C F B X 1-2 ① G5-3	B X 1-0 1B 3-H 1B	C F X 0-2 1-3 1B		C B X 1-1 G4-3 2B 1B			4	2	3	1	0	0	0
Chris Nabholz, L (1, 1) OBP: 0.118, SLG: 0.118 Tim Spehr, R (9, 2) OBP: 0.207, SLG: 0.240			B B C C X 2-2 ② G5-3	X 0-0 1B 1-2 1B	C B X 1-1 ③ G6-3		F B X 1-1 ① G4-3 1-2			4 0	1 0	1 0	0 0	0 0	0 0	3 0
Inning Stats	R: 0 E: 0 K: 0 S: 9 H: 1 LOB: 1 BB: 0 P: 14	R: 0 E: 0 K: 0 S: 10 H: 0 LOB: 0 BB: 0 P: 16	R: 0 E: 0 K: 0 S: 7 H: 0 LOB: 0 BB: 0 P: 12	R: 6 E: 1 K: 0 S: 21 H: 8 LOB: 2 BB: 0 P: 34	R: 1 E: 0 K: 1 S: 16 H: 3 LOB: 2 BB: 0 P: 23	R: 3 E: 0 K: 1 S: 17 H: 4 LOB: 1 BB: 0 P: 30	R: 1 E: 0 K: 1 S: 14 H: 2 LOB: 2 BB: 0 P: 22	R: 0 E: 0 K: 1 S: 13 H: 0 LOB: 0 BB: 0 P: 18								

PITCHER		IP	WLS	BF	H	R	ER	SO	BB	IBB	HBP	BLK	WP	HR	S	P	ERA	WHIP
Ryan Bowen, R ERA: 4.15	(1, 1)	3.2	L	20	9	6	6	0	0	0	0	0	0	0	45	73	14.73	2.455
David Weathers, R ERA: 7.71	(4, 1)	1.2		10	5	3	3	1	0	0	0	0	0	0	25	39	16.20	3.000
Joe Klink, L ERA: 3.68	(6, 1)	0.2		4	2	1	1	1	0	0	0	0	0	0	10	17	13.50	3.000
Rich Rodriguez, L ERA: 4.2	(7, 1)	2.0		9	2	1	1	2	0	0	1	0	0	0	27	40	4.50	1.000

PITCHER	IP	WLS	BF	H	R	ER	SO	BB	IBB	HBP	BLK	WP	HR	S	P	ERA	WHIP

BOTTOM

Florida Marlins @ Montreal Expos

Olympic Stadium, Montreal, QB

Fri Jul 30 1993, 7:05 PM EDT

Att. 22,002 - Dome

livebaseballscorecards.com

AB	42
R	11
H	18
RBI	10
BB	0
SO	4
LOB	20

1B: 14	SF: 0	WP: 0	PA: 43
2B: 4	SAC: 0	PB: 0	
3B: 0	DP: 0	SB: 0	
HR: 0	HBP: 1	CS: 0	

Batter	1	2	3	4	5	6	7	8	9	AB	R	H	RBI	BB	SO	LOB
Chuck Carr, S (1, 8) OBP: 0.316, SLG: 0.328	F C B B X 2-2 ① G4-3		M B C X 1-2 ③ L6		X 0-0 ② G4-3 2-3			C B X 1-1 ① G3	F B X 1-1 1-H 2B	5	0	1	1	0	0	1
Bret Barberie, S (1, 4) OBP: 0.368, SLG: 0.355 Matt Turner, R (9, 1)	C X 0-1 ② G4-3			C X 0-1 ① G3-1	C B C X 1-2 ③ G5-3			B X 1-0 FC5-4 1B	C C B F F C 1-3 ③ K	5 0	0 0	1 0	0 0	0 0	1 0	2 0
Jeff Conine, R (1, 7) OBP: 0.380, SLG: 0.420 (8, 3)	C X 0-1 1B			F X 0-1 HR 1B		C B F B B X 3-2 ① G5-3		X 0-0 ② FC5-4 1-2f 2B		4	2	2	0	0	0	1
Gary Sheffield, R (1, 5) OBP: 0.351, SLG: 0.486	B X 1-0 ③ L7			C B 1 SAFE X 2-1 1-H HR		F C B F X 1-2 ② P3		F X 0-1 1-H 2B		4	2	2	3	0	0	1
Orestes Destrade, S (1, 3) OBP: 0.308, SLG: 0.384 Henry Cotto, R (8, PR) OBP: 0.238, SLG: 0.321 (8, 7)		C F B S 1-3 ① K		C C X 0-2 ② G3		X 0-0 ③ G6-3		B S X 1-1 2-H 2B		4 0	0 0	1 0	1 0	0 0	1 0	0 0
Benito Santiago, R (1, 2) OBP: 0.293, SLG: 0.365		B B S F B S 3-3 ② K		C S B B X 2-2 1B			X 0-0 ① G6-3	C B F F F X 1-2 ③ G6-3		4	0	1	0	0	1	1
Darrell Whitmore, L (1, 9) OBP: 0.292, SLG: 0.394		S X 0-1 ③ G1-3		F B X 1-1 ③ G6-3			B X 1-0 1B		B B B B 4-0 CS BB	3	0	1	0	1	0	1
Walt Weiss, S (1, 6) OBP: 0.350, SLG: 0.313			C F C 0-3 ① K		B B F C X 2-2 G4-3 S 1B		1 SAFE X 0-0 ② F7		C B 1 SAFE S B X 2-2 1-2 ① ② P5	4	0	1	0	0	1	2
Chris Hammond, L (1, 1) OBP: 0.294, SLG: 0.326 Greg Briley, L (7, PH) OBP: 0.275, SLG: 0.338 Richie Lewis, R (7, 1) Rick Renteria, R (9, PH) OBP: 0.330, SLG: 0.374 (9, 4)			C C C 0-3 ② K		1 SAFE M 1 SAFE S S 0-3 ① K 1-2		C 1 SAFE B B 1 SAFE X 2-1 ③ G1-3		B B F C B F X 3-2 2B 1B	2 1 0 1	0 0 0 1	0 0 0 1	0 0 0 0	0 0 0 0	2 0 0 0	1 1 0 0
Inning Stats	R: 0 H: 1 E: 0 LOB: 1 K: 0 BB: 0 S: 8 P: 11	R: 0 H: 0 E: 0 LOB: 0 K: 2 BB: 0 S: 8 P: 12	R: 0 H: 0 E: 0 LOB: 0 K: 2 BB: 0 S: 9 P: 10	R: 2 H: 3 E: 0 LOB: 1 K: 0 BB: 0 S: 14 P: 19	R: 0 H: 1 E: 0 LOB: 1 K: 1 BB: 0 S: 10 P: 13	R: 0 H: 0 E: 0 LOB: 0 K: 0 BB: 0 S: 8 P: 12	R: 0 H: 1 E: 0 LOB: 1 K: 0 BB: 0 S: 5 P: 8	R: 2 H: 3 E: 0 LOB: 1 K: 0 BB: 0 S: 13 P: 17	R: 1 H: 2 E: 0 LOB: 1 K: 1 BB: 1 S: 14 P: 25	1B: 7 SF: 0 2B: 3 SAC: 0 3B: 0 DP: 0 HR: 1 HBP: 0						WP: 0 PA: 38 PB: 0 SB: 1 CS: 1

PITCHER	IP	WLS	BF	H	R	ER	SO	BB	IBB	HBP	BLK	WP	HR	S	P	ERA	WHIP
Dennis Martinez, R (1, 1) ERA: 3.58	7.2		31	8	4	4	5	0	0	0	0	0	1	68	93	4.70	1.043
John Wetteland, R (8, 1) ERA: 1.81	1.1	W	7	3	1	1	1	1	0	0	0	0	0	21	34	6.75	3.000

PITCHER	IP	WLS	BF	H	R	ER	SO	BB	IBB	HBP	BLK	WP	HR	S	P	ERA	WHIP

TOP

Florida Marlins @ Montreal Expos

Olympic Stadium, Montreal, QB

Sat Jul 31 1993, 7:05 PM EDT

Att. 36,558 - Dome

livebaseballscorecards.com

AB	37
R	5
H	11
RBI	5
BB	1
SO	6
LOB	11

BOTTOM

Florida Marlins @ Montreal Expos

Olympic Stadium, Montreal, QB

Sat Jul 31 1993, 7:05 PM EDT

Att. 36,558 - Dome

Batter	1	2	3	4	5	6	7	8	9	AB	R	H	RBI	BB	SO	LOB
Delino DeShields, L (1, 4) OBP: 0.389, SLG: 0.375	C S F B B X 2-2 G3 ①		B B B B 4-0 2B BB	C B C X 1-2 F7 ②		B C X 1-1 1B		C B B X 2-1 F7 ②		4	1	1	0	1	0	2
Mike Lansing, R (1, 6) OBP: 0.351, SLG: 0.373	B F X 1-1 G1-3 ②		B 1 SAFE 1 SAFE X 1-0 1-H 1B 2B	S B F B X 2-2 1-2f FC6-4 ③		1 SAFE 1 SAFE L B 1 SAFE X 1-1 F8 ②		B X 1-0 G6-3 ③		5	1	1	1	0	0	3
Marquis Grissom, R (1, 8) OBP: 0.340, SLG: 0.429	B B C X 2-1 L9 ③		F C B B F X 2-2 2-H 1B 1B		B B B C B 4-1 1B E BB	F 1 SAFE X 0-1 G4-3 ③			C C B B X 2-2 FC6-4 F7 1B 1B	4	2	2	1	1	0	1
Larry Walker, L (1, 9) OBP: 0.378, SLG: 0.473		B B F B B 4-1 1B BB	B 1 SAFE 1 SAFE C 1 SAFE X 1-1 1-3 FC5-4 1B		X 0-0 P6 ①		B C B F B X 3-2 FC3-1-S S 1B		C X 0-1 1-2 F7 ①	4	0	2	0	1	0	2
Moises Alou, R (1, 7) OBP: 0.337, SLG: 0.478		C F X 0-2 1-2 1B	C S 1 SAFE B X 1-2 P2 ②		B 1 SAFE F F 1 SAFE X 1-2 1-3 FC5-4 1B		F 1 SAFE B S B B B 4-2 1-2 FC3-1-5 2B BB		I I I I 4-0 FC6-4 IBB	3	1	2	0	2	0	2
Sean Berry, R (1, 5) OBP: 0.357, SLG: 0.408		C F B S 1-3 K ①	X 0-0 FC5-4 ③ 1-2f		C X 0-1 FC5-4 ② 1-2f E		X 0-0 FC3-1-5 ① 1-2 2-3f 2B		S X 0-1 FC6-4 ② 1-2f 2-3 1B	5	1	0	0	0	1	10
Darrin Fletcher, L (1, 2) OBP: 0.359, SLG: 0.389 John Wetteland, R (8, 1) Lou Frazier, S (9, PH) OBP: 0.391, SLG: 0.400		C X 0-1 P1 ②		C B C F B F B B 4-2 FC1-5 E BB	B F B B 1 SAFE B 4-1 1-2 3-H BB		C C B X 1-2 1-H 2-H 2B		X 0-0 1-2 3-H 1B	2	0	1	2	2	0	2
										0	0	0	0	0	0	0
										1	0	1	1	0	0	0
Derrick White, R (1, 3) OBP: 0.273, SLG: 0.333		C F B S 1-3 K ③		X 0-0 E5 FC1-5 1-2	S B F X 1-2 F9 ③		F C F C 0-3 K ③			4	0	0	0	0	2	5
Dennis Martinez, R (1, 1) OBP: 0.204, SLG: 0.250 Tim Spehr, R (8, 2) OBP: 0.203, SLG: 0.235			X 0-0 G6-3 ①	X 0-0 FC1-5 ① FC6-4 1-2 2-3f		F B B F X 2-2 P2 ①		B F B S X 2-2 G4-3 ①		3	0	0	0	0	0	2
										1	0	0	0	0	0	0
Inning Stats	R: 0 E: 0 K: 0 S: 8 H: 0 LOB: 0 BB: 0 P: 13	R: 0 E: 0 K: 2 S: 12 H: 1 LOB: 2 BB: 1 P: 18	R: 2 E: 0 K: 0 S: 12 H: 3 LOB: 2 BB: 1 P: 21	R: 0 E: 1 K: 0 S: 12 H: 0 LOB: 2 BB: 1 P: 19	R: 1 E: 1 K: 0 S: 11 H: 1 LOB: 2 BB: 2 P: 21	R: 0 E: 0 K: 0 S: 9 H: 1 LOB: 1 BB: 0 P: 13	R: 2 E: 0 K: 1 S: 13 H: 2 LOB: 0 BB: 1 P: 21	R: 0 E: 0 K: 0 S: 6 H: 0 LOB: 0 BB: 0 P: 11	R: 1 E: 0 K: 0 S: 8 H: 2 LOB: 2 BB: 1 P: 14	1B: 8 2B: 2 3B: 0 HR: 0		SF: 0 SAC: 0 DP: 0 HBP: 0				

livebaseballscorecards.com

AB	36
R	6
H	10
RBI	5
BB	7
SO	3
LOB	29

WP: 0 PB: 0 SB: 1 CS: 0 PA: 43

PITCHER		IP	WLS	BF	H	R	ER	SO	BB	IBB	HBP	BLK	WP	HR	S	P	ERA	WHIP
Chris Hammond, L ERA: 4.09	(1, 1)	6.0		30	6	3	2	2	5	0	0	0	0	0	64	105	3.00	1.833
Richie Lewis, R ERA: 3.33	(7, 1)	2.0		8	2	2	2	1	1	0	0	0	0	0	19	32	9.00	1.500
Matt Turner, R ERA: 2.61	(9, 1)	0.2	L	5	2	1	1	0	0	1	0	0	0	0	8	14	13.50	3.000

PITCHER	IP	WLS	BF	H	R	ER	SO	BB	IBB	HBP	BLK	WP	HR	S	P	ERA	WHIP

Batter	1	2	3	4	5	6	7	8	9	AB	R	H	RBI	BB	SO	LOB
Chuck Carr, S (1, 8) OBP: 0.317, SLG: 0.329	B C X 1-1 S 1B		C B B X 2-1 ② F8		X 0-0 ② G6-3		C B C S 1-3 ① K		X 0-0 PO 3-H 1B	5	1	2	1	0	1	0
Bret Barberie, S (1, 4) OBP: 0.361, SLG: 0.347	C B 1 SAFE 1 SAFE 1 SAFE 1 SAFE B 1 SAFE F 3-3 ① B C K 1-2		C B X 1-1 ③ F8		X 0-0 ③ G6-3		F B B B X 3-1 ② F8		1 SAFE B 1 SAFE F 1 SAFE 1 SAFE 1-1 ③ PO 1-2	4	0	0	0	0	1	1
Jeff Conine, R (1, 7) OBP: 0.383, SLG: 0.426	B 2 SAFE B C B F X 3-2 G5-3 2-H 1B			X 0-0 1B 1B 1B		C X 0-1 1B 2B	B C C T B S 2-3 ③ K			4	1	3	1	0	1	0
Gary Sheffield, R (1, 5) OBP: 0.353, SLG: 0.488 Rick Renteria, R (6, 5) OBP: 0.328, SLG: 0.371	C F B X 1-2 ② G5-3 1-2			C 1 SAFE F X 0-2 FC6 1B E 1-2 1B		S S X 0-2 ① 1B 1B 1B 2-H 1B		C F C 0-3 ① K		3 1	2 0	2 0	0 0	0 0	0 1	1 0
Orestes Destrade, S (1, 3) OBP: 0.310, SLG: 0.385	B X 1-0 ③ L5			B X 1-0 E 1-2 2-H 1B		B C F 1 SAFE 1 SAFE X 1-2 1B 1B 1-2 1B		B S B B F X 3-2 ② G6-3		4	0	2	1	0	0	1
Alex Arias, R (1, 6) OBP: 0.340, SLG: 0.323 Benito Santiago, R (9, 2) OBP: 0.293, SLG: 0.365		C C B X 1-2 ① G1-3		X 0-0 FC6 G6-4-3 1-2 2-H		C B X 1-1 1B 1-2 2-3 1B		B B X 2-0 ③ F8		4 0	0 0	1 0	0 0	0 0	0 0	1 0
Darrell Whitmore, L (1, 9) OBP: 0.300, SLG: 0.408		C B X 1-1 ② G1-3		C F C 0-3 ① K		B B C X 2-1 1-2 2-3 3-H 1B			B B F S X 2-2 SH5-4 1B 2B	4	1	2	1	0	1	2
Rob Natal, R (1, 2) OBP: 0.207, SLG: 0.296 Bryan Harvey, R (9, 1)		C X 0-1 ③ P4		B B X 2-0 ② ③ G6-4-3 1-2f		S S B S 1-3 ② K			B L X 1-1 ① SH5-4 2-3	3 0	0 0	0 0	0 0	0 0	1 0	5 0
Pat Rapp, R (1, 1) OBP: 0.182, SLG: 0.182 Greg Briley, L (6, PH) OBP: 0.273, SLG: 0.336 Rich Rodriguez, L (6, 1) Matt Turner, R (8, 1) Walt Weiss, S (9, PH) OBP: 0.349, SLG: 0.312 (9, 6)			C C B X 1-2 ① G1-3		C X 0-1 ① G3-1	C B X 1-1 ③ G4-3			X 0-0 ② G6-3	2 1 0 0 1	0 0 0 0 0	0 0 0 0 0	0 0 0 0 0	0 0 0 0 0	0 0 0 0 0	0 3 0 0 1

Florida Marlins @ Montreal Expos

Olympic Stadium, Montreal, QB

Sun Aug 01 1993, 3:33 AM EDT

Att. 24,162 - Dome

TOP

livebaseballscorecards.com

AB	36
R	5
H	12
RBI	4
BB	0
SO	6
LOB	15

Inning Stats	1	2	3	4	5	6	7	8	9	1B: 10	SF: 0	WP: 0	PA: 38
R:	1	0	0	2	0	1	0	0	1	2B: 2	SAC: 1	PB: 0	
E:	0	0	0	1	0	0	0	0	0	3B: 0	DP: 1	SB: 1	
K:	1	0	0	1	0	1	2	1	0	HR: 0	HBP: 0	CS: 0	
S:	12	7	7	10	4	17	9	7	8				
H:	2	0	0	3	0	5	0	0	2				
LOB:	1	0	0	1	0	3	0	0	0				
BB:	0	0	0	0	0	0	0	0	0				
P:	21	9	7	13	4	23	15	7	12				

PITCHER		IP	WLS	BF	H	R	ER	SO	BB	IBB	HBP	BLK	WP	HR	S	P	ERA	WHIP
Kirk Rueter, L ERA: 1.84	(1, 1)	5.1		25	10	4	3	2	0	0	0	0	0	0	52	74	5.06	1.875
Gil Heredia, R ERA: 6.3	(6, 1)	0.2		2	0	0	0	1	0	0	0	0	0	0	5	7	0.00	0.000
Brian Barnes, L ERA: 4.46	(7, 1)	2.0	L	7	1	1	1	3	0	0	0	0	0	0	19	32	4.50	0.500
Jeff Shaw, R ERA: 4.38	(9, 1)	1.0		3	1	0	0	0	0	0	0	0	0	0	5	7	0.00	1.000

PITCHER	IP	WLS	BF	H	R	ER	SO	BB	IBB	HBP	BLK	WP	HR	S	P	ERA	WHIP

Florida Marlins @ Montreal Expos

Olympic Stadium, Montreal, QB

Sun Aug 01 1993, 3:33 AM EDT

Att. 24,162 - Dome

livebaseballscorecards.com

BOTTOM

Batter	1	2	3	4	5	6	7	8	9	AB	R	H	RBI	BB	SO	LOB
Delino DeShields, L (1, 4) OBP: 0.389, SLG: 0.372	C X 0-1 G6-3 ①		B C F B B B 4-2 BB		F B C B 1 SAFE 4-2 1-2 E 2B BB		B F C C 1-3 K ①		X 0-0 G3 ③	3	1	0	0	2	1	0
Mike Lansing, R (1, 5) OBP: 0.347, SLG: 0.368	F B B X 2-1 F8 ②		B X 1-0 G5-3 ② ③ 2-3f		B C C X 1-2 E5 2B 1-2 2-3 3-H		C F X 0-2 L4 ②			4	1	0	1	0	0	4
Marquis Grissom, R (1, 8) OBP: 0.337, SLG: 0.425	S C S 0-3 K ③			B X 1-0 E5 FC4-6 S	F B B X 2-1 P3 ②		C B X 1-1 F7 ③			4	0	0	0	0	1	3
Larry Walker, L (1, 9) OBP: 0.380, SLG: 0.475		F X 0-1 G4-3 ①		B S C B B B 4-2 1-2 FC4-6 BB	F B X 1-1 1-H 2-H 3-H 2B			S B B X 2-1 G4-3 ①		3	0	1	3	1	0	0
Moises Alou, R (1, 7) OBP: 0.333, SLG: 0.473		B B X 2-0 L8 ②		F C F X 0-2 1-2f 2-3 FC4-6 CS ①	B X 1-0 F9 ③			B C B S X 2-2 F9 ②		4	0	0	0	0	0	3
Darrin Fletcher, L (1, 2) OBP: 0.361, SLG: 0.391		B X 1-0 1B		B 1 SAFE B F 1 SAFE X 2-1 1-2 F7 ② ③		B B C F S 2-3 K ①		B C B C X 2-2 1B		4	0	2	0	0	1	2
John Vander Wal, L (1, 3) OBP: 0.323, SLG: 0.400	C B F B 1 SAFE B S 3-3 K ③				F X 0-1 E3 1B E	C B C B B B 4-2 S BB		B X 1-0 F8 ③		2	1	0	0	1	1	1
Sean Berry, R (8, PH) OBP: 0.355, SLG: 0.405										1	0	0	0	0	0	1
Derrick White, R (9, 3) OBP: 0.273, SLG: 0.333										0	0	0	0	0	0	0
Wil Cordero, R (1, 6) OBP: 0.310, SLG: 0.377			B B X 2-0 G5-3 SH3-4 1B		B B S F X 2-2 1-3 E BB 2B 1B	B F 1 SAFE 1 SAFE B 1 SAFE F B 1 SAFE 3-3 S K ② 1-2			C B F B X 2-2 G6-3 ①	4	1	2	0	0	1	1
Kirk Rueter, L (1, 1)			X 0-0 SH3-4 ① 1-2		L 1 SAFE B L 1 SAFE B 1 SAFE B L 3-3 K ①	F B S F B S 2-3 K ③			B C B C X 2-2 F8 ②	1	0	0	0	0	1	2
Gil Heredia, R (6, 1)										0	0	0	0	0	0	0
Frank Bolick, S (6, PH) OBP: 0.307, SLG: 0.347										1	0	0	0	0	1	1
Brian Barnes, L (7, 1) OBP: 0.200, SLG: 0.158										0	0	0	0	0	0	0
Jeff Shaw, R (9, 1) OBP: 0.067, SLG: 0.067										0	0	0	0	0	0	0
Tim Spehr, R (9, 2) OBP: 0.203, SLG: 0.235										0	0	0	0	0	0	0
Lou Frazier, S (9, PH) OBP: 0.388, SLG: 0.397										1	0	0	0	0	0	0
Inning Stats	R: 0 E: 0 K: 1 S: 7 H: 0 LOB: 0 BB: 0 P: 9	R: 0 E: 0 K: 1 S: 7 H: 1 LOB: 1 BB: 0 P: 13	R: 0 E: 0 K: 0 S: 5 H: 1 LOB: 1 BB: 1 P: 12	R: 0 E: 1 K: 0 S: 9 H: 0 LOB: 1 BB: 1 P: 16	R: 4 E: 2 K: 1 S: 18 H: 2 LOB: 1 BB: 1 P: 32	R: 0 E: 0 K: 3 S: 12 H: 0 LOB: 1 BB: 1 P: 23	R: 0 E: 0 K: 1 S: 8 H: 0 LOB: 0 BB: 0 P: 10	R: 0 E: 0 K: 0 S: 9 H: 1 LOB: 1 BB: 0 P: 16	R: 0 E: 0 K: 0 S: 7 H: 0 LOB: 0 BB: 0 P: 11	1B: 4 2B: 1 3B: 0 HR: 0	SF: 0 SAC: 1 DP: 1 HBP: 0						

	AB	32
	R	4
	H	5
	RBI	4
	BB	4
	SO	7
	LOB	18

WP: 0 PB: 0 SB: 2 CS: 1 PA: 37

PITCHER		IP	WLS	BF	H	R	ER	SO	BB	IBB	HBP	BLK	WP	HR	S	P	ERA	WHIP
Pat Rapp, R (1, 1) ERA: 3.26		5.0		23	4	4	0	3	3	0	0	0	0	0	46	82	0.00	1.400
Rich Rodriguez, L (6, 1) ERA: 3.95		2.2		10	1	0	0	4	1	0	0	0	0	0	28	47	0.00	0.750
Matt Turner, R (8, 1) ERA: 2.58		0.1	W	1	0	0	0	0	0	0	0	0	0	0	1	2	0.00	0.000
Bryan Harvey, R (9, 1) ERA: 1.96		1.0	S	3	0	0	0	0	0	0	0	0	0	0	7	11	0.00	0.000

PITCHER	IP	WLS	BF	H	R	ER	SO	BB	IBB	HBP	BLK	WP	HR	S	P	ERA	WHIP

TOP

Florida Marlins @ St. Louis Cardinals

Busch Stadium, St. Louis, MO

Mon Aug 02 1993, 7:05 PM CDT
Att. 28,727 - Unknown - 83 F

livebaseballscorecards.com

Batter	1	2	3	4	5	6	7	8	9	AB	R	H	RBI	BB	SO	LOB
Chuck Carr, S (1, 8) OBP: 0.319, SLG: 0.330	G4-3		F7		P6		BB, 1B		G4-3, 1B	5	1	2	0	0	0	1
Rick Renteria, R (1, 5) OBP: 0.335, SLG: 0.374	F7		FC5-4, 1B		1B, 1B		E, 1B, BB		F8	4	0	2	0	1	0	1
Jeff Conine, R (1, 7) OBP: 0.384, SLG: 0.426	F8		FC5-4 1-2f		1-3 2-H, 1B		E8, L4-3 1-3 2-H, 1B		G4-3 1-2f	5	0	2	1	0	0	2
Orestes Destrade, S (1, 3) OBP: 0.310, SLG: 0.391		HR	F7		G1-3		L4-3 1-2			4	1	1	1	0	0	5
Darrell Whitmore, L (1, 9) OBP: 0.298, SLG: 0.402		1B, G4-6-3, 1B		F8		G3	G5-3			4	1	1	0	0	0	1
Benito Santiago, R (1, 2) OBP: 0.292, SLG: 0.363		G4-6-3 1-3, 1B		K		F9		G3		4	0	1	0	0	1	0
Bret Barberie, S (1, 4) OBP: 0.369, SLG: 0.356		G4-6-3 1-2f 3-H		FC6-4, 1B		BB, 1B		1B, 1B		4	0	3	0	0	0	1
Walt Weiss, S (1, 6) OBP: 0.354, SLG: 0.318		2B		FC6-4 1-2f		BB		G4-6-3 1-2, 1B		3	0	2	0	1	0	1
Jack Armstrong, R (1, 1) OBP: 0.160, SLG: 0.180		L9			1B, 1B	G4-3		G4-6-3 1-2f		2	0	1	0	0	0	1
Greg Briley, L (6, PH) OBP: 0.271, SLG: 0.333										1	0	0	0	0	0	2
Robb Nen, R (6, 1)										0	0	0	0	0	0	0
Henry Cotto, R (8, PH) OBP: 0.237, SLG: 0.320										1	0	0	0	0	0	2
David Weathers, R (8, 1) OBP: 1.000, SLG: 1.000										0	0	0	0	0	0	0
Inning Stats	R: 0 E: 0 K: 0 S: 4 H: 0 LOB: 0 BB: 0 P: 8	R: 2 E: 0 K: 0 S: 12 H: 4 LOB: 1 BB: 0 P: 17	R: 0 E: 0 K: 0 S: 6 H: 1 LOB: 1 BB: 0 P: 7	R: 0 E: 0 K: 1 S: 8 H: 1 LOB: 1 BB: 0 P: 14	R: 0 E: 0 K: 0 S: 8 H: 3 LOB: 2 BB: 0 P: 11	R: 0 E: 0 K: 0 S: 12 H: 1 LOB: 2 BB: 1 P: 19	R: 1 E: 1 K: 0 S: 9 H: 2 LOB: 1 BB: 1 P: 17	R: 0 E: 0 K: 0 S: 7 H: 2 LOB: 1 BB: 0 P: 9	R: 0 E: 0 K: 0 S: 5 H: 1 LOB: 0 BB: 0 P: 8	1B: 13 2B: 2 3B: 0 HR: 1 SF: 0 SAC: 0 DP: 4 HBP: 0						

	AB	37
	R	3
	H	15
	RBI	2
	BB	2
	SO	1
	LOB	17

WP: 0 PA: 39
PB: 0
SB: 0
CS: 0

PITCHER		IP	WLS	BF	H	R	ER	SO	BB	IBB	HBP	BLK	WP	HR	S	P	ERA	WHIP
Bob Tewksbury, R ERA: 3.84	(1, 1)	7.0	W	32	12	3	3	1	2	0	0	0	0	1	59	93	3.86	2.000
Rob Murphy, L ERA: 4.67	(8, 1)	0.1		3	2	0	0	0	0	0	0	0	0	0	4	4	0.00	6.000
Todd Burns, R ERA: 4.79	(8, 1)	0.2		1	0	0	0	0	0	0	0	0	0	0	3	5	0.00	0.000
Lee Smith, R ERA: 4.33	(9, 1)	1.0	S	3	1	0	0	0	0	0	0	0	0	0	5	8	0.00	1.000

PITCHER	IP	WLS	BF	H	R	ER	SO	BB	IBB	HBP	BLK	WP	HR	S	P	ERA	WHIP

Florida Marlins @ St. Louis Cardinals

Busch Stadium, St. Louis, MO

Mon Aug 02 1993, 7:05 PM CDT

Att. 28,727 - Unknown - 83 F

livebaseballscorecards.com

BOTTOM

Batter	1	2	3	4	5	6	7	8	9	AB	R	H	RBI	BB	SO	LOB
Luis Alicea, S (1, 4) OBP: 0.381, SLG: 0.379	F F B B B X 3-2 L4 ①		B S B F X 2-2 G1-3 ① B S B B C F F F X 3-2 F7 ③			B F B X 2-1 G4-3 ③				4	0	0	0	0	0	2
Ozzie Smith, S (1, 6) OBP: 0.332, SLG: 0.355	C B B X 2-1 L8 ②		F L B B X 2-2 S 1B 1B		B B C B F F X 3-2 F7 ①		B S X 1-1 G5-3 ①			4	1	1	0	0	0	0
Ray Lankford, L (1, 8) OBP: 0.393, SLG: 0.368	B B F X 2-1 F8 ③		B 1 SAFE C 1 SAFE B 1 SAFE B B 4-1 1B 1-2 BB		B S X 1-1 HR		B B B C C X 3-2 F8 ②			3	1	1	1	1	0	0
Todd Zeile, R (1, 5) OBP: 0.344, SLG: 0.428		B C X 1-1 3B 1B C B B C X 2-2 P5 ②			C S C 0-3 K ②		B C B X 2-1 G6-3 ③			4	1	1	0	0	1	2
Mark Whiten, S (1, 9) OBP: 0.334, SLG: 0.438		B F 1 SAFE B C 1 SAFE C 2-3 K ① X 0-0 1B 1-2 2-H			B C X 1-1 G6-3 ③			F X 0-1 S 1B		4	0	2	1	0	1	1
Brian Jordan, R (1, 7) OBP: 0.340, SLG: 0.507		B X 1-0 E 3B 1-H X 0-0 F8 ③				C B B X 2-1 1B 2B		C B S B S 2-3 K ① 1-2		4	2	2	1	0	1	3
Rod Brewer, L (1, 3) OBP: 0.324, SLG: 0.343		X 0-0 E9 1B 3-H		C B S B X 2-2 F8 ①		B X 1-0 FC6-5 S 1B 2-H		I I I I 4-0 G6-4-3 IBB		3	0	2	2	1	0	0
Tom Pagnozzi, R (1, 2) OBP: 0.284, SLG: 0.359		B X 1-0 F8 ②		B X 1-0 G5-3 ②		S X 0-1 FC6-5 ① 1-3		B X 1-0 G6-4-3 ②③ 1-2f		4	0	0	0	0	0	4
Bob Tewksbury, R (1, 1) OBP: 0.250, SLG: 0.220 Rob Murphy, L (8, 1) OBP: 0.500, SLG: 0.500 Todd Burns, R (8, 1) Lee Smith, R (9, 1)		S F B B C 2-3 K ③		S C X 0-2 1B		1 SAFE 1 SAFE C S B L 1-3 K ②				3 0 0 0	0 0 0 0	1 0 0 0	0 0 0 0	0 0 0 0	2 0 0 0	2 0 0 0
Inning Stats	R: 0 E: 0 K: 0 S: 7 H: 0 LOB: 0 BB: 0 P: 14	R: 2 E: 1 K: 2 S: 11 H: 3 LOB: 1 BB: 0 P: 18	R: 1 E: 0 K: 0 S: 12 H: 2 LOB: 2 BB: 1 P: 22	R: 0 E: 0 K: 0 S: 13 H: 1 LOB: 1 BB: 0 P: 19	R: 1 E: 0 K: 1 S: 11 H: 1 LOB: 0 BB: 0 P: 16	R: 1 E: 0 K: 1 S: 10 H: 2 LOB: 1 BB: 0 P: 16	R: 0 E: 0 K: 0 S: 7 H: 0 LOB: 0 BB: 0 P: 13	R: 0 E: 0 K: 1 S: 6 H: 1 LOB: 1 BB: 1 P: 13		1B: 7 2B: 1 3B: 1 HR: 1 SF: 0 SAC: 0 DP: 1 HBP: 0						

	AB	33
	R	5
	H	10
	RBI	5
	BB	2
	SO	5
	LOB	14

WP: 0 PB: 0 SB: 3 CS: 0 PA: 35

PITCHER		IP	WLS	BF	H	R	ER	SO	BB	IBB	HBP	BLK	WP	HR	S	P	ERA	WHIP
Jack Armstrong, R ERA: 4.42	(1, 1)	5.0	L	23	7	4	4	3	1	0	0	0	0	1	54	89	7.20	1.600
Robb Nen, R ERA: 5.63	(6, 1)	2.0		8	2	1	1	1	0	0	0	0	0	0	17	29	4.50	1.000
David Weathers, R ERA: 6.97	(8, 1)	1.0		4	1	0	0	1	0	1	0	0	0	0	6	13	0.00	1.000

PITCHER	IP	WLS	BF	H	R	ER	SO	BB	IBB	HBP	BLK	WP	HR	S	P	ERA	WHIP

Batter	1	2	3	4	5	6	7	8	9	AB	R	H	RBI	BB	SO	LOB
Chuck Carr, S (1, 8) OBP: 0.318, SLG: 0.329	S B B F X 2-2 CS 1B 1B		B F X 1-1 ① F7		B B C B F S 3-3 ② K	X 0-0 ③ G4-3				4	0	1	0	0	1	0
Rick Renteria, R (1, 5) OBP: 0.328, SLG: 0.366	1 SAFE 1 SAFE C S B B B 1 SAFE X 2-2 ① F7		B S B F X 2-2 ② L4		B B X 2-0 ③ F8			C B B B X 3-1 ① G5-3		4	0	0	0	0	0	1
Jeff Conine, R (1, 7) OBP: 0.385, SLG: 0.427	X 0-0 1-2 1B		X 0-0 ③ P5			X 0-0 G5-3 1B 1B		B B X 2-0 ② G6-3		4	0	2	0	0	0	0
Orestes Destrade, S (1, 3) OBP: 0.311, SLG: 0.392	B S B B S S 3-3 ② ③ K 2-3			B C X 1-1 ① G5-3		B B 1 SAFE B C X 3-1 G5-3 1-2 1B		C X 0-1 1B		4	0	2	0	0	1	2
Benito Santiago, R (1, 2) OBP: 0.294, SLG: 0.374		X 0-0 HR		B X 1-0 FC5 1B 1B		F B B X 2-1 ① G5-3 1-2 2-3		S B X 1-1 ③ L6		4	1	2	1	0	0	3
Bret Barberie, S (1, 4) OBP: 0.371, SLG: 0.360		B X 1-0 G4-6-3 1B		B 1 SAFE B X 2-0 1-2 1B		B X 1-0 ② F7			X 0-0 ① L4	4	0	2	0	0	0	2
Darrell Whitmore, L (1, 9) OBP: 0.288, SLG: 0.387 Bryan Harvey, R (9, 1)		B B X 2-0 ① ② G4-6-3 1-2f		F B B C F S 2-3 ② K		B B F F S 2-3 ③ K			C S S 0-3 ② K	4 0	0 0	0 0	0 0	0 0	3 0	5 0
Walt Weiss, S (1, 6) OBP: 0.352, SLG: 0.317		C F X 0-2 1B		B X 1-0 ③ FC5 2-3f			B B C C B S 3-3 ① K		B B C X 2-1 ③ G1-4-3	4	0	1	0	0	1	2
Charlie Hough, R (1, 1) OBP: 0.065, SLG: 0.044 Greg Briley, L (9, 9) OBP: 0.271, SLG: 0.333		B X 1-0 ③ L9			F C B S 1-3 ① K		S X 0-1 ② G6-3			3 0	0 0	0 0	0 0	0 0	1 0	1 0
Inning Stats	R: 0 E: 0 K: 1 S: 10 H: 2 LOB: 1 BB: 0 P: 17	R: 1 E: 0 K: 0 S: 7 H: 3 LOB: 1 BB: 0 P: 11	R: 0 E: 0 K: 0 S: 6 H: 0 LOB: 0 BB: 0 P: 9	R: 0 E: 0 K: 1 S: 9 H: 2 LOB: 2 BB: 0 P: 16	R: 0 E: 0 K: 2 S: 7 H: 0 LOB: 0 BB: 0 P: 13	R: 0 E: 0 K: 1 S: 9 H: 2 LOB: 2 BB: 0 P: 17	R: 0 E: 0 K: 1 S: 6 H: 0 LOB: 0 BB: 0 P: 9	R: 0 E: 0 K: 0 S: 7 H: 1 LOB: 1 BB: 0 P: 13	R: 0 E: 0 K: 1 S: 6 H: 0 LOB: 0 BB: 0 P: 8	1B: 9 2B: 0 3B: 0 HR: 1	SF: 0 SAC: 0 DP: 1 HBP: 0					

PITCHER		IP	WLS	BF	H	R	ER	SO	BB	IBB	HBP	BLK	WP	HR	S	P	ERA	WHIP
Donovan Osborne, L ERA: 3.76	(1, 1)	5.0	L	22	9	1	1	4	0	0	0	0	0	1	42	72	1.80	1.800
Omar Olivares, R ERA: 4.59	(6, 1)	3.0		10	1	0	0	2	0	0	0	0	0	0	19	33	0.00	0.333
Lee Guetterman, L ERA: 5.14	(9, 1)	1.0		3	0	0	0	1	0	0	0	0	0	0	6	8	0.00	0.000

PITCHER	IP	WLS	BF	H	R	ER	SO	BB	IBB	HBP	BLK	WP	HR	S	P	ERA	WHIP

TOP

Florida Marlins @ St. Louis Cardinals

Busch Stadium, St. Louis, MO

Tue Aug 03 1993, 7:05 PM CDT
Att. 32,226 - Unknown - 80 F

livebaseballscorecards.com

AB	35
R	1
H	10
RBI	1
BB	0
SO	7
LOB	16

Batter	1	2	3	4	5	6	7	8	9	AB	R	H	RBI	BB	SO	LOB
Luis Alicea, S (1, 4) OBP: 0.379, SLG: 0.376	B C B F B X 3-2 G6-4-3 1B		C B B X 2-1 ③ G1-3 2-3			B C X 1-1 ① F8		C B B X 2-1 ② G4-3		4	0	1	0	0	0	1
Ozzie Smith, S (1, 6) OBP: 0.331, SLG: 0.354	B C 1 SAFE X 1-1 ① ② G6-4-3 1-2f			C B C X 1-2 ① G5-3		B B X 2-0 WP PB 1B		X 0-0 ③ F7		4	0	1	0	0	0	1
Ray Lankford, L (1, 8) OBP: 0.394, SLG: 0.368	B C B B X 3-1 CS 1B			B B C F B B 4-2 FC5-4 1B BB		B B X 2-0 ② L3 1-2			C S B B X 2-2 ① G3	3	0	1	0	1	0	1
Todd Zeile, R (1, 5) OBP: 0.344, SLG: 0.426	B 1-0 ③ CS 1-2	B C X 1-1 ① F7		B 1 SAFE 1 SAFE 1 SAFE B 1 SAFE C 1 SAFE C 2-2 F 1 SAFE X FC5-4 1-2 1B		C F F B B B F S 3-3 ③ K 2-3			C F B X 1-2 ② F9	4	0	1	0	0	1	1
Bernard Gilkey, R (1, 7) OBP: 0.375, SLG: 0.496		C B C X 1-2 ② G6-3		B S B 2 SAFE X 2-1 ② FC5-4 1-2f 2-3			C F B B B X 3-2 ① F9		B C F X 1-2 ③ L1	4	0	0	0	0	0	2
Mark Whiten, S (1, 9) OBP: 0.332, SLG: 0.435	F F B X 1-2 ③ G5-3			B S C 1 SAFE B 1 SAFE X 2-2 ③ G3			S B B F B C 3-3 ② K			3	0	0	0	0	1	2
Rod Brewer, L (1, 3) OBP: 0.325, SLG: 0.343			B X 1-0 ① P2		B S B F S 2-3 ① K		C S B B B X 2-2 1B			3	0	1	0	0	1	0
Tom Pagnozzi, R (1, 2) OBP: 0.284, SLG: 0.359			B B C X 2-1 PB SH2-4 1B		F S B X 1-2 ② F8		1 SAFE S X 0-1 ③ G3			3	0	1	0	0	0	1
Donovan Osborne, S (1, 1) Omar Olivares, R (6, 1) Gerald Perry, L (8, PH) Lee Guetterman, L (9, 1) OBP: 0.500, SLG: 1.000			X 0-0 ② SH2-4 1-2		C B B S S 2-3 ③ K			B C F F C 1-3 ① K		1 0 1 0	0 0 0 0	0 0 0 0	0 0 0 0	0 0 0 0	1 0 1 0	0 0 0 0
Inning Stats	R: 0 H: 2 E: 0 LOB: 0 K: 0 BB: 0 S: 7 P: 15	R: 0 H: 0 E: 0 LOB: 0 K: 0 BB: 0 S: 8 P: 11	R: 0 H: 1 E: 0 LOB: 1 K: 0 BB: 0 S: 6 P: 11	R: 0 H: 1 E: 0 LOB: 2 K: 0 BB: 1 S: 14 P: 25	R: 0 H: 0 E: 0 LOB: 0 K: 2 BB: 0 S: 9 P: 14	R: 0 H: 1 E: 0 LOB: 1 K: 1 BB: 0 S: 9 P: 17	R: 0 H: 1 E: 0 LOB: 1 K: 1 BB: 0 S: 11 P: 19	R: 0 H: 0 E: 0 LOB: 0 K: 1 BB: 0 S: 8 P: 11	R: 0 H: 0 E: 0 LOB: 0 K: 0 BB: 0 S: 9 P: 13	1B: 6 2B: 0 3B: 0 HR: 0	SF: 0 SAC: 1 DP: 1 HBP: 0			WP: 1 PB: 2 SB: 0 CS: 1	PA: 33		

PITCHER		IP	WLS	BF	H	R	ER	SO	BB	IBB	HBP	BLK	WP	HR	S	P	ERA	WHIP
Charlie Hough, R ERA: 3.85	(1, 1)	8.0	W	29	6	0	0	5	1	0	0	0	1	0	72	123	0.00	0.875
Bryan Harvey, R ERA: 1.91	(9, 1)	1.0	S	3	0	0	0	0	0	0	0	0	0	0	9	13	0.00	0.000

PITCHER	IP	WLS	BF	H	R	ER	SO	BB	IBB	HBP	BLK	WP	HR	S	P	ERA	WHIP

BOTTOM

Florida Marlins @ St. Louis Cardinals

Busch Stadium, St. Louis, MO

Tue Aug 03 1993, 7:05 PM CDT
Att. 32,226 - Unknown - 80 F

livebaseballscorecards.com

AB	30
R	0
H	6
RBI	0
BB	1
SO	5
LOB	9

Batter	1	2	3	4	5	6	7	8	9	AB	R	H	RBI	BB	SO	LOB
Chuck Carr, S (1, 8) OBP: 0.320, SLG: 0.329 Rob Natal, R (7, 2) OBP: 0.200, SLG: 0.286	B B B C C X 3-2 S 1B 1B	C S B F X 1-2 G5-3 ③			S B B B B 4-1 G5-3 S BB		F F B B B X 3-2 G4-3 ①		B B X 2-0 F8 ②	3 1	1 0	1 0	0 0	1 0	0 0	1 1
Rick Renteria, R (1, 5) OBP: 0.320, SLG: 0.356	1 SAFE 1 SAFE C B 1 B B C F SAFE 3-3 K 1-2 ①		B X 1-0 F7 ①		C B F X 1-2 G5-3 1-3 ①		C B S F X 1-2 F7 ②		B B X 2-0 F8 ③	5	0	0	0	0	1	3
Jeff Conine, R (1, 7) OBP: 0.386, SLG: 0.426	F F B X 1-2 2-H 1B ②	C X 0-1 G6-3 ②			F B F B B B 4-2 FC5-4 BB		F S F C 0-3 K ③			3	0	1	1	1	1	0
Orestes Destrade, S (1, 3) OBP: 0.313, SLG: 0.393	B F X 1-1 BB 1B	F X 0-1 FC4-6 1B			S S S 0-3 K ②			C B B C F S 2-3 K ①		4	0	2	0	0	2	2
Benito Santiago, R (1, 2) OBP: 0.295, SLG: 0.371 Darrell Whitmore, L (7, 9) OBP: 0.286, SLG: 0.384	B B S B B 4-1 1-2 BB	X 0-0 FC4-6 1-2f ③			B C B X 2-1 FC5-4 1-2f ③			B B X 2-0 F8 ②		2 1	0 0	0 0	0 0	1 0	0 0	3 0
Henry Cotto, R (1, 9) OBP: 0.237, SLG: 0.318 (7, 8)	C B C F X 1-2 F9 ③		B X 1-0 P3 ①			B F F B X 2-2 1B		B F X 1-1 P3 ③		4	0	1	0	0	0	2
Bret Barberie, S (1, 4) OBP: 0.374, SLG: 0.368		C F B B X 2-2 2B	B C S S 1-3 K ②			B X 1-0 F7 ①			B F B B X 3-1 1B WP SF7 1B	4	1	2	0	0	1	1
Walt Weiss, S (1, 6) OBP: 0.352, SLG: 0.320 Luis Aquino, R (6, 1) OBP: 0.091, SLG: 0.091 Joe Klink, L (8, 1) Greg Briley, L (9, PH) OBP: 0.276, SLG: 0.338		C B F X 1-2 G6-3 ①	C S X 0-2 2B			B X 1-0 F7 ②			C F B B B X 3-2 1-3 1B	3 0 0 1	0 0 0 0	1 0 0 1	0 0 0 0	0 0 0 0	0 0 0 0	2 0 0 0
Ryan Bowen, R (1, 1) OBP: 0.140, SLG: 0.190 Richie Lewis, R (3, 1) Alex Arias, R (6, PH) OBP: 0.336, SLG: 0.321 (6, 6)		S S X 0-2 P4 ②	S F F B S 1-3 K ③			B F B X 2-1 G4-3 ③			B X 1-0 SF7 3-H ①	1 1 1	0 0 0	0 0 0	0 0 1	0 0 0	0 1 0	1 1 1
Inning Stats	R: 1 E: 0 K: 1 S: 18 H: 3 LOB: 2 BB: 1 P: 31	R: 0 E: 0 K: 0 S: 13 H: 1 LOB: 1 BB: 0 P: 17	R: 0 E: 0 K: 0 S: 6 H: 1 LOB: 1 BB: 0 P: 7	R: 0 E: 0 K: 2 S: 11 H: 1 LOB: 1 BB: 0 P: 14	R: 0 E: 0 K: 1 S: 11 H: 0 LOB: 2 BB: 2 P: 22	R: 0 E: 0 K: 0 S: 7 H: 1 LOB: 1 BB: 0 P: 13	R: 0 E: 0 K: 1 S: 11 H: 0 LOB: 0 BB: 0 P: 15	R: 0 E: 0 K: 1 S: 7 H: 0 LOB: 0 BB: 0 P: 12	R: 1 E: 0 K: 0 S: 8 H: 2 LOB: 1 BB: 0 P: 19	1B: 7 2B: 2 3B: 0 HR: 0 SF: 1 SAC: 0 DP: 0 HBP: 0						

PITCHER		IP	WLS	BF	H	R	ER	SO	BB	IBB	HBP	BLK	WP	HR	S	P	ERA	WHIP
Allen Watson, L ERA: 3.9	(1, 1)	6.0	W	27	7	1	1	4	3	0	0	0	0	0	66	104	1.50	1.667
Todd Burns, R ERA: 4.66	(7, 1)	2.0		6	0	0	0	2	0	0	0	0	0	0	18	27	0.00	0.000
Rob Murphy, L ERA: 4.76	(9, 1)	1.0		5	2	1	1	0	0	0	0	0	1	0	8	19	9.00	2.000

PITCHER	IP	WLS	BF	H	R	ER	SO	BB	IBB	HBP	BLK	WP	HR	S	P	ERA	WHIP

TOP

Florida Marlins @ St. Louis Cardinals

Busch Stadium, St. Louis, MO

Wed Aug 04 1993, 7:05 PM CDT
Att. 30,780 - Unknown - 76 F

livebaseballscorecards.com

AB	34
R	2
H	9
RBI	2
BB	3
SO	6
LOB	18

WP: 1 PA: 38
PB: 0
SB: 2
CS: 0

BOTTOM

Florida Marlins @ St. Louis Cardinals

Busch Stadium, St. Louis, MO

Wed Aug 04 1993, 7:05 PM CDT
Att. 30,780 - Unknown - 76 F

Batter	1	2	3	4	5	6	7	8	9	AB	R	H	RBI	BB	SO	LOB
Bernard Gilkey, R (1, 3) (7, 9) OBP: 0.383, SLG: 0.507	HR		BB		1B		BB			2	2	2	2	3	0	0
Ozzie Smith, S (1, 6) OBP: 0.332, SLG: 0.353	G6-3 BLK BB		K		F9		1B			4	0	1	0	1	1	5
Ray Lankford, L (1, 8) OBP: 0.392, SLG: 0.363	F7		BB BB BB	G3		F7	P6			4	1	0	0	1	0	4
Todd Zeile, R (1, 5) OBP: 0.345, SLG: 0.426 Tracy Woodson, R (7, 5) OBP: 0.231, SLG: 0.254	G6-3		BB BB HR BB	F9		FC4-6 1B	F8			3 1	1 0	1 0	0 0	1 0	0 0	1 3
Mark Whiten, S (1, 9) OBP: 0.331, SLG: 0.431 Rod Brewer, L (7, 3) OBP: 0.330, SLG: 0.350	K		BB HR BB	K		FC4-6 2B		E E SF9 1B		3 1	2 1	0 1	1 0	1 0	2 0	2 0
Brian Jordan, R (1, 7) OBP: 0.341, SLG: 0.507		G6-3	HR BB		K	2B		P4		4	1	1	2	1	1	1
Luis Alicea, S (1, 4) OBP: 0.379, SLG: 0.388		F7	HR		2B 1B BB	F9		E3 SF9		4	2	1	4	1	0	2
Tom Pagnozzi, R (1, 2) OBP: 0.292, SLG: 0.377		1B	L9		1B 2B		2B	SF9		4	0	3	1	0	0	0
Allen Watson, L (1, 1) OBP: 0.182, SLG: 0.100 Todd Burns, R (7, 1) Gerald Perry, L (8, PH) OBP: 0.361, SLG: 0.444 Rob Murphy, L (9, 1) OBP: 0.500, SLG: 0.500		G4-1	WP 1B		K		FC1-6-5 1B BB	L7		3 1 1 0	0 0 0 0	1 0 0 0	0 0 0 0	0 0 0 0	1 0 0 0	3 1 1 0
Inning Stats	R: 1 H: 1 E: 0 LOB: 1 K: 1 BB: 1 S: 14 P: 28	R: 0 H: 1 E: 0 LOB: 1 K: 0 BB: 0 S: 9 P: 13	R: 6 H: 2 E: 0 LOB: 2 K: 1 BB: 6 S: 19 P: 51	R: 0 H: 0 E: 0 LOB: 0 K: 1 BB: 0 S: 10 P: 15	R: 1 H: 2 E: 0 LOB: 2 K: 2 BB: 1 S: 10 P: 21	R: 1 H: 2 E: 0 LOB: 1 K: 0 BB: 0 S: 7 P: 13	R: 0 H: 2 E: 0 LOB: 3 K: 0 BB: 1 S: 11 P: 21	R: 1 H: 1 E: 1 LOB: 1 K: 0 BB: 0 S: 11 P: 15		1B: 6 SF: 1 2B: 3 SAC: 0 3B: 0 DP: 0 HR: 2 HBP: 0				WP: 1 PA: 45 PB: 0 SB: 0 CS: 0		

livebaseballscorecards.com

	AB	35
	R	10
	H	11
	RBI	10
	BB	9
	SO	5
	LOB	23

PITCHER		IP	WLS	BF	H	R	ER	SO	BB	IBB	HBP	BLK	WP	HR	S	P	ERA	WHIP
Ryan Bowen, R ERA: 4.49	(1, 1)	2.1	L	14	2	5	5	2	5	0	0	2	0	1	29	66	19.29	3.000
Richie Lewis, R ERA: 3.51	(3, 1)	2.2		15	4	3	3	3	3	0	0	0	1	1	33	62	10.12	2.625
Luis Aquino, R ERA: 3.31	(6, 1)	2.0		11	4	1	1	0	1	0	0	0	0	0	18	34	4.50	2.500
Joe Klink, L ERA: 3.52	(8, 1)	1.0		5	1	1	0	0	0	0	0	0	0	0	11	15	0.00	1.000

PITCHER	IP	WLS	BF	H	R	ER	SO	BB	IBB	HBP	BLK	WP	HR	S	P	ERA	WHIP

Batter	1	2	3	4	5	6	7	8	9	AB	R	H	RBI	BB	SO	LOB
Henry Cotto, R (1, 8) OBP: 0.242, SLG: 0.320	S C X 0-2 G4-3 S 1B 1B	B B X 2-0 ③ F7			C C B S 1-3 ① K	X 0-0 FC4-6 2-H 3-H 1B		C B B F X 2-2 ③ G5-3		5	1	2	2	0	1	1
Bret Barberie, S (1, 4) OBP: 0.374, SLG: 0.374	C 1 B B X SAFE 2-1 ① G4-3 1-3	B X 1-0 G6-3 2B			C B B X 2-1 HR 1B	C B B C B F X 3-2 ② FC4-6 1-2f			X 0-0 ① F9	5	1	2	0	0	0	2
Jeff Conine, R (1, 3) OBP: 0.388, SLG: 0.434	X 0-0 2B 3-H 1B	B B F F B B 4-2 G6-3 BB			X 0-0 1-H HR	C C B S 1-3 ③ K			B F B F X 2-2 ② P3	4	2	2	3	1	1	1
Gary Sheffield, R (1, 5) OBP: 0.354, SLG: 0.489	F X 0-1 1-H 2B	B B B C F X 3-2 ① G6-3 1-2 2-3			X 0-0 G6-3 1B		B X 1-0 ① L7		F X 0-1 ③ F9	5	0	2	1	0	0	2
Darrell Whitmore, L (1, 9) OBP: 0.285, SLG: 0.379	X 0-0 ② F7	B F F S 1-3 ② K			F F B X 1-2 ② G6-3 1-2		X 0-0 G4-6-3 1B			4	0	1	0	0	1	4
Benito Santiago, R (1, 2) OBP: 0.295, SLG: 0.369 Rich Rodriguez, L (5, 1) Matt Turner, R (8, 1)	B B F F B C F F F B 4-2 BB	B B X 2-0 ③ L7			B X 1-0 ③ G5-3		X 0-0 ② ③ G4-6-3 1-2f			2 1 0	0 0 0	0 0 0	0 0 0	1 0 0	0 0 0	3 1 0
Greg Briley, L (1, 7) OBP: 0.268, SLG: 0.329	X 0-0 ③ G4-3			B F B F X 2-2 ① F8	F X 0-1 E3 G5-4-3 1B 1B			B X 1-0 ① P5		4	1	0	0	0	0	2
Walt Weiss, S (1, 6)		C B B F B X 3-2 ① P4		C B B F F F X 2-2 ② L7	B F X 1-1 G5-4-3 1-2 1B 1B			B X 1-0 ② F9		4	1	1	0	0	0	0
Chris Hammond, L (1, 1) OBP: 0.283, SLG: 0.313 Robb Nen, R (4, 1) Joe Klink, L (5, 1) Rob Natal, R (5, 2) OBP: 0.219, SLG: 0.300		X 0-0 ② F9		C X 0-1 ③ G1-3	C X 0-1 ① G5-4-3 1-2 2-3			B F F X 1-2 1B		2 0 0 2	0 0 0 0	0 0 0 1	0 0 0 0	0 0 0 0	0 0 0 0	0 0 0 2
Inning Stats	R: 2 H: 3 E: 0 LOB: 2 K: 0 BB: 1 S: 15 P: 21	R: 0 H: 0 E: 0 LOB: 0 K: 0 BB: 0 S: 5 P: 10	R: 0 H: 1 E: 0 LOB: 2 K: 1 BB: 1 S: 10 P: 21	R: 0 H: 0 E: 0 LOB: 0 K: 0 BB: 0 S: 10 P: 14	R: 2 H: 3 E: 0 LOB: 1 K: 1 BB: 0 S: 11 P: 16	R: 2 H: 2 E: 1 LOB: 1 K: 1 BB: 0 S: 14 P: 19	R: 0 H: 1 E: 0 LOB: 0 K: 0 BB: 0 S: 3 P: 4	R: 0 H: 1 E: 0 LOB: 1 K: 0 BB: 0 S: 8 P: 13	R: 0 H: 0 E: 0 LOB: 0 K: 0 BB: 0 S: 6 P: 8	1B: 8 SF: 0 2B: 2 SAC: 0 3B: 0 DP: 1 HR: 1 HBP: 0						

TOP

Florida Marlins @ St. Louis Cardinals

Busch Stadium, St. Louis, MO

Thu Aug 05 1993, 7:05 PM CDT

Att. 28,699 - Unknown - 64 F

livebaseballscorecards.com

AB	38
R	6
H	11
RBI	6
BB	2
SO	3
LOB	18

		WP: 0	PA: 40
1B: 8	SF: 0	PB: 0	
2B: 2	SAC: 0	SB: 1	
3B: 0	DP: 1	CS: 0	
HR: 1	HBP: 0		

PITCHER	IP	WLS	BF	H	R	ER	SO	BB	IBB	HBP	BLK	WP	HR	S	P	ERA	WHIP
Rene Arocha, R (1, 1) ERA: 3.6	9.0	W	40	11	6	5	3	2	0	0	0	0	1	82	126	5.00	1.444

PITCHER	IP	WLS	BF	H	R	ER	SO	BB	IBB	HBP	BLK	WP	HR	S	P	ERA	WHIP

BOTTOM

Batter	1	2	3	4	5	6	7	8	9	AB	R	H	RBI	BB	SO	LOB
Bernard Gilkey, R (1, 7) OBP: 0.385, SLG: 0.507	2-1 2B 1B	1-0 FC5-4 1B 2-H	0-0 G6-3	2-1 F9 1-2 2-3 3-H	0-2 1B 1-2 2-H 3-H		1-1 G6-3			6	1	3	3	0	0	3
Ozzie Smith, S (1, 6) OBP: 0.330, SLG: 0.351 José Oquendo, S (6, 6) OBP: 0.325, SLG: 0.214	2-1 F7 1 SAFE	2-1 FC5-4 S 1-2f		0-0 1B 1B	F7 F8		2-2 F9			5 1	1 0	1 0	1 0	0 0	0 0	4 0
Gregg Jefferies, S (1, 3) OBP: 0.388, SLG: 0.486 Rod Brewer, L (8, 3) OBP: 0.330, SLG: 0.350	1-1 P6 1 SAFE 1 SAFE	2-3 K 1-2		1-1 1B 1B G3-2-3 1-3 1B	4-2 WP 2B BB	0-1 F8	0-0 G1			5 0	1 0	1 0	0 0	1 0	1 0	2 0
Todd Zeile, R (1, 5) OBP: 0.352, SLG: 0.432	1-2 1B 2B 1-H		1-1 BB 1B 1B	0-1 G3-2-3 1B 1B 1-2 3-H	4-2 2B BB 1-2	4-2 HR BB		2-3 K		4	4	3	2	2	1	0
Brian Jordan, R (1, 9) OBP: 0.353, SLG: 0.538	3-2 BB 1B 2-3		0-2 L9	2-0 1B G3-2-3 1B 1-2 2-3	1-0 BB 1B 2B 1-3 2-H	0-0 HR 1-H		2-0 G1-6-3		6	3	4	3	0	0	1
Ray Lankford, L (1, 8) OBP: 0.396, SLG: 0.362	4-1 BB 1-2		2-1 BB 1B 1B 1-2	2-0 G3-2-3 1-2 2-3 3-Hf	4-2 1B BB 1B BB	4-0 1B BB		3-2 G4-3		3	2	1	0	3	0	3
Luis Alicea, S (1, 4) OBP: 0.387, SLG: 0.392	2-2 P2		4-0 1B E BB 1-2 2-3	1-0 BB WP 1B 2-3 3-H	4-1 1B BB 1-2 2-3 3-H	0-1 1B 1-2				3	3	2	2	2	0	3
Tom Pagnozzi, R (1, 2) OBP: 0.299, SLG: 0.382		3-2 SH3 1B 1B	2-1 K 1-3 2-H 3-H	WP BB 1-2 3-H	1-0 P4	1-0 F9				5	1	3	3	0	0	5
Rene Arocha, R (1, 1) OBP: 0.125, SLG: 0.128		0-0 SH3 1-2	0-3 K 1-2 3-H	4-2 WP BB 1-2 2-3	2-2 1B 1-2 2-3 3-H	0-0 G4-3				3	0	1	1	1	1	3
Inning Stats	R: 1 E: 0 K: 0 S: 16 H: 3 LOB: 3 BB: 1 P: 31	R: 1 E: 0 K: 1 S: 10 H: 2 LOB: 1 BB: 0 P: 18	R: 3 E: 0 K: 1 S: 13 H: 3 LOB: 1 BB: 1 P: 22	R: 4 E: 0 K: 0 S: 15 H: 6 LOB: 2 BB: 1 P: 28	R: 5 E: 0 K: 0 S: 22 H: 3 LOB: 2 BB: 4 P: 45	R: 2 E: 0 K: 0 S: 9 H: 2 LOB: 2 BB: 2 P: 18	R: 0 E: 0 K: 0 S: 6 H: 0 LOB: 0 BB: 0 P: 9	R: 0 E: 0 K: 1 S: 9 H: 0 LOB: 0 BB: 0 P: 16		1B: 16 2B: 2 3B: 0 HR: 1	SF: 0 SAC: 1 DP: 1 HBP: 0					

PITCHER		IP	WLS	BF	H	R	ER	SO	BB	IBB	HBP	BLK	WP	HR	S	P	ERA	WHIP
Chris Hammond, L ERA: 4.52	(1, 1)	3.2	L	25	13	9	8	2	2	0	0	0	0	0	47	85	19.64	4.091
Robb Nen, R ERA: 6.34	(4, 1)	0.2		7	2	3	3	0	3	0	0	0	2	0	14	32	40.50	7.500
Joe Klink, L ERA: 4.24	(5, 1)	0.1		5	2	2	2	0	2	0	0	0	0	0	12	23	54.00	12.000
Rich Rodriguez, L ERA: 4.14	(5, 1)	2.1		11	2	2	2	0	2	0	0	0	0	1	18	31	7.71	1.714
Matt Turner, R ERA: 2.52	(8, 1)	1.0		3	0	0	0	1	0	0	0	0	0	0	9	16	0.00	0.000

PITCHER	IP	WLS	BF	H	R	ER	SO	BB	IBB	HBP	BLK	WP	HR	S	P	ERA	WHIP

Florida Marlins @ St. Louis Cardinals

Busch Stadium, St. Louis, MO

Thu Aug 05 1993, 7:05 PM CDT

Att. 28,699 - Unknown - 64 F

livebaseballscorecards.com

AB	41
R	16
H	19
RBI	14
BB	9
SO	3
LOB	24

Philadelphia Phillies @ Florida Marlins

Joe Robbie Stadium, Miami, FL

Fri Aug 06 1993, 7:05 PM EDT

Att. 43,670 - Unknown - 87 F

livebaseballscorecards.com

TOP

Batter	1	2	3	4	5	6	7	8	9	AB	R	H	RBI	BB	SO	LOB
Lenny Dykstra, L (1, 8) OBP: 0.423, SLG: 0.464	B B B X 3-0 ① G4-3	B 1 SAFE B 2-0 ③ CS 1-2	C B B B C S 3-3 ① K	B B X 2-0 ③ G4-3		B X 1-0 ③ G3			B B B C B 4-1 G3 S BB	4	0	0	0	1	1	2
Mariano Duncan, R (1, 4) OBP: 0.297, SLG: 0.396	B F B S X 2-2 BB 2B		B B B C C S 3-3 ② K		C S X 0-2 G3 1B SF9 1B		B X 1-0 ① F9		S F S 0-3 ① K	5	1	2	0	0	2	1
John Kruk, L (1, 3) OBP: 0.472, SLG: 0.500	F F B B F T 2-2 ② K		F B C B B F B 4-2 BB		F 1 SAFE X 0-1 G3 1-2 1B		B B X 2-0 2B		B F C X 1-2 ② G3 1-3	4	0	2	0	1	1	2
Dave Hollins, S (1, 5) OBP: 0.373, SLG: 0.454	B B B B 4-0 BB BB		F X 0-1 ③ F8		F B C B X 2-2 ① G3 1-2 2-3		C B X 1-1 ② P5		S S S 0-3 ③ K	4	0	0	0	1	1	5
Darren Daulton, L (1, 2) OBP: 0.399, SLG: 0.499	C B B B B B 4-1 1-2 2-3 BB			B B F F F B F F B 4-2 HR BB	C B B F X 2-2 ② SF9 3-H		S X 0-1 ③ P6			1	1	0	1	2	0	1
Jim Eisenreich, L (1, 9) OBP: 0.367, SLG: 0.455	B B C B X 3-1 ③ G4-3			X 0-0 1-H HR	B B B X 3-0 ③ G1-3			B B F S F F B S 3-3 ① K		4	1	1	2	0	1	4
Milt Thompson, L (1, 7) OBP: 0.348, SLG: 0.368		B X 1-0 CS 1B		C B F B F B B X 3-2 SH2-4 1B		B S F B B B B 4-2 G4-6-3 BB		C B B B B 4-1 BB		2	0	2	0	2	0	0
Kevin Stocker, S (1, 6) OBP: 0.463, SLG: 0.500		B F F B 1 SAFE F F 1 SAFE F 2-2 1 SAFE X ① F7		1 SAFE S F B B F B X 3-2 ① F8		L B B 1 SAFE X 2-1 ① ② G4-6-3 1-2f		C C S 0-3 ② K		4	0	0	0	0	1	4
Jose DeLeon, R (1, 1)		C L B M 1-3 ② K		M M X 0-2 ② SH2-4 1-2		C F B B X 2-2 2B		C S B T F S 1-3 ③ K		1	0	0	0	0	1	1
Wes Chamberlain, R (6, PH) OBP: 0.321, SLG: 0.515										1	0	1	0	0	0	0
Roger Mason, R (6, 1) OBP: 0.200, SLG: 0.200										0	0	0	0	0	0	0
Pete Incaviglia, R (8, PH) OBP: 0.300, SLG: 0.537										1	0	0	0	0	1	1
David West, L (8, 1) OBP: 0.500, SLG: 0.750										0	0	0	0	0	0	0
Inning Stats	R: 0 E: 0 K: 1 S: 11	H: 1 LOB: 3 BB: 2 P: 29	R: 0 E: 0 K: 1 S: 10	H: 1 LOB: 0 BB: 0 P: 16	R: 0 E: 0 K: 2 S: 11	H: 0 LOB: 1 BB: 1 P: 21	R: 2 E: 0 K: 0 S: 18	H: 2 LOB: 1 BB: 1 P: 30	R: 1 E: 0 K: 0 S: 12	H: 2 LOB: 1 BB: 0 P: 19	R: 0 E: 0 K: 0 S: 8	H: 1 LOB: 1 BB: 1 P: 17	R: 0 E: 0 K: 0 S: 6	H: 1 LOB: 1 BB: 0 P: 10	R: 0 E: 0 K: 3 S: 14	H: 0 LOB: 1 BB: 1 P: 22	R: 0 E: 0 K: 2 S: 10	H: 0 LOB: 1 BB: 1 P: 15							

	AB	31
	R	3
	H	8
	RBI	3
	BB	7
	SO	9
	LOB	21

| | | | | | | | | | |

BOTTOM

Philadelphia Phillies @ Florida Marlins

Joe Robbie Stadium, Miami, FL

Fri Aug 06 1993, 7:05 PM EDT
Att. 43,670 - Unknown - 87 F

livebaseballscorecards.com

Batter	1	2	3	4	5	6	7	8	9	AB	R	H	RBI	BB	SO	LOB
Chuck Carr, S (1, 8) OBP: 0.322, SLG: 0.340	CSBFFBX 2-2 CS 1B	BX 1-0 2-H HR			FBBBX 3-1 ② L8		BSFX 1-2 ③ G1-3			4	1	2	2	0	0	1
Rick Renteria, R (1, 4) OBP: 0.319, SLG: 0.351	BBBCCCB 4-2 ① 1B E 1-2 BB	CBBFBX 3-2 ③ F8			CCX 0-2 ③ F7			BFFBS 2-3 ① K		3	1	0	0	1	1	0
Jeff Conine, R (1, 7) OBP: 0.387, SLG: 0.433	CX 0-1 E6 1-H 1B		SSX 0-2 ① F8			CSTS 0-3 ① K		CFC 0-3 ② K		4	0	1	0	0	2	0
Gary Sheffield, R (1, 5) OBP: 0.350, SLG: 0.484	SSBS 1-3 ② K		X 0-0 ② G5-3			FX 0-1 ② P3		BFX 1-1 ③ F9		4	0	0	0	0	1	1
Orestes Destrade, S (1, 3) OBP: 0.316, SLG: 0.402	BBBB 4-0 BB		BBBFSS 2-3 ③ K			BX 1-0 HR				2	1	1	1	1	1	0
Darrell Whitmore, L (1, 9) OBP: 0.278, SLG: 0.370	FBBCT 2-2 ③ K			BBSX 2-1 ① G5-3		BFFFBS 2-3 ③ K				3	0	0	0	0	2	2
Benito Santiago, R (1, 2) OBP: 0.295, SLG: 0.369		BX 1-0 ① F7		FX 0-1 CS 1B			SFBX 1-2 ① L5			3	0	1	0	0	0	0
Walt Weiss, S (1, 6) OBP: 0.354, SLG: 0.319		BBBBCB 4-1 SH3-4 HR BB		BCFS 1-3 ② ③ K 1-2			CBCBBFB 4-2 SH3-4 BB			1	1	0	0	2	1	1
Pat Rapp, R (1, 1) OBP: 0.182, SLG: 0.182		X 0-0 ② SH3-4 1-2			BTCS 1-3 ① K		LX 0-1 ② SH3-4 1-2			0	0	0	0	0	0	0
Bret Barberie, S (5, PH) OBP: 0.373, SLG: 0.372										1	0	0	0	0	1	0
Luis Aquino, R (6, 1) OBP: 0.091, SLG: 0.091										0	0	0	0	0	0	0
Joe Klink, L (7, 1)										0	0	0	0	0	0	0
Bryan Harvey, R (8, 1)										0	0	0	0	0	0	0
Inning Stats	R: 1 E: 1 K: 2 S: 15 H: 2 LOB: 2 BB: 2 P: 28	R: 2 E: 0 K: 0 S: 7 H: 1 LOB: 0 BB: 1 P: 16	R: 0 E: 0 K: 1 S: 7 H: 0 LOB: 0 BB: 0 P: 9	R: 0 E: 0 K: 1 S: 7 H: 1 LOB: 1 BB: 0 P: 10	R: 0 E: 0 K: 1 S: 8 H: 0 LOB: 0 BB: 0 P: 12	R: 1 E: 0 K: 2 S: 11 H: 1 LOB: 0 BB: 0 P: 14	R: 0 E: 0 K: 0 S: 11 H: 0 LOB: 1 BB: 1 P: 17	R: 0 E: 0 K: 2 S: 8 H: 0 LOB: 0 BB: 0 P: 11		1B: 3 2B: 1 3B: 0 HR: 2	SF: 0 SAC: 2 DP: 1 HBP: 0			WP: 0 PB: 0 SB: 0 CS: 2	PA: 31	

	AB	25
	R	4
	H	5
	RBI	3
	BB	4
	SO	9
	LOB	5

PITCHER		IP	WLS	BF	H	R	ER	SO	BB	IBB	HBP	BLK	WP	HR	S	P	ERA	WHIP
Jose DeLeon, R ERA: 3.26	(1, 1)	5.0		20	4	3	2	5	3	0	0	0	0	1	44	75	3.60	1.400
Roger Mason, R ERA: 3.89	(6, 1)	2.0	L	8	1	1	1	2	1	0	0	0	0	1	22	31	4.50	1.000
David West, L ERA: 2.98	(8, 1)	1.0		3	0	0	0	2	0	0	0	0	0	0	8	11	0.00	0.000

PITCHER	IP	WLS	BF	H	R	ER	SO	BB	IBB	HBP	BLK	WP	HR	S	P	ERA	WHIP

Batter	1	2	3	4	5	6	7	8	9	10	AB	R	H	RBI	BB	SO	LOB
Lenny Dykstra, L (1, 8) OBP: 0.424, SLG: 0.465	F7	F9		F9		CS 2B		FC6-4 BB		F8 1B 1B BB	4	1	1	0	2	0	1
Mariano Duncan, R (1, 4) OBP: 0.294, SLG: 0.392	G1-3	G4-3		G6-3		F7 2-3		FC6-4 1-2f		1B F8 1-2 1B	6	0	1	0	0	0	3
John Kruk, L (1, 3) OBP: 0.472, SLG: 0.499	BB HR BB		FC4-6 BB 2B 1B	G6-3		1B		G5-3		F8 1-2 2-3	5	2	2	0	1	0	3
Dave Hollins, S (1, 5) OBP: 0.375, SLG: 0.452	1-2 HR BB		F8		HR BB	F8			G3-1	2-3 3-H 1B	4	2	1	1	2	0	2
Darren Daulton, L (1, 2) OBP: 0.405, SLG: 0.517	1-H 2-H HR		1-2 FC4-6 BB		1-H HR		PB BB		S BB	G3	3	2	2	5	3	0	2
Jim Eisenreich, L (1, 9) OBP: 0.368, SLG: 0.460	FC6-4 BB		1-2f 2-3 FC4-6 BB 2B		FC6-2 3B		P6 1-2		K 1-2		4	1	1	0	1	1	4
Milt Thompson, L (1, 7) OBP: 0.349, SLG: 0.363	FC6-4 1-2f		2B 1-2 BB		F7		F7		IBB		3	0	0	0	2	0	3
Mitch Williams, L (9, 1) OBP: 1.000, SLG: 1.000											0	0	0	0	0	0	0
Kevin Stocker, S (1, 6) OBP: 0.460, SLG: 0.500		SH1-4 BB	1-3 2-H 3-H 2B		FC6-2 3-H		F9		F7		4	0	1	2	1	0	4
Tyler Green, R (1, 1) Mike Williams, R (2, 1) David West, L (6, 1) OBP: 0.500, SLG: 0.750 Ricky Jordan, R (8, PH) OBP: 0.310, SLG: 0.406 Larry Andersen, R (8, 1) OBP: 1.000, SLG: 1.000 Pete Incaviglia, R (9, 7) OBP: 0.295, SLG: 0.535	SH1-4 1-2		G6-3		P6			K		P4	0 2 0 1 0 1	0 0 0 0 0 0	0 0 0 0 0 0	0 0 0 0 0 0	0 0 0 0 0 0	0 3 0 0 1 0	0 0 0 0 0 0
Inning Stats	R: 3 E: 0 K: 0 S: 4 H: 1 LOB: 1 BB: 3 P: 16	R: 0 E: 0 K: 0 S: 3 H: 0 LOB: 1 BB: 1 P: 7	R: 2 E: 0 K: 0 S: 5 H: 2 LOB: 2 BB: 2 P: 13	R: 0 E: 0 K: 0 S: 3 H: 0 LOB: 0 BB: 0 P: 3	R: 2 E: 0 K: 0 S: 5 H: 2 LOB: 1 BB: 1 P: 9	R: 0 E: 0 K: 0 S: 4 H: 2 LOB: 1 BB: 0 P: 4	R: 0 E: 0 K: 0 S: 3 H: 0 LOB: 1 BB: 1 P: 7	R: 0 E: 0 K: 1 S: 5 H: 0 LOB: 1 BB: 1 P: 9	R: 0 E: 0 K: 1 S: 5 H: 0 LOB: 2 BB: 2 P: 13	R: 1 E: 0 K: 0 S: 5 H: 2 LOB: 2 BB: 1 P: 9	1B: 4 2B: 2 3B: 1 HR: 2	SF: 0 SAC: 1 DP: 0 HBP: 0						

PITCHER		IP	WLS	BF	H	R	ER	SO	BB	IBB	HBP	BLK	WP	HR	S	P	ERA	WHIP
Jack Armstrong, R ERA: 4.75	(1, 1)	4.0		24	5	7	7	0	7	0	0	0	0	2	17	45	15.75	3.000
Richie Lewis, R ERA: 3.38	(5, 1)	2.0		7	2	0	0	0	0	0	0	0	0	0	7	7	0.00	1.000
Rich Rodriguez, L ERA: 3.97	(7, 1)	2.0		8	0	0	0	1	2	0	0	0	0	0	8	16	0.00	1.000
Matt Turner, R ERA: 2.63	(9, 1)	1.2	L	10	2	1	1	1	2	1	0	0	0	0	9	21	5.40	2.400
Joe Klink, L ERA: 4.07	(10, 1)	0.1		1	0	0	0	0	0	0	0	0	0	0	1	1	0.00	0.000

PITCHER	IP	WLS	BF	H	R	ER	SO	BB	IBB	HBP	BLK	WP	HR	S	P	ERA	WHIP

TOP

Philadelphia Phillies @ Florida Marlins

Joe Robbie Stadium, Miami, FL

Sat Aug 07 1993, 7:05 PM EDT
Att. 44,689 - Unknown - 88 F

livebaseballscorecards.com

AB	37
R	8
H	9
RBI	8
BB	12
SO	2
LOB	25

WP: 0	PA: 50		
PB: 1			
SB: 1			
CS: 1			

Batter	1	2	3	4	5	6	7	8	9	10	AB	R	H	RBI	BB	SO	LOB
Chuck Carr, S (1, 8) OBP: 0.322, SLG: 0.340	0-0 FC6-4 E 1B 1B	0-0 BB E BB 1B 1-2 2-H		0-0 G6-3 ①		0-0 F5 ①		0-3 K ① SSS	0-0 FC5 ② 1-2 2-3f		6	2	2	1	0	1	4
Bret Barberie, S (1, 4) OBP: 0.381, SLG: 0.391 Joe Klink, L (10, 1)	0-0 FC6-4 1B 1-2	0-0 E4 BB BB 1-2 2-3		0-0 HR		4-0 1B BB BBBB 1-2 2-3		1-0 WP G4-3 HBP H	0-3 K ③ SSS		4 0	1 0	2 0	1 0	1 0	1 0	4 0
Jeff Conine, R (1, 7) OBP: 0.384, SLG: 0.427 (7, 3)	0-0 FC6-4 E ① 1-2f 2-3	4-0 BB BBBB 1-2 2-3 3-H		0-0 F9 ②		0-3 K ② SSS		0-0 G4-3 ② 1-2		0-0 F8 ①	5	0	0	1	1	1	6
Gary Sheffield, R (1, 5) OBP: 0.355, SLG: 0.484	0-0 L6 ② 1-2 3-H	4-0 BB BBBB 1-2 2-3 3-H		0-0 L6 ③		0-0 1B 1-3 2-H 3-H		4-0 WP IBB I I I		0-0 1B S 1B	4	0	2	3	2	0	1
Orestes Destrade, S (1, 3) OBP: 0.313, SLG: 0.398 Rich Rodriguez, L (7, 1) Alex Arias, R (8, PH) OBP: 0.340, SLG: 0.321 Matt Turner, R (9, 1) Rick Renteria, R (10, 4) OBP: 0.322, SLG: 0.354	SSS 0-3 K ③	0-0 L4 ③			0-0 G4-3 ①	0-0 G4-3 ③		BBBB 4-0 1-2 2-3 BB		0-0 BB 1B 1-3	4 0 0 0 1	0 0 0 0 0	0 0 0 0 1	0 0 0 0 0	1 0 1 0 0	0 0 0 0 0	6 0 0 0 0
Darrell Whitmore, L (1, 9) OBP: 0.267, SLG: 0.355 Rob Natal, R (10, PH) OBP: 0.242, SLG: 0.300	SSS 0-3 K ① S	0-0 F7 ① x			0-0 F8 ② x	0-0 F7 ① x		0-0 L6 ③ x		BBBB 4-0 1-2 BB	5 0	0 0	0 0	0 0	0 1	1 0	3 0
Benito Santiago, R (1, 2) OBP: 0.296, SLG: 0.367	SSS 0-3 K ② S	0-0 FC6-4 1B x			0-0 G6-3 ③ x	BBBB 4-0 FC6-4 BB			SSS 0-3 K ① x	0-0 P4 ③	5	0	1	0	1	2	2
Walt Weiss, S (1, 6) OBP: 0.357, SLG: 0.321	0-0 1B 1B 1B x	0-0 F7 ② x				BBBB 4-0 BB 1B 1B BB		0-0 FC6-4 ② x 1-2f	0-0 FC5 BB 1B x		4	2	2	0	1	0	2
Jack Armstrong, R (1, 1) OBP: 0.173, SLG: 0.192 Richie Lewis, R (5, 1) Greg Briley, L (6, PH) OBP: 0.273, SLG: 0.333 (7, 7) Henry Cotto, R (7, PH) OBP: 0.245, SLG: 0.318 (8, 7)	0-0 E 1B BB 1B x 1-2	0-0 FC6-4 ③ x 1-2f				0-0 BB 1B 1B x 1-2	SSS 0-3 K ③		BBBB 4-0 FC5 1B 1-2		2 0 1 1	1 0 1 0	1 0 1 0	0 0 0 1	0 0 0 1	0 0 0 1	1 0 0 1
Inning Stats	R: 1 H: 2 E: 1 LOB: 1 K: 1 BB: 0 S: 7 P: 7	R: 3 H: 3 E: 1 LOB: 3 K: 2 BB: 2 S: 11 P: 19	R: 0 H: 1 E: 0 LOB: 1 K: 0 BB: 0 S: 4 P: 4	R: 1 H: 1 E: 0 LOB: 0 K: 0 BB: 0 S: 4 P: 4	R: 0 H: 0 E: 0 LOB: 0 K: 0 BB: 0 S: 3 P: 3	R: 2 H: 2 E: 0 LOB: 2 K: 1 BB: 2 S: 7 P: 15	R: 0 H: 0 E: 0 LOB: 1 K: 1 BB: 1 S: 5 P: 9	R: 0 H: 0 E: 0 LOB: 3 K: 1 BB: 2 S: 5 P: 14	R: 0 H: 1 E: 0 LOB: 2 K: 2 BB: 1 S: 8 P: 12	R: 0 H: 2 E: 0 LOB: 2 K: 0 BB: 1 S: 4 P: 8	1B: 11 SF: 0 2B: 0 SAC: 0 3B: 0 DP: 0 HR: 1 HBP: 1						

PITCHER		IP	WLS	BF	H	R	ER	SO	BB	IBB	HBP	BLK	WP	HR	S	P	ERA	WHIP
Tyler Green, R ERA: 7.36	(1, 1)	1.2		12	5	4	1	3	1	0	0	0	0	0	17	21	5.40	3.600
Mike Williams, R ERA: 6.04	(2, 1)	3.2		17	3	3	3	0	3	0	0	0	0	1	14	26	7.36	1.636
David West, L ERA: 2.91	(6, 1)	1.2		7	1	0	0	2	1	0	0	0	0	0	10	14	0.00	1.200
Larry Andersen, R ERA: 1.87	(8, 1)	1.0		6	0	0	0	1	1	1	1	0	1	0	5	14	0.00	1.000
Mitch Williams, L ERA: 2.86	(9, 1)	2.0	W	10	3	0	0	2	2	0	0	0	0	0	12	20	0.00	2.500

PITCHER	IP	WLS	BF	H	R	ER	SO	BB	IBB	HBP	BLK	WP	HR	S	P	ERA	WHIP

BOTTOM

Philadelphia Phillies @ Florida Marlins

Joe Robbie Stadium, Miami, FL

Sat Aug 07 1993, 7:05 PM EDT

Att. 44,689 - Unknown - 88 F

livebaseballscorecards.com

AB	42
R	7
H	12
RBI	6
BB	9
SO	8
LOB	30

WP: 1 PA: 52
PB: 0
SB: 1
CS: 0

Batter	1	2	3	4	5	6	7	8	9	AB	R	H	RBI	BB	SO	LOB
Lenny Dykstra, L (1, 8) OBP: 0.426, SLG: 0.465	B B C B C B 4-2 G5-3 WP BB	C F X 0-2 CS 1B			B X 1-0 ② G3	B B C X 2-1 F7 ②	X 0-0 SH1-3 S 1B	4	1	2	0	1	0	0
Mariano Duncan, R (1, 4) OBP: 0.297, SLG: 0.402 Roger Mason, R (7, 1) OBP: 0.200, SLG: 0.200 Milt Thompson, L (9, PH) OBP: 0.349, SLG: 0.363	B 1 SAFE 1 SAFE B B C X 3-1 ① G5-3 1-2	1 SAFE 1 SAFE C 1 SAFE F 1 SAFE P 1-2 ③ CS 1-2	X 0-0 HR		S F X 0-2 ③ F8	F X 0-1 1B 1B 1B	1 SAFE C X 0-1 ① SH1-3 1-3	4 2 2 1 0 0 1 0 0 0 0 0 0 0 0 0 0 0 0 0 0						
John Kruk, L (1, 3) OBP: 0.471, SLG: 0.497	C B C B B S 3-3 ② K	B S S S 1-3 ① K	X 0-0 BB BB 1B	X 0-0 1B 1-3 1B	B X 1-0 ② G4-3	5	0	2	0	0	2	2
Dave Hollins, S (1, 5) OBP: 0.375, SLG: 0.449	B C B F B B 4-2 2-H BB	B X 1-0 ② F7	C S B S 1-3 ① K	B B F C B X 3-2 1-2 3-H 1B	F B C F C 1-3 ③ K	4	0	1	1	1	2	2
Darren Daulton, L (1, 2) OBP: 0.404, SLG: 0.513	C B X 1-1 ③ P2	B B X 2-0 ③ L3	C B B B B 4-1 1-2 BB	X 0-0 ③ P3				3	0	0	0	1	0	3
Jim Eisenreich, L (1, 9) OBP: 0.366, SLG: 0.456	B C C B B F X 3-2 HR 1B	B B B C X 3-1 ① F8	C X 0-1 ② F8	C B F F B B X 3-2 ① G5-3				4	1	1	0	0	0	2
Pete Incaviglia, R (1, 7) OBP: 0.305, SLG: 0.546	X 0-0 1-H HR	X 0-0 ② G6-3	B B B F B 4-1 1-2 2-3 BB	F B B B F B 4-2 SH1-3 BB				2	1	1	2	2	0	0
Kevin Stocker, S (1, 6) OBP: 0.444, SLG: 0.481	L B F B B X 3-2 ① F9	C X 0-1 ③ G5-3	B B C X 2-1 ③ F7	X 0-0 ② SH1-3 1-2				3	0	0	0	0	0	3
Terry Mulholland, R (1, 1) OBP: 0.094, SLG: 0.077 Mickey Morandini, L (7, PH) OBP: 0.288, SLG: 0.326 (7, 4)	X 0-0 ② G4-3	B C S S 1-3 ① K	X 0-0 ① G3	B B F B 2 SAFE F S 3-3 ③ K				2 0 0 0 0 1 0 2 0 0 0 0 1 1						
Inning Stats	R: 1 H: 0 E: 0 LOB: 1 K: 1 BB: 2 S: 11 P: 26	R: 2 H: 3 E: 0 LOB: 0 K: 0 BB: 0 S: 15 P: 21	R: 1 H: 1 E: 0 LOB: 0 K: 1 BB: 0 S: 6 P: 10	R: 0 H: 0 E: 0 LOB: 0 K: 0 BB: 0 S: 5 P: 8	R: 0 H: 0 E: 0 LOB: 0 K: 1 BB: 0 S: 7 P: 9	R: 0 H: 1 E: 0 LOB: 3 K: 1 BB: 2 S: 10 P: 21	R: 1 H: 3 E: 0 LOB: 2 K: 0 BB: 0 S: 10 P: 15	R: 0 H: 0 E: 0 LOB: 1 K: 1 BB: 1 S: 10 P: 20	R: 0 H: 1 E: 0 LOB: 1 K: 1 BB: 0 S: 8 P: 10	1B: 7 SF: 0 2B: 0 SAC: 2 3B: 0 DP: 0 HR: 2 HBP: 0				WP: 2 PA: 41 PB: 0 SB: 1 CS: 1		

TOP

Philadelphia Phillies @ Florida Marlins

Joe Robbie Stadium, Miami, FL

Sun Aug 08 1993, 7:05 PM EDT

Att. 43,186 - Unknown - 86 F

livebaseballscorecards.com

AB	33
R	5
H	9
RBI	4
BB	5
SO	6
LOB	14

PITCHER		IP	WLS	BF	H	R	ER	SO	BB	IBB	HBP	BLK	WP	HR	S	P	ERA	WHIP
Charlie Hough, R ERA: 3.98	(1, 1)	6.2	W	31	8	5	5	4	4	0	0	0	1	2	63	109	6.75	1.800
Joe Klink, L ERA: 3.96	(7, 1)	0.2		2	0	0	0	0	0	0	0	0	0	0	5	8	0.00	0.000
Luis Aquino, R ERA: 3.21	(8, 1)	0.2		3	0	0	0	1	1	0	0	0	0	0	6	13	0.00	1.500
Bryan Harvey, R ERA: 1.81	(9, 1)	1.0	S	4	1	0	0	1	0	0	0	0	0	0	8	10	0.00	1.000

PITCHER	IP	WLS	BF	H	R	ER	SO	BB	IBB	HBP	BLK	WP	HR	S	P	ERA	WHIP

BOTTOM

Philadelphia Phillies @ Florida Marlins

Joe Robbie Stadium, Miami, FL

Sun Aug 08 1993, 7:05 PM EDT

Att. 43,186 - Unknown - 86 F

livebaseballscorecards.com

Batter	1	2	3	4	5	6	7	8	9	AB	R	H	RBI	BB	SO	LOB
Chuck Carr, S (1, 8) OBP: 0.324, SLG: 0.340	S B F F B F B X 3-2 ① G5-3	X 0-0 HR 1B 3-H		B B F F S 2-3 ③ K			B B B C F B 4-2 BB			3	1	1	1	1	1	0
Henry Cotto, R (1, 9) OBP: 0.250, SLG: 0.344	C S X 0-2 2B 2B	B X 1-0 1-H HR			C X 0-1 ① F8		B B S 1 SAFE S X 2-2 ③ L9			4	2	2	2	0	0	1
Jeff Conine, R (1, 7) OBP: 0.383, SLG: 0.428 (9, 3)	X 0-0 G4-3 2-H 2B	X 0-0 ③ P3			B B F X 2-1 ② F9			B B X 2-0 ① F8		4	0	1	1	0	0	0
Gary Sheffield, R (1, 5) OBP: 0.352, SLG: 0.479	C X 0-1 ② G4-3 2-3		F X 0-1 ① F8		S B S B X 2-2 ③ G5-3			C X 0-1 ② G5-3		4	0	0	0	0	0	1
Orestes Destrade, S (1, 3) OBP: 0.314, SLG: 0.396 Bryan Harvey, R (9, 1)	F B F B F S 2-3 ③ K		C C B C 1-3 ② K			B F B C B B 4-2 A4 DB BB		B B B B 4-0 BB		2 0	0 0	0 0	0 0	2 0	2 0	1 0
Benito Santiago, R (1, 2) OBP: 0.295, SLG: 0.374		F C B X 1-2 HR	C F B X 1-2 ③ G6-3			1 SAFE 1 SAFE F C B C 1-3 ① ② K 1-2		B F S X 1-2 ③ L7		4	1	1	1	0	1	2
Bret Barberie, S (1, 4) OBP: 0.385, SLG: 0.415		B B C X 2-1 G3 1B 2B		B X 1-0 HR		B X 1-0 ③ F8				3	2	2	1	0	0	0
Alex Arias, R (1, 6) OBP: 0.340, SLG: 0.321 Greg Briley, L (9, 7) OBP: 0.273, SLG: 0.333		2 SAFE L X 0-1 ① G1-3		B F B F B F F F X 3-2 G2-6 1B			C B C C 1-3 ① K			3 0	0 0	1 0	0 0	0 0	1 0	1 0
Charlie Hough, R (1, 1) OBP: 0.063, SLG: 0.043 Joe Klink, L (7, 1) Luis Aquino, R (8, 1) OBP: 0.091, SLG: 0.091 Walt Weiss, S (9, 6) OBP: 0.357, SLG: 0.321		X 0-0 ② G3 2-3		1 SAFE 1 SAFE 1 SAFE L 1 SAFE X 0-1 ① ② G2-6 1-2f			X 0-0 ② F8			2 1 0 0	0 0 0 0	0 0 0 0	0 0 0 0	0 0 0 0	0 0 0 0	2 0 0 0
Inning Stats	R: 1 E: 0 K: 1 S: 15 H: 2 LOB: 1 BB: 0 P: 20	R: 4 E: 0 K: 0 S: 11 H: 4 LOB: 0 BB: 0 P: 15	R: 0 E: 0 K: 1 S: 8 H: 0 LOB: 0 BB: 0 P: 10	R: 1 E: 0 K: 1 S: 12 H: 2 LOB: 0 BB: 0 P: 18	R: 0 E: 0 K: 0 S: 7 H: 0 LOB: 0 BB: 0 P: 11	R: 0 E: 0 K: 1 S: 6 H: 0 LOB: 0 BB: 1 P: 12	R: 0 E: 0 K: 1 S: 10 H: 0 LOB: 1 BB: 1 P: 17	R: 0 E: 0 K: 0 S: 6 H: 0 LOB: 1 BB: 1 P: 13		1B: 2 2B: 3 3B: 0 HR: 3	SF: 0 SAC: 0 DP: 1 HBP: 0					

	AB	30
	R	6
	H	8
	RBI	6
	BB	3
	SO	5
	LOB	8

PITCHER		IP	WLS	BF	H	R	ER	SO	BB	IBB	HBP	BLK	WP	HR	S	P	ERA	WHIP
Terry Mulholland, L ERA: 3.29	(1, 1)	6.0	L	25	8	6	6	4	1	0	0	0	0	3	59	86	9.00	1.500
Roger Mason, R ERA: 3.79	(7, 1)	2.0		8	0	0	0	1	2	0	0	0	0	0	16	30	0.00	1.000

PITCHER	IP	WLS	BF	H	R	ER	SO	BB	IBB	HBP	BLK	WP	HR	S	P	ERA	WHIP

WP: 0 PB: 0 SB: 0 CS: 0 PA: 33

Batter	1	2	3	4	5	6	7	8	9	AB	R	H	RBI	BB	SO	LOB
Jose Vizcaino, S (1, 4) OBP: 0.345, SLG: 0.368	B C C F X 1-2 F7 ①		B X 1-0 L8 ①		B X 1-0 L6-3 1B		X 0-0 G3 ③			4	0	1	0	0	0	1
Rey Sanchez, R (1, 6) OBP: 0.328, SLG: 0.349	B F B X 2-1 G5-3 ②		X 0-0 G4-3 ②		1 SAFE 1 SAFE B X 1-0 L6-3 ② ③ 1-2			B B C F X 2-2 G1-6-3 1B 1B		4	0	1	0	0	0	1
Mark Grace, L (1, 3) OBP: 0.382, SLG: 0.465	B X 1-0 L9 ③		B B F B X 3-1 G3 ③			C X 0-1 G4-3 ①		B C X 1-1 G1-6-3 1-2 1B		4	0	1	0	0	0	0
Derrick May, L (1, 7) OBP: 0.353, SLG: 0.441		C F B X 1-2 F9 ①		X 0-0 G4-3 ①		B F B F B X 3-2 G4-3 ②		L L B B X 2-2 G1-6-3 ① ② 1-2f 2-3		4	0	0	0	0	0	2
Steve Buechele, R (1, 5) OBP: 0.309, SLG: 0.424		B F X 1-1 G5-3 ②		C C S 0-3 K ②		B B S F B B 4-2 BB		S B F S 1-3 K ③		3	0	0	0	1	2	1
Sammy Sosa, R (1, 8) OBP: 0.304, SLG: 0.505		F X 0-1 S 1B 1B		S S B F X 1-2 1B 2B		B F B F 1 SAFE C 2-3 K ③			F C F B F X 1-2 P6 ①	4	2	2	0	0	1	1
Rick Wilkins, L (1, 2) OBP: 0.370, SLG: 0.553		B S S S X 1-2 1B 1-H 1B		S X 0-1 2-H 1B			X 0-0 SH3-4 1B		C B S B B F X 3-2 G1-3 ②	4	0	3	2	0	0	0
Kevin Roberson, S (1, 9) OBP: 0.293, SLG: 0.452		1 SAFE X 0-0 1-2 1B		S C 1 SAFE F B B F B S 3-3 K ③			S 1 SAFE S B 1 SAFE B X 2-2 L9 ①		F C S 0-3 K ③	4	0	1	0	0	2	2
Frank Castillo, R (1, 1) OBP: 0.189, SLG: 0.167		B C S X 1-2 G3 ③			F X 0-1 G1-3 ①		X 0-0 SH3-4 ② 1-2			2	0	0	0	0	0	2
Inning Stats	R: 0 H: 0 E: 0 LOB: 0 K: 0 BB: 0 S: 7 P: 11	R: 1 H: 3 E: 0 LOB: 2 K: 0 BB: 0 S: 14 P: 18	R: 0 H: 0 E: 0 LOB: 0 K: 0 BB: 0 S: 4 P: 8	R: 1 H: 2 E: 0 LOB: 1 K: 2 BB: 0 S: 15 P: 19	R: 0 H: 1 E: 0 LOB: 0 K: 0 BB: 0 S: 4 P: 6	R: 0 H: 0 E: 0 LOB: 1 K: 1 BB: 1 S: 10 P: 19	R: 0 H: 1 E: 0 LOB: 1 K: 0 BB: 0 S: 6 P: 8	R: 0 H: 2 E: 0 LOB: 1 K: 1 BB: 0 S: 11 P: 17	R: 0 H: 0 E: 0 LOB: 0 K: 1 BB: 0 S: 12 P: 16	1B: 8 SF: 0 2B: 2 SAC: 1 3B: 0 DP: 2 HR: 0 HBP: 0						

PITCHER		IP	WLS	BF	H	R	ER	SO	BB	IBB	HBP	BLK	WP	HR	S	P	ERA	WHIP
Ryan Bowen, R ERA: 4.39	(1, 1)	7.0	W	28	7	2	2	3	1	0	0	0	0	0	60	89	2.57	1.143
Rich Rodriguez, L ERA: 3.91	(8, 1)	0.2		3	2	0	0	0	0	0	0	0	0	0	8	13	0.00	3.000
Matt Turner, R ERA: 2.61	(8, 1)	0.1		1	0	0	0	1	0	0	0	0	0	0	3	4	0.00	0.000
Bryan Harvey, R ERA: 1.78	(9, 1)	1.0	S	3	0	0	0	1	0	0	0	0	0	0	12	16	0.00	0.000

PITCHER	IP	WLS	BF	H	R	ER	SO	BB	IBB	HBP	BLK	WP	HR	S	P	ERA	WHIP

TOP

Chicago Cubs @ Florida Marlins

Joe Robbie Stadium, Miami, FL

Mon Aug 09 1993, 7:05 PM EDT
Att. 35,915 - Unknown - 83 F

livebaseballscorecards.com

AB	33
R	2
H	9
RBI	2
BB	1
SO	5
LOB	10

WP: 0 PA: 35
PB: 0
SB: 1
CS: 0

BOTTOM

Chicago Cubs @ Florida Marlins

Joe Robbie Stadium, Miami, FL

Mon Aug 09 1993, 7:05 PM EDT

Att. 35,915 - Unknown - 83 F

Batter	1	2	3	4	5	6	7	8	9	AB	R	H	RBI	BB	SO	LOB
Chuck Carr, S (1, 8) OBP: 0.326, SLG: 0.345	F B F F B X 2-2 SH1-3 1B 1B		F B 1 SAFE B X 2-1 ① F8		1 SAFE F X 0-1 1-3 1B 2B			C B S B X 2-2 ① G4-3		4	1	2	0	0	0	1
Bret Barberie, S (1, 4) OBP: 0.384, SLG: 0.414	1 SAFE X 0-0 ① SH1-3 1-2		C B S B 1 SAFE S 2-3 ② K		B C F X 1-2 ③ 2-H 3-H 1B			B C F F X 1-2 ② P4		3	0	1	1	0	1	1
Jeff Conine, R (1, 7) OBP: 0.382, SLG: 0.426	B 2 SAFE C X 1-1 2-H 1B		X 0-0 ③ F9			C B X 1-1 ① L1		S X 0-1 ③ F7		4	0	1	1	0	0	1
Gary Sheffield, R (1, 5) OBP: 0.349, SLG: 0.475	B X 1-0 ② P6			S X 0-1 ① L8		X 0-0 ② P5				3	0	0	0	0	0	1
Orestes Destrade, S (1, 3) OBP: 0.312, SLG: 0.393	X 0-0 ③ F8			C S C 0-3 ② K		B X 1-0 ③ L9				3	0	0	0	0	1	1
Benito Santiago, R (1, 2) OBP: 0.296, SLG: 0.376		X 0-0 ① L9		B F F S 1-3 ③ K			B F X 1-1 SH1-3 1B 2B			3	1	1	0	0	1	0
Greg Briley, L (1, 9) OBP: 0.270, SLG: 0.329		B C F B F X 2-2 ② P7			B X 1-0 ① G4-3		X 0-0 ① SH1-3 2-3			2	0	0	0	0	0	0
Walt Weiss, S (1, 6) OBP: 0.359, SLG: 0.324		C F B X 1-2 ③ G3			C C B F B X 2-2 2B 1B 1B		B X 1-0 CS 3-H 1B			3	1	2	1	0	0	0
Ryan Bowen, R (1, 1) OBP: 0.156, SLG: 0.205			B F B X 2-1 1B		L B B F M 2-3 ② K		1 SAFE S X 1-0 ②③ P4 1-2			2	0	1	0	0	1	1
Rick Renteria, R (7, PH) OBP: 0.321, SLG: 0.352										1	0	0	0	0	0	1
Rich Rodriguez, L (8, 1)										0	0	0	0	0	0	0
Matt Turner, R (8, 1)										0	0	0	0	0	0	0
Bryan Harvey, R (9, 1)										0	0	0	0	0	0	0
Inning Stats	R: 1 E: 0 K: 0 S: 9 H: 2 LOB: 1 BB: 0 P: 13	R: 0 E: 0 K: 0 S: 8 H: 0 LOB: 0 BB: 0 P: 11	R: 0 E: 0 K: 1 S: 8 H: 1 LOB: 1 BB: 0 P: 14	R: 0 E: 0 K: 2 S: 8 H: 0 LOB: 0 BB: 0 P: 9	R: 1 E: 0 K: 1 S: 13 H: 3 LOB: 2 BB: 0 P: 19	R: 0 E: 0 K: 0 S: 4 H: 0 LOB: 0 BB: 0 P: 6	R: 1 E: 0 K: 0 S: 6 H: 2 LOB: 0 BB: 0 P: 8	R: 0 E: 0 K: 0 S: 9 H: 0 LOB: 0 BB: 0 P: 12		1B: 6 2B: 2 3B: 0 HR: 0 SF: 0 SAC: 2 DP: 0 HBP: 0						

PITCHER	IP	WLS	BF	H	R	ER	SO	BB	IBB	HBP	BLK	WP	HR	S	P	ERA	WHIP
Frank Castillo, R (1, 1) ERA: 4.18	8.0	L	30	8	3	3	4	0	0	0	0	0	0	65	92	3.38	1.000

PITCHER	IP	WLS	BF	H	R	ER	SO	BB	IBB	HBP	BLK	WP	HR	S	P	ERA	WHIP

WP: 0 PB: 0 SB: 0 CS: 1 PA: 30

AB	28
R	3
H	8
RBI	3
BB	0
SO	4
LOB	7

livebaseballscorecards.com

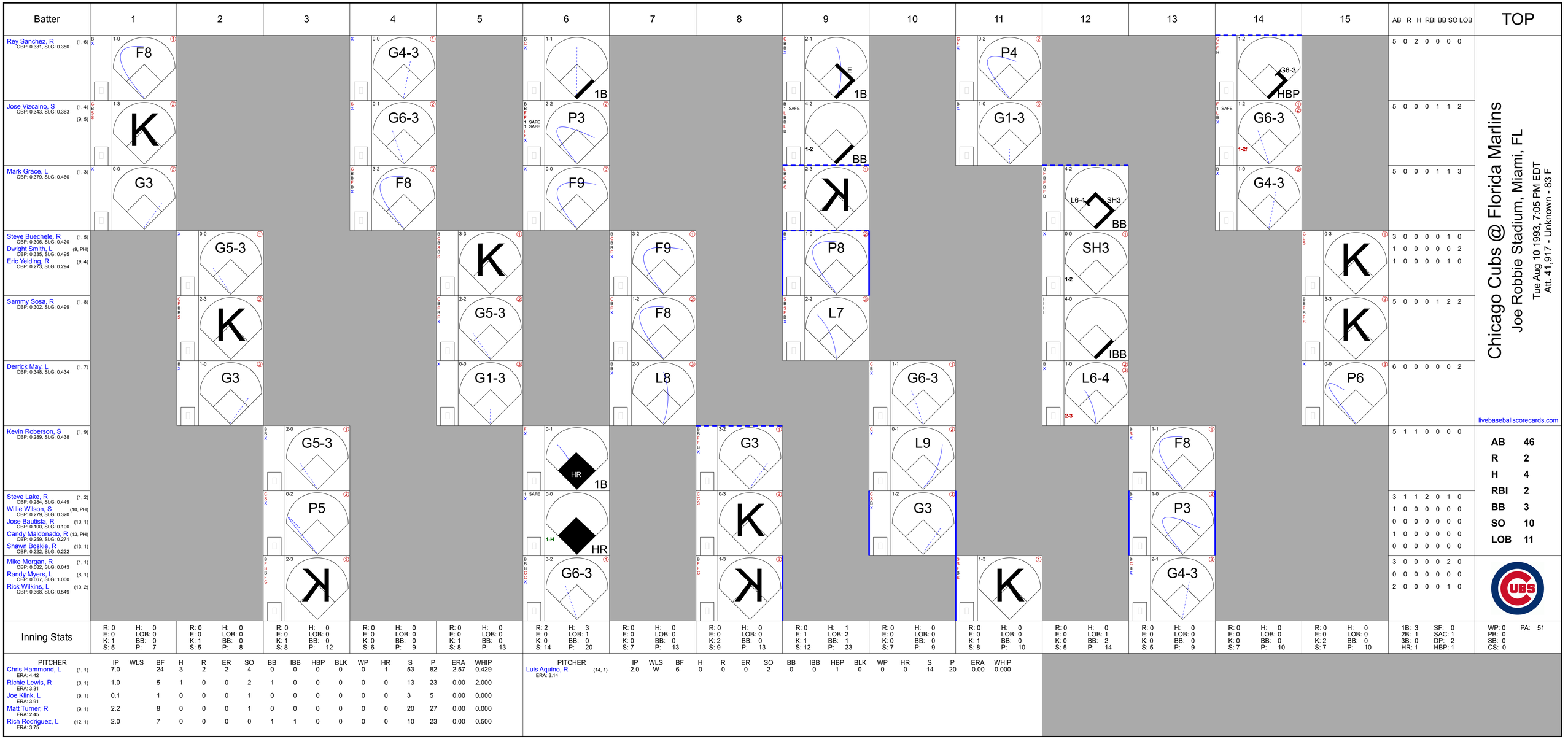
Batter
1
2
3
4
5
6
7
8
9
10
11
12
13
14
15
AB R H RBI BB SO LOB
TOP
Rey Sanchez, R (1, 6)
OBP: 0.331, SLG: 0.350
F8
1-0
K
1-3
G3
0-0
G4-3
0-0
G6-3
0-1
F8
3-2
1B
1-1
P3
2-2
F9
0-0
E
1B
2-1
1-2
BB
4-2
K
2-3
P4
0-2
G1-3
1-0
L6-4
SH3
BB
4-2
HBP
G6-3
1-2
G6-3
1-2
1-2f
G4-3
1-0
5 0 2 0 0 0 0
Jose Vizcaino, S (1, 4) (9, 5)
OBP: 0.343, SLG: 0.363
5 0 0 0 1 1 2
Mark Grace, L (1, 3)
OBP: 0.379, SLG: 0.460
5 0 0 0 1 1 3
Steve Buechele, R (1, 5)
OBP: 0.306, SLG: 0.420
Dwight Smith, L (9, PH)
OBP: 0.335, SLG: 0.495
Eric Yelding, R (9, 4)
OBP: 0.273, SLG: 0.294
G5-3
0-0
K
2-3
G3
1-0
G5-3
2-0
P5
0-2
K
2-3
K
3-3
G5-3
2-2
G1-3
0-0
F9
3-2
F8
1-2
L8
2-0
P8
1-0
L7
2-2
SH3
1-2
IBB
L6-4
2-3
K
0-3
K
3-3
P6
0-0
3 0 0 0 0 1 0
1 0 0 0 0 0 2
1 0 0 0 0 1 0
5 0 0 0 1 2 2
6 0 0 0 0 0 2
Sammy Sosa, R (1, 8)
OBP: 0.302, SLG: 0.499
Derrick May, L (1, 7)
OBP: 0.348, SLG: 0.434
Kevin Roberson, S (1, 9)
OBP: 0.289, SLG: 0.438
HR
1B
0-1
HR
1-H
0-0
G6-3
3-2
K
1-3
G3
3-2
K
0-3
G6-3
1-1
L9
0-1
G3
1-2
K
1-3
F8
1-1
P3
1-0
G4-3
2-1
5 1 1 0 0 0 0
Steve Lake, R (1, 2)
OBP: 0.284, SLG: 0.449
Willie Wilson, S (10, PH)
OBP: 0.279, SLG: 0.320
Jose Bautista, R (10, 1)
OBP: 0.100, SLG: 0.100
Candy Maldonado, R (13, PH)
OBP: 0.259, SLG: 0.271
Shawn Boskie, R (13, 1)
OBP: 0.222, SLG: 0.222
Mike Morgan, R (1, 1)
OBP: 0.082, SLG: 0.043
Randy Myers, L (8, 1)
OBP: 0.667, SLG: 1.000
Rick Wilkins, L (10, 2)
OBP: 0.368, SLG: 0.549
3 1 1 2 0 1 0
1 0 0 0 0 0 0
0 0 0 0 0 0 0
1 0 0 0 0 0 0
0 0 0 0 0 0 0
3 0 0 0 0 2 0
0 0 0 0 0 0 0
2 0 0 0 0 1 0
Chicago Cubs @ Florida Marlins
Joe Robbie Stadium, Miami, FL
Tue Aug 10 1993, 7:05 PM EDT
Att. 41,917 - Unknown - 83 F
livebaseballscorecards.com
AB 46
R 2
H 4
RBI 2
BB 3
SO 10
LOB 11
Inning Stats
R: 0 H: 0 E: 0 LOB: 0 K: 1 BB: 0 S: 5 P: 7
R: 0 H: 0 E: 0 LOB: 0 K: 1 BB: 0 S: 5 P: 8
R: 0 H: 0 E: 0 LOB: 0 K: 1 BB: 0 S: 8 P: 12
R: 0 H: 0 E: 0 LOB: 0 K: 0 BB: 0 S: 6 P: 9
R: 0 H: 0 E: 0 LOB: 0 K: 1 BB: 0 S: 8 P: 13
R: 2 H: 3 E: 0 LOB: 1 K: 0 BB: 0 S: 14 P: 20
R: 0 H: 0 E: 0 LOB: 0 K: 0 BB: 0 S: 7 P: 13
R: 0 H: 0 E: 0 LOB: 0 K: 2 BB: 0 S: 9 P: 13
R: 0 H: 1 E: 1 LOB: 2 K: 1 BB: 1 S: 12 P: 23
R: 0 H: 0 E: 0 LOB: 0 K: 0 BB: 0 S: 7 P: 9
R: 0 H: 0 E: 0 LOB: 0 K: 1 BB: 0 S: 8 P: 10
R: 0 H: 0 E: 0 LOB: 1 K: 0 BB: 2 S: 5 P: 14
R: 0 H: 0 E: 0 LOB: 0 K: 0 BB: 0 S: 5 P: 9
R: 0 H: 0 E: 0 LOB: 0 K: 0 BB: 0 S: 7 P: 10
R: 0 H: 0 E: 0 LOB: 0 K: 2 BB: 0 S: 7 P: 10
1B: 3 SF: 0 2B: 1 SAC: 1 3B: 0 DP: 2 HR: 1 HBP: 1
WP: 0 PA: 51 PB: 0 SB: 0 CS: 0
PITCHER IP WLS BF H R ER SO BB IBB HBP BLK WP HR S P ERA WHIP
Chris Hammond, L (1, 1) ERA: 4.42 7.0 24 3 2 2 4 0 0 0 0 0 1 53 82 2.57 0.429
Richie Lewis, R (8, 1) ERA: 3.31 1.0 5 1 0 0 2 1 0 0 0 0 0 13 23 0.00 2.000
Joe Klink, L (9, 1) ERA: 3.91 0.1 1 0 0 0 1 0 0 0 0 0 0 3 5 0.00 0.000
Matt Turner, R (9, 1) ERA: 2.45 2.2 8 0 0 0 1 0 0 0 0 0 0 20 27 0.00 0.000
Rich Rodriguez, L (12, 1) ERA: 3.75 2.0 7 0 0 0 0 1 1 0 0 0 0 10 23 0.00 0.500
PITCHER IP WLS BF H R ER SO BB IBB HBP BLK WP HR S P ERA WHIP
Luis Aquino, R (14, 1) ERA: 3.14 2.0 W 6 0 0 0 2 0 0 1 0 0 0 14 20 0.00 0.000

BOTTOM

Chicago Cubs @ Florida Marlins

Joe Robbie Stadium, Miami, FL

Tue Aug 10 1993, 7:05 PM EDT

Att. 41,917 - Unknown - 83 F

livebaseballscorecards.com

Batter	1	2	3	4	5	6	7	8	9	10	11	12	13	14	15	AB	R	H	RBI	BB	SO	LOB
Chuck Carr, S (1, 8) OBP: 0.330, SLG: 0.347	4-2 G2-3 BB		1-1 G6-3		2-2 FC4-6 FC4-6 1-2f			0-2 1B 1B 1B	X 0-0 FC4 1B		F X 0-1 P8			F B F B F X 2-2 SH1-3 1B		6	1	3	0	1	0	3
Bret Barberie, S (1, 4) OBP: 0.383, SLG: 0.409	1 SAFE C 1 SAFE B 1 SAFE F B 1 SAFE X 2-2 F9 ①		B B B B 4-0 BB		P 1 SAFE C X 1-1 FC4-6 ③ 1-2f			F SAFE X 0-1 HBP 1B SF8 1-2 1B	S 1 SAFE B 1 SAFE S 1 SAFE X 2-2 FC4 ③ 1-2f			F X 0-1 G6-3 ①		1 SAFE X 0-0 SH1-3 ① 1-2		5	1	1	0	1	0	3
Jeff Conine, R (1, 7) OBP: 0.380, SLG: 0.424	C 1 SAFE B F F X 1-2 G2-3 ② 1-2		C X 0-1 G4-3 ③			B B F F F F X 2-2 G5-3 ①		B F F B F F X 2-2 SF8 HBP 1B 1-2 2-H		B S S B B F F B 3-2 X L8 ①		F B X 1-1 FC6-4 1B		C 2 S B B S 1-3 K ②		7	0	2	1	0	1	3
Gary Sheffield, R (1, 5) OBP: 0.348, SLG: 0.469	B B S F X 2-2 G6-3 ③			B B S S X 2-2 G5-3 ①		C X 0-1 F9 ②		F H 1-1 HBP 1-2 2-3		S S S 0-3 K ②		B X 1-1 FC6-4 ② 1-2f		I I I I 4-0 IBB		5	0	0	0	1	1	2
Orestes Destrade, S (1, 3) OBP: 0.310, SLG: 0.388		B X 1-0 P6 ①		B B X 2-0 E8 1B		B X 1-0 G5-3 ③		B F B F S 2-3 K ①	X 0-0 G3 ③			1 SAFE C X 0-1 L9 ③		F X 0-1 G3 ③		7	0	1	0	0	1	6
Darrell Whitmore, L (1, 9) OBP: 0.261, SLG: 0.346	C B S B X 2-2 G5-3 ②		X 0-0 L9 ②				X 0-0 G6-3 ①	B X 1-1 SF8 ② 2-3 3-H			F S B F X 1-2 G6-3 ①		B C B B H 3-2 SH1-4 HBP		F C X 0-2 G5-3 ①	3	0	0	0	0	0	1
Henry Cotto, R (8, PH) (9, 9) OBP: 0.250, SLG: 0.341																2	0	0	1	0	0	0
Benito Santiago, R (1, 2) OBP: 0.295, SLG: 0.377		C B S B X 0-2 2B	B C B B F B B X 3-2 F8				C B B B B X 3-1 F9 ②	F C B S 1-3 K ③					X 0-0 SH1-4 ① 1-2		F C X 0-2 G6-3 ②	4	0	1	0	0	1	3
Matt Turner, R (9, 1)																0	0	0	0	0	0	0
Alex Arias, R (11, PH) OBP: 0.238, SLG: 0.319																1	0	0	0	0	0	0
Rich Rodriguez, L (12, 1)																0	0	0	0	0	0	0
Rick Renteria, R (13, PH) OBP: 0.291, SLG: 0.352																0	0	0	0	0	0	0
Luis Aguino, R (14, 1) OBP: 0.087, SLG: 0.087																1	0	0	0	0	0	0
Walt Weiss, S (1, 6) OBP: 0.363, SLG: 0.323		C B F B C 2-3 K ③			X 0-0 F9 ①		B X 1-0 1B		B C C S 1-3 K ①		B B B C B 4-1 1B BB		I I I I 4-0 G4-3-6 IBB		B F B B B 4-1 3B BB	4	1	1	0	3	2	1
Chris Hammond, L (1, 1) OBP: 0.291, SLG: 0.306			C X 0-1 L7 ①		B B B B 4-0 FC4-6 BB		S B X 1-1 P6 ③		F C X 0-1 L5 ②		1 SAFE C X 0-1 1-2 1B		G S X 0-2 G4-3-6 ② ③ 1-2f		1 SAFE X 0-0 1-H 3B	1	0	0	0	1	0	0
Greg Briley, L (7, PH) OBP: 0.268, SLG: 0.326																1	0	0	0	0	0	1
Richie Lewis, R (8, 1)																0	0	0	0	0	0	0
Joe Klink, L (9, 1)																0	0	0	0	0	0	0
Rob Natal, R (9, 2) OBP: 0.270, SLG: 0.382																4	0	2	1	0	0	2

Inning Stats	1	2	3	4	5	6	7	8	9	10	11	12	13	14	15
	R: 0 H: 0 E: 0 LOB: 1 K: 0 BB: 1 S: 12 P: 21	R: 0 H: 1 E: 0 LOB: 1 K: 1 BB: 0 S: 10 P: 15	R: 0 H: 0 E: 0 LOB: 1 K: 0 BB: 1 S: 6 P: 11	R: 0 H: 1 E: 1 LOB: 1 K: 0 BB: 0 S: 9 P: 16	R: 0 H: 0 E: 0 LOB: 1 K: 0 BB: 1 S: 7 P: 13	R: 0 H: 0 E: 0 LOB: 0 K: 0 BB: 0 S: 8 P: 11	R: 0 H: 1 E: 0 LOB: 1 K: 0 BB: 0 S: 6 P: 11	R: 2 H: 3 E: 0 LOB: 2 K: 2 BB: 0 S: 19 P: 26	R: 0 H: 1 E: 0 LOB: 1 K: 1 BB: 0 S: 9 P: 12	R: 0 H: 0 E: 0 LOB: 0 K: 1 BB: 0 S: 11 P: 14	R: 0 H: 2 E: 0 LOB: 2 K: 0 BB: 1 S: 9 P: 15	R: 0 H: 1 E: 0 LOB: 1 K: 0 BB: 0 S: 8 P: 10	R: 0 H: 0 E: 0 LOB: 1 K: 0 BB: 1 S: 6 P: 13	R: 0 H: 1 E: 0 LOB: 2 K: 1 BB: 1 S: 10 P: 17	R: 1 H: 1 E: 0 LOB: 1 K: 0 BB: 1 S: 8 P: 12

PITCHER	IP	WLS	BF	H	R	ER	SO	BB	IBB	HBP	BLK	WP	HR	S	P	ERA	WHIP
Mike Morgan, R (1, 1) ERA: 3.69	7.0		30	6	2	2	1	3	0	0	0	0	0	68	110	2.57	1.286
Randy Myers, L (8, 1) ERA: 2.75	2.0		8	1	0	0	3	0	0	1	0	0	0	18	26	0.00	0.500
Jose Bautista, R (10, 1) ERA: 2.35	3.0		12	2	0	0	1	1	0	0	0	0	0	28	39	0.00	1.000
Shawn Boskie, R (13, 1) ERA: 3.69	2.2	L	13	2	1	1	1	1	2	1	0	0	0	24	42	3.38	1.125

PITCHER	IP	WLS	BF	H	R	ER	SO	BB	IBB	HBP	BLK	WP	HR	S	P	ERA	WHIP

1B: 9	SF: 1	WP: 0	PA: 63
2B: 1	SAC: 2	PB: 0	
3B: 1	DP: 1	SB: 0	
HR: 0	HBP: 2	CS: 0	

AB	51
R	3
H	11
RBI	3
BB	7
SO	6
LOB	25

Batter	1	2	3	4	5	6	7	8	9	AB	R	H	RBI	BB	SO	LOB
Jose Vizcaino, S (1, 6) OBP: 0.340, SLG: 0.360	F8	1-2 3-H 1B	G4-3		G6-3		G3-1	G6-3		6	0	1	1	0	0	4
Dwight Smith, L (1, 9) OBP: 0.338, SLG: 0.493	F8	K	BB FC6-4		1B FC7-4		K		E6 2B	3	0	1	0	1	1	2
Kevin Roberson, S (7, PH) (7, 9) OBP: 0.283, SLG: 0.429										2	1	0	0	0	1	0
Mark Grace, L (1, 3) OBP: 0.378, SLG: 0.459	BB HBP	G4-3	1-2f FC6-4 1B		1-2f FC7-4 HR			F7	G2-3 1-H 2B	5	1	1	1	0	0	4
Derrick May, L (1, 7) OBP: 0.348, SLG: 0.431	1-2 BB		HR 1B 1B	F7	F7			F9	F9	5	1	1	0	1	0	3
Sammy Sosa, R (1, 8) OBP: 0.307, SLG: 0.507	G4-3		F8	1-3 1B	1-H HR			2B 2B 1B	G2-3 IBB	5	2	3	2	1	0	3
Rick Wilkins, L (1, 2) OBP: 0.370, SLG: 0.555		K	1-2 HR 1B	G4-3	2B			1-3 2B 2B	G2-3 1-2 2-3	6	2	3	0	0	1	4
Steve Buechele, R (1, 5) OBP: 0.316, SLG: 0.437		WP 2B 1B	1-H 2-H HR		F9	BB		2-H 3-H 1B 2B	IBB	4	3	3	5	2	0	0
Eric Yelding, R (1, 4) OBP: 0.283, SLG: 0.309		1-H 1B 1B 2B	P6		E4 SH1-4	F9		1B IBB	P4	4	1	1	1	1	0	2
23 Ryne Sandberg, R (9, PH) (9, 4) OBP: 0.344, SLG: 0.420										1	0	0	0	0	0	3
Jose Guzman, R (1, 1) OBP: 0.130, SLG: 0.113		2-3 1B 1B			1-2 SH1-4		G6-3	1-3 2-H 1B		3	0	2	0	0	0	0
Bob Scanlan, R (7, 1) OBP: 0.333, SLG: 0.500										1	0	1	1	0	0	0
Jose Bautista, R (8, 1) OBP: 0.100, SLG: 0.100										0	0	0	0	0	0	0
Randy Myers, L (9, 1) OBP: 0.667, SLG: 1.000										0	0	0	0	0	0	0
Inning Stats	R: 0 E: 0 K: 0 S: 3 H: 0 LOB: 2 BB: 1 P: 8	R: 2 E: 0 K: 2 S: 11 H: 4 LOB: 2 BB: 0 P: 11	R: 3 E: 0 K: 0 S: 7 H: 4 LOB: 1 BB: 0 P: 7	R: 0 E: 0 K: 0 S: 4 H: 1 LOB: 2 BB: 1 P: 8	R: 0 E: 1 K: 0 S: 4 H: 0 LOB: 1 BB: 0 P: 4	R: 2 E: 0 K: 0 S: 6 H: 3 LOB: 2 BB: 1 P: 10	R: 0 E: 0 K: 1 S: 5 H: 0 LOB: 0 BB: 0 P: 5	R: 3 E: 0 K: 0 S: 7 H: 4 LOB: 2 BB: 1 P: 11	R: 1 E: 1 K: 0 S: 5 H: 1 LOB: 3 BB: 2 P: 13	1B: 10 2B: 5 3B: 0 HR: 2 SF: 0 SAC: 1 DP: 0 HBP: 1						

PITCHER		IP	WLS	BF	H	R	ER	SO	BB	IBB	HBP	BLK	WP	HR	S	P	ERA	WHIP
Pat Rapp, R ERA: 4.38	(1, 1)	3.2		23	9	5	5	2	2	0	1	0	1	1	24	33	12.27	3.000
Robb Nen, R ERA: 6.43	(4, 1)	2.1		12	3	2	2	0	1	0	0	0	0	1	11	15	7.71	1.714
Joe Klink, L ERA: 4.33	(7, 1)	1.2		7	2	2	2	1	0	0	0	0	0	0	9	9	10.80	1.200
Matt Turner, R ERA: 2.64	(8, 1)	0.1		4	2	1	1	0	0	1	0	0	0	0	3	7	27.00	6.000
Rich Rodriguez, L ERA: 3.71	(9, 1)	0.2		6	1	1	0	0	0	2	0	0	0	0	4	12	0.00	1.500

PITCHER		IP	WLS	BF	H	R	ER	SO	BB	IBB	HBP	BLK	WP	HR	S	P	ERA	WHIP
Richie Lewis, R ERA: 3.29	(9, 1)	0.1	W	1	0	0	0	0	0	0	0	0	0	0	1	1	0.00	0.000

Chicago Cubs @ Florida Marlins

Joe Robbie Stadium, Miami, FL

Wed Aug 11 1993, 7:05 PM EDT

Att. 38,047 - Unknown - 84 F

TOP

livebaseballscorecards.com

AB	45
R	11
H	17
RBI	11
BB	6
SO	3
LOB	25

1B: 10 SF: 0
2B: 5 SAC: 1
3B: 0 DP: 0
HR: 2 HBP: 1

WP: 1 PA: 53
PB: 0
SB: 0
CS: 0

Chicago Cubs @ Florida Marlins

Joe Robbie Stadium, Miami, FL

Wed Aug 11 1993, 7:05 PM EDT

Att. 38,047 - Unknown - 84 F

BOTTOM

Batter	1	2	3	4	5	6	7	8	9	AB	R	H	RBI	BB	SO	LOB
Chuck Carr, S (1, 8) OBP: 0.330, SLG: 0.345	G4-3 ①		G4-3 ②	G4-3 ③			S 1B BB	E3 1B 1-3 2-H	K ① 1-2	5	2	1	0	1	1	4
Bret Barberie, S (1, 4) OBP: 0.381, SLG: 0.409	F2 ②		K ③		K ①		F7 ① 1-2	FC1-5 2B 2-H 3-H	1B IBB	5	0	1	2	1	2	1
Jeff Conine, R (1, 7) OBP: 0.382, SLG: 0.428	2B			1B 2B 1B	K ②		1B BB FC6-4 1B 2-H	FC1-5 ① HBP BLK 2-3	SF8 ② 2-3 3-H	5	2	3	2	0	1	1
Gary Sheffield, R (1, 5) OBP: 0.353, SLG: 0.471	K ③			2B 1B 1-2	HR 1B		FC6-4 1B BB 1-2	K ② 1-2	1B 3-H	5	2	3	1	1	2	2
Orestes Destrade, S (1, 3) OBP: 0.315, SLG: 0.401		F8 ①		E 1B 2B 1-H 2-H	HR 1-H		FC6-4 1B 1-2 2-3	HBP IBB 1-2		4	2	3	4	1	0	0
Darrell Whitmore, L (1, 9) OBP: 0.254, SLG: 0.336 Matt Turner, R (8, 1) Rick Renteria, R (8, PH) OBP: 0.324, SLG: 0.352 Rich Rodriguez, L (9, 1) Richie Lewis, R (9, 1)	G6-3 ②			K ①	G4-3 ③		FC6-4 ② 1-2f 2-3 3-H	FC6-4 HBP 1-2 2-3		4 0 0 0 0	0 0 0 0 0	0 0 0 0 0	1 0 0 0 0	0 0 0 0 0	1 0 0 0 0	3 0 0 0 0
Benito Santiago, R (1, 2) OBP: 0.294, SLG: 0.375	1B			E6 1B FC1-5 2-3		G5-3 ①	G5-3 ③	FC6-4 ③ 1-2f		5	0	1	0	0	0	6
Walt Weiss, S (1, 6) OBP: 0.366, SLG: 0.325	K ③			FC1-5 1-2 3-H		G4-3 ②		1B 1B E 1B	1B SF8 BB	4	2	2	1	1	1	1
Pat Rapp, R (1, 1) OBP: 0.167, SLG: 0.167 Robb Nen, R (4, 1) Greg Briley, L (6, PH) OBP: 0.266, SLG: 0.324 Joe Klink, L (7, 1) Henry Cotto, R (8, 9) OBP: 0.258, SLG: 0.348			K ①	FC1-5 ② 1-2 2-3f		K ③		E 2B 1B 1-2	SF8 S 1B 1B 1-3	1 1 1 0 2	0 0 0 0 2	0 0 0 0 2	0 0 0 0 2	1 0 1 0 0	0 2 0 0 0	0 0 0 0 0
Inning Stats	R: 0 E: 0 K: 1 S: 6 H: 1 LOB: 1 BB: 0 P: 6	R: 0 E: 0 K: 1 S: 6 H: 1 LOB: 1 BB: 0 P: 6	R: 0 E: 0 K: 2 S: 7 H: 0 LOB: 0 BB: 0 P: 7	R: 3 E: 1 K: 1 S: 10 H: 4 LOB: 2 BB: 0 P: 10	R: 2 E: 0 K: 2 S: 9 H: 2 LOB: 0 BB: 0 P: 9	R: 0 E: 0 K: 1 S: 5 H: 0 LOB: 0 BB: 0 P: 5	R: 2 E: 0 K: 0 S: 5 H: 2 LOB: 2 BB: 2 P: 13	R: 3 E: 1 K: 1 S: 9 H: 4 LOB: 3 BB: 1 P: 14	R: 2 E: 0 K: 1 S: 6 H: 2 LOB: 2 BB: 2 P: 14	1B: 12 2B: 3 3B: 0 HR: 1 SF: 1 SAC: 0 DP: 0 HBP: 1						

livebaseballscorecards.com

AB	42
R	12
H	16
RBI	11
BB	5
SO	10
LOB	20

PITCHER		IP	WLS	BF	H	R	ER	SO	BB	IBB	HBP	BLK	WP	HR	S	P	ERA	WHIP
Jose Guzman, R ERA: 4.36	(1, 1)	6.1		29	8	6	6	8	1	0	0	0	0	1	44	48	8.53	1.421
Bob Scanlan, R ERA: 5.43	(7, 1)	0.2		9	6	4	4	0	1	0	0	0	0	0	8	12	54.00	10.500
Jose Bautista, R ERA: 2.32	(8, 1)	1.0		5	0	0	0	1	0	1	1	1	0	0	5	10	0.00	0.000
Randy Myers, L ERA: 3.06	(9, 1)	0.2	L	6	2	2	2	1	1	1	0	0	0	0	6	14	27.00	4.500

PITCHER		IP	WLS	BF	H	R	ER	SO	BB	IBB	HBP	BLK	WP	HR	S	P	ERA	WHIP

Batter	1	2	3	4	5	6	7	8	9	AB	R	H	RBI	BB	SO	LOB
Dwight Smith, L (1, 9) OBP: 0.339, SLG: 0.518	C C B X 1-2 HR		S B X 1-1 HR		B B B C X 3-1 ① P4	F C B B B S 3-3 ③ K			C C B F X 1-2 ① G3	5	2	2	2	0	1	2
23 Ryne Sandberg, R (1, 4) OBP: 0.345, SLG: 0.423	B B B C F F X 3-2 ① G5-3		C X 0-1 1B SF8 1B		X 0-0 WP 2B		B B X 2-0 ① F7		B F F F S 1-3 ② K	5	1	2	0	0	1	0
Mark Grace, L (1, 3) OBP: 0.376, SLG: 0.456	C B F B F F B X 3-2 ② F9		X 0-0 1-3 1B		C B X 1-1 ② P2 2-3		B X 1-0 ② L5		X 0-0 ③ F7	5	0	1	0	0	0	1
Derrick May, L (1, 7) OBP: 0.344, SLG: 0.428	B B F X 2-1 ③ F9		X 0-0 ② SF8 3-H		B X 1-0 ③ P2		B F X 1-1 ③ G4-3			3	0	0	1	0	0	1
Sammy Sosa, R (1, 8) OBP: 0.307, SLG: 0.505		C X 0-1 ① P6	F B B F 1 SAFE X 2-2 ③ F8			X 0-0 CS 1B		F B B X 2-1 ① G4-3		4	0	1	0	0	0	1
Rick Wilkins, L (1, 2) OBP: 0.371, SLG: 0.562		C X 0-1 ② G5-3		X 0-0 ① F9		1 SAFE S B B B B 4-1 ① 1-2 BB 2B BB		X 0-0 HR		3	2	1	1	1	0	0
Steve Buechele, R (1, 5) OBP: 0.324, SLG: 0.439		B B B B 4-0 BB		B C X 1-1 1B		B 1 SAFE 1 SAFE B C 1 SAFE B F B 4-2 1-2 2B BB		S B B S B B 4-2 BB		1	0	1	0	3	0	0
Jose Vizcaino, S (1, 6) OBP: 0.339, SLG: 0.362		X 0-0 ③ G4-3		1 SAFE 1 SAFE C B F C 1-3 ② K		X 0-0 1-3 2-H 2B		B B F F S 2-3 ② K		4	0	1	1	0	2	3
Mike Harkey, R (1, 1) OBP: 0.128, SLG: 0.132			X 0-0 ① G6-3	B S S S 1-3 ③ K		B X 1-0 ② G4-3		F B F C 1-3 ③ K		4	0	0	0	0	2	4
Inning Stats	R: 1 E: 0 K: 0 S: 14 H: 1 LOB: 0 BB: 0 P: 23	R: 0 E: 0 K: 0 S: 5 H: 0 LOB: 1 BB: 1 P: 9	R: 2 E: 0 K: 0 S: 10 H: 3 LOB: 1 BB: 0 P: 13	R: 0 E: 0 K: 2 S: 9 H: 1 LOB: 1 BB: 0 P: 12	R: 0 E: 0 K: 0 S: 6 H: 1 LOB: 1 BB: 0 P: 11	R: 1 E: 0 K: 1 S: 9 H: 2 LOB: 2 BB: 2 P: 21	R: 0 E: 0 K: 0 S: 4 H: 0 LOB: 0 BB: 0 P: 8	R: 1 E: 0 K: 2 S: 11 H: 1 LOB: 1 BB: 1 P: 20	R: 0 E: 0 K: 1 S: 9 H: 0 LOB: 0 BB: 0 P: 11	1B: 4 2B: 2 3B: 0 HR: 3	SF: 1 SAC: 0 DP: 0 HBP: 0						

PITCHER	IP	WLS	BF	H	R	ER	SO	BB	IBB	HBP	BLK	WP	HR	S	P	ERA	WHIP
Jack Armstrong, R (1, 1) ERA: 4.81	7.1	L	33	9	5	5	3	3	0	0	0	1	3	60	102	6.14	1.636
Luis Aquino, R (8, 1) ERA: 3.08	1.2		6	0	0	0	3	1	0	0	0	0	0	17	26	0.00	0.600

PITCHER	IP	WLS	BF	H	R	ER	SO	BB	IBB	HBP	BLK	WP	HR	S	P	ERA	WHIP

TOP

Chicago Cubs @ Florida Marlins

Joe Robbie Stadium, Miami, FL

Thu Aug 12 1993, 7:05 PM EDT
Att. 42,803 - Unknown - 82 F

livebaseballscorecards.com

AB	34
R	5
H	9
RBI	5
BB	4
SO	6
LOB	12

1B: 4	SF: 1	WP: 1	PA: 39
2B: 2	SAC: 0	PB: 0	
3B: 0	DP: 0	SB: 0	
HR: 3	HBP: 0	CS: 1	

Chicago Cubs @ Florida Marlins

Joe Robbie Stadium, Miami, FL

Thu Aug 12 1993, 7:05 PM EDT

Att. 42,803 - Unknown - 82 F

BOTTOM

Batter	1	2	3	4	5	6	7	8	9	AB	R	H	RBI	BB	SO	LOB
Chuck Carr, S (1, 8) OBP: 0.329, SLG: 0.344	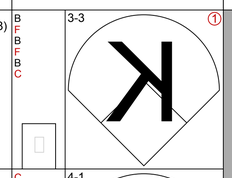		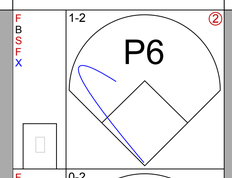		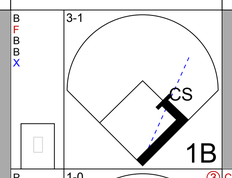			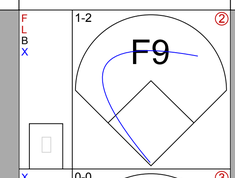		4	0	1	0	0	1	2
Bret Barberie, S (1, 4) OBP: 0.388, SLG: 0.422	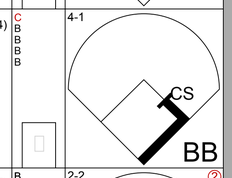		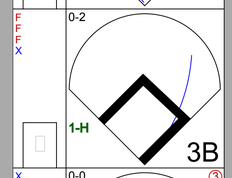		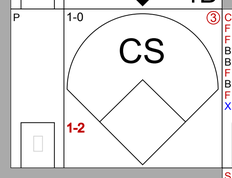	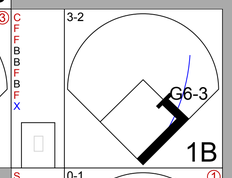		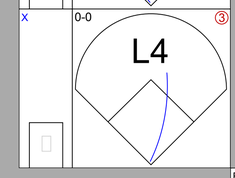		3	0	2	1	1	0	1
Jeff Conine, R (1, 7) OBP: 0.378, SLG: 0.424	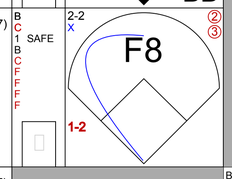		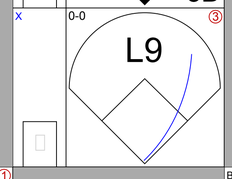			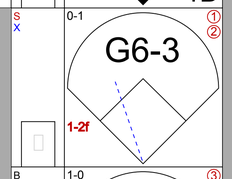			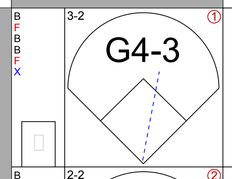	4	0	0	0	0	0	3
Gary Sheffield, R (1, 5) OBP: 0.352, SLG: 0.468		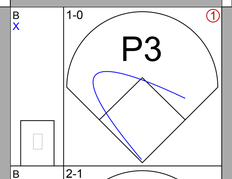		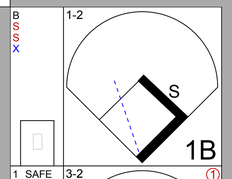		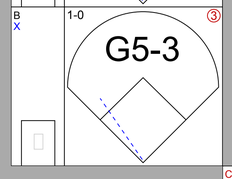			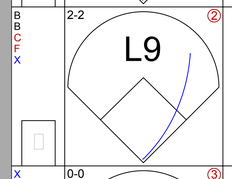	4	0	1	0	0	0	0
Orestes Destrade, S (1, 3) OBP: 0.315, SLG: 0.400		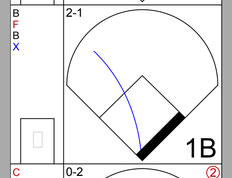		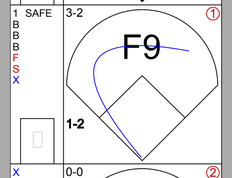			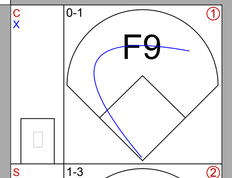		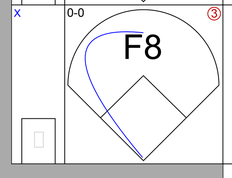	4	0	1	0	0	0	1
Darrell Whitmore, L (1, 9) OBP: 0.248, SLG: 0.328		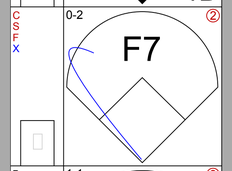		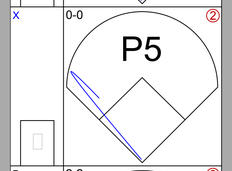			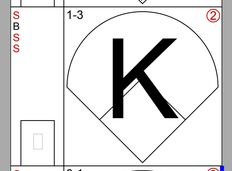			3	0	0	0	0	1	2
Rob Natal, R (1, 2) OBP: 0.250, SLG: 0.351 Luis Aquino, R (8, 1) OBP: 0.087, SLG: 0.087		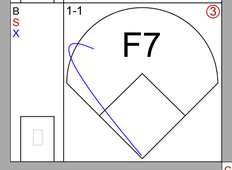		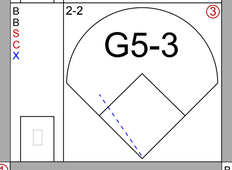			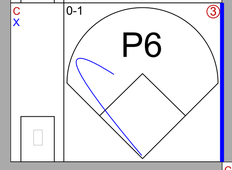			3 0	0 0	0 0	0 0	0 0	0 0	2 0
Walt Weiss, S (1, 6) OBP: 0.363, SLG: 0.322			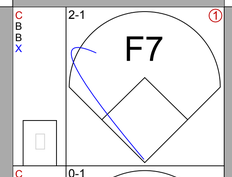		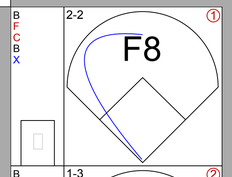			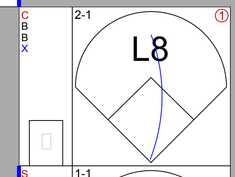		3	0	0	0	0	0	0
Jack Armstrong, R (1, 1) OBP: 0.185, SLG: 0.204 Benito Santiago, R (8, 2) OBP: 0.296, SLG: 0.377			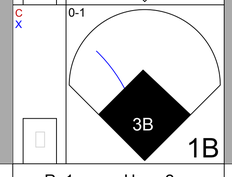		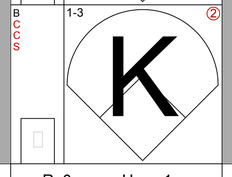			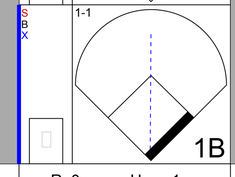		2 1	1 0	1 1	0 0	0 0	1 0	0 0

Inning Stats	1	2	3	4	5	6	7	8	9
	R: 0 H: 0 E: 0 LOB: 0 K: 1 BB: 1 S: 11 P: 20	R: 0 H: 1 E: 0 LOB: 1 K: 0 BB: 0 S: 9 P: 13	R: 1 H: 2 E: 0 LOB: 1 K: 0 BB: 0 S: 13 P: 16	R: 0 H: 1 E: 0 LOB: 1 K: 0 BB: 0 S: 10 P: 16	R: 0 H: 1 E: 0 LOB: 0 K: 1 BB: 0 S: 9 P: 15	R: 0 H: 1 E: 0 LOB: 0 K: 0 BB: 0 S: 9 P: 13	R: 0 H: 0 E: 0 LOB: 0 K: 1 BB: 0 S: 7 P: 8	R: 0 H: 1 E: 0 LOB: 1 K: 0 BB: 0 S: 8 P: 12	R: 0 H: 0 E: 0 LOB: 0 K: 0 BB: 0 S: 7 P: 12

1B: 6	SF: 0	WP: 0	PA: 33
2B: 0	SAC: 0	PB: 0	
3B: 1	DP: 1	SB: 1	
HR: 0	HBP: 0	CS: 2	

PITCHER	IP	WLS	BF	H	R	ER	SO	BB	IBB	HBP	BLK	WP	HR	S	P	ERA	WHIP
Mike Harkey, R (1, 1) ERA: 4.88	9.0	W	32	7	1	1	3	1	0	0	0	0	0	83	125	1.00	0.889

PITCHER	IP	WLS	BF	H	R	ER	SO	BB	IBB	HBP	BLK	WP	HR	S	P	ERA	WHIP

AB	31
R	1
H	7
RBI	1
BB	1
SO	3
LOB	11

livebaseballscorecards.com

Florida Marlins @ Pittsburgh Pirates

Three Rivers Stadium, Pittsburgh, PA

Fri Aug 13 1993, 7:05 PM EDT

Att. 27,767 - Unknown - 86 F

livebaseballscorecards.com

TOP

Batter	1	2	3	4	5	6	7	8	9	AB	R	H	RBI	BB	SO	LOB
Chuck Carr, S (1, 8) OBP: 0.328, SLG: 0.343	X 0-0 ① G6-3		C B X 1-1 ③ F8			F X 0-1 ① G6-3		X 0-0 G4-3 WP 1B		4	0	1	0	0	0	0
Bret Barberie, S (1, 4) OBP: 0.389, SLG: 0.423	B S X 1-1 G6-4-3 1B			S B F X 1-2 ① L1		X 0-0 3B 1B		X 0-0 ① F9		4	1	2	0	0	0	1
Jeff Conine, R (1, 7) OBP: 0.377, SLG: 0.427	C X 0-1 ②③ G6-4-3 1-2f			F B F F X 1-2 ② F9		B C B F F B X 3-2 1-H 1B 3B		F B X 1-1 ② G4-3 1-3		4	1	1	1	0	0	2
Gary Sheffield, R (1, 5) OBP: 0.351, SLG: 0.466		C X 0-1 ① F7		C F X 0-2 ③ G6-3		X 0-0 G5-4-3 3-H 1B		B C X 1-1 ③ G6-3		4	0	1	1	0	0	1
Orestes Destrade, S (1, 3) OBP: 0.316, SLG: 0.401		B X 1-0 FC6-4 1B			C B B X 2-1 G5-3 1B 1B	B C B X 2-1 ②③ G5-4-3 1-2f			X 0-0 ① F8	4	1	2	0	0	0	1
Henry Cotto, R (1, 9) OBP: 0.259, SLG: 0.347 Darrell Whitmore, L (9, PH) OBP: 0.246, SLG: 0.326		B B F X 2-1 ② FC6-4 1-2f			B X 1-0 G5-3 1-2 1B 1B		C B X 1-1 ① G6-3		B F F S 1-3 ② K	3	0	1	0	0	0	1
										1	0	0	0	0	1	0
Benito Santiago, R (1, 2) OBP: 0.295, SLG: 0.378		C X 0-1 ③ G4-3			F B B X 2-1 ① G5-3 1-2 2-3		X 0-0 2B		F F C 0-3 ③ K	4	0	1	0	0	1	3
Walt Weiss, S (1, 6) OBP: 0.363, SLG: 0.322			B C B X 2-1 ① G5-3		B X 1-0 ② 2-H 3-H 1B		B C B F F B X 3-2 ② G6-3			3	0	1	1	0	0	1
Charlie Hough, R (1, 1) OBP: 0.060, SLG: 0.041			F B F B X 2-2 ② G1-3		B X 2-0 ③ G6-3		C B B X 2-1 ③ G4-3			2	0	0	0	0	0	1
Richie Lewis, R (5, 1)										0	0	0	0	0	0	0
Alex Arias, R (7, PH) OBP: 0.336, SLG: 0.318										1	0	0	0	0	0	1
Rich Rodriguez, L (7, 1)										0	0	0	0	0	0	0
Inning Stats	R: 0 E: 0 K: 0 S: 5 H: 1 LOB: 0 BB: 0 P: 6	R: 0 E: 0 K: 0 S: 7 H: 1 LOB: 1 BB: 0 P: 10	R: 0 E: 0 K: 0 S: 7 H: 0 LOB: 0 BB: 0 P: 12	R: 0 E: 0 K: 0 S: 10 H: 0 LOB: 0 BB: 0 P: 12	R: 1 E: 0 K: 0 S: 7 H: 3 LOB: 1 BB: 0 P: 15	R: 2 E: 0 K: 0 S: 10 H: 3 LOB: 0 BB: 0 P: 15	R: 0 E: 0 K: 0 S: 9 H: 1 LOB: 1 BB: 0 P: 15	R: 0 E: 0 K: 0 S: 6 H: 1 LOB: 1 BB: 0 P: 8	R: 0 E: 0 K: 2 S: 7 H: 0 LOB: 0 BB: 0 P: 8	1B: 8 2B: 1 3B: 1 HR: 0 SF: 0 SAC: 0 DP: 2 HBP: 0						

	AB	34
	R	3
	H	10
	RBI	3
	BB	0
	SO	2
	LOB	12

WP: 1 PB: 0 SB: 0 CS: 0 PA: 34

PITCHER		IP	W/L/S	BF	H	R	ER	SO	BB	IBB	HBP	BLK	WP	HR	S	P	ERA	WHIP
Zane Smith, L ERA: 3.8	(1, 1)	8.0	W	31	10	3	3	0	0	0	0	0	1	0	61	93	3.38	1.250
Mark Dewey, R ERA: 1.13	(9, 1)	1.0		3	0	0	0	2	0	0	0	0	0	0	7	8	0.00	0.000

PITCHER	IP	W/L/S	BF	H	R	ER	SO	BB	IBB	HBP	BLK	WP	HR	S	P	ERA	WHIP

Florida Marlins @ Pittsburgh Pirates

Three Rivers Stadium, Pittsburgh, PA

Fri Aug 13 1993, 7:05 PM EDT

Att. 27,767 - Unknown - 86 F

livebaseballscorecards.com

BOTTOM

Batter	1	2	3	4	5	6	7	8	9	AB	R	H	RBI	BB	SO	LOB
Carlos Garcia, R (1, 4) OBP: 0.326, SLG: 0.426	H 1-0 CS HBP		B X 1-0 G4-6-3 2-3 1B		C F S 0-3 K BLK 2B	C B S F S 1-3 ① K2-3		S C B B F B F X 3-2 ② L8		4	1	1	0	0	2	1
Jay Bell, R (1, 6) OBP: 0.380, SLG: 0.444	C B X 1-1 ① ② G1-3 1-2		C X 0-1 ② ③ G4-6-3 1-2f		1 SAFE 1 SAFE C 1 SAFE F C 0-3 ① K	S B B X 2-1 WP 1B		B B B 2 C S S SAFE 3-3 ③ K		5	0	1	0	0	2	5
Orlando Merced, S (1, 9) OBP: 0.432, SLG: 0.472	L S S 0-3 ③ K			B S F B B B 4-2 1B 1B BB	1 SAFE C B B B C B 4-2 2B 1-2 BB	C 1 SAFE X 0-1 ② L8				2	2	0	0	2	1	1
Jeff King, R (1, 5) OBP: 0.358, SLG: 0.405		B B C B F X 3-2 ① F7		X 0-0 FC4-6 1B 1-2 1B 1B	B B C B 1 SAFE X 3-1 BB 1-3 2-H 1B 2B	C B B C X 2-2 ③ G3 1-2				4	2	2	1	0	0	1
Al Martin, L (1, 8) OBP: 0.332, SLG: 0.429		C C B B B X 2-2 HR		B X 1-0 ① F7	I I I I 4-0 BB 1B IBB		X 0-0 ① G3-1			3	2	1	1	1	0	2
Kevin Young, R (1, 3) OBP: 0.306, SLG: 0.327		B X 1-0 ② P4		B F X 1-1 FC4-6 1-2 2-H 1B	B B B B 4-0 1B G4-3 1-2 2-3 3-H BB		B B X 2-0 ② P8			3	1	1	2	1	0	0
Andy Tomberlin, L (1, 7) OBP: 0.250, SLG: 0.250 Lloyd McClendon, R (7, PH) (8, 7) OBP: 0.297, SLG: 0.302		C B B S T F T 2-2 ③ K		X 0-0 ② FC4-6 1B 1-2f 2-3	C C X 0-2 G4-3 1-3 2-H 3-H 1B		B X 1-0 ③ F7			3 1	0 0	1 0	2 0	0 0	1 0	2 0
Tom Prince, R (1, 2) OBP: 0.256, SLG: 0.286			B C B F S 2-3 K 1B SH1-4	X 0-0 1-2 3-H 1B	B F X 1-1 ② G4-3 1-2 3-H			F B S S 1-3 ① K		4	0	1	2	0	2	1
Zane Smith, L (1, 1) OBP: 0.091, SLG: 0.091 Lonnie Smith, R (8, PH) OBP: 0.413, SLG: 0.456 Mark Dewey, R (9, 1)			F X 0-1 ① SH1-4 1-2	S X 0-1 ③ G1-3	F B X 1-1 ③ G6-3			F B X 1-1 2B		2 1 0	0 0 0	0 1 0	0 0 0	0 0 0	0 0 0	3 0 0
Inning Stats	R: 0 H: 0 E: 0 LOB: 0 K: 1 BB: 0 S: 5 P: 7	R: 1 H: 1 E: 0 LOB: 0 K: 1 BB: 0 S: 12 P: 20	R: 0 H: 1 E: 0 LOB: 1 K: 1 BB: 0 S: 8 P: 11	R: 2 H: 3 E: 0 LOB: 2 K: 0 BB: 1 S: 10 P: 16	R: 5 H: 2 E: 0 LOB: 1 K: 2 BB: 3 S: 17 P: 34	R: 0 H: 1 E: 0 LOB: 1 K: 1 BB: 0 S: 11 P: 16	R: 0 H: 0 E: 0 LOB: 0 K: 0 BB: 0 S: 3 P: 6	R: 0 H: 1 E: 0 LOB: 1 K: 2 BB: 0 S: 13 P: 21		1B: 6 SF: 0 2B: 2 SAC: 1 3B: 0 DP: 1 HR: 1 HBP: 1						

AB	32
R	8
H	9
RBI	8
BB	4
SO	8
LOB	16

WP: 1 PA: 38
PB: 2
SB: 0
CS: 1

PITCHER		IP	WLS	BF	H	R	ER	SO	BB	IBB	HBP	BLK	WP	HR	S	P	ERA	WHIP
Charlie Hough, R ERA: 4.22	(1, 1)	4.1	L	24	6	8	6	5	3	1	1	1	0	1	45	79	12.46	2.077
Richie Lewis, R ERA: 3.2	(5, 1)	1.2		7	2	0	0	1	0	0	0	0	1	0	18	25	0.00	1.200
Rich Rodriguez, L ERA: 3.57	(7, 1)	2.0		7	1	0	0	2	0	0	0	0	0	0	16	27	0.00	0.500

PITCHER	IP	WLS	BF	H	R	ER	SO	BB	IBB	HBP	BLK	WP	HR	S	P	ERA	WHIP

Florida Marlins @ Pittsburgh Pirates

Three Rivers Stadium, Pittsburgh, PA

Sat Aug 14 1993, 7:05 PM EDT

Att. 29,003 - Unknown - 88 F

TOP

livebaseballscorecards.com

Batter	1	2	3	4	5	6	7	8	9	AB	R	H	RBI	BB	SO	LOB
Chuck Carr, S (1, 8) OBP: 0.327, SLG: 0.341	C X 0-1 1B S SF9 1B		B S X 1-1 ① L6		X 0-0 ② G4-3			F B F B F B X 3-2 ① P6	B C C S 1-3 ③ K	5	1	1	0	0	1	0
Bret Barberie, S (1, 4) OBP: 0.391, SLG: 0.425	B X 1-0 1-3 HR 1B		B B C B F F X 3-2 ② F9		F B X 1-1 ③ G6-3			B B X 2-0 1B		4	1	2	0	0	0	0
Jeff Conine, R (1, 7) OBP: 0.376, SLG: 0.427	C B B F B X 3-2 ① SF9 3-H		B B F X 2-1 HR 1B			X 0-0 ① P1		X 0-0 ② F9		3	1	1	1	0	0	1
Gary Sheffield, R (1, 5) OBP: 0.354, SLG: 0.484	1 SAFE C 1 SAFE B X 1-1 1-H HR		C X 0-1 1-H HR			B B C B X 3-1 1B		B F X 1-1 ③ F9		4	2	3	4	0	0	1
Orestes Destrade, S (1, 3) OBP: 0.316, SLG: 0.407	F B F F F B X 2-2 ② G4-3		C B B X 2-1 ③ G3			B S T F C 1-3 ② K			B B C F F B F X 3-2 HR	4	1	1	1	0	1	1
Benito Santiago, R (1, 2) OBP: 0.297, SLG: 0.384	B B F X 2-1 ③ G6-3			X 0-0 G4-6-3 1B		S S B B S 2-3 ③ K			B F X 1-1 2B 3B	4	1	2	0	0	1	1
Darrell Whitmore, L (1, 9) OBP: 0.247, SLG: 0.331		F C S 0-3 ① K2-3		B B X 2-0 ① ② G4-6-3 1-2f			B X 1-0 ① F8		X 0-0 3-H 1B 2B	4	1	1	1	0	1	1
Walt Weiss, S (1, 6) OBP: 0.362, SLG: 0.322		C B C F B B X 3-2 ② G6-3		C C F B B X 2-2 ③ G3			B X 1-0 ② G4-3		B B C X 2-1 G1-6-3 2-H 1B	4	0	1	1	0	0	0
Ryan Bowen, R (1, 1) OBP: 0.146, SLG: 0.191		X 0-0 ③ P6			B F B X 2-1 ① G6-3		C X 0-1 ③ G5-3		F X 0-1 ① ② G1-6-3 1-2f	3	0	0	0	0	0	0
Joe Klink, L (7, 1)										0	0	0	0	0	0	0
Luis Aquino, R (8, 1) OBP: 0.087, SLG: 0.087										0	0	0	0	0	0	0
Bryan Harvey, R (8, 1)										0	0	0	0	0	0	0
Greg Briley, L (8, 7) OBP: 0.265, SLG: 0.322										1	0	0	0	0	0	1

Inning Stats										
	R: 3 E: 0 K: 0 S: 15	H: 3 LOB: 0 BB: 0 P: 24	R: 0 E: 0 K: 1 S: 8	H: 0 LOB: 0 BB: 0 P: 11	R: 2 E: 0 K: 0 S: 12	H: 2 LOB: 0 BB: 0 P: 20	R: 0 E: 0 K: 0 S: 6	H: 1 LOB: 0 BB: 0 P: 10	R: 0 E: 0 K: 0 S: 5	H: 0 LOB: 0 BB: 0 P: 8
	R: 0 E: 0 K: 2 S: 10	H: 1 LOB: 1 BB: 0 P: 16	R: 0 E: 0 K: 0 S: 4	H: 0 LOB: 0 BB: 0 P: 6	R: 0 E: 0 K: 0 S: 8	H: 1 LOB: 1 BB: 0 P: 14	R: 3 E: 0 K: 1 S: 15	H: 4 LOB: 0 BB: 0 P: 22	1B: 7 2B: 1 3B: 1 HR: 3	SF: 1 SAC: 0 DP: 2 HBP: 0

WP: 0 PB: 0 SB: 1 CS: 0 PA: 37

PITCHER		IP	WLS	BF	H	R	ER	SO	BB	IBB	HBP	BLK	WP	HR	S	P	ERA	WHIP
Bob Walk, R ERA: 5.35	(1, 1)	5.0	L	20	6	5	5	1	0	0	0	0	0	2	46	73	9.00	1.200
Blas Minor, R ERA: 4.14	(6, 1)	2.0		7	1	0	0	2	0	0	0	0	0	0	14	22	0.00	0.500
Mark Petkovsek, R ERA: 3.72	(8, 1)	1.0		4	1	0	0	0	0	0	0	0	0	0	8	14	0.00	1.000
Joel Johnston, R ERA: 2.91	(9, 1)	0.0		2	2	2	2	0	0	0	0	0	0	1	7	11	∞	∞
Dave Otto, L ERA: 5.03	(9, 1)	1.0		4	2	1	1	1	0	0	0	0	0	0	8	11	9.00	2.000

PITCHER	IP	WLS	BF	H	R	ER	SO	BB	IBB	HBP	BLK	WP	HR	S	P	ERA	WHIP

AB	36
R	8
H	12
RBI	8
BB	0
SO	4
LOB	6

Florida Marlins @ Pittsburgh Pirates

Three Rivers Stadium, Pittsburgh, PA

Sat Aug 14 1993, 7:05 PM EDT

Att. 29,003 - Unknown - 88 F

BOTTOM

Batter	1	2	3	4	5	6	7	8	9	AB	R	H	RBI	BB	SO	LOB
Carlos Garcia, R (1, 4) OBP: 0.329, SLG: 0.427	F9		F8 1B BB		F8		G4-6-3 1B		G1-3 1B	4	0	2	0	1	0	1
Tom Foley, L (1, 6) OBP: 0.287, SLG: 0.374	F8		1-2 1B		P7		G4-6-3 1-2f 2-3		G1-3 1-2	5	0	1	0	0	0	4
Orlando Merced, S (1, 9) OBP: 0.429, SLG: 0.466	PB BB		F8 2-3			G6-3	G3		L8	4	0	0	0	1	0	4
Jeff King, R (1, 5) OBP: 0.358, SLG: 0.411	G4-3 1-2		G4-3			1B 3B		1B 2B	G5-3	5	2	2	0	0	0	4
Dave Clark, L (1, 7) OBP: 0.351, SLG: 0.359		F7		G4-3		1B BB		1B SF8 BB		2	1	0	0	2	0	0
Al Martin, L (1, 8) OBP: 0.333, SLG: 0.430		S 1B		K		K		S 1-3 2-H 1B		4	0	2	1	0	2	2
Kevin Young, R (1, 3) OBP: 0.305, SLG: 0.327		F8 1-2		G3		1-2 3-H 1B		SF8 3-H		3	0	1	2	0	0	1
Tom Prince, R (1, 2) OBP: 0.248, SLG: 0.276		F7			P3	K		G5-3 1-2		4	0	0	0	0	1	4
Bob Walk, R (1, 1) OBP: 0.122, SLG: 0.125			G4-3		BB		G4-6-3 BLK 1B		P6	1	0	0	0	0	0	0
Lonnie Smith, R (5, PH) OBP: 0.416, SLG: 0.456										0	0	0	0	1	0	0
Blas Minor, R (6, 1) OBP: 0.200, SLG: 0.111										0	0	0	0	0	0	0
Andy Tomberlin, L (7, PH) OBP: 0.400, SLG: 0.400										1	0	1	0	0	0	0
Mark Petkovsek, R (8, 1)										0	0	0	0	0	0	0
Lloyd McClendon, R (8, PH) OBP: 0.295, SLG: 0.300										1	0	0	0	0	0	1
Joel Johnston, R (9, 1)										0	0	0	0	0	0	0
Dave Otto, L (9, 1) OBP: 0.222, SLG: 0.389										0	0	0	0	0	0	0
Inning Stats	R: 0 E: 0 K: 0 S: 7 H: 0 LOB: 1 BB: 1 P: 14	R: 0 E: 0 K: 0 S: 7 H: 1 LOB: 1 BB: 0 P: 11	R: 0 E: 0 K: 0 S: 10 H: 1 LOB: 2 BB: 1 P: 18	R: 0 E: 0 K: 1 S: 6 H: 0 LOB: 0 BB: 0 P: 9	R: 0 E: 0 K: 0 S: 5 H: 0 LOB: 1 BB: 1 P: 12	R: 1 E: 0 K: 2 S: 16 H: 2 LOB: 2 BB: 1 P: 25	R: 0 E: 0 K: 0 S: 6 H: 2 LOB: 1 BB: 0 P: 8	R: 2 E: 0 K: 0 S: 9 H: 2 LOB: 1 BB: 1 P: 16	R: 0 E: 0 K: 0 S: 10 H: 1 LOB: 1 BB: 0 P: 12	1B: 7 2B: 1 3B: 1 HR: 0 SF: 1 SAC: 0 DP: 1 HBP: 0						

livebaseballscorecards.com

AB	34
R	3
H	9
RBI	3
BB	5
SO	3
LOB	21

WP: 0 PA: 40
PB: 1
SB: 2
CS: 0

PITCHER		IP	WLS	BF	H	R	ER	SO	BB	IBB	HBP	BLK	WP	HR	S	P	ERA	WHIP
Ryan Bowen, R ERA: 4.25	(1, 1)	6.2	W	29	6	1	1	3	4	0	0	1	0	0	55	93	1.35	1.500
Joe Klink, L ERA: 4.28	(7, 1)	0.1		1	0	0	0	0	0	0	0	0	0	0	2	4	0.00	0.000
Luis Aquino, R ERA: 3.29	(8, 1)	0.0		2	1	2	2	0	1	0	0	0	0	0	2	6	∞	∞
Bryan Harvey, R ERA: 1.71	(8, 1)	2.0	S	8	2	0	0	0	0	0	0	0	0	0	17	22	0.00	1.000

PITCHER	IP	WLS	BF	H	R	ER	SO	BB	IBB	HBP	BLK	WP	HR	S	P	ERA	WHIP

Batter	1	2	3	4	5	6	7	8	9	10	11	AB	R	H	RBI	BB	SO	LOB
Chuck Carr, S (1, 8) OBP: 0.324, SLG: 0.338	C X 0-1 ① G6-3		B F X 1-1 ① F9		C B B L B X 3-2 ③ F7		X 0-0 ① SH1-3 1-2		1 SAFE B B X 2-0 ① ② G1-6-3 1-2f			4	0	0	0	0	0	1
Bret Barberie, S (1, 4) OBP: 0.395, SLG: 0.433	B F X 1-1 1B 1B		X 0-0 ② G4-3			B X 1-0 1B 2B	F X 0-1 2-3 1B		B X 1-0 ③ F7			5	1	3	0	0	0	0
Jeff Conine, R (1, 7) OBP: 0.374, SLG: 0.424 (8, 3)	B C B 1 SAFE C B X 3-2 G6-4-3 1-2 1B		S B C B F B X 3-2 ③ G6-3			F F B F F F S 1-3 ① K	X 0-0 ② F9			S B C S 1-3 ① K		5	0	1	0	0	2	3
Gary Sheffield, R (1, 5) OBP: 0.355, SLG: 0.482	B B B C X 3-1 ② ③ G6-4-3 1-2f			X 0-0 CS 1B		B B X 2-0 ② P7	B F B X 2-1 ③ F9			C B F B F H 3-2 HBP		4	0	1	0	0	0	5
Orestes Destrade, S (1, 3) OBP: 0.319, SLG: 0.415 Greg Briley, L (8, PR) (8, 7) OBP: 0.263, SLG: 0.320		B X 1-0 HR		1 SAFE S S B S S X 1-2 ① ② G6-3 1-2		C B B S B B B 4-2 1B 1B BB		F B B X 2-1 G3 SH3-4 1B		B B F X 2-1 ② F7		3 1	2 0	2 0	1 0	1 0	0 0	1 1
Henry Cotto, R (1, 9) OBP: 0.264, SLG: 0.351		B C B F C 2-3 ① K		B S C B F X 2-2 1B		B S S S X 2-1 1-2 2-H 1B 1B		L 1 SAFE X 0-1 ① SH3-4 1-2		B X 1-0 ③ G6-3		4	0	2	1	0	1	1
Rob Natal, R (1, 2) OBP: 0.267, SLG: 0.357		B X 1-0 A1 D8 BB 1B		B X 1-0 ③ P6		B F F X 1-2 1-2 2-H 1B		C F B F X 1-2 ② G3 2-3			C B F B X 2-2 ① P6	5	0	2	1	0	0	3
Alex Arias, R (1, 6) OBP: 0.335, SLG: 0.313 Matt Turner, R (9, 1) Darrell Whitmore, L (11, PH) OBP: 0.245, SLG: 0.329 Luis Aquino, R (11, 1) OBP: 0.087, SLG: 0.087		1 SAFE B B B B 4-0 1-2 BB		C X 0-1 ① L9	X 0-0 ③ F9			B X 1-0 ③ G6-3			B C B B F C 3-3 ② K	3 0 1 0	0 0 0 0	0 0 0 0	0 0 0 0	1 0 1 0	0 0 0 0	4 0 0 0
Chris Hammond, L (1, 1) OBP: 0.293, SLG: 0.308 Walt Weiss, S (9, PH) OBP: 0.360, SLG: 0.320 (9, 6)		C 2 SAFE B B S S C 2-3 ② ③ K 2-3		C X 0-1 ② G3-1			B B C B C F F X 3-2 1B SH1-3 1B		C B L S 1-3 K G1-6-3		X 0-0 ③ G3-1	3 2	0 0	1 0	0 0	0 0	1 1	2 0
Inning Stats	R: 0 H: 2 E: 0 LOB: 1 K: 0 BB: 0 S: 9 P: 16	R: 1 H: 2 E: 0 LOB: 1 K: 2 BB: 1 S: 8 P: 18	R: 0 H: 0 E: 0 LOB: 0 K: 0 BB: 0 S: 7 P: 11	R: 0 H: 2 E: 0 LOB: 1 K: 0 BB: 0 S: 9 P: 13	R: 0 H: 0 E: 0 LOB: 0 K: 0 BB: 0 S: 7 P: 10	R: 2 H: 3 E: 0 LOB: 2 K: 1 BB: 1 S: 16 P: 27	R: 0 H: 2 E: 0 LOB: 2 K: 0 BB: 0 S: 11 P: 16	R: 0 H: 1 E: 0 LOB: 2 K: 0 BB: 0 S: 9 P: 13	R: 0 H: 0 E: 0 LOB: 0 K: 1 BB: 0 S: 5 P: 9	R: 0 H: 0 E: 0 LOB: 1 K: 1 BB: 0 S: 9 P: 16	R: 0 H: 0 E: 0 LOB: 0 K: 1 BB: 0 S: 7 P: 12	1B: 10 2B: 1 3B: 0 HR: 1	SF: 0 SAC: 2 DP: 2 HBP: 1						

PITCHER		IP	WLS	BF	H	R	ER	SO	BB	IBB	HBP	BLK	WP	HR	S	P	ERA	WHIP
Randy Tomlin, L ERA: 4.58	(1, 1)	6.0		27	10	3	3	3	2	0	0	0	0	1	61	103	4.50	2.000
Mark Petkovsek, R ERA: 3.54	(7, 1)	1.0		4	1	0	0	0	0	0	0	0	0	0	6	8	0.00	1.000
Mark Dewey, R ERA: 0.82	(8, 1)	3.0		11	1	0	0	2	0	0	1	0	0	0	23	38	0.00	0.333
Blas Minor, R ERA: 4.08	(11, 1)	1.0	W	3	0	0	0	1	0	0	0	0	0	0	7	12	0.00	0.000

PITCHER	IP	WLS	BF	H	R	ER	SO	BB	IBB	HBP	BLK	WP	HR	S	P	ERA	WHIP

TOP

Florida Marlins @ Pittsburgh Pirates

Three Rivers Stadium, Pittsburgh, PA

Sun Aug 15 1993, 3:33 AM EDT

Att. 22,665 - Sunny - 90 F

livebaseballscorecards.com

AB	40
R	3
H	12
RBI	3
BB	2
SO	6
LOB	21

WP: 0 PA: 45
PB: 1
SB: 0
CS: 1

Florida Marlins @ Pittsburgh Pirates

Three Rivers Stadium, Pittsburgh, PA

Sun Aug 15 1993, 3:33 AM EDT

Att. 22,665 - Sunny - 90 F

livebaseballscorecards.com

BOTTOM

Batter	1	2	3	4	5	6	7	8	9	10	11	AB	R	H	RBI	BB	SO	LOB
Carlos Garcia, R (1, 4) OBP: 0.325, SLG: 0.421	C S B S 1-3 K ①		B X 1-0 G4-3 1-2 ①		X 0-0 G6-3 ①			B F B C F X 2-2 G5-3 ①		B F X 1-1 G6-3 ②		5	0	0	0	0	1	2
Jay Bell, R (1, 6) OBP: 0.382, SLG: 0.445	B X 1-0 1B 1B		B F B X 2-1 G3-1 2-3 ②		B B C C X 2-2 CS 1B			S B X 1-1 F9 ②		I I I I 4-0 IBB		4	0	2	0	1	0	1
Lonnie Smith, R (1, 7) OBP: 0.416, SLG: 0.451	B B C 1 SAFE 1 SAFE F X 2-2 1-2 1B		B B B C B 4-1 3B BB		1 SAFE C S S 0-3 ② ③ K 1-2			F S S 0-3 K2-3 ③		S B C F S 1-3 K ③		4	1	1	0	1	3	3
Blas Minor, R (11, 1) OBP: 0.200, SLG: 0.111												0	0	0	0	0	0	0
Jeff King, R (1, 5) OBP: 0.359, SLG: 0.416	B C S S X 1-2 F8 ②		1 SAFE X 0-0 1-H 3-H 3B			B B B F X 2-2 F9 ①			B F X 1-1 1B 1B 1B		B C B X 2-1 F9 ①	5	0	2	2	0	0	2
Lloyd McClendon, R (1, 9) OBP: 0.288, SLG: 0.291	F C B F X 1-2 P7 ③		S C B X 1-2 F8 ③			X 0-0 F8 ②			1 SAFE 1 SAFE X 0-0 B1 ①		C C B B F B B 4-2 2B BB	4	0	0	0	0	0	4
(11, 7)												0	1	0	0	1	0	0
Dave Clark, L (11, PH) OBP: 0.355, SLG: 0.359																		
Don Slaught, R (1, 2) OBP: 0.358, SLG: 0.439		B X 1-0 G1-3 ①		B B B B 4-0 2B BB		B B B C F X 3-2 F8 ③			1 SAFE B 1 SAFE F 1 SAFE P 1 SAFE B X 3-1 P3 ②		B 1 SAFE X 1-0 1-H 2B	4	1	1	1	1	0	1
Al Martin, L (1, 8) OBP: 0.335, SLG: 0.434		C B F B B F S 3-3 K ②		X 0-0 1-H 2B ①			S B S S B S 2-3 K ①		X 0-0 1-H 1B ③			4	0	2	1	0	2	0
Kevin Young, R (1, 3) OBP: 0.302, SLG: 0.323		B X 1-0 F9 ③		B B X 2-0 F7 ②			B C B F B X 3-2 L9 ②			C T B B S 2-3 K ①		4	0	0	0	0	1	0
Randy Tomlin, L (1, 1) OBP: 0.200, SLG: 0.176		X 0-0 G3-1 G4-3 3B 1B		B X 1-0 G4-3 ③			B X 1-0 P8 ③			B C B F X 2-2 2B		2	1	1	0	0	0	0
Mark Petkovsek, R (7, 1)												0	0	0	0	0	0	0
Tom Foley, L (7, PH) OBP: 0.286, SLG: 0.371												1	0	0	0	0	0	0
Mark Dewey, R (8, 1)												0	0	0	0	0	0	0
Orlando Merced, S (10, PH) OBP: 0.430, SLG: 0.471												1	0	1	0	0	0	0
(11, 9)																		

Inning Stats	1	2	3	4	5	6	7	8	9	10	11
	R: 0 E: 0 K: 1 S: 14 H: 2 LOB: 2 BB: 0 P: 20	R: 0 E: 0 K: 1 S: 6 H: 0 LOB: 0 BB: 0 P: 11	R: 2 E: 0 K: 0 S: 9 H: 2 LOB: 1 BB: 1 P: 17	R: 1 E: 0 K: 0 S: 3 H: 1 LOB: 0 BB: 1 P: 10	R: 0 E: 0 K: 1 S: 7 H: 1 LOB: 0 BB: 0 P: 9	R: 0 E: 0 K: 0 S: 7 H: 0 LOB: 0 BB: 0 P: 12	R: 0 E: 0 K: 1 S: 7 H: 0 LOB: 0 BB: 0 P: 13	R: 0 E: 0 K: 1 S: 9 H: 0 LOB: 0 BB: 0 P: 12	R: 0 E: 0 K: 0 S: 7 H: 2 LOB: 2 BB: 0 P: 10	R: 0 E: 0 K: 2 S: 12 H: 1 LOB: 2 BB: 1 P: 22	R: 1 E: 0 K: 0 S: 6 H: 1 LOB: 1 BB: 1 P: 13

| | | | | | | | | | | | | | | | | | |

Batter	1	2	3	4	5	6	7	8	9	AB	R	H	RBI	BB	SO	LOB
Chuck Carr, S (1, 8) OBP: 0.323, SLG: 0.339	B F B B C F X 3-2 ① G6-3		X 0-0 ① G4-3 2B			C S C 0-3 ① K		B S X 1-1 ③ G6-3		4	0	1	0	0	1	0
Bret Barberie, S (1, 4) OBP: 0.393, SLG: 0.430	C B F B F F S 2-3 ② K		B F B S X 2-2 ② G4-3 2-3			B F C F S 1-3 ② K			B B C X 2-1 G2-3 1B	4	0	1	0	0	2	1
Jeff Conine, R (1, 7) OBP: 0.376, SLG: 0.423	S B B F H 3-2 HBP		C B C B B X 3-2 ③ G5-3			C F B B X 2-2 FC6 1B			B F C B X 2-2 ① G2-3 1-2	3	0	1	0	0	0	2
Gary Sheffield, R (1, 5) OBP: 0.352, SLG: 0.477	1 SAFE B 1 SAFE C S C 1-3 ③ K			B S S B B T 3-2 ① K		B C S X 1-2 ③ FC6 1-2f			X 0-0 ② F7	4	0	0	0	0	2	3
Orestes Destrade, S (1, 3) OBP: 0.319, SLG: 0.412		X 0-0 ① F9		B F B B B F B 4-2 G5-4-3 BB			B F S X 1-2 ① G4-3		C B S B B X 3-2 ③ F7	3	0	0	0	1	0	1
Benito Santiago, R (1, 2) OBP: 0.295, SLG: 0.381		C B F F B B X 3-2 E1 FC5-4		B S F X 1-2 ② ③ G5-4-3 1-2f			X 0-0 ② G1-3			3	0	0	0	0	0	1
Darrell Whitmore, L (1, 9) OBP: 0.240, SLG: 0.322		S C X 0-2 ② FC5-4 1-2f			F B B F F B F S 3-3 ① K		S F B C 1-3 ③ K			3	0	0	0	0	2	1
Walt Weiss, S (1, 6) OBP: 0.360, SLG: 0.318		1 SAFE C 1 SAFE 1 SAFE X 0-1 ③ G4-3			C S F B B B B 4-2 G6-4-3 BB			F X 0-1 ① F8		2	0	0	0	1	0	1
Pat Rapp, R (1, 1) OBP: 0.154, SLG: 0.154 Alex Arias, R (5, PH) OBP: 0.333, SLG: 0.311 Robb Nen, R (5, 1) Greg Briley, L (8, PH) OBP: 0.261, SLG: 0.318 Rich Rodriguez, L (8, 1)			B C T C 1-3 ① K		B X 1-0 ② ③ G6-4-3 1-2f			X 0-0 ② G6-3		1 1 0 1 0	0 0 0 0 0	0 0 0 0 0	0 0 0 0 0	0 0 0 0 0	1 0 0 0 0	0 1 0 0 0
Inning Stats	R: 0 H: 0 E: 0 LOB: 1 K: 2 BB: 0 S: 14 P: 23	R: 0 H: 0 E: 1 LOB: 1 K: 0 BB: 0 S: 10 P: 13	R: 0 H: 1 E: 0 LOB: 1 K: 1 BB: 0 S: 10 P: 16	R: 0 H: 0 E: 0 LOB: 0 K: 1 BB: 1 S: 8 P: 16	R: 0 H: 0 E: 0 LOB: 0 K: 1 BB: 1 S: 9 P: 17	R: 0 H: 1 E: 0 LOB: 1 K: 2 BB: 0 S: 13 P: 17	R: 0 H: 0 E: 0 LOB: 0 K: 1 BB: 0 S: 7 P: 9	R: 0 H: 0 E: 0 LOB: 0 K: 0 BB: 0 S: 5 P: 6	R: 0 H: 1 E: 0 LOB: 1 K: 0 BB: 0 S: 9 P: 16	1B: 2 2B: 1 3B: 0 HR: 0	SF: 0 SAC: 0 DP: 2 HBP: 1					

PITCHER		IP	WLS	BF	H	R	ER	SO	BB	IBB	HBP	BLK	WP	HR	S	P	ERA	WHIP
Darryl Kile, R ERA: 3.31	(1, 1)	9.0	W	32	3	0	0	8	2	0	1	0	0	0	85	133	0.00	0.556

PITCHER	IP	WLS	BF	H	R	ER	SO	BB	IBB	HBP	BLK	WP	HR	S	P	ERA	WHIP

TOP

Florida Marlins @ Houston Astros

Astrodome, Houston, TX

Tue Aug 17 1993, 8:05 PM EDT

Att. 14,602 - Dome

livebaseballscorecards.com

AB	29
R	0
H	3
RBI	0
BB	2
SO	8
LOB	11

WP: 0 PA: 32
PB: 0
SB: 0
CS: 0

Batter	1	2	3	4	5	6	7	8	9	AB	R	H	RBI	BB	SO	LOB
Craig Biggio, R (1, 4) OBP: 0.359, SLG: 0.453	C X 0-1 G6-3 ①		B B C F B F X 3-2 5 1B 2B	X 0-0 1-3 2-H 1B ③			C S X 0-2 G6-3 ③			4	1	2	1	0	0	0
Steve Finley, L (1, 8) OBP: 0.297, SLG: 0.342	B B C B F X 3-2 L8 ②		C F X 0-2 F7 ②		C S B S 1-3 K ①			F B B B X 3-1 F9 ①		4	0	0	0	0	1	1
5 Jeff Bagwell, R (1, 3) OBP: 0.386, SLG: 0.524	B X 1-0 G5-3 ③		C C B F X 1-2 E 2-H 1B		B X 1-0 G6-3 ②			B F X 1-1 G6-3 ②		4	1	1	1	0	0	0
Eric Anthony, L (1, 9) OBP: 0.333, SLG: 0.421		B B B B 4-0 1B 1B BB	X 0-0 E4 1-H 3B		B B S C X 2-2 G6-3 ③			C B C B B X 3-2 P3 ③		3	1	1	1	1	0	0
Ken Caminiti, S (1, 5) OBP: 0.301, SLG: 0.389		X 0-0 F7 ①	B C B F C 2-3 K ③			B F B S F B F F 3-2 F X F7 ①				3	0	0	0	0	1	1
Luis Gonzalez, L (1, 7) OBP: 0.360, SLG: 0.463		B 1 SAFE B X 2-0 1-2 1B 1B		B B C B F X 3-2 1B 1B		L B X 1-1 F8 ②				3	1	2	0	0	0	0
Eddie Taubensee, L (1, 2) OBP: 0.319, SLG: 0.420		B B F F F X 2-2 G6-4-3 1-2 2-3 1B		1 SAFE 1 SAFE B X 1-0 1-2 1B		C B X 1-1 G6-3 ③				3	0	2	0	0	0	0
Andujar Cedeno, R (1, 6) OBP: 0.345, SLG: 0.398 Jose Uribe, S (3, 6) OBP: 0.320, SLG: 0.190		F X 0-1 G6-4-3 1-2f ② ③		X 0-0 L8 ①			B C F C 1-3 K ①			1 2	0 0	0 0	0 0	0 0	0 1	3 2
Darryl Kile, R (1, 1) OBP: 0.105, SLG: 0.189			C B S X 1-2 F8 ①	B L C S 1-3 K ②			B S S X 1-2 G4-3 ②			3	0	0	0	0	1	2
Inning Stats	R: 0 E: 0 K: 0 S: 6 H: 0 LOB: 0 BB: 0 P: 10	R: 0 E: 0 K: 0 S: 8 H: 2 LOB: 2 BB: 1 P: 16	R: 3 E: 1 K: 1 S: 18 H: 3 LOB: 0 BB: 0 P: 25	R: 1 E: 0 K: 1 S: 9 H: 3 LOB: 2 BB: 0 P: 14	R: 0 E: 0 K: 1 S: 7 H: 0 LOB: 0 BB: 0 P: 11	R: 0 E: 0 K: 0 S: 12 H: 0 LOB: 0 BB: 0 P: 17	R: 0 E: 0 K: 1 S: 9 H: 0 LOB: 0 BB: 0 P: 11	R: 0 E: 0 K: 0 S: 7 H: 0 LOB: 0 BB: 0 P: 14		1B: 6 2B: 1 3B: 1 HR: 0	SF: 0 SAC: 0 DP: 1 HBP: 0					

Florida Marlins @ Houston Astros

Astrodome, Houston, TX

Tue Aug 17 1993, 8:05 PM EDT

Att. 14,602 - Dome

livebaseballscorecards.com

AB	30
R	4
H	8
RBI	3
BB	1
SO	4
LOB	9

PITCHER		IP	WLS	BF	H	R	ER	SO	BB	IBB	HBP	BLK	WP	HR	S	P	ERA	WHIP
Pat Rapp, R ERA: 4.6	(1, 1)	4.0	L	19	8	4	3	2	1	0	0	0	0	0	41	65	6.75	2.250
Robb Nen, R ERA: 5.92	(5, 1)	3.0		9	0	0	0	2	0	0	0	0	0	0	28	39	0.00	0.000
Rich Rodriguez, L ERA: 3.5	(8, 1)	1.0		3	0	0	0	0	0	0	0	0	0	0	7	14	0.00	0.000

PITCHER	IP	WLS	BF	H	R	ER	SO	BB	IBB	HBP	BLK	WP	HR	S	P	ERA	WHIP

Batter	1	2	3	4	5	6	7	8	9	AB	R	H	RBI	BB	SO	LOB
Chuck Carr, S (1, 8) OBP: 0.320, SLG: 0.336	SFBFBX 2-2 ① G5-3		X 0-0 ③ G1-3		X 0-0 ③ F7			X 0-0 ② B2		4	0	0	0	0	0	1
Bret Barberie, S (1, 4) OBP: 0.391, SLG: 0.440	BBCBFFX 3-2 ② G6-3			BBX 2-0 HR		CX 0-1 ① G5-3		CBFS 1-3 ③ K		4	1	1	1	0	1	0
Jeff Conine, R (1, 7) OBP: 0.372, SLG: 0.420	CBFFS 1-3 ③ K			BX 1-0 ① F7		SBBFX 2-2 ② F7			SBBCCS 2-3 ① K	4	0	0	0	0	2	0
Gary Sheffield, R (1, 5) OBP: 0.353, SLG: 0.477		CFX 0-2 CS 1B		CFS 0-3 ② K		FBFX 1-2 ③ G5-3			BBCFBX 3-2 G5-4-3 1B	4	0	2	0	0	1	0
Orestes Destrade, S (1, 3) OBP: 0.320, SLG: 0.413		B 1 SAFE F 1 SAFE B 1 SAFE X 2-1 ① FC6-4 1-2 1B		BBCBSX 3-2 1B			BCBFX 2-2 ① L8		TSX 0-2 ②③ G5-4-3 1-2f	4	0	2	0	0	0	1
Henry Cotto, R (1, 9) OBP: 0.265, SLG: 0.350		BFB 1 SAFE F 1 SAFE X 2-2 ② FC6-4 FC5-4 1-2f		CSFBS 1-3 ③ K			FBCX 1-2 F9 S 1B			3	0	1	0	0	1	2
Benito Santiago, R (1, 2) OBP: 0.293, SLG: 0.379		S 1 SAFE B X 1-1 ③ FC5-4 1-2f			SX 0-1 ① L9		C 1 SAFE 1 SAFE B 1 SAFE FFB 3-2 ② F9 1-3			3	0	0	0	0	0	2
Walt Weiss, S (1, 6) OBP: 0.360, SLG: 0.318		CFFC 0-3 ① K			FCBBX 2-2 SH1-4 1B		CX 0-1 ③ G5-3			3	0	1	0	0	1	1
Jack Armstrong, R (1, 1) OBP: 0.182, SLG: 0.200		CFFC 0-3 ② K			L 1 SAFE X 0-1 ② SH1-4 1-2			BCBCCS 2-3 ① K		1	0	0	0	0	1	0
Alex Arias, R (8, PH) OBP: 0.332, SLG: 0.310										1	0	0	0	0	1	0
Joe Klink, L (8, 1)										0	0	0	0	0	0	0
Matt Turner, R (8, 1)										0	0	0	0	0	0	0

TOP

Florida Marlins @ Houston Astros

Astrodome, Houston, TX

Wed Aug 18 1993, 8:05 PM EDT

Att. 16,018 - Dome

livebaseballscorecards.com

AB	31
R	1
H	7
RBI	1
BB	0
SO	8
LOB	7

Inning Stats	1	2	3	4	5	6	7	8	9
	R: 0 E: 0 K: 1 S: 12	R: 0 E: 0 K: 0 S: 10	R: 0 E: 0 K: 2 S: 9	R: 1 E: 0 K: 2 S: 12	R: 0 E: 0 K: 0 S: 8	R: 0 E: 0 K: 0 S: 8	R: 0 E: 0 K: 0 S: 13	R: 0 E: 0 K: 2 S: 7	R: 0 E: 0 K: 1 S: 9
	H: 0 LOB: 0 BB: 0 P: 18	H: 2 LOB: 1 BB: 0 P: 15	H: 0 LOB: 0 BB: 0 P: 9	H: 2 LOB: 1 BB: 0 P: 19	H: 1 LOB: 1 BB: 0 P: 10	H: 0 LOB: 0 BB: 0 P: 11	H: 1 LOB: 1 BB: 0 P: 19	H: 0 LOB: 0 BB: 0 P: 10	H: 1 LOB: 0 BB: 0 P: 14

1B: 6	SF: 0
2B: 0	SAC: 1
3B: 0	DP: 1
HR: 1	HBP: 0

WP: 0	PA: 32
PB: 0	
SB: 1	
CS: 1	

PITCHER		IP	WLS	BF	H	R	ER	SO	BB	IBB	HBP	BLK	WP	HR	S	P	ERA	WHIP
Greg Swindell, L ERA: 4.62	(1, 1)	8.0	W	29	6	1	1	7	0	0	0	0	0	1	79	111	1.12	0.750
Todd Jones, R ERA: 0.74	(9, 1)	1.0	S	3	1	0	0	1	0	0	0	0	0	0	9	14	0.00	1.000

PITCHER		IP	WLS	BF	H	R	ER	SO	BB	IBB	HBP	BLK	WP	HR	S	P	ERA	WHIP

Batter	1	2	3	4	5	6	7	8	9	AB	R	H	RBI	BB	SO	LOB
Craig Biggio, R (1, 4) OBP: 0.360, SLG: 0.451	C B B C F B B 4-2 CS BB		T B F X 1-2 ① G5-3		B B C X 2-1 ① F8		C F B F B B B 4-2 SH1-3 BB			2	0	0	0	2	0	0
Steve Finley, L (1, 8) OBP: 0.300, SLG: 0.343	1 SAFE F B B 1 SAFE 1 S X 2-2 ① 5 G4-6-3 1B 1-2		B F F B B F B 4-2 FC6-4 5 1B BB		X 0-0 ② F8		1 SAFE 1 SAFE X 0-0 ① SH1-3 1-2			2	0	1	0	1	0	0
5 Jeff Bagwell, R (1, 3) OBP: 0.387, SLG: 0.526	1 SAFE B 1 SAFE 1 C B X 2-1 ② ③ G4-6-3 1-2f		1 SAFE C F 1 SAFE 1 SAFE B B X 2-2 FC6-4 1-2 1B		B F B B B S X 3-2 2B		C X 0-1 ② G6-3			4	0	2	0	0	0	2
Eric Anthony, L (1, 9) OBP: 0.335, SLG: 0.421 Kevin Bass, S (2, PR) OBP: 0.306, SLG: 0.373 (3, 9)		S H 1-1 FC3-6 HBP F B B S X 2-2 ② FC6-4 1-2f 2-3			B X 1-0 ③ G6-3		C B B X 2-1 ③ G4-3			0 3	0 0	0 0	0 0	0 0	0 0	0 4
Ken Caminiti, S (1, 5) OBP: 0.300, SLG: 0.390		B 1 SAFE X 1-0 ① FC3-6 2B 1-2f B F X 1-1 ③ P6			B X 1-0 ① G3			B B C F X 2-2 1B FC3-2 2B		4	1	1	0	0	0	3
Luis Gonzalez, L (1, 7) OBP: 0.363, SLG: 0.472		F B F 1 SAFE X 1-2 2B 1-H		C B X 1-1 ① G4-3	C X 0-1 2B			X 0-0 G3 FC3-2 1B 2-3 1B		4	1	3	1	0	0	0
Eddie Taubensee, L (1, 2) OBP: 0.319, SLG: 0.415 Casey Candaele, S (8, PH) OBP: 0.317, SLG: 0.329 (9, 6)		C B B 2 SAFE B B 4-1 FC6-4 BB		F X 0-1 ② G1-3	B S F B B B X 3-2 ② G3-1			B X 1-0 ① FC3-2 G3 1B 1-2 3-H		2 1	0 0	0 0	0 0	1 0	0 0	1 2
Jose Uribe, S (1, 6) OBP: 0.340, SLG: 0.205 Chris Donnels, L (8, PH) OBP: 0.320, SLG: 0.319 Scott Servais, R (9, 2) OBP: 0.321, SLG: 0.439		2 SAFE F T B S 1-3 ② K		B B F F B B X 3-2 1B	B B B I 4-0 IBB			C B X 1-1 ② G3 1-2 2-3		2 1 0	0 0 0	1 0 0	0 0 0	1 0 0	1 0 0	2 2 0
Greg Swindell, L (1, 1) OBP: 0.209, SLG: 0.233 Chris James, R (8, PH) OBP: 0.339, SLG: 0.532 Todd Jones, L (9, 1)		B B X 2-0 ③ FC6-4 1-2f		C F B F S 1-3 ③ K	F B S C 1-3 ③ K			B X 1-0 ③ 2-H 3-H 1B		3 1 0	0 0 0	0 1 0	0 1 0	0 0 0	2 0 0	5 0 0
Inning Stats	R: 0 H: 1 E: 0 LOB: 0 K: 0 BB: 1 S: 8 P: 16	R: 1 H: 1 E: 0 LOB: 2 K: 1 BB: 1 S: 10 P: 20	R: 0 H: 1 E: 0 LOB: 2 K: 0 BB: 1 S: 14 P: 24	R: 0 H: 1 E: 0 LOB: 1 K: 1 BB: 0 S: 11 P: 16	R: 0 H: 1 E: 0 LOB: 1 K: 0 BB: 0 S: 7 P: 13	R: 0 H: 1 E: 0 LOB: 2 K: 1 BB: 1 S: 9 P: 18	R: 0 H: 0 E: 0 LOB: 1 K: 0 BB: 1 S: 8 P: 14	R: 1 H: 3 E: 0 LOB: 2 K: 0 BB: 0 S: 8 P: 13		1B: 5 SF: 0 2B: 4 SAC: 1 3B: 0 DP: 1 HR: 0 HBP: 1						

PITCHER		IP	WLS	BF	H	R	ER	SO	BB	IBB	HBP	BLK	WP	HR	S	P	ERA	WHIP
Jack Armstrong, R ERA: 4.66	(1, 1)	7.0		31	6	1	1	3	4	1	1	0	0	0	67	121	1.29	1.429
Joe Klink, L ERA: 4.61	(8, 1)	0.0	L	2	2	1	1	0	0	0	0	0	0	0	4	6	∞	∞
Matt Turner, R ERA: 2.47	(8, 1)	1.0		3	1	0	0	0	0	0	0	0	0	0	4	7	0.00	1.000

PITCHER	IP	WLS	BF	H	R	ER	SO	BB	IBB	HBP	BLK	WP	HR	S	P	ERA	WHIP

BOTTOM

Florida Marlins @ Houston Astros

Astrodome, Houston, TX

Wed Aug 18 1993, 8:05 PM EDT

Att. 16,018 - Dome

livebaseballscorecards.com

AB	29
R	2
H	9
RBI	2
BB	5
SO	3
LOB	21

Batter	1	2	3	4	5	6	7	8	9	AB	R	H	RBI	BB	SO	LOB
Chuck Carr, S (1, 8) OBP: 0.319, SLG: 0.332	B B B B 4-0 G5-3 BB		B B F F X 2-2 ② L5		X 0-0 ① G4-3		B B C X 2-1 G6-3 ①		B F X 1-1 ③ G4-3	4	0	0	0	1	0	0
Bret Barberie, S (1, 4) OBP: 0.392, SLG: 0.445	1 SAFE 1 SAFE B 1 SAFE C B X 2-1 ① F7		C B X 1-1 ③ F8		X 0-0 1B		B X 1-0 2B			4	0	2	0	0	0	1
Jeff Conine, R (1, 7) OBP: 0.369, SLG: 0.416	F 1 SAFE 1 SAFE B B 1 SAFE X 2-1 ② G5-3 1-2			X 0-0 ① F9	S B B F F X 2-2 ② L4		B X 1-0 ② P5			4	0	0	0	0	0	3
Gary Sheffield, R (1, 5) OBP: 0.350, SLG: 0.473	C F X 0-2 ③ L8			C B C X 1-2 ② L4	S B S T 1-2 ③ K		B B C F S 2-3 ③ K			4	0	0	0	0	2	3
Orestes Destrade, S (1, 3) OBP: 0.324, SLG: 0.415		S S C B F B B 4-2 BLK BB		B B B S B X 3-2 1B E 1B 1B		B B X 2-0 1B 1-6-3-4		B S B C S 2-3 ① K		3	1	2	0	1	1	0
Greg Briley, L (1, 9) OBP: 0.261, SLG: 0.316		B X 1-0 ① L7		B B X 2-0 E 1B 1-2 1B		X 0-0 ① ② G1-6-3-4 1-2f		C F B S 1-3 ② K		4	1	1	0	0	1	2
Benito Santiago, R (1, 2) OBP: 0.295, SLG: 0.380 Matt Turner, R (8, 1)		F X 0-1 ② L9		C S 1 SAFE F X 0-2 E5 1-3 1B 2-H 1B		B F B B B X 3-1 1B 1B		B X 1-0 ③ F9		4 0	1 0	2 0	0 0	0 0	0 0	1 0
Walt Weiss, S (1, 6) OBP: 0.361, SLG: 0.320		B C B C X 2-2 ③ G1 1-2		C X 0-1 2-H 3-H 1B		B B F B B X 3-1 1-2 1B			B B C C B X 3-2 ① F8	4	0	2	2	0	0	1
Charlie Hough, R (1, 1) OBP: 0.056, SLG: 0.040 Darrell Whitmore, L (4, PH) OBP: 0.238, SLG: 0.319 Luis Aquino, R (4, 1) OBP: 0.087, SLG: 0.087 Rick Renteria, R (6, PH) OBP: 0.322, SLG: 0.351 Rich Rodriguez, L (6, 1) Rob Natal, R (8, 2) OBP: 0.261, SLG: 0.349			B C S S 1-3 ① K	C F B C 1-3 ③ K		C C B B F C 2-3 ③ K			C X 0-1 ② G5-3	1 1 0 1 0 1	0 0 0 0 0 0	0 0 0 0 0 0	0 0 0 0 0 0	1 1 0 1 0 0	0 1 0 2 0 0	0 1 0 3 0 0
Inning Stats	R: 0 H: 0 E: 0 LOB: 1 K: 0 BB: 1 S: 7 P: 15	R: 0 H: 0 E: 0 LOB: 1 K: 0 BB: 1 S: 9 P: 16	R: 0 H: 0 E: 0 LOB: 0 K: 1 BB: 0 S: 8 P: 12	R: 3 H: 4 E: 1 LOB: 1 K: 1 BB: 0 S: 17 P: 24	R: 0 H: 1 E: 0 LOB: 1 K: 1 BB: 0 S: 9 P: 12	R: 0 H: 3 E: 0 LOB: 2 K: 1 BB: 0 S: 10 P: 20	R: 0 H: 1 E: 0 LOB: 1 K: 1 BB: 0 S: 7 P: 13	R: 0 H: 0 E: 0 LOB: 0 K: 2 BB: 0 S: 7 P: 11	R: 0 H: 0 E: 0 LOB: 0 K: 0 BB: 0 S: 7 P: 11	1B: 8 2B: 1 3B: 0 HR: 0	SF: 0 SAC: 0 DP: 1 HBP: 0			WP: 0 PB: 0 SB: 0 CS: 0	PA: 37		

TOP

Florida Marlins @ Houston Astros

Astrodome, Houston, TX

Thu Aug 19 1993, 8:05 PM EDT

Att. 18,662 - Dome - 72 F

livebaseballscorecards.com

AB	35
R	3
H	9
RBI	2
BB	2
SO	7
LOB	14

PITCHER		IP	WLS	BF	H	R	ER	SO	BB	IBB	HBP	BLK	WP	HR	S	P	ERA	WHIP
Mark Portugal, R ERA: 2.97	(1, 1)	5.2	W	26	8	3	2	3	2	0	0	1	0	0	56	93	3.18	1.765
Tom Edens, R ERA: 2.52	(6, 1)	0.1		1	0	0	0	1	0	0	0	0	0	0	4	6	0.00	0.000
Xavier Hernandez, R ERA: 2.85	(7, 1)	2.0		7	1	0	0	3	0	0	0	0	0	0	14	24	0.00	0.500
Doug Jones, R ERA: 4.48	(9, 1)	1.0		3	0	0	0	0	0	0	0	0	0	0	7	11	0.00	0.000

PITCHER	IP	WLS	BF	H	R	ER	SO	BB	IBB	HBP	BLK	WP	HR	S	P	ERA	WHIP

Batter	1	2	3	4	5	6	7	8	9	AB	R	H	RBI	BB	SO	LOB
Craig Biggio, R (1, 4) OBP: 0.363, SLG: 0.454	B B X 2-0 HR 1B	X 0-0 2B		B F B X 2-1 F9 ②			B B B B 4-0 FC1-6 BB	B C B X 2-1 F7 ②		4	1	2	0	1	0	2
Doug Jones, R (9, 1)										0	0	0	0	0	0	0
Steve Finley, L (1, 8) OBP: 0.299, SLG: 0.349	C B 1 SAFE S B 1 SAFE F B 1 SAFE 3-2 X 1-H HR	C B X 2-1 G1-3 ③		B X 1-0 G4-3 ③			X 0-0 FC1-6 1B 5 BB 2B ① 1-2f	B X 1-0 G4-3 ③		5	2	1	2	0	0	4
5 Jeff Bagwell, R (1, 3) OBP: 0.390, SLG: 0.527	B X 1-0 G4-3 HR 1B		B C S S B B X 3-2 L8 ①		X 0-0 G4-6-3 1B		F B F B 1 SAFE F 1 SAFE 1 SAFE B 4-2 F B 1B 2B 1-2 BB			3	2	2	0	1	0	0
Luis Gonzalez, L (1, 7) OBP: 0.362, SLG: 0.469	F S F X 0-2 F9 ①		B F S S 1-3 K ②		S C B B 1 SAFE S 2-3 K ①		B C B F F X 2-2 2B 1B 1-2 2-3			4	1	1	0	0	2	2
Ken Caminiti, S (1, 5) OBP: 0.300, SLG: 0.396	B S B 1 SAFE B X 3-1 G4-3 1-2 ②		F F B B B F X 3-2 HR		B X 1-0 G4-6-3 1-2f ② ③		X 0-0 P3 ②			4	1	1	1	0	0	5
Kevin Bass, S (1, 9) OBP: 0.317, SLG: 0.416	B X 1-0 2-H HR		B C F X 1-2 2B				B F B F S 2-3 K ①	B B X 2-0 1-H 2-H 3-H 2B		4	1	3	5	0	1	0
Scott Servais, R (1, 2) OBP: 0.320, SLG: 0.434	C F F X 0-2 L7 ③	X 0-0 G6-3 ③					B B S B B 4-1 1B WP BB	C X 0-1 G5-3 ③		3	0	0	0	1	0	2
Andujar Cedeno, R (1, 6) OBP: 0.344, SLG: 0.396		B S T T F B S 2-3 K ①		X 0-0 G4-3 ①			B B B C T X 3-2 G6-4-3 1-3 1B	B C B F B X 3-2 G6-3 ①		4	0	1	0	0	1	0
Mark Portugal, R (1, 1) OBP: 0.250, SLG: 0.271		B C S S X 1-2 P4 ②		C C B B B X 3-2 1B			F B X 1-1 G6-4-3 1-2f ② ③	F B B F F F F B B 4-2 BB		2	0	1	0	0	0	0
Tom Edens, R (6, 1)										0	0	0	0	0	0	0
Rick Parker, R (6, PH) OBP: 0.361, SLG: 0.412										1	0	0	0	0	0	2
Xavier Hernandez, L (7, 1)										0	0	0	0	0	0	0
Casey Candaele, S (8, PH) OBP: 0.325, SLG: 0.329										0	0	0	0	1	0	0
(9, 4)																
Inning Stats	R: 4 E: 0 K: 0 S: 17 H: 4 LOB: 0 BB: 0 P: 27	R: 0 E: 0 K: 1 S: 11 H: 1 LOB: 1 BB: 0 P: 16	R: 1 E: 0 K: 1 S: 14 H: 2 LOB: 1 BB: 0 P: 22	R: 0 E: 0 K: 0 S: 7 H: 1 LOB: 1 BB: 0 P: 13	R: 0 E: 0 K: 1 S: 5 H: 1 LOB: 0 BB: 0 P: 8	R: 0 E: 0 K: 1 S: 9 H: 1 LOB: 1 BB: 1 P: 19	R: 3 E: 0 K: 0 S: 13 H: 2 LOB: 1 BB: 2 P: 25	R: 0 E: 0 K: 0 S: 10 H: 0 LOB: 1 BB: 1 P: 20		1B: 6 2B: 3 3B: 0 HR: 3	SF: 0 SAC: 0 DP: 2 HBP: 0					

PITCHER		IP	WLS	BF	H	R	ER	SO	BB	IBB	HBP	BLK	WP	HR	S	P	ERA	WHIP
Charlie Hough, R ERA: 4.42	(1, 1)	3.0	L	16	7	5	5	2	0	0	0	0	0	3	42	65	15.00	2.333
Luis Aquino, R ERA: 3.3	(4, 1)	2.0		7	2	0	0	1	0	0	0	0	0	0	12	21	0.00	1.000
Rich Rodriguez, L ERA: 3.86	(6, 1)	2.0		11	3	3	3	1	3	0	0	0	1	0	22	44	13.50	3.000
Matt Turner, R ERA: 2.42	(8, 1)	1.0		4	0	0	0	0	1	0	0	0	0	0	10	20	0.00	1.000

PITCHER	IP	WLS	BF	H	R	ER	SO	BB	IBB	HBP	BLK	WP	HR	S	P	ERA	WHIP

BOTTOM

Florida Marlins @ Houston Astros

Astrodome, Houston, TX

Thu Aug 19 1993, 8:05 PM EDT

Att. 18,662 - Dome - 72 F

livebaseballscorecards.com

AB	34
R	8
H	12
RBI	8
BB	4
SO	4
LOB	17

WP: 1 PB: 0 SB: 0 CS: 0 PA: 38

Florida Marlins @ San Francisco Giants

Candlestick Park, San Francisco, CA

Fri Aug 20 1993, 10:05 PM EDT

Att. 42,831 - Unknown - 59 F

TOP

livebaseballscorecards.com

Batter	1	2	3	4	5	6	7	8	9	AB	R	H	RBI	BB	SO	LOB
Chuck Carr, S (1, 8) OBP: 0.317, SLG: 0.331	G4-3		G1-3			K		1B	F8	5	1	1	0	0	1	0
Walt Weiss, S (1, 6) OBP: 0.361, SLG: 0.319	F8			BB		G3		G5-3, HR	G6-3	4	1	1	0	1	0	0
Bret Barberie, S (1, 4) OBP: 0.394, SLG: 0.446	G6-3			P6		1B		G5-3, HR		4	1	2	1	0	0	1
Gary Sheffield, R (1, 5) OBP: 0.349, SLG: 0.470		G5-3		K		1B		G5-3		4	0	1	0	0	1	3
Orestes Destrade, S (1, 3) OBP: 0.325, SLG: 0.413		G4-3		FC6-4, IBB		K		HR		2	1	0	0	2	1	2
Jeff Conine, R (1, 7) OBP: 0.371, SLG: 0.423		FC6-4, 1B		FC6-4			L9	HR		4	1	2	4	0	0	2
Benito Santiago, R (1, 2) OBP: 0.292, SLG: 0.376		FC6-4			G5-3		G4-3	F9		4	0	0	0	0	0	1
Darrell Whitmore, L (1, 9) OBP: 0.239, SLG: 0.318			G5-3		G6-3		1B	F8		4	0	1	0	0	0	0
Ryan Bowen, R (1, 1) OBP: 0.137, SLG: 0.180			K		G3		B2-3		G4-3	3	0	0	0	0	1	1
Matt Turner, R (7, 1)										0	0	0	0	0	0	0
Joe Klink, L (8, 1)										0	0	0	0	0	0	0
Bryan Harvey, R (8, 1)										0	0	0	0	0	0	0
Greg Briley, L (8, 9) OBP: 0.259, SLG: 0.314										1	0	0	0	0	0	0
Inning Stats	R: 0 E: 0 K: 0 S: 4 H: 0 LOB: 0 BB: 0 P: 7	R: 0 E: 0 K: 0 S: 8 H: 1 LOB: 1 BB: 0 P: 11	R: 0 E: 0 K: 1 S: 8 H: 0 LOB: 0 BB: 0 P: 12	R: 0 E: 0 K: 1 S: 14 H: 0 LOB: 2 BB: 2 P: 26	R: 0 E: 0 K: 0 S: 8 H: 0 LOB: 0 BB: 0 P: 12	R: 0 E: 0 K: 2 S: 12 H: 2 LOB: 2 BB: 0 P: 18	R: 0 E: 0 K: 0 S: 9 H: 1 LOB: 1 BB: 0 P: 16	R: 5 E: 0 K: 0 S: 22 H: 4 LOB: 0 BB: 1 P: 39	R: 0 E: 0 K: 0 S: 4 H: 0 LOB: 0 BB: 0 P: 5	1B: 7 2B: 0 3B: 0 HR: 1 SF: 0 SAC: 0 DP: 0 HBP: 0	WP: 0 PB: 0 SB: 1 CS: 0 PA: 38					

	AB	35
	R	5
	H	8
	RBI	5
	BB	3
	SO	4
	LOB	10

PITCHER		IP	WLS	BF	H	R	ER	SO	BB	IBB	HBP	BLK	WP	HR	S	P	ERA	WHIP
Bill Swift, R ERA: 2.61	(1, 1)	7.0		27	4	0	0	4	1	1	0	0	0	0	63	102	0.00	0.714
Michael Jackson, R ERA: 3.54	(8, 1)	0.1	L	4	3	3	3	0	0	0	0	0	0	0	11	18	81.00	9.000
Jeff Brantley, R ERA: 4.16	(8, 1)	1.2		7	1	2	2	0	1	0	0	0	0	1	15	26	10.80	1.200

PITCHER		IP	WLS	BF	H	R	ER	SO	BB	IBB	HBP	BLK	WP	HR	S	P	ERA	WHIP

BOTTOM

Batter	1	2	3	4	5	6	7	8	9	AB	R	H	RBI	BB	SO	LOB
Willie McGee, S (1, 9) OBP: 0.362, SLG: 0.420	C X 0-1 G5-3 ①			B C F B F B X 3-2 F7 ①		F B B F X 2-2 FC6-4 ② PB 1-2f		C X 0-1 G4-3 ①		4	0	0	0	0	0	1
Robby Thompson, R (1, 4) OBP: 0.380, SLG: 0.497	C B C F X 1-2 G1-3 ②			B F X 1-1 P2 ②		C 1 SAFE C 1 SAFE 1 SAFE P S 1-3 K ③ 1-2		X 0-0 HR		4	1	1	1	0	1	1
Barry Bonds, L (1, 7) OBP: 0.463, SLG: 0.707	S B B X 2-1 F9 ③			B B X 2-0 G4-3 ③			F C B X 1-2 SH1-4 S FC6-4 1B	F B B F F X 2-2 S 1B 1B		4	2	2	0	0	0	0
Matt Williams, R (1, 5) OBP: 0.332, SLG: 0.558		B S S B S 2-3 K ①			C B C B X 2-2 PB 2B		B C B B B 4-1 FC6-4 SH1-4 1B 1-2 BB	S C F B X 1-2 F8 1-H 1B		3	1	2	1	1	1	0
Todd Benzinger, S (1, 3) OBP: 0.325, SLG: 0.389		B C X 1-1 G1-6-3 ②			B C F B S 2-3 K ① 2-3		X 0-0 SH1-4 ① 1-2 2-3	1 SAFE B S X 1-1 F8 ② 1-2		3	0	0	0	0	1	2
Dave Martinez, L (1, 8) OBP: 0.302, SLG: 0.350		B C B F F S 2-3 K ③			F X 0-1 G4-3 ②		I I I 4-0 FC6-4 IBB	B B S X 2-1 F9 ③		3	0	0	0	1	1	2
Kirt Manwaring, R (1, 2) OBP: 0.361, SLG: 0.381			B B C F X 2-2 G1-3 ①		B F S B F B X 3-2 L6 ③		X 0-0 FC6-4 ② WP 1B 1-2f 2-3 3-H		C F B B F X 2-2 P3 ①	4	0	0	1	0	0	3
Mike Benjamin, R (1, 6) OBP: 0.281, SLG: 0.362 Jeff Reed, L (9, PH) OBP: 0.327, SLG: 0.447			C B S S 1-3 K ②			C S X 0-2 L8 ① B S B B S X 3-2 WP 1-2 3-H 1B			S B B B X 2-1 L9 ②	3 1	0 0	1 0	1 0	0 0	1 0	0 0
Bill Swift, R (1, 1) OBP: 0.323, SLG: 0.288 Mark Carreon, R (7, PH) OBP: 0.381, SLG: 0.516 Michael Jackson, R (8, 1) OBP: 0.667, SLG: 1.333 Jeff Brantley, R (8, 1) OBP: 0.115, SLG: 0.115 Will Clark, L (9, PH) OBP: 0.358, SLG: 0.425			B F B C S 2-3 K ③			X 0-0 FC6-4 1B C F B B F F B C 3-3 K ③ 1-2 2-3			B B X 2-0 F8 ③	2 1 0 0 1	0 0 0 0 0	1 0 0 0 0	0 0 0 0 0	1 1 0 0 0	0 2 0 0 0	0 0 0 0 0
Inning Stats	R: 0 E: 0 K: 0 S: 8 H: 0 LOB: 0 BB: 0 P: 11	R: 0 E: 0 K: 2 S: 10 H: 0 LOB: 0 BB: 0 P: 15	R: 0 E: 0 K: 2 S: 9 H: 0 LOB: 0 BB: 0 P: 14	R: 0 E: 0 K: 0 S: 7 H: 0 LOB: 0 BB: 0 P: 13	R: 0 E: 0 K: 1 S: 12 H: 1 LOB: 1 BB: 0 P: 19	R: 0 E: 0 K: 1 S: 11 H: 1 LOB: 1 BB: 0 P: 13	R: 2 E: 0 K: 1 S: 13 H: 2 LOB: 2 BB: 2 P: 28	R: 2 E: 0 K: 0 S: 15 H: 3 LOB: 1 BB: 0 P: 21	R: 0 E: 0 K: 0 S: 7 H: 0 LOB: 0 BB: 0 P: 13	1B: 5 2B: 1 3B: 0 HR: 1	SF: 0 SAC: 1 DP: 0 HBP: 0			WP: 1 PB: 2 SB: 3 CS: 0	PA: 36		

PITCHER		IP	WLS	BF	H	R	ER	SO	BB	IBB	HBP	BLK	WP	HR	S	P	ERA	WHIP
Ryan Bowen, R ERA: 4.18	(1, 1)	6.2		26	4	2	2	6	1	1	0	0	0	0	66	106	2.70	0.750
Matt Turner, R ERA: 2.57	(7, 1)	0.2	W	3	1	1	1	1	0	0	0	0	1	1	7	10	13.50	1.500
Joe Klink, L ERA: 4.94	(8, 1)	0.0		1	1	0	0	0	0	0	0	0	0	0	4	6	∞	∞
Bryan Harvey, R ERA: 1.66	(8, 1)	1.2	S	6	1	1	1	0	0	0	0	0	0	0	15	25	5.40	0.600

PITCHER	IP	WLS	BF	H	R	ER	SO	BB	IBB	HBP	BLK	WP	HR	S	P	ERA	WHIP

Florida Marlins @ San Francisco Giants

Candlestick Park, San Francisco, CA

Fri Aug 20 1993, 10:05 PM EDT

Att. 42,831 - Unknown - 59 F

livebaseballscorecards.com

AB	33
R	4
H	7
RBI	4
BB	2
SO	7
LOB	11

Batter	1	2	3	4	5	6	7	8	9	AB	R	H	RBI	BB	SO	LOB
Chuck Carr, S (1, 8) OBP: 0.318, SLG: 0.332	F X 0-1 ① P6		C C F B X 1-2 ① F8		B F X 1-1 ② G4-3			S B X 1-1 2B 1B 1B	B B B C C X 3-2 ③ 1-3 1B	5	1	2	0	0	0	0
Walt Weiss, S (1, 6) OBP: 0.363, SLG: 0.324	C B F B X 2-2 E9 1B SF7 1B		B C B X 2-1 ② L7		B C C X 1-2 ③ G1-3			B F 1 SAFE X 1-1 1B 1-3 SF8 2B		4	2	2	0	0	0	0
Bret Barberie, S (1, 4) OBP: 0.396, SLG: 0.447	C F X 0-2 2-3 1B		B B C X 2-1 ③ P6			C B F X 1-2 ① P8		B X 1-0 G3 2-3 3-H 1B		4	0	2	1	0	0	0
Gary Sheffield, R (1, 5) OBP: 0.348, SLG: 0.469	B X 1-0 ② SF7 3-H			B F X 1-1 ① F9		H 1-0 HBP		C B B X 2-1 ① SF8 3-H		1	0	0	2	0	0	0
Orestes Destrade, S (1, 3) OBP: 0.323, SLG: 0.409	1 SAFE F B B 1 SAFE X 2-1 ③ G4-3			F C X 0-2 ② G5-3		C 1 SAFE 1 SAFE 1 SAFE B C C 1-3 ② K		X 0-0 ② G3 1-2		4	0	0	0	0	1	3
Jeff Conine, R (1, 7) OBP: 0.370, SLG: 0.422		B C B X 2-1 ① P3		B B F B F F X 3-2 FC6-4 1B		1 SAFE C B S S 1 SAFE 1-3 ③ K		X 0-0 ③ G6-3		4	0	1	0	0	1	2
Benito Santiago, R (1, 2) OBP: 0.294, SLG: 0.377		X 0-0 FC4-6 1B		B X 1-0 ③ FC6-4 1-2f			F B C X 1-2 ① G3-1		B S B S X 2-2 FC5-4 1B	4	0	2	0	0	0	1
Darrell Whitmore, L (1, 9) OBP: 0.233, SLG: 0.309		B B F 1 SAFE S X 2-2 ② FC4-6 1-2f			B F B B X 3-1 ① L4		B B X 2-0 ② G6-3		S X 0-1 ① FC5-4 1B 1-2f	4	0	0	0	0	0	2
Chris Hammond, L (1, 1) OBP: 0.300, SLG: 0.370 Richie Lewis, R (6, 1) Joe Klink, L (6, 1) Greg Briley, L (7, PH) OBP: 0.258, SLG: 0.312 Robb Nen, R (7, 1) Rich Rodriguez, L (8, 1) Rick Renteria, R (9, PH) OBP: 0.321, SLG: 0.349		B B C C 1 SAFE S 2-3 ③ K			S B B X 2-1 HR		B X 1-0 ③ F7		S X 0-1 ② F7	2	1	1	1	0	1	1
										0	0	0	0	0	0	0
										0	0	0	0	0	0	0
										1	0	0	0	0	0	0
										0	0	0	0	0	0	0
										0	0	0	0	0	0	0
										1	0	0	0	0	0	1
Inning Stats	R: 1 H: 2 E: 1 LOB: 1 K: 0 BB: 0 S: 11 P: 16	R: 0 H: 1 E: 0 LOB: 1 K: 1 BB: 0 S: 9 P: 15	R: 0 H: 0 E: 0 LOB: 0 K: 0 BB: 0 S: 8 P: 13	R: 0 H: 1 E: 0 LOB: 1 K: 0 BB: 0 S: 10 P: 15	R: 1 H: 1 E: 0 LOB: 0 K: 0 BB: 0 S: 9 P: 16	R: 0 H: 0 E: 0 LOB: 1 K: 2 BB: 0 S: 9 P: 13	R: 0 H: 0 E: 0 LOB: 0 K: 0 BB: 0 S: 5 P: 9	R: 2 H: 3 E: 0 LOB: 1 K: 0 BB: 0 S: 9 P: 14	R: 0 H: 2 E: 0 LOB: 2 K: 0 BB: 0 S: 10 P: 15	1B: 8 SF: 2 2B: 1 SAC: 0 3B: 0 DP: 0 HR: 1 HBP: 1						

PITCHER		IP	WLS	BF	H	R	ER	SO	BB	IBB	HBP	BLK	WP	HR	S	P	ERA	WHIP
Scott Sanderson, R ERA: 4.55	(1, 1)	6.0	W	24	5	2	1	3	0	0	1	0	0	1	56	88	1.50	0.833
Dave Burba, R ERA: 3.97	(7, 1)	2.0		9	3	2	2	0	0	0	0	0	0	0	14	23	9.00	1.500
Rod Beck, R ERA: 1.79	(9, 1)	1.0	S	4	2	0	0	0	0	0	0	0	0	0	10	15	0.00	2.000

PITCHER	IP	WLS	BF	H	R	ER	SO	BB	IBB	HBP	BLK	WP	HR	S	P	ERA	WHIP

TOP

Florida Marlins @ San Francisco Giants

Candlestick Park, San Francisco, CA

Sat Aug 21 1993, 6:33 AM EDT
Att. 41,817 - Sunny - 77 F

livebaseballscorecards.com

AB	34
R	4
H	10
RBI	4
BB	0
SO	3
LOB	10

WP: 0 PA: 37
PB: 0
SB: 0
CS: 0

Batter	1	2	3	4	5	6	7	8	9	AB	R	H	RBI	BB	SO	LOB
Willie McGee, S (1, 9) OBP: 0.365, SLG: 0.420	B B C F X 2-2 1B 1B 1B		B C S 1 SAFE X 1-2 1-2 2B 1B		B C X 1-1 ② G4-3	C B S X 1-2 ③ G6-3 1-2 2-3		B B B B 4-0 1-2 BB		4	2	2	0	1	0	2
Robby Thompson, R (1, 4) OBP: 0.383, SLG: 0.509	B B X 2-0 1B 1-2 1B		B C B F B F X 3-2 E 1-H 2-H 2B		B B X 2-0 ③ G5-3		B B S X 2-1 HR	B C B S C 2-3 ② K		5	1	3	3	0	1	2
Barry Bonds, L (1, 7) OBP: 0.462, SLG: 0.702	X 0-0 G4-6-3 1-3 2-H 1B		X 0-0 E5 P4-3 2-3			C B S C 1-3 ① K	B B F F B B 4-2 L6-4 BB	B B B X 3-0 ③ P8		4	0	1	1	1	1	3
Matt Williams, R (1, 5) OBP: 0.331, SLG: 0.554	B B F 1 SAFE F 1 SAFE X 2-2 ① P3		B F 1 SAFE X 1-1 ① ② P4-3 1-2f			B F B B B 4-1 1B 2B BB	F X 0-1 ① ② L6-4 1-2			3	1	0	0	1	0	5
Will Clark, L (1, 3) OBP: 0.360, SLG: 0.425	1 SAFE F F F 1 SAFE 1 SAFE B 1 SAFE X 1-2 ② ③ G4-6-3 1-2f		B B X 2-0 ③ G5-3			B C F F X 1-2 1-2 2B 1B	B B C B B 4-1 1B BB			3	1	1	0	1	0	3
Mark Carreon, R (1, 8) OBP: 0.380, SLG: 0.520 Dave Martinez, L (7, PH) OBP: 0.305, SLG: 0.353 (8, 8)		C F B S 1-3 ① K	B B F F X 2-2 ① L5			C S X 0-2 WP SF7 1-H 2-H 2B	B X 1-0 1-2 1B			3 1	1 0	1 1	2 0	0 0	1 0	0 0
Royce Clayton, R (1, 6) OBP: 0.319, SLG: 0.363		B F F S 1-3 ② K	F F F S 0-3 ② K			S F B F B F S 2-3 K WP S 2-3	B B S F X 2-2 ③ F7			4	0	0	0	0	3	3
Kirt Manwaring, R (1, 2) OBP: 0.360, SLG: 0.378		B B X 2-0 ③ F9	S B B B C X 2-2 ③ F9			B B 1 SAFE B I 4-0 WP 1-2 IBB		S B F F C 1-3 ① K		3	0	0	0	1	1	0
Scott Sanderson, R (1, 1) Todd Benzinger, S (6, PH) OBP: 0.322, SLG: 0.389 Dave Burba, R (7, 1) OBP: 0.313, SLG: 0.375 Steve Scarsone, R (8, PH) OBP: 0.321, SLG: 0.429 Rod Beck, R (9, 1)			B B C B B 4-1 1B 2B BB		S S S 0-3 ① K	C B X 1-1 ② SF7 3-H		B B B B 4-0 BB BB		1 0 0 0 0	1 0 0 0 0	0 0 0 0 0	0 1 0 0 0	1 0 0 1 0	1 0 0 0 0	0 0 0 0 0
Inning Stats	R: 1 E: 0 K: 0 S: 12 H: 3 LOB: 1 BB: 0 P: 19	R: 0 E: 0 K: 2 S: 7 H: 0 LOB: 0 BB: 0 P: 11	R: 2 E: 1 K: 0 S: 12 H: 2 LOB: 1 BB: 1 P: 23	R: 0 E: 0 K: 1 S: 10 H: 0 LOB: 0 BB: 0 P: 14	R: 0 E: 0 K: 1 S: 6 H: 0 LOB: 0 BB: 0 P: 9	R: 3 E: 0 K: 2 S: 21 H: 2 LOB: 2 BB: 2 P: 35	R: 1 E: 0 K: 0 S: 11 H: 2 LOB: 2 BB: 2 P: 24	R: 0 E: 0 K: 2 S: 8 H: 0 LOB: 2 BB: 2 P: 22		1B: 6 2B: 4 3B: 0 HR: 1	SF: 1 SAC: 0 DP: 3 HBP: 0			WP: 2 PB: 0 SB: 1 CS: 0	PA: 39	

PITCHER	IP	WLS	BF	H	R	ER	SO	BB	IBB	HBP	BLK	WP	HR	S	P	ERA	WHIP
Chris Hammond, L (1, 1) ERA: 4.57	5.1	L	24	7	6	6	5	2	0	0	0	0	0	58	93	10.12	1.688
Richie Lewis, R (6, 1) ERA: 3.2	0.0		2	0	0	0	1	0	1	0	0	1	0	5	11	∞	∞
Joe Klink, L (6, 1) ERA: 4.82	0.2		2	0	0	0	0	0	0	0	0	1	0	5	7	0.00	0.000
Robb Nen, R (7, 1) ERA: 5.9	1.2		10	2	1	1	2	4	0	0	0	0	1	18	42	5.40	3.600
Rich Rodriguez, L (8, 1) ERA: 3.83	0.1		1	0	0	0	0	0	0	0	0	0	0	1	4	0.00	0.000

PITCHER	IP	WLS	BF	H	R	ER	SO	BB	IBB	HBP	BLK	WP	HR	S	P	ERA	WHIP

BOTTOM

Florida Marlins @ San Francisco Giants

Candlestick Park, San Francisco, CA

Sat Aug 21 1993, 6:33 AM EDT

Att. 41,817 - Sunny - 77 F

livebaseballscorecards.com

AB	31
R	7
H	9
RBI	7
BB	7
SO	8
LOB	18

Florida Marlins @ San Francisco Giants

Candlestick Park, San Francisco, CA

Sun Aug 22 1993, 6:33 AM EDT

Att. 44,217 - Sunny - 78 F

TOP

livebaseballscorecards.com

Batter	1	2	3	4	5	6	7	8	9	AB	R	H	RBI	BB	SO	LOB
Chuck Carr, S (1, 8) OBP: 0.317, SLG: 0.330	E3 G4-3 S		FC4 FC6 1-2f		1B 2-H		G4-3 2-3		L8	5	0	1	0	0	0	2
Walt Weiss, S (1, 6) OBP: 0.363, SLG: 0.323	K 1-2		FC6 1-2f			FC3-6 1B	1B 1B BB		K	4	1	1	0	1	2	2
Bret Barberie, S (1, 4) OBP: 0.396, SLG: 0.450	G4-3 2-3			G4-3		FC3-6 HR 1-2f	1B 1-3 3-H		2B	5	1	2	1	0	0	2
Gary Sheffield, R (1, 5) OBP: 0.351, SLG: 0.477	F8			G6-3		HR 1-H	1B 1-2 3-H		FC6-4 IBB	4	1	2	3	1	0	1
Orestes Destrade, S (1, 3) OBP: 0.322, SLG: 0.415 Benito Santiago, R (8, 2) OBP: 0.293, SLG: 0.376		K		HR		K	K		FC6-4 1-2f	4 1	1 0	1 0	1 0	0 0	3 0	2 2
Jeff Conine, R (1, 7) (7, 3) OBP: 0.371, SLG: 0.429		G5-3		P2		1B		HR		4	1	2	1	0	0	0
Rob Natal, R (1, 2) OBP: 0.260, SLG: 0.340 Bryan Harvey, R (8, 1)		P6			FC3-6 1B	P4		G6-3		4 0	0 0	1 0	0 0	0 0	0 0	1 0
Darrell Whitmore, L (1, 9) OBP: 0.233, SLG: 0.314			G4-3		FC3-6 G1-3 1-2f 1B		G4-3 1B 2B	F8		4	1	1	0	0	0	1
Pat Rapp, R (1, 1) OBP: 0.188, SLG: 0.188 Luis Aquino, R (7, 1) OBP: 0.087, SLG: 0.087 Greg Briley, L (7, 7) OBP: 0.256, SLG: 0.310			FC4 1B		G1-3 1-2		K	G3		3 0 1	0 0 0	1 0 0	0 0 0	0 0 0	1 0 0	2 0 0
Inning Stats	R: 0 E: 1 K: 1 S: 12 H: 0 LOB: 1 BB: 0 P: 19	R: 0 E: 0 K: 1 S: 9 H: 0 LOB: 0 BB: 0 P: 12	R: 0 E: 0 K: 0 S: 7 H: 1 LOB: 1 BB: 0 P: 11	R: 1 E: 0 K: 0 S: 7 H: 1 LOB: 0 BB: 0 P: 12	R: 0 E: 0 K: 0 S: 7 H: 2 LOB: 2 BB: 0 P: 10	R: 2 E: 0 K: 1 S: 17 H: 3 LOB: 1 BB: 0 P: 19	R: 2 E: 0 K: 2 S: 16 H: 3 LOB: 2 BB: 1 P: 27	R: 1 E: 0 K: 0 S: 5 H: 1 LOB: 0 BB: 0 P: 7	R: 0 E: 0 K: 1 S: 11 H: 1 LOB: 2 BB: 1 P: 19	1B: 7 2B: 2 3B: 0 HR: 3 SF: 0 SAC: 0 DP: 0 HBP: 0						

	AB	39
	R	6
	H	12
	RBI	6
	BB	2
	SO	6
	LOB	15

WP: 0 PB: 0 SB: 1 CS: 0 PA: 41

PITCHER		IP	WLS	BF	H	R	ER	SO	BB	IBB	HBP	BLK	WP	HR	S	P	ERA	WHIP
John Burkett, R ERA: 3.57	(1, 1)	6.2		31	10	5	5	4	1	0	0	0	0	2	69	101	6.75	1.650
Jeff Brantley, R ERA: 4.15	(7, 1)	0.1		1	0	0	0	1	0	0	0	0	0	0	6	9	0.00	0.000
Dave Righetti, L ERA: 4.54	(8, 1)	1.0		4	1	1	1	0	0	0	0	0	0	1	5	7	9.00	1.000
Kevin Rogers, L ERA: 2.57	(9, 1)	1.0	W	5	1	0	0	1	0	1	0	0	0	0	11	19	0.00	1.000

PITCHER	IP	WLS	BF	H	R	ER	SO	BB	IBB	HBP	BLK	WP	HR	S	P	ERA	WHIP

BOTTOM

Florida Marlins @ San Francisco Giants

Candlestick Park, San Francisco, CA

Sun Aug 22 1993, 6:33 AM EDT

Att. 44,217 - Sunny - 78 F

Batter	1	2	3	4	5	6	7	8	9	AB	R	H	RBI	BB	SO	LOB
Dave Martinez, L (1, 8) OBP: 0.308, SLG: 0.367	P6			K		HR		L8	S HR BB	4	2	1	1	1	1	0
Robby Thompson, R (1, 4) OBP: 0.385, SLG: 0.516	K			P6		FC6-4 BB		1B SF8 1B BB	1-H HR	3	2	1	2	2	1	0
Will Clark, L (1, 3) OBP: 0.359, SLG: 0.423	K			G1-3		SAFE F7		SF8 1B 1B 1B 1-2		4	1	1	0	0	1	1
Matt Williams, R (1, 5) OBP: 0.333, SLG: 0.554		K			FC3-6 1B 1B	SAFE FC6-4 1-2f		1B SF8 1B 1-2 2-3		4	2	2	0	0	1	1
Barry Bonds, L (1, 7) OBP: 0.462, SLG: 0.701		P5			FC3-6 1-2		2B BB	SF8 1-2 2-3 3-H		2	0	1	1	1	0	0
Willie McGee, S (1, 9) OBP: 0.369, SLG: 0.427		CS 1B			FC3-6 1-2f 2-3		1-3 2B	2-H 3-H 1B		4	0	3	2	0	0	2
Royce Clayton, R (1, 6) OBP: 0.318, SLG: 0.362		CS 1-2		L8	G6-3 1-2 3-H		K 1 SAFE	L9		4	0	1	1	0	1	3
Kirt Manwaring, R (1, 2) OBP: 0.357, SLG: 0.374				G5-3	G6-3 1-2f		K		P6	3	0	0	0	0	1	4
Todd Benzinger, S (9, PH) OBP: 0.320, SLG: 0.386										1	0	0	0	0	0	0
John Burkett, R (1, 1) OBP: 0.200, SLG: 0.133				P3		K	K		L9	2	0	0	0	0	1	0
Jeff Brantley, R (7, 1) OBP: 0.115, SLG: 0.115										0	0	0	0	0	0	0
Jeff Reed, L (7, PH) OBP: 0.324, SLG: 0.442										1	0	0	0	0	1	2
Dave Righetti, L (8, 1) OBP: 1.000, SLG: 1.000										0	0	0	0	0	0	0
Kevin Rogers, L (9, 1)										0	0	0	0	0	0	0
Mark Carreon, R (9, PH) OBP: 0.378, SLG: 0.516										1	0	0	0	0	0	0
Inning Stats	R: 0 E: 0 K: 2 S: 12 H: 0 LOB: 0 P: 19	R: 0 E: 0 K: 1 S: 10 H: 1 LOB: 0 BB: 0 P: 16	R: 0 E: 0 K: 0 S: 7 H: 0 LOB: 0 BB: 0 P: 11	R: 0 E: 0 K: 1 S: 5 H: 0 LOB: 0 BB: 0 P: 9	R: 1 E: 0 K: 0 S: 5 H: 3 LOB: 1 BB: 0 P: 5	R: 1 E: 0 K: 1 S: 21 H: 1 LOB: 1 BB: 1 P: 35	R: 0 E: 0 K: 3 S: 12 H: 1 LOB: 2 BB: 1 P: 21	R: 3 E: 0 K: 0 S: 19 H: 3 LOB: 1 BB: 1 P: 32	R: 2 E: 0 K: 0 S: 10 H: 1 LOB: 0 BB: 1 P: 19	1B: 7 2B: 1 3B: 0 HR: 2	SF: 1 SAC: 0 DP: 1 HBP: 0						

	AB	33
	R	7
	H	10
	RBI	7
	BB	4
	SO	8
	LOB	13

livebaseballscorecards.com

PITCHER		IP	WLS	BF	H	R	ER	SO	BB	IBB	HBP	BLK	WP	HR	S	P	ERA	WHIP
Pat Rapp, R ERA: 4.41	(1, 1)	6.0		24	6	2	2	5	2	0	0	0	0	1	62	102	3.00	1.333
Luis Aquino, R ERA: 3.55	(7, 1)	1.1		7	2	3	3	3	1	0	0	0	0	0	18	29	20.25	2.250
Bryan Harvey, R ERA: 1.94	(8, 1)	1.1	L	7	2	2	2	0	1	0	0	0	0	1	21	36	13.50	2.250

PITCHER	IP	WLS	BF	H	R	ER	SO	BB	IBB	HBP	BLK	WP	HR	S	P	ERA	WHIP

Batter	1	2	3	4	5	6	7	8	9	AB	R	H	RBI	BB	SO	LOB
Craig Biggio, R (1, 4) OBP: 0.365, SLG: 0.462	0-0 2B 5 SF7 1B	4-0 BB		0-0 FC5-4 1-2f		0-0 G3			0-0 1-H 2-H HR	4	2	2	3	1	0	2
Steve Finley, L (1, 8) OBP: 0.299, SLG: 0.355	0-0 1-3 2B	0-0 P5			0-0 G5-3		0-0 G6-3		0-0 G4-3	5	0	1	0	0	0	3
5 Jeff Bagwell, R (1, 3) OBP: 0.391, SLG: 0.532	0-0 SF7 3-H		0-0 1B		0-0 1B		0-0 F8		0-3 K	4	0	2	1	0	1	0
Eric Anthony, L (1, 9) OBP: 0.333, SLG: 0.425	0-0 G1-3		0-3 K		0-0 P6		0-0 F7		0-0 G4-3	5	0	0	0	0	1	3
Luis Gonzalez, L (1, 7) OBP: 0.362, SLG: 0.464	0-0 F8		0-0 1-2 1B		0-0 1-3 1B			0-3 K		4	0	2	0	0	1	1
Ken Caminiti, S (1, 5) OBP: 0.296, SLG: 0.387		0-0 P6	0-0 G4-3		0-0 G4-3			0-0 P6		4	0	0	0	0	0	3
Scott Servais, R (1, 2) OBP: 0.322, SLG: 0.446		4-0 SH1-4 1B BB		0-0 F9		0-3 K		0-0 F8		3	0	0	0	1	1	0
Andujar Cedeno, R (1, 6) OBP: 0.349, SLG: 0.396		0-0 SH1-4 1-2 1B		4-0 FC5-4 BB		0-0 E5			0-0 BB HR 1B	3	1	2	0	1	0	0
Greg Swindell, L (1, 1) OBP: 0.200, SLG: 0.222 Xavier Hernandez, L (8, 1) Kevin Bass, S (9, PH) OBP: 0.317, SLG: 0.410 Doug Jones, R (9, 1)		0-0 SH1-4 1-2 2-3		0-0 F8		0-3 K			4-0 1-2 HR BB	2 0 0 0	0 0 1 0	0 0 0 0	0 0 0 0	0 0 1 0	1 0 0 0	2 0 0 0
Inning Stats	R: 1 E: 0 K: 0 S: 5 H: 2 LOB: 1 BB: 0 P: 5	R: 0 E: 0 K: 0 S: 4 H: 1 LOB: 3 BB: 2 P: 12	R: 0 E: 0 K: 1 S: 6 H: 2 LOB: 1 BB: 0 P: 6	R: 0 E: 0 K: 0 S: 3 H: 0 LOB: 1 BB: 1 P: 7	R: 0 E: 0 K: 0 S: 5 H: 2 LOB: 2 BB: 0 P: 5	R: 0 E: 1 K: 2 S: 8 H: 0 LOB: 1 BB: 0 P: 8	R: 0 E: 0 K: 0 S: 3 H: 0 LOB: 0 BB: 0 P: 3	R: 0 E: 0 K: 1 S: 5 H: 0 LOB: 0 BB: 0 P: 5	R: 3 E: 0 K: 1 S: 7 H: 2 LOB: 0 BB: 1 P: 11	1B: 7 2B: 1 3B: 0 HR: 1 SF: 1 SAC: 1 DP: 0 HBP: 0						

PITCHER		IP	WLS	BF	H	R	ER	SO	BB	IBB	HBP	BLK	WP	HR	S	P	ERA	WHIP
Jack Armstrong, R ERA: 4.51	(1, 1)	7.0	L	31	7	1	1	3	3	0	0	0	0	0	34	46	1.29	1.429
Matt Turner, R ERA: 3.06	(8, 1)	1.0		6	2	3	3	1	1	0	0	0	0	1	7	11	27.00	3.000
Joe Klink, L ERA: 4.66	(9, 1)	1.0		3	0	0	0	1	0	0	0	0	0	0	5	5	0.00	0.000

PITCHER	IP	WLS	BF	H	R	ER	SO	BB	IBB	HBP	BLK	WP	HR	S	P	ERA	WHIP

TOP

Houston Astros @ Florida Marlins

Joe Robbie Stadium, Miami, FL

Tue Aug 24 1993, 7:05 PM EDT
Att. 31,423 - Unknown - 87 F

livebaseballscorecards.com

AB	34
R	4
H	9
RBI	4
BB	4
SO	5
LOB	14

WP: 0 PB: 0 SB: 0 CS: 0
PA: 40

Houston Astros @ Florida Marlins

Joe Robbie Stadium, Miami, FL

Tue Aug 24 1993, 7:05 PM EDT

Att. 31,423 - Unknown - 87 F

BOTTOM

Batter	1	2	3	4	5	6	7	8	9	AB	R	H	RBI	BB	SO	LOB
Chuck Carr, S (1, 8) OBP: 0.316, SLG: 0.329	F8		E5 1-2			G5-3		G4-6-3 1B		4	0	1	0	0	0	1
Bret Barberie, S (1, 4) OBP: 0.390, SLG: 0.443	F9		FC5 2-3f			K		P5		4	0	0	0	0	1	3
Jeff Conine, R (1, 7) OBP: 0.368, SLG: 0.425	K			K		K		G4-6-3 1-2f		4	0	0	0	0	3	1
Gary Sheffield, R (1, 5) OBP: 0.350, SLG: 0.475		P4		1B			K		G4-3	4	0	1	0	0	1	0
Orestes Destrade, S (1, 3) OBP: 0.321, SLG: 0.413		F8		K			K		2B 1B	4	0	1	0	0	2	1
Henry Cotto, R (1, 9) OBP: 0.269, SLG: 0.358		P8		P5			BB 1B		1-3 2B	4	0	2	0	0	0	1
Benito Santiago, R (1, 2) OBP: 0.295, SLG: 0.376			FC5 E BB		F8		BB 1-2 1B		G6-3	3	0	1	0	1	0	1
Walt Weiss, S (1, 6) OBP: 0.363, SLG: 0.321			K		G5-3		FC6-4 BB 1-2 2-3			2	0	0	0	1	1	1
Jack Armstrong, R (1, 1) OBP: 0.175, SLG: 0.193			K		K		FC6-4 1-2f			2	0	0	0	0	2	1
Alex Arias, R (7, PH) OBP: 0.330, SLG: 0.308										1	0	0	0	0	0	3
Matt Turner, R (8, 1)										0	0	0	0	0	0	0
Joe Klink, L (9, 1)										0	0	0	0	0	0	0
Inning Stats	R: 0 E: 0 K: 1 S: 5 H: 0 LOB: 0 BB: 0 P: 5	R: 0 E: 0 K: 0 S: 3 H: 0 LOB: 0 BB: 0 P: 3	R: 0 E: 1 K: 2 S: 8 H: 0 LOB: 2 BB: 1 P: 12	R: 0 E: 0 K: 2 S: 8 H: 1 LOB: 1 BB: 0 P: 8	R: 0 E: 0 K: 1 S: 5 H: 0 LOB: 0 BB: 0 P: 5	R: 0 E: 0 K: 2 S: 7 H: 0 LOB: 0 BB: 0 P: 7	R: 0 E: 0 K: 2 S: 9 H: 2 LOB: 3 BB: 1 P: 13	R: 0 E: 0 K: 0 S: 3 H: 1 LOB: 0 BB: 0 P: 3	R: 0 E: 0 K: 0 S: 4 H: 2 LOB: 1 BB: 0 P: 4	1B: 5 2B: 1 3B: 0 HR: 0 SF: 0 SAC: 0 DP: 1 HBP: 0						

PITCHER		IP	WLS	BF	H	R	ER	SO	BB	IBB	HBP	BLK	WP	HR	S	P	ERA	WHIP
Greg Swindell, L ERA: 4.4	(1, 1)	7.0	W	27	3	0	0	10	2	0	0	0	0	0	45	53	0.00	0.714
Xavier Hernandez, R ERA: 2.87	(8, 1)	1.0		3	1	0	0	0	0	0	0	0	0	0	3	3	0.00	1.000
Doug Jones, R ERA: 4.33	(9, 1)	1.0		4	2	0	0	0	0	0	0	0	0	0	4	4	0.00	2.000

PITCHER	IP	WLS	BF	H	R	ER	SO	BB	IBB	HBP	BLK	WP	HR	S	P	ERA	WHIP

livebaseballscorecards.com

AB	32
R	0
H	6
RBI	0
BB	2
SO	10
LOB	13

WP: 0 PB: 0 SB: 0 CS: 0 PA: 34

Batter	1	2	3	4	5	6	7	8	9	AB	R	H	RBI	BB	SO	LOB
Craig Biggio, R (1, 4) OBP: 0.365, SLG: 0.460	C X 0-1 G6-3	C B B F S 2-3 K		C B X 1-1 L1			B B B C C B 4-2 1B 1B BB		X 0-0 5 F8 SH1-4 1B	4	0	1	0	1	1	3
Steve Finley, L (1, 8) OBP: 0.304, SLG: 0.362	B F F X 1-2 5 2B 1B		C X 0-1 5 PB 5 SF8 2B		B C F F X 1-2 P6		L 1 SAFE 1 SAFE S 1 SAFE B F 1 SAFE X 1-2 1B 1B		L 1 SAFE X 0-1 SH1-4 1-2	4	2	3	0	0	0	0
5 Jeff Bagwell, R (1, 3) OBP: 0.389, SLG: 0.531	B X 1-0 1-H 2B		S X 0-1 SF8 2-H		B B F F B F X 3-2 F9		X 0-0 F8		B B B C X 3-1 F8 2-3	4	0	1	2	0	0	3
Luis Gonzalez, L (1, 7) OBP: 0.360, SLG: 0.461	B F B F S 2-3 K		X 0-0 F8		B F F F B F B S 3-3 K		C X 0-1 1-3 2-H 1B		X 0-0 B3	5	0	1	0	0	2	2
Kevin Bass, S (1, 9) OBP: 0.316, SLG: 0.403	B B C T X 2-2 G4-3		B X 1-0 F8			B B B C C F F F B 4-2 S BB	C B X 1-1 G4-3			3	0	0	0	1	0	3
Ken Caminiti, S (1, 5) OBP: 0.298, SLG: 0.388		B B S S X 2-2 F8		B B S X 2-1 2B G5-3 1B		C S B B 1 SAFE 1 SAFE X 2-2 F9		B X 1-0 1B		4	1	2	0	0	0	1
Scott Servais, R (1, 2) OBP: 0.321, SLG: 0.441		B B S B B 4-1 SH1-4 1B BB		C 1 SAFE B B F 1 SAFE F S 2-3 K		B 1 SAFE S X 1-1 G6-3 1-2		L B 1 SAFE X 1-1 B1		3	0	0	0	1	1	3
Andujar Cedeno, R (1, 6) OBP: 0.352, SLG: 0.401		B S B C B 1 SAFE F X 3-2 SH1-4 1-2 1B		X 0-0 G5-3 1-3 2B		I I I I 4-0 IBB		1 SAFE S B 1 SAFE S B F B S 3-3 K		3	0	2	0	1	1	1
Mark Portugal, R (1, 1) OBP: 0.245, SLG: 0.265 Eric Anthony, L (6, PH) OBP: 0.333, SLG: 0.424 Todd Jones, L (6, 1) Casey Candaele, S (8, PH) OBP: 0.329, SLG: 0.333 Xavier Hernandez, L (8, 1)		X 0-0 SH1-4 1-2 2-3		B B X 2-0 G5-3 2-3 3-H		S X 0-1 G1-3		B X 1-0 G3		1 1 0 1 0	0 0 0 0 0	0 0 0 0 0	1 0 0 0 0	0 0 0 0 0	0 0 0 0 0	1 2 0 1 0

TOP

Houston Astros @ Florida Marlins

Joe Robbie Stadium, Miami, FL

Wed Aug 25 1993, 7:05 PM EDT

Att. 29,492 - Unknown - 77 F

livebaseballscorecards.com

AB	33
R	3
H	10
RBI	3
BB	4
SO	5
LOB	20

Inning Stats	1	2	3	4	5	6	7	8	9	1B: 7	SF: 1	WP: 0	PA: 40
R:	1	0	1	1	0	0	0	0	0	2B: 3	SAC: 2	PB: 1	
E:	0	0	0	0	0	0	0	0	0	3B: 0	DP: 0	SB: 1	
K:	1	1	0	1	1	0	0	1	0	HR: 0	HBP: 0	CS: 0	
S:	12	12	6	10	13	12	11	8	6				
H:	2	1	1	2	0	0	2	1	1				
LOB:	1	2	0	1	0	2	2	1	1				
BB:	0	1	0	0	0	2	1	0	0				
P:	18	23	7	17	20	23	17	14	9				

PITCHER		IP	WLS	BF	H	R	ER	SO	BB	IBB	HBP	BLK	WP	HR	S	P	ERA	WHIP
Charlie Hough, R ERA: 4.42	(1, 1)	6.1	L	30	7	3	3	4	3	1	0	0	0	0	72	120	4.26	1.579
Joe Klink, L ERA: 4.55	(7, 1)	0.2		2	1	0	0	0	0	0	0	0	0	0	4	5	0.00	1.500
Luis Aquino, R ERA: 3.47	(8, 1)	2.0		8	2	0	0	1	0	0	0	0	0	0	14	23	0.00	1.000

PITCHER	IP	WLS	BF	H	R	ER	SO	BB	IBB	HBP	BLK	WP	HR	S	P	ERA	WHIP

Houston Astros @ Florida Marlins

Joe Robbie Stadium, Miami, FL

Wed Aug 25 1993, 7:05 PM EDT

Att. 29,492 - Unknown - 77 F

BOTTOM

Batter	1	2	3	4	5	6	7	8	9	AB	R	H	RBI	BB	SO	LOB
Chuck Carr, S (1, 8) OBP: 0.313, SLG: 0.326	G4-3	K			B1-3		K			4	0	0	0	0	2	3
Walt Weiss, S (1, 6) OBP: 0.360, SLG: 0.318	G3		G4-3		K		G4-3			4	0	0	0	0	1	0
Bret Barberie, S (1, 4) OBP: 0.388, SLG: 0.438	FC6-4 BB		F8		K			G4-3		3	0	0	0	1	1	0
Gary Sheffield, R (1, 5) OBP: 0.349, SLG: 0.472	FC6-4 1-2f		F7			G6-3		S 1B		4	0	1	0	0	0	1
Orestes Destrade, S (1, 3) OBP: 0.323, SLG: 0.411		G4-3		FC6-4 BB		G5-3 1B BB		1 SAFE 1 SAFE	K	2	0	0	0	2	1	1
Jeff Conine, R (1, 7) OBP: 0.367, SLG: 0.424		P3		FC6-4 1-2f HR		G5-3 1-2 1B		1 SAFE	K 1-2	4	1	1	0	0	1	2
Benito Santiago, R (1, 2) OBP: 0.293, SLG: 0.372		E5 BB BB		K		G5-3 1-2 2-3			K	4	0	0	0	0	2	3
Darrell Whitmore, L (1, 9) OBP: 0.240, SLG: 0.333		1 SAFE BB 1-2 BB				L5			K	3	1	1	2	1	1	2
Charlie Hough, R (1, 1) OBP: 0.075, SLG: 0.039 Joe Klink, L (7, 1) Greg Briley, L (7, PH) OBP: 0.255, SLG: 0.308 Luis Aquino, R (8, 1) OBP: 0.087, SLG: 0.087 Rick Renteria, R (9, PH) OBP: 0.319, SLG: 0.347		BB 1-2 2-3		G1-3			K	F8		1 0 1 0 1	0 0 0 0 0	0 0 0 0 0	0 0 0 0 0	1 0 0 0 0	0 0 1 0 0	0 0 0 0 0
Inning Stats	R: 0 E: 0 K: 0 S: 8 H: 0 LOB: 1 BB: 1 P: 17	R: 0 E: 1 K: 1 S: 14 H: 0 LOB: 3 BB: 2 P: 28	R: 0 E: 0 K: 0 S: 7 H: 0 LOB: 0 BB: 0 P: 11	R: 2 E: 0 K: 1 S: 17 H: 1 LOB: 0 BB: 1 P: 28	R: 0 E: 0 K: 2 S: 8 H: 0 LOB: 0 BB: 0 P: 9	R: 0 E: 0 K: 0 S: 13 H: 1 LOB: 2 BB: 1 P: 25	R: 0 E: 0 K: 2 S: 8 H: 0 LOB: 0 BB: 0 P: 10	R: 0 E: 0 K: 2 S: 10 H: 1 LOB: 1 BB: 0 P: 15	R: 0 E: 0 K: 2 S: 9 H: 0 LOB: 0 BB: 0 P: 14	1B: 2 2B: 0 3B: 0 HR: 1 SF: 0 SAC: 0 DP: 0 HBP: 0	WP: 0 PB: 0 SB: 1 CS: 0 PA: 36					

livebaseballscorecards.com

AB	31
R	2
H	3
RBI	2
BB	5
SO	10
LOB	12

PITCHER	IP	WLS	BF	H	R	ER	SO	BB	IBB	HBP	BLK	WP	HR	S	P	ERA	WHIP
Mark Portugal, R (1, 1) ERA: 2.99	5.0	W	21	1	2	2	4	4	0	0	0	0	1	54	93	3.60	1.000
Todd Jones, R (6, 1) ERA: 1.37	2.0		8	1	0	0	2	1	0	0	0	0	0	21	35	0.00	1.000
Xavier Hernandez, R (8, 1) ERA: 2.8	2.0	S	7	1	0	0	4	0	0	0	0	0	0	19	29	0.00	0.500

PITCHER	IP	WLS	BF	H	R	ER	SO	BB	IBB	HBP	BLK	WP	HR	S	P	ERA	WHIP

Batter	1	2	3	4	5	6	7	8	9	10	11	12	13	AB	R	H	RBI	BB	SO	LOB
Craig Biggio, R (1, 4) OBP: 0.368, SLG: 0.463	1-1 5 1B 1B 1B	4-0 3B BB		1-1 G3 2B	0-0 ② P4			1-0 FC4-6 1B		1 SAFE 1 SAFE 1-2 ① L9 1-2		2-0 ② G6-4-3 ③ 1-2f		6	1	3	0	1	0	6
Steve Finley, L (1, 8) OBP: 0.303, SLG: 0.365	0-1 5 1B 1-2 1B	1-1 1-H 3B		3-0 ② G3 2-3	1-1 ③ FC6-4 1-2f			1 SAFE 0-1 ② FC4-6 1-2f		1-0 ② G3 2-3			0-1 ① L8	7	0	2	1	0	0	6
5 Jeff Bagwell, R (1, 3) OBP: 0.386, SLG: 0.526	0-1 1-2 2-3 1B	2-3 ③ K		3-3 ③ K		2-0 ① F7		1-1 ③ L9		2-2 ③ F9			1-0 ② L8	7	0	1	0	0	2	4
Eric Anthony, L (1, 9) OBP: 0.332, SLG: 0.421	0-3 ① K		3-1 ① G4-3		4-0 1B 1B BB	2-1 ② G4-3			1-1 SH5-4 1B		1-0 ① P5		3-2 FC6-4 1B	3	1	0	0	1	1	3
Brian Williams, R (6, 1) OBP: 0.200, SLG: 0.300														0	0	0	0	0	0	0
Chris Donnels, L (9, PH) OBP: 0.330, SLG: 0.351														1	0	1	0	0	0	0
Al Osuna, R (9, 1)														0	0	0	0	0	0	0
Casey Candaele, S (9, 6) OBP: 0.333, SLG: 0.338														2	0	1	0	0	0	0
Luis Gonzalez, L (1, 7) OBP: 0.360, SLG: 0.458	1-3 ② K		4-1 BB		1-0 1B 1-3 G3-4-3 1B	0-1 ③ F8			1-0 SH5-4 1-2		0-0 ② G6-3		1 SAFE 1-0 ③ FC6-4 1-2f	5	1	1	0	1	1	4
Ken Caminiti, S (1, 5) OBP: 0.302, SLG: 0.389	1-2 ③ L7		1 SAFE 1 SAFE 1 SAFE 1 SAFE 4-2 1 SAFE 1-2 BB		0-0 WP G3-4-3 2-3 3-H 1B		1-0 G4-6-3 1B		4-0 IBB		1-1 ③ F7			4	0	2	1	2	0	3
Eddie Taubensee, L (1, 2) OBP: 0.313, SLG: 0.415		1-2 HR	3-2 ② F7		0-0 ① G3-4-3 1-2 3-H		0-0 ①② G4-6-3 1-2f		1-1 ② F8			4-1 BB SH BB		5	1	1	2	1	0	6
Andujar Cedeno, R (1, 6) OBP: 0.350, SLG: 0.397	2-2 G5-3 ①		1-1 ③ P9		4-0 HBP 2-3 BB		1-2 ③ P4		1-2 ③ G3			0-1 SH BB 1-2		4	0	0	0	1	0	4
Tom Edens, R (9, 1)														0	0	0	0	0	0	0
Jose Uribe, S (12, PH) OBP: 0.333, SLG: 0.200														0	0	0	0	0	0	0
Doug Jones, R (12, 1)														0	0	0	0	0	0	0
Pete Harnisch, S (1, 1) OBP: 0.151, SLG: 0.120	2-3 ② K			0-0 ① G5-3	1-0 FC6-4 1-2 HBP			3-2 ① P7		2-2 G3 S 1B		4-0 ① G6-4-3 1-2 2-3 BB		2	0	0	0	0	1	0
Kevin Bass, S (6, 9) OBP: 0.322, SLG: 0.404														2	0	1	0	1	0	0
Inning Stats	R: 0 H: 3 E: 0 LOB: 3 K: 2 BB: 0 S: 15 P: 18	R: 2 H: 2 E: 0 LOB: 1 K: 2 BB: 1 S: 14 P: 26	R: 0 H: 0 E: 0 LOB: 2 K: 0 BB: 2 S: 12 P: 27	R: 0 H: 1 E: 0 LOB: 1 K: 1 BB: 0 S: 9 P: 16	R: 2 H: 2 E: 0 LOB: 3 K: 0 BB: 2 S: 6 P: 17	R: 0 H: 0 E: 0 LOB: 0 K: 0 BB: 0 S: 5 P: 9	R: 0 H: 1 E: 0 LOB: 0 K: 0 BB: 0 S: 6 P: 8	R: 0 H: 1 E: 0 LOB: 1 K: 0 BB: 0 S: 8 P: 13	R: 0 H: 1 E: 0 LOB: 2 K: 0 BB: 1 S: 10 P: 18	R: 0 H: 1 E: 0 LOB: 1 K: 0 BB: 0 S: 12 P: 18	R: 0 H: 0 E: 0 LOB: 0 K: 0 BB: 0 S: 4 P: 6	R: 0 H: 0 E: 1 LOB: 1 K: 0 BB: 2 S: 4 P: 14	R: 0 H: 1 E: 0 LOB: 1 K: 0 BB: 0 S: 7 P: 12	1B: 10 2B: 1 3B: 1 HR: 1	SF: 0 SAC: 2 DP: 2 HBP: 1	WP: 1 PB: 0 SB: 1 CS: 0	PA: 59			

PITCHER		IP	WLS	BF	H	R	ER	SO	BB	IBB	HBP	BLK	WP	HR	S	P	ERA	WHIP
Ryan Bowen, R ERA: 4.29	(1, 1)	4.2		28	8	4	4	5	5	0	1	0	1	1	54	101	7.71	2.786
Rich Rodriguez, L ERA: 3.75	(5, 1)	1.1		4	0	0	0	0	0	0	0	0	0	0	7	12	0.00	0.000
Matt Turner, R ERA: 2.94	(7, 1)	2.0		7	2	0	0	0	0	0	0	0	0	0	14	21	0.00	1.000
Bryan Harvey, R ERA: 1.87	(9, 1)	2.0		9	2	0	0	0	0	1	0	0	0	0	22	36	0.00	1.000
Luis Aquino, R ERA: 3.42	(11, 1)	1.1		6	0	0	0	0	2	0	0	0	0	0	7	17	0.00	1.500

PITCHER		IP	WLS	BF	H	R	ER	SO	BB	IBB	HBP	BLK	WP	HR	S	P	ERA	WHIP
Richie Lewis, R ERA: 3.1	(12, 1)	1.2	W	5	1	0	0	0	0	0	0	0	0	0	8	15	0.00	0.600

TOP

Houston Astros @ Florida Marlins

Joe Robbie Stadium, Miami, FL

Thu Aug 26 1993, 3:33 AM EDT

Att. 30,005 - Sunny - 88 F

livebaseballscorecards.com

AB	48
R	4
H	13
RBI	4
BB	8
SO	5
LOB	36

Houston Astros @ Florida Marlins

Joe Robbie Stadium, Miami, FL

Thu Aug 26 1993, 3:33 AM EDT

Att. 30,005 - Sunny - 88 F

livebaseballscorecards.com

BOTTOM

Batter	1	2	3	4	5	6	7	8	9	10	11	12	13	AB	R	H	RBI	BB	SO	LOB
Chuck Carr, S (1, 8) OBP: 0.315, SLG: 0.328	1-2 L3-6 E 1B		0-0 F9		2-1 F7		0-0 SH1-4 1B	G3			1-0 CS 1B	0-2 F7		7	1	3	0	0	0	2
Walt Weiss, S (1, 6) OBP: 0.364, SLG: 0.317	2-2 L9		1-0 F8		4-2 1B 2B BB		2-1 SH1-4 1-2		4-2 SH1-4 BB		4-0 IBB 1B 1-2 BB		4-0 FC4-6 BB	2	1	0	0	4	0	1
Bret Barberie, S (1, 4) OBP: 0.387, SLG: 0.433	1-0 L3-6 1-3		1-1 G3-1		0-1 2B 1-2 1B		4-1 1B BB		0-0 SH1-4 1-2		0-0 P7		0-0 FC4-6 FC4-6 1-2f	5	1	1	0	1	0	3
Gary Sheffield, R (1, 5) OBP: 0.350, SLG: 0.471		0-3 K		2-0 G3-6-3 HBP 1-H 2-H	0-1 2B		0-0 1-2 2-H 1B		4-0 IBB		2-2 IBB 1-2 1B		0-1 FC4-6 BB 1B 1-2f	1	0	0	0	0	1	0
Rick Renteria, R (4, PR) OBP: 0.330, SLG: 0.360 (5, 5)														4	1	3	3	1	0	1
Orestes Destrade, S (1, 3) OBP: 0.324, SLG: 0.408		4-2 1B G4-3 1B BB		3-0 G3-6-3 1-2f	2-3 K		2-0 F7		2-3 K		4-0 IBB 1-2 2-3		4-0 1B 1-2 BB	4	1	0	0	3	2	6
Greg Briley, L (1, 7) OBP: 0.254, SLG: 0.302	2-1 G4-3 1-2			4-2 1B BB		0-0 G4-3	2-3 K		2-1 G3		2-2 F8		0-1 1-2 2-H 1B	3	0	0	0	1	1	3
Henry Cotto, R (9, PH) OBP: 0.267, SLG: 0.355 (10, 7)														2	0	0	0	0	0	5
Richie Lewis, R (12, 1) OBP: 0.500, SLG: 0.500														1	0	1	1	0	0	0
Rob Natal, R (1, 2) OBP: 0.268, SLG: 0.340		0-2 1B 2-3 1B		0-0 1-2 1B		1-0 G5-3	2-3 K			2-1 L5		1-0 F9		6	0	2	0	0	1	0
Darrell Whitmore, L (1, 9) OBP: 0.243, SLG: 0.333		0-0 1-2 3-H 1B		2-2 G3		2-2 1B	0-0 F7			3-2 P5		3-1 G6-3		6	0	2	1	0	0	2
Ryan Bowen, R (1,) OBP: 0.000, SLG: 0.000		1-2 L4			1-1 G4-3	0-1 L9	4-2 BB			2-3 K		0-2 E6		1	0	0	0	0	0	2
Rich Rodriguez, L (0,) OBP: 0.000, SLG: 0.000														1	0	0	0	0	0	0
Jeff Conine, R (6, PH) OBP: 0.500, SLG: 0.500														1	0	0	0	0	0	1
Matt Turner, R (7,) OBP: 0.000, SLG: 0.000														0	0	0	0	0	0	0
Alex Arias, R (6, PH) OBP: 0.000, SLG: 0.000														0	0	0	0	0	0	0
Bryan Harvey, R (8,) OBP: 0.000, SLG: 0.000														0	0	0	0	0	0	0
Chris Hammond, L (10, PH) OBP: 0.000, SLG: 0.000														1	0	0	0	0	1	0
Luis Aquino, R (11,) OBP: 0.000, SLG: 0.000														0	0	0	0	0	0	0
Benito Santiago, R (12, PH) OBP: 0.000, SLG: 0.000														1	0	0	0	0	0	0
Inning Stats	R: 0 E: 1 K: 0 S: 8 H: 1 LOB: 0 BB: 0 P: 12	R: 1 E: 0 K: 1 S: 16 H: 2 LOB: 2 BB: 1 P: 23	R: 0 E: 0 K: 0 S: 4 H: 0 LOB: 0 BB: 0 P: 6	R: 0 E: 0 K: 0 S: 10 H: 1 LOB: 2 BB: 1 P: 21	R: 2 E: 0 K: 1 S: 17 H: 2 LOB: 1 BB: 1 P: 26	R: 0 E: 0 K: 0 S: 7 H: 1 LOB: 1 BB: 0 P: 10	R: 1 E: 0 K: 1 S: 9 H: 2 LOB: 2 BB: 1 P: 19	R: 0 E: 0 K: 1 S: 8 H: 0 LOB: 1 BB: 1 P: 14	R: 0 E: 0 K: 1 S: 9 H: 0 LOB: 2 BB: 2 P: 21	R: 0 E: 0 K: 1 S: 8 H: 0 LOB: 0 BB: 0 P: 15	R: 0 E: 0 K: 0 S: 9 H: 2 LOB: 3 BB: 2 P: 22	R: 0 E: 1 K: 0 S: 9 H: 0 LOB: 1 BB: 0 P: 13	R: 1 E: 0 K: 0 S: 5 H: 1 LOB: 2 BB: 2 P: 13	1B: 11 2B: 2 3B: 0 HR: 0	SF: 0 SAC: 2 DP: 2 HBP: 1	WP: 0 PB: 0 SB: 0 CS: 1	PA: 60			

AB	46
R	5
H	12
RBI	5
BB	11
SO	6
LOB	26

PITCHER		IP	WLS	BF	H	R	ER	SO	BB	IBB	HBP	BLK	WP	HR	S	P	ERA	WHIP
Pete Harnisch, R ERA: 3.4	(1, 1)	5.0		23	6	3	3	2	3	0	1	0	0	0	55	88	5.40	1.800
Brian Williams, R ERA: 4.89	(6, 1)	3.0		14	3	1	1	2	2	0	0	0	0	0	24	43	3.00	1.667
Al Osuna, L ERA: 3.43	(9, 1)	0.2		4	0	0	0	1	1	1	0	0	0	0	7	17	0.00	1.500
Tom Edens, R ERA: 2.52	(9, 1)	2.1		10	2	0	0	1	1	1	0	0	0	0	19	41	0.00	1.286
Doug Jones, R ERA: 4.36	(12, 1)	1.2	L	9	1	1	1	0	2	0	0	0	0	0	14	26	5.40	1.800

PITCHER	IP	WLS	BF	H	R	ER	SO	BB	IBB	HBP	BLK	WP	HR	S	P	ERA	WHIP

Batter	1	2	3	4	5	6	7	8	9	AB	R	H	RBI	BB	SO	LOB
Dave Martinez, L (1, 8) OBP: 0.312, SLG: 0.367	C X 0-1 SH1 WP SF9 1B		X 0-0 ① G6-3		B X 1-0 CS 2B		C B B S B B 4-2 BB 1B BB	C F F B B B B 4-2 BB		3	2	2	0	2	0	0
Robby Thompson, R (1, 4) OBP: 0.389, SLG: 0.526	C B B X 2-1 ① SH1 1-3		C X 0-1 BB 1B		C X 0-1 ① L1		C B S B B B 4-2 1B 1B 1-2 BB	C B S B C 2-3 ③		3	1	1	0	1	1	2
Barry Bonds, L (1, 7) OBP: 0.459, SLG: 0.688	B B F X 2-1 ② SF9 3-H		1 SAFE 1 SAFE X 0-0 ② F9		C B B B B 4-1 CS BB		C F B X 1-2 1B 1-3 2-H 1B		C C F S 0-3 ① K	3	0	1	2	1	1	1
Matt Williams, R (1, 5) OBP: 0.330, SLG: 0.549	C B B F S 2-3 ③ K		B B F 1 SAFE B 1 SAFE B 4-1 1-2 BB		B B S X 2-1 ② ③ P3 1-2 2-3		C B S F S 1-3 ① K		X 0-0 ② F8	4	0	0	0	1	2	4
Willie McGee, S (1, 9) OBP: 0.362, SLG: 0.417		B F F B X 2-2 E1 2B	B F C B X 2-2 ③ G4-3			C X 0-1 G3-1 1B	S X 0-1 1-2 3-H 1B		B F S X 1-2 ③ G4-3	5	1	2	1	0	0	2
Todd Benzinger, S (1, 3) OBP: 0.326, SLG: 0.392		B C F X 1-2 1B 2-H 2B		B F B S X 2-2 1B		B 1 SAFE B B B C X 3-1 ① G3-1 1-2	B S B B F X 3-2 ② P4			4	0	2	1	0	0	3
Royce Clayton, R (1, 6) OBP: 0.323, SLG: 0.368		M 2 SAFE X 0-1 ① 2-3 1B		C B F S 1-3 ① K		S B B S F B B 4-2 FC5-4 BB	S S B F X 1-2 ③ F8			3	0	1	0	1	1	3
Kirt Manwaring, R (1, 2) OBP: 0.349, SLG: 0.365		C F B 1 SAFE S 1-3 ② K		B B F F S 2-3 ② K		B C B F F S 2-3 ② K		B F F F B X 2-2 F9		4	0	0	0	0	3	4
John Burkett, R (1, 1) OBP: 0.184, SLG: 0.129 Dave Burba, R (5, 1) OBP: 0.313, SLG: 0.375 Jeff Reed, L (6, PH) OBP: 0.315, SLG: 0.429 Jeff Brantley, R (6, 1) OBP: 0.115, SLG: 0.115 Mark Carreon, R (8, PH) OBP: 0.375, SLG: 0.496 Dave Righetti, L (8, 1) OBP: 1.000, SLG: 1.000		B C B C S 2-3 ③ K		C B F B S 2-3 ③ K		X 0-0 ③ FC5-4 1-2f		B X 1-0 ② P9		2 0 1 0 1 0	0 0 0 0 0 0	0 0 0 0 0 0	0 0 0 0 0 0	0 0 1 0 0 0	2 0 0 0 0 0	2 0 2 0 0 0
Inning Stats	R: 1 H: 1 E: 0 LOB: 0 K: 1 BB: 0 S: 9 P: 15	R: 1 H: 2 E: 1 LOB: 1 K: 2 BB: 0 S: 14 P: 20	R: 0 H: 1 E: 0 LOB: 2 K: 0 BB: 1 S: 8 P: 14	R: 0 H: 1 E: 0 LOB: 1 K: 3 BB: 0 S: 12 P: 19	R: 0 H: 1 E: 0 LOB: 1 K: 0 BB: 1 S: 6 P: 13	R: 0 H: 1 E: 0 LOB: 2 K: 1 BB: 1 S: 11 P: 20	R: 2 H: 2 E: 0 LOB: 2 K: 1 BB: 2 S: 20 P: 34	R: 0 H: 0 E: 0 LOB: 1 K: 1 BB: 1 S: 11 P: 20	R: 0 H: 0 E: 0 LOB: 0 K: 1 BB: 0 S: 8 P: 9	1B: 7 SF: 1 2B: 2 SAC: 1 3B: 0 DP: 0 HR: 0 HBP: 0						

PITCHER		IP	WLS	BF	H	R	ER	SO	BB	IBB	HBP	BLK	WP	HR	S	P	ERA	WHIP
Pat Rapp, R ERA: 4.42	(1, 1)	6.0	W	29	7	4	3	7	5	0	0	0	1	0	64	113	4.50	2.000
Matt Turner, R ERA: 2.83	(7, 1)	2.0		9	2	0	0	2	1	0	0	0	0	0	27	42	0.00	1.500
Bryan Harvey, R ERA: 1.84	(9, 1)	1.0	S	3	0	0	0	1	0	0	0	0	0	0	8	9	0.00	0.000

PITCHER	IP	WLS	BF	H	R	ER	SO	BB	IBB	HBP	BLK	WP	HR	S	P	ERA	WHIP

San Francisco Giants @ Florida Marlins

Joe Robbie Stadium, Miami, FL

Fri Aug 27 1993, 7:05 PM EDT

Att. 45,796 - Unknown - 82 F

TOP

livebaseballscorecards.com

AB	33
R	4
H	9
RBI	4
BB	6
SO	10
LOB	23

WP: 1 PA: 41
PB: 0
SB: 0
CS: 2

BOTTOM

San Francisco Giants @ Florida Marlins

Joe Robbie Stadium, Miami, FL

Fri Aug 27 1993, 7:05 PM EDT

Att. 45,796 - Unknown - 82 F

livebaseballscorecards.com

Batter	1	2	3	4	5	6	7	8	9	AB	R	H	RBI	BB	SO	LOB
Chuck Carr, S (1, 8) OBP: 0.318, SLG: 0.329	P8		HBP 1B 1-2 1B		G3-1 S HR 1B	1B BB		K		4	2	2	0	1	1	0
Walt Weiss, S (1, 6) OBP: 0.367, SLG: 0.321	CS 1B		HBP 1-2 2-3 1B		1 SAFE 1 SAFE 1 SAFE 1 SAFE BP 1 SAFE BC 3-2 1 SAFE CFX G3-1 1-3	0-1 1-3 1B				4	1	3	0	0	0	1
Bret Barberie, S (1, 4) OBP: 0.389, SLG: 0.430	B 1 SAFE BSS 1 SAFE 1 SAFE SBF 3-2 FFX G3 1-2		1B 1-2 2-3 3-H HBP		F H 1-1 HR HBP	SC 1 BFFX 1-2 G3				2	1	0	1	0	0	3
Orestes Destrade, S (1, 3) OBP: 0.328, SLG: 0.424		FBCS 1-3 K	BBSX 2-1 1-2 2-H 3-H 1B		BBFX 2-1 1-H 3-H HR		BFFBX 2-2 HR			4	2	3	6	0	1	0
Jeff Conine, R (1, 7) OBP: 0.365, SLG: 0.421		FEC 0-3 K	BX 1-0 F8		FX 0-1 1B		CBFC 1-3 K			4	0	1	0	0	2	2
Rick Renteria, R (1, 5) OBP: 0.329, SLG: 0.358		CSBFX 1-2 F9		FCFBBX 2-2 G5-3	BSFBS 2-3 K		BX 1-0 F8-4 1B			4	0	1	0	0	1	1
Benito Santiago, R (1, 2) OBP: 0.292, SLG: 0.370			X 0-0 G5-3	FBX 1-1 F9 1B	BSBX 2-1 P3		X 0-0 F8-4 1-2			4	0	1	0	0	0	2
Darrell Whitmore, L (1, 9) OBP: 0.243, SLG: 0.331			BCSTBBFFC 3-3 K	X 0-0 F9 1-2		BSTBFT 2-2 K	BSBFFX 2-2 G5-4-3 1B			4	0	1	0	0	2	1
Pat Rapp, R (1, 1) OBP: 0.211, SLG: 0.211 Matt Turner, R (7, 1) Henry Cotto, R (8, PH) OBP: 0.265, SLG: 0.353 Bryan Harvey, R (9, 1)			CBCX 1-2 1B 1B HBP 1B	FSBC 1-3 K		SSS 0-3 K	BBCCX 2-2 G5-4-3 1-2f			3 0 1 0	1 0 0 0	1 0 0 0	0 0 0 0	0 0 0 0	2 0 0 0	1 0 1 0
Inning Stats	R: 0 E: 0 K: 0 S: 8 H: 1 LOB: 0 BB: 0 P: 12	R: 0 E: 0 K: 2 S: 10 H: 0 LOB: 0 BB: 0 P: 12	R: 3 E: 0 K: 1 S: 15 H: 4 LOB: 2 BB: 0 P: 25	R: 0 E: 0 K: 1 S: 10 H: 1 LOB: 1 BB: 0 P: 14	R: 3 E: 0 K: 1 S: 17 H: 3 LOB: 1 BB: 0 P: 26	R: 0 E: 0 K: 2 S: 15 H: 1 LOB: 2 BB: 1 P: 22	R: 1 E: 0 K: 1 S: 8 H: 2 LOB: 0 BB: 0 P: 12	R: 0 E: 0 K: 1 S: 11 H: 1 LOB: 0 BB: 0 P: 16		1B: 11 2B: 1 3B: 0 HR: 2	SF: 0 SAC: 0 DP: 2 HBP: 2			WP: 0 PB: 0 SB: 1 CS: 1	PA: 37	

	AB	34
	R	7
	H	13
	RBI	7
	BB	1
	SO	9
	LOB	12

PITCHER		IP	WLS	BF	H	R	ER	SO	BB	IBB	HBP	BLK	WP	HR	S	P	ERA	WHIP
John Burkett, R ERA: 3.78	(1, 1)	4.1	L	23	9	6	6	4	0	0	2	0	0	1	55	80	12.46	2.077
Dave Burba, R ERA: 3.99	(5, 1)	0.2		2	0	0	0	1	0	0	0	0	0	0	5	9	0.00	0.000
Jeff Brantley, R ERA: 4.0	(6, 1)	2.0		9	3	1	1	3	1	0	0	0	0	1	23	34	4.50	2.000
Dave Righetti, L ERA: 4.54	(8, 1)	1.0		3	1	0	0	1	0	0	0	0	0	0	11	16	0.00	1.000

PITCHER	IP	WLS	BF	H	R	ER	SO	BB	IBB	HBP	BLK	WP	HR	S	P	ERA	WHIP

San Francisco Giants @ Florida Marlins

Joe Robbie Stadium, Miami, FL

Sun Aug 29 1993, 7:05 PM EDT

Att. 45,277 - Unknown - 77 F

TOP

livebaseballscorecards.com

Batter	1	2	3	4	5	6	7	8	9	AB	R	H	RBI	BB	SO	LOB
Rikkert Faneyte, R (1, 8) OBP: 0.200, SLG: 0.200	1-1 G6-3	1-3 K		1-0 BB, 1-2 2B 1B	3-3 K		1-0 P9			5	1	1	0	0	2	2
Robby Thompson, R (1, 4) OBP: 0.393, SLG: 0.538	1-1 2B		0-0 G4-6-3 1B	4-0 1-2 2B, 2-3 BB		2-2 HR	1-3 K			4	1	3	1	1	1	0
Willie McGee, S (1, 9) OBP: 0.363, SLG: 0.420	2-2 1B		0-0 G4-6-3, 1-2f	0-0 1-3 2B, 2-H, 3-H		1-0 G1-3	0-0 G4-3			5	0	2	2	0	0	1
Matt Williams, R (1, 5) OBP: 0.331, SLG: 0.547	0-1 F9		3-2 1B HR 1B	0-1 P4		0-1 E, BB 2B 1B		3-1 L7		5	2	2	0	0	0	4
Barry Bonds, L (1, 7) OBP: 0.460, SLG: 0.685 Michael Jackson, R (8, 1) OBP: 0.667, SLG: 1.333 Kevin Rogers, L (9, 1)	1-3 K		1-1 1-2 HR 1B	4-0 IBB		4-1 E, 1-2 2B BB		0-1 L5		3 0 0	2 0 0	1 0 0	0 0 0	2 0 0	1 0 0	2 0 0
Todd Benzinger, S (1, 3) OBP: 0.328, SLG: 0.416		0-1 FC1-6 1B	1-2 1-H, 2-H HR	1-3 K		0-0 E3 2B, 1-2, 2-3		0-1 F7		5	1	2	3	0	1	5
Royce Clayton, R (1, 6) OBP: 0.322, SLG: 0.368		2-0 FC1-6, 1-2f 2B	1-3 K		0-0 G6-3	1-2 1-3, 2-H, 3-H 2B			2-2 F9	5	1	1	2	0	1	1
Kirt Manwaring, R (1, 2) OBP: 0.350, SLG: 0.368		3-1 1-H 2B		1-1 BB, 1B 2B 1B	0-3 K	1-2 G3			3-2 G6-3	5	1	2	1	0	1	2
Salomon Torres, R (1, 1) OBP: 0.250, SLG: 0.250 Mark Carreon, R (8, 7) OBP: 0.373, SLG: 0.493		2-3 K		1-3 K	0-0 1B	1-2 G4-3			2-2 G5-3	4 1	0 0	1 0	0 0	0 0	2 0	4 0
Inning Stats	R: 0 E: 0 K: 1 S: 14 H: 2 LOB: 2 BB: 0 P: 19	R: 1 E: 0 K: 2 S: 12 H: 2 LOB: 1 BB: 0 P: 20	R: 3 E: 0 K: 1 S: 15 H: 4 LOB: 0 BB: 0 P: 21	R: 2 E: 0 K: 2 S: 12 H: 3 LOB: 3 BB: 2 P: 24	R: 0 E: 0 K: 2 S: 9 H: 1 LOB: 1 BB: 0 P: 12	R: 3 E: 1 K: 0 S: 19 H: 3 LOB: 2 BB: 1 P: 29	R: 0 E: 0 K: 1 S: 5 H: 0 LOB: 0 BB: 0 P: 7	R: 0 E: 0 K: 0 S: 6 H: 0 LOB: 0 BB: 0 P: 9	R: 0 E: 0 K: 0 S: 13 H: 0 LOB: 0 BB: 0 P: 20	1B: 9 2B: 4 3B: 0 HR: 2 SF: 0 SAC: 0 DP: 1 HBP: 0							

	AB	42
	R	9
	H	15
	RBI	9
	BB	3
	SO	9
	LOB	21

PITCHER	IP	WLS	BF	H	R	ER	SO	BB	IBB	HBP	BLK	WP	HR	S	P	ERA	WHIP
Chris Hammond, L (1, 1) ERA: 4.82	3.1	L	20	10	6	6	5	1	0	0	0	0	1	47	73	16.20	3.300
Richie Lewis, R (4, 1) ERA: 3.02	1.2		8	2	0	0	3	0	1	0	0	0	0	15	23	0.00	1.200
Robb Nen, R (6, 1) ERA: 6.26	2.0		11	3	3	3	1	1	0	0	0	0	1	24	36	13.50	2.000
Rich Rodriguez, L (8, 1) ERA: 3.62	2.0		6	0	0	0	0	0	0	0	0	0	0	19	29	0.00	0.000

PITCHER	IP	WLS	BF	H	R	ER	SO	BB	IBB	HBP	BLK	WP	HR	S	P	ERA	WHIP

WP: 0 PB: 0 SB: 0 CS: 0 PA: 45

BOTTOM

Batter	1	2	3	4	5	6	7	8	9	AB	R	H	RBI	BB	SO	LOB
Chuck Carr, S (1, 8) OBP: 0.320, SLG: 0.329	BBCBB 4-1 FC1-6-5 S BB		X 0-0 S 1B		B 1-2 F8 ②		F 1-1 G4-3 ③			3	0	1	0	1	0	1
Walt Weiss, S (1, 6) OBP: 0.364, SLG: 0.318	BCFC 1-3 K ① 1-2		1 SAFE FBBX 2-1 F7 ② 1-2		X 0-0 F9 ③			C X 0-1 G1-3 ①		4	0	0	0	0	1	3
Bret Barberie, S (1, 4) OBP: 0.383, SLG: 0.423	BCX 1-1 FC1-6-5 ② 2-3		C F X 0-2 L8 ③			S F B F F B B S 3-3 K ①		B B F B X 3-1 P4 ②		4	0	0	0	0	1	2
Gary Sheffield, R (1, 5) OBP: 0.353, SLG: 0.476	CX 0-1 G5-3 ③			F F X 0-2 F8 BLK 2B		B S F X 1-2 2B 1B		B X 1-0 1B		4	2	3	0	0	0	1
Orestes Destrade, S (1, 3) OBP: 0.325, SLG: 0.420		B X 1-0 G4-3 ①		B B C B B X 3-1 F8 ① 2-3		C S C 1-3 K ②		F B S B S 2-3 K ③		4	0	0	0	0	2	3
Jeff Conine, R (1, 7) OBP: 0.364, SLG: 0.422		S C B S 1-3 K ②		S B F F B C 2-3 K ② 3-H		B B B C X 3-1 2B 1-H			F B C F F S 1-3 K ①	4	0	1	1	0	3	0
Benito Santiago, R (1, 2) OBP: 0.289, SLG: 0.367		F F B X 1-2 P4 ③		F B S X 1-2 L8 ③		F S X 0-2 L5 ③			S X 0-1 G6-3 ②	4	0	0	0	0	0	1
Darrell Whitmore, L (1, 9) OBP: 0.243, SLG: 0.347			F C B B X 2-2 HR		B F S B C 2-3 K ①		F B S S F B X 2-2 P6 ①		B B X 2-0 G5-3 ③	4	1	1	1	0	1	0
Chris Hammond, L (1, 1) OBP: 0.280, SLG: 0.357 Richie Lewis, R (4, 1) OBP: 0.500, SLG: 0.500 Alex Arias, R (5, PH) OBP: 0.336, SLG: 0.308 Robb Nen, R (6, 1) Greg Briley, L (7, PH) OBP: 0.253, SLG: 0.300 Rich Rodriguez, L (8, 1)			X 0-0 P3 ①		B B C B C F B 4-2 BB		X 0-0 G3 ②			1 0 0 0 1 0	0 0 0 0 0 0	0 0 0 0 0 0	0 0 1 0 0 0	0 0 0 0 0 0	0 0 0 0 0 0	0 0 0 0 0 0
Inning Stats	R: 0 E: 0 K: 1 S: 8 H: 0 LOB: 1 BB: 1 P: 14	R: 0 E: 0 K: 1 S: 7 H: 0 LOB: 0 BB: 0 P: 10	R: 1 E: 0 K: 0 S: 10 H: 2 LOB: 1 BB: 0 P: 14	R: 1 E: 0 K: 1 S: 12 H: 1 LOB: 0 BB: 0 P: 18	R: 0 E: 0 K: 1 S: 12 H: 0 LOB: 1 BB: 1 P: 19	R: 1 E: 0 K: 2 S: 16 H: 2 LOB: 1 BB: 0 P: 24	R: 0 E: 0 K: 0 S: 7 H: 0 LOB: 0 BB: 0 P: 10	R: 0 E: 0 K: 1 S: 8 H: 1 LOB: 1 BB: 0 P: 14	R: 0 E: 0 K: 1 S: 9 H: 0 LOB: 0 BB: 0 P: 12	1B: 3 2B: 2 3B: 0 HR: 1	SF: 0 SAC: 0 DP: 0 HBP: 0						

PITCHER		IP	WLS	BF	H	R	ER	SO	BB	IBB	HBP	BLK	WP	HR	S	P	ERA	WHIP
Salomon Torres, R ERA: 3.86	(1, 1)	7.0	W	28	5	3	3	6	2	0	0	1	0	1	72	109	3.86	1.000
Michael Jackson, R ERA: 3.38	(8, 1)	1.0		4	1	0	0	1	0	0	0	0	0	0	8	14	0.00	1.000
Kevin Rogers, L ERA: 2.57	(9, 1)	1.0		3	0	0	0	1	0	0	0	0	0	0	9	12	0.00	0.000

PITCHER	IP	WLS	BF	H	R	ER	SO	BB	IBB	HBP	BLK	WP	HR	S	P	ERA	WHIP

San Francisco Giants @ Florida Marlins

Joe Robbie Stadium, Miami, FL

Sun Aug 29 1993, 7:05 PM EDT

Att. 45,277 - Unknown - 77 F

livebaseballscorecards.com

AB	33
R	3
H	6
RBI	2
BB	2
SO	8
LOB	11

WP: 0 PB: 0 SB: 2 CS: 0 PA: 35

Batter	1	2	3	4	5	6	7	8	9	AB	R	H	RBI	BB	SO	LOB
Dave Martinez, L (1, 8) OBP: 0.314, SLG: 0.368	L9		BB, 1B 1B		2B 1B	K		G4-6-3 1-2f		5	1	2	0	0	1	3
Robby Thompson, R (1, 4) OBP: 0.393, SLG: 0.539	P2		BB 1-2 1B		E 1-H 2B		F8		G5-3	5	0	2	1	0	0	0
Willie McGee, S (1, 9) OBP: 0.363, SLG: 0.416	F7		1-2 2-3 BB		P6		G3-1		BB	3	0	0	0	2	0	1
Matt Williams, R (1, 5) OBP: 0.329, SLG: 0.543		E5 1B 1B	F8		E5 BB 2-3		F9		F8	5	1	1	0	0	0	5
Barry Bonds, L (1, 7) OBP: 0.461, SLG: 0.683		G6-4-3 2-H 1B		F7	1-2 BB			HR BB	G4-3	3	1	1	1	2	0	1
Todd Benzinger, S (1, 3) OBP: 0.333, SLG: 0.465		G6-4-3 1-2f		HR	F8			1-H HR		4	2	2	3	0	0	4
Royce Clayton, R (1, 6) OBP: 0.323, SLG: 0.368		K		K	G3 1B			G4-3 BB		3	0	1	0	1	2	0
Kirt Manwaring, R (1, 2) OBP: 0.346, SLG: 0.364			K	K	G3 1-2			1-2		4	0	0	0	0	2	2
Scott Sanderson, R (1, 1) Dave Burba, R (7, 1) OBP: 0.353, SLG: 0.375 Michael Jackson, R (8, 1) OBP: 0.667, SLG: 1.333 Rod Beck, R (9, 1)			K		K			G4-6-3 BB		3	0	0	0	0	3	1
										0	0	0	0	1	0	0
										0	0	0	0	0	0	0
										0	0	0	0	0	0	0

TOP

San Francisco Giants @ Florida Marlins

Joe Robbie Stadium, Miami, FL

Mon Aug 30 1993, 7:05 PM EDT

Att. 35,444 - Sunny - 78 F

livebaseballscorecards.com

AB	35
R	5
H	9
RBI	5
BB	6
SO	8
LOB	17

Inning Stats	1	2	3	4	5	6	7	8	9
	R: 0 E: 0 K: 0 S: 6	H: 0 LOB: 0 BB: 0 P: 11	R: 1 E: 1 K: 1 S: 10	H: 2 LOB: 0 BB: 0 P: 13	R: 0 E: 0 K: 2 S: 16	H: 2 LOB: 3 BB: 1 P: 24	R: 1 E: 0 K: 2 S: 10	H: 1 LOB: 0 BB: 0 P: 18	R: 1 E: 1 K: 1 S: 12	H: 2 LOB: 3 BB: 1 P: 21	R: 0 E: 0 K: 2 S: 10	H: 1 LOB: 1 BB: 0 P: 14	R: 0 E: 0 K: 0 S: 6	H: 0 LOB: 0 BB: 0 P: 9	R: 2 E: 0 K: 0 S: 13	H: 1 LOB: 1 BB: 3 P: 30	R: 0 E: 0 K: 0 S: 12	H: 0 LOB: 1 BB: 1 P: 20

| | | | | | | | | | |

Batter	1	2	3	4	5	6	7	8	9	AB	R	H	RBI	BB	SO	LOB
Chuck Carr, S (1, 8) OBP: 0.323, SLG: 0.340	X 0-0 BLK S 1B		B C X 1-1 ① G3		B S M X 1-2 HR			X 0-0 E 1B		4	1	3	1	0	0	0
Walt Weiss, S (1, 6) OBP: 0.363, SLG: 0.317	C F S 0-3 ① K 1-2		B X 1-0 ② G6-3		B B F X 2-1 1B			1 SAFE X 0-0 ① L4 1-3		4	0	1	0	0	1	2
Bret Barberie, S (1, 4) OBP: 0.378, SLG: 0.417	B S X 1-1 ② P6 2-3		C X 0-1 ③ G4-3		B B X 2-0 ③ P3			X 0-0 ② P7		4	0	0	0	0	0	3
Gary Sheffield, R (1, 5) OBP: 0.352, SLG: 0.473	B F B F X 2-2 ③ P3			F B X 1-1 ① F7		B X 1-0 ① L5		B B B B 4-0 BB		3	0	0	0	1	0	1
Orestes Destrade, S (1, 3) OBP: 0.326, SLG: 0.420 Greg Briley, L (5, 7) OBP: 0.250, SLG: 0.296 Matt Turner, R (9, 1)		F B X 1-1 CS 1B		B C F B F X 2-2 ② G3		L C X 0-2 ② G1-3		B S F C 1-3 ③ K		2 2 0	0 0 0	1 0 0	0 0 0	0 0 0	0 1 0	0 2 0
Jeff Conine, R (1, 7) OBP: 0.363, SLG: 0.421 (5, 3)		B C B C B S 3-3 ① ② K 1-2		B S X 1-1 FC6 1B		B C X 1-1 ③ G6-3			X 0-0 ① G4-3	4	0	1	0	0	1	1
Benito Santiago, R (1, 2) OBP: 0.289, SLG: 0.366		X 0-0 E5 1B		C X 0-1 ③ FC6 1-2f		B F X 1-1 ① F9			X 0-0 G4-6-3 1B	4	0	1	0	0	0	1
Darrell Whitmore, L (1, 9) OBP: 0.243, SLG: 0.345		1 SAFE B F B C X 2-2 1-2 1B			C F S 0-3 ① K	B X 1-0 ② G6-3			X 0-0 ② ③ G4-6-3 1-2f	4	0	1	0	0	1	1
Jack Armstrong, R (1, 1) OBP: 0.172, SLG: 0.190 Richie Lewis, R (5, 1) OBP: 0.500, SLG: 0.500 Alex Arias, R (5, PH) OBP: 0.335, SLG: 0.307 Luis Aquino, R (6, 1) OBP: 0.087, SLG: 0.087 Henry Cotto, R (7, PH) OBP: 0.264, SLG: 0.351 Rich Rodriguez, L (8, 1) Rick Renteria, R (9, 7) OBP: 0.329, SLG: 0.358		C F S 0-3 ③ K			F F B B X 2-2 ② G6-3		B B F F B X 3-2 ③ P7			1 0 1 0 1 0 0	0 0 0 0 0 0 0	0 0 0 0 0 0 0	0 0 0 0 0 0 0	0 0 0 0 0 0 0	1 0 0 0 0 0 0	2 0 0 0 0 0 0
Inning Stats	R: 0 E: 0 K: 1 S: 9 H: 1 LOB: 1 BB: 0 P: 12	R: 0 E: 1 K: 2 S: 12 H: 2 LOB: 2 BB: 0 P: 18	R: 0 E: 0 K: 0 S: 5 H: 0 LOB: 0 BB: 0 P: 7	R: 0 E: 0 K: 0 S: 10 H: 1 LOB: 1 BB: 0 P: 14	R: 1 E: 0 K: 1 S: 12 H: 2 LOB: 1 BB: 0 P: 19	R: 0 E: 0 K: 0 S: 6 H: 0 LOB: 0 BB: 0 P: 8	R: 0 E: 0 K: 0 S: 6 H: 0 LOB: 0 BB: 0 P: 11	R: 0 E: 1 K: 1 S: 6 H: 1 LOB: 2 BB: 1 P: 11	R: 0 E: 0 K: 0 S: 3 H: 1 LOB: 0 BB: 0 P: 3	1B: 7 2B: 1 3B: 0 HR: 1	SF: 0 SAC: 0 DP: 2 HBP: 0			WP: 0 PB: 0 SB: 1 CS: 1	PA: 35	

PITCHER		IP	WLS	BF	H	R	ER	SO	BB	IBB	HBP	BLK	WP	HR	S	P	ERA	WHIP
Scott Sanderson, R ERA: 4.43	(1, 1)	6.0	W	24	6	1	1	4	0	0	0	1	0	1	54	78	1.50	1.000
Dave Burba, R ERA: 3.9	(7, 1)	1.2		7	1	0	0	0	1	0	0	0	0	0	9	18	0.00	1.200
Michael Jackson, R ERA: 3.36	(8, 1)	0.1		1	0	0	0	1	0	0	0	0	0	0	3	4	0.00	0.000
Rod Beck, R ERA: 2.02	(9, 1)	1.0		3	1	0	0	0	0	0	0	0	0	0	3	3	0.00	1.000

PITCHER	IP	WLS	BF	H	R	ER	SO	BB	IBB	HBP	BLK	WP	HR	S	P	ERA	WHIP

BOTTOM

San Francisco Giants @ Florida Marlins

Joe Robbie Stadium, Miami, FL

Mon Aug 30 1993, 7:05 PM EDT
Att. 35,444 - Sunny - 78 F

livebaseballscorecards.com

AB	34
R	1
H	8
RBI	1
BB	1
SO	5
LOB	13

San Diego Padres @ Florida Marlins

Joe Robbie Stadium, Miami, FL

Tue Aug 31 1993, 7:05 PM EDT

Att. 24,599 - Unknown - 87 F

livebaseballscorecards.com

TOP

Batter	1	2	3	4	5	6	7	8	9	AB	R	H	RBI	BB	SO	LOB
Jarvis Brown, R (1, 8) OBP: 0.383, SLG: 0.500	P3		FC6-4 1B			G6-3	K			4	0	1	0	0	1	1
Ricky Gutierrez, R (1, 6) OBP: 0.354, SLG: 0.352	K		FC6-4 1-2f			1B 1B 2B		G3-6-3 1B		4	1	2	0	0	1	1
Tony Gwynn, L (1, 9) OBP: 0.400, SLG: 0.498	L6			F8		P2		G3-6-3 1-2f		4	0	0	0	0	0	2
Phil Plantier, L (1, 7) OBP: 0.337, SLG: 0.538		F8		G4-3		1B 2-3 1B		K		4	0	1	0	0	1	0
Derek Bell, R (1, 5) OBP: 0.301, SLG: 0.416		1B		G1-3		1-2 3-H 1B			G5-3	4	0	2	1	0	0	0
Archi Cianfrocco, R (1, 3) OBP: 0.300, SLG: 0.453		F8			F9	G1-3			K	4	0	0	0	0	1	3
Jeff Gardner, L (1, 4) OBP: 0.350, SLG: 0.379		G3			E8 1B		G4-3		K	4	0	1	0	0	1	1
Brad Ausmus, R (1, 2) OBP: 0.266, SLG: 0.389			G6-3		L6		K			3	0	0	0	0	1	1
Tim Worrell, R (1, 1)			F9		L6		1B			2	0	0	0	0	0	1
Guillermo Velasquez, L (7, PH) OBP: 0.273, SLG: 0.292										1	0	1	0	0	0	0
Doug Brocail, L (7, PR) OBP: 0.200, SLG: 0.200										0	0	0	0	0	0	0
Pedro Martinez, L (7, 1)										0	0	0	0	0	0	0

	AB	34
	R	1
	H	8
	RBI	1
	BB	0
	SO	6
	LOB	10

Inning Stats	1	2	3	4	5	6	7	8	9
	R: 0 E: 0 K: 1 S: 9	H: 0 LOB: 0 BB: 0 P: 16	R: 0 E: 0 K: 0 S: 7	H: 1 LOB: 1 BB: 0 P: 10	R: 0 E: 0 K: 0 S: 11	H: 1 LOB: 1 BB: 0 P: 14	R: 0 E: 0 K: 0 S: 5	H: 0 LOB: 0 BB: 0 P: 6	R: 0 E: 1 K: 0 S: 12	H: 1 LOB: 1 BB: 0 P: 15	R: 1 E: 0 K: 0 S: 9	H: 3 LOB: 2 BB: 0 P: 11	R: 0 E: 0 K: 2 S: 9	H: 1 LOB: 1 BB: 0 P: 16	R: 0 E: 0 K: 1 S: 10	H: 1 LOB: 0 BB: 0 P: 13	R: 0 E: 0 K: 2 S: 8	H: 0 LOB: 0 BB: 0 P: 12

1B: 7	SF: 0
2B: 1	SAC: 0
3B: 0	DP: 1
HR: 0	HBP: 0

WP: 0	PA: 34
PB: 0	
SB: 0	
CS: 0	

PITCHER		IP	WLS	BF	H	R	ER	SO	BB	IBB	HBP	BLK	WP	HR	S	P	ERA	WHIP
Charlie Hough, R ERA: 4.29	(1, 1)	7.0	W	28	7	1	1	3	0	0	0	0	0	0	62	88	1.29	1.000
Luis Aquino, R ERA: 3.35	(8, 1)	0.0		1	1	0	0	0	0	0	0	0	0	0	3	5	∞	∞
Joe Klink, L ERA: 4.4	(8, 1)	1.0		2	0	0	0	1	0	0	0	0	0	0	7	8	0.00	0.000
Bryan Harvey, R ERA: 1.81	(9, 1)	1.0	S	3	0	0	0	2	0	0	0	0	0	0	8	12	0.00	0.000

PITCHER	IP	WLS	BF	H	R	ER	SO	BB	IBB	HBP	BLK	WP	HR	S	P	ERA	WHIP

Batter	1	2	3	4	5	6	7	8	9	AB	R	H	RBI	BB	SO	LOB
Chuck Carr, S (1, 8) OBP: 0.323, SLG: 0.342	L B X 1-1 P4 ①			C B B B C X 3-2 E9 SF7 2B	C X 0-1 G4-3 ③			B X 1-0 P6 ②		4	1	1	0	0	0	2
Bret Barberie, S (1, 4) OBP: 0.373, SLG: 0.412	B B B C X 3-1 P6 ②			F X 0-1 SF7 3-H ①		B S B F X 2-2 F8 ①		C B X 1-1 G6-3 ③		3	0	0	1	0	0	0
Jeff Conine, R (1, 3) OBP: 0.363, SLG: 0.420	B X 1-0 F8 ③			B B F X 2-1 1B		X 0-0 F7 ②				3	0	1	0	0	0	0
Gary Sheffield, R (1, 5) OBP: 0.352, SLG: 0.479		X 0-0 P6 ①		B C S F F F F X 1-2 F7 ②		C B B B X 3-1 HR				3	1	1	1	0	0	1
Henry Cotto, R (1, 7) OBP: 0.260, SLG: 0.346		B S X 1-1 F7 ②		F B B S S F B S 3-3 K ③		X 0-0 G5-3 ③				3	0	0	0	0	1	1
Benito Santiago, R (1, 2) OBP: 0.287, SLG: 0.363		C S S 0-3 K ③			S F F F X 0-2 G1-3 ①		B X 1-0 G3 ①			3	0	0	0	0	1	0
Darrell Whitmore, L (1, 9) OBP: 0.245, SLG: 0.341			B B X 2-0 G3-1 ①		F S B B B B 4-2 1B BB		C C X 0-2 G3 ②			2	0	0	0	1	0	0
Walt Weiss, S (1, 6) OBP: 0.363, SLG: 0.317			C B B X 2-1 L4 ②		C B C F B B B X 3-2 1-3 1B		B B X 2-0 F7 ③			3	0	1	0	0	0	0
Charlie Hough, R (1, 1) OBP: 0.073, SLG: 0.038 Luis Aquino, R (8, 1) OBP: 0.087, SLG: 0.087 Joe Klink, L (8, 1) Alex Arias, R (8, PH) OBP: 0.333, SLG: 0.305 Bryan Harvey, R (9, 1)			B S C B F X 2-2 F8 ③		S B S S C 1-3 K ②			B F F B X 2-2 P3 ①		2 0 0 1 0	0 0 0 0 0	0 0 0 0 0	0 0 0 0 0	0 0 0 0 0	1 0 0 0 0	2 0 0 0 0
Inning Stats	R: 0 E: 0 K: 0 S: 5 H: 0 LOB: 0 BB: 0 P: 10	R: 0 E: 0 K: 1 S: 6 H: 0 LOB: 0 BB: 0 P: 7	R: 0 E: 0 K: 0 S: 7 H: 0 LOB: 0 BB: 0 P: 13	R: 1 E: 1 K: 1 S: 18 H: 2 LOB: 1 BB: 0 P: 27	R: 0 E: 0 K: 1 S: 16 H: 1 LOB: 2 BB: 1 P: 24	R: 1 E: 0 K: 0 S: 7 H: 1 LOB: 0 BB: 0 P: 12	R: 0 E: 0 K: 0 S: 5 H: 0 LOB: 0 BB: 0 P: 8	R: 0 E: 0 K: 0 S: 6 H: 0 LOB: 0 BB: 0 P: 10		1B: 2 2B: 1 3B: 0 HR: 1 SF: 1 SAC: 0 DP: 0 HBP: 0				WP: 0 PB: 0 SB: 0 CS: 0	PA: 29	

PITCHER		IP	WLS	BF	H	R	ER	SO	BB	IBB	HBP	BLK	WP	HR	S	P	ERA	WHIP
Tim Worrell, R ERA: 5.24	(1, 1)	6.0	L	23	4	2	2	3	1	0	0	0	0	1	59	93	3.00	0.833
Pedro Martinez, L ERA: 1.93	(7, 1)	2.0		6	0	0	0	0	0	0	0	0	0	0	11	18	0.00	0.000

PITCHER	IP	WLS	BF	H	R	ER	SO	BB	IBB	HBP	BLK	WP	HR	S	P	ERA	WHIP

BOTTOM

San Diego Padres @ Florida Marlins

Joe Robbie Stadium, Miami, FL

Tue Aug 31 1993, 7:05 PM EDT
Att. 24,599 - Unknown - 87 F

livebaseballscorecards.com

AB	27
R	2
H	4
RBI	2
BB	1
SO	3
LOB	6

San Diego Padres @ Florida Marlins

Joe Robbie Stadium, Miami, FL

Wed Sep 01 1993, 7:05 PM EDT

Att. 24,703 - Unknown - 75 F

TOP

livebaseballscorecards.com

Batter	1	2	3	4	5	6	7	8	9	AB	R	H	RBI	BB	SO	LOB
Jarvis Brown, R (1, 8) OBP: 0.415, SLG: 0.543	0-0 G3 SF8 2B	2-1 WP 1-3 1B 2B	2-0 F9		2-1 G6-3	4-2 BB		4-0 1B 1B BB		4	3	2	0	2	0	1
Jeff Gardner, L (1, 4) OBP: 0.352, SLG: 0.387	0-0 G3 2-3	1-0 FC3 WP 1B 3-H		2-0 FC4 3B	3-1 1B 1B 1B	0-1 F7		0-2 1B 1-2 1B		6	3	3	1	0	0	3
Tony Gwynn, L (1, 9) OBP: 0.401, SLG: 0.499 Kevin Higgins, L (5, 7) OBP: 0.312, SLG: 0.263	1-1 SF8 3-H	1-0 G6-3 1-H 2-H 1B		1-2 G5-3	0-0 1B 1-2 1B	2-1 G5-3		3-1 FC4-6 1-2 2-H 1B		3 2	2 0	2 1	3 1	0 0	0 0	1 1
Phil Plantier, L (1, 7) OBP: 0.337, SLG: 0.535 Bill Bean, L (4, PR) (4, 7) (5, 9) OBP: 0.290, SLG: 0.418	4-1 BB	1-1 G6-3 2-3		0-1 FC4 1B 3-H	0-0 1B 1-2 2-3 1B		3-1 P5	1-0 FC4-6 1-2f		2 3	0 2	0 1	1 0	1 0	0 0	1 2
Derek Bell, R (1, 5) OBP: 0.304, SLG: 0.418 Craig Shipley, R (9, PH) (9, 5) OBP: 0.266, SLG: 0.314	SAFE 2-2 G4-3	0-0 3-H 1B		1-1 1B 1-2 1B	0-3 K		1-0 BB 1B		1-3 K	5 1	0 0	3 0	1 0	0 0	1 1	4 0
Archi Cianfrocco, R (1, 3) OBP: 0.309, SLG: 0.456		1-2 FC5-4 E 1B 1B 2-2 F9		2-2 BB 1-3 2-H 1B	3-2 1B 1-3 2-H 3-H 1B		4-1 G6-4-3 1-2 BB		1-3 K	5	1	3	3	1	1	1
Ricky Gutierrez, R (1, 6) OBP: 0.359, SLG: 0.353		1-2 FC5-4 1-2 1B 4-2 PB G5-3 BB		4-0 1-2 BB	1-1 1-2 3-H 1B		1-2 G6-4-3 1-2f	1-2 G1-3		4	0	2	1	2	0	2
Brad Ausmus, R (1, 2) OBP: 0.253, SLG: 0.368		1-0 FC5-4 WP 1-2f 2-3 E 3-2 SAFE G5-3 1-2		0-2 P2	0-1 G3			2-0 G4-3		5	1	0	0	0	0	8
Andy Benes, R (1, 1) OBP: 0.152, SLG: 0.219 Tim Mauser, R (7, 1) Kerry Taylor, R (9, 1)	2-1 E2 2B 1-H FC3 3-H 1-3 K 2-3			0-3 K		0-0 F9		1-3 K		4 1 0	1 0 0	0 0 0	0 0 0	2 1 0	4 0 0	
Inning Stats	R: 1 E: 0 K: 0 S: 8 H: 1 LOB: 1 BB: 1 P: 15	R: 6 E: 1 K: 0 S: 21 H: 5 LOB: 1 BB: 0 P: 33	R: 0 E: 0 K: 1 S: 11 H: 0 LOB: 1 BB: 1 P: 21	R: 2 E: 0 K: 1 S: 21 H: 3 LOB: 3 BB: 1 P: 31	R: 3 E: 0 K: 1 S: 16 H: 5 LOB: 2 BB: 0 P: 25	R: 0 E: 0 K: 0 S: 9 H: 0 LOB: 1 BB: 1 P: 15	R: 0 E: 0 K: 0 S: 7 H: 1 LOB: 1 BB: 1 P: 16	R: 1 E: 0 K: 1 S: 10 H: 2 LOB: 2 BB: 1 P: 21	R: 0 E: 0 K: 2 S: 12 H: 0 LOB: 0 BB: 0 P: 15	1B: 14 2B: 2 3B: 1 HR: 0	SF: 1 SAC: 0 DP: 1 HBP: 0			WP: 2 PB: 1 SB: 0 CS: 0	PA: 52	

	AB	45
	R	13
	H	17
	RBI	11
	BB	6
	SO	6
	LOB	28

PITCHER		IP	WLS	BF	H	R	ER	SO	BB	IBB	HBP	BLK	WP	HR	S	P	ERA	WHIP
Ryan Bowen, R ERA: 4.42	(1, 1)	1.1	L	9	3	4	3	0	1	0	0	0	1	0	18	30	20.25	3.000
Robb Nen, R ERA: 7.25	(2, 1)	3.0		21	8	7	7	2	2	0	0	0	1	0	48	80	21.00	3.333
Rich Rodriguez, L ERA: 3.9	(5, 1)	1.2		9	3	1	1	1	1	0	0	0	0	0	20	30	5.40	2.400
Richie Lewis, R ERA: 2.95	(7, 1)	1.0		4	1	0	0	0	1	0	0	0	0	0	7	16	0.00	2.000
Joe Klink, L ERA: 4.55	(8, 1)	1.0		6	2	1	1	1	1	0	0	0	0	0	10	21	9.00	3.000

PITCHER		IP	WLS	BF	H	R	ER	SO	BB	IBB	HBP	BLK	WP	HR	S	P	ERA	WHIP
Matt Turner, R ERA: 2.73	(9, 1)	1.0		3	0	0	0	2	0	0	0	0	0	0	12	15	0.00	0.000

BOTTOM

Batter	1	2	3	4	5	6	7	8	9	AB	R	H	RBI	BB	SO	LOB
Chuck Carr, S (1, 8) OBP: 0.320, SLG: 0.339	B X 1-0 P4 ①			X 0-0 F7 ①		X 0-0 P5 ①	C F X 0-2 G4-3 ① 2-3 3-H	C S B X 1-2 G5-3 ③		4	0	0	1	0	0	2
Joe Klink, L (8, 1)										0	0	0	0	0	0	0
Matt Turner, R (9, 1)										0	0	0	0	0	0	0
Rob Natal, R (9, PH) OBP: 0.263, SLG: 0.333										1	0	0	0	0	0	1
Bret Barberie, S (1, 4) OBP: 0.372, SLG: 0.408	C B B B X 3-1 F7 ②			B C B B B 4-1 BB		F F B F X 1-2 F8 ② S F B X 1-2 G6-3 ②				3	0	0	0	1	0	2
Jeff Conine, R (1, 7) OBP: 0.362, SLG: 0.418	C B F S 1-3 K ③			S S X 0-2 L7 ②		X 0-0 1B 1-3 1B ③	X 0-0 G1-3 ③			2	0	0	0	0	1	1
Rich Rodriguez, L (5, 1)										0	0	0	0	0	0	0
Alex Arias, R (6, PH) OBP: 0.335, SLG: 0.307										2	0	1	0	0	0	1
(7, 6)																
Gary Sheffield, R (1, 5) OBP: 0.351, SLG: 0.478		F F B F S 1-3 K ①		F B F X 1-2 F9 ③		C S X 0-2 1B 1-2 3-H 1B		C X 0-1 L9 ①		1	0	0	0	0	1	0
Rick Renteria, R (4, 5) OBP: 0.329, SLG: 0.357										3	0	1	1	0	0	1
Orestes Destrade, S (1, 3) OBP: 0.323, SLG: 0.417		X 0-0 F8 ②			C S X 0-2 F8 ①	B B B C X 3-1 F8 ③		C B F S 1-3 K ②		4	0	0	0	0	1	2
Benito Santiago, R (1, 2) OBP: 0.289, SLG: 0.370		S F X 0-2 F9 ③			F F X 0-2 HR	B B B C B 4-1 WP 1B 2B BB		S B S S 1-3 K ③		3	2	1	1	1	1	0
Darrell Whitmore, L (1, 9) OBP: 0.245, SLG: 0.339			B C F S 1-3 K ①		F B B B F S 3-3 K ②	X 0-0 BB 1-2 2B 1B			C F S 0-3 K ①	4	1	1	0	0	3	0
Walt Weiss, S (1, 6) OBP: 0.361, SLG: 0.316		B X 1-0 F7 ②			C F B X 1-2 G5-3 ③	C B F B F B B 4-2 2B G4-3 1-2 2-3 BB			B B B B B 4-0 G6-3 BB	2	0	0	0	0	0	0
Richie Lewis, R (7, 1) OBP: 0.500, SLG: 0.500										0	0	0	0	0	0	0
Greg Briley, L (7, PH) OBP: 0.259, SLG: 0.296										0	1	0	0	2	0	0
(8, 7)																
Ryan Bowen, R (1, 1) OBP: 0.135, SLG: 0.176			B C S X 1-2 G5-3 ③			F F B F X 1-2 1B 1B	F X 0-1 G4-3 1-3 2-H 3-H 2B		C S X 0-2 G6-3 ② 1-2	0	0	0	0	0	0	0
Robb Nen, R (2, 1)										1	0	0	0	0	0	0
Matias Carrillo, L (5, 7) OBP: 0.667, SLG: 1.000										3	1	2	2	0	0	1
(8, 8)																
Inning Stats	R: 0 E: 0 K: 1 S: 6 H: 0 LOB: 0 BB: 0 P: 11	R: 0 E: 0 K: 1 S: 8 H: 0 LOB: 0 BB: 0 P: 9	R: 0 E: 0 K: 1 S: 7 H: 0 LOB: 0 BB: 0 P: 10	R: 0 E: 0 K: 0 S: 8 H: 0 LOB: 1 BB: 1 P: 13	R: 1 E: 0 K: 1 S: 12 H: 1 LOB: 0 BB: 0 P: 16	R: 1 E: 0 K: 0 S: 15 H: 3 LOB: 2 BB: 0 P: 20	R: 3 E: 0 K: 0 S: 14 H: 2 LOB: 1 BB: 2 P: 23	R: 0 E: 0 K: 2 S: 8 H: 0 LOB: 0 BB: 0 P: 10	R: 0 E: 0 K: 1 S: 9 H: 0 LOB: 1 BB: 1 P: 14							

PITCHER		IP	WLS	BF	H	R	ER	SO	BB	IBB	HBP	BLK	WP	HR	S	P	ERA	WHIP
Andy Benes, R ERA: 3.74	(1, 1)	6.0	W	27	6	5	5	4	3	0	0	0	1	1	63	94	7.50	1.500
Tim Mauser, R ERA: 4.4	(7, 1)	2.0		6	0	0	0	2	0	0	0	0	0	0	15	18	0.00	0.000
Kerry Taylor, R ERA: 5.7	(9, 1)	1.0		4	0	0	0	1	1	0	0	0	0	0	9	14	0.00	1.000

PITCHER	IP	WLS	BF	H	R	ER	SO	BB	IBB	HBP	BLK	WP	HR	S	P	ERA	WHIP

San Diego Padres @ Florida Marlins

Joe Robbie Stadium, Miami, FL

Wed Sep 01 1993, 7:05 PM EDT

Att. 24,703 - Unknown - 75 F

livebaseballscorecards.com

AB	33
R	5
H	6
RBI	5
BB	4
SO	7
LOB	11

1B: 4 SF: 0
2B: 1 SAC: 0
3B: 0 DP: 0
HR: 1 HBP: 0

WP: 1 PA: 37
PB: 0
SB: 0
CS: 0

San Diego Padres @ Florida Marlins

Joe Robbie Stadium, Miami, FL

Thu Sep 02 1993, 7:05 PM EDT

Att. 24,064 - Unknown - 76 F

TOP

livebaseballscorecards.com

Batter	1	2	3	4	5	6	7	8	9	AB	R	H	RBI	BB	SO	LOB
Jarvis Brown, R (1, 8) OBP: 0.397, SLG: 0.510	G1-3	F B B X 2-1 G1 1-2 1B		X 0-0 G6-3			C X 0-1 G5-4-3 1-2f		B F B X 2-1 P5	5	0	1	0	0	0	2
Jeff Gardner, L (1, 4) OBP: 0.351, SLG: 0.384	C B B C B F B 4-2 1B 1B BB	X 0-0 G1 1-2 2-3			X 0-0 G3			B C F X 1-2 G6-3		3	1	0	0	1	0	2
Tony Gwynn, L (1, 9) OBP: 0.398, SLG: 0.495	X 0-0 F7	B F X 1-1 G6-3			B B B C X 3-1 F8			C X 0-1 F7		4	0	0	0	0	0	3
Phil Plantier, L (1, 7) OBP: 0.339, SLG: 0.537	B B C F X 2-2 BB 1B 1-2 1B		F F B F X 1-2 G5-3		B X 1-0 G3			F X 0-1 2B		4	0	2	0	0	0	0
Archi Cianfrocco, R (1, 3) OBP: 0.314, SLG: 0.457 Trevor Hoffman, R (6, 1) Mark Davis, L (7, 1) OBP: 0.250, SLG: 0.250 Bill Bean, L (8, PH) OBP: 0.288, SLG: 0.415 Gene Harris, R (8, 1)	F B X 1-1 BB 1-2 2-H 1B		B F F F B F B T 3-2 K			F B B B F B 4-2 L6 BB		B B B C X 3-1 F9		2 0 0 1 0	0 0 0 0 0	1 0 0 0 0	1 0 0 0 0	1 0 0 0 0	1 0 0 0 0	0 0 0 1 0
Kevin Higgins, L (1, 2) OBP: 0.310, SLG: 0.258	B B B B C B 4-1 1-2 2-3 BB		X 0-0 E2			B X 1-0 L6 1-2			C B B X 2-1 G4-3	3	0	0	0	1	0	1
Ricky Gutierrez, R (1, 6) OBP: 0.358, SLG: 0.352	C T B B B X 3-2 G6-3		C B F S 1-3 K			S B X 1-1 G6-3			C X 0-1 G4-3 2B 1B	4	1	1	0	0	1	4
Craig Shipley, R (1, 5) OBP: 0.271, SLG: 0.314		X 0-0 F8		B X 1-0 CS 1B			B B C T B B 4-2 G5-4-3 BB		F B F F X 1-2 G4-3 1-2	3	0	1	0	1	0	1
Scott Sanders, R (1, 1) OBP: 0.091, SLG: 0.091 Kerry Taylor, R (5, 1) Pedro Martinez, L (5, 1) Guillermo Velasquez, L (6, 3) OBP: 0.276, SLG: 0.303		F X 0-1 E4 G1 1B		L L B F X 1-2 G5-3 1-2			F B F B F T 2-2 K		B F B B F F X 3-2 2-H 2B	2 0 0 2	0 0 0 0	0 0 0 1	0 0 0 1	0 0 0 0	0 0 0 1	1 0 0 1
Inning Stats	R: 1 H: 2 E: 0 LOB: 3 K: 0 BB: 2 S: 15 P: 29	R: 0 H: 1 E: 1 LOB: 2 K: 0 BB: 0 S: 8 P: 11	R: 0 H: 0 E: 1 LOB: 1 K: 2 BB: 0 S: 12 P: 17	R: 0 H: 1 E: 0 LOB: 0 K: 0 BB: 0 S: 6 P: 8	R: 0 H: 0 E: 0 LOB: 0 K: 0 BB: 0 S: 4 P: 8	R: 0 H: 0 E: 0 LOB: 0 K: 0 BB: 1 S: 5 P: 11	R: 0 H: 0 E: 0 LOB: 0 K: 1 BB: 1 S: 8 P: 14	R: 0 H: 1 E: 0 LOB: 1 K: 0 BB: 0 S: 9 P: 13	R: 1 H: 2 E: 0 LOB: 1 K: 0 BB: 0 S: 14 P: 22	1B: 5 SF: 0 2B: 3 SAC: 0 3B: 0 DP: 2 HR: 0 HBP: 0						

	AB	33
	R	2
	H	7
	RBI	2
	BB	4
	SO	3
	LOB	16

PITCHER	IP	WLS	BF	H	R	ER	SO	BB	IBB	HBP	BLK	WP	HR	S	P	ERA	WHIP
Pat Rapp, R (1, 1) ERA: 4.08	9.0	W	37	7	2	2	3	4	0	0	0	0	0	81	133	2.00	1.222

PITCHER	IP	WLS	BF	H	R	ER	SO	BB	IBB	HBP	BLK	WP	HR	S	P	ERA	WHIP

Batter	1	2	3	4	5	6	7	8	9	AB	R	H	RBI	BB	SO	LOB
Chuck Carr, S (1, 8) OBP: 0.325, SLG: 0.344	C X 0-1 G6-3 ①		B B X 2-0 1-2 1B		B B C X 2-1 1B S 1B 1B	X 0-0 S S SF8 1B	S B F X 1-2 FC5-4 1-2 1B			5	2	4	0	0	0	0
Rick Renteria, R (1, 5) OBP: 0.326, SLG: 0.354	B B C B F S 3-3 K2-3 ②		C X 0-1 G5-3 ② ③ 2-3f		C B B F B X 3-2 1B 1B E 1-3 1B	B B C F T 2-2 K ① 1-2	B F X 1-1 FC5-4 ③ 1-2f			5	1	1	0	0	2	5
Bret Barberie, S (1, 4) OBP: 0.379, SLG: 0.418	X 0-0 FC6-4 1B			S F H 1-2 1B 1B HBP	F C B F B B X 3-2 E 1-2 2B 3-H 1B	B C B X 2-1 SF8 ② 2-H		B B C F F B X 3-2 1B 2B		3	3	3	2	0	0	0
Jeff Conine, R (1, 7) OBP: 0.362, SLG: 0.420	C B X 1-1 FC6-4 ③ 1-2f			B C X 1-1 F8 ① F F B F B F S	2-3 K ① S B B B X 3-1 HR 2B			B X 1-0 1B BB 2-H 1B		5	1	2	1	0	1	4
Orestes Destrade, S (1, 3) OBP: 0.326, SLG: 0.425		B X 1-0 L3 ①		B B B X 3-0 BB 1B 1-3 1B	B B B X 3-0 E9 2B 1-2 2-H 1B	F X 0-1 2-H HR		B X 1-0 F8 ①		5	1	3	2	0	0	1
Benito Santiago, R (1, 2) OBP: 0.290, SLG: 0.372		S C X 0-2 G5-3 ②		S B F X 1-2 BB 1-2 3-H 1B	T F B B X 2-2 1-3 2-H 2B	C S X 0-2 F9 ③		S F F S 0-3 K ②		5	0	2	2	0	1	1
Darrell Whitmore, L (1, 9) OBP: 0.244, SLG: 0.332		B F F B B T 2-2 K ③		X 0-0 L5 ② S B X 1-1 G3 ②			C B S S S 1-3 K ① F S B F B B B 4-2 1B 1-2 BB			4	0	0	0	1	2	4
Walt Weiss, S (1, 6) OBP: 0.366, SLG: 0.317			B C B T F X 2-2 E6 G5-3 1B B B B C B 4-1 FC5-4 1-2 2-3 BB I I I I 4-0 IBB			B B C F B B 4-2 1B BB	X 0-0 1-3 2-3 1B		2	0	1	0	3	0	0
Pat Rapp, R (1, 1) OBP: 0.174, SLG: 0.174			M M L 0-3 K ① S S F B F B X 2-2 FC5-4 ③ 1-2f B S S B T 2-2 K ③			X 0-0 F9 ②				4	0	0	0	0	2	8
Inning Stats	R: 0 H: 1 E: 0 LOB: 1 K: 1 BB: 0 S: 8 P: 12	R: 0 H: 0 E: 0 LOB: 0 K: 1 BB: 0 S: 7 P: 10	R: 0 H: 1 E: 1 LOB: 1 K: 1 BB: 0 S: 10 P: 14	R: 1 H: 2 E: 0 LOB: 3 K: 0 BB: 1 S: 15 P: 27	R: 3 H: 5 E: 1 LOB: 3 K: 2 BB: 1 S: 23 P: 45	R: 3 H: 3 E: 0 LOB: 0 K: 1 BB: 0 S: 13 P: 20	R: 0 H: 1 E: 0 LOB: 2 K: 1 BB: 1 S: 11 P: 18	R: 1 H: 3 E: 0 LOB: 3 K: 1 BB: 1 S: 14 P: 23		1B: 12 SF: 1 2B: 3 SAC: 0 3B: 0 DP: 1 HR: 1 HBP: 1						

BOTTOM

San Diego Padres @ Florida Marlins

Joe Robbie Stadium, Miami, FL

Thu Sep 02 1993, 7:05 PM EDT

Att. 24,064 - Unknown - 76 F

livebaseballscorecards.com

AB	38
R	8
H	16
RBI	7
BB	4
SO	8
LOB	23

WP: 0 PA: 44
PB: 0
SB: 3
CS: 0

PITCHER		IP	WLS	BF	H	R	ER	SO	BB	IBB	HBP	BLK	WP	HR	S	P	ERA	WHIP
Scott Sanders, R ERA: 3.7	(1, 1)	4.1	L	23	8	4	4	4	1	0	1	0	0	0	55	91	8.31	2.077
Kerry Taylor, R ERA: 5.7	(5, 1)	0.0		1	1	0	0	0	0	0	0	0	0	0	3	5	∞	∞
Pedro Martinez, L ERA: 2.22	(5, 1)	1.0		5	1	1	1	2	0	1	0	0	0	0	9	18	9.00	1.000
Trevor Hoffman, R ERA: 4.21	(6, 1)	0.2		4	2	2	2	0	0	0	0	0	0	1	9	14	27.00	3.000
Mark Davis, L ERA: 4.75	(7, 1)	1.0		5	1	0	0	1	1	0	0	0	0	0	11	18	0.00	2.000

PITCHER		IP	WLS	BF	H	R	ER	SO	BB	IBB	HBP	BLK	WP	HR	S	P	ERA	WHIP
Gene Harris, R ERA: 2.89	(8, 1)	1.0		6	3	1	1	1	1	0	0	0	0	0	14	23	9.00	4.000

Batter	1	2	3	4	5	6	7	8	9	10	11	12	13	AB	R	H	RBI	BB	SO	LOB
Brett Butler, L (1, 8) OBP: 0.386, SLG: 0.382	1-2 2B 1B 1B		1-0 CS 1B			3-2 F9 ① 1B		2-1 HR	4-2 1-2 BB		2-2 L8 ②		0-2 E7 1-3 2-H 1B	6	2	4	2	1	0	2
Jody Reed, R (1, 4) OBP: 0.324, SLG: 0.346	1-2 1B 1-3 SF9 2B		3-2 G6-3 ① ② 1-2			0-1 E 2B		0-2 G4-3 ①	1-3 K ③		0-1 F8 ③		2-0 F7 ③	7	2	2	0	0	1	7
Jose Offerman, S (1, 6) OBP: 0.347, SLG: 0.330 Henry Rodriguez, L (12, 9) OBP: 0.263, SLG: 0.407	0-0 S 2-3 3-H 1B		1-3 K ③			1-2 G5-3 ②		2-2 CS 1B		4-2 SH1-4 BB		0-3 K ①		5	0	2	1	1	2	1
														0	0	0	0	0	0	0
Mike Piazza, R (1, 2) OBP: 0.364, SLG: 0.552 Carlos Hernandez, R (7, 2) OBP: 0.275, SLG: 0.372	1-1 SF9 ① 3-H			3-2 G5-4-3 1B		1-0 E1 1B WP 2-H		0-1 ② 1-2 BB 1B		1-1 SH1-4 ① 1-2		3-2 P3 ②		2	0	1	1	0	0	0
														2	0	1	0	0	0	0
Tim Wallach, R (1, 5) OBP: 0.276, SLG: 0.369	2-3 K ② 1-2			0-3 K ①		1-0 1-3 1B		4-0 1-2 BB		4-0 G6-4-3 IBB		2-3 K ③		4	0	1	0	2	3	2
Eric Karros, R (1, 3) OBP: 0.289, SLG: 0.405	0-2 G6-3 ③			2-1 G5-4-3 ② ③ 1-2f		1-3 K ③		2-3 K ③		0-0 G6-4-3 ② ③ 1-2f			1-0 FC6-4 1B	6	0	1	0	0	2	8
Cory Snyder, R (1, 9) OBP: 0.332, SLG: 0.400 (12, 6)		2-1 G4-3 ①			3-3 K ①		1-3 K ①		3-3 K ①		1-0 G6-3 ①		2-1 F9 ①	6	0	0	0	0	3	1
Raul Mondesi, R (1, 7) OBP: 0.250, SLG: 0.333		0-3 K ②			2-2 F7 ②		4-0 G6-4-3 BB		4-2 BB BB		1-2 BB 1B		1-2 FC6-4 ② 1-2f BB 1B	4	1	1	0	2	1	1
Ramon Martinez, R (1, 1) Roger McDowell, R (2nd 1/3 inn) Mike Scioscia, R (Pinch hit for C) Ricky Trlicek, R (8, 1) Mitch Webster, S (7th inn. pinch hit) Pedro Martinez, R (7, 1) Lenny Harris, L (5th inn. pinch hit) Jim Gott, R (9, 1) Todd Worrell, R (9, 1) Dave Hansen, L (7th inn. pinch hit) Omar Daal, L (7, 1)			1-2 G3-1 ③		2-3 K ③		2-1 G6-4-3 ② ③ 1-2f		3-1 L7 ②		4-1 BB 1-2		4-0 E 1B BB 1-2	1 0 0 0 0 0 0 0 0 0 0 0 0 0 1 0 0 0 0 1 0 0 0 0 0 0 0 0 0 0 0 0 0 0 1 0 0 0 0 0 0 0 1 0 0 0 0 0 1 0 0 0 0 0 0 0 0 0 0 0 0 0 0 0 0 0 0 1 0 0							
Inning Stats	R: 2 E: 0 K: 1 S: 15 H: 3 LOB: 1 BB: 0 P: 20	R: 0 E: 0 K: 1 S: 10 H: 0 LOB: 0 BB: 0 P: 13	R: 0 E: 0 K: 1 S: 9 H: 1 LOB: 0 BB: 0 P: 13	R: 0 E: 0 K: 1 S: 12 H: 1 LOB: 0 BB: 0 P: 17	R: 0 E: 0 K: 2 S: 9 H: 0 LOB: 0 BB: 0 P: 16	R: 1 E: 1 K: 1 S: 14 H: 2 LOB: 2 BB: 0 P: 21	R: 0 E: 0 K: 1 S: 5 H: 0 LOB: 0 BB: 1 P: 12	R: 1 E: 0 K: 1 S: 13 H: 3 LOB: 2 BB: 1 P: 23	R: 0 E: 0 K: 2 S: 13 H: 0 LOB: 2 BB: 2 P: 28	R: 0 E: 0 K: 0 S: 5 H: 0 LOB: 1 BB: 2 P: 14	R: 0 E: 0 K: 0 S: 11 H: 1 LOB: 2 BB: 1 P: 18	R: 0 E: 0 K: 2 S: 14 H: 0 LOB: 0 BB: 0 P: 19	R: 1 E: 1 K: 0 S: 10 H: 2 LOB: 2 BB: 1 P: 20	1B: 10 2B: 2 3B: 0 HR: 1	SF: 1 SAC: 1 DP: 3 HBP: 0				

PITCHER		IP	WLS	BF	H	R	ER	SO	BB	IBB	HBP	BLK	WP	HR	S	P	ERA	WHIP
Chris Hammond, L ERA: 4.72	(1, 1)	7.0		27	7	3	2	8	1	0	0	0	1	0	74	112	2.57	1.143
Luis Aquino, R ERA: 3.42	(8, 1)	0.2		5	3	1	1	0	1	0	0	0	0	1	10	18	13.50	6.000
Matt Turner, R ERA: 2.7	(8, 1)	0.2		3	0	0	0	2	1	0	0	0	0	0	9	18	0.00	1.500
Joe Klink, L ERA: 4.5	(9, 1)	0.1		2	0	0	0	0	1	0	0	0	0	0	4	11	0.00	3.000
Richie Lewis, R ERA: 2.92	(9, 1)	0.2		4	0	0	0	1	1	1	0	0	0	0	7	17	0.00	1.500

PITCHER		IP	WLS	BF	H	R	ER	SO	BB	IBB	HBP	BLK	WP	HR	S	P	ERA	WHIP
Bryan Harvey, R ERA: 1.73	(10, 1)	2.2		9	1	0	0	2	1	0	0	0	0	0	26	38	0.00	0.750
John Johnstone, R ERA: 9.0	(13, 1)	1.0	L	6	2	1	1	0	1	0	0	0	0	0	10	20	9.00	3.000

TOP

Los Angeles Dodgers @ Florida Marlins

Joe Robbie Stadium, Miami, FL

Fri Sep 03 1993, 7:05 PM EDT

Att. 38,251 - Unknown - 87 F

livebaseballscorecards.com

AB	46
R	5
H	13
RBI	4
BB	8
SO	13
LOB	24

WP: 1 PB: 0 SB: 1 CS: 2

PA: 56

BOTTOM

Los Angeles Dodgers @ Florida Marlins

Joe Robbie Stadium, Miami, FL

Fri Sep 03 1993, 7:05 PM EDT

Att. 38,251 - Unknown - 87 F

livebaseballscorecards.com

Batter	1	2	3	4	5	6	7	8	9	10	11	12	13	AB	R	H	RBI	BB	SO	LOB
Chuck Carr, S (1, 8) OBP: 0.323, SLG: 0.341	F8	SF8, 1B; 1-2 2-3 3-H	L8		G4-3			K		G6-3; 1-2f			F8	7	0	1	1	0	1	4
Rick Renteria, R (1, 5) OBP: 0.338, SLG: 0.362	BB, BB; 1B	1-2 2-3 3-H; 1B		1B, 1B; BB	K			1B			G5-3		WP; 1B	6	1	4	1	1	1	0
Bret Barberie, S (1, 4) OBP: 0.377, SLG: 0.414	BB; 1-2 BB	SF8; 2-3 3-H		1B, 1B; 1-3 1B		G4-3		L7			G5-3		L9	5	0	1	1	1	0	2
Jeff Conine, R (1, 7) (10, 3) OBP: 0.363, SLG: 0.419	L3; 1-2 2-3 BB	K		HBP, 1B; 1-2 3-H 1B		G6-3		K			E5, FC6-4		1-H; 1B	6	0	2	1	1	2	3
Orestes Destrade, S (1, 3) OBP: 0.328, SLG: 0.426	L3; 1-1		FC3-6, 1B	HBP; 1-2 2-H 1B		K			CS, BB		FC6-4; 1-2f			4	0	2	0	1	1	3
Gary Sheffield, R (9, PR) OBP: 0.351, SLG: 0.478														0	0	0	0	0	0	0
Henry Cotto, R (10, 7) OBP: 0.259, SLG: 0.344														1	0	0	0	0	0	1
Benito Santiago, R (1, 2) OBP: 0.291, SLG: 0.376		1B; 3B	L7	F8			G3-6-1, HBP		P4; 1-2			1B, FC5-2; BB		4	1	1	0	0	0	4
Bryan Harvey, R (10, 1)														0	0	0	0	0	0	0
Alex Arias, R (12, PH) OBP: 0.338, SLG: 0.307														0	0	0	0	0	0	0
John Johnstone, R (13, 1)														0	0	0	0	0	1	0
Darrell Whitmore, L (1, 9) OBP: 0.250, SLG: 0.333		P4	FC3-6; 1-2 1B	HBP; 1-2 2-3			G3-6-1; 1-2f		K			1 SAFE; 1 SAFE; 1 SAFE; 1 SAFE; 1 SAFE	FC5-2; 1-3 1B	2	0	1	0	0	0	1
Matias Carrillo, L (4, PR) OBP: 0.500, SLG: 0.667														3	0	1	0	0	1	2
(5, 9)																				
Walt Weiss, S (1, 6) OBP: 0.365, SLG: 0.314	1B, BB; 1B BB		FC3-6, BB; 1-2f 2-3	G4-3			BB			K			FC5-2, G6-4-3; 1-2 3-H	4	1	0	0	2	1	7
Chris Hammond, L (1, 1) OBP: 0.308, SLG: 0.351					G3-1		G3			G6-3; 1B			G6-4-3; 1-2f	1	1	0	0	2	0	0
Greg Briley, L (7, PH) OBP: 0.257, SLG: 0.294														1	0	0	0	0	0	1
Luis Aquino, R (8, 1) OBP: 0.087, SLG: 0.087														0	0	0	0	0	0	0
Matt Turner, R (8, 1)														0	0	0	0	0	0	0
Joe Klink, L (9, 1)														0	0	0	0	0	0	0
Richie Lewis, R (9, 1) OBP: 0.000, SLG: 0.500														0	0	0	0	0	0	0
Rob Natal, R (10, 2) OBP: 0.271, SLG: 0.339														2	0	1	0	0	0	2

	AB	46
	R	4
	H	14
	RBI	4
	BB	9
	SO	7
	LOB	30

Inning Stats														
	R: 0 E: 0 K: 0 S: 10	H: 1 LOB: 2 BB: 2 P: 20	R: 3 E: 0 K: 1 S: 11	H: 3 LOB: 2 BB: 2 P: 23	R: 0 E: 0 K: 0 S: 9	H: 2 LOB: 3 BB: 1 P: 18	R: 1 E: 0 K: 0 S: 10	H: 3 LOB: 3 BB: 1 P: 19	R: 0 E: 0 K: 1 S: 7	H: 0 LOB: 0 BB: 0 P: 9	R: 0 E: 0 K: 1 S: 9	H: 0 LOB: 0 BB: 0 P: 12	R: 0 E: 0 K: 0 S: 4	H: 0 LOB: 1 BB: 1 P: 11
	R: 0 E: 0 K: 2 S: 11	H: 1 LOB: 1 BB: 0 P: 18	R: 0 E: 0 K: 1 S: 9	H: 0 LOB: 1 BB: 1 P: 17	R: 0 E: 0 K: 1 S: 8	H: 1 LOB: 0 BB: 0 P: 11	R: 0 E: 1 K: 0 S: 9	H: 0 LOB: 1 BB: 0 P: 12	R: 0 E: 0 K: 0 S: 9	H: 1 LOB: 1 BB: 1 P: 18	R: 0 E: 0 K: 0 S: 7	H: 2 LOB: 2 BB: 0 P: 12		

	1B: 13	SF: 1	WP: 1	PA: 58
	2B: 1	SAC: 0	PB: 0	
	3B: 1	DP: 4	SB: 0	
	HR: 0	HBP: 2	CS: 1	

PITCHER		IP	WLS	BF	H	R	ER	SO	BB	IBB	HBP	BLK	WP	HR	S	P	ERA	WHIP
Ramon Martinez, R (1, 1) ERA: 3.11		3.0		21	7	4	4	1	6	0	0	0	0	0	31	66	12.00	4.333
Roger McDowell, R (4, 1) ERA: 1.74		1.0		5	2	0	0	0	0	0	1	0	0	0	9	14	0.00	2.000
Ricky Trlicek, R (5, 1) ERA: 4.2		2.0		6	0	0	0	2	0	0	0	0	0	0	16	21	0.00	0.000
Pedro Martinez, R (7, 1) ERA: 2.56		2.0		8	1	0	0	2	1	0	1	0	0	0	15	29	0.00	1.000
Jim Gott, R (9, 1) ERA: 2.17		0.0		1	0	0	0	0	1	0	0	0	0	0	2	6	∞	∞

PITCHER		IP	WLS	BF	H	R	ER	SO	BB	IBB	HBP	BLK	WP	HR	S	P	ERA	WHIP
Todd Worrell, R (9, 1) ERA: 6.11		2.0		5	1	0	0	2	0	0	0	0	0	0	15	22	0.00	0.500
Omar Daal, L (11, 1) ERA: 3.52		3.0	W	12	3	0	0	0	1	0	0	0	1	0	25	42	0.00	1.333

Batter	1	2	3	4	5	6	7	8	9	AB	R	H	RBI	BB	SO	LOB
Brett Butler, L (1, 8) OBP: 0.387, SLG: 0.382	C X 0-1 ① B1-3		L B B X 2-1 1B 1B		B B B B 4-0 FC3-6 BB	B B X 2-0 ③ F8		B B B B 4-0 PB BB		3	0	1	0	2	0	0
Jody Reed, R (1, 4) OBP: 0.323, SLG: 0.345 Lenny Harris, L (8, PH) OBP: 0.309, SLG: 0.317 (8, 4)	F B C C 1-3 ② K		C B S F F X 1-2 G6-4-3 1-3 1B		B C X 1-1 ① FC3-6 E BB 1-2f 1B		C B S X 1-2 ① G4-3	F C C 0-3 ② K		4 1	1 0	1 0	0 0	0 0	1 1	1 1
Jose Offerman, S (1, 6) OBP: 0.349, SLG: 0.334	B X 1-0 1B 3B		C B X 1-1 F7		B B B C B 4-1 E 1-2 1B BB		B B B B 4-0 S HR BB	B C F X 1-2 ③ G3 1-2		3	3	1	0	2	0	3
Tim Wallach, R (1, 5) OBP: 0.275, SLG: 0.367	C F F B B X 2-2 WP 3-H 1B		C B X 1-1 ② ③ G6-4-3 1-2f		X 0-0 E6 1B 1-2 2-3		S B B B C F B C 3-3 ② K 1-2		B X 1-0 ① G4-3	5	0	1	1	0	1	5
Eric Karros, R (1, 3) OBP: 0.294, SLG: 0.414	B S B S X 2-2 ③ G6-3 1-2			X 0-0 HR 1B	B X 1-0 1-2 2-H 3-H 1B		X 0-0 2-H HR		X 0-0 FC5-4 1B	5	2	4	4	0	0	1
Henry Rodriguez, L (1, 7) OBP: 0.267, SLG: 0.435 Raul Mondesi, R (5, PH) OBP: 0.255, SLG: 0.333 (5, 7)		B S B X 2-1 HR		X 0-0 ① F7	X 0-0 ② P3		B F F B F B F F X 3-2 1B 1B		C B X 1-1 ② FC5-4 S 1-2f 1B	2 3	1 1	1 1	1 0	0 0	0 0	1 3
Cory Snyder, R (1, 9) OBP: 0.335, SLG: 0.408		S C B B B S 3-3 ① K	B C B X 2-1 1-H HR	B F X 1-1 ③ F8		S B B S F X 2-2 1-2 1B		B B C B B 4-1 1B 1-3 BB		4	1	2	2	1	1	2
Carlos Hernandez, R (1, 2) OBP: 0.271, SLG: 0.361	C X 0-1 ② G6-3		B X 1-0 ② F9		B X 1-0 ① F8		B X 1-0 ③ F9		X 0-0 1-2 3-H 1B	5	0	1	1	0	0	2
Orel Hershiser, R (1, 1) OBP: 0.400, SLG: 0.453 Pedro Martinez, R (9, 1)	X 0-0 ③ F9		C B X 1-1 ③ G1-3		F X 0-1 ② B1-3			B C B B X 3-1 ① C X G4-3	0-1 ③ F8	5 0	0 0	0 0	0 0	0 0	0 0	2 0
Inning Stats	R: 1 H: 2 E: 0 LOB: 1 K: 1 BB: 0 S: 13 P: 19	R: 1 H: 1 E: 0 LOB: 0 K: 1 BB: 0 S: 8 P: 13	R: 0 H: 2 E: 0 LOB: 1 K: 0 BB: 0 S: 11 P: 16	R: 2 H: 2 E: 0 LOB: 0 K: 0 BB: 0 S: 7 P: 11	R: 2 H: 1 E: 1 LOB: 2 K: 0 BB: 2 S: 8 P: 19	R: 0 H: 0 E: 0 LOB: 0 K: 0 BB: 0 S: 4 P: 7	R: 2 H: 3 E: 0 LOB: 2 K: 1 BB: 1 S: 19 P: 33	R: 0 H: 0 E: 0 LOB: 1 K: 1 BB: 1 S: 8 P: 16	R: 1 H: 2 E: 0 LOB: 2 K: 0 BB: 1 S: 8 P: 14	1B: 9 SF: 0 2B: 0 SAC: 0 3B: 1 DP: 1 HR: 3 HBP: 0						

PITCHER		IP	WLS	BF	H	R	ER	SO	BB	IBB	HBP	BLK	WP	HR	S	P	ERA	WHIP
Jack Armstrong, R ERA: 4.75	(1, 1)	4.1	L	23	8	6	6	2	2	0	0	0	1	2	44	74	12.46	2.308
Rich Rodriguez, L ERA: 4.02	(5, 1)	2.2		12	3	2	2	1	1	0	0	0	0	1	26	44	6.75	1.500
Robb Nen, R ERA: 7.14	(8, 1)	2.0		10	2	1	1	1	2	0	0	0	0	0	16	30	4.50	2.000

PITCHER	IP	WLS	BF	H	R	ER	SO	BB	IBB	HBP	BLK	WP	HR	S	P	ERA	WHIP

TOP

Los Angeles Dodgers @ Florida Marlins

Joe Robbie Stadium, Miami, FL

Sat Sep 04 1993, 7:05 PM EDT

Att. 44,427 - Unknown - 87 F

livebaseballscorecards.com

AB	40
R	9
H	13
RBI	9
BB	5
SO	4
LOB	21

WP: 1 PA: 45
PB: 1
SB: 3
CS: 0

BOTTOM

Los Angeles Dodgers @ Florida Marlins

Joe Robbie Stadium, Miami, FL

Sat Sep 04 1993, 7:05 PM EDT

Att. 44,427 - Unknown - 87 F

livebaseballscorecards.com

Batter	1	2	3	4	5	6	7	8	9	AB	R	H	RBI	BB	SO	LOB
Chuck Carr, S (1, 8) OBP: 0.323, SLG: 0.344	0-0 E CI 1B	1-0 G6-3 ②			0-0 4-3 ①		3-1 S 2B		1-3 K ② 1-2 2-3	5	1	2	0	0	1	2
Bret Barberie, S (1, 4) OBP: 0.375, SLG: 0.413 Rick Renteria, R (5, 4) OBP: 0.333, SLG: 0.357	0-1 CI E 2B 1-2	0-0 G1-3 ③			0-2 G6-3 ②		2-2 G5-3 ③ 2-3		1-0 P3 ③	1 3	1 0	0 0	0 0	0 0	0 0	0 3
Jeff Conine, R (1, 7) OBP: 0.362, SLG: 0.416	3-2 E6 2B 1-2 2-H		4-0 BB		2-3 K ③			0-0 G5-3 ①		3	1	0	0	1	1	1
Gary Sheffield, R (1, 5) OBP: 0.353, SLG: 0.485	1-1 P3 ①		1-0 F7 ①			1-2 1B 1B		2-1 HR		4	1	2	1	0	0	3
Orestes Destrade, S (1, 3) OBP: 0.330, SLG: 0.428	1-0 G4-3 2B 1-H 2-H		1-3 K ②			1-1 G4-6-3 1B 1-2		1-0 G4-3 ②		4	0	2	2	0	1	1
Matias Carrillo, L (1, 9) OBP: 0.300, SLG: 0.400	0-1 G4-3 ② 2-3		0-0 G5-3 ③			1-1 F7 ①		0-0 G3-1 ③		4	0	0	0	0	0	4
Rob Natal, R (1, 2) OBP: 0.286, SLG: 0.339	3-1 HBP			1-2 G1-3 ①		1-2 G4-6-3 ②③ 1-2f			0-2 WP 1B 1B	3	0	1	0	0	0	2
Walt Weiss, S (1, 6) OBP: 0.364, SLG: 0.313	2-1 G1-3 ③			1-0 G6-3 ②			3-3 K ①		2-1 WP 1-2 1B	4	0	1	0	0	1	2
Jack Armstrong, R (1, 1) OBP: 0.167, SLG: 0.183 Rich Rodriguez, L (5, 1) Greg Briley, L (7, PH) OBP: 0.256, SLG: 0.293 Robb Nen, R (8, 1) Darrell Whitmore, L (9, PH) OBP: 0.249, SLG: 0.332		1-0 G5-3 ①		1-3 K ③			1-0 G6-3 ②		3-2 L4 ①	2 0 1 0 1	0 0 0 0 0	0 0 0 0 0	0 0 0 0 0	0 0 0 0 0	1 0 0 0 0	0 0 0 0 2
Inning Stats	R: 3 E: 2 K: 0 S: 16 H: 2 LOB: 2 BB: 0 P: 26	R: 0 E: 0 K: 0 S: 3 H: 0 LOB: 0 BB: 0 P: 5	R: 0 E: 0 K: 1 S: 5 H: 0 LOB: 1 BB: 1 P: 11	R: 0 E: 0 K: 1 S: 7 H: 0 LOB: 0 BB: 0 P: 10	R: 0 E: 0 K: 1 S: 10 H: 0 LOB: 0 BB: 0 P: 12	R: 0 E: 0 K: 0 S: 11 H: 2 LOB: 1 BB: 0 P: 15	R: 0 E: 0 K: 1 S: 11 H: 1 LOB: 1 BB: 0 P: 20	R: 1 E: 0 K: 0 S: 5 H: 1 LOB: 0 BB: 0 P: 8	R: 0 E: 0 K: 1 S: 21 H: 2 LOB: 2 BB: 0 P: 28	1B: 5 2B: 2 3B: 0 HR: 1	SF: 0 SAC: 0 DP: 1 HBP: 1						

PITCHER	IP	WLS	BF	H	R	ER	SO	BB	IBB	HBP	BLK	WP	HR	S	P	ERA	WHIP
Orel Hershiser, R (1, 1) ERA: 3.64	8.0	W	35	8	4	2	4	1	0	1	0	0	1	74	115	2.25	1.125
Pedro Martinez, R (9, 1) ERA: 2.53	1.0		3	0	0	0	1	0	0	0	0	1	0	15	20	0.00	0.000

PITCHER	IP	WLS	BF	H	R	ER	SO	BB	IBB	HBP	BLK	WP	HR	S	P	ERA	WHIP

AB	35
R	4
H	8
RBI	3
BB	1
SO	5
LOB	20

WP: 1 PB: 0 SB: 1 CS: 0 PA: 38

Batter	1	2	3	4	5	6	7	8	9	AB	R	H	RBI	BB	SO	LOB
Brett Butler, L (1, 8) OBP: 0.388, SLG: 0.382	C S X 0-2 SH5-3 S 1B 1B		B C C S 1-3 ① K			C B X 1-1 ① G4-3		B B B B 4-0 WP SH1-4 BB		3	1	1	0	1	1	0
Jody Reed, R (1, 4) OBP: 0.322, SLG: 0.343	S X 0-1 ① SH5-3 1-3		C F X 0-2 ② P6			C B B S X 2-2 ② P3		1 SAFE 1 SAFE 1 SAFE B X 1-0 ① SH1-4 1-2		2	0	0	0	0	0	0
Jose Offerman, S (1, 6) OBP: 0.350, SLG: 0.335	C F F B B X 2-2 CS 1B 3-H		B B C X 2-1 ③ G3			B B C X 2-1 1B		B X 1-0 ② F8		4	0	2	1	0	0	2
Mike Piazza, R (1, 2) OBP: 0.363, SLG: 0.548	1 SAFE 1 SAFE B 1 SAFE X 1-0 ② F8			C B S B F B S 3-3 ① K2-3		B F C 1 SAFE 1 SAFE B B 1 SAFE S 3-3 ③ K		B B B 2 SAFE B 4-0 WP BB		3	0	0	0	1	2	2
Tim Wallach, R (1, 5) OBP: 0.275, SLG: 0.365	1 SAFE 1 SAFE B 1-0 ③ CS 1-2	B C B B S B 4-2 BB BB		B C F X 1-2 ② G1-3			F F B B F X 2-2 ① F8	C B S F B X 2-2 ③ G1-3 1-2 2-3		3	0	0	0	1	0	2
Eric Karros, R (1, 3) OBP: 0.292, SLG: 0.411		B C F X 1-2 ① P3		B B C X 2-1 ③ G5-3			C F B X 1-2 ② F8		B B S X 2-1 ① G6-3	4	0	0	0	0	0	1
Henry Rodriguez, L (1, 7) OBP: 0.266, SLG: 0.424		S B B B F B 4-2 1-2 BB			B B S C S 2-3 ① K		C F X 0-2 ③ F7		B S S F X 1-2 ② P5	3	0	0	0	1	1	0
Cory Snyder, R (1, 9) OBP: 0.335, SLG: 0.408 Raul Mondesi, R (8, PR) OBP: 0.255, SLG: 0.333 (8, 9) Mitch Webster, S (9, PH) OBP: 0.294, SLG: 0.339		F F F B B X 1-2 ② F9		B B C B C X 3-2 ② G5-3				F F B F F X 1-2 HR 1B	B S S B B S 2-3 ③ K	3	0	1	0	0	0	2
										0	1	0	0	0	0	0
										1	0	0	0	0	1	0
Kevin Gross, R (1, 1) OBP: 0.286, SLG: 0.300 Dave Hansen, L (8, PH) OBP: 0.449, SLG: 0.523 Roger McDowell, R (8, 1) OBP: 0.500, SLG: 0.500 Todd Worrell, R (8, 1) Lenny Harris, L (8, 5) OBP: 0.309, SLG: 0.317		S S B B X 2-2 ③ P3		B B S S B S 3-3 ③ K				1 SAFE 1 SAFE B 1 SAFE B X 2-0 1-H HR		2	0	0	0	0	1	2
										1	1	1	2	0	0	0
										0	0	0	0	0	0	0
										0	0	0	0	0	0	0
										0	0	0	0	0	0	0
Inning Stats	R: 1 E: 0 K: 0 S: 10 H: 2 LOB: 0 BB: 0 P: 14	R: 0 E: 0 K: 0 S: 14 H: 0 LOB: 2 BB: 2 P: 26	R: 0 E: 0 K: 1 S: 8 H: 0 LOB: 0 BB: 0 P: 11	R: 0 E: 0 K: 1 S: 9 H: 0 LOB: 0 BB: 0 P: 15	R: 0 E: 0 K: 2 S: 9 H: 0 LOB: 0 BB: 0 P: 17	R: 0 E: 0 K: 1 S: 10 H: 1 LOB: 1 BB: 0 P: 18	R: 0 E: 0 K: 0 S: 10 H: 0 LOB: 0 BB: 0 P: 13	R: 2 E: 0 K: 0 S: 12 H: 2 LOB: 3 BB: 2 P: 27	R: 0 E: 0 K: 1 S: 9 H: 0 LOB: 0 BB: 0 P: 14	1B: 4 2B: 0 3B: 0 HR: 1	SF: 0 SAC: 2 DP: 0 HBP: 0					

PITCHER		IP	WLS	BF	H	R	ER	SO	BB	IBB	HBP	BLK	WP	HR	S	P	ERA	WHIP
Charlie Hough, R ERA: 4.27	(1, 1)	7.0		27	5	3	3	5	2	0	0	0	0	1	76	123	3.86	1.000
Joe Klink, L ERA: 4.5	(8, 1)	0.0		1	0	0	0	0	1	0	0	0	0	0	0	4	∞	∞
Matt Turner, R ERA: 2.65	(8, 1)	1.0	W	4	0	0	0	0	1	0	0	0	1	0	6	14	0.00	1.000
Bryan Harvey, R ERA: 1.71	(9, 1)	1.0	S	3	0	0	0	1	0	0	0	0	0	0	9	14	0.00	0.000

PITCHER	IP	WLS	BF	H	R	ER	SO	BB	IBB	HBP	BLK	WP	HR	S	P	ERA	WHIP

TOP

Los Angeles Dodgers @ Florida Marlins

Joe Robbie Stadium, Miami, FL

Sun Sep 05 1993, 3:33 AM EDT
Att. 37,366 - Sunny - 88 F

livebaseballscorecards.com

AB	29
R	3
H	5
RBI	3
BB	4
SO	6
LOB	11

1B: 4	SF: 0	WP: 1	PA: 36
2B: 0	SAC: 2	PB: 0	
3B: 0	DP: 0	SB: 1	
HR: 1	HBP: 0	CS: 1	

Batter	1	2	3	4	5	6	7	8	9	AB	R	H	RBI	BB	SO	LOB
Chuck Carr, S (1, 8) OBP: 0.325, SLG: 0.345	B C B X 2-1 F8 ①		X 0-0 L9-3 1B		S C X 0-2 G1-3 ①		B C F X 1-2 S 1B			4	0	2	0	0	0	0
Rick Renteria, R (1, 4) OBP: 0.328, SLG: 0.351	C F B F S 1-3 K ②		1 SAFE 1 SAFE C 1 SAFE F 1 D P B 3-2 X L9-3 ②③ 1-2		S C B B B C 3-3 K ②		B C B X 2-1 G5-3 ③ 1-2			4	0	0	0	0	2	2
Jeff Conine, R (1, 3) OBP: 0.365, SLG: 0.418	B B F B X 3-1 1B			S B X 1-1 G1-3 1B SF8 1B	X 0-0 P3 ③			C B B F B B 4-2 1B 1B BB		3	2	2	0	1	0	0
Gary Sheffield, R (1, 5) OBP: 0.356, SLG: 0.487	B B X 2-0 G5-3 ③			X 0-0 SF8 G1-3 1B 1-2 1B		F C B X 1-2 G3-6 1B		C B X 1-1 1B SF9 1-2 1B		4	2	3	0	0	0	1
Matias Carrillo, L (1, 9) OBP: 0.357, SLG: 0.500		C B X 1-1 G4-3 2B		B X 1-0 G1-3 ① 1-2 2-3		F F X 0-2 G3-6 ①② 1-2f		L B L B B X 2-2 SF9 BB 1-3 2-H 1B		4	0	2	1	0	0	3
Benito Santiago, R (1, 2) OBP: 0.293, SLG: 0.376		B F C B X 2-2 G4-3 ① 2-3		F F F B B B F B 4-2 1B BB		B B X 2-0 1B		X 0-0 P4 ①		3	0	1	0	1	0	3
Greg Briley, L (1, 7) OBP: 0.251, SLG: 0.289 Orestes Destrade, S (8, PH) OBP: 0.331, SLG: 0.428 Henry Cotto, R (8, PR) OBP: 0.259, SLG: 0.344 (9, 7)		C B F F C 1-3 K ②		B B B C X 3-1 SF8 ② 2-3 3-H	1 SAFE S X 0-1 G1-3 ③			B B B B 4-0 S 1-2 BB		2 0 0	0 0 0	0 0 0	1 0 0	0 1 0	1 0 0	2 0 0
Walt Weiss, S (1, 6) OBP: 0.363, SLG: 0.313		C X 0-1 G6-3 ③		X 0-0 1-2 3-H 1B			C C C 0-3 K ①	F F B F X 1-2 SF9 ② 2-3 3-H		3	0	1	2	0	1	1
Charlie Hough, R (1, 1) OBP: 0.069, SLG: 0.036 Joe Klink, L (8, 1) Matt Turner, R (8, 1) Darrell Whitmore, L (8, PH) OBP: 0.248, SLG: 0.330 Bryan Harvey, R (9, 1)			C B B C B F F X 3-2 G1-3 ①	C C F S 0-3 K ③			X 0-0 F9 ②	B C X 1-1 F7 ③ 1-2		3 0 0 1 0	0 0 0 0 0	0 0 0 0 0	0 0 0 0 0	1 0 0 0 0	0 0 0 0 0	2 0 0 2 0
Inning Stats	R: 0 E: 0 K: 1 S: 9 H: 1 LOB: 1 BB: 0 P: 17	R: 0 E: 0 K: 1 S: 11 H: 1 LOB: 1 BB: 0 P: 15	R: 0 E: 0 K: 0 S: 11 H: 1 LOB: 0 BB: 0 P: 15	R: 2 E: 0 K: 1 S: 15 H: 3 LOB: 2 BB: 1 P: 24	R: 0 E: 0 K: 1 S: 7 H: 0 LOB: 0 BB: 0 P: 10	R: 0 E: 0 K: 0 S: 9 H: 2 LOB: 1 BB: 0 P: 12	R: 0 E: 0 K: 1 S: 9 H: 1 LOB: 1 BB: 0 P: 12	R: 2 E: 0 K: 0 S: 14 H: 2 LOB: 3 BB: 2 P: 27		1B: 10 2B: 2 3B: 0 HR: 0		SF: 2 SAC: 0 DP: 2 HBP: 0		WP: 0 PB: 0 SB: 2 CS: 0	PA: 36	

PITCHER		IP	WLS	BF	H	R	ER	SO	BB	IBB	HBP	BLK	WP	HR	S	P	ERA	WHIP
Kevin Gross, R ERA: 4.38	(1, 1)	7.0		29	9	2	2	5	1	0	0	0	0	0	71	105	2.57	1.429
Roger McDowell, R ERA: 2.03	(8, 1)	0.0	L	3	2	2	2	0	1	0	0	0	0	0	7	14	∞	∞
Todd Worrell, R ERA: 5.9	(8, 1)	1.0		4	0	0	0	0	1	0	0	0	0	0	7	13	0.00	1.000

PITCHER	IP	WLS	BF	H	R	ER	SO	BB	IBB	HBP	BLK	WP	HR	S	P	ERA	WHIP

BOTTOM

Los Angeles Dodgers @ Florida Marlins

Joe Robbie Stadium, Miami, FL

Sun Sep 05 1993, 3:33 AM EDT
Att. 37,366 - Sunny - 88 F

livebaseballscorecards.com

AB	31
R	4
H	11
RBI	4
BB	3
SO	5
LOB	16

Batter	1	2	3	4	5	6	7	8	9	AB	R	H	RBI	BB	SO	LOB
Chuck Carr, S (1, 8) OBP: 0.325, SLG: 0.344	F B X 1-1 G5-4-3 S 1B		S B C S 1-3 ② K		B B B C B 4-1 FC5-2-5 S BB		X 0-0 ③ B3-4		B T B X 2-1 ③ G3-1	4	0	1	0	1	1	1
Rick Renteria, R (1, 4) OBP: 0.327, SLG: 0.346	B B B B 4-0 G5-4-3 1-2 BB		1 SAFE C 1 SAFE B X 1-1 ③ G6-3		S B B F X 2-2 ② FC5-2-5 1-3 2-H			C B B X 2-1 ① F9		3	0	0	0	1	0	3
Jeff Conine, R (1, 7) OBP: 0.364, SLG: 0.419 (8, 3)	C B X 1-1 ① ② G5-4-3 1-2f 2-3			C C S 0-3 ① K	B S F S 1-3 ③ K			C B X 1-1 1B 2B		4	0	1	0	0	2	4
Gary Sheffield, R (1, 5) OBP: 0.355, SLG: 0.485	S B F F S 1-3 ③ K			S S F X 0-2 HR 1B		S B B B C X 3-2 ① G4-3		X 0-0 ② F8		4	1	1	0	0	1	2
Orestes Destrade, S (1, 3) OBP: 0.332, SLG: 0.427 Greg Briley, L (8, PR) OBP: 0.251, SLG: 0.289 (8, 7)		B S F B S 2-3 ① K		1 SAFE 1 SAFE B B S B B C 1 SAFE X 2-2 ② F8		S B B B F B B 4-2 BB		B B B I 4-0 1B IBB		2 0	0 0	0 0	0 0	2 0	1 0	1 0
Benito Santiago, R (1, 2) OBP: 0.294, SLG: 0.383		B F F B S 2-3 ② K		F B X 1-1 1-H HR		B B X 2-0 ② F7		X 0-0 1-2 2-3 1B		4	1	2	2	0	1	1
Darrell Whitmore, L (1, 9) OBP: 0.243, SLG: 0.323		C B X 1-1 ③ G4-3		X 0-0 ③ F8		S F X 0-2 ③ G3		F B F X 1-2 ③ F8		4	0	0	0	0	0	4
Walt Weiss, S (1, 6) OBP: 0.365, SLG: 0.315			C B B C X 2-2 1B		B B X 2-0 S SH3-4 FC5-2-5 1B		C X 0-1 ① F8		F B C B X 2-2 ① F7	4	0	2	0	0	0	0
David Weathers, R (1, 1) OBP: 0.333, SLG: 0.333 Matias Carrillo, L (9, PH) OBP: 0.333, SLG: 0.467 Bryan Harvey, R (9, 1)			L 1 SAFE X 0-1 ① B1		1 SAFE 1 SAFE X 0-0 ① SH3-4 1-2		S F S 0-3 ② K		X 0-0 ② G6-3	2 1 0	0 0 0	0 0 0	0 0 0	0 0 0	1 0 0	1 0 0
Inning Stats	R: 0 H: 1 E: 0 LOB: 1 K: 1 BB: 1 S: 8 P: 15	R: 0 H: 0 E: 0 LOB: 0 K: 2 BB: 0 S: 8 P: 13	R: 0 H: 1 E: 0 LOB: 1 K: 1 BB: 0 S: 10 P: 14	R: 2 H: 2 E: 0 LOB: 0 K: 1 BB: 0 S: 13 P: 16	R: 0 H: 1 E: 0 LOB: 2 K: 1 BB: 1 S: 9 P: 18	R: 0 H: 0 E: 0 LOB: 1 K: 0 BB: 1 S: 9 P: 18	R: 0 H: 0 E: 0 LOB: 0 K: 1 BB: 0 S: 6 P: 6	R: 0 H: 2 E: 0 LOB: 3 K: 0 BB: 1 S: 9 P: 17	R: 0 H: 0 E: 0 LOB: 0 K: 0 BB: 0 S: 6 P: 10	1B: 5 SF: 0 2B: 1 SAC: 1 3B: 0 DP: 1 HR: 1 HBP: 0						

PITCHER		IP	WLS	BF	H	R	ER	SO	BB	IBB	HBP	BLK	WP	HR	S	P	ERA	WHIP
Andy Benes, R ERA: 3.68	(1, 1)	8.0	L	34	7	2	2	7	3	1	0	0	0	1	72	117	2.25	1.250
Gene Harris, R ERA: 2.83	(9, 1)	1.0		3	0	0	0	0	0	0	0	0	0	0	6	10	0.00	0.000

PITCHER	IP	WLS	BF	H	R	ER	SO	BB	IBB	HBP	BLK	WP	HR	S	P	ERA	WHIP

Florida Marlins @ San Diego Padres

Jack Murphy Stadium, San Diego, CA

Mon Sep 06 1993, 10:05 PM EDT

Att. 10,767 - Unknown - 73 F

TOP

livebaseballscorecards.com

AB	32
R	2
H	7
RBI	2
BB	4
SO	7
LOB	17

1B: 5	SF: 0	WP: 0	PA: 37
2B: 1	SAC: 1	PB: 0	
3B: 0	DP: 1	SB: 3	
HR: 1	HBP: 0	CS: 0	

BOTTOM

Florida Marlins @ San Diego Padres

Jack Murphy Stadium, San Diego, CA

Mon Sep 06 1993, 10:05 PM EDT

Att. 10,767 - Unknown - 73 F

livebaseballscorecards.com

Batter	1	2	3	4	5	6	7	8	9	AB	R	H	RBI	BB	SO	LOB
Jarvis Brown, R (1, 8) OBP: 0.425, SLG: 0.475	C F B F B B C 3-3 K ①		F B B B C S 3-3 K ②			S F H 1-2 BB HBP		S B B F B S 3-3 K ②		2	0	0	0	0	2	2
Guillermo Velasquez, L (8, PH) OBP: 0.262, SLG: 0.287										1	0	0	0	0	1	0
Gene Harris, R (9, 1)										0	0	0	0	0	0	0
Jeff Gardner, L (1, 4) OBP: 0.348, SLG: 0.377	B B C B F X 3-2 G6-3 ②		C X 0-1 G3 ③			B 1 SAFE F B 1 X 3-1 L7 ①		B X 1-0 F7 ③		4	0	0	0	0	0	3
Melvin Nieves, S (1, 9)	C C F B F X 1-2 F8 ③			C X 0-1 G3 ①		1 SAFE B 1 SAFE S S B F 1 X 2-2 F8 ②			S C X 0-2 G4-3 ①	4	0	0	0	0	0	1
Phil Plantier, L (1, 7) OBP: 0.333, SLG: 0.522		C B F B X 2-2 F9 ①		F F B B F F F F B 3-2 X L9 ②		B 1 SAFE C B 1 SAFE B 4-1 FC6-4 1-2 BB			X 0-0 P6 ②	3	0	0	0	1	0	0
Derek Bell, R (1, 5) OBP: 0.303, SLG: 0.414		X 0-0 G6-3 ②		F S X 0-2 G6-3 ③		S B B B X 2-1 FC6-4 1-2f ③			C B B B X 2-1 E6	4	0	0	0	0	0	2
Archi Cianfrocco, R (1, 3) OBP: 0.304, SLG: 0.441		C S C 0-3 K ③			S F B F X 1-2 P4 ①		B F F S 1-3 K ①		B X 1-0 F7 ③	4	0	0	0	0	2	1
Ricky Gutierrez, R (1, 6) OBP: 0.358, SLG: 0.352			B B C S E B X 3-2 SH3-4 1B 1B		F B X 1-1 1B		C B F F S 1-3 K ②			3	0	2	0	0	1	0
Brad Ausmus, R (1, 2) OBP: 0.243, SLG: 0.350			X 0-0 SH3-4 1-2 1B		B B X 2-0 F8 ②		X 0-0 L4 ③			3	0	1	0	0	0	1
Andy Benes, R (1, 1) OBP: 0.149, SLG: 0.215			C X 0-1 SH3-4 ① 1-2 2-3		F C B S 1-3 K ③			F X 0-1 F8 ①		1	0	0	0	0	1	1
Bill Bean, L (8, PH) OBP: 0.285, SLG: 0.409 (9, 8)										1	0	0	0	0	0	0

Inning Stats	1	2	3	4	5	6	7	8	9
	R: 0 H: 0 E: 0 LOB: 0 K: 1 BB: 0 S: 12 P: 19	R: 0 H: 0 E: 0 LOB: 0 K: 1 BB: 0 S: 7 P: 9	R: 0 H: 2 E: 0 LOB: 2 K: 1 BB: 0 S: 12 P: 18	R: 0 H: 0 E: 0 LOB: 0 K: 0 BB: 0 S: 12 P: 15	R: 0 H: 1 E: 0 LOB: 1 K: 1 BB: 0 S: 10 P: 15	R: 0 H: 0 E: 0 LOB: 2 K: 0 BB: 1 S: 11 P: 23	R: 0 H: 0 E: 0 LOB: 0 K: 2 BB: 0 S: 8 P: 10	R: 0 H: 0 E: 0 LOB: 0 K: 1 BB: 0 S: 6 P: 10	R: 0 H: 0 E: 1 LOB: 1 K: 0 BB: 0 S: 7 P: 10

	AB	30
	R	0
	H	3
	RBI	0
	BB	1
	SO	7
	LOB	11

1B: 3 SF: 0 PA: 33
2B: 0 SAC: 1
3B: 0 DP: 0
HR: 0 HBP: 1

WP: 0
PB: 0
SB: 0
CS: 0

PITCHER		IP	WLS	BF	H	R	ER	SO	BB	IBB	HBP	BLK	WP	HR	S	P	ERA	WHIP
David Weathers, R ERA: 3.93	(1, 1)	8.0	W	29	3	0	0	7	1	0	1	0	0	0	78	119	0.00	0.500
Bryan Harvey, R ERA: 1.68	(9, 1)	1.0	S	4	0	0	0	0	0	0	0	0	0	0	7	10	0.00	0.000

PITCHER	IP	WLS	BF	H	R	ER	SO	BB	IBB	HBP	BLK	WP	HR	S	P	ERA	WHIP

Batter	1	2	3	4	5	6	7	8	9	AB	R	H	RBI	BB	SO	LOB
Chuck Carr, S (1, 8) OBP: 0.326, SLG: 0.345	P4		2B 1B	1-2 E 1B		P6			G4-3	5	2	2	0	0	0	1
Bret Barberie, S (1, 4) OBP: 0.376, SLG: 0.419	F7		G3-1 2B 1-H	E9 2B 1-H 2-H			K		K	5	0	2	3	0	2	0
Jeff Conine, R (1, 7) OBP: 0.362, SLG: 0.415	F8		G3-1 2-3	K			L6			4	0	0	0	0	1	2
Gary Sheffield, R (1, 5) OBP: 0.358, SLG: 0.490		1B 3B	FC5-4 BB		F9		1B			3	1	2	0	1	0	0
Orestes Destrade, S (1, 3) OBP: 0.330, SLG: 0.423		K	P6		G4-3		P5			4	0	0	0	0	1	4
Benito Santiago, R (1, 2) OBP: 0.294, SLG: 0.382		1B 1B 3-H	FC5-4 1-2f		K			F8		4	0	1	1	0	1	2
Darrell Whitmore, L (1, 9) OBP: 0.252, SLG: 0.328		1B 1-2	G6-3 S FC4-2 1B			S HBP		K		3	0	2	0	0	1	0
Walt Weiss, S (1, 6) OBP: 0.362, SLG: 0.312		K	G6-3 1-3			L9		F8		4	0	0	0	0	1	4
Pat Rapp, R (1, 1) OBP: 0.160, SLG: 0.160		G6-3	FC4-2 1B E 3-H			K 1-2			F8	2	1	0	0	0	0	3
Henry Cotto, R (6, PH) OBP: 0.258, SLG: 0.343										1	0	0	0	0	1	1
Luis Aquino, R (6, 1) OBP: 0.087, SLG: 0.087										0	0	0	0	0	0	0
Matias Carrillo, L (9, PH) OBP: 0.313, SLG: 0.438										1	0	0	0	0	0	0
Inning Stats	R: 0 E: 0 K: 0 S: 4 H: 0 LOB: 0 BB: 0 P: 5	R: 1 E: 0 K: 2 S: 14 H: 3 LOB: 2 BB: 0 P: 20	R: 1 E: 0 K: 0 S: 9 H: 2 LOB: 2 BB: 1 P: 18	R: 2 E: 1 K: 1 S: 14 H: 3 LOB: 1 BB: 0 P: 19	R: 0 E: 0 K: 1 S: 6 H: 0 LOB: 0 BB: 0 P: 9	R: 0 E: 0 K: 1 S: 6 H: 0 LOB: 1 BB: 0 P: 12	R: 0 E: 0 K: 1 S: 7 H: 1 LOB: 1 BB: 0 P: 9	R: 0 E: 0 K: 1 S: 6 H: 0 LOB: 0 BB: 0 P: 8	R: 0 E: 0 K: 1 S: 6 H: 0 LOB: 0 BB: 0 P: 7	1B: 6 2B: 2 3B: 1 HR: 0 SF: 0 SAC: 0 DP: 0 HBP: 1							

PITCHER		IP	WLS	BF	H	R	ER	SO	BB	IBB	HBP	BLK	WP	HR	S	P	ERA	WHIP
Scott Sanders, R ERA: 4.3	(1, 1)	5.0		24	8	4	4	4	1	0	0	0	0	0	47	71	7.20	1.800
Pedro Martinez, L ERA: 2.36	(6, 1)	0.2		3	0	0	0	1	0	0	1	0	0	0	5	11	0.00	0.000
Trevor Hoffman, R ERA: 4.04	(6, 1)	2.1	W	8	1	0	0	2	0	0	0	0	0	0	14	18	0.00	0.429
Gene Harris, R ERA: 2.78	(9, 1)	1.0	S	3	0	0	0	1	0	0	0	0	0	0	6	7	0.00	0.000

PITCHER	IP	WLS	BF	H	R	ER	SO	BB	IBB	HBP	BLK	WP	HR	S	P	ERA	WHIP

TOP

Florida Marlins @ San Diego Padres

Jack Murphy Stadium, San Diego, CA

Tue Sep 07 1993, 10:05 PM EDT

Att. 7,092 - Unknown - 76 F

livebaseballscorecards.com

AB	36
R	4
H	9
RBI	4
BB	1
SO	8
LOB	17

1B: 6	SF: 0	WP: 0	PA: 38
2B: 2	SAC: 0	PB: 0	
3B: 1	DP: 0	SB: 2	
HR: 0	HBP: 1	CS: 0	

BOTTOM

Florida Marlins @ San Diego Padres

Jack Murphy Stadium, San Diego, CA

Tue Sep 07 1993, 10:05 PM EDT

Att. 7,092 - Unknown - 76 F

livebaseballscorecards.com

Batter	1	2	3	4	5	6	7	8	9	AB	R	H	RBI	BB	SO	LOB
Jarvis Brown, R (1, 8) OBP: 0.416, SLG: 0.462	X 0-0 G4-3 S 1B 1B	BBBCX 3-1 F8 ③			FX 0-1 L6 ①		SCX 0-2 P6 ①			4	1	1	0	0	0	1
Luis Lopez, S (1, 4) Pedro Martinez, L (6, 1) Trevor Hoffman, R (6, 1) OBP: 0.143, SLG: 0.143 Craig Shipley, R (9, 5) OBP: 0.274, SLG: 0.322	1 SAFE C B 1 SAFE F B F 1 SAFE B 3-2 F X F7 ① 1-2	BCX 1-1 G3 ①	BBX 2-0 G3 ② 1-3				FFX 0-2 ② 1B			3 0 1 0	0 0 0 0	0 0 1 0	0 0 0 0	0 0 0 0	0 0 0 0	2 0 0 0
Melvin Nieves, S (1, 9) OBP: 0.250, SLG: 0.250	CSFFBX 1-2 G4-3 ② 2-3	X 0-0 L3 1B	BX 1-0 3-H 1B				BBFSBX 3-2 G4-3 ③			4	0	2	1	0	0	1
Phil Plantier, L (1, 7) OBP: 0.333, SLG: 0.518	BCBBB 4-1 1B 3B BB	FBX 1-1 L3 ②③ 1-1			CSBS 1-3 K ③			BX 1-0 F9 ①		3	1	0	0	1	1	2
Derek Bell, R (1, 5) OBP: 0.306, SLG: 0.416 Gene Harris, R (9, 1)	BBX 2-0 3B 1-2 3-H 1B			CBBFS 2-3 K ①		FFBX 1-2 1B 2B 1B		X 0-0 S 1B 1B		4 0	3 0	3 0	1 0	0 0	1 0	0 0
Archi Cianfrocco, R (1, 3) OBP: 0.311, SLG: 0.453	CBFBX 2-2 1-H 2-H 3B			BBBFCFFB 4-2 WP S BB		1 SAFE B 1 SAFE 1 SAFE X 0-0 P4 ①		1 SAFE SC 1 SAFE FBX 1-2 S 1-H 1B		3	0	2	3	1	0	1
Ricky Gutierrez, R (1, 6) OBP: 0.357, SLG: 0.351	CFC 0-3 K ③			SBX 1-1 F8 ② 1-2		BC 1 SAFE BX 2-1 1-2 2B 1B		FFFBFBBBS 3-3 K ② 1-2		4	0	1	0	0	2	3
Brad Ausmus, R (1, 2) OBP: 0.243, SLG: 0.355		BBX 2-0 P3 ①		BCCBS 2-3 K ③ 2-3		X 0-0 ② 1-H 2-H 2B		X 0-0 G6-3 ③		4	0	1	1	0	1	2
Scott Sanders, R (1, 1) OBP: 0.083, SLG: 0.083 Jeff Gardner, L (5, PH) (6, 4) OBP: 0.348, SLG: 0.376		X 0-0 P3 ②			BBBCB 4-1 G3 PB 1B BB	CSFT 0-2 K ③				1 1	0 1	0 1	0 0	0 1	0 1	0 1
Inning Stats	R: 3 H: 3 E: 0 LOB: 1 K: 1 BB: 1 S: 19 P: 31	R: 0 H: 0 E: 0 LOB: 0 K: 0 BB: 0 S: 4 P: 9	R: 0 H: 1 E: 0 LOB: 0 K: 0 BB: 0 S: 5 P: 7	R: 0 H: 0 E: 0 LOB: 1 K: 2 BB: 1 S: 12 P: 21	R: 1 H: 1 E: 0 LOB: 1 K: 1 BB: 1 S: 8 P: 16	R: 1 H: 3 E: 0 LOB: 1 K: 1 BB: 0 S: 11 P: 14	R: 0 H: 1 E: 0 LOB: 0 K: 0 BB: 0 S: 9 P: 12	R: 1 H: 2 E: 0 LOB: 1 K: 1 BB: 0 S: 12 P: 17		1B: 9 SF: 0 2B: 2 SAC: 0 3B: 1 DP: 1 HR: 0 HBP: 0				WP: 1 PA: 35 PB: 1 SB: 4 CS: 0		

	AB	32
	R	6
	H	11
	RBI	6
	BB	3
	SO	6
	LOB	13

PITCHER		IP	WLS	BF	H	R	ER	SO	BB	IBB	HBP	BLK	WP	HR	S	P	ERA	WHIP
Pat Rapp, R ERA: 4.3	(1, 1)	5.0		22	5	4	4	4	3	0	0	0	1	0	48	84	7.20	1.600
Luis Aquino, R ERA: 3.5	(6, 1)	3.0	L	13	6	2	2	2	0	0	0	0	0	0	32	43	6.00	2.000

PITCHER	IP	WLS	BF	H	R	ER	SO	BB	IBB	HBP	BLK	WP	HR	S	P	ERA	WHIP

Batter	1	2	3	4	5	6	7	8	9	AB	R	H	RBI	BB	SO	LOB
Chuck Carr, S (1, 8) OBP: 0.327, SLG: 0.342	B B C B B 4-1 1B S SF9 BB		S F B X 1-2 ① G3-1		B C B B B 4-1 1B 2-3 BB		B B 1 SAFE 1 SAFE X 2-0 ② F7		B B C F X 2-2 ③ G4-3	3	1	0	0	2	0	1
Bret Barberie, S (1, 4) OBP: 0.377, SLG: 0.420	C B P X 2-1 WP 1-3 1B		L S C 0-3 ② K		B F B C X 2-2 1-3 3-H 1B		C X 0-1 ③ F8			4	0	2	1	0	1	1
Jeff Conine, R (1, 3) OBP: 0.359, SLG: 0.412	B F F B X 2-2 ① P3 1-2		X 0-0 ③ F8		B C B B S C 3-3 ② K			B C B F F B X 3-2 ① G5-3		4	0	0	0	0	1	4
Gary Sheffield, R (1, 5) OBP: 0.359, SLG: 0.490	B F X 1-1 ② SF9 3-H			F S B B B F H 4-2 E S HBP	C X 0-1 ③ F9			X 0-0 FC4-6 1B		2	0	1	1	0	0	2
Nigel Wilson, L (1, 7) OBP: 0.296, SLG: 0.382	B S C F S 1-3 ③ K			F B 1 SAFE T 1 SAFE B B B X 3-2 ① F8		C S S 0-3 ① K		X 0-0 ② FC4-6 BB 1-2f		4	0	0	0	0	2	3
Benito Santiago, R (1, 2) OBP: 0.248, SLG: 0.322		X 0-0 1B		B F 1 SAFE B X 2-1 ② G4-3 1-3		X 0-0 ② F9		B 1 SAFE B 1 SAFE B C 1 SAFE 1 SAFE B 4-1 1-2 BB		3	0	1	0	1	0	1
Darrell Whitmore, L (1, 9) OBP: 0.248, SLG: 0.322		B X 1-0 ① F8		B X 1-0 ③ G4-3		B C F C 1-3 ③ K		C F S 0-3 ③ K		4	0	0	0	0	2	4
Walt Weiss, S (1, 6) OBP: 0.365, SLG: 0.314		C 1 SAFE 1 SAFE P 1 SAFE F C 1-3 ② K		B B F B B 4-1 WP SH1-4 1B BB		X 0-0 1B		C B X 1-1 G4-3 1B		3	1	2	0	1	1	1
Chris Hammond, L (1, 1) OBP: 0.299, SLG: 0.339 Matt Turner, R (8, 1) Matias Carrillo, L (8, 9) OBP: 0.294, SLG: 0.412		C C C 0-3 ③ K		X 0-0 ① SH1-4 1-2		L C M 0-3 ① K		X 0-0 ① ② G4-3 1-2f		2 0 1	0 0 0	0 0 0	0 0 0	0 0 0	2 0 0	2 0 1
Inning Stats	R: 1 H: 1 E: 0 LOB: 1 K: 1 BB: 1 S: 13 P: 22	R: 0 H: 1 E: 0 LOB: 1 K: 2 BB: 0 S: 9 P: 10	R: 0 H: 0 E: 0 LOB: 0 K: 1 BB: 0 S: 7 P: 8	R: 0 H: 0 E: 0 LOB: 1 K: 0 BB: 0 S: 9 P: 19	R: 1 H: 1 E: 0 LOB: 2 K: 1 BB: 2 S: 11 P: 24	R: 0 H: 0 E: 0 LOB: 0 K: 2 BB: 0 S: 7 P: 8	R: 0 H: 1 E: 0 LOB: 1 K: 1 BB: 0 S: 7 P: 9	R: 0 H: 1 E: 0 LOB: 2 K: 1 BB: 1 S: 10 P: 17	R: 0 H: 1 E: 0 LOB: 0 K: 0 BB: 0 S: 6 P: 9	1B: 6 SF: 1 2B: 0 SAC: 1 3B: 0 DP: 1 HR: 0 HBP: 1						WP: 2 PA: 37 PB: 0 SB: 2 CS: 0

TOP

Florida Marlins @ San Diego Padres

Jack Murphy Stadium, San Diego, CA

Wed Sep 08 1993, 10:05 PM EDT

Att. 8,592 - Unknown - 74 F

livebaseballscorecards.com

AB	30
R	2
H	6
RBI	2
BB	4
SO	9
LOB	20

PITCHER		IP	WLS	BF	H	R	ER	SO	BB	IBB	HBP	BLK	WP	HR	S	P	ERA	WHIP
Andy Ashby, R ERA: 7.25	(1, 1)	5.0		22	3	2	2	5	3	0	1	0	2	0	49	83	3.60	1.200
Mark Davis, L ERA: 4.5	(6, 1)	2.0		7	1	0	0	3	0	0	0	0	0	0	14	17	0.00	0.500
Frank Seminara, R ERA: 5.35	(8, 1)	1.0	W	5	1	0	0	1	1	0	0	0	0	0	10	17	0.00	2.000
Gene Harris, R ERA: 2.73	(9, 1)	1.0	S	3	1	0	0	0	0	0	0	0	0	0	6	9	0.00	1.000

PITCHER	IP	WLS	BF	H	R	ER	SO	BB	IBB	HBP	BLK	WP	HR	S	P	ERA	WHIP

Batter	1	2	3	4	5	6	7	8	9	AB	R	H	RBI	BB	SO	LOB
Jarvis Brown, R (1, 8) OBP: 0.395, SLG: 0.435	C F X 0-2 ① G3		B X 1-0 ① G4-3			B X 1-0 ① G6-3		B B C S S 2-3 ① K		4	0	0	0	0	1	2
Ricky Gutierrez, R (1, 6) OBP: 0.355, SLG: 0.349	B X 1-0 ② G4-3		C F X 0-2 ② G4-3			B X 1-0 ② G6-3		X 0-0 ② G3 2-3 3-H		3	0	0	0	0	0	0
Bill Bean, L (8, PH) OBP: 0.283, SLG: 0.406 (9, 9)										1	0	0	1	0	0	1
Melvin Nieves, S (1, 9) OBP: 0.250, SLG: 0.500	S B X 1-1 HR		C X 0-1 ③ G4-3			C B F C 1-3 ③ K		S B F S 1-3 ③ K		4	1	1	1	0	2	1
Gene Harris, R (9, 1)										0	0	0	0	0	0	0
Derek Bell, R (1, 5) OBP: 0.310, SLG: 0.425	B F S B B X 3-2 HR			C B S B X 2-2 CS 1B			B B B 4-0 FC6-4 BB			2	1	2	1	1	0	0
Dave Staton, R (1, 3)	C B B F F S 2-3 ③ K			1 SAFE B F 1 SAFE 1 SAFE F S 1-3 ① ② K 1-2			1 SAFE C 1 SAFE X 0-1 ① FC6-4 F9 S 1-2f			3	0	0	0	0	2	2
Doug Brocail, L (7, PR) OBP: 0.185, SLG: 0.185										0	0	0	0	0	0	0
Frank Seminara, R (8, 1) OBP: 0.222, SLG: 0.222										0	0	0	0	0	0	0
Craig Shipley, R (9, 6) OBP: 0.274, SLG: 0.322										0	0	0	0	0	0	0
Phil Plantier, L (1, 7) OBP: 0.330, SLG: 0.514		C C B C 1-3 ① K		B F F S 1-3 ③ K			S B F X 1-2 ② F9 1-3			3	0	0	0	0	2	1
Luis Lopez, S (1, 4)		B F B X 2-1 ② F9			B C X 1-1 ① P4		S C T F S 0-3 ③ K			3	0	0	0	0	1	2
Brad Ausmus, R (1, 2) OBP: 0.254, SLG: 0.382		B C C F B X 2-2 3B			F X 0-1 ② P5			X 0-0 2B G3 1B		3	1	2	0	0	0	0
Andy Ashby, R (1, 1) OBP: 0.167, SLG: 0.200		S B S S 1-3 ③ K			B C B B X 3-1 ③ L9			1 SAFE B 1 SAFE X 1-0 G3 1-3 2B		1	0	0	0	0	1	1
Tim Teufel, R (5, PH) OBP: 0.338, SLG: 0.431										1	0	0	0	0	0	0
Mark Davis, L (6, 1) OBP: 0.250, SLG: 0.250										0	0	0	0	0	0	0
Archi Cianfrocco, R (8, 3) OBP: 0.314, SLG: 0.459										1	0	1	0	0	0	0
Inning Stats	R: 2 H: 2 E: 0 LOB: 0 K: 1 BB: 0 S: 13 P: 20	R: 0 H: 1 E: 0 LOB: 1 K: 2 BB: 0 S: 12 P: 18	R: 0 H: 0 E: 0 LOB: 0 K: 0 BB: 0 S: 6 P: 7	R: 0 H: 1 E: 0 LOB: 0 K: 2 BB: 0 S: 9 P: 13	R: 0 H: 0 E: 0 LOB: 0 K: 0 BB: 0 S: 6 P: 10	R: 0 H: 0 E: 0 LOB: 0 K: 1 BB: 0 S: 5 P: 8	R: 0 H: 0 E: 0 LOB: 2 K: 1 BB: 1 S: 10 P: 15	R: 1 H: 2 E: 0 LOB: 1 K: 2 BB: 0 S: 9 P: 13		1B: 2 SF: 0 2B: 1 SAC: 0 3B: 1 DP: 0 HR: 2 HBP: 0						WP: 0 PA: 30 PB: 0 SB: 1 CS: 1

PITCHER		IP	WLS	BF	H	R	ER	SO	BB	IBB	HBP	BLK	WP	HR	S	P	ERA	WHIP
Chris Hammond, L ERA: 4.69	(1, 1)	7.0	L	26	5	3	3	7	1	0	0	0	0	2	62	92	3.86	0.857
Matt Turner, R ERA: 2.61	(8, 1)	1.0		4	1	0	0	2	0	0	0	0	0	0	8	12	0.00	1.000

PITCHER	IP	WLS	BF	H	R	ER	SO	BB	IBB	HBP	BLK	WP	HR	S	P	ERA	WHIP

BOTTOM

Florida Marlins @ San Diego Padres

Jack Murphy Stadium, San Diego, CA

Wed Sep 08 1993, 10:05 PM EDT

Att. 8,592 - Unknown - 74 F

livebaseballscorecards.com

AB	29
R	3
H	6
RBI	3
BB	1
SO	9
LOB	10

Batter	1	2	3	4	5	6	7	8	9	10	AB	R	H	RBI	BB	SO	LOB
Chuck Carr, S (1, 8) OBP: 0.328, SLG: 0.342	C B S B X 2-2 ① G2-3			F X 0-1 ① 1B G6-4-3 1B		C F B S 1-3 ② K		B B C S B B 4-2 2B 1B BB	C X 0-1 ② F8		4	2	1	0	1	1	1
Walt Weiss, S (1, 6) OBP: 0.367, SLG: 0.318	B C X 1-1 ② G3			B 1 B C 1 X SAFE SAFE 2-1 G6-4-3 1-3 1B		B B B C C F B 4-2 1B BB		B S F B X 2-2 1B 1B 1-3 2-H 2B	C S B F B B F S 3-3 ③ K		4	1	2	1	1	1	1
Bret Barberie, S (1, 4) OBP: 0.378, SLG: 0.420	B X 1-0 ③ L6			B F X 1-1 ① ② G6-4-3 1-2f 3-H		X 0-0 1-2 1B		B S X 1-1 1B 2-3 3-H 1B		B F S X 1-2 ① F7	5	0	2	1	0	0	1
Gary Sheffield, R (1, 5) OBP: 0.358, SLG: 0.486		S X 0-1 ① P5		B B C B B 4-1 BB		B C S F X 1-2 ③ L8		B X 1-0 ② P5		S S B B X 2-2 ② G6-3	4	0	0	0	1	0	4
Orestes Destrade, S (1, 3) OBP: 0.329, SLG: 0.421		C B B X 2-1 ② G1-3		F B B F F X 2-2 ③ F9			S X 0-1 ① G4-3	X 0-0 1-2 3-H 1B		X 0-0 ③ F7	5	0	1	1	0	0	1
Nigel Wilson, L (1, 7) Rich Rodriguez, L (8, 1) Greg Briley, L (9, 9) OBP: 0.251, SLG: 0.289		X 0-0 ③ F7		B S S F F B F F F 3-3 B S ① K			F B F S 1-3 ② K	S B F X 1-2 ③ F8			4 0 0	0 0 0	0 0 0	0 0 0	0 0 0	2 0 0	2 0 0
Benito Santiago, R (1, 2) OBP: 0.295, SLG: 0.387			C B B X 2-1 ① G1-5-3	C B F B B B F C 3-3 ② K			X 0-0 ③ F9		B X 1-0 HR		4	1	1	1	0	1	0
Darrell Whitmore, L (1, 9) OBP: 0.245, SLG: 0.319 John Johnstone, R (5, 1) Jeff Conine, R (8, PH) OBP: 0.360, SLG: 0.412 (8, 7)			S F C 0-3 ② K	X 0-0 ③ G4-3				F B B B C B F X 3-2 ① G1-3	X 0-0 SH2-4 1B		2 0 2	0 0 0	0 0 1	0 0 0	0 0 0	1 0 0	0 0 0
Jack Armstrong, R (1, 1) OBP: 0.164, SLG: 0.180 Richie Lewis, R (4, 1) OBP: 0.500, SLG: 0.500 Joe Klink, L (5, 1) Matias Carrillo, L (5, 9) OBP: 0.316, SLG: 0.474 Matt Turner, R (9, 1)			F C S 0-3 ③ K			B B F X 2-1 ① P4		S F F X 0-2 2B 2B	X 0-0 ① SH2-4 1-2		1 0 0 2 0	0 0 0 1 0	0 0 0 1 0	0 0 0 0 0	0 0 0 0 0	1 0 0 0 0	0 0 0 0 0
Inning Stats	R: 0 H: 0 E: 0 LOB: 0 K: 0 BB: 0 S: 6 P: 10	R: 0 H: 0 E: 0 LOB: 0 K: 0 BB: 0 S: 5 P: 7	R: 0 H: 0 E: 0 LOB: 0 K: 2 BB: 0 S: 8 P: 10	R: 1 H: 2 E: 0 LOB: 1 K: 0 BB: 1 S: 11 P: 20	R: 0 H: 0 E: 0 LOB: 0 K: 2 BB: 0 S: 13 P: 19	R: 0 H: 1 E: 0 LOB: 2 K: 1 BB: 1 S: 13 P: 21	R: 0 H: 0 E: 0 LOB: 0 K: 1 BB: 0 S: 6 P: 7	R: 3 H: 4 E: 0 LOB: 2 K: 0 BB: 1 S: 20 P: 32	R: 1 H: 2 E: 0 LOB: 1 K: 1 BB: 0 S: 10 P: 14	R: 0 H: 0 E: 0 LOB: 0 K: 0 BB: 0 S: 7 P: 10	1B: 6 SF: 0 2B: 2 SAC: 1 3B: 0 DP: 1 HR: 1 HBP: 0						

PITCHER		IP	WLS	BF	H	R	ER	SO	BB	IBB	HBP	BLK	WP	HR	S	P	ERA	WHIP
Orel Hershiser, R ERA: 3.59	(1, 1)	2.1		7	0	0	0	0	0	0	0	0	0	0	13	21	0.00	0.000
Steve Wilson, L ERA: 4.5	(3, 1)	2.2		10	2	1	1	4	1	0	0	0	0	0	30	45	3.38	1.125
Kip Gross, R ERA:	(6, 1)	2.0		8	1	0	0	2	1	0	0	0	0	0	19	28	0.00	1.000
Todd Worrell, R ERA: 6.53	(8, 1)	0.1		5	3	3	3	0	1	0	0	0	0	0	15	25	81.00	12.000
Jim Gott, R ERA: 2.24	(8, 1)	1.2		8	3	1	1	1	0	0	0	0	0	1	15	21	5.40	1.800

PITCHER		IP	WLS	BF	H	R	ER	SO	BB	IBB	HBP	BLK	WP	HR	S	P	ERA	WHIP
Ricky Trlicek, R ERA: 4.03	(10, 1)	1.0	W	3	0	0	0	0	0	0	0	0	0	0	7	10	0.00	0.000

TOP

Florida Marlins @ Los Angeles Dodgers

Dodger Stadium, Los Angeles, CA

Thu Sep 09 1993, 7:05 PM PDT

Att. 31,925 - Unknown - 75 F

livebaseballscorecards.com

AB	37
R	5
H	9
RBI	4
BB	3
SO	7
LOB	10

WP: 0 PA: 41
PB: 0
SB: 0
CS: 0

Batter	1	2	3	4	5	6	7	8	9	10	AB	R	H	RBI	BB	SO	LOB
Brett Butler, L (1, 8) OBP: 0.392, SLG: 0.381	B C B X 2-1 ① G4-3	X 0-0 G5-3 1B		B C L B F B X 3-2 2B SF8 1B	B S F B F F T 2-2 ② K		B B B B 4-0 FC6-4 BB		I I I I 4-0 WP IBB		4	1	2	0	2	1	3
Jose Offerman, S (1, 6) OBP: 0.352, SLG: 0.345	F X 0-1 E SF7 1B	1 SAFE F SAFE X 0-1 ② G5-3 1-2		1 SAFE C SAFE B SAFE 1 SAFE P X 2-1 SF8 2B 1-3	C S B B F B 4-2 FC6 1-2 2-3 3-H BB		X 0-0 ② FC6-4 1-2f 2-3		B C B B I 4-1 1-2 IBB 2-3		4	1	2	1	2	0	3
Mike Piazza, R (1, 2) OBP: 0.356, SLG: 0.533 Jim Gott, R (8, 1) Mike Sharperson, R (9, PH) OBP: 0.301, SLG: 0.390 Ricky Trlicek, R (10, 1) OBP: 0.250, SLG: 0.250	1 SAFE B F B 1 SAFE X 3-1 E5 HR 1-3	B B C B B 4-1 BB		C S F B F B X 2-2 ① G6-3	B B S X 2-1 ③ FC6 1-2f		C B B F B S 3-3 ③ K		B B C X 2-1 ③ G3		4 0 1 0	1 0 0 0	0 0 0 0	0 0 0 0	1 0 0 0	1 0 0 0	8 0 3 0
Eric Karros, R (1, 3) OBP: 0.288, SLG: 0.405	B B B X 3-0 ② SF7 3-H	B X 1-0 ③ F7		B C X 1-1 ② SF8 2-3 3-H		C B F F B F X 2-2 G4-3 2B		C C X 0-2 ① G5-3		C X 0-1 E5 SH1-4 1B	4	1	1	2	0	0	2
Henry Rodriguez, L (1, 9) OBP: 0.280, SLG: 0.464 Raul Mondesi, R (8, PH) OBP: 0.259, SLG: 0.327 (9, 9)	S B B X 2-1 1-H HR		B C X 1-1 F9 2B	B X 1-0 ③ F8		B C X 1-1 ① G4-3 2-3		C F B F B S 2-3 ② K		B X 1-0 ① SH1-4 1-2	4 1	1 0	2 0	2 0	0 0	0 1	2 0
Tim Wallach, R (1, 5) OBP: 0.273, SLG: 0.358	B F X 1-1 E 1B	X 0-0 ① L4			S C X 0-2 SH1-4 1B BB 1B	B F S B X 2-2 ② P5	F B S F X 1-2 ③ P4		C B F F B X 2-2 ② F9		6	1	2	0	0	0	3
Billy Ashley, R (1, 7) OBP: 0.429, SLG: 0.429 Tom Goodwin, L (9, PR) OBP: 0.444, SLG: 0.556 (10, 7)	X 0-0 E6 1-2	S X 0-1 ② F9 2-3			B X 1-0 BB SH1-4 1B 1-2	B S S S 1-3 ③ K			F X 0-1 WP SH1-4 1B	B X 1-0 2-H 1B	5 1	0 0	2 1	0 1	0 0	1 0	3 0
Jody Reed, R (1, 4) OBP: 0.326, SLG: 0.344	B B C S S 2 SAFE X 2-2 ③ P3		B B I 4-0 IBB		B L X 1-1 ① SH1-4 1-2 2-3		B X 1-0 FC6-4 G5-3 1B		1 SAFE X 0-0 ① SH1-4 1-2		2	0	1	0	1	0	2
Orel Hershiser, R (1, 1) OBP: 0.394, SLG: 0.446 Steve Wilson, L (3, 1) Lenny Harris, L (5, PH) OBP: 0.307, SLG: 0.314 Cory Snyder, R (5, PH) OBP: 0.339, SLG: 0.405 Kip Gross, R (6, 1) Dave Hansen, L (7, PH) OBP: 0.444, SLG: 0.515 Todd Worrell, R (8, 1) Carlos Hernandez, R (8, 2) OBP: 0.264, SLG: 0.353		M B X 1-1 ① G3	F X 0-1 ③ G3		4-0 BB IBB		1 SAFE X 0-0 ① G5-3 1-2		X 0-0 ② F7		1 1 0 0 0 1 0 1	0 0 0 0 0 0 0 0	0 0 0 0 0 0 0 0	0 0 0 1 0 0 0 0	0 0 0 0 0 0 0 0	0 0 0 0 0 0 0 0	0 2 0 0 0 1 0 2
Inning Stats	R: 3 H: 3 E: 2 LOB: 2 K: 0 BB: 0 S: 15 P: 28	R: 0 H: 1 E: 0 LOB: 2 K: 0 BB: 1 S: 7 P: 13	R: 0 H: 1 E: 0 LOB: 2 K: 0 BB: 1 S: 7 P: 12	R: 1 H: 2 E: 0 LOB: 1 K: 0 BB: 0 S: 15 P: 23	R: 1 H: 2 E: 0 LOB: 3 K: 1 BB: 2 S: 17 P: 31	R: 0 H: 1 E: 0 LOB: 1 K: 1 BB: 0 S: 13 P: 19	R: 0 H: 1 E: 0 LOB: 2 K: 1 BB: 1 S: 7 P: 15	R: 0 H: 0 E: 0 LOB: 0 K: 1 BB: 0 S: 11 P: 14	R: 0 H: 1 E: 0 LOB: 3 K: 0 BB: 2 S: 7 P: 17	R: 1 H: 1 E: 1 LOB: 1 K: 0 BB: 0 S: 8 P: 12	1B: 9 2B: 3 3B: 0 HR: 1	SF: 2 SAC: 3 DP: 0 HBP: 0					

PITCHER		IP	WLS	BF	H	R	ER	SO	BB	IBB	HBP	BLK	WP	HR	S	P	ERA	WHIP
Jack Armstrong, R ERA: 4.72	(1, 1)	3.0		20	7	4	1	0	1	1	0	0	0	1	36	64	3.00	2.667
Richie Lewis, R ERA: 3.0	(4, 1)	1.1		6	2	1	1	0	0	0	0	0	0	0	14	20	6.75	1.500
Joe Klink, L ERA: 4.45	(5, 1)	0.1		3	0	0	0	1	1	1	0	0	0	0	9	19	0.00	3.000
John Johnstone, R ERA: 2.7	(5, 1)	2.1		10	2	0	0	2	1	0	0	0	0	0	22	38	0.00	1.286
Rich Rodriguez, L ERA: 3.95	(8, 1)	1.0		3	0	0	0	1	0	0	0	0	0	0	11	14	0.00	0.000

PITCHER		IP	WLS	BF	H	R	ER	SO	BB	IBB	HBP	BLK	WP	HR	S	P	ERA	WHIP
Matt Turner, R ERA: 2.54	(9, 1)	1.2	L	10	2	1	0	0	0	2	0	0	1	0	15	29	0.00	1.200

BOTTOM

Florida Marlins @ Los Angeles Dodgers

Dodger Stadium, Los Angeles, CA

Thu Sep 09 1993, 7:05 PM PDT

Att. 31,925 - Unknown - 75 F

livebaseballscorecards.com

AB	40
R	6
H	13
RBI	6
BB	7
SO	4
LOB	34

1B: 9 SF: 2
2B: 3 SAC: 3
3B: 0 DP: 0
HR: 1 HBP: 0

WP: 1 PA: 52
PB: 0
SB: 0
CS: 0

Batter	1	2	3	4	5	6	7	8	9	AB	R	H	RBI	BB	SO	LOB
Chuck Carr, S (1, 8) OBP: 0.326, SLG: 0.340	C B C X 1-2 G3 ①		C F X 0-2 FC4 ③ 1-2f			B X 1-0 B1-3 ①		B X 1-0 SH2-3 ① 1-2		3	0	0	0	0	0	1
Rick Renteria, R (1, 5) OBP: 0.321, SLG: 0.341	B X 1-0 G6-3 ②			B C X 1-1 L8 ①		C X 0-1 G6-3 ②		C B C B C 2-3 K ②		4	0	0	0	0	1	1
Bret Barberie, S (1, 4) OBP: 0.373, SLG: 0.414	B C B B F F X 3-2 G4-3 ③			C B S S 1-3 K ②		S F X 0-2 G4-3 ③		S B B B B C X 3-2 E4 1B ② 2-3		4	0	0	0	0	1	1
Orestes Destrade, S (1, 3) OBP: 0.332, SLG: 0.421 Greg Briley, L (8, 9) OBP: 0.251, SLG: 0.289		B F X 1-1 G6-3 ①		B C B B B 4-1 BB			C B C B B B 4-2 2B G6-3 BB	F B C X 1-2 FC6-4 1B ② 1-2 3-H		2 0	1 0	1 0	1 0	2 0	0 0	0 0
Matias Carrillo, L (1, 9) OBP: 0.304, SLG: 0.478 Luis Aquino, R (8, 1) OBP: 0.087, SLG: 0.087 Henry Cotto, R (9, 7) OBP: 0.258, SLG: 0.343		C B X 1-1 G1-3 ②		X 0-0 G3-1 ③			1 SAFE F F X 0-2 G6-3 1-3 2B	F B X 1-1 FC6-4 ③ 1-2f		4 0 0	0 0 0	1 0 0	0 0 0	0 0 0	0 0 0	3 0 0
Benito Santiago, R (1, 2) OBP: 0.293, SLG: 0.384		B X 1-0 F9 ③			B X 1-0 F9 ①		X 0-0 G6-3 ① 3-H		C C B S 1-3 K ①	4	0	0	1	0	1	1
Nigel Wilson, L (1, 7) Bryan Harvey, R (9, 1)			C S S 0-3 K ①		C C S 0-3 K ②		S F X 0-2 G6-3 ② 2-3		S B B S S 2-3 K ②	4 0	0 0	0 0	0 0	0 0	3 0	1 0
Walt Weiss, S (1, 6) OBP: 0.366, SLG: 0.318			B B C X 2-1 P5 ②		B X 1-0 FC6-4 1B		C B X 1-1 G1-3 ③		B X 1-0 F7 ③	4	0	1	0	0	0	1
Charlie Hough, R (1, 1) OBP: 0.083, SLG: 0.035 Gary Sheffield, R (8, PH) OBP: 0.359, SLG: 0.486 Jeff Conine, R (8, 3) OBP: 0.360, SLG: 0.412			B C S H 2-2 FC4 HBP		X 0-0 FC6-4 ③ 1-2f			B S F G F B B 4-2 E SH2-3 1B BB		1 0 0	0 1 0	0 0 0	0 0 0	0 1 0	0 0 0	1 0 0
Inning Stats	R: 0 E: 0 K: 0 S: 8 H: 0 LOB: 0 BB: 0 P: 13	R: 0 E: 0 K: 0 S: 5 H: 0 LOB: 0 BB: 0 P: 8	R: 0 E: 0 K: 1 S: 10 H: 0 LOB: 0 BB: 0 P: 14	R: 0 E: 0 K: 1 S: 7 H: 0 LOB: 1 BB: 1 P: 13	R: 0 E: 0 K: 1 S: 6 H: 1 LOB: 1 BB: 0 P: 8	R: 0 E: 0 K: 0 S: 6 H: 0 LOB: 0 BB: 0 P: 7	R: 1 E: 0 K: 0 S: 11 H: 1 LOB: 1 BB: 1 P: 16	R: 1 E: 1 K: 1 S: 15 H: 1 LOB: 2 BB: 1 P: 27	R: 0 E: 0 K: 2 S: 7 H: 0 LOB: 0 BB: 0 P: 11	1B: 2 2B: 1 3B: 0 HR: 0	SF: 0 SAC: 1 DP: 0 HBP: 1						

PITCHER		IP	WLS	BF	H	R	ER	SO	BB	IBB	HBP	BLK	WP	HR	S	P	ERA	WHIP
Kevin Gross, R ERA: 4.23	(1, 1)	8.0	L	32	3	2	1	4	3	0	1	0	0	0	68	106	1.12	0.750
Pedro Martinez, R ERA: 2.4	(9, 1)	1.0		3	0	0	0	2	0	0	0	0	0	0	7	11	0.00	0.000

PITCHER		IP	WLS	BF	H	R	ER	SO	BB	IBB	HBP	BLK	WP	HR	S	P	ERA	WHIP

TOP

Florida Marlins @ Los Angeles Dodgers

Dodger Stadium, Los Angeles, CA

Fri Sep 10 1993, 7:05 PM PDT

Att. 31,547 - Unknown

livebaseballscorecards.com

AB	30
R	2
H	3
RBI	2
BB	3
SO	6
LOB	10

1B: 2	SF: 0	WP: 0	PA: 35
2B: 1	SAC: 1	PB: 0	
3B: 0	DP: 0	SB: 0	
HR: 0	HBP: 1	CS: 0	

Batter	1	2	3	4	5	6	7	8	9	AB	R	H	RBI	BB	SO	LOB
Tom Goodwin, L (1, 8) OBP: 0.385, SLG: 0.462	G3		G4-3		FC1-2-5 3-H			G4-6-3 1B		4	0	1	0	0	0	1
Jose Offerman, S (1, 6) OBP: 0.350, SLG: 0.342	G3		F8		F8			G4-6-3 1-2f		4	0	0	0	0	0	2
Raul Mondesi, R (1, 9) OBP: 0.263, SLG: 0.327 Dave Hansen, L (9, PH) OBP: 0.439, SLG: 0.507	F8		F8			CS 1B			G3-1	3 1	0 0	1 0	0 0	0 0	0 0	0 0
Billy Ashley, R (1, 7) OBP: 0.364, SLG: 0.364		G4-3		G1-6-3 1B		F9 1-2			G6-3	4	0	1	0	0	0	1
Henry Rodriguez, L (1, 3) OBP: 0.279, SLG: 0.465		1B 2B		G1-6-3 1-2		G4-3			K	4	1	1	0	0	1	1
Cory Snyder, R (1, 5) OBP: 0.336, SLG: 0.404		1B BB		K			G5-3			2	0	0	0	1	1	1
Carlos Hernandez, R (1, 2) OBP: 0.267, SLG: 0.352		1-2 2-H 1B		F7			F8			3	0	1	1	0	0	1
Jody Reed, R (1, 4) OBP: 0.326, SLG: 0.346 Lenny Harris, L (9, 4) OBP: 0.307, SLG: 0.314		F7			WP FC1-2-5 2B		G5-3			3 0	0 0	1 0	0 0	0 0	0 0	2 0
Kevin Gross, R (1, 1) OBP: 0.276, SLG: 0.288 Brett Butler, L (8, PH) OBP: 0.391, SLG: 0.380 Pedro Martinez, R (9, 1)	K				G1-3 2-3			K		2 1 0	0 0 0	0 0 0	0 0 0	0 0 0	1 1 0	3 0 0
Inning Stats	R: 0 E: 0 K: 0 S: 4 H: 0 LOB: 0 BB: 0 P: 6	R: 1 E: 0 K: 1 S: 12 H: 2 LOB: 2 BB: 1 P: 16	R: 0 E: 0 K: 0 S: 6 H: 0 LOB: 0 BB: 0 P: 9	R: 0 E: 0 K: 1 S: 9 H: 1 LOB: 1 BB: 0 P: 15	R: 0 E: 0 K: 0 S: 8 H: 1 LOB: 1 BB: 0 P: 12	R: 0 E: 0 K: 0 S: 4 H: 1 LOB: 0 BB: 0 P: 7	R: 0 E: 0 K: 0 S: 4 H: 0 LOB: 0 BB: 0 P: 7	R: 0 E: 0 K: 1 S: 8 H: 1 LOB: 0 BB: 0 P: 14	R: 0 E: 0 K: 1 S: 10 H: 0 LOB: 0 BB: 0 P: 14	1B: 4 2B: 2 3B: 0 HR: 0 SF: 0 SAC: 0 DP: 1 HBP: 0						

PITCHER		IP	WLS	BF	H	R	ER	SO	BB	IBB	HBP	BLK	WP	HR	S	P	ERA	WHIP
Charlie Hough, R ERA: 4.16	(1, 1)	7.0	W	26	5	1	1	2	1	0	0	0	1	0	47	72	1.29	0.857
Luis Aquino, R ERA: 3.46	(8, 1)	1.0		3	1	0	0	1	0	0	0	0	0	0	8	14	0.00	1.000
Bryan Harvey, R ERA: 1.65	(9, 1)	1.0	S	3	0	0	0	1	0	0	0	0	0	0	10	14	0.00	0.000

PITCHER	IP	WLS	BF	H	R	ER	SO	BB	IBB	HBP	BLK	WP	HR	S	P	ERA	WHIP

BOTTOM

Florida Marlins @ Los Angeles Dodgers

Dodger Stadium, Los Angeles, CA

Fri Sep 10 1993, 7:05 PM PDT

Att. 31,547 - Unknown

livebaseballscorecards.com

AB	31
R	1
H	6
RBI	1
BB	1
SO	4
LOB	12

WP: 1	PA: 32		
PB: 0			
SB: 0			
CS: 1			

Batter	1	2	3	4	5	6	7	8	9	AB	R	H	RBI	BB	SO	LOB
Chuck Carr, S (1, 8) OBP: 0.328, SLG: 0.342	F B X 1-1 L7 ①		F B X 1-1 G3-4 ②	C B X 1-1 2-H 1B ③			C B B 1 SAFE B 1 SAFE X 3-1 1-2 1B		1 SAFE X 0-0 FC4-6 1-2 1B	5	0	3	1	0	0	1
Rick Renteria, R (1, 5) OBP: 0.319, SLG: 0.338	C B B C X 2-2 G5-3 ②		C B B S F X 2-2 2B 3-H 1B		C F B F X 1-2 F9 ①		B C C B X 2-2 F9 ②		B X 1-0 1-2f FC4-6 ③	5	0	1	1	0	0	4
Jeff Conine, R (1, 7) (9, 3) OBP: 0.359, SLG: 0.413	B C X 1-1 G1-3 ③		X 0-0 1-3 2B		X 0-0 L6 ②		X 0-0 P3 ③			4	0	1	0	0	0	2
Orestes Destrade, S (1, 3) OBP: 0.331, SLG: 0.419 Henry Cotto, R (9, 7) OBP: 0.258, SLG: 0.343		B C S C 1-3 K ①	B B F B B 4-1 BB		C B B X 2-1 G4-3 ③			S C X 0-2 G4-3 ①		3 0	0 0	0 0	0 0	1 0	1 0	0 0
Bret Barberie, S (1, 4) OBP: 0.369, SLG: 0.409		X 0-0 B3 ②	B S F S 1-3 K ③			X 0-0 F8 ①		F X 0-1 L6 ②		4	0	0	0	0	1	3
Darrell Whitmore, L (1, 9) OBP: 0.250, SLG: 0.322		B F B B X 3-1 S 1B		C S F F B F X 1-2 2B G4-3 1B		X 0-0 P6 ②		X 0-0 G3 ③		4	1	2	0	0	0	0
Rob Natal, R (1, 2) OBP: 0.284, SLG: 0.349		B C 1 SAFE F 1 SAFE F F F F 3-2 B B X 1-2 F8 ③		1 SAFE 1 SAFE C F X 0-2 1-3 1B 2B		B C F F X 1-2 F7 ③			C B X 1-1 L7 ①	4	1	1	0	0	0	1
Walt Weiss, S (1, 6) OBP: 0.365, SLG: 0.317			C B B B C F X 3-2 SH1-4 S 1B	C B B X 2-1 3-H G4-3 ①			B B C F X 2-2 G3 ①		C B B F F F B X 3-2 P6 ②	4	1	1	1	0	0	1
David Weathers, R (1, 1) OBP: 0.250, SLG: 0.250 Greg Briley, L (7, PH) OBP: 0.256, SLG: 0.289 Joe Klink, L (7, 1) Matt Turner, R (7, 1) Rich Rodriguez, L (8, 1) Richie Lewis, R (8, 1) OBP: 0.500, SLG: 0.500 Gary Sheffield, R (9, PH) OBP: 0.360, SLG: 0.486 Bryan Harvey, R (9, 1)			S X 0-1 SH1-4 1-3 ①	F B S S 1-3 K ②			F B F B B B 4-2 1B BB		S B S B B B B 4-2 1B BB	1 0 0 0 0 0 0 0	0 0 0 0 0 0 0 0	0 0 0 0 0 0 0 0	0 1 0 0 0 0 0 1	1 0 0 0 0 0 0 0	1 0 0 0 0 0 0 0	1 0 0 0 0 0 0 0
Inning Stats	R: 0 E: 0 K: 0 S: 7 H: 0 LOB: 0 BB: 0 P: 11	R: 0 E: 0 K: 1 S: 13 H: 1 LOB: 1 BB: 0 P: 20	R: 1 E: 0 K: 1 S: 17 H: 3 LOB: 3 BB: 1 P: 28	R: 2 E: 0 K: 1 S: 16 H: 3 LOB: 1 BB: 0 P: 21	R: 0 E: 0 K: 0 S: 7 H: 0 LOB: 0 BB: 0 P: 10	R: 0 E: 0 K: 0 S: 6 H: 0 LOB: 0 BB: 0 P: 7	R: 0 E: 0 K: 0 S: 11 H: 1 LOB: 2 BB: 1 P: 22	R: 0 E: 0 K: 0 S: 6 H: 0 LOB: 0 BB: 0 P: 6	R: 0 E: 0 K: 0 S: 11 H: 1 LOB: 2 BB: 1 P: 20	1B: 7 2B: 2 3B: 0 HR: 0		SF: 0 SAC: 1 DP: 0 HBP: 0		WP: 0 PB: 0 SB: 2 CS: 0		PA: 38

PITCHER		IP	WLS	BF	H	R	ER	SO	BB	IBB	HBP	BLK	WP	HR	S	P	ERA	WHIP
Tom Candiotti, R ERA: 2.58	(1, 1)	8.0	L	33	8	3	3	3	2	0	0	0	0	0	83	125	3.38	1.250
Pedro Martinez, R ERA: 2.38	(9, 1)	1.0		5	1	0	0	0	1	0	0	0	0	0	11	20	0.00	2.000

PITCHER	IP	WLS	BF	H	R	ER	SO	BB	IBB	HBP	BLK	WP	HR	S	P	ERA	WHIP

Florida Marlins @ Los Angeles Dodgers

Dodger Stadium, Los Angeles, CA

Sat Sep 11 1993, 7:05 PM PDT

Att. 36,473 - Unknown - 77 F

TOP

livebaseballscorecards.com

AB	34
R	3
H	9
RBI	3
BB	3
SO	3
LOB	13

Florida Marlins @ Los Angeles Dodgers

Dodger Stadium, Los Angeles, CA

Sat Sep 11 1993, 7:05 PM PDT

Att. 36,473 - Unknown - 77 F

livebaseballscorecards.com

BOTTOM

Batter	1	2	3	4	5	6	7	8	9	AB	R	H	RBI	BB	SO	LOB
Brett Butler, L (1, 8) OBP: 0.391, SLG: 0.381	C L B B X 2-2 WP G5-3 1B	X 0-0 S 1B	C L B B X 2-2 ① G6-3	C B B F B X 3-2 ① G5-3	F L S 0-3 ② K					5	0	2	0	0	1	0
Jose Offerman, S (1, 6) OBP: 0.350, SLG: 0.343	1 SAFE X 0-0 ① G5-3 1-2	1 SAFE B B 1 SAFE X 1-0 S 1-2 1B	B C B F B X 3-2 ② G6-3	B X 1-0 ② L6	C X 0-1 1B 1B					5	0	2	0	0	0	1
Mike Piazza, R (1, 2) OBP: 0.358, SLG: 0.533 Tom Goodwin, L (9, PR) OBP: 0.385, SLG: 0.462	B B B B 4-0 BB	C C B B B S 3-3 ② K 1-2 2-3	C B B B C F X 2-2 WP 1B 1B	B X 1-0 ③ G6-3	C B X 1-1 1-2 1B					4 0	1 0	2 0	0 0	1 0	1 0	2 0
Eric Karros, R (1, 3) OBP: 0.289, SLG: 0.405 Raul Mondesi, R (8, PR) OBP: 0.259, SLG: 0.321 (9, 9)	C T F B B S 2-3 ② K	B C B C S 2-3 ③ K	C S B X 1-2 FC6-4 1-H 1B		B B B B 4-0 S BB	X 0-0 P4				3 1	0 0	1 0	1 0	1 0	2 0	4 2
Tim Wallach, R (1, 5) OBP: 0.271, SLG: 0.355	S F X 0-2 ③ F8 2-3		B B B C X 3-1 ① F9	B X 1-0 ③ FC6-4 1-2f				1 SAFE F 1 SAFE F F 1 S SAFE 0-3 ① K		4	0	0	0	0	1	4
Henry Rodriguez, L (1, 7) OBP: 0.273, SLG: 0.455 Mike Sharperson, R (8, PH) OBP: 0.298, SLG: 0.385 Pedro Martinez, R (9, 1)		B C B F X 2-2 ① G1-3	B X 1-0 ② F7			C B S S B F B X 3-2 ① G4-3		1 SAFE F B 1 SAFE F C 1-3 ② K		3 1 0	0 0 0	0 0 0	0 0 0	0 1 0	0 1 0	0 1 0
Cory Snyder, R (1, 9) OBP: 0.341, SLG: 0.413 (9, 3)		B B B B 4-0 G6-4-3 BB	F C B X 1-2 1B 1B			B B X 2-0 HR		1 SAFE B B S 1 SAFE B B B C B 4-2 1-2 BB		2	1	2	1	2	0	0
Jody Reed, R (1, 4) OBP: 0.325, SLG: 0.345		B B C 1 SAFE X 2-1 ②③ G6-4-3 1-2f	C X 0-1 1-2 1B			B C B X 2-1 ② F8		C B X 1-1 ③ F9		4	0	1	0	0	0	3
Tom Candiotti, R (1, 1) OBP: 0.158, SLG: 0.179 Billy Ashley, R (9, 7) OBP: 0.364, SLG: 0.364 Dave Hansen, L (9, PH) OBP: 0.434, SLG: 0.500			C S X 0-2 ① G6-3	C B F B X 2-2 ③ G1-3		F S X 0-2 ③ G5-3			C B S S B X 2-2 ① F8	3 0 1	0 0 0	0 0 0	0 0 0	0 0 0	0 0 0	2 0 0
Inning Stats	R: 0 E: 0 K: 1 S: 11 H: 1 LOB: 2 BB: 1 P: 19	R: 0 E: 0 K: 0 S: 5 H: 0 LOB: 0 BB: 1 P: 13	R: 0 E: 0 K: 2 S: 11 H: 2 LOB: 2 BB: 0 P: 17	R: 0 E: 0 K: 0 S: 11 H: 2 LOB: 2 BB: 0 P: 18	R: 1 E: 0 K: 0 S: 14 H: 2 LOB: 1 BB: 0 P: 23	R: 1 E: 0 K: 0 S: 10 H: 1 LOB: 0 BB: 0 P: 17	R: 0 E: 0 K: 0 S: 5 H: 0 LOB: 0 BB: 0 P: 10	R: 0 E: 0 K: 2 S: 11 H: 0 LOB: 2 BB: 2 P: 21	R: 0 E: 0 K: 1 S: 11 H: 2 LOB: 2 BB: 0 P: 14	1B: 9 2B: 0 3B: 0 HR: 1	SF: 0 SAC: 0 DP: 1 HBP: 0					

	AB	36
	R	2
	H	10
	RBI	2
	BB	4
	SO	6
	LOB	19

WP: 2 PA: 40
PB: 0
SB: 3
CS: 0

PITCHER		IP	WLS	BF	H	R	ER	SO	BB	IBB	HBP	BLK	WP	HR	S	P	ERA	WHIP
David Weathers, R ERA: 3.7	(1, 1)	6.0	W	27	8	2	2	3	2	0	0	0	2	1	62	107	3.00	1.667
Joe Klink, L ERA: 4.36	(7, 1)	0.2		2	0	0	0	0	0	0	0	0	0	0	4	8	0.00	0.000
Matt Turner, R ERA: 2.51	(7, 1)	0.2		3	0	0	0	1	1	0	0	0	0	0	5	10	0.00	1.500
Rich Rodriguez, L ERA: 3.93	(8, 1)	0.1		1	0	0	0	1	0	0	0	0	0	0	3	4	0.00	0.000
Richie Lewis, R ERA: 2.98	(8, 1)	0.1		2	0	0	0	0	1	0	0	0	0	0	4	9	0.00	3.000

PITCHER		IP	WLS	BF	H	R	ER	SO	BB	IBB	HBP	BLK	WP	HR	S	P	ERA	WHIP
Bryan Harvey, R ERA: 1.63	(9, 1)	1.0	S	5	2	0	0	1	0	0	0	0	0	0	11	14	0.00	2.000

Florida Marlins @ Los Angeles Dodgers

Dodger Stadium, Los Angeles, CA

Sun Sep 12 1993, 3:33 AM PDT

Att. 35,335 - Sunny - 78 F

TOP

livebaseballscorecards.com

Batter	1	2	3	4	5	6	7	8	9	AB	R	H	RBI	BB	SO	LOB
Chuck Carr, S (1, 8) OBP: 0.328, SLG: 0.342	S B C F B X 2-2 E5 S		B X 1-0 G4-3		C B X 1-1 P5 1-2			F L B X 1-2 CS 1B		4	0	1	0	0	0	1
Rick Renteria, R (1, 5) OBP: 0.322, SLG: 0.338	1 SAFE C B 1 SAFE B B B C B 4-2 G6-4-3 BB 1-2			C F B C 1-3 K ①		B B B C X 3-1 FC4-6 1B 1B		1 SAFE X 0-0 F8 ①		3	0	1	0	1	1	1
Matias Carrillo, L (1, 7) OBP: 0.333, SLG: 0.481	F B X 1-1 F8 ①			B B F X 2-1 BB 1B		B 1 SAFE X 1-0 FC4-6 1B 1-2		1 SAFE B C 1 SAFE 1 SAFE B X 2-1 F9 ②		4	0	2	0	0	0	3
Jeff Conine, R (1, 3) OBP: 0.356, SLG: 0.410	B B F X 2-1 G6-4-3 ② ③ 1-2f			B B B X 3-0 F8 ②		F C F F C 0-3 K ①		1 SAFE P 1-0 CS ③ 1-2	B C C B S 2-3 K ①	4	0	0	0	0	2	5
Bret Barberie, S (1, 4) OBP: 0.368, SLG: 0.405		B B B C S F X 3-2 F8 ①		F B F B B B 4-2 BB 1-2		X 0-0 FC4-6 ② 1-2f 2-3			B B C S F B X 3-2 G3-1 ②	3	0	0	0	1	0	2
Darrell Whitmore, L (1, 9) OBP: 0.247, SLG: 0.318 Gary Sheffield, R (9, PH) OBP: 0.359, SLG: 0.485		C B X 1-1 P5 ②		F S S 0-3 K ③		C B F B F B S 3-3 K ③			B C S B X 2-2 P4 ③	3 1	0 0	0 0	0 0	0 0	2 0	4 0
Rob Natal, R (1, 2) OBP: 0.271, SLG: 0.333		B B C C X 2-2 P1 ③			B C F S 1-3 K2-3 ①		B F B S X 2-2 G6-3 ①			3	0	0	0	0	1	0
Alex Arias, R (1, 6) OBP: 0.333, SLG: 0.302			B C B S B X 3-2 G6-3 ①		C B F X 1-2 G6-3 ②		F X 0-1 G6-3 ②			3	0	0	0	0	0	0
Pat Rapp, R (1, 1) OBP: 0.185, SLG: 0.185 Greg Briley, L (7, PH) OBP: 0.254, SLG: 0.287 Rich Rodriguez, L (7, 1) Jack Armstrong, R (8, 1) OBP: 0.164, SLG: 0.180			B B C X 2-1 G4-3 ②		C B F X 1-2 WP 1B		F C S 0-3 K ③			2 1 0 0	0 0 0 0	1 0 0 0	0 0 0 0	0 1 0 0	0 0 0 0	0 0 0 0
Inning Stats	R: 0 E: 1 K: 0 S: 10 H: 0 LOB: 1 BB: 1 P: 19	R: 0 E: 0 K: 0 S: 9 H: 0 LOB: 0 BB: 0 P: 15	R: 0 E: 0 K: 0 S: 6 H: 0 LOB: 0 BB: 0 P: 12	R: 0 E: 0 K: 2 S: 11 H: 1 LOB: 2 BB: 1 P: 21	R: 0 E: 0 K: 1 S: 11 H: 1 LOB: 1 BB: 0 P: 15	R: 0 E: 0 K: 2 S: 13 H: 2 LOB: 2 BB: 0 P: 20	R: 0 E: 0 K: 1 S: 8 H: 0 LOB: 0 BB: 0 P: 10	R: 0 E: 0 K: 0 S: 7 H: 1 LOB: 0 BB: 0 P: 10	R: 0 E: 0 K: 1 S: 10 H: 0 LOB: 0 BB: 0 P: 17	1B: 5 2B: 0 3B: 0 HR: 0		SF: 0 SAC: 0 DP: 1 HBP: 0			WP: 1 PB: 0 SB: 1 CS: 1		PA: 34

PITCHER		IP	WLS	BF	H	R	ER	SO	BB	IBB	HBP	BLK	WP	HR	S	P	ERA	WHIP
Pedro Astacio, R ERA: 3.75	(1, 1)	9.0	W	33	5	0	0	7	2	0	0	0	1	0	85	139	0.00	0.778

PITCHER	IP	WLS	BF	H	R	ER	SO	BB	IBB	HBP	BLK	WP	HR	S	P	ERA	WHIP

AB	31
R	0
H	5
RBI	0
BB	2
SO	7
LOB	16

Batter	1	2	3	4	5	6	7	8	9	AB	R	H	RBI	BB	SO	LOB
Brett Butler, L (1, 8) OBP: 0.388, SLG: 0.378	B B B C C F F X 3-2 G3 ①	C C B F B F C 2-3 K ③			X 0-0 G3 ② 2-3		M S F B F X 1-2 P5 ②			4	0	0	0	0	1	2
Lenny Harris, L (1, 4) OBP: 0.308, SLG: 0.315 Mike Sharperson, R (7, PH) OBP: 0.294, SLG: 0.380 Jody Reed, R (8, 4) OBP: 0.325, SLG: 0.345	B B B B C X 3-1 BB 1B 1B		F X 0-1 F8 ①		X 0-0 G4-3 ③		F F B F B X 2-2 L3 ③			3 1 0	0 0 0	1 0 0	0 0 0	0 0 0	0 0 0	1 0 0
Mike Piazza, R (1, 2) OBP: 0.357, SLG: 0.529	X 0-0 F9 ②		B S B C T B X 3-2 P3 ②			B B B C B 4-1 G4-6-3 BB		X 0-0 G4-3 ①		3	0	0	0	1	0	1
Eric Karros, R (1, 3) OBP: 0.289, SLG: 0.404	C F 1 SAFE X 0-2 BB 1-2 1B		F X 0-1 F8 ③			B B B C 1 SAFE X 3-1 G4-6-3 ① ② 1-2f		X 0-0 F9 ②		4	0	1	0	0	0	1
Dave Hansen, L (1, 5) OBP: 0.448, SLG: 0.493 Tom Goodwin, L (8, PR) OBP: 0.385, SLG: 0.462 Raul Mondesi, R (9, 7) OBP: 0.259, SLG: 0.321	B B C B B 4-1 1-2 2-3 BB			F B B F X 2-2 G6-3 ①		B B B 4-0 1B 1B BB		B B B C B 4-1 PO BB		1 0 0	1 0 0	0 0 0	0 0 0	3 0 0	0 0 0	0 0 0
Billy Ashley, R (1, 7) OBP: 0.357, SLG: 0.357 Tim Wallach, R (9, 5) OBP: 0.271, SLG: 0.355	X 0-0 F9 ③			B B S B F S 3-3 K ②		X 0-0 E 1B 1-2 1B		1 SAFE S 1 SAFE 0-1 PO ③ 1-2		3 0	0 0	1 0	0 0	0 0	1 0	3 0
Cory Snyder, R (1, 9) OBP: 0.341, SLG: 0.413		C B X 1-1 F8 ①		F S B X 1-2 G4-3 ③		B X 1-0 E8 1-3 2-H 1B				3	0	1	1	0	0	0
Rafael Bournigal, R (1, 6) OBP: 0.667, SLG: 1.000		F S S F B X 1-2 2B			X 0-0 G3 SH1-4 1B	X 0-0 F9 ③				3	0	2	0	0	0	2
Pedro Astacio, R (1, 1) OBP: 0.151, SLG: 0.151		L F C 0-3 K ②			1 SAFE L B B X 2-1 SH1-4 ① 1-2		S X 0-1 G4-3 ①			2	0	0	0	0	1	1
Inning Stats	R: 0 E: 0 K: 0 S: 14 H: 2 LOB: 3 BB: 1 P: 24	R: 0 E: 0 K: 2 S: 14 H: 1 LOB: 1 BB: 0 P: 18	R: 0 E: 0 K: 0 S: 8 H: 0 LOB: 0 BB: 0 P: 11	R: 0 E: 0 K: 1 S: 9 H: 0 LOB: 0 BB: 0 P: 15	R: 0 E: 0 K: 0 S: 5 H: 1 LOB: 1 BB: 0 P: 7	R: 1 E: 1 K: 0 S: 6 H: 2 LOB: 2 BB: 2 P: 18	R: 0 E: 0 K: 0 S: 11 H: 0 LOB: 0 BB: 0 P: 14	R: 0 E: 0 K: 0 S: 4 H: 0 LOB: 1 BB: 1 P: 8		1B: 5 2B: 1 3B: 0 HR: 0	SF: 0 SAC: 1 DP: 1 HBP: 0		WP: 0 PB: 0 SB: 0 CS: 0	PA: 33		

PITCHER		IP	WLS	BF	H	R	ER	SO	BB	IBB	HBP	BLK	WP	HR	S	P	ERA	WHIP
Pat Rapp, R ERA: 4.08	(1, 1)	6.0	L	26	6	1	1	3	3	0	0	0	0	0	56	93	1.50	1.500
Rich Rodriguez, L ERA: 3.88	(7, 1)	1.0		3	0	0	0	0	0	0	0	0	0	0	11	14	0.00	0.000
Jack Armstrong, R ERA: 4.69	(8, 1)	1.0		3	0	0	0	0	1	0	0	0	0	0	4	8	0.00	1.000

PITCHER	IP	WLS	BF	H	R	ER	SO	BB	IBB	HBP	BLK	WP	HR	S	P	ERA	WHIP

BOTTOM

Florida Marlins @ Los Angeles Dodgers

Dodger Stadium, Los Angeles, CA

Sun Sep 12 1993, 3:33 AM PDT

Att. 35,335 - Sunny - 78 F

livebaseballscorecards.com

AB	27
R	1
H	6
RBI	1
BB	4
SO	3
LOB	11

Batter	1	2	3	4	5	6	7	8	9	AB	R	H	RBI	BB	SO	LOB
Carlos Garcia, R (1, 4) OBP: 0.320, SLG: 0.402	X 0-0 HR		B S B S X 2-2 ② G5-3		F F X 0-2 ③ FC4-6 1-2f					3	1	1	1	0	0	1
Jay Bell, R (1, 6) OBP: 0.383, SLG: 0.436	B B C X 2-1 ① G6-3		C F B B B X 3-2 ③ L3			F B X 1-1 ① G6-3				3	0	0	0	0	0	0
Kevin Young, R (1, 3) OBP: 0.295, SLG: 0.323	X 0-0 ② G6-3			B X 1-0 ① G6-3		B S F T 1-2 ② K				3	0	0	0	0	1	0
Jeff King, R (1, 5) OBP: 0.343, SLG: 0.393	B X 1-0 ③ P5			C X 0-1 ② G6-3		B F F B F X 2-2 ③ F7				3	0	0	0	0	0	0
Lloyd McClendon, R (1, 7) OBP: 0.284, SLG: 0.275		B C F F B B B 4-2 BB		F B F F X 1-2 1B						1	0	1	0	1	0	0
Orlando Merced, S (1, 9) OBP: 0.419, SLG: 0.455		F 1 SAFE B 1 SAFE F F F C 1-3 ① K		B F B X 2-1 ③ G3						2	0	0	0	0	1	2
Don Slaught, R (1, 2) OBP: 0.357, SLG: 0.446		1 SAFE B B X 2-0 ② F8			B B C B X 3-1 ① G5-3					2	0	0	0	0	0	1
Al Martin, L (1, 8) OBP: 0.341, SLG: 0.474		C S C 0-3 ③ K			S S X 0-2 ② G3					2	0	0	0	0	1	1
Paul Wagner, R (1, 1) OBP: 0.171, SLG: 0.147			S B S B F X 2-2 ① G4-3		F C B B X 2-2 FC4-6 1B					2	0	1	0	0	0	0
Inning Stats	R: 1 E: 0 K: 0 S: 5 H: 1 LOB: 0 BB: 0 P: 8	R: 0 E: 0 K: 2 S: 11 H: 0 LOB: 1 BB: 1 P: 18	R: 0 E: 0 K: 0 S: 10 H: 0 LOB: 0 BB: 0 P: 17	R: 0 E: 0 K: 0 S: 8 H: 1 LOB: 1 BB: 0 P: 12	R: 0 E: 0 K: 0 S: 11 H: 1 LOB: 1 BB: 0 P: 16	R: 0 E: 0 K: 1 S: 9 H: 0 LOB: 0 BB: 0 P: 13				1B: 2 2B: 0 3B: 0 HR: 1 SF: 0 SAC: 0 DP: 0 HBP: 0						

PITCHER	IP	WLS	BF	H	R	ER	SO	BB	IBB	HBP	BLK	WP	HR	S	P	ERA	WHIP
Chris Hammond, L (1, 1) ERA: 4.58	6.0	L	22	3	1	1	3	1	0	0	0	0	1	54	84	1.50	0.667

PITCHER	IP	WLS	BF	H	R	ER	SO	BB	IBB	HBP	BLK	WP	HR	S	P	ERA	WHIP

TOP

Pittsburgh Pirates @ Florida Marlins

Joe Robbie Stadium, Miami, FL

Tue Sep 14 1993, 7:05 PM EDT
Att. 28,497 - Unknown - 80 F

livebaseballscorecards.com

AB	21
R	1
H	3
RBI	1
BB	1
SO	3
LOB	5

WP: 0 PA: 22
PB: 0
SB: 0
CS: 0

Batter	1	2	3	4	5	6	7	8	9	AB	R	H	RBI	BB	SO	LOB
Chuck Carr, S (1, 8) OBP: 0.326, SLG: 0.339	B S B X 2-1 F8 ①		B X 1-0 F8 ①		S F S 0-3 K ③					3	0	0	0	0	1	1
Rick Renteria, R (1, 5) OBP: 0.322, SLG: 0.337	X 0-0 G3 ②		B B C C C 2-3 K ②			X 0-0 E 1B 1B				3	0	1	0	0	1	0
Bret Barberie, S (1, 4) OBP: 0.364, SLG: 0.401	B F B F F B X 3-2 P7 ③		B X 1-0 F9 ③			X 0-0 F8 ①				3	0	0	0	0	0	1
Orestes Destrade, S (1, 3) OBP: 0.335, SLG: 0.421		B B B B 4-0 FC1-6 1B BB		F B F X 1-2 L3 1B		F B C B X 2-2 E9 HBP 1-3 1B				2	0	2	0	1	0	0
Jeff Conine, R (1, 7) OBP: 0.356, SLG: 0.408		C B F B S 2-3 K ①		S C X 0-2 L3 ① ② 1-2		H 1-0 1-2 HBP				2	0	0	0	0	1	2
Darrell Whitmore, L (1, 9) OBP: 0.248, SLG: 0.318		S B B X 2-1 FC1-6 1-2 1B		B B C B F S 3-3 K ③		B S S B B X 3-2 P6 ②				3	0	1	0	0	1	3
Benito Santiago, R (1, 2) OBP: 0.293, SLG: 0.382		F F B F X 1-2 FC1-6 BB ② 1-2f 2-3			S B B B B 4-1 SH1-4 BB	F B S X 1-2 F7 ③				2	0	0	0	1	0	5
Walt Weiss, S (1, 6) OBP: 0.366, SLG: 0.316		B B B B 4-0 1-2 BB			X 0-0 F7 ①					1	0	0	0	1	0	1
Chris Hammond, L (1, 1) OBP: 0.294, SLG: 0.333		B C B S C 2-3 K ③			X 0-0 SH1-4 ② 1-2					1	0	0	0	0	1	3
Inning Stats	R: 0 E: 0 K: 0 S: 7 H: 0 LOB: 0 BB: 0 P: 12	R: 0 E: 0 K: 2 S: 12 H: 1 LOB: 3 BB: 2 P: 27	R: 0 E: 0 K: 1 S: 5 H: 0 LOB: 0 BB: 0 P: 9	R: 0 E: 0 K: 1 S: 9 H: 1 LOB: 0 BB: 0 P: 13	R: 0 E: 0 K: 1 S: 6 H: 0 LOB: 1 BB: 1 P: 10	R: 0 E: 1 K: 0 S: 11 H: 2 LOB: 3 BB: 0 P: 18				1B: 4 2B: 1 3B: 0 HR: 0	SF: 0 SAC: 1 DP: 1 HBP: 1			WP: 0 PB: 0 SB: 0 CS: 0	PA: 25		

PITCHER	IP	WLS	BF	H	R	ER	SO	BB	IBB	HBP	BLK	WP	HR	S	P	ERA	WHIP
Paul Wagner, R (1, 1) ERA: 4.63	6.0	W	25	4	0	0	5	3	0	1	0	0	0	50	89	0.00	1.167

PITCHER	IP	WLS	BF	H	R	ER	SO	BB	IBB	HBP	BLK	WP	HR	S	P	ERA	WHIP

BOTTOM

Pittsburgh Pirates @ Florida Marlins

Joe Robbie Stadium, Miami, FL

Tue Sep 14 1993, 7:05 PM EDT

Att. 28,497 - Unknown - 80 F

livebaseballscorecards.com

AB	20
R	0
H	4
RBI	0
BB	3
SO	5
LOB	16

Batter	1	2	3	4	5	6	7	8	9	AB	R	H	RBI	BB	SO	LOB
Carlos Garcia, R (1, 4) OBP: 0.321, SLG: 0.401	F8	1-2 2-3 BB			F9	G5-3			BB BB BB 1B	4	1	1	0	1	0	1
Jay Bell, R (1, 6) OBP: 0.384, SLG: 0.442	1B F8-2 1B	P3			K		HR		BB BB E 1-2 BB	4	2	2	1	1	1	3
Orlando Merced, S (1, 9) OBP: 0.419, SLG: 0.453	1 SAFE 1 SAFE 1-3 1B		G6-3		K	F8			E BB 1-2 2-3 BB	4	0	1	0	1	1	0
Jeff King, R (1, 5) OBP: 0.345, SLG: 0.393	F8-2 3-H		PB 1B BB			HR BB 1B	K		E 1-2 2-3 3-H BB	3	2	1	1	2	1	2
Dave Clark, L (1, 7) OBP: 0.350, SLG: 0.391 Rich Aude, R (9, PH) Midre Cummings, L (9, 7) OBP: 0.333, SLG: 0.333		HBP BB SF8 BB	L3 1-H 1B			1 SAFE 1 SAFE 1 SAFE 1 SAFE HR 1-2 BB	K		K	2 1 0	2 0 0	1 0 0	1 0 0	2 0 0	1 1 0	0 3 0
Al Martin, L (1, 8) OBP: 0.342, SLG: 0.479		1 SAFE 1 SAFE BB HBP 1-2 BB	L3 1-1			HR 1-H 2-H	K	K	E4 1-2 2-3 3-H	4	1	1	3	1	1	3
Kevin Young, R (1, 3) OBP: 0.294, SLG: 0.322		K		F8		SH3-4 1B		K	G6-3	5	0	1	0	0	2	5
Tom Prince, R (1, 2) OBP: 0.256, SLG: 0.281		BB HBP 1-2 2-3		P4	1 SAFE	F8		P4		3	0	0	0	0	0	1
Steve Cooke, R (1, 1) OBP: 0.162, SLG: 0.182 Joel Johnston, R (8, 1) OBP: 0.400, SLG: 0.600 Andy Tomberlin, L (9, PH) OBP: 0.342, SLG: 0.444 Mark Dewey, R (9, 1)		SF8 3-H		F7		SH3-4 1-2			G6-3	1 0 1 0	0 0 0 0	0 0 0 0	1 0 0 0	0 0 0 0	0 0 0 0	0 0 0 0
Inning Stats	R: 0 E: 0 K: 0 S: 8 H: 2 LOB: 1 BB: 0 P: 14	R: 1 E: 0 K: 1 S: 10 H: 0 LOB: 3 BB: 3 P: 26	R: 1 E: 0 K: 0 S: 8 H: 1 LOB: 0 BB: 1 P: 15	R: 0 E: 0 K: 0 S: 5 H: 0 LOB: 0 BB: 0 P: 9	R: 0 E: 0 K: 2 S: 10 H: 0 LOB: 0 BB: 0 P: 12	R: 3 E: 0 K: 0 S: 12 H: 3 LOB: 1 BB: 1 P: 21	R: 1 E: 0 K: 2 S: 10 H: 1 LOB: 0 BB: 0 P: 15	R: 0 E: 0 K: 2 S: 8 H: 0 LOB: 0 BB: 0 P: 9	R: 2 E: 1 K: 1 S: 21 H: 1 LOB: 3 BB: 3 P: 40	1B: 6 2B: 2 3B: 0 HR: 2	SF: 1 SAC: 1 DP: 2 HBP: 1						

PITCHER	IP	WLS	BF	H	R	ER	SO	BB	IBB	HBP	BLK	WP	HR	S	P	ERA	WHIP
Charlie Hough, R (1, 1) ERA: 4.24	5.0	L	25	6	5	4	3	5	0	1	0	0	1	48	89	7.20	2.200
Richie Lewis, R (6, 1) ERA: 2.98	3.0		10	1	1	1	4	0	0	0	0	0	1	23	32	3.00	0.333
John Johnstone, R (9, 1) ERA: 4.91	0.1		5	1	2	1	0	3	0	0	0	0	0	12	27	27.00	12.000
Joe Klink, L (9, 1) ERA: 4.28	0.2		3	0	0	0	1	0	0	0	0	0	0	9	13	0.00	0.000

TOP

Pittsburgh Pirates @ Florida Marlins

Joe Robbie Stadium, Miami, FL

Wed Sep 15 1993, 7:05 PM EDT

Att. 28,788 - Unknown - 85 F

livebaseballscorecards.com

AB	32
R	8
H	8
RBI	7
BB	8
SO	8
LOB	18

1B: 6 2B: 2 3B: 0 HR: 2 SF: 1 SAC: 1 DP: 2 HBP: 1

WP: 0 PB: 1 SB: 0 CS: 0 PA: 43

BOTTOM

Pittsburgh Pirates @ Florida Marlins

Joe Robbie Stadium, Miami, FL

Wed Sep 15 1993, 7:05 PM EDT

Att. 28,788 - Unknown - 85 F

livebaseballscorecards.com

Batter	1	2	3	4	5	6	7	8	9	AB	R	H	RBI	BB	SO	LOB
Chuck Carr, S (1, 8) OBP: 0.327, SLG: 0.341	F9		FC4-6, 1B		G5-3			1B, 1B		4	1	2	0	0	0	0
Rick Renteria, R (1, 5) OBP: 0.325, SLG: 0.337	1B, BB		FC4-6, G5-3			G6-3		1B		3	0	1	0	1	0	1
Jeff Conine, R (1, 7) OBP: 0.357, SLG: 0.409	FC5-4, 1B		G5-3			P4		1B		4	0	2	1	0	0	1
Orestes Destrade, S (1, 3) OBP: 0.332, SLG: 0.418	L9		K			K		F7		4	0	0	0	0	2	5
Henry Cotto, R (1, 9) OBP: 0.255, SLG: 0.338	FC5-4			K			G1-3		K	3	0	0	0	0	1	2
Greg Briley, L (9, PH) OBP: 0.253, SLG: 0.286										1	0	0	0	0	1	0
Bret Barberie, S (1, 4) OBP: 0.360, SLG: 0.396		G6-3		G5-3			K		G1-3	4	0	0	0	0	1	0
Benito Santiago, R (1, 2) OBP: 0.292, SLG: 0.380		G6-3	F9				G6-3		K	3	0	0	0	0	0	0
John Johnstone, R (9, 1)										0	0	0	0	0	0	0
Joe Klink, L (9, 1)										0	0	0	0	0	0	0
Matias Carrillo, L (9, PH) OBP: 0.321, SLG: 0.464										1	0	0	0	0	1	0
Walt Weiss, S (1, 6) OBP: 0.366, SLG: 0.316		BB			G5-3			K		1	0	0	0	1	0	0
Alex Arias, R (8, PH) OBP: 0.332, SLG: 0.301										1	0	0	0	0	1	0
(9, 6)																
Charlie Hough, R (1, 1) OBP: 0.081, SLG: 0.034		K			K			L8		2	0	0	0	0	2	1
Richie Lewis, R (6, 1) OBP: 0.500, SLG: 0.500										0	0	0	0	0	0	0
Terry McGriff, R (8, PH)										1	0	0	0	0	0	0
(9, 2)																

	AB	32
	R	1
	H	5
	RBI	1
	BB	2
	SO	9
	LOB	10

Inning Stats	1	2	3	4	5	6	7	8	9
	R: 0 H: 1 E: 0 LOB: 2 K: 0 BB: 1 S: 10 P: 21	R: 0 H: 0 E: 0 LOB: 1 K: 1 BB: 1 S: 13 P: 20	R: 0 H: 1 E: 0 LOB: 1 K: 1 BB: 0 S: 9 P: 12	R: 0 H: 0 E: 0 LOB: 0 K: 1 BB: 0 S: 7 P: 9	R: 0 H: 0 E: 0 LOB: 0 K: 1 BB: 0 S: 7 P: 9	R: 0 H: 0 E: 0 LOB: 0 K: 1 BB: 0 S: 5 P: 6	R: 0 H: 0 E: 0 LOB: 0 K: 1 BB: 0 S: 8 P: 13	R: 1 H: 3 E: 0 LOB: 2 K: 1 BB: 0 S: 13 P: 19	R: 0 H: 0 E: 0 LOB: 0 K: 2 BB: 0 S: 7 P: 8

	1B: 5	SF: 0	WP: 0	PA: 34
	2B: 0	SAC: 0	PB: 0	
	3B: 0	DP: 0	SB: 0	
	HR: 0	HBP: 0	CS: 0	

PITCHER		IP	WLS	BF	H	R	ER	SO	BB	IBB	HBP	BLK	WP	HR	S	P	ERA	WHIP
Steve Cooke, L ERA: 3.73	(1, 1)	7.2	W	30	5	1	1	7	2	0	0	0	0	0	69	104	1.17	0.913
Joel Johnston, R ERA: 3.65	(8, 1)	0.1		1	0	0	0	0	0	0	0	0	0	0	3	5	0.00	0.000
Mark Dewey, R ERA: 2.45	(9, 1)	1.0		3	0	0	0	2	0	0	0	0	0	0	7	8	0.00	0.000

PITCHER	IP	WLS	BF	H	R	ER	SO	BB	IBB	HBP	BLK	WP	HR	S	P	ERA	WHIP

Batter	1	2	3	4	5	6	7	8	9	AB	R	H	RBI	BB	SO	LOB
Tom Foley, L (1, 4) OBP: 0.290, SLG: 0.378	B F F F X 1-2 G3 ①		B F X 1-1 G6-3 ①		X 0-0 FC3-6 ① 1-2f 2-3	B B C X 2-1 G6-3 ③		B F F B X 2-2 SF9 ② 3-H	B B C F B B 4-2 BB BB	4	1	0	0	0	0	3
Carlos Garcia, R (8, PH) OBP: 0.322, SLG: 0.401 (8, 4)										0	0	0	1	1	0	0
Jay Bell, R (1, 6) OBP: 0.382, SLG: 0.439	B C B B X 3-1 F9 ②		C X 0-1 F8 ②		B F F F B X 2-2 1B 1-2 3-H 1B		C B F C 1-3 K ①	B C S B S 2-3 K ③ 2-3	F C F X 0-2 P8 ②	6	1	1	1	0	2	3
Orlando Merced, S (1, 3) OBP: 0.420, SLG: 0.451 (7, 9)	C B X 1-1 G1-3 ③		X 0-0 G3 ③		F B B X 2-1 F7 ②		C B B C B X 3-2 1B		4-2 1B BB C B B B B 4-2 1-2 2-3 BB	4	1	1	0	2	0	2
Jeff King, R (1, 5) OBP: 0.345, SLG: 0.392		B X 1-0 G6-3 ①		C C X 0-2 1B G4-6-3 1B	C F X 0-2 1B 1-3 2-H 1B		C F B 1 X SAFE 1-2 F8 ②		1 SAFE C X 0-1 P6 ① 2-3 K ③	6	1	2	1	0	1	5
Dave Clark, L (1, 9) OBP: 0.360, SLG: 0.402		B F X 1-1 FC8-6-4 1B		B X 1-0 G4-6-3 1-3 1B	B X 1-0 1-2 3-H 1B		T X 0-1 1-2 1B		X 0-0 1B 1-2 2B 1B	4	0	4	1	0	0	0
Tony Menendez, R (7, 1)										0	0	0	0	0	0	0
Andy Tomberlin, L (9, PH) OBP: 0.359, SLG: 0.459										1	1	1	0	0	0	0
Denny Neagle, L (9, 1)										0	0	0	0	0	0	0
Al Martin, L (1, 8) OBP: 0.342, SLG: 0.478		X 0-0 FC8-6-4 1-2 1B		C S B 1 SAFE B B X 3-2 G4-6-3 ① ② 1-2f 3-H	B S B X 2-1 G3-1 ③		F X 0-1 F7 ③		B X 1-0 2B 1-2 2-H 1B	5	1	2	1	0	0	5
Midre Cummings, L (1, 7) OBP: 0.375, SLG: 0.500		X 0-0 FC8-6-4 ② BB 1-2f 2-3		C C B F B S 2-3 K ③		S C B T 1-2 K ①		B F X 1-1 1B SH3 SF9 1B	B F X 1-1 1B 2B 1-H 2-H	5	2	2	2	0	2	2
Jerry Goff, L (1, 2) OBP: 0.333, SLG: 0.286		B B B B 4-0 1-2 BB			X 0-0 FC3-6 1B 1B	B F F C 1-3 K ②		1 SAFE L 1 SAFE 1 SAFE X 0-1 SH3 ① 1-2	F X 0-1 2B 2-H 1B	3	2	2	1	1	1	0
John Hope, R (1, 1) OBP: 0.125, SLG: 0.125		F F S 0-3 K ③			F 1 SAFE L F X 0-2 FC3-6 1-2 1B	B X 1-0 2B		B S B X 2-1 WP 2-3 1B	F B X 1-1 BB 2-H 2B	2	0	1	0	0	1	3
Tony Womack, L (5, PR)										0	0	0	0	0	0	0
Jeff Ballard, L (5, 1) OBP: 0.400, SLG: 0.500										1	0	1	0	0	0	0
Kevin Young, R (7, 3) OBP: 0.297, SLG: 0.328										2	0	2	1	0	0	0
Inning Stats	R: 0 E: 0 K: 0 S: 8 H: 0 LOB: 0 BB: 0 P: 13	R: 0 E: 0 K: 1 S: 8 H: 2 LOB: 3 BB: 1 P: 14	R: 0 E: 0 K: 0 S: 5 H: 0 LOB: 0 BB: 0 P: 6	R: 1 E: 0 K: 1 S: 11 H: 2 LOB: 0 BB: 0 P: 17	R: 3 E: 0 K: 0 S: 17 H: 5 LOB: 2 BB: 0 P: 24	R: 0 E: 0 K: 2 S: 9 H: 1 LOB: 1 BB: 0 P: 14	R: 0 E: 0 K: 1 S: 13 H: 2 LOB: 2 BB: 0 P: 18	R: 1 E: 0 K: 1 S: 12 H: 2 LOB: 1 BB: 0 P: 19	R: 5 E: 0 K: 1 S: 24 H: 5 LOB: 3 BB: 3 P: 41	1B: 16 2B: 3 3B: 0 HR: 0 SF: 1 SAC: 1 DP: 1 HBP: 0						

TOP

Pittsburgh Pirates @ Florida Marlins

Joe Robbie Stadium, Miami, FL

Thu Sep 16 1993, 7:05 PM EDT

Att. 26,730 - Unknown - 86 F

livebaseballscorecards.com

AB	43
R	10
H	19
RBI	9
BB	4
SO	7
LOB	23

| | | | | | | | | | |

Batter	1	2	3	4	5	6	7	8	9	AB	R	H	RBI	BB	SO	LOB
Chuck Carr, S (1, 8) OBP: 0.327, SLG: 0.339	BBBB 4-0 CS BB		BBX 2-0 F9 ③			FFX 0-2 G5-3 ②			BFTFBBFS 3-3 K ①	3	0	0	0	1	1	1
Bret Barberie, S (1, 4) OBP: 0.359, SLG: 0.393	1 SAFE C X 0-1 F9 ①			BFBX 2-1 G3 ①		BH 2-0 HBP			FBX 1-1 F8 ②	3	0	0	0	0	0	1
Jeff Conine, R (1, 7) OBP: 0.355, SLG: 0.406	1 SAFE CBX 1-1 L3 ②③ 1-2			X 0-0 G1-3 ②		X 0-0 L1 ③			FX 0-1 G4-3 ③	4	0	0	0	0	0	2
Orestes Destrade, S (1, 3) OBP: 0.330, SLG: 0.415		CBSBX 2-2 P5 ①		BX 1-0 G6-3 ③			X 0-0 F9 ①			3	0	0	0	0	0	0
Matias Carrillo, L (1, 9) OBP: 0.323, SLG: 0.452		BFSBFX 2-2 G4-3 ②			CCFBBFX 2-2 F9 ①		CBX 1-1 G4-6-3 1B			3	0	1	0	0	0	0
Alex Arias, R (1, 5) OBP: 0.332, SLG: 0.301 Matt Turner, R (8, 1) Joe Klink, L (9, 1) Richie Lewis, R (9, 1) OBP: 0.500, SLG: 0.500		BCBFX 2-2 G6-3 ③			BBCX 2-1 1B 1B		CCBFX 1-2 G4-6-3 ②③ 1-2f			3 0 0 0	0 0 0 0	1 0 0 0	0 0 0 0	0 0 0 0	0 0 0 0	1 0 0 0
Rob Natal, R (1, 2) OBP: 0.288, SLG: 0.338			BCFH 2-2 G3 HBP		CBBX 2-1 G1-6-3 1-3 1B			SFC 0-3 K ①		2	0	1	0	0	1	0
Walt Weiss, S (1, 6) OBP: 0.364, SLG: 0.314			1 SAFE B 1 SAFE X 1-0 G3 ① 1-2		BBCX 2-1 G1-6-3 ②③ 1-2f			X 0-0 F9 ②		3	0	0	0	0	0	3
David Weathers, R (1, 1) OBP: 0.200, SLG: 0.200 Henry Cotto, R (6, PH) OBP: 0.253, SLG: 0.336 Rich Rodriguez, L (7, 1) Rick Renteria, R (8, 5) OBP: 0.323, SLG: 0.336			BX 1-0 G1-3 ②			BX 1-0 G5-3 ①		X 0-0 P6 ③		1 1 0 1	0 0 0 0	0 0 0 0	0 0 0 0	0 0 0 0	0 0 0 0	1 0 0 0
Inning Stats	R: 0 E: 0 K: 0 S: 4 H: 0 LOB: 0 BB: 1 P: 9	R: 0 E: 0 K: 0 S: 10 H: 0 LOB: 0 BB: 0 P: 16	R: 0 E: 0 K: 0 S: 5 H: 0 LOB: 1 BB: 0 P: 11	R: 0 E: 0 K: 0 S: 4 H: 0 LOB: 0 BB: 0 P: 7	R: 0 E: 0 K: 0 S: 11 H: 2 LOB: 1 BB: 0 P: 19	R: 0 E: 0 K: 0 S: 5 H: 0 LOB: 1 BB: 0 P: 8	R: 0 E: 0 K: 0 S: 7 H: 1 LOB: 0 BB: 0 P: 9	R: 0 E: 0 K: 1 S: 5 H: 0 LOB: 0 BB: 0 P: 5	R: 0 E: 0 K: 1 S: 9 H: 0 LOB: 0 BB: 0 P: 13	1B: 3 2B: 0 3B: 0 HR: 0 SF: 0 SAC: 0 DP: 2 HBP: 2						

PITCHER		IP	WLS	BF	H	R	ER	SO	BB	IBB	HBP	BLK	WP	HR	S	P	ERA	WHIP
John Hope, R ERA: 4.43	(1, 1)	4.0		13	0	0	0	0	1	0	1	0	0	0	23	43	0.00	0.250
Jeff Ballard, L ERA: 4.94	(5, 1)	2.1	W	10	3	0	0	0	0	0	1	0	0	0	19	31	0.00	1.286
Tony Menendez, R ERA: 2.87	(7, 1)	1.2		4	0	0	0	1	0	0	0	0	0	0	9	10	0.00	0.000
Denny Neagle, L ERA: 5.33	(9, 1)	1.0		3	0	0	0	1	0	0	0	0	0	0	9	13	0.00	0.000

PITCHER	IP	WLS	BF	H	R	ER	SO	BB	IBB	HBP	BLK	WP	HR	S	P	ERA	WHIP

BOTTOM

Pittsburgh Pirates @ Florida Marlins

Joe Robbie Stadium, Miami, FL

Thu Sep 16 1993, 7:05 PM EDT

Att. 26,730 - Unknown - 86 F

livebaseballscorecards.com

AB	27
R	0
H	3
RBI	0
BB	1
SO	2
LOB	9

Batter	1	2	3	4	5	6	7	8	9	AB	R	H	RBI	BB	SO	LOB
Walt Weiss, S (1, 6) OBP: 0.367, SLG: 0.317	BBCFBB 4-2 1B SF7 BB	X 0-0 2B			BBCBCFFB 4-2 SH3 BB		LCFX 0-2 ① F8			2	1	1	0	2	0	0
Rob Natal, R (1, 2) OBP: 0.289, SLG: 0.338	CBX 1-1 HBP 1-3 1B	BBBCCFX 3-2 ③ L4			X 0-0 ① SH3 1-2		CBBCFX 2-2 ② F9			3	0	1	0	0	0	1
Jeff Conine, R (1, 7) (8, 3) OBP: 0.352, SLG: 0.403	CBBFFC 2-3 ① K	FBCFFFX 1-2 ① G6-3			CFBX 1-2 ② P6		FX 0-1 ③ F9			4	0	0	0	0	1	3
Orestes Destrade, S (1, 3) OBP: 0.330, SLG: 0.414 Chuck Carr, S (8, 8) OBP: 0.327, SLG: 0.339	CX 0-1 ② SF7 3-H	CFBFFFX 1-2 ② F7			IIII 4-0 IBB			BFBFX 2-2 ① F8		2 0	0 0	0 0	1 0	1 0	0 0	0 0
Matias Carrillo, L (1, 8) (8, 7) OBP: 0.314, SLG: 0.412	CH 1-1 FC6-4 1-2 HBP	BX 1-0 ③ G5-3			BBCCBS 3-3 ③ K			FFX 0-2 ② G3		3	0	0	0	0	1	2
Rick Renteria, R (1, 4) OBP: 0.322, SLG: 0.335 Bryan Harvey, R (8, 1)	CX 0-1 ③ FC6-4 1-2f	BX 1-0 1B			BCX 1-1 ① G4-3			BBBCFFX 3-2 ③ G4-3		4 0	0 0	1 0	0 0	0 0	0 0	2 0
Darrell Whitmore, L (1, 9) OBP: 0.243, SLG: 0.312		X 0-0 ① F7		BX 1-0 ① F7		BFBSX 2-2 ② F7			BX 1-0 ① G4-3	4	0	0	0	0	0	1
Alex Arias, R (1, 5) OBP: 0.335, SLG: 0.319		BX 1-0 HR		PX 1-0 ② 1-3 1B		BX 1-0 E4			BCFBX 2-2 ② G5-3	4	1	2	1	0	0	0
Jack Armstrong, R (1, 1) OBP: 0.156, SLG: 0.172 Bret Barberie, S (8, 4) OBP: 0.358, SLG: 0.391		SCC 0-3 ② K		CBCCS 1-3 ③ K		FCC 0-3 ③ K			CCC 0-3 ③ K	3 1	0 0	0 0	0 0	0 0	3 1	2 0
Inning Stats	R: 1 H: 1 E: 0 LOB: 2 K: 1 BB: 1 S: 13 P: 21	R: 1 H: 2 E: 0 LOB: 1 K: 1 BB: 0 S: 10 P: 14	R: 0 H: 0 E: 0 LOB: 0 K: 0 BB: 0 S: 12 P: 15	R: 0 H: 2 E: 0 LOB: 1 K: 1 BB: 0 S: 7 P: 10	R: 0 H: 0 E: 0 LOB: 2 K: 1 BB: 2 S: 11 P: 23	R: 0 H: 0 E: 1 LOB: 1 K: 1 BB: 0 S: 9 P: 13	R: 0 H: 0 E: 0 LOB: 0 K: 0 BB: 0 S: 10 P: 12	R: 0 H: 0 E: 0 LOB: 0 K: 0 BB: 0 S: 10 P: 15	R: 0 H: 0 E: 0 LOB: 0 K: 1 BB: 0 S: 7 P: 10	1B: 3 2B: 1 3B: 0 HR: 1	SF: 1 SAC: 1 DP: 0 HBP: 1			WP: 0 PB: 0 SB: 0 CS: 0	PA: 36	

PITCHER	IP	WLS	BF	H	R	ER	SO	BB	IBB	HBP	BLK	WP	HR	S	P	ERA	WHIP
Mike Harkey, R (1, 1) ERA: 4.68	8.0	L	33	5	2	2	5	2	1	1	0	0	1	82	123	2.25	0.875
Chuck McElroy, L (9, 1) ERA: 4.44	1.0		3	0	0	0	1	0	0	0	0	0	0	7	10	0.00	0.000

PITCHER	IP	WLS	BF	H	R	ER	SO	BB	IBB	HBP	BLK	WP	HR	S	P	ERA	WHIP

TOP

Florida Marlins @ Chicago Cubs

Wrigley Field, Chicago, IL

Fri Sep 17 1993, 3:33 AM CDT

Att. 26,659 - Sunny - 65 F

livebaseballscorecards.com

AB	30
R	2
H	5
RBI	2
BB	3
SO	6
LOB	11

Batter	1	2	3	4	5	6	7	8	9	AB	R	H	RBI	BB	SO	LOB
Karl Rhodes, L (1, 8) Tommy Shields, L (9, 4) OBP: 0.167, SLG: 0.130	C B S X 1-2 G3-1 ①		B C B B S F B 4-2 BB		F B S B B X 3-2 G3 ③			C F B F X 1-2 F9 ②		3 0 0 0 1 0 1 0 0 0 0 0 0 0						
Jose Vizcaino, S (1, 6) OBP: 0.332, SLG: 0.345	B B C C B F B 4-2 S BB		B X 1-0 F8 ②			F C B B F X 2-2 G5-3 ①		B B C F S 2-3 K ③		3 0 0 0 1 1 3						
Mark Grace, L (1, 3) OBP: 0.387, SLG: 0.462	C S C 0-3 K ②		B F F B X 2-2 F7 ③			X 0-0 G3-1 ②			B C F F F S 1-3 K ①	4 0 0 0 0 2 3						
Derrick May, L (1, 7) OBP: 0.344, SLG: 0.434	B B B S S S 3-3 K ③ 1-2			C X 0-1 F9 ①		C S B B S 2-3 K ③			X 0-0 G4-3 ②	4 0 0 0 0 2 1						
Steve Buechele, R (1, 5) OBP: 0.333, SLG: 0.439		C B B C B B 4-2 FC4-6 BB		X 0-0 G6-3 ②			C B X 1-1 G4-6-3 1B		B C S B F F B C 3-3 K ③	3 0 1 0 1 1 0						
Rick Wilkins, L (1, 2) OBP: 0.359, SLG: 0.550		C B C B F X 2-2 FC4-6 G6-4-3 ① 1-2f		C X 0-1 1B			X 0-0 G4-6-3 ① ② 1-2f			3 0 1 0 0 0 2						
Sammy Sosa, R (1, 9) OBP: 0.308, SLG: 0.487 (9, 8)		B B B X 3-0 G6-4-3 ② ③ 1-2f		S C B B X 2-2 F9 ③			B B F S F B X 3-2 G3 ③			3 0 0 0 0 0 2						
Eric Yelding, R (1, 4) OBP: 0.303, SLG: 0.304 Dwight Smith, L (8, PH) OBP: 0.361, SLG: 0.497 (9, 9)			B X 1-0 SH2-4 1B		B X 1-0 G5-3 ①			F B B B F F F F F 3-3 S K ①		2 0 1 0 0 0 0 1 0 0 0 0 1 0						
Mike Harkey, R (1, 1) OBP: 0.113, SLG: 0.115 Kevin Roberson, S (8, PH) OBP: 0.263, SLG: 0.392 Chuck McElroy, L (9, 1)			L B X 1-1 SH2-4 ① 1-2		B B C B X 3-1 G1-3 ②			C B B B B 4-1 BB		1 0 0 0 0 0 0 0 0 0 0 1 0 0 0 0 0 0 0 0 0						
Inning Stats	R: 0 H: 0 E: 0 LOB: 1 K: 2 BB: 1 S: 12 P: 20	R: 0 H: 0 E: 0 LOB: 0 K: 0 BB: 1 S: 7 P: 16	R: 0 H: 1 E: 0 LOB: 2 K: 0 BB: 1 S: 10 P: 19	R: 0 H: 1 E: 0 LOB: 1 K: 0 BB: 0 S: 8 P: 10	R: 0 H: 0 E: 0 LOB: 0 K: 0 BB: 0 S: 6 P: 13	R: 0 H: 0 E: 0 LOB: 0 K: 1 BB: 0 S: 8 P: 12	R: 0 H: 1 E: 0 LOB: 0 K: 0 BB: 0 S: 7 P: 11	R: 0 H: 0 E: 0 LOB: 1 K: 2 BB: 1 S: 15 P: 25	R: 0 H: 0 E: 0 LOB: 0 K: 2 BB: 0 S: 11 P: 15	1B: 3 SF: 0 2B: 0 SAC: 1 3B: 0 DP: 2 HR: 0 HBP: 0						

PITCHER	IP	WLS	BF	H	R	ER	SO	BB	IBB	HBP	BLK	WP	HR	S	P	ERA	WHIP
Jack Armstrong, R (1, 1) ERA: 4.5	7.1	W	27	3	0	0	4	4	0	0	0	0	0	66	116	0.00	0.955
Bryan Harvey, R (8, 1) ERA: 1.59	1.2	S	5	0	0	0	3	0	0	0	0	0	0	18	25	0.00	0.000

PITCHER	IP	WLS	BF	H	R	ER	SO	BB	IBB	HBP	BLK	WP	HR	S	P	ERA	WHIP

Florida Marlins @ Chicago Cubs

Wrigley Field, Chicago, IL

Fri Sep 17 1993, 3:33 AM CDT

Att. 26,659 - Sunny - 65 F

BOTTOM

livebaseballscorecards.com

AB	27
R	0
H	3
RBI	0
BB	4
SO	7
LOB	12

Batter	1	2	3	4	5	6	7	8	9	AB	R	H	RBI	BB	SO	LOB
Chuck Carr, S (1, 8) OBP: 0.329, SLG: 0.345	B B X 2-0 CS 1B		B S X 1-1 SF9 3B	B S F B S 2-3 ③ K		B X 1-0 CS G6-3 1B			B 1 SAFE X 1-0 ① B1	5	1	3	0	0	1	1
Rick Renteria, R (1, 4) OBP: 0.318, SLG: 0.331 Gary Sheffield, R (9, PH) OBP: 0.361, SLG: 0.486	B 1 SAFE C P 1 S X 2-2 ①② G5-3 1-2		B B X 2-0 ① SF9 3-H		C B X 1-1 ① F7	1 SAFE C F B 1 SAFE 1 SAFE F F 1 SAFE 1-2 ② G6-3 1-2			B C X 1-1 1-2 1B	3 1	0 0	0 1	1 0	0 0	0 0	2 0
Jeff Conine, R (1, 7) OBP: 0.355, SLG: 0.407	B C X 1-1 1B		F C X 0-2 HR 2B		B C F B X 2-2 HR 1B	B B 2 SAFE 2-0 ③ CS 2-3	X 0-0 ① P8		C B B F B S 3-3 ② K	5	2	3	0	0	1	2
Orestes Destrade, S (1, 3) OBP: 0.330, SLG: 0.425	B B X 2-0 ③ L4		B F F X 1-2 2-H HR		B F B B X 3-1 1-H HR		C B C S 1-3 ② K		C B C S 1-3 ③ K	5	2	2	4	0	2	3
Henry Cotto, R (1, 9) OBP: 0.258, SLG: 0.339 Rich Rodriguez, L (7, 1) Matt Turner, R (7, 1)		B F B B X 2-1 FC5 1B 1B	C B F B F X 2-2 ② G6-3	X 0-0 S 1B		B X 1-0 ③ G6-3				4 0 0	0 0 0	2 0 0	0 0 0	0 0 0	0 0 0	0 0 0
Alex Arias, R (1, 5) OBP: 0.333, SLG: 0.318		C X 0-1 ① L8	X 0-0 1B	B X 1-0 ② F8				B B C X 2-1 ① L4		4	0	1	0	0	0	2
Rob Natal, R (1, 2) OBP: 0.300, SLG: 0.338		B X 1-0 1-2 FC5 1B	B X 1-0 ③ G4-3	1 SAFE B F 1 B S B F B 4-2 1-2 BB				C X 0-1 ② G4-3		3	0	1	0	1	0	1
Walt Weiss, S (1, 6) OBP: 0.364, SLG: 0.314		B X 1-0 ② FC5 1-2 2-3f	B C B X 2-1 ① G5-3	B B B C C X 3-2 ③ G4-3				B X 1-0 ③ L7		4	0	0	0	0	0	4
Luis Aquino, R (1, 1) OBP: 0.080, SLG: 0.080 Joe Klink, L (5, 1) Richie Lewis, R (6, 1) OBP: 0.500, SLG: 0.500 Matias Carrillo, L (7, 9) OBP: 0.314, SLG: 0.412 Benito Santiago, R (9, PH) OBP: 0.293, SLG: 0.381		X 0-0 ③ G6-3	B X 1-0 ② G6-3			F B B F F F F B F X 3-2 ① G4-3			S B C F X 1-2 1B 1B	2 1 0 0 1	0 0 0 0 0	0 0 0 0 1	0 0 0 0 0	0 0 0 0 0	0 0 0 0 0	2 0 0 0 0
Inning Stats	R: 0 H: 2 E: 0 LOB: 1 K: 0 BB: 0 S: 8 P: 14	R: 0 H: 2 E: 0 LOB: 2 K: 0 BB: 0 S: 7 P: 11	R: 3 H: 4 E: 0 LOB: 1 K: 0 BB: 0 S: 15 P: 22	R: 0 H: 0 E: 0 LOB: 0 K: 1 BB: 0 S: 6 P: 11	R: 2 H: 3 E: 0 LOB: 2 K: 0 BB: 1 S: 15 P: 29	R: 0 H: 1 E: 0 LOB: 0 K: 0 BB: 0 S: 12 P: 19	R: 0 H: 0 E: 0 LOB: 0 K: 1 BB: 0 S: 5 P: 7	R: 0 H: 0 E: 0 LOB: 0 K: 0 BB: 0 S: 5 P: 8	R: 0 H: 2 E: 0 LOB: 2 K: 2 BB: 0 S: 13 P: 20	1B: 10 SF: 1 2B: 1 SAC: 0 3B: 1 DP: 0 HR: 2 HBP: 0						

PITCHER		IP	WLS	BF	H	R	ER	SO	BB	IBB	HBP	BLK	WP	HR	S	P	ERA	WHIP
Greg Hibbard, L ERA: 4.08	(1, 1)	4.1		23	11	5	5	1	0	0	0	0	0	2	44	72	10.38	2.538
Turk Wendell, R ERA: 6.92	(5, 1)	0.2		3	0	0	0	0	1	0	0	0	0	0	7	15	0.00	1.500
William Brennan, R ERA: 3.86	(6, 1)	2.0	W	6	1	0	0	1	0	0	0	0	0	0	17	26	0.00	0.500
Jim Bullinger, R ERA: 6.75	(8, 1)	1.0		3	0	0	0	0	0	0	0	0	0	0	5	8	0.00	0.000
Randy Myers, L ERA: 3.23	(9, 1)	1.0	S	5	2	0	0	2	0	0	0	0	0	0	13	20	0.00	2.000

PITCHER	IP	WLS	BF	H	R	ER	SO	BB	IBB	HBP	BLK	WP	HR	S	P	ERA	WHIP

TOP

Florida Marlins @ Chicago Cubs

Wrigley Field, Chicago, IL

Sat Sep 18 1993, 3:33 AM CDT

Att. 38,634 - Overcast - 63 F

livebaseballscorecards.com

AB	38
R	5
H	14
RBI	5
BB	1
SO	4
LOB	17

1B: 10	SF: 1	WP: 0	PA: 41
2B: 1	SAC: 0	PB: 0	
3B: 1	DP: 0	SB: 1	
HR: 2	HBP: 0	CS: 2	

Batter	1	2	3	4	5	6	7	8	9	AB	R	H	RBI	BB	SO	LOB
Karl Rhodes, L (1, 8) Glenallen Hill, R (5, PH) OBP: 0.300, SLG: 0.459 William Brennan, R (6, 1) Willie Wilson, S (7, PH) OBP: 0.299, SLG: 0.344 (8, 8)	C B F B B F B 4-2 G4-6-3 BB		C B F F X 1-2 P5 ③		B B B B 4-0 1-2 2-3 BB		B F X 1-1 L6 ① X 0-0 G4-3 ③			1 0 0 0 1 0 0 0 0 0 0 1 0 0 0 0 0 0 0 0 0 2 0 0 0 0 0 0						
Jose Vizcaino, S (1, 6) OBP: 0.333, SLG: 0.347 (7, 4)	1 SAFE B 1 B X 2-0 L9 ①			L X 0-1 F8 1B G5-3 1B	B F X 1-1 SF8 ② 2-3 3-H		B X 1-0 WP 1B 1B			3 2 2 1 0 0 1						
Mark Grace, L (1, 3) OBP: 0.388, SLG: 0.461	B 1 SAFE F F X 1-2 G4-6-3 ② ③ 1-2f			B F B C 1 SAFE 1 SAFE X 2-2 F8 1-2 1B 1B	B C S S X 2-2 G1-3 ③		1 SAFE S B B 1 SAFE B B 4-1 1B 1-2 BB			3 0 1 0 1 0 3						
Derrick May, L (1, 7) OBP: 0.341, SLG: 0.430 Jim Bullinger, R (8, 1) Randy Myers, L (9, 1) OBP: 0.667, SLG: 1.000		B B F X 2-1 G5-3 ①		X 0-0 F8 ① 1-2 2-3		X 0-0 F9 ①	B X 1-0 L9 ②			4 0 0 0 0 0 4 0 0 0 0 0 0 0 0 0 0 0 0 0 0						
Sammy Sosa, R (1, 9) OBP: 0.309, SLG: 0.491 (6, 8) (8, 9)		X 0-0 L4-3 ②		S F B X 1-2 G5-3 ② 3-H		X 0-0 2B 3B	S B F B X 2-2 BB 1-3 2-H 1B			4 1 2 2 0 0 1						
Rick Wilkins, L (1, 2) OBP: 0.364, SLG: 0.563		B B X 2-0 HR		B B X 2-0 ③ 2-H 1B		B X 1-0 F8 1B 3-H 2B	B S 1 SAFE B 1 SAFE 1 SAFE S 1 SAFE B 4-2 B 1-2 BB			3 2 3 2 1 0 0						
Steve Buechele, R (1, 5) OBP: 0.332, SLG: 0.440	C X 0-1 P9 ③				B C X 1-1 BB SF8 2B	C B F X 1-2 F8 ② 2-3	B F C B C 2-3 K ③			4 1 1 0 0 1 4						
Eric Yelding, R (1, 4) OBP: 0.295, SLG: 0.296 Dwight Smith, L (6, PH) OBP: 0.363, SLG: 0.498 Rey Sanchez, R (7, 6) OBP: 0.318, SLG: 0.328			B C B C S 2-3 K ①		B L B F S 2-3 K ①	B C B B F F X 3-2 1B 3-H		X 0-0 F8 ①		2 0 0 0 0 2 1 1 0 1 1 0 0 0 1 0 0 0 0 0 0						
Greg Hibbard, L (1, 1) OBP: 0.119, SLG: 0.105 Turk Wendell, L (5, 1) OBP: 0.250, SLG: 0.250 Doug Jennings, L (5, PH) OBP: 0.309, SLG: 0.471 Kevin Roberson, S (6, 9) OBP: 0.261, SLG: 0.387 (8, 7)			B F B X 2-1 F8 ②		C S B B F B B 4-2 SF8 BB BB	B 1 SAFE X 1-0 F9 ③		B X 1-0 F8 ②		1 0 0 0 0 0 0 0 0 0 0 0 0 0 0 0 0 0 1 0 0 2 0 0 0 0 0 1						
Inning Stats	R: 0 E: 0 K: 0 S: 7 H: 0 LOB: 0 BB: 1 P: 14	R: 1 E: 0 K: 0 S: 6 H: 1 LOB: 0 BB: 0 P: 10	R: 0 E: 0 K: 1 S: 9 H: 0 LOB: 0 BB: 0 P: 14	R: 1 E: 0 K: 0 S: 10 H: 3 LOB: 2 BB: 0 P: 15	R: 1 E: 0 K: 1 S: 13 H: 1 LOB: 2 BB: 2 P: 27	R: 2 E: 0 K: 0 S: 11 H: 3 LOB: 1 BB: 0 P: 17	R: 1 E: 0 K: 1 S: 13 H: 2 LOB: 3 BB: 2 P: 28	R: 0 E: 0 K: 0 S: 3 H: 0 LOB: 0 BB: 0 P: 4		1B: 6 2B: 2 3B: 1 HR: 1 SF: 1 SAC: 0 DP: 1 HBP: 0						

PITCHER		IP	WLS	BF	H	R	ER	SO	BB	IBB	HBP	BLK	WP	HR	S	P	ERA	WHIP
Luis Aquino, R ERA: 3.58	(1, 1)	4.1		18	5	3	3	2	2	0	0	0	0	1	40	68	6.23	1.615
Joe Klink, L ERA: 4.93	(5, 1)	1.0		6	2	2	2	0	1	0	0	0	0	0	8	16	18.00	3.000
Richie Lewis, R ERA: 3.04	(6, 1)	1.0	L	5	2	1	1	0	0	0	0	0	0	0	11	18	9.00	2.000
Rich Rodriguez, L ERA: 3.91	(7, 1)	0.1		4	1	0	0	0	2	0	0	0	1	0	7	18	0.00	9.000
Matt Turner, R ERA: 2.98	(7, 1)	1.1		4	0	0	0	1	0	0	0	0	0	0	6	9	0.00	0.000

PITCHER	IP	WLS	BF	H	R	ER	SO	BB	IBB	HBP	BLK	WP	HR	S	P	ERA	WHIP

BOTTOM

Florida Marlins @ Chicago Cubs

Wrigley Field, Chicago, IL

Sat Sep 18 1993, 3:33 AM CDT

Att. 38,634 - Overcast - 63 F

livebaseballscorecards.com

AB	31
R	6
H	10
RBI	6
BB	5
SO	3
LOB	15

WP: 1 PA: 37
PB: 0
SB: 0
CS: 0

Batter	1	2	3	4	5	6	7	8	9	AB	R	H	RBI	BB	SO	LOB
Chuck Carr, S (1, 8) OBP: 0.329, SLG: 0.343	B B C C B F X 3-2 ① F8		F B B F B X 3-2 ③ G1-3		S B C F S 1-3 ② K			B B B B 4-0 S BB		3	0	0	0	1	1	2
Bret Barberie, S (1, 4) OBP: 0.354, SLG: 0.387	B B F F F X 2-2 ② L3			S X 0-1 ① F7	C B B X 2-1 ③ G4-3			C C S 0-3 ① K		4	0	0	0	0	1	3
Jeff Conine, R (1, 7) (8, 3) OBP: 0.357, SLG: 0.414	F B B B B X 3-1 HR			F B B B X 3-1 1B		S F C 0-3 ① K		1 SAFE B F B F B F B 4-2 1-2 BB		3	1	2	1	1	1	0
Orestes Destrade, S (1, 3) OBP: 0.328, SLG: 0.422 Henry Cotto, R (8, 7) OBP: 0.258, SLG: 0.339	X 0-0 ③ P4			1 SAFE X 0-0 ② F9		F B B C F F S 2-3 ② K		S F B B X 2-2 ② P3		4 0	0 0	0 0	0 0	0 0	1 0	3 0
Matias Carrillo, L (1, 9) OBP: 0.282, SLG: 0.368		B F S X 1-2 ① G3		F B 1 SAFE C 1 SAFE F X 1-2 ③ F8		F B X 1-1 ③ F7		B F S F X 1-2 ③ P2		4	0	0	0	0	0	3
Alex Arias, R (1, 5) OBP: 0.332, SLG: 0.317 Bryan Harvey, R (9, 1)		C F B S 1-3 ② K			X 0-0 WP G5-3 SH 1B		B X 1-0 ① G5-3		C S B B X 2-2 ① G6-3	4 0	1 0	1 0	0 0	0 0	1 0	0 0
Rob Natal, R (1, 2) OBP: 0.286, SLG: 0.321		C B X 1-1 ③ F8			B 1 SAFE 1 SAFE 1 SAFE P 1 SAFE B C X 3-1 ① G5-3 1-2		F F B X 1-2 ② F7		C X 0-1 ② G5-3	4	0	0	0	0	0	1
Walt Weiss, S (1, 6) OBP: 0.365, SLG: 0.314			B C X 1-1 ① P6		B C S B B B 4-2 SH 2-3 BB		C F B F B B X 2-2 1B		C B F B B B F C 3-3 ③ K	3	0	1	0	1	1	0
Chris Hammond, L (1, 1) OBP: 0.286, SLG: 0.323 Matt Turner, R (8, 1) Rick Renteria, R (9, 5) OBP: 0.318, SLG: 0.331			B X 1-0 ② P5		1 SAFE F 1 SAFE B X 1-1 SH 1-2 3-H		B 1 SAFE B F F F F B C 3-3 ③ K			2 0 0	0 0 0	0 0 0	1 0 0	0 0 0	1 0 0	1 0 0
Inning Stats	R: 1 E: 0 K: 0 S: 10 H: 1 LOB: 0 BB: 0 P: 18	R: 0 E: 0 K: 1 S: 8 H: 0 LOB: 0 BB: 0 P: 11	R: 0 E: 0 K: 0 S: 6 H: 0 LOB: 0 BB: 0 P: 11	R: 0 E: 0 K: 0 S: 9 H: 1 LOB: 1 BB: 0 P: 13	R: 1 E: 0 K: 1 S: 14 H: 1 LOB: 2 BB: 1 P: 24	R: 0 E: 0 K: 2 S: 10 H: 0 LOB: 0 BB: 0 P: 13	R: 0 E: 0 K: 1 S: 12 H: 1 LOB: 1 BB: 0 P: 19	R: 0 E: 0 K: 1 S: 13 H: 0 LOB: 2 BB: 2 P: 24	R: 0 E: 0 K: 1 S: 9 H: 0 LOB: 0 BB: 0 P: 14	1B: 3 2B: 0 3B: 0 HR: 1 SF: 0 SAC: 1 DP: 0 HBP: 0						

TOP

Florida Marlins @ Chicago Cubs

Wrigley Field, Chicago, IL

Sun Sep 19 1993, 3:33 AM CDT

Att. 36,633 - Cloudy - 65 F

livebaseballscorecards.com

AB	31
R	2
H	4
RBI	2
BB	3
SO	7
LOB	13

PITCHER		IP	WLS	BF	H	R	ER	SO	BB	IBB	HBP	BLK	WP	HR	S	P	ERA	WHIP
Steve Trachsel, R ERA: 2.57	(1, 1)	7.0	L	27	4	2	2	5	1	0	0	0	1	1	69	109	2.57	0.714
Shawn Boskie, R ERA: 3.5	(8, 1)	2.0		8	0	0	0	2	2	0	0	0	0	0	22	38	0.00	1.000

PITCHER	IP	WLS	BF	H	R	ER	SO	BB	IBB	HBP	BLK	WP	HR	S	P	ERA	WHIP

Florida Marlins @ Chicago Cubs

Wrigley Field, Chicago, IL

Sun Sep 19 1993, 3:33 AM CDT

Att. 36,633 - Cloudy - 65 F

livebaseballscorecards.com

BOTTOM

Batter	1	2	3	4	5	6	7	8	9	AB	R	H	RBI	BB	SO	LOB
Jose Vizcaino, S (1, 6) OBP: 0.334, SLG: 0.349	C B C S 1-3 K ①		1 SAFE B 1 SAFE B X 2-0 FC6-4 1-2 1B		X 0-0 G3 ①			C C X 0-2 FC3-6 1B		4	0	2	0	0	1	0
Eduardo Zambrano, R (1, 9)	C C X 0-2 G4-3 ②		B B F B X 3-1 L9 ①		X 0-0 F9 ②			B B 1 SAFE X 2-0 F8 ①		4	0	0	0	0	0	3
Mark Grace, L (1, 3) OBP: 0.387, SLG: 0.458	B F B F T B B 4-2 WP BB		1 SAFE B B B C C X 3-1 F8 ②		C B X 1-1 F8 ③			X 0-0 FC3-6 1-2f 2B ②		3	1	0	0	1	0	3
Glenallen Hill, R (1, 7) OBP: 0.300, SLG: 0.460	B S B S C 2-3 K 1-2 ③		X 0-0 FC6-4 1-2f ③			B X 1-0 G6-3 ①		F B X 1-1 1-H 2B ②		4	0	1	1	0	1	3
Sammy Sosa, R (1, 8) OBP: 0.307, SLG: 0.488		B X 1-0 G5-3 ①		F X 0-1 G6-3 ①		B S L F S 1-3 K2-3 ②		B B S S S 2-3 K ③		4	0	0	0	0	2	1
Steve Buechele, R (1, 5) OBP: 0.332, SLG: 0.438 Karl Rhodes, L (9, PH)		C B X 1-1 G1-3 ②		B C B B B 4-1 FC6-4 E BB		X 0-0 L8 ③			B C S B S C 2-3 K ①	2 1	0 0	0 0	0 0	1 0	0 1	0 0
Matt Walbeck, S (1, 2) OBP: 0.333, SLG: 0.529 Rick Wilkins, L (9, PH) OBP: 0.364, SLG: 0.561		B B B B 4-0 BB		B B X 2-0 E3 FC6-4 1-2			C B X 1-1 G5-3 ①		B S B S S 2-3 K ②	2 1	0 0	0 0	0 0	1 0	0 1	1 0
Eric Yelding, R (1, 4) OBP: 0.284, SLG: 0.284 Dwight Smith, L (9, PH) OBP: 0.362, SLG: 0.497		X 0-0 G5-3 ③		B B X 2-0 FC6-4 1-2f 2-3 ②			C B B B B X 3-1 G6-3 ②		S F S C 0-3 K ③	3 1	0 0	0 0	0 0	0 1	0 0	3 0
Steve Trachsel, R (1, 1) OBP: 0.500, SLG: 0.500 Kevin Roberson, S (7, PH) OBP: 0.259, SLG: 0.385 Shawn Boskie, R (8, 1) OBP: 0.273, SLG: 0.273			X 0-0 1B 1B	1 SAFE B X 1-0 L9 ③			B C B C C 2-3 K ③			2 1 0	0 0 0	1 0 0	0 0 0	0 0 0	0 1 0	2 0 0
Inning Stats	R: 0 H: 0 E: 0 LOB: 1 K: 2 BB: 1 S: 12 P: 19	R: 0 H: 0 E: 0 LOB: 1 K: 0 BB: 1 S: 4 P: 10	R: 0 H: 2 E: 0 LOB: 2 K: 0 BB: 0 S: 7 P: 15	R: 0 H: 0 E: 1 LOB: 2 K: 0 BB: 1 S: 6 P: 15	R: 0 H: 0 E: 0 LOB: 0 K: 0 BB: 0 S: 4 P: 5	R: 0 H: 0 E: 0 LOB: 0 K: 1 BB: 0 S: 6 P: 8	R: 0 H: 0 E: 0 LOB: 0 K: 1 BB: 0 S: 7 P: 13	R: 1 H: 2 E: 0 LOB: 1 K: 1 BB: 0 S: 10 P: 15	R: 0 H: 0 E: 0 LOB: 0 K: 3 BB: 0 S: 9 P: 13	1B: 3 2B: 1 3B: 0 HR: 0	SF: 0 SAC: 0 DP: 0 HBP: 0			WP: 1 PB: 0 SB: 0 CS: 0	PA: 35		

	AB	32
	R	1
	H	4
	RBI	1
	BB	3
	SO	8
	LOB	16

PITCHER		IP	WLS	BF	H	R	ER	SO	BB	IBB	HBP	BLK	WP	HR	S	P	ERA	WHIP
Chris Hammond, L ERA: 4.43	(1, 1)	7.2	W	31	4	1	1	4	3	0	0	0	1	0	53	95	1.17	0.913
Matt Turner, R ERA: 2.97	(8, 1)	0.1		1	0	0	0	1	0	0	0	0	0	0	3	5	0.00	0.000
Bryan Harvey, R ERA: 1.57	(9, 1)	1.0	S	3	0	0	0	3	0	0	0	0	0	0	9	13	0.00	0.000

PITCHER	IP	WLS	BF	H	R	ER	SO	BB	IBB	HBP	BLK	WP	HR	S	P	ERA	WHIP

Batter	1	2	3	4	5	6	7	8	9	AB	R	H	RBI	BB	SO	LOB
Chuck Carr, S (1, 8) OBP: 0.330, SLG: 0.343	C F B C 1-3 K ①		C B X 1-1 BB 1-2 1B		B B B C B 4-1 FC3-6 1-2 2-3 BB			C B S X 1-2 G4-3 ①		3	0	1	0	1	1	0
Bret Barberie, S (1, 4) OBP: 0.356, SLG: 0.386	C S F B C 1-3 K ②		C S B B F B B 4-2 1-2 2-3 BB		F S F F F B X 1-2 FC3-6 ② 1-2f 2-3 3-H			C B F B X 2-2 1B		3	0	1	1	1	1	2
Jeff Conine, R (1, 7) OBP: 0.355, SLG: 0.411	B C S T B F B X 3-2 P3 ③		F B C S 1-3 K ③		X 0-0 F9 ③			B B X 2-0 F9 ②		4	0	0	0	0	1	6
Orestes Destrade, S (1, 3) OBP: 0.326, SLG: 0.419		S B B B B C S 3-3 K ①		C T B S 1-3 K ①		F F S 0-3 K ①		X 0-0 G3-1 ③		4	0	0	0	0	3	1
Alex Arias, R (1, 5) OBP: 0.335, SLG: 0.320		B F X 1-1 CS 1B		C B X 1-1 G5-3 ②		S B C F F B F B X 3-2 G6-4-3 1B			C F B X 1-2 L3 ①	4	0	2	0	0	0	0
Rob Natal, R (1, 2) OBP: 0.273, SLG: 0.305	B S S S F B X 2-2 F7 ② ③ 1-2			C X 0-1 F8 ③		B X 1-0 G6-4-3 ② ③ 1-2f			C F F C 0-3 K ②	4	0	0	0	0	1	2
Darrell Whitmore, L (1, 9) OBP: 0.244, SLG: 0.311			X 0-0 G5-3 ①		X 0-0 BB 1B FC3-6 1B		B F C C 1-3 K ①		S B F X 1-2 G4-3 ③	4	1	1	0	0	1	0
Walt Weiss, S (1, 6) OBP: 0.367, SLG: 0.316			C B C B B X 3-2 BB 1B 1B		B C C B X 2-2 FC3-6 BB 1-2 1B		C X 0-1 G4-3 ②			3	0	2	0	0	0	0
Charlie Hough, R (1, 1) OBP: 0.061, SLG: 0.034 Nigel Wilson, L (3, PH) Richie Lewis, R (3, 1) OBP: 0.500, SLG: 0.500 Greg Briley, L (5, PH) OBP: 0.251, SLG: 0.284 Robb Nen, R (5, 1) Matias Carrillo, L (7, PH) OBP: 0.275, SLG: 0.359 John Johnstone, R (7, 1)			C S B S 1-3 K ②		B C C B B S 3-3 K ①		C S C 0-3 K ③			0 1 0 1 0 1 0	0 0 0 0 0 0 0	0 0 0 0 0 1 0	0 1 0 1 0 0 0	0 1 0 0 0 0 0	0 1 0 2 0 0 0	0 1 0 0 0 0 0
Inning Stats	R: 0 H: 0 E: 0 LOB: 0 K: 2 BB: 0 S: 12 P: 17	R: 0 H: 1 E: 0 LOB: 0 K: 1 BB: 0 S: 9 P: 15	R: 0 H: 2 E: 0 LOB: 3 K: 2 BB: 1 S: 15 P: 25	R: 0 H: 0 E: 0 LOB: 0 K: 1 BB: 0 S: 7 P: 9	R: 1 H: 2 E: 0 LOB: 2 K: 1 BB: 1 S: 15 P: 25	R: 0 H: 1 E: 0 LOB: 0 K: 1 BB: 0 S: 10 P: 14	R: 0 H: 0 E: 0 LOB: 0 K: 2 BB: 0 S: 8 P: 9	R: 0 H: 1 E: 0 LOB: 1 K: 0 BB: 0 S: 8 P: 13	R: 0 H: 0 E: 0 LOB: 0 K: 1 BB: 0 S: 10 P: 12	1B: 7 2B: 0 3B: 0 HR: 0	SF: 0 SAC: 0 DP: 1 HBP: 0			WP: 0 PB: 0 SB: 0 CS: 1	PA: 34		

PITCHER	IP	WLS	BF	H	R	ER	SO	BB	IBB	HBP	BLK	WP	HR	S	P	ERA	WHIP
Curt Schilling, R (1, 1) ERA: 3.95	9.0	W	34	7	1	1	11	2	0	0	0	0	0	94	139	1.00	1.000

PITCHER	IP	WLS	BF	H	R	ER	SO	BB	IBB	HBP	BLK	WP	HR	S	P	ERA	WHIP

TOP

Florida Marlins @ Philadelphia Phillies

Veterans Stadium, Philadelphia, PA

Mon Sep 20 1993, 7:05 PM EDT

Att. 31,454 - Unknown - 63 F

livebaseballscorecards.com

AB	32
R	1
H	7
RBI	1
BB	2
SO	11
LOB	14

Florida Marlins @ Philadelphia Phillies

Veterans Stadium, Philadelphia, PA

Mon Sep 20 1993, 7:05 PM EDT

Att. 31,454 - Unknown - 63 F

BOTTOM

livebaseballscorecards.com

Batter	1	2	3	4	5	6	7	8	9	AB	R	H	RBI	BB	SO	LOB
Lenny Dykstra, L (1, 8) OBP: 0.422, SLG: 0.483	1-0 1B FC3-2-5 1B	4-1 1B BB		BBFBB 4-1 G3-4-1 1B BB		CCBX 1-2 ② G1-3		CBBX 2-1 ② F7		3	1	1	0	2	0	0
Mickey Morandini, L (1, 4) OBP: 0.308, SLG: 0.356	1 SAFE CX 0-1 BB 1B 1-3 1B	2-0 E 1B 2B 1-2 2-3 1B		CCCFS 1-3 ① K		CCBFX 2-2 ③ G4-3		SBX 1-1 2B		5	2	3	0	0	1	1
John Kruk, L (1, 3) OBP: 0.431, SLG: 0.478	CBBSX 2-2 ① FC3-2-5 BB 1B 3-H	X 0-0 E8 2B 1-3 2-H 3-H 1B		X 0-0 G3-4-1 1-2 1B			BBCX 2-1 HR	CX 0-1 ③ F8		5	3	3	3	0	0	3
Dave Hollins, S (1, 5) OBP: 0.377, SLG: 0.448 Kim Batiste, R (8, 5) OBP: 0.307, SLG: 0.453	BBCFBB 4-2 1B 1-2 2-3 BB	X 0-0 F8 2-H 3-H 2B		CBBBX 3-1 ② G3-4-1 1-2 2-3			BBCBCB 4-2 1B BB			2	0	1	2	2	0	2
										0	0	0	0	0	0	0
Darren Daulton, L (1, 2) OBP: 0.391, SLG: 0.491	BX 1-0 ② P4	BCCX 1-2 ② F8 2-3		BBBX 3-0 ③ G4-3			BCSX 1-2 ① F7			4	0	0	0	0	0	7
Jim Eisenreich, L (1, 9) OBP: 0.373, SLG: 0.473	CSX 0-2 1-3 2-H 3-H 1B	BX 1-0 ③ G4-3			BCFS 1-3 ① K		CFBX 1-2 ② F7			4	0	1	2	0	1	2
Milt Thompson, L (1, 7) OBP: 0.342, SLG: 0.355	BX 1-0 ③ G3	BX 1-0 L4-3 1B			BBX 2-0 ② G6-3		BBBCFX 3-2 1-3 1B			4	0	2	0	0	0	2
Kevin Stocker, S (1, 6) OBP: 0.433, SLG: 0.450		BCSBX 2-2 1B SH1-4 1B 1B		BX 1-0 ① ② L4-3 1-2	BFX 1-1 ③ G4-3		CBCFS 1-3 ③ K			4	1	1	0	0	1	3
Curt Schilling, R (1, 1) OBP: 0.178, SLG: 0.169		BX 1-0 ① SH1-4 1-2		BX 1-0 ③ L4		CBSS 1-3 ① K		SBCS 1-3 ① K		3	0	0	0	0	2	0
Inning Stats	R: 2 E: 0 K: 0 S: 13 H: 3 LOB: 2 BB: 1 P: 22	R: 4 E: 1 K: 0 S: 12 H: 4 LOB: 1 BB: 1 P: 23	R: 0 E: 0 K: 0 S: 3 H: 1 LOB: 0 BB: 0 P: 6	R: 0 E: 0 K: 1 S: 9 H: 1 LOB: 2 BB: 1 P: 20	R: 0 E: 0 K: 1 S: 6 H: 0 LOB: 0 BB: 0 P: 10	R: 0 E: 0 K: 1 S: 9 H: 0 LOB: 0 BB: 0 P: 13	R: 1 E: 0 K: 1 S: 17 H: 2 LOB: 2 BB: 1 P: 29	R: 0 E: 0 K: 1 S: 9 H: 1 LOB: 1 BB: 0 P: 13		1B: 9 2B: 3 3B: 0 HR: 1	SF: 0 SAC: 1 DP: 1 HBP: 0					

	AB	34
	R	7
	H	12
	RBI	7
	BB	4
	SO	5
	LOB	20

WP: 0 PB: 0 SB: 0 CS: 0 PA: 39

PITCHER		IP	WLS	BF	H	R	ER	SO	BB	IBB	HBP	BLK	WP	HR	S	P	ERA	WHIP
Charlie Hough, R ERA: 4.48	(1, 1)	2.0	L	15	7	6	6	0	2	0	0	0	0	0	25	45	27.00	4.500
Richie Lewis, R ERA: 2.96	(3, 1)	2.0		8	2	0	0	1	1	0	0	0	0	0	12	26	0.00	1.500
Robb Nen, R ERA: 6.84	(5, 1)	2.0		6	0	0	0	2	0	0	0	0	0	0	15	23	0.00	0.000
John Johnstone, R ERA: 4.76	(7, 1)	2.0		10	3	1	1	2	1	0	0	0	0	1	26	42	4.50	2.000

PITCHER	IP	WLS	BF	H	R	ER	SO	BB	IBB	HBP	BLK	WP	HR	S	P	ERA	WHIP

Batter	1	2	3	4	5	6	7	8	9	AB	R	H	RBI	BB	SO	LOB
Chuck Carr, S (1, 8) OBP: 0.329, SLG: 0.342	B C S B X 2-2 ① G4-3	C B F S 1-3 ③ K			B C B C X 2-2 ② G4-3		B X 1-0 PB SH1-3 BLK 1B		C C B S 1-3 ③ K	5	1	1	0	0	2	2
Bret Barberie, S (1, 4) OBP: 0.356, SLG: 0.384	B B C F B B 4-2 1B BB		B B X 2-0 ① G1-3		B F C B F X 2-2 ③ G4-3		X 0-0 ① SH1-3 1-2			2	0	0	0	1	0	0
Jeff Conine, R (1, 7) OBP: 0.354, SLG: 0.409	C X 0-1 1-2 1B		S B X 1-1 ② L8			B B C C S 2-3 ① K	B B B C X 3-1 ② G6-3 2-3			4	0	1	0	0	1	1
Orestes Destrade, S (1, 3) OBP: 0.325, SLG: 0.417	F B C S 1-3 ② K		C F B X 1-2 ③ G3			X 0-0 WP 1B FC6-5-4 1B	I F S S 1-3 ③ K 3-H			4	1	1	0	0	2	2
Alex Arias, R (1, 5) OBP: 0.337, SLG: 0.323	C B C F X 1-2 ③ G4-3			X 0-0 1B		B X 1-0 FC6-5-4 WP 1-2 1B		C S F B X 1-2 ① G4-3		4	0	2	0	0	0	2
Darrell Whitmore, L (1, 9) OBP: 0.244, SLG: 0.307		C F B F B F B B 4-2 L8 1B BB		B X 1-0 ① P8		F F B X 1-2 ② FC6-5-4 2B 1-3 2-H		C X 0-1 ② G4-3		3	1	0	1	1	0	2
Rob Natal, R (1, 2) OBP: 0.283, SLG: 0.326		B B X 2-0 1-2 1B		1 SAFE C C F S 0-3 ② K		B S X 1-1 2-H 2B		S B S F S 1-3 ③ K		4	0	2	1	0	2	1
Walt Weiss, S (1, 6) OBP: 0.366, SLG: 0.314	B C B X 2-1 ① L8 2-3			B B 1 SAFE 1 SAFE B C F X 3-2 ③ G4-3		I I I I 4-0 IBB			B C B B C X 3-2 ① P7	3	0	0	0	1	0	3
David Weathers, R (1, 1) OBP: 0.125, SLG: 0.125 Rich Rodriguez, L (6, 1) Henry Cotto, R (9, PH) OBP: 0.257, SLG: 0.338		S S B S 1-3 ② K			S S B F C 1-3 ① K	F S S 0-3 ③ K			B C B X 2-1 ② G4-3	3 0 1	0 0 0	0 0 0	0 0 0	0 0 0	3 0 0	4 0 0
Inning Stats	R: 0 H: 1 E: 0 LOB: 2 K: 1 BB: 1 S: 14 P: 22	R: 0 H: 1 E: 0 LOB: 2 K: 2 BB: 1 S: 13 P: 23	R: 0 H: 0 E: 0 LOB: 0 K: 0 BB: 0 S: 6 P: 10	R: 0 H: 1 E: 0 LOB: 1 K: 1 BB: 0 S: 9 P: 13	R: 0 H: 0 E: 0 LOB: 0 K: 1 BB: 0 S: 11 P: 16	R: 2 H: 3 E: 0 LOB: 2 K: 2 BB: 1 S: 13 P: 22	R: 1 H: 1 E: 0 LOB: 0 K: 1 BB: 0 S: 7 P: 12	R: 0 H: 0 E: 0 LOB: 0 K: 1 BB: 0 S: 10 P: 12	R: 0 H: 0 E: 0 LOB: 0 K: 1 BB: 0 S: 8 P: 14	1B: 6 SF: 0 2B: 1 SAC: 1 3B: 0 DP: 0 HR: 0 HBP: 0						

PITCHER		IP	WLS	BF	H	R	ER	SO	BB	IBB	HBP	BLK	WP	HR	S	P	ERA	WHIP
Mike Williams, R ERA: 5.2	(1, 1)	5.2		26	6	2	2	6	2	1	0	0	1	0	63	103	3.18	1.412
Donn Pall, R ERA: 2.84	(6, 1)	1.1	W	5	1	1	0	2	0	0	0	1	0	0	10	15	0.00	0.750
Larry Andersen, R ERA: 3.04	(8, 1)	1.0		3	0	0	0	1	0	0	0	0	0	0	10	12	0.00	0.000
Mitch Williams, L ERA: 3.24	(9, 1)	1.0	S	3	0	0	0	1	0	0	0	0	0	0	8	14	0.00	0.000

PITCHER	IP	WLS	BF	H	R	ER	SO	BB	IBB	HBP	BLK	WP	HR	S	P	ERA	WHIP

TOP

Florida Marlins @ Philadelphia Phillies

Veterans Stadium, Philadelphia, PA

Tue Sep 21 1993, 7:05 PM EDT

Att. 32,165 - Unknown - 65 F

livebaseballscorecards.com

AB	33
R	3
H	7
RBI	2
BB	3
SO	10
LOB	17

WP: 1 PA: 37
PB: 1
SB: 0
CS: 0

Batter	1	2	3	4	5	6	7	8	9	AB	R	H	RBI	BB	SO	LOB
Lenny Dykstra, L (1, 8) OBP: 0.422, SLG: 0.490	C B F T 1-2 ① K		B X 1-0 ② L8			C C B B X 2-2 1B 1B 2B	B X 1-0 2-H HR			4	2	2	2	0	1	0
Mickey Morandini, L (1, 4) OBP: 0.308, SLG: 0.355	C F B X 1-2 ② L7		B X 1-0 ③ G3-1			X 0-0 2-3 WP 1B 1B	X 0-0 ① G4-3			4	1	1	0	0	0	0
John Kruk, L (1, 3) OBP: 0.433, SLG: 0.480	B X 1-0 BB 1B			C F X 0-2 G3-4-1 1B		B B B C F F X 3-2 G1-3 S 1-H 3-H 1B	B B X 2-0 ② G4-3			4	0	3	2	0	0	0
Dave Hollins, S (1, 5) OBP: 0.378, SLG: 0.449 Larry Andersen, R (8, 1) OBP: 1.000, SLG: 1.000 Mitch Williams, L (9, 1) OBP: 1.000, SLG: 1.000	B B B C B 4-1 1-2 BB			B X 1-0 ① G3-4-1 1-2		B C B F B S 3-3 ① K 1-2	B X 1-0 2B			3 0 0	0 0 0	1 0 0	0 0 0	1 0 0	1 0 0	2 0 0
Darren Daulton, L (1, 2) OBP: 0.390, SLG: 0.488	C F B C 1-3 ③ K			S B B C T 2-2 ② K		B B C C F B B 4-2 G1-3 BB	X 0-0 ③ F7			3	0	0	0	1	2	4
Jim Eisenreich, L (1, 9) OBP: 0.369, SLG: 0.468		C B X 1-1 ① F7		C B B S F X 2-2 ③ G5-3		C X 0-1 ② G1-3 1-2 2-3		B B X 2-0 ① G1-3		4	0	0	0	0	0	3
Milt Thompson, L (1, 7) OBP: 0.338, SLG: 0.351	F B B F S 2-3 ② K		B X 1-0 ① B2-3	B X 1-0 ③ P6				X 0-0 ② G1-3		4	0	0	0	0	1	2
Kevin Stocker, S (1, 6) OBP: 0.430, SLG: 0.443	B F F S 1-3 ③ K		L B X 1-1 ② G6-3				B B C T B B 4-2 SH SH BB	B X 1-0 ③ L6		3	1	0	0	1	1	0
Mike Williams, R (1, 1) Donn Pall, R (6, 1) Ruben Amaro Jr, S (7, PH) OBP: 0.383, SLG: 0.558 Kim Batiste, R (8, 5) OBP: 0.307, SLG: 0.453			S S X 0-2 ① G4-3	B C B X 2-1 ③ G6-3			X 0-0 1-H SH HR			2 0 0 0	0 0 1 0	0 0 0 0	0 0 0 0	0 0 0 0	0 0 0 0	0 0 0 0
Inning Stats	R: 0 E: 0 K: 2 S: 11 H: 1 LOB: 2 BB: 1 P: 19	R: 0 E: 0 K: 2 S: 8 H: 0 LOB: 0 BB: 0 P: 12	R: 0 E: 0 K: 0 S: 5 H: 0 LOB: 0 BB: 0 P: 7	R: 0 E: 0 K: 1 S: 11 H: 1 LOB: 1 BB: 0 P: 16	R: 0 E: 0 K: 0 S: 5 H: 0 LOB: 0 BB: 0 P: 9	R: 2 E: 0 K: 1 S: 18 H: 3 LOB: 2 BB: 1 P: 31	R: 3 E: 1 K: 0 S: 8 H: 2 LOB: 1 BB: 1 P: 16	R: 0 E: 0 K: 0 S: 3 H: 0 LOB: 0 BB: 0 P: 6		1B: 4 2B: 2 3B: 0 HR: 1	SF: 0 SAC: 1 DP: 0 HBP: 0					

PITCHER	IP	WLS	BF	H	R	ER	SO	BB	IBB	HBP	BLK	WP	HR	S	P	ERA	WHIP
David Weathers, R (1, 1) ERA: 4.04	5.1		23	5	2	2	6	2	0	0	0	1	0	55	90	3.38	1.312
Rich Rodriguez, L (6, 1) ERA: 4.02	2.2	L	12	2	3	2	0	1	0	0	0	0	1	14	26	6.75	1.125

PITCHER	IP	WLS	BF	H	R	ER	SO	BB	IBB	HBP	BLK	WP	HR	S	P	ERA	WHIP

BOTTOM

Florida Marlins @ Philadelphia Phillies

Veterans Stadium, Philadelphia, PA

Tue Sep 21 1993, 7:05 PM EDT

Att. 32,165 - Unknown - 65 F

livebaseballscorecards.com

AB	31
R	5
H	7
RBI	4
BB	3
SO	6
LOB	11

Florida Marlins @ Philadelphia Phillies

Veterans Stadium, Philadelphia, PA

Wed Sep 22 1993, 7:05 PM EDT

Att. 31,556 - Unknown - 65 F

TOP

livebaseballscorecards.com

Batter	1	2	3	4	5	6	7	8	9	10	11	12	AB	R	H	RBI	BB	SO	LOB
Chuck Carr, S (1, 8) OBP: 0.327, SLG: 0.340	G1-3	L6			G3			G3-1 S 1B 1B	FC6-4 1-2f		L7		6	1	1	0	0	0	8
Alex Arias, R (1, 5) OBP: 0.341, SLG: 0.325	BB		P5-3 1B		K			G3-1 1-3		G3		1B 1B	5	0	2	0	1	1	1
Jeff Conine, R (1, 3) OBP: 0.354, SLG: 0.409 (11, 7)	K		L9			K		G1 3-H 1B		G3-6-3 1B		F8	6	0	2	1	0	2	3
Matias Carrillo, L (1, 7) OBP: 0.267, SLG: 0.364 Matt Turner, R (10, 1) Benito Santiago, R (12, PH) OBP: 0.292, SLG: 0.380 (12, 2)	F7		P5-3 1-2f			2B		G1 1-2		G3-6-3 1-2f		P6	5 0 1	0 0 0	1 0 0	0 0 0	0 0 0	0 0 1	4 0 1
Bret Barberie, S (1, 4) OBP: 0.355, SLG: 0.383	K			F8		G4-3		G3	P8		SH3 SH 1B	1B	6	0	2	0	0	1	2
Rob Natal, R (1, 2) OBP: 0.289, SLG: 0.322 Bryan Harvey, R (12, 1) Richie Lewis, R (12, 1) OBP: 0.500, SLG: 0.500	BB C1-4-6			S 1B		F9					SH SH3 1-2	K	4 0 0	0 0 0	1 0 0	0 0 0	1 0 0	1 0 0	3 0 0
Darrell Whitmore, L (1, 9) OBP: 0.244, SLG: 0.306 (10, 7) Rick Renteria, R (11, PH) OBP: 0.318, SLG: 0.331 Greg Briley, L (11, 9) OBP: 0.251, SLG: 0.284	FC1-4-6 BB BB 1-2f			K 1-2			G4-3		1B 1B		SH3 1-2 2-3		4 0 0	0 0 0	1 0 0	0 0 0	0 0 0	1 0 0	2 0 0
Walt Weiss, S (1, 6) OBP: 0.368, SLG: 0.314	BB 1-2		G3				P6		FC6-4 1-2 1B		IBB		3	0	1	0	2	0	1
Pat Rapp, R (1, 1) Nigel Wilson, L (7, PH) Joe Klink, L (7, 1) Gary Sheffield, R (8, PH) Jack Armstrong, R (8, 1) Rich Rodriguez, L (10, 1) Henry Cotto, R (10, 9) Orestes Destrade, S (11, PH) OBP: 0.000, SLG: 0.417 (11, 3)	BB 1-2 2-3				K		K		K		K		1 1 0 0 1 0 0 0 1	0 0 0 0 0 0 0 0 0	0 0 0 0 0 0 0 0 0	0 0 0 0 0 0 0 0 0	1 0 0 0 0 0 0 0 0	1 1 0 0 1 0 0 1 1	0 0 0 2 0 0 0 0 3
Inning Stats	R: 0 H: 0 E: 0 LOB: 1 K: 1 BB: 1 S: 10 P: 17	R: 0 H: 0 E: 0 LOB: 3 K: 1 BB: 3 S: 11 P: 26	R: 0 H: 1 E: 0 LOB: 0 K: 0 BB: 0 S: 4 P: 4	R: 0 H: 1 E: 0 LOB: 1 K: 1 BB: 0 S: 10 P: 14	R: 0 H: 0 E: 0 LOB: 0 K: 2 BB: 0 S: 7 P: 8	R: 0 H: 1 E: 0 LOB: 1 K: 1 BB: 0 S: 7 P: 13	R: 0 H: 0 E: 0 LOB: 0 K: 1 BB: 0 S: 8 P: 13	R: 1 H: 2 E: 0 LOB: 1 K: 0 BB: 0 S: 16 P: 25	R: 0 H: 2 E: 0 LOB: 2 K: 1 BB: 0 S: 12 P: 17	R: 0 H: 1 E: 0 LOB: 0 K: 0 BB: 0 S: 9 P: 12	R: 0 H: 1 E: 1 LOB: 3 K: 1 BB: 1 S: 10 P: 19	R: 0 H: 2 E: 0 LOB: 2 K: 1 BB: 0 S: 12 P: 14	1B: 10 SF: 0 2B: 2 SAC: 2 3B: 0 DP: 2 HR: 0 HBP: 0						

	AB	44
	R	1
	H	11
	RBI	1
	BB	5
	SO	10
	LOB	30

WP: 0 PA: 51
PB: 0
SB: 2
CS: 0

PITCHER	IP	WLS	BF	H	R	ER	SO	BB	IBB	HBP	BLK	WP	HR	S	P	ERA	WHIP
Ben Rivera, R (1, 1) ERA: 5.12	8.0		32	5	1	1	7	4	0	0	0	0	0	73	120	1.12	1.125
Larry Andersen, R (9, 1) ERA: 2.93	2.0		8	3	0	0	1	0	0	0	0	0	0	21	29	0.00	1.500
David West, L (11, 1) ERA: 2.92	0.1		4	1	0	0	0	0	1	0	0	0	0	4	12	0.00	3.000
Roger Mason, R (11, 1) ERA: 3.84	1.2	W	7	2	0	0	2	0	0	0	0	0	0	18	21	0.00	1.200

PITCHER	IP	WLS	BF	H	R	ER	SO	BB	IBB	HBP	BLK	WP	HR	S	P	ERA	WHIP

Florida Marlins @ Philadelphia Phillies

Veterans Stadium, Philadelphia, PA

Wed Sep 22 1993, 7:05 PM EDT

Att. 31,556 - Unknown - 65 F

livebaseballscorecards.com

BOTTOM

Batter	1	2	3	4	5	6	7	8	9	10	11	12	AB	R	H	RBI	BB	SO	LOB
Lenny Dykstra, L (1, 8) OBP: 0.424, SLG: 0.493	2-1 1B G4-6-3 2B		3-2 G3		1-1 G3			4-0 CS BLK BB		0-1 G4-3 1B 1-2		1-0 1B HBP 1B 1-3	5	1	3	0	1	0	0
Mickey Morandini, L (1, 4) OBP: 0.310, SLG: 0.355	0-0 G4-6-3 1B 2-3		0-0 G4-3			1-0 G3 WP 1B		2-1 P2 1-3		0-0 G4-3 1-2 2-3		3-2 1B HBP 1-2	5	0	2	0	0	0	3
John Kruk, L (1, 3) OBP: 0.430, SLG: 0.476	1-0 G4-6-3 1-2f 3-H		3-2 G3			1-3 K 1-2			2-1 F7		4-0 IBB	3-3 K	5	0	0	0	1	2	5
Dave Hollins, S (1, 5) OBP: 0.375, SLG: 0.446	2-2 G5-3			1-1 P5		1-1 G3 2-3			2-0 G4-3	1-2 P5		0-1 1B 1-2 2-3 3-H	6	0	1	1	0	0	4
Darren Daulton, L (1, 2) OBP: 0.388, SLG: 0.487		1-2 F8		0-0 G3		1-1 G4-3			2-2 2B		0-0 F7		5	0	1	0	0	0	1
Jim Eisenreich, L (1, 9) OBP: 0.375, SLG: 0.468		4-2 FC3-6 BB		1-0 1B			4-2 G3-6-3 BB		4-0 IBB		0-1 F7		2	0	1	0	3	0	0
Milt Thompson, L (1, 7) OBP: 0.339, SLG: 0.350	SAFE SAFE	4-2 FC3-6 BB 1-2		1-0 G4-3			1-2 G3-6-3 1-2f		0-2 K		1-0 1B		4	0	1	0	1	1	4
Kevin Stocker, S (1, 6) OBP: 0.421, SLG: 0.434	1-1 FC3-6 1-2f 2-3				0-3 K		1-2 G6-3			3-2 G3-1	0-0 F8		5	0	0	0	0	1	3
Ben Rivera, R (1, 1) Wes Chamberlain, R (8, PH) Larry Andersen, R (8, 1) Ricky Jordan, R (1B, PH) Ruben Amaro Jr, S (1B, PR) David Weathers (PR, 1) Roger Mason, R (PR, 1) Pete Incaviglia, R (1B, PH) Tony Longmire, L (1B, PH)	1-0 G4-3				3-2 G4-3			2-1 G4-3		0-2 G4-3 1B 1B		4-0 1B 1B BB	2 1 0 1 0 0 0 0 0	0 0 0 0 0 0 0 0 1	0 0 0 1 0 0 0 0 0	0 0 0 0 0 0 0 0 0	0 0 0 0 0 0 0 0 0	0 0 0 0 0 0 0 0 0	2 0 0 0 0 0 0 0 0
Inning Stats	R: 1 E: 0 LOB: 0 K: 0 BB: 0 S: 7 P: 12	R: 0 E: 0 LOB: 0 K: 0 BB: 2 S: 11 P: 22	R: 0 E: 0 LOB: 0 K: 0 BB: 0 S: 8 P: 14	R: 0 E: 0 LOB: 1 K: 0 BB: 1 S: 5 P: 8	R: 0 E: 0 LOB: 0 K: 1 BB: 0 S: 8 P: 12	R: 0 E: 0 LOB: 1 K: 1 BB: 0 S: 8 P: 12	R: 0 E: 0 LOB: 0 K: 0 BB: 1 S: 8 P: 14	R: 0 E: 0 LOB: 0 K: 0 BB: 0 S: 4 P: 12	R: 0 E: 0 LOB: 1 K: 1 BB: 1 S: 10 P: 20	R: 0 E: 0 LOB: 2 K: 0 BB: 1 S: 16 P: 24	R: 0 E: 0 LOB: 1 K: 0 BB: 0 S: 5 P: 6	R: 1 E: 0 LOB: 2 K: 1 BB: 1 S: 8 P: 19	1B: 8 2B: 2 3B: 0 HR: 0	SF: 0 SAC: 0 DP: 2 HBP: 1					

AB	41
R	2
H	10
RBI	1
BB	7
SO	4
LOB	22

WP: 1 PB: 0 SB: 0 CS: 1 PA: 49

PITCHER		IP	WLS	BF	H	R	ER	SO	BB	IBB	HBP	BLK	WP	HR	S	P	ERA	WHIP
Pat Rapp, R ERA: 3.89	(1, 1)	6.0		23	4	1	1	2	2	0	0	0	1	0	47	80	1.50	1.000
Joe Klink, L ERA: 4.66	(7, 1)	2.0		6	0	0	0	0	2	0	0	1	0	0	12	26	0.00	1.000
Jack Armstrong, R ERA: 4.47	(9, 1)	1.1		8	3	0	0	1	0	1	0	0	0	0	19	32	0.00	2.250
Rich Rodriguez, L ERA: 4.0	(10, 1)	0.1		2	0	0	0	0	0	1	0	0	0	0	1	5	0.00	0.000
Matt Turner, R ERA: 2.91	(10, 1)	1.1		5	1	0	0	0	0	0	0	0	0	0	11	13	0.00	0.750

PITCHER		IP	WLS	BF	H	R	ER	SO	BB	IBB	HBP	BLK	WP	HR	S	P	ERA	WHIP
Bryan Harvey, R ERA: 1.7	(12, 1)	0.0	L	1	0	1	1	0	1	0	0	0	0	0	0	4	∞	∞
Richie Lewis, R ERA: 2.94	(12, 1)	0.1		4	2	0	0	1	0	0	1	0	0	0	8	15	0.00	6.000

St. Louis Cardinals @ Florida Marlins

Joe Robbie Stadium, Miami, FL

Fri Sep 24 1993, 7:05 PM EDT

Att. 36,949 - Unknown

TOP

livebaseballscorecards.com

Batter	1	2	3	4	5	6	7	8	9	AB	R	H	RBI	BB	SO	LOB
Bernard Gilkey, R (1, 7) OBP: 0.380, SLG: 0.499	C B B B X 3-1 G5-4-3 1B		C S B B B B B 4-2 WP WP 1-2 1B BB	B B X 2-0 BB 1-2 3-H 1B 1B		B B B C X 3-1 2B 2B	B B B C F B 4-2 1-2 3B BB		F S B S 1-3 ② K	4	4	3	1	2	1	1
Geronimo Pena, S (1, 4) OBP: 0.339, SLG: 0.385	B X 1-0 ① ② G5-4-3 1-2f		B 2 SAFE B B B C F S 3-3 ① K 1-2 2-3	F B F B B B 4-2 1B 1-2 2-3 BB		B X 1-0 ① F8	S F B F B F X 2-2 1-H 2-H 3-H 3B		B C S B F S 2-3 ③ K	5	0	1	3	1	2	5
Gregg Jefferies, S (1, 3) OBP: 0.410, SLG: 0.492	C S S 0-3 ③ K		B C B F B X 3-2 2-H 3-H 1B	X 0-0 BB 1-3 2-H 3-H 1B		B B B C X 2-1 S 2-H 2B	B B B B 4-0 WP BB			4	0	3	4	1	1	0
Todd Zeile, R (1, 5) OBP: 0.349, SLG: 0.435		C X 0-1 ① G5-3	1 SAFE B B C X 1-1 ② P8	B B 1 SAFE B B B 4-0 1-2 BB		B C B X 2-1 ② G5-3 2-3 2B	B C F B S 2-3 ③ K 1-2			4	0	0	0	1	1	4
Mark Whiten, S (1, 9) OBP: 0.329, SLG: 0.442		B B B B X 3-0 ② P9	1 SAFE 1 SAFE B F S 1 B S SAFE 2-3 ③ K	C B B S F X 2-2 ③ G4-3		B B X 2-0 ③ G3-4-1		X 0-0 ① G6-3		5	0	0	0	0	1	5
Ray Lankford, L (1, 8) OBP: 0.375, SLG: 0.358		B C C X 1-2 1B 1B		L C S 0-3 ① K2-3	B X 1-0 G5-3 PB 1B		B B X 2-0 FC4-6 3B 2B	B F C X 1-2 ② G4-3		5	1	3	0	0	1	0
Erik Pappas, R (1, 2) OBP: 0.351, SLG: 0.333	B 1 SAFE 1 SAFE F 1 SAFE C 1 SAFE X 1-2 FC6-4 1-2 1B			F X 0-1 1B G5-3 1B	1 SAFE B C B B S C 3-3 ① K 1-2		B L B T F F C 2-3 ① K	B S X 1-1 ③ G1-3		5	1	2	0	0	2	2
Tripp Cromer, R (1, 6) Rod Brewer, L (7, PH) OBP: 0.356, SLG: 0.376 Tim Jones, L (7, PR) OBP: 0.404, SLG: 0.349 (7, 6)	F X 0-1 ③ FC6-4 1-2f			B X 1-0 ② G5-3 1-2	S X 0-1 ② G5-3 2-3		B B F F F B B 4-2 FC4-6 BB		B C X 1-1 ① G4-3	3 0 1	0 0 0	0 0 0	0 0 0	0 1 0	0 0 0	4 0 0
Rheal Cormier, L (1, 1) OBP: 0.244, SLG: 0.289 Les Lancaster, R (5, 1) Gerald Perry, L (7, PH) OBP: 0.430, SLG: 0.516 Lee Guetterman, L (7, 1) OBP: 0.500, SLG: 1.000 Stan Royer, R (9, PH) OBP: 0.269, SLG: 0.385 Mike Perez, R (9, 1)			B B C C X 2-2 WP BB WP 1B	X 0-0 WP 1B 2-3 1B	X 0-0 ③ P8	X 0-0 ② FC4-6 BB 1-2f 2-3 3B		X 0-0 1B	3 0 1 0 1 0	2 0 1 0 0 0	2 0 1 0 1 0	0 0 0 0 0 0	0 0 0 0 0 0	0 0 0 0 0 0	1 0 2 0 0 0
Inning Stats	R: 0 E: 0 K: 1 S: 6 H: 1 LOB: 0 BB: 0 P: 10	R: 0 E: 0 K: 0 S: 11 H: 2 LOB: 2 BB: 0 P: 16	R: 2 E: 0 K: 2 S: 16 H: 2 LOB: 1 BB: 1 P: 31	R: 3 E: 0 K: 1 S: 15 H: 4 LOB: 3 BB: 2 P: 28	R: 0 E: 0 K: 1 S: 7 H: 1 LOB: 1 BB: 0 P: 11	R: 1 E: 0 K: 0 S: 8 H: 2 LOB: 1 BB: 0 P: 18	R: 3 E: 0 K: 2 S: 20 H: 2 LOB: 3 BB: 3 P: 40	R: 0 E: 0 K: 0 S: 6 H: 0 LOB: 0 BB: 0 P: 8	R: 0 E: 0 K: 2 S: 10 H: 1 LOB: 1 BB: 0 P: 14	1B: 11 2B: 3 3B: 1 HR: 0 SF: 0 SAC: 0 DP: 1 HBP: 0						

	AB	41
	R	9
	H	15
	RBI	8
	BB	6
	SO	9
	LOB	24

WP: 4 PB: 1 SB: 1 CS: 0 PA: 47

PITCHER		IP	WLS	BF	H	R	ER	SO	BB	IBB	HBP	BLK	WP	HR	S	P	ERA	WHIP
Chris Hammond, L ERA: 4.59	(1, 1)	3.2		21	9	5	5	4	2	0	0	0	3	0	44	75	12.27	3.000
Robb Nen, R ERA: 6.66	(4, 1)	1.1		6	1	0	0	1	1	0	0	0	0	0	11	21	0.00	1.500
John Johnstone, R ERA: 5.4	(6, 1)	1.0	L	5	2	1	1	0	0	0	0	0	0	0	8	18	9.00	2.000
Richie Lewis, R ERA: 3.28	(7, 1)	1.0		8	2	3	3	2	3	0	0	0	1	0	20	40	27.00	5.000
Rich Rodriguez, L ERA: 3.89	(8, 1)	2.0		7	1	0	0	2	0	0	0	0	0	0	16	22	0.00	0.500

PITCHER		IP	WLS	BF	H	R	ER	SO	BB	IBB	HBP	BLK	WP	HR	S	P	ERA	WHIP

BOTTOM

St. Louis Cardinals @ Florida Marlins

Joe Robbie Stadium, Miami, FL

Fri Sep 24 1993, 7:05 PM EDT

Att. 36,949 - Unknown

livebaseballscorecards.com

Batter	1	2	3	4	5	6	7	8	9	AB	R	H	RBI	BB	SO	LOB
Chuck Carr, S (1, 8) OBP: 0.328, SLG: 0.339	C C B B X 2-2 G3 ①		F X 0-1 G3 ③		F B F B B F F F 4-2 B HR BB		X 0-0 P4 ①		X 0-0 S 1B	4	1	1	0	1	0	0
Henry Cotto, R (1, 9) OBP: 0.260, SLG: 0.341	B C B F C 2-3 K ②			F B F X 1-2 G6-3 1B	F X 0-1 SF8 ① 3-H		B F X 1-1 S 1B		C F X 0-2 F7 ② 1-2	4	0	2	1	0	1	1
Jeff Conine, R (1, 7) OBP: 0.353, SLG: 0.412	B C X 1-1 F9 ③			B C C 1 SAFE B F F F F 2-2 F X G6-3 ① 1-2	X 0-0 HR 1-H 2-H		B B F C F F B F F 3-2 X P3 ② 1-2		F C B C 1-3 K ③	5	1	1	3	0	1	3
Gary Sheffield, R (1, 5) OBP: 0.363, SLG: 0.484		B B F B B 4-1 F8 S BB		H 1-0 HBP	X 0-0 P6 ②		C B B B 4-1 BB			1	0	0	0	2	0	0
Orestes Destrade, S (1, 3) OBP: 0.323, SLG: 0.413		B B C 1 SAFE X 2-1 P6 ①		S S C 0-3 K ②	S C X 0-2 G5-3 ③		F X 0-1 G2-3 ③			4	0	0	0	0	1	5
Benito Santiago, R (1, 2) OBP: 0.292, SLG: 0.380 Rob Natal, R (4, 2) OBP: 0.280, SLG: 0.312		1 SAFE 1 SAFE F B B B X 2-1 F8 ② 1-3		B X 1-0 L7 ③		C F B B B X 2-2 G5-3 ①		B X 1-0 F9 ①		1 3	0 0	0 0	0 0	0 0	0 0	1 2
Bret Barberie, S (1, 4) OBP: 0.354, SLG: 0.381		C X 0-1 F8 ③			F B B F F F X 2-2 E 1B E 1B	X 0-0 F7 ②		C S B F X 1-2 G6-3 ②		4	1	1	0	0	0	1
Walt Weiss, S (1, 6) OBP: 0.369, SLG: 0.314			C B F C 1-3 K ①		B C X 1-1 E 1-2 SF8 1B	C B B C F B B 4-2 BB		X 0-0 G5-3 ③		3	1	1	0	1	1	0
Chris Hammond, L (1, 1) OBP: 0.282, SLG: 0.317 Robb Nen, R (4, 1) Alex Arias, R (5, PH) OBP: 0.340, SLG: 0.323 John Johnstone, R (6, 1) Nigel Wilson, L (6, PH) Richie Lewis, R (7, 1) OBP: 0.500, SLG: 0.500 Rich Rodriguez, L (8, 1) Greg Briley, L (9, PH) OBP: 0.250, SLG: 0.282			C S S 0-3 K ②		B C X 1-1 E6 HR 1-3 2-H	S C S 0-3 K ③			X 0-0 L4 ①	1 0 1 0 1 0 1 0 0	0 0 1 0 0 0 0 0 0	0 0 0 0 0 0 1 0 0	0 0 0 0 0 0 1 0 0	0 0 0 0 0 1 0 0 0	1 0 1 0 1 0 1 0 1	0 0 1 0 1 0 0 0 0
Inning Stats	R: 0 E: 0 K: 1 S: 8 H: 0 LOB: 0 BB: 0 P: 13	R: 0 E: 0 K: 0 S: 7 H: 0 LOB: 1 BB: 1 P: 15	R: 0 E: 0 K: 2 S: 8 H: 0 LOB: 0 BB: 0 P: 9	R: 0 E: 0 K: 1 S: 15 H: 1 LOB: 2 BB: 0 P: 20	R: 5 E: 1 K: 0 S: 22 H: 3 LOB: 0 BB: 1 P: 30	R: 0 E: 0 K: 1 S: 10 H: 0 LOB: 1 BB: 0 P: 16	R: 0 E: 0 K: 0 S: 13 H: 1 LOB: 2 BB: 1 P: 21	R: 0 E: 0 K: 0 S: 6 H: 0 LOB: 0 BB: 0 P: 8	R: 0 E: 0 K: 1 S: 8 H: 1 LOB: 1 BB: 0 P: 9	1B: 5 2B: 0 3B: 0 HR: 1	SF: 1 SAC: 0 DP: 0 HBP: 1					

	AB	33
	R	5
	H	6
	RBI	4
	BB	4
	SO	6
	LOB	15

WP: 0 PB: 0 SB: 3 CS: 0 PA: 39

PITCHER		IP	WLS	BF	H	R	ER	SO	BB	IBB	HBP	BLK	WP	HR	S	P	ERA	WHIP
Rheal Cormier, L ERA: 4.55	(1, 1)	4.1		21	4	5	4	4	2	0	1	0	0	1	56	83	8.31	1.385
Les Lancaster, R ERA: 3.04	(5, 1)	1.2	W	6	0	0	0	1	1	0	0	0	0	0	14	20	0.00	0.600
Lee Guetterman, L ERA: 3.32	(7, 1)	2.0		8	1	0	0	0	1	0	0	0	0	0	19	29	0.00	1.000
Mike Perez, R ERA: 2.33	(9, 1)	1.0		4	1	0	0	1	0	0	0	0	0	0	8	9	0.00	1.000

PITCHER	IP	WLS	BF	H	R	ER	SO	BB	IBB	HBP	BLK	WP	HR	S	P	ERA	WHIP

Batter	1	2	3	4	5	6	7	8	9	AB	R	H	RBI	BB	SO	LOB
Bernard Gilkey, R (1, 7) OBP: 0.380, SLG: 0.496	C X 0-1 ① G4-3		X 0-0 ② G6-3		B B B B 4-0 E BB		B X 1-0 ① L1		F B B B B 4-1 BB	3	0	0	0	2	0	0
Tim Jones, L (1, 6) OBP: 0.393, SLG: 0.340 Geronimo Pena, S (9, PH) OBP: 0.337, SLG: 0.383	B X 1-0 ② L8		B F B S X 2-2 1B		1 SAFE 1 SAFE B 1 SAFE X 1-0 E4 1-3		B B C X 2-1 ② G3		1 SAFE C S B F S 1-3 ② K	4	0	1	0	0	0	1
										1	0	0	0	0	1	1
Gregg Jefferies, S (1, 3) OBP: 0.408, SLG: 0.490	C B X 1-1 BB 1B		X 0-0 ③ F8		X 0-0 ② P4		B B C F S 2-3 ③ K		B X 1-0 ③ G6-3	5	0	1	0	0	1	4
Todd Zeile, R (1, 5) OBP: 0.352, SLG: 0.434	1 SAFE 1 SAFE B 1 SAFE 1 SAFE B B C B 4-1 1-2 BB			B C B B B 4-1 PB PB SF8 BB	B C B C B B 4-2 BB			B B S X 2-1 ① G6-3		1	1	0	0	3	0	0
Mark Whiten, S (1, 9) OBP: 0.327, SLG: 0.439	X 0-0 ③ G4-3			C B B B F B F S 3-3 ① K 1-2	B F B F X 2-2 ③ L7			B X 1-0 ② P8		4	0	0	0	0	1	6
Ray Lankford, L (1, 8) OBP: 0.376, SLG: 0.357		B C C S 1-3 ① K2-3		B B B C X 3-1 ② SF8 2-H		B B B B 4-0 FC3-6 BB		C C B B F B B 4-2 1B BB		1	0	0	1	2	1	0
Luis Alicea, S (1, 4) OBP: 0.366, SLG: 0.378		S T X 0-2 ② L9		B C H 2-1 HBP	1 SAFE 1 SAFE T X 0-1 ① FC3-6 S 1-2f			X 0-0 FC6-4 1-2 1B		3	0	1	0	0	0	1
Marc Ronan, L (1, 2)		B C X 1-1 ③ L9		1 SAFE C X 0-1 ③ G4-3	F 1 SAFE B X 1-1 ② F9 1-2			B F C F X 1-2 ③ FC6-4 1-2f		4	0	0	0	0	0	4
Paul Kilgus, L (1, 1) OBP: 0.200, SLG: 0.200			C B B X 2-1 ① L9		B C C X 1-2 ① L9	B B B C F F S 3-3 ③ K			C S B X 1-2 ① G4-3	2	0	0	0	0	0	0
Rod Brewer, L (6, PH) OBP: 0.354, SLG: 0.373										1	0	0	0	0	1	1
Allen Watson, L (6, 1) OBP: 0.240, SLG: 0.292										0	0	0	0	0	0	0
Gerald Perry, L (9, PH) OBP: 0.426, SLG: 0.511										1	0	0	0	0	0	0
Inning Stats	R: 0 E: 0 K: 0 S: 7 H: 1 LOB: 2 BB: 1 P: 13	R: 0 E: 0 K: 1 S: 8 H: 0 LOB: 0 BB: 0 P: 10	R: 0 E: 0 K: 0 S: 7 H: 1 LOB: 1 BB: 0 P: 11	R: 1 E: 0 K: 1 S: 10 H: 0 LOB: 1 BB: 1 P: 22	R: 0 E: 1 K: 0 S: 10 H: 0 LOB: 3 BB: 2 P: 22	R: 0 E: 0 K: 1 S: 8 H: 0 LOB: 1 BB: 1 P: 16	R: 0 E: 0 K: 1 S: 6 H: 0 LOB: 0 BB: 0 P: 11	R: 0 E: 0 K: 0 S: 11 H: 1 LOB: 2 BB: 1 P: 19	R: 0 E: 0 K: 1 S: 9 H: 0 LOB: 1 BB: 1 P: 16	1B: 3 2B: 0 3B: 0 HR: 0 SF: 1 SAC: 0 DP: 0 HBP: 1						

PITCHER	IP	WLS	BF	H	R	ER	SO	BB	IBB	HBP	BLK	WP	HR	S	P	ERA	WHIP
Charlie Hough, R (1, 1) ERA: 4.32	7.0		30	2	1	0	4	5	0	1	0	0	0	56	105	0.00	1.000
Jack Armstrong, R (8, 1) ERA: 4.42	2.0	W	9	1	0	0	1	2	0	0	0	0	0	20	35	0.00	1.500

PITCHER	IP	WLS	BF	H	R	ER	SO	BB	IBB	HBP	BLK	WP	HR	S	P	ERA	WHIP

TOP

St. Louis Cardinals @ Florida Marlins

Joe Robbie Stadium, Miami, FL

Sat Sep 25 1993, 7:05 PM EDT

Att. 41,395 - Unknown

livebaseballscorecards.com

AB	30
R	1
H	3
RBI	1
BB	7
SO	5
LOB	18

BOTTOM

St. Louis Cardinals @ Florida Marlins

Joe Robbie Stadium, Miami, FL

Sat Sep 25 1993, 7:05 PM EDT

Att. 41,395 - Unknown

livebaseballscorecards.com

Batter	1	2	3	4	5	6	7	8	9	AB	R	H	RBI	BB	SO	LOB
Chuck Carr, S (1, 8) OBP: 0.327, SLG: 0.337	C B B S S 2-3 ① K		B C B F B F F F B 4-2 G5-3 BB		F B F F X 1-2 ③ F7			B B C X 2-1 E3 E SF9		3	1	0	0	1	1	1
Henry Cotto, R (1, 9) OBP: 0.260, SLG: 0.339	B C B X 2-1 ② L5		1 SAFE 1 SAFE 1 SAFE 1 SAFE 1 SAFE C 1 SAFE 1 SAFE X 0-1 ② G5-3 1-2			B B F F F X 2-2 ① G4-3		X 0-0 E8 SF9 SF9 2-3 1B		4	1	1	0	0	0	1
Jeff Conine, R (1, 7) OBP: 0.352, SLG: 0.412	C B C F B X 2-2 1B		F X 0-1 ③ P8			X 0-0 ② G6-3		X 0-0 ① SF9 2-3 3-H		3	0	1	1	0	0	1
Gary Sheffield, R (1, 5) OBP: 0.362, SLG: 0.481	B B 1 SAFE C S C 2-3 ③ K			F B F F F X 1-2 ① L6		B B X 2-0 ③ P4		I I I I 4-0 BLK IBB		3	0	0	0	1	1	1
Orestes Destrade, S (1, 3) OBP: 0.322, SLG: 0.413		B S S F F B C 2-3 ① K		C X 0-1 ② G5-3			X 0-0 FC1-6 1B	B X 1-0 ② SF9 3-H		3	0	1	1	0	1	0
Bret Barberie, S (1, 4) OBP: 0.351, SLG: 0.377		F B F S 1-3 ② K		B X 1-0 ③ F9			X 0-0 ① FC1-6 1B 1-2f	1 SAFE 1 SAFE 1 SAFE S B B X 2-1 ③ F8 1-2		4	0	0	0	0	1	2
Rob Natal, R (1, 2) OBP: 0.291, SLG: 0.316		B B C F F B B 4-2 BB			C B X 1-1 ① P5		C 1 SAFE B X 1-1 1-3 1B			2	0	1	0	1	0	0
Walt Weiss, S (1, 6) OBP: 0.369, SLG: 0.315		X 0-0 ③ G6-3			B C B B X 3-1 G6-3 1B		B C S F B 1 SAFE S 2-3 ② K			3	0	1	0	0	1	3
Charlie Hough, R (1, 1) OBP: 0.078, SLG: 0.033 Rick Renteria, R (7, PH) OBP: 0.317, SLG: 0.329 Jack Armstrong, R (8, 1) OBP: 0.156, SLG: 0.172			X 0-0 ① P3		B X 1-0 ② G6-3 1-2		B F C X 1-2 ③ P6			2 1 0	0 0 0	0 0 0	0 0 0	0 0 0	0 0 0	1 2 0
Inning Stats	R: 0 H: 1 E: 0 LOB: 1 K: 2 BB: 0 S: 12 P: 20	R: 0 H: 0 E: 0 LOB: 1 K: 2 BB: 1 S: 11 P: 18	R: 0 H: 0 E: 0 LOB: 1 K: 0 BB: 1 S: 10 P: 14	R: 0 H: 0 E: 0 LOB: 0 K: 0 BB: 0 S: 7 P: 9	R: 0 H: 1 E: 0 LOB: 1 K: 0 BB: 0 S: 9 P: 15	R: 0 H: 0 E: 0 LOB: 0 K: 0 BB: 0 S: 5 P: 9	R: 0 H: 2 E: 0 LOB: 2 K: 1 BB: 0 S: 11 P: 15	R: 2 H: 1 E: 2 LOB: 1 K: 0 BB: 1 S: 7 P: 16		1B: 5 SF: 2 2B: 0 SAC: 0 3B: 0 DP: 0 HR: 0 HBP: 0						WP: 0 PA: 33 PB: 0 SB: 0 CS: 0

PITCHER		IP	WLS	BF	H	R	ER	SO	BB	IBB	HBP	BLK	WP	HR	S	P	ERA	WHIP
Paul Kilgus, L ERA: 0.71	(1, 1)	5.0		19	2	0	0	4	2	0	0	0	0	0	49	76	0.00	0.800
Allen Watson, L ERA: 4.61	(6, 1)	3.0	L	14	3	2	0	1	0	1	0	1	0	0	23	40	0.00	1.000

PITCHER	IP	WLS	BF	H	R	ER	SO	BB	IBB	HBP	BLK	WP	HR	S	P	ERA	WHIP

AB	28
R	2
H	5
RBI	2
BB	3
SO	5
LOB	12

St. Louis Cardinals @ Florida Marlins

Joe Robbie Stadium, Miami, FL

Sun Sep 26 1993, 3:33 AM EDT

Att. 38,254 - Unknown - 89 F

TOP

livebaseballscorecards.com

Batter	1	2	3	4	5	6	7	8	9	AB	R	H	RBI	BB	SO	LOB
Bernard Gilkey, R (1, 7) OBP: 0.381, SLG: 0.501	F9	2-H, 3-H: 1B	1-2, 2-3: BB			HR	F2		F9	5	1	2	3	1	0	1
Luis Alicea, S (1, 4) OBP: 0.362, SLG: 0.373 Rob Murphy, L (7, 1) OBP: 0.500, SLG: 0.500 Rich Batchelor, R (8, 1) Lee Guetterman, L (8, 1) OBP: 0.500, SLG: 1.000 Rod Brewer, L (9, PH) OBP: 0.352, SLG: 0.371 (9, 3)	F7	F8	K			K	G4-3 1-3		P4	5 0 0 0 1	0 0 0 0 0	0 0 0 0 0	0 0 0 0 0	0 0 0 0 0	2 0 0 0 0	5 0 0 0 0
Gregg Jefferies, S (1, 3) OBP: 0.411, SLG: 0.493 Mike Perez, R (9, 1)	2B	1B 2B: 2B	F8	G6-3, WP 1B: BB	1B 1B: BB		L9			4 0	3 0	2 0	0 0	2 0	0 0	0 0
Mark Whiten, S (1, 9) OBP: 0.328, SLG: 0.438	K	F5 2B: 1B 2-3	F9	G6-3 1-3	1B 1-2 3-H: 1B					5	1	2	1	0	1	2
Ray Lankford, L (1, 8) OBP: 0.378, SLG: 0.361	1B FC5-4: 2B	F5 1-2	K	BB 1B: BB	FC6-4 1-3 2-H: 1B					4	1	2	1	1	1	2
Stan Royer, R (1, 5) OBP: 0.323, SLG: 0.452	FC5-4 2-3: 1B	1B 2-H 3-H: 2B	K	BB 1-2 3-H: 1B	FC6-4 1-2f					5	1	3	3	0	1	2
Erik Pappas, R (1, 2) OBP: 0.358, SLG: 0.335 Tripp Cromer, R (7, 6)	FC5-4 2B 1-2f 3-H: 1B	FC6-4 2-H: 1B	BB	1-2 2-3: BB	G1-3					2 1	1 0	1 0	2 0	2 0	0 0	1 0
Tim Jones, L (1, 6) OBP: 0.377, SLG: 0.346 (7, 4)	1-3 1B: 2B	FC6-4 BB 1B 1-2f	P6	F7			F8			5	1	1	0	0	0	5
Omar Olivares, R (1, 1) OBP: 0.250, SLG: 0.292 Les Lancaster, R (6, 1) Gerald Perry, L (7, PH) OBP: 0.431, SLG: 0.516 Marc Ronan, L (7, 2)		K	BB 1-2 1B	P4	G4-3, WP 1B 1B			F7		3 0 1 1	0 0 1 0	1 0 1 0	0 0 1 0	1 0 0 0	3 0 0 0	3 0 0 0

	AB	42
	R	10
	H	15
	RBI	10
	BB	6
	SO	6
	LOB	21

Inning Stats	1	2	3	4	5	6	7	8	9	1B: 9	SF: 0	WP: 2	PA: 48
R:	0	3	3	0	0	2	2	0	0	2B: 5	SAC: 0	PB: 0	
E:	0	0	0	0	0	0	0	0	0	3B: 0	DP: 0	SB: 0	
K:	1	1	1	1	0	1	0	0	0	HR: 1	HBP: 0	CS: 0	
S:	6	9	10	5	5	7	6	3	3				
H:	1	4	5	0	0	2	3	0	0				
LOB:	1	1	3	0	1	3	2	0	0				
BB:	0	0	1	0	1	1	1	0	0				
P:	6	9	14	5	9	19	10	3	3				

PITCHER		IP	WLS	BF	H	R	ER	SO	BB	IBB	HBP	BLK	WP	HR	S	P	ERA	WHIP
David Weathers, R ERA: 5.21	(1, 1)	2.1	L	15	8	6	6	2	0	0	0	0	0	0	19	19	23.14	3.429
Luis Aquino, R ERA: 3.52	(3, 1)	1.2		8	2	0	0	2	1	0	0	0	0	0	11	15	0.00	1.800
Robb Nen, R ERA: 6.75	(5, 1)	2.0		12	2	2	2	2	4	0	0	0	1	1	12	28	9.00	3.000
John Johnstone, R ERA: 6.23	(7, 1)	2.0		10	3	2	2	0	1	0	0	0	1	0	9	13	9.00	2.000
Matt Turner, R ERA: 2.86	(9, 1)	1.0		3	0	0	0	0	0	0	0	0	0	0	3	3	0.00	0.000

PITCHER		IP	WLS	BF	H	R	ER	SO	BB	IBB	HBP	BLK	WP	HR	S	P	ERA	WHIP

BOTTOM

Batter	1	2	3	4	5	6	7	8	9	AB	R	H	RBI	BB	SO	LOB
Chuck Carr, S (1, 8) OBP: 0.328, SLG: 0.336	x 0-0 P6 ①		x 0-0 E S 1B		x 0-0 E1 1B	B B B 4-0 BB		x 0-0 E6 1B 1B	x 0-0 1B 1-2 2-3 1B	4	2	1	0	1	0	0
Henry Cotto, R (9, 7) OBP: 0.263, SLG: 0.342										1	0	1	0	0	0	0
Bret Barberie, S (1, 4) OBP: 0.350, SLG: 0.376	x 0-0 G1-3 ②		S S S 0-3 K ① 1-3		x 0-0 L1-3 2-H 1B	x 0-0 P5 ③		x 0-0 1B 1B 1-2 1B	S S S 0-3 K ②	6	1	2	1	0	2	6
Darrell Whitmore, L (1, 9) OBP: 0.246, SLG: 0.306	x 0-0 G4-3 ③		x 0-0 F9 ②		x 0-0 L1-3 ① ② 1-2		x 0-0 G1-3 ①	x 0-0 BB 1B 1-3 2-H 1B	x 0-0 1-3 2-H 3-H 1B	6	1	2	3	0	0	2
Gary Sheffield, R (1, 5) OBP: 0.365, SLG: 0.481		S S S 0-3 K ①	B B B 4-0 BB		B B B 4-0 BB		x 0-0 PB 1B 1B	B B B 4-0 1B 1-2 BB	x 0-0 F3 ③	2	0	1	0	2	1	0
Rick Renteria, R (8, 5) OBP: 0.318, SLG: 0.328										1	0	0	0	1	0	2
Orestes Destrade, S (1, 3) OBP: 0.325, SLG: 0.414		B B B 4-0 FC1-6 1B BB	S S S 0-3 K ③		x 0-0 G4-3 ③		x 0-0 PB 1-2 1B	x 0-0 1-2 2-H 3-H 1B		4	0	2	2	1	1	3
Matt Turner, R (9, 1)										0	0	0	0	0	0	0
Jeff Conine, R (1, 7) OBP: 0.354, SLG: 0.412		x 0-0 FC1-6 1-2 1B		B B B 4-0 G5-3 BB		x 0-0 F8 BB SF9 1B	S S S 0-3 K ②	x 0-0 F7 ③		4	1	2	0	1	1	4
(9, 3)																
Rob Natal, R (1, 2) OBP: 0.296, SLG: 0.306		x 0-0 FC1-6 BB ② 1-2f 2-3	x 0-0 G5-3 ① 1-2			B B B B 4-0 SF9 1-2 BB	x 0-0 G1-3 ③ 1-2 2-3		B B B B 4-0 1B 1B 1B BB	3	1	0	0	2	0	5
Walt Weiss, S (1, 6) OBP: 0.369, SLG: 0.313		B B B B 4-0 1-2 BB	x 0-0 F8 ②		x 0-0 F8 ① 2-3			x 0-0 G5-3 ①	x 0-0 L6 ①	2	0	0	0	1	0	3
Alex Arias, R (8, 6) OBP: 0.337, SLG: 0.321										2	0	0	0	0	0	1
David Weathers, R (1, 1) OBP: 0.111, SLG: 0.111		S S S 0-3 K ③		S S S 0-3 K ③		x 0-0 SF9 ② 1-2 3-H		S S S 0-3 K ②	x 0-0 1B 1B 1-2 1B	1	0	0	0	0	1	3
Luis Aquino, R (3, 1) OBP: 0.080, SLG: 0.080										0	0	0	0	0	0	0
Nigel Wilson, L (4, PH)										1	0	0	0	0	1	1
Robb Nen, R (5, 1)										0	0	0	0	0	0	0
Benito Santiago, R (6, PH) OBP: 0.291, SLG: 0.380										0	0	0	1	0	0	0
John Johnstone, R (7, 1)										0	0	0	0	0	0	0
Matias Carrillo, L (8, PH) OBP: 0.277, SLG: 0.370										0	0	0	0	0	0	0
(9, 8)										2	1	1	0	0	1	0
Inning Stats	R: 0 E: 0 K: 0 S: 3 H: 0 LOB: 0 BB: 0 P: 3	R: 0 E: 0 K: 2 S: 8 H: 1 LOB: 3 BB: 2 P: 16	R: 0 E: 0 K: 2 S: 8 H: 1 LOB: 2 BB: 1 P: 12	R: 0 E: 0 K: 1 S: 5 H: 0 LOB: 1 BB: 1 P: 9	R: 1 E: 1 K: 0 S: 4 H: 1 LOB: 1 BB: 1 P: 8	R: 1 E: 0 K: 0 S: 4 H: 1 LOB: 2 BB: 2 P: 12	R: 0 E: 0 K: 1 S: 7 H: 2 LOB: 2 BB: 0 P: 7	R: 3 E: 1 K: 1 S: 9 H: 3 LOB: 2 BB: 1 P: 13	R: 2 E: 0 K: 1 S: 8 H: 3 LOB: 2 BB: 1 P: 12	1B: 12 2B: 1 3B: 0 HR: 0 SF: 1 SAC: 0 DP: 1 HBP: 0							

PITCHER		IP	WLS	BF	H	R	ER	SO	BB	IBB	HBP	BLK	WP	HR	S	P	ERA	WHIP
Omar Olivares, R ERA: 4.15	(1, 1)	5.0	W	25	4	2	1	5	6	0	0	0	0	0	29	53	1.80	2.000
Les Lancaster, R ERA: 2.98	(6, 1)	1.0		4	0	0	0	0	1	0	0	0	0	0	3	7	0.00	1.000
Rob Murphy, L ERA: 5.14	(7, 1)	1.0		5	2	0	0	1	0	0	0	0	0	0	7	7	0.00	2.000
Rich Batchelor, R ERA: 11.37	(8, 1)	0.2		6	2	3	0	1	1	0	0	0	0	0	7	11	0.00	4.500
Lee Guetterman, L ERA: 3.29	(8, 1)	0.1		2	1	0	0	0	0	0	0	0	0	0	2	2	0.00	3.000

PITCHER		IP	WLS	BF	H	R	ER	SO	BB	IBB	HBP	BLK	WP	HR	S	P	ERA	WHIP
Mike Perez, R ERA: 2.57	(9, 1)	1.0		7	3	2	2	1	1	0	0	0	0	0	8	12	18.00	4.000

St. Louis Cardinals @ Florida Marlins

Joe Robbie Stadium, Miami, FL

Sun Sep 26 1993, 3:33 AM EDT

Att. 38,254 - Unknown - 89 F

livebaseballscorecards.com

AB	39
R	7
H	12
RBI	7
BB	9
SO	8
LOB	30

WP: 0 PA: 49
PB: 1
SB: 1
CS: 0

Batter	1	2	3	4	5	6	7	8	9	AB	R	H	RBI	BB	SO	LOB
Marquis Grissom, R (1, 8) OBP: 0.343, SLG: 0.428	C B X 1-1 ① P5		B X 1-0 ② G6-3 2-3			C B S B X 2-2 ① P6		C F S 0-3 ③ K		4	0	0	0	0	1	2
Delino DeShields, L (1, 4) OBP: 0.386, SLG: 0.366	C B B B F X 3-2 ② G4-3		C B F F X 1-2 ③ G6-3			B B B C B 4-1 G4-6-3 BB			F B B F B X 3-2 ① F7	3	0	0	0	1	0	1
Rondell White, R (1, 7) OBP: 0.333, SLG: 0.439	B F B C X 2-2 1B			B B C X 2-1 ① F8		1 SAFE C 1 B X 1-1 ②③ G4-6-3 1-2f			C S B B S 2-3 ② K	4	0	1	0	0	1	1
Larry Walker, L (1, 9) OBP: 0.372, SLG: 0.469	1 SAFE B B F 1 SAFE F S 2-3 ③ K			X 0-0 ② G4-3			C B B C F X 2-2 ① F7		X 0-0 ③ G3-1	4	0	0	0	0	1	1
Cliff Floyd, L (1, 3) OBP: 0.250, SLG: 0.438		X 0-0 ① G4-3		B X 1-0 ③ G4-3			F B B X 2-1 ② G4-3			3	0	0	0	0	0	0
Sean Berry, R (1, 5) OBP: 0.349, SLG: 0.466		C X 0-1 ② L9			B B B B 4-0 WP 1B BB		C X 0-1 ③ G3			2	0	0	0	1	0	0
Darrin Fletcher, L (1, 2) OBP: 0.328, SLG: 0.391 Tim Spehr, R (8, PR) OBP: 0.282, SLG: 0.382 (8, 2)		B B X 2-0 ③ L7			C X 0-1 ① L8			X 0-0 G4-3 3B		3 0	0 1	1 0	0 0	0 0	0 0	1 0
Mike Lansing, R (1, 6) OBP: 0.344, SLG: 0.353			X 0-0 G6-3 SH1-4 1B		B B X 2-0 ② 1-H 1B			B F B X 2-1 ① F8		3	0	2	0	0	0	1
Jeff Fassero, L (1, 1) OBP: 0.065, SLG: 0.033 John Vander Wal, L (8, PH) OBP: 0.330, SLG: 0.381 Mel Rojas, R (8, 1) Jeff Shaw, R (8, 1) OBP: 0.067, SLG: 0.067			X 0-0 ① SH1-4 1-2		B B C C S 2-3 ③ K			B C B C X 2-2 ② G4-3 3-H		1 1 0 0	0 0 0 0	0 0 0 0	0 1 0 0	0 0 0 0	1 0 0 0	1 0 0 0
Inning Stats	R: 0 H: 1 E: 0 LOB: 1 K: 1 BB: 0 S: 11 P: 19	R: 0 H: 0 E: 0 LOB: 0 K: 0 BB: 0 S: 4 P: 6	R: 0 H: 1 E: 0 LOB: 1 K: 0 BB: 0 S: 7 P: 9	R: 0 H: 0 E: 0 LOB: 0 K: 0 BB: 0 S: 4 P: 7	R: 0 H: 1 E: 0 LOB: 1 K: 1 BB: 1 S: 6 P: 14	R: 0 H: 0 E: 0 LOB: 0 K: 0 BB: 1 S: 6 P: 13	R: 0 H: 0 E: 0 LOB: 0 K: 0 BB: 0 S: 8 P: 12	R: 1 H: 1 E: 0 LOB: 1 K: 1 BB: 0 S: 9 P: 13	R: 0 H: 0 E: 0 LOB: 0 K: 1 BB: 0 S: 7 P: 12	1B: 3 2B: 0 3B: 1 HR: 0	SF: 0 SAC: 1 DP: 1 HBP: 0					

PITCHER	IP	WLS	BF	H	R	ER	SO	BB	IBB	HBP	BLK	WP	HR	S	P	ERA	WHIP
Pat Rapp, R (1, 1) ERA: 3.64	8.0	W	28	4	1	1	3	2	0	0	0	1	0	55	93	1.12	0.750
Rich Rodriguez, L (9, 1) ERA: 3.84	1.0	S	3	0	0	0	1	0	0	0	0	0	0	7	12	0.00	0.000

PITCHER	IP	WLS	BF	H	R	ER	SO	BB	IBB	HBP	BLK	WP	HR	S	P	ERA	WHIP

TOP

Montreal Expos @ Florida Marlins

Joe Robbie Stadium, Miami, FL

Mon Sep 27 1993, 7:05 PM EDT

Att. 30,048 - Unknown - 82 F

livebaseballscorecards.com

AB	28
R	1
H	4
RBI	1
BB	2
SO	4
LOB	8

WP: 1	PA: 31					
PB: 0						
SB: 0						
CS: 0						

Montreal Expos @ Florida Marlins

Joe Robbie Stadium, Miami, FL

Mon Sep 27 1993, 7:05 PM EDT

Att. 30,048 - Unknown - 82 F

Batter	1	2	3	4	5	6	7	8	9	AB	R	H	RBI	BB	SO	LOB
Chuck Carr, S (1, 8) OBP: 0.327, SLG: 0.336	2-0 P4		0-1 G5-3	0-0 L5			0-1 G6-3 S 1B			4	0	1	0	0	0	2
Henry Cotto, R (1, 9) OBP: 0.263, SLG: 0.345	1-2 1B 2B		0-3 K		0-0 G6-3		2-2 G6-3 1-3			4	1	1	0	0	1	2
Jeff Conine, R (1, 7) OBP: 0.355, SLG: 0.413	0-0 2-H 1B		1-1 BB E 2-3 1B		0-2 P6		1-2 G6-3			4	0	2	1	0	0	1
Gary Sheffield, R (1, 5) OBP: 0.364, SLG: 0.479	1-3 K		2-2 E5 FC5 BB 1-2 3-H		1-3 K			0-0 1B S 1B 1B		4	1	1	0	0	2	2
Orestes Destrade, S (1, 3) OBP: 0.326, SLG: 0.412	1-2 K		4-2 BB 1-2 2-3			0-0 F7		4-2 1B 1B BB 1-2		2	0	0	0	2	1	1
Bret Barberie, S (1, 4) OBP: 0.352, SLG: 0.377		1-0 G6-3	2-2 FC5 2-3f			0-0 1B		1-0 1B 1-2 2-3 1B		4	0	2	0	0	0	3
Rob Natal, R (1, 2) OBP: 0.286, SLG: 0.294		3-1 F9		1-2 G5-3		1-2 P4		2-2 P6		4	0	0	0	0	0	4
Walt Weiss, S (1, 6) OBP: 0.370, SLG: 0.313		3-3 K		4-1 SH3-4 BB		1-3 K		1-2 G4-6-3 1-2 2-3 3-H 1B		3	0	1	1	1	2	1
Pat Rapp, R (1, 1) OBP: 0.226, SLG: 0.233			1-0 1B E 2B	0-1 SH3-4 1-2			0-3 K	1-1 G4-6-3 1-2f		2	1	1	0	0	1	0
Matias Carrillo, L (8, PH) OBP: 0.271, SLG: 0.362										1	0	0	0	0	0	3
Rich Rodriguez, L (9, 1)										0	0	0	0	0	0	0

Inning Stats	1	2	3	4	5	6	7	8	9	
	R: 1 H: 2 E: 0 LOB: 1 K: 2 BB: 0 S: 12 P: 17	R: 0 H: 0 E: 0 LOB: 0 K: 1 BB: 0 S: 8 P: 15	R: 1 H: 2 E: 1 LOB: 3 K: 1 BB: 1 S: 16 P: 26	R: 0 H: 0 E: 0 LOB: 1 K: 0 BB: 1 S: 7 P: 12	R: 0 H: 0 E: 0 LOB: 0 K: 1 BB: 0 S: 7 P: 8	R: 0 H: 1 E: 0 LOB: 1 K: 1 BB: 0 S: 8 P: 10	R: 0 H: 1 E: 0 LOB: 1 K: 1 BB: 0 S: 13 P: 16	R: 1 H: 3 E: 0 LOB: 2 K: 0 BB: 1 S: 12 P: 21		1B: 7 SF: 0 2B: 2 SAC: 1 3B: 0 DP: 1 HR: 0 HBP: 0

PITCHER		IP	WLS	BF	H	R	ER	SO	BB	IBB	HBP	BLK	WP	HR	S	P	ERA	WHIP
Jeff Fassero, L ERA: 2.27	(1, 1)	7.0	L	30	6	2	1	7	2	0	0	0	0	0	71	104	1.29	1.143
Mel Rojas, R ERA: 3.03	(8, 1)	0.1		5	3	1	1	0	1	0	0	0	0	0	10	18	27.00	12.000
Jeff Shaw, R ERA: 4.01	(8, 1)	0.2		1	0	0	0	0	0	0	0	0	0	0	2	3	0.00	0.000

PITCHER	IP	WLS	BF	H	R	ER	SO	BB	IBB	HBP	BLK	WP	HR	S	P	ERA	WHIP

BOTTOM

AB	32
R	3
H	9
RBI	2
BB	3
SO	7
LOB	19

WP: 0 PA: 36
PB: 0
SB: 2
CS: 0

livebaseballscorecards.com

Montreal Expos @ Florida Marlins

Joe Robbie Stadium, Miami, FL

Tue Sep 28 1993, 7:05 PM EDT

Att. 27,017 - Unknown - 83 F

TOP

livebaseballscorecards.com

Batter	1	2	3	4	5	6	7	8	9	AB	R	H	RBI	BB	SO	LOB
Lou Frazier, S (1, 7) OBP: 0.335, SLG: 0.344	K		1B	G4-3			F8		K	5	0	1	0	0	2	2
Delino DeShields, L (1, 4) OBP: 0.384, SLG: 0.364	G1-3		L8		K		K		1B	5	0	1	0	0	2	1
Marquis Grissom, R (1, 8) OBP: 0.345, SLG: 0.429	1B			HBP S 1B	G5-3			S 1B BB	K	4	1	2	0	1	1	1
Larry Walker, L (1, 9) OBP: 0.373, SLG: 0.468	G6-3			HBP 1B BB	G4-3			S 1B		3	1	1	0	1	0	1
Darrin Fletcher, L (1, 2) OBP: 0.327, SLG: 0.388 John Wetteland, R (8, 1)		P6		1B 1B G6-3 HBP		G4-3		P7		3 0	1 0	0 0	0 0	0 0	0 0	2 0
Mike Lansing, R (1, 5) OBP: 0.345, SLG: 0.352		G6-3		G6-3 1B		P8		IBB		3	0	1	2	1	0	0
Cliff Floyd, L (1, 3) OBP: 0.263, SLG: 0.421 Rondell White, R (8, PH) OBP: 0.333, SLG: 0.439 John Vander Wal, L (8, PH) OBP: 0.329, SLG: 0.379 Randy Ready, R (8, 3) OBP: 0.376, SLG: 0.339		G3-1		P2				K		3 0 1 0	0 0 0 0	1 0 0 0	0 0 0 0	0 0 1 0	0 0 0 0	2 0 3 0
Wil Cordero, R (1, 6) OBP: 0.311, SLG: 0.394			F8	G6-3		L5		L8		4	0	1	0	0	0	4
Dennis Martinez, R (1, 1) OBP: 0.178, SLG: 0.188 Tim Spehr, R (8, 2) OBP: 0.279, SLG: 0.377			K	G6-3			F9		K	3 1	0 0	0 0	1 0	0 0	1 1	2 0

	AB	35
	R	3
	H	8
	RBI	3
	BB	3
	SO	8
	LOB	18

Inning Stats	1	2	3	4	5	6	7	8	9
	R: 0 H: 1 E: 0 LOB: 1 K: 1 BB: 0 S: 11 P: 20	R: 0 H: 0 E: 0 LOB: 0 K: 0 BB: 0 S: 5 P: 7	R: 0 H: 1 E: 0 LOB: 1 K: 1 BB: 0 S: 11 P: 17	R: 3 H: 3 E: 0 LOB: 2 K: 0 BB: 1 S: 17 P: 32	R: 0 H: 0 E: 0 LOB: 0 K: 1 BB: 0 S: 8 P: 12	R: 0 H: 1 E: 0 LOB: 1 K: 0 BB: 0 S: 13 P: 16	R: 0 H: 0 E: 0 LOB: 0 K: 1 BB: 0 S: 7 P: 9	R: 0 H: 1 E: 0 LOB: 3 K: 1 BB: 2 S: 16 P: 32	R: 0 H: 1 E: 0 LOB: 1 K: 3 BB: 0 S: 12 P: 15

| | | | |

Batter	1	2	3	4	5	6	7	8	9	AB	R	H	RBI	BB	SO	LOB
Chuck Carr, S (1, 8) OBP: 0.327, SLG: 0.335	X 0-0 ① B1-3			B C S B F F X 2-2 ① G3		C B S B B X 3-2 ③ P9 1-2		X 0-0 E S 1B		4	0	1	0	0	0	1
Bret Barberie, S (1, 4) OBP: 0.351, SLG: 0.376	C C C B B S 3-3 ② K			X 0-0 ② G4-3			B B C B F X 3-2 3B 1B	1 P C B C C SAFE 2-3 ③ K 1-3		4	1	1	0	0	2	1
Darrell Whitmore, L (1, 9) OBP: 0.246, SLG: 0.305	S B B X 2-1 ③ L9			F C B X 1-2 ③ G6-3			S S F B X 1-2 3B 1B		C C F F S 0-3 ① K	4	1	1	0	0	1	0
Gary Sheffield, R (1, 5) OBP: 0.363, SLG: 0.481		B B X 2-0 ① F7			C F C 0-3 ① K		C B X 1-1 1-H 2-H 3B		C B S S 1-3 ② K	4	0	1	2	0	2	0
Orestes Destrade, S (1, 3) OBP: 0.324, SLG: 0.409		B X 1-0 ② F9			C F C 0-3 ② K		B X 1-0 ① P8		F S X 0-2 ③ P8	4	0	0	0	0	1	1
Jeff Conine, R (1, 7) OBP: 0.355, SLG: 0.411		C B X 1-1 ③ G6-3			F X 0-1 ③ L9		B B C B B 4-1 G4-6-3 BB			2	0	0	0	1	0	0
Rob Natal, R (1, 2) OBP: 0.278, SLG: 0.286			C C C X 0-2 ① G4-3			C F C 0-3 ① K	L F F X 0-2 ② ③ G4-6-3 1-2f			3	0	0	0	0	1	2
Walt Weiss, S (1, 6) OBP: 0.368, SLG: 0.311			B B X 2-0 ② G4-3			B C C X 1-2 ② G1-3		B X 1-0 ① G3		3	0	0	0	0	0	0
Jack Armstrong, R (1, 1) OBP: 0.154, SLG: 0.169 Rick Renteria, R (6, PH) OBP: 0.317, SLG: 0.327 Richie Lewis, R (7, 1) OBP: 0.500, SLG: 0.500 Joe Klink, L (8, 1) Luis Aquino, R (8, 1) OBP: 0.080, SLG: 0.080 Matias Carrillo, L (8, PH) OBP: 0.265, SLG: 0.354 Matt Turner, R (9, 1)			B B C C S 2-3 ③ K			B C S S T T B B F X 3-2 E6 BLK		S S L L T T B B S 1-3 ② K		1 1 0 0 0 1 0	0 0 0 0 0 0 0	0 0 0 0 0 0 0	0 0 0 0 0 0 0	0 0 0 0 0 1 0	1 0 0 0 0 0 0	0 0 0 0 0 0 0
Inning Stats	R: 0 E: 0 K: 1 S: 6 H: 0 LOB: 0 BB: 0 P: 11	R: 0 E: 0 K: 0 S: 4 H: 0 LOB: 0 BB: 0 P: 8	R: 0 E: 0 K: 1 S: 7 H: 0 LOB: 0 BB: 0 P: 11	R: 0 E: 0 K: 0 S: 9 H: 0 LOB: 0 BB: 0 P: 12	R: 0 E: 0 K: 2 S: 8 H: 0 LOB: 0 BB: 0 P: 8	R: 0 E: 1 K: 1 S: 14 H: 0 LOB: 1 BB: 0 P: 21	R: 2 E: 0 K: 0 S: 15 H: 3 LOB: 1 BB: 1 P: 25	R: 0 E: 0 K: 2 S: 11 H: 1 LOB: 1 BB: 0 P: 14	R: 0 E: 0 K: 2 S: 11 H: 0 LOB: 0 BB: 0 P: 12	1B: 3 2B: 0 3B: 1 HR: 0 SF: 0 SAC: 0 DP: 1 HBP: 0						WP: 0 PB: 0 SB: 1 CS: 0 PA: 32

PITCHER		IP	WLS	BF	H	R	ER	SO	BB	IBB	HBP	BLK	WP	HR	S	P	ERA	WHIP
Dennis Martinez, R ERA: 3.85	(1, 1)	7.2	W	28	4	2	2	6	1	0	0	1	0	0	70	105	2.35	0.652
John Wetteland, R ERA: 1.42	(8, 1)	1.1	S	4	0	0	0	3	0	0	0	0	0	0	15	17	0.00	0.000

PITCHER	IP	WLS	BF	H	R	ER	SO	BB	IBB	HBP	BLK	WP	HR	S	P	ERA	WHIP

BOTTOM

Montreal Expos @ Florida Marlins

Joe Robbie Stadium, Miami, FL

Tue Sep 28 1993, 7:05 PM EDT

Att. 27,017 - Unknown - 83 F

livebaseballscorecards.com

AB	31
R	2
H	4
RBI	2
BB	1
SO	9
LOB	5

Batter	1	2	3	4	5	6	7	8	9	AB	R	H	RBI	BB	SO	LOB
Marquis Grissom, R (1, 8) OBP: 0.347, SLG: 0.430	P4		1B 2B		FC1-5 1B BB	2B BB		G5-4-3		3	1	1	1	2	0	1
Mike Lansing, R (1, 4) (4, 5) OBP: 0.348, SLG: 0.357	K		PB 1B		FC1-5 1B 2B	2B			F9 1B FC5-4 1B	5	2	3	2	0	1	2
Rondell White, R (1, 7) OBP: 0.338, SLG: 0.435	K		G1-3		2B 1B	G3			FC5-4 1B	5	1	2	0	0	1	3
Sean Berry, R (1, 5) OBP: 0.348, SLG: 0.465		F8		F7	2B	F9			F9	1	0	0	0	0	0	0
Charlie Montoyo, R (4, PH) (4, 4) OBP: 0.400, SLG: 0.600										3	0	1	2	0	0	2
Oreste Marrero, L (7, 3) OBP: 0.326, SLG: 0.333										1	0	0	0	0	0	2
Wil Cordero, R (1, 6) OBP: 0.310, SLG: 0.391		G3		P3	BB		P4		FC5-4	4	0	0	1	1	0	1
Randy Ready, R (1, 3) (7, 4) OBP: 0.370, SLG: 0.333		F9		BB 1B	F9		L9		P6	5	0	1	0	0	0	3
John Vander Wal, L (1, 9) OBP: 0.332, SLG: 0.388			G6-3	1 SAFE 1 SAFE 1 SAFE BB		1B 3B	P6			3	1	1	0	1	0	0
Tim Spehr, R (1, 2) OBP: 0.289, SLG: 0.383			SH2-4 1B	G4-3		BB 1B		K		4	2	2	1	0	1	2
Chris Nabholz, L (1, 1) OBP: 0.150, SLG: 0.128										0	0	0	0	1	0	0
Curtis Pride, L (6, PH) OBP: 0.286, SLG: 0.714										1	0	0	0	0	1	1
Jeff Shaw, R (6, 1) OBP: 0.067, SLG: 0.067										0	0	0	0	0	0	0
Mel Rojas, R (7, 1) OBP: 0.083, SLG: 0.083			SH2-4		FC1-5 BB	K		G5-4-3		1	0	1	0	0	0	0
Inning Stats	R: 0 E: 0 K: 2 S: 7 H: 0 LOB: 0 BB: 0 P: 10	R: 0 E: 0 K: 0 S: 4 H: 0 LOB: 0 BB: 0 P: 10	R: 2 E: 0 K: 0 S: 16 H: 3 LOB: 1 BB: 0 P: 26	R: 0 E: 0 K: 0 S: 12 H: 1 LOB: 2 BB: 1 P: 22	R: 2 E: 0 K: 0 S: 9 H: 2 LOB: 2 BB: 3 P: 25	R: 2 E: 0 K: 1 S: 21 H: 3 LOB: 2 BB: 1 P: 32	R: 0 E: 0 K: 0 S: 9 H: 0 LOB: 0 BB: 0 P: 13	R: 0 E: 0 K: 1 S: 8 H: 1 LOB: 0 BB: 0 P: 12	R: 1 E: 0 K: 0 S: 13 H: 2 LOB: 1 BB: 0 P: 20	1B: 8 2B: 3 3B: 1 HR: 0 SF: 0 SAC: 1 DP: 1 HBP: 0						

PITCHER	IP	WLS	BF	H	R	ER	SO	BB	IBB	HBP	BLK	WP	HR	S	P	ERA	WHIP
Chris Hammond, L (1, 1) ERA: 4.66	4.2	L	23	6	4	4	2	4	0	0	0	0	0	47	91	7.71	2.143
Luis Aquino, R (5, 1) ERA: 3.49	0.1		1	0	0	0	0	0	0	0	0	0	0	1	2	0.00	0.000
Robb Nen, R (6, 1) ERA: 6.83	2.0		10	3	2	2	1	1	0	0	0	0	0	30	45	9.00	2.000
John Johnstone, R (8, 1) ERA: 5.91	2.0		8	3	1	1	1	0	0	0	0	0	0	21	32	4.50	1.500

PITCHER	IP	WLS	BF	H	R	ER	SO	BB	IBB	HBP	BLK	WP	HR	S	P	ERA	WHIP

TOP

Montreal Expos @ Florida Marlins

Joe Robbie Stadium, Miami, FL

Wed Sep 29 1993, 7:05 PM EDT

Att. 26,579 - Unknown

livebaseballscorecards.com

AB	36
R	7
H	12
RBI	7
BB	5
SO	4
LOB	17

Montreal Expos @ Florida Marlins

Joe Robbie Stadium, Miami, FL

Wed Sep 29 1993, 7:05 PM EDT

Att. 26,579 - Unknown

BOTTOM

Batter	1	2	3	4	5	6	7	8	9	AB	R	H	RBI	BB	SO	LOB
Chuck Carr, S (1, 8) OBP: 0.328, SLG: 0.335	BBBCCB 4-2 CS S BB		SBBBFX 3-2 ①②③ L5-4-3 1-2 2-3		CSF1BS SAFE 1-3 ② K		CBSBX 2-2 FC6-5 1B 1-2 1B			3	0	1	0	1	1	4
Henry Cotto, R (1, 9) OBP: 0.262, SLG: 0.343	CB1SAFE BCFFC 1-3 ① K 1-2			FFBX 1-2 ① F9	CFB1SAFE1SAFFS 1-3 ③ K		SBFBFFX 2-2 FC6-5 1-2 2-H 1B			4	0	1	1	0	2	3
Jeff Conine, R (1, 7) OBP: 0.354, SLG: 0.410	BCCCX 1-2 ② 2-3 1B			CBCFFBC 2-3 ② K		BCBFFS 2-3 ① K	SBBX 2-1 ③ FC6-5 1-2 2-3f			4	0	1	0	0	2	2
Gary Sheffield, R (1, 5) OBP: 0.361, SLG: 0.478	FB1SAFBFBS 2-3 ③ K			BBFCFX 2-2 E3 HBP		BBCX 2-1 ② G6-3		FBFBX 2-2 ① G2-3		4	0	0	0	0	1	1
Orestes Destrade, S (1, 3) OBP: 0.325, SLG: 0.409		X 0-0 ① F9		BF1SAFE1SAFE1SAFFFFB 3-2 1SAFE H 1-2 HBP		CSX 0-2 1B		BSFBFBS 2-3 ② K		3	0	1	0	0	1	0
Bret Barberie, S (1, 4) OBP: 0.347, SLG: 0.372		BBCSFX 2-2 ② G5-3		BCBSFX 2-2 ③ P5		BX 1-0 ③ G3-1		FSFBBC 2-3 ③ K		4	0	0	0	0	1	3
Rob Natal, R (1, 2) OBP: 0.286, SLG: 0.296		CSS 0-3 ③ K			BSX 1-1 1B 2B		CBBFH 3-2 FC1-6 HBP		CCFX 0-2 ① L5	3	0	1	0	0	1	0
Walt Weiss, S (1, 6) OBP: 0.369, SLG: 0.312			BBFCBB 4-2 L5-4-3 BB BB		BX 1-0 2-3 1B		CX 0-1 ① FC1-6 1B 1-2f 1B		FFBS 1-3 ② K	3	1	1	0	1	1	1
Chris Hammond, L (1, 1) OBP: 0.292, SLG: 0.317 Luis Aquino, R (5, 1) OBP: 0.080, SLG: 0.080 Mitch Lyden, R (5, PH) OBP: 0.286, SLG: 0.714 Robb Nen, R (6, 1) Darrell Whitmore, L (7, PH) OBP: 0.245, SLG: 0.304 John Johnstone, R (8, 1) Matias Carrillo, L (9, PH) OBP: 0.260, SLG: 0.347			BBBCCC1SAFEB 4-2 L5-4-3 1-2 BB		SFBS 1-3 ① K		BFBSSTS 2-3 ② K		X 0-0 ③ F8	0 0 1 0 1 0 1	0 0 0 0 0 0 0	0 0 0 0 0 0 0	1 0 0 0 0 1 0	0 0 0 0 0 0 0	0 0 1 0 1 0 0	0 0 2 0 1 0 0
Inning Stats	R: 0 H: 1 E: 0 LOB: 1 K: 2 BB: 1 S: 13 P: 21	R: 0 H: 0 E: 0 LOB: 0 K: 1 BB: 0 S: 8 P: 10	R: 0 H: 0 E: 0 LOB: 0 K: 0 BB: 2 S: 7 P: 18	R: 0 H: 0 E: 1 LOB: 2 K: 1 BB: 0 S: 20 P: 30	R: 0 H: 2 E: 0 LOB: 2 K: 3 BB: 0 S: 14 P: 19	R: 0 H: 1 E: 0 LOB: 1 K: 1 BB: 0 S: 10 P: 15	R: 1 H: 2 E: 0 LOB: 2 K: 1 BB: 0 S: 18 P: 29	R: 0 H: 0 E: 0 LOB: 0 K: 2 BB: 0 S: 11 P: 17	R: 0 H: 0 E: 0 LOB: 0 K: 1 BB: 0 S: 8 P: 9	1B: 5 SF: 0 2B: 1 SAC: 0 3B: 1 DP: 0 HR: 0 HBP: 2						WP: 0 PA: 36 PB: 0 SB: 1 CS: 1

	AB	31
	R	1
	H	6
	RBI	1
	BB	3
	SO	12
	LOB	17

livebaseballscorecards.com

PITCHER		IP	WLS	BF	H	R	ER	SO	BB	IBB	HBP	BLK	WP	HR	S	P	ERA	WHIP
Chris Nabholz, L ERA: 4.12	(1, 1)	5.0	W	20	3	0	0	7	3	0	1	0	0	0	62	98	0.00	1.200
Jeff Shaw, R ERA: 4.04	(6, 1)	1.2		9	3	1	1	2	0	0	1	0	0	0	26	40	5.40	1.800
Mel Rojas, R ERA: 2.95	(7, 1)	2.1		7	0	0	0	3	0	0	0	0	0	0	21	30	0.00	0.000

PITCHER	IP	WLS	BF	H	R	ER	SO	BB	IBB	HBP	BLK	WP	HR	S	P	ERA	WHIP

Montreal Expos @ Florida Marlins

Joe Robbie Stadium, Miami, FL

Thu Sep 30 1993, 3:33 AM EDT

Att. 25,190 - Unknown - 86 F

TOP

livebaseballscorecards.com

Batter	1	2	3	4	5	6	7	8	9	AB	R	H	RBI	BB	SO	LOB
Marquis Grissom, R (1, 8) OBP: 0.347, SLG: 0.429	F9		G5-3		K		1B		B1-3	4	0	1	0	0	1	0
Lou Frazier, S (7, 7) OBP: 0.333, SLG: 0.343										1	0	0	0	0	0	0
Delino DeShields, L (1, 4) OBP: 0.386, SLG: 0.366	2B		SF8 BLK S BB		G3		1 SAFE 1 SAFE 1-2 2B BB		K	3	2	1	0	2	1	0
Rondell White, R (1, 7) (7, 8) OBP: 0.342, SLG: 0.446	E5		SF8 1-H		WP S BB		2 SAFE 2 SAFE 1-H 2-3 2B		E5 HR	3	1	1	2	1	0	1
Darrin Fletcher, L (1, 2) OBP: 0.324, SLG: 0.384	P2		G3-1		K 1-3		L6		1 SAFE 1 SAFE P HR 1-H	4	0	0	0	0	1	4
Brian Barnes, L (7, 1) OBP: 0.190, SLG: 0.150										0	0	0	0	0	0	0
Jeff Shaw, R (8, 1) OBP: 0.067, SLG: 0.067										0	0	0	0	0	0	0
Curtis Pride, L (9, PH) OBP: 0.375, SLG: 1.125										1	1	1	2	0	0	0
John Wetteland, R (9, 1)										0	0	0	0	0	0	0
John Vander Wal, L (1, 9) OBP: 0.325, SLG: 0.379	K			F8		G6-3	P2		F9	5	0	0	0	0	1	3
Cliff Floyd, L (1, 3) OBP: 0.217, SLG: 0.348		K		K		K		G4-3		4	0	0	0	0	3	0
Mike Lansing, R (1, 5) OBP: 0.353, SLG: 0.369		G5-3 1B		E 2B		WP E 2B		G5-3 2B		4	1	4	0	0	0	0
Wil Cordero, R (1, 6) OBP: 0.308, SLG: 0.387		1 SAFE G5-3 1-2		E6 2-3		E5 2-H		G5-3 2-3		4	0	0	0	0	0	3
Brian Looney, L (1, 1)		K		1 SAFE K		G3		K		1	0	0	0	0	1	1
Joe Siddall, L (4, PH) OBP: 0.167, SLG: 0.176										1	0	0	0	0	1	2
Butch Henry, L (4, 1) OBP: 0.115, SLG: 0.083										1	0	0	0	0	0	1
Tim Spehr, R (7, 2) OBP: 0.286, SLG: 0.378										1	0	0	0	0	1	1
Inning Stats	R: 0 E: 1 K: 1 S: 13 H: 1 LOB: 2 BB: 0 P: 25	R: 0 E: 0 K: 2 S: 11 H: 1 LOB: 1 BB: 0 P: 15	R: 1 E: 0 K: 0 S: 7 H: 0 LOB: 0 BB: 1 P: 12	R: 0 E: 1 K: 2 S: 11 H: 1 LOB: 2 BB: 0 P: 16	R: 0 E: 0 K: 2 S: 8 H: 0 LOB: 1 BB: 1 P: 17	R: 1 E: 1 K: 1 S: 11 H: 1 LOB: 1 BB: 0 P: 17	R: 1 E: 0 K: 0 S: 10 H: 2 LOB: 1 BB: 1 P: 17	R: 0 E: 0 K: 1 S: 10 H: 1 LOB: 1 BB: 0 P: 19	R: 2 E: 1 K: 1 S: 10 H: 1 LOB: 0 BB: 0 P: 17	1B: 2 2B: 5 3B: 0 HR: 1	SF: 1 SAC: 0 DP: 0 HBP: 0					

	AB	37
	R	5
	H	8
	RBI	4
	BB	3
	SO	10
	LOB	16

WP: 2 PB: 0 SB: 4 CS: 0 PA: 41

PITCHER	IP	WLS	BF	H	R	ER	SO	BB	IBB	HBP	BLK	WP	HR	S	P	ERA	WHIP
Charlie Hough, R (1, 1) ERA: 4.27	6.1		30	6	3	2	8	3	0	0	1	2	0	68	116	2.84	1.421
Joe Klink, L (7, 1) ERA: 4.54	0.2		2	0	0	0	0	0	0	0	0	0	0	3	3	0.00	0.000
Richie Lewis, R (8, 1) ERA: 3.15	2.0	L	9	2	2	0	2	0	0	0	0	0	1	20	36	0.00	1.000

PITCHER	IP	WLS	BF	H	R	ER	SO	BB	IBB	HBP	BLK	WP	HR	S	P	ERA	WHIP

Montreal Expos @ Florida Marlins

Joe Robbie Stadium, Miami, FL

Thu Sep 30 1993, 3:33 AM EDT

Att. 25,190 - Unknown - 86 F

BOTTOM

Batter	1	2	3	4	5	6	7	8	9	AB	R	H	RBI	BB	SO	LOB
Chuck Carr, S (1, 8) OBP: 0.328, SLG: 0.334	F B C X 1-2 G1-3 ①		C B B B F F F F B 4-2 1B BB		F X 0-1 G5-3 ②		C B B B B 4-1 BB BB 1B 1-2 BB	C X 0-1 G4-3 ②		2	0	0	0	1	0	0
Matias Carrillo, L (7, 8) OBP: 0.269, SLG: 0.340										1	1	0	0	1	0	1
Henry Cotto, R (1, 9) OBP: 0.269, SLG: 0.346	X 0-0 P3 ②		1 SAFE C B 1 SAFE B 1 SAFE F X 1-2 BB 1-3 1B		X 0-0 1B		B C S B B B 4-2 BB 1B 1-2 2-3 BB	B B X 2-0 G5-3 ③		4	1	2	0	1	0	1
Jeff Conine, R (1, 7) OBP: 0.354, SLG: 0.408	C B S B S 2-3 K ③		B 1 SAFE B S F B B 4-2 1-2 BB		B 1 SAFE B B C S F S 3-3 K ③		B B X 2-0 P9 ②		B B B B 4-0 HBP BB	3	0	0	0	2	2	4
Gary Sheffield, R (1, 5) OBP: 0.361, SLG: 0.476		B X 1-0 1B 1B	F X 0-1 P4 ②			C B X 1-1 G5-3 ①	C F B B B F B 4-2 1B BB 1-2 2-3 3-H		B X 1-0 F7 ①	4	0	1	1	1	0	4
Orestes Destrade, S (1, 3) OBP: 0.324, SLG: 0.407		X 0-0 F9 ①	S F S 0-3 K ③			F B B S X 2-2 F7 ②	B B S C B X 3-2 BB 1B 1-3 2-H 3-H		C S B C 1-3 K ②	5	0	1	2	0	2	5
Alex Arias, R (1, 6) OBP: 0.343, SLG: 0.325		C 1 SAFE X 0-1 1B 1-2		C B X 1-1 G4-3 ①		X 0-0 1B	B B B 4-0 BB 1-2		B S S S H 2-2 HBP 1-2	3	0	2	0	1	0	0
Richie Lewis, R (8, 1) OBP: 0.500, SLG: 0.500										0	0	0	0	0	0	0
Darrell Whitmore, L (9, PH) OBP: 0.248, SLG: 0.304										0	0	0	0	0	0	0
Rob Natal, R (1, 2) OBP: 0.274, SLG: 0.283		C B C F B S 2-3 K ②		B F B C B X 3-2 L4 ②		B 1 SAFE S S X 1-1 G5-3 ③	B X 1-0 F8 ③		F S B B C 2-3 K ③	5	0	0	0	0	2	8
Rick Renteria, R (1, 4) OBP: 0.316, SLG: 0.330		B B F B F X 3-2 G6-3 ③		L B F X 1-2 F8 ③			X 0-0 F9 ①	C S B B X 2-2 SH3 2B		4	0	1	0	0	0	2
Charlie Hough, R (1, 1) OBP: 0.076, SLG: 0.032			F B X 1-1 G5-3 ①		C X 0-1 G5-3 ①		B X 1-0 BB BB BB 1B	L X 0-1 SH3 ① 2-3		2	0	0	0	0	0	0
Joe Klink, L (7, 1)										0	0	0	0	0	0	0
Mitch Lyden, R (7, PH) OBP: 0.375, SLG: 0.750										1	1	1	0	0	0	0
Walt Weiss, S (8, 6) OBP: 0.369, SLG: 0.312										0	0	0	0	0	0	0
Inning Stats	R: 0 E: 0 K: 1 S: 7 H: 0 LOB: 0 BB: 0 P: 10	R: 0 E: 0 K: 1 S: 11 H: 2 LOB: 2 BB: 0 P: 17	R: 0 E: 0 K: 1 S: 17 H: 1 LOB: 3 BB: 2 P: 27	R: 0 E: 0 K: 0 S: 8 H: 0 LOB: 0 BB: 0 P: 13	R: 0 E: 0 K: 1 S: 9 H: 1 LOB: 1 BB: 0 P: 12	R: 0 E: 0 K: 0 S: 8 H: 1 LOB: 1 BB: 0 P: 12	R: 3 E: 0 K: 0 S: 13 H: 2 LOB: 3 BB: 4 P: 36	R: 0 E: 0 K: 0 S: 8 H: 1 LOB: 1 BB: 0 P: 12	R: 0 E: 0 K: 2 S: 9 H: 0 LOB: 2 BB: 1 P: 19	1B: 7 2B: 1 3B: 0 HR: 0 SF: 0 SAC: 1 DP: 0 HBP: 1						

livebaseballscorecards.com

AB	34
R	3
H	8
RBI	3
BB	7
SO	6
LOB	25

PITCHER		IP	WLS	BF	H	R	ER	SO	BB	IBB	HBP	BLK	WP	HR	S	P	ERA	WHIP
Brian Looney, L ERA: 4.15	(1, 1)	3.0		14	3	0	0	3	2	0	0	0	0	0	35	54	0.00	1.667
Butch Henry, L ERA: 5.96	(4, 1)	3.1		14	3	2	2	1	1	0	0	0	0	0	28	45	5.40	1.200
Brian Barnes, L ERA: 4.45	(7, 1)	1.1		9	2	1	1	0	3	0	0	0	0	0	17	37	6.75	3.750
Jeff Shaw, R ERA: 4.02	(8, 1)	0.1	W	1	0	0	0	0	0	0	0	0	0	0	1	3	0.00	0.000
John Wetteland, R ERA: 1.4	(9, 1)	1.0	S	5	0	0	0	2	1	0	1	0	0	0	9	19	0.00	1.000

PITCHER	IP	WLS	BF	H	R	ER	SO	BB	IBB	HBP	BLK	WP	HR	S	P	ERA	WHIP

Batter	1	2	3	4	5	6	7	8	9	AB	R	H	RBI	BB	SO	LOB
Joe Orsulak, L (1, 7) OBP: 0.332, SLG: 0.401	0-0 WP 2B 1B	0-0 1B 3B			2-0 G3-1		0-1 G4-3		0-0 F9	5	2	2	0	0	0	1
Kevin Baez, R (1, 6) OBP: 0.256, SLG: 0.241	4-0 1-2 2B BB	0-0 E7 3-H 1B			1-0 2B		2-2 G4-3		1-3 K	4	1	2	1	1	1	1
Eddie Murray, S (1, 3) OBP: 0.324, SLG: 0.468 Mike Maddux, L (9, 1)	0-0 FC4-6 1-H 2-H 1B 2B	0-0 F7			1-0 F8			1-1 F8	1-1 G4-3	5 0	1 0	1 0	2 0	0 0	0 0	3 0
Jeromy Burnitz, L (1, 9) OBP: 0.344, SLG: 0.488	4-0 FC4-6 BB		1-0 G3		4-1 BB			3-2 BB 2B		2	0	1	0	2	0	0
Chico Walker, S (1, 5) OBP: 0.274, SLG: 0.325 Doug Saunders, R (8, 5) OBP: 0.235, SLG: 0.231	0-0 FC4-6 1-2f 2-3 1B		2-1 F8		2-1 F7			2-3 K		4 0	0 0	0 0	0 0	0 0	1 0	5 0
Jeff Kent, R (1, 4) OBP: 0.319, SLG: 0.441	0-0 S 1-3 3-H 1B		2-3 K			0-0 P9			4-1 BB BB	3	0	1	1	1	1	0
Todd Hundley, S (1, 2) OBP: 0.269, SLG: 0.357 Charlie O'Brien, R (4, PH) OBP: 0.301, SLG: 0.370 (4, 2)	0-3 K 1-2			1-2 G5-4-3 1B		1-0 G5-3		4-2 1-2 2-3 BB		1 2	0 0	0 1	0 0	0 1	1 0	2 0
Ryan Thompson, R (1, 8) OBP: 0.294, SLG: 0.427	0-0 F9			0-1 G5-4-3 1-2f		1-3 K		1-2 F8		4	0	0	0	0	1	6
Dave Telgheder, R (1, 1) OBP: 0.125, SLG: 0.133 Dave Gallagher, R (9, PH) OBP: 0.338, SLG: 0.443 (9, 3)		0-0 F8		0-3 K			2-2 F8		1-0 1B	3 1	0 0	0 1	0 0	0 0	1 0	0 0
Inning Stats	R: 3 E: 0 K: 1 S: 8 H: 3 LOB: 2 BB: 2 P: 16	R: 1 E: 1 K: 0 S: 4 H: 2 LOB: 1 BB: 0 P: 4	R: 0 E: 0 K: 1 S: 6 H: 0 LOB: 0 BB: 0 P: 11	R: 0 E: 0 K: 1 S: 8 H: 1 LOB: 0 BB: 0 P: 9	R: 0 E: 0 K: 0 S: 6 H: 1 LOB: 2 BB: 1 P: 16	R: 0 E: 0 K: 1 S: 5 H: 0 LOB: 0 BB: 0 P: 7	R: 0 E: 0 K: 0 S: 11 H: 0 LOB: 0 BB: 0 P: 15	R: 0 E: 0 K: 1 S: 16 H: 1 LOB: 3 BB: 2 P: 31	R: 0 E: 0 K: 1 S: 7 H: 1 LOB: 1 BB: 0 P: 10	1B: 5 2B: 3 3B: 1 HR: 0	SF: 0 SAC: 0 DP: 1 HBP: 0						

PITCHER		IP	WLS	BF	H	R	ER	SO	BB	IBB	HBP	BLK	WP	HR	S	P	ERA	WHIP
David Weathers, R ERA: 5.12	(1, 1)	7.2	L	33	8	4	4	5	4	0	0	0	1	0	59	99	4.70	1.565
Luis Aquino, R ERA: 3.48	(8, 1)	0.1		2	0	0	0	0	1	0	0	0	0	0	5	10	0.00	3.000
Rich Rodriguez, L ERA: 3.79	(9, 1)	1.0		4	1	0	0	1	0	0	0	0	0	0	7	10	0.00	1.000

PITCHER	IP	WLS	BF	H	R	ER	SO	BB	IBB	HBP	BLK	WP	HR	S	P	ERA	WHIP

TOP

New York Mets @ Florida Marlins

Joe Robbie Stadium, Miami, FL

Fri Oct 01 1993, 7:05 PM EDT

Att. 37,083 - Unknown

livebaseballscorecards.com

AB	34
R	4
H	9
RBI	4
BB	5
SO	6
LOB	18

Batter	1	2	3	4	5	6	7	8	9	AB	R	H	RBI	BB	SO	LOB
Walt Weiss, S (1, 6) OBP: 0.370, SLG: 0.310	BBBB 4-0 G6-4-3 BB		BSBCX 2-2 F9-2 3-H			X 0-0 G6-3		CBCBB 4-2 BB		2	0	0	0	2	0	1
Bret Barberie, S (1, 4) OBP: 0.344, SLG: 0.368	X 0-0 G6-4-3 1-2f			X 0-0 F8		CBFFBFBX 3-2 G1-3		BBX 2-0 F7		4	0	0	0	0	0	2
Jeff Conine, R (1, 7) OBP: 0.355, SLG: 0.409	X 0-0 G3			CBX 1-1 1B 1B		CBFBX 2-2 G5-3			CSX 0-2 G3 1B 1B	4	1	2	0	0	0	0
Orestes Destrade, S (1, 3) OBP: 0.322, SLG: 0.404		SBX 1-1 G1-3		SX 0-1 F9			X 0-0 G1-3		X 0-0 G3 1-2	4	0	0	0	0	0	2
Matias Carrillo, L (1, 8) OBP: 0.286, SLG: 0.370		X 0-0 2B		FB1 SAFE X 1-1 1-2 1B			BBCBX 3-1 L3		BSX 1-1 L8	4	0	2	0	0	0	1
Alex Arias, R (1, 5) OBP: 0.345, SLG: 0.322		CFX 0-2 L5		X 0-0 P3			BBCBBB 4-1 BB		BBCBBB 4-1 E 1B BB	2	0	0	0	2	0	3
Darrell Whitmore, L (1, 9) OBP: 0.248, SLG: 0.303		FX 0-1 P3			X 0-0 G3		BCX 1-1 F8		CX 0-1 E9 1-3 2-H 1B	4	0	1	1	0	0	2
Rob Natal, R (1, 2) OBP: 0.273, SLG: 0.291			BX 1-0 SH1-4 F9-2 2B		BBX 2-0 F8			CCX 0-2 L5	CBFS 1-3 K	4	0	1	0	0	1	2
David Weathers, R (1, 1) OBP: 0.100, SLG: 0.100 Luis Aquino, R (8, 1) OBP: 0.080, SLG: 0.080 Mitch Lyden, R (8, PH) OBP: 0.333, SLG: 0.667 Rich Rodriguez, L (9, 1)			CMX 0-2 SH1-4 2-3		FBFFC 1-3 K			FSC 0-3 K		1 0 1 0	0 0 0 0	0 0 0 0	0 0 0 0	0 0 1 0	1 0 0 0	0 0 0 0
Inning Stats	R: 0 H: 0 E: 0 LOB: 0 K: 0 BB: 1 S: 2 P: 6	R: 0 H: 1 E: 0 LOB: 1 K: 0 BB: 0 S: 8 P: 9	R: 0 H: 1 E: 0 LOB: 0 K: 0 BB: 0 S: 7 P: 10	R: 0 H: 2 E: 0 LOB: 2 K: 0 BB: 0 S: 8 P: 10	R: 0 H: 0 E: 0 LOB: 0 K: 1 BB: 0 S: 6 P: 9	R: 0 H: 0 E: 0 LOB: 0 K: 0 BB: 0 S: 9 P: 14	R: 0 H: 0 E: 0 LOB: 1 K: 0 BB: 1 S: 6 P: 14	R: 0 H: 0 E: 0 LOB: 1 K: 1 BB: 1 S: 9 P: 15	R: 1 H: 2 E: 1 LOB: 2 K: 1 BB: 1 S: 12 P: 18	1B: 4 SF: 0 2B: 3 SAC: 1 3B: 0 DP: 2 HR: 0 HBP: 0						

PITCHER	IP	WLS	BF	H	R	ER	SO	BB	IBB	HBP	BLK	WP	HR	S	P	ERA	WHIP
Dave Telgheder, R (1, 1) ERA: 4.76	8.0	W	29	4	0	0	2	3	0	0	0	0	0	55	87	0.00	0.875
Mike Maddux, R (9, 1) ERA: 3.6	1.0		6	2	1	1	1	1	0	0	0	0	0	12	18	9.00	3.000

PITCHER	IP	WLS	BF	H	R	ER	SO	BB	IBB	HBP	BLK	WP	HR	S	P	ERA	WHIP

BOTTOM

New York Mets @ Florida Marlins

Joe Robbie Stadium, Miami, FL

Fri Oct 01 1993, 7:05 PM EDT

Att. 37,083 - Unknown

livebaseballscorecards.com

AB	30
R	1
H	6
RBI	1
BB	4
SO	3
LOB	13

New York Mets @ Florida Marlins

Joe Robbie Stadium, Miami, FL

Sat Oct 02 1993, 7:05 PM EDT

Att. 43,210 - Unknown

livebaseballscorecards.com

TOP

Batter	1	2	3	4	5	6	7	8	9	AB	R	H	RBI	BB	SO	LOB
Joe Orsulak, L (1, 7) OBP: 0.333, SLG: 0.401	F X 0-1 ① P6	B X 1-0 ③ FC4 1-2f		B X 1-0 2-H 3-H 1B 1B		B X 1-0 ① G5-3			X 0-0 1B FC3 1B	5	2	2	2	0	0	2
Kevin Baez, R (1, 6) OBP: 0.254, SLG: 0.240	C X 0-1 ② L4		F B C F S 1-3 ① K	B B F S X 2-2 ② F8		S B B C B X 3-2 ② G4-3			L B L X 1-2 1-3 E 1B	5	0	1	0	0	1	1
Eddie Murray, S (1, 3) OBP: 0.324, SLG: 0.467 Dave Gallagher, R (9, PR) OBP: 0.338, SLG: 0.443 (9, 3)	B B C B X 3-1 1B		F F B X 1-2 ② G6-3	X 0-0 2-H 1B		B B X 2-0 ③ G3			B B X 2-0 1-2 3-H FC3	5 0	0 0	2 0	2 0	0 0	0 0	1 0
Jeromy Burnitz, L (1, 9) OBP: 0.341, SLG: 0.481	B X 1-0 ③ P6		B B F B F B 4-2 2B BB	B X 1-0 ③ F8			B B B C X 3-1 ① G4-3		C C B X 1-2 ① F8	4	1	0	0	1	0	4
Chico Walker, S (1, 5) OBP: 0.272, SLG: 0.327 Doug Saunders, R (9, 5) OBP: 0.235, SLG: 0.231		B B X 2-0 ① F9	B F X 1-1 1-H 2B		F X 0-1 ① G1-3		C B X 1-1 ② F7		C C F S 0-3 ② K	5 0	0 0	1 0	1 0	0 0	1 0	2 0
Jeff Kent, R (1, 4) OBP: 0.320, SLG: 0.446		C X 0-1 BB 1B 1B	B B B C F F F T 3-2 ③ K		F X 0-1 HR		B S B X 2-1 ③ F7		C F B C 1-3 ③ K	5	2	2	1	0	2	3
Charlie O'Brien, R (1, 2) OBP: 0.315, SLG: 0.377		1 SAFE C C F B B B F F 4-2 1 SAFE B FC1-5 1B 1-2 BB		C B X 1-1 SH1-4 1B 1B	X 0-0 1B			B B B B 4-0 L1-3 BB		2	1	2	0	2	0	0
Ryan Thompson, R (1, 8) OBP: 0.296, SLG: 0.428		F B B S X 2-2 FC1-5 1-2 2-H 1B		C F F X 0-2 SH1-4 1-2 1B	S X 0-1 ② P6			B S F C 1-3 ① K		4	1	2	1	0	1	2
Sid Fernandez, L (1, 1) OBP: 0.147, SLG: 0.094 Tito Navarro, S (8, PH) OBP: 0.059, SLG: 0.059 Jeff Innis, R (8, 1)		C X 0-1 ② FC1-5 FC4 1-2 2-3f		B X 1-0 ① SH1-4 1-2 2-3	F F C 0-3 ③ K			B C C C X 1-2 ② ③ L1-3 1-2		2 1 0	0 0 0	0 0 0	0 0 0	0 0 0	1 0 0	3 1 0
Inning Stats	R: 0 H: 1 E: 0 LOB: 1 K: 0 BB: 0 S: 7 P: 11	R: 1 H: 2 E: 0 LOB: 2 K: 0 BB: 1 S: 14 P: 23	R: 1 H: 1 E: 0 LOB: 1 K: 2 BB: 1 S: 16 P: 26	R: 3 H: 4 E: 0 LOB: 1 K: 0 BB: 0 S: 13 P: 19	R: 1 H: 2 E: 0 LOB: 1 K: 1 BB: 0 S: 10 P: 10	R: 0 H: 0 E: 0 LOB: 0 K: 0 BB: 0 S: 5 P: 11	R: 0 H: 0 E: 0 LOB: 0 K: 0 BB: 0 S: 6 P: 12	R: 0 H: 0 E: 0 LOB: 0 K: 1 BB: 1 S: 7 P: 13	R: 1 H: 2 E: 1 LOB: 2 K: 2 BB: 0 S: 15 P: 20	1B: 10 SF: 0 2B: 2 SAC: 1 3B: 0 DP: 1 HR: 1 HBP: 0						

	AB	38
	R	7
	H	12
	RBI	7
	BB	3
	SO	6
	LOB	19

WP: 0 PB: 0 SB: 0 CS: 0 PA: 42

PITCHER		IP	WLS	BF	H	R	ER	SO	BB	IBB	HBP	BLK	WP	HR	S	P	ERA	WHIP
Pat Rapp, R ERA: 4.02	(1, 1)	5.0	L	27	10	6	6	3	2	0	0	0	0	1	60	89	10.80	2.400
Richie Lewis, R ERA: 3.07	(6, 1)	2.0		6	0	0	0	0	0	0	0	0	0	0	11	23	0.00	0.000
Robb Nen, R ERA: 6.75	(8, 1)	2.0		9	2	1	1	3	1	0	0	0	0	0	22	33	4.50	1.500

PITCHER		IP	WLS	BF	H	R	ER	SO	BB	IBB	HBP	BLK	WP	HR	S	P	ERA	WHIP

New York Mets @ Florida Marlins

Joe Robbie Stadium, Miami, FL

Sat Oct 02 1993, 7:05 PM EDT

Att. 43,210 - Unknown

BOTTOM

Batter	1	2	3	4	5	6	7	8	9	AB	R	H	RBI	BB	SO	LOB
Chuck Carr, S (1, 8) OBP: 0.327, SLG: 0.332	G6-3		BB			P5		G4-3		3	0	0	0	1	0	0
Bret Barberie, S (1, 4) OBP: 0.343, SLG: 0.367	P4		F7			BB 1B		G4-3		4	1	1	0	0	0	1
Jeff Conine, R (1, 7) OBP: 0.353, SLG: 0.406	F8			L9		P4		G4-3		4	0	0	0	0	0	1
Orestes Destrade, S (1, 3) OBP: 0.321, SLG: 0.402		P4		F7		1B BB			K	3	0	0	0	1	1	0
Alex Arias, R (1, 5) OBP: 0.348, SLG: 0.325		L7		F9		1B			1B	4	0	2	1	0	0	0
Terry McGriff, R (1, 2)		BB			G6-3	L9			K	3	0	0	0	1	1	3
Darrell Whitmore, L (1, 9) OBP: 0.252, SLG: 0.304		K			HBP		K		FC4 1B	3	0	1	0	0	2	1
Walt Weiss, S (1, 6) OBP: 0.367, SLG: 0.308			K		K		F8		FC4	4	0	0	0	0	2	3
Pat Rapp, R (1, 1) OBP: 0.219, SLG: 0.226										1	0	0	0	0	0	0
Rick Renteria, R (5, PH) OBP: 0.315, SLG: 0.328										1	0	0	0	0	0	1
Richie Lewis, R (6, 1) OBP: 0.500, SLG: 0.500										0	0	0	0	0	0	0
Matias Carrillo, L (7, PH) OBP: 0.281, SLG: 0.364										1	0	0	0	0	1	0
Robb Nen, R (8, 1)			F9		F9		K			0	0	0	0	0	0	0
Inning Stats	R: 0 E: 0 K: 0 S: 5	H: 0 LOB: 0 BB: 0 P: 8	R: 0 E: 0 K: 1 S: 9	H: 0 LOB: 1 BB: 1 P: 17	R: 0 E: 0 K: 1 S: 12	H: 0 LOB: 1 BB: 1 P: 20	R: 0 E: 0 K: 0 S: 9	H: 0 LOB: 0 BB: 0 P: 13	R: 0 E: 0 K: 1 S: 11	H: 0 LOB: 1 BB: 0 P: 15	R: 1 E: 0 K: 0 S: 15	H: 2 LOB: 2 BB: 1 P: 26	R: 0 E: 0 K: 2 S: 8	H: 0 LOB: 0 BB: 0 P: 11	R: 0 E: 0 K: 0 S: 5	H: 0 LOB: 0 BB: 0 P: 5	R: 0 E: 0 K: 2 S: 16	H: 2 LOB: 2 BB: 0 P: 21	1B: 4 2B: 0 3B: 0 HR: 0	SF: 0 SAC: 0 DP: 0 HBP: 1	WP: 0 PB: 0 SB: 1 CS: 0	PA: 35

PITCHER	IP	WLS	BF	H	R	ER	SO	BB	IBB	HBP	BLK	WP	HR	S	P	ERA	WHIP
Sid Fernandez, L (1, 1) ERA: 2.93	7.0	W	27	2	1	1	5	3	0	1	0	0	0	69	110	1.29	0.714
Jeff Innis, R (8, 1) ERA: 4.11	2.0		8	2	0	0	2	0	0	0	0	0	0	21	26	0.00	1.000

PITCHER	IP	WLS	BF	H	R	ER	SO	BB	IBB	HBP	BLK	WP	HR	S	P	ERA	WHIP

livebaseballscorecards.com

AB	31
R	1
H	4
RBI	1
BB	3
SO	7
LOB	10

Batter	1	2	3	4	5	6	7	8	9	AB	R	H	RBI	BB	SO	LOB
Joe Orsulak, L (1, 7) OBP: 0.331, SLG: 0.399	S S S 0-3 ① K	x 0-0 ① F7		x 0-0 ③ G3		x 0-0 ③ F9			x 0-0 WP 1B G4-3 3-H 1B	5	1	1	1	0	1	2
Kevin Baez, R (1, 6) OBP: 0.259, SLG: 0.254	x 0-0 2B 2B	x 0-0 ② F3			x 0-0 ① F8		x 0-0 ① F8		x 0-0 G4-3 WP 1-2 SF6 1B	5	2	2	0	0	0	0
Eddie Murray, S (1, 3) OBP: 0.325, SLG: 0.467 Dave Gallagher, R (9, 3) OBP: 0.338, SLG: 0.443	x 0-0 F9 1B 2-H 2B	x 0-0 ③ F5			B B B B 4-0 BB		x 0-0 ② P5		x 0-0 ① G4-3 1-3 2-H	4	1	1	2	1	0	2
										0	0	0	0	0	0	0
Jeromy Burnitz, L (1, 9) OBP: 0.339, SLG: 0.475	B B B B 4-0 1B 2B BB	x 0-0 ① G1-3			S S S 0-3 ② K		x 0-0 ③ P4		x 0-0 ② SF6 3-H	3	1	0	1	1	1	1
Chico Walker, S (1, 5) OBP: 0.271, SLG: 0.338	x 0-0 ② F9 2-3	S S S 0-3 ② K			x 0-0 ③ G4-3			S S S 0-3 ① K	x 0-0 HR	5	1	1	1	0	2	3
Jeff Kent, R (1, 4) OBP: 0.320, SLG: 0.446 Doug Saunders, R (6, 4) OBP: 0.243, SLG: 0.239	x 0-0 2B 1-3 3-H 1B	x 0-0 ③ G4-3				x 0-0 ① G4-3		x 0-0 ② F9	x 0-0 FC6-4 1B	3	0	1	1	0	0	0
										2	0	1	0	0	0	0
Charlie O'Brien, R (1, 2) OBP: 0.312, SLG: 0.378	x 0-0 1-3 3-H 2B			x 0-0 ① F8		x 0-0 ② F8		x 0-0 ③ F7	x 0-0 ③ FC6-4 1-2f	5	0	1	1	0	0	2
Ryan Thompson, R (1, 8) OBP: 0.302, SLG: 0.444	I I I I 4-0 IBB			x 0-0 HR		S S S 0-3 K 1B			x 0-0 3B 2B	3	2	2	1	1	1	0
Pete Schourek, L (1, 1) OBP: 0.278, SLG: 0.219 Dwight Gooden, R (9, PH) OBP: 0.200, SLG: 0.371 Tito Navarro, S (9, PR) OBP: 0.059, SLG: 0.059 Mike Maddux, L (9, 1)	x 0-0 ③ F9			S S S 0-3 ② K		x 0-0 1-2 1B			x 0-0 2-H 1B 3B	3	0	1	0	0	1	3
										1	0	1	1	0	0	0
										0	1	0	0	0	0	0
										0	0	0	0	0	0	0
Inning Stats	R: 3 E: 0 K: 1 S: 9 H: 4 LOB: 3 BB: 2 P: 17	R: 0 E: 0 K: 0 S: 3 H: 0 LOB: 0 BB: 0 P: 3	R: 0 E: 0 K: 1 S: 5 H: 0 LOB: 0 BB: 0 P: 5	R: 1 E: 0 K: 1 S: 6 H: 1 LOB: 0 BB: 0 P: 6	R: 0 E: 0 K: 1 S: 5 H: 0 LOB: 1 BB: 1 P: 9	R: 0 E: 0 K: 1 S: 7 H: 1 LOB: 2 BB: 0 P: 7	R: 0 E: 0 K: 0 S: 3 H: 0 LOB: 0 BB: 0 P: 3	R: 0 E: 0 K: 1 S: 5 H: 0 LOB: 0 BB: 0 P: 5	R: 5 E: 0 K: 0 S: 9 H: 6 LOB: 2 BB: 0 P: 9	1B: 5 2B: 4 3B: 1 HR: 2 SF: 1 SAC: 0 DP: 0 HBP: 0						

PITCHER		IP	WLS	BF	H	R	ER	SO	BB	IBB	HBP	BLK	WP	HR	S	P	ERA	WHIP
Jack Armstrong, R ERA: 4.49	(1, 1)	5.0	L	23	5	4	4	4	2	1	0	0	0	1	28	40	7.20	1.400
Luis Aquino, R ERA: 3.42	(6, 1)	2.0		8	1	0	0	1	0	0	0	0	1	0	10	10	0.00	0.500
Richie Lewis, R ERA: 3.26	(8, 1)	1.0		5	2	2	2	1	0	0	0	0	0	0	7	7	18.00	2.000
Joe Klink, L ERA: 5.02	(9, 1)	0.0		2	2	0	0	0	0	0	0	0	0	0	2	2	∞	∞
Matt Turner, R ERA: 2.91	(9, 1)	1.0		5	2	3	3	0	0	0	0	0	1	1	5	5	27.00	2.000

PITCHER	IP	WLS	BF	H	R	ER	SO	BB	IBB	HBP	BLK	WP	HR	S	P	ERA	WHIP

TOP

New York Mets @ Florida Marlins

Joe Robbie Stadium, Miami, FL

Sun Oct 03 1993, 3:33 AM EDT

Att. 45,900 - Cloudy - 86 F

livebaseballscorecards.com

AB	39
R	9
H	12
RBI	9
BB	3
SO	6
LOB	13

1B: 5	SF: 1	WP: 2	PA: 43
2B: 4	SAC: 0	PB: 0	
3B: 1	DP: 0	SB: 0	
HR: 2	HBP: 0	CS: 0	

New York Mets @ Florida Marlins

Joe Robbie Stadium, Miami, FL

Sun Oct 03 1993, 3:33 AM EDT

Att. 45,900 - Cloudy - 86 F

BOTTOM

Batter	1	2	3	4	5	6	7	8	9	AB	R	H	RBI	BB	SO	LOB
Chuck Carr, S (1, 8) OBP: 0.327, SLG: 0.330	BBBB 4-0 G4-3 S G6-3 BB		x 0-0 ② G5-3		x 0-0 ③ F7			S S S 0-3 ① K		3	1	0	0	1	1	1
Bret Barberie, S (1, 4) OBP: 0.344, SLG: 0.371	x 0-0 ① G4-3 1-3		x 0-0 FC6-4 1B			x 0-0 G4-3 2B 2B		x 0-0 ② F9		4	1	2	0	0	0	1
Jeff Conine, R (1, 7) OBP: 0.351, SLG: 0.403	x 0-0 ② G6-3 3-H		x 0-0 ③ FC6-4 1-2f			x 0-0 ① G4-3 2-3		x 0-0 ③ F9		4	0	0	1	0	0	2
Orestes Destrade, S (1, 3) OBP: 0.324, SLG: 0.406	x 0-0 ③ F8			x 0-0 ① 1B		x 0-0 3-H 2B			x 0-0 1B	4	0	3	1	0	0	0
Alex Arias, R (1, 5) OBP: 0.344, SLG: 0.321		x 0-0 E3 G1-3		x 0-0 ② F9		x 0-0 ② F7				3	0	0	0	0	0	1
Terry McGriff, R (1, 2)		x 0-0 ① G1-3 1-2		x 0-0 ③ F6		S S S 0-3 ③ K				3	0	0	0	0	1	2
Darrell Whitmore, L (1, 9) OBP: 0.249, SLG: 0.300		x 0-0 ② F7			x 0-0 ① G3		S S S 0-3 ① K			3	0	0	0	0	1	1
Walt Weiss, S (1, 6) OBP: 0.367, SLG: 0.308		x 0-0 ③ F8			x 0-0 1B		x 0-0 ② F8			3	0	1	0	0	0	1
Jack Armstrong, R (1, 1) OBP: 0.152, SLG: 0.167			S S S 0-3 ① K		S S S 0-3 ② K		x 0-0 ③ L6			1	0	0	0	0	1	0
Mitch Lyden, R (5, PH) OBP: 0.300, SLG: 0.600										1	0	0	0	0	1	1
Luis Aquino, R (6, 1) OBP: 0.080, SLG: 0.080										0	0	0	0	0	0	0
Rick Renteria, R (7, PH) OBP: 0.314, SLG: 0.327										1	0	0	0	0	0	0
Richie Lewis, R (8, 1) OBP: 0.500, SLG: 0.500										0	0	0	0	0	0	0
Joe Klink, L (9, 1)										0	0	0	0	0	0	0
Matt Turner, R (9, 1)										0	0	0	0	0	0	0
Inning Stats	R: 1 E: 0 K: 0 S: 3 H: 0 LOB: 0 BB: 1 P: 7	R: 0 E: 1 K: 0 S: 4 H: 0 LOB: 1 BB: 0 P: 4	R: 0 E: 0 K: 1 S: 6 H: 1 LOB: 1 BB: 0 P: 6	R: 0 E: 0 K: 0 S: 3 H: 1 LOB: 0 BB: 0 P: 3	R: 0 E: 0 K: 1 S: 6 H: 1 LOB: 1 BB: 0 P: 6	R: 1 E: 0 K: 1 S: 7 H: 2 LOB: 1 BB: 0 P: 7	R: 0 E: 0 K: 1 S: 5 H: 0 LOB: 0 BB: 0 P: 5	R: 0 E: 0 K: 1 S: 5 H: 0 LOB: 0 BB: 0 P: 5	R: 0 E: 0 K: 0 S: 1 H: 1 LOB: 1 BB: 0 P: 1	1B: 4 2B: 2 3B: 0 HR: 0 SF: 0 SAC: 0 DP: 0 HBP: 0						

livebaseballscorecards.com

AB	30
R	2
H	6
RBI	2
BB	1
SO	5
LOB	10

WP: 0 PA: 31
PB: 0
SB: 1
CS: 0

PITCHER		IP	WLS	BF	H	R	ER	SO	BB	IBB	HBP	BLK	WP	HR	S	P	ERA	WHIP
Pete Schourek, L ERA: 5.96	(1, 1)	8.0	W	30	5	2	2	5	1	0	0	0	0	0	39	43	2.25	0.750
Mike Maddux, R ERA: 3.6	(9, 1)	0.0		1	1	0	0	0	0	0	0	0	0	0	1	1	∞	∞

PITCHER	IP	WLS	BF	H	R	ER	SO	BB	IBB	HBP	BLK	WP	HR	S	P	ERA	WHIP