

Florida Marlins - 1993


Batter	1	2	3	4	5	6	7	8	9	AB	R	H	RBI	BB	SO	LOB	TOP										
Jose Offerman, S OBP: 0.400, SLG: 0.250	0-3 K		4-2 BB		0-0 1-2 2-H 1B		1-0 F8		2-3 K	4	0	1	1	1	2	2	Los Angeles Dodgers @ Florida Marlins Joe Robbie Stadium, Miami, FL Mon Apr 05 1993, 3:33 AM EDT Att: 42,334 - Sunny - 80 F										
Brett Butler, L (1, 8)	1-3 K		2-2 G4-3		1-2 F7		0-3 K			4	0	0	0	0	2	4											
Darryl Strawberry, L (1, 9)	2-2 G1-3			2-2 F7	1-0 P6			4-1 G1-3 BB		3	0	0	0	1	0	2											
Eric Davis, R OBP: 0.250, SLG: 0.500		0-2 E9 2B		1-3 K	0-0 P6			3-2 G1-3		4	0	1	0	0	1	1											
Tim Wallach, R OBP: 0.250, SLG: 1.000		1-2 E9 2-3		1-2 G5-3	2-2 HR			2-3 K		4	1	1	1	0	1	2											
Eric Karros, R OBP: 0.500, SLG: 0.667		4-2 G5-4-3 BB			2-2 F9 1B 2B	3-1 F7		1-2 G4-3		3	1	1	0	1	0	1											
Mike Piazza, R OBP: 0.250, SLG: 0.250		0-1 G5-4-3 1-2			1-1 F9	2-1 G6-3		3-2 G1-3 1B		4	0	1	0	0	0	3											
Jody Reed, R OBP: 0.500, SLG: 0.500			0-3 K		2-1 1B 1B		1-0 FC6-4 1B	2-1 F7		4	1	2	1	0	1	1											
Orel Hershiser, R OBP: 0.500, SLG: 0.500			0-1 G5-3		0-0 1B		1-1 FC6-4 1-2	2-2 L9		2	0	1	0	0	0	0											
Roger McDowell, R Lenny Harris, L Cory Snyder, R Ricky Tricek, R Dave Hansen, L					1-2 1B					0	0	0	0	0	0	0											
Inning Stats	R: 0 E: 0 K: 2 S: 9	H: 0 LOB: 0 BB: 0 P: 12	R: 0 E: 1 K: 0 S: 10	H: 1 LOB: 1 BB: 1 P: 15	R: 0 E: 0 K: 1 S: 12	H: 0 LOB: 1 BB: 1 P: 17	R: 0 E: 0 K: 1 S: 11	H: 0 LOB: 0 BB: 0 P: 15	R: 2 E: 0 K: 0 S: 13	H: 4 LOB: 2 BB: 0 P: 20	R: 1 E: 0 K: 0 S: 9	H: 1 LOB: 0 BB: 0 P: 16	R: 0 E: 0 K: 1 S: 7	H: 1 LOB: 1 BB: 0 P: 10	R: 0 E: 0 K: 1 S: 13	H: 0 LOB: 1 BB: 23 P: 23	R: 0 E: 0 K: 1 S: 11	H: 1 LOB: 1 BB: 20 P: 20	1B: 5 2B: 2 3B: 0 HR: 1	SF: 0 SAC: 0 DP: 1 HBP: 0	WP: 0 PA: 37 PB: 0 SB: 0 CS: 0						
PITCHER	IP	WLS	BF	H	R	ER	SO	BB	IBB	HBP	BLK	WP	HR	S	P	ERA	WHIP										
Charlie Hough, R ERA: 4.5	6.0	W	25	6	3	3	4	2	0	0	0	0	1	64	95	4.50	1.333										
Luis Aquino, R ERA:	0.0		1	1	0	0	0	0	0	0	0	0	0	1	2	∞	∞										
Joe Klink, L ERA:	1.0		4	0	0	0	1	1	0	0	0	0	0	7	13	0.00	1.000										
Cris Carpenter, R ERA:	1.0	S	4	0	0	0	1	0	0	0	0	0	0	12	18	0.00	0.000										
Bryan Harvey, R ERA:	1.0		4	1	0	0	1	0	0	0	0	0	0	11	20	0.00	1.000										



AB	34
R	3
H	8
RBI	3
BB	3
SO	7
LOB	18



Batter	1	2	3	4	5	6	7	8	9	AB	R	H	RBI	BB	SO	LOB	BOTTOM										
Scott Pose, L OBP: 0.200, SLG: 0.200	2-1 E4 1B	0-0 L7-3 1B		0-0 G4-3		0-0 FC1-4 CS		1-1 G1-3		5	0	1	2	0	0	2	Los Angeles Dodgers @ Florida Marlins Joe Robbie Stadium, Miami, FL Mon Apr 05 1993, 3:33 AM EDT Att: 42,334 - Sunny - 80 F										
Bret Barberie, S OBP: 0.500, SLG: 0.500	1-1 FC6-4 1B	2-1 L7-3 1-2		2-1 G4-3		2-1 CS 1-2	0-2 1B G4-6-3 1B			4	1	2	0	0	0	1											
Junior Felix, S OBP: 0.250, SLG: 0.250	2-3 K		1-0 G4-3	0-2 F7			0-1 G4-6-3 1B			4	0	1	0	0	1	2											
Orestes Destrade, S OBP: 0.250, SLG: 0.500	2-3 K		1-0 G4-3 1B 2B		0-1 F7		0-0 G4-6-3 1-2			4	1	1	0	0	1	3											
Bryan Harvey, R ERA:										0	0	0	0	0	0	0											
Dave Magadan, L OBP: 0.250, SLG: 0.250	0-1 FC6-4 1-2		1-0 G4-3		0-1 G1-3		2-0 1B			4	0	1	0	0	0	3											
Benito Santiago, R OBP: 0.500, SLG: 0.500		0-0 1B 3B 1B	0-0 E 1B	0-0 G5-3		0-2 F9				4	1	2	1	0	0	1											
Jeff Conine, R OBP: 1.000, SLG: 1.000		0-0 1B 3B 1B	0-0 E5 BB 1B			1-0 1B FC1-4 1B		0-0 S G5-3 1B		4	2	4	0	0	0	0											
Walt Weiss, S OBP: 0.750, SLG: 1.333		0-1 1B 3B	4-0 1B 3B BB			0-0 FC1-4 1B		2-1 G5-3		3	1	2	2	1	0	1											
Charlie Hough, R Alex Arias, R Luis Aquino, R Joe Klink, L Cris Carpenter, R Chuck Carr, S		1-3 K	0-0 G1-3			2-2 FC1-4 1-2		1-1 G4-3		2	0	0	0	0	1	4											
Inning Stats	R: 0 E: 1 K: 2 S: 12	H: 1 LOB: 2 BB: 0 P: 19	R: 3 E: 0 K: 1 S: 11	H: 4 LOB: 0 BB: 0 P: 14	R: 1 E: 1 K: 0 S: 6	H: 3 LOB: 3 BB: 1 P: 13	R: 0 E: 0 K: 0 S: 6	H: 0 LOB: 0 BB: 0 P: 8	R: 0 E: 0 K: 0 S: 5	H: 0 LOB: 0 BB: 0 P: 5	R: 1 E: 0 K: 0 S: 7	H: 2 LOB: 0 BB: 0 P: 12	R: 1 E: 0 K: 0 S: 11	H: 3 LOB: 1 BB: 0 P: 13	R: 0 E: 0 K: 0 S: 7	H: 1 LOB: 1 BB: 0 P: 11	1B: 12 2B: 2 3B: 1 HR: 0	SF: 0 SAC: 0 DP: 2 HBP: 0	WP: 0 PA: 38 PB: 0 SB: 1 CS: 1								
PITCHER	IP	WLS	BF	H	R	ER	SO	BB	IBB	HBP	BLK	WP	HR	S	P	ERA	WHIP										
Orel Hershiser, R ERA: 9.0	5.0	L	26	10	5	5	3	1	0	0	0	0	0	42	62	9.00	2.200										
Roger McDowell, R ERA:	1.0		2	0	0	0	0	0	0	0	0	0	0	5	9	0.00	0.000										
Ricky Tricek, R ERA: 4.5	2.0		9	4	1	1	0	0	0	0	0	0	0	18	24	4.50	2.000										

AB	36
R	6
H	14
RBI	5
BB	1
SO	3
LOB	20



Batter	1	2	3	4	5	6	7	8	9	AB	R	H	RBI	BB	SO	LOB	TOP					
Jose Offerman, S (1, 6) OBP: 0.300, SLG: 0.125	3-3 K	4-0		2-2 F7			2-1 G1-3		0-1 B1-4	4	0	0	0	1	1	3	Los Angeles Dodgers @ Florida Marlins Joe Robbie Stadium, Miami, FL Tue Apr 06 1993, 7:05 PM EDT Att: 42,689 - Unknown - 78 F livebaseballscorecards.com AB 32 R 4 H 8 RBI 4 BB 6 SO 6 LOB 15 					
Brett Butler, L (1, 8) OBP: 0.333, SLG: 0.286	4-1 BB	3-2 F8		1-0 F7			1-2 BLK 2B		4-1 BB	3	0	1	1	2	0	3						
Darryl Strawberry, L (1, 9)	0-2 P6		1-1 F7		1-1 G4-3		2-2 P3		4-1 BB	4	0	0	0	1	0	2						
Eric Davis, R (1, 7) OBP: 0.222, SLG: 0.250	3-1 G5-3		4-2 1B SF4		1-1 G1-3		1-2 G6-3		3-3 K	4	1	0	0	1	1	5						
Tim Wallach, R (1, 5) OBP: 0.375, SLG: 0.750		0-1 1B SF7	0-1 2B		0-0 P3			1-1 G6-3		4	2	2	0	0	0	0						
Eric Karros, R (1, 3) OBP: 0.250, SLG: 0.333		2-3 K	0-1 SF4			2-1 L5		2-3 K		3	0	0	1	0	2	1						
Mike Piazza, R (1, 2) OBP: 0.375, SLG: 0.500		0-1 BB 1B	3-H 1-2 2B			1-2 F8		3-2 G5-3		4	0	2	1	0	0	0						
Jody Reed, R (1, 4) OBP: 0.500, SLG: 0.429		2-2 BB	3-2 L5			2-3 K			4-2 BB 1B	3	0	1	0	1	1	1						
Ramon Martinez, R (1, 1)		2-1 SF7		1-3 K			3-2 G1-3		2-1 B1-4	1	0	0	1	0	1	0						
Mitch Webster, S (7, PH) OBP: 1.000, SLG: 1.000									1-2 BB 1B	1	1	1	0	0	0	0						
Jim Gott, R (7, 1)									1-2 BB 1B	0	0	0	0	0	0	0						
Lenny Harris, L (9, PH) OBP: 1.000, SLG: 1.000									1-2 BB 1B	1	0	1	0	0	0	0						
Todd Worrell, R (9, 1)									3-H	0	0	0	0	0	0	0						
Inning Stats	R: 0 E: 0 K: 1 S: 10	H: 0 LOB: 1 BB: 1 P: 20	R: 1 E: 0 K: 1 S: 17	H: 3 LOB: 3 BB: 1 P: 30	R: 2 E: 0 K: 0 S: 17	H: 2 LOB: 1 BB: 1 P: 26	R: 0 E: 0 K: 1 S: 8	H: 0 LOB: 0 BB: 0 P: 12	R: 0 E: 0 K: 1 S: 9	H: 0 LOB: 0 BB: 0 P: 14	R: 1 E: 0 K: 0 S: 17	H: 2 LOB: 1 BB: 0 P: 26	R: 0 E: 0 K: 1 S: 10	H: 0 LOB: 0 BB: 0 P: 16	R: 0 E: 0 K: 1 S: 12	H: 1 LOB: 3 BB: 3 P: 28	1B: 6 2B: 3 3B: 0 HR: 0	SF: 2 SAC: 0 DP: 1 HBP: 0	WP: 0 PB: 0 SB: 0 CS: 0	PA: 40		
PITCHER	IP WLS BF H R ER SO BB IBB HBP BLK WP HR S P ERA WHIP																					
Jack Armstrong, R (1, 1) ERA: 5.68	6.1 L 28 6 4 4 4 3 0 0 0 0 0 0 74 122 5.68 1.421																					
Bob McClure, L (7, 1) ERA:	0.1 2 1 0 0 0 0 0 0 0 0 0 0 6 9 0.00 3.000																					
Richie Lewis, R (7, 1) ERA:	0.1 1 0 0 0 0 0 0 0 0 0 0 0 3 4 0.00 0.000																					
Luis Aquino, R (8, 1) ERA:	1.2 8 1 0 0 1 3 0 0 0 0 0 0 19 38 0.00 2.400																					
Trevor Hoffman, R (9, 1) ERA:	0.1 1 0 0 0 1 0 0 0 0 0 0 0 3 6 0.00 0.000																					
Batter	1	2	3	4	5	6	7	8	9	AB	R	H	RBI	BB	SO	LOB	BOTTOM					
Scott Pose, L (1, 8) OBP: 0.333, SLG: 0.444	1-1 CS		3-2 2B		1-3 K		3-1 G5-3			4	0	2	0	0	1	0	Los Angeles Dodgers @ Florida Marlins Joe Robbie Stadium, Miami, FL Tue Apr 06 1993, 7:05 PM EDT Att: 42,689 - Unknown - 78 F livebaseballscorecards.com AB 31 R 2 H 8 RBI 2 BB 5 SO 13 LOB 15 					
Bret Barberie, S (1, 4) OBP: 0.625, SLG: 0.400	2-3 K		4-1 G4-3		4-0 BB			4-0 FC4		1	0	0	0	3	1	1						
Junior Felix, S (1, 9) OBP: 0.250, SLG: 0.375	3-1 BB		3-2 G4-3		1-3 K		1-1 FC4		1-1 FC4	4	1	1	0	0	1	4						
Orestes Destrade, S (1, 3) OBP: 0.250, SLG: 0.375	1-0 2B		1-2		1-0 F8		3-3 K		1-3 K	4	0	1	1	0	2	2						
Dave Magadan, L (1, 5) OBP: 0.375, SLG: 0.167	3-1 F7		4-2 1B		4-2 1B		4-2 CS		1-3 K	2	1	0	0	2	1	2						
Benito Santiago, R (1, 2) OBP: 0.250, SLG: 0.250		0-3 K	1-0 F7		1-0 F7		3-3 K		1-3 K	4	0	0	0	0	3	2						
Jeff Conine, R (1, 7) OBP: 0.750, SLG: 0.750		0-3 K	0-0 1B		0-0 1B		1-2 P4		0-0 1B	4	0	2	0	0	1	0						
Walt Weiss, S (1, 6) OBP: 0.625, SLG: 0.857		3-2 G6-3	3-2 1B		3-2 1B		0-1 G4-3		0-0 G4-6-3	4	0	2	1	0	0	0						
Jack Armstrong, R (1, 1) Bob McClure, R (7, 1) Richie Lewis, R (7, 1) Chuck Carr, S (7, PH) Luis Aquino, R (8, 1) Trevor Hoffman, R (9, 1) Greg Britley, L (9, PH)			0-3 K		0-3 K		1-3 K		0-1 G4-6-3	2	0	0	0	0	2	2						
Inning Stats	R: 1 E: 0 K: 1 S: 10	H: 3 LOB: 0 BB: 0 P: 20	R: 0 E: 0 K: 2 S: 11	H: 0 LOB: 0 BB: 0 P: 14	R: 0 E: 0 K: 1 S: 11	H: 1 LOB: 1 BB: 1 P: 21	R: 1 E: 0 K: 1 S: 11	H: 2 LOB: 2 BB: 1 P: 20	R: 0 E: 0 K: 3 S: 9	H: 0 LOB: 1 BB: 1 P: 18	R: 0 E: 0 K: 1 S: 9	H: 0 LOB: 0 BB: 0 P: 17	R: 0 E: 0 K: 1 S: 8	H: 0 LOB: 0 BB: 0 P: 12	R: 0 E: 0 K: 2 S: 9	H: 0 LOB: 1 BB: 1 P: 16		R: 0 E: 0 K: 1 S: 7	H: 2 LOB: 1 BB: 0 P: 8	1B: 6 2B: 3 3B: 0 HR: 0	SF: 0 SAC: 0 DP: 3 HBP: 0	WP: 0 PB: 0 SB: 0 CS: 2
PITCHER	IP WLS BF H R ER SO BB IBB HBP BLK WP HR S P ERA WHIP																					
Ramon Martinez, R (1, 1) ERA: 3.0	6.0 W 25 6 2 2 9 4 0 0 0 0 0 0 61 110 3.00 1.667																					
Jim Gott, R (7, 1) ERA:	2.0 7 0 0 0 3 1 0 0 0 0 0 0 17 28 0.00 0.500																					
Todd Worrell, R (9, 1) ERA:	1.0 S 4 2 0 0 1 0 0 0 0 0 0 0 7 8 0.00 2.000																					

Batter	1	2	3	4	5	6	7	8	9	AB	R	H	RBI	BB	SO	LOB	TOP										
Jose Offerman, S OBP: 0.286, SLG: 0.167	G5-3	G6-4-3		K			G6-3		SH1-4	4	0	1	0	0	1	0	Los Angeles Dodgers @ Florida Marlins Joe Robbie Stadium, Miami, FL Wed Apr 07 1993, 7:05 PM EDT Att: 41,552 - Unknown - 68 F										
Brett Butler, L OBP: 0.429, SLG: 0.300	BB 1B	G6-4-3			F7		WP S BB		WP BB	3	1	1	0	2	0	2											
Darryl Strawberry, L OBP: 0.429, SLG: 0.111	1B 1B		G3 1B		G1-6-3		WP BB		WP BB	2	1	1	0	3	0	0											
Eric Davis, R OBP: 0.286, SLG: 0.308	1B		G3 1B		G4-3		K		F9	5	1	2	1	0	1	4											
Tim Wallach, R OBP: 0.308, SLG: 0.538	1B		G3			F7	K		F9	5	0	1	0	0	1	6											
Eric Karros, R OBP: 0.250, SLG: 0.300	K		2H 3H 0-2	1B		G6-3			F7	4	0	1	2	0	1	3											
Mike Piazza, R OBP: 0.333, SLG: 0.417	G5-3		F7			1-1	BB 1B		G5-3	4	0	1	0	0	0	3											
Jody Reed, R OBP: 0.500, SLG: 0.400		1B SH1-4		P6		4-1			G6-3	3	0	1	0	1	0	0											
Kevin Gross, R		SH1-4		K		0-0	F8			2	0	0	0	0	1	2											
Jim Gott, R										0	0	0	0	0	0	0											
Mitch Webster, S OBP: 1.000, SLG: 1.000									1B SH1-4 WP BB	0	0	0	0	0	0	0											
Todd Worrell, R										0	0	0	0	0	0	0											
Roger McDowell, R										0	0	0	0	0	0	0											
Inning Stats	R: 1 E: 0 K: 1 S: 15	H: 2 LOB: 3 BB: 2 P: 29	R: 0 E: 0 K: 0 S: 6	H: 2 LOB: 1 BB: 0 P: 10	R: 2 E: 0 K: 0 S: 12	H: 3 LOB: 0 BB: 0 P: 17	R: 0 E: 0 K: 2 S: 8	H: 0 LOB: 0 BB: 0 P: 14	R: 0 E: 0 K: 0 S: 6	H: 0 LOB: 0 BB: 0 P: 12	R: 0 E: 0 K: 0 S: 9	H: 1 LOB: 2 BB: 1 P: 18	R: 0 E: 0 K: 0 S: 10	H: 0 LOB: 2 BB: 2 P: 21	R: 0 E: 0 K: 0 S: 8	H: 0 LOB: 0 BB: 0 P: 10	R: 1 E: 0 K: 0 S: 10	H: 1 LOB: 2 BB: 2 P: 21	1B: 9 2B: 0 3B: 0 HR: 0	SF: 0 SAC: 2 DP: 1 HBP: 0	WP: 2 PB: 0 SB: 1 CS: 0	PA: 41					
PITCHER	IP	WLS	BF	H	R	ER	SO	BB	IBB	HBP	BLK	WP	HR	S	P	ERA	WHIP										
Chris Hammond, L	(1, 1)	6.0	L	27	8	3	3	3	0	0	0	0	0	56	100	4.50	1.833										
Joe Klink, L	(7, 1)	0.1		3	0	0	0	2	0	0	0	0	0	4	13	0.00	6.000										
Richie Lewis, R	(7, 1)	2.0		7	0	1	2	1	0	0	0	1	0	17	25	4.50	0.500										
Bob McClure, L	(9, 1)	0.0		2	1	0	0	1	0	0	0	0	0	5	9	∞	∞										
Trevor Hoffman, R	(9, 1)	0.2		2	0	0	0	0	0	0	0	1	0	2	5	0.00	0.000										
Scott Pose, L OBP: 0.357, SLG: 0.385	G6-3		FC6 1B														4	0	1	0	1	1	1	Los Angeles Dodgers @ Florida Marlins Joe Robbie Stadium, Miami, FL Wed Apr 07 1993, 7:05 PM EDT Att: 41,552 - Unknown - 68 F			
Bret Barberie, S OBP: 0.538, SLG: 0.400	G1-3 1B		K		1-2 2H		1B		G6-3	5	1	2	1	0	1	2											
Junior Felix, S OBP: 0.250, SLG: 0.333	G1-3		K				K			4	0	1	0	0	2	4											
Orestes Destrade, S OBP: 0.250, SLG: 0.333	FC6 1B		FC6				K		CS	4	0	1	1	0	1	3											
Dave Magadan, L OBP: 0.417, SLG: 0.222	K		G5-3				G3 1B		FC6-5 WP BB	3	0	1	0	1	1	1											
Chuck Carr, S										0	0	0	0	0	0	0											
Alex Arias, R										0	0	0	0	0	0	0											
Benito Santiago, R OBP: 0.167, SLG: 0.167	K		K				F9		FC6-5	4	0	0	0	0	2	2											
Jeff Conine, R OBP: 0.667, SLG: 0.667			K				K		L4	4	0	2	0	0	1	1											
Walt Weiss, S OBP: 0.500, SLG: 0.600	F7						SH1-4 1B BB		G3	3	1	0	0	1	1	3											
Chris Hammond, L										1	0	0	0	0	0	1											
Greg Britley, L										1	0	0	0	0	0	2											
Joe Klink, L										0	0	0	0	0	0	0											
Richie Lewis, R										0	0	0	0	0	0	0											
Bob McClure, R										0	0	0	0	0	0	0											
Trevor Hoffman, R										0	0	0	0	0	0	0											
Rick Renteria, R OBP: 1.000, SLG: 1.000										1	0	1	0	0	0	0											
Inning Stats	R: 1 E: 0 K: 1 S: 14	H: 2 LOB: 1 BB: 0 P: 20	R: 0 E: 0 K: 1 S: 11	H: 1 LOB: 0 BB: 0 P: 20	R: 0 E: 0 K: 2 S: 15	H: 1 LOB: 1 BB: 0 P: 22	R: 0 E: 0 K: 2 S: 7	H: 0 LOB: 0 BB: 0 P: 9	R: 1 E: 0 K: 2 S: 11	H: 1 LOB: 2 BB: 2 P: 22	R: 0 E: 0 K: 1 S: 12	H: 2 LOB: 2 BB: 0 P: 15	R: 0 E: 0 K: 0 S: 10	H: 1 LOB: 0 BB: 0 P: 14	R: 0 E: 0 K: 0 S: 8	H: 0 LOB: 1 BB: 1 P: 13	R: 0 E: 0 K: 2 S: 15	H: 1 LOB: 1 BB: 0 P: 19	1B: 9 2B: 0 3B: 0 HR: 0	SF: 0 SAC: 1 DP: 0 HBP: 0	WP: 1 PB: 0 SB: 0 CS: 1	PA: 39					
PITCHER	IP	WLS	BF	H	R	ER	SO	BB	IBB	HBP	BLK	WP	HR	S	P	ERA	WHIP										
Kevin Gross, R	(1, 1)	6.0	W	27	7	2	2	2	0	0	0	0	0	70	108	3.00	1.500										
Jim Gott, R	(7, 1)	2.0		7	1	0	0	1	0	0	0	1	0	18	27	0.00	1.000										
Todd Worrell, R	(9, 1)	0.2		3	1	0	0	2	0	0	0	0	0	11	13	0.00	1.500										
Roger McDowell, R	(9, 1)	0.1	S	1	0	0	0	0	0	0	0	0	0	4	6	0.00	0.000										

Batter	1	2	3	4	5	6	7	8	9	AB	R	H	RBI	BB	SO	LOB	TOP								
Tony Gwynn, L (1,9) OBP: 0.308, SLG: 0.100	L6		F7		G1-3			BB		3	0	0	0	1	0	1	San Diego Padres @ Florida Marlins Joe Robbie Stadium, Miami, FL Fri Apr 09 1993, 7:05 PM EDT Att: 41,938 - Unknown								
Jeff Gardner, L (1,4) OBP: 0.250, SLG: 0.273	2B		G5-3			F7		G3		4	0	1	0	0	0	1									
Gary Sheffield, R (1,5) OBP: 0.308, SLG: 0.750	P6			F9		K			HR	4	1	2	1	0	1	1									
Fred McGriff, L (1,3) OBP: 0.308, SLG: 0.455	F9			F9		K			S 1B SF7	4	1	1	0	0	1	2									
Phil Plantier, L (1,7) OBP: 0.364, SLG: 0.556		B1-3					G6-3		K	4	0	1	0	0	1	1									
Derek Bell, R (1,8) OBP: 0.182, SLG: 0.182	F8						G6-3		1B	4	0	1	0	0	1	1									
Dan Walters, R (1,2) OBP: 0.273, SLG: 0.222							K		SF7	3	0	1	1	0	1	0									
Craig Shipley, R (1,6)	P3							L7	G4-3	4	0	0	0	0	0	2									
Frank Seminara, R (1,1) OBP: 0.500, SLG: 0.500			G4-3					G1		2	0	1	0	0	0	0									
Rich Rodriguez, L (7,1) Darrell Sherman, L (8, PH) Gene Harris, R (8,1)										0	0	0	0	0	0	0									
Inning Stats	R: 0 E: 0 K: 0 S: 8	H: 1 LOB: 1 BB: 0 P: 12	R: 0 E: 0 K: 0 S: 4	H: 1 LOB: 1 BB: 0 P: 8	R: 0 E: 0 K: 1 S: 7	H: 0 LOB: 0 BB: 0 P: 8	R: 0 E: 0 K: 1 S: 9	H: 2 LOB: 1 BB: 0 P: 15	R: 0 E: 0 K: 0 S: 9	H: 1 LOB: 1 BB: 0 P: 13	R: 0 E: 0 K: 2 S: 8	H: 0 LOB: 0 BB: 0 P: 13	R: 0 E: 0 K: 1 S: 9	H: 0 LOB: 0 BB: 0 P: 14	R: 0 E: 0 K: 0 S: 7	H: 0 LOB: 1 BB: 1 P: 13	R: 2 E: 0 K: 1 S: 11	H: 3 LOB: 1 BB: 0 P: 16	1B: 6 2B: 1 3B: 0 HR: 1	SF: 1 SAC: 0 DP: 0 HBP: 0	WP: 0 PB: 0 SB: 1 CS: 0	PA: 35			
PITCHER	IP	WLS	BF	H	R	ER	SO	BB	IBB	HBP	BLK	WP	HR	S	P	ERA	WHIP								
Ryan Bowen, R (1,1) ERA: 9.0	8.0		29	5	0	0	4	1	0	0	0	0	0	61	96	0.00	0.750								
Bryan Harvey, R (9,1) ERA: 9.0	1.0	L	6	3	2	2	1	0	0	0	0	0	1	11	16	18.00	3.000								

AB	33
R	2
H	8
RBI	2
BB	1
SO	5
LOB	9



Batter	1	2	3	4	5	6	7	8	9	AB	R	H	RBI	BB	SO	LOB	BOTTOM								
Scott Pose, L (1,8) OBP: 0.316, SLG: 0.333	F7		FC1-6		G3				G1-3	5	0	1	0	0	0	3	San Diego Padres @ Florida Marlins Joe Robbie Stadium, Miami, FL Fri Apr 09 1993, 7:05 PM EDT Att: 41,938 - Unknown								
Bret Barberie, S (1,4) OBP: 0.444, SLG: 0.286	F9		G1-4-3				F8		K	4	0	0	0	1	1	3									
Junior Felix, S (1,9) OBP: 0.188, SLG: 0.250	F7		G3-1		P5		FC6-4			4	0	0	0	0	0	4									
Orestes Destrade, S (1,3) OBP: 0.188, SLG: 0.250		G4-3			F7		FC6-4			4	0	0	0	0	0	1									
Bryan Harvey, R (9,1)										0	0	0	0	0	0	0									
Dave Magadan, L (1,5) OBP: 0.313, SLG: 0.154		L5			E3		P5		F7	4	0	0	0	0	0	0									
Benito Santiago, R (1,2) OBP: 0.188, SLG: 0.250		E5			F9			K		4	1	1	0	0	1	1									
Jeff Conine, R (1,7) OBP: 0.625, SLG: 0.625					FC5-4			G4-3		4	0	2	1	0	0	1									
Walt Weiss, S (1,6) OBP: 0.563, SLG: 0.583		G3					G3 SH3-4		SH5-4	2	0	1	0	2	0	2									
Ryan Bowen, R (1,1) Chuck Carr, S (9,8)					E1		SH3-4		SH5-4	2	0	0	0	0	1	2									
Inning Stats	R: 0 E: 0 K: 0 S: 6	H: 0 LOB: 0 BB: 0 P: 13	R: 0 E: 1 K: 0 S: 8	H: 1 LOB: 2 BB: 0 P: 14	R: 0 E: 1 K: 0 S: 9	H: 0 LOB: 1 BB: 0 P: 15	R: 0 E: 1 K: 0 S: 9	H: 0 LOB: 1 BB: 0 P: 14	R: 0 E: 0 K: 1 S: 11	H: 2 LOB: 2 BB: 1 P: 19	R: 1 E: 0 K: 0 S: 5	H: 2 LOB: 1 BB: 1 P: 5	R: 0 E: 0 K: 1 S: 11	H: 1 LOB: 1 BB: 0 P: 17	R: 0 E: 0 K: 1 S: 8	H: 0 LOB: 1 BB: 1 P: 17	1B: 4 2B: 1 3B: 0 HR: 0	SF: 0 SAC: 2 DP: 0 HBP: 0	WP: 0 PB: 0 SB: 0 CS: 0	PA: 38					
PITCHER	IP	WLS	BF	H	R	ER	SO	BB	IBB	HBP	BLK	WP	HR	S	P	ERA	WHIP								
Frank Seminara, R (1,1) ERA: 1.5	6.0		27	4	1	1	1	1	0	0	0	0	0	54	96	1.50	0.833								
Rich Rodriguez, L (7,1) ERA: 9.0	1.0		4	1	0	0	0	0	0	0	0	0	0	5	5	0.00	1.000								
Gene Harris, R (8,1) ERA: 9.0	2.0	W	7	0	0	0	2	1	0	0	0	0	0	19	34	0.00	0.500								

AB	33
R	1
H	5
RBI	1
BB	3
SO	3
LOB	17



Batter	1	2	3	4	5	6	7	8	9	AB	R	H	RBI	BB	SO	LOB	TOP										
Tony Gwynn, L OBP: 0.294, SLG: 0.231	G4-3		SF7			F8		F9		3	0	1	1	0	0	1	San Diego Padres @ Florida Marlins Joe Robbie Stadium, Miami, FL Sat Apr 10 1993, 7:05 PM EDT Att: 43,021 - Unknown livebaseballscorecards.com										
Tim Teufel, R Guillermo Velasquez, L OBP: 0.500, SLG: 0.500	G5-3		K			F8		K		3	0	0	0	0	1	1											
Gary Sheffield, R OBP: 0.353, SLG: 0.688	1B					F7		G5-3		4	0	2	0	0	0	1											
Fred McGriff, L OBP: 0.235, SLG: 0.333	G3					G4-6-3		G3		4	0	0	0	0	0	2											
Phil Plantier, L OBP: 0.286, SLG: 0.417	G1-3					F8		L4		3	0	0	0	0	0	0											
Derek Bell, R OBP: 0.143, SLG: 0.143	K					K		L7		3	0	0	0	0	2	0											
Dan Walters, R Darrell Sherman, L Bob Geren, R	F9					F7		SH1-4 1B		3	0	1	0	0	0	0											
Craig Shipley, R OBP: 0.077, SLG: 0.154			SH1-4 SF7 2B			K		SH1-4		2	1	1	0	0	1	0											
Dave Eiland, R Jeff Gardner, L Pat Gomez, L	SH1-4					G1-3		FC6-5-4		1	0	0	0	0	0	0											
										1	0	0	0	0	0	2											
										0	0	0	0	0	0	0											
Inning Stats	R: 0 E: 0 K: 0 S: 9	H: 1 LOB: 1 BB: 0 P: 11	R: 0 E: 0 K: 1 S: 8	H: 0 LOB: 0 BB: 0 P: 12	R: 1 E: 0 K: 1 S: 9	H: 1 LOB: 0 BB: 0 P: 13	R: 0 E: 0 K: 0 S: 6	H: 1 LOB: 0 BB: 0 P: 10	R: 0 E: 0 K: 2 S: 8	H: 0 LOB: 0 BB: 0 P: 10	R: 0 E: 0 K: 0 S: 9	H: 1 LOB: 1 BB: 0 P: 14	R: 0 E: 0 K: 0 S: 5	H: 0 LOB: 0 BB: 0 P: 8	R: 0 E: 0 K: 0 S: 8	H: 1 LOB: 1 BB: 0 P: 12	R: 0 E: 0 K: 1 S: 9	H: 0 LOB: 0 BB: 0 P: 13	1B: 3 2B: 2 3B: 0 HR: 0	SF: 1 SAC: 2 DP: 1 HBP: 0	WP: 0 PB: 0 SB: 0 CS: 0	PA: 31					
PITCHER	IP	WLS	BF	H	R	ER	SO	BB	IBB	HBP	BLK	WP	HR	S	P	ERA	WHIP										
Charlie Hough, R ERA: 2.57	(1, 1)	8.0	W	28	5	1	1	4	0	0	0	0	0	62	90	1.12	0.625										
Bryan Harvey, R ERA: 6.0	(9, 1)	1.0	S	3	0	0	0	1	0	0	0	0	0	9	13	0.00	0.000										

Batter	1	2	3	4	5	6	7	8	9	AB	R	H	RBI	BB	SO	LOB	BOTTOM										
Scott Pose, L OBP: 0.348, SLG: 0.409	G4-3	1B				G4-3		F7		4	0	2	1	0	0	1	San Diego Padres @ Florida Marlins Joe Robbie Stadium, Miami, FL Sat Apr 10 1993, 7:05 PM EDT Att: 43,021 - Unknown livebaseballscorecards.com										
Bret Barberie, S OBP: 0.409, SLG: 0.278	K	1B				G4-3		G4-3		4	0	1	0	0	1	2											
Junior Felix, S OBP: 0.150, SLG: 0.200	P5	F9				G3-1		G5-3		4	0	0	0	0	0	3											
Orestes Destrade, S Bryan Harvey, R	BB					G4-3		K		3	0	0	0	1	1	0											
Dave Magadan, L OBP: 0.250, SLG: 0.118	G4-3					F7		G4-3		4	0	0	0	0	0	2											
Benito Santiago, R OBP: 0.283, SLG: 0.278		G4-3 1B				F8		F8		2	1	1	0	1	0	0											
Jeff Conine, R OBP: 0.526, SLG: 0.526		E5 G4-3 1B				F8		K		3	1	0	0	0	1	2											
Walt Weiss, S OBP: 0.526, SLG: 0.500		G4-3				G1		SH2-4 BB		2	0	0	1	1	0	1											
Charlie Hough, R Chuck Carr, S	K					G5-3		SH2-4		2	0	0	0	0	1	1											
										0	0	0	0	0	0	0											
Inning Stats	R: 0 E: 0 K: 1 S: 10	H: 1 LOB: 2 BB: 1 P: 18	R: 2 E: 1 K: 1 S: 14	H: 3 LOB: 2 BB: 0 P: 20	R: 0 E: 0 K: 0 S: 9	H: 0 LOB: 1 BB: 1 P: 19	R: 0 E: 0 K: 0 S: 5	H: 0 LOB: 0 BB: 0 P: 8	R: 0 E: 0 K: 0 S: 6	H: 0 LOB: 0 BB: 0 P: 9	R: 0 E: 0 K: 1 S: 8	H: 0 LOB: 1 BB: 0 P: 8	R: 0 E: 0 K: 0 S: 7	H: 0 LOB: 1 BB: 1 P: 14	R: 0 E: 0 K: 1 S: 8	H: 0 LOB: 0 BB: 0 P: 14	1B: 3 2B: 1 3B: 0 HR: 0	SF: 0 SAC: 1 DP: 0 HBP: 0	WP: 0 PB: 0 SB: 1 CS: 0	PA: 32							
PITCHER	IP	WLS	BF	H	R	ER	SO	BB	IBB	HBP	BLK	WP	HR	S	P	ERA	WHIP										
Dave Eiland, R ERA:	(1, 1)	7.0	L	29	4	2	0	3	3	0	0	0	0	59	96	0.00	1.000										
Pat Gomez, L ERA:	(8, 1)	1.0		3	0	0	0	1	0	0	0	0	0	8	14	0.00	0.000										

Batter	1	2	3	4	5	6	7	8	9	AB	R	H	RBI	BB	SO	LOB	TOP										
Tony Gwynn, L OBP: 0.364, SLG: 0.389	0-0 1B	1-1 F8			3-3 K		0-0 1B	0-0 G4-3	5 1 3 1 0 1 1								San Diego Padres @ Florida Marlins Joe Robbie Stadium, Miami, FL Sun Apr 11 1993, 3:33 AM EDT Att: 42,372 - Cloudy - 77 F										
Jeff Gardner, L OBP: 0.276, SLG: 0.353	1-2 1B	0-1 2B			2-3 K		0-3 K	0-1 G4-3	5 1 2 0 0 2 2																		
Gary Sheffield, R OBP: 0.273, SLG: 0.524	1-3 K	1-3 K			3-3 K		1-0 F7	1-1 L8	5 0 0 0 0 3 6																		
Fred McGriff, L OBP: 0.333, SLG: 0.526	2-1 2B		1-0 G3			0-0 1B		3-2 1B	4 3 3 1 0 0 0																		
Phil Plantier, L OBP: 0.333, SLG: 0.429	0-0 SF8		0-1 G3			4-0 1B		0-2 1B	2 0 1 2 1 0 0																		
Rich Rodriguez, L						0-0 BB		0-3 1B	0 0 0 0 0 0 0																		
Gene Harris, R						1-0 1B		2-3 1B	0 0 0 0 0 0 0																		
Derek Bell, R OBP: 0.222, SLG: 0.278	1-2 2B		0-0 G6-3			1-2 1B		0-3 K	4 0 2 1 0 1 1																		
Bob Geren, R	2-3 K			1-1 F9		0-0 G5-4-3		0-1 L6-3	4 0 0 0 0 1 4																		
Craig Shipley, R OBP: 0.116, SLG: 0.235		0-1 P4		0-3 K2-3		1-0 G4-3		0-0 2B	4 1 1 0 0 1 1																		
Andy Benes, R OBP: 0.200, SLG: 0.200		3-2 1B		0-3 K			2-3 K	1-1 B2	3 0 1 0 0 2 0																		
Darrell Sherman, L OBP: 0.333, SLG: 0.667									1 0 0 0 0 0 1																		
Inning Stats	R: 3 H: 4 E: 0 K: 2 S: 17	L: 30 R: 4 ER: 1 LOB: 1 BB: 0 P: 24	R: 0 H: 2 E: 0 K: 1 S: 12	L: 2 R: 1 ER: 1 LOB: 1 BB: 0 P: 17	R: 0 H: 0 E: 0 K: 0 S: 4	L: 0 R: 0 ER: 0 LOB: 0 BB: 0 P: 5	R: 0 H: 0 E: 0 K: 2 S: 8	L: 0 R: 0 ER: 0 LOB: 0 BB: 0 P: 9	R: 0 H: 0 E: 0 K: 3 S: 11	L: 0 R: 0 ER: 0 LOB: 0 BB: 0 P: 19	R: 1 H: 2 E: 0 K: 0 S: 4	L: 2 R: 1 ER: 1 LOB: 1 BB: 1 P: 10	R: 0 H: 1 E: 0 K: 2 S: 8	L: 1 R: 0 ER: 0 LOB: 0 BB: 0 P: 11	R: 1 H: 2 E: 0 K: 1 S: 13	L: 2 R: 0 ER: 0 LOB: 0 BB: 0 P: 16	R: 1 H: 2 E: 0 K: 0 S: 8	L: 2 R: 0 ER: 0 LOB: 0 BB: 0 P: 10	1B: 7 2B: 7 3B: 0 HR: 0	SF: 1 SAC: 0 DP: 2 HBP: 0	WP: 0 PB: 0 SB: 0 CS: 0	PA: 39					
PITCHER	IP	WLS	BF	H	R	ER	SO	BB	IBB	HBP	BLK	WP	HR	S	P	ERA	WHIP										
Jack Armstrong, R ERA: 5.4	7.0	L	30	9	4	4	10	1	0	0	0	0	0	64	95	5.14	1.429										
Bob McClure, L ERA: 27.0	0.0	2	2	1	1	0	0	0	0	0	0	0	0	8	11	∞	∞										
Cris Carpenter, R ERA: 3.0	2.0	7	2	1	1	1	1	0	0	0	0	0	0	13	15	4.50	1.000										

AB	37
R	6
H	13
RBI	5
BB	1
SO	11
LOB	16



Batter	1	2	3	4	5	6	7	8	9	AB	R	H	RBI	BB	SO	LOB	BOTTOM										
Scott Pose, L OBP: 0.357, SLG: 0.385	1-1 L6		1-2 F7		0-0 1B		4-2 BB		0-0 G4-3	4 0 1 0 1 0 0							San Diego Padres @ Florida Marlins Joe Robbie Stadium, Miami, FL Sun Apr 11 1993, 3:33 AM EDT Att: 42,372 - Cloudy - 77 F										
Greg Britley, L OBP: 0.143, SLG: 0.143	2-1 G4-3		1-2 1B		0-0 F8		1-0 F7		3-2 G4-3	5 1 1 0 0 0 2																	
Bret Barberie, S OBP: 0.346, SLG: 0.227	1-0 P6		3-2 F7		0-0 G4-6-3				3-3 K	4 0 0 0 0 1 2																	
Orestes Destrade, S OBP: 0.250, SLG: 0.261		3-3 K	1-1 1B		0-1 BB				3-1 P4	4 0 2 1 0 1 0																	
Jeff Conine, R OBP: 0.522, SLG: 0.500		1-1 1B	1-3 K		2-3 K				4-1 BB	3 1 1 0 1 2 2																	
Dave Magadan, L OBP: 0.375, SLG: 0.211		1-0 1B		0-0 1B		4-1 BB			4-2 BB	2 0 2 0 2 0 0																	
Steve Decker, R		1-3 K		3-3 K		1-1 BB			4-2 BB	3 0 0 0 1 2 5																	
Walt Weiss, S OBP: 0.478, SLG: 0.444		0-0 1B		1-2 F9		1-1 F9			0-0 G4-3	4 0 1 1 0 0 4																	
Jack Armstrong, R		1-2 1B		1-3 K		1-1 P4			0-3 K	2 0 0 0 0 2 3																	
Rick Renteria, R OBP: 0.500, SLG: 0.500										1 0 0 0 0 0 0																	
Bob McClure, R										0 0 0 0 0 0 0																	
Cris Carpenter, R										0 0 0 0 0 0 0																	
Junior Felix, S OBP: 0.143, SLG: 0.190										1 0 0 0 0 1 0																	
Inning Stats	R: 0 H: 0 E: 0 K: 0 S: 5	L: 29 R: 2 ER: 2 LOB: 2 BB: 0 P: 9	R: 1 H: 3 E: 0 K: 3 S: 13	L: 2 R: 0 ER: 0 LOB: 0 BB: 0 P: 20	R: 1 H: 2 E: 0 K: 1 S: 15	L: 0 R: 0 ER: 0 LOB: 0 BB: 0 P: 22	R: 0 H: 1 E: 0 K: 2 S: 13	L: 1 R: 0 ER: 0 LOB: 0 BB: 0 P: 18	R: 0 H: 1 E: 0 K: 1 S: 9	L: 1 R: 0 ER: 0 LOB: 1 BB: 1 P: 16	R: 0 H: 0 E: 0 K: 0 S: 8	L: 0 R: 0 ER: 0 LOB: 0 BB: 1 P: 15	R: 0 H: 0 E: 0 K: 1 S: 16	L: 0 R: 0 ER: 0 LOB: 3 BB: 3 P: 34	R: 0 H: 0 E: 0 K: 1 S: 7	L: 0 R: 0 ER: 0 LOB: 0 BB: 0 P: 10	1B: 8 2B: 0 3B: 0 HR: 0	SF: 0 SAC: 0 DP: 2 HBP: 0	WP: 0 PB: 0 SB: 1 CS: 0	PA: 38							
PITCHER	IP	WLS	BF	H	R	ER	SO	BB	IBB	HBP	BLK	WP	HR	S	P	ERA	WHIP										
Andy Benes, R ERA: 6.35	7.0	W	29	8	2	2	7	2	0	0	0	0	0	66	103	2.57	1.429										
Rich Rodriguez, L ERA: 6.75	0.2	5	0	0	0	0	1	3	0	0	0	0	0	15	33	0.00	4.500										
Gene Harris, R ERA:	1.1	S	4	0	0	0	1	0	0	0	0	0	0	8	11	0.00	0.000										

AB	33
R	2
H	8
RBI	2
BB	5
SO	9
LOB	18



Batter	1	2	3	4	5	6	7	8	9	AB	R	H	RBI	BB	SO	LOB	TOP			
Scott Pose, L OBP: 0.303, SLG: 0.323	G6-3		G5-3			G1-3		G6-3		4	0	0	0	0	0	1	Florida Marlins @ San Francisco Giants Candlestick Park, San Francisco, CA Tue Apr 13 1993, 6:33 AM EDT Att: 23,631 - Sunny - 67 F			
Bret Barberie, S OBP: 0.371, SLG: 0.267	K			1B		B1-3		BB	1B	4	1	2	0	0	1	0				
Jeff Conine, R OBP: 0.469, SLG: 0.393	K			1B					K	3	0	0	0	1	3	2				
Orestes Destrade, S OBP: 0.172, SLG: 0.333 Chuck Carr, S OBP: 0.286, SLG: 0.167		F7				G1-3			BB	4	0	2	1	0	0	1				
Dave Magadan, L OBP: 0.357, SLG: 0.182	K								1B	3	0	0	0	1	1	1				
Benito Santiago, R OBP: 0.286, SLG: 0.360	G6-3			L4					G5-4-3	4	0	0	0	0	0	4				
Junior Felix, S OBP: 0.207 Cris Carpenter, R OBP: 0.207 Bob McClure, R OBP: 0.167				SH1-4					L7	3	0	2	0	0	0	0				
Walt Weiss, S OBP: 0.433, SLG: 0.348				K		G6-4-3			P4	3	0	0	0	0	1	2				
Luis Aquino, R Monty Fariss, R				SH1-4		G6-3			K	1	0	0	0	0	0	0				
										1	0	0	0	0	1	0				
Inning Stats	R: 0 E: 0 K: 2 S: 11	H: 0 LOB: 0 BB: 0 P: 14	R: 0 E: 0 K: 1 S: 9	H: 0 LOB: 0 BB: 0 P: 13	R: 0 E: 0 K: 1 S: 12	H: 1 LOB: 1 BB: 0 P: 18	R: 1 E: 0 K: 1 S: 11	H: 2 LOB: 1 BB: 0 P: 14	R: 0 E: 0 K: 0 S: 10	H: 0 LOB: 0 BB: 1 P: 18	R: 0 E: 0 K: 0 S: 8	H: 0 LOB: 0 BB: 0 P: 12	R: 0 E: 0 K: 1 S: 5	H: 0 LOB: 0 BB: 0 P: 7	R: 0 E: 0 K: 1 S: 14	H: 2 LOB: 3 BB: 1 P: 21	1B: 6 2B: 0 3B: 0 HR: 0	SF: 0 SAC: 1 DP: 2 HBP: 0	WP: 0 PB: 0 SB: 1 CS: 0	PA: 33
PITCHER	IP WLS BF H R ER SO BB IBB HBP BLK WP HR S P ERA WHIP																			
Dave Burba, R ERA: 1.8	(1, 1) 6.0 W 22 4 1 1 5 1 0 0 0 0 0 0 0 63 93 1.50 0.833																			
Bryan Hickerson, L ERA: 1.8	(7, 1) 2.0 6 0 0 0 1 0 0 0 0 0 0 0 0 13 19 0.00 0.000																			
Michael Jackson, R ERA: 1.8	(9, 1) 0.1 3 2 0 0 1 0 0 0 0 0 0 0 0 9 12 0.00 6.000																			
Rod Beck, R ERA: 5.4	(9, 1) 0.2 S 2 0 0 0 0 1 0 0 0 0 0 0 0 5 9 0.00 1.500																			

Batter	1	2	3	4	5	6	7	8	9	AB	R	H	RBI	BB	SO	LOB	BOTTOM			
Willie McGee, S OBP: 0.333, SLG: 0.300	CS		G1-6-3			G6-3		BB		4	0	2	1	0	0	1	Florida Marlins @ San Francisco Giants Candlestick Park, San Francisco, CA Tue Apr 13 1993, 6:33 AM EDT Att: 23,631 - Sunny - 67 F			
Dave Martinez, L OBP: 0.500, SLG: 0.400	CS		G5-3			K		BB		2	1	0	0	2	1	0				
Will Clark, L OBP: 0.257, SLG: 0.290	K					G6-3		F9		4	0	0	0	0	2	4				
Matt Williams, R OBP: 0.242, SLG: 0.452									F9	3	0	1	1	0	0	0				
Todd Benzinger, S Darren Lewis, R OBP: 0.261, SLG: 0.364	G3					G4-3		F8		3	0	0	0	0	0	1				
Royce Clayton, R OBP: 0.333, SLG: 0.379						G5-3		G4-3		3	0	1	0	0	0	0				
Kirt Manwaring, R OBP: 0.320, SLG: 0.435									SH1-3	3	2	2	1	0	0	1				
Mike Benjamin, R OBP: 0.333, SLG: 0.500						G4-3		SH1-3		2	0	0	0	0	0	0				
Dave Burba, R Bryan Hickerson, L Jeff Reed, L Mark Carrison, R Michael Jackson, R Rod Beck, R									L4	2	0	0	0	0	1	0				
										0	0	0	0	0	0	0				
Inning Stats	R: 1 E: 0 K: 1 S: 14	H: 2 LOB: 1 BB: 1 P: 24	R: 0 E: 0 K: 0 S: 7	H: 1 LOB: 0 BB: 0 P: 8	R: 0 E: 1 K: 0 S: 6	H: 0 LOB: 0 BB: 0 P: 10	R: 0 E: 0 K: 1 S: 7	H: 0 LOB: 0 BB: 0 P: 10	R: 1 E: 0 K: 1 S: 13	H: 1 LOB: 0 BB: 0 P: 18	R: 0 E: 0 K: 1 S: 9	H: 0 LOB: 0 BB: 0 P: 13	R: 0 E: 0 K: 0 S: 6	H: 0 LOB: 0 BB: 0 P: 7	R: 1 E: 0 K: 0 S: 10	H: 2 LOB: 2 BB: 1 P: 17	1B: 3 2B: 3 3B: 0 HR: 1	SF: 0 SAC: 1 DP: 2 HBP: 0	WP: 0 PB: 0 SB: 0 CS: 2	PA: 30
PITCHER	IP WLS BF H R ER SO BB IBB HBP BLK WP HR S P ERA WHIP																			
Luis Aquino, R ERA: 2.35	(1, 1) 6.0 L 21 4 2 2 4 1 0 0 0 0 0 0 0 56 83 3.00 0.833																			
Cris Carpenter, R ERA: 4.15	(7, 1) 1.1 5 1 1 1 0 0 0 0 0 0 0 0 11 13 6.75 0.750																			
Bob McClure, L ERA: 9.0	(8, 1) 0.2 4 1 0 0 0 1 0 0 0 0 0 0 5 11 0.00 3.000																			



Batter	1	2	3	4	5	6	7	8	9	AB	R	H	RBI	BB	SO	LOB	TOP					
Scott Pose, L OBP: 0.263, SLG: 0.278 (1, 8)	G6-3	FC6-4		FC4		FC1-5		G1-3		5	0	0	0	0	0	5	Florida Marlins @ San Francisco Giants Candlestick Park, San Francisco, CA Wed Apr 14 1993, 6:33 AM EDT Att: 17,523 - Overcast - 56 F					
Bret Barberie, S OBP: 0.375, SLG: 0.265 (1, 4)	WP 1B BB		F8		P4	P6		1B		4	1	1	0	1	0	2						
Junior Felix, S OBP: 0.206, SLG: 0.265 (1, 9)	K			2B		F8		FC6-4		5	1	2	0	0	1	3						
Orestes Destrade, S OBP: 0.342, SLG: 0.303 Bryan Harvey, R (9, 1)	WP 1B BB			BB		K		F9		3	1	0	0	2	1	1						
Dave Magadan, L OBP: 0.394, SLG: 0.259 (1, 5)	1-H 2-H 1B		F7			2B 1B		K		5	1	3	2	0	1	2						
Benito Santiago, R OBP: 0.303, SLG: 0.400 (1, 2)	P4		P6			1B		1B		5	1	2	0	0	1	5						
Jeff Conine, R OBP: 0.459, SLG: 0.375 (9, 3)		G4-3		G5-3		1B 1B		G1-3		4	1	1	1	1	0	1						
Walt Weiss, S OBP: 0.457, SLG: 0.370 (1, 6)		FC6-4 1B		G3-1		FC1-5 1B		1B G1-3 BB		4	0	2	1	1	0	2						
Ryan Bowen, R OBP: 0.250, SLG: 0.250 Rick Renteria, C OBP: 0.286, SLG: 0.286 Richie Lewis, R OBP: 0.286, SLG: 0.286 Monty Fariss, R OBP: 0.286, SLG: 0.286 Trevor Hoffman, R OBP: 0.286, SLG: 0.286 Chuck Carr, S OBP: 0.286, SLG: 0.167 (11, 1)		K		FC4		CS FC1-5 1B		K		2	0	1	0	0	1	1						
Inning Stats	R: 2 E: 0 K: 1 S: 17	H: 1 LOB: 2 BB: 2 P: 32	R: 0 E: 0 K: 1 S: 9	H: 1 LOB: 1 BB: 0 P: 13	R: 0 E: 0 K: 0 S: 9	H: 1 LOB: 2 BB: 1 P: 18	R: 0 E: 0 K: 0 S: 7	H: 1 LOB: 1 BB: 0 P: 11	R: 0 E: 0 K: 1 S: 10	H: 0 LOB: 0 BB: 0 P: 14	R: 3 E: 0 K: 0 S: 13	H: 5 LOB: 1 BB: 0 P: 22	R: 1 E: 0 K: 1 S: 14	H: 2 LOB: 1 BB: 0 P: 20	R: 0 E: 0 K: 1 S: 15	H: 1 LOB: 2 BB: 1 P: 24		R: 0 E: 0 K: 1 S: 14	H: 1 LOB: 2 BB: 1 P: 26	1B: 11 2B: 2 3B: 0 HR: 0	SF: 0 SAC: 0 DP: 0 HBP: 0	WP: 1 PB: 1 SB: 3 CS: 2
PITCHER	IP WLS BF H R ER SO BB IBB HBP BLK WP HR S P ERA WHIP	IP WLS BF H R ER SO BB IBB HBP BLK WP HR S P ERA WHIP															IP WLS BF H R ER SO BB IBB HBP BLK WP HR S P ERA WHIP					
Bill Swift, R ERA: 7.2 (1, 1)	5.0 L	25 7	5 5	3 3	3 0	0 0	0 0	0 0	0 0	0 0	0 0	0 0	0 0	0 0	0 0	0 0	9.00 2.000					
Dave Righetti, L ERA: (6, 1)	1.0	4	2	0	0	0	0	0	0	0	0	0	0	0	0	0	0.00 2.000					
Kevin Rogers, L ERA: 1.23 (7, 1)	3.0	15	4	1	0	3	2	0	0	0	0	0	0	0	0	0	0.00 2.000					

Batter	1	2	3	4	5	6	7	8	9	AB	R	H	RBI	BB	SO	LOB	BOTTOM					
Willie McGee, S OBP: 0.342, SLG: 0.294 (1, 9)	G6-3 BB		G4-3		K	G4-3		1B		4	0	1	0	1	1	3	Florida Marlins @ San Francisco Giants Candlestick Park, San Francisco, CA Wed Apr 14 1993, 6:33 AM EDT Att: 17,523 - Overcast - 56 F					
Dave Martinez, L OBP: 0.421, SLG: 0.333 (1, 8)	F7		1B		G4-3		F8		P6	5	0	1	0	0	0	2						
Mark Carreon, R OBP: 0.563, SLG: 0.500 (1, 7)	G6-3		G4-3		BB		P5		1B	4	0	1	0	1	0	2						
Matt Williams, R OBP: 0.289, SLG: 0.571 (1, 5)		G6-3 2B		HR		FC4 BB		K		4	1	2	1	1	2	2						
Todd Benzinger, S (1, 3)		G6-3		K		FC4		K		4	0	0	0	0	2	3						
Royce Clayton, R OBP: 0.353, SLG: 0.394 (1, 6)		K		G5-3		FC1-5 1B		1B		4	0	2	0	0	1	1						
Kirt Manwaring, R OBP: 0.345, SLG: 0.423 (1, 2)		G5-3		E BB		FC1-5 1B		P5		3	1	1	0	1	0	2						
Mike Benjamin, R OBP: 0.400, SLG: 0.583 Barry Bonds, L OBP: 0.310, SLG: 0.654 Craig Colbert, R OBP: 0.667, SLG: 0.500 (1, 4)			E G4-3 BB		E2		FC1-5 1B		G3	2	2	1	1	1	0	2						
Bill Swift, R (1, 1)			E6		G5-3		K		F8	2	0	0	0	0	0	0						
Jeff Reed, L OBP: 0.444, SLG: 0.167 Kevin Rogers, L (6, PH)			G4-3		G5-3		K		F8	1	0	0	0	0	1	2						
Will Clark, L OBP: 0.250, SLG: 0.281 (9, PH)					G5-3		K		F8	0	0	0	0	0	0	0						
Inning Stats	R: 0 E: 0 K: 0 S: 6	H: 0 LOB: 0 BB: 1 P: 12	R: 0 E: 0 K: 1 S: 11	H: 1 LOB: 1 BB: 0 P: 17	R: 1 E: 1 K: 0 S: 5	H: 1 LOB: 1 BB: 1 P: 11	R: 3 E: 1 K: 1 S: 12	H: 2 LOB: 0 BB: 1 P: 24	R: 0 E: 0 K: 1 S: 14	H: 0 LOB: 2 BB: 2 P: 25	R: 0 E: 0 K: 1 S: 12	H: 2 LOB: 2 BB: 0 P: 17	R: 0 E: 0 K: 1 S: 12	H: 0 LOB: 0 BB: 0 P: 20	R: 0 E: 0 K: 1 S: 12	H: 1 LOB: 1 BB: 0 P: 15	R: 0 E: 0 K: 1 S: 11	H: 2 LOB: 2 BB: 0 P: 13	1B: 6 2B: 2 3B: 0 HR: 1	SF: 0 SAC: 0 DP: 2 HBP: 0	WP: 0 PB: 0 SB: 0 CS: 0	PA: 40
PITCHER	IP WLS BF H R ER SO BB IBB HBP BLK WP HR S P ERA WHIP	IP WLS BF H R ER SO BB IBB HBP BLK WP HR S P ERA WHIP															IP WLS BF H R ER SO BB IBB HBP BLK WP HR S P ERA WHIP					
Ryan Bowen, R ERA: 1.38 (1, 1)	5.0	23	4	4	2	3	5	0	0	0	0	0	0	0	0	0	3.60 1.800					
Richie Lewis, R ERA: 1.42 (6, 1)	2.0	8	2	0	0	2	0	0	0	0	0	0	0	0	0	0	0.00 1.000					
Trevor Hoffman, R ERA: (8, 1)	1.0	4	1	0	0	1	0	0	0	0	0	0	0	0	0	0	0.00 1.000					
Bryan Harvey, R ERA: 4.5 (9, 1)	1.0	S	5	2	0	0	0	0	0	0	0	0	0	0	0	0	0.00 2.000					



Batter	1	2	3	4	5	6	7	8	9	AB	R	H	RBI	BB	SO	LOB	TOP				
Chuck Carr, S OBP: 0.176, SLG: 0.188	B1-3		G6-3		K		FC1-6 WP S FC3	F7		5	1	0	0	0	1	3					
Junior Felix, S OBP: 0.209, SLG: 0.326	G4-3			HR		K	FC3 1B		K	5	2	1	2	0	2	0					
Dave Magadan, L OBP: 0.381, SLG: 0.306	K			L4		G4-3 BLK 1B	G6-3		F9	5	0	1	0	0	1	1					
Orestes Destrade, S OBP: 0.354, SLG: 0.326 Trevor Hoffman, R			K		1B	G4-3	1B 2B 1B		F8	5	1	2	1	0	1	1					
Jeff Conine, R OBP: 0.457, SLG: 0.375	K			F8		F8	1B 2B 1B			4	1	1	0	0	1	2					
Benito Santiago, R OBP: 0.341, SLG: 0.526	G6-3			G4-3			HR			4	1	2	3	0	0	1					
Alex Arias, R OBP: 0.300, SLG: 0.556						E6 G5-6-3 1B SF7 3B	G6-3			3	2	1	0	1	0	1					
Walt Weiss, S OBP: 0.475, SLG: 0.400				SF7		G5-6-3 1B	FC1-6 1B WP 1B	K		3	1	2	1	0	1	0					
Jack Armstrong, R OBP: 0.125, SLG: 0.125 Scott Pose, L OBP: 0.256, SLG: 0.270			G5-3		G5-6-3		FC1-6 1B	F7		4	0	1	1	0	0	2					
										0	0	0	0	0	0	0					
Inning Stats	R: 0 E: 0 K: 1 S: 7	H: 0 LOB: 0 BB: 0 P: 10	R: 0 E: 0 K: 2 S: 8	H: 0 LOB: 0 BB: 0 P: 15	R: 1 E: 0 K: 0 S: 7	H: 1 LOB: 0 BB: 0 P: 13	R: 1 E: 0 K: 0 S: 6	H: 2 LOB: 1 BB: 0 P: 11	R: 0 E: 1 K: 1 S: 10	H: 1 LOB: 1 BB: 0 P: 21	R: 7 E: 1 K: 0 S: 24	H: 6 LOB: 1 BB: 1 P: 39	R: 0 E: 0 K: 1 S: 10	H: 0 LOB: 0 BB: 0 P: 12	R: 0 E: 0 K: 1 S: 7	H: 0 LOB: 0 BB: 0 P: 13	1B: 7 2B: 1 3B: 1 HR: 2	SF: 1 SAC: 0 DP: 1 HBP: 0	WP: 1 PB: 0 SB: 1 CS: 0	PA: 40	
PITCHER	IP WLS BF H R ER SO BB IBB HBP BLK WP HR S P ERA WHIP	IP WLS BF H R ER SO BB IBB HBP BLK WP HR S P ERA WHIP	IP WLS BF H R ER SO BB IBB HBP BLK WP HR S P ERA WHIP	IP WLS BF H R ER SO BB IBB HBP BLK WP HR S P ERA WHIP	IP WLS BF H R ER SO BB IBB HBP BLK WP HR S P ERA WHIP	IP WLS BF H R ER SO BB IBB HBP BLK WP HR S P ERA WHIP	IP WLS BF H R ER SO BB IBB HBP BLK WP HR S P ERA WHIP	IP WLS BF H R ER SO BB IBB HBP BLK WP HR S P ERA WHIP	IP WLS BF H R ER SO BB IBB HBP BLK WP HR S P ERA WHIP	IP WLS BF H R ER SO BB IBB HBP BLK WP HR S P ERA WHIP	IP WLS BF H R ER SO BB IBB HBP BLK WP HR S P ERA WHIP	IP WLS BF H R ER SO BB IBB HBP BLK WP HR S P ERA WHIP	IP WLS BF H R ER SO BB IBB HBP BLK WP HR S P ERA WHIP	IP WLS BF H R ER SO BB IBB HBP BLK WP HR S P ERA WHIP	IP WLS BF H R ER SO BB IBB HBP BLK WP HR S P ERA WHIP	IP WLS BF H R ER SO BB IBB HBP BLK WP HR S P ERA WHIP	IP WLS BF H R ER SO BB IBB HBP BLK WP HR S P ERA WHIP	IP WLS BF H R ER SO BB IBB HBP BLK WP HR S P ERA WHIP	IP WLS BF H R ER SO BB IBB HBP BLK WP HR S P ERA WHIP	IP WLS BF H R ER SO BB IBB HBP BLK WP HR S P ERA WHIP	IP WLS BF H R ER SO BB IBB HBP BLK WP HR S P ERA WHIP

Florida Marlins @ Houston Astros
Astrodome, Houston, TX
Sat Apr 17 1993, 8:05 PM EDT
Att: 29,459 - Dome

AB 38
R 9
H 11
RBI 8
BB 1
SO 7
LOB 11



Batter	1	2	3	4	5	6	7	8	9	AB	R	H	RBI	BB	SO	LOB	BOTTOM					
Craig Biggio, R OBP: 0.267, SLG: 0.200	K			K		K		F7		4	0	0	0	0	3	1						
Steve Finley, L OBP: 0.350, SLG: 0.318 Eric Bell, L	G4-3			P5		K		L5		3	0	0	0	0	1	0						
Casey Candaele, S OBP: 0.222, SLG: 0.222 Xavier Hernandez, L										1	0	0	0	0	0	1						
5 Jeff Bagwell, R OBP: 0.392, SLG: 0.543	F8			F8		G5-3			HR 1B	4	1	1	0	0	0	0						
Eric Anthony, L OBP: 0.435, SLG: 0.585		L4			FC5-4 FC6-4 1B	G4-3		HR		4	2	2	2	0	0	0						
Ken Caminiti, S OBP: 0.370, SLG: 0.500		G3			FC5-4 BB		2B	F9		3	0	1	0	1	0	0						
Luis Gonzalez, L OBP: 0.279, SLG: 0.575				K	FC5-4 FC6-4	P5		G3		4	0	0	0	0	1	3						
Andujar Cedeno, R OBP: 0.300, SLG: 0.351				K	FC6-4 2B	P6			BB	3	1	0	1	1	1	2						
Eddie Taubensee, L OBP: 0.242, SLG: 0.367				K				P4		3	0	1	1	1	1	1						
Darryl Kile, R Chris Donnels, L OBP: 0.143, SLG: 0.286 Brian Williams, R Karl Rhodes, L		G6-3				K		F7		1	0	0	0	0	0	0						
										1	0	0	0	0	1	1						
										0	0	0	0	0	0	0						
										1	0	0	0	0	0	1						
Inning Stats	R: 0 E: 0 K: 1 S: 7	H: 0 LOB: 0 BB: 0 P: 12	R: 0 E: 0 K: 1 S: 6	H: 0 LOB: 0 BB: 0 P: 9	R: 0 E: 0 K: 2 S: 7	H: 0 LOB: 0 BB: 0 P: 13	R: 0 E: 0 K: 1 S: 7	H: 0 LOB: 0 BB: 0 P: 11	R: 2 E: 0 K: 1 S: 10	H: 2 LOB: 1 BB: 1 P: 17	R: 0 E: 0 K: 2 S: 10	H: 0 LOB: 0 BB: 0 P: 15	R: 0 E: 0 K: 0 S: 8	H: 1 LOB: 1 BB: 0 P: 12	R: 0 E: 0 K: 0 S: 9	H: 0 LOB: 1 BB: 1 P: 16	R: 2 E: 0 K: 0 S: 16	H: 2 LOB: 1 BB: 1 P: 25	1B: 2 2B: 2 3B: 0 HR: 1	SF: 0 SAC: 0 DP: 0 HBP: 0	WP: 0 PB: 0 SB: 0 CS: 0	PA: 35
PITCHER	IP WLS BF H R ER SO BB IBB HBP BLK WP HR S P ERA WHIP	IP WLS BF H R ER SO BB IBB HBP BLK WP HR S P ERA WHIP	IP WLS BF H R ER SO BB IBB HBP BLK WP HR S P ERA WHIP	IP WLS BF H R ER SO BB IBB HBP BLK WP HR S P ERA WHIP	IP WLS BF H R ER SO BB IBB HBP BLK WP HR S P ERA WHIP	IP WLS BF H R ER SO BB IBB HBP BLK WP HR S P ERA WHIP	IP WLS BF H R ER SO BB IBB HBP BLK WP HR S P ERA WHIP	IP WLS BF H R ER SO BB IBB HBP BLK WP HR S P ERA WHIP	IP WLS BF H R ER SO BB IBB HBP BLK WP HR S P ERA WHIP	IP WLS BF H R ER SO BB IBB HBP BLK WP HR S P ERA WHIP	IP WLS BF H R ER SO BB IBB HBP BLK WP HR S P ERA WHIP	IP WLS BF H R ER SO BB IBB HBP BLK WP HR S P ERA WHIP	IP WLS BF H R ER SO BB IBB HBP BLK WP HR S P ERA WHIP	IP WLS BF H R ER SO BB IBB HBP BLK WP HR S P ERA WHIP	IP WLS BF H R ER SO BB IBB HBP BLK WP HR S P ERA WHIP	IP WLS BF H R ER SO BB IBB HBP BLK WP HR S P ERA WHIP	IP WLS BF H R ER SO BB IBB HBP BLK WP HR S P ERA WHIP	IP WLS BF H R ER SO BB IBB HBP BLK WP HR S P ERA WHIP	IP WLS BF H R ER SO BB IBB HBP BLK WP HR S P ERA WHIP	IP WLS BF H R ER SO BB IBB HBP BLK WP HR S P ERA WHIP	IP WLS BF H R ER SO BB IBB HBP BLK WP HR S P ERA WHIP	IP WLS BF H R ER SO BB IBB HBP BLK WP HR S P ERA WHIP

Florida Marlins @ Houston Astros
Astrodome, Houston, TX
Sat Apr 17 1993, 8:05 PM EDT
Att: 29,459 - Dome

AB 32
R 4
H 5
RBI 4
BB 3
SO 8
LOB 10



Batter	1	2	3	4	5	6	7	8	9	AB	R	H	RBI	BB	SO	LOB	TOP			
Chuck Carr, S OBP: 0.190, SLG: 0.200	F8		S		G3		G4-3			4	0	1	0	0	0	0				
Junior Felix, S OBP: 0.191, SLG: 0.298	K		K		G5-3			G3		4	0	0	0	0	2	1				
Dave Magadan, L OBP: 0.313, SLG: 0.297								P7		1	0	0	0	3	0	0				
Orestes Destrade, S OBP: 0.346, SLG: 0.319 Bryan Harvey, R	P5		G3					K		4	0	1	0	0	1	3				
Bento Santiago, R OBP: 0.333, SLG: 0.500			K		G6-3					4	0	1	0	0	2	2				
Greg Britley, L OBP: 0.182, SLG: 0.182			S		F7			G3		4	0	1	0	0	0	3				
Alex Arias, R OBP: 0.214, SLG: 0.385	L9				G6-3			G1-3		4	0	0	0	0	0	4				
Walt Weiss, S OBP: 0.442, SLG: 0.364			G4-3		K			F8		3	0	0	0	0	1	2				
Chris Hammond, L Scott Pose, L (7, PH) Cris Carpenter, R (7, 1) Jeff Conine, R (8, 3)			K					K		2	0	0	0	0	2	0				
Inning Stats	R: 0 H: 0 E: 0 K: 1 S: 11	H: 0 LOB: 1 BB: 1 P: 22	R: 0 H: 1 E: 0 K: 1 S: 10	H: 1 LOB: 1 BB: 0 P: 15	R: 0 H: 1 E: 0 K: 2 S: 15	H: 1 LOB: 2 BB: 1 P: 25	R: 0 H: 1 E: 0 K: 1 S: 7	H: 1 LOB: 1 BB: 0 P: 11	R: 0 H: 0 E: 0 K: 0 S: 10	H: 0 LOB: 0 BB: 1 P: 18	R: 0 H: 0 E: 0 K: 1 S: 7	H: 0 LOB: 0 BB: 0 P: 9	R: 0 H: 0 E: 0 K: 1 S: 9	H: 0 LOB: 0 BB: 0 P: 10	R: 0 H: 0 E: 0 K: 1 S: 9	H: 0 LOB: 0 BB: 0 P: 10	1B: 4 2B: 0 3B: 0 HR: 0	SF: 0 SAC: 0 DP: 0 HBP: 0	WP: 0 PB: 1 SB: 4 CS: 0	PA: 34
PITCHER	IP	WLS	BF	H	R	ER	SO	BB	IBB	HBP	BLK	WP	HR	S	P	ERA	WHIP			
Pete Harnisch, R ERA: 2.5	(1, 1)	7.0	W	28	4	0	7	3	0	0	0	0	0	68	109	0.00	1.000			
Doug Jones, R ERA: 2.45	(8, 1)	2.0	S	6	0	0	2	0	0	0	0	0	0	16	19	0.00	0.000			

Florida Marlins @ Houston Astros
Astrodome, Houston, TX
Sun Apr 18, 1993, 4:33 AM EDT
Att: 22,702 - Dome

AB 31
R 0
H 4
RBI 0
BB 3
SO 9
LOB 15



Batter	1	2	3	4	5	6	7	8	9	AB	R	H	RBI	BB	SO	LOB	BOTTOM			
Craig Biggio, R OBP: 0.245, SLG: 0.182	G6-3		G5-3		G6-3			F7		4	0	0	0	0	0	0				
Steve Finley, L OBP: 0.296, SLG: 0.298			G3-1					F7		3	0	0	0	0	0	0				
5 Jeff Bagwell, R OBP: 0.364, SLG: 0.500	G6-4-3		K					K		4	0	0	0	0	2	1				
Eric Anthony, L OBP: 0.429, SLG: 0.614					K					3	1	1	0	0	2	0				
Ken Caminiti, S OBP: 0.367, SLG: 0.477			F9							2	1	0	0	1	0	0				
Luis Gonzalez, L OBP: 0.304, SLG: 0.651			F8							3	1	2	1	0	0	1				
Scott Servais, R OBP: 0.455, SLG: 0.500										3	0	1	1	0	1	2				
Andujar Cedeno, R OBP: 0.279, SLG: 0.325			F9							3	0	0	0	0	0	3				
Pete Harnisch, S Chris James, R (7, PH) Doug Jones, R (8, 1)			F8							2	0	0	0	0	0	1				
Inning Stats	R: 0 H: 0 E: 0 K: 0 S: 6	H: 2 LOB: 1 BB: 0 P: 12	R: 0 H: 0 E: 0 K: 1 S: 7	H: 0 LOB: 0 BB: 0 P: 10	R: 1 H: 1 E: 0 K: 2 S: 14	H: 1 LOB: 0 BB: 0 P: 19	R: 0 H: 0 E: 0 K: 0 S: 7	H: 0 LOB: 0 BB: 0 P: 8	R: 0 H: 0 E: 0 K: 1 S: 10	H: 0 LOB: 0 BB: 1 P: 15	R: 0 H: 1 E: 0 K: 0 S: 11	H: 1 LOB: 2 BB: 1 P: 21	R: 0 H: 0 E: 0 K: 1 S: 9	H: 0 LOB: 0 BB: 0 P: 11	1B: 2 2B: 0 3B: 1 HR: 1	SF: 0 SAC: 0 DP: 1 HBP: 1	WP: 0 PB: 0 SB: 0 CS: 0	PA: 30		
PITCHER	IP	WLS	BF	H	R	ER	SO	BB	IBB	HBP	BLK	WP	HR	S	P	ERA	WHIP			
Chris Hammond, L ERA: 4.5	(1, 1)	6.0	L	22	3	3	2	4	0	1	0	0	0	54	73	3.00	0.500			
Cris Carpenter, R ERA: 3.39	(7, 1)	1.0		5	1	0	0	0	1	0	0	0	0	11	21	0.00	2.000			
Bryan Harvey, R ERA: 3.6	(8, 1)	1.0		3	0	0	0	1	0	0	0	0	0	9	11	0.00	0.000			

Florida Marlins @ Houston Astros
Astrodome, Houston, TX
Sun Apr 18, 1993, 4:33 AM EDT
Att: 22,702 - Dome

AB 28
R 3
H 4
RBI 2
BB 1
SO 5
LOB 10



Batter	1	2	3	4	5	6	7	8	9	AB	R	H	RBI	BB	SO	LOB	TOP					
Otis Nixon, S (1, 8) <small>OBP: 0.352, SLG: 0.277</small>										4	1	1	1	1	2	0						
Jeff Blausler, R (1, 6) <small>OBP: 0.452, SLG: 0.404</small> Rafael Belliard, R (8, 6)										3	0	1	2	2	0	2						
Ron Gant, R (1, 7) <small>OBP: 0.286, SLG: 0.340</small>										4	0	1	0	1	1	3						
Terry Pendleton, S (1, 5) <small>OBP: 0.254, SLG: 0.293</small>										5	0	1	0	0	1	2						
David Justice, L (1, 9) <small>OBP: 0.290, SLG: 0.260</small>										4	1	0	0	1	0	0						
Sid Dream, L (1, 3) <small>OBP: 0.319, SLG: 0.419</small>										3	1	2	0	1	0	0						
Damon Berryhill, S (1, 2) <small>OBP: 0.200, SLG: 0.250</small>										3	0	1	0	1	0	1						
Mark Lemke, S (1, 4) <small>OBP: 0.315, SLG: 0.190</small>										4	2	1	1	0	0	5						
Greg Maddux, R (1, 1) <small>OBP: 0.300, SLG: 0.300</small> Mike Stanton, L (9, 1)										3	0	1	1	0	1	0						
Inning Stats	R: 0 E: 0 K: 1 S: 11	H: 2 LOB: 2 BB: 0 P: 19	R: 0 E: 0 K: 0 S: 9	H: 1 LOB: 1 BB: 0 P: 14	R: 0 E: 0 K: 0 S: 11	H: 0 LOB: 2 BB: 2 P: 23	R: 3 E: 0 K: 0 S: 10	H: 1 LOB: 2 BB: 4 P: 27	R: 0 E: 0 K: 0 S: 8	H: 2 LOB: 2 BB: 0 P: 13	R: 0 E: 0 K: 1 S: 13	H: 0 LOB: 0 BB: 1 P: 18	R: 0 E: 0 K: 1 S: 9	H: 0 LOB: 0 BB: 0 P: 12	R: 2 E: 0 K: 0 S: 11	H: 3 LOB: 1 BB: 0 P: 16	R: 0 E: 0 K: 0 S: 5	H: 0 LOB: 0 BB: 0 P: 9	1B: 7 2B: 2 3B: 0 HR: 0	SF: 0 SAC: 1 DP: 0 HBP: 0	WP: 1 PB: 0 SB: 3 CS: 0	PA: 41
PITCHER	IP WLS BF H R ER SO BB IBB HBP BLK WP HR S P ERA WHIP																					
Ryan Bowen, R (1, 1) <small>ERA: 2.37</small>	6.0 L 30 6 3 3 4 7 0 0 0 0 0 0 62 114 4.50 2.167																					
Bob McClure, L (7, 1) <small>ERA: 4.5</small>	1.0 3 0 0 0 1 0 0 0 0 0 0 0 9 12 0.00 0.000																					
Luis Aquino, R (8, 1) <small>ERA: 4.15</small>	1.0 5 3 2 2 0 0 0 0 0 0 1 0 11 16 18.00 3.000																					
Trevor Hoffman, R (9, 1) <small>ERA: 2.57</small>	1.0 3 0 0 0 0 0 0 0 0 0 0 0 5 9 0.00 0.000																					

Atlanta Braves @ Florida Marlins
 Joe Robbie Stadium, Miami, FL
 Tue Apr 20 1993, 7:05 PM EDT
 Att: 43,458 - Unknown - 78 F

AB 33
 R 5
 H 9
 RBI 5
 BB 7
 SO 5
 LOB 13



Batter	1	2	3	4	5	6	7	8	9	AB	R	H	RBI	BB	SO	LOB	BOTTOM			
Chuck Carr, S (1, 8) <small>OBP: 0.160, SLG: 0.167</small> Monty Fariss, R (9, FH)										4	0	0	0	0	1	0				
Junior Felix, S (1, 9) <small>OBP: 0.216, SLG: 0.300</small>										3	0	1	0	1	1	0				
Dave Magadan, L (1, 5) <small>OBP: 0.300, SLG: 0.293</small>										4	0	1	0	0	1	1				
Orestes Destrade, S (1, 3) <small>OBP: 0.357, SLG: 0.340</small>										3	1	1	0	1	0	2				
Benito Santiago, R (1, 2) <small>OBP: 0.347, SLG: 0.565</small>										4	2	2	2	0	1	1				
Jeff Conine, R (1, 7) <small>OBP: 0.440, SLG: 0.364</small>										4	0	1	1	0	1	0				
Alex Arias, R (1, 4) <small>OBP: 0.278, SLG: 0.563</small>										3	1	1	1	1	0	1				
Walt Weiss, S (1, 6) <small>OBP: 0.404, SLG: 0.324</small>										4	0	0	0	0	2	1				
Ryan Bowen, R (1, 1) <small>OBP: 0.200, SLG: 0.200</small> Scott Proctor, L (6, PH) <small>OBP: 0.244, SLG: 0.256</small> Bob McClure, R (7, 1) <small>ERA: 4.5</small> Luis Aquino, R (8, 1) <small>ERA: 4.15</small> Greg Britley, L (9, PH) <small>OBP: 0.197, SLG: 0.167</small> Trevor Hoffman, R (9, 1) <small>ERA: 2.57</small> Rick Renteria, R (9, PH) <small>OBP: 0.275, SLG: 0.200</small>										1	0	0	0	0	0	0				
Inning Stats	R: 0 E: 0 K: 1 S: 6	H: 0 LOB: 0 BB: 0 P: 10	R: 1 E: 0 K: 0 S: 7	H: 2 LOB: 0 BB: 0 P: 10	R: 0 E: 0 K: 2 S: 8	H: 0 LOB: 1 BB: 1 P: 14	R: 0 E: 0 K: 1 S: 11	H: 0 LOB: 0 BB: 0 P: 17	R: 0 E: 0 K: 1 S: 8	H: 2 LOB: 2 BB: 0 P: 9	R: 0 E: 0 K: 2 S: 10	H: 0 LOB: 1 BB: 1 P: 18	R: 0 E: 0 K: 0 S: 6	H: 0 LOB: 1 BB: 1 P: 11	R: 3 E: 0 K: 1 S: 12	H: 3 LOB: 1 BB: 1 P: 24	1B: 4 2B: 1 3B: 0 HR: 2	SF: 0 SAC: 0 DP: 1 HBP: 0	WP: 0 PB: 0 SB: 1 CS: 0	PA: 37
PITCHER	IP WLS BF H R ER SO BB IBB HBP BLK WP HR S P ERA WHIP																			
Greg Maddux, R (1, 1) <small>ERA: 2.73</small>	8.1 W 34 7 4 4 7 3 0 0 0 0 0 0 2 69 4.32 1.200																			
Mike Stanton, L (9, 1) <small>ERA: 5.4</small>	0.2 S 3 0 0 0 1 1 0 0 0 0 0 0 5 12 0.00 1.500																			

Atlanta Braves @ Florida Marlins
 Joe Robbie Stadium, Miami, FL
 Tue Apr 20 1993, 7:05 PM EDT
 Att: 43,458 - Unknown - 78 F

AB 33
 R 4
 H 7
 RBI 4
 BB 4
 SO 8
 LOB 7



Batter	1	2	3	4	5	6	7	8	9	AB	R	H	RBI	BB	SO	LOB	TOP					
Otis Nixon, S <small>OBP: 0.322, SLG: 0.255</small> (1, 8)	G4-3	SF8		G1-3			P2		G5-3	4	0	0	1	0	0	1						
Deion Sanders, L <small>OBP: 0.313, SLG: 0.516</small> (1, 7)	F S 1B	L7			G4-3		G4-3		K	5	1	1	0	0	1	2						
Jeff Blausler, R <small>OBP: 0.463, SLG: 0.411</small> Mike Stanton, L (9, 1)	G4-3 1B			G5-3 1B		G5-4-3 BB		K	K	4	1	2	1	1	2	0						
Terry Pendleton, S <small>OBP: 0.254, SLG: 0.290</small> (1, 5)	G4-3			G5-3		G5-4-3		HR		4	1	1	0	0	0	3						
David Justice, L <small>OBP: 0.303, SLG: 0.333</small> (1, 9)	CS 1B			K			F9		HR	4	1	2	3	0	1	1						
Sid Bream, L <small>OBP: 0.294, SLG: 0.383</small> (1, 3)	CS	E4 29 1B SF8		G3-1		L7		G3		4	1	0	0	0	0	1						
Greg Olson, R <small>OBP: 0.342, SLG: 0.313</small> (1, 2)				G6-3				HR		3	1	2	0	1	0	0						
Bill Pecota, R (1, 4)																						
Mark Lemke, S <small>OBP: 0.327, SLG: 0.279</small> (6, 4)		L7		K		P4		HR		3	0	0	0	0	1	3						
29 John Smoltz, R <small>OBP: 0.300, SLG: 0.400</small> Ryan Klesko, L (8, PH)										3	0	0	0	0	1	3						
Jay Howell, R (8, 1)										1	1	1	2	0	0	0						
Rafael Belliard, R (9, 6)							F9		K	3	0	2	0	0	0	0						
										1	0	0	0	0	1	0						
										0	0	0	0	0	0	0						
										0	0	0	0	0	0	0						
Inning Stats	R: 2 E: 0 K: 0 S: 8	H: 3 LOB: 0 BB: 0 P: 14	R: 1 E: 1 K: 0 S: 13	H: 2 LOB: 2 BB: 0 P: 18	R: 0 E: 0 K: 1 S: 10	H: 1 LOB: 1 BB: 0 P: 14	R: 0 E: 0 K: 1 S: 10	H: 1 LOB: 1 BB: 0 P: 17	R: 0 E: 0 K: 0 S: 7	H: 0 LOB: 0 BB: 0 P: 13	R: 0 E: 0 K: 0 S: 15	H: 1 LOB: 1 BB: 0 P: 19	R: 0 E: 0 K: 0 S: 9	H: 0 LOB: 0 BB: 0 P: 13	R: 4 E: 0 K: 2 S: 14	H: 3 LOB: 0 BB: 1 P: 23	R: 0 E: 0 K: 2 S: 8	H: 0 LOB: 0 BB: 0 P: 13	1B: 8 2B: 1 3B: 0 HR: 2	SF: 1 SAC: 0 DP: 1 HBP: 0	WP: 0 PB: 0 SB: 0 CS: 1	PA: 40
PITCHER	IP	WLS	BF	H	R	ER	SO	BB	IBB	HBP	BLK	WP	HR	S	P	ERA	WHIP					
Charlie Hough, R <small>ERA: 3.96</small> (1, 1)	7.0		29	8	3	2	2	1	0	0	0	0	0	72	108	2.57	1.286					
Cris Carpenter, R <small>ERA: 4.75</small> (8, 1)	0.1	L	2	1	1	1	1	0	0	0	0	0	0	6	9	27.00	3.000					
Bob McClure, L <small>ERA: 13.5</small> (8, 1)	0.2	L	5	2	3	3	1	1	0	0	0	0	2	8	14	40.50	4.500					
Richie Lewis, R <small>ERA: 2.89</small> (9, 1)	1.0		3	0	0	0	2	0	0	0	0	0	0	8	13	0.00	0.000					

Atlanta Braves @ Florida Marlins
 Joe Robbie Stadium, Miami, FL
 Wed Apr 21 1993, 7:05 PM EDT
 Att: 44,150 - Unknown - 75 F

AB 36
 R 7
 H 11
 RBI 7
 BB 2
 SO 6
 LOB 11



Batter	1	2	3	4	5	6	7	8	9	AB	R	H	RBI	BB	SO	LOB	BOTTOM					
Chuck Carr, S <small>OBP: 0.200, SLG: 0.179</small> (1, 8)	1B BB				F7		G4-3		P6	4	1	1	0	1	0	2						
Junior Felix, S <small>OBP: 0.250, SLG: 0.370</small> (1, 9)	1B			F9		HR	2B HBP		K	4	1	2	2	0	1	1						
Dave Magadan, L <small>OBP: 0.355, SLG: 0.378</small> (1, 5)	1B								FC6-4 1B	4	0	4	2	1	0	0						
Orestes Destrade, S <small>OBP: 0.344, SLG: 0.315</small> (1, 3)	F7			G3		G3			FC6-4 1B	4	0	0	0	1	0	5						
Benito Santiago, R <small>OBP: 0.321, SLG: 0.520</small> (1, 2)	K				P6		G6-3		K	4	0	0	0	0	2	5						
Jeff Conine, R <small>OBP: 0.426, SLG: 0.354</small> (1, 7)	K				K		K		FC4-6 1B	4	0	1	0	0	3	2						
Alex Arias, R <small>OBP: 0.273, SLG: 0.500</small> (1, 4)				F9		G6-3			P3	4	0	1	0	0	0	1						
Walt Weiss, S <small>OBP: 0.392, SLG: 0.317</small> (1, 6)						SH1-4 HR		G4-3	FC4-6	4	1	1	0	0	1	2						
Charlie Hough, R <small>ERA: 3.96</small> Greg Britley, L <small>OBP: 0.207, SLG: 0.167</small> (7, PH)										1	0	0	0	0	0	1						
Cris Carpenter, R (8, 1)										0	1	0	0	1	0	0						
Bob McClure, R (8, 1)										0	0	0	0	0	0	0						
Scott Pose, L <small>OBP: 0.256, SLG: 0.290</small> (8, PH)										1	0	0	0	0	0	1						
Richie Lewis, R (9, 1)										0	0	0	0	0	0	0						
Inning Stats	R: 1 E: 0 K: 2 S: 15	H: 2 LOB: 2 BB: 1 P: 27	R: 0 E: 0 K: 1 S: 8	H: 1 LOB: 0 BB: 0 P: 10	R: 0 E: 0 K: 0 S: 8	H: 1 LOB: 1 BB: 1 P: 15	R: 0 E: 0 K: 1 S: 10	H: 0 LOB: 0 BB: 0 P: 15	R: 2 E: 0 K: 0 S: 12	H: 3 LOB: 1 BB: 0 P: 16	R: 0 E: 0 K: 1 S: 9	H: 0 LOB: 0 BB: 0 P: 13	R: 1 E: 0 K: 1 S: 16	H: 1 LOB: 3 BB: 2 P: 31	R: 0 E: 0 K: 0 S: 11	H: 1 LOB: 1 BB: 0 P: 16	R: 0 E: 0 K: 1 S: 12	H: 1 LOB: 1 BB: 0 P: 16	1B: 8 2B: 1 3B: 0 HR: 1	SF: 0 SAC: 1 DP: 1 HBP: 1	WP: 0 PB: 0 SB: 0 CS: 1	PA: 40
PITCHER	IP	WLS	BF	H	R	ER	SO	BB	IBB	HBP	BLK	WP	HR	S	P	ERA	WHIP					
29 John Smoltz, R <small>ERA: 1.74</small> (1, 1)	7.0		32	8	4	4	6	3	1	1	0	0	0	78	127	5.14	1.571					
Jay Howell, R <small>ERA: 2.45</small> (8, 1)	1.0		4	1	0	0	0	0	0	0	0	0	0	11	16	0.00	1.000					
Mike Stanton, L <small>ERA: 4.7</small> (9, 1)	1.0	S	4	1	0	0	1	0	0	0	0	0	0	12	16	0.00	1.000					

Atlanta Braves @ Florida Marlins
 Joe Robbie Stadium, Miami, FL
 Wed Apr 21 1993, 7:05 PM EDT
 Att: 44,150 - Unknown - 75 F

AB 34
 R 4
 H 10
 RBI 4
 BB 4
 SO 7
 LOB 20



Batter	1	2	3	4	5	6	7	8	9	AB	R	H	RBI	BB	SO	LOB	TOP
Otis Nixon, S <small>OBP: 0.328, SLG: 0.268</small> 										5	0	2	0	0	0	2	Atlanta Braves @ Florida Marlins Joe Robbie Stadium, Miami, FL Thu Apr 22 1993, 3:33 AM EDT Att: 40,620 - Sunny - 70 F
Jeff Blauer, R <small>OBP: 0.456, SLG: 0.407</small> 										3	0	1	1	0	1	2	
Ron Gant, R <small>OBP: 0.279, SLG: 0.314</small> 										4	0	0	0	1	1	4	
Terry Pendleton, S <small>OBP: 0.239, SLG: 0.273</small> 										4	0	0	0	0	0	3	
David Justice, L <small>OBP: 0.314, SLG: 0.414</small> 										4	2	2	1	0	1	2	
Sid Bream, L <small>OBP: 0.309, SLG: 0.367</small> 										2	0	0	0	2	2	1	
Greg Olson, R <small>OBP: 0.333, SLG: 0.306</small> 										4	0	1	0	0	0	2	
Mark Lemke, S <small>OBP: 0.339, SLG: 0.283</small> 										3	1	1	0	1	0	2	
Steve Avery, L <small>OBP: 0.295, SLG: 0.290</small> Greg McMichael, R <small>OBP: 0.303, SLG: 0.500</small> Deion Sanders, L <small>OBP: 0.303, SLG: 0.500</small> Kent Mercker, L <small>OBP: 0.303, SLG: 0.500</small> Steve Bedrosian, R <small>OBP: 0.303, SLG: 0.500</small> Ryan Klesko, L <small>OBP: 0.303, SLG: 0.500</small> Bill Pecota, R <small>OBP: 0.303, SLG: 0.500</small> 										2	0	0	0	0	0	2	
Inning Stats R: 0 H: 1 E: 0 LOB: 1 K: 1 BB: 0 S: 10 WLS: 1 BF: 15 P: 15	R: 0 H: 0 E: 0 LOB: 2 K: 1 BB: 2 S: 12 WLS: 0 BF: 26 P: 26	R: 0 H: 1 E: 0 LOB: 2 K: 0 BB: 0 S: 11 WLS: 1 BF: 19 P: 19	R: 0 H: 1 E: 0 LOB: 0 K: 1 BB: 0 S: 7 WLS: 0 BF: 12 P: 12	R: 0 H: 1 E: 0 LOB: 1 K: 0 BB: 0 S: 12 WLS: 0 BF: 21 P: 21	R: 1 H: 1 E: 1 LOB: 1 K: 1 BB: 0 S: 14 WLS: 0 BF: 20 P: 20	R: 0 H: 0 E: 1 LOB: 0 K: 0 BB: 0 S: 6 WLS: 0 BF: 10 P: 10	R: 1 H: 1 E: 0 LOB: 1 K: 0 BB: 1 S: 11 WLS: 1 BF: 22 P: 22	R: 1 H: 2 E: 0 LOB: 2 K: 0 BB: 1 S: 9 WLS: 0 BF: 19 P: 19	1B: 6 SF: 1 2B: 1 SAC: 0 3B: 0 DP: 2 HR: 1 HBP: 1	WP: 0 PA: 39 PB: 1 SB: 1 CS: 0							
PITCHER Jack Armstrong, R <small>ERA: 3.18</small> Trevor Hoffman, R <small>ERA: 3.52</small> Bryan Harvey, R <small>ERA: 4.26</small>	IP: 7.0 WLS: 1 BF: 29 H: 5 R: 1 ER: 0 SO: 5 BB: 2 IBB: 0 HBP: 1 BLK: 0 WP: 0 HR: 0 S: 72 P: 124 ERA: 0.00 WHIP: 1.000	IP: 0.2 WLS: 4 BF: 1 H: 1 R: 1 ER: 1 SO: 0 BB: 1 IBB: 0 HBP: 0 BLK: 0 WP: 1 HR: 10 S: 20 P: 20 ERA: 13.50 WHIP: 3.000	IP: 1.1 WLS: 7 BF: 2 H: 2 R: 1 ER: 1 SO: 0 BB: 1 IBB: 0 HBP: 0 BLK: 0 WP: 0 HR: 10 S: 21 P: 21 ERA: 6.75 WHIP: 2.250	PITCHER IP WLS BF H R ER SO BB IBB HBP BLK WP HR S P ERA WHIP					IP: 6.0 WLS: 1 BF: 29 H: 5 R: 2 ER: 2 SO: 5 BB: 2 IBB: 0 HBP: 1 BLK: 0 WP: 0 HR: 0 S: 72 P: 124 ERA: 0.00 WHIP: 1.000								

Batter	1	2	3	4	5	6	7	8	9	AB	R	H	RBI	BB	SO	LOB	BOTTOM
Chuck Carr, S <small>OBP: 0.257, SLG: 0.250</small> 										4	0	2	0	1	1	0	Atlanta Braves @ Florida Marlins Joe Robbie Stadium, Miami, FL Thu Apr 22 1993, 3:33 AM EDT Att: 40,620 - Sunny - 70 F
Alex Arias, R <small>OBP: 0.259, SLG: 0.440</small> 										5	1	1	0	0	0	4	
Benito Santiago, R <small>OBP: 0.316, SLG: 0.491</small> 										3	0	0	0	1	1	3	
Orestes Destrade, S <small>OBP: 0.385, SLG: 0.439</small> 										3	2	3	2	1	0	0	
Dave Magadan, L <small>OBP: 0.475, SLG: 0.404</small> 										2	1	1	0	2	0	0	
Jeff Conine, R <small>OBP: 0.397, SLG: 0.333</small> Bryan Harvey, R <small>ERA: 4.26</small>										3	0	0	1	0	0	5	
Monty Fariss, R <small>OBP: 0.222, SLG: 0.250</small> 										3	0	1	0	1	1	2	
Rick Renneria, R <small>OBP: 0.286, SLG: 0.231</small> 										3	0	1	1	0	1	2	
Jack Armstrong, R <small>OBP: 0.091, SLG: 0.091</small> Trevor Hoffman, R <small>ERA: 3.52</small> Scott Pose, L <small>OBP: 0.233, SLG: 0.244</small>										3	0	0	0	0	1	2	
Inning Stats R: 2 H: 2 E: 0 LOB: 0 K: 1 BB: 0 S: 10 WLS: 2 BF: 15 P: 15	R: 0 H: 0 E: 0 LOB: 0 K: 1 BB: 0 S: 10 WLS: 0 BF: 13 P: 13	R: 0 H: 1 E: 0 LOB: 1 K: 1 BB: 0 S: 7 WLS: 1 BF: 10 P: 10	R: 0 H: 1 E: 0 LOB: 2 K: 1 BB: 1 S: 10 WLS: 0 BF: 18 P: 18	R: 0 H: 1 E: 0 LOB: 1 K: 0 BB: 0 S: 11 WLS: 0 BF: 20 P: 20	R: 2 H: 2 E: 0 LOB: 1 K: 0 BB: 2 S: 9 WLS: 0 BF: 18 P: 18	R: 0 H: 1 E: 0 LOB: 3 K: 1 BB: 2 S: 11 WLS: 1 BF: 24 P: 24	R: 0 H: 1 E: 0 LOB: 2 K: 1 BB: 1 S: 14 WLS: 0 BF: 24 P: 24	1B: 4 SF: 1 2B: 3 SAC: 1 3B: 1 DP: 1 HR: 1 HBP: 0	WP: 0 PA: 38 PB: 0 SB: 3 CS: 0								
PITCHER Steve Avery, L <small>ERA: 3.0</small> Greg McMichael, R <small>ERA: 4.15</small> Kent Mercker, L <small>ERA: 2.25</small> Steve Bedrosian, R <small>ERA: 7.36</small>	IP: 5.1 WLS: 1 BF: 26 H: 4 R: 4 ER: 4 SO: 4 BB: 3 IBB: 0 HBP: 0 BLK: 0 WP: 0 HR: 0 S: 56 P: 92 ERA: 6.75 WHIP: 1.875	IP: 0.2 WLS: 1 BF: 0 H: 0 R: 0 ER: 0 SO: 0 BB: 0 IBB: 0 HBP: 0 BLK: 0 WP: 0 HR: 1 P: 2 ERA: 0.00 WHIP: 0.000	IP: 0.2 WLS: 5 BF: 1 H: 0 R: 0 ER: 0 SO: 1 BB: 2 IBB: 0 HBP: 0 BLK: 0 WP: 0 HR: 9 S: 22 P: 22 ERA: 0.00 WHIP: 4.500	IP: 1.1 WLS: 6 BF: 1 H: 1 R: 0 ER: 0 SO: 1 BB: 1 IBB: 0 HBP: 0 BLK: 0 WP: 0 HR: 16 S: 26 P: 26 ERA: 0.00 WHIP: 1.500	PITCHER IP WLS BF H R ER SO BB IBB HBP BLK WP HR S P ERA WHIP												

AB 33
 R 3
 H 8
 RBI 2
 BB 4
 SO 5
 LOB 20



AB 30
 R 4
 H 9
 RBI 4
 BB 6
 SO 6
 LOB 19



WP: 0 PA: 38
 PB: 0
 SB: 3
 CS: 0

Batter	1	2	3	4	5	6	7	8	9	AB	R	H	RBI	BB	SO	LOB	TOP										
Chuck Carr, S OBP: 0.275, SLG: 0.297 (1, 8)	0-3 K		0-1 HR	3-2 2B		1-0 F7		3-2 G3		5	2	2	0	0	1	1											
Junior Felix, S OBP: 0.279, SLG: 0.458 (1, 9)	0-0 G5-3		1-0 HR	1-1 WP		3-2 G6-3		2-1 F9	1B	5	1	3	4	0	0	0											
Benito Santiago, R OBP: 0.306, SLG: 0.466 (1, 2)	1-2 E6		1-0 F9	2-0 G6-3		2-3 K		2-0 G4-6-3	1B	5	0	1	0	0	1	1											
Orestes Destrede, S OBP: 0.371, SLG: 0.419 (1, 3)	0-0 CS	3-1 P3	1-0 2B		2-1 F7		1-0 G4-3		2-0 F9	5	0	1	0	0	0	2											
Dave Magadan, L OBP: 0.469, SLG: 0.412 (1, 5)		4-1 FC5-4	1-1 2B		3-3 K		2-1 G4-3		0-2 G4-6-3	4	0	1	0	1	1	2											
Jeff Conine, R OBP: 0.387, SLG: 0.327 (1, 7)		2-2 FC5-4	0-0 G5-3		1-1 2B		1-3 K			4	0	1	0	0	1	3											
Alex Arias, R OBP: 0.323, SLG: 0.481 (1, 4)		4-1 1B	3-3 K		1-0 2B		4-1 F8-3	BB		2	0	1	0	2	1	2											
Walt Weiss, S OBP: 0.400, SLG: 0.318 (1, 6)		1-1 1B		0-3 K	4-0 IBB		3-2 F8-3	1B		3	0	1	0	1	1												
Chris Hammond, L (5, Ph) Steve Decker, R Richie Lewis, R Joe Klink, L Greg Britley, L Matt Turner, R			4-2 HR	1-3 K	1-1 P4		2-2 S	1B		1	1	0	0	1	1	0											
Inning Stats	R: 0 E: 1 K: 1 S: 7	H: 0 LOB: 0 BB: 0 P: 8	R: 0 E: 0 K: 0 S: 9	H: 1 LOB: 2 BB: 2 P: 23	R: 3 E: 0 K: 1 S: 13	H: 4 LOB: 2 BB: 1 P: 24	R: 1 E: 0 K: 2 S: 12	H: 2 LOB: 1 BB: 0 P: 19	R: 0 E: 0 K: 1 S: 10	H: 2 LOB: 3 BB: 1 P: 22	R: 0 E: 0 K: 1 S: 9	H: 0 LOB: 0 BB: 0 P: 15	R: 0 E: 0 K: 1 S: 6	H: 0 LOB: 0 BB: 0 P: 10	R: 0 E: 0 K: 0 S: 11	H: 1 LOB: 1 BB: 1 P: 23	R: 0 E: 0 K: 0 S: 7	H: 2 LOB: 1 BB: 0 P: 13	1B: 7 2B: 5 3B: 0 HR: 1	SF: 0 SAC: 0 DP: 2 HBP: 0	WP: 1 PB: 0 SB: 1 CS: 1	PA: 42					
PITCHER	IP	WLS	BF	H	R	ER	SO	BB	IBB	HBP	BLK	WP	HR	S	P	ERA	WHIP										
Bruce Ruffin, L ERA: 5.79	(1, 1)	4.2	26	9	4	4	5	3	1	0	0	1	1	49	93	7.71	2.571										
Steve Reed, R ERA: 9.0	(5, 1)	3.1	W	11	1	0	0	2	1	0	0	0	0	28	51	0.00	0.600										
Darren Holmes, R ERA: 24.3	(9, 1)	1.0	S	4	2	0	0	0	0	0	0	0	0	7	13	0.00	2.000										

Florida Marlins @ Colorado Rockies
Mile High Stadium, Denver, CO

AB 36
R 4
H 12
RBI 4
BB 5
SO 7
LOB 15

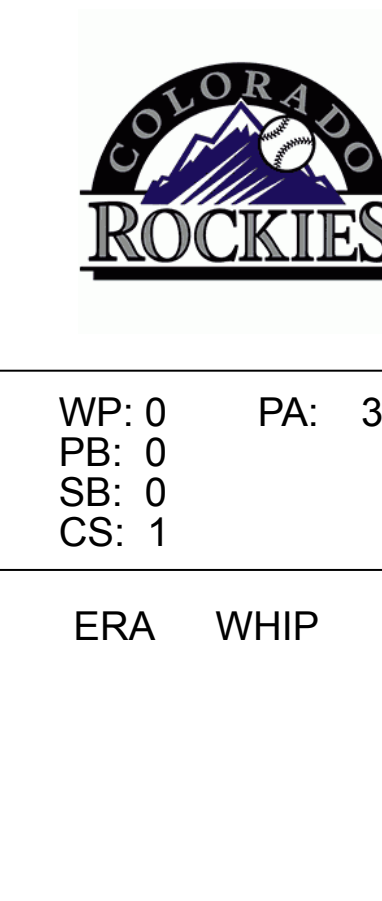
WP: 1 PA: 42
PB: 0
SB: 1
CS: 1

Florida Marlins @ Colorado Rockies
Mile High Stadium, Denver, CO

AB 29
R 5
H 7
RBI 5
BB 4
SO 4
LOB 5

WP: 0 PA: 34
PB: 0
SB: 0
CS: 1

Batter	1	2	3	4	5	6	7	8	9	AB	R	H	RBI	BB	SO	LOB	BOTTOM										
Eric Young Sr., R OBP: 0.344, SLG: 0.397 (1, 4)	4-1 3B	1-2 CS			0-0 P4		1-2 1B			3	1	2	0	1	0	0											
Alex Cole, L OBP: 0.377, SLG: 0.404 (1, 8)	0-0 HR	1-1 CS	0-0 L7		0-0 B1-3		0-0 F7			4	1	1	1	0	0	1											
Dante Bichette, R OBP: 0.294, SLG: 0.455 (1, 9)	1-1 G3		4-0 G1-3		4-0 BB			0-0 P4		2	0	0	0	2	0	1											
Andres Galarraga, R OBP: 0.397, SLG: 0.607 (1, 3)	4-2 HR		0-1 G1-3		2-3 K			1-0 G4-3		3	1	0	0	1	1	2											
Charlie Hayes, R OBP: 0.383, SLG: 0.611 (1, 5)	1-2 HR		0-0 1B		1-1 F7			0-0 2B		4	1	3	3	0	0	0											
Jerald Clark, R OBP: 0.261, SLG: 0.477 (1, 7)	1-1 G6-3			1-1 HR		1-3 K		1-0 P4		4	1	1	1	0	1	1											
Danny Sheaffer, R OBP: 0.167, SLG: 0.167 Darren Holmes, R	2-1 F8		3-1 P9		2-3 K					3	0	0	0	0	1	0											
Freddie Benavides, R OBP: 0.171, SLG: 0.158 (1, 6)		1-1 L7		0-0 G6-3		1-3 K				3	0	0	0	0	1	0											
Bruce Ruffin, S Steve Reed, R Joe Girardi, R OBP: 0.275, SLG: 0.347		1-1 L9		2-2 G4-3		1-2 G5-3				2	0	0	0	0	0	0											
Inning Stats	R: 4 E: 0 K: 0 S: 13	H: 2 LOB: 0 BB: 2 P: 26	R: 0 E: 0 K: 0 S: 8	H: 1 LOB: 0 BB: 0 P: 12	R: 0 E: 0 K: 0 S: 4	H: 1 LOB: 1 BB: 1 P: 8	R: 1 E: 0 K: 0 S: 8	H: 1 LOB: 0 BB: 0 P: 14	R: 0 E: 0 K: 2 S: 8	H: 0 LOB: 0 BB: 0 P: 12	R: 0 E: 0 K: 1 S: 10	H: 1 LOB: 1 BB: 0 P: 13	R: 0 E: 0 K: 0 S: 4	H: 1 LOB: 1 BB: 0 P: 6	R: 0 E: 0 K: 0 S: 7	H: 2 LOB: 1 BB: 0 P: 13	1B: 3 2B: 1 3B: 1 HR: 2	SF: 0 SAC: 0 DP: 0 HBP: 0	WP: 0 PB: 0 SB: 0 CS: 1	PA: 34							
PITCHER	IP	WLS	BF	H	R	ER	SO	BB	IBB	HBP	BLK	WP	HR	S	P	ERA	WHIP										
Chris Hammond, L ERA: 5.85	(1, 1)	4.0	L	18	5	5	5	3	0	0	0	0	0	33	33	6.00	2.000										
Richie Lewis, R ERA: 2.25	(5, 1)	2.2		10	1	0	0	4	1	0	0	0	0	22	35	0.00	0.750										
Joe Klink, L ERA: 5.4	(7, 1)	0.1		1	0	0	0	0	0	0	0	0	0	1	1	0.00	0.000										
Matt Turner, R ERA:	(8, 1)	1.0		4	1	0	0	0	0	0	0	0	0	4	6	0.00	1.000										



Batter	1	2	3	4	5	6	7	8	9	AB	R	H	RBI	BB	SO	LOB	TOP											
Chuck Carr, S OBP: 0.273, SLG: 0.293	1-1 F8	1-2 G4-6-3			3-2 F8			2-2 1B G3 1B		4	1	1	0	0	0	3												
Junior Felix, S OBP: 0.277, SLG: 0.444	0-3 K		2-3 K			2-2 G1-3		2-1 BB G3 1B		4	0	1	0	0	2	0												
Dave Magadan, L OBP: 0.471, SLG: 0.407	1-0 1B		2-2 G4-3			4-0 BB		0-2 G3		3	0	1	1	1	0	1												
Orestes Destrade, S OBP: 0.365, SLG: 0.400	1-3 K		1-2 G6-3			0-3 K		4-0 BB IBB		3	0	0	0	1	2	2												
Bento Santiago, R OBP: 0.318, SLG: 0.459		0-1 1B 1B			0-1 G5-3		3-2 F9	4-2 BB		3	1	1	0	1	0	1												
Jeff Conine, R OBP: 0.378, SLG: 0.322		2-0 1B			3-1 F8		1-0 F9	1-2 K		4	0	1	0	0	1	3												
Cris Carpenter, R (8, 1)		1-3 HBP 1B								0	0	0	0	0	0	0												
Bryan Harvey, R (9, 1)										0	0	0	0	0	0	0												
Alex Arias, R OBP: 0.314, SLG: 0.452		3-1 HBP 1B			3-1 G4-3		2-2 L7		3-2 K	4	0	1	1	0	1	0												
Walt Weiss, S OBP: 0.390, SLG: 0.298		3-2 HBP			1-0 F7		3-2 F8	1-1 B2-3		3	0	0	0	0	0	0												
Luis Aquino, R (1, 1)		0-3 K			1-2 G6-3			2-1 G3	0-3 K	2	0	0	0	0	1	3												
Greg Briley, L OBP: 0.250, SLG: 0.200										2	0	0	0	0	1	0												
Inning Stats	R: 0 E: 0 K: 2 S: 9	H: 1 LOB: 1 BB: 0 P: 12	R: 1 E: 0 K: 1 S: 15	H: 3 LOB: 2 BB: 0 P: 24	R: 0 E: 0 K: 1 S: 11	H: 0 LOB: 0 BB: 0 P: 16	R: 0 E: 0 K: 0 S: 6	H: 0 LOB: 0 BB: 0 P: 12	R: 0 E: 0 K: 0 S: 7	H: 0 LOB: 0 BB: 0 P: 20	R: 0 E: 0 K: 0 S: 7	H: 0 LOB: 0 BB: 0 P: 13	R: 1 E: 0 K: 1 S: 17	H: 2 LOB: 2 BB: 2 P: 30	R: 0 E: 0 K: 2 S: 10	H: 0 LOB: 0 BB: 0 P: 14	1B: 6 2B: 0 3B: 0 HR: 0	SF: 0 SAC: 0 DP: 1 HBP: 1	WP: 0 PA: 36 PB: 0 SB: 0 CS: 0									
PITCHER	IP	WLS	BF	H	R	ER	SO	BB	IBB	HBP	BLK	WP	HR	S	P	ERA	WHIP											
Andy Ashby, R ERA: 2.0	(1, 1)	7.0	L	26	4	1	1	5	1	0	1	0	0	0	66	109	1.29	0.714										
Jeff Parrett, R ERA: 5.25	(8, 1)	1.0		7	2	1	1	1	1	1	0	0	0	0	17	30	9.00	3.000										
Willie Blair, R ERA: 3.72	(9, 1)	1.0	S	3	0	0	0	2	0	0	0	0	0	0	10	14	0.00	0.000										

Florida Marlins @ Colorado Rockies
Mile High Stadium, Denver, CO
Sat Apr 24 1993, 5:33 AM EDT
Att: 58,263 - Cloudy - 40 F

AB 32
R 2
H 6
RBI 2
BB 3
SO 8
LOB 13



Batter	1	2	3	4	5	6	7	8	9	AB	R	H	RBI	BB	SO	LOB	BOTTOM										
Eric Young Sr., R OBP: 0.333, SLG: 0.377	1-3 K		1-0 G1-6-3		1-0 G4-3		4-2 BB		1-0 SF8	3	0	0	1	1	1	2											
Alex Cole, L OBP: 0.379, SLG: 0.404	3-2 1B		2-0 CS S 1B			2-1 P6	2-1 F8		3-2 L8	5	0	2	0	0	0	4											
Charlie Hayes, R OBP: 0.391, SLG: 0.596	0-0 F9		4-1 BB			0-0 CS 1B		2-2 G6-3		3	0	1	0	1	0	1											
Andres Galarraga, R OBP: 0.388, SLG: 0.585	0-0 L8				1-0 P3		1-1 1B	3-2 L3		4	0	1	0	0	0	1											
Daryl Boston, L OBP: 0.378, SLG: 0.281		0-0 F8			3-2 F7		0-1 F9	4-2 BB		3	0	0	0	1	0	1											
Gerald Young, S (1, 9)		2-1 G3-1			2-0 G3			1-3 K	0-2 K	3	0	0	0	0	1	0											
Vinny Castilla, R OBP: 0.182, SLG: 0.100										0	0	0	0	0	0	0											
Dale Murphy, R OBP: 0.335, SLG: 0.250										1	0	0	0	0	1	1											
Danny Sheaffer, R OBP: 0.167, SLG: 0.167										0	0	0	0	0	0	0											
Joe Girardi, R OBP: 0.327, SLG: 0.415		1-0 S 1B			1-1 2B		1-0 WP E 1B		0-1 1B SF8 1B	4	1	4	0	0	0	0											
Freddie Benavides, R OBP: 0.163, SLG: 0.150		2-3 K			0-0 G1-3		0-0 F7		3-2 S 1B	2	0	0	0	0	1	2											
Dante Bichette, R OBP: 0.302, SLG: 0.457					1-2 K				1-3 K	2	0	1	0	0	0	1											
Andy Ashby, R OBP: 0.200, SLG: 0.200									0-3 K	2	0	1	0	0	1	1											
Jim Tatum, R OBP: 0.222, SLG: 0.333										1	0	0	0	0	0	1											
Jeff Parrett, R OBP: 0.500, SLG: 0.500										0	0	0	0	0	0	0											
Willie Blair, R (9, 1)										0	0	0	0	0	0	0											
Jerald Clark, R OBP: 0.255, SLG: 0.467										1	0	0	0	0	1	2											
Inning Stats	R: 0 E: 0 K: 1 S: 9	H: 1 LOB: 1 BB: 0 P: 13	R: 0 E: 0 K: 1 S: 10	H: 1 LOB: 1 BB: 0 P: 15	R: 0 E: 0 K: 0 S: 6	H: 2 LOB: 1 BB: 1 P: 13	R: 0 E: 0 K: 0 S: 5	H: 0 LOB: 0 BB: 0 P: 11	R: 0 E: 0 K: 1 S: 7	H: 1 LOB: 1 BB: 0 P: 11	R: 0 E: 0 K: 0 S: 7	H: 2 LOB: 1 BB: 0 P: 10	R: 0 E: 1 K: 1 S: 15	H: 1 LOB: 3 BB: 1 P: 23	R: 0 E: 0 K: 1 S: 14	H: 0 LOB: 1 BB: 1 P: 23	R: 1 E: 0 K: 1 S: 13	H: 2 LOB: 1 BB: 0 P: 20	1B: 9 2B: 1 3B: 0 HR: 0	SF: 1 SAC: 0 DP: 1 HBP: 0	WP: 1 PA: 38 PB: 0 SB: 3 CS: 2						
PITCHER	IP	WLS	BF	H	R	ER	SO	BB	IBB	HBP	BLK	WP	HR	S	P	ERA	WHIP										
Luis Aquino, R ERA: 2.3	(1, 1)	7.0	W	29	8	0	0	4	2	0	0	0	0	59	96	0.00	1.429										
Cris Carpenter, R ERA: 4.05	(8, 1)	1.0		4	0	0	0	1	1	0	0	0	0	14	23	0.00	1.000										
Bryan Harvey, R ERA: 4.91	(9, 1)	1.0	S	5	2	1	1	1	0	0	0	0	0	13	20	9.00	2.000										

Florida Marlins @ Colorado Rockies
Mile High Stadium, Denver, CO
Sat Apr 24 1993, 5:33 AM EDT
Att: 58,263 - Cloudy - 40 F

AB 34
R 1
H 10
RBI 1
BB 3
SO 6
LOB 17



Batter	1	2	3	4	5	6	7	8	9	AB	R	H	RBI	BB	SO	LOB	TOP				
Chuck Carr, S (1, 8) <small>OBP: 0.286, SLG: 0.289</small>	G1-3									4	2	1	0	1	1	1					
Junior Felix, S (1, 9) <small>OBP: 0.290, SLG: 0.485</small> Monty Fariss, R (8, PH) <small>OBP: 0.200, SLG: 0.222</small>										3	1	1	4	1	0	2					
Dave Magadan, L (1, 5) <small>OBP: 0.358, SLG: 0.397</small> Rick Renteria, R (8, PH) <small>OBP: 0.267, SLG: 0.214</small>										4	0	1	2	0	1	1					
Orestes Destrade, S (1, 3) <small>OBP: 0.354, SLG: 0.386</small>										5	1	1	0	0	0	2					
Bento Santiago, R (1, 2) <small>OBP: 0.329, SLG: 0.477</small> Steve Decker, R (8, 2)										4	2	2	0	0	0	1					
Jeff Conine, R (1, 7) <small>OBP: 0.394, SLG: 0.375</small>										5	2	3	2	0	1	0					
Alex Arias, R (1, 4) <small>OBP: 0.350, SLG: 0.472</small>										5	1	3	3	0	0	1					
Walt Weiss, S (1, 6) <small>OBP: 0.391, SLG: 0.308</small>										5	2	2	0	0	1	2					
Ryan Bowen, R (1, 1) <small>OBP: 0.111, SLG: 0.111</small> Bob McClure, R (8, 1) Trevor Hoffman, R (9, 1)										4	0	0	0	0	2	4					
Inning Stats	R: 0 E: 0 K: 0 S: 9	H: 0 LOB: 1 BB: 1 P: 19	R: 0 E: 0 K: 0 S: 5	H: 0 LOB: 0 BB: 0 P: 8	R: 2 E: 0 K: 0 S: 16	H: 3 LOB: 1 BB: 0 P: 27	R: 8 E: 0 K: 2 S: 22	H: 8 LOB: 1 BB: 1 P: 39	R: 0 E: 0 K: 0 S: 3	H: 0 LOB: 0 BB: 0 P: 4	R: 1 E: 1 K: 2 S: 13	H: 2 LOB: 1 BB: 0 P: 19	R: 0 E: 0 K: 0 S: 6	H: 0 LOB: 0 BB: 0 P: 10	R: 0 E: 0 K: 2 S: 11	H: 1 LOB: 1 BB: 0 P: 17	1B: 10 2B: 3 3B: 0 HR: 1	SF: 0 SAC: 0 DP: 0 HBP: 0	WP: 1 PB: 0 SB: 1 CS: 0	PA: 44	
PITCHER	IP WLS BF H R ER SO	IP WLS BF H R ER SO	IP WLS BF H R ER SO	IP WLS BF H R ER SO	IP WLS BF H R ER SO	IP WLS BF H R ER SO	IP WLS BF H R ER SO	IP WLS BF H R ER SO	IP WLS BF H R ER SO	IP WLS BF H R ER SO	IP WLS BF H R ER SO	IP WLS BF H R ER SO	IP WLS BF H R ER SO	IP WLS BF H R ER SO	IP WLS BF H R ER SO	IP WLS BF H R ER SO	ERA WHIP	ERA WHIP			
Bryn Smith, R (1, 1) <small>ERA: 5.12</small> Scott Aldred, L (4, 1) <small>ERA: 10.8</small> Willie Blair, R (4, 1) <small>ERA: 3.27</small> Gary Wayne, L (6, 1) <small>ERA: 4.76</small> Steve Reed, R (8, 1) <small>ERA: 7.88</small>	3.0 L 14 4 3 3 0	0.2 9 6 5 5 2 1	1.1 5 1 2 2 0 0	2.0 9 2 1 1 2 0	1.0 3 0 0 0 0 0	1.0 4 1 0 0 0 0	1.0 4 1 0 0 0 0	1.0 4 1 0 0 0 0	1.0 4 1 0 0 0 0	1.0 4 1 0 0 0 0	1.0 4 1 0 0 0 0	1.0 4 1 0 0 0 0	1.0 4 1 0 0 0 0	1.0 4 1 0 0 0 0	1.0 4 1 0 0 0 0	1.0 4 1 0 0 0 0	9.00 1.667	67.50 10.500	4.50 1.000	0.00 0.000	
Darren Holmes, R (9, 1) <small>ERA: 18.69</small>	1.0 4 1 0 0 0 2	1.0 4 1 0 0 0 0	1.0 4 1 0 0 0 0	1.0 4 1 0 0 0 0	1.0 4 1 0 0 0 0	1.0 4 1 0 0 0 0	1.0 4 1 0 0 0 0	1.0 4 1 0 0 0 0	1.0 4 1 0 0 0 0	1.0 4 1 0 0 0 0	1.0 4 1 0 0 0 0	1.0 4 1 0 0 0 0	1.0 4 1 0 0 0 0	1.0 4 1 0 0 0 0	1.0 4 1 0 0 0 0	1.0 4 1 0 0 0 0	0.00 1.000				
Alex Cole, L (1, 8) <small>OBP: 0.355, SLG: 0.375</small>										4	0	0	0	0	2	2					
Eric Young Sr., R (1, 4) <small>OBP: 0.397, SLG: 0.371</small> Freddie Benavides, R (7, 4) <small>OBP: 0.182, SLG: 0.171</small>										1	0	0	0	2	0	1					
Daryl Boston, L (1, 7) <small>OBP: 0.341, SLG: 0.250</small>										4	0	0	0	0	3	4					
Andres Galarraga, R (1, 3) <small>OBP: 0.386, SLG: 0.574</small> Jim Tatum, R (7, 3) <small>OBP: 0.200, SLG: 0.300</small>										3	0	1	0	0	0	1					
Charlie Hayes, R (1, 5) <small>OBP: 0.368, SLG: 0.557</small>										4	0	0	0	0	0	2					
Joe Girardi, R (1, 2) <small>OBP: 0.322, SLG: 0.404</small>										4	1	1	0	0	1	2					
Dante Bichette, R (1, 9) <small>OBP: 0.316, SLG: 0.500</small>										4	0	2	0	0	0	0					
Vinny Castilla, R (1, 6) <small>OBP: 0.200, SLG: 0.154</small>										3	0	1	1	0	0	1					
Bryn Smith, R (1, 1) <small>ERA: 5.12</small> Scott Aldred, L (4, 1) <small>ERA: 10.8</small> Willie Blair, R (4, 1) <small>ERA: 3.27</small> Gary Wayne, L (6, 1) <small>ERA: 4.76</small> Steve Reed, R (8, 1) <small>ERA: 7.88</small> Darren Holmes, R (9, 1) <small>ERA: 18.69</small>	7.0 L 27 3 0 0 0	1.0 4 1 0 0 0 1	1.0 5 2 1 1 0 0	1.0 3 0 0 0 0 0	1.0 4 1 0 0 0 0	1.0 4 1 0 0 0 0	1.0 4 1 0 0 0 0	1.0 4 1 0 0 0 0	1.0 4 1 0 0 0 0	1.0 4 1 0 0 0 0	1.0 4 1 0 0 0 0	1.0 4 1 0 0 0 0	1.0 4 1 0 0 0 0	1.0 4 1 0 0 0 0	1.0 4 1 0 0 0 0	1.0 4 1 0 0 0 0	0.00 1.000	9.00 2.000	4.15		
PITCHER	IP WLS BF H R ER SO	IP WLS BF H R ER SO	IP WLS BF H R ER SO	IP WLS BF H R ER SO	IP WLS BF H R ER SO	IP WLS BF H R ER SO	IP WLS BF H R ER SO	IP WLS BF H R ER SO	IP WLS BF H R ER SO	IP WLS BF H R ER SO	IP WLS BF H R ER SO	IP WLS BF H R ER SO	IP WLS BF H R ER SO	IP WLS BF H R ER SO	IP WLS BF H R ER SO	IP WLS BF H R ER SO	ERA WHIP	ERA WHIP			
Ryan Bowen, R (1, 1) <small>ERA: 1.73</small> Bob McClure, L (8, 1) <small>ERA: 9.82</small> Trevor Hoffman, R (9, 1) <small>ERA: 4.15</small>	7.0 L 27 3 0 0 0	1.0 4 1 0 0 0 1	1.0 5 2 1 1 0 0	1.0 3 0 0 0 0 0	1.0 4 1 0 0 0 0	1.0 4 1 0 0 0 0	1.0 4 1 0 0 0 0	1.0 4 1 0 0 0 0	1.0 4 1 0 0 0 0	1.0 4 1 0 0 0 0	1.0 4 1 0 0 0 0	1.0 4 1 0 0 0 0	1.0 4 1 0 0 0 0	1.0 4 1 0 0 0 0	1.0 4 1 0 0 0 0	1.0 4 1 0 0 0 0	0.00 1.000	9.00 2.000	4.15		

Florida Marlins @ Colorado Rockies
Mile High Stadium, Denver, CO
Sun Apr 25 1993, 5:33 AM EDT
Att: 71,192 - Sunny - 57 F

AB 42
R 11
H 14
RBI 11
BB 2
SO 6
LOB 14



Florida Marlins @ Colorado Rockies
Mile High Stadium, Denver, CO
Sun Apr 25 1993, 5:33 AM EDT
Att: 71,192 - Sunny - 57 F


AB 31
R 1
H 6
RBI 1
BB 4
SO 6
LOB 16



Batter	1	2	3	4	5	6	7	8	9	AB	R	H	RBI	BB	SO	LOB	TOP										
Chuck Carr, S OBP: 0.264, SLG: 0.265 (1, 8)	1-2 G1-3		3-2 F9			3-2 F8			0-1 B3	4	0	0	0	0	0	0											
Junior Felix, S OBP: 0.274, SLG: 0.457 (1, 9)	0-0 G4-3		1-2 P6			3-2 P4			2-2 F9	4	0	0	0	0	0	0											
Dave Magadan, L OBP: 0.361, SLG: 0.403 (1, 5)	2-0 F8			3-2 F9		2-1 1B			2-1 1B	4	0	2	0	0	0	0											
Orestes Destrade, S OBP: 0.349, SLG: 0.378 (1, 3)		2-0 G1-6-3 1B		1-0 G3			0-1 G3		1-1 F7	4	0	1	1	0	0	1											
Benito Santiago, R OBP: 0.329, SLG: 0.463 (1, 2)	0-0 P4			4-2 CS BB			0-0 F7			2	0	0	0	1	0	1											
Greg Britley, L OBP: 0.211, SLG: 0.167 (1, 7)	2-1 G1-6-3			1-2 CS	3-3 K		2-2 G3			3	0	0	0	0	1	1											
Alex Arias, R OBP: 0.372, SLG: 0.459 (1, 4)	4-0 BB				2-1 F8			4-0 G6-4-3 BB		1	0	0	0	2	0	0											
Walt Weiss, S OBP: 0.388, SLG: 0.296 (1, 6)	2-2 G3				4-2 BB			3-2 F7		2	0	0	0	1	0	3											
Charlie Hough, R (1, 1)										2	0	0	0	0	0	1											
Bob McClure, R (7, 1)										0	0	0	0	0	0	0											
Cris Carpenter, R (7, 1)										0	0	0	0	0	0	0											
Jeff Conine, R OBP: 0.389, SLG: 0.369 (7, 7)			0-0 G4-3			0-2 G6-3			3-1 G6-4-3	1	0	0	0	0	0	1											
Inning Stats	R: 0 E: 0 K: 0 S: 5	H: 0 LOB: 0 BB: 0 P: 8	R: 0 E: 0 K: 0 S: 8	H: 1 LOB: 2 BB: 1 P: 18	R: 0 E: 0 K: 0 S: 7	H: 0 LOB: 0 BB: 0 P: 11	R: 0 E: 0 K: 0 S: 9	H: 0 LOB: 0 BB: 1 P: 18	R: 0 E: 0 K: 1 S: 12	H: 0 LOB: 1 BB: 1 P: 21	R: 0 E: 0 K: 0 S: 8	H: 0 LOB: 0 BB: 0 P: 8	R: 0 E: 0 K: 0 S: 6	H: 0 LOB: 0 BB: 0 P: 8	R: 0 E: 0 K: 0 S: 5	H: 0 LOB: 0 BB: 1 P: 15	R: 0 E: 0 K: 0 S: 9	H: 1 LOB: 1 BB: 0 P: 14	1B: 3 2B: 0 3B: 0 HR: 0	SF: 0 SAC: 0 DP: 1 HBP: 0	WP: 0 PB: 0 SB: 0 CS: 1	PA: 32					
PITCHER	IP	WLS	BF	H	R	ER	SO	BB	IBB	HBP	BLK	WP	HR	S	P	ERA	WHIP										
Jose Rijo, R ERA: 2.31 (1, 1)	7.0	W	24	2	0	0	1	3	0	0	0	0	0	55	100	0.00	0.714										
Steve Foster, R ERA: 1.94 (8, 1)	1.0		3	0	0	0	0	1	0	0	0	0	0	5	15	0.00	1.000										
Jeff Reardon, R ERA: 4.05 (9, 1)	1.0	S	4	1	0	0	0	0	0	0	0	0	0	9	14	0.00	1.000										

Florida Marlins @ Cincinnati Reds
Riverfront Stadium, Cincinnati, OH
Mon Apr 26 1993, 7:05 PM EDT
Att: 30,623 - Cloudy - 55 F


AB 27
R 0
H 3
RBI 0
BB 4
SO 1
LOB 8



Batter	1	2	3	4	5	6	7	8	9	AB	R	H	RBI	BB	SO	LOB	BOTTOM										
Bip Roberts, S OBP: 0.266, SLG: 0.246 (1, 4)	2-3 K		3-3 K		1-0 G3		0-2 SF7			3	0	0	1	0	2	4											
Roberto Kelly, R OBP: 0.271, SLG: 0.338 (1, 8)	0-3 K		3-3 K			2-1 G5-3	3-H K			4	0	0	0	0	3	4											
Barry Larkin, R OBP: 0.383, SLG: 0.343 (1, 6)	2-3 K			0-1 G5-3		0-0 F8		1-1 G1-3		4	0	0	0	0	1	0											
Randy Milligan, R OBP: 0.468, SLG: 0.381 (1, 3)		3-3 K		3-3 K		1-2 G1-3		4-2 2B BB		3	1	0	0	1	2	0											
Chris Sabo, R OBP: 0.284, SLG: 0.467 (1, 5)		3-2 G6-3		0-3 K			0-2 FC1-5 WP 1B	1-0 F7		4	0	1	0	0	1	1											
Cecil Espy, S OBP: 0.424, SLG: 0.360 (1, 7)		2-2 G3			1-1 WP S 1B		1-2 FC1-5 1B BB	1-1 2B		3	1	2	1	1	0	0											
Reggie Sanders, R OBP: 0.260, SLG: 0.348 (1, 9)			3-1 BB 2B		1-1 WP S 1B	2-3 K	2-1 FC1-5 BB 1B SF7	2-3 K		4	1	1	0	0	2	4											
Joe Oliver, R OBP: 0.311, SLG: 0.368 (1, 2)			0-0 E5 BB		3-1 P5		3-1 BB 1B			3	0	1	1	0	0	2											
Jose Rijo, R OBP: 0.417, SLG: 0.300 (1, 1)			4-0 BB		4-0 BB		4-2 BB			0	0	0	0	2	0	0											
Gary Varsho, L OBP: 0.455, SLG: 0.471 (7, PH)										0	0	0	0	0	0	0											
Juan Samuel, R OBP: 0.250, SLG: 0.357 (7, PH)										0	0	0	0	1	0	0											
Steve Foster, R (8, 1)										0	0	0	0	0	0	0											
Jeff Reardon, R (9, 1)										0	0	0	0	0	0	0											
Inning Stats	R: 0 E: 0 K: 3 S: 11	H: 0 LOB: 0 BB: 0 P: 15	R: 0 E: 0 K: 1 S: 13	H: 0 LOB: 0 BB: 0 P: 21	R: 0 E: 1 K: 2 S: 12	H: 1 LOB: 2 BB: 1 P: 25	R: 0 E: 0 K: 2 S: 8	H: 0 LOB: 0 BB: 0 P: 11	R: 0 E: 0 K: 1 S: 10	H: 1 LOB: 2 BB: 1 P: 21	R: 0 E: 0 K: 0 S: 6	H: 0 LOB: 0 BB: 0 P: 9	R: 2 E: 0 K: 1 S: 18	H: 2 LOB: 2 BB: 2 P: 31	R: 0 E: 0 K: 1 S: 11	H: 1 LOB: 1 BB: 1 P: 20	R: 1 E: 0 K: 1 S: 11	H: 1 LOB: 1 BB: 1 P: 20	1B: 3 2B: 2 3B: 0 HR: 0	SF: 1 SAC: 0 DP: 0 HBP: 0	WP: 2 PB: 0 SB: 1 CS: 0	PA: 34					
PITCHER	IP	WLS	BF	H	R	ER	SO	BB	IBB	HBP	BLK	WP	HR	S	P	ERA	WHIP										
Charlie Hough, R ERA: 3.73 (1, 1)	6.1	L	26	4	2	2	9	3	0	0	0	2	0	69	120	2.84	1.105										
Bob McClure, L ERA: 9.82 (7, 1)	0.0		1	0	0	0	0	1	0	0	0	0	0	3	7	∞	∞										
Cris Carpenter, R ERA: 4.32 (7, 1)	1.2		7	1	1	1	2	1	0	0	0	0	0	17	26	5.40	1.200										

Florida Marlins @ Cincinnati Reds
Riverfront Stadium, Cincinnati, OH
Mon Apr 26 1993, 7:05 PM EDT
Att: 30,623 - Cloudy - 55 F

AB 28
R 3
H 5
RBI 3
BB 5
SO 11
LOB 15



Batter	1	2	3	4	5	6	7	8	9	AB	R	H	RBI	BB	SO	LOB	TOP																				
Alex Arias, R OBP: 0.340, SLG: 0.415 (1, 4)	G4-3		K		F9		G6-3			4	0	0	0	0	1	1	Florida Marlins @ Cincinnati Reds Riverfront Stadium, Cincinnati, OH Tue Apr 27 1993, 7:05 PM EDT Att: 23,807 - Unknown - 68 F																				
Junior Felix, S OBP: 0.260, SLG: 0.432 (1, 8) (8, 9)	G5-3		F8		G5-3			G4-3		4	0	0	0	0	0	0																					
Jeff Conine, R OBP: 0.368, SLG: 0.348 (1, 7)	K		F9		F9			K		4	0	0	0	0	2	0																					
Orestes Destrade, S OBP: 0.368, SLG: 0.390 (1, 3)		L8		BB		G4-6-3		E		3	2	2	0	1	0	0																					
Dave Magadan, L OBP: 0.463, SLG: 0.391 (1, 5)		3B		SF9		F9		E7		2	1	0	0	2	0	1																					
Monty Faries, R OBP: 0.286, SLG: 0.417 Chuck Carr, S OBP: 0.264, SLG: 0.265 (1, 9) (8, 8)		1-H	FC4-6				G4-6-3		K	3	1	1	1	1	1	2																					
Steve Decker, R Bryan Harvey, R (1, 2) (9, 1)				SF9			G6-3		F9	2	0	0	1	1	0	0																					
Walt Weiss, S OBP: 0.380, SLG: 0.293 (1, 6)		FC4-6		F9				G6-3		4	0	1	1	0	0	3																					
Jack Armstrong, R Richie Lewis, R Greg Briley, L Trevor Hoffman, R Benito Santiago, R (1, 1) (5, 1) (7, PH) (7, 1) (9, PH) (9, 2)			K		L7			F9		2	0	0	0	0	1	3																					
Inning Stats	R: 0 E: 0 K: 1 S: 8	H: 0 LOB: 0 BB: 0 P: 13	R: 2 E: 0 K: 1 S: 15	H: 1 LOB: 1 BB: 2 P: 28	R: 0 E: 0 K: 1 S: 5	H: 0 LOB: 0 BB: 0 P: 9	R: 1 E: 0 K: 0 S: 11	H: 0 LOB: 3 BB: 0 P: 25	R: 0 E: 0 K: 0 S: 5	H: 1 LOB: 0 BB: 0 P: 9	R: 0 E: 0 K: 0 S: 12	H: 1 LOB: 1 BB: 0 P: 17	R: 1 E: 1 K: 2 S: 12	H: 1 LOB: 1 BB: 0 P: 20	R: 0 E: 0 K: 1 S: 9	H: 0 LOB: 0 BB: 0 P: 16		1B: 3 2B: 0 3B: 1 HR: 0	SF: 1 SAC: 0 DP: 1 HBP: 0	WP: 1 PA: 36 PB: 0 CS: 0																	
PITCHER	IP	WLS	BF	H	R	ER	SO	BB	IBB	HBP	BLK	WP	HR	S	P	ERA	WHIP	PITCHER		IP	WLS	BF	H	R	ER	SO	BB	IBB	HBP	BLK	WP	HR	S	P	ERA	WHIP	
John Smiley, L ERA: 5.02 Bobby Ayala, R ERA Bill Landrum, R ERA: 2.08	(1, 1) (6, 1) (9, 1)	5.0 L 3	21 12 3	1 3 0	3 1 0	3 0 0	3 2 1	5 0 0	0 0 0	0 0 0	0 0 0	0 1 0	0 0 9	44 30 16	83 46 16	5.40 0.00 0.00	1.200 1.000 0.000																				

Batter	1	2	3	4	5	6	7	8	9	AB	R	H	RBI	BB	SO	LOB	BOTTOM																			
Bip Roberts, S OBP: 0.265, SLG: 0.247 Bobby Ayala, R (1, 4) (6, 1)		G5-3		FC3-6		G4-3		K		4	1	1	0	0	0	3	Florida Marlins @ Cincinnati Reds Riverfront Stadium, Cincinnati, OH Tue Apr 27 1993, 7:05 PM EDT Att: 23,807 - Unknown - 68 F																			
Juan Samuel, R OBP: 0.235, SLG: 0.333 Bill Landrum, R (8, PH) (9, 1)		3B						K		0	0	0	0	0	0	0																				
Roberto Kelly, R OBP: 0.280, SLG: 0.370 (1, 8)		1B		F8		K		K		5	1	2	1	0	2	1																				
Barry Larkin, R OBP: 0.407, SLG: 0.378 (1, 6)		1B				L8				4	0	3	1	1	0	0																				
Chris Sabo, R OBP: 0.279, SLG: 0.450 (1, 5)		F8		F8		F8				5	0	1	0	0	0	5																				
Cecil Espy, S OBP: 0.421, SLG: 0.321 (1, 7)		1B		K		1B		G1-3		3	1	0	0	2	2	2																				
Reggie Sanders, R OBP: 0.293, SLG: 0.384 (1, 9)		BB				1B				4	0	3	0	1	1	2																				
Joe Oliver, R OBP: 0.304, SLG: 0.356 (1, 3)		1B		G1-3		1B		F8		5	0	1	1	0	2	7																				
Dan Wilson, R (1, 2)		F9		K		K		F9		4	0	0	0	0	2	7																				
John Smiley, L OBP: 0.375, SLG: 0.429 Gary Varsho, L OBP: 0.435, SLG: 0.444 Jeff Branson, L OBP: 0.400, SLG: 0.429 (1, 1) (5, PH) (6, 4)				G6-3		FC3-6		K		2	0	1	0	0	0	0																				
Inning Stats	R: 2 E: 0 K: 1 S: 17	H: 4 LOB: 3 BB: 1 P: 30	R: 0 E: 0 K: 0 S: 10	H: 2 LOB: 2 BB: 0 P: 21	R: 0 E: 0 K: 2 S: 12	H: 1 LOB: 1 BB: 0 P: 17	R: 0 E: 0 K: 0 S: 8	H: 1 LOB: 2 BB: 1 P: 14	R: 1 E: 1 K: 2 S: 16	H: 2 LOB: 2 BB: 1 P: 31	R: 0 E: 0 K: 1 S: 7	H: 0 LOB: 0 BB: 0 P: 13	R: 0 E: 0 K: 0 S: 9	H: 0 LOB: 1 BB: 1 P: 17	R: 0 E: 0 K: 3 S: 9	H: 0 LOB: 2 BB: 0 P: 15	R: 0 E: 0 K: 3 S: 16	H: 2 LOB: 2 BB: 0 P: 21	1B: 9 2B: 2 3B: 1 HR: 0	SF: 0 SAC: 0 DP: 0 HBP: 0	WP: 0 PA: 43 PB: 0 CS: 0															
PITCHER	IP	WLS	BF	H	R	ER	SO	BB	IBB	HBP	BLK	WP	HR	S	P	ERA	WHIP	PITCHER		IP	WLS	BF	H	R	ER	SO	BB	IBB	HBP	BLK	WP	HR	S	P	ERA	WHIP
Jack Armstrong, R ERA: 3.62 Richie Lewis, R ERA: 1.53 Trevor Hoffman, R ERA: 3.38 Bryan Harvey, R ERA: 4.32	(1, 1) (5, 1) (7, 1) (9, 1)	4.0 6 2.0 1.0	25 6 7 5	10 0 0 2	3 0 0 0	3 0 0 0	3 3 3 3	0 0 1 0	0 0 0 0	0 0 0 0	0 0 0 0	0 0 0 0	0 0 18 16	17 30 32 21	6.75 0.00 0.00 0.00	3.250 0.000 0.500 2.000																				



Batter	1	2	3	4	5	6	7	8	9	AB	R	H	RBI	BB	SO	LOB	TOP								
Chuck Carr, S OBP: 0.263, SLG: 0.283 (1, 8)										4	0	1	0	0	0	2									
Junior Felix, S OBP: 0.266, SLG: 0.443 (1, 9)										5	1	2	0	0	0	1									
Benito Santiago, R OBP: 0.329, SLG: 0.444 (1, 2)										4	0	1	1	1	0	1									
Orestes Destrade, S OBP: 0.359, SLG: 0.375 Bryan Harvey, R (9, 1)										3	0	0	1	1	0	2									
Dave Magadan, L OBP: 0.471, SLG: 0.388 (1, 5)										3	0	1	0	2	1	3									
Jeff Conine, R OBP: 0.363, SLG: 0.333 (9, 3)										3	0	0	0	1	0	4									
Alex Arias, R OBP: 0.333, SLG: 0.386 (1, 4)										3	0	0	0	1	0	2									
Walt Weiss, S OBP: 0.387, SLG: 0.295 (1, 6)										3	0	1	0	1	0	2									
Chris Hammond, L OBP: 0.285, SLG: 0.143 Monty Fellers, R OBP: 0.297, SLG: 0.385 Matt Turner, K (8, 1) Bob McClure, R (8, 1) Greg Britley, L OBP: 0.256, SLG: 0.158 (9, 7)										2	1	1	0	0	0	1									
Inning Stats	R: 0 E: 0 K: 0 S: 9	H: 1 LOB: 2 BB: 1 P: 15	R: 0 E: 0 K: 0 S: 8	H: 0 LOB: 0 BB: 0 P: 13	R: 1 E: 1 K: 0 S: 5	H: 2 LOB: 3 BB: 2 P: 14	R: 0 E: 0 K: 0 S: 6	H: 1 LOB: 1 BB: 0 P: 10	R: 0 E: 0 K: 0 S: 3	H: 0 LOB: 0 BB: 0 P: 5	R: 0 E: 0 K: 0 S: 6	H: 1 LOB: 2 BB: 2 P: 17	R: 0 E: 0 K: 0 S: 4	H: 0 LOB: 0 BB: 0 P: 6	R: 0 E: 0 K: 0 S: 11	H: 0 LOB: 2 BB: 2 P: 21	R: 2 E: 1 K: 1 S: 11	H: 2 LOB: 1 BB: 0 P: 18	1B: 5 2B: 2 3B: 0 HR: 0	SF: 1 SAC: 1 DP: 1 HBP: 1	WP: 0 PB: 0 CS: 0	PA: 41			
PITCHER	IP	WLS	BF	H	R	ER	SO	BB	IBB	HBP	BLK	WP	HR	S	P	ERA	WHIP								
Tom Glavine, L ERA: 2.81 (1, 1)	8.0		35	5	1	1	0	6	1	0	0	0	0	52	101	1.12	1.375								
Steve Bedrosian, R ERA: 6.0 (9, 1)	0.2	L	5	2	2	1	0	0	0	1	0	0	0	8	12	13.50	3.000								
Kent Mercker, L ERA: 6.23 (9, 1)	0.1		1	0	0	0	1	0	0	0	0	0	0	3	6	0.00	0.000								

Florida Marlins @ Atlanta Braves
Atlanta-Fulton County Stadium, Atlanta, GA
Wed Apr 28, 1993, 7:05 PM EDT
Att: 41,395 - Unknown - 72 F

AB 31
R 3
H 7
RBI 2
BB 7
SO 1
LOB 21



Batter	1	2	3	4	5	6	7	8	9	AB	R	H	RBI	BB	SO	LOB	BOTTOM								
Otis Nixon, S OBP: 0.330, SLG: 0.256 (1, 8)										5	0	0	0	0	1	3									
Jeff Blauser, R OBP: 0.417, SLG: 0.379 (1, 6)										5	1	3	0	0	2	0									
Terry Pendleton, S OBP: 0.248, SLG: 0.272 (1, 5)										4	0	1	0	1	0	2									
Ron Gant, R OBP: 0.281, SLG: 0.354 (1, 7)										5	0	1	0	0	2	5									
David Justice, L OBP: 0.286, SLG: 0.345 (1, 9)										4	0	1	0	0	0	4									
Francisco Cabrera, R OBP: 0.333, SLG: 0.400 Ryan Klesko, L OBP: 0.571, SLG: 1.000 (8, PH) (9, 3)										3	0	2	1	0	1	3									
Greg Olson, R OBP: 0.317, SLG: 0.269 (1, 2)										4	0	1	0	0	0	1									
Mark Lemke, S OBP: 0.357, SLG: 0.357 (1, 4)										3	0	1	0	1	0	4									
Tom Glavine, L OBP: 0.308, SLG: 0.182 Sid Bream, L OBP: 0.315, SLG: 0.328 Steve Bedrosian, R (9, 1) Kent Mercker, L (9, 1)										1	0	0	0	1	0	0									
Inning Stats	R: 0 E: 1 K: 2 S: 13	H: 2 LOB: 3 BB: 0 P: 13	R: 0 E: 0 K: 0 S: 6	H: 1 LOB: 1 BB: 0 P: 9	R: 0 E: 0 K: 0 S: 11	H: 2 LOB: 1 BB: 0 P: 15	R: 0 E: 0 K: 0 S: 10	H: 1 LOB: 2 BB: 1 P: 19	R: 1 E: 0 K: 0 S: 16	H: 4 LOB: 3 BB: 0 P: 27	R: 0 E: 0 K: 2 S: 7	H: 0 LOB: 0 BB: 0 P: 10	R: 0 E: 0 K: 1 S: 12	H: 0 LOB: 0 BB: 0 P: 17	R: 0 E: 0 K: 1 S: 8	H: 0 LOB: 1 BB: 1 P: 18	R: 0 E: 0 K: 1 S: 13	H: 0 LOB: 1 BB: 1 P: 19	1B: 10 2B: 0 3B: 0 HR: 0	SF: 0 SAC: 1 DP: 1 HBP: 0	WP: 0 PB: 0 CS: 0	PA: 40			
PITCHER	IP	WLS	BF	H	R	ER	SO	BB	IBB	HBP	BLK	WP	HR	S	P	ERA	WHIP								
Chris Hammond, L ERA: 5.04 (1, 1)	5.0		26	10	1	1	2	1	0	0	0	0	0	24	39	0.00	0.375								
Matt Turner, R ERA: (6, 1)	2.2		9	0	0	0	4	1	0	0	0	0	0	3	6	0.00	0.000								
Bob McClure, L ERA: 9.0 (8, 1)	0.1	W	1	0	0	0	0	0	0	0	0	0	0	3	6	0.00	0.000								
Bryan Harvey, R ERA: 3.86 (9, 1)	1.0	S	4	0	0	0	1	1	0	0	0	0	0	13	19	0.00	1.000								

Florida Marlins @ Atlanta Braves
Atlanta-Fulton County Stadium, Atlanta, GA
Wed Apr 28, 1993, 7:05 PM EDT
Att: 41,395 - Unknown - 72 F

AB 36
R 1
H 10
RBI 1
BB 3
SO 7
LOB 23




Batter	1	2	3	4	5	6	7	8	9	AB	R	H	RBI	BB	SO	LOB	TOP					
Chuck Carr, S OBP: 0.290, SLG: 0.310 (1, 8)			G1-3		F9 S 1B		F9 S 1B	K2-3		5	2	3	0	0	1	1						
Junior Felix, S OBP: 0.284, SLG: 0.422 (1, 9)	K		K		K		F9			4	0	0	0	1	3	3						
Dave Magadan, L OBP: 0.356, SLG: 0.417 (1, 5)	G3		F7		F9		HR		K	5	1	1	2	0	1	3						
Orestes Destrade, S OBP: 0.365, SLG: 0.381 (1, 3) Richie Lewis, R (7, 1) Steve Decker, R (9, PH) Trevor Hoffman, R (9, 1)	K		G3		G3		HR		P3	4	0	2	1	0	1	1						
Benito Santiago, R OBP: 0.313, SLG: 0.421 (1, 2)		G5-3		E6 1B SF8	P3					4	1	0	0	0	1	2						
Jeff Conine, R OBP: 0.393, SLG: 0.351 (1, 7) (7, 3)		2B BB		S 1B						2	2	2	0	2	0	0						
Alex Arias, R OBP: 0.327, SLG: 0.404 (1, 4)		1-H 2B		SF8			F7		G4-3 1B BB	3	0	1	2	0	0	2						
Walt Weiss, S OBP: 0.380, SLG: 0.281 (1, 6)		F7					F8		K	3	0	0	0	1	1	2						
Luis Aquino, R (1, 1) Greg Briley, L (7, PH) OBP: 0.261, SLG: 0.190 (7, 7)		G6-3		K			L8		S 1B	2	0	0	0	0	1	3						
Inning Stats	R: 0 E: 0 K: 2 S: 10	H: 1 LOB: 1 BB: 0 P: 15	R: 1 E: 0 K: 0 S: 11	H: 1 LOB: 1 BB: 1 P: 20	R: 0 E: 0 K: 1 S: 11	H: 0 LOB: 0 BB: 0 P: 15	R: 1 E: 0 K: 1 S: 13	H: 1 LOB: 2 BB: 1 P: 20	R: 1 E: 0 K: 1 S: 11	H: 2 LOB: 1 BB: 0 P: 17	R: 0 E: 0 K: 0 S: 6	H: 1 LOB: 0 BB: 0 P: 10	R: 2 E: 0 K: 1 S: 17	H: 3 LOB: 1 BB: 0 P: 25	R: 1 E: 0 K: 2 S: 11	H: 1 LOB: 1 BB: 1 P: 18	R: 0 E: 0 K: 1 S: 8	H: 0 LOB: 0 BB: 1 P: 14	1B: 8 2B: 2 3B: 0 HR: 1	SF: 1 SAC: 0 DP: 1 HBP: 0	WP: 0 PB: 0 SB: 6 CS: 1	PA: 40
PITCHER	IP	WLS	BF	H	R	ER	SO	BB	IBB	HBP	BLK	WP	HR	S	P	ERA	WHIP					
Pete Smith, R ERA: 2.35 (1, 1)	6.2	L	31	9	5	4	5	1	1	0	0	0	1	75	117	5.40	1.500					
Greg McMichael, R ERA: 3.95 (7, 1)	1.1		6	1	1	1	3	1	0	0	0	0	0	15	23	6.75	1.500					
Kent Mercker, L ERA: 5.06 (9, 1)	1.0	S	3	0	0	0	1	1	0	0	0	0	0	8	14	0.00	1.000					

Florida Marlins @ Atlanta Braves
Atlanta-Fulton County Stadium, Atlanta, GA
Thu Apr 29 1993, 7:05 PM EDT
Att: 49,221 - Unknown - 75 F

livebaseballscorecards.com

AB 35
R 6
H 10
RBI 6
BB 4
SO 9
LOB 18




Batter	1	2	3	4	5	6	7	8	9	AB	R	H	RBI	BB	SO	LOB	BOTTOM					
Otis Nixon, S OBP: 0.333, SLG: 0.247 (1, 8)	B1-3		G6-3		BB		FC6-4		SH1-4 BB	3	0	0	0	2	0	2						
Jeff Blauser, R OBP: 0.411, SLG: 0.374 (1, 6)	F7		1B		P4		L7		SH1-4	4	0	1	0	0	0	2						
Terry Pendleton, S OBP: 0.236, SLG: 0.258 (1, 5)	F8		K		G4-3		F8		F7	5	0	0	0	0	1	2						
David Justice, L OBP: 0.272, SLG: 0.326 (1, 9)		P4		F7	F9		K		F7	5	0	0	0	0	1	1						
Ron Gant, R OBP: 0.290, SLG: 0.398 (1, 7)	K		1B 1B		G5-3		HR			4	2	2	1	0	1	0						
Sid Bream, L OBP: 0.325, SLG: 0.338 (1, 3)	1B 1B		G3 2B 1B		K2-3		B1-3			4	1	2	0	0	1	0						
Damon Berryhill, S OBP: 0.365, SLG: 0.528 (1, 2)	1B		G3 2B 1B		FC1-5 2B		HR			4	2	4	2	0	0	0						
Mark Lemke, S OBP: 0.351, SLG: 0.339 (1, 4)	G3-1		G3		FC1-5 BB		G4-3			3	0	0	0	1	0	4						
Pete Smith, R OBP: 0.182, SLG: 0.300 (1, 1) Greg McMichael, R (7, 1) Ryan Klesko, L (9, PH) Kent Mercker, L (9, 1)			G1-3		FC1-5 FC6-4		L3			3	0	1	2	0	0	2						
Inning Stats	R: 0 E: 0 K: 0 S: 8	H: 0 LOB: 0 BB: 0 P: 12	R: 0 E: 0 K: 1 S: 13	H: 2 LOB: 2 BB: 0 P: 19	R: 0 E: 0 K: 1 S: 10	H: 1 LOB: 1 BB: 0 P: 14	R: 3 E: 0 K: 0 S: 17	H: 4 LOB: 2 BB: 1 P: 25	R: 0 E: 0 K: 0 S: 5	H: 0 LOB: 0 BB: 0 P: 8	R: 0 E: 0 K: 1 S: 9	H: 1 LOB: 2 BB: 1 P: 16	R: 0 E: 0 K: 1 S: 7	H: 0 LOB: 0 BB: 0 P: 13	R: 2 E: 0 K: 0 S: 8	H: 2 LOB: 0 BB: 0 P: 12	R: 0 E: 0 K: 0 S: 9	H: 0 LOB: 1 BB: 1 P: 17	1B: 6 2B: 2 3B: 0 HR: 2	SF: 0 SAC: 1 DP: 0 HBP: 0	WP: 0 PB: 0 SB: 0 CS: 0	PA: 40
PITCHER	IP	WLS	BF	H	R	ER	SO	BB	IBB	HBP	BLK	WP	HR	S	P	ERA	WHIP					
Luis Aquino, R ERA: 2.91 (1, 1)	6.0	W	28	8	3	3	3	2	0	0	0	0	0	62	94	4.50	1.667					
Richie Lewis, R ERA: 2.51 (7, 1)	2.0		8	2	2	2	1	0	0	0	0	0	2	15	25	9.00	1.000					
Trevor Hoffman, R ERA: 3.09 (9, 1)	1.0	S	4	0	0	0	0	1	0	0	0	0	0	9	17	0.00	1.000					

Florida Marlins @ Atlanta Braves
Atlanta-Fulton County Stadium, Atlanta, GA
Thu Apr 29 1993, 7:05 PM EDT
Att: 49,221 - Unknown - 75 F

livebaseballscorecards.com

AB 36
R 5
H 10
RBI 5
BB 3
SO 4
LOB 13



Batter	1	2	3	4	5	6	7	8	9	AB	R	H	RBI	BB	SO	LOB	TOP									
Eric Young Sr., R OBP: 0.365, SLG: 0.370	3-3 K	4-2 1B BB		1-0 G3 BB 1B		2-1 G1-3		0-0 G5-3		4	0	1	0	1	1	0	Colorado Rockies @ Florida Marlins Joe Robbie Stadium, Miami, FL Fri Apr 30 1993, 7:05 PM EDT Att: 42,535 - Unknown									
Alex Cole, L OBP: 0.382, SLG: 0.382	4-2 S HR BB	0-0 1B		4-1 G3 BB		0-0 1B SF8 1B		0-0 1B		3	3	3	0	2	0	0										
Daryl Boston, L OBP: 0.370, SLG: 0.313	2-1 HR 1B	0-0 P7		1-1 G3		0-1 1B		1-3 K		5	1	2	0	0	1	5										
Gerald Young, S OBP: 0.333, SLG: 0.111	1-2 HR 1B			1-2 2-3		1-3 1B		1-2 K		0	0	0	0	0	0	0										
Andres Galarraga, R OBP: 0.435, SLG: 0.647	2-2 HR 1B	4-0 IBB		4-0 IBB		0-1 SF8		4-0 1B IBB		1	1	1	4	3	0	0										
Dante Bichette, R OBP: 0.359, SLG: 0.514	0-0 S 1B	0-0 G1-3		2-3 K		3-H F7		0-0 E8 1B		5	1	2	1	0	1	7										
Charlie Hayes, R OBP: 0.355, SLG: 0.561	0-3 K		1-0 G4-3		3-1 G1-3 2B		2-1 1B		0-1 F9		5	0	2	0	0	1		3								
Joe Girardi, R OBP: 0.299, SLG: 0.373	2-2 FC6-4 1B		2-0 G6-3		1-3 K		0-0 F8		1-0 G5-3		5	0	1	1	0	1		2								
Freddie Benavides, R OBP: 0.200, SLG: 0.192	0-1 FC6-4		3-1 F8		1-0 G1-3		0-0 L7		0-3 K		5	0	0	0	0	1		3								
Armando Reynoso, R OBP: 0.359, SLG: 0.514		0-1 G4-3		0-3 K		1-0 G5-3		0-0 G6-3		1-2 G5-3		5	0	0	0	0		1	2							
Inning Stats	R: 4 E: 0 K: 2 S: 22	H: 4 LOB: 1 BB: 1 P: 35	R: 0 E: 0 K: 0 S: 8	H: 1 LOB: 3 BB: 2 P: 16	R: 0 E: 0 K: 0 S: 4	H: 0 LOB: 0 BB: 0 P: 10	R: 0 E: 0 K: 2 S: 11	H: 1 LOB: 3 BB: 2 P: 22	R: 0 E: 0 K: 1 S: 7	H: 1 LOB: 1 BB: 0 P: 13	R: 1 E: 0 K: 0 S: 9	H: 2 LOB: 1 BB: 0 P: 12	R: 0 E: 0 K: 0 S: 5	H: 1 LOB: 1 BB: 0 P: 7	R: 1 E: 1 K: 1 S: 8	H: 2 LOB: 2 BB: 1 P: 13	R: 0 E: 0 K: 1 S: 7	H: 0 LOB: 0 BB: 0 P: 9	1B: 10 2B: 1 3B: 0 HR: 1	SF: 1 SAC: 0 DP: 0 HBP: 0	WP: 0 PB: 0 SB: 3 CS: 0	PA: 45				
PITCHER	IP	WLS	BF	H	R	ER	SO	BB	IBB	HBP	BLK	WP	HR	S	P	ERA	WHIP									
Ryan Bowen, R ERA: 2.61	(1, 1)	5.0	L	27	7	4	4	5	3	2	0	0	0	1	52	96	7.20	2.000								
Jim Corsi, R ERA: 6.0	(6, 1)	3.0		15	5	2	2	1	0	1	0	0	0	0	22	32	6.00	1.667								
Cris Carpenter, R ERA: 3.86	(9, 1)	1.0		3	0	0	0	1	0	0	0	0	0	7	9	0.00	0.000									

Batter	1	2	3	4	5	6	7	8	9	AB	R	H	RBI	BB	SO	LOB	BOTTOM								
Chuck Carr, S OBP: 0.273, SLG: 0.290	2-1 F8		3-2 G4-3		0-0 P6			0-0 B2-3		4	0	0	0	0	0	1	Colorado Rockies @ Florida Marlins Joe Robbie Stadium, Miami, FL Fri Apr 30 1993, 7:05 PM EDT Att: 42,535 - Unknown								
Junior Felix, S OBP: 0.264, SLG: 0.414	2-2 L9		1-2 K			2-3 K		0-0 1B		4	0	1	0	0	2	0									
Dave Magadan, L OBP: 0.357, SLG: 0.413	1-2 HBP		0-0 G4-3			1-0 1B		1-2 F9		3	0	1	0	0	0	1									
Orestes Destrade, S OBP: 0.350, SLG: 0.364	2-0 P5			2-1 F9		0-1 L8			0-0 L7		4	0	0	0	0	2									
Benito Santiago, R OBP: 0.322, SLG: 0.418		4-2 1B E BB		0-1 F8		0-0 F8		3-1 FC4 1B		3	1	1	0	1	0	1									
Jeff Conine, R OBP: 0.386, SLG: 0.346		0-1 E G4-6-3 1B		1-2 G5-3			0-1 G5-3		3-1 F9		4	1	1	0	0	0		1							
Alex Arias, R OBP: 0.339, SLG: 0.400		4-1 G4-6-3 BB			1-2 G6-3 1B		1-1 P4		2-2 FC4		3	0	1	0	1	0		1							
Walt Weiss, S OBP: 0.378, SLG: 0.284		3-H G4-6-3			1-1 G6-3 1B		0-3 K				3	0	1	0	0	1		1							
Ryan Bowen, R OBP: 0.100, SLG: 0.100					0-1 G6-3			1-3 K		1	0	0	0	0	0	0		0							
Rick Renteria, R OBP: 0.250, SLG: 0.200					1-2 G6-3					1	0	0	0	0	0	2									
Jim Corsi, R OBP: 0.250, SLG: 0.182					1-2 2-3					0	0	0	0	0	0	0	0								
Greg Briley, L OBP: 0.250, SLG: 0.182										0	0	0	0	0	0	0	0								
Cris Carpenter, R ERA: 3.86										0	0	0	0	0	0	0	0								
Inning Stats	R: 0 E: 0 K: 0 S: 8	H: 0 LOB: 1 BB: 0 P: 15	R: 2 E: 1 K: 0 S: 11	H: 1 LOB: 0 BB: 2 P: 21	R: 0 E: 0 K: 1 S: 9	H: 0 LOB: 0 BB: 0 P: 13	R: 0 E: 0 K: 0 S: 8	H: 0 LOB: 0 BB: 0 P: 11	R: 0 E: 0 K: 1 S: 8	H: 1 LOB: 1 BB: 0 P: 11	R: 0 E: 0 K: 1 S: 7	H: 0 LOB: 0 BB: 0 P: 8	R: 0 E: 0 K: 1 S: 9	H: 1 LOB: 1 BB: 0 P: 11	R: 0 E: 0 K: 0 S: 8	H: 1 LOB: 1 BB: 0 P: 16	1B: 6 2B: 0 3B: 0 HR: 0	SF: 0 SAC: 0 DP: 2 HBP: 1	WP: 0 PB: 0 SB: 0 CS: 0	PA: 34					
PITCHER	IP	WLS	BF	H	R	ER	SO	BB	IBB	HBP	BLK	WP	HR	S	P	ERA	WHIP								
Armando Reynoso, R ERA: 1.0	(1, 1)	9.0	W	34	6	2	1	4	2	0	1	0	0	79	119	1.00	0.889								

Batter	1	2	3	4	5	6	7	8	9	10	11	12	AB	R	H	RBI	BB	SO	LOB	TOP
Eric Young Sr., R OBP: 0.382, SLG: 0.389	1-0 CS HBP	2-2 F7		1-2 G5-3			4-0 1B BB	4-1 CS BB			0-0 F8 1B		3	1	1	0	2	0	1	
Alex Cole, L OBP: 0.366, SLG: 0.365	3-2 SAFE SAFE F9	2-1 G3 1B		0-1 G4-3			1-1 F8	2-3 SAFE SAFE K			1-2 SAFE SAFE K		6	0	1	0	0	2	4	
Daryl Boston, L OBP: 0.379, SLG: 0.314	4-1 2B HBP BB	1-1 G3		1-3 K			2-1 1B 1B			1-3 G4-3		3	1	1	0	1	1	2		
Gerald Young, S (7, PR) OBP: 0.286, SLG: 0.091		1-2 2-3 2B					1-2 2-3 1B				0-0 F8		2	1	0	0	0	0	1	
Andres Galarraga, R OBP: 0.439, SLG: 0.644	1-2 HBP 2B	0-0 G5-3					1-0 1B 1B			2-3 K		4	0	2	2	1	1	2	2	
Dante Bichette, R OBP: 0.357, SLG: 0.493	4-0 HBP 2B BB			0-1 L9			1-1 L7				0-0 FC5-4 1B		5	1	1	0	1	1	2	
Charlie Hayes, R OBP: 0.319, SLG: 0.570	1-2 2B HBP	1-2 2-3 3-H HBP		4-1 1B S BB			2-3 K2-3				1-2 2-3 3-H 1B		4	0	2	2	1	1	0	
Joe Girardi, R OBP: 0.301, SLG: 0.383	1-3 2-4 3-H 2B	2-2 2B		1-3 1B			0-0 G5-3				0-0 FC5-4		6	0	2	3	0	0	3	
Freddie Benavides, R OBP: 0.308, SLG: 0.182	2-1 G6-3			0-0 L7			0-1 G5-3				1-1 SAFE SAFE P6		4	0	0	0	0	0	7	
Jeff Francoeur, R OBP: 0.300, SLG: 0.199							1-0 F8				3-3 K		1	0	0	0	0	0	1	
Jerad Clark, R OBP: 0.266, SLG: 0.444													0	0	0	0	0	0	0	
Scott Fredrickson, R OBP: 0.277, SLG: 0.211													0	0	0	0	0	0	0	
Gary Wayne, L OBP: 0.227, SLG: 0.211													0	0	0	0	0	0	0	
Dale Murphy, R OBP: 0.227, SLG: 0.211													0	0	0	0	0	0	0	
Steve Reed, R OBP: 0.227, SLG: 0.211													0	0	0	0	0	0	0	
David Nied, R OBP: 0.214, SLG: 0.286		0-2 G3 1B		0-3 K			2-3 K				0-0 F9		2	0	1	0	0	1	2	
Jim Tatum, R OBP: 0.214, SLG: 0.286													1	0	0	0	0	1	0	
Willie Blair, R OBP: 0.296, SLG: 0.542													0	0	0	0	0	0	0	
Vinny Castilla, R OBP: 0.296, SLG: 0.542													2	0	0	0	0	0	1	
Inning Stats	R: 3 E: 0 K: 0 S: 14	H: 2 LOB: 2 BB: 2 P: 32	R: 0 E: 0 K: 0 S: 13	H: 2 LOB: 2 BB: 0 P: 18	R: 0 E: 0 K: 1 S: 9	H: 1 LOB: 2 BB: 1 P: 13	R: 0 E: 0 K: 1 S: 9	H: 0 LOB: 0 BB: 0 P: 11	R: 0 E: 0 K: 2 S: 10	H: 0 LOB: 0 BB: 0 P: 13	R: 0 E: 0 K: 0 S: 6	H: 1 LOB: 0 BB: 0 P: 14	R: 0 E: 0 K: 1 S: 8	H: 1 LOB: 2 BB: 1 P: 14	R: 0 E: 0 K: 1 S: 8	H: 0 LOB: 0 BB: 0 P: 13	1B: 8 2B: 4 3B: 0 HR: 0	SF: 0 SAC: 0 DP: 1 HBP: 2	WP: 0 PB: 0 SB: 2 CS: 3	PA: 53
PITCHER	IP WLS BF H R ER SO BB IBB HBP BLK WP HR S P ERA WHIP	IP WLS BF H R ER SO BB IBB HBP BLK WP HR S P ERA WHIP	IP WLS BF H R ER SO BB IBB HBP BLK WP HR S P ERA WHIP	IP WLS BF H R ER SO BB IBB HBP BLK WP HR S P ERA WHIP	IP WLS BF H R ER SO BB IBB HBP BLK WP HR S P ERA WHIP	IP WLS BF H R ER SO BB IBB HBP BLK WP HR S P ERA WHIP	IP WLS BF H R ER SO BB IBB HBP BLK WP HR S P ERA WHIP	IP WLS BF H R ER SO BB IBB HBP BLK WP HR S P ERA WHIP	IP WLS BF H R ER SO BB IBB HBP BLK WP HR S P ERA WHIP	IP WLS BF H R ER SO BB IBB HBP BLK WP HR S P ERA WHIP	IP WLS BF H R ER SO BB IBB HBP BLK WP HR S P ERA WHIP	IP WLS BF H R ER SO BB IBB HBP BLK WP HR S P ERA WHIP	IP WLS BF H R ER SO BB IBB HBP BLK WP HR S P ERA WHIP	IP WLS BF H R ER SO BB IBB HBP BLK WP HR S P ERA WHIP	IP WLS BF H R ER SO BB IBB HBP BLK WP HR S P ERA WHIP	IP WLS BF H R ER SO BB IBB HBP BLK WP HR S P ERA WHIP	IP WLS BF H R ER SO BB IBB HBP BLK WP HR S P ERA WHIP	IP WLS BF H R ER SO BB IBB HBP BLK WP HR S P ERA WHIP	IP WLS BF H R ER SO BB IBB HBP BLK WP HR S P ERA WHIP	IP WLS BF H R ER SO BB IBB HBP BLK WP HR S P ERA WHIP
Charlie Hough, R ERA: 4.54	6.1	6	31	7	6	6	5	66	108	8.53	1.737									
Cris Carpenter, R ERA: 3.48	1.0	6	2	0	0	0	1	0	7	14	0.00	3.000								
Bob McClure, L ERA: 2.71	0.2	1	0	0	0	1	0	0	4	6	0.00	0.000								
Trevor Hoffman, R ERA: 2.63	2.0	7	1	0	0	2	0	0	19	29	0.00	0.500								
Bryan Harvey, R ERA: 3.18	2.0	W	8	1	0	0	2	0	1	0	0	0	0	0	0	16	27	0.00	0.500	

Colorado Rockies @ Florida Marlins
Joe Robbie Stadium, Miami, FL

Sat May 01 1993, 7:05 PM EDT
Att: 43,583 - Unknown - 76 F

AB 45
R 6
H 11
RBI 6
BB 6
SO 10
LOB 26



Batter	1	2	3	4	5	6	7	8	9	10	11	12	AB	R	H	RBI	BB	SO	LOB	BOTTOM						
Chuck Carr, S OBP: 0.296, SLG: 0.318	3-2 G1-3	4-1 BB		0-1 BLK HR 1B			0-0 2B			0-1 B5-3		1-0 SH5-3	4	1	2	0	1	0	0							
Junior Felix, S OBP: 0.268, SLG: 0.396	3-2 L3	3-3 K		4-0 HBP BB HR			3-1 G6-3			3-3 K		4-0 IBB	4	1	0	0	2	2	4							
Dave Magadan, L OBP: 0.460, SLG: 0.397	2-1 G4-3			4-0 G4-6-3 BB			1-2 HR BB			0-1 P6		1-0 F7	3	1	0	0	3	0	2							
Orestes Destrade, S OBP: 0.333, SLG: 0.344				1-3 K			1-3 K			1-2 P7		3-3 K	5	0	0	0	0	3	6							
Benito Santiago, R OBP: 0.312, SLG: 0.400		1-1 1B S 1B		1-2 G1-3			0-3 K			3-2 F7		2-1 P4	6	1	1	0	0	1	4							
Jeff Conine, R OBP: 0.464, SLG: 0.398		1-1 SAFE SAFE 1B E 1B		0-0 F8			0-1 HR BB			1-3 K		1-0 G4-3 BB 1B	5	3	3	4	1	1	0							
Alex Arias, R OBP: 0.340, SLG: 0.288		1-1 SAFE SAFE 1B		4-2 P3			1-0 HR			3-1 F8		4-1 G4-3 BB	3	0	1	1	1	0	0							
Trevor Hoffman, R ERA: 3.65		1-3 E 1B					2-H 3-H HR					4-0 IBB	0	0	0	0	0	0	0							
Greg Blaney, R OBP: 0.295, SLG: 0.182		1-3 E 1B										1-2 2-3 3-H BB	0	0	0	0	1	0	0							
Bryan Harvey, R OBP: 0.313, SLG: 0.388		1-3 3-H 1B										2-2 3-H BB	0	0	0	0	1	0	0							
Walt Weiss, S OBP: 0.364, SLG: 0.274		3-1 SAFE SAFE E9		2-2 F9			2-3 K			1-2 L9		2-2 FC5-4	6	0	1	1	0	1	6							
Charlie Hough, R ERA: 4.54		1-3 3-H 2-2 1B		2-2 G5-3			1-3 K					4-1 SH5-3 BB	3	0	0	0	0	1	3							
Cris Carpenter, R ERA: 3.48													0	0	0	0	0	0	0							
Bob McClure, R ERA: 2.71													0	0	0	0	0	0	0							
Rick Renteria, R OBP: 0.316, SLG: 0.235													2	0	1	1	1	0	0							
Inning Stats	R: 0 E: 0 K: 0 S: 8	H: 0 LOB: 0 BB: 1 P: 16	R: 2 E: 1 K: 2 S: 21	H: 4 LOB: 3 BB: 1 P: 39	R: 0 E: 0 K: 0 S: 13	H: 0 LOB: 0 BB: 1 P: 10	R: 0 E: 0 K: 0 S: 13	H: 0 LOB: 0 BB: 1 P: 21	R: 4 E: 0 K: 2 S: 13	H: 2 LOB: 0 BB: 2 P: 22	R: 0 E: 0 K: 0 S: 9	H: 1 LOB: 0 BB: 0 P: 15	R: 0 E: 0 K: 1 S: 8	H: 0 LOB: 0 BB: 0 P: 13	R: 0 E: 0 K: 1 S: 10	H: 0 LOB: 0 BB: 0 P: 14	R: 0 E: 0 K: 0 S: 6	H: 0 LOB: 3 BB: 3 P: 22	R: 0 E: 0 K: 1 S: 8	H: 0 LOB: 2 BB: 2 P: 21	R: 1 E: 0 K: 0 S: 16	H: 2 LOB: 2 BB: 1 P: 24	1B: 7 2B: 1 3B: 0 HR: 1	SF: 0 SAC: 2 DP: 1 HBP: 0	WP: 1 PB: 0 SB: 2 CS: 0	PA: 54
PITCHER	IP WLS BF H R ER SO BB IBB HBP BLK WP HR S P ERA WHIP	IP WLS BF H R ER SO BB IBB HBP BLK WP HR S P ERA WHIP	IP WLS BF H R ER SO BB IBB HBP BLK WP HR S P ERA WHIP	IP WLS BF H R ER SO BB IBB HBP BLK WP HR S P ERA WHIP	IP WLS BF H R ER SO BB IBB HBP BLK WP HR S P ERA WHIP	IP WLS BF H R ER SO BB IBB HBP BLK WP HR S P ERA WHIP	IP WLS BF H R ER SO BB IBB HBP BLK WP HR S P ERA WHIP	IP WLS BF H R ER SO BB IBB HBP BLK WP HR S P ERA WHIP	IP WLS BF H R ER SO BB IBB HBP BLK WP HR S P ERA WHIP	IP WLS BF H R ER SO BB IBB HBP BLK WP HR S P ERA WHIP	IP WLS BF H R ER SO BB IBB HBP BLK WP HR S P ERA WHIP	IP WLS BF H R ER SO BB IBB HBP BLK WP HR S P ERA WHIP	IP WLS BF H R ER SO BB IBB HBP BLK WP HR S P ERA WHIP	IP WLS BF H R ER SO BB IBB HBP BLK WP HR S P ERA WHIP	IP WLS BF H R ER SO BB IBB HBP BLK WP HR S P ERA WHIP	IP WLS BF H R ER SO BB IBB HBP BLK WP HR S P ERA WHIP	IP WLS BF H R ER SO BB IBB HBP BLK WP HR S P ERA WHIP	IP WLS BF H R ER SO BB IBB HBP BLK WP HR S P ERA WHIP	IP WLS BF H R ER SO BB IBB HBP BLK WP HR S P ERA WHIP	IP WLS BF H R ER SO BB IBB HBP BLK WP HR S P ERA WHIP						
David Nied, R ERA: 4.54	5.0	25	6	6	4	5	0	1	1	60	108	10.80	2.200													
Willie Blair, R ERA: 3.65	1.0	4	1	0	0	2	0	0	9	15	0.00	1.000														
Jeff Fassett, R ERA: 3.15	3.0	9	0	0	0	2	0	0	27	40	0.00	0.000														
Scott Fredrickson, R ERA: 3.24	0.2	4	0	0	0	1	1	0	3	13	0.00	1.500														
Gary Wayne, L ERA: 3.24	1.1	7	0	0	0	1	2	1	0	0	0	0	0	0	11	30	0.00	1.500								

Colorado Rockies @ Florida Marlins
Joe Robbie Stadium, Miami, FL

Sat May 01 1993, 7:05 PM EDT
Att: 43,583 - Unknown - 76 F

Batter	1	2	3	4	5	6	7	8	9	AB	R	H	RBI	BB	SO	LOB	TOP			
Eric Young Sr., R OBP: 0.377, SLG: 0.364 (1, 4)	G3		L8			L5		1B		4	1	1	0	0	0	0	Colorado Rockies @ Florida Marlins Joe Robbie Stadium, Miami, FL Sun May 02 1993, 7:05 PM EDT Att: 41,370 - Unknown - 76 F			
Alex Cole, L OBP: 0.355, SLG: 0.372 (1, 8)	G4-3					G3		1B		4	0	2	2	0	0	0				
Daryl Boston, L OBP: 0.355, SLG: 0.291 Willie Blair, R (8, 1) Darren Holmes, R (8, 1)	G2-3					G6-3		K		4	0	0	0	0	2	2				
Andres Galarraga, R OBP: 0.422, SLG: 0.617 (1, 3)	G4-3					P6		F8		4	0	0	0	0	1	1				
Charlie Hayes, R OBP: 0.373, SLG: 0.556 (1, 5)	1B					L9		K		4	0	1	0	0	1	1				
Dante Bichette, R OBP: 0.341, SLG: 0.468 (1, 9)	K					L7		G4-3		4	0	0	0	0	1	1				
Joe Girardi, R OBP: 0.291, SLG: 0.369 (1, 2)	K					F9		G6-3		3	0	0	0	0	1	1				
Freddie Benavides, R OBP: 0.194, SLG: 0.203 (1, 6)			G4-3					G4-3		3	0	1	0	0	0	0				
Butch Henry, L OBP: 0.100, SLG: 0.100 Jerald Clark, R OBP: 0.270, SLG: 0.424 (8, PH) (8, 7)	G4-3					G4-3		1B		2	0	0	0	0	0	1				
Inning Stats	R: 0 E: 0 K: 0 S: 6	H: 0 LOB: 0 BB: 0 P: 10	R: 0 E: 0 K: 2 S: 13	H: 1 LOB: 1 BB: 0 P: 19	R: 0 E: 0 K: 0 S: 7	H: 0 LOB: 0 BB: 0 P: 13	R: 0 E: 0 K: 1 S: 10	H: 1 LOB: 1 BB: 0 P: 16	R: 0 E: 0 K: 0 S: 6	H: 0 LOB: 0 BB: 0 P: 8	R: 0 E: 0 K: 1 S: 7	H: 0 LOB: 0 BB: 0 P: 8	R: 0 E: 0 K: 1 S: 19	H: 3 LOB: 1 BB: 0 P: 23	R: 0 E: 0 K: 1 S: 10	H: 0 LOB: 0 BB: 0 P: 13		1B: 5 2B: 1 3B: 0 HR: 0	SF: 0 SAC: 0 DP: 0 HBP: 0	WP: 0 PB: 0 SB: 3 CS: 0
PITCHER	IP	WLS	BF	H	R	ER	SO	BB	IBB	HBP	BLK	WP	HR	S	P	ERA	WHIP			
Jack Armstrong, R ERA: 3.35 Jim Corsi, R ERA: 4.5	8.0	L	30	6	2	2	5	0	0	0	0	0	0	76	111	2.25	0.750			

Batter	1	2	3	4	5	6	7	8	9	AB	R	H	RBI	BB	SO	LOB	BOTTOM			
Chuck Carr, S OBP: 0.316, SLG: 0.329 (1, 8)	K		1B			1B				4	1	2	0	1	2	0	Colorado Rockies @ Florida Marlins Joe Robbie Stadium, Miami, FL Sun May 02 1993, 7:05 PM EDT Att: 41,370 - Unknown - 76 F			
Junior Felix, S OBP: 0.267, SLG: 0.389 (1, 9)	P2		1B			K				4	0	1	0	0	2	1				
Benito Santiago, R OBP: 0.309, SLG: 0.393 (1, 2)	P3		P9			1B				4	0	1	1	0	0	3				
Orestes Destrade, S OBP: 0.321, SLG: 0.330 (1, 3)	G5-3		F8			F9		L4		4	0	0	0	0	4	4				
Dave Magadan, L OBP: 0.462, SLG: 0.415 (1, 5)	1B		G4-3			G3		2B		4	0	2	0	0	0	0				
Jeff Conine, R OBP: 0.398, SLG: 0.384 (1, 7)	K		K			BB		F7		3	0	0	0	1	2	2				
Alex Arias, R OBP: 0.343, SLG: 0.386 (1, 4)	FC6-4		1B			F7		K		4	0	1	0	0	1	2				
Walt Weiss, S OBP: 0.370, SLG: 0.267 (1, 6)			1B			F9		G3		2	0	0	0	2	0	2				
Jack Armstrong, R OBP: 0.063, SLG: 0.063 Jim Corsi, R (9, 1) Greg Briley, L OBP: 0.240, SLG: 0.174 (9, PH)	K		K			P4		K		3	0	0	0	0	2	1				
Inning Stats	R: 0 E: 0 K: 1 S: 10	H: 0 LOB: 0 BB: 0 P: 15	R: 0 E: 0 K: 1 S: 12	H: 1 LOB: 1 BB: 0 P: 16	R: 0 E: 0 K: 1 S: 20	H: 1 LOB: 3 BB: 2 P: 29	R: 0 E: 0 K: 1 S: 10	H: 1 LOB: 1 BB: 0 P: 17	R: 1 E: 0 K: 1 S: 13	H: 2 LOB: 1 BB: 0 P: 19	R: 0 E: 0 K: 3 S: 11	H: 0 LOB: 0 BB: 1 P: 13	R: 0 E: 0 K: 0 S: 6	H: 1 LOB: 1 BB: 0 P: 12	R: 0 E: 0 K: 1 S: 10	H: 1 LOB: 2 BB: 1 P: 18		1B: 6 2B: 1 3B: 0 HR: 0	SF: 0 SAC: 0 DP: 0 HBP: 0	WP: 0 PB: 0 SB: 1 CS: 0
PITCHER	IP	WLS	BF	H	R	ER	SO	BB	IBB	HBP	BLK	WP	HR	S	P	ERA	WHIP			
Butch Henry, L ERA: 3.34 Willie Blair, R ERA: 3.46 Darren Holmes, R ERA: 14.85	7.0	W	29	5	1	1	8	3	0	0	0	0	0	4	9	0.00	1.500			



Batter	1	2	3	4	5	6	7	8	9	AB	R	H	RBI	BB	SO	LOB	TOP					
Bip Roberts, S (1,4) OBP: 0.297, SLG: 0.273	G5-3			1B BLK HR BB	G5-3		G6-3		K	2	1	0	0	1	0	0	Cincinnati Reds @ Florida Marlins Joe Robbie Stadium, Miami, FL Tue May 04 1993, 7:05 PM EDT Att: 38,798 - Unknown - 77 F					
Juan Samuel, R (5,4)									K	2	0	0	0	0	1	1						
Roberto Kelly, R (1,8) OBP: 0.283, SLG: 0.385	G4-6-3 1B			L8	G4-3		F8		K	5	0	1	0	0	1	2						
Barry Larkin, R (1,6) OBP: 0.394, SLG: 0.358	G4-6-3			E6 1B HR			G1-3		G6-3	4	1	0	0	0	0	2						
Kevin Mitchell, R (1,7)			L8		G5-3 1B BB				2B BB	2	1	1	0	2	0	0						
Chris Sabo, R (1,5) OBP: 0.257, SLG: 0.429	G4-3						L8		L8	4	1	2	4	0	0	1						
Randy Milligan, R (1,3) OBP: 0.426, SLG: 0.359							1B			4	0	2	0	0	0	2						
Dan Wilson, R (8, PR) OBP: 0.444, SLG: 0.500	L1			1-H 2-H 3-H	1B		G5-3			0	0	0	0	0	0	0						
Reggie Sanders, R (1,9) OBP: 0.299, SLG: 0.345			F8	1-2 FC5-4 1B					2B	3	1	0	0	1	1	3						
Joe Oliver, R (1,2) OBP: 0.327, SLG: 0.451			F9	G5-3			1-H HR		1B	4	1	2	2	0	0	1						
Tim Pugh, R (1,1) OBP: 0.111, SLG: 0.111			F8		G6-3		G3		K	1	0	0	0	0	0	0						
Bobby Ayala, R (4,1)									K	1	0	0	0	0	0	0						
Cecil Espy, S (7, PH) OBP: 0.432, SLG: 0.290										1	0	0	0	0	0	0						
Greg Cadaret, L (7,1)										0	0	0	0	0	0	0						
Gary Varsho, L (9, PH) OBP: 0.429, SLG: 0.409										1	0	0	0	0	1	1						
Inning Stats	R: 0 E: 0 K: 0 S: 6	H: 1 LOB: 0 BB: 0 P: 10	R: 0 E: 0 K: 0 S: 4	H: 0 LOB: 0 BB: 0 P: 6	R: 0 E: 0 K: 0 S: 7	H: 0 LOB: 0 BB: 0 P: 13	R: 4 E: 1 K: 0 S: 18	H: 3 LOB: 1 BB: 1 P: 30	R: 0 E: 0 K: 0 S: 7	H: 0 LOB: 0 BB: 0 P: 10	R: 0 E: 0 K: 0 S: 6	H: 1 LOB: 1 BB: 1 P: 12	R: 2 E: 0 K: 0 S: 16	H: 1 LOB: 0 BB: 1 P: 29	R: 0 E: 0 K: 1 S: 9	H: 1 LOB: 2 BB: 1 P: 17	R: 0 E: 0 K: 3 S: 11	H: 1 LOB: 1 BB: 0 P: 14	1B: 5 2B: 1 3B: 0 HR: 2	SF: 0 SAC: 0 DP: 2 HBP: 0	WP: 0 PB: 0 SB: 0 CS: 0	PA: 38
PITCHER	IP	WLS	BF	H	R	ER	SO	BB	IBB	HBP	BLK	WP	HR	S	P	ERA	WHIP					
Chris Hammond, L (1,1) ERA: 5.52	6.0	W	26	6	6	5	0	3	0	0	1	0	2	54	92	7.50	1.500					
Trevor Hoffman, R (7,1) ERA: 2.35	1.2		7	1	0	0	0	1	0	0	0	0	0	16	30	0.00	1.200					
Bryan Harvey, R (8,1) ERA: 2.84	1.1	S	5	1	0	0	4	0	0	0	0	0	0	14	19	0.00	0.750					

AB	34
R	6
H	8
RBI	6
BB	4
SO	4
LOB	13




Batter	1	2	3	4	5	6	7	8	9	AB	R	H	RBI	BB	SO	LOB	BOTTOM					
Chuck Carr, S (1,8) OBP: 0.333, SLG: 0.329	K	G4-6-3 BB	S 1B		G4-3 G3-1 2B BB		K			3	1	1	0	2	2	0	Cincinnati Reds @ Florida Marlins Joe Robbie Stadium, Miami, FL Tue May 04 1993, 7:05 PM EDT Att: 38,798 - Unknown - 77 F					
Junior Felix, S (1,9) OBP: 0.284, SLG: 0.380		G4-6-3	K		G3-1		F8			5	1	1	0	0	1	5						
Bryan Harvey, R (8,1)	1B HR									0	0	0	0	0	0	0						
Dave Magadan, L (1,5) OBP: 0.377, SLG: 0.430	1B HR	BB BB		E8 1B	G4-3 2B IBB		G1-3			4	3	3	0	1	0	0						
Orestes Destrade, S (1,3) OBP: 0.333, SLG: 0.366	HR	BB		FC5-4 1B	G4-3				K	4	1	2	5	1	1	2						
Benito Santiago, R (1,2) OBP: 0.324, SLG: 0.419	E6 CS			P3					E7 1B 2B	4	1	2	2	1	0	1						
Jeff Conine, R (1,7) OBP: 0.388, SLG: 0.378	HBP 1B BB	F9		FC5-4 1B	F7				K	4	1	1	0	1	1	5						
Alex Arias, R (1,4) OBP: 0.347, SLG: 0.377	1B HBP		L6	FC5-4			F9			4	0	1	1	0	0	2						
Walt Weiss, S (1,6) OBP: 0.371, SLG: 0.266	1B			G4-3			F8		F8	4	0	1	1	1	0	3						
Chris Hammond, L (1,1) OBP: 0.167, SLG: 0.091	L9			G4-3						4	1	0	0	0	0	3						
Trevor Hoffman, R (7,1)					E1 G3-1 G4-3 WP		F7			0	0	0	0	0	0	0						
Greg Briley, L (8,9) OBP: 0.240, SLG: 0.174										0	0	0	0	0	0	0						
Inning Stats	R: 4 E: 1 K: 1 S: 18	H: 4 LOB: 2 BB: 1 P: 29	R: 0 E: 0 K: 0 S: 13	H: 1 LOB: 3 BB: 3 P: 28	R: 0 E: 0 K: 1 S: 10	H: 1 LOB: 2 BB: 1 P: 17	R: 1 E: 1 K: 0 S: 12	H: 3 LOB: 2 BB: 0 P: 20	R: 3 E: 1 K: 0 S: 12	H: 1 LOB: 1 BB: 2 P: 28	R: 0 E: 0 K: 0 S: 4	H: 0 LOB: 0 BB: 0 P: 5	R: 0 E: 0 K: 1 S: 7	H: 0 LOB: 0 BB: 0 P: 13	R: 1 E: 1 K: 2 S: 11	H: 2 LOB: 1 BB: 0 P: 18		1B: 9 2B: 2 3B: 0 HR: 1	SF: 0 SAC: 0 DP: 1 HBP: 1	WP: 1 PB: 0 SB: 2 CS: 1	PA: 44	
PITCHER	IP	WLS	BF	H	R	ER	SO	BB	IBB	HBP	BLK	WP	HR	S	P	ERA		WHIP				
Tim Pugh, R (1,1) ERA: 3.99	3.1	L	24	9	5	5	2	5	0	1	0	0	1	49	86	13.50		4.200				
Bobby Ayala, R (4,1) ERA: 1.04	2.2		12	1	3	0	0	1	1	0	0	1	0	20	41	0.00	0.750					
Greg Cadaret, L (7,1)	2.0		8	2	1	0	3	0	0	0	0	0	0	18	31	0.00	1.000					



Batter	1	2	3	4	5	6	7	8	9	AB	R	H	RBI	BB	SO	LOB	TOP								
Roberto Kelly, R OBP: 0.279, SLG: 0.406 (1, 8)	0-2 G1-3		0-0 G4-3	1-0 G6-3			1-1 HR		1-3 K	5	1	1	1	0	1	2									
Jeff Branson, L OBP: 0.391, SLG: 0.368 (1, 4)	2-0 1B			1-3 K	3-1 G4-3		4-2 BB			3	0	1	0	1	1	0									
Barry Larkin, R OBP: 0.389, SLG: 0.347 (1, 6)	1-0 F9			4-1 1B BB	0-2 G4-3		2-2 G5-3			3	1	0	0	1	0	2									
Kevin Mitchell, R OBP: 0.407, SLG: 0.528 Steve Foster, R (7, 1) Jeff Reardon, R (9, 1)	1-3 K			1-2 1B BB	3-0 P4		0-0 F7			4	1	1	0	0	1	2									
Chris Sabo, R OBP: 0.257, SLG: 0.422 (1, 5)		3-3 K		0-1 1B WP		2-2 P9		0-1 G3-1		4	1	1	1	0	1	0									
Randy Milligan, R OBP: 0.418, SLG: 0.354 (1, 3)	2-1 G6-3			1-0 BB WP		0-0 G4-3		2-1 G6-3		4	1	1	1	0	0	0									
Reggie Sanders, R OBP: 0.307, SLG: 0.379 (1, 9)	1-3 K			4-2 G6-3 BB		2-0 HR		2-2 G6-3		3	1	1	1	1	1	0									
Joe Oliver, R OBP: 0.324, SLG: 0.436 (1, 2)			1-2 K	4-2 G6-3 BB		2-3 K		1-2 G6-3		3	0	0	0	1	2	0									
Tom Browning, L OBP: 0.125, SLG: 0.125 Cecil Espy, S OBP: 0.422, SLG: 0.281 Cesar Hernandez, R OBP: 0.143, SLG: 0.100 (7, PH) (7, 7)			0-3 K	0-1 G6-3			0-2 F7		0-3 K	2	0	0	1	0	1	2									
Inning Stats	R: 0 E: 0 K: 1 S: 9	H: 1 LOB: 1 BB: 0 P: 13	R: 0 E: 0 K: 2 S: 8	H: 0 LOB: 0 BB: 0 P: 14	R: 0 E: 0 K: 2 S: 7	H: 0 LOB: 0 BB: 0 P: 8	R: 4 E: 0 K: 1 S: 17	H: 3 LOB: 2 BB: 3 P: 33	R: 0 E: 0 K: 0 S: 6	H: 0 LOB: 0 BB: 0 P: 12	R: 1 E: 0 K: 0 S: 12	H: 1 LOB: 1 BB: 1 P: 18	R: 1 E: 0 K: 0 S: 12	H: 1 LOB: 1 BB: 1 P: 19	R: 0 E: 0 K: 0 S: 7	H: 0 LOB: 0 BB: 0 P: 11	R: 0 E: 0 K: 2 S: 12	H: 0 LOB: 0 BB: 0 P: 14	1B: 4 2B: 0 3B: 0 HR: 2	SF: 0 SAC: 0 DP: 0 HBP: 0	WP: 1 PB: 0 SB: 1 CS: 0	PA: 37			
PITCHER	IP	WLS	BF	H	R	ER	SO	BB	IBB	HBP	BLK	WP	HR	S	P	ERA	WHIP								
Ryan Bowen, R ERA: 3.62 Richie Lewis, R ERA: 2.7 Joe Klink, L ERA: 4.5 Cris Carpenter, R ERA: 3.18	(1, 1) (7, 1) (8, 1) (9, 1)	6.1 0.2 1.0 1.0	L 2 3 3	29 0 0 0	6 0 0 0	6 0 0 0	7 0 0 2	4 0 0 0	0 0 0 0	0 0 0 0	0 0 0 0	1 0 0 0	2 4 7 12	67 6 11 14	111 6 11 14	8.53 0.00 0.00 0.00	1.579 0.000 0.000 0.000								

Cincinnati Reds @ Florida Marlins
Joe Robbie Stadium, Miami, FL
Wed May 05 1993, 7:05 PM EDT
Att: 37,856 - Unknown - 78 F


AB 33
R 6
H 6
RBI 5
BB 4
SO 9
LOB 8



Batter	1	2	3	4	5	6	7	8	9	AB	R	H	RBI	BB	SO	LOB	BOTTOM								
Chuck Carr, S OBP: 0.314, SLG: 0.308 (1, 8)	0-1 P4		3-2 F7		0-0 FC5-4		2-3 K		0-0 G3	5	0	0	0	0	1	3									
Rick Renteria, R OBP: 0.348, SLG: 0.286 (1, 4)	3-2 FC5-4 1B			2-1 1B SF7	1-1 G4-3			1-1 G5-3		4	1	2	0	0	0	1									
Benito Santiago, R OBP: 0.330, SLG: 0.411 (1, 2)	1-1 F8			0-0 F9		4-2 G6-4-3 BB		4-2 1B BB		2	0	0	0	2	0	2									
Orestes Destrade, S OBP: 0.331, SLG: 0.362 (1, 3)	1-1 FC5-4			0-0 1B 1B	1-3 1B 1B		2-1 G6-4-3		1-2 F8	4	1	1	0	0	0	3									
Dave Magadan, L OBP: 0.378, SLG: 0.432 (1, 5)		1-1 F8		1-0 SF7		4-1 BB		0-2 1B		2	0	1	1	1	0	0									
Jeff Conine, R OBP: 0.383, SLG: 0.372 (1, 7)		1-1 G3-1		1-1 1B 1B		2-3 K		2-2 L9		4	0	1	0	0	1	3									
Monty Fariss, R OBP: 0.300, SLG: 0.353 (1, 9)		3-2 F7		2-1 FC6-4 1B			2-1 L5		1-3 K	4	0	1	1	0	1	0									
Alex Arias, R OBP: 0.342, SLG: 0.369 (1, 6)			2-2 G6-3	2-1 FC6-4			2-1 1B		1-2 F9	4	0	1	0	0	0	2									
Ryan Bowen, R OBP: 0.187, SLG: 0.167 Richie Lewis, R Junior Felix, S Joe Klink, L Cris Carpenter, R Greg Britley, L OBP: 0.299, SLG: 0.208 (1, 1) (7, 1) (7, PH) (8, 1) (9, 1) (9, PH)			3-3 K		0-0 FC5-4 1B		0-3 K		2-1 1B	2	0	1	0	0	1	0									
Inning Stats	R: 0 E: 0 K: 0 S: 9	H: 1 LOB: 1 BB: 0 P: 14	R: 0 E: 0 K: 0 S: 7	H: 0 LOB: 0 BB: 0 P: 12	R: 0 E: 0 K: 1 S: 13	H: 0 LOB: 0 BB: 0 P: 21	R: 2 E: 0 K: 0 S: 11	H: 4 LOB: 2 BB: 0 P: 19	R: 0 E: 0 K: 1 S: 5	H: 1 LOB: 1 BB: 0 P: 5	R: 0 E: 0 K: 1 S: 11	H: 0 LOB: 1 BB: 2 P: 23	R: 0 E: 0 K: 2 S: 10	H: 1 LOB: 1 BB: 0 P: 16	R: 0 E: 0 K: 0 S: 13	H: 1 LOB: 2 BB: 1 P: 21	R: 0 E: 0 K: 1 S: 9	H: 1 LOB: 1 BB: 0 P: 13	1B: 9 2B: 0 3B: 0 HR: 0	SF: 1 SAC: 0 DP: 1 HBP: 0	WP: 0 PB: 0 SB: 0 CS: 1	PA: 37			
PITCHER	IP	WLS	BF	H	R	ER	SO	BB	IBB	HBP	BLK	WP	HR	S	P	ERA	WHIP								
Tom Browning, L ERA: 7.65 Steve Foster, R ERA: 1.37 Jeff Reardon, R ERA: 2.7	(1, 1) (7, 1) (9, 1)	6.0 2.0 1.0	W 9 4	24 2 1	6 0 0	2 0 0	2 2 1	2 0 0	0 0 0	0 0 0	0 0 0	0 0 0	0 23 9	0 37 13	0 37 13	0.00 0.00 0.00	1.500 1.333 1.000								

Cincinnati Reds @ Florida Marlins
Joe Robbie Stadium, Miami, FL
Wed May 05 1993, 7:05 PM EDT
Att: 37,856 - Unknown - 78 F

AB 33
R 2
H 9
RBI 2
BB 3
SO 5
LOB 15



Batter	1	2	3	4	5	6	7	8	9	AB	R	H	RBI	BB	SO	LOB	TOP					
Chuck Carr, S OBP: 0.300, SLG: 0.293 (1, 8)										4	0	0	0	0	1	2						
Junior Felix, S OBP: 0.252, SLG: 0.362 Bob McClure, R Jim Corsi, R										4	0	0	0	0	2	2						
Dave Magadan, L OBP: 0.370, SLG: 0.435 (1, 5)										4	0	1	0	0	0	1						
Orestes Destrade, S OBP: 0.328, SLG: 0.352 (1, 3)										3	0	0	0	1	1	0						
Bento Santiago, R OBP: 0.318, SLG: 0.394 (1, 2)										4	0	0	0	0	0	2						
Jeff Conine, R OBP: 0.387, SLG: 0.361 (1, 7)											3	0	0	0	1	0						
Alex Arias, R OBP: 0.329, SLG: 0.353 (1, 4)										3	0	0	0	0	0	1						
Walt Weiss, S OBP: 0.380, SLG: 0.280 (1, 6)										3	0	2	0	0	0	0						
Charlie Hough, R Luis Aquino, R Greg Briley, L										2	0	0	0	0	0	2						
Inning Stats	R: 0 E: 0 K: 1 S: 6	H: 0 LOB: 0 BB: 0 P: 8	R: 0 E: 0 K: 1 S: 10	H: 0 LOB: 1 BB: 1 P: 18	R: 0 E: 0 K: 1 S: 11	H: 1 LOB: 0 BB: 0 P: 17	R: 0 E: 0 K: 0 S: 10	H: 0 LOB: 0 BB: 0 P: 14	R: 0 E: 0 K: 0 S: 7	H: 1 LOB: 1 BB: 0 P: 11	R: 0 E: 0 K: 1 S: 8	H: 1 LOB: 2 BB: 1 P: 12	R: 0 E: 0 K: 0 S: 5	H: 0 LOB: 0 BB: 0 P: 9	R: 0 E: 0 K: 0 S: 9	H: 1 LOB: 0 BB: 0 P: 14	R: 0 E: 0 K: 0 S: 6	H: 0 LOB: 0 BB: 0 P: 8	1B: 3 2B: 1 3B: 0 HR: 0	SF: 0 SAC: 0 DP: 0 HBP: 0	WP: 0 PB: 0 SB: 0 CS: 0	PA: 33
PITCHER Dwight Gooden, R ERA: 2.13 (1, 1)	IP: 9.0 WLS: W BF: 33 H: 4 R: 0 ER: 0 SO: 4 BB: 2 IBB: 0 HBP: 0 BLK: 0 WP: 0 HR: 0 S: 72 P: 111 ERA: 0.00 WHIP: 0.667															PITCHER						

Florida Marlins @ New York Mets
Shea Stadium, Flushing, NY
Fri May 07 1993, 7:05 PM EDT
Att: 25,753 - Unknown - 73 F

AB 31
R 0
H 4
RBI 0
BB 2
SO 4
LOB 10



Batter	1	2	3	4	5	6	7	8	9	AB	R	H	RBI	BB	SO	LOB	BOTTOM			
Vince Coleman, S OBP: 0.289, SLG: 0.319 (1, 7)										4	1	1	0	0	0	0				
Joe Orsulak, L OBP: 0.326, SLG: 0.379 (1, 8)										4	1	2	1	0	0	1				
Eddie Murray, S OBP: 0.349, SLG: 0.454 (1, 3)										4	0	1	1	0	1	1				
Bobby Bonilla, S OBP: 0.319, SLG: 0.423 (1, 9)										3	1	1	0	0	1	1				
Howard Johnson, S OBP: 0.405, SLG: 0.448 (1, 5)										3	1	1	2	0	2	1				
Tony Fernandez, S OBP: 0.327, SLG: 0.284 (1, 6)										3	0	0	0	0	0	0				
Jeff Kent, R OBP: 0.307, SLG: 0.299 (1, 4)										3	0	1	0	0	1	0				
Charlie O'Brien, R OBP: 0.217, SLG: 0.100 (1, 2)										3	0	0	0	0	1	1				
Dwight Gooden, R OBP: 0.250, SLG: 0.350 (1, 1)										3	0	0	0	0	1	0				
Inning Stats	R: 1 E: 0 K: 2 S: 13	H: 2 LOB: 1 BB: 0 P: 22	R: 0 E: 0 K: 2 S: 12	H: 0 LOB: 0 BB: 0 P: 17	R: 1 E: 0 K: 0 S: 7	H: 1 LOB: 0 BB: 0 P: 11	R: 0 E: 0 K: 1 S: 5	H: 0 LOB: 0 BB: 0 P: 8	R: 0 E: 0 K: 0 S: 7	H: 1 LOB: 0 BB: 0 P: 9	R: 0 E: 0 K: 1 S: 8	H: 0 LOB: 0 BB: 0 P: 14	R: 2 E: 0 K: 0 S: 15	H: 2 LOB: 0 BB: 0 P: 20	R: 0 E: 0 K: 1 S: 10	H: 1 LOB: 1 BB: 0 P: 11	1B: 5 2B: 0 3B: 0 HR: 2	SF: 0 SAC: 0 DP: 1 HBP: 0	WP: 0 PB: 0 SB: 0 CS: 0	PA: 30
PITCHER Charlie Hough, R ERA: 4.74 Luis Aquino, R ERA: 2.79 Bob McClure, L ERA: 6.75 Jim Corsi, R ERA: 4.15 (1, 1)	IP: 6.0 WLS: L BF: 23 H: 6 R: 4 ER: 4 SO: 6 BB: 4 IBB: 4 HBP: 4 BLK: 0 WP: 0 HR: 2 S: 62 P: 95 ERA: 6.00 WHIP: 1.000															PITCHER				

Florida Marlins @ New York Mets
Shea Stadium, Flushing, NY
Fri May 07 1993, 7:05 PM EDT
Att: 25,753 - Unknown - 73 F

AB 30
R 4
H 7
RBI 4
BB 0
SO 7
LOB 5




Batter	1	2	3	4	5	6	7	8	9	AB	R	H	RBI	BB	SO	LOB	TOP
Chuck Carr, S <small>OBP: 0.305, SLG: 0.299</small> 										5	1	2	1	0	1	1	
Junior Felix, S <small>OBP: 0.287, SLG: 0.400</small> 										5	2	3	1	0	0	2	
Jeff Conine, R <small>OBP: 0.388, SLG: 0.356</small> 										4	0	1	0	1	0	3	
Orestes Destrade, S <small>OBP: 0.331, SLG: 0.348</small> Bryan Harvey, R <small>OBP: 0.296, SLG: 0.240</small> 										4	0	1	2	0	2	2	
Dave Magadan, L <small>OBP: 0.459, SLG: 0.433</small> 										5	0	1	0	0	2	4	
Steve Decker, R Trevor Hoffman, R Greg Briley, L <small>OBP: 0.296, SLG: 0.240</small> 										4	0	0	0	0	1	4	
Alex Arias, R <small>OBP: 0.337, SLG: 0.343</small> 										2	0	0	0	1	0	1	
Walt Weiss, S <small>OBP: 0.388, SLG: 0.286</small> 										2	1	1	0	1	1	3	
Jack Armstrong, R <small>OBP: 0.158, SLG: 0.158</small> Benito Santiago, R <small>OBP: 0.315, SLG: 0.390</small> 										3	0	2	0	0	0	0	
Inning Stats R: 0 H: 1 E: 0 LOB: 1 K: 0 BB: 0 S: 8 P: 10 R: 0 H: 2 E: 0 LOB: 2 K: 1 BB: 1 S: 10 P: 16 R: 2 H: 3 E: 0 LOB: 3 K: 2 BB: 1 S: 22 P: 35 R: 1 H: 1 E: 0 LOB: 0 K: 0 BB: 0 S: 8 P: 14 R: 0 H: 0 E: 0 LOB: 0 K: 1 BB: 0 S: 5 P: 7 R: 1 H: 3 E: 0 LOB: 2 K: 0 BB: 0 S: 10 P: 13 R: 0 H: 0 E: 0 LOB: 0 K: 0 BB: 0 S: 5 P: 12 R: 0 H: 0 E: 1 LOB: 1 K: 2 BB: 0 S: 9 P: 17 R: 0 H: 1 E: 1 LOB: 1 K: 2 BB: 0 S: 9 P: 14 1B: 9 SF: 0 2B: 1 SAC: 1 3B: 0 DP: 1 HR: 1 HBP: 2 WP: 1 PA: 41 PB: 0 SB: 0 CS: 0																	
PITCHER Pete Schourek, L <small>ERA: 4.91</small> Jeff Innis, R <small>ERA: 4.02</small> Mike Maddux, R <small>ERA: 4.2</small> Anthony Young, R <small>ERA: 3.55</small>	IP WLS BF H R ER SO BB IBB HBP BLK WP HR S P ERA WHIP 5.0 L 24 7 3 3 4 1 1 1 0 0 1 53 82 5.40 1.600 2.0 9 3 1 1 0 0 0 0 1 0 0 15 25 4.50 1.500 1.0 4 0 0 0 1 1 0 0 0 0 0 11 17 0.00 1.000 1.0 4 1 0 0 2 0 0 0 0 0 0 9 14 0.00 1.000																
Batter	1	2	3	4	5	6	7	8	9	AB	R	H	RBI	BB	SO	LOB	BOTTOM
Vince Coleman, S <small>OBP: 0.296, SLG: 0.314</small> 										2	0	0	1	2	1	0	
Joe Orsulak, L <small>OBP: 0.308, SLG: 0.355</small> 										4	0	0	0	0	0	4	
Eddie Murray, S <small>OBP: 0.354, SLG: 0.485</small> 										4	1	2	1	0	0	0	
Bobby Bonilla, S <small>OBP: 0.316, SLG: 0.410</small> 										3	0	0	0	1	2	1	
Howard Johnson, S <small>OBP: 0.391, SLG: 0.429</small> 										4	0	0	0	0	0	2	
Tony Fernandez, S <small>OBP: 0.324, SLG: 0.283</small> 										4	0	1	0	0	0	0	
Jeff Kent, R <small>OBP: 0.311, SLG: 0.295</small> Jeff McKnight, S <small>OBP: 0.231, SLG: 0.091</small> 										1	0	0	0	0	0	0	
Todd Hundley, S <small>OBP: 0.288, SLG: 0.403</small> 										2	1	0	0	0	1	2	
Pete Schourek, L <small>OBP: 0.295, SLG: 0.143</small> Wayne Housler, S <small>OBP: 0.290, SLG: 0.750</small> Jeff Innis, R <small>ERA: 4.02</small> Dave Gallagher, R <small>OBP: 0.315, SLG: 0.387</small> Mike Maddux, L <small>ERA: 4.2</small> Anthony Young, R <small>ERA: 3.55</small>	IP WLS BF H R ER SO BB IBB HBP BLK WP HR S P ERA WHIP 6.0 W 25 4 2 2 2 3 0 1 0 0 0 1 52 97 3.00 1.167 2.0 7 0 0 0 2 1 0 0 0 0 0 14 23 0.00 0.500 1.0 S 3 0 0 0 2 0 0 0 0 0 0 9 11 0.00 0.000																
Inning Stats R: 0 H: 0 E: 0 LOB: 0 K: 0 BB: 1 S: 8 P: 18 R: 0 H: 0 E: 0 LOB: 0 K: 1 BB: 0 S: 7 P: 12 R: 0 H: 0 E: 0 LOB: 0 K: 0 BB: 0 S: 6 P: 9 R: 1 H: 1 E: 0 LOB: 0 K: 0 BB: 0 S: 7 P: 10 R: 1 H: 1 E: 0 LOB: 3 K: 0 BB: 2 S: 13 P: 29 R: 0 H: 2 E: 0 LOB: 2 K: 1 BB: 0 S: 11 P: 19 R: 0 H: 0 E: 0 LOB: 0 K: 2 BB: 0 S: 10 P: 13 R: 0 H: 0 E: 0 LOB: 1 K: 0 BB: 1 S: 4 P: 10 R: 0 H: 0 E: 0 LOB: 0 K: 2 BB: 0 S: 9 P: 11 1B: 3 SF: 0 2B: 0 SAC: 0 3B: 0 DP: 0 HR: 1 HBP: 1 WP: 0 PA: 35 PB: 0 SB: 1 CS: 1																	
PITCHER Jack Armstrong, R <small>ERA: 3.3</small> Trevor Hoffman, R <small>ERA: 2.08</small> Bryan Harvey, R <small>ERA: 2.63</small>	IP WLS BF H R ER SO BB IBB HBP BLK WP HR S P ERA WHIP 6.0 W 25 4 2 2 2 3 0 1 0 0 0 1 52 97 3.00 1.167 2.0 7 0 0 0 2 1 0 0 0 0 0 14 23 0.00 0.500 1.0 S 3 0 0 0 2 0 0 0 0 0 0 9 11 0.00 0.000																

Florida Marlins @ New York Mets
Shea Stadium, Flushing, NY
Sat May 08 1993, 3:33 AM EDT
Att: 32,959 - Sunny - 70 F

AB 35
R 4
H 11
RBI 4
BB 3
SO 7
LOB 21

Florida Marlins @ New York Mets
Shea Stadium, Flushing, NY
Sat May 08 1993, 3:33 AM EDT
Att: 32,959 - Sunny - 70 F

AB 30
R 2
H 4
RBI 2
BB 4
SO 6
LOB 9



Batter	1	2	3	4	5	6	7	8	9	AB	R	H	RBI	BB	SO	LOB	TOP										
Chuck Carr, S OBP: 0.320, SLG: 0.300 (1, 8)	F8							P6		3	1	1	0	2	0	0	Florida Marlins @ New York Mets Shea Stadium, Flushing, NY Sun May 09 1993, 3:33 AM EDT Att: 26,033 - Sunny - 85 F										
Junior Felix, S OBP: 0.284, SLG: 0.400 (1, 9)	G5-3	FC5						K		5	1	1	0	0	1	5											
Benito Santiago, R OBP: 0.328, SLG: 0.388 (1, 2)										3	1	1	0	2	0	2											
Orestes Destrade, S OBP: 0.336, SLG: 0.342 Bryan Harvey, R (9, 1)	K							G3		5	1	1	1	0	2	3											
Dave Magadan, L OBP: 0.465, SLG: 0.430 (1, 5)										3	1	1	0	2	0	1											
Jeff Conine, R OBP: 0.388, SLG: 0.352 (9, 3)										4	1	1	1	1	1	3											
Alex Arias, R OBP: 0.341, SLG: 0.338 (1, 4)										4	0	1	0	1	0	2											
Walt Weiss, S OBP: 0.402, SLG: 0.330 (1, 6)										4	0	3	2	0	0	0											
Chris Hammond, L OBP: 0.133, SLG: 0.071 Jim Corsi, R (8, 1)										3	0	0	0	0	2	3											
Greg Briley, L OBP: 0.286, SLG: 0.240 (9, 7)										0	0	0	0	0	0	0											
Inning Stats	R: 0 E: 0 K: 1 S: 11	H: 0 LOB: 1 BB: 1 P: 20	R: 1 E: 0 K: 0 S: 11	H: 2 LOB: 3 BB: 2 P: 24	R: 2 E: 0 K: 2 S: 15	H: 3 LOB: 2 BB: 1 P: 25	R: 3 E: 1 K: 0 S: 13	H: 3 LOB: 1 BB: 1 P: 27	R: 0 E: 0 K: 1 S: 7	H: 1 LOB: 2 BB: 1 P: 12	R: 0 E: 0 K: 1 S: 7	H: 0 LOB: 0 BB: 1 P: 13	R: 0 E: 0 K: 1 S: 6	H: 1 LOB: 1 BB: 0 P: 10	R: 0 E: 0 K: 0 S: 6	H: 0 LOB: 0 BB: 1 P: 13	1B: 7 2B: 3 3B: 0 HR: 0	SF: 0 SAC: 1 DP: 2 HBP: 0	WP: 1 PB: 0 SB: 0 CS: 0	PA: 43							
PITCHER	IP	WLS	BF	H	R	ER	SO	BB	IBB	HBP	BLK	WP	HR	S	P	ERA	WHIP										
Frank Tanana, L ERA: 4.03 (1, 1)	3.0	L	21	7	6	4	3	5	0	0	0	1	0	40	76	12.00	4.000										
Mickey Weston, R ERA: 7.94 (4, 1)	2.0		9	2	0	0	1	1	0	0	0	0	0	17	32	0.00	1.500										
Jeff Kaiser, L ERA: 4.05 (6, 1)	2.0		6	0	0	0	1	1	0	0	0	0	0	15	25	0.00	0.500										
Mike Draper, R ERA: 4.15 (8, 1)	2.0		7	1	0	0	1	1	0	0	0	0	0	12	23	0.00	1.000										

Batter	1	2	3	4	5	6	7	8	9	AB	R	H	RBI	BB	SO	LOB	BOTTOM										
Vince Coleman, S OBP: 0.285, SLG: 0.301 (1, 7)	K							G5-3		5	0	0	0	0	2	3	Florida Marlins @ New York Mets Shea Stadium, Flushing, NY Sun May 09 1993, 3:33 AM EDT Att: 26,033 - Sunny - 85 F										
Dave Gallagher, R OBP: 0.444, SLG: 0.609 (1, 8)	K									5	1	2	1	0	1	0											
Eddie Murray, S OBP: 0.364, SLG: 0.500 (1, 3)										5	2	3	0	0	1	3											
Bobby Bonilla, S OBP: 0.314, SLG: 0.404 (1, 9)	K									4	0	1	1	0	2	2											
Chico Walker, S OBP: 0.250, SLG: 0.318 (1, 5)										4	0	1	2	0	0	1											
Tony Fernandez, S OBP: 0.322, SLG: 0.292 (1, 6)										4	0	1	0	0	0	2											
Charlie O'Brien, R OBP: 0.192, SLG: 0.087 Joe Orsulak, L OBP: 0.318, SLG: 0.365 (9, PH)										3	0	0	0	0	0	1											
Tim Bogar, R OBP: 0.111, SLG: 0.222 Todd Hundley, S OBP: 0.284, SLG: 0.397 (9, PH)										1	1	1	0	0	0	0											
Frank Tanana, L OBP: 0.100, SLG: 0.100 Mickey Weston, R (5, PH)										1	0	0	0	0	0	0											
Wayne Housie, S OBP: 0.500, SLG: 0.600 Jeff Kaiser, R (8, 1)										1	0	0	0	0	0	1											
Jeff McKnight, S OBP: 0.083 Mike Draper, R OBP: 0.000, SLG: 0.000 Howard Johnson, S OBP: 0.268, SLG: 0.268 (8, PH)										1	0	0	0	0	0	2											
Inning Stats	R: 0 E: 0 K: 3 S: 16	H: 1 LOB: 0 BB: 0 P: 25	R: 0 E: 0 K: 0 S: 6	H: 1 LOB: 0 BB: 0 P: 11	R: 0 E: 1 K: 0 S: 10	H: 0 LOB: 1 BB: 0 P: 16	R: 0 E: 0 K: 0 S: 7	H: 0 LOB: 0 BB: 0 P: 11	R: 0 E: 0 K: 1 S: 13	H: 2 LOB: 1 BB: 0 P: 18	R: 0 E: 0 K: 0 S: 6	H: 0 LOB: 0 BB: 0 P: 9	R: 2 E: 0 K: 0 S: 11	H: 3 LOB: 1 BB: 0 P: 17	R: 1 E: 1 K: 3 S: 15	H: 2 LOB: 2 BB: 0 P: 21	1B: 6 2B: 4 3B: 0 HR: 0	SF: 0 SAC: 0 DP: 0 HBP: 0	WP: 0 PB: 0 SB: 0 CS: 0	PA: 39							
PITCHER	IP	WLS	BF	H	R	ER	SO	BB	IBB	HBP	BLK	WP	HR	S	P	ERA	WHIP										
Chris Hammond, L ERA: 4.74 (1, 1)	7.0	W	27	5	1	1	4	0	0	0	0	0	0	67	102	1.29	0.714										
Jim Corsi, R ERA: 6.75 (8, 1)	1.0		6	3	2	2	0	0	0	0	0	0	0	11	17	18.00	3.000										
Bryan Harvey, R ERA: 2.45 (9, 1)	1.0	S	6	2	1	0	3	0	0	0	0	0	0	15	21	0.00	2.000										

Batter	1	2	3	4	5	6	7	8	9	AB	R	H	RBI	BB	SO	LOB	TOP			
Chuck Carr, S OBP: 0.317, SLG: 0.298	P4		F9			G4-3			S	4	0	1	0	0	0	1				
Junior Felix, S OBP: 0.256, SLG: 0.387	G3			G3-1			K		K	4	0	0	0	0	2	1				
Dave Magadan, L OBP: 0.358, SLG: 0.417	K			F7					P4	3	0	0	0	1	1	1				
Orestes Destrade, S OBP: 0.319, SLG: 0.333		F7		P5			F8			3	0	0	0	0	0	1				
Bento Santiago, R OBP: 0.319, SLG: 0.377		G6-3			K				K	3	0	0	0	0	2	1				
Greg Britely, L OBP: 0.300, SLG: 0.250			K						K	3	0	1	0	0	2	0				
Alex Arias, R OBP: 0.330, SLG: 0.325			G5-3		P6				G4-3	3	0	0	0	0	0	1				
Walt Weiss, S OBP: 0.400, SLG: 0.330						F8			P6	3	0	1	0	0	0	0				
Ryan Bowen, R OBP: 0.154, SLG: 0.154			SH1-4							1	0	0	0	0	0	0				
Jeff Conine, R OBP: 0.385, SLG: 0.349					B1-3				K	1	0	0	0	0	1	0				
Inning Stats	R: 0 H: 0 E: 0 K: 1 S: 15	H: 0 LOB: 0 BB: 0 P: 20	R: 0 H: 0 E: 0 K: 1 S: 8	H: 0 LOB: 0 BB: 0 P: 9	R: 0 H: 1 E: 0 K: 0 S: 8	H: 1 LOB: 0 BB: 0 P: 12	R: 0 H: 0 E: 0 K: 0 S: 6	H: 0 LOB: 0 BB: 0 P: 8	R: 0 H: 1 E: 0 K: 1 S: 6	H: 1 LOB: 0 BB: 0 P: 10	R: 0 H: 0 E: 0 K: 0 S: 6	H: 0 LOB: 1 BB: 1 P: 19	R: 0 H: 0 E: 0 K: 1 S: 11	H: 0 LOB: 0 BB: 0 P: 15	R: 0 H: 1 E: 0 K: 2 S: 13	H: 1 LOB: 1 BB: 0 P: 16	1B: 3 2B: 0 3B: 0 HR: 0	SF: 0 SAC: 1 DP: 0 HBP: 0	WP: 0 PB: 0 SB: 1 CS: 1	PA: 30
PITCHER Bret Saberhagen, R ERA: 3.51	IP: 9.0 WLS: W BF: 30 H: 3 R: 0 ER: 0 SO: 8 BB: 1 IBB: 0 HBP: 0 BLK: 0 WP: 0 HR: 0 S: 84 P: 117 ERA: 0.00 WHIP: 0.444															PITCHER				

Florida Marlins @ New York Mets
Shea Stadium, Flushing, NY
Mon May 10 1993, 7:05 PM EDT
Att: 20,234 - Unknown - 68 F

AB 28
R 0
H 3
RBI 0
BB 1
SO 8
LOB 6



Batter	1	2	3	4	5	6	7	8	9	AB	R	H	RBI	BB	SO	LOB	BOTTOM			
Vince Coleman, S OBP: 0.291, SLG: 0.302	G4-3		CS		B5			F8		3	1	1	0	1	0	0				
Joe Orsulak, L OBP: 0.329, SLG: 0.354	G4-3				P6			FC5-4		2	0	0	0	2	0	1				
Eddie Murray, S OBP: 0.352, SLG: 0.486	SF8					F7		FC5-4		3	0	0	1	0	1	3				
Bobby Bonilla, S OBP: 0.304, SLG: 0.389	K			G4-3		K		G3		4	0	0	0	0	2	1				
Howard Johnson, S OBP: 0.403, SLG: 0.430			FC3-6							1	0	1	0	2	0	0				
Chico Walker, S OBP: 0.259, SLG: 0.320			FC3-6			G1-3				3	0	1	0	0	0	2				
Todd Hundley, S OBP: 0.274, SLG: 0.382		G3			F7			G3		3	0	0	0	0	0	3				
Tim Bogar, R OBP: 0.083, SLG: 0.167		L9						G3		3	0	0	0	0	1	3				
Bret Saberhagen, R OBP: 0.167, SLG: 0.176					F9			G4-3		3	0	0	0	0	1	0				
Inning Stats	R: 1 H: 1 E: 0 K: 1 S: 10	H: 1 LOB: 0 BB: 0 P: 12	R: 0 H: 0 E: 0 K: 0 S: 4	H: 0 LOB: 1 BB: 1 P: 10	R: 0 H: 0 E: 0 K: 2 S: 9	H: 0 LOB: 2 BB: 2 P: 21	R: 0 H: 1 E: 0 K: 1 S: 11	H: 1 LOB: 0 BB: 1 P: 18	R: 0 H: 0 E: 0 K: 0 S: 4	H: 0 LOB: 0 BB: 0 P: 4	R: 0 H: 1 E: 0 K: 1 S: 11	H: 1 LOB: 1 BB: 0 P: 13	R: 0 H: 0 E: 0 K: 0 S: 7	H: 0 LOB: 0 BB: 0 P: 8	R: 0 H: 0 E: 0 K: 0 S: 5	H: 0 LOB: 1 BB: 1 P: 9	1B: 3 2B: 0 3B: 0 HR: 0	SF: 1 SAC: 0 DP: 0 HBP: 0	WP: 0 PB: 0 SB: 2 CS: 1	PA: 31
PITCHER Ryan Bowen, R ERA: 3.18	IP: 8.0 WLS: L BF: 31 H: 3 R: 1 ER: 1 SO: 5 BB: 5 IBB: 0 HBP: 0 BLK: 0 WP: 0 HR: 0 S: 61 P: 95 ERA: 1.12 WHIP: 1.000															PITCHER				

Florida Marlins @ New York Mets
Shea Stadium, Flushing, NY
Mon May 10 1993, 7:05 PM EDT
Att: 20,234 - Unknown - 68 F

AB 25
R 1
H 3
RBI 1
BB 5
SO 5
LOB 13



Batter	1	2	3	4	5	6	7	8	9	AB	R	H	RBI	BB	SO	LOB	TOP			
Chuck Carr, S OBP: 0.321, SLG: 0.296 (1, 8)	G1-3		1-1 S		3-2 F8		3-2 F8		4-1 E BB	4	0	1	0	1	0	1				
Junior Felix, S OBP: 0.285, SLG: 0.407 Cris Carpenter, R Bob McClure, R Trevor Hoffman, R Joe Klink, L Rick Renteria, R OBP: 0.333, SLG: 0.273 (1, 9)	G4-3		1-0 P3		0-1 2B		0-0 2B		0-2 E6	4	0	2	1	0	0	1				
Dave Magadan, L OBP: 0.456, SLG: 0.417 (1, 5)					1-1 F9		2-3 K		3-2 G1-3	5	1	2	0	0	1	4				
Orestes Destrade, S OBP: 0.309, SLG: 0.323 (1, 3)	K				0-0 F8		2-2 G3		2-3 K	4	0	0	0	0	2	2				
Bento Santiago, R OBP: 0.317, SLG: 0.382 (1, 2)			1-1 G5-3		0-0 G6-3 1B 2B		0-0 F9		1-3 K	4	1	1	0	0	1	0				
Jeff Conine, R OBP: 0.381, SLG: 0.339 (1, 7)	L3				0-0 G6-3		0-3 K		4-2 BB	3	0	0	1	1	1	1				
Alex Arias, R OBP: 0.326, SLG: 0.321 (1, 4)	K				2-3 3H 0-0		1-0 F8		0-3 K	4	0	1	1	0	2	1				
Walt Weiss, S OBP: 0.395, SLG: 0.326 (1, 6)			2-1 G4-3		1-2 G4-3		0-0 2B 1B		2-3 K	4	1	1	0	0	1	1				
Luis Aquino, R OBP: 0.313, SLG: 0.300 Greg Briley, L (7, PH) (7, 9)			2-1 F8		0-0 G5-3		2-1 1H 2B 2B		0-0 G4-3	2	0	0	0	0	0	0				
Inning Stats	R: 0 E: 0 K: 1 S: 16	H: 1 LOB: 1 BB: 0 P: 20	R: 0 E: 0 K: 1 S: 7	H: 0 LOB: 0 BB: 0 P: 10	R: 0 E: 0 K: 0 S: 7	H: 1 LOB: 1 BB: 0 P: 13	R: 2 E: 0 K: 0 S: 9	H: 3 LOB: 1 BB: 0 P: 13	R: 0 E: 0 K: 1 S: 7	H: 0 LOB: 0 BB: 0 P: 9	R: 2 E: 0 K: 1 S: 12	H: 3 LOB: 1 BB: 0 P: 20	R: 0 E: 0 K: 3 S: 13	H: 0 LOB: 1 BB: 1 P: 20	R: 0 E: 1 K: 1 S: 11	H: 0 LOB: 2 BB: 1 P: 20	1B: 5 2B: 4 3B: 0 HR: 0	SF: 0 SAC: 0 DP: 0 HBP: 0	WP: 0 PB: 0 SB: 1 CS: 0	PA: 39
PITCHER	IP WLS BF H R ER SO	IP WLS BF H R ER SO	IP WLS BF H R ER SO	IP WLS BF H R ER SO	IP WLS BF H R ER SO	IP WLS BF H R ER SO	IP WLS BF H R ER SO	IP WLS BF H R ER SO	IP WLS BF H R ER SO	IP WLS BF H R ER SO	IP WLS BF H R ER SO	IP WLS BF H R ER SO	IP WLS BF H R ER SO	IP WLS BF H R ER SO	IP WLS BF H R ER SO	IP WLS BF H R ER SO	ERA WHIP	ERA WHIP		
Ken Hill, R ERA: 2.77	6.2	29	9	4	4	3	0	0	0	0	0	0	0	0	0	0	5.40	1.350		
Mel Rojas, R ERA: 3.86	0.1	W 1	0	0	0	1	0	0	0	0	0	0	0	0	0	0	0.00	0.000		
Jeff Shaw, R ERA: 1.42	1.2	7	0	0	0	4	2	0	0	0	0	0	0	0	0	0	0.00	1.200		
John Wetteland, R ERA: 3.18	0.1	S 2	0	0	0	0	0	0	0	0	0	0	0	0	0	0	0.00	0.000		

Florida Marlins @ Montreal Expos
Olympic Stadium, Montreal, QB
Tue May 11 1993, 7:05 PM EDT
Att: 14,048 - Dome

AB 37
R 4
H 9
RBI 4
BB 2
SO 8
LOB 12



Batter	1	2	3	4	5	6	7	8	9	AB	R	H	RBI	BB	SO	LOB	BOTTOM			
Delino DeShields, L OBP: 0.423, SLG: 0.378 (1, 4)	G6-4-3 BB		3-1 G3			0-0 SH1-3 2B 1B	2-1 2B 1B		1-3 K	4	1	2	1	1	1	1				
Mike Lansing, R OBP: 0.376, SLG: 0.544 (1, 5)	G6-4-3 1-2				0-0 G6-3 3B	0-0 SH1-3	0-1 P4			3	1	1	0	0	0	4				
Marquis Grissom, R OBP: 0.361, SLG: 0.473 (1, 8)					1-1 G6-3	3-2 2B 1B	2-2 2B		1-3 2H 3H 4-0	3	1	2	3	1	0	0				
Larry Walker, L OBP: 0.408, SLG: 0.609 (1, 9)					3H 2-1 G4-3	2-3 K	0-0 IBB			3	0	0	0	1	1	3				
Moises Alou, R OBP: 0.414, SLG: 0.556 John Vander Wal, L OBP: 0.333, SLG: 0.483 (8, 3)			1-1 F9		4-2 BB	0-1 1B 2B	2-3 K		1-1 1H 2H	2	0	1	2	1	0	0				
Darin Fletcher, L OBP: 0.355, SLG: 0.408 (1, 2)			1-1 G4-3		2-2 G1-4-3	0-0 1B 2B	0-3 K		0-0 2H 1B	4	0	1	0	0	1	4				
Greg Colbrunn, R OBP: 0.278, SLG: 0.560 Lou Frazier, S OBP: 0.296, SLG: 0.280 (7, PR) (8, 7)			2-1 P4		1-1 P2		2-2 HBP 1B 1B	2-2 FC4-6 1B		3	0	1	0	0	0	0				
Wil Cordero, R OBP: 0.283, SLG: 0.369 (1, 6)			0-1 G6-3		0-1 G3	1-2 1B HBP 2B 1B	1-2 FC4-6 G4-3 S	1-2 G4-3		4	1	1	0	0	0	1				
Ken Hill, R OBP: 0.278, SLG: 0.250 Mel Rojas, R Sean Berry, R OBP: 0.341, SLG: 0.133 Jeff Shaw, R John Wetteland, R (9, 1)			0-0 L4		1-3 K	1-0 2B HBP	2-2 G4-3			2	0	0	0	0	1	0				
Inning Stats	R: 0 E: 0 K: 0 S: 8	H: 0 LOB: 2 BB: 2 P: 19	R: 0 E: 0 K: 0 S: 6	H: 0 LOB: 0 BB: 0 P: 10	R: 0 E: 0 K: 0 S: 5	H: 0 LOB: 0 BB: 0 P: 8	R: 1 E: 0 K: 0 S: 10	H: 1 LOB: 1 BB: 1 P: 19	R: 0 E: 0 K: 1 S: 8	H: 0 LOB: 0 BB: 0 P: 10	R: 2 E: 0 K: 1 S: 11	H: 4 LOB: 2 BB: 0 P: 16	R: 3 E: 0 K: 2 S: 20	H: 4 LOB: 3 BB: 1 P: 34	R: 0 E: 0 K: 1 S: 14	H: 1 LOB: 1 BB: 0 P: 20	1B: 7 2B: 2 3B: 1 HR: 0	SF: 0 SAC: 1 DP: 1 HBP: 1	WP: 0 PB: 0 SB: 1 CS: 0	PA: 37
PITCHER	IP WLS BF H R ER SO	IP WLS BF H R ER SO	IP WLS BF H R ER SO	IP WLS BF H R ER SO	IP WLS BF H R ER SO	IP WLS BF H R ER SO	IP WLS BF H R ER SO	IP WLS BF H R ER SO	IP WLS BF H R ER SO	IP WLS BF H R ER SO	IP WLS BF H R ER SO	IP WLS BF H R ER SO	IP WLS BF H R ER SO	IP WLS BF H R ER SO	IP WLS BF H R ER SO	IP WLS BF H R ER SO	ERA WHIP	ERA WHIP		
Luis Aquino, R ERA: 3.14	6.0	24	5	3	3	2	0	0	0	0	0	0	0	0	0	0	4.50	1.333		
Cris Carpenter, R ERA: 5.96	0.0	L 3	2	3	3	0	0	0	0	0	0	0	0	0	0	0				
Bob McClure, L ERA: 6.75	0.0	1	1	0	0	0	0	0	0	0	0	0	0	0	0	0				
Trevor Hoffman, R ERA: 1.96	1.0	5	1	0	0	2	0	1	0	0	0	0	0	0	0	0	0.00	1.000		
Joe Klink, L ERA: 3.86	1.0	4	1	0	0	1	0	0	0	0	0	0	0	0	0	0	0.00	1.000		

Florida Marlins @ Montreal Expos
Olympic Stadium, Montreal, QB
Tue May 11 1993, 7:05 PM EDT
Att: 14,048 - Dome

AB 31
R 6
H 10
RBI 6
BB 4
SO 5
LOB 17



Batter	1	2	3	4	5	6	7	8	9	AB	R	H	RBI	BB	SO	LOB	TOP									
Chuck Carr, S OBP: 0.330, SLG: 0.330	4-1 CS BB	3-2 HR	0-0 L4		0-2 G1-3 1B		1-3 K		0-0 P6	5	1	2	4	1	1	2										
Rick Renteria, R OBP: 0.414, SLG: 0.444	3-2 1B	2-1 1B	1-1 BB 1B		0-1 G1-3			0-0 2B		5	2	4	1	0	0	1										
Benito Santiago, R OBP: 0.320, SLG: 0.383	0-1 1B	1-1 G5-3	2-1 BB 1B		2-0 F7			0-1 P4		5	0	2	0	0	0	3										
Orestes Destrade, S OBP: 0.319, SLG: 0.323 Trevor Hoffman, R OBP: 0.333, SLG: 0.333	2-1 2B	4-2 BB	4-2 BB		0-0 G4-3			2-3 K		3	1	1	1	2	1	1										
Bryan Harvey, R	1-2 2B	0-3 K	1-2 BB		1-0 F8			0-1 G1-3		0	0	0	0	0	0	0										
Dave Magadan, L OBP: 0.347, SLG: 0.416	0-0 2B	0-3 K	3-2 L8		2-3 K2-3			1-0 HR		5	0	1	1	0	1	6										
Junior Felix, S OBP: 0.269, SLG: 0.406	0-1 G6-3	1-0 1B			1-6 P4			1-0 HR		5	1	2	1	0	1	1										
Monty Fariss, R OBP: 0.292, SLG: 0.381 Jeff Conine, R OBP: 0.378, SLG: 0.336					2-3 K		1-3 K	0-3 K		4	1	1	0	0	3	2										
Walt Weiss, S OBP: 0.403, SLG: 0.333		4-1 HR BB	1-0 SH1-3 1B		0-0 F8		2-1 SH1-3 1B	2-1 F8		4	2	2	0	1	0	1										
Charlie Hough, R Richie Lewis, R Greg Briley, L OBP: 0.333, SLG: 0.419		4-2 HR BB	0-2 SH1-3		1-3 K		1-1 SH1-3	0-0 HR		1	1	0	0	1	1	0										
Inning Stats	R: 2 E: 0 K: 0 S: 13	H: 4 LOB: 1 BB: 1 P: 22	R: 5 E: 0 K: 2 S: 21	H: 4 LOB: 2 BB: 3 P: 41	R: 1 E: 0 K: 0 S: 15	H: 3 LOB: 3 BB: 1 P: 26	R: 0 E: 0 K: 1 S: 5	H: 0 LOB: 0 BB: 0 P: 8	R: 0 E: 0 K: 1 S: 9	H: 1 LOB: 1 BB: 0 P: 12	R: 0 E: 0 K: 1 S: 6	H: 0 LOB: 0 BB: 0 P: 9	R: 0 E: 0 K: 1 S: 11	H: 1 LOB: 1 BB: 0 P: 16	R: 0 E: 0 K: 1 S: 9	H: 1 LOB: 1 BB: 0 P: 11	R: 2 E: 0 K: 1 S: 9	H: 2 LOB: 0 BB: 0 P: 12	1B: 10 2B: 4 3B: 0 HR: 2	SF: 0 SAC: 2 DP: 0 HBP: 0	WP: 0 PB: 0 SB: 0 CS: 1	PA: 46				
PITCHER	IP WLS BF H R ER SO BB IBB HBP BLK WP HR S P ERA WHIP	IP WLS BF H R ER SO BB IBB HBP BLK WP HR S P ERA WHIP	IP WLS BF H R ER SO BB IBB HBP BLK WP HR S P ERA WHIP	IP WLS BF H R ER SO BB IBB HBP BLK WP HR S P ERA WHIP	IP WLS BF H R ER SO BB IBB HBP BLK WP HR S P ERA WHIP	IP WLS BF H R ER SO BB IBB HBP BLK WP HR S P ERA WHIP	IP WLS BF H R ER SO BB IBB HBP BLK WP HR S P ERA WHIP	IP WLS BF H R ER SO BB IBB HBP BLK WP HR S P ERA WHIP	IP WLS BF H R ER SO BB IBB HBP BLK WP HR S P ERA WHIP	IP WLS BF H R ER SO BB IBB HBP BLK WP HR S P ERA WHIP	IP WLS BF H R ER SO BB IBB HBP BLK WP HR S P ERA WHIP	IP WLS BF H R ER SO BB IBB HBP BLK WP HR S P ERA WHIP	IP WLS BF H R ER SO BB IBB HBP BLK WP HR S P ERA WHIP	IP WLS BF H R ER SO BB IBB HBP BLK WP HR S P ERA WHIP	IP WLS BF H R ER SO BB IBB HBP BLK WP HR S P ERA WHIP	IP WLS BF H R ER SO BB IBB HBP BLK WP HR S P ERA WHIP	IP WLS BF H R ER SO BB IBB HBP BLK WP HR S P ERA WHIP	IP WLS BF H R ER SO BB IBB HBP BLK WP HR S P ERA WHIP	IP WLS BF H R ER SO BB IBB HBP BLK WP HR S P ERA WHIP	IP WLS BF H R ER SO BB IBB HBP BLK WP HR S P ERA WHIP	IP WLS BF H R ER SO BB IBB HBP BLK WP HR S P ERA WHIP	IP WLS BF H R ER SO BB IBB HBP BLK WP HR S P ERA WHIP	IP WLS BF H R ER SO BB IBB HBP BLK WP HR S P ERA WHIP	IP WLS BF H R ER SO BB IBB HBP BLK WP HR S P ERA WHIP	IP WLS BF H R ER SO BB IBB HBP BLK WP HR S P ERA WHIP	IP WLS BF H R ER SO BB IBB HBP BLK WP HR S P ERA WHIP

Florida Marlins @ Montreal Expos
Olympic Stadium, Montreal, QB
Wed May 12, 1993, 7:05 PM EDT
Att. 14,562 - Dome

AB 39
R 10
H 16
RBI 10
BB 5
SO 9
LOB 18



Batter	1	2	3	4	5	6	7	8	9	AB	R	H	RBI	BB	SO	LOB	BOTTOM									
Delino DeShields, L OBP: 0.405, SLG: 0.358	3-1 F8	3-1 G5-3		1-1 G4-3		2-1 G4-3		2-0 G3		5	0	0	0	0	0	4										
Mike Lansing, R OBP: 0.386, SLG: 0.538	4-1 G1-3 1B		1-0 P6		2-2 HBP 2B	4-0 1B		3-2 P4		3	2	1	0	2	0	0										
Marquis Grissom, R OBP: 0.370, SLG: 0.474	3-2 G1-3		2-0 HR		1-0 2B	2-1 SF9 HBP		1-1 F9		4	2	2	1	0	0	1										
Larry Walker, L OBP: 0.407, SLG: 0.609	3-2 BB		0-0 F8		3-2 SF9	1-0 F7		2-2 G3		5	0	2	2	0	0	3										
Frank Bolick, S OBP: 0.371, SLG: 0.463	4-2 BB		3-1 HR		1-3 K		1-1 G4-3	0-3 K		4	1	1	2	1	2	2										
John Vander Wall, L OBP: 0.400, SLG: 0.550 Brian Barnes, L OBP: 0.330, SLG: 0.550 Greg Coltrane, R OBP: 0.330, SLG: 0.550 Jeff Fassero, L OBP: 0.330, SLG: 0.550 Sean Berry, R OBP: 0.330, SLG: 0.550 Scott Aldred, L OBP: 0.330, SLG: 0.550	1-1 F8		3-2 G4-3		0-0 SF9	2-2 F7		2-2 F7		2	0	0	0	0	0	2										
Darrin Fletcher, L OBP: 0.338, SLG: 0.387		0-1 G4-3		2-1 F8	1-0 F7		0-3 K			4	0	0	0	0	1	1										
Wil Cordero, R OBP: 0.298, SLG: 0.417		2-1 G6-3		1-1 G6-3		0-0 G4-3 E 1B		2-2 HR		4	2	3	1	0	0	0										
Chris Nabholz, L OBP: 0.083, SLG: 0.083 Kent Bottenfield, R OBP: 0.111, SLG: 0.111 Lou Frazier, S OBP: 0.300, SLG: 0.321		0-2 G6-3		3-1 2B		0-0 E4 G4-3		1-2 G4-3		0	0	0	0	0	0	0										
Inning Stats	R: 1 E: 0 K: 0 S: 16	H: 1 LOB: 1 BB: 2 P: 34	R: 0 E: 0 K: 0 S: 10	H: 1 LOB: 0 BB: 0 P: 15	R: 2 E: 0 K: 0 S: 8	H: 2 LOB: 0 BB: 0 P: 17	R: 0 E: 0 K: 0 S: 8	H: 1 LOB: 1 BB: 0 P: 15	R: 2 E: 1 K: 0 S: 7	H: 2 LOB: 2 BB: 1 P: 16	R: 0 E: 0 K: 1 S: 8	H: 0 LOB: 0 BB: 0 P: 11	R: 1 E: 0 K: 0 S: 10	H: 1 LOB: 0 BB: 0 P: 18	R: 0 E: 0 K: 1 S: 8	H: 0 LOB: 0 BB: 0 P: 11	R: 0 E: 0 K: 1 S: 8	H: 0 LOB: 0 BB: 0 P: 11	1B: 5 2B: 3 3B: 0 HR: 2	SF: 1 SAC: 0 DP: 1 HBP: 1	WP: 0 PB: 0 SB: 0 CS: 0	PA: 41				
PITCHER	IP WLS BF H R ER SO BB IBB HBP BLK WP HR S P ERA WHIP	IP WLS BF H R ER SO BB IBB HBP BLK WP HR S P ERA WHIP	IP WLS BF H R ER SO BB IBB HBP BLK WP HR S P ERA WHIP	IP WLS BF H R ER SO BB IBB HBP BLK WP HR S P ERA WHIP	IP WLS BF H R ER SO BB IBB HBP BLK WP HR S P ERA WHIP	IP WLS BF H R ER SO BB IBB HBP BLK WP HR S P ERA WHIP	IP WLS BF H R ER SO BB IBB HBP BLK WP HR S P ERA WHIP	IP WLS BF H R ER SO BB IBB HBP BLK WP HR S P ERA WHIP	IP WLS BF H R ER SO BB IBB HBP BLK WP HR S P ERA WHIP	IP WLS BF H R ER SO BB IBB HBP BLK WP HR S P ERA WHIP	IP WLS BF H R ER SO BB IBB HBP BLK WP HR S P ERA WHIP	IP WLS BF H R ER SO BB IBB HBP BLK WP HR S P ERA WHIP	IP WLS BF H R ER SO BB IBB HBP BLK WP HR S P ERA WHIP	IP WLS BF H R ER SO BB IBB HBP BLK WP HR S P ERA WHIP	IP WLS BF H R ER SO BB IBB HBP BLK WP HR S P ERA WHIP	IP WLS BF H R ER SO BB IBB HBP BLK WP HR S P ERA WHIP	IP WLS BF H R ER SO BB IBB HBP BLK WP HR S P ERA WHIP	IP WLS BF H R ER SO BB IBB HBP BLK WP HR S P ERA WHIP	IP WLS BF H R ER SO BB IBB HBP BLK WP HR S P ERA WHIP	IP WLS BF H R ER SO BB IBB HBP BLK WP HR S P ERA WHIP	IP WLS BF H R ER SO BB IBB HBP BLK WP HR S P ERA WHIP	IP WLS BF H R ER SO BB IBB HBP BLK WP HR S P ERA WHIP	IP WLS BF H R ER SO BB IBB HBP BLK WP HR S P ERA WHIP	IP WLS BF H R ER SO BB IBB HBP BLK WP HR S P ERA WHIP	IP WLS BF H R ER SO BB IBB HBP BLK WP HR S P ERA WHIP	IP WLS BF H R ER SO BB IBB HBP BLK WP HR S P ERA WHIP

Florida Marlins @ Montreal Expos
Olympic Stadium, Montreal, QB
Wed May 12, 1993, 7:05 PM EDT
Att. 14,562 - Dome

AB 36
R 7
H 10
RBI 7
BB 3
SO 3
LOB 15



Batter	1	2	3	4	5	6	7	8	9	AB	R	H	RBI	BB	SO	LOB	TOP										
Chuck Carr, S OBP: 0.339, SLG: 0.336 (1, 8)										3	1	1	1	0	1	2	Florida Marlins @ St. Louis Cardinals Busch Stadium, St. Louis, MO Fri May 14 1993, 7:05 PM CDT Att: 51,809 - Unknown - 79 F										
Junior Felix, S OBP: 0.254, SLG: 0.382 Bob McClure, R Jim Corsi, R (1, 9) (7, 1) (7, 1)										4	0	0	0	0	1	4											
Dave Magadan, L OBP: 0.443, SLG: 0.408 (1, 5)										4	0	2	1	0	0	0											
Orestes Destrade, S OBP: 0.329, SLG: 0.341 (1, 3)										4	0	0	0	0	0	2											
Benito Santiago, R OBP: 0.309, SLG: 0.390 (1, 2)										4	0	0	0	0	0	1											
Jeff Conine, R OBP: 0.378, SLG: 0.364 (1, 7)										4	0	0	0	0	1	0											
Alex Arias, R OBP: 0.323, SLG: 0.318 (1, 4)										4	1	1	0	0	1	0											
Walt Weiss, S OBP: 0.402, SLG: 0.336 (1, 6)										4	0	3	0	0	1	0											
Chris Hammond, L OBP: 0.176, SLG: 0.125 Cris Carpenter, R Greg Briley, L OBP: 0.361, SLG: 0.471 (1, 1) (6, 1) (7, PH) (7, 9)										2	0	1	0	0	1	0											
Inning Stats	R: 0 E: 0 K: 1 S: 8	H: 0 LOB: 0 BB: 0 P: 11	R: 0 E: 0 K: 0 S: 8	H: 0 LOB: 0 BB: 0 P: 12	R: 0 E: 0 K: 2 S: 9	H: 0 LOB: 0 BB: 0 P: 10	R: 1 E: 0 K: 0 S: 10	H: 2 LOB: 1 BB: 0 P: 15	R: 0 E: 1 K: 1 S: 11	H: 2 LOB: 2 BB: 0 P: 16	R: 0 E: 0 K: 1 S: 6	H: 1 LOB: 0 BB: 0 P: 7	R: 1 E: 0 K: 0 S: 11	H: 3 LOB: 3 BB: 0 P: 17	R: 0 E: 0 K: 0 S: 5	H: 0 LOB: 0 BB: 0 P: 5		R: 0 E: 0 K: 1 S: 9	H: 1 LOB: 1 BB: 0 P: 16	1B: 9 2B: 0 3B: 0 HR: 0	SF: 0 SAC: 0 DP: 1 HBP: 1	WP: 0 PB: 0 SB: 1 CS: 0	PA: 36				
PITCHER	IP	WLS	BF	H	R	ER	SO	BB	IBB	HBP	BLK	WP	HR	S	P	ERA	WHIP										
Bob Tewksbury, R ERA: 3.17 Mike Perez, R ERA: 3.1	(1, 1) (9, 1)	8.0 1.0	W 4	32 1	8 0	2 0	5 1	0 0	0 0	1 0	0 0	0 0	0 0	68 9	93 16	2.25 0.00	1.000 1.000										

Batter	1	2	3	4	5	6	7	8	9	AB	R	H	RBI	BB	SO	LOB	BOTTOM										
Bernard Gilkey, R OBP: 0.437, SLG: 0.517 (1, 7)										4	1	2	2	1	0	3	Florida Marlins @ St. Louis Cardinals Busch Stadium, St. Louis, MO Fri May 14 1993, 7:05 PM CDT Att: 51,809 - Unknown - 79 F										
Ozzie Smith, S OBP: 0.294, SLG: 0.297 (1, 6)										4	1	2	0	1	0	1											
Ray Lankford, L OBP: 0.386, SLG: 0.368 (1, 8)										4	1	2	0	0	0	2											
Gregg Jefferies, S OBP: 0.346, SLG: 0.458 (1, 3)										4	2	2	0	0	0	2											
Mark Whiten, S OBP: 0.336, SLG: 0.442 (1, 9)										4	0	0	1	0	0	4											
Todd Zeile, R OBP: 0.319, SLG: 0.344 (1, 5)										4	1	1	1	0	1	2											
Geronimo Pena, S OBP: 0.347, SLG: 0.346 (1, 4)										3	0	1	1	1	0	0											
Erik Pappas, R OBP: 0.273, SLG: 0.273 (1, 2)										4	1	2	1	0	0	2											
Bob Tewksbury, R OBP: 0.375, SLG: 0.333 Gerald Perry, L OBP: 0.462, SLG: 0.556 Mike Perez, R (1, 1) (8, PH) (9, 1)										2	0	1	1	0	0	0											
Inning Stats	R: 0 E: 0 K: 0 S: 8	H: 1 LOB: 0 BB: 0 P: 12	R: 1 E: 0 K: 0 S: 12	H: 2 LOB: 1 BB: 0 P: 21	R: 0 E: 0 K: 1 S: 6	H: 0 LOB: 0 BB: 1 P: 15	R: 0 E: 0 K: 1 S: 6	H: 0 LOB: 0 BB: 0 P: 9	R: 0 E: 1 K: 0 S: 6	H: 1 LOB: 2 BB: 1 P: 12	R: 3 E: 0 K: 0 S: 16	H: 5 LOB: 2 BB: 1 P: 29	R: 1 E: 0 K: 0 S: 10	H: 2 LOB: 1 BB: 0 P: 15	R: 2 E: 0 K: 0 S: 10	H: 2 LOB: 0 BB: 0 P: 17		R: 2 E: 0 K: 0 S: 10	H: 2 LOB: 0 BB: 0 P: 17	1B: 12 2B: 0 3B: 0 HR: 1	SF: 0 SAC: 1 DP: 2 HBP: 0	WP: 1 PB: 0 SB: 1 CS: 0	PA: 38				
PITCHER	IP	WLS	BF	H	R	ER	SO	BB	IBB	HBP	BLK	WP	HR	S	P	ERA	WHIP										
Chris Hammond, L ERA: 4.98 Cris Carpenter, R ERA: 6.0 Bob McClure, L ERA: 8.44 Jim Corsi, R ERA: 7.88	(1, 1) (6, 1) (7, 1) (7, 1)	5.1 0.2 0.0 2.0	L 2	26 1	8 0	4 0	4 0	0 0	0 0	0 0	0 0	0 0	0 0	4 4	6 7	0.00 ∞ 9.00	1.500 ∞ 1.000										

AB	35
R	2
H	9
RBI	2
BB	0
SO	6
LOB	10



AB	34
R	7
H	13
RBI	7
BB	3
SO	1
LOB	17



Batter	1	2	3	4	5	6	7	8	9	AB	R	H	RBI	BB	SO	LOB	TOP				
Chuck Carr, S OBP: 0.338, SLG: 0.339 (1, 8)	1-3 K		1-2 HBP		0-2 L6			1-3 K		3	0	0	0	0	2	0	Florida Marlins @ St. Louis Cardinals Busch Stadium, St. Louis, MO Sun May 16 1993, 3:33 AM CDT Att: 37,937 - Cloudy - 69 F				
Rick Renteria, R OBP: 0.372, SLG: 0.400 (1, 4)	3-2 1B		2-0 L9			0-2 P3		0-0 G5-3		4	0	1	0	0	0	2					
Jeff Conine, R OBP: 0.389, SLG: 0.363 (1, 7)	0-0 1B		0-3 K			0-0 F9 1B		2-3 K		4	0	2	0	0	2	2					
Orestes Destrade, S OBP: 0.323, SLG: 0.333 (1, 3)	2-3 K		0-0 G1-3			0-0 1B		1-1 P4		4	0	1	0	0	1	4					
Dave Magadan, L OBP: 0.431, SLG: 0.395 (1, 5)	1-0 G3			2-2 F7		1-2 F9		1-2 F9		4	0	0	0	0	0	4					
Monty Faries, R OBP: 0.259, SLG: 0.333 (9, PH)		2-1 G5-3		3-2 F9		2-0 P5		1-2 G4-3		3	0	0	0	0	0	2					
Junior Felix, S OBP: 0.250, SLG: 0.373 (9, 1)										1	0	0	0	0	0	0					
Trevor Hoffman, R (9, 1)										0	0	0	0	0	0	0					
Steve Decker, R (1, 2)		3-2 F8		1-2 F8			2-2 P4			3	0	0	0	0	0	0					
Alex Arias, R OBP: 0.336, SLG: 0.319 (1, 6)		2-2 G6-3			0-2 G6-3		2-2 G5-3			3	0	0	0	0	0	0					
Luis Aquino, R OBP: 0.100, SLG: 0.100 (9, 9)					0-3 K		0-0 G6-3			3	0	1	0	0	1	0					
Greg Briley, L OBP: 0.361, SLG: 0.471 (9, 9)										0	0	0	0	0	0	0					
Inning Stats	R: 0 H: 2 E: 0 K: 2 S: 12	H: 0 LOB: 2 BB: 0 P: 19	R: 0 H: 0 E: 0 K: 0 S: 10	H: 0 LOB: 0 BB: 0 P: 17	R: 0 H: 1 E: 0 K: 1 S: 8	H: 2 LOB: 2 BB: 0 P: 11	R: 0 H: 0 E: 0 K: 0 S: 11	H: 0 LOB: 0 BB: 0 P: 17	R: 0 H: 2 E: 0 K: 0 S: 10	H: 0 LOB: 0 BB: 0 P: 10	R: 0 H: 0 E: 0 K: 0 S: 7	H: 0 LOB: 0 BB: 0 P: 11	R: 0 H: 0 E: 0 K: 2 S: 7	H: 0 LOB: 0 BB: 0 P: 10	R: 0 H: 0 E: 0 K: 0 S: 9	H: 0 LOB: 0 BB: 0 P: 12	1B: 5 2B: 0 3B: 0 HR: 0	SF: 0 SAC: 0 DP: 0 HBP: 1	WP: 0 PB: 0 SB: 0 CS: 0	PA: 33	
PITCHER	IP	WLS	BF	H	R	ER	SO	BB	IBB	HBP	BLK	WP	HR	S	P	ERA	WHIP				
Donovan Osborne, L ERA: 3.21 (1, 1)	8.0		30	5	0	0	6	0	0	1	0	0	0	75	108	0.00	0.625				
Lee Smith, R ERA: 2.19 (9, 1)	1.0	W	3	0	0	0	0	0	0	0	0	0	0	9	12	0.00	0.000				

Batter	1	2	3	4	5	6	7	8	9	AB	R	H	RBI	BB	SO	LOB	BOTTOM				
Bernard Gilkey, R OBP: 0.430, SLG: 0.500 (1, 7)	2-1 F8		0-0 F8			0-1 G5-3		0-0 G1-3		4	0	0	0	0	0	2	Florida Marlins @ St. Louis Cardinals Busch Stadium, St. Louis, MO Sun May 16 1993, 3:33 AM CDT Att: 37,937 - Cloudy - 69 F				
Luis Alica, S OBP: 0.393, SLG: 0.364 (1, 4)	0-3 K			0-0 L3		3-2 F8		2-2 F8		4	0	0	0	0	1	0					
Gregg Jefferies, S OBP: 0.355, SLG: 0.460 (1, 3)	4-2 BB			1-2 2B		3-2 G4-3		2-2 E S 1B		3	1	2	0	1	0	0					
Ray Lankford, L OBP: 0.379, SLG: 0.350 (1, 8)	1-3 K			1-2 F8		3-2 G1-3		1-3 1B IBB		3	0	0	0	1	1	2					
Mark Whiten, S OBP: 0.338, SLG: 0.434 (1, 9)		2-2 F9		2-1 F9		0-1 G5-3		4-0 1B		3	0	0	0	1	0	1					
Stan Royer, R OBP: 0.167, SLG: 0.167 (9, PH)		2-3 K			2-2 F9			1-2 IBB		3	0	0	0	0	2	0					
Todd Zeile, R OBP: 0.322, SLG: 0.346 (9, PH)								1-2 1B		1	0	1	1	0	0	0					
Erik Pappas, R OBP: 0.294, SLG: 0.294 (1, 2)		2-2 G5-3			0-0 G1-3			3-2 G4-3 1B		3	0	1	0	0	0	0					
José Oquendo, S OBP: 0.318, SLG: 0.211 (1, 6)			0-3 K		1-0 G5-3			0-1 G4-3		3	0	1	0	0	1	0					
Donovan Osborne, S OBP: 0.267, SLG: 0.214 (9, PH)					0-0 G4-3			1-2 1B		2	0	0	0	0	0	0					
Gerald Perry, L OBP: 0.429, SLG: 0.500 (9, 1)								1-2 G4-3		1	0	0	0	0	0	2					
Lee Smith, R (9, 1)										0	0	0	0	0	0	0					
Inning Stats	R: 0 H: 0 E: 0 K: 2 S: 11	H: 0 LOB: 1 BB: 1 P: 18	R: 0 H: 0 E: 0 K: 1 S: 9	H: 0 LOB: 0 BB: 0 P: 15	R: 0 H: 0 E: 0 K: 1 S: 5	H: 0 LOB: 0 BB: 0 P: 5	R: 0 H: 1 E: 0 K: 0 S: 10	H: 1 LOB: 1 BB: 0 P: 14	R: 0 H: 0 E: 0 K: 0 S: 5	H: 0 LOB: 0 BB: 0 P: 8	R: 0 H: 0 E: 0 K: 0 S: 7	H: 0 LOB: 0 BB: 0 P: 10	R: 0 H: 0 E: 0 K: 1 S: 14	H: 2 LOB: 2 BB: 0 P: 18	R: 1 H: 2 E: 0 K: 0 S: 9	H: 2 LOB: 3 BB: 2 P: 21	1B: 4 2B: 1 3B: 0 HR: 0	SF: 0 SAC: 0 DP: 0 HBP: 0	WP: 0 PB: 0 SB: 1 CS: 0	PA: 33	
PITCHER	IP	WLS	BF	H	R	ER	SO	BB	IBB	HBP	BLK	WP	HR	S	P	ERA	WHIP				
Luis Aquino, R ERA: 2.45 (1, 1)	8.0		28	3	0	0	5	1	0	0	0	0	0	70	103	0.00	0.500				
Trevor Hoffman, R ERA: 2.75 (9, 1)	0.1	L	5	2	1	1	0	0	2	0	0	0	0	9	21	27.00	6.000				



Batter	1	2	3	4	5	6	7	8	9	AB	R	H	RBI	BB	SO	LOB	TOP					
Lenny Dykstra, L OBP: 0.349, SLG: 0.371	F8		S 1B	F9		2B	G6-3		FC4	5	1	1	0	1	0	4	Philadelphia Phillies @ Florida Marlins Joe Robbie Stadium, Miami, FL Mon May 17 1993, 7:05 PM EDT Att: 38,519 - Unknown - 81 F AB 43 R 10 H 17 RBI 10 BB 5 SO 9 LOB 30					
Mickey Morandini, L OBP: 0.259, SLG: 0.323	L9		L3	G4-3		2B		L5	K	6	1	1	0	0	1	3						
John Kruk, L OBP: 0.490, SLG: 0.585	G6-3		3B			2B	WP	2B	1B	6	3	5	2	0	0	0						
Dave Hollins, S OBP: 0.373, SLG: 0.482		2B	1B	1B		2B	P3		K	6	3	3	1	0	2	4						
Darren Daulton, L OBP: 0.423, SLG: 0.566	F7		K			K	K		1B	5	1	1	1	0	3	5						
Jim Eisenreich, L OBP: 0.460, SLG: 0.568	FC3		1B						2B	3	1	3	2	2	0	0						
Milt Thompson, L OBP: 0.311, SLG: 0.247	FC3		P4			IBB		E9	1B	4	0	2	2	1	0	2						
Mariano Duncan, R OBP: 0.252, SLG: 0.333	FC5-4			F9	SH1-3	FC6-4	P4	K		4	0	0	2	1	1	7						
Ben Rivera, R OBP: 0.111, SLG: 0.111	P4			SH1-3		K			FC4	2	0	0	0	0	1	3						
Bob Ayrault, R										1	0	0	0	0	1	2						
David West, L OBP: 1.000, SLG: 1.000										1	0	1	0	0	0	0						
Inning Stats	R: 0 E: 0 K: 0 S: 7	H: 0 LOB: 0 BB: 0 P: 10	R: 2 E: 0 K: 0 S: 15	H: 2 LOB: 1 BB: 0 P: 21	R: 3 E: 0 K: 1 S: 15	H: 4 LOB: 1 BB: 0 P: 21	R: 0 E: 0 K: 0 S: 6	H: 0 LOB: 1 BB: 1 P: 13	R: 2 E: 0 K: 2 S: 16	H: 3 LOB: 2 BB: 1 P: 32	R: 1 E: 0 K: 1 S: 11	H: 2 LOB: 1 BB: 1 P: 20	R: 0 E: 1 K: 1 S: 11	H: 1 LOB: 2 BB: 1 P: 21	R: 2 E: 0 K: 2 S: 16	H: 3 LOB: 2 BB: 1 P: 29	R: 0 E: 0 K: 2 S: 14	H: 2 LOB: 2 BB: 0 P: 20	1B: 11 2B: 5 3B: 1 HR: 0	SF: 0 SAC: 1 DP: 0 HBP: 0	WP: 1 PB: 0 SB: 2 CS: 0	PA: 49
PITCHER	IP WLS BF H R ER SO BB IBB HBP BLK WP HR S P ERA WHIP																					
Charlie Hough, R ERA: 5.75	4.0 L 20 6 5 5 1 1 0 0 0 0 0 0 43 65 11.25 1.750																					
Cris Carpenter, R ERA: 7.07	2.0 5 12 5 3 3 3 1 1 0 0 1 0 27 52 13.50 3.000																					
Bob McClure, L ERA: 7.11	1.0 5 1 0 0 1 1 0 0 0 0 0 0 11 21 0.00 2.000																					
Jim Corsi, R ERA: 9.0	1.0 7 3 2 2 2 1 0 0 0 0 0 0 16 29 18.00 4.000																					
Bryan Harvey, R ERA: 2.16	1.0 5 2 0 0 2 0 0 0 0 0 0 0 14 20 0.00 2.000																					

Batter	1	2	3	4	5	6	7	8	9	AB	R	H	RBI	BB	SO	LOB	BOTTOM					
Chuck Carr, S OBP: 0.338, SLG: 0.333	G3		B5-3	F9		BB			K	5	0	1	1	1	1	4	Philadelphia Phillies @ Florida Marlins Joe Robbie Stadium, Miami, FL Mon May 17 1993, 7:05 PM EDT Att: 38,519 - Unknown - 81 F AB 35 R 3 H 9 RBI 3 BB 11 SO 4 LOB 38					
Junior Felix, S OBP: 0.253, SLG: 0.363	1B		G4-3	K		F9	F9		F9	4	0	0	0	2	1	8						
Dave Magadan, L OBP: 0.443, SLG: 0.397	G6-4-3		G4-3			FC5-4	BB		F8	2	0	1	0	3	0	2						
Orestes Destrade, S OBP: 0.313, SLG: 0.322	G6-4-3		G4-3			FC5-4	F8		F9	5	1	0	0	0	0	8						
Bento Santiago, R OBP: 0.308, SLG: 0.374	P4			F7		F7			K	3	0	0	1	2	1	1						
Jeff Conine, R OBP: 0.383, SLG: 0.352	1B		L8			E6	K		F9	4	0	0	0	1	1	7						
Alex Arias, R OBP: 0.366, SLG: 0.347	1B			F9	WP	1B	1B		1B	4	1	4	1	0	0	0						
Walt Weiss, S OBP: 0.416, SLG: 0.360				G3		G3			F7	4	0	1	0	1	0	4						
Charlie Hough, R Rob Nawi, R Cris Carpenter, R Mickey Morandini, L Bob McClure, L Jim Corsi, R Bryan Harvey, R John Kruk, L	G3			F7		F9	BB		1B	1	0	0	0	0	0	2						
Inning Stats	R: 0 E: 0 K: 0 S: 7	H: 1 LOB: 1 BB: 1 P: 15	R: 0 E: 0 K: 0 S: 8	H: 2 LOB: 2 BB: 1 P: 18	R: 0 E: 0 K: 1 S: 10	H: 0 LOB: 3 BB: 3 P: 24	R: 0 E: 0 K: 1 S: 11	H: 1 LOB: 2 BB: 1 P: 19	R: 1 E: 0 K: 0 S: 12	H: 1 LOB: 2 BB: 1 P: 20	R: 1 E: 0 K: 1 S: 12	H: 1 LOB: 3 BB: 3 P: 28	R: 1 E: 0 K: 0 S: 13	H: 3 LOB: 2 BB: 0 P: 20	R: 0 E: 0 K: 1 S: 6	H: 0 LOB: 0 BB: 0 P: 12		R: 0 E: 0 K: 1 S: 9	H: 0 LOB: 2 BB: 1 P: 17	1B: 9 2B: 1 3B: 0 HR: 0	SF: 0 SAC: 0 DP: 1 HBP: 1	WP: 1 PB: 0 SB: 0 CS: 0
PITCHER	IP WLS BF H R ER SO BB IBB HBP BLK WP HR S P ERA WHIP																					
Ben Rivera, R ERA: 4.03	5.0 W 26 5 1 0 0 1 3 0 0 0 0 0 20 96 0.00 2.400																					
Bob Ayrault, R ERA: 11.25	1.1 4 2 2 2 1 3 0 0 0 0 0 0 20 39 13.50 5.250																					
David West, L ERA: 0.93	2.2 10 0 0 0 2 1 0 1 0 0 0 0 20 38 0.00 0.375																					

Batter	1	2	3	4	5	6	7	8	9	AB	R	H	RBI	BB	SO	LOB	TOP										
Lenny Dykstra, L (1, 8) OBP: 0.342, SLG: 0.354	G5-3		P6				F8			3	0	0	0	1	0	1	Philadelphia Phillies @ Florida Marlins Joe Robbie Stadium, Miami, FL Wed May 19 1993, 7:05 PM EDT Att: 33,970 - Unknown - 83 F AB 28 R 3 H 3 RBI 3 BB 6 SO 7 LOB 10										
Mariano Duncan, R (1, 6) OBP: 0.243, SLG: 0.318	K			G1-3	G6-3		G4-3			4	0	0	0	0	1	2											
John Kruk, L (1, 3) OBP: 0.481, SLG: 0.562	K			K			P6			3	0	0	0	1	2	0											
Dave Hollins, S (1, 5)		G6-3		G5-3			L4			3	0	0	0	1	0	1											
Darren Daulton, L (1, 2) OBP: 0.427, SLG: 0.580	P6						G4-3			2	1	0	0	2	0	1											
Pete Incaviglia, R (1, 7) OBP: 0.274, SLG: 0.450	F7						G6-4-3			4	1	1	2	0	1	2											
Wes Chamberlain, R (1, 9) OBP: 0.320, SLG: 0.479				HR			SH2-4			3	1	2	1	1	1	0											
Mickey Morandini, L (1, 4) OBP: 0.259, SLG: 0.321			G4-3				SH2-4			3	0	0	0	0	0	1											
Jose DeLeon, R (1, 1)			K				G3			2	0	0	0	0	2	1											
Milt Thompson, L (7, PH) Mark Davis, L (7, 1)										1	0	0	0	0	0	1											
										0	0	0	0	0	0	0											
Inning Stats	R: 0 E: 0 K: 2 S: 7	H: 0 LOB: 0 BB: 0 P: 13	R: 0 E: 0 K: 0 S: 5	H: 0 LOB: 0 BB: 0 P: 8	R: 1 E: 0 K: 1 S: 10	H: 1 LOB: 0 BB: 0 P: 14	R: 0 E: 0 K: 1 S: 7	H: 0 LOB: 0 BB: 0 P: 12	R: 2 E: 0 K: 1 S: 14	H: 1 LOB: 2 BB: 3 P: 32	R: 0 E: 0 K: 0 S: 5	H: 0 LOB: 1 BB: 2 P: 16	R: 0 E: 0 K: 0 S: 6	H: 1 LOB: 1 BB: 0 P: 9	R: 0 E: 0 K: 0 S: 8	H: 0 LOB: 1 BB: 1 P: 15	R: 0 E: 0 K: 2 S: 8	H: 0 LOB: 0 BB: 0 P: 8	R: 0 E: 0 K: 2 S: 8	H: 0 LOB: 0 BB: 0 P: 8	1B: 0 2B: 1 3B: 0 HR: 2	SF: 0 SAC: 1 DP: 1 HBP: 0	WP: 1 PB: 0 SB: 0 CS: 0	PA: 35			
PITCHER	IP	WLS	BF	H	R	ER	SO	BB	IBB	HBP	BLK	WP	HR	S	P	ERA	WHIP										
Chris Hammond, L (1, 1) ERA: 5.03	5.0		20	2	3	3	5	3	0	0	0	1	2	43	79	5.40	1.000										
Richie Lewis, R (6, 1) ERA: 2.08	2.0	W	8	1	0	0	0	2	0	0	0	0	0	11	25	0.00	1.500										
Trevor Hoffman, R (8, 1) ERA: 2.66	0.2		3	0	0	0	0	1	0	0	0	0	0	7	13	0.00	1.500										
Bryan Harvey, R (8, 1) ERA: 2.0	1.1	S	4	0	0	0	2	0	0	0	0	0	0	9	10	0.00	0.000										

Batter	1	2	3	4	5	6	7	8	9	AB	R	H	RBI	BB	SO	LOB	BOTTOM										
Chuck Carr, S (1, 8) OBP: 0.347, SLG: 0.328	CS		G4-3			G6-3	G3			2	1	1	2	2	0	0	Philadelphia Phillies @ Florida Marlins Joe Robbie Stadium, Miami, FL Wed May 19 1993, 7:05 PM EDT Att: 33,970 - Unknown - 83 F AB 31 R 5 H 7 RBI 5 BB 4 SO 8 LOB 14										
Rick Renner, R (1, 4) OBP: 0.396, SLG: 0.395	G5-3		3-H			G6-3	1B			3	0	1	2	1	0	2											
Dave Magadan, L (1, 5) OBP: 0.428, SLG: 0.388	G4-3		L9			G3	K			4	0	0	1	0	1	3											
Orestes DeStrade, S (1, 3) OBP: 0.306, SLG: 0.314		G6-3				K				4	0	0	0	0	1	0											
Gerónimo Berroa, R (1, 9) OBP: 0.400, SLG: 0.250		F7								3	1	1	0	1	0	0											
Greg Briley, L (8, PR) OBP: 0.341, SLG: 0.436		F8								0	0	0	0	0	0	0											
Jeff Conine, R (1, 7) OBP: 0.382, SLG: 0.353		1B								4	0	2	0	0	1	1											
Rob Natal, R (1, 2)		K								3	0	0	0	0	2	2											
Benito Santiago, R (8, 2) OBP: 0.298, SLG: 0.360					G2-3		K			1	0	0	0	0	0	2											
Walt Weiss, S (1, 6) OBP: 0.410, SLG: 0.355										4	1	1	0	0	2	2											
Chris Hammond, L (1, 1) Monty Frierson, R (5, PH) Richie Lewis, R (8, 1) Junior Felix, S (7, PH) Trevor Hoffman, R (8, 1) Bryan Harvey, R (8, 1)										1	1	1	0	0	0	0											
										1	0	0	0	0	1	0											
										0	0	0	0	0	0	0											
										1	1	0	0	0	2	0											
										0	0	0	0	0	0	0											
										0	0	0	0	0	0	0											
										0	0	0	0	0	0	0											
Inning Stats	R: 0 E: 0 K: 0 S: 7	H: 0 LOB: 1 BB: 1 P: 14	R: 0 E: 0 K: 1 S: 10	H: 1 LOB: 0 BB: 0 P: 15	R: 1 E: 0 K: 1 S: 11	H: 1 LOB: 1 BB: 1 P: 20	R: 0 E: 0 K: 0 S: 9	H: 0 LOB: 0 BB: 0 P: 11	R: 0 E: 0 K: 2 S: 10	H: 0 LOB: 0 BB: 0 P: 12	R: 1 E: 0 K: 1 S: 8	H: 1 LOB: 0 BB: 0 P: 11	R: 3 E: 1 K: 3 S: 19	H: 2 LOB: 2 BB: 2 P: 37	R: 0 E: 0 K: 0 S: 14	H: 2 LOB: 2 BB: 0 P: 17	R: 0 E: 0 K: 0 S: 14	H: 2 LOB: 2 BB: 0 P: 17	1B: 6 2B: 0 3B: 1 HR: 0	SF: 0 SAC: 0 DP: 0 HBP: 0	WP: 0 PB: 0 SB: 1 CS: 1	PA: 35					
PITCHER	IP	WLS	BF	H	R	ER	SO	BB	IBB	HBP	BLK	WP	HR	S	P	ERA	WHIP										
Jose DeLeon, R (1, 1) ERA: 5.29	6.0		22	4	3	0	3	2	0	0	0	0	0	55	83	3.00	0.833										
Mark Davis, L (7, 1) ERA: 4.32	2.0	L	13	4	3	0	3	2	0	0	0	0	0	33	54	0.00	3.000										

Batter	1	2	3	4	5	6	7	8	9	AB	R	H	RBI	BB	SO	LOB	TOP			
Dwight Smith, L (1, 8) OBP: 0.410, SLG: 0.670	P5		G4-3		F7		E6	G1-3		5	0	0	0	0	0	5	Chicago Cubs @ Florida Marlins Joe Robbie Stadium, Miami, FL Fri May 21 1993, 7:05 PM EDT Att: 43,347 - Unknown			
Jose Vizcaino, S (1, 6) OBP: 0.395, SLG: 0.397	L8		G4-3		L9		G4-6-3	G4-3		5	0	1	0	0	0	1				
Mark Grace, L (1, 3) OBP: 0.386, SLG: 0.507	G4-3		P6		L9			G6-3		5	0	1	0	0	0	2				
23 Ryne Sandberg, R (1, 4) OBP: 0.354, SLG: 0.388					P6		G5-3			4	2	2	0	1	0	3				
Derrick May, L (1, 7) OBP: 0.374, SLG: 0.471	P4				P7		F9			5	0	1	0	0	1	3				
Steve Buechele, R (1, 5) OBP: 0.294, SLG: 0.441					F8			E9		3	0	2	2	1	0	1				
Sammy Sosa, R (1, 9) OBP: 0.284, SLG: 0.476					F8		K	G6-3		4	0	0	0	0	1	5				
Rick Wilkins, L (1, 2) OBP: 0.308, SLG: 0.330					K		F7			2	0	0	0	2	1	2				
Mike Harkey, R (1, 1) OBP: 0.250, SLG: 0.267					L9			K		2	0	1	0	0	1	2				
Willie Wilson, S (7, PH) OBP: 0.311, SLG: 0.360										1	1	1	0	0	0	0				
Bob Scanlan, R (7, 1)										0	0	0	0	0	0	0				
Rey Sanchez, R (8, PH) OBP: 0.313, SLG: 0.302										1	0	0	0	0	1	3				
Paul Assenmacher, L (8, 1) OBP: 1.000, SLG: 1.000										0	0	0	0	0	0	0				
Inning Stats	R: 0 E: 0 K: 0 S: 11	H: 0 LOB: 0 BB: 0 P: 17	R: 1 E: 0 K: 1 S: 12	H: 2 LOB: 2 BB: 1 P: 21	R: 0 E: 0 K: 0 S: 9	H: 0 LOB: 0 BB: 0 P: 14	R: 1 E: 0 K: 1 S: 8	H: 1 LOB: 1 BB: 1 P: 15	R: 0 E: 0 K: 1 S: 7	H: 0 LOB: 1 BB: 1 P: 13	R: 1 E: 1 K: 0 S: 14	H: 2 LOB: 1 BB: 0 P: 21	R: 0 E: 1 K: 1 S: 13	H: 1 LOB: 3 BB: 1 P: 18	R: 0 E: 0 K: 1 S: 12	H: 1 LOB: 1 BB: 0 P: 15	1B: 6 2B: 2 3B: 1 HR: 0	SF: 0 SAC: 0 DP: 1 HBP: 0	WP: 0 PB: 0 SB: 0 CS: 0	PA: 41
PITCHER	IP WLS BF H R ER SO BB IBB HBP BLK WP HR S P ERA WHIP																			
Ryan Bowen, R (1, 1) ERA: 2.79	7.0	31	7	3	3	3	2	1	0	0	0	0	0	0	69	114	3.86	1.286		
Trevor Hoffman, R (8, 1) ERA: 2.53	1.0	W 6	1	0	0	1	0	1	0	0	0	0	0	13	18	0.00	1.000			
Bryan Harvey, R (9, 1) ERA: 1.89	1.0	S 4	1	0	0	1	0	0	0	0	0	0	0	12	15	0.00	1.000			

Chicago Cubs @ Florida Marlins
Joe Robbie Stadium, Miami, FL
Fri May 21 1993, 7:05 PM EDT
Att: 43,347 - Unknown

AB	37
R	3
H	9
RBI	2
BB	4
SO	5
LOB	27



Batter	1	2	3	4	5	6	7	8	9	AB	R	H	RBI	BB	SO	LOB	BOTTOM			
Chuck Carr, S (1, 8) OBP: 0.344, SLG: 0.326	G3		P5				G5-3			4	0	1	1	0	0	2	Chicago Cubs @ Florida Marlins Joe Robbie Stadium, Miami, FL Fri May 21 1993, 7:05 PM EDT Att: 43,347 - Unknown			
Rick Renteria, R (1, 4) OBP: 0.385, SLG: 0.383	G6-3				P4		F9			4	0	1	0	0	0	1				
Dave Magadan, L (1, 5) OBP: 0.418, SLG: 0.377	G4-3				F7		F7			4	0	0	0	0	0	2				
Orestes Destrade, S (1, 3) OBP: 0.299, SLG: 0.306					P6		E4			4	0	0	0	0	0	0				
Benito Santiago, R (1, 2) OBP: 0.297, SLG: 0.357					K		P6			4	1	1	0	0	1	1				
Junior Felix, S (1, 9) OBP: 0.264, SLG: 0.387					L9					4	2	2	2	0	1	1				
Jeff Conine, R (1, 7) OBP: 0.379, SLG: 0.357					F8					4	1	1	0	0	0	1				
Walt Weiss, S (1, 6) OBP: 0.415, SLG: 0.371										3	0	2	0	0	0	2				
Ryan Bowen, R (1, 1) ERA: 4.91										1	1	1	2	0	0	0				
Greg Briley, L (7, PH) OBP: 0.333, SLG: 0.425										1	0	0	0	0	0	1				
Trevor Hoffman, R (8, 1) ERA: 5.19										0	0	0	0	0	0	0				
Bryan Harvey, R (9, 1) ERA: 4.02										0	0	0	0	0	0	0				
Inning Stats	R: 0 E: 0 K: 0 S: 9	H: 0 LOB: 0 BB: 0 P: 15	R: 0 E: 0 K: 0 S: 6	H: 0 LOB: 0 BB: 0 P: 8	R: 0 E: 0 K: 0 S: 8	H: 1 LOB: 1 BB: 0 P: 12	R: 0 E: 0 K: 0 S: 5	H: 0 LOB: 0 BB: 0 P: 8	R: 3 E: 0 K: 1 S: 18	H: 5 LOB: 2 BB: 0 P: 27	R: 0 E: 1 K: 1 S: 10	H: 0 LOB: 1 BB: 0 P: 17	R: 0 E: 0 K: 0 S: 8	H: 1 LOB: 1 BB: 0 P: 12	R: 2 E: 0 K: 0 S: 9	H: 2 LOB: 0 BB: 0 P: 11	1B: 5 2B: 2 3B: 1 HR: 1	SF: 0 SAC: 1 DP: 0 HBP: 0	WP: 0 PB: 1 SB: 0 CS: 0	PA: 34
PITCHER	IP WLS BF H R ER SO BB IBB HBP BLK WP HR S P ERA WHIP																			
Mike Harkey, R (1, 1) ERA: 4.91	6.0	25	6	3	3	2	0	0	0	1	0	0	0	8	12	0.00	1.000			
Bob Scanlan, R (7, 1) ERA: 5.19	1.0	L 4	1	0	0	0	0	0	0	0	0	0	0	8	12	0.00	1.000			
Paul Assenmacher, L (8, 1) ERA: 4.02	1.0	L 5	2	2	2	0	0	0	0	0	1	9	11	18.00	2.000					

Chicago Cubs @ Florida Marlins
Joe Robbie Stadium, Miami, FL
Fri May 21 1993, 7:05 PM EDT
Att: 43,347 - Unknown

AB	33
R	5
H	9
RBI	5
BB	0
SO	2
LOB	11



Batter	1	2	3	4	5	6	7	8	9	AB	R	H	RBI	BB	SO	LOB	TOP																		
Willie Wilson, S OBP: 0.304, SLG: 0.352 Sammy Sosa, R OBP: 0.285, SLG: 0.473	1-2 F9		1-3 K	2-0 L7			1-1 E S 2B 1B		3-3 K	2	0	0	0	1	0	1																			
Jose Vizcaino, S OBP: 0.381, SLG: 0.389 Rey Sanchez, R OBP: 0.320, SLG: 0.309	0-0 F9		1-1 E3 G3 2B		0-0 G3		2-0 2B 1-3 HBP		0-1 FC6-4 1B	3	1	0	0	0	0	0																			
Mark Grace, L OBP: 0.386, SLG: 0.510	2-2 2B 1B		1-0 G3		0-1 L8		0-2 1-3 2B		0-1 F7	5	0	2	1	0	0	2																			
23 Ryne Sandberg, R OBP: 0.357, SLG: 0.380	1-2 1B		4-1 2B BB		1-0 G6-3		2-1 P8		1-2 FC6-4	4	0	1	0	1	0	4																			
Derrick May, L OBP: 0.376, SLG: 0.476	2-2 F8		0-1 2B		0-0 G3-1		4-0 IBB			3	0	1	1	1	0	2																			
Steve Buechele, R OBP: 0.293, SLG: 0.432		1-1 P5	1-0 G3-1		2-1 CS HBP		1-3 K			3	0	0	0	0	1	5																			
Dwight Smith, L OBP: 0.404, SLG: 0.649		2-2 G1-3		2-3 K		4-0 E S 1-2 BB		1-1 F8	3	0	0	0	1	1	0		AB 35																		
Rick Wilkins, L OBP: 0.315, SLG: 0.347		3-2 1B		0-1 2B		2-3 K		1-1 P5	4	0	2	0	0	1	1		R 2																		
Greg Hibbard, L Bob Scanlan, R Randy Myers, L	1-1 L4		1-3 K		0-0 P5		0-3 K			3	0	0	0	0	1	2																			
										1	0	0	0	0	1	0																			
										0	0	0	0	0	0	0																			
Inning Stats	R: 0 H: 2 E: 0 K: 0 S: 15	H: 2 LOB: 2 BB: 0 P: 21	R: 0 H: 1 E: 0 K: 0 S: 12	LOB: 1 BB: 0 P: 19	R: 1 H: 1 E: 1 K: 1 S: 13	LOB: 2 BB: 1 P: 21	R: 0 H: 1 E: 0 K: 2 S: 9	LOB: 1 BB: 0 P: 14	R: 0 H: 0 E: 0 K: 0 S: 4	LOB: 0 BB: 0 P: 5	R: 0 H: 0 E: 0 K: 1 S: 6	LOB: 1 BB: 1 P: 13	R: 1 H: 2 E: 0 K: 1 S: 11	LOB: 3 BB: 1 P: 21	R: 0 H: 0 E: 0 K: 1 S: 7	LOB: 0 BB: 0 P: 9	R: 0 H: 1 E: 0 K: 1 S: 10	LOB: 1 BB: 0 P: 14	1B: 5 2B: 3 3B: 0 HR: 0	SF: 0 SAC: 0 DP: 0 HBP: 2	WP: 0 PB: 0 SB: 2 CS: 1	PA: 40													
PITCHER	IP WLS BF H R ER SO BB IBB HBP BLK WP HR S P ERA WHIP																																		
Luis Aquino, R ERA: 2.27	(1, 1)	7.0	L	33	7	2	1	5	2	1	2	0	0	0	0	70	114	1.29	1.286																
Joe Klink, L ERA: 3.5	(8, 1)	1.0		3	0	0	0	1	0	0	0	0	0	0	0	7	9	0.00	0.000																
Matt Turner, R ERA:	(9, 1)	1.0		4	1	0	0	1	0	0	0	0	0	0	0	10	14	0.00	1.000																

Chicago Cubs @ Florida Marlins
Joe Robbie Stadium, Miami, FL
Sat May 22 1993, 7:05 PM EDT
Att: 44,075 - Unknown

AB	35
R	2
H	8
RBI	2
BB	3
SO	7
LOB	17



Batter	1	2	3	4	5	6	7	8	9	AB	R	H	RBI	BB	SO	LOB	BOTTOM																		
Chuck Carr, S OBP: 0.346, SLG: 0.331	0-0 FC3-6 1B		0-3 K			0-0 G3-6-3 1B		3-3 K		4	0	2	0	0	2	1																			
Rick Renneria, R OBP: 0.357, SLG: 0.353	1-2 FC3-6 FC6-4 1-2		2-2 G6-3			2-1 G3-6-3 1-2		0-3 K		4	0	0	0	0	1	3																			
Benito Santiago, R OBP: 0.302, SLG: 0.368	1-1 F8		0-0 SF7 1B		0-2 E6 2B		0-0 E6		0-0 E6	4	1	2	0	0	0	1																			
Orestes Destrade, S OBP: 0.292, SLG: 0.298	0-0 FC6-4 1-2		2-0 E6 G5-4-3 1-3		1-3 K		1-3 K		2-3 K	4	0	0	0	0	2	4																			
Dave Magadan, L OBP: 0.314, SLG: 0.376		2-2 F8		0-2 SF7 1B		0-0 G5-4-3 1B		2-2 L7		3	0	1	1	0	0	1																			
Junior Felix, S OBP: 0.265, SLG: 0.386		1-1 G4-6-3 1B		3-1 G5-4-3 1-2		3-1 G5-4-3 1-2				3	0	1	0	0	0	2																			
Jeff Conine, R OBP: 0.372, SLG: 0.350		2-1 G4-6-3 1-2		1-3 K		0-0 G4-3				3	0	0	0	0	1	1																			
Walt Weiss, S OBP: 0.413, SLG: 0.378			0-0 SH3-4 2B		1-3 K		2-0 G3			3	0	1	0	0	1	0																			
Luis Aquino, R OBP: 0.091, SLG: 0.091 Joe Klink, L ERA: 4.52 Greg Briley, L OBP: 0.326, SLG: 0.415 Matt Turner, R ERA: 1.02			0-0 SH3-4		0-3 K		1-3 K			1	0	0	0	0	1	0																			
										0	0	0	0	0	0	0																			
										1	0	0	0	0	1	0																			
										0	0	0	0	0	0	0																			
Inning Stats	R: 0 H: 1 E: 0 K: 0 S: 7	H: 1 LOB: 0 BB: 0 P: 9	R: 0 H: 1 E: 0 K: 0 S: 7	LOB: 0 BB: 0 P: 12	R: 0 H: 1 E: 0 K: 1 S: 8	LOB: 1 BB: 0 P: 10	R: 1 H: 1 E: 1 K: 0 S: 6	LOB: 0 BB: 0 P: 8	R: 0 H: 0 E: 0 K: 3 S: 10	LOB: 0 BB: 0 P: 12	R: 0 H: 2 E: 0 K: 1 S: 13	LOB: 1 BB: 0 P: 15	R: 0 H: 1 E: 0 K: 0 S: 4	LOB: 0 BB: 0 P: 7	R: 0 H: 0 E: 0 K: 2 S: 9	LOB: 0 BB: 0 P: 15	R: 0 H: 0 E: 1 K: 2 S: 11	LOB: 1 BB: 0 P: 15	1B: 5 2B: 2 3B: 0 HR: 0	SF: 1 SAC: 1 DP: 4 HBP: 0	WP: 0 PB: 0 SB: 0 CS: 0	PA: 32													
PITCHER	IP WLS BF H R ER SO BB IBB HBP BLK WP HR S P ERA WHIP																																		
Greg Hibbard, L ERA: 3.88	(1, 1)	6.2	W	24	7	1	0	5	0	0	0	0	0	0	0	54	72	0.00	1.050																
Bob Scanlan, R ERA: 4.52	(7, 1)	1.1		4	0	0	0	2	0	0	0	0	0	0	0	10	16	0.00	0.000																
Randy Myers, L ERA: 1.02	(9, 1)	1.0	S	4	0	0	0	2	0	0	0	0	0	0	0	11	15	0.00	0.000																

Chicago Cubs @ Florida Marlins
Joe Robbie Stadium, Miami, FL
Sat May 22 1993, 7:05 PM EDT
Att: 44,075 - Unknown

AB	30
R	1
H	7
RBI	1
BB	0
SO	9
LOB	13



Batter	1	2	3	4	5	6	7	8	9	AB	R	H	RBI	BB	SO	LOB	TOP			
Rey Sanchez, R (1, 6) <small>OBP: 0.308, SLG: 0.297</small>	G4-3		G5-3			F8		G2-3		4	0	0	0	0	0	2				
Sammy Sosa, R (1, 8) <small>OBP: 0.290, SLG: 0.474</small>	FC6-4 BLK 1B		F8			FC3-2 1B		K		4	1	2	0	0	1	1				
Mark Grace, L (1, 3) <small>OBP: 0.383, SLG: 0.500</small>	FC6-4 BB		G4-3			FC3-2 1B		F8		3	0	0	0	1	0	3				
23 Ryne Sandberg, R (1, 4) <small>OBP: 0.341, SLG: 0.360</small>	FC6-4 BLK 1-2 2-3		G6-3			K		E5 FC3-6		4	0	0	0	0	1	4				
Derrick May, L (1, 7) <small>OBP: 0.367, SLG: 0.461</small>	F7		L4			G4-3		FC3-6 1-2		4	0	0	0	0	0	2				
Steve Buechele, R (1, 5) <small>OBP: 0.292, SLG: 0.427</small>		G5-4-3 1B			F9	K		F7		4	0	1	0	0	1	1				
Candy Maldonado, R (1, 9) <small>OBP: 0.219, SLG: 0.300</small>		K			K	P3		K		3	0	0	0	0	2	1				
Steve Lake, R (1, 2) <small>OBP: 0.250, SLG: 0.355</small>		G5-4-3 1-2			K					2	0	0	0	0	1	1				
Rick Wilkins, L (8, PH) <small>OBP: 0.321, SLG: 0.384</small>										1	1	1	1	0	0	0				
Frank Castillo, R (1, 1) <small>OBP: 0.214, SLG: 0.214</small>			K			1B FC3-2 1B				2	0	1	0	0	1	0				
Heathcliff Slocumb, R (7, 1) <small>OBP: 0.410, SLG: 0.653</small>								G2-3 1B		0	0	0	0	0	0	0				
Dwight Smith, L (8, PH) <small>OBP: 0.301, SLG: 0.348</small>										1	0	1	0	0	0	0				
Willie Wilson, S (9, PH) <small>OBP: 0.301, SLG: 0.348</small>										1	0	0	0	0	1	1				
Inning Stats	R: 1 E: 0 K: 0 S: 12	H: 1 LOB: 1 BB: 1 P: 18	R: 0 E: 0 K: 1 S: 7	H: 1 LOB: 0 BB: 0 P: 9	R: 0 E: 0 K: 1 S: 9	H: 0 LOB: 0 BB: 0 P: 12	R: 0 E: 0 K: 0 S: 7	H: 0 LOB: 0 BB: 0 P: 11	R: 0 E: 0 K: 2 S: 10	H: 2 LOB: 2 BB: 0 P: 27	R: 0 E: 0 K: 1 S: 10	H: 0 LOB: 0 BB: 0 P: 15	R: 1 E: 0 K: 1 S: 18	H: 2 LOB: 1 BB: 0 P: 25	R: 0 E: 2 K: 1 S: 10	H: 0 LOB: 1 BB: 0 P: 13	1B: 5 2B: 0 3B: 0 HR: 1	SF: 0 SAC: 0 DP: 1 HBP: 0	WP: 0 PB: 0 SB: 2 CS: 0	PA: 34
PITCHER	IP WLS BF H R ER SO BB IBB HBP BLK WP HR S P ERA WHIP																			
Jack Armstrong, R (1, 1) <small>ERA: 3.63</small>	7.0 W 27 6 2 2 6 1 0 0 0 0 0 1 81 117 2.57 1.000																			
Bryan Harvey, R (8, 1) <small>ERA: 1.71</small>	2.0 S 7 0 0 0 2 0 0 0 0 0 0 0 20 29 0.00 0.000																			

Chicago Cubs @ Florida Marlins
Joe Robbie Stadium, Miami, FL
Sun May 23 1993, 3:33 AM EDT
Att: 43,298 - Sunny - 84 F

AB	33
R	2
H	6
RBI	1
BB	1
SO	8
LOB	16



Batter	1	2	3	4	5	6	7	8	9	AB	R	H	RBI	BB	SO	LOB	BOTTOM	
Chuck Carr, S (1, 8) <small>OBP: 0.342, SLG: 0.324</small>	G3	K			B1		SH BB BB SF9			3	1	0	0	0	1	2		
Greg Britley, L (1, 7) <small>OBP: 0.318, SLG: 0.386</small>	G6-3		K		K		SF9 BB BB			3	0	0	0	1	2	0		
Jeff Conine, R (1, 3) <small>OBP: 0.375, SLG: 0.356</small>	K2-3				G5-3		G4-6-3 BB			3	0	1	1	1	1	0		
Benito Santiago, R (1, 2) <small>OBP: 0.294, SLG: 0.361</small>		K	F8			L5	SF9			3	0	0	1	0	1	1		
Junior Felix, S (1, 9) <small>OBP: 0.259, SLG: 0.377</small>		G4-3	K			L5	G4-6-3 1-2			4	0	0	0	0	1	3		
Rick Renteria, R (1, 4) <small>OBP: 0.367, SLG: 0.352</small>		2B 1B			F8		BB BB			3	1	1	0	1	0	0		
Alex Arias, R (1, 5) <small>OBP: 0.367, SLG: 0.353</small>		1B 2B			G5-3		F8			3	1	1	0	1	0	0		
Walt Weiss, S (1, 6) <small>OBP: 0.416, SLG: 0.377</small>		1B IBB				F8		G3-1		3	0	1	0	1	0	2		
Jack Armstrong, R (1, 1) <small>OBP: 0.192, SLG: 0.192</small>					G1-4-3					3	1	2	2	0	0	1		
Bryan Harvey, R (8, 1) <small>OBP: 0.314, SLG: 0.376</small>							BB SH BB 1B			0	0	0	0	0	0	0		
Dave Magadan, L (8, 3) <small>OBP: 0.314, SLG: 0.376</small>										0	0	0	0	0	0	0		
Inning Stats	R: 0 E: 0 K: 1 S: 8	H: 0 LOB: 0 BB: 0 P: 12	R: 2 E: 0 K: 2 S: 13	H: 3 LOB: 2 BB: 1 P: 19	R: 0 E: 0 K: 2 S: 12	H: 1 LOB: 1 BB: 0 P: 17	R: 0 E: 0 K: 0 S: 9	H: 1 LOB: 0 BB: 0 P: 12	R: 0 E: 0 K: 1 S: 6	H: 0 LOB: 0 BB: 0 P: 9	R: 2 E: 1 K: 0 S: 10	H: 1 LOB: 1 BB: 2 P: 23	R: 0 E: 0 K: 0 S: 9	H: 0 LOB: 0 BB: 0 P: 11	1B: 4 2B: 2 3B: 0 HR: 0	SF: 1 SAC: 1 DP: 1 HBP: 0	WP: 0 PB: 0 SB: 0 CS: 0	PA: 35
PITCHER	IP WLS BF H R ER SO BB IBB HBP BLK WP HR S P ERA WHIP																	
Frank Castillo, R (1, 1) <small>ERA: 3.21</small>	6.0 L 29 6 4 3 6 3 1 0 0 0 0 0 0 59 95 4.50 1.500																	
Heathcliff Slocumb, R (7, 1) <small>ERA: 2.0</small>	2.0 6 0 0 0 0 1 0 0 0 0 0 0 0 17 27 0.00 0.500																	

Chicago Cubs @ Florida Marlins
Joe Robbie Stadium, Miami, FL
Sun May 23 1993, 3:33 AM EDT
Att: 43,298 - Sunny - 84 F

AB	28
R	4
H	6
RBI	4
BB	5
SO	6
LOB	9



Batter	1	2	3	4	5	6	7	8	9	AB	R	H	RBI	BB	SO	LOB	TOP					
Chuck Carr, S OBP: 0.340, SLG: 0.322 (1, 8)	G6-3 ①		F9 ②			F9 ①			K ①	4	0	1	0	0	1	0	Florida Marlins @ Pittsburgh Pirates Three Rivers Stadium, Pittsburgh, PA Tue May 25 1993, 7:05 PM EDT Att: 14,595 - Unknown - 65 F					
Rick Renteria, R OBP: 0.344, SLG: 0.328 (1, 4)	F9 ②		G4-3 ③			F9 ①			F8 ②	4	0	0	0	0	0	1						
Benito Santiago, R OBP: 0.293, SLG: 0.364 (1, 2)									P3 ③	4	0	1	0	0	2	0						
Orestes Destrade, S OBP: 0.287, SLG: 0.293 (1, 3)	G6-3 ③								K ①	3	0	0	0	0	1	1						
Dave Magadan, L OBP: 0.318, SLG: 0.378 (1, 5)									G3 ①	2	0	1	0	1	0	0						
Junior Felix, S OBP: 0.254, SLG: 0.370 (1, 9)									F8 ②	3	0	0	0	0	1	2						
Jeff Conine, R OBP: 0.374, SLG: 0.356 (1, 7)									G6-4-3 1B ②	3	0	0	0	0	1	2						
Walt Weiss, S OBP: 0.408, SLG: 0.368 (1, 6)									G6-4-3 1B ③	3	0	0	0	0	0	1						
Charlie Hough, R (8, PH)									G6-3 ①	3	0	1	0	0	0	0	AB 29 R 0 H 4 RBI 0 BB 1 SO 5 LOB 5					
Geronimo Berroa, R OBP: 0.333, SLG: 0.200 Joe Klink, L (8, 1)									G5-3 ②	2	0	0	0	0	0	0						
Joe Klink, L (8, 1)									P3 ③	2	0	0	0	0	0	0						
Cris Carpenter, R (8, 1)									G6-3 ③	2	0	0	0	0	0	0						
Inning Stats	R: 0 E: 0 K: 0 S: 9	H: 1 LOB: 1 BB: 0 P: 14	R: 0 E: 0 K: 0 S: 6	H: 1 LOB: 1 BB: 0 P: 14	R: 0 E: 0 K: 0 S: 8	H: 0 LOB: 0 BB: 1 P: 10	R: 0 E: 0 K: 2 S: 8	H: 0 LOB: 1 BB: 1 P: 18	R: 0 E: 0 K: 0 S: 10	H: 0 LOB: 0 BB: 0 P: 16	R: 0 E: 0 K: 0 S: 7	H: 1 LOB: 0 BB: 0 P: 10	R: 0 E: 0 K: 1 S: 6	H: 1 LOB: 0 BB: 0 P: 8	R: 0 E: 0 K: 0 S: 6	H: 0 LOB: 0 BB: 0 P: 9	R: 0 E: 0 K: 2 S: 11	H: 0 LOB: 0 BB: 0 P: 14	1B: 3 2B: 1 3B: 0 HR: 0	SF: 0 SAC: 0 DP: 1 HBP: 0	WP: 0 PB: 0 SB: 0 CS: 1	PA: 30
PITCHER Steve Cooke, L ERA: 3.62 (1, 1)	IP: 9.0 WLS: W BF: 30 H: 4 R: 0 ER: 0 SO: 5 BB: 1 IBB: 0 HBP: 0 BLK: 0 WP: 0 HR: 0 S: 71 P: 113 ERA: 0.00 WHIP: 0.556															PITCHER						

Batter	1	2	3	4	5	6	7	8	9	AB	R	H	RBI	BB	SO	LOB	BOTTOM			
Al Martin, L OBP: 0.265, SLG: 0.426 (1, 7)	G4-3 ①								P6 ①	4	0	1	0	0	1	1	Florida Marlins @ Pittsburgh Pirates Three Rivers Stadium, Pittsburgh, PA Tue May 25 1993, 7:05 PM EDT Att: 14,595 - Unknown - 65 F			
Jay Bell, R OBP: 0.382, SLG: 0.485 (1, 6)	G6-3 1B ②								G4-3 1B ③	4	0	2	0	0	0	2				
Andy Van Slyke, L OBP: 0.374, SLG: 0.491 (1, 8)	G6-3 ③								G4-3 ①	4	0	0	0	0	0	2				
Jeff King, R OBP: 0.305, SLG: 0.315 (1, 5)	K ②								G4-3 ②	4	0	0	0	0	1	2				
Orlando Merced, S OBP: 0.463, SLG: 0.483 (1, 9)									P3 ③	3	0	1	0	0	0	0				
Kevin Young, R OBP: 0.327, SLG: 0.357 (1, 3)									G6-3 ①	3	1	1	0	0	0	1				
Don Slaught, R OBP: 0.397, SLG: 0.412 (1, 2)									P3 ②	3	0	1	0	0	1	2				
Carlos Garcia, R OBP: 0.303, SLG: 0.410 (1, 4)									G6-4-3 ③	3	0	1	0	0	1	1				
Steve Cooke, R OBP: 0.050, SLG: 0.100 (1, 1)									G5-3 ①	3	0	1	2	0	0	1				
Inning Stats	R: 0 E: 0 K: 1 S: 11	H: 1 LOB: 0 BB: 0 P: 18	R: 0 E: 0 K: 0 S: 3	H: 1 LOB: 0 BB: 0 P: 4	R: 0 E: 0 K: 0 S: 7	H: 1 LOB: 1 BB: 0 P: 12	R: 0 E: 0 K: 0 S: 9	H: 0 LOB: 0 BB: 0 P: 13	R: 2 E: 0 K: 2 S: 15	H: 3 LOB: 1 BB: 0 P: 21	R: 0 E: 0 K: 0 S: 12	H: 0 LOB: 0 BB: 0 P: 17	R: 0 E: 0 K: 1 S: 9	H: 1 LOB: 1 BB: 0 P: 14	R: 0 E: 0 K: 0 S: 9	H: 1 LOB: 1 BB: 0 P: 15	1B: 7 2B: 1 3B: 0 HR: 0	SF: 0 SAC: 0 DP: 1 HBP: 0	WP: 1 PB: 0 SB: 0 CS: 0	PA: 31
PITCHER Charlie Hough, R ERA: 5.37 Joe Klink, L ERA: 3.38 Cris Carpenter, R ERA: 6.91 (8, 1)	IP: 7.0 WLS: L BF: 27 H: 7 R: 2 ER: 2 SO: 4 BB: 7 IBB: 2 HBP: 2 BLK: 4 WP: 1 HR: 0 S: 66 P: 99 ERA: 2.57 WHIP: 1.000															PITCHER				

Batter	1	2	3	4	5	6	7	8	9	AB	R	H	RBI	BB	SO	LOB	TOP								
Chuck Carr, S OBP: 0.341, SLG: 0.315 (1, 8)										3	2	0	1	2	0	1									
Rick Renteria, R OBP: 0.362, SLG: 0.349 (1, 4)										5	2	3	1	0	0	2									
Jeff Conine, R OBP: 0.381, SLG: 0.355 (1, 7)										3	0	1	0	2	1	1									
Orestes Destrade, S OBP: 0.285, SLG: 0.290 (1, 3)										5	0	1	1	0	0	4									
Bento Santiago, R OBP: 0.310, SLG: 0.377 (1, 2)										3	0	3	1	1	0	0									
Gerónimo Berroa, R OBP: 0.200, SLG: 0.111 Bryan Harvey, R (9, 1)										4	0	0	0	0	0	6									
Alex Arias, R OBP: 0.363, SLG: 0.343 (1, 5)										3	1	0	0	1	0	5									
Walt Weiss, S OBP: 0.398, SLG: 0.358 (1, 6)										4	0	0	0	0	0	2									
Chris Hammond, L OBP: 0.238, SLG: 0.300 Greg Briley, L OBP: 0.313, SLG: 0.378 (9, PH)										3	0	1	0	0	1	0									
Inning Stats	R: 2 E: 1 K: 0 S: 13	H: 2 LOB: 1 BB: 2 P: 25	R: 1 E: 1 K: 0 S: 9	H: 1 LOB: 1 BB: 1 P: 18	R: 0 E: 0 K: 0 S: 10	H: 1 LOB: 2 BB: 1 P: 15	R: 0 E: 0 K: 1 S: 7	H: 0 LOB: 0 BB: 0 P: 12	R: 1 E: 0 K: 0 S: 8	H: 4 LOB: 2 BB: 0 P: 10	R: 0 E: 0 K: 0 S: 3	H: 0 LOB: 0 BB: 0 P: 4	R: 0 E: 0 K: 1 S: 9	H: 0 LOB: 0 BB: 0 P: 12	R: 0 E: 0 K: 0 S: 15	H: 0 LOB: 1 BB: 1 P: 24	R: 1 E: 0 K: 0 S: 6	H: 1 LOB: 1 BB: 1 P: 14	1B: 9 2B: 0 3B: 0 HR: 0	SF: 0 SAC: 0 DP: 2 HBP: 0	WP: 1 PB: 0 SB: 1 CS: 0	PA: 40			
PITCHER	IP	WLS	BF	H	R	ER	SO	BB	IBB	HBP	BLK	WP	HR	S	P	ERA	WHIP								
Tim Wakefield, R ERA: 5.35	(1, 1)	4.1	23	8	4	4	1	4	0	0	0	0	0	45	77	8.31	2.769								
Mark Petkovsek, R ERA:	(5, 1)	0.2	2	0	0	0	0	0	0	0	0	1	0	2	3	0.00	0.000								
Bias Minor, R ERA: 3.76	(6, 1)	3.0	10	0	0	0	1	1	0	0	0	0	0	27	40	0.00	0.333								
Paul Wagner, R ERA: 4.39	(9, 1)	1.0	L	5	1	1	1	0	1	0	0	0	0	6	14	9.00	2.000								

Florida Marlins @ Pittsburgh Pirates
Three Rivers Stadium, Pittsburgh, PA
Wed May 26 1993, 7:05 PM EDT
Att: 23,267 - Unknown - 68 F

AB	34
R	5
H	9
RBI	4
BB	6
SO	2
LOB	21



Batter	1	2	3	4	5	6	7	8	9	AB	R	H	RBI	BB	SO	LOB	BOTTOM								
Lonnie Smith, R OBP: 0.356, SLG: 0.382 Paul Wagner, R OBP: 0.333, SLG: 0.333 (9, 1)										4	0	0	0	0	2	1									
Jay Bell, R OBP: 0.374, SLG: 0.474 (1, 6)										4	0	0	0	0	0	2									
Andy Van Slyke, L OBP: 0.371, SLG: 0.503 (1, 8)										4	1	1	2	0	1	0									
Jeff King, R OBP: 0.304, SLG: 0.310 (1, 5)										3	0	0	0	1	1	0									
Orlando Merced, S OBP: 0.457, SLG: 0.471 (1, 9)										3	1	0	0	1	1	1									
Kevin Young, R OBP: 0.331, SLG: 0.380 (1, 3)										3	1	1	2	1	0	0									
Don Slaught, R OBP: 0.392, SLG: 0.407 (1, 2)										4	0	1	0	0	2	2									
Carlos Garcia, R OBP: 0.296, SLG: 0.400 (1, 4)										3	0	0	0	0	1	1									
Tim Wakefield, R BP: 0.136, SLG: 0.227 Mark Petkovsek, R ERA: Glenn Wilson, R (5, PH) Bias Minor, R OBP: 0.296, SLG: 0.279 Lloyd McClendon, R OBP: 0.244, SLG: 0.255 (9, 7)										1	0	0	0	0	0	0									
Inning Stats	R: 0 E: 0 K: 2 S: 9	H: 0 LOB: 0 BB: 0 P: 12	R: 2 E: 0 K: 0 S: 7	H: 1 LOB: 1 BB: 1 P: 17	R: 0 E: 1 K: 0 S: 4	H: 0 LOB: 0 BB: 0 P: 6	R: 0 E: 0 K: 1 S: 10	H: 0 LOB: 2 BB: 2 P: 20	R: 0 E: 0 K: 1 S: 6	H: 0 LOB: 0 BB: 0 P: 8	R: 0 E: 0 K: 0 S: 6	H: 0 LOB: 0 BB: 0 P: 11	R: 0 E: 0 K: 1 S: 8	H: 1 LOB: 1 BB: 0 P: 12	R: 2 E: 0 K: 2 S: 13	H: 1 LOB: 1 BB: 1 P: 23	R: 0 E: 0 K: 2 S: 10	H: 0 LOB: 0 BB: 0 P: 13	1B: 1 2B: 0 3B: 0 HR: 2	SF: 0 SAC: 0 DP: 1 HBP: 0	WP: 0 PB: 0 SB: 0 CS: 0	PA: 34			
PITCHER	IP	WLS	BF	H	R	ER	SO	BB	IBB	HBP	BLK	WP	HR	S	P	ERA	WHIP								
Chris Hammond, L ERA: 4.95	(1, 1)	8.0	31	3	4	4	7	4	0	0	1	0	0	63	109	4.50	0.875								
Bryan Harvey, R ERA: 1.64	(9, 1)	1.0	S	3	0	0	2	0	0	0	0	0	0	10	13	0.00	0.000								

Florida Marlins @ Pittsburgh Pirates
Three Rivers Stadium, Pittsburgh, PA
Wed May 26 1993, 7:05 PM EDT
Att: 23,267 - Unknown - 68 F

AB	30
R	4
H	3
RBI	4
BB	4
SO	9
LOB	7



Batter	1	2	3	4	5	6	7	8	9	AB	R	H	RBI	BB	SO	LOB	TOP					
Chuck Carr, S OBP: 0.355, SLG: 0.344 (1, 8)										5	1	4	2	0	0	1	Florida Marlins @ Pittsburgh Pirates Three Rivers Stadium, Pittsburgh, PA Thu May 27 1993, 7:05 PM EDT Att: 17,245 - Unknown - 72 F					
Rick Renteria, R OBP: 0.365, SLG: 0.353 (1, 4)										5	1	2	1	0	0	6						
Jeff Conine, R OBP: 0.381, SLG: 0.372 (1, 7)										4	2	1	3	1	0	1						
Orestes Destrade, S OBP: 0.293, SLG: 0.305 (1, 3)										5	0	3	0	0	1	0						
Benito Santiago, R OBP: 0.307, SLG: 0.369 (1, 2)										3	0	0	1	0	0	2						
Junior Felix, S OBP: 0.253, SLG: 0.365 (1, 9)										5	1	1	0	0	0	3						
Alex Arias, R OBP: 0.372, SLG: 0.355 (1, 5)										5	2	3	0	0	0	2						
Walt Weiss, S OBP: 0.404, SLG: 0.362 (1, 6)										4	1	2	0	1	1	1						
Ryan Bowen, R OBP: 0.155, SLG: 0.250 (4, PH)										1	0	0	0	0	0	0						
Monty Farnsworth, R OBP: 0.267, SLG: 0.333 (4, 1)										1	0	0	0	0	0	0						
Richie Lewis, R OBP: 0.287, SLG: 0.333 (4, 1)										0	0	0	0	0	0	0						
Geronimo Berrea, R OBP: 0.145, SLG: 0.100 (6, PH)										1	0	0	0	0	0	1						
Cris Carpenter, R OBP: 0.145, SLG: 0.100 (6, 1)										0	0	0	0	0	0	0						
Dave Magadan, L OBP: 0.145, SLG: 0.100 (7, PH)										1	0	0	1	0	0	2						
Trevor Hoffman, R OBP: 0.145, SLG: 0.100 (7, 1)										0	0	0	0	0	0	0						
Greg Briley, L OBP: 0.145, SLG: 0.100 (9, PH)										1	0	0	0	0	0	1						
Inning Stats	R: 2 E: 0 K: 0 S: 9	H: 3 LOB: 1 BB: 0 P: 16	R: 0 E: 0 K: 0 S: 4	H: 0 LOB: 0 BB: 0 P: 6	R: 0 E: 0 K: 0 S: 9	H: 2 LOB: 2 BB: 1 P: 16	R: 1 E: 1 K: 0 S: 17	H: 3 LOB: 2 BB: 0 P: 28	R: 0 E: 0 K: 0 S: 8	H: 1 LOB: 2 BB: 0 P: 17	R: 3 E: 0 K: 1 S: 15	H: 3 LOB: 0 BB: 0 P: 27	R: 2 E: 0 K: 0 S: 12	H: 3 LOB: 2 BB: 1 P: 23	R: 0 E: 0 K: 0 S: 9	H: 0 LOB: 0 BB: 0 P: 16	R: 0 E: 0 K: 1 S: 14	H: 1 LOB: 1 BB: 0 P: 21	1B: 12 2B: 3 3B: 0 HR: 1	SF: 1 SAC: 0 DP: 1 HBP: 1	WP: 0 PB: 0 SB: 1 CS: 0	PA: 45
PITCHER	IP	WLS	BF	H	R	ER	SO	BB	IBB	HBP	BLK	WP	HR	S	P	ERA	WHIP					
Bob Walk, R ERA: 4.78 (1, 1)	5.2	W	29	11	5	5	0	1	0	1	0	0	0	57	101	7.94	2.118					
Paul Wagner, R ERA: 5.27 (6, 1)	0.2		6	3	3	3	1	1	0	0	0	0	1	10	21	40.50	6.000					
Denny Neagle, L ERA: 5.23 (7, 1)	1.2		6	1	0	0	0	0	0	0	0	0	0	16	27	0.00	0.600					
Stan Belinda, R ERA: 3.18 (9, 1)	1.0		4	1	0	0	1	0	0	0	0	0	0	14	21	0.00	1.000					

Batter	1	2	3	4	5	6	7	8	9	AB	R	H	RBI	BB	SO	LOB	BOTTOM				
Al Martin, L OBP: 0.269, SLG: 0.430 (1, 7)										6	1	2	1	0	0	2	Florida Marlins @ Pittsburgh Pirates Three Rivers Stadium, Pittsburgh, PA Thu May 27 1993, 7:05 PM EDT Att: 17,245 - Unknown - 72 F				
Jay Bell, R OBP: 0.379, SLG: 0.483 (1, 6)										5	2	3	1	0	2	1					
Andy Van Slyke, L OBP: 0.370, SLG: 0.495 (1, 8)										5	1	1	0	1	2	5					
Orlando Merced, S OBP: 0.469, SLG: 0.484 (1, 3)										3	2	2	0	2	0	1					
Dave Clark, L OBP: 0.382, SLG: 0.283 (1, 9)										4	2	2	3	1	0	3					
Jeff King, R OBP: 0.306, SLG: 0.309 (1, 5)										4	0	1	2	1	0	3					
Tom Foley, L OBP: 0.276, SLG: 0.367 (1, 4)										3	1	0	0	1	1	4					
Denny Neagle, L ERA: 5.23 (7, 1)										1	0	0	0	0	0	2					
Stan Belinda, R ERA: 3.18 (9, 1)										0	0	0	0	0	0	0					
Tom Prince, R OBP: 0.383, SLG: 0.421 (1, 2)										3	2	1	3	2	0	2					
Bob Walk, R OBP: 0.200, SLG: 0.250 (1, 1)										2	0	0	0	0	0	3					
Paul Wagner, R OBP: 0.333, SLG: 0.333 (6, 1)										0	0	0	0	0	0	0					
Carlos Garcia, R OBP: 0.307, SLG: 0.405 (7, 4)										1	2	1	0	1	0	0					
Inning Stats	R: 0 E: 0 K: 1 S: 6	H: 1 LOB: 1 BB: 0 P: 7	R: 3 E: 0 K: 0 S: 13	H: 2 LOB: 0 BB: 1 P: 24	R: 2 E: 1 K: 0 S: 12	H: 2 LOB: 3 BB: 2 P: 29	R: 3 E: 1 K: 1 S: 10	H: 1 LOB: 1 BB: 2 P: 20	R: 1 E: 0 K: 1 S: 9	H: 1 LOB: 1 BB: 1 P: 15	R: 0 E: 0 K: 0 S: 10	H: 1 LOB: 2 BB: 1 P: 18	R: 3 E: 0 K: 1 S: 20	H: 4 LOB: 2 BB: 1 P: 33	R: 1 E: 0 K: 1 S: 10	H: 1 LOB: 1 BB: 1 P: 17	1B: 9 2B: 3 3B: 0 HR: 1	SF: 0 SAC: 2 DP: 0 HBP: 0	WP: 3 PB: 0 SB: 0 CS: 0	PA: 48	
PITCHER	IP	WLS	BF	H	R	ER	SO	BB	IBB	HBP	BLK	WP	HR	S	P	ERA	WHIP				
Ryan Bowen, R ERA: 3.22 (1, 1)	3.0	L	18	5	5	4	1	2	1	0	0	1	0	31	60	12.00	2.333				
Richie Lewis, R ERA: 2.66 (4, 1)	2.0		12	2	4	2	2	3	0	0	0	1	0	19	35	9.00	2.500				
Cris Carpenter, R ERA: 6.46 (6, 1)	1.0		5	1	0	0	0	1	0	0	0	0	0	10	18	0.00	2.000				
Trevor Hoffman, R ERA: 3.86 (7, 1)	2.0		13	5	4	4	2	1	1	0	0	1	0	30	50	18.00	3.000				

Batter	1	2	3	4	5	6	7	8	9	10	11	12	AB	R	H	RBI	BB	SO	LOB	TOP		
Craig Biggio, R OBP: 0.369, SLG: 0.490	G5-3	WP 1B				G1-6-3			F8		P4		5	0	1	0	1	0	1			
Steve Finley, L OBP: 0.313, SLG: 0.310	BB 1B	G4-3					G6-3		G3		G5-3		6	0	2	0	0	0	1			
5 Jeff Bagwell, R OBP: 0.444, SLG: 0.628	K		G5-3	G1-3			K		G6-3			G5-3	6	0	0	0	0	2	4			
Eric Anthony, L OBP: 0.377, SLG: 0.449	BB 1-2		L6					2B	L9			1B BB	4	1	2	1	2	0	0			
Ken Caminiti, S OBP: 0.266, SLG: 0.449 Xavier Hernandez, L OBP: 0.313, SLG: 0.310 Brian Williams, R OBP: 0.313, SLG: 0.310 Kevin Bass, S OBP: 0.266, SLG: 0.449 Doug Jones, R OBP: 0.313, SLG: 0.310 Chris James, R OBP: 0.313, SLG: 0.310 Casey Lenz, R OBP: 0.313, SLG: 0.310	P6				HR		G6-3		G6-3	1B BLK 1B		P2	4	1	1	1	0	0	3			
Luis Gonzalez, L OBP: 0.324, SLG: 0.414		P4	G3						G6-3		F7		6	0	1	0	0	0	1			
Andujar Cedeno, R OBP: 0.368, SLG: 0.459 Tom Edens, R		HR 1B				1B SH3-4 1B			G6-3		S 1B		6	1	3	0	0	0	2			
Eddie Taubensee, L OBP: 0.291, SLG: 0.370		HR				G6-3					P5		5	1	2	2	0	1	3			
Greg Swindell, L OBP: 0.273, SLG: 0.318 Chris Donnels, L OBP: 0.346, SLG: 0.318	G6-3					SH3-4			G4-3			G4-3	2	0	1	0	0	0	0			
Inning Stats	R: 0 E: 0 K: 1 S: 11	H: 1 LOB: 2 BB: 22	R: 2 E: 0 K: 0 S: 15	H: 3 LOB: 1 BB: 21	R: 1 E: 0 K: 0 S: 12	H: 1 LOB: 0 BB: 17	R: 0 E: 0 K: 1 S: 13	H: 2 LOB: 3 BB: 18	R: 1 E: 0 K: 0 S: 9	H: 1 LOB: 1 BB: 9	R: 0 E: 0 K: 1 S: 8	H: 0 LOB: 0 BB: 14	R: 0 E: 0 K: 0 S: 7	H: 2 LOB: 2 BB: 18	R: 0 E: 0 K: 0 S: 8	H: 0 LOB: 0 BB: 12	R: 0 E: 0 K: 0 S: 7	H: 1 LOB: 2 BB: 16	1B: 10 2B: 1 3B: 0 HR: 3	SF: 0 SAC: 1 DP: 1 HBP: 0	WP: 1 PB: 0 SB: 1 CS: 0	PA: 52
PITCHER	IP	WLS	BF	H	R	ER	SO	BB	IBB	HBP	BLK	WP	HR	S	P	ERA	WHIP					
Jack Armstrong, R ERA: 3.88	(1, 1)	5.0	25	8	4	4	2	2	0	0	0	0	0	6	9	0.00	1.000					
Chris Carpenter, R ERA: 6.06	(6, 1)	1.0	3	1	0	0	0	0	0	0	0	0	0	6	9	0.00	1.000					
Matt Turner, R ERA:	(7, 1)	2.0	8	2	0	0	1	0	0	0	0	0	0	15	23	0.00	1.000					
Trevor Hoffman, R ERA: 3.65	(9, 1)	1.1	5	1	0	0	0	0	0	0	0	0	0	11	18	0.00	0.750					
Joe Klink, L ERA: 3.27	(10, 1)	0.1	1	0	0	0	0	0	0	0	0	0	0	2	2	0.00	0.000					
PITCHER	IP	WLS	BF	H	R	ER	SO	BB	IBB	HBP	BLK	WP	HR	S	P	ERA	WHIP					
Bryan Harvey, R ERA: 1.54	(10, 1)	1.1	5	1	0	0	0	1	0	0	0	0	0	7	16	0.00	0.750					
Richie Lewis, R ERA: 2.55	(12, 1)	1.0	W	5	1	0	0	0	0	0	0	0	0	7	16	0.00	2.000					

Houston Astros @ Florida Marlins
Joe Robbie Stadium, Miami, FL
Fri May 28 1993, 7:05 PM EDT
Att. 37,874 - Unknown - 77 F

AB 48
R 4
H 14
RBI 4
BB 3
SO 3
LOB 17



Batter	1	2	3	4	5	6	7	8	9	10	11	12	AB	R	H	RBI	BB	SO	LOB	BOTTOM		
Chuck Carr, S OBP: 0.352, SLG: 0.342	B4-3	G5-3		E5					K		G4-3		7	0	2	3	0	1	3			
Bret Barberie, S OBP: 0.404, SLG: 0.317	FC6-4 1B			CS					K				6	0	3	0	0	2	1			
Benito Santiago, R OBP: 0.297, SLG: 0.356	FC6-4 E S 1-2r			F9					K		G5-3		6	0	0	0	0	2	3			
Orestes Destrade, S OBP: 0.305, SLG: 0.318	E5												5	1	3	0	1	0	2			
Dave Magadan, L OBP: 0.421, SLG: 0.395 Bryan Harvey, R OBP: 0.200, SLG: 0.143 Rick Renteria, R OBP: 0.360, SLG: 0.348 Richie Lewis, R	F8								HR 1B		WP 1B		3	1	1	2	2	1	3			
Jeff Collins, R OBP: 0.374, SLG: 0.360		E5 FC3-5 BB							K		G5-3		5	1	0	0	1	2	5			
Gerónimo Berroa, R OBP: 0.200, SLG: 0.143 Trevor Hoffman, R													4	1	1	0	0	2	4			
Joe Klink, L OBP: 0.377, SLG: 0.360													0	0	0	0	0	0	0			
Walt Weiss, S OBP: 0.409, SLG: 0.368		FC3-5 BB											3	1	1	0	2	0	0			
Jack Armstrong, R OBP: 0.200, SLG: 0.143 Monty Farrell, R OBP: 0.226, SLG: 0.321 Matt Turner, R OBP: 0.266, SLG: 0.449 Greg Swindell, L OBP: 0.273, SLG: 0.318													2	0	0	0	0	0	2			
Inning Stats	R: 0 E: 1 K: 0 S: 12	H: 1 LOB: 2 BB: 16	R: 0 E: 1 K: 1 S: 13	H: 0 LOB: 2 BB: 1	R: 0 E: 0 K: 2 S: 13	H: 2 LOB: 3 BB: 1	R: 0 E: 1 K: 0 S: 7	H: 0 LOB: 0 BB: 9	R: 0 E: 0 K: 1 S: 13	H: 1 LOB: 1 BB: 0	R: 0 E: 0 K: 1 S: 8	H: 0 LOB: 0 BB: 12	R: 0 E: 0 K: 0 S: 9	H: 1 LOB: 1 BB: 16	R: 0 E: 0 K: 0 S: 8	H: 0 LOB: 1 BB: 15	R: 1 E: 0 K: 0 S: 9	H: 1 LOB: 2 BB: 22	1B: 9 2B: 2 3B: 0 HR: 1	SF: 0 SAC: 2 DP: 0 HBP: 0	WP: 1 PB: 0 SB: 1 CS: 1	PA: 56
PITCHER	IP	WLS	BF	H	R	ER	SO	BB	IBB	HBP	BLK	WP	HR	S	P	ERA	WHIP					
Greg Swindell, L ERA: 5.14	(1, 1)	6.0	29	7	2	2	7	2	0	0	0	0	0	73	105	3.00	1.500					
Xavier Hernandez, R ERA: 2.7	(7, 1)	2.0	8	2	2	2	2	0	0	0	0	0	0	16	25	9.00	1.000					
Brian Williams, R ERA: 3.04	(9, 1)	1.0	5	1	0	0	1	0	1	0	0	1	0	8	18	0.00	1.000					
Doug Jones, R ERA: 3.34	(10, 1)	2.0	8	1	0	0	1	1	0	0	0	0	0	17	31	0.00	1.000					
Tom Edens, R ERA: 5.83	(12, 1)	0.2	L	5	1	1	0	1	1	0	0	0	0	9	22	13.50	3.000					

Houston Astros @ Florida Marlins
Joe Robbie Stadium, Miami, FL
Fri May 28 1993, 7:05 PM EDT
Att. 37,874 - Unknown - 77 F

AB 47
R 5
H 12
RBI 5
BB 6
SO 11
LOB 29



Batter	1	2	3	4	5	6	7	8	9	AB	R	H	RBI	BB	SO	LOB	TOP				
Casey Candaele, S OBP: 0.194, SLG: 0.206 (1, 4)	F9	F8			2B			1B 5 SF9		4	1	2	0	0	0	2					
Steve Finley, L OBP: 0.314, SLG: 0.320 (1, 8)	G1-3		K		G4-3			1B		4	0	2	0	0	1	1					
5 Jeff Bagwell, R OBP: 0.437, SLG: 0.613 (1, 3)	G1-3		K					SF9		3	0	1	1	0	1	1					
Eric Anthony, L OBP: 0.361, SLG: 0.434 (1, 9)	G3-1		G4-3		G3-6-3			K		4	0	0	0	0	1	3					
Ken Caminiti, S OBP: 0.284, SLG: 0.449 (1, 5)		K			G4-3			P4		4	0	1	0	0	1	0					
Luis Gonzalez, L OBP: 0.332, SLG: 0.444 (1, 7)		HR			G3-1			K		4	1	1	1	0	1	1					
Andujar Cedeno, R Doug Jones, R (1, 6) (9, 1)		SH1-4			F9			F8		4	0	1	0	0	0	1					
Eddie Taubensee, L OBP: 0.292, SLG: 0.363 (1, 2)		SH1-4			F9			K		2	0	0	0	1	1	0					
Pete Hamisch, S OBP: 0.190, SLG: 0.200 Chris Donnels, L OBP: 0.357, SLG: 0.375 Xavier Hernandez, L (8, PH) Al Osuna, R (8, 1) Jose Uribe, S OBP: 0.278, SLG: 0.133 (9, 6)		SH1-4			B1-3			K		1	0	0	0	0	0	0					
Inning Stats	R: 0 E: 0 K: 1 S: 7	H: 1 LOB: 1 BB: 0 P: 13	R: 1 E: 0 K: 1 S: 16	H: 2 LOB: 2 BB: 1 P: 30	R: 0 E: 0 K: 2 S: 11	H: 0 LOB: 0 BB: 0 P: 15	R: 0 E: 0 K: 0 S: 7	H: 0 LOB: 0 BB: 0 P: 10	R: 0 E: 0 K: 0 S: 7	H: 1 LOB: 1 BB: 0 P: 11	R: 0 E: 0 K: 2 S: 10	H: 0 LOB: 0 BB: 0 P: 17	R: 1 E: 0 K: 2 S: 10	H: 2 LOB: 1 BB: 0 P: 19	R: 0 E: 0 K: 0 S: 5	H: 1 LOB: 0 BB: 0 P: 8	1B: 6 2B: 1 3B: 0 HR: 1	SF: 1 SAC: 1 DP: 2 HBP: 0	WP: 0 PB: 0 SB: 2 CS: 0	PA: 34	
PITCHER	IP	WLS	BF	H	R	ER	SO	BB	IBB	HBP	BLK	WP	HR	S	P	ERA	WHIP				
Luis Aquino, R ERA: 2.28 Joe Klink, L ERA: 3.75 Matt Turner, R ERA:	7.2	L	30	7	2	2	6	1	0	0	0	0	1	72	118	2.35	1.043				

Houston Astros @ Florida Marlins
Joe Robbie Stadium, Miami, FL
Sun May 30, 1993, 3:33 AM EDT
Att: 36,686 - Overcast - 79 F

AB 31
R 2
H 8
RBI 2
BB 1
SO 7
LOB 9



Batter	1	2	3	4	5	6	7	8	9	AB	R	H	RBI	BB	SO	LOB	BOTTOM					
Chuck Carr, S OBP: 0.348, SLG: 0.337 (1, 8)	K		HBP		F8			B5-3		4	0	1	0	0	1	0						
Bret Barberie, S OBP: 0.382, SLG: 0.277 (1, 4)	L9		HBP					BB		2	0	0	0	1	0	0						
Dave Magadan, L OBP: 0.314, SLG: 0.379 Matt Turner, R (1, 5) (9, 1)	G4-3		G3					G6-3		4	0	0	0	0	0	3						
Orestes Destrade, S OBP: 0.298, SLG: 0.326 (1, 3)		L9			P5			G5-3		4	0	0	0	0	0	0						
Greg Brolley, L OBP: 0.288, SLG: 0.327 Alex Arias, R OBP: 0.382, SLG: 0.366 (9, PH)		CS			F9			F8		2	0	0	0	1	0	0						
Jeff Conine, R OBP: 0.385, SLG: 0.365 (1, 7)		BB						1B		3	0	3	1	1	0	0						
Rob Natal, R (1, 2)		BB						1B		2	0	0	0	0	2	3						
Bento Santiago, R OBP: 0.287, SLG: 0.343 (7, PH) (8, 2)		K			K			K		2	0	0	0	0	2	2						
Walt Weiss, S OBP: 0.402, SLG: 0.358 (1, 6)					F7			K		4	0	0	0	0	1	2						
Luis Aquino, R OBP: 0.077, SLG: 0.077 Joe Klink, L (8, 1) Rick Renteria, R OBP: 0.346, SLG: 0.333 (9, 5)					K			G5-3		2	0	0	0	0	1	0						
Inning Stats	R: 0 E: 0 K: 1 S: 7	H: 0 LOB: 0 BB: 0 P: 11	R: 0 E: 0 K: 1 S: 14	H: 0 LOB: 2 BB: 2 P: 27	R: 0 E: 0 K: 1 S: 16	H: 1 LOB: 2 BB: 0 P: 23	R: 0 E: 0 K: 1 S: 9	H: 1 LOB: 1 BB: 0 P: 14	R: 0 E: 0 K: 1 S: 7	H: 0 LOB: 0 BB: 0 P: 13	R: 0 E: 0 K: 0 S: 5	H: 0 LOB: 0 BB: 0 P: 11	R: 0 E: 0 K: 1 S: 13	H: 1 LOB: 1 BB: 0 P: 17	R: 0 E: 0 K: 0 S: 8	H: 0 LOB: 1 BB: 1 P: 15	R: 1 E: 0 K: 1 S: 14	H: 2 LOB: 1 BB: 0 P: 20	1B: 5 2B: 1 3B: 0 HR: 0	SF: 0 SAC: 0 DP: 1 HBP: 1	WP: 1 PB: 0 SB: 1 CS: 1	PA: 35
PITCHER	IP	WLS	BF	H	R	ER	SO	BB	IBB	HBP	BLK	WP	HR	S	P	ERA	WHIP					
Pete Hamisch, R ERA: 3.28 Xavier Hernandez, R ERA: 2.64 Al Osuna, L ERA: 2.25 Doug Jones, R ERA: 3.45	7.0	W	26	3	0	0	6	2	0	1	0	0	0	6	12	0.00	1.500					

Houston Astros @ Florida Marlins
Joe Robbie Stadium, Miami, FL
Sun May 30, 1993, 3:33 AM EDT
Att: 36,686 - Overcast - 79 F

AB 31
R 1
H 5
RBI 1
BB 3
SO 7
LOB 10



Batter	1	2	3	4	5	6	7	8	9	AB	R	H	RBI	BB	SO	LOB	TOP										
Darren Lewis, R (1, 8) OBP: 0.289, SLG: 0.369	E6		G5-3		G1-3		P2		F9	5	0	0	0	0	0	2											
Royce Clayton, R (1, 6) OBP: 0.330, SLG: 0.358 Robby Thompson, R (6, 4) OBP: 0.335, SLG: 0.422				P4		G1-3 2B	P2			2	1	1	0	1	0	0											
Will Clark, L (1, 3) OBP: 0.336, SLG: 0.333				K		G1-3 2B				2	1	1	0	1	1	0											
Matt Williams, R (1, 5) OBP: 0.346, SLG: 0.573	G5-4-3				G5-3		G1-3		G4-3	4	0	0	0	0	0	5											
Barry Bonds, L (1, 7) OBP: 0.514, SLG: 0.760					G3-1				P5	3	1	1	0	1	0	0											
Willie McGee, S (1, 9) OBP: 0.397, SLG: 0.410				K		1B			G6-3	4	1	2	2	0	1	1											
Jeff Reed, L (1, 2) OBP: 0.349, SLG: 0.426				K		1B			F7	3	0	1	0	1	1	1											
Mike Benjamin, R (1, 4) OBP: 0.235, SLG: 0.298					L6		P4		G5-3	4	0	1	1	0	0	2											
Bud Black, L (1, 1) OBP: 0.316, SLG: 0.316 Bryan Hickerson, L (6, 1) OBP: 0.500, SLG: 1.000 Michael Jackson, R (7, 1) OBP: 0.238, SLG: 0.237 Todd Benzinger, S (9, PH) OBP: 0.238, SLG: 0.237 Rod Beck, R (9, 1)									F8	0	0	0	0	0	0	0											
Inning Stats	R: 0 E: 1 K: 0 S: 4	H: 1 LOB: 1 BB: 1 P: 10	R: 0 E: 0 K: 2 S: 7	H: 1 LOB: 1 BB: 0 P: 11	R: 0 E: 0 K: 1 S: 10	H: 0 LOB: 0 BB: 0 P: 12	R: 0 E: 0 K: 1 S: 6	H: 0 LOB: 0 BB: 0 P: 8	R: 0 E: 0 K: 0 S: 20	H: 3 LOB: 2 BB: 0 P: 26	R: 3 E: 0 K: 0 S: 13	H: 3 LOB: 1 BB: 0 P: 15	R: 0 E: 0 K: 0 S: 12	H: 0 LOB: 0 BB: 0 P: 15	R: 0 E: 0 K: 0 S: 7	H: 0 LOB: 0 BB: 0 P: 9	1B: 7 2B: 2 3B: 0 HR: 0	SF: 0 SAC: 0 DP: 2 HBP: 1	WP: 0 PA: 37 PB: 0 SB: 0 CS: 2								
PITCHER	IP	WLS	BF	H	R	ER	SO	BB	IBB	HBP	BLK	WP	HR	S	P	ERA	WHIP										
Ryan Bowen, R (1, 1) ERA: 3.49	5.1	L	24	7	4	4	4	2	1	0	0	0	0	56	88	6.75	1.688										
Joe Klink, L (6, 1) ERA: 3.75	0.0		1	0	0	0	0	1	0	0	0	0	0	1	5	∞	∞										
Richie Lewis, R (6, 1) ERA: 2.49	0.2		2	1	0	0	0	0	0	0	0	0	0	3	3	0.00	1.500										
Cris Carpenter, R (7, 1) ERA: 5.12	3.0		10	0	0	0	0	0	0	1	0	0	0	29	39	0.00	0.000										

San Francisco Giants @ Florida Marlins
Joe Robbie Stadium, Miami, FL
Tue Jun 01 1993, 7:05 PM EDT
Att: 35,019 - Unknown - 83 F

AB 32
R 4
H 8
RBI 4
BB 4
SO 4
LOB 13



Batter	1	2	3	4	5	6	7	8	9	AB	R	H	RBI	BB	SO	LOB	BOTTOM										
Chuck Carr, S (1, 8) OBP: 0.350, SLG: 0.358			G5-3			G5-3				5	1	3	1	0	0	3											
Rick Renner, R (1, 5) OBP: 0.357, SLG: 0.385										5	1	2	1	0	2	2											
Bret Barberie, S (1, 4) OBP: 0.375, SLG: 0.309										4	0	0	0	1	1	2											
Orestes Destrade, S (1, 3) OBP: 0.310, SLG: 0.340										3	0	2	0	1	1	2											
Geronimo Berroa, R (1, 7) OBP: 0.158, SLG: 0.111										4	0	0	0	0	2	3											
Alex Arias, R (1, 6) OBP: 0.376, SLG: 0.362										4	1	1	0	0	0	0											
Monty Fariss, R (1, 9) OBP: 0.294, SLG: 0.310 Greg Briley, L (6, PH) OBP: 0.297, SLG: 0.433										1	0	0	0	2	0	0											
Rob Natal, R (1, 2) OBP: 0.290, SLG: 0.345										1	0	0	0	0	1	0											
Ryan Bowen, R (1, 1) ERA: 4.67 Joe Klink, L (6, 1) ERA: 5.04 Richie Lewis, R (6, PH) OBP: 0.386, SLG: 0.390 Cris Carpenter, R (7, 1) OBP: 0.307, SLG: 0.303										2	0	0	0	0	1	2											
Inning Stats	R: 1 E: 0 K: 1 S: 11	H: 3 LOB: 1 BB: 0 P: 17	R: 0 E: 1 K: 1 S: 13	H: 0 LOB: 1 BB: 0 P: 14	R: 1 E: 0 K: 0 S: 7	H: 1 LOB: 1 BB: 1 P: 16	R: 0 E: 0 K: 1 S: 13	H: 0 LOB: 1 BB: 1 P: 20	R: 0 E: 0 K: 2 S: 10	H: 1 LOB: 2 BB: 1 P: 19	R: 1 E: 1 K: 0 S: 15	H: 2 LOB: 3 BB: 1 P: 24	R: 0 E: 0 K: 1 S: 9	H: 1 LOB: 1 BB: 0 P: 12	R: 0 E: 0 K: 2 S: 10	H: 0 LOB: 0 BB: 0 P: 15	R: 0 E: 0 K: 2 S: 11	H: 1 LOB: 1 BB: 0 P: 14	1B: 6 2B: 2 3B: 0 HR: 2	SF: 0 SAC: 0 DP: 2 HBP: 0	WP: 0 PA: 39 PB: 0 SB: 2 CS: 1						
PITCHER	IP	WLS	BF	H	R	ER	SO	BB	IBB	HBP	BLK	WP	HR	S	P	ERA	WHIP										
Bud Black, L (1, 1) ERA: 4.67	5.1	W	25	6	3	3	5	4	0	0	0	0	0	61	98	5.06	1.875										
Bryan Hickerson, L (6, 1) ERA: 5.04	1.1		6	2	0	0	0	0	0	0	0	0	0	14	20	0.00	1.500										
Michael Jackson, R (7, 1) ERA: 1.48	1.1		4	0	0	0	3	0	0	0	0	0	0	13	19	0.00	0.000										
Rod Beck, R (9, 1) ERA: 1.85	1.0	S	4	1	0	0	2	0	0	0	0	0	0	11	14	0.00	1.000										

San Francisco Giants @ Florida Marlins
Joe Robbie Stadium, Miami, FL
Tue Jun 01 1993, 7:05 PM EDT
Att: 35,019 - Unknown - 83 F

AB 35
R 3
H 9
RBI 3
BB 4
SO 10
LOB 18



Batter	1	2	3	4	5	6	7	8	9	AB R H RBI BB SO LOB	TOP									
Darren Lewis, R OBP: 0.297, SLG: 0.369 (1, 8)	G3		F9 1B SF8 HBP		G3-1		BB		2-3 1B	3 1 1 0 1 0 0	San Francisco Giants @ Florida Marlins Joe Robbie Stadium, Miami, FL Wed Jun 02 1993, 7:05 PM EDT Att: 31,845 - Unknown - 80 F									
Robby Thomson, R OBP: 0.337, SLG: 0.421 (1, 4)	HR 1B		F9 1B		E4 2B		K		K	5 1 2 0 0 2 3										
Will Clark, L OBP: 0.339, SLG: 0.357 (1, 3)	HR		F9					K		4 1 2 2 0 1 2										
Matt Williams, R OBP: 0.340, SLG: 0.566 (1, 5)	K		SF8		P4			K		3 0 0 1 0 2 2										
Barry Bonds, L OBP: 0.509, SLG: 0.754 (1, 7)	K		K			G3			2-1 2B	4 0 1 0 0 2 1										
Willie McGee, S OBP: 0.369, SLG: 0.409 (1, 9)				G3-1		G4-3			4-0 PO IBB	3 0 1 0 1 0 0										
Kirt Manwaring, R OBP: 0.370, SLG: 0.354 (1, 2)			P9			G6-3		PO	1B SH1-4 BB	3 0 0 0 1 1 1										
Mike Benjamin, R OBP: 0.222, SLG: 0.280 (1, 6)			FC5-4 1-2						SH1-4	3 0 0 0 0 2 1										
John Burkett, R OBP: 0.143, SLG: 0.111 (7, PH) Jeff Reed, L OBP: 0.344, SLG: 0.418 (7, 1) Kevin Rogers, L OBP: 0.350, SLG: 0.306 (8, 1) Michael Jackson, R OBP: 0.233, SLG: 0.221 (9, PH) Todd Benzinger, S OBP: 0.233, SLG: 0.221 (9, 1) Rod Beck, R (9, 1)			K		G5-3		K		F7	2 0 0 0 0 0 1 1 1 0 0 0 0 0 1 0 0 0 0 0 0 0 0 0 0 0 0 0 0 0 0 0 1 0 0 0 0 0 0 1 0 0 0 0 0 0 0 0										
Inning Stats	R: 2 E: 0 K: 2 S: 13	H: 2 LOB: 0 BB: 0 P: 17	R: 0 E: 0 K: 1 S: 9	H: 1 LOB: 1 BB: 0 P: 12	R: 1 E: 0 K: 1 S: 12	H: 1 LOB: 1 BB: 0 P: 19	R: 0 E: 0 K: 2 S: 10	H: 0 LOB: 0 BB: 0 P: 13	R: 0 E: 0 K: 0 S: 7	H: 0 LOB: 0 BB: 0 P: 11		R: 0 E: 0 K: 3 S: 11	H: 0 LOB: 1 BB: 1 P: 19	R: 0 E: 0 K: 2 S: 9	H: 1 LOB: 1 BB: 1 P: 17	R: 0 E: 0 K: 12 S: 12	H: 1 LOB: 2 BB: 1 P: 17	1B: 4 2B: 2 3B: 0 HR: 1	SF: 1 SAC: 1 DP: 0 HBP: 1	WP: 0 PB: 0 SB: 0 CS: 0
PITCHER	IP WLS BF H R ER SO BB IBB HBP BLK WP HR S P ERA WHIP											IP WLS BF H R ER SO BB IBB HBP BLK WP HR S P ERA WHIP								
Jack Armstrong, R ERA: 3.92 (1, 1)	6.0 L 25 5 3 3 6 0 0 1 0 0 1 64 91 4.50 0.833																			
Matt Turner, R ERA: (7, 1)	2.2 12 2 0 0 5 2 1 0 0 0 0 29 50 0.00 1.500																			
Richie Lewis, R ERA: 2.45 (9, 1)	0.1 1 0 0 0 1 0 0 0 0 0 0 3 3 0.00 0.000																			

Batter	1	2	3	4	5	6	7	8	9	AB R H RBI BB SO LOB	BOTTOM									
Walt Weiss, S OBP: 0.407, SLG: 0.366 (1, 6)	1B G6-4-3 1B		F7		1B		FC6-4 1B		1B	5 1 4 0 0 0 0	San Francisco Giants @ Florida Marlins Joe Robbie Stadium, Miami, FL Wed Jun 02 1993, 7:05 PM EDT Att: 31,845 - Unknown - 80 F									
Bret Barberie, S OBP: 0.391, SLG: 0.333 (1, 4)	G6-4-3 1B		K		1B		F9		WP 1B	5 0 3 0 0 1 1										
Dave Magadan, L OBP: 0.310, SLG: 0.369 (1, 5)	G6-4-3 1-2 3-H			G3-1		K		P6		4 0 0 0 1 1 4										
Orestes Destrade, S OBP: 0.307, SLG: 0.337 (1, 3)	1B		F9		K		FC6-4 1-2		K	5 0 1 0 0 2 6										
Greg Britley, L OBP: 0.294, SLG: 0.422 (1, 8)	G1-3			BB HBP 1B		G3		G3		4 0 1 0 0 0 1										
Benito Santiago, R OBP: 0.299, SLG: 0.367 (1, 2)			CS 1B		BB HBP		HR		K	3 1 2 1 0 1 0										
Jeff Conine, R OBP: 0.377, SLG: 0.354 (1, 7)	G4-3 1-2			BB HBP BB		K		P3		3 0 0 0 1 1 1										
Geronimo Berroa, R OBP: 0.174, SLG: 0.182 (1, 9)	F7			P3					K	4 0 1 0 0 1 3										
Jack Armstrong, R OBP: 0.167, SLG: 0.167 (1, 1) Alex Arias, R OBP: 0.375, SLG: 0.359 (6, PH) Matt Turner, R (7, 1) Richie Lewis, R (9, 1) Rick Renteria, R OBP: 0.353, SLG: 0.380 (9, PH)			G6-3		F9		G4-3		K	2 0 0 0 0 0 0 1 0 0 0 0 0 1 0 0 0 0 0 0 0 0 0 0 0 0 0 0 1 0 0 0 0 1 0										
Inning Stats	R: 1 E: 0 K: 0 S: 16	H: 3 LOB: 1 BB: 0 P: 25	R: 0 E: 0 K: 0 S: 5	H: 1 LOB: 0 BB: 0 P: 8	R: 0 E: 0 K: 1 S: 10	H: 0 LOB: 0 BB: 0 P: 16	R: 0 E: 0 K: 2 S: 18	H: 2 LOB: 2 BB: 0 P: 25	R: 1 E: 0 K: 1 S: 12	H: 2 LOB: 1 BB: 0 P: 18		R: 0 E: 0 K: 0 S: 18	H: 1 LOB: 1 BB: 0 P: 24	R: 0 E: 0 K: 1 S: 5	H: 0 LOB: 0 BB: 0 P: 8	R: 0 E: 0 K: 3 S: 17	H: 2 LOB: 3 BB: 1 P: 26	1B: 10 2B: 1 3B: 0 HR: 1	SF: 0 SAC: 0 DP: 1 HBP: 1	WP: 1 PB: 0 SB: 0 CS: 1
PITCHER	IP WLS BF H R ER SO BB IBB HBP BLK WP HR S P ERA WHIP											IP WLS BF H R ER SO BB IBB HBP BLK WP HR S P ERA WHIP								
John Burkett, R ERA: 3.31 (7, 1)	1.1 5 1 0 0 0 0 0 0 0 0 0 19 25 0.00 0.750																			
Kevin Rogers, L ERA: 2.07 (8, 1)	0.2 2 0 0 0 1 0 0 0 0 0 0 4 7 0.00 0.000																			
Michael Jackson, R ERA: 1.45 (9, 1)	1.0 S 6 2 0 0 3 0 1 0 0 1 0 17 26 0.00 2.000																			

Batter	1	2	3	4	5	6	7	8	9	AB	R	H	RBI	BB	SO	LOB	TOP										
Chuck Carr, S (1, 8) OBP: 0.351, SLG: 0.365										5	1	2	2	0	1	2	Florida Marlins @ San Diego Padres Jack Murphy Stadium, San Diego, CA Fri Jun 04 1993, 10:05 PM EDT Att: 23,262 - Unknown										
Bret Barberie, S (1, 4) OBP: 0.392, SLG: 0.317										3	0	0	0	2	2	3											
Benito Santiago, R (1, 2) OBP: 0.302, SLG: 0.368										5	0	2	1	0	1	2											
Orestes Destrade, S (1, 3) OBP: 0.300, SLG: 0.328										5	0	0	0	0	3	4											
Dave Magadan, L (1, 5) OBP: 0.310, SLG: 0.370										5	1	2	0	0	2	2											
Jeff Conine, R (1, 7) OBP: 0.378, SLG: 0.358										4	1	1	0	1	2	3											
Gerónimo Berroa, R (1, 9) Greg Briley, L (7, 9) OBP: 0.286, SLG: 0.409										3	1	1	0	0	0	1											
Walt Weiss, S (1, 6) OBP: 0.409, SLG: 0.366										3	2	1	0	1	0	0											
Charlie Hough, R (1, 1) Rick Rentería, R (8, PH) Trevor Hoffman, R (8, 1)										3	0	1	0	0	1	0											
Inning Stats	R: 1 E: 0 K: 1 S: 10	H: 2 LOB: 1 BB: 1 P: 20	R: 2 E: 1 K: 0 S: 20	H: 2 LOB: 2 BB: 1 P: 32	R: 0 E: 0 K: 2 S: 11	H: 1 LOB: 1 BB: 0 P: 16	R: 0 E: 0 K: 1 S: 12	H: 0 LOB: 0 BB: 0 P: 16	R: 0 E: 0 K: 2 S: 12	H: 0 LOB: 0 BB: 0 P: 19	R: 0 E: 0 K: 1 S: 7	H: 0 LOB: 0 BB: 0 P: 10	R: 0 E: 0 K: 3 S: 9	H: 0 LOB: 0 BB: 0 P: 17	R: 3 E: 0 K: 2 S: 23	H: 2 LOB: 2 BB: 0 P: 45		R: 0 E: 1 K: 1 S: 16	H: 1 LOB: 2 BB: 0 P: 24	1B: 8 2B: 2 3B: 0 HR: 0	SF: 0 SAC: 0 DP: 1 HBP: 0	WP: 1 PB: 1 SB: 1 CS: 0	PA: 43				
PITCHER	IP	WLS	BF	H	R	ER	SO	BB	IBB	HBP	BLK	WP	HR	S	P	ERA	WHIP										
Bruce Hurst, L (1, 1) ERA: 12.46	1.1	L	7	3	2	1	1	1	0	0	0	0	0	17	29	6.75	3.000										
Tim Scott, R (2, 1) ERA: 2.62	3.2		17	4	1	0	5	1	0	0	0	0	0	48	74	0.00	1.364										
Roger Mason, R (6, 1) ERA: 1.98	2.0		6	0	0	0	4	0	0	0	0	0	0	16	27	0.00	0.000										
Rich Rodriguez, L (8, 1) ERA: 4.3	1.0		8	2	3	0	2	0	2	0	0	1	0	23	45	0.00	2.000										
Gene Harris, R (9, 1) ERA: 2.21	1.0		5	1	0	0	1	0	0	0	0	0	0	16	24	0.00	1.000										

Batter	1	2	3	4	5	6	7	8	9	AB	R	H	RBI	BB	SO	LOB	BOTTOM										
Tony Gwynn, L (1, 9) OBP: 0.361, SLG: 0.413										4	0	0	0	0	1	0	Florida Marlins @ San Diego Padres Jack Murphy Stadium, San Diego, CA Fri Jun 04 1993, 10:05 PM EDT Att: 23,262 - Unknown										
Jeff Gardner, L (1, 4) OBP: 0.359, SLG: 0.388										4	0	2	0	0	0	0											
Gary Sheffield, R (1, 5) OBP: 0.321, SLG: 0.442										4	0	0	0	0	1	2											
Fred McGriff, L (1, 3) OBP: 0.346, SLG: 0.467										4	2	2	1	0	1	0											
Phil Plantier, L (1, 7) OBP: 0.311, SLG: 0.487										3	0	1	0	1	0	0											
Derek Bell, R (1, 8) Gene Harris, R (9, 1) OBP: 0.348, SLG: 0.497										4	0	1	1	0	2	1											
Kurt Stillwell, S (1, 6) OBP: 0.296, SLG: 0.303										3	0	0	0	1	1	3											
Bob Geren, R (1, 2) Kevin Higgins, L (9, PH) OBP: 0.258, SLG: 0.274 OBP: 0.273, SLG: 0.286										3	0	0	0	0	2	5											
Bruce Hurst, L (1, 1) Tim Scott, R (2, 1) Craig Shipley, R (5, PH) Roger Mason, R (6, 1) Tim Lincecum, R (7, PH) Rich Rodriguez, L (8, 1) Guillermo Velasquez, L (9, 9) OBP: 0.222, SLG: 0.310 OBP: 0.273, SLG: 0.554 OBP: 0.252, SLG: 0.187										0	0	0	0	0	0	0											
Inning Stats	R: 0 E: 0 K: 0 S: 8	H: 0 LOB: 0 BB: 0 P: 10	R: 0 E: 1 K: 1 S: 12	H: 0 LOB: 2 BB: 1 P: 21	R: 0 E: 0 K: 3 S: 12	H: 1 LOB: 1 BB: 0 P: 15	R: 0 E: 0 K: 2 S: 13	H: 0 LOB: 1 BB: 1 P: 22	R: 0 E: 0 K: 1 S: 8	H: 1 LOB: 1 BB: 0 P: 13	R: 1 E: 0 K: 1 S: 15	H: 3 LOB: 1 BB: 0 P: 21	R: 0 E: 0 K: 1 S: 9	H: 0 LOB: 0 BB: 0 P: 12	R: 1 E: 0 K: 1 S: 13	H: 1 LOB: 0 BB: 0 P: 18		R: 0 E: 0 K: 1 S: 9	H: 0 LOB: 0 BB: 0 P: 13	1B: 5 2B: 0 3B: 0 HR: 1	SF: 0 SAC: 0 DP: 0 HBP: 0	WP: 0 PB: 1 SB: 0 CS: 0	PA: 36				
PITCHER	IP	WLS	BF	H	R	ER	SO	BB	IBB	HBP	BLK	WP	HR	S	P	ERA	WHIP										
Charlie Hough, R (1, 1) ERA: 4.83	7.0	W	29	5	1	1	9	2	0	0	0	0	0	77	114	1.29	1.000										
Trevor Hoffman, R (8, 1) ERA: 3.45	2.0		7	1	1	1	2	0	0	0	0	0	1	22	31	4.50	0.500										

Batter	1	2	3	4	5	6	7	8	9	AB	R	H	RBI	BB	SO	LOB	TOP					
Chuck Carr, S OBP: 0.345, SLG: 0.359 (1, 8)	G5-3		G4-3		K		SF8			3	0	0	1	0	1	1	Florida Marlins @ San Diego Padres Jack Murphy Stadium, San Diego, CA Sat Jun 05 1993, 10:05 PM EDT Att: 36,315 - Unknown livebaseballscorecards.com					
Bret Barberie, S OBP: 0.410, SLG: 0.364 (1, 4)	1B		G1-4-3			1B	SF9			3	2	2	0	1	0	1						
Dave Magadan, L OBP: 0.411, SLG: 0.373 (1, 5)	WP		G1-4-3			1B				4	0	2	1	0	1	1						
Orestes Destrade, S OBP: 0.295, SLG: 0.324 (1, 3)	F9				K	SF9				3	0	0	1	0	2	1						
Benito Santiago, R OBP: 0.298, SLG: 0.362 (1, 2)	L1-3				F9	F8				3	0	0	0	0	0	2						
Greg Britley, L OBP: 0.270, SLG: 0.386 (1, 9)			G1-3		G1-3					4	0	0	0	0	1	2						
Jeff Conine, R OBP: 0.376, SLG: 0.361 (1, 7)	P4									4	1	1	0	0	2	0						
Walt Weiss, S OBP: 0.416, SLG: 0.371 (1, 6)	FC5-4				S		SF8			3	0	2	0	1	0	0						
Luis Aquino, R OBP: 0.063, SLG: 0.063 (9, PH)	FC5-4				K2-3		L6			3	0	0	0	0	1	4						
Alex Arias, R OBP: 0.372, SLG: 0.356 (9, PH)										1	0	0	0	0	0	0						
Bryan Harvey, R (9, 1)										0	0	0	0	0	0	0						
Inning Stats	R: 1 E: 0 K: 0 S: 7	H: 2 LOB: 1 BB: 0 P: 14	R: 0 E: 0 K: 0 S: 8	H: 1 LOB: 1 BB: 0 P: 12	R: 0 E: 0 K: 0 S: 3	H: 0 LOB: 0 BB: 1 P: 8	R: 0 E: 0 K: 1 S: 7	H: 0 LOB: 0 BB: 0 P: 9	R: 0 E: 0 K: 3 S: 9	H: 0 LOB: 1 BB: 1 P: 17	R: 1 E: 0 K: 0 S: 14	H: 2 LOB: 1 BB: 0 P: 23	R: 1 E: 0 K: 0 S: 17	H: 2 LOB: 1 BB: 0 P: 25	R: 0 E: 1 K: 2 S: 13	H: 0 LOB: 0 BB: 0 P: 20	R: 0 E: 0 K: 1 S: 7	H: 0 LOB: 0 BB: 0 P: 12	1B: 5 2B: 1 3B: 1 HR: 0	SF: 2 SAC: 0 DP: 1 HBP: 0	WP: 1 PB: 0 SB: 1 CS: 0	PA: 36
PITCHER	IP WLS BF H R ER SO BB IBB HBP BLK WP HR S P ERA WHIP																					
Wally Whitehurst, R ERA: 4.5 (1, 1)	5.0	19	3	1	1	4	2	0	0	0	0	1	0	34	60	1.80	1.000					
Roger Mason, R ERA: 2.35 (6, 1)	2.0	L	10	4	2	2	1	0	0	0	0	0	0	31	48	9.00	2.000					
Pat Gomez, L ERA: 5.11 (8, 1)	1.0		4	0	0	0	2	0	0	0	0	0	0	13	20	0.00	0.000					
Mark Ettles, R ERA: (9, 1)	1.0		3	0	0	0	1	0	0	0	0	0	0	7	12	0.00	0.000					

Batter	1	2	3	4	5	6	7	8	9	AB	R	H	RBI	BB	SO	LOB	BOTTOM					
Tony Gwynn, L OBP: 0.360, SLG: 0.410 (1, 9)	FC6-4		P6		F7			G5-3		4	0	1	0	0	0	0	Florida Marlins @ San Diego Padres Jack Murphy Stadium, San Diego, CA Sat Jun 05 1993, 10:05 PM EDT Att: 36,315 - Unknown livebaseballscorecards.com					
Jeff Gardner, L OBP: 0.356, SLG: 0.385 (1, 4)	FC6-4		G3			G4-3		F7		4	0	1	0	0	0	1						
Gary Sheffield, R OBP: 0.436, SLG: 0.436 (1, 5)						1B				3	0	0	0	1	0	1						
Tim Teufel, R OBP: 0.361, SLG: 0.514 (9, 5)			F9			P2		G4-3		0	0	0	0	0	0	0						
Fred McGriff, L OBP: 0.341, SLG: 0.458 (1, 3)	G1-6-3				L9	G4-3				4	0	0	0	0	0	3						
Phil Plantier, L OBP: 0.309, SLG: 0.488 (1, 7)					P5	P6				4	1	1	0	0	1	1						
Derek Bell, R OBP: 0.355, SLG: 0.500 (1, 8)			G3		G6-3					3	0	2	0	0	1	0						
Kevin Higgins, L OBP: 0.240, SLG: 0.250 (1, 2)			G6-3			F7		G6-4-3		3	0	0	1	0	0	3						
Ricky Gutierrez, R OBP: 0.370, SLG: 0.306 (1, 6)			G3							3	0	1	0	0	1	1						
Wally Whitehurst, R ERA: 4.5 (1, 1)	8.0	30	6	1	1	2	1	0	1	0	0	0	0	0	0	0						
Craig Shipley, R ERA: 2.20, SLG: 0.307 (5, PH)										0	0	0	0	0	0	0						
Roger Mason, R (6, 1)										0	0	0	0	0	0	0						
Phil Clark, R OBP: 0.341, SLG: 0.508 (7, PH)										1	0	0	0	0	0	1						
Pat Gomez, L (9, 1)										0	0	0	0	0	0	0						
Mark Ettles, R (9, 1)										0	0	0	0	0	0	0						
Inning Stats	R: 0 E: 0 K: 0 S: 9	H: 1 LOB: 1 BB: 1 P: 16	R: 1 E: 0 K: 1 S: 11	H: 2 LOB: 1 BB: 0 P: 17	R: 0 E: 0 K: 0 S: 4	H: 0 LOB: 0 BB: 0 P: 5	R: 0 E: 0 K: 0 S: 10	H: 1 LOB: 1 BB: 0 P: 14	R: 0 E: 0 K: 1 S: 8	H: 0 LOB: 0 BB: 0 P: 10	R: 0 E: 0 K: 0 S: 6	H: 1 LOB: 1 BB: 0 P: 7	R: 0 E: 0 K: 0 S: 8	H: 1 LOB: 1 BB: 0 P: 14	R: 0 E: 0 K: 0 S: 10	H: 0 LOB: 0 BB: 0 P: 16	R: 0 E: 0 K: 2 S: 10	H: 0 LOB: 0 BB: 0 P: 16	1B: 5 2B: 1 3B: 0 HR: 0	SF: 0 SAC: 0 DP: 2 HBP: 1	WP: 1 PB: 0 SB: 0 CS: 0	PA: 33
PITCHER	IP WLS BF H R ER SO BB IBB HBP BLK WP HR S P ERA WHIP																					
Luis Aquino, R ERA: 2.12 (1, 1)	8.0	30	6	1	1	2	1	0	1	0	0	0	0	0	0	0						
Bryan Harvey, R ERA: 1.42 (9, 1)	1.0	S	3	0	0	0	2	0	0	0	0	0	0	10	16	0.00	0.000					

Batter	1	2	3	4	5	6	7	8	9	AB	R	H	RBI	BB	SO	LOB	TOP										
Chuck Carr, S OBP: 0.341, SLG: 0.354 (1, 8)	G3-1		G4-3	1B		E6		FC3-5		5	1	1	0	0	0	3	Florida Marlins @ San Diego Padres Jack Murphy Stadium, San Diego, CA Sun Jun 06 1993, 6:33 AM EDT Att: 18,396 - Sunny - 65 F										
Bret Barberie, S OBP: 0.434, SLG: 0.412 (1, 4)	WP		BB	2B				HR		2	2	1	3	3	0	1											
Dave Magadan, L OBP: 0.407, SLG: 0.366 (6, 3)	F7		2B			F9		F9		3	1	0	1	1	0	1											
Orestes Destrade, S OBP: 0.303, SLG: 0.336 Rick Renteria, R OBP: 0.356, SLG: 0.375 (1, 3) (6, 5)	WP		2B			L9		PB		4	0	3	2	0	0	2											
Benito Santiago, R OBP: 0.295, SLG: 0.358 (1, 2)	K		G6-3			P4		1B		5	0	1	1	0	1	4											
Greg Britley, L OBP: 0.253, SLG: 0.360 (1, 9)		F8	K			F9		G3		5	0	0	0	0	1	3											
Jeff Conine, R OBP: 0.372, SLG: 0.353 (1, 7)	L5			K		WP		K		4	1	0	0	1	3	0											
Walt Weiss, S OBP: 0.416, SLG: 0.372 (1, 6)		1B		F8		E3		FC3-5		5	1	2	0	0	1	1											
Chris Hammond, L OBP: 0.259, SLG: 0.400 Trevor Hoffman, R (8, 1)	K					K		E7		4	2	1	1	0	2	3											
Inning Stats	R: 0 E: 0 K: 1 S: 15	H: 1 LOB: 2 BB: 1 P: 26	R: 0 E: 0 K: 1 S: 17	H: 1 LOB: 1 BB: 0 P: 25	R: 2 E: 0 K: 1 S: 10	H: 1 LOB: 1 BB: 2 P: 24	R: 1 E: 0 K: 1 S: 16	H: 2 LOB: 1 BB: 0 P: 26	R: 0 E: 0 K: 0 S: 11	H: 1 LOB: 1 BB: 0 P: 18	R: 2 E: 2 K: 1 S: 14	H: 0 LOB: 2 BB: 2 P: 30	R: 0 E: 0 K: 1 S: 7	H: 0 LOB: 0 BB: 0 P: 11	R: 4 E: 1 K: 0 S: 14	H: 3 LOB: 1 BB: 1 P: 25		R: 0 E: 0 K: 2 S: 9	H: 0 LOB: 0 BB: 0 P: 12	1B: 6 2B: 1 3B: 0 HR: 2	SF: 1 SAC: 0 DP: 0 HBP: 0	WP: 3 PB: 1 SB: 1 CS: 0	PA: 45				
PITCHER	IP	WLS	BF	H	R	ER	SO	BB	IBB	HBP	BLK	WP	HR	S	P	ERA	WHIP										
Doug Brocail, R ERA: 3.27 (1, 1)	5.0	L	24	6	3	3	4	3	0	0	0	1	1	69	119	5.40	1.800										
Kerry Taylor, R ERA: 6.34 (6, 1)	0.0		2	0	2	0	0	1	0	0	0	0	0	4	10	∞	∞										
Pat Gomez, L ERA: 4.73 (6, 1)	2.0		8	0	0	0	2	0	1	0	0	2	0	17	31	0.00	0.000										
Mark Ettles, R ERA: 9.0 (8, 1)	1.0		8	3	4	2	0	1	0	0	0	0	1	14	25	18.00	4.000										
Rich Rodriguez, L ERA: 4.13 (9, 1)	1.0		3	0	0	0	2	0	0	0	0	0	0	9	12	0.00	0.000										
Batter	1	2	3	4	5	6	7	8	9	AB	R	H	RBI	BB	SO	LOB	BOTTOM										
Tony Gwynn, L OBP: 0.364, SLG: 0.409 (1, 9)	E1		G3-1					F7		3	0	1	0	2	0	1	Florida Marlins @ San Diego Padres Jack Murphy Stadium, San Diego, CA Sun Jun 06 1993, 6:33 AM EDT Att: 18,396 - Sunny - 65 F										
Ricky Gutierrez, R OBP: 0.360, SLG: 0.299 (1, 6)	B1-5-3-6		E6					1B		5	2	1	0	0	2	4											
Derek Bell, R OBP: 0.352, SLG: 0.497 (1, 8)	G4-3		2B					P3		5	0	1	1	0	1	4											
Fred McGriff, L OBP: 0.338, SLG: 0.449 (1, 3)		K	G3-1					G6-3		4	0	0	0	1	1	3											
Phil Clark, R OBP: 0.373, SLG: 0.492 (9, 2)		G5-3						K		4	0	1	0	0	1	0											
Tim Lincecum, R OBP: 0.356, SLG: 0.507 (1, 5)		1B						F9		3	0	1	1	0	0	0											
Craig Shipley, R OBP: 0.232, SLG: 0.308 (1, 4)		1B						G6-3		3	0	1	0	1	0	0											
Bob Geren, R OBP: 0.271, SLG: 0.287 Phil Plantier, L OBP: 0.307, SLG: 0.484 (8, PH) (9, 7)		1B						G4-3		3	0	2	0	0	0	0											
Doug Brocail, L Kerry Taylor, R Pat Gomez, L Kurt Stillwell, S Mark Ettles, R Rich Rodriguez, L Kevin Higgins, L (1, 1) (6, 1) (6, 1) (7, PH) (8, 1) (9, 1) (9, PH)			F8					SH1-4		1	0	0	0	0	0	0											
Inning Stats	R: 0 E: 1 K: 0 S: 6	H: 3 LOB: 2 BB: 0 P: 11	R: 0 E: 0 K: 1 S: 10	H: 3 LOB: 0 BB: 0 P: 13	R: 1 E: 1 K: 0 S: 11	H: 1 LOB: 1 BB: 0 P: 16	R: 0 E: 0 K: 0 S: 5	H: 0 LOB: 0 BB: 0 P: 9	R: 0 E: 0 K: 1 S: 8	H: 1 LOB: 2 BB: 1 P: 16	R: 0 E: 0 K: 1 S: 9	H: 0 LOB: 0 BB: 0 P: 10	R: 0 E: 0 K: 0 S: 9	H: 1 LOB: 1 BB: 0 P: 13	R: 1 E: 0 K: 1 S: 14	H: 2 LOB: 3 BB: 2 P: 26		R: 0 E: 0 K: 2 S: 11	H: 0 LOB: 2 BB: 1 P: 21	1B: 8 2B: 2 3B: 0 HR: 0	SF: 1 SAC: 1 DP: 1 HBP: 0	WP: 1 PB: 0 SB: 0 CS: 0	PA: 40				
PITCHER	IP	WLS	BF	H	R	ER	SO	BB	IBB	HBP	BLK	WP	HR	S	P	ERA	WHIP										
Chris Hammond, L ERA: 4.5 (1, 1)	7.2	W	34	9	2	1	3	3	0	0	0	0	0	69	109	1.17	1.565										
Trevor Hoffman, R ERA: 3.3 (8, 1)	1.1		6	0	0	0	3	1	0	0	0	1	0	14	26	0.00	0.750										

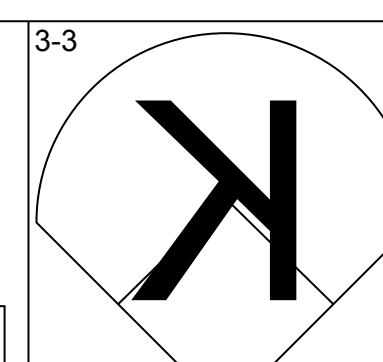
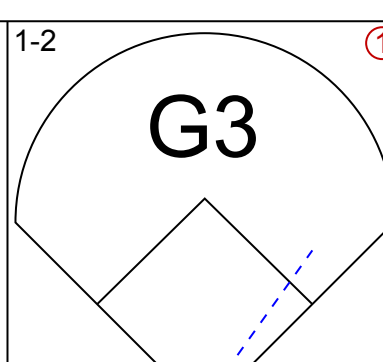
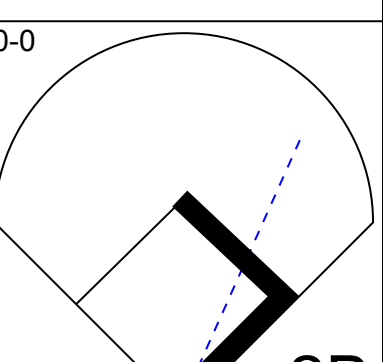
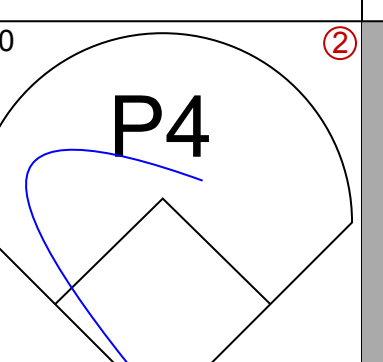
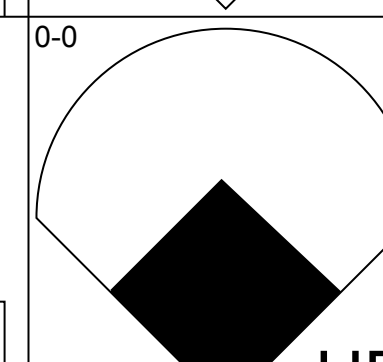
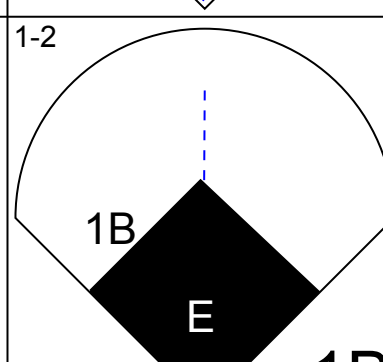
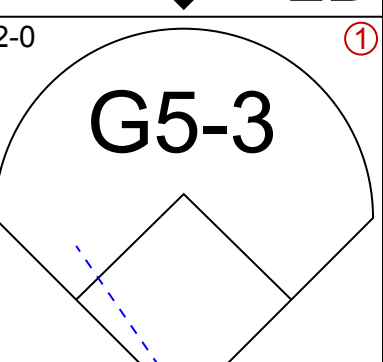
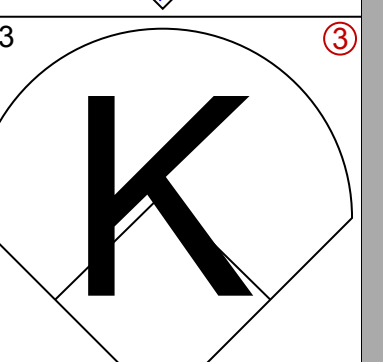
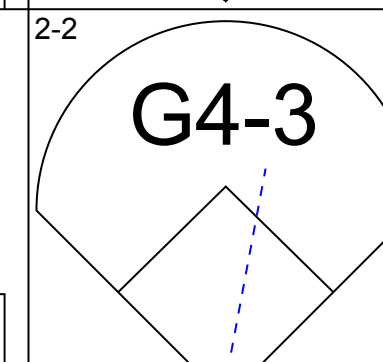
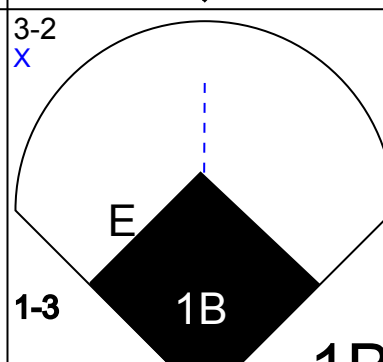
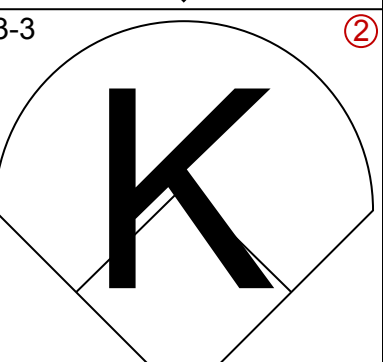
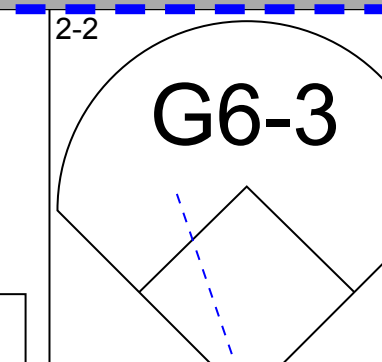
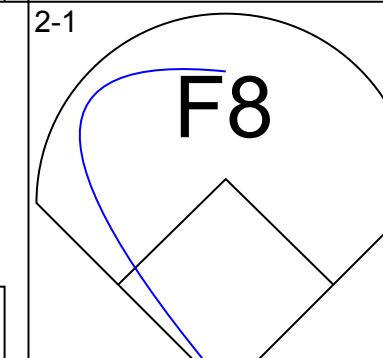
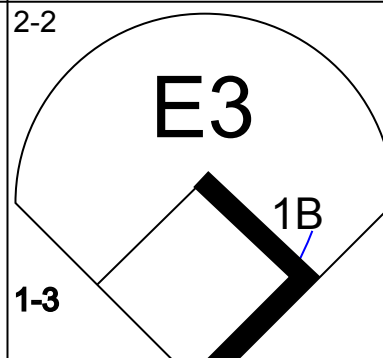
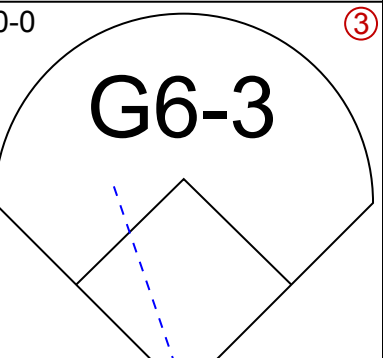
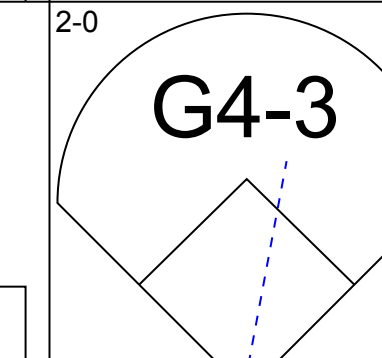
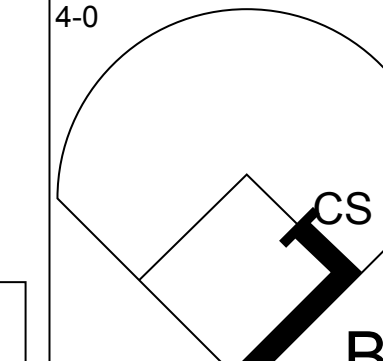
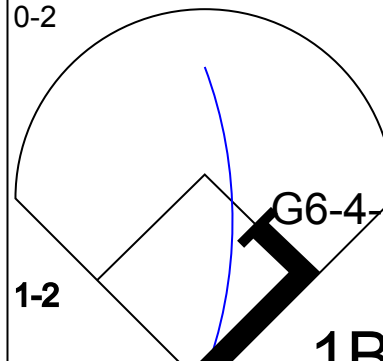
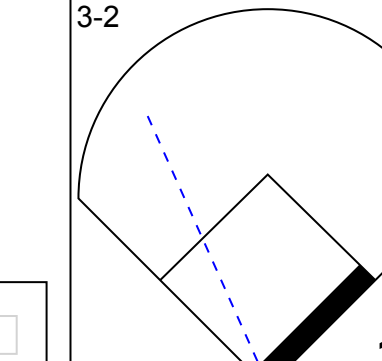
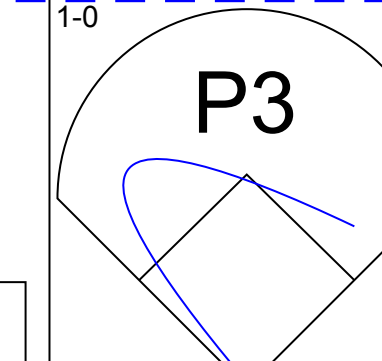

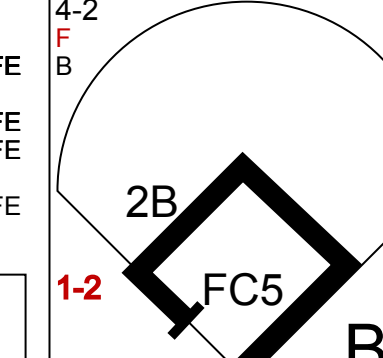
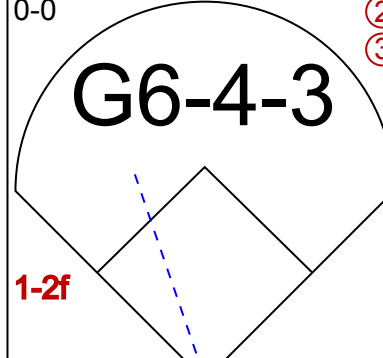
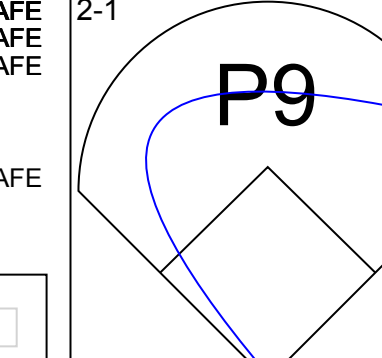
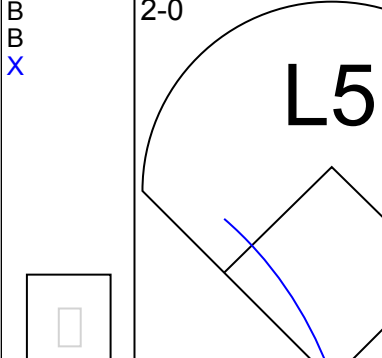

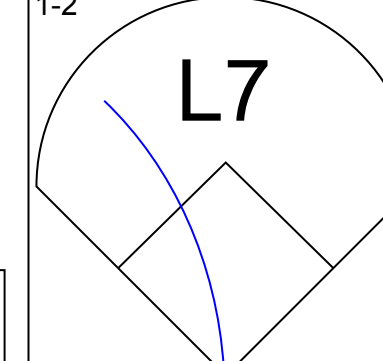
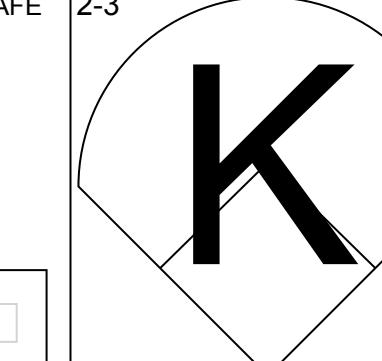
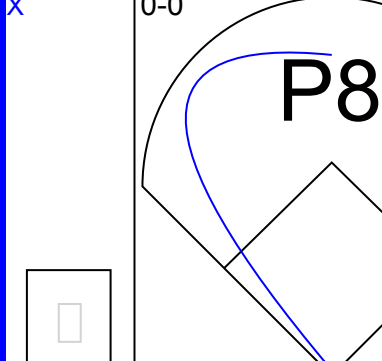

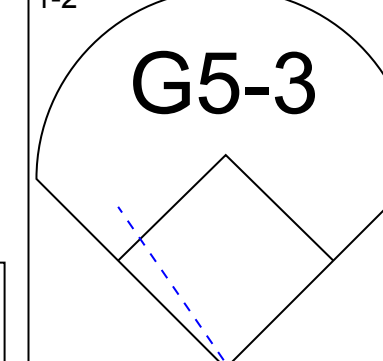
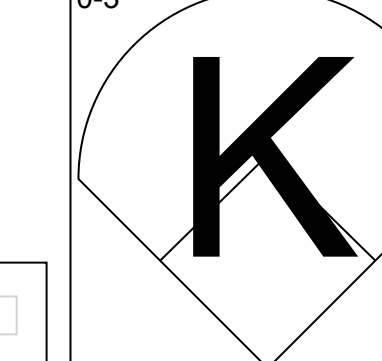
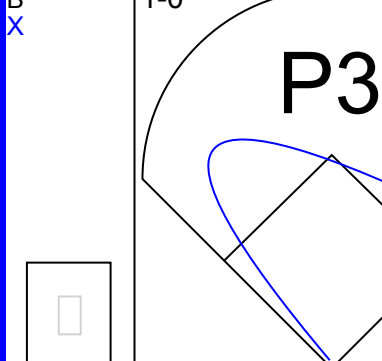

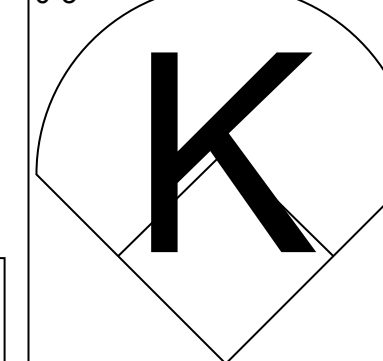
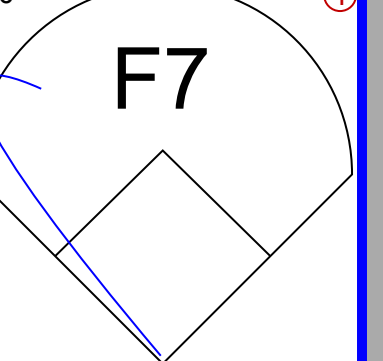
Batter	1	2	3	4	5	6	7	8	9	AB	R	H	RBI	BB	SO	LOB	TOP								
Chuck Carr, S OBP: 0.338, SLG: 0.349 (1, 8)										3	1	0	1	1	2	0	Florida Marlins @ Los Angeles Dodgers Dodger Stadium, Los Angeles, CA Mon Jun 07 1993, 7:05 PM PDT Att: 37,942 - Unknown - 74 F livebaseballscorecards.com								
Bret Barberie, S OBP: 0.432, SLG: 0.403 (1, 4)										4	0	1	0	1	1	1									
Dave Magadan, L OBP: 0.404, SLG: 0.364 (1, 5)										4	0	1	1	0	0	1									
Orestes Destrade, S OBP: 0.302, SLG: 0.349 (1, 3)										4	1	1	1	0	2	3									
Benito Santiago, R OBP: 0.294, SLG: 0.352 (1, 2)										3	0	0	0	1	1	0									
Greg Britley, L OBP: 0.253, SLG: 0.354 (1, 9)										4	1	1	0	0	2	2									
Jeff Conine, R OBP: 0.374, SLG: 0.356 (1, 7)										4	1	2	1	0	1	0									
Walt Weiss, S OBP: 0.417, SLG: 0.371 (1, 6)										3	1	1	1	1	1	1									
Ryan Bowen, R OBP: 0.320, SLG: 0.353 (8, PH)										2	0	0	0	0	0	1									
Trevor Hoffman, R OBP: 0.396, SLG: 0.375 (9, 1)										0	0	0	0	0	0	0									
Inning Stats	R: 1 E: 0 K: 2 S: 14	H: 1 LOB: 2 BB: 2 P: 27	R: 0 E: 0 K: 0 S: 8	H: 0 LOB: 0 BB: 1 P: 13	R: 0 E: 0 K: 2 S: 10	H: 0 LOB: 0 BB: 0 P: 15	R: 1 E: 0 K: 1 S: 12	H: 1 LOB: 0 BB: 0 P: 16	R: 0 E: 0 K: 1 S: 12	H: 0 LOB: 0 BB: 0 P: 15	R: 0 E: 0 K: 1 S: 6	H: 0 LOB: 0 BB: 0 P: 11	R: 0 E: 0 K: 1 S: 8	H: 1 LOB: 1 BB: 0 P: 9	R: 0 E: 0 K: 1 S: 13	H: 1 LOB: 2 BB: 1 P: 24	R: 3 E: 0 K: 1 S: 19	H: 3 LOB: 1 BB: 1 P: 30	1B: 6 2B: 1 3B: 0 HR: 1	SF: 1 SAC: 0 DP: 1 HBP: 0	WP: 1 PB: 0 SB: 3 CS: 0	PA: 38			
PITCHER	IP	WLS	BF	H	R	ER	SO	BB	IBB	HBP	BLK	WP	HR	S	P	ERA	WHIP								
Orel Hershiser, R ERA: 3.98 (1, 1)	7.0		26	3	2	2	8	3	0	0	0	0	1	70	106	2.57	0.857								
Jim Gott, R ERA: 1.45 (8, 1)	1.0	5	1	0	0	1	1	0	0	0	0	0	0	13	24	0.00	2.000								
Todd Worrell, R ERA: 7.94 (9, 1)	1.0	L	7	3	3	3	1	1	0	0	0	1	0	19	30	27.00	4.000								

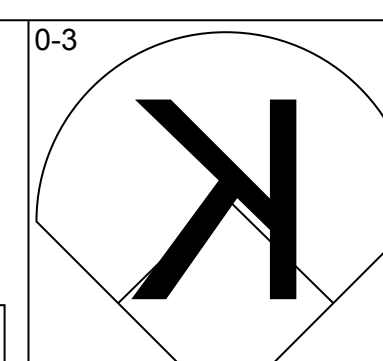
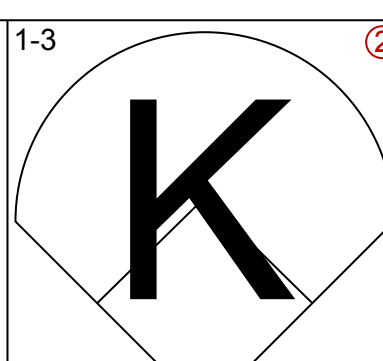
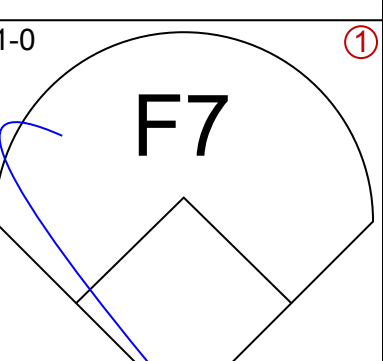
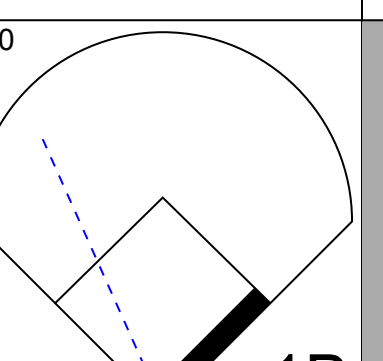
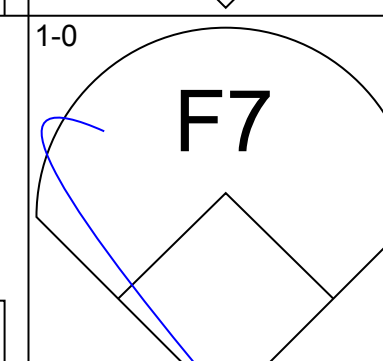
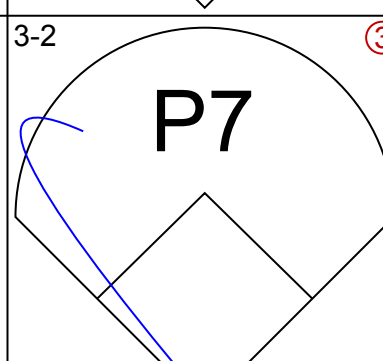
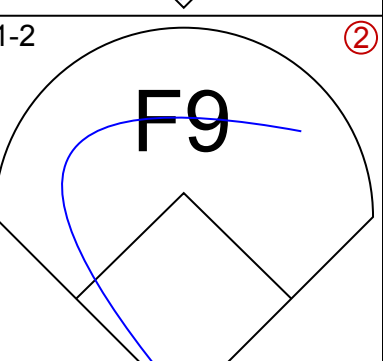
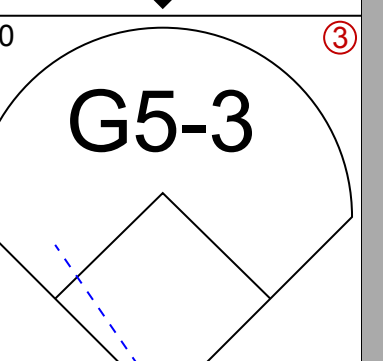
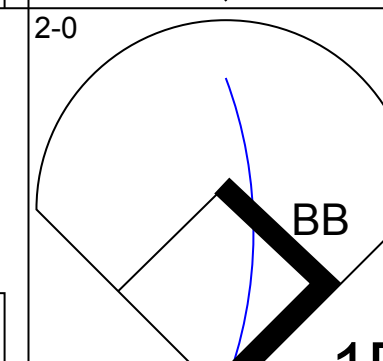
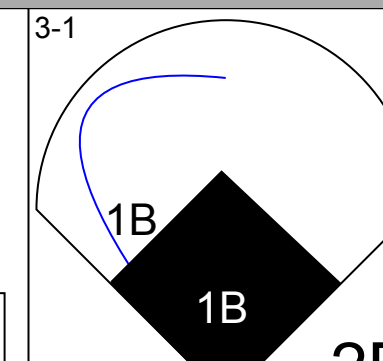
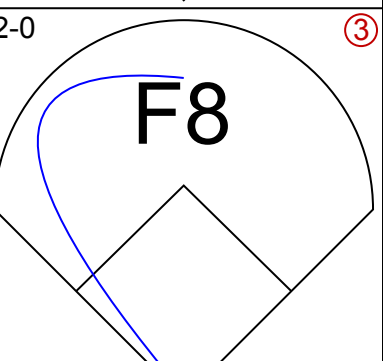

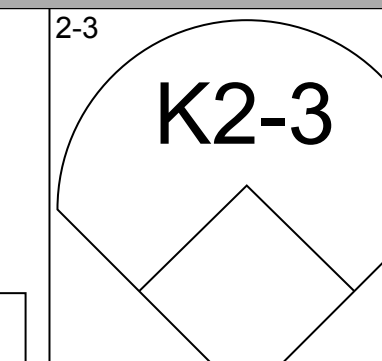
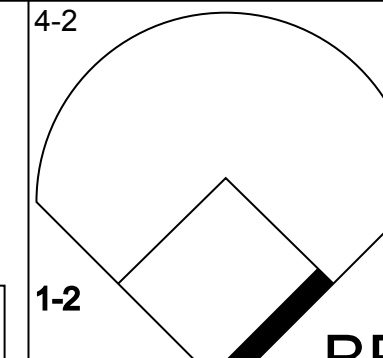
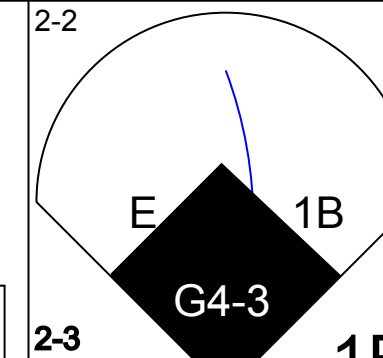


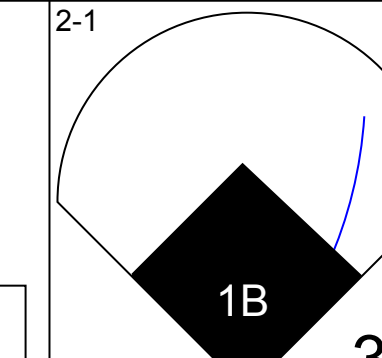
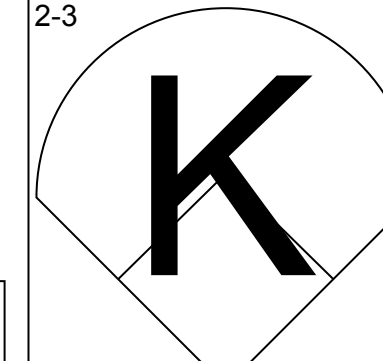
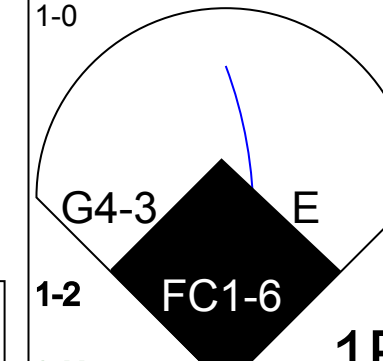

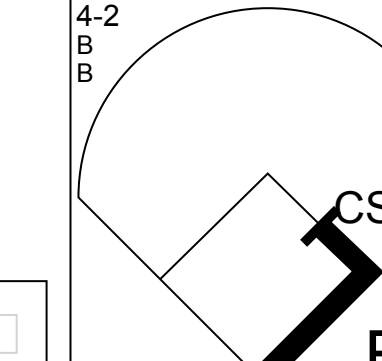

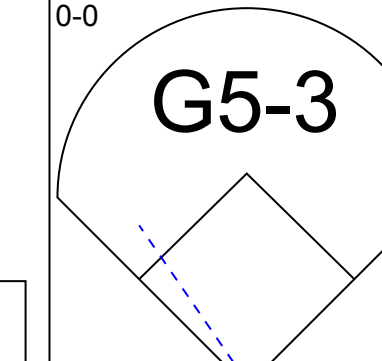
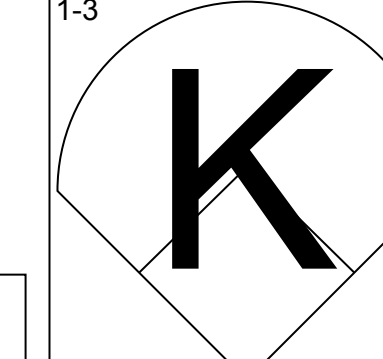
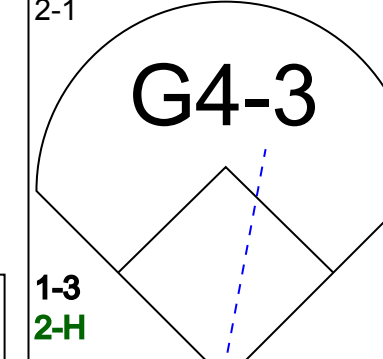
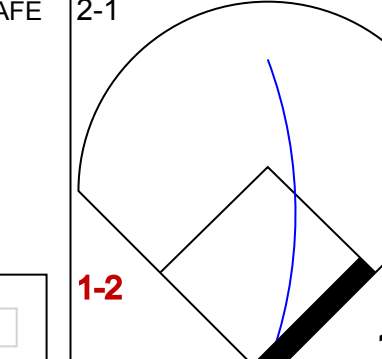
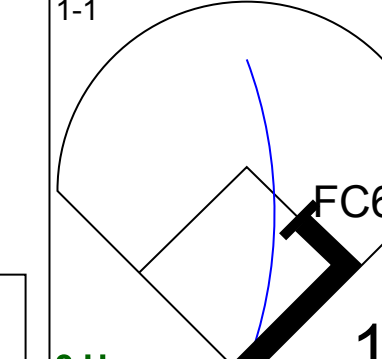

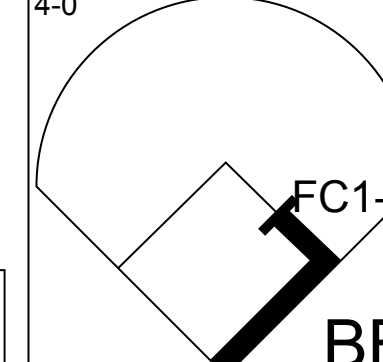


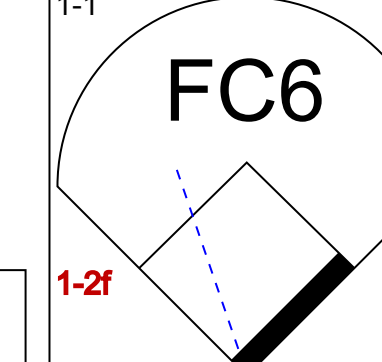

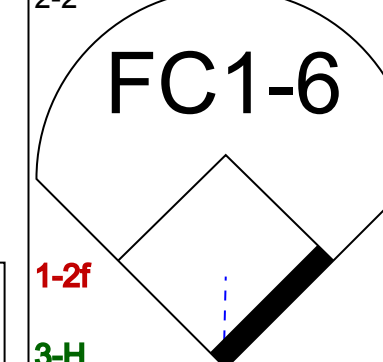

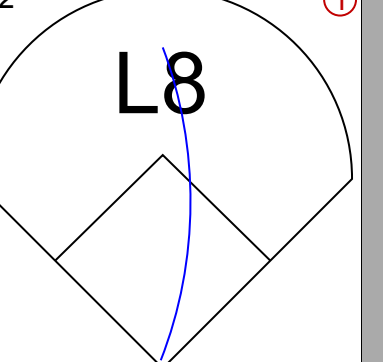

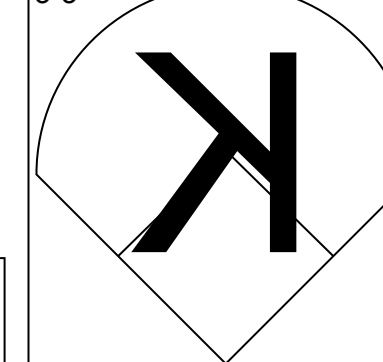
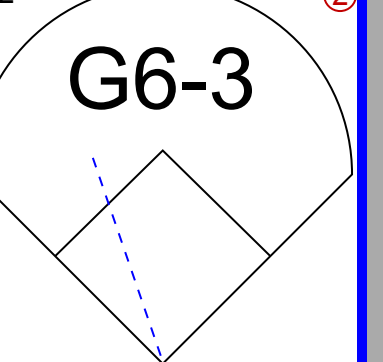
Batter	1	2	3	4	5	6	7	8	9	AB	R	H	RBI	BB	SO	LOB	BOTTOM								
Brett Butler, L OBP: 0.402, SLG: 0.384 (1, 8)										2	1	1	0	2	1	2	Florida Marlins @ Los Angeles Dodgers Dodger Stadium, Los Angeles, CA Mon Jun 07 1993, 7:05 PM PDT Att: 37,942 - Unknown - 74 F livebaseballscorecards.com								
Jose Offerman, S OBP: 0.368, SLG: 0.371 (1, 6)										3	1	2	1	1	0	2									
Daryl Strawberry, L OBP: 0.282, SLG: 0.294 (1, 7)										4	0	0	1	0	0	4									
Todd Worrell, R (9, 1)										0	0	0	0	0	0	0									
Tim Wallach, R OBP: 0.282, SLG: 0.380 (1, 5)										3	0	0	1	0	0	1									
Mike Piazza, R OBP: 0.379, SLG: 0.541 (1, 2)										4	0	1	0	0	1	0									
Cory Snyder, R OBP: 0.404, SLG: 0.454 (1, 9)										3	0	0	0	1	1	1									
Eric Karros, R OBP: 0.317, SLG: 0.392 (1, 3)										3	0	0	0	1	0	1									
Jody Reed, R OBP: 0.333, SLG: 0.346 (1, 4)										4	0	1	0	0	1	0									
Orel Hershiser, R OBP: 0.385, SLG: 0.440 (7, PH)										1	1	0	0	1	0	2									
Jim Gott, R (8, 1)										0	0	0	0	0	0	0									
Mitch Webster, S OBP: 0.302, SLG: 0.355 (9, 7)										1	0	0	0	0	0	0									
Inning Stats	R: 2 E: 0 K: 1 S: 11	H: 1 LOB: 1 BB: 1 P: 22	R: 0 E: 0 K: 1 S: 9	H: 1 LOB: 2 BB: 1 P: 18	R: 0 E: 0 K: 0 S: 6	H: 0 LOB: 0 BB: 1 P: 10	R: 0 E: 0 K: 0 S: 7	H: 0 LOB: 0 BB: 1 P: 12	R: 1 E: 0 K: 1 S: 9	H: 2 LOB: 1 BB: 1 P: 17	R: 0 E: 0 K: 0 S: 6	H: 0 LOB: 0 BB: 0 P: 8	R: 0 E: 0 K: 0 S: 10	H: 0 LOB: 2 BB: 2 P: 20	R: 0 E: 0 K: 1 S: 10	H: 1 LOB: 1 BB: 0 P: 17	R: 0 E: 0 K: 0 S: 7	H: 0 LOB: 0 BB: 0 P: 11	1B: 4 2B: 1 3B: 0 HR: 0	SF: 1 SAC: 0 DP: 3 HBP: 0	WP: 0 PB: 0 SB: 0 CS: 0	PA: 36			
PITCHER	IP	WLS	BF	H	R	ER	SO	BB	IBB	HBP	BLK	WP	HR	S	P	ERA	WHIP								
Ryan Bowen, R ERA: 3.54 (1, 1)	6.2		28	4	3	3	3	7	0	0	0	0	0	55	104	4.05	1.650								
Joe Klink, L ERA: 3.65 (7, 1)	0.1	1	0	0	0	0	0	0	0	0	0	0	0	3	3	0.00	0.000								
Richie Lewis, R ERA: 2.36 (8, 1)	1.0	W	4	1	0	0	1	0	0	0	0	0	0	10	17	0.00	1.000								
Trevor Hoffman, R ERA: 3.19 (9, 1)	1.0	S	3	0	0	0	0	0	0	0	0	0	0	7	11	0.00	0.000								

Batter	1	2	3	4	5	6	7	8	9	AB	R	H	RBI	BB	SO	LOB	TOP																
Chuck Carr, S OBP: 0.336, SLG: 0.347 (1, 8)										4	0	1	1	0	0	0	Florida Marlins @ Los Angeles Dodgers Dodger Stadium, Los Angeles, CA Tue Jun 08 1993, 7:05 PM PDT Att: 43,155 - Unknown - 72 F																
Bret Barberie, S OBP: 0.424, SLG: 0.395 (1, 4)										4	0	1	0	0	0	1																	
Dave Magadan, L OBP: 0.396, SLG: 0.356 (1, 5)										4	0	0	0	0	0	1																	
Orestes Destrade, S OBP: 0.301, SLG: 0.347 (1, 3)										4	0	1	0	0	1	1																	
Bento Santiago, R OBP: 0.294, SLG: 0.350 (1, 2)										4	0	1	0	0	2	0																	
Greg Britley, L OBP: 0.253, SLG: 0.361 (1, 9)										4	0	1	0	0	1	2																	
Jeff Conine, R OBP: 0.381, SLG: 0.369 (1, 7)										4	1	3	0	0	0	1																	
Walt Weiss, S OBP: 0.410, SLG: 0.363 (1, 6)										4	0	0	0	0	1	3																	
Jack Armstrong, R OBP: 0.156, SLG: 0.156 (7, PH)										2	0	0	0	0	2	1																	
Rick Renteria, R OBP: 0.360, SLG: 0.370 (7, 1)										1	0	0	0	0	0	1																	
Cris Carpenter, R (7, 1)										0	0	0	0	0	0	0																	
Joe Klink, L (8, 1)										0	0	0	0	0	0	0																	
Inning Stats	R: 0 E: 0 K: 0 S: 8	H: 0 LOB: 0 BB: 0 P: 14	R: 0 E: 0 K: 1 S: 9	H: 1 LOB: 1 BB: 0 P: 16	R: 0 E: 0 K: 1 S: 8	H: 0 LOB: 0 BB: 0 P: 14	R: 0 E: 0 K: 0 S: 11	H: 2 LOB: 2 BB: 0 P: 19	R: 1 E: 0 K: 1 S: 9	H: 2 LOB: 1 BB: 0 P: 16	R: 0 E: 0 K: 1 S: 7	H: 0 LOB: 0 BB: 0 P: 12	R: 0 E: 0 K: 1 S: 8	H: 1 LOB: 1 BB: 0 P: 16	R: 0 E: 0 K: 1 S: 8	H: 1 LOB: 1 BB: 0 P: 14	R: 0 E: 0 K: 1 S: 10	H: 1 LOB: 1 BB: 0 P: 14	1B: 6 2B: 2 3B: 0 HR: 0	SF: 0 SAC: 0 DP: 0 HBP: 0	WP: 1 PB: 0 SB: 1 CS: 0	PA: 35											
PITCHER	IP WLS BF H R ER SO BB IBB HBP BLK WP HR S P ERA WHIP																																
Pedro Astacio, R ERA: 3.88 Jim Gott, R ERA: 1.38	(1, 1) (8, 1)	7.1 S	29 6	7 1	1 0	5 0	2 2	0 0	0 0	0 0	0 0	0 0	1 0	64 14	114 21	1.23 0.00	0.955 0.600																

Batter	1	2	3	4	5	6	7	8	9	AB	R	H	RBI	BB	SO	LOB	BOTTOM																
Brett Butler, L OBP: 0.395, SLG: 0.377 (1, 8)										4	0	0	0	0	1	1	Florida Marlins @ Los Angeles Dodgers Dodger Stadium, Los Angeles, CA Tue Jun 08 1993, 7:05 PM PDT Att: 43,155 - Unknown - 72 F																
Jose Offerman, S OBP: 0.362, SLG: 0.364 (1, 6)										4	0	0	0	0	0	1																	
Daryl Strawberry, L OBP: 0.294, SLG: 0.330 Eric Davis, R OBP: 0.309, SLG: 0.321 (1, 7) (9, 7)										3	1	1	1	0	0	0																	
Tim Wallach, R OBP: 0.278, SLG: 0.375 (1, 5)										3	0	0	0	0	0	0																	
Mike Piazza, R OBP: 0.379, SLG: 0.538 (1, 2)										3	1	1	0	0	1	0																	
Cory Snyder, R OBP: 0.403, SLG: 0.446 (1, 9) (8, 3)										2	0	0	0	1	0	1																	
Eric Karros, R OBP: 0.317, SLG: 0.396 Jim Gott, R (8, 1)										3	0	1	1	0	0	1																	
Jody Reed, R OBP: 0.333, SLG: 0.346 (1, 4)										3	0	1	0	0	1	1																	
Pedro Astacio, R OBP: 0.095, SLG: 0.095 Mitch Webster, S OBP: 0.299, SLG: 0.351 (1, 1) (8, 9)										2	0	0	0	0	1	1																	
Inning Stats	R: 1 E: 0 K: 0 S: 8	H: 1 LOB: 0 BB: 0 P: 11	R: 1 E: 0 K: 0 S: 14	H: 2 LOB: 1 BB: 0 P: 25	R: 0 E: 0 K: 0 S: 8	H: 0 LOB: 0 BB: 0 P: 13	R: 0 E: 0 K: 0 S: 9	H: 0 LOB: 1 BB: 1 P: 17	R: 0 E: 0 K: 2 S: 11	H: 0 LOB: 0 BB: 0 P: 16	R: 0 E: 1 K: 0 S: 7	H: 0 LOB: 0 BB: 0 P: 11	R: 0 E: 0 K: 1 S: 9	H: 0 LOB: 0 BB: 0 P: 14	R: 0 E: 0 K: 1 S: 10	H: 1 LOB: 1 BB: 0 P: 13		1B: 2 2B: 1 3B: 0 HR: 1	SF: 0 SAC: 0 DP: 0 HBP: 0	WP: 0 PB: 0 SB: 1 CS: 0	PA: 30												
PITCHER	IP WLS BF H R ER SO BB IBB HBP BLK WP HR S P ERA WHIP																																
Jack Armstrong, R ERA: 3.86 Cris Carpenter, R ERA: 4.79 Joe Klink, L ERA: 3.46	(1, 1) (7, 1) (8, 1)	6.0 L	22 5	3 1	2 0	2 1	2 0	1 0	0 0	0 0	0 0	0 0	0 0	14 19	19 8	0.00 0.00	0.750 0.000																



Batter	1	2	3	4	5	6	7	8	9	AB	R	H	RBI	BB	SO	LOB	TOP			
Al Martin, L OBP: 0.281, SLG: 0.440 (1, 7)										4	0	1	0	0	1	0	Pittsburgh Pirates @ Florida Marlins Joe Robbie Stadium, Miami, FL Thu Jun 10 1993, 7:05 PM EDT Att: 34,091 - Unknown - 84 F			
Jay Bell, R OBP: 0.382, SLG: 0.461 (1, 6)										4	2	2	1	0	1	1				
Andy Van Slyke, L OBP: 0.368, SLG: 0.465 (1, 8)										4	1	1	0	0	1	1				
Orlando Merced, S OBP: 0.449, SLG: 0.464 (1, 9)										4	0	0	1	0	0	2				
Jeff King, R OBP: 0.327, SLG: 0.345 (1, 5)										3	0	2	1	1	0	0				
Kevin Young, R OBP: 0.292, SLG: 0.318 (1, 3)										3	0	0	0	1	0	3				
Carlos Garcia, R OBP: 0.324, SLG: 0.387 (9, PH)										3	0	1	0	0	1	1				
Tom Prince, R OBP: 0.292, SLG: 0.309 (9, PH)										3	0	0	0	0	1	3				
Steve Cooke, R OBP: 0.069, SLG: 0.103 (7, PH)										2	0	0	0	0	1	2				
Lonnie Smith, R OBP: 0.380, SLG: 0.371 (7, 1)										1	0	0	0	0	0	0				
Dave Otto, L OBP: 0.235, SLG: 0.412 (7, 1)										0	0	0	0	0	0	0				
Inning Stats	R: 1 E: 0 K: 1 S: 9	H: 1 LOB: 0 BB: 0 P: 16	R: 0 E: 0 K: 0 S: 13	H: 1 LOB: 2 BB: 2 P: 23	R: 2 E: 1 K: 0 S: 17	H: 3 LOB: 1 BB: 0 P: 24	R: 0 E: 0 K: 1 S: 11	H: 0 LOB: 0 BB: 0 P: 13	R: 0 E: 0 K: 2 S: 11	H: 1 LOB: 1 BB: 0 P: 18	R: 0 E: 0 K: 1 S: 5	H: 0 LOB: 0 BB: 0 P: 9	R: 0 E: 0 K: 0 S: 6	H: 0 LOB: 0 BB: 0 P: 11	R: 0 E: 0 K: 0 S: 3	H: 0 LOB: 0 BB: 0 P: 6	1B: 4 2B: 2 3B: 0 HR: 1	SF: 0 SAC: 0 DP: 1 HBP: 0	WP: 0 PB: 0 SB: 0 CS: 1	PA: 35
PITCHER	IP WLS BF H R ER SO BB IBB HBP BLK WP HR S P ERA WHIP																			
Charlie Hough, R ERA: 4.63	(1, 1) 7.0 0 29 7 3 2 6 2 0 0 0 0 0 0 1 72 114 2.57 1.286																			
Joe Klink, L ERA: 3.29	(8, 1) 0.2 0 2 0 0 0 0 0 0 0 0 0 0 0 0 5 9 0.00 0.000																			
Matt Turner, R ERA:	(8, 1) 0.1 W 1 0 0 0 0 0 0 0 0 0 0 0 0 0 1 2 0.00 0.000																			
Bryan Harvey, R ERA: 1.37	(9, 1) 1.0 S 3 0 0 0 0 0 0 0 0 0 0 0 0 0 3 6 0.00 0.000																			

Batter	1	2	3	4	5	6	7	8	9	AB	R	H	RBI	BB	SO	LOB	BOTTOM			
Chuck Carr, S OBP: 0.335, SLG: 0.345 (1, 8)										4	0	1	0	0	2	0	Pittsburgh Pirates @ Florida Marlins Joe Robbie Stadium, Miami, FL Thu Jun 10 1993, 7:05 PM EDT Att: 34,091 - Unknown - 84 F			
Bret Barberie, S OBP: 0.406, SLG: 0.375 (1, 4)										4	0	0	0	0	0	1				
Jeff Conine, R OBP: 0.383, SLG: 0.377 (1, 7)										4	1	2	0	0	1	0				
Orestes Destrade, S OBP: 0.309, SLG: 0.360 (1, 3)										3	2	2	0	1	0	0				
Benito Santiago, R OBP: 0.297, SLG: 0.350 (1, 2)										3	1	1	1	1	1	3				
Dave Magadan, L OBP: 0.388, SLG: 0.359 (1, 5)										4	0	2	2	0	1	1				
Geronimo Berroa, R OBP: 0.200, SLG: 0.179 (9, 1)										3	0	0	0	1	1	2				
Walt Weiss, S OBP: 0.404, SLG: 0.357 (1, 6)										3	0	0	1	0	0	1				
Charlie Hough, R OBP: 0.080, SLG: 0.042 (7, PH)										2	0	0	0	0	1	1				
Alex Arias, R OBP: 0.367, SLG: 0.350 (8, 1)										1	0	0	0	0	0	0				
Joe Klink, L ERA: 3.29 (8, 1)										0	0	0	0	0	0	0				
Matt Turner, R ERA: 1.37 (8, 1)										0	0	0	0	0	0	0				
Greg Britley, L OBP: 0.253, SLG: 0.361 (9, 9)										0	0	0	0	0	0	0				
Inning Stats	R: 0 E: 0 K: 2 S: 10	H: 1 LOB: 2 BB: 1 P: 19	R: 0 E: 0 K: 1 S: 6	H: 0 LOB: 0 BB: 0 P: 10	R: 0 E: 0 K: 1 S: 8	H: 0 LOB: 0 BB: 0 P: 12	R: 3 E: 1 K: 1 S: 16	H: 3 LOB: 1 BB: 1 P: 33	R: 0 E: 0 K: 0 S: 6	H: 0 LOB: 0 BB: 0 P: 10	R: 0 E: 0 K: 1 S: 20	H: 1 LOB: 1 BB: 1 P: 32	R: 0 E: 0 K: 0 S: 13	H: 1 LOB: 1 BB: 0 P: 20	R: 1 E: 0 K: 1 S: 11	H: 2 LOB: 1 BB: 0 P: 17	1B: 6 2B: 1 3B: 1 HR: 0	SF: 0 SAC: 0 DP: 0 HBP: 0	WP: 0 PB: 0 SB: 0 CS: 1	PA: 34
PITCHER	IP WLS BF H R ER SO BB IBB HBP BLK WP HR S P ERA WHIP																			
Steve Cooke, L ERA: 3.42	(1, 1) 6.0 0 25 5 3 2 6 3 0 0 0 0 0 0 0 66 116 3.00 1.333																			
Dave Otto, L ERA: 4.11 (7, 1)	(7, 1) 2.0 L 9 3 1 1 1 0 0 0 0 0 0 0 0 0 24 37 4.50 1.500																			

Batter	1	2	3	4	5	6	7	8	9	AB	R	H	RBI	BB	SO	LOB	TOP					
Lonnie Smith, R (1, 7) OBP: 0.384, SLG: 0.370 Al Martin, L (9, PH) OBP: 0.289, SLG: 0.439	4-2 FC6-4 BB		0-0 F9	2-1 2H 1B		1-1 G4-3			0-0 G4-1	3	0	1	1	1	0	0						
Jay Bell, R (1, 6) OBP: 0.378, SLG: 0.453	1-0 FC6-4 1B E 1-2		0-2 P3 BB 2B 1B	1-3 K			2-0 F7		1-3 K	5	1	1	0	0	2	2						
Andy Van Slyke, L (1, 8) OBP: 0.370, SLG: 0.462	1-3 G4-3 1B		4-0 2B BB 1-2		1-1 G5-3		1-3 K		1-1 G4-3	4	0	1	0	1	1	0						
Jeff King, R (1, 5) OBP: 0.324, SLG: 0.342	1-1 G4-3 1-2		0-2 P3 2-3		3-2 1B 1B		0-1 1B 1B			4	0	2	0	0	0	4						
Lloyd McClendon, R (1, 9) OBP: 0.231, SLG: 0.239		2-2 G3	2-1 1-3 3H 2B		3-1 F8		2-1 G4-3			4	0	1	1	0	0	2						
Kevin Young, R (1, 3) OBP: 0.295, SLG: 0.321	1-0 1B 1B		1-2 G6-3		1-1 1-2 FC6-4 1B			1-2 F9		4	0	2	0	0	0	2						
Don Slaught, R (1, 2) OBP: 0.355, SLG: 0.359	1-1 1-2 1B			0-0 G6-3		2-0 FC6-4 1-2		3-2 1B		4	0	2	0	0	0	2						
Carlos Garcia, R (1, 4) OBP: 0.320, SLG: 0.381 Tom Foley, L (8, PH) OBP: 0.266, SLG: 0.319	0-1 P4			1-0 SH1-4 1B 1B		0-0 P4		1-3 K		3	1	1	0	0	0	2						
Bob Walk, R (1, 1) OBP: 0.154, SLG: 0.192 Dave Clark, L (8, PH) OBP: 0.342, SLG: 0.308 Blas Minor, R (8, 1) OBP: 0.200, SLG: 0.200	0-0 P9			0-1 SH1-4		0-0 F7		3-3 K		2	0	0	0	0	0	2						
Inning Stats	R: 0 E: 1 K: 0 S: 8	H: 1 LOB: 1 BB: 1 P: 14	R: 0 E: 0 K: 0 S: 9	H: 2 LOB: 2 BB: 0 P: 13	R: 1 E: 0 K: 0 S: 14	H: 2 LOB: 1 BB: 1 P: 21	R: 1 E: 0 K: 1 S: 9	H: 2 LOB: 1 BB: 0 P: 13	R: 0 E: 0 K: 0 S: 12	H: 2 LOB: 2 BB: 0 P: 22	R: 0 E: 0 K: 0 S: 4	H: 0 LOB: 0 BB: 0 P: 5	R: 0 E: 0 K: 1 S: 10	H: 1 LOB: 1 BB: 0 P: 15	R: 0 E: 0 K: 2 S: 13	H: 1 LOB: 1 BB: 0 P: 21	R: 0 E: 0 K: 1 S: 6	H: 0 LOB: 0 BB: 0 P: 8	1B: 10 2B: 1 3B: 0 HR: 0	SF: 0 SAC: 1 DP: 1 HBP: 0	WP: 0 PB: 0 SB: 0 CS: 0	PA: 39
PITCHER Chris Hammond, L (1, 1) ERA: 4.31 Bryan Harvey, R (8, 1) ERA: 1.29	IP: 7.1 WLS: W BF: 34 ER: 2 SO: 2	H: 11 R: 2 ER: 2 SO: 3	BB: 2 IBB: 0 HBP: 0 BLK: 0	WP: 0 HR: 0 S: 73 P: 114	ERA: 2.46 WHIP: 1.773	IP: 1.2 WLS: S BF: 5 ER: 0 SO: 3	H: 0 R: 0 ER: 0 SO: 0	BB: 0 IBB: 0 HBP: 0 BLK: 0	WP: 0 HR: 0 S: 12 P: 18	ERA: 0.00 WHIP: 0.000												

Pittsburgh Pirates @ Florida Marlins
Joe Robbie Stadium, Miami, FL
Sat Jun 12 1993, 7:05 PM EDT
Att: 43,294 - Unknown - 86 F

AB 36
R 2
H 11
RBI 2
BB 2
SO 5
LOB 18



Batter	1	2	3	4	5	6	7	8	9	AB	R	H	RBI	BB	SO	LOB	BOTTOM					
Chuck Carr, S (1, 8) OBP: 0.335, SLG: 0.343	1-2 G4-3		4-0 CS BB		0-0 B3-4		0-1 G3-6 1-2			3	0	0	0	1	0	1						
Bret Barberie, S (1, 4) OBP: 0.390, SLG: 0.371	3-3 K		1-0 G4-3 1-2		2-2 G3			3-3 K		4	0	0	0	0	2	1						
Dave Magadan, L (1, 5) OBP: 0.309, SLG: 0.406	4-1 BB BB			1-2 G6-3		0-0 F7		0-0 HR		3	1	1	1	1	0	0						
Orestes Destrade, S (1, 3) OBP: 0.310, SLG: 0.358	4-2 BB			2-2 F8		1-0 G6-3		4-1 FC5-4 BB		2	0	0	0	2	0	0						
Jeff Conine, R (1, 7) OBP: 0.381, SLG: 0.380	0-1 F9			2-2 HR 1B		1-2 G6-3		1-1 FC5-4 FC6-4		4	1	1	0	0	0	3						
Benito Santiago, R (1, 2) OBP: 0.303, SLG: 0.361		0-0 F8		4-2 HR BB		3-1 G5-3		0-0 FC6-4		3	1	0	0	1	0	1						
Junior Felix, S (1, 9) OBP: 0.269, SLG: 0.405		4-1 G6-4-3 BB		1-0 HR			2-2 1B 3B			2	2	2	3	1	0	0						
Walt Weiss, S (1, 6) OBP: 0.409, SLG: 0.362		2-2 G6-4-3 1-2		4-2 HR BB			0-0 G3			2	0	0	0	1	0	2						
Chris Hammond, L (1, 1) OBP: 0.267, SLG: 0.393 Bryan Harvey, R (8, 1) ERA: 3.11			0-0 G3		2-1 G4-3		1-0 G3-6 1B			3	0	1	1	0	0	1						
Inning Stats	R: 0 E: 0 K: 1 S: 13	H: 0 LOB: 2 BB: 2 P: 25	R: 0 E: 0 K: 0 S: 5	H: 0 LOB: 0 BB: 1 P: 11	R: 0 E: 0 K: 0 S: 2	H: 0 LOB: 0 BB: 1 P: 7	R: 3 E: 0 K: 0 S: 16	H: 2 LOB: 1 BB: 2 P: 32	R: 0 E: 0 K: 0 S: 5	H: 0 LOB: 0 BB: 0 P: 7	R: 0 E: 0 K: 0 S: 6	H: 0 LOB: 0 BB: 0 P: 11	R: 1 E: 0 K: 0 S: 8	H: 2 LOB: 2 BB: 0 P: 11	R: 1 E: 0 K: 1 S: 8	H: 1 LOB: 1 BB: 1 P: 16	R: 1 E: 0 K: 1 S: 8	H: 1 LOB: 1 BB: 1 P: 16	1B: 2 2B: 0 3B: 1 HR: 2	SF: 0 SAC: 0 DP: 2 HBP: 0	WP: 0 PB: 0 SB: 0 CS: 1	PA: 33
PITCHER Bob Walk, R (1, 1) ERA: 5.31 Blas Minor, R (8, 1) ERA: 3.11	IP: 7.0 WLS: L BF: 28 ER: 4 SO: 4	H: 4 R: 4 ER: 4 SO: 1	BB: 6 IBB: 0 HBP: 0 BLK: 0	WP: 0 HR: 1 S: 55 P: 104	ERA: 5.14 WHIP: 1.429	IP: 1.0 WLS: S BF: 5 ER: 1 SO: 8	H: 1 R: 1 ER: 1 SO: 8	BB: 0 IBB: 0 HBP: 0 BLK: 0	WP: 0 HR: 1 S: 16 P: 16	ERA: 9.00 WHIP: 2.000												

Pittsburgh Pirates @ Florida Marlins
Joe Robbie Stadium, Miami, FL
Sat Jun 12 1993, 7:05 PM EDT
Att: 43,294 - Unknown - 86 F

AB 26
R 5
H 5
RBI 5
BB 7
SO 2
LOB 9



Batter	1	2	3	4	5	6	7	8	9	AB	R	H	RBI	BB	SO	LOB	TOP										
Al Martin, L OBP: 0.282, SLG: 0.429 (1, 7)	F9	K			K		G4-3			4	0	0	0	0	2	4	Pittsburgh Pirates @ Florida Marlins Joe Robbie Stadium, Miami, FL Sun Jun 13 1993, 7:05 PM EDT Att: 42,945 - Unknown - 88 F										
Jay Bell, R OBP: 0.373, SLG: 0.446 (1, 6)	G5-3		K		G6-4-3			F8		4	0	0	0	0	1	1											
Andy Van Slyke, L OBP: 0.372, SLG: 0.475 (1, 8)	1B			HR			G3	L3		4	1	2	1	0	0	0											
Orlando Merced, S OBP: 0.451, SLG: 0.459 (1, 3)	F8				1B		P5			3	0	1	0	1	0	1											
Dave Clark, L OBP: 0.342, SLG: 0.309 Lonnie Smith, R OBP: 0.381, SLG: 0.366 (6, PR) (6, 7)		G4-3	G6-3				1B	K		3	0	1	0	0	0	1											
Jeff King, R OBP: 0.323, SLG: 0.340 (1, 5)		1B			F8		G5-3		F9	4	1	1	0	0	0	1											
Tom Foley, L OBP: 0.277, SLG: 0.329 (1, 4)		1B						L7		4	0	2	0	0	1	0											
Tom Prince, R OBP: 0.290, SLG: 0.305 (1, 2)		1B						F8		4	0	1	1	0	1	1											
Paul Wagner, R OBP: 0.333, SLG: 0.333 Lloyd McClendon, 2B OBP: 0.241, SLG: 0.284 Bias Minor, R OBP: 0.200, SLG: 0.200 John Candelaria, L OBP: 0.297, SLG: 0.402 Mark Petkovsek, R OBP: 0.107, SLG: 0.107 (1, 1) (7, PH) (7, 1) (7, 1) (8, 1) (8, PH)		SH1-4								1	0	1	0	0	0	0											
Inning Stats	R: 0 E: 0 K: 0 S: 8	H: 1 LOB: 1 BB: 0 P: 12	R: 1 E: 0 K: 1 S: 12	H: 3 LOB: 2 BB: 0 P: 20	R: 1 E: 0 K: 1 S: 6	H: 2 LOB: 0 BB: 0 P: 10	R: 0 E: 0 K: 1 S: 5	H: 0 LOB: 0 BB: 0 P: 9	R: 0 E: 0 K: 1 S: 7	H: 1 LOB: 1 BB: 0 P: 10	R: 0 E: 0 K: 0 S: 5	H: 1 LOB: 1 BB: 0 P: 8	R: 0 E: 0 K: 1 S: 7	H: 0 LOB: 1 BB: 1 P: 16	R: 0 E: 0 K: 2 S: 11	H: 1 LOB: 1 BB: 0 P: 15		1B: 8 2B: 1 3B: 0 HR: 1	SF: 0 SAC: 1 DP: 2 HBP: 0	WP: 0 PB: 0 SB: 0 CS: 0	PA: 36						
PITCHER	IP	WLS	BF	H	R	ER	SO	BB	IBB	HBP	BLK	WP	HR	S	P	ERA	WHIP										
Ryan Bowen, R ERA: 3.46 (1, 1)	7.0	W	28	9	2	2	4	0	0	0	0	0	1	50	79	2.57	1.286										
Joe Klink, L ERA: 3.14 (8, 1)	0.2		3	0	0	0	0	1	0	0	0	0	0	4	13	0.00	1.500										
Trevor Hoffman, R ERA: 2.94 (8, 1)	0.2	S	3	1	0	0	1	0	0	0	0	0	0	6	6	0.00	1.500										
Bryan Harvey, R ERA: 1.26 (9, 1)	0.2	S	2	0	0	0	2	0	0	0	0	0	0	8	12	0.00	0.000										

Batter	1	2	3	4	5	6	7	8	9	AB	R	H	RBI	BB	SO	LOB	BOTTOM										
Chuck Carr, S OBP: 0.333, SLG: 0.340 (1, 8)	G3		2B		K		SF8			2	0	0	1	1	1	0	Pittsburgh Pirates @ Florida Marlins Joe Robbie Stadium, Miami, FL Sun Jun 13 1993, 7:05 PM EDT Att: 42,945 - Unknown - 88 F										
Bret Barberie, S OBP: 0.394, SLG: 0.380 (1, 4)	G3-1		2B				G3			3	0	1	0	1	0	0											
Dave Magadan, L OBP: 0.410, SLG: 0.410 (1, 5)	F9		IBB				1B			3	1	1	0	1	1	1											
Orestes Destrade, S OBP: 0.316, SLG: 0.369 (1, 3)		E	G3-6-1				CS			4	1	3	1	0	0	3											
Jeff Conine, R OBP: 0.374, SLG: 0.373 (1, 7)		E6			L8					4	0	0	0	0	1	2											
Bento Santiago, R OBP: 0.298, SLG: 0.354 (1, 2)		G5-4-3			F7					4	0	0	0	0	1	2											
Junior Felix, S OBP: 0.276, SLG: 0.406 (1, 9)					G4-3					2	1	1	0	1	0	0											
Walt Weiss, S OBP: 0.408, SLG: 0.361 (1, 6)		K			G1-3					3	1	1	0	0	1	1											
Ryan Bowen, R OBP: 0.115, SLG: 0.192 Greg Eby, R OBP: 0.261, SLG: 0.375 Rick Renteria, R OBP: 0.397, SLG: 0.402 Joe Klink, L Trevor Hoffman, R Bryan Harvey, R (1, 1) (7, PH) (7, PH) (8, 1) (8, 1) (9, 1)			G3-1							2	0	0	0	0	0	0											
Inning Stats	R: 0 E: 0 K: 0 S: 8	H: 0 LOB: 0 BB: 0 P: 15	R: 1 E: 1 K: 1 S: 16	H: 2 LOB: 1 BB: 0 P: 24	R: 0 E: 0 K: 0 S: 14	H: 1 LOB: 2 BB: 2 P: 28	R: 0 E: 0 K: 0 S: 8	H: 0 LOB: 0 BB: 0 P: 12	R: 0 E: 0 K: 1 S: 10	H: 0 LOB: 0 BB: 0 P: 14	R: 1 E: 0 K: 1 S: 10	H: 2 LOB: 1 BB: 0 P: 19	R: 3 E: 0 K: 2 S: 14	H: 2 LOB: 1 BB: 2 P: 27	R: 0 E: 0 K: 0 S: 6	H: 1 LOB: 0 BB: 0 P: 8		1B: 4 2B: 4 3B: 1 HR: 0	SF: 1 SAC: 0 DP: 4 HBP: 0	WP: 0 PB: 0 SB: 0 CS: 1	PA: 33						
PITCHER	IP	WLS	BF	H	R	ER	SO	BB	IBB	HBP	BLK	WP	HR	S	P	ERA	WHIP										
Paul Wagner, R ERA: 4.84 (7, 1)	0.1	L	3	1	2	2	1	1	0	0	0	0	0	5	10	54.00	6.000										
Bias Minor, R ERA: 3.55 (7, 1)	0.2		4	1	1	1	1	1	0	0	0	0	0	9	17	13.50	3.000										
John Candelaria, L ERA: 9.82 (8, 1)	1.0		3	1	0	0	0	0	0	0	0	0	0	6	8	0.00	1.000										

Batter	1	2	3	4	5	6	7	8	9	AB	R	H	RBI	BB	SO	LOB	TOP								
Chuck Carr, S OBP: 0.331, SLG: 0.341	1-1 1B 1B 2B	0-2 G3		1-2 G4-3		0-0 FC6-4			1-3 K	5	1	1	0	0	1	3									
Bret Barberie, S OBP: 0.398, SLG: 0.372	1-3 K		4-2 FC5-4 1B BB		3-2 F7		4-2 G5-4-3 BB			2	0	0	0	2	1	1									
Dave Magadan, L OBP: 0.412, SLG: 0.412	1-1 1B 2-3 1B		1-2 FC5-4 1B		1-1 P5		1-0 F7			4	0	2	0	0	0	1									
Orestes Destrade, S OBP: 0.315, SLG: 0.380	1-3 K		1-1 FC5-4 1B 1-2 2-3		3-2 HR		1-2 G5-4-3			4	1	1	1	0	1	5									
Jeff Conine, R OBP: 0.381, SLG: 0.377	1-1 1-2 1B		2-0 1-2 1B		2-1 G6-3		4-2 G4-6-3 BB			3	0	2	1	1	0	0									
Benito Santiago, R OBP: 0.293, SLG: 0.347	1-3 K		0-0 G6-3		0-2 P5		1-2 G4-6-3			4	0	0	0	0	1	5									
Junior Felix, S OBP: 0.270, SLG: 0.397		1-0 E5		3-1 P5		2-2 G5-3		2-3 K		4	0	0	0	0	1	0									
Matt Turner, R OBP: 0.381, SLG: 0.377										0	0	0	0	0	0	0									
Walt Weiss, S OBP: 0.410, SLG: 0.376		1-1 F7		0-0 HR		4-2 BB BB		3-2 F9		3	1	1	1	1	0	1									
Jack Armstrong, R OBP: 0.147, SLG: 0.147			0-0 B3		2-2 G4-3		4-1 FC6-4 BB		1-3 K	2	0	0	0	0	0	1									
Greg Briley, L OBP: 0.289, SLG: 0.375										0	0	0	0	1	0	0									
Jim Corsi, R OBP: 0.194, SLG: 0.172										0	0	0	0	0	0	0									
Gerónimo Berroa, R OBP: 0.194, SLG: 0.172										1	0	0	0	0	1	0									
Inning Stats	R: 1 E: 0 K: 3 S: 15	H: 3 LOB: 2 BB: 0 P: 21	R: 0 E: 1 K: 0 S: 7	H: 0 LOB: 1 BB: 0 P: 9	R: 0 E: 0 K: 0 S: 9	H: 2 LOB: 2 BB: 1 P: 17	R: 1 E: 0 K: 0 S: 9	H: 1 LOB: 0 BB: 0 P: 15	R: 1 E: 0 K: 0 S: 13	H: 1 LOB: 0 BB: 0 P: 22	R: 0 E: 0 K: 0 S: 12	H: 0 LOB: 0 BB: 2 P: 22	R: 0 E: 0 K: 0 S: 6	H: 0 LOB: 0 BB: 1 P: 12	R: 0 E: 0 K: 1 S: 12	H: 0 LOB: 0 BB: 1 P: 19	R: 0 E: 0 K: 2 S: 11	H: 0 LOB: 0 BB: 0 P: 16	1B: 4 2B: 3 3B: 0 HR: 2	SF: 0 SAC: 0 DP: 3 HBP: 0	WP: 0 PB: 0 SB: 0 CS: 0	PA: 37			
PITCHER	IP	WLS	BF	H	R	ER	SO	BB	IBB	HBP	BLK	WP	HR	S	P	ERA	WHIP								
Jose Guzman, R ERA: 4.2	6.0	W	28	7	3	3	3	3	0	0	0	0	2	65	106	4.50	1.667								
Paul Assenmacher, L ERA: 4.01	1.0		3	0	0	0	1	0	0	0	0	0	0	6	12	0.00	1.000								
Bob Scanlan, R ERA: 4.34	1.0		3	0	0	0	1	0	0	0	0	0	0	12	19	0.00	1.000								
Randy Myers, L ERA: 1.71	1.0	S	3	0	0	0	2	0	0	0	0	0	0	11	16	0.00	0.000								

Florida Marlins @ Chicago Cubs
Wrigley Field, Chicago, IL
Mon Jun 14 1993, 7:05 PM CDT
Att: 38,716 - Unknown - 78 F

AB 32
R 3
H 7
RBI 3
BB 5
SO 6
LOB 17



Batter	1	2	3	4	5	6	7	8	9	AB	R	H	RBI	BB	SO	LOB	BOTTOM								
Dwight Smith, L OBP: 0.369, SLG: 0.548	2-1 1B E	2-0 23 F8-5 SH1-4 1B		0-0 2-3 1B		0-1 G4-3		2-3 K		5	1	3	0	0	1	0									
Jose Vizcaino, S OBP: 0.377, SLG: 0.392	1-2 E9 1-1 2B	0-0 SH1-4		0-0 SF8		1-0 G6-3		1-0 G5-3		3	1	1	1	0	0	0									
23 Ryne Sandberg, R OBP: 0.351, SLG: 0.403	0-0 F9	1-1 F8-5		0-0 L8		2-0 1B		0-3 K		5	0	1	0	0	1	4									
Mark Grace, L OBP: 0.392, SLG: 0.504	0-2 P6		1-0 P4		0-0 F9		1-0 1B			4	0	1	0	0	0	1									
Derrick May, L OBP: 0.353, SLG: 0.476	3-2 2B		0-0 F8		4-0 2B BB		1-1 L3			3	1	1	1	1	0	2									
Rick Wilkins, L OBP: 0.376, SLG: 0.561	4-2 BB		4-2 BB		1-2 2B		3-1 G6-4-3 1B			2	0	2	1	2	0	0									
Sammy Sosa, R OBP: 0.288, SLG: 0.420	1-3 K		0-0 F7		2-0 F8		0-0 G6-4-3			4	0	0	0	0	1	5									
Rey Sanchez, R OBP: 0.313, SLG: 0.331		3-2 1B 3B		0-0 E6 1B SH3-4 SF8		4-0 IBB		0-0 G4-3		3	2	1	0	1	0	0									
Jose Guzman, R OBP: 0.103, SLG: 0.103		0-2 SH1-4 1B		0-0 SH3-4		0-0 G1-3		0-0 HR		2	0	1	1	0	0	2									
Paul Assenmacher, L OBP: 0.500, SLG: 0.500										0	0	0	0	0	0	0									
Bob Scanlan, R OBP: 0.222, SLG: 0.667										0	0	0	0	0	0	0									
Doug Jennings, L OBP: 0.557										1	1	1	1	0	0	0									
Randy Myers, L OBP: 0.697, SLG: 1.000										0	0	0	0	0	0	0									
Inning Stats	R: 2 E: 1 K: 1 S: 21	H: 3 LOB: 2 BB: 1 P: 31	R: 0 E: 0 K: 0 S: 10	H: 3 LOB: 1 BB: 0 P: 16	R: 0 E: 0 K: 0 S: 5	H: 0 LOB: 1 BB: 1 P: 10	R: 1 E: 1 K: 0 S: 5	H: 1 LOB: 1 BB: 0 P: 6	R: 1 E: 0 K: 0 S: 6	H: 1 LOB: 2 BB: 2 P: 17	R: 0 E: 0 K: 0 S: 7	H: 2 LOB: 0 BB: 0 P: 12	R: 0 E: 0 K: 0 S: 4	H: 1 LOB: 0 BB: 0 P: 7	R: 1 E: 0 K: 2 S: 8	H: 1 LOB: 0 BB: 0 P: 11	1B: 8 2B: 3 3B: 1 HR: 1	SF: 1 SAC: 2 DP: 2 HBP: 0	WP: 0 PB: 0 SB: 0 CS: 0	PA: 39					
PITCHER	IP	WLS	BF	H	R	ER	SO	BB	IBB	HBP	BLK	WP	HR	S	P	ERA	WHIP								
Jack Armstrong, R ERA: 4.04	5.0	L	27	8	5	4	1	3	1	0	0	0	0	47	80	7.20	2.200								
Jim Corsi, R ERA: 6.57	2.0		8	3	0	0	0	0	0	0	0	0	0	11	19	0.00	1.500								
Matt Turner, R ERA: 0.71	1.0		4	1	1	1	2	0	0	0	0	0	1	8	11	9.00	1.000								

Florida Marlins @ Chicago Cubs
Wrigley Field, Chicago, IL
Mon Jun 14 1993, 7:05 PM CDT
Att: 38,716 - Unknown - 78 F

AB 32
R 6
H 12
RBI 5
BB 4
SO 3
LOB 14



Batter	1	2	3	4	5	6	7	8	9	AB	R	H	RBI	BB	SO	LOB	TOP											
Chuck Carr, S OBP: 0.333, SLG: 0.341 (1, 8) X	B5		BB		G4-3			E 1B 1B		3	0	1	0	1	0	0	Florida Marlins @ Chicago Cubs Wrigley Field, Chicago, IL Tue Jun 15 1993, 3:33 AM CDT Att: 31,333 - Sunny - 64 F											
Bret Barberie, S OBP: 0.393, SLG: 0.367 (1, 4) B	K		F8		G4-3			E8 FC6-4 1B		4	0	1	0	0	1	2												
Dave Magadan, L OBP: 0.305, SLG: 0.404 (1, 5) F C X	G4-3				G4-3		K	P8		4	0	0	0	0	1	2												
Jeff Conine, R OBP: 0.378, SLG: 0.372 (1, 3) X		G1-3			1B BB		G4-3	FC6-4 1-2		3	0	0	0	1	0	2												
Junior Felix, S OBP: 0.269, SLG: 0.399 (1, 9) C	K		F7				G4-3 2B		L9	4	0	1	0	0	1	1												
Benito Santiago, R OBP: 0.292, SLG: 0.345 (1, 2) F C	K				1B		G1-3	E6 G4-6-3		4	0	1	0	0	1	1												
Greg Briley, L OBP: 0.271, SLG: 0.385 Rick Renteria, R OBP: 0.363, SLG: 0.398 (8, PH)			G3-1 2B		F7		G4-3	G4-6-3 1-2		3	0	1	0	0	0	3												
Alex Arias, R OBP: 0.359, SLG: 0.341 (1, 6) X			G3-1				F8			3	0	0	0	0	0	2												
Charlie Hough, R OBP: 0.074, SLG: 0.038 Walt Weiss, S OBP: 0.408, SLG: 0.374 Cris Carpenter, R Joe Klink, L (8, 1)			K		G5-3			G4-3		2	0	0	0	0	1	1												
Inning Stats	R: 0 E: 0 K: 1 S: 8	H: 0 LOB: 0 BB: 0 P: 10	R: 0 E: 0 K: 2 S: 12	H: 0 LOB: 0 BB: 0 P: 15	R: 0 E: 0 K: 1 S: 8	H: 1 LOB: 2 BB: 1 P: 15	R: 0 E: 0 K: 0 S: 11	H: 1 LOB: 2 BB: 1 P: 19	R: 0 E: 0 K: 0 S: 7	H: 0 LOB: 0 BB: 0 P: 11	R: 0 E: 0 K: 1 S: 8	H: 1 LOB: 1 BB: 0 P: 13	R: 0 E: 0 K: 0 S: 14	H: 1 LOB: 1 BB: 0 P: 19	R: 0 E: 1 K: 0 S: 11	H: 2 LOB: 2 BB: 0 P: 19		R: 0 E: 1 K: 0 S: 10	H: 0 LOB: 0 BB: 0 P: 15	1B: 3 2B: 2 3B: 0 HR: 0	SF: 0 SAC: 0 DP: 1 HBP: 0	WP: 0 PB: 0 SB: 0 CS: 0	PA: 34					
PITCHER	IP	WLS	BF	H	R	ER	SO	BB	IBB	HBP	BLK	WP	HR	S	P	ERA	WHIP											
Frank Castillo, R ERA: 4.4	(1, 1)	7.1	W	29	5	0	0	5	2	0	0	0	0	0	72	110	0.00	0.955										
Paul Assenmacher, L ERA: 3.96	(8, 1)	0.1		1	0	0	0	0	0	0	0	0	0	2	4	0.00	0.000											
Bob Scanlan, R ERA: 4.3	(8, 1)	0.1		1	0	0	0	0	0	0	0	0	0	5	7	0.00	0.000											
Randy Myers, L ERA: 1.65	(9, 1)	1.0	S	3	0	0	0	0	0	0	0	0	0	10	15	0.00	0.000											

Batter	1	2	3	4	5	6	7	8	9	AB	R	H	RBI	BB	SO	LOB	BOTTOM											
Dwight Smith, L OBP: 0.360, SLG: 0.534 (1, 8) C X	K	G4-3			G4-3			E7 1-H		4	0	0	0	0	1	2	Florida Marlins @ Chicago Cubs Wrigley Field, Chicago, IL Tue Jun 15 1993, 3:33 AM CDT Att: 31,333 - Sunny - 64 F											
Jose Vizcaino, S OBP: 0.375, SLG: 0.391 (1, 5) C X	23 PB 1B				K		G1-3			3	0	1	0	1	1	1												
23 Ryne Sandberg, R OBP: 0.349, SLG: 0.799 (1, 4) B 1 SAFE	K		L9		K			G6-3 S 1B		4	0	1	0	0	2	2												
Mark Grace, L OBP: 0.386, SLG: 0.496 (1, 3) S X	G6-3		F9				G1-3	G6-3		4	0	0	0	0	0	3												
Derrick May, L OBP: 0.346, SLG: 0.466 (1, 7) B B	K				G3		L9	G3		4	0	0	0	0	1	1												
Rick Wilkins, L OBP: 0.373, SLG: 0.559 (1, 2) C X	L7				1B 2B		L8	K		4	1	1	0	0	1	1												
Sammy Sosa, R OBP: 0.292, SLG: 0.421 (1, 9) B B	1B BB				1B 1B			F7		2	1	1	0	1	0	0												
Rey Sanchez, R OBP: 0.320, SLG: 0.338 (1, 6) 1 SAFE	1B 1B				1B 1B			P8		3	0	2	1	0	0	0												
Frank Castillo, R OBP: 0.250, SLG: 0.250 Paul Assenmacher, L OBP: 0.500, SLG: 0.500 Bob Scanlan, R Randy Myers, L OBP: 0.667, SLG: 1.000 (8, 1)					G4-6-3			E 1B		3	1	2	1	0	0	2												
Inning Stats	R: 0 E: 0 K: 2 S: 10	H: 1 LOB: 1 BB: 0 P: 13	R: 1 E: 0 K: 1 S: 14	H: 2 LOB: 2 BB: 1 P: 24	R: 0 E: 0 K: 0 S: 5	H: 0 LOB: 0 BB: 1 P: 12	R: 1 E: 0 K: 0 S: 10	H: 3 LOB: 1 BB: 0 P: 14	R: 0 E: 0 K: 2 S: 10	H: 0 LOB: 0 BB: 0 P: 13	R: 0 E: 0 K: 0 S: 5	H: 0 LOB: 0 BB: 0 P: 9	R: 1 E: 1 K: 0 S: 8	H: 1 LOB: 1 BB: 0 P: 8	R: 0 E: 0 K: 1 S: 8	H: 1 LOB: 1 BB: 0 P: 14		1B: 7 2B: 1 3B: 0 HR: 0	SF: 0 SAC: 0 DP: 1 HBP: 0	WP: 0 PB: 1 SB: 1 CS: 1	PA: 33							
PITCHER	IP	WLS	BF	H	R	ER	SO	BB	IBB	HBP	BLK	WP	HR	S	P	ERA	WHIP											
Charlie Hough, R ERA: 4.47	(1, 1)	7.0	L	29	7	3	2	5	2	0	0	0	0	0	62	93	2.57	1.286										
Cris Carpenter, R ERA: 4.71	(8, 1)	0.1		2	1	0	0	0	0	0	0	0	0	3	8	0.00	3.000											
Joe Klink, L ERA: 3.0	(8, 1)	0.2		2	0	0	0	1	0	0	0	0	0	5	6	0.00	0.000											



Batter	1	2	3	4	5	6	7	8	9	AB	R	H	RBI	BB	SO	LOB	TOP					
Chuck Carr, S OBP: 0.335, SLG: 0.339										4	1	1	0	1	0	1	Florida Marlins @ Chicago Cubs Wrigley Field, Chicago, IL Wed Jun 16 1993, 3:33 AM CDT Att: 31,140 - Cloudy - 66 F					
Bret Barberie, S OBP: 0.402, SLG: 0.379										5	0	3	2	0	0	0						
Dave Magadan, L OBP: 0.405, SLG: 0.401										4	0	1	0	1	2	4						
Orestes Destrade, S OBP: 0.311, SLG: 0.373										4	0	0	0	0	1	5						
Jeff Conine, R OBP: 0.373, SLG: 0.365										4	0	0	0	0	0	1						
Junior Felix, S OBP: 0.269, SLG: 0.401										4	0	1	0	0	0	0						
Mitch Lyden, R OBP: 0.250, SLG: 1.000										4	1	1	1	0	0	1						
Walt Weiss, S OBP: 0.409, SLG: 0.379										3	1	1	0	1	1	0						
Luis Aquino, R OBP: 0.105, SLG: 0.105										2	0	0	0	0	0	2						
Joe Klink, L										0	0	0	0	0	0	0						
Greg Briley, L OBP: 0.278, SLG: 0.385										0	0	0	0	1	0	0						
Richie Lewis, R										0	0	0	0	0	0	0						
Rick Renteria, R OBP: 0.359, SLG: 0.393										1	0	0	0	0	1	1						
Inning Stats	R: 1 E: 0 K: 0 S: 12	H: 2 LOB: 1 BB: 0 P: 22	R: 1 E: 0 K: 0 S: 8	H: 1 LOB: 0 BB: 0 P: 11	R: 0 E: 1 K: 0 S: 10	H: 1 LOB: 1 BB: 0 P: 15	R: 0 E: 0 K: 0 S: 10	H: 1 LOB: 1 BB: 1 P: 20	R: 0 E: 0 K: 0 S: 9	H: 0 LOB: 1 BB: 1 P: 20	R: 0 E: 0 K: 0 S: 4	H: 0 LOB: 0 BB: 0 P: 6	R: 1 E: 0 K: 2 S: 13	H: 1 LOB: 2 BB: 2 P: 27	R: 0 E: 0 K: 0 S: 7	H: 0 LOB: 0 BB: 0 P: 9	R: 1 E: 0 K: 2 S: 15	H: 2 LOB: 1 BB: 0 P: 21	1B: 5 2B: 2 3B: 0 HR: 1	SF: 0 SAC: 0 DP: 1 HBP: 0	WP: 0 PB: 1 SB: 1 CS: 0	PA: 39
PITCHER	IP WLS BF H R ER SO BB IBB HBP BLK WP HR S P ERA WHIP	IP WLS BF H R ER SO BB IBB HBP BLK WP HR S P ERA WHIP																				
Jose Bautista, R ERA: 2.93	(1, 1) 5.0 22 5 2 2 1 1 1 0 0 0 0 1 49 88 3.60 1.200																					
Jim Bullinger, R ERA: 6.75	(6, 1) 1.1 W 6 0 1 1 1 2 0 0 0 0 0 0 0 9 20 6.75 1.500																					
Paul Assenmacher, L ERA: 3.91	(7, 1) 0.1 2 1 0 0 1 0 0 0 0 0 0 0 7 11 0.00 3.000																					
Bob Scanlan, R ERA: 4.11	(7, 1) 1.1 4 0 0 0 0 0 0 0 0 0 0 0 8 11 0.00 0.000																					
Randy Myers, L ERA: 1.91	(9, 1) 1.0 S 5 2 1 1 2 0 0 0 0 0 0 0 0 15 21 9.00 2.000																					

AB	35
R	4
H	8
RBI	3
BB	4
SO	5
LOB	15



Batter	1	2	3	4	5	6	7	8	9	AB	R	H	RBI	BB	SO	LOB	BOTTOM			
Dwight Smith, L OBP: 0.352, SLG: 0.524										3	0	0	1	0	0	0	Florida Marlins @ Chicago Cubs Wrigley Field, Chicago, IL Wed Jun 16 1993, 3:33 AM CDT Att: 31,140 - Cloudy - 66 F			
Jose Vizcaino, S OBP: 0.385, SLG: 0.404									3	2	2	0	1	0	0					
23 Ryne Sandberg, R OBP: 0.352, SLG: 0.408									4	2	2	3	0	1	2					
Mark Grace, L OBP: 0.387, SLG: 0.494									3	0	1	0	1	0	2					
Derrick May, L OBP: 0.344, SLG: 0.462									4	0	1	1	0	0	5					
Rick Wilkins, L OBP: 0.370, SLG: 0.552									4	0	1	1	0	0	2					
Sammy Sosa, R OBP: 0.292, SLG: 0.418									4	1	1	0	0	0	2					
Rey Sanchez, R OBP: 0.318, SLG: 0.336									4	1	1	0	0	0	0					
Jose Bautista, R									2	0	0	0	0	0	0					
Jim Bullinger, R										0	0	0	0	0	0					
Paul Assenmacher, L OBP: 0.500, SLG: 0.500										0	0	0	0	0	0					
Bob Scanlan, R										0	0	0	0	0	0					
Randy Myers, L OBP: 0.697, SLG: 1.000										0	0	0	0	0	0					
Inning Stats	R: 0 E: 0 K: 1 S: 10	H: 0 LOB: 0 BB: 0 P: 17	R: 0 E: 0 K: 0 S: 6	H: 1 LOB: 1 BB: 0 P: 9	R: 0 E: 0 K: 0 S: 5	H: 0 LOB: 0 BB: 0 P: 9	R: 2 E: 0 K: 0 S: 16	H: 3 LOB: 1 BB: 0 P: 20	R: 0 E: 0 K: 0 S: 4	H: 0 LOB: 0 BB: 0 P: 4	R: 2 E: 0 K: 0 S: 10	H: 3 LOB: 0 BB: 0 P: 16	R: 2 E: 1 K: 0 S: 10	H: 2 LOB: 3 BB: 2 P: 20	R: 0 E: 0 K: 0 S: 7	H: 0 LOB: 0 BB: 0 P: 9	1B: 7 2B: 1 3B: 1 HR: 0	SF: 1 SAC: 1 DP: 1 HBP: 0	WP: 0 PB: 0 SB: 1 CS: 0	PA: 35
PITCHER	IP WLS BF H R ER SO BB IBB HBP BLK WP HR S P ERA WHIP	IP WLS BF H R ER SO BB IBB HBP BLK WP HR S P ERA WHIP																		
Luis Aquino, R ERA: 2.85	(1, 1) 5.0 L 21 6 4 4 1 0 0 0 0 0 0 0 0 5 67 7.20 1.200																			
Joe Klink, L ERA: 2.81	(6, 1) 1.0 3 1 0 0 0 0 0 0 0 0 0 0 5 8 0.00 1.000																			
Richie Lewis, R ERA: 2.51	(7, 1) 2.0 11 2 2 1 0 1 1 0 0 0 0 0 17 29 4.50 1.500																			



Batter	1	2	3	4	5	6	7	8	9	AB	R	H	RBI	BB	SO	LOB	TOP		
Chuck Carr, S OBP: 0.328, SLG: 0.332 (1, 8)	F7		G4-3	FC4-6			K		G1-3	5	0	0	0	0	1	3			
Bret Barberie, S OBP: 0.402, SLG: 0.380 (1, 4)	BB 3B 1B		G5-3		G6-3		BB 3B 1B		F8	5	2	2	0	0	0	1			
Jeff Conine, R OBP: 0.381, SLG: 0.378 (1, 7)	BB 3B BB			BB	P4		1-H 3B			3	1	2	1	2	0	0			
Orestes Desjardes, S OBP: 0.312, SLG: 0.382 (1, 3)	1-H 2-H 3B		K		BB 1B		G5-3		K	5	0	2	2	0	2	4			
Bento Santiago, R OBP: 0.296, SLG: 0.354 (1, 2)	K			1B 3B	FC6-4 BB		G4-3			3	1	1	0	1	1	2			
Dave Magadan, L OBP: 0.402, SLG: 0.398 (1, 5)	G6-3			BB 1B	FC6-4			G4-3		4	0	1	1	0	0	3			
Junior Felix, S OBP: 0.284, SLG: 0.393 (1, 9)		K		F8		G6-3		L3		4	0	0	0	0	1	1			
Walt Weiss, S OBP: 0.403, SLG: 0.371 (1, 6)	G6-3		F9		G6-3		F7			4	0	0	0	0	0	1			
Chris Hammond, L OBP: 0.294, SLG: 0.387 Bryan Harvey, R Greg Briley, L OBP: 0.278, SLG: 0.385 (9, 1)	P4			FC4-6 BB		K		1B G1-3 1B		3	0	1	0	1	1	0			
Inning Stats	R: 2 H: 2 E: 0 K: 1 S: 13	H: 2 R: 1 ER: 0 LOB: 1 BB: 1 P: 23	R: 0 H: 0 E: 0 K: 1 S: 9	H: 0 R: 4 ER: 0 LOB: 0 BB: 0 P: 15	R: 0 H: 0 E: 0 K: 1 S: 10	H: 0 R: 4 ER: 0 LOB: 1 BB: 1 P: 18	R: 1 H: 2 E: 0 K: 0 S: 10	H: 2 R: 0 ER: 0 LOB: 2 BB: 1 P: 16	R: 0 H: 1 E: 0 K: 1 S: 12	H: 0 R: 0 ER: 0 LOB: 0 BB: 0 P: 10	R: 1 H: 2 E: 0 K: 1 S: 10	H: 2 R: 0 ER: 0 LOB: 1 BB: 0 P: 15	R: 0 H: 0 E: 0 K: 0 S: 7	H: 0 R: 0 ER: 0 LOB: 0 BB: 0 P: 13	R: 0 H: 2 E: 0 K: 1 S: 13	H: 2 R: 0 ER: 0 LOB: 2 BB: 0 P: 20	1B: 6 2B: 0 3B: 3 HR: 0	SF: 0 SAC: 0 DP: 0 HBP: 0	WP: 0 PA: 40 PB: 0 SB: 0 CS: 0
PITCHER	IP WLS BF H R ER SO BB IBB HBP BLK WP HR S P ERA WHIP	IP WLS BF H R ER SO BB IBB HBP BLK WP HR S P ERA WHIP	IP WLS BF H R ER SO BB IBB HBP BLK WP HR S P ERA WHIP	IP WLS BF H R ER SO BB IBB HBP BLK WP HR S P ERA WHIP	IP WLS BF H R ER SO BB IBB HBP BLK WP HR S P ERA WHIP	IP WLS BF H R ER SO BB IBB HBP BLK WP HR S P ERA WHIP	IP WLS BF H R ER SO BB IBB HBP BLK WP HR S P ERA WHIP	IP WLS BF H R ER SO BB IBB HBP BLK WP HR S P ERA WHIP	IP WLS BF H R ER SO BB IBB HBP BLK WP HR S P ERA WHIP	IP WLS BF H R ER SO BB IBB HBP BLK WP HR S P ERA WHIP	IP WLS BF H R ER SO BB IBB HBP BLK WP HR S P ERA WHIP	IP WLS BF H R ER SO BB IBB HBP BLK WP HR S P ERA WHIP	IP WLS BF H R ER SO BB IBB HBP BLK WP HR S P ERA WHIP	IP WLS BF H R ER SO BB IBB HBP BLK WP HR S P ERA WHIP	IP WLS BF H R ER SO BB IBB HBP BLK WP HR S P ERA WHIP	IP WLS BF H R ER SO BB IBB HBP BLK WP HR S P ERA WHIP	IP WLS BF H R ER SO BB IBB HBP BLK WP HR S P ERA WHIP	IP WLS BF H R ER SO BB IBB HBP BLK WP HR S P ERA WHIP	IP WLS BF H R ER SO BB IBB HBP BLK WP HR S P ERA WHIP

Florida Marlins @ Philadelphia Phillies
Veterans Stadium, Philadelphia, PA
Thu Jun 17 1993, 7:05 PM EDT
Att: 38,855 - Unknown - 85 F

AB 36
R 4
H 9
RBI 4
BB 4
SO 6
LOB 15



Batter	1	2	3	4	5	6	7	8	9	AB	R	H	RBI	BB	SO	LOB	BOTTOM		
Lenny Dykstra, L OBP: 0.394, SLG: 0.426 (1, 8)	BLK 1B BB					G4-3		P6		2	1	0	0	2	0	0			
Milt Thompson, L OBP: 0.320, SLG: 0.274 (1, 7)	F8		F8		K					4	0	1	0	0	1	2			
Ricky Jordan, R OBP: 0.340, SLG: 0.438 (1, 3)	G5-3		K		G4-3			F8		4	0	0	0	0	1	3			
Darren Daulton, L OBP: 0.410, SLG: 0.556 (1, 2)	FC6-4 2-H 1B			G4-3		P5		F8		4	0	1	1	0	0	1			
Pete Incaviglia, R OBP: 0.327, SLG: 0.581 (1, 9)	FC6-4			G4-3 1B		FC5-4 1B		P3		4	0	2	0	0	0	2			
Mariano Duncan, R OBP: 0.279, SLG: 0.404 (1, 4)		F9		G4-3		FC5-4 BLK				3	0	0	0	0	0	2			
Kim Batiste, R OBP: 0.301, SLG: 0.486 (1, 5)	G6-3				K		K			3	0	0	0	0	2	1			
Joe Milette, R OBP: 0.250, SLG: 0.250 Ruben Amaro Jr., S Mickey Morandini, L OBP: 0.291, SLG: 0.357 (8, PH)	G6-3				F7			P3		2	0	0	0	0	0	0			
Danny Jackson, R OBP: 0.176, SLG: 0.129 Jose DeLeon, R Todd Pratt, R OBP: 0.238, SLG: 0.450 Mark Davis, L (9, 1)					L3			F9		2	0	0	0	0	1	0			
Inning Stats	R: 1 H: 1 E: 0 K: 0 S: 7	H: 1 R: 1 ER: 0 LOB: 0 BB: 0 P: 13	R: 0 H: 0 E: 0 K: 0 S: 7	H: 0 R: 1 ER: 0 LOB: 0 BB: 0 P: 10	R: 0 H: 0 E: 0 K: 2 S: 11	H: 0 R: 0 ER: 0 LOB: 1 BB: 1 P: 19	R: 0 H: 1 E: 0 K: 0 S: 6	H: 1 R: 0 ER: 0 LOB: 0 BB: 0 P: 8	R: 0 H: 0 E: 0 K: 1 S: 8	H: 0 R: 0 ER: 0 LOB: 0 BB: 0 P: 11	R: 0 H: 1 E: 0 K: 1 S: 7	H: 1 R: 0 ER: 0 LOB: 1 BB: 0 P: 10	R: 0 H: 0 E: 0 K: 0 S: 8	H: 0 R: 0 ER: 0 LOB: 0 BB: 0 P: 15	R: 0 H: 1 E: 0 K: 0 S: 6	H: 1 R: 0 ER: 0 LOB: 1 BB: 0 P: 7	1B: 4 2B: 0 3B: 0 HR: 0	SF: 0 SAC: 0 DP: 1 HBP: 0	WP: 0 PA: 32 PB: 0 SB: 0 CS: 0
PITCHER	IP WLS BF H R ER SO BB IBB HBP BLK WP HR S P ERA WHIP	IP WLS BF H R ER SO BB IBB HBP BLK WP HR S P ERA WHIP	IP WLS BF H R ER SO BB IBB HBP BLK WP HR S P ERA WHIP	IP WLS BF H R ER SO BB IBB HBP BLK WP HR S P ERA WHIP	IP WLS BF H R ER SO BB IBB HBP BLK WP HR S P ERA WHIP	IP WLS BF H R ER SO BB IBB HBP BLK WP HR S P ERA WHIP	IP WLS BF H R ER SO BB IBB HBP BLK WP HR S P ERA WHIP	IP WLS BF H R ER SO BB IBB HBP BLK WP HR S P ERA WHIP	IP WLS BF H R ER SO BB IBB HBP BLK WP HR S P ERA WHIP	IP WLS BF H R ER SO BB IBB HBP BLK WP HR S P ERA WHIP	IP WLS BF H R ER SO BB IBB HBP BLK WP HR S P ERA WHIP	IP WLS BF H R ER SO BB IBB HBP BLK WP HR S P ERA WHIP	IP WLS BF H R ER SO BB IBB HBP BLK WP HR S P ERA WHIP	IP WLS BF H R ER SO BB IBB HBP BLK WP HR S P ERA WHIP	IP WLS BF H R ER SO BB IBB HBP BLK WP HR S P ERA WHIP	IP WLS BF H R ER SO BB IBB HBP BLK WP HR S P ERA WHIP	IP WLS BF H R ER SO BB IBB HBP BLK WP HR S P ERA WHIP	IP WLS BF H R ER SO BB IBB HBP BLK WP HR S P ERA WHIP	IP WLS BF H R ER SO BB IBB HBP BLK WP HR S P ERA WHIP

Florida Marlins @ Philadelphia Phillies
Veterans Stadium, Philadelphia, PA
Thu Jun 17 1993, 7:05 PM EDT
Att: 38,855 - Unknown - 85 F

AB 30
R 1
H 4
RBI 1
BB 2
SO 5
LOB 11



Batter	1	2	3	4	5	6	7	8	9	AB	R	H	RBI	BB	SO	LOB	TOP			
Chuck Carr, S OBP: 0.325, SLG: 0.336 (1, 8)										4	0	0	0	0	1	4	Florida Marlins @ Philadelphia Phillies Veterans Stadium, Philadelphia, PA Sat Jun 19 1993, 7:05 PM EDT Att: 50,391 - Unknown - 85 F livebaseballscorecards.com			
Rick Renteria, R OBP: 0.354, SLG: 0.386 (1, 4)										4	0	1	0	0	0	0				
Jeff Conine, R OBP: 0.381, SLG: 0.370 (1, 7)										2	0	0	0	2	0	1				
Orestes Destrade, S OBP: 0.310, SLG: 0.390 (1, 3)										4	1	2	1	0	0	1				
Benito Santiago, R OBP: 0.292, SLG: 0.349 (1, 2)										4	1	1	0	0	1	2				
Junior Felix, S OBP: 0.269, SLG: 0.394 Joe Klink, L (6, 1)										3	0	1	0	0	0	1				
Matt Turner, R (7, 1)										0	0	0	0	0	0	0				
Bret Barberie, S OBP: 0.391, SLG: 0.368 (9, PH)										1	0	0	0	0	1	0				
Alex Arias, R OBP: 0.364, SLG: 0.351 (1, 5)										4	0	2	0	0	0	0				
Walt Weiss, S OBP: 0.398, SLG: 0.367 (1, 6)										4	0	2	1	0	1	0				
Jack Armstrong, R OBP: 0.147, SLG: 0.147 Richie Lewis, R (2, 1)										0	0	0	0	0	0	0				
Geronomo Berroa, R OBP: 0.182, SLG: 0.161 Jim Corsi, R (4, 1)										1	0	0	0	0	0	3				
Greg Britley, L OBP: 0.273, SLG: 0.376 (6, 9)										1	0	0	0	0	0	0				
Inning Stats	R: 0 E: 0 K: 1 S: 10	H: 0 LOB: 1 BB: 1 P: 15	R: 1 E: 0 K: 0 S: 9	H: 3 LOB: 2 BB: 0 P: 15	R: 1 E: 0 K: 0 S: 8	H: 1 LOB: 0 BB: 0 P: 11	R: 0 E: 0 K: 0 S: 9	H: 3 LOB: 2 BB: 0 P: 11	R: 0 E: 0 K: 1 S: 3	H: 0 LOB: 0 BB: 0 P: 5	R: 0 E: 0 K: 1 S: 9	H: 0 LOB: 0 BB: 0 P: 13	R: 0 E: 0 K: 1 S: 6	H: 1 LOB: 1 BB: 1 P: 13	R: 0 E: 0 K: 1 S: 7	H: 0 LOB: 0 BB: 0 P: 14	1B: 8 2B: 0 3B: 0 HR: 1	SF: 0 SAC: 1 DP: 3 HBP: 0	WP: 0 PB: 0 SB: 0 CS: 0	PA: 35
PITCHER	IP WLS BF H R ER SO BB IBB HBP BLK WP HR S P ERA WHIP																			
Terry Mulholland, L ERA: 2.64 (1, 1)	5.0 W 22 8 2 2 1 1 0 0 0 0 0 1 39 57 3.60 1.800																			
Jose DeLeon, R ERA: 3.97 (6, 1)	2.1 9 1 0 0 2 1 0 0 0 0 0 0 22 38 0.00 0.857																			
Larry Andersen, R ERA: 2.11 (8, 1)	0.2 1 0 0 0 0 0 0 0 0 0 0 0 1 1 0.00 0.000																			
Mitch Williams, L ERA: 3.04 (9, 1)	1.0 S 3 0 0 0 1 0 0 0 0 0 0 0 7 14 0.00 0.000																			

Batter	1	2	3	4	5	6	7	8	9	AB	R	H	RBI	BB	SO	LOB	BOTTOM			
Lenny Dykstra, L OBP: 0.399, SLG: 0.443 (1, 8)										5	2	3	1	0	1	0	Florida Marlins @ Philadelphia Phillies Veterans Stadium, Philadelphia, PA Sat Jun 19 1993, 7:05 PM EDT Att: 50,391 - Unknown - 85 F livebaseballscorecards.com			
Mariano Duncan, R OBP: 0.281, SLG: 0.401 (1, 6)										5	0	2	2	0	0	1				
John Kruk, L OBP: 0.491, SLG: 0.523 (1, 3)										4	0	2	1	1	2	0				
Darren Daulton, L OBP: 0.405, SLG: 0.550 (1, 2)										4	0	0	0	0	1	6				
Jim Eisenreich, L OBP: 0.398, SLG: 0.509 (1, 9)										3	1	1	0	1	1	0				
Milt Thompson, L OBP: 0.323, SLG: 0.270 (1, 7)										3	1	0	0	1	0	3				
Kim Batiste, R OBP: 0.321, SLG: 0.500 Joe Milette, R (8, 5)										4	0	2	0	0	0	2				
Mickey Morandini, L OBP: 0.286, SLG: 0.350 (1, 4)										3	0	1	1	0	1	1				
Terry Mulholland, R OBP: 0.105, SLG: 0.081 Ruben Amaro Jr, S (5, PH)										2	1	1	0	0	1	0				
Jose DeLeon, R (6, 1)										1	0	0	0	0	1	0				
Larry Andersen, R OBP: 1.000, SLG: 1.000 Mitch Williams, L (9, 1)										0	0	0	0	0	0	0				
Inning Stats	R: 1 E: 0 K: 1 S: 11	H: 1 LOB: 0 BB: 0 P: 18	R: 4 E: 0 K: 0 S: 22	H: 5 LOB: 2 BB: 1 P: 41	R: 0 E: 0 K: 1 S: 7	H: 1 LOB: 1 BB: 0 P: 13	R: 0 E: 0 K: 1 S: 12	H: 1 LOB: 2 BB: 1 P: 21	R: 0 E: 0 K: 1 S: 11	H: 2 LOB: 3 BB: 0 P: 11	R: 0 E: 0 K: 1 S: 12	H: 2 LOB: 3 BB: 1 P: 19	R: 0 E: 0 K: 1 S: 6	H: 0 LOB: 0 BB: 0 P: 7	R: 0 E: 0 K: 2 S: 10	H: 0 LOB: 0 BB: 0 P: 12	1B: 11 2B: 0 3B: 0 HR: 1	SF: 1 SAC: 0 DP: 0 HBP: 0	WP: 0 PB: 1 SB: 0 CS: 0	PA: 39
PITCHER	IP WLS BF H R ER SO BB IBB HBP BLK WP HR S P ERA WHIP																			
Jack Armstrong, R ERA: 4.47 (1, 1)	1.2 L 12 6 1 0 0 1 0 0 0 0 0 0 10 17 0.00 0.750																			
Richie Lewis, R ERA: 2.37 (2, 1)	1.1 5 1 0 0 1 0 0 0 0 0 0 0 10 17 0.00 0.750																			
Jim Corsi, R ERA: 5.65 (4, 1)	2.0 10 3 0 0 2 1 0 0 0 0 0 0 23 32 0.00 2.000																			
Joe Klink, L ERA: 2.85 (6, 1)	1.0 6 2 0 0 1 1 0 0 0 0 0 0 12 19 0.00 3.000																			
Matt Turner, R ERA: 0.61 (7, 1)	2.0 6 0 0 0 3 0 0 0 0 0 0 0 16 19 0.00 0.000																			

Batter	1	2	3	4	5	6	7	8	9	AB	R	H	RBI	BB	SO	LOB	TOP										
Chuck Carr, S OBP: 0.322, SLG: 0.331 (1, 8)	F7	HBP BB		F8			F8		K	4	0	0	0	1	1	1	Florida Marlins @ Philadelphia Phillies Veterans Stadium, Philadelphia, PA Sun Jun 20 1993, 3:33 AM EDT Att: 58,508 - Sunny - 90 F livebaseballscorecards.com										
Bret Barberie, S OBP: 0.406, SLG: 0.390 (1, 4)	1B SF8	1B					G3		1B	4	1	3	1	0	1	0											
Dave Magadan, L OBP: 0.398, SLG: 0.394 (1, 5)	1B	G4-3					G3		K	5	0	1	0	0	1	5											
Orestes Destrade, S OBP: 0.310, SLG: 0.401 (1, 3)	SF8						F7			3	1	1	2	0	1	1											
Jeff Conine, R OBP: 0.379, SLG: 0.365 (1, 7) (7, 3)	F8						HR		K	3	0	0	0	0	2	1											
Junior Felix, S OBP: 0.264, SLG: 0.386 (1, 9)		E3 1B HBP					K		K	4	1	0	0	0	2	1											
Benito Santiago, R OBP: 0.300, SLG: 0.353 (1, 2)		HBP BB 1B		G1-5-4 BB			P3		FC6-4 1B	3	0	2	0	1	0	0											
Walt Weiss, S OBP: 0.395, SLG: 0.364 (1, 6)		K		G1-5-4 1B			K		FC6-4	4	0	1	0	0	2	3											
Charlie Hough, R OBP: 0.067, SLG: 0.034 Joe Klink, L (7, 1)		K		G1-5-4			P3			3	0	0	0	0	1	4											
Trevor Hoffman, R (7, 1) Greg Briley, L OBP: 0.273, SLG: 0.376 Alex Arias, R OBP: 0.362, SLG: 0.348 (9, PH)		K		1-2 2-3					P4	0	0	0	0	0	0	0											
Inning Stats	R: 1 E: 0 K: 0 S: 14	H: 2 LOB: 1 BB: 0 P: 20	R: 1 E: 1 K: 2 S: 13	H: 1 LOB: 3 BB: 1 P: 23	R: 0 E: 0 K: 2 S: 12	H: 0 LOB: 0 BB: 0 P: 14	R: 0 E: 0 K: 0 S: 9	H: 1 LOB: 1 BB: 1 P: 15	R: 1 E: 0 K: 2 S: 15	H: 1 LOB: 1 BB: 0 P: 21	R: 0 E: 0 K: 1 S: 10	H: 0 LOB: 0 BB: 0 P: 17	R: 0 E: 0 K: 0 S: 5	H: 1 LOB: 1 BB: 0 P: 8	R: 0 E: 0 K: 2 S: 10	H: 1 LOB: 1 BB: 0 P: 15	R: 0 E: 0 K: 1 S: 11	H: 1 LOB: 1 BB: 0 P: 17	1B: 6 2B: 1 3B: 0 HR: 1	SF: 1 SAC: 0 DP: 1 HBP: 2	WP: 0 PB: 0 SB: 0 CS: 0	PA: 39					
PITCHER	IP	WLS	BF	H	R	ER	SO	BB	IBB	HBP	BLK	WP	HR	S	P	ERA	WHIP										
Tommy Greene, R ERA: 2.56 David West, L ERA: 2.31 Mitch Williams, L ERA: 2.92	(1, 1) (8, 1) (9, 1)	7.0 1.0 1.0	W 4 S	31 4 4	6 1 1	3 0 0	2 2 2	7 0 0	2 0 0	0 0 0	0 0 0	0 0 0	0 0 0	1 10 11	118 15 17	2.57 0.00 0.00	1.143 1.000 1.000										

Batter	1	2	3	4	5	6	7	8	9	AB	R	H	RBI	BB	SO	LOB	BOTTOM										
Lenny Dykstra, L OBP: 0.406, SLG: 0.445 (1, 8)	L4-3 BB			HBP BB			G4-3 S BB		FC5 HR 1B	1	1	1	0	3	0	0	Florida Marlins @ Philadelphia Phillies Veterans Stadium, Philadelphia, PA Sun Jun 20 1993, 3:33 AM EDT Att: 58,508 - Sunny - 90 F livebaseballscorecards.com										
Mariano Duncan, R OBP: 0.280, SLG: 0.395 Joe Milette, R OBP: 0.250, SLG: 0.250 (8, 6)	L4-3			HBP			G4-3		FC5 HR	3	1	0	0	0	0	4											
John Kruk, L OBP: 0.491, SLG: 0.534 (1, 3)	FC6-4 BB			F7			P5		HR	3	1	1	3	1	0	4											
Pete Incaviglia, R OBP: 0.320, SLG: 0.567 David West, L OBP: 0.667, SLG: 1.000 Mitch Williams, L (9, 1)	FC6-4			P9			P6		K	4	0	0	0	0	1	3											
Jim Eisenreich, L OBP: 0.394, SLG: 0.509 (1, 9)		G4-3		F7			G6-3 2B		G3	4	0	1	0	0	0	2											
Todd Pratt, R OBP: 0.240, SLG: 0.417 (1, 2)		1B 1B		F8			G6-3		G1-3	4	0	1	0	0	0	1											
Kim Batiste, R OBP: 0.318, SLG: 0.488 (1, 5)		1B G1-6-3 1B		F9			G5-3		F8	4	0	1	0	0	0	1											
Mickey Morandini, L OBP: 0.282, SLG: 0.345 (1, 4)		G1-6-3		L8			G5-3			3	0	0	0	0	0	2											
Tommy Greene, R OBP: 0.194, SLG: 0.265 Milt Thompson, L OBP: 0.321, SLG: 0.268 (7, PH) (8, 7)				HBP BB E 1B			F7		E4 FC5 1B	2	1	1	0	0	0	0											
Inning Stats	R: 0 E: 0 K: 0 S: 9	H: 0 LOB: 1 BB: 2 P: 20	R: 0 E: 0 K: 0 S: 10	H: 2 LOB: 1 BB: 0 P: 16	R: 1 E: 1 K: 0 S: 12	H: 1 LOB: 2 BB: 1 P: 24	R: 0 E: 0 K: 0 S: 6	H: 0 LOB: 0 BB: 0 P: 6	R: 0 E: 0 K: 0 S: 8	H: 0 LOB: 1 BB: 1 P: 16	R: 0 E: 0 K: 0 S: 8	H: 1 LOB: 0 BB: 0 P: 10	R: 3 E: 1 K: 1 S: 16	H: 2 LOB: 0 BB: 0 P: 25	R: 0 E: 0 K: 0 S: 7	H: 0 LOB: 0 BB: 0 P: 10		1B: 4 2B: 2 3B: 0 HR: 1	SF: 0 SAC: 0 DP: 2 HBP: 1	WP: 0 PB: 0 SB: 1 CS: 0	PA: 34						
PITCHER	IP	WLS	BF	H	R	ER	SO	BB	IBB	HBP	BLK	WP	HR	S	P	ERA	WHIP										
Charlie Hough, R ERA: 4.16 Joe Klink, L ERA: 3.18 Trevor Hoffman, R ERA: 3.06	(1, 1) (7, 1) (7, 1)	6.1 0.0 1.2	L W L	27 1 6	4 1 2	2 0 1	1 0 1	0 0 1	0 0 0	0 0 0	0 0 0	0 0 0	0 0 1	59 4 13	103 5 19	1.42 ∞ 5.40	1.263 ∞ 0.600										

Batter	1	2	3	4	5	6	7	8	9	AB	R	H	RBI	BB	SO	LOB	TOP			
Bernard Gilkey, R OBP: 0.372, SLG: 0.473 (1, 7)	1-3 K	1-1 P3		1-3 K	1-3 K	3-2 G6-3		0-3 K		5	0	0	0	0	3	4				
Gerónimo Peña, S OBP: 0.339, SLG: 0.368 (1, 4)	3-3 K		1-3 K	1-0 FC3-6 1B		2-0 G3-1			2-3 K	5	0	1	0	0	3	0				
Gregg Jefferies, S OBP: 0.371, SLG: 0.500 (1, 3)	0-2 HR		2-1 1B	1-1 FC3-6 1B		2-0 G6-3			2-2 K	5	1	2	1	0	1	2				
Ray Lankford, L OBP: 0.395, SLG: 0.358 Rod Brewer, L OBP: 0.274, SLG: 0.263 (9, 9)	3-3 K		2-2 1B	3-3 K		0-0 G3			2-3 K	5	1	1	0	0	3	2				
Mark Whiten, S OBP: 0.320, SLG: 0.379 (9, 8)		0-1 1B	4-1 E			3-1 3B				2	1	2	0	2	0	0				
Todd Zeile, R OBP: 0.321, SLG: 0.335 Tracy Woodson, R OBP: 0.227, SLG: 0.238 (9, 5)		3-2 1B	0-2 E6 1B			4-0 BB			3-1 P3	3	1	2	2	1	0	1				
Tom Pagnozzi, R OBP: 0.283, SLG: 0.351 (1, 2)		0-0 1B	1-1 FC6-4 1B			0-3 K			1-0 F9	4	0	2	1	0	1	3				
José Oquendo, S OBP: 0.365, SLG: 0.250 (1, 6)		2-2 F7	2-2 FC6-4 1B			2-2 P6			3-3 K	4	0	0	0	0	1	5				
Joe Magrane, R OBP: 0.107, SLG: 0.111 Lee Smith, R (9, 1)		0-0 1B		4-0 FC3-6 1B		0-0 F8			2-3 K	3	0	1	0	1	1	2				
Inning Stats	R: 1 E: 0 K: 3 S: 14	H: 1 LOB: 0 BB: 0 P: 21	R: 0 E: 0 K: 0 S: 13	H: 4 LOB: 3 BB: 0 P: 19	R: 3 E: 1 K: 1 S: 15	H: 4 LOB: 1 BB: 1 P: 26	R: 0 E: 0 K: 2 S: 10	H: 1 LOB: 2 BB: 1 P: 20	R: 0 E: 0 K: 1 S: 10	H: 0 LOB: 1 BB: 1 P: 13	R: 0 E: 0 K: 3 S: 9	H: 0 LOB: 0 BB: 0 P: 14	R: 0 E: 0 K: 3 S: 10	H: 0 LOB: 0 BB: 0 P: 16	1B: 8 2B: 1 3B: 1 HR: 1	SF: 0 SAC: 0 DP: 0 HBP: 0	WP: 0 PB: 0 CS: 0	PA: 40		
PITCHER	IP WLS BF H R ER SO BB IBB HBP BLK WP HR S P ERA WHIP	IP WLS BF H R ER SO BB IBB HBP BLK WP HR S P ERA WHIP																		
Luis Aquino, R ERA: 3.01 Cris Carpenter, R ERA: 3.71 Richie Lewis, R ERA: 2.23 Matt Turner, R ERA: 0.57 (1, 1)	3.1 L 20 10 4 4 5 2 0 0 0 0 1 46 76 10.80 3.600	2.2 10 1 0 0 2 1 0 0 0 0 0 21 41 0.00 0.750	2.0 7 0 0 0 3 1 0 0 0 0 0 14 27 0.00 0.500	1.0 3 0 0 0 3 0 0 0 0 0 0 10 16 0.00 0.000																

St. Louis Cardinals @ Florida Marlins
Joe Robbie Stadium, Miami, FL
Mon Jun 21 1993, 7:05 PM EDT
Att: 36,543 - Unknown - 82 F

AB 36
R 4
H 11
RBI 4
BB 4
SO 13
LOB 19



Batter	1	2	3	4	5	6	7	8	9	AB	R	H	RBI	BB	SO	LOB	BOTTOM			
Chuck Carr, S OBP: 0.321, SLG: 0.329 (1, 8)	0-0 F7		1-2 F7			0-1 F8		1-1 CS		4	0	1	0	0	0	1				
Bret Barberie, S OBP: 0.408, SLG: 0.388 (1, 4)	3-2 G6-3		1-2 F8			4-0 BB		1-0 CS	2-2 2B SF7 1B	3	1	1	0	1	0	0				
Jeff Conine, R OBP: 0.380, SLG: 0.384 (1, 7)	2-1 HR			2-3 K		1-0 G5-3			0-2 2B	4	1	2	1	0	1	2				
Orestes Destrade, S OBP: 0.309, SLG: 0.400 (1, 3)	3-0 F8			0-0 F8		1-1 WP 1B			0-1 SF7	3	0	1	1	0	0	0				
Junior Felix, S OBP: 0.264, SLG: 0.383 (1, 9)		1-1 E G6-4-3 1B		1-1 F8		0-0 F9			0-3 K	4	1	1	0	0	1	2				
Dave Magadan, L OBP: 0.392, SLG: 0.386 (1, 5)		1-1 E5 G6-4-3			1-2 G4-3		2-3 K		1-2 F9	4	0	0	0	0	1	3				
Benito Santiago, R OBP: 0.296, SLG: 0.349 (1, 2)		1-0 G6-4-3			1-1 F8		1-2 G5-3			3	0	0	0	0	0	2				
Walt Weiss, S OBP: 0.390, SLG: 0.359 (1, 6)		2-1 F7			0-0 G5-3			1-2 L4		3	0	0	0	0	0	0				
Luis Aquino, R OBP: 0.106, SLG: 0.100 Cris Carpenter, R OBP: 0.366, SLG: 0.353 Alex Arias, R OBP: 0.351, SLG: 0.382 Richie Lewis, R OBP: 0.351, SLG: 0.382 Rick Renteria, R OBP: 0.351, SLG: 0.382 Matt Turner, R (9, 1)			0-3 K			3-2 G5-3 BB 1B		2-1 P4		1	0	0	0	0	1	0				
Inning Stats	R: 1 E: 0 K: 0 S: 9	H: 1 LOB: 0 BB: 0 P: 17	R: 1 E: 1 K: 0 S: 7	H: 1 LOB: 0 BB: 0 P: 12	R: 0 E: 0 K: 1 S: 11	H: 0 LOB: 0 BB: 0 P: 13	R: 0 E: 0 K: 1 S: 7	H: 0 LOB: 0 BB: 0 P: 10	R: 0 E: 0 K: 0 S: 6	H: 1 LOB: 1 BB: 1 P: 14	R: 0 E: 0 K: 1 S: 9	H: 1 LOB: 1 BB: 0 P: 13	R: 0 E: 0 K: 0 S: 8	H: 1 LOB: 0 BB: 0 P: 13	R: 1 E: 0 K: 1 S: 17	H: 2 LOB: 1 BB: 0 P: 20	1B: 5 2B: 1 3B: 0 HR: 1	SF: 1 SAC: 0 DP: 2 HBP: 0	WP: 1 PB: 0 CS: 1	PA: 34
PITCHER	IP WLS BF H R ER SO BB IBB HBP BLK WP HR S P ERA WHIP	IP WLS BF H R ER SO BB IBB HBP BLK WP HR S P ERA WHIP																		
Joe Magrane, L ERA: 3.43 Lee Smith, R ERA: 4.33 (9, 1)	8.0 W 28 5 2 1 3 1 0 0 0 0 0 17 20 9.00 2.000	1.0 S 5 2 1 1 1 0 0 0 0 0 0 17 20 9.00 2.000																		

St. Louis Cardinals @ Florida Marlins
Joe Robbie Stadium, Miami, FL
Mon Jun 21 1993, 7:05 PM EDT
Att: 36,543 - Unknown - 82 F

AB 31
R 3
H 7
RBI 2
BB 1
SO 4
LOB 10



Batter	1	2	3	4	5	6	7	8	9	AB	R	H	RBI	BB	SO	LOB	TOP				
Bernard Gilkey, R OBP: 0.368, SLG: 0.471 (1, 7)	G5-3		F8			F7		G4-3 1B 2B	K	5	1	1	0	0	1	2					
Ozzie Smith, S OBP: 0.325, SLG: 0.370 (1, 6)	F8			G5-3		E9 1B 1B		G4-3		4	1	1	0	0	0	1					
Gregg Jefferies, S OBP: 0.376, SLG: 0.508 (1, 3)				P3		G3 1B			BB 1B	4	0	3	2	0	0	0					
Ray Lankford, L OBP: 0.392, SLG: 0.355 Erik Pappas, R OBP: 0.417, SLG: 0.409 (5, 9)	G4-3			K		G3 1B			BB 1B	2	0	0	0	0	1	1					
Mark Whiten, S OBP: 0.316, SLG: 0.373 (5, 8)						G5-3			K	4	0	0	0	0	2	4					
Todd Zeile, R OBP: 0.317, SLG: 0.331 Omar Olivares, R OBP: 0.214, SLG: 0.214 Paul Kilgus, L OBP: 0.333, SLG: 0.333 Gerald Perry, L OBP: 0.441, SLG: 0.571 Mike Perez, R (8, 1)				L5		G4-3			G4-3	3	0	0	0	0	1	2					
Gerónimo Peña, S OBP: 0.332, SLG: 0.359 (1, 4)				F9		G6-3			L9	4	0	0	0	0	0	0					
Tom Pagnozzi, R OBP: 0.291, SLG: 0.386 (1, 2)				G5-3					HR	4	2	2	1	0	1	0					
Rheal Cormier, L OBP: 0.182, SLG: 0.182 Les Lancaster, R (3, 1) Tracy Woodson, R OBP: 0.234, SLG: 0.244 (6, 5)				K					G5-3	1	0	0	0	0	1	0					
Inning Stats	R: 0 E: 0 K: 0 S: 11	H: 1 LOB: 1 BB: 0 P: 17	R: 0 E: 0 K: 1 S: 8	H: 0 LOB: 0 BB: 14 P: 10	R: 0 E: 0 K: 1 S: 9	H: 0 LOB: 0 BB: 0 P: 13	R: 0 E: 0 K: 0 S: 6	H: 0 LOB: 0 BB: 0 P: 6	R: 3 E: 1 K: 1 S: 23	H: 5 LOB: 2 BB: 0 P: 33	R: 0 E: 0 K: 1 S: 8	H: 0 LOB: 0 BB: 0 P: 10	R: 1 E: 0 K: 1 S: 15	H: 2 LOB: 2 BB: 1 P: 26	R: 1 E: 0 K: 1 S: 7	H: 1 LOB: 0 BB: 0 P: 10	1B: 6 2B: 2 3B: 0 HR: 1	SF: 0 SAC: 0 DP: 0 HBP: 0	WP: 0 PB: 0 SB: 0 CS: 0	PA: 37	
PITCHER	IP	WLS	BF	H	R	ER	SO	BB	IBB	HBP	BLK	WP	HR	S	P	ERA	WHIP				
Chris Hammond, L ERA: 4.07 Matt Turner, R ERA: 0.52 Trevor Hoffman, R ERA: 3.28 Bryan Harvey, R ERA: 1.44	5.1	W	22	6	3	3	3	0	0	0	0	0	0	59	82	5.06	1.125				

St. Louis Cardinals @ Florida Marlins
Joe Robbie Stadium, Miami, FL
Tue Jun 22 1993, 7:05 PM EDT
Att: 33,849 - Unknown - 84 F

AB	36
R	5
H	9
RBI	4
BB	1
SO	7
LOB	12



Batter	1	2	3	4	5	6	7	8	9	AB	R	H	RBI	BB	SO	LOB	BOTTOM				
Walt Weiss, S OBP: 0.391, SLG: 0.357 (1, 6)	G6-3			F8		F8				4	0	1	0	1	0	0					
Bret Barberie, S OBP: 0.415, SLG: 0.392 (1, 4)				G4-3					K	4	1	2	0	1	1	2					
Jeff Conine, R OBP: 0.381, SLG: 0.384 (1, 7)				P3					K	5	0	2	0	0	1	2					
Orestes Destrade, S OBP: 0.307, SLG: 0.396 (1, 3)				P6		G3			F9	5	0	1	1	0	0	2					
Junior Felix, S OBP: 0.267, SLG: 0.393 (1, 8)									K	5	2	2	0	0	3	4					
Dave Magadan, L OBP: 0.398, SLG: 0.392 (1, 5)				F7						2	1	1	0	2	0	2					
Benito Santiago, R OBP: 0.303, SLG: 0.374 (1, 2)										3	3	2	3	0	0	1					
Geronimo Berroa, R OBP: 0.167, SLG: 0.147 Greg Bristey, L OBP: 0.270, SLG: 0.372 (7, 9)				F8		G4-3				3	0	0	0	0	2	2					
Chris Hammond, L OBP: 0.270, SLG: 0.353 Matt Turner, R (6, 1) Rick Renteria, R OBP: 0.357, SLG: 0.389 Trevor Hoffman, R (8, 1) Bryan Harvey, R (8, 1)										3	0	0	0	0	1	2					
Inning Stats	R: 1 E: 0 K: 1 S: 14	H: 2 LOB: 2 BB: 1 P: 21	R: 1 E: 0 K: 0 S: 15	H: 2 LOB: 1 BB: 23 P: 23	R: 3 E: 0 K: 0 S: 13	H: 2 LOB: 0 BB: 1 P: 22	R: 0 E: 0 K: 0 S: 4	H: 0 LOB: 0 BB: 0 P: 6	R: 1 E: 0 K: 1 S: 16	H: 1 LOB: 2 BB: 1 P: 30	R: 0 E: 0 K: 1 S: 14	H: 2 LOB: 0 BB: 0 P: 21	R: 1 E: 0 K: 1 S: 16	H: 3 LOB: 2 BB: 0 P: 26	R: 0 E: 0 K: 2 S: 9	H: 0 LOB: 0 BB: 0 P: 13	1B: 7 2B: 3 3B: 1 HR: 1	SF: 0 SAC: 0 DP: 0 HBP: 1	WP: 1 PB: 2 SB: 0 CS: 0	PA: 41	
PITCHER	IP	WLS	BF	H	R	ER	SO	BB	IBB	HBP	BLK	WP	HR	S	P	ERA	WHIP				
Rheal Cormier, L ERA: 4.54 Les Lancaster, R ERA: 3.24 Omar Olivares, R ERA: 4.04 Paul Kilgus, L ERA: 2.3 Mike Perez, R ERA: 2.3	2.1	L	16	6	5	5	1	1	0	1	0	1	0	25	43	0.00	0.750				

St. Louis Cardinals @ Florida Marlins
Joe Robbie Stadium, Miami, FL
Tue Jun 22 1993, 7:05 PM EDT
Att: 33,849 - Unknown - 84 F

AB	36
R	7
H	12
RBI	5
BB	4
SO	6
LOB	18



Batter	1	2	3	4	5	6	7	8	9	AB	R	H	RBI	BB	SO	LOB	TOP										
Bernard Gilkey, R OBP: 0.364, SLG: 0.469 (1, 7)	G5-3	K			G4-3 1B 2B		F8		F8	5	1	1	0	0	1	3											
Ozzie Smith, S OBP: 0.320, SLG: 0.364 (1, 6)	G5-3	G4-3			G4-3		G6-3			4	0	0	0	0	0	3											
Gregg Jefferies, S OBP: 0.375, SLG: 0.504 (1, 3)	G6-3		G4-1		G1-3		G6-3			4	0	1	1	0	0	0											
Todd Zeile, R OBP: 0.320, SLG: 0.333 Tracy Woodson, R OBP: 0.234, SLG: 0.244 (9, 5)		1B BB 1B						F7		4	1	2	0	0	0	1											
Mark Whiten, S OBP: 0.318, SLG: 0.379 (9, 9)		1B BB 1B					G4-6-3 2B		K	4	1	2	0	0	2	1											
Gerónimo Peña, S OBP: 0.335, SLG: 0.359 Lee Smith, R (8, 1)		1B BB 1B			L4		G4-6-3 BB		G4-3	3	1	1	0	1	0	0											
Rod Brewer, L OBP: 0.254, SLG: 0.254 Ray Lankford, L OBP: 0.392, SLG: 0.355 (9, PR)		1B BB			G3-1		G4-6-3			2	0	0	1	2	0	2											
Erik Pappas, R OBP: 0.421, SLG: 0.400 (1, 2)		K			L7					2	0	0	0	2	1	3											
Rene Arocha, R OBP: 0.345, SLG: 0.045 Paul Kilduff, S OBP: 0.333, SLG: 0.333 Rob Murphy, L OBP: 0.222, SLG: 1.000 Mike Perez, R OBP: 0.355, SLG: 0.355 José Cordero, S OBP: 0.355, SLG: 0.355 Luis Alicata, S OBP: 0.411, SLG: 0.412 (9, 4)		1B 2-H 3-H			K		F8		K	3	0	1	2	0	1	2											
Inning Stats	R: 0 E: 0 K: 0 S: 7	H: 0 LOB: 0 BB: 0 P: 13	R: 3 E: 0 K: 2 S: 18	H: 4 LOB: 2 BB: 1 P: 27	R: 0 E: 0 K: 1 S: 8	H: 1 LOB: 1 BB: 0 P: 15	R: 0 E: 0 K: 0 S: 5	H: 0 LOB: 0 BB: 0 P: 9	R: 1 E: 0 K: 1 S: 9	H: 2 LOB: 1 BB: 0 P: 15	R: 0 E: 0 K: 0 S: 8	H: 1 LOB: 2 BB: 2 P: 20	R: 0 E: 0 K: 1 S: 6	H: 0 LOB: 0 BB: 0 P: 11	R: 0 E: 0 K: 1 S: 6	H: 0 LOB: 0 BB: 0 P: 12	R: 0 E: 0 K: 1 S: 8	H: 0 LOB: 1 BB: 2 P: 18	1B: 6 2B: 3 3B: 0 HR: 0	SF: 0 SAC: 0 DP: 2 HBP: 0	WP: 0 PB: 0 SB: 0 CS: 2	PA: 37					
PITCHER	IP	WLS	BF	H	R	ER	SO	BB	IBB	HBP	BLK	WP	HR	S	P	ERA	WHIP										
Ryan Bowen, R ERA: 4.16 (1, 1)	5.0	L	24	8	4	4	4	2	0	0	0	0	0	50	87	7.20	2.000										
Jim Corsi, R ERA: 4.99 (6, 1)	2.0		6	0	0	0	0	0	1	0	0	0	0	13	23	0.00	0.000										
Richie Lewis, R ERA: 2.1 (8, 1)	2.0		7	0	0	0	2	2	0	0	0	0	0	14	30	0.00	1.000										

St. Louis Cardinals @ Florida Marlins
Joe Robbie Stadium, Miami, FL
Wed Jun 23 1993, 7:05 PM EDT
Att: 37,936 - Unknown - 84 F

AB 32
R 4
H 8
RBI 4
BB 5
SO 6
LOB 16



Batter	1	2	3	4	5	6	7	8	9	AB	R	H	RBI	BB	SO	LOB	BOTTOM										
Alex Arias, R OBP: 0.361, SLG: 0.348 (1, 6)	1B S 1B		G3-1		F8		G1		K	5	1	1	0	0	1	1											
Bret Barberie, S OBP: 0.408, SLG: 0.385 (1, 4)	L9		G4-3		G4-3		K		1B	5	0	1	0	0	1	2											
Dave Magadan, L OBP: 0.301, SLG: 0.394 (1, 5)	1B			E7		E SF9 BB	G4-3		FC4-6 1B	4	1	2	0	1	0	1											
Orestes Destrade, S OBP: 0.308, SLG: 0.400 (1, 3)	G6-4-3			1B 2B		E4		F7	FC4-6	5	1	2	1	0	0	3											
Jeff Conine, R OBP: 0.375, SLG: 0.380 (1, 7)	G6-4-3			K2-3		SF9		K		3	0	0	1	0	2	3											
Junior Felix, S OBP: 0.276, SLG: 0.397 (1, 8)		P5		1B					S	3	0	2	0	1	0	0											
Greg Briley, L OBP: 0.279, SLG: 0.371 (1, 9)		G6-3		FC6-4 1B		K			BB	3	0	1	1	1	1	2											
Rob Natal, R (1, 2)										2	0	0	0	0	0	2											
Benito Santiago, R OBP: 0.301, SLG: 0.371 (6, PH)		F8		FC6-4		F7			K	2	0	0	0	0	1	4											
Ryan Bowen, R OBP: 0.133, SLG: 0.200 Jim Corsi, R (6, 1)					L6					2	0	0	0	0	1	0											
Rick Renteria, R OBP: 0.354, SLG: 0.385 Richie Lewis, R (8, 1)										1	0	0	0	0	0	0											
Walt Weiss, S OBP: 0.389, SLG: 0.356 (9, PH)									F9	1	0	0	0	0	0	0											
Inning Stats	R: 1 E: 0 K: 0 S: 11	H: 3 LOB: 1 BB: 0 P: 12	R: 0 E: 0 K: 0 S: 6	H: 0 LOB: 0 BB: 0 P: 9	R: 0 E: 0 K: 1 S: 7	H: 0 LOB: 0 BB: 0 P: 8	R: 1 E: 1 K: 1 S: 15	H: 3 LOB: 2 BB: 0 P: 25	R: 0 E: 0 K: 0 S: 10	H: 0 LOB: 0 BB: 0 P: 15	R: 1 E: 1 K: 1 S: 19	H: 0 LOB: 2 BB: 2 P: 35	R: 0 E: 1 K: 1 S: 10	H: 0 LOB: 1 BB: 0 P: 13	R: 0 E: 0 K: 2 S: 14	H: 1 LOB: 2 BB: 1 P: 20	R: 0 E: 0 K: 1 S: 10	H: 2 LOB: 2 BB: 0 P: 12	1B: 8 2B: 1 3B: 0 HR: 0	SF: 1 SAC: 0 DP: 1 HBP: 0	WP: 0 PB: 0 SB: 2 CS: 0	PA: 40					
PITCHER	IP	WLS	BF	H	R	ER	SO	BB	IBB	HBP	BLK	WP	HR	S	P	ERA	WHIP										
Rene Arocha, R ERA: 3.07 (1, 1)	1.0	W	4	0	0	0	1	0	0	0	0	0	0	12	18	0.00	0.000										
Paul Kilgus, L ERA: 3.34 (7, 1)	0.2		2	0	0	0	1	0	0	0	0	0	0	5	6	0.00	0.000										
Mike Perez, R ERA: 2.27 (8, 1)	0.2		4	1	0	0	1	1	0	0	0	0	0	11	17	0.00	3.000										
Lee Smith, R ERA: 4.13 (8, 1)	1.1	S	6	2	0	0	2	0	0	0	0	0	0	13	15	0.00	1.500										

St. Louis Cardinals @ Florida Marlins
Joe Robbie Stadium, Miami, FL
Wed Jun 23 1993, 7:05 PM EDT
Att: 37,936 - Unknown - 84 F

AB 36
R 3
H 9
RBI 3
BB 3
SO 7
LOB 18



Batter	1	2	3	4	5	6	7	8	9	AB	R	H	RBI	BB	SO	LOB	TOP										
Delino DeShields, L OBP: 0.370, SLG: 0.533 (1,4)	G4-3		F8			1B		G3-6		4	0	1	0	0	0	1											
Mike Lansing, R OBP: 0.342, SLG: 0.385 (1,5) (6,6)	G1-3			P4		F7		F7		4	0	0	0	0	0	1											
Marquis Grissom, R OBP: 0.367, SLG: 0.479 (1,8)	G6-3			F7			BB			3	0	0	0	1	0	0											
Larry Walker, L OBP: 0.374, SLG: 0.462 (1,9)		F7		F5		G4-3			F8	4	0	0	0	0	2												
Frank Botick, S OBP: 0.333, SLG: 0.376 (1,3) (6,5)		K			G4-3			G3		3	0	0	0	1	1	0											
Moises Alou, R OBP: 0.326, SLG: 0.413 (1,7)		E5			G6-3			K		4	0	0	0	0	1	1											
Wil Cordero, R OBP: 0.294, SLG: 0.367 John Vander Wal, L OBP: 0.336, SLG: 0.394 (1,6) (6,3)		FC5-4				FC5-4		P6		1	0	0	0	0	0	1											
Tim Laker, R OBP: 0.197, SLG: 0.221 Lou Frazier, S OBP: 0.381, SLG: 0.400 Tim Scott, R (1,2) (8,PH) (8,1)			G5-3		FC5-4			1B	G3-6	2	0	0	0	0	0	1											
Ken Hill, R OBP: 0.194, SLG: 0.172 Jeff Shaw, R OBP: 0.077, SLG: 0.077 Darri Fletcher, L OBP: 0.295, SLG: 0.292 (1,1) (6,1) (8,PH) (8,2)			G1			G5-3				0	0	0	0	0	0	0											
Inning Stats	R: 0 E: 0 K: 0 S: 3	H: 0 LOB: 0 BB: 0 P: 3	R: 0 E: 1 K: 1 S: 6	H: 0 LOB: 1 BB: 0 P: 6	R: 0 E: 0 K: 0 S: 3	H: 0 LOB: 0 BB: 0 P: 3	R: 0 E: 0 K: 0 S: 3	H: 0 LOB: 0 BB: 0 P: 4	R: 0 E: 0 K: 0 S: 4	H: 1 LOB: 2 BB: 1 P: 8	R: 0 E: 0 K: 1 S: 5	H: 0 LOB: 0 BB: 0 P: 5	R: 1 E: 0 K: 0 S: 4	H: 2 LOB: 0 BB: 0 P: 4	R: 0 E: 0 K: 0 S: 3	H: 0 LOB: 1 BB: 1 P: 7	1B: 3 2B: 0 3B: 0 HR: 0	SF: 0 SAC: 0 DP: 1 HBP: 1	WP: 0 PB: 0 SB: 1 CS: 0	PA: 33							
PITCHER	IP	WLS	BF	H	R	ER	SO	BB	IBB	HBP	BLK	WP	HR	S	P	ERA	WHIP										
Jack Armstrong, R ERA: 4.24 Bryan Harvey, R ERA: 1.35 (1,1) (8,1)	7.0	W	27	3	1	1	2	1	0	1	0	0	0	29	34	1.29	0.571										

Montreal Expos @ Florida Marlins
Joe Robbie Stadium, Miami, FL
Fri Jun 25 1993, 7:05 PM EDT
Att: 41,748 - Unknown - 85 F

AB	30
R	1
H	3
RBI	0
BB	2
SO	2
LOB	7



Batter	1	2	3	4	5	6	7	8	9	AB	R	H	RBI	BB	SO	LOB	BOTTOM										
Chuck Carr, S OBP: 0.320, SLG: 0.325 (1,8)			P6		G4-3			F8		3	0	0	0	1	0	0											
Bret Barberie, S OBP: 0.404, SLG: 0.376 (1,4)			G4-3		F8			K		3	1	0	0	1	1	0											
Darrell Whitmore, L OBP: 0.500, SLG: 1.250 (1,9)			P5			F8		G4-3		4	2	2	1	0	0	0											
Gary Sheffield, R OBP: 0.346, SLG: 0.473 (1,5)						F8		F3		4	0	2	1	0	0	1											
Orestes Destrade, S OBP: 0.309, SLG: 0.397 (1,3)			K		F8			1B		2	0	0	0	1	1	2											
Jeff Conine, R OBP: 0.375, SLG: 0.379 (1,7)			F7		K			1B		3	0	1	1	0	1	2											
Benito Santiago, R OBP: 0.301, SLG: 0.368 (1,2)			G5-3			G5-4-3				2	0	0	0	0	2												
Walt Weiss, S OBP: 0.385, SLG: 0.351 (1,6)			G3		F9			G6-3		3	0	0	0	0	2												
Jack Armstrong, R OBP: 0.135, SLG: 0.135 Bryan Harvey, R (1,1) (8,1)			G4-3		F7			F9		3	0	0	0	0	0	0											
Inning Stats	R: 2 E: 0 K: 1 S: 6	H: 2 LOB: 1 BB: 2 P: 14	R: 0 E: 0 K: 0 S: 3	H: 0 LOB: 0 BB: 0 P: 3	R: 0 E: 0 K: 1 S: 6	H: 1 LOB: 2 BB: 0 P: 7	R: 0 E: 0 K: 0 S: 3	H: 0 LOB: 0 BB: 0 P: 3	R: 1 E: 0 K: 0 S: 4	H: 2 LOB: 1 BB: 1 P: 8	R: 0 E: 0 K: 0 S: 3	H: 0 LOB: 0 BB: 0 P: 3	R: 0 E: 0 K: 1 S: 5	H: 0 LOB: 0 BB: 0 P: 5	R: 0 E: 0 K: 1 S: 5	H: 0 LOB: 0 BB: 0 P: 5	1B: 3 2B: 1 3B: 1 HR: 0	SF: 0 SAC: 0 DP: 1 HBP: 1	WP: 0 PB: 0 SB: 1 CS: 1	PA: 31							
PITCHER	IP	WLS	BF	H	R	ER	SO	BB	IBB	HBP	BLK	WP	HR	S	P	ERA	WHIP										
Ken Hill, R ERA: 2.62 Jeff Shaw, R ERA: 3.2 Tim Scott, R ERA: 2.33 (1,1) (6,1) (8,1)	5.1	L	24	5	3	3	2	3	0	1	0	0	0	4	4	0.00	0.000										

Montreal Expos @ Florida Marlins
Joe Robbie Stadium, Miami, FL
Fri Jun 25 1993, 7:05 PM EDT
Att: 41,748 - Unknown - 85 F

AB	27
R	3
H	5
RBI	3
BB	3
SO	3
LOB	9



Batter	1	2	3	4	5	6	7	8	9	AB	R	H	RBI	BB	SO	LOB	TOP									
Delino DeShields, L OBP: 0.370, SLG: 0.329	(1,4) K		(2) F8			(3) G1-2-3			(4-2) SH3-4 BB	3	0	0	0	2	1	3										
Sean Berry, R OBP: 0.389, SLG: 0.487	(1,5) HR		(3) G1-3			(3) G1-3			(0-0) SH3-4	4	1	1	1	0	0	1										
Marquis Grissom, R OBP: 0.364, SLG: 0.477	(1,8) G5-3			(1) L7					(1-1) G1-3	5	1	1	0	0	0	1										
Larry Walker, L OBP: 0.371, SLG: 0.453	(1,9) P6			(2) K					(0-0) G1-3	4	0	0	0	1	1	1										
Greg Colbrunn, R OBP: 0.289, SLG: 0.414		(1) K		(1-3) K 1B					(4-2) BB 1B BB	4	1	0	0	1	3	2										
Moises Alou, R OBP: 0.332, SLG: 0.420		(0-1) 2B		(4-2) 1B BB					(0-1) G6-3	3	1	2	1	1	0	0										
Wil Cordero, R OBP: 0.290, SLG: 0.371		(2) F7		(1-1) 1B					(1-0) S 1B	3	0	2	0	1	0	1										
Tim Laker, R OBP: 0.192, SLG: 0.214		(3) G6-3							(4-2) S 1B	2	0	0	0	0	0	1										
Darin Fletcher, L OBP: 0.305, SLG: 0.292									(1-2) BB	0	0	0	1	2	0	0										
Kent Bottenfield, R OBP: 0.143, SLG: 0.100			(1) P6						(0-1) P2	2	0	0	0	0	0	0										
Frank Bott, S OBP: 0.339, SLG: 0.381										1	0	1	1	0	0	0										
Mel Rojas, R OBP: 0.276, SLG: 0.354										0	0	0	0	0	0	0										
John Vander Wal, L OBP: 0.271, SLG: 0.298										0	0	0	0	0	0	0										
Lou Frazier, S OBP: 0.371, SLG: 0.398										1	0	0	0	0	0	2										
John Wetteland, R OBP: 0.265, SLG: 0.292										0	0	0	0	0	0	0										
Inning Stats	R: 1 E: 0 K: 1 S: 13	H: 1 LOB: 0 BB: 0 P: 20	R: 0 E: 0 K: 1 S: 9	H: 1 LOB: 1 BB: 0 P: 15	R: 0 E: 0 K: 0 S: 10	H: 0 LOB: 0 BB: 0 P: 16	R: 0 E: 0 K: 2 S: 14	H: 1 LOB: 2 BB: 1 P: 22	R: 0 E: 0 K: 0 S: 10	H: 0 LOB: 1 BB: 1 P: 15	R: 3 E: 0 K: 0 S: 14	H: 3 LOB: 2 BB: 3 P: 29	R: 0 E: 0 K: 1 S: 5	H: 0 LOB: 0 BB: 0 P: 7	R: 0 E: 0 K: 1 S: 10	H: 1 LOB: 2 BB: 1 P: 15	R: 0 E: 0 K: 0 S: 9	H: 0 LOB: 0 BB: 2 P: 21	1B: 4 2B: 2 3B: 0 HR: 1	SF: 0 SAC: 1 DP: 1 HBP: 0	WP: 0 PB: 1 SB: 3 CS: 0	PA: 41				
PITCHER	IP	WLS	BF	H	R	ER	SO	BB	IBB	HBP	BLK	WP	HR	S	P	ERA	WHIP									
Charlie Hough, R ERA: 4.3	(1,1) 5.1	L	26	5	4	4	4	5	0	0	0	0	0	1	67	113	6.75	1.875								
Rich Rodriguez, L ERA: 3.13	(6,1) 1.2		5	1	0	0	0	0	0	0	0	0	0	0	8	11	0.00	0.600								
Cris Carpenter, R ERA: 3.62	(8,1) 0.2		4	1	0	0	1	1	0	0	0	0	0	0	8	13	0.00	3.000								
Joe Klink, L ERA: 3.12	(8,1) 0.1		2	0	0	0	0	1	0	0	0	0	0	5	9	0.00	3.000									
Jim Corsi, R ERA: 4.67	(9,1) 1.0		4	0	0	0	0	0	1	0	0	0	0	6	14	0.00	0.000									

Montreal Expos @ Florida Marlins
 Joe Robbie Stadium, Miami, FL
 Sat Jun 26 1993, 7:05 PM EDT
 Att: 43,321 - Unknown


AB	32
R	4
H	7
RBI	4
BB	8
SO	5
LOB	12



Batter	1	2	3	4	5	6	7	8	9	AB	R	H	RBI	BB	SO	LOB	BOTTOM									
Chuck Carr, S OBP: 0.322, SLG: 0.331	(1,8) FC3-6 1B		(2) G1-2-3			(2) G4-3			(0-3) K	5	0	2	0	0	1	6										
Bret Barberie, S OBP: 0.398, SLG: 0.370	(1,4) FC3-6 1-2		(0-0) 1B			(2-2) L3			(2-3) K	5	1	1	0	0	1	5										
Darrell Whitmore, L OBP: 0.290, SLG: 0.625	(1,9) K		(2-2) F8			(3-3) K			(0-3) K	4	0	0	0	0	3	3										
Gary Sheffield, R OBP: 0.345, SLG: 0.470	(1,5) P3		(0-0) E7 1B			(2-2) P4			(0-0) P2	4	0	1	0	0	0	1										
Orestes Destrade, S OBP: 0.311, SLG: 0.396		(4-1) 1B HBP BB	(0-2) 1B			(0-1) F9			(1-1) P6	3	1	1	1	1	0	0										
Jeff Conine, R OBP: 0.373, SLG: 0.375	(1,7) 1B 1B HBP		(1-2) K			(0-0) P4			(1-3) K	3	0	0	0	0	2	2										
Benito Santiago, R OBP: 0.300, SLG: 0.370	(1,2) K		(1-3) K			(0-3) K			(0-0) 1B 2B	4	0	1	0	0	2	4										
Walt Weiss, S OBP: 0.390, SLG: 0.358	(1,6) 1B		(1-1) 1B			(2-1) G4-3 SH2-4 1B			(0-0) P6	4	0	3	0	0	0	0										
Charlie Hough, R OBP: 0.067, SLG: 0.067	(1,1) 1B		(1-1) 1B			(1-0) SH2-4			(0-3) K	1	0	1	1	0	0	0										
Rich Rodriguez, L ERA: 3.61	(6,1) 1B									0	0	0	0	0	0	0										
Greg Briley, L OBP: 0.276, SLG: 0.367	(7,PH) 1B									1	0	0	0	0	0	0										
Cris Carpenter, R ERA: 4.07	(8,1) 1B									0	0	0	0	0	0	0										
Joe Klink, L ERA: 3.12	(9,1) 1-2 2-3 3-H									0	0	0	0	0	0	0										
Jim Corsi, R ERA: 4.67	(9,PH) 1B									1	0	0	0	0	0	2										
Dave Magadan, L OBP: 0.060, SLG: 0.392	(9,PH) 1B									0	0	0	0	0	1	2										
Inning Stats	R: 0 E: 0 K: 1 S: 9	H: 1 LOB: 2 BB: 1 P: 19	R: 1 E: 1 K: 1 S: 12	H: 3 LOB: 2 BB: 0 P: 15	R: 0 E: 0 K: 0 S: 8	H: 1 LOB: 1 BB: 0 P: 16	R: 0 E: 0 K: 1 S: 10	H: 0 LOB: 0 BB: 0 P: 15	R: 0 E: 0 K: 1 S: 5	H: 0 LOB: 0 BB: 0 P: 5	R: 0 E: 0 K: 1 S: 6	H: 1 LOB: 1 BB: 0 P: 7	R: 0 E: 0 K: 1 S: 6	H: 0 LOB: 0 BB: 0 P: 8	R: 0 E: 0 K: 3 S: 11	H: 2 LOB: 2 BB: 0 P: 13	1B: 8 2B: 2 3B: 0 HR: 0	SF: 0 SAC: 1 DP: 1 HBP: 1	WP: 0 PB: 0 SB: 0 CS: 0	PA: 38						
PITCHER	IP	WLS	BF	H	R	ER	SO	BB	IBB	HBP	BLK	WP	HR	S	P	ERA	WHIP									
Kent Bottenfield, R ERA: 3.61	(1,1) 5.0	W	23	7	2	2	4	1	0	1	0	0	0	0	11	12	0.00	0.500								
Mel Rojas, R ERA: 4.07	(6,1) 2.0		7	1	0	0	2	0	0	0	0	0	0	0	11	12	0.00	0.500								
John Wetteland, R ERA: 1.21	(8,1) 2.0	S	8	2	0	0	4	0	0	0	0	0	0	0	17	21	0.00	1.000								

Montreal Expos @ Florida Marlins
 Joe Robbie Stadium, Miami, FL
 Sat Jun 26 1993, 7:05 PM EDT
 Att: 43,321 - Unknown

AB	35
R	2
H	10
RBI	2
BB	1
SO	10
LOB	23



Batter	1	2	3	4	5	6	7	8	9	AB	R	H	RBI	BB	SO	LOB	TOP										
Delino DeShields, L OBP: 0.369, SLG: 0.525 Tim Scott, R (8, 1)	4-0 1B BB		1-1 G1-3		1-0 F7			2-0 G6-3		3	0	0	0	1	0	1											
Sean Berry, R OBP: 0.384, SLG: 0.475	1-1 L8		2-0 1B		1-0 L8			1-2 L7		4	0	1	0	0	0	2											
Marquis Grissom, R OBP: 0.364, SLG: 0.476 Lou Frazier, S (7, 8)	2-2 1B		2-1 F9		1-0 F8			4-2 2B 1B BB		3	0	1	0	0	0	1											
Larry Walker, L OBP: 0.366, SLG: 0.446 John Vander Wal, L OBP: 0.342, SLG: 0.410	1-1 F9		3-1 F7		2-3 K			0-0 1B 1B 2B		3	0	0	0	0	1	3											
Moises Alou, R OBP: 0.327, SLG: 0.413	1-0 G6-3				2-3 K			0-0 F8		4	0	0	0	0	1	4											
Greg Colbrunn, R OBP: 0.288, SLG: 0.409		2-2 E4 G6-4-3		2-3 K2-3				0-0 1B		4	0	1	1	0	2	0											
Wil Cordero, R OBP: 0.290, SLG: 0.369		0-0 G6-4-3 1-2		3-2 G6-3				1-2 G5-3		4	0	1	1	0	0	1											
Tim Laker, R OBP: 0.195, SLG: 0.216		0-2 1B			1-3 K			1-1 E1 G6-3 G5-3		4	0	1	0	0	1	2											
Brian Barnes, L OBP: 0.236, SLG: 0.188 Mike Gardiner, S (3, 1) Tim McIntosh, R OBP: 0.191, SLG: 0.178 Jeff Shaw, R OBP: 0.171, SLG: 0.077 Jeff Fassero, L (8, 1) Mike Lansing, R OBP: 0.140, SLG: 0.302 (8, 4)		0-3 K			0-0 L8			1-0 G5-3		1	0	0	0	0	1	1											
Inning Stats	R: 0 E: 0 K: 0 S: 9	H: 1 LOB: 2 BB: 1 P: 18	R: 0 E: 1 K: 1 S: 12	H: 1 LOB: 1 BB: 0 P: 14	R: 0 E: 0 K: 0 S: 7	H: 1 LOB: 1 BB: 0 P: 15	R: 0 E: 0 K: 2 S: 12	H: 0 LOB: 0 BB: 0 P: 19	R: 0 E: 0 K: 1 S: 5	H: 0 LOB: 0 BB: 0 P: 7	R: 0 E: 0 K: 1 S: 7	H: 0 LOB: 0 BB: 0 P: 11	R: 0 E: 1 K: 0 S: 8	H: 0 LOB: 1 BB: 0 P: 12	R: 2 E: 0 K: 0 S: 18	H: 3 LOB: 2 BB: 1 P: 27	1B: 5 2B: 1 3B: 0 HR: 0	SF: 0 SAC: 0 DP: 1 HBP: 0	WP: 0 PB: 0 SB: 0 CS: 0	PA: 36							
PITCHER	IP	WLS	BF	H	R	ER	SO	BB	IBB	HBP	BLK	WP	HR	S	P	ERA	WHIP										
Chris Hammond, L ERA: 3.91	8.1	W	34	6	2	2	6	2	0	0	0	0	0	82	128	2.16	0.960										
Matt Turner, R ERA: 0.5	0.2		2	0	0	0	0	0	0	0	0	0	0	3	4	0.00	0.000										

Montreal Expos @ Florida Marlins
Joe Robbie Stadium, Miami, FL
Sun Jun 27 1993, 7:05 PM EDT
Att: 40,649 - Sunny - 80 F

AB 34
R 2
H 6
RBI 2
BB 2
SO 6
LOB 18



Batter	1	2	3	4	5	6	7	8	9	AB	R	H	RBI	BB	SO	LOB	BOTTOM										
Chuck Carr, S OBP: 0.319, SLG: 0.328	3-1 F8		1-2 FC5-4 1B SF7	1-2 G4-3	3-2 G4-3			2-2 F7		5	1	1	0	0	0	2											
Bret Barberie, S OBP: 0.399, SLG: 0.371 Rick Renner, R OBP: 0.363, SLG: 0.387	0-2 P3		0-0 FC5-4 1B		0-0 HR 1B		1-3 K	4-2 1B BB		2	0	1	0	0	0	0											
Gary Sheffield, R OBP: 0.347, SLG: 0.480 Alex Arias, R OBP: 0.358, SLG: 0.345	4-1 HR BB		1-0 FC5-4 BB BB		1-1 HR 1B		1-0 G5-3	1-2 G4-3		3	2	1	2	1	0	2											
Orestes Destrade, S OBP: 0.317, SLG: 0.397	4-2 HR BB		4-0 BB BB		0-0 HR 1B 3B 1B		1-3 K			2	2	1	0	2	1	0											
Jeff Conine, R OBP: 0.375, SLG: 0.390	0-0 HR		2-1 SF7		0-0 3B 1B		0-2 G1-3			3	2	2	4	0	0	0											
Benito Santiago, R OBP: 0.303, SLG: 0.378	0-1 F9		4-0 BB		0-0 WP 3B		2-3 K			3	1	1	2	1	1	0											
Darrell Whitmore, L OBP: 0.167, SLG: 0.417		1-3 K		0-0 P8		2-3 K		3-2 G4-3		4	0	0	0	0	2	4											
Walt Weiss, S OBP: 0.388, SLG: 0.356		1-2 G1-3		1-1 E4		3-2 1B		0-0 P7		4	0	1	0	0	0	0											
Chris Hammond, L OBP: 0.268, SLG: 0.342 Matt Turner, R (9, 1)	0-1 G3		0-0 K		0-3 K		1-1 F7	2-2 PB 1B		4	0	1	0	0	1	2											
Inning Stats	R: 3 E: 0 K: 0 S: 12	H: 1 LOB: 0 BB: 2 P: 23	R: 0 E: 0 K: 1 S: 8	H: 0 LOB: 0 BB: 0 P: 10	R: 1 E: 0 K: 0 S: 9	H: 2 LOB: 3 BB: 2 P: 21	R: 0 E: 1 K: 1 S: 10	H: 0 LOB: 0 BB: 0 P: 12	R: 5 E: 0 K: 1 S: 19	H: 6 LOB: 1 BB: 0 P: 29	R: 0 E: 0 K: 2 S: 10	H: 0 LOB: 0 BB: 0 P: 13	R: 0 E: 0 K: 1 S: 13	H: 0 LOB: 0 BB: 0 P: 18	R: 0 E: 0 K: 0 S: 14	H: 1 LOB: 2 BB: 1 P: 23	1B: 7 2B: 0 3B: 1 HR: 2	SF: 1 SAC: 0 DP: 0 HBP: 0	WP: 1 PB: 1 SB: 1 CS: 0	PA: 39							
PITCHER	IP	WLS	BF	H	R	ER	SO	BB	IBB	HBP	BLK	WP	HR	S	P	ERA	WHIP										
Brian Barnes, L ERA: 3.9	1.1		5	0	0	0	1	1	0	0	0	0	0	11	17	0.00	0.750										
Mike Gardiner, R ERA: 4.45	1.0		9	6	5	5	1	0	0	0	0	1	1	19	29	45.00	6.000										
Jeff Shaw, R ERA: 4.01	2.0		6	0	0	0	3	0	0	0	0	0	0	23	31	0.00	0.000										
Tim Scott, R ERA: 2.27	1.0		5	1	0	0	0	1	0	0	0	0	0	14	23	0.00	2.000										

Montreal Expos @ Florida Marlins
Joe Robbie Stadium, Miami, FL
Sun Jun 27 1993, 7:05 PM EDT
Att: 40,649 - Sunny - 80 F

AB 33
R 9
H 10
RBI 8
BB 5
SO 6
LOB 12



Batter	1	2	3	4	5	6	7	8	9	AB	R	H	RBI	BB	SO	LOB	TOP					
Vince Coleman, S (1, 7) OBP: 0.301, SLG: 0.358	K		G5-3		G3		SF9		G6-3	4	0	0	1	0	1	1						
Todd Hundley, S (1, 2) OBP: 0.273, SLG: 0.377	F8		FC6-4 BB		FC5-4 1B		G4-3			3	0	1	0	1	0	0						
Bobby Bonilla, S (1, 5) OBP: 0.325, SLG: 0.493	K		FC6-4 1-2		FC5-4 1-2			K		4	0	0	0	0	2	3						
Eddie Murray, S (1, 3) OBP: 0.301, SLG: 0.404		G4-3		L7	P6			G1-3-1		4	0	0	0	0	0	1						
Joe Orsulak, L (1, 9) OBP: 0.338, SLG: 0.396	G3			S 1B		G5-3		F8		4	0	1	0	0	0	0						
Jeff Kent, R (1, 4) OBP: 0.281, SLG: 0.371	F9			K		F7			FC3-6 1B	4	0	1	0	0	1	1						
Jeremy Burnitz, L (1, 8) OBP: 0.348, SLG: 0.650			HR	FC6-4 BB		F9		K		3	1	1	1	1	1	1						
Tim Bogar, R (1, 6) OBP: 0.315, SLG: 0.375			G5-3 SH1-4 1B	FC6-4 1-2			WP SF9 1B	FC3-6 HR		3	1	2	0	0	0	2						
Jeff McKnight, S (9, PH) OBP: 0.311, SLG: 0.250										1	1	0	0	0	0	1						
Dwight Gooden, R (1, 1) OBP: 0.279, SLG: 0.465			SH1-4				F7			2	1	1	1	0	0	1						
Chico Walker, S (9, PH) OBP: 0.270, SLG: 0.366					HR			HR		1	1	1	2	0	0	0						
Inning Stats	R: 0 E: 0 K: 2 S: 9	H: 0 LOB: 0 BB: 0 P: 15	R: 0 E: 0 K: 0 S: 7	H: 0 LOB: 0 BB: 0 P: 8	R: 1 E: 0 K: 0 S: 10	H: 2 LOB: 2 BB: 1 P: 20	R: 0 E: 0 K: 1 S: 10	H: 1 LOB: 2 BB: 1 P: 16	R: 1 E: 0 K: 0 S: 9	H: 2 LOB: 0 BB: 0 P: 11	R: 0 E: 0 K: 0 S: 6	H: 0 LOB: 0 BB: 0 P: 6	R: 1 E: 0 K: 0 S: 8	H: 1 LOB: 0 BB: 0 P: 12	R: 0 E: 0 K: 1 S: 6	H: 0 LOB: 0 BB: 0 P: 11	R: 2 E: 0 K: 1 S: 9	H: 2 LOB: 0 BB: 0 P: 12	1B: 5 2B: 0 3B: 0 HR: 3	SF: 1 SAC: 1 DP: 0 HBP: 0	WP: 2 PB: 0 SB: 1 CS: 0	PA: 37
PITCHER	IP WLS BF H R ER SO BB IBB HBP BLK WP HR S P ERA WHIP																					
Charlie Hough, R (1, 1) ERA: 4.27	7.0 W 29 6 3 3 3 2 0 0 0 0 2 2 59 88 3.86 1.143																					
Matt Turner, R (8, 1) ERA: 1.96	1.2 7 2 2 2 2 0 0 0 0 0 1 13 20 10.80 1.200																					
Bryan Harvey, R (9, 1) ERA: 1.56	0.1 S 1 0 0 0 0 0 0 0 0 0 0 0 2 3 0.00 0.000																					

New York Mets @ Florida Marlins
Joe Robbie Stadium, Miami, FL
Thu Jul 01 1993, 7:05 PM EDT
Att: 42,474 - Unknown - 80 F

AB 33
R 5
H 8
RBI 5
BB 2
SO 5
LOB 11



Batter	1	2	3	4	5	6	7	8	9	AB	R	H	RBI	BB	SO	LOB	BOTTOM			
Walt Weiss, S (1, 6) OBP: 0.374, SLG: 0.339	G3-1	G6-3		L9			G4-3			4	0	0	0	0	0	1				
Rick Renneria, R (1, 4) OBP: 0.371, SLG: 0.434	1B 2B		1B 2B		F7			2B 2B		4	3	3	0	0	0	0				
Gary Sheffield, R (1, 5) OBP: 0.347, SLG: 0.472	2B G4-3 1B		G1-3 1B		G6-3			G6-3		4	2	2	0	0	0	1				
Orestes Destrade, S (1, 3) OBP: 0.321, SLG: 0.405	2B		G1-3		K			2B 2B		4	1	2	2	0	1	2				
Jeff Conine, R (1, 7) OBP: 0.381, SLG: 0.408	G4-3		1B			K		1B 2B		4	1	2	4	0	1	1				
Darrell Whitmore, L (1, 9) OBP: 0.200, SLG: 0.320	G5-3		K		K			1B		4	0	1	1	0	2	2				
Benito Santiago, R (1, 2) OBP: 0.306, SLG: 0.382		K	P3			K		G6-3		4	0	0	0	0	2	1				
Henry Cotto, R (1, 8) OBP: 0.211, SLG: 0.252					L7					3	0	1	0	0	0	0				
Carl Everett, S (9, 8)										0	0	0	0	0	0	0				
Charlie Hough, R (1, 1) OBP: 0.091, SLG: 0.063										2	0	0	0	0	2	1				
Greg Briley, L (7, PH) OBP: 0.279, SLG: 0.365										1	0	0	0	0	1	0				
Matt Turner, R (8, 1)										0	0	0	0	0	0	0				
Bryan Harvey, R (9, 1)										0	0	0	0	0	0	0				
Inning Stats	R: 2 E: 0 K: 0 S: 11	H: 3 LOB: 1 BB: 0 P: 17	R: 0 E: 0 K: 2 S: 14	H: 1 LOB: 1 BB: 0 P: 16	R: 2 E: 0 K: 1 S: 12	H: 3 LOB: 1 BB: 0 P: 15	R: 0 E: 0 K: 1 S: 5	H: 0 LOB: 0 BB: 0 P: 9	R: 0 E: 0 K: 3 S: 9	H: 0 LOB: 0 BB: 0 P: 13	R: 0 E: 0 K: 1 S: 8	H: 0 LOB: 0 BB: 0 P: 8	R: 3 E: 0 K: 0 S: 11	H: 4 LOB: 0 BB: 0 P: 16	R: 0 E: 0 K: 0 S: 0	H: 0 LOB: 0 BB: 0 P: 0	1B: 6 2B: 5 3B: 0 HR: 0	SF: 0 SAC: 0 DP: 0 HBP: 0	WP: 0 PB: 0 SB: 1 CS: 0	PA: 34
PITCHER	IP WLS BF H R ER SO BB IBB HBP BLK WP HR S P ERA WHIP																			
Dwight Gooden, R (1, 1) ERA: 3.33	8.0 L 34 11 7 7 9 0 0 0 0 0 0 0 77 104 7.88 1.375																			

New York Mets @ Florida Marlins
Joe Robbie Stadium, Miami, FL
Thu Jul 01 1993, 7:05 PM EDT
Att: 42,474 - Unknown - 80 F

AB 34
R 7
H 11
RBI 7
BB 0
SO 9
LOB 9



Batter	1	2	3	4	5	6	7	8	9	AB	R	H	RBI	BB	SO	LOB	TOP								
Walt Weiss, S (1, 6) OBP: 0.372, SLG: 0.335	K		L4				L3			3	0	0	0	1	1	1									
Rick Renteria, R (1, 4) OBP: 0.373, SLG: 0.430 Alex Arias, R (4, FR) OBP: 0.356, SLG: 0.343	G6-3			E HBP	G5-3			P7		1	0	0	0	0	0	0									
Gary Sheffield, R (1, 5) OBP: 0.353, SLG: 0.477	K			E6				S		3	1	2	0	1	1	0									
Orestes Destrade, S (1, 3) OBP: 0.320, SLG: 0.401		G6-3		G3	F8					3	0	0	0	1	0	3									
Jeff Conine, R (1, 7) OBP: 0.382, SLG: 0.410	K			G3-6			G6-3			4	0	2	0	0	1	2									
Darrell Whitmore, L (1, 9) OBP: 0.172, SLG: 0.276	K			G3-6			G6-3			4	0	0	0	0	2	4									
Benito Santiago, R (1, 2) OBP: 0.305, SLG: 0.380			G4-3				P4			4	1	1	0	0	0	0									
Henry Cotto, R (1, 8) OBP: 0.222, SLG: 0.281 Carl Everett, S (8, 8)			K				G5-3			3	1	2	1	0	1	0									
Chris Hammond, L (1, 1) OBP: 0.273, SLG: 0.341 Matt Turner, R (8, 1) Bryan Harvey, R (8, 1) Greg Briley, L (8, 9) OBP: 0.277, SLG: 0.362							G5-3			3	0	1	0	0	1	2									
Inning Stats	R: 0 E: 0 K: 2 S: 8	H: 0 LOB: 0 BB: 0 P: 14	R: 0 E: 0 K: 2 S: 9	H: 0 LOB: 0 BB: 0 P: 13	R: 0 E: 0 K: 1 S: 9	H: 1 LOB: 1 BB: 0 P: 13	R: 2 E: 1 K: 0 S: 8	H: 2 LOB: 1 BB: 0 P: 11	R: 2 E: 0 K: 0 S: 12	H: 2 LOB: 2 BB: 2 P: 24	R: 0 E: 0 K: 1 S: 5	H: 1 LOB: 0 BB: 0 P: 7	R: 0 E: 0 K: 1 S: 5	H: 1 LOB: 0 BB: 0 P: 7	R: 0 E: 1 K: 1 S: 10	H: 0 LOB: 2 BB: 1 P: 18	R: 0 E: 1 K: 0 S: 7	H: 0 LOB: 0 BB: 0 P: 11	1B: 5 2B: 3 3B: 0 HR: 0	SF: 0 SAC: 0 DP: 3 HBP: 1	WP: 0 PB: 0 SB: 1 CS: 1	PA: 36			
PITCHER	IP	WLS	BF	H	R	ER	SO	BB	IBB	HBP	BLK	WP	HR	S	P	ERA	WHIP								
Greg Maddux, R (1, 1) ERA: 2.88	5.0	L	22	5	4	4	5	1	1	1	0	0	0	46	75	7.20	1.200								
Steve Bedrosian, R (8, 1) ERA: 1.99	2.0		6	2	0	0	1	0	0	0	0	0	0	10	14	0.00	1.000								
Jay Howell, R (8, 1) ERA: 2.39	1.0		5	1	0	0	1	0	1	0	0	0	0	10	18	0.00	1.000								
Kent Mercker, L (9, 1) ERA: 3.13	1.0		3	0	0	0	0	0	0	0	0	0	0	7	11	0.00	0.000								

Florida Marlins @ Atlanta Braves
Atlanta-Fulton County Stadium, Atlanta, GA

AB 32
R 4
H 8
RBI 2
BB 3
SO 7
LOB 14



WP: 0
PB: 0
SB: 1
CS: 1

Fri Jul 02 1993, 7:05 PM EDT
Att: 49,158 - Unknown - 93 F

Batter	1	2	3	4	5	6	7	8	9	AB	R	H	RBI	BB	SO	LOB	BOTTOM								
Otis Nixon, S (1, 8) OBP: 0.332, SLG: 0.275	G6-3		K							4	0	1	0	0	1	1									
Jeff Blauser, R (1, 6) OBP: 0.422, SLG: 0.434	G5-3			F8						4	0	0	0	0	1	1									
Terry Pendleton, S (1, 5) OBP: 0.286, SLG: 0.349	G4-3			F9						4	0	0	0	0	1	0									
Ron Gant, R (1, 7) OBP: 0.335, SLG: 0.521				F8			P3			4	0	0	0	0	0	0									
David Justice, L (1, 9) OBP: 0.306, SLG: 0.433	G3						F9			4	1	1	0	0	0	0									
Brian Hunter, R (1, 3) OBP: 0.138, SLG: 0.185	F7									3	0	0	0	0	1	1									
Damon Berryhill, S (1, 2) OBP: 0.306, SLG: 0.452			G6-3							2	0	1	0	1	0	0									
Mark Lemke, S (1, 4) OBP: 0.350, SLG: 0.390										2	0	1	1	1	0	1									
Greg Maddux, R (1, 1) OBP: 0.233, SLG: 0.295 Francisco Cabrera, R (5, PH) OBP: 0.305, SLG: 0.682 Steve Bedrosian, R (8, 1) Jay Howell, R (8, 1) Bill Pacotta, R (8, PH) OBP: 0.331, SLG: 0.390 Kent Mercker, L (9, 1)			SH1-3							0	0	0	0	0	0	0									
Inning Stats	R: 0 E: 0 K: 0 S: 7	H: 0 LOB: 0 BB: 0 P: 12	R: 0 E: 0 K: 0 S: 7	H: 0 LOB: 0 BB: 0 P: 10	R: 0 E: 0 K: 1 S: 8	H: 0 LOB: 1 BB: 1 P: 13	R: 0 E: 0 K: 0 S: 6	H: 0 LOB: 0 BB: 0 P: 11	R: 1 E: 0 K: 0 S: 9	H: 2 LOB: 1 BB: 1 P: 17	R: 0 E: 0 K: 0 S: 7	H: 0 LOB: 0 BB: 0 P: 11	R: 0 E: 0 K: 1 S: 7	H: 0 LOB: 0 BB: 0 P: 9	R: 1 E: 1 K: 1 S: 12	H: 2 LOB: 1 BB: 1 P: 22	R: 0 E: 0 K: 1 S: 11	H: 0 LOB: 0 BB: 0 P: 18	1B: 3 2B: 1 3B: 0 HR: 0	SF: 0 SAC: 1 DP: 2 HBP: 0	WP: 1 PB: 0 SB: 0 CS: 0	PA: 32			
PITCHER	IP	WLS	BF	H	R	ER	SO	BB	IBB	HBP	BLK	WP	HR	S	P	ERA	WHIP								
Chris Hammond, L (1, 1) ERA: 3.71	7.2	W	27	3	2	1	2	3	0	0	0	0	0	57	97	1.17	0.783								
Matt Turner, R (8, 1) ERA: 1.66	0.0		1	1	0	0	0	0	0	0	0	0	0	2	2	∞	∞								
Bryan Harvey, R (8, 1) ERA: 1.5	1.1	S	4	0	0	0	2	0	0	0	0	0	0	15	24	0.00	0.000								

Florida Marlins @ Atlanta Braves
Atlanta-Fulton County Stadium, Atlanta, GA

AB 28
R 2
H 4
RBI 1
BB 3
SO 4
LOB 6



WP: 1
PB: 0
SB: 0
CS: 0

Fri Jul 02 1993, 7:05 PM EDT
Att: 49,158 - Unknown - 93 F

Batter	1	2	3	4	5	6	7	8	9	AB	R	H	RBI	BB	SO	LOB	TOP										
Walt Weiss, S OBP: 0.370, SLG: 0.333	G4-3	F9			G5-4-3 1B		G5-4-3 1-2			4	0	1	0	0	0	2	Florida Marlins @ Atlanta Braves Atlanta-Fulton County Stadium, Atlanta, GA Sat Jul 03 1993, 7:05 PM EDT Att: 48,920 - Unknown - 92 F AB 33 R 2 H 8 RBI 2 BB 3 SO 5 LOB 14										
Alex Arias, R OBP: 0.359, SLG: 0.349	G4-3		F9 2B		G5-4-3 1-2		FC6-4 BB			3	1	1	0	1	0	1											
Gary Sheffield, R OBP: 0.354, SLG: 0.486 Gus Polidor, R (7.5)	HR		F9 2-3		BB		FC6-4 1-2			3	1	1	1	1	0	2											
Orestes Destrade, S OBP: 0.319, SLG: 0.397	1B BB		K		F7			G4-3		3	0	0	0	1	1	2											
Jeff Conine, R OBP: 0.384, SLG: 0.415 Cris Carpenter, R (8.1)	FC5-4 1-2 1B					F8		P6		4	0	2	1	0	0	0											
Benito Santiago, R OBP: 0.301, SLG: 0.374	FC5-4 1-2		F9		G6-3			K		4	0	0	0	0	1	3											
Greg Briley, L OBP: 0.293, SLG: 0.385					K					4	0	3	0	0	1	0											
Henry Cotto, R OBP: 0.217, SLG: 0.274 Rich Rodriguez, L (6.1)		K			G3-1					3	0	0	0	0	1	2											
Darrell Whitmore, L OBP: 0.167, SLG: 0.257						L4		G4-6-3		0	0	0	0	0	0	0											
Luis Aquino, R OBP: 0.091, SLG: 0.091 Jim Corsi, R (6.1) Carl Everett, S (6.8)		F8			F8		K G5-4-3		P5	2	0	0	0	0	0	1											
Inning Stats	R: 1 E: 0 K: 0 S: 5	H: 2 LOB: 2 BB: 1 P: 9	R: 0 E: 0 K: 1 S: 6	H: 1 LOB: 1 BB: 0 P: 6	R: 1 E: 0 K: 1 S: 7	H: 2 LOB: 1 BB: 0 P: 7	R: 0 E: 0 K: 1 S: 5	H: 0 LOB: 0 BB: 0 P: 5	R: 0 E: 0 K: 0 S: 3	H: 1 LOB: 1 BB: 1 P: 7	R: 0 E: 0 K: 0 S: 10	H: 1 LOB: 1 BB: 0 P: 14	R: 0 E: 0 K: 1 S: 6	H: 0 LOB: 1 BB: 1 P: 15	R: 0 E: 0 K: 1 S: 12	H: 0 LOB: 0 BB: 0 P: 15	R: 0 E: 0 K: 0 S: 4	H: 1 LOB: 0 BB: 0 P: 6	1B: 4 2B: 3 3B: 0 HR: 1	SF: 0 SAC: 0 DP: 3 HBP: 0	WP: 1 PB: 0 CS: 0	PA: 36					
PITCHER	IP	WLS	BF	H	R	ER	SO	BB	IBB	HBP	BLK	WP	HR	S	P	ERA	WHIP										
Pete Smith, R ERA: 4.44	6.0	W	26	7	2	2	3	2	0	0	0	0	1	36	48	3.00	1.500										
Greg McMichael, R ERA: 2.7	1.0		4	0	0	0	1	1	0	0	0	0	0	6	15	0.00	1.000										
Mark Wohlers, R ERA: 3.38	1.0		3	0	0	0	1	0	0	0	0	0	0	12	15	0.00	0.000										
Jay Howell, R ERA: 2.3	1.0		3	1	0	0	0	0	0	0	0	0	0	4	6	0.00	1.000										

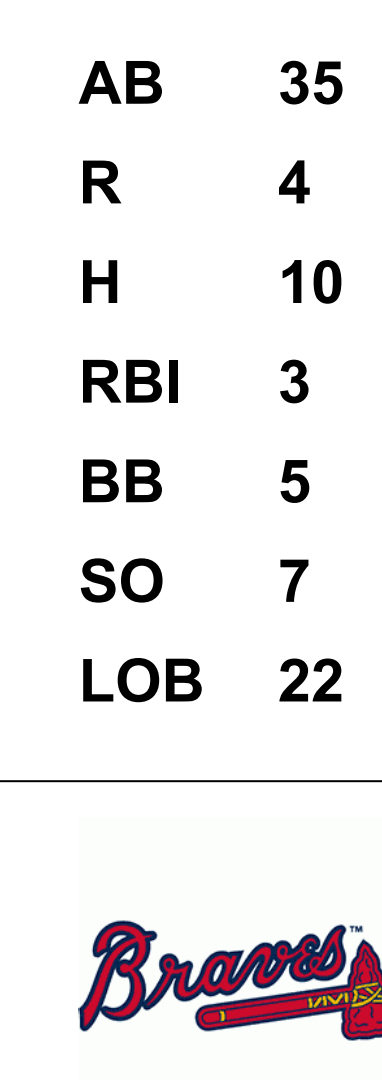

Batter	1	2	3	4	5	6	7	8	9	AB	R	H	RBI	BB	SO	LOB	BOTTOM											
Deion Sanders, L OBP: 0.284, SLG: 0.405	FC6-5 2B		K			FC3-6 1B		F8 1B		5	2	4	1	0	1	0	Florida Marlins @ Atlanta Braves Atlanta-Fulton County Stadium, Atlanta, GA Sat Jul 03 1993, 7:05 PM EDT Att: 48,920 - Unknown - 92 F AB 37 R 11 H 13 RBI 9 BB 4 SO 5 LOB 21											
Jeff Blausar, R OBP: 0.453, SLG: 0.433 Greg McMichael, R (7.1)	K				F8		1B HR		K	3	1	1	1	0	1	2												
Mark Wohlers, R (8.1)						1B HR				0	0	0	0	0	0	0												
Francisco Cabrera, R OBP: 0.349, SLG: 0.474 Jay Howell, R (9.1)			HBP			1B				1	0	0	0	0	1	2												
Terry Pendleton, S OBP: 0.287, SLG: 0.348	FC6-5 2B		G1-3			FC3-6 BB		F8		4	2	1	0	1	0	4												
David Justice, L OBP: 0.313, SLG: 0.451						FC3-6 BB		F8		4	2	3	4	1	0	2												
Ron Gant, R OBP: 0.336, SLG: 0.515	F8					HR 1B		HR		3	1	0	0	2	0	2												
Sid Bream, L OBP: 0.324, SLG: 0.407 Brian Hunter, R OBP: 0.150, SLG: 0.196		P6			F9		G3		P5	3	0	0	0	0	0	5												
Damon Berryhill, S OBP: 0.304, SLG: 0.469		G1-3						G6-4-3 1B		2	0	1	0	0	0	2												
Mark Lemke, S OBP: 0.348, SLG: 0.391		K						F8		4	1	1	0	0	1	0												
Pete Smith, R OBP: 0.240, SLG: 0.261 Bill Pecota, R OBP: 0.303, SLG: 0.290 Rafael Belliard, R OBP: 0.314, SLG: 0.258			G6-3		K			F8 1B		2	0	0	0	0	1	0												
Inning Stats	R: 1 E: 0 K: 1 S: 7	H: 2 LOB: 1 BB: 0 P: 7	R: 0 E: 0 K: 1 S: 5	H: 0 LOB: 0 BB: 0 P: 5	R: 0 E: 0 K: 1 S: 5	H: 0 LOB: 1 BB: 0 P: 6	R: 3 E: 0 K: 1 S: 7	H: 2 LOB: 0 BB: 1 P: 11	R: 0 E: 0 K: 0 S: 12	H: 1 LOB: 3 BB: 2 P: 23	R: 5 E: 0 K: 0 S: 20	H: 5 LOB: 0 BB: 0 P: 30	R: 0 E: 0 K: 0 S: 7	H: 1 LOB: 0 BB: 0 P: 8	R: 2 E: 1 K: 1 S: 12	H: 2 LOB: 2 BB: 1 P: 24	1B: 7 2B: 3 3B: 1 HR: 2	SF: 0 SAC: 0 DP: 1 HBP: 1	WP: 0 PB: 0 CS: 0	PA: 42								
PITCHER	IP	WLS	BF	H	R	ER	SO	BB	IBB	HBP	BLK	WP	HR	S	P	ERA	WHIP											
Luis Aquino, R ERA: 3.28	5.0	L	24	5	4	4	4	3	0	0	0	0	0	16	23	54.00	6.000											
Jim Corsi, R ERA: 5.85	0.2		6	4	4	4	0	0	0	0	0	0	0	1	11	15	6.75	1.500										
Rich Rodriguez, L ERA: 3.82	1.1		5	2	1	1	0	0	0	0	0	0	1	11	15	6.75	1.500											
Cris Carpenter, R ERA: 3.72	1.0		7	2	2	0	1	0	1	0	0	0	0	12	24	0.00	2.000											



Batter	1	2	3	4	5	6	7	8	9	AB	R	H	RBI	BB	SO	LOB	TOP										
Carl Everett, S OBP: 0.250, SLG: 0.250 (1, 8)	1-3 K2-3	2-2 F9			1-2 1B		3-2 E7		2-3 K	5	0	2	0	0	2	2	Florida Marlins @ Atlanta Braves Atlanta-Fulton County Stadium, Atlanta, GA Sun Jul 04 1993, 3:33 AM EDT Att: 48,814 - Sunny - 93 F livebaseballscorecards.com										
Alex Arias, R OBP: 0.366, SLG: 0.353 (1, 4)	1-0 1B		2-3 K		1-0 1B		1-2 L9		4-1 1B BB	4	0	2	0	1	1												
Gary Sheffield, R OBP: 0.358, SLG: 0.485 (1, 5)	1-3 K		4-2 G4-6-3 BB		1-2 P3		4-0 G4-6-3 IBB		2-1 1-2 1B	3	0	1	0	2	1	3											
Orestes Desestrade, S OBP: 0.314, SLG: 0.390 (1, 3)	1-3 K		0-0 G4-6-3 1-2		0-1 E5 3B		2-2 G4-6-3		2-3 K	5	1	0	0	0	2	6											
Jeff Conine, R OBP: 0.379, SLG: 0.409 (1, 7)		2-1 F8		3-3 K		0-3 K		1-0 F9		4	0	0	0	0	2	1											
Darrell Whitmore, L OBP: 0.178, SLG: 0.324 Matt Turner, R (8, 1)		2-3 K		1-2 F7		1-2 1B 3B		1-3 K		4	1	1	1	0	2	0											
Rob Natal, R OBP: 0.200, SLG: 0.400 (1, 2)		1-0 HR		3-3 K		1-0 FC3-6 1B		1-2 1B		4	1	3	2	0	1	0											
Walt Weiss, S OBP: 0.369, SLG: 0.329 (1, 6)		4-1 WP BB		3-2 G4-3		0-1 FC3-6		0-3 K		3	0	0	0	1	1	2											
Ryan Bowen, R OBP: 0.143, SLG: 0.176 Joe Klink, L Richie Lewis, R Rich Rodriguez, L Greg Briley, L Henry Cotto, R (1, 1) (6, 1) (6, 1) (7, 1) (9, PH) (9, PH) (9, 9)		4-2 BB		0-3 K		0-0 P3		0-0 G6-3		2	0	0	0	1	1	1											
Inning Stats	R: 0 E: 0 K: 3 S: 10	H: 1 LOB: 1 BB: 0 P: 14	R: 1 E: 0 K: 1 S: 14	H: 1 LOB: 2 BB: 2 P: 29	R: 0 E: 0 K: 1 S: 6	H: 0 LOB: 0 BB: 1 P: 12	R: 0 E: 0 K: 2 S: 9	H: 0 LOB: 0 BB: 0 P: 16	R: 0 E: 0 K: 1 S: 14	H: 2 LOB: 2 BB: 0 P: 20	R: 2 E: 1 K: 1 S: 12	H: 2 LOB: 1 BB: 0 P: 14	R: 0 E: 1 K: 0 S: 9	H: 1 LOB: 1 BB: 1 P: 19	R: 0 E: 0 K: 2 S: 10	H: 1 LOB: 1 BB: 0 P: 13		R: 0 E: 0 K: 2 S: 13	H: 1 LOB: 2 BB: 1 P: 23	1B: 7 2B: 0 3B: 1 HR: 1	SF: 0 SAC: 0 DP: 2 HBP: 0	WP: 2 PB: 0 SB: 0 CS: 0	PA: 40				
PITCHER	IP	WLS	BF	H	R	ER	SO	BB	IBB	HBP	BLK	WP	HR	S	P	ERA	WHIP										
29 John Smoltz, R ERA: 3.21	(1, 1)	7.0	31	7	3	2	9	3	1	0	0	1	1	74	124	2.57	1.429										
Greg McMichael, R ERA: 2.54	(8, 1)	1.0	4	1	0	0	2	0	0	0	0	0	0	10	13	0.00	1.000										
Mike Stanton, L ERA: 3.1	(9, 1)	1.0	W	5	1	0	0	2	1	0	0	0	0	13	23	0.00	2.000										

Batter	1	2	3	4	5	6	7	8	9	AB	R	H	RBI	BB	SO	LOB	BOTTOM											
Deion Sanders, L OBP: 0.305, SLG: 0.429 (1, 8)	4-0 G4-6-3 BB		1-0 CS 1B		0-0 1B		4-2 F9 1B BB		1-0 BLK 3B	3	1	3	1	2	0	0	Florida Marlins @ Atlanta Braves Atlanta-Fulton County Stadium, Atlanta, GA Sun Jul 04 1993, 3:33 AM EDT Att: 48,814 - Sunny - 93 F livebaseballscorecards.com											
Mark Lemke, S OBP: 0.346, SLG: 0.388 (1, 4)	1-2 G4-6-3 1-2		2-2 K		3-2 G4-3		2-2 1B		1-1 G4-3	5	0	1	1	0	1	4												
Terry Pendleton, S OBP: 0.292, SLG: 0.353 (1, 5)	2-2 BB 1B				2-2 G3		0-1 2B 2B		1-2 F9 IBB IBB	4	1	2	0	1	0	2												
David Justice, L OBP: 0.320, SLG: 0.456 (1, 9)	4-1 BB		0-0 FC6-4 1B		3-1 2B		3-2 G6-3		4-0 BLK IBB	3	0	2	1	2	0	2												
Ron Gant, R OBP: 0.332, SLG: 0.508 (1, 7)	0-3 K		0-0 FC6-4 1B		1-0 F9		0-2 K		0-0 BLK	5	0	0	0	0	3	6												
Sid Bream, L OBP: 0.321, SLG: 0.404 Brian Hunter, R OBP: 0.161, SLG: 0.207 (1, 3) (6, PH) (7, 3)		3-1 F8		0-2 L7		2-0 F9		3-2 HBP 1B		2	0	0	0	0	0	1												
Greg Olson, R OBP: 0.282, SLG: 0.280 (1, 2)		3-2 G5-3			0-1 G3		3-3 K		0-0 L8	4	0	0	0	0	1	2												
Rafael Belliard, R OBP: 0.324, SLG: 0.273 Jeff Blauser, R OBP: 0.423, SLG: 0.432 (1, 6) (7, PH) (8, 6)		0-1 G6-3			0-0 29 E 1B 1B		0-3 K BB 1B		1-2 HBP	2	1	1	0	0	0	0												
29 John Smoltz, R OBP: 0.237, SLG: 0.200 Bill Pecota, R OBP: 0.294, SLG: 0.281 Greg McMichael, R Damon Berryhill, S OBP: 0.302, SLG: 0.465 Mike Stanton, L (1, 1) (7, PH) (8, 1) (8, PH) (9, 1)		3-2 G6-3		3-2 K		3-3 K		0-0 B2		2	0	0	0	0	1	1												
Inning Stats	R: 0 E: 0 K: 1 S: 10	H: 1 LOB: 2 BB: 2 P: 21	R: 0 E: 0 K: 0 S: 7	H: 0 LOB: 0 BB: 0 P: 13	R: 0 E: 0 K: 1 S: 8	H: 1 LOB: 1 BB: 0 P: 14	R: 0 E: 0 K: 0 S: 9	H: 1 LOB: 0 BB: 0 P: 11	R: 1 E: 1 K: 1 S: 9	H: 2 LOB: 1 BB: 0 P: 12	R: 1 E: 0 K: 1 S: 12	H: 2 LOB: 1 BB: 0 P: 21	R: 1 E: 0 K: 1 S: 19	H: 1 LOB: 2 BB: 1 P: 29	R: 0 E: 0 K: 1 S: 11	H: 1 LOB: 2 BB: 0 P: 18		R: 1 E: 0 K: 1 S: 3	H: 1 LOB: 2 BB: 2 P: 13	1B: 7 2B: 2 3B: 1 HR: 0	SF: 0 SAC: 0 DP: 1 HBP: 1	WP: 1 PB: 0 SB: 0 CS: 1	PA: 41					
PITCHER	IP	WLS	BF	H	R	ER	SO	BB	IBB	HBP	BLK	WP	HR	S	P	ERA	WHIP											
Ryan Bowen, R ERA: 4.23	(1, 1)	5.1	23	7	2	1	3	2	0	0	0	0	0	1	3	0.00	0.000											
Joe Klink, L ERA: 3.93	(6, 1)	0.1	1	0	0	0	0	0	0	0	0	0	0	1	3	0.00	0.000											
Richie Lewis, R ERA: 2.37	(6, 1)	1.0	6	1	1	1	2	1	0	0	0	1	0	20	30	9.00	2.000											
Rich Rodriguez, L ERA: 3.78	(7, 1)	0.1	1	0	0	0	0	0	0	0	0	0	0	5	8	0.00	0.000											
Matt Turner, R ERA: 1.99	(8, 1)	1.1	L	10	2	1	1	1	0	2	1	1	1	0	14	31	6.75	1.500										

AB 35
R 3
H 9
RBI 3
BB 5
SO 13
LOB 16




Batter	1	2	3	4	5	6	7	8	9	AB	R	H	RBI	BB	SO	LOB	TOP						
Henry Cotto, R OBP: 0.222, SLG: 0.276 (1, 8)	0-0 G1-3 HR 1B	2-2 S 1B		3-2 G1-3		0-1 FC6-4 1B		1-3 K		5	1	2	1	0	1	4							
Rick Renteria, R OBP: 0.374, SLG: 0.438 (1, 4)	1-1 G1-3	2-1 F9		1-2 2B		1-0 1B		0-0 F9		5	0	2	2	0	0	2							
Gary Sheffield, R OBP: 0.359, SLG: 0.492 (1, 5)	1-0 HR		2-3 K	2-3 K		3-H P5		4-1 S BB		4	1	1	2	1	2	3							
Orestes Destrade, S OBP: 0.313, SLG: 0.387 (1, 3)	1-3 K		1-0 E 1B		2-3 K		1-3 K	3-3 K		5	1	1	0	0	4	1							
Jeff Conine, R OBP: 0.373, SLG: 0.401 (1, 7)	1-2 G5-3		0-0 P4		0-1 F8		2-3 K	0-0 F9		5	0	0	0	0	1	2							
Benito Santiago, R OBP: 0.297, SLG: 0.369 (1, 2)		0-0 G6-3	1-1 E9		0-0 F8		1-1 G1-3			4	0	0	0	0	0	0							
Darrel Whitmore, L OBP: 0.194, SLG: 0.342 (1, 9)	0-1 S 1B		2-1 G4-3		0-1 G4-3		0-0 F7			4	1	1	0	0	0	1							
Alex Arias, R OBP: 0.375, SLG: 0.359 (1, 6)	1-2 SH3-4 1B		2-2 SH1-4 2B		4-1 FC6-4 1B		3-2 E6 G3			3	3	2	1	1	0	0							
Jack Armstrong, R OBP: 0.137, SLG: 0.132 (3, 1)	0-0 SH3-4		0-0 SH1-4		0-1 SAFE SAFE FC6-4 1B		0-1 G3			0	0	0	0	0	0	0							
Inning Stats	R: 2 E: 0 K: 1 S: 10	H: 2 LOB: 0 BB: 0 P: 14	R: 2 E: 0 K: 0 S: 12	H: 3 LOB: 1 BB: 0 P: 17	R: 1 E: 1 K: 1 S: 9	H: 1 LOB: 1 BB: 0 P: 15	R: 1 E: 0 K: 1 S: 13	H: 2 LOB: 1 BB: 0 P: 21	R: 0 E: 0 K: 1 S: 6	H: 0 LOB: 0 BB: 0 P: 8	R: 1 E: 0 K: 0 S: 9	H: 2 LOB: 2 BB: 1 P: 16	R: 0 E: 0 K: 2 S: 8	H: 0 LOB: 0 BB: 0 P: 12	R: 0 E: 1 K: 1 S: 9	H: 0 LOB: 1 BB: 1 P: 13	R: 0 E: 0 K: 1 S: 8	H: 0 LOB: 1 BB: 1 P: 15	1B: 7 2B: 2 3B: 0 HR: 1	SF: 0 SAC: 2 DP: 0 HBP: 0	WP: 0 PB: 0 SB: 3 CS: 0	PA: 41	
PITCHER	IP	WLS	BF	H	R	ER	SO	BB	IBB	HBP	BLK	WP	HR	S	P	ERA	WHIP					ERA	WHIP
Steve Avery, L ERA: 3.04 (1, 1)	2.0		11	5	4	4	1	0	0	0	0	0	1	22	31	18.00	2.500					0.00	1.000
Steve Bedrosian, R ERA: 1.9 (3, 1)	1.0		5	1	1	0	1	0	0	0	0	0	0	9	15	0.00	1.000					7.71	1.714
Jay Howell, R ERA: 2.73 (6, 1)	2.1	W	11	3	2	2	2	1	0	0	0	0	0	24	38	0.00	0.600					0.00	0.000
Mark Wohlers, R ERA: 2.92 (8, 1)	1.0		4	0	0	0	1	0	0	0	0	0	0	9	13	0.00	0.000					0.00	0.000

Florida Marlins @ Atlanta Braves
Atlanta-Fulton County Stadium, Atlanta, GA
Mon Jul 05 1993, 7:05 PM EDT
Att: 45,377 - Unknown - 89 F

livebaseballscorecards.com

AB 37
R 7
H 10
RBI 6
BB 2
SO 8
LOB 14




Batter	1	2	3	4	5	6	7	8	9	AB	R	H	RBI	BB	SO	LOB	BOTTOM							
Deion Sanders, L OBP: 0.302, SLG: 0.422 (8, 1)	0-0 F7	0-0 F9	0-1 G3			1-1 FC6-4 1B	1-1 P6			5	1	1	0	0	0	4								
Rafael Belliard, R OBP: 0.324, SLG: 0.273 (9, 6)	3-2 G3-1 HR 1B	2-2 F9		0-3 K		4-1 FC6-4 BB	2-1 L7			4	1	1	0	1	1	2								
Jeff Blaser, R OBP: 0.423, SLG: 0.429 (1, 6)	1-1 G3-1 HR 1B		0-2 HR 1B	0-1 F8		0-0 FC6-4 1B	1-1 F7			5	2	2	1	0	0	2								
David Justice, L OBP: 0.322, SLG: 0.465 (1, 9)	1-0 G3-1		2-0 HR	1-1 P6		1-3 BB 1B	2-1 G3			5	1	2	3	0	0	2								
Ron Gant, R OBP: 0.337, SLG: 0.530 (1, 7)	1-1 HR		1-0 HR		2-3 K	4-2 BB				3	2	2	4	1	1	0								
Sid Bream, L OBP: 0.321, SLG: 0.403 (6, PH)	1-0 G3		1-2 2B		2-3 K	0-1 L8				3	0	1	0	0	1	0								
Brian Hunter, R OBP: 0.159, SLG: 0.203 (7, 3)			2B							1	0	0	0	0	0	3								
Damon Berryhill, S OBP: 0.303, SLG: 0.462 (6, 1)		2-2 FC1-5 BB 1B	0-0 F7		0-2 P6		2-2 F8			3	0	1	0	0	0	1								
Otis Nixon, S OBP: 0.331, SLG: 0.274 (7, PH)										1	0	0	0	0	0	0								
Mark Lemke, S OBP: 0.351, SLG: 0.406 (1, 4)		4-1 FC1-5 BB	1-2 2B		1-2 P8	1-2 HR				3	1	2	1	1	0	0								
Steve Avery, L OBP: 0.175, SLG: 0.179 (3, 1)	0-0 FC1-5		3-3 K		4-1 1B FC6-4 BB	1-1 G6-3				1	0	0	0	0	0	2								
Francisco Cabrera, R OBP: 0.344, SLG: 0.466 (4, 1)										1	0	0	0	0	1	2								
Greg Olson, R OBP: 0.294, SLG: 0.279 (6, 2)	1-2 2-3									1	1	0	0	1	0	0								
Inning Stats	R: 3 E: 0 K: 0 S: 12	H: 3 LOB: 0 BB: 0 P: 19	R: 0 E: 0 K: 0 S: 9	H: 1 LOB: 2 BB: 1 P: 17	R: 3 E: 0 K: 1 S: 20	H: 5 LOB: 2 BB: 0 P: 28	R: 0 E: 0 K: 1 S: 7	H: 0 LOB: 0 BB: 0 P: 8	R: 0 E: 0 K: 2 S: 10	H: 0 LOB: 0 BB: 0 P: 14	R: 2 E: 0 K: 0 S: 15	H: 2 LOB: 3 BB: 3 P: 31	R: 1 E: 0 K: 0 S: 10	H: 1 LOB: 0 BB: 0 P: 15	R: 0 E: 0 K: 0 S: 6	H: 0 LOB: 0 BB: 0 P: 11	R: 0 E: 0 K: 0 S: 8	H: 0 LOB: 1 BB: 1 P: 15	1B: 7 2B: 1 3B: 0 HR: 4	SF: 0 SAC: 0 DP: 0 HBP: 0	WP: 0 PB: 0 SB: 0 CS: 0	PA: 40		
PITCHER	IP	WLS	BF	H	R	ER	SO	BB	IBB	HBP	BLK	WP	HR	S	P	ERA	WHIP					ERA	WHIP	
Jack Armstrong, R ERA: 4.6 (1, 1)	2.0		15	8	6	6	0	1	0	0	0	0	0	3	29	48	27.00	4.500					0.00	0.333
Cris Carpenter, R ERA: 3.98 (6, 1)	0.1	L	4	1	2	2	0	2	0	0	0	0	0	8	18	54.00	9.000					54.00	9.000	
Rich Rodriguez, L ERA: 3.86 (6, 1)	1.2		8	2	1	1	0	1	0	0	0	0	1	17	28	5.40	1.800					0.00	0.000	
Richie Lewis, R ERA: 2.31 (8, 1)	1.0		3	0	0	0	0	0	0	0	0	0	0	6	11	0.00	0.000					0.00	0.000	

Florida Marlins @ Atlanta Braves
Atlanta-Fulton County Stadium, Atlanta, GA
Mon Jul 05 1993, 7:05 PM EDT
Att: 45,377 - Unknown - 89 F

livebaseballscorecards.com

AB 36
R 9
H 12
RBI 9
BB 4
SO 4
LOB 18



Batter	1	2	3	4	5	6	7	8	9	AB	R	H	RBI	BB	SO	LOB	TOP								
Henry Cotto, R OBP: 0.237, SLG: 0.313 (1, 8)										5	1	3	1	0	1	1									
Rick Renteria, R OBP: 0.392, SLG: 0.422 (1, 4)										4	0	0	0	0	0	2									
Gary Sheffield, R OBP: 0.361, SLG: 0.490 (1, 5)										3	0	1	0	1	0	1									
Orestes Destrade, S OBP: 0.312, SLG: 0.383 Carl Everett, S OBP: 0.250, SLG: 0.250 (1, 3)										3	0	0	0	0	0	2									
Jeff Conine, R OBP: 0.372, SLG: 0.397 (1, 7)										3	0	0	0	1	0	4									
Benito Santiago, R OBP: 0.296, SLG: 0.365 (1, 2)										3	1	0	0	1	0	4									
Darrell Whitmore, L OBP: 0.190, SLG: 0.357 (1, 9)										4	1	1	0	0	1	0									
Walt Weiss, S OBP: 0.369, SLG: 0.331 (1, 6)										4	0	2	2	0	0	0									
Charlie Hough, R OBP: 0.083, SLG: 0.057 Matt Turner, R OBP: 0.297, SLG: 0.387 (1, 1)										3	0	0	0	0	1	1									
Inning Stats	R: 1 E: 0 K: 0 S: 9	H: 2 LOB: 1 BB: 0 P: 18	R: 0 E: 0 K: 1 S: 9	H: 0 LOB: 0 BB: 0 P: 14	R: 0 E: 0 K: 0 S: 5	H: 0 LOB: 0 BB: 0 P: 9	R: 0 E: 0 K: 0 S: 5	H: 0 LOB: 1 BB: 1 P: 10	R: 0 E: 0 K: 1 S: 6	H: 0 LOB: 0 BB: 0 P: 6	R: 0 E: 0 K: 0 S: 10	H: 1 LOB: 1 BB: 0 P: 16	R: 2 E: 0 K: 0 S: 7	H: 2 LOB: 0 BB: 1 P: 12	R: 0 E: 0 K: 0 S: 12	H: 1 LOB: 3 BB: 1 P: 22	R: 0 E: 0 K: 2 S: 10	H: 1 LOB: 1 BB: 0 P: 14	1B: 5 2B: 1 3B: 0 HR: 1	SF: 0 SAC: 0 DP: 1 HBP: 1	WP: 0 PB: 0 SB: 1 CS: 0	PA: 37			
PITCHER	IP	WLS	BF	H	R	ER	SO	BB	IBB	HBP	BLK	WP	HR	S	P	ERA	WHIP								
Amardo Reynoso, R ERA: 3.24 Steve Reed, R ERA: 5.4 Darren Holmes, R ERA: 5.97	(1, 1)	7.0	W	27	5	3	3	2	2	0	0	1	0	51	85	3.86	1.000								

Florida Marlins @ Colorado Rockies
Mile High Stadium, Denver, CO
Tue Jul 06 1993, 9:05 PM EDT
Att: 47,528 - Unknown - 86 F

AB 33
R 3
H 7
RBI 3
BB 3
SO 4
LOB 16



Batter	1	2	3	4	5	6	7	8	9	AB	R	H	RBI	BB	SO	LOB	BOTTOM								
Eric Young Sr., R OBP: 0.334, SLG: 0.326 (1, 4)										4	0	1	0	0	0	2									
Alex Cole, L OBP: 0.342, SLG: 0.322 (1, 8)										3	1	2	0	1	0	1									
Dante Bichette, R OBP: 0.361, SLG: 0.528 (1, 9)										4	2	1	2	0	0	2									
Andres Galarraga, R OBP: 0.429, SLG: 0.647 (1, 3)										3	1	1	2	0	2	1									
Charlie Hayes, R OBP: 0.365, SLG: 0.500 (1, 5)										4	2	2	0	0	0	1									
Daryl Boston, L OBP: 0.324, SLG: 0.377 Steve Reed, R OBP: 0.232, SLG: 0.288 Darren Holmes, R OBP: 0.329, SLG: 0.473 (1, 7)										3	1	1	0	0	0	1									
Vinny Castilla, R OBP: 0.332, SLG: 0.473 (1, 6)										3	0	1	0	1	0	1									
Danny Sheaffer, R OBP: 0.262, SLG: 0.359 (1, 2)										3	0	1	2	0	0	1									
Amardo Reynoso, R OBP: 0.086, SLG: 0.147 Chris Jones, R OBP: 0.329, SLG: 0.524 (1, 1)										2	0	0	0	0	1	0									
Inning Stats	R: 2 E: 0 K: 0 S: 15	H: 1 LOB: 0 BB: 1 P: 24	R: 0 E: 0 K: 0 S: 8	H: 0 LOB: 0 BB: 0 P: 11	R: 0 E: 0 K: 1 S: 8	H: 1 LOB: 0 BB: 0 P: 13	R: 0 E: 0 K: 0 S: 5	H: 0 LOB: 1 BB: 0 P: 7	R: 0 E: 0 K: 1 S: 8	H: 1 LOB: 1 BB: 0 P: 10	R: 2 E: 0 K: 0 S: 11	H: 3 LOB: 1 BB: 1 P: 20	R: 4 E: 0 K: 2 S: 21	H: 5 LOB: 1 BB: 0 P: 30	1B: 9 2B: 1 3B: 0 HR: 2	SF: 1 SAC: 0 DP: 1 HBP: 1	WP: 0 PB: 1 SB: 0 CS: 4	PA: 36							
PITCHER	IP	WLS	BF	H	R	ER	SO	BB	IBB	HBP	BLK	WP	HR	S	P	ERA	WHIP								
Charlie Hough, R ERA: 4.2 Matt Turner, R ERA: 2.96 David Weathers, R ERA: 13.5	(1, 1)	6.0	L	24	6	4	2	3	1	0	0	0	1	16	27	20.25	3.750								

Florida Marlins @ Colorado Rockies
Mile High Stadium, Denver, CO
Tue Jul 06 1993, 9:05 PM EDT
Att: 47,528 - Unknown - 86 F

AB 32
R 8
H 12
RBI 8
BB 2
SO 4
LOB 11



Batter	1	2	3	4	5	6	7	8	9	AB	R	H	RBI	BB	SO	LOB	TOP								
Deion Sanders, L (1, 8) OBP: 0.299, SLG: 0.416	1-3 K	0-0 1B			0-1 E1 G3 1B		1-0 G3-1		1-3 K	5	1	1	1	0	2	0									
Jeff Blausler, R (1, 6) OBP: 0.415, SLG: 0.416	3-1 P7				2-2 G3		4-0 S BB			3	0	0	0	1	0	1									
Rafael Belliard, R (7, 6) OBP: 0.324, SLG: 0.273					2-3					0	0	0	0	0	0	0									
Terry Pendleton, S (1, 5) OBP: 0.289, SLG: 0.346	0-2 L8		3-1 F8		0-0 1B		2-2 G4-3			4	0	1	1	0	0	1									
David Justice, L (1, 9) OBP: 0.321, SLG: 0.463		2-0 HR	1-2 F7		3-H 1B		2-2 F8			4	1	1	1	0	1	1									
Ron Gant, R (1, 7) OBP: 0.342, SLG: 0.532		4-0 1B WP SF8 BB		0-2 P6		1-3 K		2-0 HR		3	2	1	1	1	1	0									
Sid Bream, L (1, 3) OBP: 0.320, SLG: 0.416		1-0 SH1-4 1B		1-2 2B		2-3 K		0-2 G4-3		4	1	2	0	0	1	0									
Greg Olson, R (1, 2) OBP: 0.288, SLG: 0.279		4-0 SH1-4 1B BB		3-2 P6		1-0 FC6 1B		1-1 G6-3		3	0	1	0	1	0	1									
Mark Lemke, S (1, 4) OBP: 0.342, SLG: 0.392		0-0 SF8		2-3 K		1-0 FC6		1-2 F8		3	0	0	1	0	1	2									
29 John Smoltz, R (1, 1) OBP: 0.225, SLG: 0.189		0-0 SH1-4			3-3 K		2-1 G3		2-0 G4-3	2	0	0	0	0	1	0									
Francisco Cabrera, R (9, PH) OBP: 0.343, SLG: 0.459										1	0	0	0	0	0	0									
Greg McMichael, R (9, 1)										0	0	0	0	0	0	0									
Inning Stats	R: 0 E: 0 K: 1 S: 8	H: 0 LOB: 0 BB: 0 P: 12	R: 3 E: 0 K: 0 S: 5	H: 3 LOB: 2 BB: 2 P: 16	R: 0 E: 0 K: 0 S: 6	H: 0 LOB: 0 BB: 0 P: 11	R: 0 E: 0 K: 1 S: 15	H: 1 LOB: 1 BB: 0 P: 21	R: 1 E: 1 K: 2 S: 12	H: 1 LOB: 1 BB: 0 P: 18	R: 0 E: 0 K: 0 S: 8	H: 1 LOB: 1 BB: 0 P: 13	R: 0 E: 0 K: 0 S: 6	H: 0 LOB: 1 BB: 1 P: 15	R: 1 E: 0 K: 0 S: 9	H: 1 LOB: 0 BB: 0 P: 14	R: 0 E: 0 K: 1 S: 9	H: 0 LOB: 0 BB: 0 P: 13	1B: 4 2B: 1 3B: 0 HR: 2	SF: 1 SAC: 1 DP: 0 HBP: 0	WP: 1 PB: 0 CS: 1	PA: 37			
PITCHER	IP	WLS	BF	H	R	ER	SO	BB	IBB	HBP	BLK	WP	HR	S	P	ERA	WHIP								
Ryan Bowen, R (1, 1) ERA: 4.28	5.0	L	22	5	4	3	4	2	0	0	0	1	1	46	78	5.40	1.400								
David Weathers, R (6, 1) ERA: 3.39	2.0		8	1	0	0	2	1	0	0	0	0	0	14	28	0.00	1.000								
Rich Rodriguez, L (8, 1) ERA: 3.89	2.0		7	1	1	1	1	0	0	0	0	0	1	18	27	4.50	0.500								

Atlanta Braves @ Florida Marlins
Joe Robbie Stadium, Miami, FL
Fri Jul 09 1993, 7:05 PM EDT
Att: 44,520 - Unknown

AB 32
R 5
H 7
RBI 5
BB 3
SO 7
LOB 6

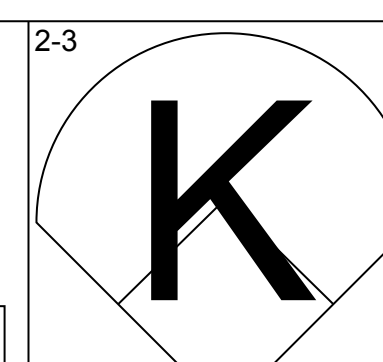
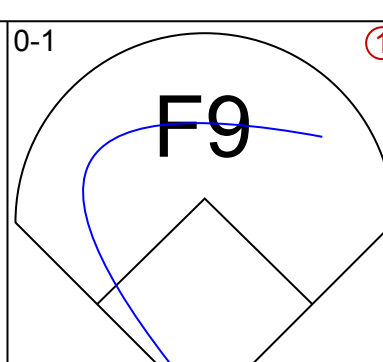
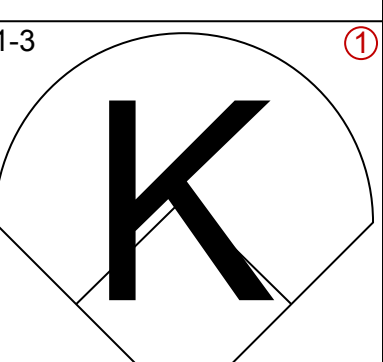
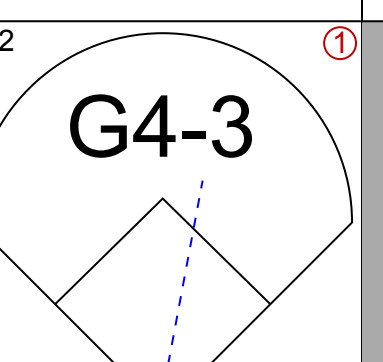
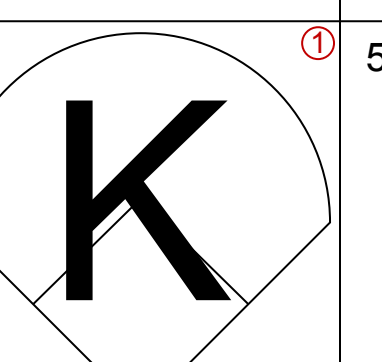
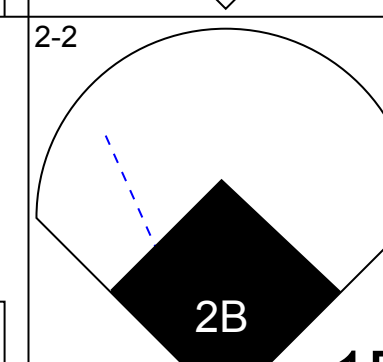
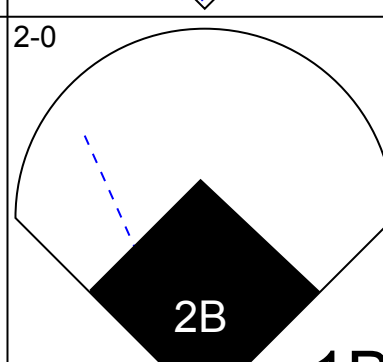
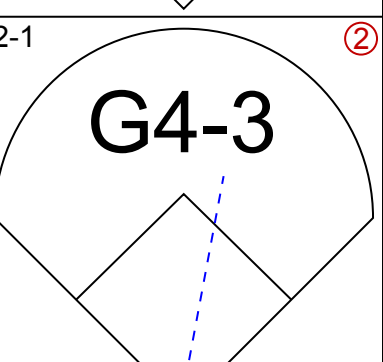
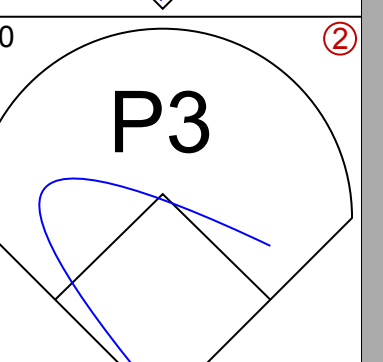
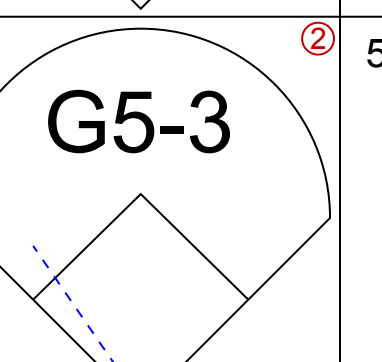
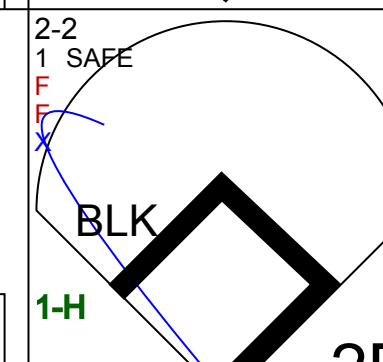
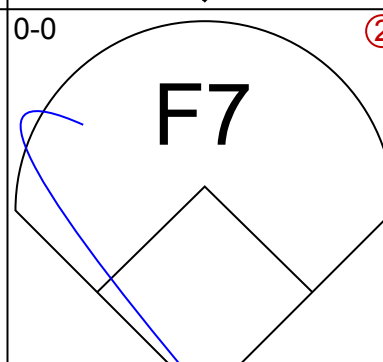
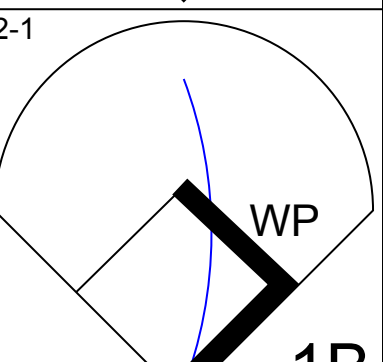
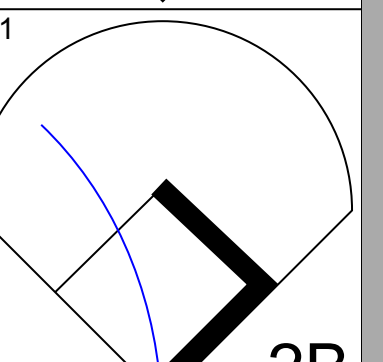
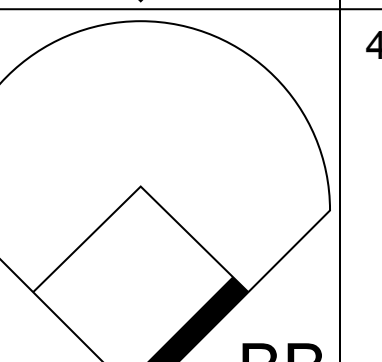
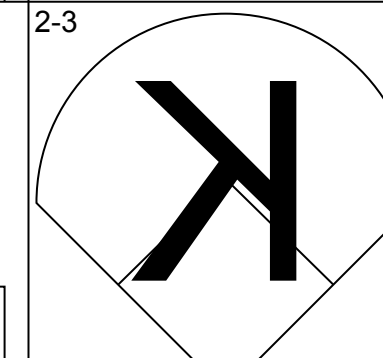
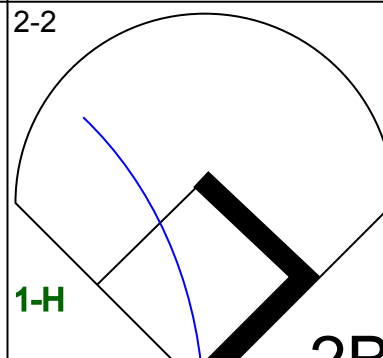
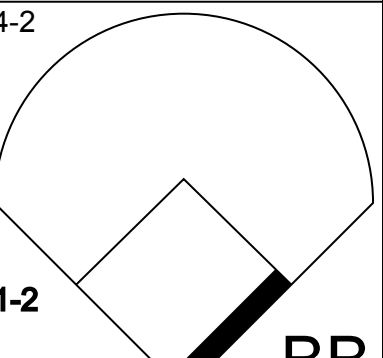
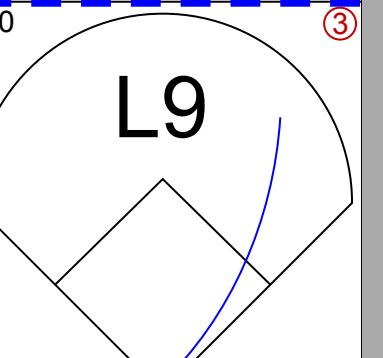
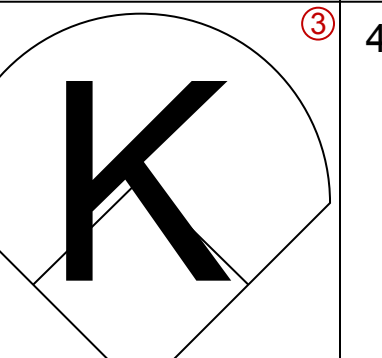
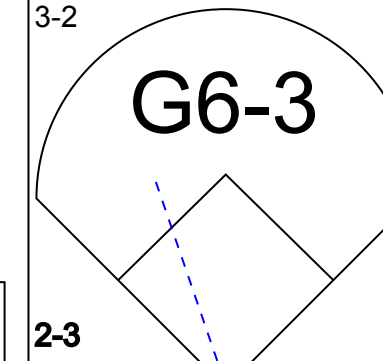
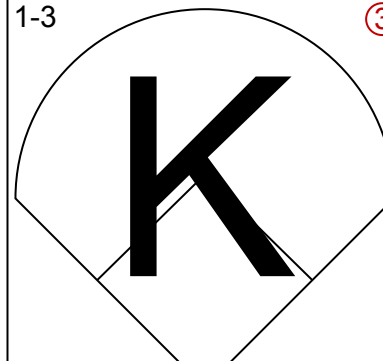
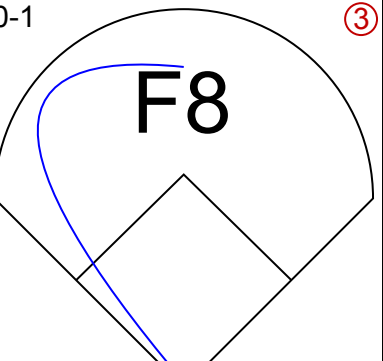
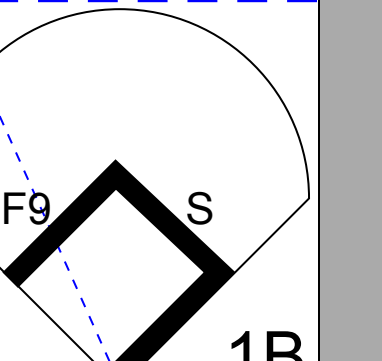
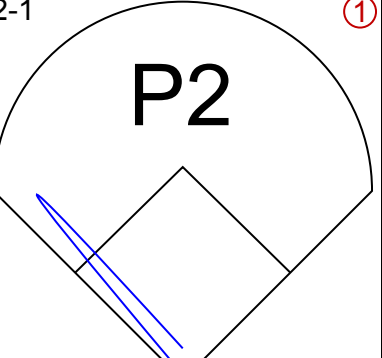

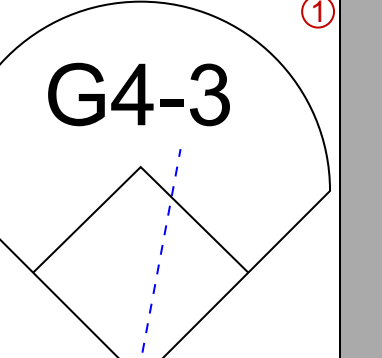
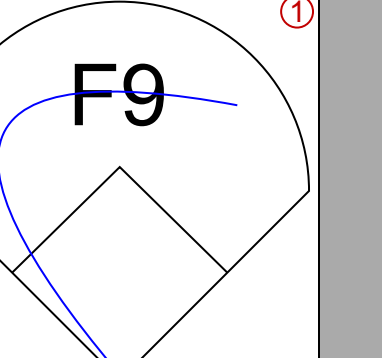
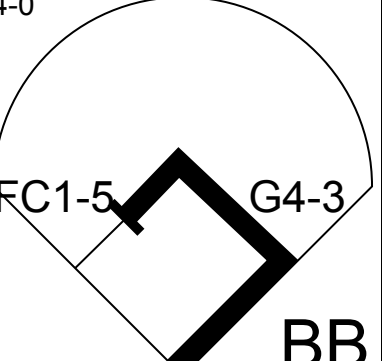
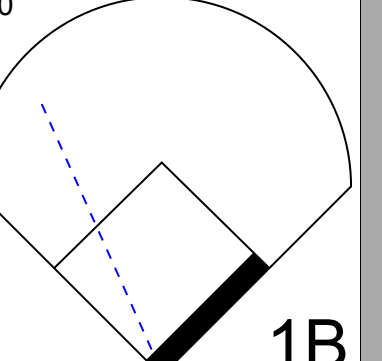
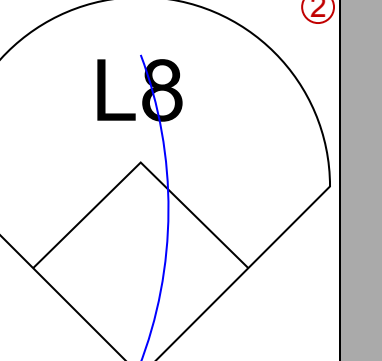
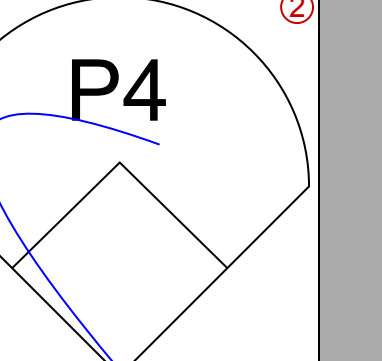
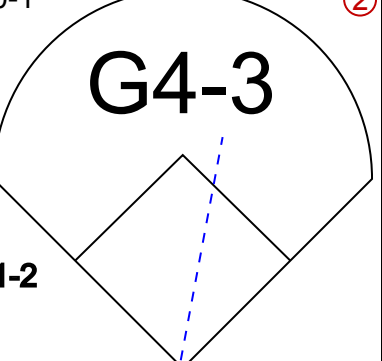
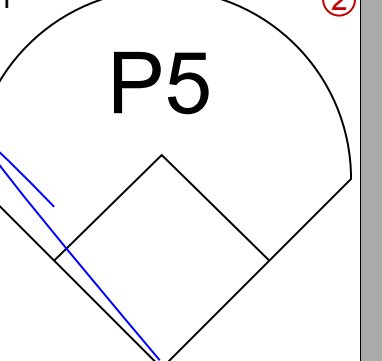
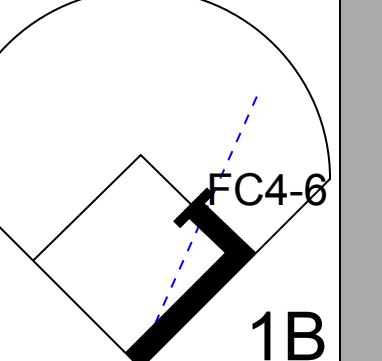
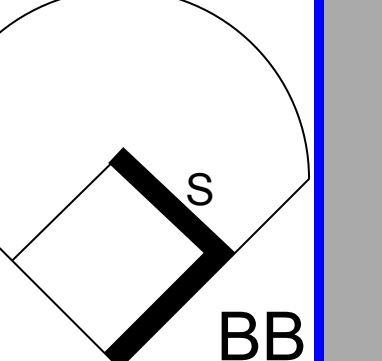
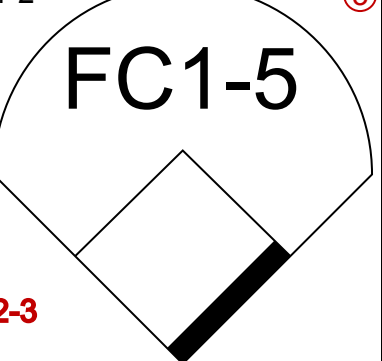

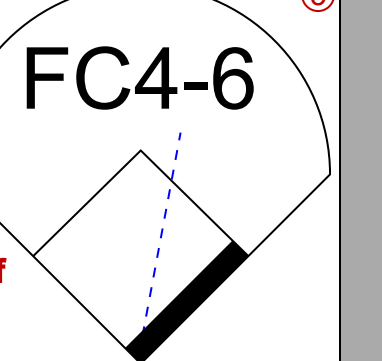
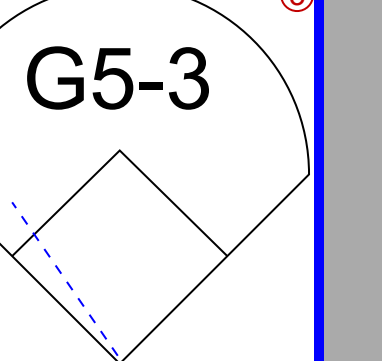
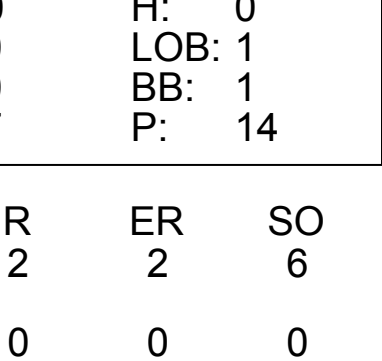
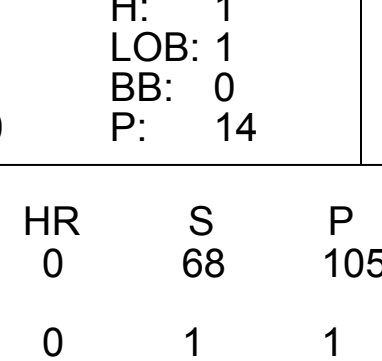
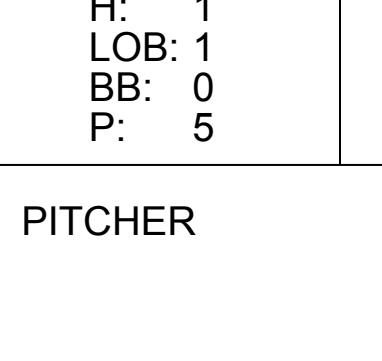
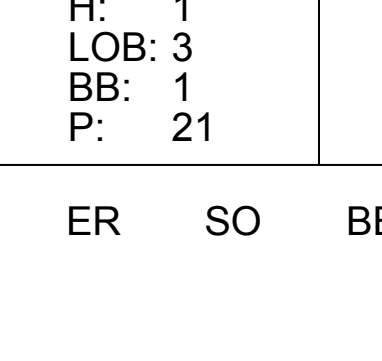






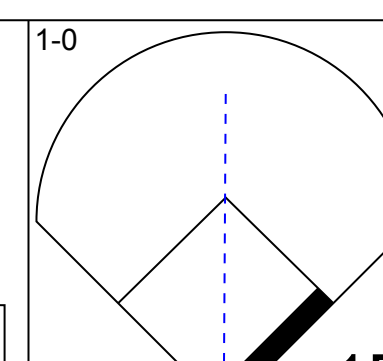
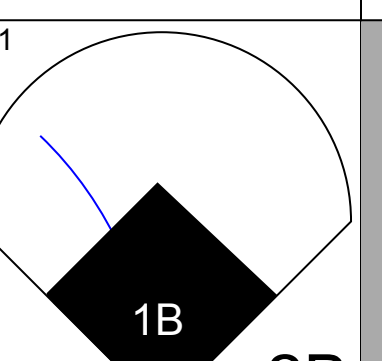
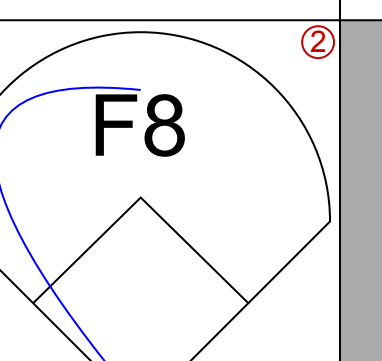
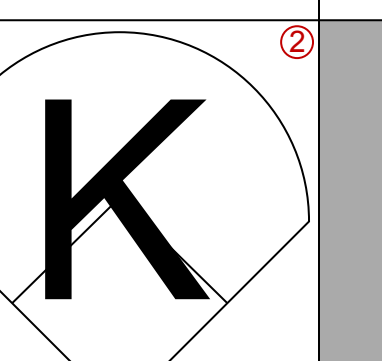
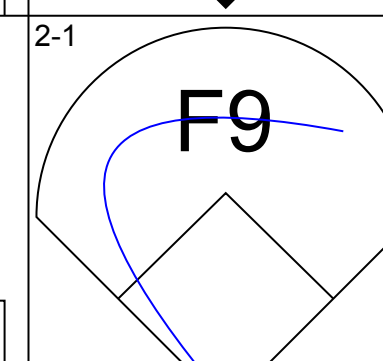
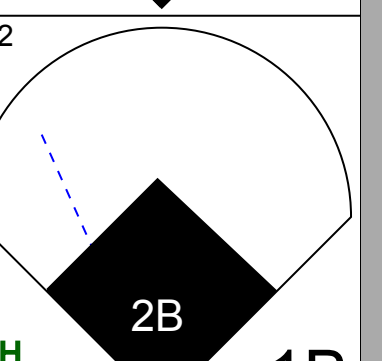
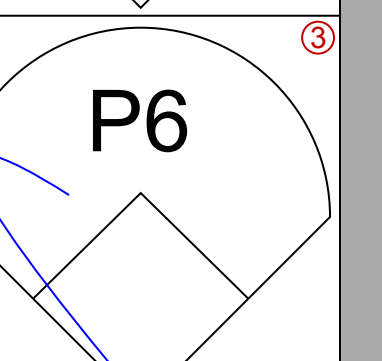
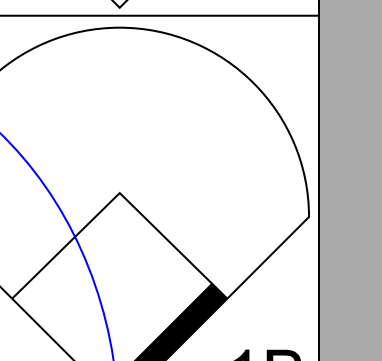
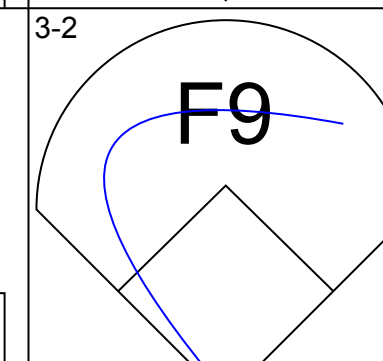

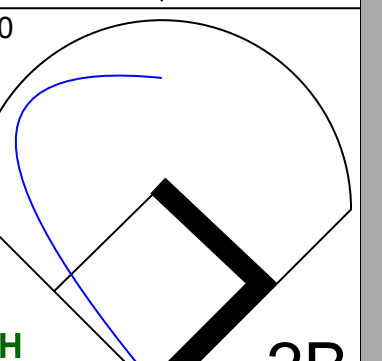

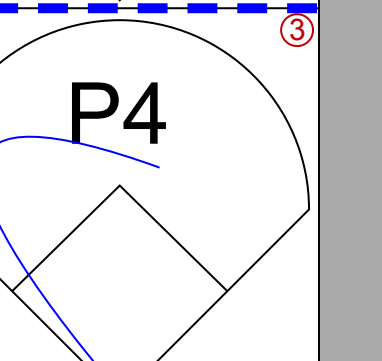
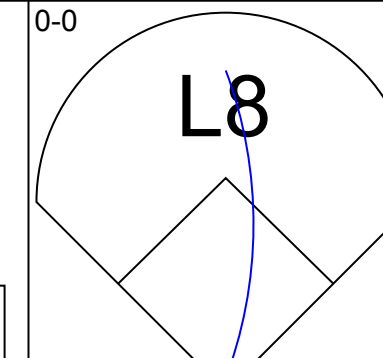
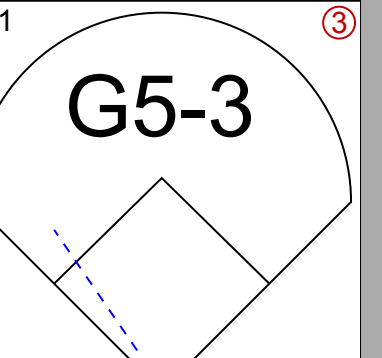






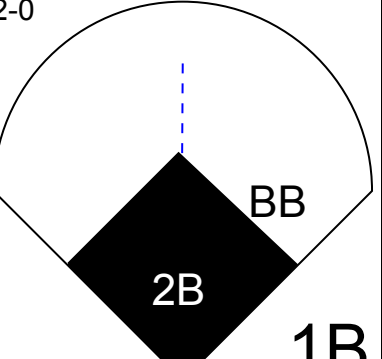


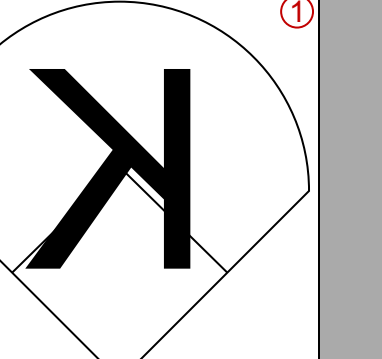
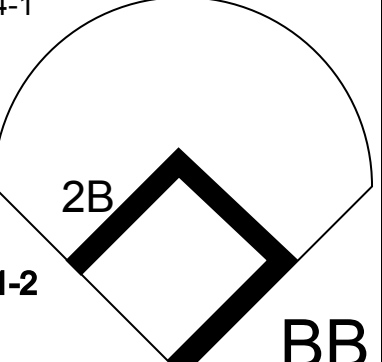

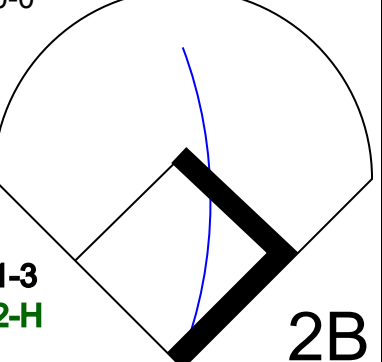
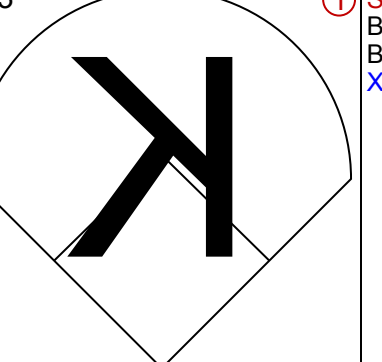

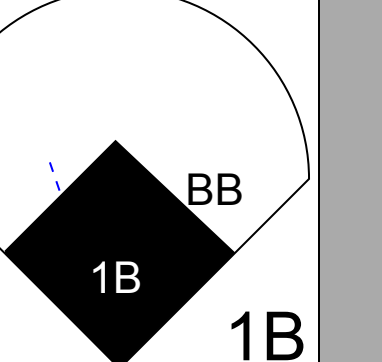
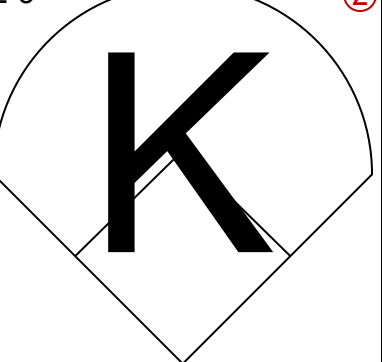
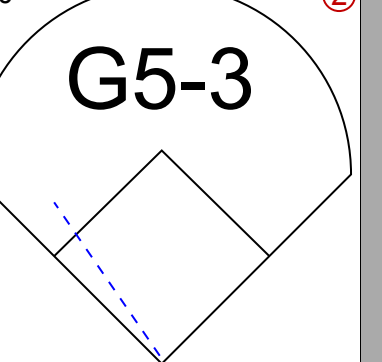
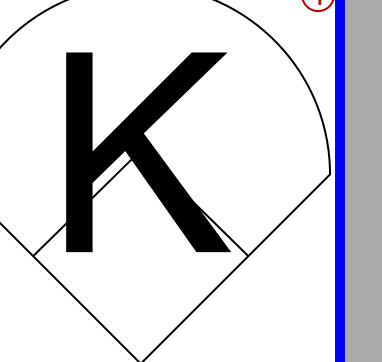
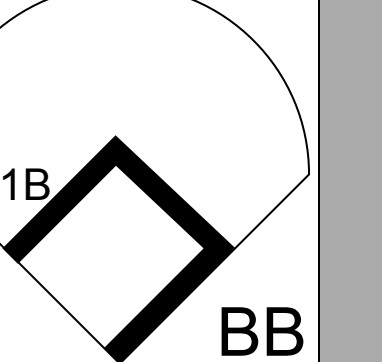
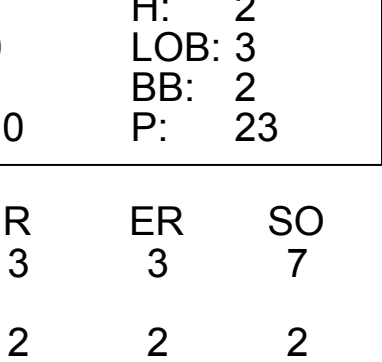
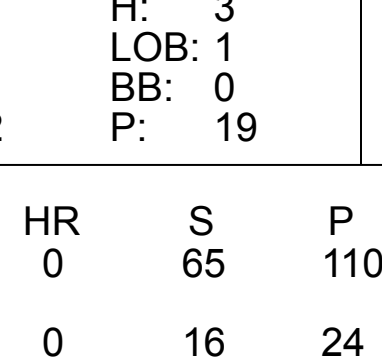
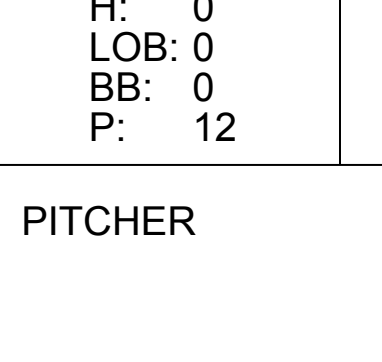
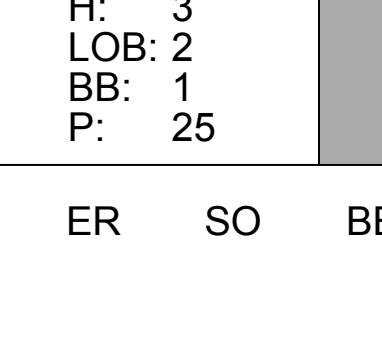
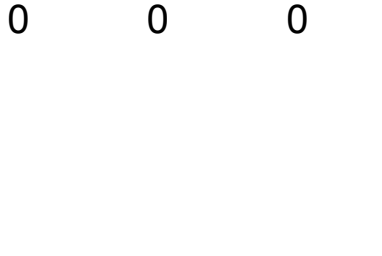



Batter	1	2	3	4	5	6	7	8	9	AB	R	H	RBI	BB	SO	LOB	BOTTOM								
Henry Cotto, R (1, 8) OBP: 0.229, SLG: 0.319	1-1 P5		1-1 P8		1-3 K			3-1 P4		4	0	0	0	0	1	0									
Alex Arias, R (1, 5) OBP: 0.359, SLG: 0.342	3-2 L6		3-2 L9		0-0 P9			0-1 G5-3		4	0	0	0	0	0	0									
Rick Renneria, R (1, 4) OBP: 0.368, SLG: 0.440	1-1 1B			2-2 G4-3 3B		1-2 G5-3 1B		1-2 L6		4	1	3	0	0	0	0									
Jeff Conine, R (1, 7) OBP: 0.367, SLG: 0.415	2-3 K			1-3 K		0-0 G5-3		0-1 G1-3		4	0	0	0	0	2	3									
Orestes Destrade, S (1, 3) OBP: 0.307, SLG: 0.377		3-2 G4-3		1-1 G4-3		3-3 K		2-1 G5-3		4	0	0	1	0	1	1									
Bento Santiago, R (1, 2) OBP: 0.304, SLG: 0.367		0-0 1B		3-H 4-0 1B BB		1-0 F8		1-3 K		3	0	1	0	1	1	1									
Darrell Whitmore, L (1, 9) OBP: 0.269, SLG: 0.314		2-2 F8		1-0 1B		1-2 G4-3				3	0	1	0	0	0	1									
Walt Weiss, S (1, 6) OBP: 0.357, SLG: 0.319		1-3 K		2-3 K		0-0 F8				3	0	0	0	0	2	3									
Ryan Bowen, R (1, 1) OBP: 0.139, SLG: 0.171					2-2 L9					1	0	0	0	0	1	0									
Greg Briley, L (5, PH) OBP: 0.290, SLG: 0.376										1	0	0	0	0	0	0									
David Weathers, R (6, 1)										0	0	0	0	0	0	0									
Gus Polidor, R (7, PH)										1	0	0	0	0	0	0									
Rich Rodriguez, L (8, 1)										0	0	0	0	0	0	0									
Inning Stats	R: 0 E: 0 K: 1 S: 13	H: 1 LOB: 1 BB: 0 P: 20	R: 0 E: 0 K: 1 S: 11	H: 1 LOB: 0 BB: 0 P: 17	R: 0 E: 0 K: 1 S: 11	H: 0 LOB: 0 BB: 0 P: 18	R: 1 E: 0 K: 2 S: 14	H: 2 LOB: 2 BB: 1 P: 25	R: 0 E: 0 K: 1 S: 7	H: 0 LOB: 0 BB: 0 P: 10	R: 0 E: 0 K: 1 S: 8	H: 1 LOB: 1 BB: 0 P: 13	R: 0 E: 0 K: 0 S: 10	H: 0 LOB: 0 BB: 0 P: 14	R: 0 E: 0 K: 0 S: 7	H: 0 LOB: 0 BB: 0 P: 11	R: 0 E: 0 K: 1 S: 8	H: 0 LOB: 0 BB: 0 P: 11	1B: 4 2B: 0 3B: 1 HR: 0	SF: 0 SAC: 0 DP: 0 HBP: 0	WP: 0 PB: 0 CS: 0	PA: 33			
PITCHER	IP	WLS	BF	H	R	ER	SO	BB	IBB	HBP	BLK	WP	HR	S	P	ERA	WHIP								
29 John Smoltz, R (1, 1) ERA: 3.09	8.0	W	30	5	1	1	7	1	0	0	0	0	0	81	128	1.12	0.750								
Greg McMichael, R (9, 1) ERA: 2.47	1.0		3	0	0	0	1	0	0	0	0	0	0	8	11	0.00	0.000								

Atlanta Braves @ Florida Marlins
Joe Robbie Stadium, Miami, FL
Fri Jul 09 1993, 7:05 PM EDT
Att: 44,520 - Unknown

AB 32
R 1
H 5
RBI 1
BB 1
SO 8
LOB 9



Batter	1	2	3	4	5	6	7	8	9	AB	R	H	RBI	BB	SO	LOB	TOP																
Deion Sanders, L (1, 8) OBP: 0.291, SLG: 0.404										5	0	0	0	0	3	0	Atlanta Braves @ Florida Marlins Joe Robbie Stadium, Miami, FL Sat Jul 10 1993, 7:05 PM EDT Att: 44,411 - Unknown																
Jeff Blauer, R (1, 6) OBP: 0.415, SLG: 0.416										5	2	2	0	0	0	0																	
Terry Pendleton, S (1, 5) OBP: 0.296, SLG: 0.356										4	0	3	1	1	0	1																	
David Justice, L (1, 9) OBP: 0.322, SLG: 0.464										4	0	1	1	1	2	3																	
Ron Gant, R (1, 7) OBP: 0.341, SLG: 0.529										4	0	1	0	0	1	4																	
Sid Bream, L (1, 3) OBP: 0.315, SLG: 0.409										4	0	0	0	0	1	1																	
Greg Olson, R (1, 2) OBP: 0.292, SLG: 0.280										3	0	1	0	1	0	1																	
Mark Lemke, S (1, 4) OBP: 0.344, SLG: 0.391										3	0	1	0	1	0	2																	
Otis Nixon, S (8, FR) OBP: 0.322, SLG: 0.271										0	0	0	0	0	0	0																	
Rafael Belliard, R (8, 4) OBP: 0.324, SLG: 0.273										0	0	0	0	0	0	0																	
Tom Glavine, L (1, 1) OBP: 0.208, SLG: 0.156										3	0	0	0	0	1	3																	
Francisco Cabrera, R (8, PH) OBP: 0.336, SLG: 0.452										1	0	0	0	0	2																		
Greg McMichael, R (8, 1)										0	0	0	0	0	0	0																	
Mark Wohlers, R (8, 1)										0	0	0	0	0	0	0																	
Inning Stats	R: 1 E: 0 K: 2 S: 19	H: 2 LOB: 1 BB: 0 P: 30	R: 0 E: 0 K: 0 S: 7	H: 0 LOB: 1 BB: 1 P: 14	R: 1 E: 0 K: 1 S: 10	H: 2 LOB: 1 BB: 0 P: 15	R: 0 E: 0 K: 2 S: 10	H: 1 LOB: 1 BB: 0 P: 14	R: 0 E: 0 K: 1 S: 11	H: 1 LOB: 2 BB: 1 P: 20	R: 0 E: 0 K: 0 S: 5	H: 1 LOB: 1 BB: 0 P: 5	R: 0 E: 0 K: 0 S: 7	H: 1 LOB: 1 BB: 0 P: 8	R: 0 E: 0 K: 0 S: 8	H: 1 LOB: 3 BB: 1 P: 21	R: 0 E: 0 K: 2 S: 9	H: 0 LOB: 1 BB: 1 P: 17	1B: 6 2B: 3 3B: 0 HR: 0	SF: 0 SAC: 0 DP: 0 HBP: 0	WP: 1 PB: 0 CS: 0	PA: 40											
PITCHER	IP WLS BF H R ER SO BB IBB HBP BLK WP HR S P ERA WHIP	IP WLS BF H R ER SO BB IBB HBP BLK WP HR S P ERA WHIP																															
Jack Armstrong, R (1, 1) ERA: 4.49	6.2	W	30	8	2	2	6	2	0	0	1	1	0	68	105	2.70	1.500																
Joe Klink, L (7, 1) ERA: 3.79	0.1		1	0	0	0	0	0	0	0	0	0	0	1	1	0.00	0.000																
Bryan Harvey, R (8, 1) ERA: 1.63	2.0	S	9	1	0	0	2	2	0	0	0	0	0	17	38	0.00	1.500																

Batter	1	2	3	4	5	6	7	8	9	AB	R	H	RBI	BB	SO	LOB	BOTTOM																	
Henry Cotto, R (1, 8) OBP: 0.243, SLG: 0.333										3	1	2	0	1	0	0	Atlanta Braves @ Florida Marlins Joe Robbie Stadium, Miami, FL Sat Jul 10 1993, 7:05 PM EDT Att: 44,411 - Unknown																	
Greg Britley, L (8, PH) OBP: 0.288, SLG: 0.373										1	0	0	0	0	1	3																		
Alex Arias, R (1, 5) OBP: 0.360, SLG: 0.343										5	1	2	3	0	0	4																		
Rick Renneria, R (1, 4) OBP: 0.362, SLG: 0.438										5	0	1	1	0	0	3																		
Jeff Conine, R (1, 7) OBP: 0.363, SLG: 0.409										4	0	0	0	0	2	2																		
Orestes Destrade, S (1, 3) OBP: 0.307, SLG: 0.375										4	0	1	0	0	0	0																		
Bryan Harvey, R (8, 1)										0	0	0	0	0	0	0																		
Benito Santiago, R (1, 2) OBP: 0.306, SLG: 0.369										4	1	2	0	0	2	0																		
Darrell Whitmore, L (1, 9) OBP: 0.229, SLG: 0.315										3	1	1	0	1	1	3																		
Walt Weiss, S (1, 6) OBP: 0.359, SLG: 0.325										4	1	2	1	0	1	1																		
Jack Armstrong, R (1, 1) OBP: 0.122, SLG: 0.122										3	0	0	0	0	2	2																		
Joe Klink, L (7, 1)										0	0	0	0	0	0	0																		
Carl Everett, S (8, 8) OBP: 0.300, SLG: 0.222										0	0	0	0	1	0	0																		
Inning Stats	R: 0 E: 0 K: 0 S: 7	H: 1 LOB: 1 BB: 0 P: 13	R: 1 E: 0 K: 1 S: 10	H: 2 LOB: 3 BB: 2 P: 23	R: 0 E: 0 K: 2 S: 12	H: 2 LOB: 0 BB: 0 P: 18	R: 2 E: 0 K: 1 S: 12	H: 3 LOB: 1 BB: 0 P: 19	R: 0 E: 0 K: 1 S: 8	H: 0 LOB: 0 BB: 0 P: 14	R: 0 E: 0 K: 1 S: 9	H: 0 LOB: 0 BB: 0 P: 12	R: 0 E: 0 K: 1 S: 7	H: 0 LOB: 0 BB: 0 P: 11	R: 2 E: 0 K: 2 S: 17	H: 3 LOB: 2 BB: 1 P: 25	R: 0 E: 0 K: 0 S: 9	H: 0 LOB: 0 BB: 0 P: 11	1B: 8 2B: 3 3B: 0 HR: 0	SF: 0 SAC: 0 DP: 0 HBP: 0	WP: 1 PB: 0 CS: 0	PA: 39												
PITCHER	IP WLS BF H R ER SO BB IBB HBP BLK WP HR S P ERA WHIP	IP WLS BF H R ER SO BB IBB HBP BLK WP HR S P ERA WHIP																																
Tom Glavine, L (1, 1) ERA: 2.5	7.0	L	32	8	3	3	7	2	0	0	0	0	0	0	0	0	3.86	1.429																
Greg McMichael, R (8, 1) ERA: 2.81	0.2		6	3	2	2	2	1	0	0	0	0	0	16	24	27.00	6.000																	
Mark Wohlers, R (8, 1) ERA: 2.63	0.1		1	0	0	0	0	0	0	0	0	0	0	1	1	0.00	0.000																	

livebaseballscores.com

AB 36
R 2
H 9
RBI 2
BB 4
SO 8
LOB 17




1B: 6
2B: 3
3B: 0
HR: 0

SF: 0
SAC: 0
DP: 0
HBP: 0

WP: 1
PB: 0
CS: 0

PA: 40

AB 36
R 5
H 11
RBI 5
BB 3
SO 9
LOB 18



1B: 8
2B: 3
3B: 0
HR: 0

SF: 0
SAC: 0
DP: 0
HBP: 0

WP: 1
PB: 0
CS: 0

PA: 39

Batter	1	2	3	4	5	6	7	8	9	AB	R	H	RBI	BB	SO	LOB	TOP	
Otis Nixon, S <small>OBP: 0.327, SLG: 0.272</small> 										3	1	1	0	2	0	0		
Jeff Blausler, R <small>OBP: 0.416, SLG: 0.426</small> 										4	2	2	2	0	0	1		
Terry Pendleton, S <small>OBP: 0.293, SLG: 0.352</small> 										4	0	0	0	0	0	1		
David Justice, L <small>OBP: 0.324, SLG: 0.472</small> 										3	2	1	1	1	0	0		
Ron Gant, R <small>OBP: 0.340, SLG: 0.528</small> 										4	0	1	2	0	0	0		
Sid Bream, L <small>OBP: 0.311, SLG: 0.402</small> 										4	0	0	0	0	0	1		
Damon Berryhill, S <small>OBP: 0.299, SLG: 0.458</small> Bill Pecota, R <small>OBP: 0.333, SLG: 0.324</small> Greg Olson, R <small>OBP: 0.292, SLG: 0.280</small> 										4	0	1	0	0	1	0		
Rafael Belliard, R <small>OBP: 0.325, SLG: 0.278</small> 										3	0	1	0	0	0	0		
Greg Maddux, R <small>OBP: 0.204, SLG: 0.208</small> Mark Wohlers, R <small>OBP: 0.295, SLG: 0.413</small> Deion Sanders, L <small>OBP: 0.295, SLG: 0.413</small> Mike Stanton, L <small>OBP: 0.295, SLG: 0.413</small> 										3	0	0	0	0	0	1		
Inning Stats <small>R: 2, H: 1, E: 0, LOB: 0, K: 0, BB: 1, S: 12</small>	<small>R: 0, H: 1, E: 0, LOB: 1, K: 1, BB: 0, S: 7</small>	<small>R: 2, H: 2, E: 0, LOB: 1, K: 0, BB: 1, S: 14</small>	<small>R: 0, H: 0, E: 0, LOB: 0, K: 0, BB: 0, S: 7</small>	<small>R: 0, H: 0, E: 0, LOB: 0, K: 0, BB: 0, S: 7</small>	<small>R: 0, H: 0, E: 0, LOB: 0, K: 0, BB: 0, S: 7</small>	<small>R: 1, H: 1, E: 0, LOB: 0, K: 0, BB: 0, S: 11</small>	<small>R: 0, H: 0, E: 0, LOB: 0, K: 0, BB: 1, S: 6</small>	<small>R: 0, H: 0, E: 0, LOB: 0, K: 0, BB: 0, S: 7</small>	<small>R: 1, H: 3, E: 0, LOB: 2, K: 0, BB: 0, S: 13</small>	<small>1B: 4, 2B: 2, 3B: 0, HR: 2</small>	<small>SF: 0, SAC: 1, DP: 0, HBP: 0</small>	<small>WP: 1, PB: 0, SB: 1, CS: 0</small>	<small>PA: 37</small>					
PITCHER Charlie Hough, R <small>ERA: 4.33</small> Richie Lewis, R <small>ERA: 2.41</small> Cris Carpenter, R <small>ERA: 3.0</small> Matt Turner, R <small>ERA: 3.08</small>	<small>IP: 5.0, WLS: L, BF: 21, H: 4, R: 4, ER: 4, SO: 1</small>	<small>IP: 1.0, WLS: 4, BF: 1, H: 1, ER: 1, SO: 0</small>	<small>IP: 2.0, WLS: 7, BF: 0, H: 0, ER: 0, SO: 1</small>	<small>IP: 1.0, WLS: 5, BF: 3, H: 1, ER: 1, SO: 0</small>	<small>IP: 0.0, WLS: 0, BF: 0, H: 0, ER: 0, SO: 0</small>	<small>IP: 1.0, WLS: 1, BF: 1, H: 1, ER: 1, SO: 0</small>	<small>IP: 0.0, WLS: 0, BF: 0, H: 0, ER: 0, SO: 0</small>	<small>IP: 0.0, WLS: 0, BF: 0, H: 0, ER: 0, SO: 0</small>	<small>IP: 0.0, WLS: 0, BF: 0, H: 0, ER: 0, SO: 0</small>	<small>IP: 0.0, WLS: 0, BF: 0, H: 0, ER: 0, SO: 0</small>	<small>IP: 0.0, WLS: 0, BF: 0, H: 0, ER: 0, SO: 0</small>	<small>IP: 0.0, WLS: 0, BF: 0, H: 0, ER: 0, SO: 0</small>	<small>IP: 0.0, WLS: 0, BF: 0, H: 0, ER: 0, SO: 0</small>	<small>IP: 0.0, WLS: 0, BF: 0, H: 0, ER: 0, SO: 0</small>	<small>IP: 0.0, WLS: 0, BF: 0, H: 0, ER: 0, SO: 0</small>	<small>IP: 0.0, WLS: 0, BF: 0, H: 0, ER: 0, SO: 0</small>	<small>IP: 0.0, WLS: 0, BF: 0, H: 0, ER: 0, SO: 0</small>	<small>IP: 0.0, WLS: 0, BF: 0, H: 0, ER: 0, SO: 0</small>

Atlanta Braves @ Florida Marlins
Joe Robbie Stadium, Miami, FL
Sun Jul 11 1993, 7:05 PM EDT
Att: 44,255 - Unknown - 82 F

AB 33
R 6
H 8
RBI 6
BB 3
SO 1
LOB 4



Batter	1	2	3	4	5	6	7	8	9	AB	R	H	RBI	BB	SO	LOB	BOTTOM
Carl Everett, S <small>OBP: 0.214, SLG: 0.154</small> 										4	0	0	0	0	3	2	
Alex Arias, R <small>OBP: 0.352, SLG: 0.335</small> 										4	0	0	0	0	1	2	
Rick Renner, R <small>OBP: 0.352, SLG: 0.425</small> 										4	0	0	0	0	2	0	
Jeff Conine, R <small>OBP: 0.365, SLG: 0.410</small> 										4	1	2	0	0	0	0	
Orestes Destrade, S <small>OBP: 0.306, SLG: 0.373</small> 										4	1	1	0	0	1	1	
Bento Santiago, R <small>OBP: 0.306, SLG: 0.378</small> Matt Turner, R <small>OBP: 0.306, SLG: 0.378</small> 										4	1	1	2	0	1	2	
Darrell Whitmore, L <small>OBP: 0.246, SLG: 0.328</small> 										4	0	2	0	0	2	0	
Walt Weiss, S <small>OBP: 0.358, SLG: 0.321</small> 										3	0	0	1	1	0	3	
Charlie Hough, R <small>ERA: 4.33</small> Greg Eitzinger, L <small>ERA: 2.83</small> Richie Lewis, R <small>ERA: 2.41</small> Henry Cotto, R <small>ERA: 3.0</small> Cris Carpenter, R <small>ERA: 3.0</small> Rob Naitai, R <small>ERA: 3.08</small> 										1	0	0	0	0	1	0	
Inning Stats <small>R: 0, H: 0, E: 0, LOB: 0, K: 2, BB: 0, S: 7</small>	<small>R: 1, H: 2, E: 0, LOB: 1, K: 1, BB: 0, S: 8</small>	<small>R: 0, H: 0, E: 0, LOB: 0, K: 2, BB: 0, S: 8</small>	<small>R: 0, H: 0, E: 0, LOB: 0, K: 2, BB: 0, S: 8</small>	<small>R: 0, H: 1, E: 0, LOB: 1, K: 0, BB: 0, S: 8</small>	<small>R: 0, H: 0, E: 0, LOB: 2, K: 1, BB: 2, S: 10</small>	<small>R: 2, H: 3, E: 1, LOB: 2, K: 1, BB: 0, S: 14</small>	<small>R: 0, H: 0, E: 0, LOB: 0, K: 2, BB: 0, S: 8</small>	<small>R: 0, H: 0, E: 0, LOB: 0, K: 1, BB: 0, S: 8</small>	<small>R: 0, H: 0, E: 0, LOB: 0, K: 2, BB: 0, S: 8</small>	<small>1B: 5, 2B: 0, 3B: 0, HR: 1</small>	<small>SF: 0, SAC: 0, DP: 0, HBP: 0</small>	<small>WP: 0, PB: 0, SB: 1, CS: 0</small>	<small>PA: 36</small>				
PITCHER Greg Maddux, R <small>ERA: 2.83</small> Mark Wohlers, R <small>ERA: 2.45</small> Mike Stanton, L <small>ERA: 3.45</small>	<small>IP: 7.0, WLS: W, BF: 30, H: 6, R: 3, ER: 2, SO: 9</small>	<small>IP: 1.0, WLS: 3, BF: 0, H: 0, ER: 0, SO: 1</small>	<small>IP: 1.0, WLS: S, BF: 3, H: 0, ER: 0, SO: 2</small>	<small>IP: 0.0, WLS: 0, BF: 0, H: 0, ER: 0, SO: 0</small>	<small>IP: 0.0, WLS: 0, BF: 0, H: 0, ER: 0, SO: 0</small>	<small>IP: 1.0, WLS: 1, BF: 1, H: 1, ER: 1, SO: 0</small>	<small>IP: 0.0, WLS: 0, BF: 0, H: 0, ER: 0, SO: 0</small>	<small>IP: 0.0, WLS: 0, BF: 0, H: 0, ER: 0, SO: 0</small>	<small>IP: 0.0, WLS: 0, BF: 0, H: 0, ER: 0, SO: 0</small>	<small>IP: 0.0, WLS: 0, BF: 0, H: 0, ER: 0, SO: 0</small>	<small>IP: 0.0, WLS: 0, BF: 0, H: 0, ER: 0, SO: 0</small>	<small>IP: 0.0, WLS: 0, BF: 0, H: 0, ER: 0, SO: 0</small>	<small>IP: 0.0, WLS: 0, BF: 0, H: 0, ER: 0, SO: 0</small>	<small>IP: 0.0, WLS: 0, BF: 0, H: 0, ER: 0, SO: 0</small>	<small>IP: 0.0, WLS: 0, BF: 0, H: 0, ER: 0, SO: 0</small>	<small>IP: 0.0, WLS: 0, BF: 0, H: 0, ER: 0, SO: 0</small>	<small>IP: 0.0, WLS: 0, BF: 0, H: 0, ER: 0, SO: 0</small>

Atlanta Braves @ Florida Marlins
Joe Robbie Stadium, Miami, FL
Sun Jul 11 1993, 7:05 PM EDT
Att: 44,255 - Unknown - 82 F

AB 34
R 3
H 6
RBI 3
BB 2
SO 12
LOB 12



Batter	1	2	3	4	5	6	7	8	9	AB	R	H	RBI	BB	SO	LOB	TOP					
Henry Cotto, R OBP: 0.234, SLG: 0.320 (1, 8)	F8		P4		F8		G5-3		F7	5	0	0	0	0	0	3						
Rick Renteria, R OBP: 0.349, SLG: 0.420 Matt Turner, R (7, 1)	F8			G6-3		WP 1B	G6-3			4	1	1	0	0	0	0						
Gary Sheffield, R OBP: 0.354, SLG: 0.476 (1, 5)	F8			K		1-3 1B	K		K	4	0	0	0	0	3	1						
Jeff Conine, R OBP: 0.363, SLG: 0.408 (1, 7)				K		2-1 HR 1B			K	4	1	1	1	0	3	0						
Orestes Destrade, S OBP: 0.303, SLG: 0.369 (1, 3)	F9				F9	F7			G3-1	4	0	0	0	0	0	1						
Benito Santiago, R OBP: 0.308, SLG: 0.393 (1, 2)				K		HR			PB 2B	4	1	2	2	0	2	0						
Darrell Whitmore, L OBP: 0.277, SLG: 0.403 (1, 9)				HR		1B			P6	4	1	3	1	0	0	1						
Walt Weiss, S OBP: 0.359, SLG: 0.319 (1, 6)				G4-3		1B			P6	2	0	0	0	1	0	0						
Chris Hammond, L OBP: 0.313, SLG: 0.349 (5, PH) David Weathers, R (5, 1) Alex Arias, R OBP: 0.350, SLG: 0.333 (6, PH) Richie Lewis, R (7, 1) Rich Rodriguez, L (7, 1) Gus Polidor, R (7, 4)				K		G6-3			K	1	0	0	0	0	1	0						
Inning Stats	R: 0 E: 0 K: 0 S: 7	H: 0 LOB: 0 BB: 0 P: 13	R: 0 E: 0 K: 2 S: 7	H: 0 LOB: 0 BB: 0 P: 10	R: 1 E: 0 K: 1 S: 8	H: 1 LOB: 0 BB: 0 P: 12	R: 0 E: 0 K: 2 S: 9	H: 0 LOB: 0 BB: 0 P: 16	R: 0 E: 0 K: 1 S: 14	H: 1 LOB: 3 BB: 2 P: 27	R: 3 E: 0 K: 1 S: 21	H: 4 LOB: 2 BB: 0 P: 38	R: 0 E: 0 K: 1 S: 6	H: 0 LOB: 0 BB: 0 P: 8	R: 0 E: 0 K: 1 S: 11	H: 1 LOB: 1 BB: 0 P: 16	R: 0 E: 0 K: 1 S: 6	H: 0 LOB: 0 BB: 0 P: 8	1B: 4 2B: 1 3B: 0 HR: 2	SF: 0 SAC: 0 DP: 0 HBP: 1	WP: 1 PB: 1 CS: 0	PA: 37
PITCHER	IP	WLS	BF	H	R	ER	SO	BB	IBB	HBP	BLK	WP	HR	S	P	ERA	WHIP					
Tim Belcher, R ERA: 4.15 (1, 1)	5.2	W	24	5	4	4	7	2	0	0	0	1	2	58	100	6.35	1.235					
Bobby Ayala, R ERA: 3.75 (6, 1)	1.1		6	1	0	0	1	0	0	1	0	0	0	14	24	0.00	0.750					
Jeff Reardon, R ERA: 1.96 (8, 1)	2.0	S	7	1	0	0	2	0	0	0	0	0	0	17	24	0.00	0.500					

Florida Marlins @ Cincinnati Reds
Riverfront Stadium, Cincinnati, OH
Thu Jul 15 1993, 7:05 PM EDT
Att: 28,887 - Unknown - 73 F

AB 34
R 4
H 7
RBI 4
BB 2
SO 10
LOB 8



Batter	1	2	3	4	5	6	7	8	9	AB	R	H	RBI	BB	SO	LOB	BOTTOM					
Jacob Brumfield, R OBP: 0.391, SLG: 0.506 (1, 8)	F7		F9	1B 1B BB		G4-3	G1-3			4	0	0	0	1	0	2						
Jeff Branson, L OBP: 0.333, SLG: 0.407 (1, 4)	G5-3			1B		G5-3			K	5	0	2	0	0	1	0						
Barry Larkin, R OBP: 0.393, SLG: 0.448 (1, 6)	P6			1B		F9			G6-3	4	0	1	1	1	0	0						
Randy Milligan, R OBP: 0.383, SLG: 0.414 Juan Samuel, R OBP: 0.260, SLG: 0.364 Jeff Reardon, R (8, 1)				G4-3		F8	G5-3		2B 1B BB	3	0	0	0	1	0	5						
Chris Sabo, R OBP: 0.334, SLG: 0.438 (1, 5)				2B BB		WP 1B 1B			F9	3	3	2	0	1	0	0						
Hal Morris, L OBP: 0.331, SLG: 0.333 (1, 3)				1-2 WP 1H 2B		F9	FC5 2B		G5-3	4	1	2	1	0	0	4						
Reggie Sanders, R OBP: 0.344, SLG: 0.440 (1, 9)				G6-4-3 BB		1B	FC5 WP S		1B IBB	2	1	1	1	2	0	0						
Joe Oliver, R OBP: 0.290, SLG: 0.405 (1, 2)				G6-4-3		K	L9-3 BB		L9-3 BB	3	0	1	2	1	1	4						
Tim Belcher, R OBP: 0.222, SLG: 0.227 Bobby Ayala, R (6, 1) Gary Varsho, L OBP: 0.324, SLG: 0.379 (7, PH) (8, 7)				G4-3		1B BB 1B	L9-3 BB		F7	3	1	1	2	0	0	2						
Inning Stats	R: 0 E: 0 K: 0 S: 9	H: 0 LOB: 0 BB: 0 P: 15	R: 1 E: 0 K: 0 S: 7	H: 1 LOB: 2 BB: 2 P: 17	R: 0 E: 0 K: 0 S: 8	H: 1 LOB: 2 BB: 1 P: 21	R: 3 E: 0 K: 1 S: 18	H: 5 LOB: 3 BB: 1 P: 31	R: 1 E: 0 K: 0 S: 11	H: 1 LOB: 1 BB: 1 P: 20	R: 0 E: 0 K: 0 S: 10	H: 0 LOB: 0 BB: 0 P: 12	R: 2 E: 0 K: 0 S: 12	H: 2 LOB: 2 BB: 2 P: 26	R: 0 E: 0 K: 2 S: 10	H: 0 LOB: 0 BB: 0 P: 14	1B: 6 2B: 5 3B: 0 HR: 0	SF: 0 SAC: 0 DP: 2 HBP: 0	WP: 4 PB: 0 CS: 0	PA: 40		
PITCHER	IP	WLS	BF	H	R	ER	SO	BB	IBB	HBP	BLK	WP	HR	S	P	ERA	WHIP					
Chris Hammond, L ERA: 4.09 (5, 1)	1.0		5	1	1	1	0	1	0	0	0	2	0	11	20	9.00	2.000					
David Weathers, R ERA: 4.91 (6, 1)	1.0		5	1	2	2	0	1	0	0	0	0	0	13	19	18.00	2.000					
Richie Lewis, R ERA: 2.79 (7, 1)	0.1		2	0	0	0	0	0	1	0	0	0	0	3	8	0.00	0.000					
Rich Rodriguez, L ERA: 3.86 Matt Turner, R ERA: 2.89 (7, 1)	1.2		6	1	0	0	2	0	0	0	0	0	0	16	25	0.00	0.600					

Florida Marlins @ Cincinnati Reds
Riverfront Stadium, Cincinnati, OH
Thu Jul 15 1993, 7:05 PM EDT
Att: 28,887 - Unknown - 73 F

AB 33
R 7
H 10
RBI 7
BB 7
SO 3
LOB 19



Batter	1	2	3	4	5	6	7	8	9	AB	R	H	RBI	BB	SO	LOB	TOP					
Henry Cotto, R OBP: 0.241, SLG: 0.325 (1, 8)	G6-3		E5 G3 1B				G6-3			4	0	2	0	0	0	0	Florida Marlins @ Cincinnati Reds Riverfront Stadium, Cincinnati, OH Fri Jul 16 1993, 7:05 PM EDT Att: 38,416 - Unknown - 77 F					
Rick Renteria, R OBP: 0.346, SLG: 0.415 (1, 4)	G5-3		G3			G1-3				4	0	1	0	0	0	2						
Gary Sheffield, R OBP: 0.353, SLG: 0.471 (1, 5)			K			G1-3		F9		3	0	0	0	1	1	2						
Jeff Conine, R OBP: 0.365, SLG: 0.410 (1, 7)			P4							4	0	2	0	0	1	2						
Orestes Destrade, S OBP: 0.299, SLG: 0.364 (1, 3)			K		L5					4	0	0	0	0	3	3						
Darrell Whitmore, L OBP: 0.275, SLG: 0.409 (1, 9)			F9		G4-3					4	0	1	0	0	0	2						
Rob Natal, R OBP: 0.190, SLG: 0.333 (9, PH)					G3-1					3	0	1	0	0	0	2						
Carl Everett, S OBP: 0.200, SLG: 0.143 (9, PH)										1	0	0	0	0	1	0						
Walt Weiss, S OBP: 0.361, SLG: 0.319 (1, 6)										3	0	1	0	1	1	0						
Pat Rapp, R OBP: 0.230, SLG: 0.250 (7, PH)										2	0	0	0	0	1	2						
Gus Foltz, R OBP: 0.200, SLG: 0.143 (9, PH)										0	0	0	0	0	0	0						
David Weathers, R OBP: 0.200, SLG: 0.143 (9, PH)										0	0	0	0	0	0	0						
Joe Klink, L OBP: 0.200, SLG: 0.143 (9, PH)										0	0	0	0	0	0	0						
Cris Carpenter, R OBP: 0.200, SLG: 0.143 (9, PH)										0	0	0	0	0	0	0						
Greg Britley, L OBP: 0.200, SLG: 0.143 (9, PH)										1	0	0	0	0	0	1						
Inning Stats	R: 0 E: 0 K: 1 S: 11	H: 0 LOB: 1 BB: 1 P: 20	R: 0 E: 0 K: 2 S: 15	H: 2 LOB: 2 BB: 0 P: 20	R: 0 E: 1 K: 1 S: 8	H: 1 LOB: 1 BB: 0 P: 12	R: 0 E: 0 K: 0 S: 5	H: 0 LOB: 0 BB: 0 P: 7	R: 0 E: 0 K: 1 S: 9	H: 1 LOB: 1 BB: 0 P: 15	R: 0 E: 0 K: 1 S: 11	H: 2 LOB: 2 BB: 0 P: 19	R: 0 E: 0 K: 1 S: 8	H: 0 LOB: 0 BB: 0 P: 11	R: 0 E: 0 K: 1 S: 11	H: 2 LOB: 2 BB: 1 P: 17	R: 0 E: 0 K: 1 S: 6	H: 0 LOB: 0 BB: 1 P: 12	1B: 7 2B: 1 3B: 0 HR: 0	SF: 0 SAC: 0 DP: 1 HBP: 0	WP: 0 PB: 0 SB: 1 CS: 0	PA: 36
PITCHER	IP	WLS	BF	H	R	ER	SO	BB	IBB	HBP	BLK	WP	HR	S	P	ERA	WHIP					
Jose Rijo, R ERA: 3.09	8.0	W	33	8	0	0	7	1	0	0	0	0	0	78	121	0.00	1.125					
Rob Dibble, R ERA: 2.66	1.0		3	0	0	0	1	1	0	0	0	0	0	6	12	0.00	1.000					

AB	34
R	0
H	8
RBI	0
BB	2
SO	8
LOB	16



Batter	1	2	3	4	5	6	7	8	9	AB	R	H	RBI	BB	SO	LOB	BOTTOM				
Jeff Branson, L OBP: 0.329, SLG: 0.400 (1, 4)	F8	G4-3		G4-3				F7		5	0	1	0	0	0	2	Florida Marlins @ Cincinnati Reds Riverfront Stadium, Cincinnati, OH Fri Jul 16 1993, 7:05 PM EDT Att: 38,416 - Unknown - 77 F				
Hal Morris, L OBP: 0.346, SLG: 0.361 (1, 3)	HBP BB 1B	E BB 1B						E3 WP		5	1	4	1	0	0	0					
Barry Larkin, R OBP: 0.391, SLG: 0.443 (1, 6)	K	E BB 1B		F8			F9	K		4	0	0	0	1	2	5					
Chris Sabo, R OBP: 0.336, SLG: 0.440 (1, 5)	HBP BB	E5				F8		CS 2B		3	0	1	0	1	0	1					
Reggie Sanders, R OBP: 0.343, SLG: 0.435 (1, 9)		F8				K		K		3	0	0	0	0	2	3					
Gary Varsho, L OBP: 0.325, SLG: 0.391 (7, PH)	G1-3			G4-3						3	0	1	0	0	0	3					
Randy Milligan, R OBP: 0.386, SLG: 0.421 (8, 7)										1	0	1	0	0	0	0					
Rob Dibble, L OBP: 1.000, SLG: 1.000 (9, 1)										0	0	0	0	0	0	0					
Joe Oliver, R OBP: 0.290, SLG: 0.406 (1, 2)		E9 1B 2B		K				G5-3		4	1	1	0	0	2	2					
Jacob Brumfield, R OBP: 0.385, SLG: 0.494 (1, 8)		PB SH1-4 1B 1B		L8				F8		4	1	1	1	0	0	0					
Jose Rijo, R OBP: 0.265, SLG: 0.239 (8, PH)		SH1-4								2	0	0	0	0	1	0					
Jack Daugherty, S OBP: 0.500, SLG: 0.333 (9, 7)				K				WP E BB		0	1	0	0	1	0	0					
Inning Stats	R: 0 E: 0 K: 1 S: 9	H: 1 LOB: 3 BB: 1 P: 19	R: 3 E: 2 K: 0 S: 13	H: 3 LOB: 2 BB: 1 P: 23	R: 0 E: 0 K: 1 S: 9	H: 0 LOB: 0 BB: 0 P: 15	R: 0 E: 0 K: 1 S: 7	H: 1 LOB: 1 BB: 0 P: 14	R: 0 E: 0 K: 2 S: 13	H: 1 LOB: 1 BB: 0 P: 19	R: 0 E: 0 K: 1 S: 12	H: 2 LOB: 2 BB: 0 P: 17	R: 0 E: 0 K: 1 S: 12	H: 2 LOB: 1 BB: 0 P: 19	R: 1 E: 1 K: 1 S: 14	H: 0 LOB: 1 BB: 1 P: 24	1B: 5 2B: 5 3B: 0 HR: 0	SF: 0 SAC: 1 DP: 0 HBP: 1	WP: 2 PB: 1 SB: 0 CS: 1	PA: 39	
PITCHER	IP	WLS	BF	H	R	ER	SO	BB	IBB	HBP	BLK	WP	HR	S	P	ERA	WHIP				
Pat Rapp, R ERA: 3.86	6.0	L	30	8	3	2	5	2	0	1	0	0	0	7	11	0.00	3.000				
David Weathers, R ERA: 4.5	0.1		2	1	0	0	1	0	0	0	0	0	0	2	4	0.00	3.000				
Joe Klink, L ERA: 3.72	0.1		1	1	0	0	0	0	0	0	0	0	0	2	4	0.00	3.000				
Cris Carpenter, R ERA: 2.89	1.1		6	0	1	0	1	1	0	0	0	2	0	17	28	0.00	0.750				



Batter	1	2	3	4	5	6	7	8	9	AB	R	H	RBI	BB	SO	LOB	TOP					
Henry Cotto, R OBP: 0.239, SLG: 0.321	1-0 FC4-6 1B		1-2 G6-3			1-0 F9	1-2 P5		1-2 F8	5	0	1	0	0	0	0						
Rick Renteria, R OBP: 0.342, SLG: 0.404	0-1 FC4-6 2B		1-0 F9			2-1 F9		4-1 BB 1B BB	0-1 F8	4	2	0	0	1	0	1						
Gary Sheffield, R OBP: 0.353, SLG: 0.472	1-1 F9			0-0 F9		2-1 1B 2B		4-2 1B 1B BB	0-3 K	4	2	1	0	1	1	1						
Jeff Conine, R OBP: 0.372, SLG: 0.420	0-2 1-H 2B			0-0 1B		0-1 2B 1B		0-0 1B 1B FC4-2 1B		4	1	4	3	0	0	0						
Orestes Destrade, S OBP: 0.302, SLG: 0.369	2-0 G1-3			1-0 F7 1B		1-0 E 2B 2B		0-1 FC4-2 1B SF8 1B		4	1	2	2	0	0	2						
Benito Santiago, R OBP: 0.307, SLG: 0.391		2-3 K		0-1 P3		1-1 E6		0-0 SF8 FC4-2 1B		4	0	1	0	0	1	2						
Carl Everett, S OBP: 0.158, SLG: 0.111		3-2 G6-3		1-1 L3		0-2 P3		3-2 FC4-2		4	0	0	0	0	0	5						
Walt Weiss, S OBP: 0.357, SLG: 0.316		2-2 F8		2-0 G6-3		0-3 K		1-2 2-3 3-H SF8		3	0	0	1	0	1	0						
Jack Armstrong, R OBP: 0.111, SLG: 0.111			2-2 F8		2-3 K		1-3 K		2-3 3-H G5-3	4	0	0	0	0	2	2						
Bryan Harvey, R (9, 1)										0	0	0	0	0	0	0						
Inning Stats	R: 1 E: 0 K: 0 S: 9	H: 2 LOB: 1 BB: 0 P: 13	R: 0 E: 0 K: 1 S: 11	H: 0 LOB: 0 BB: 0 P: 18	R: 0 E: 0 K: 0 S: 7	H: 0 LOB: 0 BB: 0 P: 11	R: 0 E: 0 K: 0 S: 5	H: 1 LOB: 1 BB: 0 P: 6	R: 0 E: 0 K: 1 S: 6	H: 0 LOB: 0 BB: 0 P: 11	R: 2 E: 1 K: 0 S: 13	H: 3 LOB: 2 BB: 0 P: 20	R: 0 E: 0 K: 2 S: 9	H: 0 LOB: 0 BB: 0 P: 11	R: 3 E: 0 K: 0 S: 17	H: 3 LOB: 2 BB: 2 P: 30	R: 0 E: 0 K: 1 S: 8	H: 0 LOB: 0 BB: 0 P: 9	1B: 6 2B: 3 3B: 0 HR: 0	SF: 1 SAC: 0 DP: 0 HBP: 0	WP: 0 PA: 39 PB: 0 SB: 0 CS: 0	
PITCHER	IP WLS BF H R ER SO BB IBB HBP BLK WP HR S P ERA WHIP	IP WLS BF H R ER SO BB IBB HBP BLK WP HR S P ERA WHIP	IP WLS BF H R ER SO BB IBB HBP BLK WP HR S P ERA WHIP	IP WLS BF H R ER SO BB IBB HBP BLK WP HR S P ERA WHIP	IP WLS BF H R ER SO BB IBB HBP BLK WP HR S P ERA WHIP	IP WLS BF H R ER SO BB IBB HBP BLK WP HR S P ERA WHIP	IP WLS BF H R ER SO BB IBB HBP BLK WP HR S P ERA WHIP	IP WLS BF H R ER SO BB IBB HBP BLK WP HR S P ERA WHIP	IP WLS BF H R ER SO BB IBB HBP BLK WP HR S P ERA WHIP	IP WLS BF H R ER SO BB IBB HBP BLK WP HR S P ERA WHIP	IP WLS BF H R ER SO BB IBB HBP BLK WP HR S P ERA WHIP	IP WLS BF H R ER SO BB IBB HBP BLK WP HR S P ERA WHIP	IP WLS BF H R ER SO BB IBB HBP BLK WP HR S P ERA WHIP	IP WLS BF H R ER SO BB IBB HBP BLK WP HR S P ERA WHIP	IP WLS BF H R ER SO BB IBB HBP BLK WP HR S P ERA WHIP	IP WLS BF H R ER SO BB IBB HBP BLK WP HR S P ERA WHIP	IP WLS BF H R ER SO BB IBB HBP BLK WP HR S P ERA WHIP	IP WLS BF H R ER SO BB IBB HBP BLK WP HR S P ERA WHIP	IP WLS BF H R ER SO BB IBB HBP BLK WP HR S P ERA WHIP	IP WLS BF H R ER SO BB IBB HBP BLK WP HR S P ERA WHIP	IP WLS BF H R ER SO BB IBB HBP BLK WP HR S P ERA WHIP	
Tom Browning, L ERA: 4.87	(1, 1)	7.0	L	28	6	3	3	4	0	0	0	0	0	0	0	0	0	0	60	90	3.86	0.857
Jerry Spradlin, R ERA: 5.83	(8, 1)	0.0		4	2	3	3	0	2	0	0	0	0	0	0	0	0	0	6	14	∞	∞
Scott Service, R ERA: 4.66	(8, 1)	2.0		7	1	0	0	1	0	0	0	0	0	0	0	0	0	0	19	25	0.00	0.500

Florida Marlins @ Cincinnati Reds
Riverfront Stadium, Cincinnati, OH
Sat Jul 17 1993, 7:05 PM EDT
Att: 42,006 - Unknown

AB 36
R 6
H 9
RBI 6
BB 2
SO 5
LOB 13



Batter	1	2	3	4	5	6	7	8	9	AB	R	H	RBI	BB	SO	LOB	BOTTOM					
Jeff Branson, L OBP: 0.338, SLG: 0.409	2-1 1B		1-1 G4-3		4-1 BB			0-0 HR 2B	0-3 K	4	1	2	0	1	1	1						
Hal Morris, L OBP: 0.345, SLG: 0.352	0-1 P4		4-1 WP BB		0-1 F8			2-2 K		3	0	0	0	1	1	3						
Barry Larkin, R OBP: 0.391, SLG: 0.442	1-2 F7		1-2 P4		1-1 FC4-6 1B			0-1 P6		3	0	1	0	0	0	2						
Jack Daugherty, S OBP: 0.400, SLG: 0.250	(6, PH)		1-2		0-0 FC4-6 1B			0-0 HR		1	0	0	0	0	0	1						
Chris Sabo, R OBP: 0.338, SLG: 0.451	3-3 K			2-1 FC4-6 1B		1-2 FC4-6		2-2 HR		4	1	2	2	0	1	2						
Tim Costo, R (1, 7)		1-2 F9		1-0 P4		1-0 F9		1-0 G5-3		4	0	0	0	0	0	2						
Bip Roberts, S OBP: 0.334, SLG: 0.307	(9, 4)									0	0	0	0	0	0	0						
Gary Varsho, L OBP: 0.308, SLG: 0.370	(1, 9)		2-3 K		1-0 FC4-6 1B		0-1 G3		1-0 P5	4	0	0	0	0	1	2						
Joe Oliver, R OBP: 0.289, SLG: 0.402	(1, 2)		4-2 BB		0-1 G5-3				3-3 K	3	0	0	0	1	1	1						
Jacob Brumfield, R OBP: 0.379, SLG: 0.482	(1, 8)		2-1 F7		1-1 G5-3				2-2 1B 1B	4	1	1	0	0	0	1						
Tom Browning, L OBP: 0.206, SLG: 0.250	(1, 1)		1-1 P5		0-0 P5				1-2 1B	2	0	0	0	0	0	0						
Juan Samuel, R OBP: 0.257, SLG: 0.360	(7, PH)									1	0	0	0	0	0	0						
Jerry Spradlin, S (8, 1)										0	0	0	0	0	0	0						
Scott Service, R (8, 1)										0	0	0	0	0	0	0						
Randy Milligan, R OBP: 0.388, SLG: 0.424	(9, PH)								1-H 1B	1	0	1	1	0	0	0						
Inning Stats	R: 0 E: 0 K: 1 S: 10	H: 1 LOB: 1 BB: 0 P: 16	R: 0 E: 0 K: 1 S: 15	H: 0 LOB: 1 BB: 1 P: 24	R: 0 E: 0 K: 0 S: 8	H: 0 LOB: 1 BB: 1 P: 15	R: 0 E: 0 K: 0 S: 6	H: 1 LOB: 1 BB: 0 P: 10	R: 0 E: 0 K: 0 S: 6	H: 0 LOB: 1 BB: 1 P: 11	R: 0 E: 0 K: 0 S: 6	H: 1 LOB: 1 BB: 0 P: 8	R: 0 E: 0 K: 1 S: 7	H: 0 LOB: 0 BB: 0 P: 9	R: 2 E: 0 K: 1 S: 8	H: 2 LOB: 1 BB: 0 P: 11	R: 1 E: 0 K: 2 S: 14	H: 2 LOB: 1 BB: 0 P: 21	1B: 5 2B: 1 3B: 0 HR: 1	SF: 0 SAC: 0 DP: 0 HBP: 0	WP: 1 PA: 37 PB: 0 SB: 0 CS: 0	
PITCHER	IP WLS BF H R ER SO BB IBB HBP BLK WP HR S P ERA WHIP	IP WLS BF H R ER SO BB IBB HBP BLK WP HR S P ERA WHIP	IP WLS BF H R ER SO BB IBB HBP BLK WP HR S P ERA WHIP	IP WLS BF H R ER SO BB IBB HBP BLK WP HR S P ERA WHIP	IP WLS BF H R ER SO BB IBB HBP BLK WP HR S P ERA WHIP	IP WLS BF H R ER SO BB IBB HBP BLK WP HR S P ERA WHIP	IP WLS BF H R ER SO BB IBB HBP BLK WP HR S P ERA WHIP	IP WLS BF H R ER SO BB IBB HBP BLK WP HR S P ERA WHIP	IP WLS BF H R ER SO BB IBB HBP BLK WP HR S P ERA WHIP	IP WLS BF H R ER SO BB IBB HBP BLK WP HR S P ERA WHIP	IP WLS BF H R ER SO BB IBB HBP BLK WP HR S P ERA WHIP	IP WLS BF H R ER SO BB IBB HBP BLK WP HR S P ERA WHIP	IP WLS BF H R ER SO BB IBB HBP BLK WP HR S P ERA WHIP	IP WLS BF H R ER SO BB IBB HBP BLK WP HR S P ERA WHIP	IP WLS BF H R ER SO BB IBB HBP BLK WP HR S P ERA WHIP	IP WLS BF H R ER SO BB IBB HBP BLK WP HR S P ERA WHIP	IP WLS BF H R ER SO BB IBB HBP BLK WP HR S P ERA WHIP	IP WLS BF H R ER SO BB IBB HBP BLK WP HR S P ERA WHIP	IP WLS BF H R ER SO BB IBB HBP BLK WP HR S P ERA WHIP	IP WLS BF H R ER SO BB IBB HBP BLK WP HR S P ERA WHIP	IP WLS BF H R ER SO BB IBB HBP BLK WP HR S P ERA WHIP	
Jack Armstrong, R ERA: 4.34	(1, 1)	8.0	W	32	5	2	2	3	3	0	0	0	0	0	0	0	0	0	66	104	2.25	1.000
Bryan Harvey, R ERA: 1.82	(9, 1)	1.0		5	2	1	1	2	0	0	0	0	0	0	0	0	0	0	14	21	9.00	2.000

Florida Marlins @ Cincinnati Reds
Riverfront Stadium, Cincinnati, OH
Sat Jul 17 1993, 7:05 PM EDT
Att: 42,006 - Unknown

AB 34
R 3
H 7
RBI 3
BB 3
SO 5
LOB 15



Batter	1	2	3	4	5	6	7	8	9	AB	R	H	RBI	BB	SO	LOB	TOP			
Alex Cole, L OBP: 0.346, SLG: 0.328 Daryl Boston, L OBP: 0.306, SLG: 0.354										3	0	1	0	0	1	2	Colorado Rockies @ Florida Marlins Joe Robbie Stadium, Miami, FL Mon Jul 19 1993, 7:05 PM EDT Att: 37,703 - Unknown - 88 F			
Jerald Clark, R OBP: 0.320, SLG: 0.413										3	0	0	0	0	1					
Roberto Mejia, R OBP: 0.263, SLG: 0.389										3	0	0	0	1	0	2				
Andres Galarraga, R OBP: 0.412, SLG: 0.619										4	0	1	0	0	1	2				
Charlie Hayes, R OBP: 0.364, SLG: 0.502										4	0	1	0	0	2					
Dante Bichette, R OBP: 0.344, SLG: 0.494										4	1	2	0	0	1					
Vinny Castilla, R OBP: 0.312, SLG: 0.445 Eric Young Sr., R OBP: 0.335, SLG: 0.332										3	0	0	0	0	3					
Danny Sheaffer, R OBP: 0.266, SLG: 0.395										4	0	1	0	0	2					
Kent Bottenfield, R OBP: 0.259, SLG: 0.200 Jim Tatum, R OBP: 0.230, SLG: 0.296 Steve Reed, R OBP: 0.324, SLG: 0.546										1	0	1	1	1	0	0				
Inning Stats	R: 0 E: 0 K: 1 S: 10	H: 1 LOB: 2 BB: 1 P: 19	R: 1 E: 0 K: 0 S: 11	H: 3 LOB: 1 BB: 0 P: 15	R: 0 E: 0 K: 0 S: 5	H: 0 LOB: 0 BB: 0 P: 7	R: 0 E: 0 K: 0 S: 8	H: 1 LOB: 1 BB: 0 P: 10	R: 0 E: 0 K: 0 S: 6	H: 1 LOB: 2 BB: 1 P: 11	R: 0 E: 0 K: 0 S: 9	H: 0 LOB: 1 BB: 1 P: 17	R: 0 E: 0 K: 1 S: 8	H: 0 LOB: 0 BB: 0 P: 11	R: 0 E: 0 K: 1 S: 8	H: 1 LOB: 1 BB: 0 P: 10		1B: 8 2B: 1 3B: 0 HR: 0	SF: 0 SAC: 1 DP: 2 HBP: 0	WP: 2 PB: 0 SB: 1 CS: 0
PITCHER	IP WLS BF H R ER SO BB IBB HBP BLK WP HR S P ERA WHIP																			
Ryan Bowen, R ERA: 4.1	(1, 1) 7.0 W 29 7 1 1 1 3 0 0 0 2 0 55 86 1.29 1.429																			
Matt Turner, R ERA: 2.79	(8, 1) 1.0 3 0 0 0 1 0 0 0 0 0 0 8 11 0.00 0.000																			
Bryan Harvey, R ERA: 1.77	(9, 1) 1.0 S 4 1 0 0 1 0 0 0 0 0 0 0 8 10 0.00 1.000																			

Batter	1	2	3	4	5	6	7	8	9	AB	R	H	RBI	BB	SO	LOB	BOTTOM			
Chuck Carr, S OBP: 0.327, SLG: 0.341										3	1	1	0	1	0	0	Colorado Rockies @ Florida Marlins Joe Robbie Stadium, Miami, FL Mon Jul 19 1993, 7:05 PM EDT Att: 37,703 - Unknown - 88 F			
Rick Renteria, R OBP: 0.331, SLG: 0.391										4	0	0	0	0	3					
Jeff Conine, R OBP: 0.369, SLG: 0.414										3	0	0	0	1	2					
Gary Sheffield, R OBP: 0.352, SLG: 0.471										3	1	2	1	0	1					
Orestes Destrade, S OBP: 0.296, SLG: 0.362										3	0	0	0	0	2	2				
Benito Santiago, R OBP: 0.304, SLG: 0.385										2	0	0	1	0	1	0				
Darrell Whitmore, L OBP: 0.289, SLG: 0.458										3	1	2	1	0	0	0				
Walt Weiss, S OBP: 0.358, SLG: 0.314										2	0	0	0	1	0	1				
Ryan Bowen, R OBP: 0.132, SLG: 0.162 Greg Briley, L OBP: 0.282, SLG: 0.364 Matt Turner, R Bryan Harvey, R										2	0	0	0	0	1					
Inning Stats	R: 1 E: 0 K: 0 S: 12	H: 1 LOB: 0 BB: 1 P: 20	R: 0 E: 0 K: 1 S: 5	H: 0 LOB: 0 BB: 0 P: 5	R: 0 E: 0 K: 0 S: 10	H: 0 LOB: 2 BB: 2 P: 18	R: 2 E: 0 K: 0 S: 10	H: 2 LOB: 0 BB: 0 P: 14	R: 0 E: 0 K: 0 S: 5	H: 0 LOB: 0 BB: 0 P: 7	R: 0 E: 0 K: 2 S: 10	H: 1 LOB: 0 BB: 0 P: 14	R: 0 E: 0 K: 1 S: 8	H: 1 LOB: 1 BB: 0 P: 13	R: 0 E: 0 K: 0 S: 5	H: 0 LOB: 0 BB: 0 P: 10		1B: 1 2B: 3 3B: 0 HR: 1	SF: 1 SAC: 0 DP: 0 HBP: 0	WP: 0 PB: 0 SB: 0 CS: 1
PITCHER	IP WLS BF H R ER SO BB IBB HBP BLK WP HR S P ERA WHIP																			
Kent Bottenfield, R ERA: 4.15 Steve Reed, R ERA: 4.25	(1, 1) 6.0 L 23 4 3 3 3 3 0 0 0 0 0 0 52 78 0.00 1.167																			
Steve Reed, R ERA: 4.25	(7, 1) 2.0 7 1 0 0 1 0 0 0 0 0 0 0 13 23 0.00 0.500																			

Batter	1	2	3	4	5	6	7	8	9	AB	R	H	RBI	BB	SO	LOB	TOP				
Eric Young Sr. R OBP: 0.337, SLG: 0.339 (1, 7)										5	0	1	0	0	1	2					
Roberto Mejia R OBP: 0.214, SLG: 0.370 (1, 4)										4	0	0	0	0	2	2					
Dante Bichette R OBP: 0.346, SLG: 0.508 (1, 9)										4	0	1	0	0	1	2					
Andres Galarraga R OBP: 0.410, SLG: 0.620 (1, 3)										4	0	0	0	0	1	1					
Charlie Hayes R OBP: 0.363, SLG: 0.503 (1, 5)										4	1	2	0	0	0	0					
Daryl Boston L OBP: 0.306, SLG: 0.372 (1, 8)										3	1	1	1	0	0	2					
Jerald Clark R OBP: 0.322, SLG: 0.419 (9, PH)										1	1	1	1	0	0	0					
Jayhawk Owens R OBP: 0.294, SLG: 0.349 (1, 2)										4	0	0	0	0	2	1					
Freddie Benavides R OBP: 0.255, SLG: 0.293 (1, 6)										4	1	3	0	0	0	0					
Curt Leskanic R OBP: 0.297, SLG: 0.296 (5, PH)										1	0	0	0	0	0	1					
Jim Tatum R OBP: 0.241, SLG: 0.195 (5, 1)										0	0	0	1	0	0	0					
Bruce Ruffin S OBP: 0.200, SLG: 0.400 (7, 1)										0	0	0	0	0	0	0					
Alex Cole R OBP: 0.241, SLG: 0.330 (7, PH)										1	0	1	0	0	0	0					
Mark Grant R OBP: 0.296, SLG: 0.330 (7, 1)										0	0	0	0	0	0	0					
Danny Sheaffer R OBP: 0.297, SLG: 0.337 (9, PH)										0	0	0	1	0	0	0					
Inning Stats	R: 0 E: 0 K: 1 S: 9	H: 0 LOB: 0 BB: 0 P: 13	R: 1 E: 0 K: 1 S: 14	H: 1 LOB: 0 BB: 20	R: 0 E: 0 K: 2 S: 11	H: 2 LOB: 2 BB: 0 P: 15	R: 0 E: 0 K: 1 S: 7	H: 0 LOB: 0 BB: 0 P: 9	R: 1 E: 0 K: 1 S: 7	H: 1 LOB: 0 BB: 0 P: 10	R: 0 E: 0 K: 0 S: 10	H: 2 LOB: 2 BB: 0 P: 16	R: 0 E: 0 K: 0 S: 9	H: 1 LOB: 1 BB: 0 P: 14	R: 0 E: 0 K: 0 S: 7	H: 0 LOB: 0 BB: 0 P: 9	R: 2 E: 0 K: 1 S: 14	H: 3 LOB: 1 BB: 0 P: 20	1B: 5 2B: 4 3B: 0 HR: 1	SF: 2 SAC: 0 DP: 0 HBP: 0	WP: 1 PA: 37 PB: 0 SB: 0 CS: 0
PITCHER	IP	WLS	BF	H	R	ER	SO	BB	IBB	HBP	BLK	WP	HR	S	P	ERA	WHIP				
Pat Rapp R ERA: 3.57 (1, 1)	6.0	W	24	6	2	2	6	0	0	0	0	1	1	58	83	3.00	1.000				
Matt Turner R ERA: 2.51 (7, 1)	2.0		7	1	0	0	0	0	0	0	0	0	0	16	23	0.00	0.500				
Rich Rodriguez L ERA: 4.23 (9, 1)	0.0		2	2	2	2	0	0	0	0	0	0	0	7	8	∞	∞				
Bryan Harvey R ERA: 1.73 (9, 1)	1.0	S	4	1	0	0	1	0	0	0	0	0	0	7	12	0.00	1.000				

Colorado Rockies @ Florida Marlins
Joe Robbie Stadium, Miami, FL
Wed Jul 21 1993, 7:05 PM EDT
Att: 32,129 - Unknown - 80 F

AB 35
R 4
H 10
RBI 4
BB 0
SO 7
LOB 11

Batter	1	2	3	4	5	6	7	8	9	AB	R	H	RBI	BB	SO	LOB	BOTTOM				
Chuck Carr S OBP: 0.322, SLG: 0.335 (1, 8)										4	0	0	0	0	0	4					
Rick Renteria R OBP: 0.327, SLG: 0.384 (1, 4)										4	0	0	0	0	0	4					
Jeff Conine R OBP: 0.377, SLG: 0.423 (1, 7)										4	1	2	0	0	0	1					
Gary Sheffield R OBP: 0.352, SLG: 0.479 (1, 5)										4	2	2	2	0	0	1					
Orestes Destrade S OBP: 0.300, SLG: 0.363 (1, 3)										3	1	2	0	1	1	0					
Benito Santiago R OBP: 0.303, SLG: 0.385 (1, 2)										4	1	1	1	0	1	2					
Darrell Whitmore L OBP: 0.265, SLG: 0.418 (1, 9)										4	0	0	0	0	3	3					
Walt Weiss S OBP: 0.356, SLG: 0.315 (1, 6)										4	1	2	1	0	0	1					
Pat Rapp R OBP: 0.333, SLG: 0.333 (5, PH)										2	0	1	2	0	0	1					
Gus Poirier R OBP: 0.200, SLG: 0.400 (7, 1)										1	0	1	0	0	0	0					
Matt Turner R OBP: 0.200, SLG: 0.400 (7, 1)										0	0	0	0	0	0	0					
Greg Britley L OBP: 0.296, SLG: 0.330 (8, PH)										1	0	0	0	0	0	0					
Rich Rodriguez L OBP: 0.241, SLG: 0.330 (9, 1)										0	0	0	0	0	0	0					
Bryan Harvey R OBP: 0.297, SLG: 0.337 (9, 1)										0	0	0	0	0	0	0					
Inning Stats	R: 0 E: 0 K: 0 S: 6	H: 0 LOB: 0 BB: 0 P: 8	R: 4 E: 0 K: 1 S: 21	H: 4 LOB: 1 BB: 1 P: 28	R: 0 E: 0 K: 1 S: 12	H: 2 LOB: 1 BB: 0 P: 17	R: 0 E: 0 K: 1 S: 9	H: 1 LOB: 2 BB: 0 P: 14	R: 2 E: 0 K: 1 S: 15	H: 3 LOB: 1 BB: 0 P: 24	R: 0 E: 0 K: 0 S: 7	H: 1 LOB: 1 BB: 0 P: 7	R: 0 E: 0 K: 1 S: 6	H: 0 LOB: 0 BB: 0 P: 8	R: 0 E: 0 K: 0 S: 5	H: 0 LOB: 0 BB: 0 P: 6	1B: 7 2B: 4 3B: 0 HR: 1	SF: 0 SAC: 0 DP: 1 HBP: 0	WP: 1 PA: 36 PB: 0 SB: 0 CS: 0		
PITCHER	IP	WLS	BF	H	R	ER	SO	BB	IBB	HBP	BLK	WP	HR	S	P	ERA	WHIP				
Curt Leskanic R ERA: 5.59 (1, 1)	4.0	L	20	7	4	4	3	1	0	0	0	0	1	22	31	9.00	2.000				
Bruce Ruffin L ERA: 5.15 (5, 1)	2.0		10	4	2	2	1	0	0	0	0	0	0	11	14	0.00	0.000				
Mark Grant R ERA: 6.04 (7, 1)	2.0		6	0	0	0	1	0	0	0	0	0	0	11	14	0.00	0.000				

Colorado Rockies @ Florida Marlins
Joe Robbie Stadium, Miami, FL
Wed Jul 21 1993, 7:05 PM EDT
Att: 32,129 - Unknown - 80 F

AB 35
R 6
H 11
RBI 6
BB 1
SO 5
LOB 17

Batter	1	2	3	4	5	6	7	8	9	AB	R	H	RBI	BB	SO	LOB	TOP				
Bip Roberts, S OBP: 0.337, SLG: 0.311 (1, 7)										4	0	2	0	1	1	1	Cincinnati Reds @ Florida Marlins Joe Robbie Stadium, Miami, FL Thu Jul 22 1993, 7:05 PM EDT Att: 33,668 - Unknown - 84 F				
Jeff Branson, L OBP: 0.324, SLG: 0.379 (1, 6)										5	1	1	0	0	2	3					
Chris Sabo, R OBP: 0.337, SLG: 0.443 (1, 5)										5	1	1	0	0	0	2					
Reggie Sanders, R OBP: 0.339, SLG: 0.434 (1, 9)										4	2	1	2	1	1	1					
Hal Morris, L OBP: 0.361, SLG: 0.371 (1, 3)										4	1	2	1	1	2	2					
Juan Samuel, R OBP: 0.276, SLG: 0.381 (1, 4)										4	1	1	3	0	0	2					
Joe Oliver, R OBP: 0.288, SLG: 0.405 (1, 2)										4	0	1	0	0	1	1					
Jacob Brumfield, R OBP: 0.345, SLG: 0.461 (1, 8)										4	1	1	0	0	0	1					
Tom Browning, L OBP: 0.194, SLG: 0.242 Scott Service, R (7, 1)										1	0	0	1	0	0	0					
Inning Stats	R: 0 E: 0 K: 2 S: 10	H: 0 LOB: 0 BB: 0 P: 16	R: 0 E: 0 K: 1 S: 5	H: 0 LOB: 1 BB: 1 P: 13	R: 0 E: 0 K: 0 S: 9	H: 1 LOB: 1 BB: 0 P: 12	R: 5 E: 1 K: 1 S: 25	H: 4 LOB: 1 BB: 1 P: 34	R: 0 E: 0 K: 0 S: 6	H: 1 LOB: 1 BB: 0 P: 7	R: 2 E: 0 K: 1 S: 13	H: 2 LOB: 0 BB: 0 P: 21	R: 0 E: 0 K: 1 S: 10	H: 0 LOB: 0 BB: 1 P: 13	R: 0 E: 0 K: 2 S: 13	H: 1 LOB: 2 BB: 1 P: 20	1B: 6 2B: 3 3B: 1 HR: 2	SF: 1 SAC: 1 DP: 0 HBP: 0	WP: 0 PB: 0 SB: 1 CS: 0	PA: 41	
PITCHER	IP	WLS	BF	H	R	ER	SO	BB	IBB	HBP	BLK	WP	HR	S	P	ERA	WHIP				
Jack Armstrong, R ERA: 4.38 David Weathers, R ERA: 5.87 Joe Klink, L ERA: 3.38	(1, 1) (6, 1) (8, 1)	5.0 2.0 2.0	L 9 8	24 3 1	6 2 0	5 2 0	3 1 0	4 1 3	2 0 0	0 0 1	0 0 0	0 0 0	0 1 0	55 20 23	82 32 33	5.40 9.00 0.00	1.600 1.500 0.500				

AB	36
R	7
H	10
RBI	7
BB	3
SO	8
LOB	13



Batter	1	2	3	4	5	6	7	8	9	AB	R	H	RBI	BB	SO	LOB	BOTTOM					
Chuck Carr, S OBP: 0.321, SLG: 0.333 (1, 8)										4	0	1	0	0	0	1	Cincinnati Reds @ Florida Marlins Joe Robbie Stadium, Miami, FL Thu Jul 22 1993, 7:05 PM EDT Att: 33,668 - Unknown - 84 F					
Henry Cotto, R OBP: 0.240, SLG: 0.325 (1, 9)										4	1	1	0	0	1	1						
Jeff Conine, R OBP: 0.381, SLG: 0.427 (1, 7)										4	0	3	0	0	0	1						
Gary Sheffield, R OBP: 0.351, SLG: 0.476 (1, 5)										4	0	1	1	0	0	2						
Orestes Destrade, S OBP: 0.300, SLG: 0.362 (1, 3)										4	1	1	0	0	0	2						
Benito Santiago, R OBP: 0.302, SLG: 0.383 (1, 2)										4	1	1	0	0	0	1						
Rick Renteria, R OBP: 0.326, SLG: 0.380 (1, 4)										4	0	1	1	0	1	0						
Walt Weiss, S OBP: 0.353, SLG: 0.313 (1, 6)										2	0	0	1	0	0	0						
Jack Armstrong, R OBP: 0.130, SLG: 0.152 Gus Frazier, R OBP: 0.167, SLG: 0.220 David Weathers, R OBP: 0.302, SLG: 0.352 Alex Arias, R OBP: 0.302, SLG: 0.352 Greg Briley, L OBP: 0.302, SLG: 0.352 Joe Klink, L (8, 1)	(1, 1) (5, PH) (8, 1) (7, PH) (7, PH) (8, 1)	0.0 0.0 0.0 0.0 0.0 0.0	L L L L L L	26 3 2 1 3 3	9 3 2 1 3 3	3 2 1 1 3 3	2 1 0 1 3 3	1 0 0 0 1 1	0 0 0 0 0 0	0 0 0 0 0 0	0 0 0 0 0 0	0 0 0 0 0 0	0 0 0 0 0 0	0 0 0 0 0 0	0 0 0 0 0 0	0 0 0 0 0 0						
Inning Stats	R: 0 E: 0 K: 1 S: 8	H: 1 LOB: 1 BB: 0 P: 10	R: 0 E: 0 K: 0 S: 5	H: 0 LOB: 0 BB: 0 P: 7	R: 0 E: 0 K: 0 S: 7	H: 1 LOB: 0 BB: 0 P: 9	R: 1 E: 0 K: 0 S: 10	H: 3 LOB: 1 BB: 0 P: 18	R: 0 E: 0 K: 0 S: 4	H: 0 LOB: 0 BB: 0 P: 6	R: 0 E: 0 K: 0 S: 5	H: 1 LOB: 0 BB: 0 P: 6	R: 2 E: 1 K: 0 S: 13	H: 3 LOB: 1 BB: 0 P: 21	R: 0 E: 0 K: 0 S: 8	H: 1 LOB: 1 BB: 0 P: 11	R: 0 E: 0 K: 1 S: 8	H: 0 LOB: 0 BB: 0 P: 11	1B: 8 2B: 3 3B: 0 HR: 0	SF: 1 SAC: 0 DP: 3 HBP: 0	WP: 0 PB: 0 SB: 0 CS: 0	PA: 34
PITCHER	IP	WLS	BF	H	R	ER	SO	BB	IBB	HBP	BLK	WP	HR	S	P	ERA	WHIP					
Tom Browning, L ERA: 4.73 Scott Service, R ERA: 3.75	(1, 1) (7, 1)	6.2 2.1	W 8	26 1	9 0	3 0	2 0	1 1	0 0	0 0	0 0	0 0	0 0	17 23	26 23	2.70 0.00	1.350 0.429					

AB	33
R	3
H	10
RBI	3
BB	0
SO	2
LOB	9



Batter	1	2	3	4	5	6	7	8	9	AB	R	H	RBI	BB	SO	LOB	TOP					
Juan Samuel, R OBP: 0.277, SLG: 0.377	F9			L6-3 1B		G6-3		P4		4	0	1	0	0	0	2	Cincinnati Reds @ Florida Marlins Joe Robbie Stadium, Miami, FL Fri Jul 23 1993, 7:05 PM EDT Att: 43,224 - Unknown - 78 F					
Hal Morris, L OBP: 0.382, SLG: 0.361	G6-3			L6-3		P5		K		4	0	0	0	0	1	3						
Jack Daugherty, S OBP: 0.500, SLG: 0.824	G4-3			P3		G4-3			K	3	0	0	0	0	1	1						
Bip Roberts, S OBP: 0.336, SLG: 0.310																						
Chris Sabo, R OBP: 0.333, SLG: 0.438		F7			K		G5-3		F7	4	0	0	0	0	1	0						
Reggie Sanders, R OBP: 0.335, SLG: 0.428		G5-3			G6-3		K		F8	4	0	0	0	0	1	0						
Brian Dorsett, R OBP: 0.333, SLG: 0.647					K																	
Joe Oliver, R OBP: 0.288, SLG: 0.405					K		F8			3	0	0	0	0	2	1						
Jeff Branson, L OBP: 0.324, SLG: 0.378			G4-3					K		3	1	1	0	0	1	0						
Jacob Brumfield, R OBP: 0.353, SLG: 0.495			P3							3	2	2	1	0	0	0						
Tim Pugh, R OBP: 0.184, SLG: 0.162										1	0	0	0	0	0	1						
Bobby Ayala, R OBP: 0.320, SLG: 0.350										0	0	0	0	0	0	0						
Gary Varsho, L OBP: 0.320, SLG: 0.350										0	0	0	0	0	0	0						
Randy Milligan, L OBP: 0.297, SLG: 0.442										1	0	1	1	0	0	0						
Barry Larkin, R OBP: 0.320, SLG: 0.442										0	0	0	0	0	0	0						
Jeff Reardon, R OBP: 0.288, SLG: 0.405										0	0	0	0	0	0	0						
Rob Dibble, L OBP: 0.300, SLG: 1.000										0	0	0	0	0	0	0						
Inning Stats	R: 0 E: 0 K: 0 S: 3	H: 0 LOB: 0 BB: 0 P: 6	R: 0 E: 0 K: 1 S: 7	H: 0 LOB: 0 BB: 0 P: 9	R: 0 E: 0 K: 1 S: 9	H: 0 LOB: 0 BB: 0 P: 14	R: 0 E: 0 K: 0 S: 7	H: 1 LOB: 0 BB: 0 P: 10	R: 0 E: 0 K: 2 S: 9	H: 0 LOB: 0 BB: 0 P: 11	R: 2 E: 0 K: 0 S: 17	H: 2 LOB: 1 BB: 0 P: 22	R: 0 E: 1 K: 1 S: 9	H: 0 LOB: 0 BB: 0 P: 16	R: 1 E: 0 K: 2 S: 13	H: 2 LOB: 1 BB: 0 P: 22	R: 0 E: 0 K: 1 S: 8	H: 0 LOB: 0 BB: 0 P: 14	1B: 3 2B: 2 3B: 1 HR: 0	SF: 0 SAC: 1 DP: 1 HBP: 0	WP: 0 PB: 1 SB: 0 CS: 1	PA: 32
PITCHER	IP WLS BF H R ER SO BB IBB HBP BLK WP HR S P ERA WHIP																					
Charlie Hough, R ERA: 4.24	(1, 1) 6.0 21 3 2 2 4 0 0 0 0 0 0 0 52 72 3.00 0.500																					
Richie Lewis, R ERA: 3.11	(7, 1) 1.1 L 5 1 1 1 2 0 0 0 0 0 0 0 15 26 6.75 0.750																					
Joe Klink, L ERA: 3.38	(8, 1) 0.0 1 1 0 0 0 0 0 0 0 0 0 0 2 4 ∞ ∞																					
Matt Turner, R ERA: 2.48	(8, 1) 1.2 5 0 0 0 2 0 0 0 0 0 0 0 13 22 0.00 0.000																					

AB	31
R	3
H	5
RBI	2
BB	0
SO	8
LOB	7



Batter	1	2	3	4	5	6	7	8	9	AB	R	H	RBI	BB	SO	LOB	BOTTOM					
Chuck Carr, S OBP: 0.319, SLG: 0.329	K		FC5-4 BB		G3	G3			G6-3	4	0	0	0	1	1	2	Cincinnati Reds @ Florida Marlins Joe Robbie Stadium, Miami, FL Fri Jul 23 1993, 7:05 PM EDT Att: 43,224 - Unknown - 78 F					
Alex Arias, R OBP: 0.345, SLG: 0.328	K		FC5-4 1B		G4-3		F8		K	4	0	0	0	0	1	1						
Jeff Conine, R OBP: 0.382, SLG: 0.428	K									4	0	2	0	0	1	0						
Gary Sheffield, R OBP: 0.348, SLG: 0.470		F8								4	0	0	0	0	1	3						
Orestes Destrade, S OBP: 0.299, SLG: 0.359			FC5-4 BB						L8	3	0	0	0	1	2	2						
Benito Santiago, R OBP: 0.301, SLG: 0.381		FC5-4 1B			K				K	4	1	1	0	0	2	1						
Darrell Whitmore, L OBP: 0.299, SLG: 0.439										3	1	3	0	1	0	0						
Walt Weiss, S OBP: 0.354, SLG: 0.316										4	0	2	1	0	0	2						
Charlie Hough, R ERA: 4.73	(1, 1) 5.2 27 8 2 2 8 3 0 0 0 0 0 0 64 100 3.18 1.941																					
Bobby Ayala, R ERA: 3.08	(6, 1) 1.1 W 4 0 0 0 0 0 0 0 0 0 0 0 10 17 0.00 0.000																					
Jeff Reardon, R ERA: 2.5	(8, 1) 1.0 4 1 0 0 1 0 0 0 0 0 0 0 11 12 0.00 1.000																					
Rob Dibble, R ERA: 2.45	(9, 1) 1.0 S 3 0 0 0 1 0 0 0 0 0 0 0 8 11 0.00 0.000																					
Inning Stats	R: 0 E: 0 K: 3 S: 9	H: 0 LOB: 0 BB: 0 P: 12	R: 1 E: 0 K: 0 S: 13	H: 2 LOB: 2 BB: 1 P: 22	R: 0 E: 0 K: 2 S: 11	H: 1 LOB: 2 BB: 1 P: 20	R: 0 E: 0 K: 2 S: 10	H: 1 LOB: 1 BB: 0 P: 13	R: 0 E: 0 K: 0 S: 6	H: 1 LOB: 1 BB: 0 P: 8	R: 1 E: 0 K: 1 S: 17	H: 3 LOB: 2 BB: 1 P: 28	R: 0 E: 0 K: 0 S: 8	H: 0 LOB: 0 BB: 0 P: 14	R: 0 E: 0 K: 1 S: 11	H: 1 LOB: 1 BB: 0 P: 12	R: 0 E: 0 K: 1 S: 8	H: 0 LOB: 0 BB: 0 P: 11	1B: 9 2B: 0 3B: 0 HR: 0	SF: 0 SAC: 0 DP: 0 HBP: 0	WP: 0 PB: 0 SB: 1 CS: 1	PA: 38
PITCHER	IP WLS BF H R ER SO BB IBB HBP BLK WP HR S P ERA WHIP																					



Batter	1	2	3	4	5	6	7	8	9	AB	R	H	RBI	BB	SO	LOB	TOP								
Bip Roberts, S OBP: 0.338, SLG: 0.310 (1, 7)										3	0	1	0	1	1	1	Cincinnati Reds @ Florida Marlins Joe Robbie Stadium, Miami, FL Sat Jul 24 1993, 7:05 PM EDT Att: 44,363 - Unknown - 89 F								
Jeff Branson, L OBP: 0.323, SLG: 0.375 (1, 6)										4	0	1	0	0	0	2									
Chris Sabo, R OBP: 0.332, SLG: 0.433 (1, 5)										3	0	0	0	0	3	2									
Reggie Sanders, R OBP: 0.334, SLG: 0.424 (1, 9)										3	0	0	0	1	0	2									
Hal Morris, L OBP: 0.349, SLG: 0.358 (1, 3)										4	0	1	0	0	1	2									
Juan Samuel, R OBP: 0.276, SLG: 0.373 (1, 4)										4	0	1	0	0	1	2									
Joe Oliver, R OBP: 0.285, SLG: 0.400 (1, 2)										4	0	0	0	0	2	2									
Jacob Brumfield, R OBP: 0.358, SLG: 0.491 (1, 8)									3	0	1	0	1	0	1										
Larry Luebbers, R OBP: 0.286, SLG: 0.286 (7, PH)										2	0	0	0	0	1	2									
Gary Varsho, L OBP: 0.298, SLG: 0.355 (7, 1)										1	0	0	0	0	0	1									
Jerry Spradlin, S (7, 1)										0	0	0	0	0	0	0									
Inning Stats	R: 0 E: 0 K: 1 S: 10	H: 0 LOB: 1 BB: 1 P: 19	R: 0 E: 0 K: 1 S: 13	H: 1 LOB: 2 BB: 1 P: 22	R: 0 E: 0 K: 2 S: 14	H: 1 LOB: 0 BB: 0 P: 18	R: 0 E: 0 K: 1 S: 6	H: 0 LOB: 0 BB: 0 P: 12	R: 0 E: 0 K: 1 S: 9	H: 1 LOB: 1 BB: 0 P: 13	R: 0 E: 0 K: 0 S: 5	H: 0 LOB: 1 BB: 1 P: 13	R: 0 E: 0 K: 1 S: 9	H: 1 LOB: 1 BB: 0 P: 13	R: 0 E: 0 K: 1 S: 6	H: 0 LOB: 0 BB: 0 P: 8	R: 0 E: 0 K: 1 S: 8	H: 1 LOB: 1 BB: 0 P: 12	1B: 5 2B: 1 3B: 0 HR: 0	SF: 0 SAC: 0 DP: 1 HBP: 1	WP: 0 PB: 0 SB: 2 CS: 0	PA: 35			
PITCHER	IP	WLS	BF	H	R	ER	SO	BB	IBB	HBP	BLK	WP	HR	S	P	ERA	WHIP								
Ryan Bowen, R ERA: 3.84 (1, 1)	8.0	W	31	4	0	0	8	3	0	1	0	0	0	72	118	0.00	0.875								
Bryan Harvey, R ERA: 1.69 (9, 1)	1.0	S	4	1	0	0	1	0	0	0	0	0	0	8	12	0.00	1.000								

AB	31
R	0
H	5
RBI	0
BB	3
SO	9
LOB	17



Batter	1	2	3	4	5	6	7	8	9	AB	R	H	RBI	BB	SO	LOB	BOTTOM								
Chuck Carr, S OBP: 0.318, SLG: 0.328 (1, 8)										4	0	1	0	0	0	0	Cincinnati Reds @ Florida Marlins Joe Robbie Stadium, Miami, FL Sat Jul 24 1993, 7:05 PM EDT Att: 44,363 - Unknown - 89 F								
Rick Renteria, R OBP: 0.317, SLG: 0.369 (1, 4)										4	0	0	0	0	2										
Jeff Conine, R OBP: 0.381, SLG: 0.426 (1, 3)										4	1	1	0	0	2										
Gary Sheffield, R OBP: 0.347, SLG: 0.472 (1, 5)										3	0	1	1	0	0	0									
Darrell Whitmore, L OBP: 0.300, SLG: 0.435 (1, 9)										3	0	1	0	0	0	1									
Benito Santiago, R OBP: 0.299, SLG: 0.378 (1, 2)										3	0	0	0	0	2	1									
Greg Briley, L OBP: 0.283, SLG: 0.349 (1, 7)										3	0	0	0	0	0	0									
Walt Weiss, S OBP: 0.357, SLG: 0.320 (1, 6)										2	1	1	0	1	0	0									
Ryan Bowen, R OBP: 0.146, SLG: 0.200 (1, 1)										3	0	1	1	0	2	1									
Bryan Harvey, R (9, 1)										0	0	0	0	0	0	0									
Inning Stats	R: 0 E: 0 K: 0 S: 7	H: 0 LOB: 0 BB: 0 P: 12	R: 0 E: 0 K: 1 S: 7	H: 1 LOB: 1 BB: 0 P: 10	R: 1 E: 0 K: 0 S: 15	H: 3 LOB: 2 BB: 0 P: 22	R: 0 E: 0 K: 1 S: 8	H: 0 LOB: 0 BB: 0 P: 10	R: 0 E: 0 K: 1 S: 8	H: 0 LOB: 0 BB: 0 P: 12	R: 1 E: 0 K: 0 S: 8	H: 2 LOB: 1 BB: 0 P: 11	R: 0 E: 0 K: 1 S: 8	H: 0 LOB: 1 BB: 1 P: 16	R: 0 E: 0 K: 0 S: 8	H: 0 LOB: 0 BB: 0 P: 13	1B: 3 2B: 4 3B: 0 HR: 0	SF: 0 SAC: 0 DP: 1 HBP: 0	WP: 0 PB: 0 SB: 0 CS: 1	PA: 30					
PITCHER	IP	WLS	BF	H	R	ER	SO	BB	IBB	HBP	BLK	WP	HR	S	P	ERA	WHIP								
Larry Luebbers, R ERA: 3.8 (1, 1)	6.0	L	23	6	2	2	3	0	0	0	0	0	0	53	77	3.00	1.000								
Jerry Spradlin, R ERA: 3.46 (7, 1)	2.0		7	0	0	0	1	1	0	0	0	0	0	16	29	0.00	0.500								

AB	29
R	2
H	6
RBI	2
BB	1
SO	4
LOB	7



Batter	1	2	3	4	5	6	7	8	9	AB	R	H	RBI	BB	SO	LOB	TOP					
Juan Samuel, R (1.4) OBP: 0.275, SLG: 0.364	P2			K		G6-3				3	0	0	0	1	1	0	<p>Cincinnati Reds @ Florida Marlins</p> <p>Joe Robbie Stadium, Miami, FL</p> <p>Sun Jul 25 1993, 7:05 PM EDT</p> <p>Att: 43,020 - Sunny - 90 F</p>					
Jack Daugherty, S (1.7) OBP: 0.417, SLG: 0.667	K			L5		K		P6		4	0	0	0	0	2	1						
Hal Morris, L (1.3) OBP: 0.347, SLG: 0.351	K			E3		P5				3	1	0	0	1	1	0						
Chris Sabo, R (1.5) OBP: 0.331, SLG: 0.440		K								4	1	1	2	0	2	1						
Reggie Sanders, R (1.9) OBP: 0.336, SLG: 0.425		G6-3								4	0	2	0	0	0	0						
Joe Oliver, R (1.2) OBP: 0.284, SLG: 0.401		K								4	1	1	0	0	1	3						
Jeff Branson, L (1.6) OBP: 0.318, SLG: 0.369										3	0	0	0	0	2	2						
Jacob Brumfield, R (1.8) OBP: 0.350, SLG: 0.482										2	0	0	1	0	1	0						
Tim Belcher, R (1.1) OBP: 0.220, SLG: 0.224										2	0	0	0	0	1	0						
Scott Service, R (6.1)										0	0	0	0	0	0	0						
Kevin Wickander, L (7.1)										0	0	0	0	0	0	0						
Gary Varsho, L (8, PH) OBP: 0.294, SLG: 0.351										1	0	0	0	0	0	0						
Bobby Ayala, R (8.1)										0	0	0	0	0	0	0						
Inning Stats	R: 0 E: 0 K: 2 S: 9	H: 0 LOB: 0 BB: 0 P: 16	R: 0 E: 0 K: 2 S: 9	H: 0 LOB: 0 BB: 0 P: 11	R: 0 E: 0 K: 2 S: 9	H: 0 LOB: 0 BB: 0 P: 13	R: 2 E: 1 K: 1 S: 14	H: 1 LOB: 0 BB: 0 P: 19	R: 1 E: 0 K: 0 S: 5	H: 1 LOB: 0 BB: 0 P: 7	R: 0 E: 0 K: 1 S: 7	H: 0 LOB: 0 BB: 0 P: 12	R: 0 E: 0 K: 1 S: 8	H: 1 LOB: 1 BB: 0 P: 16	R: 0 E: 0 K: 1 S: 11	H: 0 LOB: 1 BB: 1 P: 19	R: 0 E: 0 K: 1 S: 10	H: 1 LOB: 1 BB: 1 P: 16	1B: 2 2B: 1 3B: 0 HR: 1	SF: 1 SAC: 0 DP: 1 HBP: 0	WP: 1 PB: 0 SB: 0 CS: 0	PA: 33
PITCHER	IP WLS BF H R ER SO BB IBB HBP BLK WP HR S P ERA WHIP																					
Robb Nen, R (1.1) ERA: 5.7	6.0 W 21 2 3 1 8 0 0 0 0 0 1 53 78 1.50 0.333																					
Matt Turner, R (7.1) ERA: 2.34	2.0 8 1 0 0 2 1 0 0 0 0 0 19 35 0.00 1.000																					
Rich Rodriguez, L (9.1) ERA: 4.19	0.1 3 1 0 0 1 1 0 0 0 0 0 8 13 0.00 6.000																					
Bryan Harvey, R (9.1) ERA: 1.66	0.2 S 1 0 0 0 0 0 0 0 0 0 0 2 3 0.00 0.000																					

AB	30
R	3
H	4
RBI	3
BB	2
SO	11
LOB	7



Batter	1	2	3	4	5	6	7	8	9	AB	R	H	RBI	BB	SO	LOB	BOTTOM			
Chuck Carr, S (1.8) OBP: 0.323, SLG: 0.333	F9									4	1	3	0	0	0	0	<p>Cincinnati Reds @ Florida Marlins</p> <p>Joe Robbie Stadium, Miami, FL</p> <p>Sun Jul 25 1993, 7:05 PM EDT</p> <p>Att: 43,020 - Sunny - 90 F</p>			
Rick Renner, R (1.5) OBP: 0.330, SLG: 0.374	G6-3									3	0	2	1	2	0	1				
Bret Barberie, S (1.4) OBP: 0.387, SLG: 0.359	G6-3									5	1	0	0	0	1	5				
Jeff Conine, R (1.7) OBP: 0.381, SLG: 0.426	F9									5	2	2	0	0	1	3				
Darrell Whitmore, L (1.9) OBP: 0.298, SLG: 0.427										4	1	1	1	0	2	1				
Orestes Destrade, S (1.3) OBP: 0.308, SLG: 0.375										3	1	3	3	1	0	0				
Rob Natal, R (1.2) OBP: 0.240, SLG: 0.348										2	0	1	1	0	1	1				
Walt Weiss, S (1.6) OBP: 0.356, SLG: 0.319										4	0	1	0	0	1	4				
Robb Nen, R (1.1)										2	0	0	0	0	0	4				
Greg Briley, L (6, PH) OBP: 0.281, SLG: 0.346										1	1	0	0	0	0	0				
Matt Turner, R (7.1)										1	0	0	0	0	1	1				
Rich Rodriguez, L (9.1)										0	0	0	0	0	0	0				
Bryan Harvey, R (9.1)										0	0	0	0	0	0	0				
Inning Stats	R: 0 E: 0 K: 0 S: 10	H: 0 LOB: 1 BB: 1 P: 22	R: 0 E: 1 K: 2 S: 15	H: 1 LOB: 2 BB: 1 P: 21	R: 0 E: 0 K: 0 S: 9	H: 1 LOB: 1 BB: 1 P: 12	R: 0 E: 0 K: 2 S: 9	H: 1 LOB: 2 BB: 0 P: 14	R: 4 E: 1 K: 0 S: 14	H: 5 LOB: 1 BB: 0 P: 23	R: 1 E: 1 K: 1 S: 9	H: 1 LOB: 0 BB: 0 P: 14	R: 2 E: 0 K: 1 S: 18	H: 3 LOB: 1 BB: 0 P: 22	R: 0 E: 0 K: 1 S: 10	H: 1 LOB: 1 BB: 0 P: 15	1B: 11 2B: 1 3B: 0 HR: 1	SF: 1 SAC: 1 DP: 0 HBP: 1	WP: 0 PB: 0 SB: 1 CS: 2	PA: 40
PITCHER	IP WLS BF H R ER SO BB IBB HBP BLK WP HR S P ERA WHIP																			
Tim Belcher, R (1.1) ERA: 4.26	5.1 L 28 8 5 4 4 3 0 0 0 0 0 60 97 6.75 2.062																			
Scott Service, R (6.1) ERA: 4.29	0.2 3 2 1 1 1 0 0 0 0 0 0 9 13 13.50 3.000																			
Kevin Wickander, L (7.1) ERA: 4.12	1.0 5 2 1 1 1 0 0 0 0 0 0 15 18 9.00 2.000																			
Bobby Ayala, R (8.1) ERA: 3.6	1.0 4 1 0 0 1 0 0 0 0 0 0 10 15 0.00 1.000																			

AB	34
R	7
H	13
RBI	6
BB	3
SO	7
LOB	20



Batter	1	2	3	4	5	6	7	8	9	AB	R	H	RBI	BB	SO	LOB	TOP				
Chuck Carr, S OBP: 0.321, SLG: 0.331	0-0 E SF8 1B		1-3 K		1-1 G3		0-3 K		0-3 K	5	1	1	0	0	3	3					
Bret Barberie, S OBP: 0.394, SLG: 0.351	4-0 1B		1-2 G4-3		1-1 G4-3		1-0 L4			3	0	0	0	1	0	2					
Jeff Conine, R OBP: 0.383, SLG: 0.427	2-0 P8			0-0 HR 1B		3-1 BB 1B		1-2 L6		4	1	2	0	0	0	2					
Gary Sheffield, R OBP: 0.344, SLG: 0.468	0-0 SF8			1-0 L7		0-3 K		0-1 F7		3	0	0	1	0	1	2					
Orestes Destrade, S OBP: 0.311, SLG: 0.384	1-2 K			0-0 HR		4-0 BB		4-2 S BB		2	1	1	2	2	1	1					
Henry Cotto, R OBP: 0.238, SLG: 0.323				0-1 L9		1-2 BB		3-2 G5-3		4	0	0	0	0	0	3					
Bento Santiago, R OBP: 0.296, SLG: 0.373		0-0 F8		1-3 L9		3-3 K			2-2 G4-3	3	0	0	0	0	2	2					
Darrell Whitmore, L OBP: 0.289, SLG: 0.413		0-0 G3-1								1	0	0	0	0	0	0					
Alex Arias, R OBP: 0.343, SLG: 0.326																					
Walt Weiss, S OBP: 0.360, SLG: 0.323		3-2 G4-3			1-2 G3 G6-3 1B		4-2 S BB		1-1 1B	3	0	2	0	1	0	0					
Pat Rapp, R OBP: 0.222, SLG: 0.222					0-2 G3		0-3 K		0-3 K	3	0	0	0	0	1	2					
Richie Lewis, R OBP: 0.328, SLG: 0.372										0	0	0	0	0	0	0					
Inning Stats	R: 1 E: 1 K: 1 S: 6	H: 1 LOB: 1 BB: 1 P: 13	R: 0 E: 0 K: 0 S: 5	H: 0 LOB: 0 BB: 0 P: 8	R: 0 E: 0 K: 1 S: 10	H: 0 LOB: 0 BB: 0 P: 12	R: 2 E: 0 K: 1 S: 9	H: 2 LOB: 0 BB: 0 P: 11	R: 0 E: 0 K: 2 S: 8	H: 1 LOB: 2 BB: 1 P: 20	R: 0 E: 0 K: 2 S: 9	H: 0 LOB: 1 BB: 1 P: 14	R: 0 E: 0 K: 0 S: 11	H: 0 LOB: 2 BB: 0 P: 19	R: 0 E: 0 K: 2 S: 16	H: 1 LOB: 1 BB: 0 P: 19	1B: 5 2B: 0 3B: 0 HR: 1	SF: 1 SAC: 0 DP: 0 HBP: 0	WP: 0 PB: 0 SB: 2 CS: 0	PA: 37	
PITCHER	IP	WLS	BF	H	R	ER	SO	BB	IBB	HBP	BLK	WP	HR	S	P	ERA	WHIP				
Dwight Gooden, R ERA: 3.22	(1, 1)	7.0	W	29	5	3	2	7	3	0	0	0	0	1	56	89	2.57	1.143			
Jeff Innis, R ERA: 5.24	(8, 1)	0.2		2	0	0	0	0	0	0	0	0	0	5	6	0.00	0.000				
John Franco, L ERA: 2.88	(8, 1)	1.1	S	6	1	0	0	2	1	0	0	0	0	22	32	0.00	1.500				

Florida Marlins @ New York Mets
Shea Stadium, Flushing, NY
Tue Jul 27 1993, 7:05 PM EDT
Att: 25,214 - Unknown - 85 F

AB 32
R 3
H 6
RBI 3
BB 4
SO 9
LOB 18



Batter	1	2	3	4	5	6	7	8	9	AB	R	H	RBI	BB	SO	LOB	BOTTOM			
Ryan Thompson, R OBP: 0.191, SLG: 0.244	2-1 G6-3 G5-3 1B		0-0 2B		0-1 F7		2-2 P6			4	0	2	0	0	0	1				
Joe Orsulak, L OBP: 0.344, SLG: 0.409	2-0 G5-3		1-2 G4-3		0-0 G6-3			1-1 F8		4	0	0	0	0	0	2				
Eddie Murray, S OBP: 0.312, SLG: 0.443	1-2 G6-3			4-2 FC3-6 HR BB		0-1 G5-3		0-0 BB 2B		3	1	1	0	1	0	1				
Bobby Bonilla, S OBP: 0.342, SLG: 0.489	0-2 G6-3			1-2 FC3-6 1B		2-2 F8		4-0 BB IBB		3	0	1	0	1	0	1				
Jeremy Burnitz, L OBP: 0.320, SLG: 0.442		1-2 P5		2-2 FC3-6 HR		0-1 G1-3		3-2 L8		4	1	0	0	0	0	4				
Jeff Kent, R OBP: 0.307, SLG: 0.437		3-2 P3		1-0 HR			1-0 HR	4-1 BB		3	2	2	4	1	0	0				
Todd Hundley, S OBP: 0.265, SLG: 0.348		1-1 G4-3		1-2 F7			4-1 G4-3 SH1-4 BB	3-2 G1-3		3	0	0	0	1	0	3				
Tim Bogar, R OBP: 0.299, SLG: 0.319			1-2 F8		0-3 K			0-0 SH1-4		2	0	0	0	0	1	0				
Dwight Gooden, R OBP: 0.232, SLG: 0.411			3-2 F9			2-1 P3		2-0 G4-3		2	0	0	0	0	0	0				
Jeff McKnight, S OBP: 0.299, SLG: 0.254										1	0	0	0	0	0	1				
Jeff Innis, R										0	0	0	0	0	0	0				
John Franco, L										0	0	0	0	0	0	0				
Inning Stats	R: 0 E: 0 K: 0 S: 12	H: 1 LOB: 1 BB: 0 P: 17	R: 0 E: 0 K: 0 S: 9	H: 0 LOB: 0 BB: 0 P: 14	R: 0 E: 0 K: 0 S: 10	H: 1 LOB: 1 BB: 0 P: 15	R: 3 E: 0 K: 1 S: 17	H: 2 LOB: 0 BB: 1 P: 26	R: 0 E: 0 K: 0 S: 5	H: 0 LOB: 0 BB: 0 P: 7	R: 0 E: 0 K: 0 S: 7	H: 0 LOB: 0 BB: 0 P: 9	R: 1 E: 0 K: 0 S: 7	H: 1 LOB: 1 BB: 1 P: 16	R: 0 E: 0 K: 0 S: 11	H: 1 LOB: 3 BB: 2 P: 26	1B: 2 2B: 2 3B: 0 HR: 2	SF: 0 SAC: 1 DP: 0 HBP: 0	WP: 0 PB: 0 SB: 0 CS: 0	PA: 34
PITCHER	IP	WLS	BF	H	R	ER	SO	BB	IBB	HBP	BLK	WP	HR	S	P	ERA	WHIP			
Pat Rapp, R ERA: 3.91	(1, 1)	7.2	L	32	6	4	4	1	2	0	0	0	0	74	119	4.70	1.043			
Richie Lewis, R ERA: 3.09	(8, 1)	0.1		2	0	0	0	0	1	0	0	0	0	4	11	0.00	3.000			

Florida Marlins @ New York Mets
Shea Stadium, Flushing, NY
Tue Jul 27 1993, 7:05 PM EDT
Att: 25,214 - Unknown - 85 F

AB 29
R 4
H 6
RBI 4
BB 4
SO 1
LOB 13



Batter	1	2	3	4	5	6	7	8	9	AB	R	H	RBI	BB	SO	LOB	TOP		
Chuck Carr, S OBP: 0.322, SLG: 0.332 (1, 8)	F7		FC3-6			HR		F8		5	1	2	1	0	0	1			
Bret Barberie, S OBP: 0.384, SLG: 0.373 (1, 4)	G6-3			F7		HR		1B		5	2	2	2	0	1	2			
Jeff Conine, R OBP: 0.381, SLG: 0.425 (1, 7)	F7			1B		G4-3		K		4	0	1	0	0	1	1			
Gary Sheffield, R OBP: 0.345, SLG: 0.468 (1, 5)		G6-3		1B		F9		1B		4	0	2	0	0	0	0			
Orestes Destrade, S OBP: 0.310, SLG: 0.385 (1, 3)	K			F7		F7		1B		4	0	1	1	0	1	2			
Bento Santiago, R OBP: 0.295, SLG: 0.372 (1, 2)	G4-3			K				2B		4	0	1	0	0	1	2			
Darrell Whitmore, L OBP: 0.290, SLG: 0.404 (1, 9)			F9			K		SH		2	1	0	0	1	1	0			
Walt Weiss, S OBP: 0.357, SLG: 0.320 (1, 6)			F7		G4-1		FC1-6	SH		3	0	0	0	0	0	1			
Jack Armstrong, R OBP: 0.146, SLG: 0.167 (1, 1)								SH		2	0	1	0	0	1	0			
Greg Briley, L OBP: 0.279, SLG: 0.344 (7, PH)								SH		1	0	0	0	0	1	1			
Matt Turner, R OBP: 0.326, SLG: 0.370 (9, PH)								SH		0	0	0	0	0	0	0			
Rick Renteria, R OBP: 0.326, SLG: 0.370 (9, PH)								SH		1	0	0	0	0	0	3			
Bryan Harvey, R OBP: 0.374, SLG: 0.518 (9, 1)								SH		0	0	0	0	0	0	0			
Inning Stats	R: 0 H: 0 E: 0 K: 0 S: 9	H: 0 LOB: 0 BB: 0 P: 13	R: 0 H: 0 E: 0 K: 1 S: 8	H: 0 LOB: 0 BB: 0 P: 13	R: 0 H: 1 E: 0 K: 0 S: 9	H: 1 LOB: 1 BB: 0 P: 13	R: 0 H: 2 E: 0 K: 1 S: 11	H: 2 LOB: 2 BB: 0 P: 15	R: 0 H: 0 E: 0 K: 1 S: 10	H: 0 LOB: 1 BB: 1 P: 15	R: 1 H: 3 E: 0 K: 1 S: 10	H: 3 LOB: 2 BB: 0 P: 15	R: 1 H: 2 E: 1 K: 1 S: 10	H: 2 LOB: 2 BB: 0 P: 15	1B: 8 2B: 1 3B: 0 HR: 1	SF: 0 SAC: 2 DP: 1 HBP: 0	WP: 0 PA: 38 PB: 0 SB: 0 CS: 0		
PITCHER	IP WLS BF H R ER SO BB IBB HBP BLK WP HR S P ERA WHIP																		
Bret Saberhagen, R ERA: 3.36 (1, 1)	8.0		32	8	3	3	6	1	0	0	0	0	0	0	1	77	116	3.38	1.125
Anthony Young, R ERA: 4.19 (9, 1)	1.0	W	6	2	1	0	1	0	0	0	0	0	0	0	0	10	15	0.00	2.000

Florida Marlins @ New York Mets
Shea Stadium, Flushing, NY
Wed Jul 28 1993, 7:05 PM EDT
Att: 24,377 - Unknown - 82 F

AB 35
R 4
H 10
RBI 4
BB 1
SO 7
LOB 13



Batter	1	2	3	4	5	6	7	8	9	AB	R	H	RBI	BB	SO	LOB	BOTTOM		
Ryan Thompson, R OBP: 0.212, SLG: 0.320 (1, 8)	K		G6-3			F8		HR		5	2	2	2	0	1	0			
Joe Orsulak, L OBP: 0.345, SLG: 0.419 (1, 7)	HR		F7			F9		1B		4	1	1	1	1	0	1			
Eddie Murray, S OBP: 0.318, SLG: 0.451 (1, 3)	G5-3		1B			1B		PO		5	0	4	1	0	0	0			
Bobby Bonilla, S OBP: 0.341, SLG: 0.489 (1, 5)	2B		G6-3			G4-3		G4-3		4	0	1	0	0	0	2			
Jeromy Burnitz, L OBP: 0.327, SLG: 0.438 (1, 9)						WP		G4-3		3	1	1	0	1	1	0			
Anthony Young, R OBP: 0.273, SLG: 0.200 (9, 1)						1B		G4-3		0	0	0	0	0	0	0			
Jeff Kent, R OBP: 0.307, SLG: 0.435 (1, 4)	G1-3					L9		1B		4	0	1	0	0	1	3			
Todd Hundley, S OBP: 0.262, SLG: 0.343 (1, 2)			P5			L9		G4-3		4	0	0	0	0	0	2			
Tim Bogar, R OBP: 0.300, SLG: 0.319 (1, 6)			G5-3			L9		F7		3	0	1	1	0	0	0			
Jeff McKnight, S OBP: 0.305, SLG: 0.265 (9, PH)						1B		SH1-4		1	1	1	0	0	0	0			
Bret Saberhagen, R OBP: 0.208, SLG: 0.140 (1, 1)			G5-3			L9		SH1-4		3	0	0	0	0	0	1			
Dave Gallagher, R OBP: 0.374, SLG: 0.518 (9, 9)						L9		SH1-4		0	0	0	0	0	0	0			
Inning Stats	R: 1 H: 2 E: 0 K: 1 S: 17	H: 2 LOB: 2 BB: 1 P: 31	R: 0 H: 0 E: 0 K: 0 S: 8	H: 0 LOB: 0 BB: 0 P: 14	R: 0 H: 1 E: 0 K: 0 S: 7	H: 1 LOB: 1 BB: 0 P: 12	R: 1 H: 2 E: 0 K: 0 S: 12	H: 2 LOB: 1 BB: 0 P: 17	R: 0 H: 0 E: 0 K: 2 S: 11	H: 0 LOB: 0 BB: 0 P: 16	R: 1 H: 2 E: 0 K: 0 S: 12	H: 2 LOB: 1 BB: 1 P: 22	R: 0 H: 1 E: 0 K: 0 S: 9	H: 1 LOB: 1 BB: 0 P: 14	R: 2 H: 3 E: 0 K: 0 S: 5	H: 3 LOB: 1 BB: 0 P: 7	1B: 8 2B: 2 3B: 0 HR: 2	SF: 0 SAC: 1 DP: 0 HBP: 0	WP: 1 PA: 40 PB: 0 SB: 1 CS: 0
PITCHER	IP WLS BF H R ER SO BB IBB HBP BLK WP HR S P ERA WHIP																		
Jack Armstrong, R ERA: 4.32 (1, 1)	6.0		25	6	2	2	3	1	0	0	0	0	0	0	1	65	103	3.00	1.167
Matt Turner, R ERA: 2.45 (7, 1)	2.0		9	3	1	1	0	1	0	0	0	0	0	0	1	21	36	4.50	2.000
Bryan Harvey, R ERA: 2.05 (9, 1)	0.2	L	5	3	2	2	0	0	0	0	0	0	0	0	5	7	27.00	4.500	

Florida Marlins @ New York Mets
Shea Stadium, Flushing, NY
Wed Jul 28 1993, 7:05 PM EDT
Att: 24,377 - Unknown - 82 F

AB 36
R 5
H 12
RBI 5
BB 2
SO 3
LOB 9



Batter	1	2	3	4	5	6	7	8	9	AB	R	H	RBI	BB	SO	LOB	TOP								
Chuck Carr, S OBP: 0.319, SLG: 0.328	1-0 P2			2-2 G6-3		2-2 G6-3		0-0 B1-3		4	0	0	0	0	0	0									
Bret Barberie, S OBP: 0.376, SLG: 0.363	1-3 K			0-0 F8			1-0 G6-3		1-1 E4	4	0	0	0	0	1	0									
Jeff Conine, R OBP: 0.380, SLG: 0.421	0-1 G6-3			3-2 F7			4-0 1B E		1-2 F8	3	1	0	0	1	0	1									
Gary Sheffield, R OBP: 0.347, SLG: 0.474		1-2 L7			0-1 F9 1B		1-0 P4		1-0 3B	4	0	2	0	0	0	1									
Orestes Destrade, S OBP: 0.310, SLG: 0.384 Bryan Harvey, R		2-0 G4-3			2-1 F9		1 SAFE 2-1 E8 1B		1-3 K	4	1	1	0	0	1	2									
Benito Santiago, R OBP: 0.295, SLG: 0.369		0-0 L4			1-0 F9		4-0 1B IBB			2	0	0	0	1	0	1									
Darrell Whitmore, L OBP: 0.294, SLG: 0.396 Henry Cotto, R OBP: 0.243, SLG: 0.327			3-3 K		1-0 L9		1-2 1B			2	0	0	0	0	1	1									
Walt Weiss, S OBP: 0.354, SLG: 0.317		1-3 K				2-3 K		0-0 G3-1		3	0	0	0	0	2	0									
Charlie Hough, R OBP: 0.070, SLG: 0.048 Matt Turner, R			0-0 G5-3			0-0 F8		1-2 G6-3		3	0	0	0	0	0	0									
Greg Briley, L OBP: 0.279, SLG: 0.344										0	0	0	0	0	0	0									
Inning Stats	R: 0 E: 0 K: 1 S: 6	H: 0 LOB: 0 BB: 0 P: 8	R: 0 E: 0 K: 0 S: 6	H: 0 LOB: 0 BB: 0 P: 9	R: 0 E: 0 K: 2 S: 7	H: 0 LOB: 0 BB: 0 P: 11	R: 0 E: 0 K: 0 S: 10	H: 0 LOB: 0 BB: 0 P: 15	R: 0 E: 0 K: 0 S: 6	H: 1 LOB: 1 BB: 0 P: 10	R: 0 E: 0 K: 1 S: 7	H: 0 LOB: 0 BB: 0 P: 11	R: 2 E: 1 K: 0 S: 7	H: 2 LOB: 2 BB: 2 P: 20	R: 0 E: 0 K: 0 S: 5	H: 0 LOB: 0 BB: 0 P: 6	R: 0 E: 1 K: 1 S: 10	H: 1 LOB: 1 BB: 0 P: 14	1B: 3 2B: 0 3B: 1 HR: 0	SF: 0 SAC: 0 DP: 0 HBP: 0	WP: 0 PB: 0 SB: 1 CS: 1	PA: 32			
PITCHER	IP	WLS	BF	H	R	ER	SO	BB	IBB	HBP	BLK	WP	HR	S	P	ERA	WHIP								
Frank Tanana, L ERA: 4.65	8.0	L	28	3	2	2	4	1	1	0	0	0	0	54	90	2.25	0.500								
Mike Maddux, R ERA: 3.99	1.0		4	1	0	0	1	0	0	0	0	0	0	10	14	0.00	1.000								

Florida Marlins @ New York Mets
Shea Stadium, Flushing, NY
Thu Jul 29 1993, 3:33 AM EDT
Att: 32,282 - Sunny - 87 F

AB 30
R 2
H 4
RBI 1
BB 2
SO 5
LOB 6



Batter	1	2	3	4	5	6	7	8	9	AB	R	H	RBI	BB	SO	LOB	BOTTOM								
Ryan Thompson, R OBP: 0.218, SLG: 0.308	1-0 G5-3		0-1 P3		0-2 CS	4-1 CS BB		1-0 SH1-4		2	0	0	0	1	0	1									
Joe Orsulak, L OBP: 0.347, SLG: 0.418	1-2 L3 1B		0-2 L6			2-2 G4-3 1-2		4-0 1B BB		3	0	1	0	1	0	2									
Eddie Murray, S OBP: 0.318, SLG: 0.448	0-0 L3			1-2 F8		1-0 1B		1-3 K		4	0	1	0	0	1	3									
Bobby Bonilla, S OBP: 0.338, SLG: 0.484 Mike Maddux, L		2-3 K		1-1 G5-3		2-2 F8		3-3 K		4	0	0	0	0	2	3									
Jeremy Burnitz, L OBP: 0.333, SLG: 0.484		1-2 2B		0-0 HR			2-2 G4-3		1-3 K	4	1	2	1	0	1	0									
Jeff Kent, R OBP: 0.306, SLG: 0.430		2-1 G5-3		0-1 G4-3			4-1 BB		1-1 F8	3	0	0	0	1	0	1									
Charlie O'Brien, R OBP: 0.293, SLG: 0.175 Chico Walker, S OBP: 0.293, SLG: 0.362		2-1 F8			0-0 G5-3		0-1 F8		4-2 BB	3	0	0	0	0	2										
Tim Bogar, R OBP: 0.293, SLG: 0.312			0-0 F8		2-2 G5-3		1-0 F8		0-0 G5-3	4	0	0	0	0	2										
Frank Tanana, L OBP: 0.171, SLG: 0.175 Jeff McKnight, S OBP: 0.316, SLG: 0.275		1-2 1B			0-0 CS 1B			1-1 SH1-4 1B		2	0	2	0	0	0	0									
Inning Stats	R: 0 E: 0 K: 0 S: 6	H: 1 LOB: 0 BB: 0 P: 8	R: 0 E: 0 K: 1 S: 10	H: 1 LOB: 0 BB: 0 P: 17	R: 0 E: 0 K: 0 S: 10	H: 1 LOB: 1 BB: 0 P: 11	R: 1 E: 0 K: 0 S: 8	H: 1 LOB: 0 BB: 0 P: 10	R: 0 E: 0 K: 0 S: 7	H: 1 LOB: 0 BB: 0 P: 9	R: 0 E: 0 K: 0 S: 8	H: 1 LOB: 1 BB: 1 P: 17	R: 0 E: 0 K: 0 S: 7	H: 0 LOB: 1 BB: 1 P: 14	R: 0 E: 0 K: 2 S: 11	H: 1 LOB: 2 BB: 1 P: 21	R: 0 E: 0 K: 1 S: 9	H: 0 LOB: 1 BB: 1 P: 15	1B: 5 2B: 2 3B: 0 HR: 1	SF: 0 SAC: 1 DP: 1 HBP: 0	WP: 0 PB: 0 SB: 0 CS: 2	PA: 36			
PITCHER	IP	WLS	BF	H	R	ER	SO	BB	IBB	HBP	BLK	WP	HR	S	P	ERA	WHIP								
Charlie Hough, R ERA: 4.08	7.1	W	29	7	1	1	1	3	0	0	0	0	0	59	95	1.23	1.364								
Matt Turner, R ERA: 2.41	0.2		2	0	0	0	2	0	0	0	0	0	0	8	12	0.00	0.000								
Bryan Harvey, R ERA: 2.0	1.0	S	4	0	0	0	1	1	0	0	0	0	0	9	15	0.00	1.000								

Florida Marlins @ New York Mets
Shea Stadium, Flushing, NY
Thu Jul 29 1993, 3:33 AM EDT
Att: 32,282 - Sunny - 87 F

AB 30
R 1
H 7
RBI 1
BB 4
SO 4
LOB 14



Batter	1	2	3	4	5	6	7	8	9	AB	R	H	RBI	BB	SO	LOB	TOP											
Chuck Carr, S OBP: 0.316, SLG: 0.328 (1, 8)	G4-3		L6		G4-3			G3	2B	5	0	1	1	0	0	1												
Bret Barberie, S OBP: 0.388, SLG: 0.355 Matt Turner, R (9, 1)	G4-3			G3-1	G5-3			FC5-4 1B		5	0	1	0	0	1	2												
Jeff Conine, R OBP: 0.380, SLG: 0.420 (8, 3)				HR 1B		G5-3		FC5-4 2B		4	2	2	0	0	0	1												
Gary Sheffield, R OBP: 0.351, SLG: 0.486 (1, 5)	L7			HR 1B		P3		HR 2B		4	2	2	3	0	0	1												
Orestes Destrade, S OBP: 0.308, SLG: 0.384 Henry Cotto, R OBP: 0.238, SLG: 0.321 (8, 7)		K		G3		G6-3		HR 2B		4	0	1	1	0	1	0												
Benito Santiago, R OBP: 0.293, SLG: 0.365 (1, 2)	K			1B		G6-3		2B		4	0	1	0	0	1	1												
Darrell Whitmore, L OBP: 0.292, SLG: 0.394 (1, 9)	G1-3			G6-3			1B		CS BB	3	0	1	0	1	0	1												
Walt Weiss, S OBP: 0.350, SLG: 0.313 (1, 6)			K		G4-3 1B		F7		P5	4	0	1	0	0	1	2												
Chris Hammond, L OBP: 0.294, SLG: 0.326 Greg Briley, L OBP: 0.275, SLG: 0.338 Richie Lewis, R (7, PH) Rick Renteria, R OBP: 0.330, SLG: 0.374 (9, 4)			K		K		G1-3		2B 1B	2	0	0	0	0	2	1												
Inning Stats	R: 0 E: 0 K: 0 S: 8	H: 1 LOB: 1 BB: 0 P: 11	R: 0 E: 0 K: 2 S: 8	H: 0 LOB: 0 BB: 0 P: 12	R: 0 E: 0 K: 2 S: 9	H: 0 LOB: 0 BB: 0 P: 10	R: 2 E: 0 K: 0 S: 14	H: 3 LOB: 1 BB: 0 P: 19	R: 0 E: 0 K: 1 S: 10	H: 1 LOB: 1 BB: 0 P: 13	R: 0 E: 0 K: 0 S: 8	H: 0 LOB: 0 BB: 0 P: 12	R: 0 E: 0 K: 0 S: 5	H: 1 LOB: 1 BB: 0 P: 8	R: 2 E: 0 K: 0 S: 13	H: 3 LOB: 1 BB: 1 P: 17	R: 1 E: 0 K: 1 S: 14	H: 2 LOB: 1 BB: 1 P: 25	1B: 7 2B: 3 3B: 0 HR: 1	SF: 0 SAC: 0 DP: 0 HBP: 0	WP: 0 PB: 0 SB: 1 CS: 1	PA: 38						
PITCHER	IP	WLS	BF	H	R	ER	SO	BB	IBB	HBP	BLK	WP	HR	S	P	ERA	WHIP											
Dennis Martinez, R ERA: 3.58 John Wetteland, R ERA: 1.81	(1, 1)	7.2	31	8	4	4	5	0	0	0	0	0	0	1	68	93	4.70	1.043										
(8, 1)	1.1	W	7	3	1	1	1	1	0	0	0	0	0	0	21	34	6.75	3.000										

Florida Marlins @ Montreal Expos
Olympic Stadium, Montreal, QB
Sat Jul 31 1993, 7:05 PM EDT
Att: 36,558 - Dome

AB 37
R 5
H 11
RBI 5
BB 1
SO 6
LOB 11



Batter	1	2	3	4	5	6	7	8	9	AB	R	H	RBI	BB	SO	LOB	BOTTOM										
Delino DeShields, L OBP: 0.389, SLG: 0.375 (1, 4)	G3		2B BB		F7			F7		4	1	1	0	1	0	2											
Mike Lansing, R OBP: 0.351, SLG: 0.373 (1, 6)	G1-3		1B 2B		FC6-4			G6-3		5	1	1	1	0	0	3											
Marquis Grissom, R OBP: 0.340, SLG: 0.429 (1, 8)	L9		1B 2H		1B BB			G4-3		4	2	2	1	1	0	1											
Larry Walker, L OBP: 0.378, SLG: 0.473 (1, 9)		1B BB	FC5-4 1B		P6			FC3-1 S 1B		4	0	2	0	1	0	2											
Moises Alou, R OBP: 0.337, SLG: 0.478 (1, 7)		1B	P2		FC5-4 1B			FC6-4 IBB		3	1	2	0	2	0	2											
Sean Berry, R OBP: 0.357, SLG: 0.408 (1, 5)	K		FC5-4		FC5-4 E			FC3-1-5 2B		5	1	0	0	0	1	10											
Darrin Fletcher, L OBP: 0.359, SLG: 0.389 John Wetteland, R (8, 1) Lou Frazier, S OBP: 0.391, SLG: 0.400 (9, PH)		P1			FC1-5 BB			HR 2B		2	0	1	2	2	0	2											
Derrick White, R OBP: 0.273, SLG: 0.333 (1, 3)	K		E5 FC1-5		F9			K		4	0	0	0	0	2	5											
Dennis Martinez, R OBP: 0.204, SLG: 0.250 Tim Spehr, R OBP: 0.203, SLG: 0.235 (8, 2)		G6-3			FC1-5 FC6-4			P2		3	0	0	0	0	0	2											
Inning Stats	R: 0 E: 0 K: 0 S: 8	H: 0 LOB: 0 BB: 0 P: 13	R: 0 E: 0 K: 2 S: 12	H: 1 LOB: 2 BB: 1 P: 18	R: 2 E: 0 K: 0 S: 12	H: 3 LOB: 2 BB: 1 P: 21	R: 0 E: 1 K: 0 S: 12	H: 0 LOB: 2 BB: 1 P: 19	R: 1 E: 1 K: 0 S: 11	H: 1 LOB: 2 BB: 2 P: 21	R: 0 E: 0 K: 0 S: 9	H: 1 LOB: 0 BB: 0 P: 13	R: 2 E: 0 K: 1 S: 13	H: 2 LOB: 0 BB: 1 P: 21	R: 0 E: 0 K: 0 S: 6	H: 0 LOB: 0 BB: 0 P: 11	R: 1 E: 0 K: 0 S: 8	H: 2 LOB: 2 BB: 1 P: 14	1B: 8 2B: 2 3B: 0 HR: 0	SF: 0 SAC: 0 DP: 0 HBP: 0	WP: 0 PB: 0 SB: 1 CS: 0	PA: 43					
PITCHER	IP	WLS	BF	H	R	ER	SO	BB	IBB	HBP	BLK	WP	HR	S	P	ERA	WHIP										
Chris Hammond, L ERA: 4.09 Richie Lewis, R ERA: 3.33 Matt Turner, R ERA: 2.61	(1, 1)	6.0	30	6	3	2	2	5	0	0	0	0	0	19	32	9.00	1.833										
(7, 1)	2.0	L	8	2	2	2	1	1	0	0	0	0	0	8	14	13.50	3.000										
(9, 1)	0.2	L	5	2	1	1	0	0	1	0	0	0	0	8	14	13.50	3.000										

Florida Marlins @ Montreal Expos
Olympic Stadium, Montreal, QB
Sat Jul 31 1993, 7:05 PM EDT
Att: 36,558 - Dome

AB 36
R 6
H 10
RBI 5
BB 7
SO 3
LOB 29



Batter	1	2	3	4	5	6	7	8	9	AB	R	H	RBI	BB	SO	LOB	TOP					
Chuck Carr, S OBP: 0.317, SLG: 0.329	1-1 S 1B		2-1 F8		0-0 G6-3		1-3 K		0-0 PO 1B	5	1	2	1	0	1	0						
Bret Barberie, S OBP: 0.361, SLG: 0.347	3-3 K 1-2		1-1 F8		0-0 G6-3		3-1 F8		1-1 PO 1B	4	0	0	0	0	0	1						
Jeff Conine, R OBP: 0.383, SLG: 0.426	3-2 G5-3 2-H 1B			0-0 1B 1B		0-1 1B 2B				4	1	3	1	0	1	0						
Gary Sheffield, R OBP: 0.353, SLG: 0.488	1-2 G5-3			0-2 FC6 1B E 1B		0-2 1B 1B 1B				3	2	2	0	0	0	1						
Rick Renteria, R OBP: 0.326, SLG: 0.371	1-2 G5-3			1-2 E 1B		2-H 1B 1B 1B				1	0	0	0	0	1	0						
Orestes Destrade, S OBP: 0.310, SLG: 0.385	1-0 L5			1-0 E 1B		1-2 1B 1B 1B				4	0	2	1	0	0	1						
Alex Arias, R OBP: 0.340, SLG: 0.323		1-2 G1-3		0-0 FC6 G6-4-3		1-1 1B				4	0	1	0	0	0	1						
Benito Santiago, R OBP: 0.293, SLG: 0.365				1-2 2-H		1-2 2-3 1B				0	0	0	0	0	0	0						
Darrell Whitmore, L OBP: 0.300, SLG: 0.408		1-1 G1-3		0-3 K		2-1 1-2 2-3 3-H 1B				4	1	2	1	0	1	2						
Rob Natal, R OBP: 0.207, SLG: 0.296		0-1 P4		2-0 G6-4-3		1-3 K				3	0	0	0	0	1	5						
Bryan Harvey, R				1-2 1-2					2-2 SH5-4 1B 2B	0	0	0	0	0	0	0						
Pat Rapp, R OBP: 0.162, SLG: 0.182									1-1 SH5-4	3	0	0	0	0	1	5						
Greg Gandy, R OBP: 0.270, SLG: 0.336									2-3 G6-3	2	0	0	0	0	0	0						
Rich Rodriguez, L OBP: 0.223, SLG: 0.312										1	0	0	0	0	0	1						
Matt Turner, R																						
Wall Weiss, S																						
Inning Stats	R: 1 E: 0 K: 1 S: 12	H: 2 LOB: 1 BB: 0 P: 21	R: 0 E: 0 K: 0 S: 7	H: 0 LOB: 0 BB: 0 P: 9	R: 0 E: 0 K: 0 S: 7	H: 0 LOB: 0 BB: 0 P: 11	R: 2 E: 1 K: 1 S: 10	H: 3 LOB: 1 BB: 0 P: 13	R: 0 E: 0 K: 0 S: 4	H: 0 LOB: 0 BB: 0 P: 4	R: 1 E: 0 K: 1 S: 17	H: 5 LOB: 3 BB: 0 P: 23	R: 0 E: 0 K: 2 S: 9	H: 0 LOB: 0 BB: 0 P: 15	R: 0 E: 0 K: 1 S: 7	H: 0 LOB: 0 BB: 0 P: 12	R: 1 E: 0 K: 0 S: 8	H: 2 LOB: 0 BB: 0 P: 12	1B: 10 2B: 2 3B: 0 HR: 0	SF: 0 SAC: 1 DP: 1 HBP: 0	WP: 0 PB: 0 SB: 1 CS: 0	PA: 38
PITCHER	IP WLS BF H R ER SO BB IBB HBP BLK WP HR S P ERA WHIP	IP WLS BF H R ER SO BB IBB HBP BLK WP HR S P ERA WHIP	IP WLS BF H R ER SO BB IBB HBP BLK WP HR S P ERA WHIP	IP WLS BF H R ER SO BB IBB HBP BLK WP HR S P ERA WHIP	IP WLS BF H R ER SO BB IBB HBP BLK WP HR S P ERA WHIP	IP WLS BF H R ER SO BB IBB HBP BLK WP HR S P ERA WHIP	IP WLS BF H R ER SO BB IBB HBP BLK WP HR S P ERA WHIP	IP WLS BF H R ER SO BB IBB HBP BLK WP HR S P ERA WHIP	IP WLS BF H R ER SO BB IBB HBP BLK WP HR S P ERA WHIP	IP WLS BF H R ER SO BB IBB HBP BLK WP HR S P ERA WHIP	IP WLS BF H R ER SO BB IBB HBP BLK WP HR S P ERA WHIP	IP WLS BF H R ER SO BB IBB HBP BLK WP HR S P ERA WHIP	IP WLS BF H R ER SO BB IBB HBP BLK WP HR S P ERA WHIP	IP WLS BF H R ER SO BB IBB HBP BLK WP HR S P ERA WHIP	IP WLS BF H R ER SO BB IBB HBP BLK WP HR S P ERA WHIP	IP WLS BF H R ER SO BB IBB HBP BLK WP HR S P ERA WHIP	IP WLS BF H R ER SO BB IBB HBP BLK WP HR S P ERA WHIP	IP WLS BF H R ER SO BB IBB HBP BLK WP HR S P ERA WHIP				
Kirk Rueter, L ERA: 1.84	5.1	25	10	4	3	2	0	0	0	0	0	0	0	0	52	74	5.06	1.875				
Gil Heredia, R ERA: 6.3	0.2	2	0	0	0	1	0	0	0	0	0	0	0	0	5	7	0.00	0.000				
Brian Barnes, L ERA: 4.46	2.0	L	7	1	1	3	0	0	0	0	0	0	0	0	19	32	4.50	0.500				
Jeff Shaw, R ERA: 4.38	1.0	3	1	0	0	0	0	0	0	0	0	0	0	5	7	0.00	1.000					

Florida Marlins @ Montreal Expos
Olympic Stadium, Montreal, QB
Sun Aug 01 1993, 3:33 AM EDT
Att: 24,162 - Dome

AB 36
R 5
H 12
RBI 4
BB 0
SO 6
LOB 15



Batter	1	2	3	4	5	6	7	8	9	AB	R	H	RBI	BB	SO	LOB	BOTTOM					
Delino DeShields, L OBP: 0.389, SLG: 0.372	0-1 G6-3		4-2 BB		4-2 E 2B BB		1-3 K		0-0 G3	3	1	0	0	2	1	0						
Mike Lansing, R OBP: 0.347, SLG: 0.368	2-1 F8		1-0 G5-3		1-2 E5 2B		0-2 L4			4	1	0	1	0	0	4						
Marquis Grissom, R OBP: 0.337, SLG: 0.425	0-3 K			1-0 E5 FC4-6 S		2-1 P3				4	0	0	0	0	1	3						
Larry Walker, L OBP: 0.380, SLG: 0.475		0-1 G4-3		4-2 FC4-6 BB		1-1 FC4-6 2B				3	0	1	3	1	0	0						
Moises Alou, R OBP: 0.333, SLG: 0.473		2-0 L8		0-2 FC4-6 CS		1-0 F9				4	0	0	0	0	0	3						
Darin Fletcher, L OBP: 0.361, SLG: 0.391		1-0 1B		2-1 F7		2-3 K				4	0	2	0	0	1	2						
John Vander Wal, L OBP: 0.323, SLG: 0.400					0-1 E3 1B E					2	1	0	0	1	1	1						
Sean Berry, R OBP: 0.355, SLG: 0.405										1	0	0	0	0	0	1						
Derrick White, R OBP: 0.273, SLG: 0.333										0	0	0	0	0	0	0						
Wil Cordero, R OBP: 0.310, SLG: 0.377					2-0 G5-3 SH3-4 1B					4	1	2	0	0	1	1						
Kirk Rueter, L ERA: 3.26	5.0	23	4	4	0	4	1	0	0	0	0	0	0	0	28	47	0.00	0.750				
Rich Rodriguez, L ERA: 3.95	2.2	10	1	0	0	4	1	0	0	0	0	0	0	0	1	2	0.00	0.000				
Matt Turner, R ERA: 2.58	0.1	W	1	0	0	0	0	0	0	0	0	0	0	0	1	2	0.00	0.000				
Bryan Harvey, R ERA: 1.96	1.0	S	3	0	0	0	0	0	0	0	0	0	0	0	7	11	0.00	0.000				
Inning Stats	R: 0 E: 0 K: 1 S: 7	H: 0 LOB: 0 BB: 0 P: 9	R: 0 E: 0 K: 1 S: 7	H: 1 LOB: 1 BB: 0 P: 13	R: 0 E: 0 K: 0 S: 5	H: 1 LOB: 1 BB: 1 P: 12	R: 0 E: 0 K: 0 S: 9	H: 0 LOB: 1 BB: 1 P: 16	R: 4 E: 2 K: 1 S: 18	H: 2 LOB: 1 BB: 1 P: 32	R: 0 E: 0 K: 3 S: 12	H: 0 LOB: 1 BB: 1 P: 23	R: 0 E: 0 K: 1 S: 8	H: 0 LOB: 0 BB: 0 P: 10	R: 0 E: 0 K: 0 S: 9	H: 1 LOB: 1 BB: 0 P: 16	R: 0 E: 0 K: 0 S: 7	H: 0 LOB: 0 BB: 0 P: 11	1B: 4 2B: 1 3B: 0 HR: 0	SF: 0 SAC: 1 DP: 1 HBP: 0	WP: 0 PB: 0 SB: 2 CS: 1	PA: 37
PITCHER	IP WLS BF H R ER SO BB IBB HBP BLK WP HR S P ERA WHIP	IP WLS BF H R ER SO BB IBB HBP BLK WP HR S P ERA WHIP	IP WLS BF H R ER SO BB IBB HBP BLK WP HR S P ERA WHIP	IP WLS BF H R ER SO BB IBB HBP BLK WP HR S P ERA WHIP	IP WLS BF H R ER SO BB IBB HBP BLK WP HR S P ERA WHIP	IP WLS BF H R ER SO BB IBB HBP BLK WP HR S P ERA WHIP	IP WLS BF H R ER SO BB IBB HBP BLK WP HR S P ERA WHIP	IP WLS BF H R ER SO BB IBB HBP BLK WP HR S P ERA WHIP	IP WLS BF H R ER SO BB IBB HBP BLK WP HR S P ERA WHIP	IP WLS BF H R ER SO BB IBB HBP BLK WP HR S P ERA WHIP	IP WLS BF H R ER SO BB IBB HBP BLK WP HR S P ERA WHIP	IP WLS BF H R ER SO BB IBB HBP BLK WP HR S P ERA WHIP	IP WLS BF H R ER SO BB IBB HBP BLK WP HR S P ERA WHIP	IP WLS BF H R ER SO BB IBB HBP BLK WP HR S P ERA WHIP	IP WLS BF H R ER SO BB IBB HBP BLK WP HR S P ERA WHIP	IP WLS BF H R ER SO BB IBB HBP BLK WP HR S P ERA WHIP	IP WLS BF H R ER SO BB IBB HBP BLK WP HR S P ERA WHIP	IP WLS BF H R ER SO BB IBB HBP BLK WP HR S P ERA WHIP				

Florida Marlins @ Montreal Expos
Olympic Stadium, Montreal, QB
Sun Aug 01 1993, 3:33 AM EDT
Att: 24,162 - Dome

AB 32
R 4
H 5
RBI 4
BB 4
SO 7
LOB 18



Batter	1	2	3	4	5	6	7	8	9	AB	R	H	RBI	BB	SO	LOB	TOP																					
Chuck Carr, S OBP: 0.319, SLG: 0.330 (1.8)	G4-3		F7		P6		BB		G4-3	5	1	2	0	0	0	1																						
Rick Renteria, R OBP: 0.335, SLG: 0.374 (1.5)	F7		FC5-4		1B		E		F8	4	0	2	0	1	0	1																						
Jeff Conine, R OBP: 0.384, SLG: 0.426 (1.7)	F8		FC5-4		1B		E8		G4-3	5	0	2	1	0	0	2																						
Orestes Desestrade, S OBP: 0.310, SLG: 0.391 (1.3)		HR	F7		G1-3		L4-3			4	1	1	1	0	0	5																						
Darrell Whitmore, L OBP: 0.298, SLG: 0.402 (1.9)		1B			F8		G3		G5-3	4	1	1	0	0	0	1																						
Bento Santiago, R OBP: 0.292, SLG: 0.363 (1.2)		G4-6-3			K		F9		G3	4	0	1	0	0	1	0																						
Bret Barberie, S OBP: 0.369, SLG: 0.356 (1.4)		G4-6-3			FC6-4		BB		1B	4	0	3	0	0	0	1																						
Walt Weiss, S OBP: 0.354, SLG: 0.318 (1.6)					FC6-4				G4-6-3	3	0	2	0	1	0	1																						
Jack Armstrong, R OBP: 0.160, SLG: 0.180 (1.1)									G4-6-3	2	0	1	0	0	0	1																						
Greg Briley, L OBP: 0.271, SLG: 0.333 (6, PH)										1	0	0	0	0	0	2																						
Robb Nen, R OBP: 0.237, SLG: 0.320 (8, PH)										0	0	0	0	0	0	0																						
Henry Colto, R OBP: 1.000, SLG: 1.000 (8.1)										1	0	0	0	0	0	2																						
David Weathers, R OBP: 0.354, SLG: 0.318 (8.1)										0	0	0	0	0	0	0																						
Inning Stats	R: 0 E: 0 K: 0 S: 4	H: 0 LOB: 0 BB: 0 P: 8	R: 2 E: 0 K: 0 S: 12	H: 4 LOB: 1 BB: 0 P: 17	R: 0 E: 0 K: 1 S: 6	H: 1 LOB: 1 BB: 0 P: 7	R: 0 E: 0 K: 1 S: 8	H: 1 LOB: 1 BB: 0 P: 14	R: 0 E: 0 K: 0 S: 8	H: 3 LOB: 2 BB: 0 P: 11	R: 0 E: 0 K: 0 S: 12	H: 1 LOB: 2 BB: 1 P: 19	R: 1 E: 1 K: 0 S: 9	H: 2 LOB: 1 BB: 1 P: 17	R: 0 E: 0 K: 0 S: 7	H: 2 LOB: 1 BB: 0 P: 9	R: 0 E: 0 K: 0 S: 5	H: 1 LOB: 0 BB: 0 P: 8	1B: 13 2B: 2 3B: 0 HR: 1	SF: 0 SAC: 0 DP: 4 HBP: 0	WP: 0 PA: 39 PB: 0 SB: 0 CS: 0																	
PITCHER	IP	WLS	BF	H	R	ER	SO	BB	IBB	HBP	BLK	WP	HR	S	P	ERA	WHIP	PITCHER				IP	WLS	BF	H	R	ER	SO	BB	IBB	HBP	BLK	WP	HR	S	P	ERA	WHIP
Bob Tewksbury, R ERA: 3.84 (1.1)	7.0	W	32	12	3	3	1	2	0	0	0	0	1	59	93	3.86	2.000																					
Rob Murphy, L ERA: 4.57 (8.1)	0.1		3	2	0	0	0	0	0	0	0	0	0	4	4	0.00	6.000																					
Todd Burns, R ERA: 4.79 (8.1)	0.2		1	0	0	0	0	0	0	0	0	0	0	3	5	0.00	0.000																					
Lee Smith, R ERA: 4.33 (9.1)	1.0	S	3	1	0	0	0	0	0	0	0	0	0	5	8	0.00	1.000																					

Florida Marlins @ St. Louis Cardinals
Busch Stadium, St. Louis, MO

AB 37
R 3
H 15
RBI 2
BB 2
SO 1
LOB 17



Mon Aug 02 1993, 7:05 PM CDT
Att: 28,727 - Unknown - 83 F

Batter	1	2	3	4	5	6	7	8	9	AB	R	H	RBI	BB	SO	LOB	BOTTOM																					
Luis Altea, S OBP: 0.381, SLG: 0.379 (1.4)	L4		G1-3		F7		G4-3			4	0	0	0	0	0	2																						
Ozzie Smith, S OBP: 0.332, SLG: 0.355 (1.6)	L8		S		F7		G5-3			4	1	1	0	0	0	0																						
Ray Lankford, L OBP: 0.393, SLG: 0.368 (1.8)	F8		1B		HR		F8			3	1	1	1	1	0	0																						
Todd Zeile, R OBP: 0.344, SLG: 0.428 (1.5)		3B	P5		K		G6-3			4	1	1	0	0	1	2																						
Mark Whiten, S OBP: 0.334, SLG: 0.438 (1.9)		K			G6-3					4	0	2	1	0	1	1																						
Brian Jordan, R OBP: 0.340, SLG: 0.507 (1.7)		E	F8				1B		K	4	2	2	1	0	1	3																						
Rod Brewer, L OBP: 0.324, SLG: 0.343 (1.3)		E9			F8		FC6-5		G6-4-3	3	0	2	2	1	0	0																						
Tom Pagnozzi, R OBP: 0.284, SLG: 0.359 (1.2)		F8			G5-3		FC6-5		G6-4-3	4	0	0	0	0	0	4																						
Bob Tewksbury, R OBP: 0.250, SLG: 0.220 (1.1)										3	0	1	0	0	2	2																						
Rob Murphy, L OBP: 0.500, SLG: 0.500 (8.1)										0	0	0	0	0	0	0																						
Todd Burns, R OBP: 0.500, SLG: 0.500 (8.1)										0	0	0	0	0	0	0																						
Lee Smith, R OBP: 0.500, SLG: 0.500 (9.1)										0	0	0	0	0	0	0																						
Inning Stats	R: 0 E: 0 K: 0 S: 7	H: 0 LOB: 0 BB: 0 P: 14	R: 2 E: 1 K: 2 S: 11	H: 3 LOB: 1 BB: 0 P: 18	R: 1 E: 0 K: 0 S: 12	H: 2 LOB: 2 BB: 1 P: 22	R: 0 E: 0 K: 0 S: 13	H: 1 LOB: 1 BB: 0 P: 19	R: 1 E: 0 K: 1 S: 11	H: 1 LOB: 0 BB: 0 P: 16	R: 1 E: 0 K: 1 S: 10	H: 2 LOB: 1 BB: 0 P: 16	R: 0 E: 0 K: 0 S: 7	H: 0 LOB: 0 BB: 0 P: 13	R: 0 E: 0 K: 1 S: 6	H: 1 LOB: 1 BB: 1 P: 13	R: 0 E: 0 K: 0 S: 1	H: 1 LOB: 1 BB: 1 P: 13	1B: 7 2B: 1 3B: 1 HR: 1	SF: 0 SAC: 0 DP: 1 HBP: 0	WP: 0 PA: 35 PB: 0 SB: 3 CS: 0																	
PITCHER	IP	WLS	BF	H	R	ER	SO	BB	IBB	HBP	BLK	WP	HR	S	P	ERA	WHIP	PITCHER				IP	WLS	BF	H	R	ER	SO	BB	IBB	HBP	BLK	WP	HR	S	P	ERA	WHIP
Jack Armstrong, R ERA: 4.42 (1.1)	5.0	L	23	7	4	4	3	1	0	0	0	0	1	54	89	7.20	1.600																					
Robb Nen, R ERA: 5.63 (8.1)	2.0		8	2	1	1	1	0	0	0	0	0	0	17	29	4.50	1.000																					
David Weathers, R ERA: 6.97 (8.1)	1.0		4	1	0	0	1	0	1	0	0	0	0	6	13	0.00	1.000																					

Florida Marlins @ St. Louis Cardinals
Busch Stadium, St. Louis, MO

AB 33
R 5
H 10
RBI 5
BB 2
SO 5
LOB 14



Mon Aug 02 1993, 7:05 PM CDT
Att: 28,727 - Unknown - 83 F

Batter	1	2	3	4	5	6	7	8	9	AB	R	H	RBI	BB	SO	LOB	TOP					
Chuck Carr, S (1, 8) OBP: 0.318, SLG: 0.329	2-2 CS 1B		1-1 F7		3-3 K		0-0 G4-3			4	0	1	0	0	1	0						
Rick Renteria, R (1, 5) OBP: 0.328, SLG: 0.366	2-2 F7		2-2 L4		2-0 F8			3-1 G5-3		4	0	0	0	0	0	1						
Jeff Conine, R (1, 7) OBP: 0.385, SLG: 0.427	0-0 1B		0-0 P5			0-0 G5-3 1B		2-0 G6-3		4	0	2	0	0	0	0						
Orestes Desjardes, S (1, 3) OBP: 0.311, SLG: 0.392	3-3 K			1-1 G5-3		3-1 G5-3 1B		0-1 1B		4	0	2	0	0	1	2						
Bento Santiago, R (1, 2) OBP: 0.294, SLG: 0.374		0-0 HR		1-0 FC5 1B		2-1 G5-3 1B		1-1 L6		4	1	2	1	0	0	3						
Bret Barberie, S (1, 4) OBP: 0.371, SLG: 0.360		1-0 G4-6-3 1B		2-0 1B		1-0 F7		0-0 L4		4	0	2	0	0	0	2						
Darrell Whitmore, L (1, 9) Bryan Harvey, R (9, 1)		2-0 G4-6-3		2-3 K		2-3 K		0-3 K		4	0	0	0	0	3	5						
Walt Weiss, S (1, 6) OBP: 0.352, SLG: 0.317		0-2 1B		1-0 FC5			3-3 K		2-1 G1-4-3	4	0	1	0	0	1	2						
Charlie Hough, R (1, 1) OBP: 0.065, SLG: 0.044 Greg Briley, L (9, 9) OBP: 0.271, SLG: 0.333		1-0 L9				1-3 K		0-1 G6-3		3	0	0	0	0	1	1						
Inning Stats	R: 0 E: 0 K: 1 S: 10	H: 2 LOB: 1 BB: 0 P: 17	R: 1 E: 0 K: 0 S: 7	H: 3 LOB: 1 BB: 0 P: 11	R: 0 E: 0 K: 0 S: 6	H: 0 LOB: 0 BB: 0 P: 9	R: 0 E: 0 K: 1 S: 9	H: 2 LOB: 2 BB: 0 P: 16	R: 0 E: 0 K: 2 S: 7	H: 0 LOB: 0 BB: 0 P: 13	R: 0 E: 0 K: 1 S: 9	H: 2 LOB: 1 BB: 0 P: 17	R: 0 E: 0 K: 1 S: 6	H: 0 LOB: 0 BB: 0 P: 9	R: 0 E: 0 K: 0 S: 7	H: 1 LOB: 1 BB: 0 P: 13	R: 0 E: 0 K: 1 S: 6	H: 0 LOB: 0 BB: 0 P: 8	1B: 9 2B: 0 3B: 0 HR: 1	SF: 0 SAC: 0 DP: 1 HBP: 0	WP: 0 PB: 0 SB: 0 CS: 1	PA: 35
PITCHER	IP	WLS	BF	H	R	ER	SO	BB	IBB	HBP	BLK	WP	HR	S	P	ERA	WHIP					
Donovan Osborne, L (1, 1) ERA: 3.76	5.0	L	22	9	1	1	4	0	0	0	0	0	1	42	72	1.80	1.800					
Omar Olivares, R (6, 1) ERA: 4.59	3.0		10	1	0	0	2	0	0	0	0	0	0	19	33	0.00	0.333					
Lee Guetterman, L (9, 1) ERA: 5.14	1.0		3	0	0	0	1	0	0	0	0	0	0	6	8	0.00	0.000					

Florida Marlins @ St. Louis Cardinals
Busch Stadium, St. Louis, MO
Tue Aug 03 1993, 7:05 PM CDT
Att: 32,226 - Unknown - 80 F

AB 35
R 1
H 10
RBI 1
BB 0
SO 7
LOB 16



Batter	1	2	3	4	5	6	7	8	9	AB	R	H	RBI	BB	SO	LOB	BOTTOM					
Luis Altea, S (1, 4) OBP: 0.379, SLG: 0.376	3-2 G6-4-3 1B		2-1 G1-3			1-1 F8		2-1 G4-3		4	0	1	0	0	0	1						
Ozzie Smith, S (1, 6) OBP: 0.331, SLG: 0.354	1-1 G6-4-3			1-2 G5-3		2-0 WP PB 1B		0-0 F7		4	0	1	0	0	0	1						
Ray Lankford, L (1, 8) OBP: 0.394, SLG: 0.368	3-1 CS 1B			4-2 FC5-4 1B BB		2-0 L3		2-2 G3		3	0	1	0	1	0	1						
Todd Zeile, R (1, 5) OBP: 0.344, SLG: 0.426	1-0 CS		1-1 F7	2-2 SAFE FC5-4 1B		3-3 K		1-2 F9		4	0	1	0	0	1	1						
Bernard Gilkey, R (1, 7) OBP: 0.375, SLG: 0.496		1-2 G6-3		2-1 FC5-4			3-2 F9		1-2 L1	4	0	0	0	0	0	2						
Mark Whiten, S (1, 9) OBP: 0.332, SLG: 0.435		1-2 G5-3		2-2 G3			3-3 K			3	0	0	0	0	1	2						
Rod Brewer, L (1, 3) OBP: 0.325, SLG: 0.343			1-0 P2		2-3 K		2-2 1B			3	0	1	0	0	1	0						
Tom Pagnozzi, R (1, 2) OBP: 0.284, SLG: 0.359			2-1 PB SH2-4 1B		1-2 F8		0-1 G3			3	0	1	0	0	0	1						
Donovan Osborne, S (1, 1) OBP: 0.244, SLG: 0.214 Omar Olivares, R (6, 1) OBP: 0.294, SLG: 0.353 Gerald Perry, L (6, PH) OBP: 0.366, SLG: 0.452 Lee Guetterman, L (9, 1) OBP: 0.500, SLG: 1.000			0-0 SH2-4		2-3 K		1-3 K			1	0	0	0	0	1	0						
Inning Stats	R: 0 E: 0 K: 0 S: 7	H: 2 LOB: 0 BB: 0 P: 15	R: 0 E: 0 K: 0 S: 8	H: 0 LOB: 0 BB: 0 P: 11	R: 0 E: 0 K: 0 S: 6	H: 1 LOB: 1 BB: 0 P: 11	R: 0 E: 0 K: 0 S: 14	H: 1 LOB: 2 BB: 1 P: 25	R: 0 E: 0 K: 2 S: 9	H: 0 LOB: 0 BB: 0 P: 14	R: 0 E: 0 K: 1 S: 9	H: 1 LOB: 1 BB: 0 P: 17	R: 0 E: 0 K: 1 S: 11	H: 1 LOB: 1 BB: 0 P: 19	R: 0 E: 0 K: 1 S: 8	H: 0 LOB: 0 BB: 0 P: 11	R: 0 E: 0 K: 0 S: 9	H: 0 LOB: 0 BB: 0 P: 13	1B: 6 2B: 0 3B: 0 HR: 0	SF: 0 SAC: 1 DP: 1 HBP: 0	WP: 1 PB: 2 SB: 0 CS: 1	PA: 33
PITCHER	IP	WLS	BF	H	R	ER	SO	BB	IBB	HBP	BLK	WP	HR	S	P	ERA	WHIP					
Charlie Hough, R (1, 1) ERA: 3.85	8.0	W	29	6	0	0	5	1	0	0	0	0	0	72	123	0.00	0.875					
Bryan Harvey, R (9, 1) ERA: 1.91	1.0	S	3	0	0	0	0	0	0	0	0	0	0	9	13	0.00	0.000					

Florida Marlins @ St. Louis Cardinals
Busch Stadium, St. Louis, MO
Tue Aug 03 1993, 7:05 PM CDT
Att: 32,226 - Unknown - 80 F

AB 30
R 0
H 6
RBI 0
BB 1
SO 5
LOB 9



Batter	1	2	3	4	5	6	7	8	9	AB	R	H	RBI	BB	SO	LOB	TOP		
Chuck Carr, S (1, 8) OBP: 0.320, SLG: 0.329 Rob Natal, R (7, 2) OBP: 0.200, SLG: 0.286	 3-2 1B S	 1-2 G5-3			 4-1 G5-3 BB		 3-2 G4-3		 2-0 F8	3	1	1	0	1	0	1			
Rick Renteria, R (1, 5) OBP: 0.320, SLG: 0.356	 3-3 K 1B SAFE		 1-0 F7		 1-2 G5-3		 1-2 F7		 2-0 F8	5	0	0	0	0	1	3			
Jeff Conine, R (1, 7) OBP: 0.386, SLG: 0.426	 1-2 2H 1B		 0-1 G6-3		 4-2 FC5-4 BB		 0-3 K			3	0	1	1	1	1	0			
Orestes Destrade, S (1, 3) OBP: 0.313, SLG: 0.393	 1-1 BB 1B		 0-1 FC4-6 1B		 0-3 K			 2-3 K		4	0	2	0	0	2	2			
Bento Santiago, R (1, 2) OBP: 0.295, SLG: 0.371 Darrell Whitmore, L (7, 9) OBP: 0.286, SLG: 0.384	 4-1 1B		 0-0 FC4-6 1-2		 2-1 FC5-4 1-2			 2-0 F8		2	0	0	0	1	0	3			
Henry Cotto, R (1, 9) OBP: 0.237, SLG: 0.318	 1-2 F9			 1-0 P3			 2-2 1B		 1-1 P3	4	0	1	0	0	0	2			
Bret Barberie, S (1, 4) OBP: 0.374, SLG: 0.368		 2-2 2B		 1-3 K		 1-0 F7			 3-1 1B WP SF7	4	1	2	0	0	1	1			
Walt Weiss, S (1, 6) OBP: 0.352, SLG: 0.320 Luis Aquino, R (6, 1) OBP: 0.091, SLG: 0.091 Joe Klink, L (8, 1) OBP: 0.276, SLG: 0.338	 1-2 G6-3		 0-2 2B		 1-0 F7			 3-2 1B		3	0	1	0	0	0	2			
Greg Brolley, L (6, PH) OBP: 0.276, SLG: 0.338	 1-2 1B			 1-3 2B		 1-0 F7		 1-3 1B		1	0	1	0	0	0	0			
Ryan Bowen, R (1, 1) OBP: 0.140, SLG: 0.190 Richie Lewis, R (3, 1) OBP: 0.336, SLG: 0.321	 0-2 P4		 1-3 K		 2-1 G4-3			 1-0 SF7		1	0	0	0	0	0	1			
Alex Arias, R (6, PH) OBP: 0.336, SLG: 0.321	 1-0 SF7 3H							 1-0 SF7		1	0	0	0	0	1	1			
Inning Stats	R: 1 H: 3 E: 0 K: 1 S: 18	H: 3 LOB: 2 BB: 1 P: 31	R: 0 H: 1 E: 0 K: 0 S: 13	LOB: 1 BB: 0 P: 17	R: 0 H: 1 E: 0 K: 0 S: 6	LOB: 1 BB: 0 P: 7	R: 0 H: 1 E: 0 K: 2 S: 11	LOB: 0 BB: 0 P: 14	R: 0 H: 0 E: 0 K: 1 S: 11	LOB: 1 BB: 2 P: 13	R: 0 H: 0 E: 0 K: 1 S: 11	LOB: 0 BB: 0 P: 15	R: 0 H: 0 E: 0 K: 1 S: 7	LOB: 0 BB: 0 P: 12	R: 1 H: 2 E: 0 K: 0 S: 8	LOB: 1 BB: 0 P: 19	1B: 7 2B: 2 3B: 0 HR: 0	SF: 1 SAC: 0 DP: 0 HBP: 0	WP: 1 PA: 38 PB: 0 SB: 2 CS: 0
PITCHER	IP WLS BF H R ER SO BB IBB HBP BLK WP HR S P ERA WHIP	IP WLS BF H R ER SO BB IBB HBP BLK WP HR S P ERA WHIP																	
Allen Watson, L (1, 1) ERA: 3.9	6.0	W	27	7	1	1	4	3	0	0	0	0	0	0	0	66	104	1.50	1.667
Todd Burns, R (7, 1) ERA: 4.56	2.0		6	0	0	0	2	0	0	0	0	0	0	0	0	18	27	0.00	0.000
Rob Murphy, L (9, 1) ERA: 4.76	1.0		5	2	1	1	0	0	0	0	0	0	1	0	8	19	9.00	2.000	

Florida Marlins @ St. Louis Cardinals
 Busch Stadium, St. Louis, MO
 Wed Aug 04 1993, 7:05 PM CDT
 Att: 30,780 - Unknown - 76 F

AB 34
 R 2
 H 9
 RBI 2
 BB 3
 SO 6
 LOB 18



Batter	1	2	3	4	5	6	7	8	9	AB	R	H	RBI	BB	SO	LOB	BOTTOM		
Bernard Gilkey, R (1, 3) OBP: 0.383, SLG: 0.507	 1-2 HR		 1-2 HR BB		 1-0 1B		 4-0 1B BB			2	2	2	2	3	0	0			
Ozzie Smith, S (1, 6) OBP: 0.332, SLG: 0.353	 4-1 G6-3 BLK BB		 1-2 L8		 2-3 3H 1B		 3-2 F9		 1-2 2-3 1B	4	0	1	0	1	1	5			
Ray Lankford, L (1, 8) OBP: 0.392, SLG: 0.363	 3-2 F7 1-2		 4-1 BB BB BB		 0-0 G3		 2-0 F7		 0-1 P6	4	1	0	0	1	0	4			
Todd Zeile, R (1, 5) OBP: 0.345, SLG: 0.426 Tracy Woodson, R (7, 5) OBP: 0.231, SLG: 0.254	 3-2 G6-3		 4-0 BB BB HR BB		 3-2 F9		 2-1 FC4-6 1B		 0-0 F8	3	1	1	0	1	0	1			
Mark Whiten, S (1, 9) OBP: 0.331, SLG: 0.431 Rod Brewer, L (7, 3) OBP: 0.330, SLG: 0.350	 3-2 K		 4-2 HR BB		 2-3 K		 1-1 FC4-6 2B		 0-1 SF9 1B	3	2	0	1	1	2	2			
Brian Jordan, R (1, 7) OBP: 0.341, SLG: 0.507	 3-2 G6-3		 4-0 HR BB		 1-3 K		 0-0 2B		 2-1 P4	4	1	1	2	1	1	1			
Luis Alicea, S (1, 4) OBP: 0.379, SLG: 0.388	 1-2 F7		 0-0 HR		 4-0 2B 1B BB		 1-0 F9		 0-1 E3 SF9 1B	4	2	1	4	1	0	2			
Tom Pagnozzi, R (1, 2) OBP: 0.292, SLG: 0.377	 0-1 1B		 1-0 L9		 2-0 1B		 3-1 FC1-6 2B		 1-2 SF9	4	0	3	1	0	0	0			
Allen Watson, L (1, 1) OBP: 0.182, SLG: 0.100 Todd Burns, R (7, 1) ERA: 3.51 Gerald Perry, L (6, PH) OBP: 0.361, SLG: 0.444 Rob Murphy, L (9, 1) OBP: 0.500, SLG: 0.500	 0-0 G4-1		 2-2 WP		 0-3 K		 0-1 FC1-6-5 1B BB		 1-1 L7	3	0	1	0	0	1	3			
Inning Stats	R: 1 H: 1 E: 0 K: 1 S: 14	H: 1 LOB: 1 BB: 1 P: 28	R: 0 H: 1 E: 0 K: 0 S: 9	H: 1 LOB: 0 BB: 0 P: 13	R: 6 H: 2 E: 0 K: 1 S: 19	H: 2 LOB: 2 BB: 6 P: 51	R: 0 H: 0 E: 0 K: 1 S: 10	H: 0 LOB: 0 BB: 0 P: 15	R: 1 H: 2 E: 0 K: 0 S: 7	H: 2 LOB: 1 BB: 0 P: 13	R: 0 H: 2 E: 0 K: 0 S: 11	H: 2 LOB: 3 BB: 1 P: 21	R: 1 H: 1 E: 1 K: 0 S: 11	H: 1 LOB: 1 BB: 0 P: 15	1B: 6 2B: 3 3B: 0 HR: 2	SF: 1 SAC: 0 DP: 0 HBP: 0	WP: 1 PA: 45 PB: 0 SB: 0 CS: 0		
PITCHER	IP WLS BF H R ER SO BB IBB HBP BLK WP HR S P ERA WHIP	IP WLS BF H R ER SO BB IBB HBP BLK WP HR S P ERA WHIP																	
Ryan Bowen, R (1, 1) ERA: 4.49	2.1	L	14	4	3	3	3	3	0	0	0	1	1	33	62	10.12	2.625		
Richie Lewis, R (3, 1) ERA: 3.51	2.2		15	4	3	3	3	3	0	0	0	1	1	33	62	10.12	2.625		
Luis Aquino, R (6, 1) ERA: 3.31	2.0		11	4	1	1	0	1	0	0	0	0	0	18	34	4.50	2.500		
Joe Klink, L (8, 1) ERA: 3.52	1.0		5	1	1	0	0	0	0	0	0	0	0	11	15	0.00	1.000		

Florida Marlins @ St. Louis Cardinals
 Busch Stadium, St. Louis, MO
 Wed Aug 04 1993, 7:05 PM CDT
 Att: 30,780 - Unknown - 76 F

AB 35
 R 10
 H 11
 RBI 10
 BB 9
 SO 5
 LOB 23



Batter	1	2	3	4	5	6	7	8	9	AB	R	H	RBI	BB	SO	LOB	TOP		
Henry Cotto, R OBP: 0.242, SLG: 0.320	0-2 G4-3 1B	2-0 F7				1-3 K	0-0 FC4-6 1B	2-2 G5-3		5	1	2	2	0	1	1			
Bret Barberie, S OBP: 0.374, SLG: 0.374	2-1 G4-3		1-0 G6-3 2B		2-1 HR 1B	FC4-6 1B		0-0 F9		5	1	2	0	0	0	2			
Jeff Conine, R OBP: 0.388, SLG: 0.434	0-0 2B 1B		4-2 G6-3 BB		0-0 HR 1B	1-3 K		2-2 P3		4	2	2	3	1	1	1			
Gary Sheffield, R OBP: 0.354, SLG: 0.489	0-1 1-H 2B		3-2 G6-3		0-0 G6-3 1B		1-0 L7		0-1 F9	5	0	2	1	0	0	2			
Darrell Whitmore, L OBP: 0.285, SLG: 0.379	0-0 F7		1-3 K		1-2 G6-3 1B		0-0 G4-6-3 1B			4	0	1	0	0	1	4			
Benito Santiago, R OBP: 0.285, SLG: 0.369	4-2 BB		2-0 L7		1-0 G5-3		0-0 G4-6-3			2	0	0	0	1	0	3			
Rich Rodriguez, L Matt Turner, R										1	0	0	0	0	0	1			
										0	0	0	0	0	0	0			
Greg Briley, L OBP: 0.288, SLG: 0.329	0-0 G4-3			2-2 F8			0-1 E3 G5-4-3 1B	1-0 P5		4	1	0	0	0	0	2			
Walt Weiss, S OBP: 0.351, SLG: 0.320		3-2 P4		2-2 L7			1-1 G5-4-3 1B	1-0 F9		4	1	1	0	0	0	0			
Chris Hammond, L OBP: 0.283, SLG: 0.313	0-0 F9		0-1 G1-3		0-1 G5-4-3		1-2 2-3	1-2 1B		2	0	0	0	0	0	0			
Robb Nen, R Joe Klink, L Rob Natal, R OBP: 0.219, SLG: 0.300										0	0	0	0	0	0	0			
										2	0	1	0	0	0	2			
Inning Stats	R: 2 H: 3 E: 0 K: 0 S: 15	H: 3 LOB: 2 BB: 1 P: 21	R: 0 H: 0 E: 0 K: 0 S: 5	H: 0 LOB: 0 BB: 0 P: 10	R: 0 H: 1 E: 0 K: 1 S: 10	H: 1 LOB: 2 BB: 1 P: 21	R: 0 H: 0 E: 0 K: 0 S: 10	H: 0 LOB: 0 BB: 0 P: 14	R: 2 H: 3 E: 0 K: 1 S: 11	H: 3 LOB: 1 BB: 0 P: 16	R: 0 H: 1 E: 0 K: 0 S: 3	H: 1 LOB: 0 BB: 0 P: 4	R: 0 H: 1 E: 0 K: 0 S: 8	H: 1 LOB: 1 BB: 0 P: 13	R: 0 H: 0 E: 0 K: 0 S: 6	H: 0 LOB: 0 BB: 0 P: 8	1B: 8 2B: 2 3B: 0 HR: 1	SF: 0 SAC: 0 DP: 1 HBP: 0	WP: 0 PA: 40 PB: 0 SB: 1 CS: 0
PITCHER Rene Arocha, R ERA: 3.6	IP: 9.0 WLS: W BF: 40 H: 11 R: 6 ER: 5 SO: 3 BB: 2 IBB: 0 HBP: 0 BLK: 0 WP: 0 HR: 1 S: 82 P: 126 ERA: 5.00 WHIP: 1.444																		

Florida Marlins @ St. Louis Cardinals
Busch Stadium, St. Louis, MO
Thu Aug 05 1993, 7:05 PM CDT
Att: 28,699 - Unknown - 64 F

AB 38
R 6
H 11
RBI 6
BB 2
SO 3
LOB 18



Batter	1	2	3	4	5	6	7	8	9	AB	R	H	RBI	BB	SO	LOB	BOTTOM		
Bernard Gilkey, R OBP: 0.385, SLG: 0.507	2-1 2B 1B	1-0 FC5-4 1B	0-0 G6-3	2-1 F9	0-2 1B		1-1 G6-3			6	1	3	3	0	0	3			
Ozzie Smith, S OBP: 0.330, SLG: 0.351	2-1 F7	2-1 FC5-4 1B		0-0 1B	1-2 2-3 3-H 1B		2-2 F9			5	1	1	0	0	0	4			
José Oquendo, S OBP: 0.325, SLG: 0.214	1-1 SAFE 1B	2-3 SAFE K		1-1 SAFE 1B	4-2 WP BB		0-1 G1			5	1	1	0	1	1	2			
Gregg Jefferies, S OBP: 0.388, SLG: 0.486	1-1 SAFE 1B	2-3 SAFE K		1-1 SAFE 1B	4-2 WP BB		0-1 G1			5	1	1	0	1	1	2			
Rod Brewer, L OBP: 0.330, SLG: 0.350	1-1 SAFE 1B	2-3 SAFE K		1-1 SAFE 1B	4-2 WP BB		0-1 G1			0	0	0	0	0	0	0			
Todd Zeile, R OBP: 0.352, SLG: 0.432	1-2 1B 2B		1-1 BB 1B	0-1 G3-2-3 1B	4-2 2B BB		4-2 K			4	4	3	2	2	1	0			
Brian Jordan, R OBP: 0.353, SLG: 0.538	3-2 BB 1B		0-2 L9	2-0 1B 1B	1-0 BB BB		0-0 G1-6-3			6	3	4	3	0	0	1			
Ray Lankford, L OBP: 0.396, SLG: 0.362	4-1 1B		2-1 BB 1B	2-0 G3-2-3 1B	4-2 1B BB		4-0 G4-3			3	2	1	0	3	0	3			
Luis Alicaia, S OBP: 0.387, SLG: 0.392	2-2 P2		4-0 1B BB	1-2 2-3 3-H 1B	4-1 1B BB		0-1 1B			3	3	2	2	2	0	3			
Tom Pagnozzi, R OBP: 0.299, SLG: 0.382		3-2 SH3 1B	2-1 K 1B	1-1 WP BB 1B	1-0 P4		1-0 F9			5	1	3	3	0	0	5			
Rene Arocha, R OBP: 0.125, SLG: 0.128		0-0 SH3	0-3 K	4-2 WP BB	2-2 1B		0-0 G4-3			3	0	1	1	1	1	3			
Inning Stats	R: 1 H: 3 E: 0 K: 0 S: 16	H: 3 LOB: 3 BB: 1 P: 31	R: 1 H: 2 E: 0 K: 1 S: 10	H: 2 LOB: 0 BB: 0 P: 18	R: 3 H: 3 E: 0 K: 1 S: 13	H: 3 LOB: 1 BB: 1 P: 22	R: 4 H: 6 E: 0 K: 0 S: 15	H: 6 LOB: 2 BB: 1 P: 28	R: 5 H: 3 E: 0 K: 0 S: 22	H: 3 LOB: 2 BB: 4 P: 45	R: 2 H: 2 E: 0 K: 0 S: 9	H: 0 LOB: 0 BB: 0 P: 9	R: 0 H: 0 E: 0 K: 1 S: 9	H: 0 LOB: 0 BB: 0 P: 16	R: 0 H: 0 E: 0 K: 0 S: 6	H: 0 LOB: 0 BB: 0 P: 8	1B: 16 2B: 2 3B: 0 HR: 1	SF: 0 SAC: 1 DP: 1 HBP: 0	WP: 2 PA: 51 PB: 0 SB: 1 CS: 0
PITCHER Chris Hammond, L ERA: 4.52	IP: 3.2 WLS: L BF: 25 H: 13 R: 9 ER: 8 SO: 2 BB: 2 IBB: 0 HBP: 0 BLK: 0 WP: 0 HR: 0 S: 47 P: 85 ERA: 19.64 WHIP: 4.091																		
Robb Nen, R ERA: 6.34	0.2 7 2 3 0 3	0.1 5 2 2 0 2	2.1 11 2 2 0 2	0.0 0 0 0 0 0	0.0 0 0 0 0 0	0.0 0 0 0 0 0	0.0 0 0 0 0 0	0.0 0 0 0 0 0	0.0 0 0 0 0 0	0.0 0 0 0 0 0	0.0 0 0 0 0 0	0.0 0 0 0 0 0	0.0 0 0 0 0 0	0.0 0 0 0 0 0	0.0 0 0 0 0 0	0.0 0 0 0 0 0	0.00 0.000		
Joe Klink, L ERA: 4.24	0.1 5 2 2 0 2	2.1 11 2 2 0 2	0.0 0 0 0 0 0	0.0 0 0 0 0 0	0.0 0 0 0 0 0	0.0 0 0 0 0 0	0.0 0 0 0 0 0	0.0 0 0 0 0 0	0.0 0 0 0 0 0	0.0 0 0 0 0 0	0.0 0 0 0 0 0	0.0 0 0 0 0 0	0.0 0 0 0 0 0	0.0 0 0 0 0 0	0.0 0 0 0 0 0	0.00 0.000			
Rich Rodriguez, L ERA: 4.14	2.1 11 2 2 0 2	0.0 0 0 0 0 0	0.0 0 0 0 0 0	0.0 0 0 0 0 0	0.0 0 0 0 0 0	0.0 0 0 0 0 0	0.0 0 0 0 0 0	0.0 0 0 0 0 0	0.0 0 0 0 0 0	0.0 0 0 0 0 0	0.0 0 0 0 0 0	0.0 0 0 0 0 0	0.0 0 0 0 0 0	0.0 0 0 0 0 0	0.0 0 0 0 0 0	0.00 0.000			
Matt Turner, R ERA: 2.52	1.0 3 0 0 0 1	0.0 0 0 0 0 0	0.0 0 0 0 0 0	0.0 0 0 0 0 0	0.0 0 0 0 0 0	0.0 0 0 0 0 0	0.0 0 0 0 0 0	0.0 0 0 0 0 0	0.0 0 0 0 0 0	0.0 0 0 0 0 0	0.0 0 0 0 0 0	0.0 0 0 0 0 0	0.0 0 0 0 0 0	0.0 0 0 0 0 0	0.0 0 0 0 0 0	0.00 0.000			

Florida Marlins @ St. Louis Cardinals
Busch Stadium, St. Louis, MO
Thu Aug 05 1993, 7:05 PM CDT
Att: 28,699 - Unknown - 64 F

AB 41
R 16
H 19
RBI 14
BB 9
SO 3
LOB 24



Batter	1	2	3	4	5	6	7	8	9	AB	R	H	RBI	BB	SO	LOB	TOP					
Lenny Dykstra, L (1,8) OBP: 0.423, SLG: 0.464	3-0 G4-3	2-0 CS	3-3 K	2-0 G4-3		1-0 G3			4-1 G3 S BB	4	0	0	0	1	1	2						
Mariano Duncan, R (1,4) OBP: 0.297, SLG: 0.396	2-2 BB 2B		3-3 K		0-2 G3 SF9 1B		1-0 F9		0-3 K	5	1	2	0	0	2	1						
John Kruk, L (1,3) OBP: 0.472, SLG: 0.500	2-2 K		4-2		0-1 G3 1B		2-0		1-2 G3	4	0	2	0	1	1	2						
Dave Hollins, S (1,5) OBP: 0.373, SLG: 0.454	4-0 BB BB		0-1 F8		2-2 G3		1-1 P5		0-3 K	4	0	0	0	1	1	5						
Darren Daulton, L (1,2) OBP: 0.399, SLG: 0.499	4-1 BB			4-2 HR BB	2-2 SF9		0-1 P6			1	1	0	1	2	0	1						
Jim Eisenreich, L (1,9) OBP: 0.367, SLG: 0.455	3-1 G4-3			0-0 HR	3-0 G1-3			3-3 K		4	1	1	2	0	1	4						
Milt Thompson, L (1,7) OBP: 0.348, SLG: 0.368		1-0 CS 1B		3-2 SH2-4 1B		4-2 G4-6-3 BB		4-1 BB		2	0	2	0	2	0	0						
Kevin Stocker, S (1,6) OBP: 0.463, SLG: 0.500	2-2 F7	2-2 F8	3-2 F8	3-2 F8	2-1 G4-6-3	1-2		0-3 K		4	0	0	0	0	1	4						
Jose DeLeon, R (1,1)	1-3 K	1-3 K	0-2 SH2-4	1-2	2-2	2-2		1-3 K		1	0	0	0	0	1	1						
Wes Chamberlain, R (6,PH) OBP: 0.321, SLG: 0.515										1	0	1	0	0	0	0						
Roger Mason, R (6,PH) OBP: 0.200, SLG: 0.200										0	0	0	0	0	0	0						
Pete Incaviglia, R (8,PH) OBP: 0.300, SLG: 0.537										1	0	0	0	0	1	1						
David West, L (8,1) OBP: 0.500, SLG: 0.750										0	0	0	0	0	0	0						
Inning Stats	R: 0 E: 0 K: 1 S: 11	H: 1 LOB: 3 BB: 2 P: 29	R: 0 E: 0 K: 1 S: 10	H: 1 LOB: 0 BB: 0 P: 16	R: 0 E: 0 K: 2 S: 11	H: 0 LOB: 1 BB: 1 P: 21	R: 2 E: 0 K: 0 S: 18	H: 2 LOB: 1 BB: 1 P: 30	R: 1 E: 0 K: 0 S: 12	H: 2 LOB: 1 BB: 0 P: 19	R: 0 E: 0 K: 0 S: 8	H: 1 LOB: 1 BB: 1 P: 17	R: 0 E: 0 K: 0 S: 6	H: 1 LOB: 1 BB: 0 P: 10	R: 0 E: 0 K: 3 S: 14	H: 0 LOB: 1 BB: 1 P: 22	R: 0 E: 0 K: 2 S: 10	H: 0 LOB: 1 BB: 1 P: 15	1B: 4 2B: 3 3B: 0 HR: 1	SF: 1 SAC: 1 DP: 1 HBP: 0	WP: 0 PB: 0 SB: 1 CS: 1	PA: 41
PITCHER	IP WLS BF H R ER SO BB IBB HBP BLK WP HR S P ERA WHIP																					
Pat Rapp, R (1,1) ERA: 3.57	5.0		24	6	3	3	4	4	0	0	0	0	0	0	1	62	115	5.40	2.000			
Luis Aquino, R (6,1) ERA: 3.24	1.2	W	7	2	0	0	0	1	0	0	0	0	0	0	0	12	25	0.00	1.800			
Joe Klink, L (7,1) ERA: 4.13	0.2		3	0	0	0	1	1	0	0	0	0	0	0	8	15	0.00	1.500				
Bryan Harvey, R (8,1) ERA: 1.85	1.2	S	6	0	0	0	4	1	0	0	0	0	0	0	18	24	0.00	0.600				

Philadelphia Phillies @ Florida Marlins
Joe Robbie Stadium, Miami, FL
Fri Aug 06 1993, 7:05 PM EDT
Att: 43,670 - Unknown - 87 F


AB 31
R 3
H 8
RBI 3
BB 7
SO 9
LOB 21





Batter	1	2	3	4	5	6	7	8	9	AB	R	H	RBI	BB	SO	LOB	BOTTOM			
Chuck Carr, S (1,8) OBP: 0.322, SLG: 0.340	2-2 CS 1B	1-0 HR			3-1 L8		1-2 G1-3			4	1	2	2	0	0	1				
Rick Renteria, R (1,4) OBP: 0.319, SLG: 0.351	4-2 BB E	3-2 F8			0-2 F7			2-3 K		3	1	0	0	1	1	0				
Jeff Conine, R (1,7) OBP: 0.387, SLG: 0.433	0-1 E6 1B		0-2 F8			0-3 K		0-3 K		4	0	1	0	0	2	0				
Gary Sheffield, R (1,5) OBP: 0.350, SLG: 0.484	1-3 K		0-0 G5-3		0-1 P3			1-1 F9		4	0	0	0	0	1	1				
Orestes Destrade, S (1,3) OBP: 0.316, SLG: 0.402	4-0 BB		2-3 K		1-0 HR					2	1	1	1	1	1	0				
Darrell Whitmore, L (1,9) OBP: 0.278, SLG: 0.370	2-2 K			2-1 G5-3	0-1 CS 1B		2-3 K			3	0	0	0	0	2	2				
Benito Santiago, R (1,2) OBP: 0.295, SLG: 0.369		1-0 F7		0-1 CS 1B			1-2 L5			3	0	1	0	0	0	0				
Walt Weiss, S (1,6) OBP: 0.354, SLG: 0.319		4-1 SH3-4 HR BB		1-3 K	1-2		4-2 SH3-4 BB			1	1	0	0	2	1	1				
Pat Rapp, R (1,1) OBP: 0.182, SLG: 0.182		0-0 SH3-4			1-3 K		0-1 SH3-4			0	0	0	0	0	0	0				
Bret Barberie, S (5,PH) OBP: 0.373, SLG: 0.372										1	0	0	0	0	1	0				
Luis Aquino, R (6,1) OBP: 0.091, SLG: 0.091										0	0	0	0	0	0	0				
Joe Klink, L (7,1)										0	0	0	0	0	0	0				
Bryan Harvey, R (8,1)										0	0	0	0	0	0	0				
Inning Stats	R: 1 E: 1 K: 2 S: 15	H: 2 LOB: 2 BB: 2 P: 28	R: 2 E: 0 K: 0 S: 7	H: 1 LOB: 0 BB: 1 P: 16	R: 0 E: 0 K: 1 S: 7	H: 0 LOB: 0 BB: 0 P: 9	R: 0 E: 0 K: 1 S: 7	H: 1 LOB: 1 BB: 0 P: 10	R: 0 E: 0 K: 1 S: 8	H: 0 LOB: 0 BB: 0 P: 12	R: 1 E: 0 K: 2 S: 11	H: 1 LOB: 0 BB: 0 P: 14	R: 0 E: 0 K: 0 S: 11	H: 0 LOB: 1 BB: 1 P: 17	R: 0 E: 0 K: 2 S: 8	H: 0 LOB: 0 BB: 0 P: 11	1B: 3 2B: 1 3B: 0 HR: 2	SF: 0 SAC: 2 DP: 1 HBP: 0	WP: 0 PB: 0 SB: 0 CS: 2	PA: 31
PITCHER	IP WLS BF H R ER SO BB IBB HBP BLK WP HR S P ERA WHIP																			
Jose DeLeon, R (1,1) ERA: 3.26	5.0		20	4	3	2	5	3	0	0	0	0	0	0	1	44	75	3.60	1.400	
Roger Mason, R (6,1) ERA: 3.69	2.0	L	8	1	1	1	2	1	0	0	0	0	0	1	22	31	4.50	1.000		
David West, L (8,1) ERA: 2.98	1.0		3	0	0	0	2	0	0	0	0	0	0	8	11	0.00	0.000			

Philadelphia Phillies @ Florida Marlins
Joe Robbie Stadium, Miami, FL
Fri Aug 06 1993, 7:05 PM EDT
Att: 43,670 - Unknown - 87 F

AB 25
R 4
H 5
RBI 3
BB 4
SO 9
LOB 5



Batter	1	2	3	4	5	6	7	8	9	AB R H RBI BB SO LOB	TOP									
Lenny Dykstra, L OBP: 0.426, SLG: 0.465 (1, 8)	4-2 WP BB	0-2 CS 1B			1-0 G3		2-1 F7		0-0 SH1-3 1B	4 1 2 0 1 0 0	Philadelphia Phillies @ Florida Marlins Joe Robbie Stadium, Miami, FL Sun Aug 08 1993, 7:05 PM EDT Att: 43,186 - Unknown - 86 F AB 33 R 5 H 9 RBI 4 BB 5 SO 6 LOB 14 									
Mariano Duncan, R OBP: 0.297, SLG: 0.402 Roger Mason, R OBP: 0.200, SLG: 0.200 Milt Thompson, L OBP: 0.349, SLG: 0.363 (9, PH)	3-1 G5-3	1-2 CS	0-0 HR		0-2 F8		0-1 1B 1B	0-1 SH1-3 1-3	4 2 2 1 0 0 1 0 0 0 0 0 0 0 0 0 0 0 0 0 0											
John Kruk, L OBP: 0.471, SLG: 0.497 (1, 3)	3-3 K		1-3 K		0-0 BB 1B		0-0 1B 1B	1-0 G4-3	5 0 2 0 0 2 2											
Dave Hollins, S OBP: 0.375, SLG: 0.449 (1, 5)	4-2 2H BB		1-0 F7		1-3 K		3-2 1B 1B	1-3 K	4 0 1 1 1 2 2											
Darren Daulton, L OBP: 0.404, SLG: 0.513 (1, 2)	1-1 P2		2-0 L3		4-1 BB BB		3-1 P3		3 0 0 0 1 0 3											
Jim Eisenreich, L OBP: 0.366, SLG: 0.456 (1, 9)		3-2 HR 1B		3-1 F8		0-1 F8		3-2 G5-3	4 1 1 0 0 0 2											
Pete Incaviglia, R OBP: 0.305, SLG: 0.546 (1, 7)		0-0 1H HR		0-0 G6-3		4-1 BB BB		4-2 SH1-3 BB	2 1 1 2 2 0 0											
Kevin Stocker, S OBP: 0.444, SLG: 0.481 (1, 6)		3-2 F9		0-1 G5-3		2-1 F7		0-0 SH1-3	3 0 0 0 0 0 3											
Terry Mulholland, R OBP: 0.094, SLG: 0.077 Mickey Morandini, L OBP: 0.256, SLG: 0.326 (7, PH) (7, 4)		0-0 G4-3		1-3 K		0-0 G3		3-3 K	2 0 0 0 0 1 0 2 0 0 0 0 1 1											
Inning Stats	R: 1 E: 0 K: 1 S: 11	H: 0 LOB: 1 BB: 2 P: 26	R: 2 E: 0 K: 0 S: 15	H: 3 LOB: 0 BB: 0 P: 21	R: 1 E: 0 K: 1 S: 6	H: 1 LOB: 0 BB: 0 P: 10	R: 0 E: 0 K: 0 S: 5	H: 0 LOB: 0 BB: 0 P: 8	R: 0 E: 0 K: 1 S: 7	H: 1 LOB: 3 BB: 2 P: 9		R: 1 E: 0 K: 0 S: 10	H: 3 LOB: 2 BB: 0 P: 15	R: 0 E: 0 K: 1 S: 10	H: 0 LOB: 1 BB: 1 P: 20	R: 0 E: 0 K: 1 S: 8	H: 1 LOB: 1 BB: 0 P: 10	1B: 7 2B: 0 3B: 0 HR: 2	SF: 0 SAC: 2 DP: 0 HBP: 0	WP: 2 PB: 0 SB: 1 CS: 1
PITCHER	IP WLS BF H R ER SO BB IBB HBP BLK WP HR S P ERA WHIP											PITCHER	IP WLS BF H R ER SO BB IBB HBP BLK WP HR S P ERA WHIP							
Charlie Hough, R ERA: 3.98	(1, 1) 6.2 W 31 8 5 5 4 4 0 0 0 0 1 2 63 109 6.75 1.800																			
Joe Klink, L ERA: 3.95	(7, 1) 0.2 2 0 0 0 0 0 0 0 0 0 0 5 8 0.00 0.000																			
Luis Aquino, R ERA: 3.21	(8, 1) 0.2 3 0 0 0 1 1 0 0 0 0 0 6 13 0.00 1.500																			
Bryan Harvey, R ERA: 1.81	(9, 1) 1.0 S 4 1 0 0 1 0 0 0 0 0 0 0 8 10 0.00 1.000																			

Batter	1	2	3	4	5	6	7	8	9	AB R H RBI BB SO LOB	BOTTOM		
Chuck Carr, S OBP: 0.324, SLG: 0.340 (1, 8)	3-2 G5-3	0-0 HR 1B		2-3 K			4-2 BB			3 1 1 1 1 1 0	Philadelphia Phillies @ Florida Marlins Joe Robbie Stadium, Miami, FL Sun Aug 08 1993, 7:05 PM EDT Att: 43,186 - Unknown - 86 F AB 30 R 6 H 8 RBI 6 BB 3 SO 5 LOB 8 		
Henry Cotto, R OBP: 0.250, SLG: 0.344 (1, 9)	0-2 2B	1-0 1H HR			0-1 F8		2-2 L9			4 2 2 2 0 0 1			
Jeff Conine, R OBP: 0.383, SLG: 0.428 (1, 7) (9, 3)	0-0 G4-3 2H 2B	0-0 P3			2-1 F9		2-0 F8			4 0 1 1 0 0 0			
Gary Sheffield, R OBP: 0.352, SLG: 0.479 (1, 5)	0-1 G4-3		0-1 F8		2-2 G5-3		0-1 G5-3			4 0 0 0 0 0 1			
Orestes Destrade, S OBP: 0.314, SLG: 0.396 Bryan Harvey, R (9, 1)	2-3 K		1-3 K		4-2 BB		4-0 BB			2 0 0 0 2 2 1 0 0 0 0 0 0 0			
Benito Santiago, R OBP: 0.295, SLG: 0.374 (1, 2)		1-2 HR	1-2 G6-3		1-3 K		1-2 L7			4 1 1 1 0 1 2			
Bret Barberie, S OBP: 0.385, SLG: 0.415 (1, 4)		2-1 G3 1B 2B		1-0 HR		1-0 F8				3 2 2 1 0 0 0			
Alex Arias, R OBP: 0.340, SLG: 0.321 Greg Briley, L OBP: 0.273, SLG: 0.333 (9, 7)	2 SAFE G1-3	0-1 G2-6 1B		3-2 G2-6 1B		1-3 K				3 0 1 0 0 1 1 0 0 0 0 0 0 0			
Charlie Hough, R OBP: 0.063, SLG: 0.043 Joe Klink, L (7, 1)	0-0 G3		0-1 G2-6 1B		0-1 G2-6 1B		0-0 F8			2 0 0 0 0 0 2 1 0			
Luis Aquino, R OBP: 0.091, SLG: 0.091 Walt Weiss, S OBP: 0.357, SLG: 0.321 (9, 6)				1-2						1B: 2 2B: 3 3B: 0 HR: 3		SF: 0 SAC: 0 DP: 1 HBP: 0	WP: 0 PB: 0 SB: 0 CS: 0
PITCHER	IP WLS BF H R ER SO BB IBB HBP BLK WP HR S P ERA WHIP											PITCHER	IP WLS BF H R ER SO BB IBB HBP BLK WP HR S P ERA WHIP
Terry Mulholland, L ERA: 3.29	(1, 1) 6.0 L 25 8 6 6 4 2 0 0 0 0 0 0 16 30 0.00 1.500												
Roger Mason, R ERA: 3.79	(7, 1) 2.0 8 0 0 0 1 2 0 0 0 0 0 0 0 16 30 0.00 1.000												

Batter	1	2	3	4	5	6	7	8	9	AB	R	H	RBI	BB	SO	LOB	TOP			
Jose Vizcaino, S OBP: 0.345, SLG: 0.368	F7		L8				G3			4	0	1	0	0	0	1				
Rey Sanchez, R OBP: 0.328, SLG: 0.349	G5-3		G4-3				L6-3		G1-6-3	4	0	1	0	0	0	1				
Mark Grace, L OBP: 0.382, SLG: 0.465	L9		G3						G1-6-3	4	0	1	0	0	0	0				
Derrick May, L OBP: 0.353, SLG: 0.441		F9		G4-3					G1-6-3	4	0	0	0	0	0	2				
Steve Buechele, R OBP: 0.309, SLG: 0.424		G5-3		K					K	3	0	0	0	1	2	1				
Sammy Sosa, R OBP: 0.304, SLG: 0.505		1B		1B					P6	4	2	2	0	0	1	1				
Rick Wilkins, L OBP: 0.370, SLG: 0.553		1B		2B					G1-3	4	0	3	2	0	0	0				
Kevin Roberson, S OBP: 0.293, SLG: 0.452		1B		K					K	4	0	1	0	0	2	2				
Frank Castillo, R OBP: 0.189, SLG: 0.167		G3							SH3-4	2	0	0	0	0	0	2				
Inning Stats	R: 0 E: 0 K: 0 S: 7	H: 0 LOB: 0 BB: 0 P: 11	R: 1 E: 0 K: 0 S: 14	H: 3 LOB: 2 BB: 0 P: 18	R: 0 E: 0 K: 0 S: 4	H: 0 LOB: 0 BB: 0 P: 8	R: 1 E: 0 K: 2 S: 15	H: 2 LOB: 1 BB: 0 P: 19	R: 0 E: 0 K: 1 S: 10	H: 0 LOB: 1 BB: 1 P: 19	R: 0 E: 0 K: 0 S: 6	H: 1 LOB: 1 BB: 0 P: 8	R: 0 E: 0 K: 1 S: 11	H: 2 LOB: 1 BB: 0 P: 17	R: 0 E: 0 K: 1 S: 12	H: 0 LOB: 0 BB: 0 P: 16	1B: 8 2B: 2 3B: 0 HR: 0	SF: 0 SAC: 1 DP: 2 HBP: 0	WP: 0 PB: 0 SB: 1 CS: 0	PA: 35
PITCHER	IP	WLS	BF	H	R	ER	SO	BB	IBB	HBP	BLK	WP	HR	S	P	ERA	WHIP			
Ryan Bowen, R ERA: 4.39	7.0	W	28	7	2	2	3	1	0	0	0	0	0	60	89	2.57	1.143			
Rich Rodriguez, L ERA: 3.91	0.2		3	2	0	0	0	0	0	0	0	0	0	8	13	0.00	3.000			
Matt Turner, R ERA: 2.61	0.1		1	0	0	0	1	0	0	0	0	0	0	3	4	0.00	0.000			
Bryan Harvey, R ERA: 1.78	1.0	S	3	0	0	0	1	0	0	0	0	0	0	12	16	0.00	0.000			

Chicago Cubs @ Florida Marlins
Joe Robbie Stadium, Miami, FL
Mon Aug 09 1993, 7:05 PM EDT
Att: 35,915 - Unknown - 83 F

AB 33
R 2
H 9
RBI 2
BB 1
SO 5
LOB 10



Batter	1	2	3	4	5	6	7	8	9	AB	R	H	RBI	BB	SO	LOB	BOTTOM			
Chuck Carr, S OBP: 0.326, SLG: 0.345	SH1-3		F8					G4-3		4	1	2	0	0	0	1				
Bret Barberie, S OBP: 0.384, SLG: 0.414	SH1-3		K					P4		3	0	1	1	0	1	1				
Jeff Conine, R OBP: 0.382, SLG: 0.426	1B		F9					F7		4	0	1	1	0	0	1				
Gary Sheffield, R OBP: 0.349, SLG: 0.475	P6									3	0	0	0	0	0	1				
Orestes Destrade, S OBP: 0.312, SLG: 0.393	F8									3	0	0	0	0	1	1				
Benito Santiago, R OBP: 0.296, SLG: 0.376		L9		K						3	1	1	0	0	1	0				
Greg Briley, L OBP: 0.270, SLG: 0.329	P7									2	0	0	0	0	0	0				
Walt Weiss, S OBP: 0.359, SLG: 0.324	G3									3	1	2	1	0	0	0				
Ryan Bowen, R OBP: 0.156, SLG: 0.205										2	0	1	0	0	1	1				
Rick Renneria, R OBP: 0.321, SLG: 0.352										1	0	0	0	0	0	1				
Rich Rodriguez, L										0	0	0	0	0	0	0				
Matt Turner, R										0	0	0	0	0	0	0				
Bryan Harvey, R										0	0	0	0	0	0	0				
Inning Stats	R: 1 E: 0 K: 0 S: 9	H: 2 LOB: 1 BB: 0 P: 13	R: 0 E: 0 K: 0 S: 8	H: 0 LOB: 0 BB: 0 P: 11	R: 0 E: 0 K: 1 S: 8	H: 1 LOB: 1 BB: 0 P: 14	R: 0 E: 0 K: 2 S: 8	H: 0 LOB: 0 BB: 0 P: 9	R: 1 E: 0 K: 1 S: 13	H: 3 LOB: 2 BB: 0 P: 19	R: 0 E: 0 K: 0 S: 4	H: 0 LOB: 0 BB: 0 P: 6	R: 1 E: 0 K: 0 S: 6	H: 2 LOB: 0 BB: 0 P: 8	R: 0 E: 0 K: 0 S: 9	H: 0 LOB: 0 BB: 0 P: 12	1B: 6 2B: 2 3B: 0 HR: 0	SF: 0 SAC: 2 DP: 0 HBP: 0	WP: 0 PB: 0 SB: 0 CS: 1	PA: 30
PITCHER	IP	WLS	BF	H	R	ER	SO	BB	IBB	HBP	BLK	WP	HR	S	P	ERA	WHIP			
Frank Castillo, R ERA: 4.18	8.0	L	30	8	3	3	4	0	0	0	0	0	0	65	92	3.38	1.000			

Chicago Cubs @ Florida Marlins
Joe Robbie Stadium, Miami, FL
Mon Aug 09 1993, 7:05 PM EDT
Att: 35,915 - Unknown - 83 F

AB 28
R 3
H 8
RBI 3
BB 0
SO 4
LOB 7



Batter	1	2	3	4	5	6	7	8	9	10	11	12	13	14	15	AB	R	H	RBI	BB	SO	LOB	TOP										
Rey Sanchez, R OBP: 0.331, SLG: 0.350 (1.6)	F8			G4-3		1B			1B		P4			G6-3 HBP		5	0	2	0	0	0	0											
Jose Vizcaino, S OBP: 0.343, SLG: 0.363 (1.4) (9.5)	K			G6-3		P3			1B		G1-3			G6-3		5	0	0	0	1	1	2											
Mark Grace, L OBP: 0.379, SLG: 0.460 (1.3)	G3			F8		F9			BB					G4-3		5	0	0	0	1	1	3											
Steve Buchele, R OBP: 0.306, SLG: 0.420 (2. PH)																																	
Dwight Smith, L OBP: 0.335, SLG: 0.495 (9.4)																																	
Eric Yelding, R OBP: 0.273, SLG: 0.294 (1.8)																																	
Sammy Sosa, R OBP: 0.302, SLG: 0.499 (1.7)																																	
Derrick May, L OBP: 0.348, SLG: 0.434 (1.9)																																	
Kevin Roberson, S OBP: 0.289, SLG: 0.438 (1.2)																																	
Steve Lake, R OBP: 0.284, SLG: 0.449 (10. PH)																																	
Willie Wilson, S OBP: 0.279, SLG: 0.320 (10.1)																																	
Jose Bautista, R OBP: 0.100, SLG: 0.100 (13. PH)																																	
Candy Maldonado, R OBP: 0.259, SLG: 0.271 (13.1)																																	
Shawn Boskie, R OBP: 0.222, SLG: 0.222 (8.1)																																	
Mike Morgan, R OBP: 0.082, SLG: 0.043 (8.1)																																	
Randy Myers, L OBP: 0.087, SLG: 1.000 (10.2)																																	
Rick Wilkins, L OBP: 0.368, SLG: 0.549 (1.1)																																	
Inning Stats	R: 0 E: 0 K: 1 S: 5	H: 0 LOB: 0 BB: 0 P: 7	R: 0 E: 0 K: 1 S: 5	H: 0 LOB: 0 BB: 0 P: 8	R: 0 E: 0 K: 0 S: 8	H: 0 LOB: 0 BB: 0 P: 12	R: 0 E: 0 K: 0 S: 6	H: 0 LOB: 0 BB: 0 P: 9	R: 0 E: 0 K: 1 S: 8	H: 0 LOB: 0 BB: 0 P: 13	R: 0 E: 0 K: 0 S: 7	H: 0 LOB: 0 BB: 0 P: 13	R: 0 E: 0 K: 0 S: 9	H: 0 LOB: 0 BB: 0 P: 13	R: 0 E: 0 K: 1 S: 12	H: 1 LOB: 2 BB: 1 P: 23	R: 0 E: 0 K: 0 S: 7	H: 0 LOB: 0 BB: 0 P: 9	R: 0 E: 0 K: 1 S: 8	H: 0 LOB: 0 BB: 0 P: 10	R: 0 E: 0 K: 0 S: 5	H: 0 LOB: 1 BB: 2 P: 14	R: 0 E: 0 K: 0 S: 7	H: 0 LOB: 0 BB: 0 P: 10	R: 0 E: 0 K: 0 S: 7	H: 0 LOB: 0 BB: 0 P: 10	R: 0 E: 0 K: 2 S: 7	H: 0 LOB: 0 BB: 0 P: 10	1B: 3 2B: 1 3B: 0 HR: 1	SF: 0 SAC: 1 DP: 2 HBP: 1	WP: 0 PB: 0 SB: 0 CS: 0	PA: 51	

PITCHER	IP	WLS	BF	H	R	ER	SO	BB	IBB	HBP	BLK	WP	HR	S	P	ERA	WHIP
Chris Hammond, L ERA: 4.42	7.0		24	3	2	2	4	0	0	0	0	0	0	53	82	2.57	0.429
Richie Lewis, R ERA: 3.31	1.0	5	1	0	0	2	1	0	0	0	0	0	0	13	23	0.00	2.000
Joe Klink, L ERA: 3.91	0.1	1	0	0	0	1	0	0	0	0	0	0	0	3	5	0.00	0.000
Matt Turner, R ERA: 2.46	2.2	8	0	0	0	1	0	0	0	0	0	0	0	20	27	0.00	0.000
Rich Rodriguez, L ERA: 3.75	2.0	7	0	0	0	0	1	1	0	0	0	0	0	10	23	0.00	0.500

Batter	1	2	3	4	5	6	7	8	9	10	11	12	13	14	15	AB	R	H	RBI	BB	SO	LOB	BOTTOM						
Chuck Carr, S OBP: 0.330, SLG: 0.347 (1.8)	G2-3 BB			G6-3		FC4-6 1-2		1B	1B		P8			SH1-3 1B		6	1	3	0	1	0	3							
Bret Barberie, S OBP: 0.383, SLG: 0.409 (1.4)	F9					FC4-6 1-2		HBP 1B	1B					G6-3		5	1	1	0	1	0	3							
Jeff Conine, R OBP: 0.380, SLG: 0.424 (1.7)	G2-3			G4-3				SF8 HBP 1B			L8			FC6-4 1B		7	0	2	1	0	1	3							
Gary Sheffield, R OBP: 0.348, SLG: 0.499 (1.5)	G6-3			G5-3				HBP 1B			K			FC6-4 1B		5	0	0	0	1	1	2							
Orestes Destrade, S OBP: 0.310, SLG: 0.388 (1.3)											G3			L9		7	0	1	0	0	1	6							
Darrell Whitmore, L OBP: 0.311, SLG: 0.346 (8. PH)																													
Henry Cotto, R OBP: 0.259, SLG: 0.341 (9.9)																													
Berlito Santiago, R OBP: 0.299, SLG: 0.337 (11. PH)																													
Matt Turner, R OBP: 0.319, SLG: 0.319 (12.1)																													
Rick Renients, R OBP: 0.312, SLG: 0.382 (14.1)																													
Luis Rojas, R OBP: 0.331, SLG: 0.587 (1.6)																													
Walt Weiss, S OBP: 0.383, SLG: 0.323 (1.1)																													
Chris Hammond, L OBP: 0.291, SLG: 0.306 (7. PH)																													
Greg Britley, R OBP: 0.288, SLG: 0.326 (8.1)																													
Richie Lewis, R (8.1)																													
Joe Klink, L (9.1)																													
Rob Natal, R OBP: 0.270, SLG: 0.382 (9.2)																													
Inning Stats	R: 0 E: 0 K: 0 S: 12	H: 0 LOB: 1 BB: 1 P: 21	R: 0 E: 0 K: 1 S: 10	H: 1 LOB: 1 BB: 0 P: 15	R: 0 E: 0 K: 0 S: 6	H: 0 LOB: 1 BB: 1 P: 11	R: 0 E: 0 K: 0 S: 8	H: 0 LOB: 0 BB: 0 P: 11	R: 0 E: 0 K: 0 S: 6	H: 1 LOB: 1 BB: 0 P: 11	R: 0 E: 0 K: 0 S: 9	H: 1 LOB: 2 BB: 0 P: 26	R: 0 E: 0 K: 1 S: 11	H: 0 LOB: 0 BB: 1 P: 14	R: 0 E: 0 K: 0 S: 8	H: 1 LOB: 1 BB: 1 P: 13	R: 0 E: 0 K: 0 S: 7	H: 1 LOB: 1 BB: 1 P: 12	R: 0 E: 0 K: 0 S: 5	H: 1 LOB: 2 BB: 1 P: 10	R: 0 E: 0 K: 0 S: 6	H: 1 LOB: 2 BB: 1 P: 17	R: 1 E: 0 K: 2 S: 8	H: 1 LOB: 1 BB: 1 P: 12	1B: 9 2B: 1 3B: 1 HR: 0	SF: 1 SAC: 2 DP: 1 HBP: 2	WP: 0 PB: 0 SB: 0 CS: 0	PA: 63	

PITCHER	IP	WLS	BF	H	R	ER	SO	BB	IBB	HBP	BLK	WP	HR	S	P	ERA	WHIP
Mike Morgan, R ERA: 3.69	1.1		30	6	2	2	1	3	0	0	0	0	0	68	110	2.57	1.286
Randy Myers, L ERA: 2.75	2.0	8	1	0	0	3	0	0	0	1	0	0	0	18	26	0.00	0.500
Jose Bautista, R ERA: 2.35	3.0	12	2	0	0	1	1	0	0	0	0	0	0	28	39	0.00	1.000
Shawn Boskie, R ERA: 3.69	2.2	L	13	2	1	1	1	2	1	0	0	0	0	24	42	3.38	1.125

Chicago Cubs @ Florida Marlins
Joe Robbie Stadium, Miami, FL
Tue Aug 10 1993, 7:05 PM EDT
Att. 41,917 - Unknown - 83 F

AB	46
R	2
H	4
RBI	2
BB	3
SO	10
LOB	11



Chicago Cubs @ Florida Marlins
Joe Robbie Stadium, Miami, FL
Tue Aug 10 1993, 7:05 PM EDT
Att. 41,917 - Unknown - 83 F

AB	51
R	3
H	11
RBI	3
BB	7
SO	6
LOB	25



Batter	1	2	3	4	5	6	7	8	9	AB	R	H	RBI	BB	SO	LOB	TOP				
Jose Vizcaino, S OBP: 0.340, SLG: 0.360	F8		G4-3		G6-3		G3-1	G6-3		6	0	1	1	0	0	4					
Dwight Smith, L OBP: 0.338, SLG: 0.493 Kevin Roberson, S OBP: 0.283, SLG: 0.429	F8	K		FC6-4 BB		FC7-4 1B	K		E6 2B	3	0	1	0	1	1	2					
Mark Grace, L OBP: 0.378, SLG: 0.459		G4-3		FC6-4 1B 1-2		FC7-4 HR		F7	G2-3 1H 2B	5	1	1	1	0	0	4					
Derrick May, L OBP: 0.348, SLG: 0.431				F7 1B HR		F7		F9	F9	5	1	1	0	1	0	3					
Sammy Sosa, R OBP: 0.307, SLG: 0.507	G4-3		F8					2B 2B	G2-3 IBB	5	2	3	2	1	0	3					
Rick Wilkins, L OBP: 0.370, SLG: 0.555		K		G4-3				2B 1B	G2-3 IBB	6	2	3	0	0	1	4					
Steve Buechele, R OBP: 0.316, SLG: 0.437								2B 2B		4	3	3	5	2	0	0					
Eric Yelding, R OBP: 0.283, SLG: 0.309 23 Ryne Sandberg, R OBP: 0.344, SLG: 0.420			P6		E4 SH1-4		F9	1B IBB	P4	4	1	1	1	1	0	2					
Jose Guzman, R OBP: 0.130, SLG: 0.113 Bob Scanlan, R OBP: 0.333, SLG: 0.500 Jose Bautista, R OBP: 0.100, SLG: 0.100 Randy Myers, L OBP: 0.667, SLG: 1.000					SH1-4		G6-3	1B IBB		3	0	2	0	0	0	0					
Inning Stats	R: 0 E: 0 K: 0 S: 3	H: 0 LOB: 2 BB: 1 P: 8	R: 2 E: 0 K: 2 S: 11	H: 4 LOB: 2 BB: 0 P: 11	R: 3 E: 0 K: 0 S: 7	H: 4 LOB: 1 BB: 0 P: 7	R: 0 E: 0 K: 0 S: 4	H: 1 LOB: 2 BB: 1 P: 8	R: 0 E: 0 K: 0 S: 4	H: 0 LOB: 1 BB: 0 P: 4	R: 2 E: 0 K: 1 S: 6	H: 3 LOB: 2 BB: 1 P: 10	R: 0 E: 0 K: 1 S: 5	H: 0 LOB: 0 BB: 0 P: 5	R: 3 E: 0 K: 0 S: 7	H: 4 LOB: 2 BB: 2 P: 11	R: 1 E: 1 K: 0 S: 5	H: 1 LOB: 3 BB: 2 P: 13	1B: 10 2B: 5 3B: 0 HR: 2	SF: 0 SAC: 1 DP: 0 HBP: 1	WP: 1 PA: 53 PB: 0 SB: 0 CS: 0
PITCHER	IP	WLS	BF	H	R	ER	SO	BB	IBB	HBP	BLK	WP	HR	S	P	ERA	WHIP				
Pat Rapp, R ERA: 4.38	3.2		23	9	5	5	2	2	0	1	0	1	1	24	33	12.27	3.000				
Robb Nen, R ERA: 6.43	2.1		12	3	2	2	0	1	0	0	0	0	1	11	15	7.71	1.714				
Joe Klink, L ERA: 4.33	1.2		7	2	2	2	1	0	0	0	0	0	0	9	9	10.80	1.200				
Matt Turner, R ERA: 2.64	0.1		4	2	1	1	0	0	1	0	0	0	0	3	7	27.00	6.000				
Rich Rodriguez, L ERA: 3.71	0.2		6	1	1	0	0	0	2	0	0	0	0	4	12	0.00	1.500				
PITCHER	IP	WLS	BF	H	R	ER	SO	BB	IBB	HBP	BLK	WP	HR	S	P	ERA	WHIP				
Richie Lewis, R ERA: 3.29	0.1		1	0	0	0	0	0	0	0	0	0	0	1	1	0.00	0.000				

Chicago Cubs @ Florida Marlins
Joe Robbie Stadium, Miami, FL
Wed Aug 11, 1993, 7:05 PM EDT
Att: 38,047 - Unknown - 84 F

AB 45
R 11
H 17
RBI 11
BB 6
SO 3
LOB 25



Batter	1	2	3	4	5	6	7	8	9	AB	R	H	RBI	BB	SO	LOB	BOTTOM				
Chuck Carr, S OBP: 0.330, SLG: 0.345	G4-3		G4-3	G4-3				E3 2B	K	5	2	1	0	1	1	4					
Bret Barberie, S OBP: 0.381, SLG: 0.409	F2		K		K		F7	FC1-5 2B	1B IBB	5	0	1	2	1	2	1					
Jeff Conine, R OBP: 0.382, SLG: 0.428				1B 2B	K		1B FC6-4	FC1-5 HBP BLK	SF8	5	2	3	2	0	1	1					
Gary Sheffield, R OBP: 0.353, SLG: 0.471	K			2B 1B	HR 1B		FC6-4 1B BB	K	1B	5	2	3	1	1	2	2					
Orestes Destrade, S OBP: 0.315, SLG: 0.401		F8		E 1B 2B	HR		FC6-4 1B	HBP IBB		4	2	3	4	1	0	0					
Darrell Whitmore, L OBP: 0.254, SLG: 0.336 Matt Turner, R OBP: 0.324, SLG: 0.352 Rich Rodriguez, L OBP: 0.286, SLG: 0.324 Richie Lewis, R OBP: 0.232, SLG: 0.348		G6-3		K	G4-3		FC6-4	FC6-4 HBP		4	0	0	1	0	1	3					
Benito Santiago, R OBP: 0.294, SLG: 0.375				E6 FC1-5 1B			G5-3	G5-3	FC6-4	5	0	1	0	0	0	6					
Walt Weiss, S OBP: 0.366, SLG: 0.325		K		FC1-5 1B			G4-3		1B E 1B	4	2	2	1	1	1	1					
Pat Rapp, R OBP: 0.167, SLG: 0.167 Robb Nen, R OBP: 0.266, SLG: 0.324 Joe Klink, L OBP: 0.232, SLG: 0.348			K	FC1-5			K		E 2B 1B	1	0	0	0	0	1	0					
Inning Stats	R: 0 E: 0 K: 1 S: 6	H: 1 LOB: 1 BB: 0 P: 6	R: 0 E: 0 K: 1 S: 6	H: 1 LOB: 0 BB: 0 P: 6	R: 0 E: 0 K: 2 S: 7	H: 0 LOB: 0 BB: 0 P: 7	R: 3 E: 1 K: 1 S: 10	H: 4 LOB: 2 BB: 0 P: 10	R: 2 E: 0 K: 2 S: 9	H: 2 LOB: 0 BB: 0 P: 9	R: 0 E: 0 K: 1 S: 5	H: 0 LOB: 0 BB: 0 P: 5	R: 2 E: 0 K: 0 S: 5	H: 2 LOB: 2 BB: 2 P: 13	R: 3 E: 1 K: 1 S: 9	H: 4 LOB: 3 BB: 1 P: 14	R: 2 E: 0 K: 1 S: 6	H: 2 LOB: 2 BB: 2 P: 14	1B: 12 2B: 3 3B: 0 HR: 1	SF: 1 SAC: 0 DP: 0 HBP: 1	WP: 0 PA: 49 PB: 0 SB: 2 CS: 0
PITCHER	IP	WLS	BF	H	R	ER	SO	BB	IBB	HBP	BLK	WP	HR	S	P	ERA	WHIP				
Jose Guzman, R ERA: 4.36	6.1		29	6	6	6	8	1	0	0	0	0	0	8	12	54.00	10.500				
Bob Scanlan, R ERA: 5.33	0.2		9	6	4	4	0	1	0	0	0	0	0	5	10	0.00	0.000				
Jose Bautista, R ERA: 2.32	1.0		5	0	0	0	1	0	1	1	1	0	0	5	10	0.00	0.000				
Randy Myers, L ERA: 3.06	0.2		6	2	2	2	1	1	1	0	0	0	0	6	14	27.00	4.500				

Chicago Cubs @ Florida Marlins
Joe Robbie Stadium, Miami, FL
Wed Aug 11, 1993, 7:05 PM EDT
Att: 38,047 - Unknown - 84 F

AB 42
R 12
H 16
RBI 11
BB 5
SO 10
LOB 20




Batter	1	2	3	4	5	6	7	8	9	AB R H RBI BB SO LOB	TOP									
Dwight Smith, L (1,9) OBP: 0.339, SLG: 0.518	1-2 HR		1-1 HR		3-1 P4	3-3 K		1-2 G3	5 2 2 2 0 1 2											
23 Ryne Sandberg, R (1,4) OBP: 0.345, SLG: 0.423	3-2 G5-3		0-1 1B SF8		0-0 WP 2B		2-0 F7	1-3 K	5 1 2 0 0 1 0											
Mark Grace, L (1,3) OBP: 0.376, SLG: 0.456	3-2 F9		0-0 1B		1-1 P2		1-0 L5	0-0 F7	5 0 1 0 0 0 1											
Derrick May, L (1,7) OBP: 0.344, SLG: 0.428	2-1 F9		0-0 SF8		1-0 P2		1-1 G4-3		3 0 0 1 0 0 1											
Sammy Sosa, R (1,8) OBP: 0.307, SLG: 0.505		0-1 P6	2-2 F8		0-0 CS 1B		2-1 G4-3		4 0 1 0 0 0 1											
Rick Wilkins, L (1,2) OBP: 0.371, SLG: 0.562	0-1 G5-3			0-0 F9	1 SAFE 4-1 BB 2B		0-0 HR		3 2 1 1 1 0 0											
Steve Buechele, R (1,5) OBP: 0.324, SLG: 0.439	4-0 BB		1-1 1B		1 SAFE 4-2 2B BB		4-2 BB		1 0 1 0 3 0 0											
Jose Vizcaino, S (1,6) OBP: 0.339, SLG: 0.362	0-0 G4-3		1-3 K		0-0 1-3 2B		2-3 K		4 0 1 1 0 2 3											
Mike Harkey, R (1,1) OBP: 0.128, SLG: 0.132			0-0 G6-3	1-3 K	1-0 G4-3		1-3 K		4 0 0 0 0 2 4											
Inning Stats	R: 1 E: 0 K: 0 S: 14	H: 1 LOB: 0 BB: 0 P: 23	R: 0 E: 0 K: 0 S: 5	H: 0 LOB: 1 BB: 1 P: 9	R: 2 E: 0 K: 0 S: 10	H: 3 LOB: 1 BB: 0 P: 13	R: 0 E: 0 K: 2 S: 9	H: 1 LOB: 1 BB: 0 P: 12	R: 0 E: 0 K: 0 S: 6	H: 1 LOB: 1 BB: 0 P: 11	R: 0 E: 0 K: 0 S: 4	H: 0 LOB: 0 BB: 0 P: 8	R: 1 E: 0 K: 2 S: 11	H: 1 LOB: 1 BB: 1 P: 20	R: 0 E: 0 K: 1 S: 9	H: 0 LOB: 0 BB: 0 P: 11	1B: 4 2B: 2 3B: 0 HR: 3	SF: 1 SAC: 0 DP: 0 HBP: 0	WP: 1 PB: 0 SB: 0 CS: 1	PA: 39
PITCHER	IP WLS BF H R ER SO BB IBB HBP BLK WP HR S P ERA WHIP											IP WLS BF H R ER SO BB IBB HBP BLK WP HR S P ERA WHIP								
Jack Armstrong, R (1,1) ERA: 4.81	7.1 L 33 9 5 5 3 3 0 0 0 1 3 60 102 6.14 1.636											Luis Aquino, R (8,1) ERA: 3.08	1.2 6 0 0 0 3 1 0 0 0 0 0 17 26 0.00 0.600							

Chicago Cubs @ Florida Marlins
Joe Robbie Stadium, Miami, FL
Thu Aug 12 1993, 7:05 PM EDT
Att: 42,803 - Unknown - 82 F

livebaseballscores.com

AB 34
R 5
H 9
RBI 5
BB 4
SO 6
LOB 12



Batter	1	2	3	4	5	6	7	8	9	AB R H RBI BB SO LOB	BOTTOM											
Chuck Carr, S (1,8) OBP: 0.326, SLG: 0.344	3-3 K		1-2 P6		3-1 CS 1B		1-2 F9		4 0 1 0 0 1 2													
Bret Barberie, S (1,4) OBP: 0.388, SLG: 0.422	4-1 CS BB		0-2 1-H 3B		1-0 CS	3-2 G6-3 1B		0-0 L4	3 0 2 1 1 0 1													
Jeff Conine, R (1,7) OBP: 0.378, SLG: 0.424	2-2 F8		0-0 L9		0-1 G6-3	1-2 G6-3		3-2 G4-3	4 0 0 0 0 0 3													
Gary Sheffield, R (1,5) OBP: 0.352, SLG: 0.468		1-0 P3		1-2 S 1B		1-0 G5-3		2-2 L9	4 0 1 0 0 0 0													
Orestes Destrade, S (1,3) OBP: 0.315, SLG: 0.400		2-1 1B		1 SAFE 3-2 F9		0-1 F9		0-0 F8	4 0 1 0 0 0 1													
Darrell Whitmore, L (1,9) OBP: 0.248, SLG: 0.328		0-2 F7		0-0 P5		1-3 K			3 0 0 0 0 1 2													
Rob Natal, R (1,2) OBP: 0.250, SLG: 0.351		1-1 F7		2-2 G5-3		0-1 P6			3 0 0 0 0 0 2													
Luis Aquino, R (8,1) OBP: 0.087, SLG: 0.087									0 0 0 0 0 0 0													
Walt Weiss, S (1,6) OBP: 0.363, SLG: 0.322			2-1 F7		2-2 F8		2-1 L8		3 0 0 0 0 0 0													
Jack Armstrong, R (1,1) OBP: 0.185, SLG: 0.204			0-1 3B 1B		1-3 K		1-1 1B		2 1 1 0 0 1 0													
Benito Santiago, R (8,2) OBP: 0.296, SLG: 0.377									1 0 1 0 0 0 0													
Inning Stats	R: 0 E: 0 K: 1 S: 11	H: 0 LOB: 0 BB: 1 P: 20	R: 0 E: 0 K: 0 S: 9	H: 1 LOB: 0 BB: 0 P: 13	R: 1 E: 0 K: 0 S: 13	H: 2 LOB: 1 BB: 0 P: 16	R: 0 E: 0 K: 0 S: 10	H: 1 LOB: 1 BB: 0 P: 16	R: 0 E: 0 K: 0 S: 9	H: 1 LOB: 0 BB: 0 P: 15	R: 0 E: 0 K: 0 S: 9	H: 1 LOB: 0 BB: 0 P: 13	R: 0 E: 0 K: 1 S: 7	H: 0 LOB: 0 BB: 0 P: 8	R: 0 E: 0 K: 0 S: 8	H: 1 LOB: 1 BB: 0 P: 12	R: 0 E: 0 K: 0 S: 7	H: 0 LOB: 0 BB: 0 P: 12	1B: 6 2B: 0 3B: 1 HR: 0	SF: 0 SAC: 0 DP: 1 HBP: 0	WP: 0 PB: 0 SB: 1 CS: 2	PA: 33
PITCHER	IP WLS BF H R ER SO BB IBB HBP BLK WP HR S P ERA WHIP											IP WLS BF H R ER SO BB IBB HBP BLK WP HR S P ERA WHIP										
Mike Harkey, R (1,1) ERA: 4.88	9.0 W 32 7 1 1 3 1 0 0 0 0 0 83 125 1.00 0.889																					

Chicago Cubs @ Florida Marlins
Joe Robbie Stadium, Miami, FL
Thu Aug 12 1993, 7:05 PM EDT
Att: 42,803 - Unknown - 82 F

livebaseballscores.com


AB 31
R 1
H 7
RBI 1
BB 1
SO 3
LOB 11




Batter	1	2	3	4	5	6	7	8	9	AB	R	H	RBI	BB	SO	LOB	TOP										
Chuck Carr, S OBP: 0.328, SLG: 0.343 (1, 8)	G6-3		F8			G6-3		G4-3 WP 1B		4	0	1	0	0	0	0	Florida Marlins @ Pittsburgh Pirates Three Rivers Stadium, Pittsburgh, PA Fri Aug 13 1993, 7:05 PM EDT Att: 27,767 - Unknown - 86 F livebaseballscorecards.com										
Bret Barberie, S OBP: 0.389, SLG: 0.423 (1, 4)	G6-4-3 1B			L1		G6-3 3B 1B		F9		4	1	2	0	0	0	1											
Jeff Conine, R OBP: 0.377, SLG: 0.427 (1, 7)	G6-4-3 1-2			F9		G6-3 1B 3B		G4-3		4	1	1	1	0	0	2											
Gary Sheffield, R OBP: 0.351, SLG: 0.466 (1, 5)			F7		G6-3			G6-3		4	0	1	1	0	0	1											
Orestes Destrade, S OBP: 0.316, SLG: 0.401 (1, 3)			FC6-4 1B		G5-3 1B 1B			G5-4-3 1-2		4	1	2	0	0	0	1											
Henry Cotto, R OBP: 0.259, SLG: 0.347 Darrell Whitmore, L OBP: 0.249, SLG: 0.326 (9, PH)	FC6-4 1-2				G5-3 1B 1B			G6-3		3	0	1	0	0	0	1											
Benito Santiago, R OBP: 0.295, SLG: 0.378 (1, 2)			G4-3		G5-3			K		1	0	0	0	0	1	0											
Walt Weiss, S OBP: 0.363, SLG: 0.322 (1, 6)			G5-3		G6-3			K		4	0	1	0	0	1	3											
Charlie Hough, R OBP: 0.060, SLG: 0.041 Richie Lewis, R OBP: 0.336, SLG: 0.318 Alex Arias, R OBP: 0.336, SLG: 0.318 Rich Rodriguez, L OBP: 0.336, SLG: 0.318 (7, 1)			G1-3		G6-3			G4-3		2	0	0	0	0	0	1											
Inning Stats	R: 0 E: 0 K: 0 S: 5	H: 1 LOB: 0 BB: 0 P: 6	R: 0 E: 0 K: 0 S: 7	H: 1 LOB: 1 BB: 0 P: 10	R: 0 E: 0 K: 0 S: 7	H: 0 LOB: 0 BB: 0 P: 12	R: 0 E: 0 K: 0 S: 10	H: 0 LOB: 0 BB: 0 P: 12	R: 1 E: 0 K: 0 S: 7	H: 3 LOB: 1 BB: 0 P: 15	R: 2 E: 0 K: 0 S: 10	H: 3 LOB: 0 BB: 0 P: 15	R: 0 E: 0 K: 0 S: 9	H: 1 LOB: 1 BB: 0 P: 15	R: 0 E: 0 K: 2 S: 6	H: 1 LOB: 0 BB: 0 P: 8		R: 0 E: 0 K: 2 S: 7	H: 0 LOB: 0 BB: 0 P: 8	1B: 8 2B: 1 3B: 1 HR: 0	SF: 0 SAC: 0 DP: 2 HBP: 0	WP: 1 PB: 0 CS: 0	PA: 34				
PITCHER	IP	WLS	BF	H	R	ER	SO	BB	IBB	HBP	BLK	WP	HR	S	P	ERA	WHIP										
Zane Smith, L ERA: 3.8 Mark Dewey, R ERA: 1.13	(1, 1) (9, 1)	8.0 1.0	W 3	31 0	10 0	3 0	0 2	0 0	0 0	0 0	0 0	1 0	0 7	61 8	93 8	3.38 0.00	1.250 0.000										

Batter	1	2	3	4	5	6	7	8	9	AB	R	H	RBI	BB	SO	LOB	BOTTOM										
Carlos Garcia, R OBP: 0.326, SLG: 0.426 (1, 4)	CS HBP		G4-6-3 1B		K 2B BLK	K2-3		L8		4	1	1	0	0	2	1	Florida Marlins @ Pittsburgh Pirates Three Rivers Stadium, Pittsburgh, PA Fri Aug 13 1993, 7:05 PM EDT Att: 27,767 - Unknown - 86 F livebaseballscorecards.com										
Jay Bell, R OBP: 0.380, SLG: 0.444 (1, 6)	G1-3 1-2		G4-6-3 1-2		K K	WP 1B		K		5	0	1	0	0	2	5											
Orlando Merced, S OBP: 0.432, SLG: 0.472 (1, 9)	K				1B BB	2B BB		L8		2	2	0	0	2	1	1											
Jeff King, R OBP: 0.358, SLG: 0.405 (1, 5)		F7		FC4-6 1B 1B	BB 1B 2B	G3				4	2	2	1	0	0	1											
Al Martin, L OBP: 0.332, SLG: 0.429 (1, 8)		HR		F7	BB 1B IBB		G3-1			3	2	1	1	1	0	2											
Kevin Young, R OBP: 0.306, SLG: 0.327 (1, 3)		P4		FC4-6 1B	1B G4-3 BB		P8			3	1	1	2	1	0	0											
Andy Tomberlin, L OBP: 0.250, SLG: 0.250 Lloyd McClendon, R OBP: 0.297, SLG: 0.302 (8, 7)		K		FC4-6 1B	G4-3 1B		F7			3	0	1	2	0	1	2											
Tom Prince, R OBP: 0.256, SLG: 0.286 (1, 2)			K 1B SH1-4		G4-3			K		4	0	1	2	0	2	1											
Zane Smith, L OBP: 0.091, SLG: 0.091 Lonnie Smith, R OBP: 0.413, SLG: 0.456 Mark Dewey, R ERA: 3.57 (9, 1)			SH1-4		G1-3			G6-3		2	0	0	0	0	0	3											
Inning Stats	R: 0 E: 0 K: 1 S: 5	H: 0 LOB: 0 BB: 0 P: 7	R: 1 E: 0 K: 1 S: 12	H: 1 LOB: 0 BB: 0 P: 20	R: 0 E: 0 K: 1 S: 8	H: 1 LOB: 1 BB: 0 P: 11	R: 2 E: 0 K: 0 S: 10	H: 3 LOB: 2 BB: 1 P: 16	R: 5 E: 0 K: 2 S: 17	H: 2 LOB: 1 BB: 3 P: 34	R: 0 E: 0 K: 1 S: 11	H: 1 LOB: 1 BB: 0 P: 16	R: 0 E: 0 K: 0 S: 3	H: 0 LOB: 0 BB: 0 P: 6	R: 0 E: 0 K: 2 S: 13	H: 1 LOB: 0 BB: 0 P: 21		1B: 6 2B: 2 3B: 0 HR: 1	SF: 0 SAC: 1 DP: 1 HBP: 1	WP: 1 PB: 2 CS: 1	PA: 38						
PITCHER	IP	WLS	BF	H	R	ER	SO	BB	IBB	HBP	BLK	WP	HR	S	P	ERA	WHIP										
Charlie Hough, R ERA: 4.22 Richie Lewis, R ERA: 3.2 Rich Rodriguez, L ERA: 3.57	(1, 1) (5, 1) (7, 1)	4.1 1.2 2.0	L 7 7	24 2 1	6 0 0	6 0 0	5 1 2	3 0 0	1 0 0	1 0 0	1 0 0	1 1 0	1 18 16	45 25 27	9 25 27	12.46 0.00 0.00	2.077 1.200 0.500										

Batter	1	2	3	4	5	6	7	8	9	AB	R	H	RBI	BB	SO	LOB	TOP			
Chuck Carr, S OBP: 0.327, SLG: 0.341 (1, 8)			L6		G4-3			P6	K	5	1	1	0	0	1	0	Florida Marlins @ Pittsburgh Pirates Three Rivers Stadium, Pittsburgh, PA Sat Aug 14 1993, 7:05 PM EDT Att: 29,003 - Unknown - 88 F AB 36 R 8 H 12 RBI 8 BB 0 SO 4 LOB 6			
Bret Barberie, S OBP: 0.391, SLG: 0.425 (1, 4)			F9		G6-3					4	1	2	0	0	0	0				
Jeff Conine, R OBP: 0.376, SLG: 0.427 (1, 7)					P1			F9		3	1	1	1	0	0	1				
Gary Sheffield, R OBP: 0.354, SLG: 0.484 (1, 5)								F9		4	2	3	4	0	0	1				
Orestes Destrade, S OBP: 0.316, SLG: 0.407 (1, 3)	G4-3		G3		K					4	1	1	1	0	1	1				
Benito Santiago, R OBP: 0.297, SLG: 0.384 (1, 2)	G6-3				K					4	1	2	0	0	1	1				
Darrell Whitmore, L OBP: 0.247, SLG: 0.331 (1, 9)		K2-3		G4-6-3			F8			4	1	1	1	0	1	1				
Walt Weiss, S OBP: 0.362, SLG: 0.322 (1, 6)		G6-3		G3			G4-3			4	0	1	1	0	0	0				
Ryan Bowen, R OBP: 0.146, SLG: 0.191 Joe Klink, L (7, 1)			P6		G6-3			G1-6-3		3	0	0	0	0	0	0				
Luis Aquino, R OBP: 0.087, SLG: 0.087 Bryan Harvey, R (8, 1)							G5-3			0	0	0	0	0	0	0				
Greg Britley, L OBP: 0.265, SLG: 0.322 (8, 7)										1	0	0	0	0	0	1				
Inning Stats	R: 3 E: 0 K: 0 S: 15	H: 3 LOB: 0 BB: 0 P: 24	R: 0 E: 0 K: 1 S: 8	H: 0 LOB: 0 BB: 0 P: 11	R: 2 E: 0 K: 0 S: 12	H: 2 LOB: 0 BB: 0 P: 20	R: 0 E: 0 K: 0 S: 6	H: 1 LOB: 0 BB: 0 P: 10	R: 0 E: 0 K: 2 S: 10	H: 1 LOB: 1 BB: 0 P: 16	R: 0 E: 0 K: 0 S: 4	H: 0 LOB: 0 BB: 0 P: 6	R: 0 E: 0 K: 0 S: 8	H: 1 LOB: 1 BB: 0 P: 14	R: 3 E: 0 K: 1 S: 15	H: 4 LOB: 0 BB: 0 P: 22	1B: 7 2B: 1 3B: 1 HR: 3	SF: 1 SAC: 0 DP: 2 HBP: 0	WP: 0 PB: 0 SB: 1 CS: 0	PA: 37
PITCHER	IP WLS BF H R ER SO BB IBB HBP BLK WP HR S P ERA WHIP	IP WLS BF H R ER SO BB IBB HBP BLK WP HR S P ERA WHIP																		
Bob Walk, R ERA: 5.35	5.0 L 20 6 5 5 1 0 0 0 0 0 0 2 46 73 9.00 1.200																			
Bias Minor, R ERA: 4.14	2.0 7 1 0 0 2 0 0 0 0 0 0 0 14 22 0.00 0.500																			
Mark Petkovsek, R ERA: 3.72	1.0 4 1 0 0 0 0 0 0 0 0 0 0 8 14 0.00 1.000																			
Joel Johnston, R ERA: 2.91	0.0 2 2 2 2 0 0 0 0 0 0 0 1 7 11 ∞ ∞																			
Dave Otte, L ERA: 5.03	1.0 4 2 1 1 1 0 0 0 0 0 0 0 8 11 9.00 2.000																			
Batter	1	2	3	4	5	6	7	8	9	AB	R	H	RBI	BB	SO	LOB	BOTTOM			
Carlos Garcia, R OBP: 0.329, SLG: 0.427 (1, 4)										4	0	2	0	1	0	1	Florida Marlins @ Pittsburgh Pirates Three Rivers Stadium, Pittsburgh, PA Sat Aug 14 1993, 7:05 PM EDT Att: 29,003 - Unknown - 88 F AB 34 R 3 H 9 RBI 3 BB 5 SO 3 LOB 21			
Tom Foley, L OBP: 0.287, SLG: 0.374 (1, 6)										5	0	1	0	0	0	4				
Orlando Merced, S OBP: 0.429, SLG: 0.466 (1, 9)										4	0	0	0	1	0	4				
Jeff King, R OBP: 0.358, SLG: 0.411 (1, 5)										5	2	2	0	0	0	4				
Dave Clark, L OBP: 0.351, SLG: 0.359 (1, 7)										2	1	0	0	2	0	0				
Al Martin, L OBP: 0.333, SLG: 0.430 (1, 8)										4	0	2	1	0	2	2				
Kevin Young, R OBP: 0.305, SLG: 0.327 (1, 3)										3	0	1	2	0	0	1				
Tom Prince, R OBP: 0.248, SLG: 0.276 (1, 2)										4	0	0	0	0	1	4				
Bob Walk, R OBP: 0.122, SLG: 0.125 (5, PH) Lorrie Smith, R OBP: 0.419, SLG: 0.456 (8, 1) Bias Minor, R OBP: 0.206, SLG: 0.111 Andy Tombarin OBP: 0.040, SLG: 0.040 Mark Petkovsek, R (8, PH) Lloyd McClendon, R OBP: 0.295, SLG: 0.330 Joel Johnston, R (9, 1) Dave Otte, L OBP: 0.222, SLG: 0.389 (9, 1)										1	0	0	0	0	0	0				
Inning Stats	R: 0 E: 0 K: 0 S: 7	H: 0 LOB: 1 BB: 1 P: 14	R: 0 E: 0 K: 0 S: 7	H: 1 LOB: 0 BB: 0 P: 11	R: 0 E: 0 K: 0 S: 10	H: 1 LOB: 2 BB: 1 P: 18	R: 0 E: 0 K: 1 S: 6	H: 0 LOB: 0 BB: 0 P: 9	R: 0 E: 0 K: 2 S: 16	H: 2 LOB: 2 BB: 1 P: 25	R: 0 E: 0 K: 0 S: 6	H: 2 LOB: 1 BB: 0 P: 8	R: 2 E: 0 K: 0 S: 9	H: 2 LOB: 1 BB: 1 P: 16	R: 0 E: 0 K: 0 S: 10	H: 1 LOB: 1 BB: 0 P: 12		1B: 7 2B: 1 3B: 1 HR: 0	SF: 1 SAC: 0 DP: 1 HBP: 0	WP: 0 PB: 1 SB: 2 CS: 0
PITCHER	IP WLS BF H R ER SO BB IBB HBP BLK WP HR S P ERA WHIP	IP WLS BF H R ER SO BB IBB HBP BLK WP HR S P ERA WHIP																		
Ryan Bowen, R ERA: 4.25	6.2 W 29 6 1 1 3 4 0 0 0 0 0 0 55 93 1.35 1.500																			
Joe Klink, L ERA: 4.28	0.1 1 0 0 0 0 0 0 0 0 0 0 0 2 4 0.00 0.000																			
Luis Aquino, R ERA: 3.29	0.0 2 1 2 2 0 1 0 0 0 0 0 0 2 6 ∞ ∞																			
Bryan Harvey, R ERA: 1.71	2.0 S 8 2 0 0 0 0 0 0 0 0 0 0 17 22 0.00 1.000																			

Batter	1	2	3	4	5	6	7	8	9	AB	R	H	RBI	BB	SO	LOB	TOP					
Chuck Carr, S OBP: 0.323, SLG: 0.339 (1, 8)	G6-3		G4-3 2B			K		G6-3		4	0	1	0	0	1	0	Florida Marlins @ Houston Astros Astrodome, Houston, TX Tue Aug 17 1993, 8:05 PM EDT Att. 14,602 - Dome livebaseballscorecards.com AB 29 R 0 H 3 RBI 0 BB 2 SO 8 LOB 11 					
Bret Barberie, S OBP: 0.393, SLG: 0.430 (1, 4)	K		G4-3			K			G2-3 1B	4	0	1	0	0	2	1						
Jeff Conine, R OBP: 0.376, SLG: 0.423 (1, 7)			G5-3						G2-3 1B	3	0	1	0	0	0	2						
Gary Sheffield, R OBP: 0.352, SLG: 0.477 (1, 5)	K					K			F7	4	0	0	0	0	2	3						
Orestes Destrade, S OBP: 0.319, SLG: 0.412 (1, 3)			F9						F7	3	0	0	0	1	0	1						
Benito Santiago, R OBP: 0.295, SLG: 0.381 (1, 2)	E1									3	0	0	0	0	0	1						
Darrell Whitmore, L OBP: 0.240, SLG: 0.322 (1, 9)	FC5-4					K				3	0	0	0	0	2	1						
Walt Weiss, S OBP: 0.360, SLG: 0.318 (1, 6)	G4-3								F8	2	0	0	0	1	0	1						
Pat Rapp, R OBP: 0.154, SLG: 0.154 (1, 1)									G6-3	1	0	0	0	0	1	0						
Alex Arias, R OBP: 0.333, SLG: 0.311 (5, PH)										1	0	0	0	0	0	1						
Robb Nen, R OBP: 0.261, SLG: 0.318 (8, PH)										0	0	0	0	0	0	0						
Greg Briley, L OBP: 0.261, SLG: 0.318 (8, PH)										1	0	0	0	0	0	0						
Rich Rodriguez, L (8, 1)										0	0	0	0	0	0	0						
Inning Stats	R: 0 E: 0 K: 2 S: 14	H: 0 LOB: 1 BB: 0 P: 23	R: 0 E: 1 K: 0 S: 10	H: 0 LOB: 1 BB: 0 P: 13	R: 0 E: 0 K: 1 S: 10	H: 1 LOB: 0 BB: 0 P: 16	R: 0 E: 0 K: 1 S: 8	H: 0 LOB: 0 BB: 1 P: 16	R: 0 E: 0 K: 1 S: 9	H: 0 LOB: 0 BB: 1 P: 17	R: 0 E: 0 K: 1 S: 13	H: 1 LOB: 1 BB: 0 P: 17	R: 0 E: 0 K: 1 S: 7	H: 0 LOB: 0 BB: 0 P: 9	R: 0 E: 0 K: 0 S: 5	H: 0 LOB: 0 BB: 0 P: 6	R: 0 E: 0 K: 0 S: 9	H: 1 LOB: 1 BB: 0 P: 16	1B: 2 2B: 1 3B: 0 HR: 0	SF: 0 SAC: 0 DP: 2 HBP: 1	WP: 0 PB: 0 SB: 0 CS: 0	PA: 32
PITCHER Darryl Kile, R ERA: 3.31 (1, 1)	IP: 9.0 WLS: W BF: 32 H: 3 R: 0 ER: 0 SO: 8 BB: 2 IBB: 0 HBP: 1 BLK: 0 WP: 0 HR: 0 S: 85 P: 133 ERA: 0.00 WHIP: 0.556															PITCHER Darryl Kile, R ERA: 3.31 (1, 1)	IP: 9.0 WLS: W BF: 32 H: 3 R: 0 ER: 0 SO: 8 BB: 2 IBB: 0 HBP: 1 BLK: 0 WP: 0 HR: 0 S: 85 P: 133 ERA: 0.00 WHIP: 0.556					

Batter	1	2	3	4	5	6	7	8	9	AB	R	H	RBI	BB	SO	LOB	BOTTOM				
Craig Biggio, R OBP: 0.359, SLG: 0.453 (1, 4)	G6-3		5 1B	1-3 2H				G6-3		4	1	2	1	0	0	0	Florida Marlins @ Houston Astros Astrodome, Houston, TX Tue Aug 17 1993, 8:05 PM EDT Att. 14,602 - Dome livebaseballscorecards.com AB 30 R 4 H 8 RBI 3 BB 1 SO 4 LOB 9 				
Steve Finley, L OBP: 0.297, SLG: 0.342 (1, 8)	L8		F7			K		F9		4	0	0	0	0	1	1					
5 Jeff Bagwell, R OBP: 0.386, SLG: 0.524 (1, 3)	G5-3		F			G6-3		G6-3		4	1	1	1	0	0	0					
Eric Anthony, L OBP: 0.333, SLG: 0.421 (1, 9)		1B 1B BB	E4	1H		G6-3		P3		3	1	1	1	1	0	0					
Ken Caminiti, S OBP: 0.301, SLG: 0.389 (1, 5)		F7	K			F7				3	0	0	0	0	1	1					
Luis Gonzalez, L OBP: 0.380, SLG: 0.463 (1, 7)		1B 1B		1B 1B		F8				3	1	2	0	0	0	0					
Eddie Taubensee, L OBP: 0.319, SLG: 0.420 (1, 2)		G6-4-3 1B		1B 1B		G6-3				3	0	2	0	0	0	0					
Andujar Cedeno, R OBP: 0.345, SLG: 0.398 (1, 6)		G6-4-3		L8						1	0	0	0	0	0	3					
Jose Uribe, S OBP: 0.320, SLG: 0.190 (3, 6)		G6-4-3		L8						2	0	0	0	0	1	2					
Darryl Kile, R OBP: 0.105, SLG: 0.189 (1, 1)			F8			K		G4-3		3	0	0	0	0	1	2					
Inning Stats	R: 0 E: 0 K: 0 S: 6	H: 2 LOB: 2 BB: 1 P: 10	R: 0 E: 0 K: 0 S: 8	H: 2 LOB: 1 BB: 1 P: 16	R: 3 E: 1 K: 1 S: 18	H: 3 LOB: 0 BB: 0 P: 25	R: 1 E: 0 K: 1 S: 9	H: 3 LOB: 2 BB: 0 P: 14	R: 0 E: 0 K: 0 S: 12	H: 0 LOB: 0 BB: 0 P: 17	R: 0 E: 0 K: 1 S: 9	H: 0 LOB: 0 BB: 0 P: 11	R: 0 E: 0 K: 0 S: 7	H: 0 LOB: 0 BB: 0 P: 14	R: 0 E: 0 K: 0 S: 7	H: 0 LOB: 0 BB: 0 P: 14		1B: 6 2B: 1 3B: 1 HR: 0	SF: 0 SAC: 0 DP: 1 HBP: 0	WP: 0 PB: 0 SB: 0 CS: 0	PA: 31
PITCHER Pat Rapp, R ERA: 4.6 (1, 1)	IP: 4.0 WLS: L BF: 19 H: 4 R: 4 ER: 3 SO: 2 BB: 1 IBB: 0 HBP: 0 BLK: 0 WP: 0 HR: 0 S: 41 P: 65 ERA: 6.75 WHIP: 2.250															PITCHER Pat Rapp, R ERA: 4.6 (1, 1)		IP: 4.0 WLS: L BF: 19 H: 4 R: 4 ER: 3 SO: 2 BB: 1 IBB: 0 HBP: 0 BLK: 0 WP: 0 HR: 0 S: 41 P: 65 ERA: 6.75 WHIP: 2.250			
Robb Nen, R ERA: 5.92 (5, 1)	IP: 3.0 WLS: 9 BF: 0 H: 0 R: 0 ER: 0 SO: 2 BB: 0 IBB: 0 HBP: 0 BLK: 0 WP: 0 HR: 0 S: 28 P: 39 ERA: 0.00 WHIP: 0.000															PITCHER Robb Nen, R ERA: 5.92 (5, 1)	IP: 3.0 WLS: 9 BF: 0 H: 0 R: 0 ER: 0 SO: 2 BB: 0 IBB: 0 HBP: 0 BLK: 0 WP: 0 HR: 0 S: 28 P: 39 ERA: 0.00 WHIP: 0.000				
Rich Rodriguez, L ERA: 3.5 (8, 1)	IP: 1.0 WLS: 3 BF: 0 H: 0 R: 0 ER: 0 SO: 0 BB: 0 IBB: 0 HBP: 0 BLK: 0 WP: 0 HR: 0 S: 7 P: 14 ERA: 0.00 WHIP: 0.000															PITCHER Rich Rodriguez, L ERA: 3.5 (8, 1)	IP: 1.0 WLS: 3 BF: 0 H: 0 R: 0 ER: 0 SO: 0 BB: 0 IBB: 0 HBP: 0 BLK: 0 WP: 0 HR: 0 S: 7 P: 14 ERA: 0.00 WHIP: 0.000				

Batter	1	2	3	4	5	6	7	8	9	AB	R	H	RBI	BB	SO	LOB	TOP										
Chuck Carr, S OBP: 0.320, SLG: 0.336 (1, 8)	G5-3		G1-3		F7			B2		4	0	0	0	0	0	1	Florida Marlins @ Houston Astros Astrodome, Houston, TX Wed Aug 18 1993, 8:05 PM EDT Att: 16,018 - Dome										
Bret Barberie, S OBP: 0.391, SLG: 0.440 (1, 4)	G6-3			HR		G5-3		K		4	1	1	1	0	1	0											
Jeff Conine, R OBP: 0.372, SLG: 0.420 (1, 7)	K			F7		F7			K	4	0	0	0	0	2	0											
Gary Sheffield, R OBP: 0.353, SLG: 0.477 (1, 5)							G5-3			4	0	2	0	0	1	0											
Orestes Destrade, S OBP: 0.320, SLG: 0.413 (1, 3)								L8		4	0	2	0	0	0	1											
Henry Cotto, R OBP: 0.285, SLG: 0.350 (1, 9)										3	0	1	0	0	1	2											
Benito Santiago, R OBP: 0.293, SLG: 0.379 (1, 2)										3	0	0	0	0	0	2											
Walt Weiss, S OBP: 0.360, SLG: 0.318 (1, 6)										3	0	1	0	0	1	1											
Jack Armstrong, R OBP: 0.182, SLG: 0.200 (1, 1)										1	0	0	0	0	1	0											
Alex Arias, R OBP: 0.332, SLG: 0.310 (8, PH)										1	0	0	0	0	1	0											
Joe Klink, L (8, 1)										0	0	0	0	0	0	0											
Matt Turner, R (8, 1)										0	0	0	0	0	0	0											
Inning Stats	R: 0 E: 0 K: 1 S: 12	H: 0 LOB: 0 BB: 0 P: 18	R: 0 E: 0 K: 0 S: 10	H: 2 LOB: 1 BB: 0 P: 15	R: 0 E: 0 K: 2 S: 9	H: 0 LOB: 0 BB: 0 P: 9	R: 1 E: 0 K: 2 S: 12	H: 2 LOB: 1 BB: 0 P: 19	R: 0 E: 0 K: 0 S: 8	H: 0 LOB: 0 BB: 0 P: 11	R: 0 E: 0 K: 0 S: 13	H: 1 LOB: 1 BB: 0 P: 19	R: 0 E: 0 K: 1 S: 7	H: 0 LOB: 0 BB: 0 P: 10	R: 0 E: 0 K: 1 S: 9	H: 1 LOB: 0 BB: 0 P: 14	1B: 6 2B: 0 3B: 0 HR: 1	SF: 0 SAC: 1 DP: 1 HBP: 0	WP: 0 PB: 0 SB: 1 CS: 1	PA: 32							
PITCHER	IP	WLS	BF	H	R	ER	SO	BB	IBB	HBP	BLK	WP	HR	S	P	ERA	WHIP										
Greg Swindell, L ERA: 4.62 (1, 1)	8.0	W	29	6	1	1	7	0	0	0	0	0	1	79	111	1.12	0.750										
Todd Jones, R ERA: 0.74 (9, 1)	1.0	S	3	1	0	0	1	0	0	0	0	0	0	9	14	0.00	1.000										

Batter	1	2	3	4	5	6	7	8	9	AB	R	H	RBI	BB	SO	LOB	BOTTOM										
Craig Biggio, R OBP: 0.360, SLG: 0.451 (1, 4)			G5-3		F8					2	0	0	0	2	0	0	Florida Marlins @ Houston Astros Astrodome, Houston, TX Wed Aug 18 1993, 8:05 PM EDT Att: 16,018 - Dome										
Steve Finley, L OBP: 0.300, SLG: 0.343 (1, 8)										2	0	1	0	1	0	0											
5 Jeff Bagwell, R OBP: 0.387, SLG: 0.526 (1, 3)										4	0	2	0	0	0	2											
Eric Anthony, L OBP: 0.335, SLG: 0.421 (2, PR)										0	0	0	0	0	0	0											
Kevin Bass, S OBP: 0.306, SLG: 0.373 (3, 9)										3	0	0	0	0	0	4											
Ken Caminiti, S OBP: 0.300, SLG: 0.390 (1, 5)										4	1	1	0	0	0	3											
Luis Gonzalez, L OBP: 0.383, SLG: 0.472 (1, 7)										4	1	3	1	0	0	0											
Eddie Taubensee, L OBP: 0.319, SLG: 0.415 (1, 2)										2	0	0	0	1	0	1											
Casey Candaele, S OBP: 0.317, SLG: 0.329 (9, 6)										1	0	0	0	0	0	2											
Jose Uribe, S OBP: 0.340, SLG: 0.205 (8, PH)										2	0	1	0	1	1	2											
Chris Donnels, L OBP: 0.320, SLG: 0.319 (9, 2)										1	0	0	0	0	0	2											
Scott Servais, R OBP: 0.321, SLG: 0.439 (9, 2)										0	0	0	0	0	0	0											
Greg Swindell, L OBP: 0.209, SLG: 0.233 (8, PH)										3	0	0	0	0	2	5											
Chris James, R OBP: 0.339, SLG: 0.532 (9, 1)										1	0	1	1	0	0	0											
Todd Jones, L (9, 1)										0	0	0	0	0	0	0											
Inning Stats	R: 0 E: 0 K: 0 S: 8	H: 1 LOB: 0 BB: 1 P: 16	R: 1 E: 0 K: 1 S: 10	H: 1 LOB: 2 BB: 1 P: 20	R: 0 E: 0 K: 0 S: 14	H: 1 LOB: 2 BB: 1 P: 24	R: 0 E: 0 K: 1 S: 11	H: 1 LOB: 0 BB: 0 P: 16	R: 0 E: 0 K: 0 S: 7	H: 1 LOB: 1 BB: 0 P: 13	R: 0 E: 0 K: 0 S: 9	H: 1 LOB: 1 BB: 1 P: 18	R: 0 E: 0 K: 0 S: 8	H: 0 LOB: 1 BB: 1 P: 14	R: 1 E: 0 K: 0 S: 8	H: 3 LOB: 2 BB: 0 P: 13	1B: 5 2B: 4 3B: 0 HR: 0	SF: 0 SAC: 1 DP: 1 HBP: 1	WP: 0 PB: 0 SB: 0 CS: 1	PA: 36							
PITCHER	IP	WLS	BF	H	R	ER	SO	BB	IBB	HBP	BLK	WP	HR	S	P	ERA	WHIP										
Jack Armstrong, R ERA: 4.66 (8, 1)	0.0	L	2	2	1	1	0	0	0	0	0	0	0	4	6	∞	∞										
Joe Klink, L ERA: 4.61 (8, 1)	1.0		3	1	0	0	0	0	0	0	0	0	0	4	7	0.00	1.000										

AB	31
R	1
H	7
RBI	1
BB	0
SO	8
LOB	7



AB	29
R	2
H	9
RBI	2
BB	5
SO	3
LOB	21



Batter	1	2	3	4	5	6	7	8	9	AB	R	H	RBI	BB	SO	LOB	TOP
Chuck Carr, S <small>OBP: 0.319, SLG: 0.332</small> 										4	0	0	0	1	0	0	
Bret Barberie, S <small>OBP: 0.392, SLG: 0.445</small> 										4	0	2	0	0	0	1	
Jeff Conine, R <small>OBP: 0.369, SLG: 0.416</small> 										4	0	0	0	0	0	3	
Gary Sheffield, R <small>OBP: 0.350, SLG: 0.473</small> 										4	0	0	0	0	2	3	
Orestes Destrade, S <small>OBP: 0.324, SLG: 0.415</small> 										3	1	2	0	1	1	0	
Greg Britley, L <small>OBP: 0.261, SLG: 0.316</small> 										4	1	1	0	0	1	2	
Benito Santiago, R Matt Turner, R <small>OBP: 0.380, SLG: 0.487</small> 										4	1	2	0	0	0	1	
Walt Weiss, S <small>OBP: 0.361, SLG: 0.320</small> 										4	0	2	2	0	0	1	
Charlie Hough, R Darrell Whitmore, L Luis Aquino, R Rick Remick, R Rich Rodriguez, L Rob Natal, R <small>OBP: 0.301, SLG: 0.349</small> 										1	0	0	0	0	1	0	
Inning Stats	R: 0 H: 0 E: 0 K: 0 S: 7	R: 0 H: 0 E: 0 K: 0 S: 9	R: 0 H: 0 E: 0 K: 1 S: 8	R: 3 H: 4 E: 1 K: 1 S: 17	R: 0 H: 1 E: 0 K: 1 S: 9	R: 0 H: 3 E: 0 K: 1 S: 10	R: 0 H: 1 E: 0 K: 2 S: 7	R: 0 H: 0 E: 0 K: 2 S: 7	R: 0 H: 0 E: 0 K: 0 S: 7	1B: 8 2B: 1 3B: 0 HR: 0	SF: 0 SAC: 0 DP: 1 HBP: 0	WP: 0 PA: 37 PB: 0 SB: 0 CS: 0					
PITCHER	IP: 5.2 WLS: W BF: 26 H: 8 R: 3 ER: 2 SO: 3 BB: 2 IBB: 0 HBP: 0 BLK: 1 WP: 0 HR: 0 S: 56 P: 93 ERA: 3.18 WHIP: 1.765	IP: 0.1 WLS: 1 BF: 1 H: 0 R: 0 ER: 0 SO: 0 BB: 0 IBB: 0 HBP: 0 BLK: 0 WP: 0 HR: 0 S: 6 P: 6 ERA: 0.00 WHIP: 0.000	IP: 2.0 WLS: 1 BF: 7 H: 1 R: 0 ER: 0 SO: 3 BB: 0 IBB: 0 HBP: 0 BLK: 0 WP: 0 HR: 14 S: 24 P: 24 ERA: 0.00 WHIP: 0.500	IP: 1.0 WLS: 3 BF: 3 H: 0 R: 0 ER: 0 SO: 0 BB: 0 IBB: 0 HBP: 0 BLK: 0 WP: 0 HR: 7 S: 11 P: 11 ERA: 0.00 WHIP: 0.000	PITCHER	IP: 5.2 WLS: W BF: 26 H: 8 R: 3 ER: 2 SO: 3 BB: 2 IBB: 0 HBP: 0 BLK: 1 WP: 0 HR: 0 S: 56 P: 93 ERA: 3.18 WHIP: 1.765	IP: 0.1 WLS: 1 BF: 1 H: 0 R: 0 ER: 0 SO: 0 BB: 0 IBB: 0 HBP: 0 BLK: 0 WP: 0 HR: 0 S: 6 P: 6 ERA: 0.00 WHIP: 0.000	IP: 2.0 WLS: 1 BF: 7 H: 1 R: 0 ER: 0 SO: 3 BB: 0 IBB: 0 HBP: 0 BLK: 0 WP: 0 HR: 14 S: 24 P: 24 ERA: 0.00 WHIP: 0.500	IP: 1.0 WLS: 3 BF: 3 H: 0 R: 0 ER: 0 SO: 0 BB: 0 IBB: 0 HBP: 0 BLK: 0 WP: 0 HR: 7 S: 11 P: 11 ERA: 0.00 WHIP: 0.000	PITCHER	IP: 5.2 WLS: W BF: 26 H: 8 R: 3 ER: 2 SO: 3 BB: 2 IBB: 0 HBP: 0 BLK: 1 WP: 0 HR: 0 S: 56 P: 93 ERA: 3.18 WHIP: 1.765	IP: 0.1 WLS: 1 BF: 1 H: 0 R: 0 ER: 0 SO: 0 BB: 0 IBB: 0 HBP: 0 BLK: 0 WP: 0 HR: 0 S: 6 P: 6 ERA: 0.00 WHIP: 0.000	IP: 2.0 WLS: 1 BF: 7 H: 1 R: 0 ER: 0 SO: 3 BB: 0 IBB: 0 HBP: 0 BLK: 0 WP: 0 HR: 14 S: 24 P: 24 ERA: 0.00 WHIP: 0.500	IP: 1.0 WLS: 3 BF: 3 H: 0 R: 0 ER: 0 SO: 0 BB: 0 IBB: 0 HBP: 0 BLK: 0 WP: 0 HR: 7 S: 11 P: 11 ERA: 0.00 WHIP: 0.000			

Florida Marlins @ Houston Astros
Astrodome, Houston, TX
Thu Aug 19 1993, 8:05 PM EDT
Att: 18,662 - Dome - 72 F

AB 35
R 3
H 9
RBI 2
BB 2
SO 7
LOB 14



Batter	1	2	3	4	5	6	7	8	9	AB	R	H	RBI	BB	SO	LOB	BOTTOM
Craig Biggio, R <small>OBP: 0.363, SLG: 0.454</small> Doug Jones, R 										4	1	2	0	1	0	2	
Steve Finley, L <small>OBP: 0.295, SLG: 0.349</small> 										5	2	1	2	0	0	4	
5 Jeff Bagwell, R <small>OBP: 0.390, SLG: 0.527</small> 										3	2	2	0	1	0	0	
Luis Gonzalez, L <small>OBP: 0.362, SLG: 0.469</small> 										4	1	1	0	0	2	2	
Ken Caminiti, S <small>OBP: 0.300, SLG: 0.396</small> 										4	1	1	1	0	0	5	
Kevin Bass, S <small>OBP: 0.317, SLG: 0.416</small> 										4	1	3	5	0	1	0	
Scott Servais, R <small>OBP: 0.320, SLG: 0.434</small> 										3	0	0	0	1	0	2	
Andujar Cedeno, R <small>OBP: 0.344, SLG: 0.396</small> 										4	0	1	0	0	1	0	
Mark Portugal, R Tom Edens, R Rick Parker, R Xavier Hernandez, L Casey Candaele, S <small>OBP: 0.325, SLG: 0.326</small> 										2	0	1	0	0	0	0	
Inning Stats	R: 4 H: 4 E: 0 K: 0 S: 17	R: 0 H: 1 E: 0 K: 1 S: 11	R: 1 H: 2 E: 0 K: 1 S: 14	R: 0 H: 1 E: 0 K: 0 S: 7	R: 0 H: 1 E: 0 K: 1 S: 5	R: 0 H: 1 E: 0 K: 1 S: 9	R: 0 H: 1 E: 0 K: 1 S: 9	R: 3 H: 2 E: 0 K: 0 S: 13	R: 0 H: 0 E: 0 K: 0 S: 10	1B: 6 2B: 3 3B: 0 HR: 3	SF: 0 SAC: 0 DP: 2 HBP: 0	WP: 1 PA: 38 PB: 0 SB: 0 CS: 0					
PITCHER	IP: 3.0 WLS: L BF: 16 H: 7 R: 5 ER: 5 SO: 2 BB: 0 IBB: 0 HBP: 0 BLK: 0 WP: 0 HR: 0 S: 42 P: 65 ERA: 15.00 WHIP: 2.333	IP: 2.0 WLS: 7 BF: 2 H: 0 R: 0 ER: 0 SO: 1 BB: 0 IBB: 0 HBP: 0 BLK: 0 WP: 0 HR: 12 S: 21 P: 21 ERA: 0.00 WHIP: 1.000	IP: 2.0 WLS: 11 BF: 3 H: 3 R: 3 ER: 3 SO: 1 BB: 3 IBB: 0 HBP: 0 BLK: 0 WP: 1 HR: 22 S: 44 P: 44 ERA: 13.50 WHIP: 3.000	IP: 1.0 WLS: 4 BF: 0 H: 0 R: 0 ER: 0 SO: 0 BB: 1 IBB: 0 HBP: 0 BLK: 0 WP: 0 HR: 10 S: 20 P: 20 ERA: 0.00 WHIP: 1.000	PITCHER	IP: 3.0 WLS: L BF: 16 H: 7 R: 5 ER: 5 SO: 2 BB: 0 IBB: 0 HBP: 0 BLK: 0 WP: 0 HR: 0 S: 42 P: 65 ERA: 15.00 WHIP: 2.333	IP: 2.0 WLS: 7 BF: 2 H: 0 R: 0 ER: 0 SO: 1 BB: 0 IBB: 0 HBP: 0 BLK: 0 WP: 0 HR: 12 S: 21 P: 21 ERA: 0.00 WHIP: 1.000	IP: 2.0 WLS: 11 BF: 3 H: 3 R: 3 ER: 3 SO: 1 BB: 3 IBB: 0 HBP: 0 BLK: 0 WP: 1 HR: 22 S: 44 P: 44 ERA: 13.50 WHIP: 3.000	IP: 1.0 WLS: 4 BF: 0 H: 0 R: 0 ER: 0 SO: 0 BB: 1 IBB: 0 HBP: 0 BLK: 0 WP: 0 HR: 10 S: 20 P: 20 ERA: 0.00 WHIP: 1.000	PITCHER	IP: 3.0 WLS: L BF: 16 H: 7 R: 5 ER: 5 SO: 2 BB: 0 IBB: 0 HBP: 0 BLK: 0 WP: 0 HR: 0 S: 42 P: 65 ERA: 15.00 WHIP: 2.333	IP: 2.0 WLS: 7 BF: 2 H: 0 R: 0 ER: 0 SO: 1 BB: 0 IBB: 0 HBP: 0 BLK: 0 WP: 0 HR: 12 S: 21 P: 21 ERA: 0.00 WHIP: 1.000	IP: 2.0 WLS: 11 BF: 3 H: 3 R: 3 ER: 3 SO: 1 BB: 3 IBB: 0 HBP: 0 BLK: 0 WP: 1 HR: 22 S: 44 P: 44 ERA: 13.50 WHIP: 3.000	IP: 1.0 WLS: 4 BF: 0 H: 0 R: 0 ER: 0 SO: 0 BB: 1 IBB: 0 HBP: 0 BLK: 0 WP: 0 HR: 10 S: 20 P: 20 ERA: 0.00 WHIP: 1.000			

Florida Marlins @ Houston Astros
Astrodome, Houston, TX
Thu Aug 19 1993, 8:05 PM EDT
Att: 18,662 - Dome - 72 F

AB 34
R 8
H 12
RBI 8
BB 4
SO 4
LOB 17



Batter	1	2	3	4	5	6	7	8	9	AB	R	H	RBI	BB	SO	LOB	TOP			
Chuck Carr, S OBP: 0.317, SLG: 0.331	G4-3		G1-3			K		1B	F8	5	1	1	0	0	1	0	Florida Marlins @ San Francisco Giants Candlestick Park, San Francisco, CA Fri Aug 20 1993, 10:05 PM EDT Att: 42,831 - Unknown - 59 F livebaseballscorecards.com			
Watt Weiss, S OBP: 0.361, SLG: 0.319	F8			BB		G3		HR	G6-3	4	1	1	0	1	0	0				
Bret Barberie, S OBP: 0.394, SLG: 0.446	G6-3			P6		1B		HR		4	1	2	1	0	0	1				
Gary Sheffield, R OBP: 0.349, SLG: 0.470		G5-3		K		1B		G5-3		4	0	1	0	0	1	3				
Orestes Destrade, S OBP: 0.325, SLG: 0.413	G4-3			FC6-4 IBB		1B		HR		2	1	0	0	2	1	2				
Jeff Conine, R OBP: 0.371, SLG: 0.423	FC6-4 1B			FC6-4				HR		4	1	2	4	0	0	2				
Benito Santiago, R OBP: 0.292, SLG: 0.376	FC6-4					G5-3		F9		4	0	0	0	0	0	1				
Darrell Whitmore, L OBP: 0.239, SLG: 0.318			G5-3			G6-3		F8		4	0	1	0	0	0	0				
Ryan Bowen, R OBP: 0.137, SLG: 0.180			K			G3			G4-3	3	0	0	0	0	1	1				
Matt Turner, R Joe Klink, L Bryan Harvey, R Greg Britley, L OBP: 0.314			K					B2-3		0	0	0	0	0	0	0				
Inning Stats	R: 0 E: 0 K: 0 S: 4	H: 0 LOB: 0 BB: 0 P: 7	R: 0 E: 0 K: 0 S: 8	H: 1 LOB: 1 BB: 0 P: 11	R: 0 E: 0 K: 1 S: 8	H: 0 LOB: 0 BB: 2 P: 12	R: 0 E: 0 K: 1 S: 14	H: 0 LOB: 0 BB: 2 P: 26	R: 0 E: 0 K: 0 S: 12	H: 2 LOB: 2 BB: 0 P: 18	R: 0 E: 0 K: 0 S: 9	H: 1 LOB: 1 BB: 0 P: 16	R: 5 E: 0 K: 0 S: 22	H: 4 LOB: 0 BB: 0 P: 39	R: 0 E: 0 K: 0 S: 4	H: 0 LOB: 0 BB: 0 P: 5	1B: 7 2B: 0 3B: 0 HR: 1	SF: 0 SAC: 0 DP: 0 HBP: 0	WP: 0 PB: 0 SB: 1 CS: 0	PA: 38
PITCHER	IP WLS BF H R ER SO BB IBB HBP BLK WP HR S P ERA WHIP																			
Bill Swift, R ERA: 2.61	(1, 1) 7.0 27 4 0 0 4 1 1 0 0 0 0 63 102 0.00 0.714																			
Michael Jackson, R ERA: 3.54	(8, 1) 0.1 L 4 3 3 3 0 0 0 0 0 0 0 0 11 18 81.00 9.000																			
Jeff Brantley, R ERA: 4.16	(8, 1) 1.2 7 1 2 2 0 1 0 0 0 0 0 1 15 26 10.80 1.200																			

Batter	1	2	3	4	5	6	7	8	9	AB	R	H	RBI	BB	SO	LOB	BOTTOM			
Willie McGee, S OBP: 0.362, SLG: 0.420	G5-3			F7		FC6-4		G4-3		4	0	0	0	0	0	1	Florida Marlins @ San Francisco Giants Candlestick Park, San Francisco, CA Fri Aug 20 1993, 10:05 PM EDT Att: 42,831 - Unknown - 59 F livebaseballscorecards.com			
Robby Thompson, R OBP: 0.380, SLG: 0.497	G1-3			P2		K		HR		4	1	1	1	0	1	1				
Barry Bonds, L OBP: 0.463, SLG: 0.707	F9			G4-3				1B		4	2	2	0	0	0	0				
Matt Williams, R OBP: 0.332, SLG: 0.558		K				2B		1B		3	1	2	1	1	1	0				
Todd Benzinger, S OBP: 0.325, SLG: 0.389	G1-6-3			K				1B		3	0	0	0	0	1	2				
Dave Martinez, L OBP: 0.302, SLG: 0.350	K			G4-3				F8		3	0	0	0	1	1	2				
Kirt Manwaring, R OBP: 0.361, SLG: 0.381			G1-3			L6		P3		4	0	0	1	0	0	3				
Mike Benjamin, R OBP: 0.281, SLG: 0.362			K					L9		3	0	1	1	0	1	0				
Jeff Reed, L OBP: 0.327, SLG: 0.447			K					L9		1	0	0	0	0	0	0				
Bill Swift, R OBP: 0.323, SLG: 0.288			K					F8		2	0	1	0	0	1	0				
Mark Carreon, R OBP: 0.361, SLG: 0.516			K							1	0	0	0	0	1	2				
Michael Jackson, R OBP: 0.667, SLG: 1.333										0	0	0	0	0	0	0				
Jeff Brantley, R OBP: 0.115, SLG: 0.115										0	0	0	0	0	0	0				
Will Clark, L OBP: 0.358, SLG: 0.425										1	0	0	0	0	0	0				
Inning Stats	R: 0 E: 0 K: 0 S: 8	H: 0 LOB: 0 BB: 0 P: 11	R: 0 E: 0 K: 2 S: 10	H: 0 LOB: 0 BB: 0 P: 15	R: 0 E: 0 K: 2 S: 9	H: 0 LOB: 0 BB: 0 P: 14	R: 0 E: 0 K: 0 S: 7	H: 0 LOB: 0 BB: 0 P: 13	R: 0 E: 0 K: 1 S: 11	H: 1 LOB: 1 BB: 0 P: 13	R: 2 E: 0 K: 1 S: 13	H: 3 LOB: 1 BB: 0 P: 28	R: 2 E: 0 K: 0 S: 15	H: 0 LOB: 0 BB: 0 P: 21	R: 0 E: 0 K: 0 S: 7	H: 0 LOB: 0 BB: 0 P: 13	1B: 5 2B: 1 3B: 0 HR: 1	SF: 0 SAC: 1 DP: 0 HBP: 0	WP: 1 PB: 2 SB: 3 CS: 0	PA: 36
PITCHER	IP WLS BF H R ER SO BB IBB HBP BLK WP HR S P ERA WHIP																			
Ryan Bowen, R ERA: 4.18	(1, 1) 6.2 26 4 2 2 6 1 0 0 0 0 1 1 7 10 13.50 1.500																			
Matt Turner, R ERA: 2.57	(7, 1) 0.2 W 3 1 1 1 1 0 0 0 0 0 1 1 7 10 13.50 1.500																			
Joe Klink, L ERA: 4.94	(8, 1) 0.0 1 1 0 0 0 0 0 0 0 0 0 0 4 6 ∞ ∞																			
Bryan Harvey, R ERA: 1.66	(8, 1) 1.2 S 6 1 1 1 0 0 0 0 0 0 0 0 15 25 5.40 0.600																			



Batter	1	2	3	4	5	6	7	8	9	AB	R	H	RBI	BB	SO	LOB	TOP
Chuck Carr, S <small>OBP: 0.317, SLG: 0.330</small> 										5	0	1	0	0	0	2	
Watt Weiss, S <small>OBP: 0.363, SLG: 0.323</small> 										4	1	1	0	1	2	2	
Bret Barberie, S <small>OBP: 0.396, SLG: 0.450</small> 										5	1	2	1	0	0	2	
Gary Sheffield, R <small>OBP: 0.351, SLG: 0.477</small> 										4	1	2	3	1	0	1	
Orestes Destrade, S <small>OBP: 0.322, SLG: 0.415</small> Benito Santiago, R <small>OBP: 0.293, SLG: 0.376</small> 										4	1	1	1	0	3	2	
Jeff Conine, R <small>OBP: 0.371, SLG: 0.429</small> 										4	1	2	1	0	0	0	
Rob Natal, R Bryan Harvey, R 										4	0	1	0	0	0	1	
Darrell Whitmore, L <small>OBP: 0.233, SLG: 0.314</small> 										4	1	1	0	0	0	1	
Pat Rapp, R <small>OBP: 0.188, SLG: 0.188</small> Luis Aquino, R <small>OBP: 0.087, SLG: 0.087</small> Greg Briley, L <small>OBP: 0.256, SLG: 0.310</small> 										3	0	1	0	0	1	2	
Inning Stats <small>R: 0, H: 0, E: 1, LOB: 1, K: 1, S: 12</small>	<small>R: 0, H: 0, E: 0, LOB: 0, K: 1, S: 9</small>	<small>R: 0, H: 1, E: 0, LOB: 1, K: 0, S: 7</small>	<small>R: 1, H: 1, E: 0, LOB: 0, K: 0, S: 7</small>	<small>R: 0, H: 2, E: 0, LOB: 2, K: 0, S: 7</small>	<small>R: 2, H: 3, E: 0, LOB: 1, K: 1, S: 17</small>	<small>R: 2, H: 3, E: 0, LOB: 2, K: 2, S: 16</small>	<small>R: 1, H: 1, E: 0, LOB: 0, K: 0, S: 5</small>	<small>R: 0, H: 1, E: 0, LOB: 2, K: 1, S: 11</small>	<small>1B: 7, SF: 0, 2B: 2, 3B: 0, HR: 3</small>	<small>WP: 0, PA: 41, SB: 0, CS: 1</small>							
PITCHER John Burkett, R <small>ERA: 3.57</small> Jeff Brantley, R <small>ERA: 4.15</small> Dave Righetti, L <small>ERA: 4.54</small> Kevin Rogers, L <small>ERA: 2.57</small>	<small>IP: 6.2, WLS: 31, BF: 10, R: 5, ER: 5, SO: 4, BB: 1, IBB: 0, HBP: 0, BLK: 0, WP: 0, HR: 2, S: 69, P: 101, ERA: 6.75, WHIP: 1.650</small>																

Florida Marlins @ San Francisco Giants
Candlestick Park, San Francisco, CA
Sun Aug 22 1993, 6:33 AM EDT
Att: 44,217 - Sunny - 78 F

AB 39
R 6
H 12
RBI 6
BB 2
SO 6
LOB 15



Batter	1	2	3	4	5	6	7	8	9	AB	R	H	RBI	BB	SO	LOB	BOTTOM
Dave Martinez, L <small>OBP: 0.308, SLG: 0.367</small> 										4	2	1	1	1	1	0	
Robby Thompson, R <small>OBP: 0.385, SLG: 0.516</small> 										3	2	1	2	2	1	0	
Will Clark, L <small>OBP: 0.359, SLG: 0.423</small> 										4	1	1	0	0	1	1	
Matt Williams, R <small>OBP: 0.333, SLG: 0.554</small> 										4	2	2	0	0	1	1	
Barry Bonds, L <small>OBP: 0.462, SLG: 0.701</small> 										2	0	1	1	1	0	0	
Willie McGee, S <small>OBP: 0.369, SLG: 0.427</small> 										4	0	3	2	0	0	2	
Royce Clayton, R <small>OBP: 0.316, SLG: 0.362</small> 										4	0	1	1	0	1	3	
Kirt Manwaring, R <small>OBP: 0.357, SLG: 0.374</small> Todd Benzinger, S <small>OBP: 0.320, SLG: 0.386</small> 										3	0	0	0	0	1	4	
John Burkett, R <small>OBP: 0.200, SLG: 0.133</small> Jeff Brantley, R <small>OBP: 0.115, SLG: 0.115</small> Jeff Reed, L <small>OBP: 0.204, SLG: 0.442</small> Dave Righetti, L <small>OBP: 0.087, SLG: 0.087</small> Kevin Rogers, L <small>OBP: 0.256, SLG: 0.310</small> Mark Carreon, R <small>OBP: 0.376, SLG: 0.516</small> 										2	0	0	0	0	1	0	
Inning Stats <small>R: 0, H: 0, E: 0, LOB: 0, K: 2, S: 12</small>	<small>R: 0, H: 1, E: 0, LOB: 0, K: 1, S: 10</small>	<small>R: 0, H: 0, E: 0, LOB: 0, K: 0, S: 7</small>	<small>R: 0, H: 0, E: 0, LOB: 0, K: 1, S: 5</small>	<small>R: 1, H: 3, E: 0, LOB: 1, K: 0, S: 5</small>	<small>R: 1, H: 1, E: 0, LOB: 1, K: 1, S: 21</small>	<small>R: 0, H: 1, E: 0, LOB: 2, K: 3, S: 12</small>	<small>R: 3, H: 3, E: 0, LOB: 1, K: 0, S: 19</small>	<small>R: 2, H: 1, E: 0, LOB: 0, K: 0, S: 10</small>	<small>1B: 7, SF: 1, 2B: 1, 3B: 0, HR: 2</small>	<small>WP: 0, PA: 39, SB: 0, CS: 1</small>							
PITCHER Pat Rapp, R <small>ERA: 4.41</small> Luis Aquino, R <small>ERA: 3.55</small> Bryan Harvey, R <small>ERA: 1.94</small>	<small>IP: 6.0, WLS: 24, BF: 6, R: 2, ER: 2, SO: 2, BB: 2, IBB: 0, HBP: 0, BLK: 0, WP: 0, HR: 1, S: 62, P: 102, ERA: 3.00, WHIP: 1.333</small>																

Florida Marlins @ San Francisco Giants
Candlestick Park, San Francisco, CA
Sun Aug 22 1993, 6:33 AM EDT
Att: 44,217 - Sunny - 78 F

AB 33
R 7
H 10
RBI 7
BB 4
SO 8
LOB 13



Batter	1	2	3	4	5	6	7	8	9	AB	R	H	RBI	BB	SO	LOB	TOP								
Craig Biggio, R OBP: 0.365, SLG: 0.462 (1, 4)										4	2	2	3	1	0	2	Houston Astros @ Florida Marlins Joe Robbie Stadium, Miami, FL Tue Aug 24 1993, 7:05 PM EDT Att: 31,423 - Unknown - 87 F								
Steve Finley, L OBP: 0.295, SLG: 0.355 (1, 8)										5	0	1	0	0	0	3									
Jeff Bagwell, R OBP: 0.391, SLG: 0.532 (1, 3)										4	0	2	1	0	1	0									
Eric Anthony, L OBP: 0.333, SLG: 0.425 (1, 9)										5	0	0	0	0	1	3									
Luis Gonzalez, L OBP: 0.362, SLG: 0.464 (1, 7)										4	0	2	0	0	1	1									
Ken Caminiti, S OBP: 0.296, SLG: 0.387 (1, 5)										4	0	0	0	0	0	3									
Scott Servais, R OBP: 0.322, SLG: 0.446 (1, 2)										3	0	0	0	1	1	0									
Andujar Cedeno, R OBP: 0.349, SLG: 0.396 (1, 6)										3	1	2	0	1	0	0									
Greg Swindell, L OBP: 0.200, SLG: 0.222 (1, 1)										2	0	0	0	0	1	2									
Xavier Hernandez, L OBP: 0.317, SLG: 0.410 (9, PH)										0	0	0	0	0	0	0									
Kevin Bass, S OBP: 0.317, SLG: 0.410 (9, PH)										0	1	0	0	1	0	0									
Doug Jones, R (9, 1)										0	0	0	0	0	0	0									
Inning Stats	R: 1 E: 0 K: 0 S: 5	H: 2 LOB: 1 BB: 0 P: 5	R: 0 E: 0 K: 0 S: 4	H: 1 LOB: 3 BB: 2 P: 12	R: 0 E: 0 K: 1 S: 6	H: 2 LOB: 1 BB: 0 P: 6	R: 0 E: 0 K: 0 S: 3	H: 0 LOB: 1 BB: 0 P: 7	R: 0 E: 0 K: 0 S: 5	H: 2 LOB: 2 BB: 0 P: 5	R: 0 E: 1 K: 2 S: 8	H: 0 LOB: 1 BB: 0 P: 8	R: 0 E: 0 K: 0 S: 3	H: 0 LOB: 0 BB: 0 P: 3	R: 0 E: 0 K: 1 S: 5	H: 0 LOB: 0 BB: 1 P: 5	R: 3 E: 0 K: 1 S: 7	H: 2 LOB: 0 BB: 1 P: 11	1B: 7 2B: 1 3B: 0 HR: 1	SF: 1 SAC: 1 DP: 0 HBP: 0	WP: 0 PB: 0 SB: 0 CS: 0	PA: 40			
PITCHER	IP	WLS	BF	H	R	ER	SO	BB	IBB	HBP	BLK	WP	HR	S	P	ERA	WHIP								
Jack Armstrong, R ERA: 4.51 (1, 1)	7.0	L	31	7	1	1	3	3	0	0	0	0	0	34	46	1.29	1.429								
Matt Turner, R ERA: 3.06 (8, 1)	1.0		6	2	3	3	1	1	0	0	0	0	1	7	11	27.00	3.000								
Joe Klink, L ERA: 4.66 (9, 1)	1.0		3	0	0	0	1	0	0	0	0	0	0	5	5	0.00	0.000								

AB	34
R	4
H	9
RBI	4
BB	4
SO	5
LOB	14



Batter	1	2	3	4	5	6	7	8	9	AB	R	H	RBI	BB	SO	LOB	BOTTOM								
Chuck Carr, S OBP: 0.316, SLG: 0.329 (1, 8)										4	0	1	0	0	0	1	Houston Astros @ Florida Marlins Joe Robbie Stadium, Miami, FL Tue Aug 24 1993, 7:05 PM EDT Att: 31,423 - Unknown - 87 F								
Bret Barberie, S OBP: 0.390, SLG: 0.443 (1, 4)										4	0	0	0	0	1	3									
Jeff Conine, R OBP: 0.368, SLG: 0.425 (1, 7)										4	0	0	0	0	3	1									
Gary Sheffield, R OBP: 0.350, SLG: 0.475 (1, 5)										4	0	1	0	0	1	0									
Orestes Destrade, S OBP: 0.321, SLG: 0.413 (1, 3)										4	0	1	0	0	2	1									
Henry Cotto, R OBP: 0.269, SLG: 0.358 (1, 9)										4	0	2	0	0	0	1									
Benito Santiago, R OBP: 0.295, SLG: 0.376 (1, 2)										3	0	1	0	1	0	1									
Walt Weiss, S OBP: 0.363, SLG: 0.321 (1, 6)										2	0	0	0	1	1	1									
Jack Armstrong, R OBP: 0.175, SLG: 0.193 (1, 1)										2	0	0	0	0	2	1									
Alex Arias, R OBP: 0.330, SLG: 0.308 (7, PH)										1	0	0	0	0	0	3									
Matt Turner, R (8, 1)										0	0	0	0	0	0	0									
Joe Klink, L (9, 1)										0	0	0	0	0	0	0									
Inning Stats	R: 0 E: 0 K: 1 S: 5	H: 0 LOB: 0 BB: 0 P: 5	R: 0 E: 0 K: 0 S: 3	H: 0 LOB: 0 BB: 0 P: 3	R: 0 E: 1 K: 2 S: 8	H: 0 LOB: 2 BB: 1 P: 12	R: 0 E: 0 K: 2 S: 8	H: 1 LOB: 1 BB: 0 P: 8	R: 0 E: 0 K: 1 S: 5	H: 0 LOB: 0 BB: 0 P: 5	R: 0 E: 0 K: 2 S: 7	H: 0 LOB: 0 BB: 0 P: 7	R: 0 E: 0 K: 0 S: 9	H: 2 LOB: 3 BB: 1 P: 13	R: 0 E: 0 K: 0 S: 3	H: 1 LOB: 0 BB: 0 P: 3	R: 0 E: 0 K: 0 S: 4	H: 2 LOB: 1 BB: 0 P: 4	1B: 5 2B: 1 3B: 0 HR: 0	SF: 0 SAC: 0 DP: 1 HBP: 0	WP: 0 PB: 0 SB: 0 CS: 0	PA: 34			
PITCHER	IP	WLS	BF	H	R	ER	SO	BB	IBB	HBP	BLK	WP	HR	S	P	ERA	WHIP								
Greg Swindell, L ERA: 4.4 (1, 1)	7.0	W	27	3	0	0	10	2	0	0	0	0	0	45	53	0.00	0.714								
Xavier Hernandez, R ERA: 2.87 (8, 1)	1.0		3	1	0	0	0	0	0	0	0	0	0	3	3	0.00	1.000								
Doug Jones, R ERA: 4.33 (9, 1)	1.0		4	2	0	0	0	0	0	0	0	0	0	4	4	0.00	2.000								



Batter	1	2	3	4	5	6	7	8	9	AB	R	H	RBI	BB	SO	LOB	TOP										
Dave Martinez, L (1, 8) OBP: 0.312, SLG: 0.367	0-1 SH1 WP SF9 1B		0-0 G6-3		1-0 CS 2B		4-2 BB 1B	4-2 BB		3	2	2	0	2	0	0	San Francisco Giants @ Florida Marlins Joe Robbie Stadium, Miami, FL Fri Aug 27 1993, 7:05 PM EDT Att: 45,796 - Unknown - 82 F										
Robby Thompson, R (1, 4) OBP: 0.369, SLG: 0.526	2-1 SH1		0-1 BB 1B		0-1 L1		4-2 1B BB	2-3 K		3	1	1	0	1	1	2											
Barry Bonds, L (1, 7) OBP: 0.459, SLG: 0.688	2-1 SF9		0-0 F9		4-1 CS BB		1-2 1B BB		0-3 K	3	0	1	2	1	1	1											
Matt Williams, R (1, 5) OBP: 0.330, SLG: 0.549	2-3 K		4-1 BB		2-1 P3		1-3 K		0-0 F8	4	0	0	0	1	2	4											
Willie McGee, S (1, 9) OBP: 0.362, SLG: 0.417		2-2 E1 2B	2-2 G4-3			0-1 G3-1 1B	0-1 1B		1-2 G4-3	5	1	2	1	0	0	2											
Todd Benzinger, S (1, 3) OBP: 0.326, SLG: 0.392	1-2 1B 2B			2-2 1B		3-1 G3-1	3-2 P4			4	0	2	1	0	0	3											
Royce Clayton, R (1, 6) OBP: 0.323, SLG: 0.368	0-1 K			1-3 K		4-2 FC5-4 BB	1-2 F8			3	0	1	0	1	1	3											
Kirt Manwaring, R (1, 2) OBP: 0.349, SLG: 0.365	1-3 K			2-3 K		2-3 K		2-2 F9		4	0	0	0	0	3	4											
John Burkett, R (1, 1) OBP: 0.194, SLG: 0.129	2-3 K			2-3 K		0-0 FC5-4	1-0 P9			2	0	0	0	0	2	2											
Inning Stats	R: 1 E: 0 K: 1 S: 9	H: 1 LOB: 0 BB: 0 P: 15	R: 1 E: 1 K: 2 S: 14	H: 2 LOB: 1 BB: 0 P: 20	R: 0 E: 0 K: 0 S: 8	H: 1 LOB: 1 BB: 1 P: 14	R: 0 E: 0 K: 3 S: 12	H: 1 LOB: 1 BB: 0 P: 19	R: 0 E: 0 K: 0 S: 6	H: 1 LOB: 1 BB: 1 P: 13	R: 2 E: 0 K: 1 S: 20	H: 2 LOB: 2 BB: 2 P: 34	R: 0 E: 0 K: 1 S: 11	H: 0 LOB: 1 BB: 1 P: 20	R: 0 E: 0 K: 1 S: 8	H: 0 LOB: 0 BB: 0 P: 9		1B: 7 2B: 2 3B: 0 HR: 0	SF: 1 SAC: 1 DP: 0 HBP: 0	WP: 1 PB: 0 SB: 0 CS: 2	PA: 41						
PITCHER	IP	WLS	BF	H	R	ER	SO	BB	IBB	HBP	BLK	WP	HR	S	P	ERA	WHIP										
Pat Rapp, R (1, 1) ERA: 4.42	6.0	W	29	7	4	3	7	5	0	0	0	1	0	64	113	4.50	2.000										
Matt Turner, R (7, 1) ERA: 2.53	2.0		9	2	0	0	2	1	0	0	0	0	0	27	42	0.00	1.500										
Bryan Harvey, R (9, 1) ERA: 1.84	1.0	S	3	0	0	0	1	0	0	0	0	0	0	8	9	0.00	0.000										

AB	33
R	4
H	9
RBI	4
BB	6
SO	10
LOB	23



Batter	1	2	3	4	5	6	7	8	9	AB	R	H	RBI	BB	SO	LOB	BOTTOM										
Chuck Carr, S (1, 8) OBP: 0.318, SLG: 0.329	1-0 P8		1-0 HBP 1B 1B		0-1 G3-1 HR 1B	4-1 1B BB		1-2 K		4	2	2	0	1	1	0	San Francisco Giants @ Florida Marlins Joe Robbie Stadium, Miami, FL Fri Aug 27 1993, 7:05 PM EDT Att: 45,796 - Unknown - 82 F										
Walt Weiss, S (1, 6) OBP: 0.367, SLG: 0.321	0-0 CS 1B		1-0 HBP 1B 1B		3-2 G3-1	0-1 1B	1-3 1B			4	1	3	0	0	0	1											
Bret Barberie, S (1, 4) OBP: 0.389, SLG: 0.430	3-2 G3		1-0 HBP 1B		1-1 HR HBP	1-2 G3				2	1	0	1	0	0	3											
Orestes Destrade, S (1, 3) OBP: 0.328, SLG: 0.424		1-3 K	2-1 HBP 1B		2-1 HR HBP	2-2 HR				4	2	3	6	0	1	0											
Jeff Conine, R (1, 7) OBP: 0.365, SLG: 0.421	0-3 K		1-0 F8		1-1 1B	1-3 K				4	0	1	0	0	2	2											
Rick Renteria, R (1, 5) OBP: 0.329, SLG: 0.358	1-2 F9			2-2 G5-3	2-3 K	1-0 F8-4 1B				4	0	1	0	0	1	1											
Benito Santiago, R (1, 2) OBP: 0.292, SLG: 0.370			0-0 G5-3	1-1 F9 1B	2-1 P3	0-0 F8-4				4	0	1	0	0	0	2											
Darrell Whitmore, L (1, 9) OBP: 0.243, SLG: 0.331			3-3 K	0-0 F9	2-2 K	2-2 K		2-2 G5-4-3 1B		4	0	1	0	0	2	1											
Pat Rapp, R (1, 1) OBP: 0.211, SLG: 0.211	1-2 1B HBP 1B			1-3 K		0-3 K		2-2 G5-4-3		3	1	1	0	0	2	1											
Inning Stats	R: 0 E: 0 K: 0 S: 8	H: 1 LOB: 0 BB: 0 P: 12	R: 0 E: 0 K: 2 S: 10	H: 0 LOB: 0 BB: 0 P: 12	R: 3 E: 0 K: 1 S: 15	H: 4 LOB: 2 BB: 0 P: 25	R: 0 E: 0 K: 1 S: 10	H: 1 LOB: 1 BB: 0 P: 14	R: 3 E: 0 K: 1 S: 17	H: 3 LOB: 1 BB: 0 P: 26	R: 0 E: 0 K: 2 S: 15	H: 1 LOB: 2 BB: 1 P: 22	R: 1 E: 0 K: 1 S: 8	H: 2 LOB: 0 BB: 0 P: 12	R: 0 E: 0 K: 1 S: 11	H: 1 LOB: 0 BB: 0 P: 16		1B: 11 2B: 1 3B: 0 HR: 2	SF: 0 SAC: 0 DP: 2 HBP: 2	WP: 0 PB: 0 SB: 1 CS: 1	PA: 37						
PITCHER	IP	WLS	BF	H	R	ER	SO	BB	IBB	HBP	BLK	WP	HR	S	P	ERA	WHIP										
John Burkett, R (1, 1) ERA: 3.78	4.1	L	23	9	6	6	4	0	0	0	0	0	0	55	80	12.46	2.077										
Dave Burba, R (5, 1) ERA: 3.99	0.2		2	0	0	0	1	0	0	0	0	0	0	5	9	0.00	0.000										
Jeff Brantley, R (6, 1) ERA: 4.0	2.0		9	3	1	1	3	1	0	0	0	0	1	23	34	4.50	2.000										
Dave Righetti, L (8, 1) ERA: 4.54	1.0		3	1	0	0	1	0	0	0	0	0	0	11	16	0.00	1.000										



Batter	1	2	3	4	5	6	7	8	9	AB	R	H	RBI	BB	SO	LOB	TOP				
Rikkert Faneyte, R OBP: 0.200, SLG: 0.200 (1, 8)	G6-3	K					P9			5	1	1	0	0	2	2	San Francisco Giants @ Florida Marlins Joe Robbie Stadium, Miami, FL Sun Aug 29 1993, 7:05 PM EDT Att: 45,277 - Unknown - 77 F livebaseballscorecards.com				
Robby Thompson, R OBP: 0.393, SLG: 0.538 (1, 4)	2B		G4-6-3	2B		HR	K			4	1	3	1	1	1	0					
Willie McGee, S OBP: 0.363, SLG: 0.420 (1, 9)	1B		G4-6-3			G1-3	G4-3			5	0	2	2	0	0	1					
Matt Williams, R OBP: 0.331, SLG: 0.547 (1, 5)	F9			1B					L7	5	2	2	0	0	0	4					
Barry Bonds, L OBP: 0.460, SLG: 0.685 Michael Jackson, R OBP: 0.667, SLG: 1.333 Kevin Rogers, L (8, 1) (9, 1)	K			HR					L5	3	2	1	0	2	1	2					
Todd Benzinger, S OBP: 0.328, SLG: 0.416 (1, 3)				HR					F7	0	0	0	0	0	0	0					
Royce Clayton, R OBP: 0.322, SLG: 0.368 (1, 6)	FC1-6		K			G6-3			F9	5	1	1	2	0	1	1					
Kirt Manwaring, R OBP: 0.350, SLG: 0.368 (1, 2)				2B					G6-3	5	1	2	1	0	1	2					
Salomon Torres, R OBP: 0.250, SLG: 0.250 Mark Carreon, R OBP: 0.373, SLG: 0.493 (8, 7)	K			K					G5-3	4	0	1	0	0	2	4					
Inning Stats	R: 0 E: 0 K: 1 S: 14	H: 2 LOB: 2 BB: 0 P: 19	R: 1 E: 0 K: 2 S: 12	H: 2 LOB: 1 BB: 0 P: 20	R: 3 E: 0 K: 1 S: 15	H: 4 LOB: 0 BB: 0 P: 21	R: 2 E: 0 K: 2 S: 12	H: 3 LOB: 3 BB: 2 P: 24	R: 0 E: 0 K: 2 S: 9	H: 1 LOB: 1 BB: 0 P: 12	R: 3 E: 1 K: 0 S: 19	H: 3 LOB: 2 BB: 1 P: 29	R: 0 E: 0 K: 0 S: 6	H: 0 LOB: 0 BB: 0 P: 9	R: 0 E: 0 K: 0 S: 13	H: 0 LOB: 0 BB: 0 P: 20		1B: 9 2B: 4 3B: 0 HR: 2	SF: 0 SAC: 0 DP: 1 HBP: 0	WP: 0 PB: 0 SB: 0 CS: 0	PA: 45
PITCHER	IP	WLS	BF	H	R	ER	SO	BB	IBB	HBP	BLK	WP	HR	S	P	ERA	WHIP				
Chris Hammond, L ERA: 4.82 (1, 1)	3.1	L	20	10	6	6	5	1	0	0	0	0	1	47	73	16.20	3.300				
Richie Lewis, R ERA: 3.02 (4, 1)	1.2		8	2	0	0	3	0	1	0	0	0	0	15	23	0.00	1.200				
Robb Nen, R ERA: 6.26 (6, 1)	2.0		11	3	3	3	1	1	0	0	0	0	1	24	36	13.50	2.000				
Rich Rodriguez, L ERA: 3.62 (8, 1)	2.0		6	0	0	0	0	0	0	0	0	0	0	19	29	0.00	0.000				

Batter	1	2	3	4	5	6	7	8	9	AB	R	H	RBI	BB	SO	LOB	BOTTOM					
Chuck Carr, S OBP: 0.320, SLG: 0.329 (1, 8)	FC1-6						F8			3	0	1	0	1	0	1	San Francisco Giants @ Florida Marlins Joe Robbie Stadium, Miami, FL Sun Aug 29 1993, 7:05 PM EDT Att: 45,277 - Unknown - 77 F livebaseballscorecards.com					
Watt Weiss, S OBP: 0.364, SLG: 0.318 (1, 6)	K		F7				F9			4	0	0	0	0	1	3						
Bret Barberie, S OBP: 0.383, SLG: 0.423 (1, 4)	FC1-6-5		L8							4	0	0	0	0	1	2						
Gary Sheffield, R OBP: 0.353, SLG: 0.476 (1, 5)	G5-3			F8						4	2	3	0	0	0	1						
Orestes Destrade, S OBP: 0.325, SLG: 0.420 (1, 3)		G4-3		F8						4	0	0	0	0	2	3						
Jeff Conine, R OBP: 0.364, SLG: 0.422 (1, 7)	K			K						4	0	1	1	0	3	0						
Benito Santiago, R OBP: 0.289, SLG: 0.367 (1, 2)	P4			L8						4	0	0	0	0	0	1						
Darrell Whitmore, L OBP: 0.243, SLG: 0.347 (1, 9)				HR						4	1	1	1	0	1	0						
Chris Hammond, L OBP: 0.286, SLG: 0.357 Richie Lewis, R OBP: 0.200, SLG: 0.500 Alex Rodriguez, R OBP: 0.336, SLG: 0.398 Robb Nen, R OBP: 0.390, SLG: 0.300 Greg Britley, L OBP: 0.290, SLG: 0.300 Rich Rodriguez, L (8, 1)				P3						1	0	0	0	0	0	0						
Inning Stats	R: 0 E: 0 K: 1 S: 8	H: 0 LOB: 1 BB: 1 P: 14	R: 0 E: 0 K: 1 S: 7	H: 0 LOB: 0 BB: 0 P: 10	R: 1 E: 0 K: 0 S: 10	H: 2 LOB: 1 BB: 0 P: 14	R: 1 E: 0 K: 1 S: 12	H: 1 LOB: 0 BB: 0 P: 18	R: 0 E: 0 K: 2 S: 16	H: 2 LOB: 1 BB: 1 P: 19	R: 1 E: 0 K: 0 S: 7	H: 0 LOB: 0 BB: 0 P: 10	R: 0 E: 0 K: 1 S: 8	H: 1 LOB: 1 BB: 0 P: 14	R: 0 E: 0 K: 1 S: 9	H: 0 LOB: 0 BB: 0 P: 12		1B: 3 2B: 2 3B: 0 HR: 1	SF: 0 SAC: 0 DP: 0 HBP: 0	WP: 0 PB: 0 SB: 2 CS: 0	PA: 35	
PITCHER	IP	WLS	BF	H	R	ER	SO	BB	IBB	HBP	BLK	WP	HR	S	P	ERA	WHIP					
Salomon Torres, R ERA: 3.86 (1, 1)	7.0	W	28	5	3	3	6	2	0	0	0	0	0	1	72	109	3.86	1.000				
Michael Jackson, R ERA: 3.39 (8, 1)	1.0		4	1	0	0	1	0	0	0	0	0	0	8	14	0.00	1.000					
Kevin Rogers, L ERA: 2.57 (9, 1)	1.0		3	0	0	0	1	0	0	0	0	0	0	9	12	0.00	0.000					

Batter	1	2	3	4	5	6	7	8	9	AB	R	H	RBI	BB	SO	LOB	TOP											
Dave Martinez, L (1.8) OBP: 0.314, SLG: 0.368	L9		BB 1B		2B 1B			G4-6-3		5	1	2	0	0	1	3												
Robby Thompson, R (1.4) OBP: 0.393, SLG: 0.539	P2		BB		F 2B		F8		G5-3	5	0	2	1	0	0	0												
Willie McGee, S (1.9) OBP: 0.363, SLG: 0.416	F7				P6		G3-1			3	0	0	0	2	0	1												
Matt Williams, R (1.5) OBP: 0.329, SLG: 0.543		E5 1B	F8		E5 2B		F9		F8	5	1	1	0	0	0	5												
Barry Bonds, L (1.7) OBP: 0.461, SLG: 0.683				F7					G4-3	3	1	1	1	2	0	1												
Todd Benzinger, S (1.3) OBP: 0.333, SLG: 0.465	G6-4-3						F8			4	2	2	3	0	0	4												
Royce Clayton, R (1.6) OBP: 0.323, SLG: 0.368					HR					3	0	1	0	1	2	0												
Kirt Manwaring, R (1.2) OBP: 0.346, SLG: 0.364			K	K			G3		G4-3	4	0	0	0	0	2	2												
Scott Sanderson, R (1.1) OBP: 0.353, SLG: 0.375										3	0	0	0	0	3	1												
Dave Burba, R (7.1) OBP: 0.667, SLG: 1.333										0	0	0	0	1	0	0												
Michael Jackson, R (8.1) OBP: 0.667, SLG: 1.333										0	0	0	0	0	0	0												
Rod Beck, R (9.1) OBP: 0.667, SLG: 1.333										0	0	0	0	0	0	0												
Inning Stats	R: 0 E: 0 K: 0 S: 6	H: 0 LOB: 0 BB: 0 P: 11	R: 1 E: 1 K: 1 S: 10	H: 2 LOB: 0 BB: 0 P: 13	R: 0 E: 0 K: 2 S: 16	H: 2 LOB: 3 BB: 1 P: 24	R: 1 E: 0 K: 2 S: 10	H: 1 LOB: 0 BB: 0 P: 18	R: 1 E: 1 K: 1 S: 12	H: 2 LOB: 3 BB: 1 P: 21	R: 0 E: 0 K: 0 S: 6	H: 0 LOB: 0 BB: 0 P: 9	R: 2 E: 0 K: 0 S: 13	H: 1 LOB: 3 BB: 3 P: 30	R: 0 E: 0 K: 0 S: 12	H: 0 LOB: 1 BB: 1 P: 20	1B: 6 2B: 1 3B: 0 HR: 2	SF: 0 SAC: 0 DP: 2 HBP: 0	WP: 0 PB: 0 SB: 0 CS: 0	PA: 41								
PITCHER	IP	WLS	BF	H	R	ER	SO	BB	IBB	HBP	BLK	WP	HR	S	P	ERA	WHIP											
Jack Armstrong, R (1.1) ERA: 4.55	4.2	L	23	7	3	3	6	2	0	0	0	0	0	1	53	85	5.79	1.929										
Richie Lewis, R (5.1) ERA: 3.0	0.1	1	0	0	0	0	0	0	0	0	0	0	0	1	2	0.00	0.000											
Luis Aquino, R (6.1) ERA: 3.35	2.0	7	1	0	0	2	0	0	0	0	0	0	0	16	23	0.00	0.500											
Rich Rodriguez, L (8.1) ERA: 3.86	1.0	6	1	2	2	0	3	0	0	0	0	0	1	13	30	18.00	4.000											
Matt Turner, R (9.1) ERA: 2.78	1.0	4	0	0	0	0	1	0	0	0	0	0	0	12	20	0.00	1.000											

San Francisco Giants @ Florida Marlins
 Joe Robbie Stadium, Miami, FL
 Mon Aug 30 1993, 7:05 PM EDT
 Att: 35,444 - Sunny - 78 F

AB	35
R	5
H	9
RBI	5
BB	6
SO	8
LOB	17



Batter	1	2	3	4	5	6	7	8	9	AB	R	H	RBI	BB	SO	LOB	BOTTOM										
Chuck Carr, S (1.8) OBP: 0.323, SLG: 0.340	BLK S		G3		HR			E 1B		4	1	3	1	0	0	0											
Walt Weiss, S (1.6) OBP: 0.363, SLG: 0.317	K		G6-3		1B			L4		4	0	1	0	0	1	2											
Bret Barberie, S (1.4) OBP: 0.378, SLG: 0.417	P6		G4-3		P3			P7		4	0	0	0	0	0	3											
Gary Sheffield, R (1.5) OBP: 0.352, SLG: 0.473	P3				F7		L5		BB	3	0	0	0	1	0	1											
Orestes Destrade, S (1.3) OBP: 0.326, SLG: 0.420					G3					2	0	1	0	0	0	0											
Greg Briley, L (5.7) OBP: 0.250, SLG: 0.296										2	0	0	0	0	1	2											
Matt Turner, R (9.1) OBP: 0.352, SLG: 0.353										0	0	0	0	0	0	0											
Jeff Conine, R (1.7) OBP: 0.363, SLG: 0.421					FC6 1B			G6-3		4	0	1	0	0	1	1											
Benito Santiago, R (1.2) OBP: 0.289, SLG: 0.366					FC6			F9		4	0	1	0	0	0	1											
Darrell Whitmore, L (1.9) OBP: 0.243, SLG: 0.345								G6-3		4	0	1	0	0	1	1											
Jack Armstrong, R (1.1) OBP: 0.172, SLG: 0.190										1	0	0	0	0	1	2											
Richie Lewis, R (5.1) OBP: 0.299, SLG: 0.500										0	0	0	0	0	0	0											
Alex Alvarez, R (5.9) OBP: 0.326, SLG: 0.307										1	0	0	0	0	0	0											
Luis Aquino, R (6.1) OBP: 0.326, SLG: 0.307										0	0	0	0	0	0	0											
Henry Cotto, R (7.9) OBP: 0.326, SLG: 0.307										1	0	0	0	0	0	0											
Rich Rodriguez, L (8.1) OBP: 0.326, SLG: 0.307										0	0	0	0	0	0	0											
Rick Renteria, R (9.7) OBP: 0.326, SLG: 0.307										0	0	0	0	0	0	0											
Inning Stats	R: 0 E: 0 K: 1 S: 9	H: 1 LOB: 1 BB: 0 P: 12	R: 0 E: 1 K: 2 S: 12	H: 2 LOB: 2 BB: 0 P: 18	R: 0 E: 0 K: 0 S: 5	H: 0 LOB: 0 BB: 0 P: 7	R: 0 E: 0 K: 0 S: 10	H: 1 LOB: 1 BB: 0 P: 14	R: 1 E: 0 K: 1 S: 12	H: 2 LOB: 1 BB: 0 P: 19	R: 0 E: 0 K: 0 S: 6	H: 0 LOB: 0 BB: 0 P: 8	R: 0 E: 0 K: 0 S: 6	H: 0 LOB: 0 BB: 0 P: 11	R: 0 E: 1 K: 1 S: 6	H: 1 LOB: 2 BB: 1 P: 11	R: 0 E: 0 K: 0 S: 3	H: 1 LOB: 0 BB: 0 P: 3	1B: 7 2B: 1 3B: 0 HR: 1	SF: 0 SAC: 0 DP: 2 HBP: 0	WP: 0 PB: 0 SB: 1 CS: 1	PA: 35					
PITCHER	IP	WLS	BF	H	R	ER	SO	BB	IBB	HBP	BLK	WP	HR	S	P	ERA	WHIP										
Scott Sanderson, R (1.1) ERA: 4.43	6.0	W	24	6	1	1	4	0	0	0	1	54	78	1.50	1.000												
Dave Burba, R (7.1) ERA: 3.0	1.2	7	1	0	0	0	1	0	0	0	0	0	9	18	0.00	1.200											
Michael Jackson, R (8.1) ERA: 3.36	0.1	1	0	0	0	1	0	0	0	0	0	0	3	4	0.00	0.000											
Rod Beck, R (9.1) ERA: 2.02	1.0	3	1	0	0	0	0	0	0	0	0	0	3	3	0.00	1.000											

San Francisco Giants @ Florida Marlins
 Joe Robbie Stadium, Miami, FL
 Mon Aug 30 1993, 7:05 PM EDT
 Att: 35,444 - Sunny - 78 F

AB	34
R	1
H	8
RBI	1
BB	1
SO	5
LOB	13



Batter	1	2	3	4	5	6	7	8	9	AB	R	H	RBI	BB	SO	LOB	TOP		
Jarvis Brown, R <small>OBP: 0.383, SLG: 0.500</small> 										4	0	1	0	0	1	1	San Diego Padres @ Florida Marlins Joe Robbie Stadium, Miami, FL Tue Aug 31 1993, 7:05 PM EDT Att: 24,599 - Unknown - 87 F		
Ricky Gutierrez, R <small>OBP: 0.354, SLG: 0.352</small> 										4	1	2	0	0	1	1			
Tony Gwynn, L <small>OBP: 0.400, SLG: 0.498</small> 										4	0	0	0	0	2				
Phil Plantier, L <small>OBP: 0.337, SLG: 0.538</small> 										4	0	1	0	0	1	0			
Derek Bell, R <small>OBP: 0.301, SLG: 0.416</small> 										4	0	2	1	0	0	0			
Archi Cianfrocco, R <small>OBP: 0.300, SLG: 0.453</small> 										4	0	0	0	0	1	3			
Jeff Gardner, L <small>OBP: 0.350, SLG: 0.379</small> 										4	0	1	0	0	1	1			
Brad Ausmus, R <small>OBP: 0.266, SLG: 0.389</small> 										3	0	0	0	0	1	1			
Tim Worrell, R <small>ERA: 4.29</small> Guillermo Velasquez, L <small>OBP: 0.273, SLG: 0.252</small> Doug Brocail, L <small>OBP: 0.200, SLG: 0.200</small> Pedro Martinez, L <small>ERA: 4.4</small>										2	0	0	0	0	0	1			
Inning Stats	R: 0 H: 0 E: 0 K: 1 S: 9	H: 0 LOB: 0 BB: 0 P: 16	R: 0 H: 1 E: 0 K: 0 S: 7	LOB: 1 BB: 0 P: 10	R: 0 H: 1 E: 0 K: 0 S: 11	LOB: 1 BB: 0 P: 14	R: 0 H: 0 E: 0 K: 0 S: 5	H: 0 LOB: 0 BB: 0 P: 6	R: 0 H: 1 E: 1 K: 0 S: 12	LOB: 1 BB: 0 P: 15	R: 1 H: 3 E: 0 K: 0 S: 9	H: 3 LOB: 2 BB: 0 P: 11	R: 0 H: 1 E: 0 K: 2 S: 10	LOB: 1 BB: 0 P: 13	R: 0 H: 0 E: 0 K: 2 S: 8	LOB: 0 BB: 0 P: 12		1B: 7 2B: 1 3B: 0 HR: 0	SF: 0 SAC: 0 DP: 1 HBP: 0
PITCHER	IP WLS BF H R ER SO BB IBB HBP BLK WP HR S P ERA WHIP																		
Charlie Hough, R <small>ERA: 4.29</small>	7.0 W 28 7 1 1 3 0 0 0 0 0 0 0 62 88 1.29 1.000																		
Luis Aquino, R <small>ERA: 3.35</small>	0.0 1 1 0 0 0 0 0 0 0 0 0 0 3 5 ∞ ∞																		
Joe Klink, L <small>ERA: 4.4</small>	1.0 2 0 0 0 1 0 0 0 0 0 0 0 7 8 0.00 0.000																		
Bryan Harvey, R <small>ERA: 1.81</small>	1.0 S 3 0 0 0 2 0 0 0 0 0 0 0 8 12 0.00 0.000																		

Batter	1	2	3	4	5	6	7	8	9	AB	R	H	RBI	BB	SO	LOB	BOTTOM		
Chuck Carr, S <small>OBP: 0.323, SLG: 0.342</small> 										4	1	1	0	0	2	San Diego Padres @ Florida Marlins Joe Robbie Stadium, Miami, FL Tue Aug 31 1993, 7:05 PM EDT Att: 24,599 - Unknown - 87 F			
Bret Barberie, S <small>OBP: 0.373, SLG: 0.412</small> 										3	0	0	1	0	0				
Jeff Conine, R <small>OBP: 0.363, SLG: 0.420</small> 										3	0	1	0	0	0				
Gary Sheffield, R <small>OBP: 0.352, SLG: 0.479</small> 										3	1	1	1	0	1				
Henry Cotto, R <small>OBP: 0.260, SLG: 0.346</small> 										3	0	0	0	0	1				
Benito Santiago, R <small>OBP: 0.287, SLG: 0.363</small> 										3	0	0	0	0	1		0		
Darrell Whitmore, L <small>OBP: 0.245, SLG: 0.341</small> 										2	0	0	0	1	0				
Walt Weiss, S <small>OBP: 0.363, SLG: 0.317</small> 										3	0	1	0	0	0				
Charlie Hough, R <small>OBP: 0.073, SLG: 0.038</small> Luis Aquino, R <small>OBP: 0.087, SLG: 0.087</small> Joe Klink, L <small>ERA: 4.4</small> Alex Arias, R <small>OBP: 0.333, SLG: 0.305</small> Bryan Harvey, R <small>ERA: 1.81</small>										2	0	0	0	0	1		2		
Inning Stats	R: 0 H: 0 E: 0 K: 0 S: 5	H: 0 LOB: 0 BB: 0 P: 10	R: 0 H: 0 E: 0 K: 1 S: 6	LOB: 0 BB: 0 P: 7	R: 0 H: 0 E: 0 K: 0 S: 7	LOB: 0 BB: 0 P: 13	R: 1 H: 2 E: 1 K: 1 S: 18	H: 2 LOB: 1 BB: 0 P: 27	R: 0 H: 1 E: 0 K: 1 S: 16	LOB: 1 BB: 1 P: 24	R: 1 H: 1 E: 0 K: 0 S: 7	H: 1 LOB: 0 BB: 0 P: 12	R: 0 H: 0 E: 0 K: 0 S: 5	LOB: 0 BB: 0 P: 8	R: 0 H: 0 E: 0 K: 0 S: 6		LOB: 0 BB: 0 P: 10	1B: 2 2B: 1 3B: 0 HR: 1	SF: 1 SAC: 0 DP: 0 HBP: 0
PITCHER	IP WLS BF H R ER SO BB IBB HBP BLK WP HR S P ERA WHIP																		
Tim Worrell, R <small>ERA: 5.24</small>	6.0 L 23 4 2 2 3 1 0 0 0 0 0 0 11 59 3.00 0.833																		
Pedro Martinez, L <small>ERA: 1.93</small>	2.0 6 0 0 0 0 0 0 0 0 0 0 0 11 18 0.00 0.000																		

Batter	1	2	3	4	5	6	7	8	9	AB	R	H	RBI	BB	SO	LOB	TOP					
Jarvis Brown, R (1, 8) <small>OBP: 0.397, SLG: 0.510</small>	G1-3			G6-3			G5-4-3		P5	5	0	1	0	0	0	2	San Diego Padres @ Florida Marlins Joe Robbie Stadium, Miami, FL Thu Sep 02 1993, 7:05 PM EDT Att: 24,064 - Unknown - 76 F					
Jeff Gardner, L (1, 4) <small>OBP: 0.351, SLG: 0.384</small>	1B	G1			G3			G6-3		3	1	0	0	1	0	2						
Tony Gwynn, L (1, 9) <small>OBP: 0.398, SLG: 0.495</small>	F7	G6-3			F8			F7		4	0	0	0	0	0	3						
Phil Plantier, L (1, 7) <small>OBP: 0.339, SLG: 0.537</small>	1B			G5-3		G3				4	0	2	0	0	0	0						
Archi Cianfrocco, R (1, 3) <small>OBP: 0.314, SLG: 0.457</small> Trevor Hoffman, R (6, 1)	1B						L6		F9	2	0	1	1	1	1	0						
Mark Davis, L (7, 1) <small>OBP: 0.250, SLG: 0.250</small> Bill Bean, L (8, PH) <small>OBP: 0.288, SLG: 0.415</small> Gene Harris, R (8, 1)	1B			K						0	0	0	0	0	0	0						
Kevin Higgins, L (1, 2) <small>OBP: 0.310, SLG: 0.258</small>	1B			E2		L6			G4-3	3	0	0	0	1	0	1						
Ricky Gutierrez, R (1, 6) <small>OBP: 0.358, SLG: 0.352</small>	G6-3			K		G6-3				4	1	1	0	0	1	4						
Craig Shipley, R (1, 5) <small>OBP: 0.271, SLG: 0.314</small>										3	0	1	0	1	0	1						
Scott Sanders, R (1, 1) <small>OBP: 0.091, SLG: 0.091</small> Kerry Taylor, R (5, 1) Pedro Martinez, L (5, 1) Guillermo Velasquez, L (6, 3) <small>OBP: 0.276, SLG: 0.303</small>	E4			G5-3			K			2	0	0	0	0	0	1						
Inning Stats	R: 1 E: 0 K: 0 S: 15	H: 2 LOB: 3 BB: 2 P: 29	R: 0 E: 1 K: 0 S: 8	H: 1 LOB: 2 BB: 0 P: 11	R: 0 E: 1 K: 2 S: 12	H: 0 LOB: 1 BB: 0 P: 17	R: 0 E: 0 K: 0 S: 6	H: 1 LOB: 0 BB: 0 P: 8	R: 0 E: 0 K: 0 S: 4	H: 0 LOB: 0 BB: 0 P: 8	R: 0 E: 0 K: 1 S: 5	H: 0 LOB: 0 BB: 1 P: 11	R: 0 E: 0 K: 1 S: 8	H: 0 LOB: 0 BB: 1 P: 14	R: 0 E: 0 K: 0 S: 9	H: 1 LOB: 1 BB: 0 P: 13	R: 1 E: 0 K: 0 S: 14	H: 2 LOB: 1 BB: 0 P: 22	1B: 5 2B: 3 3B: 0 HR: 0	SF: 0 SAC: 0 DP: 2 HBP: 0	WP: 0 PB: 0 SB: 0 CS: 1	PA: 37
PITCHER	IP WLS BF H R ER SO BB IBB HBP BLK WP HR S P ERA WHIP																					
Pat Rapp, R (1, 1) <small>ERA: 4.08</small>	9.0 W 37 7 2 2 3 4 0 0 0 0 0 0 81 133 2.00 1.222																					

AB 33
R 2
H 7
RBI 2
BB 4
SO 3
LOB 16



Batter	1	2	3	4	5	6	7	8	9	AB	R	H	RBI	BB	SO	LOB	BOTTOM			
Chuck Carr, S (1, 8) <small>OBP: 0.325, SLG: 0.344</small>	G6-3									5	2	4	0	0	0	0	San Diego Padres @ Florida Marlins Joe Robbie Stadium, Miami, FL Thu Sep 02 1993, 7:05 PM EDT Att: 24,064 - Unknown - 76 F			
Rick Renner, R (1, 5) <small>OBP: 0.326, SLG: 0.354</small>	K2-3			G5-3						5	1	1	0	0	2	5				
Bret Barberie, S (1, 4) <small>OBP: 0.379, SLG: 0.418</small>										3	3	3	2	0	0	0				
Jeff Conine, R (1, 7) <small>OBP: 0.362, SLG: 0.420</small>	FC6-4									5	1	2	1	0	1	4				
Orestes Destrade, S (1, 3) <small>OBP: 0.328, SLG: 0.425</small>										5	1	3	2	0	0	1				
Benito Santiago, R (1, 2) <small>OBP: 0.290, SLG: 0.372</small>	G5-3									5	0	2	2	0	1	1				
Darrell Whitmore, L (1, 9) <small>OBP: 0.244, SLG: 0.332</small>										4	0	0	0	1	2	4				
Walt Weiss, S (1, 6) <small>OBP: 0.366, SLG: 0.317</small>										2	0	1	0	3	0	0				
Pat Rapp, R (1, 1) <small>OBP: 0.174, SLG: 0.174</small>										4	0	0	0	0	2	8				
Inning Stats	R: 0 E: 0 K: 1 S: 8	H: 1 LOB: 1 BB: 0 P: 12	R: 0 E: 0 K: 1 S: 7	H: 0 LOB: 0 BB: 0 P: 10	R: 0 E: 1 K: 1 S: 10	H: 1 LOB: 1 BB: 0 P: 14	R: 1 E: 0 K: 0 S: 15	H: 2 LOB: 3 BB: 1 P: 27	R: 3 E: 1 K: 2 S: 23	H: 5 LOB: 3 BB: 1 P: 45	R: 3 E: 0 K: 1 S: 13	H: 3 LOB: 0 BB: 0 P: 20	R: 0 E: 0 K: 1 S: 11	H: 1 LOB: 2 BB: 1 P: 18	R: 1 E: 0 K: 0 S: 14	H: 3 LOB: 3 BB: 1 P: 23		1B: 12 2B: 3 3B: 0 HR: 1	SF: 1 SAC: 0 DP: 1 HBP: 1	WP: 0 PB: 0 SB: 3 CS: 0
PITCHER	IP WLS BF H R ER SO BB IBB HBP BLK WP HR S P ERA WHIP																			
Gene Harris, R (8, 1) <small>ERA: 2.89</small>	1.0 6 3 1 1 1 1 0 0 0 0 0 0 11 18 9.00 4.000																			

AB 38
R 8
H 16
RBI 7
BB 4
SO 8
LOB 23



Batter	1	2	3	4	5	6	7	8	9	10	11	12	13	AB	R	H	RBI	BB	SO	LOB	TOP											
Brett Butler, L OBP: 0.386, SLG: 0.382 (1, 8)														6	2	4	2	1	0	2												
Jody Reed, R OBP: 0.324, SLG: 0.346 (1, 4)														7	2	2	0	0	1	7												
Jose Offerman, S OBP: 0.347, SLG: 0.330 Henry Rodriguez, L OBP: 0.263, SLG: 0.407 (1, 6) (12, 9)														5	0	2	1	1	2	1												
Mike Piazza, R OBP: 0.347, SLG: 0.562 Carlos Hernandez, R OBP: 0.276, SLG: 0.372 (1, 2) (7, 2)														2	0	1	1	0	0	0												
Tim Wallach, R OBP: 0.276, SLG: 0.369 (1, 5)														4	0	1	0	2	3	2												
Eric Karros, R OBP: 0.289, SLG: 0.405 (1, 3)														6	0	1	0	0	2	8												
Cory Snyder, R OBP: 0.332, SLG: 0.400 (1, 9) (12, 6)															6	0	0	0	0	3	1											
Raul Mondesi, R OBP: 0.250, SLG: 0.333 (1, 7)															4	1	1	0	2	1	1											
Ramon Martinez, R OBP: 0.332, SLG: 0.400 Roger McDowell, R OBP: 0.250, SLG: 0.333 Richie Lewis, R OBP: 0.250, SLG: 0.333 John Johnstone, R OBP: 0.250, SLG: 0.333 Benito Santiago, R OBP: 0.291, SLG: 0.376 Bryan Harvey, R OBP: 0.291, SLG: 0.376 Alex Arias, R OBP: 0.330, SLG: 0.307 John Johnstone, R OBP: 0.250, SLG: 0.333 Darrell Whitmore, L OBP: 0.290, SLG: 0.333 Melvin Castillo, L OBP: 0.500, SLG: 0.667 Walt Weiss, S OBP: 0.356, SLG: 0.314 Chris Hammond, L OBP: 0.386, SLG: 0.382 Roger McDowell, R OBP: 0.250, SLG: 0.333 Richie Lewis, R OBP: 0.250, SLG: 0.333 Rob Nelson, R OBP: 0.276, SLG: 0.372 Benito Santiago, R OBP: 0.291, SLG: 0.376 Bryan Harvey, R OBP: 0.291, SLG: 0.376 Alex Arias, R OBP: 0.330, SLG: 0.307 John Johnstone, R OBP: 0.250, SLG: 0.333 Darrell Whitmore, L OBP: 0.290, SLG: 0.333 Melvin Castillo, L OBP: 0.500, SLG: 0.667 Walt Weiss, S OBP: 0.356, SLG: 0.314 Chris Hammond, L OBP: 0.386, SLG: 0.382 Roger McDowell, R OBP: 0.250, SLG: 0.333 Richie Lewis, R OBP: 0.250, SLG: 0.333 Rob Nelson, R OBP: 0.276, SLG: 0.372															1	0	0	0	0	0	0											
Inning Stats	R: 2 E: 0 K: 1 S: 15	H: 3 LOB: 1 BB: 0 P: 20	R: 0 E: 0 K: 1 S: 10	H: 0 LOB: 0 BB: 0 P: 13	R: 0 E: 0 K: 1 S: 9	H: 1 LOB: 0 BB: 0 P: 13	R: 0 E: 0 K: 1 S: 12	H: 1 LOB: 0 BB: 0 P: 17	R: 0 E: 0 K: 2 S: 9	H: 0 LOB: 0 BB: 0 P: 16	R: 1 E: 1 K: 1 S: 14	H: 2 LOB: 2 BB: 1 P: 21	R: 0 E: 0 K: 1 S: 5	H: 0 LOB: 0 BB: 1 P: 12	R: 1 E: 0 K: 1 S: 13	H: 3 LOB: 2 BB: 1 P: 23	R: 0 E: 0 K: 2 S: 5	H: 0 LOB: 1 BB: 2 P: 28	R: 0 E: 0 K: 0 S: 5	H: 0 LOB: 1 BB: 2 P: 14	R: 0 E: 0 K: 2 S: 14	H: 0 LOB: 0 BB: 0 P: 19	R: 1 E: 1 K: 0 S: 10	H: 2 LOB: 2 BB: 1 P: 20	1B: 10 2B: 2 3B: 0 HR: 1	SF: 1 SAC: 1 DP: 3 HBP: 0	WP: 1 PB: 0 SB: 1 CS: 2	PA: 56				
PITCHER	Chris Hammond, L ERA: 4.72	IP: 7.0 WLS: 27	H: 7 ER: 3	R: 2 LOB: 8	S: 8	BB: 1 IBB: 0	HBP: 0 BLK: 0	WP: 0 HR: 0	S: 74 P: 112	ERA: 2.57 WHIP: 1.143	Bryan Harvey, R ERA: 1.73	IP: 2.2 WLS: 9	H: 1 ER: 0	R: 0 LOB: 2	S: 2	BB: 1 IBB: 0	HBP: 0 BLK: 0	WP: 0 HR: 0	S: 26 P: 38	ERA: 0.00 WHIP: 0.750	John Johnstone, R ERA: 9.0	IP: 1.0 WLS: 6	H: 2 ER: 1	R: 1 LOB: 0	S: 0	BB: 1 IBB: 0	HBP: 0 BLK: 0	WP: 0 HR: 0	S: 10 P: 20	ERA: 9.00 WHIP: 3.000		

Los Angeles Dodgers @ Florida Marlins
Joe Robbie Stadium, Miami, FL
Fri Sep 03 1993, 7:05 PM EDT
Att: 38,251 - Unknown - 87 F

AB 46
R 5
H 13
RBI 4
BB 8
SO 13
LOB 24



Batter	1	2	3	4	5	6	7	8	9	10	11	12	13	AB	R	H	RBI	BB	SO	LOB	BOTTOM											
Chuck Carr, S OBP: 0.323, SLG: 0.341 (1, 8)														7	0	1	1	0	1	4												
Rick Renner, R OBP: 0.338, SLG: 0.362 (1, 5)														6	1	4	1	1	1	0												
Bret Barberie, S OBP: 0.377, SLG: 0.414 (1, 4)														5	0	1	1	1	0	2												
Jeff Conine, R OBP: 0.363, SLG: 0.419 (1, 7) (10, 3)														6	0	2	1	1	2	3												
Orestes Destrade, S OBP: 0.288, SLG: 0.426 Gary Sheffield, R OBP: 0.381, SLG: 0.478 Henry Cotto, R OBP: 0.289, SLG: 0.344 (1, 3) (9, PR) (10, 7)														4	0	2	0	1	1	3												
Benito Santiago, R OBP: 0.291, SLG: 0.376 Bryan Harvey, R OBP: 0.291, SLG: 0.376 Alex Arias, R OBP: 0.330, SLG: 0.307 John Johnstone, R OBP: 0.250, SLG: 0.333 Darrell Whitmore, L OBP: 0.290, SLG: 0.333 Melvin Castillo, L OBP: 0.500, SLG: 0.667 Walt Weiss, S OBP: 0.356, SLG: 0.314 Chris Hammond, L OBP: 0.386, SLG: 0.382 Roger McDowell, R OBP: 0.250, SLG: 0.333 Richie Lewis, R OBP: 0.250, SLG: 0.333 Rob Nelson, R OBP: 0.276, SLG: 0.372 Benito Santiago, R OBP: 0.291, SLG: 0.376 Bryan Harvey, R OBP: 0.291, SLG: 0.376 Alex Arias, R OBP: 0.330, SLG: 0.307 John Johnstone, R OBP: 0.250, SLG: 0.333 Darrell Whitmore, L OBP: 0.290, SLG: 0.333 Melvin Castillo, L OBP: 0.500, SLG: 0.667 Walt Weiss, S OBP: 0.356, SLG: 0.314 Chris Hammond, L OBP: 0.386, SLG: 0.382 Roger McDowell, R OBP: 0.250, SLG: 0.333 Richie Lewis, R OBP: 0.250, SLG: 0.333 Rob Nelson, R OBP: 0.276, SLG: 0.372														4	1	1	0	0	0	4												
Inning Stats	R: 0 E: 0 K: 0 S: 10	H: 1 LOB: 2 BB: 2 P: 20	R: 3 E: 0 K: 1 S: 11	H: 3 LOB: 2 BB: 2 P: 23	R: 0 E: 0 K: 0 S: 9	H: 2 LOB: 3 BB: 1 P: 18	R: 1 E: 0 K: 1 S: 10	H: 3 LOB: 3 BB: 1 P: 19	R: 0 E: 0 K: 1 S: 7	H: 0 LOB: 0 BB: 0 P: 9	R: 0 E: 0 K: 1 S: 9	H: 0 LOB: 1 BB: 1 P: 12	R: 0 E: 0 K: 2 S: 11	H: 1 LOB: 1 BB: 0 P: 18	R: 0 E: 0 K: 1 S: 9	H: 0 LOB: 1 BB: 2 P: 17	R: 0 E: 0 K: 1 S: 5	H: 0 LOB: 0 BB: 0 P: 11	R: 0 E: 0 K: 0 S: 5	H: 0 LOB: 0 BB: 0 P: 11	R: 0 E: 0 K: 2 S: 9	H: 1 LOB: 1 BB: 1 P: 18	R: 0 E: 0 K: 0 S: 9	H: 1 LOB: 1 BB: 1 P: 18	1B: 13 2B: 1 3B: 1 HR: 0	SF: 1 SAC: 0 DP: 4 HBP: 2	WP: 1 PB: 0 SB: 0 CS: 1	PA: 58				
PITCHER	Ramon Martinez, R ERA: 3.11	IP: 3.0 WLS: 21	H: 7 ER: 4	R: 4 LOB: 1	S: 1	BB: 6 IBB: 0	HBP: 0 BLK: 0	WP: 0 HR: 0	S: 31 P: 66	ERA: 12.00 WHIP: 4.333	Todd Worrell, R ERA: 6.11	IP: 2.0 WLS: 5	H: 1 ER: 0	R: 0 LOB: 2	S: 2	BB: 0 IBB: 0	HBP: 0 BLK: 0	WP: 0 HR: 0	S: 15 P: 22	ERA: 0.00 WHIP: 0.500	Omar Daal, L ERA: 3.52	IP: 3.0 WLS: 12	H: 3 ER: 0	R: 0 LOB: 0	S: 0	BB: 1 IBB: 0	HBP: 0 BLK: 0	WP: 1 HR: 0	S: 25 P: 42	ERA: 0.00 WHIP: 1.333		

Los Angeles Dodgers @ Florida Marlins
Joe Robbie Stadium, Miami, FL
Fri Sep 03 1993, 7:05 PM EDT
Att: 38,251 - Unknown - 87 F

AB 46
R 4
H 14
RBI 4
BB 9
SO 7
LOB 30



Batter	1	2	3	4	5	6	7	8	9	AB	R	H	RBI	BB	SO	LOB	TOP								
Brett Butler, L OBP: 0.387, SLG: 0.382 (1, 8)	B1-3		1B			F8				3	0	1	0	2	0	0	Los Angeles Dodgers @ Florida Marlins Joe Robbie Stadium, Miami, FL Sat Sep 04 1993, 7:05 PM EDT Att: 44,427 - Unknown - 87 F livebaseballscores.com								
Jody Reed, R OBP: 0.323, SLG: 0.345 (1, 4)	K		1B							4	1	1	0	0	1	1									
Lenny Harris, L OBP: 0.309, SLG: 0.317 (8, PH)	K		1B							1	0	0	0	0	1	1									
Jose Offerman, S OBP: 0.349, SLG: 0.334 (1, 6)	1B		F7							3	3	1	0	2	0	3									
Tim Wallach, R OBP: 0.275, SLG: 0.367 (1, 5)	1B		G6-4-3							5	0	1	1	0	1	5									
Eric Karros, R OBP: 0.294, SLG: 0.414 (1, 3)	G6-3									5	2	4	4	0	0	1									
Henry Rodriguez, L OBP: 0.267, SLG: 0.435 (5, PH)										2	1	1	1	0	0	1									
Raul Mondesi, R OBP: 0.255, SLG: 0.333 (5, 7)										3	1	1	0	0	0	3									
Cory Snyder, R OBP: 0.335, SLG: 0.408 (1, 9)	K									4	1	2	2	1	1	2	AB 40								
Carlos Hernandez, R OBP: 0.271, SLG: 0.361 (1, 2)	G6-3									5	0	1	1	0	0	2	R 9								
Orel Hershiser, R OBP: 0.400, SLG: 0.453 (9, 1)	F9									5	0	0	0	0	0	2	H 13								
Pedro Martinez, R (9, 1)	F9									0	0	0	0	0	0	0	RBI 9								
Inning Stats	R: 1 E: 0 K: 1 S: 13	H: 2 LOB: 1 BB: 0 P: 19	R: 1 E: 0 K: 1 S: 8	H: 1 LOB: 0 BB: 0 P: 13	R: 0 E: 0 K: 0 S: 11	H: 2 LOB: 1 BB: 0 P: 16	R: 2 E: 0 K: 0 S: 7	H: 2 LOB: 0 BB: 0 P: 11	R: 2 E: 1 K: 0 S: 8	H: 1 LOB: 2 BB: 2 P: 19	R: 0 E: 0 K: 0 S: 4	H: 0 LOB: 0 BB: 0 P: 7	R: 2 E: 0 K: 1 S: 19	H: 3 LOB: 2 BB: 1 P: 33	R: 0 E: 0 K: 1 S: 8	H: 0 LOB: 1 BB: 1 P: 16	R: 1 E: 0 K: 0 S: 8	H: 2 LOB: 2 BB: 1 P: 14	1B: 9 2B: 0 3B: 1 HR: 3	SF: 0 SAC: 0 DP: 1 HBP: 0	WP: 1 PB: 1 SB: 3 CS: 0	PA: 45			
PITCHER	IP	WLS	BF	H	R	ER	SO	BB	IBB	HBP	BLK	WP	HR	S	P	ERA	WHIP								
Jack Armstrong, R ERA: 4.75 (1, 1)	4.1	L	23	8	6	6	2	2	0	0	0	1	2	44	74	12.46	2.308								
Rich Rodriguez, L ERA: 4.02 (5, 1)	2.2		12	3	2	2	1	1	0	0	0	0	1	26	44	6.75	1.500								
Robb Nen, R ERA: 7.14 (8, 1)	2.0		10	2	1	1	1	2	0	0	0	0	0	16	30	4.50	2.000								

Batter	1	2	3	4	5	6	7	8	9	AB	R	H	RBI	BB	SO	LOB	BOTTOM								
Chuck Carr, S OBP: 0.323, SLG: 0.344 (1, 8)	E	G6-3			4-3					5	1	2	0	0	1	2	Los Angeles Dodgers @ Florida Marlins Joe Robbie Stadium, Miami, FL Sat Sep 04 1993, 7:05 PM EDT Att: 44,427 - Unknown - 87 F livebaseballscores.com								
Bret Barberie, S OBP: 0.375, SLG: 0.413 (1, 4)	CI									1	1	0	0	0	0	0									
Rick Renteria, R OBP: 0.333, SLG: 0.357 (5, 4)	CI	G1-3			G6-3					3	0	0	0	0	0	3									
Jeff Conine, R OBP: 0.362, SLG: 0.416 (1, 7)	E6									3	1	0	0	1	1	1									
Gary Sheffield, R OBP: 0.353, SLG: 0.485 (1, 5)	P3									4	1	2	1	0	0	3									
Orestes Destrade, S OBP: 0.330, SLG: 0.428 (1, 3)	G4-3									4	0	2	2	0	1	1									
Matias Carrillo, L OBP: 0.300, SLG: 0.400 (1, 9)	G4-3									4	0	0	0	0	0	4									
Rob Natal, R OBP: 0.286, SLG: 0.339 (1, 2)										3	0	1	0	0	0	2									
Walt Weiss, S OBP: 0.364, SLG: 0.313 (1, 6)	G1-3									4	0	1	0	0	1	2									
Jack Armstrong, R OBP: 0.167, SLG: 0.183 (5, 1)										2	0	0	0	0	1	0									
Rich Rodriguez, L OBP: 0.299, SLG: 0.293 (7, PH)										0	0	0	0	0	0	0									
Robb Nen, R (8, 1)										1	0	0	0	0	0	0									
Darrell Whitmore, L OBP: 0.249, SLG: 0.332 (9, PH)										1	0	0	0	0	0	2									
Inning Stats	R: 3 E: 2 K: 0 S: 16	H: 2 LOB: 2 BB: 0 P: 26	R: 0 E: 0 K: 0 S: 3	H: 0 LOB: 0 BB: 0 P: 5	R: 0 E: 0 K: 1 S: 5	H: 0 LOB: 1 BB: 1 P: 11	R: 0 E: 0 K: 1 S: 7	H: 0 LOB: 0 BB: 0 P: 10	R: 0 E: 0 K: 1 S: 10	H: 0 LOB: 0 BB: 0 P: 12	R: 0 E: 0 K: 0 S: 11	H: 2 LOB: 1 BB: 0 P: 15	R: 0 E: 0 K: 1 S: 11	H: 1 LOB: 1 BB: 0 P: 20	R: 1 E: 0 K: 0 S: 5	H: 1 LOB: 0 BB: 0 P: 8	R: 0 E: 0 K: 1 S: 21	H: 2 LOB: 2 BB: 0 P: 28	1B: 5 2B: 2 3B: 0 HR: 1	SF: 0 SAC: 0 DP: 1 HBP: 1	WP: 1 PB: 0 SB: 1 CS: 0	PA: 38			
PITCHER	IP	WLS	BF	H	R	ER	SO	BB	IBB	HBP	BLK	WP	HR	S	P	ERA	WHIP								
Orel Hershiser, R ERA: 3.64 (1, 1)	8.0	W	35	8	4	2	4	1	0	0	0	1	0	74	115	2.25	1.125								
Pedro Martinez, R ERA: 2.53 (9, 1)	1.0		3	0	0	0	1	0	0	0	0	1	0	15	20	0.00	0.000								

Batter	1	2	3	4	5	6	7	8	9	AB	R	H	RBI	BB	SO	LOB	TOP			
Brett Butler , L (1, 8) OBP: 0.388, SLG: 0.382	0-2 SH5-3 1B		1-3 K			1-1 G4-3		4-0 WP SH1-4 BB		3	1	1	0	1	1	0	Los Angeles Dodgers @ Florida Marlins Joe Robbie Stadium, Miami, FL Sun Sep.05.1993, 3:33 AM EDT Att: 37,366 - Sunny - 88 F			
Jody Reed , R (1, 4) OBP: 0.322, SLG: 0.343	0-1 SH5-3		0-2 P6			2-2 P3		1-0 SH1-4		2	0	0	0	0	0	0				
Jose Offerman , S (1, 6) OBP: 0.350, SLG: 0.335	2-2 CS 1B		2-1 G3			2-1 1B		1-0 F8		4	0	2	1	0	0	2				
Mike Piazza , R (1, 2) OBP: 0.363, SLG: 0.548	1-0 F8				3-3 K2-3			4-0 WP BB		3	0	0	0	1	2	2				
Tim Wallach , R (1, 5) OBP: 0.275, SLG: 0.365	1-0 CS	4-2 BB BB		1-2 G1-3			2-2 F8	2-2 G1-3		3	0	0	0	1	0	2				
Eric Karros , R (1, 3)		1-2 P3		2-1 G5-3			1-2 F8		2-1 G6-3		4	0	0	0	0	1				
Henry Rodriguez , L (1, 7)		4-2 BB				2-3 K		0-2 F7	1-2 P5		3	0	0	0	1	1				
Cory Snyder , R (1, 9) OBP: 0.335, SLG: 0.408		1-2 F9				3-2 G5-3		1-2 HR 1B	2-3 K		3	0	1	0	0	2				
Raul Mondesi , R (8, PR) OBP: 0.255, SLG: 0.333											0	1	0	0	0	0				
Mitch Webster , S (9, PH) OBP: 0.294, SLG: 0.339											1	0	0	0	1	0				
Kevin Gross , R (1, 1) OBP: 0.286, SLG: 0.300		2-2 P3				3-3 K		2-0 HR		2	0	0	0	0	1	2				
Dave Hansen , L (8, PH) OBP: 0.449, SLG: 0.523										1	1	1	2	0	0	0				
Roger McDowell , R (8, 1) OBP: 0.500, SLG: 0.500										0	0	0	0	0	0	0				
Todd Worrell , R (8, 1)										0	0	0	0	0	0	0				
Lenny Harris , L (8, 5)										0	0	0	0	0	0	0				
Inning Stats	R: 1 E: 0 K: 0 S: 10	H: 2 LOB: 0 BB: 0 P: 14	R: 0 E: 0 K: 0 S: 14	H: 0 LOB: 2 BB: 2 P: 26	R: 0 E: 0 K: 1 S: 8	H: 0 LOB: 0 BB: 0 P: 11	R: 0 E: 0 K: 1 S: 9	H: 0 LOB: 0 BB: 0 P: 15	R: 0 E: 0 K: 2 S: 9	H: 1 LOB: 1 BB: 0 P: 17	R: 0 E: 0 K: 1 S: 10	H: 0 LOB: 0 BB: 0 P: 13	R: 2 E: 0 K: 0 S: 12	H: 2 LOB: 3 BB: 2 P: 27	R: 0 E: 0 K: 1 S: 9	H: 0 LOB: 0 BB: 0 P: 14	1B: 4 2B: 0 3B: 0 HR: 1	SF: 0 SAC: 2 DP: 0 HBP: 0	WP: 1 PB: 0 SB: 1 CS: 1	PA: 36
PITCHER	IP WLS BF H R ER SO BB IBB HBP BLK WP HR S P ERA WHIP																			
Charlie Hough , R (1, 1) ERA: 4.27	7.0	27	5	3	3	5	2	0	0	0	0	0	0	0	1	76	123	3.86	1.000	
Joe Klink , L (8, 1) ERA: 4.5	0.0	1	0	0	0	0	1	0	0	0	0	0	0	0	0	4	∞	∞	∞	
Matt Turner , R (8, 1) ERA: 2.65	1.0	W	4	0	0	0	1	0	0	0	0	1	0	6	14	0.00	1.000			
Bryan Harvey , R (9, 1) ERA: 1.71	1.0	S	3	0	0	0	1	0	0	0	0	0	0	9	14	0.00	0.000			

Batter	1	2	3	4	5	6	7	8	9	AB	R	H	RBI	BB	SO	LOB	BOTTOM			
Chuck Carr , S (1, 8) OBP: 0.325, SLG: 0.345	2-1 F8		0-0 L9-3 1B		0-2 G1-3		1-2 S 1B			4	0	2	0	0	0	0	Los Angeles Dodgers @ Florida Marlins Joe Robbie Stadium, Miami, FL Sun Sep.05.1993, 3:33 AM EDT Att: 37,366 - Sunny - 88 F			
Rick Renteria , R (1, 4) OBP: 0.328, SLG: 0.351	1-3 K		3-2 L9-3 1B		3-3 K		2-1 G5-3			4	0	0	0	0	2	2				
Jeff Conine , R (1, 3) OBP: 0.365, SLG: 0.418	3-1 1B			1-1 G1-3 SF8 1B	0-0 P3			4-2 1B BB		3	2	2	0	1	0	0				
Gary Sheffield , R (1, 5) OBP: 0.356, SLG: 0.487	2-0 G5-3			0-0 SF8 G1-3 1B	1-2 1B		1-2 G3-6 1B	1-1 1B SF9 1B		4	2	3	0	0	0	1				
Matias Carrillo , L (1, 9) OBP: 0.357, SLG: 0.500		1-1 G4-3 2B		1-0 G1-3	1-2 2-3 1B BB		0-2 G3-6	2-2 SF9 BB 1B		4	0	2	1	0	0	3				
Benito Santiago , R (1, 2) OBP: 0.293, SLG: 0.376		2-2 G4-3		4-2 1B BB		2-0 1B		0-0 P4		3	0	1	0	1	0	3				
Greg Briley , L (1, 7) OBP: 0.251, SLG: 0.289		1-3 K		3-1 SF8		0-1 G1-3		4-0 S BB		2	0	0	1	0	1	2				
Orestes Destrade , S (8, PH) OBP: 0.331, SLG: 0.428				2-3 3-H						0	0	0	0	1	0	0				
Henry Cotto , R (8, PR) OBP: 0.259, SLG: 0.344										0	0	0	0	0	0	0				
Walt Weiss , S (1, 6) OBP: 0.363, SLG: 0.313		0-1 G6-3		1-2 3-H 1B				1-2 SF9		3	0	1	2	0	1	1				
Charlie Hough , R (1, 1) OBP: 0.099, SLG: 0.036				3-2 G1-3						3	0	0	0	0	1	2				
Joe Klink , L (8, 1) ERA: 4.38										0	0	0	0	0	0	0				
Matt Turner , R (8, 1) ERA: 2.03										0	0	0	0	0	0	0				
Darrell Whitmore , L (8, PH) OBP: 0.248, SLG: 0.330										1	0	0	0	0	0	2				
Bryan Harvey , R (9, 1) ERA: 5.9										0	0	0	0	0	0	0				
Inning Stats	R: 0 E: 0 K: 1 S: 9	H: 1 LOB: 1 BB: 0 P: 17	R: 0 E: 0 K: 1 S: 11	H: 1 LOB: 0 BB: 0 P: 15	R: 0 E: 0 K: 0 S: 11	H: 1 LOB: 0 BB: 0 P: 15	R: 2 E: 0 K: 1 S: 15	H: 3 LOB: 2 BB: 1 P: 24	R: 0 E: 0 K: 1 S: 7	H: 0 LOB: 0 BB: 0 P: 10	R: 0 E: 0 K: 0 S: 9	H: 2 LOB: 1 BB: 0 P: 12	R: 0 E: 0 K: 1 S: 9	H: 1 LOB: 1 BB: 2 P: 12	R: 2 E: 0 K: 0 S: 14	H: 2 LOB: 3 BB: 2 P: 27	1B: 10 2B: 2 3B: 0 HR: 0	SF: 2 SAC: 0 DP: 2 HBP: 0	WP: 0 PB: 0 SB: 2 CS: 0	PA: 36
PITCHER	IP WLS BF H R ER SO BB IBB HBP BLK WP HR S P ERA WHIP																			
Kevin Gross , R (1, 1) ERA: 4.38	7.0	29	9	2	2	5	1	0	0	0	0	0	0	7	14	∞	∞			
Roger McDowell , R (8, 1) ERA: 2.03	0.0	L	3	2	2	0	1	0	0	0	0	0	7	14	∞	∞				
Todd Worrell , R (8, 1) ERA: 5.9	1.0	4	0	0	0	0	1	0	0	0	0	0	7	13	0.00	1.000				

Batter	1	2	3	4	5	6	7	8	9	AB	R	H	RBI	BB	SO	LOB	TOP				
Chuck Carr, S OBP: 0.325, SLG: 0.344 (1, 8)	1-1 G5-4-3 1B		1-3 K		4-1 FC5-2-4 S BB		0-0 B3-4		2-1 G3-1	4	0	1	0	1	1	1	Florida Marlins @ San Diego Padres Jack Murphy Stadium, San Diego, CA Mon Sep 06 1993, 10:05 PM EDT Att: 10,767 - Unknown - 73 F AB 32 R 2 H 7 RBI 2 BB 4 SO 7 LOB 17				
Rick Renner, R OBP: 0.327, SLG: 0.346 (1, 4)	4-0 G5-4-3 BB		1-1 G6-3		2-2 FC5-2-5 1-3 2-H			2-1 F9		3	0	0	0	1	0	3					
Jeff Conine, R OBP: 0.364, SLG: 0.419 (1, 7) (8, 3)	1-1 G5-4-3 1-2 2-3			0-3 K	1-3 K			1-1 1B		4	0	1	0	0	2	4					
Gary Sheffield, R OBP: 0.355, SLG: 0.485 (1, 5)	1-3 K			0-2 HR			3-2 G4-3		0-0 F8	4	1	1	0	0	1	2					
Orestes Destrade, S OBP: 0.332, SLG: 0.427 Greg Briley, L OBP: 0.251, SLG: 0.289 (8, PR) (8, 7)		2-3 K		2-2 F8			4-2		4-0 1B IBB	2	0	0	0	2	1	1					
Benito Santiago, R OBP: 0.294, SLG: 0.383 (1, 2)		2-3 K		1-1 HR			2-0 F7		0-0 1B	4	1	2	2	0	1	1					
Darrell Whitmore, L OBP: 0.243, SLG: 0.323 (1, 9)		1-1 G4-3		0-0 F8			0-2 G3		1-2 2-3 F8	4	0	0	0	0	0	4					
Walt Weiss, S OBP: 0.365, SLG: 0.315 (1, 6)				2-2 1B			2-0 SH3-4 1B		2-2 F7	4	0	2	0	0	0	0					
David Weathers, R OBP: 0.333, SLG: 0.333 Matias Carrillo, L OBP: 0.333, SLG: 0.467 Bryan Harvey, R (9, 1)				0-1 B1			0-0 SH3-4		0-0 G6-3	2	0	0	0	0	1	1					
Inning Stats	R: 0 E: 0 K: 1 S: 8	H: 1 LOB: 1 BB: 1 P: 15	R: 0 E: 0 K: 2 S: 8	H: 0 LOB: 0 BB: 0 P: 13	R: 0 E: 0 K: 1 S: 10	H: 1 LOB: 1 BB: 0 P: 14	R: 2 E: 0 K: 1 S: 13	H: 2 LOB: 0 BB: 0 P: 16	R: 0 E: 0 K: 1 S: 9	H: 0 LOB: 2 BB: 1 P: 18	R: 0 E: 0 K: 1 S: 6	H: 0 LOB: 0 BB: 0 P: 6	R: 0 E: 0 K: 0 S: 9	H: 2 LOB: 3 BB: 0 P: 17	R: 0 E: 0 K: 0 S: 6	H: 0 LOB: 0 BB: 10 P: 10		1B: 5 2B: 1 3B: 0 HR: 1	SF: 0 SAC: 1 DP: 1 HBP: 0	WP: 0 PB: 0 SB: 3 CS: 0	PA: 37
PITCHER	IP	WLS	BF	H	R	ER	SO	BB	IBB	HBP	BLK	WP	HR	S	P	ERA	WHIP				
Andy Benes, R ERA: 3.88 Gene Harris, R ERA: 2.83	(1, 1) (9, 1)	8.0 1.0	L 3	34 0	7 0	2 0	7 0	3 0	1 0	0 0	0 0	0 0	1 0	72 6	117 10	2.25 0.00	1.250 0.000				

Batter	1	2	3	4	5	6	7	8	9	AB	R	H	RBI	BB	SO	LOB	BOTTOM					
Jarvis Brown, R OBP: 0.425, SLG: 0.475 Guillermo Velasquez, L OBP: 0.252, SLG: 0.287 Gene Harris, R (9, 1)	3-3 K		3-3 K			1-2 BB HBP		3-3 K		2	0	0	0	0	2	2	Florida Marlins @ San Diego Padres Jack Murphy Stadium, San Diego, CA Mon Sep 06 1993, 10:05 PM EDT Att: 10,767 - Unknown - 73 F AB 30 R 0 H 3 RBI 0 BB 1 SO 7 LOB 11					
Jeff Gardner, L OBP: 0.348, SLG: 0.377 (1, 4)	3-2 G6-3		0-1 G3		3-1 L7		1-0 F7			4	0	0	0	0	0	3						
Melvin Nieves, S (1, 9)	1-2 F8			0-1 G3		2-2 F8		0-2 G4-3		4	0	0	0	0	0	1						
Phil Plantier, L OBP: 0.333, SLG: 0.522 (1, 7)		2-2 F9		3-2 L9		4-1 FC6-4 BB		0-0 P6		3	0	0	0	1	0	0						
Derek Bell, R OBP: 0.303, SLG: 0.414 (1, 5)		0-0 G6-3		0-2 G6-3		2-1 FC6-4		2-1 E6		4	0	0	0	0	0	2						
Archi Cianfrocco, R OBP: 0.304, SLG: 0.441 (1, 3)		0-3 K		1-2 P4		1-3 K		1-0 F7		4	0	0	0	0	2	1						
Ricky Gutierrez, R OBP: 0.358, SLG: 0.352 (1, 6)			3-2 SH3-4 1B		1-1 1B		1-3 K			3	0	2	0	0	1	0						
Brad Ausmus, R OBP: 0.243, SLG: 0.350 (1, 2)			0-0 SH3-4 1B		2-0 F8		0-0 L4			3	0	1	0	0	0	1						
Andy Benes, R OBP: 0.149, SLG: 0.215 Bill Bean, L OBP: 0.285, SLG: 0.409 (8, PH) (9, 8)			0-1 SH3-4		1-3 K		0-1 F8			1	0	0	0	0	1	1						
Inning Stats	R: 0 E: 0 K: 1 S: 12	H: 0 LOB: 0 BB: 0 P: 19	R: 0 E: 0 K: 1 S: 7	H: 0 LOB: 0 BB: 0 P: 9	R: 0 E: 0 K: 1 S: 12	H: 2 LOB: 2 BB: 0 P: 18	R: 0 E: 0 K: 0 S: 12	H: 0 LOB: 0 BB: 0 P: 15	R: 0 E: 0 K: 1 S: 10	H: 1 LOB: 1 BB: 0 P: 15	R: 0 E: 0 K: 2 S: 11	H: 0 LOB: 2 BB: 1 P: 23	R: 0 E: 0 K: 2 S: 8	H: 0 LOB: 0 BB: 0 P: 10	R: 0 E: 1 K: 1 S: 6	H: 0 LOB: 1 BB: 0 P: 10		R: 0 E: 0 K: 0 S: 7	H: 0 LOB: 0 BB: 0 P: 10	1B: 3 2B: 0 3B: 0 HR: 0	SF: 0 SAC: 1 DP: 0 HBP: 1	WP: 0 PB: 0 SB: 0 CS: 0
PITCHER	IP	WLS	BF	H	R	ER	SO	BB	IBB	HBP	BLK	WP	HR	S	P	ERA	WHIP					
David Weathers, R ERA: 3.93 Bryan Harvey, R ERA: 1.66	(1, 1) (9, 1)	8.0 1.0	W S	29 4	3 0	0 0	7 0	1 0	0 0	0 0	0 0	0 0	0 0	7 7	119 10	0.00 0.000	0.500 0.000					

Batter	1	2	3	4	5	6	7	8	9	AB	R	H	RBI	BB	SO	LOB	TOP										
Chuck Carr, S OBP: 0.326, SLG: 0.345 (1, 8)										5	2	2	0	0	0	1											
Bret Barberie, S OBP: 0.376, SLG: 0.419 (1, 4)										5	0	2	3	0	2	0											
Jeff Conine, R OBP: 0.362, SLG: 0.415 (1, 7)										4	0	0	0	0	1	2											
Gary Sheffield, R OBP: 0.358, SLG: 0.490 (1, 5)										3	1	2	0	1	0	0											
Orestes Destrade, S OBP: 0.330, SLG: 0.423 (1, 3)										4	0	0	0	0	1	4											
Benito Santiago, R OBP: 0.294, SLG: 0.382 (1, 2)										4	0	1	1	0	1	2											
Darrell Whitmore, L OBP: 0.252, SLG: 0.328 (1, 9)										3	0	2	0	0	1	0											
Walt Weiss, S OBP: 0.362, SLG: 0.312 (1, 6)										4	0	0	0	0	1	4											
Pat Rapp, R OBP: 0.160, SLG: 0.160 (1, 1)										2	1	0	0	0	0	3											
Henry Colto, R OBP: 0.258, SLG: 0.343 (6, PH)										1	0	0	0	0	1	1											
Luis Aquino, R OBP: 0.087, SLG: 0.087 (6, PH)										0	0	0	0	0	0	0											
Matias Carrillo, L OBP: 0.313, SLG: 0.438 (9, PH)										1	0	0	0	0	0	0											
Inning Stats	R: 0 E: 0 K: 0 S: 4	H: 0 LOB: 0 BB: 0 P: 5	R: 1 E: 0 K: 2 S: 14	H: 3 LOB: 2 BB: 0 P: 20	R: 1 E: 0 K: 0 S: 9	H: 2 LOB: 2 BB: 1 P: 18	R: 2 E: 1 K: 1 S: 14	H: 3 LOB: 1 BB: 0 P: 19	R: 0 E: 0 K: 1 S: 6	H: 0 LOB: 1 BB: 0 P: 9	R: 0 E: 0 K: 1 S: 7	H: 1 LOB: 1 BB: 0 P: 9	R: 0 E: 0 K: 1 S: 6	H: 0 LOB: 0 BB: 0 P: 8	R: 0 E: 0 K: 1 S: 6	H: 0 LOB: 0 BB: 0 P: 7	1B: 6 2B: 2 3B: 1 HR: 0	SF: 0 SAC: 0 DP: 0 HBP: 1	WP: 0 PB: 0 SB: 2 CS: 0	PA: 38							
PITCHER	IP	WLS	BF	H	R	ER	SO	BB	IBB	HBP	BLK	WP	HR	S	P	ERA	WHIP										
Scott Sanders, R ERA: 4.3 (1, 1)	5.0		24	8	4	4	4	1	0	0	0	0	0	47	71	7.20	1.800										
Pedro Martinez, L ERA: 2.39 (6, 1)	0.2		3	0	0	0	1	0	0	1	0	0	0	5	11	0.00	0.000										
Trevor Hoffman, R ERA: 4.04 (6, 1)	2.1	W	8	1	0	0	2	0	0	0	0	0	0	14	18	0.00	0.429										
Gene Harris, R ERA: 2.78 (9, 1)	1.0	S	3	0	0	0	1	0	0	0	0	0	0	6	7	0.00	0.000										

Florida Marlins @ San Diego Padres
Jack Murphy Stadium, San Diego, CA
Tue Sep 07 1993, 10:05 PM EDT
Att. 7,092 - Unknown - 76 F

AB 36
R 4
H 9
RBI 4
BB 1
SO 8
LOB 17



Batter	1	2	3	4	5	6	7	8	9	AB	R	H	RBI	BB	SO	LOB	BOTTOM										
Jarvis Brown, R OBP: 0.416, SLG: 0.462 (1, 8)										4	1	1	0	0	0	1											
Luis Lopez, S (1, 4)										3	0	0	0	0	0	2											
Pedro Martinez, L (6, 1)										0	0	0	0	0	0	0											
Trevor Hoffman, R ERA: 2.39 (6, 1)										1	0	1	0	0	0	0											
Craig Shipley, R OBP: 0.274, SLG: 0.322 (9, 5)										0	0	0	0	0	0	0											
Melvin Nieves, S OBP: 0.250, SLG: 0.250 (1, 9)										4	0	2	1	0	0	1											
Phil Plantier, L OBP: 0.333, SLG: 0.518 (1, 7)										3	1	0	0	1	1	2											
Derek Bell, R OBP: 0.306, SLG: 0.416 (1, 5)										4	3	3	1	0	1	0											
Gene Harris, R (9, 1)										0	0	0	0	0	0	0											
Archi Cianfrocco, R OBP: 0.311, SLG: 0.453 (1, 3)										3	0	2	3	1	0	1											
Ricky Gutierrez, R OBP: 0.357, SLG: 0.351 (1, 6)										4	0	1	0	0	2	3											
Brad Ausmus, R OBP: 0.243, SLG: 0.355 (1, 2)										4	0	1	1	0	1	2											
Scott Sanders, R OBP: 0.083, SLG: 0.083 (1, 1)										1	0	0	0	0	0	0											
Jeff Gardner, L OBP: 0.348, SLG: 0.376 (5, PH)										1	1	0	0	1	1	1											
Inning Stats	R: 3 E: 0 K: 1 S: 19	H: 3 LOB: 1 BB: 1 P: 31	R: 0 E: 0 K: 0 S: 4	H: 0 LOB: 0 BB: 0 P: 9	R: 0 E: 0 K: 2 S: 12	H: 1 LOB: 1 BB: 1 P: 21	R: 0 E: 0 K: 1 S: 8	H: 0 LOB: 1 BB: 1 P: 16	R: 1 E: 0 K: 1 S: 11	H: 3 LOB: 0 BB: 0 P: 14	R: 0 E: 0 K: 0 S: 9	H: 1 LOB: 0 BB: 0 P: 12	R: 1 E: 0 K: 1 S: 12	H: 2 LOB: 1 BB: 0 P: 17	1B: 9 2B: 2 3B: 1 HR: 0	SF: 0 SAC: 0 DP: 1 HBP: 0	WP: 1 PB: 1 SB: 4 CS: 0	PA: 35									
PITCHER	IP	WLS	BF	H	R	ER	SO	BB	IBB	HBP	BLK	WP	HR	S	P	ERA	WHIP										
Pat Rapp, R ERA: 4.3 (1, 1)	5.0		22	5	4	4	4	3	0	0	0	0	0	48	84	7.20	1.600										
Luis Aquino, R ERA: 3.5 (6, 1)	3.0	L	13	6	2	2	2	0	0	0	0	0	0	32	43	6.00	2.000										

Florida Marlins @ San Diego Padres
Jack Murphy Stadium, San Diego, CA
Tue Sep 07 1993, 10:05 PM EDT
Att. 7,092 - Unknown - 76 F

AB 32
R 6
H 11
RBI 6
BB 3
SO 6
LOB 13



Batter	1	2	3	4	5	6	7	8	9	AB	R	H	RBI	BB	SO	LOB	TOP			
Chuck Carr, S OBP: 0.327, SLG: 0.342 (1, 8)										3	1	0	0	2	0	1	Florida Marlins @ San Diego Padres Jack Murphy Stadium, San Diego, CA Wed Sep 08 1993, 10:05 PM EDT Att: 8,592 - Unknown - 74 F AB 30 R 2 H 6 RBI 2 BB 4 SO 9 LOB 20			
Bret Barberie, S OBP: 0.377, SLG: 0.420 (1, 4)										4	0	2	1	0	1	1				
Jeff Conine, R OBP: 0.359, SLG: 0.412 (1, 3)										4	0	0	0	0	1	4				
Gary Sheffield, R OBP: 0.359, SLG: 0.490 (1, 5)										2	0	1	1	0	0	2				
Nigel Wilson, L (1, 7)										4	0	0	0	0	2	3				
Bento Santiago, R OBP: 0.296, SLG: 0.382 (1, 2)										3	0	1	0	1	0	1				
Darrell Whitmore, L OBP: 0.249, SLG: 0.322 (1, 9)										4	0	0	0	0	2	4				
Walt Weiss, S OBP: 0.365, SLG: 0.314 (1, 6)										3	1	2	0	1	1	1				
Chris Hammond, L OBP: 0.299, SLG: 0.339 Matt Turner, R (8, 1)										2	0	0	0	0	2	2				
Matias Carrillo, L OBP: 0.294, SLG: 0.412 (8, 9)										1	0	0	0	0	0	1				
Inning Stats	R: 1 E: 0 K: 1 S: 13	H: 1 LOB: 1 BB: 1 P: 22	R: 0 E: 0 K: 2 S: 9	H: 1 LOB: 1 BB: 0 P: 10	R: 0 E: 0 K: 1 S: 7	H: 0 LOB: 0 BB: 0 P: 8	R: 0 E: 0 K: 0 S: 9	H: 0 LOB: 1 BB: 0 P: 19	R: 1 E: 0 K: 1 S: 11	H: 1 LOB: 2 BB: 2 P: 24	R: 0 E: 0 K: 1 S: 7	H: 1 LOB: 1 BB: 0 P: 9	R: 0 E: 0 K: 1 S: 10	H: 1 LOB: 1 BB: 1 P: 17	R: 0 E: 0 K: 0 S: 6	H: 1 LOB: 0 BB: 0 P: 9	1B: 6 2B: 0 3B: 0 HR: 0	SF: 1 SAC: 1 DP: 1 HBP: 1	WP: 2 PB: 0 SB: 2 CS: 0	PA: 37
PITCHER	IP WLS BF H R ER SO BB IBB HBP BLK WP HR S P ERA WHIP																ERA WHIP			
Andy Ashby, R ERA: 7.25 Mark Davis, L ERA: 4.5 Frank Seminara, R ERA: 5.35 Gene Harris, R ERA: 2.73	(1, 1) (6, 1) (8, 1) (9, 1)	5.0 2.0 1.0 1.0	WLS 7 1 S	BF 22 1 3	H 3 1 1	R 2 0 0	ER 2 0 0	SO 5 3 0	BB 3 0 1	IBB 0 0 0	HBP 1 0 0	BLK 0 0 0	WP 2 0 0	HR 0 14 10	S 49 17 17	P 83 17 17	ERA 3.60 0.00 0.00	WHIP 1.200 0.500 2.000	1.000	

Batter	1	2	3	4	5	6	7	8	9	AB	R	H	RBI	BB	SO	LOB	BOTTOM			
Jarvis Brown, R OBP: 0.395, SLG: 0.435 (1, 8)										4	0	0	0	0	1	2	Florida Marlins @ San Diego Padres Jack Murphy Stadium, San Diego, CA Wed Sep 08 1993, 10:05 PM EDT Att: 8,592 - Unknown - 74 F AB 29 R 3 H 6 RBI 3 BB 1 SO 9 LOB 10			
Ricky Gutierrez, R OBP: 0.385, SLG: 0.349 Bill Bean, L (8, PH) (9, 9)										3	0	0	0	0	0	0				
Melvin Nieves, S OBP: 0.250, SLG: 0.500 Gene Harris, R (9, 1)										4	1	1	1	0	2	1				
Derek Bell, R OBP: 0.310, SLG: 0.425 (1, 5)										2	1	2	1	1	0	0				
Dave Staton, R (1, 3)										3	0	0	0	0	2	2				
Doug Brocail, L OBP: 0.165, SLG: 0.185 Frank Seminara, R OBP: 0.222, SLG: 0.222 Craig Shipley, R OBP: 0.274, SLG: 0.322 (7, PR) (8, 1) (9, 6)										0	0	0	0	0	0	0				
Phil Plantier, L OBP: 0.330, SLG: 0.514 (1, 7)										3	0	0	0	0	2	1				
Luis Lopez, S (1, 4)										3	0	0	0	0	1	2				
Brad Ausmus, R OBP: 0.254, SLG: 0.382 (1, 2)										3	1	2	0	0	0	0				
Andy Ashby, R OBP: 0.167, SLG: 0.200 Tim Teufel, R OBP: 0.250, SLG: 0.431 Mark Davis, L OBP: 0.250, SLG: 0.250 Archi Cianfrocco, R OBP: 0.314, SLG: 0.459 (1, 1) (5, PH) (6, 1) (8, 3)										1	0	0	0	0	1	1				
Inning Stats	R: 2 E: 0 K: 1 S: 13	H: 2 LOB: 0 BB: 0 P: 20	R: 0 E: 0 K: 2 S: 12	H: 1 LOB: 1 BB: 0 P: 18	R: 0 E: 0 K: 0 S: 6	H: 0 LOB: 0 BB: 0 P: 7	R: 0 E: 0 K: 2 S: 9	H: 1 LOB: 0 BB: 0 P: 13	R: 0 E: 0 K: 0 S: 6	H: 0 LOB: 0 BB: 0 P: 10	R: 0 E: 0 K: 1 S: 5	H: 0 LOB: 0 BB: 1 P: 8	R: 0 E: 0 K: 1 S: 10	H: 0 LOB: 2 BB: 1 P: 15	R: 1 E: 0 K: 2 S: 9	H: 2 LOB: 1 BB: 0 P: 13	1B: 2 2B: 1 3B: 1 HR: 2	SF: 0 SAC: 0 DP: 0 HBP: 0	WP: 0 PB: 0 SB: 1 CS: 1	PA: 30
PITCHER	IP WLS BF H R ER SO BB IBB HBP BLK WP HR S P ERA WHIP																ERA WHIP			
Chris Hammond, L ERA: 4.69 Matt Turner, R ERA: 2.61	(1, 1) (8, 1)	7.0 1.0	WLS L	BF 26 4	H 5 1	R 3 0	ER 3 0	SO 7 2	BB 1 0	IBB 0 0	HBP 0 0	BLK 0 0	WP 0 0	HR 2 8	S 62 12	P 92	ERA 3.86 0.00	WHIP 0.857 1.000		

Batter	1	2	3	4	5	6	7	8	9	AB	R	H	RBI	BB	SO	LOB	TOP								
Chuck Carr, S OBP: 0.326, SLG: 0.340 (1, 8)	G3		FC4			B1-3		SH2-3		3	0	0	0	0	0	1	Florida Marlins @ Los Angeles Dodgers Dodger Stadium, Los Angeles, CA Fri Sep 10 1993, 7:05 PM PDT Att: 31,547 - Unknown								
Rick Renteria, R OBP: 0.321, SLG: 0.341 (1, 5)	G6-3			L8		G6-3		K		4	0	0	0	0	1										
Bret Barberie, S OBP: 0.373, SLG: 0.414 (1, 4)	G4-3			K		G4-3		E4		4	0	0	0	0	1										
Orestes Destrade, S OBP: 0.332, SLG: 0.421 Greg Briley, L OBP: 0.251, SLG: 0.289 (8, 9)	G6-3				BB		2B	FC6-4		2	1	1	1	2	0	0									
Matias Carrillo, L OBP: 0.304, SLG: 0.478 Luis Aquino, R OBP: 0.087, SLG: 0.087 Henry Cotto, R OBP: 0.258, SLG: 0.343 (8, 1) (9, 7)	G1-3			G3-1			1 SAFE	FC6-4		4	0	1	0	0	0	3									
Benito Santiago, R OBP: 0.293, SLG: 0.384 (1, 2)	F9					G6-3				4	0	0	1	0	1										
Nigel Wilson, L Bryan Harvey, R (1, 7) (9, 1)			K			G6-3		K		4	0	0	0	0	3	1									
Walt Weiss, S OBP: 0.366, SLG: 0.318 (1, 6)			P5			G1-3		F7		4	0	1	0	0	0	1									
Charlie Hough, R OBP: 0.083, SLG: 0.035 Gary Sheffield, R OBP: 0.359, SLG: 0.486 Jeff Conine, R OBP: 0.360, SLG: 0.412 (8, PH) (8, 3)					FC6-4			E		1	0	0	0	0	0	1									
					FC6-4			SH2-3		0	1	0	0	1	0	0									
					FC6-4			BB		0	0	0	0	0	0	0									
										1	0	0	0	0	0	1									
										0	1	0	0	1	0	0									
										0	0	0	0	0	0	0									
Inning Stats	R: 0 E: 0 K: 0 S: 8	H: 0 LOB: 0 BB: 0 P: 13	R: 0 E: 0 K: 0 S: 5	H: 0 LOB: 0 BB: 0 P: 8	R: 0 E: 0 K: 1 S: 10	H: 0 LOB: 1 BB: 0 P: 14	R: 0 E: 0 K: 1 S: 7	H: 0 LOB: 1 BB: 1 P: 13	R: 0 E: 0 K: 1 S: 6	H: 1 LOB: 1 BB: 0 P: 8	R: 0 E: 0 K: 0 S: 6	H: 0 LOB: 0 BB: 0 P: 7	R: 1 E: 0 K: 0 S: 11	H: 1 LOB: 1 BB: 1 P: 16	R: 1 E: 1 K: 1 S: 15	H: 1 LOB: 2 BB: 1 P: 27	R: 0 E: 0 K: 2 S: 7	H: 0 LOB: 0 BB: 0 P: 11	1B: 2 2B: 1 3B: 0 HR: 0	SF: 0 SAC: 1 DP: 0 HBP: 1	WP: 0 PB: 0 SB: 0 CS: 0	PA: 35			
PITCHER	IP	WLS	BF	H	R	ER	SO	BB	IBB	HBP	BLK	WP	HR	S	P	ERA	WHIP								
Kevin Gross, R ERA: 4.23 Pedro Martinez, R ERA: 2.4	(1, 1) (9, 1)	8.0 3	32 0	3 0	2 0	1 0	4 2	3 0	0 0	1 0	0 0	0 0	0 0	68 7	106 11	1.12 0.00	0.750 0.000								

Batter	1	2	3	4	5	6	7	8	9	AB	R	H	RBI	BB	SO	LOB	BOTTOM								
Tom Goodwin, L OBP: 0.385, SLG: 0.462 (1, 8)	G3		G4-3		FC1-2-5			G4-6-3		4	0	1	0	0	0	1	Florida Marlins @ Los Angeles Dodgers Dodger Stadium, Los Angeles, CA Fri Sep 10 1993, 7:05 PM PDT Att: 31,547 - Unknown								
Jose Offerman, S OBP: 0.350, SLG: 0.342 (1, 6)	G3		F8		F8			G4-6-3		4	0	0	0	0	0	2									
Raul Mondesi, R OBP: 0.263, SLG: 0.327 Dave Hansen, L OBP: 0.439, SLG: 0.507 (8, PH) (9, 3)	F8		F8							3	0	1	0	0	0	0									
										1	0	0	0	0	0	0									
Billy Ashley, R OBP: 0.364, SLG: 0.364 (1, 7)	G4-3				G1-6-3		F9			4	0	1	0	0	0	1									
Henry Rodriguez, L OBP: 0.279, SLG: 0.465 (1, 3)					G1-6-3		G4-3			4	1	1	0	0	1	1									
Cory Snyder, R OBP: 0.336, SLG: 0.404 (1, 5)					K					2	0	0	0	1	1	1									
Carlos Hernandez, R OBP: 0.267, SLG: 0.352 (1, 2)					F7					3	0	1	1	0	0	1									
Jody Reed, R OBP: 0.326, SLG: 0.346 Lenny Harris, L OBP: 0.307, SLG: 0.314 (1, 4) (9, 4)	F7				WP					3	0	1	0	0	0	2									
										0	0	0	0	0	0	0									
Kevin Gross, R OBP: 0.276, SLG: 0.288 Brett Butler, L OBP: 0.391, SLG: 0.380 Pedro Martinez, R ERA: 1.65 (1, 1) (8, PH) (9, 1)	K				G1-3					2	0	0	0	0	1	3									
										1	0	0	0	0	1	0									
										0	0	0	0	0	0	0									
Inning Stats	R: 0 E: 0 K: 0 S: 4	H: 0 LOB: 0 BB: 0 P: 6	R: 1 E: 0 K: 1 S: 12	H: 2 LOB: 2 BB: 1 P: 16	R: 0 E: 0 K: 0 S: 6	H: 0 LOB: 0 BB: 0 P: 9	R: 0 E: 0 K: 1 S: 9	H: 1 LOB: 1 BB: 0 P: 15	R: 0 E: 0 K: 0 S: 8	H: 1 LOB: 1 BB: 0 P: 12	R: 0 E: 0 K: 0 S: 4	H: 1 LOB: 0 BB: 0 P: 7	R: 0 E: 0 K: 0 S: 4	H: 0 LOB: 0 BB: 0 P: 7	R: 0 E: 0 K: 1 S: 8	H: 1 LOB: 0 BB: 0 P: 14	R: 0 E: 0 K: 1 S: 10	H: 0 LOB: 0 BB: 0 P: 14	1B: 4 2B: 2 3B: 0 HR: 0	SF: 0 SAC: 0 DP: 1 HBP: 0	WP: 1 PB: 0 SB: 0 CS: 1	PA: 32			
PITCHER	IP	WLS	BF	H	R	ER	SO	BB	IBB	HBP	BLK	WP	HR	S	P	ERA	WHIP								
Charlie Hough, R ERA: 4.16 Luis Aquino, R ERA: 3.46 Bryan Harvey, R ERA: 1.65	(1, 1) (8, 1) (9, 1)	7.0 1.0 1.0	26 3 3	5 1 0	1 0 0	1 0 0	2 1 1	1 0 0	0 0 0	0 0 0	0 0 0	0 0 0	0 0 0	8 8 10	14 14 14	0.00 0.00 0.00	1.000 0.000 0.000								



Batter	1	2	3	4	5	6	7	8	9	AB	R	H	RBI	BB	SO	LOB	TOP			
Chuck Carr, S OBP: 0.328, SLG: 0.342	L7		G3-4	1B			1B		FC4-6	5	0	3	1	0	0	1				
Rick Renteria, R OBP: 0.319, SLG: 0.338	G5-3		2B	1B		F9	F9		FC4-6	5	0	1	1	0	0	4				
Jeff Conine, R OBP: 0.359, SLG: 0.413	G1-3		2B		L6		P3			4	0	1	0	0	0	2				
Orestes Destrade, S Henry Cotto, R OBP: 0.259, SLG: 0.343		K		BB	G4-3			G4-3		3	0	0	0	1	1	0				
Bret Barberie, S OBP: 0.369, SLG: 0.409	B3		K			F8		L6		4	0	0	0	0	1	3				
Darrell Whitmore, L OBP: 0.250, SLG: 0.322	S				2B	G4-3		G3		4	1	2	0	0	0	0				
Rob Natal, R OBP: 0.284, SLG: 0.349	F8				1B		F7		L7	4	1	1	0	0	0	1				
Walt Weiss, S OBP: 0.365, SLG: 0.317			SH1-4	1B	G4-3			G3	P6	4	1	1	1	0	0	1				
David Weathers, R Greg Gandy, L Joe Klink, L Matt Turner, R Rich Rodriguez, L Richie Lewis, R Gary Sheffield, R Bryan Harvey, R			SH1-4	1B		K		1B	BB	1	0	0	0	0	0	1				
Inning Stats	R: 0 E: 0 K: 0 S: 7	H: 0 LOB: 0 BB: 0 P: 11	R: 0 E: 0 K: 1 S: 13	H: 1 LOB: 1 BB: 0 P: 20	R: 1 E: 0 K: 1 S: 17	H: 3 LOB: 3 BB: 1 P: 28	R: 2 E: 0 K: 1 S: 16	H: 3 LOB: 1 BB: 0 P: 21	R: 0 E: 0 K: 0 S: 6	H: 0 LOB: 0 BB: 0 P: 7	R: 0 E: 0 K: 0 S: 11	H: 1 LOB: 2 BB: 1 P: 22	R: 0 E: 0 K: 0 S: 6	H: 0 LOB: 0 BB: 0 P: 6	R: 0 E: 0 K: 0 S: 11	H: 1 LOB: 2 BB: 1 P: 20	1B: 7 2B: 2 3B: 0 HR: 0	SF: 0 SAC: 1 DP: 0 HBP: 0	WP: 0 PB: 0 SB: 2 CS: 0	PA: 38
PITCHER	IP	WLS	BF	H	R	ER	SO	BB	IBB	HBP	BLK	WP	HR	S	P	ERA	WHIP			
Tom Candiotti, R ERA: 2.58	8.0	L	33	8	3	3	3	2	0	0	0	0	0	83	125	3.38	1.250			
Pedro Martinez, R ERA: 2.39	1.0		5	1	0	0	0	1	0	0	0	0	0	11	20	0.00	2.000			

Florida Marlins @ Los Angeles Dodgers
Dodger Stadium, Los Angeles, CA
Sat Sep 11 1993, 7:05 PM PDT
Att: 36,473 - Unknown - 77 F

AB 34
R 3
H 9
RBI 3
BB 3
SO 3
LOB 13



Batter	1	2	3	4	5	6	7	8	9	AB	R	H	RBI	BB	SO	LOB	BOTTOM					
Brett Butler, L OBP: 0.391, SLG: 0.381	WP		S	1B	G6-3		G5-3		K	5	0	2	0	0	1	0						
Jose Offerman, S OBP: 0.350, SLG: 0.343	G5-3		S	1B	G6-3		L6		1B	5	0	2	0	0	0	1						
Mike Piazza, R Tom Goodwin, L OBP: 0.385, SLG: 0.462	BB		K	1B	WP		G6-3		1B	4	1	2	0	1	1	2						
Eric Karros, R Raul Mondesi, R OBP: 0.299, SLG: 0.405	K		K		1B		FC6-4		P4	3	0	1	1	1	2	4						
Tim Wallach, R OBP: 0.271, SLG: 0.355	F8				FC6-4		FC6-4		K	4	0	0	0	0	1	4						
Henry Rodriguez, L Mike Sharperson, R Pedro Martinez, R	G1-3				F7		G4-3		K	3	0	0	0	0	0	0						
Cory Snyder, R OBP: 0.341, SLG: 0.413					1B				1B	2	1	2	1	2	0	0						
Jody Reed, R OBP: 0.325, SLG: 0.345	G6-4-3				1B		F8		F9	4	0	1	0	0	0	3						
Tom Candiotti, R Billy Ashley, R Dave Hanson, L					G6-3		G1-3		F8	3	0	0	0	0	0	2						
Inning Stats	R: 0 E: 0 K: 1 S: 11	H: 1 LOB: 2 BB: 1 P: 19	R: 0 E: 0 K: 0 S: 5	H: 0 LOB: 0 BB: 1 P: 13	R: 0 E: 0 K: 2 S: 11	H: 2 LOB: 0 BB: 0 P: 17	R: 0 E: 0 K: 0 S: 11	H: 2 LOB: 2 BB: 0 P: 18	R: 1 E: 0 K: 0 S: 14	H: 2 LOB: 1 BB: 0 P: 23	R: 1 E: 0 K: 0 S: 10	H: 1 LOB: 0 BB: 0 P: 17	R: 0 E: 0 K: 0 S: 5	H: 0 LOB: 0 BB: 0 P: 10	R: 0 E: 0 K: 2 S: 11	H: 0 LOB: 2 BB: 2 P: 21	R: 0 E: 0 K: 1 S: 11	H: 2 LOB: 2 BB: 0 P: 14	1B: 9 2B: 0 3B: 0 HR: 1	SF: 0 SAC: 0 DP: 1 HBP: 0	WP: 2 PB: 0 SB: 3 CS: 0	PA: 40
PITCHER	IP	WLS	BF	H	R	ER	SO	BB	IBB	HBP	BLK	WP	HR	S	P	ERA	WHIP					
David Weathers, R ERA: 3.7	6.0	W	27	8	2	2	3	2	0	0	0	0	0	4	8	0.00	0.000					
Joe Klink, L ERA: 4.36	0.2		2	0	0	0	0	0	0	0	0	0	0	4	8	0.00	0.000					
Matt Turner, R ERA: 2.51	0.2		3	0	0	0	1	1	0	0	0	0	0	5	10	0.00	1.500					
Rich Rodriguez, L ERA: 3.93	0.1		1	0	0	0	1	0	0	0	0	0	0	3	4	0.00	0.000					
Richie Lewis, R ERA: 2.99	0.1		2	0	0	0	0	1	0	0	0	0	0	4	9	0.00	3.000					

Florida Marlins @ Los Angeles Dodgers
Dodger Stadium, Los Angeles, CA
Sat Sep 11 1993, 7:05 PM PDT
Att: 36,473 - Unknown - 77 F

AB 36
R 2
H 10
RBI 2
BB 4
SO 6
LOB 19



Batter	1	2	3	4	5	6	7	8	9	AB	R	H	RBI	BB	SO	LOB	TOP					
Chuck Carr, S OBP: 0.328, SLG: 0.342	E5		G4-3				P5										4 0 1 0 0 0 1					
Rick Renteria, R OBP: 0.322, SLG: 0.338								F8									3 0 1 0 1 1 1					
Matias Carrillo, L OBP: 0.333, SLG: 0.481	F8							F9									4 0 2 0 0 0 3					
Jeff Conine, R OBP: 0.356, SLG: 0.410	G6-4-3							CS									4 0 0 0 0 2 5					
Bret Barberie, S OBP: 0.368, SLG: 0.405																	3 0 0 0 1 0 2					
Darrell Whitmore, L OBP: 0.247, SLG: 0.318																	3 0 0 0 0 2 4					
Gary Sheffield, R OBP: 0.359, SLG: 0.485																	1 0 0 0 0 0 0					
Rob Natal, R OBP: 0.271, SLG: 0.333																	3 0 0 0 0 1 0					
Alex Arias, R OBP: 0.333, SLG: 0.302																	3 0 0 0 0 0 0					
Pat Rapp, R OBP: 0.185, SLG: 0.185																	2 0 1 0 0 0 0					
Greg Briley, L OBP: 0.284, SLG: 0.287																	1 0 0 0 0 1 0					
Rich Rodriguez, L OBP: 0.164, SLG: 0.160																	0 0 0 0 0 0 0					
Jack Armstrong, R OBP: 0.164, SLG: 0.160																	0 0 0 0 0 0 0					
Inning Stats	R: 0 E: 1 K: 0 S: 10	H: 0 LOB: 1 BB: 1 P: 19	R: 0 E: 0 K: 0 S: 9	H: 0 LOB: 0 BB: 0 P: 15	R: 0 E: 0 K: 0 S: 6	H: 0 LOB: 0 BB: 0 P: 12	R: 0 E: 0 K: 2 S: 11	H: 1 LOB: 2 BB: 1 P: 21	R: 0 E: 0 K: 1 S: 11	H: 1 LOB: 1 BB: 0 P: 15	R: 0 E: 0 K: 2 S: 13	H: 2 LOB: 2 BB: 0 P: 20	R: 0 E: 0 K: 1 S: 8	H: 0 LOB: 0 BB: 0 P: 10	R: 0 E: 0 K: 0 S: 7	H: 1 LOB: 0 BB: 0 P: 10	R: 0 E: 0 K: 1 S: 10	H: 0 LOB: 0 BB: 0 P: 17	1B: 5 2B: 0 3B: 0 HR: 0	SF: 0 SAC: 0 DP: 1 HBP: 0	WP: 1 PB: 0 SB: 1 CS: 1	PA: 34
PITCHER Pedro Astacio, R ERA: 3.75	IP: 9.0 WLS: W BF: 33 H: 5 R: 0 ER: 0 SO: 7 BB: 2 IBB: 0 HBP: 0 BLK: 0 WP: 1 HR: 0 S: 85 P: 139 ERA: 0.00 WHIP: 0.778																					

Florida Marlins @ Los Angeles Dodgers
Dodger Stadium, Los Angeles, CA
Sun Sep 12 1993, 3:33 AM PDT
Att: 35,335 - Sunny - 78 F

AB	31
R	0
H	5
RBI	0
BB	2
SO	7
LOB	16



Batter	1	2	3	4	5	6	7	8	9	AB	R	H	RBI	BB	SO	LOB	BOTTOM			
Brett Butler, L OBP: 0.388, SLG: 0.378	G3																4 0 0 0 0 1 2			
Lenny Harris, L OBP: 0.308, SLG: 0.315																	3 0 1 0 0 0 1			
Mike Sharperson, R OBP: 0.294, SLG: 0.380																	1 0 0 0 0 0 0			
Jody Reed, R OBP: 0.325, SLG: 0.345																	0 0 0 0 0 0 0			
Mike Piazza, R OBP: 0.357, SLG: 0.529																	3 0 0 0 1 0 1			
Eric Karros, R OBP: 0.289, SLG: 0.404																	4 0 1 0 0 0 1			
Dave Hansen, L OBP: 0.448, SLG: 0.493																	1 1 0 0 3 0 0			
Tom Goodwin, L OBP: 0.385, SLG: 0.462																	0 0 0 0 0 0 0			
Raul Mondesi, R OBP: 0.259, SLG: 0.321																	0 0 0 0 0 0 0			
Billy Ashley, R OBP: 0.357, SLG: 0.357																	3 0 1 0 0 1 3			
Tim Wallach, R OBP: 0.271, SLG: 0.355																	0 0 0 0 0 0 0			
Cory Snyder, R OBP: 0.341, SLG: 0.413																	3 0 1 1 0 0 0			
Rafael Bourimigal, R OBP: 0.667, SLG: 1.000																	3 0 2 0 0 0 2			
Pedro Astacio, R OBP: 0.151, SLG: 0.151																	2 0 0 0 0 1 1			
Inning Stats	R: 0 E: 0 K: 0 S: 14	H: 2 LOB: 3 BB: 1 P: 24	R: 0 E: 0 K: 2 S: 14	H: 1 LOB: 1 BB: 0 P: 18	R: 0 E: 0 K: 0 S: 8	H: 0 LOB: 0 BB: 0 P: 11	R: 0 E: 0 K: 1 S: 9	H: 0 LOB: 0 BB: 0 P: 15	R: 0 E: 0 K: 0 S: 5	H: 1 LOB: 1 BB: 0 P: 7	R: 1 E: 1 K: 0 S: 6	H: 2 LOB: 2 BB: 2 P: 18	R: 0 E: 0 K: 0 S: 11	H: 0 LOB: 0 BB: 0 P: 14	R: 0 E: 0 K: 0 S: 4	H: 0 LOB: 1 BB: 1 P: 8	1B: 5 2B: 1 3B: 0 HR: 0	SF: 0 SAC: 1 DP: 1 HBP: 0	WP: 0 PB: 0 SB: 0 CS: 0	PA: 33
PITCHER Pat Rapp, R ERA: 4.08	IP: 6.0 WLS: L BF: 26 H: 6 R: 1 ER: 1 SO: 3 BB: 3 IBB: 0 HBP: 0 BLK: 0 WP: 0 HR: 0 S: 56 P: 93 ERA: 1.50 WHIP: 1.500																			
Rich Rodriguez, L ERA: 3.69	IP: 1.0 WLS: L BF: 3 H: 0 R: 0 ER: 0 SO: 0 BB: 0 IBB: 0 HBP: 0 BLK: 0 WP: 0 HR: 0 S: 11 P: 14 ERA: 0.00 WHIP: 0.000																			
Jack Armstrong, R ERA: 4.69	IP: 1.0 WLS: L BF: 3 H: 0 R: 0 ER: 0 SO: 0 BB: 0 IBB: 0 HBP: 0 BLK: 0 WP: 0 HR: 0 S: 4 P: 8 ERA: 0.00 WHIP: 1.000																			

Florida Marlins @ Los Angeles Dodgers
Dodger Stadium, Los Angeles, CA
Sun Sep 12 1993, 3:33 AM PDT
Att: 35,335 - Sunny - 78 F

AB	27
R	1
H	6
RBI	1
BB	4
SO	3
LOB	11



Batter	1	2	3	4	5	6	7	8	9	AB	R	H	RBI	BB	SO	LOB	TOP			
Carlos Garcia, R OBP: 0.320, SLG: 0.402 (1,4)										3	1	1	1	0	0	1	Pittsburgh Pirates @ Florida Marlins Joe Robbie Stadium, Miami, FL Tue Sep 14 1993, 7:05 PM EDT Att: 28,497 - Unknown - 80 F			
Jay Bell, R OBP: 0.383, SLG: 0.436 (1,6)										3	0	0	0	0	0	0				
Kevin Young, R OBP: 0.295, SLG: 0.323 (1,3)										3	0	0	0	0	1	0				
Jeff King, R OBP: 0.343, SLG: 0.393 (1,5)										3	0	0	0	0	0	0				
Lloyd McClendon, R OBP: 0.284, SLG: 0.275 (1,7)										1	0	1	0	1	0	0				
Orlando Merced, S OBP: 0.418, SLG: 0.455 (1,9)										2	0	0	0	0	1	2				
Don Slaught, R OBP: 0.357, SLG: 0.446 (1,2)										2	0	0	0	0	0	1				
Al Martin, L OBP: 0.341, SLG: 0.474 (1,8)										2	0	0	0	0	1	1				
Paul Wagner, R OBP: 0.171, SLG: 0.147 (1,1)										2	0	1	0	0	0	0				
Inning Stats	R: 1 E: 0 K: 0 S: 5	H: 1 LOB: 0 BB: 0 P: 8	R: 0 E: 0 K: 2 S: 11	H: 0 LOB: 1 BB: 1 P: 18	R: 0 E: 0 K: 1 S: 10	H: 0 LOB: 0 BB: 0 P: 17	R: 0 E: 0 K: 0 S: 8	H: 1 LOB: 1 BB: 0 P: 12	R: 0 E: 0 K: 1 S: 11	H: 0 LOB: 0 BB: 0 P: 13						1B: 2 2B: 0 3B: 0 HR: 1	SF: 0 SAC: 0 DP: 0 HBP: 0	WP: 0 PB: 0 SB: 0 CS: 0	PA: 22	
PITCHER Chris Hammond, L ERA: 4.88 (1,1)	IP: 6.0 WLS: L BF: 22	H: 3 R: 1 ER: 1 SO: 3	BB: 1 IBB: 0 HBP: 0 BLK: 0	WP: 0 HR: 1 S: 54 P: 84	ERA: 1.50 WHIP: 0.667															

Batter	1	2	3	4	5	6	7	8	9	AB	R	H	RBI	BB	SO	LOB	BOTTOM				
Chuck Carr, S OBP: 0.326, SLG: 0.339 (1,8)										3	0	0	0	0	1	1	Pittsburgh Pirates @ Florida Marlins Joe Robbie Stadium, Miami, FL Tue Sep 14 1993, 7:05 PM EDT Att: 28,497 - Unknown - 80 F				
Rick Renteria, R OBP: 0.322, SLG: 0.337 (1,5)										3	0	1	0	0	1	0					
Bret Barberie, S OBP: 0.364, SLG: 0.401 (1,4)										3	0	0	0	0	0	1					
Orestes Destrade, S OBP: 0.335, SLG: 0.421 (1,3)										2	0	2	0	1	0	0					
Jeff Conine, R OBP: 0.356, SLG: 0.408 (1,7)										2	0	0	0	0	1	2					
Darrell Whitmore, L OBP: 0.248, SLG: 0.318 (1,9)										3	0	1	0	0	1	3					
Benito Santiago, R OBP: 0.293, SLG: 0.382 (1,2)										2	0	0	0	1	0	5					
Walt Weiss, S OBP: 0.366, SLG: 0.316 (1,6)										1	0	0	0	1	0	1					
Chris Hammond, L OBP: 0.294, SLG: 0.333 (1,1)										1	0	0	0	0	1	3					
Inning Stats	R: 0 E: 0 K: 0 S: 7	H: 0 LOB: 0 BB: 0 P: 12	R: 0 E: 0 K: 2 S: 12	H: 1 LOB: 3 BB: 2 P: 27	R: 0 E: 0 K: 1 S: 9	H: 0 LOB: 0 BB: 0 P: 9	R: 0 E: 0 K: 1 S: 9	H: 1 LOB: 0 BB: 0 P: 13	R: 0 E: 0 K: 1 S: 6	H: 2 LOB: 3 BB: 1 P: 10	R: 0 E: 1 K: 0 S: 11	H: 0 LOB: 0 BB: 0 P: 18						1B: 4 2B: 1 3B: 0 HR: 0	SF: 0 SAC: 1 DP: 1 HBP: 1	WP: 0 PB: 0 SB: 0 CS: 0	PA: 25
PITCHER Paul Wagner, R ERA: 4.63 (1,1)	IP: 6.0 WLS: W BF: 25	H: 4 R: 0 ER: 0 SO: 5	BB: 3 IBB: 0 HBP: 1 BLK: 0	WP: 0 HR: 0 S: 50 P: 89	ERA: 0.00 WHIP: 1.167																

Batter	1	2	3	4	5	6	7	8	9	AB	R	H	RBI	BB	SO	LOB	TOP										
Carlos Garcia, R (1,4) OBP: 0.321, SLG: 0.401	F8					F9											4 1 1 0 1 0 1										
Jay Bell, R (1,6) OBP: 0.384, SLG: 0.442	1B					K											4 2 2 1 1 1 3										
Orlando Merced, S (1,9) OBP: 0.419, SLG: 0.453																	4 0 1 0 1 1 0										
Jeff King, R (1,5) OBP: 0.345, SLG: 0.393	F8-2																3 2 1 1 2 1 2										
Dave Clark, L (1,7) OBP: 0.350, SLG: 0.391 Rich Aude, R (9,PH)																	2 2 1 1 2 1 0										
Midre Cummings, L (9,7)																	1 0 0 0 0 1 3										
Al Martin, L (1,8) OBP: 0.342, SLG: 0.479																	0 0 0 0 0 0 0										
Kevin Young, R (1,3) OBP: 0.294, SLG: 0.322																	4 1 1 3 1 1 3										
Tom Prince, R (1,2) OBP: 0.256, SLG: 0.281																	5 0 1 0 0 2 5										
Steve Cooke, R (1,1) OBP: 0.162, SLG: 0.182 Joel Johnston, R (8,1) OBP: 0.400, SLG: 0.600 Andy Tomberlin, L (9,PH) OBP: 0.342, SLG: 0.444 Mark Dewey, R (9,1)																	3 0 0 0 0 0 1										
Inning Stats	R: 0 E: 0 K: 0 S: 8	H: 2 LOB: 1 BB: 0 P: 14	R: 1 E: 0 K: 1 S: 10	H: 0 LOB: 3 BB: 3 P: 26	R: 1 E: 0 K: 0 S: 8	H: 1 LOB: 0 BB: 1 P: 15	R: 0 E: 0 K: 0 S: 5	H: 0 LOB: 0 BB: 0 P: 9	R: 0 E: 0 K: 2 S: 10	H: 0 LOB: 0 BB: 0 P: 12	R: 3 E: 0 K: 0 S: 12	H: 3 LOB: 1 BB: 1 P: 21	R: 1 E: 0 K: 2 S: 10	H: 1 LOB: 0 BB: 0 P: 15	R: 0 E: 0 K: 2 S: 8	H: 0 LOB: 0 BB: 0 P: 9	R: 2 E: 1 K: 1 S: 21	H: 1 LOB: 3 BB: 3 P: 40	1B: 6 2B: 2 3B: 0 HR: 2	SF: 1 SAC: 1 DP: 2 HBP: 1	WP: 0 PB: 1 SB: 0 CS: 0	PA: 43					
PITCHER	IP	WLS	BF	H	R	ER	SO	BB	IBB	HBP	BLK	WP	HR	S	P	ERA	WHIP										
Charlie Hough, R (1,1) ERA: 4.24	5.0	L	25	6	5	4	3	5	0	1	0	0	1	48	89	7.20	2.200										
Richie Lewis, R (6,1) ERA: 2.99	3.0		10	1	1	1	4	0	0	0	0	0	1	23	32	3.00	0.333										
John Johnstone, R (9,1) ERA: 4.91	0.1		5	1	2	1	0	3	0	0	0	0	0	12	27	27.00	12.000										
Joe Klink, L (9,1) ERA: 4.28	0.2		3	0	0	0	1	0	0	0	0	0	0	9	13	0.00	0.000										

Pittsburgh Pirates @ Florida Marlins
Joe Robbie Stadium, Miami, FL
Wed Sep 15 1993, 7:05 PM EDT
Att: 28,788 - Unknown - 85 F

AB	32
R	8
H	8
RBI	7
BB	8
SO	8
LOB	18



Batter	1	2	3	4	5	6	7	8	9	AB	R	H	RBI	BB	SO	LOB	BOTTOM										
Chuck Carr, S (1,8) OBP: 0.327, SLG: 0.341	F9																4 1 2 0 0 0 0										
Rick Renteria, R (1,5) OBP: 0.325, SLG: 0.337																	3 0 1 0 1 0 1										
Jeff Conine, R (1,7) OBP: 0.357, SLG: 0.409																	4 0 2 1 0 0 1										
Orestes Destrade, S (1,3) OBP: 0.332, SLG: 0.418																	4 0 0 0 0 2 5										
Henry Cotto, R (1,9) OBP: 0.255, SLG: 0.338 Greg Briley, L (9,PH) OBP: 0.253, SLG: 0.286																	3 0 0 0 0 1 2										
Bret Barberie, S (1,4) OBP: 0.360, SLG: 0.396																	1 0 0 0 0 1 0										
Benito Santiago, R (1,2) OBP: 0.292, SLG: 0.380 John Johnstone, R (9,1) Joe Klink, L (9,1) Matias Carrillo, L (9,PH) OBP: 0.321, SLG: 0.464																	4 0 0 0 0 1 0										
Walt Weiss, S (1,6) OBP: 0.366, SLG: 0.316 Alex Arias, R (9,PH) OBP: 0.332, SLG: 0.301																	3 0 0 0 0 0 0										
Charlie Hough, R (1,1) OBP: 0.081, SLG: 0.034 Richie Lewis, R (6,1) OBP: 0.500, SLG: 0.500 Terry McGriff, R (9,2)																	0 0 0 0 0 0 0										
Inning Stats	R: 0 E: 0 K: 0 S: 10	H: 1 LOB: 2 BB: 1 P: 21	R: 0 E: 0 K: 1 S: 13	H: 0 LOB: 1 BB: 1 P: 20	R: 0 E: 0 K: 1 S: 9	H: 1 LOB: 1 BB: 0 P: 12	R: 0 E: 0 K: 1 S: 7	H: 0 LOB: 0 BB: 0 P: 9	R: 0 E: 0 K: 1 S: 7	H: 0 LOB: 0 BB: 0 P: 9	R: 0 E: 0 K: 1 S: 5	H: 0 LOB: 0 BB: 0 P: 6	R: 0 E: 0 K: 1 S: 8	H: 0 LOB: 0 BB: 0 P: 13	R: 1 E: 0 K: 1 S: 13	H: 3 LOB: 2 BB: 0 P: 19	R: 0 E: 0 K: 2 S: 7	H: 0 LOB: 0 BB: 0 P: 8	1B: 5 2B: 0 3B: 0 HR: 0	SF: 0 SAC: 0 DP: 0 HBP: 0	WP: 0 PB: 0 SB: 0 CS: 0	PA: 34					
PITCHER	IP	WLS	BF	H	R	ER	SO	BB	IBB	HBP	BLK	WP	HR	S	P	ERA	WHIP										
Steve Cooke, L (1,1) ERA: 3.73	7.2	W	30	5	1	1	7	2	0	0	0	0	0	69	104	1.17	0.913										
Joel Johnston, R (8,1) ERA: 3.65	0.1		1	0	0	0	0	0	0	0	0	0	0	3	5	0.00	0.000										
Mark Dewey, R (9,1) ERA: 2.45	1.0		3	0	0	0	2	0	0	0	0	0	0	7	8	0.00	0.000										

Pittsburgh Pirates @ Florida Marlins
Joe Robbie Stadium, Miami, FL
Wed Sep 15 1993, 7:05 PM EDT
Att: 28,788 - Unknown - 85 F

AB	32
R	1
H	5
RBI	1
BB	2
SO	9
LOB	10



Batter	1	2	3	4	5	6	7	8	9	AB	R	H	RBI	BB	SO	LOB	TOP							
Tom Foley, L OBP: 0.290, SLG: 0.378 Carlos Garcia, R OBP: 0.322, SLG: 0.401	G3		G6-3		FC3-6 1B	G6-3		SF9	BB BB	4	1	0	0	0	0	3								
Jay Bell, R OBP: 0.382, SLG: 0.439	F9		F8		1B 1B		K	K	P8	6	1	1	1	0	2	3								
Orlando Merced, S OBP: 0.420, SLG: 0.451	G1-3		G3		F7		1B 1B		BB BB	4	1	1	0	2	0	2								
Jeff King, R OBP: 0.345, SLG: 0.392		G6-3		G4-6-3 1B	1B		F8		P6 K	6	1	2	1	0	1	5								
Dave Clark, L OBP: 0.360, SLG: 0.402 Tony Menendez, R OBP: 0.359, SLG: 0.459 Denny Neagle, L OBP: 0.359, SLG: 0.459	FC8-4 1B		G4-6-3 1B		1B		1B		1B 2B 1B	4	0	4	1	0	0	0								
Al Martin, L OBP: 0.342, SLG: 0.478		FC8-4 1B		G4-6-3 1B	G3-1		F7		1B 2B	5	1	2	1	0	0	5								
Midre Cummings, L OBP: 0.375, SLG: 0.500		FC8-6-4 BB		K			K		1B SH3 SF9 1B	5	2	2	2	0	2	2								
Jerry Goff, L OBP: 0.333, SLG: 0.286					FC3-6 1B		K		SH3 2B 1B	3	2	2	1	1	1	0								
John Hope, R OBP: 0.125, SLG: 0.125 Tony Womack, L OBP: 0.400, SLG: 0.500 Kevin Young, R OBP: 0.297, SLG: 0.328					FC3-6 1B				WP BB 2B	2	0	1	0	0	1	3								
Inning Stats	R: 0 E: 0 K: 0 S: 8	H: 0 LOB: 0 BB: 0 P: 13	R: 0 E: 0 K: 1 S: 8	H: 2 LOB: 3 BB: 1 P: 14	R: 0 E: 0 K: 0 S: 5	H: 0 LOB: 0 BB: 0 P: 6	R: 1 E: 0 K: 1 S: 11	H: 2 LOB: 0 BB: 0 P: 17	R: 3 E: 0 K: 0 S: 17	H: 5 LOB: 2 BB: 0 P: 24	R: 0 E: 0 K: 2 S: 9	H: 1 LOB: 1 BB: 0 P: 14	R: 0 E: 0 K: 1 S: 13	H: 2 LOB: 2 BB: 0 P: 18	R: 1 E: 0 K: 1 S: 12	H: 2 LOB: 1 BB: 0 P: 19	R: 5 E: 0 K: 1 S: 24	H: 5 LOB: 3 BB: 3 P: 41	1B: 16 2B: 3 3B: 0 HR: 0	SF: 1 SAC: 1 DP: 1 HBP: 0	WP: 1 PB: 0 SB: 0 CS: 0	PA: 49		
PITCHER	IP	WLS	BF	H	R	ER	SO	BB	IBB	HBP	BLK	WP	HR	S	P	ERA	WHIP							
David Weathers, R ERA: 4.15	6.0	L	28	10	4	4	4	1	0	0	0	0	0	58	88	6.00	1.833							
Rich Rodriguez, L ERA: 3.93	1.1		8	4	1	1	1	0	0	0	0	0	0	19	27	6.75	3.000							
Matt Turner, R ERA: 3.05	1.0		7	3	4	4	1	1	0	0	0	1	0	14	24	36.00	4.000							
Joe Klink, L ERA: 4.54	0.0		3	2	1	1	0	1	0	0	0	0	0	6	11	∞	∞							
Richie Lewis, R ERA: 2.99	0.2		3	0	0	0	1	1	0	0	0	0	0	10	16	0.00	1.500							

Pittsburgh Pirates @ Florida Marlins
Joe Robbie Stadium, Miami, FL
Thu Sep 16 1993, 7:05 PM EDT
Att: 26,730 - Unknown - 86 F

AB 43
R 10
H 19
RBI 9
BB 4
SO 7
LOB 23

P

Batter	1	2	3	4	5	6	7	8	9	AB	R	H	RBI	BB	SO	LOB	BOTTOM							
Chuck Carr, S OBP: 0.327, SLG: 0.339	CS BB		F9			G5-3			K	3	0	0	0	1	1	1								
Bret Barberie, S OBP: 0.359, SLG: 0.393	F9			G3		HBP			F8	3	0	0	0	0	0	1								
Jeff Conine, R OBP: 0.355, SLG: 0.406	L3			G1-3		L1			G4-3	4	0	0	0	0	0	2								
Orestes Destrade, S OBP: 0.330, SLG: 0.415		P5		G6-3			F9			3	0	0	0	0	0	0								
Matias Carrillo, L OBP: 0.323, SLG: 0.452		G4-3			F9		G4-6-3 1B			3	0	1	0	0	0	0								
Alex Arias, R OBP: 0.332, SLG: 0.301 Matt Turner, R OBP: 0.359, SLG: 0.393 Joe Klink, L OBP: 0.500, SLG: 0.500 Richie Lewis, R OBP: 0.500, SLG: 0.500		G6-3			1B		G4-6-3			3	0	1	0	0	0	1								
Rob Natal, R OBP: 0.288, SLG: 0.338			G3 HBP		G1-6-3 1B			K		2	0	1	0	0	1	0								
Walt Weiss, S OBP: 0.364, SLG: 0.314			G3		G1-6-3			F9		3	0	0	0	0	0	3								
David Weathers, R OBP: 0.200, SLG: 0.200 Henry Cotto, R OBP: 0.253, SLG: 0.336 Rich Rodriguez, L OBP: 0.323, SLG: 0.336 Rick Renteria, R OBP: 0.323, SLG: 0.336			G1-3			G5-3			P6	1	0	0	0	0	0	1								
Inning Stats	R: 0 E: 0 K: 0 S: 4	H: 0 LOB: 0 BB: 1 P: 9	R: 0 E: 0 K: 0 S: 10	H: 0 LOB: 0 BB: 0 P: 16	R: 0 E: 0 K: 0 S: 5	H: 0 LOB: 1 BB: 0 P: 11	R: 0 E: 0 K: 0 S: 4	H: 0 LOB: 0 BB: 0 P: 7	R: 0 E: 0 K: 0 S: 11	H: 2 LOB: 1 BB: 0 P: 19	R: 0 E: 0 K: 0 S: 5	H: 0 LOB: 1 BB: 0 P: 8	R: 0 E: 0 K: 1 S: 7	H: 1 LOB: 0 BB: 0 P: 9	R: 0 E: 0 K: 1 S: 5	H: 0 LOB: 0 BB: 0 P: 5	R: 0 E: 0 K: 1 S: 9	H: 0 LOB: 0 BB: 0 P: 13	1B: 3 2B: 0 3B: 0 HR: 0	SF: 0 SAC: 0 DP: 2 HBP: 2	WP: 0 PB: 0 SB: 0 CS: 1	PA: 30		
PITCHER	IP	WLS	BF	H	R	ER	SO	BB	IBB	HBP	BLK	WP	HR	S	P	ERA	WHIP							
John Hope, R ERA: 4.43	4.0		13	3	0	0	0	0	0	1	0	0	0	19	31	0.00	1.286							
Jeff Ballard, L ERA: 4.94	2.1	W	10	3	0	0	0	0	0	1	0	0	0	9	10	0.00	0.000							
Tony Menendez, R ERA: 2.87	1.2		4	0	0	0	1	0	0	0	0	0	0	9	10	0.00	0.000							
Denny Neagle, L ERA: 5.33	1.0		3	0	0	0	1	0	0	0	0	0	0	9	13	0.00	0.000							

Pittsburgh Pirates @ Florida Marlins
Joe Robbie Stadium, Miami, FL
Thu Sep 16 1993, 7:05 PM EDT
Att: 26,730 - Unknown - 86 F

AB 27
R 0
H 3
RBI 0
BB 1
SO 2
LOB 9

F

Batter	1	2	3	4	5	6	7	8	9	AB	R	H	RBI	BB	SO	LOB	TOP					
Chuck Carr, S OBP: 0.326, SLG: 0.343 (1, 8)	F8		G1-3		K			BB		3	0	0	0	1	1	2						
Bret Barberie, S OBP: 0.354, SLG: 0.387 (1, 4)	L3			F7	G4-3			K		4	0	0	0	0	1	3						
Jeff Conine, R OBP: 0.357, SLG: 0.414 (1, 7) (8, 3)	HR			1B		K		BB		3	1	2	1	1	1	0						
Orestes Destrade, S OBP: 0.328, SLG: 0.422 Henry Cotto, R OBP: 0.259, SLG: 0.339 (1, 3) (8, 7)	P4			F9		K		P3		4	0	0	0	0	1	3						
Matias Carrillo, L OBP: 0.282, SLG: 0.368 (1, 9)		G3		F8		F7		P2		4	0	0	0	0	0	3						
Alex Arias, R OBP: 0.332, SLG: 0.317 Bryan Harvey, R (9, 1)		K			WP SH G5-3 1B		G5-3		G6-3	4	1	1	0	0	1	0						
Rob Natal, R OBP: 0.286, SLG: 0.321 (1, 2)		F8			G5-3		F7		G5-3	4	0	0	0	0	0	1						
Walt Weiss, S OBP: 0.365, SLG: 0.314 (1, 6)			P6		SH BB		1B		K	3	0	1	0	1	1	0						
Chris Hammond, L OBP: 0.286, SLG: 0.323 Matt Turner, R (8, 1) Rick Renteria, R OBP: 0.318, SLG: 0.331 (9, 5)			P5		SH		K			2	0	0	1	0	1	1						
Inning Stats	R: 1 E: 0 K: 0 S: 10	H: 1 LOB: 0 BB: 0 P: 18	R: 0 E: 0 K: 1 S: 8	H: 0 LOB: 0 BB: 0 P: 11	R: 0 E: 0 K: 0 S: 6	H: 0 LOB: 0 BB: 0 P: 11	R: 0 E: 0 K: 0 S: 9	H: 1 LOB: 1 BB: 0 P: 13	R: 1 E: 0 K: 1 S: 14	H: 1 LOB: 2 BB: 1 P: 24	R: 0 E: 0 K: 2 S: 10	H: 0 LOB: 0 BB: 0 P: 13	R: 0 E: 0 K: 1 S: 12	H: 1 LOB: 1 BB: 0 P: 19	R: 0 E: 0 K: 1 S: 13	H: 0 LOB: 2 BB: 2 P: 24	R: 0 E: 0 K: 1 S: 9	H: 0 LOB: 0 BB: 0 P: 14	1B: 3 2B: 0 3B: 0 HR: 1	SF: 0 SAC: 1 DP: 0 HBP: 0	WP: 1 PB: 0 SB: 1 CS: 0	PA: 35
PITCHER	IP	WLS	BF	H	R	ER	SO	BB	IBB	HBP	BLK	WP	HR	S	P	ERA	WHIP					
Steve Trachsel, R ERA: 2.57 Shawn Boskie, R ERA: 3.5	(1, 1) (8, 1)	7.0 L	27 8	4 0	2 0	2 0	5 2	1 2	0 0	0 0	0 0	1 0	1 0	69 22	109 38	2.57 0.00	0.714 1.000					

Florida Marlins @ Chicago Cubs
Wrigley Field, Chicago, IL
Sun Sep 19 1993, 3:33 AM CDT
Att: 36,633 - Cloudy - 65 F

AB 31
R 2
H 4
RBI 2
BB 3
SO 7
LOB 13

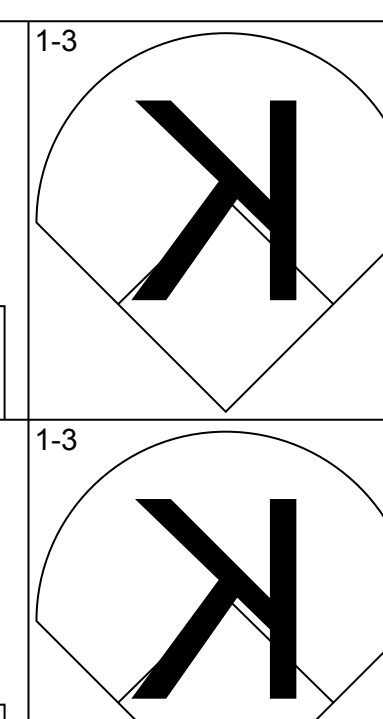
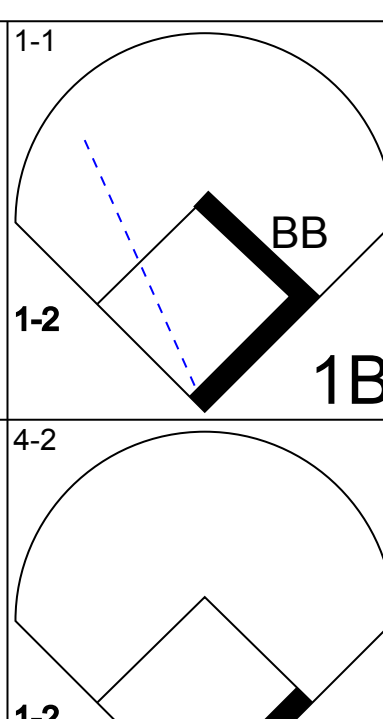
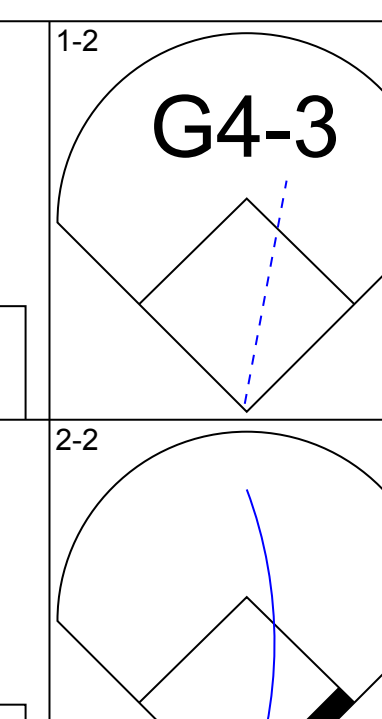
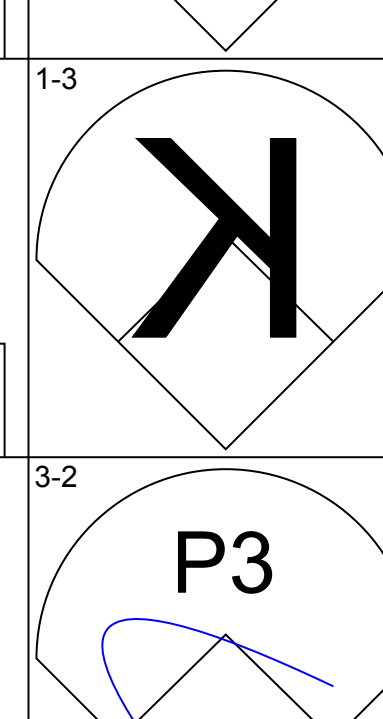
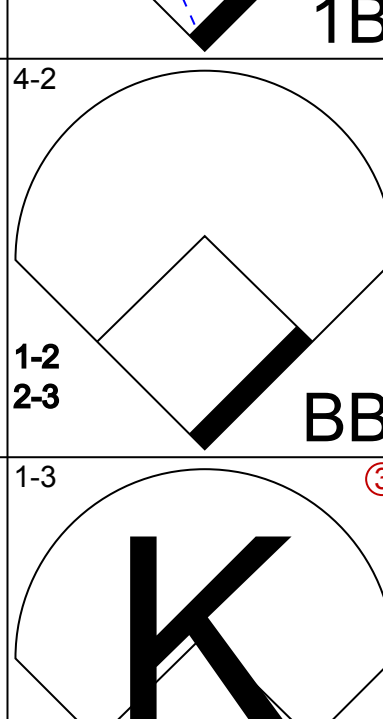
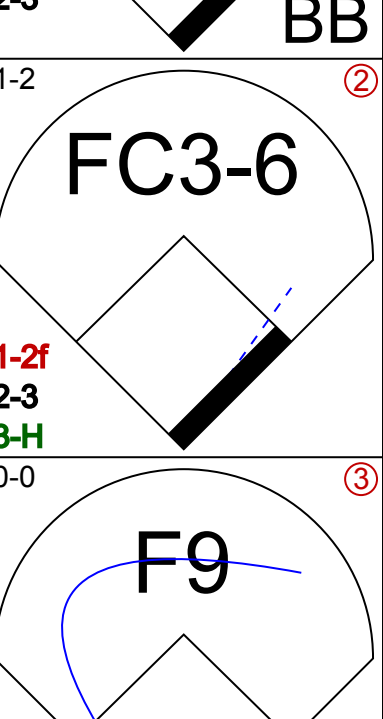
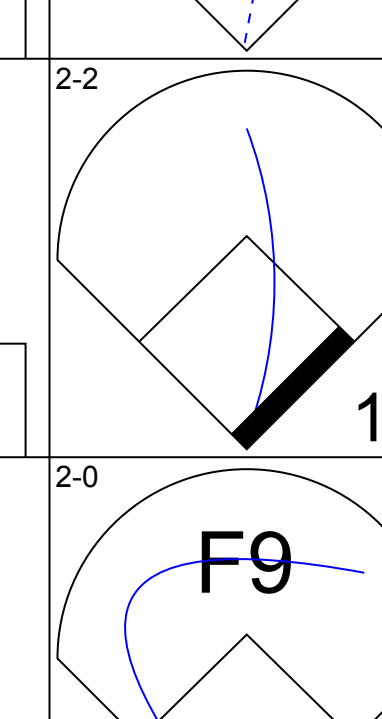
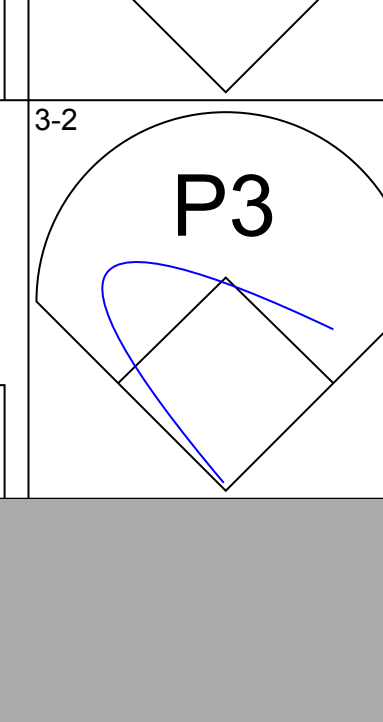
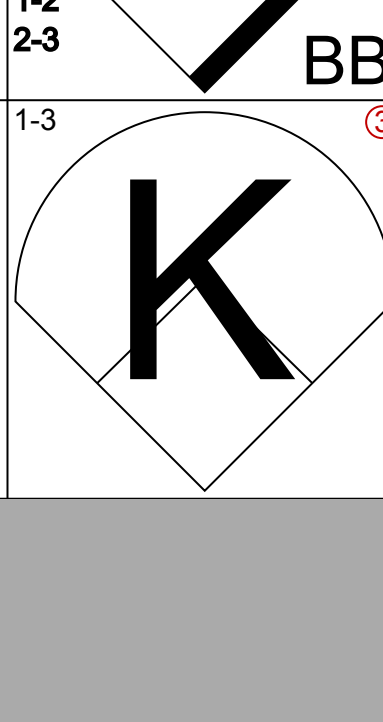
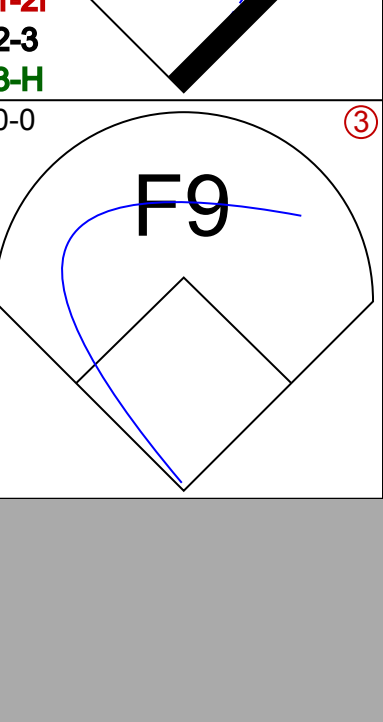
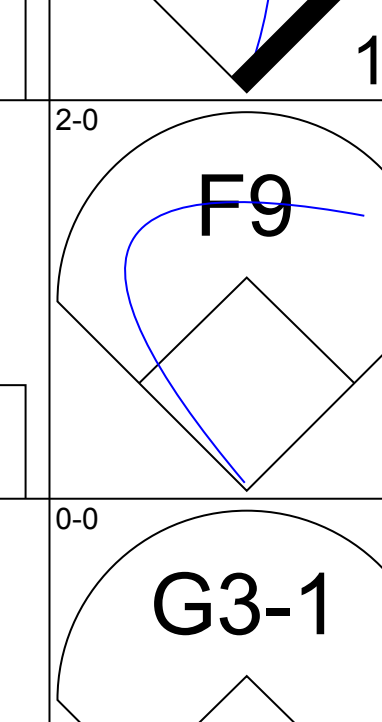
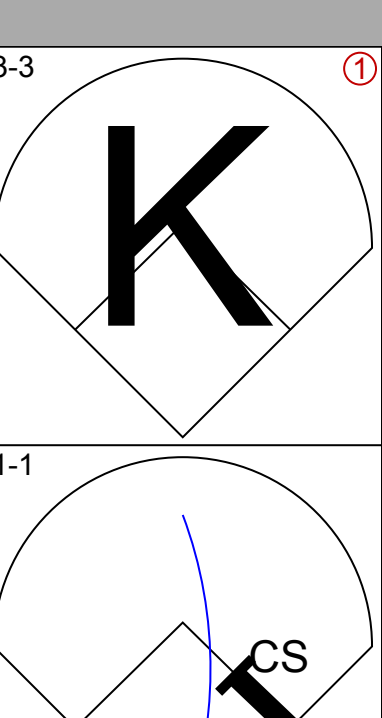
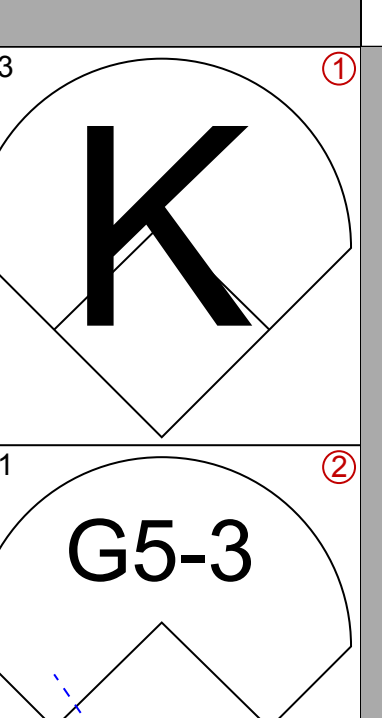
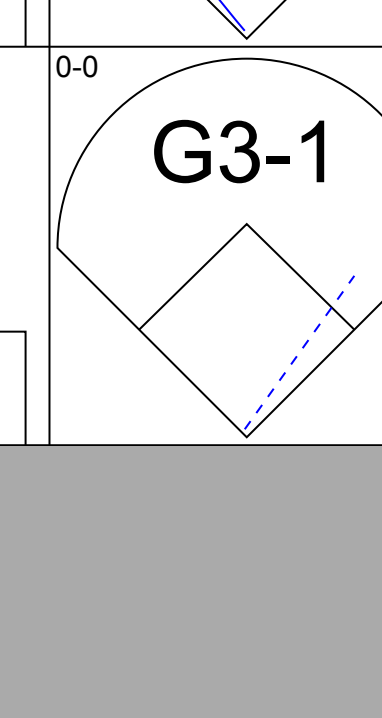
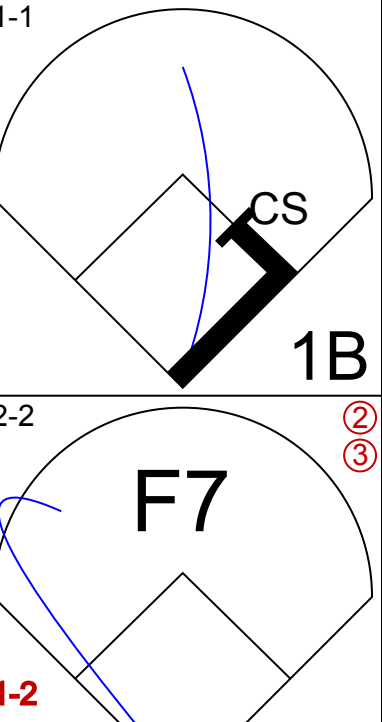
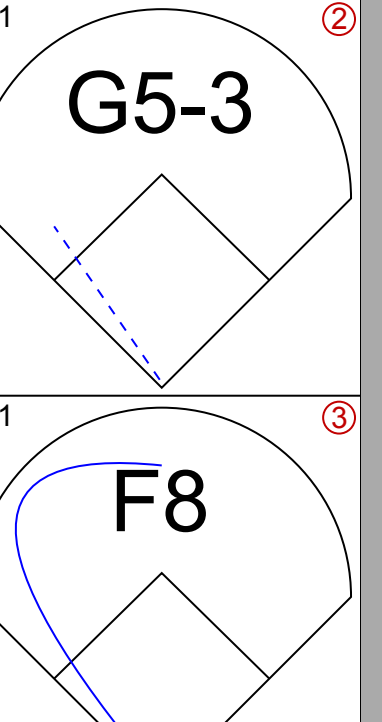
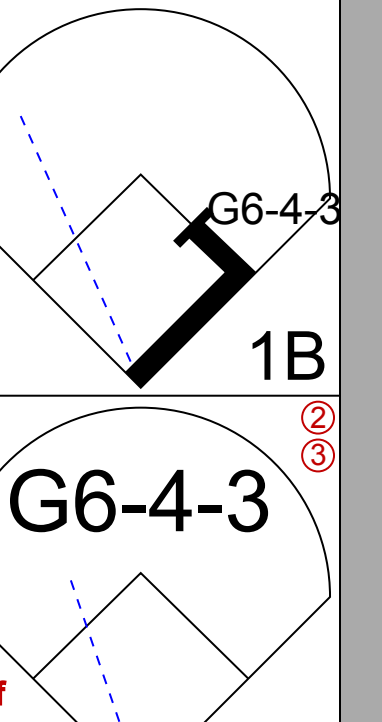
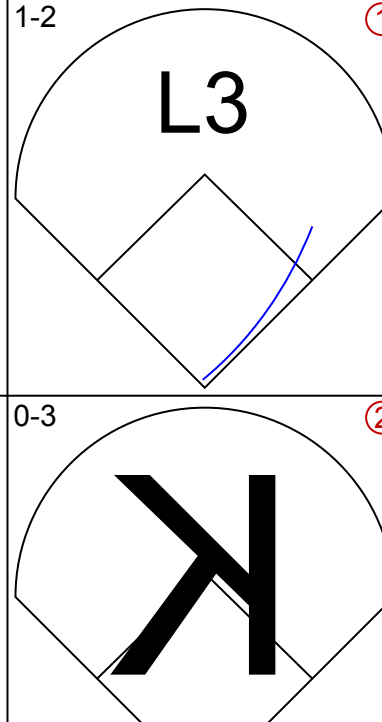
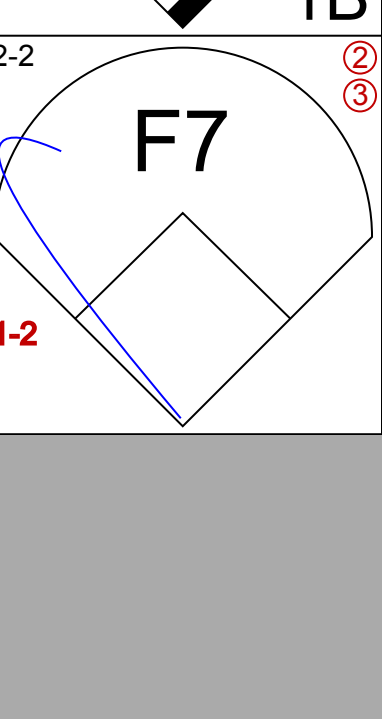
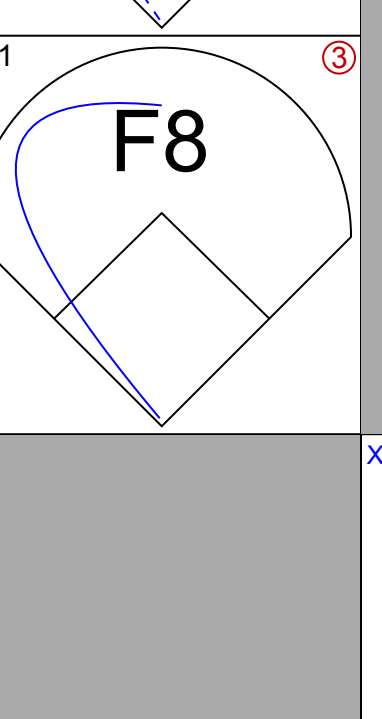
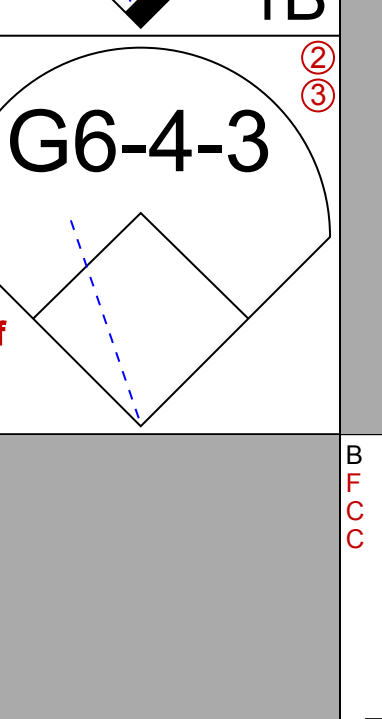

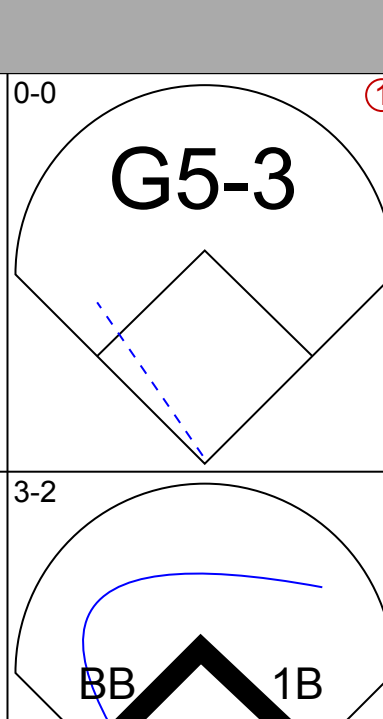
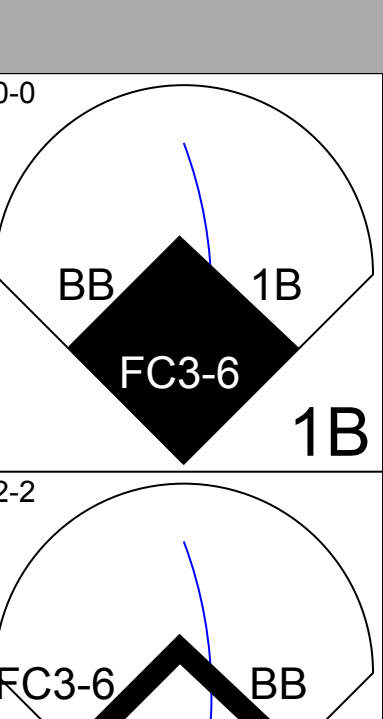
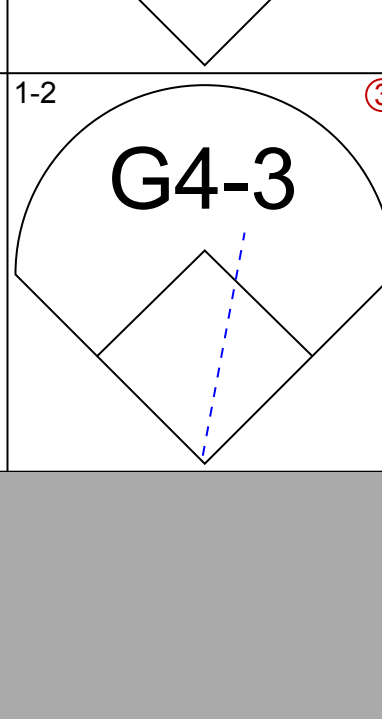
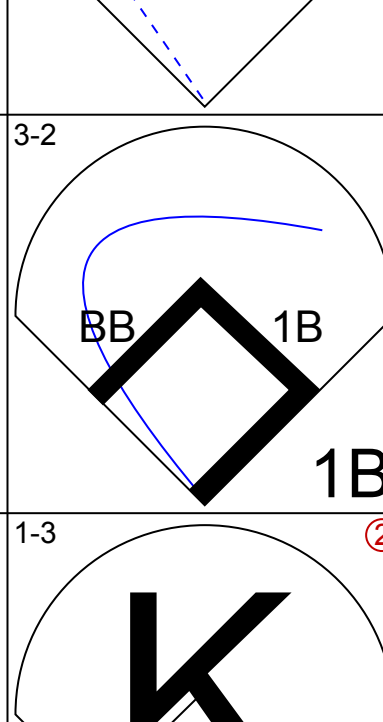
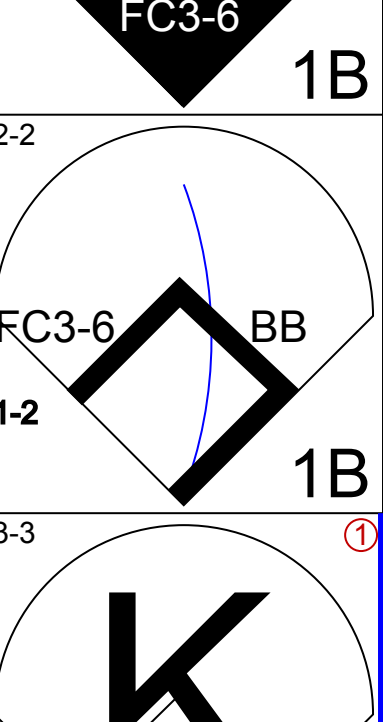
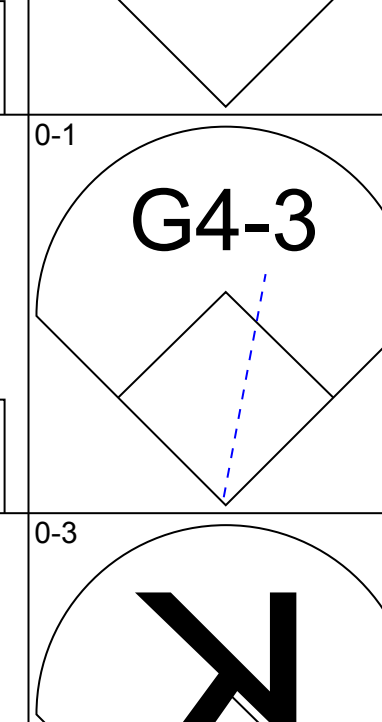
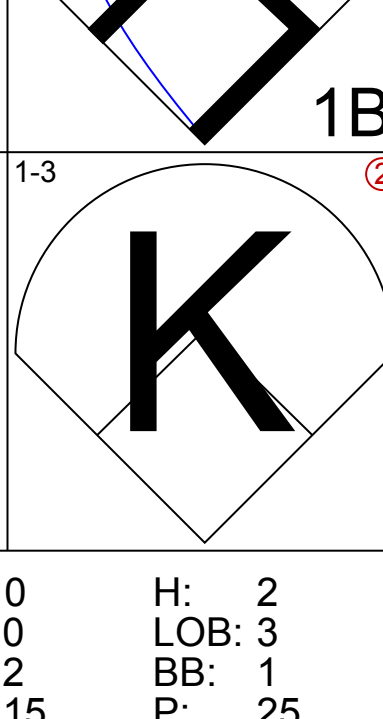
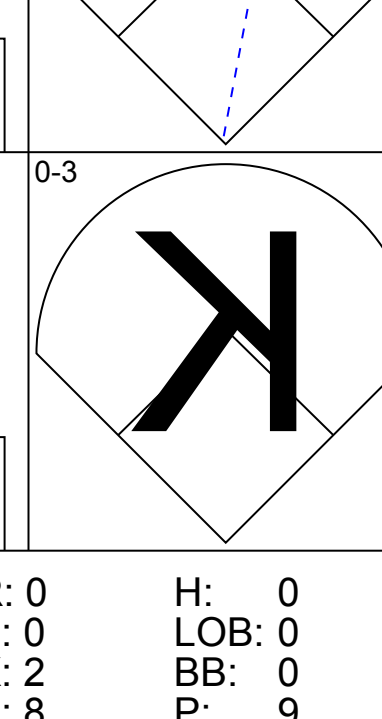


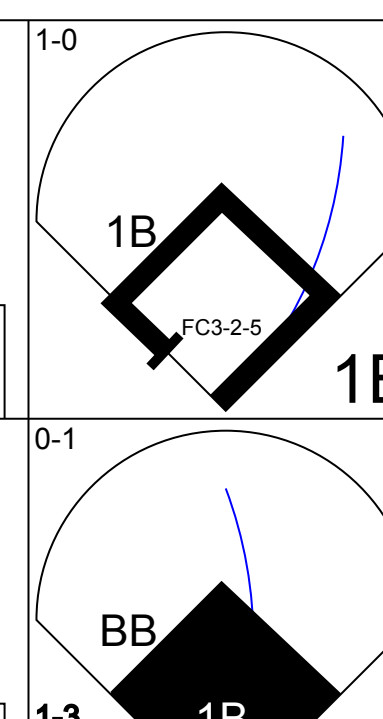
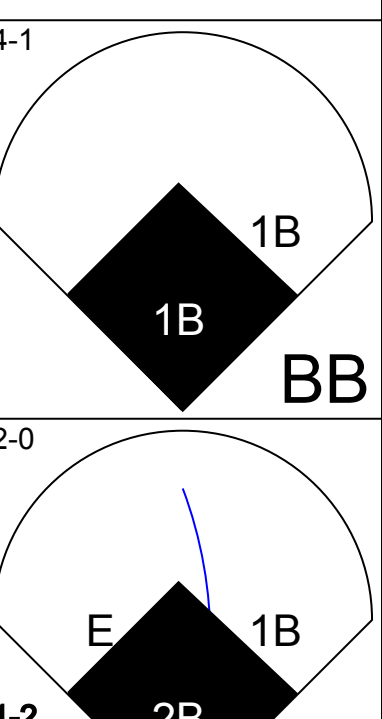

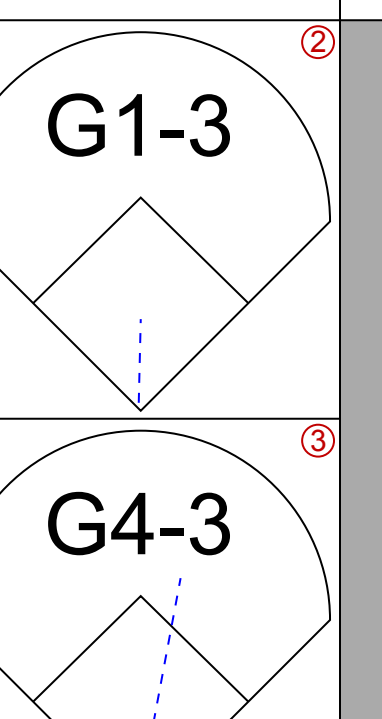
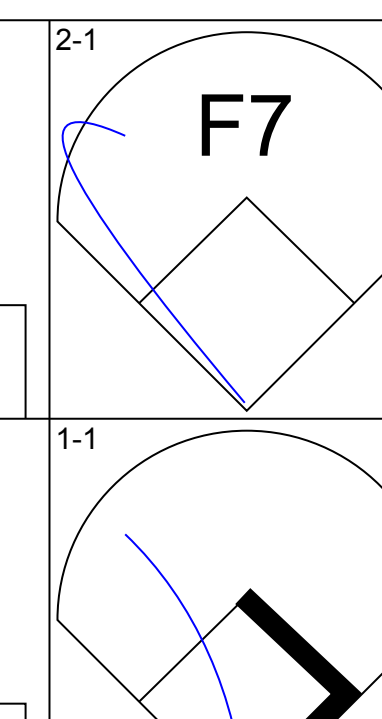
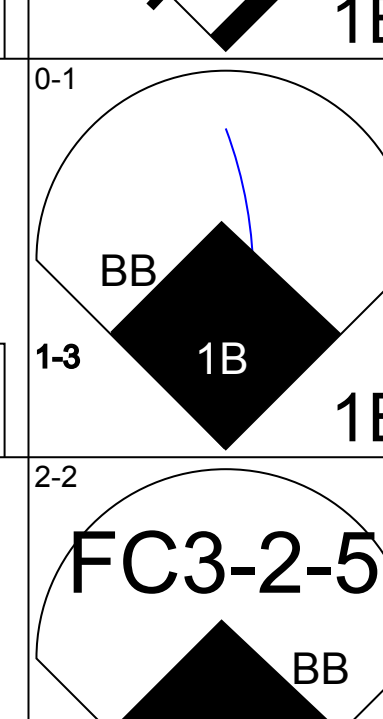
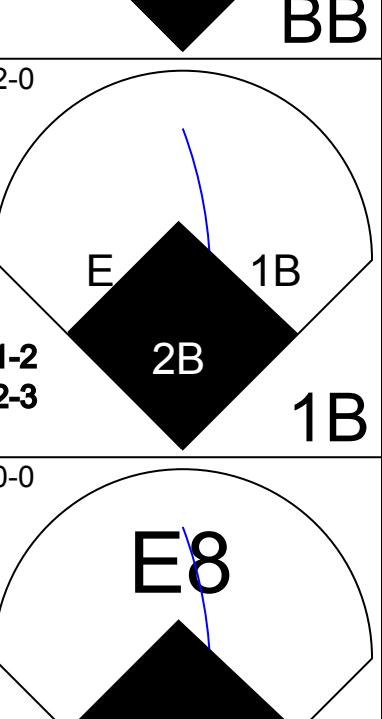
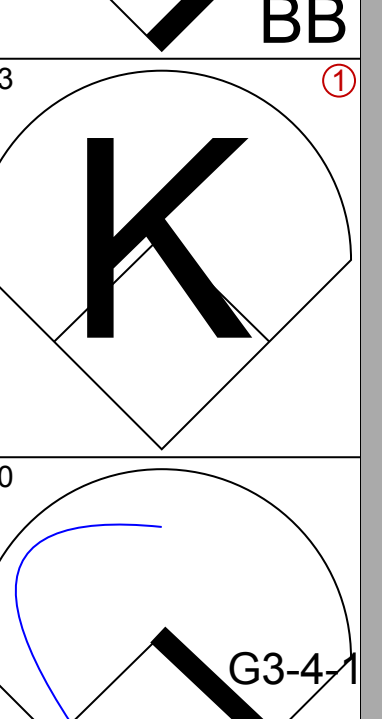
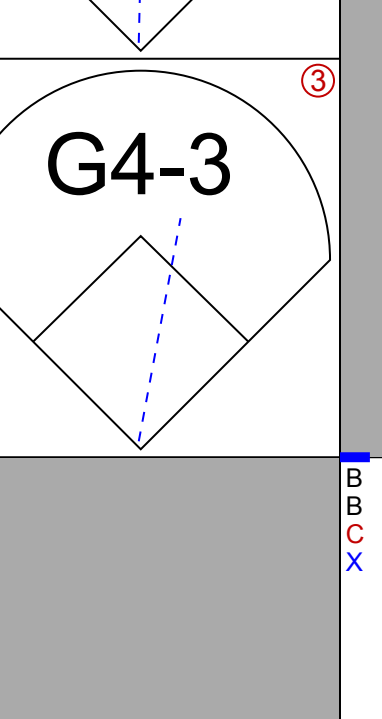
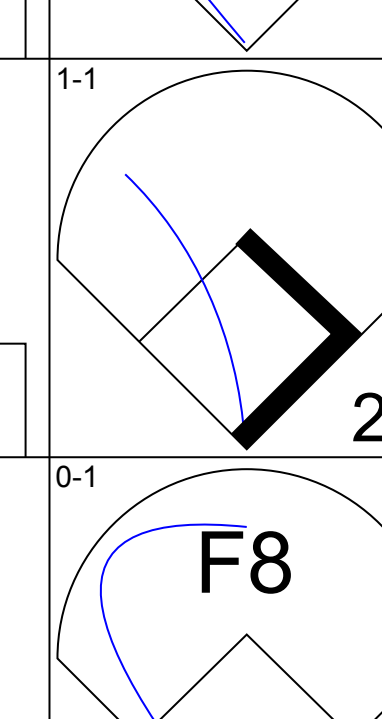
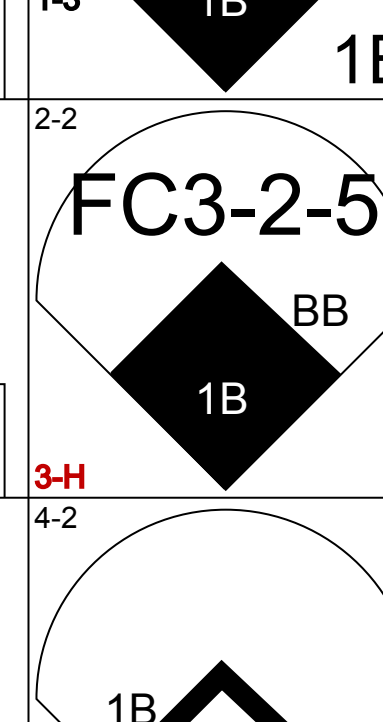
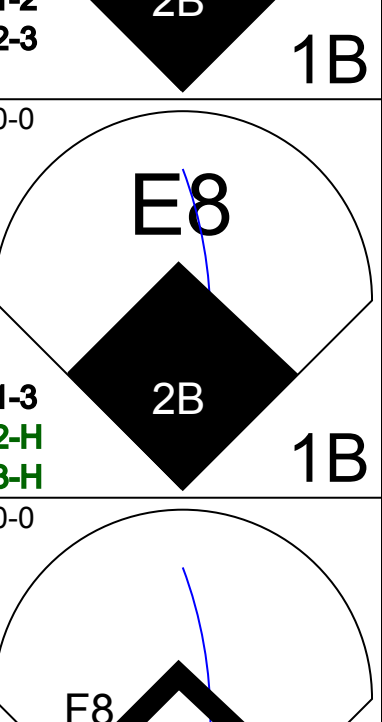
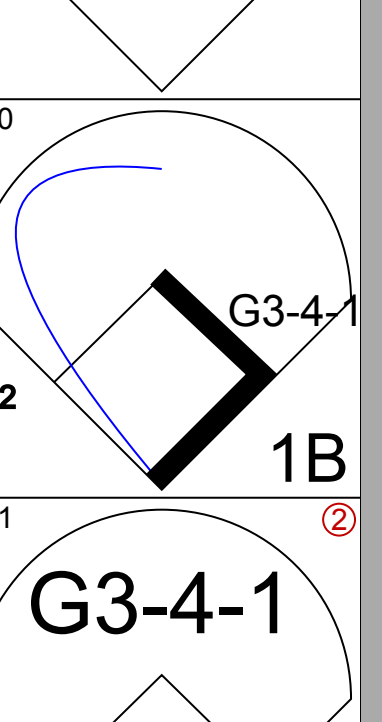
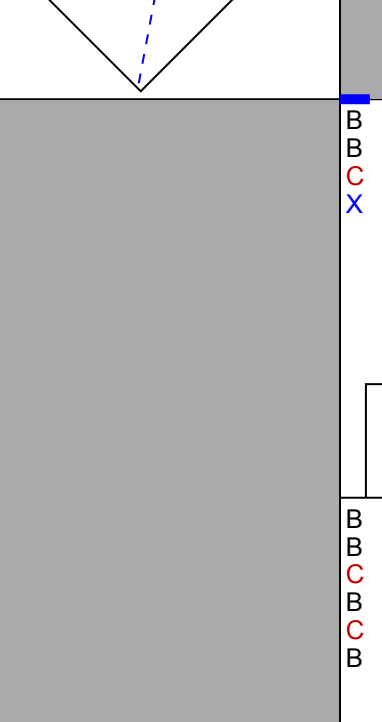
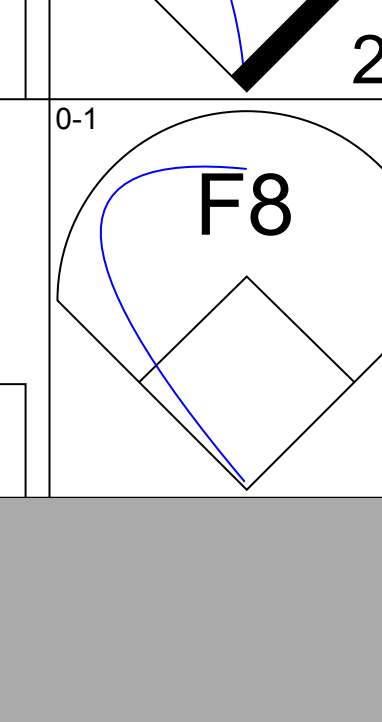
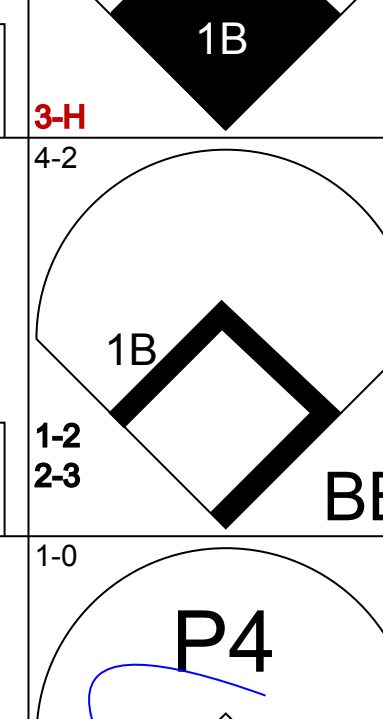
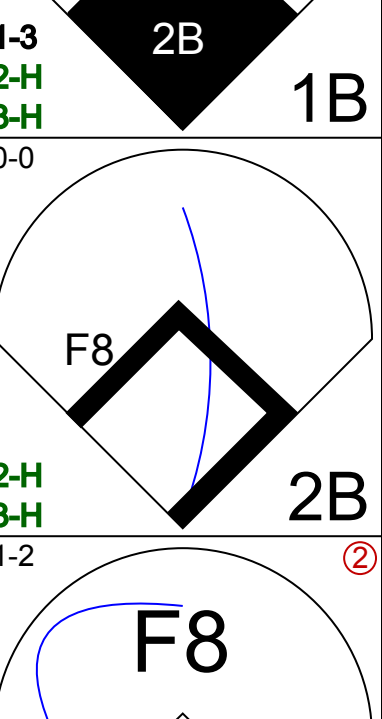
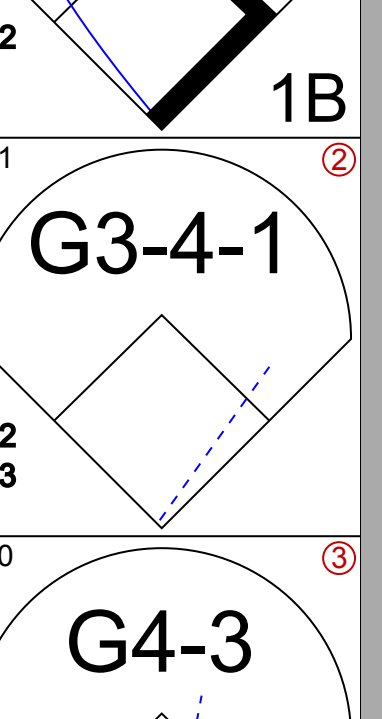

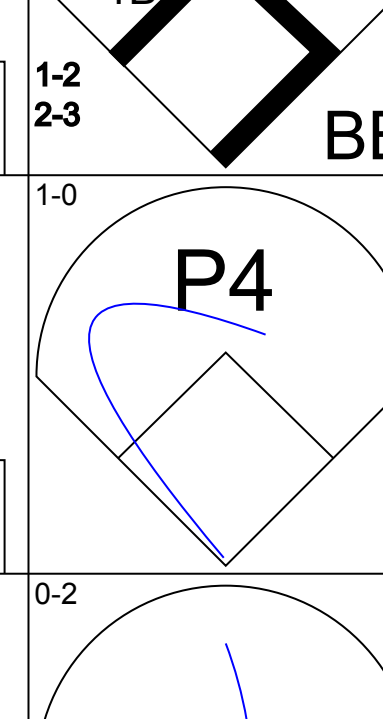
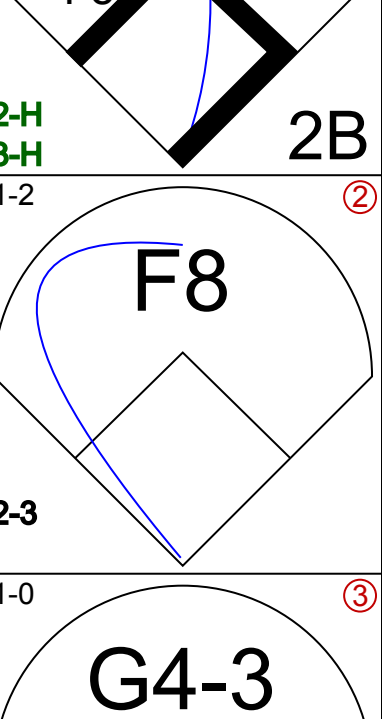
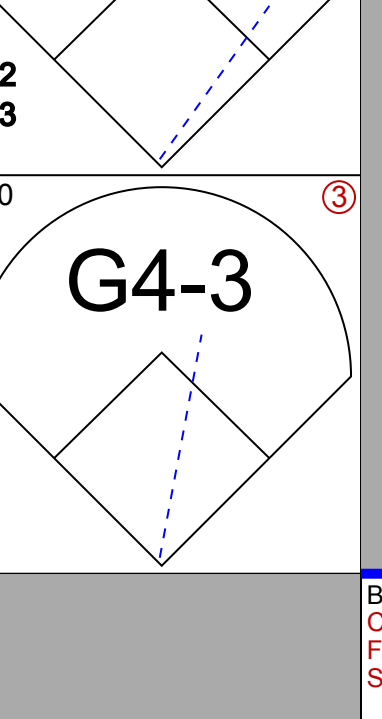

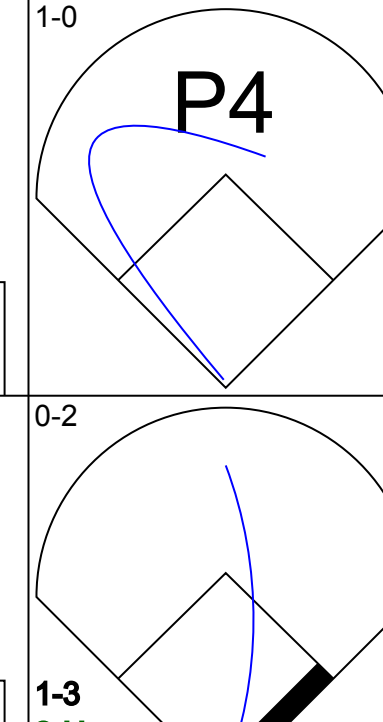
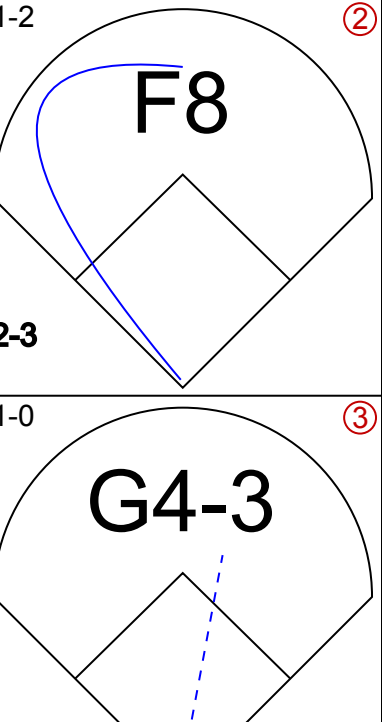
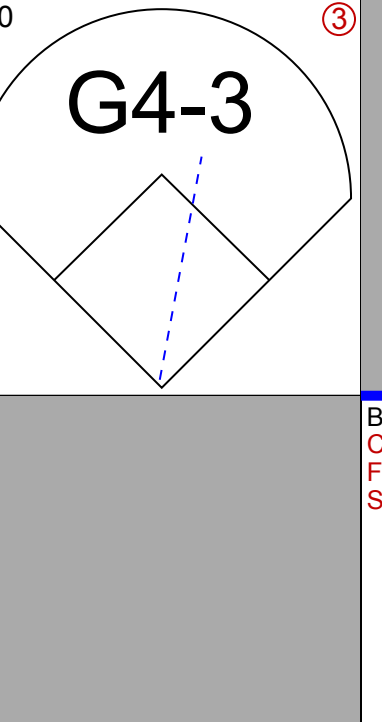
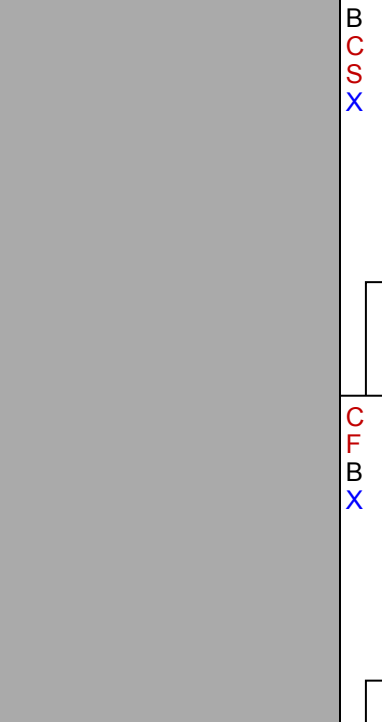
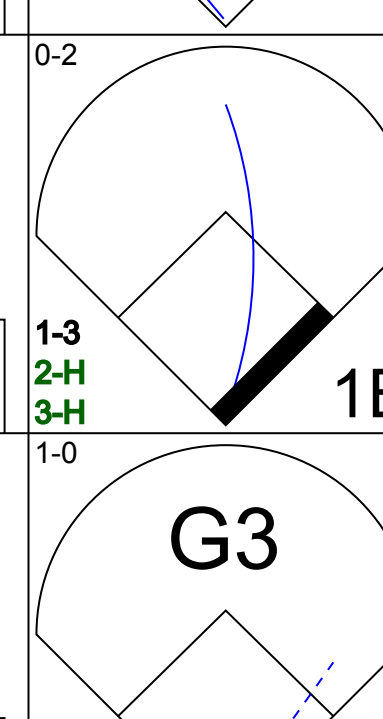
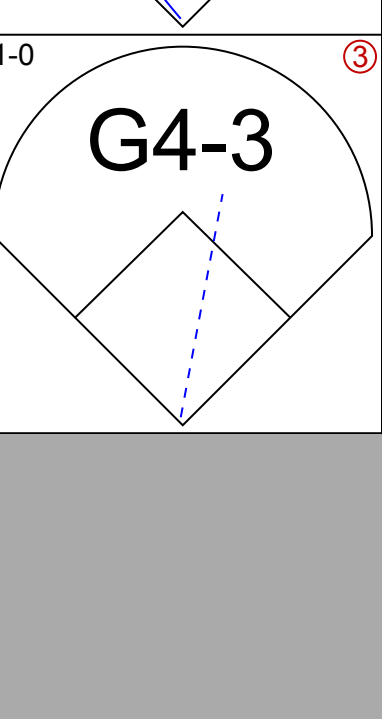


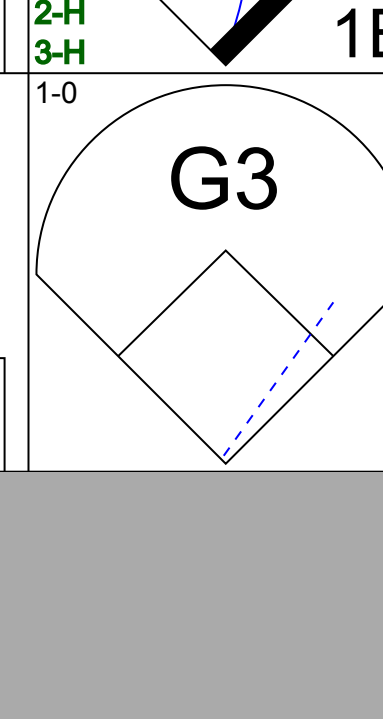
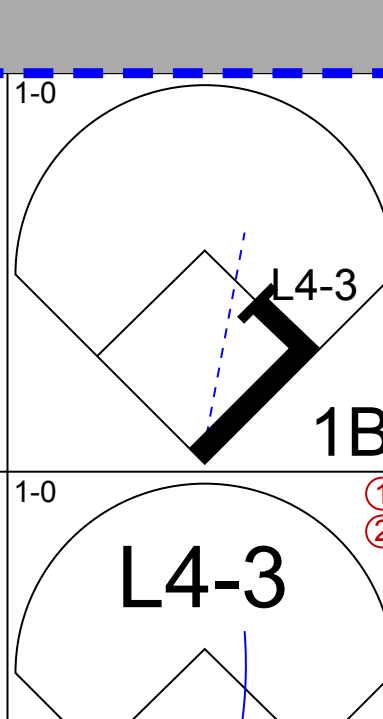
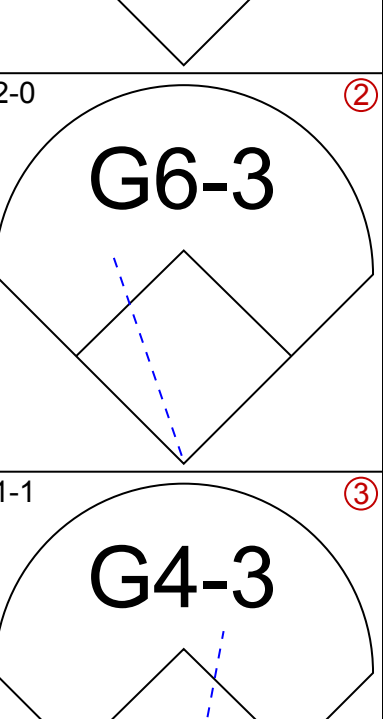
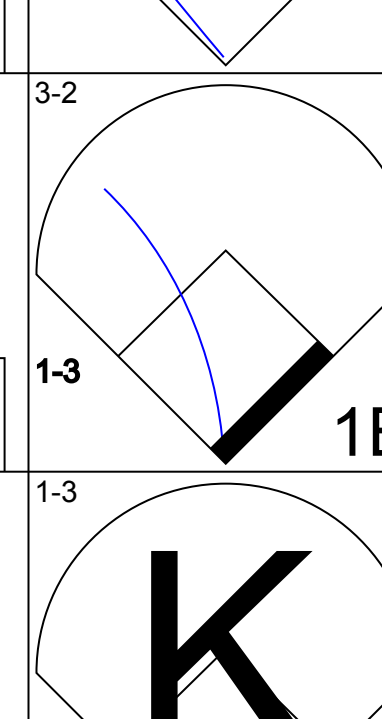
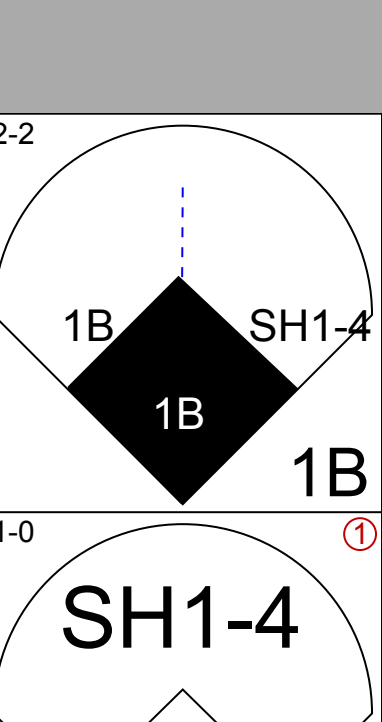

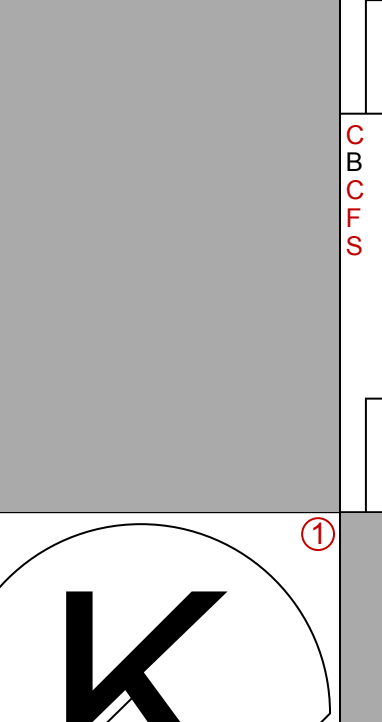
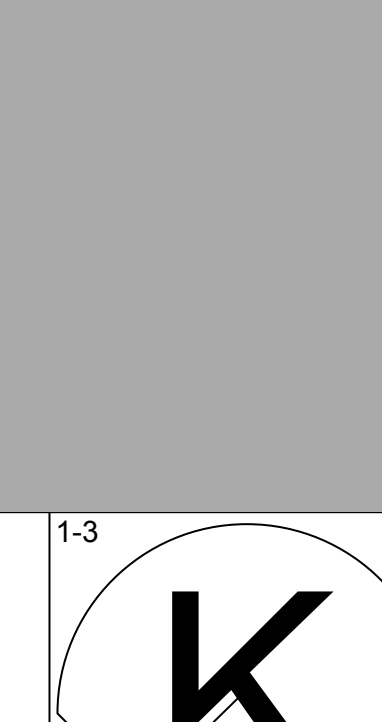
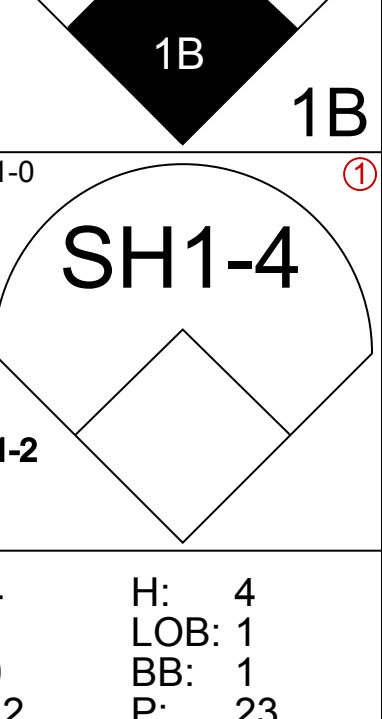

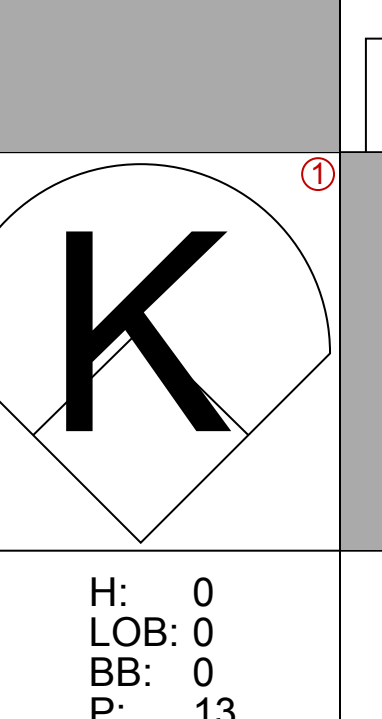
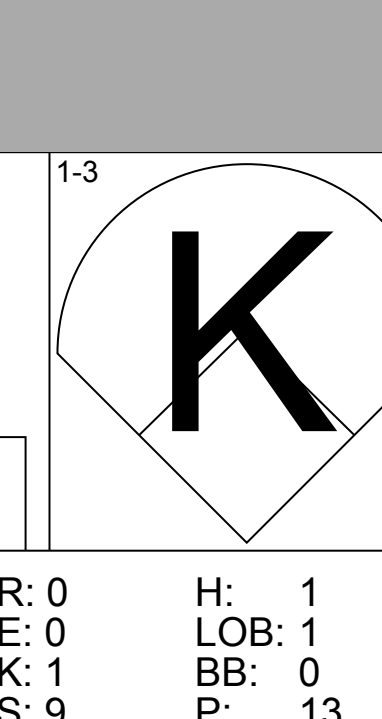
Batter	1	2	3	4	5	6	7	8	9	AB	R	H	RBI	BB	SO	LOB	BOTTOM					
Jose Vizcaino, S OBP: 0.334, SLG: 0.349 (1, 6)	K		FC6-4 1B		G3			FC3-6 1B		4	0	2	0	0	1	0						
Eduardo Zambrano, R (1, 9)	G4-3		L9		F9			F8		4	0	0	0	0	0	3						
Mark Grace, L OBP: 0.387, SLG: 0.458 (1, 3)	WP BB		F8		F8			FC3-6 2B		3	1	0	0	1	0	3						
Glenallen Hill, R OBP: 0.300, SLG: 0.460 (1, 7)	K		FC6-4		G6-3			1-H 2B		4	0	1	1	0	1	3						
Sammy Sosa, R OBP: 0.307, SLG: 0.488 (1, 8)		G5-3		G6-3		K2-3		K		4	0	0	0	0	2	1						
Steve Buechele, R OBP: 0.332, SLG: 0.438 Karl Rhodes, L (9, PH)		G1-3		FC6-4 E BB		L8		K		2	0	0	0	1	0	0						
Matt Walbeck, S OBP: 0.333, SLG: 0.529 Rick Wilkins, L OBP: 0.364, SLG: 0.561 (9, PH)				E3 FC6-4		G5-3		K		2	0	0	0	1	0	1						
Eric Yelding, R OBP: 0.284, SLG: 0.284 Dwight Smith, L OBP: 0.362, SLG: 0.497 (9, PH)		G5-3		1-2 2-3		G6-3		K		3	0	0	0	0	0	3						
Steve Trachsel, R OBP: 0.500, SLG: 0.500 Kevin Roberson, S OBP: 0.259, SLG: 0.385 Shawn Boskie, R OBP: 0.273, SLG: 0.273 (8, 1)				1B		L9		K		2	0	1	0	0	0	2						
Inning Stats	R: 0 E: 0 K: 2 S: 12	H: 0 LOB: 1 BB: 1 P: 19	R: 0 E: 0 K: 0 S: 4	H: 0 LOB: 1 BB: 1 P: 10	R: 0 E: 0 K: 0 S: 7	H: 2 LOB: 2 BB: 0 P: 15	R: 0 E: 0 K: 0 S: 6	H: 0 LOB: 0 BB: 1 P: 15	R: 0 E: 0 K: 1 S: 4	H: 0 LOB: 0 BB: 0 P: 5	R: 0 E: 0 K: 1 S: 6	H: 0 LOB: 0 BB: 0 P: 8	R: 0 E: 0 K: 1 S: 7	H: 0 LOB: 0 BB: 0 P: 13	R: 1 E: 0 K: 1 S: 10	H: 2 LOB: 1 BB: 0 P: 15	R: 0 E: 0 K: 3 S: 9	H: 0 LOB: 0 BB: 0 P: 13	1B: 3 2B: 1 3B: 0 HR: 0	SF: 0 SAC: 0 DP: 0 HBP: 0	WP: 1 PB: 0 SB: 0 CS: 0	PA: 35
PITCHER	IP	WLS	BF	H	R	ER	SO	BB	IBB	HBP	BLK	WP	HR	S	P	ERA	WHIP					
Chris Hammond, L ERA: 4.43 Matt Turner, R ERA: 2.97 Bryan Harvey, R ERA: 1.57	(1, 1) (8, 1) (9, 1)	7.2 1 1.0	31 1 3	4 0 0	1 0 0	1 0 0	4 1 3	3 0 0	0 0 0	0 0 0	0 0 0	1 0 0	1 3 9	5 3 13	95 5 13	1.17 0.00 0.000	0.913 0.000 0.000					

Florida Marlins @ Chicago Cubs
Wrigley Field, Chicago, IL
Sun Sep 19 1993, 3:33 AM CDT
Att: 36,633 - Cloudy - 65 F

AB 32
R 1
H 4
RBI 1
BB 3
SO 8
LOB 16




Batter	1	2	3	4	5	6	7	8	9	AB	R	H	RBI	BB	SO	LOB	TOP					
Chuck Carr, S OBP: 0.330, SLG: 0.343 (1, 8)			 1B							3	0	1	0	1	1	0	Florida Marlins @ Philadelphia Phillies Veterans Stadium, Philadelphia, PA Mon Sep 20 1993, 7:05 PM EDT Att: 31,454 - Unknown - 63 F					
Bret Barberie, S OBP: 0.356, SLG: 0.386 (1, 4)			 1B							3	0	1	1	1	1	2						
Jeff Conine, R OBP: 0.355, SLG: 0.411 (1, 7)			 1B							4	0	0	0	0	1	6						
Orestes Destrade, S OBP: 0.326, SLG: 0.419 (1, 3)										4	0	0	0	0	3	1						
Alex Arias, R OBP: 0.335, SLG: 0.320 (1, 5)		 1B						 1B		4	0	2	0	0	0	0						
Rob Natal, R OBP: 0.273, SLG: 0.305 (1, 2)								 1B		4	0	0	0	0	1	2						
Darrell Whitmore, L OBP: 0.244, SLG: 0.311 (1, 9)								 FC3-6 1B		4	1	1	0	0	1	0						
Walt Weiss, S OBP: 0.367, SLG: 0.316 (1, 6)			 1B					 BB 1B		3	0	2	0	0	0	0						
Charlie Hough, R OBP: 0.587, SLG: 0.534 (3, PH)										0	0	0	0	0	0	0						
Nigel Wilson, L OBP: 0.500, SLG: 0.500 (5, PH)										1	0	0	0	0	1	1						
Richie Lewis, R OBP: 0.500, SLG: 0.500 (5, PH)										0	0	0	0	0	0	0						
Greg Briley, R OBP: 0.284, SLG: 0.284 (5, 1)										1	0	0	0	0	1	2						
Robb Nen, R OBP: 0.273, SLG: 0.273 (7, PH)										0	0	0	0	0	0	0						
Matias Carrillo, L OBP: 0.273, SLG: 0.273 (7, 1)										1	0	0	0	0	1	0						
John Johnstone, R (7, 1)										0	0	0	0	0	0	0						
Inning Stats	R: 0 E: 0 K: 2 S: 12	H: 0 LOB: 0 BB: 0 P: 17	R: 0 E: 0 K: 1 S: 9	H: 1 LOB: 0 BB: 0 P: 15	R: 0 E: 0 K: 2 S: 15	H: 2 LOB: 3 BB: 1 P: 25	R: 0 E: 0 K: 1 S: 7	H: 0 LOB: 0 BB: 0 P: 9	R: 1 E: 0 K: 1 S: 15	H: 2 LOB: 2 BB: 1 P: 25	R: 0 E: 0 K: 1 S: 10	H: 1 LOB: 0 BB: 0 P: 14	R: 0 E: 0 K: 2 S: 8	H: 0 LOB: 0 BB: 0 P: 9	R: 0 E: 0 K: 0 S: 8	H: 1 LOB: 1 BB: 0 P: 13	R: 0 E: 0 K: 1 S: 10	H: 0 LOB: 0 BB: 0 P: 12	1B: 7 2B: 0 3B: 0 HR: 0	SF: 0 SAC: 0 DP: 1 HBP: 0	WP: 0 PB: 0 SB: 0 CS: 1	PA: 34
PITCHER Curt Schilling, R ERA: 3.95 (1, 1)	IP: 9.0 WLS: W BF: 34 H: 7 R: 1 ER: 1 SO: 11 BB: 2 IBB: 0 HBP: 0 BLK: 0 WP: 0 HR: 0 S: 94 P: 139 ERA: 1.00 WHIP: 1.000															PITCHER						

Batter	1	2	3	4	5	6	7	8	9	AB	R	H	RBI	BB	SO	LOB	BOTTOM			
Lenny Dykstra, L OBP: 0.422, SLG: 0.483 (1, 8)	 FC3-2-5 1B	 BB		 G3-4-1 1B						3	1	1	0	2	0	0	Florida Marlins @ Philadelphia Phillies Veterans Stadium, Philadelphia, PA Mon Sep 20 1993, 7:05 PM EDT Att: 31,454 - Unknown - 63 F			
Mickey Morandini, L OBP: 0.308, SLG: 0.356 (1, 4)	 1B	 1B								5	2	3	0	0	1	1				
John Kruk, L OBP: 0.431, SLG: 0.478 (1, 3)	 BB 1B	 2B		 1B						5	3	3	3	0	0	3				
Dave Hollins, S OBP: 0.377, SLG: 0.448 (1, 5)		 2B						 BB		2	0	1	2	2	0	2				
Kim Batiste, R OBP: 0.307, SLG: 0.453 (8, 5)	 BB	 2B						 BB		0	0	0	0	0	0	0				
Darren Daulton, L OBP: 0.391, SLG: 0.491 (1, 2)										4	0	0	0	0	0	7				
Jim Eisenreich, L OBP: 0.373, SLG: 0.473 (1, 9)	 BB									4	0	1	2	0	1	2				
Milt Thompson, L OBP: 0.342, SLG: 0.355 (1, 7)			 L4-3							4	0	2	0	0	0	2				
Kevin Stocker, S OBP: 0.433, SLG: 0.450 (1, 6)		 SH1-4 1B								4	1	1	0	0	1	3				
Curt Schilling, R OBP: 0.178, SLG: 0.169 (1, 1)										3	0	0	0	0	2	0				
Inning Stats	R: 2 E: 0 K: 0 S: 13	H: 3 LOB: 2 BB: 1 P: 22	R: 4 E: 1 K: 0 S: 12	H: 4 LOB: 1 BB: 1 P: 23	R: 0 E: 0 K: 0 S: 3	H: 1 LOB: 0 BB: 0 P: 6	R: 0 E: 0 K: 1 S: 9	H: 1 LOB: 2 BB: 1 P: 20	R: 0 E: 0 K: 1 S: 6	H: 0 LOB: 0 BB: 0 P: 10	R: 0 E: 0 K: 1 S: 9	H: 0 LOB: 0 BB: 0 P: 13	R: 1 E: 0 K: 1 S: 17	H: 2 LOB: 2 BB: 1 P: 29	R: 0 E: 0 K: 1 S: 9	H: 1 LOB: 1 BB: 0 P: 13	1B: 9 2B: 3 3B: 0 HR: 1	SF: 0 SAC: 1 DP: 1 HBP: 0	WP: 0 PB: 0 SB: 0 CS: 0	PA: 39
PITCHER Charlie Hough, R ERA: 4.48 (1, 1)	IP: 2.0 WLS: L BF: 15 H: 7 R: 6 ER: 6 SO: 0 BB: 2 IBB: 0 HBP: 0 BLK: 0 WP: 0 HR: 0 S: 25 P: 45 ERA: 27.00 WHIP: 4.500															PITCHER				
Richie Lewis, R ERA: 2.99 (3, 1)	IP: 2.0 WLS: 0 BF: 8 H: 2 R: 0 ER: 0 SO: 1 BB: 1 IBB: 0 HBP: 0 BLK: 0 WP: 0 HR: 0 S: 12 P: 26 ERA: 0.00 WHIP: 1.500															PITCHER				
Robb Nen, R ERA: 6.84 (5, 1)	IP: 2.0 WLS: 0 BF: 6 H: 0 R: 0 ER: 0 SO: 2 BB: 0 IBB: 0 HBP: 0 BLK: 0 WP: 0 HR: 0 S: 15 P: 23 ERA: 0.00 WHIP: 0.000															PITCHER				
John Johnstone, R ERA: 4.76 (7, 1)	IP: 2.0 WLS: 1 BF: 10 H: 3 R: 1 ER: 1 SO: 2 BB: 1 IBB: 0 HBP: 0 BLK: 0 WP: 0 HR: 1 S: 26 P: 42 ERA: 4.50 WHIP: 2.000															PITCHER				

Batter	1	2	3	4	5	6	7	8	9	AB	R	H	RBI	BB	SO	LOB	TOP					
Chuck Carr, S OBP: 0.328, SLG: 0.342 (1, 8)	G4-3	K				G4-3			K	5	1	1	0	0	2	2	Florida Marlins @ Philadelphia Phillies Veterans Stadium, Philadelphia, PA Tue Sep 21 1993, 7:05 PM EDT Att: 32,165 - Unknown - 65 F livebaseballscorecards.com					
Bret Barberie, S OBP: 0.356, SLG: 0.384 (1, 4)	1B BB		G1-3			G4-3			SH1-3	2	0	0	0	1	0	0						
Jeff Conine, R OBP: 0.354, SLG: 0.409 (1, 7)	1-2 1B		L8			K			G6-3	4	0	1	0	0	1	1						
Orestes Destrade, S OBP: 0.325, SLG: 0.417 (1, 3)	K		G3			WP 1B			K	4	1	1	0	0	2	2						
Alex Arias, R OBP: 0.337, SLG: 0.323 (1, 5)	G4-3					1B			G4-3	4	0	2	0	0	0	2						
Darrell Whitmore, L OBP: 0.244, SLG: 0.307 (1, 9)		L8 1B BB				P8			G4-3	3	1	0	1	1	0	2						
Rob Natal, R OBP: 0.283, SLG: 0.326 (1, 2)		1-2 1B				K			K	4	0	2	1	0	2	1						
Walt Weiss, S OBP: 0.366, SLG: 0.314 (1, 6)		L8				G4-3			P7	3	0	0	0	1	0	3						
David Weathers, R OBP: 0.125, SLG: 0.125 (1, 1)		K				K			G4-3	3	0	0	0	0	3	4						
Rich Rodriguez, L (6, 1)										0	0	0	0	0	0	0						
Henry Cotto, R OBP: 0.257, SLG: 0.338 (9, PH)										1	0	0	0	0	0	0						
Inning Stats	R: 0 E: 0 K: 1 S: 14	H: 1 LOB: 2 BB: 1 P: 22	R: 0 E: 0 K: 2 S: 13	H: 1 LOB: 2 BB: 1 P: 23	R: 0 E: 0 K: 0 S: 6	H: 0 LOB: 0 BB: 0 P: 10	R: 0 E: 0 K: 1 S: 9	H: 1 LOB: 1 BB: 0 P: 13	R: 0 E: 0 K: 1 S: 11	H: 0 LOB: 0 BB: 0 P: 16	R: 2 E: 0 K: 1 S: 13	H: 3 LOB: 2 BB: 1 P: 22	R: 1 E: 0 K: 1 S: 7	H: 1 LOB: 0 BB: 0 P: 12	R: 0 E: 0 K: 1 S: 10	H: 0 LOB: 0 BB: 0 P: 12	R: 0 E: 0 K: 1 S: 8	H: 0 LOB: 0 BB: 0 P: 14	1B: 6 2B: 1 3B: 0 HR: 0	SF: 0 SAC: 1 DP: 0 HBP: 0	WP: 1 PB: 1 SB: 0 CS: 0	PA: 37
PITCHER	IP	WLS	BF	H	R	ER	SO	BB	IBB	HBP	BLK	WP	HR	S	P	ERA	WHIP					
Mike Williams, R ERA: 5.2 (1, 1)	5.2		26	6	2	2	6	2	1	0	0	1	0	63	103	3.18	1.412					
Donn Pall, R ERA: 2.94 (6, 1)	1.1	W	5	1	1	0	2	0	0	0	1	0	0	10	15	0.00	0.750					
Larry Andersen, R ERA: 3.04 (8, 1)	1.0		3	0	0	0	1	0	0	0	0	0	0	10	12	0.00	0.000					
Mitch Williams, L ERA: 3.24 (9, 1)	1.0	S	3	0	0	0	1	0	0	0	0	0	0	8	14	0.00	0.000					

Batter	1	2	3	4	5	6	7	8	9	AB	R	H	RBI	BB	SO	LOB	BOTTOM				
Lenny Dykstra, L OBP: 0.422, SLG: 0.490 (1, 8)	K		L8			1B 2B				4	2	2	2	0	1	0	Florida Marlins @ Philadelphia Phillies Veterans Stadium, Philadelphia, PA Tue Sep 21 1993, 7:05 PM EDT Att: 32,165 - Unknown - 65 F livebaseballscorecards.com				
Mickey Morandini, L OBP: 0.368, SLG: 0.355 (1, 4)	L7		G3-1			1B 2B			G4-3	4	1	1	0	0	0	0					
John Kruk, L OBP: 0.433, SLG: 0.480 (1, 3)	1B BB					G1-3 1B			G4-3	4	0	3	2	0	0	0					
Dave Hollins, S OBP: 0.378, SLG: 0.449 (1, 5)						G3-4-1				3	0	1	0	1	1	2					
Larry Andersen, R OBP: 1.000, SLG: 1.000 (8, 1)						K				0	0	0	0	0	0	0					
Mitch Williams, L OBP: 1.000, SLG: 1.000 (9, 1)	1-2 BB					1-2 K			2B	0	0	0	0	0	0	0					
Darren Daulton, L OBP: 0.390, SLG: 0.488 (1, 2)	K					K			F7	3	0	0	0	1	2	4					
Jim Eisenreich, L OBP: 0.369, SLG: 0.468 (1, 9)		F7				G5-3			G1-3	4	0	0	0	0	3						
Milt Thompson, L OBP: 0.338, SLG: 0.351 (1, 7)									G1-3	4	0	0	0	0	1	2					
Kevin Stocker, S OBP: 0.430, SLG: 0.443 (1, 6)		K				B2-3			G1-3	4	0	0	0	0	1	2					
Mike Williams, R (1, 1)										2	0	0	0	0	0	0					
Donn Pall, R (6, 1)										0	0	0	0	0	0	0					
Ruben Amaro Jr, S OBP: 0.383, SLG: 0.558 (7, PH)										0	1	0	0	0	0	0					
Kim Batiste, R OBP: 0.307, SLG: 0.453 (8, 5)										0	0	0	0	0	0	0					
Inning Stats	R: 0 E: 0 K: 2 S: 11	H: 1 LOB: 2 BB: 1 P: 19	R: 0 E: 0 K: 2 S: 8	H: 0 LOB: 0 BB: 0 P: 12	R: 0 E: 0 K: 0 S: 5	H: 0 LOB: 0 BB: 0 P: 7	R: 0 E: 0 K: 1 S: 11	H: 1 LOB: 1 BB: 0 P: 16	R: 0 E: 0 K: 0 S: 5	H: 0 LOB: 0 BB: 0 P: 9	R: 2 E: 0 K: 1 S: 18	H: 3 LOB: 2 BB: 1 P: 31	R: 3 E: 1 K: 0 S: 8	H: 2 LOB: 1 BB: 1 P: 16	R: 0 E: 0 K: 0 S: 3	H: 0 LOB: 0 BB: 0 P: 6	1B: 4 2B: 2 3B: 0 HR: 1	SF: 0 SAC: 1 DP: 0 HBP: 0	WP: 1 PB: 0 SB: 1 CS: 0	PA: 35	
PITCHER	IP	WLS	BF	H	R	ER	SO	BB	IBB	HBP	BLK	WP	HR	S	P	ERA	WHIP				
David Weathers, R ERA: 4.04 (1, 1)	5.1		23	5	2	2	6	2	0	0	0	0	0	55	90	3.38	1.312				
Rich Rodriguez, L ERA: 4.02 (6, 1)	2.2	L	12	2	3	2	0	1	0	0	0	0	1	14	26	6.75	1.125				



Batter	1	2	3	4	5	6	7	8	9	10	11	12	AB	R	H	RBI	BB	SO	LOB	TOP						
Chuck Carr, S OBP: 0.327, SLG: 0.340	G1-3	L6			G3			G3-1 1B	FC6-4		L7		6	1	1	0	0	0	8							
Alex Arias, R OBP: 0.341, SLG: 0.325								G3-1		G3			5	0	2	0	1	1	1							
Jeff Corine, R OBP: 0.354, SLG: 0.409													6	0	2	1	0	2	3							
Matias Carrillo, L Matt Turner, R	F7				P5-3			G1		G3-6-3			5	0	1	0	0	0	4							
Bret Barberie, S OBP: 0.355, SLG: 0.383													6	0	2	0	0	1	2							
Rob Natal, R Bryan Harvey, R													4	0	1	0	1	1	3							
Richie Lewis, R OBP: 0.500, SLG: 0.500													0	0	0	0	0	0	0							
Darrell Whitmore, L OBP: 0.244, SLG: 0.306													4	0	1	0	0	1	2							
Rick Renteria, R Greg Britton, L	FC1-4-6												0	0	0	0	0	0	0							
Walt Weiss, S OBP: 0.368, SLG: 0.314													3	0	1	0	2	0	1							
Pat Rapp, R Ben Rivera, R Larry Andersen, R David West, L Roger Mason, R													1	0	0	0	0	0	0							
Inning Stats	R: 0 E: 0 K: 10 S: 10	H: 0 LOB: 1 BB: 17	R: 0 E: 0 K: 11 S: 11	H: 0 LOB: 3 BB: 3 P: 26	R: 0 E: 0 K: 0 S: 4	H: 1 LOB: 0 BB: 4	R: 0 E: 0 K: 1 S: 10	H: 1 LOB: 0 BB: 0 P: 14	R: 0 E: 0 K: 1 S: 7	H: 0 LOB: 0 BB: 0 P: 13	R: 1 E: 0 K: 1 S: 16	H: 2 LOB: 1 BB: 0 P: 25	R: 0 E: 0 K: 1 S: 12	H: 2 LOB: 2 BB: 0 P: 17	R: 0 E: 0 K: 0 S: 9	H: 1 LOB: 0 BB: 0 P: 12	R: 0 E: 1 K: 1 S: 10	H: 1 LOB: 3 BB: 1 P: 19	R: 0 E: 0 K: 1 S: 12	H: 2 LOB: 2 BB: 0 P: 14	1B: 10 2B: 2 3B: 0 HR: 0	SF: 0 SAC: 2 DP: 2 HBP: 0	WP: 0 PB: 0 SB: 0 CS: 0	PA: 51		
PITCHER	IP WLS BF H R ER SO BB IBB HBP BLK WP HR S P ERA WHIP	1P 2.0 0.1 1.2	32 8 4 7	5 3 0 2	1 0 0 0	7 0 0 2	0 0 1 0	0 0 0 0	0 0 0 0	0 0 0 0	21 29 4 18	29 12 21	0.00 0.00 0.00 0.00	1.500 3.000 1.200												

Florida Marlins @ Philadelphia Phillies
Veterans Stadium, Philadelphia, PA
Wed Sep 22 1993, 7:05 PM EDT
Att. 31,556 - Unknown - 65 F

AB 44
R 1
H 11
RBI 1
BB 5
SO 10
LOB 30



Batter	1	2	3	4	5	6	7	8	9	10	11	12	AB	R	H	RBI	BB	SO	LOB	BOTTOM						
Lenny Dykstra, L OBP: 0.424, SLG: 0.493					G3								5	1	3	0	1	0	0							
Mickey Morandini, L OBP: 0.310, SLG: 0.355													5	0	2	0	0	0	3							
John Kruk, L OBP: 0.430, SLG: 0.476													5	0	0	0	1	2	5							
Dave Hollins, S OBP: 0.375, SLG: 0.446													6	0	1	1	0	0	4							
Darren Daulton, L OBP: 0.388, SLG: 0.487													5	0	1	0	0	0	1							
Jim Eisenreich, L OBP: 0.379, SLG: 0.468													2	0	1	0	3	0	0							
Milt Thompson, L OBP: 0.339, SLG: 0.350													4	0	1	0	1	1	4							
Kevin Stocker, S OBP: 0.421, SLG: 0.434													5	0	0	0	0	1	3							
Pat Rapp, R Joe Klink, L Jack Armstrong, R Rich Rodriguez, L Matt Turner, R													2	0	0	0	0	0	0							
Inning Stats	R: 1 E: 0 K: 7 S: 7	H: 2 LOB: 0 BB: 12	R: 0 E: 0 K: 11 S: 11	H: 0 LOB: 2 BB: 2 P: 22	R: 0 E: 0 K: 0 S: 5	H: 0 LOB: 0 BB: 0 P: 14	R: 0 E: 0 K: 0 S: 5	H: 1 LOB: 1 BB: 0 P: 8	R: 0 E: 0 K: 1 S: 8	H: 0 LOB: 0 BB: 0 P: 12	R: 0 E: 0 K: 0 S: 4	H: 0 LOB: 0 BB: 1 P: 12	R: 0 E: 0 K: 1 S: 10	H: 1 LOB: 2 BB: 20	R: 0 E: 0 K: 0 S: 16	H: 2 LOB: 3 BB: 1 P: 24	R: 0 E: 0 K: 0 S: 5	H: 1 LOB: 1 BB: 0 P: 6	R: 1 E: 0 K: 3 S: 8	H: 2 LOB: 3 BB: 1 P: 19	1B: 8 2B: 2 3B: 0 HR: 0	SF: 0 SAC: 0 DP: 2 HBP: 1	WP: 1 PB: 0 SB: 0 CS: 1	PA: 49		
PITCHER	IP WLS BF H R ER SO BB IBB HBP BLK WP HR S P ERA WHIP	6.0 2.0 1.1 0.1 1.1	23 6 3 0 0	4 1 0 0 0	1 0 0 0 1	2 0 1 0 0	0 0 0 0 0	0 0 0 0 0	0 0 0 0 0	0 0 0 0 0	47 12 19 5 11	80 26 32 5 13	1.50 0.00 0.00 0.00 0.00	1.000 1.000 2.250 0.000 0.750												

Florida Marlins @ Philadelphia Phillies
Veterans Stadium, Philadelphia, PA
Wed Sep 22 1993, 7:05 PM EDT
Att. 31,556 - Unknown - 65 F

AB 41
R 2
H 10
RBI 1
BB 7
SO 4
LOB 22



Batter	1	2	3	4	5	6	7	8	9	AB	R	H	RBI	BB	SO	LOB	TOP				
Bernard Gilkey, R (1, 7) OBP: 0.380, SLG: 0.496	G4-3		G6-3				L1			3	0	0	0	2	0	0	St. Louis Cardinals @ Florida Marlins Joe Robbie Stadium, Miami, FL Sat Sep 25 1993, 7:05 PM EDT Att: 41,395 - Unknown livebaseballscorecards.com				
Tim Jones, L (1, 6) OBP: 0.393, SLG: 0.340 Geronimo Pena, S (9, PH) OBP: 0.337, SLG: 0.383	L8				E4		G3		K	4	0	1	0	0	0	1					
Gregg Jefferies, S (1, 3) OBP: 0.408, SLG: 0.490			F8		P4		K		G6-3	5	0	1	0	0	1	4					
Todd Zeile, R (1, 5) OBP: 0.352, SLG: 0.434									G6-3	1	1	0	0	3	0	0					
Mark Whiten, S (1, 9) OBP: 0.327, SLG: 0.439	G4-3									4	0	0	0	0	1	6					
Ray Lankford, L (1, 8) OBP: 0.376, SLG: 0.357										1	0	0	1	2	1	0					
Luis Alica, S (1, 4) OBP: 0.366, SLG: 0.378										3	0	1	0	0	0	1					
Marc Ronan, L (1, 2)										4	0	0	0	0	0	4					
Paul Kilgus, L (1, 1) OBP: 0.200, SLG: 0.200 Rod Brewer, L (6, PH) OBP: 0.354, SLG: 0.373 Allen Watson, L (6, PH) OBP: 0.240, SLG: 0.292 Gerald Perry, L (9, PH) OBP: 0.426, SLG: 0.511										2	0	0	0	0	0	0					
Inning Stats	R: 0 E: 0 K: 0 S: 7	H: 1 LOB: 2 BB: 1 P: 13	R: 0 E: 0 K: 1 S: 8	H: 0 LOB: 0 BB: 0 P: 10	R: 0 E: 0 K: 0 S: 7	H: 1 LOB: 1 BB: 0 P: 11	R: 1 E: 0 K: 1 S: 10	H: 0 LOB: 1 BB: 1 P: 22	R: 0 E: 0 K: 0 S: 10	H: 0 LOB: 3 BB: 2 P: 22	R: 0 E: 0 K: 1 S: 6	H: 0 LOB: 0 BB: 0 P: 11	R: 0 E: 0 K: 0 S: 11	H: 1 LOB: 2 BB: 1 P: 19	R: 0 E: 0 K: 1 S: 9	H: 0 LOB: 1 BB: 1 P: 16		1B: 3 2B: 0 3B: 0 HR: 0	SF: 1 SAC: 0 DP: 0 HBP: 1	WP: 0 PB: 2 SB: 1 CS: 0	PA: 39
PITCHER	IP	WLS	BF	H	R	ER	SO	BB	IBB	HBP	BLK	WP	HR	S	P	ERA	WHIP				
Charlie Hough, R (1, 1) ERA: 4.32	7.0		30	2	1	0	4	5	0	1	0	0	0	56	105	0.00	1.000				
Jack Armstrong, R (8, 1) ERA: 4.42	2.0	W	9	1	0	0	1	2	0	0	0	0	0	20	35	0.00	1.500				

Batter	1	2	3	4	5	6	7	8	9	AB	R	H	RBI	BB	SO	LOB	BOTTOM				
Chuck Carr, S (1, 8) OBP: 0.327, SLG: 0.337	K									3	1	0	0	1	1	1	St. Louis Cardinals @ Florida Marlins Joe Robbie Stadium, Miami, FL Sat Sep 25 1993, 7:05 PM EDT Att: 41,395 - Unknown livebaseballscorecards.com				
Henry Cotto, R (1, 9) OBP: 0.280, SLG: 0.339	L5									4	1	1	0	0	0	1					
Jeff Conine, R (1, 7) OBP: 0.352, SLG: 0.412										3	0	1	1	0	0	1					
Gary Sheffield, R (1, 5) OBP: 0.362, SLG: 0.481										3	0	0	0	1	1	1					
Orestes Destrade, S (1, 3) OBP: 0.322, SLG: 0.413										3	0	1	1	0	1	0					
Bret Barberie, S (1, 4) OBP: 0.351, SLG: 0.377										4	0	0	0	0	1	2					
Rob Natal, R (1, 2) OBP: 0.291, SLG: 0.316										2	0	1	0	1	0	0					
Walt Weiss, S (1, 6) OBP: 0.369, SLG: 0.315										3	0	1	0	0	1	3					
Charlie Hough, R (1, 1) OBP: 0.078, SLG: 0.033 Rick Renneria, R (7, PH) OBP: 0.317, SLG: 0.329 Jack Armstrong, R (8, 1) OBP: 0.156, SLG: 0.172										2	0	0	0	0	0	1					
Inning Stats	R: 0 E: 0 K: 2 S: 12	H: 1 LOB: 1 BB: 0 P: 20	R: 0 E: 0 K: 2 S: 11	H: 0 LOB: 1 BB: 1 P: 18	R: 0 E: 0 K: 0 S: 10	H: 0 LOB: 1 BB: 1 P: 14	R: 0 E: 0 K: 0 S: 7	H: 0 LOB: 0 BB: 0 P: 9	R: 0 E: 0 K: 0 S: 9	H: 1 LOB: 1 BB: 0 P: 15	R: 0 E: 0 K: 1 S: 11	H: 2 LOB: 2 BB: 0 P: 15	R: 2 E: 2 K: 0 S: 7	H: 1 LOB: 1 BB: 1 P: 16	1B: 5 2B: 0 3B: 0 HR: 0	SF: 2 SAC: 0 DP: 0 HBP: 0		WP: 0 PB: 0 SB: 0 CS: 0	PA: 33		
PITCHER	IP	WLS	BF	H	R	ER	SO	BB	IBB	HBP	BLK	WP	HR	S	P	ERA	WHIP				
Paul Kilgus, L (1, 1) ERA: 0.71	5.0		19	2	0	0	4	2	0	0	0	0	0	49	76	0.00	0.800				
Allen Watson, L (6, 1) ERA: 4.61	3.0	L	14	3	2	0	1	0	1	0	1	0	0	23	40	0.00	1.000				

Batter	1	2	3	4	5	6	7	8	9	AB	R	H	RBI	BB	SO	LOB	TOP										
Bernard Gilkey, R OBP: 0.381, SLG: 0.501 (1, 7)	F9								F9	5	1	2	3	1	0	1											
Luis Alirio, S OBP: 0.358, SLG: 0.373 Rich Batchelor, R Lee Guetterman, L Rod Brewer, L (1, 4) (7, 1) (8, 1) (9, PH) (9, 3)	F7	F8	K			K	G4-3		P4	5	0	0	0	0	0	2	5										
Gregg Jefferies, S OBP: 0.411, SLG: 0.493 Mike Perez, R (1, 3) (9, 1)				F8		G6-3	1B		L9	4	3	2	0	2	0	0											
Mark Whiten, S OBP: 0.328, SLG: 0.438 (1, 9)	K			F9		G6-3	1B			5	1	2	1	0	1	2											
Ray Lankford, L OBP: 0.378, SLG: 0.361 (1, 8)			F5							4	1	2	1	1	1	2											
Stan Royer, R OBP: 0.323, SLG: 0.452 (1, 5)						K				5	1	3	3	0	1	2											
Erik Pappas, R OBP: 0.335, SLG: 0.335 Tripp Cromer, R (1, 2) (7, 6)	FC5-4								G1-3	2	1	1	2	2	0	1											
Tim Jones, L OBP: 0.377, SLG: 0.346 (1, 6) (7, 4)						P6			F8	5	1	1	0	0	0	5											
Omar Olivares, R OBP: 0.250, SLG: 0.292 Les Lancaster, R OBP: 0.431, SLG: 0.516 Gerald Perry, L OBP: 0.431, SLG: 0.516 Marc Ronan, L (1, 1) (6, 1) (7, PH) (7, 2)									F7	3	0	1	0	0	1	3											
Inning Stats	R: 0 E: 0 K: 1 S: 6	H: 1 LOB: 1 BB: 0 P: 6	R: 3 E: 0 K: 1 S: 9	H: 4 LOB: 1 BB: 0 P: 9	R: 3 E: 0 K: 1 S: 10	H: 5 LOB: 3 BB: 1 P: 14	R: 0 E: 0 K: 1 S: 5	H: 0 LOB: 0 BB: 0 P: 5	R: 0 E: 0 K: 1 S: 5	H: 0 LOB: 1 BB: 1 P: 9	R: 2 E: 0 K: 1 S: 7	H: 2 LOB: 3 BB: 3 P: 19	R: 2 E: 0 K: 0 S: 6	H: 3 LOB: 2 BB: 1 P: 10	R: 0 E: 0 K: 0 S: 3	H: 0 LOB: 0 BB: 0 P: 3	R: 0 E: 0 K: 0 S: 3	H: 0 LOB: 0 BB: 0 P: 3	1B: 9 2B: 5 3B: 0 HR: 1	SF: 0 SAC: 0 DP: 0 HBP: 0	WP: 2 PB: 2 SB: 0 CS: 0	PA: 48					
PITCHER	IP	WLS	BF	H	R	ER	SO	BB	IBB	HBP	BLK	WP	HR	S	P	ERA	WHIP										
David Weathers, R ERA: 5.21 Luis Aquino, R ERA: 3.52 Robb Nen, R ERA: 6.75 John Johnstone, R ERA: 6.23 Matt Turner, R ERA: 2.89 (1, 1) (3, 1) (5, 1) (7, 1) (9, 1)	2.1	L	15	8	6	6	2	0	0	0	0	0	0	19	19	23.14	3.429										

St. Louis Cardinals @ Florida Marlins
Joe Robbie Stadium, Miami, FL
Sun Sep 26 1993, 3:33 AM EDT
Att: 38,254 - Unknown - 89 F

AB 42
R 10
H 15
RBI 10
BB 6
SO 6
LOB 21




Batter	1	2	3	4	5	6	7	8	9	AB	R	H	RBI	BB	SO	LOB	BOTTOM										
Chuck Carr, S OBP: 0.328, SLG: 0.336 Henry Cotto, R OBP: 0.263, SLG: 0.342 (1, 8) (9, 7)	P6								E6	4	2	1	0	1	0	0											
Bret Barberie, S OBP: 0.350, SLG: 0.376 (1, 4)	G1-3								K	6	1	2	1	0	2	6											
Darrell Whitmore, L OBP: 0.240, SLG: 0.306 (1, 9)	G4-3									6	1	2	3	0	0	2											
Gary Sheffield, R OBP: 0.365, SLG: 0.481 Rick Renteria, R OBP: 0.318, SLG: 0.328 (1, 5) (8, 5)									F3	2	0	1	0	2	1	0											
Orestes Destrade, S OBP: 0.325, SLG: 0.414 Matt Turner, R (1, 3) (9, 1)										4	0	2	2	1	1	3											
Jeff Conine, R OBP: 0.354, SLG: 0.412 (1, 7) (9, 3)										4	1	2	0	1	1	4											
Rob Natal, R OBP: 0.296, SLG: 0.306 (1, 2)										3	1	0	0	2	0	5											
Walt Weiss, S OBP: 0.369, SLG: 0.313 Alex Arias, R OBP: 0.337, SLG: 0.321 (1, 6) (8, 6)										2	0	0	0	1	0	3											
David Weathers, R ERA: 4.15 Luis Alirio, S OBP: 0.358, SLG: 0.373 Nigel Wilton, L ERA: 2.99 Robb Nen, R ERA: 5.14 Benito Santiago, R OBP: 0.321, SLG: 0.330 John Johnstone, R ERA: 6.23 Mattias Carrillo, L OBP: 0.277, SLG: 0.370 (1, 1) (3, 1) (4, PH) (5, 1) (6, PH) (7, 1) (8, PH) (8, 6)										1	0	0	0	0	1	3											
Inning Stats	R: 0 E: 0 K: 0 S: 3	H: 0 LOB: 0 BB: 0 P: 3	R: 0 E: 0 K: 2 S: 8	H: 1 LOB: 3 BB: 2 P: 16	R: 0 E: 0 K: 2 S: 8	H: 1 LOB: 2 BB: 1 P: 12	R: 0 E: 0 K: 1 S: 5	H: 0 LOB: 1 BB: 1 P: 9	R: 1 E: 1 K: 0 S: 4	H: 1 LOB: 1 BB: 1 P: 8	R: 1 E: 0 K: 0 S: 4	H: 1 LOB: 2 BB: 2 P: 12	R: 0 E: 0 K: 1 S: 7	H: 2 LOB: 2 BB: 0 P: 7	R: 3 E: 1 K: 1 S: 9	H: 3 LOB: 2 BB: 1 P: 13	R: 2 E: 0 K: 1 S: 8	H: 3 LOB: 2 BB: 1 P: 12	1B: 12 2B: 1 3B: 0 HR: 0	SF: 1 SAC: 0 DP: 1 HBP: 0	WP: 0 PB: 1 SB: 1 CS: 0	PA: 49					
PITCHER	IP	WLS	BF	H	R	ER	SO	BB	IBB	HBP	BLK	WP	HR	S	P	ERA	WHIP										
Omar Olivares, R ERA: 4.15 Les Lancaster, R ERA: 2.89 Rob Murphy, L ERA: 5.14 Rich Batchelor, R ERA: 11.37 Lee Guetterman, L ERA: 3.29 (1, 1) (6, 1) (7, 1) (8, 1) (8, 1)	5.0	W	25	4	2	1	5	6	0	0	0	0	0	29	53	1.80	2.000										

St. Louis Cardinals @ Florida Marlins
Joe Robbie Stadium, Miami, FL
Sun Sep 26 1993, 3:33 AM EDT
Att: 38,254 - Unknown - 89 F

AB 39
R 7
H 12
RBI 7
BB 9
SO 8
LOB 30



Batter	1	2	3	4	5	6	7	8	9	AB	R	H	RBI	BB	SO	LOB	TOP							
Marquis Grissom, R OBP: 0.343, SLG: 0.428	1-1 P5		1-0 G6-3			2-2 P6		0-3 K		4	0	0	0	0	1	2								
Delino DeShields, L OBP: 0.386, SLG: 0.366	3-2 G4-3		1-2 G6-3			4-1 G4-6-3 BB			3-2 F7	3	0	0	0	1	0	1								
Rondell White, R OBP: 0.333, SLG: 0.439	2-2 1B			2-1 F8		1-1 G4-6-3 1-2			2-3 K	4	0	1	0	0	1	1								
Larry Walker, L OBP: 0.372, SLG: 0.469	2-3 K			0-0 G4-3			2-2 F7		0-0 G3-1	4	0	0	0	0	1	1								
Cliff Floyd, L OBP: 0.250, SLG: 0.438		0-0 G4-3		1-0 G4-3			2-1 G4-3			3	0	0	0	0	0	0								
Sean Berry, R OBP: 0.348, SLG: 0.466		0-1 L9			4-0 WP 1B BB		0-1 G3			2	0	0	0	1	0	0								
Darrin Fletcher, L Tim Spehr, R OBP: 0.328, SLG: 0.391 OBP: 0.282, SLG: 0.382		2-0 L7			0-1 L8			0-0 G4-3 3B		3	0	1	0	0	0	1	AB 28 R 1 H 4 RBI 1 BB 2 SO 4 LOB 8							
Mike Lansing, R OBP: 0.344, SLG: 0.353			0-0 G6-3 SH1-4 1B		2-0 1B		2-1 F8			3	0	2	0	0	0	1								
Jeff Fassero, L John Vander Wal, L Mel Rojas, R Jeff Shaw, R OBP: 0.065, SLG: 0.033 OBP: 0.330, SLG: 0.381 OBP: 0.067, SLG: 0.067			0-0 SH1-4		2-3 K		2-2 G4-3 3H			1	0	0	0	0	1	1								
Inning Stats	R: 0 E: 0 K: 1 S: 11	H: 1 LOB: 1 BB: 0 P: 19	R: 0 E: 0 K: 0 S: 4	H: 0 LOB: 0 BB: 0 P: 6	R: 0 E: 0 K: 0 S: 7	H: 1 LOB: 1 BB: 0 P: 9	R: 0 E: 0 K: 0 S: 4	H: 0 LOB: 0 BB: 0 P: 7	R: 0 E: 0 K: 1 S: 6	H: 1 LOB: 1 BB: 1 P: 14	R: 0 E: 0 K: 0 S: 6	H: 0 LOB: 0 BB: 1 P: 13	R: 0 E: 0 K: 0 S: 8	H: 0 LOB: 0 BB: 0 P: 12	R: 1 E: 0 K: 1 S: 9	H: 1 LOB: 1 BB: 0 P: 13	R: 0 E: 0 K: 1 S: 7	H: 0 LOB: 0 BB: 0 P: 12	1B: 3 2B: 0 3B: 1 HR: 0	SF: 0 SAC: 1 DP: 1 HBP: 0	WP: 1 PB: 0 SB: 0 CS: 0	PA: 31		
PITCHER	IP WLS BF H R ER SO BB IBB HBP BLK WP HR S P ERA WHIP	8.0 W 28 4 1 1 3 2 0 0 0 1 0 55 93 1.12 0.750	1.0 S 3 0 0 0 1 0 0 0 0 0 0 7 12 0.00 0.000																					

Montreal Expos @ Florida Marlins
Joe Robbie Stadium, Miami, FL
Mon Sep 27 1993, 7:05 PM EDT
Att: 30,048 - Unknown - 82 F

AB	28
R	1
H	4
RBI	1
BB	2
SO	4
LOB	8

Batter	1	2	3	4	5	6	7	8	9	AB	R	H	RBI	BB	SO	LOB	BOTTOM						
Chuck Carr, S OBP: 0.327, SLG: 0.336	2-0 P4		0-1 G5-3	0-0 L5			0-1 G6-3 S 1B			4	0	1	0	0	0	2							
Henry Cotto, R OBP: 0.283, SLG: 0.345	1-2 1B 2B		0-3 K		0-0 G6-3		2-2 G6-3 1-3			4	1	1	0	0	1	2							
Jeff Conine, R OBP: 0.355, SLG: 0.413	0-0 1B		1-1 BB E 1B		0-2 P6		1-2 G6-3			4	0	2	1	0	0	1							
Gary Sheffield, R OBP: 0.364, SLG: 0.479	1-3 K		2-2 E5 FC5 BB		1-3 K			0-0 1B S 1B		4	1	1	0	0	2	2							
Orestes Destrade, S OBP: 0.326, SLG: 0.412	1-2 K		4-2 BB		0-0 F7		4-2 1B 1B BB			2	0	0	0	2	1	1							
Bret Barberie, S OBP: 0.352, SLG: 0.377		1-0 G6-3	2-2 FC5		0-0 1B		1-0 1B		1-2 2-3 1B	4	0	2	0	0	0	3							
Rob Natal, R OBP: 0.286, SLG: 0.294	3-1 F9		1-2 G5-3		1-2 P4		2-2 P6			4	0	0	0	0	0	4	AB 32 R 3 H 9 RBI 2 BB 3 SO 7 LOB 19						
Walt Weiss, S OBP: 0.370, SLG: 0.313	3-3 K		4-1 SH3-4 BB		1-3 K		1-2 G4-6-3 1B			3	0	1	1	1	2	1							
Pat Rapp, R Matias Carrillo, L Rich Rodriguez, L OBP: 0.226, SLG: 0.233 OBP: 0.271, SLG: 0.362 OBP: 0.067, SLG: 0.067			1-0 1B E 2B		0-1 SH3-4		0-3 K		1-2 G4-6-3 1-2	2	1	1	0	0	1	0	WP: 0 PB: 0 SB: 2 CS: 0						
Inning Stats	R: 1 E: 0 K: 2 S: 12	H: 2 LOB: 1 BB: 0 P: 17	R: 0 E: 0 K: 1 S: 8	H: 0 LOB: 0 BB: 0 P: 15	R: 1 E: 1 K: 1 S: 16	H: 2 LOB: 3 BB: 1 P: 26	R: 0 E: 0 K: 0 S: 7	H: 0 LOB: 1 BB: 1 P: 12	R: 0 E: 0 K: 1 S: 7	H: 0 LOB: 0 BB: 0 P: 8	R: 0 E: 0 K: 1 S: 8	H: 1 LOB: 1 BB: 0 P: 10	R: 0 E: 0 K: 1 S: 13	H: 1 LOB: 1 BB: 0 P: 16	R: 1 E: 0 K: 0 S: 12	H: 3 LOB: 2 BB: 1 P: 21	R: 0 E: 0 K: 1 S: 7	H: 0 LOB: 0 BB: 0 P: 15	1B: 7 2B: 2 3B: 0 HR: 0	SF: 0 SAC: 1 DP: 1 HBP: 0	WP: 0 PB: 0 SB: 2 CS: 0	PA: 36	
PITCHER	IP WLS BF H R ER SO BB IBB HBP BLK WP HR S P ERA WHIP	7.0 L 30 6 2 1 7 2 0 0 0 0 0 10 18 27.00 12.000	0.1 5 3 1 1 0 1 0 0 0 0 0 0 10 18 27.00 12.000	0.2 1 0 0 0 0 0 0 0 0 0 0 0 2 3 0.00 0.000																			

Montreal Expos @ Florida Marlins
Joe Robbie Stadium, Miami, FL
Mon Sep 27 1993, 7:05 PM EDT
Att: 30,048 - Unknown - 82 F



Batter	1	2	3	4	5	6	7	8	9	AB	R	H	RBI	BB	SO	LOB	TOP			
Marquis Grissom, R OBP: 0.347, SLG: 0.430	P4		1B 2B		FC1-5	2B		G5-4-3		3	1	1	1	2	0	1				
Mike Lansing, R OBP: 0.348, SLG: 0.357	K		PB 1B		FC1-5	2B			F9 1B	5	2	3	2	0	1	2				
Rondell White, R OBP: 0.338, SLG: 0.435	K		G1-3			2B 1B			FC5-4 1B	5	1	2	0	0	1	3				
Sean Berry, R OBP: 0.348, SLG: 0.465		F8		F7			F9		F9	1	0	0	0	0	0	0				
Charlie Montoyo, R OBP: 0.400, SLG: 0.690										3	0	1	2	0	0	2				
Oreste Marrero, L OBP: 0.326, SLG: 0.333										1	0	0	0	0	0	2				
Wil Cordero, R OBP: 0.310, SLG: 0.391	G3			P3					FC5-4	4	0	0	1	1	0	1				
Randy Ready, R OBP: 0.370, SLG: 0.333	F9			BB 1B		F9			P6	5	0	1	0	0	0	3				
John Vander Wal, L OBP: 0.332, SLG: 0.388			G6-3						P6	3	1	1	0	1	0	0				
Tim Spehr, R OBP: 0.289, SLG: 0.383			SH2-4 2B 1B		G4-3				K	4	2	2	1	0	1	2				
Chris Nabholz, L OBP: 0.150, SLG: 0.128										0	0	0	0	1	0	0				
Curtis Pride, L OBP: 0.296, SLG: 0.714			SH2-4							1	0	0	0	0	1	1				
Jeff Shaw, R OBP: 0.067, SLG: 0.067										0	0	0	0	0	0	0				
Mel Rojas, R OBP: 0.083, SLG: 0.083										1	0	1	0	0	0	0				
Inning Stats	R: 0 E: 0 K: 2 S: 7	H: 0 LOB: 0 BB: 0 P: 10	R: 0 E: 0 K: 0 S: 4	H: 0 LOB: 0 BB: 0 P: 10	R: 2 E: 0 K: 0 S: 16	H: 3 LOB: 1 BB: 0 P: 26	R: 0 E: 0 K: 0 S: 12	H: 1 LOB: 2 BB: 1 P: 22	R: 2 E: 0 K: 1 S: 9	H: 3 LOB: 2 BB: 3 P: 25	R: 0 E: 0 K: 0 S: 9	H: 0 LOB: 0 BB: 0 P: 13	R: 0 E: 0 K: 1 S: 8	H: 1 LOB: 0 BB: 0 P: 12	R: 1 E: 0 K: 0 S: 13	H: 2 LOB: 1 BB: 0 P: 20	1B: 8 2B: 3 3B: 1 HR: 0	SF: 0 SAC: 1 DP: 1 HBP: 0	WP: 0 PB: 1 SB: 0 CS: 0	PA: 42
PITCHER	IP WLS BF H R ER SO BB IBB HBP BLK WP HR S P ERA WHIP																			
Chris Hammond, L ERA: 4.66	(1, 1) 4.2 L 23 6 4 4 2 4 0 0 0 0 0 0 0 47 91 7.71 2.143																			
Luis Aquino, R ERA: 3.49	(5, 1) 0.1 1 0 0 0 0 0 0 0 0 0 0 0 1 2 0.00 0.000																			
Robb Nen, R ERA: 6.83	(6, 1) 2.0 10 3 2 2 1 1 0 0 0 0 0 0 0 30 45 9.00 2.000																			
John Johnstone, R ERA: 5.91	(8, 1) 2.0 8 3 1 1 1 0 0 0 0 0 0 0 0 21 32 4.50 1.500																			

Montreal Expos @ Florida Marlins
Joe Robbie Stadium, Miami, FL
Wed Sep 29 1993, 7:05 PM EDT
Att: 26,579 - Unknown

AB	36
R	7
H	12
RBI	7
BB	5
SO	4
LOB	17



Batter	1	2	3	4	5	6	7	8	9	AB	R	H	RBI	BB	SO	LOB	BOTTOM					
Chuck Carr, S OBP: 0.328, SLG: 0.335	CS S BB		L5-4-3							3	0	1	0	1	1	4						
Henry Cotto, R OBP: 0.282, SLG: 0.343	K			F9						4	0	1	1	0	2	3						
Jeff Conine, R OBP: 0.354, SLG: 0.410										4	0	1	0	0	2	2						
Gary Sheffield, R OBP: 0.361, SLG: 0.478	K			E3						4	0	0	0	0	1	1						
Orestes Destrade, S OBP: 0.325, SLG: 0.409		F9								3	0	1	0	0	1	0						
Bret Barberie, S OBP: 0.347, SLG: 0.372		G5-3								4	0	0	0	0	1	3						
Rob Natal, R OBP: 0.286, SLG: 0.296										3	0	1	0	0	1	0						
Walt Weiss, S OBP: 0.369, SLG: 0.312			L5-4-3							3	1	1	0	1	1	1						
Chris Hammond, L ERA: 4.12	(1, 1) 5.0 W 20 3 0 0 7 3 0 0 1 0 0 0 0 62 98 0.00 1.200																					
Jeff Shaw, R ERA: 4.04	(6, 1) 1.2 9 3 1 1 2 0 0 0 1 0 0 0 0 26 40 5.40 1.800																					
Mel Rojas, R ERA: 2.95	(7, 1) 2.1 7 0 0 0 3 0 0 0 0 0 0 0 0 21 30 0.00 0.000																					
Inning Stats	R: 0 E: 0 K: 2 S: 13	H: 1 LOB: 1 BB: 1 P: 21	R: 0 E: 0 K: 1 S: 8	H: 0 LOB: 0 BB: 0 P: 10	R: 0 E: 0 K: 0 S: 7	H: 0 LOB: 0 BB: 2 P: 18	R: 0 E: 1 K: 1 S: 20	H: 0 LOB: 2 BB: 0 P: 30	R: 0 E: 0 K: 3 S: 14	H: 2 LOB: 2 BB: 0 P: 19	R: 0 E: 0 K: 1 S: 10	H: 1 LOB: 1 BB: 0 P: 15	R: 1 E: 0 K: 1 S: 18	H: 2 LOB: 2 BB: 0 P: 29	R: 0 E: 0 K: 2 S: 11	H: 0 LOB: 0 BB: 0 P: 17	R: 0 E: 0 K: 1 S: 8	H: 0 LOB: 0 BB: 0 P: 9	1B: 5 2B: 1 3B: 1 HR: 0	SF: 0 SAC: 0 DP: 0 HBP: 2	WP: 0 PB: 0 SB: 1 CS: 1	PA: 36
PITCHER	IP WLS BF H R ER SO BB IBB HBP BLK WP HR S P ERA WHIP																					

Montreal Expos @ Florida Marlins
Joe Robbie Stadium, Miami, FL
Wed Sep 29 1993, 7:05 PM EDT
Att: 26,579 - Unknown

AB	31
R	1
H	6
RBI	1
BB	3
SO	12
LOB	17



Batter	1	2	3	4	5	6	7	8	9	AB	R	H	RBI	BB	SO	LOB	TOP										
Marquis Grissom, R OBP: 0.347, SLG: 0.429 Lou Frazier, S OBP: 0.333, SLG: 0.343	F9		G5-3		K		2B		B1-3	4	0	1	0	0	1	0											
Delino DeShields, L OBP: 0.396, SLG: 0.396	2B		S BLK SF8 BB		G3		2B		K	3	2	1	0	2	1	0											
Rondell White, R OBP: 0.342, SLG: 0.446	E5		SF8		WP S BB		2B		E5	3	1	1	2	1	0	1											
Darrin Fletcher, L OBP: 0.324, SLG: 0.384 Brian Barnes, L OBP: 0.190, SLG: 0.150 Jeff Shaw, R OBP: 0.067, SLG: 0.067 Curtis Pride, L OBP: 0.375, SLG: 1.125 John Wetteland, R OBP: 0.375, SLG: 1.125	P2		G3-1		K		L6		HR	4	0	0	0	0	1	4											
John Vander Wal, L OBP: 0.325, SLG: 0.379	K				F8		P2		F9	5	0	0	0	0	1	3											
Cliff Floyd, L OBP: 0.217, SLG: 0.348		K			K				G4-3	4	0	0	0	0	3	0											
Mike Lansing, R OBP: 0.353, SLG: 0.369		G5-3 1B			E 2B		WP E 2B		G5-3 2B	4	1	4	0	0	0	0											
Wil Cordero, R OBP: 0.308, SLG: 0.387		G5-3			E6		E5		G5-3	4	0	0	0	0	0	3											
Brian Looney, L Joe Siddall, L OBP: 0.167, SLG: 0.176 Butch Henry, L OBP: 0.115, SLG: 0.083 Tim Spehr, R OBP: 0.286, SLG: 0.378	K		K		K		G3		K	1	0	0	0	0	1	1											
Inning Stats	R: 0 E: 1 K: 1 S: 13	H: 1 LOB: 2 BB: 0 P: 25	R: 0 E: 0 K: 2 S: 11	H: 1 LOB: 1 BB: 0 P: 15	R: 1 E: 0 K: 0 S: 7	H: 0 LOB: 0 BB: 1 P: 12	R: 0 E: 1 K: 2 S: 11	H: 1 LOB: 2 BB: 0 P: 16	R: 0 E: 0 K: 2 S: 8	H: 0 LOB: 1 BB: 1 P: 17	R: 1 E: 1 K: 1 S: 11	H: 1 LOB: 1 BB: 0 P: 17	R: 1 E: 0 K: 0 S: 10	H: 2 LOB: 1 BB: 1 P: 17	R: 0 E: 0 K: 1 S: 10	H: 1 LOB: 1 BB: 0 P: 19	R: 2 E: 1 K: 1 S: 10	H: 1 LOB: 0 BB: 0 P: 17	1B: 2 2B: 5 3B: 0 HR: 1	SF: 1 SAC: 0 DP: 0 HBP: 0	WP: 2 PA: 41 PB: 0 SB: 4 CS: 0						
PITCHER	IP	WLS	BF	H	R	ER	SO	BB	IBB	HBP	BLK	WP	HR	S	P	ERA	WHIP										
Charlie Hough, R ERA: 4.27	6.1		30	6	3	2	8	3	0	0	1	2	0	68	116	2.84	1.421										
Joe Klink, L ERA: 4.54	0.2		2	0	0	0	0	0	0	0	0	0	0	3	3	0.00	0.000										
Richie Lewis, R ERA: 3.15	2.0	L	9	2	2	0	2	0	0	0	0	0	1	20	36	0.00	1.000										

Montreal Expos @ Florida Marlins
Joe Robbie Stadium, Miami, FL
Thu Sep 30 1993, 3:33 AM EDT
Att: 25,190 - Unknown - 86 F

AB	37
R	5
H	8
RBI	4
BB	3
SO	10
LOB	16



Batter	1	2	3	4	5	6	7	8	9	AB	R	H	RBI	BB	SO	LOB	BOTTOM										
Chuck Carr, S OBP: 0.328, SLG: 0.334 Matias Carrillo, L OBP: 0.269, SLG: 0.340	G1-3		1B BB		G5-3		BB 1B BB		G4-3	2	0	0	0	1	0	0											
Henry Cotto, R OBP: 0.293, SLG: 0.346	P3		BB 1B		1B		BB 1B BB		G5-3	4	1	2	0	1	0	1											
Jeff Conine, R OBP: 0.354, SLG: 0.408	K		BB		K		P9		HBP BB	3	0	0	0	2	2	4											
Gary Sheffield, R OBP: 0.361, SLG: 0.476	1B 1B		P4		G5-3		1B BB		F7	4	0	1	1	1	0	4											
Orestes Destrade, S OBP: 0.324, SLG: 0.407	F9		K		F7		BB 1B		K	5	0	1	2	0	2	5											
Alex Arias, R OBP: 0.343, SLG: 0.325 Riche Lewis, R OBP: 0.500, SLG: 0.500 Darrell Whitmore, L OBP: 0.248, SLG: 0.304	G4-3 1B		G4-3		G4-3		1B BB		HBP	3	0	2	0	1	0	0											
Rob Natal, R OBP: 0.274, SLG: 0.283	K		L4		G5-3		F8		K	5	0	0	0	0	2	8											
Rick Renneria, R OBP: 0.316, SLG: 0.330	G6-3		F8		F9		SH3 2B		SH3	4	0	1	0	0	0	2											
Charlie Hough, R OBP: 0.076, SLG: 0.032 Joe Klink, L OBP: 0.375, SLG: 0.750 Walt Weiss, S OBP: 0.369, SLG: 0.312	G5-3		G5-3		G5-3		BB BB 1B		SH3	2	0	0	0	0	0	0											
Inning Stats	R: 0 E: 0 K: 1 S: 7	H: 0 LOB: 0 BB: 0 P: 10	R: 0 E: 0 K: 1 S: 11	H: 2 LOB: 2 BB: 0 P: 17	R: 0 E: 0 K: 1 S: 17	H: 1 LOB: 3 BB: 2 P: 27	R: 0 E: 0 K: 0 S: 8	H: 0 LOB: 0 BB: 0 P: 13	R: 0 E: 0 K: 1 S: 9	H: 1 LOB: 1 BB: 0 P: 12	R: 3 E: 0 K: 0 S: 13	H: 2 LOB: 3 BB: 4 P: 36	R: 0 E: 0 K: 0 S: 8	H: 1 LOB: 1 BB: 0 P: 12	R: 0 E: 0 K: 2 S: 9	H: 0 LOB: 2 BB: 1 P: 19	1B: 7 2B: 1 3B: 0 HR: 0	SF: 0 SAC: 1 DP: 0 HBP: 1	WP: 0 PA: 43 PB: 0 SB: 0 CS: 0								
PITCHER	IP	WLS	BF	H	R	ER	SO	BB	IBB	HBP	BLK	WP	HR	S	P	ERA	WHIP										
Brian Looney, L ERA: 4.15	3.0		14	3	0	0	0	2	0	0	0	0	0	35	54	0.00	1.667										
Butch Henry, L ERA: 5.95	3.1		14	3	2	2	1	1	0	0	0	0	0	28	45	5.40	1.200										
Brian Barnes, L ERA: 4.45	1.1		9	2	1	1	0	3	0	0	0	0	0	17	37	6.75	3.750										
Jeff Shaw, R ERA: 4.02	0.1	W	1	0	0	0	0	0	0	0	0	0	0	1	3	0.00	0.000										
John Wetteland, R ERA: 1.4	1.0	S	5	0	0	0	2	1	0	1	0	0	0	9	19	0.00	1.000										

Montreal Expos @ Florida Marlins
Joe Robbie Stadium, Miami, FL
Thu Sep 30 1993, 3:33 AM EDT
Att: 25,190 - Unknown - 86 F

AB	34
R	3
H	8
RBI	3
BB	7
SO	6
LOB	25



Batter	1	2	3	4	5	6	7	8	9	AB	R	H	RBI	BB	SO	LOB	TOP				
Joe Orsulak L (1.7) OBP: 0.332, SLG: 0.401	0-0 WP 2B 1B	0-0 1B 3B			2-0 G3-1		0-1 G4-3		0-0 F9	5	2	2	0	0	0	1					
Kevin Baez R (1.6) OBP: 0.256, SLG: 0.241	4-0 2B BB	0-0 E7 1B			1-0 2B		2-2 G4-3		1-3 K	4	1	2	1	1	1	1					
Eddie Murray S (1.3) Mike Maddux L (9.1)	0-0 FC4-6 1B 2B	0-0 F7			1-0 F8			1-1 F8	1-1 G4-3	5	1	1	2	0	0	3					
Jeremy Burnitz L (1.9) OBP: 0.344, SLG: 0.488	4-0 FC4-6 BB		1-0 G3		4-1 BB			3-2 BB 2B		2	0	1	0	2	0	0					
Chico Walker S (1.5) Doug Saunders R (8.5)	0-0 FC4-6 1B		2-1 F8		2-1 F7			2-3 K		4	0	0	0	0	1	5					
Jeff Kent R (1.4) OBP: 0.319, SLG: 0.441	0-0 S 1B		2-3 K		0-0 P9			4-1 BB BB		3	0	1	1	1	1	0					
Todd Hundley S (1.2) Charlie O'Brien R (4. PH) Ryan Thompson R (1.8)	0-3 K		1-2 G5-4-3 1B		1-0 G5-3			4-2 BB		1	0	0	0	0	1	2					
Dave Telgheder R (1.1) Dave Gallagher R (9. PH)		0-0 F8		0-1 G5-4-3		1-3 K		1-2 BB		4	0	0	0	0	1	6					
			0-3 K		2-2 F8			1-0 1B		3	0	0	0	0	1	0					
										1	0	1	0	0	0	0					
Inning Stats	R: 3 E: 0 K: 1 S: 8	H: 3 LOB: 2 BB: 2 P: 16	R: 1 E: 1 K: 0 S: 4	H: 2 LOB: 1 BB: 0 P: 4	R: 0 E: 0 K: 1 S: 6	H: 0 LOB: 0 BB: 0 P: 11	R: 0 E: 0 K: 1 S: 8	H: 1 LOB: 2 BB: 1 P: 9	R: 0 E: 0 K: 0 S: 6	H: 0 LOB: 0 BB: 0 P: 7	R: 0 E: 0 K: 0 S: 11	H: 0 LOB: 0 BB: 0 P: 15	R: 0 E: 0 K: 1 S: 16	H: 1 LOB: 3 BB: 2 P: 31	R: 0 E: 0 K: 1 S: 7	H: 1 LOB: 1 BB: 0 P: 10	1B: 5 2B: 3 3B: 1 HR: 0	SF: 0 SAC: 0 DP: 1 HBP: 0	WP: 1 PB: 0 CS: 1	PA: 39	
PITCHER	IP WLS BF H R ER SO BB IBB HBP BLK WP HR S P ERA WHIP	IP WLS BF H R ER SO BB IBB HBP BLK WP HR S P ERA WHIP	IP WLS BF H R ER SO BB IBB HBP BLK WP HR S P ERA WHIP	IP WLS BF H R ER SO BB IBB HBP BLK WP HR S P ERA WHIP	IP WLS BF H R ER SO BB IBB HBP BLK WP HR S P ERA WHIP	IP WLS BF H R ER SO BB IBB HBP BLK WP HR S P ERA WHIP	IP WLS BF H R ER SO BB IBB HBP BLK WP HR S P ERA WHIP	IP WLS BF H R ER SO BB IBB HBP BLK WP HR S P ERA WHIP	IP WLS BF H R ER SO BB IBB HBP BLK WP HR S P ERA WHIP	IP WLS BF H R ER SO BB IBB HBP BLK WP HR S P ERA WHIP	IP WLS BF H R ER SO BB IBB HBP BLK WP HR S P ERA WHIP	IP WLS BF H R ER SO BB IBB HBP BLK WP HR S P ERA WHIP	IP WLS BF H R ER SO BB IBB HBP BLK WP HR S P ERA WHIP	IP WLS BF H R ER SO BB IBB HBP BLK WP HR S P ERA WHIP	IP WLS BF H R ER SO BB IBB HBP BLK WP HR S P ERA WHIP	IP WLS BF H R ER SO BB IBB HBP BLK WP HR S P ERA WHIP	IP WLS BF H R ER SO BB IBB HBP BLK WP HR S P ERA WHIP	IP WLS BF H R ER SO BB IBB HBP BLK WP HR S P ERA WHIP	IP WLS BF H R ER SO BB IBB HBP BLK WP HR S P ERA WHIP	IP WLS BF H R ER SO BB IBB HBP BLK WP HR S P ERA WHIP	IP WLS BF H R ER SO BB IBB HBP BLK WP HR S P ERA WHIP

New York Mets @ Florida Marlins
Joe Robbie Stadium, Miami, FL
Fri Oct 01 1993, 7:05 PM EDT
Att: 37,083 - Unknown

AB 34
R 4
H 9
RBI 4
BB 5
SO 6
LOB 18



Batter	1	2	3	4	5	6	7	8	9	AB	R	H	RBI	BB	SO	LOB	BOTTOM					
Walt Weiss S (1.6) OBP: 0.370, SLG: 0.310	4-0 G6-4-3 BB		2-2 F9-2			0-0 G6-3		4-2 BB		2	0	0	0	2	0	1						
Bret Barberie S (1.4) OBP: 0.344, SLG: 0.368	0-0 G6-4-3		0-0 F8			3-2 G1-3		2-0 F7		4	0	0	0	0	2							
Jeff Conine R (1.7) OBP: 0.355, SLG: 0.409	0-0 G3		1-1 1B			2-2 G5-3			0-2 G3 1B	4	1	2	0	0	0	0						
Orestes Destrade S (1.3) OBP: 0.322, SLG: 0.404		1-1 G1-3		0-1 F9			0-0 G1-3		0-0 G3	4	0	0	0	0	2							
Matias Carrillo L (1.8) OBP: 0.286, SLG: 0.370		0-0 2B		1-1 1B		3-1 L3		1-1 L8		4	0	2	0	0	1							
Alex Arias R (1.5) OBP: 0.345, SLG: 0.322		0-2 L5		0-0 P3		4-1 BB		4-1 E 1B BB		2	0	0	0	2	3							
Darrell Whitmore L (1.9) OBP: 0.249, SLG: 0.303		0-1 P3			0-0 G3		1-1 F8		0-1 E9	4	0	1	1	0	0	2						
Rob Natal R (1.2) OBP: 0.273, SLG: 0.291			1-0 SH1-4 F9-2 2B		2-0 F8			0-2 L5	1-3 K	4	0	1	0	0	1	2						
David Weathers R (1.1) Luis Aquino R (8.1) Mitch Lyden R (6. PH) Rich Rodriguez L (9.1)			0-2 SH1-4		1-3 K			0-3 K		1	0	0	0	0	1	0						
										0	0	0	0	0	0	0						
										1	0	0	0	0	1	0						
										0	0	0	0	0	0	0						
										0	0	0	0	0	0	0						
Inning Stats	R: 0 E: 0 K: 0 S: 2	H: 0 LOB: 1 BB: 1 P: 6	R: 0 E: 0 K: 0 S: 8	H: 1 LOB: 0 BB: 0 P: 9	R: 0 E: 0 K: 0 S: 7	H: 1 LOB: 0 BB: 0 P: 10	R: 0 E: 0 K: 0 S: 8	H: 2 LOB: 2 BB: 0 P: 10	R: 0 E: 0 K: 1 S: 6	H: 0 LOB: 0 BB: 0 P: 9	R: 0 E: 0 K: 0 S: 9	H: 0 LOB: 0 BB: 0 P: 14	R: 0 E: 0 K: 0 S: 6	H: 0 LOB: 1 BB: 1 P: 14	R: 0 E: 0 K: 1 S: 9	H: 0 LOB: 1 BB: 1 P: 15	R: 1 E: 1 K: 1 S: 12	H: 2 LOB: 2 BB: 1 P: 18	1B: 4 2B: 3 3B: 0 HR: 0	SF: 0 SAC: 1 DP: 2 HBP: 0	WP: 0 PB: 0 CS: 0	PA: 35
PITCHER	IP WLS BF H R ER SO BB IBB HBP BLK WP HR S P ERA WHIP	IP WLS BF H R ER SO BB IBB HBP BLK WP HR S P ERA WHIP	IP WLS BF H R ER SO BB IBB HBP BLK WP HR S P ERA WHIP	IP WLS BF H R ER SO BB IBB HBP BLK WP HR S P ERA WHIP	IP WLS BF H R ER SO BB IBB HBP BLK WP HR S P ERA WHIP	IP WLS BF H R ER SO BB IBB HBP BLK WP HR S P ERA WHIP	IP WLS BF H R ER SO BB IBB HBP BLK WP HR S P ERA WHIP	IP WLS BF H R ER SO BB IBB HBP BLK WP HR S P ERA WHIP	IP WLS BF H R ER SO BB IBB HBP BLK WP HR S P ERA WHIP	IP WLS BF H R ER SO BB IBB HBP BLK WP HR S P ERA WHIP	IP WLS BF H R ER SO BB IBB HBP BLK WP HR S P ERA WHIP	IP WLS BF H R ER SO BB IBB HBP BLK WP HR S P ERA WHIP	IP WLS BF H R ER SO BB IBB HBP BLK WP HR S P ERA WHIP	IP WLS BF H R ER SO BB IBB HBP BLK WP HR S P ERA WHIP	IP WLS BF H R ER SO BB IBB HBP BLK WP HR S P ERA WHIP	IP WLS BF H R ER SO BB IBB HBP BLK WP HR S P ERA WHIP	IP WLS BF H R ER SO BB IBB HBP BLK WP HR S P ERA WHIP	IP WLS BF H R ER SO BB IBB HBP BLK WP HR S P ERA WHIP	IP WLS BF H R ER SO BB IBB HBP BLK WP HR S P ERA WHIP	IP WLS BF H R ER SO BB IBB HBP BLK WP HR S P ERA WHIP	IP WLS BF H R ER SO BB IBB HBP BLK WP HR S P ERA WHIP	

New York Mets @ Florida Marlins
Joe Robbie Stadium, Miami, FL
Fri Oct 01 1993, 7:05 PM EDT
Att: 37,083 - Unknown

AB 30
R 1
H 6
RBI 1
BB 4
SO 3
LOB 13



Batter	1	2	3	4	5	6	7	8	9	AB	R	H	RBI	BB	SO	LOB	TOP										
Joe Orsulak, L (1, 7) OBP: 0.333, SLG: 0.401	P6	FC4		1B		G5-3			1B FC3	5	2	2	2	0	0	2											
Kevin Baez, R (1, 6) OBP: 0.254, SLG: 0.240	L4		K	F8		G4-3			1B	5	0	1	0	0	1	1											
Eddie Murray, S (1, 3) OBP: 0.324, SLG: 0.467			G6-3			G3			FC3	5	0	2	2	0	0	1											
Dave Gallagher, R (9, PR) OBP: 0.338, SLG: 0.443	1B								1-2 3-H	0	0	0	0	0	0	0											
Jeremy Burnitz, L (1, 9) OBP: 0.341, SLG: 0.481	P6		2B	F8					F8	4	1	0	0	1	0	4											
Chico Walker, S (1, 5) OBP: 0.272, SLG: 0.327		F9			G1-3				K	5	0	1	1	0	1	2											
Doug Saunders, R (9, 5) OBP: 0.235, SLG: 0.231			2B						K	0	0	0	0	0	0	0											
Jeff Kent, R (1, 4) OBP: 0.320, SLG: 0.446	BB 1B		K						K	5	2	2	1	0	2	3											
Charlie O'Brien, R (1, 2) OBP: 0.315, SLG: 0.377	1-2 SAFE 1B			SH1-4 1B					L1-3 BB	2	1	2	0	2	0	0											
Ryan Thompson, R (1, 8) OBP: 0.296, SLG: 0.428	2-2 1-2 2-H	FC1-5 1B		SH1-4 1B		P6			K	4	1	2	1	0	1	2											
Sid Fernandez, L (1, 1) OBP: 0.147, SLG: 0.094		FC1-5		SH1-4					L1-3	2	0	0	0	0	1	3											
Tito Navarro, S (8, PH) OBP: 0.059, SLG: 0.059	1-2 2-3			1-2 2-S						1	0	0	0	0	0	1											
Jeff Innis, R (8, 1)										0	0	0	0	0	0	0											
Inning Stats	R: 0 E: 0 K: 0 S: 7	H: 1 LOB: 1 BB: 0 P: 11	R: 1 E: 0 K: 0 S: 14	H: 2 LOB: 2 BB: 1 P: 23	R: 1 E: 0 K: 2 S: 16	H: 1 LOB: 1 BB: 1 P: 26	R: 3 E: 0 K: 0 S: 13	H: 4 LOB: 1 BB: 0 P: 19	R: 1 E: 0 K: 1 S: 10	H: 2 LOB: 1 BB: 0 P: 10	R: 0 E: 0 K: 0 S: 5	H: 0 LOB: 0 BB: 0 P: 11	R: 0 E: 0 K: 0 S: 6	H: 0 LOB: 0 BB: 0 P: 12	R: 0 E: 0 K: 1 S: 7	H: 0 LOB: 0 BB: 1 P: 13	R: 1 E: 1 K: 2 S: 15	H: 2 LOB: 2 BB: 0 P: 20	1B: 10 2B: 2 3B: 0 HR: 1	SF: 0 SAC: 1 DP: 1 HBP: 0	WP: 0 PB: 0 SB: 0 CS: 0	PA: 42					
PITCHER	IP	WLS	BF	H	R	ER	SO	BB	IBB	HBP	BLK	WP	HR	S	P	ERA	WHIP										
Pat Rapp, R (1, 1) ERA: 4.02	5.0	L	27	10	6	6	3	2	0	0	0	0	1	60	89	10.80	2.400										
Richie Lewis, R (6, 1) ERA: 3.07	2.0		6	0	0	0	0	0	0	0	0	0	0	11	23	0.00	0.000										
Robb Nen, R (8, 1) ERA: 6.75	2.0		9	2	1	1	3	1	0	0	0	0	0	22	33	4.50	1.500										

New York Mets @ Florida Marlins
Joe Robbie Stadium, Miami, FL
Sat Oct 02 1993, 7:05 PM EDT
Att: 43,210 - Unknown

AB 38
R 7
H 12
RBI 7
BB 3
SO 6
LOB 19

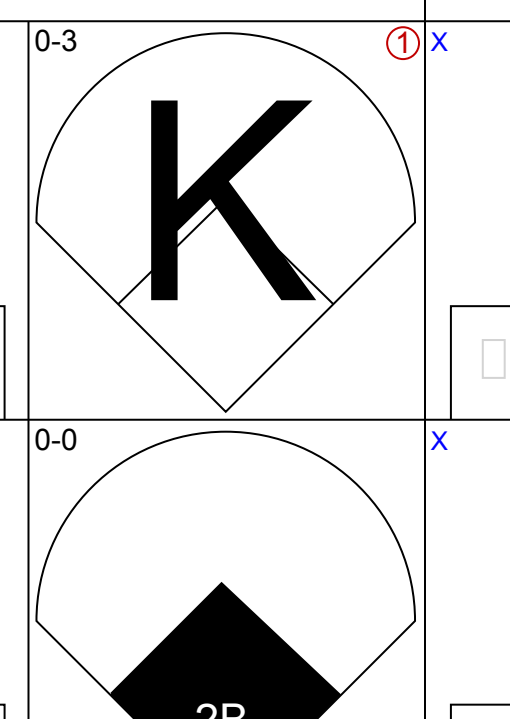
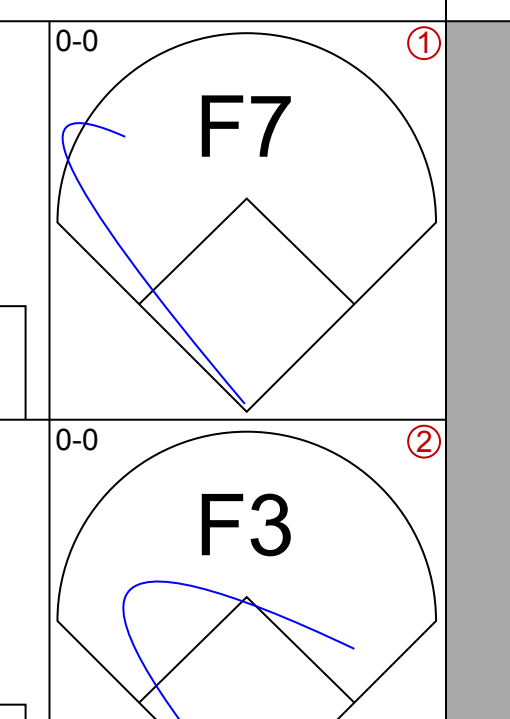
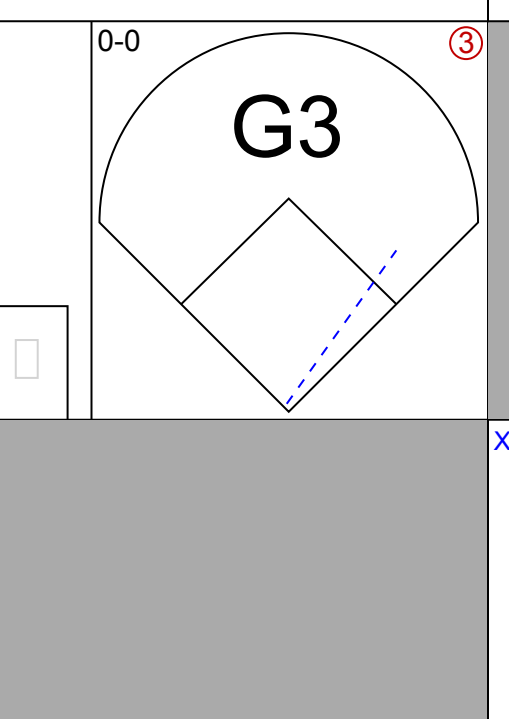
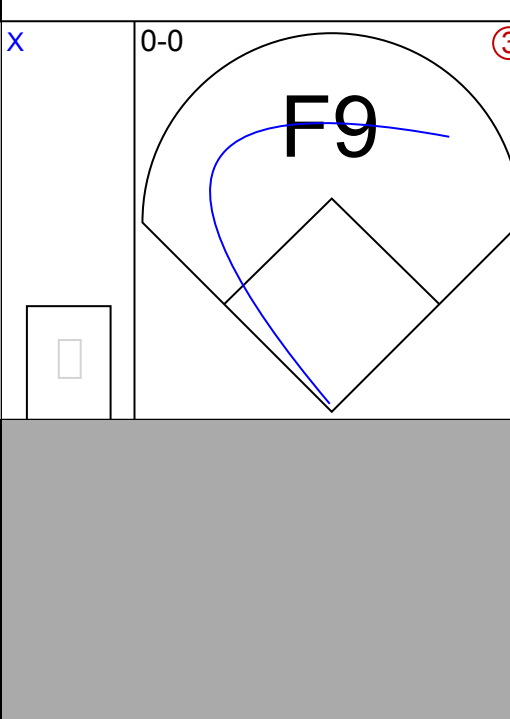
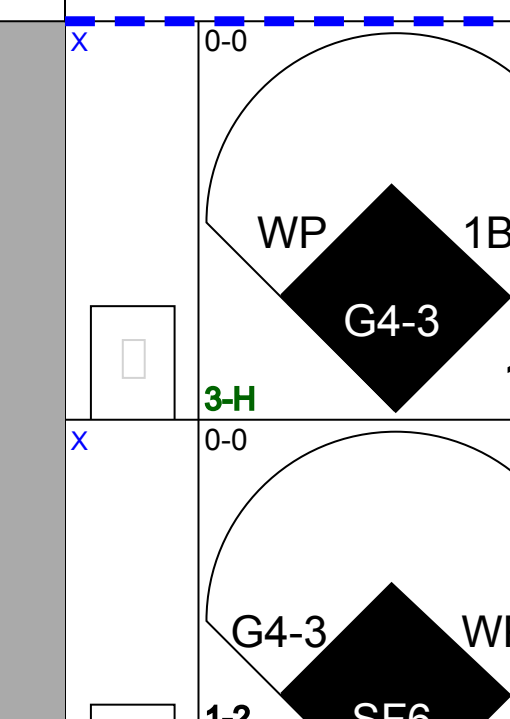
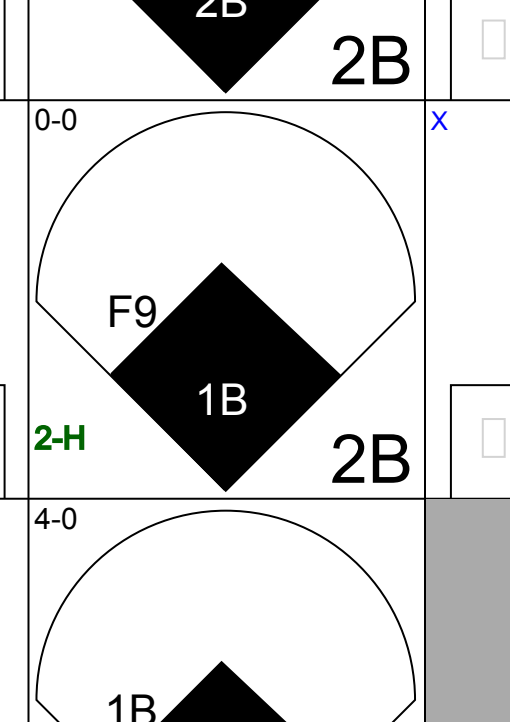
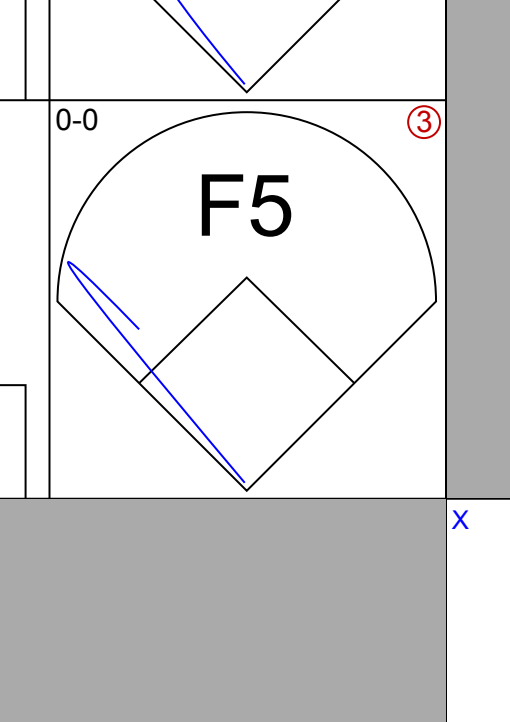
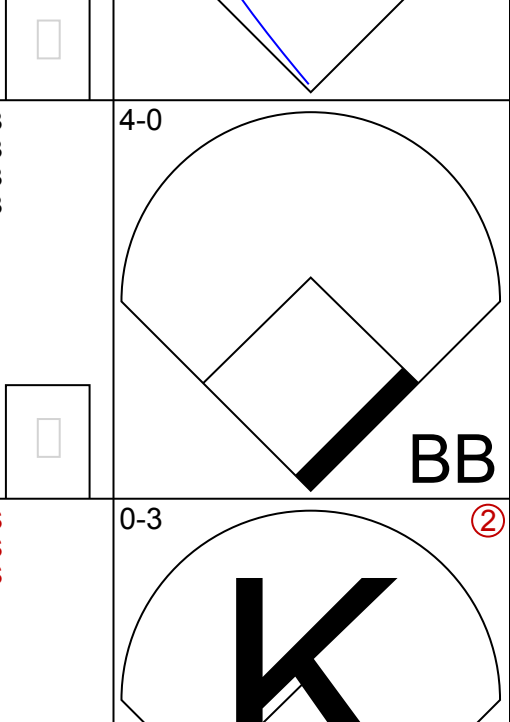
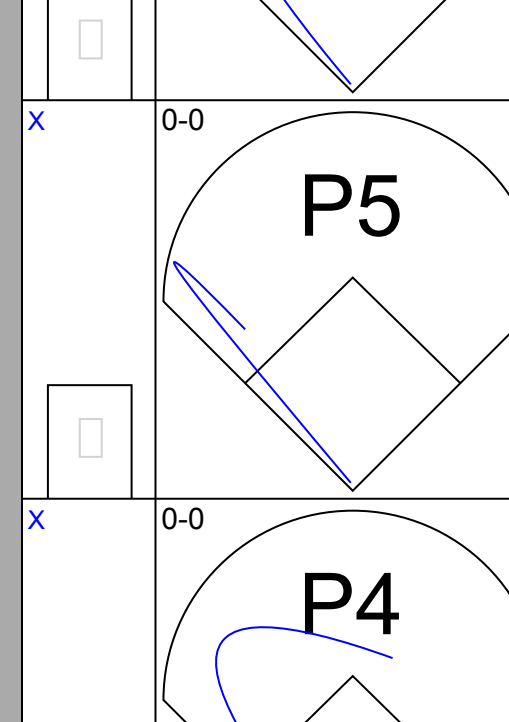
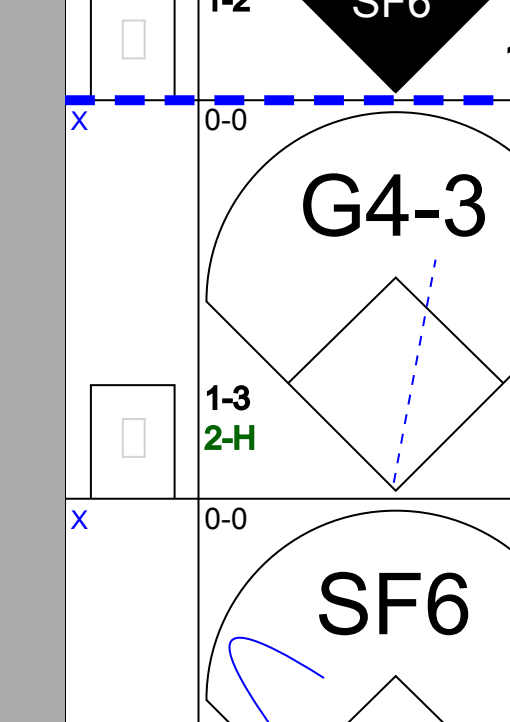
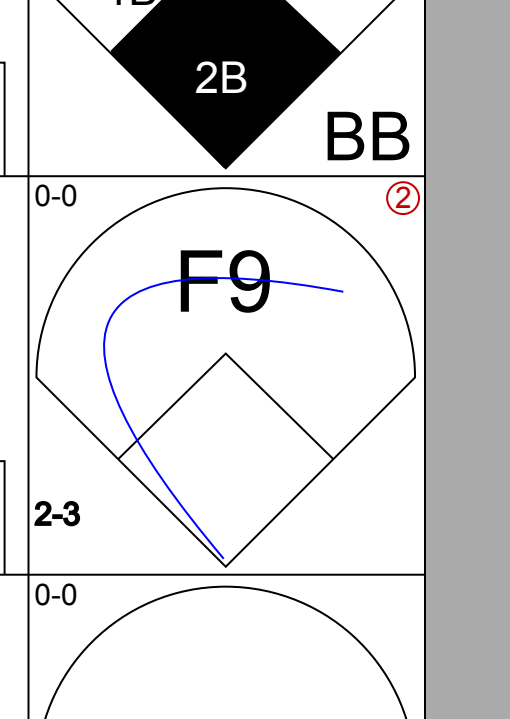
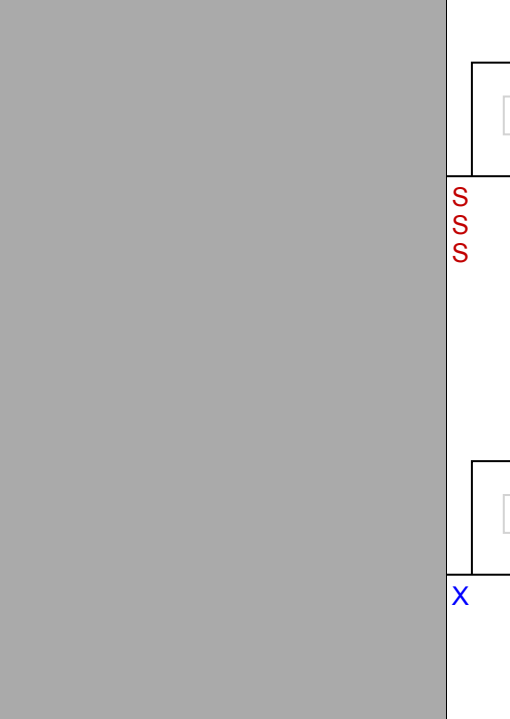
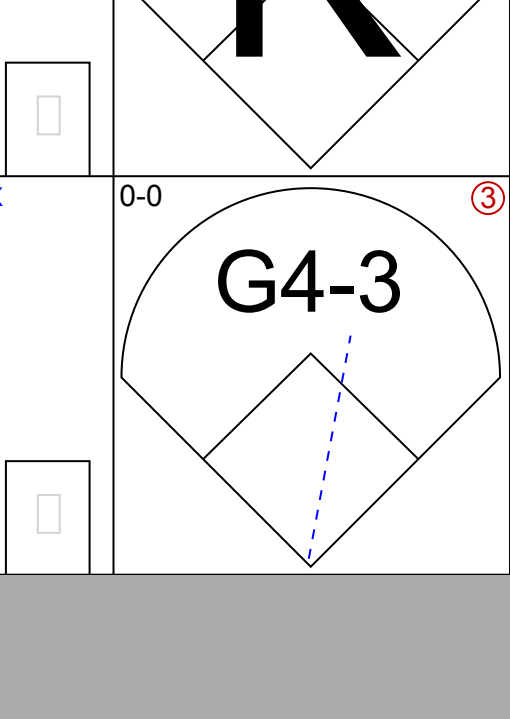
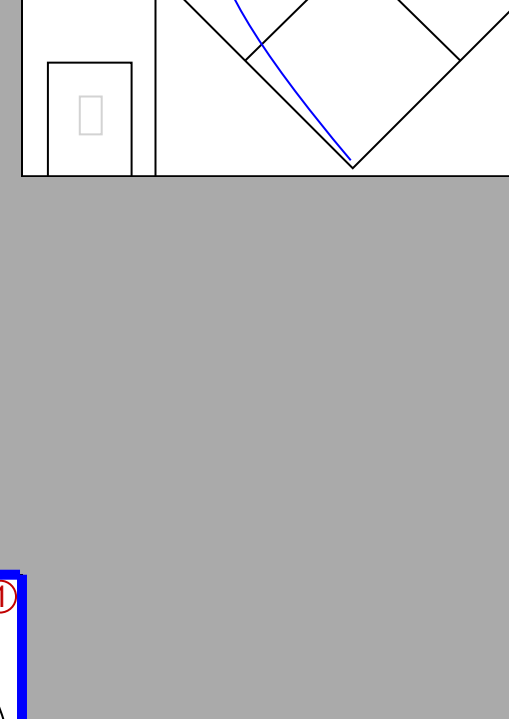
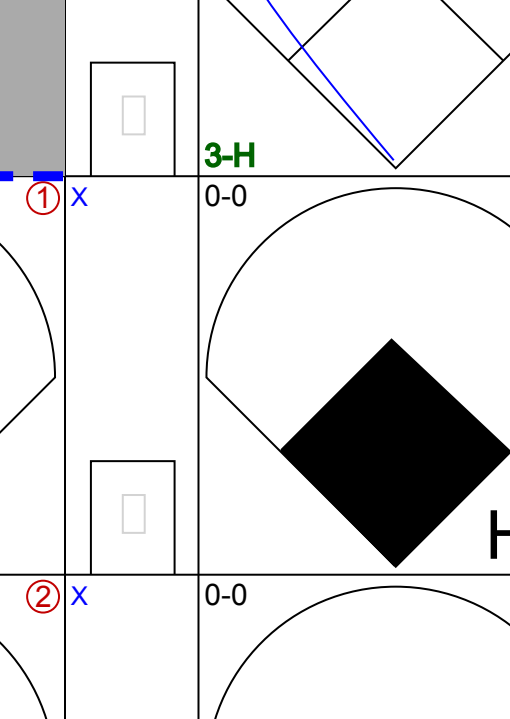
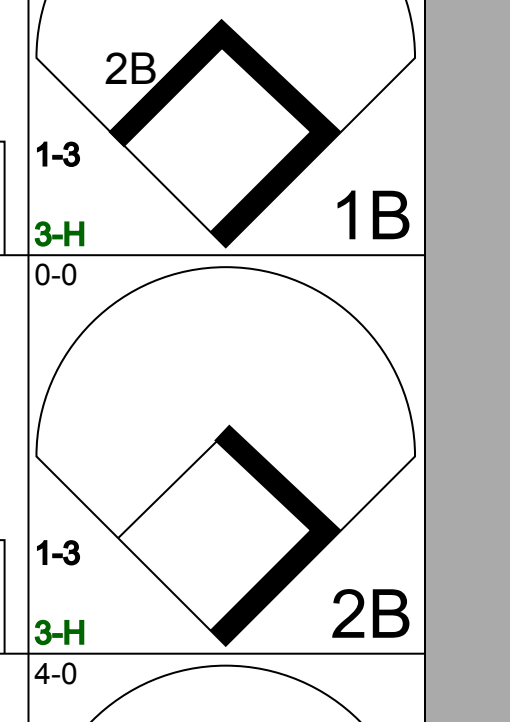
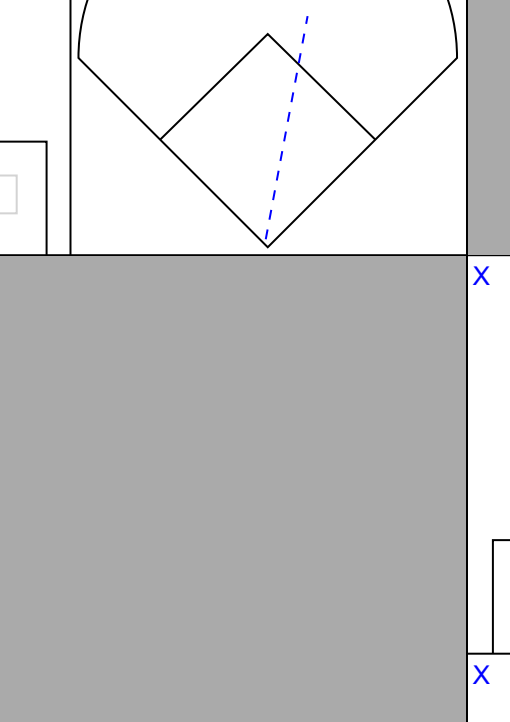


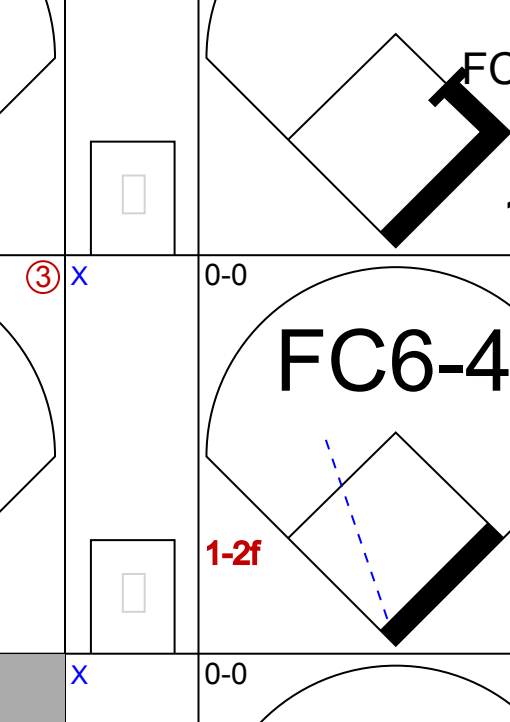
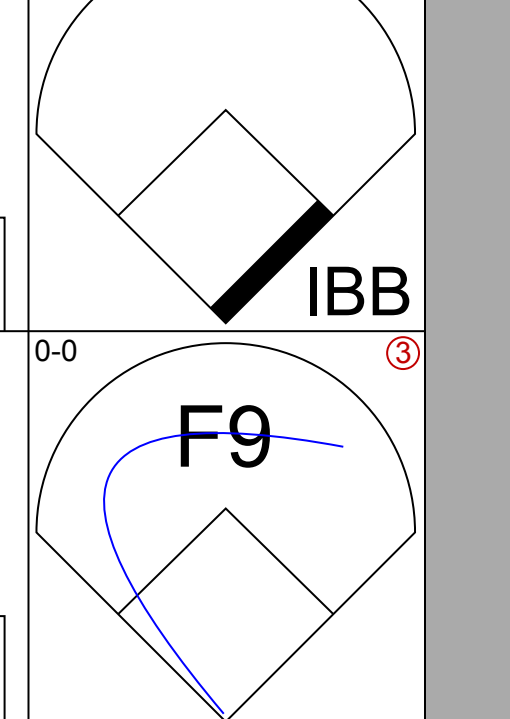



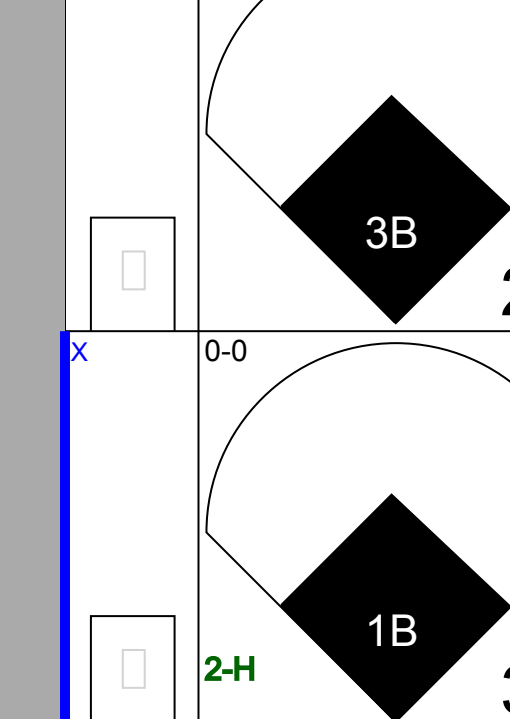
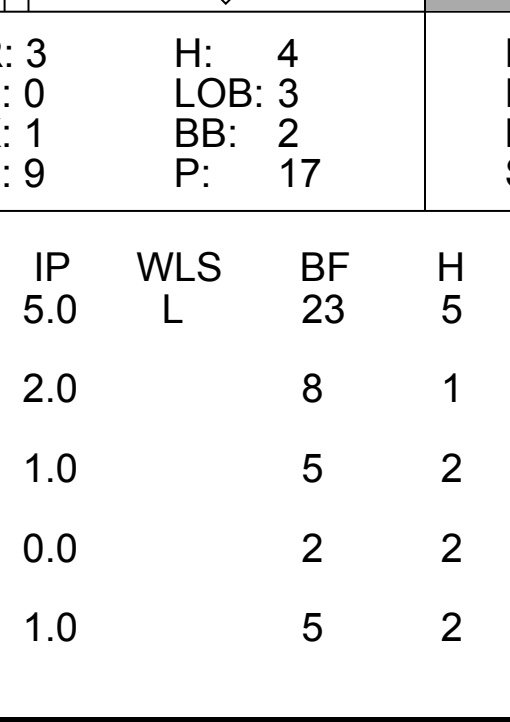
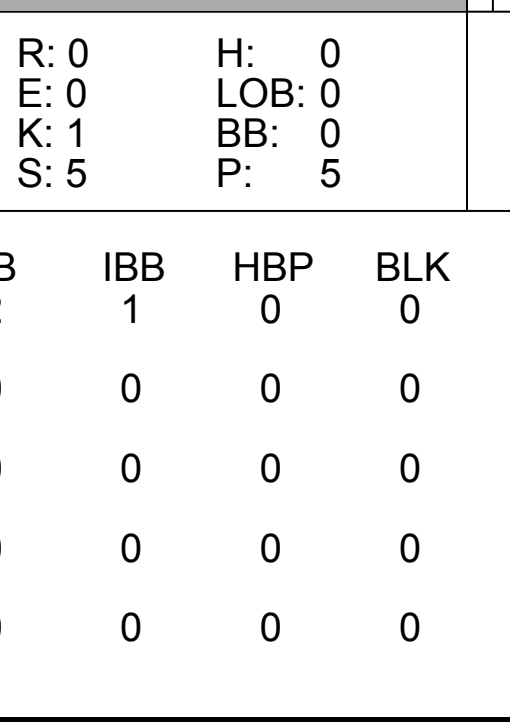
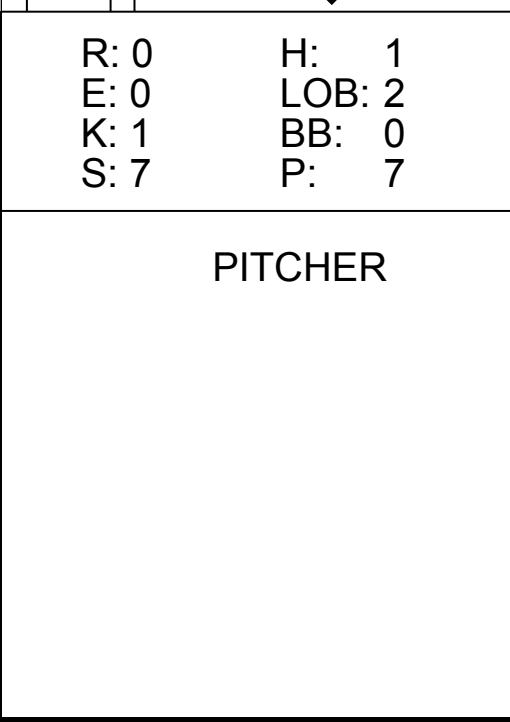
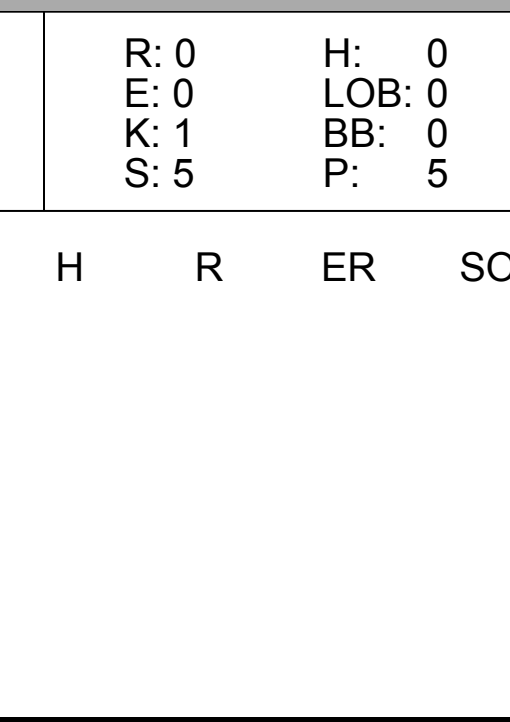
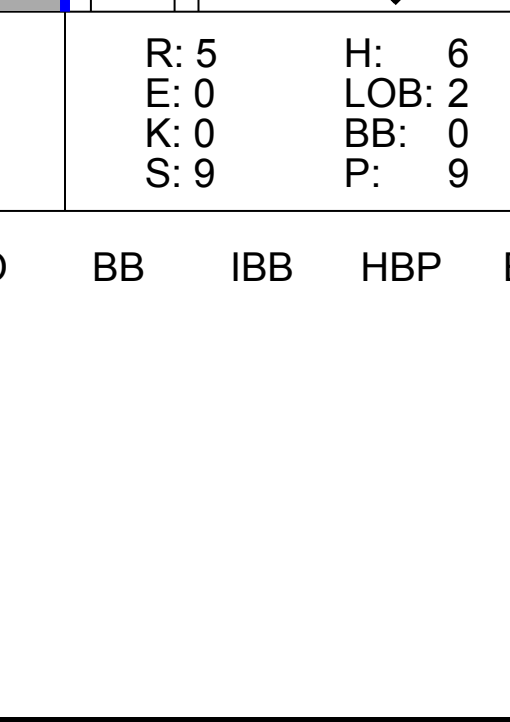
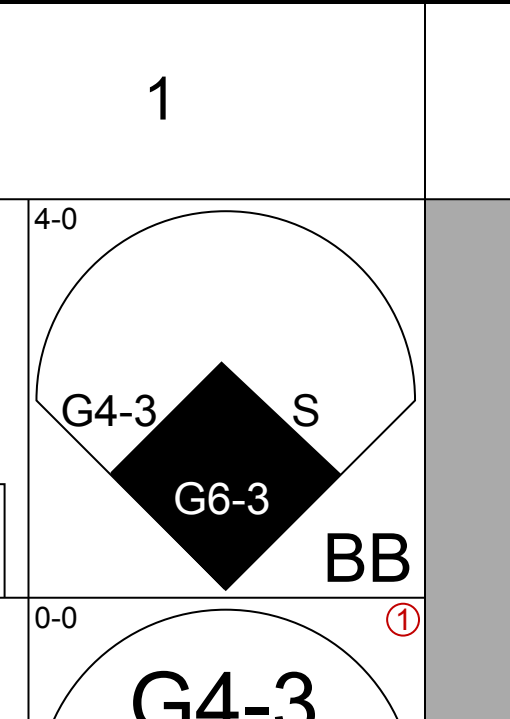


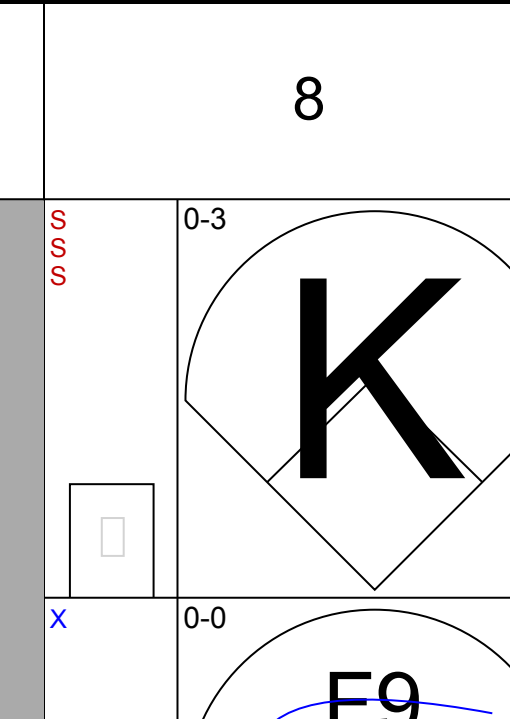
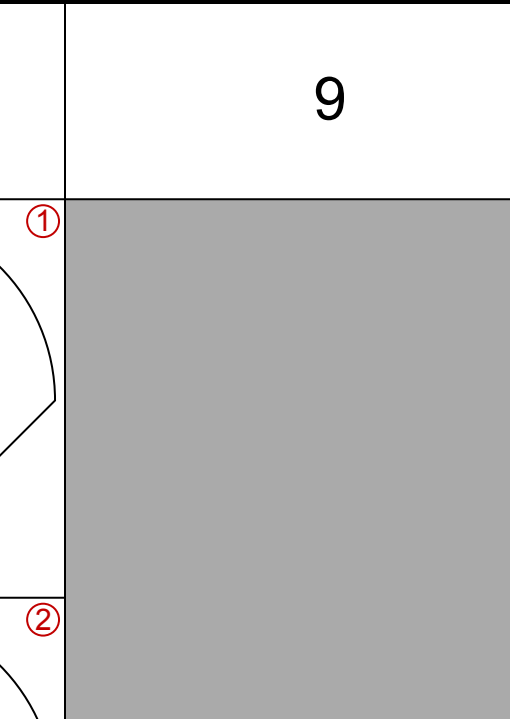
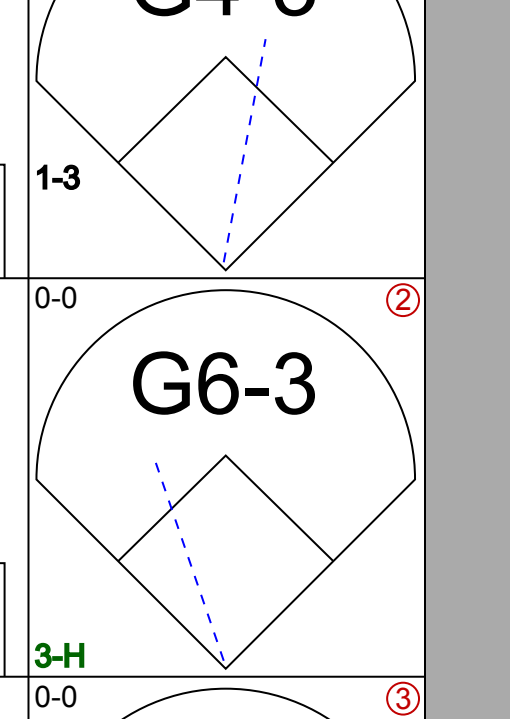

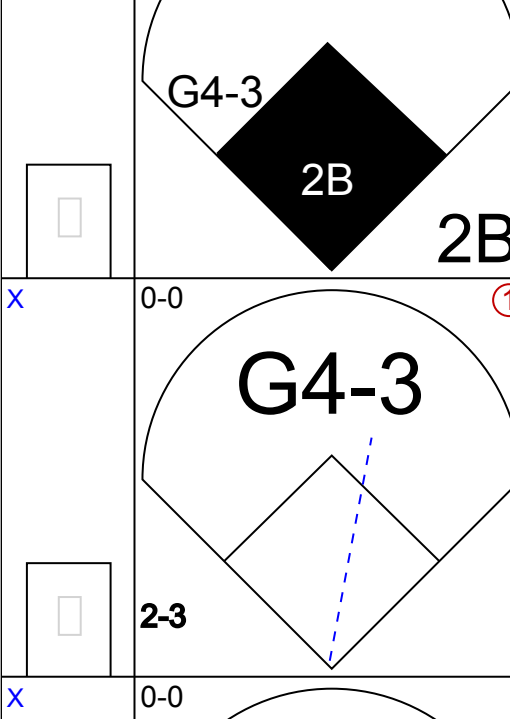
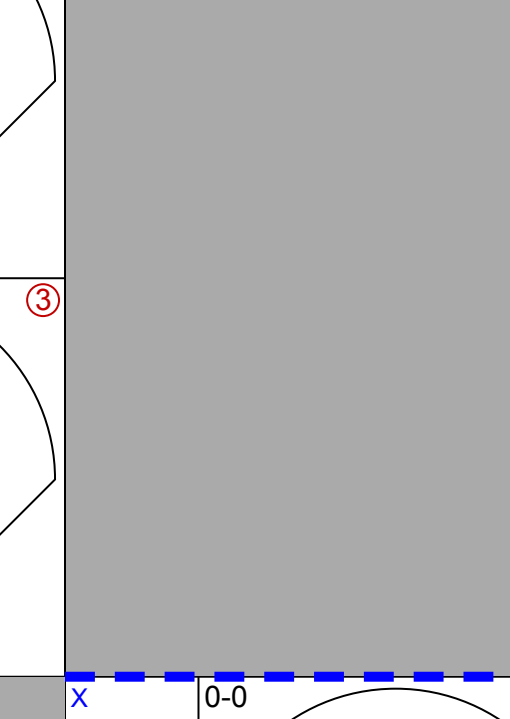
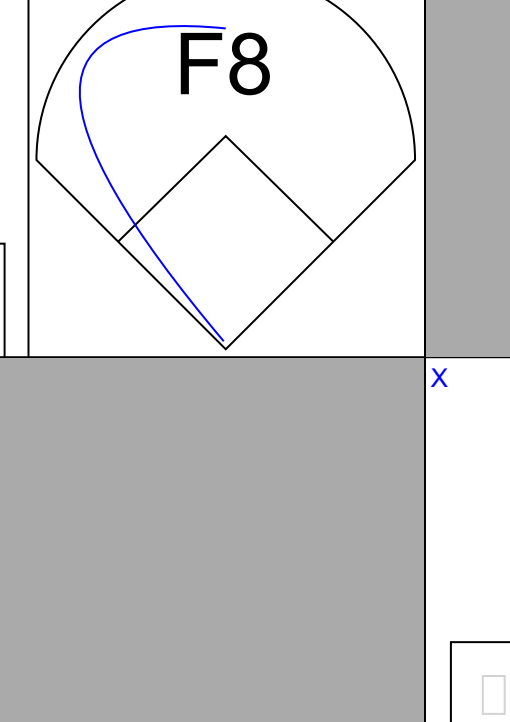
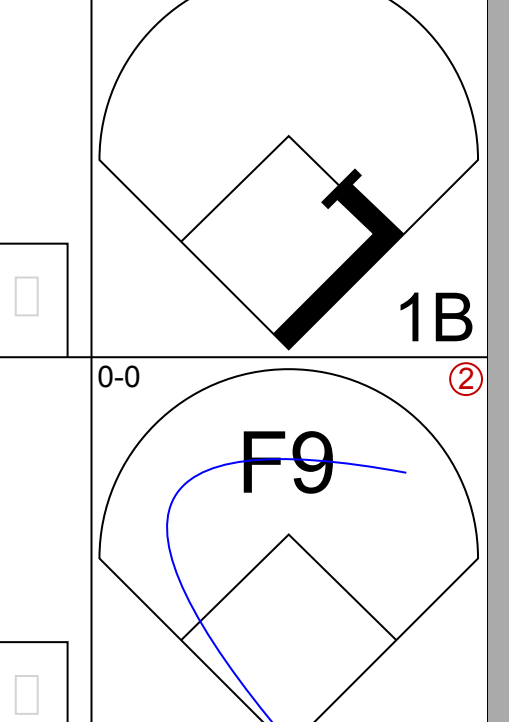
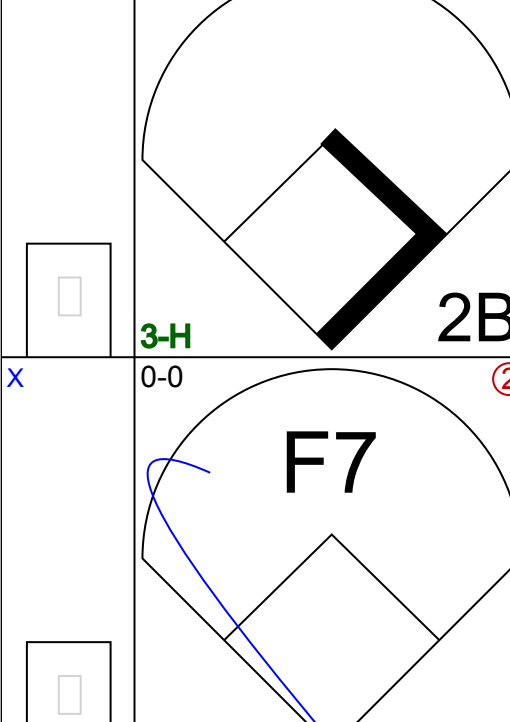

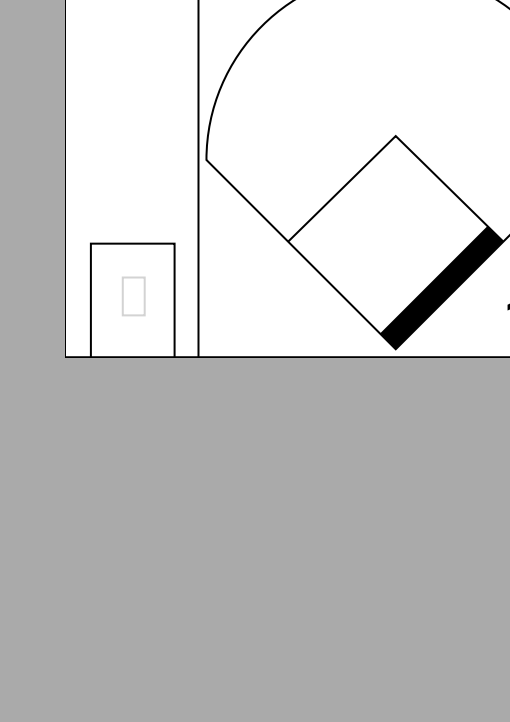
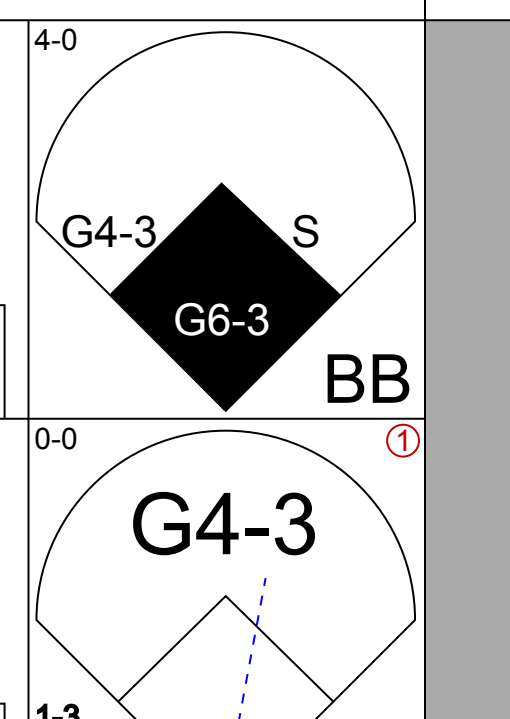
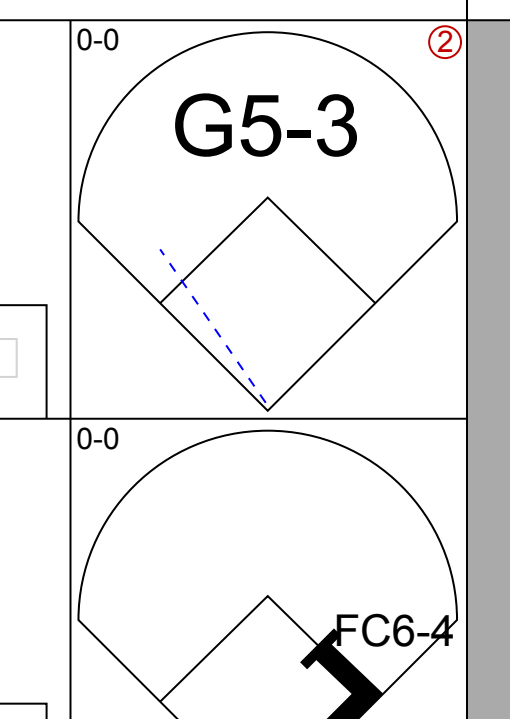
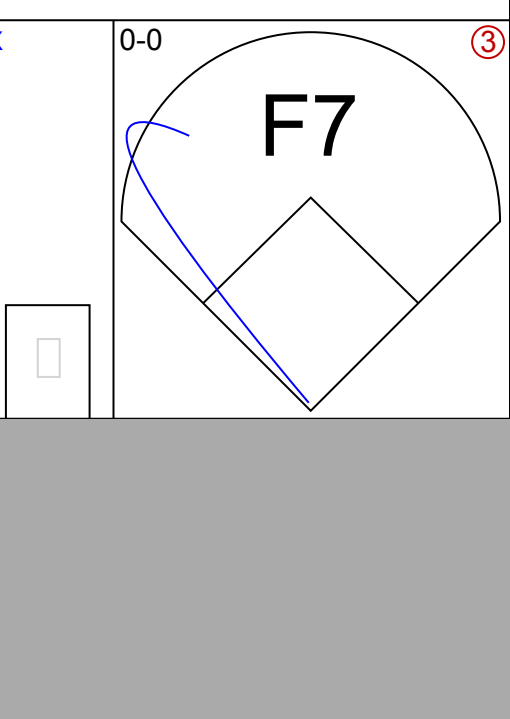
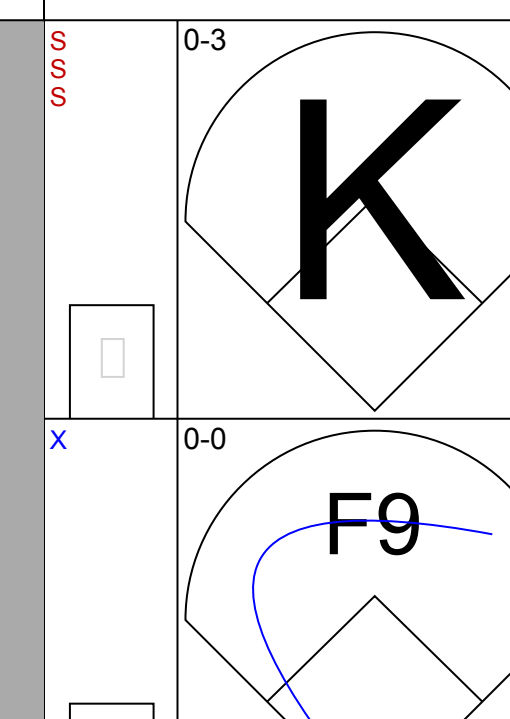
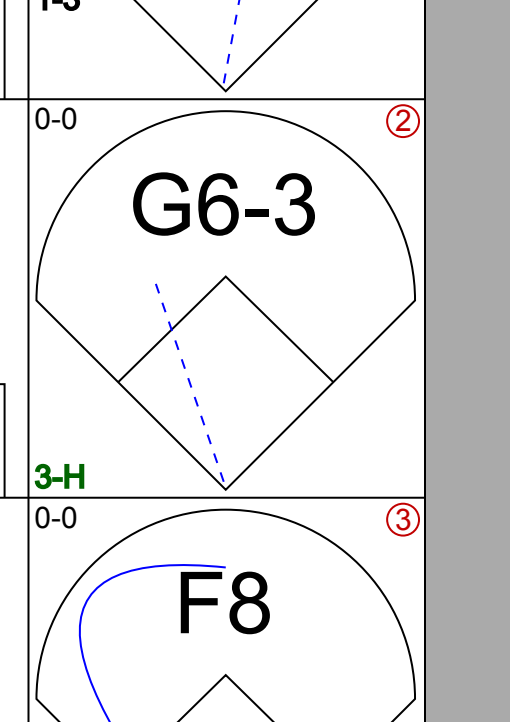
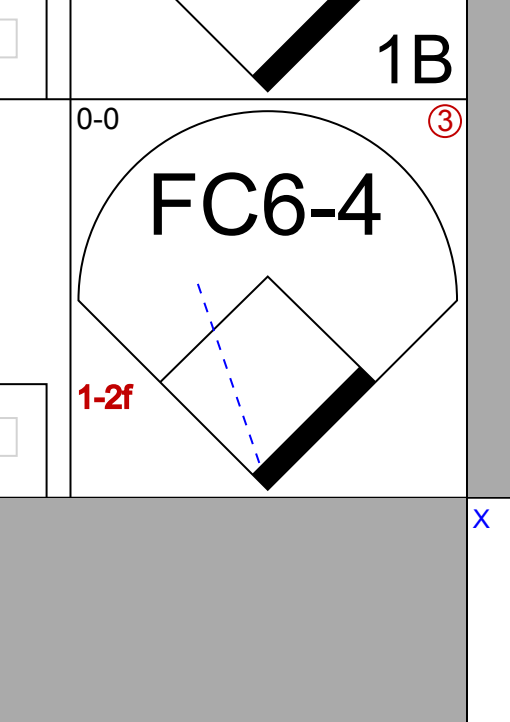
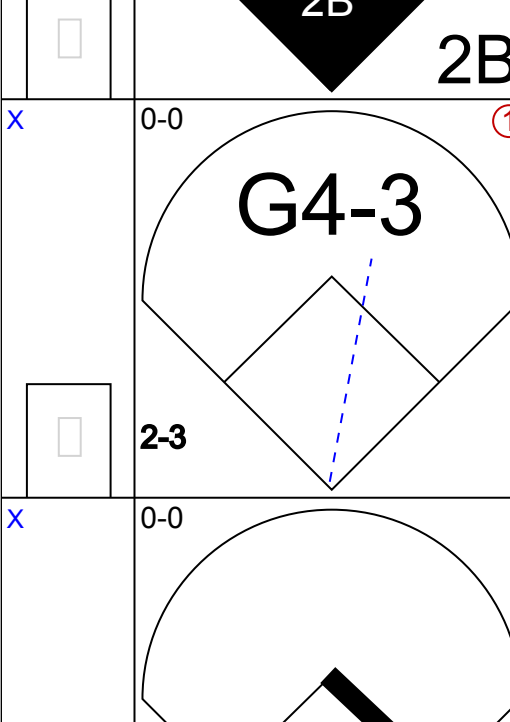
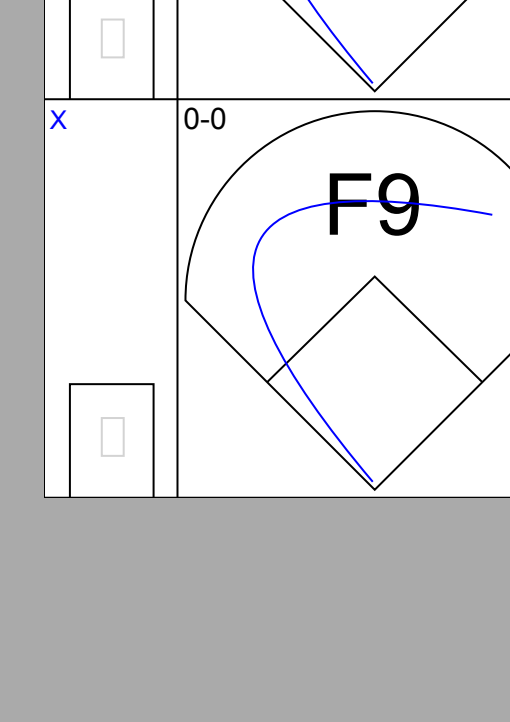
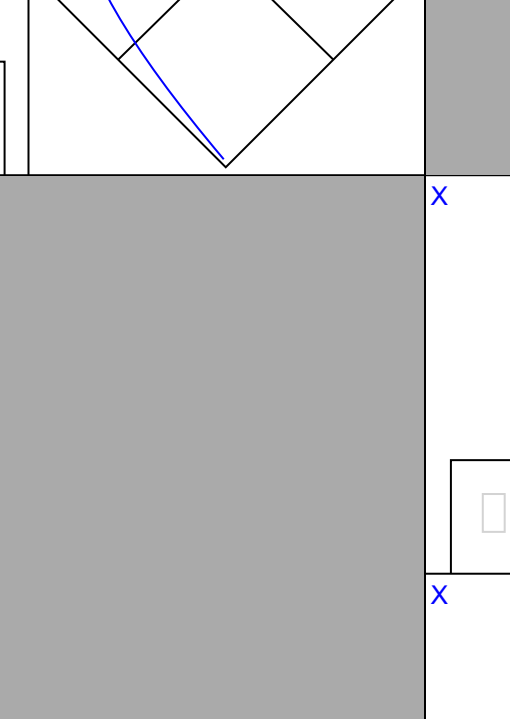
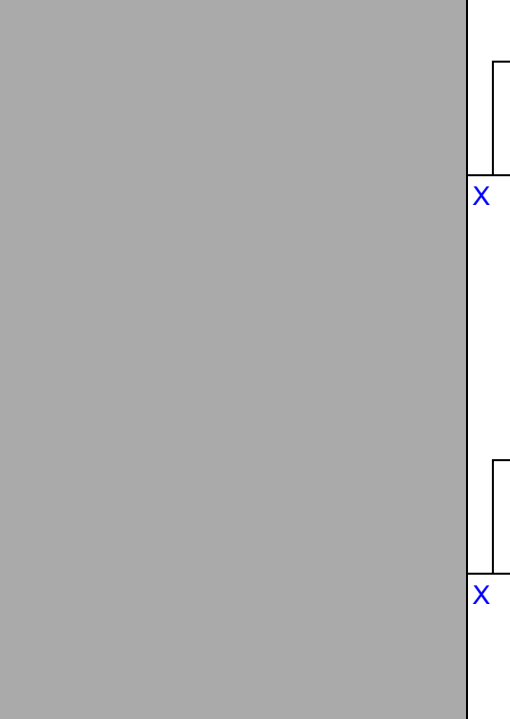
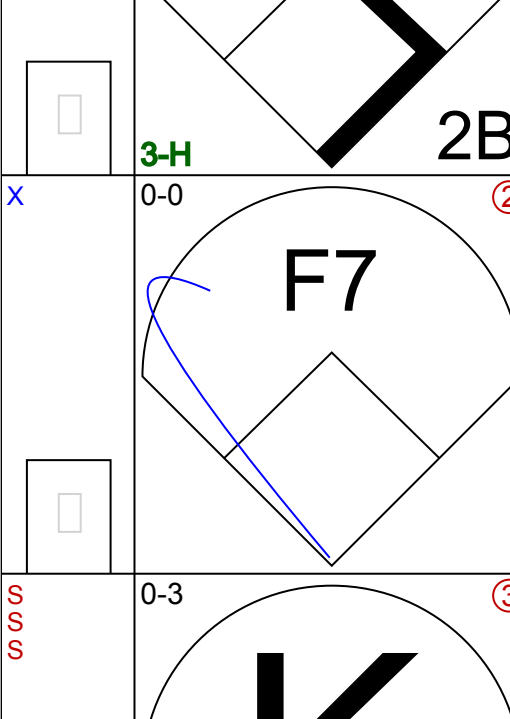

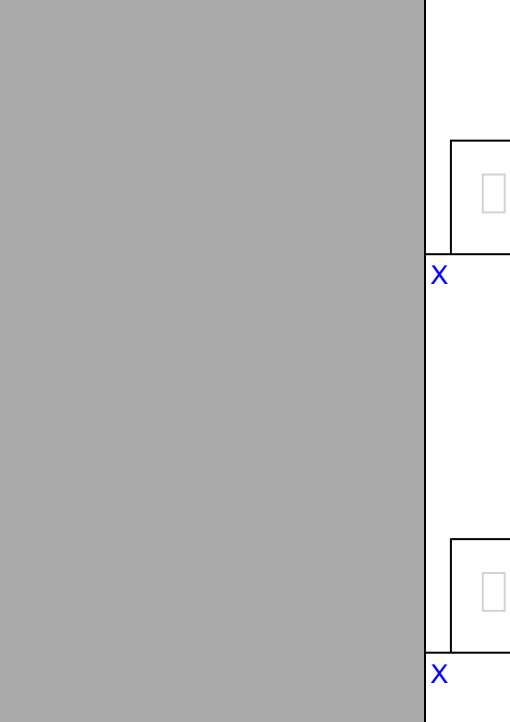
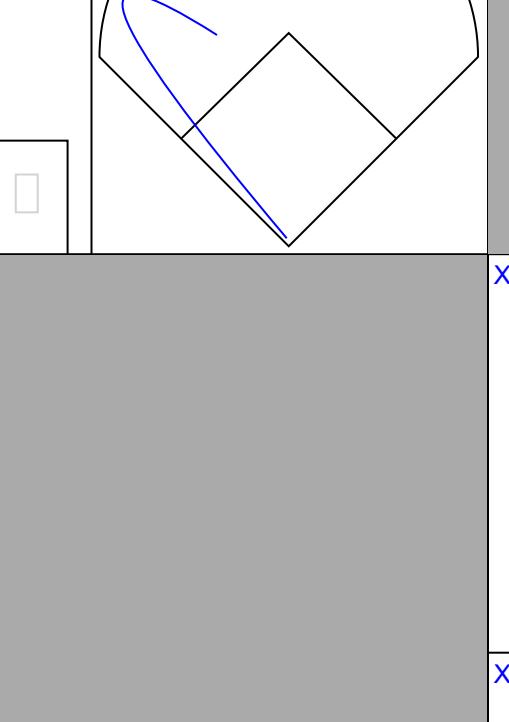
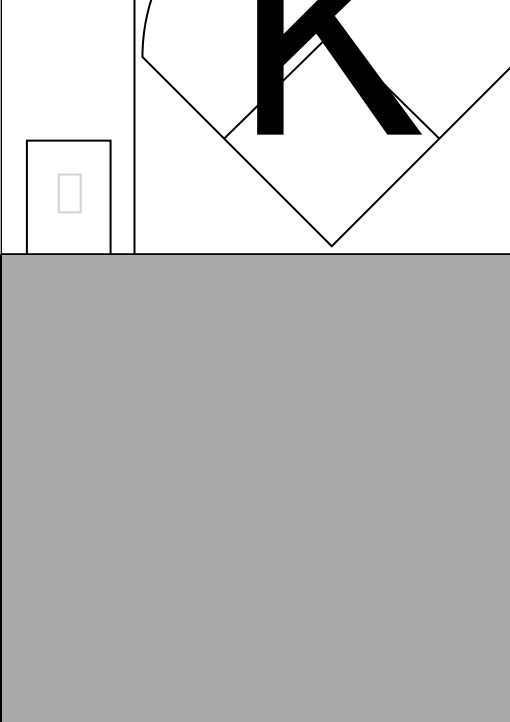
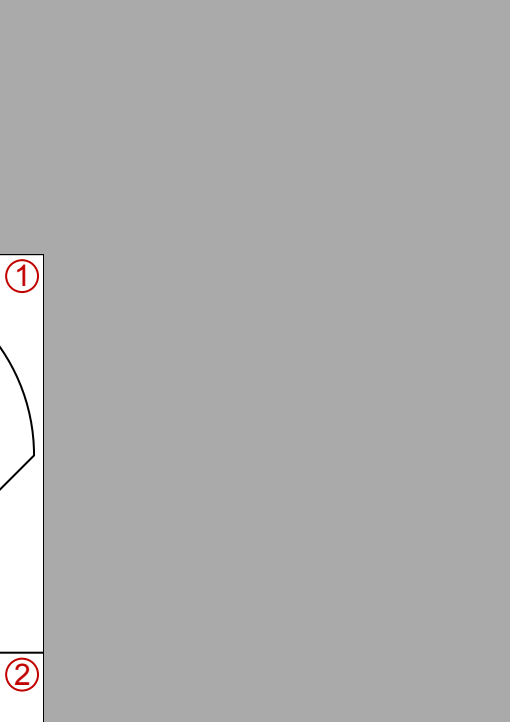

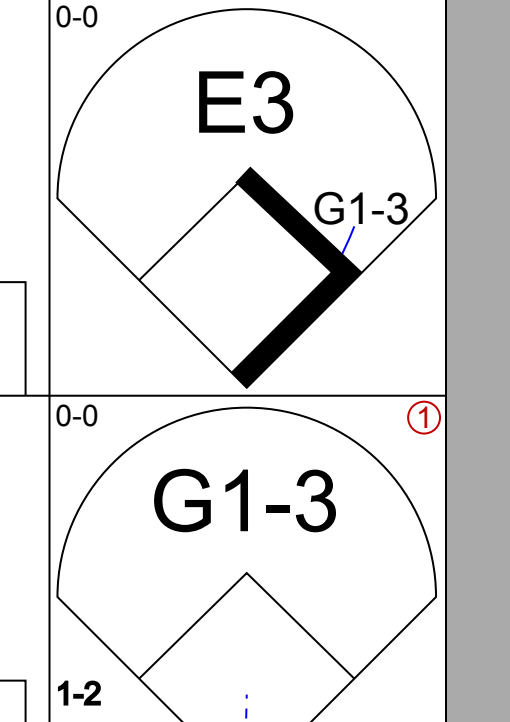
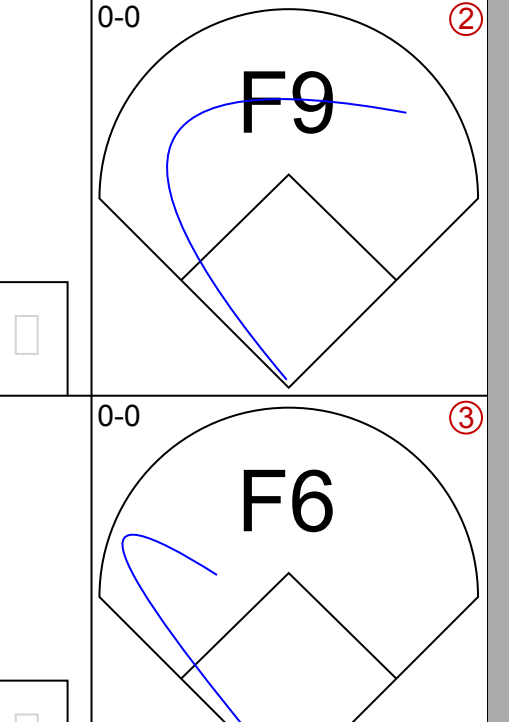
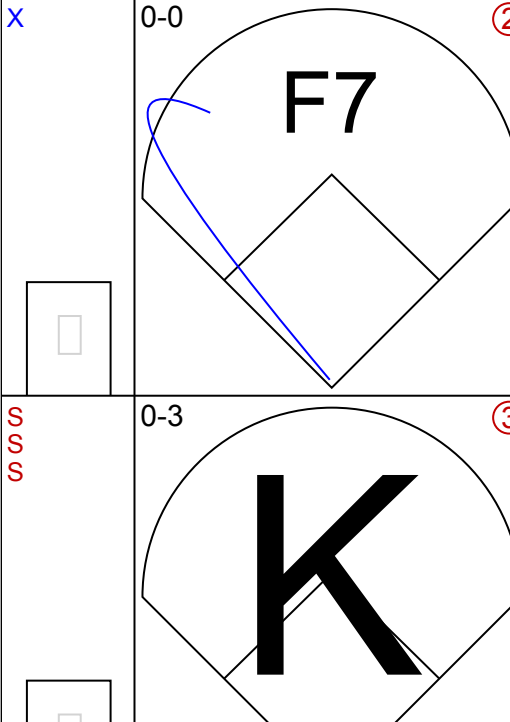
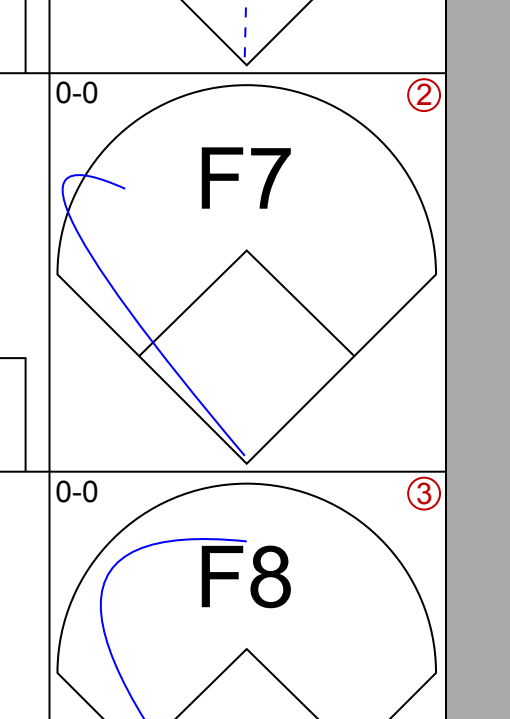


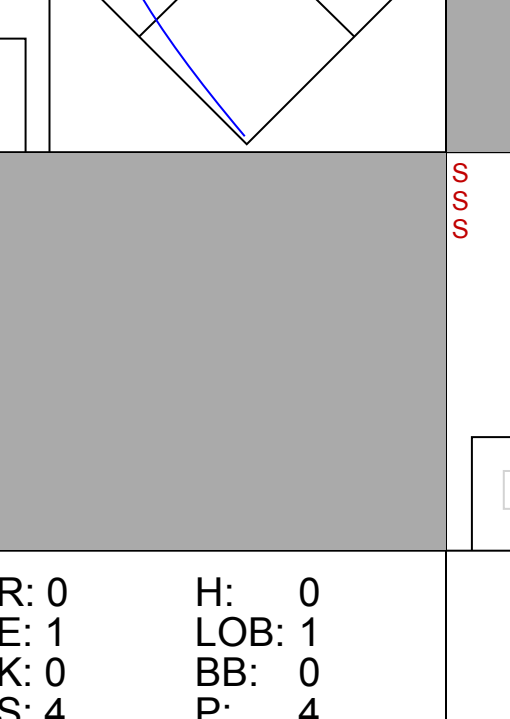
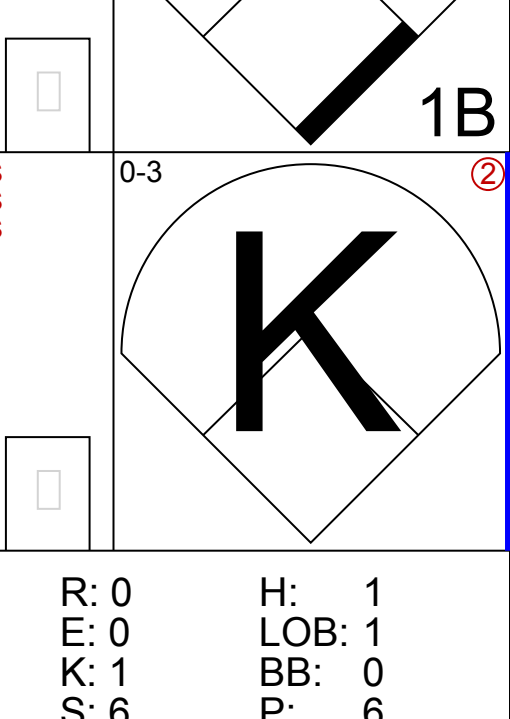
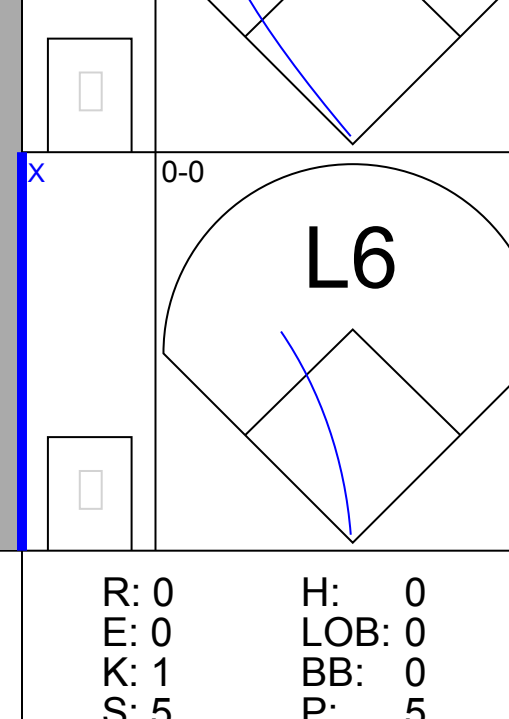

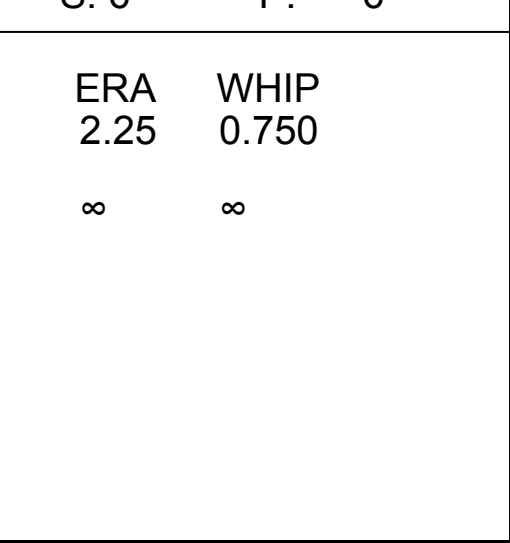
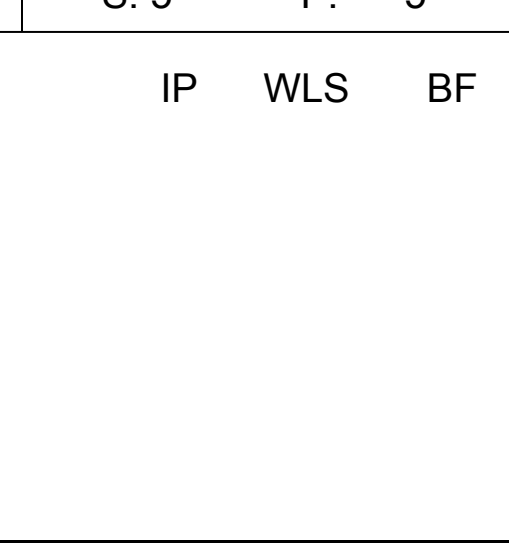
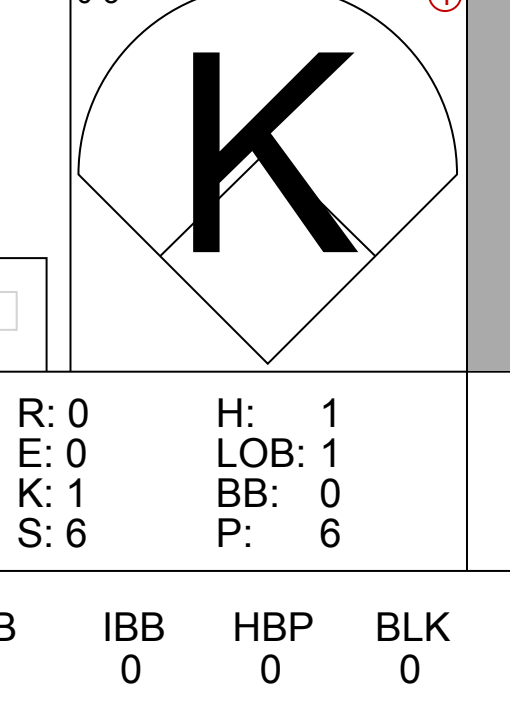
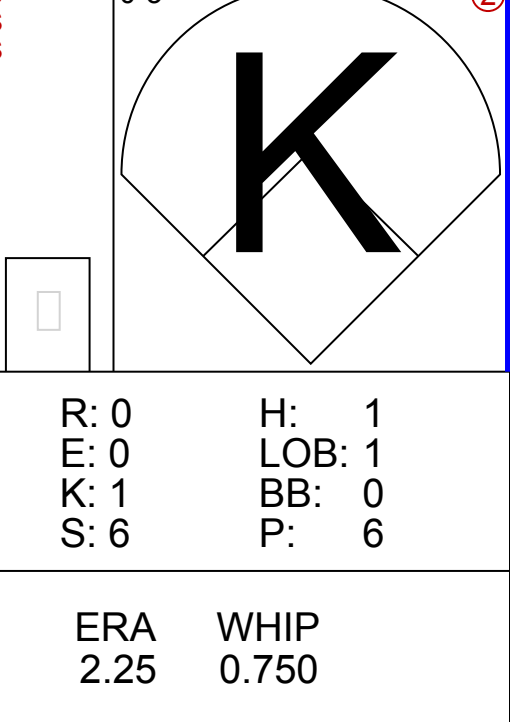
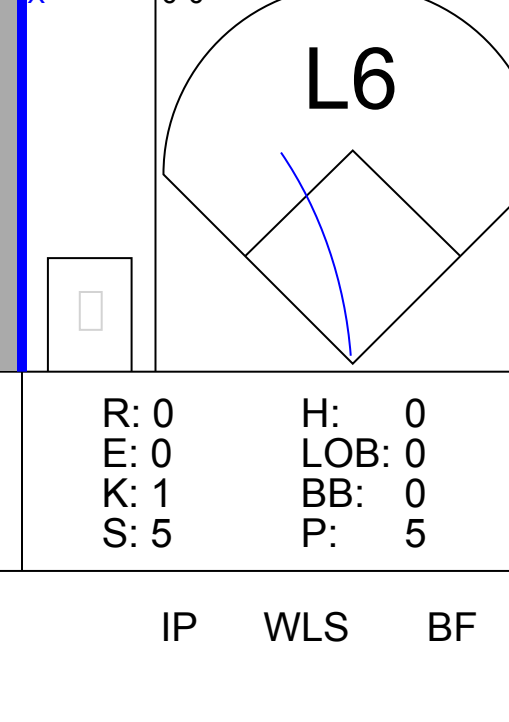


Batter	1	2	3	4	5	6	7	8	9	AB	R	H	RBI	BB	SO	LOB	BOTTOM										
Chuck Carr, S (1, 8) OBP: 0.327, SLG: 0.332	G6-3		S BB			P5		G4-3		3	0	0	0	1	0	0											
Bret Barberie, S (1, 4) OBP: 0.343, SLG: 0.367	P4		F7			BB 1B		G4-3		4	1	1	0	0	0	1											
Jeff Conine, R (1, 7) OBP: 0.353, SLG: 0.406	F8			L9		P4		G4-3		4	0	0	0	0	0	1											
Orestes Destrade, S (1, 3) OBP: 0.321, SLG: 0.402		P4		F7		BB 1B			K	3	0	0	0	1	1	0											
Alex Arias, R (1, 5) OBP: 0.348, SLG: 0.325		L7		F9		BB 1B			1B 1B	4	0	2	1	0	0	0											
Terry McGriff, R (1, 2)					G6-3	L9			K	3	0	0	0	1	1	3											
Darrell Whitmore, L (1, 9) OBP: 0.252, SLG: 0.304									FC4 1B	3	0	1	0	0	2	1											
Walt Weiss, S (1, 6) OBP: 0.367, SLG: 0.308									FC4	4	0	0	0	0	2	3											
Pat Rapp, R (1, 1) OBP: 0.219, SLG: 0.226										1	0	0	0	0	0	0											
Rick Renteria, R (5, PH) OBP: 0.315, SLG: 0.328										1	0	0	0	0	0	1											
Richie Lewis, R (6, 1) OBP: 0.500, SLG: 0.500										0	0	0	0	0	0	0											
Matias Carrillo, L (7, PH) OBP: 0.281, SLG: 0.364										1	0	0	0	0	1	0											
Robb Nen, R (8, 1)										0	0	0	0	0	0	0											
Inning Stats	R: 0 E: 0 K: 0 S: 5	H: 0 LOB: 0 BB: 0 P: 8	R: 0 E: 0 K: 1 S: 9	H: 0 LOB: 1 BB: 1 P: 17	R: 0 E: 0 K: 1 S: 12	H: 0 LOB: 1 BB: 1 P: 20	R: 0 E: 0 K: 0 S: 9	H: 0 LOB: 0 BB: 0 P: 13	R: 0 E: 0 K: 1 S: 11	H: 0 LOB: 1 BB: 0 P: 15	R: 1 E: 0 K: 0 S: 15	H: 2 LOB: 2 BB: 1 P: 26	R: 0 E: 0 K: 2 S: 8	H: 0 LOB: 0 BB: 0 P: 11	R: 0 E: 0 K: 0 S: 5	H: 0 LOB: 0 BB: 0 P: 5	R: 0 E: 0 K: 2 S: 16	H: 2 LOB: 2 BB: 0 P: 21	1B: 4 2B: 0 3B: 0 HR: 0	SF: 0 SAC: 0 DP: 0 HBP: 1	WP: 0 PB: 0 SB: 1 CS: 0	PA: 35					
PITCHER	IP	WLS	BF	H	R	ER	SO	BB	IBB	HBP	BLK	WP	HR	S	P	ERA	WHIP										
Sid Fernandez, L (1, 1) ERA: 2.93	7.0	W	27	2	1	1	5	3	0	1	0	0	0	69	110	1.29	0.714										
Jeff Innis, R (8, 1) ERA: 4.11	2.0		8	2	0	0	2	0	0	0	0	0	0	21	26	0.00	1.000										

New York Mets @ Florida Marlins
Joe Robbie Stadium, Miami, FL
Sat Oct 02 1993, 7:05 PM EDT
Att: 43,210 - Unknown

AB 31
R 1
H 4
RBI 1
BB 3
SO 7
LOB 10



Batter	1	2	3	4	5	6	7	8	9	AB	R	H	RBI	BB	SO	LOB	TOP					
Joe Orsulak, L (1.7) OBP: 0.331, SLG: 0.399										5	1	1	1	0	1	2	New York Mets @ Florida Marlins Joe Robbie Stadium, Miami, FL Sun Oct 03 1993, 3:33 AM EDT Att: 45,900 - Cloudy - 86 F					
Kevin Baez, R (1.6) OBP: 0.259, SLG: 0.254										5	2	2	0	0	0	0						
Eddie Murray, S (1.3) Dave Gallagher, R (9.3) OBP: 0.338, SLG: 0.443										4	1	1	2	1	0	2						
Jeremy Burnitz, L (1.9) OBP: 0.339, SLG: 0.475										3	1	0	1	1	1	1						
Chico Walker, S (1.5) OBP: 0.271, SLG: 0.338										5	1	1	1	0	2	3						
Jeff Kent, R (1.4) Doug Saunders, R (6.4) OBP: 0.320, SLG: 0.446 OBP: 0.243, SLG: 0.239										3	0	1	1	0	0	0						
Charlie O'Brien, R (1.2) OBP: 0.312, SLG: 0.378										5	0	1	1	0	0	2						
Ryan Thompson, R (1.8) OBP: 0.302, SLG: 0.444										3	2	2	1	1	1	0						
Pete Schourek, L (1.1) Dwight Gooden, R (9. PH) Tito Navarro, S (9. PR) Mike Maddux, L (9.1) OBP: 0.278, SLG: 0.219 OBP: 0.200, SLG: 0.371 OBP: 0.059, SLG: 0.059										3	0	1	0	0	1	3						
Inning Stats	R: 3 E: 0 K: 1 S: 9	H: 4 LOB: 3 BB: 2 P: 17	R: 0 E: 0 K: 0 S: 3	H: 0 LOB: 0 BB: 0 P: 3	R: 0 E: 0 K: 1 S: 5	H: 0 LOB: 0 BB: 0 P: 5	R: 1 E: 0 K: 1 S: 6	H: 1 LOB: 0 BB: 0 P: 6	R: 0 E: 0 K: 1 S: 5	H: 0 LOB: 1 BB: 1 P: 9	R: 0 E: 0 K: 1 S: 7	H: 1 LOB: 2 BB: 0 P: 7	R: 0 E: 0 K: 0 S: 3	H: 0 LOB: 0 BB: 0 P: 3	R: 0 E: 0 K: 1 S: 5	H: 0 LOB: 0 BB: 0 P: 5		R: 5 E: 0 K: 0 S: 9	H: 6 LOB: 2 BB: 0 P: 9	1B: 5 2B: 4 3B: 1 HR: 2	SF: 1 SAC: 0 DP: 0 HBP: 0	WP: 2 PB: 0 CS: 0
PITCHER	IP WLS BF H R ER SO BB IBB HBP BLK WP HR S P ERA WHIP																PITCHER	IP WLS BF H R ER SO BB IBB HBP BLK WP HR S P ERA WHIP				
Jack Armstrong, R (1.1) ERA: 4.49	5.0 L 23 5 4 4 4 2 1 0 0 0 0 1 28 40 7.20 1.400																					
Luis Aquino, R (6.1) ERA: 3.42	2.0 8 1 0 0 1 0 0 0 0 0 1 0 10 10 0.00 0.500																					
Richie Lewis, R (8.1) ERA: 3.26	1.0 5 2 2 2 1 0 0 0 0 0 0 0 7 7 18.00 2.000																					
Joe Klink, L (9.1) ERA: 5.02	0.0 2 2 0 0 0 0 0 0 0 0 0 0 2 2 ∞ ∞																					
Matt Turner, R (9.1) ERA: 2.91	1.0 5 2 3 3 0 0 0 0 0 0 1 1 5 5 27.00 2.000																					
Batter	1	2	3	4	5	6	7	8	9	AB	R	H	RBI	BB	SO	LOB	BOTTOM					
Chuck Carr, S (1.8) OBP: 0.327, SLG: 0.330										3	1	0	0	1	1	1	New York Mets @ Florida Marlins Joe Robbie Stadium, Miami, FL Sun Oct 03 1993, 3:33 AM EDT Att: 45,900 - Cloudy - 86 F					
Bret Barberie, S (1.4) OBP: 0.344, SLG: 0.371										4	1	2	0	0	0	1						
Jeff Conine, R (1.7) OBP: 0.351, SLG: 0.403										4	0	0	1	0	0	2						
Orestes Destrade, S (1.3) OBP: 0.324, SLG: 0.406										4	0	3	1	0	0	0						
Alex Arias, R (1.5) OBP: 0.344, SLG: 0.321										3	0	0	0	0	0	1						
Terry McGriff, R (1.2)										3	0	0	0	0	1	2						
Darrell Whitmore, L (1.9) OBP: 0.249, SLG: 0.300										3	0	0	0	0	1	1						
Walt Weiss, S (1.6)										3	0	1	0	0	0	1						
Jack Armstrong, R (1.1) Mitch Lydell, R (5. PH) Luis Aquino, R (6.1) Rick Remertis, R (7. PH) Richie Lewis, R (8.1) Joe Klink, L (9.1) Matt Turner, R (9.1) OBP: 0.152, SLG: 0.167 OBP: 0.300, SLG: 0.600 OBP: 0.059, SLG: 0.059 OBP: 0.200, SLG: 0.371 OBP: 0.059, SLG: 0.059										1	0	0	0	0	1	0						
Inning Stats	R: 1 E: 0 K: 0 S: 3	H: 0 LOB: 1 BB: 1 P: 7	R: 0 E: 1 K: 0 S: 4	H: 0 LOB: 1 BB: 0 P: 4	R: 0 E: 0 K: 1 S: 6	H: 1 LOB: 1 BB: 0 P: 6	R: 0 E: 0 K: 0 S: 3	H: 1 LOB: 0 BB: 0 P: 3	R: 0 E: 0 K: 1 S: 6	H: 1 LOB: 1 BB: 0 P: 6	R: 1 E: 0 K: 1 S: 7	H: 2 LOB: 1 BB: 0 P: 7	R: 0 E: 0 K: 1 S: 5	H: 0 LOB: 0 BB: 0 P: 5	R: 0 E: 0 K: 1 S: 5	H: 0 LOB: 0 BB: 0 P: 5		R: 0 E: 0 K: 0 S: 1	H: 1 LOB: 1 BB: 0 P: 1	1B: 4 2B: 2 3B: 0 HR: 0	SF: 0 SAC: 0 DP: 0 HBP: 0	WP: 0 PB: 0 CS: 0
PITCHER	IP WLS BF H R ER SO BB IBB HBP BLK WP HR S P ERA WHIP																PITCHER	IP WLS BF H R ER SO BB IBB HBP BLK WP HR S P ERA WHIP				
Pete Schourek, L (1.1) ERA: 5.96	8.0 W 30 5 2 2 5 1 0 0 0 0 0 0 39 43 2.25 0.750																					
Mike Maddux, R (9.1) ERA: 3.6	0.0 1 1 0 0 0 0 0 0 0 0 0 0 1 1 ∞ ∞																					