

**Florida Marlins - 1994**

Batter	1	2	3	4	5	6	7	8	9	AB R H RBI BB SO LOB	TOP															
<b>Chuck Carr, S</b> (1, 8) OBP: 0.500, SLG: 0.333 BB F C F C F F B B X	3-2 F9 1-2 1B	0-0 1B			0-0 F9		4-2 E BB			3 0 1 0 1 0 1	<b>Florida Marlins @ Los Angeles Dodgers</b> <b>Dodger Stadium, Los Angeles, CA</b> Tue Apr 05 1994, 3:33 AM PDT Att. 53,761 - Sunny - 74 F															
<b>Jerry Browne, S</b> (1, 5) C B B X	2-1 G1-3		3-2 G3		2-2 G4-3		0-1 G6-3 1-3 1 SAFE 1 SAFE 1 SAFE 1 SAFE			4 0 0 0 0 0 2																
<b>Gary Sheffield, R</b> (1, 9) B B C B X	3-1 1B		0-1 G3-1		0-2 F8		2-2 P4			4 0 1 0 0 0 0																
<b>Orestes Destrade, S</b> (1, 3) B B F SAFE X	3-1 G4-3		3-3 K		1-0 L9		1-3 K			4 0 0 0 0 2 1																
<b>Jeff Conine, R</b> (1, 7) OBP: 0.250, SLG: 1.000		0-0 HR		0-3 K	1-0 F8		3-2 G4-3			4 1 1 1 0 1 0																
<b>Bret Barberie, S</b> (1, 4) B F C C X		1-3 K		0-0 G1-3			0-0 G3		1-1 L3	4 0 0 0 0 1 0																
<b>Benito Santiago, R</b> (1, 2) B B B C C X		4-2 BB BB		2-2 L7			2-2 HR HBP		0-0 L6	2 1 0 0 1 0 0																
<b>Kurt Abbott, R</b> (1, 6) OBP: 0.250, SLG: 1.000 B F B B X		2-3 K			0-0 F9		0-0 HR		0-3 K	4 1 1 2 0 2 1																
<b>Charlie Hough, R</b> (1, 1) OBP: 1.000, SLG: 1.000 <b>Greg Colbrunn, R</b> (7, PH) <b>Yorkis Perez, L</b> (7, 1) <b>Jeremy Hernandez, R</b> (7, 1)		4-1 1B BB			0-0 1B		0-0 L8			1 0 1 0 1 0 0 1 0																
<b>Inning Stats</b>	R: 0 H: 1 E: 0 LOB: 1 K: 0 BB: 0 S: 11 P: 22	R: 1 H: 2 E: 0 LOB: 2 K: 2 BB: 2 S: 11 P: 22	R: 0 H: 0 E: 0 LOB: 0 K: 1 BB: 0 S: 8 P: 14	R: 0 H: 0 E: 0 LOB: 0 K: 1 BB: 0 S: 8 P: 10	R: 0 H: 1 E: 0 LOB: 1 K: 0 BB: 0 S: 6 P: 8	R: 0 H: 0 E: 0 LOB: 0 K: 0 BB: 0 S: 6 P: 8	R: 2 H: 1 E: 1 LOB: 1 K: 0 BB: 1 S: 9 P: 15	R: 0 H: 0 E: 0 LOB: 0 K: 1 BB: 0 S: 9 P: 15	R: 0 H: 0 E: 0 LOB: 0 K: 1 BB: 0 S: 7 P: 8	1B: 3 SF: 0 2B: 0 SAC: 0 3B: 0 DP: 0 HR: 2 HBP: 1		WP: 0 PA: 35 PB: 0 SB: 0 CS: 0														
<b>PITCHER</b>	IP WLS BF H R ER SO BB IBB HBP BLK WP HR S P ERA WHIP											IP WLS BF H R ER SO BB IBB HBP BLK WP HR S P ERA WHIP														
<b>Orel Hershiser, R</b> (1, 1) ERA: 1.5	6.0	23	4	1	1	4	2	0	0	0	0	1	50	84	1.50	1.000										
<b>Jim Gott, R</b> (7, 1) ERA: 9.0	2.0	W	9	1	2	2	1	0	1	0	0	1	18	30	9.00	1.000										
<b>Todd Worrell, R</b> (9, 1) ERA:	1.0	S	3	0	0	0	1	0	0	0	0	0	7	8	0.00	0.000										

livebaseballscorecards.com

AB	31
R	3
H	5
RBI	3
BB	3
SO	6
LOB	5



Batter	1	2	3	4	5	6	7	8	9
<b>Delino DeShields, L</b> (1, 4) OBP: 0.400, SLG: 0.250	1-1 3B 1B	2-3 K		0-0 G4-3			4-2 SH1-3 1B BB	1-0 G4-3	
<b>Brett Butler, L</b> (1, 8) OBP: 0.333, SLG: 1.000	3-2 E 3B	1-0 G3			1-1 G6-3		1-0 SH1-3		
<b>Mike Piazza, R</b> (1, 2) OBP: 0.250, SLG: 0.250	2-1 E5 1B		0-0 L8		0-0 BB 1B		0-1 L4		
<b>Eric Karros, R</b> (1, 3) OBP: 0.750, SLG: 0.667	3-0 FC4-6 1B		0-0 F7		4-2 G6-4-3 BB		0-0 1B		
<b>Tim Wallach, R</b> (1, 5)	2-0 L5		0-1 F4		0-2 G6-4-3		3-H F9		
<b>Henry Rodriguez, L</b> (1, 7) OBP: 0.750, SLG: 1.000 <b>Mitch Webster, S</b> (8, PR) (9, 7)	0-0 FC4-6		0-0 G1-3 BB 1B		0-1 G3-1 2B		4-2 CS SF8 BB		
<b>Raul Mondesi, R</b> (1, 9)		1-1 F7	0-1 L7		0-0 G1-3		2-1 L5		
<b>Jose Offerman, S</b> (1, 6)		2-1 G4-3	4-1 G1-3 BB		1-1 G3-1		4-2 E S BB		
<b>Orel Hershiser, R</b> (1, 1) <b>Dave Hansen, L</b> (6, PH) <b>Jim Gott, R</b> (7, 1) <b>Jeff Treadway, L</b> (8, PH) <b>Todd Worrell, R</b> (9, 1)		3-2 E8 PB	2-2 G1-3		2-3 K		1-0 SF8		

Inning Stats	R: 2 E: 1 K: 0 S: 10	H: 3 LOB: 1 BB: 0 P: 21	R: 0 E: 1 K: 1 S: 12	H: 0 LOB: 2 BB: 0 P: 21	R: 0 E: 0 K: 0 S: 4	H: 0 LOB: 0 BB: 0 P: 4	R: 0 E: 0 K: 0 S: 8	H: 1 LOB: 2 BB: 1 P: 14	R: 0 E: 0 K: 0 S: 8	H: 1 LOB: 1 BB: 1 P: 13	R: 0 E: 0 K: 1 S: 8	H: 1 LOB: 1 BB: 0 P: 11	R: 1 E: 0 K: 0 S: 11	H: 1 LOB: 1 BB: 1 P: 16	R: 1 E: 0 K: 0 S: 11	H: 0 LOB: 2 BB: 2 P: 22
--------------	-------------------------------	----------------------------------	-------------------------------	----------------------------------	------------------------------	---------------------------------	------------------------------	----------------------------------	------------------------------	----------------------------------	------------------------------	----------------------------------	-------------------------------	----------------------------------	-------------------------------	----------------------------------

PITCHER	IP	WLS	BF	H	R	ER	SO	BB	IBB	HBP	BLK	WP	HR	S	P	ERA	WHIP
<b>Charlie Hough, R</b> (1, 1) ERA: 3.0	6.0		27	6	2	2	2	2	0	0	0	0	0	50	84	3.00	1.333
<b>Yorkis Perez, L</b> (7, 1) ERA: 27.0	0.1		2	0	1	1	0	1	0	0	0	0	0	5	10	27.00	3.000
<b>Jeremy Hernandez, R</b> (7, 1) ERA:	1.2	L	8	1	1	0	0	2	0	0	0	0	0	17	28	0.00	1.800

**BOTTOM**


**Florida Marlins @ Los Angeles Dodgers**  
Dodger Stadium, Los Angeles, CA

Tue Apr 05 1994, 3:33 AM PDT  
Att: 53,761 - Sunny - 74 F

AB	R	H	RBI	BB	SO	LOB
4	2	1	0	1	1	4
3	1	1	1	0	0	2
4	0	1	1	0	0	1
3	0	2	1	1	0	0
4	0	0	0	0	0	4
3	0	2	0	1	0	1
0	1	0	0	0	0	0
4	0	0	0	0	0	3
2	0	0	0	2	0	1
2	0	0	0	0	0	2
1	0	0	0	0	1	1
0	0	0	0	0	0	0
0	0	0	1	0	0	0
0	0	0	0	0	0	0

WP	PA
0	37

AB	30
R	4
H	7
RBI	4
BB	5
SO	2
LOB	19



1B	5	SF	1	WP	0	PA	37
2B	1	SAC	1	PB	1	SB	2
3B	1	DP	1	CS	1		
HR	0	HBP	0				

Batter	1	2	3	4	5	6	7	8	9	AB R H RBI BB SO LOB	TOP
<b>Chuck Carr, S</b> (1, 8) OBP: 0.375, SLG: 0.429 C F B B B X	3-2 G1-3 ①		2-1 B5-3 ② 1-2		0-0 2B		1-1 P6 ②			4 0 1 0 0 0 2	<b>Florida Marlins @ Los Angeles Dodgers</b> Dodger Stadium, Los Angeles, CA Wed Apr 06 1994, 7:05 PM PDT Att. 44,393 - Unknown - 65 F  livebaseballscorecards.com
<b>Jerry Browne, S</b> (1, 5) B B F X	2-1 G4-3 ②		4-1 BB		1-0 P5 ②		2-3 K ③			3 0 0 0 1 1 2	
<b>Gary Sheffield, R</b> (1, 9) B B B B	4-0 BB		0-0 F9 ③		1-1 G4-3 ③			3-2 FC5-4 1B		3 0 1 0 1 0 3	
<b>Orestes Destrade, S</b> (1, 3) C B B X	2-1 G4-1 ③			2-0 F8 ①		1-0 G3-1 ①		0-3 K ①		4 0 0 0 0 1 2	
<b>Jeff Conine, R</b> (1, 7) OBP: 0.250, SLG: 1.000 B C B B X		3-1 L3 ①		3-0 HR		1-0 G6-3 ②		0-1 FC5-4 1-2f		4 1 1 1 0 0 1	
<b>Bret Barberie, S</b> (1, 4) OBP: 0.375, SLG: 0.875 B X		1-0 G5-4-3 1B		0-0 2B		3-2 HR		0-0 F7 ③		4 1 3 1 0 0 1	
<b>Benito Santiago, R</b> (1, 2) S B S X		1-1 G5-4-3 ② ③ 1-2f		0-0 F7 ②		1-0 P6 ③			1-2 G1-3 ①	4 0 0 0 0 0 2	
<b>Kurt Abbott, R</b> (1, 6) OBP: 0.250, SLG: 0.750 C B X			1-1 P4 ①	0-1 L5 ③		0-1 SH5-4 2B		1-3 K ②		4 0 1 0 0 1 1	
<b>Ryan Bowen, R</b> (1, 1) OBP: 0.500, SLG: 0.500 <b>Greg Colbrunn, R</b> (9, PH)			0-0 B5-3 1B		1-1 P4 ①		0-0 SH5-4 ①		2-3 K ③	2 0 1 0 0 0 0 1 0 0 0 0 1 0	
<b>Inning Stats</b>	R: 0 H: 0 E: 0 LOB: 1 K: 0 BB: 1 S: 7 P: 18	R: 0 H: 1 E: 0 LOB: 0 K: 0 BB: 0 S: 5 P: 10	R: 0 H: 1 E: 0 LOB: 2 K: 0 BB: 1 S: 7 P: 14	R: 1 H: 2 E: 0 LOB: 1 K: 0 BB: 0 S: 6 P: 11	R: 0 H: 1 E: 0 LOB: 1 K: 0 BB: 0 S: 6 P: 9	R: 1 H: 1 E: 0 LOB: 0 K: 0 BB: 0 S: 6 P: 12	R: 0 H: 1 E: 0 LOB: 1 K: 1 BB: 0 S: 8 P: 11	R: 0 H: 1 E: 0 LOB: 1 K: 1 BB: 0 S: 9 P: 12	R: 0 H: 0 E: 0 LOB: 0 K: 2 BB: 0 S: 9 P: 13	1B: 3 SF: 0 2B: 3 SAC: 1 3B: 0 DP: 1 HR: 2 HBP: 0	WP: 0 PA: 36 PB: 0 SB: 0 CS: 0
<b>PITCHER</b> <b>Tom Candiotti, R</b> (1, 1) ERA: 2.0	IP WLS BF H R ER SO BB IBB HBP BLK WP HR S P ERA WHIP 9.0 W 36 8 2 2 4 2 0 0 0 0 2 63 110 2.00 1.111										



Batter	1	2	3	4	5	6	7	8	9	AB	R	H	RBI	BB	SO	LOB
Delino DeShields, L (1, 4) OBP: 0.333, SLG: 0.250	1-1 G4-3		1-0 FC6-4			0-0 F8 SH2-3 1B		1-2 F9		4	0	1	0	0	0	1
Brett Butler, L (1, 8) OBP: 0.333, SLG: 0.667	2-2 G6-3			0-0 P6		0-0 SH2-3		3-2 F9 1B		3	0	1	0	0	0	0
Mike Piazza, R (1, 2) OBP: 0.125, SLG: 0.125	3-1 G4-3			2-3 K		1-0 F8		0-0 F9		4	0	0	0	0	1	2
Eric Karros, R (1, 3) OBP: 0.375, SLG: 0.286		3-1 G4-3		3-1 F9		2-3 K		0-1 F7		4	0	0	0	0	1	2
Tim Wallach, R (1, 5)		2-1 F8			4-2 HR BB		1-0 F7			2	1	0	0	1	0	0
Henry Rodriguez, L (1, 7) OBP: 0.714, SLG: 1.833		1-3 K			1-0 HR		2-2 HR			3	2	2	3	0	1	0
Raul Mondesi, R (1, 9)			1-2 F9		1-1 F8		1-0 G6-3			3	0	0	0	0	0	0
Jose Offerman, S (1, 6)			1-1 F8		2-2 G1-3		4-1 BB			2	0	0	0	1	0	0
Tom Candiotti, R (1, 1) OBP: 0.333, SLG: 0.333			0-1 FC6-4 1B		0-0 G5-3		3-2 G6-3			3	0	1	0	0	0	1

Inning Stats	R: 0	H: 0	E: 0	LOB: 0	K: 0	S: 7	P: 13	R: 0	H: 0	E: 0	LOB: 0	K: 1	S: 7	P: 13	R: 0	H: 1	E: 0	LOB: 1	K: 0	S: 8	P: 11	R: 0	H: 0	E: 0	LOB: 0	K: 1	S: 6	P: 11	R: 2	H: 1	E: 0	LOB: 0	K: 0	S: 10	P: 18	R: 0	H: 1	E: 0	LOB: 1	K: 1	S: 6	P: 9	R: 1	H: 1	E: 0	LOB: 1	K: 0	S: 9	P: 20	R: 0	H: 1	E: 0	LOB: 1	K: 0	S: 9	P: 13
<b>PITCHER</b> Ryan Bowen, R (1, 1) ERA: 3.38	IP	WLS	BF	H	R	ER	SO	BB	IBB	HBP	BLK	WP	HR	S	P	ERA	WHIP																																							
	8.0	L	31	5	3	3	3	2	0	0	0	0	2	62	108	3.38	0.875																																							

**BOTTOM**

**Florida Marlins @ Los Angeles Dodgers**  
**Dodger Stadium, Los Angeles, CA**  
 Wed Apr 06 1994, 7:05 PM PDT  
 Att: 44,393 - Unknown - 65 F

[livebaseballscorecards.com](http://livebaseballscorecards.com)

<b>AB</b>	<b>28</b>
<b>R</b>	<b>3</b>
<b>H</b>	<b>5</b>
<b>RBI</b>	<b>3</b>
<b>BB</b>	<b>2</b>
<b>SO</b>	<b>3</b>
<b>LOB</b>	<b>6</b>



WP: 0	PA: 31
PB: 0	SB: 0
CS: 0	
1B: 3	SF: 0
2B: 0	SAC: 1
3B: 0	DP: 0
HR: 2	HBP: 0
WP	HR
S	P
ERA	WHIP

Batter	1	2	3	4	5	6	7	8	9	AB R H RBI BB SO LOB	TOP	
<b>Chuck Carr, S</b> (1, 8) <small>OBP: 0.333, SLG: 0.364</small>	0-0 		0-3 		0-0 			0-0 		4 0 1 0 0 1 0		
<b>Jerry Browne, S</b> (1, 5) <small>OBP: 0.167, SLG: 0.091</small> <b>Bryan Harvey, R</b> (8, 1)	0-0 		0-0 			0-0 		0-0 		4 1 1 0 0 0 1 0 0 0 0 0 0 0		
<b>Gary Sheffield, R</b> (1, 9) <small>OBP: 0.250, SLG: 0.182</small>	0-0 		0-0 			0-3 		0-0 		4 0 0 0 0 1 2		
<b>Orestes Destrade, S</b> (1, 3) <small>OBP: 0.250, SLG: 0.182</small> <b>Matias Carrillo, L</b> (9, 7)	4-0 			0-3 		0-3 		0-0 		3 0 0 0 1 2 0 0 0 0 0 0 0 0		
<b>Jeff Conine, R</b> (1, 7) <small>OBP: 0.333, SLG: 0.833</small>	0-0 			0-0 		0-0 		0-0 		4 0 2 1 0 0 0		
<b>Bret Barberie, S</b> (1, 4) <small>OBP: 0.250, SLG: 0.583</small>	0-3 			0-0 		0-0 		0-0 		4 0 0 0 0 1 3		
<b>Benito Santiago, R</b> (1, 2) <small>OBP: 0.364, SLG: 0.333</small>		0-0 		0-0 		0-0 				3 0 2 0 0 0 1		
<b>Kurt Abbott, R</b> (1, 6) <small>OBP: 0.182, SLG: 0.545</small>		0-3 		0-3 		0-0 				3 0 0 0 0 2 1		
<b>Chris Hammond, L</b> (1, 1) <b>Alex Arias, R</b> (8, 5)		0-3 		0-3 		0-3 				3 0 0 0 0 3 0 0 0 0 0 0 0 0		
<b>Inning Stats</b>	R: 1 H: 2 E: 0 LOB: 2 K: 1 BB: 1 S: 7 P: 11	R: 0 H: 1 E: 0 LOB: 0 K: 2 BB: 0 S: 7 P: 7	R: 0 H: 0 E: 0 LOB: 0 K: 1 BB: 0 S: 5 P: 5	R: 0 H: 1 E: 0 LOB: 1 K: 1 BB: 0 S: 6 P: 6	R: 0 H: 0 E: 0 LOB: 0 K: 2 BB: 0 S: 7 P: 7	R: 0 H: 0 E: 0 LOB: 0 K: 2 BB: 0 S: 7 P: 7	R: 0 H: 1 E: 0 LOB: 1 K: 0 BB: 0 S: 4 P: 4	R: 0 H: 1 E: 0 LOB: 1 K: 1 BB: 0 S: 6 P: 6	R: 0 H: 0 E: 0 LOB: 0 K: 0 BB: 0 S: 3 P: 3	1B: 5 SF: 0 2B: 1 SAC: 0 3B: 0 DP: 0 HR: 0 HBP: 0	WP: 0 PA: 33 PB: 0 SB: 0 CS: 0	
<b>PITCHER</b> <b>Ramon Martinez, R</b> (1, 1) <small>ERA: 1.13</small> <b>37 Darren Dreifort, R</b> (9, 1) <small>ERA:</small>	IP WLS BF H R ER SO BB IBB HBP BLK WP HR S P ERA WHIP 8.0 L 30 6 1 1 10 1 0 0 0 0 0 0 49 53 1.12 0.875 1.0 3 0 0 0 0 0 0 0 0 0 0 0 3 3 0.00 0.000											<b>PITCHER</b> IP WLS BF H R ER SO BB IBB HBP BLK WP HR S P ERA WHIP

**Florida Marlins @ Los Angeles Dodgers**  
**Dodger Stadium, Los Angeles, CA**  
 Thu Apr 07 1994, 7:05 PM PDT  
 Att. 30,027 - Unknown - 62 F

<b>AB</b>	<b>32</b>
<b>R</b>	<b>1</b>
<b>H</b>	<b>6</b>
<b>RBI</b>	<b>1</b>
<b>BB</b>	<b>1</b>
<b>SO</b>	<b>10</b>
<b>LOB</b>	<b>8</b>



Batter	1	2	3	4	5	6	7	8	9
<b>Delino DeShields, L</b> (1, 4) <small>OBP: 0.385, SLG: 0.417</small>	0-0 G6-4-3 1B		0-0 2B			0-0 E3 BB 1B		0-0 G4-3	
<b>Brett Butler, L</b> (1, 8) <small>OBP: 0.500, SLG: 0.667</small>	0-0 G6-4-3 1B		0-0 F9			0-0 BB 1-2 1B		4-0 BB BB BB	
<b>Mike Piazza, R</b> (1, 2) <small>OBP: 0.083, SLG: 0.083</small>	0-0 G6-4-3 1-2f 2-3			0-0 F8		0-3 K		0-0 F9	
<b>Eric Karros, R</b> (1, 3) <small>OBP: 0.333, SLG: 0.200</small>	0-0 F8			0-0 L7		4-0 FC6-4 BB 1-2 2-3		0-0 F7	
<b>Tim Wallach, R</b> (1, 5)		0-0 G6-3		0-0 G3		0-0 FC6-4 1-2f		0-0 G4-3	
<b>Henry Rodriguez, L</b> (1, 7) <small>OBP: 0.455, SLG: 1.100</small>		0-0 F5			0-0 F9		0-3 K	0-0 G5-3	
<b>Raul Mondesi, R</b> (1, 9)		0-3 K			0-3 K		0-0 F8		
<b>Jose Offerman, S</b> (1, 6)			0-0 G5-3		0-3 K		0-3 K		
<b>Ramon Martinez, R</b> (1, 1) <b>Mitch Webster, S</b> (8, PH) <b>37 Darren Dreifort, R</b> (9, 1)			0-0 G3			0-0 G5-3		0-0 F7	

AB R H RBI BB SO LOB

4	0	2	0	0	0	0
3	0	2	0	1	0	1
4	0	0	0	0	1	5
3	0	0	0	1	0	1
4	0	0	0	0	0	3
4	0	0	0	0	1	0
3	0	0	0	0	2	0
3	0	0	0	0	2	0
2	0	0	0	0	0	0
1	0	0	0	0	0	0
0	0	0	0	0	0	0

WP: 0	PA: 33
PB: 0	
SB: 0	
CS: 0	


PITCHER	IP	WLS	BF	H	R	ER	SO	BB	IBB	HBP	BLK	WP	HR	S	P	ERA	WHIP
<b>Chris Hammond, L</b> (1, 1) <small>ERA:</small>	7.2	W	29	4	0	0	6	2	0	0	0	0	0	39	47	0.00	0.783
<b>Bryan Harvey, R</b> (8, 1) <small>ERA:</small>	1.1	S	4	0	0	0	0	0	0	0	0	0	0	4	4	0.00	0.000

**Florida Marlins @ Los Angeles Dodgers**  
**Dodger Stadium, Los Angeles, CA**  
 Thu Apr 07 1994, 7:05 PM PDT  
 Att: 30,027 - Unknown - 62 F

livebaseballscorecards.com

AB	31
R	0
H	4
RBI	0
BB	2
SO	6
LOB	10



Batter	1	2	3	4	5	6	7	8	9	AB R H RBI BB SO LOB	TOP
<b>Chuck Carr, S</b> (1, 8) <small>OBP: 0.313, SLG: 0.286</small>	0-1 <b>G5-3</b>		0-1 <b>F8</b>			2-3 <b>K</b>		4-2 <b>BB</b>		3 0 0 0 1 1 0	
<b>Jerry Browne, S</b> (1, 5) <small>OBP: 0.125, SLG: 0.067</small>	3-2 <b>G3-1</b>			1-0 <b>G4-3</b>		1-2 <b>F8</b>		2-2 <b>G1-2-3</b>		4 0 0 0 0 0 3	
<b>Gary Sheffield, R</b> (1, 9) <small>OBP: 0.188, SLG: 0.133</small>	0-1 <b>P3</b>			3-2 <b>G6-3</b>		0-0 <b>F8</b>			3-3 <b>K</b>	4 0 0 0 0 1 0	
<b>Greg Colbrunn, R</b> (1, 3) <small>OBP: 0.167, SLG: 0.333</small>		2-3 <b>K</b>		1-1 <b>WP</b> <b>2B</b>			3-1 <b>F8</b>		1-1 <b>P3</b>	4 0 1 0 0 1 0	
<b>Jeff Conine, R</b> (1, 7) <small>OBP: 0.250, SLG: 0.625</small>		0-3 <b>K</b>		2-2 <b>F8</b>			1-3 <b>K</b>		2-0 <b>G4-3</b>	4 0 0 0 0 2 1	
<b>Bret Barberie, S</b> (1, 4) <small>OBP: 0.267, SLG: 0.500</small>		4-0 <b>BB</b>			2-1 <b>L8</b>		3-2 <b>G4-3</b>			2 0 0 0 1 0 0	
<b>Benito Santiago, R</b> (1, 2) <small>OBP: 0.286, SLG: 0.250</small>		0-0 <b>L8</b>			2-1 <b>F7</b>			0-0 <b>P4</b>		3 0 0 0 0 0 1	
<b>Kurt Abbott, R</b> (1, 6) <small>OBP: 0.286, SLG: 0.538</small>			1-2 <b>G5-3</b>		0-2 <b>1B</b>			2-2 <b>BB</b> <b>G1-2-3</b> <b>HBP</b>		2 0 1 0 0 0 0	
<b>David Weathers, R</b> (1, 1) <b>Richie Lewis, R</b> (7, 1) <b>Orestes Destrade, S</b> (8, PH) <b>Robb Nen, R</b> (8, 1)			1-3 <b>K</b>		0-3 <b>K</b>			4-0 <b>BB</b>	1-2 <b>BB</b>	2 0 0 0 0 2 1 0 0 0 0 0 0 0 0 0 0 0 1 0 0 0 0 0 0 0 0 0	
<b>Inning Stats</b>	R: 0 H: 0 E: 0 LOB: 0 K: 0 BB: 0 S: 8 P: 11	R: 0 H: 0 E: 0 LOB: 1 K: 2 BB: 1 S: 7 P: 13	R: 0 H: 0 E: 0 LOB: 0 K: 1 BB: 0 S: 9 P: 11	R: 0 H: 1 E: 0 LOB: 1 K: 0 BB: 0 S: 9 P: 16	R: 0 H: 1 E: 0 LOB: 1 K: 1 BB: 0 S: 11 P: 15	R: 0 H: 0 E: 0 LOB: 0 K: 1 BB: 0 S: 8 P: 11	R: 0 H: 0 E: 0 LOB: 0 K: 1 BB: 0 S: 8 P: 15	R: 0 H: 0 E: 0 LOB: 2 K: 0 BB: 2 S: 10 P: 22	R: 0 H: 0 E: 0 LOB: 0 K: 1 BB: 0 S: 6 P: 12	1B: 1 SF: 0 2B: 1 SAC: 0 3B: 0 DP: 1 HR: 0 HBP: 1	WP: 1 PA: 32 PB: 0 SB: 0 CS: 0
<b>PITCHER</b> <b>Scott Sanders, R</b> (1, 1) <small>ERA:</small> <b>Trevor Hoffman, R</b> (8, 1) <small>ERA:</small>	IP WLS BF H R ER SO BB IBB HBP BLK WP HR S P ERA WHIP 7.1 W 27 2 0 0 6 2 0 1 0 1 0 63 101 0.00 0.545 1.2 S 5 0 0 0 1 1 0 0 0 0 0 0 13 25 0.00 0.600	<b>PITCHER</b> IP WLS BF H R ER SO BB IBB HBP BLK WP HR S P ERA WHIP									

Florida Marlins @ San Diego Padres  
 Jack Murphy Stadium, San Diego, CA

Fri Apr 08 1994, 10:05 PM EDT  
 Att. 12,850 - Unknown - 60 F

livebaseballscorecards.com

**AB** 28  
**R** 0  
**H** 2  
**RBI** 0  
**BB** 3  
**SO** 7  
**LOB** 6



Batter	1	2	3	4	5	6	7	8	9	AB R H RBI BB SO LOB
<b>Bip Roberts, S</b> OBP: 0.318, SLG: 0.263 (1, 4)	2-2 G3 1B 1B	0-0 G6-3		0-0 G6-3		2-2 G3				4 0 1 0 0 0 4
<b>Ricky Gutierrez, R</b> OBP: 0.182, SLG: 0.190 (1, 6)	0-2 L4		3-1 G6-3		1-0 G4-3		2-1 G6-3			4 0 0 0 0 0 1
<b>Bill Bean, L</b> OBP: 0.538, SLG: 0.615 (1, 9)	1-2 G3 1B 1-2 1B		1-0 P5		0-0 F8		2-1 1B			4 0 2 0 0 0 0
<b>Phil Plantier, L</b> OBP: 0.150, SLG: 0.263 (1, 7)	2-0 G3 1-2 2-3		0-0 F7		1-0 HR		2-1 P4			4 1 1 1 0 0 3
<b>Derek Bell, R</b> OBP: 0.455, SLG: 0.579 (1, 8)	4-2 BB			3-1 HR		1-2 K		1-0 P4		3 1 1 1 1 1 1
<b>Keith Lockhart, L</b> OBP: 0.429, SLG: 1.286 (1, 5)	1-1 G3			1-0 HR		0-0 G3		1-0 HR		4 2 2 2 0 0 3
<b>Dave Staton, R</b> OBP: 0.353, SLG: 0.429 <b>Archi Cianfrocco, R</b> OBP: 0.118, SLG: 0.176 (1, 3) (6, PR) (7, 3)		2-2 G6-3		4-2 SH3-4 BB		4-0 FC2-5 BB		1-1 L8		1 0 0 0 2 0 0 1 0 0 0 0 0 0
<b>Brad Ausmus, R</b> OBP: 0.316, SLG: 0.500 (1, 2)		0-0 SH3-4 1B		1-0 P4		4-2 FC2-5 BB		2-1 L9-4-6 2B		3 0 2 0 1 0 1
<b>Scott Sanders, R</b> <b>Trevor Hoffman, R</b> (1, 1) (8, 1)		0-0 SH3-4		0-0 SH3-4		0-0 FC2-5		1-0 L9-4-6		1 0 0 0 0 0 2 1 0 0 0 0 0 1
<b>Inning Stats</b>	R: 0 H: 2 E: 0 LOB: 3 K: 0 BB: 1 S: 17 P: 27	R: 0 H: 1 E: 0 LOB: 1 K: 0 BB: 0 S: 6 P: 8	R: 0 H: 0 E: 0 LOB: 0 K: 0 BB: 0 S: 4 P: 8	R: 2 H: 2 E: 0 LOB: 1 K: 0 BB: 1 S: 9 P: 18	R: 1 H: 1 E: 0 LOB: 0 K: 1 BB: 0 S: 6 P: 9	R: 0 H: 0 E: 0 LOB: 2 K: 0 BB: 2 S: 8 P: 18	R: 0 H: 1 E: 0 LOB: 1 K: 0 BB: 0 S: 7 P: 14	R: 1 H: 2 E: 0 LOB: 0 K: 0 BB: 0 S: 6 P: 11		1B: 4 SF: 0 2B: 2 SAC: 2 3B: 0 DP: 1 HR: 4 HBP: 0

**BOTTOM**

**Florida Marlins @ San Diego Padres**  
**Jack Murphy Stadium, San Diego, CA**  
 Fri Apr 08 1994, 10:05 PM EDT  
 Att: 12,850 - Unknown - 60 F

[livebaseballscores.com](http://livebaseballscores.com)

<b>AB</b>	<b>30</b>
<b>R</b>	<b>4</b>
<b>H</b>	<b>9</b>
<b>RBI</b>	<b>4</b>
<b>BB</b>	<b>4</b>
<b>SO</b>	<b>1</b>
<b>LOB</b>	<b>16</b>




<b>WP:</b> 0	<b>PA:</b> 36
<b>PB:</b> 0	
<b>SB:</b> 0	
<b>CS:</b> 0	

PITCHER	IP	WLS	BF	H	R	ER	SO	BB	IBB	HBP	BLK	WP	HR	S	P	ERA	WHIP
<b>David Weathers, R</b> ERA: 4.5 (1, 1)	6.0	L	28	6	3	3	1	4	0	0	0	0	3	50	88	4.50	1.667
<b>Richie Lewis, R</b> ERA: (7, 1)	1.0		4	1	0	0	0	0	0	0	0	0	0	7	14	0.00	1.000
<b>Robb Nen, R</b> ERA: 9.0 (8, 1)	1.0		4	2	1	1	0	0	0	0	0	0	1	6	11	9.00	2.000

Batter	1	2	3	4	5	6	7	8	9	AB R H RBI BB SO LOB	TOP		
<b>Matias Carrillo, L</b> (1, 8) OBP: 0.667, SLG: 1.000 <b>Chuck Carr, S</b> (7, PH) OBP: 0.368, SLG: 0.471 (7, 8)	1-1 		2-1 		2-1 		1-2 	0-2 	1-2 	3 1 2 0 0 0 0 3 2 2 3 0 0 0			
<b>Alex Arias, R</b> (1, 5) OBP: 0.333, SLG: 0.500 (9, 6)	0-3 		1-2 		3-3 		2-2 	0-2 	0-1 	6 1 2 4 0 2 2			
<b>Gary Sheffield, R</b> (1, 9) OBP: 0.364, SLG: 0.278 (9, 5)	2-2 		0-2 				4-0 			3 2 2 1 3 0 1			
<b>Jeff Conine, R</b> (1, 7) OBP: 0.333, SLG: 0.905 (7, 3)	0-0 		2-3 				1-2 			5 2 3 5 0 2 2			
<b>Orestes Destrade, S</b> (1, 3) OBP: 0.176, SLG: 0.267 <b>Jeremy Hernandez, R</b> (7, 1) <b>Rick Renteria, R</b> (9, PH) (9, 5)	2-1 			3-2 		2-1 	3-2 			4 1 1 1 0 0 3 0 0 0 0 0 0 0 1 0 0 0 0 0 0			
<b>Benito Santiago, R</b> (1, 2) OBP: 0.263, SLG: 0.235 (9, 5)	2-3 			1-3 		0-0 				5 1 1 0 0 2 2			
<b>Jerry Browne, S</b> (1, 4) OBP: 0.286, SLG: 0.118 (7, 7)		2-2 		2-0 						2 2 1 0 3 0 0			
<b>Kurt Abbott, R</b> (1, 6) <b>Mark Gardner, R</b> (9, 1)		1-3 		2-0 						4 2 1 0 1 1 2 0 0 0 0 0 0 0			
<b>Pat Rapp, R</b> (1, 1) <b>Bret Barberie, S</b> (7, PH) OBP: 0.278, SLG: 0.471 (7, 4)		0-3 		1-0 						2 0 0 0 0 1 0 3 1 1 1 0 2 3			
<b>Inning Stats</b>	R: 1 H: 3 E: 0 LOB: 2 K: 2 BB: 0 S: 16 P: 23	R: 0 H: 0 E: 0 LOB: 0 K: 2 BB: 0 S: 10 P: 13	R: 0 H: 2 E: 0 LOB: 1 K: 1 BB: 0 S: 11 P: 16	R: 0 H: 1 E: 0 LOB: 1 K: 1 BB: 0 S: 8 P: 16	R: 0 H: 0 E: 0 LOB: 0 K: 1 BB: 0 S: 6 P: 12	R: 0 H: 0 E: 0 LOB: 0 K: 1 BB: 1 S: 9 P: 14	R: 8 H: 6 E: 0 LOB: 1 K: 1 BB: 3 S: 24 P: 48	R: 0 H: 0 E: 0 LOB: 0 K: 1 BB: 0 S: 8 P: 10	R: 6 H: 4 E: 0 LOB: 1 K: 0 BB: 3 S: 22 P: 38	1B: 8 SF: 0 2B: 5 SAC: 0 3B: 0 DP: 0 HR: 3 HBP: 0	WP: 0 PA: 49 PB: 0 SB: 0 CS: 2		
<b>PITCHER</b>	IP WLS BF H R ER SO BB IBB HBP BLK WP HR S P ERA WHIP											<b>PITCHER</b>	IP WLS BF H R ER SO BB IBB HBP BLK WP HR S P ERA WHIP
<b>Andy Benes, R</b> (1, 1) ERA: 4.73	6.1 L 27 8 4 4 9 2 0 0 0 0 0 0 65 105 5.68 1.579											<b>Pedro Martinez, L</b> (7, 1) ERA: 2.25	
<b>A.J. Sager, R</b> (7, 1) ERA: 11.57	0.2 7 3 5 5 0 1 1 0 0 0 2 15 32 67.50 6.000											<b>Tim Mauser, R</b> (8, 1) ERA: 6.0	
<b>Mark Davis, L</b> (9, 1) ERA: 18.0	1.0 10 4 6 6 0 3 0 0 0 0 1 22 38 54.00 7.000												

**Florida Marlins @ San Diego Padres**  
 Jack Murphy Stadium, San Diego, CA  
 Sat Apr 09 1994, 10:05 PM EDT  
 Att. 16,343 - Unknown - 62 F


<b>AB</b>	<b>41</b>
<b>R</b>	<b>15</b>
<b>H</b>	<b>16</b>
<b>RBI</b>	<b>15</b>
<b>BB</b>	<b>7</b>
<b>SO</b>	<b>10</b>
<b>LOB</b>	<b>15</b>



Batter	1	2	3	4	5	6	7	8	9	AB	R	H	RBI	BB	SO	LOB	BOTTOM
<b>Bip Roberts, S</b> OBP: 0.346, SLG: 0.318 (1, 4) C X	0-1 G6-3 ①		0-0 G6-3 ②			1-2 BLK 2B		4-1 G5-3 BB		3	0	1	0	1	0	0	<b>Florida Marlins @ San Diego Padres</b> Jack Murphy Stadium, San Diego, CA Sat Apr 09 1994, 10:05 PM EDT Att: 16,343 - Unknown - 62 F
<b>Craig Shipley, R</b> OBP: 0.143, SLG: 0.143 (1, 6) B B X	2-0 F9 ②		1-0 L4 ③			1-2 G5-3 ①		1-0 G5-3 ②		4	0	0	0	0	0	2	
<b>Bill Bean, L</b> OBP: 0.438, SLG: 0.500 (1, 9) <b>Tim Mauser, R</b> (8, 1) B C X <b>Phil Clark, R</b> OBP: 0.429, SLG: 0.600 (8, PH) <b>Mark Davis, L</b> (9, 1) B C X	1-1 G4-3 ③				1-0 G5-3 ①		1-0 P4 ②	0-2 P3 ③		3	0	0	0	0	0	1	
<b>Phil Plantier, L</b> OBP: 0.250, SLG: 0.333 (1, 7) B B B B		4-1 2B SF8 BB		2-0 2B		4-2 BB		1-0 F8 ①		2	1	1	0	2	0	0	
<b>Derek Bell, R</b> OBP: 0.423, SLG: 0.565 (1, 8) L B T B B F X T B S B F		1-2 SF8 2B		2-3 K ②		1-0 G1-3 ③		1-1 F7 ②		4	0	1	0	0	1	3	
<b>Keith Lockhart, L</b> OBP: 0.273, SLG: 0.900 (1, 5) B B C B X B T B C B		2-2 SF8 ①		0-0 G4-3 ③				2-2 F8 ③		3	0	0	1	0	0	1	
<b>Archi Cianfrocco, R</b> OBP: 0.150, SLG: 0.158 (1, 3) B C H C		2-1 G1-6-3 HBP		0-2 G5-3 ①		0-3 K ②				2	0	0	0	0	1	0	
<b>Brian Johnson, R</b> (1, 2) B C X C	0-1 G1-6-3 ② ③				2-1 L5 ②		0-2 L6 ③			3	0	0	0	0	0	2	
<b>Andy Benes, R</b> (1, 1) <b>Pedro Martinez, L</b> (7, 1) <b>A.J. Sager, R</b> (7, 1) <b>Tim Hyers, L</b> OBP: 0.333, SLG: 0.333 (7, 9) B F S S			1-3 K ①		2-3 K ③			0-0 G4-3 ①		2	0	0	0	0	2	0	

Inning Stats	R: 0	H: 0	E: 0	K: 0	S: 5	R: 1	H: 1	E: 0	K: 0	S: 11	R: 0	H: 0	E: 0	K: 1	S: 5	R: 0	H: 1	E: 0	K: 1	S: 6	R: 0	H: 0	E: 0	K: 1	S: 8	R: 0	H: 1	E: 0	K: 0	S: 10	R: 0	H: 0	E: 0	K: 1	S: 7	R: 0	H: 0	E: 0	K: 0	S: 6	R: 0	H: 0	E: 0	K: 0	S: 7	R: 0	H: 0	E: 0	K: 0	S: 7	1B: 0	2B: 3	3B: 0	HR: 0	SF: 1	SAC: 0	DP: 1	HBP: 1	WP: 0	PB: 0	SB: 0	CS: 0	PA: 33
<b>PITCHER</b>	IP	WLS	BF	H	R	ER	SO	BB	IBB	HBP	BLK	WP	HR	S	P	ERA	WHIP																																														
<b>Pat Rapp, R</b> ERA: 1.5 (1, 1)	6.0	W	23	3	1	1	3	2	0	1	1	0	0	45	76	1.50	0.833																																														
<b>Jeremy Hernandez, R</b> ERA: (7, 1)	2.0		7	0	0	0	1	1	0	0	0	0	0	13	19	0.00	0.500																																														
<b>Mark Gardner, R</b> ERA: (9, 1)	1.0		3	0	0	0	0	0	0	0	0	0	0	7	11	0.00	0.000																																														

<b>AB</b>	<b>28</b>
<b>R</b>	<b>1</b>
<b>H</b>	<b>3</b>
<b>RBI</b>	<b>1</b>
<b>BB</b>	<b>3</b>
<b>SO</b>	<b>4</b>
<b>LOB</b>	<b>10</b>



livebaseballscorecards.com

Batter	1	2	3	4	5	6	7	8	9	AB	R	H	RBI	BB	SO	LOB	TOP
--------	---	---	---	---	---	---	---	---	---	----	---	---	-----	----	----	-----	-----

<b>Chuck Carr, S</b> OBP: 0.375, SLG: 0.455 (1, 8) C B B L L X	2-2 G1-3		0-0 2B 1B	2-0 G3		1-0 G5-3 1B		0-0 L7		5	1	2	0	0	0	2	
---	-------------	--	-----------------	-----------	--	-------------------	--	-----------	--	---	---	---	---	---	---	---	--

<b>Rick Renteria, R</b> OBP: 0.167, SLG: 0.167 (1, 5) C C F F F F X	1-2 HR 1B		2-1 L9		2-2 G6-3	3-1 G5-3 1B			1-3 K	5	1	1	0	0	1	3	
---	-----------------	--	-----------	--	-------------	-------------------	--	--	----------	---	---	---	---	---	---	---	--

<b>Gary Sheffield, R</b> OBP: 0.444, SLG: 0.783 (1, 9) B B B B C F C C X	3-2 HR 1B		2-1 2B		1-1 HR	3-3 H			0-0 WP 3B	5	3	4	5	0	1	0	
--	-----------------	--	-----------	--	-----------	----------	--	--	-----------------	---	---	---	---	---	---	---	--

<b>Jeff Conine, R</b> OBP: 0.385, SLG: 0.833 (1, 7) (9, 3) F B S S S	2-3 K		4-1 G4-6-3 BB		4-0 FC4-6 HBP BB			0-0 G5-3 1B	1-3 K	3	1	1	0	2	2	1	
---	----------	--	---------------------	--	---------------------------	--	--	-------------------	----------	---	---	---	---	---	---	---	--

<b>Orestes Destrade, S</b> OBP: 0.227, SLG: 0.450 (1, 3) <b>Bryan Harvey, R</b> (9, 1) C B F B S	3-3 K		2-0 G4-6-3		1-0 FC4-6 1B			0-0 G5-3	1-2 HR	5	1	2	1	0	1	3	
--	----------	--	---------------	--	--------------------	--	--	-------------	-----------	---	---	---	---	---	---	---	--

<b>Bret Barberie, S</b> OBP: 0.217, SLG: 0.364 (1, 4) X		0-0 G4-3		2-1 G4-3	0-0 FC4-6 HBP BB			1-0 F8	0-1 F8	5	0	0	0	0	0	3	
---	--	-------------	--	-------------	---------------------------	--	--	-----------	-----------	---	---	---	---	---	---	---	--

<b>Ron Tingley, R</b> (1, 2) <b>Yorkis Perez, L</b> (7, 1) <b>Luis Aquino, R</b> (7, 1) <b>Matias Carrillo, L</b> OBP: 0.667, SLG: 1.000 (9, 7)		3-1 L9		2-2 L4	4-2 HBP BB			1-1 G6-3		3	0	0	0	0	1	0	1
--	--	-----------	--	-----------	------------------	--	--	-------------	--	---	---	---	---	---	---	---	---

<b>Alex Arias, R</b> OBP: 0.400, SLG: 0.375 (1, 6) G B T I C B S		2-3 K		4-0 E 1B BB	2-2 FC5-4 HBP			1-1 L9		2	0	0	1	1	1	0	
--	--	----------	--	----------------------	---------------------	--	--	-----------	--	---	---	---	---	---	---	---	--

<b>Charlie Hough, R</b> OBP: 0.800, SLG: 0.750 (1, 1) <b>Benito Santiago, R</b> OBP: 0.250, SLG: 0.222 (7, 2) B C X		1-1 2B 1B		0-0 E9 1B	0-0 FC5-4			0-1 G5-3		3	1	2	0	0	0	3	
---	--	-----------------	--	-----------------	--------------	--	--	-------------	--	---	---	---	---	---	---	---	--

<b>Inning Stats</b>	R: 2 E: 0 K: 2 S: 18	H: 2 LOB: 0 BB: 0 P: 29	R: 0 E: 0 K: 1 S: 7	H: 0 LOB: 0 BB: 0 P: 12	R: 2 E: 0 K: 0 S: 9	H: 3 LOB: 1 BB: 1 P: 20	R: 0 E: 1 K: 0 S: 7	H: 1 LOB: 2 BB: 1 P: 17	R: 2 E: 0 K: 0 S: 14	H: 2 LOB: 3 BB: 2 P: 28	R: 0 E: 0 K: 1 S: 6	H: 1 LOB: 0 BB: 0 P: 13	R: 0 E: 0 K: 0 S: 5	H: 1 LOB: 1 BB: 0 P: 7	R: 0 E: 0 K: 0 S: 5	H: 0 LOB: 0 BB: 0 P: 6	R: 2 E: 0 K: 2 S: 12	H: 2 LOB: 0 BB: 0 P: 15	1B: 7 2B: 1 3B: 1 HR: 3	SF: 0 SAC: 0 DP: 1 HBP: 1	WP: 1 PB: 0 SB: 1 CS: 0	PA: 42
---------------------	-------------------------------	----------------------------------	------------------------------	----------------------------------	------------------------------	----------------------------------	------------------------------	----------------------------------	-------------------------------	----------------------------------	------------------------------	----------------------------------	------------------------------	---------------------------------	------------------------------	---------------------------------	-------------------------------	----------------------------------	----------------------------------	------------------------------------	----------------------------------	--------

<b>PITCHER</b>	IP	WLS	BF	H	R	ER	SO	BB	IBB	HBP	BLK	WP	HR	S	P	ERA	WHIP								
<b>Wally Whitehurst, R</b> ERA: 10.57 (1, 1)	4.2	L	25	8	6	6	3	4	0	0	0	0	2	51	100	11.57	2.571								
<b>Tim Mauser, R</b> ERA: 3.38 (5, 1)	2.1		9	2	0	0	1	0	0	1	0	0	0	15	26	0.00	0.857								
<b>Gene Harris, R</b> ERA: 7.2 (8, 1)	2.0		8	2	2	2	2	0	0	0	0	1	1	17	21	9.00	1.000								

Florida Marlins @ San Diego Padres  
 Jack Murphy Stadium, San Diego, CA  
 Sun Apr 10 1994, 10:05 PM EDT  
 Att. 14,596 - Sunny - 66 F

[livebaseballscorecards.com](http://livebaseballscorecards.com)

AB	37
R	8
H	12
RBI	7
BB	4
SO	6
LOB	16



Batter	1	2	3	4	5	6	7	8	9	AB R H RBI BB SO LOB	BOTTOM
Craig Shipley, R OBP: 0.167, SLG: 0.250 (1, 4) (9, 5)	1-0 G5-3		1-0 F8	3-1 FC6-4			1-0 SF8 2B		1-0 G5-3	5 1 1 0 0 0 2	<b>Florida Marlins @ San Diego Padres</b> <b>Jack Murphy Stadium, San Diego, CA</b> Sun Apr 10 1994, 10:05 PM EDT Att. 14,596 - Sunny - 66 F
Ricky Gutierrez, R OBP: 0.185, SLG: 0.200 (1, 6) (9, 5)	2-0 G3-1		2-3 K		2-1 G4-3 1B		1-2 SF8 2-H		0-1 G3	4 0 1 1 0 1 0	
Derek Bell, R OBP: 0.419, SLG: 0.643 (1, 8) (9, 5)	2-1 1B			1-0 F9	0-0 G4-3		1-1 HR		2-2 G6-3	5 1 2 1 0 0 1	
Phil Plantier, L OBP: 0.250, SLG: 0.292 (1, 7) (9, 5)	1-0 F7			1-1 P4	2-3 K		4-1 BB			3 0 0 0 1 1 1	
Phil Clark, R OBP: 0.273, SLG: 0.333 Gene Harris, R (8, 1)		1-0 P7		3-2 E6 WP 1B HR		0-1 F7	1-2 F9			4 1 0 0 0 0 1 0 0 0 0 0 0 0	
Dave Staton, R OBP: 0.429, SLG: 0.438 Bip Roberts, S OBP: 0.346, SLG: 0.318 (8, PR) (9, 4)		4-1 FC5-4 BB		1-1 WP HR 1B		1-1 F9		4-2 FC1-6 BB		2 1 1 0 2 0 0 0 0 0 0 0 0 0	
Archi Cianfrocco, R OBP: 0.208, SLG: 0.391 (1, 5) (9, 3)		1-1 F9		2-1 HR		1-0 2B		0-0 FC1-6		4 1 2 3 0 0 2	
Brad Ausmus, R OBP: 0.304, SLG: 0.455 (1, 2) (9, 5)		1-2 FC5-4		0-0 1B		0-3 K		1-3 K		4 0 1 0 0 2 3	
Wally Whitehurst, R OBP: 0.333, SLG: 0.333 Tim Mauser, R OBP: 0.231, SLG: 0.750 (7, PH) (8, 9)			1-1 P7	1-1 FC6-4 1B			0-3 K2-3	1-0 F7		2 0 1 0 0 0 0 0 0 0 0 0 0 0 2 0 0 0 0 1 1	

Inning Stats	R: 0	H: 1	E: 0	K: 5	H: 0	LOB: 1	E: 0	K: 0	S: 7	R: 0	H: 0	E: 0	K: 1	S: 6	R: 3	H: 4	E: 1	K: 0	S: 16	R: 0	H: 1	E: 0	K: 1	S: 6	R: 0	H: 1	E: 0	K: 1	S: 8	R: 2	H: 2	E: 0	K: 1	S: 15	R: 0	H: 0	E: 0	K: 1	S: 8	R: 0	H: 0	E: 0	K: 0	S: 6	1B: 5	SF: 1	2B: 2	SAC: 0	3B: 0	DP: 1	HR: 2	HBP: 0	WP: 1	PA: 39
--------------	------	------	------	------	------	--------	------	------	------	------	------	------	------	------	------	------	------	------	-------	------	------	------	------	------	------	------	------	------	------	------	------	------	------	-------	------	------	------	------	------	------	------	------	------	------	-------	-------	-------	--------	-------	-------	-------	--------	-------	--------

PITCHER	IP	WLS	BF	H	R	ER	SO	BB	IBB	HBP	BLK	WP	HR	S	P	ERA	WHIP
Charlie Hough, R ERA: 2.84 (1, 1)	6.2	W	30	9	5	2	4	1	0	0	0	1	2	58	96	2.70	1.500
Yorkis Perez, L ERA: 27.0 (7, 1)	0.0		1	0	0	0	0	1	0	0	0	0	0	1	5	∞	∞
Luis Aquino, R ERA: (7, 1)	1.1		5	0	0	0	1	1	0	0	0	0	0	12	19	0.00	0.750
Bryan Harvey, R ERA: (9, 1)	1.0	S	3	0	0	0	0	0	0	0	0	0	0	6	9	0.00	0.000

AB	35
R	5
H	9
RBI	5
BB	3
SO	5
LOB	11



livebaseballscorecards.com

Batter	1	2	3	4	5	6	7	8	9	AB R H RBI BB SO LOB	TOP											
James Mouton, R (1, 9) OBP: 0.281, SLG: 0.300	1-3 K		2-3 K	2-1 F9		2-2 FC3-6 1B		0-1 G6-3		5 0 1 0 0 2 2												
Steve Finley, L (1, 8) OBP: 0.276, SLG: 0.321	1-2 2B		0-0 BB 2B		1-0 E9 5 1B	0-0 FC3-6		2-2 P4	2-2 P4	5 1 2 0 0 0 1												
Craig Biggio, R (1, 4) OBP: 0.367, SLG: 0.480 Andy Stankiewicz, R (9, 4)	2-2 F9		4-1 BB BB		1-0 5 1B HR HBP	3-1 P4		2-2 3B 2B	2-2 3B 2B	3 2 1 0 1 0 2 0 0 0 0 0 0 0												
5 Jeff Bagwell, R (1, 3) OBP: 0.400, SLG: 0.464	2-3 K		2-3 K		0-0 HR 1B		1-1 CS 1B	0-0 F8	0-0 F8	5 1 2 1 0 2 4												
Luis Gonzalez, L (1, 7) OBP: 0.231, SLG: 0.375		2-2 F8	4-2 BB		1-2 HR		0-2 K	1-2 3B	1-2 3B	4 1 2 4 1 1 1												
Ken Caminiti, S (1, 5) OBP: 0.192, SLG: 0.250		4-2 CS BB	0-0 F8		2-1 G4-3		1 SAFE K	2-3 K	3-3 K	4 0 0 0 1 2 5												
Scott Servais, R (1, 2) OBP: 0.261, SLG: 0.400		2-2 HR		2-0 F7	0-3 K			1-3 K		4 1 1 1 0 2 0												
Andujar Cedeno, R (1, 6) OBP: 0.571, SLG: 1.115		1-2 HR		0-0 2B	0-3 K			2-2 SH3-4 1B		4 1 3 1 0 1 0												
Darryl Kile, R (1, 1) Tom Edens, R (7, 1)		0-1 G4-3		0-0 F9		0-3 K		0-1 SH3-4		3 0 0 0 0 1 1 0 0 0 0 0 0 0												
<b>Inning Stats</b>	R: 0 E: 0 K: 2 S: 13	H: 1 LOB: 1 BB: 0 P: 19	R: 2 E: 0 K: 0 S: 14	H: 2 LOB: 0 BB: 1 P: 23	R: 0 E: 0 K: 2 S: 19	H: 1 LOB: 3 BB: 2 P: 31	R: 0 E: 0 K: 0 S: 5	H: 1 LOB: 1 BB: 0 P: 9	R: 4 E: 1 K: 2 S: 13	H: 2 LOB: 0 BB: 0 P: 18	R: 0 E: 0 K: 1 S: 10	H: 1 LOB: 1 BB: 0 P: 15	R: 0 E: 0 K: 2 S: 8	H: 1 LOB: 0 BB: 0 P: 11	R: 0 E: 0 K: 1 S: 10	H: 1 LOB: 1 BB: 0 P: 13	R: 1 E: 0 K: 1 S: 16	H: 2 LOB: 1 BB: 0 P: 24	1B: 4 2B: 4 3B: 1 HR: 3	SF: 0 SAC: 1 DP: 0 HBP: 1	WP: 0 PB: 0 SB: 0 CS: 2	PA: 42
<b>PITCHER</b>	IP WLS BF H R ER SO BB IBB HBP BLK WP HR S P ERA WHIP																					
Ryan Bowen, R (1, 1) ERA: 6.0	4.0 L 23 7 6 5 4 3 0 1 0 0 3 56 90 11.25 2.500																					
Richie Lewis, R (5, 1) ERA:	1.0 3 0 0 0 2 0 0 0 0 0 0 8 10 0.00 0.000																					
Robb Nen, R (6, 1) ERA: 3.0	2.0 7 2 0 0 3 0 0 0 0 0 0 18 26 0.00 1.000																					
Mark Gardner, R (8, 1) ERA: 3.0	2.0 9 3 1 1 2 0 0 0 0 0 0 26 37 4.50 1.500																					

Houston Astros @ Florida Marlins  
Joe Robbie Stadium, Miami, FL

Tue Apr 12 1994, 3:33 AM EDT  
Att. 43,290 - Sunny - 82 F

AB	37
R	7
H	12
RBI	7
BB	3
SO	11
LOB	16



WP: 0	PA: 42
PB: 0	
SB: 0	
CS: 2	

livebaseballscorecards.com

Batter	1	2	3	4	5	6	7	8	9	AB R H RBI BB SO LOB
<b>Chuck Carr, S</b> (1, 8) OBP: 0.321, SLG: 0.385 FB X	2-1 G4-3 1		1-3 K 3		0-0 FC3-6 BB 1-2f 2-3		2-2 G4-3 2			4 0 0 0 0 1 2
<b>Jerry Browne, S</b> (1, 5) OBP: 0.280, SLG: 0.100 CS S	0-3 K 2			0-1 G3 1	4-1 SAFE SAFE BB BB CC BB	1-2 BB	2-1 G1-3 3			3 0 0 0 0 1 1 0
<b>Gary Sheffield, R</b> (1, 9) OBP: 0.452, SLG: 0.778 FS BB CC	2-3 K 3			0-0 1B 2B	3-2 FC BB BB X	3-2 G5-3 3		0-1 1B		4 1 2 0 0 1 3
<b>Jeff Conine, R</b> (1, 7) OBP: 0.400, SLG: 0.778 FT BB BB		1-3 K 1		3-2 1B 2-H		4-1 WP BB		3-3 SAFE 1 SAFE	1-2 K 1	3 0 1 1 1 2 1
<b>Orestes Destrade, S</b> (1, 3) OBP: 0.192, SLG: 0.375 CB FF BB		2-3 K 2		0-0 P5 2		3-2 SAFE 1 BB CC BB X	1-2 P7 1	2-3 K 2		4 0 0 0 0 2 3
<b>Bret Barberie, S</b> (1, 4) OBP: 0.185, SLG: 0.308 X FB SAFE		0-0 F7 3		1-1 F8 3		2-2 P5 2		2-2 F9 3		4 0 0 0 0 0 3
<b>Benito Santiago, R</b> (1, 2) OBP: 0.333, SLG: 0.381 BX			1-0 E4 3B		2-1 FC3-6 1B		4-1 BB BB		0-0 G6-3 1	3 1 2 0 1 0 0
<b>Kurt Abbott, R</b> (1, 6) OBP: 0.348, SLG: 0.476 FB SB CC			2-3 K 1		3-1 FC3-6 1B		1-3 K 3		1-0 G6-4-3 1B	4 0 2 0 0 2 2
<b>Ryan Bowen, R</b> (1, 1) OBP: 0.333, SLG: 0.333 <b>Richie Lewis, R</b> (5, 1) <b>Alex Arias, R</b> (5, PH) OBP: 0.369, SLG: 0.333 <b>Robb Nen, R</b> (8, 1) <b>Matias Carrillo, L</b> (7, PH) OBP: 0.600, SLG: 0.750 <b>Mark Gardner, R</b> (8, 1) <b>Rick Renteria, R</b> (9, PH) OBP: 0.143, SLG: 0.143 CB FB FF SB T			3-2 K 2		1-2 L7 1		1-2 F7 1		1-0 G6-4-3 3 1-2f	1 0 0 0 0 0 1 0 0 0 0 0 0 0 0 0 1 0 0 0 0 0 0 2 0 0 0 0 0 0 0 0 1 0 0 0 0 0 0 0 0 0 0 0 0 0 0 0 1 0 0 0 0 0 0 1

Inning Stats	R: 0 E: 0 K: 2 S: 8	H: 0 LOB: 0 BB: 0 P: 12	R: 0 E: 0 K: 2 S: 7	H: 0 LOB: 0 BB: 0 P: 10	R: 1 E: 1 K: 3 S: 11	H: 1 LOB: 0 BB: 0 P: 18	R: 1 E: 0 K: 0 S: 9	H: 2 LOB: 1 BB: 0 P: 13	R: 0 E: 0 K: 0 S: 13	H: 2 LOB: 3 BB: 1 P: 26	R: 0 E: 0 K: 1 S: 11	H: 0 LOB: 2 BB: 2 P: 25	R: 0 E: 0 K: 0 S: 8	H: 0 LOB: 0 BB: 0 P: 13	R: 0 E: 0 K: 2 S: 13	H: 1 LOB: 1 BB: 0 P: 20	R: 0 E: 0 K: 0 S: 3	H: 1 LOB: 0 BB: 0 P: 5	1B: 5 2B: 1 3B: 1 HR: 0	SF: 0 SAC: 0 DP: 1 HBP: 0	WP: 1 PB: 0 SB: 1 CS: 0	PA: 36 ERA WHIP
<b>Darryl Kile, R</b> (1, 1) ERA: 4.09	6.0	WLS W	26	H: 5 R: 2	ER: 1 SO: 8	BB: 3 IBB: 0	HBP: 0 BLK: 0	WP: 1 HR: 0	S: 59 P: 104	ERA: 1.50 WHIP: 1.333												
<b>Tom Edens, R</b> (7, 1) ERA: 1.42	3.0	S	10	H: 2 R: 0	ER: 0 SO: 2	BB: 0 IBB: 0	HBP: 0 BLK: 0	WP: 0 HR: 0	S: 24 P: 38	ERA: 0.00 WHIP: 0.667												

**Houston Astros @ Florida Marlins**  
**Joe Robbie Stadium, Miami, FL**  
Tue Apr 12 1994, 3:33 AM EDT  
Att: 43,290 - Sunny - 82 F

AB	33
R	2
H	7
RBI	1
BB	3
SO	10
LOB	17



Batter	1	2	3	4	5	6	7	8	9	AB R H RBI BB SO LOB	TOP
<b>James Mouton, R</b> (1, 9) OBP: 0.278, SLG: 0.294	0-1 G6-3		0-0 1B		1-0 L6		0-2 F9			4 0 1 0 0 0 1	
<b>Steve Finley, L</b> (1, 8) OBP: 0.242, SLG: 0.281	1-0 F9		0-0 L4			1-2 E4 5 2B	1-1 G6-3			4 1 0 0 0 0 1	
<b>Craig Biggio, R</b> (1, 4) OBP: 0.382, SLG: 0.483	2-2 G4-3			0-1 FC6-4 5 1B		0-1 5 2B	3-2 G1-4-3			4 1 2 0 0 0 0	
<b>5 Jeff Bagwell, R</b> (1, 3) OBP: 0.382, SLG: 0.469		0-0 L7		2-1 FC6-4 1-2f		3-2 F9 1-H 2-H HR 2B		2-3 K		4 1 1 2 0 1 1	
<b>Ken Caminiti, S</b> (1, 5) OBP: 0.200, SLG: 0.250		1-0 1B		0-0 L8		0-0 F9		1-2 G6-3		4 0 1 0 0 0 2	
<b>Luis Gonzalez, L</b> (1, 7) OBP: 0.200, SLG: 0.321		1-2 F9		0-0 F8		2-0 G3		1-1 F7		4 0 0 0 0 0 3	
<b>Tony Eusebio, R</b> (1, 2) OBP: 0.167, SLG: 0.667		2-0 P4			3-2 G6-3	2-1 HR			0-1 G4-3	4 1 1 2 0 0 1	
<b>Andujar Cedeno, R</b> (1, 6) OBP: 0.531, SLG: 1.000			0-0 F9		1-0 G6-3	0-3 K			1-1 F9-3 HBP	3 0 0 0 0 1 0	
<b>Greg Swindell, L</b> (1, 1) OBP: 0.200, SLG: 0.200 <b>Roberto Petagine, L</b> (9, PH) <b>Todd Jones, L</b> (9, 1)			0-0 G5-3		0-1 1B	0-1 G5-3			2-2 F9-3 1-2	3 0 1 0 0 0 1 1 0 0 0 0 0 1 0 0 0 0 0 0 0	

Houston Astros @ Florida Marlins  
 Joe Robbie Stadium, Miami, FL  
 Wed Apr 13 1994, 7:05 PM EDT  
 Att. 30,225 - Unknown - 80 F

AB	35
R	4
H	7
RBI	4
BB	0
SO	2
LOB	11



WP: 1	PA: 36	PB: 0	SB: 0	CS: 0
-------	--------	-------	-------	-------

Inning Stats	R: 0 E: 0 K: 0 S: 6	H: 0 LOB: 0 BB: 0 P: 9	R: 0 E: 0 K: 0 S: 6	H: 1 LOB: 1 BB: 0 P: 10	R: 0 E: 0 K: 0 S: 4	H: 1 LOB: 1 BB: 0 P: 4	R: 0 E: 1 K: 0 S: 6	H: 1 LOB: 1 BB: 0 P: 8	R: 0 E: 0 K: 0 S: 9	H: 1 LOB: 1 BB: 0 P: 14	R: 4 E: 1 K: 1 S: 18	H: 3 LOB: 1 BB: 0 P: 26	R: 0 E: 0 K: 0 S: 12	H: 0 LOB: 0 BB: 0 P: 16	R: 0 E: 0 K: 1 S: 9	H: 0 LOB: 0 BB: 0 P: 13	R: 0 E: 0 K: 0 S: 9	H: 0 LOB: 0 BB: 0 P: 12	1B: 5 2B: 2 3B: 0 HR: 1	SF: 0 SAC: 0 DP: 1 HBP: 1
--------------	------------------------------	---------------------------------	------------------------------	----------------------------------	------------------------------	---------------------------------	------------------------------	---------------------------------	------------------------------	----------------------------------	-------------------------------	----------------------------------	-------------------------------	----------------------------------	------------------------------	----------------------------------	------------------------------	----------------------------------	----------------------------------	------------------------------------

PITCHER	IP	WLS	BF	H	R	ER	SO	BB	IBB	HBP	BLK	WP	HR	S	P	ERA	WHIP
<b>Chris Hammond, L</b> (1, 1) ERA: 0.68	5.2	L	25	7	4	1	0	0	0	0	0	0	1	44	66	1.59	1.235
<b>Richie Lewis, R</b> (6, 1) ERA:	0.1		2	0	0	0	1	0	0	0	0	1	0	5	5	0.00	0.000
<b>Luis Aquino, R</b> (7, 1) ERA:	2.0		6	0	0	0	1	0	0	0	0	0	0	21	29	0.00	0.000
<b>Jeremy Hernandez, R</b> (9, 1) ERA:	1.0		3	0	0	0	0	0	0	1	0	0	0	9	12	0.00	0.000

PITCHER	IP	WLS	BF	H	R	ER	SO	BB	IBB	HBP	BLK	WP	HR	S	P	ERA	WHIP
---------	----	-----	----	---	---	----	----	----	-----	-----	-----	----	----	---	---	-----	------



Batter	1	2	3	4	5	6	7	8	9	AB	R	H	RBI	BB	SO	LOB	BOTTOM
<b>Chuck Carr, S</b> (1, 8) <small>OBP: 0.290, SLG: 0.345</small> B F X	1-2 <b>G6-3</b> ① 		1-1 <b>G6-3</b> ③ 			0-0 <b>SH3</b> ① 		0-1 <b>L7</b> ② 		3	0	0	0	0	0	1	<b>Houston Astros @ Florida Marlins</b> Joe Robbie Stadium, Miami, FL Wed Apr 13 1994, 7:05 PM EDT Att: 30,225 - Unknown - 80 F
<b>Dave Magadan, L</b> (1, 5) <b>Jeremy Hernandez, R</b> (9, 1) C B X	1-1 <b>L9</b> ② 			0-3 <b>K</b> ① 		2-2 <b>F9</b> ② 		2-1 <b>G6-3</b> ③ 		4	0	0	0	0	1	2	
<b>Gary Sheffield, R</b> (1, 9) <small>OBP: 0.400, SLG: 0.677</small> B F X	1-1 <b>G6-3</b> ③ 			0-0 <b>F8</b> ② 		0-0 <b>F8</b> ③ 			3-1 <b>G6-3</b> ① 	4	0	0	0	0	0	1	
<b>Jeff Conine, R</b> (1, 7) <small>OBP: 0.353, SLG: 0.677</small> B F X		1-3 <b>K</b> ① 		0-0 <b>F9</b> ③ 		0-0 <b>G6-3</b> ① 		1-0 <b>G5-3</b> ② 	4-0 <b>G6-3</b> ① 	4	0	0	0	0	1	0	
<b>Orestes Destrade, S</b> (1, 3) <small>OBP: 0.200, SLG: 0.333</small> C B F X		1-3 <b>K</b> ② 		2-2 <b>G4-3</b> ① 		1-0 <b>F7</b> ② 		4-2 <b>2B</b> BB 	3-1 <b>G6-3</b> ① 	3	1	0	0	1	1	0	
<b>Bret Barberie, S</b> (1, 4) <small>OBP: 0.258, SLG: 0.433</small> B F X		1-2 <b>1B</b> 		1-3 <b>K</b> ② 		0-0 <b>2B</b> 		0-0 <b>1B</b> BB 	4-1 <b>G6-3</b> ① 	4	1	3	1	0	1	0	
<b>Benito Santiago, R</b> (1, 2) <small>OBP: 0.357, SLG: 0.400</small> 1 SAFE S SAFE X		0-1 <b>G6-3</b> ③ 		0-0 <b>1B</b> 		0-1 <b>F9</b> ③ 		0-1 <b>1B</b> 	4-2 <b>2B</b> BB 	4	0	2	1	0	0	2	
<b>Kurt Abbott, R</b> (1, 6) <small>OBP: 0.333, SLG: 0.440</small> B F F F S			3-3 <b>K</b> ① 		2-3 <b>K</b> ③ 		1-1 <b>1B</b> WP 	0-0 <b>G2-3</b> ③ 	4-0 <b>G6-3</b> ① 	4	0	1	0	0	2	2	
<b>Chris Hammond, L</b> (1, 1) <b>Richie Lewis, R</b> (6, 1) <b>Alex Arias, R</b> (6, PH) <small>OBP: 0.417, SLG: 0.500</small> <b>Luis Aquino, R</b> (7, 1) <b>Rick Renteria, R</b> (8, PH) <small>OBP: 0.125, SLG: 0.125</small> (9, 5)			1-3 <b>K</b> ② 		1-1 <b>SH3</b> ② 		0-0 <b>F8</b> ① 		1-0 <b>1B</b> 	1-0 <b>G6-3</b> ① 	1	0	0	0	0	1	0

Inning Stats	R: 0	H: 0	E: 0	K: 0	S: 7	R: 0	H: 1	E: 0	K: 2	S: 12	R: 0	H: 0	E: 0	K: 2	S: 9	R: 0	H: 0	E: 0	K: 1	S: 5	R: 0	H: 1	E: 0	K: 2	S: 10	R: 0	H: 1	E: 0	K: 0	S: 7	R: 0	H: 1	E: 0	K: 0	S: 7	R: 2	H: 2	E: 0	K: 0	S: 11	1B: 4	2B: 3	3B: 0	HR: 0	SF: 0	SAC: 1	DP: 0	HBP: 0	WP: 1	PA: 35
<b>Greg Swindell, L</b> (1, 1) <small>ERA: 1.29</small> <b>Todd Jones, R</b> (9, 1) <small>ERA: 3.86</small>	IP	WLS	BF	H	R	ER	SO	BB	IBB	HBP	BLK	WP	HR	S	P	ERA	WHIP																																	
	8.0	W	29	5	0	0	7	0	0	0	0	1	0	62	85	0.00	0.625																																	
	1.0		6	2	2	2	0	1	0	0	0	0	0	11	19	18.00	3.000																																	



Batter	1		2		3		4		5		6		7		8		9		AB R H RBI BB SO LOB	TOP																												
Craig Biggio, R OBP: 0.389, SLG: 0.484 Andy Stankiewicz, R OBP: 0.500, SLG: 0.750 (1, 4) (5, PH) (5, 4)	3-2 G3 1B				1-1 G5-3				1-1 1B 2B				1-2 FC1-6 1B			1-3 K	2 0 1 0 0 0 0 3 1 2 0 0 1 0																															
Steve Finley, L OBP: 0.257, SLG: 0.353 Mike Felder, S OBP: 0.500, SLG: 0.500 (1, 8) (5, PH) (5, 8)	1-0 L8				2-2 SF9 3B				3-2 F9 G4-3 2-H 1B				1-1 F7			1-0 G4-3	2 1 1 0 0 0 1 3 0 1 1 0 0 1																															
Kevin Bass, S OBP: 0.200, SLG: 0.222 (1, 9)	SAFE 1-2 G3				1-1 SF9				2-1 G4-3				0-2 FC1-6 1B				3 0 1 1 0 0 2																															
5 Jeff Bagwell, R OBP: 0.378, SLG: 0.457 Roberto Petagine, L (1, 3) (7, PH) (7, 3)	SAFE 1-2 G1-3				3-H 1-0 BB 1B				1-2 F9				1-2 FC1-6				3 0 1 0 0 0 2 1 0 0 0 0 0 2																															
Luis Gonzalez, L OBP: 0.206, SLG: 0.290 (1, 7)					1-2 P6				3-2 F8				0-3 K				3 0 0 0 1 1 3																															
Chris Donnels, L OBP: 0.455, SLG: 1.000 (1, 5)					4-2 1B BB G4-3				0-0 FC6 1B				2-2 G3-1				3 0 1 0 1 0 2																															
Scott Servais, R OBP: 0.269, SLG: 0.391 Mike Hampton, R Tom Edens, R Ken Caminiti, S OBP: 0.194, SLG: 0.241 Mitch Williams, L (1, 2) (6, 1) (7, 1) (8, PH) (8, 1)					0-0 FC5-4 1B				0-1 F9				1-0 P3			1-0 P6	3 0 1 0 0 0 1 0 0 0 0 0 0 0 0 0 0 0 0 0 0 1 0 0 0 0 0 0 0 0 0 0 0 0 0	AB 35 R 2 H 9 RBI 2 BB 2 SO 6 LOB 21																														
Andujar Cedeno, R OBP: 0.472, SLG: 0.879 (1, 6)					0-3 K				0-0 G6-3				1-2 FC6 G4-6-3			2-3 K	4 0 0 0 0 2 3																															
Pete Harnisch, S Shane Reynolds, R Eddie Taubensee, L OBP: 0.143, SLG: 0.143 (1, 1) (1, 1) (6, PH) (6, 2)					1-1 FC5-4				1-3 K				1-0 G4-6-3			3-3 K	0 0 0 0 0 0 0 2 0 0 0 0 1 2 2 0 0 0 0 1 2																															
Inning Stats	R: 0 E: 0 K: 0 S: 11	H: 1 LOB: 1 BB: 0 P: 17	R: 0 E: 0 K: 1 S: 12	H: 1 LOB: 2 BB: 1 P: 18	R: 1 E: 0 K: 0 S: 10	H: 2 LOB: 2 BB: 1 P: 19	R: 0 E: 0 K: 1 S: 6	H: 0 LOB: 0 BB: 0 P: 7	R: 1 E: 0 K: 0 S: 13	H: 2 LOB: 1 BB: 0 P: 23	R: 0 E: 0 K: 0 S: 6	H: 1 LOB: 1 BB: 0 P: 9	R: 0 E: 0 K: 1 S: 14	H: 2 LOB: 2 BB: 0 P: 17	R: 0 E: 0 K: 1 S: 7	H: 0 LOB: 0 BB: 0 P: 12	R: 0 E: 0 K: 2 S: 9	H: 0 LOB: 0 BB: 0 P: 14	1B: 7 2B: 1 3B: 1 HR: 0	SF: 1 SAC: 0 DP: 1 HBP: 0	WP: 0 PB: 0 SB: 0 CS: 0	PA: 38																										
PITCHER	IP	WLS	BF	H	R	ER	SO	BB	IBB	HBP	BLK	WP	HR	S	P	ERA	WHIP	PITCHER													IP	WLS	BF	H	R	ER	SO	BB	IBB	HBP	BLK	WP	HR	S	P	ERA	WHIP	
David Weathers, R ERA: 3.55 (1, 1)	6.2	W	31	9	2	2	2	2	0	0	0	0	0	69	107	2.70	1.650																															
Yorkis Perez, L ERA: 5.4 (7, 1)	1.1		4	0	0	0	2	0	0	0	0	0	0	10	15	0.00	0.000																															
Bryan Harvey, R ERA: (9, 1)	1.0		3	0	0	0	2	0	0	0	0	0	0	9	14	0.00	0.000																															

Houston Astros @ Florida Marlins  
Joe Robbie Stadium, Miami, FL  
Thu Apr 14 1994, 3:33 AM EDT  
Att. 26,177 - Sunny - 85 F

livebaseballscorecards.com





San Francisco Giants @ Florida Marlins  
Joe Robbie Stadium, Miami, FL

Fri Apr 15 1994, 7:05 PM EDT  
Att. 35,648 - Unknown - 80 F

AB	38
R	6
H	11
RBI	4
BB	3
SO	5
LOB	24



Batter	1	2	3	4	5	6	7	8	9	AB	R	H	RBI	BB	SO	LOB
Darren Lewis, R (1, 8) OBP: 0.356, SLG: 0.366	G6-3 1B		0-0 1B 3B	4-1 CS BB		0-1 G4-3		2-2 1B		4	1	3	0	1	0	1
Robby Thompson, R (1, 4) OBP: 0.265, SLG: 0.241	P4		3-3 1B 3B	1-0 G5-3			2-0 F9 E 2B	2-3 1B		5	1	1	0	0	2	5
Willie McGee, S (1, 9) OBP: 0.275, SLG: 0.297	G6-3 1-2		1-0 1B E 1B	0-0 G4-3			0-2 G5-3	0-2 G5-3		5	1	1	1	0	0	4
Matt Williams, R (1, 5) OBP: 0.295, SLG: 0.500	K		0-0 F8		1-0 L7		0-0 F9		3-1 F8	5	0	0	0	0	1	3
Barry Bonds, L (1, 7) OBP: 0.350, SLG: 0.500		4-1 1B G5-3 BB	3-2 E S 1B 1B		1-1 L8		3-2 E3 BLK		0-1 F7	4	2	1	0	1	0	0
Todd Benzing, S (1, 3) OBP: 0.250, SLG: 0.324		3-2 G5-3 1B	3-2 E4 1B 1B		3-2 G4-3		0-3 K		1-2 G4-3	5	0	1	0	0	1	2
Royce Clayton, R (1, 6) OBP: 0.447, SLG: 0.545 Mike Benjamin, R (9, 6)		1-2 K	0-0 1B 1B			1-2 SH5-4 1B		4-1 1B S FC1-6 BB		3	1	2	1	1	1	2
Kirt Manwaring, R (1, 2) OBP: 0.200, SLG: 0.207		0-0 G5-3	1-2 1B		1-2 P6		1 SAFE 2-1 P6		3-2 FC1-6 1B	4	0	2	1	0	0	2
Bill Swift, R (1, 1) OBP: 0.143, SLG: 0.286 Dave Burba, R (9, 1)		0-1 G4-3	1-1 F8			0-1 SH5-4		0-0 FC1-6 1B		3	0	0	1	0	0	5
Inning Stats	R: 0 E: 0 K: 1 S: 8 H: 1 LOB: 1 BB: 0 P: 14	R: 1 E: 0 K: 1 S: 11 H: 1 LOB: 1 BB: 1 P: 19	R: 3 E: 1 K: 1 S: 19 H: 5 LOB: 3 BB: 0 P: 31	R: 0 E: 0 K: 0 S: 3 H: 0 LOB: 0 BB: 1 P: 8	R: 0 E: 0 K: 0 S: 6 H: 0 LOB: 0 BB: 0 P: 11	R: 0 E: 0 K: 0 S: 10 H: 1 LOB: 1 BB: 0 P: 13	R: 1 E: 1 K: 1 S: 11 H: 1 LOB: 1 BB: 0 P: 16	R: 1 E: 0 K: 1 S: 16 H: 2 LOB: 2 BB: 1 P: 27	R: 0 E: 0 K: 0 S: 7 H: 0 LOB: 0 BB: 0 P: 11	1B: 9 2B: 1 3B: 1 HR: 0 SF: 0 SAC: 1 DP: 0 HBP: 0	WP: 0 PB: 0 SB: 2 CS: 1 PA: 42					

Batter	1	2	3	4	5	6	7	8	9	AB	R	H	RBI	BB	SO	LOB
Darren Lewis, R (1, 8) OBP: 0.356, SLG: 0.366	G6-3 1B		0-0 1B 3B	4-1 CS BB		0-1 G4-3		2-2 1B		4	1	3	0	1	0	1
Robby Thompson, R (1, 4) OBP: 0.265, SLG: 0.241	P4		3-3 1B 3B	1-0 G5-3			2-0 F9 E 2B	2-3 1B		5	1	1	0	0	2	5
Willie McGee, S (1, 9) OBP: 0.275, SLG: 0.297	G6-3 1-2		1-0 1B E 1B	0-0 G4-3			0-2 G5-3	0-2 G5-3		5	1	1	1	0	0	4
Matt Williams, R (1, 5) OBP: 0.295, SLG: 0.500	K		0-0 F8		1-0 L7		0-0 F9		3-1 F8	5	0	0	0	0	1	3
Barry Bonds, L (1, 7) OBP: 0.350, SLG: 0.500		4-1 1B G5-3 BB	3-2 E S 1B 1B		1-1 L8		3-2 E3 BLK		0-1 F7	4	2	1	0	1	0	0
Todd Benzing, S (1, 3) OBP: 0.250, SLG: 0.324		3-2 G5-3 1B	3-2 E4 1B 1B		3-2 G4-3		0-3 K		1-2 G4-3	5	0	1	0	0	1	2
Royce Clayton, R (1, 6) OBP: 0.447, SLG: 0.545 Mike Benjamin, R (9, 6)		1-2 K	0-0 1B 1B			1-2 SH5-4 1B		4-1 1B S FC1-6 BB		3	1	2	1	1	1	2
Kirt Manwaring, R (1, 2) OBP: 0.200, SLG: 0.207		0-0 G5-3	1-2 1B		1-2 P6		1 SAFE 2-1 P6		3-2 FC1-6 1B	4	0	2	1	0	0	2
Bill Swift, R (1, 1) OBP: 0.143, SLG: 0.286 Dave Burba, R (9, 1)		0-1 G4-3	1-1 F8			0-1 SH5-4		0-0 FC1-6 1B		3	0	0	1	0	0	5

PITCHER	IP	WLS	BF	H	R	ER	SO	BB	IBB	HBP	BLK	WP	HR	S	P	ERA	WHIP
Pat Rapp, R (1, 1) ERA: 2.25	6.0	L	28	8	4	2	3	2	0	0	0	0	0	57	96	3.00	1.667
Robb Nen, R (7, 1) ERA: 3.6	2.0		11	3	2	1	2	1	0	0	1	0	0	27	43	4.50	2.000
Richie Lewis, R (9, 1) ERA:	1.0		3	0	0	0	0	0	0	0	0	0	0	7	11	0.00	0.000

PITCHER	IP	WLS	BF	H	R	ER	SO	BB	IBB	HBP	BLK	WP	HR	S	P	ERA	WHIP
---------	----	-----	----	---	---	----	----	----	-----	-----	-----	----	----	---	---	-----	------

Batter	1	2	3	4	5	6	7	8	9	AB	R	H	RBI	BB	SO	LOB
--------	---	---	---	---	---	---	---	---	---	----	---	---	-----	----	----	-----

<b>Chuck Carr, S</b> <small>(1, 8)</small> <small>OBP: 0.300, SLG: 0.342</small>	0-0  <b>G4-6-3</b> <b>1B</b>			1-2  <b>F8</b>		1-3  <b>K</b>			1-0  <b>F9</b>	4	0	1	0	0	1	1
<b>Dave Magadan, L</b> <small>(1, 5)</small> <small>OBP: 0.231, SLG: 0.167</small>	1-2  <b>G4-6-3</b> <b>1-2f</b> <b>1B</b>			1-2  <b>L7</b>			2-2  <b>G4-3</b>		2-2  <b>1B</b>	4	0	1	0	0	0	1
<b>Matias Carrillo, L</b> <small>(1, 9)</small> <small>OBP: 0.250, SLG: 0.375</small>	2-2  <b>K</b>			0-0  <b>L9</b>			1-0  <b>P4</b>		0-1  <b>F9</b>	4	0	0	0	0	1	1
<b>Jeff Conine, R</b> <small>(1, 7)</small> <small>OBP: 0.395, SLG: 0.718</small>			0-1  <b>G6-3</b>		1-3  <b>K</b>		1-1  <b>1B</b>		1-1  <b>1B</b>	4	0	2	0	0	1	0
<b>Benito Santiago, R</b> <small>(1, 2)</small> <small>OBP: 0.361, SLG: 0.406</small>			2-2  <b>G6-3</b>		3-2  <b>G6-3</b>		0-1  <b>1B</b>		0-0  <b>F8</b>	4	0	1	0	0	0	2
<b>Orestes Destrade, S</b> <small>(1, 3)</small> <small>OBP: 0.182, SLG: 0.300</small>			1-0  <b>F8</b>		2-0  <b>F7</b>		1-0  <b>G3-1</b>			3	0	0	0	0	0	2
<b>Bret Barberie, S</b> <small>(1, 4)</small> <small>OBP: 0.263, SLG: 0.417</small>			2-3  <b>K</b>			0-0  <b>G3-1</b>		0-1  <b>G3-1</b>	3	0	0	0	0	1	0	
<b>Alex Arias, R</b> <small>(1, 6)</small> <small>OBP: 0.333, SLG: 0.385</small>			2-1  <b>G4-3</b>			3-3  <b>K</b>		0-1  <b>F7</b>	3	0	0	0	0	1	0	
<b>Pat Rapp, R</b> <small>(1, 1)</small> <b>Kurt Abbott, R</b> <small>(6, PH)</small> <small>OBP: 0.406, SLG: 0.586</small> <b>Robb Nen, R</b> <small>(7, 1)</small> <b>Jerry Browne, S</b> <small>(8, PH)</small> <small>OBP: 0.267, SLG: 0.083</small> <b>Richie Lewis, R</b> <small>(9, 1)</small>			3-3  <b>K</b>			1-0  <b>1B</b>		0-1  <b>P8</b>	1	0	0	0	0	1	0	

Inning Stats	R: 0	H: 1	E: 0	LOB: 0	K: 1	S: 8	R: 0	H: 0	E: 0	LOB: 0	K: 0	S: 7	R: 0	H: 0	E: 0	LOB: 0	K: 2	S: 9	R: 0	H: 0	E: 0	LOB: 0	K: 1	S: 9	R: 0	H: 1	E: 0	LOB: 1	K: 2	S: 11	R: 0	H: 2	E: 0	LOB: 2	K: 0	S: 9	R: 0	H: 0	E: 0	LOB: 0	K: 0	S: 6	R: 0	H: 2	E: 0	LOB: 2	K: 0	S: 9	1B: 6	SF: 0	2B: 0	SAC: 0	3B: 0	DP: 1	HR: 0	WP: 0	PA: 32
--------------	------	------	------	--------	------	------	------	------	------	--------	------	------	------	------	------	--------	------	------	------	------	------	--------	------	------	------	------	------	--------	------	-------	------	------	------	--------	------	------	------	------	------	--------	------	------	------	------	------	--------	------	------	-------	-------	-------	--------	-------	-------	-------	-------	--------

PITCHER	IP	WLS	BF	H	R	ER	SO	BB	IBB	HBP	BLK	WP	HR	S	P	ERA	WHIP	PITCHER	IP	WLS	BF	H	R	ER	SO	BB	IBB	HBP	BLK	WP	HR	S	P	ERA	WHIP																	
<b>Bill Swift, R</b> <small>(1, 1)</small> <small>ERA: 0.42</small>	8.2	W	31	6	0	0	6	0	0	0	0	0	0	74	108	0.00	0.692																																			
<b>Dave Burba, R</b> <small>(9, 1)</small> <small>ERA: 2.7</small>	0.1		1	0	0	0	0	0	0	0	0	0	0	1	1	0.00	0.000																																			

**BOTTOM**

**San Francisco Giants @ Florida Marlins**  
 Joe Robbie Stadium, Miami, FL

Fri Apr 15 1994, 7:05 PM EDT  
 Att: 35,648 - Unknown - 80 F

[livebaseballscorecards.com](http://livebaseballscorecards.com)

<b>AB</b>	<b>32</b>
<b>R</b>	<b>0</b>
<b>H</b>	<b>6</b>
<b>RBI</b>	<b>0</b>
<b>BB</b>	<b>0</b>
<b>SO</b>	<b>6</b>
<b>LOB</b>	<b>7</b>



Batter	1	2	3	4	5	6	7	8	9	AB R H RBI BB SO LOB	TOP																
<b>Darren Lewis, R</b> (1, 8) OBP: 0.327, SLG: 0.333 <b>Dave Martinez, L</b> (9, PH) OBP: 0.200, SLG: 0.300	3-3 K	1-3 K		0-0 L9			0-0 G6-3		1-0 F7	4 0 0 0 0 2 2 1 0 0 0 0 0 0																	
<b>Robby Thompson, R</b> (1, 4) OBP: 0.359, SLG: 0.375	1-0 SF8	4-1 BB			3-2 CS		4-0 BB		3-1 FC5 1B	3 1 3 0 2 0 0																	
<b>Mark Carreon, R</b> (1, 9) <b>Willie McGee, S</b> (7, PH) OBP: 0.286, SLG: 0.308	1-0 SF8	4-0 BB			1-3 K		3-2 G3		1-2 1B	1 0 0 2 1 1 1 2 0 1 0 0 0 1																	
<b>Matt Williams, R</b> (1, 5) OBP: 0.327, SLG: 0.619	4-0 PB BB	1-2 L8			0-1 HR			1-0 3B	0-1 FC5	4 1 2 1 1 0 5																	
<b>Barry Bonds, L</b> (1, 7) OBP: 0.341, SLG: 0.459	4-0 BB		3-3 K		0-2 G1-3			3-3 K		3 0 0 0 1 2 1																	
<b>Todd Benzinger, S</b> (1, 3) OBP: 0.250, SLG: 0.300	1-2 K		0-3 K			3-3 K		4-0 FC5-4 IBB		3 0 0 0 1 3 2																	
<b>Royce Clayton, R</b> (1, 6) OBP: 0.429, SLG: 0.541			1-2 G6-3			0-1 L7		0-0 P4		4 1 1 0 0 0 2																	
<b>Kirt Manwaring, R</b> (1, 2) OBP: 0.176, SLG: 0.182		2-0 E3		1-2 P2		2-2 P6		0-0 FC5-4		4 0 0 0 0 0 3																	
<b>Salomon Torres, R</b> (1, 1) <b>Dave Burba, R</b> (6, 1) <b>Steve Scarsone, R</b> (7, PH) <b>Rich Monteleone, R</b> (7, 1) <b>John Patterson, S</b> (9, PH) OBP: 0.308, SLG: 0.417		1-2 SH3-4		3-2 P7			0-1 P6		0-1 G1-3	1 0 0 0 0 0 0 0 0 0 0 0 0 0 1 0 0 0 0 0 0 1 0 0 0 0 0 0																	
<b>Inning Stats</b>	R: 1 E: 0 K: 2 S: 8	H: 1 LOB: 2 BB: 2 P: 22	R: 1 E: 1 K: 1 S: 14	H: 1 LOB: 3 BB: 2 P: 26	R: 0 E: 0 K: 2 S: 10	H: 0 LOB: 0 BB: 0 P: 14	R: 0 E: 0 K: 0 S: 7	H: 0 LOB: 0 BB: 0 P: 11	R: 1 E: 0 K: 1 S: 12	H: 2 LOB: 0 BB: 0 P: 16	R: 0 E: 0 K: 1 S: 9	H: 0 LOB: 0 BB: 0 P: 14	R: 0 E: 0 K: 0 S: 8	H: 0 LOB: 1 BB: 1 P: 15	R: 0 E: 0 K: 1 S: 6	H: 1 LOB: 2 BB: 1 P: 14	R: 0 E: 0 K: 0 S: 10	H: 2 LOB: 2 BB: 0 P: 15	1B: 3 2B: 1 3B: 2 HR: 1	SF: 1 SAC: 1 DP: 0 HBP: 0	WP: 0 PB: 1 SB: 0 CS: 1	PA: 40					
<b>PITCHER</b>	IP	WLS	BF	H	R	ER	SO	BB	IBB	HBP	BLK	WP	HR	S	P	ERA	WHIP										
<b>Charlie Hough, R</b> (1, 1) ERA: 2.79	6.2		29	4	3	2	7	5	0	0	0	0	1	63	110	2.70	1.350										
<b>Richie Lewis, R</b> (7, 1) ERA:	0.1		1	0	0	0	0	0	0	0	0	0	0	5	8	0.00	0.000										
<b>Jeremy Hernandez, R</b> (8, 1) ERA:	1.0	W	5	1	0	0	1	0	1	0	0	0	0	6	14	0.00	1.000										
<b>Bryan Harvey, R</b> (9, 1) ERA:	1.0	S	5	2	0	0	0	0	0	0	0	0	0	10	15	0.00	2.000										

**San Francisco Giants @ Florida Marlins**  
Joe Robbie Stadium, Miami, FL

Sat Apr 16 1994, 7:05 PM EDT  
Att. 40,112 - Unknown - 78 F

[livebaseballscorecards.com](http://livebaseballscorecards.com)

<b>AB</b>	<b>32</b>
<b>R</b>	<b>3</b>
<b>H</b>	<b>7</b>
<b>RBI</b>	<b>3</b>
<b>BB</b>	<b>6</b>
<b>SO</b>	<b>8</b>
<b>LOB</b>	<b>17</b>




Batter	1	2	3	4	5	6	7	8	9	AB	R	H	RBI	BB	SO	LOB	BOTTOM		
<b>Chuck Carr, S</b> OBP: 0.273, SLG: 0.310 (1, 8)										4	0	0	0	0	1	1	<b>San Francisco Giants @ Florida Marlins</b> Joe Robbie Stadium, Miami, FL Sat Apr 16 1994, 7:05 PM EDT Att: 40,112 - Unknown - 78 F		
<b>Dave Magadan, L</b> OBP: 0.294, SLG: 0.200 (1, 5)										3	1	1	0	1	0	1			
<b>Gary Sheffield, R</b> OBP: 0.432, SLG: 0.730 (1, 9)										3	2	2	2	1	0	1			
<b>Jeff Conine, R</b> OBP: 0.382, SLG: 0.651 (1, 7)										4	0	0	0	0	1	4			
<b>Orestes Destrade, S</b> OBP: 0.216, SLG: 0.353 (1, 3)										4	0	2	1	0	0	0			
<b>Bryan Harvey, R</b> (9, 1)										0	0	0	0	0	0	0			
<b>Bret Barberie, S</b> OBP: 0.310, SLG: 0.513 (1, 4)										3	1	2	1	1	0	1			
<b>Ron Tingley, R</b> (1, 2)										2	0	0	0	0	1	2			
<b>Benito Santiago, R</b> OBP: 0.342, SLG: 0.382 (6, PH)										2	0	0	0	0	1	2			
<b>Kurt Abbott, R</b> OBP: 0.389, SLG: 0.576 (1, 6)										4	1	1	0	0	2	4			
<b>Charlie Hough, R</b> OBP: 0.571, SLG: 0.500 (7, 1)										2	0	0	0	0	0	1			
<b>Richie Lewis, R</b> (7, 1)										0	0	0	0	0	0	0			
<b>Matias Carrillo, L</b> OBP: 0.333, SLG: 0.375 (7, PH)										0	0	0	0	1	0	0			
<b>Jeremy Hernandez, R</b> (8, 1)										0	0	0	0	0	0	0			
<b>Jerry Browne, S</b> OBP: 0.290, SLG: 0.120 (8, PH)										1	0	1	1	0	0	0			
<b>Inning Stats</b>	R: 2 E: 0 K: 1 S: 13	H: 1 LOB: 0 BB: 1 P: 24	R: 0 E: 0 K: 1 S: 7	H: 1 LOB: 1 BB: 0 P: 11	R: 0 E: 0 K: 1 S: 11	H: 1 LOB: 1 BB: 0 P: 17	R: 0 E: 0 K: 1 S: 10	H: 0 LOB: 0 BB: 0 P: 12	R: 1 E: 0 K: 2 S: 16	H: 2 LOB: 2 BB: 1 P: 26	R: 0 E: 0 K: 0 S: 6	H: 0 LOB: 2 BB: 2 P: 17	R: 2 E: 0 K: 0 S: 16	H: 3 LOB: 1 BB: 0 P: 21	1B: 4 2B: 3 3B: 0 HR: 2	SF: 0 SAC: 1 DP: 0 HBP: 0	WP: 1 PB: 0 SB: 1 CS: 0	PA: 37	
<b>PITCHER</b>	IP 5.1	WLS 0.2	BF 24	H 6	R 3	ER 3	SO 4	BB 2	IBB 0	HBP 0	BLK 1	WP 1	HR 1	S 58	P 96	ERA 5.06	WHIP 1.500		
<b>Salomon Torres, R</b> ERA: 4.76 (1, 1)																			
<b>Dave Burba, R</b> ERA: 2.45 (6, 1)																			
<b>Rich Monteleone, R</b> ERA: 2.84 (7, 1)																			

San Francisco Giants @ Florida Marlins  
 Joe Robbie Stadium, Miami, FL

Sat Apr 16 1994, 7:05 PM EDT  
 Att: 40,112 - Unknown - 78 F

AB	32
R	5
H	9
RBI	5
BB	4
SO	6
LOB	17



Batter	1	2	3	4	5	6	7	8	9	AB R H RBI BB SO LOB	TOP																
Darren Lewis, R OBP: 0.296, SLG: 0.300 (1, 8) C F B B X	2-2 G4-3 1		1-3 K 3		0-0 G5-3 1 C C X	0-2 F9 2		2-2 E4 G6-3		5 0 0 0 0 1 1																	
Robby Thompson, R OBP: 0.364, SLG: 0.405 (1, 4) C C X	0-2 G4-6-3 1B			2-3 K 1 B B F B C	1-0 G6-3 1B 2B	3-3 K 3		0-0 G6-3 1-2f 1		5 1 2 0 0 2 2																	
Willie McGee, S OBP: 0.319, SLG: 0.395 (1, 9) F 1 SAFE X	0-1 G4-6-3 1-2f 2			2-1 HR B B B C X	2-0 G6-3 2-3		1-0 HR 1B B X	4-1 FC6-4 BB		4 2 2 1 1 0 2																	
Matt Williams, R OBP: 0.370, SLG: 0.702 (1, 5) B C C X		1-1 1B B C C X		0-0 HR 1B B F B B X	3-1 1B 3-H		1-2 HR 1B F C F B X	0-1 FC6-4 1-2f 3		5 2 4 3 0 0 1																	
Barry Bonds, L OBP: 0.327, SLG: 0.500 (1, 7) C B B X		2-1 P6 1		0-2 HR 1-H	0-0 G4-3 3		1-2 L4 1		1-3 K 1	5 1 1 2 0 1 2																	
Todd Benzing, S OBP: 0.286, SLG: 0.341 (1, 3) S 1 SAFE S T B F B X		1-3 K 2		1-0 2B B X		2-1 1B SF3 1B F B B X	4-2 3B BB F B B C B		1-3 K 2	4 2 2 0 1 2 1																	
Mike Benjamin, R OBP: 0.750, SLG: 1.333 (1, 6) Royce Clayton, R OBP: 0.419, SLG: 0.526 (9, PH) (9, 6) X				4-2 BB C B B B B X		2-1 1B SF3 1B L SAFE B SAFE P X	1-2 3B 1-H 3B F B C X		1-3 K 3	3 1 2 1 1 0 1 1 0 0 0 0 1 0																	
Kirt Manwaring, R OBP: 0.158, SLG: 0.167 (1, 2) X C C C X			0-2 F8 1	2-3 K 2		1-1 SF3 1 S B X	0-0 P3 2			3 0 0 1 0 1 3																	
Mark Portugal, R OBP: 0.125, SLG: 0.143 (1, 1) Kevin Rogers, L (8, 1) Steve Frey, R (8, 1) Michael Jackson, R (8, 1) S T C B B X			1-3 K 2	1-1 F8 3		0-1 WP 1B 3-H C X	1-1 F8 3			4 0 1 1 0 1 3 0																	
<b>Inning Stats</b>	R: 0 E: 0 K: 0 S: 8	H: 1 LOB: 0 BB: 0 P: 10	R: 0 E: 0 K: 1 S: 9	H: 1 LOB: 1 BB: 0 P: 13	R: 0 E: 0 K: 2 S: 10	H: 0 LOB: 0 BB: 0 P: 12	R: 3 E: 0 K: 2 S: 19	H: 4 LOB: 2 BB: 1 P: 31	R: 1 E: 0 K: 0 S: 6	H: 2 LOB: 1 BB: 0 P: 12	R: 2 E: 0 K: 1 S: 15	H: 3 LOB: 1 BB: 0 P: 22	R: 3 E: 0 K: 0 S: 17	H: 3 LOB: 1 BB: 1 P: 26	R: 0 E: 1 K: 0 S: 8	H: 0 LOB: 1 BB: 1 P: 14	R: 0 E: 0 K: 3 S: 9	H: 0 LOB: 0 BB: 0 P: 12	1B: 8 2B: 2 3B: 1 HR: 3	SF: 1 SAC: 0 DP: 2 HBP: 0	WP: 1 PB: 0 SB: 0 CS: 0	PA: 43					
<b>PITCHER</b>	IP	WLS	BF	H	R	ER	SO	BB	IBB	HBP	BLK	WP	HR	S	P	ERA	WHIP										
Ryan Bowen, R ERA: 6.35 (1, 1)	5.0	L	23	8	4	4	5	1	0	0	0	0	2	52	78	7.20	1.800										
Mark Gardner, R ERA: 10.8 (6, 1)	2.0		13	6	5	5	1	1	0	0	0	1	1	32	48	22.50	3.500										
Robb Nen, R ERA: 3.0 (8, 1)	1.0		4	0	0	0	0	1	0	0	0	0	0	8	14	0.00	1.000										
Yorkis Perez, L ERA: 3.38 (9, 1)	1.0		3	0	0	0	3	0	0	0	0	0	0	9	12	0.00	0.000										

San Francisco Giants @ Florida Marlins  
Joe Robbie Stadium, Miami, FL  
Sun Apr 17 1994, 3:33 AM EDT  
Att. 37,648 - Sunny - 87 F

AB	39
R	9
H	14
RBI	9
BB	3
SO	9
LOB	16





Batter	1	2	3	4	5	6	7	8	9	AB R H RBI BB SO LOB	BOTTOM														
<b>Chuck Carr, S</b> (1, 8) <small>OBP: 0.286, SLG: 0.340</small> 	2-1 G4-3 		0-0 G6-4-3 BB 2-H 1B 		0-0 FC1-6 1-2f G4-6-3 		0-0 1-H HR 2B 	1-3 K 		5 1 2 2 0 1 4															
<b>Dave Magadan, L</b> (1, 5) <small>OBP: 0.318, SLG: 0.211</small> 	2-0 L3 		4-0 G6-4-3 1-2 BB 		1-0 G4-6-3 1-2f 		2-1 G6-3 	2-2 1-2 2-H 3-H 1B 		4 0 1 2 1 0 2															
<b>Gary Sheffield, R</b> (1, 9) <small>OBP: 0.429, SLG: 0.762</small> 	0-3 K2-3 		0-0 G6-4-3 1-2f 2-3 				0-2 1B 1B 	2-1 2-H HR 		1-3 K 		5 1 2 2 0 2 4													
<b>Jeff Conine, R</b> (1, 7) <small>OBP: 0.346, SLG: 0.625</small> 			0-0 1B 2B 				3-2 K 	3-3 1B 1B 		1-2 G6-3 		1-1 F7 	5 1 1 0 0 2 2												
<b>Benito Santiago, R</b> (1, 2) <small>OBP: 0.317, SLG: 0.351</small> <b>Ron Tingley, R</b> (8, PH) <small>OBP: 0.250, SLG: 0.286</small> (9, 2) 			0-0 G6-3 					1-2 G6-3 		0-0 F9 			2-0 BB BB 2B 	0-3 K 	3 0 0 0 0 0 2 2 1 1 0 0 1 0										
<b>Orestes Destrade, S</b> (1, 3) <small>OBP: 0.262, SLG: 0.368</small> 			2-3 K 					0-0 FC6-4 1B 		3-2 1B 1B 			4-0 BB 1B BB 	2-2 F9 	4 1 2 0 1 1 1										
<b>Bret Barberie, S</b> (1, 4) <small>OBP: 0.326, SLG: 0.500</small> 			1-0 2-H 1B 					1-1 F8 		2-1 P5 			4-1 BB 1B BB 		3 1 1 1 1 0 3										
<b>Kurt Abbott, R</b> (1, 6) <small>OBP: 0.375, SLG: 0.528</small> 			0-3 K 					1-1 FC6-4 1-2f 		1-0 2B HBP 			1-3 K 		3 1 0 0 0 2 5										
<b>Ryan Bowen, R</b> (1, 1) <small>OBP: 0.500, SLG: 0.750</small> <b>Alex Arias, R</b> (5, PH) <small>OBP: 0.375, SLG: 0.385</small> <b>Mark Gardner, R</b> (6, 1) <small>OBP: 0.300, SLG: 0.333</small> <b>Matias Carrillo, L</b> (7, PH) <small>OBP: 0.300, SLG: 0.333</small> <b>Robb Nen, R</b> (8, 1) <small>OBP: 0.313, SLG: 0.120</small> <b>Jerry Browne, S</b> (8, PH) <small>OBP: 0.313, SLG: 0.120</small> <b>Yorkis Perez, L</b> (9, 1) 			2-0 1B 2B 							4-2 FC1-6 BB 			0-3 K 		4-1 1-2 2-3 3-H BB 	1 1 1 0 0 0 0 0 0 0 0 0 1 0 0 0 0 0 0 0 0 0 0 0 0 1 0 0 0 0 0 1 1 0 0 0 0 0 0 0 0 0 0 0 0 1 1 0 0 0 0 0 0 0 0 0 0 0 0									
<b>Inning Stats</b>			R: 0 H: 0 E: 0 LOB: 0 K: 1 BB: 0 S: 6 P: 10							R: 1 H: 2 E: 0 LOB: 1 K: 2 BB: 0 S: 9 P: 12			R: 1 H: 2 E: 0 LOB: 1 K: 1 BB: 1 S: 6 P: 15		R: 0 H: 1 E: 0 LOB: 1 K: 0 BB: 0 S: 8 P: 11	R: 0 H: 0 E: 0 LOB: 0 K: 0 BB: 1 S: 4 P: 9	R: 0 H: 2 E: 0 LOB: 2 K: 1 BB: 0 S: 16 P: 24	R: 3 H: 2 E: 0 LOB: 0 K: 1 BB: 0 S: 12 P: 18	R: 3 H: 2 E: 0 LOB: 2 K: 3 BB: 3 S: 16 P: 35	R: 0 H: 0 E: 0 LOB: 0 K: 1 BB: 0 S: 8 P: 11	1B: 6 SF: 0 2B: 4 SAC: 0 3B: 0 DP: 2 HR: 1 HBP: 1	WP: 0 PA: 42 PB: 0 SB: 0 CS: 0			
<b>PITCHER</b>			IP WLS BF H R ER SO BB IBB HBP BLK WP HR S P ERA WHIP																		<b>PITCHER</b>	IP WLS BF H R ER SO BB IBB HBP BLK WP HR S P ERA WHIP			
<b>Mark Portugal, R</b> (1, 1) ERA: 4.26			7.0 31 9 5 5 6 2 0 0 0 0 0 61 99 6.43 1.571																						
<b>Kevin Rogers, L</b> (8, 1) ERA: 6.75		0.0 0 0 0 0 0 0 0 0 0 0 0 0 0 ∞ ∞																							
<b>Steve Frey, L</b> (8, 1) ERA: 8.1		0.0 3 1 3 3 0 2 0 0 0 0 0 2 12 ∞ ∞																							
<b>Michael Jackson, R</b> (8, 1) ERA:		2.0 S 8 1 0 0 4 1 0 0 0 0 0 22 34 0.00 1.000																							

**San Francisco Giants @ Florida Marlins**  
**Joe Robbie Stadium, Miami, FL**

AB	36
R	8
H	11
RBI	8
BB	5
SO	10
LOB	24



Sun Apr 17 1994, 3:33 AM EDT  
Att. 37,648 - Sunny - 87 F

livebaseballscorecards.com

Batter	1	2	3	4	5	6	7	8	9	AB R H RBI BB SO LOB	TOP																
<b>Chuck Carr, S</b> OBP: 0.278, SLG: 0.327 (1, 8)	3-2 G4-3 1B	3-3 K			2-2 G3 1-2		2-2 G4-3		1-2 G3-1 2B 1B	5 1 1 1 0 1 3																	
<b>Dave Magadan, L</b> OBP: 0.296, SLG: 0.174 (1, 5)	1-2 F9		2-2 F8		0-3 K			4-2 1B BB	0-1 G3-1 1-2	4 1 0 0 1 1 2																	
<b>Gary Sheffield, R</b> OBP: 0.444, SLG: 0.733 (1, 9)	1-2 3B 1B		1-1 F7		4-0 IBB			1-3 K	4-0 2B IBB	3 2 1 0 2 1 1																	
<b>Jeff Conine, R</b> OBP: 0.368, SLG: 0.679 (1, 7)	0-0 1-H 3B		3-3 K		1-3 K			1-0 BB 1B 1-2 G2-3 1B	1-1 1-H 2-H 2B	5 0 3 3 0 2 2																	
<b>Bret Barberie, S</b> OBP: 0.314, SLG: 0.468 <b>Bryan Harvey, R</b> (9, 1)	1-2 K			1-3 K		1-1 G4-3		0-1 BB 1B 1-2 2-H	0-3 K	5 0 1 1 0 3 2 0 0 0 0 0 0 0																	
<b>Orestes Destrade, S</b> OBP: 0.283, SLG: 0.350 (1, 3)		0-0 G4-3		4-2 BB		3-2 L9		4-0 1-2 2-3 BB		2 0 0 0 2 0 0																	
<b>Ron Tingley, R</b> OBP: 0.167, SLG: 0.182 (1, 2)		0-2 G6-3		3-2 P6		3-2 G4-3		0-2 G2-3		4 0 0 0 0 0 4																	
<b>Kurt Abbott, R</b> OBP: 0.409, SLG: 0.538 (1, 6)		2-1 1B 1B		2-1 L5		2-2 G6-4-3 1B		4-2 G4-3 1B BB		3 1 2 0 1 0 1																	
<b>Chris Hammond, L</b> OBP: 0.333, SLG: 0.200 <b>Alex Arias, R</b> OBP: 0.353, SLG: 0.357 <b>Luis Aquino, R</b> (7, 1) <b>Matias Carrillo, L</b> OBP: 0.273, SLG: 0.300 <b>Rick Renteria, R</b> OBP: 0.125, SLG: 0.125 (9, 4)		0-0 1B		4-0 G3 BB		0-1 G6-4-3 1-2f		2-2 G4-3 1-2		1 0 1 0 1 0 0 1 0 0 0 0 0 1 0 0 0 0 0 0 0 1 0 0 0 0 0 1 0 0 0 0 0 0 0																	
<b>Inning Stats</b>	R: 1 E: 0 K: 1 S: 14	H: 2 LOB: 1 BB: 0 P: 20	R: 0 E: 0 K: 1 S: 10	H: 2 LOB: 2 BB: 0 P: 15	R: 0 E: 0 K: 1 S: 8	H: 0 LOB: 0 BB: 0 P: 14	R: 0 E: 0 K: 1 S: 10	H: 0 LOB: 1 BB: 1 P: 20	R: 0 E: 0 K: 2 S: 9	H: 0 LOB: 2 BB: 2 P: 20	R: 0 E: 0 K: 0 S: 8	H: 0 LOB: 0 BB: 0 P: 15	R: 0 E: 0 K: 0 S: 8	H: 1 LOB: 0 BB: 0 P: 12	R: 1 E: 0 K: 1 S: 12	H: 2 LOB: 2 BB: 2 P: 22	R: 3 E: 0 K: 1 S: 16	H: 2 LOB: 1 BB: 2 P: 28	1B: 7 2B: 1 3B: 1 HR: 0	SF: 0 SAC: 0 DP: 2 HBP: 0	WP: 0 PB: 0 SB: 0 CS: 0	PA: 41					
<b>PITCHER</b>	IP	WLS	BF	H	R	ER	SO	BB	IBB	HBP	BLK	WP	HR	S	P	ERA	WHIP										
<b>Greg Harris, R</b> ERA: 6.98 (1, 1)	7.1		31	6	2	2	7	3	1	0	0	0	0	74	129	2.46	1.227										
<b>Bruce Ruffin, L</b> ERA: 4.7 (8, 1)	0.0		2	1	0	0	0	1	0	0	0	0	0	2	6	∞	∞										
<b>Willie Blair, R</b> ERA: 10.8 (8, 1)	0.2		1	0	0	0	0	0	0	0	0	0	0	3	3	0.00	0.000										
<b>Darren Holmes, R</b> ERA: 9.0 (9, 1)	0.2	L	6	2	3	3	0	1	1	0	0	0	0	13	25	40.50	4.500										
<b>Marcus Moore, R</b> ERA: 4.5 (9, 1)	0.1		1	0	0	0	1	0	0	0	0	0	0	3	3	0.00	0.000										

**Florida Marlins @ Colorado Rockies**  
**Mile High Stadium, Denver, CO**  
 Mon Apr 18 1994, 9:05 PM EDT  
 Att. 46,283 - Unknown - 70 F

AB	34
R	5
H	9
RBI	5
BB	7
SO	8
LOB	17



Batter	1	2	3	4	5	6	7	8	9	AB	R	H	RBI	BB	SO	LOB	BOTTOM			
Walt Weiss, S OBP: 0.368, SLG: 0.320 (1, 6) C B B X	2-1 SH5-3 1B		1-0 G5-3			1-1 BB 1B			2-2 G4-3	X	0-0 1B		5	1	3	0	0	0	0	
Eric Young Sr., R OBP: 0.304, SLG: 0.286 Mike Kingery, L OBP: 0.462, SLG: 0.667 (1, 7) X (8, 7)	0-0 SH5-3 1-2		1-2 G5-3			B 1 SAFE F 1 SAFE F 1 SAFE B	4-2 1 SAFE BB 1-2 BB		2-1 G6-3	B X	1-0 1B		2	0	0	0	1	0	0	0
Dante Bichette, R OBP: 0.491, SLG: 0.939 (1, 9) B X	1-0 L7					B B X	2-0 1B FC5-2 1B		0-0 G4-6-3	B S X	1-1 G6-3		5	0	1	0	0	0	5	
Andres Galarraga, R OBP: 0.373, SLG: 0.673 (1, 3) C X	0-1 1B					B 1 SAFE F 1 SAFE F 1 SAFE S	2-3 K		1-0 F8	S B B B B	4-1 2B BB		3	1	1	1	1	1	1	
Charlie Hayes, R OBP: 0.273, SLG: 0.365 (1, 5) B S F B F S	2-3 K					B B X	2-0 FC5-2 WP 1B		4-0 1B BB	B B B B	1-2 P5		3	1	1	0	1	1	2	
Ellis Burks, R OBP: 0.521, SLG: 0.951 (1, 8) B B B B S X			3-3 K			B B B B S X	3-2 FC5-2 BB 1B		0-2 FC5 1B 1B	F C X	3-1 L1-6 1-H 2B		4	0	2	1	0	1	2	
Joe Girardi, R OBP: 0.311, SLG: 0.256 (1, 2) B S B B X			2-1 G4-3			B B B B	4-0 1-2 BB		1-1 1-2 2-H 1B	B F X	1-2 L1-6		3	0	1	1	1	0	1	
Roberto Mejia, R OBP: 0.236, SLG: 0.308 John Vander Wal, L OBP: 0.333, SLG: 0.444 (1, 4) (9, PH)			1-3 K			B B B S S	1-3 K		3-3 K	B S B B F F C			3	0	0	0	0	3	5	
Greg Harris, R Bruce Ruffin, S Willie Blair, R Darren Holmes, R Marcus Moore, S Howard Johnson, S OBP: 0.160, SLG: 0.045 (1, 1) (8, 1) (8, 1) (9, 1) (9, 1) (9, PH)			1-3 K			S B B S	2-3 K		0-1 FC5	B S B B F F C			1	0	0	0	0	2	2	

Inning Stats	R: 1	H: 2	E: 0	LOB: 1	K: 1	S: 10	R: 0	H: 0	E: 0	LOB: 0	K: 2	S: 8	R: 0	H: 0	E: 0	LOB: 0	K: 1	S: 8	R: 0	H: 2	E: 0	LOB: 3	K: 2	S: 11	R: 0	H: 1	E: 0	LOB: 1	K: 1	S: 9	R: 1	H: 2	E: 0	LOB: 2	K: 1	S: 14	R: 0	H: 0	E: 0	LOB: 0	K: 0	S: 7	R: 1	H: 1	E: 0	LOB: 0	K: 0	S: 9	R: 0	H: 2	E: 0	LOB: 2	K: 1	S: 12	1B: 9	SF: 0	2B: 2	SAC: 1	3B: 0	DP: 2	HR: 0	HBP: 0	WP: 1	PA: 39
--------------	------	------	------	--------	------	-------	------	------	------	--------	------	------	------	------	------	--------	------	------	------	------	------	--------	------	-------	------	------	------	--------	------	------	------	------	------	--------	------	-------	------	------	------	--------	------	------	------	------	------	--------	------	------	------	------	------	--------	------	-------	-------	-------	-------	--------	-------	-------	-------	--------	-------	--------

PITCHER	IP	WLS	BF	H	R	ER	SO	BB	IBB	HBP	BLK	WP	HR	S	P	ERA	WHIP	PITCHER	IP	WLS	BF	H	R	ER	SO	BB	IBB	HBP	BLK	WP	HR	S	P	ERA	WHIP																						
Chris Hammond, L ERA: 1.4 (1, 1)	6.0		27	7	2	2	8	3	0	0	0	1	0	60	104	3.00	1.667																																								
Luis Aquino, R ERA: 1.69 (7, 1)	2.0	W	7	1	1	1	0	1	0	0	0	0	0	16	30	4.50	1.000																																								
Bryan Harvey, R ERA: (9, 1)	1.0	S	5	2	0	0	1	0	0	0	0	0	0	12	15	0.00	2.000																																								

**Florida Marlins @ Colorado Rockies**  
 Mile High Stadium, Denver, CO  
 Mon Apr 18 1994, 9:05 PM EDT  
 Att: 46,283 - Unknown - 70 F

livebaseballscores.com

AB	34
R	3
H	10
RBI	3
BB	4
SO	9
LOB	18



Batter	1	2	3	4	5	6	7	8	9	AB R H RBI BB SO LOB	TOP	
<b>Chuck Carr, S</b> (1, 8) OBP: 0.271, SLG: 0.304	2-1 		0-0 	2-1 		0-0 		0-0 		4 0 0 0 0 0 0	<b>Florida Marlins @ Colorado Rockies</b> Mile High Stadium, Denver, CO Tue Apr 19 1994, 9:05 PM EDT Att. 50,217 - Unknown - 62 F	
<b>Dave Magadan, L</b> (1, 5) OBP: 0.344, SLG: 0.192	4-2 		2-1 	1-2 			3-2 		4-2 	3 1 1 0 2 0 2		
<b>Gary Sheffield, R</b> (1, 9) OBP: 0.441, SLG: 0.755	1-2 		4-0 		1-3 		3-2 		2-2 	4 2 1 1 1 1 2		
<b>Jeff Conine, R</b> (1, 7) OBP: 0.387, SLG: 0.684 (7, 3)	2-3 		0-0 		1-2 		1-1 		4-2 	4 2 2 1 1 1 1		
<b>Bret Barberie, S</b> (1, 4) OBP: 0.321, SLG: 0.538		3-1 	3-2 		1-3 		1-0 		1-1 	5 1 2 3 0 1 4		
<b>Orestes Destrade, S</b> (1, 3) OBP: 0.300, SLG: 0.372 <b>Yorkis Perez, L</b> (7, 1) <b>Jeremy Hernandez, R</b> (8, 1) <b>Bryan Harvey, R</b> (9, 1)	1-0 		0-0 		4-0 		2-1 		2-1 	3 0 1 1 1 0 1 0 0 0 0 0 0 0 1 0 0 0 0 0 2 0 0 0 0 0 0 0		
<b>Ron Tingley, R</b> (1, 2) OBP: 0.125, SLG: 0.133	2-3 			1-0 		1-3 		0-0 		4 0 0 0 0 2 4		
<b>Kurt Abbott, R</b> (1, 6) OBP: 0.396, SLG: 0.535	1-1 			1-1 		0-3 		0-0 		4 0 1 0 0 1 1		
<b>David Weathers, R</b> (1, 1) OBP: 0.125, SLG: 0.125 <b>Matias Carrillo, L</b> (7, 7) OBP: 0.250, SLG: 0.273			1-3 	0-1 		1-3 		3-3 		3 0 0 0 0 2 1 1 0 0 0 0 1 0		
<b>Inning Stats</b>	R: 0 H: 0 E: 0 LOB: 1 K: 1 BB: 1 S: 14 P: 23	R: 0 H: 1 E: 0 LOB: 1 K: 1 BB: 0 S: 9 P: 16	R: 4 H: 3 E: 0 LOB: 0 K: 1 BB: 1 S: 14 P: 24	R: 0 H: 1 E: 0 LOB: 2 K: 0 BB: 0 S: 9 P: 14	R: 0 H: 1 E: 0 LOB: 2 K: 3 BB: 1 S: 14 P: 22	R: 0 H: 0 E: 0 LOB: 0 K: 2 BB: 0 S: 7 P: 8	R: 2 H: 2 E: 1 LOB: 1 K: 0 BB: 0 S: 12 P: 22	R: 0 H: 0 E: 0 LOB: 0 K: 1 BB: 0 S: 6 P: 9	R: 0 H: 0 E: 0 LOB: 2 K: 0 BB: 2 S: 13 P: 26	1B: 2 SF: 0 2B: 4 SAC: 0 3B: 0 DP: 0 HR: 2 HBP: 1		WP: 1 PA: 42 PB: 0 SB: 0 CS: 0
<b>PITCHER</b>	IP WLS BF H R ER SO BB IBB HBP BLK WP HR S P ERA WHIP											IP WLS BF H R ER SO BB IBB HBP BLK WP HR S P ERA WHIP
<b>David Nied, R</b> (1, 1) ERA: 3.12	4.0 L 20 5 4 4 3 2 0 1 0 0 0 1 46 77 9.00 1.750											
<b>Steve Reed, R</b> (5, 1) ERA: 5.63	1.0 5 1 0 0 3 0 1 0 0 0 0 0 14 22 0.00 1.000											
<b>Willie Blair, R</b> (6, 1) ERA: 9.0	2.0 9 2 2 1 2 0 0 0 0 0 0 1 19 30 4.50 1.000											
<b>Marcus Moore, R</b> (8, 1) ERA: 3.0	2.0 8 0 0 0 1 2 0 0 0 0 1 0 19 35 0.00 1.000											

AB	36
R	6
H	8
RBI	6
BB	5
SO	9
LOB	18



Batter	1	2	3	4	5	6	7	8	9	AB R H RBI BB SO LOB	BOTTOM									
Walt Weiss, S (1, 6) OBP: 0.355, SLG: 0.309	3-2 G1-3		1-0 G4-3		2-2 F7			1-2 F8	0-0 1B	5 0 1 2 0 0 0	Florida Marlins @ Colorado Rockies Mile High Stadium, Denver, CO Tue Apr 19 1994, 9:05 PM EDT Att: 50,217 - Unknown - 62 F									
Nelson Liriano, S (1, 4) OBP: 0.444, SLG: 0.167	3-1 WP 1B		4-2 G5-3 BB			1-1 F8		4-2 BB	2-3 K	3 1 1 0 2 1 2										
Dante Bichette, R (1, 9) OBP: 0.475, SLG: 0.887	2-0 P5 1-H		1-0 G5-3			2-2 G6-4-3 1B		3-3 K		4 0 1 0 0 1 2										
Andres Galarraga, R (1, 3) OBP: 0.350, SLG: 0.623	0-3 K		1-0 G4-3			2-1 G6-4-3 1-2f		0-1 F9		4 0 0 0 0 1 3										
Charlie Hayes, R (1, 5) OBP: 0.271, SLG: 0.375		0-1 G5-3		1-3 K		1-2 G4-3 2B		0-0 G5-3		4 0 1 0 0 1 0										
Ellis Burks, R (1, 8) OBP: 0.519, SLG: 0.911		3-1 1B E 1B		2-3 K		2-3 K		2-1 BB 1B 1B		4 2 2 0 0 2 1										
Howard Johnson, S (1, 7) OBP: 0.172, SLG: 0.077		1-0 SAFE G2-5-4 E 1-3 1B		1-3 K		0-2 G4-3		0-3 K		4 0 1 0 0 2 2										
Joe Girardi, R (1, 2) OBP: 0.327, SLG: 0.262		0-0 E5			0-0 G6-3		4-2 FC6-4 BB	0-0 BB 1B		3 1 1 1 1 0 1										
David Nied, R (1, 1) Steve Reed, R (5, 1) John Vander Wal, L (5, PH) Willie Blair, R (8, 1) Eric Young Sr., R (7, PH) Marcus Moore, S (8, 1) Mike Kingery, L (9, PH)		0-0 G2-5-4		1-1 F7		2-2 FC6-4 1-2f		4-2 BB 1B	1-2 2-3 BB	1 0 0 0 0 0 2 0 0 0 0 0 0 0 1 0 0 0 0 0 0 0 0 0 0 0 0 0 1 0 0 0 0 0 2 0 0 0 0 0 0 0 0 0 0 0 1 0 0										
<b>Inning Stats</b>	R: 1 E: 0 K: 1 S: 9	H: 1 LOB: 0 BB: 0 P: 17	R: 1 E: 1 K: 0 S: 7	H: 2 LOB: 1 BB: 0 P: 11	R: 0 E: 0 K: 0 S: 5	H: 0 LOB: 0 BB: 1 P: 12	R: 0 E: 0 K: 3 S: 9	H: 0 LOB: 0 BB: 0 P: 13	R: 0 E: 0 K: 0 S: 9	H: 1 LOB: 0 BB: 0 P: 12	R: 0 E: 0 K: 1 S: 10	H: 1 LOB: 2 BB: 1 P: 25	R: 0 E: 0 K: 1 S: 10	H: 0 LOB: 1 BB: 1 P: 18	R: 2 E: 0 K: 2 S: 13	H: 3 LOB: 2 BB: 1 P: 21	1B: 7 2B: 1 3B: 0 HR: 0	SF: 0 SAC: 0 DP: 2 HBP: 0	WP: 3 PB: 0 SB: 0 CS: 0	PA: 38
<b>PITCHER</b>	IP WLS BF H R ER SO BB IBB HBP BLK WP HR S P ERA WHIP																			
David Weathers, R (1, 1) ERA: 3.26	6.2 W 26 5 2 2 5 2 0 0 0 1 0 62 100 2.70 1.050																			
Yorkis Perez, L (7, 1) ERA: 2.7	0.2 3 0 0 0 0 1 0 0 0 0 0 8 15 0.00 1.500																			
Jeremy Hernandez, R (8, 1) ERA: 2.57	1.1 6 2 2 2 2 0 0 0 0 0 0 12 17 13.50 1.500																			
Bryan Harvey, R (9, 1) ERA:	0.1 S 3 1 0 0 1 1 0 0 0 0 0 6 12 0.00 6.000																			

livebaseballscorecards.com


AB	34
R	4
H	8
RBI	3
BB	4
SO	8
LOB	15



Batter	1	2	3	4	5	6	7	8	9	AB R H RBI BB SO LOB	TOP																								
Jerry Browne, S (1, 7) OBP: 0.297, SLG: 0.133 (7, 8)	0-0 FC3-6 1B		0-0 F8	0-0 G6-3		0-0 G6-4-3			0-0 G6-3	5 0 1 0 0 0 2																									
Dave Magadan, L (1, 5) OBP: 0.351, SLG: 0.258 (7, 3)	0-0 FC3-6 HBP 1-2f			0-0 F8 2B	0-0 G6-3		0-3 K		0-0 G1 1B	5 1 2 0 0 1 1																									
Gary Sheffield, R (1, 9) OBP: 0.444, SLG: 0.725 Mark Gardner, R (7, 1)	1-0 HBP 1-2			0-3 K	4-0 S 2B BB		0-0 G6-3		0-0 G1	2 1 0 0 1 1 1 0 0 0 0 0 0 0 1 0 0 0 0 0 1																									
Ron Tingley, R (9, PH) OBP: 0.118, SLG: 0.125									1-2 G1																										
Jeff Conine, R (1, 3) OBP: 0.388, SLG: 0.672 (7, 7)	0-0 G5-3			4-0 2B 1B BB	0-0 G1-4-3 1-H 2B		0-0 P6		0-0 G5-3	4 1 1 1 1 0 2																									
Bret Barberie, S (1, 4) OBP: 0.300, SLG: 0.500		0-0 F8		0-0 F8	0-0 G1-4-3			0-0 E4 BB		4 0 0 0 0 0 3																									
Matias Carrillo, L (1, 8) OBP: 0.313, SLG: 0.357 (7, 9)		0-0 P6		0-0 P6	4-0 S BB			0-0 F7		3 1 1 1 1 0 1																									
Benito Santiago, R (1, 2) OBP: 0.311, SLG: 0.341		0-0 G5-3		0-0 G5-3	0-0 G1-3			0-0 P4		4 1 1 2 0 0 3																									
Kurt Abbott, R (1, 6) OBP: 0.404, SLG: 0.522			0-0 G1-4-3	0-0 2B 1B		0-3 K		4-0 BB		3 1 1 0 1 1 0																									
Pat Rapp, R (3, 1) Richie Lewis, R (4, PH) Alex Arias, R Robb Nen, R Orestes Destrade, S Luis Aquino, R Rick Renteria, R	(1, 1) (3, 1) (4, PH) (4, 1) (6, PH) (6, 1) (7, 5)		0-0 G1-3	0-0 2B	0-0 G6-4-3 1B		0-0 L9			1 0 0 0 0 0 0 0 0 0 0 0 0 0 1 0 1 2 0 0 0 0 0 0 0 0 0 0 1 0 1 0 0 0 0 0 0 0 0 0 0 0 1 0 0 0 0 0 2																									
<b>Inning Stats</b>	R: 0 E: 0 K: 0 S: 3	H: 1 LOB: 1 BB: 0 P: 4	R: 0 E: 0 K: 0 S: 3	H: 0 LOB: 0 BB: 0 P: 3	R: 0 E: 0 K: 0 S: 3	H: 0 LOB: 0 BB: 0 P: 3	R: 5 E: 0 K: 1 S: 10	H: 5 LOB: 1 BB: 1 P: 14	R: 1 E: 0 K: 0 S: 4	H: 1 LOB: 2 BB: 2 P: 12	R: 0 E: 0 K: 1 S: 5	H: 1 LOB: 0 BB: 0 P: 5	R: 0 E: 0 K: 1 S: 5	H: 0 LOB: 0 BB: 0 P: 5	R: 0 E: 1 K: 0 S: 4	H: 0 LOB: 2 BB: 1 P: 8	R: 0 E: 0 K: 0 S: 4	H: 1 LOB: 1 BB: 0 P: 4	1B: 5 2B: 4 3B: 0 HR: 0	SF: 0 SAC: 0 DP: 1 HBP: 1	WP: 0 PB: 0 SB: 2 CS: 0	PA: 40													
<b>PITCHER</b>	IP WLS BF H R ER SO BB IBB HBP BLK WP HR S P ERA WHIP																																		
Armando Reynoso, R ERA: 7.32	(1, 1) 4.0	WLS 19	6	5	5	1	1	0	1	0	0	0	19	24	11.25	1.750																			
Marvin Freeman, R ERA: 4.5	(5, 1) 4.0	W	17	2	1	1	2	3	0	0	0	0	18	30	2.25	1.250																			
Mike Munoz, L ERA: 5.68	(9, 1) 1.0		4	1	0	0	0	0	0	0	0	0	4	4	0.00	1.000																			

Florida Marlins @ Colorado Rockies  
Mile High Stadium, Denver, CO  
Wed Apr 20 1994, 5:33 AM EDT  
Att. 45,667 - Cloudy - 76 F

AB	35
R	6
H	9
RBI	6
BB	4
SO	3
LOB	16





Batter	1	2	3	4	5	6	7	8	9	AB R H RBI BB SO LOB	TOP											
Jerry Browne, S (1, 8) OBP: 0.341, SLG: 0.212	1-2 G6-3		4-2 1B BB		2-1 2B			0-1 BB BB 1B		3 0 2 0 1 0 0	<b>Florida Marlins @ Cincinnati Reds</b> Riverfront Stadium, Cincinnati, OH Fri Apr 22 1994, 7:05 PM EDT Att. 32,198 - Unknown - 59 F											
Dave Magadan, L (1, 5) OBP: 0.366, SLG: 0.265	1-3 K		0-1 1B 1-2 2-H		0-0 F9			4-1 SAFE BB BB 1-2		3 0 1 1 1 1 1												
Gary Sheffield, R (1, 9) OBP: 0.433, SLG: 0.685	0-0 G5-3		1-0 P4				1-1 G4-3	4-0 BB BB BB 1-2 2-3 BB G6-4-3		3 0 0 0 1 0 2												
Jeff Conine, R (1, 7) OBP: 0.380, SLG: 0.692		1-2 F9		3-1 HR		2-1 F7		0-3 K		4 1 1 1 0 1 3												
Benito Santiago, R (1, 2) OBP: 0.286, SLG: 0.311		0-0 F9		0-2 L9		1-1 G1-3		0-0 G6-4-3 1-2f		4 0 0 0 0 0 3												
Orestes Destrade, S (1, 3) OBP: 0.309, SLG: 0.375		2-3 K		2-3 K			1-2 1B		2-3 K	4 0 1 0 0 3 0												
Bret Barberie, S (1, 4) OBP: 0.281, SLG: 0.467			2-3 K	0-3 K			0-3 K		0-3 K	4 0 0 0 0 4 1												
Kurt Abbott, R (1, 6) OBP: 0.393, SLG: 0.500			0-1 SH3-4 1B 1B		0-2 P2		0-0 P6		0-1 G4-3	4 1 1 0 0 0 1												
Charlie Hough, R (1, 1) OBP: 0.500, SLG: 0.429			1-1 SH3-4		0-2 K		3-1 P4			1 0 0 0 0 1 0												
Alex Arias, R (7, PH) OBP: 0.368, SLG: 0.438										1 0 0 0 0 0 1												
Richie Lewis, R (7, 1)										0 0 0 0 0 0 0												
Yorkis Perez, L (7, 1)										0 0 0 0 0 0 0												
<b>Inning Stats</b>	R: 0 E: 0 K: 1 S: 7	H: 0 LOB: 0 BB: 0 P: 9	R: 0 E: 0 K: 1 S: 8	H: 0 LOB: 0 BB: 0 P: 11	R: 1 E: 0 K: 1 S: 12	H: 2 LOB: 2 BB: 1 P: 20	R: 1 E: 0 K: 2 S: 13	H: 1 LOB: 0 BB: 0 P: 18	R: 0 E: 0 K: 1 S: 9	H: 1 LOB: 1 BB: 0 P: 11	R: 0 E: 0 K: 0 S: 6	H: 0 LOB: 0 BB: 0 P: 10	R: 0 E: 0 K: 1 S: 9	H: 1 LOB: 1 BB: 0 P: 13	R: 0 E: 0 K: 1 S: 7	H: 1 LOB: 2 BB: 2 P: 15	R: 0 E: 0 K: 2 S: 8	H: 0 LOB: 0 BB: 0 P: 10	1B: 4 2B: 1 3B: 0 HR: 1	SF: 0 SAC: 1 DP: 1 HBP: 0	WP: 0 PB: 0 SB: 0 CS: 0	PA: 35
<b>PITCHER</b>	IP WLS BF H R ER SO BB IBB HBP BLK WP HR S P ERA WHIP																					
John Smiley, L (1, 1) ERA: 2.67	7.0 W 27 5 2 2 7 1 0 0 0 0 0 1 64 92 2.57 0.857																					
Johnny Ruffin, R (8, 1) ERA: 1.86	0.0 3 1 0 0 0 2 0 0 0 0 0 0 3 11 ∞ ∞																					
Jeff Brantley, R (8, 1) ERA: 1.5	2.0 S 5 0 0 0 3 0 0 0 0 0 0 0 12 14 0.00 0.000																					

livebaseballscorecards.com

<b>AB</b>	31
<b>R</b>	2
<b>H</b>	6
<b>RBI</b>	2
<b>BB</b>	3
<b>SO</b>	10
<b>LOB</b>	12





Batter	1	2	3	4	5	6	7	8	9	AB	R	H	RBI	BB	SO	LOB	BOTTOM			
<b>Barry Larkin, R</b> OBP: 0.313, SLG: 0.176 (1, 6)	2-2  G5-3 ①		3-2  WP S 2B		4-0  BB G3-1 BB		4-1  S E WP BB			2	2	1	0	2	0	0	<b>Florida Marlins @ Cincinnati Reds</b> <b>Riverfront Stadium, Cincinnati, OH</b> Fri Apr 22 1994, 7:05 PM EDT Att: 32,198 - Unknown - 59 F  <b>AB 26</b> <b>R 4</b> <b>H 4</b> <b>RBI 2</b> <b>BB 8</b> <b>SO 3</b> <b>LOB 14</b> 			
<b>Hal Morris, L</b> OBP: 0.381, SLG: 0.491 (1, 3)	1-2  G4-3 ②		2-3  K ②		3-2  G3-1 ②		0-0  WP BB FC6-4 1-2			4	1	0	0	0	1	4				
<b>Reggie Sanders, R</b> OBP: 0.339, SLG: 0.554 (1, 9)	1-1  F8 ③		4-1  S 1B BB ③		4-1  BB HBP		4-0  FC6-4 WP BB 1-2			1	0	0	0	2	0	0				
<b>Kevin Mitchell, R</b> OBP: 0.351, SLG: 0.569 (1, 7)		1-0  G5-3 ①	1-2  S 1B 1-H ③		4-1  BB ③		4-1  FC6-4 IBB 1-2			2	0	1	1	2	0	0				
<b>Roberto Kelly, R</b> OBP: 0.345, SLG: 0.373 (1, 8)		3-3  K ②		1-3  K ①	3-1  G5-3 ③		0-1  FC6-4 ②			4	0	0	1	0	2	5				
<b>Willie Greene, L</b> OBP: 0.321, SLG: 0.304 <b>Jacob Brumfield, R</b> OBP: 0.750, SLG: 1.000 <b>Johnny Ruffin, R</b> <b>Jeff Brantley, R</b>	4-1  BB BB			0-0  F8 ②		1-0  F7 ①	3-2  F8 ③			2	0	0	0	1	0	0				
<b>Bret Boone, R</b> OBP: 0.326, SLG: 0.357 (1, 4)	4-0  BB 1-2			0-0  G6-3 ③		1-0  G6-3 ②		1-1  G4-3 ①		3	0	0	0	1	0	0				
<b>Brian Dorsett, R</b> OBP: 0.387, SLG: 0.407 (1, 2)	2-2  F7 ③				0-1  G3-1 SH2-4 BB 1B		2-2  F8 ③			4	1	2	0	0	0	2				
<b>John Smiley, L</b> <b>Lenny Harris, L</b> <b>Jeff Branson, L</b>			1-2  F7 ①		0-1  SH2-4 ①		2-0  G6-3 ①	0-0  G6-4-3 1B ②		1	0	0	0	0	0	0				
					1-2  ①			1-2f  ②		1	0	0	0	0	0	1				
<b>Inning Stats</b>	R: 0 E: 0 K: 8 H: 0 LOB: 0 BB: 12 P: 12	R: 0 E: 0 K: 1 S: 9 H: 0 LOB: 2 BB: 23 P: 23	R: 1 E: 0 K: 1 S: 14 H: 2 LOB: 2 BB: 1 P: 25	R: 0 E: 0 K: 1 S: 5 H: 0 LOB: 0 BB: 0 P: 6	R: 1 E: 0 K: 0 S: 11 H: 1 LOB: 3 BB: 2 P: 29	R: 0 E: 0 K: 0 S: 5 H: 0 LOB: 0 BB: 0 P: 9	R: 2 E: 1 K: 0 S: 9 H: 0 LOB: 2 BB: 3 P: 26	R: 0 E: 0 K: 0 S: 6 H: 1 LOB: 0 BB: 0 P: 7		1B: 3 2B: 1 3B: 0 HR: 0	SF: 0 SAC: 1 DP: 1 HBP: 1	WP: 2 PB: 0 SB: 3 CS: 0	PA: 36						ERA WHIP	
<b>PITCHER</b>	IP WLS BF H R ER SO	IP WLS BF H R ER SO	IP WLS BF H R ER SO	IP WLS BF H R ER SO	IP WLS BF H R ER SO	IP WLS BF H R ER SO	IP WLS BF H R ER SO	IP WLS BF H R ER SO	IP WLS BF H R ER SO			WP	HR	S	P	ERA			WHIP	
<b>Charlie Hough, R</b> ERA: 2.84 (1, 1)	6.0											1	0	52	104	3.00			1.333	
<b>Richie Lewis, R</b> ERA: (7, 1)	0.2	L	6	0	2	0	0	2	1	0	0	1	0	6	20	0.00			3.000	
<b>Yorkis Perez, L</b> ERA: 1.93 (7, 1)	1.1		4	1	0	0	0	0	0	0	0	0	0	9	13	0.00			0.750	

Batter 1 2 3 4 5 6 7 8 9 AB R H RBI BB SO LOB TOP

<b>Matias Carrillo, L</b> OBP: 0.286, SLG: 0.316 (1, 8) (9, 7)	1-0 1B SF7 1B	0-1 G3		2-3 K		0-1 G4-3		1-3 K	5 1 1 0 0 2 4
<b>Dave Magadan, L</b> OBP: 0.391, SLG: 0.289 <b>Bryan Harvey, R</b> (1, 5) (9, 1)	1-1 SAFE 1-3 1B		4-1 1B BB		0-2 G3-1	1-0 1B		1-0 G3 1-2 2-3	4 0 2 0 1 0 2 0 0 0 0 0 0 0
<b>Gary Sheffield, R</b> OBP: 0.408, SLG: 0.649 (1, 9)	1-1 SF7		2-2 F9		1-1 G6-3		0-2 K		3 0 0 1 0 1 1
<b>Jeff Conine, R</b> OBP: 0.373, SLG: 0.667 (1, 7) (9, 3)	3-2 3-H F8		3-1 1-2 1B		0-1 G5-3		1-1 F9		4 0 1 0 0 0 1
<b>Kurt Abbott, R</b> OBP: 0.367, SLG: 0.463 (1, 6)	0-3 K		2-3 K		1-3 K		2-2 L7		4 0 0 0 0 3 3
<b>Orestes Destrade, S</b> OBP: 0.322, SLG: 0.373 <b>Chuck Carr, S</b> OBP: 0.271, SLG: 0.304 (1, 3) (9, PR) (9, 8)		4-2 1B BB	1-1 F7		1-3 K		1-1 SH1-3 PB FC6 1B	3 0 1 0 1 1 2 0 1 0 0 0 0 0	
<b>Benito Santiago, R</b> OBP: 0.308, SLG: 0.396 (1, 2)		2-2 F8		2-1 HR	3-2 1B		1-1 SH1-3 1-3	3 1 2 1 0 0 1	
<b>Rick Renteria, R</b> OBP: 0.154, SLG: 0.154 (1, 4) (9, 5)		1-2 1-3 1B		1-1 G5-3		1-3 SAFE K	1-0 FC6 PB 1B	4 0 1 1 0 1 2	
<b>Ryan Bowen, R</b> OBP: 0.333, SLG: 0.500 <b>Alex Arias, R</b> OBP: 0.350, SLG: 0.412 <b>Jeremy Hernandez, R</b> (7, 1) <b>Bret Barberie, S</b> OBP: 0.292, SLG: 0.475 (9, PH) (9, 4)		0-3 K		0-0 L6		0-3 K2-3	1-2 3-H PB 1B	2 0 0 0 0 1 2 1 0 0 0 0 1 0 0 0 0 0 0 0 0 1 0 1 0 0 0 0	


Inning Stats	R: 1	H: 2	E: 0	LOB: 1	K: 1	BB: 0	S: 12	P: 18	R: 0	H: 1	E: 0	LOB: 2	K: 1	BB: 1	S: 14	P: 21	R: 0	H: 1	E: 0	LOB: 2	K: 1	BB: 1	S: 13	P: 25	R: 1	H: 1	E: 0	LOB: 0	K: 3	BB: 0	S: 8	P: 13	R: 0	H: 0	E: 0	LOB: 0	K: 0	BB: 0	S: 7	P: 8	R: 0	H: 1	E: 0	LOB: 1	K: 3	BB: 0	S: 12	P: 18	R: 0	H: 1	E: 0	LOB: 1	K: 1	BB: 0	S: 6	P: 7	R: 0	H: 0	E: 0	LOB: 0	K: 1	BB: 0	S: 9	P: 12	R: 1	H: 2	E: 0	LOB: 3	K: 1	BB: 0	S: 12	P: 18	1B: 8	SF: 1	2B: 0	SAC: 1	3B: 0	DP: 0	HR: 1	HBP: 0	WP: 0	PA: 38	PB: 2	SB: 0	CS: 0
--------------	------	------	------	--------	------	-------	-------	-------	------	------	------	--------	------	-------	-------	-------	------	------	------	--------	------	-------	-------	-------	------	------	------	--------	------	-------	------	-------	------	------	------	--------	------	-------	------	------	------	------	------	--------	------	-------	-------	-------	------	------	------	--------	------	-------	------	------	------	------	------	--------	------	-------	------	-------	------	------	------	--------	------	-------	-------	-------	-------	-------	-------	--------	-------	-------	-------	--------	-------	--------	-------	-------	-------

PITCHER	IP	WLS	BF	H	R	ER	SO	BB	IBB	HBP	BLK	WP	HR	S	P	ERA	WHIP
<b>Erik Hanson, R</b> ERA: 7.2 (1, 1)	6.0		26	6	2	2	7	2	0	0	0	0	1	66	103	3.00	1.333
<b>Chuck McElroy, L</b> ERA: 2.45 (7, 1)	1.0		3	1	0	0	1	0	0	0	0	0	0	6	7	0.00	1.000
<b>Hector Carrasco, R</b> ERA: 1.13 (8, 1)	2.0	L	9	2	1	0	2	0	0	0	0	0	0	21	30	0.00	1.000

**Florida Marlins @ Cincinnati Reds**  
Riverfront Stadium, Cincinnati, OH  
Sat Apr 23 1994, 3:33 AM EDT  
Att. 29,075 - Sunny - 68 F

livebaseballscorecards.com

**AB 34**  
**R 3**  
**H 9**  
**RBI 3**  
**BB 2**  
**SO 10**  
**LOB 18**




Batter	1	2	3	4	5	6	7	8	9	AB R H RBI BB SO LOB												
<b>Barry Larkin, R</b> OBP: 0.338, SLG: 0.204 (1, 6) C F X G4-6-3 1B	<b>Hal Morris, L</b> OBP: 0.358, SLG: 0.459 (1, 3) B 1 SAFE F 1 SAFE B 1 SAFE X G4-6-3 1-2f	<b>Reggie Sanders, R</b> OBP: 0.364, SLG: 0.576 (1, 9) B C C B S K	<b>Thomas Howard, S</b> OBP: 0.438, SLG: 0.357 (1, 7) B C X L4	<b>Roberto Kelly, R</b> OBP: 0.373, SLG: 0.407 (1, 8) C B B B B S 1B BB	<b>Tony Fernandez, S</b> OBP: 0.340, SLG: 0.293 (1, 4) <b>Chuck McElroy, L</b> (7, 1) <b>Bret Boone, R</b> OBP: 0.319, SLG: 0.349 (8, 4) 1 SAFE X F7	<b>Willie Greene, L</b> OBP: 0.344, SLG: 0.333 (1, 5) 1 SAFE X 1-0 FC6-4 1B 1-H	<b>Eddie Taubensee, L</b> OBP: 0.167, SLG: 0.167 (1, 2) X 0-0 FC6-4 1-2f	<b>Erik Hanson, R</b> (1, 1) <b>Jeff Branson, L</b> OBP: 0.455, SLG: 0.455 (7, 4) <b>Hector Carrasco, R</b> (8, 1) <b>Lenny Harris, L</b> OBP: 0.111, SLG: 0.222 (9, PH) C C B S K		3 0 2 0 1 0 0 4 0 0 0 0 2 4 3 0 2 1 1 1 0 4 0 0 0 0 0 6 3 1 2 0 1 0 0 2 0 0 0 1 0 1 0 0 0 0 0 0 0 1 0 0 0 0 1 1 4 0 2 1 0 1 1 4 0 2 1 0 0 2 1 0 0 0 0 1 0 1 0 0 0 0 1 0 0 0 0 0 0 0 0 1 0 0 0 0 1 0												
<b>Inning Stats</b>	R: 0 E: 0 K: 1 S: 8	H: 1 LOB: 0 BB: 0 P: 13	R: 1 E: 0 K: 0 S: 7	H: 1 LOB: 1 BB: 1 P: 13	R: 0 E: 1 K: 1 S: 13	H: 1 LOB: 2 BB: 1 P: 25	R: 0 E: 0 K: 1 S: 6	H: 1 LOB: 0 BB: 1 P: 13	R: 1 E: 0 K: 1 S: 13	H: 2 LOB: 2 BB: 1 P: 22	R: 0 E: 0 K: 0 S: 7	H: 1 LOB: 1 BB: 0 P: 12	R: 0 E: 0 K: 2 S: 9	H: 0 LOB: 0 BB: 0 P: 12	R: 0 E: 0 K: 1 S: 14	H: 2 LOB: 1 BB: 0 P: 19	R: 0 E: 0 K: 1 S: 8	H: 0 LOB: 0 BB: 0 P: 10	1B: 7 2B: 2 3B: 0 HR: 0	SF: 0 SAC: 1 DP: 2 HBP: 0	WP: 0 PB: 0 SB: 2 CS: 2	PA: 37 ERA WHIP

**Florida Marlins @ Cincinnati Reds**  
Riverfront Stadium, Cincinnati, OH

Sat Apr 23 1994, 3:33 AM EDT  
Att: 29,075 - Sunny - 68 F

AB	31
R	2
H	9
RBI	2
BB	4
SO	8
LOB	15



PITCHER	IP	WLS	BF	H	R	ER	SO	BB	IBB	HBP	BLK	WP	HR	S	P	ERA	WHIP
<b>Ryan Bowen, R</b> ERA: 5.48 (1, 1)	6.0		26	7	2	2	4	4	0	0	0	0	0	54	98	3.00	1.833
<b>Jeremy Hernandez, R</b> ERA: 2.0 (7, 1)	2.0	W	7	2	0	0	3	0	0	0	0	0	0	23	31	0.00	1.000
<b>Bryan Harvey, R</b> ERA: (9, 1)	1.0	S	3	0	0	0	1	0	0	0	0	0	0	8	10	0.00	0.000

Batter	1	2	3	4	5	6	7	8	9	AB R H RBI BB SO LOB	TOP
<b>Chuck Carr, S</b> (1, 8) OBP: 0.270, SLG: 0.317 FFCFC FBB X	3-2 P3 ①		1-1 F8 ③		0-0 2B X			2-2 P6 ②		4 0 1 0 0 0 0	<b>Florida Marlins @ Cincinnati Reds</b> Riverfront Stadium, Cincinnati, OH Sun Apr 24 1994, 3:33 AM EDT Att. 27,416 - Sunny - 74 F  livebaseballscorecards.com
<b>Rick Renteria, R</b> (1, 5) OBP: 0.176, SLG: 0.125 C BB X	1-2 F8 ②			1-0 1B E HBP X	0-1 G1-3 ③		2-1 G3 ③		3 1 0 0 0 0 1		
<b>Gary Sheffield, R</b> (1, 9) OBP: 0.387, SLG: 0.607 BFC X	1-2 P6 ③			1-1 F7 ①		0-3 K ①		2-1 F7 ①	4 0 0 0 0 1 1		
<b>Jeff Conine, R</b> (1, 7) OBP: 0.367, SLG: 0.644 B X		1-0 F9 ①		0-0 1 SAFE X E SF7 1B X	1-2 P3 ②		1-2 F8 ②		4 1 1 0 0 0 0		
<b>Orestes Destrade, S</b> (1, 3) OBP: 0.317, SLG: 0.364 CC X		0-2 FC6-4 1B X		1-0 E3 1-3 X	0-0 F8 ③		0-1 L7 ③		4 0 1 1 0 0 1		
<b>Benito Santiago, R</b> (1, 2) OBP: 0.291, SLG: 0.380 X		0-0 FC6-4 1-2f ②		0-0 SF7 3-H X		1-2 F9 ①			2 0 0 1 0 0 1		
<b>Bret Barberie, S</b> (1, 4) OBP: 0.279, SLG: 0.453 1 SAFE X		0-1 L4 ③		1-1 L9 ③		3-3 K ②			3 0 0 0 0 1 2		
<b>Alex Arias, R</b> (1, 6) OBP: 0.304, SLG: 0.350 B X			1-0 G5-3 ①		2-3 K ①		3-2 F9 ③		3 0 0 0 0 1 0		
<b>Chris Hammond, L</b> (1, 1) OBP: 0.250, SLG: 0.143 <b>Richie Lewis, R</b> (7, 1) <b>Jerry Browne, S</b> (8, PH) OBP: 0.333, SLG: 0.206 <b>Luis Aquino, R</b> (8, 1)			2-3 K ②		1-3 K ②		1-2 L7 ①		2 0 0 0 0 2 0		
<b>Inning Stats</b>	R: 0 H: 0 E: 0 LOB: 0 K: 0 BB: 0 S: 10 P: 15	R: 0 H: 1 E: 0 LOB: 1 K: 0 BB: 0 S: 7 P: 8	R: 0 H: 0 E: 0 LOB: 0 K: 1 BB: 0 S: 7 P: 11	R: 2 H: 1 E: 1 LOB: 1 K: 0 BB: 0 S: 7 P: 11	R: 0 H: 1 E: 0 LOB: 1 K: 2 BB: 0 S: 11 P: 14	R: 0 H: 0 E: 0 LOB: 0 K: 1 BB: 0 S: 7 P: 8	R: 0 H: 0 E: 0 LOB: 0 K: 1 BB: 0 S: 12 P: 19	R: 0 H: 0 E: 0 LOB: 0 K: 0 BB: 0 S: 8 P: 13	R: 0 H: 0 E: 0 LOB: 0 K: 0 BB: 0 S: 7 P: 10	1B: 2 SF: 1 2B: 1 SAC: 0 3B: 0 DP: 0 HR: 0 HBP: 1	
<b>PITCHER</b> <b>Tom Browning, L</b> (1, 1) ERA: 3.42	IP WLS BF H R ER SO BB IBB HBP BLK WP HR S P ERA WHIP 9.0 W 32 3 2 1 5 0 0 1 0 0 0 0 76 109 1.00 0.333	<b>PITCHER</b> IP WLS BF H R ER SO BB IBB HBP BLK WP HR S P ERA WHIP									

BOTTOM

Florida Marlins @ Cincinnati Reds  
Riverfront Stadium, Cincinnati, OH

Sun Apr 24 1994, 3:33 AM EDT  
Att. 27,416 - Sunny - 74 F

livebaseballscorecards.com

AB	30
R	5
H	9
RBI	4
BB	3
SO	5
LOB	13



1B: 4	SF: 1	WP: 1	PA: 34
2B: 3	SAC: 0	PB: 0	
3B: 1	DP: 2	SB: 0	
HR: 1	HBP: 0	CS: 0	

	IP	WLS	BF	H	R	ER	SO	BB	IBB	HBP	BLK	WP	HR	S	P	ERA	WHIP
Chris Hammond, L	(1, 1)	6.2	L	29	8	4	4	5	3	0	0	1	1	72	116	5.40	1.650
Richie Lewis, R	(7, 1)	0.1		1	0	0	0	0	0	0	0	0	0	2	4	0.00	0.000
Luis Aquino, R	(8, 1)	1.0		4	1	1	0	0	0	0	0	0	0	9	15	9.00	1.000

Batter	1	2	3	4	5	6	7	8	9	AB	R	H	RBI	BB	SO	LOB				
Barry Larkin, R OBP: 0.333, SLG: 0.207 (1, 6)	G6-3 		G6-4-3 1B 		L9 		K 			4	0	1	0	0	1	1				
Hal Morris, L OBP: 0.366, SLG: 0.469 (1, 3)	K 		G6-4-3 1-2f 		HR BB 		2B 			3	1	1	0	1	1	1				
Reggie Sanders, R OBP: 0.386, SLG: 0.683 (1, 9)	3B 				1B WP 2B 		HR 1-H 2-H 			4	2	3	3	0	0	1				
Kevin Mitchell, R OBP: 0.361, SLG: 0.582 Jacob Brumfield, R OBP: 0.750, SLG: 1.000 (1, 7) (8, PR) (9, 7)	G5-3 				1B WP 1B 		P4 		G3 SF8 2B 	4	0	2	0	0	0	1				
Roberto Kelly, R OBP: 0.349, SLG: 0.379 (1, 8)					P6 				G3 	4	0	0	0	0	1	3				
Bret Boone, R OBP: 0.333, SLG: 0.356 (1, 4)					BB 				SF8 	2	0	1	1	1	0	0				
Brian Dorsett, R OBP: 0.371, SLG: 0.367 (1, 2)					F8 				L9 	3	0	0	0	1	0	4				
Willie Greene, L OBP: 0.314, SLG: 0.300 (1, 5)					P4 					3	0	0	0	0	1	2				
Tom Browning, L OBP: 0.182, SLG: 0.273 (1, 1)					K 				G3 	3	1	1	0	0	1	0				
Inning Stats	R: 0 E: 0 K: 1 S: 14	H: 1 LOB: 1 BB: 0 P: 23	R: 0 E: 0 K: 0 S: 7	H: 0 LOB: 1 BB: 1 P: 14	R: 0 E: 0 K: 1 S: 9	H: 1 LOB: 0 BB: 0 P: 13	R: 1 E: 0 K: 1 S: 13	H: 3 LOB: 1 BB: 0 P: 18	R: 3 E: 0 K: 0 S: 14	H: 2 LOB: 0 BB: 1 P: 25	R: 0 E: 0 K: 1 S: 7	H: 0 LOB: 1 BB: 1 P: 13	R: 0 E: 0 K: 1 S: 10	H: 1 LOB: 1 BB: 0 P: 14	R: 1 E: 0 K: 0 S: 9	H: 1 LOB: 1 BB: 0 P: 15	1B: 4 2B: 3 3B: 1 HR: 1	SF: 1 SAC: 0 DP: 2 HBP: 0	WP: 1 PB: 0 SB: 0 CS: 0	PA: 34

Batter	1	2	3	4	5	6	7	8	9	AB R H RBI BB SO LOB	TOP											
Deion Sanders, L (1, 8) OBP: 0.438, SLG: 0.542	0-2 G6-3 1B		0-0 FC5-4 1B		0-0 G4-6-3 1-2f			0-0 F8	2-2 L3	5 0 2 0 0 0 2												
Jeff Blausler, R (1, 6) OBP: 0.239, SLG: 0.265	1-1 G6-3 1-2f		0-1 FC5-4 FC4-6 1-2f		0-0 G4-6-3 1B			4-2 FC6 BB		3 0 1 0 1 0 2												
Ryan Klesko, L (1, 7) OBP: 0.407, SLG: 0.686 Dave Gallagher, R (8, PH) OBP: 0.280, SLG: 0.391 (8, 7)	4-2 BB		1-1 FC4-6 1-2f		0-0 G4-6-3 1-2f			2-2 F9		2 0 0 0 1 0 2 1 0 0 0 0 0 1												
Fred McGriff, L (1, 3) OBP: 0.407, SLG: 0.528	0-0 G3			2-0 G4-3		2-1 1B		2-2 FC6 1-2f		4 0 1 0 0 0 2												
David Justice, L (1, 9) OBP: 0.327, SLG: 0.378		0-1 F9		2-3 K		3-3 K		4-2 1B 2B BB		3 1 0 0 1 2 1												
Terry Pendleton, S (1, 5) OBP: 0.393, SLG: 0.548		1-0 E6		1-1 G6-3			2-2 1B	0-2 2B 1B		4 1 2 0 0 0 0												
Javy Lopez, R (1, 2) OBP: 0.296, SLG: 0.485 Mike Kelly, R (9, PR) OBP: 0.211, SLG: 0.368		3-3 K 1-2			0-1 HR		1-0 L6	0-1 2B 1-H 2-H		4 1 2 3 0 1 2 0 0 0 0 0 0 0												
Mark Lemke, S (1, 4) OBP: 0.381, SLG: 0.400		0-0 G1-3			2-1 G1-4-3		1-0 F8	3-3 K		4 0 0 0 0 1 3												
Tom Glavine, L (1, 1) OBP: 0.417, SLG: 0.400 Tony Tarasco, L (7, PH) OBP: 0.342, SLG: 0.622 Steve Bedrosian, R (7, 1) Milt Hill, R (8, 1) Bill Pecota, R (9, PH) OBP: 0.583, SLG: 0.556			0-0 G5-3		4-2 G4-6-3 BB		2-0 G4-3	1-0 F7		1 0 0 0 1 0 0 1 0 0 0 0 0 1 0 0 0 0 0 0 0 0 0 0 0 0 0 0 1 0 0 0 0 0 1												
<b>Inning Stats</b>	R: 0 E: 0 K: 0 S: 9	H: 1 LOB: 1 BB: 1 P: 14	R: 0 E: 1 K: 1 S: 7	H: 0 LOB: 1 BB: 0 P: 11	R: 0 E: 0 K: 0 S: 6	H: 1 LOB: 1 BB: 0 P: 7	R: 0 E: 0 K: 1 S: 7	H: 0 LOB: 0 BB: 0 P: 12	R: 1 E: 0 K: 0 S: 8	H: 1 LOB: 0 BB: 1 P: 14	R: 0 E: 0 K: 1 S: 7	H: 2 LOB: 1 BB: 0 P: 12	R: 0 E: 0 K: 0 S: 8	H: 1 LOB: 1 BB: 0 P: 14	R: 0 E: 0 K: 0 S: 10	H: 0 LOB: 1 BB: 1 P: 18	R: 2 E: 0 K: 1 S: 14	H: 2 LOB: 1 BB: 1 P: 24	1B: 6 2B: 1 3B: 0 HR: 1	SF: 0 SAC: 0 DP: 3 HBP: 0	WP: 0 PB: 0 SB: 1 CS: 0	PA: 37
<b>PITCHER</b>	IP WLS BF H R ER SO BB IBB HBP BLK WP HR S P ERA WHIP																					
David Weathers, R (1, 1) ERA: 2.7	7.1 W 29 6 1 1 3 3 0 0 0 0 0 1 55 91 1.23 1.227																					
Yorkis Perez, L (8, 1) ERA: 1.69	0.2 2 0 0 0 0 0 0 0 0 0 0 0 7 11 0.00 0.000																					
Bryan Harvey, R (9, 1) ERA: 2.7	0.0 2 1 2 2 0 1 0 0 0 0 0 0 5 9 ∞ ∞																					
Jeremy Hernandez, R (9, 1) ERA: 1.8	1.0 S 4 1 0 0 1 0 0 0 0 0 0 0 9 15 0.00 1.000																					

Atlanta Braves @ Florida Marlins  
Joe Robbie Stadium, Miami, FL

Mon Apr 25 1994, 7:05 PM EDT  
Att. 35,621 - Unknown - 80 F

livebaseballscorecards.com

AB	33
R	3
H	8
RBI	3
BB	4
SO	4
LOB	17




BOTTOM

**Atlanta Braves @ Florida Marlins**  
 Joe Robbie Stadium, Miami, FL  
 Mon Apr 25 1994, 7:05 PM EDT  
 Att: 35,621 - Unknown - 80 F

livebaseballscorecards.com

**AB 31**  
**R 4**  
**H 9**  
**RBI 3**  
**BB 8**  
**SO 12**  
**LOB 18**



WP: 1 PA: 39  
 PB: 0  
 SB: 2  
 CS: 0

Batter	1	2	3	4	5	6	7	8	9	AB	R	H	RBI	BB	SO	LOB
<b>Chuck Carr, S</b> OBP: 0.294, SLG: 0.317 (1, 8) SFS	1-3 K	4-1 S BB		2-3 K		4-0 BB BB		1-0 SAFE X 1-H 1B		3	0	1	0	2	2	0
<b>Dave Magadan, L</b> OBP: 0.431, SLG: 0.333 (1, 5) CBS SB X	2-2 HR	1 SAFE BB SAFE BB 1B	4-1 1-2 BB	0-2 G6-4-3 1B		3-1 SAFE SAFE BB BB X		1-2 FC5-4 1B		4	1	3	0	1	0	1
<b>Gary Sheffield, R</b> OBP: 0.375, SLG: 0.621 (1, 9) B X	1-0 1-H HR	1-3 K		0-2 G6-4-3 1-2f			3-2 F9	1-0 1-2f FC5-4		5	1	1	2	0	1	4
<b>Jeff Conine, R</b> OBP: 0.373, SLG: 0.632 (1, 7) (8, 3) BFB BB	4-2 1B BB		0-3 K		2-3 K		2-2 1B BB			3	0	1	0	1	2	0
<b>Orestes Destrade, S</b> OBP: 0.358, SLG: 0.386 (1, 3) (7, PR) <b>Matias Carrillo, L</b> OBP: 0.286, SLG: 0.316 (8, 7) X	0-0 FC4-6 1B		4-1 S WP 2B BB		1-0 FC5-4 1B		4-2 1-2 BB			2	1	2	0	2	0	0
<b>Bret Barberie, S</b> OBP: 0.264, SLG: 0.426 (1, 4) X	0-0 L8		2-3 K		0-2 P6		2-2 P6			4	0	0	0	0	1	6
<b>Benito Santiago, R</b> OBP: 0.288, SLG: 0.389 (1, 2) C X	0-2 FC4-6 1-2f		3-2 2-H 2B		1-0 1-2f FC5-4		1-3 K2-3			4	0	1	1	0	1	5
<b>Kurt Abbott, R</b> OBP: 0.359, SLG: 0.439 (1, 6) C SB BB TB BB S		3-3 K	4-0 IBB		0-3 K		0-0 F9			3	0	0	0	1	2	0
<b>David Weathers, R</b> OBP: 0.091, SLG: 0.091 (1, 1) <b>Yorkis Perez, L</b> (8, 1) <b>Jerry Browne, S</b> OBP: 0.349, SLG: 0.206 (8, PH) <b>Bryan Harvey, R</b> (9, 1) <b>Jeremy Hernandez, R</b> (9, 1)		0-3 K	1-3 K		1-3 K		4-2 1B BB			3	0	0	0	0	3	2

Inning Stats	R: 2 E: 0 K: 1 S: 14	H: 3 LOB: 2 BB: 1 P: 22	R: 0 E: 0 K: 3 S: 13	H: 0 LOB: 2 BB: 2 P: 25	R: 1 E: 0 K: 3 S: 14	H: 1 LOB: 2 BB: 2 P: 28	R: 0 E: 0 K: 1 S: 11	H: 1 LOB: 0 BB: 0 P: 13	R: 0 E: 0 K: 1 S: 9	H: 1 LOB: 1 BB: 0 P: 13	R: 0 E: 0 K: 2 S: 9	H: 0 LOB: 1 BB: 1 P: 17	R: 0 E: 0 K: 1 S: 19	H: 1 LOB: 2 BB: 1 P: 31	R: 1 E: 0 K: 0 S: 8	H: 2 LOB: 1 BB: 1 P: 15	1B: 7 2B: 1 3B: 0 HR: 1	SF: 0 SAC: 0 DP: 1 HBP: 0	WP: 1 PB: 0 SB: 2 CS: 0	PA: 39
--------------	-------------------------------	----------------------------------	-------------------------------	----------------------------------	-------------------------------	----------------------------------	-------------------------------	----------------------------------	------------------------------	----------------------------------	------------------------------	----------------------------------	-------------------------------	----------------------------------	------------------------------	----------------------------------	----------------------------------	------------------------------------	----------------------------------	--------

PITCHER	IP	WLS	BF	H	R	ER	SO	BB	IBB	HBP	BLK	WP	HR	S	P	ERA	WHIP
<b>Tom Glavine, L</b> ERA: 3.38 (1, 1)	6.0	L	29	6	3	3	11	5	1	0	0	1	1	70	118	4.50	1.833
<b>Steve Bedrosian, R</b> ERA: 0.93 (7, 1)	1.0		5	1	0	0	1	1	0	0	0	0	0	19	31	0.00	2.000
<b>Milt Hill, R</b> ERA: 9.82 (8, 1)	1.0		5	2	1	1	0	1	0	0	0	0	0	8	15	9.00	3.000

Batter	1	2	3	4	5	6	7	8	9	AB	R	H	RBI	BB	SO	LOB	TOP	
<b>Deion Sanders, L</b> (1, 8) OBP: 0.446, SLG: 0.540	4-1 BB CS		1-0 1B CS		1-1 1B FC3-6	2-2 1B		1-3 K		4	1	2	0	1	1	4		
<b>Jeff Blauser, R</b> (1, 6) OBP: 0.258, SLG: 0.267	4-2 SAFE HBP BB		1-0 F7		1-1 1B F7	1-0 F7		4-2 2B BB		3	1	1	1	1	0	2		
<b>Ryan Klesko, L</b> (1, 7) OBP: 0.429, SLG: 0.759 <b>Mike Kelly, R</b> (7, PR) OBP: 0.250, SLG: 0.450	4-2 BB G4-6-3			2-2 HR	1-3 K		0-0 2B	3-2 2B 1-H 2-H 3-H		3	1	2	1	1	1	2		
<b>Fred McGriff, L</b> (1, 3) OBP: 0.396, SLG: 0.506	1-0 G4-6-3			3-2 G6-3	1-1 FC6 1B		0-3 K	1-0 F9		1	0	1	1	0	1	4		
<b>David Justice, L</b> (1, 9) OBP: 0.351, SLG: 0.388		2-2 L7		2-1 1B	2-2 FC6 1-2f		0-1 1B 2-H	4-2 G5-4-3 BB		4	0	2	1	1	0	2		
<b>Terry Pendleton, S</b> (1, 5) OBP: 0.383, SLG: 0.528		1-2 G5-3		2-3 K		0-1 HR 1B	1-3 K	0-1 F9		5	1	1	0	0	2	3		
<b>Javy Lopez, R</b> (1, 2) OBP: 0.307, SLG: 0.549		2-2 1B		1-2 G5-3		2-0 HR 1-H		1-2 2B 2B		5	2	3	2	0	0	2		
<b>Mark Lemke, S</b> (1, 4) OBP: 0.388, SLG: 0.407		0-0 G4-3			0-1 FC3-6 1B BB	3-2 G3		0-0 BB 2B 1B		4	2	2	0	0	0	1		
<b>Kent Mercker, L</b> (1, 1) <b>Mike Bielecki, R</b> (4, 1) <b>Tony Tarasco, L</b> (5, PH) <b>Milt Hill, R</b> (5, 1) <b>Bill Pecota, R</b> (6, PH) <b>Mark Wohlers, R</b> (6, 1) <b>Dave Gallagher, R</b> (8, PH) <b>Greg McMichael, R</b> (8, 1)			0-2 G4-3		4-2 FC3-6 BB	1-3 K		0-1 L5		1	0	0	0	0	0	0		
<b>Inning Stats</b>	R: 0 E: 0 K: 0 S: 7 H: 0 LOB: 1 P: 20	R: 0 E: 0 S: 14 H: 1 LOB: 1 P: 19	R: 0 E: 0 S: 5 H: 1 LOB: 0 P: 7	R: 1 E: 0 S: 19 H: 2 LOB: 1 P: 29	R: 2 E: 0 S: 18 H: 3 LOB: 2 P: 28	R: 2 E: 0 S: 20 H: 3 LOB: 1 P: 29	R: 1 E: 0 S: 9 H: 2 LOB: 1 P: 10	R: 3 E: 0 S: 15 H: 3 LOB: 1 P: 25	R: 0 E: 0 S: 6 H: 0 LOB: 0 P: 12	1B: 10 2B: 3 3B: 0 HR: 2 SF: 0 SAC: 0 DP: 2 HBP: 1	WP: 0 PB: 0 SB: 0 CS: 2	PA: 43						
<b>PITCHER</b>	IP WLS BF H R ER SO BB IBB HBP BLK WP HR S P ERA WHIP	IP WLS BF H R ER SO BB IBB HBP BLK WP HR S P ERA WHIP																
<b>Pat Rapp, R</b> (1, 1) ERA: 5.3	4.1		6	3	3	1	3	0	1	0	0	0	1	55	91	6.23	2.077	
<b>Jeff Mutis, L</b> (5, 1) ERA: 27.0	0.2		5	3	2	1	0	0	0	0	0	0	1	11	17	27.00	4.500	
<b>Mark Gardner, R</b> (6, 1) ERA: 9.0	1.0		4	1	0	0	1	0	0	0	0	0	0	17	24	0.00	1.000	
<b>Richie Lewis, R</b> (7, 1) ERA: 1.42	1.0		4	2	1	1	2	0	0	0	0	0	0	9	10	9.00	2.000	
<b>Luis Aquino, R</b> (8, 1) ERA: 9.39	0.1	L	3	2	2	2	0	0	0	0	0	0	0	6	7	54.00	6.000	

Atlanta Braves @ Florida Marlins  
Joe Robbie Stadium, Miami, FL  
Tue Apr 26 1994, 7:05 PM EDT  
Att. 36,487 - Overcast - 75 F

livebaseballscorecards.com

AB	37
R	9
H	15
RBI	9
BB	5
SO	6
LOB	22







Batter	1	2	3	4	5	6	7	8	9	AB R H RBI BB SO LOB	TOP											
Walt Weiss, S (1, 6) OBP: 0.347, SLG: 0.357	2-1 G4-3		1-2 2-H 2B		2-1 F9		2-2 G4-3		1-0 F7	5 0 1 1 0 0 3												
Howard Johnson, S (1, 7) OBP: 0.234, SLG: 0.262	3-1 F9		1-1 L4			3-2 P6		1-0 P6		4 0 0 0 0 0 1												
Dante Bichette, R (1, 9) OBP: 0.391, SLG: 0.690	2-1 CS 1B			0-2 G6-3		2-1 F8		0-0 E9 G4-6-3		4 0 1 0 0 0 0												
Andres Galarraga, R (1, 3) OBP: 0.337, SLG: 0.654	0-2 CS 1-2	1-0 F8		3-3 K		1-0 PB HBP 1B		0-0 G4-6-3 1-2f		4 0 1 0 0 1 1												
Charlie Hayes, R (1, 5) OBP: 0.307, SLG: 0.346		3-3 K		0-1 1B		2-0 PB HBP		2-1 E4 3B		3 1 1 0 0 1 0												
Ellis Burks, R (1, 8) OBP: 0.494, SLG: 0.915		2-1 P7		0-0 P3		4-1 FC6-4 BB		3-2 L7		3 0 0 0 1 0 2												
Joe Girardi, R (1, 2) OBP: 0.313, SLG: 0.259			4-0 SH1-3 2B BB		0-0 G6-3		1-2 FC6-4 1-2f		2-2 3B	2 1 0 0 1 0 3												
John Vander Wal, L (9, PH) OBP: 0.333, SLG: 0.533										1 0 1 1 0 0 0												
Nelson Liriano, S (1, 4) OBP: 0.409, SLG: 0.389			0-1 P7		3-2 SH1-3 1B		3-2 F7		4-1 BB	3 0 1 0 1 0 1												
Mike Harkey, R (1, 1)			0-0 SH1-3		0-0 SH1-3		3-2 F7		0-0 P3	0 0 0 0 0 0 0												
Mike Kingery, L (7, PH) OBP: 0.444, SLG: 0.625										1 0 0 0 0 0 0												
Steve Reed, R (7, 1)										0 0 0 0 0 0 0												
Eric Young Sr., R (9, PH) OBP: 0.325, SLG: 0.528			1-2		1-2					1 0 0 0 0 0 2												
<b>Inning Stats</b>	R: 0 E: 0 K: 0 S: 8	H: 1 LOB: 0 BB: 0 P: 15	R: 0 E: 0 K: 1 S: 6	H: 0 LOB: 0 BB: 0 P: 12	R: 1 E: 0 K: 0 S: 8	H: 1 LOB: 1 BB: 1 P: 14	R: 0 E: 0 K: 1 S: 10	H: 1 LOB: 1 BB: 0 P: 13	R: 0 E: 0 K: 0 S: 8	H: 1 LOB: 1 BB: 0 P: 13	R: 0 E: 0 K: 0 S: 13	H: 1 LOB: 3 BB: 1 P: 26	R: 0 E: 0 K: 0 S: 11	H: 0 LOB: 0 BB: 0 P: 19	R: 0 E: 1 K: 0 S: 3	H: 0 LOB: 0 BB: 0 P: 4	R: 1 E: 1 K: 0 S: 14	H: 1 LOB: 2 BB: 1 P: 26	1B: 4 2B: 1 3B: 1 HR: 0	SF: 0 SAC: 2 DP: 1 HBP: 1	WP: 0 PB: 1 SB: 0 CS: 1	PA: 38
<b>PITCHER</b>	IP WLS BF H R ER SO BB IBB HBP BLK WP HR S P ERA WHIP																					
Charlie Hough, R (1, 1) ERA: 2.51	7.0 W 28 5 1 1 2 2 2 0 1 0 0 0 64 112 1.29 1.000																					
Richie Lewis, R (8, 1) ERA: 1.23	1.0 3 0 0 0 0 0 0 0 0 0 0 0 3 4 0.00 0.000																					
Jeremy Hernandez, R (9, 1) ERA: 1.64	1.0 S 6 1 1 0 0 1 0 0 0 0 0 0 14 26 0.00 2.000																					

Colorado Rockies @ Florida Marlins  
Joe Robbie Stadium, Miami, FL

Wed Apr 27 1994, 7:05 PM EDT  
Att. 24,114 - Unknown - 76 F

livebaseballscorecards.com

AB 31  
R 2  
H 6  
RBI 2  
BB 3  
SO 2  
LOB 13



Batter	1	2	3	4	5	6	7	8	9
<b>Chuck Carr, S</b> OBP: 0.329, SLG: 0.366 (1, 8) S X	0-1 HR 1B		3-2 1B		1-0 1B 2B		1-2 WP 1B		
<b>Dave Magadan, L</b> OBP: 0.433, SLG: 0.327 (1, 5) B X	1-0 F9 1-2		1-1 F8		3-1 2B 1B 2-H		1-2 BB		
<b>Gary Sheffield, R</b> OBP: 0.404, SLG: 0.712 (1, 9) B C F F B B X	2-2 2-H HR		1-2 F8		1-0 2B		2-3 K		
<b>Jeff Conine, R</b> OBP: 0.370, SLG: 0.595 (1, 7) (9, 3) B B B X	3-0 F7			2-1 G1-6-3	3-3 K			2-2 X CS 1B	
<b>Orestes Destrade, S</b> OBP: 0.329, SLG: 0.394 <b>Jeremy Hernandez, R</b> (9, 1) X	0-0 G5-3			1-2 F7		0-0 F9		3-3 K 1-2	
<b>Jerry Browne, S</b> OBP: 0.396, SLG: 0.308 (1, 4) (9, 7)		0-2 F7		0-1 2B		1-0 G5-4-3 1B		2-1 1B	
<b>Ron Tingley, R</b> OBP: 0.100, SLG: 0.105 <b>Benito Santiago, R</b> OBP: 0.328, SLG: 0.441 (8, PH) (9, 2)		1-3 K		1-1 F9		1-1 G5-4-3 1-2f		0-0 F8	
<b>Kurt Abbott, R</b> OBP: 0.338, SLG: 0.422 (1, 6)		3-1 F9			1-3 K		0-3 K		
<b>Charlie Hough, R</b> OBP: 0.400, SLG: 0.333 <b>Matias Carrillo, L</b> OBP: 0.261, SLG: 0.286 <b>Richie Lewis, R</b> (8, 1) <b>Bret Barberie, S</b> OBP: 0.247, SLG: 0.397 (9, 4)			1-1 G5-3		1-1 G6-3		1-0 F9		

Inning Stats	R: 2	H: 2	E: 0	LOB: 0	K: 0	S: 11	R: 0	H: 0	E: 0	LOB: 0	K: 1	S: 8	R: 0	H: 1	E: 0	LOB: 1	K: 0	S: 13	R: 0	H: 1	E: 0	LOB: 1	K: 0	S: 9	R: 1	H: 3	E: 0	LOB: 2	K: 2	S: 14	R: 0	H: 1	E: 0	LOB: 0	K: 0	S: 4	R: 0	H: 1	E: 0	LOB: 2	K: 2	S: 16	R: 0	H: 2	E: 0	LOB: 1	K: 1	S: 14	

PITCHER	IP	WLS	BF	H	R	ER	SO	BB	IBB	HBP	BLK	WP	HR	S	P	ERA	WHIP
<b>Mike Harkey, R</b> ERA: 6.82 (1, 1)	6.0	L	25	8	3	3	3	0	0	0	0	0	1	59	91	4.50	1.333
<b>Steve Reed, R</b> ERA: 6.55 (7, 1)	2.0		9	3	0	0	3	1	0	0	0	1	0	30	45	0.00	2.000

AB R H RBI BB SO LOB


# Colorado Rockies @ Florida Marlins

Joe Robbie Stadium, Miami, FL

Wed Apr 27 1994, 7:05 PM EDT  
Att. 24,114 - Unknown - 76 F

livebaseballscorecards.com

AB 33  
R 3  
H 11  
RBI 3  
BB 1  
SO 6  
LOB 11



WP: 1 PA: 34  
PB: 0  
SB: 1  
CS: 1

ERA WHIP

Batter	1	2	3	4	5	6	7	8	9	AB R H RBI BB SO LOB	TOP														
Walt Weiss, S (1, 6) OBP: 0.343, SLG: 0.345	1-3 K		1-0 G4-3		3-1 L7		4-2 G6-4-3 BB		0-0 SH2-4	3 0 0 0 1 1 1															
Mike Kingery, L (1, 7) OBP: 0.478, SLG: 0.600	2-1 CS 1B			1-0 P3	1-0 SF8 BB 1B		2-1 F7		4-0 IBB	4 1 2 0 1 0 1															
Ellis Burks, R (1, 8) OBP: 0.500, SLG: 0.947	2-0 HR			0-0 1B 2B	4-2 SF8 HR BB		2-2 G6-4-3		2-1 G5-3	4 3 2 1 1 0 4															
Andres Galarraga, R (1, 3) OBP: 0.333, SLG: 0.643	2-0 F9			2-2 1B	1-1 SF8			1-2 F9		3 0 1 1 0 0 0															
Dante Bichette, R (1, 9) OBP: 0.406, SLG: 0.724		3-3 K		0-0 1B	0-0 HR			4-2 S E BB		3 1 2 4 1 1 0															
Charlie Hayes, R (1, 5) OBP: 0.293, SLG: 0.329		2-3 K		0-0 P6	1-0 P5			0-3 K		4 0 0 0 0 2 3															
Joe Girardi, R (1, 2) OBP: 0.294, SLG: 0.241		1-3 K		0-1 P3		0-1 G4-3		1-0 G3		4 0 0 0 0 1 3															
Roberto Mejia, R (1, 4) OBP: 0.279, SLG: 0.393			2-2 G5-3		1-0 HR		1-3 K		4-2 SH2-4 S BB	3 1 1 1 0 1 0 0 0 0 0 1 0 0 0 0 0 0 0 0 0															
Howard Johnson, S (9, PH) OBP: 0.250, SLG: 0.262																									
Eric Young Sr., R (9, PR) OBP: 0.325, SLG: 0.528																									
Greg Harris, R (1, 1) OBP: 0.286, SLG: 0.167			3-2 G6-3		2-2 BB 1B SF8 1B		2-2 G6-3		4-2 G5-3 SH2-4 BB	3 1 1 0 1 0 0															
Willie Blair, R (8, 1)																									
Bruce Ruffin, S (8, 1)																									
John Vander Wal, L (9, PH) OBP: 0.375, SLG: 0.533																									
Inning Stats	R: 1 E: 0 K: 1 S: 7	H: 2 LOB: 0 BB: 0 P: 14	R: 0 E: 0 K: 3 S: 12	H: 0 LOB: 0 BB: 0 P: 18	R: 0 E: 0 K: 0 S: 8	H: 0 LOB: 0 BB: 0 P: 14	R: 1 E: 0 K: 0 S: 10	H: 3 LOB: 2 BB: 0 P: 13	R: 5 E: 0 K: 0 S: 16	H: 4 LOB: 0 BB: 1 P: 28	R: 0 E: 0 K: 1 S: 8	H: 0 LOB: 0 BB: 0 P: 11	R: 0 E: 0 K: 0 S: 8	H: 0 LOB: 0 BB: 1 P: 16	R: 0 E: 1 K: 1 S: 11	H: 0 LOB: 1 BB: 1 P: 17	R: 0 E: 0 K: 0 S: 11	H: 0 LOB: 2 BB: 3 P: 25	1B: 5 2B: 1 3B: 0 HR: 3	SF: 1 SAC: 1 DP: 2 HBP: 0	WP: 0 PB: 0 SB: 2 CS: 1	PA: 39			
PITCHER	IP	WLS	BF	H	R	ER	SO	BB	IBB	HBP	BLK	WP	HR	S	P	ERA	WHIP								
Ryan Bowen, R (1, 1) ERA: 6.59	4.1		21	8	6	6	4	1	0	0	0	0	2	49	81	12.46	2.077								
Mark Gardner, R (5, 1) ERA: 7.59	2.2		9	1	1	1	1	1	0	0	0	0	1	20	33	3.38	0.750								
Robb Nen, R (8, 1) ERA: 5.4	1.0	W	4	0	0	0	1	1	0	0	0	0	0	11	17	0.00	1.000								
Jeremy Hernandez, R (9, 1) ERA: 1.5	1.0	S	5	0	0	0	0	2	1	0	0	0	0	11	25	0.00	2.000								

Colorado Rockies @ Florida Marlins  
Joe Robbie Stadium, Miami, FL  
Thu Apr 28 1994, 3:33 AM EDT  
Att. 32,236 - Sunny - 83 F

livebaseballscorecards.com

AB	31
R	7
H	9
RBI	7
BB	6
SO	6
LOB	12





Batter	1	2	3	4	5	6	7	8	9	AB R H RBI BB SO LOB
Barry Larkin, R (1, 6) OBP: 0.381, SLG: 0.315	1-0 G5-4-3 1B		4-0 G4-3 3B BB		4-0 1B FC6-4 BB		2-1 G4-3	4-0 IBB		2 2 1 0 3 0 0
Hal Morris, L (1, 3) OBP: 0.372, SLG: 0.494	2-0 G5-4-3 1-2f		2-1 G4-3		3-2 1-3 1 SAFE 1 SAFE 1 SAFE 1 SAFE 1 SAFE 1B		1-1 WP 2B 1B	3-1 SF7		4 1 2 1 0 0 3
Reggie Sanders, R (1, 9) OBP: 0.323, SLG: 0.558	2-0 P6		1-0 3B		1-1 FC6-4 1-2f 3-H		2-3 K	0-0 F9		5 0 1 3 0 1 4
Kevin Mitchell, R (1, 7) OBP: 0.349, SLG: 0.560 Jerome Walton, R (9, 7) OBP: 0.286, SLG: 0.286		2-1 2B		1-1 E6 2B SF8		1-1 P7			1-3 K	5 1 2 1 0 1 1 0 0 0 0 0 0 0
Roberto Kelly, R (1, 8) OBP: 0.341, SLG: 0.390	1-0 L5		2-1 2B		2-1 F8		2-1 1B		1-2 CS 1B	5 0 3 0 0 0 2
Tony Fernandez, S (1, 5) OBP: 0.388, SLG: 0.571		2-3 K		1-1 P3		2-0 SH3 2B 1B		4-1 S 2B BB	3-2 G5-3 1-2	4 2 1 0 1 1 4
Bret Boone, R (1, 4) OBP: 0.348, SLG: 0.404	2-0 F7		1-1 SF8		0-0 SH3		4-1 2B SF7 BB			1 1 0 1 1 0 1
Brian Dorsett, R (1, 2) OBP: 0.420, SLG: 0.429		1-2 G4-3 SH2-4 3B 1B		4-0 IBB		2-1 L6-4 2B		0-0 L7		3 1 3 2 1 0 0
Tom Browning, L (1, 1) OBP: 0.167, SLG: 0.250 Jacob Brumfield, R (6, PH) OBP: 0.375, SLG: 0.500 Lenny Harris, L (6, PH) OBP: 0.100, SLG: 0.200 Johnny Ruffin, R (6, 1) Jeff Brantley, R (7, 1)		1-1 SH2-4		0-1 L6		0-0 L6-4		1-0 L7		1 0 0 0 0 0 2 0 0 0 0 0 0 0 1 0 0 0 0 0 1 0 0 0 0 0 0 0 1 0 0 0 0 0 2

Inning Stats	R: 0 H: 1 E: 0 LOB: 0 K: 0 BB: 0 S: 3 P: 8	R: 0 H: 1 E: 0 LOB: 1 K: 1 BB: 0 S: 10 P: 17	R: 2 H: 2 E: 0 LOB: 1 K: 0 BB: 1 S: 8 P: 17	R: 1 H: 1 E: 1 LOB: 2 K: 0 BB: 1 S: 10 P: 19	R: 1 H: 1 E: 0 LOB: 1 K: 0 BB: 1 S: 9 P: 20	R: 1 H: 2 E: 0 LOB: 0 K: 0 BB: 0 S: 5 P: 9	R: 1 H: 3 E: 0 LOB: 2 K: 1 BB: 0 S: 13 P: 23	R: 2 H: 1 E: 0 LOB: 2 K: 0 BB: 3 S: 7 P: 23	R: 0 H: 1 E: 0 LOB: 0 K: 1 BB: 0 S: 9 P: 14	1B: 7 SF: 2 2B: 6 SAC: 2 3B: 1 DP: 2 HR: 0 HBP: 0	WP: 1 PA: 42 PB: 0 SB: 1 CS: 1
--------------	---	---	--	---	--	---	---	--	--	--	---

PITCHER	IP	WLS	BF	H	R	ER	SO	BB	IBB	HBP	BLK	WP	HR	S	P	ERA	WHIP
Chris Hammond, L (1, 1) ERA: 3.16	5.1	L	26	8	5	4	1	2	1	0	0	0	0	44	89	6.75	1.875
Robb Nen, R (6, 1) ERA: 5.4	1.2		6	3	1	1	1	0	0	0	0	1	0	14	24	5.40	1.800
Luis Aquino, R (8, 1) ERA: 11.25	0.1		5	1	2	2	0	2	1	0	0	0	0	4	17	54.00	9.000
Jeff Mutis, L (8, 1) ERA: 7.71	1.2		5	1	0	0	1	0	0	0	0	0	0	12	20	0.00	0.600

**TOP**

Cincinnati Reds @ Florida Marlins  
Joe Robbie Stadium, Miami, FL

Fri Apr 29 1994, 7:05 PM EDT  
Att: 29,030 - Unknown

livebaseballscores.com

Batter	1	2	3	4	5	6	7	8	9	AB	R	H	RBI	BB	SO	LOB
<b>Chuck Carr, S</b> OBP: 0.337, SLG: 0.363 (1, 8)	0-1 G4-3		0-0 F8		1-1 F8		4-0 SF9 BB	0-0 1B		4	0	1	1	1	0	0
<b>Rick Renteria, R</b> OBP: 0.261, SLG: 0.364 (1, 4) (8, 7)	3-1 1B		1-0 1B		3-2 HR		2-1 F8	1-2 P4		5	1	3	1	0	0	4
<b>Gary Sheffield, R</b> OBP: 0.429, SLG: 0.734 (1, 9)	0-1 L6		1-1 P2		0-0 HR		4-1 1-2 2-3 BB		0-2 FC6-4 1B	4	1	2	1	1	0	2
<b>Jeff Conine, R</b> OBP: 0.347, SLG: 0.554 (1, 7) (8, 3)	1-1 1-3 1B		2-0 F8		1-2 G6-3		0-0 SF9	1-1 FC6-4 L4-3		4	0	1	1	0	0	2
<b>Orestes Destrade, S</b> OBP: 0.321, SLG: 0.419 <b>Luis Aquino, R</b> (8, 1) <b>Jeff Mutis, L</b> (8, 1) <b>Jerry Browne, S</b> OBP: 0.396, SLG: 0.302 (9, PH)	2-3 K				0-0 HR		3-2 G4-3	2-2 L4-3		4	1	1	1	0	1	4
<b>Benito Santiago, R</b> OBP: 0.306, SLG: 0.403 (1, 2)		0-0 G5-3		3-1 G6-3		0-1 P4		1-0 F8		4	0	0	0	0	0	0
<b>Kurt Abbott, R</b> OBP: 0.347, SLG: 0.409 (1, 6)		4-1 BB		1-0 F8		3-2 G4-3		4-2 1B BB		2	1	0	0	2	0	0
<b>Alex Arias, R</b> OBP: 0.355, SLG: 0.429 (1, 5)		2-2 F9		1-0 1B		1-2 G4-3		1-2 1B 1B		4	0	2	0	0	0	1
<b>Chris Hammond, L</b> OBP: 0.200, SLG: 0.111 <b>Robb Nen, R</b> (6, 1) <b>Bret Barberie, S</b> OBP: 0.265, SLG: 0.390 (7, PH) (8, 4)		0-1 F7		0-0 L9			4-0 BB BB SF9 BB	1-2 K		2	0	0	0	0	0	2
										0	0	0	0	0	0	0
										1	1	0	0	1	1	2

Inning Stats	R: 0	H: 2	E: 0	K: 1	S: 12	R: 0	H: 0	E: 0	K: 0	S: 7	R: 0	H: 1	E: 0	K: 0	S: 5	R: 1	H: 2	E: 0	K: 0	S: 6	R: 2	H: 2	E: 0	K: 0	S: 14	R: 0	H: 0	E: 0	K: 0	S: 8	R: 1	H: 0	E: 0	K: 0	S: 7	R: 1	H: 2	E: 0	K: 1	S: 16	R: 0	H: 1	E: 0	K: 0	S: 8	1B: 7	SF: 1	2B: 1	3B: 0	HR: 3	SAC: 0	DP: 1	HBP: 0	WP: 0	PA: 41
--------------	------	------	------	------	-------	------	------	------	------	------	------	------	------	------	------	------	------	------	------	------	------	------	------	------	-------	------	------	------	------	------	------	------	------	------	------	------	------	------	------	-------	------	------	------	------	------	-------	-------	-------	-------	-------	--------	-------	--------	-------	--------

PITCHER	IP	WLS	BF	H	R	ER	SO	BB	IBB	HBP	BLK	WP	HR	S	P	ERA	WHIP
<b>Tom Browning, L</b> ERA: 3.73 (1, 1)	5.0	W	23	7	3	3	1	1	0	0	0	0	0	44	73	5.40	1.600
<b>Johnny Ruffin, R</b> ERA: 2.25 (6, 1)	1.1		7	0	1	1	0	3	0	0	0	0	0	11	29	6.75	2.250
<b>Jeff Brantley, R</b> ERA: 1.72 (7, 1)	2.2	S	11	3	1	1	1	1	0	0	0	0	0	28	42	3.38	1.500

**BOTTOM**

**Cincinnati Reds @ Florida Marlins**  
**Joe Robbie Stadium, Miami, FL**  
 Fri Apr 29 1994, 7:05 PM EDT  
 Att. 29,030 - Unknown

livebaseballscorecards.com

<b>AB</b>	<b>35</b>
<b>R</b>	<b>5</b>
<b>H</b>	<b>10</b>
<b>RBI</b>	<b>5</b>
<b>BB</b>	<b>5</b>
<b>SO</b>	<b>2</b>
<b>LOB</b>	<b>18</b>



Batter	1	2	3	4	5	6	7	8	9	AB R H RBI BB SO LOB	TOP		
<b>Barry Larkin, R</b> (1, 6) OBP: 0.386, SLG: 0.325	3-2 	0-1 			1-0 		3-3 			4 0 2 2 0 1 1	<b>Cincinnati Reds @ Florida Marlins</b> <b>Joe Robbie Stadium, Miami, FL</b> Sat Apr 30 1994, 7:05 PM EDT Att. 40,731 - Unknown - 82 F		
<b>Hal Morris, L</b> (1, 3) OBP: 0.357, SLG: 0.472	0-3 	1-1 			1-2 			1-0 		4 0 0 0 0 1 2			
<b>Reggie Sanders, R</b> (1, 9) OBP: 0.320, SLG: 0.544	2-3 				1-2 			1-3 		4 0 1 0 0 2 1			
<b>Thomas Howard, S</b> (1, 7) OBP: 0.481, SLG: 0.542	0-2 				0-3 			1-0 		4 0 1 0 0 1 2			
<b>Roberto Kelly, R</b> (1, 8) OBP: 0.349, SLG: 0.388		3-2 			3-2 			4-2 		3 1 1 0 1 0 0			
<b>Tony Fernandez, S</b> (1, 5) OBP: 0.380, SLG: 0.550		1-0 			1-0 			3-1 		4 0 1 0 0 0 4			
<b>Lenny Harris, L</b> (1, 4) OBP: 0.077, SLG: 0.154 <b>Jacob Brumfield, R</b> (9, PH) OBP: 0.333, SLG: 0.444		1-2 			1-3 					3 1 0 0 0 1 2			
<b>Eddie Taubensee, L</b> (1, 2) OBP: 0.231, SLG: 0.269 <b>Bret Boone, R</b> (9, PH) OBP: 0.348, SLG: 0.404 <b>Jeff Branson, L</b> (9, PH) OBP: 0.389, SLG: 0.313		1-1 			2-2 					1 0 0 0 0 1 0			
<b>Jose Rijo, R</b> (1, 1) OBP: 0.111, SLG: 0.111 <b>Kevin Mitchell, R</b> (9, PH) OBP: 0.345, SLG: 0.553		2-2 			0-1 					3 1 2 0 0 0 1			
<b>Inning Stats</b>	R: 0 H: 1 E: 0 LOB: 1 K: 2 BB: 0 S: 14 P: 19	R: 3 H: 2 E: 2 LOB: 1 K: 0 BB: 0 S: 19 P: 28	R: 0 H: 0 E: 0 LOB: 0 K: 1 BB: 0 S: 9 P: 13	R: 0 H: 1 E: 0 LOB: 0 K: 1 BB: 0 S: 7 P: 11	R: 0 H: 0 E: 0 LOB: 0 K: 0 BB: 0 S: 9 P: 11	R: 0 H: 2 E: 0 LOB: 1 K: 0 BB: 0 S: 9 P: 14	R: 0 H: 1 E: 0 LOB: 1 K: 1 BB: 0 S: 12 P: 18	R: 0 H: 1 E: 0 LOB: 2 K: 1 BB: 1 S: 9 P: 19	R: 0 H: 0 E: 0 LOB: 0 K: 1 BB: 0 S: 8 P: 14	1B: 8 SF: 0 2B: 0 SAC: 1 3B: 0 DP: 0 HR: 0 HBP: 0	WP: 0 PA: 36 PB: 0 SB: 1 CS: 2		
<b>PITCHER</b>	IP WLS BF H R ER SO BB IBB HBP BLK WP HR S P ERA WHIP											<b>PITCHER</b>	IP WLS BF H R ER SO BB IBB HBP BLK WP HR S P ERA WHIP
<b>David Weathers, R</b> (1, 1) ERA: 2.1	7.2 W 32 8 3 0 6 1 0 0 0 0 0 0 86 128 0.00 1.174												
<b>Richie Lewis, R</b> (8, 1) ERA: 1.17	0.1 1 0 0 0 0 0 0 0 0 0 0 0 2 5 0.00 0.000												
<b>Yorkis Perez, L</b> (9, 1) ERA: 2.84	0.1 1 0 0 0 1 0 0 0 0 0 0 0 3 5 0.00 0.000												
<b>Jeremy Hernandez, R</b> (9, 1) ERA: 1.42	0.2 S 2 0 0 0 0 0 0 0 0 0 0 0 5 9 0.00 0.000												

livebaseballscorecards.com

AB	34
R	3
H	8
RBI	3
BB	1
SO	7
LOB	15





Batter	1	2	3	4	5	6	7	8	9
<b>Chuck Carr, S</b> OBP: 0.356, SLG: 0.381 (1, 8)	1-2 2B 1B	3-2 1B		0-1 G1-3			1-0 1B		
<b>Jerry Browne, S</b> OBP: 0.404, SLG: 0.340 (1, 4)	1-1 1B 2B	2-2 G6-3 1-2 1B		1-2 G4-3			1-1 1B BB		
<b>Gary Sheffield, R</b> OBP: 0.441, SLG: 0.768 (1, 9)	2-2 1B 2B	0-1 P2			0-1 HR		4-2 1B BB		
<b>Jeff Conine, R</b> OBP: 0.352, SLG: 0.552 (1, 7) (8, 3)	1-1 2B 1B	0-0 1B		2-2 G4-3			0-3 K		
<b>Orestes Destrade, S</b> OBP: 0.318, SLG: 0.423 <b>Matias Carrillo, L</b> OBP: 0.250, SLG: 0.273 (1, 3) (8, 7)	1-1 1B 2B	3-2 P7		3-3 K			2-1 F7		
<b>Benito Santiago, R</b> OBP: 0.303, SLG: 0.386 (1, 2)	4-0 IBB		X 0-0 G4-3		0-3 K		2-3 K		
<b>Kurt Abbott, R</b> OBP: 0.329, SLG: 0.386 (1, 6)	0-3 K		0-3 K		X 0-0 F7		2-3 K		
<b>Alex Arias, R</b> OBP: 0.343, SLG: 0.406 (1, 5)	1-3 K		1-0 G5-3		B 2-1 G6-3		3-1 1B		
<b>David Weathers, R</b> OBP: 0.071, SLG: 0.071 <b>Richie Lewis, R</b> <b>Dave Magadan, L</b> OBP: 0.426, SLG: 0.320 <b>Yorkis Perez, L</b> <b>Jeremy Hernandez, R</b> (1, 1) (8, 1) (8, PH) (9, 1) (9, 1)	0-0 F9			1-3 K		X 0-0 G6-3	1-3 K		

Inning Stats	R: 3	H: 5	E: 0	LOB: 3	K: 2	P: 32	R: 0	H: 2	E: 0	LOB: 2	K: 0	P: 20	R: 0	H: 0	E: 0	LOB: 0	K: 1	P: 7	R: 0	H: 0	E: 0	LOB: 0	K: 1	P: 10	R: 1	H: 1	E: 0	LOB: 0	K: 2	P: 17	R: 0	H: 0	E: 0	LOB: 0	K: 0	P: 6	R: 0	H: 2	E: 0	LOB: 2	K: 1	P: 18	R: 0	H: 1	E: 0	LOB: 1	K: 3	P: 19
	S: 12	BB: 1	S: 12	BB: 0	S: 6	P: 7	S: 8	BB: 0	S: 8	BB: 0	S: 8	P: 10	S: 12	BB: 0	S: 12	P: 17	S: 4	BB: 0	S: 4	BB: 0	S: 10	BB: 1	P: 18	S: 11	BB: 0	S: 11	BB: 1	P: 19	S: 11	BB: 0	P: 19	S: 11	BB: 0	P: 19	S: 11	BB: 0	P: 19	S: 11	BB: 0	P: 19	S: 11	BB: 0	P: 19	S: 11	BB: 0	P: 19		

PITCHER	IP	WLS	BF	H	R	ER	SO	BB	IBB	HBP	BLK	WP	HR	S	P	ERA	WHIP	PITCHER	IP	WLS	BF	H	R	ER	SO	BB	IBB	HBP	BLK	WP	HR	S	P	ERA	WHIP													
<b>Jose Rijo, R</b> ERA: 3.6 (1, 1)	8.0	L	36	11	4	4	10	1	1	0	0	0	1	83	129	4.50	1.500																															

AB R H RBI BB SO LOB

4	1	3	0	0	0	0
4	1	2	1	0	0	1
3	2	2	2	1	0	1
4	0	2	0	0	1	2
4	0	1	1	0	1	4
0	0	0	0	0	0	0
3	0	0	0	1	2	0
4	0	0	0	0	3	3
4	0	1	0	0	1	3
3	0	0	0	0	1	3
0	0	0	0	0	0	0
1	0	0	0	0	1	1
0	0	0	0	0	0	0
0	0	0	0	0	0	0

1B: 8	SF: 0	WP: 0	PA: 36
2B: 2	SAC: 0	PB: 0	
3B: 0	DP: 0	SB: 1	
HR: 1	HBP: 0	CS: 0	

**Cincinnati Reds @ Florida Marlins**  
**Joe Robbie Stadium, Miami, FL**  
 Sat Apr 30 1994, 7:05 PM EDT  
 Att: 40,731 - Unknown - 82 F

livebaseballscorecards.com

AB	34
R	4
H	11
RBI	4
BB	2
SO	10
LOB	18



Batter	1	2	3	4	5	6	7	8	9	AB R H RBI BB SO LOB	TOP									
Thomas Howard, S (1, 9) OBP: 0.406, SLG: 0.448	2-1 L8		1-2 E4			0-0 F7	3-3 K		0-1 F8	5 0 0 0 0 1 4										
Tony Fernandez, S (1, 6) OBP: 0.365, SLG: 0.524	0-0 G4-3		2-2 L6			0-1 F7		1-0 L7		3 0 0 0 0 0 2										
Jeff Branson, L (6, 6) OBP: 0.368, SLG: 0.294										1 0 0 0 0 0 0										
Hal Morris, L (1, 3) OBP: 0.347, SLG: 0.457	1-1 G6-3				0-0 E3			3-2 F7		3 0 0 0 0 0 0										
Jerome Walton, R (7, 3) OBP: 0.250, SLG: 0.250						2-0 G3				1 0 0 0 0 0 0										
Kevin Mitchell, R (1, 7) OBP: 0.345, SLG: 0.582		2-3 K			1-2 FC4-6		3-2 HR		0-0 G4-3	3 1 1 1 0 1 1										
Johnny Ruffin, R (7, 1)						1-2f FC4-6				1 0 0 0 0 0 0										
Roberto Kelly, R (1, 8) OBP: 0.352, SLG: 0.390		2-3 K			1-0 G4-6-3		2-2 P6		3-1 L8	2 0 1 0 0 1 0										
Jacob Brumfield, R (6, 8) OBP: 0.273, SLG: 0.364					1-2 1B					2 0 0 0 0 0 0										
Willie Greene, L (1, 5) OBP: 0.318, SLG: 0.270		3-2 WP 1B			1-0 G4-6-3		3-3 K		1-2 G4-3	4 0 1 0 0 1 2										
Bret Boone, R (1, 4) OBP: 0.371, SLG: 0.475		2-2 G6-3			1-2f 1B															
Eddie Taubensee, L (1, 2) OBP: 0.267, SLG: 0.300			2-2 F7		0-0 CS 1B		1-0 HR		3-2 1B 3B 1B	4 2 3 1 0 0 1										
Tim Pugh, R (1, 1) OBP: 0.444, SLG: 0.500					2-0 F7		3-1 WP 1B 1B		1-0 3B 1B	4 1 2 0 0 0 1										
Pete Schourek, L (2, 1) OBP: 0.333, SLG: 0.333					1-2 1B															
Lenny Harris, L (7, PH) OBP: 0.200, SLG: 0.400			2-2 L6 E 1B		2-0 F7		1-1 WP 1B		0-0 3B	0 0 0 0 0 0 0										
Inning Stats	R: 0 E: 0 K: 0 S: 5	H: 0 LOB: 0 BB: 0 P: 8	R: 0 E: 0 K: 2 S: 13	H: 1 LOB: 1 BB: 0 P: 22	R: 0 E: 1 K: 0 S: 18	H: 1 LOB: 1 BB: 0 P: 25	R: 0 E: 1 K: 0 S: 6	H: 1 LOB: 1 BB: 0 P: 9	R: 0 E: 0 K: 1 S: 6	H: 0 LOB: 0 BB: 0 P: 11	R: 2 E: 0 K: 2 S: 19	H: 4 LOB: 2 BB: 0 P: 35	R: 0 E: 0 K: 0 S: 6	H: 0 LOB: 0 BB: 0 P: 10	R: 2 E: 0 K: 0 S: 12	H: 3 LOB: 1 BB: 0 P: 20	1B: 8 2B: 1 3B: 1 HR: 2	SF: 0 SAC: 0 DP: 2 HBP: 0	WP: 2 PB: 0 SB: 0 CS: 1	PA: 37
PITCHER	IP WLS BF H R ER SO BB IBB HBP BLK WP HR S P ERA WHIP																			
Pat Rapp, R (1, 1) ERA: 4.62	6.2 W 26 7 2 2 4 0 0 0 0 1 2 66 107 2.70 1.050																			
Yorkis Perez, L (7, 1) ERA: 2.35	1.1 5 1 0 0 1 0 0 0 0 1 0 11 19 0.00 0.750																			
Luis Aquino, R (9, 1) ERA: 12.0	1.0 6 3 2 2 0 0 0 0 0 0 0 12 20 18.00 3.000																			

Cincinnati Reds @ Florida Marlins  
Joe Robbie Stadium, Miami, FL  
Sun May 01 1994, 3:33 AM EDT  
Att. 41,409 - Sunny - 82 F

livebaseballscorecards.com

AB	37
R	4
H	11
RBI	4
BB	0
SO	5
LOB	11



Batter	1	2	3	4	5	6	7	8	9
<b>Chuck Carr, S</b> (1, 8) <small>OBP: 0.347, SLG: 0.364</small>	0-0 P4	2-1 HR BB HBP	1-0 P6		0-2 P3			0-0 L9	
<b>Dave Magadan, L</b> (1, 5) <small>OBP: 0.439, SLG: 0.333</small>	2-2 2B 1B	4-1 HR BB	1-2 1B		1-3 K			1-1 L8	
<b>Gary Sheffield, R</b> (1, 9) <b>Luis Aquino, R</b> (9, 1)	1-2 1B 2B	0-1 HR	3-3 K		3-2 F8			1-3 K	
<b>Jeff Conine, R</b> (1, 7) <small>OBP: 0.358, SLG: 0.580</small>	0-0 E6 1B	1-2 HR	1-0 F8		0-2 P6				
<b>Orestes Destrade, S</b> (1, 3) <b>Yorkis Perez, L</b> (7, 1) <b>Matias Carrillo, L</b> (9, 9) <small>OBP: 0.250, SLG: 0.273</small>	4-0 1B BB	2-1 1B E 1B		4-2 1B BB	2-3 K				
<b>Benito Santiago, R</b> (1, 2) <small>OBP: 0.313, SLG: 0.392</small>	0-0 G6-4-3 1B	0-1 E BB 1B	1-3 K		1-3 G5-3				
<b>Jerry Browne, S</b> (1, 4) <small>OBP: 0.410, SLG: 0.340</small>	1-2 G6-4-3 1B	4-2 E BB	1-0 1B		0-2 L6				
<b>Alex Arias, R</b> (1, 6) <small>OBP: 0.308, SLG: 0.361</small>		F8	1-0 F7		0-1 F9				
<b>Pat Rapp, R</b> (1, 1) <b>Rick Renteria, R</b> (7, 4) <small>OBP: 0.250, SLG: 0.348</small>		G5-3	1-1 P4		1-3 K				

Inning Stats	R: 3	H: 4	E: 1	LOB: 1	K: 0	P: 20	R: 6	H: 4	E: 1	LOB: 2	K: 0	P: 28	R: 0	H: 1	E: 0	LOB: 1	K: 1	P: 14	R: 0	H: 1	E: 0	LOB: 2	K: 1	P: 17	R: 0	H: 0	E: 0	LOB: 0	K: 1	P: 14	R: 0	H: 0	E: 0	LOB: 0	K: 1	P: 12	R: 0	H: 0	E: 0	LOB: 0	K: 1	P: 10	R: 0	H: 0	E: 0	LOB: 0	K: 1	P: 8
--------------	------	------	------	--------	------	-------	------	------	------	--------	------	-------	------	------	------	--------	------	-------	------	------	------	--------	------	-------	------	------	------	--------	------	-------	------	------	------	--------	------	-------	------	------	------	--------	------	-------	------	------	------	--------	------	------

PITCHER	IP	WLS	BF	H	R	ER	SO	BB	IBB	HBP	BLK	WP	HR	S	P	ERA	WHIP
<b>Tim Pugh, R</b> (1, 1) <small>ERA: 4.39</small>	1.2	L	15	8	9	7	0	2	0	1	0	0	2	30	49	37.80	6.000
<b>Pete Schourek, L</b> (2, 1) <small>ERA: 4.66</small>	4.1		18	2	0	0	4	2	0	0	0	0	0	45	74	0.00	0.923
<b>Johnny Ruffin, R</b> (7, 1) <small>ERA: 1.93</small>	2.0		6	0	0	0	2	0	0	0	0	0	0	15	18	0.00	0.000

**BOTTOM**

**Cincinnati Reds @ Florida Marlins**  
**Joe Robbie Stadium, Miami, FL**  
 Sun May 01 1994, 3:33 AM EDT  
 Att. 41,409 - Sunny - 82 F

AB	R	H	RBI	BB	SO	LOB
4	1	0	0	0	0	0
4	2	2	0	1	1	0
5	2	2	3	0	2	1
0	0	0	0	0	0	0
4	2	2	2	0	0	1
2	1	1	0	2	1	0
0	0	0	0	0	0	0
0	0	0	0	0	0	0
4	1	2	2	0	1	1
3	0	1	0	1	0	2
4	0	0	0	0	0	3
3	0	0	0	0	0	4
1	0	0	0	0	1	0

1B:	7	SF:	0
2B:	1	SAC:	0
3B:	0	DP:	1
HR:	2	HBP:	1
WP:	0	PA:	39
PB:	0		
SB:	0		
CS:	0		



livebaseballscorecards.com

Batter	1	2	3	4	5	6	7	8	9	AB R H RBI BB SO LOB	TOP																
<b>Chuck Carr, S</b> OBP: 0.386, SLG: 0.398 (1, 8)	1-1 BB G6-3 1B	4-2 BB BB BB		X 0-0 G3-1 S 2B 1B		X 0-0 S 2B 1B	X 0-0 BB 1B		F B B B F X 3-2 E2 1B	5 3 5 0 1 0 0																	
<b>Dave Magadan, L</b> OBP: 0.444, SLG: 0.345 <b>Jeremy Hernandez, R</b> (9, 1)	3-1 G6-3 1-2	4-0 BB BB BB		1 SAFE B 1 SAFE B 1 SAFE B 2 SAFE SAFE X 3-0 G3-1 1-3		1 SAFE B 1 SAFE SAFE X 2-2 1B 2B 1-H	B T B B B B 4-2 BB BB		F B B B F X 1-3 K	4 1 1 1 2 1 3 0 0 0 0 0 0 0																	
<b>Gary Sheffield, R</b> OBP: 0.455, SLG: 0.798 (1, 9)	4-0 BB IBB	4-2 BB BB		B X 1-0 BB 2B 3-H		4-0 1B SF8 IBB	B B B B B B 3-3 BB K			2 1 1 2 3 1 3																	
<b>Jeff Conine, R</b> OBP: 0.368, SLG: 0.573 (1, 7) (8, 3)	4-2 BB 1-2 2-3	4-0 BB BB 3-H		X 0-0 G5-3		2-2 1B 1B 1-3 2-H	F S B B B B 1-3 K			3 0 1 2 2 1 4																	
<b>Orestes Destrade, S</b> OBP: 0.320, SLG: 0.405 <b>Yorkis Perez, L</b> (8, 1) <b>Matias Carrillo, L</b> OBP: 0.250, SLG: 0.273 (9, 7)	2-2 P6	2-1 P5		B X 1-0 F7		X 0-0 SF8	B X 1-0 G5-3			4 0 0 1 0 0 7 0 0 0 0 0 0 0 0 0 0 0 0 0 0																	
<b>Bret Barberie, S</b> OBP: 0.261, SLG: 0.378 (1, 4)	2-3 K		B B B B S 2-3 K		C X 0-1 G6-3	C B 1 SAFE SAFE X 1-2 BB 1B 1-3	C X 0-1 P3			5 0 1 0 0 2 3																	
<b>Kurt Abbott, R</b> OBP: 0.321, SLG: 0.365 (1, 6)		1-3 K	B B B B S 4-0 K B1-5 BB BB		B X 1-0 F8	C C C B B S 2-3 K	X 0-0 F8			4 0 0 0 1 2 2																	
<b>Ron Tingley, R</b> OBP: 0.160, SLG: 0.091 (1, 2)		1-3 K BB SH3 BB	B B B B S 4-0 BB 1-2 BB		C C C B B B S 3-3 K	B B B B B B 4-1 BB 1B BB		B B B B F F F S 2-3 K	3 1 0 0 2 3 0																		
<b>Charlie Hough, R</b> OBP: 0.308, SLG: 0.250 <b>Jerry Browne, S</b> OBP: 0.403, SLG: 0.333 (8, 7) (9, 5)		2-2 SH3	B B B B S 0-0 B1-5		B S F S X 1-2 P4	B 1-3 K		X 0-0 G3	3 0 0 0 0 1 3 1 0 0 0 0 0 0																		
<b>Inning Stats</b>	R: 0 E: 0 K: 1 S: 15	H: 1 LOB: 3 BB: 2 P: 31	R: 2 E: 0 K: 2 S: 16	H: 0 LOB: 3 BB: 4 P: 38	R: 0 E: 0 K: 1 S: 5	H: 0 LOB: 1 BB: 2 P: 15	R: 1 E: 0 K: 2 S: 5	H: 2 LOB: 1 BB: 0 P: 10	R: 0 E: 0 K: 1 S: 6	H: 0 LOB: 0 BB: 0 P: 10	R: 3 E: 0 K: 1 S: 19	H: 4 LOB: 2 BB: 1 P: 30	R: 0 E: 0 K: 3 S: 15	H: 1 LOB: 3 BB: 2 P: 28	R: 0 E: 0 K: 2 S: 4	H: 0 LOB: 0 BB: 0 P: 5	R: 0 E: 1 K: 2 S: 11	H: 1 LOB: 1 BB: 0 P: 17	1B: 7 2B: 3 3B: 0 HR: 0	SF: 1 SAC: 1 DP: 1 HBP: 0	WP: 1 PB: 0 SB: 2 CS: 0	PA: 47					
<b>PITCHER</b> <b>29 John Smoltz, R</b> ERA: 4.11 <b>Milt Hill, R</b> ERA: 7.2 <b>Kent Mercker, L</b> ERA: 3.57 <b>Mike Bielecki, R</b> ERA: 4.76 <b>Steve Bedrosian, R</b> ERA: 3.09	IP 1.2	WLS L	BF 13	H 1	R 2	ER 2	SO 3	BB 5	IBB 1	HBP 0	BLK 0	WP 1	HR 0	S 29	P 65	ERA 10.80	WHIP 3.600										
<b>PITCHER</b> <b>Mark Wohlers, R</b> ERA: 2.7 <b>Mike Stanton, L</b> ERA: 3.0	IP 1.0 2.0	WLS L	BF 6 7	H 1 1	R 0 0	ER 0 0	SO 3 2	BB 2 0	IBB 0 0	HBP 0 0	BLK 0 0	WP 0 0	HR 0 0	S 15 15	P 28 22	ERA 0.00 0.00	WHIP 3.000 0.500										

**Florida Marlins @ Atlanta Braves**  
 Atlanta-Fulton County Stadium, Atlanta, GA  
 Tue May 03 1994, 7:05 PM EDT  
 Att. 39,492 - Unknown - 54 F

livebaseballscorecards.com

**AB 34**  
**R 6**  
**H 9**  
**RBI 6**  
**BB 11**  
**SO 11**  
**LOB 25**



Batter	1	2	3	4	5	6	7	8	9	AB	R	H	RBI	BB	SO	LOB
Deion Sanders, L (1, 8) OBP: 0.393, SLG: 0.461	2-2 P6		1-2 G4-3		0-0 G6-3			1-1 G3		4	0	0	0	0	0	0
Mark Lemke, S (1, 4) OBP: 0.321, SLG: 0.329	3-2 G4-3		2-2 F7			3-2 L8		3-2 P4		4	0	0	0	0	0	0
Ryan Klesko, L (1, 7) OBP: 0.417, SLG: 0.694	2-0 1B		1-0 L9			3-3 K		2-0 G5-3		4	0	1	0	0	1	0
Fred McGriff, L (1, 3) OBP: 0.377, SLG: 0.489	0-0 F7			1-3 K		1-1 G3			3-2 P5	4	0	0	0	0	1	1
David Justice, L (1, 9)		0-2 3B 1B		0-0 1B			1-2 F7		4-2 BB	3	1	2	0	1	0	0
Terry Pendleton, S (1, 5)		3-2 1 SAFE 3B		1-0 F9			0-1 HR 1B		3-2 L4	4	1	2	1	0	0	2
Charlie O'Brien, R (1, 2)		0-1 G5-3		0-3 K			2-1 HR		0-3 K	4	1	1	2	0	2	3
Rafael Belliard, R (1, 6)		1-2 K			3-2 P9		2-1 L1			3	0	0	0	0	1	1
29 John Smoltz, R Milt Hill, R Bill Pezota, R Kane Mizell, L Mike Bielecki, R Mike Kelly, R Steve Bedrosian, R Mark Wohlers, R Tony Tarasco, L Mike Stanton, L		3-1 F8			1-3 K		1-0 P6			0	0	0	0	0	0	0

Inning Stats	R: 0	H: 1	E: 0	LOB: 1	K: 0	BB: 0	S: 9	R: 1	H: 2	E: 0	LOB: 1	K: 1	BB: 0	S: 16	R: 0	H: 0	E: 0	LOB: 0	K: 0	BB: 0	S: 8	R: 0	H: 1	E: 0	LOB: 1	K: 2	BB: 0	S: 8	R: 0	H: 0	E: 0	LOB: 0	K: 1	BB: 0	S: 7	R: 0	H: 0	E: 0	LOB: 0	K: 1	BB: 0	S: 10	R: 2	H: 2	E: 0	LOB: 0	K: 0	BB: 0	S: 11	R: 0	H: 0	E: 0	LOB: 0	K: 0	BB: 0	S: 6	R: 0	H: 0	E: 0	LOB: 1	K: 1	BB: 1	S: 13	1B: 4	SF: 0	2B: 0	SAC: 0	3B: 1	DP: 0	HR: 1	HBP: 0	WP: 0	PA: 34	PB: 0	SB: 0	CS: 0
--------------	------	------	------	--------	------	-------	------	------	------	------	--------	------	-------	-------	------	------	------	--------	------	-------	------	------	------	------	--------	------	-------	------	------	------	------	--------	------	-------	------	------	------	------	--------	------	-------	-------	------	------	------	--------	------	-------	-------	------	------	------	--------	------	-------	------	------	------	------	--------	------	-------	-------	-------	-------	-------	--------	-------	-------	-------	--------	-------	--------	-------	-------	-------

PITCHER	IP	WLS	BF	H	R	ER	SO	BB	IBB	HBP	BLK	WP	HR	S	P	ERA	WHIP
Charlie Hough, R (1, 1) ERA: 2.75	7.0	W	27	6	3	3	5	0	0	0	0	0	1	69	106	3.86	0.857
Yorkis Perez, L (8, 1) ERA: 2.0	1.1		5	0	0	0	0	1	0	0	0	0	0	13	26	0.00	0.750
Jeremy Hernandez, R (9, 1) ERA: 1.35	0.2	S	2	0	0	0	1	0	0	0	0	0	0	6	9	0.00	0.000

BOTTOM

Florida Marlins @ Atlanta Braves  
Atlanta-Fulton County Stadium, Atlanta, GA

Tue May 03 1994, 7:05 PM EDT  
Att: 39,492 - Unknown - 54 F

livebaseballscorecards.com

AB	33
R	3
H	6
RBI	3
BB	1
SO	6
LOB	8




Batter	1	2	3	4	5	6	7	8	9	AB R H RBI BB SO LOB	TOP
<b>Chuck Carr, S</b> (1, 8) <small>OBP: 0.371, SLG: 0.381</small>	0-0 <b>B3</b>		1-2 <b>FC6-4</b>		2-3 <b>K</b>			3-2 <b>G5-3</b>		4 0 0 0 0 1 3	<b>Florida Marlins @ Atlanta Braves</b> Atlanta-Fulton County Stadium, Atlanta, GA Wed May 04 1994, 7:05 PM EDT Att. 36,444 - Unknown - 64 F
<b>Dave Magadan, L</b> (1, 5) <b>Richie Lewis, R</b> (8, 1)	1-0 <b>G5-3</b>			3-3 <b>K</b>		1-0 <b>L8</b>		1-0 <b>P5</b>	4 0 0 0 0 1 1 0 0 0 0 0 0 0		
<b>Gary Sheffield, R</b> (1, 9)	0-2 <b>P5</b>			1-2 <b>G6-3</b>		2-3 <b>K</b>		2-2 <b>1B</b> <b>1B</b>	4 0 1 0 0 1 0		
<b>Jeff Conine, R</b> (1, 7)		1-3 <b>K</b>		0-0 <b>2B</b>		0-0 <b>G6-3</b>		2-2 <b>1B</b> <b>FC5-4</b> <b>1B</b>	4 0 2 0 0 1 0		
<b>Orestes Destrade, S</b> (1, 3)		0-1 <b>G4-3</b>		4-2 <b>BB</b>		1-2 <b>G1-3</b>		2-3 <b>K</b>	3 0 0 0 1 1 2		
<b>Benito Santiago, R</b> (1, 2)		1-2 <b>G6-3</b>		2-2 <b>G1-3</b>		0-1 <b>F8</b>		2-1 <b>F9</b>	4 0 0 0 0 0 4		
<b>Bret Barberie, S</b> (1, 4) <b>Jeff Mutis, L</b> (7, 1) <b>Jerry Browne, S</b> (8, 5)			2-3 <b>K</b>		2-1 <b>G6-3</b>		2-3 <b>K</b>	0-0 <b>FC5-4</b>	3 0 0 0 0 2 0 0 0 0 0 0 0 0 1 0 0 0 0 0 2		
<b>Kurt Abbott, R</b> (1, 6)			2-3 <b>K</b>		2-2 <b>2B</b>		3-2 <b>G5-3</b> <b>1B</b>		3 0 2 0 0 1 0		
<b>Ryan Bowen, R</b> (1, 1) <b>Rick Renteria, R</b> (7, 4)			0-1 <b>FC6-4</b> <b>1B</b>		2-3 <b>K</b>		1-2 <b>L6</b>	2 0 1 0 0 1 1 1 0 0 0 0 0 1			
<b>Inning Stats</b>	R: 0 H: 0 E: 0 LOB: 0 K: 0 BB: 0 S: 5 P: 6	R: 0 H: 0 E: 0 LOB: 0 K: 1 BB: 0 S: 9 P: 11	R: 0 H: 1 E: 0 LOB: 1 K: 2 BB: 0 S: 15 P: 20	R: 0 H: 1 E: 0 LOB: 2 K: 1 BB: 1 S: 13 P: 23	R: 0 H: 1 E: 0 LOB: 1 K: 2 BB: 0 S: 12 P: 20	R: 0 H: 0 E: 0 LOB: 0 K: 1 BB: 0 S: 5 P: 8	R: 0 H: 0 E: 0 LOB: 0 K: 1 BB: 0 S: 9 P: 12	R: 0 H: 1 E: 0 LOB: 1 K: 0 BB: 0 S: 12 P: 20	R: 0 H: 2 E: 0 LOB: 2 K: 1 BB: 0 S: 12 P: 20	1B: 4 SF: 0 2B: 2 SAC: 0 3B: 0 DP: 0 HR: 0 HBP: 0	
<b>PITCHER</b> <b>Steve Avery, L</b> (1, 1) <small>ERA: 3.05</small> <b>Greg McMichael, R</b> (9, 1) <small>ERA: 4.05</small>	IP WLS BF H R ER SO BB IBB HBP BLK WP HR S P ERA WHIP 8.0 W 29 4 0 0 8 1 0 0 0 0 0 0 80 120 0.00 0.625	IP WLS BF H R ER SO BB IBB HBP BLK WP HR S P ERA WHIP 1.0 S 5 2 0 0 1 0 0 0 0 0 0 0 12 20 0.00 2.000	<b>PITCHER</b> IP WLS BF H R ER SO BB IBB HBP BLK WP HR S P ERA WHIP								

AB	33
R	0
H	6
RBI	0
BB	1
SO	9
LOB	14



Batter	1	2	3	4	5	6	7	8	9	AB	R	H	RBI	BB	SO	LOB
Deion Sanders, L OBP: 0.388, SLG: 0.453 (1, 8)	F8		F7			K		SH1-3 1B		4	1	1	0	0	1	0
Terry Pendleton, S OBP: 0.363, SLG: 0.500 (1, 5)	G4-3		F8			G1-4-3		SH1-3		3	0	0	0	0	0	0
Ryan Klesko, L OBP: 0.400, SLG: 0.662 Dave Gallagher, R OBP: 0.296, SLG: 0.375 (8, PH) (9, 7)	L8				F8	K		1B WP IBB		3	0	0	0	0	1	0
Fred McGriff, L OBP: 0.373, SLG: 0.500 (1, 3)		G3			K		WP 3B	P7		4	1	1	0	0	1	2
David Justice, L OBP: 0.368, SLG: 0.446 (1, 9)		G3			G4-3		K	WP 1B		4	0	1	1	0	1	0
Javy Lopez, R OBP: 0.303, SLG: 0.536 (1, 2)		1B 1B			G4-6-3 1B		L8	K		4	0	2	0	0	1	1
Mark Lemke, S OBP: 0.333, SLG: 0.342 (1, 4)		1B 1B			G4-6-3		HBP 1B			3	0	2	0	0	0	1
Rafael Belliard, R OBP: 0.393, SLG: 0.385 (1, 6)		G3			BB		HBP			1	0	0	0	1	0	2
Steve Avery, L OBP: 0.083, SLG: 0.091 Greg McMichael, R (9, 1)			G6-3		G4-3		K			3	0	0	0	0	1	3
										0	0	0	0	0	0	0

Inning Stats	R: 0	H: 0	E: 0	K: 8	S: 8	R: 0	H: 2	E: 0	K: 10	S: 10	R: 0	H: 0	E: 0	K: 14	S: 14	R: 0	H: 0	E: 0	K: 1	S: 6	R: 0	H: 1	E: 0	K: 7	S: 7	R: 0	H: 0	E: 0	K: 11	S: 11	R: 1	H: 2	E: 0	K: 2	S: 15	R: 2	H: 2	E: 0	K: 12	S: 12				
	0	0	0	11		0	2	0	0	15	0	0	0	20		0	0	0	0	12	0	1	0	1	17	0	0	0	0	23	2	2	0	23	0	2	1	23						

BOTTOM																															
<b>Florida Marlins @ Atlanta Braves</b> Atlanta-Fulton County Stadium, Atlanta, GA Wed May 04 1994, 7:05 PM EDT Att: 36,444 - Unknown - 64 F																															
<b>AB 29</b> <b>R 3</b> <b>H 7</b> <b>RBI 1</b> <b>BB 2</b> <b>SO 6</b> <b>LOB 9</b>																															
																															
<table border="0" style="width: 100%;"> <tr> <td>1B: 6</td> <td>SF: 0</td> <td>WP: 2</td> <td>PA: 33</td> </tr> <tr> <td>2B: 0</td> <td>SAC: 1</td> <td>PB: 0</td> <td></td> </tr> <tr> <td>3B: 1</td> <td>DP: 1</td> <td>SB: 0</td> <td></td> </tr> <tr> <td>HR: 0</td> <td>HBP: 1</td> <td>CS: 0</td> <td></td> </tr> </table>																1B: 6	SF: 0	WP: 2	PA: 33	2B: 0	SAC: 1	PB: 0		3B: 1	DP: 1	SB: 0		HR: 0	HBP: 1	CS: 0	
1B: 6	SF: 0	WP: 2	PA: 33																												
2B: 0	SAC: 1	PB: 0																													
3B: 1	DP: 1	SB: 0																													
HR: 0	HBP: 1	CS: 0																													

PITCHER	IP	WLS	BF	H	R	ER	SO	BB	IBB	HBP	BLK	WP	HR	S	P	ERA	WHIP
Ryan Bowen, R ERA: 5.56 (1, 1)	6.2	L	26	5	1	1	4	1	0	1	0	1	0	68	112	1.35	0.900
Jeff Mutis, L ERA: 10.8 (7, 1)	1.0		6	2	2	2	1	0	1	0	0	0	0	12	22	18.00	2.000
Richie Lewis, R ERA: 1.13 (8, 1)	0.1		1	0	0	0	1	0	0	0	0	1	0	3	4	0.00	0.000

Batter	1	2	3	4	5	6	7	8	9	AB R H RBI BB SO LOB	TOP	
Lenny Dykstra, L (1, 8) OBP: 0.378, SLG: 0.458	1-3 K		0-1 F7			1-0 G4-3		2-2 F9		4 0 0 0 0 1 0		
Mariano Duncan, R (1, 4) OBP: 0.306, SLG: 0.462	0-1 WP 1B		2-1 G1-3			1-1 G3-4 1B		1-2 2B		4 0 3 0 0 0 0		
John Kruk, L (1, 3) OBP: 0.449, SLG: 0.371	2-2 F8				0-1 G6-3	0-0 G3-4-1		1-0 G4-3		4 0 0 0 0 0 3		
Dave Hollins, S (1, 5) OBP: 0.350, SLG: 0.416	1-0 P5				1-1 L7	2-1 G4-3			1-1 G6-4-3 1B	4 0 1 0 0 0 2		
Darren Daulton, L (1, 2) OBP: 0.422, SLG: 0.578					0-0 F9				1-2 G6-4-3 1B	4 0 1 0 0 1 0		
Wes Chamberlain, R (1, 9) OBP: 0.350, SLG: 0.447						4-2 FC6-4 BB			0-0 G6-4-3	3 0 1 0 1 1 2		
Pete Incaviglia, R (1, 7) OBP: 0.263, SLG: 0.283						1-0 F9			1-2 2-3	4 0 1 0 0 1 3		
Kim Batiste, R (1, 6) OBP: 0.125, SLG: 0.125						0-0 FC6-4			3-3 K	3 0 0 0 0 0 3		
Ben Rivera, R (1, 1)						0-0 G5-3				0 0 0 0 0 0 0		
Tom Quinlan, R (3, PH)										1 0 0 0 0 1 0		
Shawn Boskie, R (3, 1)										1 0 0 0 0 0 1		
Ricky Jordan, R (8, PH)										1 0 0 0 0 0 0		
Andy Carter, L (8, 1)										0 0 0 0 0 0 0		
<b>Inning Stats</b>	R: 0 H: 1 E: 0 LOB: 1 K: 1 BB: 0 S: 10 P: 14	R: 0 H: 1 E: 0 LOB: 1 K: 2 BB: 0 S: 8 P: 16	R: 0 H: 0 E: 0 LOB: 0 K: 1 BB: 0 S: 7 P: 9	R: 0 H: 0 E: 0 LOB: 0 K: 0 BB: 0 S: 5 P: 6	R: 0 H: 0 E: 0 LOB: 1 K: 0 BB: 1 S: 5 P: 10	R: 0 H: 1 E: 0 LOB: 1 K: 0 BB: 0 S: 6 P: 10	R: 0 H: 1 E: 0 LOB: 1 K: 0 BB: 0 S: 6 P: 10	R: 0 H: 1 E: 0 LOB: 1 K: 0 BB: 0 S: 10 P: 17	R: 0 H: 2 E: 0 LOB: 1 K: 1 BB: 0 S: 10 P: 15	1B: 5 SF: 0 2B: 2 SAC: 0 3B: 0 DP: 1 HR: 0 HBP: 0	WP: 1 PA: 34 PB: 0 SB: 0 CS: 0	
<b>PITCHER</b> Chris Hammond, L (1, 1) ERA: 2.45	IP WLS BF H R ER SO BB IBB HBP BLK WP HR S P ERA WHIP	9.0 W 34 7 0 0 5 1 0 0 0 1 0 67 107 0.00 0.889										

Philadelphia Phillies @ Florida Marlins  
Joe Robbie Stadium, Miami, FL

Thu May 05 1994, 7:05 PM EDT  
Att. 26,329 - Unknown - 84 F

livebaseballscorecards.com

AB 33  
R 0  
H 7  
RBI 0  
BB 1  
SO 5  
LOB 14





Batter	1	2	3	4	5	6	7	8	9
<b>Chuck Carr, S</b> <small>OBP: 0.376, SLG: 0.386</small> (1, 8)	0-2 	2-2 			1-0 		2-2 		
<b>Dave Magadan, L</b> <small>OBP: 0.425, SLG: 0.369</small> (1, 5)	4-1 	3-2 			1-3 			1-2 	
<b>Gary Sheffield, R</b> <small>OBP: 0.433, SLG: 0.742</small> (1, 9)	1-2 	3-2 			1-3 			3-3 	
<b>Jeff Conine, R</b> <small>OBP: 0.369, SLG: 0.564</small> (1, 7)	4-1 		2-2 		1-3 			0-0 	
<b>Orestes Destrade, S</b> <small>OBP: 0.308, SLG: 0.378</small> (1, 3)	0-3 		0-1 		2-2 				
<b>Jerry Browne, S</b> <small>OBP: 0.394, SLG: 0.364</small> (1, 4)	1-1 		2-2 		0-1 				
<b>Kurt Abbott, R</b> <small>OBP: 0.322, SLG: 0.375</small> (1, 6)	2-2 			1-2 		0-0 			
<b>Ron Tingley, R</b> <small>OBP: 0.179, SLG: 0.120</small> (1, 2)		3-1 		0-1 			0-3 		
<b>Chris Hammond, L</b> <small>OBP: 0.167, SLG: 0.091</small> (1, 1)		1-0 		0-1 			0-0 		

AB	R	H	RBI	BB	SO	LOB
4	1	2	0	0	0	1
3	1	1	2	1	1	1
4	1	0	0	0	2	3
3	1	0	0	1	1	1
3	0	0	0	0	1	3
3	0	1	3	0	0	0
3	0	0	0	0	0	1
3	1	1	0	0	1	0
2	0	0	0	0	0	0

BOTTOM	
<b>Philadelphia Phillies @ Florida Marlins</b> <b>Joe Robbie Stadium, Miami, FL</b> Thu May 05 1994, 7:05 PM EDT Att: 26,329 - Unknown - 84 F	<b>AB 28</b> <b>R 5</b> <b>H 5</b> <b>RBI 5</b> <b>BB 2</b> <b>SO 6</b> <b>LOB 10</b>
	<b>WP: 0 PA: 31</b> <b>PB: 0</b> <b>SB: 2</b> <b>CS: 0</b>

Inning Stats	R: 3	H: 2	E: 0	K: 1	S: 20	LOB: 1	BB: 2	P: 31	R: 2	H: 2	E: 0	K: 0	S: 12	LOB: 0	BB: 0	P: 24	R: 0	H: 0	E: 0	K: 0	S: 9	LOB: 0	BB: 0	P: 13	R: 0	H: 0	E: 0	K: 0	S: 8	LOB: 0	BB: 0	P: 9	R: 0	H: 1	E: 0	K: 3	S: 10	LOB: 1	BB: 0	P: 14	R: 0	H: 0	E: 0	K: 0	S: 8	LOB: 0	BB: 0	P: 10	R: 0	H: 0	E: 0	K: 1	S: 8	LOB: 0	BB: 0	P: 10	R: 0	H: 0	E: 0	K: 1	S: 8	LOB: 0	BB: 0	P: 12
<b>PITCHER</b> <b>Ben Rivera, R</b> <small>ERA: 6.67</small> <b>Shawn Boskie, R</b> <small>ERA: 3.57</small> <b>Andy Carter, L</b> <small>ERA:</small>	IP: 2.0 WLS: L BF: 12 H: 4 R: 5 ER: 5 SO: 1 BB: 2 IBB: 0 HBP: 0 BLK: 0 WP: 0 HR: 1 S: 32 P: 55 ERA: 22.50 WHIP: 3.000	IP: 5.0 WLS: L BF: 16 H: 1 R: 0 ER: 0 SO: 4 BB: 0 IBB: 0 HBP: 0 BLK: 0 WP: 0 HR: 0 S: 43 P: 56 ERA: 0.00 WHIP: 0.200	IP: 1.0 WLS: L BF: 3 H: 0 R: 0 ER: 0 SO: 1 BB: 0 IBB: 0 HBP: 0 BLK: 0 WP: 0 HR: 0 S: 8 P: 12 ERA: 0.00 WHIP: 0.000	<b>PITCHER</b> IP WLS BF H R ER SO BB IBB HBP BLK WP HR S P ERA WHIP																																																												

Batter	1	2	3	4	5	6	7	8	9	AB R H RBI BB SO LOB	TOP									
Lenny Dykstra, L OBP: 0.379, SLG: 0.459 (1, 8)	2-2 2B	4-1 FC6 1B BB		0-0 G4-3		2-1 P7			1-1 L8	4 1 1 0 1 0 1										
Mariano Duncan, R OBP: 0.320, SLG: 0.479 (1, 6)	1-1 G4-3 2-H 1B 2B	0-2 L5		1-1 F5-3 1B			1-1 1B		0-1 G5-3	5 1 3 1 0 0 1										
John Kruk, L OBP: 0.446, SLG: 0.418 (1, 3)	3-1 G4-3 2-3	0-0 FC6 1B 1B		1-0 F5-3 1-2			1-3 K		2-2 HR	5 2 2 1 0 1 3										
Dave Hollins, S OBP: 0.352, SLG: 0.404 (1, 5)	4-0 1B 1B BB	2-0 FC6 1B 1-2 2-3f		4-1 G4-3 BB			1-0 P3		2-3 K	3 1 0 0 2 1 3										
Darren Daulton, L OBP: 0.425, SLG: 0.574 (1, 2)	1-0 1B 1-2 3-H 1B 1B	3-2 1B		2-2 F9			1-3 K			4 0 2 2 0 1 2										
Jim Eisenreich, L OBP: 0.311, SLG: 0.329 Heathcliff Slocumb, R OBP: 1.000, SLG: 1.000 Ricky Jordan, R OBP: 0.244, SLG: 0.310 Doug Jones, R (8, 1)	2-2 1B 1-2 2-H 1B	0-2 F7		0-0 G4-3 1-2f			1-1 G1-4-3			3 0 1 1 0 0 3 0 0 0 0 0 0 0 1 0 0 0 0 0 0 0 0 0 0 0 0 0										
Milt Thompson, L OBP: 0.355, SLG: 0.456 Pete Incaviglia, R OBP: 0.276, SLG: 0.296 (8, PH)	0-0 HBP 1-3 2-H 1B		2-0 G4-3		1-1 1B		0-1 FC4-6 1B			3 0 2 0 0 0 0 1 0 1 0 0 0 0	AB 36 R 5 H 12 RBI 5 BB 3 SO 5 LOB 20									
Mickey Morandini, L OBP: 0.412, SLG: 0.390 (1, 4)	2-0 HBP		1-0 G4-3		1-3 K		3-2 FC4-6 1-2f			3 0 0 0 0 1 2										
Curt Schilling, R OBP: 0.188, SLG: 0.188 Tony Longmire, L OBP: 0.091, SLG: 0.136 Wes Chamberlain, R OBP: 0.341, SLG: 0.436 (8, PH)	0-1 G3		1-1 G5-3		2-0 F7		2-3 K			2 0 0 0 0 0 3 1 0 0 0 0 0 1 1 0 0 0 0 1 1										
Inning Stats	R: 3 E: 0 K: 0 S: 14	H: 5 LOB: 3 BB: 1 P: 29	R: 1 E: 0 K: 0 S: 14	H: 2 LOB: 2 BB: 1 P: 23	R: 0 E: 0 K: 0 S: 4	H: 0 LOB: 0 BB: 0 P: 8	R: 0 E: 0 K: 0 S: 4	H: 1 LOB: 0 BB: 0 P: 6	R: 0 E: 0 K: 1 S: 8	H: 1 LOB: 1 BB: 0 P: 14	R: 0 E: 0 K: 2 S: 9	H: 1 LOB: 1 BB: 0 P: 13	R: 0 E: 0 K: 1 S: 11	H: 1 LOB: 1 BB: 0 P: 17	R: 1 E: 0 K: 1 S: 10	H: 1 LOB: 0 BB: 0 P: 15	1B: 9 2B: 3 3B: 0 HR: 1	SF: 0 SAC: 0 DP: 2 HBP: 1	WP: 0 PB: 0 SB: 0 CS: 0	PA: 40
PITCHER	IP WLS BF H R ER SO BB IBB HBP BLK WP HR S P ERA WHIP																			
David Weathers, R ERA: 2.68 Jeff Mutis, L ERA: 7.2 Richie Lewis, R ERA: 1.93	(1, 1) (7, 1) (8, 1)	6.0 1.2 1.1	W 6 5	29 1 5	10 1 1	4 0 1	4 0 1	1 2 2	3 0 0	0 0 0	0 0 0	0 15 13	94 22 20	6.00 0.00 6.75	2.167 0.600 0.750					

Philadelphia Phillies @ Florida Marlins  
Joe Robbie Stadium, Miami, FL

Fri May 06 1994, 7:05 PM EDT  
Att. 31,368 - Unknown - 80 F


livebaseballscorecards.com



Batter	1	2	3	4	5	6	7	8	9	AB	R	H	RBI	BB	SO	LOB	BOTTOM			
<b>Chuck Carr, S</b> <small>OBP: 0.377, SLG: 0.387</small> (1, 8)	1-2  1B HR	0-0  P4			2-2  G4-3 BLK 2B 1B	0-3  K		0-2  G4-3		5	2	2	0	0	1	1				
<b>Dave Magadan, L</b> <small>OBP: 0.412, SLG: 0.357</small> (1, 5)	1-1  HR 1B		1-2  G5-3		2-2  G4-3	0-2  G1-3		0-1  G4-3		5	1	1	0	0	0	1				
<b>Gary Sheffield, R</b> <small>OBP: 0.440, SLG: 0.760</small> (1, 9)	2-0  HR		4-0  BB		4-0  IBB 2B	2-3  K		0-1  F8		3	2	1	3	2	1	0				
<b>Jeff Conine, R</b> <small>OBP: 0.365, SLG: 0.561</small> (1, 3)	3-2  G5-3		0-0  F9		3-1  G4-3 1B 2B		2-2  G5-3			4	1	1	2	0	0	1				
<b>Jerry Browne, S</b> <small>OBP: 0.371, SLG: 0.339</small> (1, 7)	1-0  G6-3		2-3  K		0-1  G4-3		0-0  G3			4	0	0	0	0	1	2				
<b>Charles Johnson, R</b> <small>OBP: 0.750, SLG: 1.667</small> (1, 2)	3-3  K			3-1  HR	4-0  BB 1B BB		1-2  BB 1B			3	3	2	1	1	1	0				
<b>Kurt Abbott, R</b> <small>OBP: 0.340, SLG: 0.378</small> (1, 6)		0-1  FC4-6 1B		3-2  F9	4-1  1B BB		4-2  1B BB			2	0	1	0	2	0	0				
<b>Bret Barberie, S</b> <small>OBP: 0.263, SLG: 0.371</small> (1, 4)		1-0  FC4-6 1-2f		1-3  K	0-0  1B		1-2  1B			4	0	2	3	0	1	1				
<b>David Weathers, R</b> <small>OBP: 0.059, SLG: 0.059</small> (1, 1)		1-3  K		1-3  K	1-3  K		0-1  G3			3	0	0	0	0	3	3				
<b>Jeff Mutis, L</b> (7, 1)										1	0	0	0	0	0	2				
<b>Richie Lewis, R</b> (8, 1)										0	0	0	0	0	0	0				
<b>Inning Stats</b>	R: 3 E: 0 K: 1 S: 15	H: 3 LOB: 0 BB: 0 P: 26	R: 0 E: 0 K: 1 S: 7	H: 1 LOB: 1 BB: 0 P: 9	R: 0 E: 0 K: 1 S: 7	H: 0 LOB: 1 BB: 1 P: 14	R: 1 E: 0 K: 2 S: 15	H: 1 LOB: 0 BB: 0 P: 23	R: 4 E: 0 K: 1 S: 16	H: 3 LOB: 2 BB: 3 P: 35	R: 0 E: 0 K: 2 S: 10	H: 0 LOB: 0 BB: 0 P: 12	R: 1 E: 0 K: 0 S: 16	H: 2 LOB: 2 BB: 1 P: 24	R: 0 E: 0 K: 0 S: 8	H: 0 LOB: 0 BB: 0 P: 8	1B: 7 2B: 1 3B: 0 HR: 2	SF: 0 SAC: 0 DP: 0 HBP: 0	WP: 0 PB: 0 SB: 0 CS: 0	PA: 39
<b>PITCHER</b>	IP WLS L	WLS BF	H R	ER LOB	SO BB	BB IBB	HBP BLK	WP HR	S P	ERA WHIP										
<b>Curt Schilling, R</b> <small>ERA: 5.44</small> (1, 1)	4.2 L		7 8	8 8	5 5	3 3	1 1	0 2	56 102	15.43 2.143										
<b>Heathcliff Slocumb, R</b> <small>ERA: 2.37</small> (5, 1)	2.1	11 3	3 1	1 1	3 3	1 0	0 0	0 30	41	3.86 1.714										
<b>Doug Jones, R</b> <small>ERA: 1.84</small> (8, 1)	1.0	3 0	0 0	0 0	0 0	0 0	0 0	0 8	8	0.00 0.000										

Philadelphia Phillies @ Florida Marlins  
 Joe Robbie Stadium, Miami, FL  
 Fri May 06 1994, 7:05 PM EDT  
 Att: 31,368 - Unknown - 80 F

AB 34  
 R 9  
 H 10  
 RBI 9  
 BB 5  
 SO 8  
 LOB 11



Batter	1	2	3	4	5	6	7	8	9	10	11	AB R H RBI BB SO LOB	TOP											
<b>Lenny Dykstra, L</b> OBP: 0.384, SLG: 0.452	2-1 G3 1B 1B	0-1 G4-3										4 1 1 0 2 1 2	<b>Philadelphia Phillies @ Florida Marlins</b> Joe Robbie Stadium, Miami, FL Sat May 07 1994, 7:05 PM EDT Att. 41,002 - Unknown											
<b>Mariano Duncan, R</b> OBP: 0.339, SLG: 0.500	1-2 2B 1B	2-2 SF8										4 1 3 1 1 1 3												
<b>John Kruk, L</b> OBP: 0.427, SLG: 0.397	1-2 2B 2-3	3-2 G3 1B										6 0 1 0 0 2 10												
<b>Dave Hollins, S</b> OBP: 0.359, SLG: 0.398	4-1 2B 1B BB	3-1 E8 1B 1B										4 2 1 0 2 2 2												
<b>Darren Daulton, L</b> OBP: 0.429, SLG: 0.606	2-1 1B 1B 2B	2-1 G4-3										5 2 2 4 1 1 2												
<b>Jim Eisenreich, L</b> OBP: 0.313, SLG: 0.320	0-0 1B 1B																							
<b>Milt Thompson, L</b> OBP: 0.353, SLG: 0.435	0-1 G5-4-3 1B 1B																							
<b>Kim Batiste, R</b> OBP: 0.107, SLG: 0.107	1-1 G5-4-3 1-2f																							
<b>Tommy Greene, R</b> OBP: 0.429, SLG: 0.571																								
<b>Heathcliff Stocumb, R</b> OBP: 1.000, SLG: 1.000																								
<b>Pete Incaviglia, R</b> OBP: 0.288, SLG: 0.327																								
<b>Tony Longmire, L</b> OBP: 0.000, SLG: 0.136																								
<b>Doug Jones, R</b> OBP: 0.412, SLG: 0.390																								
<b>Mickey Morandini, L</b> OBP: 0.142, SLG: 0.390																								
<b>David West, L</b> OBP: 0.142, SLG: 0.390																								
<b>Inning Stats</b>	R: 4 E: 0 K: 0 S: 14	H: 5 LOB: 1 BB: 1 P: 28	R: 1 E: 1 K: 0 S: 15	H: 3 LOB: 2 BB: 0 P: 27	R: 0 E: 0 K: 0 S: 6	H: 0 LOB: 0 BB: 0 P: 9	R: 0 E: 0 K: 1 S: 9	H: 1 LOB: 1 BB: 0 P: 18	R: 2 E: 0 K: 0 S: 8	H: 1 LOB: 0 BB: 1 P: 15	R: 0 E: 0 K: 3 S: 13	H: 0 LOB: 2 BB: 1 P: 24	R: 0 E: 0 K: 2 S: 12	H: 1 LOB: 2 BB: 1 P: 20	R: 0 E: 0 K: 0 S: 5	H: 0 LOB: 0 BB: 0 P: 8	R: 0 E: 1 K: 1 S: 8	H: 0 LOB: 3 BB: 2 P: 19	R: 0 E: 0 K: 1 S: 5	H: 0 LOB: 1 BB: 2 P: 16	1B: 7 2B: 4 3B: 0 HR: 1	SF: 1 SAC: 2 DP: 2 HBP: 0	WP: 1 PB: 0 SB: 0 CS: 0	PA: 52
<b>PITCHER</b>	IP WLS BF H R ER SO BB IBB HBP BLK WP HR S P ERA WHIP																							
<b>Pat Rapp, R</b> ERA: 6.0	(1, 1) 1.2 13 8 5 5 0 1 0 0 0 0 0 27 51 27.00 5.400																							
<b>Luis Aquino, R</b> ERA: 10.22	(2, 1) 3.1 13 2 2 2 1 1 0 0 0 0 1 25 46 5.40 0.900																							
<b>Robb Nen, R</b> ERA: 4.61	(6, 1) 2.0 8 1 0 0 4 1 0 0 0 0 0 20 32 0.00 1.000																							
<b>Yorkis Perez, L</b> ERA: 1.64	(8, 1) 2.0 8 1 0 0 2 0 1 0 0 0 0 17 28 0.00 0.500																							
<b>Richie Lewis, R</b> ERA: 1.59	(10, 1) 2.0 W 10 0 0 0 2 2 2 0 0 1 0 13 35 0.00 1.000																							

livebaseballscorecards.com

Batter	1	2	3	4	5	6	7	8	9	10	11	AB R H RBI BB SO LOB
<b>Chuck Carr</b> S OBP: 0.388, SLG: 0.393 (1, 8)	1-0 BB S 1B	0-0 S 1B		1-1 1B 2B 1B	4-2 G4-6-3 BB		2-3 K		0-0 G4-3		0-0 FC5 1B	6 1 3 0 1 1 4
<b>Dave Magadan</b> L OBP: 0.319, SLG: 0.356 (1, 5)	2-1 F7	4-1 S 1B		2-1 1 SAFE 1 SAFE 1B 1B 1B	1-2 G4-6-3		4-1 BB BB BB		1-0 G6-3		0-0 S 1B	3 1 1 0 1 0 3 0 0 0 0 0 0 0 0 0 0 0 0 1 0 0 0 1 0 0 0 0 0 0 0 0 0 0 0 0 0 0 0 0 1 0 0 1 1 0 0 0 0
<b>Jerry Browne</b> S OBP: 0.380, SLG: 0.339 (7, PH)												
<b>Yorkis Perez</b> L OBP: 0.240, SLG: 0.261 (8, 1)												
<b>Matias Carrillo</b> L OBP: 0.269, SLG: 0.360 (9, PH)	1-2	1-2 BB		1-3 2B G4-3 1B	1-2f		1-2 BB					
<b>Richie Lewis</b> R OBP: 0.269, SLG: 0.360 (11, PH)												
<b>Gary Sheffield</b> R OBP: 0.450, SLG: 0.760 (1, 9)	4-1 BB BB	1-3 K		2-0 G4-3 G4-3 2B	1-1 1B S SF8 1B		0-1 P4			4-1 F9 BB BB		4 2 2 1 2 1 5
<b>Jeff Conine</b> R OBP: 0.356, SLG: 0.538 (1, 7)	0-1 P4		2-2 E4 1B	2-2 G4-3		0-0 F9		2-2 G6-3		4-2 DI BB		5 1 0 1 1 0 4
<b>Orestes Destrade</b> S OBP: 0.318, SLG: 0.379 (1, 3)	4-0 BB BB		3-2 P6	2-0 G4-3		1-2 1 SAFE 1-3 FC6-4 1B		2-2 1B		0-1 F9		5 0 2 1 1 0 3
<b>Charles Johnson</b> R OBP: 0.400, SLG: 0.750 (1, 2)	3-3 K		0-0 2B E 1B	3-3 K		1-0 SF8		1-2 F8		0-3 K		5 1 1 2 0 3 6
<b>Kurt Abbott</b> R OBP: 0.340, SLG: 0.375 (1, 6)		0-2 1B SH3-4 1B	2-1 F9		3-2 S HBP SF9 1B	1-1 FC6-4		2-3 K		1-1 L8		6 1 2 0 0 1 5
<b>Bret Barberie</b> S OBP: 0.287, SLG: 0.394 (1, 4)		3-2 P5	3-2 E9 1H 2B		1-0 SF9 S HBP		1-2 F8		0-0 G4-3 SH1-4 1B		2-2 FC5 1B	5 0 3 0 0 0 1
<b>Pat Rapp</b> R (1, 1)		1-0 SH3-4	0-1 G6-3		3-2 SF9		4-2 BB BB		0-2 SH1-4		2-1 FC5 1B	0 0 0 0 0 0 0 1 0 0 0 0 0 1 1 1 1 1 1 0 0
<b>Luis Aquino</b> R (2, 1)												
<b>Alex Arias</b> R OBP: 0.333, SLG: 0.378 (5, PH)												
<b>Rick Renteria</b> R OBP: 0.269, SLG: 0.360 (11, PH)												

BOTTOM

Philadelphia Phillies @ Florida Marlins  
Joe Robbie Stadium, Miami, FL

Sat May 07 1994, 7:05 PM EDT  
Att. 41,002 - Unknown

[livebaseballscorecards.com](http://livebaseballscorecards.com)

AB	43
R	8
H	16
RBI	7
BB	8
SO	6
LOB	33



PITCHER	IP	WLS	BF	H	R	ER	SO	BB	IBB	HBP	BLK	WP	HR	S	P	ERA	WHIP
<b>Tommy Greene</b> R (1, 1) ERA: 5.5	4.0		24	8	5	3	3	3	0	0	0	0	0	50	95	6.75	2.750
<b>Andy Carter</b> L (5, 1) ERA: 6.75	1.1		8	3	2	2	0	1	0	1	0	0	0	20	34	13.50	3.000
<b>Heathcliff Slocumb</b> R (6, 1) ERA: 2.18	1.2		7	0	0	0	1	2	0	0	0	0	0	16	29	0.00	1.200
<b>Doug Jones</b> R (8, 1) ERA: 1.62	2.0		8	2	0	0	1	0	0	0	0	0	0	21	29	0.00	1.000
<b>David West</b> L (10, 1) ERA: 5.87	1.1	L	9	3	1	1	1	2	0	0	0	0	0	17	30	6.75	3.750

PITCHER	IP	WLS	BF	H	R	ER	SO	BB	IBB	HBP	BLK	WP	HR	S	P	ERA	WHIP

WP: 0	PA: 56
PB: 0	
SB: 5	
CS: 0	

Batter	1	2	3	4	5	6	7	8	9	AB R H RBI BB SO LOB	TOP		
Lenny Dykstra, L (1, 8) OBP: 0.381, SLG: 0.448 Milt Thompson, L (1, 8) OBP: 0.375, SLG: 0.446	2-3 K		1-0 BLK 1B	1-0 HBP		0-1 2B 1B		0-0 G6-3		1 0 0 0 0 1 0 3 2 2 0 0 0 1			
Mariano Duncan, R (1, 4) OBP: 0.333, SLG: 0.500	0-1 G5-3		1-1 L7	2-2 F9		0-0 SF7		1-0 F8 2B		4 0 1 2 0 0 4			
Ricky Jordan, R (1, 3) OBP: 0.300, SLG: 0.468	2-0 HR		1-1 FC6-4 1B		1-1 G4-3 SF8 2B	2-1 1-H 2B		3-2 F8		5 2 4 2 0 0 1			
Dave Hollins, S (1, 5) OBP: 0.346, SLG: 0.381	3-3 K2-3		2-1 FC6-4		0-0 G4-3	2-3 K		1-0 F8		5 0 0 0 0 2 5			
Pete Incaviglia, R (1, 7) OBP: 0.297, SLG: 0.379		1-0 HR		1-2 F9	1-1 SF8		4-2 1B BB		0-3 K	3 1 1 2 1 1 0			
Tony Longmire, L (1, 9) OBP: 0.148, SLG: 0.185		3-1 F8		2-2 1B 1B	1-2 G3-1		1-1 1B G5-4-3 1B		1-1 F8	5 1 2 0 0 0 0			
Todd Pratt, R (1, 2) OBP: 0.333, SLG: 0.364		3-3 K		1-1 1B FC5-2 1B		0-0 1B 2B		3-3 K		5 1 2 0 0 2 2			
Kim Batiste, R (1, 6) OBP: 0.156, SLG: 0.156		0-3 K		0-0 FC5-2 1B		0-0 1B SH3-4 SF7 1B		0-1 G5-4-3		4 1 2 2 0 1 2			
Danny Jackson, R (1, 1) OBP: 0.118, SLG: 0.063 Mickey Morandini, L (8, PH) OBP: 0.423, SLG: 0.429 Shawn Boskie, R (8, PR) Heathcliff Slocumb, R (8, 1) OBP: 1.000, SLG: 1.000			2-3 K	1-2 FC5-2 HBP		0-0 SH3-4		0-1 G6-3 2B 2B		2 0 0 0 0 1 2 1 0 1 0 0 0 0 0 1 0 0 0 0 0 0 0 0 0 0 0 0			
Inning Stats	R: 1 E: 0 K: 2 S: 9 H: 1 LOB: 0 BB: 0 P: 16	R: 1 E: 0 K: 2 S: 10 H: 1 LOB: 0 BB: 0 P: 17	R: 1 E: 0 K: 1 S: 10 H: 2 LOB: 1 BB: 0 P: 17	R: 1 E: 0 K: 0 S: 18 H: 3 LOB: 3 BB: 0 P: 26	R: 1 E: 0 K: 0 S: 8 H: 1 LOB: 0 BB: 0 P: 11	R: 3 E: 0 K: 1 S: 13 H: 4 LOB: 1 BB: 0 P: 17	R: 0 E: 0 K: 1 S: 11 H: 1 LOB: 1 BB: 1 P: 19	R: 1 E: 0 K: 0 S: 12 H: 2 LOB: 2 BB: 0 P: 17	R: 0 E: 0 K: 1 S: 7 H: 0 LOB: 0 BB: 0 P: 10	1B: 8 2B: 5 3B: 0 HR: 2 SF: 2 SAC: 1 DP: 1 HBP: 1	WP: 0 PB: 0 SB: 0 CS: 0 PA: 43		
PITCHER	IP WLS BF H R ER SO BB IBB HBP BLK WP HR S P ERA WHIP											PITCHER	IP WLS BF H R ER SO BB IBB HBP BLK WP HR S P ERA WHIP
Charlie Hough, R (1, 1) ERA: 4.0	5.2 L 30 12 8 8 5 0 0 1 1 0 2 63 97 12.71 2.118												
Jeff Mutis, L (6, 1) ERA: 6.75	0.1 3 1 0 0 1 1 0 0 0 0 0 9 16 0.00 6.000												
Robb Nen, R (7, 1) ERA: 4.6	2.0 7 2 1 1 1 0 0 0 0 0 0 19 27 4.50 1.000												
Jeremy Hernandez, R (9, 1) ERA: 1.26	1.0 3 0 0 0 0 1 0 0 0 0 0 7 10 0.00 0.000												

Philadelphia Phillies @ Florida Marlins  
Joe Robbie Stadium, Miami, FL  
Sun May 08 1994, 3:33 AM EDT  
Att. 38,584 - Sunny - 86 F

livebaseballscorecards.com

AB	38
R	9
H	15
RBI	8
BB	1
SO	8
LOB	17



Batter	1	2	3	4	5	6	7	8	9	AB R H RBI BB SO LOB
--------	---	---	---	---	---	---	---	---	---	----------------------

<b>Chuck Carr, S</b> (1, 8) OBP: 0.384, SLG: 0.388 <b>Jeremy Hernandez, R</b> (9, 1) OBP: 0.422, SLG: 0.365 <b>Dave Magadan, L</b> (9, PH)	G5-3 		G5-3 		G5-3 		G5-3 		G5-3 	4 0 1 0 0 1 1 0 0 0 0 0 0 0 1 0 1 0 0 0 0
--	----------	--	----------	--	----------	--	----------	--	----------	---

<b>Rick Renteria, R</b> (1, 5) OBP: 0.290, SLG: 0.345 (8, 7)	G6-3 		F9 		BB 		F9 		F9 	4 0 1 0 1 0 3 1 0 0 0 0 0 2
--	----------	--	--------	--	--------	--	--------	--	--------	--------------------------------

<b>Gary Sheffield, R</b> (1, 9) OBP: 0.444, SLG: 0.741 <b>Matias Carrillo, L</b> (8, 9) OBP: 0.231, SLG: 0.250	K 		F9 		F9 		F9 		G6-3 	4 0 1 1 0 1 2 1 0 0 0 0 0 2
---	-------	--	--------	--	--------	--	--------	--	----------	--------------------------------

<b>Jeff Conine, R</b> (1, 7) OBP: 0.353, SLG: 0.537 <b>Kurt Abbott, R</b> (8, 6) OBP: 0.340, SLG: 0.375		G3 		1B 		1B 		1B 		4 0 1 0 0 2 2 0 0 0 0 0 0 0
--	--	--------	--	--------	--	--------	--	--------	--	--------------------------------

<b>Orestes Destrade, S</b> (1, 3) OBP: 0.333, SLG: 0.418		BB 		FC5-4 		HR 		K 		3 1 2 1 1 1 0
---	--	--------	--	-----------	--	--------	--	-------	--	---------------

<b>Alex Arias, R</b> (1, 6) OBP: 0.348, SLG: 0.359 (8, 5)		BB 		F9 		G5-4-3 		G6-3 		2 0 0 0 2 0 2
---	--	--------	--	--------	--	------------	--	----------	--	---------------

<b>Ron Tingley, R</b> (1, 2) OBP: 0.161, SLG: 0.107		P3 		K 		G5-4-3 		G4-3 		3 0 0 0 0 1 5
--	--	--------	--	-------	--	------------	--	----------	--	---------------

<b>Bret Barberie, S</b> (1, 4) OBP: 0.286, SLG: 0.388		K 		FC5-4 		G6-3 		G4-6-3 		4 0 1 0 0 1 4
--	--	-------	--	-----------	--	----------	--	------------	--	---------------

<b>Charlie Hough, R</b> (1, 1) OBP: 0.333, SLG: 0.286 <b>Jeff Mutis, L</b> (6, 1) <b>Robb Nen, R</b> (7, 1) <b>Charles Johnson, R</b> (7, 2) OBP: 0.417, SLG: 0.700 <b>Jerry Browne, S</b> (8, PH) OBP: 0.376, SLG: 0.333 (9, 8)		1B 		F8 		1B 		G4-6-3 		2 0 1 0 0 0 0 0 0 0 0 0 0 0 0 0 0 0 0 0 0 2 1 1 0 0 0 1 1 0 0 0 0 0 0
--	--	--------	--	--------	--	--------	--	------------	--	---

Inning Stats	R: 0	H: 0	E: 0	K: 1	S: 8	R: 0	H: 0	E: 0	K: 1	S: 11	R: 0	H: 1	E: 0	K: 1	S: 13	R: 0	H: 2	E: 0	K: 1	S: 10	R: 1	H: 1	E: 0	K: 1	S: 6	R: 1	H: 3	E: 0	K: 1	S: 15	R: 0	H: 0	E: 0	K: 1	S: 6	R: 0	H: 3	E: 0	K: 10	S: 17	1B: 8	SF: 0	3B: 0	DP: 2	HR: 1	HBP: 0	WP: 0	PA: 39
--------------	------	------	------	------	------	------	------	------	------	-------	------	------	------	------	-------	------	------	------	------	-------	------	------	------	------	------	------	------	------	------	-------	------	------	------	------	------	------	------	------	-------	-------	-------	-------	-------	-------	-------	--------	-------	--------

PITCHER														PITCHER																																
IP	WLS	BF	H	R	ER	SO	BB	IBB	HBP	BLK	WP	HR	S	P	ERA	WHIP	IP	WLS	BF	H	R	ER	SO	BB	IBB	HBP	BLK	WP	HR	S	P	ERA	WHIP													
Danny Jackson, L (1, 1)	7.0	W	31	7	2	2	6	4	0	0	0	1	72	118	2.57	1.571																														
Heathcliff Slocumb, R (8, 1)	2.0		8	3	0	0	1	0	0	0	0	0	16	26	0.00	1.500																														

**BOTTOM**

**Philadelphia Phillies @ Florida Marlins**  
 Joe Robbie Stadium, Miami, FL  
 Sun May 08 1994, 3:33 AM EDT  
 Att. 38,584 - Sunny - 86 F

[livebaseballscorecards.com](http://livebaseballscorecards.com)

AB	35
R	2
H	10
RBI	2
BB	4
SO	7
LOB	22



Batter	1	2	3	4	5	6	7	8	9	AB	R	H	RBI	BB	SO	LOB	TOP
Al Martin, L OBP: 0.380, SLG: 0.500 (1, 7)	0-0 BB 2B	4-1 1B BB		2-2 F9		0-0 F8		1-2 1B		4	2	2	2	1	0	1	
Jay Bell, R OBP: 0.315, SLG: 0.393 (1, 6)	2-0 FC1 BB	2-2 1B SF8		2-0 F8		2-0 SF9		1-1 G4-3 1B		4	2	2	1	0	0	1	
Andy Van Slyke, L OBP: 0.360, SLG: 0.378 (1, 8)	1-0 P4	1-0 FC4-6 1B		1-2 P7		2-1 G4-3		0-0 G4-3		5	0	1	2	0	0	3	
Jeff King, R OBP: 0.348, SLG: 0.406 (1, 5)	4-1 BB 1-2 2-3	3-0 SF8		2-3 K		2-1 FC3-6 1B		2-2 1B		3	0	2	2	1	1	0	
Orlando Merced, S OBP: 0.380, SLG: 0.341 (1, 9)	0-0 F7	1-1 FC4-6		2-0 1B E 1B		0-0 FC3-6		2-1 P6		5	1	1	0	0	0	6	
Brian Hunter, R OBP: 0.321, SLG: 0.510 (1, 3)	4-1 1-2 2-3 3-H		3-1 G3		0-0 P3		2-0 P6		0-1 CS 1B	3	0	0	1	1	0	2	
Kevin Young, R OBP: 0.236, SLG: 0.288 (7, 3)										1	0	1	0	0	0	0	
Don Slaught, R OBP: 0.418, SLG: 0.274 (1, 2)	1-0 F8		0-0 FC5-4 1B		1-1 E8 1B		3-2 F7		4-2 BB	4	0	2	0	1	0	4	
Carlos Garcia, R OBP: 0.336, SLG: 0.380 (1, 4)		3-3 K	2-1 FC5-4 FC6-4		1-0 F7		1-2 1B 1B		1-3 K	5	1	1	0	0	2	3	
Steve Cooke, R OBP: 0.182, SLG: 0.182 (1, 1)		0-0 1B 1B	0-0 FC6-4		3-2 F8 SF9 2B		2-2 1B 1B		0-2 G4-3	2	1	1	0	0	0	1	
John Hope, R OBP: 0.254, SLG: 0.200 (6, PH)										0	0	0	0	0	0	0	
Alejandro Pena, R OBP: 0.417, SLG: 0.556 (8, PH)										1	1	1	0	0	0	0	
Dave Clark, L OBP: 0.263, SLG: 0.278 (9, PH)										0	0	0	0	0	0	0	
Lloyd McClendon, R OBP: 0.263, SLG: 0.278 (9, PH)										1	0	0	0	0	0	1	
Rick White, R (9, 1)										0	0	0	0	0	0	0	
<b>Inning Stats</b>	R: 1 E: 0 K: 0 S: 7 H: 1 LOB: 3 BB: 2 P: 19	R: 3 E: 0 K: 1 S: 15 H: 3 LOB: 1 BB: 1 P: 29	R: 0 E: 0 K: 0 S: 6 H: 1 LOB: 1 BB: 0 P: 11	R: 0 E: 0 K: 0 S: 9 H: 0 LOB: 0 BB: 0 P: 14	R: 1 E: 1 K: 1 S: 10 H: 2 LOB: 1 BB: 0 P: 16	R: 1 E: 0 K: 0 S: 8 H: 1 LOB: 0 BB: 0 P: 15	R: 0 E: 0 K: 0 S: 9 H: 1 LOB: 1 BB: 0 P: 16	R: 3 E: 0 K: 0 S: 19 H: 5 LOB: 1 BB: 0 P: 28	R: 0 E: 0 K: 1 S: 10 H: 1 LOB: 1 BB: 1 P: 15	1B: 12 2B: 3 3B: 0 HR: 0 SF: 2 SAC: 0 DP: 0 HBP: 0	WP: 0 PB: 0 SB: 0 CS: 1	PA: 45					
<b>PITCHER</b>	IP WLS BF H R ER SO BB IBB HBP BLK WP HR S P ERA WHIP	IP WLS BF H R ER SO BB IBB HBP BLK WP HR S P ERA WHIP	IP WLS BF H R ER SO BB IBB HBP BLK WP HR S P ERA WHIP	IP WLS BF H R ER SO BB IBB HBP BLK WP HR S P ERA WHIP	IP WLS BF H R ER SO BB IBB HBP BLK WP HR S P ERA WHIP	IP WLS BF H R ER SO BB IBB HBP BLK WP HR S P ERA WHIP	IP WLS BF H R ER SO BB IBB HBP BLK WP HR S P ERA WHIP	IP WLS BF H R ER SO BB IBB HBP BLK WP HR S P ERA WHIP	IP WLS BF H R ER SO BB IBB HBP BLK WP HR S P ERA WHIP	ERA WHIP	ERA WHIP						
Ryan Bowen, R (1, 1) ERA: 5.85	6.0 L 30 8 6 5 2 3 0 0 0 0 0 0 55 104 7.50 1.833																
Luis Aquino, R (7, 1) ERA: 10.8	1.0 6 3 2 2 0 0 0 0 0 0 0 0 0 17 27 18.00 3.000																
Yorkis Perez, L (8, 1) ERA: 2.25	1.0 5 3 1 1 0 0 0 0 0 0 0 0 0 11 17 9.00 3.000																
Pat Rapp, R (9, 1) ERA: 5.79	1.0 4 1 0 0 1 1 0 0 0 0 0 0 0 10 15 0.00 2.000																

Pittsburgh Pirates @ Florida Marlins

Joe Robbie Stadium, Miami, FL

Mon May 09 1994, 7:05 PM EDT

Att. 28,738 - Unknown - 83 F

livebaseballscorecards.com

AB 39  
R 9  
H 15  
RBI 8  
BB 4  
SO 3  
LOB 22





Batter	1	2	3	4	5	6	7	8	9	AB	R	H	RBI	BB	SO	LOB
Jerry Browne, S OBP: 0.390, SLG: 0.359 (1, 8)	1-2 BB BB FC6-4 1B	4-1 BB BB		2-2 1-H 2B		3-1 F8		2-1 F8 2-3		4	1	2	0	1	0	1
Dave Magadan, L OBP: 0.411, SLG: 0.351 (1, 5)	4-2 FC6-4 BB 1-2 BB	1-0 SF8		3-1 F9		1-2 F8		0-0 G1-3		3	0	0	1	1	0	2
Gary Sheffield, R OBP: 0.449, SLG: 0.734 (1, 9)	4-0 FC6-4 BB 1-2 2-3	4-1 FC1-4-6 BB		0-1 G4-3			0-2 1B		0-3 K	1	0	0	0	2	0	1
Matias Carrillo, L OBP: 0.250, SLG: 0.269 (6, 9)										2	0	1	0	0	1	0
Jeff Conine, R OBP: 0.348, SLG: 0.547 (1, 7)	1-0 FC6-4 1-2f 2-3 3-H	1-2 FC1-4-6			0-0 HR		0-1 F8		0-3 K	5	1	1	2	0	1	6
Orestes Destrade, S OBP: 0.328, SLG: 0.408 (1, 3)	2-3 K		1-1 G6-3		2-0 FC6-4 1B		2-2 F9		1-0 G3	5	0	1	0	0	1	3
Benito Santiago, R OBP: 0.284, SLG: 0.354 (1, 2)	1-3 K		0-0 F8		2-2 FC6-4 1-2f		1-2 P4			4	0	0	0	0	1	4
Pat Rapp, R (9, 1)										0	0	0	0	0	0	0
Kurt Abbott, R OBP: 0.337, SLG: 0.380 (1, 6)		0-0 P3	2-1 1B 2B		3-1 F8		1-3 K			4	1	1	0	0	1	1
Bret Barberie, S OBP: 0.303, SLG: 0.422 (1, 4)		1-1 BB SF8 2B	0-0 1B		1-0 F7		0-0 2B 2B			4	2	3	1	0	0	1
Ryan Bowen, R OBP: 0.417, SLG: 0.455 (1, 1)		4-2 BB BB BB		3-2 2B 1B		1-1 F8		2-2 F8 2-H 2B		1	0	1	0	1	0	0
Alex Arias, R OBP: 0.340, SLG: 0.350 (6, PH)										1	0	0	0	0	0	0
Luis Aquino, R (7, 1)										0	0	0	0	0	0	0
Yorkis Perez, L (8, 1)										0	0	0	0	0	0	0
Charles Johnson, R OBP: 0.462, SLG: 0.818 (8, 2)										1	0	1	1	0	0	0

Inning Stats	R: 1	H: 1	E: 0	K: 2	S: 13	R: 1	H: 1	E: 0	K: 0	S: 14	R: 1	H: 2	E: 0	K: 0	S: 6	R: 0	H: 2	E: 0	K: 0	S: 11	R: 1	H: 2	E: 0	K: 0	S: 9	R: 0	H: 0	E: 0	K: 0	S: 7	R: 0	H: 1	E: 0	K: 0	S: 16	R: 1	H: 2	E: 0	K: 1	S: 10	R: 0	H: 0	E: 0	K: 2	S: 7	1B: 5	2B: 5	3B: 0	HR: 1	SF: 1	SAC: 0	DP: 0	HBP: 0	WP: 0	PA: 41
--------------	------	------	------	------	-------	------	------	------	------	-------	------	------	------	------	------	------	------	------	------	-------	------	------	------	------	------	------	------	------	------	------	------	------	------	------	-------	------	------	------	------	-------	------	------	------	------	------	-------	-------	-------	-------	-------	--------	-------	--------	-------	--------

PITCHER	IP	WLS	BF	H	R	ER	SO	BB	IBB	HBP	BLK	WP	HR	S	P	ERA	WHIP
Steve Cooke, L ERA: 5.02 (1, 1)	4.0		21	6	3	3	2	5	0	0	0	0	0	44	83	6.75	2.750
John Hope, R ERA: 9.0 (5, 1)	1.0		5	2	1	1	0	0	0	0	0	0	1	9	17	9.00	2.000
Alejandro Pena, R ERA: 4.91 (6, 1)	2.0	W	7	1	0	0	0	0	0	0	0	0	0	23	31	0.00	0.500
Dan Miceli, R ERA: 14.4 (8, 1)	1.0		5	2	1	1	1	0	0	0	0	0	0	10	15	9.00	2.000
Rick White, R ERA: 1.62 (9, 1)	1.0		3	0	0	0	2	0	0	0	0	0	0	7	8	0.00	0.000

BOTTOM

Pittsburgh Pirates @ Florida Marlins  
Joe Robbie Stadium, Miami, FL  
Mon May 09 1994, 7:05 PM EDT  
Att: 28,738 - Unknown - 83 F

livebaseballscorecards.com

AB	35
R	5
H	11
RBI	5
BB	5
SO	5
LOB	19



Batter	1	2	3	4	5	6	7	8	9	AB R H RBI BB SO LOB	TOP											
Al Martin, L (1, 7) OBP: 0.375, SLG: 0.490	1-1 E8 F9 1B		1-0 F7			2-2 F9		0-2 G4-3		4 0 1 0 0 0 1												
Jay Bell, R (1, 6) OBP: 0.305, SLG: 0.379	2-2 F9 2-3			1-2 F7		2-2 F8			2-3 K	4 0 0 0 0 1 1												
Andy Van Slyke, L (1, 8) OBP: 0.357, SLG: 0.368	1-3 K			0-0 P5			4-2 G6-3 BB		3-2 F7	3 0 0 0 1 1 1												
Jeff King, R (1, 5) OBP: 0.345, SLG: 0.394	3-2 F8			4-2 BB		1-0 G6-3 1-2		1-0 G4-3	1-0 G4-3	3 0 0 0 1 0 2												
Brian Hunter, R (1, 3) OBP: 0.304, SLG: 0.481		1-3 K		0-3 K		2-2 P4				3 0 0 0 0 2 2												
Lloyd McClendon, R (1, 9) OBP: 0.227, SLG: 0.238		1-2 F7			0-0 F8		2-3 K			3 0 0 0 0 1 1												
Lance Parrish, R (1, 2) OBP: 0.333, SLG: 0.300		3-3 K			1-1 G6-3			3-2 1B		3 0 1 0 0 1 0												
Carlos Garcia, R (1, 4) OBP: 0.327, SLG: 0.369			0-1 L7		2-1 G4-3			3-2 F8		3 0 0 0 0 0 1												
Randy Tomlin, L (1, 1) OBP: 0.500, SLG: 0.500			2-0 P8			1-3 K		0-2 F7		1 0 0 0 0 0 0												
Don Miceli, R (6, PH) OBP: 0.143, SLG: 0.270										0 0 0 0 0 0 0												
Ravelo Manzanillo, L (6, 1) OBP: 1.000, SLG: 1.000										1 0 0 0 0 1 0												
Dave Clark, L (8, PH) OBP: 0.408, SLG: 0.543										0 0 0 0 0 0 0												
Jeff Ballard, L (8, 1) OBP: 0.500, SLG: 0.500										1 0 0 0 0 0 1												
										0 0 0 0 0 0 0												
<b>Inning Stats</b>	R: 0 E: 1 K: 1 S: 13	H: 1 LOB: 1 BB: 0 P: 20	R: 0 E: 0 K: 2 S: 10	H: 0 LOB: 0 BB: 0 P: 15	R: 0 E: 0 K: 0 S: 4	H: 0 LOB: 0 BB: 0 P: 7	R: 0 E: 0 K: 1 S: 10	H: 0 LOB: 1 BB: 1 P: 15	R: 0 E: 0 K: 0 S: 5	H: 0 LOB: 0 BB: 0 P: 8	R: 0 E: 0 K: 1 S: 9	H: 0 LOB: 0 BB: 0 P: 14	R: 0 E: 0 K: 1 S: 10	H: 0 LOB: 1 BB: 1 P: 19	R: 0 E: 0 K: 0 S: 12	H: 1 LOB: 1 BB: 0 P: 18	R: 0 E: 0 K: 1 S: 7	H: 0 LOB: 0 BB: 0 P: 13	1B: 2 2B: 0 3B: 0 HR: 0	SF: 0 SAC: 0 DP: 0 HBP: 0	WP: 0 PB: 0 SB: 0 CS: 0	PA: 31
<b>PITCHER</b>	IP WLS BF H R ER SO BB IBB HBP BLK WP HR S P ERA WHIP																					
Chris Hammond, L (1, 1) ERA: 2.05	8.0 W 28 2 0 0 6 2 0 0 0 0 0 0 73 116 0.00 0.500																					
Jeremy Hernandez, R (9, 1) ERA: 1.17	1.0 S 3 0 0 0 1 0 0 0 0 0 0 0 7 13 0.00 0.000																					

Pittsburgh Pirates @ Florida Marlins  
Joe Robbie Stadium, Miami, FL

Tue May 10 1994, 7:05 PM EDT  
Att. 27,177 - Unknown - 84 F

livebaseballscorecards.com

AB	29
R	0
H	2
RBI	0
BB	2
SO	7
LOB	10



Batter	1	2	3	4	5	6	7	8	9	AB	R	H	RBI	BB	SO	LOB
Jerry Browne, S OBP: 0.407, SLG: 0.412 (1, 8) (8, 7)	1-0 G5-4-3 1B 1B		0-1 G5-3 1B	2-2 FC6-4 1-2f			0-0 3B			4	0	3	0	0	0	2
Bret Barberie, S OBP: 0.301, SLG: 0.415 (1, 4) SAFE	1-0 G5-4-3 1B 1-2		1-1 G5-3 1-2		0-0 F8		2-3 K G5-4-3			4	0	1	0	0	1	2
Jeff Conine, R OBP: 0.345, SLG: 0.534 (1, 7) (8, 3)	0-0 G5-4-3 1-2f 2-3		0-0 F7		4-2 CS BB BB		2-2 G5-4-3 1-2f			3	0	0	0	1	0	5
Orestes Destrade, S OBP: 0.325, SLG: 0.396 Carl Everett, S (1, 3) (8, 8)	1-1 F9		2-1 G6-3		4-2 SAFE SAFE SAFE 1B SAFE 1B SAFE 1B SAFE 1B SAFE		2-3 K			3	0	0	0	1	1	3
Benito Santiago, R OBP: 0.293, SLG: 0.360 (1, 2)		0-0 CS 1B 1B		2-1 1B 1B		3-3 K 2-3		1-2 F8		4	1	2	0	0	1	2
Dave Magadan, L OBP: 0.414, SLG: 0.350 Jeremy Hernandez, R (1, 5) (9, 1)		2-1 G5-3 1-2		1-2 FC1-5 1B 1-2		4-1 BB		0-1 F7		3	0	1	0	1	0	1
Kurt Abbott, R OBP: 0.333, SLG: 0.368 (1, 6)		4-2 1B BB		0-2 P8		3-2 F8		0-1 G5-3		3	0	0	0	1	0	3
Matias Carrillo, L OBP: 0.290, SLG: 0.310 (1, 9)		0-1 1-3 1B		0-1 FC1-5 1B 1-2 2-H		2-0 F7				3	0	2	1	0	0	1
Chris Hammond, L OBP: 0.133, SLG: 0.071 Rick Renteria, R OBP: 0.290, SLG: 0.345 (1, 1) (9, 5)		2-3 K		2-1 FC1-5 FC6-4 1-2 2-3f		2-3 K				3	0	0	0	0	2	5

Inning Stats	R: 0	H: 2	E: 0	LOB: 1	K: 0	BB: 0	S: 5	P: 8	R: 0	H: 2	E: 0	LOB: 2	K: 1	BB: 1	S: 11	P: 19	R: 0	H: 1	E: 0	LOB: 1	K: 0	BB: 0	S: 7	P: 10	R: 1	H: 3	E: 0	LOB: 2	K: 0	BB: 0	S: 17	P: 24	R: 0	H: 0	E: 0	LOB: 2	K: 1	BB: 2	S: 11	P: 22	R: 0	H: 0	E: 0	LOB: 1	K: 1	BB: 1	S: 8	P: 19	R: 0	H: 1	E: 1	LOB: 1	K: 2	BB: 0	S: 10	P: 16	R: 0	H: 0	E: 0	LOB: 0	K: 0	BB: 0	S: 7	P: 8
--------------	------	------	------	--------	------	-------	------	------	------	------	------	--------	------	-------	-------	-------	------	------	------	--------	------	-------	------	-------	------	------	------	--------	------	-------	-------	-------	------	------	------	--------	------	-------	-------	-------	------	------	------	--------	------	-------	------	-------	------	------	------	--------	------	-------	-------	-------	------	------	------	--------	------	-------	------	------

PITCHER	IP	WLS	BF	H	R	ER	SO	BB	IBB	HBP	BLK	WP	HR	S	P	ERA	WHIP
Randy Tomlin, L ERA: 3.79 (1, 1)	4.1	L	22	8	1	1	1	3	0	0	0	0	0	45	74	2.08	2.538
Dan Miceli, R ERA: 12.71 (5, 1)	0.2		1	0	0	0	1	0	0	0	0	0	0	6	9	0.00	0.000
Ravelo Manzanillo, L ERA: 3.46 (6, 1)	2.0		8	1	0	0	3	1	0	0	0	0	0	18	35	0.00	1.000
Jeff Ballard, L ERA: 1.59 (8, 1)	1.0		3	0	0	0	0	0	0	0	0	0	0	7	8	0.00	0.000

**BOTTOM**

**Pittsburgh Pirates @ Florida Marlins**  
**Joe Robbie Stadium, Miami, FL**  
 Tue May 10 1994, 7:05 PM EDT  
 Att: 27,177 - Unknown - 84 F

AB	30
R	1
H	9
RBI	1
BB	4
SO	5
LOB	24



WP	PA	ERA	WHIP
0	34		



Batter	1	2	3	4	5	6	7	8	9	AB	R	H	RBI	BB	SO	LOB
Chuck Carr, S OBP: 0.372, SLG: 0.375 (1, 8)	F8		L7		K			F8		4	0	0	0	0	1	0
Dave Magadan, L OBP: 0.398, SLG: 0.333 (1, 5)	K		K			L6		G1-3		4	0	0	0	0	2	0
Jeff Conine, R OBP: 0.362, SLG: 0.545 (1, 7)	BB					G4-6-3		1B		3	1	3	0	1	0	0
Orestes Destrade, S OBP: 0.315, SLG: 0.362 (1, 3)	K					G4-6-3		G4-3		4	0	0	0	0	2	4
Benito Santiago, R OBP: 0.302, SLG: 0.360 (1, 2)						F9		G1-3		3	0	1	0	1	0	1
Carl Everett, S OBP: 0.500, SLG: 0.667 (1, 9)						2B		G1-3		3	0	1	1	1	0	1
Kurt Abbott, R OBP: 0.321, SLG: 0.354 (1, 6)						G1-6-3		G1-3		4	0	0	0	0	1	4
Bret Barberie, S OBP: 0.293, SLG: 0.404 (1, 4)						G6-3		F9		3	0	0	0	0	1	3
David Weathers, R OBP: 0.053, SLG: 0.053 Robb Nen, R (7, 1)						K		F7		2	0	0	0	0	2	0
Jerry Browne, S OBP: 0.402, SLG: 0.406 Yorkis Perez, L (8, 1)						K				0	0	0	0	0	0	0
										1	0	0	0	0	0	2
										0	0	0	0	0	0	0

Inning Stats	R: 0	H: 0	E: 0	K: 2	S: 8	R: 0	H: 0	E: 0	K: 1	S: 11	R: 0	H: 0	E: 0	K: 2	S: 9	R: 1	H: 2	E: 0	K: 1	S: 10	R: 0	H: 0	E: 0	K: 2	S: 8	R: 0	H: 1	E: 0	K: 0	S: 7	R: 0	H: 1	E: 0	K: 0	S: 8	R: 0	H: 1	E: 0	K: 0	S: 6	R: 0	H: 0	E: 0	K: 1	S: 8	R: 0	H: 0	E: 0	K: 1	S: 13	1B: 4	SF: 0	2B: 1	SAC: 0	3B: 0	DP: 1	HR: 0	HBP: 0	WP: 0	PA: 34
PITCHER	IP	WLS	BF	H	R	ER	SO	BB	IBB	HBP	BLK	WP	HR	S	P	ERA	WHIP																																											
Denny Neagle, L ERA: 4.73 Rick White, R ERA: 1.5	(1, 1)	7.2	W	29	4	1	1	8	3	0	0	0	0	65	97	1.17	0.913																																											
	(8, 1)	1.1		5	1	0	0	1	0	0	0	0	0	10	15	0.00	0.750																																											

**BOTTOM**

**Pittsburgh Pirates @ Florida Marlins**  
**Joe Robbie Stadium, Miami, FL**  
 Wed May 11 1994, 7:05 PM EDT  
 Att: 35,187 - Unknown - 84 F

AB	31
R	1
H	5
RBI	1
BB	3
SO	9
LOB	15




Batter	1	2	3	4	5	6	7	8	9	AB R H RBI BB SO LOB	TOP									
<b>Chuck Carr, S</b> (1, 8) OBP: 0.366, SLG: 0.368	0-0 G4-3		1-0 G4-3			1-3 K		0-1 L7	1-0 1B	5 0 1 2 0 1 0										
<b>Dave Magadan, L</b> (1, 5) OBP: 0.393, SLG: 0.322	4-1 BB			3-2 L9		1-1 G5-3		0-1 G6-3	2-2 L9	3 0 0 0 1 0 0 1 0 0 0 0 0 2										
<b>Rick Renteria, R</b> (9, PH) OBP: 0.281, SLG: 0.333																				
<b>Bret Barberie, S</b> (1, 4) OBP: 0.292, SLG: 0.398	1-3 K			1-3 K2-3			2-0 G3	0-0 1B		4 0 1 0 0 2 1										
<b>Jeff Conine, R</b> (1, 7) OBP: 0.366, SLG: 0.540	2-1 G6-3			4-2 BB			0-0 1B	2-2 K		3 1 1 0 1 1 2										
<b>Orestes Destrade, S</b> (1, 3) OBP: 0.313, SLG: 0.372			1-3 K	1-3 K			1-1 E3		4-1 FC5-4	3 2 0 0 1 2 2										
<b>Carl Everett, S</b> (1, 9) OBP: 0.500, SLG: 0.571			0-1 G4-3		1-0 F8		1-0 1B	0-0 FC5-4		4 0 2 1 0 0 0										
<b>Kurt Abbott, R</b> (1, 6) OBP: 0.319, SLG: 0.350			0-3 K		2-0 F8		1-1 1B	1-3 K		4 0 1 1 0 2 2										
<b>Ron Tingley, R</b> (1, 2) OBP: 0.176, SLG: 0.100			4-1 BB		3-2 G5-3		2-3 K	0-0 FC5-4		2 0 0 0 1 1 2 1 1 0 0 0 0 2										
<b>Jerry Browne, S</b> (9, PH) OBP: 0.398, SLG: 0.400																				
<b>Charlie Hough, R</b> (1, 1) OBP: 0.278, SLG: 0.235			0-1 G3-6-4		1-3 K		0-0 L4	4-2 1B		3 0 0 0 0 1 3 0 1 0 0										
<b>Yorkis Perez, L</b> (7, 1)																				
<b>Richie Lewis, R</b> (7, 1)																				
<b>Jeff Mutis, L</b> (8, 1)																				
<b>Benito Santiago, R</b> (9, PH) OBP: 0.309, SLG: 0.360																				
<b>Inning Stats</b>	R: 0 E: 0 K: 1 S: 7	H: 0 LOB: 1 BB: 1 P: 14	R: 0 E: 0 K: 2 S: 9	H: 0 LOB: 0 BB: 0 P: 10	R: 0 E: 0 K: 0 S: 4	H: 0 LOB: 0 BB: 1 P: 9	R: 0 E: 0 K: 2 S: 15	H: 0 LOB: 1 BB: 1 P: 24	R: 0 E: 0 K: 0 S: 5	H: 0 LOB: 0 BB: 0 P: 11	R: 2 E: 1 K: 1 S: 12	H: 3 LOB: 2 BB: 0 P: 19	R: 0 E: 0 K: 1 S: 8	H: 1 LOB: 1 BB: 0 P: 10	R: 2 E: 0 K: 1 S: 15	H: 2 LOB: 2 BB: 2 P: 27	1B: 6 2B: 0 3B: 0 HR: 0	SF: 0 SAC: 0 DP: 1 HBP: 0	WP: 0 PB: 0 SB: 0 CS: 0	PA: 38
<b>PITCHER</b>	IP WLS BF H R ER SO BB IBB HBP BLK WP HR S P ERA WHIP																			
<b>Willie Banks, R</b> (1, 1) ERA: 5.96	7.0 W 27 3 2 1 8 3 0 0 0 0 0 60 98 1.29 0.857																			
<b>Dan Plesac, L</b> (8, 1) ERA: 4.19	1.2 8 2 2 2 2 1 0 0 0 0 0 14 21 10.80 1.800																			
<b>Randy Myers, L</b> (9, 1) ERA: 0.79	0.1 S 3 1 0 0 0 1 0 0 0 0 0 9 16 0.00 6.000																			

Florida Marlins @ Chicago Cubs  
Wrigley Field, Chicago, IL  
Fri May 13 1994, 3:33 AM CDT  
Att. 26,055 - Sunny - 63 F

livebaseballscorecards.com

AB	33
R	4
H	6
RBI	4
BB	5
SO	10
LOB	16




Batter	1	2	3	4	5	6	7	8	9	AB	R	H	RBI	BB	SO	LOB
<b>Karl Rhodes, L</b> OBP: 0.362, SLG: 0.492 (1, 8) BB X	2-1 G6-3		2-1 F8		2-0 SH2-3		23 WP 1B			4	1	1	0	0	1	4
<b>Shawon Dunston, R</b> OBP: 0.309, SLG: 0.386 (1, 6) BB BB	4-0 23 CS BB		4-0 BB		0-0 F8		23 WP 1B	2-2 P2		3	1	1	0	2	0	1
<b>23 Ryne Sandberg, R</b> OBP: 0.354, SLG: 0.472 (1, 4) SAFE SAFE C S X	2-2 P2		2-1 P3		4-0 BB BB		4-0 1B	2-2 G4-3		3	1	0	0	2	0	3
<b>Mark Grace, L</b> OBP: 0.373, SLG: 0.349 (1, 3) C C X		1-2 1B		1-0 G4-3	4-1 BB BB		1-2 1B	3-1 1B		4	1	3	2	1	0	0
<b>Derrick May, L</b> OBP: 0.409, SLG: 0.506 <b>Willie Wilson, S</b> OBP: 0.273, SLG: 0.429 (1, 7) (9, 8)		0-1 F8		1-0 HR	1-0 L9		2-2 1B	0-0 G4-3		5	2	2	2	0	0	5
<b>Sammy Sosa, R</b> OBP: 0.281, SLG: 0.436 (1, 9) X		0-0 P3		0-1 G4-3 2B		1-0 P6	1-3 SAFE K			4	0	1	0	0	1	3
<b>Rick Wilkins, L</b> OBP: 0.296, SLG: 0.320 (1, 2) B X		1-0 G1-3		0-0 G4-3 2-3		1-1 F9	4-2 1B BB			3	0	0	0	1	0	2
<b>Rey Sanchez, R</b> OBP: 0.333, SLG: 0.338 (1, 5) B X			1-0 WP SH1-4 1B	1-1 F7		1-2 G6-3	2-1 1B			4	0	2	1	0	0	1
<b>Willie Banks, R</b> OBP: 0.133, SLG: 0.200 <b>Glenallen Hill, R</b> OBP: 0.276, SLG: 0.364 <b>Dan Plesac, L</b> <b>Randy Myers, L</b> (1, 1) (7, PH) (8, 1) (9, 1)			0-2 SH1-4		1-2 BB SH2-3 1B		0-1 P3			1	0	1	0	0	0	0
										1	0	0	0	1	0	0
										0	0	0	0	0	0	0
										0	0	0	0	0	0	0

Inning Stats	R: 0	H: 0	E: 0	K: 0	S: 5	R: 0	H: 1	E: 0	K: 0	S: 7	R: 0	H: 1	E: 0	K: 0	S: 8	R: 1	H: 2	E: 0	K: 0	S: 7	R: 0	H: 1	E: 0	K: 0	S: 11	R: 0	H: 0	E: 0	K: 0	S: 6	R: 5	H: 5	E: 0	K: 2	S: 22	R: 0	H: 1	E: 0	K: 0	S: 10	1B: 9	2B: 1	3B: 0	HR: 1	SF: 0	SAC: 2	DP: 0	HBP: 0	WP: 3	PB: 0	SB: 0	CS: 1	PA: 41
--------------	------	------	------	------	------	------	------	------	------	------	------	------	------	------	------	------	------	------	------	------	------	------	------	------	-------	------	------	------	------	------	------	------	------	------	-------	------	------	------	------	-------	-------	-------	-------	-------	-------	--------	-------	--------	-------	-------	-------	-------	--------

PITCHER	IP	WLS	BF	H	R	ER	SO	BB	IBB	HBP	BLK	WP	HR	S	P	ERA	WHIP
<b>Charlie Hough, R</b> ERA: 4.21 (1, 1)	6.1	L	30	7	4	4	0	5	0	0	0	2	1	48	89	5.68	1.895
<b>Yorkis Perez, L</b> ERA: 3.86 (7, 1)	0.0		2	2	0	0	0	0	0	0	0	0	0	6	9	∞	∞
<b>Richie Lewis, R</b> ERA: 1.42 (7, 1)	1.1		8	2	2	2	2	2	0	0	0	1	0	21	41	13.50	3.000
<b>Jeff Mutis, L</b> ERA: 6.35 (8, 1)	0.1		1	0	0	0	0	0	0	0	0	0	0	1	1	0.00	0.000

**Florida Marlins @ Chicago Cubs**  
Wrigley Field, Chicago, IL  
Fri May 13 1994, 3:33 AM CDT  
Att: 26,055 - Sunny - 63 F

<b>AB</b>	<b>32</b>
<b>R</b>	<b>6</b>
<b>H</b>	<b>11</b>
<b>RBI</b>	<b>5</b>
<b>BB</b>	<b>7</b>
<b>SO</b>	<b>2</b>
<b>LOB</b>	<b>19</b>







Batter	1	2	3	4	5	6	7	8	9	AB	R	H	RBI	BB	SO	LOB
Karl Rhodes, L OBP: 0.366, SLG: 0.524 (1, 8) BFBX	2-1 HR		1-2 G6-3			0-0 G4-3		2-1 1-H 2B		4	1	2	3	0	0	0
Shawon Dunston, R OBP: 0.300, SLG: 0.374 Chuck Crim, R (1, 6) (7, 1) CBBX	2-1 F7			2-1 L7		0-0 B5-3		1-3 K		3	0	0	0	0	0	0
Eduardo Zambrano, R OBP: 0.356, SLG: 0.659 Jose Bautista, R (8, PH) (9, 1) CBBX										0	0	0	0	0	0	0
23 Ryne Sandberg, R OBP: 0.345, SLG: 0.458 (1, 4) BXC	1-1 P3			2-1 G6-3			0-0 G3-1	2-1 G5-3		4	0	0	0	0	0	1
Mark Grace, L OBP: 0.369, SLG: 0.373 (1, 3) CBBX	2-2 G5-3			0-0 G4-3			1-2 HR		2-2 G4-3	4	1	1	1	0	0	0
Derrick May, L OBP: 0.392, SLG: 0.483 (1, 7) CBBX		1-2 G4-3			0-3 K		1-0 G4-3		2-1 G4-3	4	0	0	0	0	1	0
Sammy Sosa, R OBP: 0.280, SLG: 0.446 (1, 9) CBBX		2-2 G1-3			1-0 P3		3-1 3B		1-0 P4	4	0	1	0	0	0	0
Steve Buechele, R OBP: 0.357, SLG: 0.424 (1, 5) CBBX		2-3 K			0-0 F7		0-2 G6-3			3	0	0	0	0	1	1
Rick Wilkins, L OBP: 0.297, SLG: 0.330 (1, 2) CBBX			0-0 F8			3-2 PB G4-3 2B		2-2 F8		3	1	1	0	0	0	0
Steve Trachsel, R OBP: 0.294, SLG: 0.313 Kevin Roberson, S OBP: 0.250, SLG: 0.375 Dave Otto, L (3, PH) (4, 1) CBBX			2-3 K						2-2 E5 2B	0	0	0	0	0	0	0
Rey Sanchez, R OBP: 0.325, SLG: 0.329 (6, PH) (7, 6) CBBX						2-3 F8				1	0	0	0	0	1	0
										0	0	0	0	0	0	0
										2	1	0	0	0	0	1


Inning Stats	R: 1 E: 0 K: 0 S: 9	H: 1 LOB: 0 BB: 0 P: 16	R: 0 E: 0 K: 1 S: 10	H: 0 LOB: 0 BB: 0 P: 15	R: 0 E: 0 K: 1 S: 10	H: 0 LOB: 0 BB: 0 P: 13	R: 0 E: 0 K: 0 S: 5	H: 0 LOB: 0 BB: 0 P: 9	R: 0 E: 0 K: 1 S: 5	H: 0 LOB: 0 BB: 0 P: 6	R: 1 E: 0 K: 0 S: 12	H: 2 LOB: 1 BB: 0 P: 17	R: 1 E: 1 K: 1 S: 15	H: 1 LOB: 1 BB: 0 P: 24	R: 0 E: 0 K: 0 S: 6	H: 0 LOB: 0 BB: 0 P: 11	1B: 0 2B: 2 3B: 1 HR: 2	SF: 0 SAC: 0 DP: 0 HBP: 0
--------------	------------------------------	----------------------------------	-------------------------------	----------------------------------	-------------------------------	----------------------------------	------------------------------	---------------------------------	------------------------------	---------------------------------	-------------------------------	----------------------------------	-------------------------------	----------------------------------	------------------------------	----------------------------------	----------------------------------	------------------------------------

**Florida Marlins @ Chicago Cubs**  
 Wrigley Field, Chicago, IL  
 Sat May 14 1994, 3:33 AM CDT  
 Att. 34,254 - Cloudy - 64 F

livebaseballscores.com

<b>AB</b>	<b>33</b>
<b>R</b>	<b>4</b>
<b>H</b>	<b>5</b>
<b>RBI</b>	<b>4</b>
<b>BB</b>	<b>0</b>
<b>SO</b>	<b>4</b>
<b>LOB</b>	<b>4</b>

WP: 0 PA: 33  
 PB: 1  
 SB: 0  
 CS: 0



PITCHER	IP	WLS	BF	H	R	ER	SO	BB	IBB	HBP	BLK	WP	HR	S	P	ERA	WHIP
Mark Gardner, R ERA: 5.82 (1, 1)	6.1	W	22	3	3	2	3	0	0	0	0	0	2	56	82	2.84	0.474
Jeff Mutis, L ERA: 6.0 (7, 1)	0.1		1	0	0	0	0	0	0	0	0	0	0	1	2	0.00	0.000
Richie Lewis, R ERA: 1.38 (7, 1)	0.1		2	1	0	0	0	0	0	0	0	0	0	6	9	0.00	3.000
Yorkis Perez, L ERA: 3.77 (8, 1)	0.1		3	1	1	0	0	0	0	0	0	0	0	9	15	0.00	3.000
Jeremy Hernandez, R ERA: 1.06 (8, 1)	1.2	S	5	0	0	0	1	0	0	0	0	0	0	12	20	0.00	0.000

Batter	1	2	3	4	5	6	7	8	9	AB R H RBI BB SO LOB	TOP		
<b>Chuck Carr, S</b> (1, 8) <small>OBP: 0.382, SLG: 0.385</small>	1-2 <b>G6-3</b>		1-1 <b>1B</b> <b>S</b> <b>1B</b>	2-2 <b>E6</b> <b>G4-6-3</b>			1-0 <b>G5-4-3</b> <b>1B</b>		0-1 <b>1B</b>	5 1 3 0 0 0 1			
<b>Alex Arias, R</b> (1, 6) <small>OBP: 0.327, SLG: 0.333</small>	0-1 <b>G4-3</b>		1-2 <b>1B</b>	0-1 <b>G4-6-3</b>			1-2 <b>G5-4-3</b> <b>1-2f</b>		1-3 <b>K</b>	5 0 1 1 0 1 5			
<b>Dave Magadan, L</b> (1, 5) <small>OBP: 0.398, SLG: 0.333</small> <b>Jeff Mutis, L</b> (9, 1) <b>Jeremy Hernandez, R</b> (9, 1)	2-2 <b>BB</b> <b>1B</b>		2-1 <b>1B</b>			1-3 <b>K</b>			2-3 <b>K</b>	2-1 <b>F7</b>	5 0 2 1 0 2 2 0 0 0 0 0 0 0 0 0 0 0 0 0 0		
<b>Jeff Conine, R</b> (1, 7) <small>OBP: 0.370, SLG: 0.545</small>	4-1 <b>BB</b>		0-0 <b>F8</b>			0-1 <b>2B</b>		1-2 <b>G1-3</b>		3 0 1 0 1 0 2			
<b>Benito Santiago, R</b> (1, 2)	0-0 <b>L7</b>		1-3 <b>K</b>			0-3 <b>K</b>		1-2 <b>1B</b>		4 0 1 0 0 2 5			
<b>Orestes Destrade, S</b> (1, 3) <small>OBP: 0.304, SLG: 0.359</small> <b>Yorkis Perez, L</b> (8, 1) <b>Robb Nen, R</b> (8, 1) <b>Kurt Abbott, R</b> (9, 6) <small>OBP: 0.325, SLG: 0.368</small>			2-3 <b>K</b>	1-3 <b>K</b>		3-2 <b>P5</b>		0-1 <b>F8</b>		4 0 0 0 0 2 4 0			
<b>Carl Everett, S</b> (1, 9) <small>OBP: 0.313, SLG: 0.333</small>			3-3 <b>K</b>			2-1 <b>E1</b> <b>1B</b> <b>S</b> <b>SH1-4</b>		0-1 <b>P9</b>		4 1 0 0 0 2 1			
<b>Bret Barberie, S</b> (1, 4) <small>OBP: 0.313, SLG: 0.413</small>	1-0 <b>G4-3</b>		1-0 <b>G4-3</b>	2-2 <b>SH1-4</b> <b>1B</b>		1-0 <b>F9</b>		1-1 <b>1B</b> <b>1B</b>		4 0 2 0 0 0 0			
<b>Chris Hammond, L</b> (1, 1) <small>OBP: 0.188, SLG: 0.200</small> <b>Rick Renteria, R</b> (6, PH) <small>OBP: 0.265, SLG: 0.313</small> <b>Luis Aquino, R</b> (6, 1) <b>Matias Carrillo, L</b> (8, 7) <small>OBP: 0.297, SLG: 0.314</small>			3-2 <b>1B</b> <b>2B</b>	1-0 <b>SH1-4</b>		3-2 <b>G4-3</b>		2-3 <b>K</b>		1 1 1 1 0 0 0 1 0 0 0 0 0 0 0 0 0 0 0 0 0 1 0 0 0 0 1 1			
<b>Inning Stats</b>	R: 0 H: 1 E: 0 LOB: 2 K: 0 BB: 1 S: 11 P: 18	R: 0 H: 0 E: 0 LOB: 0 K: 2 BB: 0 S: 11 P: 17	R: 2 H: 4 E: 0 LOB: 2 K: 2 BB: 0 S: 18 P: 27	R: 1 H: 1 E: 2 LOB: 1 K: 0 BB: 0 S: 11 P: 18	R: 0 H: 1 E: 0 LOB: 1 K: 2 BB: 0 S: 11 P: 15	R: 0 H: 0 E: 0 LOB: 0 K: 1 BB: 0 S: 8 P: 13	R: 0 H: 1 E: 0 LOB: 0 K: 1 BB: 0 S: 7 P: 11	R: 0 H: 1 E: 0 LOB: 1 K: 0 BB: 0 S: 10 P: 12	R: 0 H: 2 E: 0 LOB: 2 K: 2 BB: 0 S: 13 P: 18	1B: 9 SF: 0 2B: 2 SAC: 1 3B: 0 DP: 2 HR: 0 HBP: 0	WP: 0 PA: 39 PB: 0 SB: 2 CS: 0		
<b>PITCHER</b>	IP WLS BF H R ER SO BB IBB HBP BLK WP HR S P ERA WHIP											<b>PITCHER</b>	IP WLS BF H R ER SO BB IBB HBP BLK WP HR S P ERA WHIP
<b>Frank Castillo, R</b> (1, 1) <small>ERA: 3.6</small>	5.0 L 24 7 3 2 6 1 0 0 0 0 0 0 62 95 3.60 1.600												
<b>Dan Plesac, L</b> (6, 1) <small>ERA: 3.8</small>	2.0 6 1 0 0 2 0 0 0 0 0 0 0 15 24 0.00 0.500												
<b>Jose Bautista, R</b> (8, 1) <small>ERA: 4.28</small>	2.0 9 3 0 0 2 0 0 0 0 0 0 0 23 30 0.00 1.500												


**Florida Marlins @ Chicago Cubs**

Wrigley Field, Chicago, IL

Sun May 15 1994, 3:33 AM CDT  
 Att. 29,559 - Sunny - 69 F

[livebaseballscorecards.com](http://livebaseballscorecards.com)

<b>AB</b>	<b>37</b>
<b>R</b>	<b>3</b>
<b>H</b>	<b>11</b>
<b>RBI</b>	<b>3</b>
<b>BB</b>	<b>1</b>
<b>SO</b>	<b>10</b>
<b>LOB</b>	<b>21</b>



Batter	1	2	3	4	5	6	7	8	9	AB	R	H	RBI	BB	SO	LOB
Sammy Sosa, R OBP: 0.294, SLG: 0.472 (1, 8)	1-1 23 CS 1B		2-2 BB S 1B			3-2 F8		2-2 3B		4	0	3	0	0	0	0
Shawon Dunston, R OBP: 0.298, SLG: 0.362 (1, 6)	0-1 P6		4-2 SAFE SAFE 1-3 BB			0-1 F8		1-2 F8		3	0	0	0	1	0	2
23 Ryne Sandberg, R OBP: 0.336, SLG: 0.444 (1, 4)	1-1 G6-3 1-2					2-1 F9		1-3 F7		4	0	0	0	0	1	2
Mark Grace, L OBP: 0.366, SLG: 0.368 (1, 3)						1-0 F8		1-1 F9		4	0	1	0	0	0	0
Glenallen Hill, R OBP: 0.267, SLG: 0.351 (1, 7)						0-2 G1-3		4-1 BB BB		2	0	0	0	0	1	0
Derrick May, L OBP: 0.394, SLG: 0.477 (7, PH) (8, 7)								1-2 FC3-6 1B		1	0	0	0	1	0	1
Steve Buechele, R OBP: 0.361, SLG: 0.427 (1, 5)						3-2 1B		1-0 F7		4	0	2	0	0	0	2
Eduardo Zambrano, R OBP: 0.354, SLG: 0.628 (1, 9)						0-1 L7		1-1 G3		2	0	0	0	1	0	2
Karl Rhodes, L OBP: 0.364, SLG: 0.520 (9, PH)						1-2 BB				1	0	0	0	0	0	1
Mark Parent, R OBP: 0.500, SLG: 0.619 (1, 2)						1-0 F8		0-3 K		3	0	0	0	0	1	3
Jose Bautista, R (8, 1)						2-2 P3				0	0	0	0	0	0	0
Frank Castillo, R (1, 1)						2-3 K		0-3 K		1	0	0	0	0	1	0
Kevin Roberson, S OBP: 0.222, SLG: 0.333 (5, PH)						2-0 F7				1	0	0	0	0	0	1
Dan Plesac, L (6, 1)										0	0	0	0	0	0	0
Rick Wilkins, L OBP: 0.294, SLG: 0.327 (8, 2)										1	0	0	0	0	1	0

BOTTOM	
AB	31
R	0
H	6
RBI	0
BB	3
SO	5
LOB	14

Inning Stats	
R: 0 E: 0 K: 0 S: 6	H: 1 LOB: 0 BB: 0 P: 8
R: 0 E: 0 K: 1 S: 8	H: 1 LOB: 1 BB: 0 P: 12
R: 0 E: 0 K: 1 S: 10	H: 1 LOB: 1 BB: 1 P: 19
R: 0 E: 0 K: 0 S: 6	H: 0 LOB: 0 BB: 0 P: 9
R: 0 E: 0 K: 10 S: 10	H: 1 LOB: 1 BB: 0 P: 17
R: 0 E: 0 K: 0 S: 9	H: 0 LOB: 0 BB: 0 P: 14
R: 0 E: 0 K: 1 S: 9	H: 0 LOB: 2 BB: 2 P: 20
R: 0 E: 0 K: 2 S: 16	H: 1 LOB: 1 BB: 0 P: 20
R: 0 E: 0 K: 0 S: 8	H: 1 LOB: 1 BB: 0 P: 11
1B: 5 2B: 0 3B: 1 HR: 0	SF: 0 SAC: 0 DP: 0 HBP: 0
WP: 0 PB: 0 SB: 1 CS: 1	PA: 34

PITCHER																	
Chris Hammond, L ERA: 1.86 (1, 1)	IP	WLS	BF	H	R	ER	SO	BB	IBB	HBP	BLK	WP	HR	S	P	ERA	WHIP
Luis Aquino, R ERA: 9.39 (6, 1)	2.0		8	0	0	0	1	2	0	0	0	0	0	18	34	0.00	1.000
Yorkis Perez, L ERA: 3.68 (8, 1)	0.1		1	0	0	0	1	0	0	0	0	0	0	3	3	0.00	0.000
Robb Nen, R ERA: 4.24 (8, 1)	0.2		3	1	0	0	1	0	0	0	0	0	0	13	17	0.00	1.500
Jeff Mutis, L ERA: 5.68 (9, 1)	0.1		2	1	0	0	0	0	0	0	0	0	0	5	6	0.00	3.000
PITCHER																	
Jeremy Hernandez, R ERA: 1.02 (9, 1)	IP	WLS	BF	H	R	ER	SO	BB	IBB	HBP	BLK	WP	HR	S	P	ERA	WHIP
	0.2		2	0	0	0	0	0	0	0	0	0	0	3	5	0.00	0.000

Florida Marlins @ Chicago Cubs  
Wrigley Field, Chicago, IL  
Sun May 15 1994, 3:33 AM CDT  
Att. 29,559 - Sunny - 69 F

livebaseballscorecards.com



**Florida Marlins @ New York Mets**  
 Shea Stadium, Flushing, NY  
 Mon May 16 1994, 7:05 PM EDT  
 Att. 15,714 - Unknown - 78 F

[livebaseballscorecards.com](http://livebaseballscorecards.com)

<b>AB</b>	<b>35</b>
<b>R</b>	<b>3</b>
<b>H</b>	<b>10</b>
<b>RBI</b>	<b>3</b>
<b>BB</b>	<b>0</b>
<b>SO</b>	<b>11</b>
<b>LOB</b>	<b>12</b>



Batter	1	2	3	4	5	6	7	8	9	AB	R	H	RBI	BB	SO	LOB	TOP					
<b>Chuck Carr, S</b> (1, 8) OBP: 0.389, SLG: 0.414	1-1 1B 2B		0-3 K		1-0 2B			0-0 SH5-4 FC3 2B	1-3 K	5	2	3	0	0	2	0						
<b>Kurt Abbott, R</b> (1, 6) OBP: 0.325, SLG: 0.361	1-0 1B HBP		1-1 G3		1-3 K			0-0 SH5-4 2-3		2	0	0	0	0	1	1						
<b>Dave Magadan, L</b> (1, 5) OBP: 0.385, SLG: 0.320	1-1 L9			2-3 K		0-0 G4-3		1-1 FC3 1B 1B		4	0	0	1	0	1	2						
<b>Jeff Conine, R</b> (1, 7) OBP: 0.386, SLG: 0.557	1-1 1B 1-3 2-H			0-0 1B 1B		1-2 FC4-6 1B		3-2 1B 1B		4	1	4	1	0	0	0						
<b>Benito Santiago, R</b> (1, 2) OBP: 0.309, SLG: 0.373	1-2 F9			0-0 1B		0-1 FC4-6 1-2f		1-0 1B 1B		4	0	2	0	0	0	2						
<b>Orestes Destrade, S</b> (1, 3) OBP: 0.302, SLG: 0.355		0-0 G2-3		3-3 K		1-2 F7		1-0 1B		4	0	1	1	0	1	3						
<b>Matias Carrillo, L</b> (8, PR) OBP: 0.297, SLG: 0.314				1-2 K				1-3 1B		0	0	0	0	0	0	0						
<b>Carl Everett, S</b> (1, 9) OBP: 0.250, SLG: 0.263		2-2 F8		2-3 K			1-1 B3		0-2 G3	4	0	0	0	0	1	4						
<b>Bret Barberie, S</b> (1, 4) OBP: 0.303, SLG: 0.400		2-1 G1-3			2-3 K		1-2 K		1-0 G6-3	4	0	0	0	0	2	0						
<b>David Weathers, R</b> (1, 1) OBP: 0.045, SLG: 0.045			1-3 K		0-3 K		0-3 K		0-2 G4-3	3	0	0	0	0	3	0						
<b>Robb Nen, R</b> (7, 1)										0	0	0	0	0	0	0						
<b>Greg O'Halloran, L</b> (9, PH)										1	0	0	0	0	0	0						
<b>Jeremy Hernandez, R</b> (9, 1)										0	0	0	0	0	0	0						
<b>Inning Stats</b>	R: 1 E: 0 K: 0 S: 9	H: 2 LOB: 1 BB: 0 P: 14	R: 0 E: 0 K: 0 S: 7	H: 0 LOB: 0 BB: 0 P: 11	R: 0 E: 0 K: 2 S: 8	H: 0 LOB: 0 BB: 0 P: 10	R: 0 E: 0 K: 3 S: 16	H: 2 LOB: 2 BB: 0 P: 23	R: 0 E: 0 K: 3 S: 10	H: 1 LOB: 1 BB: 0 P: 14	R: 0 E: 0 K: 0 S: 9	H: 1 LOB: 1 BB: 0 P: 11	R: 0 E: 0 K: 2 S: 8	H: 0 LOB: 0 BB: 0 P: 10	R: 2 E: 0 K: 0 S: 13	H: 4 LOB: 2 BB: 0 P: 19	R: 0 E: 0 K: 1 S: 9	H: 0 LOB: 0 BB: 0 P: 11	1B: 7 2B: 3 3B: 0 HR: 0	SF: 0 SAC: 1 DP: 0 HBP: 1	WP: 0 PB: 0 SB: 1 CS: 0	PA: 37
<b>PITCHER</b>	IP	WLS	BF	H	R	ER	SO	BB	IBB	HBP	BLK	WP	HR	S	P	ERA	WHIP					
<b>Bret Saberhagen, R</b> (1, 1) ERA: 3.13	8.0	L	34	10	3	3	10	0	0	1	0	0	0	80	112	3.38	1.250					
<b>Josias Manzanillo, R</b> (9, 1) ERA: 5.25	1.0		3	0	0	0	1	0	0	0	0	0	0	9	11	0.00	0.000					

Batter	1	2	3	4	5	6	7	8	9	AB	R	H	RBI	BB	SO	LOB
Jose Vizcaino, S OBP: 0.340, SLG: 0.353 (1, 6)	1-2 G4-3		0-0 1B		3-2 F8		3-1 SH2-4 HBP		2-2 P6	4	0	1	0	0	0	1
Todd Hundley, S OBP: 0.337, SLG: 0.621 (1, 2)	2-2 G3		1-1 F8		2-1 1B		1-0 SH2-4		1-2 P5	4	0	1	0	0	0	3
Kevin McReynolds, R OBP: 0.317, SLG: 0.369 (1, 7)	1-1 1B		0-3 K		2-2 F9		3-3 K		2-0 G4-3	4	0	1	0	0	2	4
Jeff McKnight, S OBP: 0.263, SLG: 0.250 (9, PH)										1	0	0	0	0	0	1
Bobby Bonilla, S OBP: 0.400, SLG: 0.541 (1, 5)	2-0 F7			1-1 E3 3B WP	0-0 G4-3		4-0 IBB			3	1	0	0	1	0	2
Jeff Kent, R OBP: 0.382, SLG: 0.594 (1, 4)		1-1 F9		2-2 3B 1-H		1-1 F8 2B	2-2 K			4	0	2	1	0	1	2
Joe Orsulak, L OBP: 0.320, SLG: 0.422 (1, 9)		2-0 G6-3		3-2 P6		0-0 F8		3-2 F9		4	0	0	0	0	0	2
David Segui, S OBP: 0.333, SLG: 0.432 (1, 3)		2-2 G1-6-3		4-0 FC6-4 IBB		4-0 IBB		3-1 G6-3		2	0	0	0	2	0	0
Ryan Thompson, R OBP: 0.305, SLG: 0.505 (1, 8)			1-3 K	0-0 F9		1-3 K	2-2 G5-3			3	0	0	0	0	2	4
John Cangelosi, S OBP: 0.382, SLG: 0.328 (8, PH)										1	0	0	0	0	0	0
(9, 8)																
Bret Saberhagen, R OBP: 0.250, SLG: 0.143 (1, 1)			2-1 1B	1-0 FC6-4		3-2 G4-3		2-2 HBP		3	0	1	0	0	0	4
Josias Manzanillo, R OBP: 0.439, SLG: 0.375 (9, 1)				1-2f						0	0	0	0	0	0	0
Fernando Vina, L OBP: 0.439, SLG: 0.375 (9, PH)										0	0	0	0	0	0	0

Inning Stats	R: 0	H: 1	E: 0	K: 0	S: 12	H: 0	LOB: 1	BB: 0	P: 18	R: 0	H: 0	E: 0	K: 0	S: 6	H: 0	LOB: 0	BB: 0	P: 11	R: 0	H: 2	E: 0	K: 2	S: 11	H: 1	LOB: 2	BB: 0	P: 15	R: 1	H: 1	E: 1	K: 0	S: 10	H: 1	LOB: 1	BB: 0	P: 16	R: 0	H: 1	E: 0	K: 1	S: 11	H: 1	LOB: 2	BB: 1	P: 20	R: 0	H: 0	E: 0	K: 2	S: 10	H: 0	LOB: 2	BB: 1	P: 23	R: 0	H: 0	E: 0	K: 0	S: 10	H: 0	LOB: 0	BB: 0	P: 18	R: 0	H: 0	E: 0	K: 0	S: 11	H: 0	LOB: 1	BB: 0	P: 18	1B: 4	SF: 0	2B: 1	3B: 1	HR: 0	SAC: 1	DP: 0	HBP: 2	WP: 1	PB: 0	SB: 0	CS: 0	PA: 39
--------------	------	------	------	------	-------	------	--------	-------	-------	------	------	------	------	------	------	--------	-------	-------	------	------	------	------	-------	------	--------	-------	-------	------	------	------	------	-------	------	--------	-------	-------	------	------	------	------	-------	------	--------	-------	-------	------	------	------	------	-------	------	--------	-------	-------	------	------	------	------	-------	------	--------	-------	-------	------	------	------	------	-------	------	--------	-------	-------	-------	-------	-------	-------	-------	--------	-------	--------	-------	-------	-------	-------	--------

PITCHER	IP	WLS	BF	H	R	ER	SO	BB	IBB	HBP	BLK	WP	HR	S	P	ERA	WHIP
David Weathers, R ERA: 2.53 (1, 1)	6.2		31	6	1	0	4	0	0	0	0	1	0	66	119	0.00	0.900
Robb Nen, R ERA: 3.93 (7, 1)	1.1	W	4	0	0	0	1	0	0	0	0	0	0	13	23	0.00	0.000
Jeremy Hernandez, R ERA: 0.96 (9, 1)	1.0	S	4	0	0	0	0	0	0	1	0	0	0	11	18	0.00	0.000

**BOTTOM**

**Florida Marlins @ New York Mets**  
 Shea Stadium, Flushing, NY  
 Mon May 16 1994, 7:05 PM EDT  
 Att: 15,714 - Unknown - 78 F

[livebaseballscores.com](http://livebaseballscores.com)

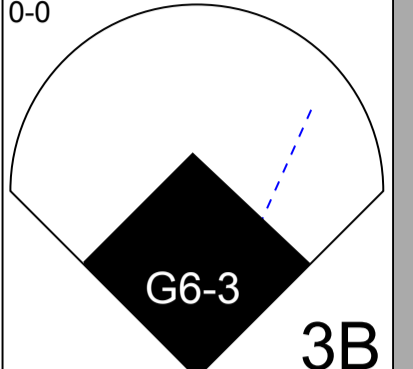
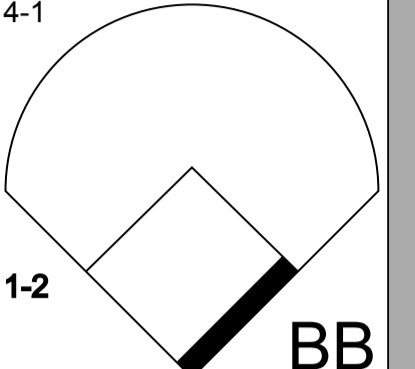
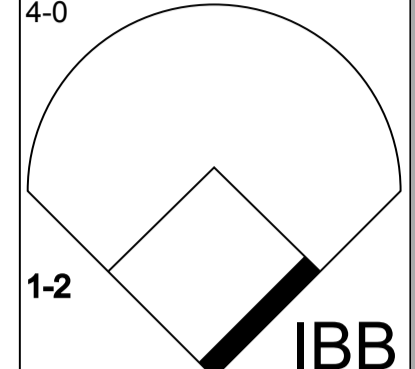
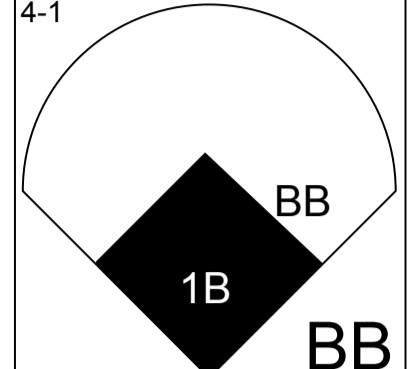
AB	33
R	1
H	6
RBI	1
BB	3
SO	5
LOB	23

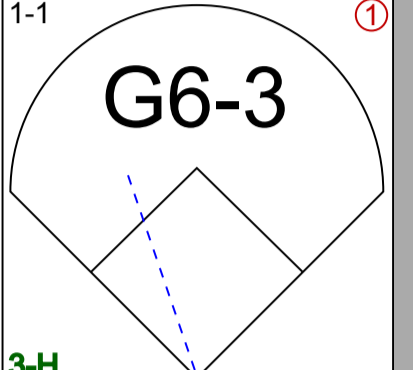
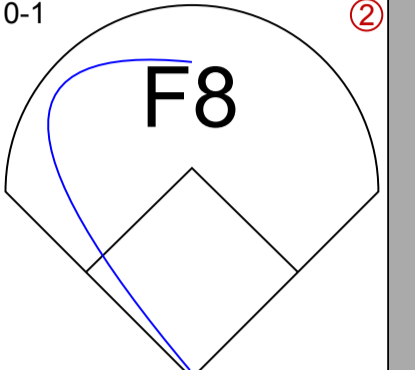
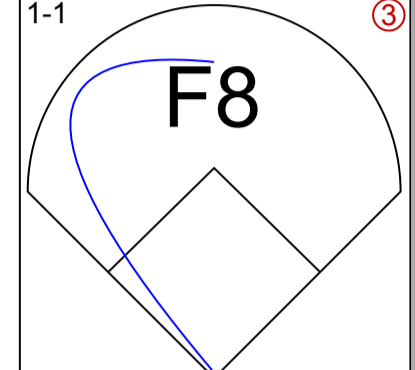
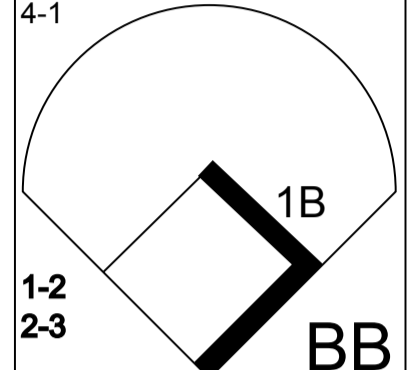


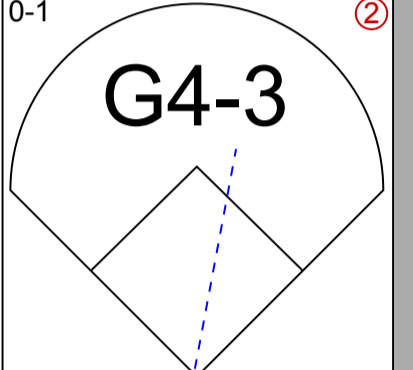
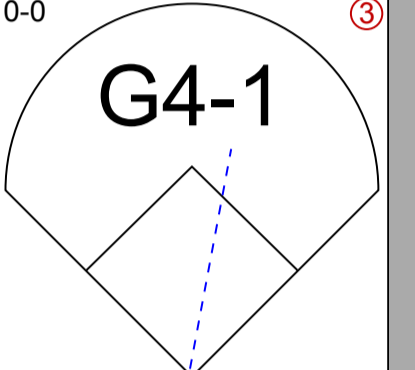

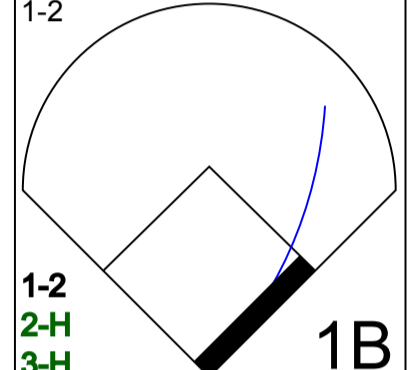


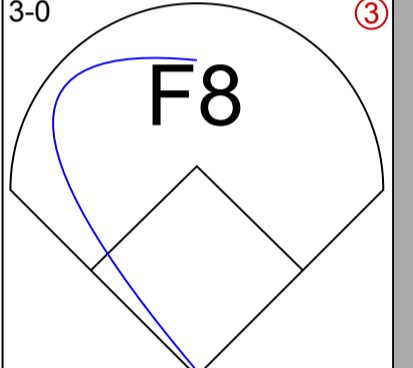
Batter	1	2	3	4	5	6	7	8	9	AB R H RBI BB SO LOB
--------	---	---	---	---	---	---	---	---	---	----------------------

**BOTTOM**

<p><b>Jose Vizcaino, S</b> (1, 6) OBP: 0.360, SLG: 0.371</p> 			<p>1 SAFE 1 SAFE 1 SAFE 1 SAFE 1 SAFE 1 SAFE 1 SAFE 1 SAFE 1 SAFE 1 SAFE 1 SAFE</p> <p>4-1</p> 						<p>BB BB BB BB BB BB BB BB BB BB BB</p> <p>4-0</p> 	<p>BB BB BB BB BB BB BB BB BB BB BB</p> <p>4-1</p> 	1 2 1 0 4 0 0
--	--	--	--	--	--	--	--	--	--	--	---------------

<p><b>Ryan Thompson, R</b> (1, 8) OBP: 0.294, SLG: 0.485 <b>Jeff McKnight, S</b> (9, PH) OBP: 0.300, SLG: 0.250</p> 			<p>C X</p> <p>0-1</p> 						<p>C X</p> <p>0-3</p> 	<p>C X</p> <p>1-1</p> 	<p>4 0 0 1 0 1 5 0 0 0 0 1 0 0</p>
---	--	--	---	--	--	--	--	--	---	---	--


<p><b>Joe Orsulak, L</b> (1, 9) OBP: 0.324, SLG: 0.453</p> 			<p>X</p> <p>0-0</p> 						<p>C X</p> <p>3-2</p> 	<p>C X</p> <p>0-2</p> 	5 1 2 3 0 0 2
--	--	--	---	--	--	--	--	--	---	---	---------------


<p><b>Bobby Bonilla, S</b> (1, 5) OBP: 0.396, SLG: 0.530</p> 											
--	--	--	--	--	--	--	--	--	--	--	--

<p><b>Jeff Kent, R</b> (1, 4) OBP: 0.372, SLG: 0.577</p> 											
---	--	--	--	--	--	--	--	--	--	--	--

<p><b>David Segui, S</b> (1, 3) OBP: 0.331, SLG: 0.422</p> 											
--	--	--	--	--	--	--	--	--	--	--	--

<p><b>Kelly Stinnett, R</b> (1, 2) OBP: 0.263, SLG: 0.269 <b>Todd Hundley, S</b> (7, PH) OBP: 0.340, SLG: 0.614 (8, 2)</p> 											
--	--	--	--	--	--	--	--	--	--	--	--

<p><b>John Cangelosi, S</b> (1, 7) OBP: 0.394, SLG: 0.344</p> 											
---	--	--	--	--	--	--	--	--	--	--	--

<p><b>Pete Smith, R</b> (1, 1) OBP: 0.250, SLG: 0.176 <b>Fernando Vina, L</b> (7, PH) OBP: 0.431, SLG: 0.367 <b>Roger Mason, R</b> (8, 1) <b>John Franco, L</b> (9, 1) <b>Kevin McReynolds, R</b> (9, PH) OBP: 0.315, SLG: 0.366</p> 											
--	--	--	--	--	--	--	--	--	--	--	--

Inning Stats	R: 1 E: 0 K: 0 S: 6	H: 1 LOB: 0 BB: 0 P: 10	R: 0 E: 0 K: 1 S: 7	H: 0 LOB: 0 BB: 0 P: 12	R: 0 E: 0 K: 1 S: 8	H: 1 LOB: 2 BB: 1 P: 13	R: 0 E: 0 K: 2 S: 10	H: 0 LOB: 1 BB: 1 P: 16	R: 0 E: 0 K: 1 S: 7	H: 0 LOB: 1 BB: 1 P: 13	R: 1 E: 0 K: 0 S: 12	H: 1 LOB: 0 BB: 0 P: 17	R: 0 E: 0 K: 1 S: 7	H: 1 LOB: 2 BB: 1 P: 14	R: 0 E: 0 K: 0 S: 10	H: 1 LOB: 1 BB: 0 P: 12	R: 2 E: 0 K: 0 S: 14	H: 1 LOB: 2 BB: 3 P: 29	1B: 4 2B: 0 3B: 1 HR: 1	SF: 0 SAC: 1 DP: 0 HBP: 0	WP: 0 PB: 0 SB: 1 CS: 0	PA: 39
--------------	------------------------------	----------------------------------	------------------------------	----------------------------------	------------------------------	----------------------------------	-------------------------------	----------------------------------	------------------------------	----------------------------------	-------------------------------	----------------------------------	------------------------------	----------------------------------	-------------------------------	----------------------------------	-------------------------------	----------------------------------	----------------------------------	------------------------------------	----------------------------------	--------

PITCHER	IP	WLS	BF	H	R	ER	SO	BB	IBB	HBP	BLK	WP	HR	S	P	ERA	WHIP
Pat Rapp, R (1, 1) ERA: 5.29	6.0		24	3	2	2	5	3	0	0	0	0	1	50	81	3.00	1.000
Luis Aquino, R (7, 1) ERA: 8.47	1.2		8	2	0	0	1	0	1	0	0	0	0	16	25	0.00	1.200
Jeff Mutis, L (8, 1) ERA: 5.4	0.1		1	0	0	0	0	0	0	0	0	0	0	1	1	0.00	0.000
Yorkis Perez, L (9, 1) ERA: 4.2	0.1		2	0	1	1	0	1	0	0	0	0	0	5	8	27.00	3.000
Jeremy Hernandez, R (9, 1) ERA: 1.42	0.1	L	4	1	1	1	0	2	0	0	0	0	0	9	21	27.00	9.000

**Florida Marlins @ New York Mets**  
Shea Stadium, Flushing, NY  
Tue May 17 1994, 7:05 PM EDT  
Att: 15,503 - Unknown - 59 F

livebaseballscores.com

AB	31
R	4
H	6
RBI	4
BB	7
SO	6
LOB	13



Batter	1	2	3	4	5	6	7	8	9	AB R H RBI BB SO LOB	TOP										
<b>Chuck Carr, S</b> (1, 8) <small>OBP: 0.392, SLG: 0.408</small>	1-3 	4-0 			2-2 		0-1 		4-2 	3 0 1 1 2 1 0											
<b>Alex Arias, R</b> (1, 6) <small>OBP: 0.328, SLG: 0.321</small>	1-2 	0-0 			0-1 		2-2 		4-2 	4 0 1 1 1 0 2											
<b>Dave Magadan, L</b> (1, 5) <small>OBP: 0.381, SLG: 0.314</small>	4-2 		2-1 			1-1 	1-2 		2-2 	4 0 0 0 1 0 4											
<b>Jeff Conine, R</b> (1, 3) <small>OBP: 0.379, SLG: 0.567</small>	3-3 		3-0 			3-0 		2-1 		4 0 0 0 0 1 1											
<b>Matias Carrillo, L</b> (1, 9) <small>OBP: 0.293, SLG: 0.308</small>		0-1 	2-0 		0-0 		2-2 			4 1 1 0 0 0 1											
<b>Jerry Browne, S</b> (1, 7) <small>OBP: 0.385, SLG: 0.370</small>		0-3 		0-0 			2-2 	1-0 		4 0 1 0 0 1 1											
<b>Ron Tingley, R</b> (1, 2) <small>OBP: 0.211, SLG: 0.212</small> <b>Robb Nen, R</b> (8, 1)		0-0 		4-1 			3-2 	1-3 		3 1 1 2 1 1 1											
<b>Bret Barberie, S</b> (1, 4) <small>OBP: 0.307, SLG: 0.385</small>		4-1 		2-0 			4-2 		2-3 	2 1 0 0 2 1 1											
<b>Charlie Hough, R</b> (1, 1) <small>OBP: 0.263, SLG: 0.222</small> <b>Greg O'Halloran, L</b> (7, PH) <small>OBP: 0.333, SLG: 0.333</small> <b>Jeff Mutis, L</b> (7, 1) <b>Benito Santiago, R</b> (8, 2) <small>OBP: 0.313, SLG: 0.374</small>		0-0 		0-3 			2-2 		2-3 	1 0 0 0 0 1 0											
<b>Inning Stats</b>	R: 0 E: 1 K: 2 S: 11 H: 0 LOB: 1 BB: 1 P: 20	R: 2 E: 0 K: 1 S: 9 H: 2 LOB: 2 BB: 2 P: 17	R: 0 E: 1 K: 0 S: 5 H: 0 LOB: 0 BB: 0 P: 11	R: 0 E: 0 K: 0 S: 3 H: 0 LOB: 0 BB: 1 P: 9	R: 0 E: 0 K: 1 S: 8 H: 0 LOB: 0 BB: 0 P: 10	R: 0 E: 0 K: 0 S: 4 H: 0 LOB: 0 BB: 0 P: 8	R: 2 E: 0 K: 0 S: 21 H: 3 LOB: 2 BB: 1 P: 35	R: 0 E: 0 K: 1 S: 10 H: 1 LOB: 1 BB: 0 P: 16	R: 0 E: 0 K: 2 S: 16 H: 0 LOB: 2 BB: 2 P: 30	1B: 5 2B: 1 3B: 0 HR: 1 SF: 0 SAC: 1 DP: 2 HBP: 0	WP: 2 PB: 0 SB: 0 CS: 1 PA: 39										
<b>PITCHER</b> <b>Bobby Jones, R</b> (1, 1) <small>ERA: 3.05</small> <b>Doug Linton, R</b> (7, 1) <small>ERA: 2.93</small> <b>Josias Manzanillo, R</b> (8, 1) <small>ERA: 4.5</small>	IP	WLS	BF	H	R	ER	SO	BB	IBB	HBP	BLK	WP	HR	S	P	ERA	WHIP				
	6.2	L	29	5	4	4	4	4	1	0	0	0	1	58	106	5.40	1.350				
	0.1		1	0	0	0	0	0	0	0	0	1	0	3	4	0.00	0.000				
	2.0		9	1	0	0	3	2	0	0	0	1	0	26	46	0.00	1.500				

**Florida Marlins @ New York Mets**  
 Shea Stadium, Flushing, NY  
 Wed May 18 1994, 7:05 PM EDT  
 Att. 15,223 - Unknown - 63 F

livebaseballscorecards.com

<b>AB</b>	<b>31</b>
<b>R</b>	<b>4</b>
<b>H</b>	<b>6</b>
<b>RBI</b>	<b>4</b>
<b>BB</b>	<b>7</b>
<b>SO</b>	<b>7</b>
<b>LOB</b>	<b>11</b>





BOTTOM

Florida Marlins @ New York Mets  
Shea Stadium, Flushing, NY  
Wed May 18 1994, 7:05 PM EDT  
Att: 15,223 - Unknown - 63 F

livebaseballscorecards.com

AB 32  
R 3  
H 5  
RBI 2  
BB 4  
SO 8  
LOB 7



WP: 0 PA: 36  
PB: 1  
SB: 0  
CS: 0

AB R H RBI BB SO LOB

4 0 0 0 0 2 1

3 1 1 0 1 0 0

3 1 1 0 1 1 0

4 0 1 2 0 2 2

3 0 0 0 1 1 0

4 0 0 0 0 0 2

4 0 0 0 0 2 0

2 0 0 0 0 0 0  
0 0 0 0 0 0 0  
1 0 1 0 0 0 0  
0 0 0 0 0 0 0  
1 0 0 0 0 0 0

1B: 4 SF: 0  
2B: 0 SAC: 0  
3B: 1 DP: 0  
HR: 0 HBP: 0

Batter	1	2	3	4	5	6	7	8	9
Jose Vizcaino, S OBP: 0.352, SLG: 0.361 (1, 6)	0-3 K		1-3 K			0-0 F8	0-0 L8		
Ryan Thompson, R OBP: 0.301, SLG: 0.480 (1, 8)	0-0 G4-3		1-1 G5-3			4-2 1B PB BB	0-0 1-2 1B		
Joe Orsulak, L OBP: 0.330, SLG: 0.449 (1, 9)	4-1 BB BB			0-1 F7		1-0 1B PB 3B 1B	0-0 F8		
Bobby Bonilla, S OBP: 0.399, SLG: 0.525 (1, 5)	4-2 1 SAFE 1 SAFE 1 SAFE 1-2 BB			0-0 F9		3-2 SAFE 1-3 3B 1B		0-3 K	
Jeff Kent, R OBP: 0.369, SLG: 0.582 (1, 4)	2-3 K			0-1 G5-3		0-0 1-H 3-H 3B		1-3 K	
Todd Hundley, S OBP: 0.337, SLG: 0.593 (1, 2)		1-2 K			0-0 B1-3	4-1 BB		2-0 P5	
David Segui, S OBP: 0.323, SLG: 0.410 (1, 3)		0-2 G4-3			2-2 G6-3	0-0 G3		0-1 G6-3	
John Cangelosi, S OBP: 0.373, SLG: 0.323 (1, 7)		1-1 G3-1			1-3 K		2-3 K	0-1 G1-3	
Bobby Jones, R OBP: 0.059, SLG: 0.059 (7, 1) Doug Linton, R (7, PH) Luis Rivera, R OBP: 0.364, SLG: 0.818 Josias Manzanillo, R (8, 1) Fernando Vina, L OBP: 0.424, SLG: 0.360 (9, PH)			2-1 G5-3			0-2 B2	1-1 1B 1B	0-0 G3	

Inning Stats	R: 0	H: 0	E: 0	K: 2	S: 14	LOB: 2	BB: 2	P: 24
	R: 0	H: 0	E: 0	K: 1	S: 9 <td>LOB: 0</td> <td>BB: 0</td> <td>P: 11</td>	LOB: 0	BB: 0	P: 11
	R: 0	H: 0	E: 0	K: 1	S: 7 <td>LOB: 0</td> <td>BB: 0</td> <td>P: 11</td>	LOB: 0	BB: 0	P: 11
	R: 0	H: 0	E: 0	K: 0	S: 5 <td>LOB: 0</td> <td>BB: 0</td> <td>P: 5</td>	LOB: 0	BB: 0	P: 5
	R: 0	H: 0	E: 0	K: 1	S: 7 <td>LOB: 0</td> <td>BB: 0</td> <td>P: 10</td>	LOB: 0	BB: 0	P: 10
	R: 3	H: 3	E: 0	K: 0	S: 15 <td>LOB: 2</td> <td>BB: 2</td> <td>P: 27</td>	LOB: 2	BB: 2	P: 27
	R: 0	H: 2	E: 0	K: 1	S: 9 <td>LOB: 2</td> <td>BB: 0</td> <td>P: 12</td>	LOB: 2	BB: 0	P: 12
	R: 0	H: 0	E: 0	K: 2	S: 8 <td>LOB: 0</td> <td>BB: 0</td> <td>P: 11</td>	LOB: 0	BB: 0	P: 11
	R: 0	H: 0	E: 0	K: 0	S: 5 <td>LOB: 0</td> <td>BB: 0</td> <td>P: 5</td>	LOB: 0	BB: 0	P: 5

PITCHER	IP	WLS	BF	H	R	ER	SO	BB	IBB	HBP	BLK	WP	HR	S	P	ERA	WHIP
Charlie Hough, R ERA: 4.24 (1, 1)	6.0	W	25	3	3	3	5	4	0	0	0	0	0	57	88	4.50	1.167
Jeff Mutis, L ERA: 4.7 (7, 1)	1.0		5	2	0	0	1	0	0	0	0	0	0	9	12	0.00	2.000
Robb Nen, R ERA: 3.54 (8, 1)	2.0	S	6	0	0	0	2	0	0	0	0	0	0	13	16	0.00	0.000

Batter	1	2	3	4	5	6	7	8	9	AB R H RBI BB SO LOB	TOP
Ray Lankford, L (1, 8) OBP: 0.422, SLG: 0.577	3-2 K		1-1 F8		0-2 F8		3-2 G3-1	4-0 IBB		4 0 0 0 1 1 1	
Ozzie Smith, S (1, 6) OBP: 0.290, SLG: 0.281	1-1 G6-3			0-0 G1-3		2-2 G6-3	1-2 G5-3	0-0 P5		5 0 0 0 0 0 4	
Gregg Jefferies, S (1, 3) OBP: 0.430, SLG: 0.514	0-0 G4-3			4-0 CS BB		4-1 BB 2B BB	4-0 BB IBB		1-1 P4	2 1 0 0 3 0 0	
Todd Zeile, R (1, 5) OBP: 0.317, SLG: 0.450		2-1 P3		2-2 2B 1B		4-2 2B 1B BB	4-0 BB		2-1 P7	3 2 1 0 2 0 0	
Mark Whiten, S (1, 9) Mike Perez, R (9, 1) OBP: 0.344, SLG: 0.442	1-3 K		0-0 1B 2B		0-0 1B 2B	0-0 1B 2B	0-0 L7		1-0 G4-3	5 0 2 1 0 1 3 0 0 0 0 0 0 0	
Brian Jordan, R (1, 7) OBP: 0.291, SLG: 0.368	1-1 1B		2-2 2B 1B		4-2 1B BB		2-2 P8			3 0 2 1 1 0 0	
Tom Pagnozzi, R (1, 2) OBP: 0.375, SLG: 0.533	1 SAFE 1 SAFE 1 SAFE 1 SAFE K	1-3 K	0-0 P4		2-2 1B	2-2 1B	1-3 K			4 0 1 1 0 2 3	
Luis Alicea, S (1, 4) OBP: 0.296, SLG: 0.244			3-2 F7		0-0 B5-3	0-0 F9		4-2 E S BB		3 0 0 0 1 0 2	
Rheal Cormier, L (1, 1) Bryan Eversgerd, R (1, 1) John Habyan, R (6, 1) Rob Murphy, L (7, 1) Geronimo Pena, S (8, PH) Rene Arochis, R (8, 1) Bernard Gilkey, R (9, 7) OBP: 0.400, SLG: 0.250			2-2 G4-3		1-1 F8		4-1 BB G3-1 BB	4-0 E BB		0 0 0 0 0 0 0 2 0 0 0 0 0 0 0 0 0 0 1 0 0 0 0 0 0 0 0 0 0 0 0 0 1 0 0 0 0 0 0 0 0 0 0 0 0 0 0 0 0	
<b>Inning Stats</b>	R: 0 E: 0 K: 1 S: 8 H: 0 LOB: 0 BB: 0 P: 12	R: 0 E: 0 K: 2 S: 12 H: 1 LOB: 1 BB: 0 P: 17	R: 0 E: 0 K: 0 S: 9 H: 0 LOB: 0 BB: 0 P: 15	R: 1 E: 0 K: 0 S: 12 H: 3 LOB: 2 BB: 1 P: 20	R: 0 E: 0 K: 0 S: 6 H: 0 LOB: 0 BB: 0 P: 7	R: 2 E: 0 K: 0 S: 16 H: 2 LOB: 2 BB: 3 P: 32	R: 0 E: 0 K: 0 S: 12 H: 0 LOB: 3 BB: 3 P: 28	R: 0 E: 1 K: 1 S: 10 H: 0 LOB: 3 BB: 3 P: 25	R: 0 E: 0 K: 0 S: 5 H: 0 LOB: 0 BB: 0 P: 9	1B: 4 2B: 2 3B: 0 HR: 0 SF: 0 SAC: 0 DP: 0 HBP: 0	WP: 0 PB: 0 SB: 1 CS: 1 PA: 41
<b>PITCHER</b>	IP WLS BF H R ER SO BB IBB HBP BLK WP HR S P ERA WHIP	IP WLS BF H R ER SO BB IBB HBP BLK WP HR S P ERA WHIP	IP WLS BF H R ER SO BB IBB HBP BLK WP HR S P ERA WHIP	IP WLS BF H R ER SO BB IBB HBP BLK WP HR S P ERA WHIP	IP WLS BF H R ER SO BB IBB HBP BLK WP HR S P ERA WHIP	IP WLS BF H R ER SO BB IBB HBP BLK WP HR S P ERA WHIP	IP WLS BF H R ER SO BB IBB HBP BLK WP HR S P ERA WHIP	IP WLS BF H R ER SO BB IBB HBP BLK WP HR S P ERA WHIP	IP WLS BF H R ER SO BB IBB HBP BLK WP HR S P ERA WHIP	IP WLS BF H R ER SO BB IBB HBP BLK WP HR S P ERA WHIP	IP WLS BF H R ER SO BB IBB HBP BLK WP HR S P ERA WHIP
Mark Gardner, R (1, 1) ERA: 5.56	5.2 L	25 6 3 3 3 4 0 0 0 0 0 0 62 102 4.76 1.765	1.0 6 0 0 0 0 2 1 0 0 0 0 12 28 0.00 2.000	0.1 1 0 0 0 0 0 0 0 0 0 0 1 1 0.00 0.000	2.0 9 0 0 0 0 1 2 1 0 0 0 0 15 34 0.00 1.000						

St. Louis Cardinals @ Florida Marlins  
Joe Robbie Stadium, Miami, FL  
Fri May 20 1994, 7:05 PM EDT  
Att: 31,512 - Unknown

livebaseballscorecards.com

AB	31
R	3
H	6
RBI	3
BB	10
SO	4
LOB	13



**BOTTOM**

**St. Louis Cardinals @ Florida Marlins**  
**Joe Robbie Stadium, Miami, FL**  
 Fri May 20 1994, 7:05 PM EDT  
 Att. 31,512 - Unknown

AB 33  
 R 2  
 H 9  
 RBI 2  
 BB 2  
 SO 4  
 LOB 26



WP: 0 PA: 37  
 PB: 0  
 SB: 0  
 CS: 0

AB	R	H	RBI	BB	SO	LOB
3	0	2	0	0	0	1
0	1	0	0	0	0	0
1	0	0	0	0	0	2
0	0	0	0	0	0	0
1	0	0	0	0	0	2

4	1	2	1	0	1	1
---	---	---	---	---	---	---

4	0	0	0	0	0	4
---	---	---	---	---	---	---

4	0	0	1	0	0	2
---	---	---	---	---	---	---

3	0	1	0	0	0	2
---	---	---	---	---	---	---

3	0	2	0	1	0	1
---	---	---	---	---	---	---

4	0	0	0	0	2	4
---	---	---	---	---	---	---

4	0	2	0	0	0	3
---	---	---	---	---	---	---

1	0	0	0	0	1	2
0	0	0	0	0	0	0
0	0	0	0	0	0	0
1	0	0	0	1	0	2

1B	7	SF	0
2B	2	SAC	1
3B	0	DP	2
HR	0	HBP	1

Batter	1	2	3	4	5	6	7	8	9	
Chuck Carr, S (1, 8) OBP: 0.386, SLG: 0.413 Matias Carrillo, L (6, PR) OBP: 0.293, SLG: 0.308 Rick Renteria, R (7, PH) OBP: 0.297, SLG: 0.303 Richie Lewis, R (8, 1) Greg O'Halloran, L (9, PH) OBP: 0.250, SLG: 0.250	0-0 G5-4-3 1B		0-1 F7			1-1 2B 1B	0-0 F9		2-0 F8	
Kurt Abbott, R (1, 6) OBP: 0.328, SLG: 0.381	1-1 F7			1-3 K		2-0 G4-3 1-H G6-3 2B		1-1 G3 FC6-2 2B		
Benito Santiago, R (1, 2) OBP: 0.303, SLG: 0.360	1-1 G5-4-3 1-2f			1-1 G5-3		0-2 G4-3 2-3		1-0 G3 2-3		
Jeff Conine, R (1, 7) OBP: 0.371, SLG: 0.553			1-1 G6-3		1-2 L9	1-1 G6-3 3-H		0-0 FC6-2 3-H		
Orestes Destrade, S (1, 3) OBP: 0.308, SLG: 0.355			1-1 G6-4-3 HBP		3-2 G4-3 1B	2-0 G4-3		3-2 G5-3		
Dave Magadan, L (1, 5) OBP: 0.392, SLG: 0.324			3-2 G6-4-3 1-2f		1-1 G4-3 1B		4-1 BB BB		3-2 1B 1B	
Carl Everett, S (1, 9) OBP: 0.250, SLG: 0.259 (7, 8)			1-2 K		1-3 K		1-0 B1		1-2 L7	
Bret Barberie, S (1, 4) OBP: 0.313, SLG: 0.388			3-2 SH1-4 1B		2-2 G4-3		0-0 F8		2-1 1B 1-2	
Mark Gardner, R (1, 1) Luis Aquino, R (6, 1) Jeff Mutis, L (7, 1) Jerry Browne, S (7, PH) OBP: 0.388, SLG: 0.366 (8, 9)			1-2 SH1-4		1-3 K		4-0 BB 1-2		1-0 F8	
<b>Inning Stats</b>	R: 0 H: 1 E: 0 LOB: 0 K: 0 BB: 0 S: 5 P: 7	R: 0 H: 0 E: 0 LOB: 0 K: 0 BB: 0 S: 6 P: 11	R: 0 H: 1 E: 0 LOB: 1 K: 1 BB: 0 S: 11 P: 16	R: 0 H: 0 E: 0 LOB: 0 K: 1 BB: 0 S: 9 P: 12	R: 0 H: 2 E: 0 LOB: 2 K: 2 BB: 0 S: 16 P: 24	R: 2 H: 2 E: 0 LOB: 1 K: 0 BB: 0 S: 9 P: 15	R: 0 H: 0 E: 0 LOB: 2 K: 0 BB: 2 S: 4 P: 13	R: 0 H: 1 E: 0 LOB: 1 K: 0 BB: 0 S: 8 P: 13	R: 0 H: 2 E: 0 LOB: 2 K: 0 BB: 0 S: 12 P: 21	1B: 7 SF: 0 2B: 2 SAC: 1 3B: 0 DP: 2 HR: 0 HBP: 1

PITCHER	IP	WLS	BF	H	R	ER	SO	BB	IBB	HBP	BLK	WP	HR	S	P	ERA	WHIP
Rheal Cormier, L (1, 1) ERA: 5.74	0.0			0	0	0	0	0	0	0	0	0	0	0	0	∞	∞
Bryan Eversgerd, L (1, 1) ERA: 2.12	5.0	W	18	4	0	0	4	0	0	1	0	0	0	47	70	0.00	0.800
John Habyan, R (6, 1) ERA: 2.45	1.2		9	2	2	2	0	2	0	0	0	0	0	12	27	10.80	2.400
Rob Murphy, L (7, 1) ERA: 4.11	0.1		1	0	0	0	0	0	0	0	0	0	0	1	1	0.00	0.000
Rene Arocha, R (8, 1) ERA: 6.42	1.0		4	1	0	0	0	0	0	0	0	0	0	8	13	0.00	1.000

PITCHER	IP	WLS	BF	H	R	ER	SO	BB	IBB	HBP	BLK	WP	HR	S	P	ERA	WHIP
Mike Perez, R (9, 1) ERA: 4.63	1.0		5	2	0	0	0	0	0	0	0	0	0	12	21	0.00	2.000

Batter	1	2	3	4	5	6	7	8	9	AB R H RBI BB SO LOB	TOP																									
Ray Lankford, L (1, 8) OBP: 0.426, SLG: 0.572	0-3 K	4-1 BB			1-1 HR 1B		1-1 E8 1B		4-0 SH HR BB	3 3 1 0 2 1 0																										
Ozzie Smith, S (1, 6) OBP: 0.296, SLG: 0.287	2-1 1B	1-1 G5-3			0-1 F7		0-1 WP 1B		1-0 SH HR	4 2 2 1 0 0 4																										
Bernard Gilkey, R (1, 7) OBP: 0.359, SLG: 0.383	1-2 FC6-4 1B		4-2 G5-4-3 BB		0-0 P9		2-2 1B		2-0 HR	4 1 3 4 1 0 1																										
Todd Zeile, R (1, 5) OBP: 0.314, SLG: 0.461	2-2 F7		3-1 P4		0-1 HR		2-1 G6-3		1-0 P8	5 1 1 2 0 0 3																										
Brian Jordan, R (1, 9) OBP: 0.286, SLG: 0.358	1-2 FC6-4 1-2f		0-0 G5-4-3		1-2 F9			0-0 BLK 1B	0-1 G6-3	5 0 1 0 0 0 3																										
Stan Royer, R (1, 3) OBP: 0.167, SLG: 0.375		1-2 G6-3		2-1 P3		1-3 K		1-3 K	0-3 K	5 0 0 0 0 3 1																										
Tom Pagnozzi, R (1, 2) OBP: 0.423, SLG: 0.553		4-1 BB 1B BB		0-0 G3 1B		3-1 G6-4-3 1B		4-1 1B		2 0 2 0 2 0 0																										
José Oquendo, S (1, 4) OBP: 0.400, SLG: 0.265		1-1 P6		3-2 G3		0-0 G6-4-3		0-0 P7		4 0 0 0 0 0 5																										
Bob Tewksbury, R (1, 1) OBP: 0.233, SLG: 0.241		1-2 BB 1B		0-3 K			0-1 G5-3		0-3 K	4 0 1 0 0 2 3																										
Mike Perez, R (9, 1)										0 0 0 0 0 0 0																										
Rene Arocha, R (9, 1)										0 0 0 0 0 0 0																										
<b>Inning Stats</b>	R: 0 E: 0 K: 1 S: 16	H: 2 LOB: 2 BB: 0 P: 22	R: 0 E: 0 K: 0 S: 12	H: 1 LOB: 3 BB: 2 P: 24	R: 0 E: 0 K: 0 S: 5	H: 0 LOB: 0 BB: 1 P: 12	R: 0 E: 0 K: 1 S: 9	H: 1 LOB: 1 BB: 0 P: 14	R: 2 E: 0 K: 0 S: 10	H: 2 LOB: 0 BB: 0 P: 12	R: 0 E: 0 K: 1 S: 6	H: 1 LOB: 0 BB: 0 P: 10	R: 2 E: 1 K: 0 S: 11	H: 2 LOB: 0 BB: 0 P: 16	R: 0 E: 0 K: 2 S: 10	H: 1 LOB: 2 BB: 1 P: 15	R: 3 E: 1 K: 1 S: 8	H: 1 LOB: 0 BB: 1 P: 16	1B: 9 2B: 0 3B: 0 HR: 2	SF: 0 SAC: 1 DP: 2 HBP: 0	WP: 1 PB: 0 SB: 0 CS: 0	PA: 42														
<b>PITCHER</b>	IP WLS BF H R ER SO BB IBB HBP BLK WP HR S P ERA WHIP																																			
Chris Hammond, L (1, 1) ERA: 1.79	2.0		12	3	0	0	1	3	0	0	0	0	0	30	52	0.00	3.000																			
Robb Nen, R (3, 1) ERA: 3.7	4.0	L	14	4	2	2	2	0	0	0	0	0	1	28	42	4.50	1.000																			
Yorkis Perez, L (7, 1) ERA: 4.24	2.0		10	3	2	1	2	0	1	0	1	1	0	21	31	4.50	1.500																			
Jeff Mutis, L (9, 1) ERA: 6.0	1.0		6	1	3	2	1	1	0	0	0	0	1	8	16	18.00	2.000																			

St. Louis Cardinals @ Florida Marlins  
Joe Robbie Stadium, Miami, FL  
Sat May 21 1994, 7:05 PM EDT  
Att: 40,256 - Unknown

livebaseballscorecards.com

AB 36  
R 7  
H 11  
RBI 7  
BB 5  
SO 6  
LOB 20



Batter 1 2 3 4 5 6 7 8 9 AB R H RBI BB SO LOB **BOTTOM**


<b>Jerry Browne, S</b> <small>(1, 7)            OBP: 0.379, SLG: 0.356            (7, 9)</small>	1-2 		0-0 		2-3 		1-0 		0-2 	5 1 1 0 0 1 1
<b>Dave Magadan, L</b> <small>(1, 5)            OBP: 0.393, SLG: 0.327            (7, 3)</small>	0-0 		0-0 			2-2 	0-2 		1-0 	5 1 2 0 0 0 3
<b>Bret Barberie, S</b> <small>(1, 4)            OBP: 0.315, SLG: 0.403            (7, 7)</small>	1-2 		0-0 			1-1 		1-1 	0-0 	5 1 2 2 0 0 2
<b>Jeff Conine, R</b> <small>(1, 3)            OBP: 0.366, SLG: 0.554            (7, 7)</small>	0-0 			2-1 		1-1 		0-1 	1-3 	5 0 1 0 0 1 4
<b>Matias Carrillo, L</b> <small>(1, 9)            OBP: 0.289, SLG: 0.302            (7, 8)</small>		0-0 		1-3 		3-1 		2-1 		4 0 1 1 0 1 2
<b>Benito Santiago, R</b> <small>(1, 2)            OBP: 0.317, SLG: 0.400            (7, 1)</small>		2-1 		2-2 		0-0 		0-1 		4 1 3 2 0 0 1
<b>Carl Everett, S</b> <small>(1, 8)            OBP: 0.258, SLG: 0.241            (7, 1)</small>		4-1 		1-0 		1-3 		1-1 		2 0 0 0 1 1 3
<b>Yorkis Perez, L</b> <small>(8, PH)            OBP: 0.395, SLG: 0.411            (9, 1)</small>		1-2 		F7 		K 		K 		0 0 0 0 0 0 0
<b>Chuck Carr, S</b> <small>(8, PH)            OBP: 0.395, SLG: 0.411            (9, 1)</small>		BB 		BB 		BB 		HR 		1 0 0 0 0 0 0
<b>Jeff Mutis, L</b> <small>(9, 1)</small>		BB 		F7 		K 		K 		0 0 0 0 0 0 0
<b>Kurt Abbott, R</b> <small>(1, 6)            OBP: 0.326, SLG: 0.376            (7, 5)</small>		2-3 		0-3 		0-0 		0-0 		4 1 1 0 0 2 2
<b>Chris Hammond, L</b> <small>(1, 1)            OBP: 0.176, SLG: 0.188            (3, 1)</small>		2-3 		0-0 		2-0 		2-2 		1 0 0 0 0 1 2
<b>Robb Nen, R</b> <small>(3, 1)</small>		K 		G6-3 		G6-3 		FC6-4 		1 0 0 0 0 0 0
<b>Rick Renteria, R</b> <small>(7, 5)            OBP: 0.270, SLG: 0.314            (7, 5)</small>		K 		K 		K 		1B 		2 0 1 0 0 0 1

<b>Inning Stats</b>	R: 0 E: 0 K: 8	H: 1 LOB: 1 BB: 0 P: 10	R: 0 E: 0 K: 10	H: 1 LOB: 2 BB: 1 P: 20	R: 0 E: 0 K: 3	H: 0 LOB: 0 BB: 0 P: 3	R: 0 E: 0 K: 1	H: 1 LOB: 1 BB: 0 P: 15	R: 0 E: 0 K: 2	H: 0 LOB: 0 BB: 0 P: 11	R: 1 E: 0 K: 1	H: 3 LOB: 2 BB: 0 P: 23	R: 0 E: 0 K: 6	H: 1 LOB: 1 BB: 0 P: 9	R: 2 E: 0 K: 10	H: 2 LOB: 0 BB: 0 P: 14	R: 2 E: 0 K: 13	H: 3 LOB: 1 BB: 0 P: 18	1B: 8 2B: 2 3B: 1 HR: 1	SF: 0 SAC: 0 DP: 0 HBP: 0	WP: 0 PB: 0 SB: 0 CS: 0	PA: 40
---------------------	----------------------	----------------------------------	-----------------------	----------------------------------	----------------------	---------------------------------	----------------------	----------------------------------	----------------------	----------------------------------	----------------------	----------------------------------	----------------------	---------------------------------	-----------------------	----------------------------------	-----------------------	----------------------------------	----------------------------------	------------------------------------	----------------------------------	--------

<b>PITCHER</b>	IP	WLS	BF	H	R	ER	SO	BB	IBB	HBP	BLK	WP	HR	S	P	ERA	WHIP	<b>PITCHER</b>	IP	WLS	BF	H	R	ER	SO	BB	IBB	HBP	BLK	WP	HR	S	P	ERA	WHIP			
<b>Bob Tewksbury, R</b> ERA: 3.82	(1, 1)	8.0	W	34	9	3	3	6	1	0	0	0	1	70	105	3.38	1.250																					
<b>Mike Perez, R</b> ERA: 5.84	(9, 1)	0.2		5	3	2	0	0	0	0	0	0	0	9	13	27.00	4.500																					
<b>Rene Arocha, R</b> ERA: 6.37	(9, 1)	0.1	S	1	0	0	0	1	0	0	0	0	0	4	5	0.00	0.000																					

**St. Louis Cardinals @ Florida Marlins**  
**Joe Robbie Stadium, Miami, FL**  
 Sat May 21 1994, 7:05 PM EDT  
 Att. 40,256 - Unknown

<b>AB</b>	<b>39</b>
<b>R</b>	<b>5</b>
<b>H</b>	<b>12</b>
<b>RBI</b>	<b>5</b>
<b>BB</b>	<b>1</b>
<b>SO</b>	<b>7</b>
<b>LOB</b>	<b>21</b>



<b>WP: 0</b>	<b>PA: 40</b>
<b>PB: 0</b>	
<b>SB: 0</b>	
<b>CS: 0</b>	

Batter	1	2	3	4	5	6	7	8	9	AB R H RBI BB SO LOB	TOP																								
Ray Lankford, L OBP: 0.429, SLG: 0.579 (1, 8)	1-1 SF8 3B	1-3 K		0-3 K		4-1 3B BB	3-3 K		0-2 2B 1B	5 3 2 1 1 3 2																									
Luis Alicea, S OBP: 0.327, SLG: 0.318 (1, 4) (2, 7)	1-1 SF8 1B	2-2 2B		2-1 1B		1-0 1B 3B		2-3 SAFE 2B 1B	6 2 5 2 0 1 0																										
Gregg Jefferies, S OBP: 0.433, SLG: 0.517 (1, 3)	1-1 G1-3 1-2	4-0 FC5-4 IBB		0-0 E3 FC6-4 1-3		1-1 WP HR 1B		1-2 K 1-H 2-H 2B	5 1 2 3 1 1 3																										
Todd Zeile, R OBP: 0.311, SLG: 0.452 (1, 5)	2-1 SF8 2-3 3-H	1-2 FC5-4 1-2f		1-2 FC6-4 1-2f		1-2 K 1-2		4-0 BB	3 0 0 1 1 1 6																										
Bernard Gilkey, R OBP: 0.364, SLG: 0.383 Geronimo Pena, S OBP: 0.311, SLG: 0.471 (1, 7) (2, 4)	4-0 BB		0-0 P6		1-1 F9	3-2 HR 2-H		2-1 F8	0 0 0 0 1 0 0 4 1 1 2 0 0 1																										
Brian Jordan, R OBP: 0.302, SLG: 0.349 (1, 9)	2-0 L9		4-0 BB		1-1 G6-3	4-0 BB		4-0 L4-3 BB	2 0 0 0 3 0 2																										
Terry McGriff, R OBP: 0.386, SLG: 0.311 (1, 2)		1-0 G6-3	0-0 F9		4-0 BB	1-2 G6-3		1-1 L4-3 1-2	4 0 0 0 1 0 3																										
José Oquendo, S OBP: 0.400, SLG: 0.250 (1, 6)		4-0 1B 2B BB	0-2 L6		0-3 K		1-2 F7	4-1 WP 2B BB	3 2 0 0 2 1 2																										
Allen Watson, L OBP: 0.250, SLG: 0.375 Rich Rodriguez, L OBP: 0.150, SLG: 0.360 Stan Royer, R OBP: 0.407, SLG: 0.391 John Habyan, R OBP: 0.351, SLG: 0.460 Gerald Perry, L OBP: 0.351, SLG: 0.460 Mark Whiten, S OBP: 0.351, SLG: 0.460 Mike Perez, R OBP: 0.351, SLG: 0.460 (1, 1) (2, 1) (6, PH) (6, 1) (7, PH) (7, 1) (9, PH) (9, 1)		1-1 2B 1B	0-1 L8		1-3 K	2-1 L7		2-2 1B 2B 1-H	1 0 1 0 0 0 0 1 0 0 0 0 0 0 1 0 0 0 0 0 1 0 0 0 0 0 0 0 0 0 1 0 0 0 0 0 0 0 0 0 0 0 0 0 0 0 1 1 1 1 1 0 0 0 0 0 0 0 0 0 0 0																										
<b>Inning Stats</b>	R: 1 E: 0 K: 0 S: 9	H: 2 LOB: 2 BB: 1 P: 20	R: 1 E: 0 K: 1 S: 14	H: 2 LOB: 3 BB: 2 P: 27	R: 0 E: 0 K: 0 S: 5	H: 0 LOB: 1 BB: 1 P: 9	R: 0 E: 1 K: 1 S: 11	H: 1 LOB: 2 BB: 0 P: 14	R: 0 E: 0 K: 1 S: 7	H: 0 LOB: 1 BB: 1 P: 13	R: 4 E: 0 K: 2 S: 17	H: 3 LOB: 1 BB: 2 P: 35	R: 0 E: 0 K: 1 S: 10	H: 0 LOB: 0 BB: 0 P: 16	R: 0 E: 0 K: 2 S: 8	H: 0 LOB: 1 BB: 1 P: 17	R: 4 E: 0 K: 0 S: 15	H: 4 LOB: 1 BB: 2 P: 30	1B: 6 2B: 4 3B: 2 HR: 1	SF: 1 SAC: 0 DP: 1 HBP: 0	WP: 2 PB: 0 SB: 0 CS: 0	PA: 48													
<b>PITCHER</b>	IP WLS BF H R ER SO BB IBB HBP BLK WP HR S P ERA WHIP																																		
David Weathers, R ERA: 3.07 (1, 1)	5.1	30	7	5	5	4	5	1	0	0	0	0	53	97	8.44	2.250																			
Richie Lewis, R ERA: 1.56 (6, 1)	2.1	10	1	1	1	4	2	0	0	0	1	1	26	50	3.86	1.286																			
Jeremy Hernandez, R ERA: 3.1 (8, 1)	1.1	L 8	4	4	4	0	2	0	0	0	1	0	17	34	27.00	4.500																			

St. Louis Cardinals @ Florida Marlins  
Joe Robbie Stadium, Miami, FL  
Sun May 22 1994, 3:33 AM EDT  
Att. 35,386 - Sunny - 81 F

livebaseballscorecards.com

AB	37
R	10
H	12
RBI	10
BB	10
SO	8
LOB	19



Batter	1	2	3	4	5	6	7	8	9	AB	R	H	RBI	BB	SO	LOB				
<b>Carl Everett, S</b> OBP: 0.250, SLG: 0.324 (1, 8)	1-0 F9	0-0 HR	1-1 G3		2-3 K		2-2 P3			5	1	1	2	0	1	3				
<b>Rick Renteria, R</b> OBP: 0.286, SLG: 0.400 <b>Alex Arias, R</b> OBP: 0.328, SLG: 0.321 (1, 5) (8, 5)	2-1 F9	2-1 HR	0-2 L9			2-2 1B 2B 1B	2-1 E8 CS			5	2	2	1	0	0	1				
<b>Benito Santiago, R</b> OBP: 0.328, SLG: 0.403 (1, 2)	1-0 2B 1B	4-2 HR BB		1-2 G4-3		1-0 2B 1B	3-3 K			4	3	2	0	1	1	1				
<b>Jeff Conine, R</b> OBP: 0.367, SLG: 0.565 (1, 7) (3, 3)	4-2 2B BB	0-1 HR		2-3 K		0-3 K		1-0 F9		4	2	1	2	1	2	2				
<b>Orestes Destrade, S</b> OBP: 0.317, SLG: 0.368 <b>Matias Carrillo, L</b> OBP: 0.292, SLG: 0.326 (1, 3) (2, PR) (3, 9)	0-1 1B 2B	1-0 E S HBP		2-3 K		2-1 1B 2B	1-1 F9			1	0	1	2	0	0	0				
<b>Jerry Browne, S</b> OBP: 0.380, SLG: 0.352 (1, 9) (3, 7)	1-1 FC6-4 1B	0-0 P8			0-1 G5-3	4-0 1B IBB		2-2 P3		4	0	1	0	1	0	1				
<b>Kurt Abbott, R</b> OBP: 0.328, SLG: 0.377 (1, 6)	1-0 FC6-4 1-2f	2-3 K			1-0 1B WP 1B	0-0 1-2 2-3 3-H 1B			0-3 K	5	0	2	1	0	2	3				
<b>Bret Barberie, S</b> OBP: 0.312, SLG: 0.392 (1, 4)		1-1 G4-3	2-0 G5-3		0-0 F9	2-3 K			2-2 G6-4-3 HBP	4	0	0	0	0	1	4				
<b>David Weathers, R</b> OBP: 0.160, SLG: 0.087 <b>Richie Lewis, R</b> <b>Jeremy Hernandez, R</b> <b>Dave Maqadan, L</b> OBP: 0.390, SLG: 0.325 (1, 1) (6, 1) (8, 1) (9, PH)		4-2 HR BB	4-2 G3 BB		3-2 1B	1-2 L9			3-1 G6-4-3 1-2f	1	1	1	0	2	0	0				
<b>Inning Stats</b>	R: 2 E: 0 K: 0 S: 12	H: 3 LOB: 2 BB: 1 P: 22	R: 5 E: 0 K: 1 S: 18	H: 3 LOB: 2 BB: 2 P: 32	R: 0 E: 0 K: 0 S: 11	H: 0 LOB: 0 BB: 1 P: 18	R: 0 E: 0 K: 2 S: 10	H: 2 LOB: 2 BB: 0 P: 18	R: 2 E: 0 K: 2 S: 16	H: 4 LOB: 3 BB: 1 P: 28	R: 0 E: 1 K: 1 S: 8	H: 0 LOB: 1 BB: 0 P: 15	R: 0 E: 0 K: 0 S: 6	H: 0 LOB: 0 BB: 0 P: 10	R: 0 E: 0 K: 1 S: 7	H: 0 LOB: 0 BB: 0 P: 12	1B: 7 2B: 3 3B: 0 HR: 3	SF: 0 SAC: 0 DP: 2 HBP: 2	WP: 1 PB: 0 SB: 1 CS: 1	PA: 45

**BOTTOM**

**St. Louis Cardinals @ Florida Marlins**  
**Joe Robbie Stadium, Miami, FL**  
 Sun May 22 1994, 3:33 AM EDT  
 Att. 35,386 - Sunny - 81 F

livebaseballscorecards.com

<b>AB</b>	<b>38</b>
<b>R</b>	<b>9</b>
<b>H</b>	<b>12</b>
<b>RBI</b>	<b>9</b>
<b>BB</b>	<b>5</b>
<b>SO</b>	<b>8</b>
<b>LOB</b>	<b>19</b>



PITCHER	IP	WLS	BF	H	R	ER	SO	BB	IBB	HBP	BLK	WP	HR	S	P	ERA	WHIP
<b>Allen Watson, L</b> ERA: 7.92 (1, 1)	1.1		14	6	7	7	0	3	0	0	0	0	3	25	47	47.25	6.750
<b>Rich Rodriguez, L</b> ERA: 3.57 (2, 1)	3.2		14	2	0	0	4	1	0	0	0	1	0	38	58	0.00	0.818
<b>John Habyan, R</b> ERA: 3.13 (6, 1)	1.0		8	4	2	2	2	0	1	0	0	0	0	16	28	18.00	4.000
<b>Rob Murphy, L</b> ERA: 3.63 (7, 1)	2.0	W	6	0	0	0	1	0	0	0	0	0	0	14	25	0.00	0.000
<b>Mike Perez, R</b> ERA: 5.4 (9, 1)	1.0	S	3	0	0	0	1	0	0	1	0	0	0	7	12	0.00	0.000

Batter	1	2	3	4	5	6	7	8	9	AB R H RBI BB SO LOB	TOP											
Mike Lansing, R OBP: 0.306, SLG: 0.367 (1, 4) (8, 6)	1-1 L7	2-1 F8		0-1 E5 1B			2-1 G6-3		1 SAFE B 1 SAFE 1 SAFE 1 SAFE P B 1 SAFE C	3-3 K	5 0 0 0 0 1 3	<p><b>Montreal Expos @ Florida Marlins</b> Joe Robbie Stadium, Miami, FL Mon May 23 1994, 7:05 PM EDT Att. 30,508 - Unknown - 81 F</p>										
Cliff Floyd, L OBP: 0.307, SLG: 0.367 (1, 3)	1-0 FC6 1B		1-0 2B 1B	3-1 1B 2-H			1-0 G1-3		F X	0-1 F8	5 1 3 0 0 0 1											
Marquis Grissom, R OBP: 0.311, SLG: 0.352 (1, 8)	1-2 FC6 1B E 1-2f		1-0 F8			3-3 K	4-2 BB				3 1 0 0 1 1 2											
Larry Walker, L OBP: 0.350, SLG: 0.509 (1, 9)	0-0 S 1B		1-0 1-H 2B			1-3 K	0-0 G3				4 0 2 1 0 1 1											
Moises Alou, R OBP: 0.402, SLG: 0.539 (1, 7)	4-1 BB		1-1 F8			1-1 G1-3		0-3 K			3 0 0 0 1 1 1											
Darrin Fletcher, L OBP: 0.366, SLG: 0.398 (1, 2)	2-2 G4-3		0-1 F8			1-0 F8		1-1 G4-3			4 0 0 0 0 0 3											
Wil Cordero, R OBP: 0.339, SLG: 0.359 Jeff Shaw, R OBP: 0.333, SLG: 0.200 (1, 6) (8, 1)		0-0 SH2-4 1B		0-3 K		0-3 K		3-2 G1-3			4 0 1 0 0 2 0 0 0 0 0 0 0 0											
Sean Berry, R OBP: 0.362, SLG: 0.397 (1, 5)		1-0 P9		1-2 G5-3		3-2 HBP		2-2 G6-3			3 0 0 0 0 0 1											
Jeff Fassero, L OBP: 0.087, SLG: 0.045 Gil Heredia, R OBP: 0.333, SLG: 0.333 Lenny Webster, R OBP: 0.352, SLG: 0.442 Tim Scott, R OBP: 0.352, SLG: 0.442 Lou Frazier, S OBP: 0.422, SLG: 0.425 (1, 1) (5, 1) (6, PH) (6, 1) (8, 4)		1-0 SH2-4		2-2 E 1B		1-2 G6-3		2-2 S 1B			1 0 1 0 0 0 0 0 0 0 0 0 0 0 1 0 0 0 0 0 1 0 0 0 0 0 0 0 1 0 1 0 0 0 0											
<b>Inning Stats</b>	R: 1 E: 0 K: 0 S: 11	H: 2 LOB: 2 BB: 1 P: 20	R: 0 E: 0 K: 0 S: 5	H: 1 LOB: 1 BB: 0 P: 9	R: 1 E: 0 K: 0 S: 7	H: 2 LOB: 1 BB: 0 P: 11	R: 0 E: 1 K: 1 S: 13	H: 2 LOB: 2 BB: 0 P: 19	R: 0 E: 0 K: 2 S: 9	H: 0 LOB: 0 BB: 0 P: 14	R: 0 E: 0 K: 1 S: 9		H: 0 LOB: 1 BB: 0 P: 14	R: 0 E: 0 K: 0 S: 7	H: 0 LOB: 1 BB: 1 P: 14	R: 0 E: 0 K: 1 S: 8	H: 0 LOB: 0 BB: 0 P: 12	R: 0 E: 0 K: 1 S: 15	H: 1 LOB: 1 BB: 0 P: 21	1B: 7 2B: 1 3B: 0 HR: 0	SF: 0 SAC: 1 DP: 0 HBP: 1	WP: 0 PB: 0 SB: 2 CS: 0
<b>PITCHER</b>	IP WLS BF H R ER SO BB IBB HBP BLK WP HR S P ERA WHIP																					
Pat Rapp, R ERA: 4.65 (1, 1)	6.2 W 30 7 2 1 4 2 0 1 0 0 0 0 60 100 1.35 1.350																					
Yorkis Perez, L ERA: 4.15 (7, 1)	0.1 1 0 0 0 0 0 0 0 0 0 0 0 1 1 0.00 0.000																					
Robb Nen, R ERA: 3.42 (8, 1)	2.0 S 7 1 0 0 2 0 0 0 0 0 0 0 23 33 0.00 0.500																					

livebaseballscorecards.com

AB	34
R	2
H	8
RBI	1
BB	2
SO	6
LOB	13





Batter	1	2	3	4	5	6	7	8	9
<b>Carl Everett, S</b> OBP: 0.244, SLG: 0.289 (1, 8)	0-3 <b>K</b>		1-3 <b>K</b>		4-2 BB FC1-5 1B BB	3-3 <b>K</b>		0-3 <b>K</b>	
<b>Dave Magadan, L</b> OBP: 0.379, SLG: 0.314 (1, 5)	1-1 G6-3			0-0 G4-3	1-1 FC1-5 BB 1B		1-2 L8		
<b>Benito Santiago, R</b> OBP: 0.348, SLG: 0.417 (1, 2)	4-2 BB			0-0 1B 2B	4-2 SAFE 1B BB		4-2 BB		
<b>Jeff Conine, R</b> OBP: 0.370, SLG: 0.563 (1, 7) (8, 3)	0-2 G1-3			0-0 2-3 1B	1-2 1B		2-2 L9		
<b>Orestes Destrade, S</b> OBP: 0.309, SLG: 0.357 <b>Robb Nen, R</b> (8, 1)		1-2 G4-3		1-3 <b>K</b>	0-2 G4-3		1-3 <b>K</b>		
<b>Jerry Browne, S</b> OBP: 0.366, SLG: 0.337 (1, 4)		0-1 L9		0-2 G4-3		2-2 F7		0-0 E4 WP 1B	
<b>Kurt Abbott, R</b> OBP: 0.333, SLG: 0.389 (1, 6)		3-2 L8			0-1 WP 1B 2B	0-0 1B 1B		0-1 B1	
<b>Jesus Tavarez, S</b> OBP: 0.500, SLG: 0.500 (1, 9)			1-0 P4		2-0 1B 1B	0-1 SAFE F8		0-0 WP 1B	
<b>Pat Rapp, R</b> OBP: 0.143, SLG: 0.143 <b>Yorkis Perez, L</b> (7, 1) <b>Matias Carrillo, L</b> (8, 7)			0-3 <b>K</b>		1-0 FC1-5 BB 1B	1-2 1B		1-3 <b>K</b>	

Inning Stats	R: 0 E: 0 K: 1 S: 10	H: 0 LOB: 1 BB: 1 P: 15	R: 0 E: 0 K: 0 S: 8	H: 0 LOB: 0 BB: 0 P: 12	R: 0 E: 0 K: 2 S: 8	H: 0 LOB: 0 BB: 0 P: 10	R: 0 E: 0 K: 1 S: 9	H: 2 LOB: 2 BB: 0 P: 10	R: 3 E: 0 K: 0 S: 18	H: 4 LOB: 2 BB: 2 P: 31	R: 0 E: 0 K: 1 S: 14	H: 2 LOB: 2 BB: 0 P: 20	R: 0 E: 0 K: 1 S: 11	H: 0 LOB: 1 BB: 1 P: 19	R: 0 E: 1 K: 2 S: 10	H: 1 LOB: 2 BB: 0 P: 11
--------------	-------------------------------	----------------------------------	------------------------------	----------------------------------	------------------------------	----------------------------------	------------------------------	----------------------------------	-------------------------------	----------------------------------	-------------------------------	----------------------------------	-------------------------------	----------------------------------	-------------------------------	----------------------------------

PITCHER	IP	WLS	BF	H	R	ER	SO	BB	IBB	HBP	BLK	WP	HR	S	P	ERA	WHIP
<b>Jeff Fassero, L</b> ERA: 2.26 (1, 1)	4.2	L	22	6	3	3	4	3	0	0	0	1	0	50	75	5.79	1.929
<b>Gil Heredia, R</b> ERA: 5.18 (5, 1)	0.1		1	0	0	0	0	0	0	0	0	0	0	3	3	0.00	0.000
<b>Tim Scott, R</b> ERA: 3.38 (6, 1)	2.0		9	2	0	0	2	1	0	0	0	0	0	25	39	0.00	1.500
<b>Jeff Shaw, R</b> ERA: 3.41 (8, 1)	1.0		5	1	0	0	2	0	0	0	0	1	0	10	11	0.00	1.000

**BOTTOM**

AB	R	H	RBI	BB	SO	LOB
4	1	0	0	1	4	4
4	0	0	0	0	0	2
1	0	1	0	3	0	0
4	0	2	1	0	0	2
4	0	0	0	0	2	5
0	0	0	0	0	0	0
4	0	0	0	0	0	2
4	1	2	0	0	0	1
4	1	2	1	0	0	1
3	0	2	1	0	1	0
0	0	0	0	0	0	0
1	0	0	0	0	1	2

**AB 33**  
**R 3**  
**H 9**  
**RBI 3**  
**BB 4**  
**SO 8**  
**LOB 19**

**WP: 2** **PA: 37**  
**PB: 0**  
**SB: 0**  
**CS: 0**



**Montreal Expos @ Florida Marlins**  
**Joe Robbie Stadium, Miami, FL**  
 Mon May 23 1994, 7:05 PM EDT  
 Att: 30,508 - Unknown - 81 F

livebaseballscorecards.com

Batter 1 2 3 4 5 6 7 8 9 AB R H RBI BB SO LOB TOP

Mike Lansing, R (1, 5) E6 SF9 1B CS BB G5-3 G6-3 4 1 1 2 1 0 0

Juan Bell, R (1, 4) SF9 CS 2B SF8 1B K FC3-6 1B 1B 1B 4 2 3 1 0 1 1

Marquis Grissom, R (1, 8) K SF8 2B G1-3 F9 1B 1B 1B 5 2 2 0 0 1 2

Larry Walker, L (1, 9) P6 SF8 1B FC3-6 1B 2B 1B 4 1 2 1 0 0 1

Moises Alou, R (1, 7) Mel Rojas, R (7, 1) WP SF8 HBP 1B BB K K 2 1 0 0 1 1 2  
1 0 0 0 0 1 3

Darrin Fletcher, L (1, 2) Tim Spehr, R (9, PR) (9, 2) SF8 SF8 K K F7 2B 3 0 1 5 0 1 1  
0 0 0 0 0 0 0

Cliff Floyd, L (1, 3) PB BLK 1B 1B G4-3 1B HR 1B K 5 2 3 0 0 1 2

Wil Cordero, R (1, 6) 1B SF 1B BB G4-3 G1-6-4 1B 1B HR G6-3 4 2 2 2 1 0 3

Butch Henry, L (1, 1) Lou Frazier, S (7, 7) K G4-3 G1-6-4 F9 3 0 0 0 0 1 3  
1 0 0 0 0 0 0


Inning Stats table with columns for R, H, E, K, S, P, LOB, BB, IBB, HBP, BLK, WP, HR, S, P, ERA, WHIP for each inning.

PITCHER table with columns for IP, WLS, BF, H, R, ER, SO, BB, IBB, HBP, BLK, WP, HR, S, P, ERA, WHIP for Charlie Hough, Luis Aquino, Jeff Mutis, and Richie Lewis.

Montreal Expos @ Florida Marlins  
Joe Robbie Stadium, Miami, FL  
Tue May 24 1994, 7:05 PM EDT  
Att. 26,598 - Unknown - 81 F

livebaseballscorecards.com

Summary stats table: AB 36, R 11, H 14, RBI 11, BB 3, SO 7, LOB 18



Batter	1	2	3	4	5	6	7	8	9	AB R H RBI BB SO LOB
Jesus Tavarez, S OBP: 0.250, SLG: 0.250 (1, 9) X	0-0 L9 ①			3-3 K ①		0-1 G1-4-3 ③		1-3 K ③		4 0 0 0 0 2 0
Dave Magadan, L OBP: 0.375, SLG: 0.320 (1, 5) C C X	0-2 G3 ②			3-2 2B ②			0-0 L8 ①		2-1 F9 ①	4 0 1 0 0 0 0
Jerry Browne, S OBP: 0.353, SLG: 0.323 (1, 4) B B X	2-2 F7 ③			2-0 G6-3 ②			1-0 G5-3 ②		1-2 G4-3 ②	4 0 0 0 0 0 1
Jeff Conine, R OBP: 0.367, SLG: 0.556 (1, 7) F X			0-2 G6-3 ①	3-2 F8 ③			0-1 BB 1B ②		1-2 G5-3 ③	4 0 1 0 0 0 1
Orestes Destrade, S OBP: 0.316, SLG: 0.354 (1, 3) C B X			2-2 G6-3 ②		4-0 G4-6-3 BB ①		4-2 BB ②			1 0 0 0 2 0 0
Kurt Abbott, R OBP: 0.326, SLG: 0.380 (1, 6) B B X			1-0 G6-3 ③		0-2 G4-6-3 ①		2-2 G5-3 ③			3 0 0 0 0 0 3
Ron Tingley, R OBP: 0.195, SLG: 0.194 Richie Lewis, R (9, 1)			3-2 P3 ①		0-3 K ③			2-3 K ①		3 0 0 0 0 2 0 0 0 0 0 0 0 0
Carl Everett, S OBP: 0.250, SLG: 0.366 (1, 8) C B X			1-1 G6-3 ②			1-2 G5-3 ①		0-0 HR ②		3 1 1 1 0 0 0
Charlie Hough, R OBP: 0.263, SLG: 0.222 Luis Aquino, R Chuck Carr, S OBP: 0.393, SLG: 0.408 Jeff Mutis, L Greg O'Halloran, L OBP: 0.200, SLG: 0.200 (1, 1) (3, 1) (6, PH) (7, 1) (8, PH) (9, 2)			0-1 G4-3 ③			0-1 L3 ②		0-2 G3 ②		0 0 0 0 0 0 0 1 0 0 0 0 0 0 1 0 0 0 0 0 0 0 0 0 0 0 0 0 1 0 0 0 0 0 0

Inning Stats	R: 0	H: 0	E: 0	K: 0	S: 8	LOB: 0	BB: 0	P: 10	R: 0	H: 0	E: 0	K: 0	S: 9	LOB: 0	BB: 0	P: 12	R: 0	H: 0	E: 0	K: 0	S: 10	LOB: 0	BB: 0	P: 14	R: 0	H: 1	E: 0	K: 1	S: 12	LOB: 1	BB: 0	P: 23	R: 0	H: 0	E: 0	K: 1	S: 6	LOB: 0	BB: 1	P: 10	R: 0	H: 0	E: 0	K: 0	S: 7	LOB: 0	BB: 0	P: 8	R: 0	H: 1	E: 0	K: 0	S: 9	LOB: 2	BB: 1	P: 16	R: 1	H: 1	E: 0	K: 2	S: 14	LOB: 0	BB: 0	P: 17	R: 0	H: 0	E: 0	K: 0	S: 10	LOB: 0	BB: 0	P: 14	1B: 1	SF: 0	2B: 1	SAC: 0	3B: 0	DP: 1	HR: 1	HBP: 0	WP: 0	PA: 31
PITCHER	IP	WLS	BF	H	R	ER	SO	BB	IBB	HBP	BLK	WP	HR	S	P	ERA	WHIP																																																																	
Butch Henry, L ERA: 1.54 (1, 1)	6.2	W	23	2	0	0	2	2	0	0	0	0	0	58	88	0.00	0.600																																																																	
Mel Rojas, R ERA: 1.59 (7, 1)	2.1		8	1	1	1	2	0	0	0	0	0	1	27	36	3.86	0.429																																																																	

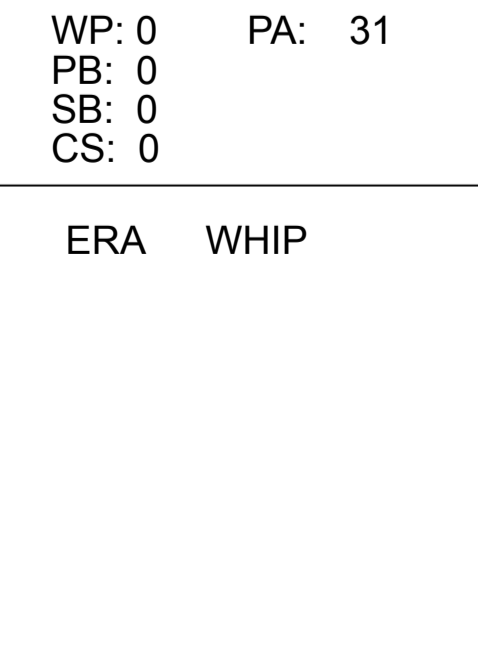
**BOTTOM**

**Montreal Expos @ Florida Marlins**  
Joe Robbie Stadium, Miami, FL

Tue May 24 1994, 7:05 PM EDT  
Att: 26,598 - Unknown - 81 F

livebaseballscores.com

<b>AB</b>	<b>29</b>
<b>R</b>	<b>1</b>
<b>H</b>	<b>3</b>
<b>RBI</b>	<b>1</b>
<b>BB</b>	<b>2</b>
<b>SO</b>	<b>4</b>
<b>LOB</b>	<b>5</b>



Batter	1	2	3	4	5	6	7	8	9	AB R H RBI BB SO LOB	TOP
Lou Frazier, S (1, 7) OBP: 0.412, SLG: 0.413	3-2 K 1B		1-0 CS 1B			2-1 P7	2-2 G3-1		3-1 F8	5 0 2 0 0 0 3	
Juan Bell, R (1, 4) OBP: 0.400, SLG: 0.435	1-3 K 1-2		2-0 L3			2-0 1B 1B		1-2 P3		4 1 1 0 0 1 2	
Marquis Grissom, R (1, 8) OBP: 0.307, SLG: 0.351	3-2 G5-3					1-2 L9		2-1 L9		4 0 0 0 0 1 1	
Larry Walker, L (1, 9) OBP: 0.354, SLG: 0.515		2-1 2B				1-1 G6-3		2-0 1B 1B		4 0 2 0 0 1 0	
Darrin Fletcher, L (1, 2) OBP: 0.371, SLG: 0.439		4-1 FC6-4 BB				2-0 HR		0-0 FC5-4 1B		3 1 2 2 1 0 0	
Mike Lansing, R (1, 5) OBP: 0.307, SLG: 0.362		3-2 F8				0-0 G5-3		1-1 FC5-4		4 1 1 0 0 0 4	
Cliff Floyd, L (1, 3) OBP: 0.314, SLG: 0.372		2-0 F8				1-1 P2		1-0 F8		4 0 1 0 0 0 2	
Wil Cordero, R (1, 6) OBP: 0.351, SLG: 0.392		1-1 FC6-4 1-2f				2-1 F9		2-1 2B		4 0 2 1 0 0 2	
Ken Hill, R (1, 1) OBP: 0.227, SLG: 0.150			1-2 G4-3			1-3 K		1-1 G3		3 0 0 0 0 1 1	
John Wetteland, R (8, 1)									0-0 SH1-4 1-2 2-3	0 0 0 0 0 0 0	
<b>Inning Stats</b>	R: 0 H: 1 E: 0 LOB: 0 K: 1 BB: 0 S: 12 P: 19	R: 0 H: 1 E: 0 LOB: 2 K: 0 BB: 1 S: 9 P: 21	R: 0 H: 1 E: 0 LOB: 0 K: 0 BB: 0 S: 5 P: 9	R: 1 H: 1 E: 0 LOB: 0 K: 1 BB: 0 S: 7 P: 13	R: 0 H: 0 E: 0 LOB: 0 K: 1 BB: 0 S: 7 P: 11	R: 1 H: 3 E: 0 LOB: 2 K: 0 BB: 0 S: 10 P: 18	R: 0 H: 1 E: 0 LOB: 1 K: 0 BB: 0 S: 8 P: 14	R: 0 H: 0 E: 0 LOB: 0 K: 1 BB: 0 S: 11 P: 16	R: 1 H: 3 E: 0 LOB: 2 K: 0 BB: 0 S: 10 P: 19	1B: 8 SF: 0 2B: 2 SAC: 1 3B: 0 DP: 0 HR: 1 HBP: 0	WP: 0 PA: 37 PB: 0 SB: 0 CS: 1
<b>PITCHER</b>	IP WLS BF H R ER SO BB IBB HBP BLK WP HR S P ERA WHIP										
Mark Gardner, R (1, 1) ERA: 5.02	6.0 L 24 7 2 2 3 1 0 0 0 0 0 1 50 91 3.00 1.333										
Yorkis Perez, L (7, 1) ERA: 4.12	2.1 10 3 1 1 1 0 0 0 0 0 0 0 25 39 3.86 1.286										
Jeremy Hernandez, R (9, 1) ERA: 3.0	0.2 3 1 0 0 0 0 0 0 0 0 0 0 4 10 0.00 1.500										

**Montreal Expos @ Florida Marlins**  
**Joe Robbie Stadium, Miami, FL**  
 Wed May 25 1994, 7:05 PM EDT  
 Att. 25,025 - Unknown - 79 F

[livebaseballscorecards.com](http://livebaseballscorecards.com)

<b>AB</b>	<b>35</b>
<b>R</b>	<b>3</b>
<b>H</b>	<b>11</b>
<b>RBI</b>	<b>3</b>
<b>BB</b>	<b>1</b>
<b>SO</b>	<b>4</b>
<b>LOB</b>	<b>15</b>



Batter	1	2	3	4	5	6	7	8	9	AB R H RBI BB SO LOB
Jerry Browne, S OBP: 0.355, SLG: 0.320 (1, 4) BB C C B C B (9, 7)	4-2 BB G5-3	3-2 G1-3			1-1 E BB 1B		0-1 G5-3		1-0 F7	4 0 1 0 1 0 4
Dave Magadan, L OBP: 0.372, SLG: 0.315 (1, 5) F X	0-1 G5-3		1-1 G4-3		4-2 SAFE E BB 1-2		0-2 SF8			2 0 0 1 1 0 1
Gary Sheffield, R OBP: 0.437, SLG: 0.708 (1, 9) X	0-0 G6-3		2-0 L9		3-2 E5		0-0 F8			4 0 0 0 0 0 3
Jeff Conine, R OBP: 0.360, SLG: 0.544 (1, 3) C B B F X	2-2 L6		1-3 K		0-0 L7			0-0 L6		4 0 0 0 0 1 4
Matias Carrillo, L OBP: 0.283, SLG: 0.314 Jeremy Hernandez, R (9, 1)		1-0 G5-3		0-3 K		2-2 1B		2-0 P8		4 0 1 0 0 1 0 0 0 0 0 0 0 0
Benito Santiago, R OBP: 0.353, SLG: 0.419 (1, 2)		2-1 1B BB 1B		2-3 K		2-0 F7		2-1 1B		4 0 2 0 0 1 1
Kurt Abbott, R OBP: 0.324, SLG: 0.371 (1, 6)		4-1 SAFE 1B BB 1-2		0-3 K		1-2 P3		2-3 K		3 0 0 0 1 2 2
Jesus Tavarez, S OBP: 0.273, SLG: 0.273 Yorkis Perez, L (7, 1) Bret Barberie, S OBP: 0.310, SLG: 0.389 (9, 4)		0-1 1-2 2-3 1B		2-2 G4-3		0-1 G3		2-2 F8		3 0 1 0 0 0 1 0 0 0 0 0 0 0 1 0 0 0 0 0 0
Mark Gardner, R (1, 1) Carl Everett, S OBP: 0.261, SLG: 0.372 (7, 8)		0-2 F9		0-0 F9		1-2 S G5-3 SF8 1B		1-3 K		2 0 0 0 0 0 3 2 1 1 0 0 1 0

<b>Inning Stats</b>	R: 0 E: 0 K: 0 S: 8	H: 0 LOB: 1 BB: 1 P: 14	R: 0 E: 0 K: 0 S: 13	H: 2 LOB: 3 BB: 1 P: 23	R: 0 E: 0 K: 1 S: 8	H: 0 LOB: 0 BB: 0 P: 12	R: 0 E: 0 K: 3 S: 10	H: 0 LOB: 0 BB: 0 P: 12	R: 0 E: 1 K: 0 S: 14	H: 1 LOB: 3 BB: 1 P: 23	R: 0 E: 0 K: 0 S: 10	H: 1 LOB: 1 BB: 0 P: 15	R: 1 E: 0 K: 0 S: 9	H: 1 LOB: 0 BB: 0 P: 10	R: 0 E: 0 K: 1 S: 7	H: 1 LOB: 1 BB: 0 P: 13	R: 0 E: 0 K: 1 S: 7	H: 0 LOB: 0 BB: 0 P: 11	1B: 6 2B: 0 3B: 0 HR: 0	SF: 1 SAC: 0 DP: 0 HBP: 0	WP: 0 PB: 0 SB: 1 CS: 0	PA: 37
---------------------	------------------------------	----------------------------------	-------------------------------	----------------------------------	------------------------------	----------------------------------	-------------------------------	----------------------------------	-------------------------------	----------------------------------	-------------------------------	----------------------------------	------------------------------	----------------------------------	------------------------------	----------------------------------	------------------------------	----------------------------------	----------------------------------	------------------------------------	----------------------------------	--------

PITCHER	IP	WLS	BF	H	R	ER	SO	BB	IBB	HBP	BLK	WP	HR	S	P	ERA	WHIP
Ken Hill, R ERA: 2.73 (1, 1)	7.0	W	30	5	1	1	4	3	0	0	0	0	0	72	109	1.29	1.143
John Wetteland, R ERA: 3.22 (8, 1)	2.0	S	7	1	0	0	2	0	0	0	0	0	0	14	24	0.00	0.500

**BOTTOM**

**Montreal Expos @ Florida Marlins**  
**Joe Robbie Stadium, Miami, FL**  
 Wed May 25 1994, 7:05 PM EDT  
 Att: 25,025 - Unknown - 79 F

<b>AB</b>	<b>33</b>
<b>R</b>	<b>1</b>
<b>H</b>	<b>6</b>
<b>RBI</b>	<b>1</b>
<b>BB</b>	<b>3</b>
<b>SO</b>	<b>6</b>
<b>LOB</b>	<b>19</b>



Batter	1	2	3	4	5	6	7	8	9	AB R H RBI BB SO LOB	TOP
--------	---	---	---	---	---	---	---	---	---	----------------------	-----

<b>Chuck Carr, S</b> <small>(1, 8)</small> <small>OBP: 0.387, SLG: 0.401</small>	2-1  G4-3		1-1  P5	0-1  L8			2-1  BB 2B 1B		0-3  K	5 1 1 0 0 1 1	
--	-----------------	--	---------------	---------------	--	--	---------------------------	--	--------------	---------------	--

<b>Dave Magadan, L</b> <small>(1, 5)</small> <small>OBP: 0.373, SLG: 0.307</small>	0-0  P7		4-2  1B BB SF8 BB		2-0  F8		0-0  L8		4-2  FC6-4 BB	3 1 0 0 2 0 1	
--	---------------	--	----------------------------	--	---------------	--	---------------	--	------------------------	---------------	--

<b>Gary Sheffield, R</b> <small>(1, 9)</small> <small>OBP: 0.442, SLG: 0.696</small>	4-2  BB		4-1  SF8 1B BB		1-1  G5-3		4-0  2B BB		1-1  FC6-4 1-2f	2 1 0 0 3 0 1	
--	---------------	--	-------------------------	--	-----------------	--	------------------	--	--------------------------	---------------	--

<b>Jeff Conine, R</b> <small>(1, 7)</small> <small>(7, 3)</small> <small>OBP: 0.368, SLG: 0.554</small>	1-0  F7		2-2  1B		2-1  1B		1-1  2B			4 0 3 2 0 0 1	
--	---------------	--	---------------	--	---------------	--	---------------	--	--	---------------	--

<b>Greg Colbrunn, R</b> <small>(1, 3)</small> <small>OBP: 0.100, SLG: 0.222</small> <b>Luis Aquino, R</b> <small>(7, 1)</small> <b>Jeff Mutis, L</b> <small>(8, 1)</small> <b>Jerry Browne, S</b> <small>(8, 4)</small> <small>OBP: 0.355, SLG: 0.320</small>			0-0  F8	0-0  SF8		0-1  F9		3-0  G6-3		3 0 0 1 0 0 2	
--	--	--	---------------	----------------	--	---------------	--	-----------------	--	---------------	--

<b>Benito Santiago, R</b> <small>(1, 2)</small> <small>OBP: 0.343, SLG: 0.406</small>			2-2  F9	0-0  L9		0-0  G5-3			1-3  K	4 0 0 0 0 1 2	
---	--	--	---------------	---------------	--	-----------------	--	--	--------------	---------------	--

<b>Alex Arias, R</b> <small>(1, 6)</small> <small>OBP: 0.323, SLG: 0.316</small>			1-1  1B 1B		1-0  G6-3		0-1  F9			4 0 1 0 0 0 0	
--	--	--	------------------	--	-----------------	--	---------------	--	--	---------------	--

<b>Bret Barberie, S</b> <small>(1, 4)</small> <small>OBP: 0.308, SLG: 0.385</small> <b>Robb Nen, R</b> <small>(8, 1)</small>			3-2  1B		1-1  G4-3		1-0  G4-3		2-2  F9	4 0 1 0 0 0 0	
--	--	--	---------------	--	-----------------	--	-----------------	--	---------------	---------------	--

<b>David Weathers, R</b> <small>(1, 1)</small> <small>OBP: 0.185, SLG: 0.083</small> <b>Jesus Tavarez, S</b> <small>(7, PH)</small> <small>(7, 7)</small> <small>OBP: 0.231, SLG: 0.231</small>			2-2  F8		4-2  BB		2-2  L1		2-2  F9	1 0 0 0 1 0 2	
---	--	--	---------------	--	---------------	--	---------------	--	---------------	---------------	--

Inning Stats	R: 0 H: 0 E: 0 K: 0 S: 6	H: 0 LOB: 1 BB: 1 P: 13	R: 0 H: 2 E: 0 K: 0 S: 13	H: 2 LOB: 2 BB: 0 P: 21	R: 1 H: 1 E: 0 K: 0 S: 11	H: 1 LOB: 2 BB: 2 P: 22	R: 0 H: 0 E: 0 K: 0 S: 8	H: 0 LOB: 1 BB: 1 P: 14	R: 0 H: 1 E: 0 K: 0 S: 7	H: 1 LOB: 1 BB: 0 P: 12	R: 0 H: 0 E: 0 K: 0 S: 4	H: 0 LOB: 0 BB: 0 P: 5	R: 2 H: 2 E: 0 K: 0 S: 9	H: 2 LOB: 1 BB: 1 P: 21	R: 0 H: 0 E: 0 K: 1 S: 10	H: 0 LOB: 0 BB: 0 P: 14	R: 0 H: 0 E: 0 K: 1 S: 10	H: 0 LOB: 1 BB: 1 P: 17	1B: 5 SF: 1	2B: 1 SAC: 0	3B: 0 DP: 0	HR: 0 HBP: 0	WP: 0 PA: 39
--------------	--------------------------	-------------------------	---------------------------	-------------------------	---------------------------	-------------------------	--------------------------	-------------------------	--------------------------	-------------------------	--------------------------	------------------------	--------------------------	-------------------------	---------------------------	-------------------------	---------------------------	-------------------------	-------------	--------------	-------------	--------------	--------------

PITCHER	IP	WLS	BF	H	R	ER	SO	BB	IBB	HBP	BLK	WP	HR	S	P	ERA	WHIP
<b>Salomon Torres, R</b> <small>(1, 1)</small> <small>ERA: 4.5</small>	6.2	W	31	6	3	3	0	5	0	0	0	0	0	57	104	4.05	1.650
<b>Tony Menendez, R</b> <small>(7, 1)</small> <small>ERA: 27.0</small>	0.1		1	0	0	0	0	0	0	0	0	0	0	1	4	0.00	0.000
<b>Michael Jackson, R</b> <small>(8, 1)</small> <small>ERA: 1.11</small>	1.0		3	0	0	0	1	0	0	0	0	0	0	10	14	0.00	0.000
<b>Rod Beck, R</b> <small>(9, 1)</small> <small>ERA: 2.84</small>	1.0	S	4	0	0	0	1	1	0	0	0	0	0	10	17	0.00	1.000

**Florida Marlins @ San Francisco Giants**  
 Candlestick Park, San Francisco, CA  
 Fri May 27 1994, 10:05 PM EDT  
 Att: 26,690 - Unknown - 53 F

<b>AB</b>	32
<b>R</b>	3
<b>H</b>	6
<b>RBI</b>	3
<b>BB</b>	6
<b>SO</b>	2
<b>LOB</b>	10




Batter	1	2	3	4	5	6	7	8	9	AB	R	H	RBI	BB	SO	LOB
<b>Darren Lewis, R</b> OBP: 0.361, SLG: 0.330 (1, 8) 			<b>F8</b> 1-0, 1-8 				<b>F9</b> 0-1, 0-8 			3	1	0	0	1	0	2
<b>John Patterson, S</b> OBP: 0.261, SLG: 0.272 (1, 4) 				<b>L4</b> 2-2, 2-4 				<b>G1-3</b> 1-1, 1-8 		4	1	1	4	0	0	0
<b>Dave Martinez, L</b> OBP: 0.257, SLG: 0.265 (1, 9) 				<b>G3</b> 0-2, 0-9 		<b>F7</b> 1-2, 1-9 		<b>1B</b> 1-1, 1-8 		4	0	1	0	0	1	0
<b>Barry Bonds, L</b> OBP: 0.424, SLG: 0.615 (1, 7) 				<b>2B</b> 3-2, 3-7 			<b>G3</b> 3-2, 3-7 	<b>K</b> 2-2, 2-8 		4	0	1	0	0	1	1
<b>Royce Clayton, R</b> OBP: 0.315, SLG: 0.384 (1, 6) 				<b>G5-3</b> 0-0, 0-6 			<b>G6-3</b> 2-1, 2-6 	<b>1B</b> 1-1, 1-8 		4	0	1	0	0	0	1
<b>Todd Benzinger, S</b> OBP: 0.290, SLG: 0.366 (1, 3) 						<b>HR</b> 0-0, 0-3 	<b>G3</b> 1-2, 1-3 			3	1	1	0	0	1	0
<b>Steve Scarosone, R</b> OBP: 0.389, SLG: 0.438 <b>Mike Benjamin, R</b> OBP: 0.476, SLG: 0.600 (1, 5) (9, 5) 						<b>HR</b> 0-2, 0-5 	<b>SH1-4</b> 0-1, 0-5 			3	1	3	0	0	0	0
<b>Kirt Manwaring, R</b> OBP: 0.294, SLG: 0.348 (1, 2) 						<b>G5-3</b> 1-0, 1-2 	<b>SH1-4</b> 0-0, 0-2 			2	0	0	0	0	0	3
<b>Salomon Torres, R</b> OBP: 0.200, SLG: 0.200 <b>Tony Menendez, R</b> (7, 1) <b>Willie McGee, S</b> OBP: 0.314, SLG: 0.389 <b>Michael Jackson, R</b> (8, 1) <b>Rod Beck, R</b> (9, 1) 							<b>G4-3</b> 3-2, 3-1 			1	0	0	0	0	1	2

Inning Stats	R: 0	H: 0	E: 0	K: 1	S: 7	L: 0	LOB: 0	BB: 0	P: 8	R: 0	H: 0	E: 0	K: 1	S: 8	L: 0	LOB: 0	BB: 0	P: 14	R: 0	H: 1	E: 0	K: 0	S: 6	R: 4	H: 3	E: 0	K: 1	S: 14	R: 0	H: 0	E: 0	K: 0	S: 8	R: 0	H: 2	E: 0	K: 1	S: 9	L: 0	LOB: 2	BB: 0	P: 14	1B: 4	2B: 3	3B: 0	HR: 1	SF: 0	SAC: 2	DP: 0	HBP: 0	WP: 0	PA: 32
--------------	------	------	------	------	------	------	--------	-------	------	------	------	------	------	------	------	--------	-------	-------	------	------	------	------	------	------	------	------	------	-------	------	------	------	------	------	------	------	------	------	------	------	--------	-------	-------	-------	-------	-------	-------	-------	--------	-------	--------	-------	--------

PITCHER	IP	WLS	BF	H	R	ER	SO	BB	IBB	HBP	BLK	WP	HR	S	P	ERA	WHIP
<b>David Weathers, R</b> ERA: 3.34 (1, 1)	6.0	L	24	5	4	4	3	1	0	0	0	0	1	57	87	6.00	1.000
<b>Luis Aquino, R</b> ERA: 6.35 (7, 1)	1.1		5	1	0	0	0	0	0	0	0	0	0	11	15	0.00	0.750
<b>Jeff Mutis, L</b> ERA: 6.35 (8, 1)	0.1		2	1	0	0	1	0	0	0	0	0	0	5	8	0.00	3.000
<b>Robb Nen, R</b> ERA: 3.38 (8, 1)	0.1		1	1	0	0	0	0	0	0	0	0	0	2	3	0.00	3.000

**Florida Marlins @ San Francisco Giants**  
Candlestick Park, San Francisco, CA  
Fri May 27 1994, 10:05 PM EDT  
Att: 26,690 - Unknown - 53 F

AB	29
R	4
H	8
RBI	4
BB	1
SO	4
LOB	10



Batter	1	2	3	4	5	6	7	8	9	AB R H RBI BB SO LOB	TOP	
<b>Chuck Carr, S</b> (1, 8) <small>OBP: 0.393, SLG: 0.404</small>	1-1 		4-1 		1-2 		1-2 		2-2 	4 1 2 1 1 0 1	<b>Florida Marlins @ San Francisco Giants</b> Candlestick Park, San Francisco, CA Sat May 28 1994, 6:33 AM EDT Att. 26,379 - Sunny - 72 F	
<b>Jerry Browne, S</b> (1, 7) <small>OBP: 0.357, SLG: 0.318</small>	1-1 		4-1 		2-1 		1-1 	1-3 	4 0 1 0 1 1 2			
<b>Dave Magadan, L</b> (1, 5) <small>OBP: 0.369, SLG: 0.302</small>	1-3 		1-1 		1-0 		4-2 		2 0 0 1 1 1 1			
<b>Jeff Conine, R</b> (1, 3) <small>OBP: 0.361, SLG: 0.542</small>		1-0 	3-2 			0-0 	1-0 		4 0 0 0 0 0 4			
<b>Matias Carrillo, L</b> (1, 9) <small>OBP: 0.281, SLG: 0.309</small> <b>Jeremy Hernandez, R</b> (8, 1)		1-1 		3-2 		2-3 		2-3 	4 0 1 0 0 2 0 0 0 0 0 0 0 0			
<b>Benito Santiago, R</b> (1, 2) <small>OBP: 0.347, SLG: 0.405</small>		2-2 		0-1 		1-1 		4-2 	3 0 1 0 1 0 1			
<b>Alex Arias, R</b> (1, 6) <small>OBP: 0.319, SLG: 0.311</small>		2-3 		0-1 		0-0 		2-3 	4 0 1 0 0 2 3			
<b>Bret Barberie, S</b> (1, 4) <small>OBP: 0.307, SLG: 0.377</small>			1-1 	1-2 			1-3 		3 1 0 0 1 1 1			
<b>Pat Rapp, R</b> (1, 1) <small>OBP: 0.188, SLG: 0.250</small> <b>Luis Aquino, R</b> (6, 1) <small>OBP: 0.192, SLG: 0.222</small> <b>Greg Colbrunn, R</b> (7, PH) <small>OBP: 0.192, SLG: 0.222</small> <b>Richie Lewis, R</b> (7, 1) <small>OBP: 0.231, SLG: 0.231</small> <b>Yorkis Perez, L</b> (7, 1) <small>OBP: 0.231, SLG: 0.231</small> <b>Jesus Tavarez, S</b> (8, 9)			3-2 		0-0 		4-2 	1-0 	2 1 1 0 0 0 0 0 0 0 0 0 0 0 0 0 0 0 0 1 0			
<b>Inning Stats</b>	R: 0 H: 0 E: 0 LOB: 0 K: 1 BB: 0 S: 7 P: 10	R: 0 H: 1 E: 1 LOB: 1 K: 1 BB: 0 S: 11 P: 17	R: 1 H: 1 E: 0 LOB: 2 K: 0 BB: 2 S: 13 P: 29	R: 0 H: 1 E: 0 LOB: 1 K: 0 BB: 0 S: 10 P: 14	R: 0 H: 1 E: 0 LOB: 1 K: 0 BB: 0 S: 7 P: 11	R: 0 H: 1 E: 1 LOB: 1 K: 1 BB: 0 S: 7 P: 10	R: 1 H: 1 E: 0 LOB: 2 K: 1 BB: 2 S: 13 P: 25	R: 0 H: 0 E: 0 LOB: 0 K: 2 BB: 1 S: 8 P: 16	R: 1 H: 1 E: 0 LOB: 1 K: 1 BB: 1 S: 13 P: 20	1B: 6 SF: 1 2B: 2 SAC: 1 3B: 0 DP: 1 HR: 0 HBP: 0		WP: 0 PA: 38 PB: 1 SB: 0 CS: 2
<b>PITCHER</b> <b>Mark Portugal, R</b> (1, 1) <small>ERA: 4.02</small> <b>Dave Burba, R</b> (7, 1) <small>ERA: 3.63</small> <b>Pat Gomez, L</b> (9, 1) <small>ERA: 1.5</small>	IP WLS BF H R ER SO BB IBB HBP BLK WP HR S P ERA WHIP											IP WLS BF H R ER SO BB IBB HBP BLK WP HR S P ERA WHIP
	6.0 0 25 5 1 1 3 2 0 0 0 0 0 0 55 91 1.50 1.167 2.0 0 9 1 1 0 3 3 0 0 0 0 0 0 21 41 0.00 2.000 1.0 L 4 1 1 1 1 1 1 0 0 0 0 0 0 13 20 9.00 2.000											

livebaseballscorecards.com

AB	30
R	3
H	7
RBI	2
BB	6
SO	7
LOB	13





Batter	1	2	3	4	5	6	7	8	9	AB	R	H	RBI	BB	SO	LOB
<b>Darren Lewis, R</b> OBP: 0.367, SLG: 0.326 (1, 8)	0-0 L9		4-0 BB		0-1 L9		4-2 1B S BB	4-0 1-2 2-3 BB		2	0	0	0	3	0	0
<b>John Patterson, S</b> OBP: 0.258, SLG: 0.267 (1, 4)	3-2 F7		0-0 L7		3-2 G1		1-3 FC6-4 1B	1-3 K		5	0	1	0	0	1	5
<b>Matt Williams, R</b> OBP: 0.311, SLG: 0.577 (1, 5)	0-1 F9		0-0 L7		2-0 F7		2-3 K		0-0 P2	5	0	0	0	0	1	4
<b>Barry Bonds, L</b> OBP: 0.423, SLG: 0.608 (1, 7)		1-2 G6-3		2-2 F9		0-0 1B BB	0-0 P4		1-1 G4-6-3 1B	5	1	2	0	0	0	2
<b>Willie McGee, S</b> OBP: 0.324, SLG: 0.395 (1, 9)		1-0 G6-3 2B		4-2 1B BB		4-2 1B BB	1-0 FC6-4		1-1 G4-6-3	3	1	1	0	2	0	3
<b>Royce Clayton, R</b> OBP: 0.319, SLG: 0.383 (1, 6)		2-1 G6-3		4-2 1B BB		1-0 1B		1-0 P4		3	0	1	1	1	0	1
<b>Todd Benzing, S</b> OBP: 0.289, SLG: 0.363 (1, 3)		1-3 K		3-2 1B		0-1 L7		2-0 G4-3		4	0	1	1	0	1	3
<b>Kirt Manwaring, R</b> OBP: 0.293, SLG: 0.353 (1, 2)			2-2 P3		3-2 P6		0-3 K	0-1 BB 2B		4	0	1	0	0	1	4
<b>Mark Portugal, R</b> OBP: 0.333, SLG: 0.440 (1, 1)			2-1 2B		1-1 F8		1-3 K	4-0 BB IBB		2	0	1	0	0	0	2
<b>Erik Johnson, R</b> OBP: 0.154, SLG: 0.154 (6, PH)										1	0	0	0	0	1	2
<b>Dave Burba, R</b> (7, 1)										0	0	0	0	0	0	0
<b>Dave Martinez, L</b> OBP: 0.267, SLG: 0.265 (8, PH)										0	0	0	0	1	0	0
<b>Pat Gomez, L</b> (9, 1)										0	0	0	0	0	0	0

Inning Stats	R: 0	H: 0	E: 0	K: 0	S: 7	H: 0	LOB: 0	BB: 0	P: 10	R: 0	H: 1	E: 0	K: 1	S: 9	H: 1	LOB: 1	BB: 0	P: 14	R: 0	H: 1	E: 0	K: 0	S: 10	H: 1	LOB: 2	BB: 1	P: 18	R: 1	H: 1	E: 0	K: 0	S: 22	R: 0	H: 0	E: 0	K: 0	S: 10	R: 1	H: 2	E: 0	K: 2	S: 12	H: 2	LOB: 2	BB: 1	P: 18	R: 0	H: 1	E: 0	K: 1	S: 9	H: 1	LOB: 2	BB: 1	P: 18	R: 0	H: 1	E: 0	K: 1	S: 7	H: 1	LOB: 3	BB: 2	P: 19	R: 0	H: 1	E: 0	K: 0	S: 5	H: 1	LOB: 0	BB: 0	P: 7	1B: 5	2B: 3	3B: 0	HR: 0	SF: 0	SAC: 0	DP: 1	HBP: 0	WP: 0	PA: 41
--------------	------	------	------	------	------	------	--------	-------	-------	------	------	------	------	------	------	--------	-------	-------	------	------	------	------	-------	------	--------	-------	-------	------	------	------	------	-------	------	------	------	------	-------	------	------	------	------	-------	------	--------	-------	-------	------	------	------	------	------	------	--------	-------	-------	------	------	------	------	------	------	--------	-------	-------	------	------	------	------	------	------	--------	-------	------	-------	-------	-------	-------	-------	--------	-------	--------	-------	--------

PITCHER	IP	WLS	BF	H	R	ER	SO	BB	IBB	HBP	BLK	WP	HR	S	P	ERA	WHIP
<b>Pat Rapp, R</b> ERA: 4.53 (1, 1)	5.0		24	5	2	2	1	4	0	0	0	0	0	62	104	3.60	1.800
<b>Luis Aquino, R</b> ERA: 6.08 (6, 1)	1.0		3	0	0	0	2	0	0	0	0	0	0	8	9	0.00	0.000
<b>Richie Lewis, R</b> ERA: 2.89 (7, 1)	0.1		3	1	0	0	1	1	0	0	0	0	0	7	15	0.00	6.000
<b>Yorkis Perez, L</b> ERA: 3.98 (7, 1)	0.2		2	0	0	0	0	0	0	0	0	0	0	2	3	0.00	0.000
<b>Jeremy Hernandez, R</b> ERA: 2.74 (8, 1)	2.0	W	9	2	0	0	1	1	1	0	0	0	0	12	26	0.00	1.500

**BOTTOM**

**Florida Marlins @ San Francisco Giants**  
Candlestick Park, San Francisco, CA

Sat May 28 1994, 6:33 AM EDT  
Att. 26,379 - Sunny - 72 F

livebaseballscorecards.com

<b>AB</b>	<b>34</b>
<b>R</b>	<b>2</b>
<b>H</b>	<b>8</b>
<b>RBI</b>	<b>2</b>
<b>BB</b>	<b>7</b>
<b>SO</b>	<b>5</b>
<b>LOB</b>	<b>26</b>



Batter	1	2	3	4	5	6	7	8	9	AB R H RBI BB SO LOB	TOP														
<b>Chuck Carr, S</b> (1, 8) OBP: 0.393, SLG: 0.404	0-3 <b>K</b>		0-0 <b>1B</b>		0-0 <b>1B</b>		0-1 <b>P3</b>		1-1 <b>F7</b>	5 0 2 0 0 1 3	<b>Florida Marlins @ San Francisco Giants</b> Candlestick Park, San Francisco, CA Sun May 29 1994, 6:33 AM EDT Att. 30,332 - Sunny - 74 F														
<b>Jesus Tavarez, S</b> (1, 9) OBP: 0.176, SLG: 0.176	0-0 <b>G1-5-3</b>		2-1 <b>G5-3</b>			0-3 <b>K</b>		0-1 <b>G6-3</b>	4 0 0 0 0 1 1																
<b>Jerry Browne, S</b> (1, 5) OBP: 0.362, SLG: 0.324	1-2 <b>G4-3</b>			0-2 <b>FC4-6</b> <b>1B</b>		0-1 <b>G5-3</b>		0-0 <b>FC5-4</b> <b>1B</b>	4 0 2 0 0 0 0																
<b>Jeff Conine, R</b> (1, 7) OBP: 0.358, SLG: 0.534		1-1 <b>F9</b>		1-0 <b>FC4-6</b> <b>G6-3</b> <b>1-2f</b>		0-0 <b>P4</b>		4-1 <b>FC5-4</b> <b>BB</b>	3 0 0 0 1 0 1																
<b>Greg Colbrunn, R</b> (1, 3) OBP: 0.200, SLG: 0.231		1-2 <b>F7</b>		1-1 <b>G6-3</b> <b>1-2f</b>			0-0 <b>2B</b> <b>1B</b>	1-0 <b>FC5-4</b> <b>1-2f</b> <b>2-3</b>	4 1 1 0 0 0 3																
<b>Bret Barberie, S</b> (1, 4) OBP: 0.317, SLG: 0.400		2-0 <b>1B</b> <b>2B</b>			2-2 <b>2B</b> <b>1B</b>		1-1 <b>2B</b>	3-2 <b>G3</b>	4 0 3 1 0 0 2																
<b>Ron Tingley, R</b> (1, 2) OBP: 0.227, SLG: 0.256		1-1 <b>1B</b>		0-0 <b>1B</b> <b>2B</b>			1-1 <b>G6-3</b>		3 0 2 0 0 0 1																
<b>Benito Santiago, R</b> (9, PH) OBP: 0.345, SLG: 0.402		2-H <b>1B</b>		1-3 <b>2B</b>				1-1 <b>G5-3</b>	1 0 0 0 0 0 0																
<b>Alex Arias, R</b> (1, 6) OBP: 0.301, SLG: 0.292			0-1 <b>G4-3</b>		1-1 <b>G5-3</b>		0-1 <b>P3</b>	2-2 <b>G1-3</b>	4 0 0 0 0 0 3																
<b>Charlie Hough, R</b> (1, 1) OBP: 0.236, SLG: 0.200			1-3 <b>K</b>		1-3 <b>K</b>		4-0 <b>BB</b>	0-0 <b>1B</b>	2 0 0 0 0 0 2 2																
<b>Russ Morman, R</b> (7, PH) OBP: 0.373, SLG: 0.308									0 0 0 0 0 1 0 0																
<b>Richie Lewis, R</b> (7, 1) OBP: 0.185, SLG: 0.083									0 0 0 0 0 0 0 0																
<b>Jeremy Hernandez, R</b> (8, 1)									0 0 0 0 0 0 0 0																
<b>Dave Magadan, L</b> (9, PH)									1 0 1 0 0 0 0 0																
<b>David Weathers, R</b> (9, PR)									0 0 0 0 0 0 0 0																
<b>Inning Stats</b>	R: 0 E: 0 K: 1 S: 8	H: 0 LOB: 0 BB: 0 P: 9	R: 0 E: 0 K: 0 S: 8	H: 2 LOB: 2 BB: 0 P: 13	R: 0 E: 0 K: 1 S: 8	H: 1 LOB: 1 BB: 0 P: 11	R: 0 E: 0 K: 0 S: 8	H: 1 LOB: 0 BB: 0 P: 10	R: 0 E: 0 K: 1 S: 12	H: 3 LOB: 3 BB: 0 P: 16	R: 0 E: 0 K: 1 S: 7	H: 0 LOB: 0 BB: 0 P: 7	R: 1 E: 0 K: 0 S: 9	H: 2 LOB: 2 BB: 1 P: 15	R: 0 E: 0 K: 0 S: 9	H: 1 LOB: 2 BB: 1 P: 17	R: 0 E: 0 K: 0 S: 8	H: 1 LOB: 1 BB: 0 P: 12	1B: 8 2B: 3 3B: 0 HR: 0	SF: 0 SAC: 0 DP: 1 HBP: 0	WP: 0 PB: 0 SB: 0 CS: 0	PA: 37			
<b>PITCHER</b>	IP	WLS	BF	H	R	ER	SO	BB	IBB	HBP	BLK	WP	HR	S	P	ERA	WHIP								
<b>Bryan Hickerson, L</b> (1, 1) ERA: 4.76	7.1		30	10	1	1	4	1	0	0	0	0	0	63	84	1.23	1.500								
<b>Michael Jackson, R</b> (8, 1) ERA: 1.09	0.2	W	3	0	0	0	0	1	0	0	0	0	0	6	14	0.00	1.500								
<b>Rod Beck, R</b> (9, 1) ERA: 2.63	1.0	S	4	1	0	0	0	0	0	0	0	0	0	8	12	0.00	1.000								

<b>AB</b>	<b>35</b>
<b>R</b>	<b>1</b>
<b>H</b>	<b>11</b>
<b>RBI</b>	<b>1</b>
<b>BB</b>	<b>2</b>
<b>SO</b>	<b>4</b>
<b>LOB</b>	<b>16</b>



Batter	1	2	3	4	5	6	7	8	9	AB	R	H	RBI	BB	SO	LOB
<b>Darren Lewis, R</b> OBP: 0.362, SLG: 0.320 (1, 8) 										3	0	0	0	0	1	0
<b>John Patterson, S</b> OBP: 0.268, SLG: 0.278 (1, 4) 										4	1	2	0	0	0	1
<b>Matt Williams, R</b> OBP: 0.315, SLG: 0.578 (1, 5) 										3	2	1	1	1	2	1
<b>Barry Bonds, L</b> OBP: 0.425, SLG: 0.603 (1, 7) 										3	0	1	0	1	0	2
<b>Willie McGee, S</b> OBP: 0.329, SLG: 0.398 (1, 9) 										4	0	2	1	0	0	1
<b>Royce Clayton, R</b> OBP: 0.317, SLG: 0.380 (1, 6) 										4	0	1	1	0	0	3
<b>Todd Benzinger, S</b> OBP: 0.290, SLG: 0.359 (1, 3) 										2	0	0	0	0	1	1
<b>Kirt Manwaring, R</b> OBP: 0.287, SLG: 0.345 (1, 2) 										3	0	0	0	0	1	2
<b>Bryan Hickerson, L</b> OBP: 0.250, SLG: 0.167 (1, 1) <b>Michael Jackson, R</b> (8, 1) <b>Dave Martinez, L</b> OBP: 0.263, SLG: 0.261 (8, PH) <b>Rod Beck, R</b> (9, 1)										2	0	0	0	0	0	0
<b>Inning Stats</b>	R: 0 H: 1 E: 0 LOB: 1 K: 2 BB: 0 S: 11 P: 19	R: 0 H: 1 E: 0 LOB: 1 K: 0 BB: 0 S: 6 P: 10	R: 0 H: 0 E: 0 LOB: 0 K: 0 BB: 0 S: 7 P: 8	R: 1 H: 1 E: 1 LOB: 1 K: 0 BB: 1 S: 7 P: 11	R: 0 H: 0 E: 1 LOB: 1 K: 0 BB: 0 S: 6 P: 7	R: 0 H: 1 E: 0 LOB: 0 K: 1 BB: 0 S: 7 P: 10	R: 0 H: 0 E: 0 LOB: 0 K: 2 BB: 0 S: 12 P: 15	R: 2 H: 3 E: 0 LOB: 2 K: 0 BB: 1 S: 20 P: 28		1B: 6 SF: 0 2B: 1 SAC: 1 3B: 0 DP: 1 HR: 0 HBP: 1	WP: 2 PA: 33 PB: 0 SB: 0 CS: 1					

**BOTTOM**

Florida Marlins @ San Francisco Giants  
 Candlestick Park, San Francisco, CA  
 Sun May 29 1994, 6:33 AM EDT  
 Att: 30,332 - Sunny - 74 F

livebaseballscorecards.com

AB	29
R	3
H	7
RBI	3
BB	2
SO	5
LOB	11



		PITCHER																
		IP	WLS	BF	H	R	ER	SO	BB	IBB	HBP	BLK	WP	HR	S	P	ERA	WHIP
<b>Charlie Hough, R</b> ERA: 4.5 (1, 1)		6.0		23	4	1	1	3	1	0	1	0	1	0	44	65	1.50	0.833
<b>Richie Lewis, R</b> ERA: 3.54 (7, 1)		1.2	L	9	3	2	2	2	0	1	0	0	0	0	26	37	10.80	1.800
<b>Jeremy Hernandez, R</b> ERA: 2.7 (8, 1)		0.1		1	0	0	0	0	0	0	0	0	0	0	6	6	0.00	0.000

Batter	1	2	3	4	5	6	7	8	9	AB R H RBI BB SO LOB	TOP	
<b>Chuck Carr, S</b> (1, 8) <small>OBP: 0.383, SLG: 0.392</small>	1-0 	1-3 		2-2 	0-1 			1-3 		5 0 0 0 0 2 4	<b>Florida Marlins @ Houston Astros</b> Astrodome, Houston, TX Mon May 30 1994, 4:33 AM EDT Att. 29,854 - Dome	
<b>Jerry Browne, S</b> (1, 5) <small>OBP: 0.356, SLG: 0.313</small> <b>Robb Nen, R</b> (8, 1)	2-2 		4-2 	2-1 	0-1 			2-1 		4 1 0 0 1 0 0 0 0 0 0 0 0 0		
<b>Matias Carrillo, L</b> (1, 9) <small>OBP: 0.323, SLG: 0.356</small>	1-0 		1-1 	0-2 	4-0 			0-1 		4 1 3 0 1 0 0		
<b>Jeff Conine, R</b> (1, 7) <small>OBP: 0.364, SLG: 0.533</small>	0-1 		0-0 	2-2 	4-2 			3-3 		4 0 2 2 1 1 1		
<b>Russ Morman, R</b> (1, 3) <small>OBP: 0.400, SLG: 0.750</small> <b>Luis Aquino, R</b> (6, 1) <b>Alex Arias, R</b> (8, 5) <small>OBP: 0.297, SLG: 0.288</small>	1-3 		0-3 		1-1 	0-2 		2-1 		4 0 1 0 0 2 5 0 0 0 0 0 0 0 1 0 0 0 0 0 0		
<b>Benito Santiago, R</b> (1, 2) <small>OBP: 0.349, SLG: 0.407</small>		1-2 	1 SAFE 	4-2 	2-3 		0-1 			3 1 1 0 1 1 1		
<b>Kurt Abbott, R</b> (1, 6) <small>OBP: 0.322, SLG: 0.368</small>		0-1 	1-2 	0-0 	1-3 					4 0 1 1 0 1 3		
<b>Bret Barberie, S</b> (1, 4) <small>OBP: 0.327, SLG: 0.401</small>		2-2 	2-2 	4-0 	3-1 					2 0 1 0 1 0 0		
<b>Chris Hammond, L</b> (1, 1) <small>OBP: 0.211, SLG: 0.176</small> <b>Greg Colbrunn, R</b> (6, 3) <small>OBP: 0.188, SLG: 0.214</small>	1 SAFE 	0-0 	2-3 	4-1 	1-0 					1 0 0 0 1 1 3 1 0 0 0 0 0 0		
<b>Inning Stats</b>	R: 0 H: 2 E: 0 LOB: 2 K: 1 BB: 0 S: 10 P: 15	R: 1 H: 3 E: 0 LOB: 1 K: 1 BB: 0 S: 12 P: 16	R: 2 H: 2 E: 0 LOB: 3 K: 2 BB: 2 S: 19 P: 33	R: 0 H: 1 E: 0 LOB: 1 K: 0 BB: 0 S: 11 P: 17	R: 0 H: 1 E: 0 LOB: 3 K: 1 BB: 2 S: 9 P: 20	R: 0 H: 0 E: 0 LOB: 1 K: 0 BB: 2 S: 9 P: 17	R: 0 H: 0 E: 0 LOB: 0 K: 1 BB: 0 S: 7 P: 11	R: 0 H: 0 E: 0 LOB: 0 K: 1 BB: 0 S: 6 P: 10	R: 0 H: 0 E: 0 LOB: 0 K: 1 BB: 0 S: 7 P: 12	1B: 6 SF: 0 2B: 3 SAC: 1 3B: 1 DP: 1 HR: 0 HBP: 1	WP: 0 PA: 41 PB: 0 SB: 0 CS: 0	
<b>PITCHER</b> <b>Darryl Kile, R</b> (1, 1) <small>ERA: 4.61</small> <b>Tom Edens, R</b> (8, 1) <small>ERA: 2.67</small>	IP WLS BF H R ER SO BB IBB HBP BLK WP HR S P ERA WHIP											<b>PITCHER</b> IP WLS BF H R ER SO BB IBB HBP BLK WP HR S P ERA WHIP

livebaseballscorecards.com

**AB** 33  
**R** 3  
**H** 9  
**RBI** 3  
**BB** 6  
**SO** 8  
**LOB** 17



Batter	1	2	3	4	5	6	7	8	9	AB R H RBI BB SO LOB
<b>James Mouton, R</b> OBP: 0.320, SLG: 0.309 (1, 9)	1-3 <b>K</b>		1-0 <b>F7</b>			1-2 <b>1B</b> <b>1B</b>	2-2 <b>FC5-4</b>		1-3 <b>K</b>	5 1 1 0 0 2 3
<b>Steve Finley, L</b> OBP: 0.326, SLG: 0.450 (1, 8)	0-0 <b>L9</b>		1-1 <b>G3</b>			0-2 <b>5 BB</b> <b>1B</b> <b>G3-2-3</b> <b>1B</b>		2-3 <b>K</b>	4-0 <b>1B</b> <b>BB</b>	4 0 1 0 1 1 0
<b>Craig Biggio, R</b> OBP: 0.423, SLG: 0.484 (1, 4)	4-0 <b>5</b> <b>1B</b> <b>BB</b>		0-0 <b>G6-3</b>			1-2 <b>G3-2-3</b> <b>5 BB</b> <b>1B</b>		1-2 <b>1B</b>	0-2 <b>1B</b>	4 1 3 2 1 0 0
<b>5 Jeff Bagwell, R</b> OBP: 0.414, SLG: 0.596 (1, 3)	1-0 <b>1B</b>			3-1 <b>F8</b>		4-2 <b>G3-2-3</b> <b>BB</b>		0-1 <b>2B</b>		3 0 2 1 1 0 0
<b>Luis Gonzalez, L</b> OBP: 0.328, SLG: 0.410 (1, 7)	1-2 <b>G3</b>			0-0 <b>F7</b>		0-2 <b>G3-2-3</b>		4-0 <b>IBB</b>		3 0 0 0 1 0 4
<b>Andujar Cedeno, R</b> OBP: 0.333, SLG: 0.465 (1, 6)				1-2 <b>G4-3</b>		1-2 <b>P6</b>		1-3 <b>K</b>		4 0 0 0 0 1 4
<b>Andy Stankiewicz, R</b> OBP: 0.381, SLG: 0.459 <b>Chris Donnels, L</b> OBP: 0.420, SLG: 0.558 (9, PH)				1-0 <b>L3</b>		2-1 <b>F8</b>			0-0 <b>BB</b> <b>SH1-4</b> <b>1B</b>	3 0 0 0 0 0 0 1 1 1 0 0 0 0
<b>Scott Servais, R</b> OBP: 0.215, SLG: 0.349 (1, 2)				3-2 <b>HR</b>		1-2 <b>G5-3</b>			0-0 <b>SH1-4</b>	3 1 1 1 0 0 0
<b>Darryl Kile, R</b> OBP: 0.095, SLG: 0.190 <b>Kevin Bass, S</b> OBP: 0.397, SLG: 0.500 <b>Tom Edens, R</b> <b>Sid Bream, L</b> OBP: 0.524, SLG: 0.438 (9, PH)				0-3 <b>K</b>		0-3 <b>K</b>			4-0 <b>1B</b> <b>BB</b> <b>IBB</b>	2 0 0 0 0 2 0 1 0 1 0 0 0 0 0 0 0 0 0 0 0 0 0 0 0 1 0 0

**BOTTOM**

**Florida Marlins @ Houston Astros**  
Astrodome, Houston, TX  
Mon May 30 1994, 4:33 AM EDT  
Att. 29,854 - Dome

livebaseballscorecards.com

<b>AB</b>	<b>33</b>
<b>R</b>	<b>4</b>
<b>H</b>	<b>10</b>
<b>RBI</b>	<b>4</b>
<b>BB</b>	<b>5</b>
<b>SO</b>	<b>6</b>
<b>LOB</b>	<b>11</b>



Inning Stats	R: 1	H: 1	E: 1	K: 1	S: 8	LOB: 1	BB: 1	P: 15	R: 1	H: 1	E: 0	K: 1	S: 9	LOB: 0	BB: 0	P: 14	R: 0	H: 0	E: 0	K: 0	S: 4	LOB: 0	BB: 0	P: 6	R: 0	H: 0	E: 0	K: 1	S: 8	LOB: 0	BB: 0	P: 11	R: 1	H: 3	E: 0	K: 0	S: 22	LOB: 2	BB: 1	P: 29	R: 0	H: 1	E: 0	K: 0	S: 14	LOB: 1	BB: 0	P: 23	R: 0	H: 2	E: 0	K: 2	S: 12	LOB: 2	BB: 1	P: 20	R: 1	H: 2	E: 0	K: 1	S: 13	LOB: 3	BB: 2	P: 22	1B: 8	2B: 1	3B: 0	HR: 1	SF: 0	SAC: 1	DP: 1	HBP: 0	WP: 0	PB: 0	SB: 0	CS: 0	PA: 39
--------------	------	------	------	------	------	--------	-------	-------	------	------	------	------	------	--------	-------	-------	------	------	------	------	------	--------	-------	------	------	------	------	------	------	--------	-------	-------	------	------	------	------	-------	--------	-------	-------	------	------	------	------	-------	--------	-------	-------	------	------	------	------	-------	--------	-------	-------	------	------	------	------	-------	--------	-------	-------	-------	-------	-------	-------	-------	--------	-------	--------	-------	-------	-------	-------	--------

PITCHER	IP	WLS	BF	H	R	ER	SO	BB	IBB	HBP	BLK	WP	HR	S	P	ERA	WHIP
<b>Chris Hammond, L</b> ERA: 1.92 (1, 1)	5.2		23	5	3	2	3	2	0	0	0	0	1	54	81	3.18	1.235
<b>Luis Aquino, R</b> ERA: 5.61 (6, 1)	2.0		9	3	0	0	1	0	1	0	0	0	0	25	42	0.00	1.500
<b>Robb Nen, R</b> ERA: 3.58 (8, 1)	1.0	L	7	2	1	1	2	1	1	0	0	0	0	17	27	9.00	3.000

Batter	1	2	3	4	5	6	7	8	9	AB R H RBI BB SO LOB
<b>Chuck Carr, S</b> (1, 8) OBP: 0.374, SLG: 0.383	1-2 P4			0-0 F8		0-0 P6	1-2 F9			4 0 0 0 0 0 1
<b>Jerry Browne, S</b> (1, 5) OBP: 0.367, SLG: 0.328	2-2 G6-3 1B			0-1 1B		3-2 F9 1B 1B	3-2 G6-3			4 1 3 0 0 0 1
<b>Bret Barberie, S</b> (1, 4) OBP: 0.326, SLG: 0.398	0-0 G6-3 1-2f			1-0 L5		1-0 1B 1B	3-2 G3			4 1 1 0 0 0 2
<b>Jeff Conine, R</b> (1, 7) OBP: 0.357, SLG: 0.522			1-3 K		2-3 K	1-2 F9	0-0 F8			4 0 0 0 0 2 3
<b>Benito Santiago, R</b> (1, 2) OBP: 0.346, SLG: 0.403			1-1 F9		0-0 F9	1-0 1B 1B	3-2 G1-4-3			4 0 1 1 0 0 0
<b>Russ Morman, R</b> (1, 3) OBP: 0.444, SLG: 1.000			0-1 F9		2-0 HR	3-1 FC5-4 1B				4 1 2 2 0 0 0
<b>Kurt Abbott, R</b> (1, 6) OBP: 0.321, SLG: 0.364			0-1 P6		0-0 1B	2-2 FC5-4				4 0 1 0 0 1 2
<b>Jesus Tavarez, S</b> (1, 9) OBP: 0.143, SLG: 0.143			0-1 G4-3		1-1 P3		1-3 K			4 0 0 0 0 1 1
<b>Mark Gardner, R</b> (1, 1)			0-0 G4-3		2-3 K		1-1 1B			2 0 0 0 0 1 1
<b>Greg Colbrunn, R</b> (7, PH) OBP: 0.235, SLG: 0.267										1 0 1 0 0 0 0
<b>David Weathers, R</b> (7, PR) OBP: 0.185, SLG: 0.083										0 0 0 0 0 0 0
<b>Richie Lewis, R</b> (7, 1)										0 0 0 0 0 0 0
<b>Yorkis Perez, L</b> (8, 1)										0 0 0 0 0 0 0

Inning Stats	R: 0 E: 0 K: 0 S: 7	H: 1 LOB: 0 BB: 0 P: 10	R: 0 E: 0 K: 1 S: 7	H: 0 LOB: 0 BB: 0 P: 9	R: 0 E: 0 K: 0 S: 5	H: 0 LOB: 0 BB: 0 P: 5	R: 0 E: 0 K: 1 S: 7	H: 1 LOB: 1 BB: 0 P: 10	R: 1 E: 0 K: 1 S: 8	H: 2 LOB: 1 BB: 0 P: 13	R: 2 E: 0 K: 0 S: 14	H: 4 LOB: 2 BB: 0 P: 25	R: 0 E: 0 K: 1 S: 12	H: 1 LOB: 1 BB: 0 P: 18	R: 0 E: 0 K: 0 S: 8	H: 0 LOB: 0 BB: 0 P: 14	R: 0 E: 0 K: 1 S: 9	H: 0 LOB: 0 BB: 0 P: 17	1B: 8 2B: 0 3B: 0 HR: 1	SF: 0 SAC: 0 DP: 1 HBP: 0	WP: 0 PB: 0 SB: 0 CS: 0	PA: 35
--------------	------------------------------	----------------------------------	------------------------------	---------------------------------	------------------------------	---------------------------------	------------------------------	----------------------------------	------------------------------	----------------------------------	-------------------------------	----------------------------------	-------------------------------	----------------------------------	------------------------------	----------------------------------	------------------------------	----------------------------------	----------------------------------	------------------------------------	----------------------------------	--------

PITCHER	IP	WLS	BF	H	R	ER	SO	BB	IBB	HBP	BLK	WP	HR	S	P	ERA	WHIP
<b>Greg Swindell, L</b> (1, 1) ERA: 3.06	7.0		29	9	3	3	4	0	0	0	0	0	1	60	90	3.86	1.286
<b>Dave Veres, R</b> (8, 1) ERA: 1.04	1.0	W	3	0	0	0	0	0	0	0	0	0	0	8	14	0.00	0.000
<b>John Hudek, R</b> (9, 1) ERA: 0.56	1.0	S	3	0	0	0	1	0	0	0	0	0	0	9	17	0.00	0.000

**Florida Marlins @ Houston Astros**  
Astrodome, Houston, TX  
Tue May 31 1994, 8:05 PM EDT  
Att. 14,173 - Dome

[livebaseballscorecards.com](http://livebaseballscorecards.com)

<b>AB</b>	35
<b>R</b>	3
<b>H</b>	9
<b>RBI</b>	3
<b>BB</b>	0
<b>SO</b>	5
<b>LOB</b>	11



BOTTOM

Florida Marlins @ Houston Astros  
Astrodome, Houston, TX  
Tue May 31 1994, 8:05 PM EDT  
Att. 14,173 - Dome

livebaseballscorecards.com

AB 31  
R 5  
H 7  
RBI 5  
BB 4  
SO 4  
LOB 13



WP: 0 PA: 36  
PB: 0  
SB: 1  
CS: 0

AB	R	H	RBI	BB	SO	LOB	
4	0	0	0	0	0	2	
4	0	0	0	0	0	2	
3	1	1	0	1	2	1	
4	2	1	2	0	0	1	
4	1	2	0	0	0	0	
4	1	1	0	0	0	2	
0	0	0	0	0	0	0	
3	0	0	1	0	0	1	
0	0	0	0	1	0	0	
0	0	0	0	0	0	0	
2	0	1	2	2	0	0	
2	0	1	0	0	1	2	
0	0	0	0	0	0	0	
0	0	0	0	0	0	0	
1	0	0	0	0	1	2	
1B: 6	SF: 0	2B: 0	SAC: 1	3B: 0	DP: 0	HR: 1	HBP: 0

Batter	1	2	3	4	5	6	7	8	9												
Mike Felder, S OBP: 0.265, SLG: 0.234 (1, 9)	1-0 G4-3		2-0 P7		2-2 F8		2-0 G5-3														
Steve Finley, L OBP: 0.320, SLG: 0.441 (1, 8)	2-1 F9		0-1 F9		0-0 G3-1		2-1 G1														
Craig Biggio, R OBP: 0.424, SLG: 0.481 (1, 4)	4-0 5 HR BB		3-3 K		2-1 1B		1-3 K														
5 Jeff Bagwell, R OBP: 0.411, SLG: 0.604 (1, 3)	1-0 1-H HR		0-1 E5 G3 1B G6-3		0-2 F8		0-1 G5-3														
Luis Gonzalez, L OBP: 0.332, SLG: 0.412 (1, 7)	2-0 G3		2-1 G3 1B		0-1 F7		3-2 1B 1B														
Chris Donnels, L OBP: 0.407, SLG: 0.532 Scott Servais, R OBP: 0.215, SLG: 0.349 (1, 5) (9, 2)		0-2 G6-3	0-0 G3		1-1 G4-3		3-1 BB 1B														
Tony Eusebio, R OBP: 0.255, SLG: 0.373 Kevin Bass, S OBP: 0.406, SLG: 0.500 John Hudek, S (8, PH) (9, 1)		0-0 P3	0-0 G6-3		1-0 F9		4-0 1B BB														
Andujar Cedeno, R OBP: 0.343, SLG: 0.465 (1, 6)		1-2 L8	4-0 IBB		4-2 SH1-3 BB		0-0 1B														
Greg Swindell, L OBP: 0.240, SLG: 0.320 Andy Stankiewicz, R OBP: 0.381, SLG: 0.459 Dave Veres, R (8, 1) Ken Caminiti, S OBP: 0.352, SLG: 0.547 (8, PH) (9, 5)			0-0 1B		0-3 K		0-1 SH1-3		1-3 K												
Inning Stats	R: 2 E: 0 K: 0 S: 5	H: 1 LOB: 0 BB: 1 P: 15	R: 0 E: 0 K: 0 S: 8	H: 0 LOB: 0 BB: 0 P: 9	R: 0 E: 0 K: 1 S: 7	H: 1 LOB: 1 BB: 0 P: 12	R: 1 E: 1 K: 1 S: 9	H: 1 LOB: 2 BB: 1 P: 15	R: 0 E: 0 K: 0 S: 9	H: 1 LOB: 1 BB: 0 P: 13	R: 0 E: 0 K: 0 S: 5	H: 0 LOB: 0 BB: 0 P: 7	R: 0 E: 0 K: 0 S: 7	H: 0 LOB: 1 BB: 1 P: 15	R: 2 E: 0 K: 2 S: 14	H: 3 LOB: 2 BB: 1 P: 26	1B: 6 2B: 0 3B: 0 HR: 1	SF: 0 SAC: 1 DP: 0 HBP: 0	WP: 0 PB: 0 SB: 1 CS: 0	PA: 36	
PITCHER	IP	WLS	BF	H	R	ER	SO	BB	IBB	HBP	BLK	WP	HR	S	P	ERA	WHIP				
Mark Gardner, R ERA: 4.67 (1, 1)	6.0		25	4	3	2	2	1	1	0	0	0	1	43	71	3.00	0.833				
Richie Lewis, R ERA: 4.09 (7, 1)	1.2	L	10	3	2	2	1	2	0	0	0	0	0	18	37	10.80	3.000				
Yorkis Perez, L ERA: 3.92 (8, 1)	0.1		1	0	0	0	1	0	0	0	0	0	0	3	4	0.00	0.000				

Batter	1	2	3	4	5	6	7	8	9	AB R H RBI BB SO LOB	TOP	
<b>Chuck Carr, S</b> (1, 8) <small>OBP: 0.365, SLG: 0.372</small>	0-3 		2-1 		0-0 		1-3 		1-0 	5 0 0 0 0 2 1	<b>Florida Marlins @ Houston Astros</b> Astrodome, Houston, TX Wed Jun 01 1994, 8:05 PM EDT Att. 17,055 - Dome	
<b>Jerry Browne, S</b> (1, 5) <small>OBP: 0.371, SLG: 0.341</small>	1-0 		3-2 		2-1 		0-1 			4 1 2 1 0 0 0		
<b>Matias Carrillo, L</b> (1, 9) <b>Robb Nen, R</b> (7, 1)	2-0 			0-1 	1-2 		4-0 			3 1 3 0 1 0 0 0 0 0 0 0 0 0		
<b>Jeff Conine, R</b> (1, 7) <small>OBP: 0.356, SLG: 0.522</small>	2-0 			0-0 	0-0 		0-0 			4 0 1 2 0 0 4		
<b>Benito Santiago, R</b> (1, 2) <small>OBP: 0.344, SLG: 0.394</small>		1-1 		1-2 	4-2 		2-2 			3 0 0 0 1 0 1		
<b>Russ Morman, R</b> (1, 3) <small>OBP: 0.385, SLG: 0.750</small>		0-2 		3-1 	1-3 		2-1 			4 0 1 0 0 1 2		
<b>Kurt Abbott, R</b> (1, 6) <small>OBP: 0.319, SLG: 0.361</small>		0-2 		1-1 		1-1 		3-2 		4 0 1 0 0 0 2		
<b>Bret Barberie, S</b> (1, 4) <small>OBP: 0.324, SLG: 0.394</small>		0-3 			0-1 	1-2 		2-0 		4 1 1 0 0 2 1		
<b>David Weathers, R</b> (1, 1) <b>Jesus Tavarez, S</b> (7, 9) <small>OBP: 0.172, SLG: 0.077</small> <small>OBP: 0.136, SLG: 0.136</small>			0-0 		1-2 	3-2 		2-2 		2 0 0 0 0 0 0 1 0 0 0 0 0 0		
<b>Inning Stats</b>	R: 0 H: 1 E: 0 LOB: 1 K: 1 BB: 0 S: 6 P: 11	R: 0 H: 1 E: 0 LOB: 1 K: 1 BB: 0 S: 11 P: 12	R: 0 H: 0 E: 0 LOB: 0 K: 0 BB: 0 S: 7 P: 12	R: 0 H: 2 E: 0 LOB: 2 K: 0 BB: 0 S: 10 P: 15	R: 3 H: 4 E: 0 LOB: 2 K: 1 BB: 1 S: 17 P: 26	R: 0 H: 0 E: 0 LOB: 0 K: 1 BB: 0 S: 10 P: 15	R: 0 H: 1 E: 0 LOB: 1 K: 1 BB: 1 S: 6 P: 11	R: 0 H: 0 E: 0 LOB: 0 K: 0 BB: 0 S: 8 P: 15	R: 0 H: 0 E: 0 LOB: 0 K: 0 BB: 0 S: 5 P: 10	1B: 7 SF: 0 2B: 2 SAC: 1 3B: 0 DP: 1 HR: 0 HBP: 0	WP: 0 PA: 37 PB: 1 SB: 0 CS: 0	
<b>PITCHER</b> <b>Shane Reynolds, R</b> (1, 1) <small>ERA: 3.67</small> <b>Todd Jones, R</b> (7, 1) <small>ERA: 3.14</small> <b>Tom Edens, R</b> (9, 1) <small>ERA: 2.57</small>	IP WLS BF H R ER SO BB IBB HBP BLK WP HR S P ERA WHIP											<b>PITCHER</b> IP WLS BF H R ER SO BB IBB HBP BLK WP HR S P ERA WHIP

livebaseballscorecards.com

<b>AB</b>	<b>34</b>
<b>R</b>	<b>3</b>
<b>H</b>	<b>9</b>
<b>RBI</b>	<b>3</b>
<b>BB</b>	<b>2</b>
<b>SO</b>	<b>5</b>
<b>LOB</b>	<b>11</b>





Batter	1	2	3	4	5	6	7	8	9	AB R H RBI BB SO LOB
James Mouton, R (1, 9) OBP: 0.318, SLG: 0.313 Chris Donnels, L (9, PH) OBP: 0.400, SLG: 0.521	2-0 SH3 G6-3 2B	0-1 F8			1-0 F7		1-3 K		1-1 F8	4 1 1 0 0 1 3 1 0 0 0 0 0 0
Steve Finley, L (1, 8) OBP: 0.316, SLG: 0.435	2-1 SH3 2-3		3-2 G4-3		2-1 F8		1-3 K			3 0 0 0 0 1 1
Craig Biggio, R (1, 4) OBP: 0.425, SLG: 0.479	0-1 G6-3 3-H		1-0 G5-4-3 1B		4-2 BB			2-2 F7		3 0 1 1 1 0 0
5 Jeff Bagwell, R (1, 3) OBP: 0.408, SLG: 0.597	3-2 F9		0-1 G5-4-3 1-2f		0-2 K			1-1 1B 1B		4 0 1 0 0 1 2
Luis Gonzalez, L (1, 7) OBP: 0.335, SLG: 0.410		4-2 1B SF7 BB		1-0 1B 1B		1-1 G4-3		1-1 F8		3 1 1 0 1 0 1
Ken Caminiti, S (1, 5) OBP: 0.361, SLG: 0.552		1-0 1B 1-3 1B		2-0 1B 1-2 1B		2-1 F7		3-2 1B 1-3 1B		4 0 3 0 0 0 0
Scott Servais, R (1, 2) OBP: 0.212, SLG: 0.346 Sid Bream, L (6, PH) OBP: 0.500, SLG: 0.412 Todd Jones, L (7, 1) OBP: 1.000, SLG: 1.000 Kevin Bass, S (8, PH) OBP: 0.400, SLG: 0.492 Tom Edens, R (9, 1)		1-0 SF7		0-0 F8		2-1 L7		0-3 K		1 0 0 1 0 0 2 1 0 0 0 0 0 0 0 0 0 0 0 0 0 1 0 0 0 0 1 2 0 0 0 0 0 0 0
Andujar Cedeno, R (1, 6) OBP: 0.341, SLG: 0.460		3-2 F8		1-3 K			0-0 SH1-4 1B		0-2 G5-3	4 0 1 0 0 1 3
Shane Reynolds, R (1, 1) OBP: 0.182, SLG: 0.100 Tony Eusebio, R (7, 2) OBP: 0.250, SLG: 0.365		1-0 1B		3-3 K		1-1 SH1-4 1-2		0-1 L7		2 0 1 0 0 1 2 1 0 0 0 0 0 0

Inning Stats	R: 1 E: 0 K: 0 S: 9	H: 1 LOB: 0 BB: 0 P: 16	R: 1 E: 0 K: 0 S: 10	H: 2 LOB: 2 BB: 1 P: 20	R: 0 E: 0 K: 0 S: 6	H: 1 LOB: 0 BB: 0 P: 10	R: 0 E: 0 K: 2 S: 10	H: 2 LOB: 2 BB: 0 P: 17	R: 0 E: 0 K: 1 S: 8	H: 0 LOB: 1 BB: 1 P: 15	R: 0 E: 0 K: 0 S: 6	H: 0 LOB: 0 BB: 0 P: 11	R: 0 E: 0 K: 2 S: 10	H: 1 LOB: 1 BB: 0 P: 13	R: 0 E: 0 K: 1 S: 15	H: 2 LOB: 2 BB: 0 P: 22	R: 0 E: 0 K: 0 S: 8	H: 0 LOB: 0 BB: 0 P: 9	1B: 8 2B: 1 3B: 0 HR: 0	SF: 1 SAC: 2 DP: 1 HBP: 0	WP: 0 PB: 0 SB: 0 CS: 0	PA: 37
--------------	------------------------------	----------------------------------	-------------------------------	----------------------------------	------------------------------	----------------------------------	-------------------------------	----------------------------------	------------------------------	----------------------------------	------------------------------	----------------------------------	-------------------------------	----------------------------------	-------------------------------	----------------------------------	------------------------------	---------------------------------	----------------------------------	------------------------------------	----------------------------------	--------

PITCHER	IP	WLS	BF	H	R	ER	SO	BB	IBB	HBP	BLK	WP	HR	S	P	ERA	WHIP
David Weathers, R (1, 1) ERA: 3.31	6.0	W	25	6	2	2	3	2	0	0	0	0	0	49	89	3.00	1.333
Robb Nen, R (7, 1) ERA: 3.23	3.0	S	12	3	0	0	3	0	0	0	0	0	0	33	44	0.00	1.000


**BOTTOM**

**Florida Marlins @ Houston Astros**  
Astrodome, Houston, TX

Wed Jun 01 1994, 8:05 PM EDT  
Att. 17,055 - Dome

livebaseballscorecards.com

AB	32
R	2
H	9
RBI	2
BB	2
SO	6
LOB	16



Batter	1	2	3	4	5	6	7	8	9	AB R H RBI BB SO LOB	TOP											
<b>Bip Roberts, S</b> (1, 4) OBP: 0.380, SLG: 0.364	0-3 		0-0 			0-1 		1-2 		4 0 1 0 0 1 0	<b>San Diego Padres @ Florida Marlins</b> <b>Joe Robbie Stadium, Miami, FL</b> Fri Jun 03 1994, 7:05 PM EDT Att. 26,340 - Unknown - 77 F											
<b>Craig Shipley, R</b> (1, 5) OBP: 0.330, SLG: 0.488	1-0 			1-0 		0-1 			1-1 	4 1 0 0 0 0 0												
<b>Tony Gwynn, L</b> (1, 9) OBP: 0.458, SLG: 0.587	1-2 			2-2 		0-0 			1-1 	4 0 1 0 0 0 2												
<b>Phil Plantier, L</b> (1, 7) OBP: 0.355, SLG: 0.594		1-1 		1-2 		3-2 			2-2 	4 0 2 1 0 0 1												
<b>Derek Bell, R</b> (1, 8) OBP: 0.327, SLG: 0.406		2-2 		4-2 			1-3 		1-2 	3 0 0 0 1 1 1												
<b>Tim Hyers, L</b> (1, 3) OBP: 0.329, SLG: 0.300		2-3 		2-2 			0-0 		1-0 	4 0 1 0 0 1 3												
<b>Brad Ausmus, R</b> (1, 2) OBP: 0.300, SLG: 0.344			1-2 		4-0 		0-0 		1-1 	2 0 0 0 1 0 0												
<b>Luis Lopez, S</b> (9, PH) OBP: 0.368, SLG: 0.448										1 0 0 0 0 0 2												
<b>Ricky Gutierrez, R</b> (1, 6) OBP: 0.275, SLG: 0.278			4-1 		1-2 					2 0 1 0 1 0 1												
<b>Wally Whitehurst, R</b> (1, 1) OBP: 0.227, SLG: 0.105			0-1 		2-3 			1-2 		0 0 0 0 0 0 0												
<b>A.J. Sager, R</b> (2, 1) OBP: 0.125, SLG: 0.375										0 0 0 0 0 0 0												
<b>Archi Cianfrocco, R</b> (5, PH) OBP: 0.245, SLG: 0.360										1 0 0 0 0 1 0												
<b>Tim Mauser, R</b> (5, 1) OBP: 1.000, SLG: 1.000										0 0 0 0 0 0 0												
<b>Bill Bean, L</b> (8, PH) OBP: 0.282, SLG: 0.276										1 0 0 0 0 0 1												
<b>Jeff Tabaka, R</b> (8, 1) OBP: 0.282, SLG: 0.276										0 0 0 0 0 0 0												
<b>Inning Stats</b>	R: 0 E: 0 K: 1 S: 8	H: 0 LOB: 0 BB: 0 P: 10	R: 0 E: 0 K: 1 S: 8	H: 0 LOB: 0 BB: 0 P: 13	R: 0 E: 0 K: 0 S: 7	H: 1 LOB: 2 BB: 1 P: 12	R: 0 E: 0 K: 0 S: 13	H: 2 LOB: 2 BB: 1 P: 23	R: 0 E: 0 K: 1 S: 7	H: 0 LOB: 0 BB: 1 P: 14	R: 0 E: 1 K: 0 S: 8	H: 0 LOB: 1 BB: 0 P: 11	R: 0 E: 0 K: 1 S: 7	H: 0 LOB: 0 BB: 0 P: 8	R: 0 E: 0 K: 0 S: 7	H: 1 LOB: 0 BB: 0 P: 9	R: 1 E: 1 K: 0 S: 17	H: 2 LOB: 2 BB: 0 P: 24	1B: 6 2B: 0 3B: 0 HR: 0	SF: 0 SAC: 1 DP: 3 HBP: 0	WP: 0 PB: 0 SB: 1 CS: 0	PA: 34
<b>PITCHER</b>	IP WLS BF H R ER SO BB IBB HBP BLK WP HR S P ERA WHIP											<b>PITCHER</b>	IP WLS BF H R ER SO BB IBB HBP BLK WP HR S P ERA WHIP									
<b>Pat Rapp, R</b> (1, 1) ERA: 3.83	8.1 W 31 5 1 0 4 3 0 0 0 0 0 0 75 114 0.00 0.960																					
<b>Robb Nen, R</b> (9, 1) ERA: 3.16	0.2 3 1 0 0 0 0 0 0 0 0 0 0 7 10 0.00 1.500																					

<b>AB</b>	30
<b>R</b>	1
<b>H</b>	6
<b>RBI</b>	1
<b>BB</b>	3
<b>SO</b>	4
<b>LOB</b>	11



Batter	1	2	3	4	5	6	7	8	9
<b>Chuck Carr, S</b> OBP: 0.360, SLG: 0.368 (1, 8)	1-1 S BB 1B	0-0 G4-3	2-2 G3-1			2-2 G3		1-2 G6-3	
<b>Jerry Browne, S</b> OBP: 0.381, SLG: 0.344 (1, 5)	4-1 S 1B BB	3-2 1B 1B		4-2 BB		2-1 F7			
<b>Matias Carrillo, L</b> OBP: 0.357, SLG: 0.379 (1, 9)	0-0 F7	3-2 BB 1B 1B		0-3 K			2-3 K		
<b>Jeff Conine, R</b> OBP: 0.362, SLG: 0.526 (1, 7)	2-2 1B 1B	2-2 BB 1B		2-3 K			2-2 BB 1B		
<b>Benito Santiago, R</b> OBP: 0.354, SLG: 0.396 (1, 2)	2-1 G5-4-3 1B	4-1 FC5-4 BB		0-0 F9			4-0 BB		
<b>Russ Morman, R</b> OBP: 0.294, SLG: 0.563 (1, 3)	2-2 G5-4-3 1-2f	0-0 FC5-4			1-3 K		0-2 F9		
<b>Kurt Abbott, R</b> OBP: 0.323, SLG: 0.365 (1, 6)		0-0 SH1-4 G4-3 1B	0-0 G4-3 S 1B		0-3 K		0-1 G3		
<b>Bret Barberie, S</b> OBP: 0.322, SLG: 0.387 (1, 4)		4-2 G4-3 SH1-4 1B BB	3-2 L5		1-2 G4-3		1-3 K		
<b>Pat Rapp, R</b> OBP: 0.158, SLG: 0.211 (1, 1)		0-1 SH1-4	1-2 G4-3			0-3 K		0-2 G4-3	
<b>Robb Nen, R</b> (9, 1)									

AB	R	H	RBI	BB	SO	LOB
5	1	1	1	0	0	2
2	2	1	1	2	0	0
4	0	1	0	0	2	3
4	0	3	3	0	1	1
2	0	1	0	2	0	1
4	0	0	0	0	1	7
4	1	2	0	0	1	2
3	1	0	0	1	1	1
3	0	0	0	0	1	1
0	0	0	0	0	0	0

**BOTTOM**

**San Diego Padres @ Florida Marlins**  
**Joe Robbie Stadium, Miami, FL**  
 Fri Jun 03 1994, 7:05 PM EDT  
 Att: 26,340 - Unknown - 77 F

<b>AB</b>	<b>31</b>
<b>R</b>	<b>5</b>
<b>H</b>	<b>9</b>
<b>RBI</b>	<b>5</b>
<b>BB</b>	<b>5</b>
<b>SO</b>	<b>7</b>
<b>LOB</b>	<b>18</b>



Inning	R	H	E	K	S	R	H	E	K	S	R	H	E	K	S	R	H	E	K	S
1	2	3	0	12	23	3	4	0	17	33	0	0	0	10	16	0	0	0	13	15
2	0	1	0	0	0	0	1	0	0	17	0	0	0	0	0	0	0	0	0	0
3	0	0	0	2	0	0	0	0	0	0	0	0	0	0	0	0	0	0	0	0
4	0	0	0	0	0	0	0	0	0	0	0	0	0	0	0	0	0	0	0	0
5	0	0	0	2	0	0	0	0	0	0	0	0	0	0	0	0	0	0	0	0
6	0	0	0	1	0	0	0	0	0	0	0	0	0	0	0	0	0	0	0	0
7	0	1	0	1	22	0	0	0	0	0	0	0	0	0	0	0	0	0	0	0
8	0	0	0	1	11	0	0	0	0	0	0	0	0	0	0	0	0	0	0	0
9	0	0	0	0	0	0	0	0	0	0	0	0	0	0	0	0	0	0	0	0

PITCHER	IP	WLS	BF	H	R	ER	SO	BB	IBB	HBP	BLK	WP	HR	S	P	ERA	WHIP
<b>Wally Whitehurst, R</b> ERA: 4.52 (1, 1)	1.2	L	13	7	5	5	0	2	0	0	0	0	0	27	50	27.00	5.400
<b>A.J. Sager, R</b> ERA: 5.31 (2, 1)	2.1		10	1	0	0	2	2	0	0	0	0	0	23	39	0.00	1.286
<b>Tim Mauser, R</b> ERA: 2.25 (5, 1)	3.0		11	1	0	0	4	1	0	0	0	0	0	36	50	0.00	0.667
<b>Jeff Tabaka, L</b> ERA: 6.75 (8, 1)	1.0		3	0	0	0	1	0	0	0	0	0	0	9	11	0.00	0.000

WP	PA
0	37

Batter	1	2	3	4	5	6	7	8	9	10	AB R H RBI BB SO LOB	TOP										
Luis Lopez, S OBP: 0.370, SLG: 0.433 (1, 4) (10, 5)	0-1 G4-3		1-2 G4-3		2-0 HBP		1-1 G4-3			4-2 FC2-5 BB	3 0 0 0 1 0 2											
Craig Shibley, R OBP: 0.333, SLG: 0.484 (1, 5) (10, 3)	1-2 CS 1B		2-1 L8		1-0 L7			0-1 G4-6-3 1B		0-0 FC2-5	5 0 2 0 0 0 3											
Tony Gwynn, L OBP: 0.447, SLG: 0.571 (1, 9) (10, 3)	3-1 F7		3-1 G4-3			3-1 F8		2-2 G4-6-3		1-3 K	5 0 0 0 0 1 4											
Phil Plantier, L OBP: 0.346, SLG: 0.576 (1, 7)				3-1 G3		1-2 F9		1-1 P6		1-0 G3-1	5 0 0 0 0 0 2											
Derek Bell, R OBP: 0.330, SLG: 0.420 (1, 8)		0-1 G6-3		0-0 HR		1-3 K			4-0 WP SH1-4 BB		3 1 1 1 1 1 0											
Tim Hyers, L OBP: 0.354, SLG: 0.319 Trevor Hoffman, R (9, 1)		2-1 BB 2B 1B		0-0 G6-4-3 1B			4-1 SH3-4 SH1-3 BB		0-0 SH1-4		2 1 2 0 1 0 0 0 0 0 0 0 0 0											
Brad Ausmus, R OBP: 0.301, SLG: 0.340 (1, 2)		4-2 2B BB		2-2 G6-4-3			0-0 SH1-3		0-1 F9		2 1 0 0 1 0 2											
Ricky Gutierrez, R OBP: 0.281, SLG: 0.287 (1, 6)		3-2 1-H 2-H 2B		0-2 G5-3			4-1 SH3-4 BB		2-3 K		3 0 1 2 1 1 1											
Joey Hamilton, R Pedro Martinez, L Archi Cianfrocco, R Bip Roberts, S (1, 1) (7, 1) (9, 3) (10, PH) (10, 4)		0-3 K		3-3 K			0-0 SH3-4		1-0 FC2-5 BB 1B		2 0 0 0 0 2 1 0 0 0 0 0 0 0 0 0 0 0 0 0 0 1 0 1 0 0 0 0											
<b>Inning Stats</b>	R: 0 E: 0 K: 0 S: 11	H: 1 LOB: 0 BB: 0 P: 15	R: 2 E: 0 K: 1 S: 14	H: 2 LOB: 1 BB: 1 P: 24	R: 0 E: 0 K: 0 S: 9	H: 0 LOB: 0 BB: 0 P: 15	R: 1 E: 0 K: 0 S: 7	H: 2 LOB: 0 BB: 0 P: 12	R: 0 E: 0 K: 1 S: 11	H: 0 LOB: 0 BB: 0 P: 16	R: 0 E: 0 K: 0 S: 6	H: 0 LOB: 2 BB: 2 P: 15	R: 0 E: 0 K: 0 S: 7	H: 1 LOB: 0 BB: 0 P: 10	R: 0 E: 0 K: 1 S: 6	H: 0 LOB: 1 BB: 1 P: 12	R: 0 E: 0 K: 1 S: 8	H: 1 LOB: 2 BB: 1 P: 15	1B: 5 2B: 1 3B: 0 HR: 1	SF: 0 SAC: 3 DP: 2 HBP: 1	WP: 1 PB: 0 SB: 0 CS: 1	PA: 40
<b>PITCHER</b>	IP WLS BF H R ER SO BB IBB HBP BLK WP HR S P ERA WHIP																					
Charlie Hough, R ERA: 4.44 Jeff Mutis, L ERA: 5.68 Willie Fraser, R ERA: Richie Lewis, R ERA: 4.03 Yorkis Perez, L ERA: 3.8	(1, 1) 7.0 (8, 1) 1.1 (9, 1) 0.2 (10, 1) 0.1 (10, 1) 0.2	WLS 28 5 2 3 W	BF 28 5 2 3 2	H 5 1 0 1 0	R 3 0 0 0 0	ER 3 0 0 0 0	SO 3 0 1 0 1	BB 3 0 0 0 0	IBB 0 0 0 0 0	HBP 1 0 0 0 0	BLK 0 0 0 0 0	WP 0 0 1 0 0	HR 1 0 0 0 0	S 65 8 5 4 4	P 110 15 7 9 6	ERA 3.86 0.00 0.00 0.00 0.00	WHIP 1.143 1.500 0.000 6.000 0.000					

San Diego Padres @ Florida Marlins  
Joe Robbie Stadium, Miami, FL

Sat Jun 04 1994, 7:05 PM EDT  
Att. 28,682 - Unknown - 76 F

livebaseballscorecards.com

AB	31
R	3
H	7
RBI	3
BB	5
SO	5
LOB	15



San Diego Padres @ Florida Marlins  
 Joe Robbie Stadium, Miami, FL

Sat Jun 04 1994, 7:05 PM EDT  
 Att. 28,682 - Unknown - 76 F

livebaseballscorecards.com



WP: 0 PA: 40  
 FB: 0  
 SB: 0  
 CS: 1

AB	R	H	RBI	BB	SO	LOB
5	1	2	0	0	2	1
5	0	2	0	0	1	1
4	1	1	0	1	1	2
5	2	3	1	0	0	1
4	0	2	3	0	0	1
4	0	1	0	0	0	1
3	0	3	0	0	0	0
1	0	0	0	0	0	2
4	0	0	0	0	0	5
2	0	0	0	0	1	2
0	0	0	0	0	0	0
0	0	0	0	0	0	0
1	0	0	0	0	0	2
0	0	0	0	0	0	0
0	0	0	0	0	0	0
1	0	0	0	0	1	2
0	0	0	0	0	0	0
0	0	0	0	0	0	0

AB	39
R	4
H	14
RBI	4
BB	1
SO	6
LOB	20

1B:	10	SF:	0
2B:	2	SAC:	0
3B:	2	DP:	1
HR:	0	HBP:	0

Batter	1	2	3	4	5	6	7	8	9	10
<b>Chuck Carr, S</b> OBP: 0.361, SLG: 0.368 (1, 8)	1-1 CS 1B		0-1 F8		2-3 K			1-3 K		3-2 1B 1B
<b>Jerry Browne, S</b> OBP: 0.382, SLG: 0.346 (1, 5)	0-2 SAFE SAFE SAFE L7		1-0 1B			0-3 K		1-1 F8		0-2 1B 1B
<b>Matias Carrillo, L</b> OBP: 0.360, SLG: 0.371 (1, 9)	4-0 1B 2B BB		0-0 L7			1-1 1B		0-3 K		3-2 SAFE F8
<b>Jeff Conine, R</b> OBP: 0.368, SLG: 0.537 (1, 7)	2-1 SAFE 2B 1B			0-0 G5-3		1-1 SAFE F8			0-2 1B 3B	1-2 1B
<b>Greg Colbrunn, R</b> OBP: 0.286, SLG: 0.368 (1, 3)	3-2 1-H 2-H 2B			1-0 F8		0-1 G4-3			3-2 FC3-6 1B 3-H 1B	
<b>Kurt Abbott, R</b> OBP: 0.321, SLG: 0.362 (1, 6)	1-0 L8			0-1 F8			0-2 G3		0-2 SAFE FC3-6 1B	
<b>Ron Tingley, R</b> OBP: 0.277, SLG: 0.381 <b>Benito Santiago, R</b> OBP: 0.352, SLG: 0.393 (7, PR) (8, 2)		2-1 G1-6-3 1B			3-2 3B		2-2 G3 2B		0-0 B1	
<b>Bret Barberie, S</b> OBP: 0.316, SLG: 0.378 (1, 4)		0-0 F8			2-1 L4		1-0 G3		0-2 FC3-6	1-2f 2-3
<b>Charlie Hough, R</b> OBP: 0.217, SLG: 0.182 (7, PH) <b>Dave Magadan, L</b> OBP: 0.373, SLG: 0.308 (7, PH) <b>Russ Morin, R</b> OBP: 0.278, SLG: 0.529 (8, 1) <b>Jeff Mutis, L</b> (8, 1) <b>Willie Fraser, R</b> (9, 1) <b>Alex Arias, R</b> OBP: 0.255, SLG: 0.284 (9, PH) <b>Richie Lewis, R</b> (10, 1) <b>Yorkis Perez, L</b> (10, 1)		0-1 SAFE G1-6-3			0-3 K		2-2 G4-3		2-3 K	

Inning Stats	R	H	E	K	S	R	H	E	K	S	R	H	E	K	S	R	H	E	K	S	R	H	E	K	S	R	H	E	K	S	R	H	E	K	S
	2	3	0	13	23	0	0	0	0	5	0	0	0	4	5	0	0	0	0	4	13	17	0	1	11	0	0	0	10	3	0	0	0	14	21

PITCHER	IP	WLS	BF	H	R	ER	SO	BB	IBB	HBP	BLK	WP	HR	S	P	ERA	WHIP
<b>Joey Hamilton, R</b> ERA: 2.89 (1, 1)	6.2		26	8	2	2	3	1	0	0	0	0	0	55	81	2.70	1.350
<b>Pedro Martinez, L</b> ERA: 2.19 (7, 1)	1.1	L	4	0	0	0	2	0	0	0	0	0	0	13	17	0.00	0.000
<b>Trevor Hoffman, R</b> ERA: 1.71 (9, 1)	1.1		10	6	2	2	1	0	0	0	0	0	0	33	45	13.50	4.500

WP:	0
PA:	40

Batter	1	2	3	4	5	6	7	8	9	AB R H RBI BB SO LOB	TOP					
<b>Bip Roberts, S</b> (1, 4) OBP: 0.383, SLG: 0.365	2-2 SH1-3 BB G5-3-5 1B		0-0 G4-3		4-1 2B BB		1-0 F9		2-2 K	4 2 1 0 1 1 1						
<b>Craig Shipley, R</b> (1, 5) OBP: 0.340, SLG: 0.479	4-1 G5-3-5 SH1-3 1-2 BB		1-1		0-0 L4		1-1 G5-3		1-1 G3-1	3 0 1 0 1 0 2 0 0 0 0 0 0 0 1 0 0 0 0 0 1						
<b>Jeff Tabaka, R</b> (8, 1) SAFE																
<b>Bill Bean, L</b> (9, PH) OBP: 0.259, SLG: 0.273																
<b>Tony Gwynn, L</b> (1, 9) OBP: 0.448, SLG: 0.574	0-0 SH1-3 1-2 2-3		1-0 F7		1-1 E 2B 1-H 2-H		1-2 2B 1B		0-0 G3-1	4 0 2 2 0 0 2						
<b>Derek Bell, R</b> (1, 8) OBP: 0.329, SLG: 0.421	1-2 G5-3-5 2-3f 3-H		2-2 G3		0-0 E3 2-3		0-0 2B			4 0 1 1 0 0 3						
<b>Phil Clark, R</b> (1, 3) OBP: 0.215, SLG: 0.354					1-2 F9		0-1 F7			3 0 0 0 0 0 2 1 0 0 0 0 0 2						
<b>Tim Hyers, L</b> (7, PH) OBP: 0.350, SLG: 0.315																
<b>Phil Plantier, L</b> (1, 7) OBP: 0.349, SLG: 0.592					2-1 G4-3		2-1 SH1-3 1B		1-1 G3	4 1 2 1 0 0 0						
<b>Ricky Gutierrez, R</b> (1, 6) OBP: 0.282, SLG: 0.303					3-2 G4-3		2-1 SH1-3 1-2		0-2 G4-3	3 1 1 0 0 0 0						
<b>Brad Ausmus, R</b> (1, 2) OBP: 0.294, SLG: 0.333							1-3 G4-3 K		1-2 G3	3 0 0 1 0 1 1						
<b>Andy Ashby, R</b> (1, 1) OBP: 0.238, SLG: 0.200																
<b>A.J. Sager, R</b> (5, 1) OBP: 0.111, SLG: 0.333																
<b>Pedro Martinez, L</b> (7, 1)																
<b>Luis Lopez, S</b> (7, 5) OBP: 0.376, SLG: 0.440									2-2 G3-1 1B	2 1 1 0 0 0 0 1 0 0 0 0 0 1 0 0 0 0 0 0 0 1 0 1 0 0 0 0						
<b>Inning Stats</b>	R: 1 H: 1 E: 0 LOB: 0 K: 0 BB: 1 S: 10 P: 17	R: 2 H: 2 E: 0 LOB: 0 K: 0 BB: 0 S: 10 P: 16	R: 0 H: 1 E: 0 LOB: 1 K: 0 BB: 0 S: 7 P: 11	R: 0 H: 0 E: 0 LOB: 0 K: 0 BB: 0 S: 9 P: 15	R: 2 H: 2 E: 1 LOB: 2 K: 0 BB: 1 S: 14 P: 25	R: 0 H: 1 E: 0 LOB: 1 K: 1 BB: 0 S: 10 P: 16	R: 0 H: 2 E: 0 LOB: 2 K: 0 BB: 0 S: 10 P: 14	R: 0 H: 0 E: 0 LOB: 0 K: 0 BB: 0 S: 8 P: 10	R: 0 H: 1 E: 0 LOB: 1 K: 1 BB: 0 S: 10 P: 15	1B: 6 SF: 1 2B: 3 SAC: 2 3B: 1 DP: 1 HR: 1 HBP: 0	WP: 0 PA: 39 PB: 0 SB: 0 CS: 0					
<b>PITCHER</b>	IP WLS BF H R ER SO BB IBB HBP BLK WP HR S P ERA WHIP															
<b>Chris Hammond, L</b> (1, 1) ERA: 2.39	6.2		8	5	5	1	2	0	0	0	0	1	66	109	6.75	1.500
<b>Willie Fraser, R</b> (7, 1) ERA:	0.0	1	1	0	0	0	0	0	0	0	0	1	1	∞	∞	
<b>Yorkis Perez, L</b> (7, 1) ERA: 3.57	1.1	W	4	0	0	0	0	0	0	0	0	11	14	0.00	0.000	
<b>Robb Nen, R</b> (9, 1) ERA: 3.06	1.0		4	1	0	0	1	0	0	0	0	10	15	0.00	1.000	

San Diego Padres @ Florida Marlins  
Joe Robbie Stadium, Miami, FL

Sun Jun 05 1994, 7:05 PM EDT  
Att. 30,743 - Unknown - 80 F

livebaseballscorecards.com

AB	34
R	5
H	10
RBI	5
BB	2
SO	2
LOB	15



BOTTOM

San Diego Padres @ Florida Marlins  
Joe Robbie Stadium, Miami, FL  
Sun Jun 05 1994, 7:05 PM EDT  
Att: 30,743 - Unknown - 80 F

livebaseballscorecards.com

AB 31  
R 10  
H 11  
RBI 10  
BB 4  
SO 4  
LOB 8




WP: 0 PA: 37  
PB: 0  
SB: 1  
CS: 0

AB	R	H	RBI	BB	SO	LOB
3	2	1	0	1	0	0
3	1	2	2	0	0	0
4	0	1	1	0	1	4
3	2	2	0	1	0	1
4	2	2	3	0	0	1
3	1	0	0	1	1	0
4	1	2	4	0	1	0
3	0	1	0	0	0	1
2	0	0	0	0	1	1
0	0	0	0	0	0	0
0	0	0	0	0	0	0
1	1	0	0	1	0	0
1	0	0	0	0	0	0
0	0	0	0	0	0	0
0	0	0	0	0	0	0
1B: 8	SF: 0	WP: 0	PA: 37	2B: 2	SAC: 2	PB: 0
3B: 0	DP: 3	SB: 1		HR: 2	HBP: 0	CS: 0

Batter	1	2	3	4	5	6	7	8	9
Chuck Carr, S OBP: 0.364, SLG: 0.368 (1, 8) X	0-0 L7 SAFE	4-1 1B 1-2 BB			0-2 SH2-3 1B		0-0 SH 2B	2-2 F7	
Jerry Browne, S OBP: 0.387, SLG: 0.361 (1, 5) B C X (7, 4) (9, 5)	1-1 G4-3	2-2 G6-3 1B			1-0 SH2-3 1B		2-0 HR 2B		
Matias Carrillo, L OBP: 0.354, SLG: 0.365 (1, 9) B S F T	1-2 K	3-2 G6-3 1B			3-2 G6-4-3 1B		2-0 B3		
Jeff Conine, R OBP: 0.374, SLG: 0.539 (1, 7)		0-0 BB HR 1B	2-2 L4-3 1B		0-1 G6-4-3 1B		4-0 HR IBB		
Benito Santiago, R OBP: 0.355, SLG: 0.416 (1, 2)		0-0 BB HR 1B	0-2 L4-3 1B			3-2 G1-3	0-0 HR		
Russ Morman, R OBP: 0.273, SLG: 0.450 (1, 3)		4-2 HR BB	0-3 K			0-0 G5-3	0-1 F8		
Kurt Abbott, R OBP: 0.326, SLG: 0.385 (1, 6)		0-0 HR		1-3 K		2-1 1B	1-2 P4		
Bret Barberie, S OBP: 0.316, SLG: 0.377 (1, 4)		0-0 1B BB 1B		2-0 G4-3		0-1 L7		1-2 G6-3	
Chris Hammond, L OBP: 0.180, SLG: 0.158 (7, 1) Willie Fraser, R (7, 1) Yorkis Perez, L (7, 5) Dave Magadan, L OBP: 0.375, SLG: 0.305 (8, PH) Mario Diaz, R (9, 4) Robb Nen, R (9, 1)		1-3 K		0-0 F8			4-2 SH 2B	1-0 L9	

Inning	R	H	E	K	S	P	IP	WLS	BF	H	R	ER	SO	BB	IBB	HBP	BLK	WP	HR	S	P	ERA	WHIP
1	0	0	0	1	6	13	4.1		21	8	5	5	4	2	0	0	0	0	1	51	76	10.38	2.308
2	4	5	0	1	19	15	1.2	L	6	1	1	1	0	1	0	0	0	0	0	13	22	5.40	1.200
3	0	1	0	1	6	13	1.0		7	2	4	3	0	0	1	0	0	0	9	18	27.00	2.000	
4	0	0	0	1	6	13	1.0		3	0	0	0	0	0	0	0	0	0	8	12	0.00	0.000	

PITCHER	IP	WLS	BF	H	R	ER	SO	BB	IBB	HBP	BLK	WP	HR	S	P	ERA	WHIP
Andy Ashby, R ERA: 3.16 (1, 1)	4.1		21	8	5	5	4	2	0	0	0	0	1	51	76	10.38	2.308
A.J. Sager, R ERA: 5.31 (5, 1)	1.2	L	6	1	1	1	0	1	0	0	0	0	0	13	22	5.40	1.200
Pedro Martinez, L ERA: 2.84 (7, 1)	1.0		7	2	4	3	0	0	1	0	0	0	1	9	18	27.00	2.000
Jeff Tabaka, L ERA: 6.32 (8, 1)	1.0		3	0	0	0	0	0	0	0	0	0	0	8	12	0.00	0.000

Batter	1	2	3	4	5	6	7	8	9	AB R H RBI BB SO LOB	TOP																	
<b>Brett Butler, L</b> (1, 8) OBP: 0.450, SLG: 0.485	0-0 1B SH3 1B	4-2 BB HR BB		1-3 K		0-1 G4-3	1-3 K		1-1 1B	5 1 2 0 1 2 3																		
<b>Eddie Pye, R</b> (1, 6) OBP: 0.200, SLG: 0.111	0-0 SH3	4-2 HR BB		0-1 P6		1-2 G5-3		3-2 1B G6-4-3 1B	2-3 K	2 1 0 0 1 0 0 1 0 1 0 0 0 0 1 1 0 0 0 1 2																		
<b>Mike Piazza, R</b> (1, 2) OBP: 0.376, SLG: 0.575	4-1 1B BB	1-2 HR BB			1-1 F8 SF8 1B		2-0 HR 1B	0-2 G6-4-3 1B		4 3 4 4 1 0 0																		
<b>Tim Wallach, R</b> (1, 5) OBP: 0.357, SLG: 0.523	0-1 1B	2-0 G6-3			0-0 SF8 E 1B		3-2 HR	0-0 G6-4-3 1B		5 1 4 2 0 0 0																		
<b>Henry Rodriguez, L</b> (1, 7) OBP: 0.345, SLG: 0.465	1-3 K		0-0 G4-3		0-0 F8		3-3 K	0-0 G6-4-3		3 0 0 0 0 1 5 2 0 0 0 0 1 2																		
<b>Cory Snyder, R</b> (7, PH) OBP: 0.337, SLG: 0.511					1-2 2-3			1-2 2-3 1-2 2-3																				
<b>Eric Karros, R</b> (1, 3) OBP: 0.342, SLG: 0.460	3-3 K		0-1 L5		2-1 SF8		0-0 1B	2-1 F9		4 0 1 1 0 1 5 0 0 0 0 0 0 0																		
<b>Roger McDowell, R</b> (8, 1)					2-3 3-H																							
<b>Raul Mondesi, R</b> (1, 9) OBP: 0.347, SLG: 0.576		0-0 P4	0-0 HR		3-2 G4-3		3-2 1B		2-1 G4-3	5 1 2 1 0 0 1	AB 41 R 10 H 17 RBI 9 BB 4 SO 7 LOB 22																	
<b>Garey Ingram, R</b> (1, 4) OBP: 0.370, SLG: 0.476		2-0 F8	1-1 F7			0-0 HR	4-0 IBB		1-0 1B	4 1 2 1 1 0 0																		
<b>Tom Candiotti, R</b> (1, 1) OBP: 0.143, SLG: 0.179		0-0 BB HR 2B		0-0 F8		1-1 G1-4-3	0-3 K		0-0 F7	4 1 1 0 0 1 3 0 1 0 0 0 0 0 1																		
<b>37 Darren Dreifort, R</b> (7, 1) OBP: 1.000, SLG: 1.000																												
<b>Jim Gott, R</b> (7, 1)																												
<b>Al Osuna, R</b> (7, 1)																												
<b>Mitch Webster, S</b> (8, 7) OBP: 0.358, SLG: 0.396																												
<b>Inning Stats</b>	R: 0 E: 0 K: 2 S: 14	H: 2 LOB: 3 BB: 1 P: 22	R: 4 E: 0 K: 0 S: 13	H: 2 LOB: 0 BB: 2 P: 26	R: 1 E: 0 K: 0 S: 6	H: 1 LOB: 0 BB: 0 P: 7	R: 0 E: 0 K: 1 S: 7	H: 0 LOB: 0 BB: 0 P: 8	R: 1 E: 1 K: 0 S: 9	H: 2 LOB: 1 BB: 0 P: 15	R: 1 E: 0 K: 0 S: 8	H: 1 LOB: 0 BB: 0 P: 10	R: 2 E: 0 K: 3 S: 20	H: 4 LOB: 3 BB: 1 P: 36	R: 1 E: 0 K: 0 S: 11	H: 3 LOB: 2 BB: 0 P: 16	R: 0 E: 0 K: 1 S: 11	H: 2 LOB: 2 BB: 0 P: 17	1B: 12 2B: 1 3B: 0 HR: 4	SF: 1 SAC: 1 DP: 1 HBP: 0	WP: 0 PB: 0 SB: 0 CS: 0	PA: 47						
<b>PITCHER</b>	IP WLS BF H R ER SO BB IBB HBP BLK WP HR S P ERA WHIP																											
<b>Mark Gardner, R</b> (1, 1) ERA: 5.35	4.0		20	5	5	5	3	3	0	0	0	0	0	2	40	63	11.25	2.000										
<b>Richie Lewis, R</b> (5, 1) ERA: 4.44	2.0		9	3	2	2	0	0	0	0	0	0	0	1	17	25	9.00	1.500										
<b>Jeff Mutis, L</b> (7, 1) ERA: 5.93	1.0		8	4	2	1	3	0	1	0	0	0	0	1	20	36	9.00	4.000										
<b>Willie Fraser, R</b> (8, 1) ERA: 3.38	2.0	W	10	5	1	1	1	0	0	0	0	0	0	0	22	33	4.50	2.500										

Los Angeles Dodgers @ Florida Marlins  
Joe Robbie Stadium, Miami, FL

Mon Jun 06 1994, 7:05 PM EDT  
Att. 24,350 - Unknown - 83 F

livebaseballscorecards.com







Batter	1	2	3	4	5	6	7	8	9	AB R H RBI BB SO LOB	TOP											
<b>Brett Butler, L</b> (1, 8) OBP: 0.441, SLG: 0.474	1-0 F9	2-3 K			0-0 B3		0-0 F9		3-2 P6	5 0 0 0 0 1 4												
<b>Jose Offerman, S</b> (1, 6) OBP: 0.304, SLG: 0.283	1-0 L6				2-2 F8 2B		2-2 F7			3 0 1 0 1 0 0												
<b>Mike Piazza, R</b> (1, 2) OBP: 0.374, SLG: 0.569	1-1 G6-3				2-2 F8					4 0 1 0 0 0 2												
<b>Tim Wallach, R</b> (1, 5) OBP: 0.355, SLG: 0.518					0-0 F8					4 0 1 0 0 1 2												
<b>Henry Rodriguez, L</b> (1, 7) OBP: 0.343, SLG: 0.460 <b>Cory Snyder, R</b> (8, 7) OBP: 0.337, SLG: 0.511					1-0 F8					4 0 1 0 0 0 2 0 0 0 0 0 0 0												
<b>Eric Karros, R</b> (1, 3) OBP: 0.349, SLG: 0.471					0-0 FC5-4 1B					4 1 3 0 0 0 1												
<b>Raul Mondesi, R</b> (1, 9) OBP: 0.349, SLG: 0.575					2-2 FC5-4 1B					4 1 2 1 0 1 2												
<b>Garey Ingram, R</b> (1, 4) OBP: 0.380, SLG: 0.467					0-0 FC5-4 1B					3 0 1 0 1 0 3												
<b>Ramon Martinez, R</b> (1, 1) OBP: 0.235, SLG: 0.265					1-2 F8					4 0 1 1 0 0 3												
<b>Inning Stats</b>	R: 0 E: 0 K: 0 S: 4	H: 0 LOB: 0 BB: 0 P: 7	R: 2 E: 1 K: 1 S: 11	H: 3 LOB: 2 BB: 1 P: 19	R: 0 E: 0 K: 0 S: 8	H: 1 LOB: 1 BB: 1 P: 17	R: 0 E: 0 K: 0 S: 9	H: 2 LOB: 1 BB: 0 P: 12	R: 0 E: 0 K: 0 S: 9	H: 1 LOB: 1 BB: 0 P: 13	R: 0 E: 0 K: 1 S: 7	H: 1 LOB: 1 BB: 0 P: 11	R: 0 E: 0 K: 0 S: 6	H: 0 LOB: 0 BB: 0 P: 8	R: 0 E: 0 K: 1 S: 9	H: 1 LOB: 0 BB: 0 P: 16	R: 0 E: 0 K: 0 S: 12	H: 2 LOB: 2 BB: 0 P: 19	1B: 9 2B: 2 3B: 0 HR: 0	SF: 0 SAC: 0 DP: 3 HBP: 0	WP: 0 PB: 0 SB: 0 CS: 0	PA: 37
<b>PITCHER</b> <b>David Weathers, R</b> (1, 1) ERA: 3.2 <b>Brian Drahan, R</b> (9, 1) ERA:	IP 8.0	WLS L	BF 32	H 9	R 2	ER 2	SO 3	BB 1	IBB 1	HBP 0	BLK 0	WP 0	HR 0	S 63	P 103	ERA 2.25	WHIP 1.250					

Los Angeles Dodgers @ Florida Marlins  
Joe Robbie Stadium, Miami, FL

Tue Jun 07 1994, 7:05 PM EDT  
Att. 26,730 - Unknown - 86 F

livebaseballscorecards.com

AB 35  
R 2  
H 11  
RBI 2  
BB 2  
SO 3  
LOB 19



Batter 1 2 3 4 5 6 7 8 9 AB R H RBI BB SO LOB

BOTTOM

Table of batter performance including names (e.g., Chuck Carr, Jerry Browne), counts (e.g., 1-8, 3-3), and diamond diagrams showing pitch locations and outcomes (e.g., P5, K, G3-1).

Los Angeles Dodgers @ Florida Marlins
Joe Robbie Stadium, Miami, FL
Tue Jun 07 1994, 7:05 PM EDT
Att: 26,730 - Unknown - 86 F

Summary statistics table: AB 30, R 0, H 3, RBI 0, BB 0, SO 7, LOB 11.

Inning Stats table with columns for R, H, E, K, S and rows for each inning (1-9).

PITCHER table with columns for IP, WLS, BF, H, R, ER, SO, BB, IBB, HBP, BLK, WP, HR, S, P, ERA, WHIP and rows for Ramon Martinez, R.



Additional summary statistics table: WP: 0, PA: 31, PB: 0, SB: 0, CS: 0, ERA, WHIP.

# Los Angeles Dodgers @ Florida Marlins

## Joe Robbie Stadium, Miami, FL

Wed Jun 08 1994, 7:05 PM EDT  
Att. 37,109 - Unknown - 90 F

[livebaseballscorecards.com](http://livebaseballscorecards.com)

<b>AB</b>	<b>34</b>
<b>R</b>	<b>4</b>
<b>H</b>	<b>10</b>
<b>RBI</b>	<b>4</b>
<b>BB</b>	<b>4</b>
<b>SO</b>	<b>6</b>
<b>LOB</b>	<b>21</b>



Batter	1	2	3	4	5	6	7	8	9	AB R H RBI BB SO LOB
Jose Offerman, S (1, 6) OBP: 0.303, SLG: 0.283	2-1 G4-3		0-3 K	2-0 E4			1-1 F9-3 1B		0-1 SH1-4	4 0 1 0 0 1 0
Chris Gwynn, L (1, 7) Cory Snyder, R (7, 9) OBP: 0.289, SLG: 0.333 OBP: 0.333, SLG: 0.506	0-0 G1-3		1-1 1B HR 1B	2-2 F8			3-1 F9-3 1-2		0-3 K	4 1 1 0 0 0 2 1 0 0 0 0 1 1
Mike Piazza, R (1, 2) OBP: 0.379, SLG: 0.566	4-1 BB		2-2 1-2 HR 1B	0-0 G6-4-3 1-2f			2-3 K		4-0 IBB	3 1 1 0 2 1 1
Tim Wallach, R (1, 5) OBP: 0.360, SLG: 0.532	2-1 F8		2-2 1-1 2-H HR			1-2 L5-3 1B		4-1 1B BB	3-2 F8	4 1 2 3 1 0 3
Henry Rodriguez, L (1, 9) Brett Butler, L (7, 8) OBP: 0.341, SLG: 0.455 OBP: 0.441, SLG: 0.474			1-1 G4-3	0-0 2B FC6-4 1B		2-0 P6		0-1 P5		4 1 1 0 0 0 2 0 0 0 0 0 0 0
Eric Karros, R (1, 3) OBP: 0.352, SLG: 0.476			1-1 HBP 1B	2-2 FC6-4 1-3 2B		0-0 L5-3 1-2		2-3 K		4 0 2 0 0 1 2
Raul Mondesi, R (1, 8) OBP: 0.356, SLG: 0.574			1-2 HBP	4-0 FC6-4 IBB		1-2 F9		2-1 1-2 1B		2 0 1 0 1 0 0
Garey Ingram, R (1, 4) Dave Hansen, L (8, PH) Eddie Pye, R (8, 4) OBP: 0.358, SLG: 0.438 OBP: 0.294, SLG: 0.313 OBP: 0.200, SLG: 0.111			0-3 K	1-2 FC6-4 1-2f 2-3 3-H		1-3 K		2-0 SAFE F8		3 0 0 1 0 2 4 1 0 0 0 0 0 2 0 0 0 0 0 0 0
Pedro Astacio, R (1, 1) Todd Worrell, R (9, 1) Al Osuna, R (9, 1) OBP: 0.083, SLG: 0.083			1-2 G3	0-2 G5-3		1-0 G4-3			3-2 SH1-4 1B	4 0 1 0 0 0 4 0 0 0 0 0 0 0 0 0 0 0 0 0 0

Inning Stats	R: 0	H: 0	E: 0	K: 0	S: 6	P: 14	R: 0	H: 1	E: 0	K: 1	S: 12	P: 16	R: 4	H: 5	E: 0	K: 1	S: 25	P: 37	R: 0	H: 0	E: 1	K: 0	S: 5	P: 9	R: 0	H: 1	E: 0	K: 0	S: 5	P: 8	R: 0	H: 0	E: 0	K: 1	S: 7	P: 10	R: 0	H: 1	E: 0	K: 1	S: 8	P: 14	R: 0	H: 1	E: 0	K: 1	S: 9	P: 19	R: 0	H: 1	E: 0	K: 1	S: 12	P: 22	1B: 8	2B: 3	3B: 0	HR: 1	SF: 0	SAC: 1	DP: 3	HBP: 1	WP: 0	PA: 40
--------------	------	------	------	------	------	-------	------	------	------	------	-------	-------	------	------	------	------	-------	-------	------	------	------	------	------	------	------	------	------	------	------	------	------	------	------	------	------	-------	------	------	------	------	------	-------	------	------	------	------	------	-------	------	------	------	------	-------	-------	-------	-------	-------	-------	-------	--------	-------	--------	-------	--------

PITCHER	IP	WLS	BF	H	R	ER	SO	BB	IBB	HBP	BLK	WP	HR	S	P	ERA	WHIP
Pat Rapp, R (1, 1) ERA: 4.19	4.0		21	6	4	4	2	1	1	1	0	0	1	48	76	9.00	1.750
Richie Lewis, R (5, 1) ERA: 3.95	3.0		9	2	0	0	2	0	0	0	0	0	0	20	32	0.00	0.667
Willie Fraser, R (8, 1) ERA: 1.93	2.0	W	10	2	0	0	2	1	1	0	0	0	0	21	41	0.00	1.500

Batter	1	2	3	4	5	6	7	8	9	AB R H RBI BB SO LOB
<b>Chuck Carr, S</b> (1, 8) OBP: 0.357, SLG: 0.367 F B X	1-1 G4-3 SH1-3 1B 1B		2-1 G4-3 1B		0-0 F8 1B		2-2 G3-1 1-2 1B		1-1 FC6-4 E 1-2f 2-3	5 2 1 0 0 0 3
<b>Jerry Browne, S</b> (1, 5) OBP: 0.383, SLG: 0.368 <b>Willie Fraser, R</b> (8, 1) B 1 SAFE C X	2-1 SH1-3 1-2 1B		4-1 BB 1B		3-3 K 1B		0-1 F7 1B		2-2 E7 1B 1-H 3-H 2-2	2 0 0 0 1 1 1 0 0 0 0 0 0 0 1 1 1 2 0 0 0
<b>Matias Carrillo, L</b> (1, 9) OBP: 0.326, SLG: 0.326 <b>Mario Diaz, R</b> (9, PH) OBP: 0.556, SLG: 0.625 X B X	0-0 G4-3 2-3 1B		1-1 G4-3 1B		3-3 K 1B			1-0 G3 1B	2-2 1B 2-H	4 0 0 0 0 1 2 1 0 1 1 0 0 0
<b>Jeff Conine, R</b> (1, 7) OBP: 0.371, SLG: 0.526 B T B S X	2-2 1B 3-H			1-1 F9 1B		1-0 F9 1B		2-0 G6-3 1B		4 0 1 1 0 0 0
<b>Greg Colbrunn, R</b> (1, 3) OBP: 0.400, SLG: 0.481 S X	0-1 F9 1B			2-2 2B 1B		4-0 G6-4-3 BB 1B		0-0 1B		3 0 2 0 1 0 1
<b>Benito Santiago, R</b> (1, 2) OBP: 0.354, SLG: 0.413 B T B C X		2-2 P7 1B		3-2 2B 1B		1-0 G6-4-3 1-2f 1B		2-2 G4-3 1B		4 0 1 0 0 0 2
<b>Kurt Abbott, R</b> (1, 6) OBP: 0.324, SLG: 0.389 X		0-0 L6 1B		2-1 P6 1B			0-0 G4-3 3B		4-1 FC6-4 BB E BB	3 2 1 0 1 0 2
<b>Bret Barberie, S</b> (1, 4) OBP: 0.315, SLG: 0.375 B B B C X		3-1 F8 1B		4-0 BB 1B			0-1 G4-3 1B		1-0 F8 1B	3 0 0 1 1 0 1
<b>Pat Rapp, R</b> (1, 1) OBP: 0.150, SLG: 0.200 <b>Russ Morman, R</b> (4, PH) OBP: 0.296, SLG: 0.417 <b>Richie Lewis, R</b> (5, 1) <b>Dave Magadan, L</b> (7, PH) OBP: 0.388, SLG: 0.319 C X			0-1 G6-3 1B	2-0 P3 1B			2-2 G3-1 1B 3-H		4-1 FC6-4 BB 1-2	1 0 0 0 0 0 0 1 0 0 0 0 0 3 0 0 0 0 0 0 0 1 0 1 0 1 0 0

Inning Stats	R: 1	H: 2	R: 0	H: 0	R: 0	H: 0	R: 0	H: 0	R: 0	H: 0	R: 1	H: 2	R: 0	H: 1	R: 3	H: 2	1B: 7	SF: 0
	E: 0	LOB: 1	E: 0	LOB: 0	E: 0	LOB: 1	E: 0	LOB: 0	E: 0	LOB: 0	E: 0	LOB: 1	E: 0	LOB: 1	E: 1	LOB: 1	2B: 1	SAC: 1
	K: 0	BB: 0	K: 0	BB: 0	K: 0	BB: 1	K: 0	BB: 1	K: 2	BB: 0	K: 0	BB: 0	K: 0	BB: 0	K: 0	BB: 2	3B: 1	DP: 1
	S: 10	P: 15	S: 7	P: 12	S: 7	P: 14	S: 11	P: 25	S: 7	P: 13	S: 12	P: 16	S: 7	P: 12	S: 12	P: 26	HR: 0	HBP: 0

PITCHER	IP	WLS	BF	H	R	ER	SO	BB	IBB	HBP	BLK	WP	HR	S	P	ERA	WHIP
<b>Pedro Astacio, R</b> (1, 1) ERA: 4.97	8.0		34	7	3	3	2	4	0	0	0	0	0	64	120	3.38	1.375
<b>Todd Worrell, R</b> (9, 1) ERA: 2.65	0.2	L	4	1	1	1	0	1	0	0	0	0	0	8	16	13.50	3.000
<b>Al Osuna, L</b> (9, 1) ERA: 5.4	0.0		1	1	1	0	0	0	0	0	0	0	0	3	5	∞	∞

**BOTTOM**

**Los Angeles Dodgers @ Florida Marlins**


**Joe Robbie Stadium, Miami, FL**

Wed Jun 08 1994, 7:05 PM EDT

Att: 37,109 - Unknown - 90 F

livebaseballscores.com

<b>AB</b>	<b>33</b>
<b>R</b>	<b>5</b>
<b>H</b>	<b>9</b>
<b>RBI</b>	<b>5</b>
<b>BB</b>	<b>5</b>
<b>SO</b>	<b>2</b>
<b>LOB</b>	<b>15</b>



WP: 0	PA: 39
PB: 0	
SB: 1	
CS: 0	

Batter	1	2	3	4	5	6	7	8	9	AB R H RBI BB SO LOB	TOP											
<b>Chuck Carr, S</b> (1, 8) OBP: 0.360, SLG: 0.370	2-2 L9		0-0 CS 1B		1-3 K		1-1 G6-3 1B			4 0 2 0 0 1 0												
<b>Jerry Browne, S</b> (1, 5) OBP: 0.380, SLG: 0.365	1-1 G6-3		1-0 1-2 1B		1-1 F7		3-1 G6-3			4 0 1 1 0 0 1												
<b>Bret Barberie, S</b> (1, 4) OBP: 0.319, SLG: 0.378	1-1 1B 1B		1-0 P4			2-2 FC5-4 1B	0-0 P6			4 0 2 0 0 0 2												
<b>Jeff Conine, R</b> (1, 7) OBP: 0.373, SLG: 0.530	1-1 FC6-4 1B			2-2 1B 2B		0-2 FC5-4 FC3-6 1B 1-2f		2-3 K		4 0 2 0 0 1 1												
<b>Russ Morman, R</b> (1, 3) OBP: 0.290, SLG: 0.393	2-1 FC6-4 1-2f			1-1 L1		1-1 FC3-6 1B 1-2		1-3 K		4 0 1 0 0 1 3												
<b>Kurt Abbott, R</b> (1, 6) OBP: 0.317, SLG: 0.380		0-0 G4-3		0-1 G5-3		1-2 FC3-6 1B 1-2f 2-3		3-3 K		4 0 0 0 0 1 3												
<b>Ron Tingley, R</b> (1, 2) OBP: 0.280, SLG: 0.378		2-2 G6-3		1-0 1B 2-3		1-0 L9			1-3 K	3 0 1 0 0 0 2												
<b>Benito Santiago, R</b> (9, PH) OBP: 0.352, SLG: 0.410										1 0 0 0 0 1 0	<b>AB 36</b>											
<b>Jesus Tavarez, S</b> (1, 9) OBP: 0.179, SLG: 0.179		0-1 G4-3		1-1 G6-3			1-0 E6 1B G1-3 G6-3		0-0 G4-3	4 1 0 0 0 0 2	<b>R 1</b>											
<b>Charlie Hough, R</b> (1, 1) OBP: 0.200, SLG: 0.167			1-2 G1-3		0-0 F9						<b>H 9</b>											
<b>Mario Diaz, R</b> (7, PH) OBP: 0.500, SLG: 0.556							1-1 G1-3		1-2 G3	2 0 0 0 0 0 0	<b>RBI 1</b>											
<b>Brian Drahman, R</b> (7, 1)										1 0 0 0 0 0 1	<b>BB 0</b>											
<b>Yorkis Perez, L</b> (8, 1)										0 0 0 0 0 0 0	<b>SO 5</b>											
<b>Dave Magadan, L</b> (9, PH) OBP: 0.386, SLG: 0.316										0 0 0 0 0 0 0	<b>LOB 15</b>											
<b>Dave Magadan, L</b> (9, PH) OBP: 0.386, SLG: 0.316										1 0 0 0 0 0 0												
<b>Inning Stats</b>	R: 0 E: 0 K: 0 S: 12	H: 2 LOB: 2 BB: 0 P: 19	R: 0 E: 0 K: 0 S: 7	H: 0 LOB: 0 BB: 0 P: 9	R: 0 E: 0 K: 0 S: 9	H: 2 LOB: 1 BB: 0 P: 12	R: 0 E: 0 K: 0 S: 11	H: 2 LOB: 2 BB: 0 P: 16	R: 0 E: 0 K: 1 S: 7	H: 0 LOB: 0 BB: 0 P: 9	R: 0 E: 0 K: 0 S: 13	H: 2 LOB: 2 BB: 0 P: 18	R: 1 E: 1 K: 0 S: 8	H: 1 LOB: 1 BB: 0 P: 14	R: 0 E: 0 K: 3 S: 9	H: 0 LOB: 0 BB: 0 P: 15	R: 0 E: 0 K: 1 S: 12	H: 0 LOB: 0 BB: 0 P: 14	1B: 8 2B: 1 3B: 0 HR: 0	SF: 0 SAC: 0 DP: 0 HBP: 0	WP: 0 PB: 0 SB: 0 CS: 1	PA: 36
<b>PITCHER</b>	IP WLS BF H R ER SO BB IBB HBP BLK WP HR S P ERA WHIP																					
<b>Zane Smith, L</b> (1, 1) ERA: 3.46	6.2 W 29 9 1 0 1 0 0 0 0 0 0 0 66 96 0.00 1.350																					
<b>Dan Miceli, R</b> (7, 1) ERA: 6.94	1.1 4 0 0 0 3 0 0 0 0 0 0 0 10 16 0.00 0.000																					
<b>Alejandro Pena, R</b> (9, 1) ERA: 6.2	1.0 S 3 0 0 0 1 0 0 0 0 0 0 0 12 14 0.00 0.000																					

**Florida Marlins @ Pittsburgh Pirates**  
**Three Rivers Stadium, Pittsburgh, PA**  
 Thu Jun 09 1994, 7:05 PM EDT  
 Att. 11,395 - Unknown - 77 F

livebaseballscorecards.com



Batter	1	2	3	4	5	6	7	8	9
<b>Carlos Garcia, R</b> OBP: 0.332, SLG: 0.360 (1, 4)	1-0 L5		3-1 P9	1-1 F8		0-2 L9		3-1 F9	
<b>Jay Bell, R</b> OBP: 0.277, SLG: 0.352 (1, 6)	3-2 G5-3		2-3 K	1-2 2B			0-1 F9		
<b>Andy Van Slyke, L</b> OBP: 0.332, SLG: 0.341 (1, 8)	4-2 BB		4-1 2B	2-1 G6-3			4-1 BB		
<b>Brian Hunter, R</b> OBP: 0.282, SLG: 0.437 (1, 3) <b>Kevin Young, R</b> OBP: 0.275, SLG: 0.350 (8, 3)	1-2 K		4-1 2B		1-0 F8		2-3 K		
<b>Orlando Merced, S</b> OBP: 0.355, SLG: 0.385 (1, 9)		0-0 G4-3	3-2 2B		0-2 G4-3		0-1 L4		
<b>Al Martin, L</b> OBP: 0.381, SLG: 0.490 (1, 7)		1-1 G4-3	0-3 K		1-1 1B		4-2 SF9		
<b>Jeff King, R</b> OBP: 0.323, SLG: 0.371 (1, 5)		4-0 BB	0-1 P5		1-0 G4-3		1-1 SH		
<b>Lance Parrish, R</b> OBP: 0.397, SLG: 0.412 (1, 2)		4-0 BB		1-0 P2		3-3 K	0-0 SF9		
<b>Zane Smith, L</b> OBP: 0.290, SLG: 0.290 (1, 1) <b>Dan Miceli, R</b> (7, 1) <b>Gary Varsho, L</b> OBP: 0.360, SLG: 0.455 (8, PH) <b>Lloyd McClendon, R</b> OBP: 0.282, SLG: 0.206 (8, PH) <b>Alejandro Pena, R</b> (9, 1)		0-0 FC4-6		1-0 2B		0-1 P5	3-3 K		

Inning Stats	R: 0	H: 0	E: 0	K: 1	S: 10	R: 0	H: 0	E: 0	K: 0	S: 4	R: 2	H: 1	E: 0	K: 2	S: 15	R: 0	H: 2	E: 0	K: 0	S: 9	R: 0	H: 1	E: 0	K: 0	S: 7	R: 0	H: 0	E: 0	K: 1	S: 9	R: 0	H: 0	E: 0	K: 1	S: 9	R: 1	H: 0	E: 1	K: 1	S: 10	R: 1	H: 0	E: 1	K: 1	S: 10
	LOB: 1	BB: 1	P: 19			LOB: 2	BB: 2	P: 13			LOB: 2	BB: 2	P: 31			LOB: 2	BB: 0	P: 15			LOB: 0	BB: 0	P: 10			LOB: 0	BB: 0	P: 12			LOB: 1	BB: 1	P: 15			LOB: 1	BB: 1	P: 21			LOB: 1	BB: 1	P: 21		

PITCHER	IP	WLS	BF	H	R	ER	SO	BB	IBB	HBP	BLK	WP	HR	S	P	ERA	WHIP
<b>Charlie Hough, R</b> ERA: 4.33 (1, 1)	6.0	L	28	4	2	2	4	5	0	0	0	0	0	54	100	3.00	1.500
<b>Brian Drahrman, R</b> ERA: 3.86 (7, 1)	1.1		7	0	1	1	1	2	0	0	0	0	0	14	25	6.75	1.500
<b>Yorkis Perez, L</b> ERA: 3.47 (8, 1)	0.2		2	0	0	0	1	0	0	0	0	0	0	5	11	0.00	0.000


**BOTTOM**

**Florida Marlins @ Pittsburgh Pirates**  
Three Rivers Stadium, Pittsburgh, PA

Thu Jun 09 1994, 7:05 PM EDT  
Att. 11,395 - Unknown - 77 F

AB	R	H	RBI	BB	SO	LOB
5	0	0	0	0	0	2
4	0	1	0	0	1	0
1	1	0	0	3	0	2
3	1	0	0	1	2	2
0	0	0	0	0	0	0
4	0	1	2	0	0	1
3	1	1	0	1	1	1
2	0	0	0	1	0	3
2	0	0	1	1	1	0
3	0	1	0	0	0	2
0	0	0	0	0	0	0
0	0	0	0	0	0	0
1	0	0	0	0	1	1
0	0	0	0	0	0	0

AB	28
R	3
H	4
RBI	3
BB	7
SO	6
LOB	14



WP	PA	ERA	WHIP
0	37		
1			
1			
0			

Batter	1	2	3	4	5	6	7	8	9	AB R H RBI BB SO LOB	TOP	
<b>Chuck Carr, S</b> (1, 8) <small>OBP: 0.357, SLG: 0.366</small>	1-0 	0-0 		0-3 		0-1 			1-3 	5 0 1 0 0 2 3		
<b>Mario Diaz, R</b> (1, 5) <small>OBP: 0.600, SLG: 0.615</small>	2-2 		4-0 	1-2 		1-2 			0-0 	4 2 3 0 1 0 0		
<b>Jerry Browne, S</b> (1, 7) <small>OBP: 0.381, SLG: 0.362</small>	3-2 		1-2 	1-1 		0-1 			2-1 	4 1 1 0 0 0 4		
<b>Jeff Conine, R</b> (1, 3) <small>OBP: 0.378, SLG: 0.546</small>	0-1 		2-1 	0-0 					1-2 	4 1 3 4 0 0 3		
<b>Matias Carrillo, L</b> (1, 9) <small>OBP: 0.323, SLG: 0.322</small>	2-0 		1-1 		0-2 				1-0 	4 0 1 0 0 0 1		
<b>Benito Santiago, R</b> (1, 2) <small>OBP: 0.344, SLG: 0.400</small>		0-0 	1-3 		0-1 				0-3 	4 0 0 0 0 2 2		
<b>Kurt Abbott, R</b> (1, 6) <small>OBP: 0.316, SLG: 0.373</small>		4-2 	0-0 		3-2 				1-2 	3 0 0 0 1 0 0		
<b>Bret Barberie, S</b> (1, 4) <small>OBP: 0.322, SLG: 0.380</small>		0-3 		2-1 		2-1 			0-0 	4 0 2 0 0 1 1		
<b>Chris Hammond, L</b> (1, 1) <small>OBP: 0.227, SLG: 0.200</small> <b>Richie Lewis, R</b> (3, 1) <small>OBP: 0.281, SLG: 0.379</small> <b>Russ Morman, R</b> (6, PH) <small>OBP: 0.172, SLG: 0.172</small> <b>Willie Fraser, R</b> (6, 1) <b>Jesus Tavarez, S</b> (8, PH) <b>Robb Nen, R</b> (8, 1)	2-2 		0-3 		1-1 				2-1 	1 0 1 0 0 0 0 1 0 0 0 0 1 1 1 0 0 0 0 0 1 0 0 0 0 0 0 0 1 0 0 0 0 0 0 0 0 0 0 0 0 0		
<b>Inning Stats</b>	R: 1 H: 2 E: 0 LOB: 1 K: 0 BB: 0 S: 11 P: 19	R: 0 H: 1 E: 0 LOB: 2 K: 1 BB: 1 S: 16 P: 22	R: 3 H: 2 E: 0 LOB: 0 K: 1 BB: 1 S: 12 P: 21	R: 0 H: 2 E: 0 LOB: 3 K: 2 BB: 0 S: 13 P: 17	R: 0 H: 0 E: 0 LOB: 0 K: 0 BB: 0 S: 8 P: 11	R: 0 H: 3 E: 0 LOB: 2 K: 0 BB: 0 S: 13 P: 17	R: 0 H: 2 E: 0 LOB: 0 K: 1 BB: 0 S: 10 P: 12	R: 0 H: 0 E: 0 LOB: 0 K: 0 BB: 0 S: 4 P: 7	R: 0 H: 0 E: 0 LOB: 0 K: 1 BB: 0 S: 6 P: 9	1B: 11 SF: 0 2B: 0 SAC: 0 3B: 0 DP: 1 HR: 1 HBP: 1	WP: 0 PA: 40 PB: 0 SB: 1 CS: 1	
<b>PITCHER</b> <b>Paul Wagner, R</b> (1, 1) <small>ERA: 4.11</small> <b>Mark Dewey, R</b> (7, 1) <small>ERA: 1.14</small> <b>Alejandro Pena, R</b> (9, 1) <small>ERA: 5.91</small>	IP WLS BF H R ER SO BB IBB HBP BLK WP HR S P ERA WHIP											<b>PITCHER</b> IP WLS BF H R ER SO BB IBB HBP BLK WP HR S P ERA WHIP

**Florida Marlins @ Pittsburgh Pirates**  
 Three Rivers Stadium, Pittsburgh, PA  
 Fri Jun 10 1994, 7:05 PM EDT  
 Att. 25,120 - Unknown - 74 F

[livebaseballscorecards.com](http://livebaseballscorecards.com)

AB	36
R	4
H	12
RBI	4
BB	2
SO	6
LOB	16



Batter	1	2	3	4	5	6	7	8	9
<b>Carlos Garcia, R</b> OBP: 0.329, SLG: 0.356 (1, 4)	1-0 G6-3		1-1 2B	2-2 P3		2-2 L8		1-3 K	
<b>Jay Bell, R</b> OBP: 0.285, SLG: 0.369 (1, 6)	2-2 1B		2-1 1-H	1-1 FC5		0-3 K			
<b>Andy Van Slyke, L</b> OBP: 0.339, SLG: 0.346 (1, 8)	2-0 G5-3		1-1 HR	4-0 IBB		0-0 P4			
<b>Brian Hunter, R</b> OBP: 0.289, SLG: 0.463 (1, 3)	1-2 1B		1-1 HR	1-2 FC5		0-0 G5-3			
<b>Jeff King, R</b> OBP: 0.321, SLG: 0.363 (1, 5)	1-1 G5-3		4-0 1B		1-0 P8		2-1 E5		
<b>Orlando Merced, S</b> OBP: 0.367, SLG: 0.401 (1, 9)		2-0 G5-4-3	1-0 1B	2-2 L8		4-0 IBB			
<b>Don Slaught, R</b> OBP: 0.381, SLG: 0.291 (1, 2)		0-0 G5-4-3	2-1 1B	1-2 L8		0-0 P5			
<b>Lloyd McClendon, R</b> OBP: 0.262, SLG: 0.189 <b>Al Martin, L</b> OBP: 0.379, SLG: 0.487 (8, PH) (9, 7)	1-1 F9		2-3 K	1-0 G6-3		0-0 G4-3			
<b>Paul Wagner, R</b> OBP: 0.192, SLG: 0.231 <b>Gary Varsho, L</b> OBP: 0.346, SLG: 0.435 <b>Mark Dewey, R</b> OBP: 1.000, SLG: 1.000 <b>Dave Clark, L</b> OBP: 0.350, SLG: 0.393 <b>Alejandro Pena, R</b> (9, 1)			0-0 G4-3	0-3 K		3-2 P2		2-3 K	

Inning Stats	R: 1	H: 3	E: 0	K: 0	S: 11	R: 0	H: 1	E: 0	K: 0	S: 4	R: 4	H: 6	E: 0	K: 1	S: 15	R: 0	H: 1	E: 0	K: 1	S: 12	R: 0	H: 1	E: 0	K: 0	S: 8	R: 0	H: 0	E: 1	K: 0	S: 5	R: 0	H: 0	E: 0	K: 2	S: 7	R: 0	H: 0	E: 0	K: 0	S: 10
	LOB: 1	BB: 0	P: 18	LOB: 0	BB: 0	P: 7	LOB: 2	BB: 1	P: 29	LOB: 2	BB: 1	P: 20	LOB: 1	BB: 0	P: 13	LOB: 0	BB: 0	P: 15	LOB: 2	BB: 1	P: 11	LOB: 0	BB: 0	P: 10	LOB: 0	BB: 0	P: 15	LOB: 2	BB: 1	P: 11	LOB: 0	BB: 0	P: 10	LOB: 0	BB: 0	P: 10	LOB: 0	BB: 0	P: 10	

PITCHER	IP	WLS	BF	H	R	ER	SO	BB	IBB	HBP	BLK	WP	HR	S	P	ERA	WHIP
<b>Chris Hammond, L</b> ERA: 2.94 (1, 1)	2.2	L	16	10	5	5	0	1	0	0	0	0	1	27	49	16.88	4.125
<b>Richie Lewis, R</b> ERA: 3.64 (3, 1)	2.1		10	2	0	0	2	0	1	0	0	0	0	23	38	0.00	0.857
<b>Willie Fraser, R</b> ERA: 1.35 (6, 1)	2.0		8	0	0	0	1	0	1	0	0	0	0	15	26	0.00	0.000
<b>Robb Nen, R</b> ERA: 2.97 (8, 1)	1.0		3	0	0	0	2	0	0	0	0	0	0	7	10	0.00	0.000

AB	R	H	RBI	BB	SO	LOB
5	1	1	0	0	1	0
4	1	3	1	0	1	0
3	1	2	0	1	0	0
4	1	2	3	0	0	2
3	1	0	0	1	0	2
3	0	3	0	1	0	0
4	0	1	1	0	0	4
3	0	0	0	0	1	3
1	0	0	0	0	0	0
2	0	0	0	0	1	0
1	0	0	0	0	0	0
0	0	0	0	0	0	0
1	0	0	0	0	1	0
0	0	0	0	0	0	0

WP	PA	ERA	WHIP
0	37		
0			
0			
0			
0			

**Florida Marlins @ Pittsburgh Pirates**  
**Three Rivers Stadium, Pittsburgh, PA**  
 Fri Jun 10 1994, 7:05 PM EDT  
 Att: 25,120 - Unknown - 74 F

livebaseballscorecards.com

<b>AB</b>	<b>34</b>
<b>R</b>	<b>5</b>
<b>H</b>	<b>12</b>
<b>RBI</b>	<b>5</b>
<b>BB</b>	<b>3</b>
<b>SO</b>	<b>5</b>
<b>LOB</b>	<b>11</b>



Batter	1	2	3	4	5	6	7	8	9	AB R H RBI BB SO LOB	TOP	
<b>Chuck Carr, S</b> (1, 8) OBP: 0.355, SLG: 0.377	1-1 	0-0 			0-1 		0-1 			4 1 1 2 0 0 1	<b>Florida Marlins @ Pittsburgh Pirates</b> Three Rivers Stadium, Pittsburgh, PA Sat Jun 11 1994, 7:05 PM EDT Att. 24,763 - Unknown - 73 F	
<b>Mario Diaz, R</b> (1, 5) OBP: 0.526, SLG: 0.529	1-2 	1-2 			1-2 		0-0 			4 1 1 0 0 0 0		
<b>Greg Colbrunn, R</b> (1, 3) OBP: 0.382, SLG: 0.548	0-2 		0-3 		0-3 			0-1 		4 1 1 2 0 2 0		
<b>Jeff Conine, R</b> (1, 7) OBP: 0.376, SLG: 0.541	0-0 		3-1 			1-2 		2-1 		4 0 1 0 0 0 0		
<b>Benito Santiago, R</b> (1, 2) OBP: 0.342, SLG: 0.396	0-1 		1-2 			0-0 		0-3 		4 0 1 0 0 1 1		
<b>Bret Barberie, S</b> (1, 4) OBP: 0.321, SLG: 0.374	0-0 			2-1 		4-1 		0-0 		3 0 0 0 1 0 1		
<b>Kurt Abbott, R</b> (1, 6) OBP: 0.319, SLG: 0.376		1-2 		1-0 		0-0 		1-2 		4 0 2 0 0 0 0		
<b>Jesus Tavarez, S</b> (1, 9) OBP: 0.188, SLG: 0.188		2-3 		2-2 		1-2 		2-0 		3 0 1 0 0 1 2		
<b>Kurt Miller, R</b> (1, 1) OBP: 0.500, SLG: 0.500 <b>Richie Lewis, R</b> (5, 1) <b>Jeff Mutis, L</b> (6, 1) <b>Matias Carrillo, L</b> (6, 9) <b>Dave Magadan, L</b> (9, PH) OBP: 0.383, SLG: 0.314		3-2 		1-3 			4-1 		1-2 	2 1 1 0 0 1 1 0 0 0 0 0 0 0 0 0 0 0 0 0 0 1 0 0 0 1 0 1 1 0 0 0 0 0 1		
<b>Inning Stats</b>	R: 2 H: 3 E: 0 LOB: 1 K: 0 BB: 0 S: 12 P: 14	R: 2 H: 2 E: 0 LOB: 0 K: 1 BB: 0 S: 17 P: 24	R: 0 H: 1 E: 0 LOB: 0 K: 1 BB: 0 S: 8 P: 12	R: 0 H: 1 E: 0 LOB: 1 K: 1 BB: 0 S: 9 P: 15	R: 0 H: 0 E: 0 LOB: 0 K: 1 BB: 0 S: 8 P: 9	R: 0 H: 1 E: 0 LOB: 2 K: 0 BB: 1 S: 12 P: 18	R: 0 H: 0 E: 0 LOB: 0 K: 0 BB: 1 S: 4 P: 8	R: 0 H: 0 E: 0 LOB: 0 K: 1 BB: 0 S: 7 P: 9	R: 0 H: 1 E: 0 LOB: 1 K: 0 BB: 0 S: 10 P: 14	1B: 7 SF: 0 2B: 0 SAC: 0 3B: 0 DP: 2 HR: 2 HBP: 0	WP: 0 PA: 36 PB: 0 SB: 0 CS: 0	
<b>PITCHER</b> <b>Steve Cooke, L</b> (1, 1) ERA: 5.15 <b>John Hope, R</b> (6, 1) ERA: 5.79 <b>Rick White, R</b> (8, 1) ERA: 4.05	IP WLS BF H R ER SO BB IBB HBP BLK WP HR S P ERA WHIP											<b>PITCHER</b> IP WLS BF H R ER SO BB IBB HBP BLK WP HR S P ERA WHIP

AB	34
R	4
H	9
RBI	4
BB	2
SO	5
LOB	8



Batter	1	2	3	4	5	6	7	8	9	AB	R	H	RBI	BB	SO	LOB
Carlos Garcia, R OBP: 0.322, SLG: 0.347 (1, 4)	P3		F9	G4-6-3	K		F8			5	0	0	0	0	1	4
Jay Bell, R OBP: 0.300, SLG: 0.398 (1, 6)	1B SF9 2B		HR 1B	HR		PB 1B BB	G3-1 1B			4	4	4	1	1	0	0
Andy Van Slyke, L OBP: 0.336, SLG: 0.343 (1, 8) Rick White, R (8, 1)	1B		K	P5		P7	G3-1			5	0	1	0	0	1	4
Brian Hunter, R OBP: 0.302, SLG: 0.496 (1, 3) Kevin Young, R OBP: 0.273, SLG: 0.347 (7, 3)	SF9 1B		HR			WP 1B BB	G5-3			2	3	2	3	1	0	0
Orlando Merced, S OBP: 0.368, SLG: 0.398 (1, 9)	K		1B 1B			WP 1B BB	K			4	2	1	0	1	3	3
Al Martin, L OBP: 0.384, SLG: 0.488 (1, 7)		P5	1B			S 1B	F8			4	1	2	2	1	0	0
Jeff King, R OBP: 0.335, SLG: 0.376 (1, 5)		BB	1B			K	1B 2B			3	0	2	2	2	1	3
Don Slaught, R OBP: 0.375, SLG: 0.287 (1, 2)		K	G5-3			F9	FC6-4			5	0	1	0	0	1	7
Steve Cooke, R OBP: 0.238, SLG: 0.238 (1, 1) Dave Clark, L OBP: 0.356, SLG: 0.398 (5, PH) John Hope, R OBP: 0.333, SLG: 0.333 (6, 1) Gary Varsho, L OBP: 0.346, SLG: 0.435 (8, 8)	G3					S 1B	G3-1 1B			2	0	1	0	0	0	1

Inning Stats	R: 1	H: 2	E: 0	K: 1	S: 22	R: 0	H: 0	E: 0	K: 1	S: 9	R: 3	H: 5	E: 0	K: 1	S: 19	R: 1	H: 2	E: 0	K: 0	S: 7	R: 2	H: 1	E: 0	K: 2	S: 16	R: 3	H: 4	E: 0	K: 1	S: 13	R: 0	H: 2	E: 0	K: 0	S: 9	R: 0	H: 0	E: 0	K: 1	S: 8
	LOB: 1	BB: 0	P: 28	LOB: 1	BB: 1	LOB: 2	BB: 0	LOB: 0	BB: 0	P: 27	LOB: 2	BB: 0	LOB: 0	BB: 0	P: 13	LOB: 2	BB: 1	LOB: 2	BB: 1	P: 26	LOB: 2	BB: 0	LOB: 1	BB: 1	P: 13	LOB: 0	BB: 0	LOB: 2	BB: 0	P: 17	LOB: 1	BB: 1	P: 13	LOB: 0	BB: 0	LOB: 1	BB: 1	P: 13		

PITCHER	IP	WLS	BF	H	R	ER	SO	BB	IBB	HBP	BLK	WP	HR	S	P	ERA	WHIP
Kurt Miller, R ERA: 15.75 (1, 1)	4.0	L	23	9	7	7	3	3	0	0	0	0	2	61	97	15.75	3.000
Richie Lewis, R ERA: 3.82 (5, 1)	1.0		6	1	1	1	2	1	1	0	0	1	0	12	29	9.00	2.000
Jeff Mutis, L ERA: 5.94 (6, 1)	3.0		15	6	2	2	2	1	0	0	0	0	0	30	52	6.00	2.333

**BOTTOM**

**Florida Marlins @ Pittsburgh Pirates**  
**Three Rivers Stadium, Pittsburgh, PA**

Sat Jun 11 1994, 7:05 PM EDT  
 Att: 24,763 - Unknown - 73 F

AB	37
R	10
H	16
RBI	10
BB	6
SO	7
LOB	24




WP	HR	S	P	ERA	WHIP
1	1	1	44		
1	1	1			
2	2	2			
0	0	0			

Florida Marlins @ Pittsburgh Pirates  
 Three Rivers Stadium, Pittsburgh, PA

Sun Jun 12 1994, 3:33 AM EDT  
 Att. 34,728 - Cloudy - 81 F

AB	30
R	1
H	6
RBI	1
BB	3
SO	4
LOB	11



AB	R	H	RBI	BB	SO	LOB
4	1	2	0	0	0	0
2	0	1	0	2	0	0
3	0	1	1	0	0	2
3	0	0	0	1	0	2
4	0	1	0	0	0	2
4	0	1	0	0	2	1
3	0	0	0	0	0	2
1	0	0	0	0	0	1
3	0	0	0	0	1	1
2	0	0	0	0	1	0
1	0	0	0	0	0	0
0	0	0	0	0	0	0

Batter	1	2	3	4	5	6	7	8	9
<b>Chuck Carr, S</b> (1, 8) OBP: 0.357, SLG: 0.379	1-2 G6-3		0-0 P2			1-1 SF8 2B 1B		0-0 CS 1B	
<b>Jerry Browne, S</b> (1, 5) OBP: 0.389, SLG: 0.370	4-1 G6-3 BB			0-0 L7		1-0 2B 1-3		4-0 BB 1-2	
<b>Gary Sheffield, R</b> (1, 9) OBP: 0.437, SLG: 0.686	0-2 G6-3			1-0 E S 1B		1-1 SF8 3-H		0-2 G6-3	
<b>Jeff Conine, R</b> (1, 7) OBP: 0.375, SLG: 0.535	2-1 P4			4-1 G6-4-3 BB 1-3		0-0 P3		1-2 G4-3	
<b>Benito Santiago, R</b> (1, 2) OBP: 0.340, SLG: 0.393				0-0 G6-4-3 1-2f			1-2 L5		0-0 1B
<b>Russ Morman, R</b> (1, 3) OBP: 0.278, SLG: 0.364						1-2 G4-6-3 1B		1-3 K FC9-6	
<b>Alex Arias, R</b> (1, 6) OBP: 0.291, SLG: 0.271 <b>Dave Magadan, L</b> (9, PH) OBP: 0.381, SLG: 0.312						0-1 G4-6-3 1-2f		1-0 FC9-6 1-2f	
<b>Bret Barberie, S</b> (1, 4) OBP: 0.316, SLG: 0.369						0-0 F7		2-1 F7	
<b>David Weathers, R</b> (1, 1) OBP: 0.152, SLG: 0.067 <b>Jesus Tavarez, S</b> (8, PH) OBP: 0.182, SLG: 0.182 <b>Willie Fraser, R</b> (8, 1)						0-0 K		2-1 F7	
<b>G3-1</b>									

Inning Stats	R: 0	H: 0	E: 0	K: 0	S: 10	P: 17	R: 0	H: 0	E: 0	K: 1	S: 9	P: 12	R: 0	H: 1	E: 0	K: 0	S: 4	P: 9	R: 0	H: 1	E: 0	K: 0	S: 6	P: 7	R: 1	H: 2	E: 0	K: 1	S: 9	P: 12	R: 0	H: 0	E: 1	K: 0	S: 9	P: 15	R: 0	H: 1	E: 0	K: 1	S: 8	P: 13	R: 0	H: 1	E: 0	K: 1	S: 9	P: 12	1B: 5	SF: 1	2B: 1	SAC: 0	3B: 0	DP: 2	HR: 0	HBP: 0	WP: 0	PA: 34
--------------	------	------	------	------	-------	-------	------	------	------	------	------	-------	------	------	------	------	------	------	------	------	------	------	------	------	------	------	------	------	------	-------	------	------	------	------	------	-------	------	------	------	------	------	-------	------	------	------	------	------	-------	-------	-------	-------	--------	-------	-------	-------	--------	-------	--------

PITCHER	IP	WLS	BF	H	R	ER	SO	BB	IBB	HBP	BLK	WP	HR	S	P	ERA	WHIP
<b>Jon Lieber, R</b> (1, 1) ERA: 2.08	8.0	W	30	5	1	1	3	3	0	0	0	0	0	60	92	1.12	1.000
<b>Alejandro Pena, R</b> (9, 1) ERA: 5.64	1.0		4	1	0	0	1	0	0	0	0	0	0	9	12	0.00	1.000

Batter	1	2	3	4	5	6	7	8	9	AB	R	H	RBI	BB	SO	LOB
--------	---	---	---	---	---	---	---	---	---	----	---	---	-----	----	----	-----

<b>Gary Varsho, L</b> <small>(1, 7)            OBP: 0.310, SLG: 0.385            (9, 9)</small>										3	0	0	0	0	1	0
<b>Jay Bell, R</b> <small>(1, 6)            OBP: 0.303, SLG: 0.397</small>										3	1	1	0	1	1	0
<b>Al Martin, L</b> <small>(1, 8)            OBP: 0.381, SLG: 0.483            (9, 7)</small>										4	2	1	1	0	0	1
<b>Dave Clark, L</b> <small>(1, 9)            OBP: 0.377, SLG: 0.464</small> <b>Alejandro Pena, R</b> <small>(9, 1)</small>										4	1	4	4	0	0	0
<b>Orlando Merced, S</b> <small>(1, 3)            OBP: 0.370, SLG: 0.397</small>										3	0	1	0	1	0	2
<b>Jeff King, R</b> <small>(1, 4)            OBP: 0.327, SLG: 0.366</small>										4	0	0	0	0	0	4
<b>Kevin Young, R</b> <small>(1, 5)            OBP: 0.274, SLG: 0.346</small>										3	0	1	0	0	1	1
<b>Lance Parrish, R</b> <small>(1, 2)            OBP: 0.379, SLG: 0.389</small>										3	0	0	0	0	2	2
<b>Jon Lieber, L</b> <small>(1, 1)</small> <b>Andy Van Slyke, L</b> <small>(8, PH)            OBP: 0.339, SLG: 0.346            (9, 8)</small>										2	0	0	0	0	1	0
										1	1	1	0	0	0	0

Inning Stats	R: 0	H: 0	E: 0	K: 1	S: 5	LOB: 0	BB: 0	P: 7	R: 0	H: 1	E: 0	K: 0	S: 8	LOB: 1	BB: 0	P: 13	R: 0	H: 0	E: 0	K: 3	S: 11	LOB: 0	BB: 0	P: 15	R: 2	H: 3	E: 0	K: 0	S: 9	LOB: 2	BB: 1	P: 22	R: 0	H: 0	E: 0	K: 0	S: 7	LOB: 0	BB: 0	P: 11	R: 0	H: 1	E: 0	K: 2	S: 7	LOB: 0	BB: 0	P: 9	R: 0	H: 0	E: 0	K: 2	S: 7	LOB: 0	BB: 0	P: 10	R: 3	H: 4	E: 0	K: 0	S: 12	LOB: 1	BB: 1	P: 24	1B: 6	SF: 0	2B: 2	SAC: 1	3B: 0	DP: 2	HR: 1	HBP: 0	WP: 0	PA: 33
--------------	------	------	------	------	------	--------	-------	------	------	------	------	------	------	--------	-------	-------	------	------	------	------	-------	--------	-------	-------	------	------	------	------	------	--------	-------	-------	------	------	------	------	------	--------	-------	-------	------	------	------	------	------	--------	-------	------	------	------	------	------	------	--------	-------	-------	------	------	------	------	-------	--------	-------	-------	-------	-------	-------	--------	-------	-------	-------	--------	-------	--------

PITCHER	IP	WLS	BF	H	R	ER	SO	BB	IBB	HBP	BLK	WP	HR	S	P	ERA	WHIP
<b>David Weathers, R</b> <small>(1, 1) ERA: 3.15</small>	7.0	L	26	5	2	2	6	1	0	0	0	0	1	52	87	2.57	0.857
<b>Willie Fraser, R</b> <small>(8, 1) ERA: 4.7</small>	1.0		7	4	3	3	0	0	1	0	0	0	0	12	24	27.00	4.000

**BOTTOM**

**Florida Marlins @ Pittsburgh Pirates**  
 Three Rivers Stadium, Pittsburgh, PA  
 Sun Jun 12 1994, 3:33 AM EDT  
 Att. 34,728 - Cloudy - 81 F

AB	30
R	5
H	9
RBI	5
BB	2
SO	6
LOB	10



WP	PA
0	33

WP	HR	S	P	ERA	WHIP
0	1	2	1	0	0

Batter	1	2	3	4	5	6	7	8	9	AB R H RBI BB SO LOB	TOP																									
<b>Chuck Carr, S</b> (1, 8) OBP: 0.358, SLG: 0.380	1-1 		1-2 		0-2 		0-2 		0-2 	5 0 2 0 0 0 1																										
<b>Jerry Browne, S</b> (1, 5) OBP: 0.400, SLG: 0.376	1-0 		3-2 		4-0 		3-2 		4-1 	3 0 2 0 2 0 0																										
<b>Gary Sheffield, R</b> (1, 9) OBP: 0.423, SLG: 0.659	2-1 		1-2 		2-1 		2-2 		2-2 	5 0 0 0 0 0 6																										
<b>Jeff Conine, R</b> (1, 7) OBP: 0.369, SLG: 0.526		1-2 	2-3 			2-3 	0-0 			4 0 0 0 0 3 2																										
<b>Greg Colbrunn, R</b> (1, 3) OBP: 0.368, SLG: 0.514		1-2 		2-3 		1-0 		2-3 		4 0 1 0 0 2 0																										
<b>Benito Santiago, R</b> (1, 2) OBP: 0.344, SLG: 0.395		3-2 		2-1 		0-2 		2-2 		4 0 2 0 0 1 0																										
<b>Kurt Abbott, R</b> (1, 6) OBP: 0.313, SLG: 0.367		1-2 		1-0 		1-3 		2-2 		4 0 0 0 0 2 4																										
<b>Bret Barberie, S</b> (1, 4) OBP: 0.329, SLG: 0.387		4-2 		4-2 	4-2 	2-2 		2-2 		1 1 1 1 2 0 0																										
<b>Pat Rapp, R</b> (1, 1) OBP: 0.136, SLG: 0.182 <b>Dave Magadan, L</b> (9, PH) OBP: 0.379, SLG: 0.309 <b>Robb Nen, R</b> (9, 1)	0-1 		0-0 		0-0 	0-0 		2-1 		2 0 0 0 0 0 6 1 0 0 0 0 0 0 0 0 0 0 0 0 0																										
<b>Inning Stats</b>	R: 0 E: 0 K: 0 S: 5	H: 0 LOB: 0 BB: 0 P: 9	R: 0 E: 1 K: 2 S: 17	H: 1 LOB: 3 BB: 1 P: 27	R: 0 E: 0 K: 1 S: 16	H: 2 LOB: 1 BB: 0 P: 23	R: 0 E: 0 K: 1 S: 7	H: 0 LOB: 0 BB: 0 P: 12	R: 0 E: 0 K: 0 S: 8	H: 0 LOB: 2 BB: 2 P: 18	R: 0 E: 0 K: 2 S: 14	H: 2 LOB: 3 BB: 0 P: 20	R: 0 E: 0 K: 0 S: 11	H: 2 LOB: 1 BB: 0 P: 16	R: 0 E: 0 K: 2 S: 11	H: 0 LOB: 0 BB: 0 P: 17	R: 1 E: 0 K: 0 S: 13	H: 1 LOB: 1 BB: 1 P: 23	1B: 7 2B: 0 3B: 0 HR: 1	SF: 0 SAC: 1 DP: 1 HBP: 1	WP: 0 PB: 0 SB: 0 CS: 0	PA: 39														
<b>PITCHER</b>	IP WLS BF H R ER SO BB IBB HBP BLK WP HR S P ERA WHIP																																			
<b>Allen Watson, L</b> (1, 1) ERA: 5.85 <b>John Habyan, R</b> (7, 1) ERA: 3.58 <b>Rene Arocha, R</b> (7, 1) ERA: 5.1 <b>Mike Perez, R</b> (9, 1) ERA: 6.38	6.0		27	5	0	0	6	3	0	1	0	0	0	67	109	0.00	1.333																			
	0.0		2	2	0	0	0	0	0	0	0	0	0	7	10	∞	∞																			
	2.0		5	0	0	0	2	0	0	0	0	0	0	15	23	0.00	0.000																			
	1.0	W	5	1	1	1	0	1	0	0	0	0	0	13	23	9.00	2.000																			

Florida Marlins @ St. Louis Cardinals  
 Busch Stadium, St. Louis, MO  
 Mon Jun 13 1994, 7:05 PM CDT  
 Att. 25,307 - Unknown - 87 F

livebaseballscorecards.com

**AB** 33  
**R** 1  
**H** 8  
**RBI** 1  
**BB** 4  
**SO** 8  
**LOB** 19



**BOTTOM**

**Florida Marlins @ St. Louis Cardinals**  
Busch Stadium, St. Louis, MO

AB	30
R	2
H	6
RBI	2
BB	4
SO	3
LOB	6



WP:	0	PA:	35
PB:	0		
SB:	1		
CS:	1		

Mon Jun 13 1994, 7:05 PM CDT  
Att: 25,307 - Unknown - 87 F

AB R H RBI BB SO LOB

4	0	1	0	0	0	0
4	1	1	0	0	0	1
3	0	1	1	1	0	0
3	0	0	0	1	0	1
3	1	1	0	1	1	1
3	0	1	0	1	1	2
4	0	1	1	0	0	1
3	0	0	0	0	0	0
2	0	0	0	0	1	0
0	0	0	0	0	0	0
0	0	0	0	0	0	0
1	0	0	0	0	0	0
0	0	0	0	0	0	0

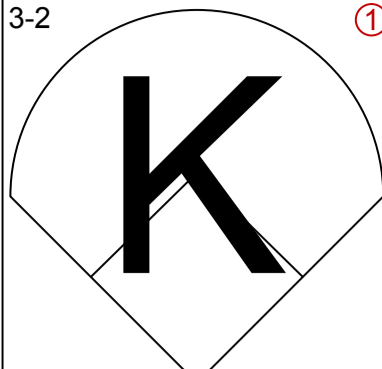
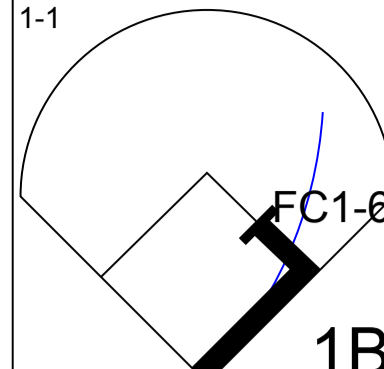
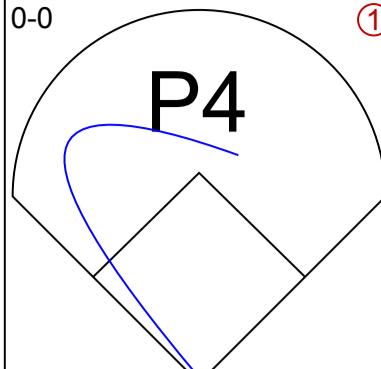
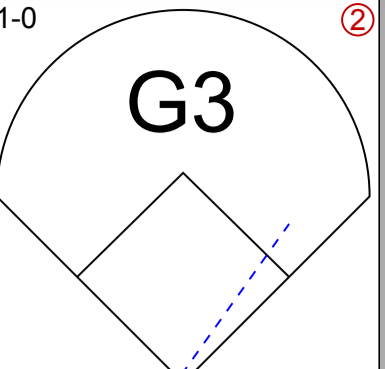
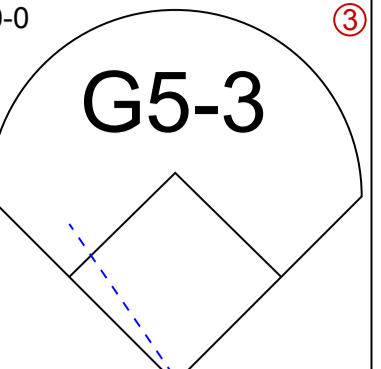
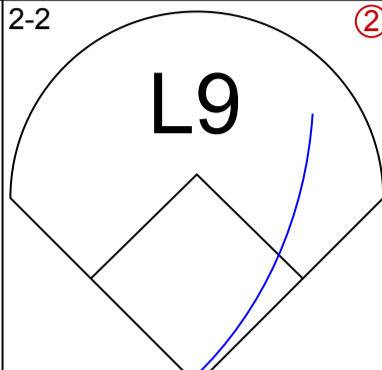
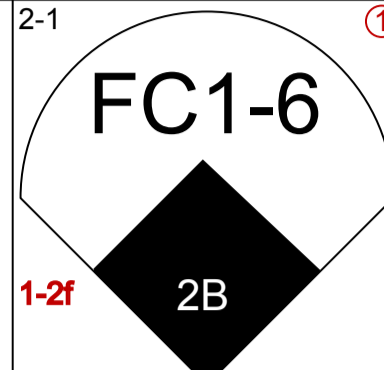
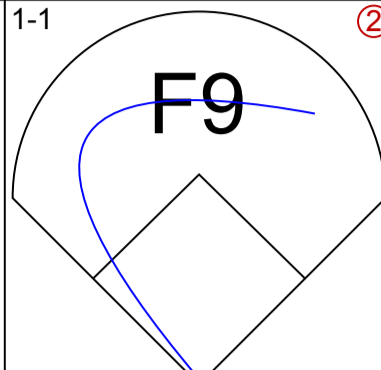
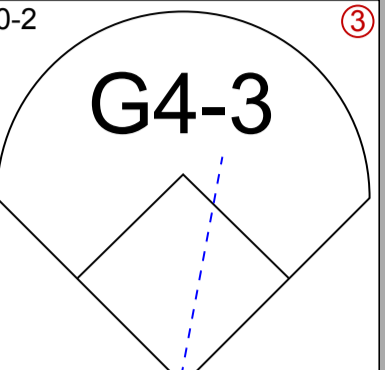
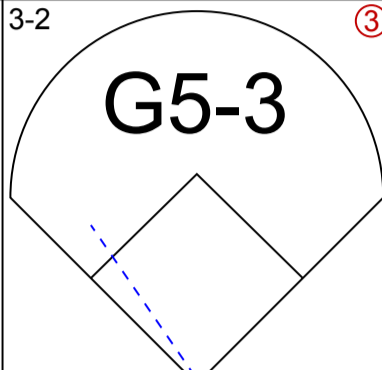
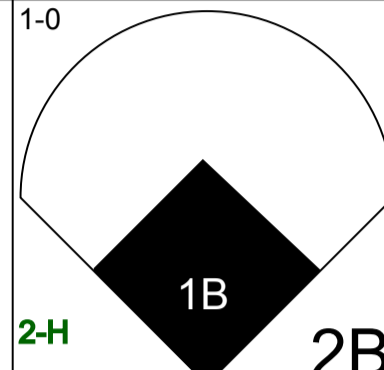
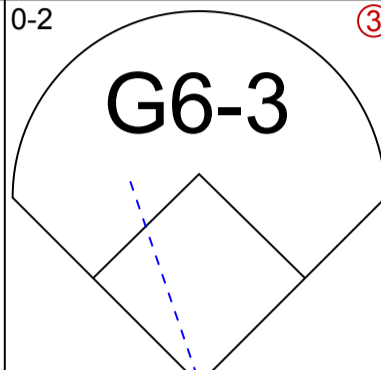
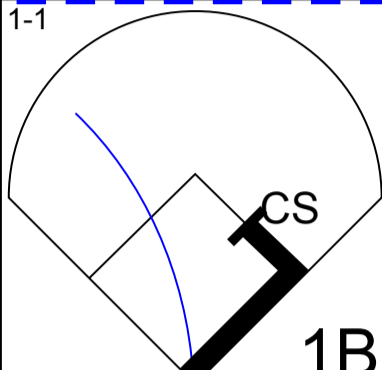
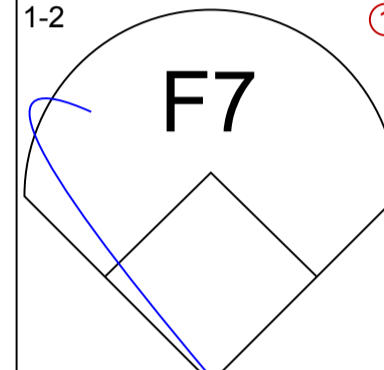
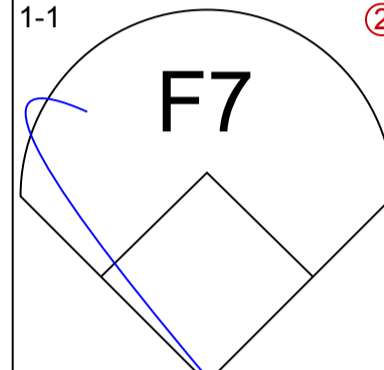
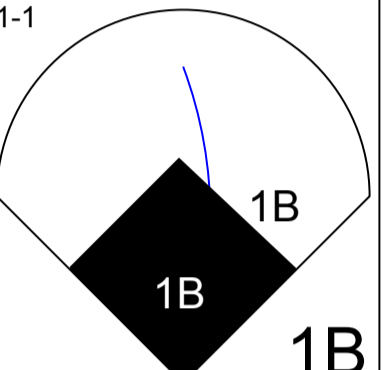
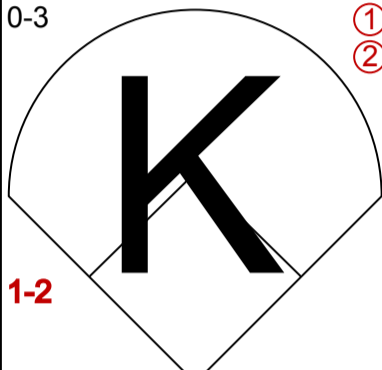
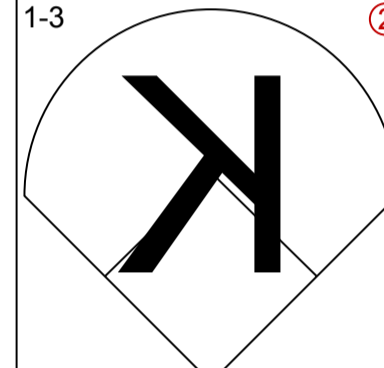
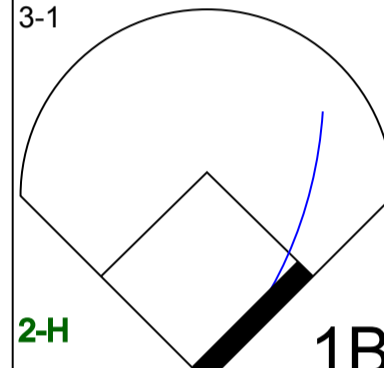
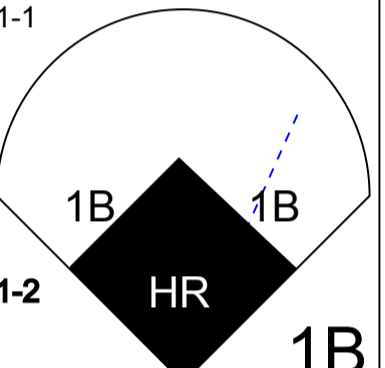
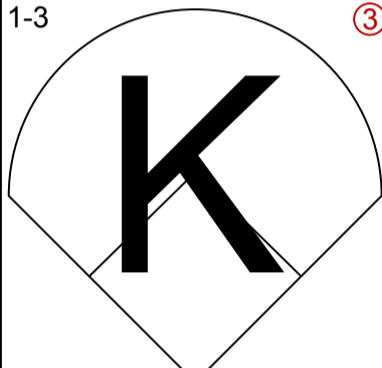
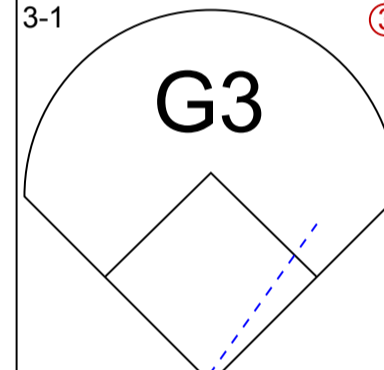
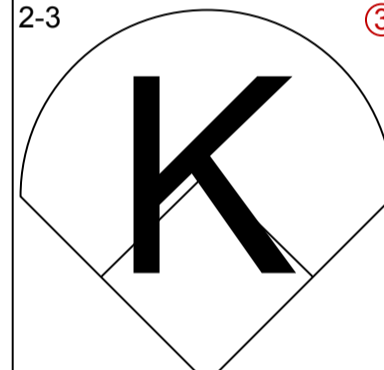
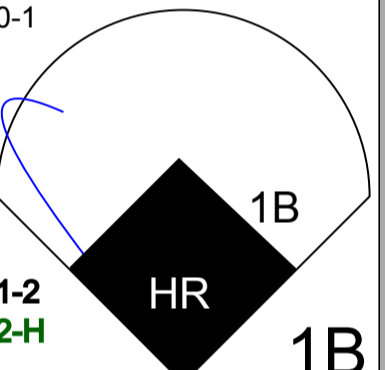
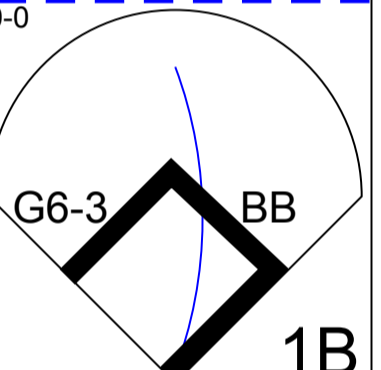
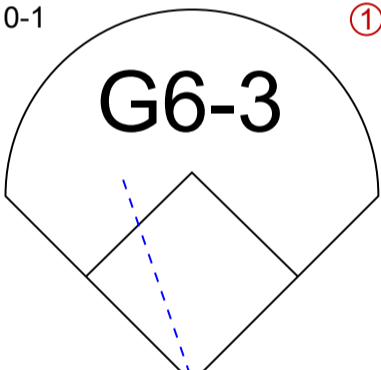
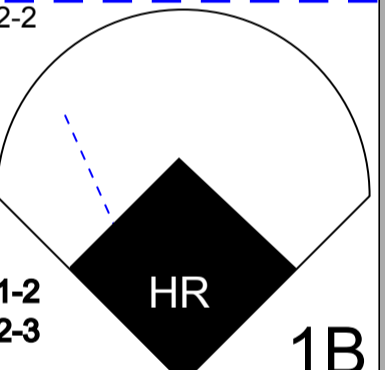
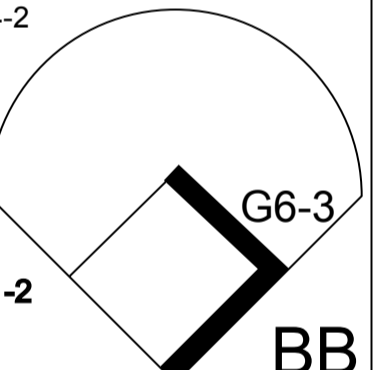
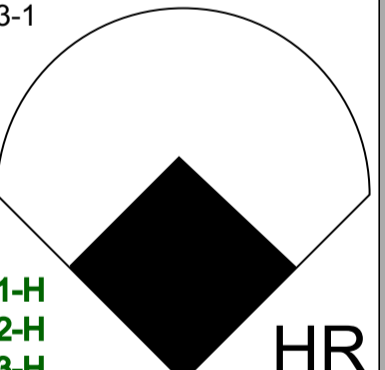
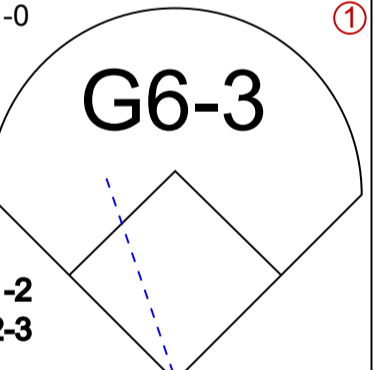
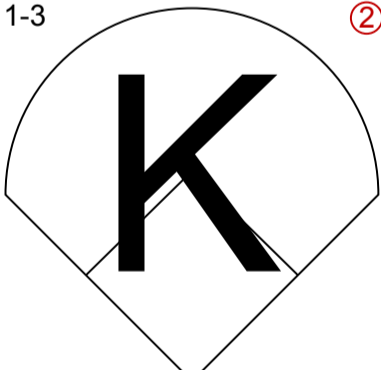
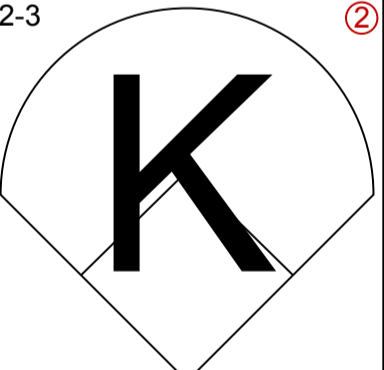
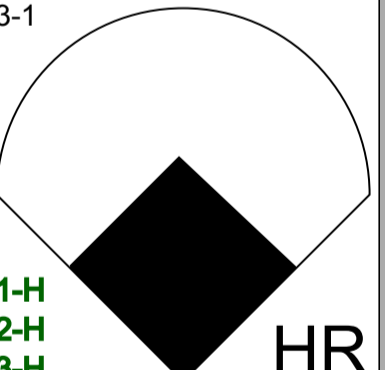
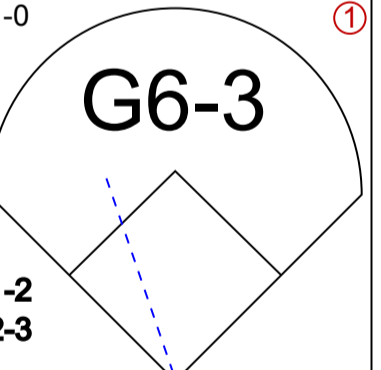
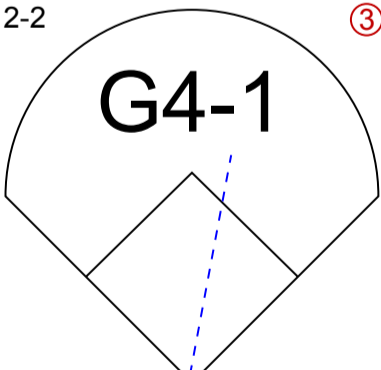
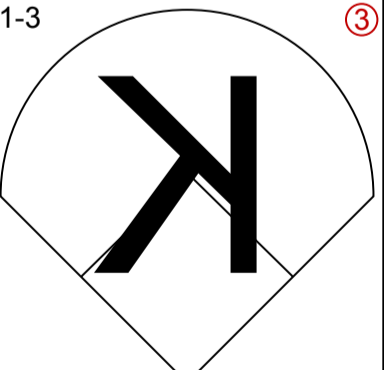
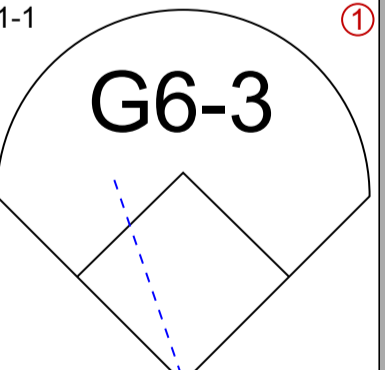
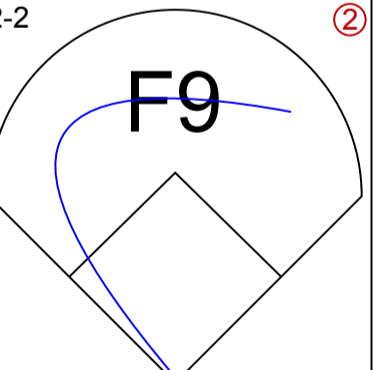
1B:	4	SF:	0
2B:	2	SAC:	0
3B:	0	DP:	0
HR:	0	HBP:	0

Batter	1	2	3	4	5	6	7	8	9
<b>Bernard Gilkey, R</b> (1, 7) OBP: 0.347, SLG: 0.381	1-0 F9		1-0 G3			1-0 F9		2-2 G3-1 CS 1B	
<b>Geronimo Pena, S</b> (1, 4) OBP: 0.320, SLG: 0.412	1-1 G4-3			1-1 F8		1-1 2B 1B		1-1 SAFE 1 SAFE 1 SAFE G3-1 1-3	
<b>Gregg Jefferies, S</b> (1, 3) OBP: 0.414, SLG: 0.486	3-2 G4-3			1-1 G3		2-1 1-H 2B		4-0 IBB	
<b>Todd Zeile, R</b> (1, 5) OBP: 0.314, SLG: 0.395		0-0 B1-3		4-1 BB BB		2-2 G6-3		2-2 CS 3-H	3-1 F8
<b>Ray Lankford, L</b> (1, 8) OBP: 0.398, SLG: 0.545		1-1 G4-3		4-1 BB		0-3 K			0-0 1B 2B
<b>Mark Whiten, S</b> (1, 9) OBP: 0.340, SLG: 0.452		0-0 1B		1-3 K			3-2 G4-3		4-0 1B IBB
<b>Tom Pagnozzi, R</b> (1, 2) OBP: 0.345, SLG: 0.472		1-0 F9			1-1 F8		0-0 F8		1-1 1-2 2-H 1B
<b>José Oquendo, S</b> (1, 6) OBP: 0.355, SLG: 0.224			3-2 F8		2-1 G3		0-1 F9		
<b>Allen Watson, L</b> (1, 1) OBP: 0.217, SLG: 0.304			0-1 F7		2-3 K			1-2 G6-3	
<b>John Habyan, R</b> (7, 1)									
<b>Rene Arocha, R</b> (7, 1)									
<b>Luis Alicea, S</b> (8, PH) OBP: 0.338, SLG: 0.390									
<b>Mike Perez, R</b> (9, 1)									

Inning Stats	R: 0	H: 0	R: 0	H: 1	R: 0	H: 0	R: 0	H: 0	R: 1	H: 2	R: 0	H: 0	R: 0	H: 1	R: 1	H: 2	
E: 0	LOB: 0	E: 0	LOB: 1	E: 0	LOB: 0	E: 0	LOB: 0	E: 0	LOB: 1	E: 0	LOB: 0	E: 0	LOB: 1	E: 0	LOB: 2	E: 0	LOB: 2
K: 0	BB: 0	K: 0	BB: 0	K: 1	BB: 2	K: 1	BB: 0	K: 0	BB: 0	K: 0	BB: 0	K: 0	BB: 1	K: 0	BB: 2	K: 0	BB: 1
S: 6	P: 11	S: 5	P: 7	S: 6	P: 10	S: 9	P: 20	S: 10	P: 15	S: 11	P: 17	S: 7	P: 10	S: 10	P: 21	S: 5	P: 13


PITCHER	IP	WLS	BF	H	R	ER	SO	BB	IBB	HBP	BLK	WP	HR	S	P	ERA	WHIP
<b>Pat Rapp, R</b> (1, 1) ERA: 3.82	8.0		30	4	1	1	3	2	1	0	0	0	0	64	111	1.12	0.750
<b>Robb Nen, R</b> (9, 1) ERA: 3.21	0.1	L	4	2	1	1	0	0	1	0	0	0	0	5	13	27.00	6.000

WP:	0	PA:	35
PB:	0		
SB:	1		
CS:	1		

Batter	1	2	3	4	5	6	7	8	9	AB R H RBI BB SO LOB	TOP											
<b>Chuck Carr, S</b> OBP: 0.355, SLG: 0.376 (1, 8)	3-2 			1-1 		0-0 	1-0 		0-0 	5 0 1 0 0 1 2												
<b>Jerry Browne, S</b> OBP: 0.392, SLG: 0.366 (1, 5)	2-2 			2-1 		1-1 	0-2 			4 1 0 0 0 0 1												
<b>Gary Sheffield, R</b> OBP: 0.425, SLG: 0.661 (1, 9)	3-2 			1-0 		0-2 		1-1 		4 1 2 1 0 0 0												
<b>Jeff Conine, R</b> OBP: 0.367, SLG: 0.522 (1, 3)			1-2 	1-1 			1-1 	0-3 		4 1 1 0 0 1 2												
<b>Matias Carrillo, L</b> OBP: 0.333, SLG: 0.326 (1, 7)			1-3 	3-1 			1-1 	1-3 		4 1 2 1 0 2 0												
<b>Bret Barberie, S</b> OBP: 0.332, SLG: 0.389 (1, 4)			3-1 	2-3 			0-1 		0-0 	4 1 2 1 0 1 1												
<b>Ron Tingley, R</b> OBP: 0.289, SLG: 0.362 (1, 2)				0-1 			2-2 		4-2 	2 0 0 0 0 1 0												
<b>Benito Santiago, R</b> OBP: 0.350, SLG: 0.399 (7, PH) (7, 2)							1-2 		1-2 	1 1 1 0 1 0 0												
<b>Kurt Abbott, R</b> OBP: 0.312, SLG: 0.381 (1, 6)			1-3 		2-3 		3-1 		1-0 	4 1 1 4 0 2 2												
<b>Charlie Hough, R</b> OBP: 0.172, SLG: 0.143 (1, 1)			2-2 		1-3 		1-1 		2-2 	4 0 0 0 0 1 2												
<b>Inning Stats</b>	R: 0 E: 0 K: 1 S: 10	H: 0 LOB: 0 BB: 0 P: 18	R: 0 E: 0 K: 1 S: 9	H: 0 LOB: 0 BB: 0 P: 14	R: 0 E: 0 K: 1 S: 8	H: 0 LOB: 0 BB: 0 P: 11	R: 2 E: 1 K: 1 S: 12	H: 3 LOB: 1 BB: 0 P: 22	R: 0 E: 0 K: 3 S: 12	H: 0 LOB: 0 BB: 0 P: 16	R: 0 E: 0 K: 0 S: 6	H: 0 LOB: 0 BB: 0 P: 7	R: 5 E: 0 K: 0 S: 17	H: 5 LOB: 0 BB: 0 P: 26	R: 0 E: 0 K: 2 S: 8	H: 1 LOB: 0 BB: 0 P: 10	R: 0 E: 0 K: 0 S: 11	H: 1 LOB: 2 BB: 1 P: 18	1B: 8 2B: 1 3B: 0 HR: 1	SF: 0 SAC: 0 DP: 0 HBP: 0	WP: 0 PB: 0 SB: 0 CS: 1	PA: 37
<b>PITCHER</b>	IP WLS BF H R ER SO BB IBB HBP BLK WP HR S P ERA WHIP																					
<b>Vicente Palacios, R</b> ERA: 4.33 (1, 1)	6.0 L 24 6 5 5 7 0 0 0 0 0 0 0 63 96 7.50 1.000																					
<b>John Habyan, R</b> ERA: 4.01 (7, 1)	1.0 5 2 2 2 0 0 0 0 0 0 0 1 11 18 18.00 2.000																					
<b>Bryan Eversgerd, L</b> ERA: 2.67 (8, 1)	1.0 3 1 0 0 2 0 0 0 0 0 0 0 8 10 0.00 1.000																					
<b>Rich Rodriguez, L</b> ERA: 2.91 (9, 1)	1.0 5 1 0 0 0 1 0 0 0 0 0 0 11 18 0.00 2.000																					

Florida Marlins @ St. Louis Cardinals  
 Busch Stadium, St. Louis, MO  
 Tue Jun 14 1994, 7:05 PM CDT  
 Att. 24,540 - Unknown - 96 F

AB	36
R	7
H	10
RBI	7
BB	1
SO	9
LOB	10








Batter	1	2	3	4	5	6	7	8	9	AB R H RBI BB SO LOB	TOP									
Jerry Browne, S (1, 5) OBP: 0.405, SLG: 0.382 Brian Drahman, R (8, 1) Richie Lewis, R (9, 1)	4-2 1B BB	4-2 HBP BB	2-2 1B 1B	1-2 2B			1-1 G6-3	0-0 1B		4 3 3 2 2 0 0 0 0 0 0 0 0 0 0 0 0 0 0 0 0										
Bret Barberie, S (1, 4) OBP: 0.336, SLG: 0.392	2-0 1B 1B	0-0 P7	1-1 1B 1B	1-0 G5-3			3-1 2B 1B	2-1 G4-3		6 2 3 0 0 0 6										
Gary Sheffield, R (1, 9) OBP: 0.424, SLG: 0.649 Matias Carrillo, L (7, 9)	2-2 P3	1-0 2B HBP	1-2 1B SF9 1B				0-1 P5		0-1 G4-3	4 1 1 1 0 0 3 1 0 0 0 0 0 0										
Jeff Conine, R (1, 7) OBP: 0.374, SLG: 0.537	0-1 L9	0-0 2B	1-1 2B 1B				2-2 1B 2B		3-2 P4	6 1 4 3 0 0 2										
Greg Colbrunn, R (1, 3) OBP: 0.386, SLG: 0.550	1-1 1B						3-2 G6-3	2-1 1B	1-1 L9	5 1 3 4 0 0 1										
Benito Santiago, R (1, 2) OBP: 0.351, SLG: 0.421	1-0 G5-3						0-1 P4	0-3 K		5 1 2 2 0 1 4										
Kurt Abbott, R (1, 6) OBP: 0.319, SLG: 0.409		0-0 HR	1-2 1B 2B	0-0 2B 1B			2-0 P6		0-0 F8	5 2 3 1 0 0 0										
Jesus Tavarez, S (1, 8) OBP: 0.184, SLG: 0.184		0-0 G4-3	3-2 1B 1B	1-2 F7			1-2 G4-3		0-0 G3	5 1 1 0 0 0 1										
Terry Mathews, L (1, 1) OBP: 0.250, SLG: 0.500 Dave Magadan, L (8, PH) (8, 5) OBP: 0.382, SLG: 0.314		0-1 HBP 2B	1-3 K	0-3 K			0-0 G4-3	2-2 1B		4 1 1 0 0 2 3 1 0 1 0 0 0 0										
<b>Inning Stats</b>	R: 1 H: 2 E: 0 K: 0 S: 12	H: 2 LOB: 2 BB: 1 P: 22	R: 3 H: 3 E: 0 K: 0 S: 8	H: 3 LOB: 2 BB: 1 P: 13	R: 7 H: 9 E: 0 K: 1 S: 28	H: 9 LOB: 2 BB: 0 P: 38	R: 0 H: 2 E: 0 K: 1 S: 12	H: 2 LOB: 1 BB: 0 P: 15	R: 0 H: 1 E: 0 K: 0 S: 10	H: 1 LOB: 1 BB: 0 P: 13	R: 0 H: 0 E: 0 K: 0 S: 6	H: 0 LOB: 0 BB: 0 P: 9	R: 2 H: 3 E: 0 K: 1 S: 15	H: 3 LOB: 1 BB: 0 P: 23	R: 0 H: 2 E: 0 K: 0 S: 8	H: 2 LOB: 2 BB: 0 P: 12	R: 0 H: 0 E: 0 K: 0 S: 7	H: 0 LOB: 0 BB: 0 P: 11	1B: 12 SF: 1 2B: 8 SAC: 0 3B: 0 DP: 0 HR: 2 HBP: 1	WP: 0 PA: 50 PB: 0 SB: 1 CS: 0
<b>PITCHER</b>	IP WLS BF H R ER SO BB IBB HBP BLK WP HR S P ERA WHIP																			
Rick Sutcliffe, R (1, 1) ERA: 7.27	2.0 L 16 8 7 7 0 2 0 0 1 0 0 2 26 42 31.50 5.000																			
Bryan Eversgerd, L (3, 1) ERA: 3.44	3.0 17 9 4 4 2 0 0 0 0 0 0 0 44 59 12.00 3.000																			
Rich Rodriguez, L (6, 1) ERA: 3.25	2.0 9 3 2 2 1 0 0 0 0 0 0 0 21 32 9.00 1.500																			
Mike Perez, R (8, 1) ERA: 6.05	1.0 5 2 0 0 0 0 0 0 0 0 0 0 8 12 0.00 2.000																			
Rob Murphy, L (9, 1) ERA: 4.01	1.0 3 0 0 0 0 0 0 0 0 0 0 0 7 11 0.00 0.000																			

Florida Marlins @ St. Louis Cardinals  
 Busch Stadium, St. Louis, MO  
 Wed Jun 15 1994, 3:33 AM CDT  
 Att. 30,921 - Sunny - 93 F

AB	46
R	13
H	22
RBI	13
BB	2
SO	3
LOB	20



WP: 0	PA: 50
PB: 0	
SB: 1	
CS: 0	

livebaseballscorecards.com

BOTTOM

Florida Marlins @ St. Louis Cardinals  
Busch Stadium, St. Louis, MO  
Wed Jun 15 1994, 3:33 AM CDT  
Att: 30,921 - Sunny - 93 F

livebaseballscorecards.com

AB	35
R	3
H	9
RBI	3
BB	2
SO	4
LOB	16



WP:	0	PA:	37
PB:	0	SB:	0
CS:	0		

AB R H RBI BB SO LOB

5	0	0	0	0	1	4
4	0	0	0	0	0	2
3	0	1	0	0	0	0
1	1	1	0	0	0	0
4	1	1	2	0	0	1
4	1	3	0	0	0	0
4	0	0	0	0	1	3
0	0	0	0	0	0	0
3	0	1	0	0	0	1
0	0	0	0	0	0	0
1	0	0	0	0	0	0
0	0	0	0	0	0	0
1	0	0	0	0	1	1
0	0	0	0	0	0	0
1	0	0	0	0	0	2
0	0	0	0	0	0	0
2	0	0	0	0	1	2

1B:	3	SF:	0
2B:	4	SAC:	0
3B:	1	DP:	1
HR:	1	HBP:	0

Batter	1	2	3	4	5	6	7	8	9
<b>Bernard Gilkey, R</b> (1, 7) OBP: 0.338, SLG: 0.369	3-3 <b>K</b>		1-0 <b>P3</b>		0-0 <b>F8</b>		0-1 <b>P8</b>		3-2 <b>G4-3</b>
<b>Geronimo Pena, S</b> (1, 4) OBP: 0.314, SLG: 0.391	0-0 <b>G3</b>		0-0 <b>G4-3</b>		0-0 <b>F8</b>			1-0 <b>G4-3</b>	
<b>Gregg Jefferies, S</b> (1, 3) OBP: 0.414, SLG: 0.487	0-1 <b>2B</b>		1-1 <b>F9</b>			0-0 <b>G6-3</b>		2-0 <b>HR</b>	
<b>Terry McGriff, R</b> (7, 2) OBP: 0.389, SLG: 0.356									
<b>Todd Zeile, R</b> (1, 5) OBP: 0.308, SLG: 0.399	2-2 <b>G4-3</b>			0-0 <b>G5-3</b>		1-0 <b>F8</b>		3-2 <b>HR</b>	
<b>Ray Lankford, L</b> (1, 8) OBP: 0.397, SLG: 0.547		1-2 <b>3B</b>		0-0 <b>F8</b>		0-1 <b>2B</b>		1-1 <b>HR</b>	
<b>Brian Jordan, R</b> (1, 9) OBP: 0.310, SLG: 0.320		3-1 <b>P8</b>		0-3 <b>K</b>		0-0 <b>F9</b>		3-1 <b>G4-6-3</b>	
<b>Rob Murphy, L</b> (9, 1)									
<b>Tom Pagnozzi, R</b> (1, 2) OBP: 0.345, SLG: 0.464		1-0 <b>G6-3</b>			0-1 <b>BB</b>		0-1 <b>G5-3</b>		2-0 <b>G4-3</b>
<b>Mike Perez, R</b> (8, 1)									
<b>Mark Whiten, S</b> (9, 9) OBP: 0.337, SLG: 0.449									
<b>José Oquendo, S</b> (1, 6) OBP: 0.370, SLG: 0.272		2-2 <b>3B</b>		4-1 <b>BB</b>		2-2 <b>2B</b>		4-1 <b>BB</b>	
<b>Rick Sutcliffe, L</b> (1, 1) OBP: 0.091, SLG: 0.091		0-3 <b>K</b>		1-1 <b>F8</b>		2-1 <b>P2</b>		1-3 <b>K</b>	
<b>Bryan Eversgerd, R</b> (3, 1)									
<b>Luis Alicea, S</b> (5, PH) OBP: 0.333, SLG: 0.384									
<b>Rich Rodriguez, L</b> (8, 1)									
<b>Stan Royer, R</b> (7, PH) OBP: 0.190, SLG: 0.316									

Inning Stats	R: 0	H: 1	E: 0	K: 1	S: 9	LOB: 1	BB: 0	P: 14	R: 1	H: 2	E: 0	K: 1	S: 13	LOB: 1	BB: 0	P: 20	R: 0	H: 0	E: 0	K: 0	S: 4	LOB: 0	BB: 0	P: 6	R: 0	H: 0	E: 0	K: 1	S: 5	LOB: 0	BB: 0	P: 5	R: 0	H: 1	E: 0	K: 0	S: 7	LOB: 2	BB: 1	P: 12	R: 0	H: 1	E: 0	K: 0	S: 5	LOB: 1	BB: 0	P: 6	R: 0	H: 1	E: 0	K: 0	S: 9	LOB: 1	BB: 0	P: 13	R: 2	H: 3	E: 0	K: 0	S: 9	LOB: 0	BB: 0	P: 19	R: 0	H: 0	E: 0	K: 1	S: 8	LOB: 1	BB: 1	P: 18	1B: 3	SF: 0	2B: 4	SAC: 0	3B: 1	DP: 1	HR: 1	HBP: 0	WP: 0	PA: 37
--------------	------	------	------	------	------	--------	-------	-------	------	------	------	------	-------	--------	-------	-------	------	------	------	------	------	--------	-------	------	------	------	------	------	------	--------	-------	------	------	------	------	------	------	--------	-------	-------	------	------	------	------	------	--------	-------	------	------	------	------	------	------	--------	-------	-------	------	------	------	------	------	--------	-------	-------	------	------	------	------	------	--------	-------	-------	-------	-------	-------	--------	-------	-------	-------	--------	-------	--------

PITCHER	IP	WLS	BF	H	R	ER	SO	BB	IBB	HBP	BLK	WP	HR	S	P	ERA	WHIP
<b>Terry Mathews, R</b> (1, 1) ERA: 1.29	7.0	W	28	6	1	1	3	1	0	0	0	0	0	52	76	1.29	1.000
<b>Brian Drahrman, R</b> (8, 1) ERA: 8.1	1.0		5	3	2	2	0	0	0	0	0	0	1	9	19	18.00	3.000
<b>Richie Lewis, R</b> (9, 1) ERA: 3.69	1.0		4	0	0	0	1	1	0	0	0	0	0	8	18	0.00	1.000

PITCHER	IP	WLS	BF	H	R	ER	SO	BB	IBB	HBP	BLK	WP	HR	S	P	ERA	WHIP
<b>Terry Mathews, R</b> (1, 1) ERA: 1.29	7.0	W	28	6	1	1	3	1	0	0	0	0	0	52	76	1.29	1.000
<b>Brian Drahrman, R</b> (8, 1) ERA: 8.1	1.0		5	3	2	2	0	0	0	0	0	0	1	9	19	18.00	3.000
<b>Richie Lewis, R</b> (9, 1) ERA: 3.69	1.0		4	0	0	0	1	1	0	0	0	0	0	8	18	0.00	1.000

Batter	1	2	3	4	5	6	7	8	9	AB R H RBI BB SO LOB	TOP	
Jose Vizcaino, S (1, 6) OBP: 0.345, SLG: 0.353	3-3 K		1-2 G5-3			0-1 G4-3			2-1 F9	4 0 0 0 0 1 0		
Kelly Stinnett, R (1, 2) OBP: 0.349, SLG: 0.383 Todd Hundley, S (9, PH) OBP: 0.290, SLG: 0.477	0-0 HR		0-3 K			1-1 G6-3			0-2 P5	3 1 1 0 0 1 0 1 0 0 0 0 0 0		
Fernando Vina, L (1, 5) OBP: 0.396, SLG: 0.354	1-2 F7		1-1 PO			2-2 F8			1-0 BB HBP	3 0 1 0 0 0 1		
Joe Orsulak, L (1, 9) OBP: 0.316, SLG: 0.391 Bobby Bonilla, S (9, PH) OBP: 0.395, SLG: 0.509	2-2 HR		0-2 PO		0-1 G3-1				4-1 BB	3 1 1 2 0 0 0 0 0 0 0 1 0 0		
Jeff Kent, R (1, 4) OBP: 0.350, SLG: 0.517	0-0 1B				2-0 G6-3			2-1 F9	2-3 K	4 0 1 0 0 1 2		
David Segui, S (1, 3) OBP: 0.328, SLG: 0.430	1-3 K				2-0 G1-3			0-1 G3		3 0 0 0 0 1 1		
Shawn Hare, L (1, 7) OBP: 0.300, SLG: 0.357			2-1 E4			1-2 G4-3			1-1 F8	3 0 0 0 0 0 0		
Ryan Thompson, R (1, 8) OBP: 0.315, SLG: 0.505			0-1 FC5-4			0-0 G5-3			0-1 P4	3 0 0 0 0 0 1		
Mike Remlinger, L (1, 1) Doug Linton, R (6, 1) Jim Lindeman, R (8, PH) OBP: 0.340, SLG: 0.435 Roger Mason, R (8, 1)			0-0 B1-3			0-3 K			0-0 G4-3	2 0 0 0 0 1 1 0 0 0 0 0 0 0 1 0 0 0 0 0 0 0 0 0 0 0 0 0		
<b>Inning Stats</b>	R: 2 H: 3 E: 0 LOB: 1 K: 2 BB: 0 S: 14 P: 21	R: 0 H: 0 E: 1 LOB: 0 K: 0 BB: 0 S: 5 P: 7	R: 0 H: 1 E: 0 LOB: 0 K: 1 BB: 0 S: 11 P: 13	R: 0 H: 0 E: 0 LOB: 0 K: 0 BB: 0 S: 4 P: 8	R: 0 H: 0 E: 0 LOB: 0 K: 1 BB: 0 S: 7 P: 8	R: 0 H: 0 E: 0 LOB: 0 K: 0 BB: 0 S: 7 P: 10	R: 0 H: 0 E: 0 LOB: 0 K: 0 BB: 0 S: 6 P: 11	R: 0 H: 0 E: 0 LOB: 0 K: 0 BB: 0 S: 5 P: 6	R: 0 H: 0 E: 0 LOB: 2 K: 1 BB: 1 S: 13 P: 22	1B: 3 SF: 0 2B: 1 SAC: 0 3B: 0 DP: 1 HR: 1 HBP: 1	WP: 0 PA: 33 PB: 0 SB: 0 CS: 0	
<b>PITCHER</b> Kurt Miller, R (1, 1) ERA: 6.39 Robb Nen, R (9, 1) ERA: 3.18	IP WLS BF H R ER SO BB IBB HBP BLK WP HR S P ERA WHIP	8.2 W 31 4 2 2 4 1 0 1 0 0 1 66 98 2.08 0.577	0.1 S 1 0 0 0 1 0 0 0 0 0 0 0 6 8 0.00 0.000	<b>PITCHER</b> IP WLS BF H R ER SO BB IBB HBP BLK WP HR S P ERA WHIP								

New York Mets @ Florida Marlins  
Joe Robbie Stadium, Miami, FL

Thu Jun 16 1994, 7:05 PM EDT  
Att. 31,032 - Unknown - 85 F

livebaseballscorecards.com

AB 30  
R 2  
H 4  
RBI 2  
BB 1  
SO 5  
LOB 6



Batter	1	2	3	4	5	6	7	8	9	AB R H RBI BB SO LOB
<b>Chuck Carr, S</b> (1, 8) OBP: 0.349, SLG: 0.370 BB X	2-0 L7 	1-3 K 		0-0 G6-3 		1-0 G3 				4 0 0 0 0 1 3
<b>Jerry Browne, S</b> (1, 4) OBP: 0.402, SLG: 0.379 BB C X	2-1 G6-3 	3-3 K 			1-2 E6 WP 		2-2 S 1B 			4 0 1 0 0 1 1
<b>Gary Sheffield, R</b> (1, 9) OBP: 0.420, SLG: 0.634 F BB C X	4-2 2B BB 		0-1 G3 		2-0 G6-3 		1-3 K 			3 1 0 0 1 1 2
<b>Jeff Conine, R</b> (1, 7) OBP: 0.375, SLG: 0.538 C X	0-1 1-H HR 2B 		3-2 G4-3 		4-0 IBB 		3-3 K 			3 1 1 1 1 1 1
<b>Benito Santiago, R</b> (1, 2) OBP: 0.350, SLG: 0.433 BB X	2-0 2-H HR 		1-1 L7 		3-2 P3 		2-0 G5-3 			4 1 1 2 0 0 3
<b>Dave Magadan, L</b> (1, 3) OBP: 0.379, SLG: 0.313 C C B X (9, 5)	1-2 1B 			1-1 G6-3 		0-1 L6 		2-2 G4-3 		4 0 1 0 0 0 2
<b>Kurt Abbott, R</b> (1, 6) OBP: 0.317, SLG: 0.421 F S	0-3 K 			0-0 HR 		2-1 P4 		0-3 K 		4 1 1 1 0 2 1
<b>Alex Arias, R</b> (1, 5) OBP: 0.313, SLG: 0.301 <b>Robb Nen, R</b> (9, 1)		4-2 SH1-4 BB 		2-2 WP 1B 		2-2 2B 		2-2 G6-3 		3 0 2 0 1 0 0 0 0 0 0 0 0 0
<b>Kurt Miller, R</b> (1, 1) OBP: 0.250, SLG: 0.250 <b>Greg Colbrunn, R</b> (9, 3) OBP: 0.386, SLG: 0.550		1-1 SH1-4 		1-0 G6-3 		2-3 K 				2 0 0 0 0 1 2 0 0 0 0 0 0 0

Inning Stats	R: 3	H: 3	E: 0	LOB: 1	K: 1	P: 27	R: 0	H: 0	E: 0	LOB: 1	K: 2	P: 15	R: 0	H: 0	E: 0	LOB: 0	K: 0	P: 12	R: 1	H: 2	E: 0	LOB: 1	K: 0	P: 8	R: 0	H: 0	E: 1	LOB: 2	K: 0	P: 19	R: 0	H: 1	E: 0	LOB: 1	K: 1	P: 16	R: 0	H: 1	E: 0	LOB: 1	K: 2	P: 19	R: 0	H: 0	E: 0	LOB: 0	K: 1	P: 14
1B: 3	SF: 0	2B: 2	SAC: 1	3B: 0	DP: 0	HR: 2	HBP: 0	CS: 0	WP: 2	PA: 35																																						

PITCHER	IP	WLS	BF	H	R	ER	SO	BB	IBB	HBP	BLK	WP	HR	S	P	ERA	WHIP
<b>Mike Remlinger, L</b> (1, 1) ERA: 7.2	5.0	L	24	5	4	4	3	2	1	0	0	2	2	56	94	7.20	1.400
<b>Doug Linton, R</b> (6, 1) ERA: 4.17	2.0		8	2	0	0	3	0	0	0	0	0	0	20	35	0.00	1.000
<b>Roger Mason, R</b> (8, 1) ERA: 3.51	1.0		3	0	0	0	1	0	0	0	0	0	0	10	14	0.00	0.000

BOTTOM

**New York Mets @ Florida Marlins**  
 Joe Robbie Stadium, Miami, FL  
 Thu Jun 16 1994, 7:05 PM EDT  
 Att: 31,032 - Unknown - 85 F

livebaseballscores.com

AB	31
R	4
H	7
RBI	4
BB	3
SO	7
LOB	15



Batter	1	2	3	4	5	6	7	8	9	AB R H RBI BB SO LOB	TOP											
Fernando Vina, L (1, 7) OBP: 0.375, SLG: 0.333	1-2 G3	0-0 F7			1-2 P6		0-0 F8		1-1 B4-3	5 0 0 0 0 0 2												
Jose Vizcaino, S (1, 6) OBP: 0.338, SLG: 0.346	0-0 G4-3		1-2 G5-3		1-1 F7		0-1 G4-3		1-1 F8	5 0 0 0 0 0 0												
Joe Orsulak, L (1, 9) OBP: 0.320, SLG: 0.393	0-0 G6-3		1-1 BLK WP 1B		1-1 3B 1B		2-2 P6			4 1 2 0 0 0 0												
Bobby Bonilla, S (1, 5) OBP: 0.401, SLG: 0.535		2-1 HR	2-2 F8		0-0 1B 3B		4-2 1B E SF8 BB			3 3 2 2 1 0 1												
Jeff Kent, R (1, 4) OBP: 0.357, SLG: 0.519		1-0 E WP G3 1B	1-0 BLK HBP		1-0 1B		1-0 FC5 1B			3 1 2 1 0 0 1												
David Segui, S (1, 3) OBP: 0.327, SLG: 0.427		0-0 F7	1-1 G5-3		3-H G1-3		2-2 G5-4-3 1B			4 0 1 0 0 0 4												
Todd Hundley, S (1, 2) OBP: 0.289, SLG: 0.470		4-1 G3 E 1-2 BB		2-3 K		1-0 F7		0-1 SF8		2 0 0 1 1 1 0												
Ryan Thompson, R (1, 8) OBP: 0.308, SLG: 0.495		1-0 E5 G3		0-2 F9		0-0 G6-3		1-0 G5-4-3		4 0 0 0 0 0 4												
Pete Smith, R (1, 1) OBP: 0.258, SLG: 0.214		2-1 G3		0-1 L9		1-3 K		1-1 L4		2 0 0 1 0 0 2												
Luis Rivera, R (6, PH) OBP: 0.306, SLG: 0.576										1 0 0 0 0 1 0												
Mauro Gozzo, R (6, 1) OBP: 0.333, SLG: 0.357										0 0 0 0 0 0 0												
Shawn Hare, L (9, PH) OBP: 0.290, SLG: 0.345		1-2 2-3 3-H								1 0 0 0 0 0 0												
<b>Inning Stats</b>	R: 0 E: 0 K: 0 S: 5	H: 0 LOB: 0 BB: 0 P: 6	R: 2 E: 1 K: 0 S: 9	H: 2 LOB: 2 BB: 1 P: 19	R: 0 E: 0 K: 0 S: 10	H: 1 LOB: 2 BB: 0 P: 16	R: 0 E: 0 K: 1 S: 9	H: 0 LOB: 0 BB: 0 P: 11	R: 2 E: 0 K: 0 S: 13	H: 3 LOB: 1 BB: 0 P: 19	R: 0 E: 0 K: 1 S: 5	H: 0 LOB: 0 BB: 0 P: 7	R: 0 E: 0 K: 0 S: 6	H: 0 LOB: 0 BB: 0 P: 8	R: 1 E: 1 K: 0 S: 10	H: 1 LOB: 1 BB: 1 P: 18	R: 0 E: 0 K: 0 S: 6	H: 0 LOB: 0 BB: 0 P: 9	1B: 5 2B: 0 3B: 1 HR: 1	SF: 1 SAC: 0 DP: 1 HBP: 1	WP: 2 PB: 0 SB: 0 CS: 0	PA: 38
<b>PITCHER</b>	IP WLS BF H R ER SO BB IBB HBP BLK WP HR S P ERA WHIP																					
David Weathers, R (1, 1) ERA: 3.21	7.0 W 32 6 5 3 2 2 0 1 1 2 1 61 95 3.86 1.143																					
Mike Jeffcoat, L (8, 1) ERA:	0.1 2 1 0 0 0 0 0 0 0 0 0 5 7 0.00 3.000																					
Robb Nen, R (8, 1) ERA: 3.03	1.2 S 4 0 0 0 0 0 0 0 0 0 0 7 11 0.00 0.000																					

New York Mets @ Florida Marlins  
Joe Robbie Stadium, Miami, FL

Fri Jun 17 1994, 7:05 PM EDT  
Att. 33,026 - Unknown - 87 F

livebaseballscorecards.com

AB	34
R	5
H	7
RBI	5
BB	2
SO	2
LOB	14



Batter	1	2	3	4	5	6	7	8	9
<b>Chuck Carr, S</b> OBP: 0.348, SLG: 0.368 (1, 8)	0-2 G1-3		1-1 FC1-5 1B	3-1 L9		0-0 F9			
<b>Jerry Browne, S</b> OBP: 0.399, SLG: 0.382 (1, 5)	1-2 G1-3		3-2 FC1-5 HR		1-0 G6-4-3 2B		3-2 G3-1		
<b>Gary Sheffield, R</b> OBP: 0.422, SLG: 0.628 (1, 9)	4-1 3B BB		2-3 K		0-1 G6-4-3 1B		0-0 G5-3		
<b>Jeff Conine, R</b> OBP: 0.381, SLG: 0.545 (1, 7) (8, 3)	3-2 1-H 3B		4-0 HR IBB		1-0 G6-4-3		4-0 BB		
<b>Greg Colbrunn, R</b> OBP: 0.375, SLG: 0.591 (1, 3) <b>Robb Nen, R</b> (8, 1)	1-0 F7		0-0 HR		0-0 F9		0-3 K		
<b>Benito Santiago, R</b> OBP: 0.348, SLG: 0.429 (1, 2)		2-1 F7	2-3 K		1-1 G5-3		2-2 G4-6-3 1B		
<b>Kurt Abbott, R</b> OBP: 0.316, SLG: 0.433 (1, 6)		0-0 HR		1-1 F9		0-0 E5 SH1-3	1 SAFE 3-1 F9		
<b>Bret Barberie, S</b> OBP: 0.339, SLG: 0.392 (1, 4)		1-2 L8		0-0 1B		4-1 SH1-3 BB	0-0 G4-6-3		
<b>David Weathers, R</b> OBP: 0.143, SLG: 0.063 (1, 1) <b>Mike Jeffcoat, L</b> (8, 1) <b>Matias Carrillo, L</b> OBP: 0.330, SLG: 0.323 (8, 7)		0-3 K		0-3 K		0-2 SH1-3			

AB	R	H	RBI	BB	SO	LOB
4	0	1	0	0	0	3
4	2	1	0	0	0	1
3	1	1	0	1	1	1
2	1	1	1	2	0	1
4	1	1	3	0	1	2
0	0	0	0	0	0	0
4	0	1	0	0	1	0
4	1	1	1	0	0	1
3	0	1	0	1	0	1
2	0	0	0	0	2	1
0	0	0	0	0	0	0
0	0	0	0	0	0	0

**BOTTOM**

**New York Mets @ Florida Marlins**  
**Joe Robbie Stadium, Miami, FL**  
 Fri Jun 17 1994, 7:05 PM EDT  
 Att: 33,026 - Unknown - 87 F

[livebaseballscorecards.com](http://livebaseballscorecards.com)

<b>AB</b>	<b>30</b>
<b>R</b>	<b>6</b>
<b>H</b>	<b>8</b>
<b>RBI</b>	<b>5</b>
<b>BB</b>	<b>4</b>
<b>SO</b>	<b>5</b>
<b>LOB</b>	<b>11</b>



1B: 4	SF: 0	WP: 0	PA: 35
2B: 1	SAC: 1	PB: 0	
3B: 1	DP: 2	SB: 0	
HR: 2	HBP: 0	CS: 0	

Inning Stats	R: 1	H: 1	R: 1	H: 1	R: 3	H: 2	R: 0	H: 1	R: 1	H: 2	R: 0	H: 0	R: 0	H: 0	R: 0	H: 1	
	E: 0	LOB: 1	E: 0	LOB: 0	E: 1	LOB: 0	E: 0	LOB: 1	E: 0	LOB: 2	E: 0	LOB: 1	E: 0	LOB: 1	E: 0	LOB: 0	
S: 14	BB: 1	S: 11	BB: 0	K: 2	BB: 1	K: 1	BB: 0	K: 0	BB: 1	S: 5	P: 7	K: 1	BB: 1	S: 7	P: 14	K: 0	BB: 0

PITCHER	IP	WLS	BF	H	R	ER	SO	BB	IBB	HBP	BLK	WP	HR	S	P	ERA	WHIP
	<b>Pete Smith, R</b> ERA: 5.34 (1, 1)	5.0	L	23	7	6	6	4	1	1	0	0	0	2	50	80	10.80
<b>Mauro Gozzo, R</b> ERA: 4.56 (6, 1)	3.0		12	1	0	0	1	2	0	0	0	0	0	22	38	0.00	1.000

Batter	1	2	3	4	5	6	7	8	9	AB R H RBI BB SO LOB	TOP									
Fernando Vina, L (1, 7) OBP: 0.370, SLG: 0.322 Shawn Hare, L (5, 7) OBP: 0.303, SLG: 0.355	4-0 1B BB	3-2 G6-4-3 1-2f	1-0 G4-3		0-0 F8		1-3 K		0-0 FC5-4 SF7 1B	3 1 0 0 1 0 4 2 1 1 1 0 1 1										
Jose Vizcaino, S (1, 6) OBP: 0.335, SLG: 0.341	1-2 F7	0-0 FC6 1B		0-0 F8	2-2 G6-3		0-2 E5		0-2 E6 FC5-4 1B	6 0 1 1 0 0 5										
Joe Orsulak, L (1, 9) OBP: 0.315, SLG: 0.386	3-2 BB 1B	1-2 FC6 1B		1-3 K		2-1 L7	0-0 P4		2-0 FC5-4 FC5-4 1-2f 2-3	6 1 1 0 0 1 5										
Bobby Bonilla, S (1, 5) OBP: 0.401, SLG: 0.529 Tim Bogar, R (8, 5)	1-3 K		1-3 K	1-2 2B 1B		4-2 FC6-4 BB		2-2 F8	1-1 SF7	4 1 1 0 1 2 2 0 0 0 1 0 0 0										
Jeff Kent, R (1, 4) OBP: 0.360, SLG: 0.519	4-1 1B BB		4-1 1B HR BB	3-1 2B		0-2 F8		0-2 G5-3	0-0 FC5-4 1-2f	4 1 1 1 2 0 2										
David Segui, S (1, 3) OBP: 0.332, SLG: 0.444	3-2 HBP 1B		0-1 HR 1B	3-3 K		0-0 FC6-4 1-2f		1-0 HR		5 2 3 3 0 1 2										
Todd Hundley, S (1, 2) OBP: 0.304, SLG: 0.513	3-2 HBP		1-1 HR		4-0 2B BB		2-0 HR	2-3 K		3 2 2 4 1 1 0										
Ryan Thompson, R (1, 8) OBP: 0.320, SLG: 0.508	0-1 L6		1-1 SH1-4 1B		0-0 2B		1-2 SH5-4 1B		1-2 1B 1B	5 1 4 0 0 0 3										
Bret Saberhagen, R (1, 1) OBP: 0.257, SLG: 0.219 Doug Linton, R (2, 1) Roger Mason, R (7, 1) Luis Rivera, R (9, PH) OBP: 0.324, SLG: 0.588 Josias Manzanillo, R (9, 1)		0-1 G6-4-3 1B	0-0 SH1-4		0-1 G5-3		0-0 SH5-4		1-0 1B 1B	1 0 1 0 0 0 0 1 0 0 0 0 0 2 0 0 0 0 0 0 0 1 1 1 0 0 0 0 0 0 0 0 0 0 0										
<b>Inning Stats</b>	R: 2 H: 2 E: 0 K: 1 S: 17	H: 2 LOB: 3 BB: 2 P: 36	R: 0 H: 2 E: 0 K: 0 S: 9	H: 2 LOB: 1 BB: 0 P: 13	R: 3 H: 3 E: 0 K: 1 S: 12	H: 3 LOB: 1 BB: 1 P: 20	R: 1 H: 2 E: 0 K: 2 S: 13	H: 2 LOB: 1 BB: 0 P: 21	R: 0 H: 1 E: 0 K: 0 S: 8	H: 1 LOB: 2 BB: 1 P: 14	R: 0 H: 0 E: 0 K: 0 S: 10	H: 0 LOB: 1 BB: 1 P: 16	R: 1 H: 2 E: 1 K: 1 S: 14	H: 2 LOB: 2 BB: 0 P: 18	R: 1 H: 1 E: 0 K: 1 S: 10	H: 1 LOB: 0 BB: 0 P: 15	R: 3 H: 3 E: 1 K: 0 S: 13	H: 3 LOB: 1 BB: 0 P: 18	1B: 11 SF: 1 2B: 2 SAC: 2 3B: 0 DP: 1 HR: 3 HBP: 1	WP: 0 PA: 50 PB: 0 SB: 0 CS: 0
<b>PITCHER</b>	IP WLS BF H R ER SO BB IBB HBP BLK WP HR S P ERA WHIP																			
Pat Rapp, R (1, 1) ERA: 4.39	3.2 L 23 9 6 6 3 3 0 1 0 0 0 1 48 84 14.73 3.273																			
Jeff Mutis, L (4, 1) ERA: 5.4	3.1 16 3 1 1 2 2 0 0 0 0 0 1 35 54 2.70 1.500																			
Willie Fraser, R (8, 1) ERA: 6.52	2.0 11 4 4 3 1 0 0 0 0 0 0 1 23 33 13.50 2.000																			

New York Mets @ Florida Marlins  
Joe Robbie Stadium, Miami, FL

Sat Jun 18 1994, 7:05 PM EDT  
Att. 41,860 - Unknown - 84 F

livebaseballscorecards.com

AB 41  
R 11  
H 16  
RBI 11  
BB 5  
SO 6  
LOB 26





BOTTOM

New York Mets @ Florida Marlins  
Joe Robbie Stadium, Miami, FL

Sat Jun 18 1994, 7:05 PM EDT  
Att: 41,860 - Unknown - 84 F

livebaseballscorecards.com

AB	34
R	3
H	8
RBI	3
BB	2
SO	7
LOB	16



WP	0	PA	37
PB	0		
SB	2		
CS	0		

AB R H RBI BB SO LOB

4	1	0	0	1	2	1
4	0	2	1	0	0	1
4	0	1	1	0	1	2
3	0	0	0	0	0	2
3	1	2	0	1	0	1
4	0	2	0	0	0	2
4	0	0	1	0	2	5
4	0	0	0	0	1	1
1	0	0	0	0	0	1
1	1	1	0	0	0	0
0	0	0	0	0	0	0
1	0	0	0	0	0	0

Batter	1	2	3	4	5	6	7	8	9
Chuck Carr, S (1, 8) OBP: 0.345, SLG: 0.362	0-3 K		4-0 2B BB	3-3 K			1-0 F9		1-0 G3-1
Jerry Browne, S (1, 5) OBP: 0.401, SLG: 0.390	2-1 S 1B		2-2 F8		0-2 F8		0-2 1-H 2B		
Gary Sheffield, R (1, 9) OBP: 0.418, SLG: 0.624	0-3 K 1-2		0-1 1B 1-H 2B		0-0 F8		1-0 G5-3		
Jeff Conine, R (1, 7) OBP: 0.379, SLG: 0.539	1-1 G5-3		2-0 G5-3		1-2 F8			1-2 HBP	
Dave Magadan, L (1, 3) OBP: 0.388, SLG: 0.320		0-0 2B G6-3 1B	4-1 1B BB			0-0 G6-4-3 1B		1-2 F7	
Benito Santiago, R (1, 2) OBP: 0.350, SLG: 0.436		3-2 2B	0-0 1-2 2-3 1B		1-0 G6-4-3 1-2f		3-2 F9		
Kurt Abbott, R (1, 6) OBP: 0.310, SLG: 0.424		2-1 G6-3	0-0 F7		0-3 K		1-3 K		
Bret Barberie, S (1, 4) OBP: 0.333, SLG: 0.384		0-0 F7		1-0 G4-3			3-2 G3-1		1-3 K
Pat Rapp, R (1, 1) OBP: 0.130, SLG: 0.174		0-0 L9		1-3 K			0-0 2B 1B		1-0 G4-3
Jeff Mutis, L (4, 1)									
Matias Carrillo, L (7, PH) OBP: 0.337, SLG: 0.330									
Willie Fraser, R (8, 1)									
Jesus Tavarez, S (9, PH) OBP: 0.179, SLG: 0.179									

Inning Stats	R: 0	H: 1	E: 0	K: 2	S: 13	H: 1	LOB: 1	BB: 0	P: 16	R: 1	H: 2	E: 0	K: 0	S: 8	R: 1	H: 2	E: 0	K: 0	S: 10	R: 0	H: 0	E: 0	K: 2	S: 8	R: 0	H: 0	E: 0	K: 1	S: 5	R: 1	H: 2	E: 0	K: 0	S: 9	R: 0	H: 0	E: 0	K: 1	S: 14	R: 0	H: 0	E: 0	K: 1	S: 5	R: 0	H: 0	E: 0	K: 1	S: 5	1B: 5	2B: 3	3B: 0	HR: 0	SF: 0	SAC: 0	DP: 1	HBP: 1	WP: 0	PA: 37
--------------	------	------	------	------	-------	------	--------	-------	-------	------	------	------	------	------	------	------	------	------	-------	------	------	------	------	------	------	------	------	------	------	------	------	------	------	------	------	------	------	------	-------	------	------	------	------	------	------	------	------	------	------	-------	-------	-------	-------	-------	--------	-------	--------	-------	--------

PITCHER	IP	WLS	BF	H	R	ER	SO	BB	IBB	HBP	BLK	WP	HR	S	P	ERA	WHIP
Bret Saberhagen, R (1, 1) ERA: 3.59	1.1		7	3	1	1	2	0	0	0	0	0	0	19	27	6.75	2.250
Doug Linton, R (2, 1) ERA: 4.07	5.1	W	22	5	2	2	3	2	0	0	0	0	0	40	63	3.38	1.312
Roger Mason, R (7, 1) ERA: 3.38	1.1		5	0	0	0	1	0	0	1	0	0	0	15	22	0.00	0.000
Josias Manzanillo, R (9, 1) ERA: 2.67	1.0		3	0	0	0	1	0	0	0	0	0	0	5	8	0.00	0.000

New York Mets @ Florida Marlins  
 Joe Robbie Stadium, Miami, FL

Sun Jun 19 1994, 7:05 PM EDT  
 Att. 37,014 - Unknown - 82 F

AB	33
R	6
H	12
RBI	5
BB	8
SO	1
LOB	26



Batter	1	2	3	4	5	6	7	8	9	AB	R	H	RBI	BB	SO	LOB
Fernando Vina, L (1, 7) OBP: 0.375, SLG: 0.315 John Cangelosi, S (8, PH) OBP: 0.365, SLG: 0.278	1-0 G4-3	4-1 SF8 1B BB	2-0 HBP		2-0 G4-3			1-0 F8 1B		2	1	0	0	1	0	1
Jose Vizcaino, S (1, 6) OBP: 0.336, SLG: 0.347	2-2 PB BB 2B	0-2 G3	1-3 H			1-2 G6-3 1B		2-2 F8		5	1	2	0	0	1	5
Joe Orsulak, L (1, 9) OBP: 0.317, SLG: 0.385	4-2 BB S PB BB	0-0 SF8		2-2 1B		0-2 G6-3 1B			0-0 L7	3	1	1	1	1	0	1
Bobby Bonilla, S (1, 5) OBP: 0.404, SLG: 0.529	1-1 F8	1-2 BB 1B		1-2 G4-6-3 1B		1-0 L8			4-2 1B BB	4	1	2	1	1	0	2
Jeff Kent, R (1, 4) OBP: 0.364, SLG: 0.517	4-0 PB BB 1-2 BB	4-1 SAFE 1-2 BB		1-1 P3		1-2 P3			1-2 G3 1B 1-2 1B	3	0	1	0	2	0	2
David Segui, S (1, 3) OBP: 0.335, SLG: 0.447 Tim Bogar, R (7, 3) OBP: 0.125, SLG: 0.143	4-2 PB BB 1-2 BB	2-2 F7		2-0 G4-6-3		1-1 1B 2B			0-0 G3 1B 1-2 2-H 1B	3	1	1	1	1	0	4
Todd Hundley, S (1, 2) OBP: 0.313, SLG: 0.513	4-1 1-2 2-3 3-H BB		1-1 F9		2-1 S 1B		2-2 L1-3 1B		1-0 G3	4	0	2	1	1	0	2
Ryan Thompson, R (1, 8) OBP: 0.322, SLG: 0.500	2-1 F8		2-1 SH3 HBP		0-1 F8		0-0 L1-3		4-0 IBB	3	0	0	0	1	0	5
Dwight Gooden, R (1, 1) OBP: 0.200, SLG: 0.200 Shawn Hare, L (9, PH) OBP: 0.303, SLG: 0.355 Jim Lindeman, R (9, PH) OBP: 0.333, SLG: 0.426 Josias Manzanillo, R (9, 1)		0-1 G3 BB SF8 1B	2-1 SH3		2-0 F9		1-1 F9		2-2 G4-3	3	1	1	0	0	0	1

Inning Stats	R: 2	H: 1	E: 0	K: 0	S: 16	R: 2	H: 2	E: 0	K: 0	S: 16	R: 0	H: 0	E: 0	K: 1	S: 13	R: 0	H: 2	E: 0	K: 0	S: 11	R: 0	H: 1	E: 0	K: 0	S: 6	R: 0	H: 1	E: 0	K: 0	S: 7	R: 1	H: 2	E: 0	K: 0	S: 11	R: 0	H: 1	E: 0	K: 0	S: 8	R: 1	H: 2	E: 0	K: 0	S: 11	R: 1	H: 2	E: 0	K: 0	S: 11	R: 1	H: 2	E: 0	K: 0	S: 11
	LOB: 3	BB: 4	P: 38	LOB: 2	BB: 2	P: 27	LOB: 2	BB: 0	P: 21	LOB: 1	BB: 0	P: 17	LOB: 1	BB: 0	P: 12	LOB: 0	BB: 0	P: 9	LOB: 0	BB: 0	P: 15	LOB: 0	BB: 0	P: 12	LOB: 3	BB: 2	P: 23	LOB: 0	BB: 2	P: 10	SF: 1	2B: 3	3B: 0	HR: 0	SAC: 1	DP: 3	HBP: 2	WP: 0	PA: 45	PB: 2	SB: 2	CS: 0													

PITCHER	IP	WLS	BF	H	R	ER	SO	BB	IBB	HBP	BLK	WP	HR	S	P	ERA	WHIP
Charlie Hough, R (1, 1) ERA: 4.17	2.2	L	19	3	4	4	0	6	0	2	0	0	0	37	77	13.50	3.375
Richie Lewis, R (3, 1) ERA: 3.44	2.1		9	3	0	0	1	0	0	0	0	0	0	25	38	0.00	1.286
Terry Mathews, R (6, 1) ERA: 1.8	3.0		10	4	1	1	0	0	0	0	0	0	0	26	36	3.00	1.333
Brian Drahrman, R (9, 1) ERA: 9.0	0.2		6	2	1	1	0	1	1	0	0	0	0	8	18	13.50	4.500
Mike Jeffcoat, L (9, 1) ERA:	0.1		1	0	0	0	0	0	0	0	0	0	0	3	5	0.00	0.000

livebaseballscorecards.com

**BOTTOM**

**New York Mets @ Florida Marlins**  
**Joe Robbie Stadium, Miami, FL**

Sun Jun 19 1994, 7:05 PM EDT  
 Att: 37,014 - Unknown - 82 F

[livebaseballscorecards.com](http://livebaseballscorecards.com)

<b>AB</b>	<b>30</b>
<b>R</b>	<b>1</b>
<b>H</b>	<b>4</b>
<b>RBI</b>	<b>1</b>
<b>BB</b>	<b>1</b>
<b>SO</b>	<b>6</b>
<b>LOB</b>	<b>6</b>



WP: 0	PA: 31
PB: 0	
SB: 1	
CS: 0	

AB R H RBI BB SO LOB

4	0	0	0	0	1	1
4	0	1	0	0	0	0
4	0	1	0	0	0	1
4	0	1	0	0	1	2
3	1	1	1	0	1	1
3	0	0	0	0	0	1
2	0	0	0	0	2	0
1	0	0	0	0	0	0
3	0	0	0	0	1	0
0	0	0	0	0	0	0
1	0	0	0	0	0	0
1	0	0	0	0	0	0
0	0	0	0	0	0	0
0	0	0	0	1	0	0
0	0	0	0	0	0	0
0	0	0	0	0	0	0
1B: 3	SF: 0					
2B: 0	SAC: 0					
3B: 0	DP: 1					
HR: 1	HBP: 0					

Batter	1	2	3	4	5	6	7	8	9
<b>Chuck Carr, S</b> (1, 8) OBP: 0.340, SLG: 0.356 			<b>L9</b> (2) 			<b>F9</b> (1) 		<b>K</b> (3) 	
<b>Jerry Browne, S</b> (1, 5) OBP: 0.398, SLG: 0.387 			<b>G1-3</b> (3) 			<b>L5</b> (2) 		<b>G5-4-3</b> (3) 	
<b>Gary Sheffield, R</b> (1, 9) OBP: 0.414, SLG: 0.614 				<b>F8</b> (1) 		<b>P6</b> (3) 		<b>F7</b> (1) 	
<b>Jeff Conine, R</b> (1, 7) OBP: 0.377, SLG: 0.535 				<b>FC6-4</b> (1) 		<b>G4-3</b> (1) 		<b>G5-4-3</b> (3) 	
<b>Greg Colbrunn, R</b> (1, 3) OBP: 0.373, SLG: 0.638 				<b>K</b> (2) 		<b>G5-3</b> (2) 			
<b>Bret Barberie, S</b> (1, 4) OBP: 0.329, SLG: 0.379 				<b>FC6-4</b> (3) 		<b>G1-3</b> (3) 			
<b>Ron Tingley, R</b> (1, 2) OBP: 0.259, SLG: 0.347 <b>Benito Santiago, R</b> (8, PH) OBP: 0.349, SLG: 0.434 (9, 2)					<b>K</b> (1) 			<b>G6-3</b> (1) 	
<b>Kurt Abbott, R</b> (1, 6) OBP: 0.306, SLG: 0.418 					<b>K</b> (2) 			<b>G1-3</b> (2) 	
<b>Charlie Hough, R</b> (1, 1) OBP: 0.172, SLG: 0.143 <b>Richie Lewis, R</b> (3, 1) <b>Matias Carrillo, L</b> (5, PH) OBP: 0.333, SLG: 0.327 <b>Terry Mathews, L</b> (8, 1) OBP: 0.259, SLG: 0.500 <b>Dave Magadan, L</b> (8, PH) OBP: 0.291, SLG: 0.320 <b>Brian Drahman, R</b> (9, 1) <b>Mike Jeffcoat, L</b> (9, 1)			<b>G6-3</b> (1) 		<b>F7</b> (3) 			<b>BB</b> 	

Inning Stats	R: 0	H: 1	E: 0	K: 1	S: 9	R: 1	H: 1	E: 0	K: 1	S: 8	R: 0	H: 0	E: 0	K: 0	S: 4	R: 0	H: 1	E: 0	K: 1	S: 7	R: 0	H: 0	E: 0	K: 2	S: 8	R: 0	H: 0	E: 0	K: 0	S: 7	R: 0	H: 0	E: 0	K: 0	S: 6	R: 0	H: 0	E: 0	K: 1	S: 12	R: 0	H: 1	E: 0	K: 0	S: 6
	0	1	0	1	13	1	1	0	1	10	0	0	0	0	7	0	1	0	0	9	0	0	0	2	9	0	0	0	0	13	0	0	0	0	11	0	0	0	1	20	0	1	0	0	10

PITCHER	IP	WLS	BF	H	R	ER	SO	BB	IBB	HBP	BLK	WP	HR	S	P	ERA	WHIP
<b>Dwight Gooden, R</b> (1, 1) ERA: 5.25	8.0	W	28	3	1	1	6	1	0	0	0	0	1	61	92	1.12	0.500
<b>Josias Manzanillo, R</b> (9, 1) ERA: 2.59	1.0		3	1	0	0	0	0	0	0	0	0	0	6	10	0.00	1.000

Batter	1	2	3	4	5	6	7	8	9	AB	R	H	RBI	BB	SO	LOB	TOP	
Shawon Dunston, R (1, 6) OBP: 0.306, SLG: 0.410 José Hernández, R (6, PH) OBP: 0.324, SLG: 0.444 (6, 6)	1-1 G6-3	0-0 G5-3			1-0 1B	2-1 E 1B 1-2 1B		2-0 WP HR 1B		3	1	1	0	0	0	2		
Mark Grace, L (1, 3) OBP: 0.362, SLG: 0.359	2-0 F7		2-1 F8		1-0 L1	1-3 K		0-1 F7		5	0	0	0	0	1	4		
Sammy Sosa, R (1, 9) OBP: 0.332, SLG: 0.571 Karl Rhodes, L (8, 8) OBP: 0.326, SLG: 0.396	1-3 K		0-0 P4		0-0 BB 1B	2-2 E7 1-3 2-H 1B		1-0 HR		5	2	3	4	0	1	0		
Derrick May, L (1, 7) OBP: 0.351, SLG: 0.439		2-0 2B E 1B	4-2 BB		1-3 K	0-2 F9		1-1 G4-3		4	1	1	0	1	1	3		
Glenallen Hill, R (1, 8) OBP: 0.336, SLG: 0.389 (8, 9)		0-1 E 1B 1-3 2B	0-2 F8		4-2 1B BB		4-0 G6-4-3 BB	2-2 G5-3		3	1	1	0	2	0	1		
Rick Wilkins, L (1, 2) OBP: 0.308, SLG: 0.375 Mark Parent, R (2, 2) OBP: 0.460, SLG: 0.475		2-3 K		2-1 G1-5-4 HBP 1B	2-0 1-2 2-H 1B		0-0 G6-4-3		2-3 K	1	0	0	0	0	1	2		
Steve Buechele, R (1, 5) OBP: 0.323, SLG: 0.371		2-2 E9 1B 1B		1-1 P5	0-1 L7		1-2 1B 1B		1-0 G4-3	5	0	2	1	0	0	3		
Rey Sanchez, R (1, 4) OBP: 0.365, SLG: 0.338		0-0 2-3 3-H 1B		1-1 1-2 1B		2-2 L6		1-2 1B		4	0	3	1	1	0	0		
Steve Trachsel, R (1, 1) OBP: 0.226, SLG: 0.233 Jose Bautista, R (7, 1)		1-3 K		0-1 G1-5-4		0-0 1B 1B		2-0 G5-3		4	1	1	0	0	1	6		
				2-3f						1	0	0	0	0	0	1		
<b>Inning Stats</b>	R: 0 E: 0 K: 1 S: 6 H: 0 LOB: 0 BB: 0 P: 10	R: 2 E: 1 K: 2 S: 14 H: 4 LOB: 2 BB: 0 P: 21	R: 0 E: 0 K: 0 S: 9 H: 0 LOB: 1 BB: 1 P: 15	R: 0 E: 0 K: 0 S: 7 H: 1 LOB: 1 BB: 0 P: 11	R: 2 E: 0 K: 1 S: 11 H: 3 LOB: 2 BB: 1 P: 20	R: 1 E: 1 K: 1 S: 15 H: 3 LOB: 2 BB: 0 P: 22	R: 0 E: 0 K: 0 S: 8 H: 2 LOB: 2 BB: 1 P: 16	R: 2 E: 0 K: 0 S: 9 H: 2 LOB: 0 BB: 0 P: 15	R: 0 E: 0 K: 1 S: 10 H: 0 LOB: 1 BB: 1 P: 17	1B: 12 2B: 2 3B: 0 HR: 1 SF: 0 SAC: 0 DP: 2 HBP: 1	WP: 1 PA: 45 PB: 0 SB: 0 CS: 0							
<b>PITCHER</b>	IP WLS BF H R ER SO BB IBB HBP BLK WP HR S P ERA WHIP	IP WLS BF H R ER SO BB IBB HBP BLK WP HR S P ERA WHIP	IP WLS BF H R ER SO BB IBB HBP BLK WP HR S P ERA WHIP	IP WLS BF H R ER SO BB IBB HBP BLK WP HR S P ERA WHIP	IP WLS BF H R ER SO BB IBB HBP BLK WP HR S P ERA WHIP	IP WLS BF H R ER SO BB IBB HBP BLK WP HR S P ERA WHIP	IP WLS BF H R ER SO BB IBB HBP BLK WP HR S P ERA WHIP	IP WLS BF H R ER SO BB IBB HBP BLK WP HR S P ERA WHIP	IP WLS BF H R ER SO BB IBB HBP BLK WP HR S P ERA WHIP	IP WLS BF H R ER SO BB IBB HBP BLK WP HR S P ERA WHIP	IP WLS BF H R ER SO BB IBB HBP BLK WP HR S P ERA WHIP	IP WLS BF H R ER SO BB IBB HBP BLK WP HR S P ERA WHIP	IP WLS BF H R ER SO BB IBB HBP BLK WP HR S P ERA WHIP	IP WLS BF H R ER SO BB IBB HBP BLK WP HR S P ERA WHIP	IP WLS BF H R ER SO BB IBB HBP BLK WP HR S P ERA WHIP	IP WLS BF H R ER SO BB IBB HBP BLK WP HR S P ERA WHIP	IP WLS BF H R ER SO BB IBB HBP BLK WP HR S P ERA WHIP	
Kurt Miller, R (1, 1) ERA: 7.0	5.1 L 28 10 5 5 4 2 0 1 0 0 0 53 87 8.44 2.250	0.2 3 1 0 0 1 0 0 0 0 0 0 0 9 12 0.00 1.500	1.0 5 2 0 0 0 1 0 0 0 0 0 0 8 16 0.00 3.000	1.0 5 2 2 2 0 0 0 0 0 1 1 9 15 18.00 2.000	1.0 4 0 0 0 0 1 1 0 0 0 0 0 10 17 0.00 1.000													

Chicago Cubs @ Florida Marlins  
Joe Robbie Stadium, Miami, FL  
Tue Jun 21 1994, 7:05 PM EDT  
Att. 27,810 - Unknown - 81 F

livebaseballscorecards.com

AB	40
R	7
H	15
RBI	7
BB	4
SO	6
LOB	23



Batter	1	2	3	4	5	6	7	8	9	AB	R	H	RBI	BB	SO	LOB
Chuck Carr, S OBP: 0.333, SLG: 0.349 (1, 8)	L7		B3-4		F8		L7		FC3-6	5	0	0	0	0	0	2
Dave Magadan, L OBP: 0.388, SLG: 0.318 (1, 5)	G4-3		K		F7		1B			4	0	1	0	0	1	0
Gary Sheffield, R OBP: 0.416, SLG: 0.631 (1, 9)	F9		E4 1B		HR		G5-3			4	2	2	1	0	0	1
Jeff Conine, R OBP: 0.379, SLG: 0.533 (1, 7)		WP PB 1B	1B BB		G4-3			P4		3	0	1	0	1	0	0
Greg Colbrunn, R OBP: 0.400, SLG: 0.640 (1, 3)		WP BB	1-3 2-H 1B			1B		G5-3		3	0	2	1	1	0	0
Benito Santiago, R OBP: 0.342, SLG: 0.425 (1, 2)		K	F9			L8		P4		4	0	0	0	0	1	5
Kurt Abbott, R OBP: 0.300, SLG: 0.410 (1, 6)		K			K				K	4	0	0	0	0	4	3
Bret Barberie, S OBP: 0.332, SLG: 0.378 (1, 4)			G3		G3				FC3-6 1B	3	0	1	0	1	1	1
Kurt Miller, R OBP: 0.167, SLG: 0.167 (1, 1)			L8						F7	2	0	0	0	0	0	3
Jeff Mutis, L (6, 1)										0	0	0	0	0	0	0
Willie Fraser, R (7, 1)										0	0	0	0	0	0	0
Jesus Tavarez, S OBP: 0.200, SLG: 0.179 (7, PH)										0	0	0	0	1	0	0
Mike Jeffcoat, L (8, 1)										0	0	0	0	0	0	0
Brian Drahman, R (9, 1)										0	0	0	0	0	0	0
Matias Carrillo, L OBP: 0.330, SLG: 0.323 (9, PH)										1	0	0	0	0	0	1

Inning Stats	R: 0	H: 0	E: 0	K: 0	S: 6	R: 0	H: 1	E: 0	K: 2	S: 11	R: 1	H: 2	E: 1	K: 1	S: 20	R: 0	H: 0	E: 0	K: 1	S: 9	R: 1	H: 1	E: 0	K: 0	S: 7	R: 0	H: 1	E: 0	K: 2	S: 11	R: 0	H: 1	E: 0	K: 0	S: 7	R: 0	H: 0	E: 0	K: 0	S: 9	R: 0	H: 1	E: 0	K: 1	S: 7	R: 0	H: 1	E: 0	K: 0	S: 15	R: 0	H: 1	E: 0	K: 1	S: 9	1B: 6	2B: 0	3B: 0	HR: 1	SF: 0	SAC: 0	DP: 0	HBP: 0	WP: 1	PB: 1	SB: 0	CS: 1	PA: 37
--------------	------	------	------	------	------	------	------	------	------	-------	------	------	------	------	-------	------	------	------	------	------	------	------	------	------	------	------	------	------	------	-------	------	------	------	------	------	------	------	------	------	------	------	------	------	------	------	------	------	------	------	-------	------	------	------	------	------	-------	-------	-------	-------	-------	--------	-------	--------	-------	-------	-------	-------	--------


PITCHER	IP	WLS	BF	H	R	ER	SO	BB	IBB	HBP	BLK	WP	HR	S	P	ERA	WHIP
Steve Trachsel, R ERA: 3.86 (1, 1)	6.2	W	29	6	2	2	6	3	1	0	0	1	1	70	117	2.70	1.350
Jose Bautista, R ERA: 3.42 (7, 1)	2.1	S	8	1	0	0	1	0	0	0	0	0	0	17	25	0.00	0.429

**Chicago Cubs @ Florida Marlins**  
**Joe Robbie Stadium, Miami, FL**  
 Tue Jun 21 1994, 7:05 PM EDT  
 Att: 27,810 - Unknown - 81 F

AB	33
R	2
H	7
RBI	2
BB	4
SO	7
LOB	16



PITCHER	IP	WLS	BF	H	R	ER	SO	BB	IBB	HBP	BLK	WP	HR	S	P	ERA	WHIP
---------	----	-----	----	---	---	----	----	----	-----	-----	-----	----	----	---	---	-----	------

Batter	1	2	3	4	5	6	7	8	9	AB R H RBI BB SO LOB	TOP																									
<b>Shawon Dunston, R</b> (1, 6) <small>OBP: 0.309, SLG: 0.411</small> <b>Kevin Roberson, S</b> (7, PH) <small>OBP: 0.267, SLG: 0.500</small> <b>Jim Bullinger, R</b> (7, 1) <small>OBP: 0.300, SLG: 0.250</small>	L9	F8 BB G4-1 1B	FC6-4			FC3-2 2B 1B	1B		K	4 1 2 0 0 0 1 1 0 1 0 0 0 0 1 0 0 0 0 1 1																										
<b>Mark Grace, L</b> (1, 3) <small>OBP: 0.366, SLG: 0.365</small>	F8	G4-1 BB		1B G6-3 1B		FC3-2 2B	F7			4 2 2 0 1 0 1																										
<b>Sammy Sosa, R</b> (1, 9) <small>OBP: 0.333, SLG: 0.566</small> <b>Karl Rhodes, L</b> (8, 8) <small>OBP: 0.328, SLG: 0.396</small>	1B BB	F8		G6-3 1B		K		F8	4 1 1 0 1 1 4 0 0 0 0 0 0 0																											
<b>Derrick May, L</b> (1, 7) <small>OBP: 0.352, SLG: 0.435</small> <b>Eduardo Zambrano, R</b> (8, 9) <small>OBP: 0.354, SLG: 0.529</small>	1B 1B	G4-1		G6-3 1B		FC3-2 2B IBB		K	4 2 1 1 1 1 2 0 0 0 0 0 0 0																											
<b>Glenallen Hill, R</b> (1, 8) <small>OBP: 0.347, SLG: 0.393</small>	1B BB E 1B			1B		FC3-2 2B		K2-3	4 2 2 1 1 1 3																											
<b>Rick Wilkins, L</b> (1, 2) <small>OBP: 0.310, SLG: 0.377</small>	E BB 1B	G1-3		K		2B		F8	4 0 1 3 1 1 3																											
<b>Steve Buechele, R</b> (1, 5) <small>OBP: 0.325, SLG: 0.387</small>	E4 1B		K		K	K		HR	5 1 2 2 0 3 1	<b>AB</b> 39 <b>R</b> 9 <b>H</b> 13 <b>RBI</b> 7 <b>BB</b> 7 <b>SO</b> 8 <b>LOB</b> 20																										
<b>Rey Sanchez, R</b> (1, 4) <small>OBP: 0.366, SLG: 0.336</small>	IBB		F7		F9		L9	1B	4 0 1 0 1 0 0																											
<b>Mike Morgan, R</b> (1, 1) <small>OBP: 0.154, SLG: 0.083</small> <b>José Hernández, R</b> (7, PH) <small>OBP: 0.308, SLG: 0.421</small>	G4-3		FC6-4 BB		G6-3		P4	F7	2 0 0 0 1 0 3 2 0 0 0 0 0 1																											
<b>Inning Stats</b>	R: 3 E: 1 K: 0 S: 19	H: 3 LOB: 3 BB: 3 P: 37	R: 1 E: 0 K: 0 S: 8	H: 1 LOB: 2 BB: 2 P: 19	R: 0 E: 0 K: 1 S: 8	H: 0 LOB: 1 BB: 1 P: 14	R: 1 E: 0 K: 1 S: 9	H: 3 LOB: 1 BB: 0 P: 12	R: 0 E: 0 K: 1 S: 7	H: 0 LOB: 0 BB: 0 P: 8	R: 3 E: 0 K: 2 S: 20	H: 3 LOB: 1 BB: 1 P: 31	R: 0 E: 0 K: 0 S: 5	H: 1 LOB: 1 BB: 0 P: 8	R: 0 E: 0 K: 2 S: 8	H: 0 LOB: 0 BB: 0 P: 11	R: 1 E: 0 K: 1 S: 12	H: 2 LOB: 1 BB: 0 P: 16	1B: 10 2B: 2 3B: 0 HR: 1	SF: 0 SAC: 0 DP: 1 HBP: 0	WP: 0 PA: 46 PB: 0 SB: 0 CS: 0															
<b>PITCHER</b>	IP WLS BF H R ER SO BB IBB HBP BLK WP HR S P ERA WHIP																																			
<b>David Weathers, R</b> (1, 1) <small>ERA: 3.54</small> <b>Terry Mathews, R</b> (5, 1) <small>ERA: 3.86</small> <b>Jeff Mutis, L</b> (6, 1) <small>ERA: 5.14</small> <b>Brian Drahman, R</b> (7, 1) <small>ERA: 6.0</small> <b>Robb Nen, R</b> (8, 1) <small>ERA: 2.95</small>	4.0 L	24	7	5	5	2	5	1	0	0	0	0	0	44	82	11.25	3.000																			
<b>Bryan Harvey, R</b> (9, 1) <small>ERA: 3.52</small>	1.0	5	2	1	1	1	0	0	0	0	0	0	0	18	27	16.20	1.200																			

**Chicago Cubs @ Florida Marlins**  
**Joe Robbie Stadium, Miami, FL**  
 Thu Jun 23 1994, 3:33 AM EDT  
 Att. 35,835 - Sunny - 89 F

[livebaseballscorecards.com](http://livebaseballscorecards.com)

Batter	1	2	3	4	5	6	7	8	9	AB	R	H	RBI	BB	SO	LOB
Jerry Browne, S (1, 4) OBP: 0.398, SLG: 0.384	1-1 FC5 1B	4-0 BB		2-3 K		1-0 FC6-4 1-2f		0-3 K		4	0	1	0	1	2	3
Dave Magadan, L (1, 5) OBP: 0.378, SLG: 0.308	2-1 L7	0-3 K		0-0 G4-3		1-0 G3-1			2-1 G4-3	5	0	0	0	0	1	6
Gary Sheffield, R (1, 9) OBP: 0.411, SLG: 0.617	0-0 FC5 1-2 1B		1-1 G4-3		2-1 S 1B		2-2 G4-3		0-0 P2	5	0	1	0	0	0	1
Jeff Conine, R (1, 7) OBP: 0.379, SLG: 0.534	3-1 L3 1-2 2-3 1B		2-2 G6-3		1-3 K 1-2		1-0 FC6-5 2B		2-3 K	5	0	2	0	0	2	1
Greg Colbrunn, R (1, 3) OBP: 0.373, SLG: 0.593	1-2 L3 1-1		1-0 F8		0-0 G5-3		1-2 FC6-5-4 2-3			4	0	0	0	0	0	5
Benito Santiago, R (1, 2) OBP: 0.341, SLG: 0.419		0-0 G6-3		1-2 L5-3		4-2 BB		0-0 L9		3	0	0	0	1	0	1
Mario Diaz, R (1, 6) OBP: 0.565, SLG: 0.700		4-0 2B BB		1-0 1B 3B		0-0 G6-3		3-2 G4-3 2B		3	1	2	0	1	0	2
Kurt Abbott, R (8, PR) OBP: 0.300, SLG: 0.410										0	1	0	0	0	0	0
Chuck Carr, S (1, 8) OBP: 0.336, SLG: 0.353		2-0 1-3 2B		4-1 S 1B BB		2-3 K		2-1 G4-3 2-3		3	1	1	0	1	1	1
David Weathers, R Alex Ariza, R Terry Mathews, L Jeff Mathis, L Mattias Carrillo, L Brian Drahman, R Robb Nen, R Bret Barberie, S Bryan Harvey, R		0-0 L9		2-2 1-H 3-H 1B		0-1 FC6-4 1B		1-2 G4-3 3-H		1	0	0	0	0	0	2

Inning Stats	R: 0	H: 2	E: 0	K: 0	S: 10	LOB: 2	BB: 0	P: 17	R: 0	H: 1	E: 0	K: 1	S: 6	LOB: 3	BB: 2	P: 16	R: 0	H: 0	E: 0	K: 0	S: 7	LOB: 0	BB: 0	P: 11	R: 2	H: 2	E: 0	K: 1	S: 12	LOB: 1	BB: 1	P: 22	R: 0	H: 1	E: 0	K: 1	S: 10	LOB: 2	BB: 1	P: 17	R: 0	H: 1	E: 0	K: 1	S: 9	LOB: 1	BB: 0	P: 13	R: 0	H: 1	E: 0	K: 0	S: 8	LOB: 1	BB: 0	P: 12	R: 1	H: 1	E: 0	K: 1	S: 12	LOB: 1	BB: 0	P: 18	R: 0	H: 0	E: 0	K: 1	S: 6	LOB: 0	BB: 0	P: 10	1B: 5	SF: 0	2B: 4	SAC: 0	3B: 1	DP: 1	HR: 0	HBP: 0	WP: 0	PA: 40
PITCHER	IP	WLS	BF	H	R	ER	SO	BB	IBB	HBP	BLK	WP	HR	S	P	ERA	WHIP																																																																	
Mike Morgan, R (1, 1) ERA: 7.11	6.0	W	29	7	2	2	4	4	0	0	0	0	0	54	96	3.00	1.833																																																																	
Jim Bullinger, R (7, 1) ERA: 4.18	3.0	S	11	2	1	1	2	0	0	0	0	0	0	26	40	3.00	0.667																																																																	

BOTTOM

Chicago Cubs @ Florida Marlins  
Joe Robbie Stadium, Miami, FL  
Thu Jun 23 1994, 3:33 AM EDT  
Att. 35,835 - Sunny - 89 F

livebaseballscorecards.com

AB	36
R	3
H	9
RBI	3
BB	4
SO	6
LOB	23



Batter	1	2	3	4	5	6	7	8	9	AB R H RBI BB SO LOB	TOP	
Jerry Browne, S (1, 5) OBP: 0.400, SLG: 0.383	1-1 G3-1		1-1 1B		4-2 BB			1-2 G3		3 0 1 0 1 0 0		
Dave Magadan, L (1, 3) OBP: 0.370, SLG: 0.300	1-0 L3		1-2 L7		1-0 G3-1			1-3 K		4 0 0 0 0 1 3		
Gary Sheffield, R (1, 9) OBP: 0.402, SLG: 0.601	0-1 G5-3		2-3 K					0-1 P7		4 0 0 0 0 1 1		
Jeff Conine, R (1, 7) OBP: 0.377, SLG: 0.530		2-2 P2		0-2 F8				0-0 P4		4 0 1 0 0 0 0		
Benito Santiago, R (1, 2) OBP: 0.339, SLG: 0.415		1-1 1B 1B		0-0 F8				0-1 P4		4 0 1 0 0 1 1		
Bret Barberie, S (1, 4) OBP: 0.325, SLG: 0.370		2-2 P4		2-3 K				1-2 G4-3		4 0 0 0 0 1 2		
Kurt Abbott, R (1, 6) OBP: 0.305, SLG: 0.413		0-0 1B 1B						1-0 F9		3 0 2 0 0 0 0		
Chuck Carr, S (1, 8) OBP: 0.336, SLG: 0.352		1-3 K						3-2 P4		3 0 1 0 0 1 2		
Pat Rapp, R (1, 1) OBP: 0.120, SLG: 0.160			0-3 K					2-0 G4-3		2 0 0 0 0 1 2		
Alex Arias, R (7, PH) OBP: 0.318, SLG: 0.307										1 0 0 0 0 0 0		
Mike Jeffcoat, L (7, 1)										0 0 0 0 0 0 0		
Richie Lewis, R (8, 1)										0 0 0 0 0 0 0		
Jeff Mutis, L (8, 1)										0 0 0 0 0 0 0		
<b>Inning Stats</b>	R: 0 E: 0 K: 0 S: 5 H: 0 LOB: 0 BB: 0 P: 7	R: 0 E: 0 K: 1 S: 14 H: 2 LOB: 2 BB: 0 P: 20	R: 0 E: 0 K: 2 S: 11 H: 1 LOB: 1 BB: 0 P: 15	R: 0 E: 0 K: 1 S: 7 H: 0 LOB: 0 BB: 0 P: 9	R: 0 E: 0 K: 0 S: 11 H: 2 LOB: 2 BB: 1 P: 18	R: 0 E: 0 K: 1 S: 13 H: 1 LOB: 1 BB: 0 P: 20	R: 0 E: 0 K: 0 S: 7 H: 0 LOB: 0 BB: 0 P: 13	R: 0 E: 0 K: 1 S: 8 H: 0 LOB: 0 BB: 0 P: 10	R: 0 E: 0 K: 0 S: 6 H: 0 LOB: 0 BB: 0 P: 7	1B: 6 2B: 0 3B: 0 HR: 0 SF: 0 SAC: 0 DP: 0 HBP: 0	WP: 0 PB: 0 SB: 1 CS: 1 PA: 33	
<b>PITCHER</b>	IP WLS BF H R ER SO BB IBB HBP BLK WP HR S P ERA WHIP											
Butch Henry, L (1, 1) ERA: 2.09	6.0 W 24 6 0 0 5 1 0 0 0 0 0 0 61 89 0.00 1.167											
Jeff Shaw, R (7, 1) ERA: 3.2	1.0 3 0 0 0 0 0 0 0 0 0 0 0 7 13 0.00 0.000											
Mel Rojas, R (8, 1) ERA: 3.0	2.0 S 6 0 0 0 1 0 0 0 0 0 0 0 14 17 0.00 0.000											

Florida Marlins @ Montreal Expos  
Olympic Stadium, Montreal, QB  
Fri Jun 24 1994, 7:05 PM EDT  
Att. 25,266 - Dome

livebaseballscorecards.com

AB 32  
R 0  
H 6  
RBI 0  
BB 1  
SO 6  
LOB 11







**Florida Marlins @ Montreal Expos**  
**Olympic Stadium, Montreal, QB**  
 Sat Jun 25 1994, 7:05 PM EDT  
 Att. 22,040 - Dome

livebaseballscorecards.com

<b>AB</b>	<b>34</b>
<b>R</b>	<b>3</b>
<b>H</b>	<b>8</b>
<b>RBI</b>	<b>3</b>
<b>BB</b>	<b>2</b>
<b>SO</b>	<b>6</b>
<b>LOB</b>	<b>14</b>



WP:	0	PA:	37
PB:	0		
SB:	0		
CS:	0		

Batter	1	2	3	4	5	6	7	8	9	AB	R	H	RBI	BB	SO	LOB
Jerry Browne, S (1, 5) OBP: 0.396, SLG: 0.378	F8		L8		BB 1B 2-3 BB 1B		P7		F7	5	1	1	0	0	0	1
Bret Barberie, S (1, 4) OBP: 0.332, SLG: 0.374	F9			G6-3 1B 1B	BB BB 1-2 BB 1B 3-H		HBP			3	1	2	1	0	0	0
Gary Sheffield, R (1, 9) OBP: 0.404, SLG: 0.596	G5-3			G6-3 1B 1-2	BB 1-2 BB		K			3	0	1	0	1	1	1
Jeff Conine, R (1, 7) OBP: 0.376, SLG: 0.524		K		G6-3 1B 1-2 2-3	BB BB 1-2 2-3 3-H BB			P8		3	0	0	1	1	1	2
Greg Colbrunn, R (1, 3) OBP: 0.381, SLG: 0.586		G6-3		G6-4 3 1B 3-H	FC6-4 1-2f			1B		4	0	2	1	0	0	3
Kurt Abbott, R (1, 6) OBP: 0.304, SLG: 0.410		G3		G6-4-3 1B 1-2f	FC7-6 G4-3 1B			F9		4	0	1	0	0	0	3
Ron Tingley, R (1, 2) OBP: 0.246, SLG: 0.327			K		G6-3 1B 1-2	1 SAFE				3	0	0	0	0	1	1
Terry Mathews, L (6, 1) OBP: 0.250, SLG: 0.500					G4-3 1B 1-2					0	0	0	0	0	0	0
Matias Carrillo, L (8, PH) OBP: 0.333, SLG: 0.327										1	0	0	0	0	1	1
Bryan Harvey, R (8, 1)										0	0	0	0	0	0	0
Chuck Carr, S (1, 8) OBP: 0.335, SLG: 0.355		G5-3			1B 2B 2-3				G6-3	4	1	1	0	0	0	1
Charlie Hough, R (1, 1) OBP: 0.167, SLG: 0.138			E5							1	0	0	0	0	0	0
Alex Arias, R (5, PH) OBP: 0.314, SLG: 0.303										1	0	0	0	0	1	1
Willie Fraser, R (5, 1)										0	0	0	0	0	0	0
Benito Santiago, R (6, 2) OBP: 0.336, SLG: 0.411									G4-3	2	0	0	0	0	1	0

Inning Stats	R: 0	H: 0	E: 0	LOB: 0	K: 0	S: 6	P: 8	R: 0	H: 0	E: 0	LOB: 0	K: 1	S: 7	P: 9	R: 0	H: 0	E: 1	LOB: 1	K: 1	S: 11	P: 15	R: 1	H: 3	E: 0	LOB: 1	K: 0	S: 8	P: 16	R: 2	H: 3	E: 0	LOB: 3	K: 1	S: 17	P: 27	R: 0	H: 1	E: 0	LOB: 0	K: 0	S: 6	P: 10	R: 0	H: 0	E: 0	LOB: 1	K: 2	S: 12	P: 18	R: 0	H: 1	E: 0	LOB: 1	K: 1	S: 8	P: 11	R: 0	H: 0	E: 0	LOB: 0	K: 0	S: 9	P: 12	1B: 7	SF: 0	2B: 2	SAC: 0	3B: 0	DP: 2	HR: 0	HBP: 1	WP: 0	PA: 37
--------------	------	------	------	--------	------	------	------	------	------	------	--------	------	------	------	------	------	------	--------	------	-------	-------	------	------	------	--------	------	------	-------	------	------	------	--------	------	-------	-------	------	------	------	--------	------	------	-------	------	------	------	--------	------	-------	-------	------	------	------	--------	------	------	-------	------	------	------	--------	------	------	-------	-------	-------	-------	--------	-------	-------	-------	--------	-------	--------

PITCHER	IP	WLS	BF	H	R	ER	SO	BB	IBB	HBP	BLK	WP	HR	S	P	ERA	WHIP
Jeff Fassero, L (1, 1) ERA: 3.27	4.2		22	6	3	3	3	2	0	0	0	0	0	46	72	5.79	1.714
Gil Heredia, R (5, 1) ERA: 3.67	1.1	W	4	1	0	0	0	0	0	0	0	0	0	9	13	0.00	0.750
Tim Scott, R (7, 1) ERA: 3.38	2.0		8	1	0	0	3	0	0	1	0	0	0	20	29	0.00	0.500
John Wetteland, R (9, 1) ERA: 3.29	1.0		3	0	0	0	0	0	0	0	0	0	0	9	12	0.00	0.000



Batter	1	2	3	4	5	6	7	8	9	AB R H RBI BB SO LOB	TOP
Jerry Browne, S (1, 4) OBP: 0.396, SLG: 0.376	3-2 P9		0-0 1B		1-0 G4-3			2-1 L7	4-0 IBB	4 0 1 1 1 0 0	
Dave Magadan, L (1, 5) OBP: 0.362, SLG: 0.293	1-3 K		1-0 L5		3-2 G3			2-2 G5-3	0-3 K	4 0 0 0 0 1 1 1 0 0 0 0 1 2	
Robb Nen, R (8, 1)											
Gary Sheffield, R (1, 9) OBP: 0.406, SLG: 0.612	2-2 F9				0-0 WP 1B			0-0 HR		4 2 2 1 0 0 0	
Jeff Conine, R (1, 7) OBP: 0.374, SLG: 0.519		0-3 K		4-2 1B 1B BB			1-3 K	1-2 F9		3 1 0 0 1 2 0	
Greg Colbrunn, R (1, 3) OBP: 0.388, SLG: 0.597		0-1 G6-3		0-1 1B 1B			0-2 G5-3	0-0 2B 2B		4 1 2 1 0 0 0	
Benito Santiago, R (1, 2) OBP: 0.330, SLG: 0.404		0-0 P6		2-3 K			2-3 K	1-1 G5-3		4 0 0 0 0 2 3	
Alex Arias, R (1, 6) OBP: 0.300, SLG: 0.288			0-2 P4	1 SAFE	0-3 K			2-2 F8	1-1 G1-3	4 0 0 0 0 1 3	
Chuck Carr, S (1, 8) OBP: 0.340, SLG: 0.368			0-1 G4-3 1B 2B		2-2 FC4 1B			1-0 F8	0-0 1B 2B	4 2 3 2 0 0 0	
Mark Gardner, R (1, 1)			2-1 G4-3		2-1 FC4			0-0 G4-3	3-2 1B	3 0 0 0 0 0 3 1 0 1 1 0 0 0	
Kurt Abbott, R (8, 6)											
<b>Inning Stats</b>	R: 0 H: 0 E: 0 LOB: 0 K: 1 BB: 0 S: 12 P: 18	R: 0 H: 0 E: 0 LOB: 0 K: 1 BB: 0 S: 7 P: 7	R: 1 H: 2 E: 0 LOB: 1 K: 0 BB: 0 S: 10 P: 13	R: 2 H: 3 E: 0 LOB: 2 K: 2 BB: 1 S: 20 P: 30	R: 0 H: 0 E: 0 LOB: 0 K: 0 BB: 0 S: 13 P: 19	R: 0 H: 0 E: 0 LOB: 0 K: 2 BB: 0 S: 9 P: 12	R: 0 H: 0 E: 0 LOB: 0 K: 0 BB: 0 S: 5 P: 8	R: 1 H: 1 E: 0 LOB: 0 K: 0 BB: 0 S: 10 P: 15	R: 2 H: 3 E: 0 LOB: 2 K: 1 BB: 1 S: 13 P: 22	1B: 5 SF: 0 2B: 3 SAC: 0 3B: 0 DP: 0 HR: 1 HBP: 0	WP: 1 PA: 38 PB: 0 SB: 0 CS: 0
<b>PITCHER</b>	IP WLS BF H R ER SO BB IBB HBP BLK WP HR S P ERA WHIP										
Pedro Martinez, R (1, 1) ERA: 2.89	7.0 L 27 5 3 3 6 1 0 0 0 1 0 76 107 3.86 0.857										
Jeff Shaw, R (8, 1) ERA: 3.64	2.0 11 4 3 3 1 0 1 0 0 0 1 23 37 13.50 2.000										

Florida Marlins @ Montreal Expos  
Olympic Stadium, Montreal, QB  
Sun Jun 26 1994, 3:33 AM EDT  
Att. 26,875 - Dome

livebaseballscorecards.com

AB 36  
R 6  
H 9  
RBI 6  
BB 2  
SO 7  
LOB 12



BOTTOM

Florida Marlins @ Montreal Expos  
Olympic Stadium, Montreal, QB

Sun Jun 26 1994, 3:33 AM EDT  
Att. 26,875 - Dome

livebaseballscorecards.com

AB	36
R	1
H	9
RBI	1
BB	1
SO	12
LOB	19



WP:	0	PA:	37
PB:	0	SB:	1
CS:	0		

AB R H RBI BB SO LOB

5	0	1	0	0	2	1
4	0	1	0	0	1	1
4	0	0	0	0	1	2
3	0	2	0	1	0	1
4	0	0	0	0	2	4
4	1	3	1	0	1	1
4	0	1	0	0	1	2
4	0	1	0	0	1	3
2	0	0	0	0	2	1
1	0	0	0	0	1	2
0	0	0	0	0	0	0
1	0	0	0	0	0	1

Batter	1	2	3	4	5	6	7	8	9
Marquis Grissom, R OBP: 0.352, SLG: 0.421 (1, 8)	3-3 K ①		2-2 F9 ③			0-0 1B ①		0-0 F9 ①	0-3 K ③
Lou Frazier, S OBP: 0.429, SLG: 0.384 (1, 7)	2-1 G4-3 ②			0-1 G6-3 ①		0-3 K ①		1-2 FC5-4 1B ②	
Moises Alou, R OBP: 0.415, SLG: 0.587 (1, 9)	2-1 F8 ③			1-0 P3 ②		0-3 K ②		0-0 FC5-4 BB 1-2f ②	
Darrin Fletcher, L OBP: 0.350, SLG: 0.462 (1, 2)				1-2 1B ①		1-1 P6 ③		4-0 BB 1-2 ②	
Cliff Floyd, L OBP: 0.328, SLG: 0.382 (1, 3)				0-0 G6-3 ③				3-3 K ③	
Wil Cordero, R OBP: 0.373, SLG: 0.481 (1, 6)					1-0 1B ①		2-2 2B 1B ①		3-2 HR ①
Sean Berry, R OBP: 0.338, SLG: 0.412 (1, 5)					1-2 P4 ①		1-2 2B ②		0-1 L9 ①
Mike Lansing, R OBP: 0.304, SLG: 0.338 (1, 4)					2-1 P6 ②		0-1 P3 ②		1-2 FC4-6 1B ②
Pedro Martinez, R OBP: 0.097, SLG: 0.138 (1, 1)					0-3 K ②		3-3 K ③		0-0 FC4-6 1-2f ②
Randy Milligan, R OBP: 0.349, SLG: 0.362 (7, PH)									
Jeff Shaw, R OBP: 0.375, SLG: 0.286 (8, 1)									
Rondell White, R OBP: 0.269, SLG: 0.250 (9, PH)									

Inning Stats	R: 0	H: 0	E: 0	K: 1	S: 8	R: 0	H: 1	E: 0	K: 2	S: 12	R: 0	H: 0	E: 0	K: 2	S: 10	R: 0	H: 1	E: 0	K: 0	S: 7	R: 0	H: 1	E: 0	K: 1	S: 9	R: 0	H: 1	E: 0	K: 2	S: 9	R: 0	H: 2	E: 0	K: 2	S: 16	R: 0	H: 1	E: 0	K: 1	S: 9	R: 1	H: 2	E: 0	K: 1	S: 12	1B: 7	2B: 1	3B: 0	HR: 1	SF: 0	SAC: 0	DP: 0	HBP: 0	WP: 0	PA: 37
--------------	------	------	------	------	------	------	------	------	------	-------	------	------	------	------	-------	------	------	------	------	------	------	------	------	------	------	------	------	------	------	------	------	------	------	------	-------	------	------	------	------	------	------	------	------	------	-------	-------	-------	-------	-------	-------	--------	-------	--------	-------	--------

PITCHER	IP	WLS	BF	H	R	ER	SO	BB	IBB	HBP	BLK	WP	HR	S	P	ERA	WHIP
Mark Gardner, R ERA: 4.47 (1, 1)	7.2	W	31	7	0	0	10	1	0	0	0	0	0	76	112	0.00	1.043
Robb Nen, R ERA: 3.08 (8, 1)	1.1	S	6	2	1	1	2	0	0	0	0	0	1	16	23	6.75	1.500

Batter	1	2	3	4	5	6	7	8	9	AB R H RBI BB SO LOB	TOP
<b>Chuck Carr, S</b> (1, 8) <small>OBP: 0.336, SLG: 0.363</small>	1-0 		2-0 		3-2 			1-1 		4 0 0 0 0 0 3	
<b>Jerry Browne, S</b> (1, 5) <small>OBP: 0.397, SLG: 0.375</small> <b>Bryan Harvey, R</b> (8, 1)	3-2 		2-3 		0-1 	4-0 		2-2 		3 0 1 0 1 1 2 0 0 0 0 0 0 0	
<b>Gary Sheffield, R</b> (1, 9) <small>OBP: 0.403, SLG: 0.621</small>	0-1 			0-1 		1-2 			0-0 	4 1 1 1 0 0 2	
<b>Matias Carrillo, L</b> (1, 7) <small>OBP: 0.321, SLG: 0.314</small>	2-3 			1-0 		1-2 			2-2 	4 0 0 0 0 1 1	
<b>Dave Magadan, L</b> (1, 3) <small>OBP: 0.365, SLG: 0.293</small> (8, 5)		1-0 		4-2 			2-1 		0-2 	3 0 1 0 1 0 0	
<b>Benito Santiago, R</b> (1, 2) <small>OBP: 0.325, SLG: 0.396</small>		0-1 		0-2 			0-0 		0-0 	4 0 0 0 0 0 2	
<b>Kurt Abbott, R</b> (1, 6) <small>OBP: 0.303, SLG: 0.407</small>		0-1 		1-2 			2-0 			3 0 0 0 0 1 1	
<b>Bret Barberie, S</b> (1, 4) <small>OBP: 0.332, SLG: 0.373</small>		0-1 		0-3 			0-2 			3 0 1 0 0 1 0	
<b>Kurt Miller, R</b> (1, 1) <small>OBP: 0.167, SLG: 0.167</small> <b>Alex Arias, R</b> (3, PH) <small>OBP: 0.308, SLG: 0.296</small> <b>Terry Mathews, L</b> (3, 1) <small>OBP: 0.450, SLG: 0.600</small> <b>Jeff Mutis, L</b> (7, 1) <small>OBP: 0.373, SLG: 0.517</small> <b>Jeff Conine, R</b> (8, PH) <small>OBP: 0.373, SLG: 0.517</small> (8, 3)		2-1 		0-0 			0-0 			0 0 0 0 0 0 0 1 0 1 0 0 0 0 1 0 1 0 0 0 0 0 0 0 0 0 0 0 1 0 0 0 0 0 1	
<b>Inning Stats</b>	R: 0 H: 1 E: 0 LOB: 1 K: 1 BB: 0 S: 14 P: 20	R: 0 H: 0 E: 0 LOB: 0 K: 0 BB: 0 S: 5 P: 6	R: 0 H: 1 E: 0 LOB: 1 K: 1 BB: 0 S: 9 P: 15	R: 1 H: 1 E: 0 LOB: 1 K: 1 BB: 1 S: 14 P: 20	R: 0 H: 1 E: 0 LOB: 0 K: 1 BB: 0 S: 8 P: 11	R: 0 H: 0 E: 0 LOB: 0 K: 0 BB: 1 S: 6 P: 12	R: 0 H: 0 E: 0 LOB: 0 K: 0 BB: 0 S: 4 P: 8	R: 0 H: 1 E: 0 LOB: 1 K: 0 BB: 0 S: 10 P: 13	R: 0 H: 1 E: 0 LOB: 1 K: 0 BB: 0 S: 8 P: 10	1B: 5 SF: 0 2B: 1 SAC: 0 3B: 0 DP: 1 HR: 1 HBP: 0	WP: 0 PA: 34 PB: 0 SB: 0 CS: 1
<b>PITCHER</b> <b>Shawn Boskie, R</b> (1, 1) <small>ERA: 4.46</small>	IP WLS BF H R ER SO BB IBB HBP BLK WP HR S P ERA WHIP 9.0 W 33 6 1 1 4 2 0 0 0 0 1 78 115 1.00 0.889										

Florida Marlins @ Philadelphia Phillies  
 Veterans Stadium, Philadelphia, PA

Mon Jun 27 1994, 7:05 PM EDT  
 Att. 34,638 - Unknown - 81 F

livebaseballscorecards.com



Batter	1	2	3	4	5	6	7	8	9
Mickey Morandini, L (1, 4) OBP: 0.400, SLG: 0.430	4-2 FC5-4 BB	2-2 F8			3-2 G4-3		2-2 HR		
Mariano Duncan, R (1, 5) OBP: 0.322, SLG: 0.418	2-0 FC5-4 1B 1-2f		0-2 G5-3		1-2 F8		0-1 G4-3		
John Kruk, L (1, 3) OBP: 0.398, SLG: 0.438	2-2 SAFE 1B 1-2 3B 1B		1-0 2B		1-1 2B		3-3 K		
Darren Daulton, L (1, 2) OBP: 0.385, SLG: 0.557	2-2 1-2 2-H 3B 1B		0-0 F8		0-1 P5		0-0 G1		
Jim Eisenreich, L (1, 8) OBP: 0.372, SLG: 0.398	2-0 1-H 2-H G6-3 3B		1-0 G3		4-0 1B BB		0-0 F7		
Milt Thompson, L (1, 7) OBP: 0.325, SLG: 0.383	1-0 G6-3			2-2 F9 2B		0-2 SAFE F7		1-3 K	
Tony Longmire, L (1, 9) OBP: 0.264, SLG: 0.288	2-1 P5			2-2 SAFE F8		0-0 FC6-4 1B		0-0 S 1B	
Kevin Stocker, S (1, 6) OBP: 0.382, SLG: 0.281		2-2 G4-3		2-2 F9		2-3 K		4-2 1-2 BB	
Shawn Boskie, R (1, 1) OBP: 0.222, SLG: 0.250		2-1 G5-3		1-1 G3		1-2 FC6-4 1-2f		3-1 G4-3	

Inning Stats	R: 4	H: 3	E: 0	K: 0	S: 13	LOB: 0	BB: 1	P: 28	R: 0	H: 0	E: 0	K: 0	S: 8	LOB: 0	BB: 0	P: 14	R: 0	H: 1	E: 0	K: 0	S: 6	LOB: 1	BB: 0	P: 8	R: 0	H: 1	E: 0	K: 0	S: 14	LOB: 1	BB: 1	P: 21	R: 0	H: 1	E: 0	K: 10	S: 15	LOB: 2	BB: 1	P: 18	R: 1	H: 1	E: 0	K: 1	S: 9	LOB: 0	BB: 0	P: 14	R: 0	H: 1	E: 0	K: 1	S: 12	LOB: 2	BB: 1	P: 20
1B: 4	SF: 0	2B: 3	SAC: 0	3B: 1	DP: 0	HR: 1	HBP: 0																																																	


**BOTTOM**

**Florida Marlins @ Philadelphia Phillies**  
Veterans Stadium, Philadelphia, PA

Mon Jun 27 1994, 7:05 PM EDT  
Att: 34,638 - Unknown - 81 F

livebaseballscorecards.com

AB	33
R	5
H	9
RBI	5
BB	3
SO	3
LOB	14



PITCHER	IP	WLS	BF	H	R	ER	SO	BB	IBB	HBP	BLK	WP	HR	S	P	ERA	WHIP
Kurt Miller, R (1, 1) ERA: 8.1	2.0	L	10	3	4	4	0	1	0	0	0	0	0	21	42	18.00	2.000
Terry Mathews, R (3, 1) ERA: 3.12	4.1		19	5	1	1	1	1	0	0	0	0	1	46	69	2.08	1.385
Jeff Mutis, L (7, 1) ERA: 5.32	0.2		2	0	0	0	1	0	0	0	0	0	0	4	7	0.00	0.000
Bryan Harvey, R (8, 1) ERA: 3.72	1.0		5	1	0	0	1	1	0	0	0	0	0	12	20	0.00	2.000

Florida Marlins @ Philadelphia Phillies  
Veterans Stadium, Philadelphia, PA

Tue Jun 28 1994, 7:05 PM EDT  
Att. 47,027 - Unknown - 84 F

livebaseballscorecards.com

AB	35
R	2
H	10
RBI	2
BB	3
SO	4
LOB	18



Batter	1	2	3	4	5	6	7	8	9	AB R H RBI BB SO LOB	TOP											
<b>Chuck Carr, S</b> (1, 8) OBP: 0.334, SLG: 0.361 (1, 8)	3-2 F7 ①		2-2 E3 1B SF8		1-0 1B 1B		2-1 G3 ①		0-1 SH1-4 2-3	4 1 1 0 0 0 0												
<b>Jerry Browne, S</b> (1, 5) OBP: 0.393, SLG: 0.369 (1, 5)	0-1 P3 ②		4-2 1B BB		0-1 P8 ②		2-1 G6-3 ②		1-0 SF8 ②	3 0 0 1 1 0 1												
<b>Gary Sheffield, R</b> (1, 9) OBP: 0.408, SLG: 0.621 (1, 9)	2-1 F9 ③		0-1 1B 1-2 2-3		1-1 1B 1-3		0-1 G6-3 ③		0-0 1B 3-H	5 0 3 0 0 0 0												
<b>Jeff Conine, R</b> (1, 7) OBP: 0.373, SLG: 0.515 (9, 3)		0-0 L7 ①	3-1 SF8 ②		0-0 P7 ③			1-1 1B 1B	4-2 1B BB	3 0 1 1 1 0 2												
<b>Greg Colbrunn, R</b> (1, 3) OBP: 0.375, SLG: 0.561 <b>Robb Nen, R</b> (9, 1)		4-2 1B BB	1-2 G3-1 ③			1-2 G4-3 ①			2-3 K ①	1-3 K ③	4 0 0 0 1 2 5 0 0 0 0 0 0 0											
<b>Benito Santiago, R</b> (1, 2) OBP: 0.328, SLG: 0.398		3-2 P6 ②		3-2 G5-3 ①		2-0 1B 1B			2-0 1B 1-2		4 0 2 0 0 0 1											
<b>Kurt Abbott, R</b> (1, 6) OBP: 0.303, SLG: 0.405		0-0 1B 1-2		1-2 P4 ②		1-1 F7 ②			1-3 K ②		4 0 1 0 0 1 3											
<b>Bret Barberie, S</b> (1, 4) OBP: 0.331, SLG: 0.371		2-1 F9 ③		0-1 G5-3 ③		1-1 FC5 1B 1-2			0-0 P7 ③		4 0 1 0 0 0 4											
<b>David Weathers, R</b> (1, 1) OBP: 0.128, SLG: 0.056 <b>Jeff Mutis, L</b> (7, 1) <b>Matias Carrillo, L</b> (9, PH) OBP: 0.327, SLG: 0.330 (9, 7)			1-1 G4-3 ①		0-3 K ①		1-0 FC5 ③		3-2 SH1-4 SF8 2B	3 0 0 0 0 1 2 0 0 0 0 0 0 0 1 1 1 0 0 0 0												
<b>Inning Stats</b>	R: 0 E: 0 K: 0 S: 11	H: 0 LOB: 0 BB: 0 P: 16	R: 0 E: 0 K: 0 S: 16	H: 1 LOB: 2 BB: 1 P: 25	R: 1 E: 1 K: 0 S: 16	H: 1 LOB: 2 BB: 1 P: 27	R: 0 E: 0 K: 0 S: 9	H: 0 LOB: 0 BB: 0 P: 13	R: 0 E: 0 K: 1 S: 9	H: 2 LOB: 2 BB: 0 P: 11	R: 0 E: 0 K: 0 S: 10	H: 2 LOB: 2 BB: 0 P: 16	R: 0 E: 0 K: 0 S: 6	H: 0 LOB: 0 BB: 0 P: 10	R: 0 E: 0 K: 2 S: 10	H: 2 LOB: 2 BB: 0 P: 16	R: 1 E: 0 K: 1 S: 14	H: 2 LOB: 2 BB: 1 P: 23	1B: 9 2B: 1 3B: 0 HR: 0	SF: 2 SAC: 1 DP: 0 HBP: 0	WP: 0 PB: 0 SB: 2 CS: 0	PA: 41
<b>PITCHER</b>	IP	WLS	BF	H	R	ER	SO	BB	IBB	HBP	BLK	WP	HR	S	P	ERA	WHIP					
<b>Fernando Valenzuela, L</b> (1, 1) ERA: 0.00	6.0		27	6	1	0	1	2	0	0	0	0	0	71	108	0.00	1.333					
<b>Heathcliff Slocumb, R</b> (7, 1) ERA: 2.79	2.0		8	2	0	0	2	0	0	0	0	0	0	16	26	0.00	1.000					
<b>Paul Quantrill, R</b> (9, 1) ERA: 4.53	0.2	L	5	2	1	1	0	1	0	0	0	0	0	11	19	13.50	4.500					
<b>Toby Borland, R</b> (9, 1) ERA: 1.0	0.1		1	0	0	0	1	0	0	0	0	0	0	3	4	0.00	0.000					



Batter	1	2	3	4	5	6	7	8	9	AB R H RBI BB SO LOB
Mickey Morandini, L (1, 4) OBP: 0.394, SLG: 0.418	4-1 1B FC4-6 BB		1-2 P6		0-0 G4-3		1-3 K		1-3 K2-3	4 1 0 0 1 2 5
Mariano Duncan, R (1, 5) OBP: 0.321, SLG: 0.416	3-2 P4		1-1 G6-3			2-2 G1-3 G4-3 1B	1-2 FC6-5			4 0 1 0 0 0 4
John Kruk, L (1, 3) OBP: 0.394, SLG: 0.433	0-2 FC4-6 1B		2-3 K			2-1 G4-3		0-1 G6-3		4 0 1 0 0 1 1
Darren Daulton, L (1, 2) OBP: 0.380, SLG: 0.549	3-2 FC4-6			0-0 G4-3		3-1 G1-3		3-3 K		4 0 0 1 0 1 2
Todd Pratt, R (9, 2) OBP: 0.229, SLG: 0.161	1-2f 3-H K					2-3				0 0 0 0 0 0 0
Jim Eisenreich, L (1, 8) OBP: 0.366, SLG: 0.391	1-3 K			0-1 L8		1-2 L7		0-2 FC4-6 1B		3 0 0 0 0 1 2
Heathcliff Slocumb, R (7, 1) OBP: 0.333, SLG: 0.333										0 0 0 0 0 0 0
Pete Incaviglia, R (8, PH) OBP: 0.308, SLG: 0.494										1 0 1 0 0 0 0
Paul Quantrill, L (9, 1)										0 0 0 0 0 0 0
Toby Borland, R (9, 1)										0 0 0 0 0 0 0
Milt Thompson, L (1, 7) OBP: 0.324, SLG: 0.380		1-1 CS 1B		1-0 G6-3			0-1 G3	0-1 FC4-6 1-2f		4 0 1 0 0 0 1
Tony Longmire, L (1, 9) OBP: 0.276, SLG: 0.300		2-2 FC4-6 1B			0-0 F7		2-0 1B 1B		1-3 K	4 0 2 0 0 1 0
Kevin Stocker, S (1, 6) OBP: 0.385, SLG: 0.295		1-0 FC4-6 WP		1-1 G4-3		1-1 G4-3	1-1 FC6-5 1B	2-1 BLK 2B		4 0 2 0 0 0 1
Fernando Valenzuela, L (1, 1) OBP: 0.500, SLG: 1.000		1-0 G3			0-0 2B		1-2 1B	1-1 G4-3		2 0 1 0 0 0 1
Billy Hatcher, R (7, 8) OBP: 0.295, SLG: 0.356							1-2 2-3 1B	2-3		2 0 1 0 0 0 1

Inning Stats	R: 1	H: 1	E: 0	K: 1	S: 17	H: 1	LOB: 1	BB: 1	P: 28	R: 0	H: 2	E: 0	K: 0	S: 8	H: 0	LOB: 0	BB: 0	P: 13	R: 0	H: 0	E: 0	K: 1	S: 9	H: 0	LOB: 0	BB: 0	P: 13	R: 0	H: 1	E: 0	K: 0	S: 5	H: 1	LOB: 1	BB: 0	P: 6	R: 0	H: 1	E: 0	K: 0	S: 10	H: 1	LOB: 1	BB: 0	P: 18	R: 0	H: 3	E: 0	K: 1	S: 14	H: 3	LOB: 3	BB: 0	P: 20	R: 0	H: 1	E: 0	K: 1	S: 10	H: 1	LOB: 1	BB: 0	P: 13	R: 0	H: 1	E: 0	K: 2	S: 10	H: 1	LOB: 1	BB: 0	P: 15	1B: 8	2B: 2	3B: 0	HR: 0	SF: 0	SAC: 0	DP: 0	HBP: 0	WP: 1	PA: 37
--------------	------	------	------	------	-------	------	--------	-------	-------	------	------	------	------	------	------	--------	-------	-------	------	------	------	------	------	------	--------	-------	-------	------	------	------	------	------	------	--------	-------	------	------	------	------	------	-------	------	--------	-------	-------	------	------	------	------	-------	------	--------	-------	-------	------	------	------	------	-------	------	--------	-------	-------	------	------	------	------	-------	------	--------	-------	-------	-------	-------	-------	-------	-------	--------	-------	--------	-------	--------

PITCHER	IP	WLS	BF	H	R	ER	SO	BB	IBB	HBP	BLK	WP	HR	S	P	ERA	WHIP
David Weathers, R (1, 1) ERA: 3.41	6.1		27	8	1	1	2	1	0	0	0	1	0	61	95	1.42	1.421
Jeff Mutis, L (7, 1) ERA: 4.94	1.2	W	6	1	0	0	2	0	0	0	0	0	0	16	21	0.00	0.600
Robb Nen, R (9, 1) ERA: 3.0	1.0	S	4	1	0	0	2	0	0	0	1	0	0	10	15	0.00	1.000


**BOTTOM**

**Florida Marlins @ Philadelphia Phillies**  
Veterans Stadium, Philadelphia, PA

Tue Jun 28 1994, 7:05 PM EDT  
Att: 47,027 - Unknown - 84 F

livebaseballscorecards.com

AB	36
R	1
H	10
RBI	1
BB	1
SO	6
LOB	18



Batter	1	2	3	4	5	6	7	8	9	AB R H RBI BB SO LOB	TOP	
<b>Chuck Carr, S</b> (1, 8) <small>OBP: 0.330, SLG: 0.356</small>	1-1 			1-1 		0-0 			2-2 	4 0 0 0 0 0 0	<b>Florida Marlins @ Philadelphia Phillies</b> Veterans Stadium, Philadelphia, PA Wed Jun 29 1994, 3:33 AM EDT Att. 43,337 - Sunny - 86 F	
<b>Jerry Browne, S</b> (1, 5) <small>OBP: 0.391, SLG: 0.367</small>	3-2 			2-3 		0-1 		0-1 	4 0 1 0 0 1 0			
<b>Gary Sheffield, R</b> (1, 9) <small>OBP: 0.405, SLG: 0.612</small>	3-2 			2-2 		0-1 		0-2 	4 0 1 0 0 0 1			
<b>Jeff Conine, R</b> (1, 7) <small>OBP: 0.370, SLG: 0.510</small>		2-2 		1-0 			0-3 		3 0 0 0 0 1 1			
<b>Greg Colbrunn, R</b> (1, 3) <small>OBP: 0.373, SLG: 0.565</small>		1-2 			1-2 		0-1 		3 1 1 0 0 0 0			
<b>Benito Santiago, R</b> (1, 2) <small>OBP: 0.328, SLG: 0.411</small>		3-3 			0-1 		3-3 		3 1 1 2 0 2 0			
<b>Kurt Abbott, R</b> (1, 6) <small>OBP: 0.299, SLG: 0.399</small>			0-1 		1-3 			2-2 	3 0 0 0 0 1 0			
<b>Bret Barberie, S</b> (1, 4) <small>OBP: 0.327, SLG: 0.367</small>			0-0 		1-0 			0-0 	3 0 0 0 0 0 0			
<b>Pat Rapp, R</b> (1, 1) <small>OBP: 0.111, SLG: 0.148</small> <b>Alex Arias, R</b> (8, PH) <small>OBP: 0.304, SLG: 0.293</small> <b>Bryan Harvey, R</b> (8, 1) <b>Jeff Mutis, L</b> (8, 1) <b>John Johnstone, R</b> (8, 1)			0-1 		1-3 			1-3 	2 0 0 0 0 1 0 1 0 0 0 0 1 0			
<b>Inning Stats</b>	R: 0 H: 0 E: 0 LOB: 0 K: 0 BB: 0 S: 11 P: 18	R: 0 H: 0 E: 0 LOB: 0 K: 1 BB: 0 S: 13 P: 19	R: 0 H: 0 E: 0 LOB: 0 K: 0 BB: 0 S: 5 P: 5	R: 0 H: 1 E: 0 LOB: 1 K: 1 BB: 0 S: 12 P: 18	R: 2 H: 2 E: 0 LOB: 0 K: 2 BB: 0 S: 13 P: 17	R: 0 H: 1 E: 0 LOB: 0 K: 0 BB: 0 S: 5 P: 5	R: 0 H: 0 E: 0 LOB: 0 K: 2 BB: 0 S: 8 P: 11	R: 0 H: 0 E: 0 LOB: 0 K: 1 BB: 0 S: 9 P: 12	R: 0 H: 0 E: 0 LOB: 0 K: 0 BB: 0 S: 8 P: 10	1B: 2 SF: 0 2B: 1 SAC: 0 3B: 0 DP: 1 HR: 1 HBP: 0		WP: 0 PA: 30 PB: 0 SB: 0 CS: 0
<b>PITCHER</b> <b>Danny Jackson, L</b> (1, 1) <small>ERA: 3.28</small> <b>Doug Jones, R</b> (9, 1) <small>ERA: 1.64</small>	IP WLS BF H R ER SO BB IBB HBP BLK WP HR S P ERA WHIP	IP WLS BF H R ER SO BB IBB HBP BLK WP HR S P ERA WHIP										

livebaseballscorecards.com



Batter	1	2	3	4	5	6	7	8	9
<b>Billy Hatcher, R</b> OBP: 0.294, SLG: 0.355 (1, 8)	0-0 G4-3		2-0 G3 2-H 1B		0-0 F8		0-0 SH5-3 1-2	3-2 P5 1-2	
<b>Mickey Morandini, L</b> OBP: 0.386, SLG: 0.408 (1, 4)	2-3 K		2-2 G3 2-3		2-2 F8		0-0 FC6 2-3		
<b>John Kruk, L</b> OBP: 0.408, SLG: 0.437 (1, 3)	4-1 FC5-4 BB		4-1 BB		0-0 BB 1B		4-0 FC5-4 1-2 IBB		
<b>Pete Incaviglia, R</b> OBP: 0.305, SLG: 0.484 (1, 7)	2-1 FC5-4 1-2f		3-0 F8		4-1 FC6-4 1-2 BB		1-0 FC5-4 1-2f		
<b>Milt Thompson, L</b> OBP: 0.324, SLG: 0.380 (8, 7)									
<b>Todd Pratt, R</b> OBP: 0.231, SLG: 0.229 (1, 2)		1-3 K		1-1 1B 3B		1-1 FC6-4 1-2f		2-3 K	
<b>Tony Longmire, L</b> OBP: 0.275, SLG: 0.297 (1, 9)		2-3 K		0-2 1B G4-6-3 1B		2-0 E3 G5-4-3		2-3 K	
<b>Doug Jones, R</b> OBP: 1.000, SLG: 1.000 (9, 1)									
<b>Kim Batiste, R</b> OBP: 0.240, SLG: 0.307 (1, 5)		0-0 F9		0-1 G4-6-3 1B		0-0 G5-4-3 1-2f		0-2 S 2B 1B	
<b>Kevin Stocker, S</b> OBP: 0.387, SLG: 0.308 (1, 6)			1-2 SH3-4 1B 1B		3-2 G4-6-3 1-2f 3-H		0-0 B5-3	3-2 1B 2B	
<b>Danny Jackson, R</b> OBP: 0.262, SLG: 0.325 (1, 1)			1-0 SH3-4		0-3 K		4-2 FC6 SH5-3 BB	0-0 S 1B	
<b>Jim Eisenreich, L</b> OBP: 0.369, SLG: 0.395 (8, PH) (9, 9)									

Inning Stats	R: 0	H: 0	E: 0	K: 1	S: 7	LOB: 1	BB: 1	P: 15
	R: 0	H: 0	E: 0	K: 2	S: 7	LOB: 0	BB: 0	P: 10
	R: 1	H: 2	E: 0	K: 0	S: 10	LOB: 2	BB: 1	P: 23
	R: 2	H: 3	E: 0	K: 1	S: 14	LOB: 0	BB: 0	P: 18
	R: 0	H: 1	E: 1	K: 0	S: 8	LOB: 2	BB: 1	P: 15
	R: 0	H: 0	E: 0	K: 0	S: 3	LOB: 0	BB: 0	P: 5
	R: 0	H: 0	E: 0	K: 0	S: 5	LOB: 2	BB: 2	P: 14
	R: 2	H: 3	E: 0	K: 2	S: 20	LOB: 1	BB: 0	P: 30
	1B: 7	2B: 1	3B: 1	HR: 0	SF: 0	SAC: 2	DP: 2	HBP: 0

PITCHER	IP	WLS	BF	H	R	ER	SO	BB	IBB	HBP	BLK	WP	HR	S	P	ERA	WHIP
<b>Pat Rapp, R</b> ERA: 4.25 (1, 1)	7.0	L	31	6	3	3	4	4	1	0	0	0	0	54	100	3.86	1.429
<b>Bryan Harvey, R</b> ERA: 5.23 (8, 1)	0.2		4	2	2	2	2	0	0	0	0	0	0	15	22	27.00	3.000
<b>Jeff Mutis, L</b> ERA: 4.94 (8, 1)	0.0		1	1	0	0	0	0	0	0	0	0	0	1	1	∞	∞
<b>John Johnstone, R</b> ERA: (8, 1)	0.1		1	0	0	0	0	0	0	0	0	0	0	4	7	0.00	0.000

**BOTTOM**

**Florida Marlins @ Philadelphia Phillies**  
Veterans Stadium, Philadelphia, PA

Wed Jun 29 1994, 3:33 AM EDT  
Att. 43,337 - Sunny - 86 F

AB	R	H	RBI	BB	SO	LOB
4	0	1	1	0	0	1
4	0	0	0	0	1	2
1	0	1	0	3	0	0
3	0	0	0	1	0	5
0	0	0	0	0	0	0
4	1	1	0	0	2	2
4	1	1	1	0	2	0
0	0	0	0	0	0	0
4	1	2	0	0	0	1
4	2	2	1	0	0	1
1	0	0	0	1	1	0
1	0	1	1	0	0	0

AB	30
R	5
H	9
RBI	4
BB	5
SO	6
LOB	12

livebaseballscorecards.com

WP	PA
0	37
PB	0
SB	3
CS	0



Batter	1	2	3	4	5	6	7	8	9	AB R H RBI BB SO LOB	TOP											
Roberto Kelly, R (1, 8) OBP: 0.372, SLG: 0.450	3-3 K		2-0 G6-3	4-0 1B 1-2 3-H BB		4-2 HR BB	2-2 1B		1-0 SF7 2-H 3B	4 2 2 1 2 1 0												
Jeff Blauser, R (1, 6) OBP: 0.330, SLG: 0.386 Rafael Belliard, R (5, 6) OBP: 0.280, SLG: 0.324	0-1 G1-3		3-2 1B	1-2 1B 2-H		0-3 K	0-0 F9		1-1 SF7 3-H 2-H	3 0 2 0 0 0 0 2 0 0 1 0 1 2												
Ryan Klesko, L (1, 7) OBP: 0.374, SLG: 0.674 Dave Gallagher, R (6, 7) OBP: 0.321, SLG: 0.320	1-0 3B		1-1 F9		0-0 P4	1-0 HR 1-H	1-2 F9		2-0 G6-3	4 1 2 2 0 0 1 2 0 0 0 0 0 1												
Fred McGriff, L (1, 3) OBP: 0.386, SLG: 0.575	4-2 BB		0-1 P5		0-1 1B 1B	1-3 K		1-2 G1-3		4 1 1 0 1 1 1												
David Justice, L (1, 9) OBP: 0.447, SLG: 0.554 Tony Tarasco, L (8, 9) OBP: 0.318, SLG: 0.455	2-1 P6			0-1 PB 1B 2B	1-0 1B 1B	4-2 1B BB		0-0 G6-3		4 1 2 0 1 0 2 0 0 0 0 0 0 0												
Javy Lopez, R (1, 2) OBP: 0.298, SLG: 0.426		0-0 G5-3		1-3 K	4-2 1B BB	2-2 BB 1B		4-2 BB		3 0 1 0 2 1 1												
Mark Lemke, S (1, 4) OBP: 0.369, SLG: 0.381		1-2 P5		2-3 K	1-2 1B	4-2 BB		1-0 G4-3		4 0 1 1 1 1 2												
Bill Pecota, R (1, 5) OBP: 0.351, SLG: 0.369		2-0 HR		4-0 1B WP IBB	2-3 K	0-0 F9			1-1 P3	4 2 1 1 1 1 6												
Kent Mercker, L (1, 1) OBP: 0.148, SLG: 0.080 Mark Wohlers, R (7, 1) OBP: 1.000, SLG: 1.000 Jarvis Brown, R (9, PH) OBP: 0.133, SLG: 0.400 Greg McMichael, R (9, 1) OBP: 0.133, SLG: 0.400		1-3 K		0-0 WP 1B	2-2 G3-1		1-1 F8		0-0 3B 2B	4 0 1 1 0 1 3 0 0 0 0 0 0 0 1 1 1 0 0 0 0 0 0 0 0 0 0 0												
<b>Inning Stats</b>	R: 0 E: 0 K: 1 S: 12	H: 1 LOB: 2 BB: 1 P: 22	R: 1 E: 0 K: 1 S: 9	H: 1 LOB: 0 BB: 0 P: 13	R: 0 E: 0 K: 0 S: 8	H: 1 LOB: 1 BB: 0 P: 14	R: 2 E: 0 K: 2 S: 13	H: 3 LOB: 2 BB: 2 P: 25	R: 1 E: 0 K: 1 S: 15	H: 3 LOB: 3 BB: 1 P: 25	R: 2 E: 0 K: 2 S: 17	H: 2 LOB: 3 BB: 3 P: 33	R: 0 E: 0 K: 0 S: 9	H: 1 LOB: 1 BB: 0 P: 13	R: 0 E: 0 K: 0 S: 9	H: 0 LOB: 1 BB: 1 P: 15	R: 2 E: 0 K: 0 S: 7	H: 2 LOB: 0 BB: 0 P: 12	1B: 8 2B: 2 3B: 2 HR: 2	SF: 1 SAC: 0 DP: 0 HBP: 0	WP: 1 PB: 1 SB: 0 CS: 0	PA: 48
<b>PITCHER</b>	IP WLS BF H R ER SO BB IBB HBP BLK WP HR S P ERA WHIP																					
Charlie Hough, R (1, 1) ERA: 4.27	4.1 L 25 9 4 4 4 3 1 0 0 1 1 51 89 8.31 2.769																					
Richie Lewis, R (5, 1) ERA: 3.62	2.2 14 3 2 2 3 3 0 0 0 0 1 32 56 6.75 2.250																					
Brian Drahrman, R (8, 1) ERA: 6.75	2.0 9 2 2 2 0 1 0 0 0 0 0 16 27 9.00 1.500																					

Atlanta Braves @ Florida Marlins  
Joe Robbie Stadium, Miami, FL

Thu Jun 30 1994, 7:05 PM EDT  
Att. 34,452 - Unknown - 88 F

livebaseballscorecards.com

AB	39
R	8
H	14
RBI	7
BB	8
SO	7
LOB	19



Batter	1	2	3	4	5	6	7	8	9	AB	R	H	RBI	BB	SO	LOB
Chuck Carr, S (1, 8) OBP: 0.331, SLG: 0.360	2-0 2B		1-2 G5-3		0-0 FC5-4		0-0 FC5-4		0-0 1B	5	0	2	0	0	0	3
Jerry Browne, S (1, 7) OBP: 0.391, SLG: 0.368	0-3 K			3-2 P4		1-1 F7	0-2 1B		0-1 FC5-4 1B	5	0	2	1	0	1	1
Gary Sheffield, R (1, 9) OBP: 0.395, SLG: 0.596	0-3 K			0-3 K		1-0 F8	3-3 K		1-2 FC5-4 1B	5	0	0	0	0	3	5
Jeff Conine, R (1, 3) OBP: 0.372, SLG: 0.520	1-2 G4-3			0-1 HR		1-1 1B		0-2 P3		4	1	2	1	0	0	1
Bret Barberie, S (1, 4) OBP: 0.333, SLG: 0.377		1-3 K		0-1 FC4-6 1B		2-0 1B		2-1 WP SF9 2B		4	1	3	0	0	1	0
Mario Diaz, R (1, 5) OBP: 0.481, SLG: 0.609		3-3 K		0-1 FC4-6		0-0 F9		2-2 SF9		3	0	0	1	0	1	3
Kurt Abbott, R (1, 6) OBP: 0.298, SLG: 0.396		1-1 G5-3			0-0 L7		0-1 FC5-4 1B		0-3 K	4	1	1	0	0	1	0
Rob Natal, R (1, 2) OBP: 0.250, SLG: 0.250			3-2 L9		1-2 G5-3		3-2 FC5-4 1B		2-2 F8	4	0	1	0	0	0	0
Charlie Hough, R (1, 1) OBP: 0.161, SLG: 0.133			3-2 F9		4-2 FC5-4 BB		0-3 K		3-3 K	1	0	0	0	0	0	0
Richie Lewis, R (5, 1)										0	0	0	0	1	0	0
Greg Colbrunn, R (7, PH) OBP: 0.368, SLG: 0.557										1	0	0	0	0	1	2
Brian Drahman, R (8, 1)										0	0	0	0	0	0	0
Dave Magadan, L (9, PH) OBP: 0.363, SLG: 0.292										1	0	0	0	0	1	0

Inning Stats	R: 0	H: 1	E: 0	K: 2	S: 10	R: 0	H: 0	E: 0	K: 2	S: 10	R: 0	H: 0	E: 0	K: 0	S: 10	R: 1	H: 2	E: 0	K: 1	S: 12	R: 0	H: 0	E: 0	K: 0	S: 11	R: 0	H: 2	E: 0	K: 0	S: 7	R: 1	H: 3	E: 0	K: 2	S: 18	R: 1	H: 1	E: 0	K: 1	S: 11	R: 0	H: 2	E: 0	K: 1	S: 12	1B: 8	SF: 1	2B: 2	SAC: 0	3B: 0	DP: 0	HR: 1	HBP: 0	WP: 1	PA: 39
PITCHER	IP	WLS	BF	H	R	ER	SO	BB	IBB	HBP	BLK	WP	HR	S	P	ERA	WHIP																																						
Kent Mercker, L (1, 1) ERA: 4.02	6.0	W	26	7	2	2	5	1	0	0	0	0	1	67	98	3.00	1.333																																						
Mark Wohlers, R (7, 1) ERA: 3.79	2.0		8	2	1	1	3	0	0	0	0	1	0	22	29	4.50	1.000																																						
Greg McMichael, R (9, 1) ERA: 2.98	1.0		5	2	0	0	1	0	0	0	0	0	0	12	18	0.00	2.000																																						

BOTTOM

Atlanta Braves @ Florida Marlins  
Joe Robbie Stadium, Miami, FL  
Thu Jun 30 1994, 7:05 PM EDT  
Att: 34,452 - Unknown - 88 F

livebaseballscorecards.com

AB	37
R	3
H	11
RBI	3
BB	1
SO	9
LOB	15



Batter	1	2	3	4	5	6	7	8	9	10	11	AB R H RBI BB SO LOB	TOP					
<b>Roberto Kelly, R</b> OBP: 0.374, SLG: 0.461 (1, 8)	2-2 1B SF8 1B	0-1 L8		1-1 SAFE L6			2-2 G6-3 2B		3-2 3B		1-2 G6-3	6 1 3 0 0 0 1						
<b>Mark Lemke, S</b> OBP: 0.369, SLG: 0.381 (1, 4)	2-1 1B E 1B		3-1 CS 1B		0-0 G3-1		0-1 B2		1-0 G3			5 1 2 0 0 0 2						
<b>Ryan Klesko, L</b> OBP: 0.369, SLG: 0.667 <b>Dave Gallagher, R</b> OBP: 0.318, SLG: 0.313 (7, PH) (7, 7) (10, 9)	1-1 SF8		3-3 SAFE SAFE K		2-2 K		0-0 G6-3					2 0 0 1 0 2 1 2 0 0 0 0 1 1						
<b>Fred McGriff, L</b> OBP: 0.389, SLG: 0.586 (1, 3)	0-0 E 1B		3-2 HBP 1B		2-2 HR		3-1 G4-3			1-0 G5-3		5 1 3 1 0 0 1						
<b>David Justice, L</b> OBP: 0.450, SLG: 0.551 <b>Jarvis Brown, R</b> OBP: 0.133, SLG: 0.400 (10, PR) (10, 7)	1-1 E3		1-0 HBP		0-2 1B		0-2 G3		4-2 BB BB			3 0 1 1 1 0 1 0 0 0 0 0 0 0						
<b>Javy Lopez, R</b> OBP: 0.296, SLG: 0.418 (1, 2)	0-3 K		2-3 K		0-0 P8		0-0 F9		4-0 BB		1-2 BB	4 0 0 0 1 2 5						
<b>Bill Pecota, R</b> OBP: 0.333, SLG: 0.348 (1, 5)	1-3 K			2-1 F8		1-2 G6-3		0-3 K		1-0 P4		5 0 0 0 0 2 4						
<b>Rafael Belliard, R</b> OBP: 0.275, SLG: 0.316 (1, 6)		1-3 K		1-0 1B		1-0 G6-3			0-1 G5-3		2-2 F7	5 0 1 0 0 1 0						
<b>Steve Avery, L</b> OBP: 0.083, SLG: 0.118 <b>Tony Tarasco, L</b> OBP: 0.315, SLG: 0.451 <b>Steve Bedrosian, R</b> (9, PH) <b>Jose Oliva, R</b> (11, PH) <b>Gregg Olson, R</b> (11, 1)		0-3 K		0-0 B1		0-1 G5-3			3-3 K		1-3 K	3 0 0 0 0 1 1 1 0 0 0 0 1 0 0 0 0 0 0 0 0 1 0 0 0 0 1 0 0 0 0 0 0 0 0						
<b>Inning Stats</b>	R: 2 H: 3 E: 1 LOB: 2 K: 2 BB: 0 S: 16 P: 23	R: 0 H: 0 E: 0 LOB: 0 K: 2 BB: 0 S: 8 P: 9	R: 0 H: 2 E: 0 LOB: 2 K: 2 BB: 0 S: 12 P: 24	R: 0 H: 1 E: 0 LOB: 1 K: 0 BB: 0 S: 6 P: 10	R: 1 H: 2 E: 0 LOB: 1 K: 1 BB: 0 S: 11 P: 15	R: 0 H: 0 E: 0 LOB: 0 K: 0 BB: 0 S: 7 P: 9	R: 0 H: 1 E: 0 LOB: 1 K: 0 BB: 0 S: 9 P: 14	R: 0 H: 0 E: 0 LOB: 0 K: 1 BB: 0 S: 7 P: 7	R: 0 H: 1 E: 0 LOB: 1 K: 1 BB: 0 S: 9 P: 16	R: 0 H: 0 E: 0 LOB: 2 K: 1 BB: 2 S: 9 P: 22	R: 0 H: 0 E: 0 LOB: 0 K: 1 BB: 0 S: 12 P: 16	1B: 7 SF: 1 2B: 2 SAC: 0 3B: 1 DP: 1 HR: 1 HBP: 1	WP: 0 PA: 46 PB: 0 SB: 0 CS: 1					
<b>PITCHER</b>	IP WLS BF H R ER SO BB IBB HBP BLK WP HR S P ERA WHIP																	
<b>Mark Gardner, R</b> ERA: 4.44 (1, 1)	6.1	29	9	3	3	7	0	0	1	0	0	0	0	1	66	98	4.26	1.421
<b>Yorkis Perez, L</b> ERA: 3.38 (7, 1)	0.2	2	0	0	0	0	0	0	0	0	0	0	0	0	3	6	0.00	0.000
<b>Robb Nen, R</b> ERA: 2.85 (8, 1)	2.0	7	1	0	0	2	0	0	0	0	0	0	0	0	16	23	0.00	0.500
<b>John Johnstone, R</b> ERA: (10, 1)	2.0	W 8	0	0	0	2	2	0	0	0	0	0	0	0	21	38	0.00	1.000

Atlanta Braves @ Florida Marlins  
Joe Robbie Stadium, Miami, FL  
Fri Jul 01 1994, 7:05 PM EDT  
Att. 35,156 - Unknown

livebaseballscorecards.com

AB 42  
R 3  
H 10  
RBI 3  
BB 2  
SO 11  
LOB 17



Batter	1	2	3	4	5	6	7	8	9	10	11	AB R H RBI BB SO LOB	BOTTOM									
<b>Chuck Carr, S</b> OBP: 0.326, SLG: 0.354 (1, 8)	F8	G6-3		G6-3			F9		K			5 0 0 0 0 1 4	<b>Atlanta Braves @ Florida Marlins</b> <b>Joe Robbie Stadium, Miami, FL</b> Fri Jul 01 1994: 7:05 PM EDT Att. 35,156 - Unknown									
<b>Dave Magadan, L</b> OBP: 0.364, SLG: 0.301 (1, 5)	2B 1B		F9 SF7		G4-3		G4-3		K			5 2 2 0 0 1 0										
<b>Gary Sheffield, R</b> OBP: 0.387, SLG: 0.580 (1, 9)	F7		F9		P3		P7		L7			5 0 0 0 0 0 2										
<b>Jeff Conine, R</b> OBP: 0.372, SLG: 0.523 (1, 7)	1B 2B		SF7		L6		1B		L9			4 0 2 1 0 0 0										
<b>Greg Colbrunn, R</b> OBP: 0.370, SLG: 0.547 (1, 3)	1B		F7		G5-3		K		SH5-4 1B			5 1 2 1 0 1 1										
<b>Benito Santiago, R</b> OBP: 0.331, SLG: 0.417 (1, 2)	K			SH SF8		G4-3		SH5-4 1B	SH5-4			4 1 2 0 0 1 2										
<b>Bret Barberie, S</b> OBP: 0.333, SLG: 0.374 (1, 4)		F8		SH		G1-3		SH	SH5-4 1B			2 0 0 0 1 0 0										
<b>Kurt Abbott, R</b> OBP: 0.297, SLG: 0.396 (1, 6)		G4-3		SF8		G5-3		SH5-4	SH5-4			3 0 1 2 0 0 0										
<b>Mark Gardner, R</b> OBP: 0.077, SLG: 0.077 (7, 1) <b>Yorkis Perez, L</b> OBP: 0.464, SLG: 0.583 (7, PH) <b>Mario Diaz, R</b> OBP: 0.325, SLG: 0.327 (8, 1) <b>Robb Nen, R</b> OBP: 0.325, SLG: 0.327 (9, PH) <b>Matias Carrillo, L</b> OBP: 0.325, SLG: 0.327 (10, 1) <b>John Johnstone, R</b> OBP: 0.325, SLG: 0.327 (10, 1)		1B		K		K		P7				2 0 1 0 0 1 1 0 0 0 0 0 0 0 1 0 0 0 0 1 0 0 0 0 0 0 0 0 1 0 0 0 0 0 2 0 0 0 0 0 0 0										
<b>Inning Stats</b>	R: 1 E: 0 K: 1 S: 13	H: 3 LOB: 2 BB: 0 P: 20	R: 0 E: 0 K: 0 S: 6	H: 1 LOB: 1 BB: 0 P: 9	R: 1 E: 0 K: 1 S: 8	H: 1 LOB: 1 BB: 0 P: 10	R: 0 E: 0 K: 0 S: 5	H: 0 LOB: 0 BB: 0 P: 9	R: 0 E: 0 K: 1 S: 5	H: 0 LOB: 0 BB: 0 P: 7	R: 0 E: 0 K: 1 S: 13	H: 1 LOB: 1 BB: 0 P: 16		R: 0 E: 0 K: 1 S: 11	H: 1 LOB: 2 BB: 0 P: 12	R: 0 E: 0 K: 1 S: 5	H: 0 LOB: 0 BB: 0 P: 7	R: 1 E: 0 K: 0 S: 7	H: 2 LOB: 2 BB: 1 P: 12	1B: 7 2B: 3 3B: 0 HR: 0	SF: 2 SAC: 4 DP: 0 HBP: 0	WP: 0 PB: 0 SB: 1 CS: 0
<b>PITCHER</b>	IP WLS BF H R ER SO BB IBB HBP BLK WP HR S P ERA WHIP																					
<b>Steve Avery, L</b> ERA: 4.17 (1, 1)	8.0	32	7	3	3	4	0	0	0	0	0	0	65	93	3.38	0.875						
<b>Steve Bedrosian, R</b> ERA: 3.66 (9, 1)	2.0	8	1	0	0	2	0	0	0	0	0	0	16	19	0.00	0.500						
<b>Gregg Olson, R</b> ERA: 10.38 (11, 1)	0.1	L 4	2	1	1	0	0	1	0	0	0	0	7	12	27.00	6.000						

livebaseballscores.com

AB	37
R	4
H	10
RBI	4
BB	1
SO	6
LOB	12



Batter	1	2	3	4	5	6	7	8	9	AB R H RBI BB SO LOB	TOP											
Roberto Kelly, R (1, 8) OBP: 0.372, SLG: 0.457	1-3 		2-0 P4 	2-1 1-3 3-H 1B 		1-1 F9 			0-0 G1-3 	5 0 1 1 0 1 1												
Mark Lemke, S (1, 4) OBP: 0.370, SLG: 0.381	0-0 L8 		1-2 	0-0 G2-3 			2-1 G1-3 1B 		0-0 G3-1 	5 1 2 0 0 0 2												
David Justice, L (1, 9) OBP: 0.447, SLG: 0.545	1-2 G1-3 		3-2 G3 		3-2 FC6-4 1B 		3-2 G1-3 			4 0 1 0 0 0 2												
Fred McGriff, L (1, 3) OBP: 0.393, SLG: 0.601		1-2 HR 		0-1 1B 	2-0 F8 		2-1 G3-6-1 1B 			4 2 3 2 0 0 1												
Ryan Klesko, L (1, 7) OBP: 0.366, SLG: 0.658		3-3 K 		1-0 G4-3 2B 	2-2 P6 		2-2 G3-6-1 			4 1 1 1 0 1 2												
Dave Gallagher, R (8, 7) OBP: 0.316, SLG: 0.313										0 0 0 0 0 0 0												
Bill Pecota, R (1, 5) OBP: 0.321, SLG: 0.333		1-2 F9 		0-1 G4-3 	1-2 FC6-4 			1-3 K 		4 0 0 0 0 1 2												
Charlie O'Brien, R (1, 2) OBP: 0.316, SLG: 0.505		0-0 1B 		1-2 1B 2B 		0-0 G5-3 		0-3 K 		4 1 2 1 0 1 1												
Rafael Belliard, R (1, 6) OBP: 0.274, SLG: 0.313		3-2 F8 		1-1 1B 2B 		2-3 K 		0-0 G4-3-6 		4 0 1 0 0 1 2												
Greg Maddux, R (1, 1) OBP: 0.209, SLG: 0.238			1-0 G3-1 	0-3 K 		0-0 1B 			3-2 L7 	3 0 1 0 0 1 2												
Mark Wohlers, R (8, 1) OBP: 1.000, SLG: 1.000										0 0 0 0 0 0 0												
Tony Tarasco, L (9, PH) OBP: 0.313, SLG: 0.447										1 0 0 0 0 0 0												
Greg McMichael, R (9, 1) OBP: 0.313, SLG: 0.447										0 0 0 0 0 0 0												
<b>Inning Stats</b>	R: 0 E: 0 K: 1 S: 7	H: 0 LOB: 0 BB: 0 P: 9	R: 1 E: 0 K: 1 S: 15	H: 2 LOB: 1 BB: 0 P: 23	R: 0 E: 0 K: 0 S: 9	H: 1 LOB: 1 BB: 0 P: 16	R: 3 E: 0 K: 1 S: 17	H: 5 LOB: 2 BB: 0 P: 22	R: 0 E: 0 K: 0 S: 11	H: 1 LOB: 1 BB: 0 P: 19	R: 0 E: 0 K: 1 S: 7	H: 1 LOB: 1 BB: 0 P: 10	R: 1 E: 0 K: 0 S: 11	H: 2 LOB: 0 BB: 0 P: 20	R: 0 E: 0 K: 2 S: 9	H: 0 LOB: 0 BB: 0 P: 10	R: 0 E: 0 K: 0 S: 7	H: 0 LOB: 0 BB: 0 P: 10	1B: 9 2B: 3 3B: 0 HR: 1	SF: 0 SAC: 0 DP: 2 HBP: 0	WP: 1 PB: 0 SB: 1 CS: 0	PA: 38
<b>PITCHER</b>	IP WLS BF H R ER SO BB IBB HBP BLK WP HR S P ERA WHIP																					
Terry Mathews, R (1, 1) ERA: 4.22	4.0 L 21 9 4 4 3 0 0 0 0 0 0 1 52 77 9.00 2.250																					
Jeff Mutis, L (5, 1) ERA: 4.74	1.0 3 0 0 0 0 0 0 0 0 0 0 0 7 12 0.00 0.000																					
Brian Drahman, R (6, 1) ERA: 5.73	3.0 11 3 1 1 3 0 0 0 0 1 0 27 40 3.00 1.000																					
Richie Lewis, R (9, 1) ERA: 3.52	1.0 3 0 0 0 0 0 0 0 0 0 0 0 7 10 0.00 0.000																					

Atlanta Braves @ Florida Marlins  
Joe Robbie Stadium, Miami, FL

Sat Jul 02 1994, 7:05 PM EDT  
Att. 42,893 - Unknown - 87 F

livebaseballscorecards.com

AB 38  
R 5  
H 12  
RBI 5  
BB 0  
SO 6  
LOB 15





Batter	1	2	3	4	5	6	7	8	9	AB	R	H	RBI	BB	SO	LOB
Chuck Carr, S OBP: 0.322, SLG: 0.349 (1, 8)	0-2 G3		0-1 FC6-4 BB		2-3 K			1-0 F7		4	0	0	0	0	1	2
Dave Magadan, L OBP: 0.367, SLG: 0.297 (1, 5)	3-1 G4-3		4-1 SAFE 1-2 BB		3-2 SAFE L5-3			4-2 BB		2	0	0	0	2	0	1
Gary Sheffield, R OBP: 0.384, SLG: 0.578 (1, 9)	1-1 E 2B		0-0 P5					1-1 P6		4	0	1	0	0	0	3
Jeff Conine, R OBP: 0.371, SLG: 0.518 (1, 7)	0-0 E6		0-0 F8					0-0 G5-3		3	0	0	0	1	0	3
Greg Colbrunn, R OBP: 0.353, SLG: 0.519 (1, 3)	1-3 K							1-0 G4-6-3 BB		4	0	0	0	0	2	3
Benito Santiago, R OBP: 0.325, SLG: 0.409 (1, 2)		2-3 K						0-0 G1-3		4	0	0	0	0	2	0
Bret Barberie, S OBP: 0.333, SLG: 0.373 (1, 4)		1-3 K						0-1 G5-3		3	0	1	0	0	1	0
Kurt Abbott, R OBP: 0.294, SLG: 0.391 (1, 6)		1-3 K						1-0 G4-3		3	0	0	0	0	1	1
Terry Mathews, L OBP: 0.510, SLG: 0.667 (1, 1)			0-0 FC6-4 1B					2-3 K		1	0	1	0	0	0	0
Jeff Mutis, L (5, 1)										0	0	0	0	0	0	0
Alex Arias, R OBP: 0.312, SLG: 0.301 (5, PH)										0	0	1	0	0	0	0
Brian Drahrman, R (6, 1)										0	0	0	0	0	0	0
Matias Carrillo, L OBP: 0.322, SLG: 0.324 (8, PH)										1	0	0	0	0	1	0
Richie Lewis, R (9, 1)										0	0	0	0	0	0	0

Inning Stats	R: 0	H: 1	E: 1	LOB: 2	K: 1	P: 17	R: 0	H: 0	E: 0	LOB: 0	K: 3	P: 15	R: 0	H: 1	E: 0	LOB: 2	K: 0	P: 10	R: 0	H: 1	E: 0	LOB: 1	K: 0	P: 11	R: 0	H: 1	E: 0	LOB: 0	K: 1	P: 17	R: 0	H: 0	E: 0	LOB: 0	K: 0	P: 5	R: 0	H: 0	E: 0	LOB: 1	K: 1	P: 17	R: 0	H: 0	E: 0	LOB: 0	K: 2	P: 9					
1B: 3	SF: 0	2B: 2	SAC: 0	3B: 0	DP: 2	HR: 0	HBP: 0	WP: 0	PA: 33	PB: 0	SB: 0	CS: 0																																									
PITCHER	IP	WLS	BF	H	R	ER	SO	BB	IBB	HBP	BLK	WP	HR	S	P	ERA	WHIP																																				
Greg Maddux, R ERA: 1.79 (1, 1)	7.0		26	4	0	0	5	2	0	0	0	0	0	58	85	0.00	0.857																																				
Mark Wohlers, R ERA: 3.69 (8, 1)	1.0		4	0	0	0	1	1	0	0	0	0	0	9	17	0.00	1.000																																				
Greg McMichael, R ERA: 2.91 (9, 1)	1.0		3	0	0	0	2	0	0	0	0	0	0	7	9	0.00	0.000																																				

BOTTOM

Atlanta Braves @ Florida Marlins  
Joe Robbie Stadium, Miami, FL  
Sat Jul 02 1994, 7:05 PM EDT  
Att: 42,893 - Unknown - 87 F

livebaseballscores.com

AB	30
R	0
H	4
RBI	0
BB	3
SO	8
LOB	13





Batter	1	2	3	4	5	6	7	8	9	AB	R	H	RBI	BB	SO	LOB
Chuck Carr, S OBP: 0.320, SLG: 0.348 (1, 8)	G6-3		G6-3		1B 1B		SF9	G5-3		4	1	1	1	0	0	2
Jerry Browne, S OBP: 0.391, SLG: 0.369 (1, 5) (8, 7)	F9			2B 1B	F8		HR 1B		F9	5	2	2	0	0	0	1
Gary Sheffield, R OBP: 0.385, SLG: 0.589 (1, 9)	G6-3			P5 1B	1B 1B		HR		G1-3	5	1	2	2	0	0	1
Jeff Conine, R OBP: 0.371, SLG: 0.519 (1, 7) (8, 3)		L8		2B 2B	1B		G3-1		G4-3	5	1	2	2	0	0	0
Dave Magadan, L OBP: 0.374, SLG: 0.313 Yorkis Perez, L (8, 1) John Johnstone, R (9, 1)		FC5-4 1B		2B	G1-6-3		1B			4	0	3	1	0	0	2
Benito Santiago, R OBP: 0.324, SLG: 0.407 (1, 2)		FC5-4 1-2f		G5-3			G4-6-3 1B		K	4	0	1	0	0	1	3
Kurt Abbott, R OBP: 0.293, SLG: 0.388 (1, 6)		FC5-4 1-2f			1B		K		P4	4	0	1	0	0	1	2
Mario Diaz, R OBP: 0.469, SLG: 0.556 (1, 4) (8, 5)			P6		BB		G4-6-3		G5-3 1B 1B	3	0	1	0	1	0	1
David Weathers, R OBP: 0.128, SLG: 0.056 Richie Lewis, R (3, 1) Alex Arias, R OBP: 0.309, SLG: 0.298 Jeff Mutis, L (5, 1) Bret Barberie, S OBP: 0.336, SLG: 0.386 (7, PH) (8, 4)			G1-3		L4				SF9 3B 1B	0	0	0	0	0	0	0

Inning Stats	R: 0	H: 0	E: 0	K: 0	S: 5	R: 0	H: 1	E: 0	K: 0	S: 10	R: 0	H: 0	E: 0	K: 0	S: 7	R: 2	H: 4	E: 0	K: 0	S: 12	R: 1	H: 3	E: 0	K: 1	S: 12	R: 0	H: 1	E: 0	K: 1	S: 7	R: 3	H: 4	E: 0	K: 1	S: 13	R: 0	H: 2	E: 0	K: 0	S: 9	R: 0	H: 0	E: 0	K: 0	S: 12	1B: 11	SF: 1	2B: 2	SAC: 0	3B: 1	DP: 3	HR: 1	HBP: 0	WP: 0	PA: 40
--------------	------	------	------	------	------	------	------	------	------	-------	------	------	------	------	------	------	------	------	------	-------	------	------	------	------	-------	------	------	------	------	------	------	------	------	------	-------	------	------	------	------	------	------	------	------	------	-------	--------	-------	-------	--------	-------	-------	-------	--------	-------	--------

PITCHER	IP	WLS	BF	H	R	ER	SO	BB	IBB	HBP	BLK	WP	HR	S	P	ERA	WHIP
Tom Glavine, L ERA: 4.26 (1, 1)	6.2	W	32	13	6	6	1	1	0	0	0	0	1	63	93	8.10	2.100
Steve Bedrosian, R ERA: 3.51 (7, 1)	1.1		5	2	0	0	1	0	0	0	0	0	0	12	15	0.00	1.500
Mike Stanton, L ERA: 3.86 (9, 1)	1.0		3	0	0	0	0	0	0	0	0	0	0	12	17	0.00	0.000

BOTTOM

Atlanta Braves @ Florida Marlins  
Joe Robbie Stadium, Miami, FL  
Sun Jul 03 1994, 7:05 PM EDT  
Att: 45,037 - Unknown - 75 F

livebaseballscores.com

AB	38
R	6
H	15
RBI	6
BB	1
SO	2
LOB	15





Batter	1	2	3	4	5	6	7	8	9	AB	R	H	RBI	BB	SO	LOB
Chuck Carr, S OBP: 0.321, SLG: 0.349 (1, 8)	1-2 1B S 1B	0-1 G3			2-3 K		1-0 E 1B	0-0 F8		5	1	2	0	0	1	4
Jerry Browne, S OBP: 0.395, SLG: 0.371 (1, 5) (9, 7)	1-1 L7 1-2		4-2 1B BB		1-0 G5-3 1B		0-1 E4 F7-4 BB 1B 1-H		3-3 K	4	0	2	0	1	1	1
Gary Sheffield, R OBP: 0.385, SLG: 0.582 (1, 9)	0-0 S 1B		1-1 F8		3-2 G5-3		4-2 SAFE 1-2 BB		1-2 G1-3	4	0	1	0	1	0	2
Jeff Conine, R OBP: 0.369, SLG: 0.514 (1, 7) (9, 3)	2-3 K 1-2		0-0 1B		3-3 K		0-0 P3		1-3 K	5	0	1	0	0	3	5
Greg Colbrunn, R OBP: 0.337, SLG: 0.494 Robb Nen, R Mario Diaz, R OBP: 0.469, SLG: 0.556 (1, 3) (8, 1) (9, 5)	0-2 G1-3		1-3 K		2-2 G5-3		0-1 F7-4			4	0	0	0	0	1	6
Bret Barberie, S OBP: 0.337, SLG: 0.384 (1, 4)		3-2 G1-3	0-1 F9		0-0 G3-1 1B 1B			2-2 G4-3		4	0	1	0	0	0	2
Alex Arias, R OBP: 0.316, SLG: 0.307 (1, 6)		1-1 FC3-5 1B 1B		1-0 G5-3		1-0 SAFE G3-1 1B		2-3 K		4	0	2	0	0	1	0
Rob Natal, R OBP: 0.375, SLG: 0.286 (1, 2)		2-2 FC3-5 1B		1-3 K		2-1 G3-1		4-1 WP BB		3	0	1	0	1	1	2
Pat Rapp, R OBP: 0.103, SLG: 0.138 Matias Carrillo, L OBP: 0.319, SLG: 0.321 Yorkis Perez, L Dave Magadan, L OBP: 0.377, SLG: 0.313 John Johnstone, R (1, 1) (6, PH) (7, 1) (8, 3) (9, 1)		0-0 FC3-5		1-3 K		3-1 L4		4-2 BB		2	0	0	0	0	1	2
		1-2 2-3f								1	0	0	0	0	0	2
										0	0	0	0	0	0	0
										0	0	0	0	1	0	0
										0	0	0	0	0	0	0


Inning Stats	R: 0	H: 2	E: 0	K: 1	S: 12	R: 0	H: 2	E: 0	K: 0	S: 12	R: 0	H: 1	E: 0	K: 1	S: 11	R: 0	H: 0	E: 0	K: 2	S: 7	R: 0	H: 1	E: 0	K: 2	S: 12	R: 0	H: 2	E: 0	K: 10	S: 10	R: 1	H: 2	E: 2	K: 0	S: 9	R: 0	H: 0	E: 0	K: 1	S: 11	R: 0	H: 0	E: 0	K: 2	S: 14
	LOB: 2	BB: 0	P: 16			LOB: 2	BB: 0	P: 18			LOB: 0	BB: 0	P: 10			LOB: 2	BB: 0	P: 18			LOB: 1	BB: 0	P: 21			LOB: 1	BB: 1	P: 14			LOB: 2	BB: 2	P: 23			LOB: 0	BB: 0	P: 19			LOB: 0	BB: 0	P: 19		

PITCHER	IP	WLS	BF	H	R	ER	SO	BB	IBB	HBP	BLK	WP	HR	S	P	ERA	WHIP
Jose Rijo, R ERA: 2.99 Hector Carrasco, R ERA: 2.36	(1, 1) (7, 1)	6.0 S	27 13	8 2	0 1	0 0	6 3	1 3	0 0	0 0	0 0	0 1	0 0	64 34	100 56	0.00 0.00	1.500 1.667

**BOTTOM**

**Cincinnati Reds @ Florida Marlins**  
**Joe Robbie Stadium, Miami, FL**  
 Mon Jul 04 1994, 3:33 AM EDT  
 Att. 25,952 - Sunny - 87 F

AB	36
R	1
H	10
RBI	0
BB	4
SO	9
LOB	26



WP: 1	PA: 40
PB: 0	
SB: 2	
CS: 0	

livebaseballscorecards.com

Batter	1	2	3	4	5	6	7	8	9	AB R H RBI BB SO LOB	TOP	
Deion Sanders, L (1, 8) OBP: 0.350, SLG: 0.405	0-3 K		1-0 G3		1-0 G3		3-1 G5-3		2-2 1B 1B	5 1 1 0 0 1 1		
Barry Larkin, R (1, 6) OBP: 0.375, SLG: 0.409	0-0 HR		2-2 G5-3			1-1 G5-3		1-1 1B SF9 1B	1-0 1B 1B	5 2 3 1 0 0 0		
Hal Morris, L (1, 3) OBP: 0.399, SLG: 0.509	0-0 HR		1-0 G3			2-1 WP HR 1B		1-1 G3	0-1 1B	5 2 3 3 0 0 1		
Kevin Mitchell, R (1, 7) OBP: 0.418, SLG: 0.683 Thomas Howard, S (8, PR) OBP: 0.300, SLG: 0.400 (8, 7)	0-3 K			0-1 HR		3-1 1-H HR		1-0 1B	0-2 F7	4 2 3 3 0 1 0 1 0 0 0 0 0 2		
Reggie Sanders, R (1, 9) OBP: 0.330, SLG: 0.522	0-0 F3			0-0 F8		0-3 K		1-1 SF9		3 0 0 1 0 1 0		
Tony Fernandez, S (1, 5) OBP: 0.398, SLG: 0.476		3-2 HR		1-1 G4-3		3-3 K		3-H G4-3		4 1 1 1 0 1 1		
Bret Boone, R (1, 4) OBP: 0.362, SLG: 0.441		1-0 G5-3		0-0 L7			2-2 G6-4-3 1B HBP		2-3 K	3 0 0 0 0 1 0	AB 38 R 9 H 13 RBI 9 BB 0 SO 5 LOB 8	
Brian Dorsett, R (1, 2) OBP: 0.328, SLG: 0.376		2-0 G5-3			0-0 G5-3		0-0 G6-4-3 1B		0-1 1B 1B 1B	4 1 2 0 0 0 0		
Pete Schourek, L (1, 1) OBP: 0.250, SLG: 0.500 Jacob Brumfield, R (7, PH) OBP: 0.291, SLG: 0.333 Johnny Ruffin, R (7, 1) Rich DeLucia, R (9, 1)		3-1 F9			0-0 F8		1-1 G6-4-3		2-2 P6	2 0 0 0 0 0 0 1 0 0 0 0 0 2 1 0 0 0 0 0 1 0 0 0 0 0 0 0		
<b>Inning Stats</b>	R: 2 H: 2 E: 0 LOB: 0 K: 2 BB: 0 S: 9 P: 9	R: 1 H: 1 E: 0 LOB: 0 K: 0 BB: 0 S: 7 P: 16	R: 0 H: 0 E: 0 LOB: 0 K: 0 BB: 0 S: 5 P: 9	R: 1 H: 1 E: 0 LOB: 0 K: 0 BB: 0 S: 6 P: 7	R: 0 H: 0 E: 0 LOB: 0 K: 0 BB: 0 S: 3 P: 4	R: 2 H: 2 E: 0 LOB: 0 K: 2 BB: 0 S: 12 P: 21	R: 0 H: 1 E: 0 LOB: 1 K: 0 BB: 0 S: 7 P: 13	R: 1 H: 2 E: 0 LOB: 1 K: 0 BB: 0 S: 9 P: 15	R: 2 H: 4 E: 0 LOB: 2 K: 1 BB: 0 S: 18 P: 25	1B: 8 SF: 1 2B: 0 SAC: 0 3B: 0 DP: 1 HR: 5 HBP: 1	WP: 1 PA: 40 PB: 0 SB: 0 CS: 0	
<b>PITCHER</b>	IP WLS BF H R ER SO BB IBB HBP BLK WP HR S P ERA WHIP											
Charlie Hough, R (1, 1) ERA: 4.46	4.0 L 16 4 4 4 2 0 0 0 0 0 0 4 27 41 9.00 1.000											
Brian Drahman, R (5, 1) ERA: 6.23	2.0 8 2 2 2 2 0 0 0 0 1 1 15 25 9.00 1.000											
Jeff Mutis, L (7, 1) ERA: 4.85	2.0 9 3 1 1 0 0 0 0 1 0 0 0 16 28 4.50 1.500											
Richie Lewis, R (9, 1) ERA: 4.43	1.0 7 4 2 2 1 0 0 0 0 0 0 0 18 25 18.00 4.000											

Cincinnati Reds @ Florida Marlins  
Joe Robbie Stadium, Miami, FL  
Tue Jul 05 1994, 7:05 PM EDT  
Att. 25,003 - Unknown - 87 F

livebaseballscorecards.com



BOTTOM

Cincinnati Reds @ Florida Marlins  
Joe Robbie Stadium, Miami, FL  
Tue Jul 05 1994, 7:05 PM EDT  
Att: 25,003 - Unknown - 87 F

livebaseballscorecards.com

AB 34  
R 4  
H 9  
RBI 4  
BB 5  
SO 7  
LOB 23



WP: 0 PA: 41  
PB: 1  
SB: 0  
CS: 0

AB R H RBI BB SO LOB

5	0	0	0	0	2	1
3	1	3	1	2	0	0
5	1	1	2	0	2	4
5	0	1	0	0	0	3
5	1	3	0	0	1	2
1	0	0	1	2	0	0
4	0	1	0	0	1	4
3	0	0	0	0	1	3
1	0	0	0	0	0	3
1	0	0	0	0	0	1
0	0	0	0	0	0	0
1	0	0	0	0	0	2
0	0	0	0	0	0	0
0	0	0	0	0	0	0
0	0	0	0	0	0	0
0	1	0	0	1	0	0

Batter	1	2	3	4	5	6	7	8	9
Chuck Carr, S (1, 8) OBP: 0.316, SLG: 0.343	0-3 K		2-3 K		2-2 G4-3		0-0 L8		3-1 G3
Jerry Browne, S (1, 5) OBP: 0.407, SLG: 0.379	0-0 1B		1-1 1B		4-2 FC1-6 BB		4-1 FC6-4 BB		3-2 HR 1B
Gary Sheffield, R (1, 9) OBP: 0.381, SLG: 0.587	1-3 K		1-0 F8		2-2 F8		1-3 K		0-0 HR 1B
Jeff Conine, R (1, 7) OBP: 0.386, SLG: 0.509	0-2 F8		0-1 1B		0-0 FC1-6		0-1 FC6-4		2-0 P4
Greg Colbrunn, R (1, 3) OBP: 0.351, SLG: 0.523		1-2 L8 2B	0-1 F8			0-0 G1-3 BB 1B		2-0 PB SF7 2B	1-3 K
Benito Santiago, R (1, 2) OBP: 0.327, SLG: 0.405		4-0 HBP BB		0-0 F8		4-2 G1-3 BB		2-0 SF7	
Kurt Abbott, R (1, 6) OBP: 0.292, SLG: 0.390		1-0 L8		0-1 2B		1-3 K		1-1 G1	
Bret Barberie, S (1, 4) OBP: 0.336, SLG: 0.380		4-2 HBP		1-2 F8		1-1 G1-3		2-2 K	
Charlie Hough, R (1, 1) OBP: 0.158, SLG: 0.129		1-0 G6-4-3		1-1 G1-3		1-0 F8			4-1 G3 BB
Alex Arias, R (4, PH) OBP: 0.313, SLG: 0.303									
Brian Drahman, R (5, 1)									
Mario Diaz, R (6, PH) OBP: 0.455, SLG: 0.536									
Jeff Mutis, L (7, 1)									
Richie Lewis, R (9, 1)									
Dave Magadan, L (9, PH) OBP: 0.380, SLG: 0.313									

Inning Stats	R: 0	H: 1	E: 0	K: 2	S: 10	WLS	BF	H	R	ER	SO	BB	IBB	HBP	BLK	WP	HR	S	P	ERA	WHIP
	0	1	0	2	10		27	6	0	0	4	3	0	1	0	0	0	59	92	0.00	1.500
	0	1	0	2	10		11	2	3	2	2	2	0	0	0	0	0	23	45	7.71	1.714
	0	1	0	2	10		3	1	1	1	1	0	0	0	0	0	1	5	8	13.50	1.500

PITCHER	IP	WLS	BF	H	R	ER	SO	BB	IBB	HBP	BLK	WP	HR	S	P	ERA	WHIP
Pete Schourek, L (1, 1) ERA: 4.47	6.0		27	6	0	0	4	3	0	1	0	0	0	59	92	0.00	1.500
Johnny Ruffin, R (7, 1) ERA: 2.94	2.1		11	2	3	2	2	2	0	0	0	0	0	23	45	7.71	1.714
Rich DeLucia, R (9, 1) ERA: 5.14	0.2		3	1	1	1	1	0	0	0	0	0	1	5	8	13.50	1.500









Batter	1	2	3	4	5	6	7	8	9	AB	R	H	RBI	BB	SO	LOB
Jerry Browne, S OBP: 0.404, SLG: 0.375 (1, 8) (8, 5)	1-2 2B 1B	1-0 G3-1			2-3 K		2-2 P5			4	1	1	0	0	1	2
Dave Magadan, L OBP: 0.375, SLG: 0.316 John Johnstone, R (1, 5) (8, 1)	3-1 2B 1-H		3-2 L8		1-0 P3-6 1B		0-2 G4-3			4	0	2	1	0	0	1
Gary Sheffield, R OBP: 0.391, SLG: 0.583 (1, 9)	4-0 FC6-4 BB		4-0 CS BB		0-1 1-2 1B			0-1 G5-3		2	0	1	0	2	0	0
Jeff Conine, R OBP: 0.365, SLG: 0.503 (1, 7)	1-1 L4		4-2 BB		1-1 P3-6 2-3f			2-0 F8		3	0	0	0	1	0	4
Greg Colbrunn, R OBP: 0.343, SLG: 0.505 (1, 3)	3-1 P3		1-3 K			1-3 K		2-3 K		4	0	0	0	0	3	3
Benito Santiago, R OBP: 0.322, SLG: 0.398 Matias Carrillo, L OBP: 0.314, SLG: 0.318 (1, 2) (9, PH)	2-0 FC6-4 1-2f			2-1 G6-4-3 1B		2-1 P4		1-0 P6		3	0	1	0	0	0	2
Kurt Abbott, R OBP: 0.292, SLG: 0.387 Mario Diaz, R OBP: 0.429, SLG: 0.500 (1, 6) (9, 6)		2-2 SH3-4 1B		0-0 G6-4-3 1-2f		1-3 K		1-2 G4-3		3	0	1	0	0	1	1
Bret Barberie, S OBP: 0.340, SLG: 0.381 (1, 4)		1-1 F8		4-1 BB			1-0 SH1-4 1B		0-1 G4-3	3	0	1	0	1	0	1
Rich Scheid, L Chuck Carr, S OBP: 0.314, SLG: 0.341 (1, 1) (7, PH) (8, 8)		0-1 SH3-4		1-0 L8			0-0 SH1-4			1	0	0	0	0	0	1

<b>Inning Stats</b>	R: 1 E: 0 K: 0 S: 10	H: 2 LOB: 2 BB: 1 P: 24	R: 0 E: 0 K: 0 S: 9	H: 1 LOB: 1 BB: 0 P: 13	R: 0 E: 0 K: 1 S: 11	H: 0 LOB: 1 BB: 2 P: 22	R: 0 E: 0 K: 0 S: 5	H: 1 LOB: 1 BB: 1 P: 12	R: 0 E: 0 K: 1 S: 8	H: 2 LOB: 1 BB: 0 P: 12	R: 0 E: 0 K: 2 S: 8	H: 0 LOB: 0 BB: 0 P: 12	R: 0 E: 0 K: 0 S: 8	H: 1 LOB: 1 BB: 0 P: 11	R: 0 E: 0 K: 1 S: 7	H: 0 LOB: 0 BB: 0 P: 11	R: 0 E: 0 K: 0 S: 6	H: 0 LOB: 0 BB: 0 P: 8	1B: 6 2B: 2 3B: 0 HR: 0	SF: 0 SAC: 2 DP: 2 HBP: 0	WP: 0 PB: 0 SB: 0 CS: 1	PA: 35
---------------------	-------------------------------	----------------------------------	------------------------------	----------------------------------	-------------------------------	----------------------------------	------------------------------	----------------------------------	------------------------------	----------------------------------	------------------------------	----------------------------------	------------------------------	----------------------------------	------------------------------	----------------------------------	------------------------------	---------------------------------	----------------------------------	------------------------------------	----------------------------------	--------


<b>PITCHER</b> David Nied, R ERA: 4.53 (1, 1)	IP 9.0	WLS W	BF 35	H 7	R 1	ER 1	SO 5	BB 4	IBB 0	HBP 0	BLK 0	WP 0	HR 0	S 72	P 125	ERA 1.00	WHIP 1.222	<b>PITCHER</b>	IP 9.0	WLS W	BF 35	H 7	R 1	ER 1	SO 5	BB 4	IBB 0	HBP 0	BLK 0	WP 0	HR 0	S 72	P 125	ERA 1.00	WHIP 1.222
--	-----------	----------	----------	--------	--------	---------	---------	---------	----------	----------	----------	---------	---------	---------	----------	-------------	---------------	----------------	-----------	----------	----------	--------	--------	---------	---------	---------	----------	----------	----------	---------	---------	---------	----------	-------------	---------------

**BOTTOM**

**Colorado Rockies @ Florida Marlins**  
Joe Robbie Stadium, Miami, FL

Thu Jul 07 1994, 7:05 PM EDT  
Att: 28,783 - Unknown - 86 F

<b>AB</b>	<b>29</b>
<b>R</b>	<b>1</b>
<b>H</b>	<b>7</b>
<b>RBI</b>	<b>1</b>
<b>BB</b>	<b>4</b>
<b>SO</b>	<b>5</b>
<b>LOB</b>	<b>15</b>



Batter	1	2	3	4	5	6	7	8	9	AB R H RBI BB SO LOB	TOP		
Eric Young Sr. R (1, 7) OBP: 0.383, SLG: 0.456 Darren Holmes, R (7, 1) Willie Blair, R (7, 1)	1-1 G5-3		1-2 F8		1-1 F8		2-2 F9			4 0 0 0 0 0 3 0 0 0 0 0 0 0 0 0 0 0 0 0 0	<b>Colorado Rockies @ Florida Marlins</b> Joe Robbie Stadium, Miami, FL Fri Jul 08 1994, 7:05 PM EDT Att. 26,498 - Unknown - 85 F		
Walt Weiss, S (1, 6) OBP: 0.353, SLG: 0.333	2-1 G4-3		2-2 G3			1-2 G6-4-3 1B		1-1 L7		4 0 1 0 0 0 0			
Dante Bichette, R (1, 9) OBP: 0.336, SLG: 0.560	4-1 BB			0-1 F8		3-2 F9		0-3 K		3 0 0 0 1 1 1			
Andres Galarraga, R (1, 3) OBP: 0.353, SLG: 0.577	2-1 F8			2-3 K		1-2 G6-4-3 1-2f		2-3 K		4 0 0 0 0 2 2			
Charlie Hayes, R (1, 5) OBP: 0.340, SLG: 0.423		4-2 G6-4-3 BB		1-0 G6-3			1-3 K		0-2 K	3 0 0 0 1 2 0			
Mike Kingery, L (1, 8) OBP: 0.394, SLG: 0.500		1-0 G6-4-3 1-2f		3-2 P5			4-0 HR BB		4-2 BB BB	2 1 0 0 2 0 1			
Joe Girardi, R (1, 2) OBP: 0.328, SLG: 0.366		2-1 E4		0-0 SH2-4 1B			3-1 HR		0-1 F9	4 1 2 2 0 0 1			
Nelson Liriano, S (1, 4) OBP: 0.368, SLG: 0.394		2-2 F8		2-2 SH2-4 1B			0-2 1B		4-1 BB	3 0 2 0 1 0 1			
Lance Painter, L (1, 1) OBP: 0.200, SLG: 0.286 Howard Johnson, S (7, PH) OBP: 0.323, SLG: 0.432 (7, 7)			2-3 K		1-0 SH2-4		1-3 K		2-2 L8	1 0 0 0 0 1 0 2 0 0 0 0 1 3			
<b>Inning Stats</b>	R: 0 H: 0 E: 0 LOB: 1 K: 0 BB: 1 S: 7 P: 16	R: 0 H: 0 E: 1 LOB: 1 K: 0 BB: 1 S: 9 P: 18	R: 0 H: 0 E: 0 LOB: 0 K: 1 BB: 0 S: 10 P: 15	R: 0 H: 0 E: 0 LOB: 0 K: 1 BB: 0 S: 6 P: 9	R: 0 H: 2 E: 0 LOB: 2 K: 0 BB: 0 S: 11 P: 18	R: 0 H: 1 E: 0 LOB: 0 K: 0 BB: 0 S: 10 P: 15	R: 2 H: 2 E: 0 LOB: 1 K: 2 BB: 1 S: 15 P: 26	R: 0 H: 0 E: 0 LOB: 0 K: 2 BB: 0 S: 8 P: 11	R: 0 H: 0 E: 0 LOB: 2 K: 1 BB: 2 S: 12 P: 22	1B: 4 SF: 0 2B: 0 SAC: 1 3B: 0 DP: 2 HR: 1 HBP: 0		WP: 0 PA: 36 PB: 0 SB: 0 CS: 0	
<b>PITCHER</b>	IP WLS BF H R ER SO BB IBB HBP BLK WP HR S P ERA WHIP											<b>PITCHER</b>	IP WLS BF H R ER SO BB IBB HBP BLK WP HR S P ERA WHIP
David Weathers, R (1, 1) ERA: 3.86	6.1 W 26 5 2 2 3 3 0 0 0 0 0 1 61 107 2.84 1.263												
Terry Mathews, R (7, 1) ERA: 3.6	1.2 5 0 0 0 3 0 0 0 0 0 0 0 15 21 0.00 0.000												
Robb Nen, R (9, 1) ERA: 3.16	1.0 S 5 0 0 0 1 2 0 0 0 0 0 0 12 22 0.00 2.000												

livebaseballscorecards.com

<b>AB</b>	30
<b>R</b>	2
<b>H</b>	5
<b>RBI</b>	2
<b>BB</b>	5
<b>SO</b>	7
<b>LOB</b>	12



**BOTTOM**

**Colorado Rockies @ Florida Marlins**  
 Joe Robbie Stadium, Miami, FL  
 Fri Jul 08 1994, 7:05 PM EDT  
 Att: 26,498 - Unknown - 85 F

[livebaseballscorecards.com](http://livebaseballscorecards.com)

<b>AB</b>	<b>30</b>
<b>R</b>	<b>5</b>
<b>H</b>	<b>7</b>
<b>RBI</b>	<b>5</b>
<b>BB</b>	<b>8</b>
<b>SO</b>	<b>7</b>
<b>LOB</b>	<b>18</b>



WP: 0	PA: 38
PB: 0	
SB: 1	
CS: 2	

AB	R	H	RBI	BB	SO	LOB
4	1	0	0	1	1	1
4	1	1	0	1	0	2
3	2	1	2	1	0	2
3	1	1	1	1	0	1
3	0	1	2	1	0	0
2	0	1	0	2	1	0
4	0	2	0	0	1	3
0	0	0	0	0	0	0
4	0	0	0	0	2	7
3	0	0	0	0	2	2
0	0	0	0	0	0	0
0	0	0	0	1	0	0
0	0	0	0	0	0	0
1B: 4	SF: 0	WP: 0	PA: 38	2B: 1	SAC: 0	PB: 0
3B: 0	DP: 0	SB: 1		HR: 2	HBP: 0	CS: 2

Batter	1	2	3	4	5	6	7	8	9
<b>Chuck Carr, S</b> OBP: 0.313, SLG: 0.336 (1, 8)	1-0 G3		1-0 F7		2-3 K		4-1 BB 2B S BB	0-0 FC5-4	
<b>Jerry Browne, S</b> OBP: 0.404, SLG: 0.373 (1, 5)	4-1 BB			1-2 HR 1B	1-2 E5		1-1 L9	2-1 P6	
<b>Gary Sheffield, R</b> OBP: 0.393, SLG: 0.593 (1, 9)	2-2 P6			0-0 HR 1-H	1-0 L8		4-0 BB 2B IBB		
<b>Jeff Conine, R</b> OBP: 0.367, SLG: 0.511 (1, 7)	2-2 P3			0-1 G6-3		2-2 HR	4-1 2B BB		
<b>Greg Colbrunn, R</b> OBP: 0.350, SLG: 0.510 (1, 3)		1-1 G5-3		4-0 CS BB		0-0 F9	1-2 2B		
<b>Benito Santiago, R</b> OBP: 0.328, SLG: 0.398 (1, 2)		2-3 K		3-2 1B 1B		4-0 1B BB	4-2 BB		
<b>Mario Diaz, R</b> OBP: 0.436, SLG: 0.500 <b>Kurt Abbott, R</b> OBP: 0.292, SLG: 0.387 (1, 6) (8, 6)		1-2 F9		1-1 1B		0-0 1B	1-3 K		
<b>Bret Barberie, S</b> OBP: 0.336, SLG: 0.375 (1, 4)			0-1 F9	3-3 K		2-3 K	1-0 L9		
<b>David Weathers, R</b> OBP: 0.119, SLG: 0.051 <b>Terry Mathews, L</b> OBP: 0.500, SLG: 0.667 <b>Dave Magadan, L</b> OBP: 0.378, SLG: 0.316 <b>Robb Nen, R</b> (1, 1) (7, 1) (8, PH) (9, 1)			1-3 K		1-3 K	2-1 G4-3	4-2 FC5-4 BB		

Inning Stats	R: 0	H: 0	E: 0	LOB: 1	K: 0	S: 8	R: 0	H: 0	E: 0	LOB: 0	K: 1	S: 9	R: 0	H: 0	E: 0	LOB: 0	K: 1	S: 6	R: 2	H: 4	E: 0	LOB: 2	K: 1	S: 16	R: 0	H: 0	E: 1	LOB: 1	K: 2	S: 11	R: 1	H: 2	E: 0	LOB: 2	K: 1	S: 11	R: 2	H: 1	E: 0	LOB: 3	K: 1	S: 15	R: 0	H: 0	E: 0	LOB: 0	K: 0	S: 6

PITCHER	IP	WLS	BF	H	R	ER	SO	BB	IBB	HBP	BLK	WP	HR	S	P	ERA	WHIP
<b>Lance Painter, L</b> ERA: 5.98 (1, 1)	6.0	L	27	6	3	3	6	3	0	0	0	0	2	61	103	4.50	1.500
<b>Darren Holmes, R</b> ERA: 7.04 (7, 1)	0.1		6	1	2	2	0	3	1	0	0	0	0	11	29	54.00	12.000
<b>Willie Blair, R</b> ERA: 6.66 (7, 1)	1.2		5	0	0	0	1	1	0	0	0	0	0	10	18	0.00	0.600

Batter	1	2	3	4	5	6	7	8	9	AB R H RBI BB SO LOB	TOP											
Walt Weiss, S (1, 6) OBP: 0.355, SLG: 0.331	0-1 G6-3		4-2 BB BB		4-2 FC6-4 BB		2-1 F8			2 0 0 0 2 0 1												
Mike Kingery, L (1, 8) OBP: 0.396, SLG: 0.512	1-1 G4-3		4-1 BB		1-2 FC6-4 FC6-4		3-1 HR			3 1 1 2 1 0 1												
Dante Bichette, R (1, 9) OBP: 0.332, SLG: 0.554	1-1 G4-3		1-3 K		1-1 FC6-4		0-2 F7			4 0 0 0 0 1 3												
Andres Galarraga, R (1, 3) OBP: 0.349, SLG: 0.570		0-3 K		3-2 E4 WP		2-0 L8		0-2 G5-3		4 0 0 0 0 1 0												
Charlie Hayes, R (1, 5) OBP: 0.339, SLG: 0.419		4-2 G4-3 BB		2-3 K		2-1 P5		2-2 G6-3		3 0 0 0 1 1 1												
Howard Johnson, S (1, 7) OBP: 0.321, SLG: 0.426		1-1 G4-3		3-2 L8		4-2 BB		1-3 K		3 0 0 0 1 1 2												
Joe Girardi, R (1, 2) OBP: 0.327, SLG: 0.362		0-0 G6-3		4-1 BB		1-3 K			0-3 K	3 0 0 0 1 2 2	AB 28 R 2 H 1 RBI 2 BB 8 SO 8 LOB 13											
Nelson Liriano, S (1, 4) OBP: 0.365, SLG: 0.387			4-1 CS BB		0-3 K		0-0 G4-3		0-1 G6-3	3 0 0 0 1 1 2												
Marvin Freeman, R (1, 1) OBP: 0.100, SLG: 0.172			1-3 K		1-2 L3		4-2 HR BB		1-1 G6-3	2 0 0 0 0 1 1												
John Vander Wal, L (7, PH) OBP: 0.309, SLG: 0.472										0 1 0 0 1 0 0												
Greg Harris, R (7, 1) OBP: 0.250, SLG: 0.265										0 0 0 0 0 0 0												
Eric Young Sr., R (9, PH) OBP: 0.381, SLG: 0.453										1 0 0 0 0 0 0												
<b>Inning Stats</b>	R: 0 E: 0 K: 0 S: 6	H: 0 LOB: 0 BB: 0 P: 8	R: 0 E: 0 K: 1 S: 10	H: 0 LOB: 1 BB: 1 P: 15	R: 0 E: 0 K: 2 S: 11	H: 0 LOB: 2 BB: 3 P: 25	R: 0 E: 1 K: 2 S: 13	H: 0 LOB: 2 BB: 1 P: 25	R: 0 E: 0 K: 0 S: 12	H: 0 LOB: 1 BB: 1 P: 19	R: 0 E: 0 K: 1 S: 8	H: 0 LOB: 1 BB: 1 P: 17	R: 2 E: 0 K: 0 S: 10	H: 1 LOB: 0 BB: 1 P: 19	R: 0 E: 0 K: 1 S: 11	H: 0 LOB: 0 BB: 0 P: 14	R: 0 E: 0 K: 1 S: 8	H: 0 LOB: 0 BB: 0 P: 9	1B: 0 2B: 0 3B: 0 HR: 1	SF: 0 SAC: 0 DP: 0 HBP: 0	WP: 1 PB: 0 SB: 0 CS: 1	PA: 36
<b>PITCHER</b>	IP WLS BF H R ER SO BB IBB HBP BLK WP HR S P ERA WHIP																					
Pat Rapp, R (1, 1) ERA: 4.06	6.2 W 29 1 2 2 6 8 0 0 0 1 1 67 125 2.70 1.350																					
John Johnstone, R (7, 1) ERA:	1.1 4 0 0 0 1 0 0 0 0 0 0 14 17 0.00 0.000																					
Robb Nen, R (9, 1) ERA: 3.09	1.0 S 3 0 0 0 1 0 0 0 0 0 0 8 9 0.00 0.000																					

Colorado Rockies @ Florida Marlins  
Joe Robbie Stadium, Miami, FL  
Sat Jul 09 1994, 7:05 PM EDT  
Att. 38,345 - Unknown - 86 F

livebaseballscorecards.com



Batter	1	2	3	4	5	6	7	8	9	AB	R	H	RBI	BB	SO	LOB
<b>Chuck Carr, S</b> (1, 8) OBP: 0.309, SLG: 0.332 	1-1 <b>P2</b> 			1-1 <b>G4-3</b> 	0-0 <b>F8</b> 		1-0 <b>G3</b> 			4	0	0	0	0	0	3
<b>Jerry Browne, S</b> (1, 5) OBP: 0.399, SLG: 0.367 	1-2 <b>F7</b> 			1-1 <b>G1-4-3</b> 		1-2 <b>F7</b> 	1-0 <b>G1-3</b> 			4	0	0	0	0	0	1
<b>Gary Sheffield, R</b> (1, 9) OBP: 0.391, SLG: 0.587 	2-2 <b>CS</b> <b>1B</b> 			0-1 <b>G5-3</b> 		1-1 <b>P5</b> 		0-0 <b>P4</b> 		4	0	1	0	0	0	0
<b>Jeff Conine, R</b> (1, 7) OBP: 0.368, SLG: 0.519 	3-2 <b>CS</b> <b>1-2</b> 	0-2 <b>G6-3</b> 		1-1 <b>HR</b> 	3-2 <b>2B</b> <b>1B</b> 		1-3 <b>K</b> 			4	2	2	1	0	1	0
<b>Dave Magadan, L</b> (1, 3) OBP: 0.377, SLG: 0.321 <b>John Johnstone, R</b> (7, 1) <b>Matias Carrillo, L</b> (8, PH) OBP: 0.311, SLG: 0.315 <b>Robb Nen, R</b> (9, 1)		1-1 <b>F7</b> 		1-2 <b>E3</b> <b>FC6-4</b> <b>1B</b> 	2-2 <b>2B</b> 		2-3 <b>K</b> 			3	1	1	1	0	0	0
<b>Benito Santiago, R</b> (1, 2) OBP: 0.325, SLG: 0.394		1-0 <b>G6-3</b> 		1-2 <b>F9</b> 	0-0 <b>G3</b> 					3	0	0	0	0	0	2
<b>Kurt Abbott, R</b> (1, 6) OBP: 0.296, SLG: 0.390			1-2 <b>G4-6-3</b> <b>1B</b> 	1-1 <b>FC6-4</b> <b>1B</b> 		1-2 <b>G4-3</b> 				3	0	2	0	0	0	0
<b>Bret Barberie, S</b> (1, 4) OBP: 0.336, SLG: 0.375			0-0 <b>G4-6-3</b> <b>1-2f</b> 	0-0 <b>FC6-4</b> <b>1B</b> <b>1-2f</b> <b>2-3</b> 		2-1 <b>2B</b> <b>1B</b> 				3	1	1	0	0	0	3
<b>Pat Rapp, R</b> (1, 1) OBP: 0.129, SLG: 0.161 <b>Greg Colbrunn, R</b> (7, 3) OBP: 0.356, SLG: 0.526			0-1 <b>G6-3</b> 	0-1 <b>1B</b> <b>3-H</b> 		1-1 <b>G3</b> <b>1-H</b> <b>2B</b> 				2	0	1	1	0	0	0
										1	0	1	1	0	0	0

Inning Stats	R: 0	H: 1	E: 0	LOB: 0	K: 0	P: 18	R: 0	H: 0	E: 0	LOB: 0	K: 0	P: 8	R: 0	H: 1	E: 0	LOB: 0	K: 0	P: 9	R: 0	H: 0	E: 0	LOB: 0	K: 0	P: 8	R: 2	H: 3	E: 1	LOB: 2	K: 0	P: 18	R: 1	H: 2	E: 0	LOB: 1	K: 0	P: 22	R: 1	H: 2	E: 0	LOB: 1	K: 0	P: 15	R: 0	H: 0	E: 0	LOB: 0	K: 2	P: 10
	1B: 6	SF: 0	2B: 2	SAC: 0	3B: 0	DP: 1	HR: 1	HBP: 0	WP: 0	PA: 33																																						

PITCHER	IP	WLS	BF	H	R	ER	SO	BB	IBB	HBP	BLK	WP	HR	S	P	ERA	WHIP
<b>Marvin Freeman, R</b> (1, 1) ERA: 3.18	6.0	L	24	7	3	2	0	0	0	0	0	0	1	60	83	3.00	1.167
<b>Greg Harris, R</b> (7, 1) ERA: 6.86	2.0		8	2	1	1	2	0	0	0	0	0	0	16	25	4.50	1.000

**BOTTOM**

**Colorado Rockies @ Florida Marlins**  
 Joe Robbie Stadium, Miami, FL  
 Sat Jul 09 1994, 7:05 PM EDT  
 Att: 38,345 - Unknown - 86 F

livebaseballscorecards.com

<b>AB</b>	<b>32</b>
<b>R</b>	<b>4</b>
<b>H</b>	<b>9</b>
<b>RBI</b>	<b>4</b>
<b>BB</b>	<b>0</b>
<b>SO</b>	<b>2</b>
<b>LOB</b>	<b>9</b>





Batter	1	2	3	4	5	6	7	8	9
<b>Chuck Carr, S</b> (1, 8) <small>OBP: 0.310, SLG: 0.334</small>	0-0 1B G5-3 1B		0-0 G4-3		0-0 FC3-2 S FC6-4 1B	0-0 SF8		0-3 K	
<b>Jerry Browne, S</b> (1, 5) <small>OBP: 0.392, SLG: 0.359</small>	0-0 F9		0-0 G6-3		0-0 FC3-2 FC6-4 1B	0-0 G6-3		0-0 F9	
<b>Gary Sheffield, R</b> (1, 9) <small>OBP: 0.392, SLG: 0.584</small>	0-0 G5-3		0-0		0-0 FC6-4 BB	4-0 BB BB			
<b>Jeff Conine, R</b> (1, 7) <small>OBP: 0.372, SLG: 0.519</small>	0-0 F9		0-0 F9		4-0 BB BB	4-0 BB BB			
<b>Greg Colbrunn, R</b> (1, 3) <small>OBP: 0.343, SLG: 0.505</small> <b>Terry Mathews, L</b> (7, 1) <small>OBP: 0.500, SLG: 0.667</small> <b>John Johnstone, R</b> (8, 1) <small>OBP: 0.129, SLG: 0.161</small> <b>Yorkis Perez, L</b> (9, 1) <small>OBP: 0.310, SLG: 0.300</small> <b>Alex Arias, R</b> (9, 5) <small>OBP: 0.341, SLG: 0.393</small>	0-0 F8		0-0 L5		0-0 L5	0-3 K			
<b>Bret Barberie, S</b> (1, 4) <small>OBP: 0.341, SLG: 0.393</small>		0-0 F7		0-0 HR		0-0 1B 3B 2B	4-0 G4-3 BB		
<b>Kurt Abbott, R</b> (1, 6) <small>OBP: 0.296, SLG: 0.388</small>		0-0 G3		0-0 G6-3		0-0 BB 3B 1B	0-3 K		
<b>Rob Natal, R</b> (1, 2) <small>OBP: 0.417, SLG: 0.222</small>		4-0 BB		0-0 G5-3		4-0 BB 3B BB	0-0 G4-3		
<b>Charlie Hough, R</b> (1, 1) <small>OBP: 0.152, SLG: 0.125</small> <b>Dave Magadan, L</b> (5, PH) <small>OBP: 0.389, SLG: 0.325</small> <b>Pat Rapp, R</b> (5, PH) <small>OBP: 0.129, SLG: 0.161</small> <b>Luis Aquino, R</b> (6, 1) <small>OBP: 0.311, SLG: 0.315</small> <b>Matias Carrillo, L</b> (6, PH) <small>OBP: 0.439, SLG: 0.556</small> <b>Mario Diaz, R</b> (6, PH) <small>OBP: 0.439, SLG: 0.556</small> <b>Robb Nen, R</b> (9, 1)		0-3 K			0-0 1B FC3-2 1B	0-0 SF8 3B		0-0 G5-3	

Inning Stats	R: 0 E: 0 K: 5 S: 5	H: 2 LOB: 2 BB: 0 P: 5	R: 0 E: 0 K: 1 S: 5	H: 0 LOB: 1 BB: 1 P: 9	R: 0 E: 0 K: 0 S: 4	H: 1 LOB: 1 BB: 0 P: 4	R: 1 E: 0 K: 0 S: 4	H: 1 LOB: 0 BB: 0 P: 4	R: 1 E: 0 K: 0 S: 5	H: 2 LOB: 2 BB: 1 P: 9	R: 4 E: 0 K: 1 S: 8	H: 3 LOB: 2 BB: 3 P: 20	R: 0 E: 0 K: 1 S: 4	H: 0 LOB: 0 BB: 1 P: 8	R: 0 E: 0 K: 1 S: 5	H: 0 LOB: 0 BB: 0 P: 5
--------------	------------------------------	---------------------------------	------------------------------	---------------------------------	------------------------------	---------------------------------	------------------------------	---------------------------------	------------------------------	---------------------------------	------------------------------	----------------------------------	------------------------------	---------------------------------	------------------------------	---------------------------------

PITCHER															PITCHER																		
IP	WLS	BF	H	R	ER	SO	BB	IBB	HBP	BLK	WP	HR	S	P	ERA	WHIP	IP	WLS	BF	H	R	ER	SO	BB	IBB	HBP	BLK	WP	HR	S	P	ERA	WHIP
Mike Harkey, R (1, 1)	5.0	L	26	8	5	5	1	3	0	0	0	1	25	37	9.00	2.200																	
Mike Munoz, L (6, 1)	0.2		3	1	1	0	0	0	0	0	0	0	3	3	13.50	1.500																	
Willie Blair, R (6, 1)	1.1		6	0	0	2	3	0	0	0	0	0	7	19	0.00	2.250																	
Bruce Ruffin, L (8, 1)	1.0		3	0	0	1	0	0	0	0	0	0	5	5	0.00	0.000																	

**BOTTOM**

AB	R	H	RBI	BB	SO	LOB
4	1	2	1	0	1	0
5	0	0	0	0	0	3
3	0	1	1	1	0	2
2	0	1	0	2	0	1
4	0	0	0	0	1	6
0	0	0	0	0	0	0
0	0	0	0	0	0	0
0	0	0	0	0	0	0
0	0	0	0	0	0	0
3	2	2	1	1	0	0
4	1	1	0	0	1	1
2	1	0	0	2	0	1
1	0	0	0	0	1	1
1	0	1	0	0	0	0
0	0	0	0	0	0	0
0	0	0	0	0	0	0
0	0	0	0	0	0	0
2	1	1	3	0	0	0
0	0	0	0	0	0	0

Colorado Rockies @ Florida Marlins  
Joe Robbie Stadium, Miami, FL

AB	31
R	6
H	9
RBI	6
BB	6
SO	4
LOB	15



WP: 0	PA: 38
PB: 0	
SB: 1	
CS: 0	

Sun Jul 10 1994, 7:05 PM EDT  
Att: 33,593 - Sunny - 87 F

[livebaseballscorecards.com](http://livebaseballscorecards.com)

**Florida Marlins @ Atlanta Braves**  
 Atlanta-Fulton County Stadium, Atlanta, GA

Thu Jul 14 1994, 7:05 PM EDT  
 Att. 49,559 - Unknown - 86 F

AB	32
R	5
H	6
RBI	5
BB	7
SO	11
LOB	14



Batter	1	2	3	4	5	6	7	8	9	AB	R	H	RBI	BB	SO	LOB						
<b>Chuck Carr, S</b> OBP: 0.309, SLG: 0.330 (1, 8) X	0-0 F7 1 C X	0-1 F8 2 C X			4-0 S 2B BB		1-0 F8 1 C X		3-2 G5-3 1 C X	4	1	0	0	1	0	0						
<b>Jerry Browne, S</b> OBP: 0.395, SLG: 0.371 (1, 5) B C X	1-1 HR	1-2 P4 3 C X			4-0 2B 1 SAFE 1 SAFE 1 SAFE 1 B 1 B 1 B 1 B		4-1 BB		0-1 G5-3 2 C X	3	1	1	1	2	0	0						
<b>Gary Sheffield, R</b> OBP: 0.393, SLG: 0.582 (1, 9) B S F X	1-2 1B 2B		0-0 G6-3 1 C X		0-3 K 2 C X		2-0 F7 2 C X		2-0 BB HBP	4	1	1	0	0	1	3						
<b>Jeff Conine, R</b> OBP: 0.375, SLG: 0.520 (1, 7) B B B	4-0 1B 1B BB		1-3 K 2 C X		2-0 2B 1-3 2-H		2-2 F8 3 C X		4-1 BB	3	1	1	1	2	1	1						
<b>Greg Colbrunn, R</b> OBP: 0.345, SLG: 0.495 (1, 3) C B 2 SAFE X	1-1 1B 1B		0-3 K 3 C X		4-2 FC6-4 BB			1-3 K 1 B 1 F 1 B 1 B 1 B 1 B	3-2 G5-3 3 C X	4	1	1	1	1	2	2						
<b>Benito Santiago, R</b> OBP: 0.327, SLG: 0.395 (1, 2) B X	1-0 1B 2-H 3-H			1-2 K 1B	2-2 FC6-4 1-2f			1-2 F9 2 C X		4	0	2	2	0	0	3						
<b>Kurt Abbott, R</b> OBP: 0.295, SLG: 0.384 (1, 6) B 1 SAFE X	1-0 F7 2 C X		1-3 K 1-2			1-3 K 1 C X		4-2 HBP BB		3	0	0	0	1	2	2						
<b>Bret Barberie, S</b> OBP: 0.340, SLG: 0.388 (1, 4) B 1 SAFE X	2-1 P3 3 C X		0-2 F8 3 C X			2-3 K 2 C X		3-1 HBP		3	0	0	0	0	1	1						
<b>Mark Gardner, R</b> OBP: 0.118, SLG: 0.063 (1, 1) S F C X		0-3 K 1 C X			1-3 K 1 C X		3-3 K 3 C X		0-3 K 3 C X	3	0	0	0	0	3	0						
<b>Terry Mathews, L</b> OBP: 0.500, SLG: 0.667 (6, 1)										0	0	0	0	0	0	0						
<b>Yorkis Perez, L</b> (7, 1)										1	0	0	0	0	1	2						
<b>Robb Nen, R</b> (8, 1)										0	0	0	0	0	0	0						
<b>Inning Stats</b>	R: 4 E: 0 K: 0 S: 12	H: 4 LOB: 1 BB: 1 P: 23	R: 0 E: 0 K: 1 S: 8	H: 0 LOB: 0 BB: 0 P: 9	R: 0 E: 0 K: 2 S: 7	H: 0 LOB: 0 BB: 0 P: 8	R: 0 E: 0 K: 1 S: 10	H: 1 LOB: 0 BB: 0 P: 12	R: 1 E: 0 K: 2 S: 13	H: 1 LOB: 3 BB: 3 P: 30	R: 0 E: 0 K: 3 S: 9	H: 0 LOB: 0 BB: 0 P: 15	R: 0 E: 0 K: 0 S: 7	H: 0 LOB: 1 BB: 1 P: 16	R: 0 E: 0 K: 2 S: 12	H: 0 LOB: 2 BB: 1 P: 21	R: 0 E: 0 K: 0 S: 9	H: 0 LOB: 2 BB: 1 P: 21	1B: 3 2B: 2 3B: 0 HR: 1	SF: 0 SAC: 0 DP: 0 HBP: 2	WP: 0 PB: 0 SB: 1 CS: 0	PA: 41
<b>PITCHER</b>	IP	WLS	BF	H	R	ER	SO	BB	IBB	HBP	BLK	WP	HR	S	P	ERA	WHIP					
<b>Steve Avery, L</b> ERA: 4.26 (1, 1)	4.2	L	22	6	5	5	6	3	0	0	0	0	1	44	70	9.64	1.929					
<b>Steve Bedrosian, R</b> ERA: 3.28 (5, 1)	0.1		2	0	0	0	0	1	0	0	0	0	0	6	12	0.00	3.000					
<b>Mark Wohlers, R</b> ERA: 4.1 (6, 1)	2.0		7	0	0	0	3	1	0	0	0	0	0	16	31	0.00	0.500					
<b>Gregg Olson, R</b> ERA: 9.31 (8, 1)	1.0		5	0	0	0	2	1	0	1	0	0	0	12	21	0.00	1.000					
<b>Mike Stanton, L</b> ERA: 3.62 (9, 1)	1.0		5	0	0	0	0	1	0	1	0	0	0	9	21	0.00	1.000					

livebaseballscorecards.com

**BOTTOM**

**Florida Marlins @ Atlanta Braves**  
 Atlanta-Fulton County Stadium, Atlanta, GA

Thu Jul 14 1994, 7:05 PM EDT  
 Att: 49,559 - Unknown - 86 F

livebaseballscorecards.com

<b>AB</b>	<b>34</b>
<b>R</b>	<b>3</b>
<b>H</b>	<b>9</b>
<b>RBI</b>	<b>3</b>
<b>BB</b>	<b>4</b>
<b>SO</b>	<b>4</b>
<b>LOB</b>	<b>17</b>



AB R H RBI BB SO LOB

5	1	2	2	0	1	0
4	1	1	0	1	1	3
4	0	1	1	0	0	4
4	0	1	0	0	1	1
3	0	0	0	1	0	1
4	0	1	0	0	0	2
2	0	0	0	1	0	1
0	0	0	0	1	0	0
4	0	2	0	0	1	2
1	1	1	0	0	0	0
0	0	0	0	0	0	0
1	0	0	0	0	0	1
0	0	0	0	0	0	0
1	0	0	0	0	0	2
0	0	0	0	0	0	0
0	0	0	0	0	0	0
1	0	0	0	0	0	0

1B: 6	SF: 0
2B: 3	SAC: 0
3B: 0	DP: 2
HR: 1	HBP: 0

WP: 0	PA: 38
PB: 0	
SB: 0	
CS: 1	

Batter	1	2	3	4	5	6	7	8	9
<b>Roberto Kelly, R</b> (1, 8) OBP: 0.370, SLG: 0.451	0-3 K		3-2 2-H HR		0-0 F8		1-2 1-2 2-3 1B		0-1 G4-3
<b>Jeff Blauser, R</b> (1, 6) OBP: 0.338, SLG: 0.385	0-0 L8		3-2 1B			4-1 BLK 1B BB	0-1 F9		2-3 K
<b>David Justice, L</b> (1, 9) OBP: 0.454, SLG: 0.562	2-2 F8		2-2 G3			2-2 1-H 1B CS	1-0 P5		
<b>Fred McGriff, L</b> (1, 3) OBP: 0.384, SLG: 0.590		1-2 G4-3		0-1 L3		3-3 SAFE K 1-2		3-2 BB 1B	
<b>Ryan Klesko, L</b> (1, 7) OBP: 0.357, SLG: 0.633		0-0 F7		0-1 F7		4-0 BB		2-2 F7	
<b>Charlie O'Brien, R</b> (1, 2) OBP: 0.317, SLG: 0.504		0-0 F8		2-2 2B		1-0 P4		0-0 L7	
<b>Jose Oliva, R</b> (1, 5) OBP: 0.375, SLG: 0.571			0-0 L8		1-1 G6-3		4-2 1B 1B BB	4-1 1-2 BB	
<b>Bill Pecota, R</b> (7, PR) OBP: 0.309, SLG: 0.302									
<b>Mark Lemke, S</b> (1, 4) OBP: 0.364, SLG: 0.371			2-1 F7		0-0 G5-4-3 1B		2-1 1-2 1B 1B	1-3 K	
<b>Steve Avey, L</b> (1, 1) OBP: 0.156, SLG: 0.167			1-0 HR		0-2 G5-4-3 1-2		1-1 B1		3-1 P6
<b>Steve Bedrosian, R</b> (5, PH) OBP: 0.320, SLG: 0.327									
<b>Dave Gallagher, R</b> (6, 1) OBP: 1.000, SLG: 1.000									
<b>Mark Wohlers, R</b> (7, PH) OBP: 1.000, SLG: 0.314									
<b>Rafael Belliard, R</b> (8, 1) OBP: 1.000, SLG: 1.000									
<b>Gregg Olson, R</b> (9, PH) OBP: 0.308, SLG: 0.435									

Inning Stats	R: 0 E: 0 K: 1 S: 7	H: 0 LOB: 0 BB: 0 P: 9	R: 0 E: 0 K: 0 S: 5	H: 0 LOB: 0 BB: 0 P: 6	R: 2 E: 0 K: 0 S: 13	H: 3 LOB: 1 BB: 0 P: 24	R: 0 E: 0 K: 0 S: 9	H: 1 LOB: 1 BB: 0 P: 12	R: 0 E: 0 K: 0 S: 5	H: 1 LOB: 0 BB: 0 P: 5	R: 1 E: 0 K: 1 S: 9	H: 1 LOB: 1 BB: 2 P: 23	R: 0 E: 0 K: 0 S: 13	H: 2 LOB: 3 BB: 1 P: 22	R: 0 E: 0 K: 1 S: 11	H: 1 LOB: 2 BB: 1 P: 21	R: 0 E: 0 K: 1 S: 7	H: 0 LOB: 0 BB: 0 P: 12
--------------	------------------------------	---------------------------------	------------------------------	---------------------------------	-------------------------------	----------------------------------	------------------------------	----------------------------------	------------------------------	---------------------------------	------------------------------	----------------------------------	-------------------------------	----------------------------------	-------------------------------	----------------------------------	------------------------------	----------------------------------

PITCHER	IP	WLS	BF	H	R	ER	SO	BB	IBB	HBP	BLK	WP	HR	S	P	ERA	WHIP
<b>Mark Gardner, R</b> (1, 1) ERA: 4.52	5.2	W	23	6	3	3	2	2	0	0	1	0	1	47	77	4.76	1.412
<b>Terry Mathews, R</b> (6, 1) ERA: 3.25	1.0		6	2	0	0	0	1	0	0	0	0	0	13	22	0.00	3.000
<b>Yorkis Perez, L</b> (7, 1) ERA: 3.07	0.2		3	1	0	0	0	0	0	0	0	0	0	7	13	0.00	1.500
<b>Robb Nen, R</b> (8, 1) ERA: 2.93	1.2	S	6	0	0	0	2	1	0	0	0	0	0	12	22	0.00	0.600

WP: 0	PA: 38
PB: 0	
SB: 0	
CS: 1	

Batter	1	2	3	4	5	6	7	8	9	AB R H RBI BB SO LOB	TOP
<b>Chuck Carr, S</b> (1, 8) OBP: 0.304, SLG: 0.325 B S C C F F C C F F B B X	2-2 G1-3		2-1 L8			1-3 K		2-2 G1-3	1-3 K	5 0 0 0 0 2 3	<b>Florida Marlins @ Atlanta Braves</b> Atlanta-Fulton County Stadium, Atlanta, GA Fri Jul 15 1994, 7:05 PM EDT Att: 49,123 - Unknown
<b>Jerry Browne, S</b> (1, 5) OBP: 0.392, SLG: 0.368 B S C C F F C C F F B B X	3-2 P4			1-2 G6-3		1-2 G5-3		1-1 1B	0-0 F7	5 0 1 0 0 0 2	
<b>Gary Sheffield, R</b> (1, 9) <b>Jeff Mutis, L</b> (8, 1) OBP: 0.387, SLG: 0.572	0-0 F8			1-0 P3		1-1 G3-1		1-1 F8		4 0 0 0 0 0 2 0 0 0 0 0 0 0	
<b>Jeff Conine, R</b> (1, 7) OBP: 0.374, SLG: 0.517 B S C C F F C C F F B B X		3-3 K		2-1 G6-3		1-1 G4-3			2-1 1B	4 1 1 0 0 1 0	
<b>Dave Magadan, L</b> (1, 3) OBP: 0.378, SLG: 0.320 B S C C F F C C F F B B X		2-2 G5-3			0-2 G6-3		0-0 G3		4-1 1B	3 1 0 0 1 0 0	
<b>Benito Santiago, R</b> (1, 2) OBP: 0.333, SLG: 0.401 B S C C F F C C F F B B X		1-1 G1-3			0-1 1B	2-2 1B		2-2 1B	0-0 1B	4 1 3 1 0 0 0	
<b>Bret Barberie, S</b> (1, 4) OBP: 0.342, SLG: 0.390 B S C C F F C C F F B B X			1-1 SH1-4 1B		1-0 F9	1-0 1B	1-0 E1		0-2 F7	4 0 2 0 0 0 3	
<b>Kurt Abbott, R</b> (1, 6) OBP: 0.294, SLG: 0.382 B S C C F F C C F F B B X			3-1 F8		0-3 K		1-2 G5-3		3-2 1B	4 1 1 1 0 1 4	
<b>David Weathers, R</b> (1, 1) <b>Richie Lewis, R</b> (5, 1) <b>Alex Arias, R</b> (6, PH) <b>Luis Aquino, R</b> (6, 1) <b>Matias Carrillo, L</b> (8, PH) <b>Mario Diaz, R</b> (9, PH) OBP: 0.119, SLG: 0.051			0-0 SH1-4			1-1 G5-3 1B		1-2 G4-3	1-1 2B	0 0 0 0 0 0 0 0 0 0 0 0 0 0 1 0 1 0 0 0 0 0 0 0 0 0 0 0 1 0 0 0 0 0 0 1 0 1 2 0 0 0	
<b>Inning Stats</b>	R: 0 H: 0 E: 0 LOB: 0 K: 0 BB: 0 S: 10 P: 15	R: 0 H: 0 E: 0 LOB: 0 K: 1 BB: 0 S: 9 P: 15	R: 0 H: 1 E: 0 LOB: 1 K: 0 BB: 0 S: 7 P: 13	R: 0 H: 0 E: 0 LOB: 0 K: 0 BB: 0 S: 7 P: 11	R: 0 H: 1 E: 0 LOB: 1 K: 1 BB: 0 S: 9 P: 10	R: 0 H: 1 E: 0 LOB: 1 K: 1 BB: 0 S: 13 P: 17	R: 0 H: 2 E: 1 LOB: 2 K: 0 BB: 0 S: 11 P: 16	R: 0 H: 1 E: 0 LOB: 1 K: 0 BB: 0 S: 10 P: 15	R: 4 H: 4 E: 0 LOB: 1 K: 1 BB: 1 S: 16 P: 27	1B: 9 SF: 0 2B: 1 SAC: 1 3B: 0 DP: 0 HR: 0 HBP: 0	
<b>PITCHER</b>	<b>Tom Glavine, L</b> (1, 1) ERA: 3.97	<b>Steve Bedrosian, R</b> (8, 1) ERA: 3.19	<b>Greg McMichael, R</b> (9, 1) ERA: 3.33	<b>Mike Stanton, L</b> (9, 1) ERA: 3.55	<b>PITCHER</b>	<b>IP WLS BF H R ER SO BB IBB HBP BLK WP HR S P ERA WHIP</b>	<b>IP WLS BF H R ER SO BB IBB HBP BLK WP HR S P ERA WHIP</b>				

livebaseballscorecards.com

AB	36
R	4
H	10
RBI	4
BB	1
SO	4
LOB	14



Batter	1	2	3	4	5	6	7	8	9
Roberto Kelly, R OBP: 0.366, SLG: 0.446 (1, 8)	0-0 F8	1-2 F8			0-2 G6-3	0-3 K			
Jeff Blausler, R OBP: 0.337, SLG: 0.384 (1, 6)	2-2 F9				1-0 FC6-4				
David Justice, L OBP: 0.451, SLG: 0.557 (1, 9)	1-1 F8				3-1 FC6-4				
Fred McGriff, L OBP: 0.380, SLG: 0.583 (1, 3)					0-0 FC6-4				
Tony Tarasco, L OBP: 0.314, SLG: 0.438 (1, 7)					0-0 G3				
Javy Lopez, R OBP: 0.295, SLG: 0.422 (1, 2)					3-3 K				
Jose Oliva, R OBP: 0.450, SLG: 0.833 (1, 5)					2-2 2B				
Mark Lemke, S OBP: 0.367, SLG: 0.372 (1, 4)					4-0 IBB				
Tom Glavine, L OBP: 0.208, SLG: 0.196 (1, 1)					1-3 K				
Steve Bedrosian, R (8, 1)									
Greg McMichael, R (9, 1)									
Mike Stanton, L OBP: 1.000, SLG: 1.000 (9, 1)									

Inning Stats	R: 0	H: 0	E: 0	K: 0	S: 6	R: 3	H: 4	E: 0	K: 1	S: 18	R: 0	H: 0	E: 0	K: 1	S: 6	R: 0	H: 1	E: 0	K: 2	S: 13	R: 3	H: 4	E: 0	K: 0	S: 15	R: 0	H: 0	E: 0	K: 1	S: 6	R: 0	H: 0	E: 0	K: 0	S: 7	R: 0	H: 1	E: 0	K: 1	S: 7
	LOB: 0	BB: 0	P: 9	LOB: 1	BB: 0	P: 22	LOB: 0	BB: 0	P: 11	LOB: 2	BB: 1	P: 23	LOB: 2	BB: 1	P: 24	LOB: 0	BB: 0	P: 6	LOB: 0	BB: 0	P: 12	LOB: 0	BB: 0	P: 10	LOB: 0	BB: 0	P: 10	LOB: 0	BB: 0	P: 10	LOB: 0	BB: 0	P: 10	LOB: 0	BB: 0	P: 10	LOB: 0	BB: 0	P: 10	

PITCHER	IP	WLS	BF	H	R	ER	SO	BB	IBB	HBP	BLK	WP	HR	S	P	ERA	WHIP
David Weathers, R ERA: 4.17 (1, 1)	4.2	L	23	8	6	6	4	0	1	0	0	0	2	52	78	11.57	1.714
Richie Lewis, R ERA: 4.39 (5, 1)	0.1		2	1	0	0	0	1	0	0	0	0	0	6	11	0.00	6.000
Luis Aquino, R ERA: 5.02 (6, 1)	2.0		6	0	0	0	1	0	0	0	0	0	0	13	18	0.00	0.000
Jeff Mutis, L ERA: 4.6 (8, 1)	1.0		3	1	0	0	1	0	0	0	0	0	0	7	10	0.00	1.000

BOTTOM

Florida Marlins @ Atlanta Braves  
Atlanta-Fulton County Stadium, Atlanta, GA  
Fri Jul 15 1994, 7:05 PM EDT  
Att. 49,123 - Unknown

livebaseballscorecards.com

AB	31
R	6
H	10
RBI	6
BB	2
SO	6
LOB	5




1B: 7	SF: 0	WP: 0	PA: 34
2B: 1	SAC: 1	PB: 0	
3B: 0	DP: 1	SB: 0	
HR: 2	HBP: 0	CS: 0	

PITCHER	IP	WLS	BF	H	R	ER	SO	BB	IBB	HBP	BLK	WP	HR	S	P	ERA	WHIP
David Weathers, R ERA: 4.17 (1, 1)	4.2	L	23	8	6	6	4	0	1	0	0	0	2	52	78	11.57	1.714
Richie Lewis, R ERA: 4.39 (5, 1)	0.1		2	1	0	0	0	1	0	0	0	0	0	6	11	0.00	6.000
Luis Aquino, R ERA: 5.02 (6, 1)	2.0		6	0	0	0	1	0	0	0	0	0	0	13	18	0.00	0.000
Jeff Mutis, L ERA: 4.6 (8, 1)	1.0		3	1	0	0	1	0	0	0	0	0	0	7	10	0.00	1.000

Batter	1	2	3	4	5	6	7	8	9	AB R H RBI BB SO LOB	TOP																								
<b>Chuck Carr, S</b> (1, 8) OBP: 0.303, SLG: 0.324 BB C C C C C X	3-2 G4-3 ①		1-0 F8 ②		1 SAFE 1-3 K ② C C C B F F F 1 SAFE S		1 SAFE 0-1 1B 1B ② X S X		0-0 G1-3 ①	5 0 1 0 0 1 2	<b>Florida Marlins @ Atlanta Braves</b> Atlanta-Fulton County Stadium, Atlanta, GA Sat Jul 16 1994, 7:05 PM EDT Att: 49,108 - Unknown																								
<b>Dave Magadan, L</b> (1, 5) OBP: 0.380, SLG: 0.323 <b>John Johnstone, R</b> (7, 1) <b>Yorkis Perez, L</b> (7, 1) <b>Jerry Browne, S</b> (8, 5) OBP: 0.394, SLG: 0.374 C C C C C F F F F F X	3-2 G4-3 ②		1-2 G4-3 ③		1 SAFE 1-0 2B 1B ② B X		1 SAFE 2-1 1B 1B ② B F B F 1 SAFE X F X X	1-1 2B	4 1 2 0 0 0 1 0 0 0 0 0 0 0 0 0 0 0 0 0 0 1 0 1 0 0 0 0																										
<b>Gary Sheffield, R</b> (1, 9) OBP: 0.384, SLG: 0.568 C C C C C F F F F F T	3-2 K ③			1-2 L9 ① B F B X	2-1 2B 1B ② 1-H 2-H		2-2 F7 ③	3-3 K ②	5 0 1 2 0 2 3																										
<b>Jeff Conine, R</b> (1, 3) OBP: 0.374, SLG: 0.519 C C C C C F F F F F X		3-2 G4-6-3 1B ①		3-3 K ② C C C C F F F S	0-3 K ③		2-2 G4-3 1B 2B ①	2-2 F9 ③	5 1 2 0 0 2 2																										
<b>Matias Carrillo, L</b> (1, 7) OBP: 0.298, SLG: 0.302 F B L F X	1-2 G4-6-3 1-2f ① ②			3-2 G1-3 ③ S B F B X		3-2 F7 ① C B F F B X	1-2 G4-3 ①		4 0 0 0 0 0 2																										
<b>Benito Santiago, R</b> (1, 2) OBP: 0.339, SLG: 0.415 B B B B B		4-0 BB ①			0-0 HR ② C C C C F F B X	1-3 K ②	0-0 1B 1B ② 3-H		3 1 2 2 1 1 0																										
<b>Kurt Abbott, R</b> (1, 6) OBP: 0.294, SLG: 0.391 1 SAFE 2-3 C F C F S 1 SAFE B 1 SAFE F		2-3 K ③			2-1 HR ③ B F C F X	1-3 K ③	0-0 P6 ②		4 1 1 1 0 2 2																										
<b>Bret Barberie, S</b> (1, 4) OBP: 0.350, SLG: 0.396 X		0-0 SH3 1B ①		4-2 1B 2B BB ① C C C C F F B X		1-2 1B 1B ① B 1 SAFE C F F X	3-2 1B ②		3 1 3 0 1 0 0																										
<b>Pat Rapp, R</b> (1, 1) OBP: 0.125, SLG: 0.156 <b>Luis Aquino, R</b> (6, 1) <b>Alex Arias, R</b> (7, PH) OBP: 0.311, SLG: 0.301 (7, 5) <b>Terry Mathews, L</b> (8, 1) OBP: 0.500, SLG: 0.667 B L X	1-1 SH3 ①		1-2 SH3 ①		0-3 K ① M C M		0-0 F9 ① C F F S	0-3 K ③	1 0 0 0 0 1 1 0 0 0 0 0 0 0 2 0 0 0 0 1 3 0 0 0 0 0 0 0																										
<b>Inning Stats</b>	R: 0 H: 0 E: 0 LOB: 0 K: 1 BB: 0 S: 15 P: 24	R: 0 H: 1 E: 0 LOB: 1 K: 1 BB: 1 S: 13 P: 23	R: 0 H: 1 E: 0 LOB: 1 K: 0 BB: 0 S: 7 P: 10	R: 0 H: 0 E: 0 LOB: 0 K: 1 BB: 0 S: 10 P: 17	R: 4 H: 4 E: 0 LOB: 1 K: 3 BB: 1 S: 22 P: 32	R: 0 H: 0 E: 0 LOB: 0 K: 2 BB: 0 S: 10 P: 15	R: 0 H: 3 E: 0 LOB: 2 K: 0 BB: 0 S: 11 P: 16	R: 1 H: 3 E: 0 LOB: 2 K: 1 BB: 0 S: 22 P: 28	R: 0 H: 1 E: 0 LOB: 1 K: 1 BB: 0 S: 10 P: 16	1B: 8 SF: 0 2B: 3 SAC: 1 3B: 0 DP: 1 HR: 2 HBP: 0		WP: 0 PA: 40 PB: 0 SB: 0 CS: 0																							
<b>PITCHER</b>	IP WLS BF H R ER SO BB IBB HBP BLK WP HR S P ERA WHIP											<b>PITCHER</b>	IP WLS BF H R ER SO BB IBB HBP BLK WP HR S P ERA WHIP																						
<b>29 John Smoltz, R</b> (1, 1) ERA: 3.62	6.2																																		
<b>Mark Wohlers, R</b> (7, 1) ERA: 4.07	0.1	W	1	0	0	0	0	0	0	0	0	0	0	3	5	0.00	0.000																		
<b>Mike Stanton, L</b> (8, 1) ERA: 3.76	0.1		3	2	1	1	0	0	0	0	0	0	0	14	17	27.00	6.000																		
<b>Steve Bedrosian, R</b> (8, 1) ERA: 3.13	0.2		3	1	0	0	1	0	0	0	0	0	0	8	11	0.00	1.500																		
<b>Greg McMichael, R</b> (9, 1) ERA: 3.26	1.0	S	4	1	0	0	1	0	0	0	0	0	0	10	16	0.00	1.000																		

livebaseballscorecards.com





Batter	1	2	3	4	5	6	7	8	9	AB R H RBI BB SO LOB	TOP									
Jerry Browne, S (1, 5) OBP: 0.392, SLG: 0.372	0-1 G6-3		2-1 G3-1			0-3 K		0-0 1B		4 0 1 1 0 1 0										
Dave Magadan, L (1, 3) OBP: 0.378, SLG: 0.322	0-0 1B		0-2 G4-3			1-3 K		1-2 3-H 1-3 K		4 0 1 0 0 2 2										
Gary Sheffield, R (1, 9) OBP: 0.382, SLG: 0.563	0-2 1-3 1B			2-2 P6		0-1 G5-3		2-3 K		4 0 1 0 0 1 2										
Jeff Conine, R (1, 7) OBP: 0.376, SLG: 0.518	2-0 L9			1-3 K			0-0 G4-6-3 1B		1-1 1B	4 0 2 0 0 1 1										
Matias Carrillo, L (1, 8) OBP: 0.289, SLG: 0.292		2-1 G4-3		0-1 G3-1		0-1 G4-6-3 1-2f			1-0 SAFE F7	4 0 0 0 0 0 2										
Benito Santiago, R (1, 2) OBP: 0.334, SLG: 0.409		2-2 G1-3			1-1 P4		1-3 K		0-0 F8	4 0 0 0 0 1 1										
Bret Barberie, S (1, 4) OBP: 0.358, SLG: 0.403			3-2 FC5-4 HBP		0-0 1B			0-1 FC6-4 1B	0-0 1-2 1B	3 0 3 0 0 0 0										
Mario Diaz, R (1, 6) OBP: 0.413, SLG: 0.537		1-1 SAFE FC5-4 1-2f		1-1 SAFE L8		2-0 SAFE L8		0-0 SAFE FC6-4 1B 1-2f 1B	0-2 SAFE P4	4 1 0 0 0 0 5										
Rich Scheid, L (1, 1)					2-1 L6			1-2 1B		2 0 0 0 0 1 1										
Richie Lewis, R (7, 1)										0 0 0 0 0 0 0										
Alex Arias, R (8, PH) OBP: 0.317, SLG: 0.309										1 0 1 0 0 0 0										
Jeff Mutis, L (8, 1)										0 0 0 0 0 0 0										
<b>Inning Stats</b>	R: 0 E: 0 K: 0 S: 9	H: 2 LOB: 1 BB: 0 P: 10	R: 0 E: 0 K: 0 S: 11	H: 0 LOB: 1 BB: 0 P: 19	R: 0 E: 0 K: 1 S: 8	H: 0 LOB: 0 BB: 0 P: 10	R: 0 E: 0 K: 1 S: 8	H: 0 LOB: 0 BB: 0 P: 11	R: 0 E: 0 K: 2 S: 8	H: 1 LOB: 1 BB: 0 P: 9	R: 0 E: 0 K: 1 S: 6	H: 1 LOB: 0 BB: 0 P: 7	R: 1 E: 0 K: 2 S: 14	H: 3 LOB: 2 BB: 0 P: 18	R: 0 E: 0 K: 0 S: 8	H: 2 LOB: 2 BB: 0 P: 10	1B: 9 2B: 0 3B: 0 HR: 0	SF: 0 SAC: 0 DP: 1 HBP: 1	WP: 0 PB: 0 SB: 0 CS: 0	PA: 35
<b>PITCHER</b> Greg Maddux, R (1, 1) ERA: 1.75	IP: 9.0 WLS: W BF: 35 H: 9 R: 1 ER: 1 SO: 7 BB: 0 IBB: 0 HBP: 1 BLK: 0 WP: 0 HR: 0 S: 78 P: 105 ERA: 1.00 WHIP: 1.000											<b>PITCHER</b>	IP: 9.0 WLS: W BF: 35 H: 9 R: 1 ER: 1 SO: 7 BB: 0 IBB: 0 HBP: 1 BLK: 0 WP: 0 HR: 0 S: 78 P: 105 ERA: 1.00 WHIP: 1.000							

Florida Marlins @ Atlanta Braves  
Atlanta-Fulton County Stadium, Atlanta, GA

Sun Jul 17 1994, 3:33 AM EDT  
Att. 46,806 - Sunny - 88 F

livebaseballscorecards.com

AB 34  
R 1  
H 9  
RBI 1  
BB 0  
SO 7  
LOB 14





Batter	1	2	3	4	5	6	7	8	9
<b>Roberto Kelly, R</b> OBP: 0.365, SLG: 0.444 (1, 8)									
<b>Jeff Blauser, R</b> OBP: 0.330, SLG: 0.375 (1, 6)									
<b>David Justice, L</b> OBP: 0.453, SLG: 0.550 (1, 9)									
<b>Fred McGriff, L</b> OBP: 0.382, SLG: 0.589 (1, 3)									
<b>Javy Lopez, R</b> OBP: 0.290, SLG: 0.414 (1, 2)									
<b>Jose Oliva, R</b> OBP: 0.481, SLG: 1.040 (1, 5)									
<b>Mike Kelly, R</b> OBP: 0.200, SLG: 0.294 (1, 7)									
<b>Mark Lemke, S</b> OBP: 0.368, SLG: 0.371 (1, 4)									
<b>Greg Maddux, R</b> OBP: 0.217, SLG: 0.244 (1, 1)									

Inning Stats	R: 0	H: 0	E: 0	K: 0	S: 8	LOB: 0	BB: 0	P: 12
	R: 0	H: 0	E: 0	K: 0	S: 9 <td>LOB: 0</td> <td>BB: 0</td> <td>P: 14</td>	LOB: 0	BB: 0	P: 14
	R: 0	H: 1	E: 0	K: 0	S: 9 <td>LOB: 1</td> <td>BB: 0</td> <td>P: 11</td>	LOB: 1	BB: 0	P: 11
	R: 2	H: 2	E: 0	K: 0	S: 15 <td>LOB: 1</td> <td>BB: 1</td> <td>P: 22</td>	LOB: 1	BB: 1	P: 22
	R: 0	H: 2	E: 0	K: 1	S: 17 <td>LOB: 3</td> <td>BB: 1</td> <td>P: 31</td>	LOB: 3	BB: 1	P: 31
	R: 0	H: 0	E: 0	K: 0	S: 8 <td>LOB: 0</td> <td>BB: 0</td> <td>P: 15</td>	LOB: 0	BB: 0	P: 15
	R: 0	H: 0	E: 0	K: 0	S: 6 <td>LOB: 1</td> <td>BB: 1</td> <td>P: 14</td>	LOB: 1	BB: 1	P: 14
	R: 0	H: 0	E: 0	K: 1	S: 9 <td>LOB: 0</td> <td>BB: 0</td> <td>P: 13</td>	LOB: 0	BB: 0	P: 13

PITCHER	IP	WLS	BF	H	R	ER	SO	BB	IBB	HBP	BLK	WP	HR	S	P	ERA	WHIP
<b>Rich Scheid, L</b> ERA: 2.03 (1, 1)	6.1	L	27	5	2	2	1	3	0	0	1	0	0	69	113	2.84	1.263
<b>Richie Lewis, R</b> ERA: 4.32 (7, 1)	0.2		2	0	0	0	0	0	0	0	0	0	0	3	6	0.00	0.000
<b>Jeff Mutis, L</b> ERA: 4.45 (8, 1)	1.0		3	0	0	0	1	0	0	0	0	0	0	9	13	0.00	0.000

**BOTTOM**

**Florida Marlins @ Atlanta Braves**  
Atlanta-Fulton County Stadium, Atlanta, GA

Sun Jul 17 1994, 3:33 AM EDT  
Att: 46,806 - Sunny - 88 F

AB	27
R	2
H	5
RBI	2
BB	3
SO	2
LOB	10

1B: 4	SF: 0	WP: 0	PA: 32
2B: 1	SAC: 2	PB: 0	
3B: 0	DP: 0	SB: 0	
HR: 0	HBP: 0	CS: 0	

Batter	1	2	3	4	5	6	7	8	9	AB R H RBI BB SO LOB	TOP											
Jerry Browne, S (1, 5) OBP: 0.390, SLG: 0.368	2-3 K		1-2 G6-3		4-0 HBP BB		0-1 L8			3 0 0 0 1 1 0												
Chuck Carr, S (1, 8) OBP: 0.302, SLG: 0.321	1-3 K		1-1 F9		1-0 HBP G6-4-3			2-2 G6-3		3 0 0 0 0 1 0												
Gary Sheffield, R (1, 9) OBP: 0.383, SLG: 0.573	2-1 HR			4-1 G6-3 1B BB	2-2 G6-4-3			0-0 G5-3		3 2 1 1 1 0 3												
Jeff Conine, R (1, 7) OBP: 0.374, SLG: 0.524	2-0 G4-3			2-1 L8		3-0 HR		1-3 K		4 1 1 1 0 1 1												
Bret Barberie, S (1, 4) OBP: 0.357, SLG: 0.401		3-3 K		0-2 G6-3		2-2 G5-3		0-0 G4-6-3 1B		4 0 1 0 0 1 1												
Dave Magadan, L (1, 3) OBP: 0.380, SLG: 0.322		4-2 1B BB		0-0 1B		2-2 G4-3		2-1 G4-6-3		3 0 1 1 1 0 1												
Kurt Abbott, R (1, 6) OBP: 0.290, SLG: 0.385		1-1 P4		2-2 G5-3		0-3 K		0-1 G4-3		4 0 0 0 0 1 2												
Rob Natal, R (1, 2) OBP: 0.467, SLG: 0.417		2-2 1B			3-2 SH5-4 2B		1-1 G5-3			3 0 2 0 0 0 0												
Charlie Hough, R (1, 1) OBP: 0.147, SLG: 0.121			3-1 L9		0-0 SH5-4		0-1 F9			1 0 0 0 0 0 0												
Richie Lewis, R (6, 1)										0 0 0 0 0 0 0												
Alex Arias, R (7, PH) OBP: 0.314, SLG: 0.305										1 0 0 0 0 0 0												
Luis Aquino, R (7, 1)										0 0 0 0 0 0 0												
<b>Inning Stats</b>	R: 1 E: 0 K: 2 S: 9	H: 1 LOB: 0 BB: 0 P: 16	R: 0 E: 0 K: 1 S: 13	H: 1 LOB: 2 BB: 1 P: 23	R: 0 E: 0 K: 0 S: 7	H: 0 LOB: 0 BB: 0 P: 12	R: 1 E: 0 K: 0 S: 10	H: 1 LOB: 1 BB: 1 P: 18	R: 0 E: 0 K: 0 S: 8	H: 1 LOB: 2 BB: 1 P: 18	R: 1 E: 0 K: 1 S: 10	H: 1 LOB: 0 BB: 0 P: 17	R: 0 E: 0 K: 0 S: 6	H: 0 LOB: 0 BB: 0 P: 7	R: 0 E: 0 K: 1 S: 8	H: 0 LOB: 0 BB: 0 P: 11	R: 0 E: 0 K: 0 S: 5	H: 1 LOB: 0 BB: 0 P: 7	1B: 3 2B: 1 3B: 0 HR: 2	SF: 0 SAC: 1 DP: 2 HBP: 1	WP: 0 PB: 0 SB: 0 CS: 0	PA: 34
<b>PITCHER</b>	IP WLS BF H R ER SO BB IBB HBP BLK WP HR S P ERA WHIP																				IP WLS BF H R ER SO BB IBB HBP BLK WP HR S P ERA WHIP	
Pete Schourek, L (1, 1) ERA: 4.61	7.0 W 28 5 3 3 4 3 0 1 0 0 2 63 111 3.86 1.143																					
Johnny Ruffin, R (8, 1) ERA: 2.75	2.0 S 6 1 0 0 1 0 0 0 0 0 0 13 18 0.00 0.500																					

Florida Marlins @ Cincinnati Reds  
Riverfront Stadium, Cincinnati, OH  
Mon Jul 18 1994, 7:05 PM EDT  
Att. 27,424 - Unknown - 84 F

livebaseballscorecards.com

AB 29  
R 3  
H 6  
RBI 3  
BB 3  
SO 5  
LOB 8



BOTTOM

Florida Marlins @ Cincinnati Reds  
Riverfront Stadium, Cincinnati, OH

livebaseballscores.com

AB	27
R	5
H	5
RBI	5
BB	3
SO	3
LOB	4



WP	0	PA	31
PB	0		
SB	0		
CS	0		

Mon Jul 18 1994, 7:05 PM EDT  
Att: 27,424 - Unknown - 84 F

AB	R	H	RBI	BB	SO	LOB
3	2	1	0	1	0	0
3	1	1	1	0	0	0
4	0	0	1	0	1	1
4	1	2	2	0	0	0
2	1	1	1	1	0	1
2	0	0	0	1	0	1
3	0	0	0	0	0	1
3	0	0	0	0	2	0
2	0	0	0	0	0	0
1	0	0	0	0	0	0
0	0	0	0	0	0	0
1B:	1	SF:	0			
2B:	1	SAC:	1			
3B:	1	DP:	1			
HR:	2	HBP:	0			

Batter	1	2	3	4	5	6	7	8	9
<b>Jacob Brumfield, R</b> OBP: 0.413, SLG: 0.551 (1, 8)	0-0 3B 1B		4-2 SH1-3 BLK 2B BB		2-2 L7		0-2 G5-3		
<b>Barry Larkin, R</b> OBP: 0.373, SLG: 0.407 (1, 6)	1-2 G4-3 3B		1-1 SH1-3 1-3		3-1 P4			1-0 G6-3	
<b>Hal Morris, L</b> OBP: 0.392, SLG: 0.510 (1, 3)	2-1 G4-3		0-0 G4-3			1-2 G4-3		1-3 K	
<b>Kevin Mitchell, R</b> OBP: 0.414, SLG: 0.672 (1, 7)	2-2 F9		0-1 2B			1-1 HR		0-2 G5-3	
<b>Reggie Sanders, R</b> OBP: 0.346, SLG: 0.529 (1, 9)	4-1 BB		1-2 G6-3			2-0 HR			
<b>Bret Boone, R</b> OBP: 0.371, SLG: 0.471 (1, 4)	0-1 F9			1-0 G5-3		4-0 BB			
<b>Jeff Branson, L</b> OBP: 0.309, SLG: 0.478 (1, 5)		0-1 G6-3		2-2 P2		1-0 G3-6-3			
<b>Brian Dorsett, R</b> OBP: 0.302, SLG: 0.344 (1, 2)		0-3 K		1-3 K2-3			0-0 F8		
<b>Pete Schourek, L</b> OBP: 0.188, SLG: 0.375 <b>Lenny Harris, L</b> OBP: 0.329, SLG: 0.370 <b>Johnny Ruffin, R</b> (8, 1)		0-1 G4-3			2-2 G3		3-2 G4-3		

Inning Stats	R	H	E	K	S	R	H	E	K	S	R	H	E	K	S	R	H	E	K	S	R	H	E	K	S	R	H	E	K	S	
	2	2	0	12	21	0	0	0	1	7	0	0	0	0	11	0	0	0	0	8	12	0	0	0	0	8	2	2	0	0	15
	0	0	0	0	0	0	0	0	0	0	0	0	0	0	0	0	0	0	0	0	0	0	0	0	0	0	0	0	0	0	
	0	1	0	1	0	0	1	0	1	0	0	0	0	1	0	0	0	0	1	0	12	0	0	0	0	0	0	0	0	0	
	0	0	0	0	0	0	0	0	0	0	0	0	0	0	0	0	0	0	0	0	0	0	0	0	0	0	0	0	0	0	
	0	0	0	0	0	0	0	0	0	0	0	0	0	0	0	0	0	0	0	0	0	0	0	0	0	0	0	0	0	0	
	0	0	0	0	0	0	0	0	0	0	0	0	0	0	0	0	0	0	0	0	0	0	0	0	0	0	0	0	0	0	
	0	0	0	0	0	0	0	0	0	0	0	0	0	0	0	0	0	0	0	0	0	0	0	0	0	0	0	0	0	0	
	0	0	0	0	0	0	0	0	0	0	0	0	0	0	0	0	0	0	0	0	0	0	0	0	0	0	0	0	0	0	
	0	0	0	0	0	0	0	0	0	0	0	0	0	0	0	0	0	0	0	0	0	0	0	0	0	0	0	0	0	0	

PITCHER	IP	WLS	BF	H	R	ER	SO	BB	IBB	HBP	BLK	WP	HR	S	P	ERA	WHIP
<b>Charlie Hough, R</b> ERA: 4.76 (1, 1)	5.1	L	23	5	5	5	2	2	0	0	1	0	2	52	82	8.44	1.312
<b>Richie Lewis, R</b> ERA: 4.25 (6, 1)	0.2		2	0	0	0	0	1	0	0	0	0	0	1	6	0.00	1.500
<b>Luis Aquino, R</b> ERA: 4.6 (7, 1)	2.0		6	0	0	0	1	0	0	0	0	0	0	15	20	0.00	0.000

Batter	1	2	3	4	5	6	7	8	9	AB R H RBI BB SO LOB	TOP
--------	---	---	---	---	---	---	---	---	---	----------------------	-----

<b>Jerry Browne, S</b> (1, 5) <small>OBP: 0.384, SLG: 0.361</small>										5 0 0 0 0 0 3	
<b>Chuck Carr, S</b> (1, 8) <small>OBP: 0.307, SLG: 0.327</small> <b>Robb Nen, R</b> (8, 1) <b>Rob Natal, R</b> (9, PH) <small>OBP: 0.438, SLG: 0.385</small>										3 2 2 0 0 1 0 0 0 0 0 0 0 0 1 0 0 0 0 1 0	
<b>Gary Sheffield, R</b> (1, 9) <small>OBP: 0.384, SLG: 0.581</small>										5 1 2 2 0 0 2	
<b>Jeff Conine, R</b> (1, 7) <small>OBP: 0.377, SLG: 0.526</small>										4 0 2 0 1 1 2	
<b>Benito Santiago, R</b> (1, 2) <small>OBP: 0.329, SLG: 0.401</small>										5 0 0 0 0 2 6	
<b>Dave Magadan, L</b> (1, 3) <small>OBP: 0.378, SLG: 0.317</small>										3 0 0 0 1 0 1	
<b>Bret Barberie, S</b> (1, 4) <small>OBP: 0.354, SLG: 0.397</small> <b>Jeff Mutis, L</b> (6, 1) <b>Carl Everett, S</b> (8, PH) (8, 8) <small>OBP: 0.255, SLG: 0.364</small>										3 0 0 0 0 1 1 0 0 0 0 0 0 0 1 0 0 0 0 0 1	
<b>Kurt Abbott, R</b> (1, 6) <small>OBP: 0.289, SLG: 0.383</small>										4 1 1 0 0 2 1	
<b>Mark Gardner, R</b> (1, 1) <small>OBP: 0.111, SLG: 0.059</small> <b>Terry Mathews, L</b> (4, 1) <small>OBP: 0.500, SLG: 0.667</small> <b>Alex Arias, R</b> (5, PH) <small>OBP: 0.321, SLG: 0.313</small> <b>John Johnstone, R</b> (5, 1) <b>Mario Diaz, R</b> (6, 4) <small>OBP: 0.417, SLG: 0.558</small>										1 0 0 0 0 1 0 0 0 0 0 0 0 0 1 0 1 0 0 0 0 0 0 0 0 0 0 0 2 1 1 1 0 0 1	

**Florida Marlins @ Cincinnati Reds**  
 Riverfront Stadium, Cincinnati, OH

Tue Jul 19 1994, 7:05 PM EDT  
 Att. 26,847 - Unknown - 92 F

livebaseballscorecards.com

<b>AB</b>	<b>38</b>
<b>R</b>	<b>5</b>
<b>H</b>	<b>9</b>
<b>RBI</b>	<b>3</b>
<b>BB</b>	<b>2</b>
<b>SO</b>	<b>9</b>
<b>LOB</b>	<b>18</b>



Inning Stats	R: 0 E: 0 K: 1 S: 9	H: 0 LOB: 0 BB: 0 P: 11	R: 0 E: 0 K: 1 S: 8	H: 0 LOB: 0 BB: 0 P: 15	R: 0 E: 0 K: 2 S: 13	H: 0 LOB: 0 BB: 0 P: 18	R: 0 E: 1 K: 1 S: 14	H: 1 LOB: 2 BB: 0 P: 18	R: 0 E: 1 K: 0 S: 10	H: 1 LOB: 2 BB: 0 P: 18	R: 2 E: 0 K: 1 S: 14	H: 3 LOB: 1 BB: 0 P: 18	R: 3 E: 1 K: 1 S: 18	H: 3 LOB: 1 BB: 0 P: 25	R: 0 E: 0 K: 1 S: 10	H: 0 LOB: 1 BB: 1 P: 21	R: 0 E: 0 K: 1 S: 11	H: 1 LOB: 2 BB: 1 P: 21	1B: 5 2B: 3 3B: 0 HR: 1	SF: 0 SAC: 0 DP: 0 HBP: 1	WP: 0 PB: 0 SB: 0 CS: 0	PA: 41
--------------	------------------------------	----------------------------------	------------------------------	----------------------------------	-------------------------------	----------------------------------	-------------------------------	----------------------------------	-------------------------------	----------------------------------	-------------------------------	----------------------------------	-------------------------------	----------------------------------	-------------------------------	----------------------------------	-------------------------------	----------------------------------	----------------------------------	------------------------------------	----------------------------------	--------

PITCHER	IP	WLS	BF	H	R	ER	SO	BB	IBB	HBP	BLK	WP	HR	S	P	ERA	WHIP
<b>John Smiley, L</b> (1, 1) <small>ERA: 3.61</small> <b>Rich DeLucia, R</b> (7, 1) <small>ERA: 4.22</small> <b>Tim Fortugno, L</b> (9, 1) <small>ERA: 2.63</small>	6.1	W	29	7	5	4	6	0	0	1	1	0	1	73	107	5.68	1.105
	1.2		7	1	0	0	2	1	0	0	0	0	0	23	37	0.00	1.200
	1.0		5	1	0	0	1	1	0	0	0	0	0	11	21	0.00	2.000


Batter	1	2	3	4	5	6	7	8	9	AB	R	H	RBI	BB	SO	LOB
Jacob Brumfield, R OBP: 0.423, SLG: 0.590 (1, 8)	3-2 1B 2B 1B	0-1 P1		3-1 HR		2-3 1-2 HR	2-1 1B BLK 1B			5	2	3	1	0	1	1
Barry Larkin, R OBP: 0.377, SLG: 0.409 Tony Fernandez, S OBP: 0.386, SLG: 0.466 (4, PH) (5, 6)	1-2 2B 1B	4-2 1B BB		0-0 G4-3		1-1 2-H HR 3B	2-1 1-3 2-H 1B			1	1	1	0	1	0	0
Hal Morris, L OBP: 0.395, SLG: 0.522 Tim Fortugno, L (9, 1)	2-2 1B 2B	1 SAFE 0-2 1B		0-0 F7		2-1 3-H HR	0-1 G6-3 1-2f			5	2	3	3	0	0	2
Kevin Mitchell, R OBP: 0.412, SLG: 0.665 Steve Pegues, R OBP: 0.333, SLG: 0.250 (1, 7) (7, 7)	1-2 1B 1B	1-3 K		2-2 F8		3-3 K		0-3 K		4	1	1	1	0	2	2
Reggie Sanders, R OBP: 0.348, SLG: 0.533 Rich DeLucia, R (7, 1) Jeff Branson, L OBP: 0.305, SLG: 0.473 (8, PH) (9, 5)	1-2 1B BB	1-3 K			1-1 G1-3	2-2 1B 3B		0-1 P6		3	2	1	0	1	1	2
Lenny Harris, L OBP: 0.344, SLG: 0.384 (1, 5) (9, 3)	1-1 1B G3-6-4 1B		1-0 PB SF7 1B		1-1 F8	1-1 3-H 1B		3-2 G4-3		5	2	3	2	0	0	0
Bret Boone, R OBP: 0.369, SLG: 0.468 (1, 4)	2-1 F7		3-2 G6-3		1-2 1B	3-1 F9				4	0	1	0	0	0	5
Eddie Taubensee, L OBP: 0.312, SLG: 0.486 (1, 2)	0-1 1B		3-1 SF7		0-0 P6		0-0 BLK 1B 1B			3	1	2	3	0	0	1
John Smiley, L OBP: 0.250, SLG: 0.267 Thomas Howard, S OBP: 0.312, SLG: 0.426 (1, 1) (7, 9)	1-1 G3-6-4		1-3 K			0-2 PB 3B 1B	1-1 F8			3	1	1	0	0	1	1

Inning Stats	R: 6	H: 6	E: 0	LOB: 0	K: 0	S: 23	P: 38	R: 0	H: 1	E: 0	LOB: 2	K: 2	S: 13	P: 19	R: 1	H: 1	E: 0	LOB: 0	K: 1	S: 10	P: 18	R: 1	H: 1	E: 0	LOB: 0	K: 0	S: 8	R: 0	H: 1	E: 0	LOB: 1	K: 0	S: 9	P: 12	R: 4	H: 5	E: 0	LOB: 1	K: 2	S: 20	P: 34	R: 1	H: 3	E: 0	LOB: 1	K: 0	S: 9	P: 14	R: 0	H: 0	E: 0	LOB: 0	K: 1	S: 10	P: 13
--------------	------	------	------	--------	------	-------	-------	------	------	------	--------	------	-------	-------	------	------	------	--------	------	-------	-------	------	------	------	--------	------	------	------	------	------	--------	------	------	-------	------	------	------	--------	------	-------	-------	------	------	------	--------	------	------	-------	------	------	------	--------	------	-------	-------

PITCHER	IP	WLS	BF	H	R	ER	SO	BB	IBB	HBP	BLK	WP	HR	S	P	ERA	WHIP
Mark Gardner, R ERA: 5.13 (1, 1)	3.0	L	18	8	7	6	3	2	0	0	0	0	0	46	75	18.00	3.333
Terry Mathews, R ERA: 3.41 (4, 1)	1.0		4	1	1	1	0	0	0	0	0	0	1	8	13	9.00	1.000
John Johnstone, R ERA: 5.4 (5, 1)	1.2		10	5	4	4	2	0	0	0	0	0	1	25	38	21.60	3.000
Jeff Mutis, L ERA: 4.54 (6, 1)	1.1		7	4	1	1	0	0	0	0	1	0	0	13	22	6.75	3.000
Robb Nen, R ERA: 2.87 (8, 1)	1.0		3	0	0	0	1	0	0	0	0	0	0	10	13	0.00	0.000

**Florida Marlins @ Cincinnati Reds**  
Riverfront Stadium, Cincinnati, OH  
Tue Jul 19 1994, 7:05 PM EDT  
Att: 26,847 - Unknown - 92 F

AB	39
R	13
H	18
RBI	12
BB	2
SO	6
LOB	15



WP	PA	ERA	WHIP
0	42		


Batter	1	2	3	4	5	6	7	8	9	AB R H RBI BB SO LOB	TOP																										
Jerry Browne, S OBP: 0.386, SLG: 0.363 (1, 5)	2-1 F8	3-2 F8			2-0 1B 2B	4-2 BB		4-0 BB	0-0 F8	4 1 1 1 2 0 2																											
Chuck Carr, S OBP: 0.303, SLG: 0.322 (1, 8)	1-3 K		2-1 G3		1-3 K	2-3 K		1-1 P8		5 0 0 0 0 3 4																											
Carl Everett, S OBP: 0.269, SLG: 0.367 Yorkis Perez, L Robb Nen, R (1, 9) (8, 1) (8, 1)	2-2 1B S PB 1B		2-3 K		1-1 1B 2-H 1B		1-2 G5-3	0-1 F9		5 1 2 1 0 1 1 0 0 0 0 0 0 0 0 0 0 0 0 0 0																											
Jeff Conine, R OBP: 0.380, SLG: 0.527 (1, 7)	3-2 PB BB 1B		1-3 K		0-1 1B		0-0 1B	2-2 F8		5 1 3 0 0 1 1																											
Dave Magadan, L OBP: 0.386, SLG: 0.322 (1, 3)	4-1 PB 1B BB			0-1 1B	2-2 F8		3-2 1B		3-2 1B 1B FC5-4 HBP	3 2 2 0 1 0 2																											
Bret Barberie, S OBP: 0.352, SLG: 0.393 (1, 4)	3-2 FC6-4 1B		2-3 K		0-3 K		1-0 F9		0-0 B3	5 0 1 2 0 2 6																											
Alex Arias, R OBP: 0.315, SLG: 0.307 (1, 6)	1 SAFE 0-2 FC6-4			0-0 F8		0-1 G4-3	2-2 G5-3		0-1 FC5-4 1B	5 0 1 0 0 0 4																											
Rob Natal, R OBP: 0.429, SLG: 0.389 (1, 2)		3-2 G6-3		2-3 K		3-2 F8		1-0 HR 1B	2-2 FC5-4 1B	5 1 2 0 0 1 1																											
David Weathers, R OBP: 0.116, SLG: 0.050 Luis Aquino, R OBP: 0.333, SLG: 0.333 Matias Carrillo, L OBP: 0.298, SLG: 0.298 Terry Mathews, L OBP: 0.590, SLG: 0.667 Gary Sheffield, R OBP: 0.384, SLG: 0.593 (1, 1) (2, 1) (6, PH) (6, 1) (8, PH) (8, 9)		0-0 G5-3			0-0 2B 1B	1-0 BB 1B		1-1 HR	1-2 FC5-4	1 0 0 0 0 0 0 1 1 1 0 0 0 0 1 0 1 0 0 0 0 0 0 0 0 0 0 0 2 1 1 3 0 0 2																											
<b>Inning Stats</b>	R: 3 E: 0 K: 1 S: 19	H: 3 LOB: 1 BB: 1 P: 34	R: 0 E: 0 K: 0 S: 9	H: 0 LOB: 0 BB: 0 P: 15	R: 0 E: 0 K: 2 S: 8	H: 1 LOB: 1 BB: 0 P: 13	R: 0 E: 0 K: 2 S: 12	H: 1 LOB: 2 BB: 1 P: 16	R: 2 E: 0 K: 0 S: 16	H: 4 LOB: 2 BB: 0 P: 22	R: 0 E: 0 K: 1 S: 12	H: 1 LOB: 2 BB: 1 P: 22	R: 0 E: 0 K: 0 S: 13	H: 2 LOB: 2 BB: 0 P: 20	R: 2 E: 0 K: 0 S: 10	H: 2 LOB: 1 BB: 1 P: 19	R: 1 E: 0 K: 0 S: 12	H: 2 LOB: 2 BB: 0 P: 18	1B: 13 2B: 1 3B: 0 HR: 1	SF: 0 SAC: 0 DP: 0 HBP: 1	WP: 0 PB: 1 SB: 1 CS: 0	PA: 46															
<b>PITCHER</b>	IP WLS BF H R ER SO BB IBB HBP BLK WP HR S P ERA WHIP																			<b>PITCHER</b>	IP WLS BF H R ER SO BB IBB HBP BLK WP HR S P ERA WHIP																
Jose Rijo, R ERA: 3.1 (1, 1)	6.0		29	9	5	4	8	2	0	0	0	0	0	0	76	122	6.00	1.833																			
Chuck McElroy, L ERA: 1.92 (7, 1)	0.2		4	2	0	0	0	0	0	0	0	0	0	9	14	0.00	3.000																				
Jeff Brantley, R ERA: 2.61 (7, 1)	1.1	L	7	2	2	2	0	1	0	0	0	0	1	14	25	13.50	2.250																				
Hector Carrasco, R ERA: 2.34 (9, 1)	1.0		6	2	1	1	0	0	0	1	0	0	0	12	18	9.00	2.000																				

**Florida Marlins @ Cincinnati Reds**  
Riverfront Stadium, Cincinnati, OH

Wed Jul 20 1994, 7:05 PM EDT  
Att. 25,555 - Cloudy - 87 F

livebaseballscorecards.com

AB	42
R	8
H	15
RBI	7
BB	3
SO	8
LOB	23



Batter	1	2	3	4	5	6	7	8	9	AB R H RBI BB SO LOB
Jacob Brumfield, R OBP: 0.422, SLG: 0.575 (1, 8)	1-0 CS 1B	4-1 FC5-2-5 1B 2-3 3-H BB		1-0 P6		2-2 P3 1-3		2-2 L8		4 1 1 0 1 0 2
Barry Larkin, R OBP: 0.374, SLG: 0.409 (1, 6)	3-3 SAFE K 1-2	3-1 SAFE FC5-2-5 1B 1-3 3-H		2-2 F8		1-1 G6-3		1-0 WP SF8 2B		5 1 1 0 0 1 4
Hal Morris, L OBP: 0.393, SLG: 0.518 (1, 3)	2-1 G4-3	0-0 1-2 3-H 1B			1-1 G4-3		0-0 F7		0-0 F7	5 0 1 1 0 0 1
Kevin Mitchell, R OBP: 0.412, SLG: 0.660 (1, 7)		1B BB G1-3		4-1 BB		1-2 F8		2-1 SF8 2-H		2 1 0 1 2 0 2
Reggie Sanders, R OBP: 0.349, SLG: 0.530 (1, 9)		4-1 1B BB 1-2 1B	0-2 L9		0-2 L7		1-2 1B		2-3 K	4 1 1 0 1 1 1
Tony Fernandez, S OBP: 0.388, SLG: 0.466 (1, 5)		1-1 1B 1-2 2-3 1B	0-0 1B		2-1 P3		1-1 SAFE SAFE SAFE SAFE G1-3			4 1 2 0 0 0 2
Bret Boone, R OBP: 0.371, SLG: 0.479 (1, 4)		1-0 SH1-4 1B 1-2 2-H 3-H 1B	0-0 F8			2-1 HR		3-2 G4-3		4 2 2 3 0 0 1
Eddie Taubensee, L OBP: 0.312, SLG: 0.483 (1, 2)		1-1 PB SH1-4 1B 1-2 2-H 1B	0-0 G3			1-0 G3-1		3-2 F9		3 0 1 1 0 0 1 1 0 0 0 0 0 0
Brian Dorsett, R OBP: 0.301, SLG: 0.342 (8, PH) (9, 2)										
Jose Rijo, R OBP: 0.220, SLG: 0.293 (6, PH)		0-0 SH1-4		1-3 K		1-0 WP S 1B		0-1 1B		1 0 0 0 0 0 1 0 1 0 1 0 1 0 1 0 0 0 0 0 0 0 0 0 0 0 0 0

Inning Stats	R: 0 E: 0 K: 1 S: 6	H: 1 LOB: 0 BB: 0 P: 12	R: 5 E: 0 K: 0 S: 16	H: 4 LOB: 2 BB: 3 P: 34	R: 0 E: 0 K: 0 S: 6	H: 1 LOB: 1 BB: 0 P: 6	R: 0 E: 0 K: 1 S: 7	H: 0 LOB: 0 BB: 0 P: 11	R: 0 E: 0 K: 0 S: 8	H: 0 LOB: 1 BB: 1 P: 15	R: 1 E: 0 K: 0 S: 9	H: 2 LOB: 1 BB: 0 P: 16	R: 0 E: 0 K: 0 S: 9	H: 1 LOB: 1 BB: 0 P: 12	R: 0 E: 0 K: 0 S: 14	H: 1 LOB: 1 BB: 0 P: 22	R: 1 E: 0 K: 1 S: 7	H: 1 LOB: 0 BB: 0 P: 12	1B: 9 2B: 1 3B: 0 HR: 1	SF: 1 SAC: 1 DP: 0 HBP: 0															
PITCHER	IP	WLS	BF	H	R	ER	SO	BB	IBB	HBP	BLK	WP	HR	S	P	ERA	WHIP	IP	WLS	BF	H	R	ER	SO	BB	IBB	HBP	BLK	WP	HR	S	P	ERA	WHIP	
David Weathers, R ERA: 4.49	(1, 1)	1.2		5	5	5	1	3	0	0	0	0	0	20	44	27.00	4.800																		
Luis Aquino, R ERA: 4.15	(2, 1)	3.1		12	1	0	1	1	0	0	0	0	0	23	34	0.00	0.600																		
Terry Mathews, R ERA: 3.48	(6, 1)	2.0	W	9	3	1	0	0	0	0	0	1	1	18	28	4.50	1.500																		
Yorkis Perez, L ERA: 3.45	(8, 1)	0.2		3	1	0	0	0	0	0	0	0	0	11	17	0.00	1.500																		
Robb Nen, R ERA: 2.98	(8, 1)	1.1	S	5	1	1	1	0	0	0	0	1	0	10	17	6.75	0.750																		

BOTTOM

Florida Marlins @ Cincinnati Reds  
Riverfront Stadium, Cincinnati, OH  
Wed Jul 20 1994, 7:05 PM EDT  
Att: 25,555 - Cloudy - 87 F

livebaseballscorecards.com

AB	35
R	7
H	11
RBI	6
BB	4
SO	3
LOB	14




WP: 2	PA: 41
PB: 1	
SB: 1	
CS: 1	

Batter	1	2	3	4	5	6	7	8	9	AB R H RBI BB SO LOB	TOP		
<b>Jerry Browne, S</b> OBP: 0.391, SLG: 0.377 (1, 5) (6, 7)	2-2 HR		3-1 FC6-4 1B		0-3 K			4-2 BLK BB		3 1 2 1 1 1 0			
<b>Chuck Carr, S</b> OBP: 0.302, SLG: 0.319 (1, 8)	4-1 S 1B BB		0-0 F7			3-1 G5-3		3-3 1 SAFE 1 SAFE S 1-2 K		3 1 0 0 1 1 2			
<b>Gary Sheffield, R</b> OBP: 0.383, SLG: 0.586 (1, 9)	4-0 F9 1B 1-2 BB		1-3 K			2-3 K		0-0 F8		3 0 0 0 1 2 2			
<b>Jeff Conine, R</b> OBP: 0.381, SLG: 0.532 (1, 3)	2-2 G5-4-3 1-2 2-H 1B		1-2 FC6-4			1-2 3B		3-3 K		4 0 2 1 0 1 1			
<b>Carl Everett, S</b> OBP: 0.259, SLG: 0.353 <b>Mario Diaz, R</b> OBP: 0.420, SLG: 0.556 (1, 7) (6, PH) (6, 5)	1-0 F9 2-3			3-1 F9		3-3 K		1-2 HR 1B		2 0 0 0 0 0 2 2 1 1 0 0 1 1			
<b>Benito Santiago, R</b> OBP: 0.328, SLG: 0.410 (1, 2)	1-2 G5-4-3 1-2f			2-2 G5-3			1-2 L9	1-1 HR		4 1 1 2 0 0 2			
<b>Kurt Abbott, R</b> OBP: 0.285, SLG: 0.378 (1, 6)		0-0 G6-3		0-0 F7			0-0 F9	2-2 G5-3		4 0 0 0 0 0 0			
<b>Bret Barberie, S</b> OBP: 0.347, SLG: 0.388 (1, 4)		1-0 G1-3			2-2 G1-3		2-3 K	3-2 G4-3		4 0 0 0 0 1 0			
<b>Pat Rapp, R</b> OBP: 0.114, SLG: 0.143 (1, 1)		1-3 K			1-1 F8			0-1 F7		3 0 0 0 0 1 0			
<b>Inning Stats</b>	R: 2 E: 0 K: 0 S: 19 H: 2 LOB: 1 BB: 2 P: 33	R: 0 E: 0 K: 1 S: 5 H: 0 LOB: 0 BB: 0 P: 7	R: 0 E: 0 K: 1 S: 10 H: 1 LOB: 1 BB: 0 P: 15	R: 0 E: 0 K: 0 S: 6 H: 0 LOB: 0 BB: 0 P: 11	R: 0 E: 0 K: 1 S: 8 H: 0 LOB: 0 BB: 0 P: 11	R: 0 E: 0 K: 2 S: 12 H: 1 LOB: 1 BB: 0 P: 21	R: 0 E: 0 K: 1 S: 8 H: 0 LOB: 0 BB: 0 P: 11	R: 0 E: 0 K: 1 S: 9 H: 0 LOB: 1 BB: 1 P: 16	R: 2 E: 0 K: 1 S: 14 H: 2 LOB: 0 BB: 0 P: 24	1B: 3 2B: 0 3B: 1 HR: 2 SF: 0 SAC: 0 DP: 1 HBP: 0	WP: 0 PB: 0 SB: 1 CS: 0 PA: 35		
<b>PITCHER</b>	IP WLS BF H R ER SO BB IBB HBP BLK WP HR S P ERA WHIP											<b>PITCHER</b>	IP WLS BF H R ER SO BB IBB HBP BLK WP HR S P ERA WHIP
<b>Lance Painter, L</b> ERA: 5.43 (1, 1)	6.0 L 23 4 2 2 5 2 0 0 0 0 1 60 98 3.00 1.000												
<b>Greg Harris, R</b> ERA: 6.87 (7, 1)	2.0 7 0 0 0 2 1 0 0 1 0 0 17 27 0.00 0.500												
<b>Willie Blair, R</b> ERA: 6.3 (9, 1)	1.0 5 2 2 2 1 0 0 0 0 0 1 14 24 18.00 2.000												

**Florida Marlins @ Colorado Rockies**  
**Mile High Stadium, Denver, CO**  
 Fri Jul 22 1994, 9:05 PM EDT  
 Att. 58,613 - Unknown - 93 F

AB	32
R	4
H	6
RBI	4
BB	3
SO	8
LOB	10





Batter	1	2	3	4	5	6	7	8	9	AB R H RBI BB SO LOB
Eric Young Sr., R (1, 7) OBP: 0.389, SLG: 0.439	4-2 1B BB		4-0 CS BB			0-1 G5-4-3 1-2f			1-1 L8	2 0 0 0 2 0 1
Walt Weiss, S (1, 6) OBP: 0.353, SLG: 0.325	0-1 1-3 G4-3 1B		0-1 1-2 CS	3-2 F8			0-3 K		1-2 G4-3	4 0 1 0 0 1 0
Dante Bichette, R (1, 9) OBP: 0.340, SLG: 0.561	1-3 K			0-1 G3			1-0 G3 2B		0-0 G6-3	4 0 1 0 0 1 2
Andres Galarraga, R (1, 3) OBP: 0.353, SLG: 0.580	1-0 1-2f G4-3			2-2 F8			0-2 G3 2-3			3 0 0 0 0 0 3
Charlie Hayes, R (1, 5) OBP: 0.344, SLG: 0.425		2-2 F9			0-0 F8		0-0 G6-3			3 0 0 0 0 0 1
Mike Kingery, L (1, 8) OBP: 0.399, SLG: 0.508		2-1 G4-3			1-1 L9			1-1 2B		3 0 1 0 0 0 0
Danny Sheaffer, R (1, 2) OBP: 0.305, SLG: 0.263		1-3 K			2-3 K			3-3 K		2 0 0 0 0 2 0
Howard Johnson, S (8, PH) OBP: 0.325, SLG: 0.432										1 0 0 0 0 1 1
Jayhawk Owens, R (9, 2) OBP: 0.429, SLG: 0.600										0 0 0 0 0 0 0
Nelson Liriano, S (1, 4) OBP: 0.367, SLG: 0.415			1-0 G4-3			3-2 K		2-2 L5		3 0 0 0 0 1 1
Lance Painter, L (1, 1) OBP: 0.158, SLG: 0.235			0-3 K			4-2 G5-4-3 BB		3-3 K		1 0 0 0 0 1 0
John Vander Wal, L (6, PH) OBP: 0.310, SLG: 0.455										0 0 0 0 1 0 0
Greg Harris, R (7, 1) OBP: 0.243, SLG: 0.257										0 0 0 0 0 0 0
Trenidad Hubbard, R (8, PH) OBP: 0.429, SLG: 0.750										1 0 0 0 0 1 1
Willie Blair, R (9, 1)										0 0 0 0 0 0 0

Inning Stats	R: 0	H: 1	E: 0	K: 1	S: 8	LOB: 1	BB: 1	P: 14	R: 0	H: 0	E: 0	K: 1	S: 8	LOB: 0	BB: 0	P: 13	R: 0	H: 0	E: 0	K: 1	S: 6	LOB: 0	BB: 1	P: 11	R: 0	H: 0	E: 0	K: 0	S: 8	LOB: 0	BB: 0	P: 13	R: 0	H: 0	E: 0	K: 1	S: 6	LOB: 0	BB: 0	P: 9	R: 0	H: 0	E: 0	K: 1	S: 10	LOB: 0	BB: 1	P: 17	R: 0	H: 1	E: 0	K: 1	S: 8	LOB: 1	BB: 0	P: 9	R: 0	H: 1	E: 0	K: 2	S: 11	LOB: 1	BB: 0	P: 20	R: 0	H: 0	E: 0	K: 0	S: 6	LOB: 0	BB: 0	P: 8	1B: 1	SF: 0	2B: 2	SAC: 0	3B: 0	DP: 2	HR: 0	HBP: 0	WP: 0	PA: 31
PITCHER Pat Rapp, R (1, 1) ERA: 3.78	IP	WLS	BF	H	R	ER	SO	BB	IBB	HBP	BLK	WP	HR	S	P	ERA	WHIP																		IP	WLS	BF	H	R	ER	SO	BB	IBB	HBP	BLK	WP	HR	S	P	ERA	WHIP																															

**BOTTOM**

**Florida Marlins @ Colorado Rockies**  
**Mile High Stadium, Denver, CO**  
 Fri Jul 22 1994, 9:05 PM EDT  
 Att: 58,613 - Unknown - 93 F

[livebaseballscorecards.com](http://livebaseballscorecards.com)

<b>AB</b>	<b>27</b>
<b>R</b>	<b>0</b>
<b>H</b>	<b>3</b>
<b>RBI</b>	<b>0</b>
<b>BB</b>	<b>3</b>
<b>SO</b>	<b>8</b>
<b>LOB</b>	<b>10</b>



Batter	1	2	3	4	5	6	7	8	9	AB R H RBI BB SO LOB	TOP												
Jerry Browne, S OBP: 0.389, SLG: 0.379 (1, 5)	1-0 G3			2-1 F7		2-2 B1 2B	1-1 G4-3			4 0 1 0 0 0 2													
Chuck Carr, S OBP: 0.299, SLG: 0.316 (1, 8)	0-2 F7			0-2 G6-3		0-0 B1		0-3 K		4 0 0 0 0 1 1													
Gary Sheffield, R OBP: 0.377, SLG: 0.576 (1, 9)	1-2 G6-3			1-2 E5 1B		0-1 F7		2-3 K		4 0 0 0 0 1 1													
Jeff Conine, R OBP: 0.385, SLG: 0.535 (1, 3)		1-1 G4-6-3 1B		0-1 1B		1-2 2B 1B		1-3 K		4 1 3 0 0 1 0													
Matias Carrillo, L OBP: 0.295, SLG: 0.306 Mario Diaz, R OBP: 0.412, SLG: 0.543 (1, 7) (9, PH)		0-0 G4-6-3 1-2f		1-0 G3		1-0 1B SF8 2B		0-1 G1-3		3 1 1 0 0 0 3 1 0 0 0 0 0 0													
Benito Santiago, R OBP: 0.327, SLG: 0.408 (1, 2)		1-1 G5-3		2-1 G4-6-3 1B		1-2 G5-3		1-2 G6-3		4 0 1 0 0 0 2													
Bret Barberie, S OBP: 0.349, SLG: 0.390 (1, 4)			0-0 G3	0-1 G4-6-3 1-2f		0-1 1B 1B		1-0 HR 1B		4 1 2 1 0 0 1													
Kurt Abbott, R OBP: 0.285, SLG: 0.388 (1, 6)			3-1 G6-3	1-1 G5-3		0-0 SF8		1-2 HR		3 1 1 3 0 0 0													
Rich Scheid, L Richie Lewis, R Greg O'Halloran, L Terry Mathews, L Alex Arias, R John Johnstone, R Rob Natal, R OBP: 0.409, SLG: 0.368 (1, 1) (5, 1) (6, PH) (6, 1) (7, PH) (7, 1) (9, PH)			1-1 G4-3		2-1 P5	0-1 1B		2-3 K		1 0 0 0 0 0 0 0 0 0 0 0 0 0 1 0 0 0 0 0 0 0 0 0 0 0 0 0 1 0 1 0 0 0 0 0 0 0 0 0 0 0 1 0 0 0 0 1 0													
<b>Inning Stats</b>	R: 0 E: 0 K: 0 S: 8	H: 0 LOB: 0 BB: 0 P: 10	R: 0 E: 0 K: 0 S: 5	H: 1 LOB: 0 BB: 0 P: 7	R: 0 E: 0 K: 0 S: 5	H: 0 LOB: 0 BB: 0 P: 9	R: 0 E: 0 K: 0 S: 11	H: 1 LOB: 2 BB: 0 P: 15	R: 0 E: 0 K: 0 S: 6	H: 1 LOB: 0 BB: 0 P: 9	R: 0 E: 0 K: 0 S: 8	H: 1 LOB: 1 BB: 0 P: 12	R: 2 E: 0 K: 0 S: 14	H: 4 LOB: 2 BB: 0 P: 18	R: 0 E: 0 K: 3 S: 10	H: 0 LOB: 0 BB: 0 P: 13	R: 2 E: 0 K: 1 S: 12	H: 2 LOB: 0 BB: 0 P: 17	1B: 7 2B: 2 3B: 0 HR: 1	SF: 1 SAC: 0 DP: 2 HBP: 0	WP: 0 PB: 0 SB: 0 CS: 0	PA: 36	
<b>PITCHER</b> Marvin Freeman, R ERA: 3.01 Mike Munoz, L ERA: 2.98 Steve Reed, R ERA: 3.86 Bruce Ruffin, L ERA: 4.13	IP WLS BF H R ER SO BB IBB HBP BLK WP HR S P ERA WHIP	6.2 W 27 8 2 2 0 0 0 0 0 0 0 0 55 77 2.70 1.200	0.2 S 2 0 0 0 1 0 0 0 0 0 0 5 6 0.00 0.000	0.2 S 2 0 0 0 2 0 0 0 0 0 0 7 10 0.00 0.000	1.0 S 5 2 2 2 1 0 0 0 0 0 1 12 17 18.00 2.000	<b>PITCHER</b> IP WLS BF H R ER SO BB IBB HBP BLK WP HR S P ERA WHIP	6.2 W 27 8 2 2 0 0 0 0 0 0 0 0 55 77 2.70 1.200	0.2 S 2 0 0 0 1 0 0 0 0 0 0 0 5 6 0.00 0.000	0.2 S 2 0 0 0 2 0 0 0 0 0 0 7 10 0.00 0.000	1.0 S 5 2 2 2 1 0 0 0 0 0 1 12 17 18.00 2.000	<b>PITCHER</b> IP WLS BF H R ER SO BB IBB HBP BLK WP HR S P ERA WHIP	6.2 W 27 8 2 2 0 0 0 0 0 0 0 0 55 77 2.70 1.200	0.2 S 2 0 0 0 1 0 0 0 0 0 0 5 6 0.00 0.000	0.2 S 2 0 0 0 2 0 0 0 0 0 0 7 10 0.00 0.000	1.0 S 5 2 2 2 1 0 0 0 0 0 1 12 17 18.00 2.000	6.2 W 27 8 2 2 0 0 0 0 0 0 0 0 55 77 2.70 1.200	0.2 S 2 0 0 0 1 0 0 0 0 0 0 5 6 0.00 0.000	0.2 S 2 0 0 0 2 0 0 0 0 0 0 7 10 0.00 0.000	1.0 S 5 2 2 2 1 0 0 0 0 0 1 12 17 18.00 2.000	6.2 W 27 8 2 2 0 0 0 0 0 0 0 0 55 77 2.70 1.200	0.2 S 2 0 0 0 1 0 0 0 0 0 0 5 6 0.00 0.000	0.2 S 2 0 0 0 2 0 0 0 0 0 0 7 10 0.00 0.000	1.0 S 5 2 2 2 1 0 0 0 0 0 1 12 17 18.00 2.000

Florida Marlins @ Colorado Rockies  
Mile High Stadium, Denver, CO  
Sat Jul 23 1994, 9:05 PM EDT  
Att. 70,289 - Unknown

livebaseballscorecards.com

AB 35  
R 4  
H 10  
RBI 4  
BB 0  
SO 4  
LOB 10



Batter	1	2	3	4	5	6	7	8	9	AB	R	H	RBI	BB	SO	LOB
Trenidad Hubbard, R OBP: 0.333, SLG: 0.563 Mike Kingery, L OBP: 0.401, SLG: 0.508	2-0 B2-3		0-0 G6-3		3-2 E5 FC4 FC5-2	2-3 K		4-1 E BB		4	0	0	0	0	1	1
Walt Weiss, S OBP: 0.349, SLG: 0.321	1-3 K		1-0 G6-3		0-0 FC4 FC5-2 HR		1-2 G4-3	1-2 K		5	1	0	0	0	2	2
Dante Bichette, R OBP: 0.341, SLG: 0.564	2-2 P4		3-1 3B		3-2 FC5-2 HR		4-2 G3 1B BB			3	1	1	0	1	0	2
Andres Galarraga, R OBP: 0.357, SLG: 0.596		0-1 HR	3-2 G6-3		1-2 HR		3-2 G3 1B	1-2 1B		4	2	3	4	0	0	1
Charlie Hayes, R OBP: 0.343, SLG: 0.431		0-1 F9		0-1 G6-3	1-2 HR		0-0 G3			4	1	1	1	0	0	2
Eric Young Sr., R OBP: 0.400, SLG: 0.445		3-1 1B 1B		4-1 BB	1-1 1B		4-0 IBB			2	0	2	0	2	0	0
Vinny Castilla, R OBP: 0.352, SLG: 0.510		2-1 1B		1-3 K	0-0 PO	1-2 G4-3 S 1B	0-3 K			4	0	2	0	0	2	4
Jayhawk Owens, R OBP: 0.273, SLG: 0.333		1-0 P3		1-1 G1-3		0-3 K		0-3 K		4	0	0	0	0	2	4
Marvin Freeman, R OBP: 0.167, SLG: 0.182 Mike Munoz, L Steve Reed, R Howard Johnson, S Bruce Ruffin, S		1-1 L9			2-2 F7	1-2 G4-3		0-2 F8		3	0	0	0	0	0	3

Inning Stats	R: 0	H: 0	E: 0	K: 1	S: 7	H: 0	LOB: 0	BB: 0	P: 12	R: 1	H: 3	E: 0	K: 0	S: 11	R: 0	H: 1	E: 0	K: 0	S: 7	R: 0	H: 0	E: 0	K: 1	S: 8	R: 4	H: 3	E: 2	K: 0	S: 21	R: 0	H: 1	E: 0	K: 2	S: 14	R: 0	H: 1	E: 0	K: 1	S: 13	R: 0	H: 0	E: 1	K: 2	S: 11	1B: 5	2B: 0	3B: 1	SF: 0	SAC: 0	DP: 0	HBP: 0	WP: 0	PA: 39
--------------	------	------	------	------	------	------	--------	-------	-------	------	------	------	------	-------	------	------	------	------	------	------	------	------	------	------	------	------	------	------	-------	------	------	------	------	-------	------	------	------	------	-------	------	------	------	------	-------	-------	-------	-------	-------	--------	-------	--------	-------	--------

PITCHER	IP	WLS	BF	H	R	ER	SO	BB	IBB	HBP	BLK	WP	HR	S	P	ERA	WHIP
Rich Scheid, L ERA: 2.0	(1, 1)	4.2	L	24	7	5	1	2	1	0	0	0	3	54	90	1.93	1.714
Richie Lewis, R ERA: 4.22	(5, 1)	0.1		0	0	0	0	0	0	0	0	0	0	0	0	0.00	0.000
Terry Mathews, R ERA: 3.38	(6, 1)	1.0		4	1	0	2	0	0	0	0	0	0	14	18	0.00	1.000
John Johnstone, R ERA: 4.5	(7, 1)	2.0		10	1	0	3	2	1	0	0	0	0	24	40	0.00	1.500

BOTTOM

Florida Marlins @ Colorado Rockies  
Mile High Stadium, Denver, CO  
Sat Jul 23 1994, 9:05 PM EDT  
Att. 70,289 - Unknown

livebaseballscorecards.com

AB	34
R	5
H	9
RBI	5
BB	4
SO	7
LOB	19



**Florida Marlins @ Colorado Rockies**  
**Mile High Stadium, Denver, CO**  
 Sun Jul 24 1994, 5:33 AM EDT  
 Att. 68,045 - Sunny - 89 F

AB	39
R	6
H	14
RBI	6
BB	3
SO	9
LOB	18



Batter	1	2	3	4	5	6	7	8	9	AB R H RBI BB SO LOB	TOP																
Jerry Browne, S (1, 5) OBP: 0.383, SLG: 0.372	0-0 F9		0-0 F9		0-0 F8	0-3 K		0-0 F7		5 0 0 0 0 1 5																	
Chuck Carr, S (1, 8) OBP: 0.298, SLG: 0.312	0-3 K		0-3 K		0-0 F9		0-0 F9		4-0 HR BB	4 1 0 0 1 2 1																	
Gary Sheffield, R (1, 9) OBP: 0.388, SLG: 0.596	0-0 1B			0-0 HR 1B		0-0 BB SF9 1B	0-0 1B		0-0 1-H HR	5 3 5 2 0 0 0																	
Jeff Conine, R (1, 3) OBP: 0.387, SLG: 0.543	0-0 L5			0-0 1-H HR		0-0 BB 1B	0-0 1-2 1B		0-3 K	5 2 3 2 0 1 1																	
Darrell Whitmore, L (1, 7) OBP: 0.400, SLG: 0.250		0-0 CS 1B		0-3 K		4-0 1B BB	0-3 K		0-0 F7	4 0 1 0 1 2 2																	
Benito Santiago, R (1, 2) OBP: 0.325, SLG: 0.406		0-0 F8		0-3 K		0-0 SF9	0-0 G6-3		0-0 1B	4 0 1 1 0 1 3																	
Kurt Abbott, R (1, 6) OBP: 0.283, SLG: 0.385		0-0 F8		0-0 FC6-4 1B		0-3 K		0-0 G6-3	0-0 L5	5 0 1 0 0 1 4																	
Bret Barberie, S (1, 4) OBP: 0.351, SLG: 0.391			0-0 1B	0-0 FC6-4		0-0 BB 1B		0-0 G3-1		4 0 2 1 0 0 1																	
Mark Gardner, R (1, 1) OBP: 0.100, SLG: 0.053			0-3 K		0-0 G5-3	4-0 BB		0-0 1B		2 0 0 0 0 1 1																	
Mattias Carrillo, L (8, PH) OBP: 0.301, SLG: 0.306										0 0 0 0 0 1 0 0																	
Luis Aquino, R (6, 1) OBP: 0.333, SLG: 0.333										0 0 0 0 0 0 0 0																	
Greg O'Halloran, L (8, PH) OBP: 0.286, SLG: 0.286										1 0 1 0 0 0 0 0																	
Yorkis Perez, L (8, 1)										0 0 0 0 0 0 0 0																	
Robb Nen, R (8, 1)										0 0 0 0 0 0 0 0																	
<b>Inning Stats</b>	R: 0 E: 0 K: 1 S: 6	H: 1 LOB: 1 BB: 0 P: 6	R: 0 E: 0 K: 0 S: 3	H: 1 LOB: 0 BB: 0 P: 3	R: 0 E: 0 K: 2 S: 8	H: 1 LOB: 1 BB: 0 P: 8	R: 2 E: 0 K: 2 S: 10	H: 3 LOB: 1 BB: 0 P: 10	R: 0 E: 0 K: 0 S: 3	H: 0 LOB: 0 BB: 0 P: 3	R: 2 E: 0 K: 2 S: 10	H: 3 LOB: 3 BB: 2 P: 18	R: 0 E: 0 K: 1 S: 7	H: 2 LOB: 2 BB: 0 P: 7	R: 0 E: 0 K: 0 S: 4	H: 1 LOB: 1 BB: 0 P: 4	R: 2 E: 0 K: 1 S: 7	H: 2 LOB: 1 BB: 1 P: 11	1B: 12 2B: 0 3B: 0 HR: 2	SF: 1 SAC: 0 DP: 0 HBP: 0	WP: 0 PB: 0 SB: 0 CS: 1	PA: 43					
<b>PITCHER</b>	IP WLS BF H R ER SO BB IBB HBP BLK WP HR S P ERA WHIP																										
David Nied, R (1, 1) ERA: 4.42	5.0		20	6	2	2	5	0	0	0	0	0	1	30	30	3.60	1.200										
Curt Leskanic, R (6, 1) ERA: 6.17	0.0		3	2	2	2	0	1	0	0	0	0	0	2	6	∞	∞										
Steve Reed, R (6, 1) ERA: 3.81	0.2		4	1	0	0	1	1	0	0	0	0	0	5	9	0.00	3.000										
Mike Munoz, L (6, 1) ERA: 2.89	1.1		6	2	0	0	2	0	0	0	0	0	0	10	10	0.00	1.500										
Willie Blair, R (8, 1) ERA: 6.39	2.0	L	10	3	2	2	1	1	0	0	0	0	1	11	15	9.00	2.000										

livebaseballscorecards.com

BOTTOM

Florida Marlins @ Colorado Rockies  
Mile High Stadium, Denver, CO  
Sun Jul 24 1994, 5:33 AM EDT  
Att: 68,045 - Sunny - 89 F

livebaseballscores.com

AB 32  
R 4  
H 10  
RBI 4  
BB 2  
SO 7  
LOB 11



WP: 0 PA: 37  
PB: 0  
SB: 0  
CS: 1

AB R H RBI BB SO LOB  
3 0 0 2 0 1 1  
0 0 0 0 0 0 0

4 1 2 0 0 1 0

4 0 1 1 0 0 1

3 0 1 0 1 0 0

4 0 0 0 0 1 4

3 1 1 0 0 1 1  
0 0 0 0 1 0 0

4 1 2 1 0 1 1

3 1 2 0 0 0 1  
1 0 0 0 0 1 1

1 0 0 0 0 0 0  
0 0 0 0 0 0 0  
0 0 0 0 0 0 0  
0 0 0 0 0 0 0  
2 0 1 0 0 1 1

1B: 5 SF: 1  
2B: 4 SAC: 1  
3B: 1 DP: 2  
HR: 0 HBP: 0

Batter	1	2	3	4	5	6	7	8	9
Eric Young Sr., R (1, 7) OBP: 0.393, SLG: 0.438 Willie Blair, R (8, 1)	0-0 L5	0-0 SF8			0-3 K		0-0 G1-3		
Mike Kingery, L (1, 8) OBP: 0.402, SLG: 0.521	0-0 G1-3	0-0			0-3 K			0-0 G6-3	
Dante Bichette, R (1, 9) OBP: 0.340, SLG: 0.564	0-0 G1-3	0-0 G3			0-0 G6-3			0-0	0-0
Andres Galarraga, R (1, 3) OBP: 0.358, SLG: 0.595	0-0		0-0 E5		0-0 G5-3			4-0	0-0
Charlie Hayes, R (1, 5) OBP: 0.339, SLG: 0.427	0-0 G5-3		0-3 K		0-0 F7			0-0	0-0
Vinny Castilla, R (1, 6) OBP: 0.352, SLG: 0.515 Walt Weiss, S (7, 6) OBP: 0.350, SLG: 0.321		0-0	0-0 G5-3		0-3 K			4-0	0-0
Nelson Liriano, S (1, 4) OBP: 0.369, SLG: 0.421		0-0	0-0 CS		0-0		0-0 G4-3	0-3	0-3
Jayhawk Owens, R (1, 2) OBP: 0.357, SLG: 0.417 John Vander Wal, L (9, PH) OBP: 0.307, SLG: 0.449		0-0	0-0		0-0 G6-4-3		0-0	0-3	0-3
David Nied, R (1, 1) OBP: 0.132, SLG: 0.108 Curt Lesketic, R (6, 1) OBP: 0.250, SLG: 0.500 Steve Reed, R (6, 1) Mike Munoz, L (6, 1) Howard Johnson, S (7, PH) OBP: 0.325, SLG: 0.431 (8, 7)		0-0	0-0		0-0 G4-3		0-0	0-3	0-3

Inning Stats	R: 1	H: 2	E: 0	K: 0	S: 5	LOB: 1	BB: 0	P: 5
	R: 3	H: 4	E: 0	K: 0	S: 7	LOB: 1	BB: 0	P: 7
	R: 0	H: 0	E: 1	K: 1	S: 5	LOB: 0	BB: 0	P: 5
	R: 0	H: 1	E: 0	K: 0	S: 3	LOB: 0	BB: 0	P: 3
	R: 0	H: 0	E: 0	K: 2	S: 7	LOB: 0	BB: 0	P: 7
	R: 0	H: 0	E: 0	K: 1	S: 5	LOB: 0	BB: 0	P: 5
	R: 0	H: 2	E: 0	K: 0	S: 4	LOB: 1	BB: 0	P: 4
	R: 0	H: 1	E: 1	K: 0	S: 3	LOB: 1	BB: 1	P: 7
	R: 0	H: 0	E: 0	K: 3	S: 9	LOB: 1	BB: 1	P: 13

PITCHER	IP	WLS	BF	H	R	ER	SO	BB	IBB	HBP	BLK	WP	HR	S	P	ERA	WHIP
Mark Gardner, R (1, 1) ERA: 5.27	5.0		21	7	4	4	3	0	0	0	0	0	0	27	27	7.20	1.400
Luis Aquino, R (6, 1) ERA: 3.93	2.0		7	2	0	0	1	0	0	0	0	0	0	9	9	0.00	1.000
Yorkis Perez, L (8, 1) ERA: 3.41	0.1		3	1	0	0	0	0	1	0	0	0	0	2	6	0.00	3.000
Robb Nen, R (8, 1) ERA: 2.88	1.2	W	5	0	0	0	3	1	0	0	0	0	0	10	14	0.00	0.600

Batter	1	2	3	4	5	6	7	8	9	AB R H RBI BB SO LOB	TOP											
Lenny Dykstra, L OBP: 0.410, SLG: 0.467 (1, 8) B X	1-0 G6-3 1B		4-1 BB		0-1 L9			1-0 F7	1-3 K	4 0 1 0 1 1 0												
Mickey Morandini, L OBP: 0.377, SLG: 0.401 (1, 4) C C F F 1 B 1 SAFE F S	1-3 K		1-0 G6-3			3-2 G5-3		1-3 K	0-1 P5	5 0 0 0 0 2 2												
Jim Eisenreich, L OBP: 0.366, SLG: 0.419 (1, 9) B 1 SAFE X	1-0 G6-3 1-2f			0-0 L7		4-0 G4-3 1B BB		4-2 1B FC6 BB	1-3 K	3 2 0 0 2 1 1												
John Kruk, L OBP: 0.406, SLG: 0.422 (1, 3) S X		0-1 CS 1B		4-2 BB BB		3-2 G4-3 1-2		3-0 FC6 BB 1B		3 1 2 0 1 0 1												
Milt Thompson, L OBP: 0.347, SLG: 0.354 (1, 7) B S X	1-1 F7			4-2 1 SAFE BB		0-0 1B 2-H		4-0 1B FC6 3B BB		2 1 1 1 2 0 1												
Todd Pratt, R OBP: 0.288, SLG: 0.329 (1, 2) B S F T B B B	3-3 K 1-2			0-2 L6		3-2 P3		3-2 FC6 1B 1-2 2-3 3-H		4 1 0 1 0 1 6												
Kim Batiste, R OBP: 0.245, SLG: 0.304 (1, 5) C B X			1-1 E8 G4-3 G5-3 1B		1-3 K		2-2 G6-3	1-2 3B 1B		4 2 2 1 0 1 2												
Kevin Stocker, S OBP: 0.388, SLG: 0.333 (1, 6) B X			1-0 G4-3 2-3		2-2 G3-1		2-1 G3	0-1 WP 3B		4 1 1 3 0 0 1												
Curt Schilling, R OBP: 0.143, SLG: 0.143 Larry Andersen, R (6, 1) Pete Incaviglia, R OBP: 0.283, SLG: 0.458 Heathcliff Slocumb, R OBP: 0.250, SLG: 0.250 Toby Borland, R (9, 1) B B X	2-0 G5-3 3-H				1-3 K		2-2 G6-3	2-2 F9 3-H		2 0 0 1 0 1 0 0 0 0 0 0 0 0 1 0 0 0 0 0 0 1 0 0 0 0 0 0 0 0 0 0 0 0 0												
<b>Inning Stats</b>	R: 0 E: 0 K: 1 S: 7	H: 1 LOB: 0 BB: 0 P: 10	R: 0 E: 0 K: 1 S: 7	H: 1 LOB: 0 BB: 0 P: 11	R: 1 E: 1 K: 0 S: 6	H: 1 LOB: 1 BB: 1 P: 15	R: 0 E: 0 K: 1 S: 14	H: 0 LOB: 2 BB: 2 P: 23	R: 0 E: 0 K: 1 S: 10	H: 0 LOB: 0 BB: 0 P: 13	R: 1 E: 0 K: 0 S: 11	H: 1 LOB: 1 BB: 1 P: 24	R: 0 E: 0 K: 0 S: 10	H: 0 LOB: 0 BB: 0 P: 16	R: 6 E: 0 K: 1 S: 23	H: 3 LOB: 0 BB: 2 P: 42	R: 0 E: 0 K: 2 S: 8	H: 0 LOB: 0 BB: 0 P: 10	1B: 6 2B: 0 3B: 1 HR: 0	SF: 0 SAC: 0 DP: 1 HBP: 0	WP: 1 PB: 0 SB: 0 CS: 1	PA: 39
<b>PITCHER</b>	IP WLS BF H R ER SO BB IBB HBP BLK WP HR S P ERA WHIP																					
David Weathers, R ERA: 4.34 (1, 1)	6.0 L 24 4 2 1 4 4 0 0 0 0 0 0 55 96 1.50 1.333																					
Terry Mathews, R ERA: 3.27 (7, 1)	1.0 3 0 0 0 0 0 0 0 0 0 0 0 10 16 0.00 0.000																					
Jeff Mutis, L ERA: 5.24 (8, 1)	0.2 5 1 3 3 1 2 0 0 0 0 0 0 10 23 40.50 4.500																					
Richie Lewis, R ERA: 4.81 (8, 1)	0.1 4 2 3 3 0 0 0 0 0 0 1 0 13 19 81.00 6.000																					
Yorkis Perez, L ERA: 3.31 (9, 1)	1.0 3 0 0 0 0 2 0 0 0 0 0 0 8 10 0.00 0.000																					

Philadelphia Phillies @ Florida Marlins  
Joe Robbie Stadium, Miami, FL  
Mon Jul 25 1994, 7:05 PM EDT  
Att. 30,082 - Unknown - 82 F

AB	33
R	8
H	7
RBI	7
BB	6
SO	7
LOB	14



Batter	1	2	3	4	5	6	7	8	9	AB R H RBI BB SO LOB
Mario Diaz, R OBP: 0.393, SLG: 0.510 (1, 5)	2-2 F9		0-0 1B		0-0 G5-3		0-2 G4-3		1-3 K	5 0 1 0 0 1 1
Chuck Carr, S OBP: 0.302, SLG: 0.319 (1, 8)	1-1 2B		3-2 1B		0-1 E6 WP		0-1 1B		0-0 G3-1	5 0 3 0 0 0 1
Gary Sheffield, R OBP: 0.385, SLG: 0.587 (1, 9)	1-2 L7		4-2 BB		1-3 K		2-3 K		1-1 G5-3	4 0 0 0 1 2 4
Jeff Conine, R OBP: 0.386, SLG: 0.539 (1, 3)	1-1 F9		2-3 K		4-0 BB		1-2 G6-3			3 0 0 0 1 1 5
Darrell Whitmore, L OBP: 0.222, SLG: 0.125 (1, 7)		2-3 K		0-3 K	0-1 F7			2-1 F7		4 0 0 0 0 2 2
Benito Santiago, R OBP: 0.324, SLG: 0.407 (1, 2)		1-2 G5-3		1-2 K		1-0 2B		0-2 G6-3		4 0 1 0 0 1 0
Kurt Abbott, R OBP: 0.286, SLG: 0.386 (1, 6)		2-0 P3		1-0 1B		1-3 K		0-0 1B		4 0 2 0 0 1 1
Bret Barberie, S OBP: 0.350, SLG: 0.389 (1, 4)			0-3 K	0-1 G3		1-0 L8		2-2 1B		4 0 1 0 0 1 2
David Weathers, R OBP: 0.133, SLG: 0.071 Greg O'Halloran, L OBP: 0.250, SLG: 0.250 Terry Mathews, L OBP: 0.500, SLG: 0.667 Jeff Mutis, L OBP: 0.289, SLG: 0.304 Richie Lewis, R OBP: 0.289, SLG: 0.304 Matias Carrillo, L OBP: 0.289, SLG: 0.304 Yorkis Perez, L (1, 1) (6, PH) (7, 1) (8, 1) (8, PH) (9, 1)			0-3 K		0-2 E G5-3 WP 1B		2-0 F7		2-1 F7	2 1 1 0 0 1 0 1 0 0 0 0 0 1 0 1 0 0 0 0 0 2 0 0 0 0 0 0 0

Inning Stats	R: 0	H: 1	E: 0	K: 13	H: 0	LOB: 0	BB: 0	P: 18	R: 0	H: 0	E: 0	K: 1	S: 7	R: 0	H: 2	E: 0	K: 3	S: 15	R: 0	H: 1	E: 0	K: 2	S: 9	R: 1	H: 1	E: 1	K: 1	S: 12	R: 0	H: 1	E: 0	K: 1	S: 6	R: 0	H: 1	E: 0	K: 1	S: 13	R: 0	H: 2	E: 0	K: 1	S: 12	R: 0	H: 0	E: 0	K: 1	S: 7	1B: 7	SF: 0	2B: 2	SAC: 0	3B: 0	DP: 0	HR: 0	HBP: 0	WP: 1	PA: 39
--------------	------	------	------	-------	------	--------	-------	-------	------	------	------	------	------	------	------	------	------	-------	------	------	------	------	------	------	------	------	------	-------	------	------	------	------	------	------	------	------	------	-------	------	------	------	------	-------	------	------	------	------	------	-------	-------	-------	--------	-------	-------	-------	--------	-------	--------

PITCHER	IP	WLS	BF	H	R	ER	SO	BB	IBB	HBP	BLK	WP	HR	S	P	ERA	WHIP
Curt Schilling, R ERA: 4.95 (1, 1)	5.0	W	23	5	1	0	7	2	0	0	0	1	0	56	82	0.00	1.400
Larry Andersen, R ERA: 4.45 (6, 1)	1.0		4	1	0	0	1	0	0	0	0	0	0	6	11	0.00	1.000
Heathcliff Slocumb, R ERA: 2.63 (7, 1)	2.0		9	3	0	0	1	0	0	0	0	0	0	25	33	0.00	1.500
Toby Borland, R ERA: 2.19 (9, 1)	1.0		3	0	0	0	1	0	0	0	0	0	0	7	9	0.00	0.000

**BOTTOM**

**Philadelphia Phillies @ Florida Marlins**  
**Joe Robbie Stadium, Miami, FL**  
 Mon Jul 25 1994, 7:05 PM EDT  
 Att: 30,082 - Unknown - 82 F

livebaseballscorecards.com

<b>AB</b>	<b>37</b>
<b>R</b>	<b>1</b>
<b>H</b>	<b>9</b>
<b>RBI</b>	<b>0</b>
<b>BB</b>	<b>2</b>
<b>SO</b>	<b>10</b>
<b>LOB</b>	<b>19</b>



Batter	1	2	3	4	5	6	7	8	9	10	11	12	AB R H RBI BB SO LOB	TOP												
Lenny Dykstra, L Heard Cliff Slocumo, R Larry Andersen, R Milt Thompson, L Doug Jones, R Randy Ready, R Ben Rivera, R	(1, 8) B (7, 1) F (8, 1) H (9, PH) (9, 1) S (11, PH) (11, 1) X	2-2 S 1B HBP	3-2 G3-1	4-2 1-2 2-3 3-H BB		4-0 1B IBB	0-0 FC4 L7-2 1B		4-2 1-2 BB		4-0 1-2 BB		2 1 1 1 2 0 1 0 0 0 0 0 0 0 0 0 0 0 0 0 1 0 0 0 0 0 0 0 0 0													
Mickey Morandini, L	(1, 4) C (1, 4) F (1, 4) X	0-2 1B 1B	0-0 G4-3	0-3 K		0-1 1-2 2-H 3-H 1B	0-0 FC4 1B		0-0 L3		2-0 P6		7 1 3 3 0 1 7													
Jim Eisenreich, L	(1, 9) C (7, 8) B (10, 9) B	4-1 1B 2B BB	4-2 BB		2-1 G4-3	0-2 L7	1-0 FC4		2-1 G3-1		3-1 E9 1B		5 2 1 0 2 0 4													
John Kruk, L Ricky Jordan, R	(1, 3) B (6, 3) C (6, 3) X	2-1 2B 1B 1B	0-0 F7		1-1 G4-3	0-0 G3	3-2 L7-2		1-2 F8		1-2 G6-3 SH3-4 1B 1B		4 1 1 1 0 0 3 3 1 1 1 0 0 3													
Pete Incaviglia, R Billy Hatcher, R	(1, 7) B (10, PR) F (10, 8) S	1-3 K		4-1 2B FC3-2 BB	0-2 3B		0-2 L9		0-0 P3		1-0 SH3-4		5 0 2 0 1 1 2 0 0 0 0 0 0 0													
Todd Pratt, R	(1, 2) B (1, 2) X	1-0 1B 2B	2-1 FC3-2 BB 2B	0-1 F8		4-2 FC5-4 BB		0-0 L7		3-0 L7		0-2 G6-3	6 2 2 1 1 0 3													
Kim Batiste, R	(1, 5) C (1, 5) X	1-1 FC3-6 1B	0-0 P4		0-2 SH1-4 HBP 1B 1B	1-1 FC5-4		3-3 K		1-0 BB 1B		0-1 BB 1B	7 1 4 3 0 1 3													
Kevin Stocker, S	(1, 6) X (1, 6) C	0-0 FC3-6	4-0 BB FC3-2 IBB		1-1 SH1-4 1B HBP	0-0 L6		1-1 BB HBP		1-3 K		4-2 1-2 BB	3 1 0 0 2 1 3													
David West, L Toby Bordland, R Tony Longmire, L	(1, 1) B (6, 1) B (7, PH) C (7, 9) X (10, 7) X	3-1 G5-3	1-1 FC3-2 BB		2-2 SH1-4		3-2 G6-3		2-2 P3		1-0 F8		2-3 K	2 0 0 0 0 0 4 0 0 0 0 0 0 0 4 0 0 0 0 1 4												
<b>Inning Stats</b>	R: 5 E: 0 K: 1 S: 18	H: 4 LOB: 1 BB: 1 P: 32	R: 0 E: 0 K: 0 S: 7	H: 0 LOB: 1 BB: 1 P: 14	R: 1 E: 0 K: 1 S: 12	H: 1 LOB: 3 BB: 3 P: 27	R: 0 E: 0 K: 0 S: 9	H: 1 LOB: 1 BB: 0 P: 12	R: 2 E: 0 K: 0 S: 15	H: 2 LOB: 2 BB: 1 P: 22	R: 0 E: 0 K: 0 S: 9	H: 0 LOB: 0 BB: 0 P: 10	R: 0 E: 0 K: 0 S: 7	H: 0 LOB: 0 BB: 0 P: 15	R: 0 E: 0 K: 0 S: 7	H: 1 LOB: 1 BB: 0 P: 13	R: 0 E: 1 K: 1 S: 18	H: 3 LOB: 2 BB: 1 P: 29	1B: 11 2B: 5 3B: 1 HR: 0	SF: 0 SAC: 2 DP: 2 HBP: 3	WP: 0 PB: 0 SB: 1 CS: 0	PA: 63				
<b>PITCHER</b>	IP WLS BF H R ER SO P ERA WHIP	IP WLS BF H R ER SO P ERA WHIP													IP WLS BF H R ER SO P ERA WHIP											
Charlie Hough, R Richie Lewis, R John Johnstone, R Terry Mathews, R Jeff Mutis, L	(1, 1) (1, 1) (5, 1) (6, 1) (7, 1)	0.1 3.2 1.0 1.1 0.2	7 17 7 6 3	4 2 2 1 1	5 1 2 0 0	1 1 0 0 0	1 3 0 1 0	1 0 1 0 0	0 0 0 0 0	0 0 0 0 0	0 0 0 0 0	0 0 0 0 0	0 0 0 0 0	0 0 0 0 0	0 0 0 0 0	0 0 0 0 0	0 0 0 0 0	0 0 0 0 0	0 0 0 0 0	0 0 0 0 0	0 0 0 0 0	0 0 0 0 0	0 0 0 0 0	135.00 2.46 18.00 0.00 0.00	15.000 1.364 2.000 1.500 1.500	
Luis Aquino, R Robb Nen, R Yorkis Perez, L	(8, 1) (11, 1) (12, 1)	3.0 1.2 0.1	11 11 1	1 4 0	0 2 0	0 1 0	0 2 1	0 2 1	0 1 0	0 0 0	0 0 0	0 0 0	0 0 0	0 0 0	0 0 0	0 0 0	0 0 0	0 0 0	0 0 0	0 0 0	0 0 0	0 0 0	0 0 0	0 0 0	3.63 3.14 3.27	3.000 3.600 0.000

Philadelphia Phillies @ Florida Marlins  
Joe Robbie Stadium, Miami, FL  
Tue Jul 26 1994, 7:05 PM EDT  
Att. 32,648 - Unknown - 88 F

AB	48
R	10
H	15
RBI	10
BB	10
SO	5
LOB	36





Batter	1	2	3	4	5	6	7	8	9	10	11	12	AB R H RBI BB SO LOB
Mario Diaz, R OBP: 0.413, SLG: 0.509	1-2 F8 FC4-6 1B	2-0 2B 1B		4-1 BB		0-0 G6-3	0-1 L8		0-1 1B		0-0 G6-3		6 1 3 0 1 0 2
Chuck Carr, S OBP: 0.307, SLG: 0.332	0-0 FC4-6 1B	0-2 1-3 2-H 2B		3-1 P3		1-0 G6-3 3B	2-1 E9 1B		1-0 F9		2-2 G6-3		7 2 4 1 0 0 2
Gary Sheffield, R OBP: 0.382, SLG: 0.578	1-1 F8 2-3	4-2 FC4 BB		0-3 K		0-2 G6-3	1-2 1-H 1B		1-2 P4		3-1 F9		6 0 1 3 1 1 4
Jeff Conine, R OBP: 0.384, SLG: 0.542	2-2 FC4-6 1B	0-1 FC4			3-3 K	0-0 HR	0-0 P2			0-2 K		0-0 1B	7 1 2 2 0 2 5
Bret Barberie, S OBP: 0.348, SLG: 0.390	0-0 1B		0-2 F9		2-3 K	1-1 2B		3-2 F8		0-1 L9		2-3 K	7 0 2 0 0 2 1
Kurt Abbott, R OBP: 0.287, SLG: 0.381	2-3 K		1-2 G5-3		4-2 1B WP 2B BB	1-0 HBP		1-1 G3-1		1-2 G5-3			4 1 0 0 1 1 2
Darrell Whitmore, L OBP: 0.333, SLG: 0.357		1-1 G4-3	0-0 2B		3-2 2B 1B	2-3 K		0-0 1B			0-0 L5		6 1 3 0 0 1 2
Rob Natal, R OBP: 0.429, SLG: 0.391		4-2 FC3-6 BB	2-2 F8		0-1 1-H 3-H 2B		1-1 F8	2-1 G4-3			4-2 G4-3 BB		4 0 1 2 2 0 2
Charlie Hough, R Richie Lewis, R Alex Arias, R Jose Lirio, R Benito Santiago, R Terry Mathews, L Jeff Mills, L Miguel Carillo, L Luis Aguayo, R Robb Nen, R Yorkis Perez, L		0-0 FC3-6 1B 2B		3-2 P3	3-3 K		0-1 E 1B 1B		1-2 G6-3		2-2 G4-3		0 0 0 0 0 0 0 0 1 1 0 1 0 0 0 0 0 0 0 1 1 1 0 0 0 0 0 1 0 0 0 0 0 0 0 1 0 0 0 0 0 0 0 0 0 0 0 0 0 0 0


Inning Stats	R: 1 E: 0 K: 1 S: 16	H: 3 LOB: 2 BB: 0 P: 22	R: 1 E: 0 K: 0 S: 14	H: 2 LOB: 3 BB: 2 P: 25	R: 0 E: 0 K: 0 S: 10	H: 1 LOB: 1 BB: 0 P: 13	R: 0 E: 0 K: 1 S: 14	H: 0 LOB: 1 BB: 1 P: 24	R: 2 E: 0 K: 3 S: 20	H: 2 LOB: 1 BB: 1 P: 35	R: 2 E: 0 K: 1 S: 12	H: 3 LOB: 2 BB: 0 P: 17	R: 0 E: 0 K: 0 S: 8	H: 1 LOB: 1 BB: 0 P: 14	R: 0 E: 0 K: 1 S: 9	H: 0 LOB: 0 BB: 0 P: 9	R: 0 E: 0 K: 0 S: 8	H: 0 LOB: 0 BB: 0 P: 14	R: 0 E: 0 K: 1 S: 10	H: 1 LOB: 1 BB: 0 P: 17	1B: 11 2B: 4 3B: 1 HR: 1	SF: 0 SAC: 0 DP: 0 HBP: 1	WP: 1 PB: 0 SB: 2 CS: 0	PA: 59
--------------	-------------------------------	----------------------------------	-------------------------------	----------------------------------	-------------------------------	----------------------------------	-------------------------------	----------------------------------	-------------------------------	----------------------------------	-------------------------------	----------------------------------	------------------------------	----------------------------------	------------------------------	---------------------------------	------------------------------	----------------------------------	-------------------------------	----------------------------------	-----------------------------------	------------------------------------	----------------------------------	--------

PITCHER	IP	WLS	BF	H	R	ER	SO	BB	IBB	HBP	BLK	WP	HR	S	P	ERA	WHIP
David West, L ERA: 3.35	(1, 1)	5.0	27	8	4	4	5	4	0	0	0	1	0	74	119	7.20	2.400
Toby Borland, R ERA: 2.81	(6, 1)	1.0	7	3	2	2	1	0	0	1	0	0	1	12	17	18.00	3.000
Heathcliff Slocumb, R ERA: 2.86	(7, 1)	1.0	6	3	2	2	0	0	0	0	0	0	0	12	16	18.00	3.000
Larry Andersen, R ERA: 4.31	(8, 1)	1.0	4	1	0	0	0	0	0	0	0	0	0	8	14	0.00	1.000
Doug Jones, R ERA: 2.25	(9, 1)	2.0	7	1	0	0	1	0	0	0	0	0	0	17	21	0.00	0.500

**Philadelphia Phillies @ Florida Marlins**  
**Joe Robbie Stadium, Miami, FL**  
 Tue Jul 26 1994, 7:05 PM EDT  
 Att: 32,648 - Unknown - 88 F

livebaseballscorecards.com

AB	53
R	8
H	17
RBI	8
BB	5
SO	8
LOB	23



PITCHER	IP	WLS	BF	H	R	ER	SO	BB	IBB	HBP	BLK	WP	HR	S	P	ERA	WHIP
Ben Rivera, R ERA: 6.63	(11, 1)	2.0	8	1	0	0	1	1	0	0	0	0	0	18	31	0.00	1.000

Batter	1	2	3	4	5	6	7	8	9	AB R H RBI BB SO LOB	TOP
Lenny Dykstra, L OBP: 0.414, SLG: 0.462 (1, 8)	1-1 G3	0-0 L8			0-1 F9			4-2 G5-3 BB		3 0 0 0 1 0 1	<b>Philadelphia Phillies @ Florida Marlins</b> Joe Robbie Stadium, Miami, FL Wed Jul 27 1994, 7:05 PM EDT Att. 40,017 - Unknown - 89 F
Mickey Morandini, L OBP: 0.380, SLG: 0.412 (1, 4)	3-2 3B 1B		0-2 1B 3B		0-0 F7			2-1 F8		4 2 2 0 0 0 1	
Jim Eisenreich, L OBP: 0.369, SLG: 0.424 (1, 9)	1-1 1B 3B		0-1 G1-3 1B		0-2 G6-3			2-2 G5-3 1-2		4 1 2 2 0 0 1	
Ricky Jordan, R OBP: 0.293, SLG: 0.468 (1, 3)	3-2 G5-4-3 1B		1-2 F8			1-3 K		0-1 P3		4 0 1 1 0 1 2	
Milt Thompson, L OBP: 0.349, SLG: 0.352 (1, 7)	3-1 G5-4-3 1-2		2-2 G1-3 1-2		1-1 G6-3			2-2 G4-6-3 1B		4 0 1 0 0 0 2	
Todd Pratt, R OBP: 0.286, SLG: 0.338 (1, 2)	1-0 G6-3		2-1 P4		0-3 K			0-3 K		4 0 0 0 0 2 3	
Kim Batiste, R OBP: 0.253, SLG: 0.308 (1, 5)		0-1 G4-3		1-0 F8			1-2 G5-3	0-1 G4-6-3 1-2f		4 0 0 0 0 0 1	
Kevin Stocker, S OBP: 0.396, SLG: 0.333 (1, 6)		0-0	2-2 CS 1B		0-0 P5					3 0 2 0 0 0 0	
Bobby Munoz, R OBP: 0.226, SLG: 0.300 (1, 1)		1-0 P2	2-3 K		0-0 L8					3 0 0 0 0 1 2	
<b>Inning Stats</b>	R: 2 H: 3 E: 0 LOB: 1 K: 0 BB: 0 S: 15 P: 27	R: 0 H: 1 E: 0 LOB: 1 K: 0 BB: 0 S: 5 P: 6	R: 1 H: 2 E: 0 LOB: 1 K: 0 BB: 0 S: 14 P: 19	R: 0 H: 1 E: 0 LOB: 1 K: 1 BB: 0 S: 10 P: 15	R: 0 H: 0 E: 0 LOB: 0 K: 0 BB: 0 S: 6 P: 6	R: 0 H: 0 E: 0 LOB: 0 K: 2 BB: 0 S: 8 P: 10	R: 0 H: 0 E: 0 LOB: 0 K: 0 BB: 0 S: 5 P: 6	R: 0 H: 0 E: 0 LOB: 1 K: 0 BB: 1 S: 10 P: 18	R: 0 H: 1 E: 0 LOB: 0 K: 1 BB: 0 S: 8 P: 10	1B: 6 SF: 0 2B: 1 SAC: 0 3B: 2 DP: 2 HR: 0 HBP: 0	WP: 0 PA: 34 PB: 0 SB: 0 CS: 1
<b>PITCHER</b> Pat Rapp, R (1, 1) ERA: 3.72	IP WLS BF H R ER SO BB IBB HBP BLK WP HR S P ERA WHIP										

AB	33
R	3
H	8
RBI	3
BB	1
SO	4
LOB	13



Batter	1	2	3	4	5	6	7	8	9	AB	R	H	RBI	BB	SO	LOB
--------	---	---	---	---	---	---	---	---	---	----	---	---	-----	----	----	-----

<b>Mario Diaz, R</b> <small>OBP: 0.388, SLG: 0.475</small> (1, 5) <small>C S X</small>	0-2 <b>G4-3</b> <small>①</small>		1-2 <b>G1-3</b> <small>③</small>			0-0 <b>G6-3</b> <small>③</small>			2-1 <b>G6-3</b> <small>③</small>	4	0	0	0	0	0	0
<b>Chuck Carr, S</b> <small>OBP: 0.307, SLG: 0.332</small> (1, 8) <small>L X</small>	0-1 <b>G6-4-3</b> <b>1B</b>			2-1 <b>G5-3</b> <small>①</small>			1-1 <b>G6-3</b> <small>①</small>			3	0	1	0	0	0	0
<b>Gary Sheffield, R</b> <small>OBP: 0.379, SLG: 0.571</small> (1, 9) <small>C F B X</small>	1-2 <b>G6-4-3</b> <b>1-2f</b> <small>② ③</small>			3-2 <b>G5-3</b> <small>②</small>			0-0 <b>G5-3</b> <small>②</small>			3	0	0	0	0	0	1
<b>Jeff Conine, R</b> <small>OBP: 0.382, SLG: 0.538</small> (1, 3)		2-0 <b>F9</b> <small>①</small>		1-2 <b>G1-3</b> <small>③</small>			0-0 <b>G4-3</b> <small>③</small>			3	0	0	0	0	0	0
<b>Benito Santiago, R</b> <small>OBP: 0.323, SLG: 0.415</small> (1, 2)		1-1 <b>HR</b>			3-2 <b>F9</b> <small>①</small>			3-2 <b>F9</b> <small>①</small>		3	1	1	1	0	0	0
<b>Darrell Whitmore, L</b> <small>OBP: 0.278, SLG: 0.294</small> (1, 7) <small>F X</small>		0-1 <b>G6-3</b> <small>②</small>			0-0 <b>G4-3</b> <small>②</small>			0-0 <b>G1-3</b> <small>②</small>		3	0	0	0	0	0	0
<b>Bret Barberie, S</b> <small>OBP: 0.346, SLG: 0.387</small> (1, 4)		0-3 <b>K</b> <small>③</small>			0-0 <b>G4-3</b> <small>③</small>			2-3 <b>K</b> <small>③</small>		3	0	0	0	0	2	0
<b>Alex Arias, R</b> <small>OBP: 0.310, SLG: 0.302</small> (1, 6)			1-1 <b>G6-3</b> <small>①</small>			0-3 <b>K</b> <small>①</small>			0-0 <b>G4-3</b> <small>①</small>	3	0	0	0	0	1	0
<b>Pat Rapp, R</b> <small>OBP: 0.108, SLG: 0.135</small> (1, 1) <b>Matias Carrillo, L</b> <small>OBP: 0.301, SLG: 0.307</small> (9, PH)			0-0 <b>F8</b> <small>②</small>			0-1 <b>G6-3</b> <small>②</small>			0-0 <b>G4-3</b> <small>②</small>	2	0	0	0	0	0	0
										1	0	0	0	0	0	0

Inning Stats	R: 0	H: 1	E: 0	LOB: 0	K: 0	S: 8	P: 9	R: 1	H: 1	E: 0	LOB: 0	K: 1	S: 8	P: 11	R: 0	H: 0	E: 0	LOB: 0	K: 0	S: 6	R: 0	H: 0	E: 0	LOB: 0	K: 0	S: 5	R: 0	H: 0	E: 0	LOB: 0	K: 1	S: 6	R: 0	H: 0	E: 0	LOB: 0	K: 0	S: 7	R: 0	H: 0	E: 0	LOB: 0	K: 1	S: 7	R: 0	H: 0	E: 0	LOB: 0	K: 0	S: 4	R: 0	H: 0	E: 0	LOB: 0	K: 1	S: 7	R: 0	H: 0	E: 0	LOB: 0	K: 0	S: 4	R: 0	H: 0	E: 0	LOB: 0	K: 0	S: 4	R: 0	H: 0	E: 0	LOB: 0	K: 0	S: 6	R: 0	H: 0	E: 0	LOB: 0	K: 0	S: 6	R: 0	H: 0	E: 0	LOB: 0	K: 0	S: 6	R: 0	H: 0	E: 0	LOB: 0	K: 0	S: 6	R: 0	H: 0	E: 0	LOB: 0	K: 0	S: 6
--------------	------	------	------	--------	------	------	------	------	------	------	--------	------	------	-------	------	------	------	--------	------	------	------	------	------	--------	------	------	------	------	------	--------	------	------	------	------	------	--------	------	------	------	------	------	--------	------	------	------	------	------	--------	------	------	------	------	------	--------	------	------	------	------	------	--------	------	------	------	------	------	--------	------	------	------	------	------	--------	------	------	------	------	------	--------	------	------	------	------	------	--------	------	------	------	------	------	--------	------	------	------	------	------	--------	------	------

PITCHER	IP	WLS	BF	H	R	ER	SO	BB	IBB	HBP	BLK	WP	HR	S	P	ERA	WHIP
<b>Bobby Munoz, R</b> <small>ERA: 2.32</small> (1, 1)	9.0	W	28	2	1	1	3	0	0	0	0	0	1	57	80	1.00	0.222

**BOTTOM**

**Philadelphia Phillies @ Florida Marlins**  
**Joe Robbie Stadium, Miami, FL**  
 Wed Jul 27 1994, 7:05 PM EDT  
 Att: 40,017 - Unknown - 89 F

<b>AB</b>	<b>28</b>
<b>R</b>	<b>1</b>
<b>H</b>	<b>2</b>
<b>RBI</b>	<b>1</b>
<b>BB</b>	<b>0</b>
<b>SO</b>	<b>3</b>
<b>LOB</b>	<b>1</b>



WP	PA	ERA	WHIP
0	28		

Batter	1	2	3	4	5	6	7	8	9	AB	R	H	RBI	BB	SO	LOB	TOP										
Marquis Grissom, R OBP: 0.342, SLG: 0.411 (1, 8)	F7	K		P6		F8	P9			5	0	0	0	0	1	4											
Rondell White, R OBP: 0.395, SLG: 0.507 (1, 7)	G5-3		G4-3		1B		1B	1B	FC6-4	3	3	2	0	1	0	0											
Moises Alou, R OBP: 0.397, SLG: 0.570 Cliff Floyd, L OBP: 0.340, SLG: 0.408 (5, PR) (5, 9)	HBP		K		1B		BB	1B	P3	3	1	2	1	0	1	1											
Larry Walker, L OBP: 0.379, SLG: 0.561 (1, 3)	1B		G4-3		F8		HBP	1B	P7	4	1	1	2	0	0	2											
Wil Cordero, R OBP: 0.368, SLG: 0.514 (1, 6)	1B		FC6-4		F7		HBP	BB	FC6-4	3	1	1	1	1	0	2											
Lenny Webster, R OBP: 0.370, SLG: 0.454 Jeff Shaw, R OBP: 0.376, SLG: 0.286 Lou Frazier, S OBP: 0.377, SLG: 0.328 Mel Rojas, R OBP: 0.222, SLG: 0.222 Juan Bell, R OBP: 0.356, SLG: 0.379 John Wetteland, R OBP: 0.250, SLG: 0.250 (1, 2) (5, 1) (7, PH) (7, 1) (9, PH) (9, 1)	P8		FC6-4		P7		WP	HBP	G3-1	3	0	0	0	0	0	4											
Mike Lansing, R OBP: 0.329, SLG: 0.361 Freddie Benavides, R OBP: 0.241, SLG: 0.295 (9, PH) (9, 4)		K	1B		L8		FC6-4	1B	L7	3	0	2	1	0	0	0											
Sean Berry, R OBP: 0.340, SLG: 0.411 (1, 5)		1B			HR		FC6-4	S	SF8	3	1	2	2	1	0	1											
Gil Heredia, R OBP: 0.300, SLG: 0.300 Darrin Fletcher, L OBP: 0.318, SLG: 0.442 (1, 1) (5, 2)		K			P3		L8		P6	2	0	0	0	0	1	2											
<b>Inning Stats</b>	R: 1 E: 0 K: 0 S: 10	H: 2 LOB: 2 BB: 0 P: 20	R: 0 E: 0 K: 2 S: 12	H: 2 LOB: 1 BB: 0 P: 17	R: 1 E: 1 K: 1 S: 10	H: 1 LOB: 1 BB: 0 P: 14	R: 1 E: 0 K: 0 S: 7	H: 1 LOB: 0 BB: 0 P: 13	R: 1 E: 0 K: 0 S: 9	H: 2 LOB: 1 BB: 0 P: 15	R: 0 E: 0 K: 0 S: 11	H: 1 LOB: 1 BB: 0 P: 17	R: 4 E: 0 K: 0 S: 15	H: 2 LOB: 2 BB: 3 P: 30	R: 0 E: 0 K: 0 S: 9	H: 0 LOB: 1 BB: 0 P: 14	R: 0 E: 0 K: 0 S: 10	H: 0 LOB: 1 BB: 1 P: 18	1B: 8 2B: 2 3B: 0 HR: 1	SF: 1 SAC: 0 DP: 0 HBP: 4	WP: 1 PB: 0 SB: 1 CS: 0	PA: 45					
<b>PITCHER</b>	IP	WLS	BF	H	R	ER	SO	BB	IBB	HBP	BLK	WP	HR	S	P	ERA	WHIP										
Rich Scheid, L ERA: 2.74 (1, 1)	5.0		24	8	4	3	3	0	0	2	0	0	1	48	79	5.40	1.600										
Richie Lewis, R ERA: 4.72 (6, 1)	1.0	L	5	1	1	1	0	1	0	0	0	0	0	13	23	9.00	2.000										
Jeff Mutis, L ERA: 5.66 (7, 1)	0.0		2	2	0	0	0	0	0	0	0	0	0	4	5	∞	∞										
Luis Aquino, R ERA: 3.67 (7, 1)	2.0		10	0	3	3	0	2	0	2	0	1	0	18	33	13.50	1.000										
Terry Mathews, R ERA: 3.06 (9, 1)	1.0		4	0	0	0	0	1	0	0	0	0	0	10	18	0.00	1.000										

**Montreal Expos @ Florida Marlins**  
**Joe Robbie Stadium, Miami, FL**  
 Fri Jul 29 1994, 7:05 PM EDT  
 Att: 39,338 - Unknown

**AB 36**  
**R 8**  
**H 11**  
**RBI 8**  
**BB 4**  
**SO 3**  
**LOB 21**



WP: 1 PA: 45  
 PB: 0  
 SB: 1  
 CS: 0

livebaseballscorecards.com

BOTTOM

Montreal Expos @ Florida Marlins  
Joe Robbie Stadium, Miami, FL  
Fri Jul 29 1994, 7:05 PM EDT  
Att. 39,338 - Unknown

livebaseballscorecards.com

AB	33
R	4
H	8
RBI	4
BB	3
SO	6
LOB	16



WP	0	PA	40
PB	0		
SB	0		
CS	1		

AB R H RBI BB SO LOB

4	1	0	0	0	2	2
5	0	0	0	0	1	4
2	1	0	0	2	0	2
4	0	1	3	0	1	1
3	0	1	0	1	0	1
4	0	0	0	0	1	2
4	1	3	0	0	0	0
3	1	2	0	0	1	0
0	0	0	0	0	0	0
1	0	0	0	0	0	2
0	0	0	1	0	0	0
0	0	0	0	0	0	0
0	0	0	0	0	0	0
0	0	0	0	0	0	0
0	0	0	0	0	0	0
2	0	1	0	0	0	0
1	0	0	0	0	0	2

Batter	1	2	3	4	5	6	7	8	9
Chuck Carr, S OBP: 0.305, SLG: 0.328 (1, 8)	0-3 K		2-2 G3		1-2 SAFE E3 1-3 2B		0-3 K		2-0 HBP
Mario Diaz, R OBP: 0.361, SLG: 0.439 (1, 5)	1-0 F9		0-0 1-3		1-0 P8		2-2 K		3-2 F8
Gary Sheffield, R OBP: 0.382, SLG: 0.567 (1, 9)	1-0 HBP		4-1 CS BB		4-1 2B BB		0-0 FC5-4 1-2f		0-2 F7
Jeff Conine, R OBP: 0.380, SLG: 0.538 (1, 3)	0-1 G6-3		1-2 CS	1-3 K	0-0 2B			0-1 G6-3	
Darrell Whitmore, L OBP: 0.318, SLG: 0.300 (1, 7)		0-0 L4		1-0 G6-4-3 1B	0-0 G1-3			4-0 1B BB	
Benito Santiago, R OBP: 0.319, SLG: 0.410 (1, 2)		0-0 F8		0-2 G6-4-3 1-2f		0-0 L4		1-3 K	
Kurt Abbott, R OBP: 0.293, SLG: 0.389 (1, 6)		1-2 1B			0-1 1B SF7 2B	0-0 G6-3		1-2 1B	
Bret Barberie, S OBP: 0.348, SLG: 0.389 Terry Mathews, L OBP: 0.500, SLG: 0.667 (1, 4) (9, 1)		1-2 1B			3-1 E 2B 1B	1-3 K		2-1 F8	
Rich Scheid, L Greg O'Halloran, L Richie Lewis, R Jeff Mutis, L Luis Aguino, R Jerry Browne, S Matias Carrillo, L OBP: 0.250, SLG: 0.250 OBP: 0.384, SLG: 0.373 OBP: 0.299, SLG: 0.305 (1, 1) (5, PH) (6, 1) (7, 1) (7, 1) (7, 4) (8, PH)		2-2 G1-3			1-1 SF7 3-H		3-1 FC5-4 1B		2-1 G6-3

Inning Stats	R: 0 E: 0 K: 1 S: 6	H: 0 LOB: 1 BB: 0 P: 8	R: 0 E: 0 K: 0 S: 11	H: 2 LOB: 2 BB: 0 P: 15	R: 0 E: 0 K: 0 S: 8	H: 0 LOB: 0 BB: 1 P: 15	R: 0 E: 0 K: 1 S: 7	H: 1 LOB: 0 BB: 0 P: 9	R: 4 E: 1 K: 0 S: 13	H: 3 LOB: 1 BB: 1 P: 23	R: 0 E: 0 K: 1 S: 5	H: 0 LOB: 0 BB: 0 P: 6	R: 0 E: 0 K: 2 S: 9	H: 1 LOB: 1 BB: 0 P: 14	R: 0 E: 0 K: 1 S: 13	H: 1 LOB: 2 BB: 1 P: 21	R: 0 E: 0 K: 0 S: 10	H: 0 LOB: 1 BB: 0 P: 17	1B: 6 2B: 2 3B: 0 HR: 0	SF: 1 SAC: 0 DP: 1 HBP: 2
--------------	------------------------------	---------------------------------	-------------------------------	----------------------------------	------------------------------	----------------------------------	------------------------------	---------------------------------	-------------------------------	----------------------------------	------------------------------	---------------------------------	------------------------------	----------------------------------	-------------------------------	----------------------------------	-------------------------------	----------------------------------	----------------------------------	------------------------------------

PITCHER	IP	WLS	BF	H	R	ER	SO	BB	IBB	HBP	BLK	WP	HR	S	P	ERA	WHIP
Gil Heredia, R ERA: 3.98 (1, 1)	4.2		22	6	4	1	2	2	0	1	0	0	0	44	69	1.93	1.714
Jeff Shaw, R ERA: 3.75 (5, 1)	1.1	W	4	0	0	0	1	0	0	0	0	0	0	6	7	0.00	0.000
Mel Rojas, R ERA: 3.21 (7, 1)	2.0		9	2	0	0	3	1	0	0	0	0	0	22	35	0.00	1.500
John Wetteland, R ERA: 2.67 (9, 1)	1.0		4	0	0	0	0	0	0	1	0	0	0	10	17	0.00	0.000

Batter	1	2	3	4	5	6	7	8	9	AB R H RBI BB SO LOB	TOP		
<b>Marquis Grissom, R</b> (1, 8) <small>OBP: 0.341, SLG: 0.417</small>	0-0 		2-1 		1-2 			0-2 		4 1 1 1 0 0 1			
<b>Cliff Floyd, L</b> (1, 9) <small>OBP: 0.342, SLG: 0.405</small> <b>Mel Rojas, R</b> (8, 1) <small>OBP: 0.222, SLG: 0.222</small> <b>John Wetteland, R</b> (8, 1) <small>OBP: 0.250, SLG: 0.250</small>	4-2 		1-1 			1-2 		4-2 		2 1 0 0 2 1 0 0 0 0 0 0 0 0 0 0 0 0 0 0 0			
<b>Rondell White, R</b> (1, 7) <small>OBP: 0.388, SLG: 0.535</small>	1-1 		3-2 			1-1 		3-2 	0-1 	4 1 1 2 0 0 0			
<b>Larry Walker, L</b> (1, 3) <small>OBP: 0.380, SLG: 0.559</small>	0-1 			1-1 		2-1 			4-1 	3 1 1 0 1 0 0			
<b>Darrin Fletcher, L</b> (1, 2) <small>OBP: 0.318, SLG: 0.439</small> <b>Lou Frazier, S</b> (7, PR) <small>OBP: 0.377, SLG: 0.328</small> <b>Tim Spehr, R</b> (7, 2) <small>OBP: 0.333, SLG: 0.400</small>	0-1 			2-2 			4-2 	2-2 	1-3 	2 0 0 0 1 0 1 0 1 0 0 0 0 0 1 1 1 0 0 0 0			
<b>Wil Cordero, R</b> (1, 6) <small>OBP: 0.367, SLG: 0.509</small>		2-2 		1-3 			2-2 	4-0 	1-3 	3 1 0 0 1 1 1			
<b>Sean Berry, R</b> (1, 5) <small>OBP: 0.342, SLG: 0.420</small>		1-2 			3-2 		3-2 	2-1 	1-H 	4 0 2 4 0 0 1			
<b>Freddie Benavides, R</b> (1, 4) <small>OBP: 0.230, SLG: 0.280</small>		1-2 			0-0 		0-0 	0-0 	0-0 	4 0 0 0 0 0 3			
<b>Kirk Rueter, L</b> (1, 1) <small>OBP: 0.182, SLG: 0.129</small> <b>Tim Scott, R</b> (5, 1) <b>Randy Milligan, R</b> (8, PH) <small>OBP: 0.337, SLG: 0.347</small>			1-2 		1-2 		1-0 	2-3 	2-3 	2 0 0 0 0 0 1 0 0 0 0 0 0 0 2 0 0 0 0 1 1			
<b>Inning Stats</b>	R: 2 H: 1 E: 0 LOB: 0 K: 0 BB: 1 S: 9 P: 14	R: 0 H: 0 E: 0 LOB: 0 K: 0 BB: 0 S: 9 P: 13	R: 1 H: 1 E: 0 LOB: 0 K: 0 BB: 0 S: 11 P: 18	R: 0 H: 1 E: 0 LOB: 0 K: 1 BB: 0 S: 8 P: 12	R: 0 H: 1 E: 0 LOB: 1 K: 0 BB: 0 S: 11 P: 16	R: 0 H: 0 E: 0 LOB: 0 K: 1 BB: 0 S: 7 P: 11	R: 1 H: 0 E: 0 LOB: 1 K: 0 BB: 1 S: 13 P: 22	R: 0 H: 0 E: 0 LOB: 0 K: 0 BB: 1 S: 10 P: 17	R: 3 H: 2 E: 0 LOB: 1 K: 1 BB: 2 S: 12 P: 26	1B: 2 SF: 0 2B: 1 SAC: 0 3B: 1 DP: 0 HR: 2 HBP: 0	WP: 1 PA: 37 PB: 0 SB: 1 CS: 2		
<b>PITCHER</b>	IP WLS BF H R ER SO BB IBB HBP BLK WP HR S P ERA WHIP											<b>PITCHER</b>	IP WLS BF H R ER SO BB IBB HBP BLK WP HR S P ERA WHIP
<b>Mark Gardner, R</b> (1, 1) <small>ERA: 5.26</small> <b>John Johnstone, R</b> (8, 1) <small>ERA: 6.91</small> <b>Terry Mathews, R</b> (9, 1) <small>ERA: 3.0</small>	7.0 L 26 4 4 4 2 2 0 0 0 1 2 68 106 5.14 0.857												

**Montreal Expos @ Florida Marlins**  
 Joe Robbie Stadium, Miami, FL  
 Sat Jul 30 1994, 7:05 PM EDT  
 Att: 35,327 - Unknown

livebaseballscorecards.com

AB	31
R	7
H	6
RBI	7
BB	5
SO	3
LOB	9






Batter	1	2	3	4	5	6	7	8	9	AB R H RBI BB SO LOB	TOP	
<b>Marquis Grissom, R</b> (1, 8) <small>OBP: 0.348, SLG: 0.433</small>	3-2 	1-1 <small>SAFE</small> 	4-0 			0-1 	1-1 	0-1 		5 3 4 1 1 0 2		
<b>Cliff Floyd, L</b> (1, 9) <small>OBP: 0.342, SLG: 0.414</small>	3-2 	2-2 	3-2 			1-3 	1-2 		2-3 	6 3 2 2 0 2 5		
<b>Rondell White, R</b> (1, 7) <small>OBP: 0.381, SLG: 0.520</small> <b>Lou Frazier, S</b> (6, PR) <small>OBP: 0.372, SLG: 0.323</small>	0-0 	2-0 			1-3 	2-0 	1-2 		0-0 	4 0 1 0 0 1 2 2 1 0 0 0 0 0		
<b>Larry Walker, L</b> (1, 3) <small>OBP: 0.385, SLG: 0.568</small> <b>Randy Milligan, R</b> (7, 3) <small>OBP: 0.333, SLG: 0.342</small>	2-0 	1-1 			1-1 	0-1 	2-0 		1-3 	5 2 4 3 0 0 0 1 0 0 0 0 1 0		
<b>Darrin Fletcher, L</b> (1, 2) <small>OBP: 0.322, SLG: 0.447</small> <b>Gabe White, L</b> (7, 1)	1-0 	1-3 			4-1 	3-2 	1-3 			4 1 2 3 1 2 3 0 0 0 0 0 0 0		
<b>Wil Cordero, R</b> (1, 6) <small>OBP: 0.368, SLG: 0.505</small> <b>Freddie Benavides, R</b> (6, 6) <small>OBP: 0.227, SLG: 0.277</small>	0-3 		4-2 		1-0 	1-2 		1-3 		3 1 0 0 1 1 4 1 0 0 0 0 1 0		
<b>Sean Berry, R</b> (1, 5) <small>OBP: 0.346, SLG: 0.432</small>	3-3 		1-0 		1-3 	3-2 		4-0 		4 1 2 2 1 2 1		
<b>Juan Bell, R</b> (1, 4) <small>OBP: 0.358, SLG: 0.380</small>		1-2 	0-2 		2-3 	2-3 		0-0 		5 1 2 1 0 2 2		
<b>Pedro Martinez, R</b> (1, 1) <small>OBP: 0.146, SLG: 0.158</small> <b>Lenny Webster, R</b> (7, PH) <small>OBP: 0.372, SLG: 0.450</small>		0-1 	0-0 		1-2 		1-2 	2-0 		2 0 0 0 0 0 1 1 0 0 0 0 0 0		
<b>Inning Stats</b>	R: 3 H: 4 E: 0 LOB: 1 K: 2 BB: 0 S: 17 P: 29	R: 2 H: 4 E: 0 LOB: 2 K: 1 BB: 0 S: 16 P: 24	R: 1 H: 2 E: 0 LOB: 2 K: 0 BB: 2 S: 12 P: 24	R: 0 H: 0 E: 0 LOB: 1 K: 1 BB: 1 S: 7 P: 14	R: 0 H: 0 E: 0 LOB: 0 K: 2 BB: 0 S: 10 P: 14	R: 5 H: 4 E: 1 LOB: 1 K: 2 BB: 0 S: 22 P: 34	R: 2 H: 3 E: 0 LOB: 1 K: 1 BB: 0 S: 18 P: 25	R: 0 H: 0 E: 0 LOB: 2 K: 1 BB: 1 S: 9 P: 13	R: 0 H: 0 E: 0 LOB: 0 K: 2 BB: 0 S: 9 P: 12	1B: 9 SF: 0 2B: 4 SAC: 1 3B: 1 DP: 1 HR: 3 HBP: 1	WP: 0 PA: 49 PB: 0 SB: 0 CS: 0	
<b>PITCHER</b> <b>David Weathers, R</b> (1, 1) <small>ERA: 4.64</small> <b>Jeff Mutis, L</b> (2, 1) <small>ERA: 5.4</small> <b>Richie Lewis, R</b> (6, 1) <small>ERA: 5.26</small> <b>Yorkis Perez, L</b> (8, 1) <small>ERA: 3.21</small> <b>Robb Nen, R</b> (8, 1) <small>ERA: 3.06</small>	IP WLS BF H R ER SO BB IBB HBP BLK WP HR S P ERA WHIP											<b>PITCHER</b> IP WLS BF H R ER SO BB IBB HBP BLK WP HR S P ERA WHIP

**Montreal Expos @ Florida Marlins**  
 Joe Robbie Stadium, Miami, FL  
 Sun Jul 31 1994, 7:05 PM EDT  
 Att. 29,300 - Unknown - 88 F

**AB 43**  
**R 13**  
**H 17**  
**RBI 12**  
**BB 4**  
**SO 12**  
**LOB 20**



[livebaseballscorecards.com](http://livebaseballscorecards.com)



Batter	1	2	3	4	5	6	7	8	9
<b>Chuck Carr, S</b> (1, 8) <small>OBP: 0.306, SLG: 0.329</small> <b>Darrell Whitmore, L</b> (8, 9) <small>OBP: 0.304, SLG: 0.286</small>	4-0  SF7 BB		X 0-0  P4			C B X 1-1  1B 2B	F S S 0-3  K		
<b>Jerry Browne, S</b> (1, 5) <small>OBP: 0.381, SLG: 0.369</small>	1 SAFE C B X 2-1  F8 1-2			C B B T X 3-2  G4-3		F B B B X 2-2  1B 2B	3-2  SF9		
<b>Gary Sheffield, R</b> (1, 9) <small>OBP: 0.379, SLG: 0.562</small> <b>Yorkis Perez, L</b> (8, 1) <b>Robb Nen, R</b> (8, 1)	C S F F X 2 SAFE 2-2  SF7 2-H			B L L B B T B B X 3-2  F7		C C F F F X 0-2  WP 1-H 2-H 2B	2-2  L9		
<b>Jeff Conine, R</b> (1, 7) <small>OBP: 0.376, SLG: 0.530</small>	B S B S S 2-3  K			C T B B C X 2-3  K		C T C C X 0-2  P4		X 0-0  G4-3	
<b>Greg Colbrunn, R</b> (1, 3) <small>OBP: 0.364, SLG: 0.495</small>		F B B F X 1-2  G1			B T B T C X 1-2  WP 1B	B S B S B 4-2  WP BB		X T C 0-2  G4-6-3 1B	
<b>Benito Santiago, R</b> (1, 2) <small>OBP: 0.317, SLG: 0.409</small>		L C B T C F X 1-2  G6-3			B C B C X 2-1  1B	C B F B C 2-3  K		B X 1-0  G4-6-3 1-2f	
<b>Kurt Abbott, R</b> (1, 6) <small>OBP: 0.292, SLG: 0.386</small>		S B B C X 1-3  K			S C C C X 0-3  K	X 0-0  G1-4-3			
<b>Bret Barberie, S</b> (1, 4) <small>OBP: 0.349, SLG: 0.390</small>			B B B C X 3-1  G4-3		X 0-0  F8		X 0-0  1B SF9 2B		C B B X 1-1  G4-3
<b>David Weathers, R</b> (1, 1) <small>OBP: 0.133, SLG: 0.071</small> <b>Jeff Mutis, L</b> (2, 1) <small>OBP: 0.200, SLG: 0.222</small> <b>Greg O'Halloran, L</b> (5, PH) <small>OBP: 0.200, SLG: 0.222</small> <b>Richie Lewis, R</b> (8, 1) <b>Mario Diaz, R</b> (7, PH) <small>OBP: 0.370, SLG: 0.448</small> <b>Matias Carrillo, L</b> (8, 8) <small>OBP: 0.295, SLG: 0.300</small>			F F F F X 0-2  G3-1		X 0-0  G4-3		B C C X 1-1  1B		S S B B T F S 2-3  K

AB	R	H	RBI	BB	SO	LOB
3	2	1	0	1	1	2
0	0	0	0	0	0	0
3	1	1	1	0	0	1
3	0	1	3	0	0	1
0	0	0	0	0	0	0
0	0	0	0	0	0	0
4	0	0	0	0	2	1
3	0	2	0	1	0	0
4	0	1	0	0	1	3
4	0	0	0	0	2	4
4	1	1	0	0	0	2
0	0	0	0	0	0	0
1	0	0	0	0	0	0
1	0	0	0	0	0	2
0	0	0	0	0	0	0
1	0	1	0	0	0	0
1	0	0	0	0	1	0

**BOTTOM**

**Montreal Expos @ Florida Marlins**  
 Joe Robbie Stadium, Miami, FL

Sun Jul 31 1994, 7:05 PM EDT  
 Att: 29,300 - Unknown - 88 F

<b>AB</b>	<b>32</b>
<b>R</b>	<b>4</b>
<b>H</b>	<b>8</b>
<b>RBI</b>	<b>4</b>
<b>BB</b>	<b>2</b>
<b>SO</b>	<b>7</b>
<b>LOB</b>	<b>16</b>

Inning Stats		R: 1	H: 0	E: 1	K: 1	S: 10	R: 0	H: 0	E: 0	K: 1	S: 10	R: 0	H: 0	E: 0	K: 0	S: 7	R: 0	H: 0	E: 0	K: 1	S: 13	R: 0	H: 2	E: 0	K: 1	S: 11	R: 2	H: 3	E: 0	K: 1	S: 20	R: 1	H: 2	E: 0	K: 1	S: 14	R: 0	H: 1	E: 0	K: 0	S: 5	R: 0	H: 0	E: 0	K: 1	S: 9	R: 0	H: 0	E: 0	K: 1	S: 9
<b>IP</b>	<b>WLS</b>	<b>BF</b>	<b>H</b>	<b>R</b>	<b>ER</b>	<b>SO</b>	<b>BB</b>	<b>IBB</b>	<b>HBP</b>	<b>BLK</b>	<b>WP</b>	<b>HR</b>	<b>S</b>	<b>P</b>	<b>ERA</b>	<b>WHIP</b>																																			
Pedro Martinez, R (1, 1) ERA: 3.87	6.0	W	25	5	3	2	5	2	0	0	2	0	0	71	107	3.00	1.167																																		
Gabe White, L (7, 1) ERA: 6.17	3.0	S	11	3	1	1	2	0	0	0	0	0	28	41	3.00	1.000																																			

WP	PA	ERA	WHIP
2	36		
0			
1			
0			

**Florida Marlins @ Chicago Cubs**  
**Wrigley Field, Chicago, IL**  
 Mon Aug 01 1994, 7:05 PM CDT  
 Att. 34,765 - Unknown - 72 F

[livebaseballscorecards.com](http://livebaseballscorecards.com)

<b>AB</b>	<b>36</b>
<b>R</b>	<b>5</b>
<b>H</b>	<b>10</b>
<b>RBI</b>	<b>5</b>
<b>BB</b>	<b>0</b>
<b>SO</b>	<b>6</b>
<b>LOB</b>	<b>9</b>



Batter	1	2	3	4	5	6	7	8	9	AB	R	H	RBI	BB	SO	LOB
<b>Jerry Browne, S</b> (1, 5) OBP: 0.382, SLG: 0.371	2-1 1B		2-1 G4-3			1-1 1B	2-2 L9			4	1	2	0	0	0	0
<b>Chuck Carr, S</b> (1, 8) OBP: 0.305, SLG: 0.328	2-1 F9		1-0 L8			0-0 1B	3-2 G3-1			4	1	1	0	0	0	1
<b>Gary Sheffield, R</b> (1, 9) OBP: 0.375, SLG: 0.554	1-1 L7				1-1 G6-3	3-2 F9			1-0 L8	4	0	0	0	0	0	3
<b>Jeff Conine, R</b> (1, 7) OBP: 0.375, SLG: 0.527	0-0 G6-3				0-3 K	3-2 1B			0-2 G1-3	4	1	1	1	0	1	1
<b>Greg Colbrunn, R</b> (1, 3) OBP: 0.368, SLG: 0.522					0-3 K	0-0 HR			0-2 FC6-4	4	1	2	3	0	2	0
<b>Benito Santiago, R</b> (1, 2) OBP: 0.316, SLG: 0.416					2-0 G6-3	0-3 K			2-0 FC6-4	4	1	1	1	0	1	1
<b>Kurt Abbott, R</b> (1, 6) OBP: 0.291, SLG: 0.384					2-0 G5-3	0-0 1B			0-0 G6-3	4	0	1	0	0	0	0
<b>Bret Barberie, S</b> (1, 4) OBP: 0.350, SLG: 0.391					2-0 1B	1-3 K			2-2 G4-6-3	4	0	2	0	0	1	1
<b>Pat Rapp, R</b> (1, 1) OBP: 0.106, SLG: 0.132					0-1 L6				1-1 G4-6-3	1	0	0	0	0	1	0
<b>Mattias Carrillo, L</b> (5, PH) OBP: 0.293, SLG: 0.298										1	0	0	0	0	0	1
<b>Terry Mathews, L</b> (5, 1) OBP: 0.650, SLG: 0.667										0	0	0	0	0	0	0
<b>Darrell Whitmore, L</b> (7, PH) OBP: 0.292, SLG: 0.273										1	0	0	0	0	0	0
<b>Rich Scheid, L</b> (7, 1) OBP: 0.292, SLG: 0.273										0	0	0	0	0	0	0
<b>Alex Arias, R</b> (9, PH) OBP: 0.308, SLG: 0.299										1	0	0	0	0	0	1

Inning	1	2	3	4	5	6	7	8	9	1B	2B	3B	HR	SF	SAC	DP	HBP	WP	PA		
<b>Inning Stats</b>	R: 0 E: 0 K: 0 S: 7	H: 1 LOB: 1 BB: 0 P: 12	R: 1 E: 0 K: 1 S: 7	H: 1 LOB: 0 BB: 0 P: 13	R: 0 E: 0 K: 1 S: 7	H: 0 LOB: 0 BB: 0 P: 12	R: 0 E: 0 K: 2 S: 8	H: 0 LOB: 0 BB: 0 P: 9	R: 0 E: 0 K: 0 S: 5	H: 1 LOB: 1 BB: 0 P: 11	R: 4 E: 0 K: 2 S: 18	H: 5 LOB: 1 BB: 0 P: 26	R: 0 E: 0 K: 0 S: 7	H: 0 LOB: 0 BB: 0 P: 12	R: 0 E: 0 K: 0 S: 8	H: 1 LOB: 1 BB: 0 P: 11	R: 0 E: 0 K: 0 S: 7	H: 1 LOB: 0 BB: 0 P: 10	1B: 8 2B: 0 3B: 0 HR: 2	SF: 0 SAC: 0 DP: 1 HBP: 0	WP: 0 PA: 36

PITCHER	IP	WLS	BF	H	R	ER	SO	BB	IBB	HBP	BLK	WP	HR	S	P	ERA	WHIP
<b>Chuck Crim, R</b> (1, 1) ERA: 4.62	5.1	W	22	6	4	4	4	0	0	0	0	0	1	44	74	6.75	1.125
<b>Jose Bautista, R</b> (6, 1) ERA: 3.92	1.2		7	2	1	1	2	0	0	0	0	0	1	15	21	5.40	1.200
<b>Randy Veres, R</b> (8, 1) ERA: 4.76	1.0		4	1	0	0	0	0	0	0	0	0	0	8	11	0.00	1.000
<b>Randy Myers, L</b> (9, 1) ERA: 3.29	1.0	S	3	1	0	0	0	0	0	0	0	0	0	7	10	0.00	1.000

Batter	1	2	3	4	5	6	7	8	9
<b>Todd Haney, R</b> OBP: 0.304, SLG: 0.368 (1, 4)	2-1 F8	0-0 CS 1B		0-1 F9		1 SAFE 0-0 SH3		1-1 L8	
<b>Mike Maksudian, L</b> OBP: 0.484, SLG: 0.364 (1, 3)	4-1 E BB 1B BB	4-1 FC5-4 1-2 BB		1-2 WP SF8 2B		2-1 G4-3 2-3		0-2 G4-3	
<b>Sammy Sosa, R</b> OBP: 0.332, SLG: 0.541 (1, 9)	2-3 SAFE SAFE	2-1 FC5-4 1-2f BB S		4-1 FC5-4 2-3 BB		0-0 CS 1B 3-H		0-2 G6-3	
<b>Derrick May, L</b> OBP: 0.340, SLG: 0.408 (1, 7)	4-0 E 1B BB	4-1 BB 1-2 BB		1-1 SF8 3-H		1-0 CS 1-2	1-0 E4 FC6-4		
<b>Glenallen Hill, R</b> OBP: 0.375, SLG: 0.472 (1, 8)	1-0 E6 1B S	4-2 BB 1-2 2-3 BB		1-2 FC5-4 1-2f		0-1 FC6-4 CS 1B 1-2f			
<b>Rick Wilkins, L</b> OBP: 0.314, SLG: 0.389 (1, 2)	1-0 S 2B 1B	2-2 F8		0-0 F7		1 SAFE 1-0 CS 1B			
<b>Steve Buechele, R</b> OBP: 0.330, SLG: 0.412 (1, 5)	4-2 SAFE 2B		1-2 F7		1-1 L8	4-2 SAFE 1B BB			
<b>Jose Bautista, R</b> (6, 1)									
<b>Mark Parent, R</b> OBP: 0.364, SLG: 0.418 (7, PH)	1-2 2B								
<b>Randy Veres, R</b> (8, 1)	HBP								
<b>Randy Myers, L</b> (9, 1)	3-H								
<b>Rey Sanchez, R</b> OBP: 0.356, SLG: 0.344 (1, 6)	3-2 1-H 2-H 2B		0-2 G6-3		0-1 P5		0-1 1B 3-H		
<b>Chuck Crim, R</b> (1, 1)	0-1 G4-3		0-0 P6			1-0 G4-3 SH3 1B			
<b>José Hernández, R</b> OBP: 0.299, SLG: 0.341 (6, 5)									
<b>K</b>									

Inning Stats	R: 5 E: 1 K: 1 S: 15	H: 2 LOB: 1 BB: 2 P: 36	R: 0 E: 0 K: 0 S: 11	H: 1 LOB: 3 BB: 3 P: 27	R: 0 E: 0 K: 0 S: 9	H: 0 LOB: 0 BB: 0 P: 10	R: 1 E: 0 K: 0 S: 11	H: 1 LOB: 1 BB: 1 P: 18	R: 0 E: 0 K: 0 S: 5	H: 0 LOB: 0 BB: 0 P: 6	R: 1 E: 0 K: 1 S: 5	H: 2 LOB: 0 BB: 0 P: 9	R: 1 E: 1 K: 1 S: 11	H: 2 LOB: 2 BB: 1 P: 19	R: 0 E: 0 K: 0 S: 8	H: 0 LOB: 0 BB: 0 P: 9
--------------	-------------------------------	----------------------------------	-------------------------------	----------------------------------	------------------------------	----------------------------------	-------------------------------	----------------------------------	------------------------------	---------------------------------	------------------------------	---------------------------------	-------------------------------	----------------------------------	------------------------------	---------------------------------

PITCHER	IP	WLS	BF	H	R	ER	SO	BB	IBB	HBP	BLK	WP	HR	S	P	ERA	WHIP
<b>Pat Rapp, R</b> ERA: 3.67 (1, 1)	4.0	L	23	4	6	1	1	6	0	1	0	1	0	46	91	2.25	2.500
<b>Terry Mathews, R</b> ERA: 3.08 (5, 1)	2.0		7	2	1	1	0	0	0	0	0	0	0	10	15	4.50	1.000
<b>Rich Scheid, L</b> ERA: 2.52 (7, 1)	2.0		9	2	1	0	1	1	0	0	0	0	0	19	28	0.00	1.500

**AB R H RBI BB SO LOB**

**4 0 1 0 0 0 0**

**3 2 1 0 2 0 1**

**4 0 1 1 1 1 2**

**1 1 0 1 2 0 0**

**3 2 0 0 1 0 4**

**4 1 2 2 0 0 3**

**2 1 0 0 0 0 0**

**0 0 0 0 0 0 0**

**0 0 0 0 1 0 0**

**0 0 0 0 0 0 0**

**0 0 0 0 0 0 0**

**4 0 2 3 0 0 0**


**2 0 0 0 0 0 1**

**2 1 1 0 0 1 2**


**1B: 6 SF: 1**  
**2B: 2 SAC: 1**  
**3B: 0 DP: 0**  
**HR: 0 HBP: 1**

**WP: 1 PA: 40**  
**PB: 0**  
**SB: 3**  
**CS: 4**

**AB 29**  
**R 8**  
**H 8**  
**RBI 7**  
**BB 7**  
**SO 2**  
**LOB 13**



**Florida Marlins @ Chicago Cubs**  
Wrigley Field, Chicago, IL  
Mon Aug 01 1994, 7:05 PM CDT  
Att: 34,765 - Unknown - 72 F

Batter	1	2	3	4	5	6	7	8	9	10	AB R H RBI BB SO LOB	TOP											
Jerry Browne, S OBP: 0.382, SLG: 0.376 (1, 5)	1-1 F7		1-1 F9			4-2 1B BLK G1-3 BB		2-3 K		2-2 SF8 3B	4 2 1 0 1 1 1												
Chuck Carr, S OBP: 0.309, SLG: 0.332 (1, 8)	0-0 CS 1B		1-1 L6			0-0 G1-3 1B		0-0 1-2 1B		0-3 K2-3	5 0 3 0 0 1 1												
Gary Sheffield, R OBP: 0.375, SLG: 0.550 (1, 9)	0-1 1B 1-2 1B		0-0 F7			1-1 G1-3		0-3 K		4-0 IBB	4 0 1 1 1 1 3												
Jeff Conine, R OBP: 0.373, SLG: 0.524 (1, 7)	3-1 1-3 1B			2-3 K		0-3 K		1-3 K		3-1 SF8	4 0 1 1 0 3 3												
Greg Colbrunn, R OBP: 0.354, SLG: 0.500 (1, 3)	1-1 P8			2-2 L9		2-0 F9			1-2 G5-3	0-1 G5-3	5 0 0 0 0 0 4												
Bret Barberie, S OBP: 0.352, SLG: 0.395 (1, 4)		0-0 FC4-6 1B		2-2 F7			3-2 P7		2-2 1B 2B		4 1 2 0 0 0 0												
Kurt Abbott, R OBP: 0.289, SLG: 0.380 Benito Santiago, R OBP: 0.318, SLG: 0.418 (9, PH) (9, 2)		1-3 K			2-3 K		2-3 K		1-1 2-H 1B		3 0 0 0 0 3 1 1 0 1 1 0 0 0	AB 37 R 3 H 9 RBI 3 BB 3 SO 10 LOB 17											
Rob Natal, R OBP: 0.387, SLG: 0.346 Mario Diaz, R OBP: 0.365, SLG: 0.441 (9, PH) (9, 6)		0-3 K		1-1 P6		0-1 F9		0-1 P9			3 0 0 0 0 1 1 1 0 0 0 0 0 1												
Luis Aquino, R OBP: 0.167, SLG: 0.167 Terry Mathews, L OBP: 0.250, SLG: 0.667 Darrell Whitmore, L OBP: 0.320, SLG: 0.273 John Johnstone, R Alex Arias, R OBP: 0.305, SLG: 0.296 Robb Nen, R (9, 1)		1-1 FC4-6		1-0 G3-1				4-1 1B BB	1-2 P4		2 0 0 0 0 0 1 0 0 0 0 0 0 0 0 0 0 0 0 1 0 0 0 0 0 0 0 0 0 1 0 0 0 0 0 1 0 0 0 0 0 0 0												
<b>Inning Stats</b>	R: 0 E: 0 K: 0 S: 9	H: 3 LOB: 2 BB: 0 P: 14	R: 0 E: 0 K: 2 S: 9	H: 1 LOB: 1 BB: 0 P: 11	R: 0 E: 0 K: 0 S: 5	H: 0 LOB: 0 BB: 0 P: 7	R: 0 E: 0 K: 1 S: 6	H: 0 LOB: 0 BB: 0 P: 10	R: 1 E: 0 K: 1 S: 11	H: 1 LOB: 1 BB: 1 P: 18	R: 0 E: 0 K: 1 S: 9	H: 0 LOB: 0 BB: 0 P: 14	R: 0 E: 0 K: 3 S: 12	H: 1 LOB: 2 BB: 1 P: 19	R: 1 E: 0 K: 0 S: 15	H: 2 LOB: 1 BB: 0 P: 20	R: 1 E: 0 K: 1 S: 10	H: 1 LOB: 1 BB: 1 P: 19	1B: 7 2B: 1 3B: 1 HR: 0	SF: 1 SAC: 0 DP: 0 HBP: 0	WP: 0 PB: 0 SB: 0 CS: 1	PA: 41	
<b>PITCHER</b>	IP WLS BF H R ER SO BB IBB HBP BLK WP HR S P ERA WHIP																						
Kevin Foster, R ERA: 2.59 Dan Plesac, L ERA: 4.7 Randy Veres, R ERA: 4.26 Randy Myers, L ERA: 3.43 Jose Bautista, R ERA: 3.99	(1, 1) 7.0 (8, 1) 0.1 (8, 1) 0.2 (9, 1) 1.0 (10, 1) 1.0	L	27 2 2 5 5	5 1 0 2 1	1 0 0 1 1	1 0 0 0 1	6 0 0 0 0	2 0 0 0 1	0 0 0 0 0	0 0 0 0 0	0 0 0 0 0	0 0 0 0 0	0 0 0 0 0	0 0 0 0 0	0 0 0 0 0	0 0 0 0 0	0 0 0 0 0	0 0 0 0 0	0 0 0 0 0	0 0 0 0 0	0 0 0 0 0	1.29 0.00 0.00 9.00 9.00	1.000 3.000 0.000 2.000 1.000

Florida Marlins @ Chicago Cubs  
Wrigley Field, Chicago, IL  
Tue Aug 02 1994, 3:33 AM CDT  
Att. 24,218 - Sunny - 73 F

livebaseballscorecards.com


Batter	1	2	3	4	5	6	7	8	9	10	AB	R	H	RBI	BB	SO	LOB
Todd Haney, R OBP: 0.250, SLG: 0.292 (1, 4)	F9	L7			G4-3		F8			F9	5	0	0	0	0	0	2
Mark Grace, L OBP: 0.368, SLG: 0.411 (1, 3)	F7				F7		G1-3			G3-1	5	0	0	0	0	0	0
Sammy Sosa, R OBP: 0.333, SLG: 0.543 (1, 9)	K				G6-3						4	0	2	0	0	1	0
Derrick May, L OBP: 0.336, SLG: 0.403 (1, 7)											4	0	0	0	0	0	2
Glenallen Hill, R OBP: 0.377, SLG: 0.471 (1, 8)											3	1	1	0	1	1	2
Rick Wilkins, L OBP: 0.316, SLG: 0.386 (1, 2)											2	1	0	0	2	0	0
Steve Buechele, R OBP: 0.331, SLG: 0.413 (1, 5)											4	0	2	1	0	0	2
Jose Bautista, R (10, 1)											0	0	0	0	0	0	0
Rey Sanchez, R OBP: 0.355, SLG: 0.342 (1, 6)											4	0	1	1	0	0	3
Kevin Foster, R OBP: 0.111, SLG: 0.077 (1, 1)											3	0	0	0	0	2	3
Dan Plesac, L (8, 1)											0	0	0	0	0	0	0
Randy Veres, R (8, 1)											0	0	0	0	0	0	0
Randy Myers, L (8, 1)											0	0	0	0	0	0	0
José Hernández, R OBP: 0.289, SLG: 0.341 (10, 5)											0	0	0	0	0	0	0
Karl Rhodes, L OBP: 0.310, SLG: 0.386 (10, PH)											1	0	0	0	0	1	0

Inning Stats	R: 0	H: 0	E: 0	K: 1	S: 12	H: 0	LOB: 0	BB: 0	P: 17	R: 2	H: 3	E: 0	K: 1	S: 23	H: 1	LOB: 1	BB: 0	P: 7	R: 0	H: 1	E: 0	K: 0	S: 7	R: 0	H: 0	E: 0	K: 0	S: 8	R: 0	H: 0	E: 0	K: 0	S: 7	R: 0	H: 0	E: 0	K: 1	S: 9	R: 0	H: 0	E: 0	K: 1	S: 9	R: 0	H: 1	E: 0	K: 1	S: 9	R: 0	H: 0	E: 0	K: 0	S: 8	R: 0	H: 0	E: 0	K: 1	S: 8	R: 0	H: 0	E: 0	K: 1	S: 9	R: 0	H: 0	E: 0	K: 1	S: 9	R: 0	H: 0	E: 0	K: 1	S: 9	R: 0	H: 0	E: 0	K: 1	S: 9	R: 0	H: 0	E: 0	K: 1	S: 9
--------------	------	------	------	------	-------	------	--------	-------	-------	------	------	------	------	-------	------	--------	-------	------	------	------	------	------	------	------	------	------	------	------	------	------	------	------	------	------	------	------	------	------	------	------	------	------	------	------	------	------	------	------	------	------	------	------	------	------	------	------	------	------	------	------	------	------	------	------	------	------	------	------	------	------	------	------	------	------	------	------	------	------	------	------	------	------	------

PITCHER	IP	WLS	BF	H	R	ER	SO	BB	IBB	HBP	BLK	WP	HR	S	P	ERA	WHIP
Luis Aquino, R ERA: 3.64 (1, 1)	5.1		24	5	2	2	2	3	0	0	0	0	0	59	93	3.38	1.500
Terry Mathews, R ERA: 2.95 (6, 1)	1.2		5	0	0	0	1	0	0	0	0	0	0	12	17	0.00	0.000
John Johnstone, R ERA: 6.46 (8, 1)	1.0		3	1	0	0	1	0	0	0	0	0	0	9	14	0.00	1.000
Robb Nen, R ERA: 2.95 (9, 1)	2.0	W	6	0	0	0	1	0	0	0	0	0	0	17	22	0.00	0.000

**Florida Marlins @ Chicago Cubs**  
**Wrigley Field, Chicago, IL**  
 Tue Aug 02 1994, 3:33 AM CDT  
 Att. 24,218 - Sunny - 73 F

AB	35
R	2
H	6
RBI	2
BB	3
SO	5
LOB	14



WP	PA
0	38
0	0
2	0
1	0
0	0

Batter	1	2	3	4	5	6	7	8	9	AB R H RBI BB SO LOB	TOP																									
Jerry Browne, S (1, 5) OBP: 0.385, SLG: 0.391	2-1 2B		0-2 L9		1-0 L4	1-1 WP HBP		0-0 HR		4 1 2 1 0 0 0																										
Chuck Carr, S (1, 8) OBP: 0.308, SLG: 0.333	0-3 K		0-1 G4-3		1-1 HR 2B	1-3 K 1-3 2-H		2-1 F7		5 1 1 0 0 2 2																										
Gary Sheffield, R (1, 9) OBP: 0.375, SLG: 0.558	1-1 P6			3-2 HR 1B	0-1 HR 2-H		3-2 P4	2-3 K		5 2 2 2 0 1 1																										
Jeff Conine, R (1, 7) OBP: 0.375, SLG: 0.535	2-1 G6-3			3-2 HR 1-H	2-3 K		3-0 FC6-4 1B		3-2 1B SF7 2B	5 2 3 2 0 1 1																										
Greg Colbrunn, R (1, 3) OBP: 0.348, SLG: 0.488		2-2 P4		0-0 G3	2-1 F9		0-1 FC6-4 1B S		0-0 2B G4-3 1B	5 1 1 0 0 0 1																										
Benito Santiago, R (1, 2) OBP: 0.325, SLG: 0.430		0-0 2B		4-1 1B BB		1-1 1B 2B	3-2 1B BB		1-0 SF7	3 1 3 1 1 0 0																										
Mario Diaz, R (1, 4) OBP: 0.380, SLG: 0.444		2-2 P2		0-1 1B		1-0 FC6-4 1B 2-H	4-0 BB		2-1 G4-3	4 0 2 1 1 0 2																										
Robb Nen, R (9, 1)				1-2 1B		1-2 BB			1-2 G4-3	0 0 0 0 0 0 0																										
Alex Arias, R (1, 6) OBP: 0.295, SLG: 0.286		2-2 P6		2-3 K		2-2 FC6-4 SH3 WP 1-2f	1-2 G4-3		2-2 2B	4 1 0 0 0 1 7																										
Chris Hammond, L John Jostine, R Yorkis Perez, L Terry Mathews, L Rich Scheidel, L Bret Barriere, S Matias Carrillo, L Kurt Abbott, R			1-1 F8	1-3 K		0-0 SH3		1-2 F7	0-2 F9	2 0 0 0 0 0 1 2 0 2 0 0 0 0 0 0 1 0 0 0 0 0 0 0 0 1 0 1 1 0 0 0 0																										
<b>Inning Stats</b>	R: 0 E: 0 K: 1 S: 11	H: 1 LOB: 1 BB: 0 P: 16	R: 0 E: 0 K: 0 S: 10	H: 1 LOB: 1 BB: 0 P: 16	R: 0 E: 0 K: 0 S: 7	H: 0 LOB: 0 BB: 0 P: 8	R: 2 E: 0 K: 2 S: 18	H: 3 LOB: 2 BB: 1 P: 31	R: 2 E: 0 K: 1 S: 12	H: 2 LOB: 0 BB: 0 P: 18	R: 0 E: 0 K: 0 S: 13	H: 2 LOB: 3 BB: 1 P: 27	R: 1 E: 0 K: 1 S: 10	H: 1 LOB: 0 BB: 0 P: 15	R: 2 E: 0 K: 0 S: 17	H: 3 LOB: 1 BB: 0 P: 25	1B: 6 2B: 6 3B: 0 HR: 3	SF: 1 SAC: 1 DP: 0 HBP: 1	WP: 3 PB: 0 SB: 2 CS: 0	PA: 45																
<b>PITCHER</b>	IP WLS BF H R ER SO BB IBB HBP BLK WP HR S P ERA WHIP																																			
Jim Bullinger, R (1, 1) ERA: 3.46	5.0		25	9	6	6	4	1	0	0	0	0	2	61	94	10.80	2.000																			
Dave Otto, L (6, 1) ERA: 3.74	1.1		6	1	0	0	1	0	0	1	0	1	0	14	24	0.00	0.750																			
Randy Veres, R (7, 1) ERA: 6.23	2.1	L	12	4	3	3	1	1	0	0	0	0	1	28	47	11.57	2.143																			
Dan Plesac, L (9, 1) ERA: 4.67	0.1		2	1	0	0	0	0	0	0	0	0	0	7	9	0.00	3.000																			

Florida Marlins @ Chicago Cubs  
Wrigley Field, Chicago, IL  
Wed Aug 03 1994, 3:33 AM CDT  
Att. 26,114 - Sunny - 83 F

AB	40
R	9
H	15
RBI	8
BB	2
SO	6
LOB	17



Batter	1	2	3	4	5	6	7	8	9	AB	R	H	RBI	BB	SO	LOB
Todd Haney, R OBP: 0.273, SLG: 0.310 (1, 4)	1-1 G4-3 HBP 1B		0-0 F9		2-1 F8		2-2 WP 1B 1B	3-1 G4-3		5	2	2	0	0	0	0
Rey Sanchez, R OBP: 0.356, SLG: 0.341 (1, 6)	1-2 1B G4-3 1B HBP		0-0 F8		0-0 F8		1-2 WP 1B 1B		2-3 K	4	2	1	0	0	1	0
Mark Grace, L OBP: 0.366, SLG: 0.408 (1, 3)	0-0 G4-3		3-2 FC5-4 1B		2-3 K		1-3 K		0-2 K	5	0	1	0	0	3	4
Sammy Sosa, R OBP: 0.336, SLG: 0.550 (1, 9)	2-2 1B CS 1B		0-0 FC5-4		1-3 K		4-2 1B 1B BB		1-2 HR	4	2	2	2	1	1	1
Glenallen Hill, R OBP: 0.377, SLG: 0.469 (1, 8)	1-3 K		1-3 1B 1B		0-3 K		3-1 1B 1B		1-3 2-H 3-H K	5	0	2	2	0	3	2
Derrick May, L OBP: 0.344, SLG: 0.420 (1, 7)	2-1 1B		2-2 1B		2-1 HR		0-0 1B		1-2 3-H 1B	4	1	4	3	0	0	0
Steve Buechele, R OBP: 0.331, SLG: 0.421 (1, 5)	1-2 CS	1-3 K	2-1 P3		2-2 HR		0-2 G4-3			3	1	1	1	0	1	2
Randy Veres, R (7, 1)										1	0	0	0	0	0	2
Dan Plesac, L (9, 1)										0	0	0	0	0	0	0
Mark Parent, R OBP: 0.358, SLG: 0.409 (1, 2)		0-1 G6-3	1-2 F8		1-3 K		1-3 K		0-0 F8	2	0	0	0	0	0	2
Rick Wilkins, L (6, PH) (7, 2)										2	0	0	0	0	1	0
Jim Bullinger, R OBP: 0.238, SLG: 0.263 (1, 1)		0-0 L9	1-3 K				1-0 F8		0-0 B3	2	0	0	0	0	1	2
Dave Otto, L (6, 1)										0	0	0	0	0	0	0
José Hernández, R OBP: 0.294, SLG: 0.336 (7, 5)										2	0	0	0	0	0	0


Inning Stats	R: 2	H: 3	E: 0	K: 1	S: 17	R: 0	H: 0	E: 0	K: 1	S: 6	R: 0	H: 1	E: 0	K: 0	S: 8	R: 0	H: 2	E: 0	K: 1	S: 16	R: 0	H: 0	E: 0	K: 3	S: 14	R: 3	H: 4	E: 0	K: 1	S: 21	R: 0	H: 0	E: 0	K: 0	S: 4	R: 1	H: 1	E: 0	K: 3	S: 14	1B: 10	2B: 0	3B: 0	HR: 3	SF: 0	SAC: 0	DP: 0	HBP: 1	WP: 1	PB: 0	SB: 0	CS: 1	PA: 42
--------------	------	------	------	------	-------	------	------	------	------	------	------	------	------	------	------	------	------	------	------	-------	------	------	------	------	-------	------	------	------	------	-------	------	------	------	------	------	------	------	------	------	-------	--------	-------	-------	-------	-------	--------	-------	--------	-------	-------	-------	-------	--------

PITCHER	IP	WLS	BF	H	R	ER	SO	BB	IBB	HBP	BLK	WP	HR	S	P	ERA	WHIP
Chris Hammond, L (1, 1) ERA: 3.07	3.0		15	6	2	2	2	0	0	0	0	0	0	37	52	6.00	2.000
John Johnstone, R (4, 1) ERA: 6.5	2.2		10	2	2	2	4	0	0	0	0	0	2	29	42	6.75	0.750
Yorkis Perez, L (6, 1) ERA: 3.89	1.0		6	2	3	3	2	1	0	0	0	1	0	18	28	27.00	3.000
Terry Mathews, R (7, 1) ERA: 2.95	0.0		1	1	0	0	0	0	0	0	0	0	0	2	5	∞	∞
Rich Scheid, L (7, 1) ERA: 2.39	1.1	W	5	1	0	0	0	0	0	0	0	0	0	8	11	0.00	0.750

**Florida Marlins @ Chicago Cubs**  
Wrigley Field, Chicago, IL  
Wed Aug 03 1994, 3:33 AM CDT  
Att. 26,114 - Sunny - 83 F

livebaseballscorecards.com

AB	39
R	8
H	13
RBI	8
BB	1
SO	11
LOB	15




Batter	1	2	3	4	5	6	7	8	9	AB R H RBI BB SO LOB	TOP											
Jerry Browne, S (1, 5) OBP: 0.391, SLG: 0.393	0-1 BB 1B	0-0 1B FC3-5 1B		1-2 E1 BB 2B		4-2 BB		4-2 G1-3 BB		3 1 2 1 2 0 0												
Chuck Carr, S (1, 8) OBP: 0.306, SLG: 0.329	3-1 F8	1-1 FC3-5 1B		4-1 2B BB		1-0 F8		0-0 G1-3		4 1 0 0 1 0 6												
Gary Sheffield, R (1, 9) OBP: 0.384, SLG: 0.576	4-2 BB	2-2 1B		0-1 2B		1-0 HR		4-0 FC4-8 IBB		3 1 3 3 2 0 0												
Jeff Conine, R (1, 7) OBP: 0.371, SLG: 0.528	1-2 K	2-1 F8		0-3 K		1-2 G5-3		0-0 FC4-6		5 0 0 0 0 2 9												
Greg Colbrunn, R (1, 3) OBP: 0.350, SLG: 0.481	0-0 F7		1-0 L5		2-1 F8		1-2 FC6-4 HBP		0-1 1B	4 0 1 0 0 0 2												
Benito Santiago, R (1, 2) OBP: 0.327, SLG: 0.438		1-0 HR	3-3 K		4-2 G6-4-3 BB		2-1 FC6-4		0-0 F8	4 1 1 1 1 1 2												
Kurt Abbott, R (1, 6) OBP: 0.287, SLG: 0.379		3-2 P4	3-3 K		0-1 G6-4-3		0-1 F8		0-3 K	5 0 0 0 0 2 3												
Bret Barberie, S (1, 4) OBP: 0.351, SLG: 0.394		4-1 E 1B BB		0-0 F9		0-0 G6-3		1-1 G1-3 2B	1-3 K	4 1 1 0 1 1 1												
Mark Gardner, R (1, 1) OBP: 0.083, SLG: 0.043		0-0 E6		0-0 G4-3		1-0 G4-3		2-3 K		4 0 0 0 0 1 2												
Yorkis Perez, L (8, 1)		1-3 1B FC3-5								0 0 0 0 0 0 0												
<b>Inning Stats</b>	R: 0 E: 0 K: 1 S: 13	H: 1 LOB: 2 BB: 1 P: 21	R: 2 E: 1 K: 0 S: 14	H: 3 LOB: 3 BB: 1 P: 27	R: 0 E: 0 K: 2 S: 9	H: 0 LOB: 0 BB: 0 P: 16	R: 2 E: 1 K: 1 S: 11	H: 1 LOB: 1 BB: 1 P: 16	R: 0 E: 0 K: 0 S: 8	H: 0 LOB: 0 BB: 1 P: 14	R: 0 E: 0 K: 0 S: 5	H: 0 LOB: 1 BB: 1 P: 11	R: 1 E: 0 K: 0 S: 10	H: 1 LOB: 1 BB: 0 P: 15	R: 0 E: 0 K: 1 S: 10	H: 1 LOB: 3 BB: 2 P: 21	R: 0 E: 0 K: 2 S: 10	H: 1 LOB: 1 BB: 0 P: 11	1B: 4 2B: 2 3B: 0 HR: 2	SF: 0 SAC: 0 DP: 1 HBP: 1	WP: 0 PB: 0 SB: 0 CS: 0	PA: 44
<b>PITCHER</b>	IP WLS BF H R ER SO BB IBB HBP BLK WP HR S P ERA WHIP																					
Steve Trachsel, R (1, 1) ERA: 3.33	6.0 L 29 5 4 1 4 5 0 0 0 0 1 60 105 1.50 1.667																					
Chuck Crim, R (7, 1) ERA: 4.62	2.0 11 2 1 1 1 1 1 1 0 0 1 20 36 4.50 1.500																					
Jose Bautista, R (9, 1) ERA: 3.93	1.0 4 1 0 0 2 0 0 0 0 0 0 10 11 0.00 1.000																					

Florida Marlins @ Chicago Cubs  
Wrigley Field, Chicago, IL  
Thu Aug 04 1994, 3:33 AM CDT  
Att. 25,695 - Overcast - 76 F

livebaseballscorecards.com

AB	36
R	5
H	8
RBI	5
BB	7
SO	7
LOB	25







Batter	1	2	3	4	5	6	7	8	9	AB R H RBI BB SO LOB	TOP
--------	---	---	---	---	---	---	---	---	---	----------------------	-----

<b>Jerry Browne, S</b> (1, 5) <small>OBP: 0.388, SLG: 0.394</small>	2-2 			0-1 		2-1 	0-0 	1-1 		5 1 1 0 0 0 2	
<b>Chuck Carr, S</b> (1, 8) <small>OBP: 0.308, SLG: 0.330</small>	0-0 			2-1 		0-0 		0-0 	0-2 	5 1 2 0 0 0 1	
<b>Gary Sheffield, R</b> (1, 9) <small>OBP: 0.384, SLG: 0.585</small>	2-3 			3-2 		0-0 		2-1 	0-2 	4 1 2 3 0 1 1	
<b>Jeff Conine, R</b> (1, 7) <small>OBP: 0.374, SLG: 0.531</small>		3-1 		2-1 		3-2 		3-1 	0-0 	5 1 3 0 0 0 1	
<b>Greg Colbrunn, R</b> (1, 3) <small>OBP: 0.340, SLG: 0.466</small>		1-2 		0-0 		2-2 		1-2 		4 1 0 0 0 0 3	
<b>Benito Santiago, R</b> (1, 2) <small>OBP: 0.326, SLG: 0.435</small>		1-3 			2-1 			2-2 		4 0 1 0 0 2 1	
<b>Kurt Abbott, R</b> (1, 6) <small>OBP: 0.286, SLG: 0.381</small>				1-1 		0-3 		1-2 		4 1 1 0 0 1 2	
<b>Bret Barberie, S</b> (1, 4) <small>OBP: 0.352, SLG: 0.395</small>				0-1 		2-2 		0-2 		4 1 2 1 0 0 1	
<b>David Weathers, R</b> (1, 1) <small>OBP: 0.130, SLG: 0.070</small> <b>Terry Mathews, L</b> (4, 1) <small>OBP: 0.500, SLG: 0.667</small> <b>Greg O'Halloran, L</b> (5, PH) <small>OBP: 0.152, SLG: 0.200</small> <b>Richie Lewis, R</b> (5, 1) <b>Rick Renteria, R</b> (7, PH) <small>OBP: 0.279, SLG: 0.390</small> <b>Rich Scheidt, L</b> (7, 1) <b>Matias Carrillo, L</b> (8, PH) <small>OBP: 0.298, SLG: 0.311</small> <b>John Johnstone, R</b> (8, 1)			1-3 		1-3 		1-0 	1-1 		1 0 0 0 0 1 0 0 0 0 0 0 0 0 1 0 0 0 0 1 1 0 0 0 0 0 0 0 1 0 0 0 0 0 1 0 0 0 0 0 0 0 1 0 1 2 0 0 0 0 0 0 0 0 0 0	

**Florida Marlins @ New York Mets**  
 Shea Stadium, Flushing, NY  
 Fri Aug 05 1994, 7:05 PM EDT  
 Att. 18,625 - Unknown - 68 F

AB	39
R	7
H	13
RBI	6
BB	0
SO	6
LOB	14



Inning Stats	R: 0	H: 0	E: 0	LOB: 0	K: 1	BB: 0	S: 7	P: 11	R: 0	H: 0	E: 0	LOB: 0	K: 1	BB: 0	S: 8	P: 13	R: 0	H: 2	E: 0	LOB: 2	K: 0	BB: 0	S: 11	P: 18	R: 0	H: 1	E: 0	LOB: 1	K: 2	BB: 0	S: 13	P: 18	R: 1	H: 2	E: 0	LOB: 1	K: 0	BB: 0	S: 14	P: 21	R: 1	H: 2	E: 0	LOB: 1	K: 1	BB: 0	S: 9	P: 13	R: 5	H: 5	E: 1	LOB: 1	K: 0	BB: 0	S: 23	P: 34	R: 0	H: 1	E: 0	LOB: 0	K: 0	BB: 0	S: 8	P: 8	1B: 8	SF: 1	2B: 4	SAC: 0	3B: 0	DP: 1	HR: 1	HBP: 0	WP: 0	PA: 40
--------------	------	------	------	--------	------	-------	------	-------	------	------	------	--------	------	-------	------	-------	------	------	------	--------	------	-------	-------	-------	------	------	------	--------	------	-------	-------	-------	------	------	------	--------	------	-------	-------	-------	------	------	------	--------	------	-------	------	-------	------	------	------	--------	------	-------	-------	-------	------	------	------	--------	------	-------	------	------	-------	-------	-------	--------	-------	-------	-------	--------	-------	--------

PITCHER	IP	WLS	BF	H	R	ER	SO	BB	IBB	HBP	BLK	WP	HR	S	P	ERA	WHIP
<b>Bret Saberhagen, R</b> (1, 1) <small>ERA: 2.81</small>	7.0	W	28	7	2	2	6	0	0	0	0	0	0	69	103	2.57	1.000
<b>Mauro Gozzo, R</b> (8, 1) <small>ERA: 4.98</small>	0.2		8	5	5	2	0	0	0	0	0	0	1	21	31	27.00	7.500
<b>Roger Mason, R</b> (8, 1) <small>ERA: 3.86</small>	1.1	S	4	1	0	0	0	0	0	0	0	0	0	10	11	0.00	0.750



Florida Marlins @ New York Mets  
Shea Stadium, Flushing, NY

Sat Aug 06 1994, 7:05 PM EDT  
Att. 33,813 - Unknown - 73 F

AB	34
R	4
H	11
RBI	4
BB	7
SO	3
LOB	19



Batter	1	2	3	4	5	6	7	8	9	AB	R	H	RBI	BB	SO	LOB
Jerry Browne, S OBP: 0.391, SLG: 0.393 (1, 5) (8, 7)	1-0 G6-4-3 1B		4-1 BB BB		4-0 FC6-4 BB		0-1 G6-3	2-2 L5		3	0	1	0	2	0	3
Chuck Carr, S OBP: 0.306, SLG: 0.327 (1, 8)	1-1 G6-4-3 1-2f		4-2 1 SAFE 1 SAFE 1 SAFE 1 SAFE 1-2 BB		1-1 FC6-4 BB 1-2f 2-3 3-H		1-2 K	1-2 FC6-4 1-2f		4	1	0	1	1	1	6
Gary Sheffield, R OBP: 0.385, SLG: 0.579 (1, 9)	1-2 F9		0-2 G4-3 1-2f		4-2 BB SAFE SAFE 1-2 2B BB		4-2 S BB		0-1 G5-3	3	1	0	0	2	0	2
Jeff Conine, R OBP: 0.376, SLG: 0.533 (1, 7) (7, 3)		1-3 K		0-1 F7	3-2 1B 2B 1-H 2-H 3-H		4-0 FC5-4 1B IBB		0-1 1B	4	0	2	3	1	1	0
Greg Colbrunn, R OBP: 0.338, SLG: 0.460 Yorkis Perez, L (7, 1) Greg O'Halloran, L OBP: 0.167, SLG: 0.182 Robb Nen, R (9, 1)	1-1 F8		1-1 G6-3		1-0 1B		2-1 FC5-4 1-2f		1-1 F8	4	0	1	0	0	0	2
Benito Santiago, R OBP: 0.324, SLG: 0.432 (1, 2)		0-0 1B 1B		1-0 G6-3		3-2 G5-3		1-0 P4	1-1 G5-3	5	0	1	0	0	0	1
Kurt Abbott, R OBP: 0.294, SLG: 0.388 (1, 6)		0-0 1B		0-2 SH1-4 FC6-4 1B		3-2 FC6-4 1B		2-1 1B		4	1	4	0	0	0	0
Bret Barberie, S OBP: 0.354, SLG: 0.397 (1, 4)	1-0 P6		1-1 FC6-4 SH1-4 2B 1B		1 SAFE 0-0 F8		2-1 BB 1B		1-3 1B	4	1	2	0	0	0	3
Pat Rapp, R OBP: 0.103, SLG: 0.128 Rick Renteria, R OBP: 0.273, SLG: 0.381 Luis Aquino, R OBP: 0.167, SLG: 0.167 Matias Carrillo, L OBP: 0.296, SLG: 0.311 Alex Arias, R OBP: 0.301, SLG: 0.286 (8, 5)			0-3 K		0-0 SH1-4 1-2 2-3		1-0 FC6-4 1-2f		4-0 FC6-4 1-2 BB	1	0	0	0	0	1	0

Inning Stats	R: 0	H: 1	E: 0	K: 0	S: 6	P: 9	R: 0	H: 2	E: 0	K: 1	S: 8	P: 11	R: 0	H: 0	E: 0	K: 1	S: 9	P: 17	R: 0	H: 0	E: 0	K: 0	S: 5	P: 7	R: 4	H: 4	E: 0	K: 0	S: 15	P: 29	R: 0	H: 1	E: 0	K: 1	S: 9	P: 16	R: 0	H: 0	E: 0	K: 1	S: 9	P: 20	R: 0	H: 2	E: 0	K: 0	S: 12	P: 24	R: 0	H: 1	E: 0	K: 0	S: 8	P: 10	1B: 10	2B: 1	3B: 0	HR: 0	SF: 0	SAC: 1	DP: 2	HBP: 0	WP: 0	PA: 42
--------------	------	------	------	------	------	------	------	------	------	------	------	-------	------	------	------	------	------	-------	------	------	------	------	------	------	------	------	------	------	-------	-------	------	------	------	------	------	-------	------	------	------	------	------	-------	------	------	------	------	-------	-------	------	------	------	------	------	-------	--------	-------	-------	-------	-------	--------	-------	--------	-------	--------

PITCHER	IP	WLS	BF	H	R	ER	SO	BB	IBB	HBP	BLK	WP	HR	S	P	ERA	WHIP
Jason Jacome, L ERA: 2.87 (1, 1)	6.0	L	27	8	4	4	2	4	0	0	0	0	0	52	89	6.00	2.000
Doug Linton, R ERA: 4.69 (7, 1)	1.1		8	2	0	0	1	1	1	0	0	0	0	14	30	0.00	2.250
Eric Gunderson, L ERA: (8, 1)	0.2		3	0	0	0	0	1	0	0	0	0	0	7	14	0.00	1.500
Roger Mason, R ERA: 3.79 (9, 1)	1.0		4	1	0	0	0	0	0	0	0	0	0	8	10	0.00	1.000

PITCHER	IP	WLS	BF	H	R	ER	SO	BB	IBB	HBP	BLK	WP	HR	S	P	ERA	WHIP
---------	----	-----	----	---	---	----	----	----	-----	-----	-----	----	----	---	---	-----	------

**BOTTOM**

**Florida Marlins @ New York Mets**  
**Shea Stadium, Flushing, NY**  
 Sat Aug 06 1994, 7:05 PM EDT  
 Att: 33,813 - Unknown - 73 F

livebaseballscorecards.com

<b>AB</b>	<b>37</b>
<b>R</b>	<b>3</b>
<b>H</b>	<b>8</b>
<b>RBI</b>	<b>1</b>
<b>BB</b>	<b>6</b>
<b>SO</b>	<b>10</b>
<b>LOB</b>	<b>32</b>



<b>WP</b>	<b>2</b>	<b>PA</b>	<b>43</b>
<b>PB</b>	<b>0</b>		
<b>SB</b>	<b>0</b>		
<b>CS</b>	<b>0</b>		

AB R H RBI BB SO LOB

5	0	0	0	0	1	4
5	1	2	0	0	0	2
3	1	1	0	2	2	3
5	0	1	0	0	2	5
5	0	3	1	0	1	3
4	0	1	0	1	2	5
0	0	0	0	0	0	0
3	1	0	0	2	0	3
3	0	0	0	1	1	3
2	0	0	0	0	1	3
1	0	0	0	0	0	1
0	0	0	0	0	0	0
0	0	0	0	0	0	0
1	0	0	0	0	0	0
0	0	0	0	0	0	0

Batter	1	2	3	4	5	6	7	8	9
Jose Vizcaino, S (1, 6) OBP: 0.312, SLG: 0.330	2-2 G1-3	3-1 FC3-2		2-0 L8		2-3 K		3-2 F9	
Todd Hundley, S (1, 2) OBP: 0.308, SLG: 0.458	1-2 1B	0-2 E4			2-1 G3		0-0 1B WP 1B	1-1 G4-3	
Jeremy Burnitz, L (1, 9) OBP: 0.349, SLG: 0.326	1-2 1B	3-3 K			4-2 1B WP BB		4-0 1B WP BB	1-3 K	
Bobby Bonilla, S (1, 5) OBP: 0.381, SLG: 0.520	3-3 K		1-2 FC5-4 1B		3-3 K		3-2 L9	1-0 L7	
Jeff Kent, R (1, 4) OBP: 0.343, SLG: 0.471	0-0 F9		2-3 K		3-2 1B WP BB		0-0 1B WP	2-2 BB 1B	
Rico Brogna, L (1, 3) OBP: 0.398, SLG: 0.669		1-1 BB BB FC3-2 1B		1-3 K			3-3 K	4-1 BB	
Tim Bogar, R (9, PR) OBP: 0.240, SLG: 0.311					1-1 FC4-6			1-2 BB	
David Segui, S (1, 7) OBP: 0.309, SLG: 0.394		1 SAFE FC3-2 BB BB E BB		0-0 FC5-4		0-1 G3-1		2-2 L7	
Ryan Thompson, R (1, 8) OBP: 0.304, SLG: 0.443		4-0 E FC3-2 BB		0-1 F8		1-1 E6			
Jason Jacome, L (1, 1) OBP: 0.071, SLG: 0.071		0-3 K		0-1 G4-3		1-0 F7		1-0 P4	
Fernando Vina, L (6, PH) OBP: 0.374, SLG: 0.301									
Doug Linton, R (7, 1) OBP: 0.336, SLG: 0.371									
Eric Gunderson, R (8, 1) OBP: 0.336, SLG: 0.371									
Kelly Stinnett, R (8, PH) OBP: 0.336, SLG: 0.371									
Roger Mason, R (9, 1) OBP: 0.336, SLG: 0.371									

Inning Stats	R: 0	H: 2	E: 0	K: 1	S: 14	R: 1	H: 1	E: 1	K: 2	S: 16	R: 0	H: 1	E: 0	K: 2	S: 14	R: 0	H: 0	E: 0	K: 0	S: 5	R: 1	H: 1	E: 0	K: 1	S: 15	R: 0	H: 0	E: 1	K: 1	S: 8	R: 1	H: 2	E: 0	K: 2	S: 17	R: 0	H: 0	E: 0	K: 0	S: 6	R: 0	H: 1	E: 0	K: 1	S: 15	1B: 8	2B: 0	3B: 0	HR: 0	SF: 0	SAC: 0	DP: 0	HBP: 0	WP: 2	PB: 0	SB: 0	CS: 0
--------------	------	------	------	------	-------	------	------	------	------	-------	------	------	------	------	-------	------	------	------	------	------	------	------	------	------	-------	------	------	------	------	------	------	------	------	------	-------	------	------	------	------	------	------	------	------	------	-------	-------	-------	-------	-------	-------	--------	-------	--------	-------	-------	-------	-------

PITCHER	IP	WLS	BF	H	R	ER	SO	BB	IBB	HBP	BLK	WP	HR	S	P	ERA	WHIP
Pat Rapp, R (1, 1) ERA: 3.6	5.0		24	5	2	1	6	3	0	0	0	1	0	64	105	1.80	1.600
Luis Aquino, R (6, 1) ERA: 3.72	1.1		8	2	1	1	1	1	0	0	0	0	0	15	26	6.75	2.250
Yorkis Perez, L (7, 1) ERA: 3.58	1.2		6	0	0	0	2	1	0	0	0	1	0	16	28	0.00	0.600
Robb Nen, R (9, 1) ERA: 3.0	1.0	S	5	1	0	0	1	1	0	0	0	0	0	15	25	0.00	2.000

**Florida Marlins @ New York Mets**  
 Shea Stadium, Flushing, NY  
 Sun Aug 07 1994, 3:33 AM EDT  
 Att. 28,060 - Sunny - 76 F

[livebaseballscorecards.com](http://livebaseballscorecards.com)

<b>AB</b>	<b>32</b>
<b>R</b>	<b>2</b>
<b>H</b>	<b>6</b>
<b>RBI</b>	<b>2</b>
<b>BB</b>	<b>0</b>
<b>SO</b>	<b>8</b>
<b>LOB</b>	<b>10</b>



AB	R	H	RBI	BB	SO	LOB
4	0	1	0	0	0	0
3	0	0	0	0	0	0
3	0	0	1	0	1	0
4	0	0	0	0	2	1
4	1	3	1	0	0	0
4	0	0	0	0	2	2
0	0	0	0	0	0	0
4	0	0	0	0	2	3
3	0	1	0	0	0	2
3	1	1	0	0	1	2
0	0	0	0	0	0	0
0	0	0	0	0	0	0
1B: 4	SF: 1	WP: 0	PA: 34			
2B: 2	SAC: 0	PB: 0				
3B: 0	DP: 1	SB: 0				
HR: 1	HBP: 1	CS: 0				

Batter	1	2	3	4	5	6	7	8	9
<b>Jerry Browne, S</b> (1, 5) OBP: 0.390, SLG: 0.391	3-1 F8		0-0 HBP 1B		2-1 G4-3			1-0 G4-3-1	
<b>Mario Diaz, R</b> (1, 4) OBP: 0.373, SLG: 0.427	0-2 G3-1		2-1 HBP			1-2 F8		0-0 P8	
<b>Gary Sheffield, R</b> (1, 9) OBP: 0.380, SLG: 0.573	2-3 K		0-2 SF8-3-5			0-1 G6-3		2-1 P3	
<b>Jeff Conine, R</b> (1, 7) OBP: 0.373, SLG: 0.529			1-3 K			0-0 G6-3		1-1 G6-3	
<b>Greg Colbrunn, R</b> (1, 3) OBP: 0.349, SLG: 0.489					1-1 G5-3		2-1 FC5 1B		0-0 HR
<b>Matias Carrillo, L</b> (1, 8) OBP: 0.290, SLG: 0.301					2-3 K		1-0 F8		2-3 K
<b>Robb Nen, R</b> (9, 1)									
<b>Kurt Abbott, R</b> (1, 6) OBP: 0.291, SLG: 0.384					0-2 F8		0-1 P6		1-3 K
<b>Rob Natal, R</b> (1, 2) OBP: 0.382, SLG: 0.345						1-0 F8		2-0 1B	
<b>Ryan Bowen, R</b> (1, 1) OBP: 0.400, SLG: 0.500									
<b>Yorkis Perez, L</b> (8, 1)									
<b>Chuck Carr, S</b> (9, 8) OBP: 0.306, SLG: 0.327									
			1-1 1B			2-3 K		1-0 FC5	

Inning Stats	R: 0	H: 0	R: 0	H: 1	R: 1	H: 2	R: 0	H: 0	R: 0	H: 2	R: 0	H: 0	R: 1	H: 1	1B: 4	SF: 1	WP: 0	PA: 34
	E: 0	LOB: 0	E: 1	LOB: 2	E: 0	LOB: 1	E: 0	LOB: 0	E: 0	LOB: 2	E: 0	LOB: 0	E: 0	LOB: 0	2B: 2	SAC: 0	PB: 0	
	K: 1	BB: 0	K: 2	BB: 0	K: 1	BB: 0	K: 1	BB: 0	K: 0	BB: 0	K: 0	BB: 0	K: 2	BB: 0	3B: 0	DP: 1	SB: 0	
	S: 8	P: 13	S: 14	P: 17	S: 10	P: 14	S: 8	P: 11	S: 6	P: 7	S: 7	P: 13	S: 9	P: 13	HR: 1	HBP: 1	CS: 0	

PITCHER	IP	WLS	BF	H	R	ER	SO	BB	IBB	HBP	BLK	WP	HR	S	P	ERA	WHIP
<b>Pete Smith, R</b> (1, 1) ERA: 5.55	8.0	L	30	5	1	1	6	0	0	1	0	0	0	65	95	1.12	0.625
<b>Roger Mason, R</b> (9, 1) ERA: 3.88	1.0		4	1	1	1	2	0	0	0	0	0	1	9	13	9.00	1.000

BOTTOM

Florida Marlins @ New York Mets

Shea Stadium, Flushing, NY

Sun Aug 07 1994, 3:33 AM EDT

Att: 28,060 - Sunny - 76 F

livebaseballscorecards.com

AB 30  
R 0  
H 3  
RBI 0  
BB 4  
SO 10  
LOB 17



AB R H RBI BB SO LOB

2 0 0 0 2 0 0

4 0 1 0 0 2 3

3 0 0 0 1 1 3

4 0 1 0 0 0 3

4 0 0 0 0 0 2

3 0 1 0 1 2 1

4 0 0 0 0 3 3

3 0 0 0 0 1 1

2 0 0 0 0 1 1

1 0 0 0 0 0 0


0 0 0 0 0 0 0

1B: 2 SF: 0  
2B: 1 SAC: 0  
3B: 0 DP: 1  
HR: 0 HBP: 0

WP: 1 PA: 34

PB: 0  
SB: 1  
CS: 0

Batter	1	2	3	4	5	6	7	8	9											
<b>Jose Vizcaino, S</b> OBP: 0.314, SLG: 0.328 (1, 6)	4-2 G3 BB		2-0 P7			0-0 P6		4-0 BB												
<b>Todd Hundley, S</b> OBP: 0.307, SLG: 0.456 (1, 2)	1-3 K			2-2 G4-6-3 S 1B		2-1 F9		2-3 K												
<b>Joe Orsulak, L</b> OBP: 0.300, SLG: 0.356 (1, 7)	2-2 G3			4-2 G4-6-3 BB		0-1 G4-3		1-3 K												
<b>Bobby Bonilla, S</b> OBP: 0.380, SLG: 0.517 (1, 5)	1-0 P8			0-0 G4-6-3 1-2f 2-3		0-0 F7		1-0 1B												
<b>Jeff Kent, R</b> OBP: 0.339, SLG: 0.466 (1, 4)		0-0 F9		1-0 G6-3		0-0 G6-3		1-1 F9												
<b>Rico Brogna, L</b> OBP: 0.402, SLG: 0.669 (1, 3)		2-3 K			1-1 2B	4-2 BB		1-3 K												
<b>Jeremy Burnitz, L</b> OBP: 0.340, SLG: 0.316 (1, 9)		1-2 L6			0-3 K	1-3 K		1-3 K												
<b>Ryan Thompson, R</b> OBP: 0.301, SLG: 0.439 (1, 8)			1-2 G4-3		1-2 F7		1-3 K													
<b>Pete Smith, R</b> OBP: 0.220, SLG: 0.162 (1, 1)			1-3 K		0-1 G6-3		2-2 E3 WP													
<b>Fernando Vina, L</b> OBP: 0.372, SLG: 0.298 (8, PH)																				
<b>Roger Mason, R</b> OBP: 0.298 (9, 1)																				
<b>Inning Stats</b>	R: 0 E: 0 K: 1 S: 11	H: 0 LOB: 1 BB: 1 P: 19	R: 0 E: 0 K: 1 S: 9	H: 0 LOB: 0 BB: 0 P: 12	R: 0 E: 0 K: 1 S: 9	H: 1 LOB: 1 BB: 1 P: 13	R: 0 E: 0 K: 1 S: 10	H: 1 LOB: 1 BB: 0 P: 12	R: 0 E: 0 K: 1 S: 5	H: 0 LOB: 0 BB: 0 P: 7	R: 0 E: 0 K: 1 S: 7	H: 0 LOB: 1 BB: 1 P: 12	R: 0 E: 1 K: 3 S: 13	H: 0 LOB: 2 BB: 1 P: 23	R: 0 E: 0 K: 2 S: 10	H: 1 LOB: 1 BB: 0 P: 14	1B: 2 2B: 1 3B: 0 HR: 0	SF: 0 SAC: 0 DP: 1 HBP: 0	WP: 1 PB: 0 SB: 1 CS: 0	PA: 34
<b>PITCHER</b>	IP WLS BF H R ER SO BB IBB HBP BLK WP HR S P ERA WHIP																			
<b>Ryan Bowen, R</b> ERA: 4.94 (1, 1)	7.1 W 28 H 2 R 0 ER 6 SO 4 IBB 0 HBP 0 BLK 0 WP 1 HR 0 S 64 P 102 ERA 0.00 WHIP 0.818																			
<b>Yorkis Perez, L</b> ERA: 3.52 (8, 1)	0.2 2 0 0 0 2 0 0 0 0 0 0 0 7 10 0.00 0.000																			
<b>Robb Nen, R</b> ERA: 2.95 (9, 1)	1.0 S 4 1 0 0 2 0 0 0 0 0 0 0 10 14 0.00 1.000																			

Batter	1	2	3	4	5	6	7	8	9	AB R H RBI BB SO LOB	TOP	
Ray Lankford, L (1, 8) OBP: 0.360, SLG: 0.481	1-1 G6-3			2-3 K	1-0 G4-3		3-2 FC4-6 1B HR	4-1 HBP 1B BB	2-2 F9	5 2 1 0 1 1 3		
Ozzie Smith, S (1, 6) OBP: 0.324, SLG: 0.342 Tripp Cromer, R (8, PR)	0-2 G6-3			2-1 G4-3 HR		4-0 HR BB	3-2 SAFE FC4-6 1B	1-0 HBP 1B		4 2 3 1 1 0 0 0 1 0 0 0 0 0		
Gregg Jefferies, S (1, 3) OBP: 0.390, SLG: 0.487 Gary Buckels, R (9, 1)	2-1 G6-3			0-0 G4-3		3-1 SAFE HR	2-2 FC4-6 HR	1-1 L7		5 2 1 2 0 0 6 0 0 0 0 0 0 0		
Todd Zeile, R (1, 5) OBP: 0.345, SLG: 0.473 Scott Coolbaugh, R (8, PR)		2-2 F8		3-2 HR		0-3 K	2-0 HR	1-2 1B HBP		4 2 2 6 0 1 0 0 0 0 0 0 0 0		
Mark Whiten, S (1, 9) OBP: 0.362, SLG: 0.474		1-0 CS 1B		1-0 G6-3		3-2 F8	4-2 BB	1-0 1B		4 0 2 2 1 0 0		
Bernard Gilkey, R (1, 7) OBP: 0.340, SLG: 0.357		2-0 G5-3				3-2 G4-3	2-1 E 1B	1-0 F9	2-0 L4	5 0 1 0 0 0 4		
Luis Alicea, S (1, 4) OBP: 0.374, SLG: 0.462			1-3 K			4-2 FC3-5 1B BB	4-2 1B BB	1-2 F9	1-0 L3	3 0 0 0 2 1 1	AB 40 R 11 H 14 RBI 11 BB 5 SO 4 LOB 18	
Tom Pagnozzi, R (1, 2) OBP: 0.315, SLG: 0.376			2-0 P4			1-0 FC3-5 1B	0-2 G1	2-2 F9	1-3 K	5 0 1 0 0 1 2		
Rheal Cormier, L (1, 1) OBP: 0.375, SLG: 0.286 Gerald Perry, L (9, PH)			2-1 G4-3			0-0 FC3-5		2-1 1B WP 1B	0-1 1B BB HBP 1B	4 2 2 0 0 0 2 1 0 1 0 0 0 0		
Inning Stats	R: 0 E: 0 K: 0 S: 8 H: 0 LOB: 0 BB: 0 P: 11	R: 0 E: 0 K: 0 S: 5 H: 1 LOB: 0 BB: 0 P: 10	R: 0 E: 0 K: 1 S: 7 H: 0 LOB: 0 BB: 0 P: 12	R: 2 E: 0 K: 1 S: 14 H: 2 LOB: 0 BB: 0 P: 22	R: 0 E: 0 K: 0 S: 9 H: 1 LOB: 2 BB: 1 P: 18	R: 2 E: 1 K: 1 S: 16 H: 2 LOB: 2 BB: 2 P: 32	R: 4 E: 0 K: 0 S: 19 H: 4 LOB: 1 BB: 1 P: 37	R: 3 E: 0 K: 0 S: 15 H: 3 LOB: 2 BB: 1 P: 27	R: 0 E: 0 K: 1 S: 12 H: 1 LOB: 1 BB: 0 P: 19	1B: 9 2B: 2 3B: 0 HR: 3 SF: 0 SAC: 0 DP: 0 HBP: 1	WP: 1 PB: 0 SB: 0 CS: 1 PA: 46	
PITCHER	IP WLS BF H R ER SO BB IBB HBP BLK WP HR S P ERA WHIP											
Rich Scheid, L (1, 1) ERA: 3.34	5.0 L 21 5 4 4 2 2 0 0 0 0 0 2 45 82 7.20 1.400											
Richie Lewis, R (6, 1) ERA: 5.81	1.0 8 4 3 3 1 1 0 0 0 1 0 23 40 27.00 5.000											
John Johnstone, R (7, 1) ERA: 6.3	1.0 5 1 1 1 0 1 0 0 0 0 1 10 20 9.00 2.000											
Terry Mathews, R (8, 1) ERA: 3.43	2.0 12 4 3 3 1 1 0 1 0 0 0 27 46 13.50 2.500											

St. Louis Cardinals @ Florida Marlins  
Joe Robbie Stadium, Miami, FL  
Mon Aug 08 1994, 7:05 PM EDT  
Att. 25,505 - Unknown - 83 F

livebaseballscorecards.com



Batter	1	2	3	4	5	6	7	8	9	AB	R	H	RBI	BB	SO	LOB
Jerry Browne, S OBP: 0.388, SLG: 0.393 (1, 5) C B X (9, 8)	1-1 F8 ①		2-2 F9 ①			1-0 2B B X		1-2 G5-3 ①		4	0	1	0	0	0	0
Chuck Carr, S OBP: 0.306, SLG: 0.326 Alex Arias, R OBP: 0.301, SLG: 0.286 (1, 8) C B X (8, PR) (9, 5)	1-1 P4 ②		1-1 F7 ②			0-2 G5-3 ①		2-1 1B BB B F B X		4	0	1	0	0	0	1
Gary Sheffield, R OBP: 0.379, SLG: 0.569 Matias Carrillo, L OBP: 0.290, SLG: 0.301 (1, 9) B X (9, 9)	1-0 FC6-4 1B B X		1-0 F7 ③			1-2 F7 ②		3-2 F8 ②		4	0	1	0	0	0	2
Jeff Conine, R OBP: 0.372, SLG: 0.525 (1, 7) C B X	1-1 FC6-4 ③			0-0 L9 ①		3-3 K ③		4-2 BB ②		3	0	0	0	1	1	2
Greg Colbrunn, R OBP: 0.346, SLG: 0.479 (1, 3)		4-2 BB B		3-1 G5-3 ②			1-3 K ①	0-0 F9 ③		3	0	0	0	1	1	2
Benito Santiago, R OBP: 0.320, SLG: 0.426 (1, 2)		1 SAFE 0-3 K ①		2-1 F8 ③			0-0 G6-3 ②		0-1 E6 ①	4	0	0	0	0	1	1
Kurt Abbott, R OBP: 0.291, SLG: 0.388 (1, 6)		1-3 K ②			1-0 G6-3 ①		0-2 2B 3B B X		0-3 K ①	4	1	1	0	0	2	2
Bret Barberie, S OBP: 0.355, SLG: 0.401 (1, 4)		1-2 SAFE 1-2 1B B B B X			3-1 G5-3 ②		0-0 2B 3-H B X		3-1 F8 ②	4	0	2	1	0	0	1
Rich Scheid, L Richie Lewis, R John Johnstone, R Mario Diaz, R Terry Mathews, L Rick Renteria, R (1, 1) (6, 1) (7, 1) (7, PH) (8, 1) (9, PH)		0-3 K ③			2-1 G6-3 ③		1-2 G5-3 ③		2-1 F9 ③	2	0	0	0	0	1	2


<b>Inning Stats</b>	R: 0 E: 0 K: 0 S: 7	H: 1 LOB: 1 BB: 0 P: 11	R: 0 E: 0 K: 3 S: 19	H: 1 LOB: 2 BB: 1 P: 25	R: 0 E: 0 K: 0 S: 6	H: 0 LOB: 0 BB: 0 P: 10	R: 0 E: 0 K: 0 S: 5	H: 0 LOB: 0 BB: 0 P: 11	R: 0 E: 0 K: 1 S: 10	H: 1 LOB: 1 BB: 0 P: 15	R: 1 E: 0 K: 1 S: 11	H: 2 LOB: 1 BB: 0 P: 13	R: 0 E: 0 K: 0 S: 17	H: 1 LOB: 2 BB: 1 P: 27	R: 0 E: 1 K: 1 S: 9	H: 0 LOB: 1 BB: 0 P: 14	1B: 3 2B: 2 3B: 1 HR: 0	SF: 0 SAC: 0 DP: 0 HBP: 0	WP: 0 PB: 0 SB: 0 CS: 0	PA: 36	
<b>PITCHER</b>	IP WLS BF H R ER SO BB IBB HBP BLK WP HR S P ERA WHIP	IP WLS BF H R ER SO BB IBB HBP BLK WP HR S P ERA WHIP	IP WLS BF H R ER SO BB IBB HBP BLK WP HR S P ERA WHIP	IP WLS BF H R ER SO BB IBB HBP BLK WP HR S P ERA WHIP	IP WLS BF H R ER SO BB IBB HBP BLK WP HR S P ERA WHIP	IP WLS BF H R ER SO BB IBB HBP BLK WP HR S P ERA WHIP	IP WLS BF H R ER SO BB IBB HBP BLK WP HR S P ERA WHIP	IP WLS BF H R ER SO BB IBB HBP BLK WP HR S P ERA WHIP	IP WLS BF H R ER SO BB IBB HBP BLK WP HR S P ERA WHIP	IP WLS BF H R ER SO BB IBB HBP BLK WP HR S P ERA WHIP	IP WLS BF H R ER SO BB IBB HBP BLK WP HR S P ERA WHIP	IP WLS BF H R ER SO BB IBB HBP BLK WP HR S P ERA WHIP	IP WLS BF H R ER SO BB IBB HBP BLK WP HR S P ERA WHIP	IP WLS BF H R ER SO BB IBB HBP BLK WP HR S P ERA WHIP	IP WLS BF H R ER SO BB IBB HBP BLK WP HR S P ERA WHIP	IP WLS BF H R ER SO BB IBB HBP BLK WP HR S P ERA WHIP	IP WLS BF H R ER SO BB IBB HBP BLK WP HR S P ERA WHIP	IP WLS BF H R ER SO BB IBB HBP BLK WP HR S P ERA WHIP	IP WLS BF H R ER SO BB IBB HBP BLK WP HR S P ERA WHIP	IP WLS BF H R ER SO BB IBB HBP BLK WP HR S P ERA WHIP	
Rheal Cormier, L ERA: 5.45 Gary Buckels, R ERA: 2.45	(1, 1) (9, 1)	(1, 1) (9, 1)	(1, 1) (9, 1)	(1, 1) (9, 1)	(1, 1) (9, 1)	(1, 1) (9, 1)	(1, 1) (9, 1)	(1, 1) (9, 1)	(1, 1) (9, 1)	(1, 1) (9, 1)	(1, 1) (9, 1)	(1, 1) (9, 1)	(1, 1) (9, 1)	(1, 1) (9, 1)	(1, 1) (9, 1)	(1, 1) (9, 1)	(1, 1) (9, 1)	(1, 1) (9, 1)	(1, 1) (9, 1)	(1, 1) (9, 1)	(1, 1) (9, 1)

**BOTTOM**

**St. Louis Cardinals @ Florida Marlins**  
**Joe Robbie Stadium, Miami, FL**  
 Mon Aug 08 1994, 7:05 PM EDT  
 Att: 25,505 - Unknown - 83 F

livebaseballscores.com

AB	34
R	1
H	6
RBI	1
BB	2
SO	6
LOB	15



Batter	1	2	3	4	5	6	7	8	9	AB R H RBI BB SO LOB	TOP
--------	---	---	---	---	---	---	---	---	---	----------------------	-----

<b>Ray Lankford, L</b> <small>(1, 8)</small> <small>OBP: 0.358, SLG: 0.478</small>	1-2 		0-1 		1-1 	3-2 	0-2 		0-0 	5 0 1 0 0 0 1	
<b>Ozzie Smith, S</b> <small>(1, 6)</small> <small>OBP: 0.321, SLG: 0.339</small>	2-2 		0-0 		3-1 		0-0 			4 0 0 0 0 0 1	
<b>Gregg Jefferies, S</b> <small>(1, 3)</small> <small>OBP: 0.391, SLG: 0.490</small>	0-1 		1-1 	0-2 	1-1 		1-2 			4 2 2 0 0 0 0	
<b>Todd Zeile, R</b> <small>(1, 5)</small> <small>OBP: 0.348, SLG: 0.475</small>		3-2 		4-2 	4-0 		2-1 			2 0 1 0 2 0 0	
<b>Mark Whiten, S</b> <small>(1, 9)</small> <small>OBP: 0.361, SLG: 0.471</small>		1-1 		1-1 	0-2 		2-2 			4 0 1 1 0 0 3	
<b>Bernard Gilkey, R</b> <small>(1, 7)</small> <small>OBP: 0.336, SLG: 0.353</small>		2-1 		0-0 	1-1 		3-2 			4 0 0 1 0 0 4	
<b>Luis Alicea, S</b> <small>(1, 4)</small> <small>OBP: 0.377, SLG: 0.463</small>		1-1 		1-1 		0-0 		0-0 		4 0 2 0 0 0 3	
<b>Tom Pagnozzi, R</b> <small>(1, 2)</small> <small>OBP: 0.318, SLG: 0.388</small>			0-0 	4-0 		0-0 		3-1 		3 1 1 1 1 0 2	
<b>Allen Watson, L</b> <small>(1, 1)</small> <small>OBP: 0.179, SLG: 0.263</small> <b>Scott Coolbaugh, R</b> <small>(9, PH)</small> <small>OBP: 0.158, SLG: 0.500</small> <b>Vicente Palacios, R</b> <small>(9, 1)</small>			0-0 	3-2 		1-3 		1-1 		3 0 0 0 0 1 4	

**St. Louis Cardinals @ Florida Marlins**  
 Joe Robbie Stadium, Miami, FL  
 Tue Aug 09 1994, 7:05 PM EDT  
 Att. 30,042 - Unknown - 86 F

livebaseballscorecards.com

<b>AB</b>	<b>34</b>
<b>R</b>	<b>3</b>
<b>H</b>	<b>8</b>
<b>RBI</b>	<b>3</b>
<b>BB</b>	<b>3</b>
<b>SO</b>	<b>1</b>
<b>LOB</b>	<b>19</b>



Inning Stats	R: 0	H: 0	E: 0	K: 0	S: 9	P: 12	R: 0	H: 1	E: 0	K: 0	S: 9	P: 16	R: 1	H: 2	E: 0	K: 0	S: 6	R: 1	H: 1	E: 1	K: 0	S: 16	P: 29	R: 1	H: 2	E: 0	K: 0	S: 11	P: 21	R: 0	H: 1	E: 0	K: 1	S: 11	P: 13	R: 0	H: 0	E: 0	K: 0	S: 7	P: 8	R: 0	H: 0	E: 0	K: 0	S: 8	P: 15	R: 0	H: 1	E: 0	K: 0	S: 6	P: 10	1B: 5	2B: 2	3B: 0	HR: 1	SF: 0	SAC: 0	DP: 0	HBP: 0	WP: 0	PB: 0	SB: 0	CS: 2	PA: 39
--------------	------	------	------	------	------	-------	------	------	------	------	------	-------	------	------	------	------	------	------	------	------	------	-------	-------	------	------	------	------	-------	-------	------	------	------	------	-------	-------	------	------	------	------	------	------	------	------	------	------	------	-------	------	------	------	------	------	-------	-------	-------	-------	-------	-------	--------	-------	--------	-------	-------	-------	-------	--------

PITCHER	IP	WLS	BF	H	R	ER	SO	BB	IBB	HBP	BLK	WP	HR	S	P	ERA	WHIP
<b>Mark Gardner, R</b> <small>(1, 1)</small> <small>ERA: 4.87</small>	6.0		27	7	3	3	1	2	1	0	0	0	1	62	98	4.50	1.500
<b>Luis Aquino, R</b> <small>(7, 1)</small> <small>ERA: 3.58</small>	2.0		6	0	0	0	0	0	0	0	0	0	0	15	23	0.00	0.000
<b>Yorkis Perez, L</b> <small>(9, 1)</small> <small>ERA: 3.43</small>	1.0	W	4	1	0	0	0	0	0	0	0	0	0	6	10	0.00	1.000

**BOTTOM**

**St. Louis Cardinals @ Florida Marlins**  
**Joe Robbie Stadium, Miami, FL**  
 Tue Aug 09 1994, 7:05 PM EDT  
 Att: 30,042 - Unknown - 86 F

livebaseballscorecards.com

<b>AB</b>	<b>33</b>
<b>R</b>	<b>5</b>
<b>H</b>	<b>11</b>
<b>RBI</b>	<b>5</b>
<b>BB</b>	<b>1</b>
<b>SO</b>	<b>4</b>
<b>LOB</b>	<b>17</b>



WP: 0	PA: 37
PB: 0	
SB: 0	
CS: 0	

AB R H RBI BB SO LOB

5	1	1	2	0	1	1
3	0	1	0	0	0	0
3	0	0	0	1	0	1
4	1	1	0	0	1	2
4	1	2	0	0	0	2
4	1	3	1	0	0	0
4	0	1	0	0	0	4
0	0	0	0	0	0	0
3	1	2	1	0	1	2
2	0	0	0	0	1	4
1	0	0	1	0	0	1
0	0	0	0	0	0	0
0	0	0	0	0	0	0

1B: 8	SF: 0
2B: 2	SAC: 2
3B: 0	DP: 1
HR: 1	HBP: 1

Batter	1	2	3	4	5	6	7	8	9
<b>Chuck Carr, S</b> (1, 8) OBP: 0.305, SLG: 0.332	3-3 <b>K</b>		1-1 <b>G5-3</b>		0-0 <b>L7</b>	0-0 <b>G4-3</b>			2-2 <b>HR</b>
<b>Rick Renteria, R</b> (1, 5) OBP: 0.286, SLG: 0.370	2-2 <b>G5-4-3</b> <b>HBP</b>		0-1 <b>G6-3</b>		0-1 <b>BB</b> <b>1B</b>		2-0 <b>L7</b>		
<b>Gary Sheffield, R</b> (1, 9) OBP: 0.378, SLG: 0.564	0-2 <b>G5-4-3</b> <b>1-2f</b>		0-0 <b>F7</b>		4-0 <b>BB</b>		0-0 <b>L8</b>		
<b>Jeff Conine, R</b> (1, 7) OBP: 0.371, SLG: 0.523		2-2 <b>K</b>		1-2 <b>1B</b> <b>1B</b>	2-0 <b>P4</b>		2-2 <b>G5-3</b>		
<b>Greg Colbrunn, R</b> (1, 3) OBP: 0.350, SLG: 0.480		1-0 <b>1B</b> <b>2B</b> <b>1B</b>		2-1 <b>FC6-4</b> <b>1B</b>	0-0 <b>P2</b>		1-1 <b>F9</b>		
<b>Benito Santiago, R</b> (1, 2) OBP: 0.325, SLG: 0.430		1-2 <b>2B</b> <b>1B</b>		1-1 <b>FC6-4</b> <b>1B</b>	2-0 <b>SH1-4</b> <b>G6-3</b> <b>1B</b>		0-0 <b>G6-3</b>		
<b>Bret Barberie, S</b> (1, 4) <b>Yorkis Perez, L</b> (9, 1)		0-0 <b>P4</b>		1-0 <b>FC6-4</b>	0-0 <b>SH1-4</b> <b>1B</b>		1-2 <b>G6-3</b>		
<b>Kurt Abbott, R</b> (1, 6) OBP: 0.294, SLG: 0.396		0-1 <b>2B</b>		0-3 <b>K</b>	0-0 <b>SH1-4</b>			0-1 <b>SH5-4</b> <b>HR</b> <b>2B</b>	
<b>Mark Gardner, R</b> (1, 1) <b>Alex Arias, R</b> (6, PH) <b>Luis Aquino, R</b> (7, 1) <b>Jerry Browne, S</b> (9, 4)		1-3 <b>K</b>		2-0 <b>G4-3</b>	0-1 <b>G6-3</b>			2-1 <b>SH5-4</b>	

Inning Stats	R: 0	H: 0	E: 0	K: 1	S: 9	R: 1	H: 3	E: 0	K: 2	S: 14	R: 0	H: 0	E: 0	K: 0	S: 5	R: 1	H: 3	E: 0	K: 1	S: 12	R: 0	H: 1	E: 0	K: 0	S: 5	R: 1	H: 2	E: 0	K: 0	S: 6	R: 0	H: 0	E: 0	K: 0	S: 5	R: 0	H: 0	E: 0	K: 0	S: 6	R: 0	H: 0	E: 0	K: 0	S: 7	R: 2	H: 2	E: 0	K: 0	S: 7
--------------	------	------	------	------	------	------	------	------	------	-------	------	------	------	------	------	------	------	------	------	-------	------	------	------	------	------	------	------	------	------	------	------	------	------	------	------	------	------	------	------	------	------	------	------	------	------	------	------	------	------	------

PITCHER	IP	WLS	BF	H	R	ER	SO	BB	IBB	HBP	BLK	WP	HR	S	P	ERA	WHIP
<b>Allen Watson, L</b> (1, 1) ERA: 5.52	8.0		34	9	3	3	4	1	0	1	1	0	0	62	94	3.38	1.250
<b>Vicente Palacios, R</b> (9, 1) ERA: 4.47	0.1	L	3	2	2	2	0	0	0	0	0	0	1	7	11	54.00	6.000

WP	HR	S	P	ERA	WHIP
0	0	0	0		

Batter	1	2	3	4	5	6	7	8	9	AB R H RBI BB SO LOB	TOP											
Ray Lankford, L OBP: 0.360, SLG: 0.483 (1, 8)	2-2 1B 1B	1-3 K			1-0 2B 1B	0-1 G4-3	0-2 2B 3B		1-1 G3	6 3 3 3 0 1 0												
Ozzie Smith, S OBP: 0.327, SLG: 0.350 (1, 6)	0-1 1B 1B FC6-4 1B		1-1 G6-3		2-2 BB 2B	0-0 1B	1-2 2B			5 1 4 2 0 0 0												
Gregg Jefferies, S OBP: 0.391, SLG: 0.489 Scott Coolbaugh, R OBP: 0.200, SLG: 0.500 (7, PH) (7, 3)	3-2 FC6-4 1B 1-2 3-H 1B		3-2 F7		4-0 BB IBB	3-3 K	4-1 BB			3 0 1 1 1 1 1 0 0 0 0 1 0 0												
Todd Zeile, R OBP: 0.349, SLG: 0.473 (1, 5)	0-0 FC6-4 1-2 2-3 1B		1-3 K		4-0 BB G6-3		E7 2B F8			4 1 1 1 1 1 2												
Mark Whiten, S OBP: 0.358, SLG: 0.465 (1, 9)	0-2 P5		1-3 K		1-1 G6-3 1-2f		4-0 2B 3B BB	0-3 K		4 1 0 0 1 2 6												
Bernard Gilkey, R OBP: 0.337, SLG: 0.356 (1, 7)	1-1 FC6-4 WP 1-2f 2-3 3-H		1-0 G5-3		0-1 HR 1B	0-2 3B 2B	3-2 G4-3			5 2 2 2 0 0 2												
Luis Alicea, S OBP: 0.373, SLG: 0.459 José Oquendo, S OBP: 0.365, SLG: 0.310 (1, 4) (4, 4)	3-1 G1-3 1-2		0-0 G2-3		3-2 L8 1-2	2-3 K	3-3 K			2 0 0 0 0 0 2 3 0 0 0 0 2 3												
Tom Pagnozzi, R OBP: 0.323, SLG: 0.402 (1, 2)		0-3 K			1-0 1B 2B 1B	2-1 HR	4-0 3B IBB		0-0 F9	4 3 2 2 1 1 0												
Omar Olivares, R OBP: 0.241, SLG: 0.321 Gary Buckels, R (8, 1) Gerald Perry, L OBP: 0.435, SLG: 0.532 John Habyan, R (9, 1)		0-0 G5-3			3-2 SH1-4 1-2	2-2 HR	1-3 K		1-2 F8	3 1 1 1 0 1 3 0 0 0 0 0 0 0 1 0 0 0 0 0 0 0 0 0 0 0 0 0												
<b>Inning Stats</b>	R: 2 E: 0 K: 0 S: 16	H: 4 LOB: 2 BB: 0 P: 25	R: 0 E: 0 K: 2 S: 7	H: 0 LOB: 0 BB: 0 P: 8	R: 0 E: 0 K: 1 S: 8	H: 0 LOB: 0 BB: 0 P: 13	R: 0 E: 0 K: 1 S: 5	H: 0 LOB: 0 BB: 0 P: 7	R: 2 E: 0 K: 0 S: 11	H: 3 LOB: 2 BB: 2 P: 26	R: 3 E: 0 K: 1 S: 19	H: 4 LOB: 1 BB: 0 P: 28	R: 5 E: 1 K: 2 S: 23	H: 3 LOB: 2 BB: 3 P: 43	R: 0 E: 0 K: 2 S: 9	H: 0 LOB: 0 BB: 0 P: 15	R: 0 E: 0 K: 0 S: 7	H: 0 LOB: 0 BB: 0 P: 9	1B: 8 2B: 3 3B: 1 HR: 2	SF: 0 SAC: 1 DP: 1 HBP: 0	WP: 1 PB: 0 SB: 1 CS: 0	PA: 46
<b>PITCHER</b>	IP WLS BF H R ER SO BB IBB HBP BLK WP HR S P ERA WHIP											<b>PITCHER</b>	IP WLS BF H R ER SO BB IBB HBP BLK WP HR S P ERA WHIP									
David Weathers, R ERA: 5.27 (1, 1)	5.1 L 27 10 7 7 4 1 1 0 0 1 2 60 98 11.81 2.062											John Johnstone, R ERA: 5.91 (6, 1)	1.1 11 4 5 0 3 1 1 0 0 0 0 27 44 0.00 3.750									
Richie Lewis, R ERA: 5.67 (7, 1)	1.1 5 0 0 0 2 1 0 0 0 0 0 11 23 0.00 0.750											Terry Mathews, R ERA: 3.35 (9, 1)	1.0 3 0 0 0 0 0 0 0 0 0 0 7 9 0.00 0.000									

St. Louis Cardinals @ Florida Marlins  
Joe Robbie Stadium, Miami, FL  
Wed Aug 10 1994, 7:05 PM EDT  
Att. 38,675 - Unknown - 84 F

livebaseballscorecards.com

AB	40
R	12
H	14
RBI	12
BB	5
SO	9
LOB	19



Batter	1	2	3	4	5	6	7	8	9	AB R H RBI BB SO LOB
Jerry Browne, S OBP: 0.386, SLG: 0.390 (1, 5)	2-2 WP 1B G5-3 1B	2-2 G4-3		1-2 P5			2-1 G4-3		1-1 G4-3	5 1 1 0 0 0 2
Chuck Carr, S OBP: 0.306, SLG: 0.331 (1, 8)	2-2 L7		1-0 G3-4-3		1-2 G5-4-3 1B		4-2 HR BB		1-3 K	4 1 1 0 1 1 1
Gary Sheffield, R OBP: 0.381, SLG: 0.577 (1, 9)	3-2 WP 1B		1-1 E 2B		1 SAFE 2-1 G5-4-3 1-2f		1-1 HR		1-3 K	5 2 3 2 0 1 1
Jeff Conine, R OBP: 0.372, SLG: 0.522 (1, 7)	1-2 G5-3 1-2 2-H		1-1 L7		2-2 1B		1-0 1B			4 0 2 1 0 0 2
Greg Colbrunn, R OBP: 0.348, SLG: 0.470 (1, 3)	2-1 HBP		0-1 E5 FC5-4 2-H		2-3 K		0-0 F8			3 0 0 0 0 1 2
Benito Santiago, R OBP: 0.321, SLG: 0.425 (1, 2)	1-3 K		1-0 FC5-4 1-2f			0-0 G1-3		0-0 F9		4 0 0 0 0 1 3
Kurt Abbott, R OBP: 0.290, SLG: 0.392 (1, 6)		1-0 F8		1-2 F8		0-3 K		0-2 G5-3		4 0 0 0 0 1 0
Bret Barberie, S OBP: 0.357, SLG: 0.407 Richie Lewis, R (7, 1)		0-0 SH2-4 1B		1-1 3B		0-1 G4-3		4-1 BB		3 0 2 0 0 0 0 0 0 0 0 0 0 0 0 0 0 0 1 0 0 0 0 0 0 0 0 0
Matias Carrillo, L OBP: 0.295, SLG: 0.301 Terry Mathews, L OBP: 0.500, SLG: 0.667 (8, PH) (9, 1)		0-0 SH2-4 1B		0-2 G5-3			1-0 G6-3	1-0 L8		1 0 0 0 0 0 1 0 0 0 0 0 0 0 2 0 0 0 0 0 1
David Weathers, R OBP: 0.128, SLG: 0.068 John Johnstone, R (6, 1) Rick Renteria, R OBP: 0.275, SLG: 0.354 (7, 4)										

Inning Stats	R: 1 E: 0 K: 1 S: 17	H: 2 LOB: 2 BB: 0 P: 28	R: 0 E: 0 K: 0 S: 7	H: 1 LOB: 1 BB: 0 P: 10	R: 1 E: 1 K: 0 S: 8	H: 1 LOB: 1 BB: 0 P: 12	R: 0 E: 0 K: 0 S: 12	H: 1 LOB: 1 BB: 0 P: 15	R: 0 E: 0 K: 1 S: 14	H: 2 LOB: 1 BB: 0 P: 21	R: 0 E: 0 K: 1 S: 6	H: 0 LOB: 0 BB: 0 P: 6	R: 2 E: 0 K: 0 S: 11	H: 2 LOB: 1 BB: 1 P: 20	R: 0 E: 0 K: 0 S: 6	H: 0 LOB: 1 BB: 1 P: 11	R: 0 E: 0 K: 2 S: 8	H: 0 LOB: 0 BB: 0 P: 11	1B: 6 2B: 1 3B: 1 HR: 1	SF: 0 SAC: 1 DP: 1 HBP: 1	WP: 1 PB: 0 SB: 0 CS: 0	PA: 39
--------------	-------------------------------	----------------------------------	------------------------------	----------------------------------	------------------------------	----------------------------------	-------------------------------	----------------------------------	-------------------------------	----------------------------------	------------------------------	---------------------------------	-------------------------------	----------------------------------	------------------------------	----------------------------------	------------------------------	----------------------------------	----------------------------------	------------------------------------	----------------------------------	--------


PITCHER	IP	WLS	BF	H	R	ER	SO	BB	IBB	HBP	BLK	WP	HR	S	P	ERA	WHIP
Omar Olivares, R ERA: 5.74 (1, 1)	7.0	W	32	9	4	3	3	1	0	1	0	1	1	75	112	3.86	1.429
Gary Buckels, R ERA: 2.25 (8, 1)	1.0		4	0	0	0	0	1	0	0	0	0	0	6	11	0.00	1.000
John Habyan, R ERA: 3.23 (9, 1)	1.0		3	0	0	0	2	0	0	0	0	0	0	8	11	0.00	0.000

**BOTTOM**

**St. Louis Cardinals @ Florida Marlins**  
**Joe Robbie Stadium, Miami, FL**  
 Wed Aug 10 1994, 7:05 PM EDT  
 Att: 38,675 - Unknown - 84 F

livebaseballscorecards.com

<b>AB</b>	<b>35</b>
<b>R</b>	<b>4</b>
<b>H</b>	<b>9</b>
<b>RBI</b>	<b>3</b>
<b>BB</b>	<b>2</b>
<b>SO</b>	<b>5</b>
<b>LOB</b>	<b>13</b>



Batter	1	2	3	4	5	6	7	8	9	AB R H RBI BB SO LOB	TOP									
<b>Bernard Gilkey, R</b> (1, 7) OBP: 0.336, SLG: 0.363	3-2 P2		2-2 G6-3		1-0 G5-4-3		2-0 HR			4 1 1 1 0 0 2										
<b>Ozzie Smith, S</b> (1, 6) OBP: 0.326, SLG: 0.349	1-1 HR 1B		1-0 G1-3			1-1 L7	2-1 F9			4 1 1 0 0 0 0										
<b>Ray Lankford, L</b> (1, 8) OBP: 0.359, SLG: 0.488	1-2 P9		1-3 K			3-2 HR	0-3 K			4 1 1 1 0 2 1										
<b>Todd Zeile, R</b> (1, 5) OBP: 0.348, SLG: 0.470	4-2 HR BB			0-2 G5-3		0-3 K		2-2 G6-3		3 1 0 0 1 1 0										
<b>Mark Whiten, S</b> (1, 9) OBP: 0.364, SLG: 0.485	2-1 HR			1-0 G6-4-3 1B		3-1 1B 3B				3 2 3 3 0 0 0										
<b>Scott Coolbaugh, R</b> (1, 3) OBP: 0.217, SLG: 0.476	0-2 G6-3			1-2 G6-4-3		2-1 HR 1B				3 1 1 1 0 0 1										
<b>Tom Pagnozzi, R</b> (1, 2) OBP: 0.327, SLG: 0.416			2-1 F8		4-1 FC1-5 1B BB	0-0 HR				2 1 1 2 1 0 0										
<b>José Oquendo, S</b> (1, 4) OBP: 0.364, SLG: 0.310			1-2 G6-3		0-0 FC1-5 1B	0-0 F8				3 0 1 0 0 0 0										
<b>Tom Urbani, L</b> (1, 1) OBP: 0.308, SLG: 0.250			3-2 P6		0-1 FC1-5 G5-4-3		1-3 K			2 0 0 0 0 0 2										
<b>Rich Rodriguez, L</b> (6, 1)										0 0 0 0 0 0 0										
<b>Gerald Young, S</b> (7, PH) OBP: 0.364, SLG: 0.488										1 0 0 0 0 1 0										
<b>Vicente Palacios, R</b> (7, 1)										0 0 0 0 0 0 0										
<b>Inning Stats</b>	R: 3 E: 0 K: 0 S: 18	H: 2 LOB: 0 BB: 1 P: 29	R: 0 E: 0 K: 0 S: 9	H: 0 LOB: 0 BB: 0 P: 15	R: 0 E: 0 K: 1 S: 7	H: 0 LOB: 0 BB: 0 P: 11	R: 0 E: 0 K: 0 S: 7	H: 1 LOB: 0 BB: 0 P: 9	R: 0 E: 0 K: 0 S: 5	H: 1 LOB: 1 BB: 1 P: 10	R: 4 E: 0 K: 1 S: 14	H: 4 LOB: 0 BB: 0 P: 23	R: 1 E: 0 K: 2 S: 9	H: 1 LOB: 0 BB: 0 P: 14	R: 0 E: 0 K: 0 S: 4	H: 0 LOB: 0 BB: 0 P: 6	1B: 4 2B: 0 3B: 1 HR: 4	SF: 0 SAC: 0 DP: 2 HBP: 0	WP: 0 PB: 0 SB: 0 CS: 0	PA: 31
<b>PITCHER</b>	IP WLS BF H R ER SO BB IBB HBP BLK WP HR S P ERA WHIP																			
<b>Pat Rapp, R</b> (1, 1) ERA: 3.85	5.2 L 24 7 6 6 2 2 0 0 0 0 0 2 58 95 9.53 1.588																			
<b>Luis Aquino, R</b> (6, 1) ERA: 3.73	0.1 2 1 1 1 0 0 0 0 0 0 1 2 2 27.00 3.000																			
<b>Yorkis Perez, L</b> (7, 1) ERA: 3.54	1.1 5 1 1 1 2 0 0 0 0 0 1 13 20 6.75 0.750																			

**St. Louis Cardinals @ Florida Marlins**  
Joe Robbie Stadium, Miami, FL

Thu Aug 11 1994, 7:05 PM EDT  
Att. 29,437 - Unknown - 77 F

livebaseballscorecards.com

AB	29
R	8
H	9
RBI	8
BB	2
SO	4
LOB	6



Batter	1	2	3	4	5	6	7	8	9
<b>Jerry Browne, S</b> OBP: 0.392, SLG: 0.398 (1, 5) (6, 9)	2-2 G1-4-3 1B			3-1 G6-3 HR 2B	2-2 1B 1-2 2-3 3-H	4-1 BB 1-2			
<b>Chuck Carr, S</b> OBP: 0.305, SLG: 0.330 (1, 8)	0-0 G1-4-3 1-2f			1-1 G6-3 2-3	0-0 G5-4-3 1B 1-2 2-3 3-H	2-2 P6			
<b>Gary Sheffield, R</b> OBP: 0.380, SLG: 0.584 <b>Rick Renteria, R</b> OBP: 0.269, SLG: 0.347 (1, 9) (6, 5)	0-3 K			1-2 HR 3-H	0-2 G5-4-3 1-2f		1-2 G6-3		
<b>Jeff Conine, R</b> OBP: 0.373, SLG: 0.525 (1, 7)		0-3 K		4-0 G6-4-3 BB		3-2 HR 3B	0-0 L8		
<b>Greg Colbrunn, R</b> OBP: 0.345, SLG: 0.484 (1, 3)		0-1 G6-3		0-0 G6-4-3 1-2f		2-2 HR	0-2 P9		
<b>Benito Santiago, R</b> OBP: 0.322, SLG: 0.424 (1, 2)		0-0 P9			3-1 1B 1B 1B	0-0 L7			
<b>Kurt Abbott, R</b> OBP: 0.291, SLG: 0.394 (1, 6)			1-1 G4-3		1 SAFE 0-3 K	0-0 1B 2B			
<b>Bret Barberie, S</b> OBP: 0.356, SLG: 0.406 (1, 4)			2-0 G5-3		0-0 1B 1-2 1B 1B	0-3 K			
<b>Pat Rapp, R</b> OBP: 0.122, SLG: 0.146 <b>Luis Aquino, R</b> OBP: 0.167, SLG: 0.167 <b>Mario Diaz, R</b> OBP: 0.376, SLG: 0.429 <b>Yorkis Perez, L</b> (7, 1)			0-0 G4-3		1-0 1B 1B 1B	0-0 BB 2-3 1B			

Inning Stats	R: 0 E: 0 K: 1 S: 11	H: 1 LOB: 0 BB: 0 P: 13	R: 0 E: 0 K: 1 S: 7	H: 0 LOB: 0 BB: 0 P: 7	R: 0 E: 0 K: 0 S: 4	H: 0 LOB: 0 BB: 0 P: 7	R: 2 E: 0 K: 0 S: 8	H: 2 LOB: 0 BB: 1 P: 17	R: 2 E: 0 K: 1 S: 14	H: 5 LOB: 2 BB: 0 P: 20	R: 2 E: 0 K: 1 S: 20	H: 4 LOB: 3 BB: 1 P: 31	R: 0 E: 0 K: 0 S: 7	H: 0 LOB: 0 BB: 0 P: 8
--------------	-------------------------------	----------------------------------	------------------------------	---------------------------------	------------------------------	---------------------------------	------------------------------	----------------------------------	-------------------------------	----------------------------------	-------------------------------	----------------------------------	------------------------------	---------------------------------

PITCHER	IP	WLS	BF	H	R	ER	SO	BB	IBB	HBP	BLK	WP	HR	S	P	ERA	WHIP
<b>Tom Urbani, L</b> ERA: 5.15 (1, 1)	5.0	W	23	10	6	6	3	1	0	0	0	0	2	51	76	10.80	2.200
<b>Rich Rodriguez, L</b> ERA: 4.03 (6, 1)	1.0		6	2	0	0	1	1	0	0	0	0	0	13	19	0.00	3.000
<b>Vicente Palacios, R</b> ERA: 4.44 (7, 1)	1.0	S	3	0	0	0	0	0	0	0	0	0	0	7	8	0.00	0.000

**BOTTOM**

AB	R	H	RBI	BB	SO	LOB
3	1	3	1	1	0	0
4	0	1	1	0	0	5
3	1	1	2	0	1	3
1	0	0	0	0	0	0
3	1	1	0	1	1	0
4	1	1	2	0	0	1
3	1	1	0	0	0	0
3	0	1	0	0	1	1
3	1	1	0	0	1	1
2	0	1	0	0	0	0
0	0	0	0	0	0	0
1	0	1	0	0	0	0
0	0	0	0	0	0	0

**AB 30**  
**R 6**  
**H 12**  
**RBI 6**  
**BB 2**  
**SO 4**  
**LOB 11**

**WP: 0 PA: 32**  
**PB: 0**  
**SB: 0**  
**CS: 0**

**WP: 0**  
**HR: 2**  
**S: 3**  
**P: 8**  
**ERA: 0.00**  
**WHIP: 0.000**

**St. Louis Cardinals @ Florida Marlins**  
Joe Robbie Stadium, Miami, FL  
Thu Aug 11 1994, 7:05 PM EDT  
Att: 29,437 - Unknown - 77 F

livebaseballscorecards.com

