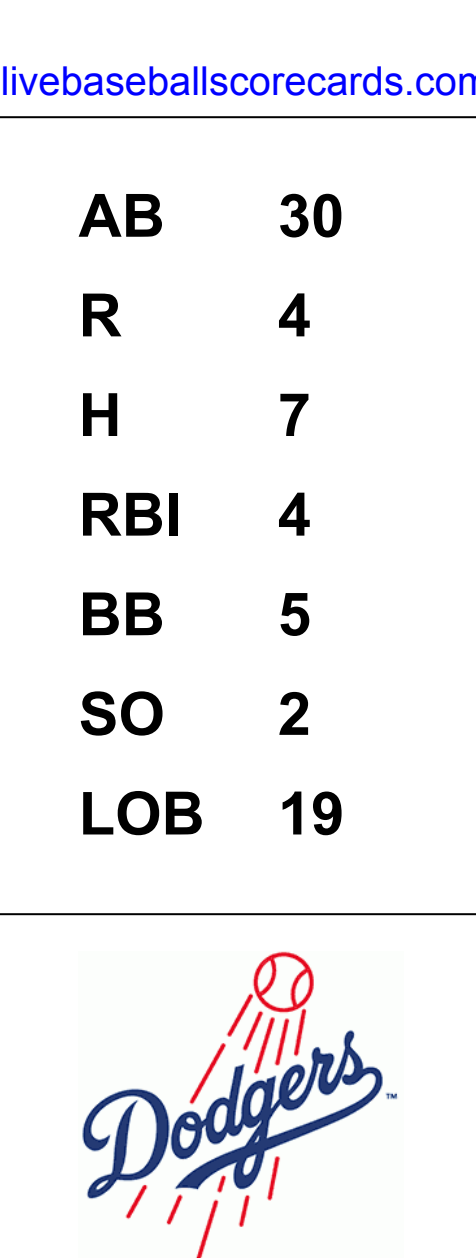


# Florida Marlins - 1994

Batter	1	2	3	4	5	6	7	8	9	AB	R	H	RBI	BB	SO	LOB	TOP					
Chuck Carr, S OBP: 0.500, SLG: 0.333	F9				F9		E			3	0	1	0	1	0	1	<b>Florida Marlins @ Los Angeles Dodgers</b> Dodger Stadium, Los Angeles, CA Tue Apr 05 1994, 3:33 AM PDT Att: 53,761 - Sunny - 74 F					
Jerry Browne, S	G1-3		G3		G4-3		G6-3			4	0	0	0	0	0	2						
Gary Sheffield, R OBP: 0.250, SLG: 0.250			G3-1			F8		P4		4	0	1	0	0	0	0						
Orestes Destrade, S	G4-3		K			L9		K		4	0	0	0	0	2	1						
Jeff Conine, R OBP: 0.250, SLG: 1.000		HR		K		F8		G4-3		4	1	1	1	0	1	0						
Bret Barberie, S		K		G1-3			G3		L3	4	0	0	0	0	1	0						
Benito Santiago, R				L7			HR	HR	L6	2	1	0	0	1	0	0						
Kurt Abbott, R OBP: 0.250, SLG: 1.000		K			F9			K		4	1	1	2	0	2	1						
Charlie Hough, R OBP: 1.000, SLG: 1.000 Greg Colbrunn, R Yorkis Perez, L Jeremy Hernandez, R							L8			1	0	1	0	1	0	0						
<b>Inning Stats</b>	R: 0 E: 0 K: 0 S: 11	H: 1 LOB: 1 BB: 0 P: 22	R: 1 E: 0 K: 2 S: 11	H: 2 LOB: 2 BB: 2 P: 22	R: 0 E: 0 K: 1 S: 8	H: 0 LOB: 0 BB: 0 P: 14	R: 0 E: 0 K: 1 S: 8	H: 0 LOB: 0 BB: 0 P: 10	R: 0 E: 0 K: 0 S: 6	H: 1 LOB: 1 BB: 0 P: 8	R: 0 E: 0 K: 0 S: 6	H: 0 LOB: 0 BB: 0 P: 8	R: 2 E: 1 K: 0 S: 9	H: 1 LOB: 1 BB: 1 P: 15	R: 0 E: 0 K: 1 S: 9	H: 0 LOB: 0 BB: 0 P: 15	R: 0 E: 0 K: 1 S: 7	H: 0 LOB: 0 BB: 0 P: 8	1B: 3 2B: 0 3B: 0 HR: 2	SF: 0 SAC: 0 DP: 0 HBP: 1	WP: 0 PB: 0 SB: 0 CS: 0	PA: 35
<b>PITCHER</b>	IP	WLS	BF	H	R	ER	SO	BB	IBB	HBP	BLK	WP	HR	S	P	ERA	WHIP					
Orel Hershiser, R ERA: 1.5	6.0		23	4	1	1	4	2	0	0	0	0	1	50	84	1.50	1.000					
Jim Gott, R ERA: 9.0	2.0	W	9	1	2	2	1	1	0	1	0	0	1	18	30	9.00	1.000					
Todd Worrell, R ERA:	1.0	S	3	0	0	0	1	0	0	0	0	0	0	7	8	0.00	0.000					

Batter	1	2	3	4	5	6	7	8	9	AB	R	H	RBI	BB	SO	LOB	BOTTOM				
Delino DeShields, L OBP: 0.400, SLG: 0.250		K		G4-3			SH1-3	G4-3		4	2	1	0	1	1	4	<b>Florida Marlins @ Los Angeles Dodgers</b> Dodger Stadium, Los Angeles, CA Tue Apr 05 1994, 3:33 AM PDT Att: 53,761 - Sunny - 74 F				
Brett Butler, L OBP: 0.333, SLG: 1.000		G3			G6-3		SH1-3			3	1	1	1	0	0	2					
Mike Piazza, R OBP: 0.250, SLG: 0.250	E5			L8			L4			4	0	1	1	0	0	1					
Eric Karros, R OBP: 0.750, SLG: 0.667				F7						3	0	2	1	1	0	0					
Tim Wallach, R	L5			F4			G6-4-3	F9		4	0	0	0	0	0	4					
Heny Rodriguez, L OBP: 0.750, SLG: 1.000 Mitch Webster, S				G1-3			G3-1	CS	SF8	3	0	2	0	1	0	1					
Raul Mondesi, R				L7			G1-3	L5		4	0	0	0	0	0	3					
Jose Offerman, S		G4-3		G1-3			G3-1	E	S	2	0	0	0	2	0	1					
Orel Hershiser, R Dave Hansen, L Jim Gott, R Jeff Treadway, L Todd Worrell, R		E8		G1-3			K	SF8		2	0	0	0	0	0	2					
<b>Inning Stats</b>	R: 2 E: 1 K: 0 S: 10	H: 3 LOB: 1 BB: 0 P: 21	R: 0 E: 1 K: 1 S: 12	H: 0 LOB: 0 BB: 0 P: 21	R: 0 E: 0 K: 0 S: 4	H: 0 LOB: 0 BB: 0 P: 4	R: 0 E: 0 K: 0 S: 8	H: 1 LOB: 2 BB: 1 P: 14	R: 0 E: 0 K: 0 S: 8	H: 1 LOB: 1 BB: 1 P: 13	R: 0 E: 0 K: 1 S: 8	H: 1 LOB: 1 BB: 0 P: 11	R: 1 E: 0 K: 0 S: 11	H: 1 LOB: 1 BB: 1 P: 16	R: 1 E: 0 K: 0 S: 11	H: 0 LOB: 2 BB: 2 P: 22	1B: 5 2B: 1 3B: 1 HR: 0	SF: 1 SAC: 1 DP: 1 HBP: 0	WP: 0 PB: 1 SB: 2 CS: 1	PA: 37	
<b>PITCHER</b>	IP	WLS	BF	H	R	ER	SO	BB	IBB	HBP	BLK	WP	HR	S	P	ERA	WHIP				
Charlie Hough, R ERA: 3.0	6.0		27	6	2	2	2	2	0	0	0	0	0	50	84	3.00	1.333				
Yorkis Perez, L ERA: 27.0	0.1		2	0	1	1	0	1	0	0	0	0	0	5	10	27.00	3.000				
Jeremy Hernandez, R ERA:	1.2	L	8	1	1	0	0	2	0	0	0	0	0	17	28	0.00	1.800				

livebaseballscores.com





Batter	1	2	3	4	5	6	7	8	9	AB	R	H	RBI	BB	SO	LOB	TOP					
Chuck Carr, S OBP: 0.375, SLG: 0.429 (1, 8)	G1-3		B5-3				P6			4	0	1	0	0	0	2	<b>Florida Marlins @ Los Angeles Dodgers</b> Dodger Stadium, Los Angeles, CA Wed Apr 06 1994, 7:05 PM PDT Att: 44,393 - Unknown - 65 F <a href="http://livebaseballscorecards.com">livebaseballscorecards.com</a>					
Jerry Browne, S (1, 5)	G4-3					P5	K			3	0	0	0	1	1	2						
Gary Sheffield, R OBP: 0.375, SLG: 0.286 (1, 9)										3	0	1	0	1	0	3						
Orestes Destrade, S (1, 3)	G4-1									4	0	0	0	0	1	2						
Jeff Conine, R OBP: 0.250, SLG: 1.000 (1, 7)										4	1	1	1	0	0	1						
Bret Barberie, S OBP: 0.375, SLG: 0.875 (1, 4)										4	1	3	1	0	0	1						
Benito Santiago, R (1, 2)										4	0	0	0	0	0	2						
Kurt Abbott, R OBP: 0.250, SLG: 0.750 (1, 6)										4	0	1	0	0	1	1						
Ryan Bowen, R OBP: 0.500, SLG: 0.500 (1, 1)										2	0	1	0	0	0	0						
Greg Colbrunn, R (9, PH)										1	0	0	0	0	1	0						
<b>Inning Stats</b>	R: 0 E: 0 K: 0 S: 7	H: 0 LOB: 1 BB: 1 P: 18	R: 0 E: 0 K: 0 S: 5	H: 1 LOB: 0 BB: 0 P: 10	R: 0 E: 0 K: 0 S: 7	H: 1 LOB: 2 BB: 1 P: 14	R: 1 E: 0 K: 0 S: 6	H: 2 LOB: 1 BB: 0 P: 11	R: 0 E: 0 K: 0 S: 6	H: 1 LOB: 1 BB: 0 P: 9	R: 1 E: 0 K: 0 S: 6	H: 1 LOB: 1 BB: 0 P: 12	R: 0 E: 0 K: 1 S: 8	H: 1 LOB: 1 BB: 0 P: 11	R: 0 E: 0 K: 1 S: 9	H: 1 LOB: 0 BB: 0 P: 12	R: 0 E: 0 K: 2 S: 9	H: 0 LOB: 0 BB: 0 P: 13	1B: 3 2B: 3 3B: 0 HR: 2	SF: 0 SAC: 1 DP: 1 HBP: 0	WP: 0 PB: 0 SB: 0 CS: 0	PA: 36
<b>PITCHER</b> Tom Candiotti, R ERA: 2.0 (1, 1)	IP: 9.0 WLS: W BF: 36 H: 8 R: 2 ER: 2 SO: 4 BB: 2 IBB: 0 HBP: 0 BLK: 0 WP: 0 HR: 2 S: 63 P: 110 ERA: 2.00 WHIP: 1.111															<b>PITCHER</b>						

Batter	1	2	3	4	5	6	7	8	9	AB	R	H	RBI	BB	SO	LOB	BOTTOM			
Delino DeShields, L OBP: 0.333, SLG: 0.250 (1, 4)	G4-3		FC6-4							4	0	1	0	0	0	1	<b>Florida Marlins @ Los Angeles Dodgers</b> Dodger Stadium, Los Angeles, CA Wed Apr 06 1994, 7:05 PM PDT Att: 44,393 - Unknown - 65 F <a href="http://livebaseballscorecards.com">livebaseballscorecards.com</a>			
Brett Butler, L OBP: 0.333, SLG: 0.667 (1, 8)	G6-3									3	0	1	0	0	0	0				
Mike Piazza, R OBP: 0.125, SLG: 0.125 (1, 2)	G4-3									4	0	0	0	0	1	2				
Eric Karros, R OBP: 0.375, SLG: 0.286 (1, 3)										4	0	0	0	0	1	2				
Tim Wallach, R (1, 5)										2	1	0	0	1	0	0				
Henry Rodriguez, L OBP: 0.714, SLG: 1.833 (1, 7)										3	2	2	3	0	1	0				
Raul Mondesi, R (1, 9)										3	0	0	0	0	0	0				
Jose Offerman, S (1, 6)										2	0	0	0	1	0	0				
Tom Candiotti, R OBP: 0.333, SLG: 0.333 (1, 1)										3	0	1	0	0	0	1				
<b>Inning Stats</b>	R: 0 E: 0 K: 0 S: 7	H: 0 LOB: 0 BB: 0 P: 13	R: 0 E: 0 K: 1 S: 7	H: 0 LOB: 0 BB: 0 P: 13	R: 0 E: 0 K: 0 S: 8	H: 1 LOB: 1 BB: 0 P: 11	R: 0 E: 0 K: 1 S: 6	H: 0 LOB: 0 BB: 0 P: 11	R: 2 E: 0 K: 0 S: 10	H: 1 LOB: 0 BB: 1 P: 18	R: 0 E: 0 K: 1 S: 6	H: 1 LOB: 1 BB: 0 P: 9	R: 1 E: 0 K: 0 S: 9	H: 1 LOB: 1 BB: 1 P: 20	R: 0 E: 0 K: 0 S: 9	H: 1 LOB: 1 BB: 0 P: 13		1B: 3 2B: 0 3B: 0 HR: 2	SF: 0 SAC: 1 DP: 0 HBP: 0	WP: 0 PB: 0 SB: 0 CS: 0
<b>PITCHER</b> Ryan Bowen, R ERA: 3.38 (1, 1)	IP: 8.0 WLS: L BF: 31 H: 5 R: 3 ER: 3 SO: 3 BB: 2 IBB: 0 HBP: 0 BLK: 0 WP: 0 HR: 2 S: 62 P: 108 ERA: 3.38 WHIP: 0.875															<b>PITCHER</b>				



Batter	1	2	3	4	5	6	7	8	9	AB	R	H	RBI	BB	SO	LOB	TOP		
Chuck Carr, S OBP: 0.333, SLG: 0.364 (1, 8)										4	0	1	0	0	1	0	<b>Florida Marlins @ Los Angeles Dodgers</b> Dodger Stadium, Los Angeles, CA Thu Apr 07 1994, 7:05 PM PDT Att: 30,027 - Unknown - 62 F		
Jerry Browne, S OBP: 0.167, SLG: 0.091 Bryan Harvey, R (8, 1)										4	1	1	0	0	0	1			
Gary Sheffield, R OBP: 0.250, SLG: 0.182 (1, 9)										4	0	0	0	0	1	2			
Orestes Destrade, S Matias Carrillo, L (1, 3) (9, 7)										3	0	0	0	1	2	0			
Jeff Conine, R OBP: 0.333, SLG: 0.833 (1, 7) (9, 3)										4	0	2	1	0	0	0			
Bret Barberie, S OBP: 0.250, SLG: 0.583 (1, 4)										4	0	0	0	0	1	3			
Benito Santiago, R OBP: 0.364, SLG: 0.333 (1, 2)										3	0	2	0	0	0	1			
Kurt Abbott, R OBP: 0.182, SLG: 0.545 (1, 6)										3	0	0	0	0	2	1			
Chris Hammond, L Alex Arias, R (1, 1) (8, 5)										3	0	0	0	0	3	0			
<b>Inning Stats</b>	R: 1 E: 0 K: 1 S: 7	H: 2 LOB: 2 BB: 1 P: 11	R: 0 E: 0 K: 1 S: 7	H: 1 LOB: 0 BB: 0 P: 7	R: 0 E: 0 K: 1 S: 5	H: 0 LOB: 0 BB: 0 P: 5	R: 0 E: 0 K: 1 S: 6	H: 1 LOB: 1 BB: 0 P: 6	R: 0 E: 0 K: 2 S: 7	H: 0 LOB: 0 BB: 0 P: 7	R: 0 E: 0 K: 0 S: 4	H: 1 LOB: 1 BB: 0 P: 4	R: 0 E: 0 K: 1 S: 6	H: 1 LOB: 0 BB: 0 P: 6	R: 0 E: 0 K: 0 S: 3	H: 0 LOB: 0 BB: 0 P: 3	1B: 5 2B: 1 3B: 0 HR: 0	SF: 0 SAC: 0 DP: 0 HBP: 0	WP: 0 PA: 33 PB: 0 SB: 0 CS: 0
<b>PITCHER</b>	IP WLS BF H R ER SO BB IBB HBP BLK WP HR S P ERA WHIP	IP WLS BF H R ER SO BB IBB HBP BLK WP HR S P ERA WHIP																	
Ramon Martinez, R ERA: 1.13 37 Darren Dreifort, R ERA:	(1, 1) (9, 1)	8.0 L 30 6 1 1 10	1.0 3 0 0 0 0	0 0 0 0 0 0	0 0 0 0 0 0	0 0 0 0 0 0	0 0 3 3 0.00 0.000	0 0 0 0 0 0	0 0 0 0 0 0	0 0 0 0 0 0	0 0 0 0 0 0	0 0 0 0 0 0	0 0 0 0 0 0	0 0 0 0 0 0	0 0 0 0 0 0	0 0 0 0 0 0	0 0 0 0 0 0	0 0 0 0 0 0	0 0 0 0 0 0

Batter	1	2	3	4	5	6	7	8	9	AB	R	H	RBI	BB	SO	LOB	BOTTOM	
Delino DeShields, L OBP: 0.385, SLG: 0.417 (1, 4)										4	0	2	0	0	0	0	<b>Florida Marlins @ Los Angeles Dodgers</b> Dodger Stadium, Los Angeles, CA Thu Apr 07 1994, 7:05 PM PDT Att: 30,027 - Unknown - 62 F	
Brett Butler, L OBP: 0.500, SLG: 0.667 (1, 8)										3	0	2	0	1	0	1		
Mike Piazza, R OBP: 0.083, SLG: 0.083 (1, 2)										4	0	0	0	0	1	5		
Eric Karros, R OBP: 0.333, SLG: 0.200 (1, 3)										3	0	0	0	1	0	1		
Tim Wallach, R (1, 5)										4	0	0	0	0	0	3		
Henry Rodriguez, L OBP: 0.455, SLG: 1.100 (1, 7)										4	0	0	0	0	1	0		
Raul Mondesi, R (1, 9)										3	0	0	0	0	2	0		
Jose Offerman, S (1, 6)										3	0	0	0	0	2	0		
Ramon Martinez, R Mitch Webster, S 37 Darren Dreifort, R (1, 1) (8, PH) (9, 1)	(1, 1) (8, 1) (9, 1)	7.2 W 29 4 0 0 6	1.1 S 4 0 0 0 0	0 0 0 0 0 0	0 0 0 0 0 0	0 0 4 4 0.00 0.000	0 0 0 0 0 0	0 0 0 0 0 0	0 0 0 0 0 0	0 0 0 0 0 0	0 0 0 0 0 0	0 0 0 0 0 0	0 0 0 0 0 0	0 0 0 0 0 0	0 0 0 0 0 0	0 0 0 0 0 0	0 0 0 0 0 0	0 0 0 0 0 0
<b>PITCHER</b>	IP WLS BF H R ER SO BB IBB HBP BLK WP HR S P ERA WHIP	IP WLS BF H R ER SO BB IBB HBP BLK WP HR S P ERA WHIP																
Chris Hammond, L ERA: Bryan Harvey, R ERA:	(1, 1) (8, 1) (9, 1)	7.2 W 29 4 0 0 6	1.1 S 4 0 0 0 0	0 0 0 0 0 0	0 0 0 0 0 0	0 0 4 4 0.00 0.000	0 0 0 0 0 0	0 0 0 0 0 0	0 0 0 0 0 0	0 0 0 0 0 0	0 0 0 0 0 0	0 0 0 0 0 0	0 0 0 0 0 0	0 0 0 0 0 0	0 0 0 0 0 0	0 0 0 0 0 0	0 0 0 0 0 0	0 0 0 0 0 0

AB	32
R	1
H	6
RBI	1
BB	1
SO	10
LOB	8



AB	31
R	0
H	4
RBI	0
BB	2
SO	6
LOB	10





Batter	1	2	3	4	5	6	7	8	9	AB	R	H	RBI	BB	SO	LOB	TOP				
Chuck Carr, S OBP: 0.313, SLG: 0.286	G5-3		F8			K		BB		3	0	0	0	1	1	0	<b>Florida Marlins @ San Diego Padres</b> Jack Murphy Stadium, San Diego, CA Fri Apr 08 1994, 10:05 PM EDT Att: 12,850 - Unknown - 60 F				
Jerry Browne, S OBP: 0.125, SLG: 0.067	G3-1			G4-3		F8		G1-2-3		4	0	0	0	0	0	3					
Gary Sheffield, R OBP: 0.188, SLG: 0.133	P3			G6-3		F8			K	4	0	0	0	0	1	0					
Greg Colbrunn, R OBP: 0.167, SLG: 0.333		K		WP 2B		F8			P3	4	0	1	0	0	1	0					
Jeff Conine, R OBP: 0.250, SLG: 0.625		K		F8		K			G4-3	4	0	0	0	0	2	1					
Bret Barberie, S OBP: 0.267, SLG: 0.500		BB			L8		G4-3			2	0	0	0	1	0	0					
Benito Santiago, R OBP: 0.286, SLG: 0.250			L8		F7			P4		3	0	0	0	0	0	1					
Kurt Abbott, R OBP: 0.286, SLG: 0.538			G5-3					BB BB G1-2-3 HBP		2	0	1	0	0	0	0					
David Weathers, R										2	0	0	0	0	2	1					
Richie Lewis, R										0	0	0	0	0	0	0					
Orestes Destrade, S										0	0	0	0	1	0	0					
Robb Nen, R										0	0	0	0	0	0	0					
<b>Inning Stats</b>	R: 0 E: 0 K: 0 S: 8	H: 0 LOB: 0 BB: 0 P: 11	R: 0 E: 0 K: 2 S: 7	H: 0 LOB: 1 BB: 1 P: 13	R: 0 E: 0 K: 1 S: 9	H: 0 LOB: 0 BB: 0 P: 11	R: 0 E: 0 K: 0 S: 9	H: 1 LOB: 1 BB: 0 P: 16	R: 0 E: 0 K: 1 S: 11	H: 0 LOB: 0 BB: 0 P: 15	R: 0 E: 0 K: 1 S: 8	H: 0 LOB: 0 BB: 0 P: 15	R: 0 E: 0 K: 1 S: 10	H: 0 LOB: 2 BB: 2 P: 22	R: 0 E: 0 K: 1 S: 6	H: 0 LOB: 0 BB: 0 P: 12	1B: 1 2B: 1 3B: 0 HR: 0	SF: 0 SAC: 0 DP: 1 HBP: 1	WP: 1 PB: 0 SB: 0 CS: 0	PA: 32	
<b>PITCHER</b>	IP	WLS	BF	H	R	ER	SO	BB	IBB	HBP	BLK	WP	HR	S	P	ERA	WHIP				
Scott Sanders, R ERA: 4.5	(1, 1)	7.1	W	27	2	0	6	2	0	1	0	1	0	63	101	0.00	0.545				
Trevor Hoffman, R ERA: 9.0	(8, 1)	1.2	S	5	0	0	1	1	0	0	0	0	0	13	25	0.00	0.600				

Batter	1	2	3	4	5	6	7	8	9	AB	R	H	RBI	BB	SO	LOB	BOTTOM				
Bip Roberts, S OBP: 0.318, SLG: 0.263	G3 1B	G6-3		G6-3		G3				4	0	1	0	0	0	4	<b>Florida Marlins @ San Diego Padres</b> Jack Murphy Stadium, San Diego, CA Fri Apr 08 1994, 10:05 PM EDT Att: 12,850 - Unknown - 60 F				
Ricky Gutierrez, R OBP: 0.182, SLG: 0.190	L4		G6-3		G4-3		G6-3			4	0	0	0	0	0	1					
Bill Bean, L OBP: 0.538, SLG: 0.615	G3 1B		P5		F8			1B		4	0	2	0	0	0	0					
Phil Plantier, L OBP: 0.150, SLG: 0.263	G3		F7			HR		P4		4	1	1	1	0	0	3					
Derek Bell, R OBP: 0.455, SLG: 0.579	BB			HR		K		P4		3	1	1	1	1	1	1					
Keith Lockhart, L OBP: 0.426, SLG: 1.286	G3			HR		G3		HR		4	2	2	2	0	0	3					
Dave Staton, R OBP: 0.353, SLG: 0.429		G6-3				FC2-5 BB		L8		1	0	0	0	2	0	0					
Archi Cianfrocco, R OBP: 0.118, SLG: 0.176				SH3-4 BB						1	0	0	0	0	0	0					
Brad Ausmus, R OBP: 0.316, SLG: 0.500				P4		FC2-5 BB		L9-4-6 2B		3	0	2	0	1	0	1					
Scott Sanders, R ERA: 4.5	(1, 1)			SH3-4				L9-4-6		1	0	0	0	0	0	2					
Trevor Hoffman, R ERA: 9.0	(8, 1)				SH3-4		FC2-5	L9-4-6		1	0	0	0	0	0	1					
<b>Inning Stats</b>	R: 0 E: 0 K: 0 S: 17	H: 2 LOB: 3 BB: 1 P: 27	R: 0 E: 0 K: 0 S: 6	H: 1 LOB: 1 BB: 0 P: 8	R: 0 E: 0 K: 0 S: 4	H: 0 LOB: 0 BB: 0 P: 8	R: 2 E: 0 K: 0 S: 9	H: 2 LOB: 1 BB: 1 P: 18	R: 1 E: 0 K: 1 S: 6	H: 1 LOB: 0 BB: 0 P: 9	R: 0 E: 0 K: 0 S: 8	H: 0 LOB: 2 BB: 2 P: 18	R: 0 E: 0 K: 0 S: 7	H: 1 LOB: 1 BB: 0 P: 14	R: 1 E: 0 K: 0 S: 6	H: 2 LOB: 0 BB: 0 P: 11	1B: 4 2B: 2 3B: 0 HR: 4	SF: 0 SAC: 2 DP: 1 HBP: 0	WP: 0 PB: 0 SB: 0 CS: 0	PA: 36	
<b>PITCHER</b>	IP	WLS	BF	H	R	ER	SO	BB	IBB	HBP	BLK	WP	HR	S	P	ERA	WHIP				
David Weathers, R ERA: 4.5	(1, 1)	6.0	L	28	6	3	3	1	0	0	0	0	0	7	14	0.00	1.000				
Richie Lewis, R ERA: 9.0	(7, 1)	1.0		4	1	0	0	0	0	0	0	0	0	7	14	0.00	1.000				
Robb Nen, R ERA: 9.0	(8, 1)	1.0		4	2	1	1	0	0	0	0	0	1	6	11	9.00	2.000				

AB	28
R	0
H	2
RBI	0
BB	3
SO	7
LOB	6

AB	30
R	4
H	9
RBI	4
BB	4
SO	1
LOB	16



Batter	1	2	3	4	5	6	7	8	9	AB	R	H	RBI	BB	SO	LOB	TOP
Matias Carrillo, L OBP: 0.667, SLG: 1.000 Chuck Carr, S OBP: 0.368, SLG: 0.471	1-1 1B 2B		2-1 CS 1B		2-1 G4-3		1-2 2B 2B	0-2 F7	1-2 1B 2B	3	1	2	0	0	0	0	<b>Florida Marlins @ San Diego Padres</b> Jack Murphy Stadium, San Diego, CA Sat Apr 09 1994, 10:05 PM EDT Att: 16,343 - Unknown - 62 F  <b>AB 41</b> <b>R 15</b> <b>H 16</b> <b>RBI 15</b> <b>BB 7</b> <b>SO 10</b> <b>LOB 15</b>
Alex Arias, R OBP: 0.333, SLG: 0.500	0-3 K		1-2 G4-3		3-3 K		2-2 HR 2B	2-0 F7	0-1 FC6-4 1B	6	1	2	4	0	2	2	
Gary Sheffield, R OBP: 0.364, SLG: 0.278	2-2 F7 2H 1B		0-2 2B			4-2 CS BB	4-0 HR IBB		HR BB FC6-4	3	2	2	1	3	0	1	
Jeff Conine, R OBP: 0.333, SLG: 0.905	0-0 F7 1B		2-3 K			0-3 K	1-2 HR		1-2 HR	5	2	3	5	0	2	2	
Orestes Destrade, S OBP: 0.176, SLG: 0.267 Jeremy Hernandez, R Rick Renteria, R	2-1 F7			3-2 L9		2-1 F9	3-2 HR		0-2 L6	4	1	1	1	0	0	3	
Benito Santiago, R OBP: 0.283, SLG: 0.235	2-3 K			1-3 K		0-0 CS	1B P2		1-2 P4	5	1	1	0	0	2	2	
Jerry Browne, S OBP: 0.286, SLG: 0.118		2-2 G1-3		2-0 1B			BB BB		4-0 BB 1B BB	2	2	1	0	3	0	0	
Kurt Abbott, R OBP: 0.316, SLG: 0.471 Mark Gardner, R	1-3 K		2-0 L5				BB 1B F8		4-2 1B BB	4	2	1	0	1	1	2	
Pat Rapp, R Bret Barberie, S OBP: 0.278, SLG: 0.471	0-3 K			1-0 G5-3			2-3 K	0-3 K	0-1 2B 1B 1B	2	0	0	0	0	1	0	
										3	1	1	1	0	2	3	
<b>Inning Stats</b>	R: 1 H: 3 E: 0 K: 2 S: 16	H: 0 R: 0 ER: 0 LOB: 0 BB: 0 P: 23	R: 0 H: 2 E: 0 K: 1 S: 11	H: 1 R: 0 ER: 0 LOB: 1 BB: 0 P: 16	R: 0 H: 0 E: 0 K: 1 S: 6	H: 0 R: 0 ER: 0 LOB: 0 BB: 1 P: 14	R: 8 H: 6 E: 0 K: 1 S: 24	H: 0 R: 0 ER: 0 LOB: 1 BB: 3 P: 48	R: 0 H: 0 E: 0 K: 0 S: 8	H: 0 R: 0 ER: 0 LOB: 1 BB: 3 P: 38	R: 6 H: 4 E: 0 K: 0 S: 22	H: 4 R: 2 ER: 5 LOB: 1 BB: 3 P: 38	1B: 8 2B: 5 3B: 0 HR: 3	SF: 0 SAC: 0 DP: 0 HBP: 0	WP: 0 PB: 0 SB: 0 CS: 2	PA: 49	
<b>PITCHER</b>	IP WLS BF H R ER SO BB IBB HBP BLK WP HR S P ERA WHIP																
Andy Benes, R ERA: 4.73	6.1 L 27 8 4 4 9 2 0 0 0 0 0 65 105 5.68 1.579																
Pedro Martinez, L ERA: 2.25	0.0 1 1 0 0 0 0 0 0 0 0 0 4 5 ∞ ∞																
A.J. Sager, R ERA: 11.57	0.2 7 3 5 5 0 1 1 0 0 0 2 15 32 67.50 6.000																
Tim Mauser, R ERA: 6.0	1.0 3 0 0 0 1 0 0 0 0 0 0 8 10 0.00 0.000																
Mark Davis, L ERA: 18.0	1.0 4 6 6 0 3 0 0 0 0 0 1 22 38 54.00 7.000																

Batter	1	2	3	4	5	6	7	8	9	AB	R	H	RBI	BB	SO	LOB	BOTTOM
Bip Roberts, S OBP: 0.346, SLG: 0.318	0-1 G6-3		0-0 G6-3			1-2 BLK 2B		4-1 G5-3 BB		3	0	1	0	1	0	0	<b>Florida Marlins @ San Diego Padres</b> Jack Murphy Stadium, San Diego, CA Sat Apr 09 1994, 10:05 PM EDT Att: 16,343 - Unknown - 62 F  <b>AB 28</b> <b>R 1</b> <b>H 3</b> <b>RBI 1</b> <b>BB 3</b> <b>SO 4</b> <b>LOB 10</b>
Craig Shipley, R OBP: 0.143, SLG: 0.143	2-0 F9		1-0 L4			1-2 G5-3		1-0 G5-3		4	0	0	0	0	2		
Bill Bean, L OBP: 0.438, SLG: 0.500 Tim Mauser, R	1-1 G4-3			1-0 G5-3		1-0 P4		0-2 P3		3	0	0	0	0	1		
Phil Clark, R OBP: 0.429, SLG: 0.600 Mark Davis, L						2-3				0	0	0	0	0	0		
Phil Plantier, L OBP: 0.250, SLG: 0.333		4-1 2B SF8 BB		2-0 2B		4-2 BB			1-0 F8	2	1	1	0	2	0	0	
Derek Bell, R OBP: 0.423, SLG: 0.565		1-2 SF8		2-3 K		1-0 G1-3			1-1 F7	4	0	1	0	0	1	3	
Keith Lockhart, L OBP: 0.273, SLG: 0.900		1-3 2B							2-2 F8	3	0	0	1	0	0	1	
Archi Cianfrocco, R OBP: 0.150, SLG: 0.158		2-2 SF8		0-0 G4-3					2-2 F8	3	0	0	1	0	0	1	
Brian Johnson, R		2-3 3H			0-2 G5-3		0-3 K			2	0	0	0	0	1	0	
Brian Johnson, R		2-1 G1-6-3 HBP			2-1 L5		0-2 L6			3	0	0	0	0	2		
Andy Benes, R Pedro Martinez, L A.J. Sager, R Tim Hyers, L OBP: 0.333, SLG: 0.333		0-1 G1-6-3			2-3 K				0-0 G4-3	2	0	0	0	0	2	0	
										0	0	0	0	0	0	0	
										1	0	0	0	0	0	0	
<b>Inning Stats</b>	R: 0 H: 0 E: 0 K: 0 S: 5	H: 1 R: 1 ER: 1 LOB: 1 BB: 1 P: 20	R: 0 H: 0 E: 0 K: 1 S: 5	H: 0 R: 0 ER: 0 LOB: 0 BB: 0 P: 7	R: 0 H: 1 E: 0 K: 1 S: 6	H: 0 R: 0 ER: 0 LOB: 0 BB: 1 P: 11	R: 0 H: 1 E: 0 K: 0 S: 10	H: 0 R: 0 ER: 0 LOB: 2 BB: 1 P: 18	R: 0 H: 0 E: 0 K: 1 S: 7	H: 0 R: 0 ER: 0 LOB: 1 BB: 1 P: 11	R: 0 H: 0 E: 0 K: 0 S: 7	H: 0 R: 0 ER: 0 LOB: 0 BB: 0 P: 11	1B: 0 2B: 3 3B: 0 HR: 0	SF: 1 SAC: 0 DP: 1 HBP: 1	WP: 0 PB: 0 SB: 0 CS: 0	PA: 33	
<b>PITCHER</b>	IP WLS BF H R ER SO BB IBB HBP BLK WP HR S P ERA WHIP																
Pat Rapp, R ERA: 1.5	6.0 W 23 3 1 1 3 2 0 0 1 1 0 45 76 1.50 0.833																
Jeremy Hernandez, R ERA:	2.0 7 0 0 0 1 1 0 0 0 0 0 13 19 0.00 0.500																
Mark Gardner, R ERA:	1.0 3 0 0 0 0 0 0 0 0 0 0 7 11 0.00 0.000																







Batter	1	2	3	4	5	6	7	8	9	AB	R	H	RBI	BB	SO	LOB	TOP					
James Mouton, R (1, 9) OBP: 0.281, SLG: 0.300										5	0	1	0	0	2	2						
Steve Finley, L (1, 8) OBP: 0.276, SLG: 0.321										5	1	2	0	0	0	1						
Craig Biggio, R (1, 4) OBP: 0.367, SLG: 0.480 Andy Stankiewicz, R (9, 4)										3	2	1	0	1	0	2						
5 Jeff Bagwell, R (1, 3) OBP: 0.400, SLG: 0.464										5	1	2	1	0	2	4						
Luis Gonzalez, L (1, 7) OBP: 0.281, SLG: 0.375										4	1	2	4	1	1	1						
Ken Caminiti, S (1, 5) OBP: 0.192, SLG: 0.250										4	0	0	0	1	2	5						
Scott Servais, R (1, 2) OBP: 0.261, SLG: 0.400										4	1	1	1	0	2	0						
Andujar Cedeno, R (1, 6) OBP: 0.571, SLG: 1.115										4	1	3	1	0	1	0						
Darryl Kile, R (1, 1) Tom Edens, R (7, 1)										3	0	0	0	0	1	1						
<b>Inning Stats</b>	R: 0 H: 1 E: 0 K: 2 S: 13	H: 1 LOB: 1 BB: 0 P: 19	R: 2 H: 2 E: 0 K: 0 S: 14	H: 2 LOB: 0 BB: 1 P: 23	R: 0 H: 1 E: 0 K: 2 S: 19	H: 1 LOB: 3 BB: 2 P: 31	R: 0 H: 1 E: 0 K: 0 S: 5	H: 1 LOB: 1 BB: 0 P: 9	R: 4 H: 2 E: 1 K: 2 S: 13	H: 2 LOB: 0 BB: 0 P: 18	R: 0 H: 1 E: 0 K: 1 S: 10	H: 1 LOB: 1 BB: 0 P: 15	R: 0 H: 1 E: 0 K: 2 S: 8	H: 1 LOB: 0 BB: 0 P: 11	R: 0 H: 1 E: 0 K: 1 S: 10	H: 1 LOB: 1 BB: 0 P: 13	R: 1 H: 2 E: 0 K: 1 S: 16	H: 2 LOB: 1 BB: 0 P: 24	1B: 4 2B: 4 3B: 1 HR: 3	SF: 0 SAC: 1 DP: 0 HBP: 1	WP: 0 PB: 0 SB: 0 CS: 2	PA: 42
<b>PITCHER</b>	IP WLS BF H R ER SO BB IBB HBP BLK WP HR S P ERA WHIP																					
Ryan Bowen, R (1, 1) ERA: 6.0	4.0 L 23 7 6 5 4 3 0 1 0 0 3 56 90 11.25 2.500																					
Richie Lewis, R (5, 1) ERA	1.0 3 0 0 0 2 0 0 0 0 0 0 8 10 0.00 0.000																					
Robb Nen, R (6, 1) ERA: 3.0	2.0 7 2 0 0 3 0 0 0 0 0 0 18 26 0.00 1.000																					
Mark Gardner, R (8, 1) ERA: 3.0	2.0 9 3 1 1 2 0 0 0 0 0 0 26 37 4.50 1.500																					

Houston Astros @ Florida Marlins  
Joe Robbie Stadium, Miami, FL  
Tue Apr 12 1994, 3:33 AM EDT  
Att: 43,290 - Sunny - 82 F

AB	37
R	7
H	12
RBI	7
BB	3
SO	11
LOB	16



Batter	1	2	3	4	5	6	7	8	9	AB	R	H	RBI	BB	SO	LOB	BOTTOM					
Chuck Carr, S (1, 8) OBP: 0.321, SLG: 0.385										4	0	0	0	0	1	2						
Jerry Browne, S (1, 5) OBP: 0.280, SLG: 0.100										3	0	0	0	1	1	0						
Gary Sheffield, R (1, 9) OBP: 0.452, SLG: 0.778										4	1	2	0	0	1	3						
Jeff Conine, R (1, 7) OBP: 0.400, SLG: 0.778										3	0	1	1	1	2	1						
Orestes Destrade, S (1, 3) OBP: 0.192, SLG: 0.375										4	0	0	0	0	2	3						
Bret Barberie, S (1, 4) OBP: 0.185, SLG: 0.308										4	0	0	0	0	0	3						
Benito Santiago, R (1, 2) OBP: 0.333, SLG: 0.381										3	1	2	0	1	0	0						
Kurt Abbott, R (1, 6) OBP: 0.348, SLG: 0.476										4	0	2	0	0	2	2						
Ryan Bowen, R (1, 1) OBP: 0.333, SLG: 0.333 Richie Lewis, R (5, 1) Alex Arias, R (5, PH) Robb Nen, R (6, 1) Matias Carrillo, L (7, PH) Mark Gardner, R (8, 1) Rick Renteria, R (8, PH)										1	0	0	0	0	1	0						
<b>Inning Stats</b>	R: 0 H: 0 E: 0 K: 2 S: 8	H: 0 LOB: 0 BB: 0 P: 12	R: 0 H: 0 E: 0 K: 2 S: 7	H: 0 LOB: 0 BB: 0 P: 10	R: 1 H: 1 E: 1 K: 3 S: 11	H: 1 LOB: 0 BB: 0 P: 18	R: 1 H: 2 E: 0 K: 0 S: 9	H: 2 LOB: 1 BB: 0 P: 13	R: 0 H: 2 E: 0 K: 0 S: 13	H: 2 LOB: 3 BB: 1 P: 26	R: 0 H: 0 E: 0 K: 1 S: 11	H: 0 LOB: 2 BB: 2 P: 25	R: 0 H: 0 E: 0 K: 0 S: 8	H: 0 LOB: 0 BB: 0 P: 13	R: 0 H: 1 E: 0 K: 2 S: 13	H: 1 LOB: 1 BB: 0 P: 20	R: 0 H: 1 E: 0 K: 0 S: 3	H: 1 LOB: 0 BB: 0 P: 5	1B: 5 2B: 1 3B: 1 HR: 0	SF: 0 SAC: 0 DP: 1 HBP: 0	WP: 1 PB: 0 SB: 1 CS: 0	PA: 36
<b>PITCHER</b>	IP WLS BF H R ER SO BB IBB HBP BLK WP HR S P ERA WHIP																					
Darryl Kile, R (1, 1) ERA: 4.09	6.0 W 26 5 2 1 8 3 0 0 0 0 0 0 24 38 0.00 0.667																					
Tom Edens, R (7, 1) ERA: 1.42	3.0 S 10 2 0 0 2 0 0 0 0 0 0 0 24 38 0.00 0.667																					

Houston Astros @ Florida Marlins  
Joe Robbie Stadium, Miami, FL  
Tue Apr 12 1994, 3:33 AM EDT  
Att: 43,290 - Sunny - 82 F

AB	33
R	2
H	7
RBI	1
BB	3
SO	10
LOB	17





Batter	1	2	3	4	5	6	7	8	9	AB	R	H	RBI	BB	SO	LOB	TOP								
James Mouton, R (1.9) OBP: 0.278, SLG: 0.294	G6-3				L6		F9			4	0	1	0	0	0	1									
Steve Finley, L (1.8) OBP: 0.242, SLG: 0.281	F9						G6-3			4	1	0	0	0	0	1									
Craig Biggio, R (1.4) OBP: 0.382, SLG: 0.483	G4-3						G1-4-3			4	1	2	0	0	0	0									
5 Jeff Bagwell, R (1.3) OBP: 0.382, SLG: 0.469		L7			FC6-4					4	1	1	2	0	1	1									
Ken Caminiti, S (1.5) OBP: 0.200, SLG: 0.250					L8					4	0	1	0	0	0	2									
Luis Gonzalez, L (1.7) OBP: 0.200, SLG: 0.321	F9				F8					4	0	0	0	0	0	3									
Tony Eusebio, R (1.2) OBP: 0.167, SLG: 0.667										4	1	1	2	0	0	1									
Andujar Cedeno, R (1.6) OBP: 0.531, SLG: 1.000					F9					3	0	0	0	0	1	0									
Greg Swindell, L (1.1) OBP: 0.200, SLG: 0.200										3	0	1	0	0	0	1									
Roberto Petagine, L (9. PH)										1	0	0	0	0	0	1									
Todd Jones, L (9.1)										0	0	0	0	0	0	0									
<b>Inning Stats</b>	R: 0 E: 0 K: 0 S: 6	H: 0 LOB: 0 BB: 0 P: 9	R: 0 E: 0 K: 0 S: 6	H: 1 LOB: 1 BB: 0 P: 10	R: 0 E: 0 K: 0 S: 4	H: 1 LOB: 1 BB: 0 P: 4	R: 0 E: 1 K: 0 S: 6	H: 1 LOB: 1 BB: 0 P: 8	R: 0 E: 0 K: 0 S: 9	H: 1 LOB: 1 BB: 0 P: 14	R: 4 E: 1 K: 1 S: 18	H: 3 LOB: 1 BB: 0 P: 26	R: 0 E: 0 K: 1 S: 12	H: 0 LOB: 0 BB: 0 P: 16	R: 0 E: 0 K: 1 S: 9	H: 0 LOB: 0 BB: 0 P: 13	R: 0 E: 0 K: 0 S: 9	H: 0 LOB: 0 BB: 0 P: 12	1B: 5 2B: 2 3B: 0 HR: 1	SF: 0 SAC: 0 DP: 1 HBP: 1	WP: 1 PB: 0 SB: 0 CS: 0	PA: 36			
<b>PITCHER</b>	IP	WLS	BF	H	R	ER	SO	BB	IBB	HBP	BLK	WP	HR	S	P	ERA	WHIP								
Chris Hammond, L (1.1) ERA: 0.68	5.2	L	25	7	4	1	0	0	0	0	0	0	1	44	66	1.59	1.235								
Richie Lewis, R (6.1) ERA:	0.1		2	0	0	0	1	0	0	0	0	1	0	5	5	0.00	0.000								
Luis Aquino, R (7.1) ERA:	2.0		6	0	0	0	1	0	0	0	0	0	0	21	29	0.00	0.000								
Jeremy Hernandez, R (9.1) ERA:	1.0		3	0	0	0	0	0	0	1	0	0	0	9	12	0.00	0.000								

Houston Astros @ Florida Marlins  
Joe Robbie Stadium, Miami, FL  
Wed Apr 13 1994, 7:05 PM EDT  
Att: 30,225 - Unknown - 80 F

AB 35  
R 4  
H 7  
RBI 4  
BB 0  
SO 2  
LOB 11



Batter	1	2	3	4	5	6	7	8	9	AB	R	H	RBI	BB	SO	LOB	BOTTOM								
Chuck Carr, S (1.8) OBP: 0.290, SLG: 0.345	G6-3		G6-3			SH3		L7		3	0	0	0	0	0	1									
Dave Magadan, L (1.5) Jeremy Hernandez, R (9.1)	L9					F9		G6-3		4	0	0	0	0	1	2									
Gary Sheffield, R (1.9) OBP: 0.400, SLG: 0.677	G6-3				F8					4	0	0	0	0	0	1									
Jeff Conine, R (1.7) OBP: 0.353, SLG: 0.677					F9					4	0	0	0	0	1	0									
Orestes Destrade, S (1.3) OBP: 0.200, SLG: 0.333					G4-3					3	1	0	0	1	1	0									
Bret Barberie, S (1.4) OBP: 0.258, SLG: 0.433										4	1	3	1	0	1	0									
Benito Santiago, R (1.2) OBP: 0.357, SLG: 0.400										4	0	2	1	0	0	2									
Kurt Abbott, R (1.6) OBP: 0.333, SLG: 0.440										4	0	1	0	0	2	2									
Chris Hammond, L (1.1) Richie Lewis, R (6.1) Alex Arias, R (6. PH) Luis Aquino, R (7.1) Rick Renteria, R (8. PH)										1	0	0	0	0	1	0									
<b>Inning Stats</b>	R: 0 E: 0 K: 0 S: 7	H: 0 LOB: 0 BB: 0 P: 10	R: 0 E: 0 K: 2 S: 12	H: 1 LOB: 1 BB: 0 P: 15	R: 0 E: 0 K: 2 S: 9	H: 0 LOB: 0 BB: 0 P: 14	R: 0 E: 0 K: 1 S: 5	H: 0 LOB: 0 BB: 0 P: 5	R: 0 E: 0 K: 0 S: 10	H: 1 LOB: 1 BB: 0 P: 15	R: 0 E: 0 K: 0 S: 7	H: 1 LOB: 1 BB: 0 P: 10	R: 0 E: 0 K: 0 S: 5	H: 1 LOB: 1 BB: 0 P: 6	R: 0 E: 0 K: 0 S: 7	H: 1 LOB: 1 BB: 0 P: 10	R: 2 E: 0 K: 0 S: 11	H: 2 LOB: 1 BB: 1 P: 19	1B: 4 2B: 3 3B: 0 HR: 0	SF: 0 SAC: 1 DP: 0 HBP: 0	WP: 1 PB: 0 SB: 0 CS: 0	PA: 35			
<b>PITCHER</b>	IP	WLS	BF	H	R	ER	SO	BB	IBB	HBP	BLK	WP	HR	S	P	ERA	WHIP								
Greg Swindell, L (1.1) ERA: 1.29	8.0	W	29	5	0	0	7	1	0	0	0	0	0	62	85	0.00	0.625								
Todd Jones, R (9.1) ERA: 3.96	1.0		6	2	2	2	0	1	0	0	0	0	0	11	19	18.00	3.000								

Houston Astros @ Florida Marlins  
Joe Robbie Stadium, Miami, FL  
Wed Apr 13 1994, 7:05 PM EDT  
Att: 30,225 - Unknown - 80 F

AB 33  
R 2  
H 7  
RBI 2  
BB 1  
SO 7  
LOB 9





Batter	1	2	3	4	5	6	7	8	9	AB	R	H	RBI	BB	SO	LOB	TOP										
<b>Craig Biggio, R</b> OBP: 0.389, SLG: 0.484 <b>Andy Stankiewicz, R</b> OBP: 0.500, SLG: 0.750	3-2 G3 1B		1-1 G5-3		1-1 1B 2B		1-2 FC1-6 1B		1-3 K	2	0	1	0	0	0	0											
<b>Steve Finley, L</b> OBP: 0.297, SLG: 0.353 <b>Mike Felder, S</b> OBP: 0.500, SLG: 0.500	1-0 L8		2-2 SF9 3B		3-2 F9 G4-3 2H 1B		1-1 F7		1-0 G4-3	2	1	1	0	0	0	1											
<b>Kevin Bass, S</b> OBP: 0.200, SLG: 0.222	1-2 G3		1-1 SF9		2-1 G4-3		0-2 FC1-6 1B			3	0	1	1	0	0	2											
<b>5 Jeff Bagwell, R</b> OBP: 0.378, SLG: 0.457 <b>Roberto Petagine, L</b>	1-2 G1-3		1-0 BB 1B		1-2 F9		1-2 FC1-6			3	0	1	0	0	0	2											
<b>Luis Gonzalez, L</b> OBP: 0.206, SLG: 0.290		1-2 P6		4-0 BB		3-2 F8			0-3 K	3	0	0	0	1	1	3											
<b>Chris Donnels, L</b> OBP: 0.455, SLG: 1.000		4-2 1B BB		0-1 G4-3				2-2 G3-1		3	0	1	0	1	0	2											
<b>Scott Servais, R</b> <b>Mike Hampton, R</b> <b>Tom Edens, R</b> <b>Ken Caminiti, S</b> OBP: 0.194, SLG: 0.241 <b>Mitch Williams, L</b>				0-1 F9		1-0 P3		1-0 P6		3	0	1	0	0	0	1	AB 35										
<b>Andujar Cedeno, R</b> OBP: 0.472, SLG: 0.879				0-0 G6-3		1-2 FC6 G4-6-3		2-3 K		0	0	0	0	0	0	0	R 2										
<b>Pete Harnisch, S</b> <b>Shane Reynolds, R</b> <b>Eddie Taubensee, L</b> OBP: 0.143, SLG: 0.143				1-1 FC5-4		1-0 G4-6-3			3-3 K	4	0	0	0	0	2	3	H 9										
<b>Inning Stats</b>	R: 0 E: 0 K: 0 S: 11	H: 1 LOB: 1 BB: 0 P: 17	R: 0 E: 0 K: 1 S: 12	H: 1 LOB: 2 BB: 1 P: 18	R: 1 E: 0 K: 0 S: 10	H: 2 LOB: 2 BB: 1 P: 19	R: 0 E: 0 K: 1 S: 6	H: 0 LOB: 0 BB: 0 P: 7	R: 1 E: 0 K: 0 S: 13	H: 2 LOB: 1 BB: 0 P: 23	R: 0 E: 0 K: 0 S: 6	H: 1 LOB: 1 BB: 0 P: 9	R: 0 E: 0 K: 1 S: 14	H: 2 LOB: 2 BB: 0 P: 17	R: 0 E: 0 K: 1 S: 7	H: 0 LOB: 0 BB: 0 P: 12	R: 0 E: 0 K: 2 S: 9	H: 0 LOB: 0 BB: 0 P: 14	1B: 7 2B: 1 3B: 1 HR: 0	SF: 1 SAC: 0 DP: 1 HBP: 0	WP: 0 PB: 0 SB: 0 CS: 0	PA: 38					
<b>PITCHER</b>	IP	WLS	BF	H	R	ER	SO	BB	IBB	HBP	BLK	WP	HR	S	P	ERA	WHIP										
<b>David Weathers, R</b> ERA: 3.55	6.2	W	31	9	2	2	2	2	0	0	0	0	0	69	107	2.70	1.650										
<b>Yorkis Perez, L</b> ERA: 5.4	1.1		4	0	0	0	2	0	0	0	0	0	0	10	15	0.00	0.000										
<b>Bryan Harvey, R</b> ERA:	1.0		3	0	0	0	2	0	0	0	0	0	0	9	14	0.00	0.000										

Houston Astros @ Florida Marlins  
Joe Robbie Stadium, Miami, FL  
Thu Apr 14 1994, 3:33 AM EDT  
Att: 26,177 - Sunny - 85 F

AB 35  
R 2  
H 9  
RBI 2  
BB 2  
SO 6  
LOB 21



Batter	1	2	3	4	5	6	7	8	9	AB	R	H	RBI	BB	SO	LOB	BOTTOM										
<b>Chuck Carr, S</b> OBP: 0.306, SLG: 0.353 <b>Alex Arias, R</b> OBP: 0.417, SLG: 0.500	BB 1B		1-1 G1-3		0-0 F7		2-2 F8			5	0	2	0	0	0	3											
<b>Dave Magadan, L</b> OBP: 0.222, SLG: 0.125	BB BB			0-0 HR 1B		0-2 G3-1		2-2 G4-3		4	2	1	0	1	0	2											
<b>Gary Sheffield, R</b> OBP: 0.400, SLG: 0.618	4-2 SAFE SAFE BB BB 2B BB 1-2 2-3	4-0 CS HBP BB		3-2 F9		0-1 F9		3-3 K		3	1	0	0	2	1	1											
<b>Jeff Conine, R</b> OBP: 0.385, SLG: 0.743	4-1 BB BB 2B BB 1-2 2-3	0-3 K		1-1 HR		1-1 1B		1-0 F7		4	2	2	2	1	1	1											
<b>Bret Barberie, S</b> OBP: 0.286, SLG: 0.455	0-3 K			0-2 HR		0-2 G2-3				3	0	1	0	0	1	4											
<b>Jerry Browne, S</b> OBP: 0.276, SLG: 0.087	4-2 BB BB 2B BB 1-2 2-3 3-H	0-3 K		2-1 G3-1		0-0 G4-3				3	1	0	1	1	1	3											
<b>Benito Santiago, R</b> OBP: 0.375, SLG: 0.429	2-1 HR 2B		1-1 G6-3		2-3 K		4-0 HBP BB			3	1	1	3	1	1	1	AB 32										
<b>Kurt Abbott, R</b> OBP: 0.387, SLG: 0.571 <b>Matias Carrillo, L</b> OBP: 0.500, SLG: 0.750	0-1 HR		2-0 G6-3		0-3 K		2-2 HBP BB			3	1	2	2	0	1	0	R 8										
<b>David Weathers, R</b> OBP: 0.200, SLG: 0.200 <b>Yorkis Perez, L</b> <b>Bryan Harvey, R</b>	1-2 WP 1B 1B		0-2 G6-3		0-3 K		0-3 HBP			0	0	0	0	0	0	0	H 10										
<b>Inning Stats</b>	R: 6 E: 0 K: 1 S: 28	H: 5 LOB: 4 BB: 4 P: 54	R: 0 E: 0 K: 2 S: 8	H: 0 LOB: 1 BB: 1 P: 14	R: 0 E: 0 K: 0 S: 8	H: 1 LOB: 0 BB: 0 P: 12	R: 2 E: 0 K: 1 S: 15	H: 3 LOB: 1 BB: 0 P: 23	R: 0 E: 0 K: 2 S: 7	H: 0 LOB: 0 BB: 0 P: 7	R: 0 E: 0 K: 0 S: 8	H: 1 LOB: 1 BB: 0 P: 10	R: 0 E: 0 K: 1 S: 12	H: 0 LOB: 2 BB: 1 P: 20	R: 0 E: 0 K: 1 S: 7	H: 0 LOB: 0 BB: 0 P: 13	1B: 6 2B: 2 3B: 0 HR: 2	SF: 0 SAC: 0 DP: 0 HBP: 2	WP: 1 PB: 0 SB: 1 CS: 1	PA: 40							
<b>PITCHER</b>	IP	WLS	BF	H	R	ER	SO	BB	IBB	HBP	BLK	WP	HR	S	P	ERA	WHIP										
<b>Pete Harnisch, R</b> ERA: 12.27	0.2	L	9	4	6	6	1	4	0	0	0	1	1	24	45	81.00	12.000										
<b>Shane Reynolds, R</b> ERA: 6.75	4.1		19	5	2	2	5	1	0	1	0	0	0	8	10	4.15	1.385										
<b>Mike Hampton, L</b> ERA: 6.75	1.0		4	1	0	0	0	0	0	0	0	0	0	8	10	0.00	1.000										
<b>Tom Edens, R</b> ERA: 1.23	1.0		5	0	0	0	1	1	0	1	0	0	0	12	20	0.00	1.000										
<b>Mitch Williams, L</b> ERA: 3.89	1.0		3	0	0	0	1	0	0	0	0	0	0	7	13	0.00	0.000										

Houston Astros @ Florida Marlins  
Joe Robbie Stadium, Miami, FL  
Thu Apr 14 1994, 3:33 AM EDT  
Att: 26,177 - Sunny - 85 F

AB 32  
R 8  
H 10  
RBI 8  
BB 6  
SO 8  
LOB 18





Batter	1	2	3	4	5	6	7	8	9	AB	R	H	RBI	BB	SO	LOB	TOP										
<b>Darren Lewis, R</b> OBP: 0.356, SLG: 0.366 (1, 8)										4	1	3	0	1	0	1	<b>San Francisco Giants @ Florida Marlins</b> Joe Robbie Stadium, Miami, FL Fri Apr 15 1994, 7:05 PM EDT Att: 35,648 - Unknown - 80 F										
<b>Robby Thompson, R</b> OBP: 0.295, SLG: 0.241 (1, 4)										5	1	1	0	0	2	5											
<b>Willie McGee, S</b> OBP: 0.275, SLG: 0.297 (1, 9)										5	1	1	1	0	0	4											
<b>Matt Williams, R</b> OBP: 0.295, SLG: 0.500 (1, 5)										5	0	0	0	0	1	3											
<b>Barry Bonds, L</b> OBP: 0.350, SLG: 0.500 (1, 7)										4	2	1	0	1	0	0											
<b>Todd Benzinger, S</b> OBP: 0.250, SLG: 0.324 (1, 3)										5	0	1	0	0	1	2											
<b>Royce Clayton, R</b> OBP: 0.143, SLG: 0.545 <b>Mike Benjamin, R</b> (9, 6)										3	1	2	1	1	1	2		<b>AB 38</b> <b>R 6</b> <b>H 11</b> <b>RBI 4</b> <b>BB 3</b> <b>SO 5</b> <b>LOB 24</b>									
<b>Kirt Manwaring, R</b> OBP: 0.200, SLG: 0.207 (1, 2)										4	0	2	1	0	0	2											
<b>Bill Swift, R</b> OBP: 0.143, SLG: 0.286 <b>Dave Burba, R</b> (9, 1)										3	0	0	1	0	0	5											
<b>Inning Stats</b>	R: 0 E: 0 K: 1 S: 8	H: 1 LOB: 1 BB: 0 P: 14	R: 1 E: 0 K: 1 S: 11	H: 1 LOB: 1 BB: 1 P: 19	R: 3 E: 1 K: 1 S: 19	H: 5 LOB: 3 BB: 0 P: 31	R: 0 E: 0 K: 0 S: 3	H: 0 LOB: 0 BB: 0 P: 8	R: 0 E: 0 K: 0 S: 6	H: 0 LOB: 0 BB: 0 P: 11	R: 0 E: 0 K: 0 S: 10	H: 1 LOB: 1 BB: 0 P: 13	R: 1 E: 1 K: 1 S: 11	H: 1 LOB: 2 BB: 0 P: 16	R: 1 E: 0 K: 1 S: 16	H: 2 LOB: 2 BB: 1 P: 27		R: 0 E: 0 K: 0 S: 7	H: 0 LOB: 0 BB: 0 P: 11	1B: 9 2B: 1 3B: 1 HR: 0	SF: 0 SAC: 1 DP: 0 HBP: 0	WP: 0 PB: 0 SB: 2 CS: 1	PA: 42				
<b>PITCHER</b>	IP	WLS	BF	H	R	ER	SO	BB	IBB	HBP	BLK	WP	HR	S	P	ERA	WHIP										
<b>Pat Rapp, R</b> ERA: 2.25 (1, 1)	6.0	L	28	8	4	2	3	2	0	0	0	0	0	57	96	3.00	1.667										
<b>Robb Nen, R</b> ERA: 3.5 (7, 1)	2.0		11	3	2	1	2	1	0	0	1	0	0	27	43	4.50	2.000										
<b>Richie Lewis, R</b> ERA: (9, 1)	1.0		3	0	0	0	0	0	0	0	0	0	0	7	11	0.00	0.000										

Batter	1	2	3	4	5	6	7	8	9	AB	R	H	RBI	BB	SO	LOB	BOTTOM										
<b>Chuck Carr, S</b> OBP: 0.300, SLG: 0.342 (1, 8)										4	0	1	0	0	1	1	<b>San Francisco Giants @ Florida Marlins</b> Joe Robbie Stadium, Miami, FL Fri Apr 15 1994, 7:05 PM EDT Att: 35,648 - Unknown - 80 F										
<b>Dave Magadan, L</b> OBP: 0.231, SLG: 0.167 (1, 5)										4	0	1	0	0	0	1											
<b>Matias Carrillo, L</b> OBP: 0.250, SLG: 0.375 (1, 9)										4	0	0	0	0	1	1											
<b>Jeff Conine, R</b> OBP: 0.395, SLG: 0.718 (1, 7)										4	0	2	0	0	1	0											
<b>Benito Santiago, R</b> OBP: 0.361, SLG: 0.406 (1, 2)										4	0	1	0	0	0	2											
<b>Orestes Destrade, S</b> OBP: 0.162, SLG: 0.300 (1, 3)										3	0	0	0	0	0	2											
<b>Bret Barberie, S</b> OBP: 0.263, SLG: 0.417 (1, 4)										3	0	0	0	0	1	0											
<b>Alex Arias, R</b> OBP: 0.333, SLG: 0.385 (1, 6)										3	0	0	0	0	1	0											
<b>Pat Rapp, R</b> (1, 1)										1	0	0	0	0	1	0											
<b>Kurt Abbott, R</b> OBP: 0.406, SLG: 0.586 (6, PH)										1	0	1	0	0	0	0											
<b>Robb Nen, R</b> (7, 1)										0	0	0	0	0	0	0											
<b>Jerry Browne, S</b> OBP: 0.267, SLG: 0.083 (8, PH)										1	0	0	0	0	0	0											
<b>Richie Lewis, R</b> (9, 1)										0	0	0	0	0	0	0											
<b>Inning Stats</b>	R: 0 E: 0 K: 1 S: 8	H: 1 LOB: 0 BB: 0 P: 11	R: 0 E: 0 K: 0 S: 7	H: 0 LOB: 0 BB: 0 P: 10	R: 0 E: 0 K: 2 S: 9	H: 0 LOB: 0 BB: 0 P: 16	R: 0 E: 0 K: 0 S: 7	H: 0 LOB: 0 BB: 0 P: 9	R: 0 E: 0 K: 1 S: 9	H: 0 LOB: 0 BB: 0 P: 15	R: 0 E: 0 K: 2 S: 11	H: 1 LOB: 1 BB: 0 P: 15	R: 0 E: 0 K: 0 S: 9	H: 2 LOB: 2 BB: 0 P: 14	R: 0 E: 0 K: 0 S: 6	H: 0 LOB: 0 BB: 0 P: 6	R: 0 E: 0 K: 0 S: 9	H: 2 LOB: 2 BB: 0 P: 13	1B: 6 2B: 0 3B: 0 HR: 0	SF: 0 SAC: 0 DP: 1 HBP: 0	WP: 0 PB: 0 SB: 0 CS: 0	PA: 32					
<b>PITCHER</b>	IP	WLS	BF	H	R	ER	SO	BB	IBB	HBP	BLK	WP	HR	S	P	ERA	WHIP										
<b>Bill Swift, R</b> ERA: 0.42 (1, 1)	8.2	W	31	6	0	0	0	0	0	0	0	0	0	74	108	0.00	0.692										
<b>Dave Burba, R</b> ERA: 2.7 (9, 1)	0.1		1	0	0	0	0	0	0	0	0	0	0	1	1	0.00	0.000										







Batter	1	2	3	4	5	6	7	8	9	AB	R	H	RBI	BB	SO	LOB	TOP										
<b>Darren Lewis, R</b> OBP: 0.296, SLG: 0.300 (1, 8)	G4-3		K		G5-3	F9		E4		5	0	0	0	0	1	1	<b>San Francisco Giants @ Florida Marlins</b> Joe Robbie Stadium, Miami, FL Sun Apr 17 1994, 3:33 AM EDT Att: 37,648 - Sunny - 87 F										
<b>Robby Thompson, R</b> OBP: 0.364, SLG: 0.405 (1, 4)	G4-6-3 1B				K	G6-3 1B 2B		G6-3		5	1	2	0	0	2	2											
<b>Willie McGee, S</b> OBP: 0.319, SLG: 0.395 (1, 9)	G4-6-3 1-2				HR	G6-3		HR	1B	4	2	2	1	1	0	2											
<b>Matt Williams, R</b> OBP: 0.370, SLG: 0.702 (1, 5)					HR	1B		FC6-4	BB	5	2	4	3	0	0	1											
<b>Barry Bonds, L</b> OBP: 0.327, SLG: 0.500 (1, 7)	P6				HR	G4-3		L4		5	1	1	2	0	1	2											
<b>Todd Benzinger, S</b> OBP: 0.286, SLG: 0.341 (1, 3)					2B			1B	SF3	4	2	2	0	1	2	1											
<b>Mike Benjamin, R</b> OBP: 0.750, SLG: 1.333 (8, PH)	G4-3							SF3	1B	3	1	2	1	1	0	1											
<b>Royce Clayton, R</b> OBP: 0.419, SLG: 0.526 (9, 6)								1B	3B	1	0	0	0	0	1	0											
<b>Kirt Manwaring, R</b> OBP: 0.156, SLG: 0.167 (1, 2)			F8		K			SF3	P3	3	0	0	1	0	1	3											
<b>Mark Portugal, R</b> OBP: 0.125, SLG: 0.143 (8, 1)			K		F8			WP	1B	4	0	1	1	0	1	3											
<b>Kevin Rogers, L</b> (8, 1)										0	0	0	0	0	0	0											
<b>Steve Frey, R</b> (8, 1)										0	0	0	0	0	0	0											
<b>Michael Jackson, R</b> (8, 1)										0	0	0	0	0	0	0											
<b>Inning Stats</b>	R: 0 E: 0 K: 0 S: 8	H: 1 LOB: 0 BB: 0 P: 10	R: 0 E: 0 K: 1 S: 9	H: 1 LOB: 1 BB: 0 P: 13	R: 0 E: 0 K: 2 S: 10	H: 0 LOB: 0 BB: 0 P: 12	R: 3 E: 0 K: 2 S: 19	H: 4 LOB: 2 BB: 1 P: 31	R: 1 E: 0 K: 0 S: 6	H: 2 LOB: 1 BB: 0 P: 12	R: 2 E: 0 K: 1 S: 15	H: 3 LOB: 1 BB: 0 P: 22	R: 3 E: 0 K: 0 S: 17	H: 3 LOB: 1 BB: 1 P: 26	R: 0 E: 1 K: 3 S: 8	H: 0 LOB: 0 BB: 1 P: 14	R: 0 E: 0 K: 3 S: 9	H: 0 LOB: 0 BB: 0 P: 12	1B: 8 2B: 2 3B: 1 HR: 3	SF: 1 SAC: 0 DP: 2 HBP: 0	WP: 1 PB: 0 SB: 0 CS: 0	PA: 43					
<b>PITCHER</b>	IP	WLS	BF	H	R	ER	SO	BB	IBB	HBP	BLK	WP	HR	S	P	ERA	WHIP										
<b>Ryan Bowen, R</b> ERA: 6.35 (1, 1)	5.0	L	23	8	4	4	5	1	0	0	0	0	2	52	78	7.20	1.800										
<b>Mark Gardner, R</b> ERA: 10.8 (6, 1)	2.0		13	6	5	5	1	1	0	0	0	1	1	32	48	22.50	3.500										
<b>Robb Nen, R</b> ERA: 3.0 (8, 1)	1.0		4	0	0	0	0	1	0	0	0	0	0	8	14	0.00	1.000										
<b>Yorkis Perez, L</b> ERA: 3.38 (9, 1)	1.0		3	0	0	0	3	0	0	0	0	0	0	9	12	0.00	0.000										

Batter	1	2	3	4	5	6	7	8	9	AB	R	H	RBI	BB	SO	LOB	BOTTOM										
<b>Chuck Carr, S</b> OBP: 0.286, SLG: 0.340 (1, 8)	G4-3		G6-4-3 2H 1B		FC1-6 G4-6-3 1-2		HR	K		5	1	2	2	0	1	4	<b>San Francisco Giants @ Florida Marlins</b> Joe Robbie Stadium, Miami, FL Sun Apr 17 1994, 3:33 AM EDT Att: 37,648 - Sunny - 87 F										
<b>Dave Magadan, L</b> OBP: 0.318, SLG: 0.211 (1, 5)	L3		G6-4-3 BB		G4-6-3 1-2		G6-3	1B		4	0	1	2	1	0	2											
<b>Gary Sheffield, R</b> OBP: 0.429, SLG: 0.762 (1, 9)	K2-3		G6-4-3 1-2 2-3				1B	HR	K	5	1	2	2	0	2	4											
<b>Jeff Conine, R</b> OBP: 0.346, SLG: 0.625 (1, 7)			1B 2B		K		K	G6-3		5	1	1	0	0	2	2											
<b>Benito Santiago, R</b> OBP: 0.317, SLG: 0.351 (8, PH)	G6-3				G6-3					3	0	0	0	0	0	2											
<b>Ron Tingley, R</b> OBP: 0.250, SLG: 0.286 (9, 2)								BB 2B	K	2	1	1	0	0	1	0											
<b>Orestes Destrade, S</b> OBP: 0.262, SLG: 0.368 (1, 3)			K				FC6-4 1B	BB BB 2B	F9	4	1	2	0	1	1	1											
<b>Bret Barberie, S</b> OBP: 0.326, SLG: 0.500 (1, 4)					F8		P5	BB 1B BB		3	1	1	1	1	0	3											
<b>Kurt Abbott, R</b> OBP: 0.375, SLG: 0.528 (1, 6)			K		FC6-4 1-2			K		3	1	0	0	0	2	5											
<b>Ryan Bowen, R</b> OBP: 0.500, SLG: 0.750 (5, PH)										1	1	1	0	0	0	0											
<b>Alex Rodriguez, R</b> OBP: 0.375, SLG: 0.385 (8, 1)										0	0	0	0	0	0	0											
<b>Mark Gardner, R</b> ERA: 6.75 (8, 1)										0	0	0	0	0	0	0											
<b>Mattias Carrillo, L</b> OBP: 0.333, SLG: 0.333 (8, 1)										0	0	0	0	0	0	0											
<b>Robb Nen, R</b> ERA: 3.0 (8, PH)										0	0	0	0	0	0	0											
<b>Jerry Browne, S</b> OBP: 0.333, SLG: 0.120 (8, PH)										0	0	0	0	1	1	0											
<b>Yorkis Perez, L</b> ERA: 3.38 (9, 1)										0	0	0	0	0	0	0											
<b>Inning Stats</b>	R: 0 E: 0 K: 1 S: 6	H: 0 LOB: 0 BB: 0 P: 10	R: 1 E: 0 K: 2 S: 9	H: 2 LOB: 1 BB: 0 P: 12	R: 1 E: 0 K: 1 S: 6	H: 2 LOB: 1 BB: 1 P: 15	R: 0 E: 0 K: 0 S: 8	H: 1 LOB: 0 BB: 0 P: 11	R: 0 E: 0 K: 0 S: 4	H: 0 LOB: 0 BB: 1 P: 9	R: 0 E: 0 K: 1 S: 16	H: 2 LOB: 2 BB: 0 P: 24	R: 3 E: 0 K: 1 S: 12	H: 2 LOB: 0 BB: 0 P: 18	R: 3 E: 0 K: 3 S: 16	H: 2 LOB: 2 BB: 3 P: 35	R: 0 E: 0 K: 1 S: 8	H: 0 LOB: 0 BB: 0 P: 11	1B: 6 2B: 4 3B: 0 HR: 1	SF: 0 SAC: 0 DP: 2 HBP: 1	WP: 0 PB: 0 SB: 0 CS: 0	PA: 42					
<b>PITCHER</b>	IP	WLS	BF	H	R	ER	SO	BB	IBB	HBP	BLK	WP	HR	S	P	ERA	WHIP										
<b>Mark Portugal, R</b> ERA: 4.26 (1, 1)	7.0	W	31	9	5	5	6	2	0	0	0	0	0	61	99	6.43	1.571										
<b>Kevin Rogers, L</b> ERA: 6.75 (8, 1)	0.0		0	0	0	0	0	2	0	0	0	0	0	0	0	∞	∞										
<b>Steve Frey, L</b> ERA: 8.1 (8, 1)	0.0		3	1	3	3	0	2	0	0	0	0	0	2	12	∞	∞										
<b>Michael Jackson, R</b> ERA: 3.38 (8, 1)	2.0	S	8	1	0	0	4	1	0	0	0	0	0	22	34	0.00	1.000										



Batter	1	2	3	4	5	6	7	8	9	AB	R	H	RBI	BB	SO	LOB	TOP										
<b>Chuck Carr, S</b> OBP: 0.278, SLG: 0.327 (1, 8)	G4-3	K			G3		G4-3		G3-1 2B	5	1	1	1	0	1	3	<b>Florida Marlins @ Colorado Rockies</b> Mile High Stadium, Denver, CO Mon Apr 18 1994, 9:05 PM EDT Att: 46,283 - Unknown - 70 F  <b>AB 34</b> <b>R 5</b> <b>H 9</b> <b>RBI 5</b> <b>BB 7</b> <b>SO 8</b> <b>LOB 17</b>										
<b>Dave Magadan, L</b> OBP: 0.296, SLG: 0.174 (1, 5)	F9		F8		K			1B BB	G3-1	4	1	0	0	1	1	2											
<b>Gary Sheffield, R</b> OBP: 0.444, SLG: 0.733 (1, 9)	3B 1B		F7					K	2B IBB	3	2	1	0	2	1	1											
<b>Jeff Conine, R</b> OBP: 0.368, SLG: 0.679 (1, 7)	1-H 3B		K		K			BB 1B	1B 2B	5	0	3	3	0	2	2											
<b>Bret Barberie, S</b> OBP: 0.314, SLG: 0.468 <b>Bryan Harvey, R</b> (9, 1)	K				K		G4-3	1B BB	K	5	0	1	1	0	3	2											
<b>Orestes Destrade, S</b> OBP: 0.283, SLG: 0.350 (1, 3)		G4-3						1B BB		2	0	0	0	2	0	0											
<b>Ron Tingley, R</b> OBP: 0.167, SLG: 0.182 (1, 2)		G6-3			P6		G4-3	BB	G2-3	4	0	0	0	0	0	4											
<b>Kurt Abbott, R</b> OBP: 0.409, SLG: 0.538 (1, 6)		1B			L5		G6-4-3 1B	G4-3 1B BB		3	1	2	0	1	0	1											
<b>Chris Hammond, L</b> OBP: 0.333, SLG: 0.200 <b>Alex Arias, R</b> OBP: 0.353, SLG: 0.357 (7, PH)							G6-4-3	G4-3		1	0	1	0	1	0	0											
<b>Luis Aquino, R</b> OBP: 0.273, SLG: 0.300 <b>Matias Carrillo, L</b> OBP: 0.273, SLG: 0.300 <b>Rick Renteria, R</b> OBP: 0.125, SLG: 0.125 (9, 4)							1-2 BB	1-2		0	0	0	0	0	0	0											
<b>Inning Stats</b>	R: 1 E: 0 K: 1 S: 14	H: 2 LOB: 1 BB: 0 P: 20	R: 0 E: 0 K: 1 S: 10	H: 2 LOB: 2 BB: 0 P: 15	R: 0 E: 0 K: 1 S: 8	H: 0 LOB: 0 BB: 1 P: 14	R: 0 E: 0 K: 1 S: 10	H: 0 LOB: 1 BB: 1 P: 20	R: 0 E: 0 K: 0 S: 9	H: 0 LOB: 0 BB: 2 P: 20	R: 0 E: 0 K: 0 S: 8	H: 1 LOB: 0 BB: 0 P: 12	R: 1 E: 0 K: 1 S: 12	H: 2 LOB: 2 BB: 2 P: 22	R: 3 E: 0 K: 1 S: 16	H: 2 LOB: 1 BB: 2 P: 28	1B: 7 2B: 1 3B: 1 HR: 0	SF: 0 SAC: 0 DP: 2 HBP: 0	WP: 0 PB: 0 SB: 0 CS: 0	PA: 41							
<b>PITCHER</b>	IP	WLS	BF	H	R	ER	SO	BB	IBB	HBP	BLK	WP	HR	S	P	ERA	WHIP										
<b>Greg Harris, R</b> ERA: 6.98 (1, 1)	7.1		31	6	2	2	7	3	1	0	0	0	0	74	129	2.46	1.227										
<b>Bruce Ruffin, L</b> ERA: 4.7 (8, 1)	0.0		2	1	0	0	0	1	0	0	0	0	0	2	6	∞	∞										
<b>Willie Blair, R</b> ERA: 10.8 (8, 1)	0.2	L	1	0	0	0	0	0	0	0	0	0	0	3	3	0.00	0.000										
<b>Darren Holmes, R</b> ERA: 9.0 (9, 1)	0.2		6	2	3	3	0	1	1	0	0	0	0	13	25	40.50	4.500										
<b>Marcus Moore, R</b> ERA: 4.5 (9, 1)	0.1		1	0	0	0	1	0	0	0	0	0	0	3	3	0.00	0.000										

Batter	1	2	3	4	5	6	7	8	9	AB	R	H	RBI	BB	SO	LOB	BOTTOM										
<b>Walt Weiss, S</b> OBP: 0.368, SLG: 0.320 (1, 6)	SH5-3 1B		G5-3		BB 1B		G4-3		1B	5	1	3	0	0	0	0	<b>Florida Marlins @ Colorado Rockies</b> Mile High Stadium, Denver, CO Mon Apr 18 1994, 9:05 PM EDT Att: 46,283 - Unknown - 70 F  <b>AB 34</b> <b>R 3</b> <b>H 10</b> <b>RBI 3</b> <b>BB 4</b> <b>SO 9</b> <b>LOB 18</b>										
<b>Eric Young Sr., R</b> OBP: 0.304, SLG: 0.286 <b>Mike Kingery, L</b> OBP: 0.462, SLG: 0.667 (8, 7)	SH5-3		G5-3		G4-6-3 BB		G6-3		1B	2	0	0	0	1	0	0											
<b>Dante Bichette, R</b> OBP: 0.491, SLG: 0.939 (1, 9)	L7				1B FC5-2		G4-6-3		G6-3	5	0	1	0	0	0	5											
<b>Andres Galarraga, R</b> OBP: 0.375, SLG: 0.673 (1, 3)	2H 1B				K		F8		2B BB	3	1	1	1	1	1	1											
<b>Charlie Hayes, R</b> OBP: 0.273, SLG: 0.365 (1, 5)	K				FC5-2 WP		1B BB		P5	3	1	1	0	1	1	2											
<b>Ellis Burks, R</b> OBP: 0.521, SLG: 0.951 (1, 8)			K		FC5-2 BB		FC5		L1-6 2B	4	0	2	1	0	1	2											
<b>Joe Girardi, R</b> OBP: 0.311, SLG: 0.256 (1, 2)	G4-3				1B BB		1B		L1-6	3	0	1	1	1	0	1											
<b>Roberto Mejia, R</b> OBP: 0.238, SLG: 0.308 <b>John Vander Wal, L</b> OBP: 0.333, SLG: 0.444 (9, PH)			K		K		K		L7	3	0	0	0	0	3	5											
<b>Greg Harris, R</b> <b>Bruce Ruffin, S</b> <b>Willie Blair, R</b> <b>Darren Holmes, R</b> <b>Marcus Moore, S</b> <b>Howard Johnson, S</b> OBP: 0.165, SLG: 0.345 (9, PH)					K		K		K	3	0	0	0	0	2	2											
<b>Inning Stats</b>	R: 1 E: 0 K: 1 S: 10	H: 2 LOB: 0 BB: 0 P: 15	R: 0 E: 0 K: 2 S: 8	H: 0 LOB: 0 BB: 0 P: 14	R: 0 E: 0 K: 1 S: 8	H: 2 LOB: 3 BB: 1 P: 11	R: 0 E: 0 K: 2 S: 11	H: 2 LOB: 1 BB: 1 P: 25	R: 1 E: 0 K: 0 S: 7	H: 2 LOB: 0 BB: 0 P: 12	R: 0 E: 0 K: 0 S: 9	H: 1 LOB: 1 BB: 1 P: 18	R: 0 E: 0 K: 1 S: 12	H: 2 LOB: 2 BB: 0 P: 15	1B: 9 2B: 2 3B: 0 HR: 0	SF: 0 SAC: 1 DP: 2 HBP: 0		WP: 1 PB: 0 SB: 0 CS: 0	PA: 39								
<b>PITCHER</b>	IP	WLS	BF	H	R	ER	SO	BB	IBB	HBP	BLK	WP	HR	S	P	ERA	WHIP										
<b>Chris Hammond, L</b> ERA: 1.4 (1, 1)	6.0		27	7	2	2	8	3	0	0	0	0	0	60	104	3.00	1.667										
<b>Luis Aquino, R</b> ERA: 1.69 (7, 1)	2.0	W	7	1	1	1	0	1	0	0	0	0	0	16	30	4.50	1.000										
<b>Bryan Harvey, R</b> ERA: (9, 1)	1.0	S	5	2	0	0	1	0	0	0	0	0	0	12	15	0.00	2.000										



Batter	1	2	3	4	5	6	7	8	9	AB	R	H	RBI	BB	SO	LOB	TOP										
Chuck Carr, S OBP: 0.271, SLG: 0.304	G4-3		G4-3	HBP		L8		G4-3		4	0	0	0	0	0	0											
Dave Magadan, L OBP: 0.344, SLG: 0.192	BB		1B				G3		WP BB	3	1	1	0	2	0	2											
Gary Sheffield, R OBP: 0.441, SLG: 0.755	L6		1B	HR			HR		L7	4	2	1	1	1	1	2											
Jeff Conine, R OBP: 0.387, SLG: 0.684	K		HR				E4 2B		BB	4	2	2	1	1	1	1											
Bret Barberie, S OBP: 0.321, SLG: 0.538			HR				G3		F7	5	1	2	3	0	1	4											
Orestes Destrade, S OBP: 0.300, SLG: 0.372	F7		G3-1						G1-3	3	0	1	1	1	0	1											
Yorkis Perez, L OBP: 0.300, SLG: 0.372										0	0	0	0	0	0	0											
Jeremy Hernandez, R OBP: 0.300, SLG: 0.372										1	0	0	0	0	0	2											
Bryan Harvey, R OBP: 0.300, SLG: 0.372										0	0	0	0	0	0	0											
Ron Tingley, R OBP: 0.125, SLG: 0.133	K					G5-3			G4-3	4	0	0	0	0	2	4											
Kurt Abbott, R OBP: 0.396, SLG: 0.535	G6-3								L9	4	0	1	0	0	1	1											
David Weathers, R OBP: 0.125, SLG: 0.125										3	0	0	0	0	2	1											
Matias Carrillo, L OBP: 0.250, SLG: 0.273										1	0	0	0	0	1	0											
<b>Inning Stats</b>	R: 0 E: 0 K: 1 S: 14	H: 0 LOB: 1 BB: 1 P: 23	R: 0 E: 0 K: 1 S: 9	H: 1 LOB: 1 BB: 0 P: 16	R: 4 E: 0 K: 1 S: 14	H: 3 LOB: 0 BB: 1 P: 24	R: 0 E: 0 K: 0 S: 9	H: 1 LOB: 2 BB: 0 P: 14	R: 0 E: 0 K: 2 S: 7	H: 0 LOB: 0 BB: 0 P: 8	R: 2 E: 1 K: 0 S: 12	H: 2 LOB: 1 BB: 0 P: 22	R: 0 E: 0 K: 1 S: 6	H: 0 LOB: 0 BB: 0 P: 9	R: 0 E: 0 K: 0 S: 13	H: 0 LOB: 2 BB: 2 P: 26	1B: 2 2B: 4 3B: 0 HR: 2	SF: 0 SAC: 0 DP: 0 HBP: 1	WP: 1 PB: 0 SB: 0 CS: 0	PA: 42							
<b>PITCHER</b>	IP	WLS	BF	H	R	ER	SO	BB	IBB	HBP	BLK	WP	HR	S	P	ERA	WHIP										
David Nied, R ERA: 3.12	4.0	L	20	5	4	4	3	2	0	1	0	0	1	46	77	9.00	1.750										
Steve Reed, R ERA: 5.63	1.0		5	1	0	0	3	0	1	0	0	0	0	14	22	0.00	1.000										
Willie Blair, R ERA: 9.0	2.0		9	2	2	1	2	0	0	0	0	0	1	19	30	4.50	1.000										
Marcus Moore, R ERA: 3.0	2.0		8	0	0	0	1	2	0	0	0	1	0	19	35	0.00	1.000										

Florida Marlins @ Colorado Rockies  
Mile High Stadium, Denver, CO  
Tue Apr 19 1994, 9:05 PM EDT  
Att: 50,217 - Unknown - 62 F

AB	36
R	6
H	8
RBI	6
BB	5
SO	9
LOB	18



Batter	1	2	3	4	5	6	7	8	9	AB	R	H	RBI	BB	SO	LOB	BOTTOM										
Walt Weiss, S OBP: 0.355, SLG: 0.309	G1-3		G4-3					F8		5	0	1	2	0	0	0											
Nelson Liriano, S OBP: 0.444, SLG: 0.167	WP 1B		G5-3 BB						1B	3	1	1	0	2	1	2											
Dante Bichette, R OBP: 0.475, SLG: 0.887	P5		G5-3							4	0	1	0	0	1	2											
Andres Galarraga, R OBP: 0.350, SLG: 0.623	K		G4-3							4	0	0	0	0	1	3											
Charlie Hayes, R OBP: 0.271, SLG: 0.375			G5-3							4	0	1	0	0	1	0											
Ellis Burks, R OBP: 0.519, SLG: 0.911			1B E 1B							4	2	2	0	0	2	1											
Howard Johnson, S OBP: 0.172, SLG: 0.077			G2-5-4 E 1B							4	0	1	0	0	2	2											
Joe Girardi, R OBP: 0.327, SLG: 0.262			E5							3	1	1	1	1	0	1											
David Nied, R ERA: 3.26			G2-5-4							1	0	0	0	0	0	2											
Steve Reed, R ERA: 3.26										0	0	0	0	0	0	0											
John Vander Wal, L OBP: 0.300, SLG: 0.400										1	0	0	0	0	0	0											
Willie Blair, R ERA: 2.7										1	0	0	0	0	0	0											
Eric Young Sr., R OBP: 0.362, SLG: 0.273										1	0	0	0	0	0	2											
Marcus Moore, S ERA: 2.23										0	0	0	0	0	0	0											
Mike Kingery, L OBP: 0.200, SLG: 0.687										0	0	0	0	1	0	0											
<b>Inning Stats</b>	R: 1 E: 0 K: 1 S: 9	H: 1 LOB: 0 BB: 0 P: 17	R: 1 E: 1 K: 0 S: 7	H: 2 LOB: 1 BB: 0 P: 11	R: 0 E: 0 K: 0 S: 5	H: 0 LOB: 1 BB: 1 P: 12	R: 0 E: 0 K: 3 S: 9	H: 0 LOB: 0 BB: 0 P: 13	R: 0 E: 0 K: 0 S: 9	H: 0 LOB: 0 BB: 0 P: 12	R: 0 E: 0 K: 0 S: 10	H: 1 LOB: 2 BB: 1 P: 15	R: 0 E: 0 K: 1 S: 16	H: 1 LOB: 2 BB: 1 P: 25	R: 0 E: 0 K: 1 S: 10	H: 0 LOB: 1 BB: 1 P: 18	R: 2 E: 0 K: 2 S: 13	H: 3 LOB: 2 BB: 1 P: 21	1B: 7 2B: 1 3B: 0 HR: 0	SF: 0 SAC: 0 DP: 2 HBP: 0	WP: 3 PB: 0 SB: 0 CS: 0	PA: 38					
<b>PITCHER</b>	IP	WLS	BF	H	R	ER	SO	BB	IBB	HBP	BLK	WP	HR	S	P	ERA	WHIP										
David Weathers, R ERA: 3.26	6.2	W	26	5	2	2	5	2	0	0	0	0	0	62	100	2.70	1.050										
Yorkis Perez, L ERA: 2.7	0.2		3	0	0	0	0	1	0	0	0	0	0	8	15	0.00	1.500										
Jeremy Hernandez, R ERA: 2.23	1.1		6	2	2	2	2	0	0	0	0	0	0	12	17	13.50	1.500										
Bryan Harvey, R ERA: 2.23	0.1	S	3	1	0	0	1	1	0	0	0	0	0	6	12	0.00	6.000										

Florida Marlins @ Colorado Rockies  
Mile High Stadium, Denver, CO  
Tue Apr 19 1994, 9:05 PM EDT  
Att: 50,217 - Unknown - 62 F

AB	34
R	4
H	8
RBI	3
BB	4
SO	8
LOB	15





Batter	1	2	3	4	5	6	7	8	9	AB	R	H	RBI	BB	SO	LOB	TOP														
Jerry Browne, S OBP: 0.297, SLG: 0.133 (1, 7)										5	0	1	0	0	0	2	<b>Florida Marlins @ Colorado Rockies</b> Mile High Stadium, Denver, CO Wed Apr 20 1994, 5:33 AM EDT Att: 45,667 - Cloudy - 76 F														
Dave Magadan, L OBP: 0.351, SLG: 0.258 (1, 5)										5	1	2	0	0	1	1															
Gary Sheffield, R OBP: 0.444, SLG: 0.725 Mark Gardner, R (7, 1)										2	1	0	0	1	1	1															
Ron Tingley, R OBP: 0.118, SLG: 0.125 (9, FH)										0	0	0	0	0	0	0															
Jeff Conine, R OBP: 0.388, SLG: 0.672 (1, 3)										4	1	1	1	1	0	2															
Bret Barberie, S OBP: 0.300, SLG: 0.500 (1, 4)										4	0	0	0	0	0	3															
Matias Carrillo, L OBP: 0.313, SLG: 0.357 (1, 8)										3	1	1	1	1	0	1															
Benito Santiago, R OBP: 0.311, SLG: 0.341 (1, 2)										4	1	1	2	0	0	3															
Kurt Abbott, R OBP: 0.404, SLG: 0.522 (1, 6)										3	1	1	0	1	1	0															
Pat Rapp, R Richie Lewis, R Alex Arias, R Robb Nen, R Crestes Deastrade, S Luis Aquino, R Rick Renteria, R										1	0	0	0	0	0	0															
<b>Inning Stats</b>	R: 0 E: 0 K: 0 S: 3	H: 1 LOB: 1 BB: 0 P: 4	R: 0 E: 0 K: 0 S: 3	H: 0 LOB: 0 BB: 0 P: 3	R: 0 E: 0 K: 0 S: 3	H: 0 LOB: 0 BB: 0 P: 3	R: 5 E: 0 K: 1 S: 10	H: 5 LOB: 1 BB: 1 P: 14	R: 1 E: 0 K: 0 S: 4	H: 1 LOB: 2 BB: 2 P: 12	R: 0 E: 0 K: 1 S: 5	H: 0 LOB: 0 BB: 0 P: 5	R: 0 E: 1 K: 0 S: 4	H: 0 LOB: 2 BB: 1 P: 8	R: 0 E: 0 K: 0 S: 4	H: 1 LOB: 1 BB: 0 P: 4	1B: 5 2B: 4 3B: 0 HR: 0	SF: 0 SAC: 0 DP: 1 HBP: 1	WP: 0 PB: 0 SB: 2 CS: 0	PA: 40											
<b>PITCHER</b>	IP WLS BF H R ER SO BB IBB HBP BLK WP HR S P ERA WHIP																														
Armando Reynoso, R ERA: 7.32 Marvin Freeman, R ERA: 4.5 Mike Munoz, L ERA: 5.68	4.0 W 1.0	19 17 4	6 2 1	5 1 0	5 1 0	1 2 0	1 3 0	0 0 0	0 0 0	0 0 0	0 0 0	0 18 4	24 30 4	11.25 2.25 0.00	1.750 1.250 1.000																

Batter	1	2	3	4	5	6	7	8	9	AB	R	H	RBI	BB	SO	LOB	BOTTOM													
Walt Weiss, S OBP: 0.353, SLG: 0.288 Mike Munoz, L (1, 6)										4	1	0	0	2	3	3	<b>Florida Marlins @ Colorado Rockies</b> Mile High Stadium, Denver, CO Wed Apr 20 1994, 5:33 AM EDT Att: 45,667 - Cloudy - 76 F													
Joe Girardi, R OBP: 0.333, SLG: 0.304 (1, 2)										4	2	1	0	1	1	3														
Dante Bichette, R OBP: 0.470, SLG: 0.845 (1, 9)										5	1	2	1	0	0	1														
Andres Galarraga, R OBP: 0.385, SLG: 0.737 (1, 3)										4	3	3	5	1	0	1														
Charlie Hayes, R OBP: 0.297, SLG: 0.383 (1, 5)										4	3	2	0	1	1	1														
Ellis Burks, R OBP: 0.536, SLG: 0.980 Mike Kingery, L OBP: 0.533, SLG: 0.769 (1, 8)										4	3	3	4	0	0	0														
Howard Johnson, S OBP: 0.219, SLG: 0.172 Marvin Freeman, R (5, 1)										3	0	2	1	0	1	0														
John Vander Wal, L OBP: 0.273, SLG: 0.364 Vinny Castilla, R OBP: 0.125, SLG: 0.250 (8, FH)										1	1	0	0	0	0	1														
Roberto Mejia, R OBP: 0.234, SLG: 0.318 (1, 4)										5	0	1	2	0	1	3														
Armando Reynoso, R OBP: 0.200, SLG: 0.200 Eric Young Sr., R OBP: 0.296, SLG: 0.400 (1, 1)										1	0	0	0	0	1	1														
<b>Inning Stats</b>	R: 0 E: 0 K: 1 S: 5	H: 1 LOB: 1 BB: 1 P: 9	R: 2 E: 0 K: 0 S: 6	H: 2 LOB: 1 BB: 1 P: 10	R: 3 E: 0 K: 1 S: 9	H: 4 LOB: 1 BB: 0 P: 9	R: 4 E: 0 K: 1 S: 7	H: 2 LOB: 2 BB: 2 P: 15	R: 0 E: 0 K: 2 S: 7	H: 0 LOB: 0 BB: 0 P: 7	R: 5 E: 1 K: 1 S: 11	H: 5 LOB: 1 BB: 0 P: 11	R: 0 E: 0 K: 1 S: 5	H: 0 LOB: 1 BB: 1 P: 9	R: 2 E: 0 K: 1 S: 7	H: 2 LOB: 0 BB: 0 P: 7	1B: 7 2B: 4 3B: 1 HR: 4	SF: 0 SAC: 1 DP: 0 HBP: 0	WP: 3 PB: 0 SB: 0 CS: 1	PA: 46										
<b>PITCHER</b>	IP WLS BF H R ER SO BB IBB HBP BLK WP HR S P ERA WHIP																													
Pat Rapp, R ERA: 5.02 Richie Lewis, R ERA: 6.75 Robb Nen, R Luis Aquino, R Mark Gardner, R	2.1 0.2 2.0 1.0 2.0	16 2 10 9 9	7 0 2 5 2	5 0 4 5 2	5 0 4 4 2	1 0 3 1 2	0 0 0 0 0	0 0 0 0 0	0 0 0 0 0	0 1 1 1 1	0 4 14 11 12	24 4 22 11 16	19.29 0.00 18.00 36.00 9.00	3.857 0.000 2.000 5.000 1.500																

AB	35
R	6
H	9
RBI	6
BB	4
SO	3
LOB	16





Batter	1	2	3	4	5	6	7	8	9	AB	R	H	RBI	BB	SO	LOB	TOP			
Jerry Browne, S (1.8) OBP: 0.341, SLG: 0.212	G6-3		1B BB					BB BB 1B		3	0	2	0	1	0	0	<b>Florida Marlins @ Cincinnati Reds</b> Riverfront Stadium, Cincinnati, OH Fri Apr 22 1994, 7:05 PM EDT Att: 32,198 - Unknown - 59 F			
Dave Magadan, L (1.5) OBP: 0.366, SLG: 0.265	K		1-2 2-H 1B				F9	BB BB 1B		3	0	1	1	1	1	1				
Gary Sheffield, R (1.9) OBP: 0.433, SLG: 0.685	G5-3		P4					G6-4-3 BB		3	0	0	0	1	0	2				
Jeff Conine, R (1.7) OBP: 0.380, SLG: 0.692		F9		HR			F7	K		4	1	1	1	0	1	3				
Bento Santiago, R (1.2) OBP: 0.286, SLG: 0.311		F9		L9			G1-3	G6-4-3 1-2 2-3		4	0	0	0	0	0	3				
Orestes Destrade, S (1.3) OBP: 0.369, SLG: 0.375		K		K				1B		4	0	1	0	0	3	0				
Bret Barberie, S (1.4) OBP: 0.281, SLG: 0.467			K	K				K		4	0	0	0	0	4	1				
Kurt Abbott, R (1.6) OBP: 0.393, SLG: 0.500			SH3-4 1B				P2	P6		4	1	1	0	0	0	1				
Charlie Hough, R (1.1) OBP: 0.500, SLG: 0.429 (7, PH)			SH3-4				K	P4		1	0	0	0	0	1	0				
Alex Arias, R (7, PH) OBP: 0.368, SLG: 0.438										1	0	0	0	0	0	1				
Richie Lewis, R (7.1)										0	0	0	0	0	0	0				
Yorkis Perez, L (7.1)										0	0	0	0	0	0	0				
<b>Inning Stats</b>	R: 0 E: 0 K: 1 S: 7	H: 0 LOB: 0 BB: 0 P: 9	R: 0 E: 0 K: 1 S: 8	H: 0 LOB: 0 BB: 0 P: 11	R: 1 E: 0 K: 1 S: 12	H: 2 LOB: 2 BB: 1 P: 20	R: 1 E: 0 K: 2 S: 13	H: 1 LOB: 0 BB: 0 P: 18	R: 0 E: 0 K: 0 S: 6	H: 0 LOB: 0 BB: 0 P: 10	R: 0 E: 0 K: 1 S: 9	H: 1 LOB: 1 BB: 0 P: 13	R: 0 E: 0 K: 1 S: 7	H: 1 LOB: 2 BB: 2 P: 15	R: 0 E: 0 K: 2 S: 8	H: 0 LOB: 0 BB: 0 P: 10	1B: 4 2B: 1 3B: 0 HR: 1	SF: 0 SAC: 1 DP: 1 HBP: 0	WP: 0 PB: 0 SB: 0 CS: 0	PA: 35
<b>PITCHER</b>	IP WLS BF H R ER SO	IP WLS BF H R ER SO	IP WLS BF H R ER SO	IP WLS BF H R ER SO	IP WLS BF H R ER SO	IP WLS BF H R ER SO	IP WLS BF H R ER SO	IP WLS BF H R ER SO	IP WLS BF H R ER SO	IP WLS BF H R ER SO	IP WLS BF H R ER SO	IP WLS BF H R ER SO	IP WLS BF H R ER SO	IP WLS BF H R ER SO	IP WLS BF H R ER SO	IP WLS BF H R ER SO	ERA WHIP	ERA WHIP		
John Smiley, L (1.1) ERA: 2.67	7.0	W	27	5	2	2	7	1	0	0	0	0	0	0	0	0	0	2.57	0.857	
Johnny Ruffin, R (8.1) ERA: 1.95	0.0		3	1	0	0	0	2	0	0	0	0	0	0	3	11				
Jeff Brantley, R (8.1) ERA: 1.5	2.0	S	5	0	0	0	3	0	0	0	0	0	0	0	12	14	0.00	0.000		

Batter	1	2	3	4	5	6	7	8	9	AB	R	H	RBI	BB	SO	LOB	BOTTOM			
Barry Larkin, R (1.6) OBP: 0.313, SLG: 0.176	G5-3		WP S 2B					S E WP BB		2	2	1	0	2	0	0	<b>Florida Marlins @ Cincinnati Reds</b> Riverfront Stadium, Cincinnati, OH Fri Apr 22 1994, 7:05 PM EDT Att: 32,198 - Unknown - 59 F			
Hal Morris, L (1.3) OBP: 0.381, SLG: 0.491	G4-3		K				G3-1	E7 WP BB FC6-4		4	1	0	0	0	1	4				
Reggie Sanders, R (1.9) OBP: 0.339, SLG: 0.554	F8		S 1B BB					FC6-4 WP BB		1	0	0	0	2	0	0				
Kevin Mitchell, R (1.7) OBP: 0.351, SLG: 0.569	G5-3		1-2 3-H 1B					FC6-4 IBB		2	0	1	1	2	0	0				
Roberto Kelly, R (1.8) OBP: 0.345, SLG: 0.373	K			K			G5-3	FC6-4		4	0	0	1	0	2	5				
Willie Greene, L (1.5) OBP: 0.321, SLG: 0.304								1-2 2-3 3-H		2	0	0	0	1	0	0				
Jacob Brumfield, R (7, PH) OBP: 0.750, SLG: 1.000										1	0	0	0	0	0	2				
Johnny Ruffin, R (8.1)										0	0	0	0	0	0	0				
Jeff Brantley, R (8.1)										0	0	0	0	0	0	0				
Bret Boone, R (1.4) OBP: 0.326, SLG: 0.357										3	0	0	0	1	0	0				
Brian Dorsett, R (1.2) OBP: 0.387, SLG: 0.407										4	1	2	0	0	0	2				
John Smiley, L (1.1)										1	0	0	0	0	0	0				
Lenny Harris, L (7, PH) OBP: 0.125, SLG: 0.250										1	0	0	0	0	0	0				
Jeff Branson, L (8.5) OBP: 0.500, SLG: 0.500										1	0	0	0	0	0	1				
<b>Inning Stats</b>	R: 0 E: 0 K: 0 S: 8	H: 0 LOB: 0 BB: 0 P: 12	R: 0 E: 0 K: 1 S: 9	H: 0 LOB: 2 BB: 2 P: 23	R: 1 E: 0 K: 1 S: 14	H: 2 LOB: 1 BB: 1 P: 25	R: 0 E: 0 K: 1 S: 5	H: 0 LOB: 0 BB: 0 P: 6	R: 1 E: 0 K: 0 S: 11	H: 1 LOB: 3 BB: 2 P: 29	R: 0 E: 0 K: 0 S: 5	H: 0 LOB: 0 BB: 0 P: 9	R: 2 E: 1 K: 0 S: 9	H: 0 LOB: 2 BB: 3 P: 26	R: 0 E: 0 K: 0 S: 6	H: 1 LOB: 0 BB: 0 P: 7	1B: 3 2B: 1 3B: 0 HR: 0	SF: 0 SAC: 1 DP: 1 HBP: 1	WP: 2 PB: 0 SB: 3 CS: 0	PA: 36
<b>PITCHER</b>	IP WLS BF H R ER SO	IP WLS BF H R ER SO	IP WLS BF H R ER SO	IP WLS BF H R ER SO	IP WLS BF H R ER SO	IP WLS BF H R ER SO	IP WLS BF H R ER SO	IP WLS BF H R ER SO	IP WLS BF H R ER SO	IP WLS BF H R ER SO	IP WLS BF H R ER SO	IP WLS BF H R ER SO	IP WLS BF H R ER SO	IP WLS BF H R ER SO	IP WLS BF H R ER SO	IP WLS BF H R ER SO	ERA WHIP	ERA WHIP		
Charlie Hough, R (1.1) ERA: 2.84	6.0	L	26	3	2	2	3	5	0	1	0	0	0	0	0	0	3.00	1.333		
Richie Lewis, R (7.1) ERA: 1.93	0.2	L	6	0	2	0	0	2	1	0	0	0	1	0	6	20	0.00	3.000		
Yorkis Perez, L (7.1) ERA: 1.93	1.1		4	1	0	0	0	0	0	0	0	0	0	9	13	0.00	0.750			





Batter	1	2	3	4	5	6	7	8	9	AB	R	H	RBI	BB	SO	LOB	TOP				
<b>Matias Carrillo, L</b> OBP: 0.286, SLG: 0.316 (1, 8) (9, 7)										5	1	1	0	0	2	4					
<b>Dave Magadan, L</b> OBP: 0.391, SLG: 0.289 <b>Bryan Harvey, R</b> (1, 5) (9, 1)										4	0	2	0	1	0	2					
<b>Gary Sheffield, R</b> OBP: 0.408, SLG: 0.649 (1, 9)										3	0	0	1	0	1	1					
<b>Jeff Conine, R</b> OBP: 0.373, SLG: 0.667 (1, 7) (9, 3)										4	0	1	0	0	0	1					
<b>Kurt Abbott, R</b> OBP: 0.367, SLG: 0.463 (1, 6)										4	0	0	0	0	3	3					
<b>Orestes Destrade, S</b> OBP: 0.322, SLG: 0.373 <b>Chuck Carr, S</b> OBP: 0.271, SLG: 0.304 (1, 3) (9, PR) (9, 8)										3	0	1	0	1	1	2					
<b>Benito Santiago, R</b> OBP: 0.308, SLG: 0.396 (1, 2)										3	1	2	1	0	0	1					
<b>Rick Renteria, R</b> OBP: 0.154, SLG: 0.154 (1, 4) (9, 5)										4	0	1	1	0	1	2					
<b>Ryan Bowen, R</b> OBP: 0.333, SLG: 0.500 <b>Alex Arias, R</b> OBP: 0.350, SLG: 0.412 <b>Jeremy Hernandez, R</b> <b>Bret Barberie, S</b> OBP: 0.292, SLG: 0.475 (1, 1) (7, PH) (7, 1) (9, PH) (9, 4)										2	0	0	0	0	1	2					
<b>Inning Stats</b>	R: 1 E: 0 K: 1 S: 12	H: 2 LOB: 1 BB: 0 P: 18	R: 0 E: 0 K: 1 S: 14	H: 1 LOB: 2 BB: 1 P: 21	R: 0 E: 0 K: 1 S: 13	H: 1 LOB: 0 BB: 1 P: 25	R: 1 E: 0 K: 1 S: 8	H: 1 LOB: 0 BB: 0 P: 13	R: 0 E: 0 K: 3 S: 12	H: 1 LOB: 1 BB: 0 P: 18	R: 0 E: 0 K: 1 S: 6	H: 1 LOB: 1 BB: 0 P: 7	R: 0 E: 0 K: 1 S: 9	H: 0 LOB: 0 BB: 0 P: 12	R: 1 E: 0 K: 1 S: 12	H: 2 LOB: 3 BB: 0 P: 18	1B: 8 2B: 0 3B: 0 HR: 1	SF: 1 SAC: 1 DP: 0 HBP: 0	WP: 0 PB: 2 SB: 0 CS: 0	PA: 38	
<b>PITCHER</b>	IP	WLS	BF	H	R	ER	SO	BB	IBB	HBP	BLK	WP	HR	S	P	ERA	WHIP				
<b>Erik Hanson, R</b> ERA: 7.2 <b>Chuck McElroy, L</b> ERA: 2.45 <b>Hector Carrasco, R</b> ERA: 1.13	(1, 1) (7, 1) (8, 1)	6.0 1.0 2.0	L 3 9	26 1 9	6 1 2	2 0 1	7 1 2	2 0 0	0 0 0	0 0 0	0 0 0	0 0 0	1 6 21	66 7 30	103 7 30	3.00 0.00 0.00	1.333 1.000 1.000				

Florida Marlins @ Cincinnati Reds  
Riverfront Stadium, Cincinnati, OH  
Sat Apr 23 1994, 3:33 AM EDT  
Att: 29,075 - Sunny - 68 F

AB 34  
R 3  
H 9  
RBI 3  
BB 2  
SO 10  
LOB 18



Batter	1	2	3	4	5	6	7	8	9	AB	R	H	RBI	BB	SO	LOB	BOTTOM				
<b>Barry Larkin, R</b> OBP: 0.338, SLG: 0.204 (1, 6)										3	0	2	0	1	0	0					
<b>Hal Morris, L</b> OBP: 0.358, SLG: 0.459 (1, 3)										4	0	0	0	0	2	4					
<b>Reggie Sanders, R</b> OBP: 0.364, SLG: 0.576 (1, 9)										3	0	2	1	1	1	0					
<b>Thomas Howard, S</b> OBP: 0.438, SLG: 0.357 (1, 7)										4	0	0	0	0	0	6					
<b>Roberto Kelly, R</b> OBP: 0.373, SLG: 0.407 (1, 8)										3	1	2	0	1	0	0					
<b>Tony Fernandez, S</b> OBP: 0.340, SLG: 0.293 <b>Chuck McElroy, L</b> <b>Bret Boone, R</b> OBP: 0.319, SLG: 0.349 (1, 4) (7, 1) (8, 4)										2	0	0	0	1	0	1					
<b>Willie Greene, L</b> OBP: 0.344, SLG: 0.333 (1, 5)										4	0	2	1	0	1	1					
<b>Eddie Taubensee, L</b> OBP: 0.167, SLG: 0.167 (1, 2)										4	1	1	0	0	0	2					
<b>Erik Hanson, R</b> <b>Jeff Branson, L</b> OBP: 0.455, SLG: 0.455 <b>Hector Carrasco, R</b> <b>Lenny Harris, L</b> OBP: 0.111, SLG: 0.222 (1, 1) (7, 4) (8, 1) (9, PH)										1	0	0	0	0	1	0					
<b>Inning Stats</b>	R: 0 E: 0 K: 1 S: 8	H: 1 LOB: 0 BB: 0 P: 13	R: 1 E: 0 K: 0 S: 7	H: 1 LOB: 1 BB: 1 P: 13	R: 0 E: 0 K: 1 S: 6	H: 1 LOB: 0 BB: 1 P: 13	R: 1 E: 0 K: 1 S: 13	H: 2 LOB: 2 BB: 1 P: 22	R: 0 E: 0 K: 2 S: 9	H: 1 LOB: 1 BB: 0 P: 12	R: 0 E: 0 K: 1 S: 14	H: 2 LOB: 1 BB: 0 P: 19	R: 0 E: 0 K: 1 S: 8	H: 0 LOB: 0 BB: 0 P: 10	1B: 7 2B: 2 3B: 0 HR: 0	SF: 0 SAC: 1 DP: 2 HBP: 0	WP: 0 PB: 0 SB: 2 CS: 2	PA: 37			
<b>PITCHER</b>	IP	WLS	BF	H	R	ER	SO	BB	IBB	HBP	BLK	WP	HR	S	P	ERA	WHIP				
<b>Ryan Bowen, R</b> ERA: 5.48 <b>Jeremy Hernandez, R</b> ERA: 2.0 <b>Bryan Harvey, R</b> ERA:	(1, 1) (7, 1) (9, 1)	6.0 2.0 1.0	L W S	26 7 3	7 2 0	2 0 0	4 3 1	4 0 0	0 0 0	0 0 0	0 0 0	0 0 0	0 0 8	23 31 10	0.00 0.00 0.00	1.833 1.000 0.000					

Florida Marlins @ Cincinnati Reds  
Riverfront Stadium, Cincinnati, OH  
Sat Apr 23 1994, 3:33 AM EDT  
Att: 29,075 - Sunny - 68 F

AB 31  
R 2  
H 9  
RBI 2  
BB 4  
SO 8  
LOB 15





Batter	1	2	3	4	5	6	7	8	9	AB	R	H	RBI	BB	SO	LOB	TOP			
<b>Chuck Carr, S</b> OBP: 0.270, SLG: 0.317 (1, 8)										4	0	1	0	0	0	0	<b>Florida Marlins @ Cincinnati Reds</b> Riverfront Stadium, Cincinnati, OH Sun Apr 24 1994, 3:33 AM EDT Att: 27,416 - Sunny - 74 F			
<b>Rick Renteria, R</b> OBP: 0.176, SLG: 0.125 (1, 5)										3	1	0	0	0	0	1				
<b>Gary Sheffield, R</b> OBP: 0.387, SLG: 0.607 (1, 9)										4	0	0	0	0	1	1				
<b>Jeff Conine, R</b> OBP: 0.367, SLG: 0.644 (1, 7)										4	1	1	0	0	0	0				
<b>Orestes Destrade, S</b> OBP: 0.317, SLG: 0.364 (1, 3)										4	0	1	1	0	0	1				
<b>Benito Santiago, R</b> OBP: 0.291, SLG: 0.380 (1, 2)										2	0	0	1	0	0	1				
<b>Bret Barberie, S</b> OBP: 0.279, SLG: 0.453 (1, 4)										3	0	0	0	0	1	2				
<b>Alex Arias, R</b> OBP: 0.304, SLG: 0.350 (1, 6)										3	0	0	0	0	1	0				
<b>Chris Hammond, L</b> OBP: 0.250, SLG: 0.143 <b>Richie Lewis, R</b> (7, 1)										2	0	0	0	0	2	0				
<b>Jerry Browne, S</b> OBP: 0.333, SLG: 0.206 <b>Luis Aquino, R</b> (8, 1)										0	0	0	0	0	0	0				
<b>Inning Stats</b>	R: 0 E: 0 K: 0 S: 10	H: 0 LOB: 0 BB: 0 P: 15	R: 0 E: 0 K: 0 S: 7	H: 1 LOB: 1 BB: 0 P: 8	R: 0 E: 0 K: 1 S: 7	H: 0 LOB: 0 BB: 0 P: 11	R: 2 E: 1 K: 0 S: 7	H: 1 LOB: 1 BB: 0 P: 11	R: 0 E: 0 K: 1 S: 11	H: 0 LOB: 0 BB: 0 P: 14	R: 0 E: 0 K: 1 S: 12	H: 0 LOB: 0 BB: 0 P: 19	R: 0 E: 0 K: 0 S: 8	H: 0 LOB: 0 BB: 0 P: 13	R: 0 E: 0 K: 0 S: 7	H: 0 LOB: 0 BB: 0 P: 10	1B: 2 2B: 1 3B: 0 HR: 0	SF: 1 SAC: 0 DP: 0 HBP: 1	WP: 0 PB: 0 CS: 0	PA: 32
<b>PITCHER</b> <b>Tom Browning, L</b> ERA: 3.42 (1, 1)	IP: 9.0 WLS: W BF: 32 H: 3 R: 2 ER: 1 SO: 5 BB: 0 IBB: 0 HBP: 1 BLK: 0 WP: 0 HR: 0 S: 76 P: 109 ERA: 1.00 WHIP: 0.333															<b>PITCHER</b> <b>Tom Browning, L</b> ERA: 3.42 (1, 1)	IP: 9.0 WLS: W BF: 32 H: 3 R: 2 ER: 1 SO: 5 BB: 0 IBB: 0 HBP: 1 BLK: 0 WP: 0 HR: 0 S: 76 P: 109 ERA: 1.00 WHIP: 0.333			

Batter	1	2	3	4	5	6	7	8	9	AB	R	H	RBI	BB	SO	LOB	BOTTOM			
<b>Barry Larkin, R</b> OBP: 0.333, SLG: 0.207 (1, 6)										4	0	1	0	0	1	1	<b>Florida Marlins @ Cincinnati Reds</b> Riverfront Stadium, Cincinnati, OH Sun Apr 24 1994, 3:33 AM EDT Att: 27,416 - Sunny - 74 F			
<b>Hal Morris, L</b> OBP: 0.366, SLG: 0.469 (1, 3)										3	1	1	0	1	1	1				
<b>Reggie Sanders, R</b> OBP: 0.386, SLG: 0.683 (1, 9)										4	2	3	3	0	0	1				
<b>Kevin Mitchell, R</b> OBP: 0.361, SLG: 0.582 <b>Jacob Brumfield, R</b> OBP: 0.750, SLG: 1.000 (8, PR) (9, 7)										4	0	2	0	0	0	1				
<b>Roberto Kelly, R</b> OBP: 0.349, SLG: 0.379 (1, 8)										4	0	0	0	0	1	3				
<b>Bret Boone, R</b> OBP: 0.333, SLG: 0.356 (1, 4)										2	0	1	1	1	0	0				
<b>Brian Dorsett, R</b> OBP: 0.371, SLG: 0.367 (1, 2)										3	0	0	0	1	0	4				
<b>Willie Greene, L</b> OBP: 0.314, SLG: 0.300 (1, 5)										3	0	0	0	0	1	2				
<b>Tom Browning, L</b> OBP: 0.182, SLG: 0.273 (1, 1)										3	1	1	0	0	1	0				
<b>Inning Stats</b>	R: 0 E: 0 K: 1 S: 14	H: 1 LOB: 1 BB: 0 P: 23	R: 0 E: 0 K: 0 S: 7	H: 0 LOB: 1 BB: 1 P: 14	R: 0 E: 0 K: 1 S: 9	H: 1 LOB: 0 BB: 0 P: 13	R: 1 E: 0 K: 1 S: 13	H: 3 LOB: 1 BB: 0 P: 18	R: 3 E: 0 K: 0 S: 14	H: 2 LOB: 0 BB: 1 P: 25	R: 0 E: 0 K: 1 S: 7	H: 0 LOB: 1 BB: 1 P: 13	R: 0 E: 0 K: 1 S: 10	H: 1 LOB: 1 BB: 0 P: 14	R: 1 E: 0 K: 0 S: 9	H: 1 LOB: 1 BB: 0 P: 15		1B: 4 2B: 3 3B: 1 HR: 1	SF: 1 SAC: 0 DP: 2 HBP: 0	WP: 1 PB: 0 CS: 0
<b>PITCHER</b> <b>Chris Hammond, L</b> ERA: 2.42 <b>Richie Lewis, R</b> ERA: <b>Luis Aquino, R</b> ERA: 7.36 (7, 1) (8, 1)	IP: 0.1 WLS: L BF: 1 H: 0 R: 0 ER: 0 SO: 0 BB: 0 IBB: 0 HBP: 0 BLK: 0 WP: 0 HR: 0 S: 2 P: 4 ERA: 0.00 WHIP: 0.000															<b>PITCHER</b> <b>Chris Hammond, L</b> ERA: 2.42 <b>Richie Lewis, R</b> ERA: <b>Luis Aquino, R</b> ERA: 7.36 (7, 1) (8, 1)	IP: 1.0 WLS: L BF: 4 H: 1 R: 1 ER: 1 SO: 0 BB: 1 IBB: 0 HBP: 0 BLK: 0 WP: 0 HR: 0 S: 9 P: 15 ERA: 9.00 WHIP: 1.000			





Batter	1	2	3	4	5	6	7	8	9	AB	R	H	RBI	BB	SO	LOB	TOP				
Deion Sanders, L (1, 8) OBP: 0.438, SLG: 0.542	0-2 G6-3 1B		0-0 FC5-4 1B		0-0 G4-6-3 1-2			0-0 F8	2-2 L3	5	0	2	0	0	0	2					
Jeff Blauer, R (1, 6) OBP: 0.239, SLG: 0.265	1-1 G6-3 1-2		0-1 FC5-4 FC4-6 1-2			0-0 G4-6-3 1B		4-2 FC6 BB		3	0	1	0	1	0	2					
Ryan Klesko, L (1, 7) OBP: 0.407, SLG: 0.686	4-2 BB		1-1 FC4-6 1-2			0-0 G4-6-3 1-2		SAFE 2-2 F9		2	0	0	0	1	0	2					
Dave Gallagher, R (8, PH) OBP: 0.288, SLG: 0.391										1	0	0	0	0	0	1					
Fred McGriff, L (1, 3) OBP: 0.407, SLG: 0.528	0-0 G3			2-0 G4-3		2-1 1B		2-2 FC6 1-2		4	0	1	0	0	0	2					
David Justice, L (1, 9) OBP: 0.327, SLG: 0.378		0-1 F9		2-3 K		3-3 K			4-2 1B 2B	3	1	0	0	1	2	1					
Terry Pendleton, S (1, 5) OBP: 0.393, SLG: 0.548		1-0 E6		1-1 G6-3				2-2 1B	0-2 1-2 2B	4	1	2	0	0	0	0					
Javy Lopez, R (1, 2) OBP: 0.286, SLG: 0.485	3-3 K			0-1 HR				1-0 L6	0-1 1-H 2-H 2B	4	1	2	3	0	1	2					
Mike Kelly, R (9, PR) OBP: 0.211, SLG: 0.368	1-2 K									0	0	0	0	0	0	0					
Mark Lemke, S (1, 4) OBP: 0.381, SLG: 0.400	0-0 G1-3			2-1 G1-4-3				1-0 F8	3-3 K	4	0	0	0	0	1	3					
Tom Glavine, L (1, 1) OBP: 0.417, SLG: 0.400								2-0 G4-3	1-0 F7	1	0	0	0	1	0	0					
Tony Tarasco, L (7, PH) OBP: 0.342, SLG: 0.622										1	0	0	0	0	0	1					
Steve Bedrosian, R (7, 1) OBP: 0.342, SLG: 0.622										0	0	0	0	0	0	0					
Mitt Hill, R (8, 1) OBP: 0.342, SLG: 0.622										0	0	0	0	0	0	0					
Bill Pecota, R (9, PH) OBP: 0.583, SLG: 0.556										1	0	0	0	0	0	1					
<b>Inning Stats</b>	R: 0 E: 0 K: 0 S: 9	H: 1 LOB: 1 BB: 1 P: 14	R: 0 E: 1 K: 1 S: 7	H: 0 LOB: 1 BB: 0 P: 11	R: 0 E: 0 K: 0 S: 6	H: 1 LOB: 1 BB: 0 P: 7	R: 0 E: 0 K: 1 S: 7	H: 0 LOB: 0 BB: 0 P: 12	R: 1 E: 0 K: 0 S: 8	H: 1 LOB: 0 BB: 0 P: 14	R: 0 E: 0 K: 1 S: 7	H: 2 LOB: 1 BB: 0 P: 12	R: 0 E: 0 K: 0 S: 8	H: 1 LOB: 1 BB: 0 P: 14	R: 0 E: 0 K: 0 S: 10	H: 0 LOB: 1 BB: 1 P: 18	R: 2 E: 0 K: 1 S: 14	H: 2 LOB: 1 BB: 1 P: 24	1B: 6 2B: 1 3B: 0 HR: 1	SF: 0 SAC: 0 DP: 3 HBP: 0	WP: 0 PA: 37 PB: 0 SB: 1 CS: 0
<b>PITCHER</b>	IP WLS BF H R ER SO BB IBB HBP BLK WP HR S P ERA WHIP	IP WLS BF H R ER SO BB IBB HBP BLK WP HR S P ERA WHIP	IP WLS BF H R ER SO BB IBB HBP BLK WP HR S P ERA WHIP	IP WLS BF H R ER SO BB IBB HBP BLK WP HR S P ERA WHIP	IP WLS BF H R ER SO BB IBB HBP BLK WP HR S P ERA WHIP	IP WLS BF H R ER SO BB IBB HBP BLK WP HR S P ERA WHIP	IP WLS BF H R ER SO BB IBB HBP BLK WP HR S P ERA WHIP	IP WLS BF H R ER SO BB IBB HBP BLK WP HR S P ERA WHIP	IP WLS BF H R ER SO BB IBB HBP BLK WP HR S P ERA WHIP	IP WLS BF H R ER SO BB IBB HBP BLK WP HR S P ERA WHIP	IP WLS BF H R ER SO BB IBB HBP BLK WP HR S P ERA WHIP	IP WLS BF H R ER SO BB IBB HBP BLK WP HR S P ERA WHIP	IP WLS BF H R ER SO BB IBB HBP BLK WP HR S P ERA WHIP	IP WLS BF H R ER SO BB IBB HBP BLK WP HR S P ERA WHIP	IP WLS BF H R ER SO BB IBB HBP BLK WP HR S P ERA WHIP	IP WLS BF H R ER SO BB IBB HBP BLK WP HR S P ERA WHIP	IP WLS BF H R ER SO BB IBB HBP BLK WP HR S P ERA WHIP	IP WLS BF H R ER SO BB IBB HBP BLK WP HR S P ERA WHIP	IP WLS BF H R ER SO BB IBB HBP BLK WP HR S P ERA WHIP	IP WLS BF H R ER SO BB IBB HBP BLK WP HR S P ERA WHIP	
David Weathers, R (1, 1) ERA: 2.7	7.1 W 29 6 1 1 3 3 0 0 0 0 0 1 55 91 1.23 1.227	0.2 L 2 0 0 0 0 0 0 0 0 0 0 0 7 11 0.00 0.000	0.0 L 2 1 2 2 0 1 0 0 0 0 0 0 5 9 ∞ ∞	1.0 S 4 1 0 0 1 0 0 0 0 0 0 0 9 15 0.00 1.000																	

Atlanta Braves @ Florida Marlins  
Joe Robbie Stadium, Miami, FL  
Mon Apr 25 1994, 7:05 PM EDT  
Att: 35,621 - Unknown - 80 F

AB 33  
R 3  
H 8  
RBI 3  
BB 4  
SO 4  
LOB 17



Batter	1	2	3	4	5	6	7	8	9	AB	R	H	RBI	BB	SO	LOB	BOTTOM				
Chuck Carr, S (1, 8) OBP: 0.294, SLG: 0.317	1-3 K	4-1 S BB		2-3 K		4-0 BB		1-0 1-H 1B		3	0	1	0	2	2	0					
Dave Magadan, L (1, 5) OBP: 0.331, SLG: 0.333	2-2 HR 1B	SAFE 4-1 BB SAFE BB		0-2 G6-4-3 1B		3-1 G4-3		1-2 FC5-4 1B		4	1	3	0	1	0	1					
Gary Sheffield, R (1, 9) OBP: 0.375, SLG: 0.621	1-0 1-H HR	1-3 K		0-2 G6-4-3 1-2		3-2 F9		1-0 FC5-4 1-2		5	1	1	2	0	1	4					
Jeff Conine, R (1, 7) OBP: 0.373, SLG: 0.632	4-2 1B BB		0-3 K		2-3 K		2-2 BB 1B			3	0	1	0	1	2	0					
Orestes Destrade, S (1, 3) OBP: 0.358, SLG: 0.386	0-0 FC4-6 1B		4-1 S WP 2B BB		1-0 FC5-4 1B		4-2 1-2 BB			2	1	2	0	2	0	0					
Mattias Carrillo, L (7, PR) OBP: 0.266, SLG: 0.316	1-2 1B									0	0	0	0	0	0	0					
Bret Barberie, S (1, 4) OBP: 0.264, SLG: 0.426	0-0 L8		2-3 K		0-2 P6		2-2 P6			4	0	0	0	0	1	6					
Benito Santiago, R (1, 2) OBP: 0.288, SLG: 0.389	0-2 FC4-6 1-2		3-2 2-H 2B		1-0 FC5-4 1-2		1-3 K2-3			4	0	1	1	0	1	5					
Kurt Abbott, R (1, 6) OBP: 0.359, SLG: 0.439		3-3 K		4-0 IBB		0-3 K		0-0 F9		3	0	0	0	1	2	0					
David Weathers, R (1, 1) OBP: 0.091, SLG: 0.091		0-3 K		1-3 K		1-3 K		4-2 1B 1B		3	0	0	0	0	3	2					
Jerry Browne, S (8, PH) OBP: 0.349, SLG: 0.206										0	0	0	0	0	0	0					
Bryan Harvey, R (9, 1) OBP: 0.349, SLG: 0.206										0	1	0	0	1	0	0					
Jeremy Hernandez, R (9, 1) OBP: 0.349, SLG: 0.206										0	0	0	0	0	0	0					
<b>Inning Stats</b>	R: 2 E: 0 K: 1 S: 14	H: 3 LOB: 2 BB: 1 P: 22	R: 0 E: 0 K: 3 S: 13	H: 0 LOB: 2 BB: 2 P: 25	R: 1 E: 0 K: 3 S: 14	H: 1 LOB: 2 BB: 2 P: 28	R: 0 E: 0 K: 1 S: 11	H: 1 LOB: 0 BB: 0 P: 13	R: 0 E: 0 K: 2 S: 9	H: 0 LOB: 1 BB: 1 P: 17	R: 0 E: 0 K: 1 S: 19	H: 1 LOB: 2 BB: 1 P: 31	R: 1 E: 0 K: 0 S: 8	H: 2 LOB: 1 BB: 1 P: 15	1B: 7 2B: 1 3B: 0 HR: 1	SF: 0 SAC: 0 DP: 1 HBP: 0	WP: 1 PA: 39 PB: 0 SB: 2 CS: 0				
<b>PITCHER</b>	IP WLS BF H R ER SO BB IBB HBP BLK WP HR S P ERA WHIP	IP WLS BF H R ER SO BB IBB HBP BLK WP HR S P ERA WHIP	IP WLS BF H R ER SO BB IBB HBP BLK WP HR S P ERA WHIP	IP WLS BF H R ER SO BB IBB HBP BLK WP HR S P ERA WHIP	IP WLS BF H R ER SO BB IBB HBP BLK WP HR S P ERA WHIP	IP WLS BF H R ER SO BB IBB HBP BLK WP HR S P ERA WHIP	IP WLS BF H R ER SO BB IBB HBP BLK WP HR S P ERA WHIP	IP WLS BF H R ER SO BB IBB HBP BLK WP HR S P ERA WHIP	IP WLS BF H R ER SO BB IBB HBP BLK WP HR S P ERA WHIP	IP WLS BF H R ER SO BB IBB HBP BLK WP HR S P ERA WHIP	IP WLS BF H R ER SO BB IBB HBP BLK WP HR S P ERA WHIP	IP WLS BF H R ER SO BB IBB HBP BLK WP HR S P ERA WHIP	IP WLS BF H R ER SO BB IBB HBP BLK WP HR S P ERA WHIP	IP WLS BF H R ER SO BB IBB HBP BLK WP HR S P ERA WHIP	IP WLS BF H R ER SO BB IBB HBP BLK WP HR S P ERA WHIP	IP WLS BF H R ER SO BB IBB HBP BLK WP HR S P ERA WHIP	IP WLS BF H R ER SO BB IBB HBP BLK WP HR S P ERA WHIP	IP WLS BF H R ER SO BB IBB HBP BLK WP HR S P ERA WHIP	IP WLS BF H R ER SO BB IBB HBP BLK WP HR S P ERA WHIP	IP WLS BF H R ER SO BB IBB HBP BLK WP HR S P ERA WHIP	
Tom Glavine, L (1, 1) ERA: 3.38	6.0 L 29 6 3 3 11 5 1 0 0 0 0 0 19 31 0.00 2.000	1.0 L 5 1 0 0 1 1 0 0 0 0 0 0 8 15 9.00 3.000	1.0 L 5 2 1 1 0 1 0 0 0 0 0 0 8 15 9.00 3.000																		

Atlanta Braves @ Florida Marlins  
Joe Robbie Stadium, Miami, FL  
Mon Apr 25 1994, 7:05 PM EDT  
Att: 35,621 - Unknown - 80 F

AB 31  
R 4  
H 9  
RBI 3  
BB 8  
SO 12  
LOB 18










Batter	1	2	3	4	5	6	7	8	9	AB	R	H	RBI	BB	SO	LOB	TOP			
Walt Weiss, S (1, 6) OBP: 0.347, SLG: 0.357	G4-3		2H 2B		F9		G4-3		F7	5	0	1	1	0	0	3				
Howard Johnson, S (1, 7) OBP: 0.234, SLG: 0.282	F9		L4			P6		P6		4	0	0	0	0	0	1				
Dante Bichette, R (1, 9) OBP: 0.391, SLG: 0.690	CS 1B			G6-3		F8		E9 G4-6-3		4	0	1	0	0	0	0				
Andres Galarraga, R (1, 3) OBP: 0.337, SLG: 0.654	CS 1-2	F8		K		PB HBP 1B		G4-6-3 1-2		4	0	1	0	0	1	1				
Charlie Hayes, R (1, 5) OBP: 0.307, SLG: 0.346		K		1B		PB HBP			E4 3B	3	1	1	0	0	1	0				
Ellis Burks, R (1, 8) OBP: 0.494, SLG: 0.915	P7			P3		FC6-4 BB			L7	3	0	0	0	1	0	2				
Joe Girardi, R (1, 2) OBP: 0.313, SLG: 0.259			SH1-3 2B		G6-3		FC6-4 1-2			2	1	0	0	1	0	3				
John Vander Wal, L (9, PH) OBP: 0.333, SLG: 0.533										1	0	1	1	0	0	0				
Nelson Liriano, S (1, 4) OBP: 0.409, SLG: 0.389			P7			SH1-3 1B		F7		3	0	1	0	1	0	1				
Mike Harkey, R (1, 1)																				
Mike Kingery, L (7, PH) OBP: 0.444, SLG: 0.625			SH1-3			SH1-3														
Steve Reed, R (7, 1)																				
Eric Young Sr., R (9, PH) OBP: 0.325, SLG: 0.528																				
<b>Inning Stats</b>	R: 0 E: 0 K: 0 S: 8	H: 1 LOB: 0 BB: 0 P: 15	R: 0 E: 0 K: 1 S: 6	H: 0 LOB: 0 BB: 0 P: 12	R: 1 E: 0 K: 0 S: 8	H: 1 LOB: 1 BB: 1 P: 14	R: 0 E: 0 K: 1 S: 10	H: 1 LOB: 1 BB: 0 P: 13	R: 0 E: 0 K: 0 S: 8	H: 1 LOB: 3 BB: 1 P: 26	R: 0 E: 0 K: 0 S: 11	H: 0 LOB: 0 BB: 0 P: 19	R: 0 E: 1 K: 0 S: 3	H: 0 LOB: 0 BB: 0 P: 4	R: 1 E: 1 K: 0 S: 14	H: 1 LOB: 2 BB: 1 P: 26	1B: 4 2B: 1 3B: 1 HR: 0	SF: 0 SAC: 2 DP: 1 HBP: 1	WP: 0 PB: 1 SB: 0 CS: 1	PA: 38
<b>PITCHER</b>	IP WLS BF H R ER SO BB IBB HBP BLK WP HR S P ERA WHIP	IP WLS BF H R ER SO BB IBB HBP BLK WP HR S P ERA WHIP	IP WLS BF H R ER SO BB IBB HBP BLK WP HR S P ERA WHIP	IP WLS BF H R ER SO BB IBB HBP BLK WP HR S P ERA WHIP	IP WLS BF H R ER SO BB IBB HBP BLK WP HR S P ERA WHIP	IP WLS BF H R ER SO BB IBB HBP BLK WP HR S P ERA WHIP	IP WLS BF H R ER SO BB IBB HBP BLK WP HR S P ERA WHIP	IP WLS BF H R ER SO BB IBB HBP BLK WP HR S P ERA WHIP	IP WLS BF H R ER SO BB IBB HBP BLK WP HR S P ERA WHIP	IP WLS BF H R ER SO BB IBB HBP BLK WP HR S P ERA WHIP	IP WLS BF H R ER SO BB IBB HBP BLK WP HR S P ERA WHIP	IP WLS BF H R ER SO BB IBB HBP BLK WP HR S P ERA WHIP	IP WLS BF H R ER SO BB IBB HBP BLK WP HR S P ERA WHIP	IP WLS BF H R ER SO BB IBB HBP BLK WP HR S P ERA WHIP	IP WLS BF H R ER SO BB IBB HBP BLK WP HR S P ERA WHIP	IP WLS BF H R ER SO BB IBB HBP BLK WP HR S P ERA WHIP	IP WLS BF H R ER SO BB IBB HBP BLK WP HR S P ERA WHIP			

**Colorado Rockies @ Florida Marlins**  
Joe Robbie Stadium, Miami, FL  
Wed Apr 27 1994, 7:05 PM EDT  
Att: 24,114 - Unknown - 76 F


AB 31  
R 2  
H 6  
RBI 2  
BB 3  
SO 2  
LOB 13



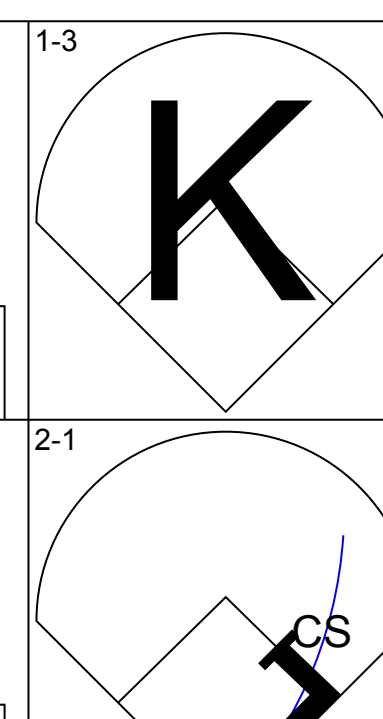
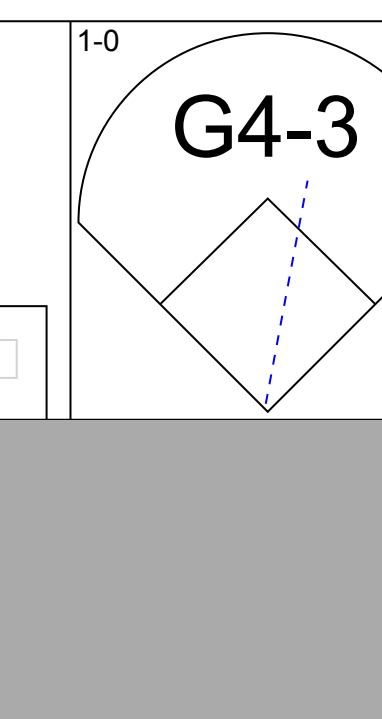
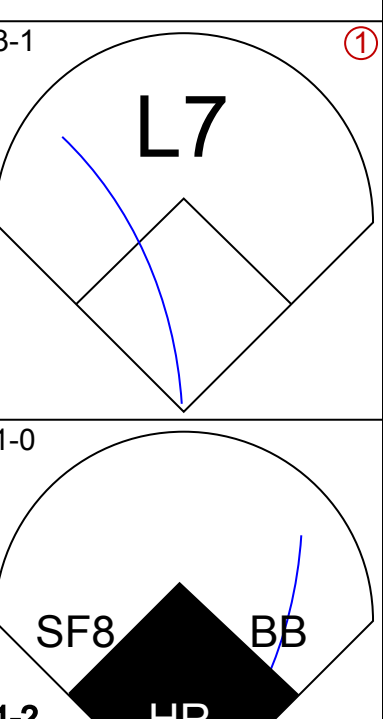
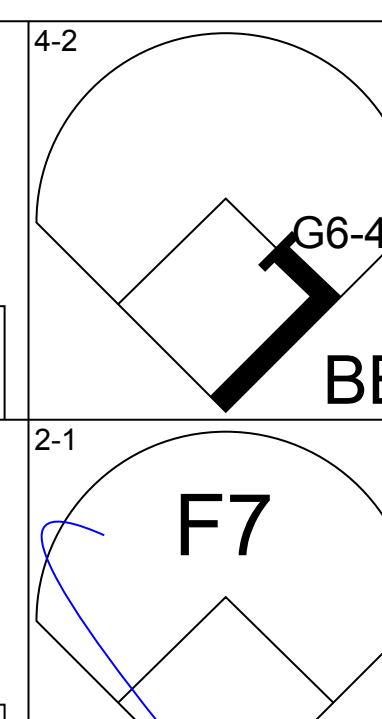
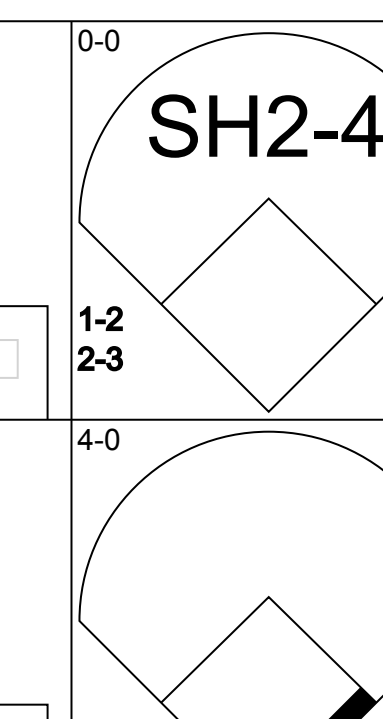
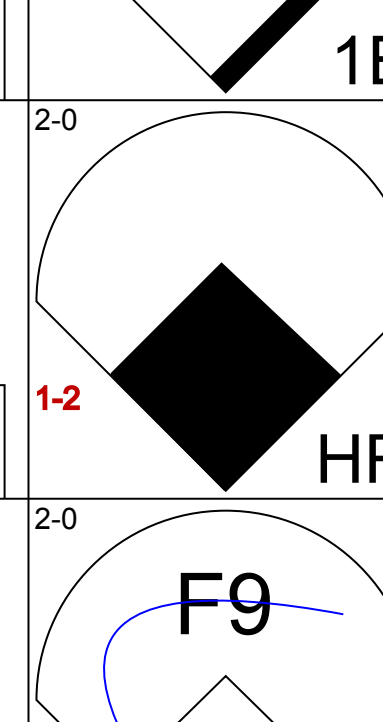
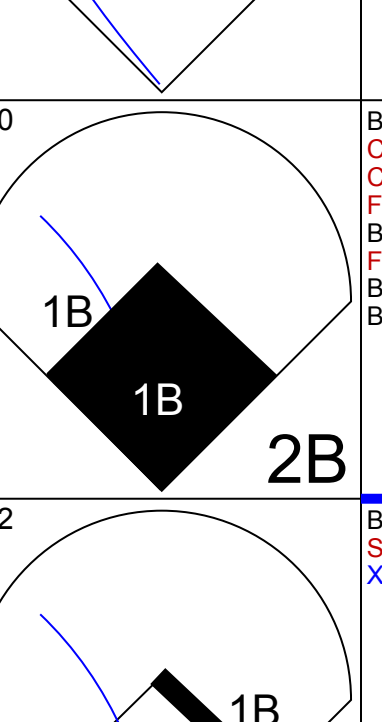
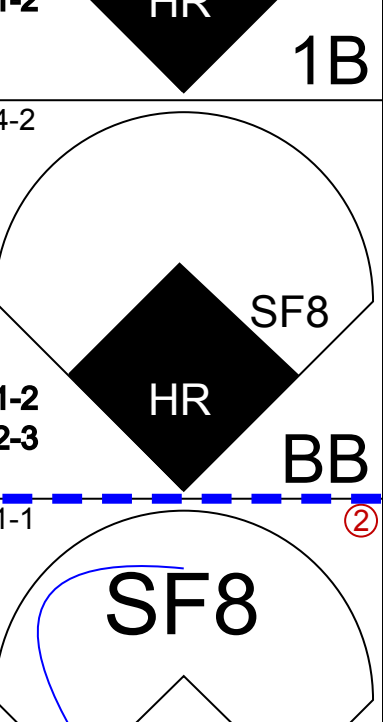
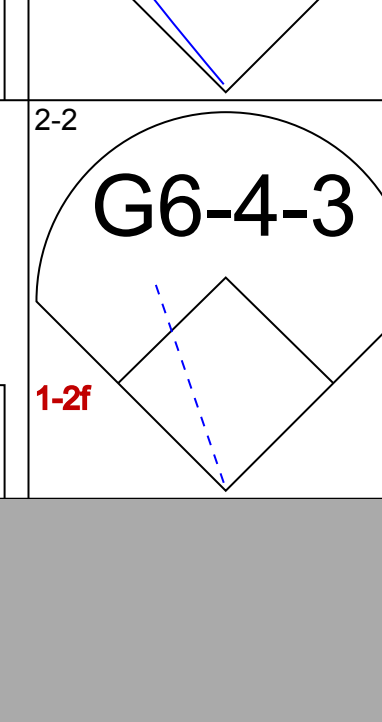
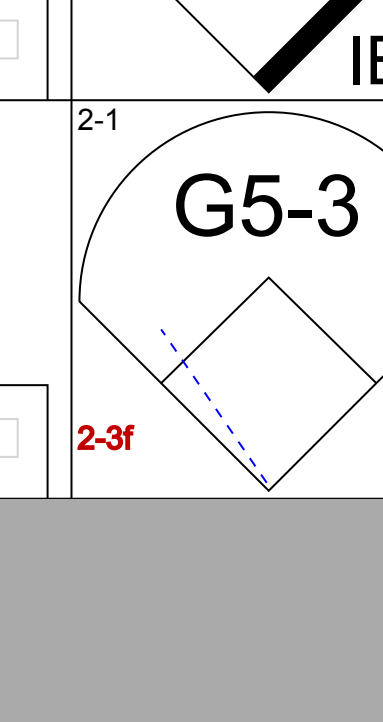

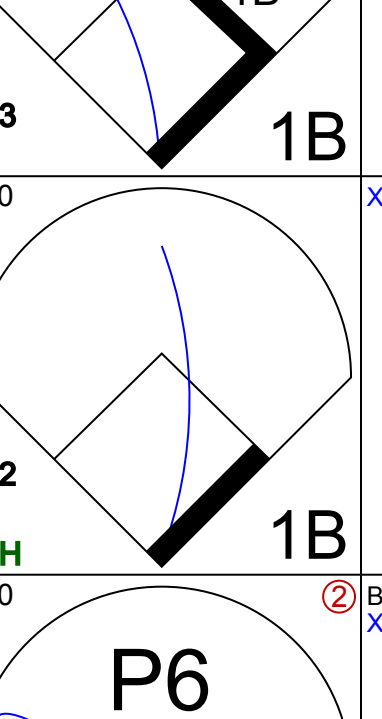
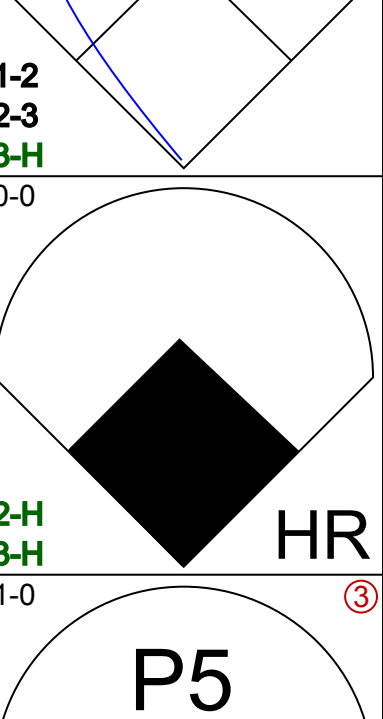



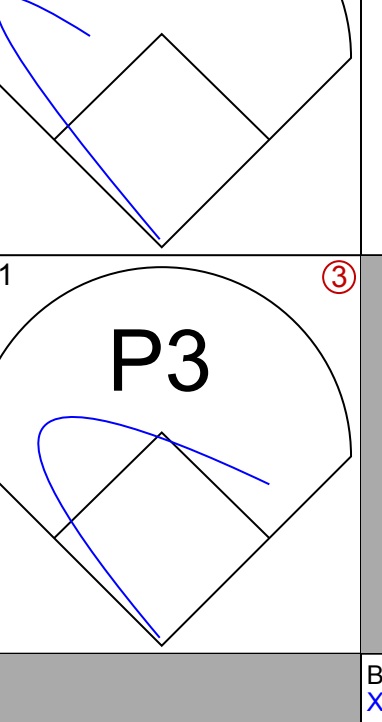
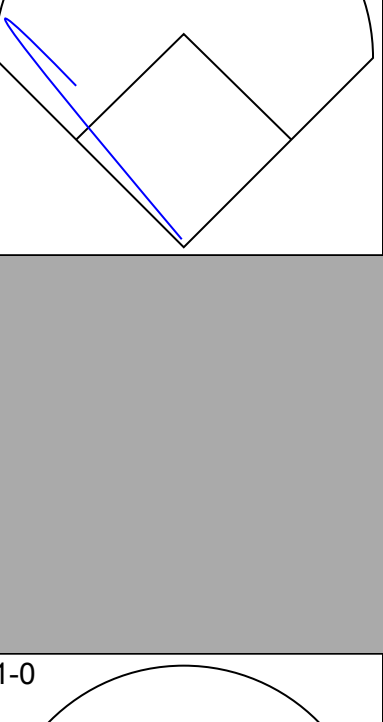
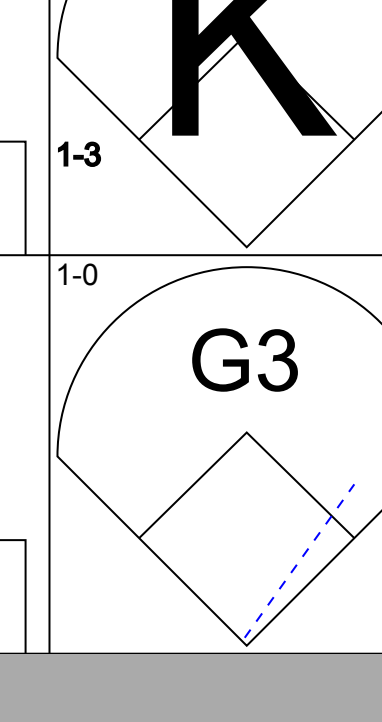
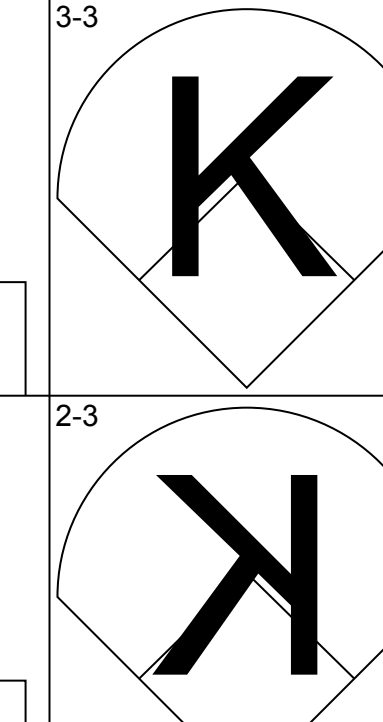
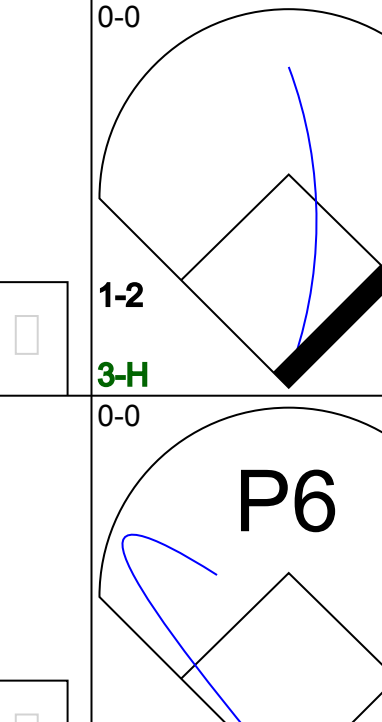
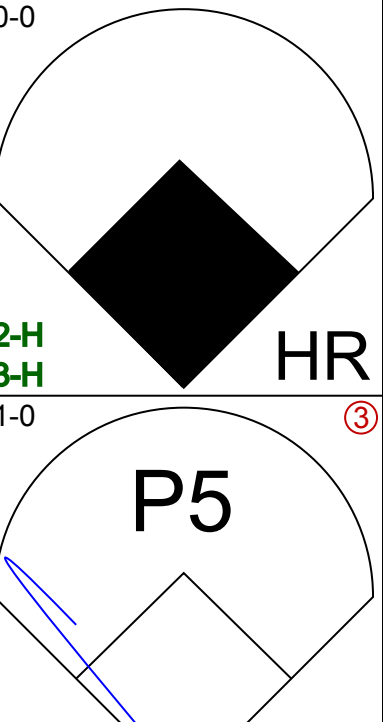
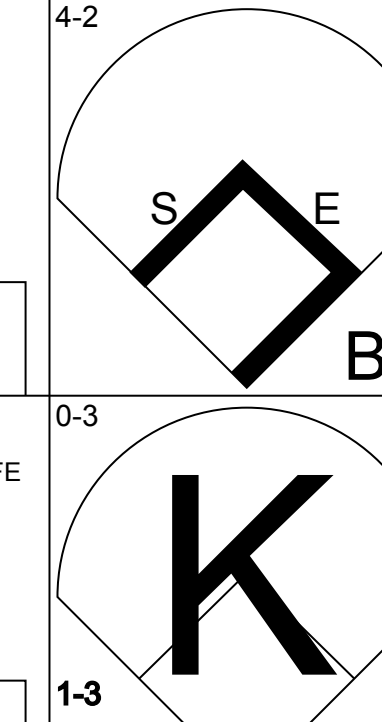
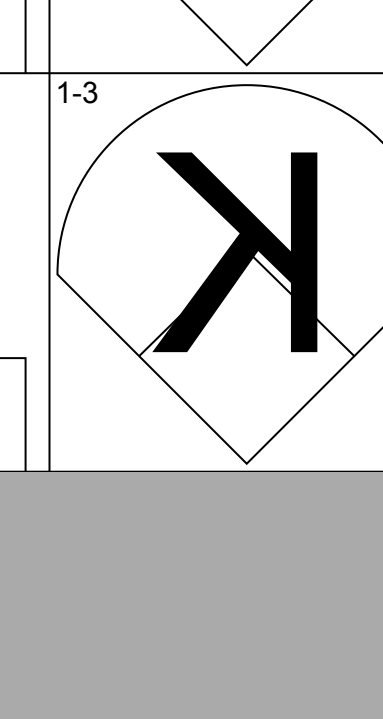
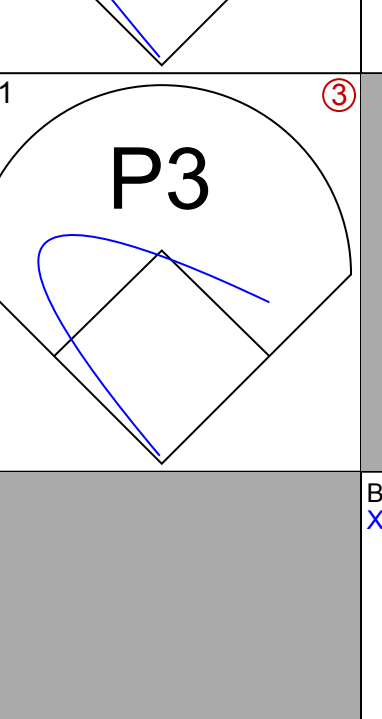
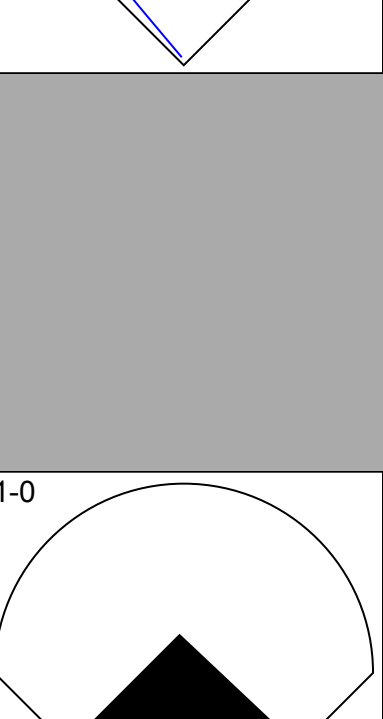
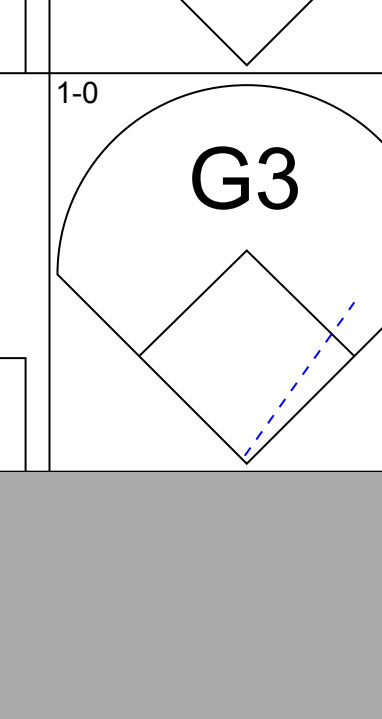


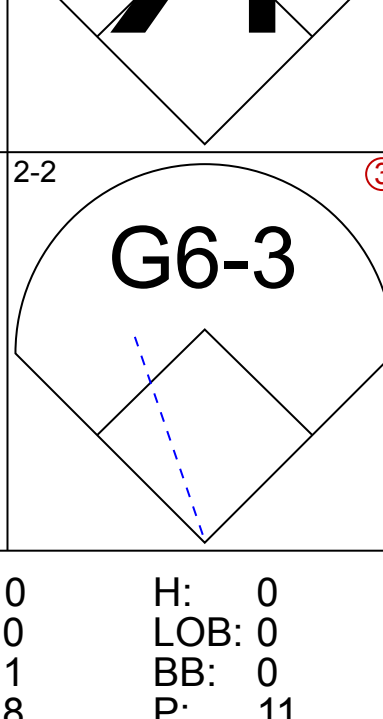

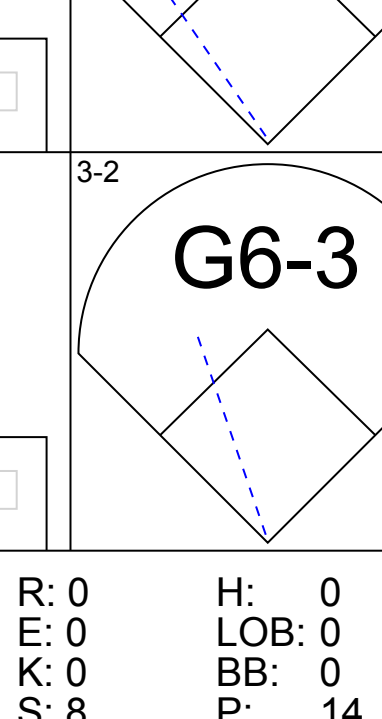
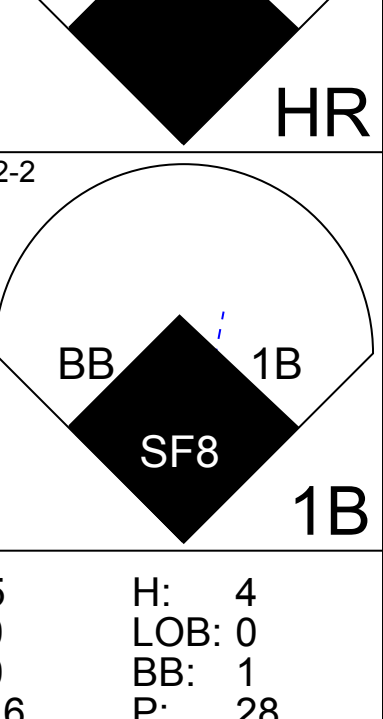
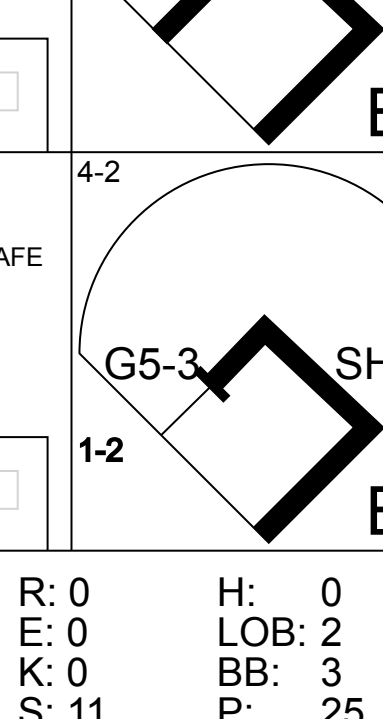
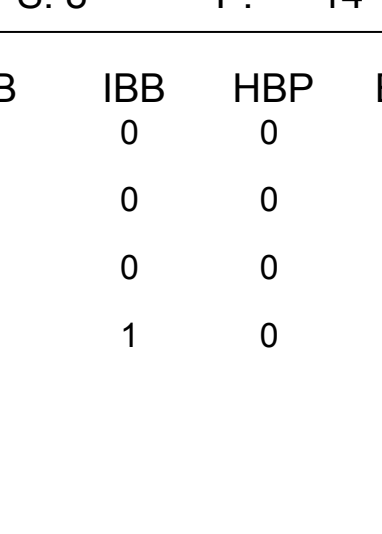
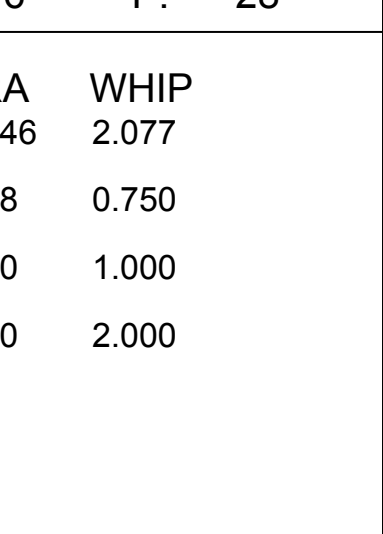


Batter	1	2	3	4	5	6	7	8	9	AB	R	H	RBI	BB	SO	LOB	BOTTOM			
Chuck Carr, S (1, 8) OBP: 0.326, SLG: 0.366	HR 1B				1B 2B		WP 1B			4	2	4	0	0	0	0				
Dave Magadan, L (1, 5) OBP: 0.433, SLG: 0.327	F9		F8		2B 1B		BB			3	0	1	1	1	0	2				
Gary Sheffield, R (1, 9) OBP: 0.404, SLG: 0.712	HR		F8		2B		K			4	1	2	2	0	1	3				
Jeff Conine, R (1, 7) (9, 3) OBP: 0.370, SLG: 0.595	F7			G1-6-3	K			CS 1B		4	0	1	0	0	1	2				
Orestes Destrade, S (1, 3) OBP: 0.329, SLG: 0.394			G5-3		F7		F9		K	4	0	0	0	0	1	1				
Jeremy Hernandez, R (9, 1)										0	0	0	0	0	0	0				
Jerry Browne, S (1, 4) (9, 7) OBP: 0.396, SLG: 0.308		F7								4	0	3	0	0	0	0				
Ron Tingley, R (1, 2) OBP: 0.100, SLG: 0.105					2B															
Benito Santiago, R (6, PH) (9, 2) OBP: 0.328, SLG: 0.441			K		F9		G5-4-3		F8	3	0	0	0	0	1	2				
Kurt Abbott, R (1, 6) OBP: 0.338, SLG: 0.422										3	0	0	0	0	2	0				
Charlie Hough, R (1, 1) OBP: 0.400, SLG: 0.333										2	0	0	0	0	0	0				
Matias Carrillo, L (7, PH) OBP: 0.261, SLG: 0.286										1	0	0	0	0	0	0				
Richie Lewis, R (8, 1)										0	0	0	0	0	0	0				
Bret Barberie, S (9, 4) OBP: 0.247, SLG: 0.397										0	0	0	0	0	0	0				
<b>Inning Stats</b>	R: 2 E: 0 K: 0 S: 11	H: 2 LOB: 0 BB: 0 P: 17	R: 0 E: 0 K: 1 S: 8	H: 0 LOB: 0 BB: 0 P: 12	R: 0 E: 0 K: 0 S: 13	H: 1 LOB: 1 BB: 0 P: 19	R: 0 E: 0 K: 0 S: 9	H: 1 LOB: 1 BB: 0 P: 13	R: 1 E: 0 K: 2 S: 14	H: 3 LOB: 2 BB: 0 P: 24	R: 0 E: 0 K: 0 S: 4	H: 1 LOB: 0 BB: 0 P: 6	R: 0 E: 0 K: 2 S: 16	H: 1 LOB: 2 BB: 1 P: 24	R: 0 E: 0 K: 1 S: 14	H: 2 LOB: 1 BB: 0 P: 21	1B: 7 2B: 4 3B: 0 HR: 1	SF: 0 SAC: 0 DP: 2 HBP: 0	WP: 1 PB: 0 SB: 1 CS: 1	PA: 34
<b>PITCHER</b>	IP WLS BF H R ER SO BB IBB HBP BLK WP HR S P ERA WHIP	IP WLS BF H R ER SO BB IBB HBP BLK WP HR S P ERA WHIP	IP WLS BF H R ER SO BB IBB HBP BLK WP HR S P ERA WHIP	IP WLS BF H R ER SO BB IBB HBP BLK WP HR S P ERA WHIP	IP WLS BF H R ER SO BB IBB HBP BLK WP HR S P ERA WHIP	IP WLS BF H R ER SO BB IBB HBP BLK WP HR S P ERA WHIP	IP WLS BF H R ER SO BB IBB HBP BLK WP HR S P ERA WHIP	IP WLS BF H R ER SO BB IBB HBP BLK WP HR S P ERA WHIP	IP WLS BF H R ER SO BB IBB HBP BLK WP HR S P ERA WHIP	IP WLS BF H R ER SO BB IBB HBP BLK WP HR S P ERA WHIP	IP WLS BF H R ER SO BB IBB HBP BLK WP HR S P ERA WHIP	IP WLS BF H R ER SO BB IBB HBP BLK WP HR S P ERA WHIP	IP WLS BF H R ER SO BB IBB HBP BLK WP HR S P ERA WHIP	IP WLS BF H R ER SO BB IBB HBP BLK WP HR S P ERA WHIP	IP WLS BF H R ER SO BB IBB HBP BLK WP HR S P ERA WHIP	IP WLS BF H R ER SO BB IBB HBP BLK WP HR S P ERA WHIP	IP WLS BF H R ER SO BB IBB HBP BLK WP HR S P ERA WHIP			

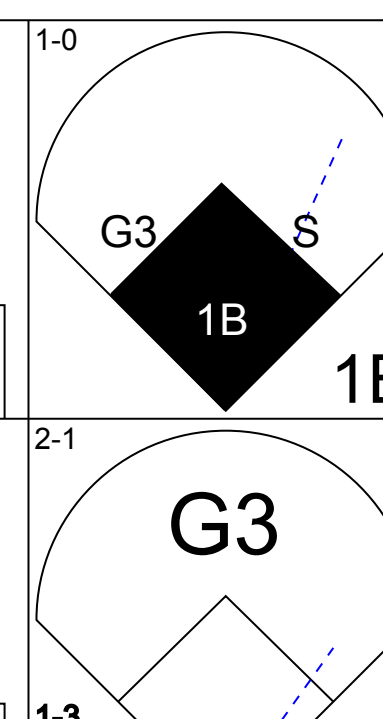
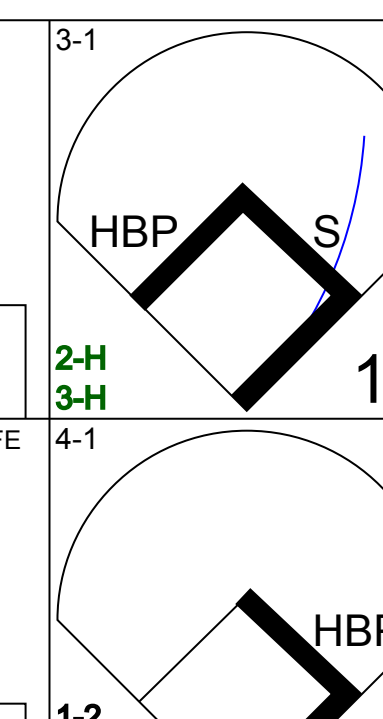
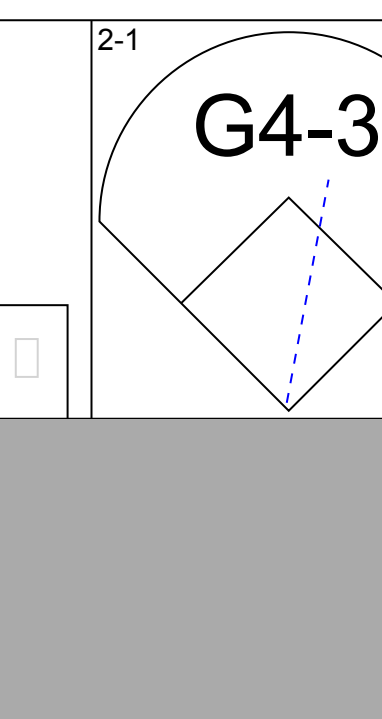
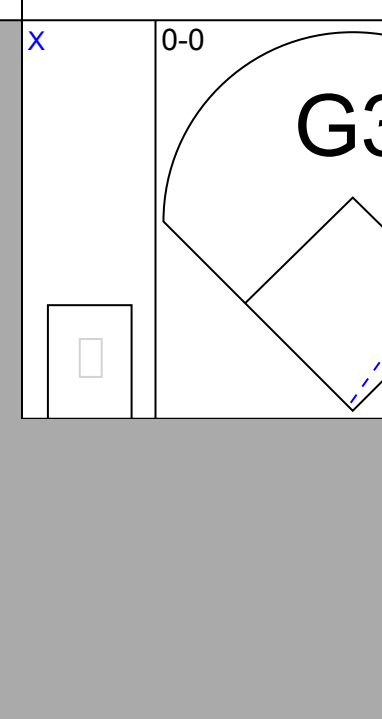
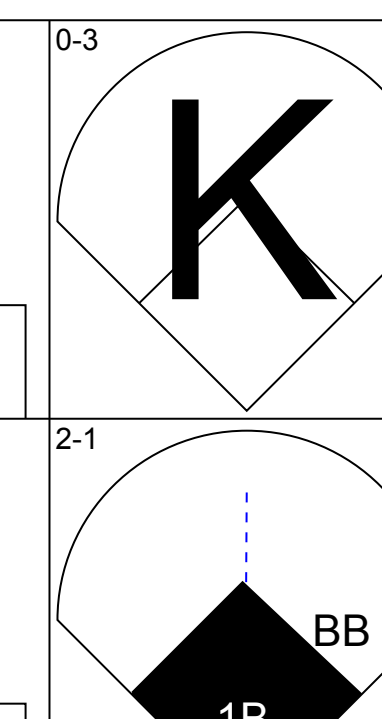
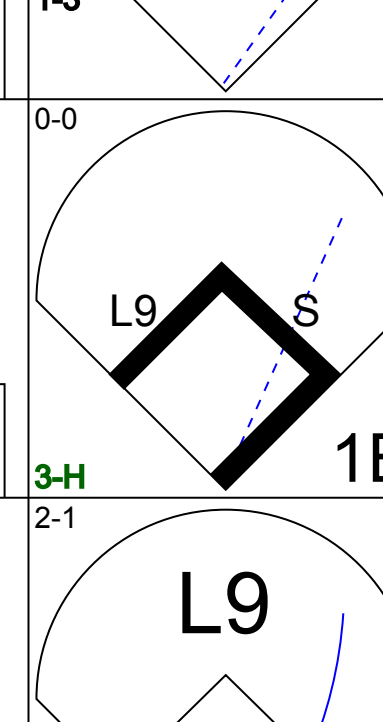
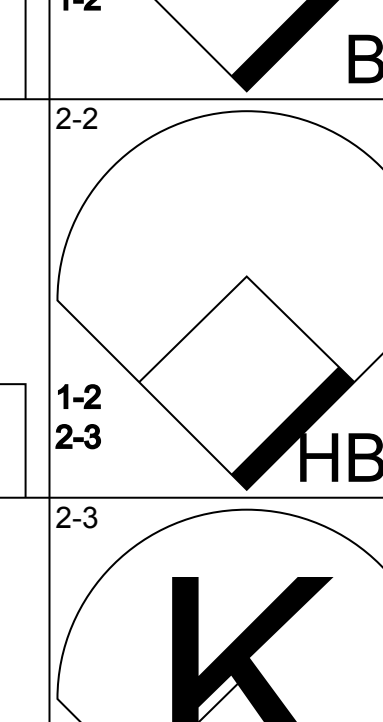
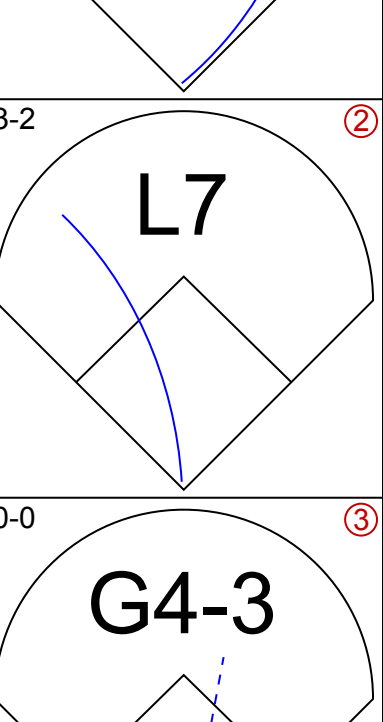
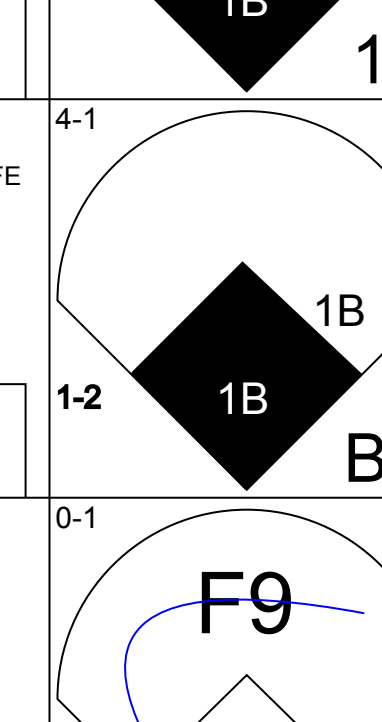
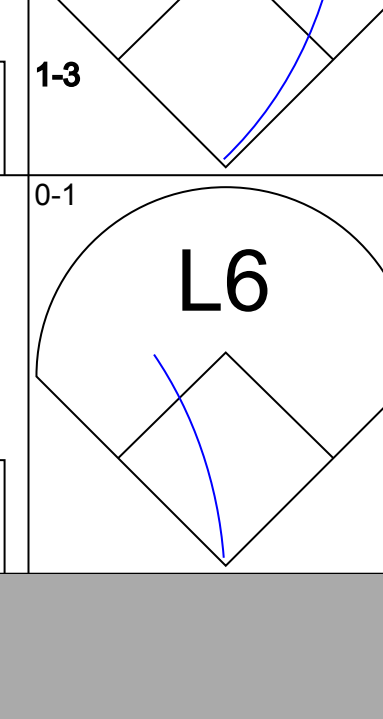

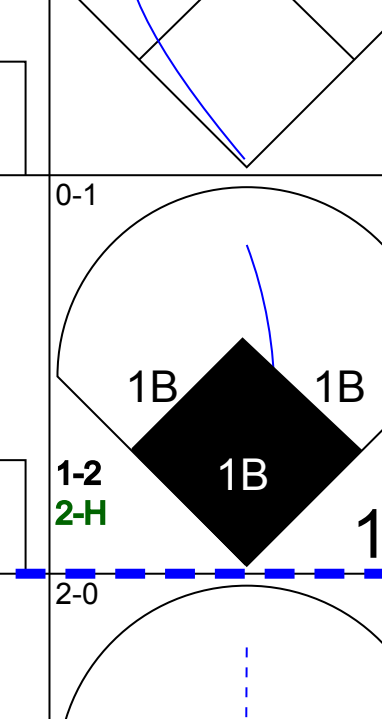


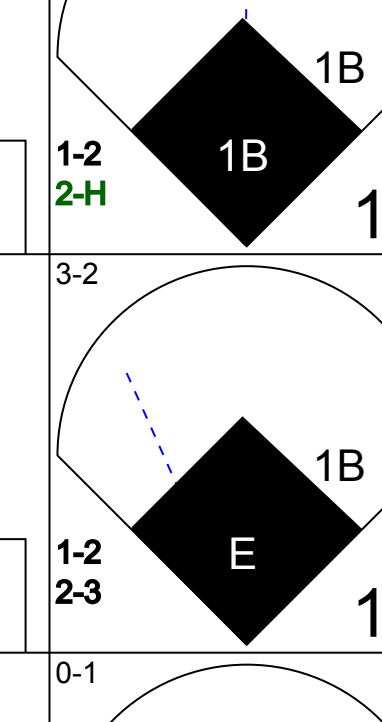



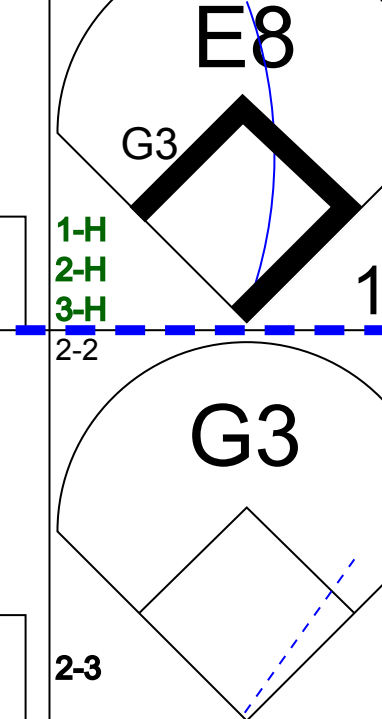
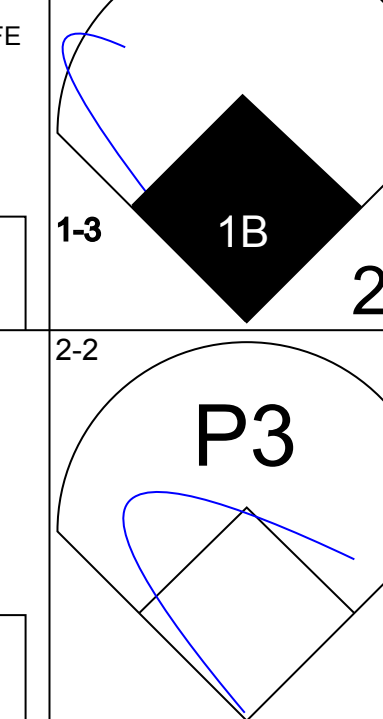


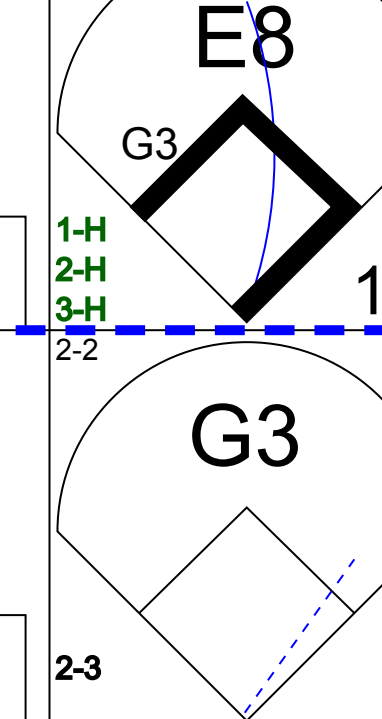
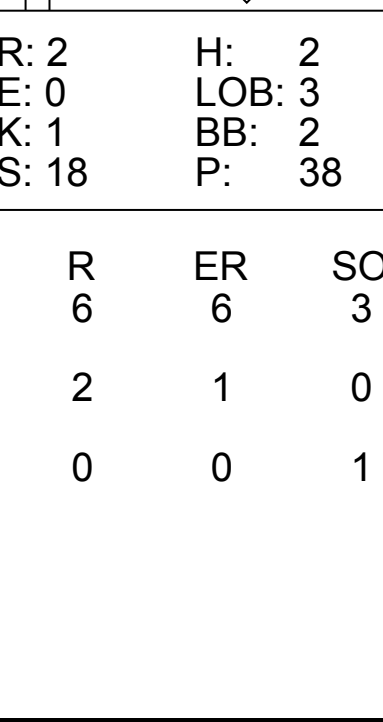
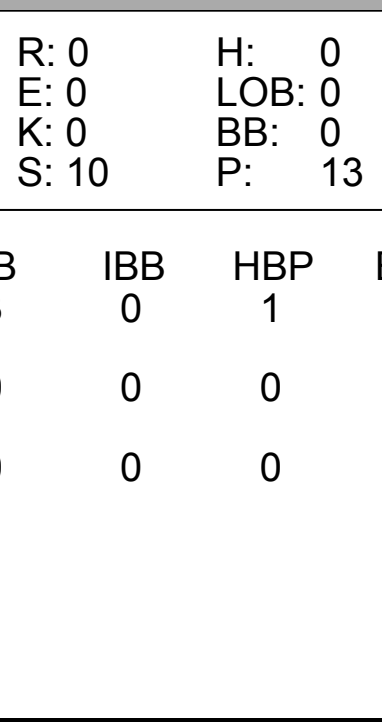
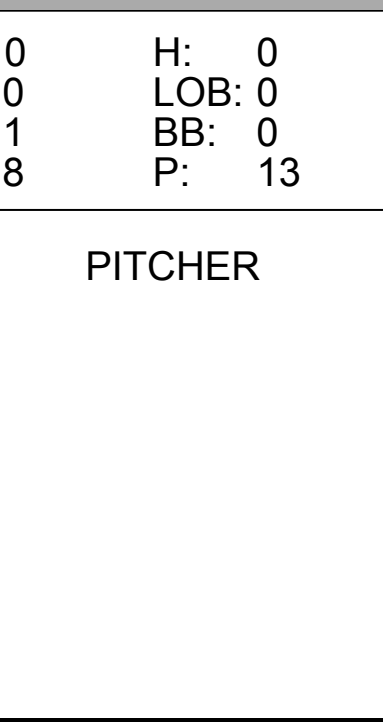
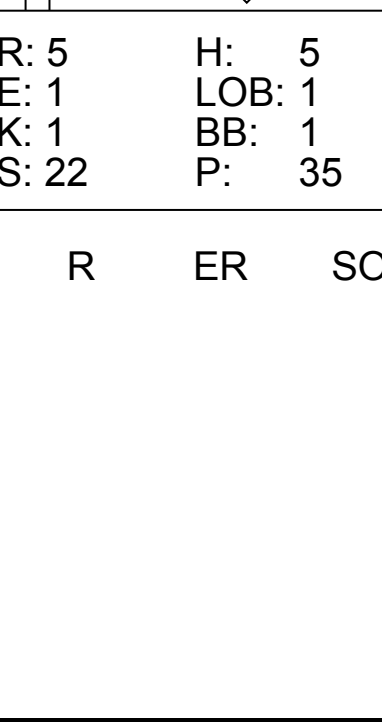
**Colorado Rockies @ Florida Marlins**  
Joe Robbie Stadium, Miami, FL  
Wed Apr 27 1994, 7:05 PM EDT  
Att: 24,114 - Unknown - 76 F

AB 33  
R 3  
H 11  
RBI 3  
BB 1  
SO 6  
LOB 11





Batter	1	2	3	4	5	6	7	8	9	AB	R	H	RBI	BB	SO	LOB	TOP					
Walt Weiss, S OBP: 0.343, SLG: 0.345										3	0	0	0	1	1	1	<b>Colorado Rockies @ Florida Marlins</b> Joe Robbie Stadium, Miami, FL Thu Apr 28 1994, 3:33 AM EDT Att: 32,236 - Sunny - 83 F					
Mike Kingery, L OBP: 0.476, SLG: 0.600										4	1	2	0	1	0	1						
Ellis Burks, R OBP: 0.500, SLG: 0.947										4	3	2	1	1	0	4						
Andres Galarraga, R OBP: 0.333, SLG: 0.643										3	0	1	1	0	0	0						
Dante Bichette, R OBP: 0.406, SLG: 0.724										3	1	2	4	1	1	0						
Charlie Hayes, R OBP: 0.293, SLG: 0.329										4	0	0	0	0	2	3						
Joe Girardi, R OBP: 0.294, SLG: 0.241										4	0	0	0	0	1	3						
Roberto Mejia, R OBP: 0.279, SLG: 0.393										3	1	1	1	0	1	0						
Howard Johnson, S OBP: 0.250, SLG: 0.282										0	0	0	0	1	0	0						
Eric Young Sr., R OBP: 0.325, SLG: 0.528										0	0	0	0	0	0	0						
Greg Harris, R OBP: 0.286, SLG: 0.167										3	1	1	0	0	0	0						
Willie Blair, R OBP: 0.375, SLG: 0.533										0	0	0	0	0	0	0						
Inning Stats	R: 1 E: 0 K: 1 S: 7	H: 2 LOB: 0 BB: 0 P: 14	R: 0 E: 0 K: 3 S: 12	H: 0 LOB: 0 BB: 0 P: 18	R: 0 E: 0 K: 0 S: 8	H: 0 LOB: 0 BB: 0 P: 14	R: 1 E: 0 K: 0 S: 10	H: 3 LOB: 2 BB: 0 P: 13	R: 5 E: 0 K: 1 S: 16	H: 4 LOB: 0 BB: 1 P: 28	R: 0 E: 0 K: 1 S: 8	H: 0 LOB: 0 BB: 0 P: 11	R: 0 E: 0 K: 0 S: 8	H: 0 LOB: 0 BB: 1 P: 16	R: 0 E: 1 K: 1 S: 11	H: 0 LOB: 1 BB: 1 P: 17	R: 0 E: 0 K: 0 S: 11	H: 0 LOB: 2 BB: 3 P: 25	1B: 5 2B: 1 3B: 0 HR: 3	SF: 1 SAC: 1 DP: 2 HBP: 0	WP: 0 PB: 0 SB: 2 CS: 1	PA: 39
PITCHER	IP	WLS	BF	H	R	ER	SO	BB	IBB	HBP	BLK	WP	HR	S	P	ERA	WHIP					
Ryan Bowen, R ERA: 6.99	4.1		21	8	6	6	4	1	0	0	0	0	2	49	81	12.46	2.077					
Mark Gardner, R ERA: 7.59	2.2		9	1	1	1	1	1	0	0	0	0	1	20	33	3.38	0.750					
Robb Nen, R ERA: 5.4	1.0	W	4	0	0	0	1	1	0	0	0	0	0	11	17	0.00	1.000					
Jeremy Hernandez, R ERA: 1.5	1.0	S	5	0	0	0	0	2	1	0	0	0	0	11	25	0.00	2.000					

Batter	1	2	3	4	5	6	7	8	9	AB	R	H	RBI	BB	SO	LOB	BOTTOM				
Chuck Carr, S OBP: 0.333, SLG: 0.368										5	1	2	2	0	1	1	<b>Colorado Rockies @ Florida Marlins</b> Joe Robbie Stadium, Miami, FL Thu Apr 28 1994, 3:33 AM EDT Att: 32,236 - Sunny - 83 F				
Jerry Browne, S OBP: 0.404, SLG: 0.310										3	1	1	0	1	0	1					
Gary Sheffield, R OBP: 0.419, SLG: 0.707										2	1	1	1	1	0	0					
Jeff Conine, R OBP: 0.354, SLG: 0.568										4	0	0	0	0	1	6					
Orestes Destrade, S OBP: 0.325, SLG: 0.386										4	1	1	1	0	0	1					
Jeremy Hernandez, R										0	0	0	0	0	0	0					
Benito Santiago, R OBP: 0.324, SLG: 0.429										4	1	1	1	0	1	0					
Bret Barberie, S OBP: 0.259, SLG: 0.395										3	2	1	0	1	0	0					
Alex Arias, R OBP: 0.333, SLG: 0.417										4	1	2	2	0	0	0					
Ryan Bowen, R OBP: 0.290, SLG: 0.375										2	0	0	0	0	0	2					
Mark Gardner, R										0	0	0	0	0	0	0					
Rick Renneria, R OBP: 0.197, SLG: 0.119										1	0	0	0	0	1	0					
Robb Nen, R										0	0	0	0	0	0	0					
Matias Carrillo, L OBP: 0.256, SLG: 0.273										1	0	0	0	0	0	1					
Inning Stats	R: 1 E: 0 K: 0 S: 8	H: 2 LOB: 1 BB: 0 P: 13	R: 2 E: 0 K: 1 S: 18	H: 2 LOB: 3 BB: 2 P: 38	R: 0 E: 0 K: 0 S: 10	H: 0 LOB: 0 BB: 0 P: 13	R: 0 E: 0 K: 0 S: 6	H: 0 LOB: 0 BB: 0 P: 13	R: 0 E: 0 K: 1 S: 8	H: 0 LOB: 0 BB: 0 P: 13	R: 0 E: 0 K: 1 S: 6	H: 0 LOB: 0 BB: 0 P: 10	R: 5 E: 1 K: 1 S: 22	H: 5 LOB: 1 BB: 1 P: 35	1B: 8 2B: 1 3B: 0 HR: 0	SF: 0 SAC: 0 DP: 0 HBP: 1	WP: 0 PB: 0 SB: 3 CS: 0	PA: 37			
PITCHER	IP	WLS	BF	H	R	ER	SO	BB	IBB	HBP	BLK	WP	HR	S	P	ERA	WHIP				
Greg Harris, R ERA: 5.8	7.1		32	6	6	6	3	3	0	1	0	0	0	68	122	7.36	1.227				
Willie Blair, R ERA: 7.64	0.0	L	3	3	2	1	0	0	0	0	0	0	0	8	13	∞	∞				
Bruce Ruffin, L ERA: 2.92	0.2		2	0	0	0	1	0	0	0	0	0	0	7	9	0.00	0.000				







Batter	1	2	3	4	5	6	7	8	9	AB	R	H	RBI	BB	SO	LOB	TOP			
<b>Barry Larkin, R</b> OBP: 0.386, SLG: 0.325										4	0	2	2	0	1	1				
<b>Hal Morris, L</b> OBP: 0.367, SLG: 0.472										4	0	0	0	0	1	2				
<b>Reggie Sanders, R</b> OBP: 0.320, SLG: 0.544										4	0	1	0	0	2	1				
<b>Thomas Howard, S</b> OBP: 0.481, SLG: 0.542										4	0	1	0	0	1	2				
<b>Roberto Kelly, R</b> OBP: 0.349, SLG: 0.388										3	1	1	0	1	0	0				
<b>Tony Fernandez, S</b> OBP: 0.380, SLG: 0.550										4	0	1	0	0	0	4				
<b>Lenny Harris, L</b> OBP: 0.077, SLG: 0.154										3	1	0	0	0	1	2	AB 34			
<b>Jacob Brumfield, R</b> OBP: 0.333, SLG: 0.444										1	0	0	0	0	1	0	R 3			
<b>Eddie Taubensee, L</b> OBP: 0.231, SLG: 0.269										3	1	2	0	0	0	1	H 8			
<b>Bret Boone, R</b> OBP: 0.348, SLG: 0.404										0	0	0	0	0	0	0	RBI 3			
<b>Jeff Branson, L</b> OBP: 0.389, SLG: 0.313										1	0	0	0	0	0	0	BB 1			
<b>Jose Rijo, R</b> OBP: 0.111, SLG: 0.111										2	0	0	1	0	0	2	SO 7			
<b>Kevin Mitchell, R</b> OBP: 0.345, SLG: 0.553										1	0	0	0	0	0	0	LOB 15			
<b>Inning Stats</b>	R: 0 E: 0 K: 2 S: 14	H: 1 LOB: 1 BB: 0 P: 19	R: 3 E: 2 K: 0 S: 19	H: 2 LOB: 1 BB: 0 P: 28	R: 0 E: 0 K: 1 S: 9	H: 0 LOB: 0 BB: 0 P: 13	R: 0 E: 0 K: 1 S: 7	H: 1 LOB: 0 BB: 0 P: 11	R: 0 E: 0 K: 0 S: 9	H: 2 LOB: 1 BB: 0 P: 14	R: 0 E: 0 K: 1 S: 12	H: 1 LOB: 2 BB: 1 P: 18	R: 0 E: 0 K: 1 S: 9	H: 1 LOB: 0 BB: 1 P: 19	R: 0 E: 0 K: 1 S: 8	H: 0 LOB: 0 BB: 0 P: 14	1B: 8 2B: 2 3B: 0 HR: 0	SF: 0 SAC: 1 DP: 0 HBP: 0	WP: 0 PB: 0 SB: 1 CS: 2	PA: 36
<b>PITCHER</b>	IP WLS BF H R ER SO BB IBB HBP BLK WP HR S P ERA WHIP																			
<b>David Weathers, R</b> ERA: 2.1	7.2 W 32 8 3 0 6 1 0 0 0 0 0 0 86 128 0.00 1.174																			
<b>Richie Lewis, R</b> ERA: 1.17	0.1 1 0 0 0 0 0 0 0 0 0 0 0 2 5 0.00 0.000																			
<b>Yorkis Perez, L</b> ERA: 2.94	0.1 1 0 0 0 1 0 0 0 0 0 0 0 3 5 0.00 0.000																			
<b>Jeremy Hernandez, R</b> ERA: 1.42	0.2 S 2 0 0 0 0 0 0 0 0 0 0 0 5 9 0.00 0.000																			

Cincinnati Reds @ Florida Marlins  
Joe Robbie Stadium, Miami, FL  
Sat Apr 30 1994, 7:05 PM EDT  
Att: 40,731 - Unknown - 82 F

AB 34  
R 3  
H 8  
RBI 3  
BB 1  
SO 7  
LOB 15



Batter	1	2	3	4	5	6	7	8	9	AB	R	H	RBI	BB	SO	LOB	BOTTOM			
<b>Chuck Carr, S</b> OBP: 0.356, SLG: 0.381										4	1	3	0	0	0	0				
<b>Jerry Browne, S</b> OBP: 0.404, SLG: 0.340										4	1	2	1	0	0	1				
<b>Gary Sheffield, R</b> OBP: 0.441, SLG: 0.768										3	2	2	2	1	0	1				
<b>Jeff Conine, R</b> OBP: 0.352, SLG: 0.552										4	0	2	0	0	1	2				
<b>Orestes Destrade, S</b> OBP: 0.318, SLG: 0.423										4	0	1	1	0	1	4				
<b>Matias Carrillo, L</b> OBP: 0.250, SLG: 0.273										0	0	0	0	0	0	0				
<b>Benito Santiago, R</b> OBP: 0.303, SLG: 0.386										3	0	0	0	1	2	0				
<b>Kurt Abbott, R</b> OBP: 0.329, SLG: 0.386										4	0	0	0	0	3	3	AB 34			
<b>Alex Arias, R</b> OBP: 0.343, SLG: 0.406										4	0	1	0	0	1	3	R 4			
<b>David Weathers, R</b> OBP: 0.071, SLG: 0.071										3	0	0	0	0	1	3	H 11			
<b>Richie Lewis, R</b>										0	0	0	0	0	0	0	RBI 4			
<b>Dave Magadan, L</b> OBP: 0.428, SLG: 0.320										1	0	0	0	0	1	1	BB 2			
<b>Yorkis Perez, L</b>										0	0	0	0	0	0	0	SO 10			
<b>Jeremy Hernandez, R</b>										0	0	0	0	0	0	0	LOB 18			
<b>Inning Stats</b>	R: 3 E: 0 K: 2 S: 20	H: 5 LOB: 3 BB: 1 P: 32	R: 0 E: 0 K: 0 S: 12	H: 2 LOB: 2 BB: 0 P: 20	R: 0 E: 0 K: 1 S: 6	H: 0 LOB: 0 BB: 0 P: 7	R: 0 E: 0 K: 1 S: 8	H: 0 LOB: 0 BB: 0 P: 10	R: 1 E: 0 K: 2 S: 12	H: 1 LOB: 0 BB: 0 P: 17	R: 0 E: 0 K: 0 S: 4	H: 0 LOB: 0 BB: 0 P: 6	R: 0 E: 0 K: 1 S: 10	H: 2 LOB: 2 BB: 1 P: 18	R: 0 E: 0 K: 3 S: 11	H: 1 LOB: 1 BB: 0 P: 19	1B: 8 2B: 2 3B: 0 HR: 1	SF: 0 SAC: 0 DP: 0 HBP: 0	WP: 0 PB: 0 SB: 1 CS: 0	PA: 36
<b>PITCHER</b>	IP WLS BF H R ER SO BB IBB HBP BLK WP HR S P ERA WHIP																			
<b>Jose Rijo, R</b> ERA: 3.6	8.0 L 36 11 4 4 10 1 1 0 0 0 1 83 129 4.50 1.500																			

Cincinnati Reds @ Florida Marlins  
Joe Robbie Stadium, Miami, FL  
Sat Apr 30 1994, 7:05 PM EDT  
Att: 40,731 - Unknown - 82 F

AB 34  
R 4  
H 11  
RBI 4  
BB 2  
SO 10  
LOB 18





Batter	1	2	3	4	5	6	7	8	9	AB	R	H	RBI	BB	SO	LOB	TOP											
Thomas Howard, S OBP: 0.406, SLG: 0.448	(1, 9) F B X L8		(1, 2) B X E4			(1, 0) X F7	(3, 3) K		(3, 1) F X F8	5	0	0	0	0	1	4												
Tony Fernandez, S OBP: 0.385, SLG: 0.524	(1, 6) X G4-3		(2, 2) B X L6			(2, 1) L X F7		(1, 0) B X L7		3	0	0	0	0	0	2												
Jeff Branson, L OBP: 0.368, SLG: 0.294	(6, 6)		(2, 2) B X L6			(2, 2) B X F7		(1, 0) B X L7		1	0	0	0	0	0	0												
Hal Morris, L OBP: 0.347, SLG: 0.457	(1, 3) B C X G6-3		(3, 3) B X G6-3			(0, 0) X E3		(3, 2) B X F7		3	0	0	0	0	0	0												
Jerome Walton, R OBP: 0.250, SLG: 0.250	(7, 3)		(0, 0) X E3			(2, 0) B X G3		(2, 2) B X F7		1	0	0	0	0	0	0												
Kevin Mitchell, R OBP: 0.345, SLG: 0.582	(1, 7)		(2, 3) B X K			(1, 2) B X FC4-6		(0, 0) B X G4-3		3	1	1	1	0	1	1												
Johnny Ruffin, R OBP: 0.250, SLG: 0.250	(7, 1)		(1, 2) B X FC4-6			(1, 2) B X FC4-6		(0, 0) B X G4-3		1	0	0	0	0	0	0												
Roberto Kelly, R OBP: 0.352, SLG: 0.390	(1, 8)		(2, 3) B X K			(1, 0) B X G4-6-3		(2, 2) B X P6		2	0	1	0	0	1	0												
Jacob Brumfield, R OBP: 0.273, SLG: 0.364	(6, 8)		(1, 2) B X G4-6-3			(1, 2) B X G4-6-3		(3, 1) B X L8		2	0	0	0	0	0	0												
Willie Greene, L OBP: 0.318, SLG: 0.270	(1, 5) B X G6-3		(3, 2) B X G6-3			(1, 0) B X G4-6-3		(2, 2) B X K		4	0	1	0	0	1	2												
Bret Boone, R OBP: 0.371, SLG: 0.475	(1, 4) B X G6-3		(2, 2) B X G6-3			(0, 0) X CS		(1, 0) B X HR		4	2	3	1	0	0	1												
Eddie Taubensee, L OBP: 0.267, SLG: 0.300	(1, 2)		(2, 2) B X F7			(2, 0) B X F7		(3, 1) B X WP		4	1	2	0	0	0	1												
Tim Pugh, R OBP: 0.444, SLG: 0.500	(1, 1)		(2, 2) B X F7			(1, 2) B X F7		(1, 1) B X WP		0	0	0	0	0	0	0												
Pete Schourek, L OBP: 0.333, SLG: 0.333	(2, 1)		(2, 2) B X L6			(3, 3) B X K		(1, 1) B X WP		2	0	1	0	0	1	0												
Lenny Harris, L OBP: 0.200, SLG: 0.400	(7, 5)		(1, 2) B X L6			(1, 2) B X WP		(1, 2) B X WP		2	0	2	2	0	0	0												
Inning Stats	R: 0 E: 0 K: 0 S: 5	H: 0 LOB: 0 BB: 0 P: 8	R: 0 E: 0 K: 2 S: 13	H: 1 LOB: 1 BB: 0 P: 22	R: 0 E: 1 K: 0 S: 18	H: 1 LOB: 1 BB: 0 P: 25	R: 0 E: 1 K: 0 S: 6	H: 1 LOB: 1 BB: 0 P: 9	R: 0 E: 0 K: 1 S: 6	H: 0 LOB: 0 BB: 0 P: 11	R: 0 E: 0 K: 0 S: 4	H: 0 LOB: 0 BB: 0 P: 6	R: 2 E: 0 K: 2 S: 19	H: 4 LOB: 2 BB: 0 P: 35	R: 0 E: 0 K: 0 S: 6	H: 0 LOB: 0 BB: 0 P: 10	R: 2 E: 0 K: 0 S: 12	H: 3 LOB: 1 BB: 0 P: 20	1B: 8 2B: 1 3B: 1 HR: 2	SF: 0 SAC: 0 DP: 2 HBP: 0	WP: 2 PB: 0 SB: 0 CS: 1	PA: 37						
PITCHER	IP	WLS	BF	H	R	ER	SO	BB	IBB	HBP	BLK	WP	HR	S	P	ERA	WHIP											
Pat Rapp, R ERA: 4.62	(1, 1)	6.2	W	26	7	2	2	4	0	0	0	0	1	2	66	107	2.70	1.050										
Yorkis Perez, L ERA: 2.35	(7, 1)	1.1		5	1	0	0	1	0	0	0	0	1	0	11	19	0.00	0.750										
Luis Aquino, R ERA: 12.0	(9, 1)	1.0		6	3	2	2	0	0	0	0	0	0	0	12	20	18.00	3.000										

Cincinnati Reds @ Florida Marlins  
Joe Robbie Stadium, Miami, FL  
Sun May 01 1994, 3:33 AM EDT  
Att: 41,409 - Sunny - 82 F

AB	37
R	4
H	11
RBI	4
BB	0
SO	5
LOB	11



Batter	1	2	3	4	5	6	7	8	9	AB	R	H	RBI	BB	SO	LOB	BOTTOM										
Chuck Carr, S OBP: 0.347, SLG: 0.364	(1, 8) X P4		(1, 0) B X P6			(0, 2) B X P3		(0, 0) X L9		4	1	0	0	0	0	0											
Dave Magadan, L OBP: 0.439, SLG: 0.333	(1, 5) B X 2B		(1, 2) B X 1B			(1, 3) B X K		(1, 1) B X L8		4	2	2	0	1	1	0											
Gary Sheffield, R OBP: 0.459, SLG: 0.793	(1, 9) B X E		(0, 1) B X 1B			(3, 2) B X F8		(1, 3) B X K		5	2	2	3	0	2	1											
Luis Aquino, R	(9, 1)		(1, 3) B X 2B			(3, 2) B X F8		(1, 3) B X K		0	0	0	0	0	0	0											
Jeff Conine, R OBP: 0.358, SLG: 0.580	(1, 7) X E6		(1, 2) B X 1B			(0, 2) B X P6		(0, 0) X L9		4	2	2	2	0	0	1											
Orestes Destrade, S OBP: 0.337, SLG: 0.425	(1, 3) B X 1B		(1, 2) B X 1B			(2, 3) B X K		(1, 1) B X L8		2	1	1	0	2	1	0											
Yorkis Perez, L	(7, 1)		(1, 2) B X 1B			(2, 3) B X K		(1, 1) B X L8		0	0	0	0	0	0	0											
Matias Carrillo, L OBP: 0.250, SLG: 0.273	(9, 9)		(1, 2) B X 1B			(2, 3) B X K		(1, 1) B X L8		0	0	0	0	0	0	0											
Bento Santiago, R OBP: 0.313, SLG: 0.392	(1, 2) X G6-4-3		(0, 1) B X 1B			(1, 3) B X K		(1, 3) B X K		4	1	2	2	0	1	1											
Jerry Browne, S OBP: 0.410, SLG: 0.340	(1, 4) B X G6-4-3		(4, 2) B X 1B			(1, 0) B X 1B		(0, 2) B X L6		3	0	1	0	1	0	2											
Alex Arias, R OBP: 0.308, SLG: 0.361	(1, 6)		(1, 2) B X F8			(1, 0) B X F7		(0, 1) B X F9		4	0	0	0	0	0	3											
Pat Rapp, R	(1, 1)		(1, 2) B X G5-3			(1, 1) B X P4		(1, 3) B X K		3	0	0	0	0	0	4											
Rick Renteria, R OBP: 0.250, SLG: 0.348	(7, 4)		(1, 2) B X P8			(1, 3) B X K		(1, 3) B X K		1	0	0	0	0	1	0											
Inning Stats	R: 3 E: 1 K: 0 S: 12	H: 4 LOB: 1 BB: 1 P: 20	R: 6 E: 1 K: 0 S: 28	H: 4 LOB: 2 BB: 2 P: 46	R: 0 E: 0 K: 1 S: 8	H: 1 LOB: 1 BB: 0 P: 14	R: 0 E: 0 K: 1 S: 9	H: 1 LOB: 2 BB: 1 P: 17	R: 0 E: 0 K: 1 S: 10	H: 0 LOB: 0 BB: 0 P: 14	R: 0 E: 0 K: 1 S: 8	H: 0 LOB: 0 BB: 0 P: 12	R: 0 E: 0 K: 1 S: 9	H: 0 LOB: 0 BB: 0 P: 10	R: 0 E: 0 K: 1 S: 6	H: 0 LOB: 0 BB: 0 P: 8	1B: 7 2B: 1 3B: 0 HR: 2	SF: 0 SAC: 0 DP: 1 HBP: 1	WP: 0 PB: 0 SB: 0 CS: 0	PA: 39							
PITCHER	IP	WLS	BF	H	R	ER	SO	BB	IBB	HBP	BLK	WP	HR	S	P	ERA	WHIP										
Tim Pugh, R ERA: 4.39	(1, 1)	1.2	L	15	8	9	7	0	2	0	0	0	2	30	49	37.80	6.000										
Pete Schourek, L ERA: 4.66	(2, 1)	4.1		18	2	0	0	4	2	0	0	0	0	45	74	0.00	0.923										
Johnny Ruffin, R ERA: 1.93	(7, 1)	2.0		6	0	0	0	2	0	0	0	0	0	15	18	0.00	0.000										

Cincinnati Reds @ Florida Marlins  
Joe Robbie Stadium, Miami, FL  
Sun May 01 1994, 3:33 AM EDT  
Att: 41,409 - Sunny - 82 F

AB	34
R	9
H	10
RBI	7
BB	4
SO	6
LOB	12









Batter	1	2	3	4	5	6	7	8	9	AB	R	H	RBI	BB	SO	LOB	TOP				
Chuck Carr, S OBP: 0.371, SLG: 0.381 (1, 8)	B3		FC6-4		K			G5-3		4	0	0	0	0	1	3	<b>Florida Marlins @ Atlanta Braves</b> Atlanta-Fulton County Stadium, Atlanta, GA Wed May 04 1994, 7:05 PM EDT Att: 36,444 - Unknown - 64 F <a href="http://livebaseballscorecards.com">livebaseballscorecards.com</a>				
Dave Magadan, L OBP: 0.421, SLG: 0.323 Richie Lewis, R (8, 1)	G5-3			K		L8		P5		4	0	0	0	0	1	1					
Gary Sheffield, R OBP: 0.448, SLG: 0.774 (1, 9)	P5			G6-3		K			1B	4	0	1	0	0	1	0					
Jeff Conine, R OBP: 0.373, SLG: 0.579 (1, 7)		K				G6-3			1B	4	0	2	0	0	1	0					
Orestes Destrade, S OBP: 0.317, SLG: 0.391 (1, 3)	G4-3						G1-3		K	3	0	0	0	1	1	2					
Benito Santiago, R OBP: 0.298, SLG: 0.372 (1, 2)	G6-3				G1-3		F8		F9	4	0	0	0	0	0	4					
Bret Barberie, S OBP: 0.253, SLG: 0.365 Jeff Mutis, L (7, 1)			K			G6-3			FC5-4	3	0	0	0	0	2	0					
Jerry Browne, S OBP: 0.397, SLG: 0.327 (8, 5)							K			1	0	0	0	0	0	2					
Kurt Abbott, R OBP: 0.333, SLG: 0.390 (1, 6)			K					G5-3		3	0	2	0	0	1	0					
Ryan Bowen, R OBP: 0.300, SLG: 0.400 Rick Renteria, R OBP: 0.240, SLG: 0.333 (7, 4)								L6		2	0	1	0	0	1	1					
<b>Inning Stats</b>	R: 0 H: 0 E: 0 K: 0 S: 5	H: 0 LOB: 0 BB: 0 P: 6	R: 0 H: 0 E: 0 K: 1 S: 9	H: 0 LOB: 0 BB: 0 P: 11	R: 0 H: 1 E: 0 K: 2 S: 15	H: 1 LOB: 1 BB: 0 P: 20	R: 0 H: 1 E: 0 K: 1 S: 13	H: 1 LOB: 2 BB: 1 P: 23	R: 0 H: 0 E: 0 K: 2 S: 12	H: 0 LOB: 0 BB: 0 P: 8	R: 0 H: 0 E: 0 K: 1 S: 9	H: 0 LOB: 0 BB: 0 P: 12	R: 0 H: 1 E: 0 K: 0 S: 12	H: 1 LOB: 1 BB: 0 P: 20	R: 0 H: 2 E: 0 K: 1 S: 12	H: 2 LOB: 2 BB: 0 P: 20	1B: 4 2B: 2 3B: 0 HR: 0	SF: 0 SAC: 0 DP: 0 HBP: 0	WP: 0 PB: 0 CS: 0	PA: 34	
<b>PITCHER</b>	IP	WLS	BF	H	R	ER	SO	BB	IBB	HBP	BLK	WP	HR	S	P	ERA	WHIP			ERA	WHIP
Steve Avery, L ERA: 3.05 (1, 1)	8.0	W	29	4	0	0	8	1	0	0	0	0	0	80	120	0.00	0.625				
Greg McMichael, R ERA: 4.05 (9, 1)	1.0	S	5	2	0	0	1	0	0	0	0	0	0	12	20	0.00	2.000				

Batter	1	2	3	4	5	6	7	8	9	AB	R	H	RBI	BB	SO	LOB	BOTTOM				
Deion Sanders, L OBP: 0.388, SLG: 0.453 (1, 8)	F8		F7			K		SH1-3		4	1	1	0	0	1	0	<b>Florida Marlins @ Atlanta Braves</b> Atlanta-Fulton County Stadium, Atlanta, GA Wed May 04 1994, 7:05 PM EDT Att: 36,444 - Unknown - 64 F <a href="http://livebaseballscorecards.com">livebaseballscorecards.com</a>				
Terry Pendleton, S OBP: 0.363, SLG: 0.500 (1, 5)	G4-3		F8			G1-4-3		SH1-3		3	0	0	0	0	0	0					
Ryan Klesko, L OBP: 0.400, SLG: 0.662 Dave Gallagher, R OBP: 0.298, SLG: 0.375 (6, PH)	L8				F8			1B	IBB	3	0	0	0	0	1	0					
Fred McGriff, L OBP: 0.373, SLG: 0.500 (1, 3)		G3			K			P7		4	1	1	0	0	1	2					
David Justice, L OBP: 0.368, SLG: 0.446 (1, 9)		G3			G4-3			WP		4	0	1	1	0	1	0					
Javy Lopez, R OBP: 0.303, SLG: 0.536 (1, 2)							L8		K	4	0	2	0	0	1	1					
Mark Lemke, S OBP: 0.333, SLG: 0.342 (1, 4)							G4-6-3		G4-6-3	3	0	2	0	0	0	1					
Rafael Belliard, R OBP: 0.393, SLG: 0.385 (1, 6)										1	0	0	0	1	0	2					
Steve Avery, L OBP: 0.083, SLG: 0.091 Greg McMichael, R (9, 1)			G6-3			G4-3				3	0	0	0	0	1	3					
<b>Inning Stats</b>	R: 0 H: 0 E: 0 K: 0 S: 8	H: 2 LOB: 2 BB: 0 P: 11	R: 0 H: 0 E: 0 K: 0 S: 10	H: 2 LOB: 2 BB: 0 P: 15	R: 0 H: 0 E: 0 K: 0 S: 14	H: 0 LOB: 0 BB: 0 P: 20	R: 0 H: 0 E: 0 K: 1 S: 6	H: 0 LOB: 0 BB: 0 P: 12	R: 0 H: 1 E: 0 K: 0 S: 7	H: 1 LOB: 1 BB: 1 P: 17	R: 0 H: 0 E: 0 K: 2 S: 11	H: 0 LOB: 0 BB: 0 P: 17	R: 1 H: 2 E: 0 K: 2 S: 15	H: 2 LOB: 2 BB: 0 P: 23	R: 2 H: 2 E: 0 K: 1 S: 12	H: 2 LOB: 1 BB: 1 P: 23		1B: 6 2B: 0 3B: 1 HR: 0	SF: 0 SAC: 1 DP: 1 HBP: 1	WP: 2 PB: 0 CS: 0	PA: 33
<b>PITCHER</b>	IP	WLS	BF	H	R	ER	SO	BB	IBB	HBP	BLK	WP	HR	S	P	ERA	WHIP			ERA	WHIP
Ryan Bowen, R ERA: 5.56 (1, 1)	6.2	L	26	5	1	1	4	1	0	1	0	0	0	68	112	1.35	0.900				
Jeff Mutis, L ERA: 10.8 (7, 1)	1.0		6	2	2	2	1	0	1	0	0	0	0	12	22	18.00	2.000				
Richie Lewis, R ERA: 1.13 (8, 1)	0.1		1	0	0	0	1	0	0	0	0	1	0	3	4	0.00	0.000				




Batter	1	2	3	4	5	6	7	8	9	AB	R	H	RBI	BB	SO	LOB	TOP					
Lenny Dykstra, L OBP: 0.378, SLG: 0.458 (1, 8)										4	0	0	0	0	1	0	Philadelphia Phillies @ Florida Marlins Joe Robbie Stadium, Miami, FL Thu May 05 1994, 7:05 PM EDT Att: 26,329 - Unknown - 84 F					
Mariano Duncan, R OBP: 0.306, SLG: 0.462 (1, 4)										4	0	3	0	0	0	0						
John Kruk, L OBP: 0.449, SLG: 0.371 (1, 3)										4	0	0	0	0	0	3						
Dave Hollins, S OBP: 0.350, SLG: 0.416 (1, 5)										4	0	1	0	0	0	2						
Darren Daulton, L OBP: 0.422, SLG: 0.578 (1, 2)										4	0	1	0	0	1	0						
Wes Chamberlain, R OBP: 0.350, SLG: 0.447 (1, 9)										3	0	1	0	1	1	2						
Pete Incaviglia, R OBP: 0.263, SLG: 0.283 (1, 7)										4	0	1	0	0	1	3						
Kim Batiste, R OBP: 0.125, SLG: 0.125 (1, 6)										3	0	0	0	0	0	3						
Ben Rivera, R (1, 1)										0	0	0	0	0	0	0						
Tom Quinlan, R (3, PH)										1	0	0	0	0	1	0						
Shawn Boskie, R (3, 1)										1	0	0	0	0	0	1						
Ricky Jordan, R OBP: 0.250, SLG: 0.317 (8, PH)										1	0	0	0	0	0	0						
Andy Carter, L (8, 1)										0	0	0	0	0	0	0						
<b>Inning Stats</b>	R: 0 E: 0 K: 1 S: 10	H: 1 LOB: 1 BB: 0 P: 14	R: 0 E: 0 K: 2 S: 8	H: 1 LOB: 1 BB: 0 P: 16	R: 0 E: 0 K: 1 S: 7	H: 0 LOB: 0 BB: 0 P: 9	R: 0 E: 0 K: 0 S: 5	H: 0 LOB: 0 BB: 0 P: 6	R: 0 E: 0 K: 0 S: 5	H: 0 LOB: 1 BB: 1 P: 10	R: 0 E: 0 K: 0 S: 6	H: 1 LOB: 1 BB: 0 P: 10	R: 0 E: 0 K: 0 S: 6	H: 1 LOB: 1 BB: 0 P: 10	R: 0 E: 0 K: 1 S: 10	H: 1 LOB: 1 BB: 0 P: 17	R: 0 E: 0 K: 1 S: 10	H: 2 LOB: 1 BB: 0 P: 15	1B: 5 2B: 2 3B: 0 HR: 0	SF: 0 SAC: 0 DP: 1 HBP: 0	WP: 1 PB: 0 SB: 0 CS: 0	PA: 34
<b>PITCHER</b> Chris Hammond, L ERA: 2.45 (1, 1)	IP: 9.0 WLS: W BF: 34 H: 7 R: 0 ER: 0 SO: 5 BB: 1 IBB: 0 HBP: 0 BLK: 0 WP: 1 HR: 0 S: 67 P: 107 ERA: 0.00 WHIP: 0.889															<b>PITCHER</b>						

Batter	1	2	3	4	5	6	7	8	9	AB	R	H	RBI	BB	SO	LOB	BOTTOM			
Chuck Carr, S OBP: 0.376, SLG: 0.386 (1, 8)										4	1	2	0	0	0	1	Philadelphia Phillies @ Florida Marlins Joe Robbie Stadium, Miami, FL Thu May 05 1994, 7:05 PM EDT Att: 26,329 - Unknown - 84 F			
Dave Magadan, L OBP: 0.425, SLG: 0.369 (1, 5)										3	1	1	2	1	1	1				
Gary Sheffield, R OBP: 0.433, SLG: 0.742 (1, 9)										4	1	0	0	0	2	3				
Jeff Conine, R OBP: 0.369, SLG: 0.564 (1, 7)										3	1	0	0	1	1	1				
Orestes Destrade, S OBP: 0.308, SLG: 0.378 (1, 3)										3	0	0	0	0	1	3				
Jerry Browne, S OBP: 0.394, SLG: 0.364 (1, 4)										3	0	1	3	0	0	0				
Kurt Abbott, R OBP: 0.322, SLG: 0.375 (1, 6)										3	0	0	0	0	0	1				
Ron Tingley, R OBP: 0.179, SLG: 0.120 (1, 2)										3	1	1	0	0	1	0				
Chris Hammond, L OBP: 0.167, SLG: 0.091 (1, 1)										2	0	0	0	0	0	0				
<b>Inning Stats</b>	R: 3 E: 0 K: 1 S: 20	H: 2 LOB: 1 BB: 2 P: 31	R: 2 E: 0 K: 0 S: 12	H: 2 LOB: 0 BB: 0 P: 24	R: 0 E: 0 K: 0 S: 9	H: 0 LOB: 0 BB: 0 P: 13	R: 0 E: 0 K: 0 S: 8	H: 0 LOB: 0 BB: 0 P: 9	R: 0 E: 0 K: 3 S: 10	H: 1 LOB: 1 BB: 0 P: 14	R: 0 E: 0 K: 0 S: 8	H: 0 LOB: 0 BB: 0 P: 10	R: 0 E: 0 K: 1 S: 8	H: 0 LOB: 0 BB: 0 P: 10	R: 0 E: 0 K: 1 S: 8	H: 0 LOB: 0 BB: 0 P: 12		1B: 3 2B: 0 3B: 1 HR: 1	SF: 0 SAC: 1 DP: 0 HBP: 0	WP: 0 PB: 0 SB: 2 CS: 0
<b>PITCHER</b> Ben Rivera, R ERA: 6.67 Shawn Boskie, R ERA: 3.57 Andy Carter, L ERA: (1, 1) (3, 1) (8, 1)	IP: 2.0 WLS: L BF: 12 H: 4 R: 5 ER: 5 SO: 1 BB: 2 IBB: 0 HBP: 0 BLK: 0 WP: 0 HR: 1 S: 32 P: 55 ERA: 22.50 WHIP: 3.000															<b>PITCHER</b>				

AB	33
R	0
H	7
RBI	0
BB	1
SO	5
LOB	14



AB	28
R	5
H	5
RBI	5
BB	2
SO	6
LOB	10









Batter	1	2	3	4	5	6	7	8	9	10	11	AB	R	H	RBI	BB	SO	LOB	TOP			
Lenny Dykstra, L OBP: 0.384, SLG: 0.452												4	1	1	0	2	1	2				
Mariano Duncan, R OBP: 0.339, SLG: 0.500												4	1	3	1	1	1	3				
John Kruk, L OBP: 0.427, SLG: 0.397												6	0	1	0	0	2	10				
Dave Hollins, S OBP: 0.369, SLG: 0.398												4	2	1	0	2	2	2				
Darren Daulton, L OBP: 0.429, SLG: 0.606												5	2	2	4	1	1	2				
Jim Eisenreich, L OBP: 0.313, SLG: 0.320												5	0	1	1	1	0	0				
Milt Thompson, L OBP: 0.353, SLG: 0.435												5	0	1	1	1	0	2				
Kim Batiste, R OBP: 0.107, SLG: 0.107												4	0	0	0	0	0	2				
Tommy Greene, R OBP: 0.290, SLG: 0.371												2	1	1	0	0	1	0				
Andy Carter, L OBP: 0.290, SLG: 0.371												1	0	0	0	0	1	0				
Heathcliff Stocumb, R OBP: 0.290, SLG: 0.371												0	0	0	0	0	1	0				
Pat Rapp, R ERA: 6.0												0	0	0	0	0	1	0				
Luis Aquino, R ERA: 10.22												0	0	0	0	0	1	0				
Robb Nen, R ERA: 4.61												0	0	0	0	0	1	0				
Yorkis Perez, L ERA: 1.64												0	0	0	0	0	1	0				
Richie Lewis, R ERA: 1.59												0	0	0	0	0	1	0				
<b>Inning Stats</b>	R: 4 E: 0 K: 0 S: 14	H: 5 LOB: 1 BB: 1 P: 28	R: 1 E: 1 K: 0 S: 15	H: 3 LOB: 2 BB: 0 P: 27	R: 0 E: 0 K: 0 S: 6	H: 0 LOB: 0 BB: 0 P: 9	R: 0 E: 0 K: 1 S: 9	H: 1 LOB: 1 BB: 0 P: 18	R: 2 E: 0 K: 0 S: 8	H: 1 LOB: 0 BB: 1 P: 15	R: 0 E: 0 K: 3 S: 13	H: 1 LOB: 2 BB: 1 P: 24	R: 0 E: 0 K: 2 S: 12	H: 0 LOB: 0 BB: 0 P: 8	R: 0 E: 1 K: 1 S: 8	H: 0 LOB: 3 BB: 2 P: 19	R: 0 E: 0 K: 1 S: 5	H: 0 LOB: 1 BB: 2 P: 16	1B: 7 2B: 4 3B: 0 HR: 1	SF: 1 SAC: 2 DP: 2 HBP: 0	WP: 1 PB: 0 SB: 0 CS: 0	PA: 52

Philadelphia Phillies @ Florida Marlins  
Joe Robbie Stadium, Miami, FL  
Sat May 07 1994, 7:05 PM EDT  
Att: 41,002 - Unknown

AB 41  
R 7  
H 12  
RBI 7  
BB 8  
SO 9  
LOB 23



Batter	1	2	3	4	5	6	7	8	9	10	11	AB	R	H	RBI	BB	SO	LOB	BOTTOM							
Chuck Carr, S OBP: 0.388, SLG: 0.393												6	1	3	0	1	1	4								
Dave Magadan, L OBP: 0.356, SLG: 0.538												3	1	1	0	1	0	3								
Robb Nen, R ERA: 4.61												0	0	0	0	0	0	0								
Jerry Browne, S ERA: 4.61												0	0	0	0	0	0	0								
Yorkis Perez, L ERA: 1.64												0	0	0	0	0	0	0								
Mattias Carrillo, L ERA: 1.64												0	0	0	0	0	0	0								
Richie Lewis, R ERA: 1.59												0	0	0	0	0	0	0								
Rick Renteria, R OBP: 0.269, SLG: 0.300												1	0	1	1	0	0	0								
Gary Sheffield, R OBP: 0.450, SLG: 0.760												4	2	2	1	2	1	5								
Jeff Conine, R OBP: 0.356, SLG: 0.538												5	1	0	1	1	0	4								
Orestes Destrade, S OBP: 0.318, SLG: 0.378												5	0	2	1	1	0	3								
Charles Johnson, R OBP: 0.400, SLG: 0.750												5	1	1	2	0	3	6								
Kurt Abbott, R OBP: 0.340, SLG: 0.375												6	1	2	0	0	1	5								
Bret Barberie, S OBP: 0.287, SLG: 0.394												5	0	3	0	0	0	1								
Pat Rapp, R ERA: 6.0												0	0	0	0	0	0	0								
Luis Aquino, R ERA: 10.22												1	0	0	0	0	0	1								
Alex Arias, R OBP: 0.333, SLG: 0.378												1	1	1	1	1	0	0								
David West, L ERA: 5.87												1	1	1	1	1	0	0								
<b>Inning Stats</b>	R: 0 E: 0 K: 1 S: 9	H: 1 LOB: 3 BB: 2 P: 23	R: 0 E: 0 K: 1 S: 13	H: 3 LOB: 3 BB: 1 P: 22	R: 2 E: 2 K: 0 S: 15	H: 1 LOB: 1 BB: 0 P: 25	R: 3 E: 0 K: 1 S: 13	H: 3 LOB: 0 BB: 0 P: 25	R: 1 E: 0 K: 0 S: 12	H: 1 LOB: 1 BB: 1 P: 24	R: 1 E: 0 K: 0 S: 11	H: 2 LOB: 1 BB: 0 P: 15	R: 0 E: 0 K: 1 S: 15	H: 0 LOB: 0 BB: 2 P: 24	R: 0 E: 0 K: 1 S: 15	H: 1 LOB: 1 BB: 0 P: 22	R: 0 E: 0 K: 0 S: 6	H: 0 LOB: 2 BB: 0 P: 7	R: 0 E: 0 K: 1 S: 10	H: 0 LOB: 2 BB: 2 P: 19	R: 1 E: 0 K: 0 S: 7	H: 3 LOB: 2 BB: 0 P: 11	1B: 14 2B: 2 3B: 0 HR: 0	SF: 2 SAC: 2 DP: 1 HBP: 1	WP: 0 PB: 0 SB: 5 CS: 0	PA: 56
<b>PITCHER</b>	IP: 4.0 WLS: 1.1 BF: 24 H: 8 R: 3 ER: 3 SO: 3 BB: 3 IBB: 0 HBP: 0 BLK: 0 WP: 0 HR: 0 S: 50 P: 95 ERA: 6.75 WHIP: 2.750	IP: 1.1 WLS: 0.8 BF: 8 H: 3 R: 2 ER: 2 SO: 3 BB: 1 IBB: 0 HBP: 0 BLK: 0 WP: 0 HR: 0 S: 20 P: 34 ERA: 13.50 WHIP: 3.000	IP: 1.2 WLS: 0.7 BF: 7 H: 0 R: 0 ER: 0 SO: 1 BB: 2 IBB: 0 HBP: 0 BLK: 0 WP: 0 HR: 0 S: 16 P: 29 ERA: 0.00 WHIP: 1.200	IP: 2.0 WLS: 0.8 BF: 8 H: 2 R: 0 ER: 0 SO: 1 BB: 0 IBB: 0 HBP: 0 BLK: 0 WP: 0 HR: 0 S: 21 P: 29 ERA: 0.00 WHIP: 1.000	IP: 2.0 WLS: 0.8 BF: 8 H: 3 R: 1 ER: 1 SO: 1 BB: 2 IBB: 0 HBP: 0 BLK: 0 WP: 0 HR: 0 S: 17 P: 30 ERA: 6.75 WHIP: 3.750	IP: 1.1 WLS: 0.8 BF: 8 H: 3 R: 2 ER: 2 SO: 3 BB: 1 IBB: 0 HBP: 0 BLK: 0 WP: 0 HR: 0 S: 20 P: 34 ERA: 13.50 WHIP: 3.000	IP: 1.2 WLS: 0.7 BF: 7 H: 0 R: 0 ER: 0 SO: 1 BB: 2 IBB: 0 HBP: 0 BLK: 0 WP: 0 HR: 0 S: 16 P: 29 ERA: 0.00 WHIP: 1.200	IP: 2.0 WLS: 0.8 BF: 8 H: 2 R: 0 ER: 0 SO: 1 BB: 0 IBB: 0 HBP: 0 BLK: 0 WP: 0 HR: 0 S: 21 P: 29 ERA: 0.00 WHIP: 1.000	IP: 2.0 WLS: 0.8 BF: 8 H: 3 R: 1 ER: 1 SO: 1 BB: 2 IBB: 0 HBP: 0 BLK: 0 WP: 0 HR: 0 S: 17 P: 30 ERA: 6.75 WHIP: 3.750	IP: 1.1 WLS: 0.8 BF: 8 H: 3 R: 2 ER: 2 SO: 3 BB: 1 IBB: 0 HBP: 0 BLK: 0 WP: 0 HR: 0 S: 20 P: 34 ERA: 13.50 WHIP: 3.000	IP: 1.2 WLS: 0.7 BF: 7 H: 0 R: 0 ER: 0 SO: 1 BB: 2 IBB: 0 HBP: 0 BLK: 0 WP: 0 HR: 0 S: 16 P: 29 ERA: 0.00 WHIP: 1.200	IP: 2.0 WLS: 0.8 BF: 8 H: 2 R: 0 ER: 0 SO: 1 BB: 0 IBB: 0 HBP: 0 BLK: 0 WP: 0 HR: 0 S: 21 P: 29 ERA: 0.00 WHIP: 1.000	IP: 2.0 WLS: 0.8 BF: 8 H: 3 R: 1 ER: 1 SO: 1 BB: 2 IBB: 0 HBP: 0 BLK: 0 WP: 0 HR: 0 S: 17 P: 30 ERA: 6.75 WHIP: 3.750	IP: 1.1 WLS: 0.8 BF: 8 H: 3 R: 2 ER: 2 SO: 3 BB: 1 IBB: 0 HBP: 0 BLK: 0 WP: 0 HR: 0 S: 20 P: 34 ERA: 13.50 WHIP: 3.000	IP: 1.2 WLS: 0.7 BF: 7 H: 0 R: 0 ER: 0 SO: 1 BB: 2 IBB: 0 HBP: 0 BLK: 0 WP: 0 HR: 0 S: 16 P: 29 ERA: 0.00 WHIP: 1.200	IP: 2.0 WLS: 0.8 BF: 8 H: 2 R: 0 ER: 0 SO: 1 BB: 0 IBB: 0 HBP: 0 BLK: 0 WP: 0 HR: 0 S: 21 P: 29 ERA: 0.00 WHIP: 1.000	IP: 2.0 WLS: 0.8 BF: 8 H: 3 R: 1 ER: 1 SO: 1 BB: 2 IBB: 0 HBP: 0 BLK: 0 WP: 0 HR: 0 S: 17 P: 30 ERA: 6.75 WHIP: 3.750	IP: 1.1 WLS: 0.8 BF: 8 H: 3 R: 2 ER: 2 SO: 3 BB: 1 IBB: 0 HBP: 0 BLK: 0 WP: 0 HR: 0 S: 20 P: 34 ERA: 13.50 WHIP: 3.000	IP: 1.2 WLS: 0.7 BF: 7 H: 0 R: 0 ER: 0 SO: 1 BB: 2 IBB: 0 HBP: 0 BLK: 0 WP: 0 HR: 0 S: 16 P: 29 ERA: 0.00 WHIP: 1.200	IP: 2.0 WLS: 0.8 BF: 8 H: 2 R: 0 ER: 0 SO: 1 BB: 0 IBB: 0 HBP: 0 BLK: 0 WP: 0 HR: 0 S: 21 P: 29 ERA: 0.00 WHIP: 1.000	IP: 2.0 WLS: 0.8 BF: 8 H: 3 R: 1 ER: 1 SO: 1 BB: 2 IBB: 0 HBP: 0 BLK: 0 WP: 0 HR: 0 S: 17 P: 30 ERA: 6.75 WHIP: 3.750					

Philadelphia Phillies @ Florida Marlins  
Joe Robbie Stadium, Miami, FL  
Sat May 07 1994, 7:05 PM EDT  
Att: 41,002 - Unknown

AB 43  
R 8  
H 16  
RBI 7  
BB 8  
SO 6  
LOB 33













Batter	1	2	3	4	5	6	7	8	9	AB	R	H	RBI	BB	SO	LOB	TOP					
<b>Al Martin, L</b> OBP: 0.375, SLG: 0.490 (1, 7)	1-1 E8 F9 1B		1-0 F7			2-2 F9		0-2 G4-3		4	0	1	0	0	0	1						
<b>Jay Bell, R</b> OBP: 0.305, SLG: 0.379 (1, 6)	2-2 F9			1-2 F7		2-2 F8			2-3 K	4	0	0	0	0	1	1						
<b>Andy Van Slyke, L</b> OBP: 0.357, SLG: 0.368 (1, 8)	1-3 K			0-0 P5			4-2 G6-3 BB		3-2 F7	3	0	0	0	1	1	1						
<b>Jeff King, R</b> OBP: 0.345, SLG: 0.394 (1, 5)	3-2 F8			4-2 BB			1-0 G6-3		1-0 G4-3	3	0	0	0	1	0	2						
<b>Brian Hunter, R</b> OBP: 0.304, SLG: 0.481 (1, 3)		1-3 K		0-3 K			2-2 P4			3	0	0	0	0	2	2						
<b>Lloyd McClendon, R</b> OBP: 0.227, SLG: 0.238 (1, 9)	1-2 F7				0-0 F8			2-3 K		3	0	0	0	0	1	1						
<b>Lance Parrish, R</b> OBP: 0.333, SLG: 0.300 (1, 2)	3-3 K				1-1 G6-3			3-2 1B		3	0	1	0	0	1	0						
<b>Carlos Garcia, R</b> OBP: 0.327, SLG: 0.369 (1, 4)			0-1 L7		2-1 G4-3			3-2 F8		3	0	0	0	0	0	1						
<b>Randy Tomlin, L</b> OBP: 0.200, SLG: 0.500 (5, 1)			2-0 P8			1-3 K		0-2 F7		1	0	0	0	0	0	0						
<b>Don Slaught, R</b> OBP: 0.343, SLG: 0.270 (6, PH)										1	0	0	0	0	1	0						
<b>Ravelo Manzanillo, L</b> OBP: 0.287, SLG: 0.163 (6, 1)										0	0	0	0	0	0	0						
<b>Dave Clark, L</b> OBP: 0.290, SLG: 0.540 (8, PH)										1	0	0	0	0	0	1						
<b>Jeff Ballard, L</b> OBP: 0.500, SLG: 0.500 (8, 1)										0	0	0	0	0	0	0						
<b>Inning Stats</b>	R: 0 E: 1 K: 1 S: 13	H: 1 LOB: 1 BB: 0 P: 20	R: 0 E: 0 K: 2 S: 10	H: 0 LOB: 0 BB: 0 P: 15	R: 0 E: 0 K: 0 S: 4	H: 0 LOB: 0 BB: 0 P: 7	R: 0 E: 0 K: 1 S: 10	H: 0 LOB: 1 BB: 1 P: 15	R: 0 E: 0 K: 0 S: 5	H: 0 LOB: 0 BB: 0 P: 8	R: 0 E: 0 K: 1 S: 9	H: 0 LOB: 0 BB: 0 P: 14	R: 0 E: 0 K: 1 S: 10	H: 0 LOB: 1 BB: 1 P: 19	R: 0 E: 0 K: 0 S: 12	H: 1 LOB: 1 BB: 0 P: 18	R: 0 E: 0 K: 1 S: 7	H: 0 LOB: 0 BB: 0 P: 13	1B: 2 2B: 0 3B: 0 HR: 0	SF: 0 SAC: 0 DP: 0 HBP: 0	WP: 0 PB: 0 SB: 0 CS: 0	PA: 31
<b>PITCHER</b>	IP	WLS	BF	H	R	ER	SO	BB	IBB	HBP	BLK	WP	HR	S	P	ERA	WHIP					
<b>Chris Hammond, L</b> ERA: 2.05 (1, 1)	8.0	W	28	2	0	0	6	2	0	0	0	0	0	73	116	0.00	0.500					
<b>Jeremy Hernandez, R</b> ERA: 1.17 (9, 1)	1.0	S	3	0	0	0	1	0	0	0	0	0	0	7	13	0.00	0.000					

Pittsburgh Pirates @ Florida Marlins  
Joe Robbie Stadium, Miami, FL  
Tue May 10 1994, 7:05 PM EDT  
Att: 27,177 - Unknown - 84 F


AB 29  
R 0  
H 2  
RBI 0  
BB 2  
SO 7  
LOB 10



Batter	1	2	3	4	5	6	7	8	9	AB	R	H	RBI	BB	SO	LOB	BOTTOM				
<b>Jerry Browne, S</b> OBP: 0.407, SLG: 0.412 (1, 8)	1-0 G5-4-3 1B		0-1 G5-3	2-2 FC6-4			0-0 3B			4	0	3	0	0	0	2					
<b>Bret Barberie, S</b> OBP: 0.301, SLG: 0.415 (1, 4)	1-0 G5-4-3 1B		1-1 G5-3		0-0 F8		2-3 K			4	0	1	0	0	1	2					
<b>Jeff Conine, R</b> OBP: 0.345, SLG: 0.534 (1, 7)	0-0 G5-4-3		0-0 F7		4-2 CS BB		2-2 G5-4-3			3	0	0	0	1	0	5					
<b>Orestes Destrade, S</b> OBP: 0.325, SLG: 0.396 (1, 3)	1-1 F9		2-1 G6-3		4-2 BB		2-3 K			3	0	0	0	1	1	3					
<b>Carl Everett, S</b> (8, 8)					1-2 BB					0	0	0	0	0	0	0					
<b>Benito Santiago, R</b> OBP: 0.293, SLG: 0.360 (1, 2)		0-0 CS 1B		2-1 1B 1B		3-3 K		1-2 F8		4	1	2	0	0	1	2					
<b>Dave Magadan, L</b> OBP: 0.314, SLG: 0.350 (1, 5)	1 SAFE 1 SAFE 1 SAFE 1 SAFE	2-1 G5-3		1-2 FC1-5 1B		4-1 BB		0-1 F7		3	0	1	0	1	0	1					
<b>Jeremy Hernandez, R</b> (9, 1)				1-2 1B						0	0	0	0	0	0	0					
<b>Kurt Abbott, R</b> OBP: 0.333, SLG: 0.368 (1, 6)		4-2 1B BB		0-2 P8		3-2 F8		0-1 G5-3		3	0	0	0	1	0	3					
<b>Matias Carrillo, L</b> OBP: 0.290, SLG: 0.310 (1, 9)		0-1 1B		0-1 FC1-5 1B		2-0 F7				3	0	2	1	0	0	1					
<b>Chris Hammond, L</b> OBP: 0.133, SLG: 0.071 (1, 1)				1-2 2H 1B		2-1 FC1-5				3	0	0	0	0	2	5					
<b>Rick Renteria, R</b> OBP: 0.290, SLG: 0.345 (9, 5)				1-2 FC6-4						0	0	0	0	0	0	0					
<b>Inning Stats</b>	R: 0 E: 0 K: 0 S: 5	H: 2 LOB: 1 BB: 0 P: 8	R: 0 E: 0 K: 1 S: 11	H: 2 LOB: 2 BB: 1 P: 19	R: 0 E: 0 K: 0 S: 7	H: 1 LOB: 0 BB: 0 P: 10	R: 1 E: 0 K: 0 S: 17	H: 3 LOB: 2 BB: 0 P: 24	R: 0 E: 0 K: 1 S: 11	H: 0 LOB: 2 BB: 2 P: 22	R: 0 E: 0 K: 1 S: 8	H: 0 LOB: 1 BB: 1 P: 19	R: 0 E: 1 K: 2 S: 10	H: 1 LOB: 1 BB: 0 P: 16	R: 0 E: 0 K: 0 S: 7	H: 0 LOB: 0 BB: 0 P: 8	1B: 8 2B: 1 3B: 1 HR: 0	SF: 0 SAC: 0 DP: 3 HBP: 0	WP: 0 PB: 0 SB: 0 CS: 2	PA: 34	
<b>PITCHER</b>	IP	WLS	BF	H	R	ER	SO	BB	IBB	HBP	BLK	WP	HR	S	P	ERA	WHIP				
<b>Randy Tomlin, L</b> ERA: 3.79 (1, 1)	4.1	L	22	8	1	1	1	3	0	0	0	0	0	45	74	2.08	2.538				
<b>Dan Miceli, R</b> ERA: 12.71 (5, 1)	0.2		1	0	0	0	1	0	0	0	0	0	0	6	9	0.00	0.000				
<b>Ravelo Manzanillo, L</b> ERA: 0.46 (6, 1)	2.0		8	1	0	0	3	1	0	0	0	0	0	18	35	0.00	1.000				
<b>Jeff Ballard, L</b> ERA: 1.59 (8, 1)	1.0		3	0	0	0	0	0	0	0	0	0	0	7	8	0.00	0.000				

Pittsburgh Pirates @ Florida Marlins  
Joe Robbie Stadium, Miami, FL  
Tue May 10 1994, 7:05 PM EDT  
Att: 27,177 - Unknown - 84 F

AB 30  
R 1  
H 9  
RBI 1  
BB 4  
SO 5  
LOB 24









Batter	1	2	3	4	5	6	7	8	9	AB	R	H	RBI	BB	SO	LOB	TOP				
Chuck Carr, S OBP: 0.366, SLG: 0.368 (1, 8)	G4-3		G4-3			K		L7		5	0	1	2	0	1	0	<b>Florida Marlins @ Chicago Cubs</b> Wrigley Field, Chicago, IL Fri May 13 1994, 3:33 AM CDT Att: 26,055 - Sunny - 63 F				
Dave Magadan, L OBP: 0.393, SLG: 0.322 Rick Renteria, R OBP: 0.281, SLG: 0.333 (1, 5)	BB			L9		G5-3		G6-3	L9	3	0	0	0	1	0	0					
Bret Barberie, S OBP: 0.292, SLG: 0.398 (1, 4)	K			K2-3			G3			4	0	1	0	0	2	1					
Jeff Conine, R OBP: 0.366, SLG: 0.540 (1, 7)	G6-3									3	1	1	0	1	1	2					
Orestes Destrade, S OBP: 0.313, SLG: 0.372 (1, 3)				K						3	2	0	0	1	2	2					
Carl Everett, S OBP: 0.509, SLG: 0.571 (1, 9)	G4-3					F8				4	0	2	1	0	0	0					
Kurt Abbott, R OBP: 0.319, SLG: 0.350 (1, 6)						F8				4	0	1	1	0	2	2					
Ron Tingley, R OBP: 0.176, SLG: 0.100 Jerry Browne, S OBP: 0.398, SLG: 0.400 (1, 2)						G5-3				2	0	0	0	1	1	2					
Charlie Hough, R OBP: 0.278, SLG: 0.235 Yorkis Perez, L (7, 1)										1	1	0	0	0	0	2					
Richie Lewis, R (7, 1) Jeff Mutis, L (8, 1) Benito Santiago, R OBP: 0.309, SLG: 0.360 (9, PH)										3	0	0	0	0	1	3					
<b>Inning Stats</b>	R: 0 E: 0 K: 1 S: 7	H: 0 LOB: 1 BB: 1 P: 14	R: 0 E: 0 K: 2 S: 9	H: 0 LOB: 0 BB: 0 P: 10	R: 0 E: 0 K: 0 S: 4	H: 0 LOB: 0 BB: 1 P: 9	R: 0 E: 0 K: 2 S: 15	H: 0 LOB: 1 BB: 1 P: 24	R: 0 E: 0 K: 0 S: 5	H: 0 LOB: 0 BB: 0 P: 11	R: 2 E: 1 K: 1 S: 12	H: 3 LOB: 2 BB: 0 P: 19	R: 0 E: 0 K: 1 S: 8	H: 1 LOB: 1 BB: 0 P: 10	R: 2 E: 0 K: 1 S: 15	H: 2 LOB: 2 BB: 2 P: 27	1B: 6 2B: 0 3B: 0 HR: 0	SF: 0 SAC: 0 DP: 1 HBP: 0	WP: 0 PB: 0 SB: 0 CS: 0	PA: 38	
<b>PITCHER</b>	IP	WLS	BF	H	R	ER	SO	BB	IBB	HBP	BLK	WP	HR	S	P	ERA	WHIP				
Willie Banks, R ERA: 5.96 (1, 1)	7.0	W	27	3	2	1	8	3	0	0	0	0	0	60	98	1.29	0.857				
Dan Plesac, L ERA: 4.19 (8, 1)	1.2		8	2	2	2	2	1	0	0	0	0	0	14	21	10.80	1.800				
Randy Myers, L ERA: 0.79 (9, 1)	0.1	S	3	1	0	0	0	1	0	0	0	0	0	9	16	0.00	6.000				

Batter	1	2	3	4	5	6	7	8	9	AB	R	H	RBI	BB	SO	LOB	BOTTOM				
Karl Rhodes, L OBP: 0.362, SLG: 0.492 (1, 8)	G6-3		F8			SH2-3				4	1	1	0	0	1	4	<b>Florida Marlins @ Chicago Cubs</b> Wrigley Field, Chicago, IL Fri May 13 1994, 3:33 AM CDT Att: 26,055 - Sunny - 63 F				
Shawon Dunston, R OBP: 0.309, SLG: 0.386 (1, 6)	BB					F8				3	1	1	0	2	0	1					
23 Ryne Sandberg, R OBP: 0.354, SLG: 0.472 (1, 4)	P2		P3							3	1	0	0	2	0	3					
Mark Grace, L OBP: 0.373, SLG: 0.349 (1, 3)										4	1	3	2	1	0	0					
Derrick May, L OBP: 0.409, SLG: 0.506 Willie Wilson, S OBP: 0.273, SLG: 0.429 (1, 7)										5	2	2	2	0	0	5					
Sammy Sosa, R OBP: 0.281, SLG: 0.436 (1, 9)										0	0	0	0	0	0	0					
23 Ryne Sandberg, R OBP: 0.354, SLG: 0.472 (1, 4)										4	0	1	0	0	1	3					
Rick Wilkins, L OBP: 0.296, SLG: 0.320 (1, 2)										3	0	0	0	1	0	2					
Rey Sanchez, R OBP: 0.333, SLG: 0.338 (1, 5)										4	0	2	1	0	0	1					
Willie Banks, R OBP: 0.133, SLG: 0.200 Glenallen Hill, R OBP: 0.276, SLG: 0.364 Dan Plesac, L (8, 1) Randy Myers, L (9, 1)										1	0	1	0	0	0	0					
<b>Inning Stats</b>	R: 0 E: 0 K: 0 S: 5	H: 0 LOB: 0 BB: 1 P: 13	R: 0 E: 0 K: 0 S: 7	H: 1 LOB: 1 BB: 0 P: 9	R: 0 E: 0 K: 0 S: 8	H: 1 LOB: 2 BB: 1 P: 17	R: 1 E: 0 K: 0 S: 7	H: 2 LOB: 1 BB: 0 P: 10	R: 0 E: 0 K: 0 S: 11	H: 1 LOB: 3 BB: 2 P: 23	R: 0 E: 0 K: 0 S: 6	H: 0 LOB: 0 BB: 0 P: 9	R: 5 E: 0 K: 2 S: 22	H: 5 LOB: 3 BB: 3 P: 42	R: 0 E: 0 K: 0 S: 10	H: 1 LOB: 1 BB: 0 P: 17	1B: 9 2B: 1 3B: 0 HR: 1	SF: 0 SAC: 2 DP: 0 HBP: 0	WP: 3 PB: 0 SB: 0 CS: 1	PA: 41	
<b>PITCHER</b>	IP	WLS	BF	H	R	ER	SO	BB	IBB	HBP	BLK	WP	HR	S	P	ERA	WHIP				
Charlie Hough, R ERA: 4.21 (1, 1)	6.1	L	30	7	4	4	0	0	0	0	0	0	0	6	9	5.68	1.895				
Yorkis Perez, L ERA: 3.89 (7, 1)	0.0		2	2	0	0	0	0	0	0	0	0	0	6	9	∞	∞				
Richie Lewis, R ERA: 1.42 (7, 1)	1.1		8	2	2	2	2	2	0	0	0	1	0	21	41	13.50	3.000				
Jeff Mutis, L ERA: 6.35 (8, 1)	0.1		1	0	0	0	0	0	0	0	0	0	0	1	1	0.00	0.000				

AB	33
R	4
H	6
RBI	4
BB	5
SO	10
LOB	16



AB	32
R	6
H	11
RBI	5
BB	7
SO	2
LOB	19









Batter	1	2	3	4	5	6	7	8	9	AB	R	H	RBI	BB	SO	LOB	TOP					
<b>Chuck Carr, S</b> OBP: 0.382, SLG: 0.385 (1, 8)	G6-3		1B	E6			G5-4-3		1B	5	1	3	0	0	0	1						
<b>Alex Arias, R</b> OBP: 0.327, SLG: 0.333 (1, 6) (9, 5)	G4-3		1B	G4-6-3			G5-4-3		1B	5	0	1	1	0	1	5						
<b>Dave Magadan, L</b> OBP: 0.398, SLG: 0.333 <b>Jeff Mutis, L</b> (9, 1) <b>Jeremy Hernandez, R</b> (9, 1)	BB		1B				K		F7	5	0	2	1	0	2	2						
<b>Jeff Conine, R</b> OBP: 0.370, SLG: 0.545 (1, 7) (8, 3)	BB		F8						G1-3	3	0	1	0	1	0	2						
<b>Benito Santiago, R</b> OBP: 0.302, SLG: 0.367 (1, 2)	L7		K	K					1B	4	0	1	0	0	2	5						
<b>Orestes Destrade, S</b> OBP: 0.364, SLG: 0.359 <b>Yorkis Perez, L</b> (8, 1) <b>Robb Nen, R</b> (8, 1) <b>Kurt Abbott, R</b> OBP: 0.325, SLG: 0.368 (9, 6)			K	K			P5		F8	4	0	0	0	0	2	4						
<b>Carl Everett, S</b> OBP: 0.313, SLG: 0.333 (1, 9)			K						P9	4	1	0	0	0	2	1						
<b>Bret Barberie, S</b> OBP: 0.313, SLG: 0.413 (1, 4)	G4-3			SH1-4			F9		1B	4	0	2	0	0	0	0						
<b>Chris Hammond, L</b> OBP: 0.188, SLG: 0.200 <b>Rick Renteria, R</b> OBP: 0.265, SLG: 0.313 <b>Luis Aquino, R</b> (6, 1) <b>Matias Carrillo, L</b> OBP: 0.297, SLG: 0.314 (8, 7)			1B	SH1-4			G4-3		K	1	1	1	1	0	0	0						
<b>Inning Stats</b>	R: 0 E: 0 K: 0 S: 11	H: 1 LOB: 2 BB: 1 P: 18	R: 0 E: 0 K: 2 S: 11	H: 0 LOB: 0 BB: 0 P: 17	R: 2 E: 0 K: 2 S: 18	H: 4 LOB: 2 BB: 0 P: 27	R: 1 E: 2 K: 0 S: 11	H: 1 LOB: 1 BB: 0 P: 18	R: 0 E: 0 K: 2 S: 11	H: 1 LOB: 1 BB: 0 P: 15	R: 0 E: 0 K: 1 S: 8	H: 0 LOB: 0 BB: 0 P: 13	R: 0 E: 0 K: 1 S: 7	H: 1 LOB: 0 BB: 0 P: 11	R: 0 E: 0 K: 0 S: 10	H: 1 LOB: 1 BB: 0 P: 12	R: 0 E: 0 K: 13 S: 13	H: 2 LOB: 2 BB: 0 P: 18	1B: 9 2B: 2 3B: 0 HR: 0	SF: 0 SAC: 1 DP: 2 HBP: 0	WP: 0 PB: 0 SB: 2 CS: 0	PA: 39
<b>PITCHER</b>	IP	WLS	BF	H	R	ER	SO	BB	IBB	HBP	BLK	WP	HR	S	P	ERA	WHIP					
<b>Frank Castillo, R</b> ERA: 3.6 (1, 1)	5.0	L	24	7	3	2	6	1	0	0	0	0	0	62	95	3.60	1.600					
<b>Dan Plesac, L</b> ERA: 3.5 (6, 1)	2.0		6	1	0	0	2	0	0	0	0	0	0	15	24	0.00	0.500					
<b>Jose Bautista, R</b> ERA: 4.28 (8, 1)	2.0		9	3	0	0	2	0	0	0	0	0	0	23	30	0.00	1.500					

Florida Marlins @ Chicago Cubs  
Wrigley Field, Chicago, IL  
Sun May 15 1994, 3:33 AM CDT  
Att: 29,559 - Sunny - 69 F

AB 37  
R 3  
H 11  
RBI 3  
BB 1  
SO 10  
LOB 21



Batter	1	2	3	4	5	6	7	8	9	AB	R	H	RBI	BB	SO	LOB	BOTTOM					
<b>Sammy Sosa, R</b> OBP: 0.294, SLG: 0.472 (1, 8)	1B		1B			F8				4	0	3	0	0	0	0						
<b>Shawon Dunston, R</b> OBP: 0.298, SLG: 0.362 (1, 6)	P6		BB			F8			F8	3	0	0	0	1	0	2						
<b>23 Ryne Sandberg, R</b> OBP: 0.336, SLG: 0.444 (1, 4)	G6-3					F9			F7	4	0	0	0	0	1	2						
<b>Mark Grace, L</b> OBP: 0.366, SLG: 0.368 (1, 3)			F7			F8			F9	4	0	1	0	0	0	0						
<b>Glenallen Hill, R</b> OBP: 0.267, SLG: 0.351 <b>Derrick May, L</b> OBP: 0.394, SLG: 0.477 (7, PH) (8, 7)			K2-3			G1-3			BB	2	0	0	0	0	1	0						
<b>Steve Buechele, R</b> OBP: 0.361, SLG: 0.427 (1, 5)			FC4-6			1B			L5	4	0	2	0	0	0	2						
<b>Eduardo Zambrano, R</b> OBP: 0.394, SLG: 0.635 <b>Karl Rhodes, L</b> OBP: 0.364, SLG: 0.520 (9, PH)			FC4-6			L7			BB	2	0	0	0	1	0	2						
<b>Mark Parent, R</b> OBP: 0.500, SLG: 0.619 <b>Jose Bautista, R</b> (8, 1)			F8			P3			K	3	0	0	0	0	1	3						
<b>Frank Castillo, R</b> (1, 1) <b>Kevin Roberson, S</b> OBP: 0.222, SLG: 0.333 <b>Dan Plesac, L</b> (6, 1) <b>Rick Wilkins, L</b> OBP: 0.294, SLG: 0.327 (8, 2)			K			F7			K	1	0	0	0	0	1	0						
<b>Inning Stats</b>	R: 0 E: 0 K: 0 S: 6	H: 1 LOB: 0 BB: 0 P: 8	R: 0 E: 0 K: 1 S: 8	H: 1 LOB: 0 BB: 0 P: 12	R: 0 E: 0 K: 1 S: 10	H: 1 LOB: 1 BB: 1 P: 19	R: 0 E: 0 K: 0 S: 6	H: 0 LOB: 0 BB: 0 P: 9	R: 0 E: 0 K: 0 S: 10	H: 1 LOB: 1 BB: 0 P: 17	R: 0 E: 0 K: 0 S: 9	H: 0 LOB: 0 BB: 0 P: 14	R: 0 E: 0 K: 1 S: 9	H: 0 LOB: 2 BB: 2 P: 20	R: 0 E: 0 K: 2 S: 16	H: 1 LOB: 1 BB: 0 P: 20	R: 0 E: 0 K: 0 S: 8	H: 1 LOB: 1 BB: 0 P: 11	1B: 5 2B: 0 3B: 1 HR: 0	SF: 0 SAC: 0 DP: 0 HBP: 0	WP: 0 PB: 0 SB: 1 CS: 1	PA: 34
<b>PITCHER</b>	IP	WLS	BF	H	R	ER	SO	BB	IBB	HBP	BLK	WP	HR	S	P	ERA	WHIP					
<b>Chris Hammond, L</b> ERA: 1.86 (1, 1)	5.0	W	18	4	0	0	2	1	0	0	0	0	0	40	65	0.00	1.000					
<b>Luis Aquino, R</b> ERA: 9.59 (6, 1)	2.0		8	0	0	0	1	2	0	0	0	0	0	18	34	0.00	1.000					
<b>Yorkis Perez, L</b> ERA: 3.68 (8, 1)	0.1		1	0	0	0	1	0	0	0	0	0	0	3	3	0.00	0.000					
<b>Robb Nen, R</b> ERA: 4.24 <b>Jeff Mutis, L</b> ERA: 5.68 (9, 1)	0.2		3	1	0	0	1	0	0	0	0	0	0	13	17	0.00	1.500					
<b>Jeff Mutis, L</b> ERA: 5.68 (9, 1)	0.1		2	1	0	0	0	0	0	0	0	0	0	5	6	0.00	3.000					

Florida Marlins @ Chicago Cubs  
Wrigley Field, Chicago, IL  
Sun May 15 1994, 3:33 AM CDT  
Att: 29,559 - Sunny - 69 F

AB 31  
R 0  
H 6  
RBI 0  
BB 3  
SO 5  
LOB 14





Batter	1	2	3	4	5	6	7	8	9	AB	R	H	RBI	BB	SO	LOB	TOP		
<b>Chuck Carr, S</b> OBP: 0.388, SLG: 0.414 (1, 8)										5	2	3	0	0	2	0			
<b>Kurt Abbott, R</b> OBP: 0.325, SLG: 0.361 (1, 6)										2	0	0	0	0	1	1			
<b>Dave Magadan, L</b> OBP: 0.385, SLG: 0.320 (1, 5)										4	0	0	1	0	1	2			
<b>Jeff Conine, R</b> OBP: 0.386, SLG: 0.557 (8, 3)										4	1	4	1	0	0	0			
<b>Benito Santiago, R</b> OBP: 0.309, SLG: 0.373 (1, 2)										4	0	2	0	0	0	2			
<b>Orestes Destrade, S</b> OBP: 0.352, SLG: 0.355 (8, PR)										4	0	1	1	0	1	3			
<b>Matias Carrillo, L</b> OBP: 0.297, SLG: 0.314 (8, 7)										0	0	0	0	0	0	0			
<b>Carl Everett, S</b> OBP: 0.250, SLG: 0.263 (1, 9)										4	0	0	0	0	1	4			
<b>Bret Barberie, S</b> OBP: 0.303, SLG: 0.400 (1, 4)										4	0	0	0	0	2	0			
<b>David Weathers, R</b> OBP: 0.045, SLG: 0.045 (7, 1)										3	0	0	0	0	3	0			
<b>Robb Nen, R</b> OBP: 0.317, SLG: 0.369 (9, PH)										0	0	0	0	0	0	0			
<b>Greg O'Halloran, L</b> OBP: 0.283, SLG: 0.250 (9, PH)										1	0	0	0	0	0	0			
<b>Jeremy Hernandez, R</b> OBP: 0.400, SLG: 0.541 (9, 1)										0	0	0	0	0	0	0			
<b>Inning Stats</b>	R: 1 E: 0 K: 0 S: 9	H: 2 LOB: 1 BB: 0 P: 14	R: 0 E: 0 K: 0 S: 7	H: 0 LOB: 0 BB: 0 P: 11	R: 0 E: 0 K: 2 S: 8	H: 0 LOB: 0 BB: 0 P: 10	R: 0 E: 0 K: 3 S: 16	H: 2 LOB: 2 BB: 0 P: 23	R: 0 E: 0 K: 3 S: 10	H: 1 LOB: 1 BB: 0 P: 14	R: 0 E: 0 K: 2 S: 9	H: 0 LOB: 0 BB: 0 P: 10	R: 2 E: 0 K: 0 S: 13	H: 4 LOB: 2 BB: 0 P: 19	R: 0 E: 0 K: 1 S: 9	H: 0 LOB: 0 BB: 0 P: 11	1B: 7 2B: 3 3B: 0 HR: 0	SF: 0 SAC: 1 DP: 0 HBP: 1	WP: 0 PA: 37 PB: 0 SB: 1 CS: 0
<b>PITCHER</b>	IP WLS BF H R ER SO BB IBB HBP BLK WP HR S P ERA WHIP																		
<b>Bret Saberhagen, R</b> ERA: 3.13	(1, 1) 8.0 L 34 10 3 3 10 0 0 1 0 0 0 80 112 3.38 1.250																		
<b>Josias Manzanillo, R</b> ERA: 5.25	(9, 1) 1.0 3 0 0 0 1 0 0 0 0 0 0 9 11 0.00 0.000																		

Florida Marlins @ New York Mets  
Shea Stadium, Flushing, NY  
Mon May 16 1994, 7:05 PM EDT  
Att: 15,714 - Unknown - 78 F

AB 35  
R 3  
H 10  
RBI 3  
BB 0  
SO 11  
LOB 12




Batter	1	2	3	4	5	6	7	8	9	AB	R	H	RBI	BB	SO	LOB	BOTTOM		
<b>Jose Vizcaino, S</b> OBP: 0.340, SLG: 0.353 (1, 6)										4	0	1	0	0	0	1			
<b>Todd Hundley, S</b> OBP: 0.337, SLG: 0.621 (1, 2)										4	0	1	0	0	0	3			
<b>Kevin McReynolds, R</b> OBP: 0.317, SLG: 0.369 (9, PH)										4	0	1	0	0	2	4			
<b>Jeff McKnight, S</b> OBP: 0.283, SLG: 0.250 (9, PH)										1	0	0	0	0	0	1			
<b>Bobby Bonilla, S</b> OBP: 0.400, SLG: 0.541 (1, 5)										3	1	0	0	1	0	2			
<b>Jeff Kent, R</b> OBP: 0.382, SLG: 0.594 (1, 4)										4	0	2	1	0	1	2			
<b>Joe Orsulak, L</b> OBP: 0.320, SLG: 0.422 (1, 9)										4	0	0	0	0	0	2			
<b>David Segui, S</b> OBP: 0.333, SLG: 0.432 (1, 3)										2	0	0	0	2	0	0			
<b>Ryan Thompson, R</b> OBP: 0.305, SLG: 0.505 (8, PH)										3	0	0	0	0	2	4			
<b>John Cangelosi, S</b> OBP: 0.382, SLG: 0.328 (9, 8)										1	0	0	0	0	0	0			
<b>Bret Saberhagen, R</b> OBP: 0.250, SLG: 0.143 (9, 1)										3	0	1	0	0	0	4			
<b>Josias Manzanillo, R</b> OBP: 0.250, SLG: 0.143 (9, 1)										0	0	0	0	0	0	0			
<b>Fernando Vina, L</b> OBP: 0.439, SLG: 0.375 (9, PH)										0	0	0	0	0	0	0			
<b>Inning Stats</b>	R: 0 E: 0 K: 0 S: 12	H: 1 LOB: 1 BB: 0 P: 18	R: 0 E: 0 K: 0 S: 6	H: 0 LOB: 0 BB: 0 P: 11	R: 0 E: 0 K: 2 S: 11	H: 2 LOB: 2 BB: 0 P: 15	R: 1 E: 1 K: 0 S: 10	H: 1 LOB: 2 BB: 1 P: 21	R: 0 E: 0 K: 1 S: 11	H: 1 LOB: 2 BB: 1 P: 20	R: 0 E: 0 K: 2 S: 10	H: 0 LOB: 2 BB: 1 P: 23	R: 0 E: 0 K: 0 S: 10	H: 0 LOB: 0 BB: 0 P: 18	R: 0 E: 0 K: 0 S: 11	H: 0 LOB: 1 BB: 0 P: 18	1B: 4 2B: 1 3B: 1 HR: 0	SF: 0 SAC: 1 DP: 0 HBP: 2	WP: 1 PA: 39 PB: 0 SB: 0 CS: 0
<b>PITCHER</b>	IP WLS BF H R ER SO BB IBB HBP BLK WP HR S P ERA WHIP																		
<b>David Weathers, R</b> ERA: 2.93	(1, 1) 6.2 31 6 1 0 4 0 0 3 1 0 0 66 119 0.00 0.900																		
<b>Robb Nen, R</b> ERA: 3.93	(7, 1) 1.1 W 4 0 0 0 1 0 0 0 0 0 0 13 23 0.00 0.000																		
<b>Jeremy Hernandez, R</b> ERA: 0.96	(9, 1) 1.0 S 4 0 0 0 0 0 0 0 1 0 0 0 11 18 0.00 0.000																		


Florida Marlins @ New York Mets  
Shea Stadium, Flushing, NY  
Mon May 16 1994, 7:05 PM EDT  
Att: 15,714 - Unknown - 78 F

AB 33  
R 1  
H 6  
RBI 1  
BB 3  
SO 5  
LOB 23





Batter	1	2	3	4	5	6	7	8	9	AB	R	H	RBI	BB	SO	LOB	TOP								
<b>Chuck Carr, S</b> OBP: 0.386, SLG: 0.410 (1, 8)	F7		G4-3			G4-3				4	0	1	0	0	0	0	<b>Florida Marlins @ New York Mets</b> Shea Stadium, Flushing, NY Tue May 17 1994, 7:05 PM EDT Att: 15,503 - Unknown - 59 F								
<b>Alex Arias, R</b> OBP: 0.321, SLG: 0.327 (1, 6)	G5-3					K			G5-3	4	0	1	0	0	1	0									
<b>Dave Magadan, L</b> OBP: 0.388, SLG: 0.327 (1, 5)	G4-3								G3	4	1	2	0	0	0	0									
<b>Jeff Conine, R</b> OBP: 0.388, SLG: 0.582 (1, 3)										4	2	2	2	0	0	2									
<b>Bento Santiago, R</b> OBP: 0.316, SLG: 0.377 (1, 2)										4	0	2	1	0	0	2									
<b>Jerry Browne, S</b> OBP: 0.391, SLG: 0.377 (1, 7)										3	0	0	0	1	0	3									
<b>Carl Everett, S</b> OBP: 0.292, SLG: 0.304 (1, 9)										4	0	2	0	0	0	0									
<b>Bret Barberie, S</b> OBP: 0.301, SLG: 0.391 (1, 4)										3	0	0	0	1	0	1									
<b>Pat Rapp, R</b> Greg O'Halloran, L Luis Aquino, R Jeff Mutis, L Matias Carrillo, L Kurt Abbott, R Yorkis Perez, L Jeremy Hernandez, R										2	0	0	0	0	0	0									
<b>Inning Stats</b>	R: 0 E: 0 K: 0 S: 7	H: 0 LOB: 0 BB: 0 P: 11	R: 0 E: 0 K: 0 S: 5	H: 1 LOB: 2 BB: 1 P: 13	R: 0 E: 0 K: 0 S: 5	H: 0 LOB: 0 BB: 0 P: 9	R: 0 E: 0 K: 0 S: 10	H: 2 LOB: 2 BB: 0 P: 18	R: 0 E: 0 K: 1 S: 9	H: 0 LOB: 1 BB: 0 P: 13	R: 2 E: 0 K: 1 S: 9	H: 3 LOB: 1 BB: 0 P: 16	R: 0 E: 0 K: 0 S: 9	H: 2 LOB: 2 BB: 0 P: 14	R: 1 E: 0 K: 0 S: 9	H: 2 LOB: 1 BB: 0 P: 14			R: 0 E: 0 K: 0 S: 11	H: 0 LOB: 1 BB: 1 P: 20	1B: 8 2B: 1 3B: 0 HR: 1	SF: 0 SAC: 0 DP: 0 HBP: 0	WP: 0 PB: 0 SB: 0 CS: 0	PA: 36	
<b>PITCHER</b>	IP	WLS	BF	H	R	ER	SO	BB	IBB	HBP	BLK	WP	HR	S	P	ERA	WHIP								
<b>Pete Smith, R</b> ERA: 4.76 (1, 1)	7.0		28	8	2	2	1	1	0	0	0	0	1	55	94	2.57	1.286								
<b>Roger Mason, R</b> ERA: 2.95 (8, 1)	1.2		7	2	1	1	0	1	0	0	0	0	0	18	31	5.40	1.800								
<b>John Franco, L</b> ERA: 3.0 (9, 1)	0.1	W	1	0	0	0	0	0	0	0	0	0	0	2	3	0.00	0.000								

Batter	1	2	3	4	5	6	7	8	9	AB	R	H	RBI	BB	SO	LOB	BOTTOM								
<b>Jose Vizcaino, S</b> OBP: 0.360, SLG: 0.371 (1, 6)	G6-3									1	2	1	0	4	0	0	<b>Florida Marlins @ New York Mets</b> Shea Stadium, Flushing, NY Tue May 17 1994, 7:05 PM EDT Att: 15,503 - Unknown - 59 F								
<b>Ryan Thompson, R</b> OBP: 0.294, SLG: 0.485 (1, 8)	G6-3									4	0	0	1	0	1	5									
<b>Jeff McKnight, S</b> OBP: 0.300, SLG: 0.250 (9, PH)										0	0	0	0	1	0	0									
<b>Joe Orsulak, L</b> OBP: 0.324, SLG: 0.453 (1, 9)	G4-3									5	1	2	3	0	0	2									
<b>Bobby Bonilla, S</b> OBP: 0.396, SLG: 0.530 (1, 5)	F8									4	0	1	0	0	0	0									
<b>Jeff Kent, R</b> OBP: 0.372, SLG: 0.577 (1, 4)										4	0	0	0	0	1	1									
<b>David Segui, S</b> OBP: 0.331, SLG: 0.422 (1, 3)										3	0	0	0	1	0	1									
<b>Kelly Stinnett, R</b> OBP: 0.283, SLG: 0.269 (1, 2)										2	0	0	0	0	2	1									
<b>Todd Hundley, S</b> OBP: 0.340, SLG: 0.614 (7, PH)										1	1	0	0	1	1	0									
<b>John Cangelosi, S</b> OBP: 0.394, SLG: 0.344 (1, 7)										3	0	2	0	0	0	0									
<b>Pete Smith, R</b> ERA: 5.28 Fernando Vina, L Roger Mason, R John Franco, L Kevin McReynolds, R										2	0	0	0	0	1	1									
<b>Inning Stats</b>	R: 1 E: 0 K: 0 S: 6	H: 1 LOB: 0 BB: 0 P: 10	R: 0 E: 0 K: 1 S: 7	H: 0 LOB: 0 BB: 0 P: 12	R: 0 E: 0 K: 1 S: 8	H: 1 LOB: 2 BB: 1 P: 13	R: 0 E: 0 K: 2 S: 10	H: 0 LOB: 1 BB: 1 P: 16	R: 0 E: 0 K: 1 S: 7	H: 0 LOB: 1 BB: 1 P: 13	R: 1 E: 0 K: 0 S: 12	H: 1 LOB: 2 BB: 1 P: 17	R: 0 E: 0 K: 1 S: 7	H: 1 LOB: 2 BB: 1 P: 14	R: 0 E: 0 K: 0 S: 10	H: 1 LOB: 1 BB: 0 P: 12		R: 2 E: 0 K: 0 S: 14	H: 1 LOB: 2 BB: 3 P: 29	1B: 4 2B: 0 3B: 1 HR: 1	SF: 0 SAC: 1 DP: 0 HBP: 0	WP: 0 PB: 0 SB: 1 CS: 0	PA: 39		
<b>PITCHER</b>	IP	WLS	BF	H	R	ER	SO	BB	IBB	HBP	BLK	WP	HR	S	P	ERA	WHIP								
<b>Pat Rapp, R</b> ERA: 8.47 (7, 1)	6.0		24	3	2	2	5	3	0	0	0	0	0	16	25	0.00	1.200								
<b>Jeff Mutis, L</b> ERA: 5.4 (8, 1)	0.1		1	0	0	0	0	0	0	0	0	0	0	1	1	0.00	0.000								
<b>Yorkis Perez, L</b> ERA: 4.2 (9, 1)	0.1	L	4	1	1	1	0	2	0	0	0	0	0	5	8	27.00	3.000								
<b>Jeremy Hernandez, R</b> ERA: 1.42 (9, 1)	0.1	L	4	1	1	1	0	2	0	0	0	0	0	9	21	27.00	9.000								



Batter	1	2	3	4	5	6	7	8	9	AB	R	H	RBI	BB	SO	LOB	TOP					
<b>Chuck Carr, S</b> OBP: 0.392, SLG: 0.408 (1, 8)										3	0	1	1	2	1	0	<b>Florida Marlins @ New York Mets</b> Shea Stadium, Flushing, NY Wed May 18 1994, 7:05 PM EDT Att: 15,223 - Unknown - 63 F					
<b>Alex Arias, R</b> OBP: 0.328, SLG: 0.321 (1, 6)										4	0	1	1	1	0	2						
<b>Dave Magadan, L</b> OBP: 0.381, SLG: 0.314 (1, 5)										4	0	0	0	1	0	4						
<b>Jeff Conine, R</b> OBP: 0.379, SLG: 0.567 (1, 3)										4	0	0	0	0	1	1						
<b>Matias Carrillo, L</b> OBP: 0.293, SLG: 0.308 (1, 9)										4	1	1	0	0	0	1						
<b>Jerry Browne, S</b> OBP: 0.385, SLG: 0.370 (1, 7)										4	0	1	0	0	1	1						
<b>Ron Tingley, R</b> OBP: 0.211, SLG: 0.212 (1, 2)										3	1	1	2	1	1	1						
<b>Robb Nen, R</b> (8, 1)										0	0	0	0	0	0	0						
<b>Bret Barberie, S</b> OBP: 0.307, SLG: 0.385 (1, 4)										2	1	0	0	2	1	1						
<b>Charlie Hough, R</b> OBP: 0.263, SLG: 0.222 ERA: 3.05 (1, 1)										1	0	0	0	0	1	0						
<b>Greg O'Halloran, L</b> OBP: 0.333, SLG: 0.333 (7, PH)										1	1	1	0	0	0	0						
<b>Jeff Mutis, L</b> (7, 1)										0	0	0	0	0	0	0						
<b>Benito Santiago, R</b> OBP: 0.313, SLG: 0.374 (8, 2)										1	0	0	0	0	1	0						
<b>Inning Stats</b>	R: 0 E: 1 K: 2 S: 11	H: 0 LOB: 1 BB: 1 P: 20	R: 2 E: 0 K: 1 S: 9	H: 2 LOB: 2 BB: 2 P: 17	R: 0 E: 0 K: 0 S: 5	H: 0 LOB: 0 BB: 0 P: 11	R: 0 E: 0 K: 0 S: 3	H: 0 LOB: 0 BB: 1 P: 9	R: 0 E: 0 K: 1 S: 8	H: 0 LOB: 0 BB: 0 P: 10	R: 0 E: 0 K: 0 S: 4	H: 0 LOB: 0 BB: 0 P: 8	R: 2 E: 0 K: 0 S: 21	H: 3 LOB: 2 BB: 1 P: 35	R: 0 E: 0 K: 1 S: 10	H: 1 LOB: 1 BB: 0 P: 16	R: 0 E: 0 K: 2 S: 16	H: 0 LOB: 2 BB: 2 P: 30	1B: 5 2B: 1 3B: 0 HR: 1	SF: 0 SAC: 1 DP: 2 HBP: 0	WP: 2 PB: 2 SB: 0 CS: 1	PA: 39
<b>PITCHER</b>	IP	WLS	BF	H	R	ER	SO	BB	IBB	HBP	BLK	WP	HR	S	P	ERA	WHIP					
<b>Bobby Jones, R</b> ERA: 3.05 (1, 1)	6.2	L	29	5	4	4	4	4	1	0	0	0	1	58	106	5.40	1.350					
<b>Doug Linton, R</b> ERA: 2.93 (7, 1)	0.1		1	0	0	0	0	0	0	0	0	1	0	3	4	0.00	0.000					
<b>Josias Manzanillo, R</b> ERA: 4.5 (8, 1)	2.0		9	1	0	0	3	2	0	0	0	1	0	26	46	0.00	1.500					

Batter	1	2	3	4	5	6	7	8	9	AB	R	H	RBI	BB	SO	LOB	BOTTOM					
<b>Jose Vizcaino, S</b> OBP: 0.352, SLG: 0.361 (1, 6)										4	0	0	0	0	2	1	<b>Florida Marlins @ New York Mets</b> Shea Stadium, Flushing, NY Wed May 18 1994, 7:05 PM EDT Att: 15,223 - Unknown - 63 F					
<b>Ryan Thompson, R</b> OBP: 0.301, SLG: 0.480 (1, 8)										3	1	1	0	1	0	0						
<b>Joe Orsulak, L</b> OBP: 0.330, SLG: 0.449 (1, 9)										3	1	1	0	1	0	2						
<b>Bobby Bonilla, S</b> OBP: 0.399, SLG: 0.525 (1, 5)										3	1	1	0	1	1	0						
<b>Jeff Kent, R</b> OBP: 0.369, SLG: 0.582 (1, 4)										4	0	1	2	0	2	2						
<b>Todd Hundley, S</b> OBP: 0.337, SLG: 0.593 (1, 2)										3	0	0	0	1	1	0						
<b>David Segui, S</b> OBP: 0.323, SLG: 0.410 (1, 3)										4	0	0	0	0	0	2						
<b>John Cangelosi, S</b> OBP: 0.373, SLG: 0.323 (1, 7)										4	0	0	0	0	2	0						
<b>Bobby Jones, R</b> OBP: 0.059, SLG: 0.059 (7, 1)										2	0	0	0	0	0	0						
<b>Luis Rivera, R</b> OBP: 0.364, SLG: 0.618 (7, PH)										0	0	0	0	0	0	0						
<b>Josias Manzanillo, R</b> (8, 1)										1	0	1	0	0	0	0						
<b>Fernando Vina, L</b> OBP: 0.424, SLG: 0.360 (9, PH)										1	0	0	0	0	0	0						
<b>Inning Stats</b>	R: 0 E: 0 K: 2 S: 14	H: 0 LOB: 2 BB: 2 P: 24	R: 0 E: 0 K: 1 S: 9	H: 0 LOB: 0 BB: 0 P: 11	R: 0 E: 0 K: 1 S: 7	H: 0 LOB: 0 BB: 0 P: 11	R: 0 E: 0 K: 0 S: 5	H: 0 LOB: 0 BB: 0 P: 5	R: 0 E: 0 K: 1 S: 7	H: 0 LOB: 0 BB: 0 P: 10	R: 3 E: 0 K: 0 S: 15	H: 3 LOB: 2 BB: 2 P: 27	R: 0 E: 0 K: 1 S: 9	H: 2 LOB: 2 BB: 0 P: 12	R: 0 E: 0 K: 2 S: 8	H: 0 LOB: 0 BB: 0 P: 11	R: 0 E: 0 K: 0 S: 5	H: 0 LOB: 0 BB: 0 P: 5	1B: 4 2B: 0 3B: 1 HR: 0	SF: 0 SAC: 0 DP: 0 HBP: 0	WP: 0 PB: 1 SB: 0 CS: 0	PA: 36
<b>PITCHER</b>	IP	WLS	BF	H	R	ER	SO	BB	IBB	HBP	BLK	WP	HR	S	P	ERA	WHIP					
<b>Charlie Hough, R</b> ERA: 4.24 (1, 1)	6.0	W	25	3	3	3	5	4	0	0	0	0	0	57	88	4.50	1.167					
<b>Jeff Mutis, L</b> ERA: 4.7 (7, 1)	1.0		5	2	0	0	1	0	0	0	0	0	0	9	12	0.00	2.000					
<b>Robb Nen, R</b> ERA: 3.54 (8, 1)	2.0	S	6	0	0	0	2	0	0	0	0	0	0	13	16	0.00	0.000					

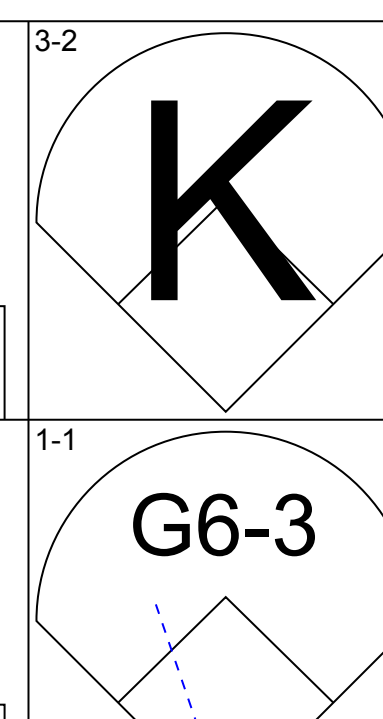
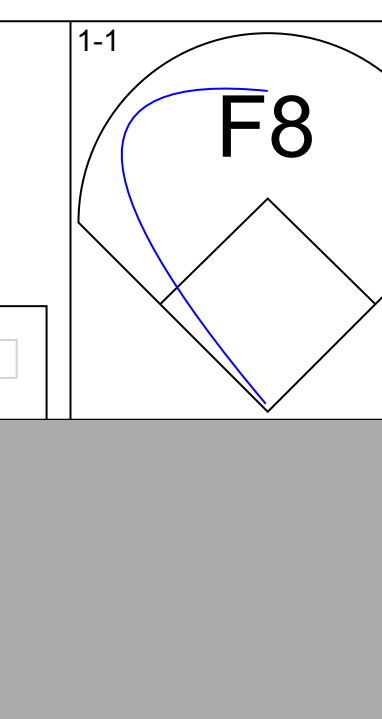
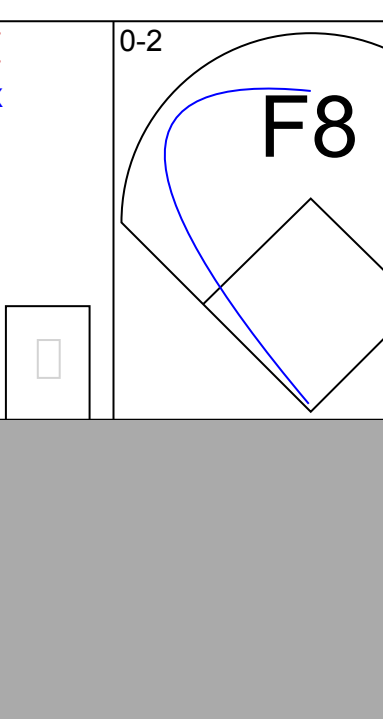
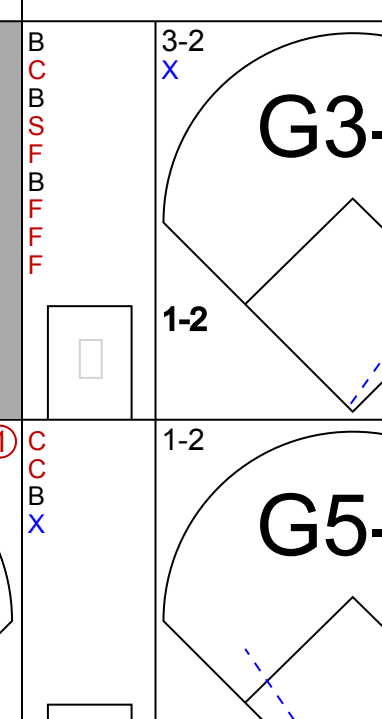
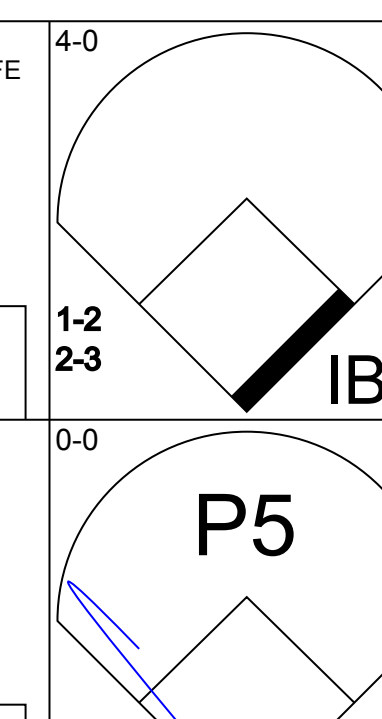
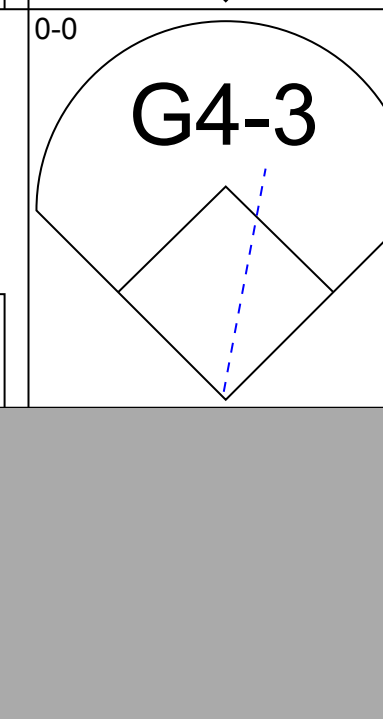
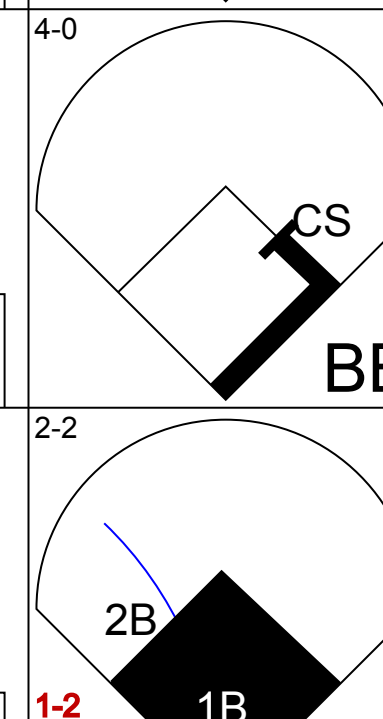
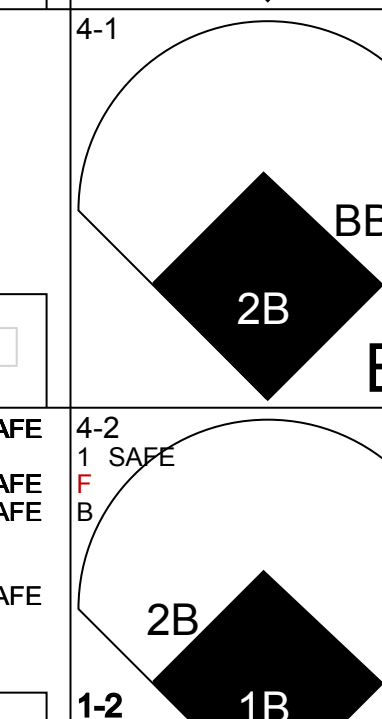
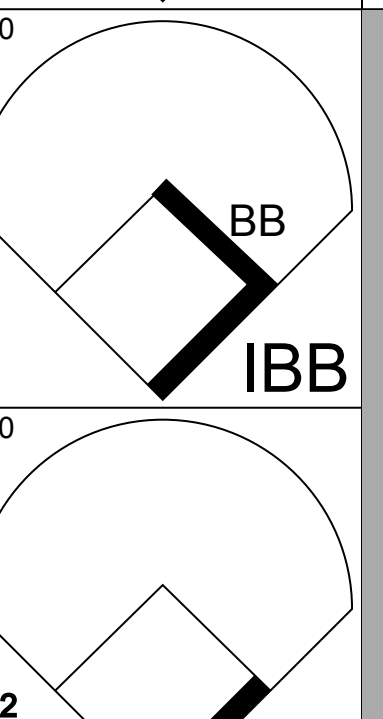


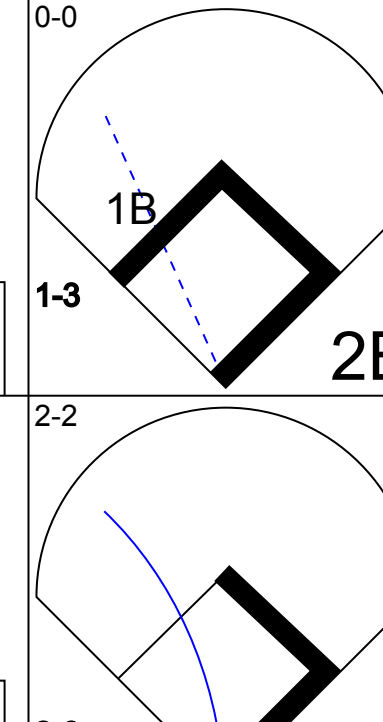
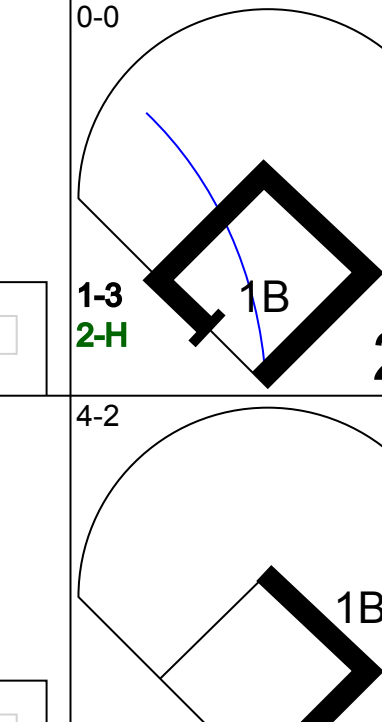
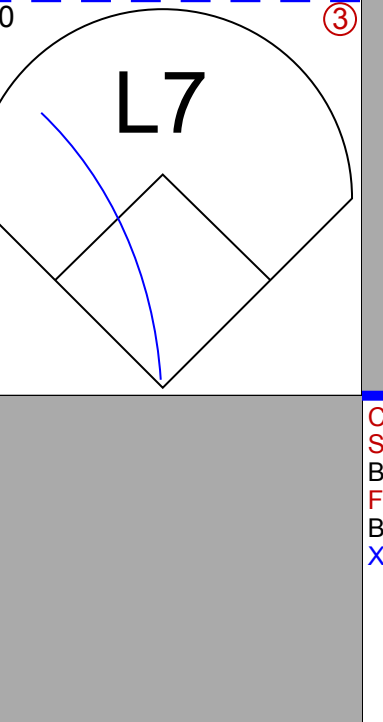
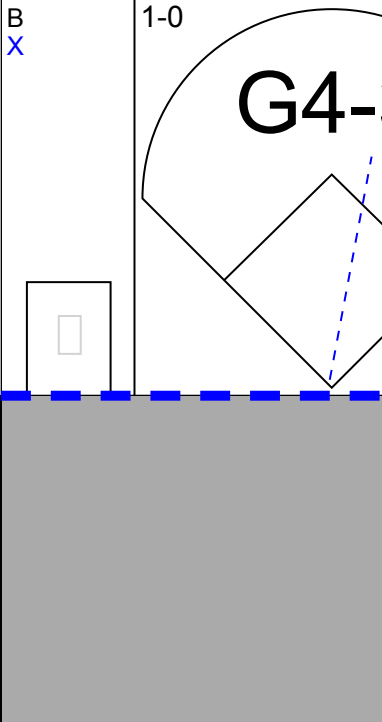
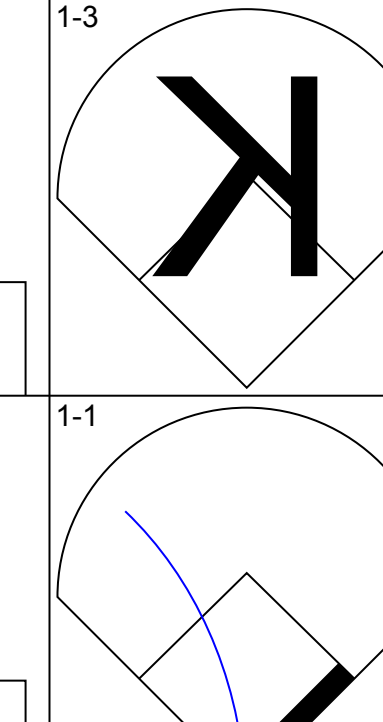
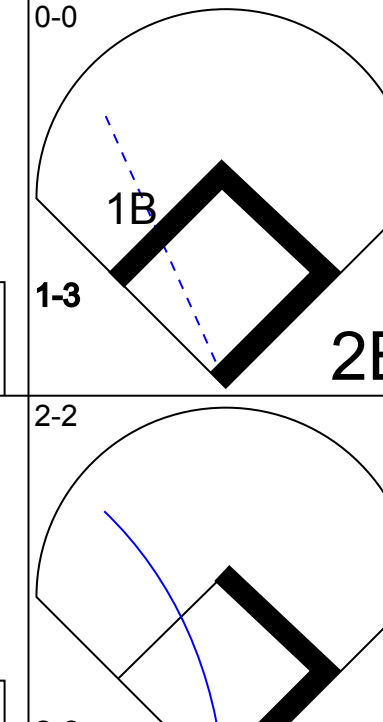
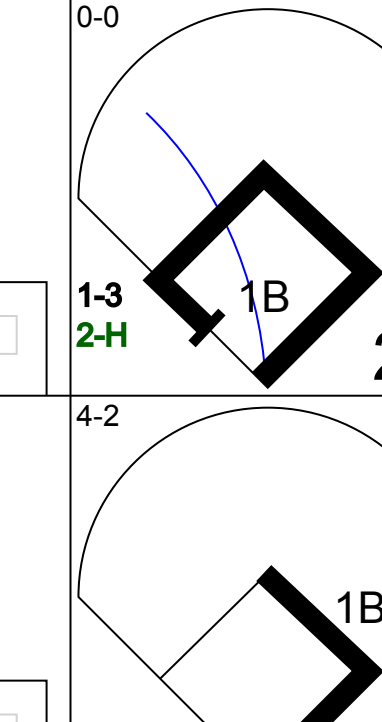
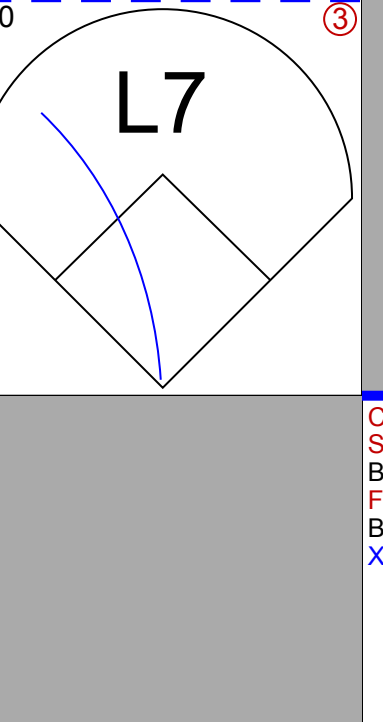
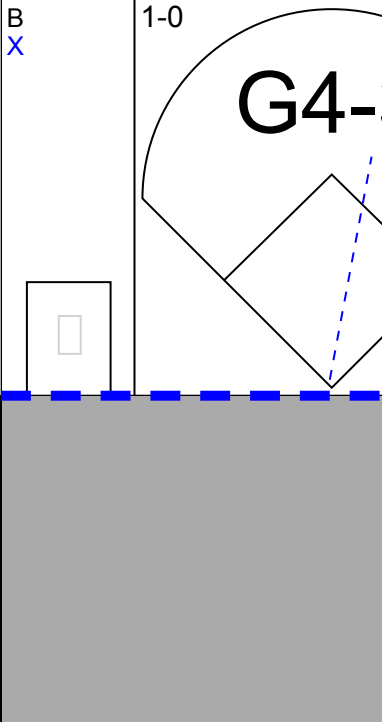

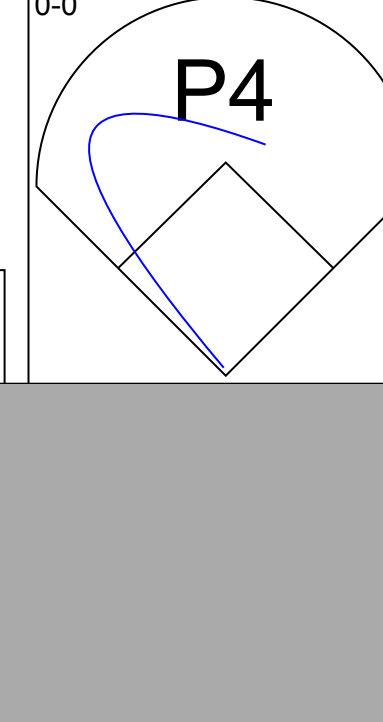
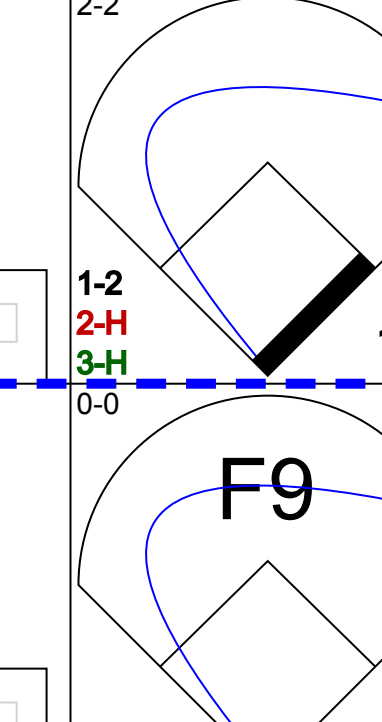



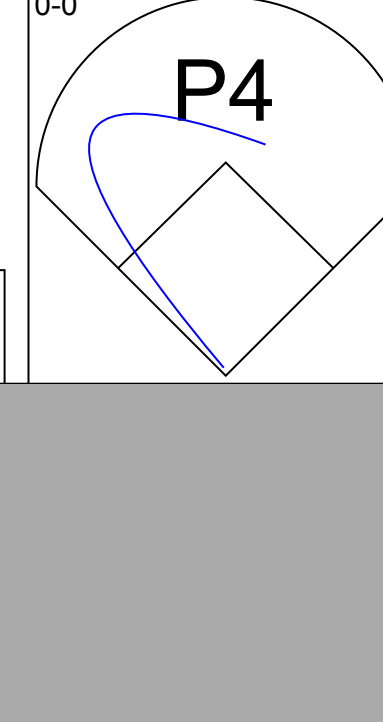
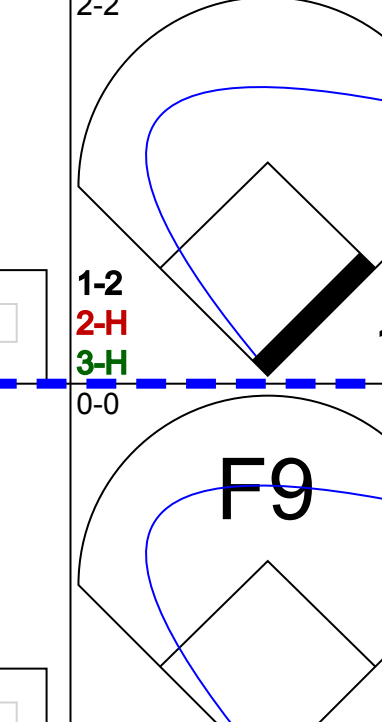
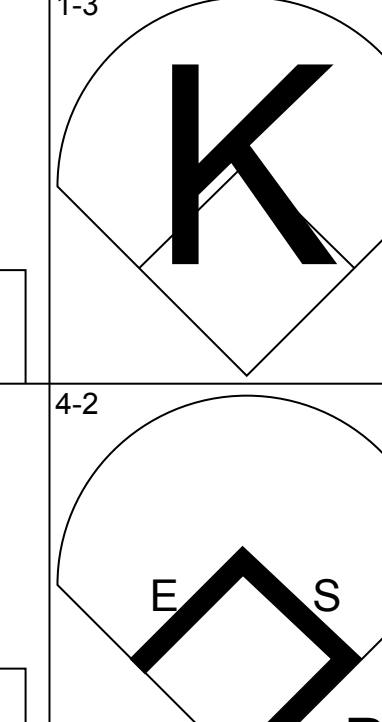
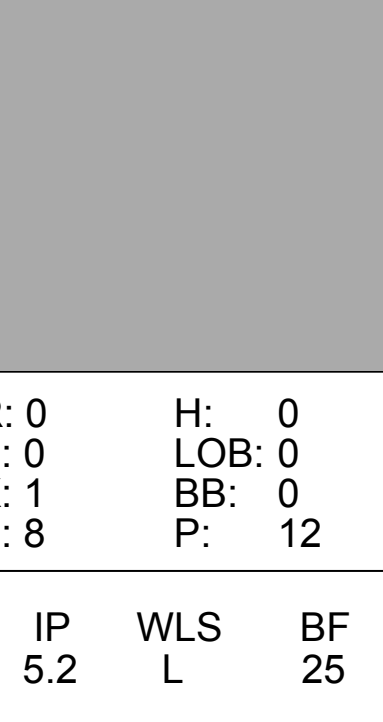

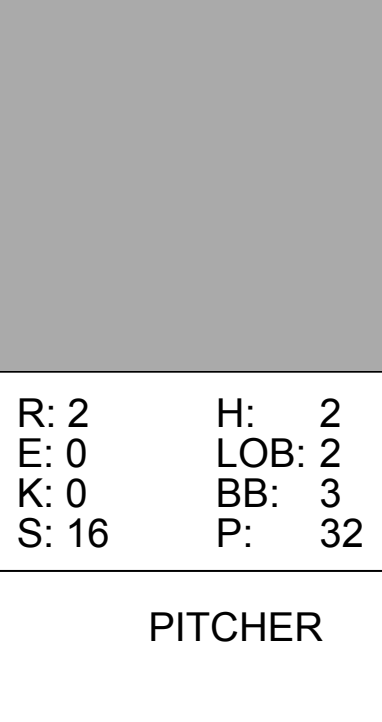
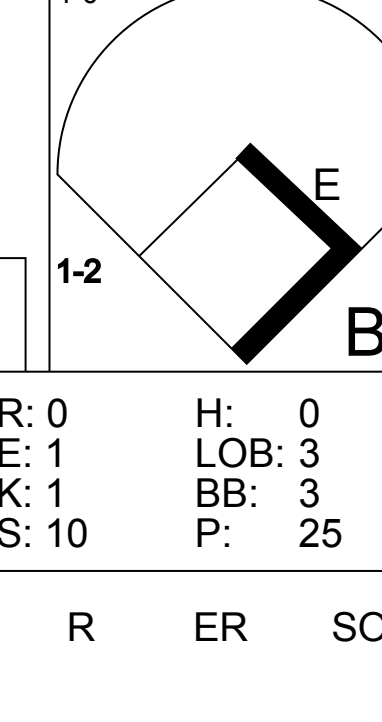
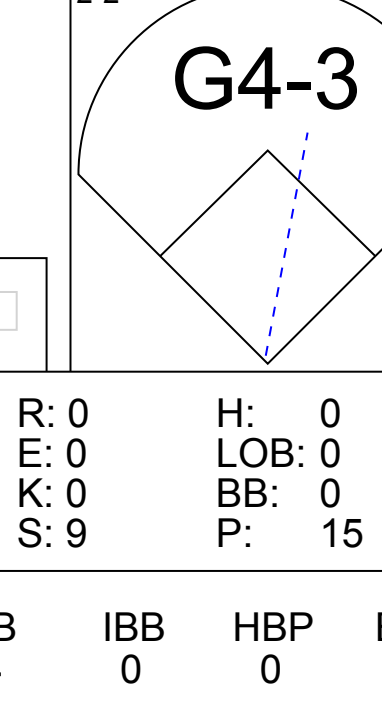
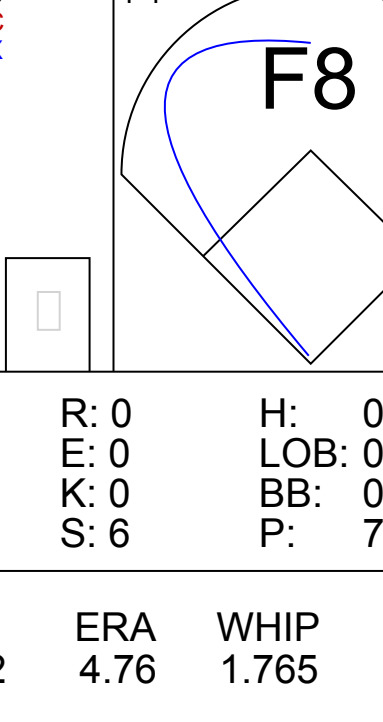
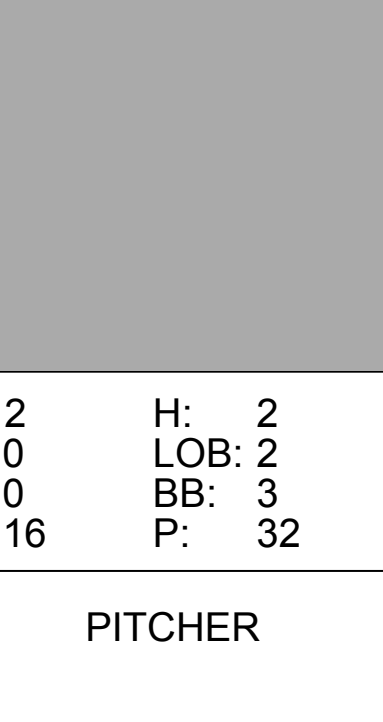
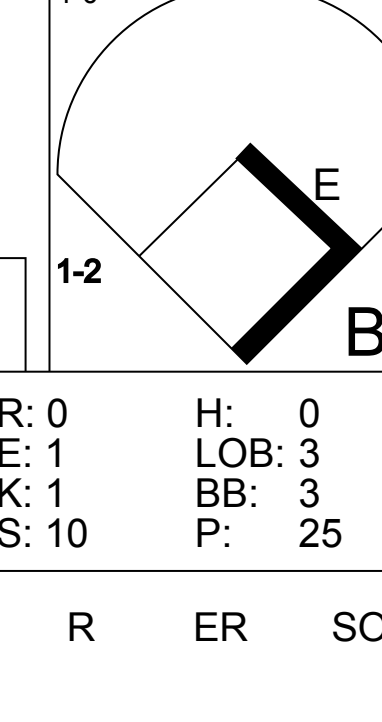
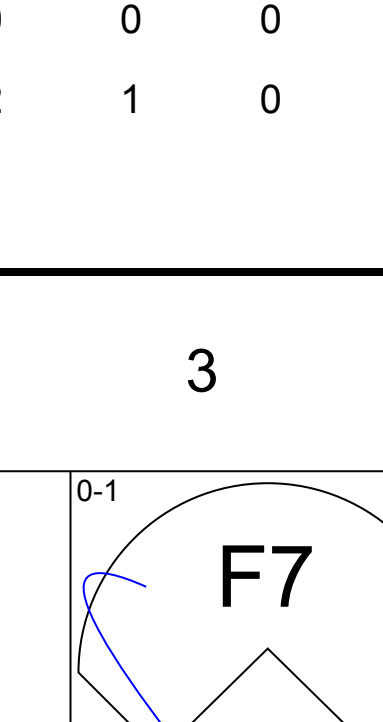
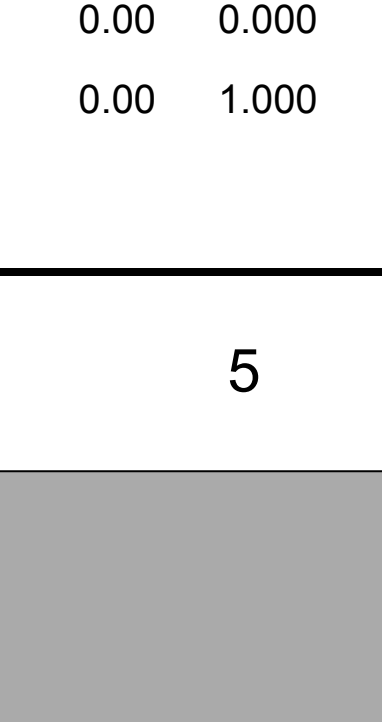
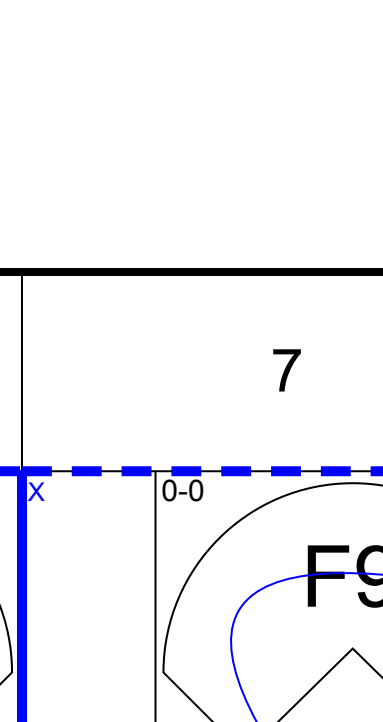
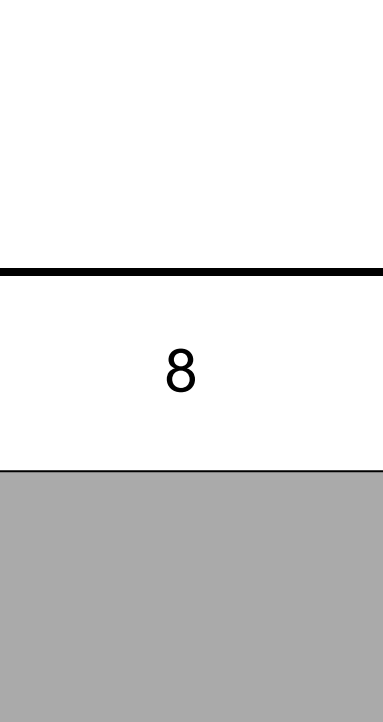
AB	31
R	4
H	6
RBI	4
BB	7
SO	7
LOB	11



AB	32
R	3
H	5
RBI	2
BB	4
SO	8
LOB	7



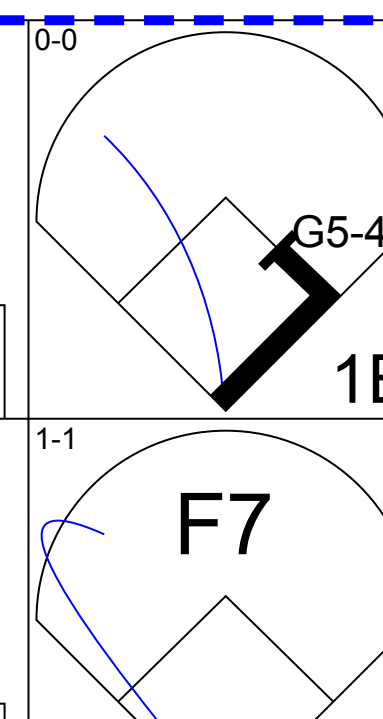
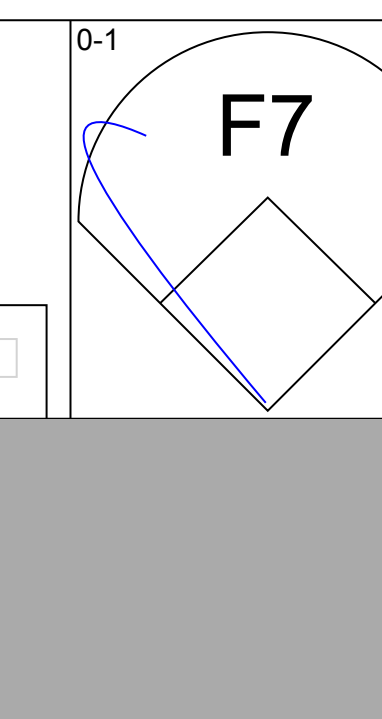
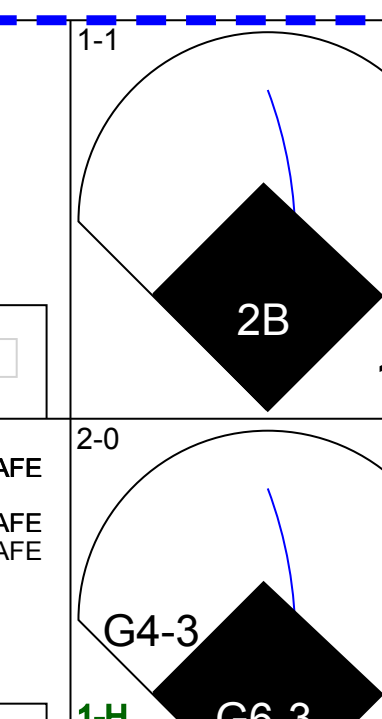
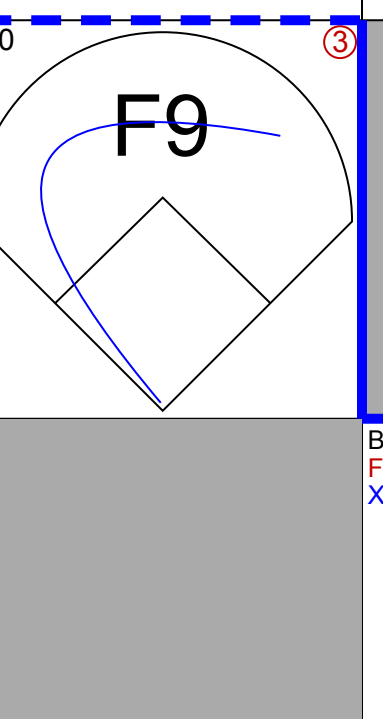
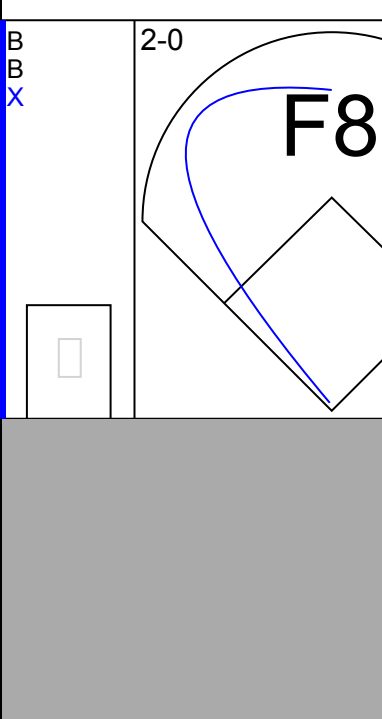
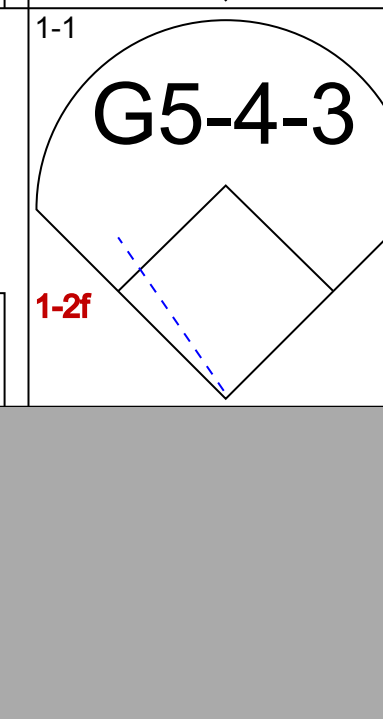
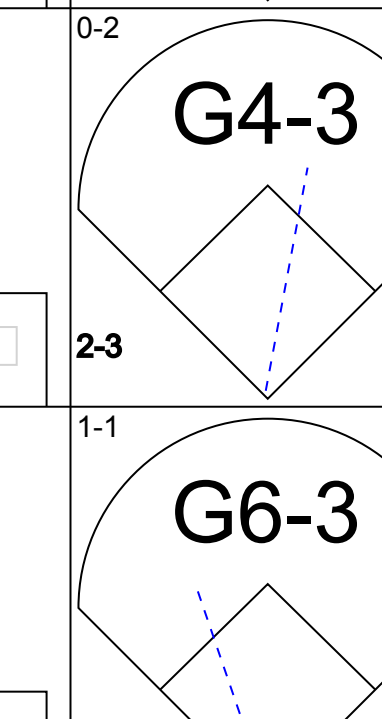
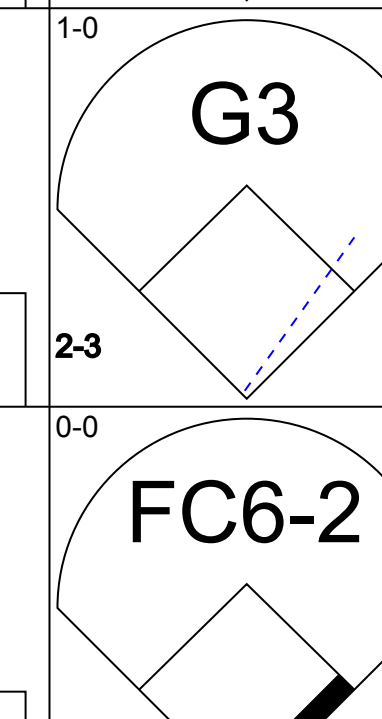


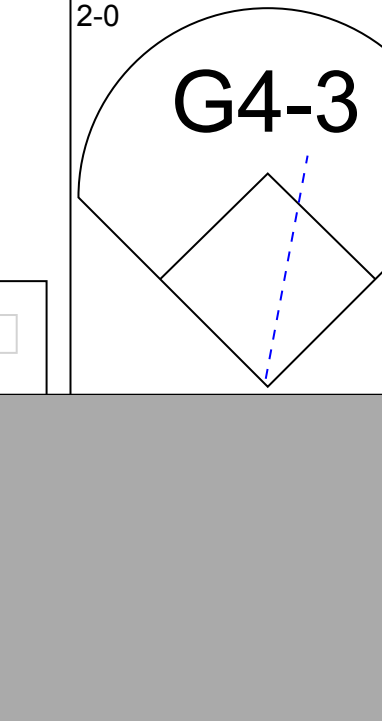
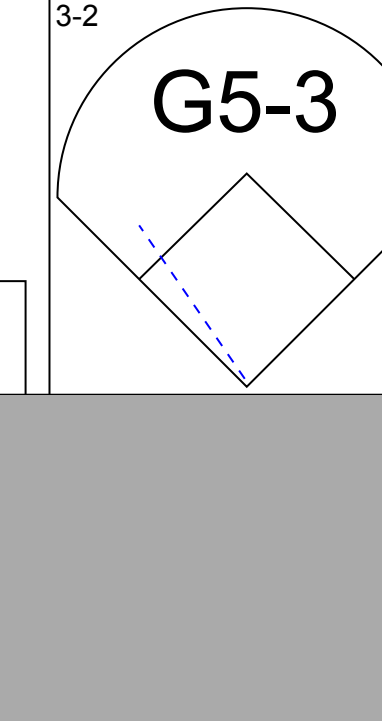








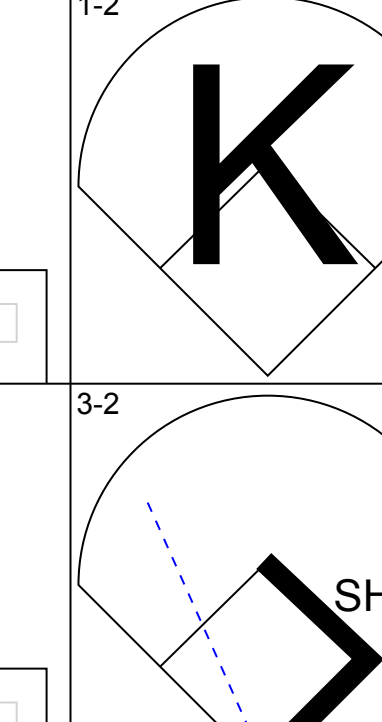
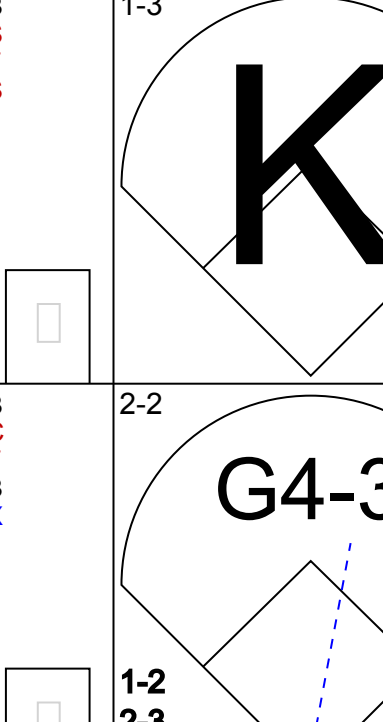



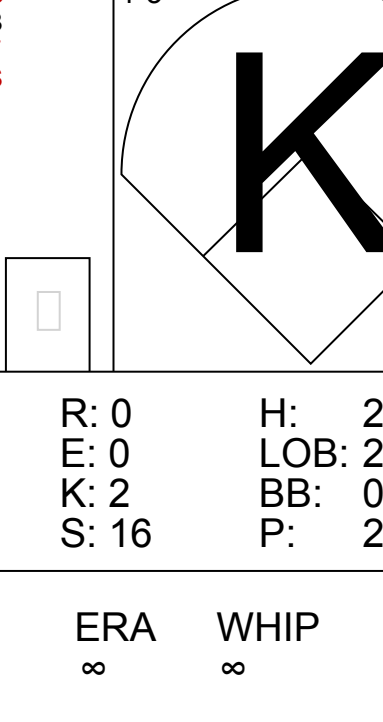
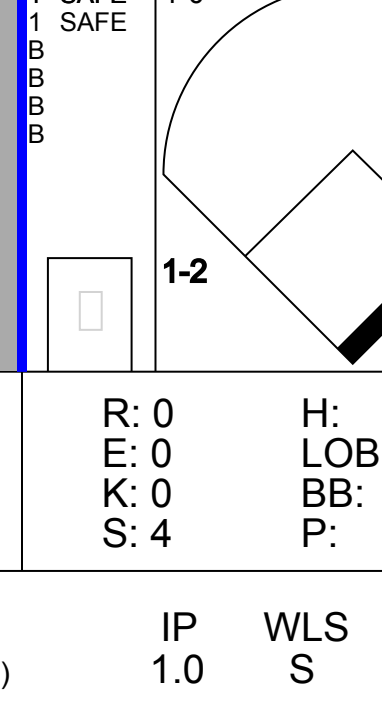
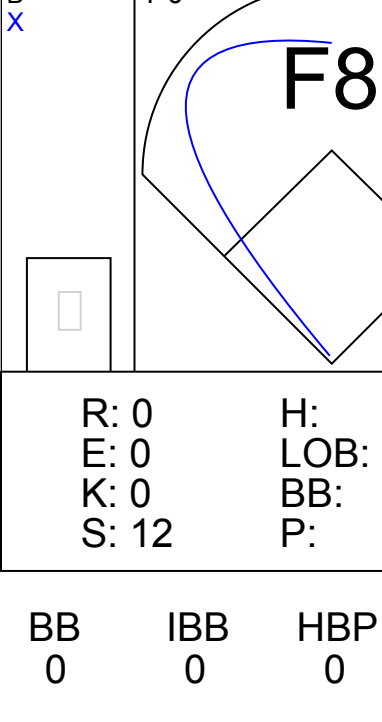
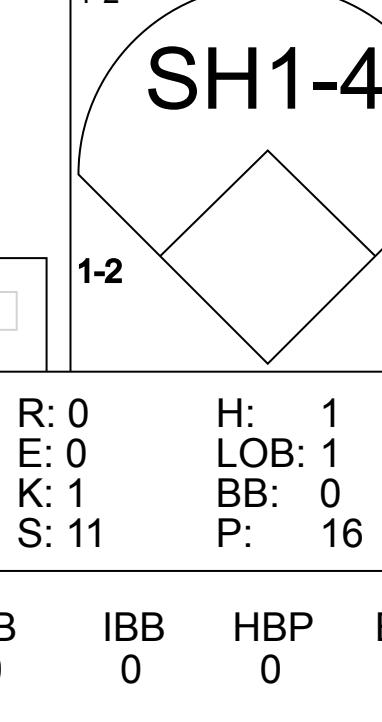
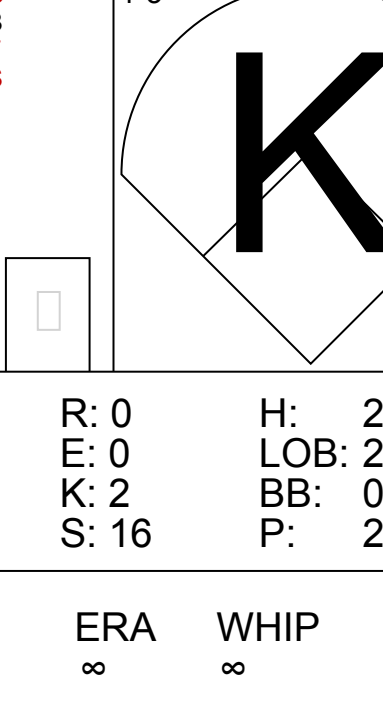
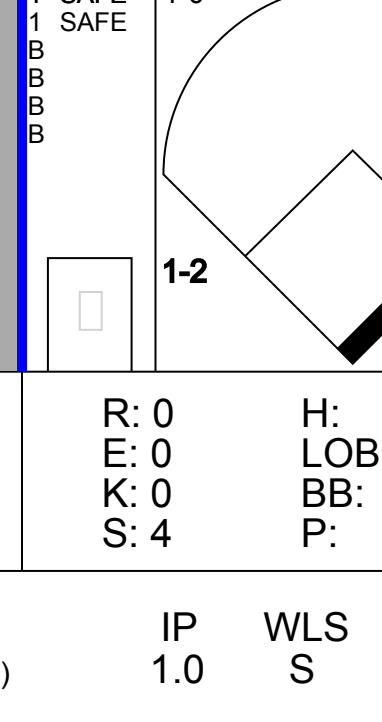
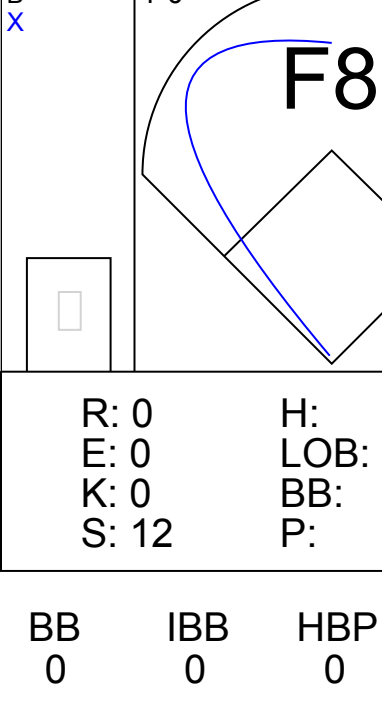






Batter	1	2	3	4	5	6	7	8	9	AB	R	H	RBI	BB	SO	LOB	TOP				
Ray Lankford, L OBP: 0.422, SLG: 0.577										4	0	0	0	1	1	1					
Ozzie Smith, S OBP: 0.290, SLG: 0.281										5	0	0	0	0	0	4					
Gregg Jefferies, S OBP: 0.430, SLG: 0.514										2	1	0	0	3	0	0					
Todd Zeile, R OBP: 0.317, SLG: 0.450										3	2	1	0	2	0	0					
Mark Whiten, S OBP: 0.344, SLG: 0.442 Mike Perez, R										5	0	2	1	0	1	3					
Brian Jordan, R OBP: 0.291, SLG: 0.368										3	0	2	1	1	0	0					
Tom Pagnozzi, R OBP: 0.375, SLG: 0.533										4	0	1	1	0	2	3					
Luis Alicea, S OBP: 0.296, SLG: 0.244										3	0	0	0	1	0	2					
Rheal Cormier, L OBP: 0.400, SLG: 0.290 Bryan Eversgerd, R John Habyan, R Rob Murphy, L Geronimo Pena, S Rene Arocha, R Bernard Gilkey, R										0	0	0	0	0	0	0					
<b>Inning Stats</b>	R: 0 E: 0 K: 1 S: 8	H: 0 LOB: 0 BB: 0 P: 12	R: 0 E: 0 K: 2 S: 12	H: 1 LOB: 1 BB: 0 P: 17	R: 0 E: 0 K: 0 S: 9	H: 0 LOB: 0 BB: 0 P: 15	R: 1 E: 0 K: 0 S: 12	H: 3 LOB: 2 BB: 1 P: 20	R: 0 E: 0 K: 0 S: 6	H: 0 LOB: 0 BB: 0 P: 7	R: 2 E: 0 K: 0 S: 16	H: 2 LOB: 3 BB: 3 P: 32	R: 0 E: 1 K: 1 S: 10	H: 0 LOB: 3 BB: 0 P: 25	R: 0 E: 0 K: 0 S: 5	H: 0 LOB: 0 BB: 0 P: 9	1B: 4 2B: 2 3B: 0 HR: 0	SF: 0 SAC: 0 DP: 0 HBP: 0	WP: 0 PB: 0 SB: 1 CS: 1	PA: 41	
<b>PITCHER</b>	IP WLS BF H R ER SO BB IBB HBP BLK WP HR S P ERA WHIP	5.2 L 25 6 3 3 3 4 0 0 0 0 0 0 12 28 4.76 1.765	1.0 6 0 0 0 0 2 1 0 0 0 0 0 1 28 0.00 2.000	0.1 1 0 0 0 0 0 0 0 0 0 0 0 0 1 1 0.00 0.000	2.0 9 0 0 0 0 1 2 1 0 0 0 0 0 15 34 0.00 1.000	<b>PITCHER</b>															

St. Louis Cardinals @ Florida Marlins  
Joe Robbie Stadium, Miami, FL  
Fri May 20 1994, 7:05 PM EDT  
Att: 31,512 - Unknown

AB 31  
R 3  
H 6  
RBI 3  
BB 10  
SO 4  
LOB 13



Batter	1	2	3	4	5	6	7	8	9	AB	R	H	RBI	BB	SO	LOB	BOTTOM					
Chuck Carr, S OBP: 0.238, SLG: 0.413 Mattias Carroli, L OBP: 0.293, SLG: 0.306										3	0	2	0	0	0	1						
Rick Renneria, R OBP: 0.257, SLG: 0.303 Richie Lewis, R Greg O'Halloran, L OBP: 0.250, SLG: 0.250										4	1	2	1	0	1	1						
Kurt Abbott, R OBP: 0.328, SLG: 0.381										4	0	0	0	0	0	4						
Benito Santiago, R OBP: 0.303, SLG: 0.360										4	0	0	0	0	0	4						
Jeff Conine, R OBP: 0.371, SLG: 0.553										4	0	0	1	0	0	2						
Orestes Destrade, S OBP: 0.308, SLG: 0.355										3	0	1	0	0	0	2						
Dave Magadan, L OBP: 0.392, SLG: 0.324										3	0	2	0	1	0	1						
Carl Everett, S OBP: 0.250, SLG: 0.259										4	0	0	0	0	2	4						
Bret Barberie, S OBP: 0.313, SLG: 0.388										4	0	2	0	0	0	3						
Mark Gardner, R Luis Aquino, R Jeff Mutis, L Jerry Browne, S OBP: 0.388, SLG: 0.366										1	0	0	0	0	1	2						
<b>Inning Stats</b>	R: 0 E: 0 K: 0 S: 5	H: 1 LOB: 0 BB: 0 P: 7	R: 0 E: 0 K: 0 S: 6	H: 0 LOB: 0 BB: 0 P: 11	R: 0 E: 0 K: 1 S: 11	H: 1 LOB: 0 BB: 0 P: 16	R: 0 E: 0 K: 1 S: 9	H: 0 LOB: 0 BB: 0 P: 12	R: 0 E: 0 K: 2 S: 16	H: 2 LOB: 2 BB: 0 P: 24	R: 2 E: 0 K: 0 S: 9	H: 2 LOB: 1 BB: 0 P: 15	R: 0 E: 0 K: 0 S: 4	H: 0 LOB: 2 BB: 2 P: 13	R: 0 E: 0 K: 0 S: 8	H: 1 LOB: 1 BB: 0 P: 13	R: 0 E: 0 K: 0 S: 12	H: 2 LOB: 2 BB: 0 P: 21	1B: 7 2B: 2 3B: 0 HR: 0	SF: 0 SAC: 1 DP: 2 HBP: 1	WP: 0 PB: 0 SB: 0 CS: 0	PA: 37
<b>PITCHER</b>	IP WLS BF H R ER SO BB IBB HBP BLK WP HR S P ERA WHIP	0.0 0 18 4 0 0 4 0 0 1 0 0 0 0 47 0.00 0.800	1.2 9 2 2 2 0 2 0 0 0 0 0 0 1 27 10.80 2.400	0.1 1 0 0 0 0 0 0 0 0 0 0 0 1 1 0.00 0.000	1.0 4 1 0 0 0 0 0 0 0 0 0 0 8 13 0.00 1.000	<b>PITCHER</b>																

St. Louis Cardinals @ Florida Marlins  
Joe Robbie Stadium, Miami, FL  
Fri May 20 1994, 7:05 PM EDT  
Att: 31,512 - Unknown

AB 33  
R 2  
H 9  
RBI 2  
BB 2  
SO 4  
LOB 26













Batter	1	2	3	4	5	6	7	8	9	AB	R	H	RBI	BB	SO	LOB	TOP								
Mike Lansing, R OBP: 0.306, SLG: 0.367 (1, 4)	L7	F8		E5			G6-3		K	5	0	0	0	0	1	3									
Cliff Floyd, L OBP: 0.307, SLG: 0.367 (1, 3)	FC6		2B	1B	1B		G1-3		F8	5	1	3	0	0	0	1									
Marquis Grissom, R OBP: 0.311, SLG: 0.352 (1, 8)	FC6		F8							3	1	0	0	1	1	2									
Larry Walker, L OBP: 0.350, SLG: 0.509 (1, 9)	S		1-H	2B			G3			4	0	2	1	0	1	1									
Moises Alou, R OBP: 0.402, SLG: 0.539 (1, 7)	1B		F8							3	0	0	0	1	1	1									
Darin Fletcher, L OBP: 0.366, SLG: 0.398 (1, 2)	G4-3		F8							4	0	0	0	0	0	3									
Wil Cordero, R OBP: 0.339, SLG: 0.359 Jeff Shaw, R OBP: 0.333, SLG: 0.200 (8, 1)			SH2-4							4	0	1	0	0	2	0									
Sean Berry, R OBP: 0.362, SLG: 0.397 (1, 5)			P9							3	0	0	0	0	0	1									
Jeff Fassero, L OBP: 0.087, SLG: 0.045 Gil Heredia, R OBP: 0.333, SLG: 0.333 Lenny Webster, R OBP: 0.352, SLG: 0.442 Tim Scott, R (6, 1) Lou Frazier, S OBP: 0.422, SLG: 0.425 (8, 4)			SH2-4							1	0	1	0	0	0	0									
<b>Inning Stats</b>	R: 1 E: 0 K: 0 S: 11	H: 2 LOB: 2 BB: 1 P: 20	R: 0 E: 0 K: 0 S: 5	H: 1 LOB: 1 BB: 0 P: 9	R: 1 E: 0 K: 0 S: 7	H: 2 LOB: 1 BB: 0 P: 11	R: 0 E: 1 K: 1 S: 13	H: 2 LOB: 2 BB: 0 P: 19	R: 0 E: 0 K: 2 S: 9	H: 0 LOB: 0 BB: 0 P: 14	R: 0 E: 0 K: 1 S: 9	H: 0 LOB: 1 BB: 0 P: 14	R: 0 E: 0 K: 0 S: 7	H: 0 LOB: 1 BB: 1 P: 14	R: 0 E: 0 K: 1 S: 8	H: 0 LOB: 0 BB: 0 P: 12	R: 0 E: 0 K: 1 S: 15	H: 1 LOB: 1 BB: 0 P: 21	1B: 7 2B: 1 3B: 0 HR: 0	SF: 0 SAC: 1 DP: 0 HBP: 1	WP: 0 PB: 0 SB: 2 CS: 0	PA: 38			
<b>PITCHER</b>	IP	WLS	BF	H	R	ER	SO	BB	IBB	HBP	BLK	WP	HR	S	P	ERA	WHIP								
Pat Rapp, R ERA: 4.65 (1, 1)	6.2	W	30	7	2	1	4	2	0	1	0	0	0	60	100	1.35	1.350								
Yorkis Perez, L ERA: 4.15 (7, 1)	0.1		1	0	0	0	0	0	0	0	0	0	0	1	1	0.00	0.000								
Robb Nen, R ERA: 3.42 (8, 1)	2.0	S	7	1	0	0	2	0	0	0	0	0	0	23	33	0.00	0.500								

**Montreal Expos @ Florida Marlins**  
Joe Robbie Stadium, Miami, FL  
Mon May 23 1994, 7:05 PM EDT  
Att: 30,508 - Unknown - 81 F

AB 34  
R 2  
H 8  
RBI 1  
BB 2  
SO 6  
LOB 13



Batter	1	2	3	4	5	6	7	8	9	AB	R	H	RBI	BB	SO	LOB	BOTTOM								
Carl Everett, S OBP: 0.244, SLG: 0.289 (1, 8)	K		K							4	1	0	0	1	4	4									
Dave Magadan, L OBP: 0.379, SLG: 0.314 (1, 5)	G6-3									4	0	0	0	0	0	2									
Benito Santiago, R OBP: 0.348, SLG: 0.417 (1, 2)										1	0	1	0	3	0	0									
Jeff Conine, R OBP: 0.370, SLG: 0.563 (8, 3)	G1-3									4	0	2	1	0	0	2									
Orestes Destrade, S OBP: 0.309, SLG: 0.357 Robb Nen, R (8, 1)										4	0	0	0	0	2	5									
Jerry Browne, S OBP: 0.366, SLG: 0.337 (1, 4)	L9									4	0	0	0	0	0	2									
Kurt Abbott, R OBP: 0.333, SLG: 0.389 (1, 6)	L8									4	1	2	0	0	0	1									
Jesus Tavarez, S OBP: 0.500, SLG: 0.500 (1, 9)										4	1	2	1	0	0	1									
Pat Rapp, R OBP: 0.143, SLG: 0.143 Yorkis Perez, L (7, 1) Matias Carrillo, L OBP: 0.286, SLG: 0.319 (8, 7)										3	0	2	1	0	1	0									
<b>Inning Stats</b>	R: 0 E: 0 K: 1 S: 10	H: 0 LOB: 1 BB: 1 P: 15	R: 0 E: 0 K: 0 S: 8	H: 0 LOB: 0 BB: 0 P: 12	R: 0 E: 0 K: 2 S: 8	H: 0 LOB: 0 BB: 0 P: 10	R: 0 E: 0 K: 1 S: 9	H: 2 LOB: 2 BB: 0 P: 10	R: 3 E: 0 K: 0 S: 18	H: 4 LOB: 2 BB: 2 P: 31	R: 0 E: 0 K: 1 S: 14	H: 2 LOB: 0 BB: 0 P: 20	R: 0 E: 0 K: 1 S: 11	H: 0 LOB: 1 BB: 1 P: 19	R: 0 E: 1 K: 2 S: 10	H: 1 LOB: 2 BB: 0 P: 11	1B: 7 2B: 2 3B: 0 HR: 0	SF: 0 SAC: 0 DP: 0 HBP: 0	WP: 2 PB: 0 SB: 0 CS: 0	PA: 37					
<b>PITCHER</b>	IP	WLS	BF	H	R	ER	SO	BB	IBB	HBP	BLK	WP	HR	S	P	ERA	WHIP								
Jeff Fassero, L ERA: 2.26 (5, 1)	4.2	L	22	6	3	3	4	3	0	0	0	0	0	3	3	0.00	0.000								
Gil Heredia, R ERA: 5.18 (6, 1)	0.1		1	0	0	0	0	0	0	0	0	0	0	3	3	0.00	0.000								
Tim Scott, R ERA: 3.38 Jeff Shaw, R ERA: 3.41 (8, 1)	2.0		9	2	0	0	2	1	0	0	0	0	0	25	39	0.00	1.500								
	1.0		5	1	0	0	2	0	0	0	0	1	0	10	11	0.00	1.000								

**Montreal Expos @ Florida Marlins**  
Joe Robbie Stadium, Miami, FL  
Mon May 23 1994, 7:05 PM EDT  
Att: 30,508 - Unknown - 81 F

AB 33  
R 3  
H 9  
RBI 3  
BB 4  
SO 8  
LOB 19









Batter	1	2	3	4	5	6	7	8	9	AB	R	H	RBI	BB	SO	LOB	TOP				
Lou Frazier, S OBP: 0.412, SLG: 0.413 (1, 7)										5	0	2	0	0	0	3					
Juan Bell, R OBP: 0.400, SLG: 0.435 (1, 4)										4	1	1	0	0	1	2					
Marquis Grissom, R OBP: 0.307, SLG: 0.351 (1, 8)										4	0	0	0	0	1	1					
Larry Walker, L OBP: 0.354, SLG: 0.515 (1, 9)										4	0	2	0	0	1	0					
Darrin Fletcher, L OBP: 0.371, SLG: 0.439 (1, 2)										3	1	2	2	1	0	0					
Mike Lansing, R OBP: 0.307, SLG: 0.362 (1, 5)										4	1	1	0	0	0	4					
Cliff Floyd, L OBP: 0.314, SLG: 0.372 (1, 3)										4	0	1	0	0	0	2	AB 35				
Wil Cordero, R OBP: 0.351, SLG: 0.392 (1, 6)										4	0	2	1	0	0	2	R 3				
Ken Hill, R OBP: 0.227, SLG: 0.150 (1, 1)										3	0	0	0	0	1	1	H 11				
John Wetteland, R (8, 1)										0	0	0	0	0	0	0	RBI 3				
<b>Inning Stats</b>	R: 0 E: 0 K: 1 S: 12	H: 1 LOB: 0 BB: 0 P: 19	R: 0 E: 0 K: 0 S: 9	H: 1 LOB: 2 BB: 1 P: 21	R: 0 E: 0 K: 0 S: 5	H: 1 LOB: 0 BB: 0 P: 9	R: 1 E: 0 K: 1 S: 7	H: 1 LOB: 0 BB: 0 P: 13	R: 0 E: 0 K: 1 S: 7	H: 0 LOB: 0 BB: 0 P: 11	R: 1 E: 0 K: 0 S: 10	H: 3 LOB: 2 BB: 0 P: 18	R: 0 E: 0 K: 0 S: 8	H: 1 LOB: 1 BB: 0 P: 14	R: 0 E: 0 K: 1 S: 11	H: 0 LOB: 0 BB: 0 P: 16	R: 1 E: 0 K: 0 S: 10	H: 3 LOB: 2 BB: 0 P: 19	1B: 8 2B: 2 3B: 0 HR: 1	SF: 0 SAC: 1 DP: 0 HBP: 0	WP: 0 PA: 37 PB: 0 SB: 0 CS: 1
<b>PITCHER</b>	IP WLS BF H R ER SO BB IBB HBP BLK WP HR S P ERA WHIP																				
Mark Gardner, R ERA: 5.02 (1, 1)	6.0 L 24 7 2 2 3 1 0 0 0 0 0 1 50 91 3.00 1.333																				
Yorkis Perez, L ERA: 4.12 (7, 1)	2.1 10 3 1 1 1 0 0 0 0 0 0 0 25 39 3.86 1.286																				
Jeremy Hernandez, R ERA: 3.0 (9, 1)	0.2 3 1 0 0 0 0 0 0 0 0 0 0 4 10 0.00 1.500																				

Montreal Expos @ Florida Marlins  
Joe Robbie Stadium, Miami, FL  
Wed May 25 1994, 7:05 PM EDT  
Att: 25,025 - Unknown - 79 F

AB	35
R	3
H	11
RBI	3
BB	1
SO	4
LOB	15



Batter	1	2	3	4	5	6	7	8	9	AB	R	H	RBI	BB	SO	LOB	BOTTOM				
Jerry Browne, S OBP: 0.355, SLG: 0.320 (1, 4)										4	0	1	0	1	0	4					
Dave Magadan, L OBP: 0.372, SLG: 0.315 (1, 5)										2	0	0	1	1	0	1					
Gary Sheffield, R OBP: 0.437, SLG: 0.708 (1, 9)										4	0	0	0	0	0	3					
Jeff Conine, R OBP: 0.360, SLG: 0.544 (1, 3)										4	0	0	0	0	1	4					
Matias Carrillo, L OBP: 0.283, SLG: 0.314 (1, 7)										4	0	1	0	0	1	0					
Jeremy Hernandez, R (9, 1)										0	0	0	0	0	0	0					
Benito Santiago, R OBP: 0.353, SLG: 0.419 (1, 2)										4	0	2	0	0	1	1					
Kurt Abbott, R OBP: 0.324, SLG: 0.371 (1, 6)										3	0	0	0	1	2	2	AB 33				
Jesus Tavarez, S OBP: 0.273, SLG: 0.273 (1, 8)										3	0	1	0	0	0	1	R 1				
Yorkis Perez, L (7, 1)										0	0	0	0	0	0	0	H 6				
Bret Barberie, S OBP: 0.310, SLG: 0.389 (9, 4)										1	0	0	0	0	0	0	RBI 1				
Mark Gardner, R (1, 1)										2	0	0	0	0	0	3	BB 3				
Carl Everett, S OBP: 0.261, SLG: 0.372 (7, 8)										2	1	1	0	0	1	0	SO 6				
<b>Inning Stats</b>	R: 0 E: 0 K: 0 S: 8	H: 0 LOB: 1 BB: 1 P: 14	R: 0 E: 0 K: 0 S: 13	H: 2 LOB: 3 BB: 1 P: 23	R: 0 E: 0 K: 1 S: 8	H: 0 LOB: 0 BB: 0 P: 12	R: 0 E: 0 K: 3 S: 10	H: 0 LOB: 0 BB: 0 P: 12	R: 0 E: 0 K: 0 S: 14	H: 1 LOB: 3 BB: 1 P: 23	R: 0 E: 0 K: 0 S: 10	H: 1 LOB: 1 BB: 0 P: 15	R: 1 E: 0 K: 0 S: 9	H: 1 LOB: 0 BB: 0 P: 10	R: 0 E: 0 K: 1 S: 7	H: 1 LOB: 0 BB: 0 P: 13	R: 0 E: 0 K: 1 S: 7	H: 0 LOB: 0 BB: 0 P: 11	1B: 6 2B: 0 3B: 0 HR: 0	SF: 1 SAC: 0 DP: 0 HBP: 0	WP: 0 PA: 37 PB: 0 SB: 1 CS: 0
<b>PITCHER</b>	IP WLS BF H R ER SO BB IBB HBP BLK WP HR S P ERA WHIP																				
Ken Hill, R ERA: 2.73 (1, 1)	7.0 W 30 5 1 1 4 3 0 0 0 0 0 0 0 72 109 1.29 1.143																				
John Wetteland, R ERA: 3.22 (8, 1)	2.0 S 7 1 0 0 2 0 0 0 0 0 0 0 0 14 24 0.00 0.500																				

Montreal Expos @ Florida Marlins  
Joe Robbie Stadium, Miami, FL  
Wed May 25 1994, 7:05 PM EDT  
Att: 25,025 - Unknown - 79 F

AB	33
R	1
H	6
RBI	1
BB	3
SO	6
LOB	19





Batter	1	2	3	4	5	6	7	8	9	AB	R	H	RBI	BB	SO	LOB	TOP									
Chuck Carr, S OBP: 0.387, SLG: 0.401	G4-3		P5	L8			BB 2B 1B		K	5	1	1	0	0	1	1	<b>Florida Marlins @ San Francisco Giants</b> Candlestick Park, San Francisco, CA Fri May 27 1994, 10:05 PM EDT Att: 26,690 - Unknown - 53 F <a href="http://livebaseballscorecards.com">livebaseballscorecards.com</a>									
Dave Magadan, L OBP: 0.373, SLG: 0.307	P7		1B BB SF8 BB		F8		L8	FC6-4 BB	3	1	0	0	2	0	1											
Gary Sheffield, R OBP: 0.442, SLG: 0.696			SF8 1B 1-2 BB		G5-3		2B BB	FC6-4 1-2	2	1	0	0	3	0	1											
Jeff Conine, R OBP: 0.368, SLG: 0.554	F7		1-2 1B		1B		1-1 2B		4	0	3	2	0	0	1											
Greg Colbrunn, R OBP: 0.100, SLG: 0.222 Luis Aquino, R OBP: 0.355, SLG: 0.320		F8	SF8		F9		G6-3		3	0	0	1	0	0	2											
Benito Santiago, R OBP: 0.343, SLG: 0.406		F9	L9		G5-3		K		4	0	0	0	0	1	2											
Alex Arias, R OBP: 0.323, SLG: 0.316		1B 1B		G6-3		F9	F9		4	0	1	0	0	0	0											
Bret Barberie, S OBP: 0.308, SLG: 0.385 Robb Nen, R		3-2 1B		G4-3		G4-3	F9		4	0	1	0	0	0	0											
David Weathers, R OBP: 0.185, SLG: 0.083 Jesus Tavarez, S OBP: 0.231, SLG: 0.231		F8					L1	F9	1	0	0	0	1	0	2											
									2	0	0	0	0	0	0											
<b>Inning Stats</b>	R: 0 E: 0 K: 0 S: 6	H: 0 LOB: 1 BB: 1 P: 13	R: 0 E: 0 K: 0 S: 13	H: 2 LOB: 2 BB: 0 P: 21	R: 1 E: 0 K: 0 S: 11	H: 1 LOB: 2 BB: 2 P: 22	R: 0 E: 0 K: 0 S: 8	H: 0 LOB: 1 BB: 1 P: 14	R: 0 E: 0 K: 0 S: 7	H: 1 LOB: 0 BB: 0 P: 12	R: 0 E: 0 K: 0 S: 4	H: 0 LOB: 0 BB: 0 P: 5	R: 2 E: 0 K: 0 S: 9	H: 2 LOB: 1 BB: 1 P: 21	R: 0 E: 0 K: 1 S: 10	H: 0 LOB: 0 BB: 0 P: 14	R: 0 E: 0 K: 1 S: 10	H: 0 LOB: 1 BB: 1 P: 17	1B: 5 2B: 1 3B: 0 HR: 0	SF: 1 SAC: 0 DP: 0 HBP: 0	WP: 0 PB: 0 SB: 0 CS: 0	PA: 39				
<b>PITCHER</b>	IP	WLS	BF	H	R	ER	SO	BB	IBB	HBP	BLK	WP	HR	S	P	ERA	WHIP									
Salomon Torres, R ERA: 4.5	(1, 1)	6.2	W	31	6	3	3	0	5	0	0	0	0	0	57	104	4.05	1.650								
Tony Menendez, R ERA: 27.0	(7, 1)	0.1		1	0	0	0	0	0	0	0	0	0	0	1	4	0.00	0.000								
Michael Jackson, R ERA: 1.11	(8, 1)	1.0	S	4	0	0	0	1	0	0	0	0	0	10	14	0.00	0.000									
Rod Beck, R ERA: 2.84	(9, 1)	1.0	S	4	0	0	0	1	1	0	0	0	0	10	17	0.00	1.000									

Batter	1	2	3	4	5	6	7	8	9	AB	R	H	RBI	BB	SO	LOB	BOTTOM									
Darren Lewis, R OBP: 0.361, SLG: 0.330	G4-3		F8				F9			3	1	0	0	1	0	2	<b>Florida Marlins @ San Francisco Giants</b> Candlestick Park, San Francisco, CA Fri May 27 1994, 10:05 PM EDT Att: 26,690 - Unknown - 53 F <a href="http://livebaseballscorecards.com">livebaseballscorecards.com</a>									
John Patterson, S OBP: 0.281, SLG: 0.272	G4-3			L4	HR			G1-3	4	1	1	4	0	0	0											
Dave Martinez, L OBP: 0.257, SLG: 0.265	K			G3	F7			1B 1B	4	0	1	0	0	1	0											
Barry Bonds, L OBP: 0.424, SLG: 0.615		P4		2B		G3		K	4	0	1	0	0	1	1											
Royce Clayton, R OBP: 0.315, SLG: 0.384	G5-3			G5-3		G6-3		1B	4	0	1	0	0	0	1											
Todd Benzinger, S OBP: 0.290, SLG: 0.366	K				2B HR 1B	G3			3	1	1	0	0	1	0											
Steve Scarosone, R OBP: 0.389, SLG: 0.438 Mike Benjamin, R OBP: 0.476, SLG: 0.600			SH1-4 1B		HR 2B		SH1-4 2B		3	1	3	0	0	0	0											
Kirt Manwaring, R OBP: 0.294, SLG: 0.348			F8		G5-3		SH1-4		2	0	0	0	0	0	3											
Salomon Torres, R OBP: 0.200, SLG: 0.200 Tony Menendez, R			SH1-4				G4-3		1	0	0	0	0	1	2											
Willie McGee, S OBP: 0.314, SLG: 0.389 Michael Jackson, R OBP: 0.294, SLG: 0.366					K				0	0	0	0	0	0	0											
									0	0	0	0	0	0	0											
<b>Inning Stats</b>	R: 0 E: 0 K: 1 S: 7	H: 0 LOB: 0 BB: 0 P: 8	R: 0 E: 0 K: 1 S: 8	H: 0 LOB: 0 BB: 0 P: 14	R: 0 E: 0 K: 0 S: 6	H: 1 LOB: 1 BB: 0 P: 11	R: 0 E: 0 K: 0 S: 14	H: 1 LOB: 0 BB: 0 P: 19	R: 4 E: 0 K: 1 S: 14	H: 3 LOB: 0 BB: 1 P: 21	R: 0 E: 0 K: 0 S: 8	H: 0 LOB: 0 BB: 0 P: 14	R: 0 E: 0 K: 0 S: 9	H: 1 LOB: 1 BB: 0 P: 12	R: 0 E: 0 K: 1 S: 9	H: 2 LOB: 2 BB: 0 P: 14	R: 0 E: 0 K: 1 S: 9	H: 0 LOB: 0 BB: 0 P: 14	1B: 4 2B: 3 3B: 0 HR: 1	SF: 0 SAC: 2 DP: 0 HBP: 0	WP: 0 PB: 0 SB: 0 CS: 0	PA: 32				
<b>PITCHER</b>	IP	WLS	BF	H	R	ER	SO	BB	IBB	HBP	BLK	WP	HR	S	P	ERA	WHIP									
David Weathers, R ERA: 3.34	(1, 1)	6.0	L	24	5	4	4	3	1	0	0	0	0	0	57	87	6.00	1.000								
Luis Aquino, R ERA: 6.35	(7, 1)	1.1		5	1	0	0	0	0	0	0	0	0	11	15	0.00	0.750									
Jeff Mutis, L ERA: 6.35	(8, 1)	0.1		2	1	0	0	1	0	0	0	0	0	5	8	0.00	3.000									
Robb Nen, R ERA: 3.38	(8, 1)	0.1		1	1	0	0	0	0	0	0	0	0	2	3	0.00	3.000									





Batter	1	2	3	4	5	6	7	8	9	AB	R	H	RBI	BB	SO	LOB	TOP			
Chuck Carr, S OBP: 0.393, SLG: 0.404 (1, 8)	F7		SF8 BB		FC3-6 1B		FC6-4 BB 1B 1-2		CS 1B 2-H	4	1	2	1	1	0	1	<b>Florida Marlins @ San Francisco Giants</b> Candlestick Park, San Francisco, CA Sat May 28 1994, 6:33 AM EDT Att: 26,379 - Sunny - 72 F			
Jerry Browne, S OBP: 0.357, SLG: 0.318 (1, 7)	P5				FC3-6 1-2 2-3		PB BB 1B		K 1-2	4	0	1	0	1	1	2				
Dave Magadan, L OBP: 0.369, SLG: 0.302 (1, 5)	K		SF8		F9		PB 1B 1-2 2-3			2	0	0	1	1	1	1				
Jeff Conine, R OBP: 0.361, SLG: 0.542 (1, 3)		F9	F7			F8	P6			4	0	0	0	0	0	4				
Mattias Carrillo, L OBP: 0.281, SLG: 0.309 Jeremy Hernandez, R (8, 1)		FC6-4 1B		F8		K		K		4	0	1	0	0	2	0				
Bento Santiago, R OBP: 0.347, SLG: 0.405 (1, 2)	FC6-4 1-2			P3		E5 1B		CS BB		3	0	1	0	1	0	1				
Alex Arias, R OBP: 0.319, SLG: 0.311 (1, 6)	K					F8		K 1-2		4	0	1	0	0	2	3				
Bret Barberie, S OBP: 0.307, SLG: 0.377 (1, 4)			G4-3	P6			K		SH3-4 1B BB	3	1	0	0	1	1	1				
Pat Rapp, R Luis Aquino, R Greg Colbrunn, R Richie Lewis, R Yorkis Perez, L Jesus Tavarez, S OBP: 0.201, SLG: 0.221 (1, 1) (6, 1) (7, PH) (7, 1) (7, 1) (8, 9)			BB SF8 2B		G5-3		FC6-4 BB		SH3-4 1-2	2	1	1	0	0	0	0				
<b>Inning Stats</b>	R: 0 E: 0 K: 1 S: 7	H: 0 LOB: 0 BB: 0 P: 10	R: 0 E: 1 K: 1 S: 11	H: 1 LOB: 1 BB: 0 P: 17	R: 1 E: 0 K: 0 S: 13	H: 1 LOB: 2 BB: 2 P: 29	R: 0 E: 0 K: 0 S: 10	H: 1 LOB: 1 BB: 0 P: 14	R: 0 E: 0 K: 1 S: 7	H: 1 LOB: 1 BB: 0 P: 11	R: 0 E: 1 K: 1 S: 13	H: 0 LOB: 0 BB: 1 P: 25	R: 0 E: 0 K: 2 S: 8	H: 0 LOB: 0 BB: 1 P: 16	R: 1 E: 0 K: 1 S: 13	H: 1 LOB: 1 BB: 1 P: 20		1B: 6 2B: 2 3B: 0 HR: 0	SF: 1 SAC: 1 DP: 1 HBP: 0	WP: 0 PB: 1 SB: 0 CS: 2
<b>PITCHER</b>	IP WLS BF H R ER SO	IP WLS BF H R ER SO	IP WLS BF H R ER SO	IP WLS BF H R ER SO	IP WLS BF H R ER SO	IP WLS BF H R ER SO	IP WLS BF H R ER SO	IP WLS BF H R ER SO	IP WLS BF H R ER SO	IP WLS BF H R ER SO	IP WLS BF H R ER SO	IP WLS BF H R ER SO	IP WLS BF H R ER SO	IP WLS BF H R ER SO	IP WLS BF H R ER SO	IP WLS BF H R ER SO	ERA WHIP	ERA WHIP		
Mark Portugal, R ERA: 4.02 (1, 1)	6.0	25	5	1	1	3	2	0	0	0	0	0	0	55	91	1.50	1.167			
Dave Burba, R ERA: 3.63 (7, 1)	2.0	9	1	1	0	3	3	0	0	0	0	0	0	21	41	0.00	2.000			
Pat Gomez, L ERA: 1.5 (9, 1)	1.0	L	4	1	1	1	1	0	0	0	0	0	0	13	20	9.00	2.000			

Batter	1	2	3	4	5	6	7	8	9	AB	R	H	RBI	BB	SO	LOB	BOTTOM		
Darren Lewis, R OBP: 0.367, SLG: 0.326 (1, 8)	L9		BB		L9		1B S BB			2	0	0	0	3	0	0	<b>Florida Marlins @ San Francisco Giants</b> Candlestick Park, San Francisco, CA Sat May 28 1994, 6:33 AM EDT Att: 26,379 - Sunny - 72 F		
John Patterson, S OBP: 0.258, SLG: 0.267 (1, 4)	F7		L7		G1		FC6-4 1B		K	5	0	1	0	0	1	5			
Matt Williams, R OBP: 0.311, SLG: 0.577 (1, 5)	F9		L7		F7		K		P2	5	0	0	0	0	1	4			
Barry Bonds, L OBP: 0.423, SLG: 0.608 (1, 7)		G6-3		F9		BB 1B	P4		G4-6-3 1B	5	1	2	0	0	0	2			
Willie McGee, S OBP: 0.324, SLG: 0.395 (1, 9)		G6-3 2B		BB 1B BB		BB 1B BB	FC6-4		G4-6-3 1-2	3	1	1	0	2	0	3			
Royce Clayton, R OBP: 0.319, SLG: 0.383 (1, 6)		G6-3		BB 1B BB		BB 1B BB		P4		3	0	1	1	1	0	1			
Todd Benzinger, S OBP: 0.289, SLG: 0.363 (1, 3)	K			BB 1B BB		L7		G4-3		4	0	1	1	0	1	3			
Kirt Manwaring, R OBP: 0.293, SLG: 0.353 (1, 2)			P3	P6		K		BB 2B		4	0	1	0	0	1	4			
Mark Portugal, R OBP: 0.333, SLG: 0.440 Erik Johnson, R OBP: 0.154, SLG: 0.154 Dave Burba, R OBP: 0.267, SLG: 0.265 Pat Gomez, L ERA: 2.74 (1, 1) (6, PH) (7, 1) (8, PH) (9, 1)				F8		K		BB IBB		2	0	1	0	0	0	2			
<b>Inning Stats</b>	R: 0 E: 0 K: 0 S: 7	H: 0 LOB: 0 BB: 0 P: 10	R: 0 E: 0 K: 1 S: 9	H: 1 LOB: 1 BB: 0 P: 14	R: 0 E: 0 K: 0 S: 10	H: 1 LOB: 2 BB: 1 P: 18	R: 1 E: 0 K: 2 S: 12	H: 2 LOB: 2 BB: 1 P: 18	R: 0 E: 0 K: 1 S: 9	H: 1 LOB: 3 BB: 2 P: 19	R: 0 E: 0 K: 0 S: 5	H: 1 LOB: 0 BB: 0 P: 7	R: 0 E: 0 K: 0 S: 5	H: 1 LOB: 0 BB: 0 P: 7	1B: 5 2B: 3 3B: 0 HR: 0	SF: 0 SAC: 0 DP: 1 HBP: 0		WP: 0 PB: 0 SB: 1 CS: 0	PA: 41
<b>PITCHER</b>	IP WLS BF H R ER SO	IP WLS BF H R ER SO	IP WLS BF H R ER SO	IP WLS BF H R ER SO	IP WLS BF H R ER SO	IP WLS BF H R ER SO	IP WLS BF H R ER SO	IP WLS BF H R ER SO	IP WLS BF H R ER SO	IP WLS BF H R ER SO	IP WLS BF H R ER SO	IP WLS BF H R ER SO	IP WLS BF H R ER SO	IP WLS BF H R ER SO	IP WLS BF H R ER SO	IP WLS BF H R ER SO	ERA WHIP	ERA WHIP	
Pat Rapp, R ERA: 4.53 (1, 1)	5.0	24	5	2	2	1	4	0	0	0	0	0	0	8	9	0.00	0.000		
Luis Aquino, R ERA: 6.08 (6, 1)	1.0	3	0	0	0	2	0	0	0	0	0	0	0	7	15	0.00	6.000		
Richie Lewis, R ERA: 2.89 (7, 1)	0.1	3	1	0	0	1	1	0	0	0	0	0	0	2	3	0.00	0.000		
Yorkis Perez, L ERA: 3.98 Jeremy Hernandez, R ERA: 2.74 (7, 1) (8, 1)	0.2	2	0	0	0	0	1	1	0	0	0	0	0	12	26	0.00	1.500		

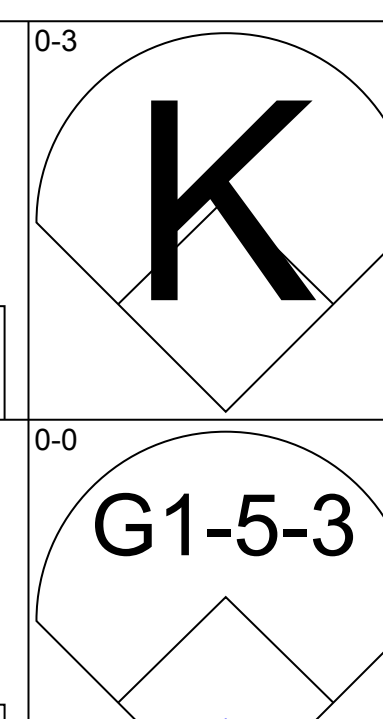
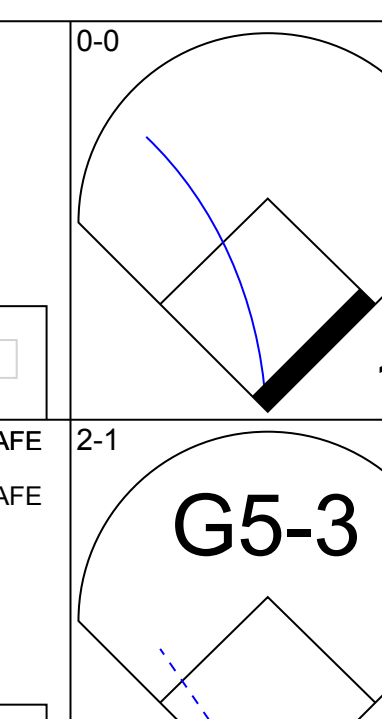
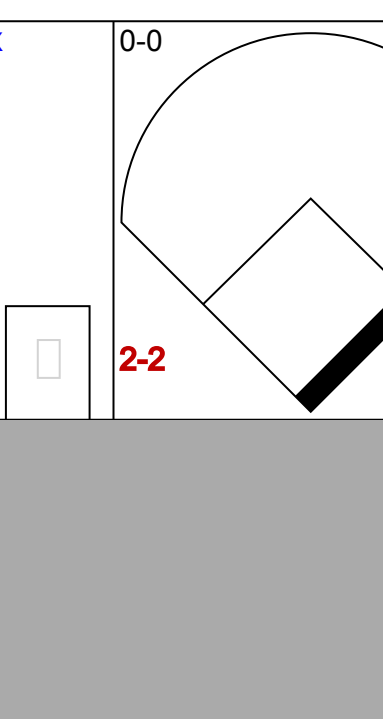
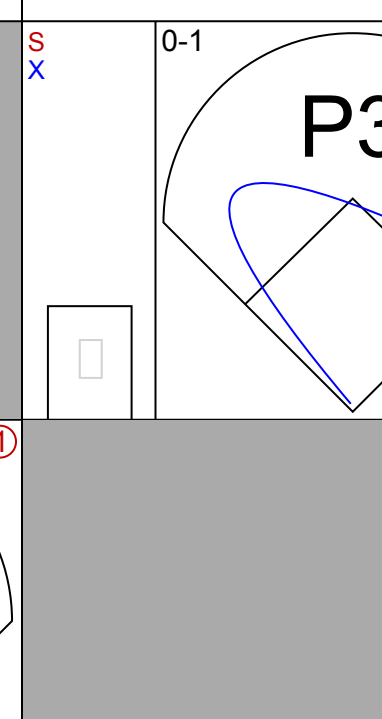
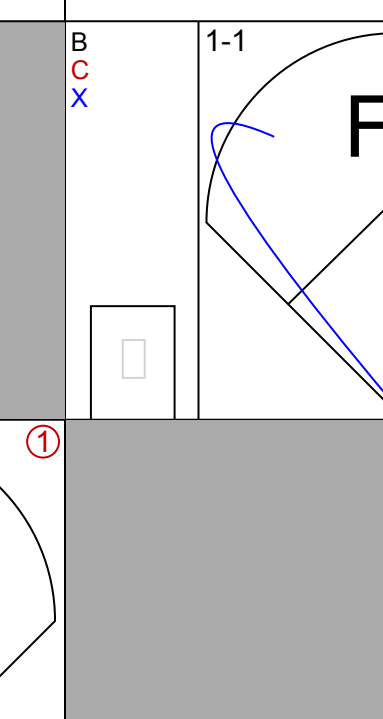
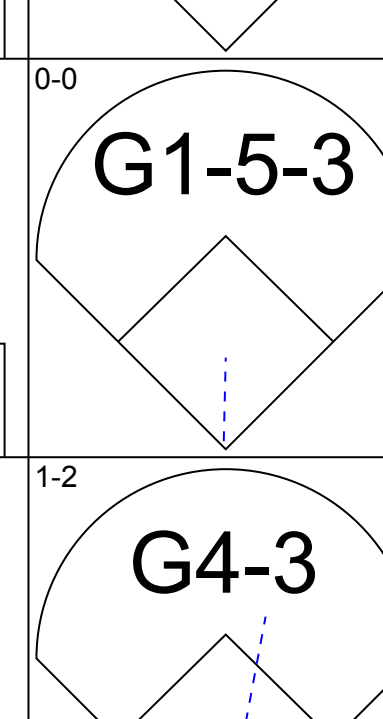
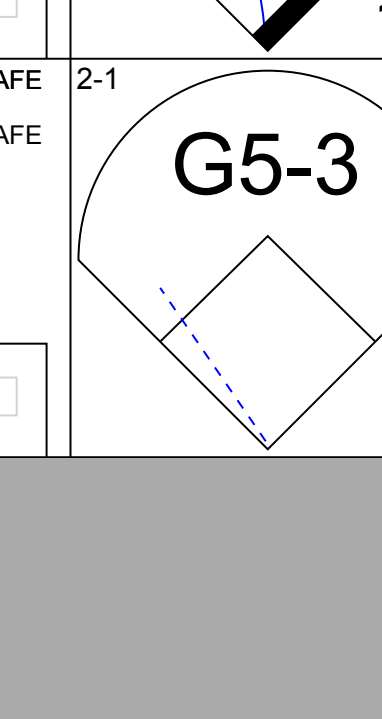

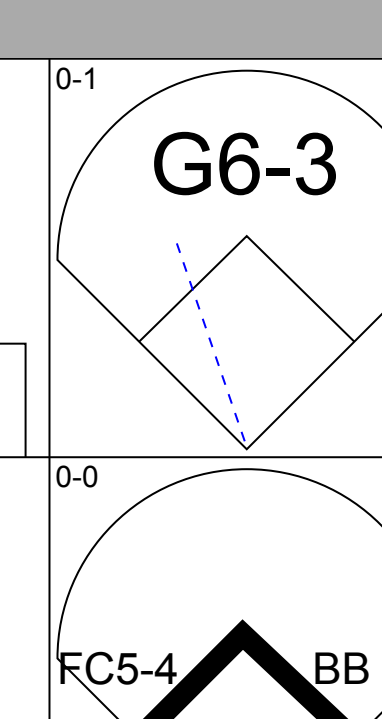
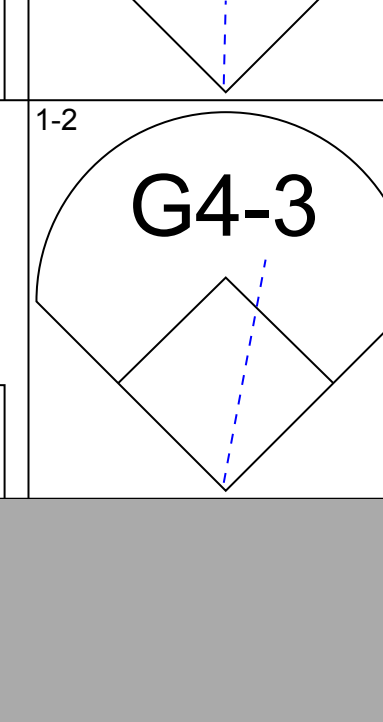
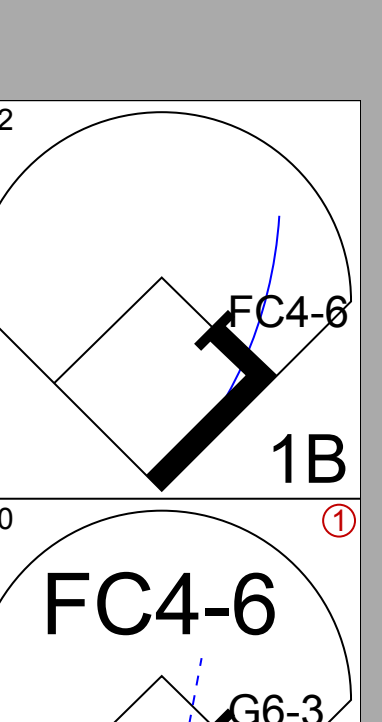
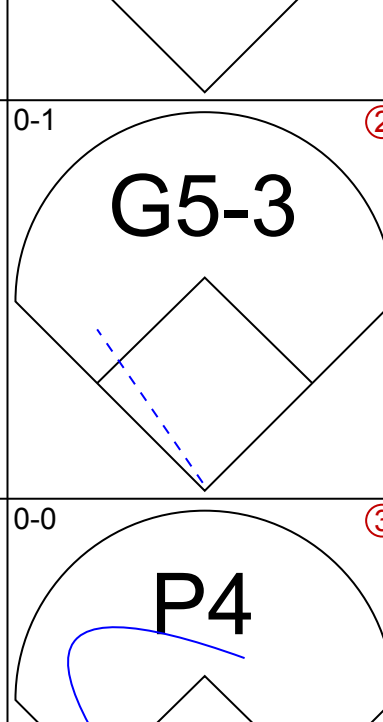

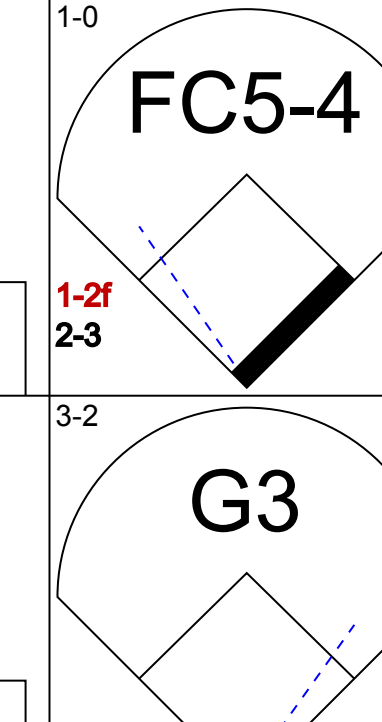
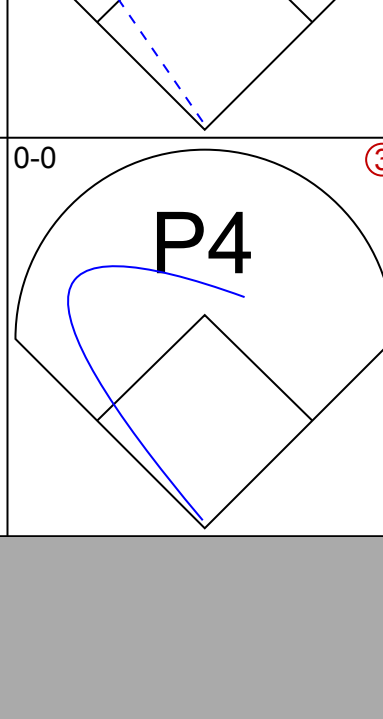
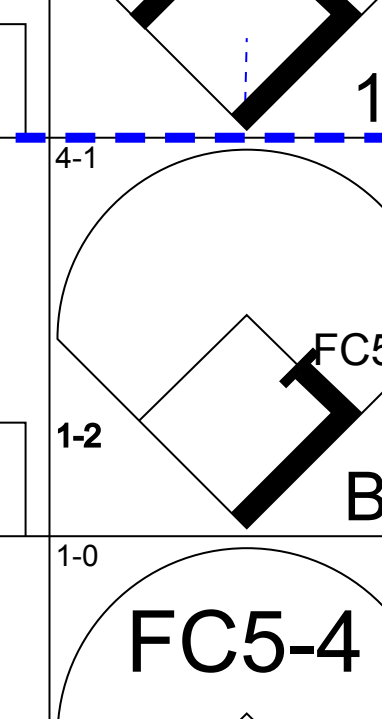
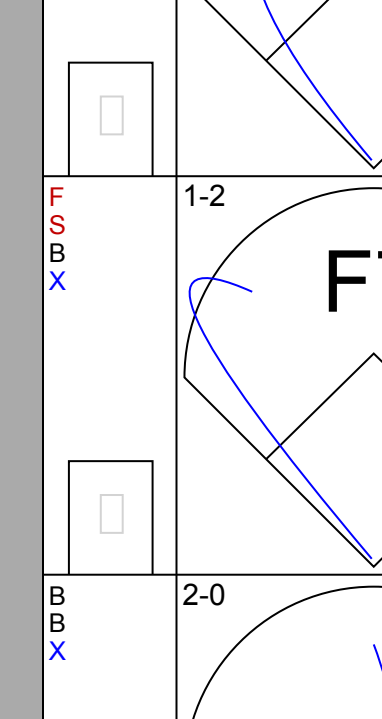
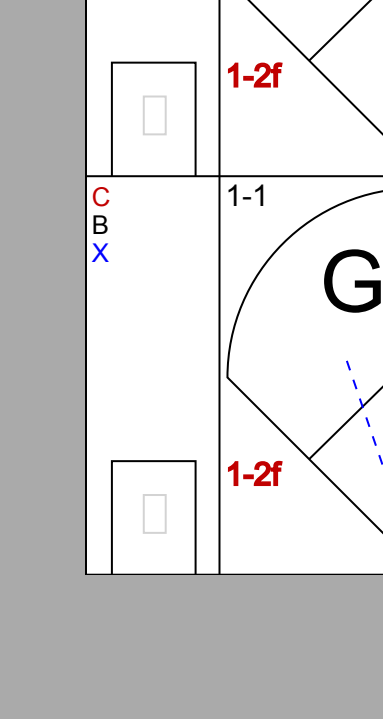

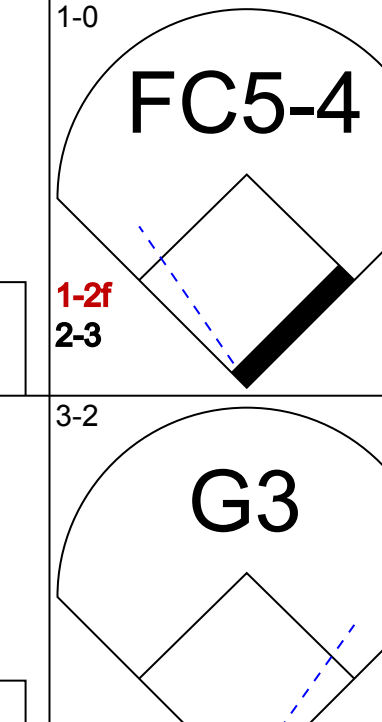
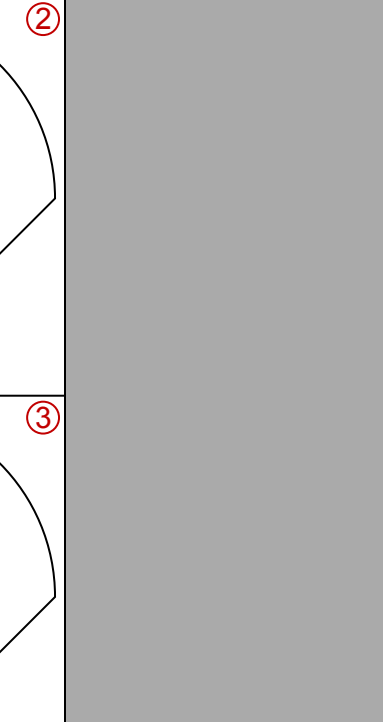
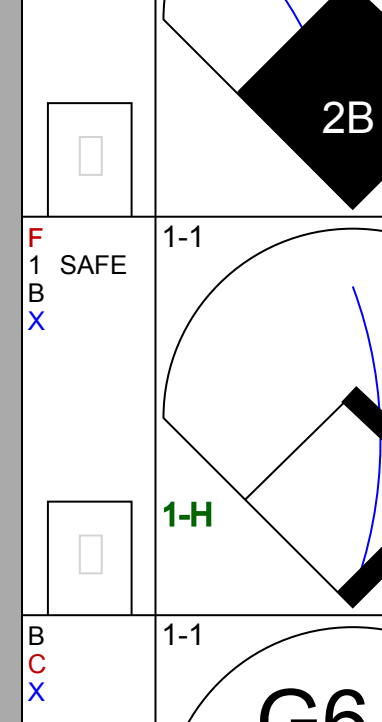
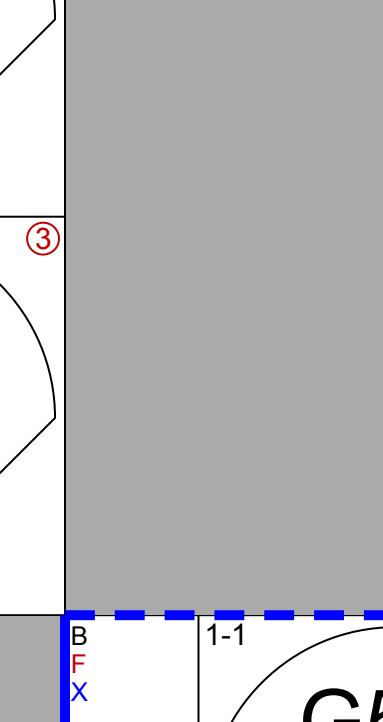
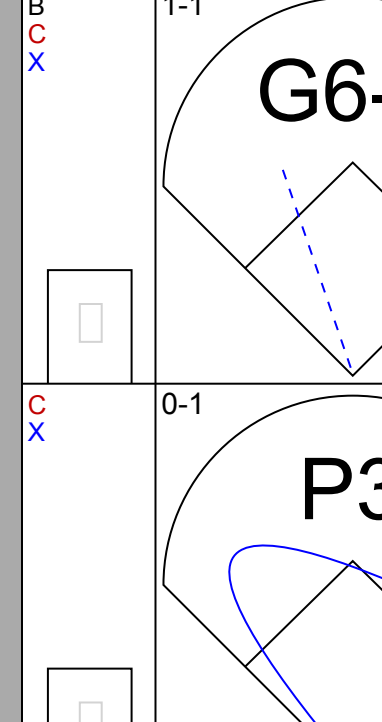
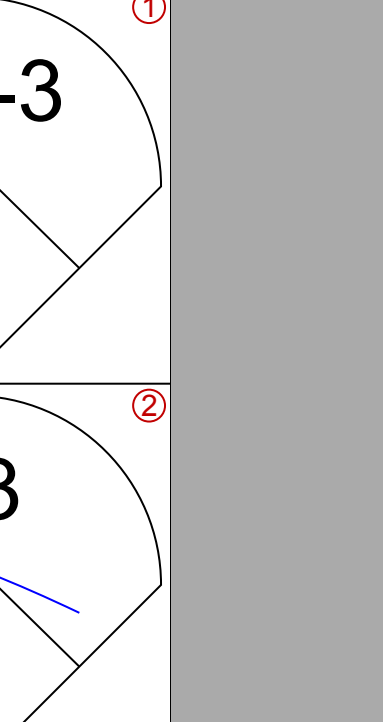
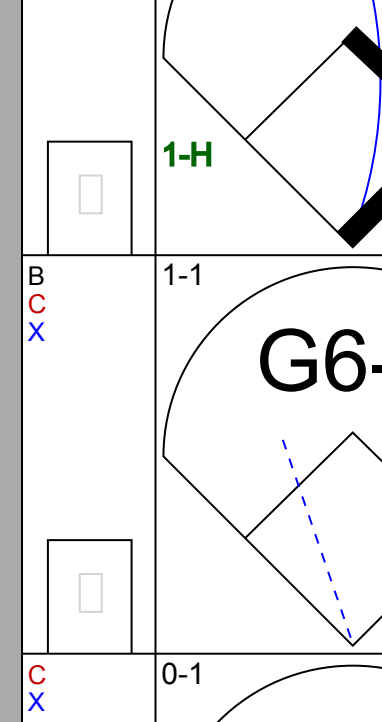
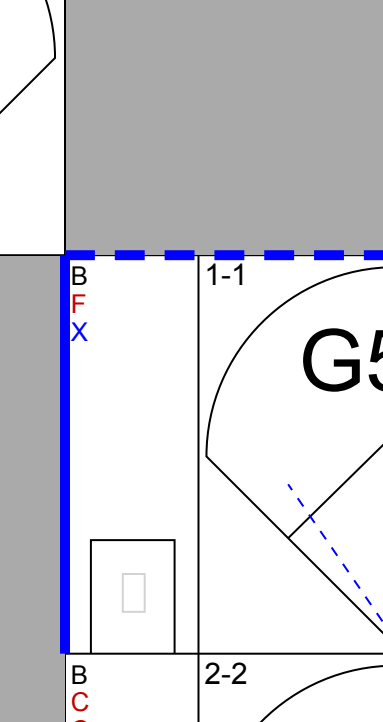
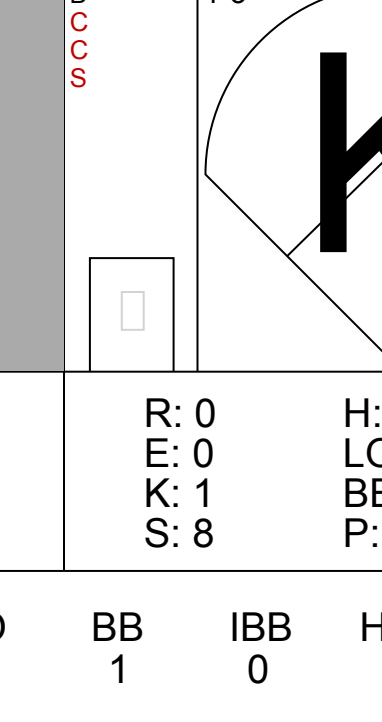
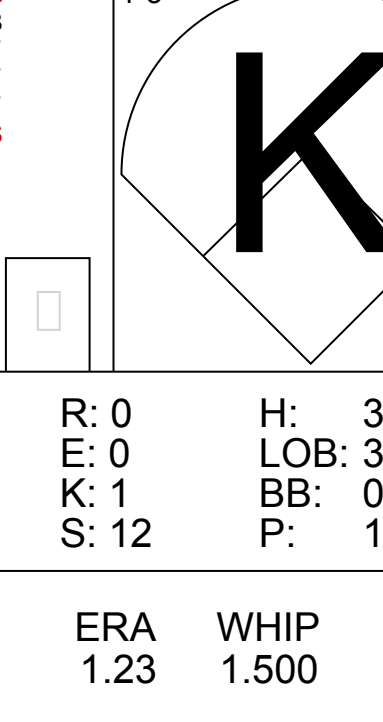
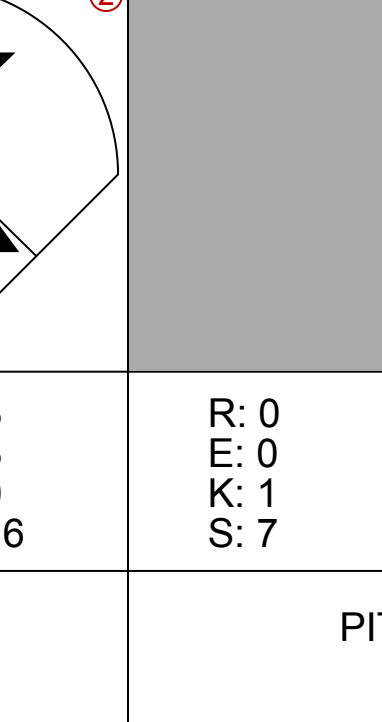
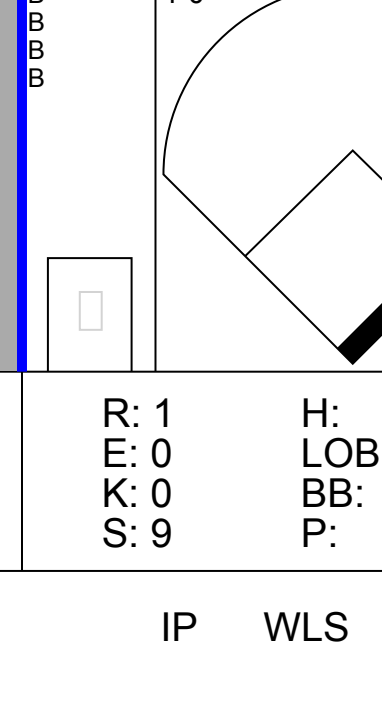
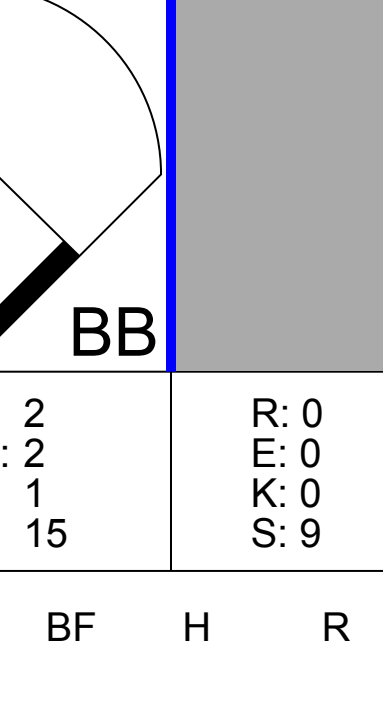
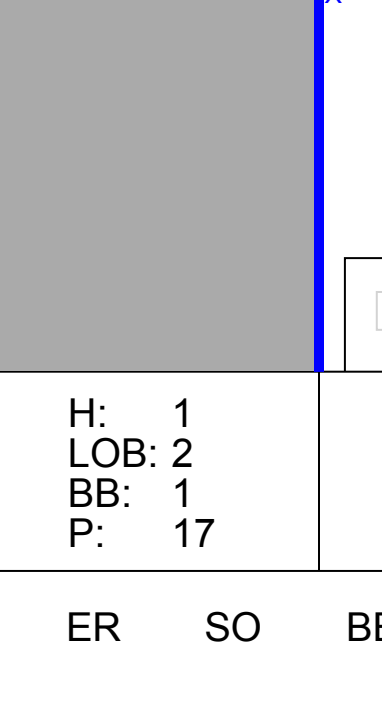
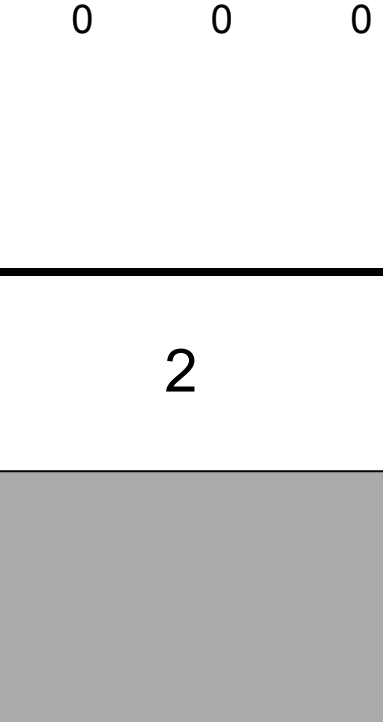
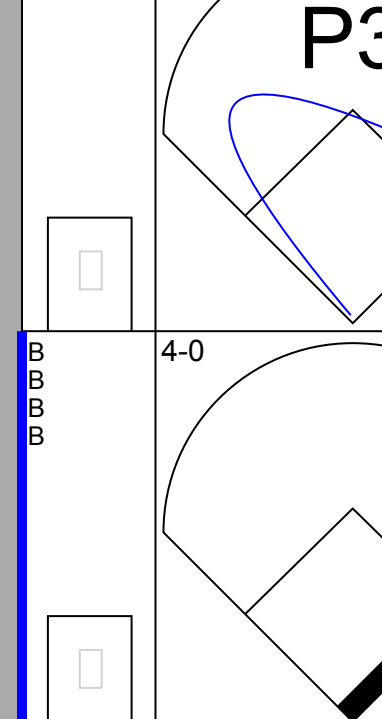
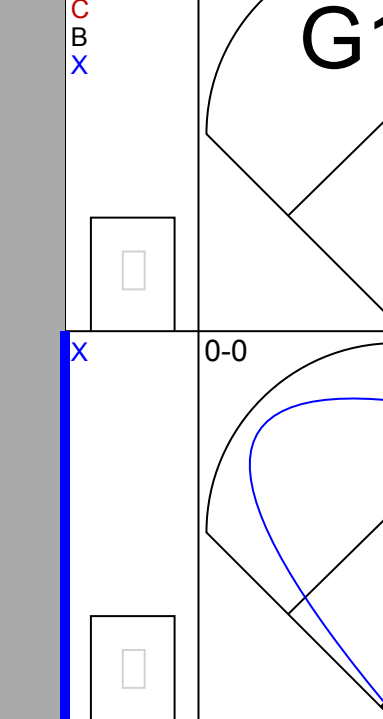
AB 30  
R 3  
H 7  
RBI 2  
BB 6  
SO 7  
LOB 13

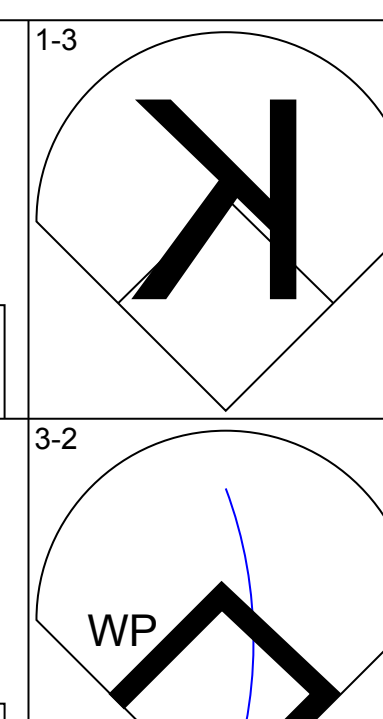
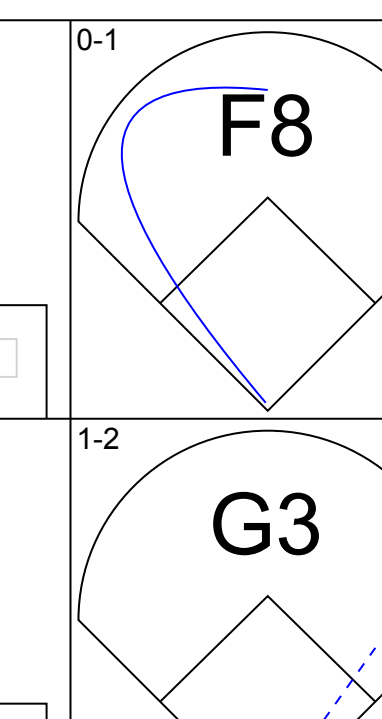
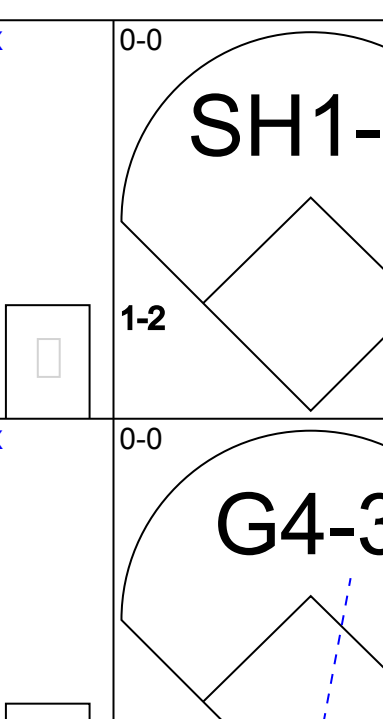
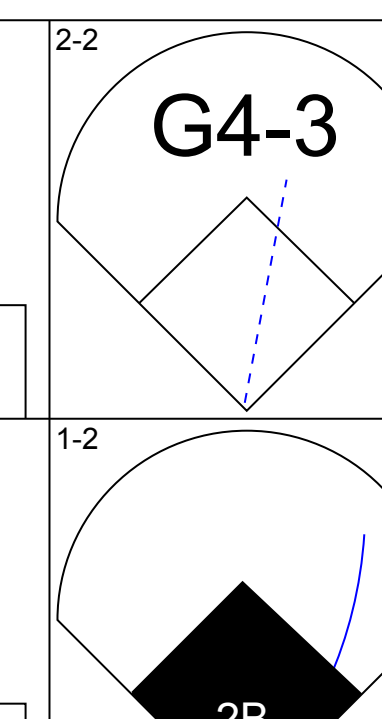
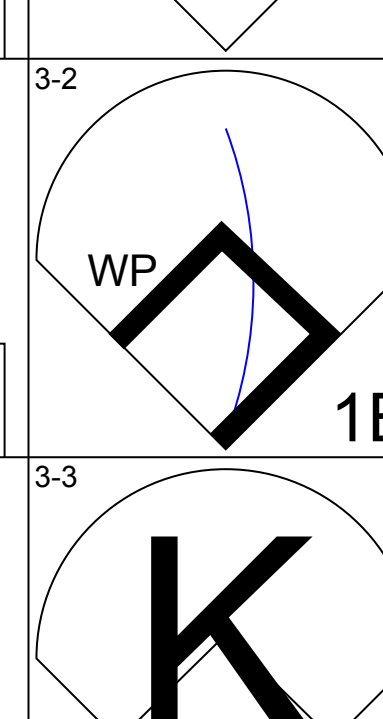
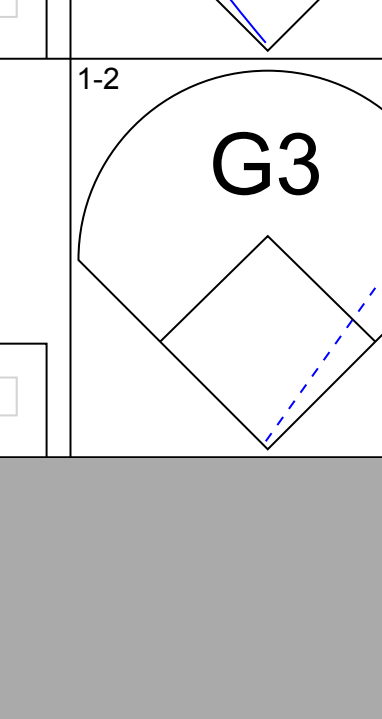
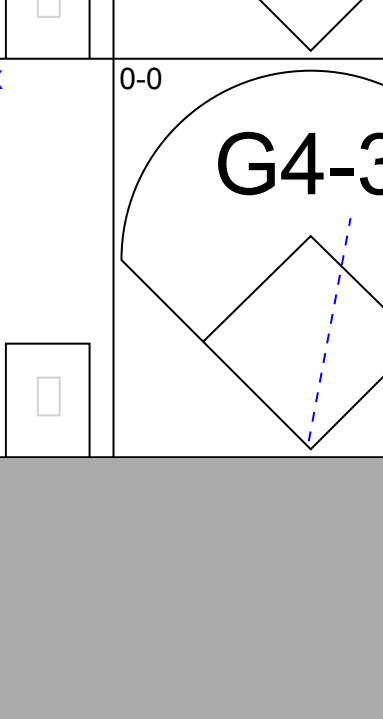
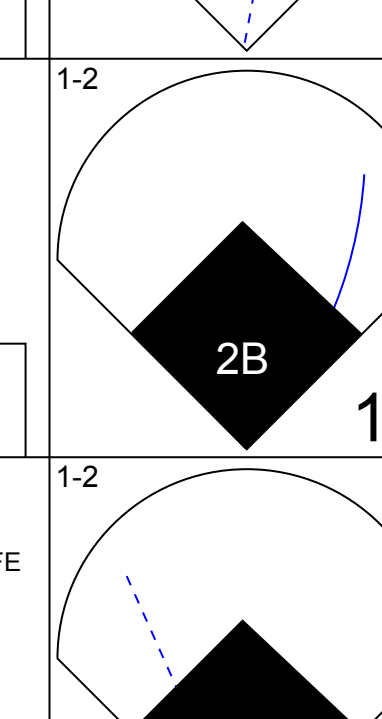
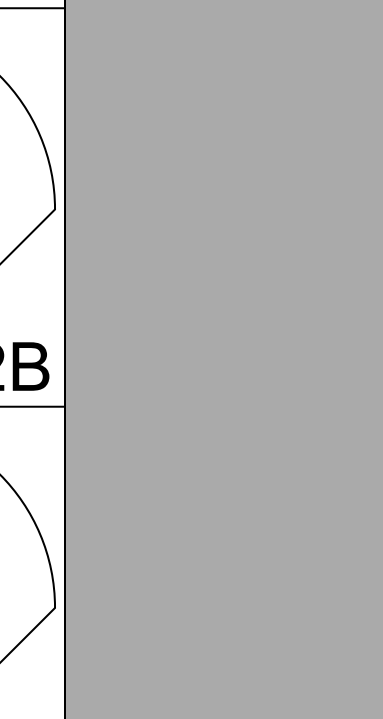

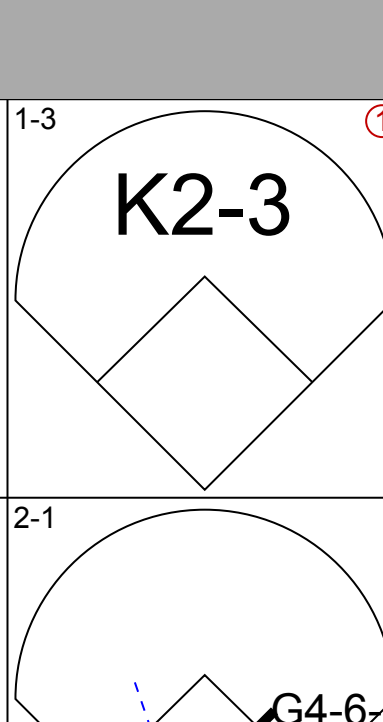
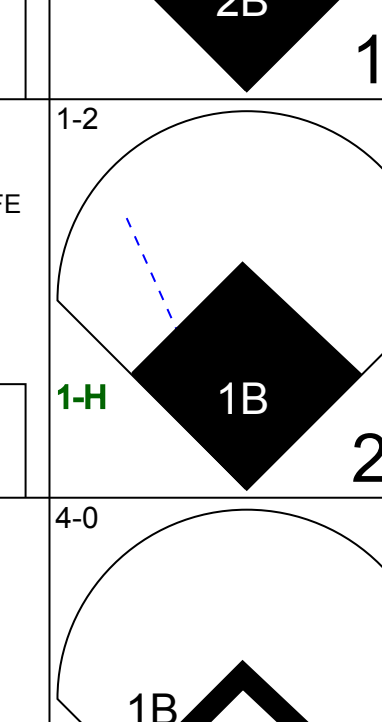
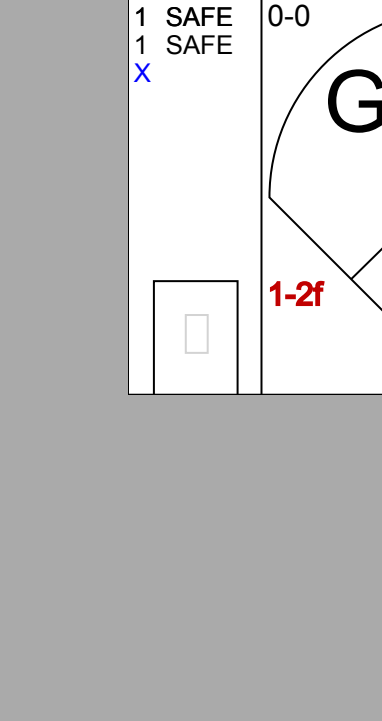
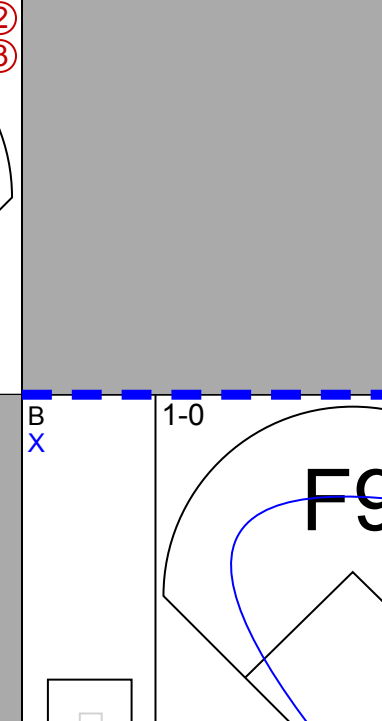
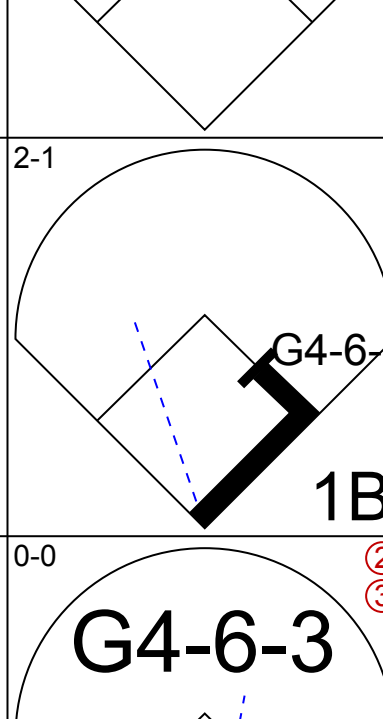
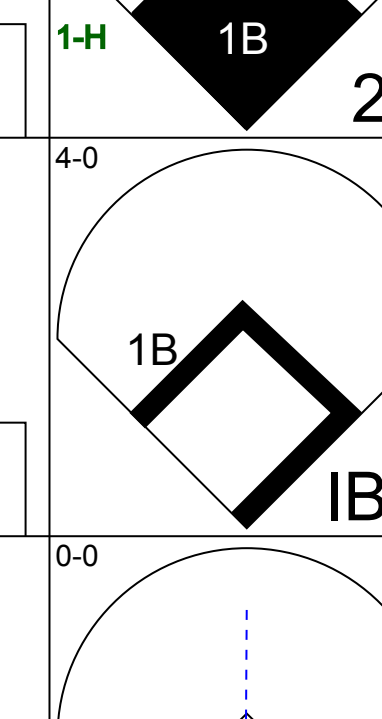
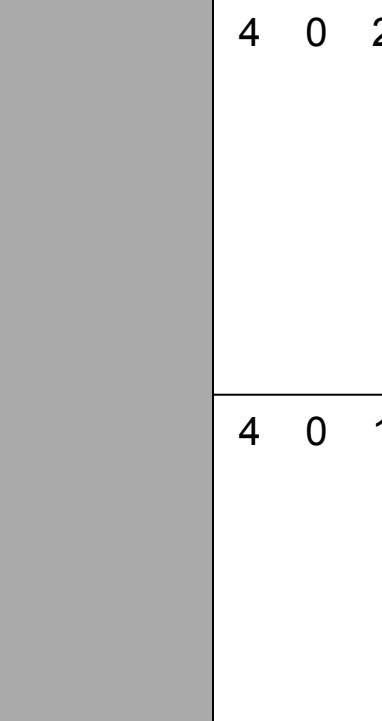

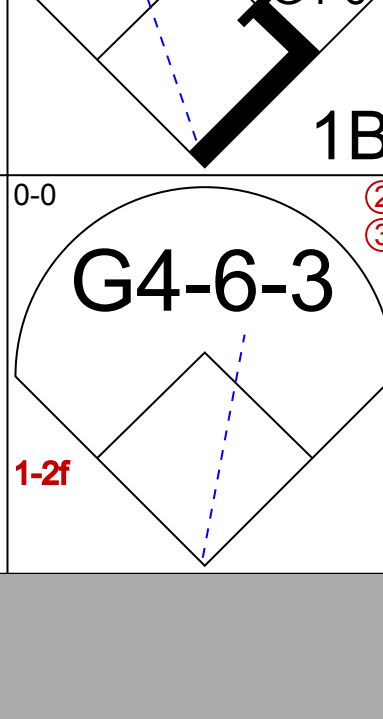

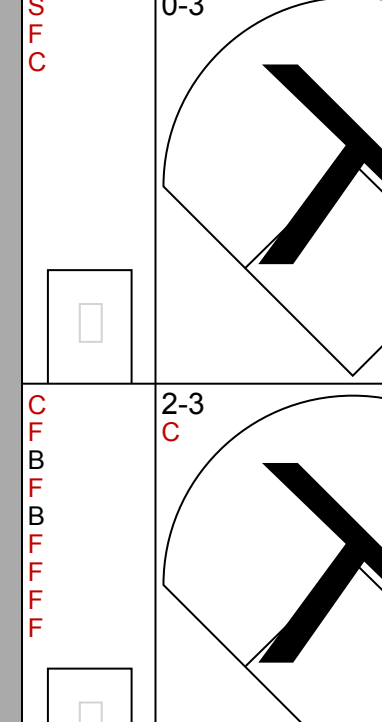

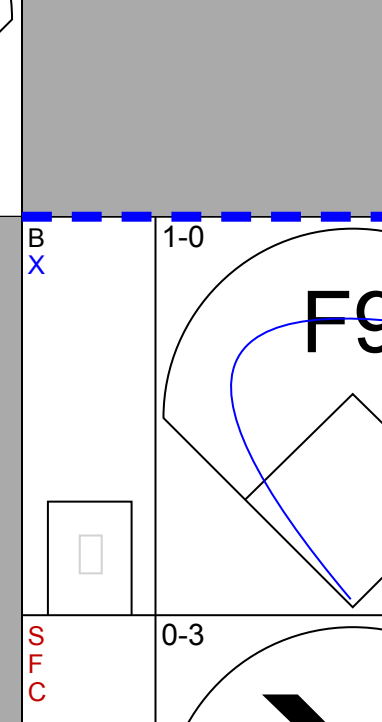
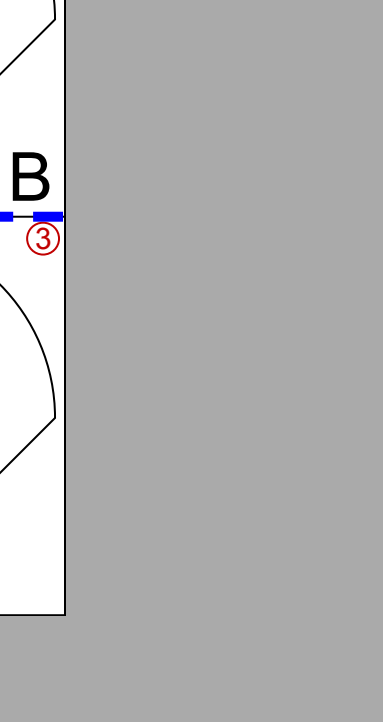
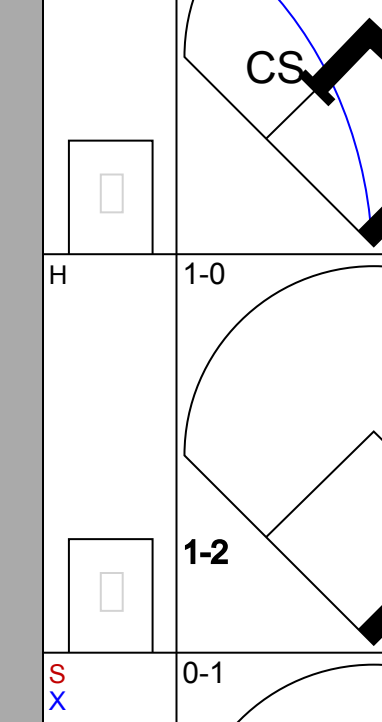
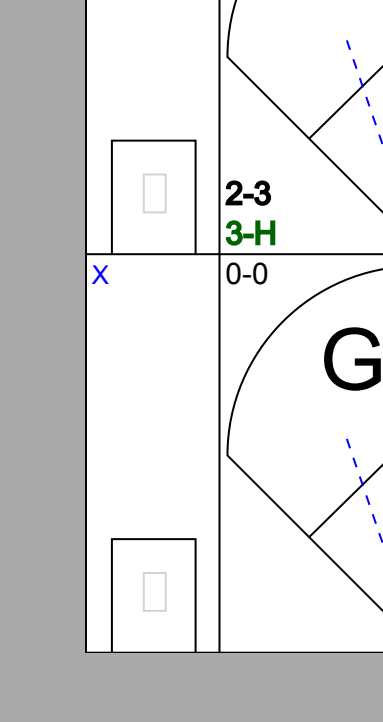
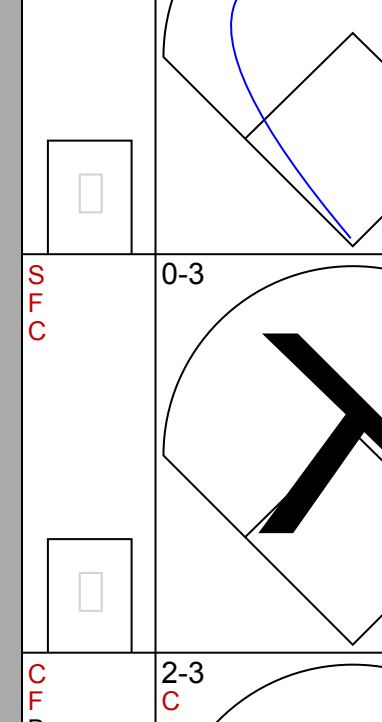

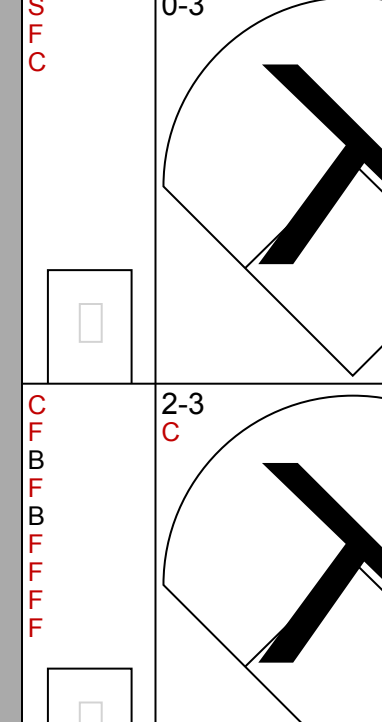
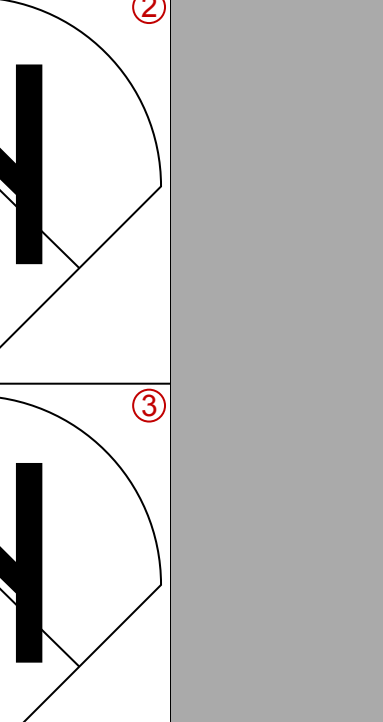


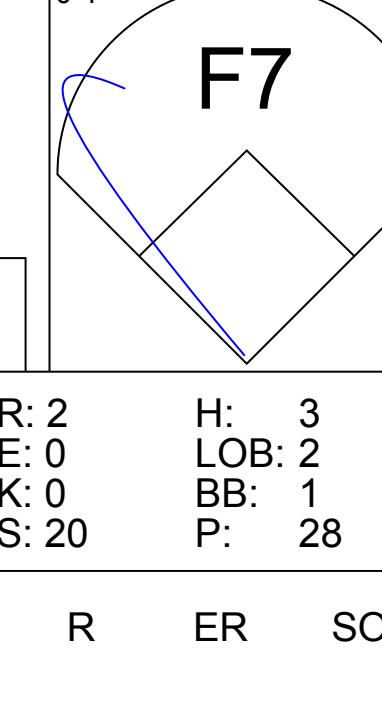


AB 34  
R 2  
H 8  
RBI 2  
BB 7  
SO 5  
LOB 26





Batter	1	2	3	4	5	6	7	8	9	AB	R	H	RBI	BB	SO	LOB	TOP					
Chuck Carr, S (1.8) OBP: 0.393, SLG: 0.404										5	0	2	0	0	1	3	<b>Florida Marlins @ San Francisco Giants</b> Candlestick Park, San Francisco, CA Sun May 29, 1994, 6:33 AM EDT Att: 30,332 - Sunny - 74 F					
Jesus Tavarez, S (1.9) OBP: 0.176, SLG: 0.176										4	0	0	0	0	1	1						
Jerry Browne, S (1.5) OBP: 0.362, SLG: 0.324										4	0	2	0	0	0	0						
Jeff Conine, R (1.7) OBP: 0.358, SLG: 0.534										3	0	0	0	1	0	1						
Greg Colbrunn, R (1.3) OBP: 0.200, SLG: 0.231										4	1	1	0	0	0	3						
Bret Barberie, S (1.4) OBP: 0.317, SLG: 0.400										4	0	3	1	0	0	2						
Ron Tingley, R (1.2) Benito Santiago, R (9. PH) OBP: 0.345, SLG: 0.402										3	0	2	0	0	0	1						
Alex Arias, R (1.6) OBP: 0.301, SLG: 0.292										4	0	0	0	0	0	3						
Charlie Hough, R (1.1) Russ Morman, R (7. PH) Richie Lewis, R (7.1) Jeremy Hernandez, R (8.1) Dave Magadan, L (9. PH) David Weathers, R (9. PH) OBP: 0.165, SLG: 0.205										2	0	0	0	0	2	2						
<b>Inning Stats</b>	R: 0 E: 0 K: 1 S: 8	H: 0 LOB: 0 BB: 0 P: 9	R: 0 E: 0 K: 0 S: 8	H: 2 LOB: 2 BB: 0 P: 13	R: 0 E: 0 K: 1 S: 8	H: 1 LOB: 1 BB: 0 P: 11	R: 0 E: 0 K: 0 S: 8	H: 1 LOB: 0 BB: 0 P: 10	R: 0 E: 0 K: 1 S: 12	H: 3 LOB: 3 BB: 0 P: 16	R: 0 E: 0 K: 0 S: 7	H: 0 LOB: 0 BB: 0 P: 7	R: 1 E: 0 K: 0 S: 9	H: 2 LOB: 2 BB: 1 P: 15	R: 0 E: 0 K: 0 S: 9	H: 1 LOB: 2 BB: 1 P: 17		R: 0 E: 0 K: 0 S: 8	H: 1 LOB: 1 BB: 0 P: 12	1B: 8 2B: 3 3B: 0 HR: 0	SF: 0 SAC: 0 DP: 1 HBP: 0	WP: 0 PB: 0 SB: 0 CS: 0
<b>PITCHER</b>	IP	WLS	BF	H	R	ER	SO	BB	IBB	HBP	BLK	WP	HR	S	P	ERA	WHIP					
Bryan Hickerson, L (1.1) ERA: 4.76	7.1		30	10	1	1	4	1	0	0	0	0	0	63	84	1.23	1.500					
Michael Jackson, R (8.1) ERA: 1.09	0.2	W	3	0	0	0	0	1	0	0	0	0	0	6	14	0.00	1.500					
Rod Beck, R (9.1) ERA: 2.63	1.0	S	4	1	0	0	0	0	0	0	0	0	0	8	12	0.00	1.000					

Batter	1	2	3	4	5	6	7	8	9	AB	R	H	RBI	BB	SO	LOB	BOTTOM					
Darren Lewis, R (1.8) OBP: 0.362, SLG: 0.320										3	0	0	0	0	1	0	<b>Florida Marlins @ San Francisco Giants</b> Candlestick Park, San Francisco, CA Sun May 29, 1994, 6:33 AM EDT Att: 30,332 - Sunny - 74 F					
John Patterson, S (1.4) OBP: 0.288, SLG: 0.278										4	1	2	0	0	0	1						
Matt Williams, R (1.5) OBP: 0.315, SLG: 0.578										3	2	1	1	1	2	1						
Barry Bonds, L (1.7) OBP: 0.425, SLG: 0.603										3	0	1	0	1	0	2						
Willie McGee, S (1.9) OBP: 0.329, SLG: 0.398										4	0	2	1	0	0	1						
Royce Clayton, R (1.6) OBP: 0.317, SLG: 0.380											4	0	1	1	0	0		3				
Todd Benzinger, S (1.3) OBP: 0.290, SLG: 0.359										2	0	0	0	0	1	1						
Kirt Manwaring, R (1.2) OBP: 0.287, SLG: 0.345										3	0	0	0	0	1	2						
Bryan Hickerson, L (1.1) OBP: 0.250, SLG: 0.167										2	0	0	0	0	0	0						
Michael Jackson, R (8.1) Dave Martinez, L (9. PH) Rod Beck, R (9.1) OBP: 0.263, SLG: 0.261										0	0	0	0	0	0	0						
<b>Inning Stats</b>	R: 0 E: 0 K: 2 S: 11	H: 1 LOB: 1 BB: 0 P: 19	R: 0 E: 0 K: 0 S: 6	H: 1 LOB: 1 BB: 0 P: 10	R: 0 E: 0 K: 0 S: 7	H: 0 LOB: 0 BB: 0 P: 8	R: 1 E: 1 K: 0 S: 7	H: 1 LOB: 1 BB: 1 P: 11	R: 0 E: 0 K: 0 S: 6	H: 0 LOB: 0 BB: 0 P: 7	R: 0 E: 0 K: 1 S: 7	H: 1 LOB: 0 BB: 0 P: 10	R: 0 E: 0 K: 2 S: 12	H: 0 LOB: 0 BB: 0 P: 15	R: 2 E: 0 K: 0 S: 20	H: 3 LOB: 2 BB: 1 P: 28	R: 0 E: 0 K: 0 S: 8	H: 1 LOB: 1 BB: 0 P: 12	1B: 6 2B: 1 3B: 0 HR: 0	SF: 0 SAC: 1 DP: 1 HBP: 1	WP: 2 PB: 0 SB: 0 CS: 1	PA: 33
<b>PITCHER</b>	IP	WLS	BF	H	R	ER	SO	BB	IBB	HBP	BLK	WP	HR	S	P	ERA	WHIP					
Charlie Hough, R (1.1) ERA: 4.5	6.0		23	4	1	1	3	1	0	1	0	0	0	44	65	1.50	0.833					
Richie Lewis, R (7.1) ERA: 3.54	1.2	L	9	3	2	2	2	0	1	0	0	0	0	26	37	10.80	1.800					
Jeremy Hernandez, R (8.1) ERA: 2.7	0.1		1	0	0	0	0	0	0	0	0	0	0	6	6	0.00	0.000					





Batter	1	2	3	4	5	6	7	8	9	AB	R	H	RBI	BB	SO	LOB	TOP					
<b>Chuck Carr, S</b> OBP: 0.383, SLG: 0.392 (1, 8)	F8	K		G1-3	F7			K		5	0	0	0	0	2	4						
<b>Jerry Browne, S</b> OBP: 0.356, SLG: 0.313 <b>Robb Nen, R</b> (8, 1)	G4-3		2B 1B	F9	F7			F8		4	1	0	0	1	0	0						
<b>Matias Carrillo, L</b> OBP: 0.323, SLG: 0.356 (1, 9)	1B		1B	1B	1B	P3-6 BB		B1-3		4	1	3	0	1	0	0						
<b>Jeff Conine, R</b> OBP: 0.364, SLG: 0.533 (1, 7)	1B		1B	G1-3				K		4	0	2	2	1	1	1						
<b>Russ Morman, R</b> OBP: 0.400, SLG: 0.750 <b>Luis Aquino, R</b> (6, 1)	K		K					L4		4	0	1	0	0	2	5						
<b>Alex Arias, R</b> OBP: 0.297, SLG: 0.288 (8, 5)										1	0	0	0	0	0	0						
<b>Bento Santiago, R</b> OBP: 0.349, SLG: 0.407 (1, 2)		1B								3	1	1	0	1	1	1						
<b>Kurt Abbott, R</b> OBP: 0.322, SLG: 0.368 (1, 6)		2B		F7	F8			K		4	0	1	1	0	1	3						
<b>Bret Barberie, S</b> OBP: 0.327, SLG: 0.401 (1, 4)		1B						P4		2	0	1	0	1	0	0						
<b>Chris Hammond, L</b> OBP: 0.211, SLG: 0.176 <b>Greg Colbrunn, R</b> OBP: 0.188, SLG: 0.214 (6, 3)	SH1-4							G1-3		1	0	0	0	1	1	3						
<b>Inning Stats</b>	R: 0 E: 0 K: 1 S: 10	H: 2 LOB: 2 BB: 0 P: 15	R: 1 E: 0 K: 1 S: 12	H: 3 LOB: 1 BB: 0 P: 16	R: 2 E: 0 K: 2 S: 19	H: 2 LOB: 3 BB: 2 P: 33	R: 0 E: 0 K: 0 S: 11	H: 1 LOB: 1 BB: 0 P: 17	R: 0 E: 0 K: 1 S: 9	H: 1 LOB: 3 BB: 2 P: 20	R: 0 E: 0 K: 0 S: 9	H: 0 LOB: 0 BB: 0 P: 17	R: 0 E: 0 K: 1 S: 7	H: 0 LOB: 0 BB: 0 P: 11	R: 0 E: 0 K: 1 S: 6	H: 0 LOB: 0 BB: 0 P: 10	R: 0 E: 0 K: 1 S: 7	H: 0 LOB: 0 BB: 0 P: 12	1B: 6 2B: 3 3B: 1 HR: 0	SF: 0 SAC: 1 DP: 1 HBP: 1	WP: 0 PB: 0 SB: 0 CS: 0	PA: 41
<b>PITCHER</b>	IP	WLS	BF	H	R	ER	SO	BB	IBB	HBP	BLK	WP	HR	S	P	ERA	WHIP					
<b>Darryl Kile, R</b> ERA: 4.61 <b>Tom Edens, R</b> ERA: 2.67	(1, 1)	7.0	35	9	3	3	6	5	1	1	0	0	0	77	129	3.86	2.000					
(8, 1)	2.0	W	6	0	0	0	2	0	0	0	0	0	0	13	22	0.00	0.000					

**Florida Marlins @ Houston Astros**  
Astrodome, Houston, TX  
Mon May 30 1994, 4:33 AM EDT  
Att: 29,854 - Dome

**AB 33**  
**R 3**  
**H 9**  
**RBI 3**  
**BB 6**  
**SO 8**  
**LOB 17**



Batter	1	2	3	4	5	6	7	8	9	AB	R	H	RBI	BB	SO	LOB	BOTTOM					
<b>James Mouton, R</b> OBP: 0.320, SLG: 0.309 (1, 9)	K		F7			1B	FC5-4		K	5	1	1	0	0	2	3						
<b>Steve Finley, L</b> OBP: 0.326, SLG: 0.450 (1, 8)	L9		G3			5 BB		K		4	0	1	0	1	1	0						
<b>Craig Biggio, R</b> OBP: 0.423, SLG: 0.484 (1, 4)	5 1B		G6-3			5 BB				4	1	3	2	1	0	0						
<b>5 Jeff Bagwell, R</b> OBP: 0.414, SLG: 0.596 (1, 3)	1B									3	0	2	1	1	0	0						
<b>Luis Gonzalez, L</b> OBP: 0.328, SLG: 0.410 (1, 7)	G3									3	0	0	0	1	0	4						
<b>Andujar Cedeno, R</b> OBP: 0.333, SLG: 0.465 (1, 6)			G5-3							4	0	0	0	0	1	4						
<b>Andy Stankiewicz, R</b> OBP: 0.391, SLG: 0.459 <b>Chris Donnels, L</b> OBP: 0.420, SLG: 0.558 (9, PH)			L3							3	0	0	0	0	0	0						
<b>Scott Servais, R</b> OBP: 0.215, SLG: 0.349 (1, 2)			HR							3	1	1	1	0	0	0						
<b>Darryl Kile, R</b> OBP: 0.095, SLG: 0.190 <b>Kevin Bass, S</b> OBP: 0.397, SLG: 0.500 <b>Tom Edens, R</b> (8, 1)										2	0	0	0	0	2	0						
<b>Sid Bream, L</b> OBP: 0.524, SLG: 0.438 (9, PH)										1	0	1	0	0	0	0						
<b>Inning Stats</b>	R: 1 E: 1 K: 1 S: 8	H: 1 LOB: 1 BB: 1 P: 15	R: 1 E: 0 K: 1 S: 9	H: 1 LOB: 0 BB: 0 P: 14	R: 0 E: 0 K: 0 S: 4	H: 0 LOB: 0 BB: 0 P: 6	R: 0 E: 0 K: 0 S: 6	H: 0 LOB: 0 BB: 0 P: 10	R: 0 E: 0 K: 1 S: 8	H: 0 LOB: 0 BB: 0 P: 11	R: 1 E: 0 K: 0 S: 22	H: 3 LOB: 2 BB: 1 P: 29	R: 0 E: 0 K: 0 S: 14	H: 1 LOB: 1 BB: 0 P: 23	R: 0 E: 0 K: 2 S: 12	H: 2 LOB: 2 BB: 1 P: 20	R: 1 E: 0 K: 1 S: 13	H: 2 LOB: 3 BB: 2 P: 22	1B: 8 2B: 1 3B: 0 HR: 1	SF: 0 SAC: 1 DP: 1 HBP: 0	WP: 0 PB: 0 SB: 0 CS: 0	PA: 39
<b>PITCHER</b>	IP	WLS	BF	H	R	ER	SO	BB	IBB	HBP	BLK	WP	HR	S	P	ERA	WHIP					
<b>Chris Hammond, L</b> ERA: 1.92 <b>Luis Aquino, R</b> ERA: 5.61 <b>Robb Nen, R</b> ERA: 3.58	(1, 1)	5.2	23	5	3	2	3	2	0	0	0	0	0	25	42	0.00	1.500					
(8, 1)	1.0	L	7	2	1	1	2	1	1	0	0	0	0	17	27	9.00	3.000					

**Florida Marlins @ Houston Astros**  
Astrodome, Houston, TX  
Mon May 30 1994, 4:33 AM EDT  
Att: 29,854 - Dome

**AB 33**  
**R 4**  
**H 10**  
**RBI 4**  
**BB 5**  
**SO 6**  
**LOB 11**





Batter	1	2	3	4	5	6	7	8	9	AB	R	H	RBI	BB	SO	LOB	TOP										
Chuck Carr, S (1, 8) OBP: 0.374, SLG: 0.383										4	0	0	0	0	0	1	<b>Florida Marlins @ Houston Astros</b> Astrodome, Houston, TX Tue May 31 1994, 8:05 PM EDT Att: 14,173 - Dome										
Jerry Browne, S (1, 5) OBP: 0.397, SLG: 0.328										4	1	3	0	0	0	1											
Bret Barberie, S (1, 4) OBP: 0.326, SLG: 0.398										4	1	1	0	0	0	2											
Jeff Conine, R (1, 7) OBP: 0.357, SLG: 0.522										4	0	0	0	0	2	3											
Bento Santiago, R (1, 2) OBP: 0.346, SLG: 0.403										4	0	1	1	0	0	0											
Russ Morman, R (1, 3) OBP: 0.444, SLG: 1.000										4	1	2	2	0	0	0											
Kurt Abbott, R (1, 6) OBP: 0.321, SLG: 0.364										4	0	1	0	0	1	2											
Jesus Tavarez, S (1, 9) OBP: 0.143, SLG: 0.143										4	0	0	0	0	1	1											
Mark Gardner, R (1, 1) Greg Colbrunn, R (7, PH) David Weathers, R (7, PR) Richie Lewis, R (7, 1) Yorkis Perez, L (8, 1)										2	0	0	0	0	1	1											
<b>Inning Stats</b>	R: 0 E: 0 K: 0 S: 7	H: 1 LOB: 0 BB: 0 P: 10	R: 0 E: 0 K: 1 S: 7	H: 0 LOB: 0 BB: 0 P: 9	R: 0 E: 0 K: 1 S: 5	H: 0 LOB: 0 BB: 0 P: 5	R: 0 E: 0 K: 1 S: 7	H: 1 LOB: 1 BB: 0 P: 10	R: 1 E: 0 K: 1 S: 8	H: 2 LOB: 1 BB: 0 P: 13	R: 2 E: 0 K: 0 S: 14	H: 4 LOB: 2 BB: 0 P: 25	R: 0 E: 0 K: 1 S: 12	H: 1 LOB: 1 BB: 0 P: 18	R: 0 E: 0 K: 0 S: 8	H: 0 LOB: 0 BB: 0 P: 14		R: 0 E: 0 K: 1 S: 9	H: 0 LOB: 0 BB: 0 P: 17	1B: 8 2B: 0 3B: 0 HR: 1	SF: 0 SAC: 0 DP: 1 HBP: 0	WP: 0 PB: 0 SB: 0 CS: 0	PA: 35				
<b>PITCHER</b>	IP	WLS	BF	H	R	ER	SO	BB	IBB	HBP	BLK	WP	HR	S	P	ERA	WHIP										
Greg Swindell, L (1, 1) ERA: 3.06	7.0		29	9	3	3	4	0	0	0	0	0	1	60	90	3.86	1.286										
Dave Veres, R (8, 1) ERA: 1.04	1.0	W	3	0	0	0	0	0	0	0	0	0	0	8	14	0.00	0.000										
John Hudek, R (9, 1) ERA: 0.56	1.0	S	3	0	0	0	1	0	0	0	0	0	0	9	17	0.00	0.000										

AB	35
R	3
H	9
RBI	3
BB	0
SO	5
LOB	11

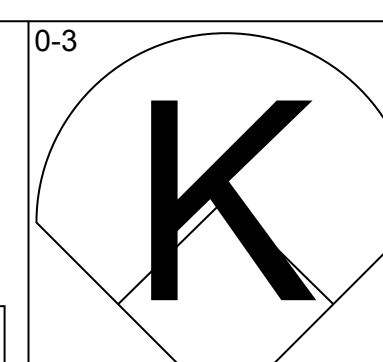
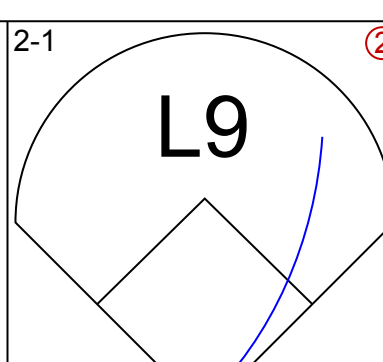
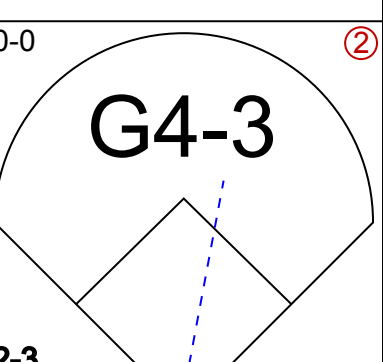
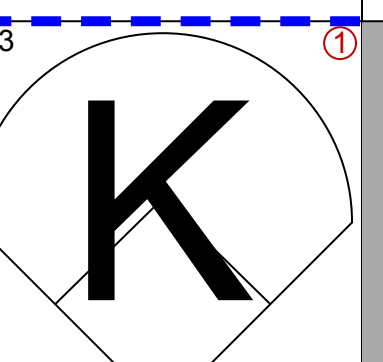
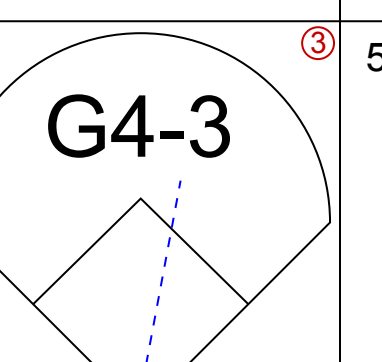
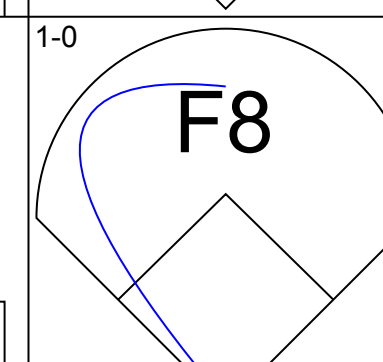
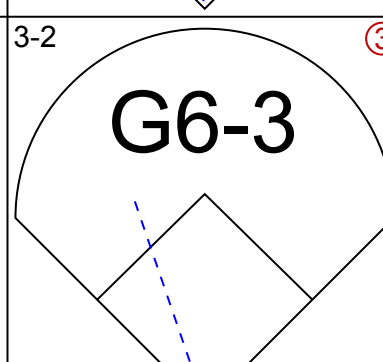
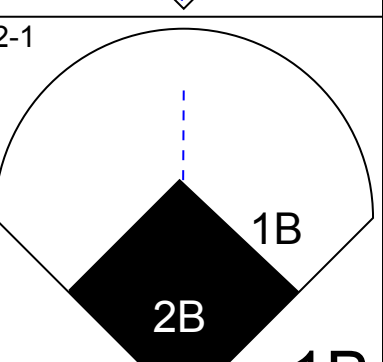
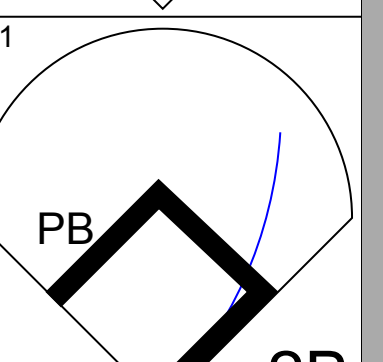
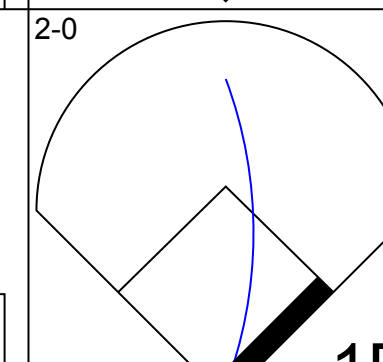
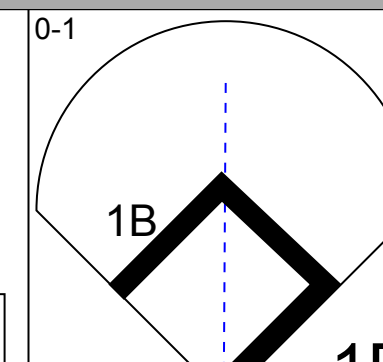
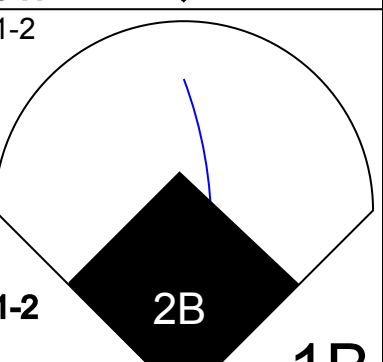
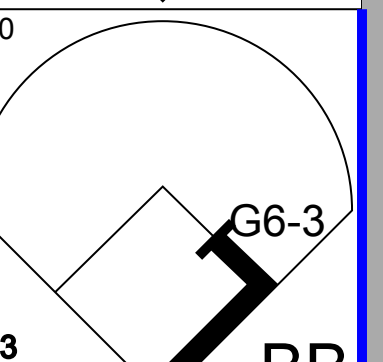
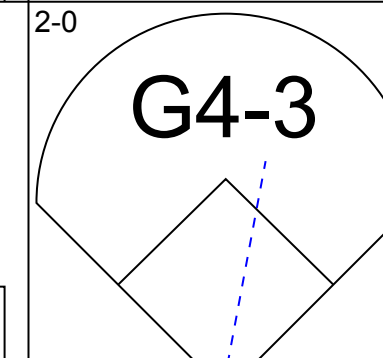
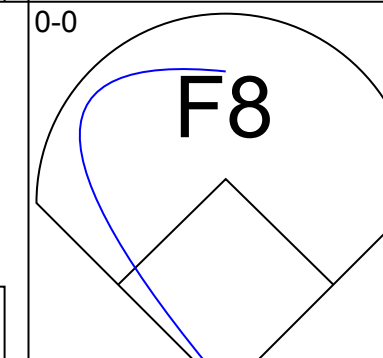
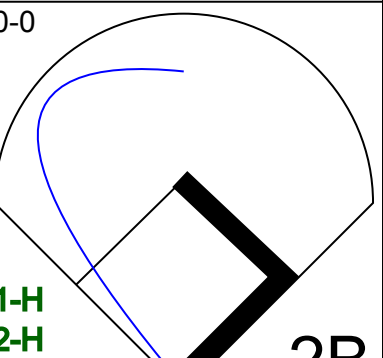
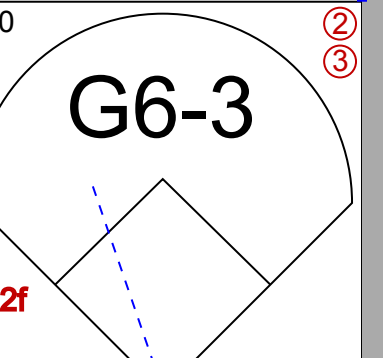
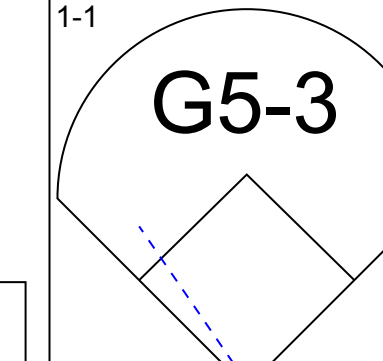
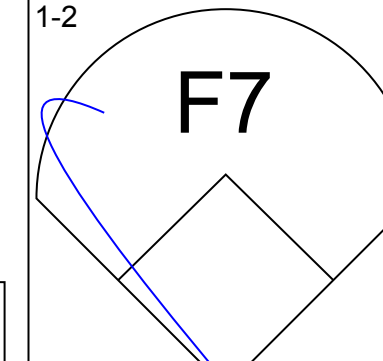
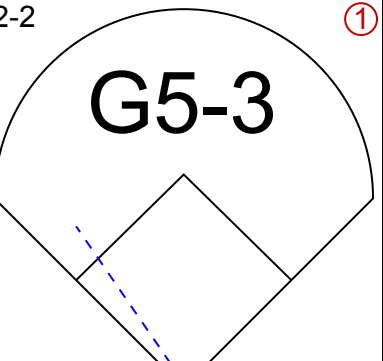
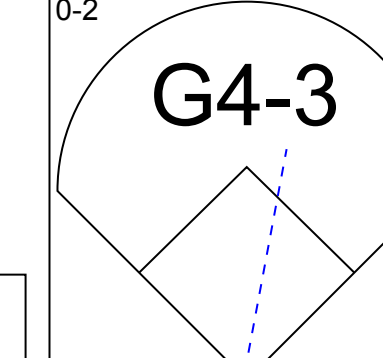
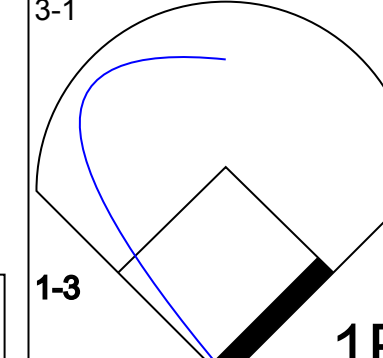
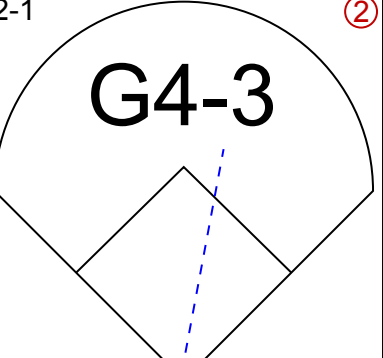
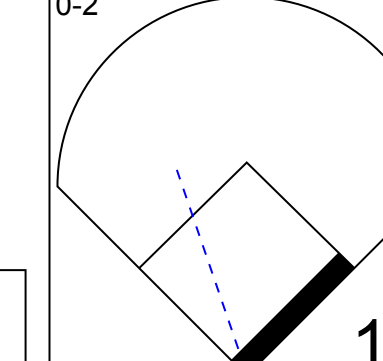
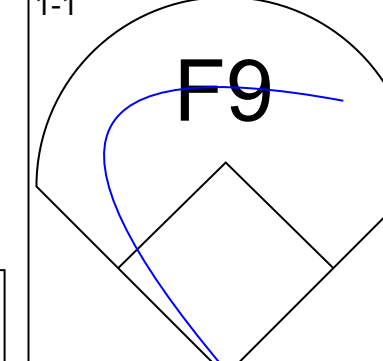
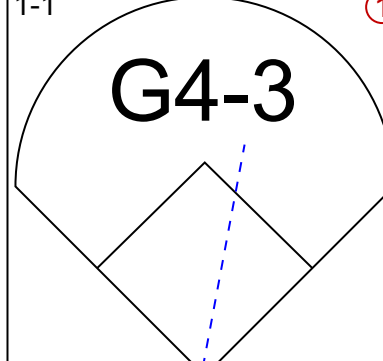
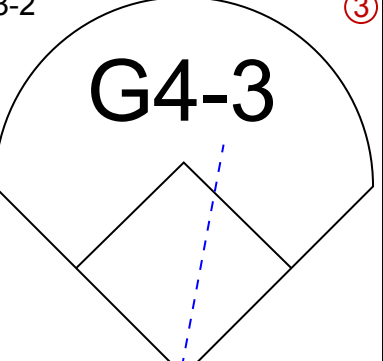
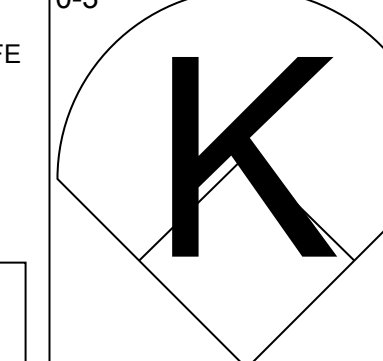
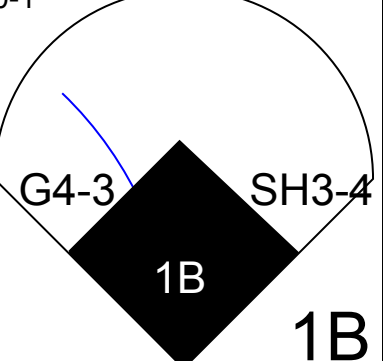
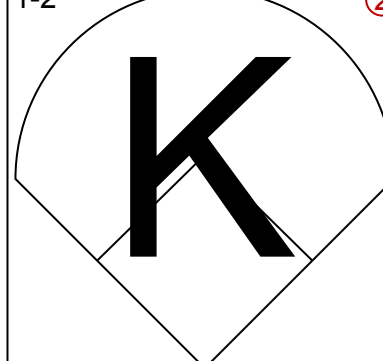
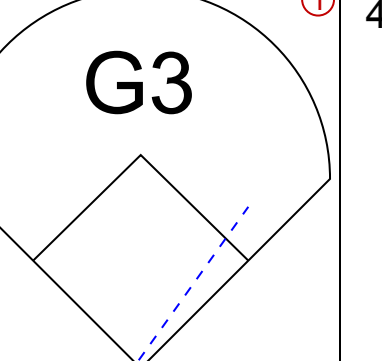
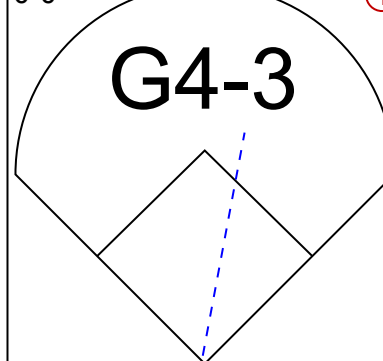
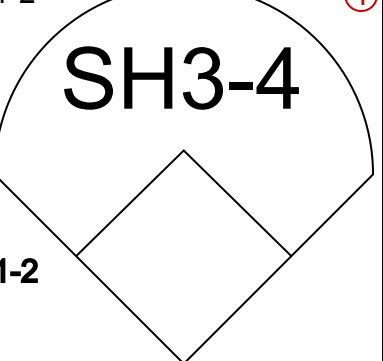
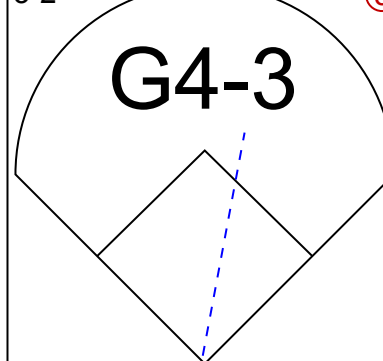
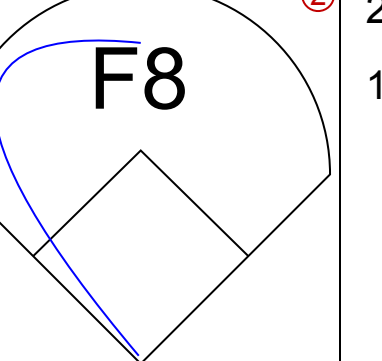


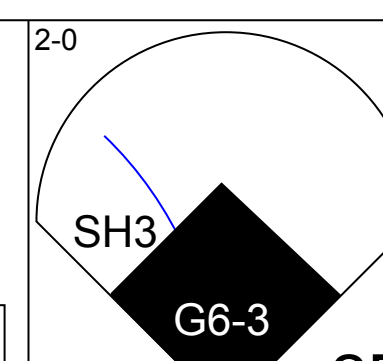
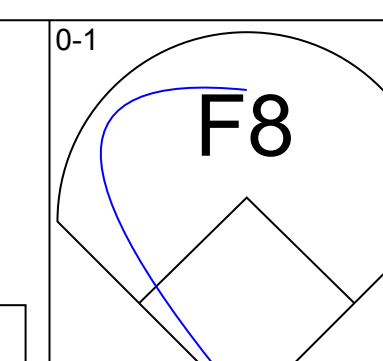
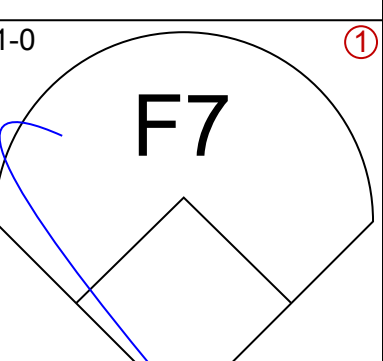
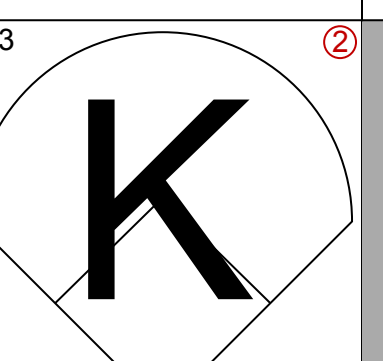
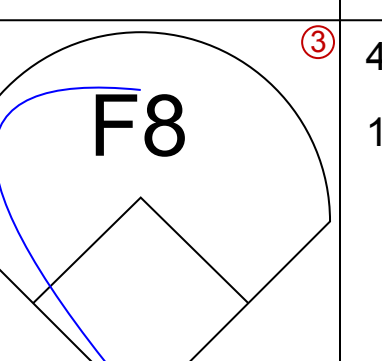
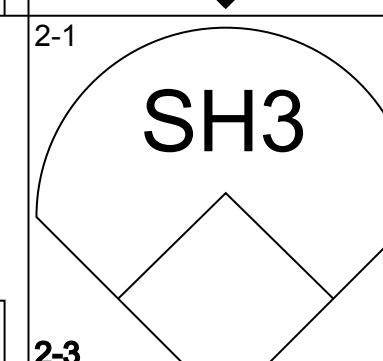
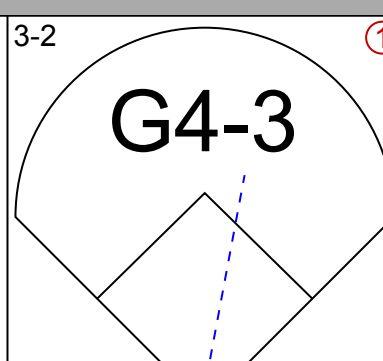
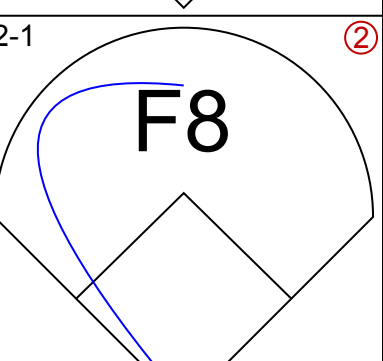
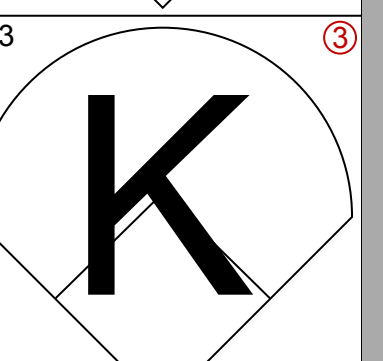
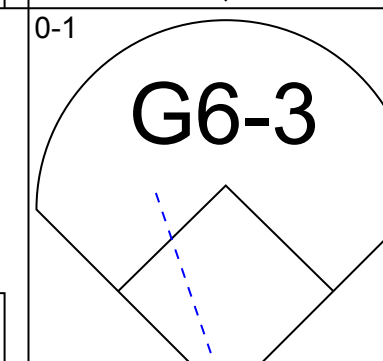
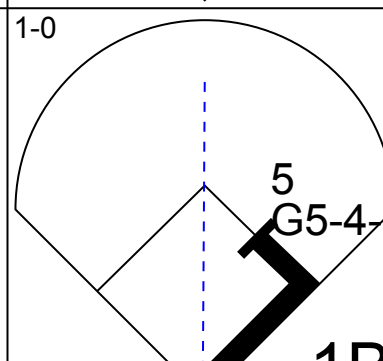
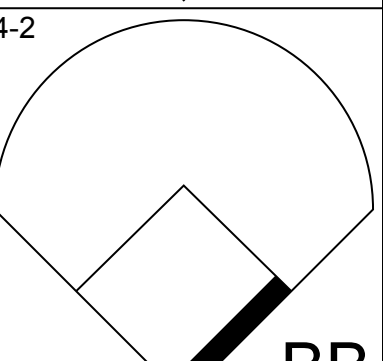
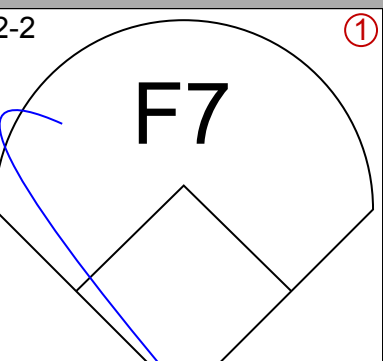
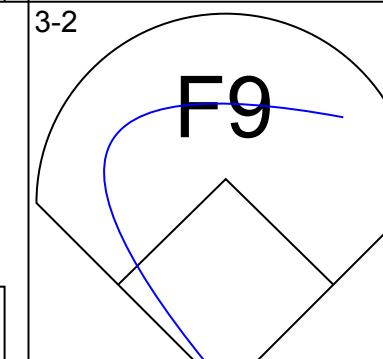
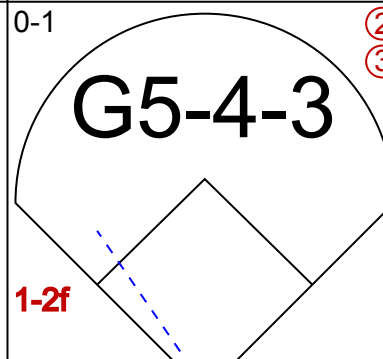
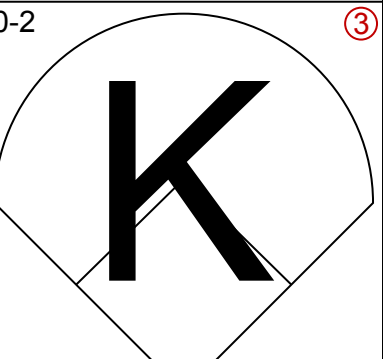
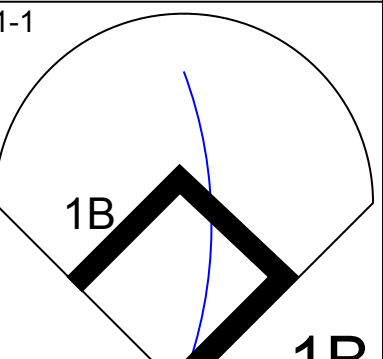
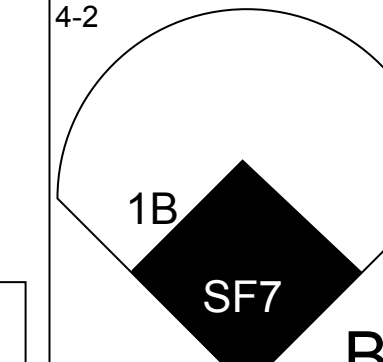
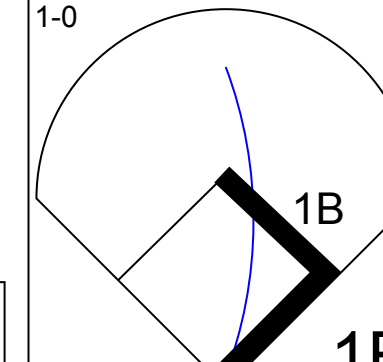
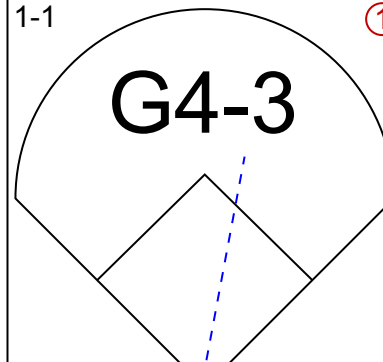
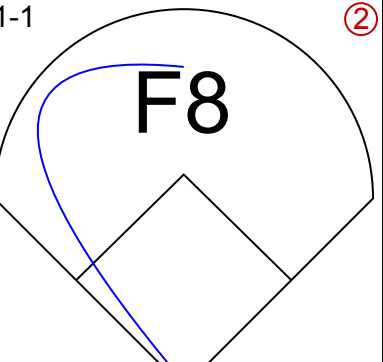
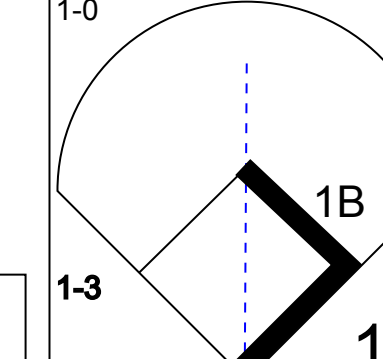
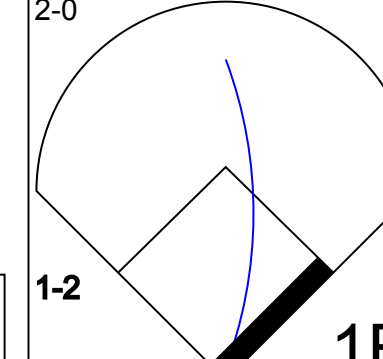
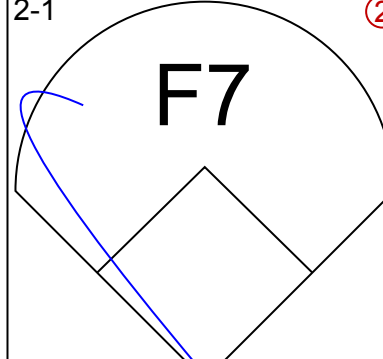
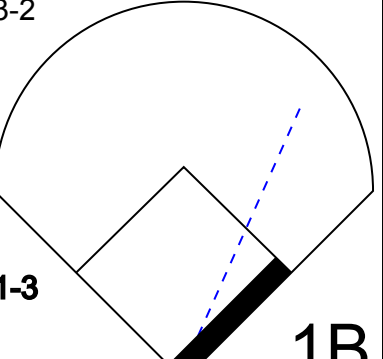

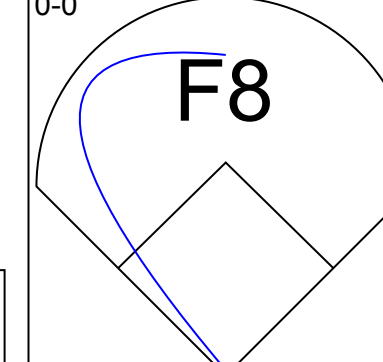
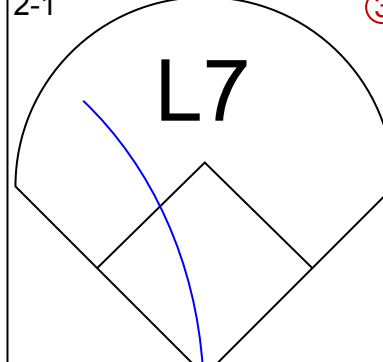
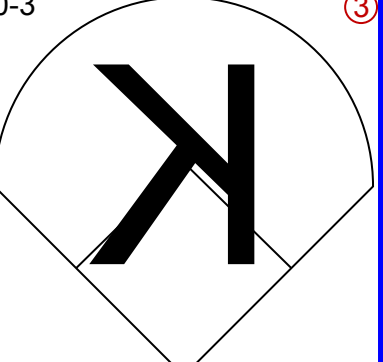

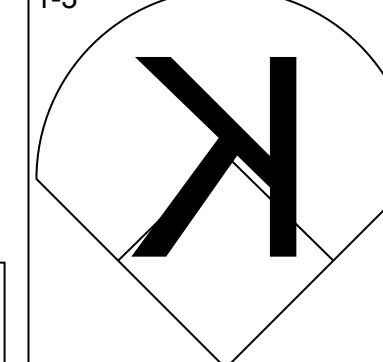
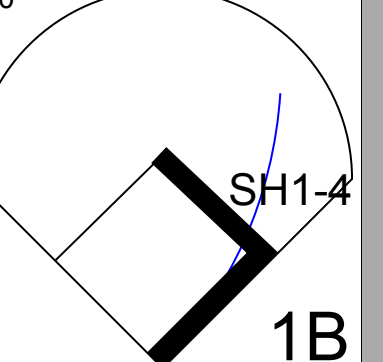

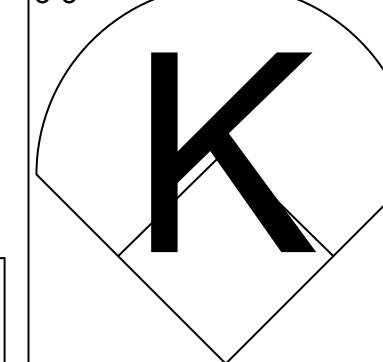
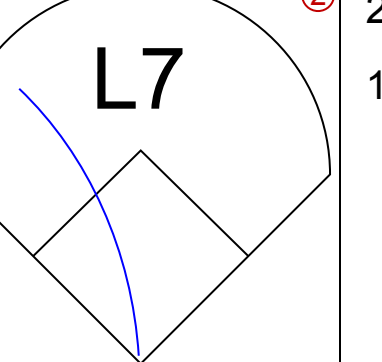
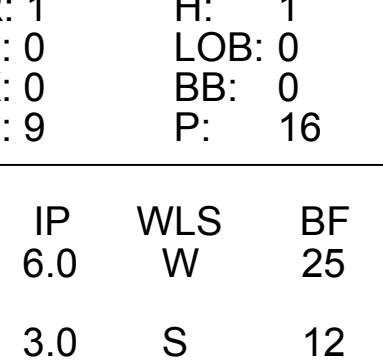
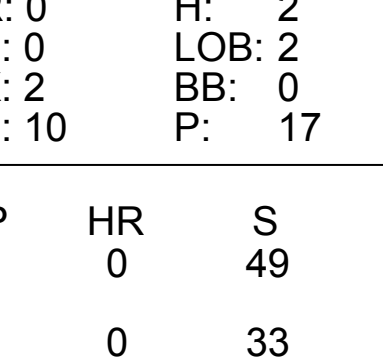
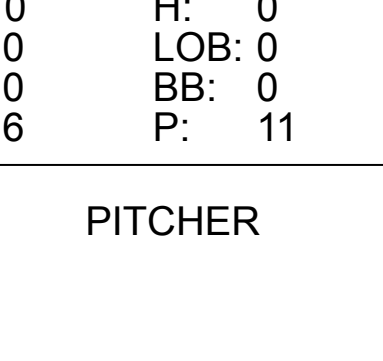
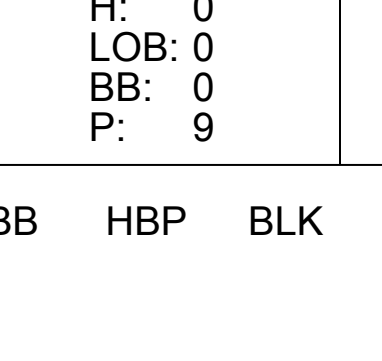
Batter	1	2	3	4	5	6	7	8	9	AB	R	H	RBI	BB	SO	LOB	BOTTOM										
Mike Felder, S (1, 9) OBP: 0.265, SLG: 0.234										4	0	0	0	0	0	2	<b>Florida Marlins @ Houston Astros</b> Astrodome, Houston, TX Tue May 31 1994, 8:05 PM EDT Att: 14,173 - Dome										
Steve Finley, L (1, 8) OBP: 0.320, SLG: 0.441										4	0	0	0	0	0	2											
Craig Biggio, R (1, 4) OBP: 0.424, SLG: 0.481										3	1	1	0	1	2	1											
5 Jeff Bagwell, R (1, 3) OBP: 0.411, SLG: 0.604										4	2	1	2	0	0	1											
Luis Gonzalez, L (1, 7) OBP: 0.332, SLG: 0.412										4	1	2	0	0	0	0											
Chris Donnels, L (1, 5) OBP: 0.407, SLG: 0.532										4	1	1	0	0	0	2											
Scott Servais, R (9, 2) OBP: 0.215, SLG: 0.349										0	0	0	0	0	0	0											
Tony Eusebio, R (1, 2) OBP: 0.255, SLG: 0.373										3	0	0	1	0	0	1											
Kevin Bass, S (8, PH) OBP: 0.406, SLG: 0.500										0	0	0	0	1	0	0											
John Hudek, S (9, 1)										0	0	0	0	0	0	0											
Andujar Cedeno, R (1, 6) OBP: 0.343, SLG: 0.465										2	0	1	2	2	0	0											
Greg Swindell, L (1, 1) OBP: 0.240, SLG: 0.320										2	0	1	0	0	1	2											
Andy Stankiewicz, R (7, PH) OBP: 0.351, SLG: 0.459										0	0	0	0	0	0	0											
Dave Veres, R (8, 1) Ken Caminiti, S (8, PH) Yorkis Perez, L (9, 5)										0	0	0	0	0	0	0											
<b>Inning Stats</b>	R: 2 E: 0 K: 0 S: 5	H: 1 LOB: 0 BB: 1 P: 15	R: 0 E: 0 K: 0 S: 8	H: 0 LOB: 0 BB: 0 P: 9	R: 0 E: 0 K: 1 S: 7	H: 1 LOB: 1 BB: 0 P: 12	R: 1 E: 1 K: 1 S: 9	H: 1 LOB: 2 BB: 1 P: 15	R: 0 E: 0 K: 0 S: 9	H: 1 LOB: 1 BB: 0 P: 13	R: 0 E: 0 K: 0 S: 5	H: 0 LOB: 0 BB: 0 P: 7	R: 0 E: 0 K: 0 S: 7	H: 0 LOB: 1 BB: 1 P: 15	R: 2 E: 0 K: 2 S: 14	H: 3 LOB: 2 BB: 1 P: 26	R: 0 E: 0 K: 2 S: 9	H: 0 LOB: 1 BB: 1 P: 17	1B: 6 2B: 0 3B: 0 HR: 1	SF: 0 SAC: 1 DP: 0 HBP: 0	WP: 0 PB: 0 SB: 1 CS: 0	PA: 36					
<b>PITCHER</b>	IP	WLS	BF	H	R	ER	SO	BB	IBB	HBP	BLK	WP	HR	S	P	ERA	WHIP										
Mark Gardner, R (1, 1) ERA: 4.67	6.0		25	4	3	2	2	1	1	0	0	0	0	43	71	3.00	0.833										
Richie Lewis, R (7, 1) ERA: 4.09	1.2	L	10	3	2	2	1	2	0	0	0	0	0	18	37	10.80	3.000										
Yorkis Perez, L (8, 1) ERA: 3.92	0.1		1	0	0	0	1	0	0	0	0	0	0	3	4	0.00	0.000										

AB	31
R	5
H	7
RBI	5
BB	4
SO	4
LOB	13





Batter	1	2	3	4	5	6	7	8	9	AB	R	H	RBI	BB	SO	LOB	TOP					
<b>Chuck Carr, S</b> OBP: 0.365, SLG: 0.372 (1, 8)										5	0	0	0	0	2	1	<b>Florida Marlins @ Houston Astros</b> Astrodome, Houston, TX Wed Jun 01 1994, 8:05 PM EDT Att: 17,055 - Dome					
<b>Jerry Browne, S</b> OBP: 0.371, SLG: 0.341 (1, 5)										4	1	2	1	0	0	0						
<b>Matias Carrillo, L</b> OBP: 0.364, SLG: 0.387 <b>Robb Nen, R</b> (7, 1)										3	1	3	0	1	0	0						
<b>Jeff Conine, R</b> OBP: 0.356, SLG: 0.522 (1, 7)										4	0	1	2	0	0	4						
<b>Bento Santiago, R</b> OBP: 0.344, SLG: 0.394 (1, 2)										3	0	0	0	1	0	1						
<b>Russ Morman, R</b> OBP: 0.385, SLG: 0.750 (1, 3)										4	0	1	0	0	1	2						
<b>Kurt Abbott, R</b> OBP: 0.319, SLG: 0.361 (1, 6)										4	0	1	0	0	0	2						
<b>Bret Barberie, S</b> OBP: 0.324, SLG: 0.394 (1, 4)										4	1	1	0	0	2	1						
<b>David Weathers, R</b> OBP: 0.172, SLG: 0.077 <b>Jesus Tavarez, S</b> OBP: 0.136, SLG: 0.136 (7, 9)										2	0	0	0	0	0	0						
<b>Inning Stats</b>	R: 0 E: 0 K: 1 S: 6	H: 1 LOB: 1 BB: 0 P: 11	R: 0 E: 0 K: 1 S: 11	H: 1 LOB: 1 BB: 0 P: 12	R: 0 E: 0 K: 0 S: 7	H: 0 LOB: 0 BB: 0 P: 12	R: 0 E: 0 K: 0 S: 10	H: 2 LOB: 2 BB: 0 P: 15	R: 3 E: 0 K: 1 S: 17	H: 4 LOB: 2 BB: 1 P: 26	R: 0 E: 0 K: 1 S: 10	H: 0 LOB: 0 BB: 0 P: 15	R: 0 E: 0 K: 1 S: 6	H: 1 LOB: 1 BB: 1 P: 11	R: 0 E: 0 K: 0 S: 8	H: 0 LOB: 0 BB: 0 P: 15		R: 0 E: 0 K: 0 S: 5	H: 0 LOB: 0 BB: 0 P: 10	1B: 7 2B: 2 3B: 0 HR: 0	SF: 0 SAC: 1 DP: 1 HBP: 0	WP: 0 PB: 1 SB: 0 CS: 0
<b>PITCHER</b>	IP	WLS	BF	H	R	ER	SO	BB	IBB	HBP	BLK	WP	HR	S	P	ERA	WHIP					
<b>Shane Reynolds, R</b> ERA: 3.67 (1, 1)	6.0	L	27	8	3	3	4	1	0	0	0	0	0	61	91	4.50	1.500					
<b>Todd Jones, R</b> ERA: 3.14 (7, 1)	2.0		7	1	0	0	1	1	0	0	0	0	0	14	26	0.00	1.000					
<b>Tom Edens, R</b> ERA: 2.57 (9, 1)	1.0		3	0	0	0	0	0	0	0	0	0	0	5	10	0.00	0.000					

Batter	1	2	3	4	5	6	7	8	9	AB	R	H	RBI	BB	SO	LOB	BOTTOM					
<b>James Mouton, R</b> OBP: 0.318, SLG: 0.313 <b>Chris Donnels, L</b> OBP: 0.400, SLG: 0.521 (9, FH)										4	1	1	0	0	1	3	<b>Florida Marlins @ Houston Astros</b> Astrodome, Houston, TX Wed Jun 01 1994, 8:05 PM EDT Att: 17,055 - Dome					
<b>Steve Finley, L</b> OBP: 0.316, SLG: 0.435 (1, 8)										3	0	0	0	0	1	1						
<b>Craig Biggio, R</b> OBP: 0.425, SLG: 0.479 (1, 4)										3	0	1	1	1	0	0						
<b>5 Jeff Bagwell, R</b> OBP: 0.408, SLG: 0.597 (1, 3)										4	0	1	0	0	1	2						
<b>Luis Gonzalez, L</b> OBP: 0.335, SLG: 0.410 (1, 7)										3	1	1	0	1	0	1						
<b>Ken Caminiti, S</b> OBP: 0.361, SLG: 0.552 (1, 5)										4	0	3	0	0	0	0						
<b>Scott Servais, R</b> OBP: 0.212, SLG: 0.346 <b>Sid Bream, L</b> OBP: 0.500, SLG: 0.412 (6, FH)										1	0	0	1	0	0	2						
<b>Todd Jones, L</b> OBP: 1.000, SLG: 1.000 <b>Kevin Bass, S</b> OBP: 0.400, SLG: 0.492 <b>Tom Edens, R</b> (9, 1)										1	0	0	1	0	0	2						
<b>Andujar Cedeno, R</b> OBP: 0.341, SLG: 0.460 (1, 6)										4	0	1	0	0	1	3						
<b>Shane Reynolds, R</b> OBP: 0.182, SLG: 0.100 <b>Tony Eusebio, R</b> OBP: 0.250, SLG: 0.365 (7, 2)										2	0	1	0	0	1	2						
<b>Inning Stats</b>	R: 1 E: 0 K: 0 S: 9	H: 1 LOB: 0 BB: 0 P: 16	R: 1 E: 0 K: 0 S: 10	H: 2 LOB: 2 BB: 1 P: 20	R: 0 E: 0 K: 0 S: 6	H: 1 LOB: 0 BB: 0 P: 10	R: 0 E: 0 K: 2 S: 10	H: 2 LOB: 2 BB: 0 P: 17	R: 0 E: 0 K: 1 S: 8	H: 0 LOB: 1 BB: 1 P: 15	R: 0 E: 0 K: 0 S: 6	H: 0 LOB: 0 BB: 0 P: 11	R: 0 E: 0 K: 2 S: 10	H: 1 LOB: 1 BB: 0 P: 13	R: 0 E: 0 K: 1 S: 15	H: 2 LOB: 2 BB: 0 P: 22	R: 0 E: 0 K: 0 S: 8	H: 0 LOB: 0 BB: 0 P: 9	1B: 8 2B: 1 3B: 0 HR: 0	SF: 1 SAC: 2 DP: 1 HBP: 0	WP: 0 PB: 0 SB: 0 CS: 0	PA: 37
<b>PITCHER</b>	IP	WLS	BF	H	R	ER	SO	BB	IBB	HBP	BLK	WP	HR	S	P	ERA	WHIP					
<b>David Weathers, R</b> ERA: 3.31 (1, 1)	6.0		25	6	2	2	3	2	0	0	0	0	0	49	89	3.00	1.333					
<b>Robb Nen, R</b> ERA: 3.23 (7, 1)	3.0	S	12	3	0	0	3	0	0	0	0	0	0	33	44	0.00	1.000					



Batter	1	2	3	4	5	6	7	8	9	AB	R	H	RBI	BB	SO	LOB	TOP			
<b>Bip Roberts, S</b> OBP: 0.380, SLG: 0.364 (1, 4)										4	0	1	0	0	1	0	<b>San Diego Padres @ Florida Marlins</b> Joe Robbie Stadium, Miami, FL Fri Jun 03 1994, 7:05 PM EDT Att: 26,340 - Unknown - 77 F			
<b>Craig Shipley, R</b> OBP: 0.330, SLG: 0.488 (1, 5)										4	1	0	0	0	0					
<b>Tony Gwynn, L</b> OBP: 0.458, SLG: 0.587 (1, 9)										4	0	1	0	0	0	2				
<b>Phil Plantier, L</b> OBP: 0.355, SLG: 0.594 (1, 7)										4	0	2	1	0	0	1				
<b>Derek Bell, R</b> OBP: 0.327, SLG: 0.406 (1, 8)										3	0	0	0	1	1	1				
<b>Tim Hyers, L</b> OBP: 0.329, SLG: 0.300 (1, 3)										4	0	1	0	0	1	3				
<b>Brad Ausmus, R</b> OBP: 0.300, SLG: 0.344 (9, PH)										2	0	0	0	1	0	0				
<b>Luis Lopez, S</b> OBP: 0.368, SLG: 0.448 (9, PH)										1	0	0	0	0	0	2				
<b>Ricky Gutierrez, R</b> OBP: 0.275, SLG: 0.278 (1, 6)										2	0	1	0	1	0	1				
<b>Wally Whitehurst, R</b> OBP: 0.227, SLG: 0.155 (2, 1)										0	0	0	0	0	0	0				
<b>Inning Stats</b>	R: 0 E: 0 K: 1 S: 8	H: 0 LOB: 0 BB: 0 P: 10	R: 0 E: 0 K: 1 S: 8	H: 0 LOB: 0 BB: 0 P: 13	R: 0 E: 0 K: 0 S: 7	H: 1 LOB: 2 BB: 1 P: 12	R: 0 E: 0 K: 0 S: 13	H: 2 LOB: 0 BB: 1 P: 23	R: 0 E: 0 K: 1 S: 7	H: 0 LOB: 0 BB: 0 P: 14	R: 0 E: 0 K: 0 S: 8	H: 0 LOB: 0 BB: 0 P: 8	R: 0 E: 0 K: 1 S: 7	H: 1 LOB: 0 BB: 0 P: 9	R: 1 E: 1 K: 0 S: 17	H: 2 LOB: 2 BB: 0 P: 24	1B: 6 2B: 0 3B: 0 HR: 0	SF: 0 SAC: 1 DP: 3 HBP: 0	WP: 0 PB: 0 SB: 1 CS: 0	PA: 34
<b>PITCHER</b>	IP WLS BF H R ER SO BB IBB HBP BLK WP HR S P ERA WHIP																			
<b>Pat Rapp, R</b> ERA: 3.83 (1, 1)	8.1 W 31 5 1 0 4 3 0 0 0 0 0 75 114 0.00 0.960																			
<b>Robb Nen, R</b> ERA: 3.16 (9, 1)	0.2 3 1 0 0 0 0 0 0 0 0 0 7 10 0.00 1.500																			

AB	30
R	1
H	6
RBI	1
BB	3
SO	4
LOB	11



Batter	1	2	3	4	5	6	7	8	9	AB	R	H	RBI	BB	SO	LOB	BOTTOM			
<b>Chuck Carr, S</b> OBP: 0.360, SLG: 0.368 (1, 8)										5	1	1	1	0	0	2	<b>San Diego Padres @ Florida Marlins</b> Joe Robbie Stadium, Miami, FL Fri Jun 03 1994, 7:05 PM EDT Att: 26,340 - Unknown - 77 F			
<b>Jerry Browne, S</b> OBP: 0.381, SLG: 0.344 (1, 5)										2	2	1	1	2	0	0				
<b>Matias Carrillo, L</b> OBP: 0.357, SLG: 0.379 (1, 9)										4	0	1	0	0	2	3				
<b>Jeff Conine, R</b> OBP: 0.362, SLG: 0.526 (1, 7)										4	0	3	3	0	1	1				
<b>Benito Santiago, R</b> OBP: 0.354, SLG: 0.396 (1, 2)										2	0	1	0	2	0	1				
<b>Russ Morman, R</b> OBP: 0.294, SLG: 0.563 (1, 3)										4	0	0	0	0	1	7				
<b>Kurt Abbott, R</b> OBP: 0.323, SLG: 0.365 (1, 6)										4	1	2	0	0	1	2				
<b>Bret Barberie, S</b> OBP: 0.322, SLG: 0.387 (1, 4)										3	1	0	0	1	1	1				
<b>Pat Rapp, R</b> OBP: 0.158, SLG: 0.211 (9, 1)										3	0	0	0	0	1	1				
<b>Inning Stats</b>	R: 2 E: 0 K: 0 S: 12	H: 3 LOB: 1 BB: 1 P: 23	R: 3 E: 0 K: 0 S: 17	H: 4 LOB: 3 BB: 2 P: 33	R: 0 E: 0 K: 0 S: 11	H: 1 LOB: 1 BB: 0 P: 17	R: 0 E: 0 K: 2 S: 10	H: 0 LOB: 0 BB: 1 P: 16	R: 0 E: 0 K: 2 S: 13	H: 0 LOB: 0 BB: 0 P: 15	R: 0 E: 0 K: 1 S: 9	H: 0 LOB: 0 BB: 0 P: 13	R: 0 E: 0 K: 1 S: 14	H: 1 LOB: 2 BB: 1 P: 22	R: 0 E: 0 K: 1 S: 9	H: 0 LOB: 0 BB: 0 P: 11		1B: 9 2B: 0 3B: 0 HR: 0	SF: 0 SAC: 1 DP: 1 HBP: 0	WP: 0 PB: 0 SB: 4 CS: 0
<b>PITCHER</b>	IP WLS BF H R ER SO BB IBB HBP BLK WP HR S P ERA WHIP																			
<b>Wally Whitehurst, R</b> ERA: 4.52 (1, 1)	1.2 L 13 7 5 5 0 2 0 0 0 0 0 27 50 0.00 27.000																			
<b>A.J. Sager, R</b> ERA: 5.31 (2, 1)	2.1 10 1 0 0 2 2 0 0 0 0 0 23 39 0.00 1.286																			
<b>Tim Mauser, R</b> ERA: 2.25 (5, 1)	3.0 11 1 0 0 4 1 0 0 0 0 0 36 50 0.00 0.667																			
<b>Jeff Tabaka, L</b> ERA: 6.75 (8, 1)	1.0 3 0 0 0 1 0 0 0 0 0 0 9 11 0.00 0.000																			





Batter	1	2	3	4	5	6	7	8	9	10	AB	R	H	RBI	BB	SO	LOB	TOP									
Luis Lopez, S OBP: 0.370, SLG: 0.433 (1.4)	G4-3		G4-3		HBP		G4-3			FC2-5 BB	3	0	0	0	1	0	2	<b>San Diego Padres @ Florida Marlins</b> Joe Robbie Stadium, Miami, FL Sat Jun 04 1994, 7:05 PM EDT Att: 28,682 - Unknown - 76 F  livebaseballscorecards.com  <b>AB 31</b> <b>R 3</b> <b>H 7</b> <b>RBI 3</b> <b>BB 5</b> <b>SO 5</b> <b>LOB 15</b>									
Craig Shipley, R OBP: 0.333, SLG: 0.484 (1.5)	CS 1B		L8		L7					FC2-5	5	0	2	0	0	0	3										
Tony Gwynn, L OBP: 0.447, SLG: 0.571 (1.9)	F7		G4-3				F8		G4-6-3 1B	K	5	0	0	0	0	1	4										
Phil Plantier, L OBP: 0.346, SLG: 0.576 (1.7)					G3		F9		P6	G3-1	5	0	0	0	0	0	2										
Derek Bell, R OBP: 0.330, SLG: 0.420 (1.8)					HR						3	1	1	1	1	1	0										
Tim Myers, L OBP: 0.354, SLG: 0.319 Trevor Hoffman, R (9.1)										WP SH1-4 BB	2	1	2	0	1	0	0										
Brad Ausmus, R OBP: 0.301, SLG: 0.340 (1.2)										SH1-4	0	0	0	0	0	0	0										
Ricky Gutierrez, R OBP: 0.281, SLG: 0.287 (1.6)										F9	2	1	0	0	1	0	2										
Joey Hamilton, R Pedro Martinez, L Archi Cianfrocco, R Bip Roberts, S (10.4)										K	3	0	1	2	1	1	1										
Inning Stats	R: 0 E: 0 K: 0 S: 11	H: 1 LOB: 0 BB: 0 P: 15	R: 2 E: 0 K: 1 S: 14	H: 2 LOB: 1 BB: 1 P: 24	R: 0 E: 0 K: 0 S: 9	H: 0 LOB: 0 BB: 0 P: 15	R: 1 E: 0 K: 0 S: 7	H: 2 LOB: 0 BB: 0 P: 12	R: 0 E: 0 K: 1 S: 7	H: 0 LOB: 1 BB: 0 P: 13	R: 0 E: 0 K: 1 S: 11	H: 0 LOB: 0 BB: 0 P: 16	R: 0 E: 0 K: 0 S: 6	H: 1 LOB: 0 BB: 0 P: 10	R: 0 E: 0 K: 1 S: 6	H: 0 LOB: 1 BB: 0 P: 12	R: 0 E: 0 K: 1 S: 8		H: 1 LOB: 2 BB: 1 P: 15	1B: 5 2B: 1 3B: 0 HR: 1	SF: 0 SAC: 3 DP: 2 HBP: 1	WP: 1 PB: 0 SB: 0 CS: 1	PA: 40				
PITCHER	IP	WLS	BF	H	R	ER	SO	BB	IBB	HBP	BLK	WP	HR	S	P	ERA	WHIP										
Charlie Hough, R ERA: 4.44	7.0		28	5	3	3	3	3	3	0	0	0	0	65	110	3.86	1.143										
Jeff Mutis, L ERA: 5.68	1.1		5	1	0	0	0	1	0	0	0	0	0	8	15	0.00	1.500										
Willie Fraser, R ERA:	0.2		2	0	0	0	1	0	0	0	0	1	0	5	7	0.00	0.000										
Richie Lewis, R ERA: 4.03	0.1		3	1	0	0	0	1	0	0	0	0	0	4	9	0.00	6.000										
Yorkis Perez, L ERA: 3.9	0.2	W	2	0	0	0	1	0	0	0	0	0	0	4	6	0.00	0.000										


Batter	1	2	3	4	5	6	7	8	9	10	AB	R	H	RBI	BB	SO	LOB	BOTTOM									
Chuck Carr, S OBP: 0.361, SLG: 0.368 (1.8)	CS 1B		F8		K			K		1B 1B	5	1	2	0	0	2	1	<b>San Diego Padres @ Florida Marlins</b> Joe Robbie Stadium, Miami, FL Sat Jun 04 1994, 7:05 PM EDT Att: 28,682 - Unknown - 76 F  livebaseballscorecards.com  <b>AB 39</b> <b>R 4</b> <b>H 14</b> <b>RBI 4</b> <b>BB 1</b> <b>SO 6</b> <b>LOB 20</b>									
Jerry Browne, S OBP: 0.382, SLG: 0.346 (1.5)	L7		1B		K			F8		1B 1B	5	0	2	0	0	1	1										
Matias Carrillo, L OBP: 0.360, SLG: 0.371 (1.9)	1B 2B BB		L7					K		F8	4	1	1	0	1	1	2										
Jeff Conine, R OBP: 0.368, SLG: 0.537 (1.7)	2B 1B				G5-3		F8			1B 3B	5	2	3	1	0	0	1										
Greg Colbrunn, R OBP: 0.286, SLG: 0.366 (1.3)	2B		F8		F8		G4-3			FC3-6 1B	4	0	2	3	0	0	1										
Kurt Abbott, R OBP: 0.321, SLG: 0.362 (1.6)	L8		F8					G3		FC3-6 1B	4	0	1	0	0	0	1										
Ron Tingley, R OBP: 0.277, SLG: 0.381 Benito Santiago, R OBP: 0.352, SLG: 0.393 (8.2)								G3		B1	3	0	3	0	0	0	0										
Bret Barberie, S OBP: 0.316, SLG: 0.378 (1.4)			F8		L4			G3		FC3-6	4	0	0	0	0	0	5										
Charlie Hough, R OBP: 0.217, SLG: 0.182 Dave Miedzinski, L OBP: 0.283, SLG: 0.308 Russ Morman, R OBP: 0.250, SLG: 0.289 Jeff Mutis, L OBP: 0.250, SLG: 0.284 Richie Lewis, R OBP: 0.250, SLG: 0.284 Yorkis Perez, L OBP: 0.250, SLG: 0.284 (10.1)			G1-6-3		K			G4-3		K	2	0	0	0	0	0	2										
Inning Stats	R: 2 E: 0 K: 0 S: 13	H: 3 LOB: 1 BB: 1 P: 23	R: 0 E: 0 K: 0 S: 5	H: 1 LOB: 0 BB: 0 P: 7	R: 0 E: 0 K: 0 S: 4	H: 1 LOB: 1 BB: 0 P: 5	R: 0 E: 0 K: 0 S: 4	H: 0 LOB: 0 BB: 0 P: 5	R: 0 E: 0 K: 2 S: 13	H: 1 LOB: 1 BB: 0 P: 11	R: 0 E: 0 K: 1 S: 10	H: 1 LOB: 2 BB: 0 P: 15	R: 0 E: 0 K: 2 S: 10	H: 0 LOB: 0 BB: 0 P: 12	R: 1 E: 0 K: 1 S: 19	H: 3 LOB: 2 BB: 0 P: 24	R: 1 E: 0 K: 0 S: 14		H: 3 LOB: 2 BB: 0 P: 21	1B: 10 2B: 2 3B: 2 HR: 0	SF: 0 SAC: 0 DP: 1 HBP: 0	WP: 0 PB: 0 SB: 0 CS: 1	PA: 40				
PITCHER	IP	WLS	BF	H	R	ER	SO	BB	IBB	HBP	BLK	WP	HR	S	P	ERA	WHIP										
Joey Hamilton, R ERA: 2.89	6.2		26	8	2	2	3	1	0	0	0	0	0	55	81	2.70	1.350										
Pedro Martinez, L ERA: 2.19	1.1		4	0	0	0	2	0	0	0	0	0	0	13	17	0.00	0.000										
Trevor Hoffman, R ERA: 1.71	1.1	L	10	6	2	2	1	0	0	0	0	0	0	33	45	13.50	4.500										




Batter	1	2	3	4	5	6	7	8	9	AB	R	H	RBI	BB	SO	LOB	TOP										
<b>Bip Roberts, S</b> OBP: 0.393, SLG: 0.365 (1, 4)	2-2 SH1-3 G5-3-5 1B		0-0 G4-3		4-1 2B BB		1-0 F9		2-2 K	4	2	1	0	1	1	1	<b>San Diego Padres @ Florida Marlins</b> Joe Robbie Stadium, Miami, FL Sun Jun 05 1994, 7:05 PM EDT Att: 30,743 - Unknown - 80 F										
<b>Craig Shipley, R</b> OBP: 0.340, SLG: 0.479 <b>Jeff Tabaka, R</b> (8, 1)	4-1 SAFE G5-3-5 SH1-3 BB		1-1		0-0 L4		1-1 G5-3		1-1 G3-1	3	0	1	0	1	0	2											
<b>Bill Bean, L</b> OBP: 0.259, SLG: 0.273 (9, PH)	1-2 BB		1-0 F7		1-1 E 1-H 2-H 2B		1-2 2B 1B		0-0 G3-1	4	0	2	2	0	0	2											
<b>Tony Gwynn, L</b> OBP: 0.448, SLG: 0.574 (1, 9)	0-0 SH1-3		2-2 G3		0-0 E3		0-0 1-3 2B			4	0	1	1	0	0	3											
<b>Derek Bell, R</b> OBP: 0.329, SLG: 0.421 (1, 8)	1-2 G5-3-5				1-2 F9		0-1 F7		1-2 G3-1	3	0	0	0	0	0	2											
<b>Phil Clark, R</b> OBP: 0.215, SLG: 0.354 <b>Tim Hyers, L</b> OBP: 0.350, SLG: 0.315 (7, PH) (7, 3)		2-2 L7		1-2 F9		0-1 F7				1	0	0	0	0	0	2											
<b>Phil Plantier, L</b> OBP: 0.349, SLG: 0.592 (1, 7)		2-1 HR		2-1 G4-3		2-1 SH1-3 1B		1-1 G3		4	1	2	1	0	0	0											
<b>Ricky Gutierrez, R</b> OBP: 0.282, SLG: 0.303 (1, 6)		1-0 SF7 3B		3-2 G4-3		2-1 SH1-3		0-2 G4-3		3	1	1	0	0	0	0											
<b>Brad Ausmus, R</b> OBP: 0.294, SLG: 0.333 (1, 2)		1-1 SF7			3-2 G4-3		1-3 K		1-2 G3	3	0	0	1	0	1	1											
<b>Andy Ashby, R</b> OBP: 0.238, SLG: 0.200 <b>A.J. Sager, R</b> OBP: 0.111, SLG: 0.333 <b>Pedro Martinez, L</b> (7, 1) <b>Luis Lopez, S</b> OBP: 0.376, SLG: 0.440 (7, 5)		0-1 G6-3			3-2 BB 2B 1B		1-2 G3		2-2 G3-1 1B	2	1	1	0	0	0	0											
<b>Inning Stats</b>	R: 1 E: 0 K: 0 S: 10	H: 1 LOB: 0 BB: 1 P: 17	R: 2 E: 0 K: 0 S: 10	H: 2 LOB: 0 BB: 0 P: 16	R: 0 E: 0 K: 0 S: 7	H: 1 LOB: 1 BB: 0 P: 11	R: 0 E: 0 K: 0 S: 9	H: 0 LOB: 0 BB: 0 P: 15	R: 2 E: 1 K: 0 S: 14	H: 2 LOB: 2 BB: 1 P: 25	R: 0 E: 0 K: 1 S: 10	H: 1 LOB: 1 BB: 0 P: 16	R: 0 E: 0 K: 0 S: 10	H: 2 LOB: 0 BB: 0 P: 14	R: 0 E: 0 K: 0 S: 8	H: 0 LOB: 0 BB: 0 P: 10	R: 0 E: 0 K: 1 S: 10	H: 1 LOB: 1 BB: 0 P: 15	1B: 6 2B: 3 3B: 1 HR: 1	SF: 1 SAC: 2 DP: 1 HBP: 0	WP: 0 PB: 0 SB: 0 CS: 0	PA: 39					
<b>PITCHER</b>	IP	WLS	BF	H	R	ER	SO	BB	IBB	HBP	BLK	WP	HR	S	P	ERA	WHIP										
<b>Chris Hammond, L</b> ERA: 2.39	(1, 1)	6.2	30	8	5	5	1	2	0	0	0	0	1	66	109	6.75	1.500										
<b>Willie Fraser, R</b> ERA:	(7, 1)	0.0	1	1	0	0	0	0	0	0	0	0	0	1	1	∞	∞										
<b>Yorkis Perez, L</b> ERA: 3.57	(7, 1)	1.1	W	4	0	0	0	0	0	0	0	0	0	11	14	0.00	0.000										
<b>Robb Nen, R</b> ERA: 3.06	(9, 1)	1.0		4	1	0	1	0	0	0	0	0	0	10	15	0.00	1.000										

Batter	1	2	3	4	5	6	7	8	9	AB	R	H	RBI	BB	SO	LOB	BOTTOM										
<b>Chuck Carr, S</b> OBP: 0.364, SLG: 0.368 (1, 8)	0-0 L7	4-1 1B BB			0-2 S SH2-3 1B		0-0 SH	2-2 F7		3	2	1	0	1	0	0	<b>San Diego Padres @ Florida Marlins</b> Joe Robbie Stadium, Miami, FL Sun Jun 05 1994, 7:05 PM EDT Att: 30,743 - Unknown - 80 F										
<b>Jerry Browne, S</b> OBP: 0.387, SLG: 0.361 (1, 5) (7, 4) (9, 5)	1-1 G4-3	2-2 G6-3 1B			1-0 SH2-3		2-0 HR 2B			3	1	2	2	0	0	0											
<b>Matias Carrillo, L</b> OBP: 0.354, SLG: 0.365 (1, 9)	1-2 K	3-2 G6-3			3-2 G6-4-3 2H 1B		2-0 B3			4	0	1	1	0	1	4											
<b>Jeff Conine, R</b> OBP: 0.374, SLG: 0.539 (1, 7)		0-0 BB HR 1B	2-2 L4-3 1B		0-1 G6-4-3 1-2		4-0 HR IBB			3	2	2	0	1	0	1											
<b>Benito Santiago, R</b> OBP: 0.355, SLG: 0.416 (1, 2)		0-0 BB HR 1B	0-2 L4-3		3-2 G1-3		0-0 HR			4	2	2	3	0	0	1											
<b>Russ Morman, R</b> OBP: 0.273, SLG: 0.450 (1, 3)		4-2 HR BB	0-3 K		0-0 G5-3		0-1 F8			3	1	0	0	1	1	0											
<b>Kurt Abbott, R</b> OBP: 0.326, SLG: 0.385 (1, 6)		0-0 HR		1-3 K		2-1 1B	1-2 P4			4	1	2	4	0	1	0											
<b>Bret Barberie, S</b> OBP: 0.316, SLG: 0.377 (1, 4)		0-0 1B BB 1B		2-0 G4-3		0-1 L7	1-2 G6-3			3	0	1	0	0	0	1											
<b>Chris Hammond, L</b> ERA: 2.39 <b>Willie Fraser, R</b> ERA: 3.11 <b>Yorkis Perez, L</b> ERA: 2.84 <b>Dave Magadan, L</b> OBP: 0.190, SLG: 0.158 <b>Mario Diaz, R</b> OBP: 0.300, SLG: 0.300 <b>Robb Nen, R</b> ERA: 6.32 (1, 1) (7, 1) (7, 1) (7, 5) (8, PH) (9, 4)		1-3 K		0-0 F8		4-2 SH 2B BB	1-0 L9			2	0	0	0	0	1	1											
<b>Inning Stats</b>	R: 0 E: 0 K: 1 S: 6	H: 0 LOB: 0 BB: 0 P: 8	R: 4 E: 0 K: 1 S: 19	H: 5 LOB: 2 BB: 2 P: 33	R: 0 E: 0 K: 1 S: 13	H: 1 LOB: 0 BB: 0 P: 15	R: 0 E: 0 K: 1 S: 6	H: 0 LOB: 0 BB: 0 P: 9	R: 1 E: 0 K: 0 S: 9	H: 2 LOB: 0 BB: 0 P: 13	R: 0 E: 0 K: 0 S: 8	H: 1 LOB: 1 BB: 0 P: 13	R: 5 E: 1 K: 0 S: 12	H: 2 LOB: 0 BB: 2 P: 25	R: 0 E: 0 K: 0 S: 8	H: 0 LOB: 0 BB: 0 P: 12		1B: 8 2B: 2 3B: 0 HR: 2	SF: 0 SAC: 2 DP: 3 HBP: 0	WP: 0 PB: 0 SB: 1 CS: 0	PA: 37						
<b>PITCHER</b>	IP	WLS	BF	H	R	ER	SO	BB	IBB	HBP	BLK	WP	HR	S	P	ERA	WHIP										
<b>Andy Ashby, R</b> ERA: 3.16	(1, 1)	4.1		8	1	1	0	1	0	0	0	0	0	51	76	10.38	2.308										
<b>A.J. Sager, R</b> ERA: 5.11	(5, 1)	1.2	L	6	1	1	0	1	0	0	0	0	0	13	22	5.40	1.200										
<b>Pedro Martinez, L</b> ERA: 2.84	(7, 1)	1.0		7	2	4	3	0	0	1	0	0	1	9	18	27.00	2.000										
<b>Jeff Tabaka, L</b> ERA: 6.32	(8, 1)	1.0		3	0	0	0	0	0	0	0	0	0	8	12	0.00	0.000										

**AB 34**  
**R 5**  
**H 10**  
**RBI 5**  
**BB 2**  
**SO 2**  
**LOB 15**



**AB 31**  
**R 10**  
**H 11**  
**RBI 10**  
**BB 4**  
**SO 4**  
**LOB 8**





Batter	1	2	3	4	5	6	7	8	9	AB	R	H	RBI	BB	SO	LOB	TOP							
<b>Brett Butler, L</b> OBP: 0.450, SLG: 0.485 (1, 8)										5	1	2	0	1	2	3								
<b>Eddie Pyle, R</b> OBP: 0.200, SLG: 0.111 (1, 6)										2	1	0	0	1	0	0								
<b>Dave Hansen, L</b> OBP: 0.313, SLG: 0.333 (8, PH)										1	0	1	0	0	0	0								
<b>Jose Offerman, S</b> OBP: 0.300, SLG: 0.277 (8, 6)										1	1	0	0	0	1	2								
<b>Mike Piazza, R</b> OBP: 0.376, SLG: 0.575 (1, 2)										4	3	4	4	1	0	0								
<b>Tim Wallach, R</b> OBP: 0.357, SLG: 0.523 (1, 5)										5	1	4	2	0	0	0								
<b>Henry Rodriguez, L</b> OBP: 0.345, SLG: 0.465 (7, PH)										3	0	0	0	0	1	5								
<b>Cory Snyder, R</b> OBP: 0.337, SLG: 0.511 (8, 3)										2	0	0	0	0	1	2								
<b>Eric Karros, R</b> OBP: 0.342, SLG: 0.460 (8, 1)										4	0	1	1	0	1	5								
<b>Roger McDowell, R</b> (8, 1)										0	0	0	0	0	0	0								
<b>Raul Mondesi, R</b> OBP: 0.347, SLG: 0.576 (1, 9)										5	1	2	1	0	0	1								
<b>Garey Ingram, R</b> OBP: 0.370, SLG: 0.476 (1, 4)										4	1	2	1	1	0	0								
<b>Tom Candiotti, R</b> OBP: 0.143, SLG: 0.179 (7, 1)										4	1	1	0	0	1	3								
<b>37 Darren Dreifort, R</b> OBP: 1.000, SLG: 1.000 (7, 1)										0	0	0	0	0	0	0								
<b>Jim Gott, R</b> (7, 1)										0	0	0	0	0	0	0								
<b>Al Osuna, R</b> (7, 1)										0	0	0	0	0	0	0								
<b>Mitch Webster, S</b> OBP: 0.358, SLG: 0.396 (8, 7)										1	0	0	0	0	0	1								
<b>Inning Stats</b>	R: 0 E: 2 K: 2 S: 14	H: 2 LOB: 3 BB: 1 P: 22	R: 4 E: 0 K: 0 S: 13	H: 2 LOB: 0 BB: 2 P: 26	R: 1 E: 0 K: 0 S: 6	H: 1 LOB: 0 BB: 0 P: 7	R: 0 E: 0 K: 1 S: 7	H: 0 LOB: 0 BB: 0 P: 8	R: 1 E: 1 K: 0 S: 9	H: 2 LOB: 1 BB: 0 P: 15	R: 1 E: 0 K: 0 S: 8	H: 1 LOB: 0 BB: 0 P: 10	R: 2 E: 0 K: 3 S: 20	H: 4 LOB: 3 BB: 1 P: 36	R: 1 E: 0 K: 0 S: 11	H: 3 LOB: 2 BB: 0 P: 16	R: 0 E: 0 K: 1 S: 11	H: 2 LOB: 2 BB: 0 P: 17	1B: 12 2B: 1 3B: 0 HR: 4	SF: 1 SAC: 1 DP: 1 HBP: 0	WP: 0 PB: 0 SB: 0 CS: 0	PA: 47		
<b>PITCHER</b>	IP	WLS	BF	H	R	ER	SO	BB	IBB	HBP	BLK	WP	HR	S	P	ERA	WHIP							
<b>Mark Gardner, R</b> ERA: 5.35 (1, 1)	4.0		20	5	5	5	3	3	0	0	0	0	2	40	63	11.25	2.000							
<b>Richie Lewis, R</b> ERA: 4.44 (5, 1)	2.0		9	3	2	2	0	0	0	0	0	0	1	17	25	9.00	1.500							
<b>Jeff Mutis, L</b> ERA: 5.93 (7, 1)	1.0		8	4	2	1	3	0	1	0	0	0	1	20	36	9.00	4.000							
<b>Willie Fraser, R</b> ERA: 3.38 (8, 1)	2.0	W	10	5	1	1	1	0	0	0	0	0	0	22	33	4.50	2.500							
Batter	1	2	3	4	5	6	7	8	9	AB	R	H	RBI	BB	SO	LOB	BOTTOM							
<b>Chuck Carr, S</b> OBP: 0.368, SLG: 0.379 (1, 8)										5	0	2	1	1	2	4								
<b>Jerry Browne, S</b> OBP: 0.388, SLG: 0.377 (1, 5)										5	1	2	1	0	0	3								
<b>Willie Fraser, R</b> (8, 1)										0	0	0	0	0	0	0								
<b>Jesus Tavarez, S</b> OBP: 0.174, SLG: 0.174 (9, PH)										1	0	1	1	0	0	0								
<b>Matias Carrillo, L</b> OBP: 0.345, SLG: 0.346 (1, 9)										4	0	0	0	1	1	4								
<b>Jeff Conine, R</b> OBP: 0.379, SLG: 0.541 (1, 7)										5	3	3	1	0	0	1								
<b>Greg Colbrunn, R</b> OBP: 0.346, SLG: 0.458 (1, 3)										5	1	3	2	0	1	0								
<b>Benito Santiago, R</b> OBP: 0.363, SLG: 0.418 (1, 2)										4	2	2	1	1	1	2								
<b>Mario Diaz, R</b> OBP: 0.667, SLG: 0.800 (1, 6)										4	1	3	2	1	0	1								
<b>Bret Barberie, S</b> OBP: 0.318, SLG: 0.383 (1, 4)										5	1	2	1	0	1	3								
<b>Mark Gardner, R</b> ERA: 4.76 (4, PH)										0	0	0	0	0	0	0								
<b>Alex Arias, R</b> OBP: 0.203, SLG: 0.284 (5, 1)										0	0	0	0	0	0	0								
<b>Richie Lewis, R</b> ERA: 5.93 (6, PH)										1	0	0	0	0	1	1								
<b>Russ Morman, R</b> OBP: 0.291, SLG: 0.429 (7, 1)										0	0	0	0	0	0	0								
<b>Jeff Mutis, L</b> (7, 1)										0	0	0	0	0	0	0								
<b>Dave Magadan, L</b> OBP: 0.303, SLG: 0.316 (8, 5)										2	2	2	1	0	0	0								
<b>Inning Stats</b>	R: 2 E: 1 K: 2 S: 18	H: 3 LOB: 1 BB: 0 P: 26	R: 0 E: 0 K: 0 S: 7	H: 1 LOB: 2 BB: 1 P: 16	R: 0 E: 0 K: 1 S: 7	H: 0 LOB: 0 BB: 1 P: 12	R: 1 E: 0 K: 2 S: 21	H: 1 LOB: 3 BB: 3 P: 37	R: 0 E: 0 K: 0 S: 8	H: 1 LOB: 1 BB: 0 P: 12	R: 0 E: 0 K: 1 S: 7	H: 1 LOB: 0 BB: 0 P: 10	R: 6 E: 0 K: 0 S: 21	H: 7 LOB: 1 BB: 0 P: 37	R: 1 E: 0 K: 0 S: 10	H: 3 LOB: 2 BB: 0 P: 17	R: 1 E: 0 K: 1 S: 15	H: 3 LOB: 2 BB: 0 P: 22	1B: 15 2B: 3 3B: 2 HR: 0	SF: 0 SAC: 1 DP: 2 HBP: 0	WP: 1 PB: 0 SB: 0 CS: 0	PA: 47		
<b>PITCHER</b>	IP	WLS	BF	H	R	ER	SO	BB	IBB	HBP	BLK	WP	HR	S	P	ERA	WHIP							
<b>Tom Candiotti, R</b> ERA: 4.76 (1, 1)	6.2		32	9	5	5	6	5	0	0	0	0	0	4	8	6.75	2.100							
<b>37 Darren Dreifort, R</b> ERA: 5.93 (7, 1)	0.0		2	2	1	1	0	0	0	0	0	0	0	5	9	∞	∞							
<b>Jim Gott, R</b> ERA: 5.13 (7, 1)	0.0		2	2	2	2	0	0	0	0	0	0	0	6	9	13.50	1.500							
<b>Al Osuna, L</b> ERA: 5.4 (7, 1)	0.2		3	1	1	1	0	0	0	0	0	0	0	6	9	18.00	6.000							
<b>Roger McDowell, R</b> ERA: 3.13 (8, 1)	1.0	L	8	6	2	2	1	0	0	0	0	0	0	24	38	18.00	6.000							

Los Angeles Dodgers @ Florida Marlins  
Joe Robbie Stadium, Miami, FL  
Mon Jun 06 1994, 7:05 PM EDT  
Att: 24,350 - Unknown - 83 F

AB 41  
R 10  
H 17  
RBI 9  
BB 4  
SO 7  
LOB 22



Los Angeles Dodgers @ Florida Marlins  
Joe Robbie Stadium, Miami, FL  
Mon Jun 06 1994, 7:05 PM EDT  
Att: 24,350 - Unknown - 83 F

AB 41  
R 11  
H 20  
RBI 11  
BB 5  
SO 7  
LOB 19





Batter	1	2	3	4	5	6	7	8	9	AB	R	H	RBI	BB	SO	LOB	TOP		
<b>Brett Butler, L</b> OBP: 0.441, SLG: 0.474 (1, 8)	F9	K			B3		F9		P6	5	0	0	0	0	1	4	<b>Los Angeles Dodgers @ Florida Marlins</b> Joe Robbie Stadium, Miami, FL Tue Jun 07 1994, 7:05 PM EDT Att: 26,730 - Unknown - 86 F		
<b>Jose Offerman, S</b> OBP: 0.304, SLG: 0.283 (1, 6)	L6			G6-4-3 BB	F8 2B		F7			3	0	1	0	1	0	0			
<b>Mike Piazza, R</b> OBP: 0.374, SLG: 0.569 (1, 2)	G6-3		G6-4-3		F8			G4-6-3 1B		4	0	1	0	0	0	2			
<b>Tim Wallach, R</b> OBP: 0.355, SLG: 0.518 (1, 5)		L7			F8			K		4	0	1	0	0	1	2			
<b>Henry Rodriguez, L</b> OBP: 0.343, SLG: 0.460 <b>Cory Snyder, R</b> OBP: 0.337, SLG: 0.511 (8, 7)	F8		F8					G4-6-3 1B		4	0	1	0	0	0	2			
<b>Eric Karros, R</b> OBP: 0.349, SLG: 0.471 (1, 3)						P3				4	1	3	0	0	0	1			
<b>Raul Mondesi, R</b> OBP: 0.349, SLG: 0.575 (1, 9)	E7 1B				K			F8		4	1	2	1	0	1	2			
<b>Garey Ingram, R</b> OBP: 0.380, SLG: 0.467 (1, 4)					F9					3	0	1	0	1	0	3			
<b>Ramon Martinez, R</b> OBP: 0.235, SLG: 0.265 (1, 1)					F8			G4-3		4	0	1	1	0	0	3			
<b>Inning Stats</b>	R: 0 E: 0 K: 0 S: 4	H: 0 LOB: 0 BB: 0 P: 7	R: 2 E: 1 K: 1 S: 11	H: 3 LOB: 2 BB: 1 P: 19	R: 0 E: 0 K: 0 S: 8	H: 1 LOB: 1 BB: 1 P: 17	R: 0 E: 0 K: 0 S: 9	H: 2 LOB: 1 BB: 0 P: 12	R: 0 E: 0 K: 1 S: 7	H: 1 LOB: 1 BB: 0 P: 11	R: 0 E: 0 K: 0 S: 6	H: 0 LOB: 0 BB: 0 P: 8	R: 0 E: 0 K: 1 S: 9	H: 1 LOB: 0 BB: 0 P: 16	R: 0 E: 0 K: 0 S: 12	H: 2 LOB: 2 BB: 0 P: 19	1B: 9 2B: 2 3B: 0 HR: 0	SF: 0 SAC: 0 DP: 3 HBP: 0	WP: 0 PA: 37 PB: 0 SB: 0 CS: 0
<b>PITCHER</b>	IP	WLS	BF	H	R	ER	SO	BB	IBB	HBP	BLK	WP	HR	S	P	ERA	WHIP		
<b>David Weathers, R</b> ERA: 3.2 <b>Brian Drahman, R</b> ERA:	8.0	L	32	9	2	2	3	1	1	0	0	0	0	63	103	2.25	1.250		

Batter	1	2	3	4	5	6	7	8	9	AB	R	H	RBI	BB	SO	LOB	BOTTOM				
<b>Chuck Carr, S</b> OBP: 0.361, SLG: 0.371 (1, 8)	P5		K			G3-1			E5	4	0	0	0	0	1	0	<b>Los Angeles Dodgers @ Florida Marlins</b> Joe Robbie Stadium, Miami, FL Tue Jun 07 1994, 7:05 PM EDT Att: 26,730 - Unknown - 86 F				
<b>Jerry Browne, S</b> OBP: 0.384, SLG: 0.373 (1, 5)	F7				G4-3 1B				FC6-4	4	0	1	0	0	0	1					
<b>Matias Carrillo, L</b> OBP: 0.341, SLG: 0.341 (1, 9)					G4-3				K	4	0	1	0	0	2	2					
<b>Jeff Conine, R</b> OBP: 0.372, SLG: 0.531 (1, 7)	P5				K				F9	4	0	0	0	0	1	3					
<b>Benito Santiago, R</b> OBP: 0.356, SLG: 0.410 (1, 2)					K					3	0	0	0	0	2	1					
<b>Russ Morman, R</b> OBP: 0.308, SLG: 0.435 (1, 3)										2	0	1	0	0	0	0					
<b>Kurt Abbott, R</b> OBP: 0.320, SLG: 0.377 (1, 6)					G4-6-3 1B				HBP	3	0	0	0	0	1	2					
<b>Mario Diaz, R</b> OBP: 0.500, SLG: 0.571 <b>Bret Barberie, S</b> OBP: 0.316, SLG: 0.381 (8, PH) (9, 4)					G5-3				F8	2	0	0	0	0	0	0					
<b>David Weathers, R</b> OBP: 0.161, SLG: 0.071 <b>Dave Magadan, L</b> OBP: 0.380, SLG: 0.313 <b>Brian Drahman, R</b> ERA: (8, PH) (9, 1)					G3-1				F7	2	0	0	0	0	0	0					
<b>Inning Stats</b>	R: 0 E: 0 K: 0 S: 9	H: 1 LOB: 1 BB: 0 P: 14	R: 0 E: 0 K: 0 S: 7	H: 0 LOB: 0 BB: 0 P: 9	R: 0 E: 0 K: 1 S: 8	H: 0 LOB: 0 BB: 0 P: 14	R: 0 E: 0 K: 2 S: 12	H: 1 LOB: 1 BB: 0 P: 19	R: 0 E: 0 K: 0 S: 6	H: 1 LOB: 0 BB: 0 P: 8	R: 0 E: 0 K: 0 S: 5	H: 0 LOB: 0 BB: 0 P: 9	R: 0 E: 0 K: 2 S: 15	H: 0 LOB: 0 BB: 0 P: 20	R: 0 E: 0 K: 1 S: 12	H: 0 LOB: 1 BB: 0 P: 20	R: 0 E: 1 K: 1 S: 10	H: 0 LOB: 1 BB: 0 P: 15	1B: 3 2B: 0 3B: 0 HR: 0	SF: 0 SAC: 0 DP: 1 HBP: 1	WP: 0 PA: 31 PB: 0 SB: 0 CS: 0
<b>PITCHER</b>	IP	WLS	BF	H	R	ER	SO	BB	IBB	HBP	BLK	WP	HR	S	P	ERA	WHIP				
<b>Ramon Martinez, R</b> ERA: 3.5	9.0	W	31	3	0	0	7	0	0	1	0	0	0	84	128	0.00	0.333				




Batter	1	2	3	4	5	6	7	8	9	AB	R	H	RBI	BB	SO	LOB	TOP										
<b>Jose Offerman, S</b> OBP: 0.303, SLG: 0.283 (1, 6)	G4-3 ①		K ①	E4 G6-4-3			F9-3 1B		SH1-4 ①	4	0	1	0	0	1	0	<b>Los Angeles Dodgers @ Florida Marlins</b> Joe Robbie Stadium, Miami, FL Wed Jun 08 1994, 7:05 PM EDT Att: 37,109 - Unknown - 90 F										
<b>Chris Cwynn, L</b> OBP: 0.288, SLG: 0.333 <b>Cory Snyder, R</b> OBP: 0.333, SLG: 0.506 (1, 7) (7, 9)	G1-3 ②		1B HR	F8 ①			F9-3 ① ②		K ②	4	1	1	0	0	0	2											
<b>Mike Piazza, R</b> OBP: 0.379, SLG: 0.566 (1, 2)			1B HR	G6-4-3 ② ③			K ③			3	1	1	0	2	1	1											
<b>Tim Wallach, R</b> OBP: 0.360, SLG: 0.532 (1, 5)	F8 ③		HR			L5-3 1B			F8 ③	4	1	2	3	1	0	3											
<b>Henry Rodriguez, L</b> OBP: 0.341, SLG: 0.455 (7, 7)		G4-3 ①		P6 ①				P5 ①		4	1	1	0	0	0	2											
<b>Brett Butler, L</b> OBP: 0.441, SLG: 0.474 (9, 8)			2B FC6-4 1B							0	0	0	0	0	0	0											
<b>Eric Karros, R</b> OBP: 0.352, SLG: 0.476 (1, 3)			HBP 1B	FC6-4 1-3 2B		L5-3 ② ③			K ②	4	0	2	0	0	1	2											
<b>Raul Mondesi, R</b> OBP: 0.356, SLG: 0.574 (9, 9)			HBP 1B	FC6-4 IBB			F9 ①			2	0	1	0	1	0	0											
<b>Garey Ingram, R</b> OBP: 0.358, SLG: 0.438 (8, PH)			K ②	FC6-4 ②			K ②			3	0	0	1	0	2	4											
<b>Dave Hansen, L</b> OBP: 0.294, SLG: 0.313 <b>Eddie Pye, R</b> OBP: 0.200, SLG: 0.111 (8, PH) (8, 4)			K ②	FC6-4 ②			K ②		F8 ③	1	0	0	0	0	0	2											
<b>Pedro Astacio, R</b> OBP: 0.083, SLG: 0.083 <b>Todd Worrell, R</b> (9, 1) <b>Al Osuna, R</b> (9, 1)		G3 ③		G5-3 ③			G4-3 ③		SH1-4 1B	4	0	1	0	0	0	4											
<b>Inning Stats</b>	R: 0 E: 0 K: 0 S: 6	H: 0 LOB: 1 BB: 1 P: 14	R: 0 E: 0 K: 1 S: 12	H: 1 LOB: 2 BB: 0 P: 16	R: 4 E: 0 K: 1 S: 25	H: 5 LOB: 2 BB: 1 P: 37	R: 0 E: 1 K: 0 S: 5	H: 0 LOB: 0 BB: 0 P: 9	R: 0 E: 0 K: 0 S: 5	H: 0 LOB: 0 BB: 0 P: 8	R: 0 E: 0 K: 1 S: 7	H: 0 LOB: 0 BB: 0 P: 10	R: 0 E: 0 K: 1 S: 8	H: 1 LOB: 2 BB: 1 P: 14	R: 0 E: 0 K: 1 S: 9	H: 1 LOB: 2 BB: 1 P: 19	R: 0 E: 0 K: 1 S: 12	H: 1 LOB: 2 BB: 1 P: 22	1B: 8 2B: 3 3B: 0 HR: 1	SF: 0 SAC: 1 DP: 3 HBP: 1	WP: 0 PB: 0 SB: 0 CS: 0	PA: 40					
<b>PITCHER</b>	IP	WLS	BF	H	R	ER	SO	BB	IBB	HBP	BLK	WP	HR	S	P	ERA	WHIP										
<b>Pat Rapp, R</b> ERA: 4.19 <b>Richie Lewis, R</b> ERA: 3.95 <b>Willie Fraser, R</b> ERA: 1.93	(1, 1) (5, 1) (8, 1)	4.0 3.0 2.0	21 9 10	6 2 2	4 0 0	4 0 0	2 2 2	1 0 1	1 0 1	1 0 0	0 0 0	0 0 0	1 0 0	1 20 21	48 32 41	76 0.00 0.00	1.750 0.667 1.500										

Batter	1	2	3	4	5	6	7	8	9	AB	R	H	RBI	BB	SO	LOB	BOTTOM										
<b>Chuck Carr, S</b> OBP: 0.357, SLG: 0.367 (1, 8)	G4-3 SH1-3 1B		G4-3 ②		F8 ①		G3-1 ②		FC6-4 E ②	5	2	1	0	0	0	3	<b>Los Angeles Dodgers @ Florida Marlins</b> Joe Robbie Stadium, Miami, FL Wed Jun 08 1994, 7:05 PM EDT Att: 37,109 - Unknown - 90 F										
<b>Jerry Browne, S</b> OBP: 0.383, SLG: 0.368 <b>Willie Fraser, R</b> (8, 1)	SH1-3 ①				K ②		F7 ③		E7 1B ②	2	0	0	0	1	1	1											
<b>Jesus Tavarez, S</b> OBP: 0.208, SLG: 0.208 (9, PH)									1B ②	1	1	1	2	0	0	0											
<b>Matias Carrillo, L</b> OBP: 0.326, SLG: 0.326 <b>Mario Diaz, R</b> OBP: 0.556, SLG: 0.625 (1, 9) (9, PH)	G4-3 ②		G4-3 ③		K ③				G3 ①	4	0	0	0	0	1	2											
<b>Jeff Conine, R</b> OBP: 0.371, SLG: 0.526 (1, 7)					F9 ①				G6-3 ②	4	0	1	1	0	0	0											
<b>Greg Colbrunn, R</b> OBP: 0.400, SLG: 0.481 (1, 3)									G6-4-3 BB ②	3	0	2	0	1	0	1											
<b>Benito Santiago, R</b> OBP: 0.354, SLG: 0.413 (1, 2)		P7 ①							G4-3 ③	4	0	1	0	0	0	2											
<b>Kurt Abbott, R</b> OBP: 0.324, SLG: 0.389 (1, 6)									G6-4-3 ⑤	4	0	1	0	0	0	2											
<b>Bret Barberie, S</b> OBP: 0.315, SLG: 0.375 (1, 4)									G4-3 ①	3	0	0	1	1	0	1											
<b>Pat Rapp, R</b> OBP: 0.150, SLG: 0.200 <b>Russ Morman, R</b> OBP: 0.296, SLG: 0.417 <b>Richie Lewis, R</b> (5, 1) <b>Dave Magadan, L</b> OBP: 0.388, SLG: 0.319 (7, PH) (8, 5)									G4-3 ③	1	0	0	0	0	0	0											
<b>Inning Stats</b>	R: 1 E: 0 K: 0 S: 10	H: 2 LOB: 1 BB: 0 P: 15	R: 0 E: 0 K: 0 S: 7	H: 0 LOB: 0 BB: 0 P: 12	R: 0 E: 0 K: 0 S: 7	H: 0 LOB: 1 BB: 1 P: 14	R: 0 E: 0 K: 0 S: 11	H: 2 LOB: 3 BB: 1 P: 25	R: 0 E: 0 K: 2 S: 7	H: 0 LOB: 0 BB: 0 P: 13	R: 0 E: 0 K: 0 S: 2	H: 0 LOB: 0 BB: 1 P: 8	R: 1 E: 0 K: 0 S: 12	H: 2 LOB: 1 BB: 0 P: 16	R: 0 E: 0 K: 0 S: 7	H: 1 LOB: 1 BB: 0 P: 12	R: 3 E: 1 K: 0 S: 12	H: 2 LOB: 1 BB: 2 P: 26	1B: 7 2B: 1 3B: 1 HR: 0	SF: 0 SAC: 1 DP: 1 HBP: 0	WP: 0 PB: 0 SB: 1 CS: 0	PA: 39					
<b>PITCHER</b>	IP	WLS	BF	H	R	ER	SO	BB	IBB	HBP	BLK	WP	HR	S	P	ERA	WHIP										
<b>Pedro Astacio, R</b> ERA: 4.97 <b>Todd Worrell, R</b> ERA: 2.65 <b>Al Osuna, L</b> ERA: 5.4	(1, 1) (9, 1) (9, 1)	8.0 0.2 0.0	34 4 1	7 1 1	3 1 1	3 1 0	2 0 0	4 1 0	0 0 0	0 0 0	0 0 0	0 0 0	0 8 3	16 5	120 13.50 ∞	3.38 3.000 ∞											


livebaseballscorecards.com

AB 34  
R 4  
H 10  
RBI 4  
BB 4  
SO 6  
LOB 21



livebaseballscorecards.com

AB 33  
R 5  
H 9  
RBI 5  
BB 5  
SO 2  
LOB 15









Batter	1	2	3	4	5	6	7	8	9	AB	R	H	RBI	BB	SO	LOB	TOP										
<b>Chuck Carr, S</b> OBP: 0.357, SLG: 0.366 (1, 8)	G4-3	FC6-4		K					K	5	0	1	0	0	2	3	<b>Florida Marlins @ Pittsburgh Pirates</b> Three Rivers Stadium, Pittsburgh, PA Fri Jun 10 1994, 7:05 PM EDT Att: 25,120 - Unknown - 74 F										
<b>Mario Diaz, R</b> OBP: 0.600, SLG: 0.615 (1, 5)	G6-3 1B		1B HR	HBP					G6-3	4	2	3	0	1	0	0											
<b>Jerry Browne, S</b> OBP: 0.381, SLG: 0.362 (1, 7)	G6-3		HR	1B					G4-3	4	1	1	0	0	0	4											
<b>Jeff Conine, R</b> OBP: 0.378, SLG: 0.546 (1, 3)			HR							4	1	3	4	0	0	3											
<b>Matias Carrillo, L</b> OBP: 0.323, SLG: 0.322 (1, 9)	G4-3		F7							4	0	1	0	0	0	1											
<b>Benito Santiago, R</b> OBP: 0.344, SLG: 0.400 (1, 2)		P4	K						K	4	0	0	0	0	2	2											
<b>Kurt Abbott, R</b> OBP: 0.316, SLG: 0.373 (1, 6)		1B BB	P3						G5-3	3	0	0	0	1	0	0											
<b>Bret Barberie, S</b> OBP: 0.322, SLG: 0.380 (1, 4)		K		HBP	1B				F8	4	0	2	0	0	1	1											
<b>Chris Hammond, L</b> OBP: 0.237, SLG: 0.200 Richie Lewis, R OBP: 0.281, SLG: 0.379 Russ Morman, R OBP: 0.281, SLG: 0.379 Willie Fraser, R OBP: 0.281, SLG: 0.379 Jesus Tavarez, S OBP: 0.172, SLG: 0.172 Robb Nen, R OBP: 0.172, SLG: 0.172				K					F8	1	0	1	0	0	0	0											
<b>Inning Stats</b>	R: 1 E: 0 K: 0 S: 11	H: 2 LOB: 1 BB: 0 P: 19	R: 0 E: 0 K: 1 S: 16	H: 1 LOB: 2 BB: 1 P: 22	R: 3 E: 0 K: 1 S: 12	H: 2 LOB: 3 BB: 1 P: 21	R: 0 E: 0 K: 2 S: 13	H: 2 LOB: 0 BB: 0 P: 17	R: 0 E: 0 K: 0 S: 8	H: 0 LOB: 0 BB: 0 P: 11	R: 0 E: 0 K: 1 S: 13	H: 3 LOB: 2 BB: 0 P: 17	R: 0 E: 0 K: 1 S: 10	H: 2 LOB: 0 BB: 0 P: 12	R: 0 E: 0 K: 0 S: 4	H: 0 LOB: 0 BB: 0 P: 7		R: 0 E: 0 K: 1 S: 6	H: 0 LOB: 0 BB: 0 P: 9	1B: 11 2B: 3 3B: 0 HR: 1	SF: 0 SAC: 0 DP: 1 HBP: 1	WP: 0 PB: 0 SB: 1 CS: 1	PA: 40				
<b>PITCHER</b>	IP	WLS	BF	H	R	ER	SO	BB	IBB	HBP	BLK	WP	HR	S	P	ERA	WHIP										
<b>Paul Wagner, R</b> ERA: 4.11 (1, 1)	6.0	W	30	10	4	4	4	2	0	1	0	0	1	73	107	6.00	2.000										
<b>Mark Dewey, R</b> ERA: 1.14 (7, 1)	2.0		6	2	0	0	1	0	0	0	0	0	0	14	19	0.00	1.000										
<b>Alejandro Pena, R</b> ERA: 5.91 (9, 1)	1.0	S	3	0	0	0	1	0	0	0	0	0	0	6	9	0.00	0.000										

Batter	1	2	3	4	5	6	7	8	9	AB	R	H	RBI	BB	SO	LOB	BOTTOM										
<b>Carlos Garcia, R</b> OBP: 0.329, SLG: 0.356 (1, 4)	G6-3		2B	P3					K	5	1	1	0	0	1	0	<b>Florida Marlins @ Pittsburgh Pirates</b> Three Rivers Stadium, Pittsburgh, PA Fri Jun 10 1994, 7:05 PM EDT Att: 25,120 - Unknown - 74 F										
<b>Jay Bell, R</b> OBP: 0.285, SLG: 0.369 (1, 6)	1B		2B	FC5						4	1	3	1	0	1	0											
<b>Andy Van Slyke, L</b> OBP: 0.339, SLG: 0.346 (1, 8)	G5-3 1B		HR	1B						3	1	2	0	1	0	0											
<b>Brian Hunter, R</b> OBP: 0.289, SLG: 0.463 (1, 3)	1B		HR	FC5						4	1	2	3	0	0	2											
<b>Jeff King, R</b> OBP: 0.321, SLG: 0.363 (1, 5)	G5-3		1B	1B						3	1	0	0	1	0	2											
<b>Orlando Merced, S</b> OBP: 0.367, SLG: 0.401 (1, 9)			1B	1B						3	0	3	0	1	0	0											
<b>Don Slaught, R</b> OBP: 0.361, SLG: 0.291 (1, 2)			G5-4-3	1B						4	0	1	1	0	0	4											
<b>Lloyd McClendon, R</b> OBP: 0.262, SLG: 0.189 Al Martin, L OBP: 0.379, SLG: 0.487			F9	K						3	0	0	0	0	1	3											
<b>Paul Wagner, R</b> OBP: 0.192, SLG: 0.231 Gary Varsho, L OBP: 0.346, SLG: 0.435 Mark Dewey, R OBP: 1.000, SLG: 1.000 Dave Clark, L OBP: 0.350, SLG: 0.393 Alejandro Pena, R ERA: 2.97				G4-3						2	0	0	0	0	1	0											
<b>Inning Stats</b>	R: 1 E: 0 K: 0 S: 11	H: 3 LOB: 1 BB: 0 P: 18	R: 0 E: 0 K: 0 S: 4	H: 1 LOB: 0 BB: 0 P: 7	R: 4 E: 0 K: 1 S: 15	H: 6 LOB: 2 BB: 1 P: 29	R: 0 E: 0 K: 1 S: 12	H: 1 LOB: 1 BB: 1 P: 20	R: 0 E: 0 K: 0 S: 8	H: 0 LOB: 0 BB: 0 P: 13	R: 0 E: 0 K: 1 S: 10	H: 0 LOB: 0 BB: 0 P: 15	R: 0 E: 1 K: 0 S: 5	H: 0 LOB: 2 BB: 1 P: 11	R: 0 E: 0 K: 2 S: 7	H: 0 LOB: 0 BB: 0 P: 10		R: 0 E: 0 K: 0 S: 7	H: 0 LOB: 0 BB: 0 P: 10	1B: 8 2B: 3 3B: 0 HR: 1	SF: 0 SAC: 0 DP: 2 HBP: 0	WP: 0 PB: 0 SB: 0 CS: 0	PA: 37				
<b>PITCHER</b>	IP	WLS	BF	H	R	ER	SO	BB	IBB	HBP	BLK	WP	HR	S	P	ERA	WHIP										
<b>Chris Hammond, L</b> ERA: 2.94 (1, 1)	2.2	L	16	10	5	5	0	1	0	0	0	0	0	23	38	0.00	0.857										
<b>Richie Lewis, R</b> ERA: 3.64 (3, 1)	2.1		10	2	0	0	2	0	1	0	0	0	0	15	26	0.00	0.000										
<b>Willie Fraser, R</b> ERA: 1.35 (6, 1)	2.0		8	0	0	0	1	0	1	0	0	0	0	7	10	0.00	0.000										
<b>Robb Nen, R</b> ERA: 2.97 (8, 1)	1.0		3	0	0	0	2	0	0	0	0	0	0	7	10	0.00	0.000										



Batter	1	2	3	4	5	6	7	8	9	AB	R	H	RBI	BB	SO	LOB	TOP					
Chuck Carr, S OBP: 0.355, SLG: 0.377	F9	HR			G5-3		G6-3			4	1	1	2	0	0	1	<b>Florida Marlins @ Pittsburgh Pirates</b> Three Rivers Stadium, Pittsburgh, PA Sat Jun 11 1994, 7:05 PM EDT Att: 24,763 - Unknown - 73 F  <b>AB 34</b> <b>R 4</b> <b>H 9</b> <b>RBI 4</b> <b>BB 2</b> <b>SO 5</b> <b>LOB 8</b>					
Mario Diaz, R OBP: 0.526, SLG: 0.529	HR	G4-3			G6-3		G6-3			4	1	1	0	0	0	0						
Greg Colbrunn, R OBP: 0.382, SLG: 0.548	HR			K				L4		4	1	1	2	0	2	0						
Jeff Conine, R OBP: 0.376, SLG: 0.541	G4-3						F8		P2	4	0	1	0	0	0	0						
Bento Santiago, R OBP: 0.342, SLG: 0.396					G6-4-3		F8		K	4	0	1	0	0	1	1						
Bret Barberie, S OBP: 0.321, SLG: 0.374	FC6-4									3	0	0	0	1	0	1						
Kurt Abbott, R OBP: 0.319, SLG: 0.376		G5-3			G6-3					4	0	2	0	0	0	0						
Jesus Tavarez, S OBP: 0.188, SLG: 0.188										3	0	1	0	0	1	2						
Kurt Miller, R OBP: 0.500, SLG: 0.500										2	1	1	0	0	1	1						
Richie Lewis, R										0	0	0	0	0	0	0						
Jeff Mutis, L										0	0	0	0	0	0	0						
Matias Carrillo, L OBP: 0.327, SLG: 0.319										1	0	0	0	1	0	1						
Dave Magadan, L OBP: 0.383, SLG: 0.314										1	0	0	0	0	0	1						
<b>Inning Stats</b>	R: 2 E: 0 K: 0 S: 12	H: 3 LOB: 1 BB: 0 P: 14	R: 2 E: 0 K: 1 S: 17	H: 2 LOB: 0 BB: 0 P: 24	R: 0 E: 0 K: 1 S: 8	H: 1 LOB: 0 BB: 0 P: 12	R: 0 E: 0 K: 1 S: 9	H: 1 LOB: 1 BB: 0 P: 15	R: 0 E: 0 K: 1 S: 8	H: 0 LOB: 0 BB: 0 P: 9	R: 0 E: 0 K: 0 S: 12	H: 1 LOB: 2 BB: 1 P: 18	R: 0 E: 0 K: 1 S: 4	H: 0 LOB: 0 BB: 0 P: 8	R: 0 E: 0 K: 1 S: 7	H: 0 LOB: 0 BB: 0 P: 9		R: 0 E: 0 K: 0 S: 10	H: 1 LOB: 1 BB: 0 P: 14	1B: 7 2B: 0 3B: 0 HR: 2	SF: 0 SAC: 0 DP: 2 HBP: 0	WP: 0 PB: 0 CS: 0
<b>PITCHER</b>	IP WLS BF H R ER SO BB IBB HBP BLK WP HR S P ERA WHIP																					
Steve Cooke, L ERA: 5.15	(1, 1) 5.0 W 21 7 4 4 4 4 0 0 0 0 0 2 54 74 7.20 1.400																					
John Hope, R ERA: 5.79	(6, 1) 2.0 8 1 0 0 0 2 0 0 0 0 0 0 16 26 0.00 1.500																					
Rick White, R ERA: 4.05	(8, 1) 2.0 7 1 0 0 1 0 0 0 0 0 0 0 17 23 0.00 0.500																					

Batter	1	2	3	4	5	6	7	8	9	AB	R	H	RBI	BB	SO	LOB	BOTTOM			
Carlos Garcia, R OBP: 0.322, SLG: 0.347	P3		F9	G4-6-3	K		F8			5	0	0	0	0	1	4	<b>Florida Marlins @ Pittsburgh Pirates</b> Three Rivers Stadium, Pittsburgh, PA Sat Jun 11 1994, 7:05 PM EDT Att: 24,763 - Unknown - 73 F  <b>AB 37</b> <b>R 10</b> <b>H 16</b> <b>RBI 10</b> <b>BB 6</b> <b>SO 7</b> <b>LOB 24</b>			
Jay Bell, R OBP: 0.300, SLG: 0.398	1B SF9		HR				G3-1			4	4	4	1	1	0	0				
Andy Van Slyke, L OBP: 0.365, SLG: 0.343										5	0	1	0	0	1	4				
Rick White, R										0	0	0	0	0	0	0				
Brian Hunter, R OBP: 0.302, SLG: 0.496										2	3	2	3	1	0	0				
Kevin Young, R OBP: 0.275, SLG: 0.347	SF9									1	0	0	0	0	0	2				
Orlando Merced, S OBP: 0.368, SLG: 0.398										4	2	1	0	1	3	3				
Al Martin, L OBP: 0.384, SLG: 0.488										4	1	2	2	1	0	0				
Jeff King, R OBP: 0.335, SLG: 0.376										3	0	2	2	2	1	3				
Don Slaught, R OBP: 0.375, SLG: 0.287										5	0	1	0	0	1	7				
Steve Cooke, R OBP: 0.238, SLG: 0.238										2	0	1	0	0	0	1				
Dave Clark, L OBP: 0.356, SLG: 0.398										1	0	1	2	0	0	0				
John Hope, R OBP: 0.333, SLG: 0.333										1	0	1	0	0	0	0				
Gary Varsho, L OBP: 0.346, SLG: 0.435										0	0	0	0	0	0	0				
<b>Inning Stats</b>	R: 1 E: 0 K: 1 S: 22	H: 2 LOB: 1 BB: 0 P: 28	R: 0 E: 0 K: 1 S: 9	H: 0 LOB: 1 BB: 1 P: 17	R: 3 E: 0 K: 1 S: 19	H: 5 LOB: 2 BB: 0 P: 27	R: 1 E: 0 K: 0 S: 7	H: 2 LOB: 0 BB: 0 P: 13	R: 2 E: 0 K: 2 S: 16	H: 1 LOB: 2 BB: 3 P: 37	R: 3 E: 0 K: 1 S: 13	H: 4 LOB: 2 BB: 1 P: 26	R: 0 E: 0 K: 0 S: 9	H: 2 LOB: 2 BB: 0 P: 17	R: 0 E: 0 K: 1 S: 8	H: 0 LOB: 1 BB: 1 P: 13	1B: 12 2B: 2 3B: 0 HR: 2	SF: 1 SAC: 0 DP: 1 HBP: 0	WP: 1 PB: 1 CS: 0	PA: 44
<b>PITCHER</b>	IP WLS BF H R ER SO BB IBB HBP BLK WP HR S P ERA WHIP																			
Kurt Miller, R ERA: 15.75	(1, 1) 4.0 L 23 7 1 1 1 2 1 1 0 0 1 0 12 29 9.00 2.000																			
Richie Lewis, R ERA: 3.82	(5, 1) 1.0 6 1 1 1 2 1 1 0 0 0 0 0 30 52 6.00 2.333																			
Jeff Mutis, L ERA: 5.94	(6, 1) 3.0 15 6 2 2 2 1 0 0 0 0 0 0 30 52 6.00 2.333																			



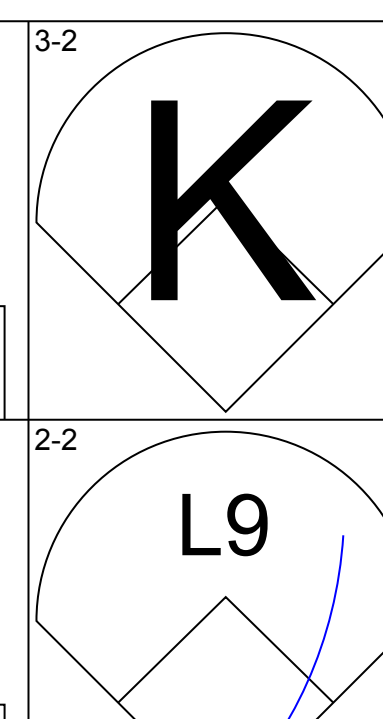
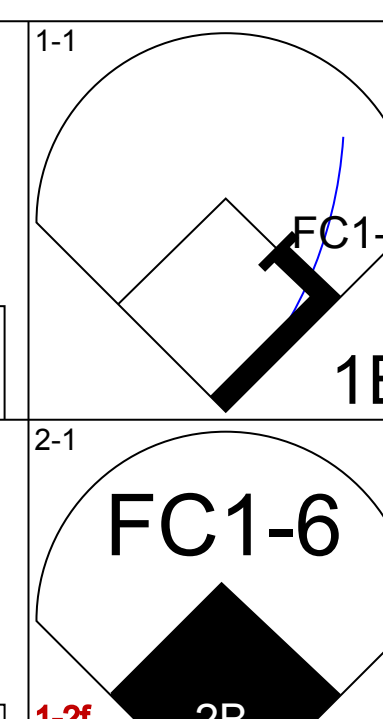
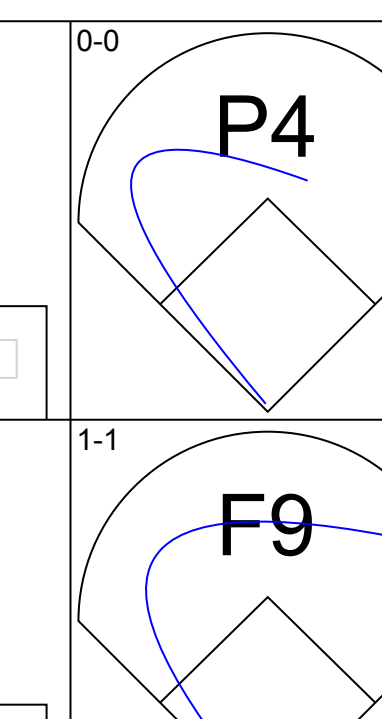
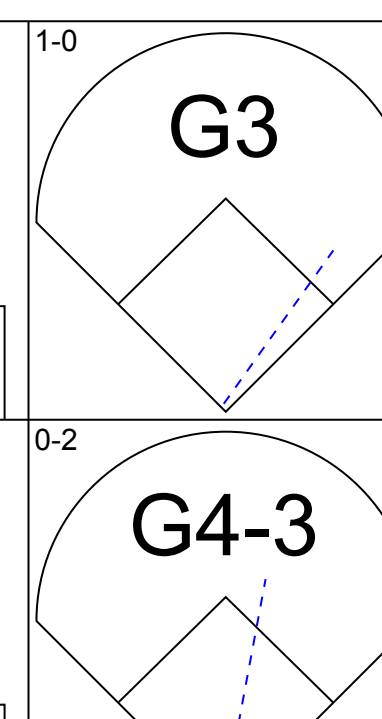
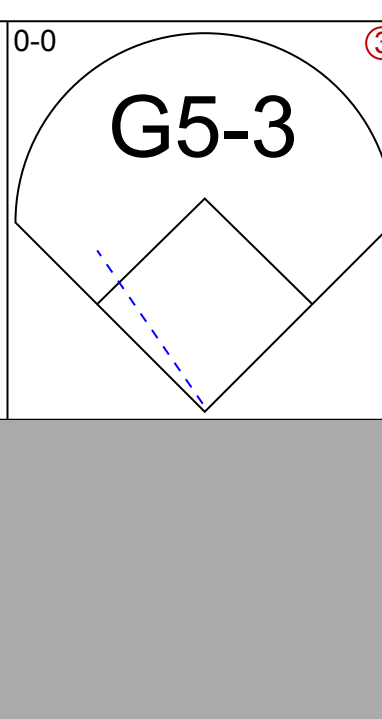
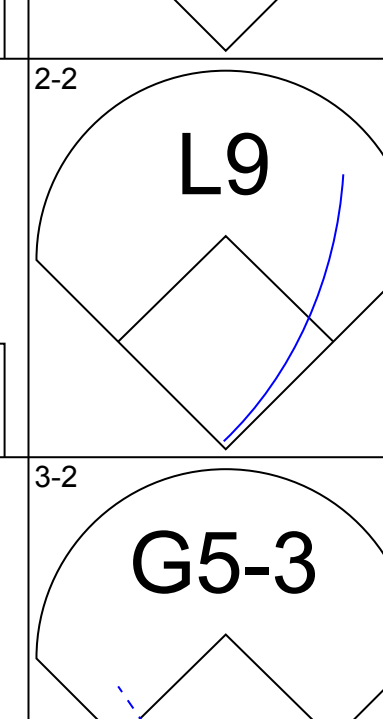
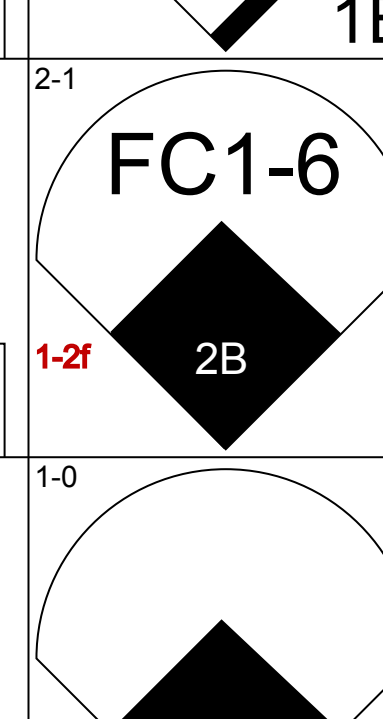
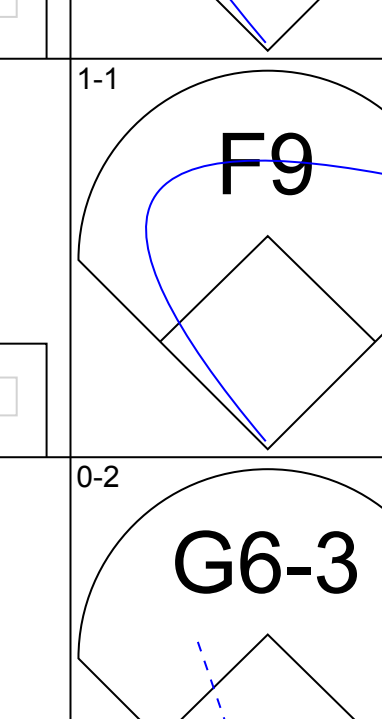
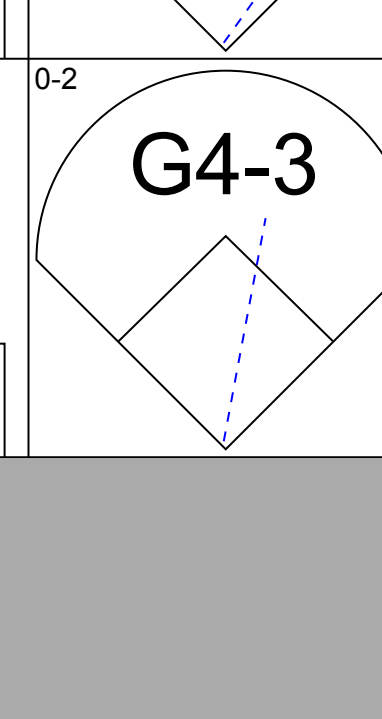
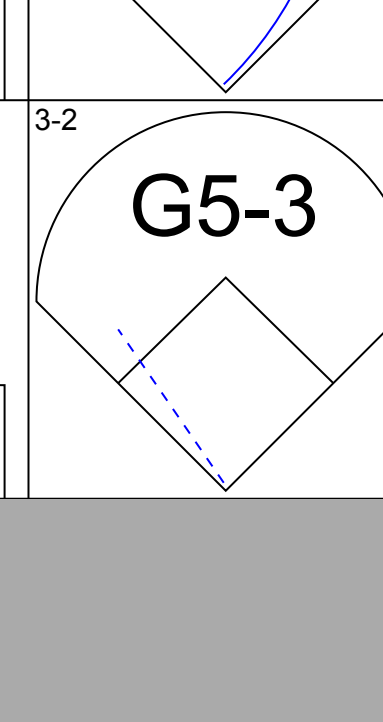
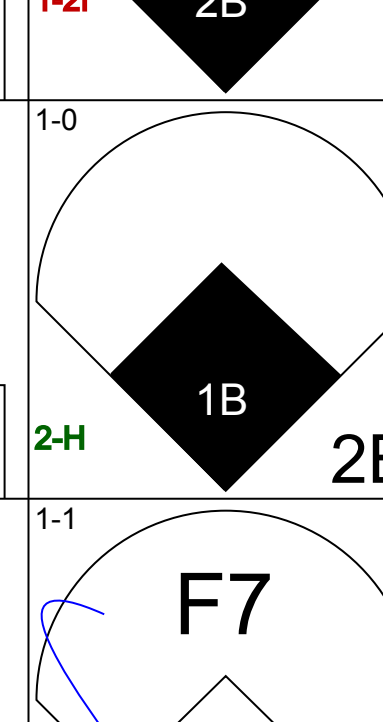
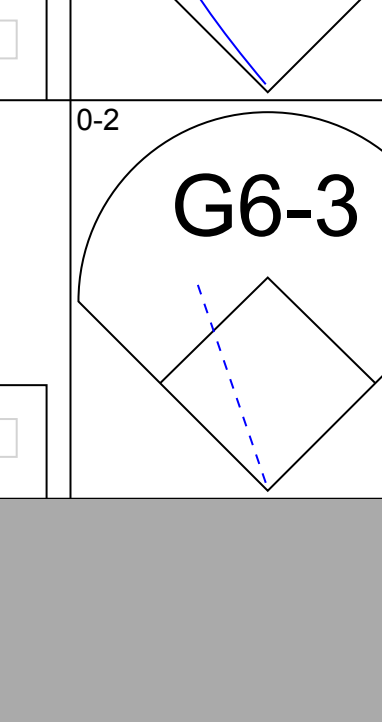
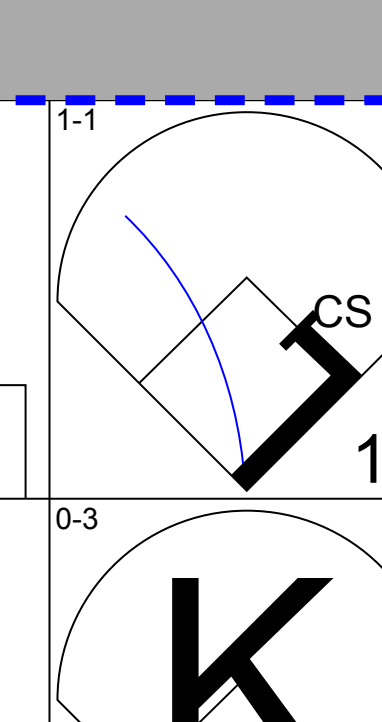
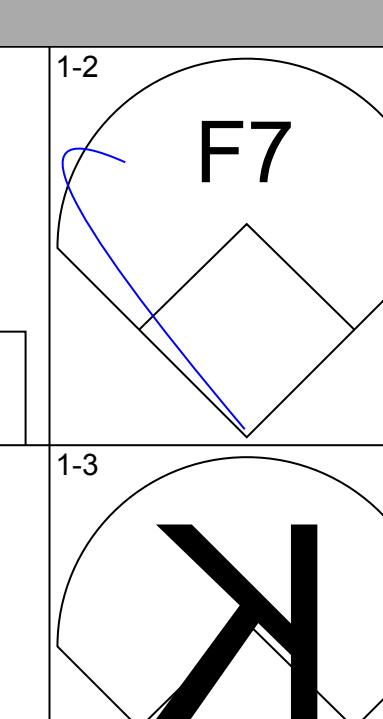
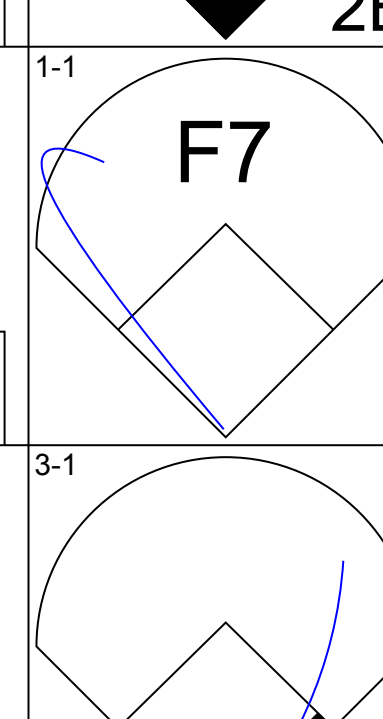
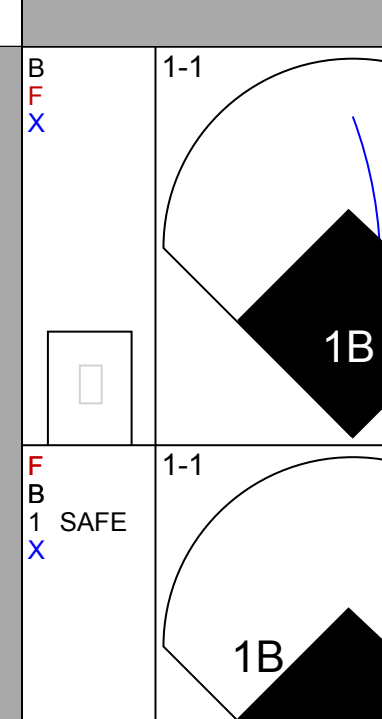
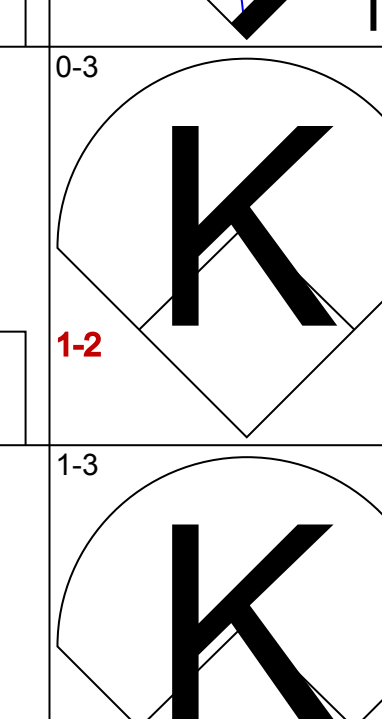
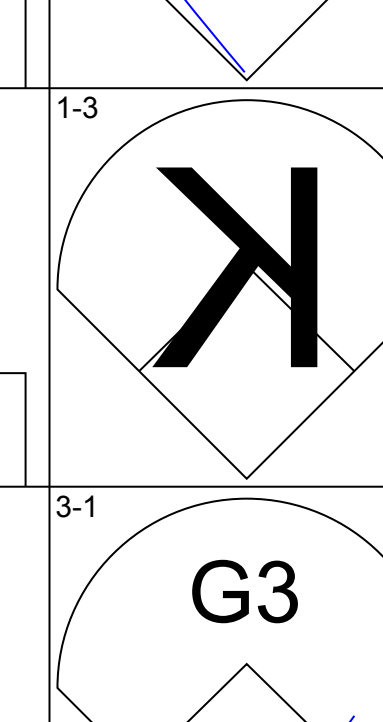
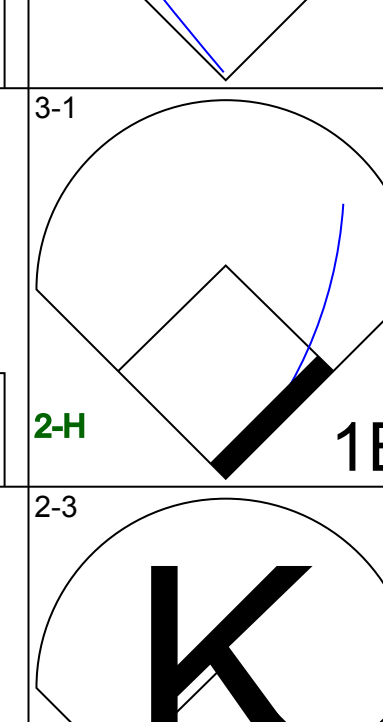
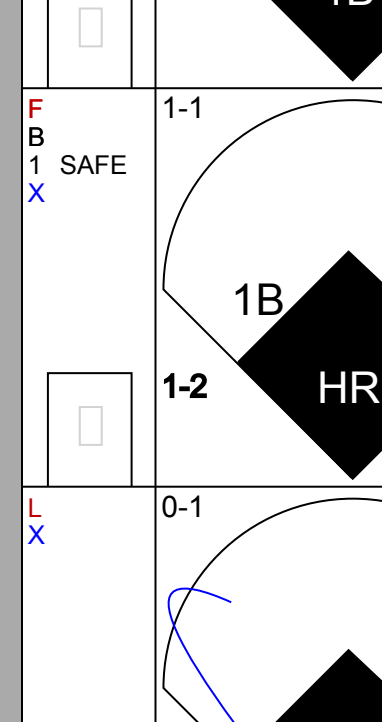
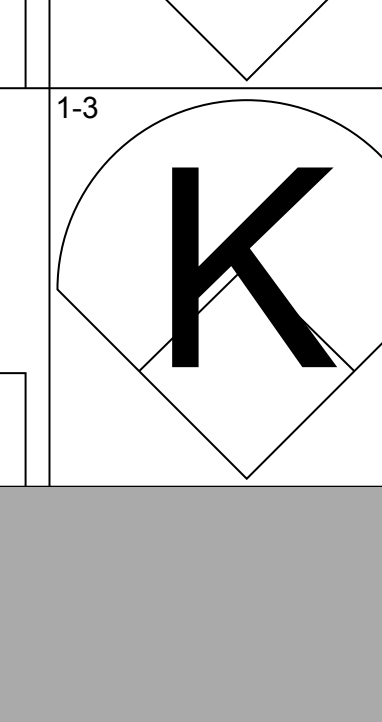
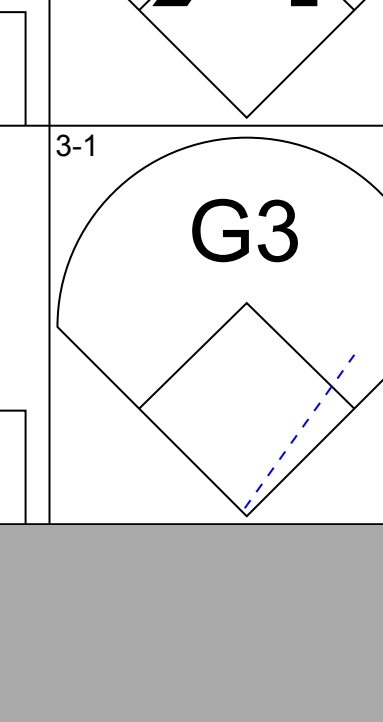
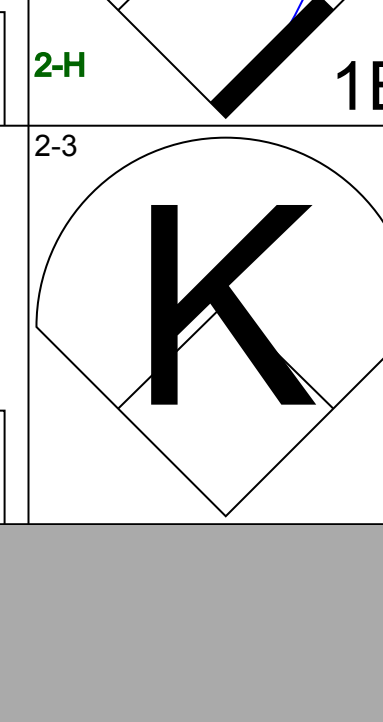
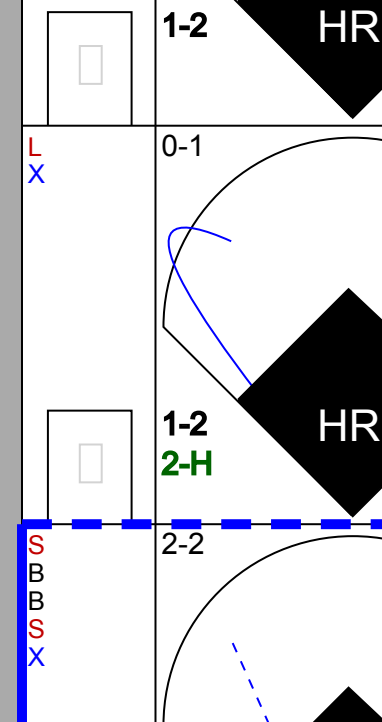
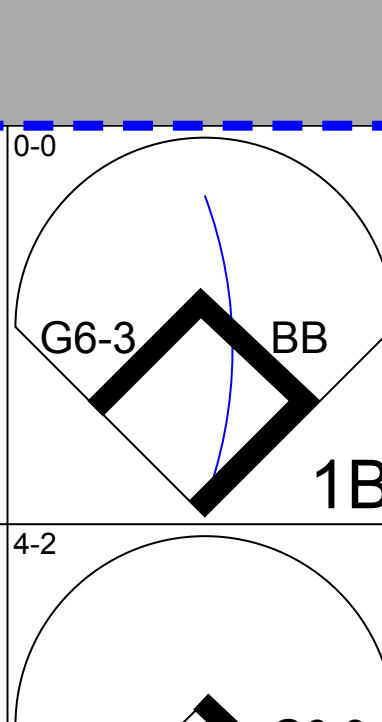
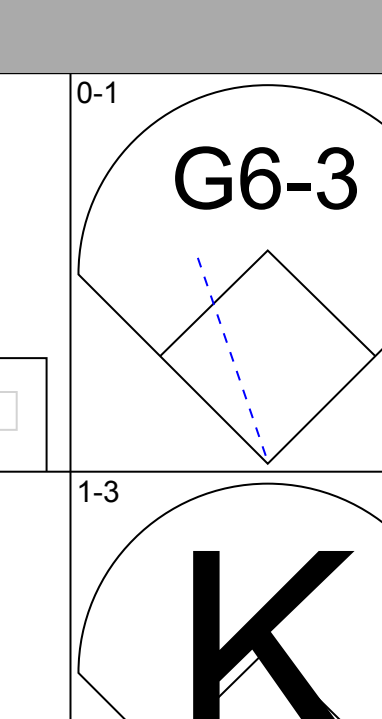
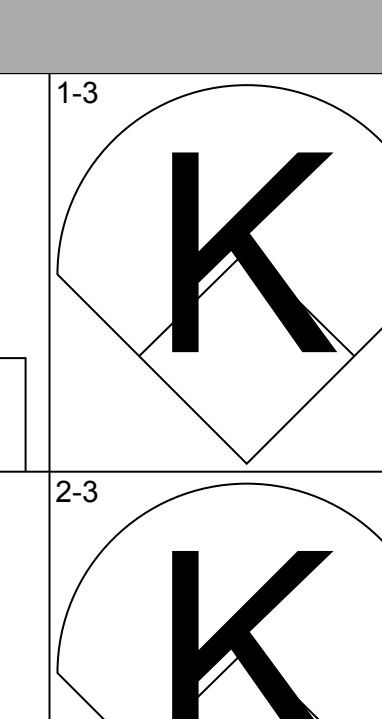
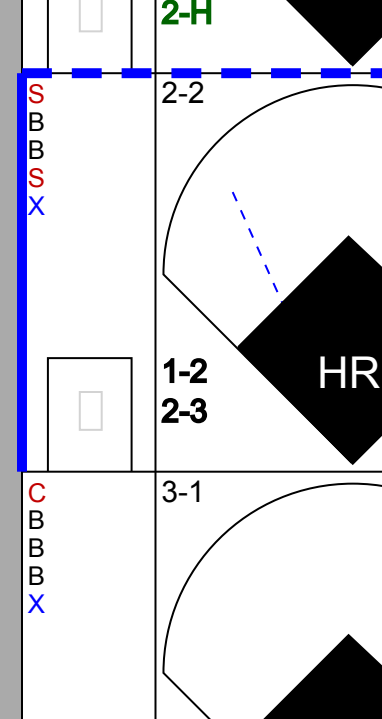
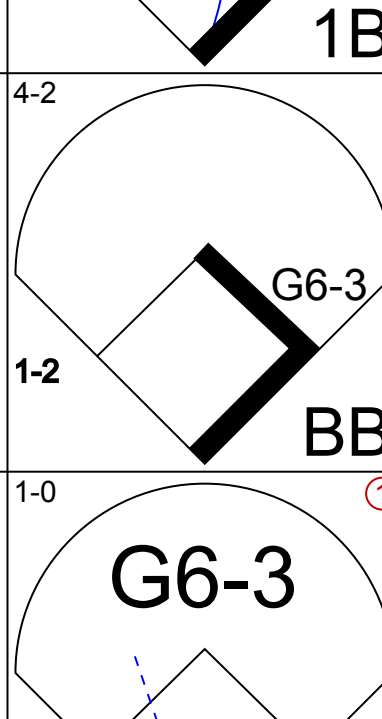
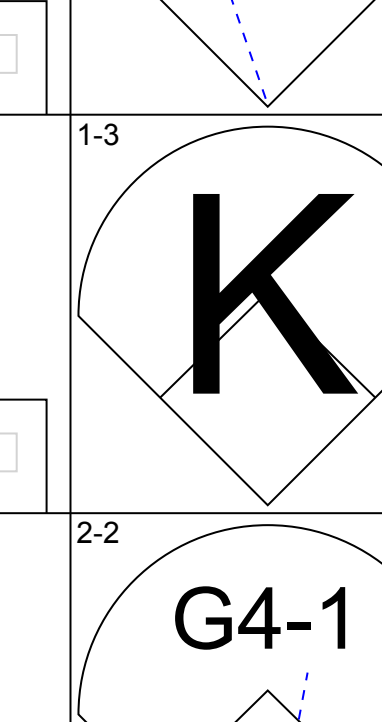
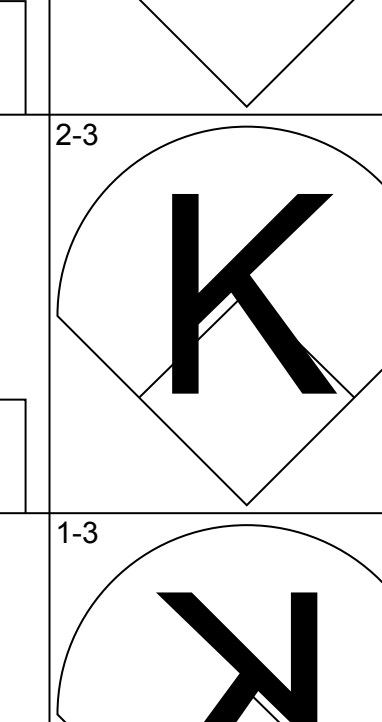
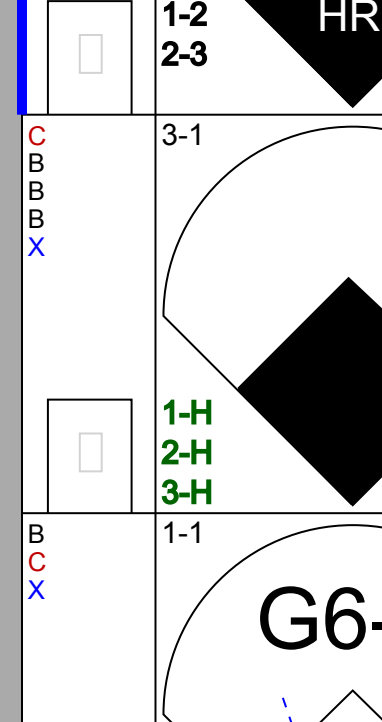
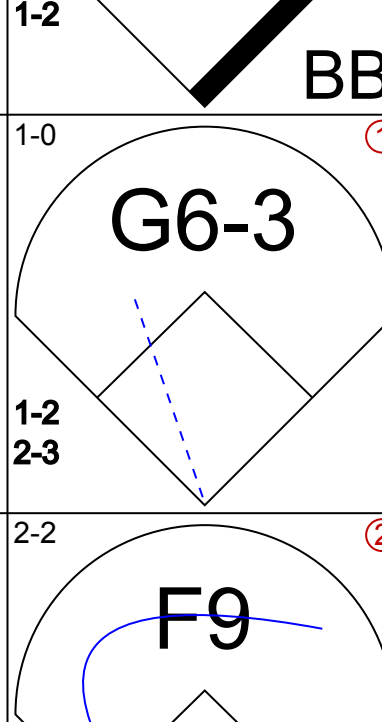
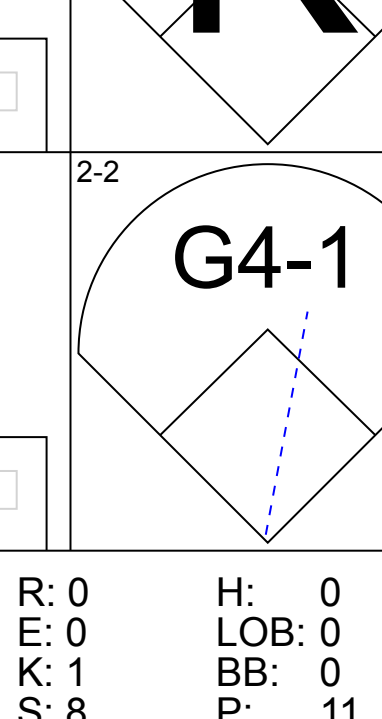
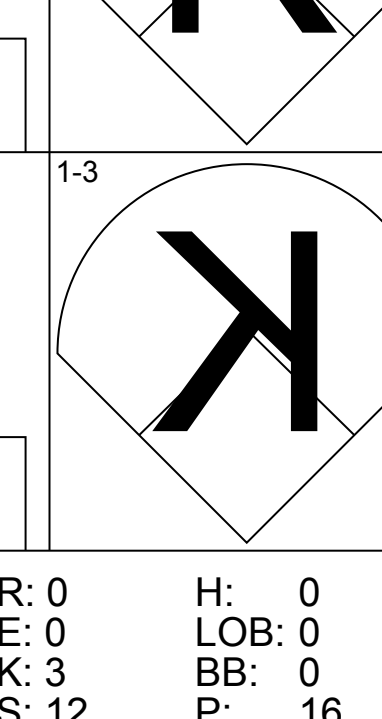
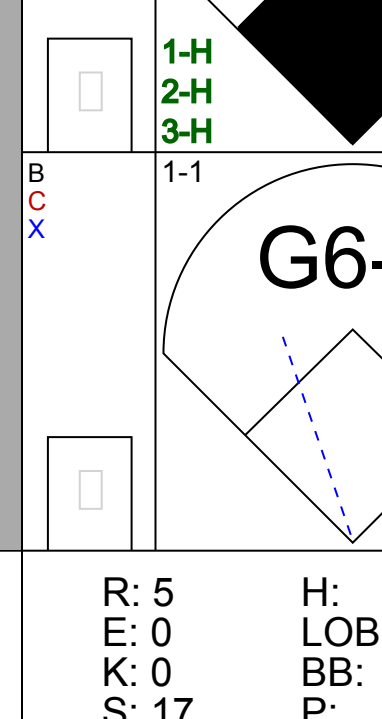
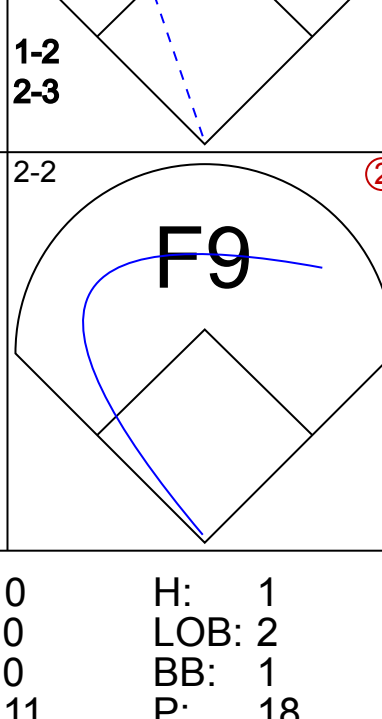
Batter	1	2	3	4	5	6	7	8	9	AB	R	H	RBI	BB	SO	LOB	TOP											
Chuck Carr, S OBP: 0.357, SLG: 0.379 (1, 8)	G6-3		P2			SF8 2B 1B		CS 1B		4	1	2	0	0	0	0	<b>Florida Marlins @ Pittsburgh Pirates</b> Three Rivers Stadium, Pittsburgh, PA Sun Jun 12 1994, 3:33 AM EDT Att: 34,728 - Cloudy - 81 F											
Jerry Browne, S OBP: 0.388, SLG: 0.370 (1, 5)	G6-3 BB			L7		SF8 2B		BB		2	0	1	0	2	0													
Gary Sheffield, R OBP: 0.437, SLG: 0.686 (1, 9)	G6-3			E S 1B		SF8		G6-3		3	0	1	1	0	0													
Jeff Conine, R OBP: 0.375, SLG: 0.535 (1, 7)	P4			G6-4-3 BB		P3		G4-3		3	0	0	0	1	0	2												
Benito Santiago, R OBP: 0.340, SLG: 0.393 (1, 2)	G5-3			G6-4-3		L5		1B		4	0	1	0	0	0	2												
Russ Morman, R OBP: 0.276, SLG: 0.364 (1, 3)	K			G4-6-3 1B		E4 FC9-6		K		4	0	1	0	0	2	1												
Alex Arias, R OBP: 0.152, SLG: 0.067 Dave Magadan, L (8, PH) OBP: 0.381, SLG: 0.312 (1, 6)	G4-3			G4-6-3 1-2		FC9-6		G4-3		3	0	0	0	0	0	2		<b>AB 30</b> <b>R 1</b> <b>H 6</b> <b>RBI 1</b> <b>BB 3</b> <b>SO 4</b> <b>LOB 11</b>										
Bret Barberie, S OBP: 0.316, SLG: 0.369 (1, 4)			K	F7		F7				3	0	0	0	0	1	1												
David Weathers, R OBP: 0.152, SLG: 0.067 Jesus Tavarez, S (8, PH) OBP: 0.162, SLG: 0.162 Willie Fraser, R (8, 1)	G3-1			K		K		F7		2	0	0	0	0	1	0												
<b>Inning Stats</b>	R: 0 E: 0 K: 0 S: 10	H: 0 LOB: 1 BB: 1 P: 17	R: 0 E: 0 K: 1 S: 9	H: 0 LOB: 0 BB: 0 P: 12	R: 0 E: 0 K: 1 S: 5	H: 0 LOB: 0 BB: 0 P: 7	R: 0 E: 0 K: 0 S: 4	H: 1 LOB: 1 BB: 1 P: 9	R: 0 E: 0 K: 0 S: 6	H: 1 LOB: 0 BB: 0 P: 7	R: 1 E: 0 K: 1 S: 9	H: 2 LOB: 1 BB: 0 P: 12	R: 0 E: 1 K: 0 S: 9	H: 0 LOB: 1 BB: 0 P: 15	R: 0 E: 0 K: 0 S: 8	H: 1 LOB: 1 BB: 1 P: 13			R: 0 E: 0 K: 1 S: 9	H: 1 LOB: 1 BB: 0 P: 12	1B: 5 2B: 1 3B: 0 HR: 0	SF: 1 SAC: 0 DP: 2 HBP: 0	WP: 0 PB: 0 SB: 1 CS: 1	PA: 34				
<b>PITCHER</b>	IP	WLS	BF	H	R	ER	SO	BB	IBB	HBP	BLK	WP	HR	S	P	ERA	WHIP											
Jon Lieber, R ERA: 2.08 (1, 1)	8.0	W	30	5	1	1	3	3	0	0	0	0	0	60	92	1.12	1.000											
Alejandro Pena, R ERA: 5.64 (9, 1)	1.0		4	1	0	0	1	0	0	0	0	0	0	9	12	0.00	1.000											

Batter	1	2	3	4	5	6	7	8	9	AB	R	H	RBI	BB	SO	LOB	BOTTOM										
Gary Varsho, L OBP: 0.310, SLG: 0.385 (1, 7)	G4-3		K		B3			SH3-4		3	0	0	0	0	1	0	<b>Florida Marlins @ Pittsburgh Pirates</b> Three Rivers Stadium, Pittsburgh, PA Sun Jun 12 1994, 3:33 AM EDT Att: 34,728 - Cloudy - 81 F										
Jay Bell, R OBP: 0.303, SLG: 0.397 (1, 6)	K			FC4-6 BB	L6			1B 2B		3	1	1	0	1	1	0											
Al Martin, L OBP: 0.381, SLG: 0.483 (1, 8)	G1-3			FC4-6 HR		G3		1B 2B		4	2	1	1	0	0	1											
Dave Clark, L OBP: 0.377, SLG: 0.464 Alejandro Pena, R (9, 1)		2B		HR		G4-6-3 1B		2B		4	1	4	4	0	0	0											
Orlando Merced, S OBP: 0.370, SLG: 0.397 (1, 3)	P4			1B		G4-6-3		G5-4-3 IBB		3	0	1	0	1	0	2											
Jeff King, R OBP: 0.327, SLG: 0.366 (1, 4)	F8			P6		P3		G5-4-3		4	0	0	0	0	0	4											
Kevin Young, R OBP: 0.274, SLG: 0.346 (1, 5)	G4-3			1B		K				3	0	1	0	0	1	1											
Lance Parrish, R OBP: 0.379, SLG: 0.389 (1, 2)			K	F8		K				3	0	0	0	0	2	2											
Jon Lieber, L (1, 1)			K		G6-3			1B SH3-4 1B		2	0	0	0	0	1	0											
Andy Van Slyke, L (8, PH) OBP: 0.339, SLG: 0.346 (9, 8)										1	1	1	0	0	0	0											
<b>Inning Stats</b>	R: 0 E: 0 K: 1 S: 5	H: 0 LOB: 0 BB: 0 P: 7	R: 0 E: 0 K: 0 S: 8	H: 1 LOB: 1 BB: 0 P: 13	R: 0 E: 0 K: 3 S: 11	H: 0 LOB: 0 BB: 0 P: 15	R: 2 E: 0 K: 0 S: 9	H: 3 LOB: 2 BB: 1 P: 22	R: 0 E: 0 K: 0 S: 5	H: 1 LOB: 0 BB: 0 P: 9	R: 0 E: 0 K: 2 S: 7	H: 0 LOB: 0 BB: 0 P: 10	R: 3 E: 0 K: 0 S: 12	H: 4 LOB: 1 BB: 1 P: 24	R: 0 E: 0 K: 0 S: 12	H: 0 LOB: 0 BB: 0 P: 10	1B: 6 2B: 2 3B: 0 HR: 1	SF: 0 SAC: 1 DP: 2 HBP: 0	WP: 0 PB: 0 SB: 1 CS: 0	PA: 33							
<b>PITCHER</b>	IP	WLS	BF	H	R	ER	SO	BB	IBB	HBP	BLK	WP	HR	S	P	ERA	WHIP										
David Weathers, R ERA: 3.15 (1, 1)	7.0	L	26	5	2	2	6	1	0	0	0	0	0	52	87	2.57	0.857										
Willie Fraser, R ERA: 4.7 (8, 1)	1.0		7	4	3	3	0	0	1	0	0	0	0	12	24	27.00	4.000										





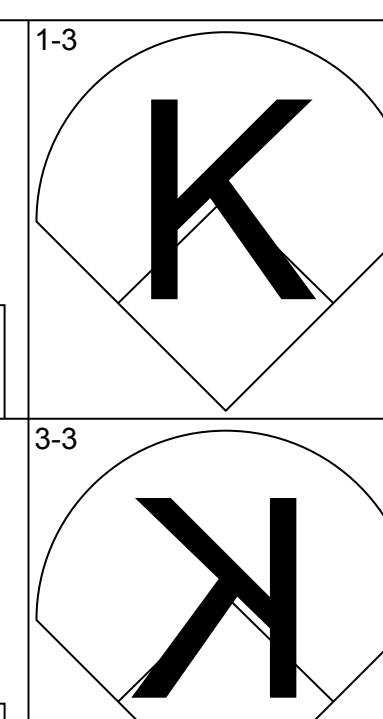
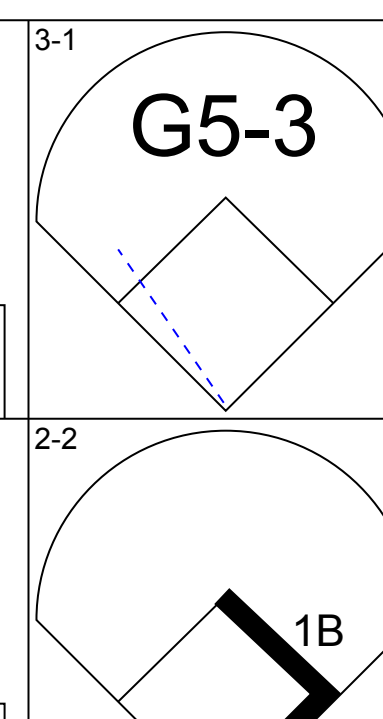
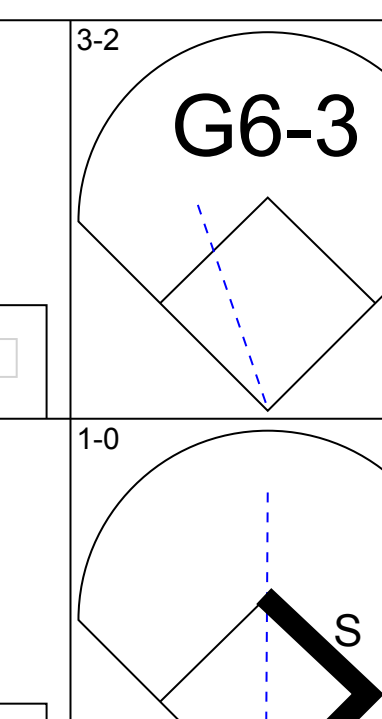
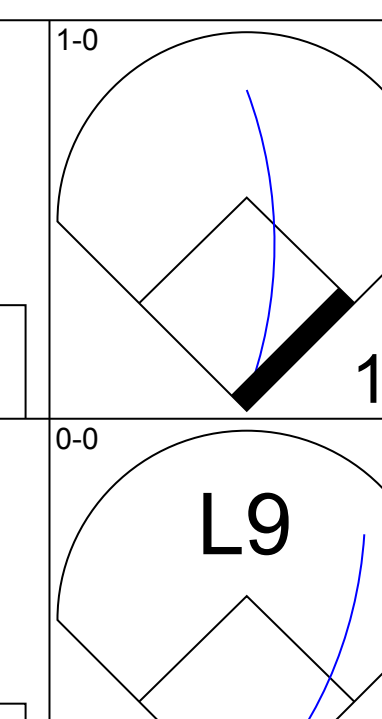
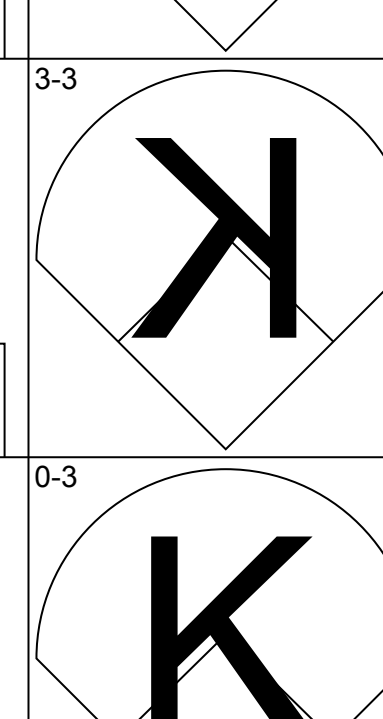
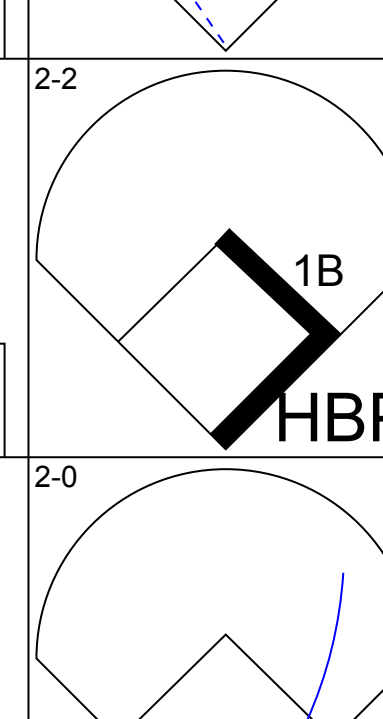
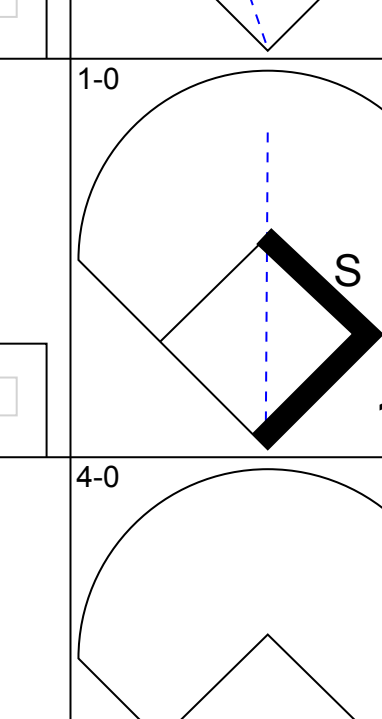
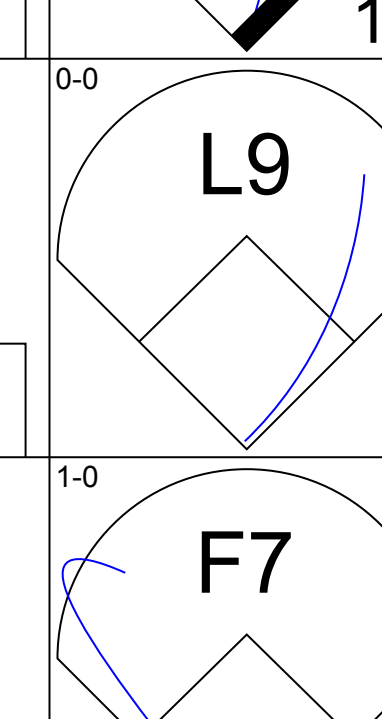
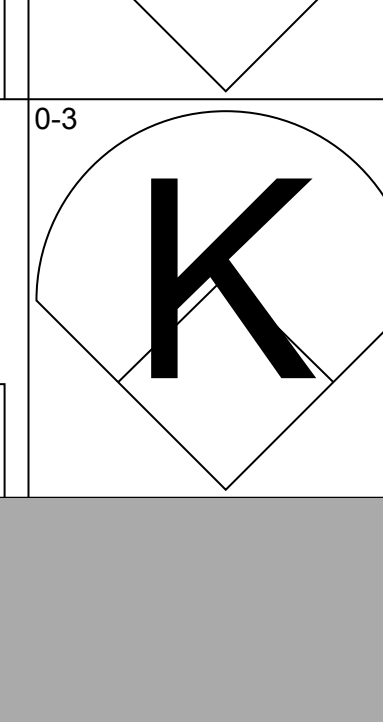
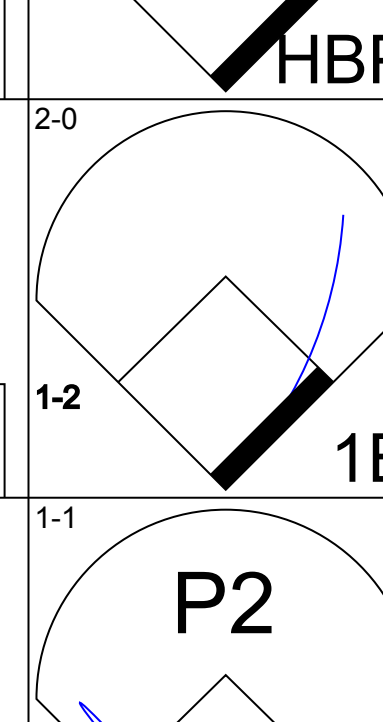
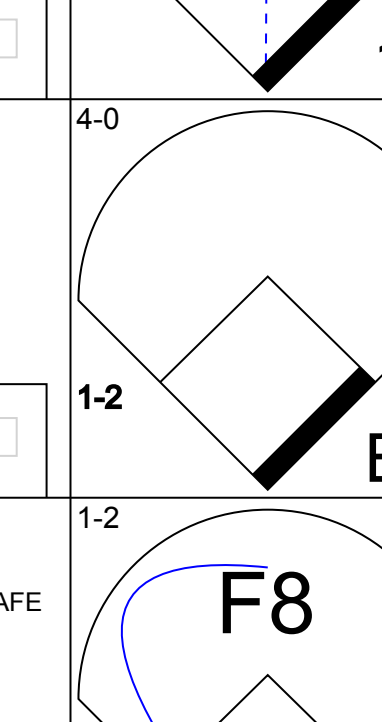
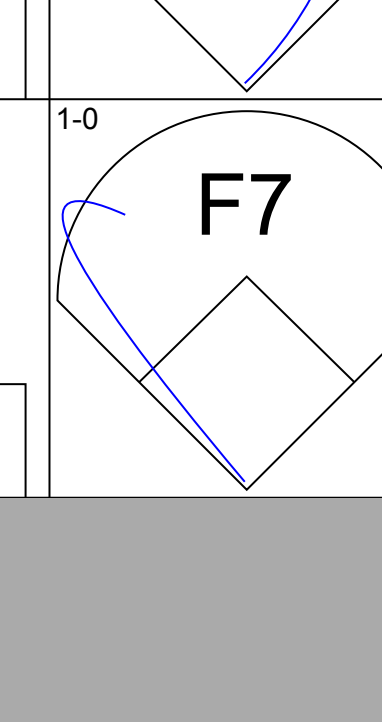
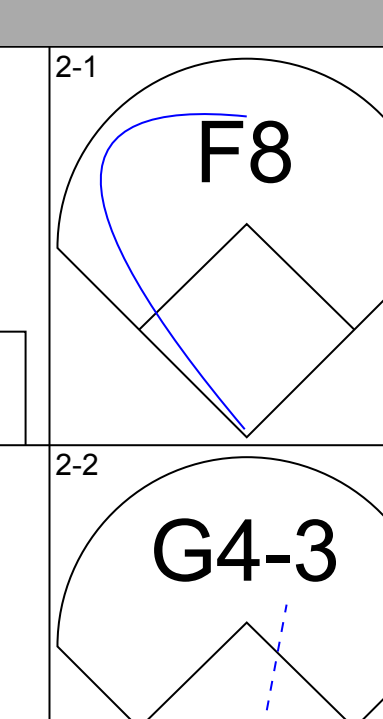
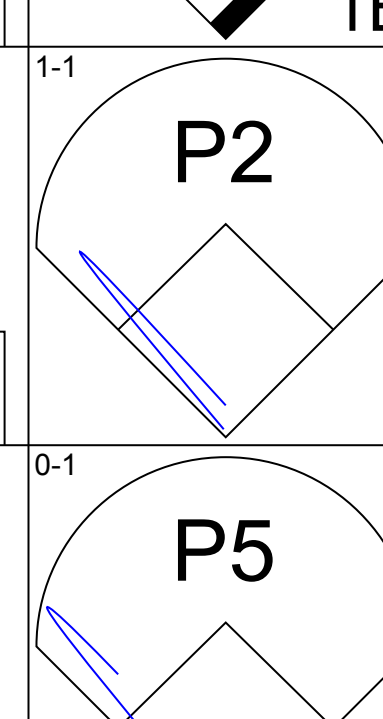
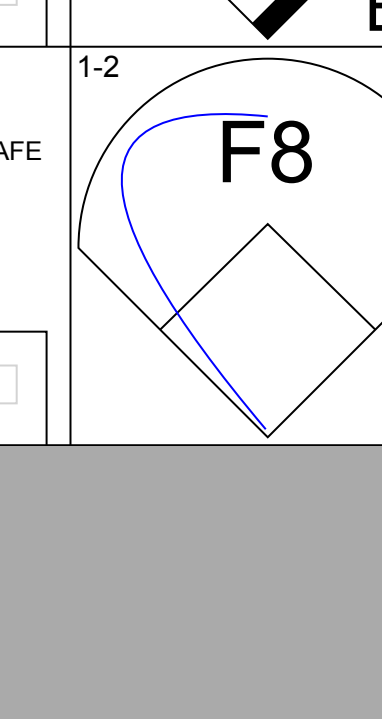
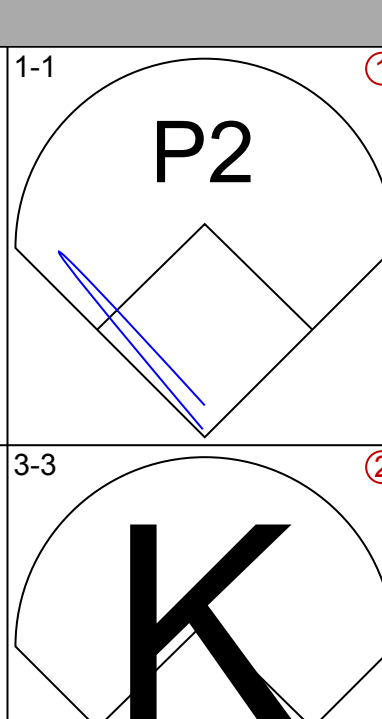
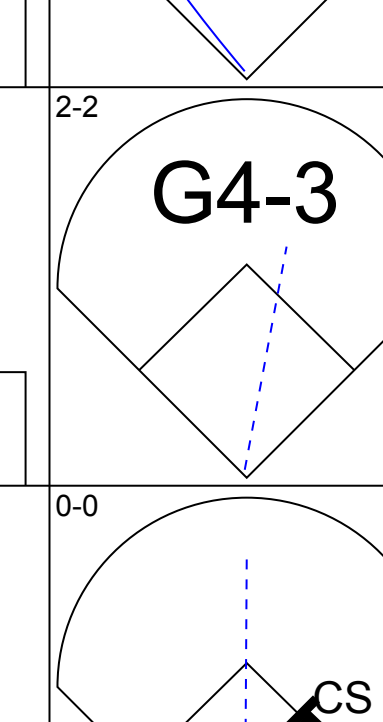
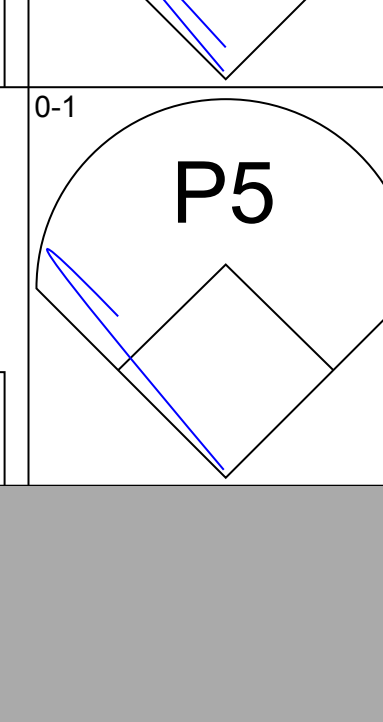
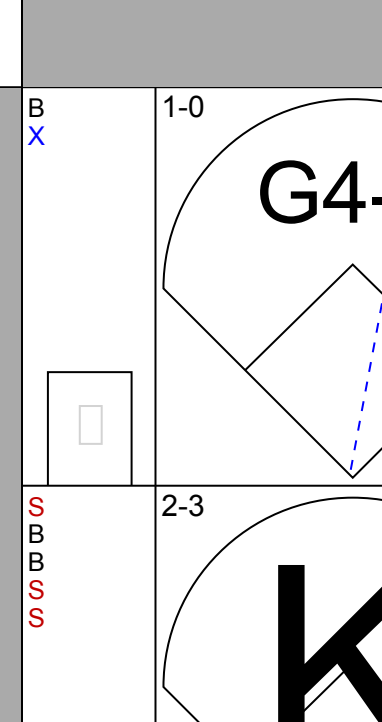
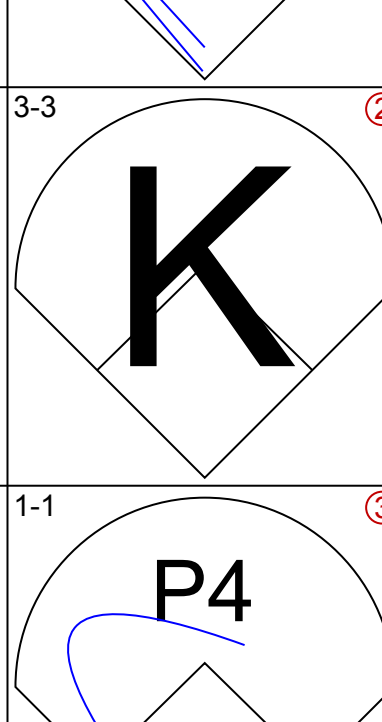
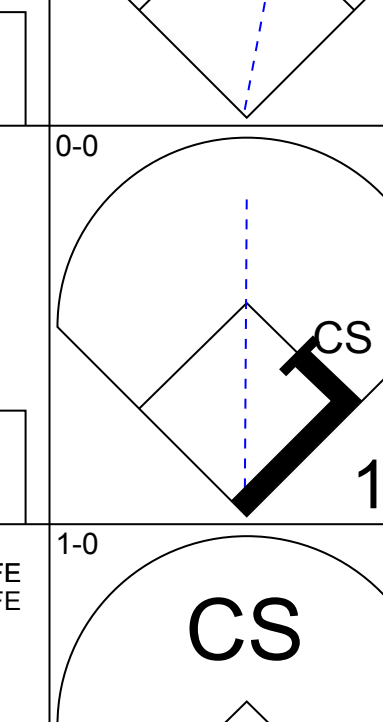
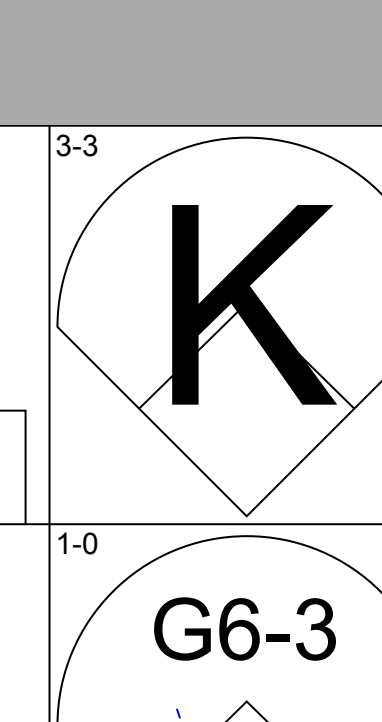
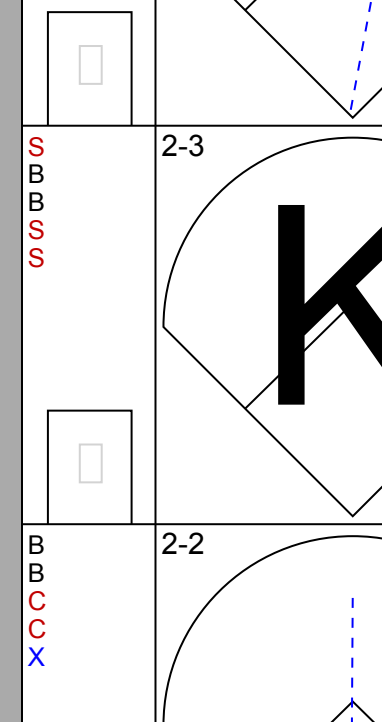
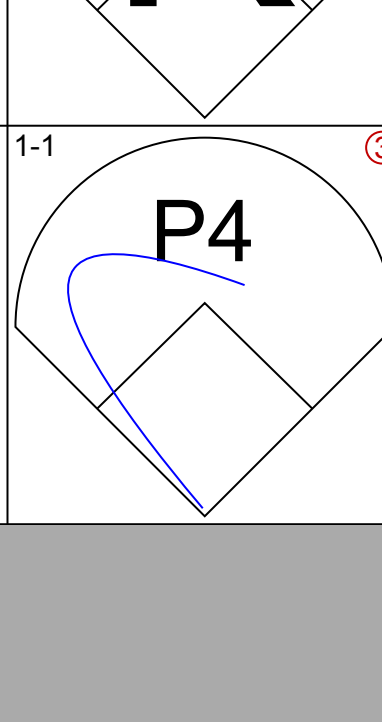
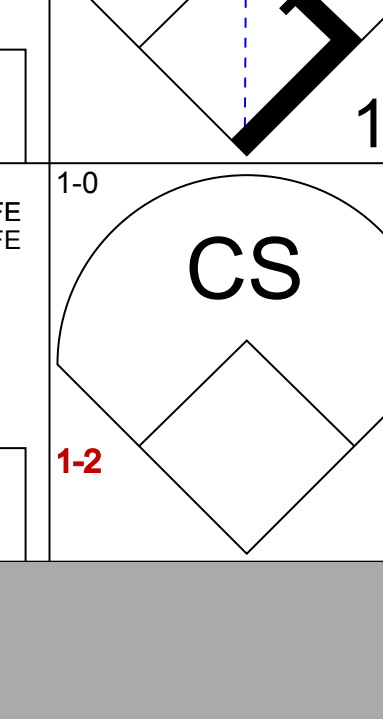
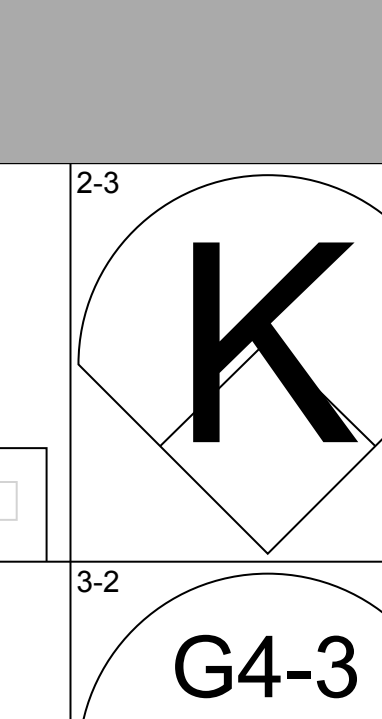
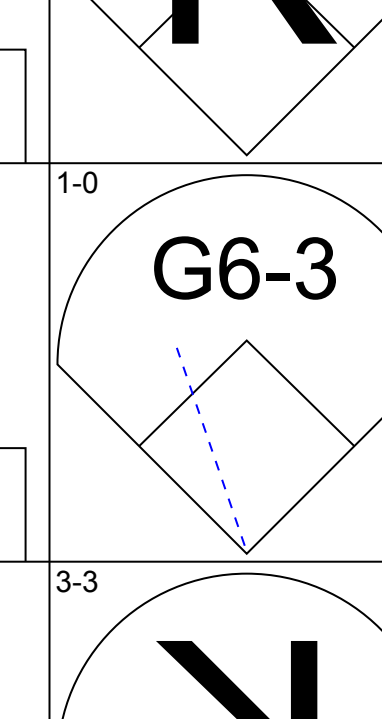
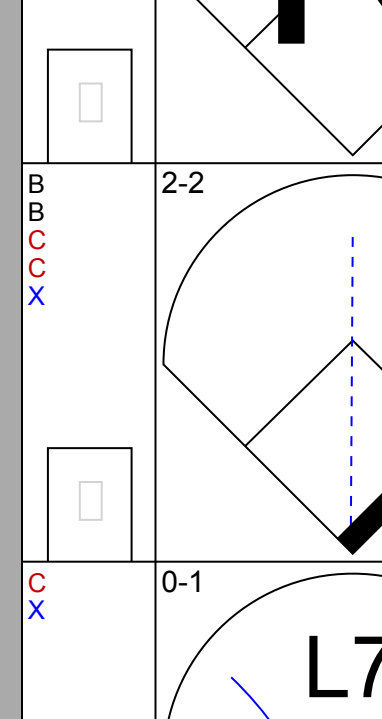
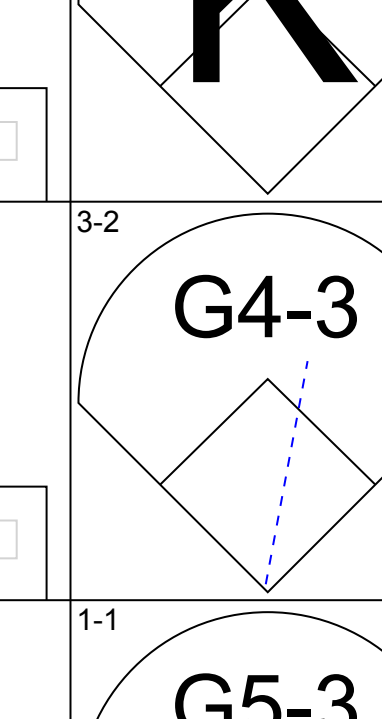
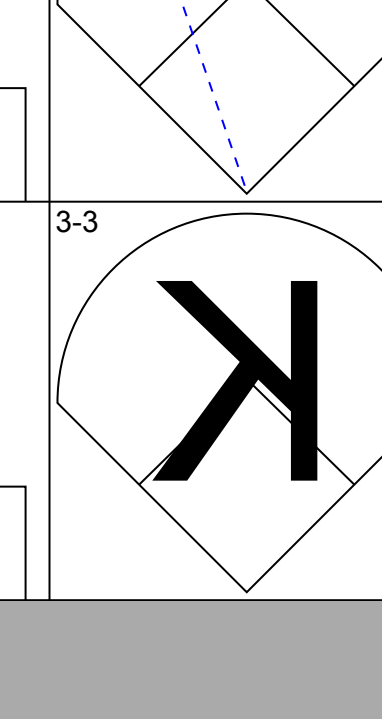
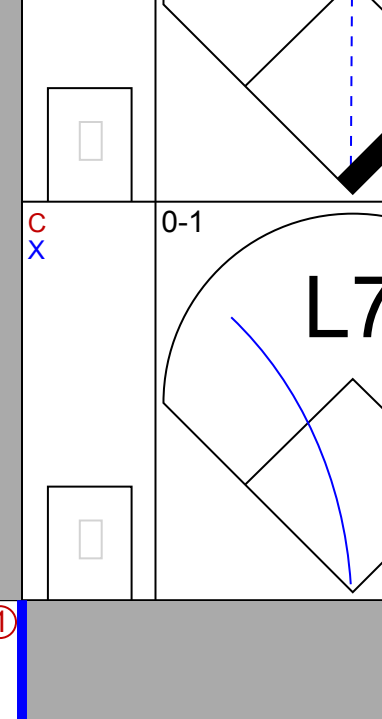


Batter	1	2	3	4	5	6	7	8	9	AB	R	H	RBI	BB	SO	LOB	TOP			
Chuck Carr, S OBP: 0.355, SLG: 0.376 (1, 8)				 1B						5	0	1	0	0	1	2				
Jerry Browne, S OBP: 0.392, SLG: 0.366 (1, 5)				 2B						4	1	0	0	0	0	1				
Gary Sheffield, R OBP: 0.425, SLG: 0.661 (1, 9)				 2B				 1B		4	1	2	1	0	0	0				
Jeff Conine, R OBP: 0.367, SLG: 0.522 (1, 3)							 1B	 1-2		4	1	1	0	0	1	2				
Matias Carrillo, L OBP: 0.333, SLG: 0.326 (1, 7)				 1B			 HR			4	1	2	1	0	2	0				
Bret Barberie, S OBP: 0.332, SLG: 0.389 (1, 4)							 HR		 BB	4	1	2	1	0	1	1				
Ron Tingley, R OBP: 0.269, SLG: 0.362 Benito Santiago, R OBP: 0.350, SLG: 0.399 (7, PH) (7, 2)							 HR		 BB	2	0	0	0	0	1	0				
Kurt Abbott, R OBP: 0.312, SLG: 0.381 (1, 6)										4	1	1	4	0	2	2				
Charlie Hough, R OBP: 0.172, SLG: 0.143 (1, 1)										4	0	0	0	0	1	2				
<b>Inning Stats</b>	R: 0 H: 0 E: 0 K: 1 S: 10	H: 0 LOB: 0 BB: 0 P: 18	R: 0 H: 0 E: 0 K: 1 S: 9	H: 0 LOB: 0 BB: 0 P: 14	R: 0 H: 0 E: 0 K: 1 S: 8	H: 0 LOB: 0 BB: 0 P: 11	R: 2 H: 3 E: 1 K: 1 S: 12	H: 3 LOB: 1 BB: 0 P: 22	R: 0 H: 0 E: 0 K: 0 S: 6	H: 0 LOB: 0 BB: 0 P: 7	R: 5 H: 5 E: 0 K: 0 S: 17	H: 5 LOB: 0 BB: 0 P: 26	R: 0 H: 1 E: 0 K: 2 S: 8	H: 1 LOB: 0 BB: 0 P: 10	R: 0 H: 1 E: 0 K: 0 S: 11	H: 1 LOB: 2 BB: 1 P: 18	1B: 8 2B: 1 3B: 0 HR: 1	SF: 0 SAC: 0 DP: 0 HBP: 0	WP: 0 PA: 37 PB: 0 SB: 0 CS: 1	
<b>PITCHER</b>	IP	WLS	BF	H	R	ER	SO	BB	IBB	HBP	BLK	WP	HR	S	P	ERA	WHIP			
Vicente Palacios, R ERA: 4.33 John Habyan, R ERA: 4.01 Bryan Eversgerd, L ERA: 2.67 Rich Rodriguez, L ERA: 2.91	(1, 1) (7, 1) (8, 1) (9, 1)	6.0 1.0 1.0 1.0	L 5 3 5	24 2 1 1	6 2 0 0	5 2 0 0	7 2 0 0	0 0 0 1	0 0 0 0	0 0 0 0	0 0 0 0	0 0 0 0	0 1 8 11	63 11 8 11	96 18 10 18	7.50 18.00 0.00 0.00	1.000 2.000 0.000 2.000			

Florida Marlins @ St. Louis Cardinals  
Busch Stadium, St. Louis, MO  
Tue Jun 14 1994, 7:05 PM CDT  
Att: 24,540 - Unknown - 96 F

AB 36  
R 7  
H 10  
RBI 7  
BB 1  
SO 9  
LOB 10



Batter	1	2	3	4	5	6	7	8	9	AB	R	H	RBI	BB	SO	LOB	BOTTOM			
Bernard Gilkey, R OBP: 0.345, SLG: 0.378 (1, 7)										4	0	1	0	0	1	0				
Geronimo Pena, S OBP: 0.327, SLG: 0.409 (1, 4)				 HBP		 1B				3	0	1	0	0	1	1				
Gregg Jefferies, S OBP: 0.415, SLG: 0.484 (1, 3)										3	0	1	0	1	1	1				
Todd Zeile, R OBP: 0.309, SLG: 0.388 (1, 5)										4	0	0	0	0	0	4				
Ray Lankford, L OBP: 0.392, SLG: 0.535 (1, 8)										4	0	0	0	0	1	2				
Brian Jordan, R OBP: 0.319, SLG: 0.331 (1, 9)			 1B							4	0	1	0	0	2	0				
Tom Pagnozzi, R OBP: 0.345, SLG: 0.468 (1, 2)		 1-2								3	0	1	0	0	1	0				
José Oquendo, S OBP: 0.344, SLG: 0.215 (1, 6)										3	0	0	0	0	1	1				
Vicente Palacios, R John Habyan, R Bryan Eversgerd, R Luis Alicea, S Rich Rodriguez, L (1, 1) (7, 1) (8, 1) (8, PH) (9, 1)	(1, 1) (7, 1) (8, 1) (8, PH) (9, 1)	9.0 W	33 33	H 5 R 0 ER 0 SO 9	H: 1 LOB: 0 BB: 0 P: 11	H: 0 LOB: 0 BB: 0 P: 16	H: 1 LOB: 2 BB: 0 P: 17	H: 0 LOB: 0 BB: 0 P: 15	H: 1 LOB: 1 BB: 1 P: 23	H: 1 LOB: 1 BB: 0 P: 14	H: 1 LOB: 1 BB: 0 P: 6	H: 0 LOB: 0 BB: 0 P: 12	1B: 5 2B: 0 3B: 0 HR: 0	SF: 0 SAC: 0 DP: 0 HBP: 1	WP: 0 PA: 34 PB: 0 SB: 1 CS: 1					
<b>PITCHER</b>	IP	WLS	BF	H	R	ER	SO	BB	IBB	HBP	BLK	WP	HR	S	P	ERA	WHIP			
Charlie Hough, R ERA: 3.89	(1, 1)	9.0	W	33	5	0	0	9	1	0	1	0	0	73	127	0.00	0.667			

Florida Marlins @ St. Louis Cardinals  
Busch Stadium, St. Louis, MO  
Tue Jun 14 1994, 7:05 PM CDT  
Att: 24,540 - Unknown - 96 F

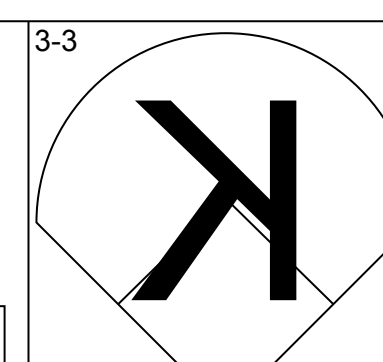
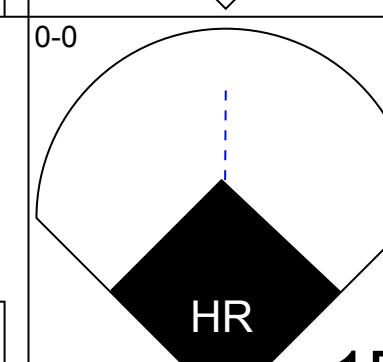
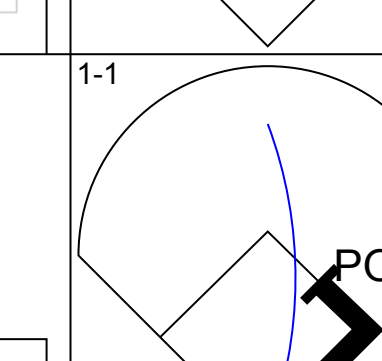
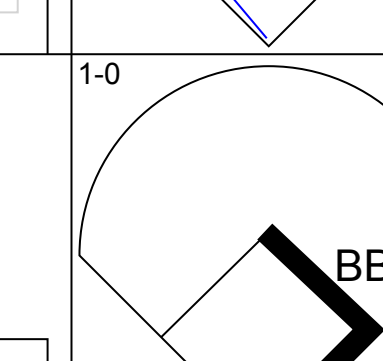
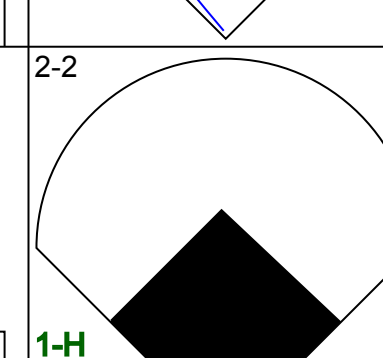
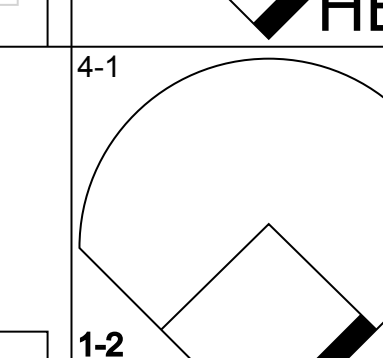
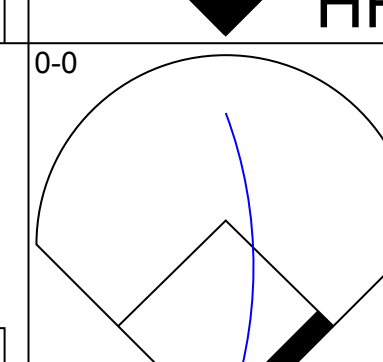
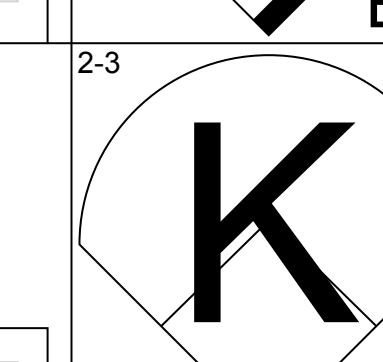
AB 31  
R 0  
H 5  
RBI 0  
BB 1  
SO 9  
LOB 9







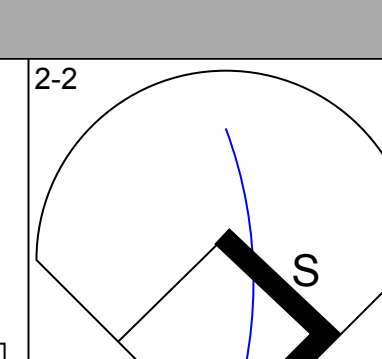
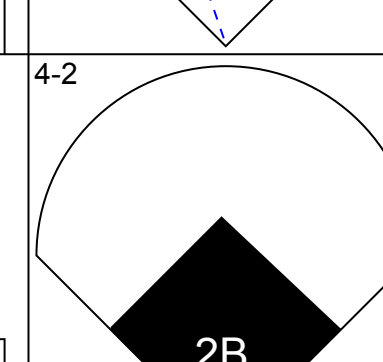
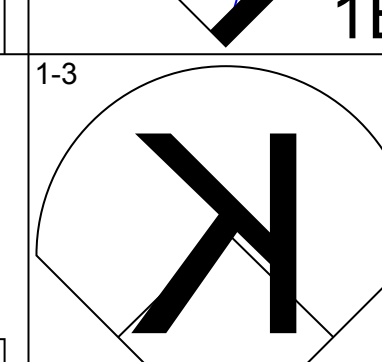
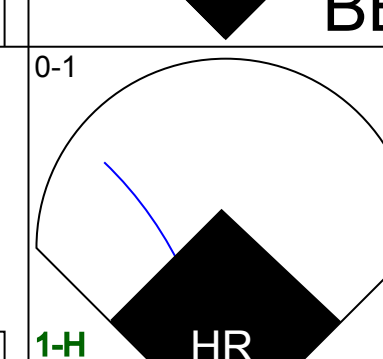
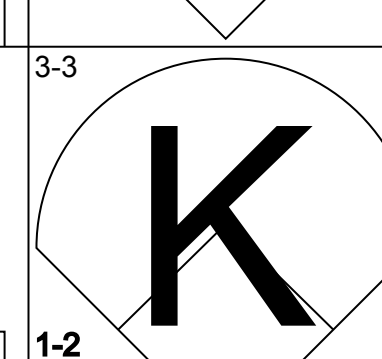
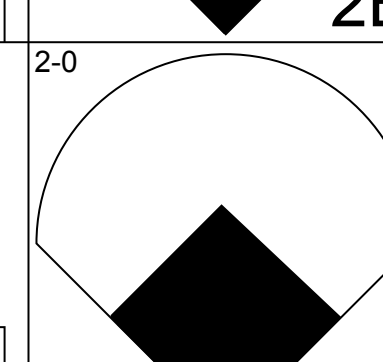
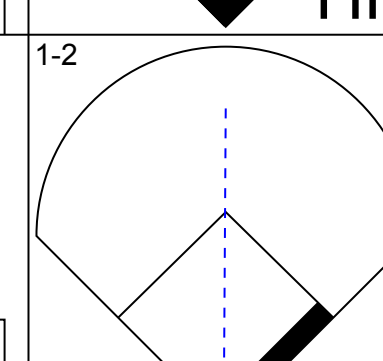
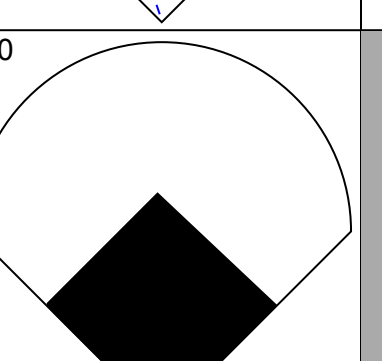
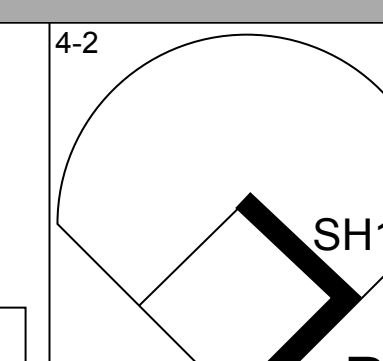
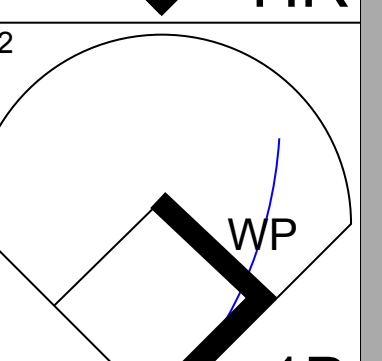
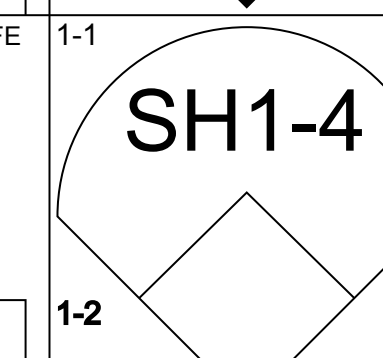
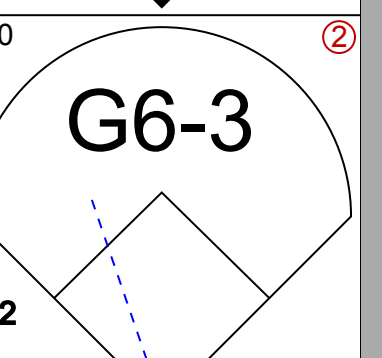
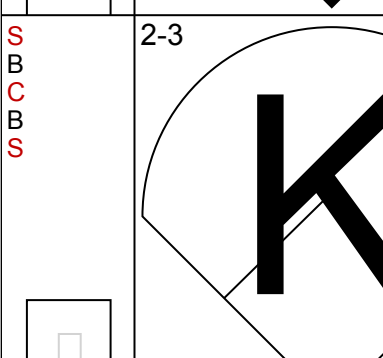


Batter	1	2	3	4	5	6	7	8	9	AB	R	H	RBI	BB	SO	LOB	TOP			
Jose Vizcaino, S (1, 6) OBP: 0.345, SLG: 0.353			G5-3			G4-3			F9	4	0	0	0	0	1	0				
Kelly Stinnett, R (1, 2) OBP: 0.348, SLG: 0.383 Todd Hundley, S (9, PH) OBP: 0.290, SLG: 0.477			K			G6-3			P5	3	1	1	0	0	1	0				
Fernando Vina, L (1, 5) OBP: 0.396, SLG: 0.354	F7					F8				3	0	1	0	0	0	1				
Joe Orsulak, L (1, 9) OBP: 0.316, SLG: 0.391 Bobby Bonilla, S (9, PH) OBP: 0.395, SLG: 0.509			PO		G3-1					3	1	1	2	0	0	0				
Jeff Kent, R (1, 4) OBP: 0.350, SLG: 0.517					G6-3			F9		4	0	1	0	0	1	2				
David Segui, S (1, 3) OBP: 0.328, SLG: 0.430	K				G1-3			G3		3	0	0	0	0	1	1				
Shawn Hare, L (1, 7) OBP: 0.300, SLG: 0.357		E4			G4-3			F8		3	0	0	0	0	0	0				
Ryan Thompson, R (1, 8) OBP: 0.315, SLG: 0.505		FC5-4			G5-3			P4		3	0	0	0	0	0	1				
Mike Remlinger, L (1, 1) Doug Linton, R (6, 1) Jim Lindeman, R (8, PH) OBP: 0.340, SLG: 0.435 Roger Mason, R (8, 1)		B1-3			K			G4-3		2	0	0	0	0	1	1				
<b>Inning Stats</b>	R: 2 E: 0 K: 2 S: 14	H: 3 LOB: 1 BB: 0 P: 21	R: 0 E: 1 K: 0 S: 5	H: 0 LOB: 0 BB: 0 P: 7	R: 0 E: 0 K: 1 S: 11	H: 1 LOB: 0 BB: 0 P: 13	R: 0 E: 0 K: 0 S: 4	H: 0 LOB: 0 BB: 0 P: 8	R: 0 E: 0 K: 1 S: 7	H: 0 LOB: 0 BB: 0 P: 8	R: 0 E: 0 K: 0 S: 6	H: 0 LOB: 0 BB: 0 P: 11	R: 0 E: 0 K: 0 S: 5	H: 0 LOB: 0 BB: 0 P: 6	R: 0 E: 0 K: 1 S: 13	H: 0 LOB: 2 BB: 1 P: 22	1B: 3 2B: 1 3B: 0 HR: 1	SF: 0 SAC: 0 DP: 1 HBP: 1	WP: 0 PA: 33	
<b>PITCHER</b>	IP: 8.2 ERA: 6.39	WLS: W BF: 31	H: 4 R: 2 ER: 2 SO: 4	R: 2 ER: 2 SO: 4	BB: 1 IBB: 0 HBP: 1 BLK: 0	WP: 0 HR: 1 S: 66 P: 98	ERA: 2.08 WHIP: 0.577	<b>PITCHER</b>	IP: 0.1 ERA: 3.18	WLS: S BF: 1	H: 0 R: 0 ER: 0 SO: 1	R: 0 ER: 0 SO: 1	BB: 0 IBB: 0 HBP: 0 BLK: 0	WP: 0 HR: 0 S: 6 P: 8	ERA: 0.00 WHIP: 0.000					

New York Mets @ Florida Marlins  
Joe Robbie Stadium, Miami, FL  
Thu Jun 16 1994, 7:05 PM EDT  
Att: 31,032 - Unknown - 85 F

AB	30
R	2
H	4
RBI	2
BB	1
SO	5
LOB	6



Batter	1	2	3	4	5	6	7	8	9	AB	R	H	RBI	BB	SO	LOB	BOTTOM						
Chuck Carr, S (1, 8) OBP: 0.349, SLG: 0.370	L7			G6-3		G3				4	0	0	0	0	1	3							
Jerry Browne, S (1, 4) OBP: 0.402, SLG: 0.379	G6-3				E6					4	0	1	0	0	1	1							
Gary Sheffield, R (1, 9) OBP: 0.420, SLG: 0.634				G3		G6-3				3	1	0	0	1	1	2							
Jeff Conine, R (1, 7) OBP: 0.375, SLG: 0.538				G4-3						3	1	1	1	1	1	1							
Benito Santiago, R (1, 2) OBP: 0.350, SLG: 0.433				L7		P3			G5-3	4	1	1	2	0	0	3							
Dave Magadan, L (1, 3) OBP: 0.379, SLG: 0.313				G6-3		L6			G4-3	4	0	1	0	0	0	2							
Kurt Abbott, R (1, 6) OBP: 0.317, SLG: 0.421	K								P4	4	1	1	1	0	2	1							
Alex Arias, R (1, 5) OBP: 0.313, SLG: 0.301 Robb Nen, R (9, 1)									G6-3	3	0	2	0	1	0	0							
Kurt Miller, R (1, 1) OBP: 0.250, SLG: 0.250 Greg Colbrunn, R (9, 3) OBP: 0.386, SLG: 0.550										2	0	0	0	0	1	2							
<b>Inning Stats</b>	R: 3 E: 0 K: 1 S: 16	H: 3 LOB: 1 BB: 1 P: 27	R: 0 E: 0 K: 2 S: 15	H: 0 LOB: 1 BB: 1 P: 24	R: 0 E: 0 K: 0 S: 8	H: 0 LOB: 0 BB: 0 P: 12	R: 1 E: 0 K: 0 S: 8	H: 2 LOB: 1 BB: 0 P: 12	R: 0 E: 0 K: 0 S: 9	H: 0 LOB: 2 BB: 1 P: 19	R: 0 E: 0 K: 1 S: 9	H: 1 LOB: 0 BB: 0 P: 16	R: 0 E: 0 K: 2 S: 11	H: 1 LOB: 1 BB: 0 P: 19	R: 0 E: 0 K: 1 S: 10	H: 0 LOB: 0 BB: 0 P: 14	1B: 3 2B: 2 3B: 0 HR: 2	SF: 0 SAC: 1 DP: 0 HBP: 0	WP: 2 PA: 35				
<b>PITCHER</b>	IP: 5.0 ERA: 7.2	WLS: L BF: 24	H: 5 R: 4 ER: 4 SO: 3	R: 4 ER: 4 SO: 3	BB: 2 IBB: 0 HBP: 0 BLK: 0	WP: 0 HR: 2 S: 56 P: 94	ERA: 7.20 WHIP: 1.400	<b>PITCHER</b>	IP: 2.0 ERA: 4.17	WLS: 0 BF: 8	H: 2 R: 0 ER: 0 SO: 3	R: 0 ER: 0 SO: 3	BB: 0 IBB: 0 HBP: 0 BLK: 0	WP: 0 HR: 0 S: 20 P: 35	ERA: 0.00 WHIP: 1.000	<b>PITCHER</b>	IP: 1.0 ERA: 3.51	WLS: 0 BF: 3	H: 0 R: 0 ER: 0 SO: 1	R: 0 ER: 0 SO: 1	BB: 0 IBB: 0 HBP: 0 BLK: 0	WP: 0 PA: 14	ERA: 0.00 WHIP: 0.000

New York Mets @ Florida Marlins  
Joe Robbie Stadium, Miami, FL  
Thu Jun 16 1994, 7:05 PM EDT  
Att: 31,032 - Unknown - 85 F

AB	31
R	4
H	7
RBI	4
BB	3
SO	7
LOB	15





Batter	1	2	3	4	5	6	7	8	9	AB	R	H	RBI	BB	SO	LOB	TOP										
Fernando Vina, L OBP: 0.375, SLG: 0.333 (1, 7)	G3	F7			P6		F8		B4-3	5	0	0	0	0	0	2											
Jose Vizcaino, S OBP: 0.338, SLG: 0.346 (1, 6)	G4-3		G5-3		F7		G4-3		F8	5	0	0	0	0	0	0											
Joe Orsulak, L OBP: 0.320, SLG: 0.393 (1, 9)	G6-3		BLK WP 1B		3B 1B		P6			4	1	2	0	0	0	0											
Bobby Bonilla, S OBP: 0.401, SLG: 0.535 (1, 5)		HR	F8		1B 3B			1B E SF8 BB		3	3	2	2	1	0	1											
Jeff Kent, R OBP: 0.357, SLG: 0.519 (1, 4)		E WP G3 1B	BLK HBP		1B		FC5 1B			3	1	2	1	0	0	1											
David Segui, S OBP: 0.327, SLG: 0.427 (1, 3)	F7		G5-3		G1-3			G5-4-3 1B		4	0	1	0	0	0	4											
Todd Hundley, S OBP: 0.289, SLG: 0.470 (1, 2)	G3 E 1-2 BB			K		F7		SF8		2	0	0	1	1	1	0	AB 34										
Ryan Thompson, R OBP: 0.309, SLG: 0.495 (1, 8)	E5 1-2 G3 2-3		F9		G6-3		G5-4-3			4	0	0	0	0	0	4	R 5										
Pete Smith, R OBP: 0.258, SLG: 0.214 (1, 1)	G3		L9		K			L4		2	0	0	1	0	0	2	H 7										
Luis Rivera, R OBP: 0.306, SLG: 0.576 (6, PH)										1	0	0	0	0	1	0	RBI 5										
Mauro Gozzo, R OBP: 0.333, SLG: 0.357 (6, PH)										0	0	0	0	0	0	0	BB 2										
Shawn Hare, L OBP: 0.290, SLG: 0.345 (9, PH)										1	0	0	0	0	0	0	SO 2										
																	LOB 14										
<b>Inning Stats</b>	R: 0 E: 0 K: 0 S: 5	H: 0 LOB: 0 BB: 0 P: 6	R: 2 E: 1 K: 0 S: 9	H: 2 LOB: 2 BB: 1 P: 19	R: 0 E: 0 K: 1 S: 10	H: 1 LOB: 2 BB: 0 P: 16	R: 0 E: 0 K: 1 S: 9	H: 0 LOB: 0 BB: 0 P: 11	R: 2 E: 0 K: 0 S: 13	H: 3 LOB: 1 BB: 0 P: 19	R: 0 E: 0 K: 1 S: 5	H: 0 LOB: 0 BB: 0 P: 7	R: 0 E: 0 K: 0 S: 6	H: 0 LOB: 0 BB: 0 P: 8	R: 1 E: 1 K: 0 S: 10	H: 1 LOB: 1 BB: 1 P: 18	R: 0 E: 0 K: 0 S: 6	H: 0 LOB: 0 BB: 0 P: 9	1B: 5 2B: 0 3B: 1 HR: 1	SF: 1 SAC: 0 DP: 1 HBP: 1	WP: 2 PA: 38 CS: 0						
<b>PITCHER</b>	IP	WLS	BF	H	R	ER	SO	BB	IBB	HBP	BLK	WP	HR	S	P	ERA	WHIP										
David Weathers, R ERA: 3.21 (1, 1)	7.0	W	32	6	5	3	2	2	0	1	1	2	1	61	95	3.86	1.143										
Mike Jeffcoat, L ERA: (8, 1)	0.1		2	1	0	0	0	0	0	0	0	0	0	5	7	0.00	3.000										
Robb Nen, R ERA: 3.03 (8, 1)	1.2	S	4	0	0	0	0	0	0	0	0	0	0	7	11	0.00	0.000										

New York Mets @ Florida Marlins  
Joe Robbie Stadium, Miami, FL  
Fri Jun 17 1994, 7:05 PM EDT  
Att: 33,026 - Unknown - 87 F

AB	34
R	5
H	7
RBI	5
BB	2
SO	2
LOB	14



Batter	1	2	3	4	5	6	7	8	9	AB	R	H	RBI	BB	SO	LOB	BOTTOM										
Chuck Carr, S OBP: 0.348, SLG: 0.368 (1, 8)	G1-3		FC1-5 E 1B	L9		F9				4	0	1	0	0	0	3											
Jerry Browne, S OBP: 0.399, SLG: 0.382 (1, 5)	G1-3		FC1-5 HR		1B G6-4-3 2B		G3-1			4	2	1	0	0	0	1											
Gary Sheffield, R OBP: 0.422, SLG: 0.628 (1, 9)	3B BB		K		G6-4-3 1B		G5-3			3	1	1	0	1	1	1											
Jeff Conine, R OBP: 0.381, SLG: 0.545 (1, 7) (8, 3)	1-2 3B		HR IBB		G6-4-3		BB			2	1	1	1	2	0	1											
Greg Colbrunn, R OBP: 0.375, SLG: 0.591 (1, 3) Robb Nen, R (8, 1)	F7		HR		F9		K			4	1	1	3	0	1	2											
Benito Santiago, R OBP: 0.348, SLG: 0.429 (1, 2)	F7		K			G5-3		G4-6-3 1B		4	0	1	0	0	1	0											
Kurt Abbott, R OBP: 0.316, SLG: 0.433 (1, 6)		HR		F9		E5 SH1-3		F9		4	1	1	1	0	0	1	AB 30										
Bret Barberie, S OBP: 0.339, SLG: 0.392 (1, 4)	L8					SH1-3 BB		G4-6-3		3	0	1	0	1	0	1	R 6										
David Weathers, R OBP: 0.143, SLG: 0.063 (1, 1) Mike Jeffcoat, L (8, 1)						SH1-3 BB				2	0	0	0	0	2	1	H 8										
Matias Carrillo, L OBP: 0.330, SLG: 0.323 (8, 7)						SH1-3				0	0	0	0	0	0	0	RBI 5										
										0	0	0	0	0	0	0	BB 4										
										0	0	0	0	0	0	0	SO 5										
																	LOB 11										
<b>Inning Stats</b>	R: 1 E: 0 K: 0 S: 14	H: 1 LOB: 1 BB: 1 P: 23	R: 1 E: 0 K: 1 S: 11	H: 1 LOB: 0 BB: 0 P: 14	R: 3 E: 1 K: 2 S: 12	H: 2 LOB: 0 BB: 1 P: 24	R: 0 E: 0 K: 1 S: 8	H: 1 LOB: 1 BB: 0 P: 12	R: 1 E: 0 K: 0 S: 5	H: 2 LOB: 0 BB: 0 P: 7	R: 0 E: 1 K: 0 S: 8	H: 0 LOB: 2 BB: 1 P: 13	R: 0 E: 0 K: 1 S: 7	H: 0 LOB: 1 BB: 1 P: 14	R: 0 E: 0 K: 0 S: 7	H: 1 LOB: 0 BB: 0 P: 11	1B: 4 2B: 1 3B: 1 HR: 2	SF: 0 SAC: 1 DP: 2 HBP: 0	WP: 0 PA: 35 CS: 0								
<b>PITCHER</b>	IP	WLS	BF	H	R	ER	SO	BB	IBB	HBP	BLK	WP	HR	S	P	ERA	WHIP										
Pete Smith, R ERA: 5.34 (1, 1)	5.0	L	23	7	6	6	4	1	1	0	0	0	0	22	80	10.80	1.600										
Mauro Gozzo, R ERA: 4.59 (6, 1)	3.0		12	1	0	0	1	2	0	0	0	0	0	22	38	0.00	1.000										

New York Mets @ Florida Marlins  
Joe Robbie Stadium, Miami, FL  
Fri Jun 17 1994, 7:05 PM EDT  
Att: 33,026 - Unknown - 87 F

AB	30
R	6
H	8
RBI	5
BB	4
SO	5
LOB	11









Batter	1	2	3	4	5	6	7	8	9	AB	R	H	RBI	BB	SO	LOB	TOP																					
Fernando Vina, L OBP: 0.375, SLG: 0.315 John Cangelosi, S OBP: 0.365, SLG: 0.278	G4-3	SF8 1B BB	HBP		G4-3			F8 1B		2	1	0	0	1	0	1	New York Mets @ Florida Marlins Joe Robbie Stadium, Miami, FL Sun Jun 19 1994, 7:05 PM EDT Att: 37,014 - Unknown - 82 F																					
Jose Vizcaino, S OBP: 0.335, SLG: 0.347	PB BB 2B	G3	K			G6-3 1B		F8		5	1	2	0	0	1	5																						
Joe Orsulak, L OBP: 0.317, SLG: 0.385	BB S PB BB	SF8			1B	G6-3 1B		L7		3	1	1	1	1	0	1																						
Bobby Bonilla, S OBP: 0.404, SLG: 0.529	F8	BB 1B			1B	L8		1B BB		4	1	2	1	1	0	2																						
Jeff Kent, R OBP: 0.364, SLG: 0.517	PB BB 1B	3-H 1B			P3 1B		P3	G3 1B 1B		3	0	1	0	2	0	2																						
David Segui, S OBP: 0.335, SLG: 0.447 Tim Bogar, R OBP: 0.125, SLG: 0.143	PB BB	F7			G4-6-3 1B		1B 2B	G3 1B		3	1	1	1	1	0	4																						
Todd Hundley, S OBP: 0.313, SLG: 0.513	1-2 2-3 3-H BB				1-2		2-2 1-3 1B	G3		4	0	2	1	1	0	2																						
Ryan Thompson, R OBP: 0.322, SLG: 0.500	F8				F8		L1-3	1B IBB		3	0	0	0	1	0	5																						
Dwight Gooden, R OBP: 0.200, SLG: 0.200 Shawn Hare, L OBP: 0.333, SLG: 0.355 Jim Lindeman, R OBP: 0.333, SLG: 0.425 Josias Manzanillo, R OBP: 0.125, SLG: 0.143		G3 BB SF8 1B	SH3 HBP		F9		F9	G4-3		3	1	1	0	0	0	1																						
Inning Stats	R: 2 E: 0 K: 0 S: 16	H: 1 LOB: 3 BB: 4 P: 38	R: 2 E: 0 K: 0 S: 16	H: 2 LOB: 2 BB: 2 P: 27	R: 0 E: 0 K: 1 S: 13	H: 0 LOB: 2 BB: 0 P: 21	R: 0 E: 0 K: 0 S: 11	H: 2 LOB: 1 BB: 0 P: 17	R: 0 E: 0 K: 0 S: 6	H: 1 LOB: 1 BB: 0 P: 12	R: 0 E: 0 K: 0 S: 7	H: 1 LOB: 0 BB: 0 P: 9	R: 1 E: 0 K: 0 S: 11	H: 2 LOB: 0 BB: 0 P: 15	R: 0 E: 0 K: 0 S: 8	H: 1 LOB: 0 BB: 0 P: 12		R: 1 E: 0 K: 0 S: 11	H: 2 LOB: 3 BB: 2 P: 23	1B: 10 2B: 3 3B: 0 HR: 0	SF: 1 SAC: 1 DP: 3 HBP: 2	WP: 0 PB: 2 CS: 0	PA: 45															
PITCHER	IP	WLS	BF	H	R	ER	SO	BB	IBB	HBP	BLK	WP	HR	S	P	ERA	WHIP	PITCHER		IP	WLS	BF	H	R	ER	SO	BB	IBB	HBP	BLK	WP	HR	S	P	ERA	WHIP		
Charlie Hough, R ERA: 4.17	(1, 1)	2.2	L	19	3	4	4	0	6	0	2	0	0	0	37	77	13.50	3.375																				
Richie Lewis, R ERA: 3.44	(3, 1)	2.1		9	3	0	0	1	0	0	0	0	0	0	25	38	0.00	1.286																				
Terry Mathews, R ERA: 1.8	(6, 1)	3.0		10	4	1	1	0	0	0	0	0	0	0	26	36	3.00	1.333																				
Brian Drahman, R ERA: 9.0	(9, 1)	0.2		6	2	1	1	0	1	1	0	0	0	0	8	18	13.50	4.500																				
Mike Jeffcoat, L ERA:	(9, 1)	0.1		1	0	0	0	0	0	0	0	0	0	0	3	5	0.00	0.000																				
Chuck Carr, S OBP: 0.340, SLG: 0.356	G3																																					
Jerry Browne, S OBP: 0.398, SLG: 0.387	F7																																					
Gary Sheffield, R OBP: 0.414, SLG: 0.614	S 1B																																					
Jeff Conine, R OBP: 0.377, SLG: 0.535	K																																					
Greg Colbrunn, R OBP: 0.373, SLG: 0.638																																						
Bret Barberie, S OBP: 0.329, SLG: 0.379	G4-3																																					
Ron Tingley, R OBP: 0.259, SLG: 0.347 Bento Santiago, R OBP: 0.349, SLG: 0.434	K																																					
Kurt Abbott, R OBP: 0.306, SLG: 0.418	P4																																					
Charlie Hough, R OBP: 0.125, SLG: 0.143 Richie Lewis, R OBP: 0.333, SLG: 0.355 Matiag Carrillo, L OBP: 0.333, SLG: 0.357 Terry Mathews, L OBP: 0.333, SLG: 0.359 Dave Magadan, R OBP: 0.333, SLG: 0.359 Brian Drahman, R OBP: 0.333, SLG: 0.359 Mike Jeffcoat, L ERA:	(1, 1)	(3, 1)	(5, PH)	(6, PH)	(9, 1)	(1, 1)	(3, 1)	(5, PH)	(9, 1)	(1, 1)	(3, 1)	(5, PH)	(9, 1)	(1, 1)	(3, 1)	(5, PH)	(9, 1)	(1, 1)	(3, 1)	(5, PH)	(9, 1)	(1, 1)	(3, 1)	(5, PH)	(9, 1)	(1, 1)	(3, 1)	(5, PH)	(9, 1)	(1, 1)	(3, 1)	(5, PH)	(9, 1)	(1, 1)	(3, 1)	(5, PH)	(9, 1)	
Inning Stats	R: 0 E: 0 K: 1 S: 9	H: 1 LOB: 0 BB: 0 P: 13	R: 1 E: 0 K: 1 S: 8	H: 1 LOB: 0 BB: 0 P: 10	R: 0 E: 0 K: 0 S: 4	H: 0 LOB: 0 BB: 0 P: 7	R: 0 E: 0 K: 1 S: 7	H: 1 LOB: 1 BB: 0 P: 9	R: 0 E: 0 K: 2 S: 8	H: 0 LOB: 0 BB: 0 P: 9	R: 0 E: 0 K: 0 S: 7	H: 0 LOB: 0 BB: 0 P: 13	R: 0 E: 0 K: 0 S: 6	H: 0 LOB: 0 BB: 0 P: 11	R: 0 E: 0 K: 1 S: 12	H: 0 LOB: 1 BB: 1 P: 20	R: 0 E: 0 K: 0 S: 6	H: 1 LOB: 0 BB: 0 P: 10	1B: 3 2B: 0 3B: 0 HR: 1	SF: 0 SAC: 0 DP: 1 HBP: 0	WP: 0 PB: 0 CS: 0	PA: 31																
PITCHER	IP	WLS	BF	H	R	ER	SO	BB	IBB	HBP	BLK	WP	HR	S	P	ERA	WHIP	PITCHER		IP	WLS	BF	H	R	ER	SO	BB	IBB	HBP	BLK	WP	HR	S	P	ERA	WHIP		
Dwight Gooden, R ERA: 5.25	(1, 1)	8.0	W	28	3	1	1	6	1	0	0	0	0	61	92	1.12	0.500																					
Josias Manzanillo, R ERA: 2.59	(9, 1)	1.0		3	1	0	0	0	0	0	0	0	0	6	10	0.00	1.000																					

AB	33
R	6
H	12
RBI	5
BB	8
SO	1
LOB	26



AB	30
R	1
H	4
RBI	1
BB	1
SO	6
LOB	6





Batter	1	2	3	4	5	6	7	8	9	AB	R	H	RBI	BB	SO	LOB	TOP																			
Shawon Dunston, R (1,6) OBP: 0.306, SLG: 0.410 José Hernández, R (6,PH) OBP: 0.324, SLG: 0.444 (6,6)	G6-3	G5-3				1B		WP HR		3	1	1	0	0	0	2	Chicago Cubs @ Florida Marlins Joe Robbie Stadium, Miami, FL Tue Jun 21 1994, 7:05 PM EDT Att: 27,810 - Unknown - 81 F																			
Mark Grace, L (1,3) OBP: 0.362, SLG: 0.359	F7		F8		L1	K	F7		5	0	0	0	0	1	4																					
Sammy Sosa, R (1,9) OBP: 0.332, SLG: 0.571 Karl Rhodes, L (8,8)	K		P4		BB 1B	E7		HR	5	2	3	4	0	1	0																					
Derrick May, L (1,7) OBP: 0.351, SLG: 0.439		2B E 1B		BB	K	F9		G4-3	4	1	1	0	1	1	3																					
Glenallen Hill, R (1,8) OBP: 0.336, SLG: 0.389 (8,9)		E 1B 2B	F8		1B BB			G5-3	3	1	1	0	2	0	1																					
Rick Wilkins, L (1,2) OBP: 0.308, SLG: 0.375 Mark Parent, R (2,2) OBP: 0.460, SLG: 0.475	K			G1-5-4 HBP	1B	1-2 2-H 1B	G6-4-3		1	0	0	0	0	1	2																					
Steve Buechele, R (1,5) OBP: 0.323, SLG: 0.371	E9 1B			P5	L7		1B 1B	G4-3	5	0	2	1	0	0	3																					
Rey Sanchez, R (1,4) OBP: 0.365, SLG: 0.338	2-3 3-H 1B			1-1 1-2 1B		L6	1-2 1B		4	0	3	1	1	0	0																					
Steve Trachsel, R (1,1) OBP: 0.226, SLG: 0.233 Jose Bautista, R (7,1)	K			G1-5-4 2-3F		1B 1B	G5-3	G3	4	1	1	0	0	1	6																					
Inning Stats	R: 0 E: 0 K: 1 S: 6	H: 0 LOB: 0 BB: 0 P: 10	R: 2 E: 1 K: 2 S: 14	H: 4 LOB: 2 BB: 0 P: 21	R: 0 E: 0 K: 0 S: 9	H: 0 LOB: 1 BB: 1 P: 15	R: 0 E: 0 K: 0 S: 7	H: 1 LOB: 1 BB: 0 P: 11	R: 2 E: 0 K: 1 S: 15	H: 3 LOB: 2 BB: 1 P: 20	R: 1 E: 1 K: 1 S: 15	H: 3 LOB: 2 BB: 0 P: 22	R: 0 E: 0 K: 0 S: 8	H: 2 LOB: 2 BB: 1 P: 16	R: 2 E: 0 K: 0 S: 9	H: 2 LOB: 0 BB: 0 P: 15		1B: 12 2B: 2 3B: 0 HR: 1	SF: 0 SAC: 0 DP: 2 HBP: 1	WP: 1 PB: 0 SB: 0 CS: 0	PA: 45															
PITCHER	IP	WLS	BF	H	R	ER	SO	BB	IBB	HBP	BLK	WP	HR	S	P	ERA	WHIP	PITCHER		IP	WLS	BF	H	R	ER	SO	BB	IBB	HBP	BLK	WP	HR	S	P	ERA	WHIP
Kurt Miller, R (1,1) ERA: 7.0	5.1	L	28	10	5	5	4	2	0	1	0	0	0	53	87	8.44	2.250																			
Jeff Mutis, L (6,1) ERA: 5.23	0.2	3	1	0	0	1	0	0	0	0	0	0	0	9	12	0.00	1.500																			
Willie Fraser, R (7,1) ERA: 5.91	1.0	5	2	0	0	0	1	0	0	0	0	0	0	8	16	0.00	3.000																			
Mike Jeffcoat, L (8,1) ERA: 10.8	1.0	5	2	2	2	0	0	0	0	0	0	1	1	9	15	18.00	2.000																			
Brian Drahman, R (9,1) ERA: 7.2	1.0	4	0	0	0	1	1	0	0	0	0	0	0	10	17	0.00	1.000																			

Chicago Cubs @ Florida Marlins  
Joe Robbie Stadium, Miami, FL  
Tue Jun 21 1994, 7:05 PM EDT  
Att: 27,810 - Unknown - 81 F

AB	40
R	7
H	15
RBI	7
BB	4
SO	6
LOB	23



Batter	1	2	3	4	5	6	7	8	9	AB	R	H	RBI	BB	SO	LOB	BOTTOM																				
Chuck Carr, S (1,8) OBP: 0.333, SLG: 0.349	L7		B3-4		F8		L7		FC3-6	5	0	0	0	0	0	2	Chicago Cubs @ Florida Marlins Joe Robbie Stadium, Miami, FL Tue Jun 21 1994, 7:05 PM EDT Att: 27,810 - Unknown - 81 F																				
Dave Magadan, L (1,5) OBP: 0.388, SLG: 0.318	G4-3		K		F7		1B			4	0	1	0	0	1	0																					
Gary Sheffield, R (1,9) OBP: 0.416, SLG: 0.631	F9		E4 1B		HR		G5-3			4	2	2	1	0	0	1																					
Jeff Conine, R (1,7) OBP: 0.379, SLG: 0.533		WP PB 1B	1B BB		G4-3			P4	3	0	1	0	1	0	0	0																					
Greg Colbrunn, R (1,3) OBP: 0.400, SLG: 0.640		1 SAFE 1 SAFE 1B BB	1-2 1B		1B			G5-3	3	0	2	1	1	0	0	0																					
Bento Santiago, R (1,2) OBP: 0.342, SLG: 0.425		1-2 BB	1-3 2-H 1B				L8	P4	4	0	0	0	0	1	5																						
Kurt Abbott, R (1,6) OBP: 0.300, SLG: 0.410			K		K		K		K	4	0	0	0	0	4	3																					
Bret Barberie, S (1,4) OBP: 0.332, SLG: 0.378					G3		K		FC3-6 1B	3	0	1	0	1	1	1																					
Kurt Miller, R (1,1) OBP: 0.167, SLG: 0.167 Jeff Mutis, L (6,1) Willie Fraser, R (7,1) Jesus Tavarez, S (7,PH) Mike Jeffcoat, L (8,1) Brian Drahman, R (9,1) Matias Carrillo, L (9,PH) OBP: 0.330, SLG: 0.323	G4-3				L8				F7	2	0	0	0	0	0	3																					
Inning Stats	R: 0 E: 0 K: 0 S: 6	H: 0 LOB: 0 BB: 0 P: 8	R: 0 E: 0 K: 2 S: 11	H: 1 LOB: 3 BB: 2 P: 24	R: 1 E: 1 K: 1 S: 20	H: 2 LOB: 2 BB: 1 P: 34	R: 0 E: 0 K: 1 S: 9	H: 0 LOB: 0 BB: 0 P: 12	R: 1 E: 0 K: 0 S: 7	H: 1 LOB: 0 BB: 0 P: 13	R: 0 E: 0 K: 2 S: 11	H: 1 LOB: 1 BB: 0 P: 16	R: 0 E: 0 K: 0 S: 7	H: 1 LOB: 1 BB: 1 P: 11	R: 0 E: 0 K: 0 S: 9	H: 0 LOB: 0 BB: 0 P: 15		R: 0 E: 0 K: 1 S: 7	H: 1 LOB: 1 BB: 0 P: 9	1B: 6 2B: 0 3B: 0 HR: 1	SF: 0 SAC: 0 DP: 0 HBP: 0	WP: 1 PB: 1 SB: 0 CS: 1	PA: 37														
PITCHER	IP	WLS	BF	H	R	ER	SO	BB	IBB	HBP	BLK	WP	HR	S	P	ERA	WHIP	PITCHER		IP	WLS	BF	H	R	ER	SO	BB	IBB	HBP	BLK	WP	HR	S	P	ERA	WHIP	
Steve Trachsel, R (1,1) ERA: 3.86	6.2	W	29	6	2	2	6	3	1	0	0	0	0	70	117	2.70	1.350																				
Jose Bautista, R (7,1) ERA: 3.42	2.1	S	8	1	0	0	1	0	0	0	0	0	0	17	25	0.00	0.429																				

Chicago Cubs @ Florida Marlins  
Joe Robbie Stadium, Miami, FL  
Tue Jun 21 1994, 7:05 PM EDT  
Att: 27,810 - Unknown - 81 F

AB	33
R	2
H	7
RBI	2
BB	4
SO	7
LOB	16









Batter	1	2	3	4	5	6	7	8	9	AB	R	H	RBI	BB	SO	LOB	TOP			
Jerry Browne, S OBP: 0.400, SLG: 0.383	1-1 G3-1		1-1 1B		4-2 BB			1-2 G3		3	0	1	0	1	0	0	<b>Florida Marlins @ Montreal Expos</b> Olympic Stadium, Montreal, QB Fri Jun 24 1994, 7:05 PM EDT Att: 25,266 - Dome			
Dave Magadan, L OBP: 0.370, SLG: 0.300	1-0 L3		1-2 L7		1-0 G3-1			1-3 K		4	0	0	0	0	1	3				
Gary Sheffield, R OBP: 0.402, SLG: 0.601	0-1 G5-3		2-3 K			1-1 L7		0-1 P7		4	0	0	0	0	1	1				
Jeff Conine, R OBP: 0.377, SLG: 0.530		2-2 P2		0-2 F8		1-2 1B		0-0 P4		4	0	1	0	0	0	0				
Benito Santiago, R OBP: 0.339, SLG: 0.415		1-1 1B 1B		0-0 F8		3-3 K		0-1 P4		4	0	1	0	0	1	1				
Bret Barberie, S OBP: 0.325, SLG: 0.370		2-2 P4		2-3 K		2-2 G6-3		1-2 G4-3		4	0	0	0	0	1	2				
Kurt Abbott, R OBP: 0.305, SLG: 0.413		0-0 1B		0-0 FC1-5 1B		1-0 F9				3	0	2	0	0	0	0				
Chuck Carr, S OBP: 0.336, SLG: 0.352		1-3 K		2-2 CS FC1-5 1B		3-2 P4				3	0	1	0	0	1	2				
Pat Rapp, R OBP: 0.120, SLG: 0.160 (7, PH)			0-3 K		0-1 FC1-5 BB		2-0 G4-3			2	0	0	0	0	1	2				
Alex Arias, R OBP: 0.318, SLG: 0.307 (7, PH)					1-2 2-3 BB					1	0	0	0	0	0	0				
Mike Jeffcoat, L (7, 1)										0	0	0	0	0	0	0				
Richie Lewis, R (8, 1)										0	0	0	0	0	0	0				
Jeff Mutis, L (8, 1)										0	0	0	0	0	0	0				
<b>Inning Stats</b>	R: 0 E: 0 K: 0 S: 5	H: 0 LOB: 0 BB: 0 P: 7	R: 0 E: 0 K: 1 S: 14	H: 2 LOB: 2 BB: 0 P: 20	R: 0 E: 0 K: 2 S: 11	H: 1 LOB: 1 BB: 0 P: 15	R: 0 E: 0 K: 1 S: 7	H: 0 LOB: 0 BB: 0 P: 9	R: 0 E: 0 K: 0 S: 11	H: 2 LOB: 2 BB: 1 P: 18	R: 0 E: 0 K: 1 S: 13	H: 1 LOB: 1 BB: 0 P: 20	R: 0 E: 0 K: 1 S: 8	H: 0 LOB: 0 BB: 0 P: 13	R: 0 E: 0 K: 0 S: 6	H: 0 LOB: 0 BB: 0 P: 7	1B: 6 2B: 0 3B: 0 HR: 0	SF: 0 SAC: 0 DP: 0 HBP: 0	WP: 0 PB: 0 SB: 1 CS: 1	PA: 33
<b>PITCHER</b>	IP WLS BF H R ER SO BB IBB HBP BLK WP HR S P ERA WHIP	IP WLS BF H R ER SO BB IBB HBP BLK WP HR S P ERA WHIP	IP WLS BF H R ER SO BB IBB HBP BLK WP HR S P ERA WHIP	IP WLS BF H R ER SO BB IBB HBP BLK WP HR S P ERA WHIP	IP WLS BF H R ER SO BB IBB HBP BLK WP HR S P ERA WHIP	IP WLS BF H R ER SO BB IBB HBP BLK WP HR S P ERA WHIP	IP WLS BF H R ER SO BB IBB HBP BLK WP HR S P ERA WHIP	IP WLS BF H R ER SO BB IBB HBP BLK WP HR S P ERA WHIP	IP WLS BF H R ER SO BB IBB HBP BLK WP HR S P ERA WHIP	IP WLS BF H R ER SO BB IBB HBP BLK WP HR S P ERA WHIP	IP WLS BF H R ER SO BB IBB HBP BLK WP HR S P ERA WHIP	IP WLS BF H R ER SO BB IBB HBP BLK WP HR S P ERA WHIP	IP WLS BF H R ER SO BB IBB HBP BLK WP HR S P ERA WHIP	IP WLS BF H R ER SO BB IBB HBP BLK WP HR S P ERA WHIP	IP WLS BF H R ER SO BB IBB HBP BLK WP HR S P ERA WHIP	IP WLS BF H R ER SO BB IBB HBP BLK WP HR S P ERA WHIP				
Butch Henry, L ERA: 2.09	6.0	W	24	6	0	0	5	1	0	0	0	0	0	0	0	0	0	0.00	1.167	
Jeff Shaw, R ERA: 3.2	1.0	S	3	0	0	0	0	0	0	0	0	0	0	0	0	0	0	0.00	0.000	
Mel Rojas, R ERA: 3.0	2.0	S	6	0	0	0	1	0	0	0	0	0	0	0	0	0	0	0.00	0.000	

Batter	1	2	3	4	5	6	7	8	9	AB	R	H	RBI	BB	SO	LOB	BOTTOM		
Marquis Grissom, R OBP: 0.357, SLG: 0.425	0-1 F9		3-2 FC6-4 1B	3-2 G4-3		3-3 K		0-0 HBP 1B		5	1	2	0	0	1	2	<b>Florida Marlins @ Montreal Expos</b> Olympic Stadium, Montreal, QB Fri Jun 24 1994, 7:05 PM EDT Att: 25,266 - Dome		
Lou Frazier, S OBP: 0.434, SLG: 0.385 (7, PH)	0-0 G3		0-2 FC6-4 1B S		1-1 F7		1-0 L8	4-2 1B HR HBP		3	0	0	0	0	0	2			
Rondell White, R OBP: 0.250, SLG: 0.261 (8, 7)			1-2 2-3		4-0 G5-3 BB		0-0 F8	1-0 HR 1B		2	1	1	2	3	0	0			
Moises Alou, R OBP: 0.419, SLG: 0.586	4-1 BB		4-2 1B BB		1-2 G5-3 BB		0-1 G5-3	1-2 HR 1B		4	2	2	5	0	0	2			
Darrin Fletcher, L OBP: 0.344, SLG: 0.463	1-1 G3		1-2 SF8		1-2 G5-3		0-1 HR	1-2 HR		4	2	2	5	0	0	2			
Cliff Floyd, L OBP: 0.339, SLG: 0.396		1-0 P6	0-0 FC5-4 1B		1-0 P6		2-3 K	0-3 K		5	0	1	0	0	2	1			
Wil Cordero, R OBP: 0.369, SLG: 0.469		4-2 FC6-4 BB	0-0 FC5-4		3-3 K		1-0 L9			3	0	0	0	1	1	3			
Sean Berry, R OBP: 0.340, SLG: 0.415		1-1 L7		0-0 G6-3		1-0 HR		1-3 K		4	1	1	1	0	1	1			
Mike Lansing, R OBP: 0.302, SLG: 0.333		0-1 FC6-4		3-3 K		0-2 G3 2B		0-0 E6		4	1	1	0	0	1	1			
Butch Henry, L OBP: 0.389, SLG: 0.375 (6, PH)			4-0 FC6-4 1B SF8		1-0 1B		0-2 G3	0-2 E5		1	1	1	0	1	0	0			
Juan Bell, R OBP: 0.349, SLG: 0.370 (7, 1)								1-1 HBP 1B		1	0	0	0	0	0	1			
Jeff Shaw, R OBP: 0.375, SLG: 0.286 (8, 1)								1-1 1B		0	0	0	0	0	0	0			
Mel Rojas, R OBP: 0.167, SLG: 0.167								1-1 1B		1	1	0	0	0	0	0			
<b>Inning Stats</b>	R: 0 E: 0 K: 0 S: 6	H: 0 LOB: 1 BB: 1 P: 11	R: 0 E: 0 K: 0 S: 9	H: 0 LOB: 1 BB: 1 P: 15	R: 1 E: 0 K: 0 S: 13	H: 2 LOB: 3 BB: 2 P: 25	R: 0 E: 0 K: 1 S: 9	H: 1 LOB: 0 BB: 0 P: 16	R: 0 E: 0 K: 2 S: 14	H: 2 LOB: 1 BB: 0 P: 21	R: 1 E: 0 K: 1 S: 7	H: 1 LOB: 0 BB: 0 P: 10	R: 6 E: 2 K: 2 S: 19	H: 3 LOB: 0 BB: 0 P: 27	1B: 5 2B: 1 3B: 0 HR: 3	SF: 1 SAC: 0 DP: 0 HBP: 1	WP: 0 PB: 0 SB: 2 CS: 0	PA: 41	
<b>PITCHER</b>	IP WLS BF H R ER SO BB IBB HBP BLK WP HR S P ERA WHIP	IP WLS BF H R ER SO BB IBB HBP BLK WP HR S P ERA WHIP	IP WLS BF H R ER SO BB IBB HBP BLK WP HR S P ERA WHIP	IP WLS BF H R ER SO BB IBB HBP BLK WP HR S P ERA WHIP	IP WLS BF H R ER SO BB IBB HBP BLK WP HR S P ERA WHIP	IP WLS BF H R ER SO BB IBB HBP BLK WP HR S P ERA WHIP	IP WLS BF H R ER SO BB IBB HBP BLK WP HR S P ERA WHIP	IP WLS BF H R ER SO BB IBB HBP BLK WP HR S P ERA WHIP	IP WLS BF H R ER SO BB IBB HBP BLK WP HR S P ERA WHIP	IP WLS BF H R ER SO BB IBB HBP BLK WP HR S P ERA WHIP	IP WLS BF H R ER SO BB IBB HBP BLK WP HR S P ERA WHIP	IP WLS BF H R ER SO BB IBB HBP BLK WP HR S P ERA WHIP	IP WLS BF H R ER SO BB IBB HBP BLK WP HR S P ERA WHIP	IP WLS BF H R ER SO BB IBB HBP BLK WP HR S P ERA WHIP	IP WLS BF H R ER SO BB IBB HBP BLK WP HR S P ERA WHIP	IP WLS BF H R ER SO BB IBB HBP BLK WP HR S P ERA WHIP			
Pat Rapp, R ERA: 4.28	6.0	L	28	5	2	3	5	0	0	0	0	0	0	0	0	0	0	9.00	1.667
Mike Jeffcoat, L ERA: 10.13	1.0		4	1	1	1	0	0	0	0	0	0	0	0	0	0	0	9.00	1.000
Richie Lewis, R ERA: 3.38	0.2		7	2	5	1	0	0	0	0	0	0	0	0	0	0	0	13.50	3.000
Jeff Mutis, L ERA: 5.48	0.1		2	1	1	0	0	0	0	0	0	0	0	0	0	0	0	0.00	3.000





Batter	1	2	3	4	5	6	7	8	9	AB	R	H	RBI	BB	SO	LOB	TOP										
Jerry Browne, S OBP: 0.396, SLG: 0.378	F8		L8				P7		F7	5	1	1	0	0	0	1											
Bret Barberie, S OBP: 0.332, SLG: 0.374	F9			G6-3						3	1	2	1	0	0	0											
Gary Sheffield, R OBP: 0.404, SLG: 0.596	G5-3			G6-3			K			3	0	1	0	1	1	1											
Jeff Conine, R OBP: 0.376, SLG: 0.524				G6-3					P8	3	0	0	1	1	1	2											
Greg Colbrunn, R OBP: 0.381, SLG: 0.586	G6-3			G6-3						4	0	2	1	0	0	3											
Kurt Abbott, R OBP: 0.304, SLG: 0.410	G3			G6-4-3					F9	4	0	1	0	0	0	3											
Ron Tingley, R OBP: 0.246, SLG: 0.327										3	0	0	0	0	1	1											
Terry Mathews, L OBP: 0.250, SLG: 0.500			K							0	0	0	0	0	0	0	AB 34										
Matias Carrillo, L OBP: 0.333, SLG: 0.327										1	0	0	0	0	1	1	R 3										
Bryan Harvey, R OBP: 0.333, SLG: 0.327										0	0	0	0	0	0	0	H 8										
Chuck Carr, S OBP: 0.335, SLG: 0.355			G5-3							4	1	1	0	0	0	1	RBI 3										
Charlie Hough, R OBP: 0.167, SLG: 0.138										1	0	0	0	0	0	0	BB 2										
Alex Arias, R OBP: 0.314, SLG: 0.303										1	0	0	0	0	1	1	SO 6										
Willie Fraser, R OBP: 0.333, SLG: 0.411										2	0	0	0	0	1	0	LOB 14										
Benito Santiago, R OBP: 0.336, SLG: 0.411										1	0	0	0	0	0	0											
Inning Stats	R: 0 E: 0 K: 0 S: 6	H: 0 LOB: 0 BB: 0 P: 8	R: 0 E: 0 K: 1 S: 7	H: 0 LOB: 0 BB: 0 P: 9	R: 0 E: 1 K: 1 S: 11	H: 0 LOB: 1 BB: 0 P: 15	R: 1 E: 0 K: 0 S: 8	H: 3 LOB: 1 BB: 0 P: 16	R: 2 E: 0 K: 1 S: 17	H: 3 LOB: 3 BB: 2 P: 27	R: 0 E: 0 K: 2 S: 12	H: 1 LOB: 1 BB: 0 P: 18	R: 0 E: 0 K: 1 S: 8	H: 1 LOB: 1 BB: 0 P: 11	R: 0 E: 0 K: 0 S: 9	H: 0 LOB: 0 BB: 0 P: 12	1B: 7 2B: 2 3B: 0 HR: 0	SF: 0 SAC: 0 DP: 2 HBP: 1	WP: 0 PA: 37 PB: 0 SB: 0 CS: 0								
PITCHER	IP	WLS	BF	H	R	ER	SO	BB	IBB	HBP	BLK	WP	HR	S	P	ERA	WHIP										
Jeff Fassero, L ERA: 3.27	4.2		22	6	3	3	3	2	0	0	0	0	0	46	72	5.79	1.714										
Gil Heredia, R ERA: 3.07	1.1	W	4	1	0	0	0	0	0	0	0	0	0	9	13	0.00	0.750										
Tim Scott, R ERA: 3.38	2.0		8	1	0	0	3	0	0	1	0	0	0	20	29	0.00	0.500										
John Wetteland, R ERA: 3.29	1.0		3	0	0	0	0	0	0	0	0	0	0	9	12	0.00	0.000										

Florida Marlins @ Montreal Expos  
Olympic Stadium, Montreal, QB  
Sat Jun 25 1994, 7:05 PM EDT  
Att: 22,040 - Dome

AB	34
R	3
H	8
RBI	3
BB	2
SO	6
LOB	14



Batter	1	2	3	4	5	6	7	8	9	AB	R	H	RBI	BB	SO	LOB	BOTTOM										
Marquis Grissom, R OBP: 0.355, SLG: 0.424	L8	E6				FC5				5	1	1	0	0	1	4											
Lou Frazier, S OBP: 0.438, SLG: 0.391	K2-3			G4-3						4	1	2	3	0	1	1											
Moises Alou, R OBP: 0.421, SLG: 0.596										4	1	2	2	0	0	0											
Darrin Fletcher, L OBP: 0.343, SLG: 0.458										4	0	1	0	0	0	0											
Cliff Floyd, L OBP: 0.333, SLG: 0.389	F8			G3						4	0	0	0	0	1	2											
Wil Cordero, R OBP: 0.366, SLG: 0.465										4	1	1	0	0	0	1											
Sean Berry, R OBP: 0.340, SLG: 0.410										2	1	0	0	1	1	0											
Mike Lansing, R OBP: 0.305, SLG: 0.340										4	1	2	0	0	0	1											
Jeff Fassero, L ERA: 3.27	4.0									1	0	0	0	0	0	0											
Gil Heredia, R ERA: 3.07	1.1									0	0	0	0	0	0	0											
Rondell White, R ERA: 5.84	0.0									0	1	0	0	0	1	0											
Tim Scott, R ERA: 3.38	2.0									1	0	0	0	0	0	0											
Juan Bell, R OBP: 0.305, SLG: 0.378	0.0									0	0	0	0	0	0	0											
John Wetteland, R ERA: 3.29	1.0									1	0	1	1	0	0	0											
Inning Stats	R: 0 E: 0 K: 1 S: 11	H: 2 LOB: 2 BB: 0 P: 16	R: 5 E: 1 K: 0 S: 18	H: 4 LOB: 0 BB: 0 P: 26	R: 0 E: 0 K: 1 S: 9	H: 0 LOB: 0 BB: 0 P: 12	R: 0 E: 0 K: 0 S: 7	H: 1 LOB: 1 BB: 0 P: 13	R: 0 E: 0 K: 0 S: 8	H: 0 LOB: 1 BB: 0 P: 12	R: 1 E: 0 K: 0 S: 12	H: 2 LOB: 1 BB: 1 P: 26	R: 0 E: 0 K: 0 S: 6	H: 0 LOB: 0 BB: 0 P: 8	R: 1 E: 0 K: 1 S: 13	H: 1 LOB: 1 BB: 1 P: 23	1B: 7 2B: 2 3B: 0 HR: 1	SF: 0 SAC: 2 DP: 0 HBP: 0	WP: 2 PA: 38 PB: 1 SB: 2 CS: 1								
PITCHER	IP	WLS	BF	H	R	ER	SO	BB	IBB	HBP	BLK	WP	HR	S	P	ERA	WHIP										
Charlie Hough, R ERA: 4.09	4.0	L	20	7	5	1	2	0	0	0	1	1	0	45	67	2.25	1.750										
Willie Fraser, R ERA: 5.84	1.2		9	2	1	1	1	1	0	0	0	1	0	20	37	5.40	1.800										
Terry Mathews, R ERA: 3.46	1.1		3	0	0	0	0	0	0	0	0	0	0	6	9	0.00	0.000										
Bryan Harvey, R ERA: 4.15	1.0		5	1	1	1	1	1	0	0	0	0	0	13	23	9.00	2.000										

Florida Marlins @ Montreal Expos  
Olympic Stadium, Montreal, QB  
Sat Jun 25 1994, 7:05 PM EDT  
Att: 22,040 - Dome

AB	33
R	7
H	10
RBI	6
BB	2
SO	4
LOB	9





Batter	1	2	3	4	5	6	7	8	9	AB	R	H	RBI	BB	SO	LOB	TOP			
Jerry Browne, S (1,4) OBP: 0.396, SLG: 0.376	P9		L5		G4-3			L7	IBB	4	0	1	1	1	0	0	<b>Florida Marlins @ Montreal Expos</b> Olympic Stadium, Montreal, QB Sun Jun 26 1994, 3:33 AM EDT Att: 26,875 - Dome			
Dave Magadan, L (1,5) OBP: 0.382, SLG: 0.293 Robb Nen, R (8,1)	K		L5		G3			G5-3	K	4	0	0	0	0	1	1				
Gary Sheffield, R (1,9) OBP: 0.406, SLG: 0.612	F9				L6			HR		4	2	2	1	0	0	0				
Jeff Conine, R (1,7) OBP: 0.374, SLG: 0.519		K			1B			F9		3	1	0	0	1	2	0				
Greg Colbrunn, R (1,3) OBP: 0.388, SLG: 0.597		G6-3			1B			G5-3	2B	4	1	2	1	0	0	0				
Benito Santiago, R (1,2) OBP: 0.330, SLG: 0.404		P6			K			G5-3		4	0	0	0	0	2	3				
Alex Arias, R (1,6) OBP: 0.300, SLG: 0.288 (8,5)			P4		K			F8	G1-3	4	0	0	0	0	1	3				
Chuck Carr, S (1,8) OBP: 0.340, SLG: 0.368			G4-3		1B			F8	1B	4	2	3	2	0	0	0				
Mark Gardner, R (1,1) Kurt Abbott, R (8,6) OBP: 0.307, SLG: 0.413			G4-3		FC4			G4-3	1B	3	0	0	0	0	0	3				
<b>Inning Stats</b>	R: 0 E: 0 K: 1 S: 12	H: 0 LOB: 0 BB: 0 P: 18	R: 0 E: 0 K: 1 S: 7	H: 0 LOB: 0 BB: 0 P: 7	R: 1 E: 0 K: 0 S: 10	H: 2 LOB: 1 BB: 0 P: 13	R: 2 E: 0 K: 2 S: 20	H: 3 LOB: 2 BB: 1 P: 30	R: 0 E: 0 K: 0 S: 9	H: 0 LOB: 0 BB: 0 P: 12	R: 0 E: 0 K: 0 S: 5	H: 0 LOB: 0 BB: 0 P: 8	R: 1 E: 0 K: 0 S: 10	H: 1 LOB: 0 BB: 0 P: 15	R: 2 E: 0 K: 1 S: 13	H: 3 LOB: 2 BB: 1 P: 22	1B: 5 2B: 3 3B: 0 HR: 1	SF: 0 SAC: 0 DP: 0 HBP: 0	WP: 1 PB: 0 SB: 0 CS: 0	PA: 38
<b>PITCHER</b>	IP	WLS	BF	H	R	ER	SO	BB	IBB	HBP	BLK	WP	HR	S	P	ERA	WHIP			
Pedro Martinez, R (1,1) ERA: 2.89	7.0	L	27	5	3	3	6	1	0	0	0	1	0	76	107	3.86	0.857			
Jeff Shaw, R (8,1) ERA: 3.64	2.0		11	4	3	3	1	0	1	0	0	0	1	23	37	13.50	2.000			

AB	36
R	6
H	9
RBI	6
BB	2
SO	7
LOB	12



Batter	1	2	3	4	5	6	7	8	9	AB	R	H	RBI	BB	SO	LOB	BOTTOM			
Marquis Grissom, R (1,8) OBP: 0.352, SLG: 0.421	K		F9			1B		F9	K	5	0	1	0	0	2	1	<b>Florida Marlins @ Montreal Expos</b> Olympic Stadium, Montreal, QB Sun Jun 26 1994, 3:33 AM EDT Att: 26,875 - Dome			
Lou Frazier, S (1,7) OBP: 0.428, SLG: 0.384	G4-3				G6-3			FC5-4	1B	4	0	1	0	0	1	1				
Moises Alou, R (1,9) OBP: 0.415, SLG: 0.587	F8				P3			FC5-4	BB	4	0	0	0	0	1	2				
Darrin Fletcher, L (1,2) OBP: 0.350, SLG: 0.462					G4-3			P6		3	0	2	0	1	0	1				
Cliff Floyd, L (1,3) OBP: 0.328, SLG: 0.382					G4-3			G6-3	BB	4	0	0	0	0	2	4				
Wil Cordero, R (1,6) OBP: 0.373, SLG: 0.481					K			2B	HR	4	1	3	1	0	1	1				
Sean Berry, R (1,5) OBP: 0.338, SLG: 0.412					K			P4	L9	4	0	1	0	0	1	2				
Mike Lansing, R (1,4) OBP: 0.304, SLG: 0.338					K			P6	FC4-6	4	0	1	0	0	1	3				
Pedro Martinez, R (1,1) ERA: 4.47 Randy Milligan, R (7, PH) OBP: 0.349, SLG: 0.362 Jeff Shaw, R (8,1) OBP: 0.375, SLG: 0.286 Rondell White, R (8, PH) OBP: 0.269, SLG: 0.250					K			K	FC4-6	2	0	0	0	0	2	1				
<b>Inning Stats</b>	R: 0 E: 0 K: 1 S: 8	H: 0 LOB: 0 BB: 0 P: 15	R: 0 E: 0 K: 2 S: 12	H: 1 LOB: 0 BB: 0 P: 19	R: 0 E: 0 K: 2 S: 10	H: 0 LOB: 0 BB: 0 P: 12	R: 0 E: 0 K: 0 S: 7	H: 1 LOB: 1 BB: 0 P: 9	R: 0 E: 0 K: 2 S: 9	H: 1 LOB: 1 BB: 0 P: 10	R: 0 E: 0 K: 2 S: 16	H: 2 LOB: 2 BB: 0 P: 24	R: 0 E: 0 K: 1 S: 9	H: 1 LOB: 2 BB: 1 P: 17	R: 1 E: 0 K: 1 S: 12	H: 2 LOB: 1 BB: 0 P: 16	1B: 7 2B: 1 3B: 0 HR: 1	SF: 0 SAC: 0 DP: 0 HBP: 0	WP: 0 PB: 0 SB: 1 CS: 0	PA: 37
<b>PITCHER</b>	IP	WLS	BF	H	R	ER	SO	BB	IBB	HBP	BLK	WP	HR	S	P	ERA	WHIP			
Mark Gardner, R (1,1) ERA: 4.47	1.1	S	6	2	1	1	2	0	0	0	0	0	1	16	23	6.75	1.500			
Robb Nen, R (8,1) ERA: 3.09																				









Batter	1	2	3	4	5	6	7	8	9	AB	R	H	RBI	BB	SO	LOB	TOP										
<b>Chuck Carr, S</b> OBP: 0.334, SLG: 0.361 (1, 8)	F7		E3 1B SF8		1B		G3		SH1-4 2-3	4	1	1	0	0	0	0	<b>Florida Marlins @ Philadelphia Phillies</b> Veterans Stadium, Philadelphia, PA Tue Jun 28 1994, 7:05 PM EDT Att: 47,027 - Unknown - 84 F  <b>AB 35</b> <b>R 2</b> <b>H 10</b> <b>RBI 2</b> <b>BB 3</b> <b>SO 4</b> <b>LOB 18</b>										
<b>Jerry Browne, S</b> OBP: 0.393, SLG: 0.369 (1, 5)	P3		1B		P8		G6-3		SF8	3	0	0	1	1	0	1											
<b>Gary Sheffield, R</b> OBP: 0.408, SLG: 0.621 (1, 9)	F9		1B		1B		G6-3		1B	5	0	3	0	0	0	0											
<b>Jeff Conine, R</b> OBP: 0.373, SLG: 0.515 (9, 3)		L7	SF8		P7				1B	3	0	1	1	1	0	2											
<b>Greg Colbrunn, R</b> OBP: 0.375, SLG: 0.561 <b>Robb Nen, R</b> (9, 1)		1B	G3-1				G4-3		K	4	0	0	0	1	2	5											
<b>Bento Santiago, R</b> OBP: 0.328, SLG: 0.398 (1, 2)	P6				G5-3		1B		1B	4	0	2	0	0	0	1											
<b>Kurt Abbott, R</b> OBP: 0.303, SLG: 0.405 (1, 6)	1B				P4		F7		K	4	0	1	0	0	1	3											
<b>Bret Barberie, S</b> OBP: 0.331, SLG: 0.371 (1, 4)	F9				G5-3		FC5		P7	4	0	1	0	0	0	4											
<b>David Weathers, R</b> OBP: 0.128, SLG: 0.056 <b>Jeff Mutis, L</b> (7, 1)			G4-3				K		FC5	3	0	0	0	0	1	2											
<b>Matias Carrillo, L</b> OBP: 0.327, SLG: 0.330 (9, PH) (9, 7)									SH1-4 SF8	1	1	1	0	0	0	0											
<b>Inning Stats</b>	R: 0 E: 0 K: 0 S: 11	H: 0 LOB: 0 BB: 0 P: 16	R: 0 E: 0 K: 0 S: 16	H: 1 LOB: 2 BB: 1 P: 25	R: 1 E: 1 K: 0 S: 16	H: 1 LOB: 2 BB: 1 P: 27	R: 0 E: 0 K: 0 S: 9	H: 0 LOB: 0 BB: 0 P: 13	R: 0 E: 0 K: 1 S: 9	H: 2 LOB: 2 BB: 0 P: 11	R: 0 E: 0 K: 0 S: 10	H: 2 LOB: 2 BB: 0 P: 16	R: 0 E: 0 K: 2 S: 10	H: 2 LOB: 2 BB: 0 P: 16	R: 1 E: 0 K: 1 S: 14	H: 2 LOB: 2 BB: 1 P: 23	1B: 9 2B: 1 3B: 0 HR: 0	SF: 2 SAC: 1 DP: 0 HBP: 0	WP: 0 PB: 0 SB: 2 CS: 0	PA: 41							
<b>PITCHER</b>	IP	WLS	BF	H	R	ER	SO	BB	IBB	HBP	BLK	WP	HR	S	P	ERA	WHIP										
<b>Fernando Valenzuela, L</b> ERA: 4.53 <b>Heathcliff Slocumb, R</b> ERA: 2.79 <b>Paul Quantrill, R</b> ERA: 4.53 <b>Toby Borland, R</b> ERA: 1.0	(1, 1) (7, 1) (9, 1) (9, 1)	6.0 2.0 0.2 0.1	27 8 5 1	6 2 2 0	1 0 1 0	0 0 1 0	0 2 0 1	2 0 1 0	0 0 0 0	0 0 0 0	0 0 0 0	0 0 0 0	0 0 0 3	71 16 11 4	108 26 19 4	0.00 1.000 13.50 0.000	1.333 1.000 4.500 0.000										

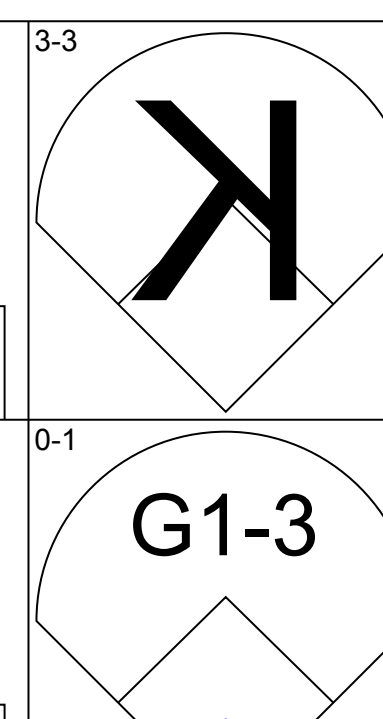
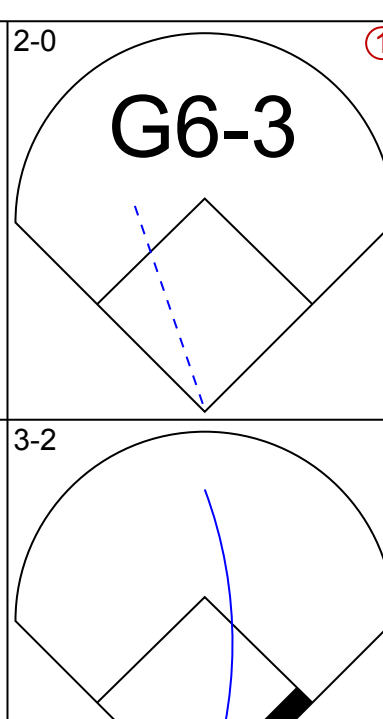
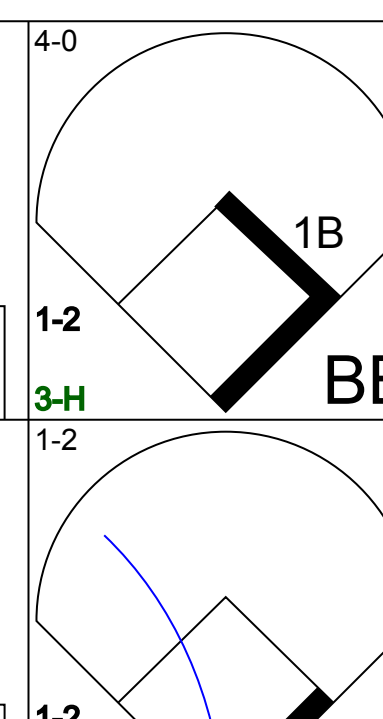
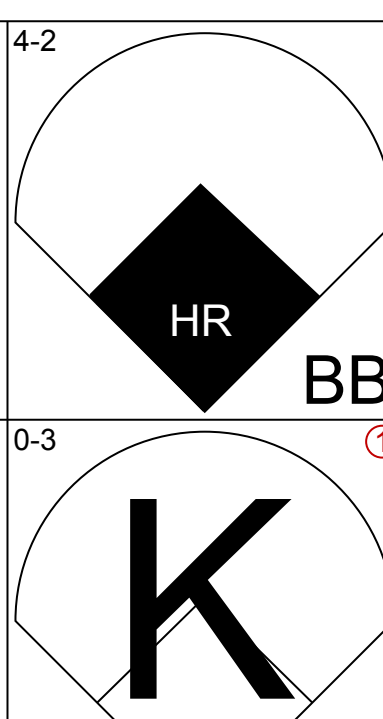
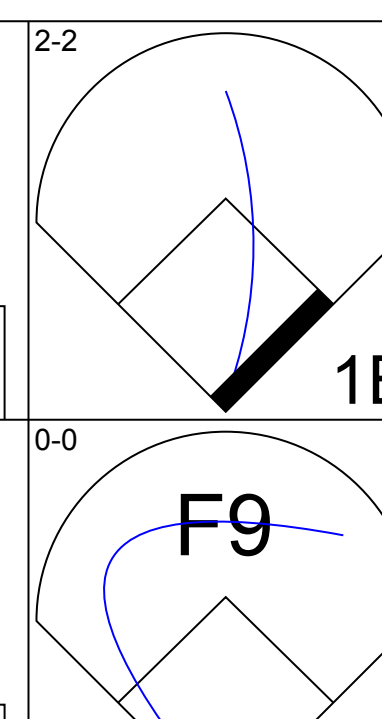
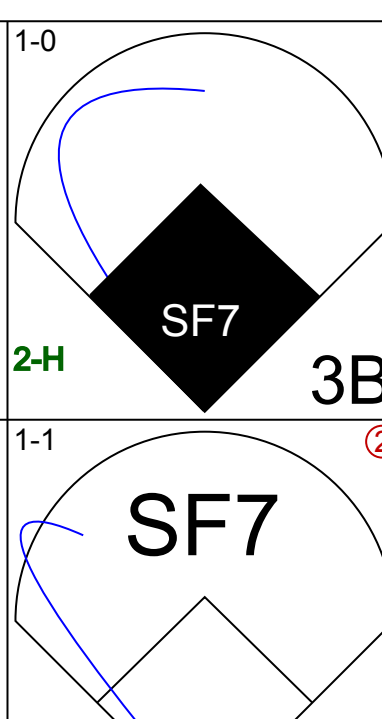
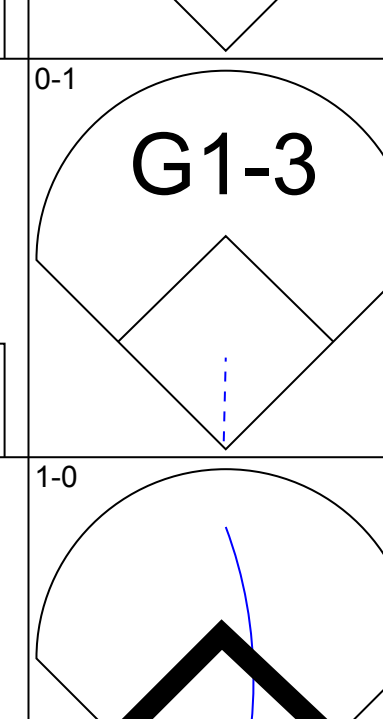
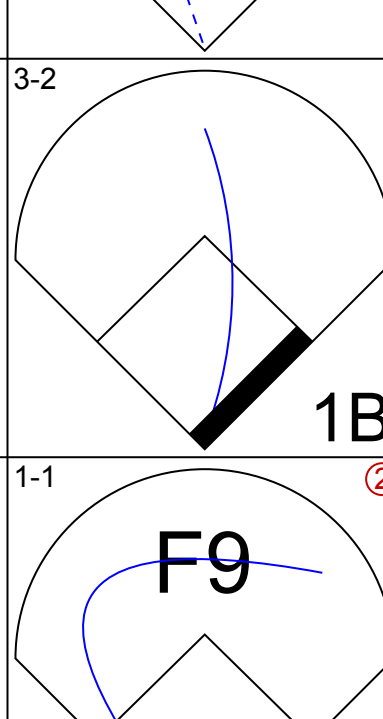
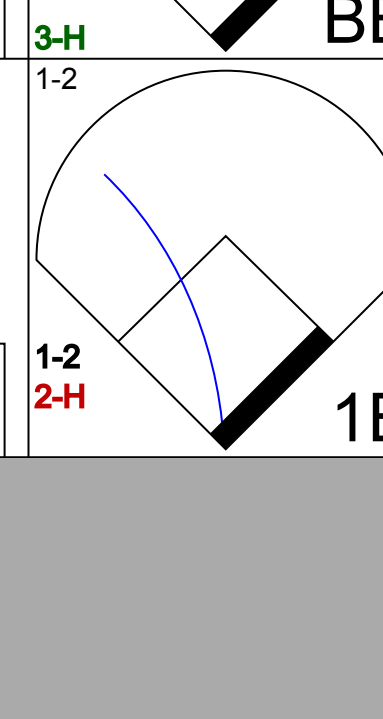
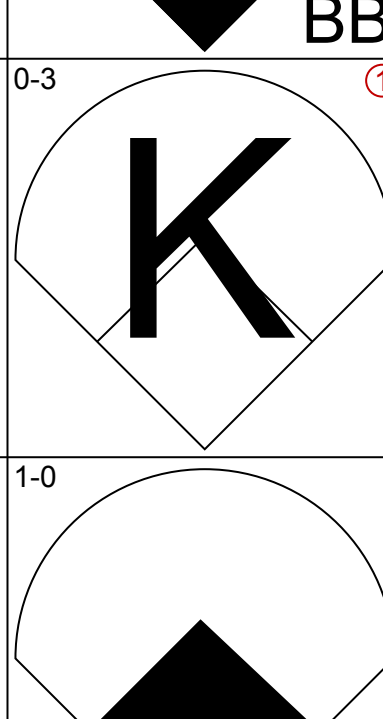
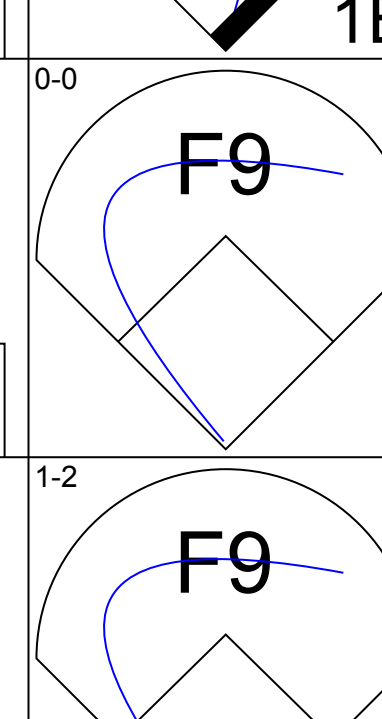
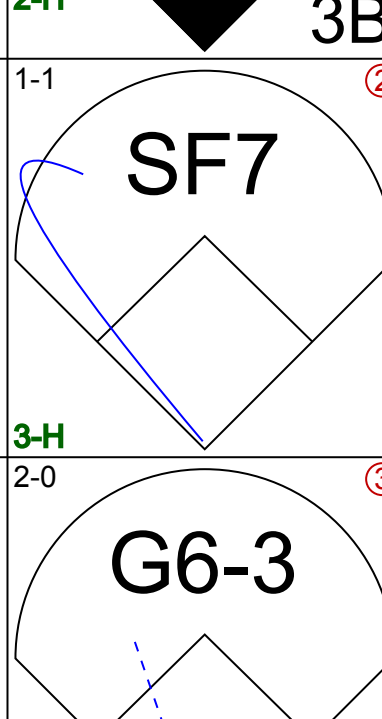
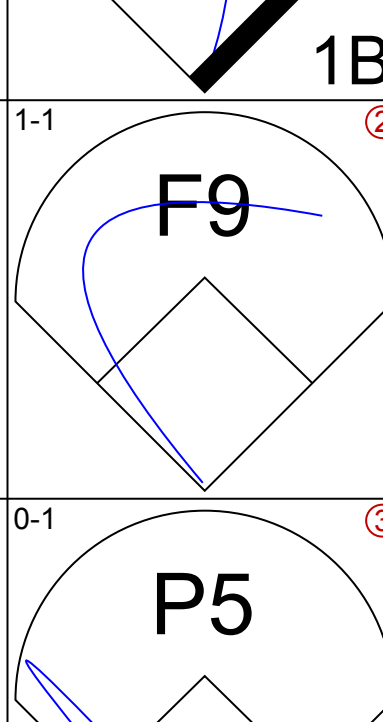

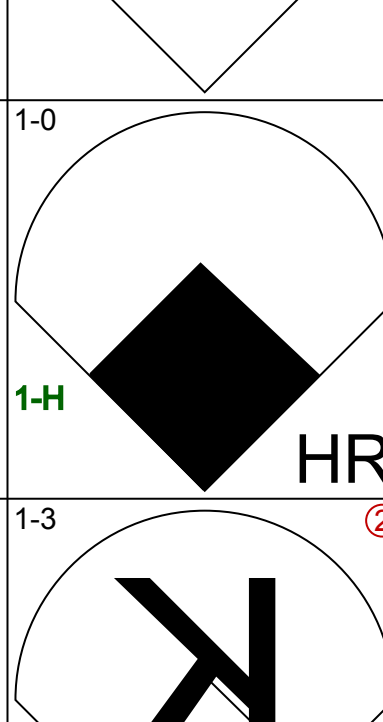
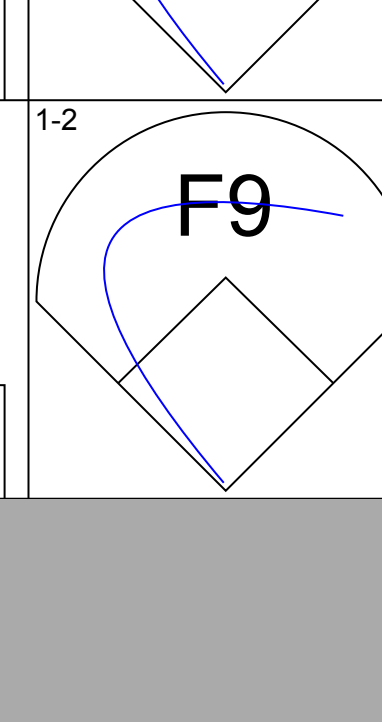
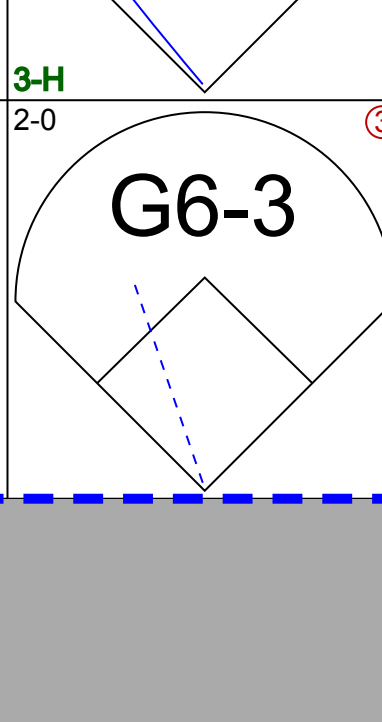
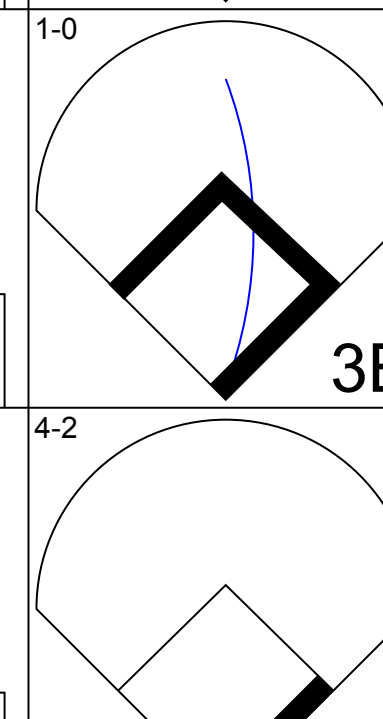
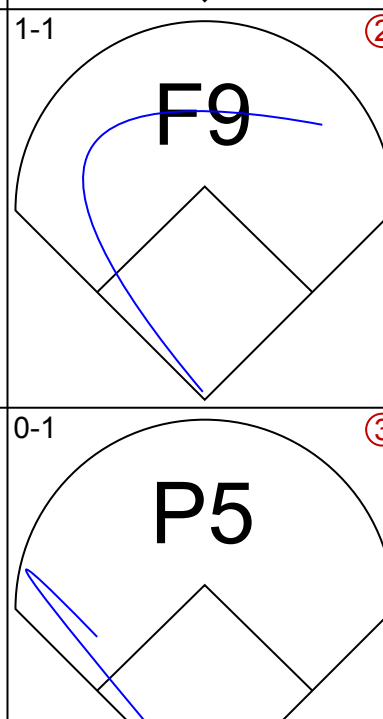
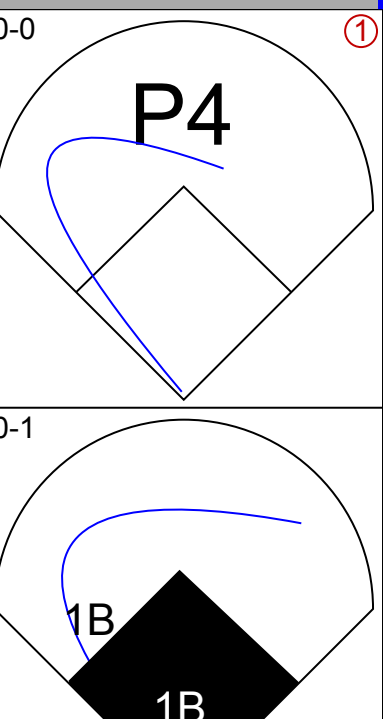
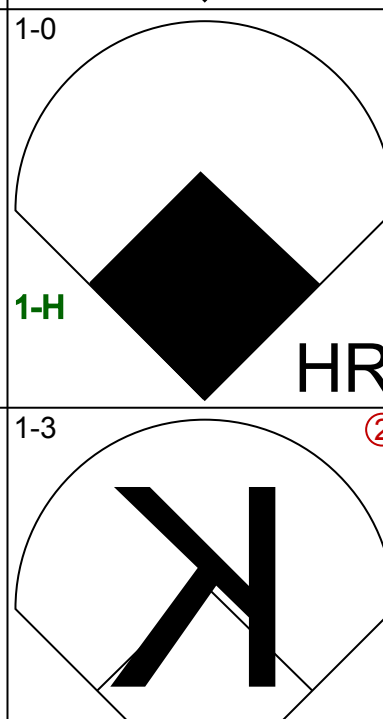
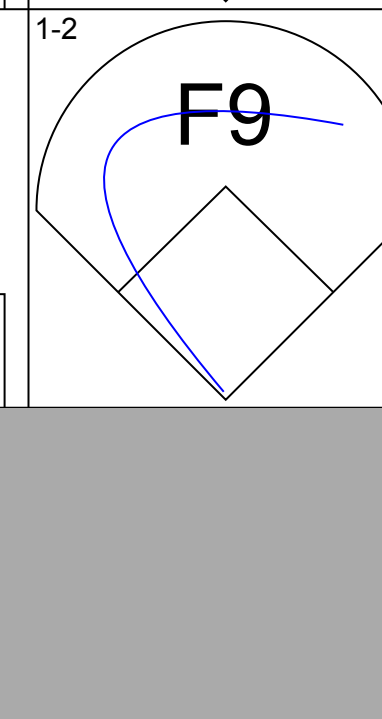
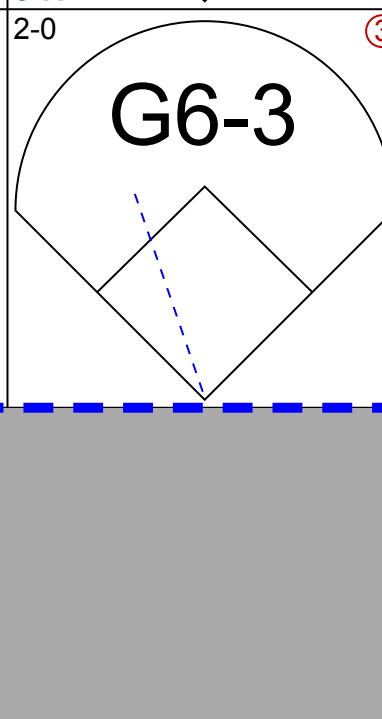
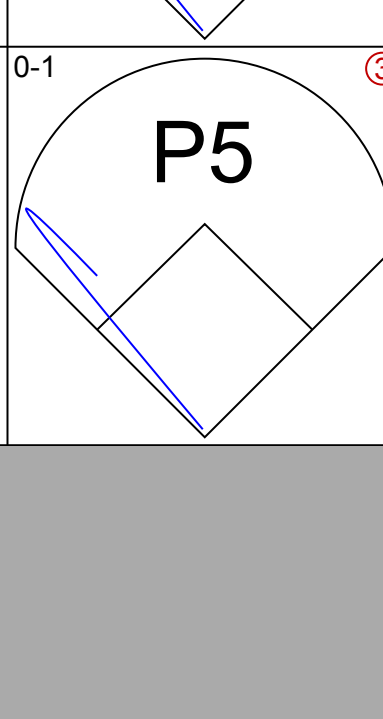
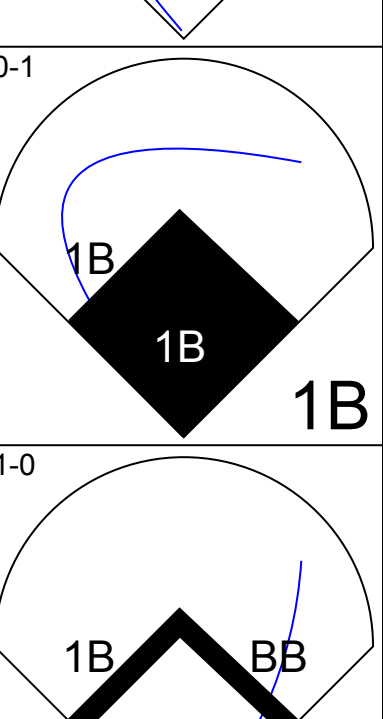
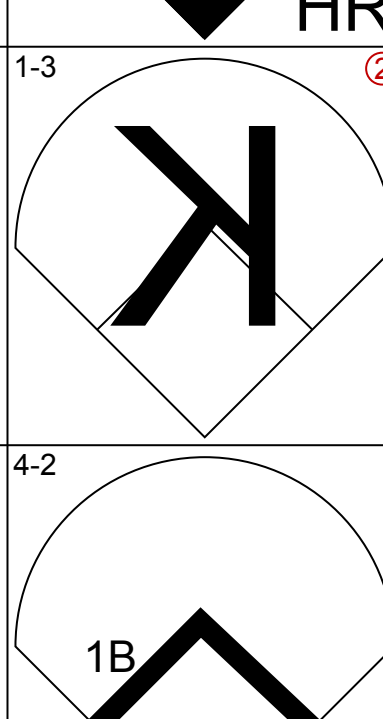


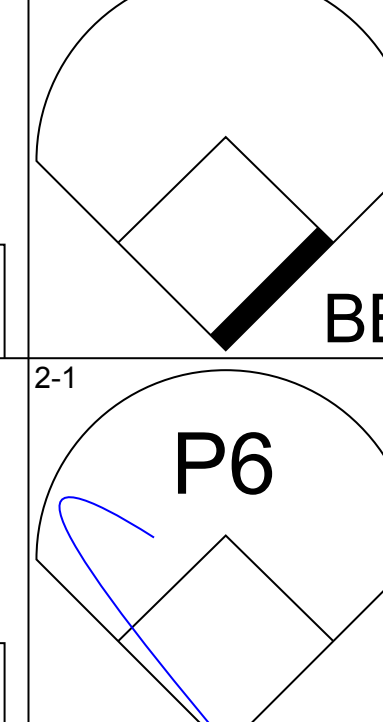
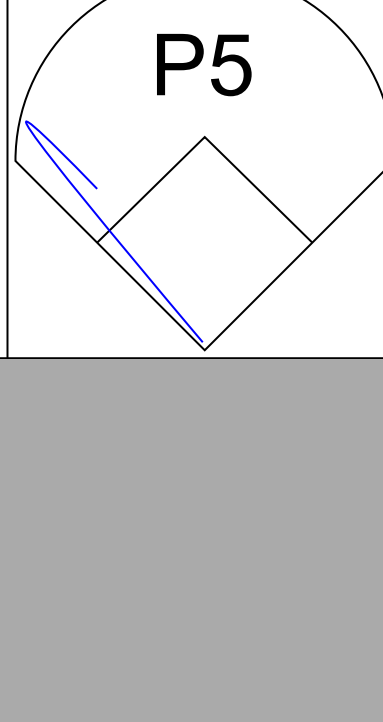
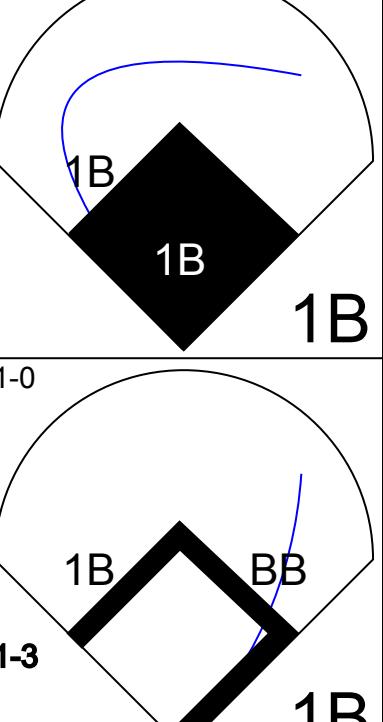
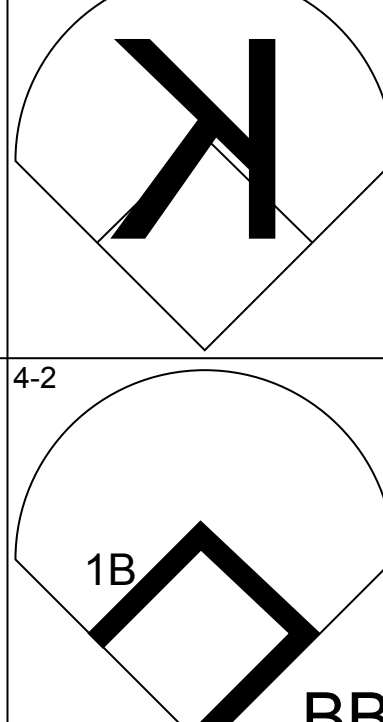
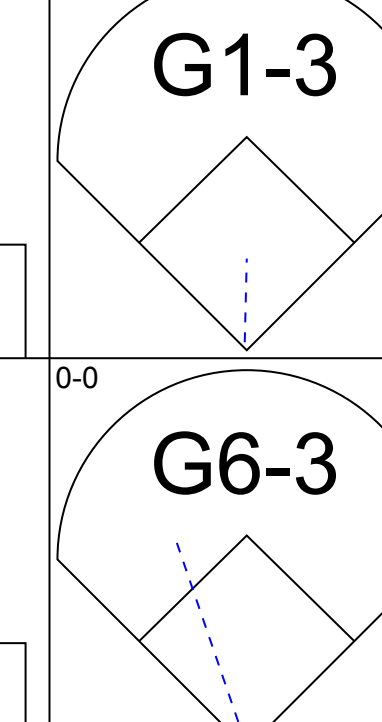
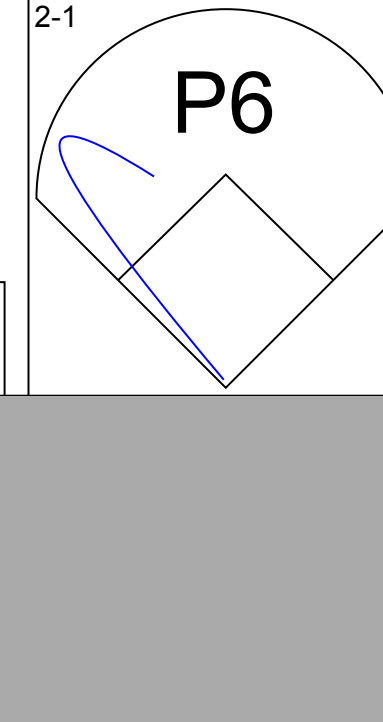
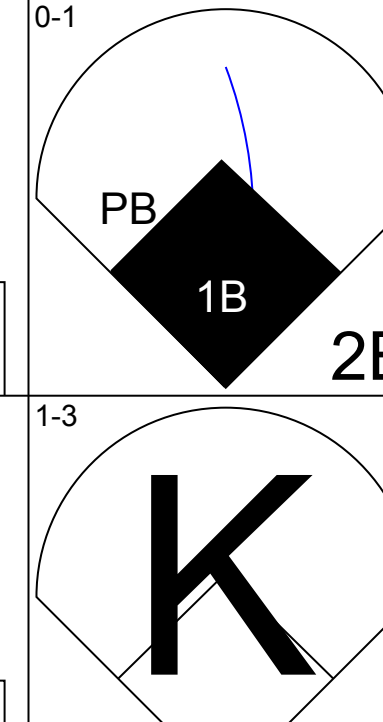
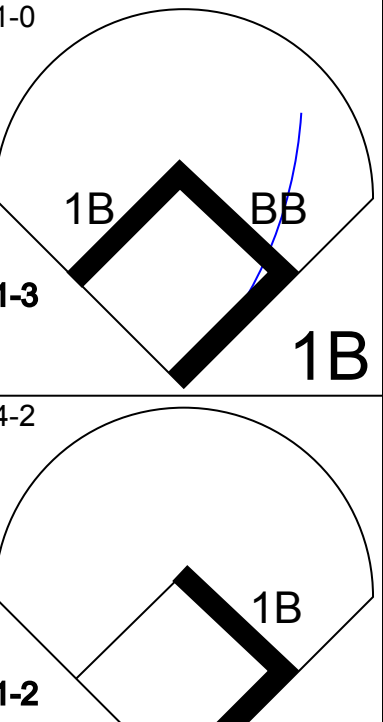
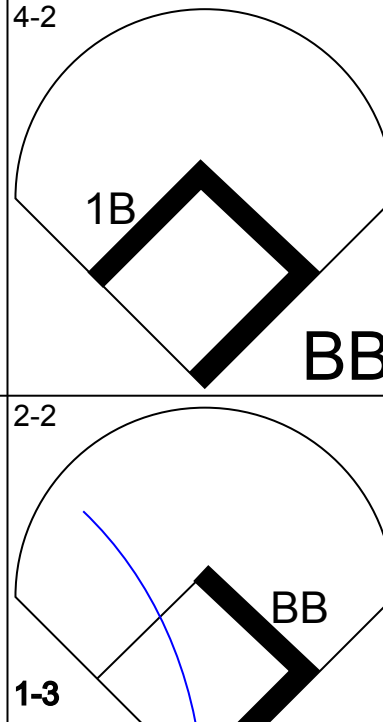
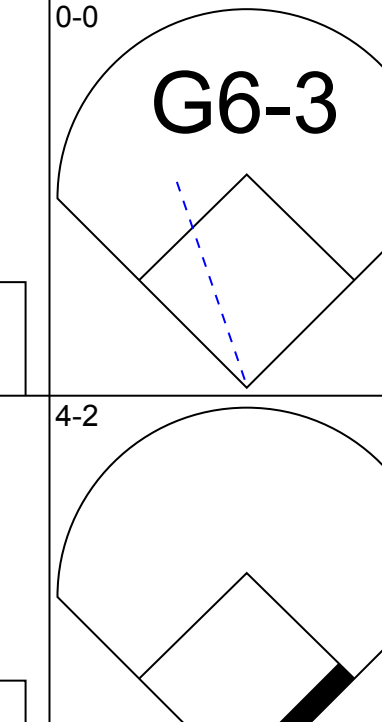
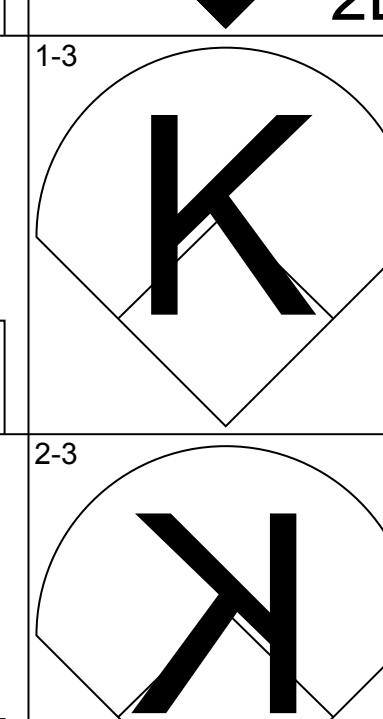
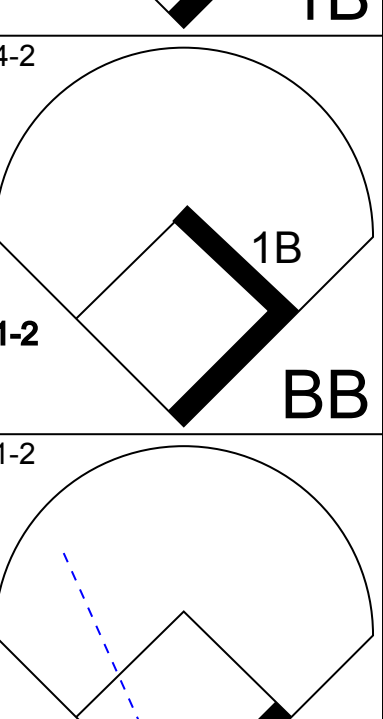
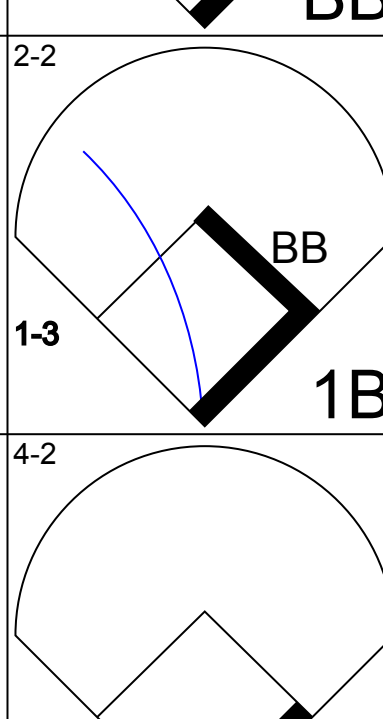
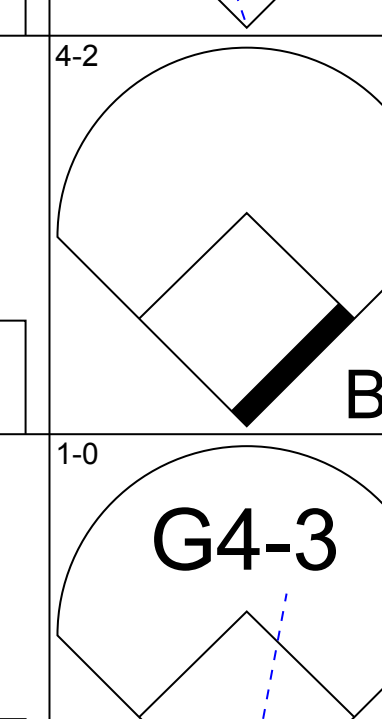
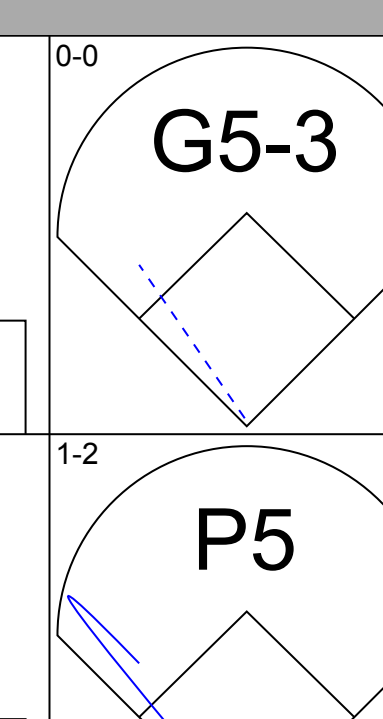
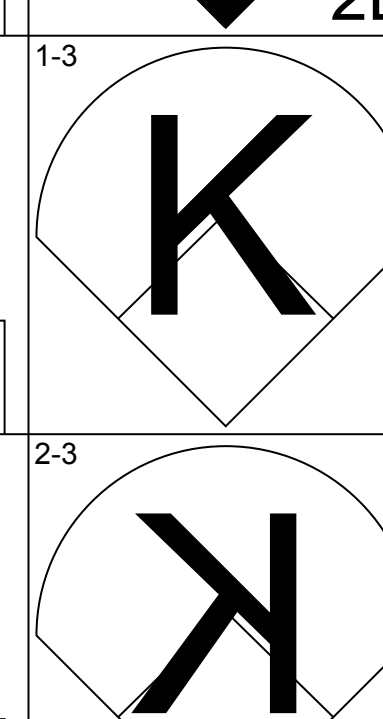
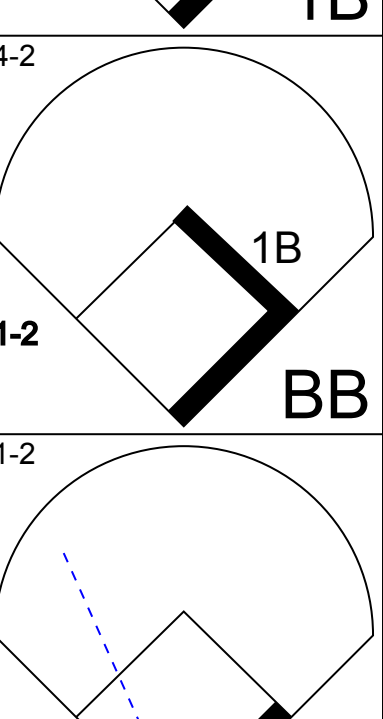
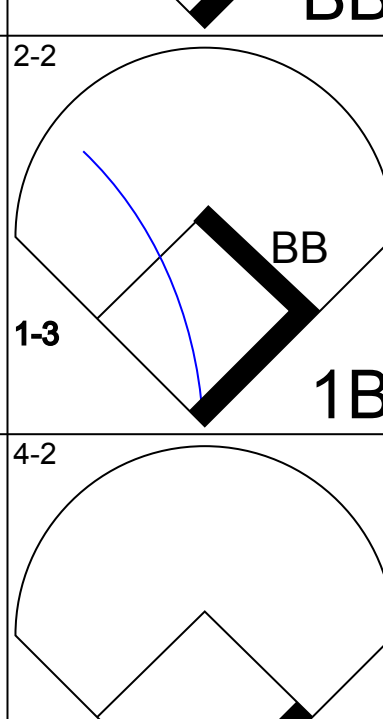
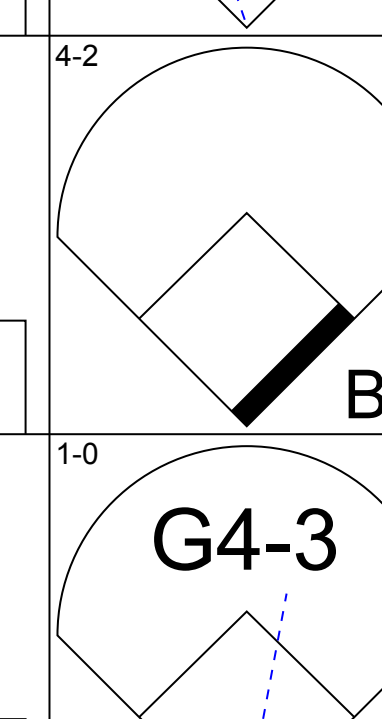
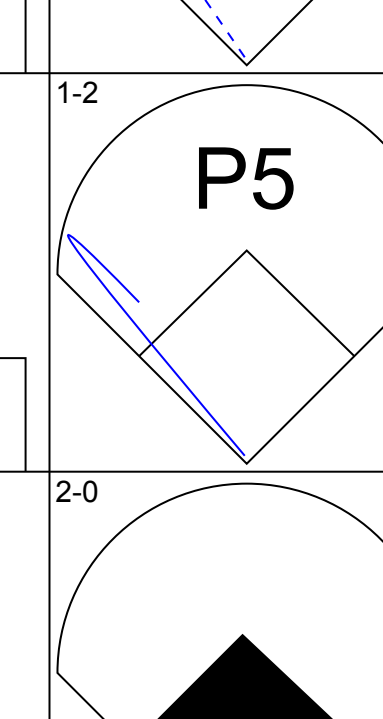
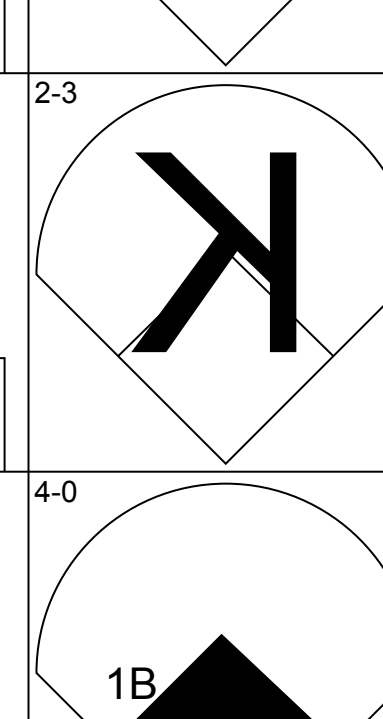
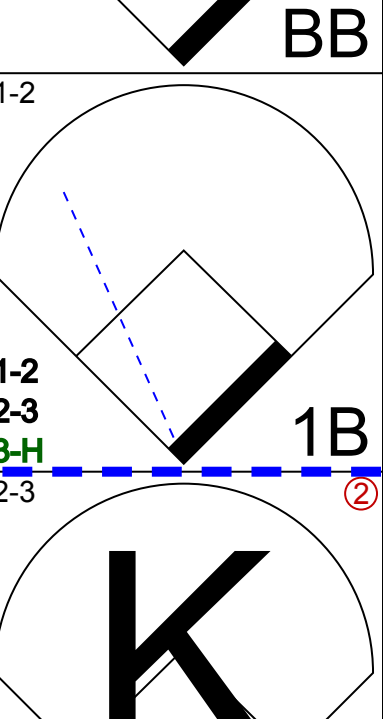
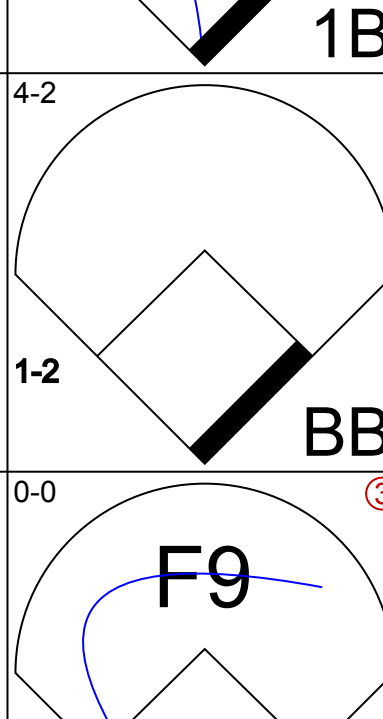
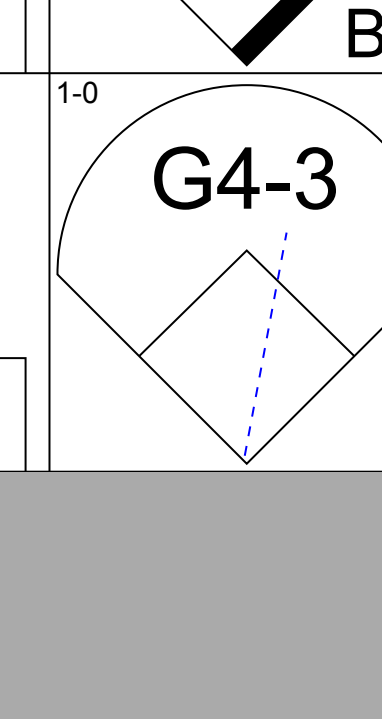

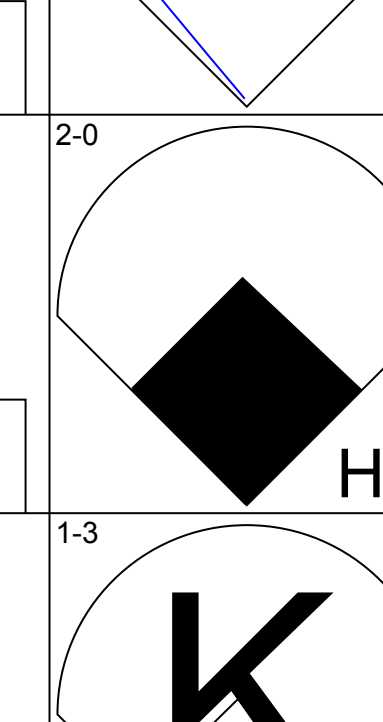
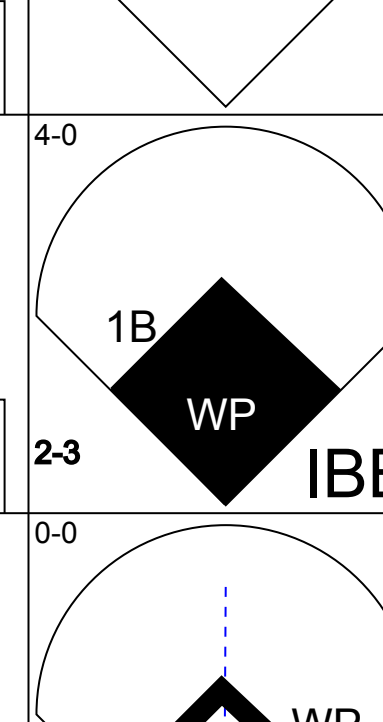
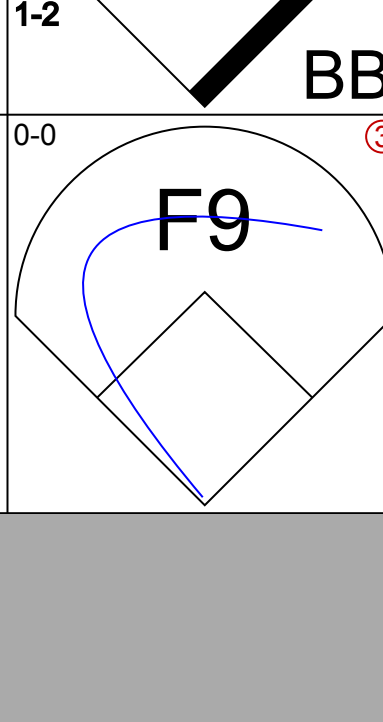
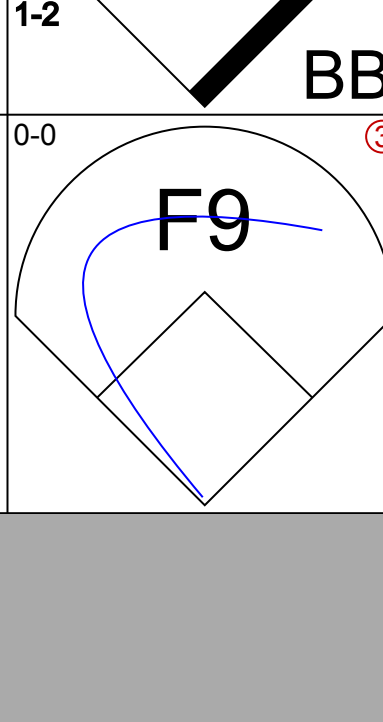

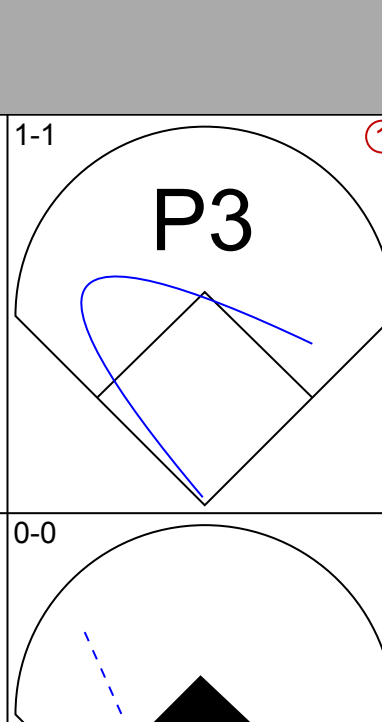
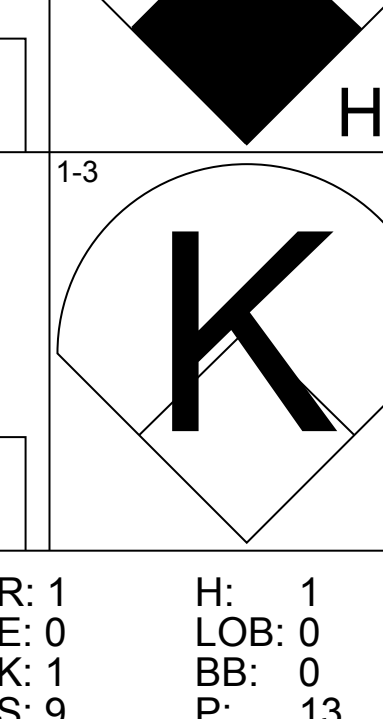
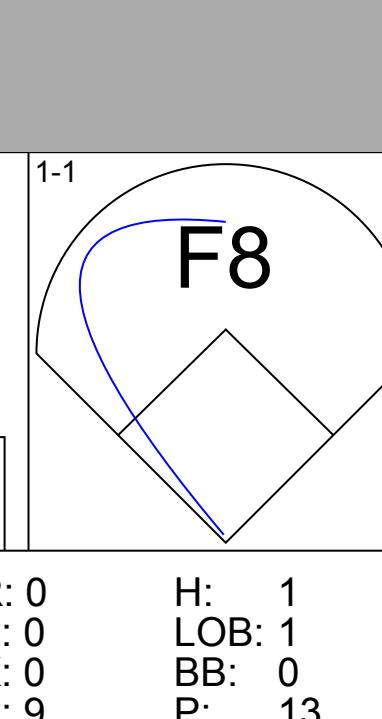
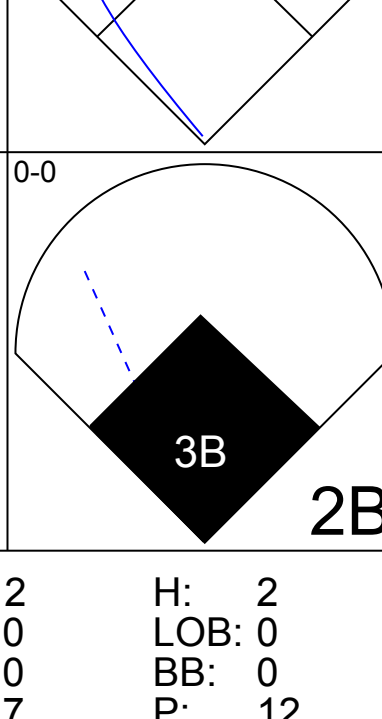
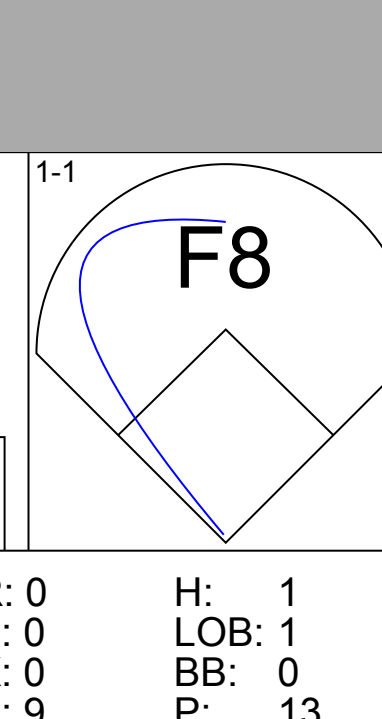
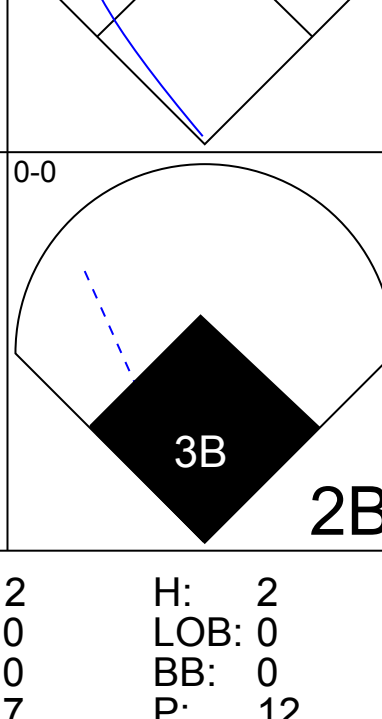
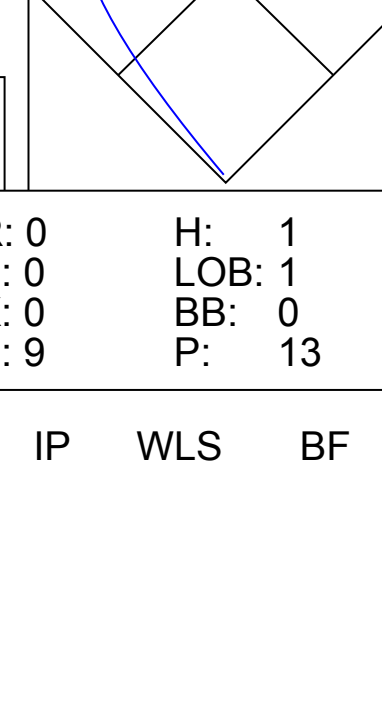
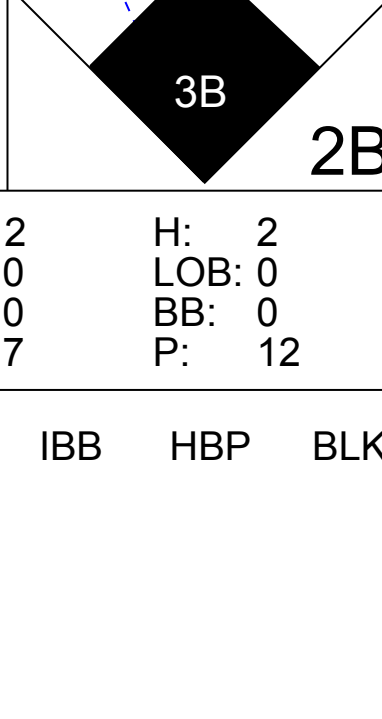
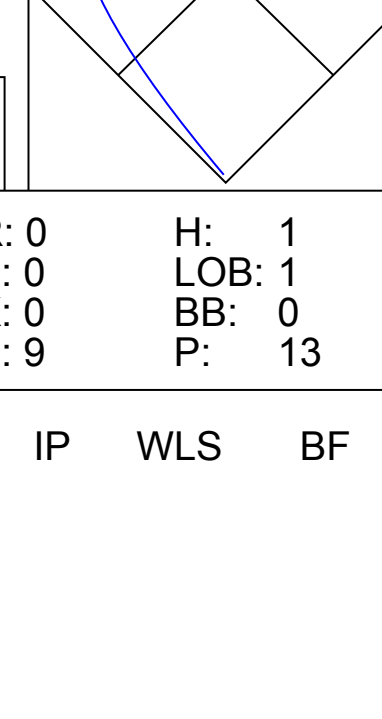
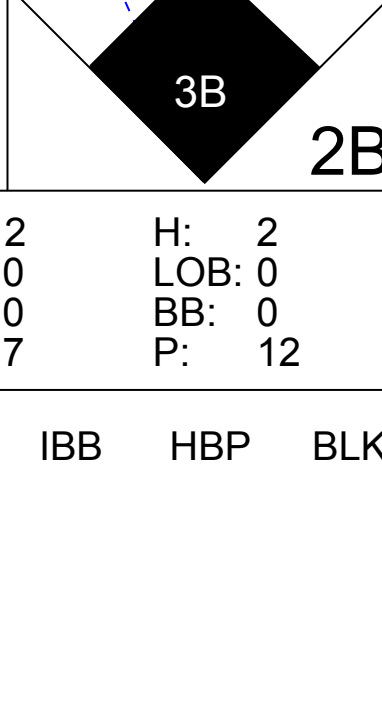




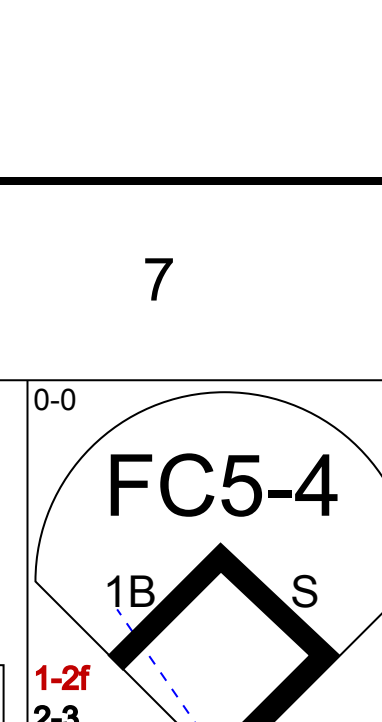
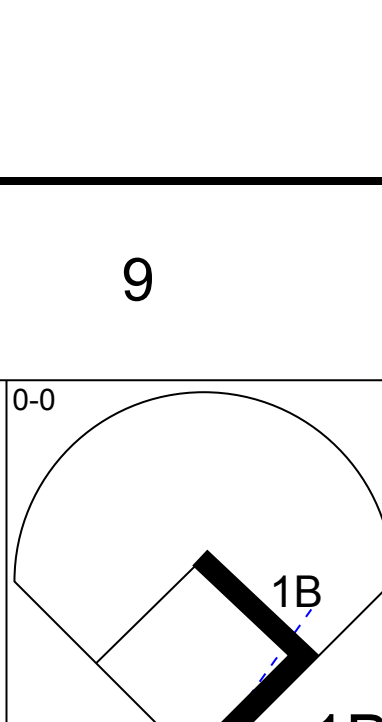
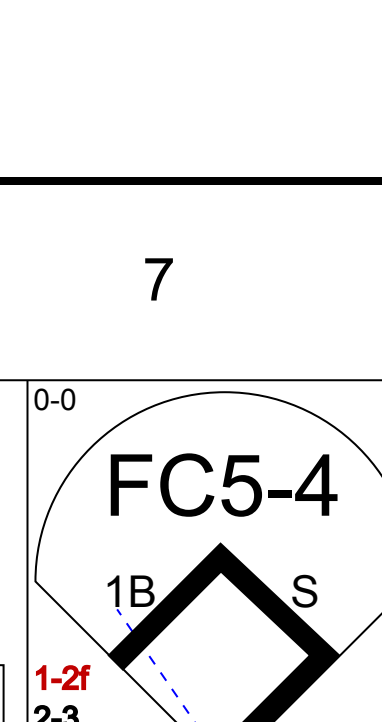
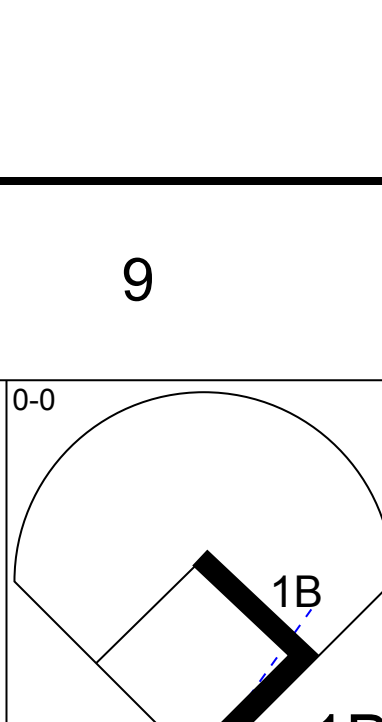
Batter	1	2	3	4	5	6	7	8	9	AB	R	H	RBI	BB	SO	LOB	BOTTOM										
<b>Mickey Morandini, L</b> OBP: 0.394, SLG: 0.418 (1, 4)	1B FC4-6 BB		P6		G4-3		K		K2-3	4	1	0	0	1	2	5	<b>Florida Marlins @ Philadelphia Phillies</b> Veterans Stadium, Philadelphia, PA Tue Jun 28 1994, 7:05 PM EDT Att: 47,027 - Unknown - 84 F  <b>AB 36</b> <b>R 1</b> <b>H 10</b> <b>RBI 1</b> <b>BB 1</b> <b>SO 6</b> <b>LOB 18</b>										
<b>Mariano Duncan, R</b> OBP: 0.321, SLG: 0.416 (1, 5)	P4		G6-3		G1-3 G4-3 1B		FC6-5			4	0	1	0	0	0	4											
<b>John Kruk, L</b> OBP: 0.394, SLG: 0.433 (1, 3)	FC4-6 1B		K		G4-3		G4-3		G6-3	4	0	1	0	0	1	1											
<b>Darren Daulton, L</b> OBP: 0.380, SLG: 0.549 <b>Todd Pratt, R</b> OBP: 0.229, SLG: 0.161 (9, 2)	FC4-6				G4-3		G1-3		K	4	0	0	1	0	1	2											
<b>Jim Eisenreich, L</b> OBP: 0.366, SLG: 0.391 <b>Heathcliff Slocumb, R</b> OBP: 0.333, SLG: 0.333 <b>Pete Incaviglia, R</b> OBP: 0.348, SLG: 0.494 <b>Paul Quantrill, L</b> <b>Toby Borland, R</b> (1, 8) (7, 1) (8, PH) (9, 1) (9, 1)	K				L8		L7		FC4-6 1B	3	0	0	0	0	1	2											
<b>Milt Thompson, L</b> OBP: 0.324, SLG: 0.380 (1, 7)					G6-3				G3	4	0	1	0	0	0	1											
<b>Tony Longmire, L</b> OBP: 0.276, SLG: 0.300 (1, 9)					F7				1B	4	0	2	0	0	1	0											
<b>Kevin Stocker, S</b> OBP: 0.385, SLG: 0.295 (1, 6)					G4-3				BLK	4	0	2	0	0	0	1											
<b>Fernando Valenzuela, L</b> OBP: 0.500, SLG: 1.000 <b>Billy Hatcher, R</b> OBP: 0.256, SLG: 0.356 (1, 1) (7, 8)					G3				G4-3	2	0	1	0	0	0	1											
<b>Inning Stats</b>	R: 1 E: 0 K: 1 S: 17	H: 1 LOB: 1 BB: 1 P: 28	R: 0 E: 0 K: 0 S: 8	H: 2 LOB: 1 BB: 0 P: 13	R: 0 E: 0 K: 1 S: 9	H: 0 LOB: 0 BB: 0 P: 13	R: 0 E: 0 K: 0 S: 4	H: 0 LOB: 0 BB: 0 P: 5	R: 0 E: 0 K: 0 S: 5	H: 1 LOB: 1 BB: 0 P: 6	R: 0 E: 0 K: 0 S: 10	H: 1 LOB: 1 BB: 0 P: 18	R: 0 E: 0 K: 1 S: 14	H: 3 LOB: 3 BB: 0 P: 20	R: 0 E: 0 K: 1 S: 10	H: 1 LOB: 1 BB: 0 P: 13		R: 0 E: 0 K: 2 S: 10	H: 1 LOB: 1 BB: 0 P: 15	1B: 8 2B: 2 3B: 0 HR: 0	SF: 0 SAC: 0 DP: 0 HBP: 0	WP: 1 PB: 0 SB: 0 CS: 1	PA: 37				
<b>PITCHER</b>	IP	WLS	BF	H	R	ER	SO	BB	IBB	HBP	BLK	WP	HR	S	P	ERA	WHIP										
<b>David Weathers, R</b> ERA: 3.41 <b>Jeff Mutis, L</b> ERA: 4.94 <b>Robb Nen, R</b> ERA: 3.0	(1, 1) (7, 1) (9, 1)	6.1 1.2 1.0	27 6 4	8 1 1	1 0 0	1 0 0	2 2 2	1 0 0	0 0 0	0 0 0	0 0 1	0 0 0	0 0 10	61 16 15	95 21 15	1.42 0.00 0.00	1.421 0.600 1.000										



Batter	1	2	3	4	5	6	7	8	9	AB	R	H	RBI	BB	SO	LOB	TOP
<b>Chuck Carr, S</b> (1, 8) OBP: 0.330, SLG: 0.356	1-1 P4			1-1 F8		0-0 L5			2-2 P6	4	0	0	0	0	0	0	<b>Florida Marlins @ Philadelphia Phillies</b> Veterans Stadium, Philadelphia, PA Wed Jun 29 1994, 3:33 AM EDT Att: 43,337 - Sunny - 86 F  <b>AB 30</b> <b>R 2</b> <b>H 4</b> <b>RBI 2</b> <b>BB 0</b> <b>SO 7</b> <b>LOB 2</b>
<b>Jerry Browne, S</b> (1, 5) OBP: 0.391, SLG: 0.367	3-2 G5-3			2-3 K		0-1 G6-4-3 1B			0-1 G4-3	4	0	1	0	0	1		
<b>Gary Sheffield, R</b> (1, 9) OBP: 0.405, SLG: 0.612	3-2 P4			2-2 1B		0-1 G6-4-3 1-2			0-2 F9	4	0	1	0	0	0	1	
<b>Jeff Conine, R</b> (1, 7) OBP: 0.370, SLG: 0.510		2-2 G4-3		1-0 L9						3	0	0	0	0	1	1	
<b>Greg Colbrunn, R</b> (1, 3) OBP: 0.373, SLG: 0.565		1-2 G6-3			1-2 HR 2B				0-1 G6-3	3	1	1	0	0	0	0	
<b>Benito Santiago, R</b> (1, 2) OBP: 0.328, SLG: 0.411		3-3 K			0-1 HR 2H				3-3 K	3	1	1	2	0	2	0	
<b>Kurt Abbott, R</b> (1, 6) OBP: 0.299, SLG: 0.399			0-1 G4-3		1-3 K				2-2 G6-3	3	0	0	0	0	1	0	
<b>Bret Barberie, S</b> (1, 4) OBP: 0.327, SLG: 0.367			0-0 B5-3		1-0 G1-3				0-0 F9	3	0	0	0	0	0	0	
<b>Pat Rapp, R</b> (1, 1) OBP: 0.111, SLG: 0.148			0-1 G1-3		1-3 K				1-3 K	2	0	0	0	0	1	0	
<b>Alex Arias, R</b> (8, PH) OBP: 0.304, SLG: 0.293										1	0	0	0	0	1	0	
<b>Bryan Harvey, R</b> (8, 1) OBP: 0.327, SLG: 0.367										0	0	0	0	0	0	0	
<b>Jeff Mutis, L</b> (8, 1) OBP: 0.327, SLG: 0.367										0	0	0	0	0	0	0	
<b>John Johnstone, R</b> (8, 1) OBP: 0.327, SLG: 0.367										0	0	0	0	0	0	0	
<b>Inning Stats</b>	R: 0 H: 0 E: 0 K: 0 S: 11	H: 0 LOB: 0 BB: 0 P: 18	R: 0 H: 0 E: 0 K: 1 S: 13	H: 0 LOB: 0 BB: 0 P: 19	R: 0 H: 0 E: 0 K: 0 S: 5	H: 0 LOB: 1 BB: 0 P: 5	R: 0 H: 1 E: 0 K: 1 S: 12	H: 2 LOB: 1 BB: 0 P: 18	R: 2 H: 2 E: 0 K: 2 S: 13	H: 0 LOB: 0 BB: 0 P: 11	R: 0 H: 0 E: 0 K: 1 S: 9	H: 0 LOB: 0 BB: 0 P: 12	R: 0 H: 0 E: 0 K: 0 S: 8	H: 0 LOB: 0 BB: 0 P: 10	1B: 2 2B: 1 3B: 0 HR: 1	SF: 0 SAC: 0 DP: 1 HBP: 0	WP: 0 PA: 30 PB: 0 SB: 0 CS: 0
<b>PITCHER</b>	IP WLS BF H R ER SO BB IBB HBP BLK WP HR S P ERA WHIP																
<b>Danny Jackson, L</b> (1, 1) ERA: 3.28	8.0 W 27 4 2 2 7 0 0 0 0 0 1 76 105 2.25 0.500																
<b>Doug Jones, R</b> (9, 1) ERA: 1.64	1.0 S 3 0 0 0 0 0 0 0 0 0 0 8 10 0.00 0.000																

Batter	1	2	3	4	5	6	7	8	9	AB	R	H	RBI	BB	SO	LOB	BOTTOM	
<b>Billy Hatcher, R</b> (1, 8) OBP: 0.294, SLG: 0.355	0-0 G4-3		2-0 G3 2H 1B		0-0 F8		0-0 SH5-3	3-2 P5		4	0	1	1	0	0	1	<b>Florida Marlins @ Philadelphia Phillies</b> Veterans Stadium, Philadelphia, PA Wed Jun 29 1994, 3:33 AM EDT Att: 43,337 - Sunny - 86 F  <b>AB 30</b> <b>R 5</b> <b>H 9</b> <b>RBI 4</b> <b>BB 5</b> <b>SO 6</b> <b>LOB 12</b>	
<b>Mickey Morandini, L</b> (1, 4) OBP: 0.366, SLG: 0.408	2-3 K		2-2 G3		2-2 F8		0-0 FC6			4	0	0	0	0	1	2		
<b>John Kruk, L</b> (1, 3) OBP: 0.408, SLG: 0.437	4-1 FC5-4 BB		4-1 BB		0-0 BB 1B		4-0 FC5-4 1B			1	0	1	0	3	0	0		
<b>Pete Incaviglia, R</b> (1, 7) OBP: 0.305, SLG: 0.484	2-1 FC5-4		3-0 F8		4-1 FC6-4 BB		1-0 FC5-4			3	0	0	0	1	0	5		
<b>Milt Thompson, L</b> (8, 7) OBP: 0.324, SLG: 0.380	1-2 FC5-4				1-2 FC6-4 BB		1-2 FC5-4			0	0	0	0	0	0	0		
<b>Todd Pratt, R</b> (1, 2) OBP: 0.231, SLG: 0.229		1-3 K		1-1 BB 3B	1-1 FC6-4			2-3 K		4	1	1	0	0	2	2		
<b>Tony Longmire, L</b> (1, 9) OBP: 0.275, SLG: 0.297		2-3 K		0-2 BB 1B		2-0 E3		2-3 K		4	1	1	1	0	2	0		
<b>Doug Jones, R</b> (9, 1) OBP: 1.000, SLG: 1.000				0-2 BB 1B	0-1 G4-6-3 1B		0-0 G5-4-3			0	0	0	0	0	0	0		
<b>Kim Batiste, R</b> (1, 5) OBP: 0.240, SLG: 0.307		0-0 F9		0-1 G4-6-3 1B	1-3 K		0-0 G5-4-3			4	1	2	0	0	0	1		
<b>Kevin Stocker, S</b> (1, 6) OBP: 0.387, SLG: 0.308			1-2 SH3-4 1B	3-2 G4-6-3	3-2 G4-6-3		0-0 B5-3		3-2 BB SAFE SAFE SAFE SAFE	4	2	2	1	0	0	1		
<b>Danny Jackson, R</b> (1, 1) OBP: 0.262, SLG: 0.325			1-0 SH3-4	1-0 K	0-3 K		4-2 FC6 SH5-3 BB		0-0 BB 2H 1B	1	0	0	0	1	1	0		
<b>Jim Eisenreich, L</b> (8, PH) OBP: 0.369, SLG: 0.395										1	0	1	1	0	0	0		
<b>Inning Stats</b>	R: 0 H: 0 E: 0 K: 1 S: 7	H: 0 LOB: 1 BB: 1 P: 15	R: 0 H: 0 E: 0 K: 2 S: 7	H: 0 LOB: 0 BB: 0 P: 10	R: 1 H: 2 E: 0 K: 0 S: 10	H: 2 LOB: 1 BB: 1 P: 23	R: 2 H: 3 E: 0 K: 1 S: 14	H: 3 LOB: 0 BB: 0 P: 18	R: 0 H: 1 E: 0 K: 0 S: 8	H: 0 LOB: 2 BB: 1 P: 15	R: 0 H: 0 E: 1 K: 0 S: 3	H: 0 LOB: 0 BB: 0 P: 5	R: 0 H: 0 E: 0 K: 0 S: 5	R: 0 H: 0 E: 0 K: 2 S: 20	H: 3 LOB: 1 BB: 0 P: 30	1B: 7 2B: 1 3B: 1 HR: 0	SF: 0 SAC: 2 DP: 2 HBP: 0	WP: 0 PA: 37 PB: 0 SB: 3 CS: 0
<b>PITCHER</b>	IP WLS BF H R ER SO BB IBB HBP BLK WP HR S P ERA WHIP																	
<b>Pat Rapp, R</b> (1, 1) ERA: 4.25	7.0 L 31 6 3 3 4 0 0 0 0 0 0 54 100 3.86 1.429																	
<b>Bryan Harvey, R</b> (8, 1) ERA: 5.53	0.2 4 2 2 2 2 0 0 0 0 0 0 15 22 27.00 3.000																	
<b>Jeff Mutis, L</b> (8, 1) ERA: 4.94	0.0 1 1 0 0 0 0 0 0 0 0 0 1 1 ∞ ∞																	
<b>John Johnstone, R</b> (8, 1) ERA:	0.1 1 0 0 0 0 0 0 0 0 0 0 4 7 0.00 0.000																	

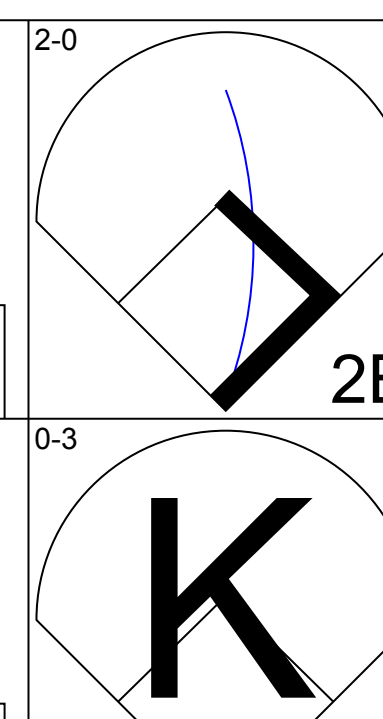
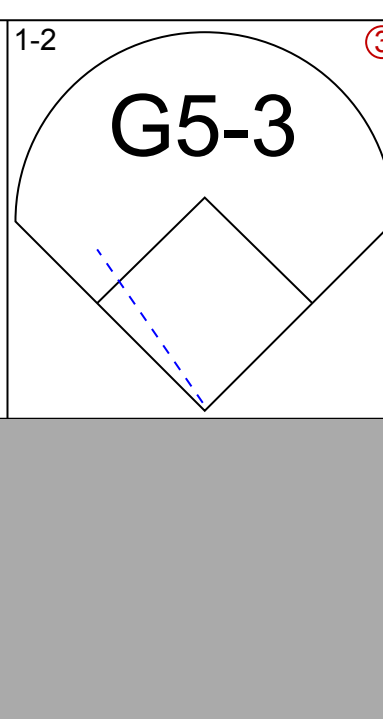
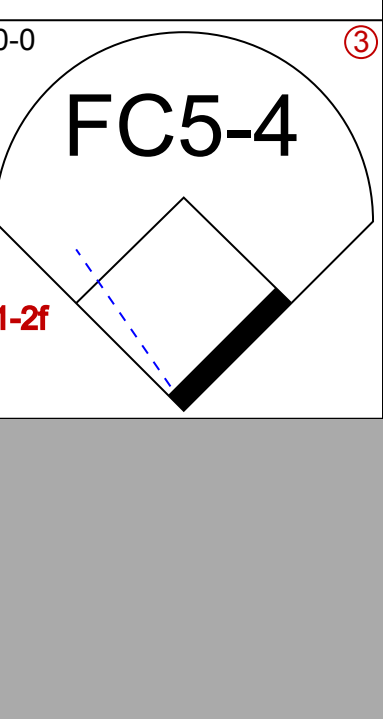
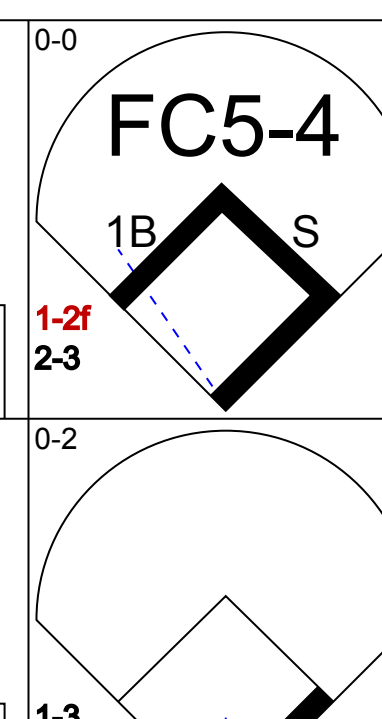
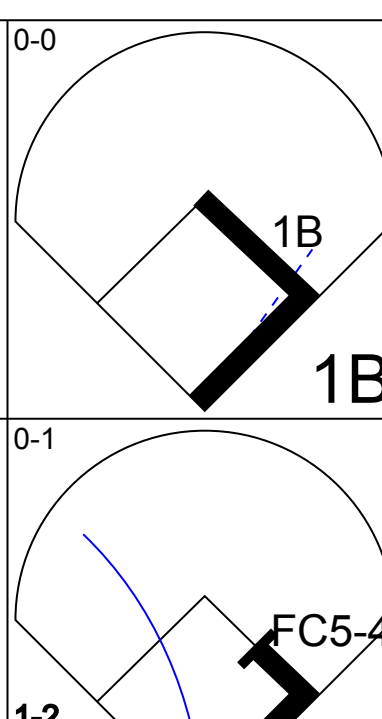
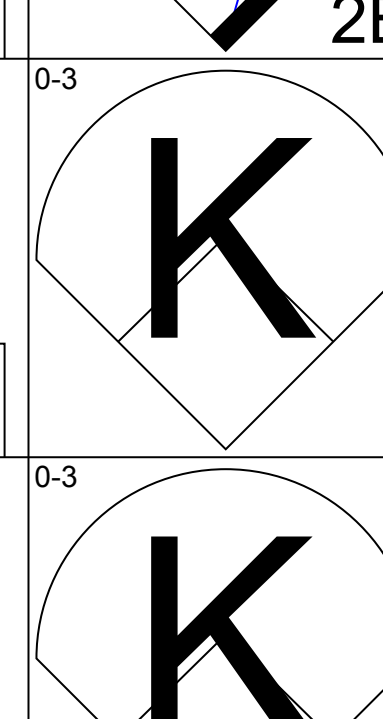
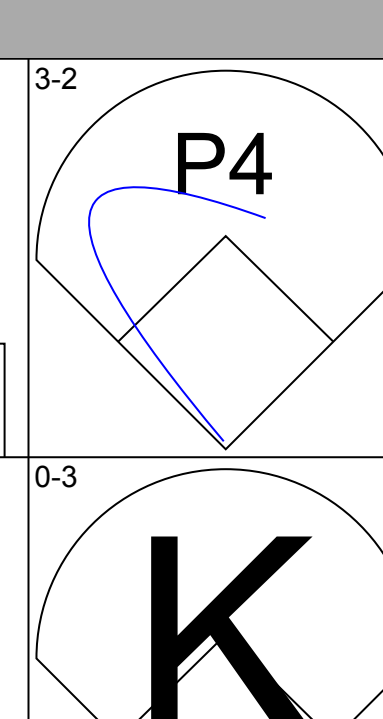
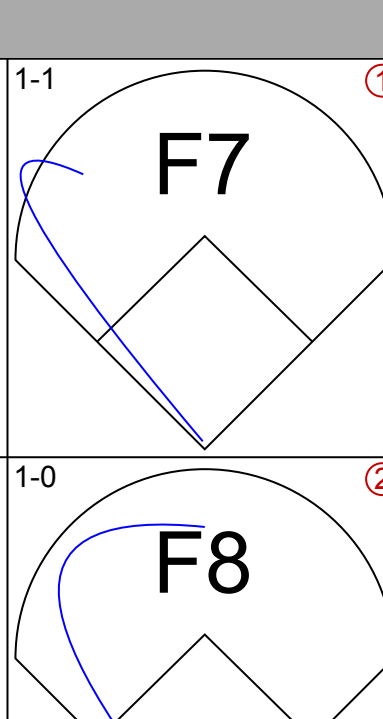
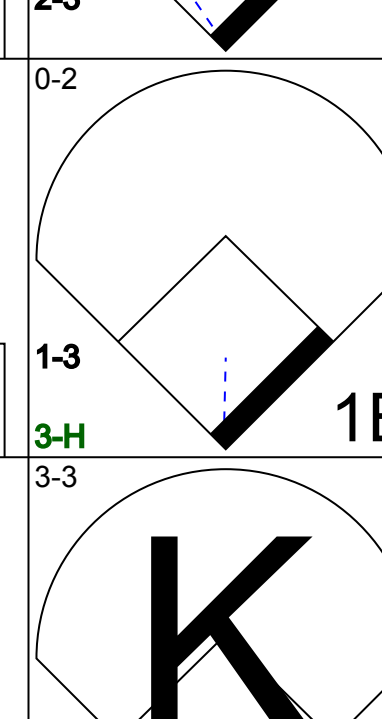
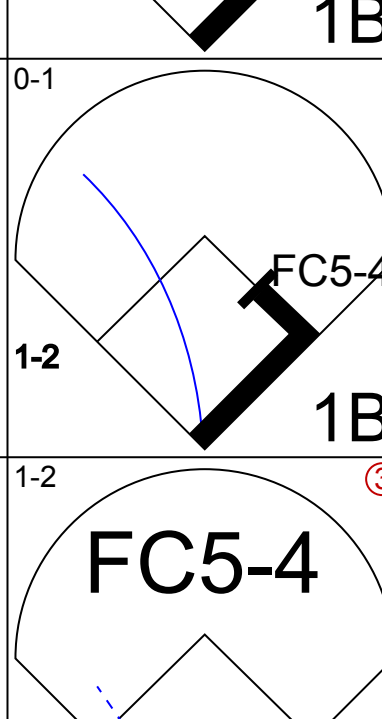
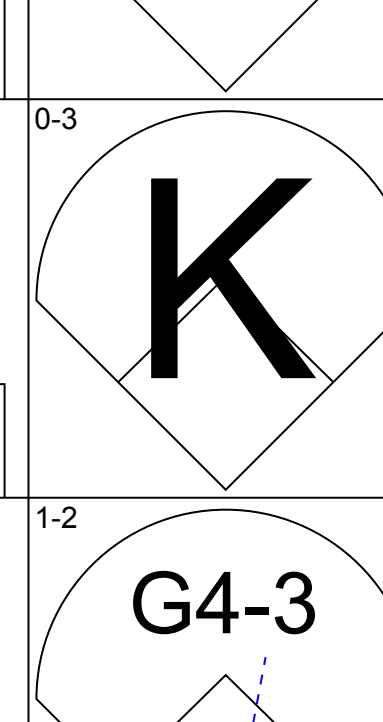
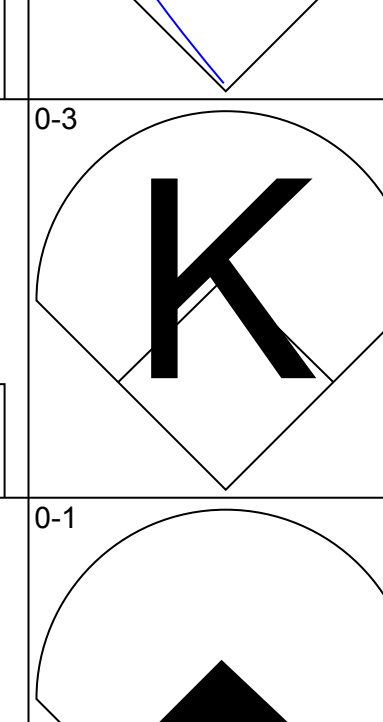
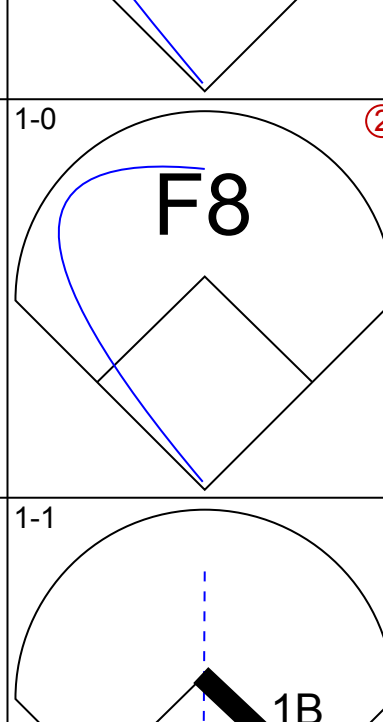
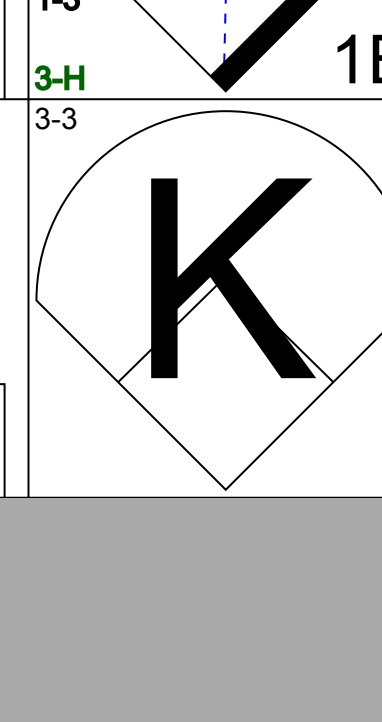
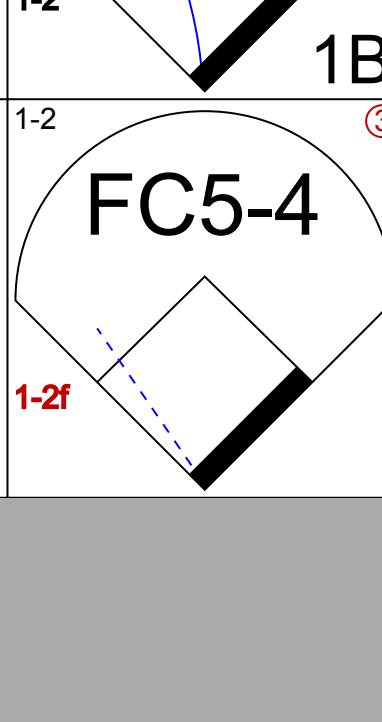
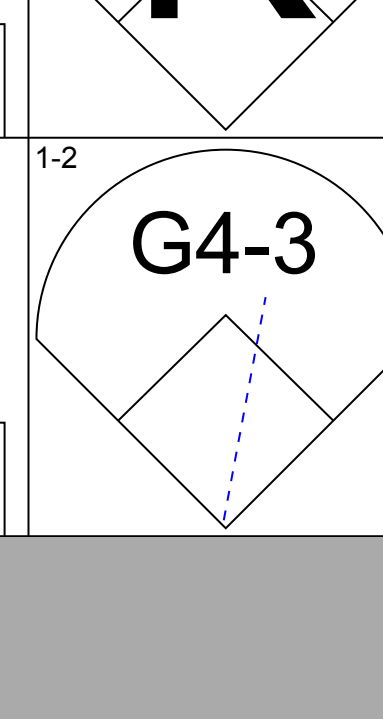
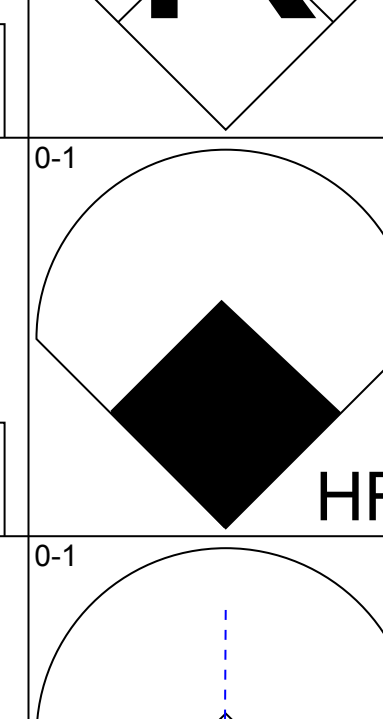
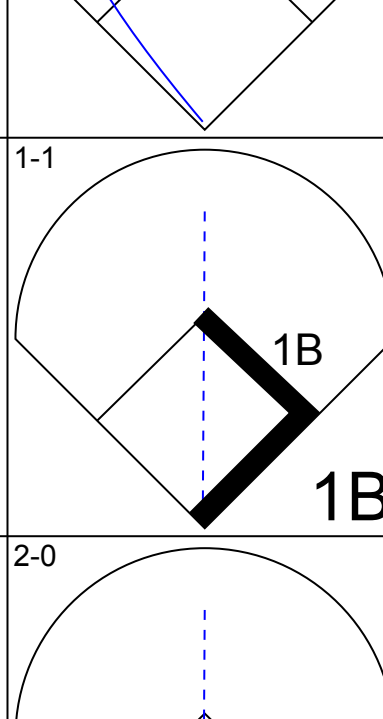



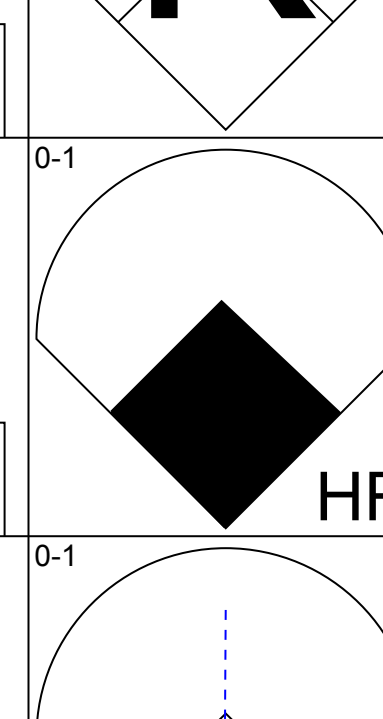
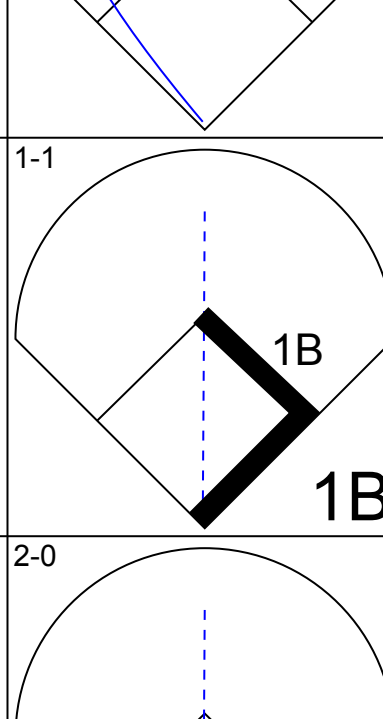


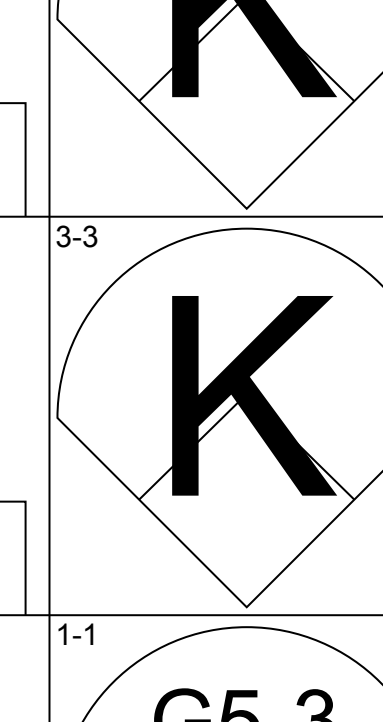
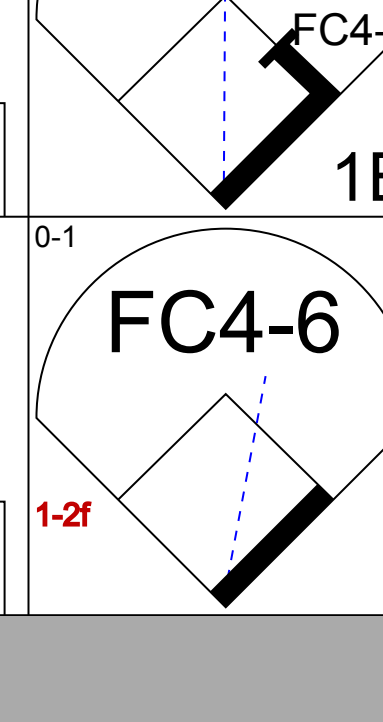
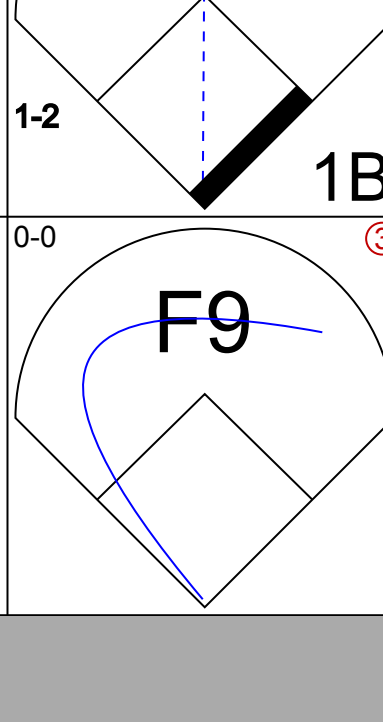
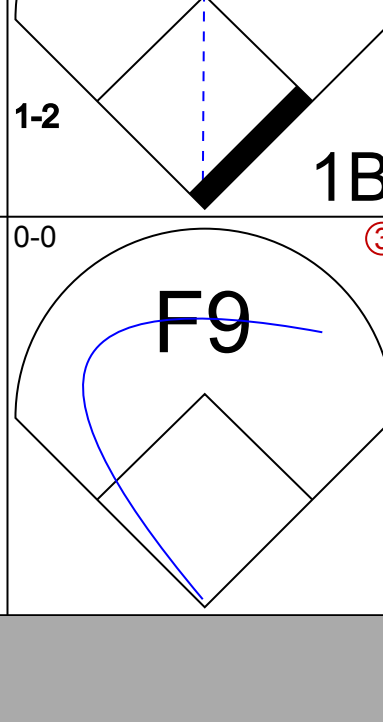


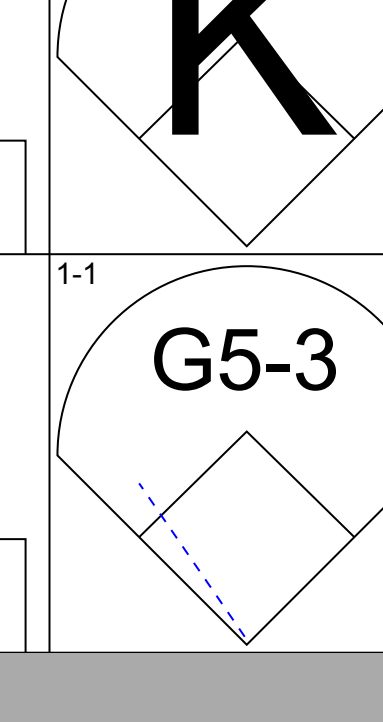
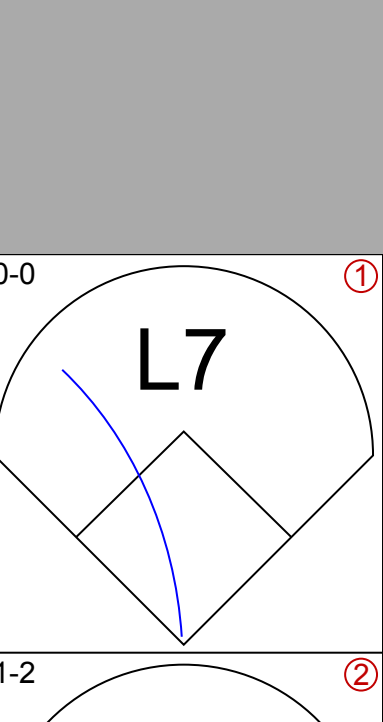
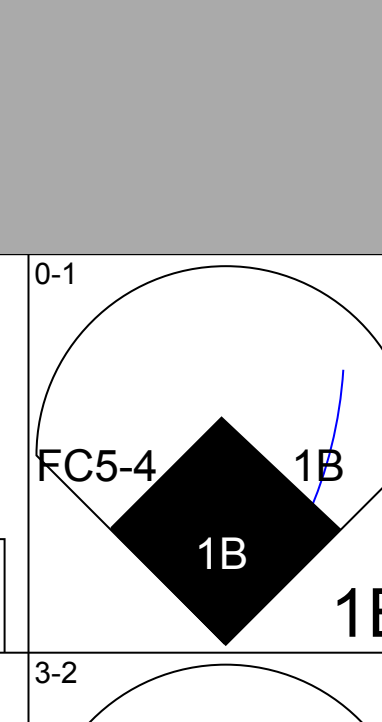
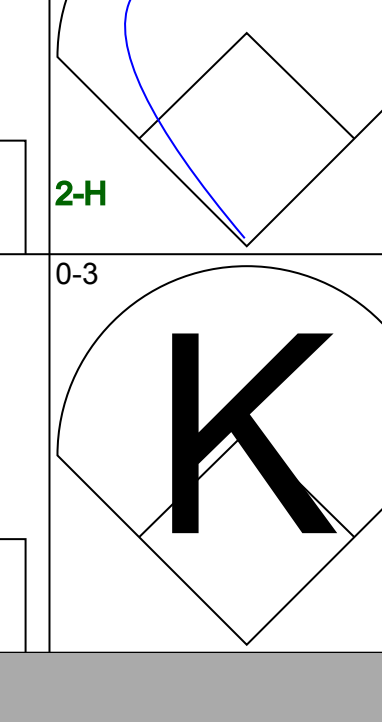

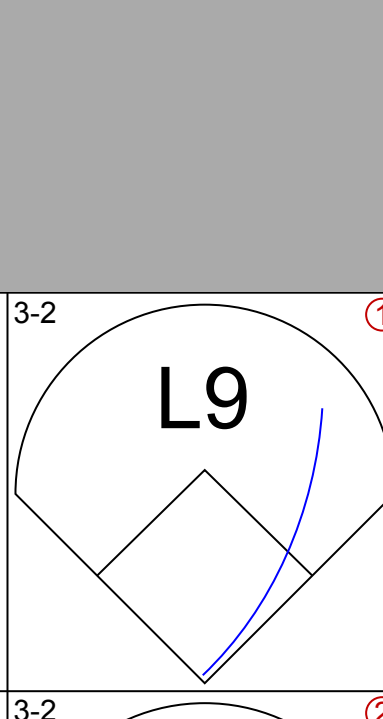
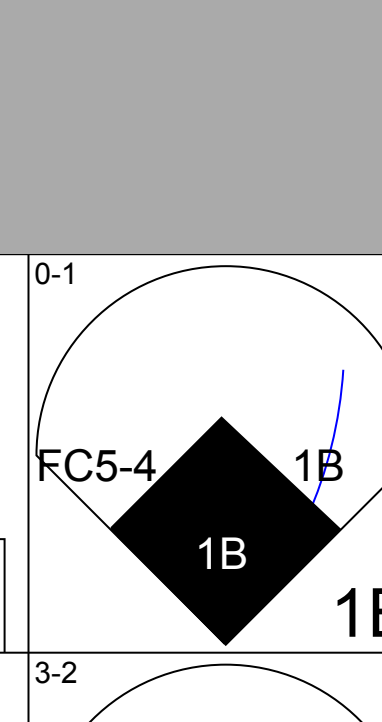
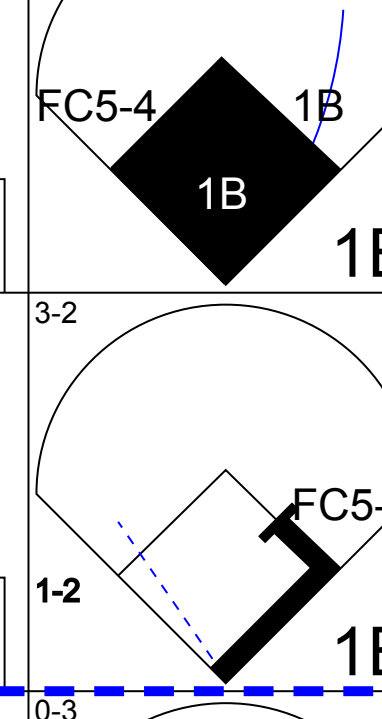
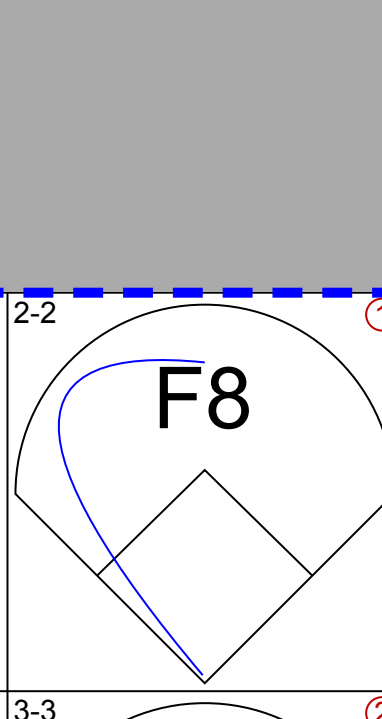
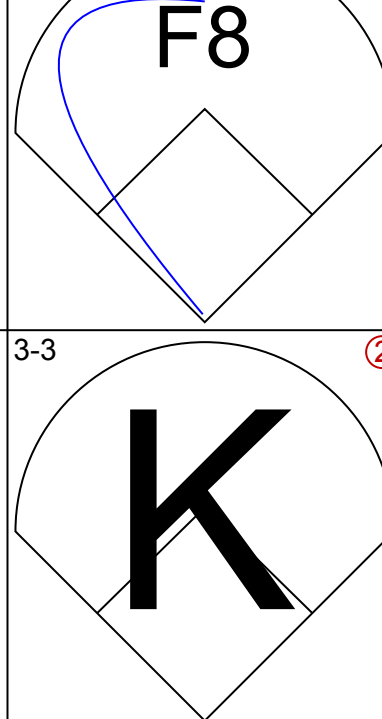


Batter	1	2	3	4	5	6	7	8	9	AB	R	H	RBI	BB	SO	LOB	TOP				
Roberto Kelly, R OBP: 0.372, SLG: 0.450										4	2	2	1	2	1	0					
Jeff Blausler, R OBP: 0.330, SLG: 0.386										3	0	2	0	0	0	0					
Rafael Belliard, R OBP: 0.280, SLG: 0.324										2	0	0	1	0	1	2					
Ryan Klesko, L OBP: 0.374, SLG: 0.674										4	1	2	2	0	0	1					
Dave Gallagher, R OBP: 0.321, SLG: 0.320										2	0	0	0	0	0	1					
Fred McGriff, L OBP: 0.386, SLG: 0.575										4	1	1	0	1	1	1					
David Justice, L OBP: 0.447, SLG: 0.554										4	1	2	0	1	0	2					
Tony Tarasco, L OBP: 0.318, SLG: 0.455										0	0	0	0	0	0	0					
Javy Lopez, R OBP: 0.298, SLG: 0.426										3	0	1	0	2	1	1					
Mark Lemke, S OBP: 0.369, SLG: 0.381											4	0	1	1	1	1	2				
Bill Pecota, R OBP: 0.351, SLG: 0.369										4	2	1	1	1	1	6					
Kent Mercker, L OBP: 0.148, SLG: 0.080										4	0	1	1	0	1	3					
Mark Wohlers, R OBP: 1.000, SLG: 1.000										0	0	0	0	0	0	0					
Jarvis Brown, R OBP: 0.133, SLG: 0.400										1	1	1	0	0	0	0					
Greg McMichael, R OBP: 0.133, SLG: 0.400										0	0	0	0	0	0	0					
<b>Inning Stats</b>	R: 0 H: 1 E: 0 K: 1 S: 12	H: 1 R: 0 LOB: 2 BB: 1 P: 22	R: 1 H: 1 E: 0 K: 1 S: 9	H: 1 R: 0 LOB: 0 BB: 0 P: 13	R: 0 H: 1 E: 0 K: 0 S: 8	H: 1 R: 0 LOB: 1 BB: 2 P: 14	R: 2 H: 3 E: 0 K: 2 S: 13	H: 3 R: 1 LOB: 3 BB: 1 P: 25	R: 1 H: 3 E: 0 K: 1 S: 15	H: 3 R: 0 LOB: 3 BB: 1 P: 25	R: 2 H: 2 E: 0 K: 2 S: 17	H: 2 R: 0 LOB: 1 BB: 3 P: 33	R: 0 H: 1 E: 0 K: 0 S: 9	H: 1 R: 0 LOB: 1 BB: 1 P: 13	R: 0 H: 0 E: 0 K: 0 S: 9	H: 0 R: 0 LOB: 1 BB: 1 P: 15	R: 2 H: 2 E: 0 K: 0 S: 7	H: 2 R: 0 LOB: 0 BB: 0 P: 12	1B: 8 2B: 2 3B: 2 HR: 2	SF: 1 SAC: 0 DP: 0 HBP: 0	WP: 1 PA: 48 PB: 1 CS: 0
<b>PITCHER</b>	IP WLS BF H R ER SO BB IBB HBP BLK WP HR S P ERA WHIP	IP WLS BF H R ER SO BB IBB HBP BLK WP HR S P ERA WHIP																			
Charlie Hough, R ERA: 4.27	(1, 1) 4.1 L 25 9 4 4 4 3 1 0 0 0 1 1 51 89 8.31 2.769																				
Richie Lewis, R ERA: 3.52	(5, 1) 2.2 14 3 2 2 3 3 0 0 0 0 1 32 56 6.75 2.250																				
Brian Drahman, R ERA: 6.75	(8, 1) 2.0 9 2 2 2 0 1 0 0 0 0 0 16 27 9.00 1.500																				

Atlanta Braves @ Florida Marlins  
Joe Robbie Stadium, Miami, FL  
Thu Jun 30 1994, 7:05 PM EDT  
Att: 34,452 - Unknown - 88 F

AB 39  
R 8  
H 14  
RBI 7  
BB 8  
SO 7  
LOB 19



Batter	1	2	3	4	5	6	7	8	9	AB	R	H	RBI	BB	SO	LOB	BOTTOM		
Chuck Carr, S OBP: 0.331, SLG: 0.360										5	0	2	0	0	0	3			
Jerry Browne, S OBP: 0.391, SLG: 0.368										5	0	2	1	0	1	1			
Gary Sheffield, R OBP: 0.395, SLG: 0.596										5	0	0	0	0	3	5			
Jeff Conine, R OBP: 0.372, SLG: 0.520										4	1	2	1	0	0	1			
Bret Barberie, S OBP: 0.333, SLG: 0.377										4	1	3	0	0	1	0			
Mario Diaz, R OBP: 0.481, SLG: 0.609										3	0	0	1	0	1	3			
Kurt Abbott, R OBP: 0.298, SLG: 0.396										4	1	1	0	0	1	0			
Rob Natal, R OBP: 0.250, SLG: 0.250										4	0	1	0	0	0	0			
Charlie Hough, R OBP: 0.161, SLG: 0.133	(1, 1) 6.0 W 26 7 2 2 2 5 1 0 0 0 0 1 67 98 3.00 1.333																		
Richie Lewis, R ERA: 3.79	(5, 1) 2.0 8 2 1 1 3 0 0 0 0 0 1 0 22 29 4.50 1.000																		
Greg Colbrunn, R OBP: 0.368, SLG: 0.557	(7, PH) 1.0 5 2 0 0 0 1 0 0 0 0 0 0 12 18 0.00 2.000																		
Brian Drahman, R ERA: 2.98	(8, PH) 1.0 5 2 0 0 0 1 0 0 0 0 0 0 12 18 0.00 2.000																		
Dave Magadan, L OBP: 0.383, SLG: 0.292	(9, PH) 1.0 5 2 0 0 0 1 0 0 0 0 0 0 12 18 0.00 2.000																		
<b>Inning Stats</b>	R: 0 H: 1 E: 0 K: 2 S: 10	H: 0 R: 0 LOB: 0 BB: 0 P: 15	R: 0 H: 0 E: 0 K: 0 S: 10	H: 0 R: 0 LOB: 0 BB: 0 P: 17	R: 1 H: 2 E: 0 K: 1 S: 12	H: 2 R: 1 LOB: 1 BB: 1 P: 15	R: 0 H: 0 E: 0 K: 0 S: 11	H: 0 R: 0 LOB: 2 BB: 0 P: 12	R: 1 H: 3 E: 0 K: 2 S: 18	H: 3 R: 0 LOB: 2 BB: 0 P: 24	R: 1 H: 1 E: 0 K: 1 S: 11	H: 1 R: 0 LOB: 0 BB: 0 P: 15	R: 0 H: 2 E: 0 K: 1 S: 12	H: 2 R: 0 LOB: 2 BB: 0 P: 18	1B: 8 2B: 2 3B: 0 HR: 1	SF: 1 SAC: 0 DP: 0 HBP: 0	WP: 1 PA: 39 PB: 0 CS: 0		
<b>PITCHER</b>	IP WLS BF H R ER SO BB IBB HBP BLK WP HR S P ERA WHIP	IP WLS BF H R ER SO BB IBB HBP BLK WP HR S P ERA WHIP																	
Kent Mercker, L ERA: 4.02	(1, 1) 6.0 W 26 7 2 2 2 5 1 0 0 0 0 1 67 98 3.00 1.333																		
Mark Wohlers, R ERA: 3.79	(7, 1) 2.0 8 2 1 1 3 0 0 0 0 0 1 0 22 29 4.50 1.000																		
Greg McMichael, R ERA: 2.98	(9, 1) 1.0 5 2 0 0 0 1 0 0 0 0 0 0 12 18 0.00 2.000																		

Atlanta Braves @ Florida Marlins  
Joe Robbie Stadium, Miami, FL  
Thu Jun 30 1994, 7:05 PM EDT  
Att: 34,452 - Unknown - 88 F

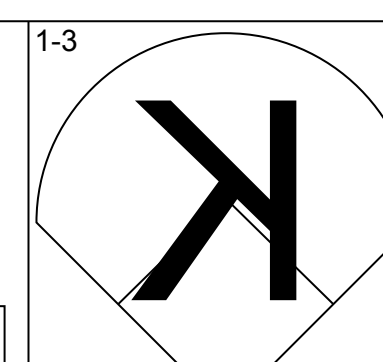
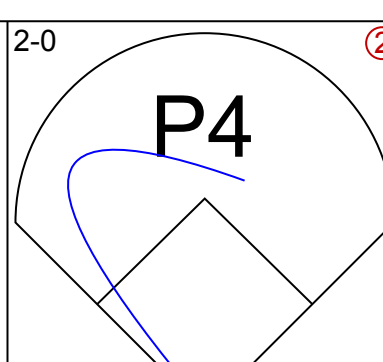
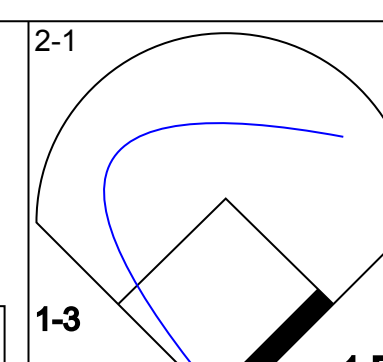
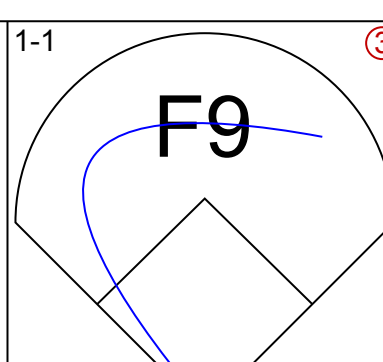
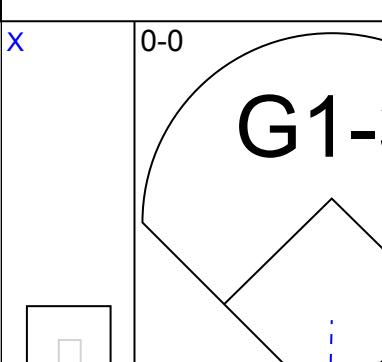
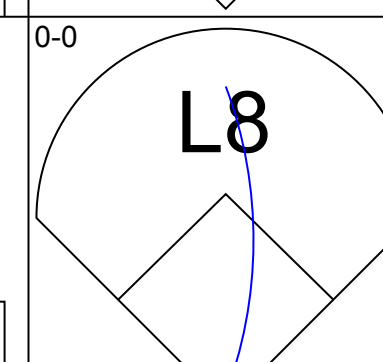
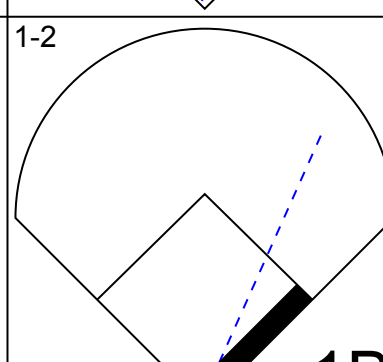
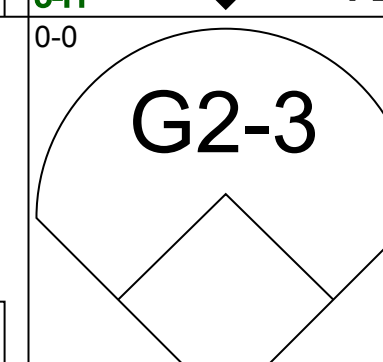
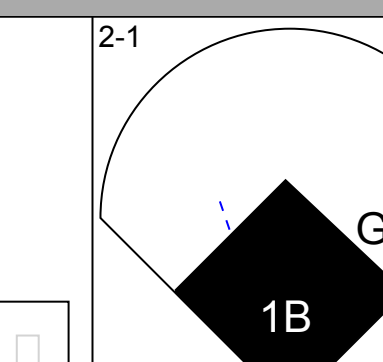
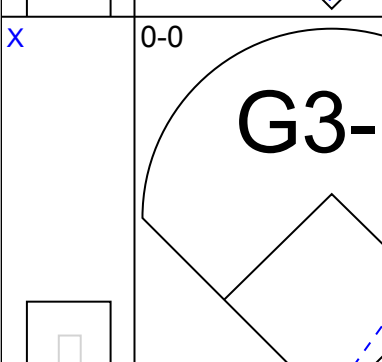
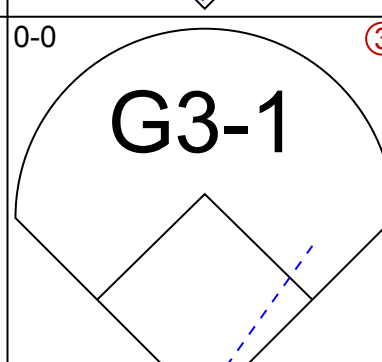
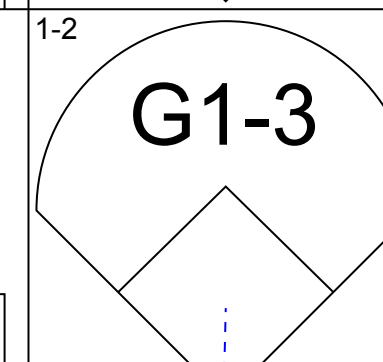
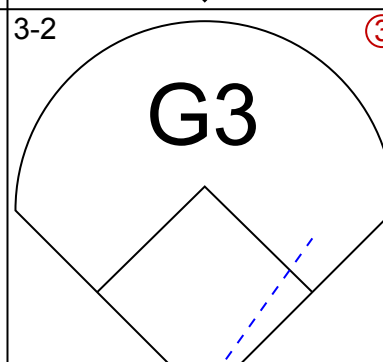
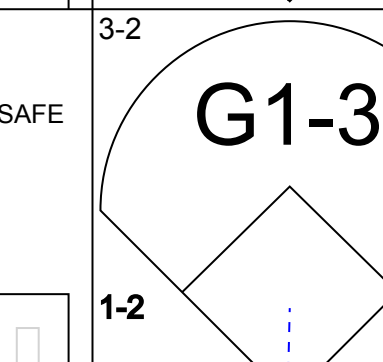
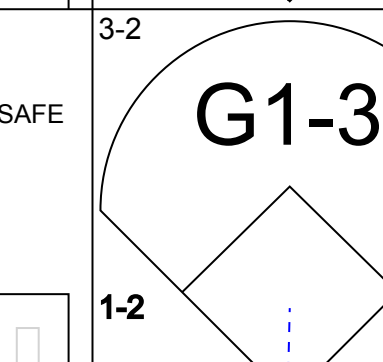
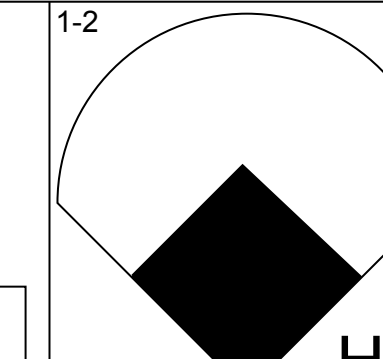
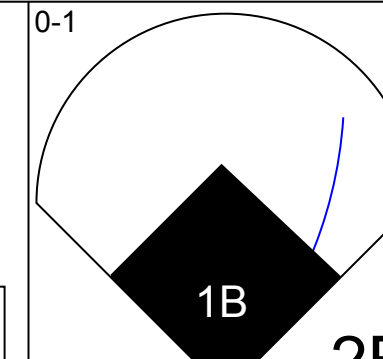
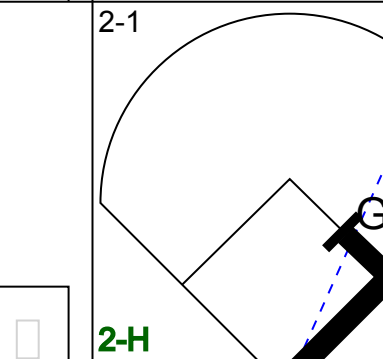
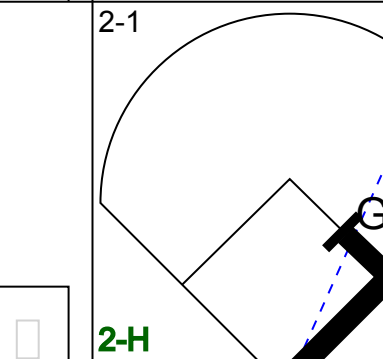

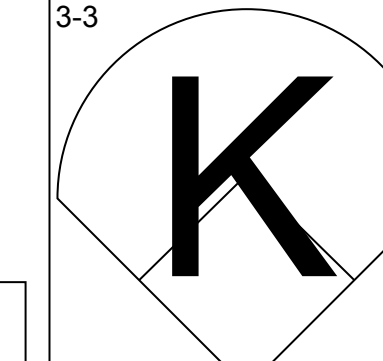
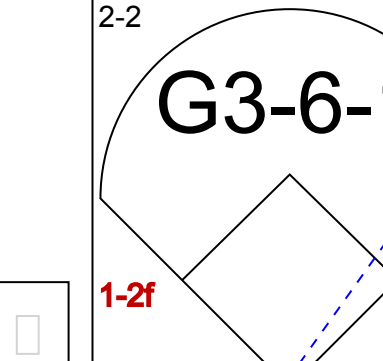
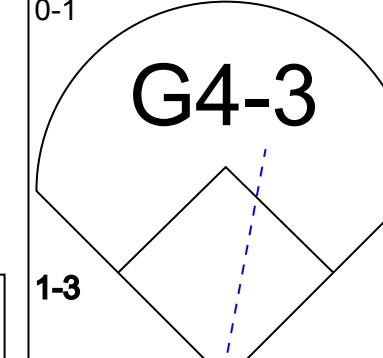
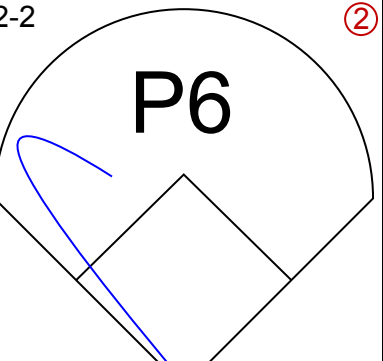
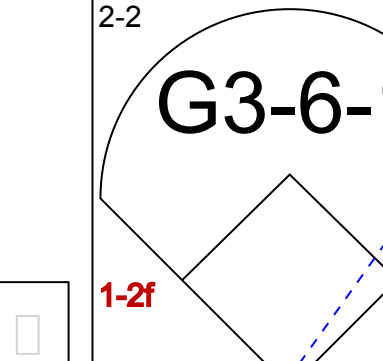
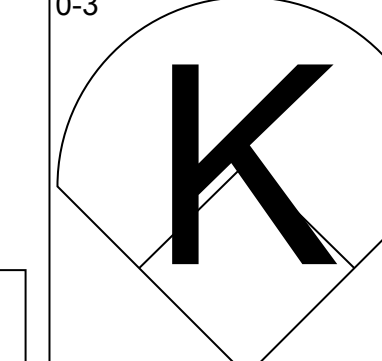
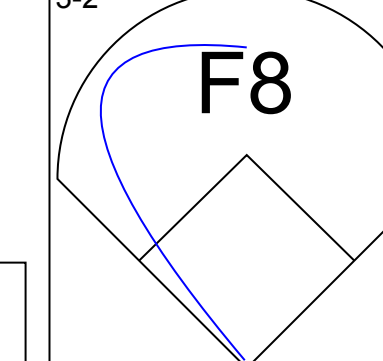

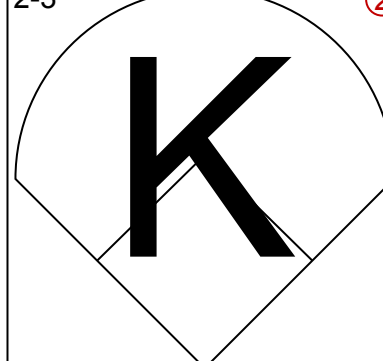
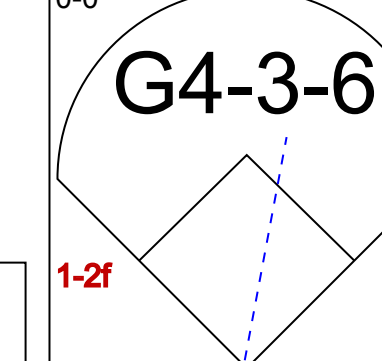

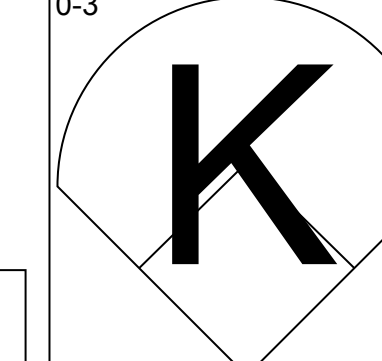
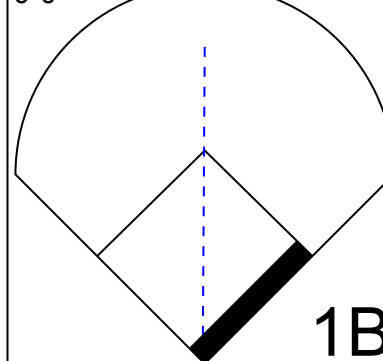


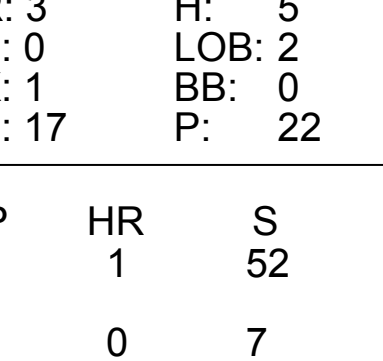
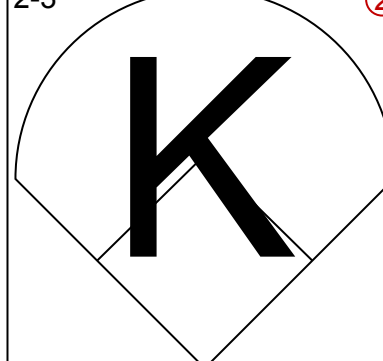
AB 37  
R 3  
H 11  
RBI 3  
BB 1  
SO 9  
LOB 15





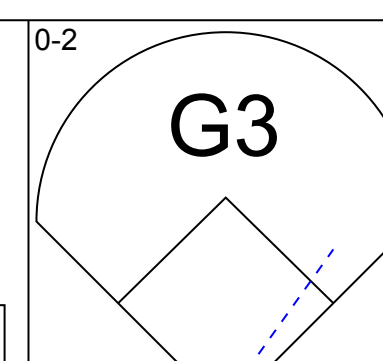
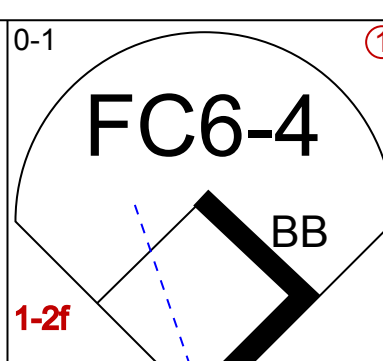
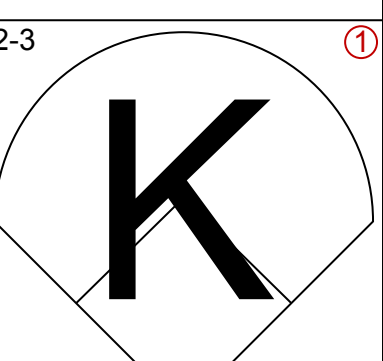
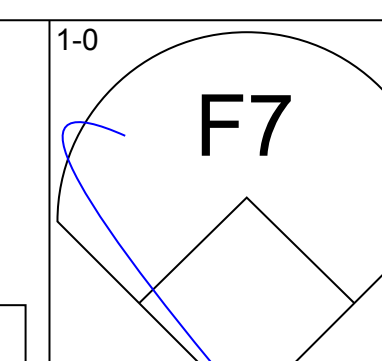
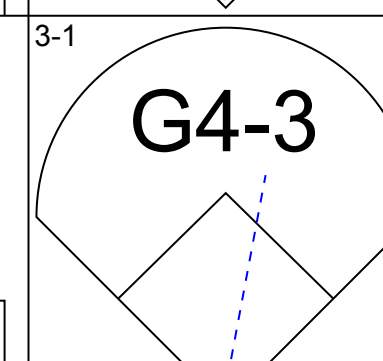
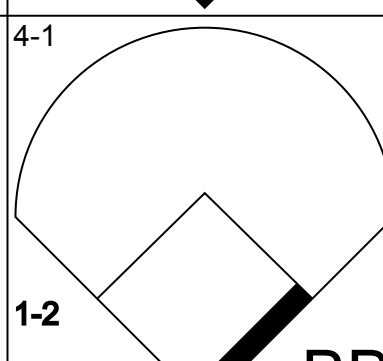
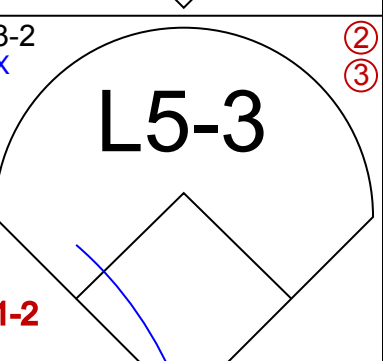
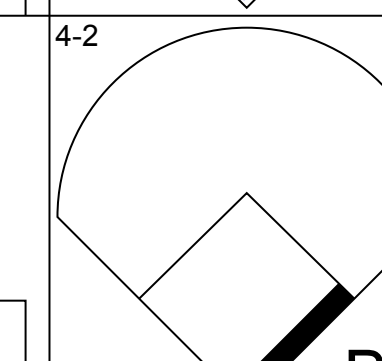
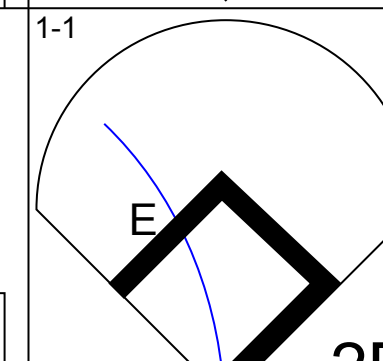
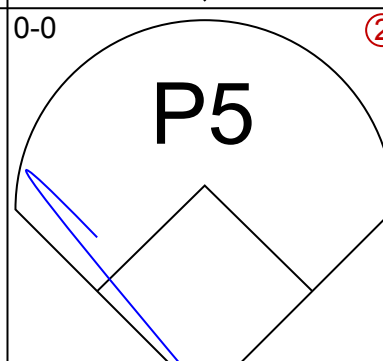
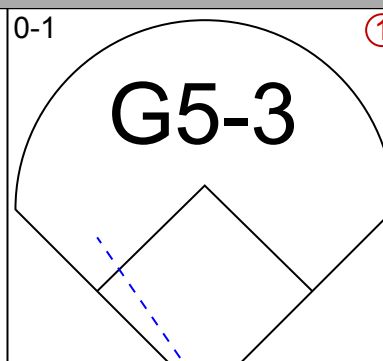
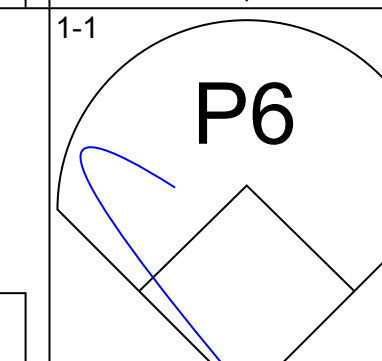
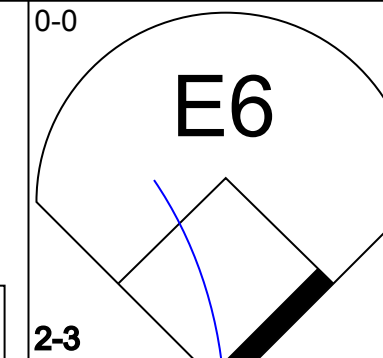
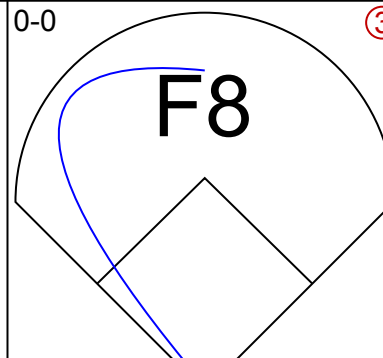
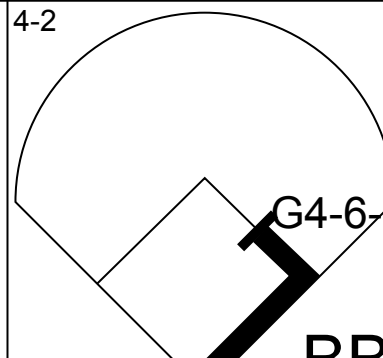
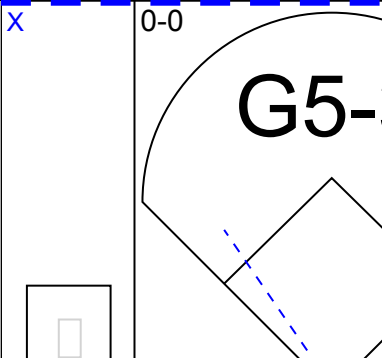
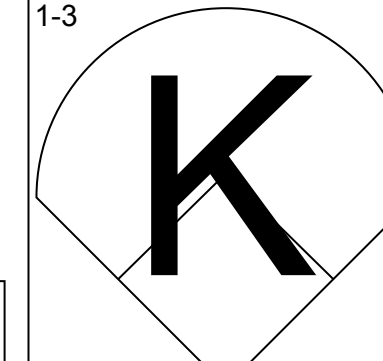
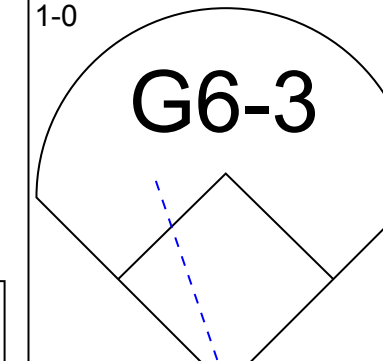
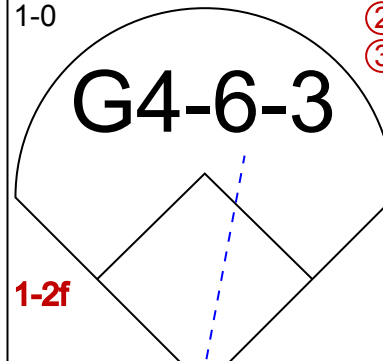
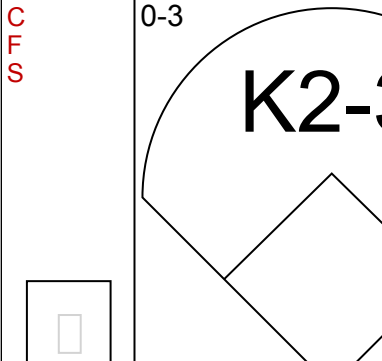
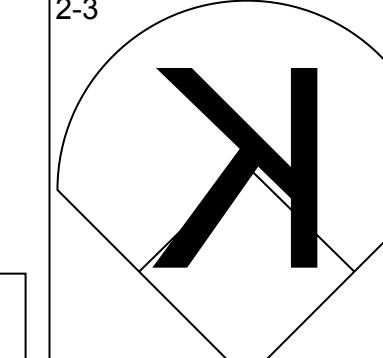
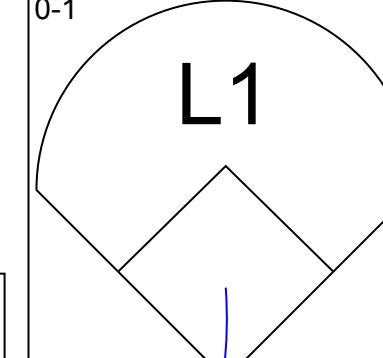
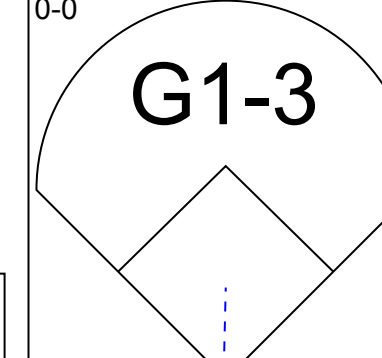
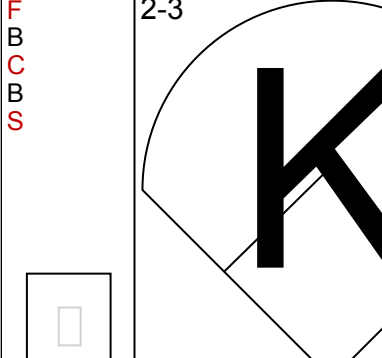
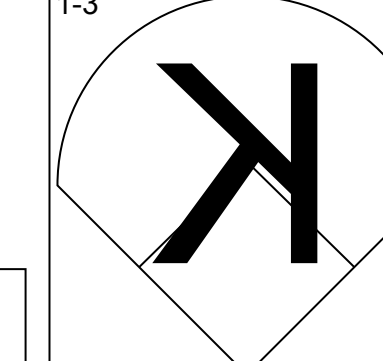
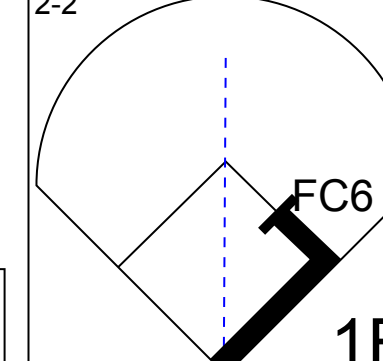
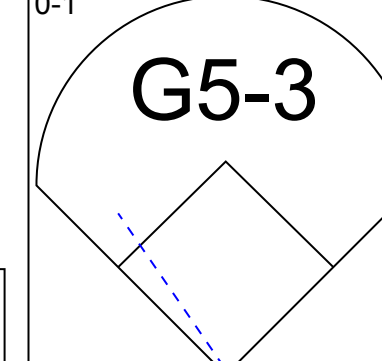
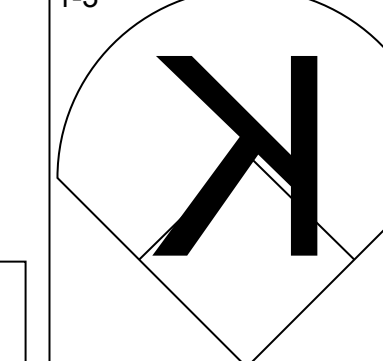
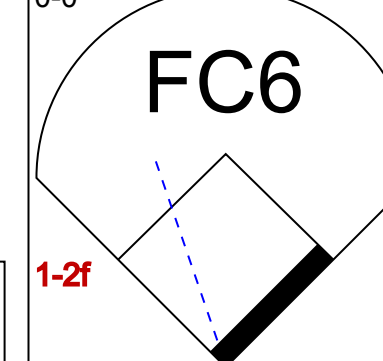
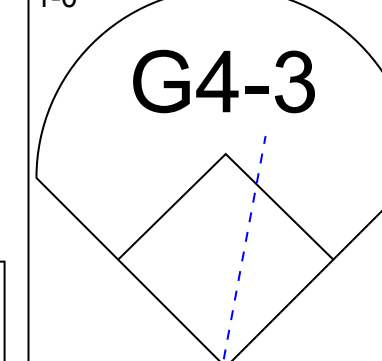
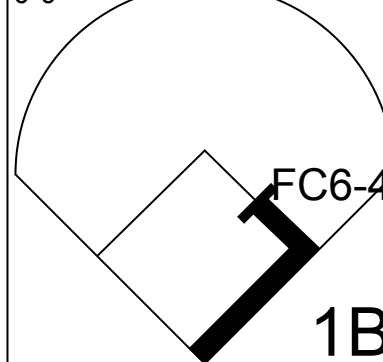
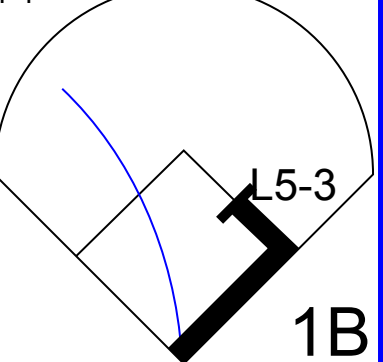
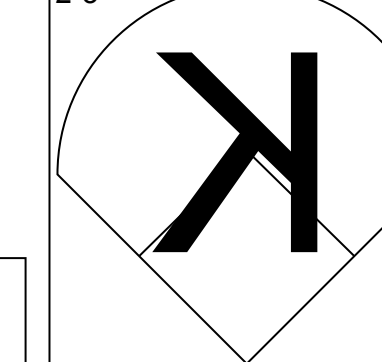




Batter	1	2	3	4	5	6	7	8	9	AB	R	H	RBI	BB	SO	LOB	TOP			
Roberto Kelly, R (1.8) OBP: 0.372, SLG: 0.457										5	0	1	1	0	1	1	<p>Atlanta Braves @ Florida Marlins</p> <p>Joe Robbie Stadium, Miami, FL</p> <p>Sat Jul 02 1994, 7:05 PM EDT</p> <p>Att: 42,893 - Unknown - 87 F</p>			
Mark Lemke, S (1.4) OBP: 0.370, SLG: 0.381									5	1	2	0	0	0	2					
David Justice, L (1.9) OBP: 0.447, SLG: 0.545									4	0	1	0	0	0	2					
Fred McGriff, L (1.3) OBP: 0.393, SLG: 0.601									4	2	3	2	0	0	1					
Ryan Klesko, L (1.7) OBP: 0.366, SLG: 0.658									4	1	1	1	0	1	2					
Dave Gallagher, R (8.7) OBP: 0.316, SLG: 0.313									4	0	0	0	0	1	2					
Bill Peacock, R (1.5) OBP: 0.321, SLG: 0.333									4	0	0	0	0	1	2					
Charlie O'Brien, R (1.2) OBP: 0.316, SLG: 0.505									4	1	2	1	0	1	1					
Rafael Belliard, R (1.6) OBP: 0.274, SLG: 0.313									4	0	1	0	0	1	2					
Greg Maddux, R (1.1) OBP: 0.209, SLG: 0.238									3	0	1	0	0	1	2					
Mark Wohlers, R (8.1) OBP: 1.000, SLG: 1.000									0	0	0	0	0	0	0					
Tony Tarasco, L (9. PH) OBP: 0.313, SLG: 0.447									1	0	0	0	0	0	0					
Greg McMichael, R (9.1) OBP: 0.313, SLG: 0.447									0	0	0	0	0	0	0					
<b>Inning Stats</b>	R: 0 E: 0 K: 1 S: 7	H: 0 LOB: 0 BB: 0 P: 9	R: 1 E: 0 K: 1 S: 15	H: 2 LOB: 1 BB: 0 P: 23	R: 0 E: 0 K: 0 S: 9	H: 1 LOB: 1 BB: 0 P: 16	R: 3 E: 0 K: 1 S: 17	H: 5 LOB: 2 BB: 0 P: 22	R: 0 E: 0 K: 0 S: 11	H: 1 LOB: 1 BB: 0 P: 19	R: 1 E: 0 K: 0 S: 11	H: 2 LOB: 0 BB: 0 P: 20	R: 0 E: 0 K: 2 S: 9	H: 0 LOB: 0 BB: 0 P: 10	R: 0 E: 0 K: 0 S: 7	H: 0 LOB: 0 BB: 0 P: 10	1B: 9 2B: 3 3B: 0 HR: 1	SF: 0 SAC: 0 DP: 2 HBP: 0	WP: 1 PB: 0 CS: 1	PA: 38
<b>PITCHER</b>	IP WLS BF H R ER SO BB IBB HBP BLK WP HR S P ERA WHIP																			
Terry Mathews, R (1.1) ERA: 4.22	4.0 L 21 9 4 4 3 0 0 0 0 0 0 1 52 77 9.00 2.250																			
Jeff Mutis, L (5.1) ERA: 4.74	1.0 3 0 0 0 0 0 0 0 0 0 0 0 7 12 0.00 0.000																			
Brian Drahman, R (6.1) ERA: 5.73	3.0 11 3 0 1 1 3 0 0 0 0 1 0 27 40 3.00 1.000																			
Richie Lewis, R (9.1) ERA: 3.52	1.0 3 0 0 0 0 0 0 0 0 0 0 0 7 10 0.00 0.000																			

AB	38
R	5
H	12
RBI	5
BB	0
SO	6
LOB	15



Batter	1	2	3	4	5	6	7	8	9	AB	R	H	RBI	BB	SO	LOB	BOTTOM					
Chuck Carr, S (1.8) OBP: 0.322, SLG: 0.349										4	0	0	0	0	1	2	<p>Atlanta Braves @ Florida Marlins</p> <p>Joe Robbie Stadium, Miami, FL</p> <p>Sat Jul 02 1994, 7:05 PM EDT</p> <p>Att: 42,893 - Unknown - 87 F</p>					
Dave Magadan, L (1.5) OBP: 0.387, SLG: 0.297										2	0	0	0	2	0	1						
Gary Sheffield, R (1.9) OBP: 0.384, SLG: 0.578										4	0	1	0	0	0	3						
Jeff Conine, R (1.7) OBP: 0.371, SLG: 0.518										3	0	0	0	1	0	3						
Greg Colbrunn, R (1.3) OBP: 0.353, SLG: 0.519										4	0	0	0	0	2	3						
Bento Santiago, R (1.2) OBP: 0.325, SLG: 0.409										4	0	0	0	0	2	0						
Bret Barberie, S (1.4) OBP: 0.333, SLG: 0.373									3	0	1	0	0	1	0							
Kurt Abbott, R (1.6) OBP: 0.294, SLG: 0.391									3	0	0	0	0	1	1							
Terry Mathews, L (1.1) ERA: 4.22										1	0	1	0	0	0	0						
Jeff Mutis, L (5.1) ERA: 4.74									0	0	0	0	0	0	0							
Alex Arias, R (5. PH) OBP: 0.302, SLG: 0.300									1	0	1	0	0	0	0							
Brian Drahman, R (6.1) ERA: 5.73									0	0	0	0	0	0	0							
Mattias Carrillo, L (8. PH) OBP: 0.322, SLG: 0.324									1	0	0	0	0	1	0							
Richie Lewis, R (9.1) ERA: 3.52									0	0	0	0	0	0	0							
<b>Inning Stats</b>	R: 0 E: 1 K: 1 S: 12	H: 1 LOB: 2 BB: 0 P: 17	R: 0 E: 0 K: 3 S: 11	H: 0 LOB: 0 BB: 0 P: 15	R: 0 E: 0 K: 0 S: 7	H: 1 LOB: 2 BB: 1 P: 10	R: 0 E: 0 K: 0 S: 8	H: 1 LOB: 0 BB: 0 P: 11	R: 0 E: 0 K: 1 S: 11	H: 0 LOB: 0 BB: 0 P: 17	R: 0 E: 0 K: 0 S: 5	H: 0 LOB: 0 BB: 1 P: 10	R: 0 E: 0 K: 1 S: 4	H: 0 LOB: 0 BB: 0 P: 5	R: 0 E: 0 K: 1 S: 9	H: 0 LOB: 1 BB: 1 P: 17	R: 0 E: 0 K: 2 S: 7	H: 0 LOB: 0 BB: 0 P: 9	1B: 3 2B: 2 3B: 0 HR: 0	SF: 0 SAC: 0 DP: 2 HBP: 0	WP: 0 PB: 0 CS: 0	PA: 33
<b>PITCHER</b>	IP WLS BF H R ER SO BB IBB HBP BLK WP HR S P ERA WHIP																					
Greg Maddux, R (1.1) ERA: 1.79	7.0 W 26 4 0 0 0 5 2 0 0 0 0 0 58 85 0.00 0.857																					
Mark Wohlers, R (8.1) ERA: 3.69	1.0 4 0 0 0 1 1 0 0 0 0 0 0 9 17 0.00 1.000																					
Greg McMichael, R (9.1) ERA: 2.91	1.0 3 0 0 0 2 0 0 0 0 0 0 0 7 9 0.00 0.000																					

AB	30
R	0
H	4
RBI	0
BB	3
SO	8
LOB	13










Batter	1	2	3	4	5	6	7	8	9	AB	R	H	RBI	BB	SO	LOB	TOP								
<b>Deion Sanders, L</b> (1, 8) OBP: 0.352, SLG: 0.409	2-1 1B		1-1 BB S 1B		1-1 CS HBP			2-1 HR 1B	3-3 K	4	2	3	0	0	1	0									
<b>Barry Larkin, R</b> (1, 6) OBP: 0.372, SLG: 0.396	2-3 K		1-2 P4		3-1 1-2 1B			2-3 K		4	0	1	0	0	2	3									
<b>Hal Morris, L</b> (1, 3) OBP: 0.397, SLG: 0.498	1-2 1B		4-2 BB 1-2 BB		0-1 F7			0-3 K		3	0	1	1	1	1	2									
<b>Reggie Sanders, R</b> (1, 9) OBP: 0.334, SLG: 0.528	1-0 3-H 2B		2-3 K		1-0 2-4			1-1 1-H HR		4	2	2	2	0	1	2									
<b>Tony Fernandez, S</b> (1, 5) OBP: 0.400, SLG: 0.468	1-2 2B		4-1 1-2 BB		3-2 F7			0-0 2B		3	1	2	1	1	0	0									
<b>Thomas Howard, S</b> (1, 7) OBP: 0.302, SLG: 0.403	0-1 G3-1		1-0 F7		1-1 F8			1-2 2B		4	0	1	1	0	0	4									
<b>Bret Boone, R</b> (1, 4) OBP: 0.363, SLG: 0.446		4-1 CS BB		1-3 K				2-3 K2-3	0-1 G4-3	3	0	0	0	1	2	1									
<b>Eddie Taubensee, L</b> (1, 2) OBP: 0.312, SLG: 0.500		1-3 K		2-3 K				3-3 K	1-2 G4-3	4	0	0	0	0	3	1									
<b>Jose Rijo, R</b> (1, 1) OBP: 0.200, SLG: 0.229		2-2 F9		0-0 G4-3				1-0 F9	1-1 G4-3	2	0	0	0	0	0	1									
<b>Jacob Brumfield, R</b> (7, PH) OBP: 0.296, SLG: 0.340		1-2 1-2								1	0	0	0	0	0	0									
<b>Hector Carrasco, R</b> (7, 1)		1-2								1	0	0	0	0	0	0									
<b>Inning Stats</b>	R: 2 E: 0 K: 1 S: 16	H: 4 LOB: 1 BB: 0 P: 23	R: 0 E: 0 K: 1 S: 8	H: 0 LOB: 0 BB: 1 P: 14	R: 0 E: 0 K: 1 S: 13	H: 1 LOB: 3 BB: 2 P: 26	R: 0 E: 0 K: 2 S: 7	H: 0 LOB: 0 BB: 0 P: 10	R: 0 E: 0 K: 0 S: 6	H: 1 LOB: 1 BB: 0 P: 10	R: 0 E: 0 K: 0 S: 8	H: 0 LOB: 0 BB: 0 P: 12	R: 0 E: 0 K: 2 S: 8	H: 0 LOB: 0 BB: 0 P: 14	R: 3 E: 0 K: 2 S: 16	H: 4 LOB: 1 BB: 0 P: 22	R: 0 E: 0 K: 1 S: 8	H: 0 LOB: 0 BB: 0 P: 13	1B: 4 2B: 4 3B: 1 HR: 1	SF: 0 SAC: 0 DP: 0 HBP: 1	WP: 1 PB: 0 SB: 1 CS: 2	PA: 37			
<b>PITCHER</b>	IP	WLS	BF	H	R	ER	SO	BB	IBB	HBP	BLK	WP	HR	S	P	ERA	WHIP								
<b>Pat Rapp, R</b> (1, 1) ERA: 4.16	6.0	L	25	6	2	2	5	3	0	1	0	1	0	58	95	3.00	1.500								
<b>Yorkis Perez, L</b> (7, 1) ERA: 3.35	1.2	6	1	1	1	1	4	0	0	0	0	0	0	16	26	5.40	0.600								
<b>Robb Nen, R</b> (8, 1) ERA: 3.27	0.1	4	3	2	2	0	0	0	0	0	0	0	1	8	10	54.00	9.000								
<b>John Johnstone, R</b> (9, 1) ERA:	1.0	3	0	0	0	0	1	0	0	0	0	0	0	8	13	0.00	0.000								

**Cincinnati Reds @ Florida Marlins**  
**Joe Robbie Stadium, Miami, FL**  
 Mon Jul 04 1994, 3:33 AM EDT  
 Att: 25,952 - Sunny - 87 F


AB 33  
 R 5  
 H 10  
 RBI 5  
 BB 3  
 SO 10  
 LOB 14



Batter	1	2	3	4	5	6	7	8	9	AB	R	H	RBI	BB	SO	LOB	BOTTOM								
<b>Chuck Carr, S</b> (1, 8) OBP: 0.321, SLG: 0.349	1-2 1B S 1B	0-1 G3			2-3 K		1-0 E 1B	0-0 F8		5	1	2	0	0	1	4									
<b>Jerry Browne, S</b> (1, 5) OBP: 0.395, SLG: 0.371	1-1 L7		4-2 1B BB		1-0 G5-3 1B		0-1 E4 F7-4 1-H 1B		3-3 K	4	0	2	0	1	1	1									
<b>Gary Sheffield, R</b> (1, 9) OBP: 0.385, SLG: 0.582	0-0 S 1B		1-1 F8		3-2 G5-3		4-2 1-2 BB		1-2 G1-3	4	0	1	0	1	0	2									
<b>Jeff Conine, R</b> (1, 7) OBP: 0.369, SLG: 0.514	2-3 K		0-0 1B		3-3 K		0-0 P3		1-3 K	5	0	1	0	0	3	5									
<b>Greg Colbrunn, R</b> (1, 3) OBP: 0.337, SLG: 0.494	0-2 G1-3		1-3 K			2-2 G5-3	0-1 F7-4			4	0	0	0	0	1	6									
<b>Robb Nen, R</b> (8, 1)										0	0	0	0	0	0	0									
<b>Mario Diaz, R</b> (9, 5) OBP: 0.469, SLG: 0.556										0	0	0	0	0	0	0									
<b>Bret Barberie, S</b> (1, 4) OBP: 0.337, SLG: 0.384		3-2 G1-3	0-1 F9			0-0 G3-1 1B		2-2 G4-3		4	0	1	0	0	0	2									
<b>Alex Arias, R</b> (1, 6) OBP: 0.316, SLG: 0.307		1-1 FC3-5 1B		1-0 G5-3		1-0 G3-1 1B		2-3 K		4	0	2	0	0	1	0									
<b>Rob Natal, R</b> (1, 2) OBP: 0.375, SLG: 0.286		2-2 FC3-5 1B		1-3 K		2-1 G3-1		4-1 WP BB		3	0	1	0	1	1	2									
<b>Pat Rapp, R</b> (1, 1) OBP: 0.103, SLG: 0.138		0-0 FC3-5		1-3 K		3-1 L4		4-2 BB		2	0	0	0	0	1	2									
<b>Matias Carrillo, L</b> (6, PH) OBP: 0.319, SLG: 0.321										1	0	0	0	0	0	2									
<b>Yorkis Perez, L</b> (7, 1)										0	0	0	0	0	0	0									
<b>Dave Magadan, L</b> (8, 3) OBP: 0.377, SLG: 0.313		1-2 2-3								0	0	0	0	1	0	0									
<b>John Johnstone, R</b> (9, 1) ERA:										0	0	0	0	0	0	0									
<b>Inning Stats</b>	R: 0 E: 0 K: 1 S: 12	H: 2 LOB: 2 BB: 0 P: 16	R: 0 E: 0 K: 0 S: 12	H: 2 LOB: 0 BB: 0 P: 18	R: 0 E: 0 K: 1 S: 11	H: 1 LOB: 2 BB: 1 P: 17	R: 0 E: 0 K: 2 S: 7	H: 0 LOB: 0 BB: 0 P: 10	R: 0 E: 0 K: 0 S: 10	H: 1 LOB: 1 BB: 0 P: 21	R: 1 E: 2 K: 0 S: 9	H: 2 LOB: 1 BB: 1 P: 14	R: 0 E: 0 K: 1 S: 11	H: 0 LOB: 2 BB: 2 P: 23	R: 0 E: 0 K: 2 S: 14	H: 0 LOB: 0 BB: 0 P: 19	1B: 10 2B: 1 3B: 0 HR: 0	SF: 0 SAC: 0 DP: 1 HBP: 0	WP: 1 PB: 0 SB: 2 CS: 0	PA: 40					
<b>PITCHER</b>	IP	WLS	BF	H	R	ER	SO	BB	IBB	HBP	BLK	WP	HR	S	P	ERA	WHIP								
<b>Jose Rijo, R</b> (1, 1) ERA: 2.99	6.0	W	27	6	0	0	6	1	0	0	0	1	0	34	56	0.00	1.667								
<b>Hector Carrasco, R</b> (7, 1) ERA: 2.35	3.0	S	13	2	1	0	3	3	0	0	0	1	0	34	56	0.00	1.667								

**Cincinnati Reds @ Florida Marlins**  
**Joe Robbie Stadium, Miami, FL**  
 Mon Jul 04 1994, 3:33 AM EDT  
 Att: 25,952 - Sunny - 87 F

AB 36  
 R 1  
 H 10  
 RBI 0  
 BB 4  
 SO 9  
 LOB 26





Batter	1	2	3	4	5	6	7	8	9	AB	R	H	RBI	BB	SO	LOB	TOP			
Deion Sanders, L (1, 8) OBP: 0.350, SLG: 0.405										5	1	1	0	0	1	1	Cincinnati Reds @ Florida Marlins Joe Robbie Stadium, Miami, FL Tue Jul 05 1994, 7:05 PM EDT Att: 25,003 - Unknown - 87 F			
Barry Larkin, R (1, 6) OBP: 0.375, SLG: 0.409										5	2	3	1	0	0	0				
Hal Morris, L (1, 3) OBP: 0.399, SLG: 0.509										5	2	3	3	0	0	1				
Kevin Mitchell, R (1, 7) OBP: 0.418, SLG: 0.683 Thomas Howard, S (8, PR) OBP: 0.300, SLG: 0.490										4	2	3	3	0	1	0				
Reggie Sanders, R (1, 9) OBP: 0.330, SLG: 0.522										3	0	0	1	0	1	0				
Tony Fernandez, S (1, 5) OBP: 0.398, SLG: 0.476										4	1	1	1	0	1	1				
Bret Boone, R (1, 4) OBP: 0.362, SLG: 0.441										3	0	0	0	0	1	0				
Brian Dorsett, R (1, 2) OBP: 0.328, SLG: 0.376										4	1	2	0	0	0	0				
Pete Schourek, L (1, 1) OBP: 0.250, SLG: 0.500 Jacob Brumfield, R (7, PH) OBP: 0.291, SLG: 0.333 Johnny Ruffin, R (7, 1) Rich DeLucia, R (9, 1)										2	0	0	0	0	0	0				
<b>Inning Stats</b>	R: 2 E: 0 K: 2 S: 9	H: 2 LOB: 0 BB: 0 P: 9	R: 1 E: 0 K: 0 S: 7	H: 1 LOB: 0 BB: 0 P: 16	R: 0 E: 0 K: 0 S: 5	H: 0 LOB: 0 BB: 0 P: 9	R: 1 E: 0 K: 0 S: 6	H: 1 LOB: 0 BB: 0 P: 7	R: 0 E: 0 K: 0 S: 3	H: 2 LOB: 0 BB: 0 P: 21	R: 0 E: 0 K: 0 S: 7	H: 1 LOB: 1 BB: 0 P: 13	R: 1 E: 0 K: 0 S: 9	H: 2 LOB: 1 BB: 0 P: 15	R: 2 E: 0 K: 1 S: 18	H: 4 LOB: 2 BB: 0 P: 25	1B: 8 2B: 0 3B: 0 HR: 5	SF: 1 SAC: 0 DP: 1 HBP: 1	WP: 1 PB: 0 SB: 0 CS: 0	PA: 40
<b>PITCHER</b>	IP WLS BF H R ER SO BB IBB HBP BLK WP HR S P ERA WHIP																			
Charlie Hough, R (1, 1) ERA: 4.46	4.0 L 16 4 4 4 2 0 0 0 0 0 4 27 41 9.00 1.000																			
Brian Drahman, R (5, 1) ERA: 6.23	2.0 8 2 2 2 2 0 0 0 0 1 1 15 25 9.00 1.000																			
Jeff Mutis, L (7, 1) ERA: 4.85	2.0 9 3 1 1 0 0 0 0 1 0 0 0 16 28 4.50 1.500																			
Richie Lewis, R (9, 1) ERA: 4.43	1.0 7 4 2 2 1 0 0 0 0 0 0 0 18 25 18.00 4.000																			

Batter	1	2	3	4	5	6	7	8	9	AB	R	H	RBI	BB	SO	LOB	BOTTOM					
Chuck Carr, S (1, 8) OBP: 0.316, SLG: 0.343										5	0	0	0	0	2	1	Cincinnati Reds @ Florida Marlins Joe Robbie Stadium, Miami, FL Tue Jul 05 1994, 7:05 PM EDT Att: 25,003 - Unknown - 87 F					
Jerry Browne, S (1, 5) OBP: 0.407, SLG: 0.379										3	1	3	1	2	0	0						
Gary Sheffield, R (1, 9) OBP: 0.381, SLG: 0.587										5	1	1	2	0	2	4						
Jeff Conine, R (1, 7) OBP: 0.366, SLG: 0.509										5	0	1	0	0	0	3						
Greg Colbrunn, R (1, 3) OBP: 0.351, SLG: 0.523										5	1	3	0	0	1	2						
Benito Santiago, R (1, 2) OBP: 0.327, SLG: 0.405										1	0	0	1	2	0	0						
Kurt Abbott, R (1, 6) OBP: 0.292, SLG: 0.390										4	0	1	0	0	1	4						
Bret Barberie, S (1, 4) OBP: 0.336, SLG: 0.380										3	0	0	0	0	1	3						
Charlie Hough, R (1, 1) OBP: 0.195, SLG: 0.129 Alex Rodriguez, R (4, PH) OBP: 0.310, SLG: 0.300 Brian Drahman, R (5, 1) OBP: 0.375, SLG: 0.538 Mario Diaz, R (6, PH) OBP: 0.346, SLG: 0.538 Jeff Mutis, L (7, 1) OBP: 0.346, SLG: 0.538 Richie Lewis, R (9, 1) OBP: 0.366, SLG: 0.509 Dave Magadan, L (9, PH) OBP: 0.305, SLG: 0.313										1	0	0	0	0	0	3						
<b>Inning Stats</b>	R: 0 E: 0 K: 2 S: 10	H: 1 LOB: 1 BB: 0 P: 11	R: 0 E: 0 K: 0 S: 10	H: 1 LOB: 2 BB: 1 P: 21	R: 0 E: 0 K: 1 S: 10	H: 2 LOB: 0 BB: 0 P: 14	R: 0 E: 0 K: 0 S: 8	H: 1 LOB: 1 BB: 0 P: 10	R: 0 E: 0 K: 1 S: 10	H: 0 LOB: 1 BB: 1 P: 18	R: 0 E: 0 K: 1 S: 11	H: 1 LOB: 2 BB: 1 P: 18	R: 0 E: 0 K: 1 S: 7	H: 0 LOB: 1 BB: 1 P: 12	R: 1 E: 0 K: 1 S: 7	H: 1 LOB: 0 BB: 0 P: 14	R: 3 E: 0 K: 1 S: 14	H: 2 LOB: 0 BB: 1 P: 27	1B: 5 2B: 3 3B: 0 HR: 1	SF: 1 SAC: 0 DP: 1 HBP: 1	WP: 0 PB: 1 SB: 0 CS: 0	PA: 41
<b>PITCHER</b>	IP WLS BF H R ER SO BB IBB HBP BLK WP HR S P ERA WHIP																					
Pete Schourek, L (1, 1) ERA: 4.47	6.0 W 27 6 0 0 4 3 0 0 0 0 0 59 92 0.00 1.500																					
Johnny Ruffin, R (7, 1) ERA: 2.94	2.1 11 2 3 2 2 2 0 0 0 0 0 0 23 45 7.71 1.714																					
Rich DeLucia, R (9, 1) ERA: 5.14	0.2 3 1 1 1 1 0 0 0 0 0 0 1 5 8 13.50 1.500																					



Batter	1	2	3	4	5	6	7	8	9	10	AB	R	H	RBI	BB	SO	LOB	TOP									
<b>Deion Sanders, L</b> OBP: 0.350, SLG: 0.401	(1, 8) 4-1 CS BB		(1, 2) 4-1 1B BB	(1, 2) P3			(1, 3) 3-1 F8		(1, 3) 1-3 K		3	0	0	0	2	1	2										
<b>Barry Larkin, R</b> OBP: 0.378, SLG: 0.413	(1, 6) 0-3 K		(1, 2) 0-0 G4-6-3 1B		(1, 1) 4-1 S BB		(1, 2) 2-2 G3 2B		(1, 2) 0-2 G5-3		4	0	2	0	1	1	2										
<b>Hal Morris, L</b> OBP: 0.397, SLG: 0.503	(1, 3) 4-1 P BB		(1, 2) 1-0 G4-6-3		(1, 2) 2-0 F7		(1, 2) 2-2 G3		(1, 2) 2-3 K		4	0	0	0	1	1	5										
<b>Kevin Mitchell, R</b> OBP: 0.410, SLG: 0.668	(1, 7) 3-3 K				(1, 2) 0-0 G4-3		(1, 2) 2-3 K		(1, 2) 1-2 G5-3		5	0	0	0	0	3	3										
<b>Reggie Sanders, R</b> OBP: 0.334, SLG: 0.525		(1, 9) 4-2 CS BB		(1, 2) 3-2 2B		(1, 0) 1-0 P4		(1, 2) 2-2 L7		(1, 2) 0-2 1B 1B		4	1	2	0	1	0	1									
<b>Tony Fernandez, S</b> OBP: 0.401, SLG: 0.484	(1, 5) 3-2 G4-3			(1, 0) 4-0 2B		(1, 0) 0-0 3B		(1, 2) 1-2 F8		(1, 1) 1-1 1B		4	1	2	0	1	0	1									
<b>Bret Boone, R</b> OBP: 0.359, SLG: 0.440	(1, 4) 0-1 G6-3			(1, 1) 1-1 2B		(1, 2) 3-2 F9		(1, 3) 0-3 K		(1, 2) 2-1 P4		5	1	1	2	0	1	3									
<b>Chuck McElroy, L</b> OBP: 0.167, SLG: 0.167	(10, 1)			(1, 1) 1-1 2B								0	0	0	0	0	0	0									
<b>Eddie Taubensee, L</b> OBP: 0.320, SLG: 0.512	(1, 2)			(1, 2) 0-1 2B		(1, 0) 1-0 G5-3		(1, 2) 2-3 K				3	0	2	1	0	0	1									
<b>Jacob Brumfield, R</b> OBP: 0.298, SLG: 0.327	(9, PH)			(1, 1) 1B BB								1	0	0	0	0	1	0									
<b>Brian Dorsett, R</b> OBP: 0.328, SLG: 0.376	(9, 2)			(1, 1) 1B								0	0	0	0	0	0	0									
<b>John Roper, R</b> OBP: 0.261, SLG: 0.273	(1, 1)			(1, 3) 1-3 2B		(1, 2) 1-2 L4						3	0	0	0	0	1	3									
<b>Jeff Brantley, R</b> OBP: 0.281, SLG: 0.273	(8, 1)			(1, 1) B2								0	0	0	0	0	0	0									
<b>Steve Pegues, R</b> OBP: 0.281, SLG: 0.273	(9, PH)											0	0	0	0	1	0	0									
<b>Hector Carrasco, R</b> OBP: 0.291, SLG: 0.400	(9, 1)											0	0	0	0	0	0	0									
<b>Jeff Branson, L</b> OBP: 0.291, SLG: 0.400	(10, 4)											0	0	0	0	0	0	0									
<b>Inning Stats</b>	R: 0 E: 0 K: 2 S: 11	H: 0 LOB: 1 P: 21	R: 0 E: 0 K: 0 S: 10	H: 0 LOB: 0 BB: 1 P: 17	R: 0 E: 0 K: 0 S: 7	H: 2 LOB: 2 BB: 1 P: 32	R: 3 E: 0 K: 1 S: 22	H: 3 LOB: 1 BB: 1 P: 32	R: 0 E: 0 K: 1 S: 7	H: 0 LOB: 1 BB: 1 P: 17	R: 0 E: 0 K: 0 S: 9	H: 1 LOB: 1 BB: 0 P: 14	R: 0 E: 0 K: 1 S: 16	H: 1 LOB: 1 BB: 0 P: 25	R: 0 E: 0 K: 1 S: 9	H: 0 LOB: 0 BB: 0 P: 12	R: 0 E: 0 K: 2 S: 15	H: 0 LOB: 1 BB: 1 P: 22	R: 0 E: 0 K: 1 S: 14	H: 2 LOB: 2 BB: 2 P: 20	1B: 4 2B: 4 3B: 1 HR: 0	SF: 0 SAC: 0 DP: 1 HBP: 0	WP: 0 PB: 0 SB: 1 CS: 2	PA: 43			
<b>PITCHER</b>	IP WLS BF H R ER SO BB IBB HBP BLK WP HR S P ERA WHIP	5.1 25 6 3 3 4 6 0 0 0 0 0 0 61 108 5.06 2.250	0.2 2 0 0 0 0 0 0 0 0 0 0 0 5 7 0.00 0.000	2.0 7 1 0 0 2 0 0 0 0 0 0 0 25 37 0.00 0.500	1.2 8 2 0 0 3 1 0 0 0 0 0 0 27 38 0.00 1.800	0.1 W 1 0 0 0 0 0 0 0 0 0 0 2 4 0.00 0.000																					

Cincinnati Reds @ Florida Marlins  
Joe Robbie Stadium, Miami, FL  
Wed Jul 06 1994, 7:05 PM EDT  
Att: 25,365 - Unknown - 86 F

AB	36
R	3
H	9
RBI	3
BB	7
SO	9
LOB	21



Batter	1	2	3	4	5	6	7	8	9	10	AB	R	H	RBI	BB	SO	LOB	BOTTOM				
<b>Chuck Carr, S</b> OBP: 0.314, SLG: 0.341	(1, 8) 1-2 G4-3		(1, 2) 0-1 FC4-6			(1, 2) 1-1 G4-3				(1, 0) 0-0 E6		5	2	1	0	0	0	2				
<b>Jerry Browne, S</b> OBP: 0.407, SLG: 0.377	(1, 5) 3-2 G5-3 1B		(1, 2) 2-1 G6-4-3			(1, 0) 0-1 G4-3				(1, 2) 4-2 1B BB		4	0	1	0	1	1	4				
<b>Gary Sheffield, R</b> OBP: 0.386, SLG: 0.584	(1, 9) 3-2 G5-3					(1, 2) 4-2 F8		(1, 2) 2-2 FC5-4 1B		(1, 2) 4-0 1B BB		3	0	1	1	2	0	1				
<b>Jeff Conine, R</b> OBP: 0.367, SLG: 0.508	(1, 7) 3-3 K					(1, 0) 0-0 FC4-6 1B		(1, 2) 1-3 FC5-4 1B		(1, 2) 2-2 P4		5	0	2	1	0	1	5				
<b>Dave Magadan, L</b> OBP: 0.373, SLG: 0.306	(1, 3)					(1, 0) 0-0 G4-6-3		(1, 3) 1-3 3H		(1, 0) 0-0 1B		4	0	0	0	0	0	4				
<b>Greg Colbrunn, R</b> OBP: 0.358, SLG: 0.528	(10, PH)					(1, 2) 2-1 G6-3		(1, 0) 0-1 F7		(1, 2) 0-1 L9		1	0	1	1	0	0	0				
<b>Benito Santiago, R</b> OBP: 0.322, SLG: 0.398	(1, 2)					(1, 0) 1-0 G5-3		(1, 2) 2-0 P4		(1, 2) 2-3 K		4	0	0	0	0	1	1				
<b>Kurt Abbott, R</b> OBP: 0.292, SLG: 0.388	(1, 6)					(1, 0) 0-1 G5-3				(1, 1) 1-1 SF8 1B		4	1	1	0	0	0	0				
<b>Bret Barberie, S</b> OBP: 0.338, SLG: 0.382	(1, 4)					(1, 0) 0-0 F8				(1, 0) 0-1 G4-3		4	1	2	0	0	0	0				
<b>Robb Nen, R</b> OBP: 0.338, SLG: 0.382	(10, 1)					(1, 0) 0-0 FC4-6 HBP 1B		(1, 3) 1-3 1B 1B				0	0	0	0	0	0	0				
<b>Mark Gardner, R</b> OBP: 0.142, SLG: 0.077	(1, 1)											0	0	0	0	0	0	0				
<b>Jeff Mutis, L</b> ERA: 4.75	(6, 1)											0	0	0	0	0	0	0				
<b>Alex Atlas, R</b> OBP: 0.300, SLG: 0.300	(8, PH)											0	0	0	0	0	0	0				
<b>Terry Mathews, L</b> OBP: 0.300, SLG: 0.300	(7, 1)											0	0	0	0	0	0	0				
<b>Mattias Carrillo, L</b> OBP: 0.176, SLG: 0.321	(8, PH)											0	0	0	1	0	0	0				
<b>Yorkis Perez, L</b> OBP: 0.318	(9, 1)											0	0	0	0	0	0	0				
<b>Mano Diaz, R</b> OBP: 0.441, SLG: 0.517	(10, 4)											1	0	0	0	0	0	0				
<b>Inning Stats</b>	R: 0 E: 0 K: 1 S: 13	H: 1 LOB: 1 BB: 0 P: 23	R: 0 E: 0 K: 0 S: 6	H: 0 LOB: 0 BB: 0 P: 10	R: 0 E: 0 K: 0 S: 6	H: 1 LOB: 1 BB: 0 P: 9	R: 0 E: 0 K: 0 S: 4	H: 1 LOB: 0 BB: 0 P: 6	R: 0 E: 0 K: 0 S: 5	H: 0 LOB: 0 BB: 0 P: 5	R: 0 E: 0 K: 0 S: 7	H: 0 LOB: 1 BB: 0 P: 12	R: 3 E: 0 K: 1 S: 14	H: 5 LOB: 2 BB: 0 P: 18	R: 0 E: 0 K: 1 S: 6	H: 0 LOB: 0 BB: 0 P: 8	R: 1 E: 1 K: 0 S: 11	H: 1 LOB: 3 BB: 2 P: 21	1B: 9 2B: 0 3B: 0 HR: 0	SF: 1 SAC: 0 DP: 2 HBP: 1	WP: 0 PB: 1 SB: 0 CS: 0	PA: 41
<b>PITCHER</b>	IP WLS BF H R ER SO BB IBB HBP BLK WP HR S P ERA WHIP	7.1 28 6 3 3 1 1 0 0 0 0 0 0 52 81 3.68 0.955	0.2 4 2 0 0 1 0 0 0 0 0 0 0 9 11 0.00 3.000	1.2 8 0 1 0 1 2 0 0 0 0 0 0 16 28 0.00 1.200	0.0 1 1 0 0 0 0 0 0 0 0 0 0 1 1 ∞ ∞																	

Cincinnati Reds @ Florida Marlins  
Joe Robbie Stadium, Miami, FL  
Wed Jul 06 1994, 7:05 PM EDT  
Att: 25,365 - Unknown - 86 F

AB	36
R	4
H	9
RBI	4
BB	3
SO	3
LOB	17





Batter	1	2	3	4	5	6	7	8	9	AB	R	H	RBI	BB	SO	LOB	TOP										
<b>Eric Young Sr. R</b> OBP: 0.391, SLG: 0.468 (1, 7)	B2 1-1		P6 1-1		FC6 2-1			E6 1-2	S 4-2	4	1	0	0	1	0	3	<b>Colorado Rockies @ Florida Marlins</b> Joe Robbie Stadium, Miami, FL Thu Jul 07 1994, 7:05 PM EDT Att: 28,783 - Unknown - 86 F  livebaseballscores.com										
<b>Walt Weiss S</b> OBP: 0.354, SLG: 0.334 (1, 6)	G5-3 1-1			CS 4-1	BB 1B	FC5-4 2-1		1B 4-2	BB 4-2	2	0	1	0	3	0	0											
<b>Dante Bichette R</b> OBP: 0.337, SLG: 0.565 (1, 9)	F8 1-0			K 1-3	K 3-3	FC5-4 1-1		F9 0-1	K 0-3	5	0	0	0	0	2	6											
<b>Andres Galarraga R</b> OBP: 0.356, SLG: 0.583 (1, 3)		WP 1B		K 1-2		L8 0-0		1B 1-3		4	1	2	1	0	1	2											
<b>Charlie Hayes R</b> OBP: 0.341, SLG: 0.427 (1, 5)		K 1-3				P3 1-1		K 1-3		3	0	0	0	1	2	2											
<b>Joe Girardi R</b> OBP: 0.325, SLG: 0.352 (1, 2)		G5-3 2-2				L7 3-1		P4 0-2		4	0	2	1	0	0	3											
<b>Vinny Castilla R</b> OBP: 0.330, SLG: 0.500 <b>John Vander Wal L</b> OBP: 0.300, SLG: 0.472 <b>Nelson Liriano S</b> OBP: 0.360, SLG: 0.389 (8, PH) (8, 4)		G5-3 2-2				K 0-3		F9 0-2	K 1-3	3	0	0	0	0	1	2											
<b>Trenidad Hubbard R</b> <b>Mike Kingery L</b> OBP: 0.302, SLG: 0.505 (1, 8) (8, 8)			G3 0-0			E2 0-1		F9 1-2	K 1-3	3	0	0	0	0	0	2											
<b>David Nied R</b> OBP: 0.114, SLG: 0.088 (1, 1)			K 2-3			FC6 2-1		K 0-2	G6-3 0-0	4	0	1	0	0	2	1											
<b>Inning Stats</b>	R: 0 E: 0 K: 0 S: 5	H: 0 LOB: 0 BB: 0 P: 8	R: 1 E: 0 K: 1 S: 11	H: 2 LOB: 0 BB: 0 P: 17	R: 0 E: 0 K: 1 S: 6	H: 0 LOB: 0 BB: 0 P: 9	R: 0 E: 0 K: 2 S: 8	H: 0 LOB: 1 BB: 1 P: 16	R: 0 E: 0 K: 1 S: 13	H: 1 LOB: 3 BB: 0 P: 21	R: 0 E: 0 K: 1 S: 8	H: 1 LOB: 1 BB: 0 P: 12	R: 0 E: 0 K: 1 S: 11	H: 1 LOB: 1 BB: 0 P: 12	R: 1 E: 1 K: 1 S: 16	H: 1 LOB: 3 BB: 2 P: 25		R: 0 E: 0 K: 2 S: 12	H: 0 LOB: 2 BB: 2 P: 21	1B: 5 2B: 2 HR: 0	SF: 0 SAC: 0 DP: 1 HBP: 0	WP: 2 PB: 0 SB: 1 CS: 1	PA: 39				
<b>PITCHER</b>	IP	WLS	BF	H	R	ER	SO	BB	IBB	HBP	BLK	WP	HR	S	P	ERA	WHIP										
<b>Rich Scheid L</b> ERA: 1.29 <b>John Johnstone R</b> ERA:	(1, 1) (8, 1)	7.0 L	27 12	5 1	1 1	1 0	7 3	1 3	0 1	0 0	0 0	2 0	0 0	62 28	95 46	1.29 0.00	0.857 2.000										

Batter	1	2	3	4	5	6	7	8	9	AB	R	H	RBI	BB	SO	LOB	BOTTOM										
<b>Jerry Browne S</b> OBP: 0.404, SLG: 0.375 (1, 8) (8, 5)	G3-1 1-2				K 2-3			P5 2-2		4	1	1	0	0	1	2	<b>Colorado Rockies @ Florida Marlins</b> Joe Robbie Stadium, Miami, FL Thu Jul 07 1994, 7:05 PM EDT Att: 28,783 - Unknown - 86 F  livebaseballscores.com										
<b>Dave Magadan L</b> OBP: 0.375, SLG: 0.316 <b>John Johnstone R</b> ERA: (8, 1)	L8 3-1				P3-6 1B			G4-3 0-2		4	0	2	1	0	0	1											
<b>Gary Sheffield R</b> OBP: 0.391, SLG: 0.583 (1, 9)	FC6-4 4-0				CS 4-0			G5-3 0-1		2	0	1	0	2	0	0											
<b>Jeff Conine R</b> OBP: 0.365, SLG: 0.503 (1, 7)	L4 1-1				P3-6 1B			F8 2-0		3	0	0	0	1	0	4											
<b>Greg Colbrunn R</b> OBP: 0.343, SLG: 0.505 (1, 3)	P3 3-1				K 1-3			K 2-3		4	0	0	0	0	3	3											
<b>Benito Santiago R</b> OBP: 0.322, SLG: 0.398 <b>Matias Carrillo L</b> OBP: 0.314, SLG: 0.318 (8, PH) (8, 6)	FC6-4 2-0				G6-4-3 1B			P4 2-1		3	0	1	0	0	0	2											
<b>Kurt Abbott R</b> OBP: 0.292, SLG: 0.387 <b>Mario Diaz R</b> OBP: 0.429, SLG: 0.500 (1, 6) (9, 6)		SH3-4 2-2			G6-4-3 1B			K 1-3		3	0	1	0	0	1	1											
<b>Bret Barberie S</b> OBP: 0.340, SLG: 0.381 (1, 4)	F8 1-1				BB 4-1			SH1-4 1B		3	0	1	0	1	0	1											
<b>Rich Scheid L</b> <b>Chuck Carr S</b> OBP: 0.314, SLG: 0.341 (1, 1) (7, PH) (8, 8)		SH3-4 0-1			L8 1-0			SH1-4 1B		1	0	0	0	0	0	1											
<b>Inning Stats</b>	R: 1 E: 0 K: 0 S: 10	H: 2 LOB: 2 BB: 1 P: 24	R: 0 E: 0 K: 0 S: 9	H: 1 LOB: 1 BB: 0 P: 13	R: 0 E: 0 K: 1 S: 11	H: 0 LOB: 1 BB: 2 P: 22	R: 0 E: 0 K: 0 S: 5	H: 1 LOB: 1 BB: 1 P: 12	R: 0 E: 0 K: 2 S: 8	H: 0 LOB: 0 BB: 0 P: 12	R: 0 E: 0 K: 2 S: 8	H: 0 LOB: 1 BB: 0 P: 11	R: 0 E: 0 K: 1 S: 7	H: 0 LOB: 0 BB: 0 P: 11	R: 0 E: 0 K: 0 S: 6	H: 0 LOB: 0 BB: 0 P: 8		1B: 6 2B: 2 HR: 0	SF: 0 SAC: 2 DP: 2 HBP: 0	WP: 0 PB: 0 SB: 0 CS: 1	PA: 35						
<b>PITCHER</b>	IP	WLS	BF	H	R	ER	SO	BB	IBB	HBP	BLK	WP	HR	S	P	ERA	WHIP										
<b>David Nied R</b> ERA: 4.53	(1, 1)	9.0 W	35 35	7 7	1 1	1 1	5 5	4 4	0 0	0 0	0 0	0 0	0 0	72 72	125 125	1.00 1.222											



Batter	1	2	3	4	5	6	7	8	9	AB	R	H	RBI	BB	SO	LOB	TOP										
Eric Young Sr. R (1, 7) OBP: 0.383, SLG: 0.456 Darren Holmes, R (7, 1) Willie Blair, R (7, 1)	G5-3		F8		F8		F9			4	0	0	0	0	0	3	<b>Colorado Rockies @ Florida Marlins</b> Joe Robbie Stadium, Miami, FL Fri Jul 08 1994, 7:05 PM EDT Att: 26,498 - Unknown - 85 F										
Watt Weiss, S (1, 6) OBP: 0.353, SLG: 0.333	G4-3		G3			G6-4-3 1B		L7		4	0	1	0	0	0	0											
Dante Bichette, R (1, 9) OBP: 0.336, SLG: 0.560				F8		F9		K		3	0	0	0	1	1												
Andres Galarraga, R (1, 3) OBP: 0.353, SLG: 0.577	F8			K		G6-4-3 1-2		K		4	0	0	0	0	2												
Charlie Hayes, R (1, 5) OBP: 0.340, SLG: 0.423		G6-4-3 BB		G6-3			K		K	3	0	0	0	1	2												
Mike Kingsley, L (1, 8) OBP: 0.394, SLG: 0.500		G6-4-3 1-2			P5		HR BB		BB BB	2	1	0	0	2	0	1											
Joe Girardi, R (1, 2) OBP: 0.328, SLG: 0.366		E4			SH2-4 1B		HR		F9	4	1	2	2	0	0	1											
Nelson Liriano, S (1, 4) OBP: 0.368, SLG: 0.394		F8			SH2-4 1B					3	0	2	0	1	0	1											
Lance Painter, L (1, 1) OBP: 0.200, SLG: 0.286 Howard Johnson, S (7, PH) OBP: 0.323, SLG: 0.432 Robb Nen, R (7, 7) ERA: 3.16			K		SH2-4		K		L8	1	0	0	0	0	1	0	<b>ROCKIES</b>										
<b>Inning Stats</b>	R: 0 E: 0 K: 0 S: 7	H: 0 LOB: 1 BB: 1 P: 16	R: 0 E: 1 K: 0 S: 9	H: 0 LOB: 1 BB: 1 P: 18	R: 0 E: 0 K: 1 S: 10	H: 0 LOB: 0 BB: 0 P: 15	R: 0 E: 0 K: 1 S: 6	H: 2 LOB: 2 BB: 0 P: 9	R: 0 E: 0 K: 0 S: 11	H: 2 LOB: 0 BB: 0 P: 18	R: 0 E: 0 K: 0 S: 10	H: 1 LOB: 0 BB: 0 P: 15	R: 2 E: 0 K: 2 S: 15	H: 2 LOB: 1 BB: 1 P: 26	R: 0 E: 0 K: 2 S: 8	H: 0 LOB: 2 BB: 2 P: 11		R: 0 E: 0 K: 1 S: 12	H: 0 LOB: 2 BB: 2 P: 22	1B: 4 2B: 0 3B: 0 HR: 1	SF: 0 SAC: 1 DP: 2 HBP: 0	WP: 0 PB: 0 SB: 0 CS: 0	PA: 36				
<b>PITCHER</b>	IP	WLS	BF	H	R	ER	SO	BB	IBB	HBP	BLK	WP	HR	S	P	ERA	WHIP										
David Weathers, R (1, 1) ERA: 3.86	6.1	W	26	5	2	2	3	3	0	0	0	0	1	61	107	2.84	1.263										
Terry Mathews, R (7, 1) ERA: 3.5	1.2		5	0	0	0	3	0	0	0	0	0	0	15	21	0.00	0.000										
Robb Nen, R (9, 1) ERA: 3.16	1.0	S	5	0	0	0	1	2	0	0	0	0	0	12	22	0.00	2.000										

Batter	1	2	3	4	5	6	7	8	9	AB	R	H	RBI	BB	SO	LOB	BOTTOM										
Chuck Carr, S (1, 8) OBP: 0.313, SLG: 0.336	G3		F7		K		BB S 2B BB	FC5-4 CS		4	1	0	0	1	1	1	<b>Colorado Rockies @ Florida Marlins</b> Joe Robbie Stadium, Miami, FL Fri Jul 08 1994, 7:05 PM EDT Att: 26,498 - Unknown - 85 F										
Jerry Browne, S (1, 5) OBP: 0.404, SLG: 0.373				HR 1B	E5		L9	P6		4	1	1	0	1	0	2											
Gary Sheffield, R (1, 9) OBP: 0.393, SLG: 0.593		P6			L8		HR	BB 2B IBB		3	2	1	2	1	0	2											
Jeff Conine, R (1, 7) OBP: 0.367, SLG: 0.511		P3		G6-3			G6-3	2B BB		3	1	1	1	1	0	1											
Greg Colbrunn, R (1, 3) OBP: 0.350, SLG: 0.510		G5-3					F9	2B		3	0	1	2	1	0	0											
Benito Santiago, R (1, 2) OBP: 0.328, SLG: 0.398		K			1B 1B			BB BB		2	0	1	0	2	1	0											
Mario Diaz, R (1, 6) OBP: 0.500, SLG: 0.500 Kurt Abbott, R (8, 6) OBP: 0.292, SLG: 0.387		F9			1B			K		4	0	2	0	0	1	3											
Bret Barberie, S (1, 4) OBP: 0.336, SLG: 0.375					F9		K	L9		4	0	0	0	0	2	7											
David Weathers, R (1, 1) OBP: 0.119, SLG: 0.051 Terry Mathews, L (7, 1) OBP: 0.500, SLG: 0.667 Dave Magadan, L (8, PH) OBP: 0.378, SLG: 0.316 Robb Nen, R (9, 1) ERA: 6.66					K		K	G4-3	FC5-4 BB	3	0	0	0	0	2	2	<b>FLORIDA MARLINS</b>										
<b>Inning Stats</b>	R: 0 E: 0 K: 0 S: 8	H: 0 LOB: 1 BB: 1 P: 17	R: 0 E: 0 K: 1 S: 9	H: 0 LOB: 0 BB: 0 P: 13	R: 0 E: 0 K: 1 S: 6	H: 0 LOB: 0 BB: 0 P: 8	R: 2 E: 0 K: 1 S: 16	H: 4 LOB: 2 BB: 1 P: 28	R: 0 E: 1 K: 2 S: 11	H: 0 LOB: 1 BB: 0 P: 16	R: 1 E: 0 K: 1 S: 11	H: 2 LOB: 2 BB: 1 P: 21	R: 2 E: 0 K: 1 S: 15	H: 1 LOB: 3 BB: 4 P: 35	R: 0 E: 0 K: 0 S: 6	H: 0 LOB: 0 BB: 1 P: 12		1B: 4 2B: 1 3B: 0 HR: 2	SF: 0 SAC: 0 DP: 0 HBP: 0	WP: 0 PB: 0 SB: 1 CS: 2	PA: 38						
<b>PITCHER</b>	IP	WLS	BF	H	R	ER	SO	BB	IBB	HBP	BLK	WP	HR	S	P	ERA	WHIP										
Lance Painter, L (1, 1) ERA: 5.98	6.0	L	27	6	3	3	6	3	3	0	0	0	0	11	29	54.00	12.000										
Darren Holmes, R (7, 1) ERA: 7.04	0.1		6	1	2	2	0	3	1	0	0	0	0	10	18	0.00	0.600										
Willie Blair, R (7, 1) ERA: 6.66	1.2		5	0	0	0	1	1	0	0	0	0	0	10	18	0.00	0.600										











Batter	1	2	3	4	5	6	7	8	9	AB	R	H	RBI	BB	SO	LOB	TOP				
Chuck Carr, S OBP: 0.308, SLG: 0.330	F7	F8			S 2B BB		F8		G5-3	4	1	0	0	1	0	0					
Jerry Browne, S OBP: 0.395, SLG: 0.371	HR	P4			2B BB		BB		G5-3	3	1	1	1	2	0	0					
Gary Sheffield, R OBP: 0.393, SLG: 0.582	1B 2B		G6-3		2B		F7		BB HBP	4	1	1	0	0	1	3					
Jeff Conine, R OBP: 0.375, SLG: 0.520	1B BB		K		2B		F8		BB	3	1	1	1	2	1	1					
Greg Colbrunn, R OBP: 0.345, SLG: 0.495	1B BB		K		2B		FC6-4 BB		G5-3	4	1	1	1	1	2	2					
Bento Santiago, R OBP: 0.327, SLG: 0.395	1B				FC6-4		F9			4	0	2	2	0	0	3					
Kurt Abbott, R OBP: 0.295, SLG: 0.384	F7				1B					3	0	0	0	1	2	2					
Bret Barberie, S OBP: 0.340, SLG: 0.388	P3				F8					3	0	0	0	0	1	1					
Mark Gardner, R OBP: 0.118, SLG: 0.063			K							3	0	0	0	0	3	0					
Terry Mathews, L OBP: 0.500, SLG: 0.667										0	0	0	0	0	0	0					
Yorkis Perez, L OBP: 0.327, SLG: 0.334										1	0	0	0	0	1	2					
Robb Nen, R OBP: 0.308, SLG: 0.330										0	0	0	0	0	0	0					
<b>Inning Stats</b>	R: 4 E: 0 K: 0 S: 12	H: 4 LOB: 1 BB: 1 P: 23	R: 0 E: 0 K: 1 S: 8	H: 0 LOB: 0 BB: 0 P: 9	R: 0 E: 0 K: 2 S: 7	H: 0 LOB: 0 BB: 0 P: 8	R: 0 E: 0 K: 1 S: 10	H: 1 LOB: 0 BB: 0 P: 12	R: 1 E: 0 K: 3 S: 13	H: 1 LOB: 3 BB: 3 P: 30	R: 0 E: 0 K: 0 S: 7	H: 0 LOB: 1 BB: 1 P: 16	R: 0 E: 0 K: 2 S: 12	H: 0 LOB: 2 BB: 1 P: 21	R: 0 E: 0 K: 0 S: 9	H: 0 LOB: 2 BB: 1 P: 21	1B: 3 2B: 2 3B: 0 HR: 1	SF: 0 SAC: 0 DP: 0 HBP: 2	WP: 0 PB: 0 SB: 1 CS: 0	PA: 41	
<b>PITCHER</b>	IP WLS BF H R ER SO BB IBB HBP BLK WP HR S P ERA WHIP	IP WLS BF H R ER SO BB IBB HBP BLK WP HR S P ERA WHIP	IP WLS BF H R ER SO BB IBB HBP BLK WP HR S P ERA WHIP	IP WLS BF H R ER SO BB IBB HBP BLK WP HR S P ERA WHIP	IP WLS BF H R ER SO BB IBB HBP BLK WP HR S P ERA WHIP	IP WLS BF H R ER SO BB IBB HBP BLK WP HR S P ERA WHIP	IP WLS BF H R ER SO BB IBB HBP BLK WP HR S P ERA WHIP	IP WLS BF H R ER SO BB IBB HBP BLK WP HR S P ERA WHIP	IP WLS BF H R ER SO BB IBB HBP BLK WP HR S P ERA WHIP	IP WLS BF H R ER SO BB IBB HBP BLK WP HR S P ERA WHIP	IP WLS BF H R ER SO BB IBB HBP BLK WP HR S P ERA WHIP	IP WLS BF H R ER SO BB IBB HBP BLK WP HR S P ERA WHIP	IP WLS BF H R ER SO BB IBB HBP BLK WP HR S P ERA WHIP	IP WLS BF H R ER SO BB IBB HBP BLK WP HR S P ERA WHIP	IP WLS BF H R ER SO BB IBB HBP BLK WP HR S P ERA WHIP	IP WLS BF H R ER SO BB IBB HBP BLK WP HR S P ERA WHIP	IP WLS BF H R ER SO BB IBB HBP BLK WP HR S P ERA WHIP	IP WLS BF H R ER SO BB IBB HBP BLK WP HR S P ERA WHIP	IP WLS BF H R ER SO BB IBB HBP BLK WP HR S P ERA WHIP	IP WLS BF H R ER SO BB IBB HBP BLK WP HR S P ERA WHIP	IP WLS BF H R ER SO BB IBB HBP BLK WP HR S P ERA WHIP

Florida Marlins @ Atlanta Braves  
Atlanta-Fulton County Stadium, Atlanta, GA  
Thu Jul 14 1994, 7:05 PM EDT  
Att: 49,559 - Unknown - 86 F

AB 32  
R 5  
H 6  
RBI 5  
BB 7  
SO 11  
LOB 14



Batter	1	2	3	4	5	6	7	8	9	AB	R	H	RBI	BB	SO	LOB	BOTTOM					
Roberto Kelly, R OBP: 0.370, SLG: 0.451	K		HR		F8				G4-3	5	1	2	2	0	1	0						
Jeff Blauser, R OBP: 0.338, SLG: 0.385	L8		1B			BLK BB	F9		K	4	1	1	0	1	1	3						
David Justice, L OBP: 0.454, SLG: 0.562	F8		G3			CS 1B	P5			4	0	1	1	0	0	4						
Fred McGriff, L OBP: 0.384, SLG: 0.590		G4-3			L3				BB 1B	4	0	1	0	0	1	1						
Ryan Klesko, L OBP: 0.357, SLG: 0.633	F7				F7				F7	3	0	0	0	1	0	1						
Charlie O'Brien, R OBP: 0.317, SLG: 0.504	F8				2B		P4		L7	4	0	1	0	0	0	2						
Jose Oliva, R OBP: 0.375, SLG: 0.571			L8		G6-3					2	0	0	0	1	0	1						
Bill Pecota, R OBP: 0.309, SLG: 0.302							1B BB			0	0	0	0	1	0	0						
Mark Lemke, S OBP: 0.364, SLG: 0.371			F7				1B BB		K	4	0	2	0	0	1	2						
Steve Avery, L OBP: 0.128, SLG: 0.047					G5-4-3 1B					1	1	1	0	0	0	0						
Steve Bedrosian, R OBP: 0.345, SLG: 0.450										0	0	0	0	0	0	0						
Dave Gallagher, R OBP: 0.327, SLG: 0.327										1	0	0	0	0	0	1						
Mark Wohlers, R OBP: 0.375, SLG: 0.450										0	0	0	0	0	0	0						
Rafael Bellard, R OBP: 0.327, SLG: 0.334										1	0	0	0	0	0	2						
Gregg Olson, R OBP: 0.308, SLG: 0.330										0	0	0	0	0	0	0						
Mike Stanton, L OBP: 0.308, SLG: 0.435			HR		2B					0	0	0	0	0	0	0						
<b>Inning Stats</b>	R: 0 E: 1 K: 1 S: 7	H: 0 LOB: 0 BB: 0 P: 9	R: 0 E: 0 K: 0 S: 5	H: 0 LOB: 0 BB: 0 P: 6	R: 2 E: 0 K: 0 S: 13	H: 3 LOB: 1 BB: 0 P: 24	R: 0 E: 0 K: 0 S: 9	H: 1 LOB: 1 BB: 0 P: 12	R: 0 E: 0 K: 0 S: 5	H: 1 LOB: 0 BB: 0 P: 5	R: 1 E: 0 K: 1 S: 9	H: 1 LOB: 1 BB: 2 P: 23	R: 0 E: 0 K: 0 S: 13	H: 2 LOB: 3 BB: 1 P: 22	R: 0 E: 0 K: 1 S: 11	H: 1 LOB: 2 BB: 1 P: 21	R: 0 E: 0 K: 1 S: 7	H: 0 LOB: 0 BB: 0 P: 12	1B: 6 2B: 3 3B: 0 HR: 1	SF: 0 SAC: 0 DP: 2 HBP: 0	WP: 0 PB: 0 SB: 0 CS: 1	PA: 38
<b>PITCHER</b>	IP WLS BF H R ER SO BB IBB HBP BLK WP HR S P ERA WHIP	IP WLS BF H R ER SO BB IBB HBP BLK WP HR S P ERA WHIP	IP WLS BF H R ER SO BB IBB HBP BLK WP HR S P ERA WHIP	IP WLS BF H R ER SO BB IBB HBP BLK WP HR S P ERA WHIP	IP WLS BF H R ER SO BB IBB HBP BLK WP HR S P ERA WHIP	IP WLS BF H R ER SO BB IBB HBP BLK WP HR S P ERA WHIP	IP WLS BF H R ER SO BB IBB HBP BLK WP HR S P ERA WHIP	IP WLS BF H R ER SO BB IBB HBP BLK WP HR S P ERA WHIP	IP WLS BF H R ER SO BB IBB HBP BLK WP HR S P ERA WHIP	IP WLS BF H R ER SO BB IBB HBP BLK WP HR S P ERA WHIP	IP WLS BF H R ER SO BB IBB HBP BLK WP HR S P ERA WHIP	IP WLS BF H R ER SO BB IBB HBP BLK WP HR S P ERA WHIP	IP WLS BF H R ER SO BB IBB HBP BLK WP HR S P ERA WHIP	IP WLS BF H R ER SO BB IBB HBP BLK WP HR S P ERA WHIP	IP WLS BF H R ER SO BB IBB HBP BLK WP HR S P ERA WHIP	IP WLS BF H R ER SO BB IBB HBP BLK WP HR S P ERA WHIP	IP WLS BF H R ER SO BB IBB HBP BLK WP HR S P ERA WHIP	IP WLS BF H R ER SO BB IBB HBP BLK WP HR S P ERA WHIP	IP WLS BF H R ER SO BB IBB HBP BLK WP HR S P ERA WHIP	IP WLS BF H R ER SO BB IBB HBP BLK WP HR S P ERA WHIP	IP WLS BF H R ER SO BB IBB HBP BLK WP HR S P ERA WHIP	IP WLS BF H R ER SO BB IBB HBP BLK WP HR S P ERA WHIP

Florida Marlins @ Atlanta Braves  
Atlanta-Fulton County Stadium, Atlanta, GA  
Thu Jul 14 1994, 7:05 PM EDT  
Att: 49,559 - Unknown - 86 F

AB 34  
R 3  
H 9  
RBI 3  
BB 4  
SO 4  
LOB 17





Batter	1	2	3	4	5	6	7	8	9	AB	R	H	RBI	BB	SO	LOB	TOP										
Chuck Carr, S OBP: 0.304, SLG: 0.325	(1,8) G1-3		(2,1) L8			(1,3) K		(2,2) G1-3	(1,3) K	5	0	0	0	0	0	2	3										
Jerry Browne, S OBP: 0.392, SLG: 0.368	(1,5) P4			(1,2) G6-3		(1,2) G5-3		(1,1) 1B	(0,0) F7	5	0	1	0	0	0	0	2										
Gary Sheffield, R OBP: 0.387, SLG: 0.572 Jeff Mutis, L (8,1)	(1,9) F8			(1,0) P3		(1,1) G3-1		(1,1) F8		4	0	0	0	0	0	0	2										
Jeff Conine, R OBP: 0.374, SLG: 0.517		(3,3) K		(2,1) G6-3			(1,1) G4-3		(2,1) 1B	4	1	1	0	0	0	1	0										
Dave Magadan, L OBP: 0.378, SLG: 0.320		(2,2) G5-3			(0,2) G6-3		(0,0) G3		(4,1) 1B	3	1	0	0	0	1	0	0										
Benito Santiago, R OBP: 0.333, SLG: 0.401		(1,1) G1-3			(0,1) 1B		(2,2) 1B		(0,0) 1B	4	1	3	1	0	0	0	0										
Bret Barberie, S OBP: 0.342, SLG: 0.390			(1,1) SH1-4		(1,0) F9		(1,0) E1		(0,2) F7	4	0	2	0	0	0	0	3										
Kurt Abbott, R OBP: 0.294, SLG: 0.382			(3,1) F8		(0,3) K		(1,2) G5-3		(3,2) 1B	4	1	1	1	0	1	4											
David Weathers, R OBP: 0.119, SLG: 0.051 Richie Lewis, R (5,1) Alex Arias, R OBP: 0.317, SLG: 0.338 Luis Aquino, R (6,1) Matias Carrillo, L OBP: 0.308, SLG: 0.313 (8,9) Mario Diaz, R OBP: 0.482, SLG: 0.595 (9,PH)			(0,0) SH1-4			(1,1) G5-3			(1,2) G4-3	0	0	0	0	0	0	0	0										
<b>Inning Stats</b>	R: 0 E: 0 K: 0 S: 10	H: 0 LOB: 0 BB: 0 P: 15	R: 0 E: 0 K: 1 S: 9	H: 0 LOB: 0 BB: 0 P: 15	R: 0 E: 0 K: 0 S: 7	H: 1 LOB: 1 BB: 0 P: 13	R: 0 E: 0 K: 0 S: 7	H: 0 LOB: 0 BB: 0 P: 11	R: 0 E: 0 K: 1 S: 13	H: 1 LOB: 1 BB: 0 P: 10	R: 0 E: 0 K: 0 S: 11	H: 2 LOB: 2 BB: 0 P: 16	R: 0 E: 0 K: 0 S: 10	H: 1 LOB: 1 BB: 0 P: 15	R: 4 E: 0 K: 1 S: 16	H: 4 LOB: 1 BB: 1 P: 27	1B: 9 2B: 1 3B: 0 HR: 0	SF: 0 SAC: 1 DP: 0 HBP: 0	WP: 0 PB: 1 SB: 0 CS: 0	PA: 38							
<b>PITCHER</b>	IP	WLS	BF	H	R	ER	SO	BB	IBB	HBP	BLK	WP	HR	S	P	ERA	WHIP										
Tom Glavine, L ERA: 3.97	(1,1) 7.0	W	26	5	0	0	3	0	0	0	0	0	0	66	97	0.00	0.714										
Steve Bedrosian, R ERA: 3.19	(8,1) 1.0		4	1	0	0	0	0	0	0	0	0	0	10	15	0.00	1.000										
Greg McMichael, R ERA: 3.33	(9,1) 0.1	S	3	4	3	0	1	0	0	0	0	0	0	10	19	81.00	12.000										
Mike Stanton, L ERA: 3.55	(9,1) 0.2	S	3	1	0	0	1	0	0	0	0	0	0	6	8	0.00	1.500										

Florida Marlins @ Atlanta Braves  
Atlanta-Fulton County Stadium, Atlanta, GA  
Fri Jul 15 1994, 7:05 PM EDT  
Att: 49,123 - Unknown

AB 36  
R 4  
H 10  
RBI 4  
BB 1  
SO 4  
LOB 14



Batter	1	2	3	4	5	6	7	8	9	AB	R	H	RBI	BB	SO	LOB	BOTTOM										
Roberto Kelly, R OBP: 0.366, SLG: 0.446	(1,8) F8	(1,2) F8			(0,2) G6-3	(0,3) K				4	0	0	0	0	1	1											
Jeff Blausler, R OBP: 0.337, SLG: 0.384	(1,6) F9		(2,1) G5-3		(1,0) 1B	(2,2) F7				4	1	1	0	0	0	0											
David Justice, L OBP: 0.451, SLG: 0.557	(1,9) F8		(0,0) F8		(3,1) 1B	(3,2) F7				4	0	1	0	0	0	0											
Fred McGriff, L OBP: 0.380, SLG: 0.583			(0,3) K	(3,3) K	(0,0) FC6-4	(1,3) 1B	(0,0) F9			4	1	0	1	0	2	1											
Tony Tarasco, L OBP: 0.314, SLG: 0.438		(0,1) HR		(0,0) G3	(0,1) 1B	(2,3) K				4	2	2	1	0	1	0											
Javy Lopez, R OBP: 0.295, SLG: 0.422		(0,0) HR		(3,3) K	(4,2) 1B	(0,0) G1-6-3				3	1	2	2	1	1	0											
Jose Oliva, R OBP: 0.450, SLG: 0.833		(3,2) HR		(2,2) 2B	(1,1) 1B	(1,1) G1-6-3				4	1	3	2	0	0	1											
Mark Lemke, S OBP: 0.367, SLG: 0.372		(0,1) SH2-4		(4,0) 1B		(0,1) G4-3				2	0	1	0	1	0	0											
Tom Glavine, L OBP: 0.208, SLG: 0.196 Steve Bedrosian, R (8,1) Greg McMichael, R (9,1) Mike Stanton, L OBP: 1.000, SLG: 1.000 (9,1)		(0,1) SH2-4		(1,3) K		(0,0) G4-3				2	0	0	0	0	1	2											
<b>Inning Stats</b>	R: 0 E: 0 K: 0 S: 6	H: 4 LOB: 1 BB: 0 P: 9	R: 3 E: 0 K: 1 S: 18	H: 4 LOB: 1 BB: 0 P: 22	R: 0 E: 0 K: 1 S: 6	H: 0 LOB: 0 BB: 0 P: 11	R: 0 E: 0 K: 2 S: 13	H: 1 LOB: 2 BB: 1 P: 23	R: 3 E: 0 K: 0 S: 15	H: 4 LOB: 2 BB: 1 P: 24	R: 0 E: 0 K: 1 S: 6	H: 0 LOB: 0 BB: 0 P: 6	R: 0 E: 0 K: 0 S: 7	H: 0 LOB: 0 BB: 0 P: 12	R: 0 E: 0 K: 1 S: 7	H: 1 LOB: 0 BB: 0 P: 10	1B: 7 2B: 1 3B: 0 HR: 2	SF: 0 SAC: 1 DP: 1 HBP: 0	WP: 0 PB: 0 SB: 0 CS: 0	PA: 34							
<b>PITCHER</b>	IP	WLS	BF	H	R	ER	SO	BB	IBB	HBP	BLK	WP	HR	S	P	ERA	WHIP										
David Weathers, R ERA: 4.17	(1,1) 4.2	L	23	8	6	6	4	0	0	0	0	0	0	6	11	0.00	6.000										
Richie Lewis, R ERA: 4.39	(5,1) 0.1		2	1	0	0	0	1	0	0	0	0	0	6	11	0.00	6.000										
Luis Aquino, R ERA: 5.02	(6,1) 2.0		6	0	0	0	1	0	0	0	0	0	0	13	18	0.00	0.000										
Jeff Mutis, L ERA: 4.6	(8,1) 1.0		3	1	0	0	1	0	0	0	0	0	0	7	10	0.00	1.000										

Florida Marlins @ Atlanta Braves  
Atlanta-Fulton County Stadium, Atlanta, GA  
Fri Jul 15 1994, 7:05 PM EDT  
Att: 49,123 - Unknown

AB 31  
R 6  
H 10  
RBI 6  
BB 2  
SO 6  
LOB 5





Batter	1	2	3	4	5	6	7	8	9	AB	R	H	RBI	BB	SO	LOB	TOP									
Chuck Carr, S OBP: 0.303, SLG: 0.324	G4-3		F8		K		1B		G1-3	5	0	1	0	0	1	2	<b>Florida Marlins @ Atlanta Braves</b> Atlanta-Fulton County Stadium, Atlanta, GA Sat Jul 16 1994, 7:05 PM EDT Att: 49,108 - Unknown									
Dave Magadan, L OBP: 0.380, SLG: 0.323 John Johnstone, R Yorkis Perez, L Jerry Browne, S OBP: 0.394, SLG: 0.374	G4-3		G4-3		2B		1B			4	1	2	0	0	0	1										
Gary Sheffield, R OBP: 0.384, SLG: 0.568	K			L9			F7		K	5	0	1	2	0	2	3										
Jeff Conine, R OBP: 0.374, SLG: 0.519					K				F9	5	1	2	0	0	2	2										
Matias Carrillo, L OBP: 0.298, SLG: 0.302	G4-6-3			G1-3			F7		G4-3	4	0	0	0	0	0	2										
Benito Santiago, R OBP: 0.339, SLG: 0.415							K			3	1	2	2	1	1	0										
Kurt Abbott, R OBP: 0.294, SLG: 0.391							K		P6	4	1	1	1	0	2	2										
Bret Barberie, S OBP: 0.350, SLG: 0.396										3	1	3	0	1	0	0										
Pat Rapp, R OBP: 0.125, SLG: 0.156 Luis Aquino, R Alex Arias, R Terry Mathews, L OBP: 0.500, SLG: 0.667										1	0	0	0	0	1	1										
<b>Inning Stats</b>	R: 0 E: 0 K: 1 S: 15	H: 0 LOB: 0 BB: 0 P: 24	R: 0 E: 0 K: 1 S: 13	H: 1 LOB: 1 BB: 1 P: 23	R: 0 E: 0 K: 0 S: 7	H: 1 LOB: 1 BB: 0 P: 10	R: 0 E: 0 K: 1 S: 10	H: 0 LOB: 0 BB: 0 P: 17	R: 4 E: 0 K: 3 S: 22	H: 4 LOB: 1 BB: 1 P: 32	R: 0 E: 0 K: 2 S: 10	H: 0 LOB: 0 BB: 0 P: 15	R: 0 E: 0 K: 0 S: 11	H: 3 LOB: 2 BB: 0 P: 16	R: 1 E: 0 K: 1 S: 22	H: 3 LOB: 2 BB: 0 P: 28		R: 0 E: 0 K: 1 S: 10	H: 1 LOB: 1 BB: 0 P: 16	1B: 8 2B: 3 3B: 0 HR: 2	SF: 0 SAC: 1 DP: 1 HBP: 0	WP: 0 PB: 0 CS: 0	PA: 40			
<b>PITCHER</b>	IP WLS BF H R ER SO BB IBB HBP BLK WP HR S P ERA WHIP																									
29 John Smoltz, R ERA: 3.62	6.2		29	9	4	4	8	2	0	0	0	0	0	0	0	2	85	132	5.40	1.650						
Mark Wohlers, R ERA: 4.07	0.1	W	1	0	0	0	0	0	0	0	0	0	0	0	0	0	3	5	0.00	0.000						
Mike Stanton, L ERA: 3.76	0.1		3	2	1	1	0	0	0	0	0	0	0	0	0	0	14	17	27.00	6.000						
Steve Bedrosian, R ERA: 3.13	0.2		3	1	0	0	1	0	0	0	0	0	0	0	0	0	8	11	0.00	1.500						
Greg McMichael, R ERA: 3.25	1.0	S	4	1	0	0	1	0	0	0	0	0	0	0	0	0	10	16	0.00	1.000						

Batter	1	2	3	4	5	6	7	8	9	AB	R	H	RBI	BB	SO	LOB	BOTTOM									
Roberto Kelly, R OBP: 0.369, SLG: 0.450	G6-3				K					4	1	2	1	1	1	0	<b>Florida Marlins @ Atlanta Braves</b> Atlanta-Fulton County Stadium, Atlanta, GA Sat Jul 16 1994, 7:05 PM EDT Att: 49,108 - Unknown									
Jeff Blauser, R OBP: 0.331, SLG: 0.377	G5-3				F8					5	0	0	0	0	5											
David Justice, L OBP: 0.452, SLG: 0.554										3	1	1	0	1	0	2										
Fred McGriff, L OBP: 0.384, SLG: 0.593	FC6									3	1	2	3	1	0	1										
Ryan Klesko, L OBP: 0.353, SLG: 0.624 Mike Kelly, R OBP: 0.219, SLG: 0.323 Mike Stanton, L OBP: 1.000, SLG: 1.000 Steve Bedrosian, R Greg McMichael, R										3	0	0	0	0	0	2										
Charlie O'Brien, R OBP: 0.323, SLG: 0.530										1	0	0	0	0	0	0										
Jose Oliva, R OBP: 0.500, SLG: 1.091										0	0	0	0	0	0	0										
Mark Lemke, S OBP: 0.366, SLG: 0.370										4	1	1	0	0	1	3										
29 John Smoltz, R OBP: 0.222, SLG: 0.294 Mark Wohlers, R OBP: 1.000, SLG: 1.000 Tony Tarasco, L OBP: 0.325, SLG: 0.451										1	0	0	0	0	0	0										
<b>Inning Stats</b>	R: 0 E: 0 K: 0 S: 5	H: 0 LOB: 1 BB: 1 P: 11	R: 3 E: 0 K: 0 S: 15	H: 4 LOB: 1 BB: 0 P: 22	R: 0 E: 0 K: 0 S: 12	H: 1 LOB: 1 BB: 0 P: 16	R: 0 E: 0 K: 0 S: 8	H: 1 LOB: 0 BB: 0 P: 13	R: 0 E: 0 K: 1 S: 9	H: 1 LOB: 1 BB: 0 P: 13	R: 0 E: 0 K: 0 S: 7	H: 1 LOB: 2 BB: 1 P: 14	R: 3 E: 0 K: 0 S: 12	H: 3 LOB: 0 BB: 0 P: 23	R: 1 E: 0 K: 1 S: 16	H: 1 LOB: 2 BB: 2 P: 31		1B: 6 2B: 2 3B: 0 HR: 4	SF: 0 SAC: 1 DP: 1 HBP: 0	WP: 0 PB: 0 CS: 0	PA: 38					
<b>PITCHER</b>	IP WLS BF H R ER SO BB IBB HBP BLK WP HR S P ERA WHIP																									
Pat Rapp, R ERA: 4.11	5.1		24	8	3	3	1	2	0	0	0	0	0	0	0	2	53	84	5.06	1.875						
Luis Aquino, R ERA: 4.91	0.2		2	0	0	0	0	0	0	0	0	0	0	0	0	3	5	0.00	0.000							
John Johnstone, R ERA: 2.16	0.1	L	3	2	2	2	0	0	0	0	0	0	0	0	4	9	54.00	6.000								
Yorkis Perez, L ERA: 3.52	1.1		7	2	2	2	1	1	0	0	0	0	0	2	18	33	13.50	2.250								
Terry Mathews, R ERA: 3.21	0.1		2	0	0	0	0	1	0	0	0	0	0	0	6	12	0.00	3.000								



Batter	1	2	3	4	5	6	7	8	9	AB	R	H	RBI	BB	SO	LOB	TOP			
Jerry Browne, S OBP: 0.392, SLG: 0.372	G6-3		G3-1			K				4	0	1	1	0	1	0	<b>Florida Marlins @ Atlanta Braves</b> Atlanta-Fulton County Stadium, Atlanta, GA Sun Jul 17 1994, 3:33 AM EDT Att: 46,806 - Sunny - 88 F			
Dave Magadan, L OBP: 0.376, SLG: 0.322	1B		G4-3			K				4	0	1	0	0	2	2				
Gary Sheffield, R OBP: 0.382, SLG: 0.563	1B					G5-3				4	0	1	0	0	1	2				
Jeff Conine, R OBP: 0.376, SLG: 0.518	L9									4	0	2	0	0	1	1				
Matias Carrillo, L OBP: 0.289, SLG: 0.292			G4-3			G4-6-3				4	0	0	0	0	0	2				
Benito Santiago, R OBP: 0.334, SLG: 0.409			G1-3							4	0	0	0	0	1	1				
Bret Barberie, S OBP: 0.358, SLG: 0.403										3	0	3	0	0	0	0				
Mario Diaz, R OBP: 0.413, SLG: 0.537			FC5-4			L8				4	1	0	0	0	0	5				
Rich Scheid, L						L6				2	0	0	0	0	1	1				
Richie Lewis, R										0	0	0	0	0	0	0				
Alex Arias, R OBP: 0.317, SLG: 0.309										1	0	1	0	0	0	0				
Jeff Mutis, L										0	0	0	0	0	0	0				
<b>Inning Stats</b>	R: 0 E: 0 K: 0 S: 9	H: 2 LOB: 1 BB: 0 P: 10	R: 0 E: 0 K: 0 S: 11	H: 0 LOB: 1 BB: 0 P: 19	R: 0 E: 0 K: 1 S: 8	H: 0 LOB: 0 BB: 0 P: 10	R: 0 E: 0 K: 1 S: 8	H: 0 LOB: 0 BB: 0 P: 11	R: 0 E: 0 K: 2 S: 6	H: 1 LOB: 1 BB: 0 P: 11	R: 0 E: 0 K: 1 S: 6	H: 1 LOB: 0 BB: 0 P: 7	R: 1 E: 0 K: 2 S: 14	H: 3 LOB: 2 BB: 0 P: 18	R: 0 E: 0 K: 0 S: 8	H: 2 LOB: 2 BB: 0 P: 10	1B: 9 2B: 0 3B: 0 HR: 0	SF: 0 SAC: 0 DP: 1 HBP: 1	WP: 0 PB: 0 SB: 0 CS: 0	PA: 35
<b>PITCHER</b> Greg Maddux, R ERA: 1.75	IP: 9.0 WLS: W BF: 35 H: 9 R: 1 ER: 1 SO: 7 BB: 0 IBB: 0 HBP: 1 BLK: 0 WP: 0 HR: 0 S: 78 P: 105 ERA: 1.00 WHIP: 1.000																			

Batter	1	2	3	4	5	6	7	8	9	AB	R	H	RBI	BB	SO	LOB	BOTTOM			
Roberto Kelly, R OBP: 0.365, SLG: 0.444	P4		FC5-4							4	0	0	0	0	0	3	<b>Florida Marlins @ Atlanta Braves</b> Atlanta-Fulton County Stadium, Atlanta, GA Sun Jul 17 1994, 3:33 AM EDT Att: 46,806 - Sunny - 88 F			
Jeff Blausler, R OBP: 0.330, SLG: 0.375	F8									4	0	1	0	0	0	1				
David Justice, L OBP: 0.453, SLG: 0.550	F7									2	1	0	0	2	0	0				
Fred McGriff, L OBP: 0.382, SLG: 0.589										4	1	1	0	0	1	3				
Javy Lopez, R OBP: 0.290, SLG: 0.414	P3									4	0	0	0	0	1	2				
Jose Oliva, R OBP: 0.481, SLG: 1.040	F9									3	0	1	2	0	0	0				
Mike Kelly, R OBP: 0.200, SLG: 0.294										3	0	0	0	0	0	1				
Mark Lemke, S OBP: 0.368, SLG: 0.371										2	0	1	0	1	0	0				
Greg Maddux, R OBP: 0.217, SLG: 0.244										1	0	1	0	0	0	0				
<b>Inning Stats</b>	R: 0 E: 0 K: 0 S: 8	H: 0 LOB: 0 BB: 0 P: 12	R: 0 E: 0 K: 0 S: 9	H: 0 LOB: 0 BB: 0 P: 14	R: 0 E: 0 K: 0 S: 9	H: 1 LOB: 1 BB: 0 P: 11	R: 2 E: 0 K: 0 S: 15	H: 2 LOB: 1 BB: 1 P: 22	R: 0 E: 0 K: 1 S: 17	H: 2 LOB: 3 BB: 1 P: 31	R: 0 E: 0 K: 0 S: 8	H: 0 LOB: 1 BB: 0 P: 15	R: 0 E: 0 K: 1 S: 6	H: 0 LOB: 1 BB: 1 P: 14	R: 0 E: 0 K: 1 S: 9	H: 0 LOB: 0 BB: 0 P: 13		1B: 4 2B: 1 3B: 0 HR: 0	SF: 0 SAC: 2 DP: 0 HBP: 0	WP: 0 PB: 0 SB: 0 CS: 0
<b>PITCHER</b> Rich Scheid, L ERA: 2.03	IP: 6.1 WLS: L BF: 27 H: 5 R: 2 ER: 2 SO: 2 BB: 3 IBB: 0 HBP: 0 BLK: 1 WP: 0 HR: 0 S: 69 P: 113 ERA: 2.84 WHIP: 1.263																			
Richie Lewis, R ERA: 4.32	0.2	2	0	0	0	0	0	0	0	0	0	3	6	0.00	0.000					
Jeff Mutis, L ERA: 4.45	1.0	3	0	0	0	1	0	0	0	0	0	9	13	0.00	0.000					






Batter	1	2	3	4	5	6	7	8	9	AB	R	H	RBI	BB	SO	LOB	TOP					
Jerry Browne, S OBP: 0.390, SLG: 0.368	(1,5) K		(2) G6-3				(3) L8			3	0	0	0	1	1	0						
Chuck Carr, S OBP: 0.302, SLG: 0.321	(1,8) K		(3) F9					(1) G6-3		3	0	0	0	0	1	0						
Gary Sheffield, R OBP: 0.383, SLG: 0.573	(1,9) HR			(1) G6-3	(2) G6-4-3			(2) G5-3		3	2	1	1	1	0	3						
Jeff Conine, R OBP: 0.374, SLG: 0.524	(1,7) G4-3			(1) L8				(3) K		4	1	1	1	0	1	1						
Bret Barberie, S OBP: 0.357, SLG: 0.401		(1) K		(2) G6-3			(1) G5-3		(1) G4-6-3	4	0	1	0	0	1	1						
Dave Magadan, L OBP: 0.380, SLG: 0.322		(1) 1B		(2) 1B			(2) G4-3		(3) G4-6-3	3	0	1	1	1	0	1						
Kurt Abbott, R OBP: 0.290, SLG: 0.385	(1,6) P4		(2) G5-3				(3) K		(3) G4-3	4	0	0	0	0	1	2						
Rob Natal, R OBP: 0.467, SLG: 0.417	(1,2) 1B			(1) SH5-4			(1) G5-3			3	0	2	0	0	0	0						
Charlie Hough, R OBP: 0.147, SLG: 0.121	(1,1) L9		(1) L9				(2) F9			1	0	0	0	0	0	0						
Richie Lewis, R	(6,1)									0	0	0	0	0	0	0						
Alex Arias, R OBP: 0.314, SLG: 0.305	(7,PH)									1	0	0	0	0	0	0						
Luis Aquino, R	(7,1)									0	0	0	0	0	0	0						
<b>Inning Stats</b>	R: 1 E: 0 K: 2 S: 9	H: 1 LOB: 0 BB: 0 P: 16	R: 0 E: 0 K: 1 S: 13	H: 1 LOB: 2 BB: 1 P: 23	R: 0 E: 0 K: 0 S: 7	H: 0 LOB: 0 BB: 0 P: 12	R: 1 E: 0 K: 0 S: 10	H: 1 LOB: 1 BB: 1 P: 18	R: 0 E: 0 K: 0 S: 8	H: 0 LOB: 2 BB: 1 P: 18	R: 1 E: 0 K: 1 S: 10	H: 1 LOB: 0 BB: 0 P: 17	R: 0 E: 0 K: 0 S: 6	H: 0 LOB: 0 BB: 0 P: 7	R: 0 E: 0 K: 1 S: 8	H: 1 LOB: 0 BB: 0 P: 11	R: 0 E: 0 K: 0 S: 5	H: 1 LOB: 0 BB: 0 P: 7	1B: 3 2B: 1 3B: 0 HR: 2	SF: 0 SAC: 1 DP: 2 HBP: 1	WP: 0 PB: 0 SB: 0 CS: 0	PA: 34
<b>PITCHER</b>	IP WLS BF H R ER SO BB IBB HBP BLK WP HR S P ERA WHIP																					
Pete Schourek, L ERA: 4.61	(1,1) 7.0 W 28 5 3 3 4 3 0 0 0 0 0 2 63 111 3.86 1.143																					
Johnny Ruffin, R ERA: 2.75	(8,1) 2.0 S 6 1 0 0 1 0 0 0 0 0 0 0 13 18 0.00 0.500																					

**Florida Marlins @ Cincinnati Reds**  
Riverfront Stadium, Cincinnati, OH  
Mon Jul 18 1994, 7:05 PM EDT  
Att: 27,424 - Unknown - 84 F


AB 29  
R 3  
H 6  
RBI 3  
BB 3  
SO 5  
LOB 8



Batter	1	2	3	4	5	6	7	8	9	AB	R	H	RBI	BB	SO	LOB	BOTTOM			
Jacob Brumfield, R OBP: 0.413, SLG: 0.551	(1,8) 3B		(1) SH1-3		(2) L7		(3) G5-3			3	2	1	0	1	0	0				
Barry Larkin, R OBP: 0.373, SLG: 0.407	(1,6) 1B		(1) SH1-3		(3) P4			(1) G6-3		3	1	1	1	0	0	0				
Hal Morris, L OBP: 0.392, SLG: 0.510	(1,3) G4-3		(2) G4-3			(1) G4-3		(2) K		4	0	0	1	0	1	1				
Kevin Mitchell, R OBP: 0.414, SLG: 0.672	(1,7) F9		(2) 2B		(3) HR			(3) G5-3		4	1	2	2	0	0	0				
Reggie Sanders, R OBP: 0.346, SLG: 0.529	(1,9) BB		(3) G6-3			(1) HR				2	1	1	1	1	0	1				
Bret Boone, R OBP: 0.371, SLG: 0.471	(1,4) F9			(1) G5-3		(2) HR				2	0	0	0	1	0	1				
Jeff Branson, L OBP: 0.309, SLG: 0.478		(1) G6-3		(2) P2		(3) G3-6-3				3	0	0	0	0	0	1				
Brian Dorsett, R OBP: 0.302, SLG: 0.344	(1,2) K		(3) K2-3				(1) F8			3	0	0	0	0	2	0				
Pete Schourek, L ERA: 4.76	(1,1) G4-3			(1) G3			(2) G4-3			2	0	0	0	0	0	0				
Lenny Harris, L OBP: 0.329, SLG: 0.370	(7,PH)									1	0	0	0	0	0	0				
Johnny Ruffin, R	(8,1)									0	0	0	0	0	0	0				
<b>Inning Stats</b>	R: 2 E: 0 K: 0 S: 12	H: 2 LOB: 1 BB: 1 P: 21	R: 0 E: 0 K: 1 S: 7	H: 0 LOB: 0 BB: 0 P: 7	R: 1 E: 0 K: 0 S: 11	H: 1 LOB: 1 BB: 1 P: 17	R: 0 E: 0 K: 1 S: 8	H: 0 LOB: 0 BB: 0 P: 12	R: 0 E: 0 K: 0 S: 8	H: 0 LOB: 0 BB: 0 P: 15	R: 2 E: 0 K: 0 S: 7	H: 2 LOB: 0 BB: 1 P: 16	R: 0 E: 0 K: 0 S: 8	H: 0 LOB: 0 BB: 0 P: 11	R: 0 E: 0 K: 1 S: 7	H: 0 LOB: 0 BB: 0 P: 9	1B: 1 2B: 1 3B: 1 HR: 2	SF: 0 SAC: 1 DP: 1 HBP: 0	WP: 0 PB: 0 SB: 0 CS: 0	PA: 31
<b>PITCHER</b>	IP WLS BF H R ER SO BB IBB HBP BLK WP HR S P ERA WHIP																			
Charlie Hough, R ERA: 4.76	(1,1) 5.1 L 23 2 0 0 0 0 1 0 0 0 0 0 52 82 8.44 1.312																			
Richie Lewis, R ERA: 4.25	(6,1) 0.2 2 0 0 0 0 1 0 0 0 0 0 1 6 0.00 1.500																			
Luis Aquino, R ERA: 4.6	(7,1) 2.0 6 0 0 0 1 0 0 0 0 0 0 0 15 20 0.00 0.000																			

**Florida Marlins @ Cincinnati Reds**  
Riverfront Stadium, Cincinnati, OH  
Mon Jul 18 1994, 7:05 PM EDT  
Att: 27,424 - Unknown - 84 F

AB 27  
R 5  
H 5  
RBI 5  
BB 3  
SO 3  
LOB 4





Batter	1	2	3	4	5	6	7	8	9	AB	R	H	RBI	BB	SO	LOB	TOP					
Jerry Browne, S (1,5) OBP: 0.384, SLG: 0.361	F7			F8	L3		G6-3		P5	5	0	0	0	0	0	3						
Chuck Carr, S (1,8) OBP: 0.307, SLG: 0.327	K			E			2B		K	3	2	2	0	0	1	0						
Robb Nen, R (8,1) Rob Natal, R (9,PH) OBP: 0.438, SLG: 0.385				1B			HR		K	0	0	0	0	0	0	0						
Gary Sheffield, R (1,9) OBP: 0.384, SLG: 0.581	G5-3			E5			2B		K	1	0	0	0	0	1	0						
Jeff Conine, R (1,7) OBP: 0.377, SLG: 0.526				F9			HR		K	5	1	2	2	0	0	2						
Benito Santiago, R (1,2) OBP: 0.329, SLG: 0.401				K			1B		K	4	0	2	0	1	1	2						
Dave Magadan, L (1,3) OBP: 0.378, SLG: 0.317				F9			1B		F7	5	0	0	0	0	2	6						
Bret Barberie, S (1,4) Jeff Mutis, L (6,1) Carl Everett, S (8,PH) OBP: 0.255, SLG: 0.364				G5-3			K		F7	3	0	0	0	0	1	1						
Kurt Abbott, R (1,6) OBP: 0.289, SLG: 0.383				K			E4		K	4	1	1	0	0	2	1						
Mark Gardner, R (1,1) Terry Mathews, L (4,1) Alex Arias, R (5,PH) John Johnstone, R (5,1) Mario Diaz, R (6,4) OBP: 0.417, SLG: 0.558				K			1B		F9	1	0	0	0	0	1	0						
Inning Stats	R: 0 E: 0 K: 1 S: 9	H: 0 LOB: 0 BB: 0 P: 11	R: 0 E: 0 K: 1 S: 8	H: 0 LOB: 0 BB: 0 P: 15	R: 0 E: 0 K: 2 S: 13	H: 0 LOB: 0 BB: 0 P: 18	R: 0 E: 1 K: 1 S: 14	H: 1 LOB: 2 BB: 0 P: 18	R: 0 E: 1 K: 0 S: 10	H: 1 LOB: 2 BB: 0 P: 18	R: 2 E: 0 K: 1 S: 14	H: 3 LOB: 1 BB: 0 P: 18	R: 3 E: 1 K: 1 S: 18	H: 3 LOB: 0 BB: 25	R: 0 E: 0 K: 1 S: 10	H: 0 LOB: 1 BB: 1 P: 21	R: 0 E: 0 K: 1 S: 11	H: 1 LOB: 2 BB: 1 P: 21	1B: 5 2B: 3 3B: 0 HR: 1	SF: 0 SAC: 0 DP: 0 HBP: 1	WP: 0 PB: 0 SB: 0 CS: 0	PA: 41
PITCHER	IP	WLS	BF	H	R	ER	SO	BB	IBB	HBP	BLK	WP	HR	S	P	ERA	WHIP					
John Smiley, L (1,1) ERA: 3.61	6.1	W	29	7	5	4	6	0	0	1	1	0	1	73	107	5.68	1.105					
Rich DeLucia, R (7,1) ERA: 4.22	1.2		7	1	0	0	2	1	0	0	0	0	0	23	37	0.00	1.200					
Tim Fortugno, L (9,1) ERA: 2.63	1.0		5	1	0	0	1	1	0	0	0	0	0	11	21	0.00	2.000					

Florida Marlins @ Cincinnati Reds  
Riverfront Stadium, Cincinnati, OH  
Tue Jul 19 1994, 7:05 PM EDT  
Att: 26,847 - Unknown - 92 F

AB 38  
R 5  
H 9  
RBI 3  
BB 2  
SO 9  
LOB 18



Batter	1	2	3	4	5	6	7	8	9	AB	R	H	RBI	BB	SO	LOB	BOTTOM					
Jacob Brumfield, R (1,8) OBP: 0.423, SLG: 0.590	2B	P1		HR		K	1B			5	2	3	1	0	1	1						
Barry Larkin, R (1,6) OBP: 0.377, SLG: 0.409	2B	1B		G4-3		HR	1B			1	1	1	0	1	0	0						
Tony Fernandez, S (4,PH) OBP: 0.386, SLG: 0.466	2B	1B		G4-3		HR	1B			3	1	2	2	0	0	0						
Hal Morris, L (1,3) OBP: 0.395, SLG: 0.522	1B	1B		F7		HR	G6-3			5	2	3	3	0	0	2						
Tim Fortugno, L (9,1) ERA: 2.63	2B	1B		F7		HR	G6-3			0	0	0	0	0	0	0						
Kevin Mitchell, R (1,7) OBP: 0.412, SLG: 0.665	1B	K		F8		K				4	1	1	1	0	2	2						
Steve Pegues, R (7,7) OBP: 0.353, SLG: 0.250	1B	K		F8		K				1	0	0	0	0	1	0						
Reggie Sanders, R (1,9) OBP: 0.348, SLG: 0.533	1B	K		G1-3		1B				3	2	1	0	1	1	2						
Rich DeLucia, R (7,1) ERA: 4.22	1B	K		G1-3		1B				0	0	0	0	0	0	0						
Jeff Branson, L (8,PH) OBP: 0.305, SLG: 0.473	1B	K		G1-3		1B				1	0	0	0	0	0	0						
Lenny Harris, L (1,5) OBP: 0.344, SLG: 0.384	1B			PB		F8	1B		G4-3	5	2	3	2	0	0	0						
Bret Boone, R (1,4) OBP: 0.369, SLG: 0.468	F7			G6-3		1B	F9			4	0	1	0	0	0	5						
Eddie Taubensee, L (1,2) OBP: 0.312, SLG: 0.486	1B			SF7		P6				3	1	2	3	0	0	1						
John Smiley, L (1,1) OBP: 0.250, SLG: 0.267	G3-6-4			K		PB	F8			3	1	1	0	0	1	1						
Thomas Howard, S (7,9) OBP: 0.312, SLG: 0.426	G3-6-4			K		PB	F8			1	0	0	0	0	0	1						
Inning Stats	R: 6 E: 0 K: 0 S: 23	H: 6 LOB: 1 BB: 1 P: 38	R: 0 E: 0 K: 2 S: 13	H: 1 LOB: 1 BB: 1 P: 19	R: 1 E: 0 K: 1 S: 10	H: 1 LOB: 0 BB: 0 P: 18	R: 1 E: 0 K: 0 S: 8	H: 1 LOB: 0 BB: 0 P: 13	R: 0 E: 0 K: 0 S: 9	H: 1 LOB: 0 BB: 0 P: 12	R: 4 E: 0 K: 2 S: 20	H: 5 LOB: 1 BB: 0 P: 34	R: 1 E: 0 K: 0 S: 9	H: 3 LOB: 1 BB: 0 P: 14	R: 0 E: 0 K: 1 S: 10	H: 0 LOB: 0 BB: 0 P: 13	1B: 13 2B: 1 3B: 2 HR: 2	SF: 1 SAC: 0 DP: 2 HBP: 0	WP: 0 PB: 2 SB: 0 CS: 0	PA: 42		
PITCHER	IP	WLS	BF	H	R	ER	SO	BB	IBB	HBP	BLK	WP	HR	S	P	ERA	WHIP					
Mark Gardner, R (1,1) ERA: 5.13	3.0	L	18	8	7	6	3	2	0	0	0	0	0	46	75	18.00	3.333					
Terry Mathews, R (4,1) ERA: 3.41	1.0		4	1	1	1	0	0	0	0	0	0	1	8	13	9.00	1.000					
John Johnstone, R (5,1) ERA: 5.4	1.2		10	5	4	4	2	0	0	0	0	0	1	25	38	21.60	3.000					
Jeff Mutis, L (6,1) ERA: 4.54	1.1		7	4	1	1	0	0	0	0	1	0	0	13	22	6.75	3.000					
Robb Nen, R (8,1) ERA: 2.87	1.0		3	0	0	0	1	0	0	0	0	0	0	10	13	0.00	0.000					

Florida Marlins @ Cincinnati Reds  
Riverfront Stadium, Cincinnati, OH  
Tue Jul 19 1994, 7:05 PM EDT  
Att: 26,847 - Unknown - 92 F

AB 39  
R 13  
H 18  
RBI 12  
BB 2  
SO 6  
LOB 15













Batter	1	2	3	4	5	6	7	8	9	AB	R	H	RBI	BB	SO	LOB	TOP			
Jerry Browne, S OBP: 0.389, SLG: 0.379	G3			F7		B1 2B	G4-3			4	0	1	0	0	0	2				
Chuck Carr, S OBP: 0.299, SLG: 0.316	F7			G6-3		B1		K		4	0	0	0	0	1	1				
Gary Sheffield, R OBP: 0.377, SLG: 0.576	G6-3			E5 1B		F7		K		4	0	0	0	0	1	1				
Jeff Conine, R OBP: 0.385, SLG: 0.535										4	1	3	0	0	1	0				
Matias Carrillo, L OBP: 0.295, SLG: 0.306																				
Mario Diaz, R OBP: 0.412, SLG: 0.543	G4-6-3			G3						3	1	1	0	0	0	3				
Benito Santiago, R OBP: 0.327, SLG: 0.408										4	0	1	0	0	0	2				
Bret Barberie, S OBP: 0.349, SLG: 0.390										4	1	2	1	0	0	1				
Kurt Abbott, R OBP: 0.285, SLG: 0.388										3	1	1	3	0	0	0				
Rich Scheid, L Richie Lewis, R Greg O'Halloran, L Terry Mathews, R Alex Arias, R John Johnstone, R Rob Natal, R	G4-3									1	0	0	0	0	0	0				
<b>Inning Stats</b>	R: 0 E: 0 K: 0 S: 8	H: 0 LOB: 0 BB: 0 P: 10	R: 0 E: 0 K: 0 S: 5	H: 1 LOB: 0 BB: 0 P: 7	R: 0 E: 0 K: 0 S: 5	H: 0 LOB: 0 BB: 0 P: 9	R: 0 E: 1 K: 0 S: 11	H: 1 LOB: 2 BB: 0 P: 15	R: 0 E: 0 K: 0 S: 6	H: 1 LOB: 1 BB: 0 P: 12	R: 2 E: 0 K: 0 S: 14	H: 4 LOB: 2 BB: 0 P: 18	R: 0 E: 0 K: 3 S: 10	H: 0 LOB: 0 BB: 0 P: 13	R: 2 E: 0 K: 1 S: 12	H: 2 LOB: 0 BB: 0 P: 17	1B: 7 2B: 2 3B: 0 HR: 1	SF: 1 SAC: 0 DP: 2 HBP: 0	WP: 0 PB: 0 SB: 0 CS: 0	PA: 36
<b>PITCHER</b>	IP WLS BF H R ER SO BB IBB HBP BLK WP HR S P ERA WHIP																			
Marvin Freeman, R ERA: 3.01	6.2 W 27 8 2 2 0 0 0 0 0 0 0 0 55 77 2.70 1.200																			
Mike Munoz, L ERA: 2.99	0.2 2 0 0 0 1 0 0 0 0 0 0 0 5 6 0.00 0.000																			
Steve Reed, R ERA: 3.86	0.2 2 0 0 0 2 0 0 0 0 0 0 0 7 10 0.00 0.000																			
Bruce Ruffin, L ERA: 4.13	1.0 S 5 2 2 2 1 0 0 0 0 0 0 1 12 17 18.00 2.000																			

Florida Marlins @ Colorado Rockies  
Mile High Stadium, Denver, CO  
Sat Jul 23 1994, 9:05 PM EDT  
Att: 70,289 - Unknown

AB 35  
R 4  
H 10  
RBI 4  
BB 0  
SO 4  
LOB 10



Batter	1	2	3	4	5	6	7	8	9	AB	R	H	RBI	BB	SO	LOB	BOTTOM			
Trenidad Hubbard, R OBP: 0.333, SLG: 0.563	B2-3									4	0	0	0	0	1	1				
Mike Kingery, L OBP: 0.401, SLG: 0.508										0	0	0	0	1	0	0				
Walt Weiss, S OBP: 0.349, SLG: 0.321	K									5	1	0	0	0	2	2				
Dante Bichette, R OBP: 0.341, SLG: 0.564	P4									3	1	1	0	1	0	2				
Andres Galarraga, R OBP: 0.357, SLG: 0.596										4	2	3	4	0	0	1				
Charlie Hayes, R OBP: 0.343, SLG: 0.431	F9									4	1	1	1	0	0	2				
Eric Young Sr., R OBP: 0.400, SLG: 0.445										2	0	2	0	2	0	0				
Vinny Castilla, R OBP: 0.352, SLG: 0.510										4	0	2	0	0	2	4				
Jayhawk Owens, R OBP: 0.273, SLG: 0.333	P3									4	0	0	0	0	2	4				
Marvin Freeman, R OBP: 0.167, SLG: 0.182										3	0	0	0	0	0	3				
Mike Munoz, L Steve Reed, R	L9									0	0	0	0	0	0	0				
Howard Johnson, S OBP: 0.324, SLG: 0.430										1	0	0	0	0	0	0				
Bruce Ruffin, S OBP: 0.400, SLG: 0.250										0	0	0	0	0	0	0				
<b>Inning Stats</b>	R: 0 E: 0 K: 1 S: 7	H: 0 LOB: 0 BB: 0 P: 12	R: 1 E: 0 K: 0 S: 11	H: 3 LOB: 2 BB: 0 P: 18	R: 0 E: 0 K: 0 S: 7	H: 1 LOB: 1 BB: 0 P: 14	R: 0 E: 0 K: 1 S: 8	H: 0 LOB: 1 BB: 1 P: 14	R: 4 E: 2 K: 0 S: 21	H: 3 LOB: 0 BB: 0 P: 32	R: 0 E: 0 K: 2 S: 14	H: 1 LOB: 1 BB: 0 P: 18	R: 0 E: 0 K: 1 S: 13	H: 1 LOB: 3 BB: 2 P: 25	R: 0 E: 1 K: 2 S: 11	H: 0 LOB: 1 BB: 1 P: 15	1B: 5 2B: 0 3B: 1 HR: 3	SF: 0 SAC: 0 DP: 0 HBP: 0	WP: 0 PB: 0 SB: 1 CS: 0	PA: 39
<b>PITCHER</b>	IP WLS BF H R ER SO BB IBB HBP BLK WP HR S P ERA WHIP																			
Rich Scheid, L ERA: 2.0	4.2 L 24 7 5 1 2 0 0 0 0 0 0 0 0 0 0.00 0.000																			
Richie Lewis, R ERA: 4.22	0.1 0 0 0 0 0 0 0 0 0 0 0 0 0 0 0.00 0.000																			
Terry Mathews, R ERA: 3.38	1.0 4 1 0 0 2 0 0 0 0 0 0 0 14 18 0.00 1.000																			
John Johnstone, R ERA: 4.5	2.0 10 1 0 0 3 2 1 0 0 0 0 0 24 40 0.00 1.500																			

Florida Marlins @ Colorado Rockies  
Mile High Stadium, Denver, CO  
Sat Jul 23 1994, 9:05 PM EDT  
Att: 70,289 - Unknown

AB 34  
R 5  
H 9  
RBI 5  
BB 4  
SO 7  
LOB 19





Batter	1	2	3	4	5	6	7	8	9	AB	R	H	RBI	BB	SO	LOB	TOP				
Jerry Browne, S OBP: 0.393, SLG: 0.372 (1, 5)	F9		F9		F8	K		F7		5	0	0	0	0	1	5					
Chuck Carr, S OBP: 0.298, SLG: 0.312 (1, 8)	K		K		F9		F9		HR	4	1	0	0	1	2	1					
Gary Sheffield, R OBP: 0.388, SLG: 0.596 (1, 9)	1B			HR		BB	1B	1B	HR	5	3	5	2	0	0	0					
Jeff Conine, R OBP: 0.387, SLG: 0.543 (1, 3)	L5			HR		BB	1B		K	5	2	3	2	0	1	1					
Darrell Whitmore, L OBP: 0.400, SLG: 0.250 (1, 7)		CS		K		1B	K		F7	4	0	1	0	1	2	2					
Benito Santiago, R OBP: 0.325, SLG: 0.406 (1, 2)	F8			K		SF9	G6-3			4	0	1	1	0	1	3					
Kurt Abbott, R OBP: 0.283, SLG: 0.385 (1, 6)	F8			FC6-4		K		G6-3	L5	5	0	1	0	0	1	4					
Bret Barberie, S OBP: 0.351, SLG: 0.391 (1, 4)				1B		1B		G3-1		4	0	2	1	0	0	1					
Mark Gardner, R OBP: 0.100, SLG: 0.053 Matisoff, C OBP: 0.301, SLG: 0.306 Luis Aquino, L OBP: 0.332, SLG: 0.533 Greg D'Armentano, R OBP: 0.286, SLG: 0.286 Yorkis Perez, L OBP: 0.341, SLG: 0.449 Robb Nen, R OBP: 0.307, SLG: 0.449 (1, 1) (5, PH) (6, 1) (6, PH) (8, 1) (8, 1)			K		G5-3					2	0	0	0	0	1	1					
<b>Inning Stats</b>	R: 0 E: 0 K: 1 S: 6	H: 1 LOB: 1 BB: 0 P: 6	R: 0 E: 0 K: 0 S: 3	H: 1 LOB: 0 BB: 0 P: 3	R: 0 E: 0 K: 2 S: 8	H: 3 LOB: 1 BB: 0 P: 10	R: 0 E: 0 K: 2 S: 10	H: 0 LOB: 0 BB: 0 P: 3	R: 2 E: 0 K: 2 S: 10	H: 3 LOB: 3 BB: 2 P: 18	R: 0 E: 0 K: 1 S: 7	H: 2 LOB: 2 BB: 0 P: 7	R: 0 E: 0 K: 0 S: 4	H: 1 LOB: 1 BB: 0 P: 4	R: 2 E: 0 K: 1 S: 7	H: 2 LOB: 1 BB: 1 P: 11	1B: 12 2B: 0 3B: 0 HR: 2	SF: 1 SAC: 0 DP: 0 HBP: 0	WP: 0 PB: 0 SB: 0 CS: 1	PA: 43	
<b>PITCHER</b>	IP	WLS	BF	H	R	ER	SO	BB	IBB	HBP	BLK	WP	HR	S	P	ERA	WHIP				
David Nied, R ERA: 4.42 (1, 1)	5.0		20	6	2	2	5	0	0	0	0	0	1	30	30	3.60	1.200				
Curt Leskanic, R ERA: 6.17 (6, 1)	0.0		3	2	2	2	0	1	0	0	0	0	0	2	6	∞	∞				
Steve Reed, R ERA: 3.81 (6, 1)	0.2		4	1	0	0	1	1	0	0	0	0	0	5	9	0.00	3.000				
Mike Munoz, L ERA: 2.89 (6, 1)	1.1		6	2	0	0	2	0	0	0	0	0	0	10	10	0.00	1.500				
Willie Blair, R ERA: 6.39 (8, 1)	2.0	L	10	3	2	2	1	1	0	0	0	0	1	11	15	9.00	2.000				

Florida Marlins @ Colorado Rockies  
Mile High Stadium, Denver, CO  
Sun Jul 24 1994, 5:33 AM EDT  
Att: 68,045 - Sunny - 89 F

AB 39  
R 6  
H 14  
RBI 6  
BB 3  
SO 9  
LOB 18



Batter	1	2	3	4	5	6	7	8	9	AB	R	H	RBI	BB	SO	LOB	BOTTOM				
Eric Young Sr., R OBP: 0.393, SLG: 0.438 (1, 7)	L5				K		G1-3			3	0	0	2	0	1	1					
Willie Blair, R (8, 1)		SF8								0	0	0	0	0	0	0					
Mike Kingsley, L OBP: 0.402, SLG: 0.521 (1, 8)	G1-3				K			G6-3		4	1	2	0	0	1	0					
Dante Bichette, R OBP: 0.340, SLG: 0.564 (1, 9)	G1-3				G6-3			E		4	0	1	1	0	0	1					
Andres Galarraga, R OBP: 0.358, SLG: 0.595 (1, 3)	1B			E5		G5-3		G1-6-3		3	0	1	0	1	0	0					
Charlie Hayes, R OBP: 0.339, SLG: 0.427 (1, 5)	G5-3			K		F7		G1-6-3		4	0	0	0	0	1	4					
Vinny Castilla, R OBP: 0.352, SLG: 0.515 Walt Weiss, S OBP: 0.350, SLG: 0.321 (1, 6) (7, 6)		2B		G5-3		K				3	1	1	0	0	1	1					
Nelson Liriano, S OBP: 0.369, SLG: 0.421 (1, 4)		2B						BB		0	0	0	0	1	0	0					
Jayhawk Owens, R OBP: 0.357, SLG: 0.417 John Vander Wal, L OBP: 0.307, SLG: 0.449 (9, PH)		1B		CS		G4-3		K		4	1	2	1	0	1	1					
David Nied, R OBP: 0.130, SLG: 0.106 Curt Leskanic, R OBP: 0.290, SLG: 0.500 Steve Reed, R OBP: 0.341, SLG: 0.449 Mike Munoz, L OBP: 0.325, SLG: 0.431 Howard Johnson, S OBP: 0.325, SLG: 0.431 (1, 1) (6, 1) (6, 1) (6, 1) (7, PH) (8, 7)		2B								1	0	0	0	0	0	0					
<b>Inning Stats</b>	R: 1 E: 0 K: 0 S: 5	H: 2 LOB: 1 BB: 0 P: 5	R: 3 E: 0 K: 0 S: 7	H: 4 LOB: 1 BB: 0 P: 7	R: 0 E: 1 K: 1 S: 5	H: 0 LOB: 0 BB: 0 P: 5	R: 0 E: 0 K: 2 S: 3	H: 1 LOB: 0 BB: 0 P: 3	R: 0 E: 0 K: 1 S: 5	H: 0 LOB: 0 BB: 0 P: 5	R: 0 E: 0 K: 1 S: 4	H: 2 LOB: 1 BB: 0 P: 4	R: 0 E: 1 K: 0 S: 3	H: 1 LOB: 1 BB: 1 P: 7	R: 0 E: 0 K: 3 S: 9	H: 0 LOB: 1 BB: 1 P: 13	1B: 5 2B: 4 3B: 1 HR: 0	SF: 1 SAC: 1 DP: 2 HBP: 0	WP: 0 PB: 0 SB: 0 CS: 1	PA: 37	
<b>PITCHER</b>	IP	WLS	BF	H	R	ER	SO	BB	IBB	HBP	BLK	WP	HR	S	P	ERA	WHIP				
Mark Gardner, R ERA: 5.27 (1, 1)	5.0		21	7	4	4	3	0	0	0	0	0	0	9	9	0.00	1.000				
Luis Aquino, R ERA: 3.53 (8, 1)	2.0		7	2	0	0	1	0	0	0	0	0	0	9	9	0.00	1.000				
Yorkis Perez, L ERA: 3.41 (8, 1)	0.1		3	1	0	0	0	0	1	0	0	0	0	2	6	0.00	3.000				
Robb Nen, R ERA: 2.88 (8, 1)	1.2	W	5	0	0	0	3	1	0	0	0	0	0	14	14	0.00	0.600				

Florida Marlins @ Colorado Rockies  
Mile High Stadium, Denver, CO  
Sun Jul 24 1994, 5:33 AM EDT  
Att: 68,045 - Sunny - 89 F

AB 32  
R 4  
H 10  
RBI 4  
BB 2  
SO 7  
LOB 11





Batter	1	2	3	4	5	6	7	8	9	AB	R	H	RBI	BB	SO	LOB	TOP										
Lenny Dykstra, L OBP: 0.410, SLG: 0.467	1-0 G6-3 1B		4-1 BB		0-1 L9			1-0 F7	1-3 K	4	0	1	0	1	1	0											
Mickey Morandini, L OBP: 0.377, SLG: 0.401	1-3 K		1-0 G6-3			3-2 G5-3		1-3 K	0-1 P5	5	0	0	0	0	2	2											
Jim Eisenreich, L OBP: 0.366, SLG: 0.419	1-0 G6-3			0-0 L7		4-0 G4-3 1B BB		4-2 1B FC6 BB	1-3 K	3	2	0	0	2	1	1											
John Kruk, L OBP: 0.406, SLG: 0.422		0-1 CS 1B		4-2 BB BB		3-2 G4-3		3-0 FC6 BB		3	1	2	0	1	0	1											
Milt Thompson, L OBP: 0.347, SLG: 0.354	1-1 F7		4-2 BB BB	1-2 BB		0-0 1B		4-0 1B FC6 BB		2	1	1	1	2	0	1											
Todd Pratt, R OBP: 0.288, SLG: 0.329	3-3 K		0-2 L6		0-2 L6	2-H 1B		3-2 FC6 1B		4	1	0	1	0	1	6											
Kim Batiste, R OBP: 0.245, SLG: 0.304			1-1 E8 G4-3 G5-3 1B	1-3 K			2-2 G6-3	1-2 3B 1B		4	2	2	1	0	1	2											
Kevin Stocker, S OBP: 0.388, SLG: 0.333			1-0 G4-3		2-2 G3-1		2-1 G3	0-1 WP 3B		4	1	1	3	0	0	1											
Curt Schilling, R OBP: 0.143, SLG: 0.143			2-0 G5-3		1-3 K		2-2 G6-3	2-2 F9		2	0	0	1	0	1	0											
Larry Andersen, R OBP: 0.253, SLG: 0.458										0	0	0	0	0	0	0											
Pete Incaviglia, R OBP: 0.250, SLG: 0.250										1	0	0	0	0	0	0											
Heathcliff Slocumb, R OBP: 0.250, SLG: 0.250										1	0	0	0	0	0	0											
Toby Borland, R OBP: 0.250, SLG: 0.250										0	0	0	0	0	0	0											
<b>Inning Stats</b>	R: 0 E: 0 K: 1 S: 7	H: 1 LOB: 0 BB: 0 P: 10	R: 0 E: 0 K: 1 S: 7	H: 1 LOB: 0 BB: 0 P: 11	R: 1 E: 1 K: 0 S: 6	H: 1 LOB: 1 BB: 1 P: 15	R: 0 E: 0 K: 1 S: 14	H: 0 LOB: 2 BB: 2 P: 23	R: 0 E: 0 K: 0 S: 10	H: 0 LOB: 1 BB: 1 P: 24	R: 0 E: 0 K: 0 S: 10	H: 0 LOB: 0 BB: 0 P: 16	R: 6 E: 0 K: 1 S: 23	H: 3 LOB: 0 BB: 2 P: 42	R: 0 E: 0 K: 2 S: 8	H: 0 LOB: 0 BB: 0 P: 10	1B: 6 2B: 0 3B: 1 HR: 0	SF: 0 SAC: 0 DP: 1 HBP: 0	WP: 1 PB: 0 SB: 0 CS: 1	PA: 39							
<b>PITCHER</b>	IP	WLS	BF	H	R	ER	SO	BB	IBB	HBP	BLK	WP	HR	S	P	ERA	WHIP										
David Weathers, R ERA: 4.34	6.0	L	24	4	2	1	4	4	0	0	0	0	0	55	96	1.50	1.333										
Terry Mathews, R ERA: 3.27	1.0		3	0	0	0	0	0	0	0	0	0	0	10	16	0.00	0.000										
Jeff Mutis, L ERA: 5.24	0.2		5	1	3	3	1	2	0	0	0	0	0	10	23	40.50	4.500										
Richie Lewis, R ERA: 4.81	0.1		4	2	3	3	0	0	0	0	0	1	0	13	19	81.00	6.000										
Yorkis Perez, L ERA: 3.31	1.0		3	0	0	0	2	0	0	0	0	0	0	8	10	0.00	0.000										

Philadelphia Phillies @ Florida Marlins  
Joe Robbie Stadium, Miami, FL  
Mon Jul 25 1994, 7:05 PM EDT  
Att: 30,082 - Unknown - 82 F



AB 33  
R 8  
H 7  
RBI 7  
BB 6  
SO 7  
LOB 14

Batter	1	2	3	4	5	6	7	8	9	AB	R	H	RBI	BB	SO	LOB	BOTTOM										
Mario Diaz, R OBP: 0.393, SLG: 0.510	2-2 F9		0-0 1B		0-0 G5-3		0-2 G4-3		1-3 K	5	0	1	0	0	1	1											
Chuck Carr, S OBP: 0.302, SLG: 0.319	1-1 2B		3-2 S 1B		0-1 E6 WP		0-1 S 1B		0-0 G3-1	5	0	3	0	0	0	1											
Gary Sheffield, R OBP: 0.385, SLG: 0.587	1-2 L7		4-2 1B BB		1-3 K		2-3 K		1-1 G5-3	4	0	0	0	1	2	4											
Jeff Conine, R OBP: 0.386, SLG: 0.539	1-1 F9		2-3 K		4-0 1B BB		1-2 G6-3			3	0	0	0	1	1	5											
Darrell Whitmore, L OBP: 0.222, SLG: 0.125		2-3 K		0-3 K		0-1 F7		2-1 F7		4	0	0	0	0	2	2											
Benito Santiago, R OBP: 0.324, SLG: 0.407		1-2 G5-3		1-2 K		1-0 2B		0-2 G6-3		4	0	1	0	0	1	0											
Kurt Abbott, R OBP: 0.286, SLG: 0.386		2-0 P3		1-0 1B		1-3 K		0-0 1B 1B		4	0	2	0	0	1	1											
Bret Barberie, S OBP: 0.350, SLG: 0.389			0-3 K		0-1 G3		1-0 L8		2-2 1B	4	0	1	0	0	1	2											
David Weathers, R ERA: 4.95			0-3 K		0-2 E G5-3 WP 1B		2-0 F7		2-1 F7	2	1	1	0	0	1	0											
Greg Chisholm, L ERA: 4.95										1	0	0	0	0	1	0											
Terry Mathews, L ERA: 3.27										0	0	0	0	0	0	0											
Jeff Mutis, L ERA: 5.24										0	0	0	0	0	0	0											
Richie Lewis, R ERA: 4.81										0	0	0	0	0	0	0											
Matias Carrillo, L OBP: 0.209, SLG: 0.304										1	0	0	0	0	0	2											
Yorkis Perez, L ERA: 3.31										0	0	0	0	0	0	0											
<b>Inning Stats</b>	R: 0 E: 0 K: 0 S: 13	H: 1 LOB: 1 BB: 0 P: 18	R: 0 E: 0 K: 1 S: 7	H: 0 LOB: 0 BB: 0 P: 12	R: 0 E: 0 K: 3 S: 15	H: 2 LOB: 3 BB: 1 P: 24	R: 0 E: 0 K: 2 S: 9	H: 1 LOB: 1 BB: 0 P: 11	R: 1 E: 1 K: 1 S: 12	H: 1 LOB: 2 BB: 1 P: 17	R: 0 E: 0 K: 1 S: 6	H: 1 LOB: 1 BB: 0 P: 11	R: 0 E: 0 K: 1 S: 13	H: 1 LOB: 1 BB: 0 P: 15	R: 0 E: 0 K: 0 S: 12	H: 2 LOB: 2 BB: 0 P: 18	R: 0 E: 0 K: 1 S: 7	H: 0 LOB: 0 BB: 0 P: 9	1B: 7 2B: 2 3B: 0 HR: 0	SF: 0 SAC: 0 DP: 0 HBP: 0	WP: 1 PB: 0 SB: 2 CS: 0	PA: 39					
<b>PITCHER</b>	IP	WLS	BF	H	R	ER	SO	BB	IBB	HBP	BLK	WP	HR	S	P	ERA	WHIP										
Curt Schilling, R ERA: 4.45	5.0	W	23	5	1	0	7	2	0	0	0	0	0	56	82	0.00	1.400										
Larry Andersen, R ERA: 4.45	1.0		4	1	0	0	1	0	0	0	0	0	0	6	11	0.00	1.000										
Heathcliff Slocumb, R ERA: 2.63	2.0		9	3	0	0	1	0	0	0	0	0	0	25	33	0.00	1.500										
Toby Borland, R ERA: 2.19	1.0		3	0	0	0	1	0	0	0	0	0	0	7	9	0.00	0.000										

Philadelphia Phillies @ Florida Marlins  
Joe Robbie Stadium, Miami, FL  
Mon Jul 25 1994, 7:05 PM EDT  
Att: 30,082 - Unknown - 82 F



AB 37  
R 1  
H 9  
RBI 0  
BB 2  
SO 10  
LOB 19



Batter	1	2	3	4	5	6	7	8	9	10	11	12	AB	R	H	RBI	BB	SO	LOB	TOP							
Lenny Dykstra, L Heathcliff Stocumb, R Lenny Andersen, R Milt Thompson, L Doug Jones, R Randy Reyes, R Ben Rivera, R	2-2 S 1B HBP	3-2 G3-1	4-2 BB		4-0 1B IBB		0-0 FC4 L7-2 1B		4-2 SAFE L3 BB		4-0 BB		2 1 1 1 2 0														
Mickey Morandini, L OBP: 0.378, SLG: 0.402	0-2 1B	0-0 G4-3	1-2 2-3 3-H BB		0-1 1B		0-0 FC4 1B		0-0 L3		2-0 P6		7 1 3 3 0 1 7														
Jim Eisenreich, L OBP: 0.367, SLG: 0.415	4-1 1B 2B BB	4-2 BB		2-1 G4-3	0-2 L7		1-0 FC4			2-1 G3-1		3-1 E9 1B	5 2 1 0 2 0 4														
John Kruk, L OBP: 0.404, SLG: 0.419 Ricky Jordan, R OBP: 0.294, SLG: 0.473	2-1 2B 1B	0-0 F7		1-1 G4-3	0-0 G3		3-2 L7-2		1-2 F8	1-2 F8	1-2 G6-3 SH3-4 1B	1-2 G6-3 SH3-4 1B	4 1 1 1 1 0 0 3 3 1 1 1 1 0 0 3														
Pete Incaviglia, R OBP: 0.288, SLG: 0.470 Billy Hatcher, R OBP: 0.290, SLG: 0.342	1-3 K		4-1 2B FC3-2 BB	0-2 3B		0-2 L9		0-2 P3		0-0 2B	1-0 SH3-4	1-2 SH3-4	5 0 2 0 1 1 2 0 0 0 0 0 0 0														
Todd Pratt, R OBP: 0.269, SLG: 0.355	1-0 1B		2-1 FC3-2 BB 2B	0-1 F8		4-2 FC5-4 BB		0-0 L7		3-0 L7	0-2 G6-3	0-2 G6-3	6 2 2 1 1 0 3														
Kim Batiste, R OBP: 0.259, SLG: 0.315	1-1 FC3-6 1B		0-0 P4		0-2 SH1-4 HBP 1B	1-1 FC5-4		3-3 K		1-0 BB	0-1 BB	0-1 BB	7 1 4 3 0 1 3														
Kevin Stocker, S OBP: 0.393, SLG: 0.329	0-0 FC3-6 1B		4-0 BB FC3-2 IBB	1-1 SH1-4 HBP 1B		0-0 L6		1-1 BB HBP		1-3 BB	4-2 BB	4-2 BB	3 1 0 0 2 1 3														
David West, L OBP: 0.048, SLG: 0.048 Toby Borland, R OBP: 0.289, SLG: 0.302	3-1 G5-3		1-1 FC3-2 BB	2-2 SH1-4		3-2 G6-3		2-2 P3		1-0 F8	2-3 K	2-3 K	2 0 0 0 0 0 4 0 0 0 0 0 0 0 4 0 0 0 0 1 4														
Inning Stats	R: 5 E: 0 K: 1 S: 18	H: 4 LOB: 1 BB: 1 P: 32	R: 0 E: 0 K: 0 S: 7	H: 0 LOB: 1 BB: 1 P: 14	R: 1 E: 0 K: 1 S: 12	H: 1 LOB: 3 BB: 3 P: 27	R: 0 E: 0 K: 0 S: 9	H: 1 LOB: 1 BB: 0 P: 12	R: 0 E: 0 K: 0 S: 9	H: 0 LOB: 1 BB: 1 P: 14	R: 0 E: 0 K: 1 S: 11	H: 0 LOB: 0 BB: 0 P: 10	R: 0 E: 0 K: 0 S: 8	H: 1 LOB: 1 BB: 1 P: 15	R: 0 E: 0 K: 1 S: 7	H: 1 LOB: 1 BB: 0 P: 13	R: 0 E: 0 K: 1 S: 6	H: 1 LOB: 2 BB: 1 P: 15	R: 2 E: 1 K: 1 S: 18	H: 3 LOB: 2 BB: 1 P: 29	1B: 11 2B: 5 3B: 1 HR: 0	SF: 0 SAC: 2 DP: 2 HBP: 3	WP: 0 PB: 0 SB: 1 CS: 0	PA: 63			
PITCHER	IP	WLS	BF	H	R	ER	SO	BB	IBB	HBP	BLK	WP	HR	S	P	ERA	WHIP										
Charlie Hough, R ERA: 5.15	(1, 1)	0.1	7	4	5	5	1	1	0	0	0	0	0	15	26	135.00	15.000										
Richie Lewis, R ERA: 4.63	(1, 1)	3.2	17	2	1	1	1	3	1	0	0	0	0	31	59	2.46	1.364										
John Johnstone, R ERA: 5.54	(5, 1)	1.0	7	2	2	2	0	0	1	1	0	0	0	15	22	18.00	2.000										
Terry Mathews, R ERA: 3.15	(6, 1)	1.1	6	1	0	0	0	1	0	0	0	0	0	13	21	0.00	1.500										
Jeff Mutis, L ERA: 5.14	(7, 1)	0.2	3	1	0	0	0	0	0	0	0	0	0	7	11	0.00	1.500										
Luis Aquino, R ERA: 3.63	(8, 1)	3.0	11	1	0	0	1	1	0	0	0	0	0	1	38	0.00	0.667										
Robb Nen, R ERA: 3.14	(11, 1)	1.2	11	4	2	2	1	2	0	0	0	0	0	21	39	10.80	3.600										
Yorkis Perez, L ERA: 3.27	(12, 1)	0.1	1	0	0	0	1	0	0	0	0	0	0	3	5	0.00	0.000										

Philadelphia Phillies @ Florida Marlins  
Joe Robbie Stadium, Miami, FL  
Tue Jul 26 1994, 7:05 PM EDT  
Att: 32,648 - Unknown - 88 F


AB 48  
R 10  
H 15  
RBI 10  
BB 10  
SO 5  
LOB 36



Batter	1	2	3	4	5	6	7	8	9	10	11	12	AB	R	H	RBI	BB	SO	LOB	BOTTOM							
Mario Diaz, R OBP: 0.410, SLG: 0.509	1-2 F8 FC4-6 1B	2-0 2B 1B		4-1 BB		0-0 G6-3	0-1 L8		0-1 1B		0-0 G6-3		6 1 3 0 1 0 2														
Chuck Carr, S OBP: 0.307, SLG: 0.332	0-0 FC4-6 1B	0-2 1-3 2-H 2B		3-1 P3		1-0 G6-3 3B	2-1 E9 1B		1-0 F9		2-2 G6-3		7 2 4 1 0 0 2														
Gary Sheffield, R OBP: 0.382, SLG: 0.578	1-1 F8	4-2 FC4 BB		0-3 K		0-2 G6-3	1-2 1B		1-2 P4		1-2 F9		6 0 1 3 1 1 4														
Jeff Conine, R OBP: 0.384, SLG: 0.542	2-2 FC4-6 1B	0-1 FC4		3-3 K		3-3 HR	0-0 P2			0-2 K		0-0 1B	7 1 2 2 0 2 5														
Bret Barberie, S OBP: 0.348, SLG: 0.390	0-0 1B		0-2 F9		2-3 K	1-1 2B		3-2 F8		0-1 L9		2-3 K	7 0 2 0 0 2 1														
Kurt Abbott, R OBP: 0.287, SLG: 0.381	2-3 K		1-2 G5-3		4-2 1B WP 2B BB	1-0 HBP		1-1 G3-1		1-2 G5-3			4 1 0 0 1 1 2														
Darrell Whitmore, L OBP: 0.333, SLG: 0.357		1-1 G4-3	0-0 2B		3-2 2B 1B		0-0 K			0-0 1B		0-0 L5	6 1 3 0 0 1 2														
Rob Natal, R OBP: 0.429, SLG: 0.391		4-2 FC3-6 BB	2-2 F8		0-1 1B		1-1 F8	2-1 G4-3			4-2 G4-3 S BB		4 0 1 2 2 0 2														
Charlie Hough, R ERA: 5.15 Lenny Andersen, R ERA: 2.88 Larry Andersen, R ERA: 4.31 Doug Jones, R ERA: 2.25		0-0 FC3-6 1B 2B		3-2 P3		0-1 E 1B 1B		1-2 G6-3		2-2 G4-3			0 0														
Inning Stats	R: 1 E: 0 K: 0 S: 16	H: 3 LOB: 2 BB: 0 P: 22	R: 1 E: 0 K: 0 S: 14	H: 2 LOB: 3 BB: 2 P: 25	R: 0 E: 0 K: 0 S: 10	H: 1 LOB: 1 BB: 0 P: 13	R: 0 E: 0 K: 0 S: 14	H: 0 LOB: 1 BB: 1 P: 24	R: 2 E: 0 K: 3 S: 20	H: 2 LOB: 1 BB: 1 P: 35	R: 2 E: 0 K: 0 S: 12	H: 3 LOB: 1 BB: 0 P: 17	R: 0 E: 0 K: 0 S: 8	H: 1 LOB: 0 BB: 0 P: 14	R: 0 E: 0 K: 0 S: 9	H: 0 LOB: 0 BB: 0 P: 9	R: 0 E: 0 K: 1 S: 8	H: 0 LOB: 0 BB: 0 P: 14	R: 0 E: 0 K: 1 S: 10	H: 1 LOB: 1 BB: 0 P: 17	1B: 11 2B: 4 3B: 1 HR: 1	SF: 0 SAC: 0 DP: 0 HBP: 1	WP: 1 PB: 0 SB: 2 CS: 0	PA: 59			
PITCHER	IP	WLS	BF	H	R	ER	SO	BB	IBB	HBP	BLK	WP	HR	S	P	ERA	WHIP										
David West, L ERA: 3.35	(1, 1)	5.0	27	8	4	4	5	4	0	0	0	1	0	74	119	7.20	2.400										
Toby Borland, R ERA: 2.81	(6, 1)	1.0	7	3	2	2	1	0	0	1	0	0	1	12	17	18.00	3.000										
Heathcliff Stocumb, R ERA: 2.88	(7, 1)	1.0	6	3	2	2	0	0	0	0	0	0	0	12	16	18.00	3.000										
Larry Andersen, R ERA: 4.31	(8, 1)	1.0	4	1	0	0	0	0	0	0	0	0	0	8	14	0.00	1.000										
Doug Jones, R ERA: 2.25	(9, 1)	2.0	7	1	0	0	1	0	0	0	0	0	0	17	21	0.00	0.500										
Ben Rivera, R ERA: 6.63	(11, 1)	2.0	8	1	0	0	1	1	0	0	0	0	0	18	31	0.00	1.000										

Philadelphia Phillies @ Florida Marlins  
Joe Robbie Stadium, Miami, FL  
Tue Jul 26 1994, 7:05 PM EDT  
Att: 32,648 - Unknown - 88 F

AB 53  
R 8  
H 17  
RBI 8  
BB 5  
SO 8  
LOB 23





Batter	1	2	3	4	5	6	7	8	9	AB	R	H	RBI	BB	SO	LOB	TOP					
Lenny Dykstra, L OBP: 0.414, SLG: 0.462	1-1 G3	0-0 L8			0-1 F9			4-2 G5-3 BB		3	0	0	0	1	0	1	Philadelphia Phillies @ Florida Marlins Joe Robbie Stadium, Miami, FL Wed Jul 27 1994, 7:05 PM EDT Att: 40,017 - Unknown - 89 F					
Mickey Morandini, L OBP: 0.360, SLG: 0.412	3-2 3B		0-2 1B		0-0 F7			2-1 F8		4	2	2	0	0	0	1						
Jim Eisenreich, L OBP: 0.369, SLG: 0.424	1-1 1B		0-1 3B		0-2 G1-3			2-2 G5-3		4	1	2	2	0	0	1						
Ricky Jordan, R OBP: 0.293, SLG: 0.468	3-2 1B		1-2 F8		1-3 K			0-1 P3		4	0	1	1	0	1	2						
Milt Thompson, L OBP: 0.349, SLG: 0.352	3-1 G5-4-3		2-2 G1-3		1-1 G6-3			2-2 G4-6-3 1B		4	0	1	0	0	0	2						
Todd Pratt, R OBP: 0.286, SLG: 0.338	1-0 G6-3		2-1 P4		0-3 K			0-3 K		4	0	0	0	0	2	3						
Kim Batiste, R OBP: 0.253, SLG: 0.308		0-1 G4-3		1-0 F8				1-2 G5-3		4	0	0	0	0	0	1						
Kevin Stocker, S OBP: 0.396, SLG: 0.333		0-0 1B		2-2 CS 1B				0-0 P5		3	0	2	0	0	0	0						
Bobby Munoz, R OBP: 0.226, SLG: 0.300	1-0 P2		2-3 K		0-0 L8					3	0	0	0	0	1	2						
<b>Inning Stats</b>	R: 2 E: 0 K: 0 S: 15	H: 3 LOB: 1 BB: 0 P: 27	R: 0 E: 0 K: 0 S: 5	H: 1 LOB: 1 BB: 0 P: 6	R: 1 E: 0 K: 0 S: 14	H: 2 LOB: 1 BB: 0 P: 19	R: 0 E: 0 K: 1 S: 10	H: 1 LOB: 0 BB: 0 P: 15	R: 0 E: 0 K: 0 S: 6	H: 0 LOB: 0 BB: 0 P: 6	R: 0 E: 0 K: 2 S: 8	H: 0 LOB: 0 BB: 0 P: 10	R: 0 E: 0 K: 0 S: 5	H: 0 LOB: 1 BB: 1 P: 6	R: 0 E: 0 K: 1 S: 10	H: 0 LOB: 0 BB: 0 P: 18	R: 0 E: 0 K: 1 S: 8	H: 1 LOB: 0 BB: 0 P: 10	1B: 6 2B: 1 3B: 2 HR: 0	SF: 0 SAC: 0 DP: 2 HBP: 0	WP: 0 PB: 0 SB: 0 CS: 1	PA: 34
<b>PITCHER</b> Pat Rapp, R ERA: 3.72	IP: 9.0 WLS: L BF: 34	H: 8 R: 3 ER: 3 SO: 4	BB: 1 IBB: 0 HBP: 0 BLK: 0	WP: 0 HR: 0 S: 81 P: 117	ERA: 3.00 WHIP: 1.000	<b>PITCHER</b>										IP: 9.0 WLS: W BF: 28	H: 2 R: 1 ER: 1 SO: 3	BB: 0 IBB: 0 HBP: 0 BLK: 0	WP: 0 HR: 1 S: 57 P: 80	ERA: 1.00 WHIP: 0.222		

AB 33  
R 3  
H 8  
RBI 3  
BB 1  
SO 4  
LOB 13



Batter	1	2	3	4	5	6	7	8	9	AB	R	H	RBI	BB	SO	LOB	BOTTOM					
Mario Diaz, R OBP: 0.388, SLG: 0.475	0-2 G4-3		1-2 G1-3			0-0 G6-3			2-1 G6-3	4	0	0	0	0	0	0	Philadelphia Phillies @ Florida Marlins Joe Robbie Stadium, Miami, FL Wed Jul 27 1994, 7:05 PM EDT Att: 40,017 - Unknown - 89 F					
Chuck Carr, S OBP: 0.307, SLG: 0.332	0-1 G6-4-3 1B		2-1 G5-3		1-1 G6-3					3	0	1	0	0	0	0						
Gary Sheffield, R OBP: 0.379, SLG: 0.571	1-2 G6-4-3		3-2 G5-3		0-0 G5-3					3	0	0	0	0	0	1						
Jeff Conine, R OBP: 0.382, SLG: 0.538		2-0 F9		1-2 G1-3		0-0 G4-3				3	0	0	0	0	0	0						
Benito Santiago, R OBP: 0.323, SLG: 0.415		1-1 HR		3-2 F9		3-2 F9				3	1	1	1	0	0	0						
Darrell Whitmore, L OBP: 0.278, SLG: 0.294		0-1 G6-3		0-0 G4-3		0-0 G1-3				3	0	0	0	0	0	0						
Bret Barberie, S OBP: 0.346, SLG: 0.387		0-3 K		0-0 G4-3		2-3 K				3	0	0	0	0	2	0						
Alex Arias, R OBP: 0.310, SLG: 0.302			1-1 G6-3		0-3 K				0-0 G4-3	3	0	0	0	0	1	0						
Pat Rapp, R OBP: 0.108, SLG: 0.135			0-0 F8		0-1 G6-3				0-0 G4-3	2	0	0	0	0	0	0						
Matias Carrillo, L OBP: 0.301, SLG: 0.307										1	0	0	0	0	0	0						
<b>Inning Stats</b>	R: 0 E: 0 K: 0 S: 8	H: 1 LOB: 0 BB: 0 P: 9	R: 1 E: 0 K: 1 S: 8	H: 1 LOB: 0 BB: 0 P: 11	R: 0 E: 0 K: 0 S: 6	H: 0 LOB: 0 BB: 0 P: 8	R: 0 E: 0 K: 0 S: 9	H: 0 LOB: 0 BB: 0 P: 15	R: 0 E: 0 K: 0 S: 5	H: 0 LOB: 0 BB: 0 P: 8	R: 0 E: 0 K: 1 S: 6	H: 0 LOB: 0 BB: 0 P: 6	R: 0 E: 0 K: 0 S: 4	H: 0 LOB: 0 BB: 0 P: 5	R: 0 E: 0 K: 1 S: 7	H: 0 LOB: 0 BB: 0 P: 12	R: 0 E: 0 K: 0 S: 4	H: 0 LOB: 0 BB: 0 P: 6	1B: 1 2B: 0 3B: 0 HR: 1	SF: 0 SAC: 0 DP: 1 HBP: 0	WP: 0 PB: 0 SB: 0 CS: 0	PA: 28
<b>PITCHER</b> Bobby Munoz, R ERA: 2.32	IP: 9.0 WLS: W BF: 28	H: 2 R: 1 ER: 1 SO: 3	BB: 0 IBB: 0 HBP: 0 BLK: 0	WP: 0 HR: 1 S: 57 P: 80	ERA: 1.00 WHIP: 0.222	<b>PITCHER</b>										IP: 9.0 WLS: W BF: 28	H: 2 R: 1 ER: 1 SO: 3	BB: 0 IBB: 0 HBP: 0 BLK: 0	WP: 0 HR: 1 S: 57 P: 80	ERA: 1.00 WHIP: 0.222		

AB 28  
R 1  
H 2  
RBI 1  
BB 0  
SO 3  
LOB 1





Batter	1	2	3	4	5	6	7	8	9	AB	R	H	RBI	BB	SO	LOB	TOP								
Marquis Grissom, R OBP: 0.342, SLG: 0.411	F7	K		P6		F8	P9			5	0	0	0	0	1	4									
Rondell White, R OBP: 0.395, SLG: 0.507	G5-3		G4-3		1B		1B	1B	FC6-4	3	3	2	0	1	0	0									
Moises Alou, R Cliff Floyd, L	HBP	1B	K		1B		BB	1B	P3	3	1	2	1	0	1	1									
Larry Walker, L	1B	HBP	G4-3		F8		BB	BB	P7	4	1	1	2	0	0	2									
Wil Cordero, R	1B	HBP	FC6-4		F7		HBP	BB	FC6-4	3	1	1	1	1	0	2									
Lenny Webster, R	P8		FC6-4		P7		WP	HBP	G3-1	3	0	0	0	0	0	4									
Mike Lansing, R		K	1B		L8		FC6-4	1B	L7	3	0	2	1	0	0	0									
Freddie Benavides, R		1B					WP	HBP		1	0	0	0	0	0	0									
Sean Berry, R		1B			HR		FC6-4	S	SF8	3	1	2	2	1	0	1									
Gil Heredia, R		1B			P3		L8		P6	2	0	0	0	0	1	2									
Darrin Fletcher, L		K							G4-3	3	0	0	0	0	0	4									
<b>Inning Stats</b>	R: 1 E: 0 K: 0 S: 10	H: 2 LOB: 2 BB: 0 P: 20	R: 0 E: 0 K: 2 S: 12	H: 2 LOB: 1 BB: 0 P: 17	R: 1 E: 1 K: 1 S: 10	H: 1 LOB: 0 BB: 0 P: 14	R: 1 E: 0 K: 0 S: 7	H: 1 LOB: 0 BB: 0 P: 13	R: 1 E: 0 K: 0 S: 9	H: 2 LOB: 1 BB: 0 P: 15	R: 0 E: 0 K: 0 S: 11	H: 1 LOB: 1 BB: 0 P: 17	R: 4 E: 0 K: 0 S: 15	H: 2 LOB: 2 BB: 3 P: 30	R: 0 E: 0 K: 0 S: 9	H: 0 LOB: 1 BB: 0 P: 14	R: 0 E: 0 K: 0 S: 10	H: 0 LOB: 1 BB: 1 P: 18	1B: 8 2B: 2 3B: 0 HR: 1	SF: 1 SAC: 0 DP: 0 HBP: 4	WP: 1 PB: 0 SB: 1 CS: 0	PA: 45			
<b>PITCHER</b>	IP	WLS	BF	H	R	ER	SO	BB	IBB	HBP	BLK	WP	HR	S	P	ERA	WHIP								
Rich Scheid, L	(1, 1)		5.0	8	4	3	3	0	0	2	0	0	1	48	79	5.40	1.600								
Richie Lewis, R	(6, 1)	L	1.0	5	1	1	0	1	0	0	0	0	0	13	23	9.00	2.000								
Jeff Mutis, L	(7, 1)		0.0	2	2	0	0	0	0	0	0	0	0	4	5	∞	∞								
Luis Aquino, R	(7, 1)		2.0	10	0	3	3	2	0	2	0	1	0	18	33	13.50	1.000								
Terry Matthews, R	(9, 1)		1.0	4	0	0	0	1	0	0	0	0	0	10	18	0.00	1.000								
<b>Batter</b>	<b>1</b>	<b>2</b>	<b>3</b>	<b>4</b>	<b>5</b>	<b>6</b>	<b>7</b>	<b>8</b>	<b>9</b>	<b>AB</b>	<b>R</b>	<b>H</b>	<b>RBI</b>	<b>BB</b>	<b>SO</b>	<b>LOB</b>	<b>BOTTOM</b>								
Chuck Carr, S	K		G3		E3		K			4	1	0	0	0	2	2									
Mario Diaz, R	F9		1-3		P8		K		HBP	5	0	0	0	0	1	4									
Gary Sheffield, R	HBP		CS		2B		FC5-4		F7	2	1	0	0	2	0	2									
Jeff Conine, R	G6-3		CS		K				G6-3	4	0	1	3	0	1	1									
Darrell Whitmore, L	L4				G1-3				1B	3	0	1	0	1	0	1									
Bento Santiago, R	F8		G6-4-3		L4				K	4	0	0	0	0	1	2									
Kurt Abbott, R	1B				G6-3				1B	4	1	3	0	0	0	0									
Bret Barberie, S	1B				1B				1B	3	1	2	0	0	1	0									
Terry Matthews, L	1B				2B				F8	0	0	0	0	0	0	0									
Rich Scheid, L					SF7				G6-3	1	0	0	0	0	0	2									
Greg O'Halloran, L										0	0	0	1	0	0	0									
Richie Lewis, R										0	0	0	0	0	0	0									
Jeff Mutis, L										0	0	0	0	0	0	0									
Luis Aquino, R										0	0	0	0	0	0	0									
Jerry Browne, S										2	0	1	0	0	0	0									
Mattias Carrillo, L										1	0	0	0	0	0	2									
<b>Inning Stats</b>	R: 0 E: 0 K: 1 S: 6	H: 0 LOB: 1 BB: 0 P: 8	R: 0 E: 0 K: 0 S: 11	H: 2 LOB: 2 BB: 0 P: 15	R: 0 E: 0 K: 1 S: 7	H: 1 LOB: 0 BB: 0 P: 9	R: 4 E: 1 K: 0 S: 13	H: 3 LOB: 1 BB: 1 P: 23	R: 0 E: 0 K: 1 S: 5	H: 0 LOB: 0 BB: 0 P: 6	R: 0 E: 0 K: 2 S: 9	H: 1 LOB: 1 BB: 0 P: 14	R: 0 E: 0 K: 1 S: 13	H: 1 LOB: 2 BB: 1 P: 21	R: 0 E: 0 K: 0 S: 10	H: 0 LOB: 1 BB: 0 P: 17	1B: 6 2B: 2 3B: 0 HR: 0	SF: 1 SAC: 0 DP: 1 HBP: 2	WP: 0 PB: 0 SB: 0 CS: 1	PA: 40					
<b>PITCHER</b>	IP	WLS	BF	H	R	ER	SO	BB	IBB	HBP	BLK	WP	HR	S	P	ERA	WHIP								
Gil Heredia, R	(1, 1)		4.2	22	6	4	1	2	0	1	0	0	0	44	69	1.93	1.714								
Jeff Shaw, R	(5, 1)	W	1.1	4	0	0	1	0	0	0	0	0	0	6	7	0.00	0.000								
Mel Rojas, R	(7, 1)		2.0	9	2	0	0	3	1	0	0	0	0	22	35	0.00	1.500								
John Wetteland, R	(9, 1)		1.0	4	0	0	0	0	0	0	1	0	0	10	17	0.00	0.000								

Montreal Expos @ Florida Marlins  
Joe Robbie Stadium, Miami, FL  
Fri Jul 29 1994, 7:05 PM EDT  
Att: 39,338 - Unknown

AB 36  
R 8  
H 11  
RBI 8  
BB 4  
SO 3  
LOB 21



Montreal Expos @ Florida Marlins  
Joe Robbie Stadium, Miami, FL  
Fri Jul 29 1994, 7:05 PM EDT  
Att: 39,338 - Unknown

AB 33  
R 4  
H 8  
RBI 4  
BB 3  
SO 6  
LOB 16













Batter	1	2	3	4	5	6	7	8	9	AB	R	H	RBI	BB	SO	LOB	TOP		
Jerry Browne, S OBP: 0.382, SLG: 0.371	2-1 1B		2-1 G4-3			1-1 1B	2-2 L9			4	1	2	0	0	0	0			
Chuck Carr, S OBP: 0.305, SLG: 0.328	1-1 SAFE F9		1-0 L8			0-0 1B	3-2 G3-1			4	1	1	0	0	0	1			
Gary Sheffield, R OBP: 0.375, SLG: 0.554	1-1 SAFE L7			1-1 G6-3		3-2 F9		1-0 L8		4	0	0	0	0	0	3			
Jeff Conine, R OBP: 0.375, SLG: 0.527	0-0 G6-3			0-3 K		3-2 HR		0-2 G1-3		4	1	1	1	0	1	1			
Greg Colbrunn, R OBP: 0.368, SLG: 0.522		2-3 K		0-3 K		0-0 HR		0-2 FC6-4		4	1	2	3	0	2	0			
Bento Santiago, R OBP: 0.316, SLG: 0.416		1-0 HR			2-0 G6-3	0-3 K		2-0 FC6-4		4	1	1	1	0	1	1			
Kurt Abbott, R OBP: 0.291, SLG: 0.384		3-1 G4-3			2-0 G5-3	0-0 1B		0-0 G6-3		4	0	1	0	0	0	0			
Bret Barberie, S OBP: 0.350, SLG: 0.391		0-0 F7			2-0 1B	1-3 K		2-2 G4-6-3		4	0	2	0	0	1	1			
Pat Rapp, R OBP: 0.308, SLG: 0.299			2-3 K		0-1 L6			1-1 G4-6-3		1	0	0	0	0	1	0			
Mattie Carroll, L OBP: 0.289, SLG: 0.286										0	0	0	0	0	0	1			
Terry Mathews, L OBP: 0.302, SLG: 0.287										0	0	0	0	0	0	0			
Darrell Whitmore, L OBP: 0.292, SLG: 0.273										0	0	0	0	0	0	0			
Rich Scheid, L OBP: 0.300, SLG: 0.299										0	0	0	0	0	0	1			
<b>Inning Stats</b>	R: 0 E: 0 K: 0 S: 7	H: 1 LOB: 1 BB: 0 P: 12	R: 1 E: 0 K: 1 S: 7	H: 1 LOB: 0 BB: 0 P: 13	R: 0 E: 0 K: 1 S: 7	H: 0 LOB: 0 BB: 0 P: 12	R: 0 E: 0 K: 2 S: 8	H: 0 LOB: 0 BB: 0 P: 9	R: 0 E: 0 K: 0 S: 5	H: 1 LOB: 1 BB: 0 P: 11	R: 4 E: 0 K: 2 S: 18	H: 5 LOB: 1 BB: 0 P: 26	R: 0 E: 0 K: 0 S: 7	H: 1 LOB: 1 BB: 0 P: 12	R: 0 E: 0 K: 0 S: 7	H: 1 LOB: 0 BB: 0 P: 10	1B: 8 2B: 0 3B: 0 HR: 2	SF: 0 SAC: 0 DP: 1 HBP: 0	WP: 0 PA: 36 PB: 0 SB: 0 CS: 0
<b>PITCHER</b>	IP WLS BF H R ER SO BB IBB HBP BLK WP HR S P ERA WHIP																		
Chuck Crim, R ERA: 4.62	(1, 1) 5.1 W 22 6 4 4 4 0 0 0 0 0 1 44 74 6.75 1.125																		
Jose Bautista, R ERA: 3.92	(6, 1) 1.2 7 2 1 1 2 0 0 0 0 0 0 15 21 5.40 1.200																		
Randy Veres, R ERA: 4.76	(8, 1) 1.0 4 1 0 0 0 0 0 0 0 0 0 8 11 0.00 1.000																		
Randy Myers, L ERA: 3.29	(9, 1) 1.0 S 3 1 0 0 0 0 0 0 0 0 0 7 10 0.00 1.000																		

Florida Marlins @ Chicago Cubs  
Wrigley Field, Chicago, IL  
Mon Aug 01 1994, 7:05 PM CDT  
Att: 34,765 - Unknown - 72 F

AB 36  
R 5  
H 10  
RBI 5  
BB 0  
SO 6  
LOB 9



Batter	1	2	3	4	5	6	7	8	9	AB	R	H	RBI	BB	SO	LOB	BOTTOM		
Todd Haney, R OBP: 0.304, SLG: 0.368	2-1 F8	0-0 CS		0-1 F9		1-1 SAFE SH3		1-1 L8		4	0	1	0	0	0	0			
Mike Meksudian, L OBP: 0.494, SLG: 0.364	4-1 E 1B	4-1 FC5-4		1-2 WP SF8		2-1 G4-3		0-2 G4-3		3	2	1	0	2	0	1			
Sammy Sosa, R OBP: 0.332, SLG: 0.541	2-3 K	2-1 FC5-4		4-1 FC5-4		0-0 CS		0-2 G6-3		4	0	1	1	1	1	2			
Derrick May, L OBP: 0.340, SLG: 0.408	4-0 E 1B	4-1 SAFE BB		1-1 SF8		1-0 CS		1-0 E4		1	1	0	1	2	0	0			
Glenallen Hill, R OBP: 0.375, SLG: 0.472	1-0 E6	4-2 BB		1-2 FC5-4		0-1 FC6-4		0-1 FC6-4		3	2	0	0	1	0	4			
Rick Wilkins, L OBP: 0.314, SLG: 0.389	1-0 S 2B	2-2 F8			0-0 F7		1-0 CS		1-0 1B	4	1	2	2	0	0	3			
Steve Buechele, R OBP: 0.330, SLG: 0.412	4-2 E 1B		1-2 F7		1-1 L8		4-2 SAFE 1B			2	1	0	0	0	0	0			
Jose Bautista, R ERA: 3.67	(6, 1) 1.2 7 2 1 1 0 0 0 0 0 0 0 15 21 5.40 1.200																		
Mark Parent, R OBP: 0.364, SLG: 0.418	(7, PH) 1.2 7 2 1 1 0 0 0 0 0 0 0 15 21 5.40 1.200																		
Randy Veres, R ERA: 3.09	(8, 1) 1.0 4 1 0 0 0 0 0 0 0 0 0 8 11 0.00 1.000																		
Randy Myers, L ERA: 2.52	(9, 1) 1.0 S 3 1 0 0 0 0 0 0 0 0 0 7 10 0.00 1.000																		
Rey Sanchez, R OBP: 0.356, SLG: 0.344	(1, 6) 1.0 S 3 1 0 0 0 0 0 0 0 0 0 7 10 0.00 1.000																		
Chuck Crim, R ERA: 3.67	(1, 1) 5.1 W 22 6 4 4 4 0 0 0 0 0 1 44 74 6.75 1.125																		
Jose Hernández, R OBP: 0.299, SLG: 0.341	(6, 5) 1.0 S 3 1 0 0 0 0 0 0 0 0 0 7 10 0.00 1.000																		
<b>Inning Stats</b>	R: 5 E: 1 K: 1 S: 15	H: 2 LOB: 1 BB: 2 P: 36	R: 0 E: 0 K: 0 S: 11	H: 1 LOB: 3 BB: 3 P: 27	R: 0 E: 0 K: 0 S: 9	H: 0 LOB: 0 BB: 0 P: 10	R: 1 E: 0 K: 0 S: 11	H: 1 LOB: 1 BB: 1 P: 18	R: 0 E: 0 K: 0 S: 5	H: 0 LOB: 0 BB: 0 P: 6	R: 1 E: 0 K: 0 S: 5	H: 2 LOB: 2 BB: 0 P: 9	R: 1 E: 1 K: 1 S: 11	H: 2 LOB: 1 BB: 1 P: 19	R: 0 E: 0 K: 0 S: 8	H: 0 LOB: 0 BB: 0 P: 9	1B: 6 2B: 2 3B: 0 HR: 0	SF: 1 SAC: 1 DP: 0 HBP: 1	WP: 1 PA: 40 PB: 0 SB: 3 CS: 4
<b>PITCHER</b>	IP WLS BF H R ER SO BB IBB HBP BLK WP HR S P ERA WHIP																		
Pat Rapp, R ERA: 3.67	(1, 1) 5.1 W 22 6 4 4 4 0 0 0 0 0 1 44 74 6.75 1.125																		
Terry Mathews, R ERA: 3.09	(6, 1) 1.2 7 2 1 1 0 0 0 0 0 0 0 15 21 5.40 1.200																		
Rich Scheid, L ERA: 2.52	(7, 1) 2.0 9 2 1 0 1 1 0 0 0 0 0 19 28 0.00 1.500																		

Florida Marlins @ Chicago Cubs  
Wrigley Field, Chicago, IL  
Mon Aug 01 1994, 7:05 PM CDT  
Att: 34,765 - Unknown - 72 F

AB 29  
R 8  
H 8  
RBI 7  
BB 7  
SO 2  
LOB 13





Batter	1	2	3	4	5	6	7	8	9	10	AB	R	H	RBI	BB	SO	LOB	TOP									
Jerry Browne, S OBP: 0.382, SLG: 0.376	(1,5) C 1-1 F7		(1,1) C 1-1 F9			(1,2) C 4-2 1B G1-3 BLK BB		(1,2) C 2-3 K		(1,2) C 2-2 SF8 3B	4	2	1	0	1	1	1										
Chuck Carr, S OBP: 0.309, SLG: 0.332	(1,8) X 0-0 CS 1B		(1,1) C 1-1 L6			(1,3) X 0-0 G1-3 1B		(1,2) X 0-0 1B		(1,1) C 0-3 K2-3	5	0	3	0	0	0	1										
Gary Sheffield, R OBP: 0.375, SLG: 0.550	(1,9) C 0-1 1B 1B		(1,3) X 0-0 F7			(1,1) C 1-1 G1-3		(1,2) C 0-3 K		(1,1) C 4-0 IBB	4	0	1	1	1	1	3										
Jeff Conine, R OBP: 0.373, SLG: 0.524	(1,7) B 3-1 1B 1B					(1,2) C 2-3 K		(1,3) C 1-3 K		(1,1) C 3-1 SF8	4	0	1	1	0	3	3										
Greg Colbrunn, R OBP: 0.354, SLG: 0.500	(1,3) B 1-1 P8					(1,2) C 2-0 F9				(1,2) C 1-2 G5-3	5	0	0	0	0	0	4										
Bret Barberie, S OBP: 0.352, SLG: 0.395		(1,4) X 0-0 FC4-8 1B				(1,2) C 2-2 F7				(1,1) C 2-2 1B 2B	4	1	2	0	0	0	0										
Kurt Abbott, R OBP: 0.289, SLG: 0.380		(1,6) L 1-3 K				(1,3) C 2-3 K				(1,1) C 1-1 1B	3	0	0	0	0	3	1										
Benito Santiago, R OBP: 0.318, SLG: 0.418		(9, PH) S 0-3 K				(1,1) C 0-1 P6				(1,1) C 0-1 P9	1	0	1	1	0	0	0										
Rob Natal, R OBP: 0.387, SLG: 0.346		(1,2) S 0-3 K				(1,1) C 1-0 G3-1					2	0	0	0	0	0	1										
Mario Diaz, R OBP: 0.365, SLG: 0.441		(9, PH) S 1-1 FC4-6									0	0	0	0	0	0	0										
Luis Aquino, R OBP: 0.187, SLG: 0.167		(8, PH) S 0-0 0									0	0	0	0	0	0	0										
Terry Mathews, R OBP: 0.306, SLG: 0.367		(8, PH) S 0-0 0									0	0	0	0	0	0	0										
Darrell Whimmore OBP: 0.088, SLG: 0.129		(8, PH) S 0-0 0									0	0	0	0	0	0	0										
John Johnstone, R OBP: 0.296, SLG: 0.341		(8, PH) S 0-0 0									0	0	0	0	0	0	0										
Alex Arias, R OBP: 0.296, SLG: 0.296		(9, PH) S 0-0 0									0	0	0	0	0	0	0										
Robb Nen, R OBP: 0.296, SLG: 0.296		(9, PH) S 0-0 0									0	0	0	0	0	0	0										
<b>Inning Stats</b>	R: 0 E: 0 K: 0 S: 9	H: 3 LOB: 2 BB: 0 P: 14	R: 0 E: 0 K: 2 S: 9	H: 1 LOB: 1 BB: 0 P: 11	R: 0 E: 0 K: 0 S: 5	H: 0 LOB: 0 BB: 0 P: 7	R: 0 E: 0 K: 1 S: 9	H: 0 LOB: 0 BB: 0 P: 15	R: 0 E: 0 K: 1 S: 6	H: 0 LOB: 0 BB: 0 P: 10	R: 1 E: 0 K: 1 S: 11	H: 1 LOB: 1 BB: 1 P: 18	R: 0 E: 0 K: 1 S: 9	H: 0 LOB: 0 BB: 0 P: 14	R: 0 E: 0 K: 3 S: 12	H: 1 LOB: 2 BB: 1 P: 19	R: 1 E: 0 K: 1 S: 15	H: 2 LOB: 1 BB: 0 P: 20	R: 1 E: 0 K: 1 S: 10	H: 1 LOB: 1 BB: 1 P: 19	1B: 7 2B: 1 3B: 1 HR: 0	SF: 1 SAC: 0 DP: 0 HBP: 0	WP: 0 PB: 0 SB: 0 CS: 1	PA: 41			
<b>PITCHER</b>	IP	WLS	BF	H	R	ER	SO	BB	IBB	HBP	BLK	WP	HR	S	P	ERA	WHIP										
Kevin Foster, R ERA: 2.59	(1,1)	7.0	27	5	1	1	6	2	0	0	1	0	0	59	94	1.29	1.000										
Dan Plesac, L ERA: 4.7	(8,1)	0.1	2	1	0	0	1	0	0	0	0	0	0	4	6	0.00	3.000										
Randy Veres, R ERA: 4.26	(8,1)	0.2	2	0	0	0	2	0	0	0	0	0	0	7	8	0.00	0.000										
Randy Myers, L ERA: 3.43	(9,1)	1.0	5	2	1	1	0	0	0	0	0	0	0	15	20	9.00	2.000										
Jose Bautista, R ERA: 3.99	(10,1)	1.0	L 5	1	1	1	1	0	1	0	0	0	0	10	19	9.00	1.000										

Florida Marlins @ Chicago Cubs  
Wrigley Field, Chicago, IL  
Tue Aug 02 1994, 3:33 AM CDT  
Att. 24,218 - Sunny - 73 F

AB 37  
R 3  
H 9  
RBI 3  
BB 3  
SO 10  
LOB 17



Batter	1	2	3	4	5	6	7	8	9	10	AB	R	H	RBI	BB	SO	LOB	BOTTOM									
Todd Haney, R OBP: 0.250, SLG: 0.292	(1,4) C 1-2 F9		(1,3) C 3-1 L7			(1,2) C 0-2 G4-3		(1,2) C 2-2 F8		(1,2) C 1-2 F9	5	0	0	0	0	0	2										
Mark Grace, L OBP: 0.368, SLG: 0.411	(1,3) B 2-2 F7		(1,1) C 1-1 P4			(1,2) C 1-0 F7		(1,3) C 2-2 G1-3		(1,3) C 1-0 G3-1	5	0	0	0	0	0	0										
Sammy Sosa, R OBP: 0.333, SLG: 0.543	(1,9) C 2-3 K		(1,1) C 0-0 S 1B			(1,1) C 1-1 G6-3		(1,2) C 1-2 CS 2B			4	0	2	0	0	1	0										
Derrick May, L OBP: 0.336, SLG: 0.403		(1,7) C 2-2 G3		(1,2) C 0-0 P6		(1,2) C 0-2 L4		(1,2) C 2-0 L9			4	0	0	0	0	0	2										
Glenallen Hill, R OBP: 0.377, SLG: 0.471		(1,8) C 3-2 E 1B		(1,1) C 1-0 F7		(1,1) C 4-1 BB BB		(1,2) C 2-3 K			3	1	1	0	1	1	2										
Rick Wilkins, L OBP: 0.316, SLG: 0.386		(1,2) B 4-2 1B 1B		(1,1) C 1-0 F8		(1,1) C 1-0 F8		(1,1) C 4-0 BB BB		(1,1) C 1-0 G4-3	2	1	0	0	2	0	0										
Steve Buechele, R OBP: 0.331, SLG: 0.413		(1,5) F 0-1 1B BB		(1,3) C 1-3 1B		(1,1) C 3-1 1B		(1,2) C 0-1 L8		(1,2) C 1-2 F7	4	0	2	1	0	0	2										
Jose Bautista, R OBP: 0.333, SLG: 0.543		(10,1) X 1-3 3-H 1B		(1,3) C 1-3 3-H 1B		(1,1) C 0-0 L7		(1,3) C 0-0 G3		(1,3) C 0-1 F9	4	0	1	1	0	0	3										
Rey Sanchez, R OBP: 0.355, SLG: 0.342		(1,6) S 0-1 1B		(1,2) C 1-2 3-H 1B		(1,2) C 1-2 3-H 1B																					
Kevin Foster, R OBP: 0.111, SLG: 0.077		(1,1) C 0-3 K		(1,1) C 0-3 K							3	0	0	0	0	0	2	3									
Dan Plesac, L ERA: 3.64		(8,1) C 0-0 0									0	0	0	0	0	0	0										
Terry Mathews, R ERA: 2.95		(8,1) C 0-0 0									0	0	0	0	0	0	0										
John Johnstone, R ERA: 6.46		(8,1) C 0-0 0									0	0	0	0	0	0	0										
Robb Nen, R ERA: 2.95		(10, PH) S 0-0 0									1	0	0	0	0	0	1										
<b>Inning Stats</b>	R: 0 E: 0 K: 1 S: 12	H: 0 LOB: 0 BB: 0 P: 17	R: 2 E: 0 K: 1 S: 23	H: 3 LOB: 2 BB: 1 P: 35	R: 0 E: 0 K: 0 S: 5	H: 1 LOB: 1 BB: 0 P: 7	R: 0 E: 0 K: 0 S: 7	H: 1 LOB: 1 BB: 0 P: 12	R: 0 E: 0 K: 0 S: 8	H: 0 LOB: 0 BB: 0 P: 10	R: 0 E: 0 K: 1 S: 9	H: 0 LOB: 0 BB: 0 P: 15	R: 0 E: 0 K: 1 S: 9	H: 0 LOB: 0 BB: 0 P: 14	R: 0 E: 0 K: 0 S: 8	H: 0 LOB: 0 BB: 0 P: 10	R: 0 E: 0 K: 1 S: 9	H: 0 LOB: 0 BB: 0 P: 12	1B: 5 2B: 2 3B: 0 HR: 0	SF: 0 SAC: 0 DP: 1 HBP: 0	WP: 0 PB: 0 SB: 2 CS: 1	PA: 38					
<b>PITCHER</b>	IP	WLS	BF	H	R	ER	SO	BB	IBB	HBP	BLK	WP	HR	S	P	ERA	WHIP										
Luis Aquino, R ERA: 3.64	(1,1)	5.1	24	5	2	2	2	3	0	0	0	0	0	59	93	3.38	1.500										
Terry Mathews, R ERA: 2.95	(6,1)	1.2	5	0	0	0	1	0	0	0	0	0	0	12	17	0.00	0.000										
John Johnstone, R ERA: 6.46	(8,1)	1.0	3	1	0	0	1	0	0	0	0	0	0	9	14	0.00	1.000										
Robb Nen, R ERA: 2.95	(9,1)	2.0	W 6	0	0	0	1	0	0	0	0	0	0	17	22	0.00	0.000										

Florida Marlins @ Chicago Cubs  
Wrigley Field, Chicago, IL  
Tue Aug 02 1994, 3:33 AM CDT  
Att. 24,218 - Sunny - 73 F

AB 35  
R 2  
H 6  
RBI 2  
BB 3  
SO 5  
LOB 14






Batter	1	2	3	4	5	6	7	8	9	AB	R	H	RBI	BB	SO	LOB	TOP		
Jerry Browne, S OBP: 0.385, SLG: 0.391										4	1	2	1	0	0	0	<b>Florida Marlins @ Chicago Cubs</b> Wrigley Field, Chicago, IL Wed Aug 03 1994, 3:33 AM CDT Att: 26,114 - Sunny - 83 F		
Chuck Carr, S OBP: 0.308, SLG: 0.333										5	1	1	0	0	2	2			
Gary Sheffield, R OBP: 0.375, SLG: 0.558										5	2	2	2	0	1	1			
Jeff Conine, R OBP: 0.375, SLG: 0.535										5	2	3	2	0	1	1			
Greg Colbrunn, R OBP: 0.348, SLG: 0.488										5	1	1	0	0	0	1			
Bento Santiago, R OBP: 0.325, SLG: 0.430										3	1	3	1	1	0	0			
Mario Diaz, R OBP: 0.380, SLG: 0.444										4	0	2	1	1	0	2			
Robb Nen, R										0	0	0	0	0	0	0			
Alex Arias, R OBP: 0.295, SLG: 0.286										4	1	0	0	0	1	7			
Chris Hammond, L John J. ... Yorkis Perez, L Terry Mathews, R Randy Veres, R Dan Plesac, L Kurt Abbott, R										3	0	0	0	0	0	1		2	
<b>Inning Stats</b>	R: 0 E: 0 K: 1 S: 11	H: 1 LOB: 1 BB: 0 P: 16	R: 0 E: 0 K: 0 S: 10	H: 1 LOB: 1 BB: 0 P: 16	R: 0 E: 0 K: 0 S: 7	H: 0 LOB: 0 BB: 0 P: 8	R: 2 E: 0 K: 2 S: 18	H: 3 LOB: 2 BB: 1 P: 31	R: 2 E: 0 K: 1 S: 12	H: 2 LOB: 0 BB: 0 P: 18	R: 0 E: 0 K: 0 S: 13	H: 2 LOB: 3 BB: 1 P: 27	R: 1 E: 0 K: 1 S: 10	H: 1 LOB: 0 BB: 0 P: 15	R: 2 E: 0 K: 0 S: 17	H: 3 LOB: 1 BB: 0 P: 25	1B: 6 2B: 6 3B: 0 HR: 3	SF: 1 SAC: 1 DP: 0 HBP: 1	WP: 3 PA: 45 PB: 0 SB: 2 CS: 0
<b>PITCHER</b>	IP WLS BF H R ER SO BB IBB HBP BLK WP HR S P ERA WHIP																		
Jim Bullinger, R ERA: 3.46	(1, 1) 5.0 25 9 6 6 4 1 0 0 0 0 2 61 94 10.80 2.000																		
Dave Otto, L ERA: 3.74	(6, 1) 1.1 6 1 0 0 1 0 0 1 0 1 0 14 24 0.00 0.750																		
Randy Veres, R ERA: 6.23	(7, 1) 2.1 L 12 4 3 3 1 1 0 0 0 0 1 28 47 11.57 2.143																		
Dan Plesac, L ERA: 4.67	(9, 1) 0.1 2 1 0 0 0 0 0 0 0 0 0 7 9 0.00 3.000																		

Batter	1	2	3	4	5	6	7	8	9	AB	R	H	RBI	BB	SO	LOB	BOTTOM				
Todd Haney, R OBP: 0.273, SLG: 0.310										5	2	2	0	0	0	0	<b>Florida Marlins @ Chicago Cubs</b> Wrigley Field, Chicago, IL Wed Aug 03 1994, 3:33 AM CDT Att: 26,114 - Sunny - 83 F				
Rey Sanchez, R OBP: 0.356, SLG: 0.341										4	2	1	0	0	1	0					
Mark Grace, L OBP: 0.366, SLG: 0.408										5	0	1	0	0	3	4					
Sammy Sosa, R OBP: 0.336, SLG: 0.550										4	2	2	2	1	1	1					
Glenallen Hill, R OBP: 0.377, SLG: 0.469										5	0	2	2	0	3	2					
Derrick May, L OBP: 0.344, SLG: 0.420										4	1	4	3	0	0	0					
Steve Buechele, R OBP: 0.331, SLG: 0.421										3	1	1	1	0	1	2					
Randy Veres, R Dan Plesac, L										2	0	0	0	0	0	2					
Mark Parent, R OBP: 0.358, SLG: 0.409										2	0	0	0	0	1	0					
Rick Wilkins, L OBP: 0.314, SLG: 0.384										2	0	0	0	0	0	0					
Jim Bullinger, R OBP: 0.238, SLG: 0.263	(1, 1) 3.0 15 6 2 2 2 2 0 0 0 0 2 29 42 6.75 0.750																				
Dave Otto, L ERA: 5.5	(6, 1) 1.0 6 2 3 3 2 1 0 0 0 1 0 18 28 27.00 3.000																				
Terry Mathews, R ERA: 2.95	(7, 1) 0.0 1 1 0 0 0 0 0 0 0 0 0 2 5 ∞ ∞																				
Rich Scheid, L ERA: 2.39	(7, 1) 1.1 W 5 1 0 0 0 0 0 0 0 0 0 8 11 0.00 0.750																				
<b>Inning Stats</b>	R: 2 E: 0 K: 1 S: 17	H: 3 LOB: 1 BB: 0 P: 25	R: 0 E: 0 K: 1 S: 6	H: 0 LOB: 0 BB: 0 P: 7	R: 0 E: 0 K: 0 S: 8	H: 1 LOB: 1 BB: 0 P: 11	R: 0 E: 0 K: 1 S: 16	H: 2 LOB: 2 BB: 0 P: 23	R: 0 E: 0 K: 1 S: 8	H: 0 LOB: 0 BB: 0 P: 12	R: 2 E: 0 K: 3 S: 14	H: 2 LOB: 0 BB: 0 P: 20	R: 3 E: 0 K: 1 S: 21	H: 4 LOB: 2 BB: 1 P: 33	R: 0 E: 0 K: 0 S: 4	H: 0 LOB: 0 BB: 0 P: 7	R: 1 E: 0 K: 3 S: 14	H: 1 LOB: 0 BB: 0 P: 18	1B: 10 2B: 0 3B: 0 HR: 3	SF: 0 SAC: 0 DP: 0 HBP: 1	WP: 1 PA: 42 PB: 0 SB: 0 CS: 1
<b>PITCHER</b>	IP WLS BF H R ER SO BB IBB HBP BLK WP HR S P ERA WHIP																				
Chris Hammond, L ERA: 3.07	(1, 1) 3.0 15 6 2 2 2 2 0 0 0 0 2 29 42 6.75 0.750																				
John Johnstone, R ERA: 5.5	(4, 1) 2.2 10 2 2 2 4 0 0 0 0 0 2 29 42 6.75 0.750																				
Yorkis Perez, L ERA: 3.89	(6, 1) 1.0 6 2 3 3 2 1 0 0 0 1 0 18 28 27.00 3.000																				
Terry Mathews, R ERA: 2.95	(7, 1) 0.0 1 1 0 0 0 0 0 0 0 0 0 2 5 ∞ ∞																				
Rich Scheid, L ERA: 2.39	(7, 1) 1.1 W 5 1 0 0 0 0 0 0 0 0 0 8 11 0.00 0.750																				

AB	40
R	9
H	15
RBI	8
BB	2
SO	6
LOB	17





Batter	1	2	3	4	5	6	7	8	9	AB	R	H	RBI	BB	SO	LOB	TOP					
Jerry Browne, S OBP: 0.391, SLG: 0.393	0-1 BB 1B	0-0 1B FC3-5		1-2 E1 2B		4-2 BB		4-2 G1-3 BB		3	1	2	1	2	0	0	<b>Florida Marlins @ Chicago Cubs</b> Wrigley Field, Chicago, IL Thu Aug 04 1994, 3:33 AM CDT Att: 25,695 - Overcast - 76 F					
Chuck Carr, S OBP: 0.306, SLG: 0.329	3-1 F8	1-1 FC3-5 1B		4-1 2B BB		1-0 F8		0-0 G1-3		4	1	0	0	1	0	6						
Gary Sheffield, R OBP: 0.384, SLG: 0.576	4-2 BB	2-2 1B		0-1 2B		1-0 HR		4-0 FC4-6 IBB		3	1	3	3	2	0	0						
Jeff Conine, R OBP: 0.371, SLG: 0.528	1-2 K	2-1 F8		0-3 K		1-2 G5-3		0-0 FC4-6		5	0	0	0	0	2	9						
Greg Colbrunn, R OBP: 0.350, SLG: 0.481	0-0 F7		1-0 L5		2-1 F8		1-2 FC6-4 HBP		0-1 1B	4	0	1	0	0	0	2						
Benito Santiago, R OBP: 0.327, SLG: 0.438		1-0 HR	3-3 K		4-2 G6-4-3 BB		2-1 FC6-4		0-0 F8	4	1	1	1	1	1	2						
Kurt Abbott, R OBP: 0.287, SLG: 0.379	3-2 P4		3-3 K		0-1 G6-4-3		0-1 F8		0-3 K	5	0	0	0	0	2	3						
Bret Barberie, S OBP: 0.351, SLG: 0.394	4-1 1B BB			0-0 F9		0-0 G6-3		1-1 G1-3 2B		4	1	1	0	1	1	1						
Mark Gardner, R OBP: 0.083, SLG: 0.043	0-0 E6 1B FC3-5			0-0 G4-3		1-0 G4-3		2-3 K		4	0	0	0	0	1	2						
Yorkis Perez, L (8, 1)										0	0	0	0	0	0	0						
<b>Inning Stats</b>	R: 0 E: 0 K: 1 S: 13	H: 1 LOB: 2 BB: 1 P: 21	R: 2 E: 1 K: 0 S: 14	H: 3 LOB: 3 BB: 1 P: 27	R: 0 E: 0 K: 2 S: 9	H: 0 LOB: 0 BB: 0 P: 16	R: 2 E: 1 K: 1 S: 11	H: 1 LOB: 1 BB: 1 P: 16	R: 0 E: 0 K: 0 S: 8	H: 0 LOB: 0 BB: 1 P: 14	R: 0 E: 0 K: 0 S: 5	H: 0 LOB: 1 BB: 0 P: 11	R: 1 E: 0 K: 0 S: 10	H: 1 LOB: 1 BB: 0 P: 15	R: 0 E: 0 K: 1 S: 10	H: 1 LOB: 2 BB: 2 P: 21		R: 0 E: 0 K: 2 S: 10	H: 1 LOB: 1 BB: 0 P: 11	1B: 4 2B: 2 3B: 0 HR: 2	SF: 0 SAC: 0 DP: 1 HBP: 1	WP: 0 PB: 0 SB: 0 CS: 0
<b>PITCHER</b>	IP WLS BF H R ER SO BB IBB HBP BLK WP HR S P ERA WHIP	6.0 L 29 5 4 1 4 5 0 0 0 0 1 60 105 1.50 1.667	2.0 11 2 1 1 1 1 1 1 1 0 0 1 20 36 4.50 1.500	1.0 4 1 0 0 2 0 0 0 0 0 0 0 10 11 0.00 1.000																		

Batter	1	2	3	4	5	6	7	8	9	AB	R	H	RBI	BB	SO	LOB	BOTTOM					
Todd Haney, R OBP: 0.243, SLG: 0.273	1-1 F8		1-0 P3			0-2 F8		2-1 F9		4	0	0	0	0	0	2	<b>Florida Marlins @ Chicago Cubs</b> Wrigley Field, Chicago, IL Thu Aug 04 1994, 3:33 AM CDT Att: 25,695 - Overcast - 76 F					
Karl Rhodes, L OBP: 0.312, SLG: 0.382	3-1 F8			0-1 G4-3			1-3 K	1-3 K		3	0	0	0	0	1	0						
Steve Buechele, R OBP: 0.331, SLG: 0.420										1	0	0	0	0	1	1						
Jose Bautista, R (9, 1)										0	0	0	0	0	0	0						
Mark Grace, L OBP: 0.364, SLG: 0.407	3-2 F8			1-1 F7		2-1 1B			1-2 G4-3	4	0	1	0	0	0	0						
Sammy Sosa, R OBP: 0.333, SLG: 0.545		3-1 F8		2-3 K		2-1 P6		3-2 F8		4	0	0	0	0	1	1						
Derrick May, L OBP: 0.343, SLG: 0.418		2-1 F7			0-2 F7		2-2 1B		1-3 K	4	0	1	0	0	1	0						
Rick Wilkins, L OBP: 0.315, SLG: 0.383		1-1 P4			2-2 CS		2-2 F9			3	0	1	0	0	0	2						
Mike Meksudian, L OBP: 0.471, SLG: 0.360			0-3 K		3-3 K			2-1 WP		3	1	1	0	0	2	1						
José Hernández, R OBP: 0.295, SLG: 0.331			4-2 SH3-4 BB			0-0 F9		0-0 F9		2	0	0	0	1	0	1						
Steve Trachsel, R OBP: 0.214, SLG: 0.220				1-0 SH3-4		2-1 F7		2-2 F9		0	0	0	0	0	0	0						
Eduardo Zambrano, R OBP: 0.350, SLG: 0.466										1	0	0	0	0	0	0						
Chuck Crim, R (7, 1)										0	0	0	0	0	0	0						
Glenallen Hill, R OBP: 0.380, SLG: 0.475								1-1 F9		1	0	1	1	0	0	0						
<b>Inning Stats</b>	R: 0 E: 0 K: 0 S: 9	H: 0 LOB: 0 BB: 0 P: 16	R: 0 E: 0 K: 0 S: 6	H: 0 LOB: 0 BB: 0 P: 12	R: 0 E: 0 K: 1 S: 10	H: 0 LOB: 1 BB: 1 P: 16	R: 0 E: 0 K: 1 S: 8	H: 0 LOB: 0 BB: 0 P: 11	R: 0 E: 0 K: 1 S: 9	H: 1 LOB: 1 BB: 0 P: 14	R: 0 E: 0 K: 0 S: 6	H: 0 LOB: 0 BB: 0 P: 8	R: 0 E: 0 K: 1 S: 17	H: 2 LOB: 2 BB: 0 P: 26	R: 1 E: 0 K: 1 S: 16	H: 2 LOB: 1 BB: 0 P: 23	R: 0 E: 0 K: 1 S: 10	H: 0 LOB: 0 BB: 0 P: 15	1B: 4 2B: 2 3B: 0 HR: 0	SF: 0 SAC: 1 DP: 1 HBP: 0	WP: 1 PB: 0 SB: 0 CS: 1	PA: 32
<b>PITCHER</b>	IP WLS BF H R ER SO BB IBB HBP BLK WP HR S P ERA WHIP	7.2 W 28 5 1 1 4 1 0 0 0 0 1 78 122 1.17 0.783	1.1 4 0 0 0 2 0 0 0 0 0 0 0 13 19 0.00 0.000																			





Batter	1	2	3	4	5	6	7	8	9	AB	R	H	RBI	BB	SO	LOB	TOP																					
Jerry Browne, S OBP: 0.388, SLG: 0.394	F9			G5-3		G3 SF7 2B	F8	F9		5	1	1	0	0	0	2																						
Chuck Carr, S OBP: 0.308, SLG: 0.330	G5-3			1B S		G3		G3-1		5	1	2	0	0	0	1																						
Gary Sheffield, R OBP: 0.384, SLG: 0.585	K			L7		SF7		HR		4	1	2	3	0	1	1																						
Jeff Conine, R OBP: 0.374, SLG: 0.531				G6-3		FC5-4		HR		5	1	3	0	0	0	1																						
Greg Colbrunn, R OBP: 0.340, SLG: 0.466	G6-3			FC5-4		1B		G6-4-3		4	1	0	0	0	0	3																						
Bento Santiago, R OBP: 0.326, SLG: 0.435	K			1B		F9		E6		4	0	1	0	0	2	1																						
Kurt Abbott, R OBP: 0.286, SLG: 0.381				F8		K		F8		4	1	1	0	0	1	2																						
Bret Barberie, S OBP: 0.352, SLG: 0.395				L3		F8		2B		4	1	2	1	0	0	1																						
David Weathers, R Terry Mathews, L Greg Colbrunn, R Richie Lewis, R Rick Renteria, R Rich Scheid, L Matias Carrillo, L John Johnstone, R	K			K		K		L3		1	0	0	0	0	1	0																						
<b>Inning Stats</b>	R: 0 E: 0 K: 1 S: 7	H: 0 LOB: 0 BB: 0 P: 11	R: 0 E: 0 K: 1 S: 8	H: 0 LOB: 0 BB: 0 P: 13	R: 0 E: 0 K: 1 S: 7	H: 0 LOB: 0 BB: 0 P: 9	R: 0 E: 0 K: 0 S: 11	H: 2 LOB: 2 BB: 0 P: 18	R: 0 E: 0 K: 2 S: 13	H: 1 LOB: 1 BB: 0 P: 18	R: 1 E: 0 K: 0 S: 14	H: 2 LOB: 1 BB: 0 P: 21	R: 1 E: 0 K: 1 S: 9	H: 2 LOB: 1 BB: 0 P: 13	R: 5 E: 1 K: 0 S: 23	H: 5 LOB: 1 BB: 0 P: 34	R: 0 E: 0 K: 0 S: 8	H: 1 LOB: 0 BB: 0 P: 8	1B: 8 2B: 4 3B: 0 HR: 1	SF: 1 SAC: 0 DP: 1 HBP: 0	WP: 0 PB: 0 SB: 1 CS: 0	PA: 40																
<b>PITCHER</b>	IP	WLS	BF	H	R	ER	SO	BB	IBB	HBP	BLK	WP	HR	S	P	ERA	WHIP	<b>PITCHER</b>				IP	WLS	BF	H	R	ER	SO	BB	IBB	HBP	BLK	WP	HR	S	P	ERA	WHIP
Bret Saberhagen, R ERA: 2.81	(1, 1)	7.0	W	28	7	2	2	6	0	0	0	0	0	69	103	2.57	1.000																					
Mauro Gozzo, R ERA: 4.99	(8, 1)	0.2		8	5	5	2	0	0	0	0	0	1	21	31	27.00	7.500																					
Roger Mason, R ERA: 3.86	(8, 1)	1.1	S	4	1	0	0	0	0	0	0	0	0	10	11	0.00	0.750																					

Florida Marlins @ New York Mets  
Shea Stadium, Flushing, NY  
Fri Aug 05 1994, 7:05 PM EDT  
Att: 18,625 - Unknown - 68 F

AB 39  
R 7  
H 13  
RBI 6  
BB 0  
SO 6  
LOB 14



Batter	1	2	3	4	5	6	7	8	9	AB	R	H	RBI	BB	SO	LOB	BOTTOM																					
Jose Vizcaino, S OBP: 0.315, SLG: 0.334	F7	E4		BB		1B		G4-3		5	2	2	0	0	0	1																						
Todd Hundley, S OBP: 0.307, SLG: 0.460	1B	L6		K		1B		K		4	2	1	0	1	2	2																						
Jeromy Burnitz, L OBP: 0.340, SLG: 0.325	E	1B		2B		BB		K		3	2	2	1	2	1	0																						
Bobby Bonilla, S OBP: 0.383, SLG: 0.524	E8	F8		2B		BB		E9		4	2	2	3	0	0	3																						
Tim Bogar, R OBP: 0.240, SLG: 0.311	2B	F8		1B		2B		E9		1	0	0	0	0	0	0																						
Jeff Kent, R OBP: 0.340, SLG: 0.469	1B			K		1B		P3		5	1	2	3	0	1	1																						
Rico Brogna, L OBP: 0.398, SLG: 0.684	1B	G3		L5		K				4	0	1	1	0	1	1																						
David Segui, S OBP: 0.308, SLG: 0.397	G6-4-3			E6		P5		F9		4	0	1	0	0	0	0																						
Ryan Thompson, R OBP: 0.304, SLG: 0.448	G6-4-3			FC5-4		P3		2B		4	1	1	0	0	0	3																						
Bret Saberhagen, R OBP: 0.233, SLG: 0.214		G6-3		G6-3		F7				3	0	0	0	0	0	0																						
Luis Rivera, R OBP: 0.367, SLG: 0.581										1	0	1	1	0	0	0																						
Mauro Gozzo, R OBP: 0.313, SLG: 0.333										0	0	0	0	0	0	0																						
Roger Mason, R										0	0	0	0	0	0	0																						
<b>Inning Stats</b>	R: 4 E: 1 K: 0 S: 20	H: 6 LOB: 1 BB: 0 P: 30	R: 0 E: 1 K: 0 S: 12	H: 0 LOB: 1 BB: 1 P: 24	R: 0 E: 0 K: 1 S: 8	H: 0 LOB: 1 BB: 0 P: 13	R: 3 E: 0 K: 1 S: 15	H: 3 LOB: 1 BB: 1 P: 25	R: 0 E: 0 K: 0 S: 7	H: 0 LOB: 0 BB: 0 P: 7	R: 2 E: 0 K: 0 S: 8	H: 2 LOB: 0 BB: 1 P: 15	R: 1 E: 0 K: 1 S: 11	H: 2 LOB: 1 BB: 0 P: 15	R: 0 E: 1 K: 2 S: 11	H: 0 LOB: 1 BB: 0 P: 15	1B: 9 2B: 3 3B: 1 HR: 0	SF: 0 SAC: 0 DP: 2 HBP: 0	WP: 0 PB: 0 SB: 0 CS: 0	PA: 41																		
<b>PITCHER</b>	IP	WLS	BF	H	R	ER	SO	BB	IBB	HBP	BLK	WP	HR	S	P	ERA	WHIP	<b>PITCHER</b>				IP	WLS	BF	H	R	ER	SO	BB	IBB	HBP	BLK	WP	HR	S	P	ERA	WHIP
David Weathers, R ERA: 5.0	(1, 1)	3.2	L	22	8	7	2	2	0	0	0	0	0	3	3	0.00	3.000																					
Terry Mathews, R ERA: 2.93	(4, 1)	0.1		2	1	0	0	0	0	0	0	0	0	3	3	0.00	3.000																					
Richie Lewis, R ERA: 5.4	(5, 1)	2.0		8	2	2	2	0	1	0	0	0	0	15	22	9.00	1.500																					
Rich Scheid, L ERA: 2.63	(7, 1)	1.0		5	2	1	1	1	0	0	0	0	0	11	15	9.00	2.000																					
John Johnstone, R ERA: 6.16	(8, 1)	1.0		4	0	0	0	2	0	0	0	0	0	11	15	0.00	0.000																					

Florida Marlins @ New York Mets  
Shea Stadium, Flushing, NY  
Fri Aug 05 1994, 7:05 PM EDT  
Att: 18,625 - Unknown - 68 F

AB 38  
R 10  
H 13  
RBI 9  
BB 3  
SO 5  
LOB 11









Batter	1	2	3	4	5	6	7	8	9	AB	R	H	RBI	BB	SO	LOB	TOP			
Jerry Browne, S OBP: 0.390, SLG: 0.391 (1, 5)	F8		HBP 1B		G4-3			G4-3-1		4	0	1	0	0	0	0				
Mario Diaz, R OBP: 0.373, SLG: 0.427 (1, 4)	G3-1		HBP				F8	P8		3	0	0	0	0	0	0				
Gary Sheffield, R OBP: 0.380, SLG: 0.573 (1, 9)	K		SF8-3-5				G6-3	P3		3	0	0	1	0	1	0				
Jeff Conine, R OBP: 0.373, SLG: 0.529 (1, 7)		K	K				G6-3		G6-3	4	0	0	0	0	2	1				
Greg Colbrunn, R OBP: 0.349, SLG: 0.489 (1, 3)					G5-3					4	1	3	1	0	0	0				
Matias Carrillo, L OBP: 0.290, SLG: 0.301 Robb Nen, R (9, 1)		E5 1B			K			F8		4	0	0	0	0	2	2				
Kurt Abbott, R OBP: 0.291, SLG: 0.384 (1, 6)					F8			P6		4	0	0	0	0	2	3				
Rob Natal, R OBP: 0.382, SLG: 0.345 (1, 2)					F8					3	0	1	0	0	0	2				
Ryan Bowen, R OBP: 0.400, SLG: 0.500 Yorkis Perez, L Chuck Carr, S OBP: 0.306, SLG: 0.327 (8, 1) (9, 8)										3	1	1	0	0	1	2				
										0	0	0	0	0	0	0				
										0	0	0	0	0	0	0				
<b>Inning Stats</b>	R: 0 E: 0 K: 1 S: 8	H: 0 LOB: 0 BB: 0 P: 13	R: 0 E: 1 K: 2 S: 14	H: 1 LOB: 2 BB: 0 P: 17	R: 1 E: 0 K: 1 S: 10	H: 2 LOB: 1 BB: 0 P: 14	R: 0 E: 0 K: 1 S: 8	H: 0 LOB: 0 BB: 0 P: 11	R: 0 E: 0 K: 1 S: 6	H: 0 LOB: 0 BB: 0 P: 7	R: 0 E: 0 K: 0 S: 7	H: 2 LOB: 2 BB: 0 P: 13	R: 0 E: 0 K: 0 S: 4	H: 0 LOB: 0 BB: 0 P: 7	R: 1 E: 0 K: 2 S: 9	H: 1 LOB: 0 BB: 0 P: 13	1B: 4 2B: 2 3B: 0 HR: 1	SF: 1 SAC: 0 DP: 1 HBP: 1	WP: 0 PB: 0 SB: 0 CS: 0	PA: 34
<b>PITCHER</b>	IP	WLS	BF	H	R	ER	SO	BB	IBB	HBP	BLK	WP	HR	S	P	ERA	WHIP			
Pete Smith, R ERA: 5.55 Roger Mason, R ERA: 3.85	(1, 1) (9, 1)	8.0 4	30 1	5 1	1 1	1 1	6 2	0 0	0 0	1 0	0 0	0 1	0 9	65 13	95	1.12 9.00	0.625 1.000			

Florida Marlins @ New York Mets  
Shea Stadium, Flushing, NY  
Sun Aug 07 1994, 3:33 AM EDT  
Att: 28,060 - Sunny - 76 F

AB 32  
R 2  
H 6  
RBI 2  
BB 0  
SO 8  
LOB 10



Batter	1	2	3	4	5	6	7	8	9	AB	R	H	RBI	BB	SO	LOB	BOTTOM					
Jose Vizcaino, S OBP: 0.314, SLG: 0.328 (1, 6)	G3 BB		P7			P6				2	0	0	0	2	0	0						
Todd Hundley, S OBP: 0.307, SLG: 0.456 (1, 2)	K				G4-6-3 1B	F9				4	0	1	0	0	2	3						
Joe Orsulak, L OBP: 0.300, SLG: 0.356 (1, 7)	G3				G4-6-3 BB	G4-3				3	0	0	0	1	1	3						
Bobby Bonilla, S OBP: 0.380, SLG: 0.517 (1, 5)	P8				G4-6-3					4	0	1	0	0	0	3						
Jeff Kent, R OBP: 0.339, SLG: 0.466 (1, 4)					G6-3					4	0	0	0	0	0	2						
Rico Brogna, L OBP: 0.402, SLG: 0.669 (1, 3)										3	0	1	0	1	2	1						
Jeremy Bumitz, L OBP: 0.340, SLG: 0.316 (1, 9)										4	0	0	0	0	3	3						
Ryan Thompson, R OBP: 0.301, SLG: 0.439 (1, 8)										3	0	0	0	0	1	1						
Pete Smith, R ERA: 4.94 Fernando Vina, L OBP: 0.372, SLG: 0.298 Roger Mason, R (8, PH) (9, 1)										2	0	0	0	0	1	1						
										1	0	0	0	0	0	0						
										0	0	0	0	0	0	0						
<b>Inning Stats</b>	R: 0 E: 0 K: 1 S: 11	H: 0 LOB: 1 BB: 1 P: 19	R: 0 E: 0 K: 1 S: 9	H: 0 LOB: 0 BB: 0 P: 12	R: 0 E: 0 K: 1 S: 9	H: 0 LOB: 0 BB: 0 P: 13	R: 0 E: 0 K: 0 S: 7	H: 1 LOB: 1 BB: 1 P: 14	R: 0 E: 0 K: 1 S: 10	H: 1 LOB: 1 BB: 0 P: 12	R: 0 E: 0 K: 0 S: 5	H: 0 LOB: 0 BB: 0 P: 7	R: 0 E: 0 K: 1 S: 7	H: 0 LOB: 1 BB: 1 P: 12	R: 0 E: 1 K: 3 S: 13	H: 0 LOB: 2 BB: 1 P: 23	R: 0 E: 0 K: 2 S: 10	H: 1 LOB: 1 BB: 0 P: 14	1B: 2 2B: 1 3B: 0 HR: 0	SF: 0 SAC: 0 DP: 1 HBP: 0	WP: 1 PB: 0 SB: 1 CS: 0	PA: 34
<b>PITCHER</b>	IP	WLS	BF	H	R	ER	SO	BB	IBB	HBP	BLK	WP	HR	S	P	ERA	WHIP					
Ryan Bowen, R ERA: 4.94 Yorkis Perez, L ERA: 3.52 Robb Nen, R ERA: 2.95	(1, 1) (8, 1) (9, 1)	7.1 0.2 1.0	28 2 4	2 0 1	0 0 0	0 0 0	2 2 2	0 0 0	0 0 0	0 0 0	0 0 0	0 0 0	0 7 10	64 10 14	102	0.00 0.00 0.00	0.818 0.000 1.000					

Florida Marlins @ New York Mets  
Shea Stadium, Flushing, NY  
Sun Aug 07 1994, 3:33 AM EDT  
Att: 28,060 - Sunny - 76 F

AB 30  
R 0  
H 3  
RBI 0  
BB 4  
SO 10  
LOB 17









Batter	1	2	3	4	5	6	7	8	9	AB	R	H	RBI	BB	SO	LOB	TOP												
Ray Lankford, L (1, 8) OBP: 0.358, SLG: 0.478	1-2 P6		0-1 CS 1B		1-1 F7	3-2 CS 1-2	0-2 G4-3		0-0 F8	5	0	1	0	0	0	1													
Ozzie Smith, S (1, 6) OBP: 0.321, SLG: 0.339	2-2 L7		0-0 P6		3-1 F9		0-0 G6-3			4	0	0	0	0	0	1													
Gregg Jefferies, S (1, 3) OBP: 0.391, SLG: 0.490	0-1 F8		1-1 CS 1-2	0-2 FC4-6 E 1B	1-1		1-2 P3			4	2	2	0	0	0	0													
Todd Zeile, R (1, 5) OBP: 0.348, SLG: 0.475		3-2 F8 2B		4-2 FC4-6 BB 1-2	4-0			2-1 G6-3		2	0	1	0	2	0	0													
Mark Whiten, S (1, 9) OBP: 0.361, SLG: 0.471	1-1 F7		1-1 FC4-6 G3 E 1-2 2-3	0-2	1-2 2-H			2-2 G3		4	0	1	1	0	0	3													
Bernard Gilkey, R (1, 7) OBP: 0.336, SLG: 0.353	2-1 F8 2-3		0-0 E5 G3 1-2	1-1 F7				3-2 L1		4	0	0	1	0	0	4													
Luis Alica, S (1, 4) OBP: 0.377, SLG: 0.463	1-1 G3-1		1-1 G3 1-2 2-3			0-0 CS 1B			0-0 FC4-6 1B	4	0	2	0	0	0	3													
Tom Pagnozzi, R (1, 2) OBP: 0.318, SLG: 0.388			0-0 HR	4-0 IBB		1-1 F9			3-1 L7	3	1	1	1	1	0	2													
Allen Watson, L (1, 1) OBP: 0.179, SLG: 0.263			0-0 F7	3-2 F9					1-1 FC4-6	3	0	0	0	0	1	4													
Scott Coolbaugh, R (9, PH) OBP: 0.158, SLG: 0.500										1	0	0	0	0	0	1													
Vicente Palacios, R (9, 1)										0	0	0	0	0	0	0													
<b>Inning Stats</b>	R: 0 E: 0 K: 0 S: 9	H: 0 LOB: 0 BB: 0 P: 12	R: 0 E: 0 K: 0 S: 9	H: 1 LOB: 1 BB: 0 P: 16	R: 1 E: 0 K: 0 S: 6	H: 2 LOB: 0 BB: 0 P: 7	R: 1 E: 1 K: 0 S: 16	H: 1 LOB: 3 BB: 2 P: 29	R: 1 E: 0 K: 0 S: 11	H: 2 LOB: 2 BB: 0 P: 21	R: 0 E: 0 K: 0 S: 7	H: 0 LOB: 0 BB: 0 P: 8	R: 0 E: 0 K: 0 S: 8	H: 0 LOB: 0 BB: 0 P: 15	R: 0 E: 0 K: 0 S: 6	H: 1 LOB: 1 BB: 0 P: 10	1B: 5 2B: 2 3B: 0 HR: 1	SF: 0 SAC: 0 DP: 0 HBP: 0	WP: 0 PB: 0 SB: 0 CS: 2	PA: 39									
<b>PITCHER</b>	IP WLS BF H R ER SO BB IBB HBP BLK WP HR S P ERA WHIP																												
Mark Gardner, R (1, 1) ERA: 4.87	6.0	27	7	3	3	1	2	1	0	0	0	0	0	0	1	62	98	4.50	1.500										
Luis Aquino, R (7, 1) ERA: 3.58	2.0	6	0	0	0	0	0	0	0	0	0	0	0	0	15	23	0.00	0.000											
Yorkis Perez, L (9, 1) ERA: 3.43	1.0	W	4	1	0	0	0	0	0	0	0	0	0	0	6	10	0.00	1.000											

St. Louis Cardinals @ Florida Marlins  
Joe Robbie Stadium, Miami, FL  
Tue Aug 09 1994, 7:05 PM EDT  
Att: 30,042 - Unknown - 86 F

AB 34  
R 3  
H 8  
RBI 3  
BB 3  
SO 1  
LOB 19



Batter	1	2	3	4	5	6	7	8	9	AB	R	H	RBI	BB	SO	LOB	BOTTOM											
Chuck Carr, S (1, 8) OBP: 0.305, SLG: 0.332	3-3 K		1-1 G5-3		0-0 L7	0-0 G4-3			2-2 HR	5	1	1	2	0	1	1												
Rick Renteria, R (1, 5) OBP: 0.286, SLG: 0.370	2-2 G5-4-3 HBP		0-1 G6-3		0-1 BB 1B		2-0 L7		3-H	3	0	1	0	0	0	0												
Gary Sheffield, R (1, 9) OBP: 0.378, SLG: 0.564	0-2 G5-4-3 1-2		0-0 F7		4-0 BB 1-2		0-0 L8			3	0	0	0	1	0	1												
Jeff Conine, R (1, 7) OBP: 0.371, SLG: 0.523		2-2 K		1-2 1B 1B	2-0 P4		2-2 G5-3			4	1	1	0	0	1	2												
Greg Colbrunn, R (1, 3) OBP: 0.350, SLG: 0.480		1-0 1B 2B 1B		2-1 FC6-4 1-2 1B	0-0 P2			1-1 F9		4	1	2	0	0	0	2												
Benito Santiago, R (1, 2) OBP: 0.325, SLG: 0.430		1-2 2B 1-3 1B		1-1 FC6-4 1-2 2-H 1B		2-0 SH1-4 G6-3 1B		0-0 G6-3		4	1	3	1	0	0	0												
Bret Barberie, S (1, 4) OBP: 0.354, SLG: 0.399		0-0 P4		1-0 FC6-4 1-2 2-3		0-0 SH1-4 1B		1-2 G6-3		4	0	1	0	0	0	4												
Yorkis Perez, L (9, 1)										0	0	0	0	0	0	0												
Kurt Abbott, R (1, 6) OBP: 0.294, SLG: 0.396		0-1		0-3 K		0-0 SH1-4			0-1 SH5-4 HR 2B	3	1	2	1	0	1	2												
Mark Gardner, R (1, 1) OBP: 0.077, SLG: 0.040		1-3 3-H 2B		2-0 G4-3		0-1 G6-3			2-1 SH5-4	2	0	0	0	0	1	4												
Alex Arias, R (6, PH) OBP: 0.298, SLG: 0.283										1	0	0	1	0	0	1												
Luis Aquino, R (7, 1) OBP: 0.167, SLG: 0.167										0	0	0	0	0	0	0												
Jerry Browne, S (9, 4) OBP: 0.388, SLG: 0.393										0	0	0	0	0	0	0												
<b>Inning Stats</b>	R: 0 E: 0 K: 1 S: 9	H: 0 LOB: 0 BB: 0 P: 14	R: 1 E: 0 K: 2 S: 14	H: 3 LOB: 2 BB: 0 P: 19	R: 0 E: 0 K: 0 S: 5	H: 0 LOB: 0 BB: 0 P: 6	R: 1 E: 0 K: 1 S: 12	H: 3 LOB: 2 BB: 0 P: 19	R: 0 E: 0 K: 0 S: 5	H: 1 LOB: 1 BB: 0 P: 11	R: 0 E: 0 K: 0 S: 6	H: 2 LOB: 1 BB: 0 P: 8	R: 0 E: 0 K: 0 S: 5	H: 0 LOB: 0 BB: 0 P: 9	R: 0 E: 0 K: 0 S: 6	H: 0 LOB: 0 BB: 0 P: 8	R: 2 E: 0 K: 0 S: 7	H: 2 LOB: 0 BB: 0 P: 11	1B: 8 2B: 2 3B: 0 HR: 1	SF: 0 SAC: 2 DP: 1 HBP: 1	WP: 0 PB: 0 SB: 0 CS: 0	PA: 37						
<b>PITCHER</b>	IP WLS BF H R ER SO BB IBB HBP BLK WP HR S P ERA WHIP																											
Allen Watson, L (1, 1) ERA: 5.57	8.0	34	9	3	3	4	1	0	1	1	1	1	1	0	62	94	54.00	6.000										
Vicente Palacios, R (9, 1) ERA: 4.47	0.1	L	3	2	2	2	0	0	0	0	0	0	0	0	7	11	54.00	6.000										

St. Louis Cardinals @ Florida Marlins  
Joe Robbie Stadium, Miami, FL  
Tue Aug 09 1994, 7:05 PM EDT  
Att: 30,042 - Unknown - 86 F

AB 33  
R 5  
H 11  
RBI 5  
BB 1  
SO 4  
LOB 17









Batter	1	2	3	4	5	6	7	8	9	AB	R	H	RBI	BB	SO	LOB	TOP
<b>Bernard Gilkey, R</b> OBP: 0.336, SLG: 0.363 (1, 7)										4	1	1	1	0	0	2	<b>St. Louis Cardinals @ Florida Marlins</b> Joe Robbie Stadium, Miami, FL Thu Aug 11, 1994, 7:05 PM EDT Att: 29,437 - Unknown - 77 F  <b>AB 29</b> <b>R 8</b> <b>H 9</b> <b>RBI 8</b> <b>BB 2</b> <b>SO 4</b> <b>LOB 6</b>
<b>Ozzie Smith, S</b> OBP: 0.326, SLG: 0.349 (1, 6)										4	1	1	0	0	0	0	
<b>Ray Lankford, L</b> OBP: 0.359, SLG: 0.488 (1, 8)										4	1	1	1	0	2	1	
<b>Todd Zeile, R</b> OBP: 0.348, SLG: 0.470 (1, 5)										3	1	0	0	1	1	0	
<b>Mark Whiten, S</b> OBP: 0.364, SLG: 0.485 (1, 9)										3	2	3	3	0	0	0	
<b>Scott Coolbaugh, R</b> OBP: 0.217, SLG: 0.476 (1, 3)										3	1	1	1	0	0	1	
<b>Tom Pagnozzi, R</b> OBP: 0.327, SLG: 0.416 (1, 2)										2	1	1	2	1	0	0	
<b>José Quiendo, S</b> OBP: 0.364, SLG: 0.310 (1, 4)										3	0	1	0	0	0	0	
<b>Tom Urbani, L</b> OBP: 0.308, SLG: 0.250 <b>Rich Rodriguez, L</b> OBP: 0.384, SLG: 0.488 <b>Gerald Young, S</b> OBP: 0.384, SLG: 0.488 <b>Vicente Palacios, R</b> OBP: 0.384, SLG: 0.488 (1, 1)										2	0	0	0	0	0	2	
<b>Inning Stats</b>	R: 3 E: 0 K: 0 S: 18	H: 2 LOB: 0 BB: 1 P: 29	R: 0 E: 0 K: 0 S: 9	H: 0 LOB: 0 BB: 0 P: 15	R: 0 E: 0 K: 1 S: 7	H: 0 LOB: 0 BB: 0 P: 11	R: 0 E: 0 K: 0 S: 7	H: 1 LOB: 1 BB: 0 P: 9	R: 0 E: 0 K: 0 S: 5	H: 1 LOB: 1 BB: 1 P: 10	R: 4 E: 0 K: 1 S: 14	H: 4 LOB: 0 BB: 0 P: 23	R: 1 E: 0 K: 2 S: 9	H: 1 LOB: 0 BB: 0 P: 14	R: 0 E: 0 K: 0 S: 4	H: 0 LOB: 0 BB: 0 P: 6	1B: 4 2B: 0 3B: 1 HR: 4 SF: 0 SAC: 0 DP: 2 HBP: 0 WP: 0 PA: 31 CS: 0
<b>PITCHER</b>	IP WLS BF H R ER SO BB IBB HBP BLK WP HR S P ERA WHIP	5.2 L 24 7 6 6 2 2 0 0 0 0 2 58 95 9.53 1.588	0.1 2 1 1 1 0 0 0 0 0 0 1 2 2 27.00 3.000	1.1 5 1 1 1 2 0 0 0 0 0 1 13 20 6.75 0.750													

Batter	1	2	3	4	5	6	7	8	9	AB	R	H	RBI	BB	SO	LOB	BOTTOM
<b>Jerry Browne, S</b> OBP: 0.392, SLG: 0.398 (1, 5)										3	1	3	1	1	0	0	<b>St. Louis Cardinals @ Florida Marlins</b> Joe Robbie Stadium, Miami, FL Thu Aug 11, 1994, 7:05 PM EDT Att: 29,437 - Unknown - 77 F  <b>AB 30</b> <b>R 6</b> <b>H 12</b> <b>RBI 6</b> <b>BB 2</b> <b>SO 4</b> <b>LOB 11</b>
<b>Chuck Carr, S</b> OBP: 0.305, SLG: 0.330 (1, 8)										4	0	1	1	0	0	5	
<b>Gary Sheffield, R</b> OBP: 0.584, SLG: 0.584 <b>Rick Renteria, R</b> OBP: 0.269, SLG: 0.347 (1, 9)										3	1	1	2	0	1	3	
<b>Jeff Conine, R</b> OBP: 0.373, SLG: 0.525 (1, 7)										3	1	1	0	1	1	0	
<b>Greg Colbrunn, R</b> OBP: 0.345, SLG: 0.484 (1, 3)										4	1	1	2	0	0	1	
<b>Benito Santiago, R</b> OBP: 0.322, SLG: 0.424 (1, 2)										3	1	1	0	0	0	0	
<b>Kurt Abbott, R</b> OBP: 0.291, SLG: 0.394 (1, 6)										3	0	1	0	0	1	1	
<b>Bret Barberie, S</b> OBP: 0.356, SLG: 0.406 (1, 4)										3	1	1	0	0	1	1	
<b>Pat Rapp, R</b> OBP: 0.122, SLG: 0.146 <b>Luis Aquino, R</b> OBP: 0.167, SLG: 0.167 <b>Mario Diaz, R</b> OBP: 0.376, SLG: 0.429 <b>Yorkis Perez, L</b> (1, 1)										2	0	1	0	0	0	0	
<b>Inning Stats</b>	R: 0 E: 0 K: 1 S: 11	H: 1 LOB: 0 BB: 0 P: 13	R: 0 E: 0 K: 1 S: 7	H: 0 LOB: 0 BB: 0 P: 7	R: 0 E: 0 K: 0 S: 4	H: 0 LOB: 0 BB: 0 P: 7	R: 2 E: 0 K: 0 S: 8	H: 2 LOB: 1 BB: 1 P: 17	R: 2 E: 0 K: 1 S: 14	H: 5 LOB: 2 BB: 0 P: 20	R: 2 E: 0 K: 1 S: 20	H: 4 LOB: 3 BB: 1 P: 31	R: 0 E: 0 K: 0 S: 7	H: 0 LOB: 0 BB: 0 P: 8	R: 0 E: 0 K: 0 S: 4	H: 0 LOB: 0 BB: 0 P: 6	1B: 7 2B: 2 3B: 1 HR: 2 SF: 0 SAC: 0 DP: 3 HBP: 0 WP: 0 PA: 32 CS: 0
<b>PITCHER</b>	IP WLS BF H R ER SO BB IBB HBP BLK WP HR S P ERA WHIP	5.0 W 23 10 6 6 3 1 0 0 0 0 0 0 13 19 0.00 3.000	1.0 S 3 0 0 0 0 0 0 0 0 0 0 0 7 8 0.00 0.000														