Florida Marlins - 1995

Batter	1	2	3	4	5	6	7	8	9	AB	R	H	RBI	BB	SO	LOB
Delino DeShields, L (1, 4) OBP: 0.400, SLG: 1.000	F B B B X 3-1 ① F8		X 0-0 ② G5-3		B X 1-0 ② 2-H 2B		B L B B B F F F X 3-2 ① F8	C B F X 1-2 3B		5	0	2	1	0	0	0
Jose Offerman, S (1, 6) OBP: 0.800, SLG: 0.750	C X 0-1 HR 1B		C C B B S 2-3 ③ K		B B B C X 3-1 2B BB 1B		T B B X 2-1 HR 1B	C B B C F B F B 4-2 BB		4	3	3	0	1	1	0
Raul Mondesi, R (1, 8) OBP: 0.800, SLG: 2.500	B 1 SAFE 1 SAFE X 1-0 1-H HR			B F B B B 4-1 BB	1 SAFE B 1 SAFE X 1-0 BB 1-3 2B		1 SAFE X 0-0 1-H HR	B B X 2-0 ③ F7		4	2	3	4	1	0	2
Mike Piazza, R (1, 2) OBP: 0.600, SLG: 0.500 Reggie Williams, S (9, PR) (9, 7)	C B B B X 2-1 ② G5-3			1 SAFE 1 SAFE 1 SAFE C 1 SAFE B X 1-1 ① F7	I I I I 4-0 BB IBB		S X 0-1 E7 2B 1B		B F F X 1-2 E7 P3 1B	4	1	2	0	1	0	1
										0	0	0	0	0	0	0
Eric Karros, R (1, 3) OBP: 0.600, SLG: 0.667	B F X 1-1 ③ P5			B F 1 SAFE X 1-1 ② P6	C F B B F B F F B 4-2 1-2 2-3 3-H BB		B X 1-0 G4-3 2-H 2B		B B B B C B 4-1 BB	3	0	1	2	2	0	1
Henry Rodriguez, L (1, 9)		C B X 1-1 ① G4-3		C 1 SAFE B X 1-1 ③ P4	F X 0-1 ③ F7		B X 1-0 ② G4-3 2-3		F F X 0-2 ① L9	5	0	0	0	0	0	7
Billy Ashley, R (1, 7) Todd Hollandsworth, L (6, 7) Mitch Webster, S (9, PH) Carlos Hernandez, R (9, 2)		B B F F X 2-2 ② F8			B C S C 1-3 ① K	B C X 1-1 ① G5-3	B C X 1-1 ③ G4-1		C B S S X 1-2 ② 2-3 P3	3	0	0	0	0	1	0
										1	0	0	0	0	0	1
										1	0	0	0	0	0	2
										0	0	0	0	0	0	0
Dave Hansen, L (1, 5) OBP: 0.250, SLG: 0.500 Garey Ingram, R (8, 5)		B X 1-0 ③ F8			X 0-0 2B 2B	C F B S 1-3 ② K		C B B X 2-1 ① P5	B B B C C C X 3-2 ③ P4	4	1	1	0	0	1	0
										1	0	0	0	0	0	3
Ramon Martinez, R (1, 1) OBP: 0.333, SLG: 0.667 Antonio Osuna, R (7, 1) Todd Worrell, R (9, 1) Rudy Seanez, R (9, 1)			S S S 0-3 ① K		F C F B B X 2-2 2-H 2B 2B	S S F X 0-2 ③ P6		X 0-0 ② P4		3	1	1	1	0	1	0
										1	0	0	0	0	0	0
										0	0	0	0	0	0	0
										0	0	0	0	0	0	0
Inning Stats	R: 2 E: 0 K: 0 S: 9 H: 2 LOB: 0 BB: 0 P: 16	R: 0 E: 0 K: 0 S: 6 H: 0 LOB: 0 BB: 0 P: 10	R: 0 E: 0 K: 2 S: 7 H: 0 LOB: 0 BB: 0 P: 9	R: 0 E: 0 K: 0 S: 7 H: 0 LOB: 1 BB: 1 P: 14	R: 3 E: 0 K: 1 S: 19 H: 5 LOB: 3 BB: 2 P: 35	R: 0 E: 0 K: 1 S: 9 H: 0 LOB: 0 BB: 0 P: 11	R: 3 E: 1 K: 0 S: 14 H: 4 LOB: 1 BB: 0 P: 22	R: 0 E: 0 K: 0 S: 11 H: 1 LOB: 2 BB: 1 P: 20	R: 0 E: 1 K: 0 S: 13 H: 1 LOB: 3 BB: 1 P: 22	1B: 5 2B: 5 3B: 1 HR: 2 SF: 0 SAC: 0 DP: 0 HBP: 0						

Los Angeles Dodgers @ Florida Marlins

Joe Robbie Stadium, Miami, FL

Tue Apr 25 1995, 7:05 PM EDT
Att. 42,125 - Unknown - 75 F

TOP

livebaseballscorecards.com

AB	39
R	8
H	13
RBI	8
BB	5
SO	4
LOB	17

WP: 0 PB: 0 SB: 0 CS: 0 PA: 44

PITCHER		IP	WLS	BF	H	R	ER	SO	BB	IBB	HBP	BLK	WP	HR	S	P	ERA	WHIP
John Burkett, R ERA: 9.64	(1, 1)	4.2	L	20	6	5	5	3	1	0	0	0	0	1	40	67	9.64	1.500
Terry Mathews, R ERA:	(5, 1)	1.1		7	1	0	0	1	1	1	0	0	0	0	17	28	0.00	1.500
Matt Dunbar, L ERA: 27.0	(7, 1)	0.1		2	1	1	1	0	0	0	0	0	0	0	7	12	27.00	3.000
John Johnstone, R ERA: 10.8	(7, 1)	1.2		10	4	2	2	0	1	0	0	0	0	1	18	30	10.80	3.000
Mike Myers, L ERA:	(9, 1)	1.0		5	1	0	0	0	1	0	0	0	0	0	13	22	0.00	2.000

PITCHER	IP	WLS	BF	H	R	ER	SO	BB	IBB	HBP	BLK	WP	HR	S	P	ERA	WHIP

Batter	1	2	3	4	5	6	7	8	9	AB	R	H	RBI	BB	SO	LOB
Quilvio Veras, S (1, 4) OBP: 0.600, SLG: 0.667	1-1 G6-3		2-1 G1-3 ①		4-2 S BB		1-3 K ①② 1-2		4-1 FC5-4 1B 1-2 BB	3	2	1	0	2	1	1
Alex Arias, R (1, 6) OBP: 0.600, SLG: 0.333	2-2 G6-3 ① 2-3		1-0 F8 ②		4-1 1-2 BB		4-2 FC6-4 BB		1-2 FC5-4 1-2 2-3 1B	3	0	1	0	2	0	1
Gary Sheffield, R (1, 9) OBP: 0.200, SLG: 0.400	1-1 G6-3 ② 3-H		1-1 2B		0-2 P1 ①		0-1 FC6-4 ③ 1-2f		0-1 FC5-4 WP ② 1-2f 2-3 3-H 1B	5	1	1	2	0	0	5
Jeff Conine, R (1, 7) OBP: 0.400, SLG: 1.000	2-1 G4-3 ③		2-1 G6-3 ③		0-1 F7 ②			3-1 HR	4-2 1B 1-2 BB	4	2	1	1	1	0	3
Terry Pendleton, S (1, 5) OBP: 0.400, SLG: 1.000		1-1 HR		1-0 L6 ①	3-3 K ③			1-1 F8 ①	2-2 1B 1-3 2-H 3-H 1B	5	1	2	3	0	1	2
Greg Colbrunn, R (1, 3) OBP: 0.400, SLG: 0.400		3-3 K ①		3-2 G5-3 1B		2-2 K ①		1-1 P5 ②	3-2 1-2 3-H 1B	5	0	2	1	0	2	0
Charles Johnson, R (1, 2)		0-1 P2 ②		3-2 G5-3 ② 1-2		3-3 K ②		1-2 G5-3 ③	1-3 K ③	5	0	0	0	0	2	3
Chuck Carr, S (1, 8) OBP: 0.667, SLG: 0.500		0-0 1B		4-0 IBB		0-1 B1 ③			1-3 K ①	2	0	1	0	1	0	0
John Johnstone, R (7, 1)										0	0	0	0	0	0	0
Mike Myers, L (9, 1)										0	0	0	0	0	0	0
Andre Dawson, R (9, PH)										1	0	0	0	0	1	0
John Burkett, R (1, 1)		2-2 G3-1 ③		0-0 G5-3 ③			4-1 BB		4-0 1B BB FC5-4 BB	2	0	0	0	0	0	3
Terry Mathews, L (5, 1)										0	0	0	0	0	0	0
Matt Dunbar, L (7, 1)										0	0	0	0	0	0	0
Jerry Browne, S (7, 8)										0	1	0	0	2	0	0
Inning Stats	R: 1 E: 0 K: 0 S: 10 H: 1 LOB: 0 BB: 0 P: 16	R: 1 E: 0 K: 1 S: 12 H: 2 LOB: 1 BB: 0 P: 18	R: 0 E: 0 K: 0 S: 7 H: 1 LOB: 1 BB: 0 P: 13	R: 0 E: 0 K: 0 S: 9 H: 1 LOB: 2 BB: 1 P: 20	R: 0 E: 0 K: 1 S: 12 H: 0 LOB: 2 BB: 2 P: 23	R: 0 E: 0 K: 2 S: 8 H: 0 LOB: 0 BB: 0 P: 13	R: 0 E: 0 K: 1 S: 8 H: 0 LOB: 1 BB: 2 P: 17	R: 1 E: 0 K: 0 S: 9 H: 1 LOB: 0 BB: 0 P: 15	R: 4 E: 0 K: 2 S: 27 H: 3 LOB: 2 BB: 3 P: 47	1B: 5 2B: 2 3B: 0 HR: 2 SF: 0 SAC: 0 DP: 0 HBP: 0							

PITCHER	IP	WLS	BF	H	R	ER	SO	BB	IBB	HBP	BLK	WP	HR	S	P	ERA	WHIP
Ramon Martinez, R (1, 1) ERA: 3.0	6.0	W	26	5	2	2	4	2	1	0	0	0	1	58	103	3.00	1.167
Antonio Osuna, R (7, 1) ERA: 16.88	2.2		14	2	5	5	2	5	0	0	0	1	1	33	62	16.88	2.625
Todd Worrell, R (9, 1) ERA:	0.0		2	2	0	0	0	0	0	0	0	0	0	8	13	∞	∞
Rudy Seanez, R (9, 1) ERA:	0.1	S	1	0	0	0	1	0	0	0	0	0	0	3	4	0.00	0.000

PITCHER	IP	WLS	BF	H	R	ER	SO	BB	IBB	HBP	BLK	WP	HR	S	P	ERA	WHIP

BOTTOM

Los Angeles Dodgers @ Florida Marlins

Joe Robbie Stadium, Miami, FL

Tue Apr 25 1995, 7:05 PM EDT
Att. 42,125 - Unknown - 75 F

livebaseballscorecards.com

AB	35
R	7
H	9
RBI	7
BB	8
SO	7
LOB	18

WP: 1 PA: 43
PB: 0
SB: 1
CS: 0

Batter	1	2	3	4	5	6	7	8	9	AB	R	H	RBI	BB	SO	LOB
Delino DeShields, L (1, 4) OBP: 0.333, SLG: 0.667	B C B X 2-1 ① G3			C B F B S 2-3 ① K	B B X 2-0 CS 1B		B C B X 2-1 ③ F7			4	0	1	0	0	1	0
Jose Offerman, S (1, 6) OBP: 0.556, SLG: 0.500	B C F X 1-2 ② G4-3			B S C B X 2-2 ② F8	F B 1-1 ③ CS 1-2	C S B B B X 3-2 FC5-4 1B		F S C 0-3 ① K		4	0	1	0	0	1	0
Raul Mondesi, R (1, 8) OBP: 0.667, SLG: 1.714	B B C B X 3-1 ③ L9			X 0-0 1B 2B 2B		B X 1-0 ① FC5-4 1B 1-2f 2B		F F B B F B B 4-2 G4-6-3 BB		3	2	1	0	1	0	1
Mike Piazza, R (1, 2) OBP: 0.625, SLG: 0.571 Todd Hollandsworth, L (6, 7)		B B F X 2-1 ① F9		X 0-0 2B 2-3 1B		C X 0-1 2B 1-2 1B		X 0-0 ②③ G4-6-3 1-2f		3 1	2 0	2 0	0 0	0 0	0 0	0 1
Eric Karros, R (1, 3) OBP: 0.667, SLG: 1.000		C B C B X 2-2 ② F8		B B B C C F X 3-2 1-H 3-H 2B		B C X 1-1 1-H 2-H 2B			B F X 1-1 F8-5 1B	4	0	3	4	0	0	0
Henry Rodriguez, L (1, 9) OBP: 0.222, SLG: 0.125 Rudy Seanez, R (9, 1)		C X 0-1 ③ L4		B B B I 4-0 IBB		B S X 1-1 ② F7			X 0-0 1-2 1B	3 0	0 0	1 0	0 0	1 0	0 0	1 0
Billy Ashley, R (1, 7) Carlos Hernandez, R (6, 2)			F B C B F C 2-3 ① K	C C X 0-2 ③ F7		C S X 0-2 ③ L6			B C B L X 2-2 ①② F8-5 2-3	3 1	0 0	0 0	0 0	0 0	1 0	3 2
Dave Hansen, L (1, 5) OBP: 0.167, SLG: 0.333 Dick Schofield, R (7, PH) (7, 5) Jeff Treadway, L (9, PH) (9, 5)		B X 1-0 ② P3			X 0-0 ① L7		B B C S C 2-3 ① K		C X 0-1 ③ P5	2 1 1	0 0 0	0 0 0	0 0 0	0 1 0	0 0 0	0 0 1
Tom Candiotti, R (1, 1) Mitch Webster, S (7, PH) Ismael Valdez, R (7, 1) Reggie Williams, S (9, 9)		F B F S 1-3 ③ K			X 0-0 ② G6-3		F B F E S 1-3 ② K			2 1 0 0	0 0 0 0	0 0 0 0	0 0 0 0	1 1 0 0	0 0 0 0	0 0 0 0
Inning Stats	R: 0 H: 0 E: 0 LOB: 0 K: 0 BB: 0 S: 7 P: 13	R: 0 H: 0 E: 0 LOB: 0 K: 0 BB: 0 S: 7 P: 11	R: 0 H: 0 E: 0 LOB: 0 K: 2 BB: 0 S: 8 P: 12	R: 2 H: 3 E: 0 LOB: 2 K: 1 BB: 1 S: 15 P: 26	R: 0 H: 1 E: 0 LOB: 0 K: 0 BB: 0 S: 4 P: 7	R: 2 H: 3 E: 0 LOB: 1 K: 0 BB: 0 S: 13 P: 19	R: 0 H: 0 E: 0 LOB: 0 K: 2 BB: 0 S: 9 P: 14	R: 0 H: 0 E: 0 LOB: 0 K: 1 BB: 1 S: 7 P: 11	R: 0 H: 2 E: 0 LOB: 1 K: 0 BB: 0 S: 8 P: 11	1B: 6 SF: 0 2B: 4 SAC: 0 3B: 0 DP: 2 HR: 0 HBP: 0						

PITCHER		IP	WLS	BF	H	R	ER	SO	BB	IBB	HBP	BLK	WP	HR	S	P	ERA	WHIP
Mark Gardner, R ERA: 6.75	(1, 1)	5.1	L	23	7	4	4	3	0	1	0	0	0	0	49	82	6.75	1.312
Yorkis Perez, L ERA:	(6, 1)	1.2		5	0	0	0	2	0	0	0	0	0	0	14	20	0.00	0.000
Robb Nen, R ERA:	(8, 1)	2.0		7	2	0	0	1	1	0	0	0	0	0	15	22	0.00	1.500

PITCHER	IP	WLS	BF	H	R	ER	SO	BB	IBB	HBP	BLK	WP	HR	S	P	ERA	WHIP

TOP

Los Angeles Dodgers @ Florida Marlins

Joe Robbie Stadium, Miami, FL

Wed Apr 26 1995, 7:05 PM EDT
Att. 18,587 - Unknown - 81 F

livebaseballscorecards.com

AB	33
R	4
H	9
RBI	4
BB	2
SO	6
LOB	9

WP: 0	PA: 36
PB: 0	
SB: 0	
CS: 1	

Batter	1	2	3	4	5	6	7	8	9	AB	R	H	RBI	BB	SO	LOB
Quilvio Veras, S (1, 4) OBP: 0.444, SLG: 0.429	G3-1		K		L5		S, 1B			4	0	1	0	0	1	0
Alex Arias, R (1, 6) OBP: 0.444, SLG: 0.167	1B, BB		P3		F7		G4-3			3	0	0	0	1	0	1
Gary Sheffield, R (1, 9) OBP: 0.333, SLG: 0.556	1B			HR, 2B	G4-3			F7		4	1	2	0	0	0	0
Jeff Conine, R (1, 7) OBP: 0.444, SLG: 1.125	K			HR		G4-3, 1B		K		4	1	2	2	0	2	2
Terry Pendleton, S (1, 5) OBP: 0.333, SLG: 0.625	G3			K		G4-3		FC6-4, BB		3	0	0	0	1	1	3
Greg Colbrunn, R (1, 3) OBP: 0.444, SLG: 0.444		G5-4-3, 1B		F9, BB, 1B		F8		FC6-4		4	0	2	0	0	0	2
Charles Johnson, R (1, 2)		G5-4-3		BB		G6-3			K	3	0	0	0	1	1	2
Chuck Carr, S (1, 8) OBP: 0.286, SLG: 0.167		G3		F9			B1		G4-3	4	0	0	0	0	0	2
Mark Gardner, R (1, 1)			G1-3	G1-3			K		G3-1	2	0	0	0	0	0	2
Yorkis Perez, L (6, 1)										0	0	0	0	0	0	0
Jerry Browne, S (7, PH)										1	0	0	0	0	1	0
Robb Nen, R (8, 1)										0	0	0	0	0	0	0
Andre Dawson, R (9, PH)										1	0	0	0	0	0	0
Inning Stats	R: 0 E: 0 K: 1 S: 11 H: 1 LOB: 2 BB: 1 P: 20	R: 0 E: 0 K: 0 S: 7 H: 1 LOB: 0 BB: 0 P: 11	R: 0 E: 0 K: 1 S: 8 H: 0 LOB: 0 BB: 0 P: 11	R: 2 E: 0 K: 1 S: 15 H: 3 LOB: 2 BB: 1 P: 27	R: 0 E: 0 K: 0 S: 9 H: 0 LOB: 0 BB: 0 P: 13	R: 0 E: 0 K: 0 S: 8 H: 1 LOB: 1 BB: 0 P: 13	R: 0 E: 0 K: 1 S: 9 H: 1 LOB: 1 BB: 0 P: 14	R: 0 E: 0 K: 1 S: 7 H: 0 LOB: 1 BB: 1 P: 14	R: 0 E: 0 K: 1 S: 7 H: 0 LOB: 0 BB: 0 P: 9	1B: 5 2B: 1 3B: 0 HR: 1	SF: 0 SAC: 0 DP: 1 HBP: 0		WP: 0 PB: 0 SB: 1 CS: 0		PA: 36		

PITCHER		IP	WLS	BF	H	R	ER	SO	BB	IBB	HBP	BLK	WP	HR	S	P	ERA	WHIP
Tom Candiotti, R ERA: 3.0	(1, 1)	6.0	W	25	6	2	2	3	2	0	0	0	0	1	58	95	3.00	1.333
Ismael Valdez, R ERA:	(7, 1)	2.0		8	1	0	0	2	1	0	0	0	0	0	16	28	0.00	1.000
Rudy Seanez, R ERA:	(9, 1)	1.0	S	3	0	0	0	1	0	0	0	0	0	0	7	9	0.00	0.000

PITCHER		IP	WLS	BF	H	R	ER	SO	BB	IBB	HBP	BLK	WP	HR	S	P	ERA	WHIP

BOTTOM

Los Angeles Dodgers @ Florida Marlins

Joe Robbie Stadium, Miami, FL

Wed Apr 26 1995, 7:05 PM EDT

Att. 18,587 - Unknown - 81 F

livebaseballscorecards.com

AB	33
R	2
H	7
RBI	2
BB	3
SO	6
LOB	14

Florida Marlins @ San Francisco Giants

Candlestick Park, San Francisco, CA

Fri Apr 28 1995, 6:33 AM EDT
Att. 26,403 - Overcast - 63 F

livebaseballscorecards.com

TOP

Batter	1	2	3	4	5	6	7	8	9	AB	R	H	RBI	BB	SO	LOB
Quilvio Veras, S (1, 4) OBP: 0.385, SLG: 0.300	B B B C C F X 3-2 ① G4-3		B B B C 1 SAFE B 4-1 G6-3 1-2 2-3 BB			L B B F X 2-2 ① P6		C B X 1-1 ③ G4-3		3	0	0	0	1	0	0
Alex Arias, R (1, 6) OBP: 0.333, SLG: 0.111 Mario Diaz, R (9, PH)	C X 0-1 ② G5-3		C B B B X 2-1 ② ③ G6-3 1-2f			B C F X 1-2 ② L6			B X 1-0 ① F9	3 1	0 0	0 0	0 0	0 0	0 0	3 0
Gary Sheffield, R (1, 9) OBP: 0.308, SLG: 0.417	C B F S 1-3 ③ K			B B C X 2-1 ① G1-3		B S B B S F B 4-2 S BB			C B F F X 1-2 ② P3	3	0	0	0	1	1	0
Jeff Conine, R (1, 7) OBP: 0.308, SLG: 0.750		B B F F F C 2-3 ① K		C B S B F X 2-2 ② G6-3		B 1 SAFE B S B X 3-1 ③ L6 1-2			C B C B X 2-2 ③ P4	4	0	0	0	0	1	1
Terry Pendleton, S (1, 5) OBP: 0.250, SLG: 0.455		B X 1-0 ② F8		B B X 2-0 ③ P5			B X 1-0 ① G3-1			3	0	0	0	0	0	0
Greg Colbrunn, R (1, 3) OBP: 0.333, SLG: 0.333		B B B C F F S 3-3 ③ K			X 0-0 ① G4-3		C S S 0-3 ② K			3	0	0	0	0	2	0
Charles Johnson, R (1, 2)			B B F F F X 2-2 ① L7		F B B B F B 4-2 SH4-3 BB		B F F F B X 2-2 ③ G5-3			2	0	0	0	1	0	0
Chuck Carr, S (1, 8) OBP: 0.333, SLG: 0.250			B S X 1-1 E 1B 1B		B X 1-0 ② SH4-3 1-2			C B S B X 2-2 ① G3		2	0	1	0	0	0	0
Bobby Witt, R (1, 1) OBP: 1.000, SLG: 1.000 Darrell Whitmore, L (5, PH) David Weathers, R (5, 1) Jerry Browne, S (8, PH) Bryan Harvey, R (8, 1) Rich Scheid, L (8, 1)			X 0-0 E 1-2 1B		X 0-0 ③ G4-3			B F B X 2-1 ② F8		1 1 0 1 0 0	0 0 0 0 0 0	1 0 0 0 0 0	0 0 0 0 0 0	0 0 0 0 0 0	0 0 0 0 0 0	0 1 0 0 0 0
Inning Stats	R: 0 H: 0 E: 0 LOB: 0 K: 1 BB: 0 S: 9 P: 13	R: 0 H: 0 E: 0 LOB: 0 K: 2 BB: 0 S: 9 P: 15	R: 0 H: 2 E: 1 LOB: 2 K: 0 BB: 1 S: 9 P: 18	R: 0 H: 0 E: 0 LOB: 0 K: 0 BB: 0 S: 7 P: 13	R: 0 H: 0 E: 0 LOB: 1 K: 0 BB: 1 S: 5 P: 10	R: 0 H: 0 E: 0 LOB: 0 K: 0 BB: 1 S: 11 P: 21	R: 0 H: 0 E: 0 LOB: 0 K: 1 BB: 0 S: 8 P: 11	R: 0 H: 0 E: 0 LOB: 0 K: 0 BB: 0 S: 7 P: 12	R: 0 H: 0 E: 0 LOB: 0 K: 0 BB: 0 S: 8 P: 12	1B: 2 SF: 0 2B: 0 SAC: 1 3B: 0 DP: 1 HR: 0 HBP: 0						

	AB	27
	R	0
	H	2
	RBI	0
	BB	3
	SO	4
	LOB	5

WP: 0 PA: 31
PB: 0
SB: 1
CS: 0

PITCHER		IP	WLS	BF	H	R	ER	SO	BB	IBB	HBP	BLK	WP	HR	S	P	ERA	WHIP
Mark Leiter, R ERA:	(1, 1)	6.0	W	22	2	0	0	3	3	0	0	0	0	0	50	90	0.00	0.833
Mark Dewey, R ERA:	(7, 1)	1.0		3	0	0	0	1	0	0	0	0	0	0	8	11	0.00	0.000
Jose Bautista, R ERA: 15.43	(8, 1)	1.0		3	0	0	0	0	0	0	0	0	0	0	7	12	0.00	0.000
Rod Beck, R ERA:	(9, 1)	1.0		3	0	0	0	0	0	0	0	0	0	0	8	12	0.00	0.000

PITCHER		IP	WLS	BF	H	R	ER	SO	BB	IBB	HBP	BLK	WP	HR	S	P	ERA	WHIP

BOTTOM

Florida Marlins @ San Francisco Giants

Candlestick Park, San Francisco, CA

Fri Apr 28 1995, 6:33 AM EDT

Att. 26,403 - Overcast - 63 F

livebaseballscorecards.com

Batter	1	2	3	4	5	6	7	8	9	AB	R	H	RBI	BB	SO	LOB
Darren Lewis, R (1, 8) OBP: 0.231, SLG: 0.167	F9		BB 1B; 1B		G6-3		FC6-4			4	0	1	1	0	0	2
Robby Thompson, R (1, 4) OBP: 0.417, SLG: 0.727	K		FC5 BB		K		K			4	0	1	0	0	3	2
Barry Bonds, L (1, 7)	L8		BB		K2-3			1B HR; BB		2	1	0	0	2	1	0
Matt Williams, R (1, 5) OBP: 0.333, SLG: 0.300		G6-3	FC5			G6-3		1B HR; 1B		4	1	1	0	0	0	3
Glenallen Hill, R (1, 9) OBP: 0.250, SLG: 0.667		G5-3		K		K		HR		4	1	1	3	0	2	0
J.R. Phillips, L (1, 3) OBP: 0.182, SLG: 0.400		K		S; BB		K		K		3	0	0	0	1	3	0
Royce Clayton, R (1, 6) OBP: 0.250, SLG: 0.273			K	FC1-5-6-1			FC6-4 SH3; BB	CS; 1B		3	0	1	0	1	1	1
Kirt Manwaring, R (1, 2) OBP: 0.300, SLG: 0.333			1B; 2B	IBB			SH3	K2-3		2	1	1	0	1	1	1
Mark Leiter, R (1, 1)			K	K			FC6-4; IBB			2	0	0	0	0	2	3
Mark Dewey, R (7, 1)										0	0	0	0	0	0	0
Jeff Reed, L (7, PH)										0	0	0	0	1	0	0
Jose Bautista, R (8, 1)										0	0	0	0	0	0	0
Rod Beck, R (9, 1)										0	0	0	0	0	0	0
Inning Stats	R: 0 E: 0 K: 1 S: 7 H: 0 LOB: 0 BB: 0 P: 14	R: 0 E: 0 K: 1 S: 5 H: 0 LOB: 0 BB: 0 P: 7	R: 1 E: 0 K: 2 S: 15 H: 3 LOB: 3 BB: 1 P: 25	R: 0 E: 0 K: 2 S: 16 H: 0 LOB: 2 BB: 2 P: 30	R: 0 E: 0 K: 2 S: 9 H: 0 LOB: 0 BB: 0 P: 12	R: 0 E: 0 K: 2 S: 8 H: 0 LOB: 0 BB: 0 P: 11	R: 0 E: 0 K: 1 S: 10 H: 0 LOB: 2 BB: 2 P: 21	R: 3 E: 0 K: 2 S: 12 H: 3 LOB: 0 BB: 1 P: 24		1B: 4 2B: 1 3B: 0 HR: 1	SF: 0 SAC: 1 DP: 0 HBP: 0					

AB	28
R	4
H	6
RBI	4
BB	6
SO	13
LOB	12

WP: 0 PB: 0 SB: 1 CS: 1 PA: 35

PITCHER		IP	WLS	BF	H	R	ER	SO	BB	IBB	HBP	BLK	WP	HR	S	P	ERA	WHIP
Bobby Witt, R ERA: 2.25	(1, 1)	4.0	L	18	3	1	1	6	2	1	0	0	0	0	43	76	2.25	1.250
David Weathers, R ERA:	(5, 1)	3.0		11	0	0	0	5	1	1	0	0	0	0	27	44	0.00	0.333
Bryan Harvey, R ERA:	(8, 1)	0.0		3	2	3	3	0	1	0	0	0	0	1	4	9	∞	∞
Rich Scheid, L ERA:	(8, 1)	1.0		3	1	0	0	2	0	0	0	0	0	0	8	15	0.00	1.000

PITCHER	IP	WLS	BF	H	R	ER	SO	BB	IBB	HBP	BLK	WP	HR	S	P	ERA	WHIP

Florida Marlins @ San Francisco Giants

Candlestick Park, San Francisco, CA

Sat Apr 29 1995, 6:33 AM EDT
Att. 15,325 - Overcast - 66 F

TOP

livebaseballscorecards.com

Batter	1	2	3	4	5	6	7	8	9	AB	R	H	RBI	BB	SO	LOB
Chuck Carr, S (1, 8) OBP: 0.308, SLG: 0.182	P3		G5-3			B3			CS BB	3	0	0	0	1	0	1
Jerry Browne, S (1, 4)	G5-3		K			P9			G3 1-2	4	0	0	0	0	1	2
Gary Sheffield, R (1, 9) OBP: 0.294, SLG: 0.333	BB			P8			L3		K	3	0	0	0	1	1	0
Jeff Conine, R (1, 3) OBP: 0.250, SLG: 0.600	F9			G5-3			L8			3	0	0	0	0	0	1
Andre Dawson, R (1, 7) OBP: 0.200, SLG: 0.200		G6-3		G6-3			FC4-6 1B			3	0	1	0	0	0	0
Terry Pendleton, S (1, 5) OBP: 0.267, SLG: 0.429		G6-4-3 1B			G6-3		FC4-6 1-2f			3	0	1	0	0	0	1
Charles Johnson, R (1, 2)		G6-4-3 1-2f			G5-3				G5-3	3	0	0	0	0	0	1
Eddie Zosky, R (1, 6) OBP: 0.333, SLG: 0.333			SH2-4 1B		G1-3				P7	3	0	1	0	0	0	0
Pat Rapp, R (1, 1)						G6-3			K	1	0	0	0	0	0	0
Matt Dunbar, L (6, 1)										0	0	0	0	0	0	0
Terry Mathews, L (7, 1)										0	0	0	0	0	0	0
Darrell Whitmore, L (8, PH)										1	0	0	0	0	1	0
John Johnstone, R (8, 1)										0	0	0	0	0	0	0
Yorkis Perez, L (8, 1)			SH2-4 1-2							0	0	0	0	0	0	0

	AB	27
	R	0
	H	3
	RBI	0
	BB	2
	SO	3
	LOB	6

Inning Stats	1	2	3	4	5	6	7	8	9
	R: 0 E: 0 K: 0 S: 6	H: 0 LOB: 1 BB: 1 P: 15	R: 0 E: 0 K: 0 S: 7	H: 1 LOB: 0 BB: 0 P: 12	R: 0 E: 0 K: 1 S: 7	H: 1 LOB: 1 BB: 0 P: 9	R: 0 E: 0 K: 0 S: 6	H: 0 LOB: 0 BB: 0 P: 8	R: 0 E: 0 K: 0 S: 6	H: 0 LOB: 0 BB: 0 P: 9	R: 0 E: 0 K: 0 S: 6	H: 0 LOB: 0 BB: 0 P: 9	R: 0 E: 0 K: 0 S: 8	H: 1 LOB: 1 BB: 0 P: 13	R: 0 E: 0 K: 1 S: 8	H: 0 LOB: 0 BB: 0 P: 9	R: 0 E: 0 K: 1 S: 9	H: 0 LOB: 0 BB: 1 P: 14

1B: 3	SF: 0	WP: 0	PA: 30
2B: 0	SAC: 1	PB: 0	
3B: 0	DP: 1	SB: 0	
HR: 0	HBP: 0	CS: 1	

PITCHER		IP	WLS	BF	H	R	ER	SO	BB	IBB	HBP	BLK	WP	HR	S	P	ERA	WHIP
Trevor Wilson, L	(1, 1)	6.0	W	20	2	0	0	1	1	0	0	0	0	0	38	62	0.00	0.500
ERA:																		
Mark Dewey, R	(7, 1)	1.2		6	1	0	0	0	0	0	0	0	0	0	13	19	0.00	0.600
ERA:																		
Rod Beck, R	(8, 1)	1.1	S	4	0	0	0	2	1	0	0	0	0	0	12	17	0.00	0.750
ERA:																		

PITCHER	IP	WLS	BF	H	R	ER	SO	BB	IBB	HBP	BLK	WP	HR	S	P	ERA	WHIP
ERA:																	

Batter	1	2	3	4	5	6	7	8	9	AB	R	H	RBI	BB	SO	LOB
Darren Lewis, R (1, 8) OBP: 0.333, SLG: 0.353	B C C F X 1-2 G6-3 1B		C F B B B X 3-2 CS 1B		B F F B B S 3-3 ③ K		C B X 1-1 G1-3 2B	B F X 1-1 ③ FC4 1-2f		5	0	3	0	0	1	5
Robby Thompson, R (1, 4) OBP: 0.313, SLG: 0.533	B 1 SAFE 1 SAFE B X 2-0 ① G6-3 1-2		B F B B X 2-1 ② ③ P5 1-2			B B C B X 3-1 ① G5-3	B B X 2-0 ② G1-3 2-3			4	0	0	0	0	0	3
Barry Bonds, L (1, 7)	C B B B B 4-1 FC4 BB			X 0-0 ① G3		B C B B F F F B 4-2 2B BB	C B B B B 4-1 BB			1	1	0	0	3	0	0
Matt Williams, R (1, 5) OBP: 0.313, SLG: 0.357	B C B S S 2-3 ② K			C B B F X 2-2 ② G3-1		X 0-0 G4-3 1-H 2B	C S S 0-3 ③ K			4	0	1	1	0	2	4
Glenallen Hill, R (1, 9) OBP: 0.250, SLG: 0.625	B B F X 3-0 ③ FC4 1-2f			B F C B F X 2-2 ③ G5-3		B B X 2-0 ② G4-3 2-3		C B B B F X 3-2 BB 2B		4	0	1	0	0	0	3
J.R. Phillips, L (1, 3) OBP: 0.200, SLG: 0.308		B X 1-0 ① G4-3			B X 1-0 ① G4-3	B B B B 4-0 BB BB		B L F F B C 2-3 ① K		3	0	0	0	1	1	1
Royce Clayton, R (1, 6) OBP: 0.375, SLG: 0.308		F F B B F X 2-2 ② L9			C B X 1-1 SH5-4 1B 1B	B B S B C B 4-2 1-2 BB		B B P I 4-0 BB IBB		2	0	1	0	2	0	0
Jeff Reed, L (1, 2) OBP: 0.400, SLG: 0.250		X 0-0 ③ G3-1			B X 1-0 SH5-4 1-2 1B	C B B X 2-1 ③ G5-3		2 SAFE 2 SAFE X 0-0 ② P9		2	0	1	0	0	0	0
John Patterson, S (6, PH) OBP: 0.667, SLG: 0.500										1	0	0	0	0	0	3
Mark Dewey, R (7, 1)										0	0	0	0	0	0	0
Rod Beck, R (8, 1)										1	0	0	0	0	0	2
Trevor Wilson, L (1, 1)			B X 1-0 ① G1-5-3		2 SAFE X 0-0 ② SH5-4 1-2 2-3		X 0-0 ① G4-3	B C B B B 4-1 FC4 1-2 2-3 BB		1	0	0	0	0	0	0
Tom Lampkin, L (7, 2)										1	0	0	0	1	0	0
Inning Stats	R: 0 E: 0 K: 1 S: 11 H: 1 LOB: 2 BB: 1 P: 22	R: 0 E: 0 K: 0 S: 6 H: 0 LOB: 0 BB: 0 P: 9	R: 0 E: 0 K: 0 S: 6 H: 1 LOB: 0 BB: 0 P: 12	R: 0 E: 0 K: 0 S: 8 H: 0 LOB: 0 BB: 0 P: 12	R: 0 E: 0 K: 1 S: 8 H: 2 LOB: 2 BB: 0 P: 14	R: 1 E: 0 K: 0 S: 12 H: 1 LOB: 3 BB: 3 P: 31	R: 0 E: 0 K: 1 S: 8 H: 1 LOB: 2 BB: 1 P: 15	R: 0 E: 0 K: 1 S: 12 H: 1 LOB: 3 BB: 2 P: 25		1B: 4 2B: 3 3B: 0 HR: 0	SF: 0 SAC: 1 DP: 0 HBP: 0					

BOTTOM

Florida Marlins @ San Francisco Giants

Candlestick Park, San Francisco, CA

Sat Apr 29 1995, 6.33 AM EDT
Att. 15,325 - Overcast - 66 F

livebaseballscorecards.com

AB	29
R	1
H	7
RBI	1
BB	7
SO	4
LOB	21

PITCHER		IP	WLS	BF	H	R	ER	SO	BB	IBB	HBP	BLK	WP	HR	S	P	ERA	WHIP
Pat Rapp, R ERA: 1.59	(1, 1)	5.2	L	23	5	1	1	2	2	0	0	0	0	0	47	86	1.59	1.235
Matt Dunbar, L ERA: 6.75	(6, 1)	1.0		7	1	0	0	0	3	0	0	0	0	0	9	26	0.00	4.000
Terry Mathews, R ERA:	(7, 1)	0.1		1	0	0	0	1	0	0	0	0	0	0	3	3	0.00	0.000
John Johnstone, R ERA: 7.71	(8, 1)	0.2		4	1	0	0	1	0	1	0	0	0	0	9	17	0.00	1.500
Yorkis Perez, L ERA:	(8, 1)	0.1		2	0	0	0	0	1	0	0	0	0	0	3	8	0.00	3.000

PITCHER	IP	WLS	BF	H	R	ER	SO	BB	IBB	HBP	BLK	WP	HR	S	P	ERA	WHIP

WP: 0 PA: 37
PB: 0
SB: 0
CS: 1

Florida Marlins @ San Francisco Giants

Candlestick Park, San Francisco, CA

Sun Apr 30 1995, 6:33 AM EDT

Att. 19,810 - Overcast - 64 F

TOP

livebaseballscorecards.com

Batter	1	2	3	4	5	6	7	8	9	AB	R	H	RBI	BB	SO	LOB
Quilvio Veras, S (1, 4) OBP: 0.333, SLG: 0.214	B B B B 4-0 CS BB	F B B C X 2-2 L7 ③		C C X 0-2 G5-3 ①		C B B X 2-1 G3-1 ① X 0-0 F7 ③				4	0	0	0	1	0	2
Terry Pendleton, S (1, 5) OBP: 0.368, SLG: 0.471 Alex Arias, R (8, PH) OBP: 0.308, SLG: 0.100 (8, 5)	C X 0-1 S HR 1-2 1B ①		C X 0-1 HR 1B	B B C X 2-1 G5-3 ②		B B F B B 4-1 BB		B X 1-0 P6 ①		3 1	2 0	2 0	0 0	1 0	0 0	0 0
Gary Sheffield, R (1, 9) OBP: 0.364, SLG: 0.579	B B 1 SAFE B B C 1 SAFE C B 4-2 HR 1-2 BB		C 1 SAFE X 0-1 HR 1-H	X 0-0 2B		B C B C S 2-3 K ②		X 0-0 G5-3 ②		4	2	2	2	1	1	1
Jeff Conine, R (1, 7) OBP: 0.381, SLG: 0.944	C B S F B B X 3-2 1-H 2-H HR	B B X 2-0 HR	B B B 4-0 BB			X 0-0 G4-3 ③		B C B B F B 4-2 BB		3	2	2	4	2	0	1
Darrell Whitmore, L (1, 8) Eddie Zosky, R (7, 6) OBP: 0.250, SLG: 0.250	X 0-0 G4-3 ②	C B B B B F B 4-2 2B BB	X 0-0 F7 ③				X 0-0 G6-3 ① C X 0-1 G4-3 ③			3 1	1 0	0 0	0 0	1 0	0 0	2 1
Greg Colbrunn, R (1, 3) OBP: 0.294, SLG: 0.353	X 0-0 L8 ③		B F X 1-1 F8 ①		C F B X 1-2 P2 ①		C B B X 2-1 1B WP 2B		C B B F B X 3-2 G5-3 ①	5	1	1	0	0	0	1
Steve Decker, R (1, 2) OBP: 0.200, SLG: 0.200		C B F F F F X 1-2 G6-3 ①	1 SAFE 1 SAFE C B 1 C 1 SAFE X 1-2 P2 ②		X 0-0 L8 ②		X 0-0 WP 1B 2-3 1B		B B S B C S 3-3 K ②	5	1	1	0	0	1	1
Mario Diaz, R (1, 6) OBP: 0.600, SLG: 1.400 Rich Scheid, L (7, 1) Rob Natal, R (9, PH) Robb Nen, R (9, 1)	C X 0-1 F8 ②	B F 1 SAFE B B B F X 3-2 1-H 2B		X 0-0 HR		S B S B B X 2-2 1-H 3-H 1B		X 0-0 G5-3 ③		4 0 1 0	1 0 0 0	3 0 0 0	3 0 0 0	0 0 0 0	0 0 0 0	0 0 0 0
John Burkett, R (1, 1) Chuck Carr, S (7, PH) OBP: 0.286, SLG: 0.167 (7, 8)	B B B C C B 4-2 BB	C B F B F X 2-2 G1-3 ③		B C C X 1-2 G6-3 ③		X 0-0 L7 ②				2 1	0 0	0 0	0 0	1 0	0 0	1 1
Inning Stats	R: 3 H: 2 E: 0 LOB: 0 K: 0 BB: 2 S: 10 P: 21	R: 0 H: 0 E: 0 LOB: 1 K: 0 BB: 1 S: 13 P: 20	R: 4 H: 4 E: 0 LOB: 1 K: 0 BB: 1 S: 19 P: 32	R: 0 H: 1 E: 0 LOB: 2 K: 0 BB: 1 S: 7 P: 13	R: 1 H: 1 E: 0 LOB: 0 K: 0 BB: 0 S: 8 P: 10	R: 0 H: 0 E: 0 LOB: 1 K: 1 BB: 1 S: 7 P: 15	R: 2 H: 3 E: 0 LOB: 1 K: 0 BB: 0 S: 9 P: 13	R: 0 H: 0 E: 0 LOB: 1 K: 0 BB: 1 S: 6 P: 11	R: 0 H: 0 E: 0 LOB: 0 K: 1 BB: 0 S: 7 P: 13	1B: 4 SF: 0 2B: 3 SAC: 0 3B: 0 DP: 0 HR: 4 HBP: 0						

	AB	37
	R	10
	H	11
	RBI	9
	BB	7
	SO	2
	LOB	11

WP: 1 PA: 44
PB: 0
SB: 1
CS: 1

PITCHER		IP	WLS	BF	H	R	ER	SO	BB	IBB	HBP	BLK	WP	HR	S	P	ERA	WHIP
Salomon Torres, R ERA: 12.6	(1, 1)	2.0	L	13	5	6	6	0	3	0	0	0	0	3	28	48	27.00	4.000
Joe Rosselli, L ERA: 3.86	(3, 1)	2.1		11	2	1	1	0	2	0	0	0	0	0	24	42	3.86	1.714
Chris Hook, R ERA: 5.4	(5, 1)	1.2		7	1	1	1	1	1	0	0	0	0	1	12	21	5.40	1.200
Dave Burba, R ERA: 27.0	(7, 1)	1.0		6	3	2	2	0	0	0	0	0	1	0	9	13	18.00	3.000
Pat Gomez, L ERA: 4.5	(8, 1)	1.0		4	0	0	0	0	1	0	0	0	0	0	6	11	0.00	1.000

PITCHER		IP	WLS	BF	H	R	ER	SO	BB	IBB	HBP	BLK	WP	HR	S	P	ERA	WHIP
Steve Frey, L ERA:	(9, 1)	1.0		3	0	0	0	1	0	0	0	0	0	0	7	13	0.00	0.000

Florida Marlins @ San Francisco Giants

Candlestick Park, San Francisco, CA

Sun Apr 30 1995, 6:33 AM EDT

Att. 19,810 - Overcast - 64 F

livebaseballscorecards.com

BOTTOM

Batter	1	2	3	4	5	6	7	8	9	AB	R	H	RBI	BB	SO	LOB
Darren Lewis, R (1, 8) OBP: 0.318, SLG: 0.300	CS HBP		P3		K			G4-3 1-2		3	0	0	0	0	1	1
Robby Thompson, R (1, 4) OBP: 0.333, SLG: 0.588	BB 1-2 2B		K		K			HR 2-3 1B		2	0	1	0	0	1	0
Mike Benjamin, R (4, 4) OBP: 0.500, SLG: 0.500	SAFE									2	1	1	0	0	1	0
(8, 6)																
Barry Bonds, L (1, 7)	BB BB		G4-3			F8		SF9 3-H		2	0	0	0	1	0	0
Dave Burba, R (7, 1)										0	0	0	0	0	0	0
Todd Benzinger, S (8, 3)										0	0	0	1	0	0	0
Matt Williams, R (1, 5) OBP: 0.400, SLG: 0.588	1-2 2-3 BB			FC6-4 PB 1B		G6-3		1-H HR		3	1	2	2	1	0	0
Glenallen Hill, R (1, 9) OBP: 0.250, SLG: 0.550	P7			K		G5-3		1B		4	0	1	0	0	1	4
J.R. Phillips, L (1, 3) OBP: 0.222, SLG: 0.267	K			FC6-4 1-2 BB			K	L8		2	0	0	0	1	2	3
Steve Scarsone, R (8, 4) OBP: 0.500, SLG: 0.500										1	0	0	0	0	0	1
Royce Clayton, R (1, 6) OBP: 0.368, SLG: 0.313		G5-4-3 1B		FC6-4 1-2f 2-3			G1-3	G4-3		3	0	1	0	0	0	2
Pat Gomez, L (8, 1)										0	0	0	0	0	0	0
Steve Frey, R (9, 1)										0	0	0	0	0	0	0
John Patterson, S (9, PH) OBP: 0.500, SLG: 0.333										1	0	0	0	0	0	0
Kirt Manwaring, R (1, 2) OBP: 0.250, SLG: 0.273	SAFE	G5-4-3 1-2f		L8			P2			2	0	0	0	0	0	3
Chris Hook, R (5, 1)										0	0	0	0	0	0	0
Mark Carreon, R (7, 7)										2	0	0	0	0	1	0
Salomon Torres, R (1, 1)		G3			G3			1B SF9 G4-3 BB	P9	1	0	0	0	0	0	0
Joe Rosselli, R (3, 1)										0	0	0	0	0	0	0
Jeff Reed, L (5, 2) OBP: 0.429, SLG: 0.200										1	1	0	0	1	0	0
Tom Lampkin, L (9, PH)										1	0	0	0	0	0	0
Inning Stats	R: 0 E: 0 K: 1 S: 9 H: 1 LOB: 3 BB: 2 P: 25	R: 0 E: 0 K: 0 S: 4 H: 1 LOB: 0 BB: 0 P: 5	R: 0 E: 0 K: 1 S: 7 H: 0 LOB: 0 BB: 0 P: 13	R: 0 E: 0 K: 1 S: 8 H: 1 LOB: 2 BB: 1 P: 17	R: 0 E: 0 K: 2 S: 8 H: 0 LOB: 0 BB: 0 P: 13	R: 0 E: 0 K: 0 S: 6 H: 0 LOB: 0 BB: 0 P: 10	R: 0 E: 0 K: 1 S: 12 H: 0 LOB: 0 BB: 0 P: 17	R: 3 E: 0 K: 0 S: 15 H: 3 LOB: 1 BB: 1 P: 26	R: 0 E: 0 K: 1 S: 8 H: 0 LOB: 0 BB: 0 P: 14							

	AB	30
	R	3
	H	6
	RBI	3
	BB	4
	SO	7
	LOB	14

PITCHER		IP	WLS	BF	H	R	ER	SO	BB	IBB	HBP	BLK	WP	HR	S	P	ERA	WHIP	PITCHER	IP	WLS	BF	H	R	ER	SO	BB	IBB	HBP	BLK	WP	HR	S	P	ERA	WHIP
John Burkett, R	(1, 1)	6.0	W	23	3	0	0	5	3	0	1	0	0	0	42	83	0.00	1.000																	
ERA: 4.22																																			
Rich Scheid, L	(7, 1)	2.0		10	3	3	3	1	1	0	0	0	0	1	27	43	13.50	2.000																	
ERA: 9.0																																			
Robb Nen, R	(9, 1)	1.0		3	0	0	0	1	0	0	0	0	0	0	8	14	0.00	0.000																	
ERA:																																			

PITCHER		IP	WLS	BF	H	R	ER	SO	BB	IBB	HBP	BLK	WP	HR	S	P	ERA	WHIP	PITCHER	IP	WLS	BF	H	R	ER	SO	BB	IBB	HBP	BLK	WP	HR	S	P	ERA	WHIP

Batter	1	2	3	4	5	6	7	8	9	AB	R	H	RBI	BB	SO	LOB
Marquis Grissom, R (1, 8) OBP: 0.286, SLG: 0.240	X 0-0 ① F8		X 0-0 ② G5-3		C C B X 1-2 HBP 1-2 2-H 3-H 1B		X 0-0 ① F8	F B S B X 2-2 ② L7		5	0	1	2	0	0	0
Jeff Blauser, R (1, 6) OBP: 0.370, SLG: 0.286	C S B B B X 3-2 ② F8		C C B T 1-2 ③ K		C H 1-1 1-2 2-3 HBP		B B B B 4-0 HBP 10 S BB BB	C B C B F B S 3-3 ③ K		3	1	0	0	1	2	0
Mark Wohlers, R (8, 1)										0	0	0	0	0	0	0
Terry Clark, R (9, 1)										0	0	0	0	0	0	0
10 Chipper Jones, S (1, 5) OBP: 0.423, SLG: 0.364	T B X 1-1 1B			C X 0-1 1B	B C F B B B X 3-2 ① ② F7-2 3-H		F B C B B B 4-2 BB HBP 1-2 3B BB		C B B F B B 4-2 BB BB	3	1	2	0	2	0	3
Fred McGriff, L (1, 3) OBP: 0.462, SLG: 0.600	B X 1-0 ③ G4-3			F B B F B 1 SAFE F X 3-2 ① F5	B B F F X 2-2 ③ G4-3		F T B H 2-2 BB 1-2 2-3 3B HBP		F B C B B B 4-2 G6-4-3 1-2 BB	3	1	0	0	1	0	4
David Justice, L (1, 9) OBP: 0.462, SLG: 0.682		B B F C B F B 4-2 F8 BB BB		F X 0-1 ② P4		B B F B F F F B B 4-2 E BB	B B F F F B B 4-2 1-2 2-3 3-H 3B BB		C B F B X 2-2 ① F7	2	2	0	1	3	0	3
Ryan Klesko, L (1, 7) OBP: 0.286, SLG: 0.182		B C B B B 4-1 G6-4-3 1-2 BB		C F X 0-2 ③ F7		F S 0-3 ① K	B F B F C 2-3 ② K		B B F F F B X 3-2 ② ③ G6-4-3 1-2f	0	0	0	0	1	0	0
Mike Kelly, R (2, 7) OBP: 0.133, SLG: 0.071										4	0	0	0	0	2	7
Javy Lopez, R (1, 2) OBP: 0.381, SLG: 0.737	C S B X 1-2 ① F8 2-3				C B F F B X 2-2 SH 1B 1B 1B	C B S B S 2-3 ② K	C B B X 2-1 1-H 2-H 3-H 3B			4	1	2	3	0	1	3
Mark Lemke, S (1, 4) OBP: 0.250, SLG: 0.391		F B X 1-1 ② ③ G6-4-3 1-2f			C X 0-1 SH 1-2 1B 1B	X 0-0 E7 1-H 2B	F X 0-1 ③ G4-3			4	1	2	1	0	0	3
Greg Maddux, R (1, 1) OBP: 0.500, SLG: 0.500			F B S S 1-3 ① K2-3		2 SAFE C C X 0-1 SH HBP 1B 10 F7-2 1-2 2-3	X 0-0 ③ L9		C S C 0-3 ① K		2	0	0	0	0	1	1
Greg McMichael, R (6, 1)										0	0	0	0	0	0	0
Dwight Smith, L (8, PH) OBP: 0.500, SLG: 0.333										1	0	0	0	0	1	0
Rafael Belliard, R (8, 6)										0	0	0	0	0	0	0
Inning Stats	R: 0 E: 0 K: 0 S: 7 H: 1 LOB: 1 BB: 0 P: 12	R: 0 E: 0 K: 0 S: 9 H: 0 LOB: 1 BB: 2 P: 19	R: 0 E: 0 K: 2 S: 7 H: 0 LOB: 0 BB: 0 P: 9	R: 0 E: 0 K: 0 S: 11 H: 1 LOB: 1 BB: 0 P: 14	R: 2 E: 1 K: 0 S: 18 H: 3 LOB: 2 BB: 0 P: 27	R: 1 E: 1 K: 2 S: 11 H: 1 LOB: 1 BB: 1 P: 17	R: 4 E: 0 K: 1 S: 14 H: 1 LOB: 1 BB: 3 P: 32	R: 0 E: 0 K: 2 S: 10 H: 0 LOB: 0 BB: 0 P: 15	R: 0 E: 0 K: 0 S: 11 H: 0 LOB: 1 BB: 2 P: 24	1B: 5 2B: 2 3B: 1 HR: 0	SF: 0 SAC: 1 DP: 3 HBP: 2						

TOP

Atlanta Braves @ Florida Marlins

Joe Robbie Stadium, Miami, FL

Tue May 02 1995, 7:05 PM EDT
Att. 23,476 - Unknown - 82 F

livebaseballscorecards.com

AB	31
R	7
H	7
RBI	7
BB	8
SO	7
LOB	24

WP: 0 PB: 0 SB: 1 CS: 0 PA: 42

PITCHER		IP	WLS	BF	H	R	ER	SO	BB	IBB	HBP	BLK	WP	HR	S	P	ERA	WHIP
Mark Gardner, R ERA: 5.4	(1, 1)	4.2	L	21	5	2	2	2	2	0	1	0	0	0	49	76	3.86	1.500
Matt Dunbar, L ERA: 6.75	(5, 1)	1.1		6	1	1	1	2	1	0	0	0	0	0	14	22	6.75	1.500
David Weathers, R ERA: 10.8	(7, 1)	0.1		5	0	4	4	0	3	0	1	0	0	0	7	21	108.00	9.000
Richie Lewis, R ERA:	(7, 1)	1.2		6	1	0	0	3	0	0	0	0	0	0	17	26	0.00	0.600
Mike Myers, L ERA:	(9, 1)	1.0		4	0	0	0	0	2	0	0	0	0	0	11	24	0.00	2.000

PITCHER	IP	WLS	BF	H	R	ER	SO	BB	IBB	HBP	BLK	WP	HR	S	P	ERA	WHIP

Atlanta Braves @ Florida Marlins

Joe Robbie Stadium, Miami, FL

Tue May 02 1995, 7:05 PM EDT

Att. 23,476 - Unknown - 82 F

BOTTOM

Batter	1	2	3	4	5	6	7	8	9	AB	R	H	RBI	BB	SO	LOB
Quilvio Veras, S (1, 4) OBP: 0.364, SLG: 0.188	C B B B B 4-1 S BB		L 2 SAFE F F F 2 SAFE F F X 0-2 ② F9 2-3			B B C B X 3-1 ② G6-3		C B B B 4-1 G6-3 S BB		2	0	0	0	2	0	1
Mario Diaz, R (1, 6) OBP: 0.444, SLG: 0.889	1 SAFE S B F F X 2-2 ① F8		B C X 1-1 ③ F7			B B F X 2-1 1B 1B 1B		B B C X 2-1 ② G6-3 1-3		4	1	1	0	0	0	3
Gary Sheffield, R (1, 9) OBP: 0.346, SLG: 0.522	C B F 2 SAFE F F S 1-3 ② K 1-2			C X 0-1 ① G5-3		F S B X 1-2 1B 1B		C C F B S 1-3 ③ K		4	0	1	0	0	2	2
Jeff Conine, R (1, 7) OBP: 0.400, SLG: 0.857	B C C C 1-3 ③ K			B X 1-0 ② F8		S B B X 2-1 1B 1-2 2-H			B B B C B 4-1 G4-3 BB	3	0	1	1	1	1	1
Terry Pendleton, S (1, 5) OBP: 0.304, SLG: 0.381		B C C X 1-2 ① F8		C B B F B F S 3-3 ③ K		S C B X 1-2 ③ G4-3			B C B S F B F X 3-2 ① G4-3 1-2	4	0	0	0	0	1	3
Greg Colbrunn, R (1, 3) OBP: 0.238, SLG: 0.286		C X 0-1 ② F9			X 0-0 ① G5-3		C X 0-1 ① F7		B F X 1-1 ② F8	4	0	0	0	0	0	1
Charles Johnson, R (1, 2)		C X 0-1 ③ G1-3			C C X 0-2 ② G6-3		C S S 0-3 ② K		C X 0-1 ③ F9	4	0	0	0	0	1	1
Chuck Carr, S (1, 8) OBP: 0.294, SLG: 0.143			B L B B B 4-1 F9 SH3 BB		B L B S B F X 3-2 ③ F7		C X 0-1 ③ G4-3			2	0	0	0	1	0	0
Mark Gardner, R (1, 1) Matt Dunbar, L (5, 1) Darrell Whitmore, L (6, PH) David Weathers, R (7, 1) Richie Lewis, R (7, 1) Jerry Browne, S (8, PH) Mike Myers, L (9, 1)			X 0-0 ① SH3 1-2			S C C 0-3 ① K		F F F X 0-2 ① G4-3		0 0 1 0 0 0 1 0	0 0 0 0 0 0 0 0	0 0 0 0 0 0 0 0	0 0 0 0 0 0 0 0	0 0 1 0 0 0 0 0	0 0 0 0 0 0 0 0	0 0 0 0 0 0 0 0
Inning Stats	R: 0 H: 0 E: 0 LOB: 1 K: 2 BB: 1 S: 14 P: 21	R: 0 H: 0 E: 0 LOB: 0 K: 0 BB: 0 S: 7 P: 8	R: 0 H: 0 E: 0 LOB: 1 K: 0 BB: 1 S: 11 P: 16	R: 0 H: 0 E: 0 LOB: 0 K: 1 BB: 0 S: 7 P: 11	R: 0 H: 0 E: 0 LOB: 0 K: 0 BB: 0 S: 8 P: 11	R: 1 H: 3 E: 0 LOB: 2 K: 1 BB: 0 S: 15 P: 24	R: 0 H: 0 E: 0 LOB: 0 K: 1 BB: 0 S: 7 P: 7	R: 0 H: 0 E: 0 LOB: 1 K: 1 BB: 1 S: 11 P: 18	R: 0 H: 0 E: 0 LOB: 1 K: 0 BB: 1 S: 10 P: 18	1B: 3 SF: 0 2B: 0 SAC: 1 3B: 0 DP: 0 HR: 0 HBP: 0						

livebaseballscorecards.com

AB	29
R	1
H	3
RBI	1
BB	4
SO	6
LOB	12

WP: 0 PB: 0 SB: 2 CS: 0 PA: 34

PITCHER		IP	WLS	BF	H	R	ER	SO	BB	IBB	HBP	BLK	WP	HR	S	P	ERA	WHIP
Greg Maddux, R ERA: 1.69	(1, 1)	5.2	W	22	3	1	1	4	2	0	0	0	0	0	59	87	1.59	0.882
Greg McMichael, R ERA:	(6, 1)	1.1		4	0	0	0	1	0	0	0	0	0	0	10	11	0.00	0.000
Mark Wohlers, R ERA: 6.75	(8, 1)	1.0		4	0	0	0	1	1	0	0	0	0	0	11	18	0.00	1.000
Terry Clark, R ERA:	(9, 1)	1.0		4	0	0	0	0	1	0	0	0	0	0	10	18	0.00	1.000

PITCHER	IP	WLS	BF	H	R	ER	SO	BB	IBB	HBP	BLK	WP	HR	S	P	ERA	WHIP

Atlanta Braves @ Florida Marlins

Joe Robbie Stadium, Miami, FL

Wed May 03 1995, 7:05 PM EDT

Att. 21,918 - Unknown - 82 F

livebaseballscorecards.com

TOP

Batter	1	2	3	4	5	6	7	8	9	AB	R	H	RBI	BB	SO	LOB
Marquis Grissom, R (1, 8) OBP: 0.303, SLG: 0.241	F8		1B SF9 BB	P3		10 10 S 2B 1B	L6			4	2	1	0	1	0	4
Jeff Blauser, R (1, 6) OBP: 0.375, SLG: 0.280	2B BB		SF9 10 BB 1-3 1B		F8	K		B2-3		4	1	1	0	1	1	1
10 Chipper Jones, S (1, 5) OBP: 0.452, SLG: 0.400	K		1-2 BB		BB 1B BB	1-H 2B		K		3	1	1	1	2	2	1
Brad Clontz, R (8, 1)										0	0	0	0	0	0	0
Fred McGriff, L (1, 3) OBP: 0.452, SLG: 0.609	1-H 2B		SF9 2-3 3-H		1B 1-2 2B BB	G3-1		G4-3		3	1	1	2	1	0	1
David Justice, L (1, 9) OBP: 0.419, SLG: 0.593	K		L9		2B 1-3 2-H FC4-2 1B		P5		K	5	0	1	1	0	2	3
Dwight Smith, L (1, 7) OBP: 0.333, SLG: 0.200		G3-1		G4-3	FC4-2 1-3 3-H 2B		E5 1B S WP		FC6-4 1B	2	0	0	0	0	0	0
Mike Kelly, R (5, PH) OBP: 0.222, SLG: 0.235 (5, 7)										3	1	2	1	0	0	0
Javy Lopez, R (1, 2) OBP: 0.346, SLG: 0.625		G5-3		F9	FC4-2 2-3 3-H		WP 1-3 1B		FC6-4 BB 1-2f	5	0	1	0	0	0	3
Mark Lemke, S (1, 4) OBP: 0.310, SLG: 0.360		G6-3		HBP BB	K		1-2 3-H BB		1-2 BB	2	0	0	0	3	1	2
Tom Glavine, L (1, 1)			K	HBP 1-2		K	B1		L6	2	0	0	0	0	2	0
Greg McMichael, R (6, 1)										1	0	0	0	0	0	2
Steve Bedrosian, R (7, 1)										0	0	0	0	0	0	0
Jose Oliva, R (8, 5) OBP: 0.600, SLG: 1.250										1	0	0	0	0	0	2
Inning Stats	R: 1 E: 0 K: 2 S: 11 H: 1 LOB: 1 BB: 1 P: 20	R: 0 E: 0 K: 0 S: 8 H: 0 LOB: 0 BB: 0 P: 12	R: 1 E: 0 K: 1 S: 19 H: 1 LOB: 2 BB: 2 P: 34	R: 0 E: 0 K: 0 S: 8 H: 0 LOB: 2 BB: 1 P: 15	R: 2 E: 0 K: 1 S: 16 H: 2 LOB: 2 BB: 2 P: 31	R: 1 E: 0 K: 2 S: 11 H: 2 LOB: 1 BB: 0 P: 18	R: 1 E: 1 K: 0 S: 13 H: 1 LOB: 2 BB: 1 P: 19	R: 0 E: 0 K: 1 S: 6 H: 0 LOB: 0 BB: 0 P: 9	R: 0 E: 0 K: 1 S: 11 H: 1 LOB: 2 BB: 1 P: 18	1B: 5 2B: 3 3B: 0 HR: 0	SF: 1 SAC: 0 DP: 0 HBP: 1					

AB	35
R	6
H	8
RBI	5
BB	8
SO	8
LOB	19

WP: 1 PB: 0 SB: 2 CS: 0 PA: 45

PITCHER		IP	WLS	BF	H	R	ER	SO	BB	IBB	HBP	BLK	WP	HR	S	P	ERA	WHIP
Bobby Witt, R ERA: 5.4	(1, 1)	4.1	L	22	2	4	4	3	6	0	1	0	0	0	52	96	8.31	1.846
Rich Scheid, L ERA: 7.71	(5, 1)	1.2		9	4	1	1	3	0	0	0	0	0	0	21	34	5.40	2.400
Terry Mathews, R ERA:	(7, 1)	1.0		6	1	1	0	0	1	0	0	0	1	0	13	19	0.00	2.000
Yorkis Perez, L ERA:	(8, 1)	1.0		3	0	0	0	1	0	0	0	0	0	0	6	9	0.00	0.000
Robb Nen, R ERA:	(9, 1)	1.0		5	1	0	0	1	1	0	0	0	0	0	11	18	0.00	2.000

PITCHER	IP	WLS	BF	H	R	ER	SO	BB	IBB	HBP	BLK	WP	HR	S	P	ERA	WHIP

Batter	1	2	3	4	5	6	7	8	9	AB	R	H	RBI	BB	SO	LOB
Quilvio Veras, S (1, 4) OBP: 0.370, SLG: 0.238	B X 1-0 S BB E 1B	C B X 1-1 ② G6-3 2-3			C C X 0-2 ① P4		C B S F X 1-2 1B 1B	B 1 SAFE 1 SAFE C C F F X 1-2 ② P4 1-2		5	2	2	0	0	0	2
Robb Nen, R (9, 1)										0	0	0	0	0	0	0
Mario Diaz, R (1, 6) OBP: 0.286, SLG: 0.571	C 1 SAFE B F S 1-3 ① K	C X 0-1 ③ F8			C X 0-1 ② F9		B 1 SAFE B C F B S 3-3 ① K	B X 1-0 ③ G4-3		5	0	0	0	0	2	4
Gary Sheffield, R (1, 9) OBP: 0.387, SLG: 0.500	C 1 SAFE B B 1 SAFE 1 SAFE B B 4-1 S 1-2 1B BB	B S X 1-1 ① G5-3			F B B B X 3-1 ③ F8		X 0-0 F9 1B 1-2 1B 1B		F H 1-1 G5-4-3 HBP	3	2	1	0	1	0	0
Jeff Conine, R (1, 7) OBP: 0.400, SLG: 0.760	B B B C F S 3-3 ② K 1-3 2-H	B B S C B B 4-2 G5-3 BB				C X 0-1 ① P4	S X 0-1 1B 1-2 2-H 1B		B 1 SAFE X 1-0 ① G5-4-3 1-2f	4	0	1	1	1	1	2
Terry Pendleton, S (1, 5) OBP: 0.357, SLG: 0.423	B X 1-0 1B 3-H 1B	B F X 1-1 ② G5-3 1-2				C X 0-1 FC6-4 1B	F X 0-1 ② F9 2-3		B X 1-0 1B	5	0	3	1	0	0	3
Greg Colbrunn, R (1, 3) OBP: 0.269, SLG: 0.308	B C X 1-1 1-2 1B	X 0-0 ③ G3				B F B F F X 2-2 ② FC6-4 BB 1B 1-2f	B X 1-0 1-2 3-H 1B		C X 0-1 ③ P6	5	0	2	1	0	0	3
Charles Johnson, R (1, 2) OBP: 0.130, SLG: 0.048	S F B X 1-2 ③ L1		F C B F B X 2-2 ① G5-3			X 0-0 BB 1-2 1B	C F F B X 1-2 ③ F9			4	0	1	0	0	0	4
Chuck Carr, S (1, 8) OBP: 0.333, SLG: 0.176		X 0-0 G6-3 SH1-4 1B			C X 0-1 ② P4	B B B C F F B 4-2 1-2 2-3 BB		X 0-0 ① B2-3		3	0	1	0	1	0	0
Bobby Witt, R (1, 1) OBP: 0.500, SLG: 0.500 Rich Scheid, L (5, 1) Andre Dawson, R (6, PH) OBP: 0.167, SLG: 0.167 Terry Mathews, L (7, 1) Yorkis Perez, L (8, 1) Jerry Browne, S (8, PH) OBP: 0.300, SLG: 0.125 (9, 4)	X 0-0 ① SH1-4 1-2		B B C S F F F C 2-3 ③ K			C X 0-1 ③ G4-3		C B X 1-1 S 1B		1 0 1 0 0 0	0 0 0 0 0 1	0 0 0 0 0 0	0 0 0 0 0 0	1 0 0 0 0 0	0 0 3 0 0 0	0 0 0 0 0 0
Inning Stats	R: 2 E: 1 K: 2 S: 14 H: 3 LOB: 2 BB: 1 P: 26	R: 0 E: 0 K: 0 S: 6 H: 1 LOB: 1 BB: 0 P: 7	R: 0 E: 0 K: 0 S: 7 H: 0 LOB: 1 BB: 1 P: 13	R: 0 E: 0 K: 1 S: 12 H: 0 LOB: 0 BB: 0 P: 16	R: 0 E: 0 K: 0 S: 7 H: 0 LOB: 0 BB: 0 P: 10	R: 0 E: 0 K: 0 S: 14 H: 2 LOB: 3 BB: 1 P: 20	R: 2 E: 0 K: 1 S: 17 H: 4 LOB: 2 BB: 0 P: 23	R: 0 E: 0 K: 0 S: 9 H: 1 LOB: 1 BB: 0 P: 12	R: 0 E: 0 K: 0 S: 5 H: 1 LOB: 1 BB: 0 P: 8	1B: 12 2B: 0 3B: 0 HR: 0 SF: 0 SAC: 1 DP: 1 HBP: 1						

PITCHER		IP	WLS	BF	H	R	ER	SO	BB	IBB	HBP	BLK	WP	HR	S	P	ERA	WHIP
Tom Glavine, L ERA: 3.38	(1, 1)	5.2	W	26	6	2	2	3	3	0	0	0	0	0	58	90	3.18	1.588
Greg McMichael, R ERA: 2.35	(6, 1)	1.0		6	3	2	2	1	0	0	0	0	0	0	14	18	18.00	3.000
Steve Bedrosian, R ERA: 4.15	(7, 1)	1.0		5	2	0	0	0	0	0	0	0	0	0	13	17	0.00	2.000
Brad Clontz, R ERA: 2.08	(8, 1)	1.1	S	5	1	0	0	0	0	0	1	0	0	0	6	10	0.00	0.750

PITCHER	IP	WLS	BF	H	R	ER	SO	BB	IBB	HBP	BLK	WP	HR	S	P	ERA	WHIP

BOTTOM

Atlanta Braves @ Florida Marlins

Joe Robbie Stadium, Miami, FL

Wed May 03 1995, 7:05 PM EDT

Att. 21,918 - Unknown - 82 F

livebaseballscorecards.com

AB	37
R	4
H	12
RBI	3
BB	3
SO	4
LOB	21

WP: 0 PA: 42
PB: 0
SB: 4
CS: 0

Batter	1	2	3	4	5	6	7	8	9	AB	R	H	RBI	BB	SO	LOB
Quilvio Veras, S (1, 4) OBP: 0.351, SLG: 0.333	G4-3		L7	HR		1B		G6-3	BB	5	1	2	4	1	0	0
Mario Diaz, R (1, 6) OBP: 0.167, SLG: 0.333	L9		F8	G3		G6-4-3		F7	K	6	0	0	0	0	1	5
Gary Sheffield, R (1, 9) OBP: 0.475, SLG: 0.563	K			BB	2B	1B	1B	1B		4	2	3	0	1	1	0
Jeff Conine, R (1, 7) OBP: 0.436, SLG: 0.688		K		G6-3		1B	1B	E7		4	1	2	0	1	1	1
Terry Pendleton, S (1, 5) OBP: 0.297, SLG: 0.371		G6-3		G1-4-3	FC6-4		E	P3		5	1	1	1	0	0	5
Greg Colbrunn, R (1, 3) OBP: 0.313, SLG: 0.323		E 1B		HBP	K		E7		E5	4	3	2	1	0	1	2
Charles Johnson, R (1, 2) OBP: 0.156, SLG: 0.069		E4		HR BB	G1-3		P4		K	4	1	0	0	1	1	3
Chuck Carr, S (1, 8) OBP: 0.333, SLG: 0.167		G1-3		HR BB		G4-3	G4-3		BB	3	1	0	1	2	0	1
John Burkett, R (1, 1) OBP: 0.250, SLG: 0.143 Jerry Browne, S (7, PH) OBP: 0.273, SLG: 0.111 Terry Mathews, L (7, 1)			G5-3	HR 1B		E6 1B	G1-3		K	3 1 1	1 0 0	1 0 0	1 0 0	0 0 0	0 0 1	0 0 2
Inning Stats	R: 0 E: 0 K: 1 S: 7 H: 0 LOB: 0 BB: 0 P: 10	R: 1 E: 1 K: 1 S: 9 H: 1 LOB: 1 BB: 0 P: 13	R: 0 E: 0 K: 0 S: 4 H: 0 LOB: 0 BB: 0 P: 8	R: 6 E: 0 K: 0 S: 16 H: 2 LOB: 0 BB: 3 P: 35	R: 0 E: 0 K: 1 S: 8 H: 1 LOB: 2 BB: 1 P: 15	R: 0 E: 1 K: 0 S: 10 H: 1 LOB: 1 BB: 0 P: 15	R: 4 E: 1 K: 0 S: 11 H: 4 LOB: 0 BB: 0 P: 14	R: 0 E: 1 K: 0 S: 12 H: 2 LOB: 2 BB: 0 P: 19	R: 0 E: 1 K: 3 S: 19 H: 0 LOB: 3 BB: 2 P: 32	1B: 8 2B: 2 3B: 0 HR: 1 SF: 0 SAC: 0 DP: 1 HBP: 1						

TOP

Florida Marlins @ Montreal Expos

Olympic Stadium, Montreal, QB

Fri May 05 1995, 7:05 PM EDT

Att. 21,406 - Dome

livebaseballscorecards.com

AB	40
R	11
H	11
RBI	8
BB	6
SO	6
LOB	19

WP: 0 PB: 0 SB: 1 CS: 0 PA: 47

PITCHER		IP	WLS	BF	H	R	ER	SO	BB	IBB	HBP	BLK	WP	HR	S	P	ERA	WHIP
Gil Heredia, R ERA: 6.23	(1, 1)	3.2	L	18	2	6	5	2	3	0	1	0	0	0	34	63	12.27	1.364
Curt Schmidt, R ERA: 3.86	(4, 1)	1.1		7	2	1	1	1	1	0	0	0	0	1	10	18	6.75	2.250
Reid Cornelius, R ERA: 3.0	(6, 1)	1.0		4	1	0	0	0	0	0	0	0	0	0	10	15	0.00	1.000
Luis Aquino, R ERA: 15.0	(7, 1)	1.0		7	4	4	3	0	0	0	0	0	0	0	11	14	27.00	4.000
Bryan Eversgerd, L ERA: 2.45	(8, 1)	1.1		8	2	0	0	1	1	0	0	0	0	0	21	36	0.00	2.250

PITCHER		IP	WLS	BF	H	R	ER	SO	BB	IBB	HBP	BLK	WP	HR	S	P	ERA	WHIP
Carlos Perez, L ERA:	(9, 1)	0.2		3	0	0	0	2	1	0	0	0	0	0	10	15	0.00	1.500

Florida Marlins @ Montreal Expos

Olympic Stadium, Montreal, QB

Fri May 05 1995, 7:05 PM EDT

Att. 21,406 - Dome

livebaseballscorecards.com

BOTTOM

Batter	1	2	3	4	5	6	7	8	9	AB	R	H	RBI	BB	SO	LOB
Tony Tarasco, L (1, 7) OBP: 0.433, SLG: 0.621	E9 G5-3		P6		1-H 2-H HR		G6-4-3 1B		F7	5	2	2	3	0	0	2
Wil Cordero, R (1, 6) OBP: 0.351, SLG: 0.471 Mark Grudzielanek, R (8, 6) OBP: 0.143, SLG: 0.286	G5-3		FC5-4 1-2f		F8		G6-4-3 1-2f		P2	4 1	0 0	0 0	0 0	0 0	0 0	3 1
Roberto Kelly, R (1, 8) OBP: 0.282, SLG: 0.436	G5-3 3-H			G4-3	L9		FC5-4 1B		L6	5	0	1	1	0	0	1
Moises Alou, R (1, 9) OBP: 0.364, SLG: 0.519 Bryan Eversgerd, R (8, 1) Tim Laker, R (9, 2) OBP: 0.222, SLG: 0.222	G5-3			2B		HR BB	FC5-4 1-2f			3 0 0	1 0 0	1 0 0	0 0 0	1 0 0	0 0 0	1 0 0
Darrin Fletcher, L (1, 2) OBP: 0.333, SLG: 0.375 Carlos Perez, L (9, 1)		P5	G6-4-3 BB		F7			F7		3 0	0 0	0 0	0 0	1 0	0 0	1 0
Sean Berry, R (1, 5) OBP: 0.455, SLG: 0.529		G5-3	G6-4-3 1-2f		1-H HR			K		4	1	1	2	0	1	2
Cliff Floyd, L (1, 3) OBP: 0.281, SLG: 0.148		F9			P6	K		BB		3	0	0	0	1	1	0
Mike Lansing, R (1, 4) OBP: 0.212, SLG: 0.194			G5-3		1B HR 1B	FC6-4 1B		F8		4	1	2	0	0	0	1
Gil Heredia, R (1, 1) OBP: 0.333, SLG: 0.333 Curt Schmidt, R (4, 1) Chad Fonville, S (5, PH) OBP: 0.750, SLG: 0.750 Reid Cornelius, R (6, 1) Rondell White, R (6, PH) OBP: 0.278, SLG: 0.647 Luis Aquino, R (7, 1) OBP: 0.500, SLG: 0.500 Lou Frazier, S (8, 9) OBP: 0.250, SLG: 0.250			FC5-4 1B		1-2 HR 1B	FC6-4 1-2f			1B	1 0 1 0 1 0 1	0 0 1 0 0 0 0	1 0 1 0 0 0 1	0 0 0 0 0 0 0	0 0 0 0 0 0 0	0 0 0 0 0 0 0	0 0 0 0 1 0 1
Inning Stats	R: 1 E: 1 K: 0 S: 7 H: 0 LOB: 0 BB: 0 P: 10	R: 0 E: 0 K: 0 S: 7 H: 0 LOB: 0 BB: 0 P: 11	R: 0 E: 0 K: 0 S: 7 H: 1 LOB: 1 BB: 0 P: 11	R: 0 E: 0 K: 0 S: 7 H: 1 LOB: 1 BB: 1 P: 12	R: 3 E: 0 K: 0 S: 13 H: 3 LOB: 0 BB: 0 P: 20	R: 2 E: 0 K: 1 S: 12 H: 2 LOB: 1 BB: 1 P: 20	R: 0 E: 0 K: 0 S: 5 H: 2 LOB: 1 BB: 0 P: 8	R: 0 E: 0 K: 1 S: 8 H: 0 LOB: 1 BB: 1 P: 13	R: 0 E: 0 K: 0 S: 8 H: 1 LOB: 1 BB: 0 P: 14	1B: 7 2B: 1 3B: 0 HR: 2 SF: 0 SAC: 0 DP: 2 HBP: 0						

	AB	36
	R	6
	H	10
	RBI	6
	BB	3
	SO	2
	LOB	13

WP: 0 PB: 0 SB: 0 CS: 0 PA: 39

PITCHER		IP	WLS	BF	H	R	ER	SO	BB	IBB	HBP	BLK	WP	HR	S	P	ERA	WHIP
John Burkett, R ERA: 5.4	(1, 1)	6.0	W	27	7	6	5	1	2	0	0	0	0	2	53	84	7.50	1.500
Terry Mathews, R ERA:	(7, 1)	3.0	S	12	3	0	0	1	1	0	0	0	0	0	21	35	0.00	1.333

PITCHER	IP	WLS	BF	H	R	ER	SO	BB	IBB	HBP	BLK	WP	HR	S	P	ERA	WHIP

Florida Marlins @ Montreal Expos

Olympic Stadium, Montreal, QB

Sat May 06 1995, 3:33 AM EDT

Att. 31,400 - Dome

TOP

livebaseballscorecards.com

Batter	1	2	3	4	5	6	7	8	9	AB	R	H	RBI	BB	SO	LOB
Quilvio Veras, S (1, 4) OBP: 0.372, SLG: 0.353	B C B B C C 3-3 ① K	X 0-0 ② P3		B X 1-0 1B 2B 2-H	B B F C F B B 4-2 BB	C C B B B F B 4-2 BB S 1B BB		B X 1-0 ① P6	4	2	1	1	2	1	3
Terry Pendleton, S (1, 5) OBP: 0.279, SLG: 0.350 Richie Lewis, R (9, 1)	B C F X 1-2 ② G6-3	X 0-0 ③ F9		X 0-0 1B 1B 2-H	X 0-0 ② SF9 3-H	C C B F S 1-3 ② K 1-2		S S B F F B C 2-3 ② K	5 0	1 0	1 0	2 0	0 0	2 0	4 0
Gary Sheffield, R (1, 9) OBP: 0.489, SLG: 0.543 John Johnstone, R (7, 1) Jerry Browne, S (9, PH) OBP: 0.250, SLG: 0.100 (9, 5)	B F B C X 2-2 E5		X 0-0 L1-4 BB 1B	B B B 4-0 1B 2B BB	C X 0-1 ③ FC5 2-3f		S B B B B S F B 4-2 BB 1B BB		S F X 0-2 ③ G1-3	3 0 1	2 0 0	1 0 0	0 0 0	2 0 0	0 0 0	2 0 0
Jeff Conine, R (1, 7) OBP: 0.477, SLG: 0.714	F X 0-1 ③ G5-3		F 1 SAFE 1 SAFE 1 SAFE B F 1 SAFE B B 4-2 BB 1-2	B C X 1-1 2B 1B 1-3 2-H		B B C F X 2-2 2B 2B	B B S B S B 4-2 WP 1B BB 1-2 2-3			3	2	2	1	2	0	1
Greg Colbrunn, R (1, 3) OBP: 0.378, SLG: 0.444		C X 0-1 1B 1B 1B 1B	2 SAFE X 0-0 ① L7	S X 0-1 1B 2B 1-H 3-H		C X 0-1 G6-3 2B 2-H	C B B B X 3-1 WP 1B 1-2 2-H 3-H			5	1	4	5	0	0	2
Steve Decker, R (1, 2) OBP: 0.273, SLG: 0.273		1 SAFE 1 SAFE B B B C X 3-1 1B 1B 1B 1-2	B F X 1-1 ② ③ L1-4 2-3	F S X 0-2 ③ G3		C X 0-1 ① P4	B B F F B F F X 3-2 ③ F7 1-2 2-3			5	0	1	0	0	0	6
Alex Arias, R (1, 6) OBP: 0.316, SLG: 0.188		B C X 1-1 1B 1B 1-2 2-3		X 0-0 ① G1-3	B B C B X 3-1 E5 S E SF9	B X 1-0 ② G6-3 2-3		B C X 1-1 ① F9		5	1	1	0	0	0	1
Chuck Carr, S (1, 8) OBP: 0.343, SLG: 0.179		C B F B X 2-2 1B 1-2 2-3 3-H		B B F C F B B 4-2 SH1 2B BB	F X 0-1 FC3 FC5 SH1-3 1-2	X 0-0 ③ G3		C S X 0-2 ② F7		4	1	1	1	1	0	2
David Weathers, R (1, 1) Darrell Whitmore, L (7, PH) (7, 9)		S C B S 1-3 ① K		1 SAFE X 0-0 ② SH1 1-2	S L X 0-2 ① SH1-3 1-2 2-3		X 0-0 ① F7	S X 0-1 ③ G4-3		1 2	0 0	0 0	0 0	0 0	1 0	3 0
Inning Stats	R: 0 H: 0 E: 1 LOB: 1 K: 1 BB: 0 S: 11 P: 17	R: 1 H: 4 E: 0 LOB: 3 K: 1 BB: 0 S: 14 P: 21	R: 0 H: 1 E: 0 LOB: 1 K: 0 BB: 1 S: 6 P: 11	R: 5 H: 4 E: 0 LOB: 1 K: 0 BB: 2 S: 15 P: 25	R: 1 H: 0 E: 2 LOB: 2 K: 0 BB: 1 S: 14 P: 21	R: 1 H: 2 E: 0 LOB: 1 K: 0 BB: 0 S: 9 P: 12	R: 2 H: 1 E: 0 LOB: 2 K: 1 BB: 3 S: 20 P: 39	R: 0 H: 0 E: 0 LOB: 0 K: 0 BB: 0 S: 7 P: 8	R: 0 H: 0 E: 0 LOB: 0 K: 1 BB: 0 S: 9 P: 12	1B: 8 SF: 1 2B: 5 SAC: 2 3B: 0 DP: 1 HR: 0 HBP: 0						WP: 1 PA: 48 PB: 0 SB: 2 CS: 0

	AB	38
	R	10
	H	12
	RBI	10
	BB	7
	SO	4
	LOB	24

PITCHER		IP	WLS	BF	H	R	ER	SO	BB	IBB	HBP	BLK	WP	HR	S	P	ERA	WHIP
Kirk Rueter, L ERA: 10.57	(1, 1)	3.2	L	21	7	5	5	2	3	0	0	0	0	0	38	65	12.27	2.727
Curt Schmidt, R ERA: 6.75	(4, 1)	0.1		3	2	1	1	0	0	0	0	0	0	0	8	9	27.00	6.000
Jeff Shaw, R ERA: 5.79	(5, 1)	2.0		11	2	2	1	0	1	0	0	0	0	0	23	33	4.50	1.500
Reid Cornelius, R ERA: 6.75	(7, 1)	1.0		7	1	2	2	1	3	0	0	0	1	0	20	39	18.00	4.000
Tim Scott, R ERA: 1.93	(8, 1)	1.0		3	0	0	0	0	0	0	0	0	0	0	7	8	0.00	0.000

PITCHER		IP	WLS	BF	H	R	ER	SO	BB	IBB	HBP	BLK	WP	HR	S	P	ERA	WHIP
Mel Rojas, R ERA: 1.23	(9, 1)	1.0		3	0	0	0	1	0	0	0	0	0	0	9	12	0.00	0.000

Florida Marlins @ Montreal Expos

Olympic Stadium, Montreal, QB

Sat May 06 1995, 3:33 AM EDT

Att. 31,400 - Dome

livebaseballscorecards.com

BOTTOM

Batter	1	2	3	4	5	6	7	8	9	AB	R	H	RBI	BB	SO	LOB
Tony Tarasco, L (1, 7) OBP: 0.429, SLG: 0.618	C X 0-1 1B SF8 1B 1B	C B X 1-1 ③ L9			C C B B X 2-2 1B 2B		B B F X 2-1 ② F7		S C B S 1-3 ③ K	5	2	2	0	0	1	2
Wil Cordero, R (1, 6) OBP: 0.366, SLG: 0.474	C F X 0-2 SF8 1B 1-2 1B		F X 0-1 G4-3 1B		C S F B S 1-3 ① K		C B C X 1-2 ③ G3			4	0	2	0	0	1	1
Roberto Kelly, R (1, 8) OBP: 0.310, SLG: 0.452 Mark Grudzielanek, R (7, 5) OBP: 0.250, SLG: 0.500	B S X 1-1 G6-4-3 1-2 2-3 1B	X 0-0 ① G4-3 1-2			X 0-0 G1-3 2-H 1B			B X 1-0 G4-3 2B		3 1	0 0	2 1	1 0	0 0	0 0	1 0
Moises Alou, R (1, 9) OBP: 0.324, SLG: 0.467 Mel Rojas, R (9, 1)	C B X 1-1 ① SF8 2-3 3-H	X 0-0 ② P6			X 0-0 ② G1-3 1-2			F F B B F F F X 2-2 ① P3		3 0	0 0	0 0	1 0	0 0	0 0	3 0
Sean Berry, R (1, 5) OBP: 0.400, SLG: 0.450 Reid Cornelius, R (7, 1) Tim Scott, R (8, 1) Lou Frazier, S (8, PH) OBP: 0.200, SLG: 0.200 (9, 9)	X 0-0 ②③ G6-4-3 1-2f		X 0-0 ③ F8		B F F X 1-2 ③ G3			B F B B F X 3-2 ② G4-3 2-3		3 0 0 1	0 0 0 0	0 0 0 0	0 0 0 0	0 0 0 0	0 0 0 0	4 0 0 1
Shane Andrews, R (1, 3) OBP: 0.304, SLG: 0.619		B S S S 1-3 ① K		S F B C 1-3 ① K		C B F B X 2-2 ① G6-3		C C T 0-2 ③ K		4	0	0	0	0	3	1
Mike Lansing, R (1, 4) OBP: 0.243, SLG: 0.229		B F X 1-1 E 1B	C X 0-1 1B		X 0-0 ② F7				S S C 0-3 ① K	4	0	2	0	0	1	0
Tim Laker, R (1, 2) OBP: 0.167, SLG: 0.167 Tim Spehr, R (9, 2) OBP: 0.667, SLG: 1.000	S C B 1 SAFE X 1-2 E1 1-2	B B C F S 2-3 ② K			S F F B S 1-3 ③ K				B B F F F F B S 3-3 ② K2-3	3 1	0 0	0 0	0 0	0 0	2 1	2 0
Kirk Rueter, L (1, 1) Curt Schmidt, R (4, 1) Chad Fonville, S (4, PH) OBP: 0.600, SLG: 0.600 Jeff Shaw, R (5, 1) Rondell White, R (7, 8) OBP: 0.300, SLG: 0.789		X 0-0 ② P2		B F X 1-1 ③ F7			C C S 0-3 ① K		B S B C F F X 2-2 HR	1 0 1 0 2	0 0 0 0 1	0 0 0 0 1	0 0 0 0 1	0 0 0 0 0	0 0 0 0 1	2 0 1 0 0
Inning Stats	R: 1 E: 0 K: 0 S: 10 H: 3 LOB: 1 BB: 0 P: 12	R: 0 E: 1 K: 1 S: 11 H: 1 LOB: 2 BB: 0 P: 15	R: 0 E: 0 K: 0 S: 5 H: 1 LOB: 1 BB: 0 P: 5	R: 0 E: 0 K: 2 S: 10 H: 1 LOB: 1 BB: 0 P: 14	R: 1 E: 0 K: 1 S: 12 H: 2 LOB: 1 BB: 0 P: 16	R: 0 E: 0 K: 1 S: 8 H: 0 LOB: 0 BB: 0 P: 11	R: 0 E: 0 K: 1 S: 8 H: 0 LOB: 0 BB: 0 P: 11	R: 0 E: 0 K: 1 S: 12 H: 1 LOB: 1 BB: 0 P: 18	R: 1 E: 0 K: 3 S: 15 H: 1 LOB: 0 BB: 0 P: 21	1B: 7 2B: 2 3B: 0 HR: 1	SF: 1 SAC: 0 DP: 1 HBP: 0					

	AB	36
	R	3
	H	10
	RBI	3
	BB	0
	SO	10
	LOB	18

	WP: 0	PA: 37
	PB: 0	
	SB: 0	
	CS: 0	

PITCHER		IP	WLS	BF	H	R	ER	SO	BB	IBB	HBP	BLK	WP	HR	S	P	ERA	WHIP
David Weathers, R ERA: 5.79	(1, 1)	6.0	W	26	8	2	2	5	0	0	0	0	0	0	56	73	3.00	1.333
John Johnstone, R ERA: 4.15	(7, 1)	2.0		7	1	0	0	2	0	0	0	0	0	0	20	29	0.00	0.500
Richie Lewis, R ERA: 3.38	(9, 1)	1.0		4	1	1	1	3	0	0	0	0	0	1	15	21	9.00	1.000

PITCHER	IP	WLS	BF	H	R	ER	SO	BB	IBB	HBP	BLK	WP	HR	S	P	ERA	WHIP

Florida Marlins @ Montreal Expos

Olympic Stadium, Montreal, QB

Sun May 07 1995, 3:33 AM EDT

Att. 23,197 - Dome

TOP

livebaseballscorecards.com

Batter	1	2	3	4	5	6	7	8	9	AB	R	H	RBI	BB	SO	LOB
Chuck Carr, S (1, 8) OBP: 0.359, SLG: 0.281	BBBCX 3-1 G5-3 1B 2B		X 0-0 S G5-3 3-H 2B		BCCBS 2-3 K ③			CSBBBBC 3-3 K ①		4	2	2	1	0	2	0
Jerry Browne, S (1, 4) OBP: 0.250, SLG: 0.214 (8, 7)	FBSX 1-2 G5-3 ① 2-3		CBFBX 2-2 G5-3 ② 2-H			CBBX 2-1 B1-3 ①		BBCX 2-1 FC5-4 2B		4	0	1	1	0	0	1
Gary Sheffield, R (1, 9) OBP: 0.490, SLG: 0.526	FCX 1-2 E S FC9-2 3-H 1B		X 0-0 G5-3 ③			FBFX 1-2 G5-3 ②		BBBCB 4-1 FC5-4 BB		3	0	1	1	1	0	0
Darrell Whitmore, L (8, 9)										0	0	0	0	0	0	0
Jeff Conine, R (1, 7) OBP: 0.479, SLG: 0.718 (8, 3)	1 SAFE B 2 SAFE CX 1-1 FC9-2 ②③ 1-H			CBX 1-1 WP 1B		BFBSBX 3-2 2B		X 0-0 FC5-4 BB ② 1-2f 2-3		4	0	2	0	0	0	3
Terry Pendleton, S (1, 5) OBP: 0.277, SLG: 0.326		BFX 1-1 4-3 ①		1 SAFE CF 1 SAFE BBBT 3-2 K ① 1-2		SFC 0-3 K ③		CBBBB 4-1 1-2 BB		3	0	0	0	1	2	2
Greg Colbrunn, R (1, 3) OBP: 0.366, SLG: 0.410		BSBFFS 2-3 K ②		SX 0-1 G5-3 ②			BBFBB 4-1 G4-3 BB	X 0-0 F8 ③		3	0	0	0	1	1	4
Robb Nen, R (8, 1)										0	0	0	0	0	0	0
Charles Johnson, R (1, 2) OBP: 0.139, SLG: 0.061		BX 1-0 G6-3 ③		SBBBFC 2-3 K ③			X 0-0 G4-3 ①② 1-2f		CBFBS 2-3 K ①	4	0	0	0	0	2	2
Kurt Abbott, R (1, 6) OBP: 0.600, SLG: 1.000			X 0-0 2B 3B		SFX 0-2 G6-4-3 1B		SBBX 2-1 1B		BCFX 1-2 F9 ②	4	1	3	0	0	0	0
Mark Gardner, R (1, 1)										1	0	0	0	0	0	1
John Johnstone, R (4, 1)										0	0	0	0	0	0	0
Alex Arias, R (5, PH) OBP: 0.300, SLG: 0.176										1	0	0	0	0	0	1
Rich Scheid, L (5, 1)										0	0	0	0	0	0	0
Mario Diaz, R (7, PH) OBP: 0.160, SLG: 0.320										1	0	0	0	0	0	1
Matt Dunbar, L (7, 1)										0	0	0	0	0	0	0
Eddie Zosky, R (8, 4) OBP: 0.200, SLG: 0.200			F BSX 1-2 G4-3 ①		X 0-0 G6-4-3 ①② 1-2f		CFX 0-2 F9 ③		FCBX 1-2 P6 ③	1	0	0	0	0	0	1
										0	0	0	0	0	0	0
										1	0	0	0	0	0	1
										0	0	0	0	0	0	0
										1	0	0	0	0	0	1
										0	0	0	0	0	0	0
										1	0	0	0	0	0	0

	AB	33
	R	3
	H	9
	RBI	3
	BB	3
	SO	7
	LOB	15

Inning Stats	1	2	3	4	5	6	7	8	9
	R: 1 E: 1 K: 0 S: 10	H: 2 LOB: 0 BB: 0 P: 16	R: 0 E: 0 K: 1 S: 7	H: 0 LOB: 0 BB: 0 P: 11	R: 2 E: 0 K: 0 S: 9	H: 2 LOB: 0 BB: 0 P: 12	R: 0 E: 0 K: 2 S: 10	H: 1 LOB: 1 BB: 0 P: 16	R: 0 E: 0 K: 1 S: 7	H: 1 LOB: 0 BB: 0 P: 9	R: 0 E: 0 K: 1 S: 11	H: 1 LOB: 1 BB: 0 P: 17	R: 0 E: 0 K: 0 S: 7	H: 1 LOB: 1 BB: 1 P: 13	R: 0 E: 0 K: 1 S: 9	H: 1 LOB: 3 BB: 2 P: 22	R: 0 E: 0 K: 1 S: 9	H: 0 LOB: 0 BB: 0 P: 13

	1B: 4	SF: 0	WP: 1	PA: 36
	2B: 5	SAC: 0	PB: 0	
	3B: 1	DP: 3	SB: 2	
	HR: 0	HBP: 0	CS: 0	

PITCHER		IP	WLS	BF	H	R	ER	SO	BB	IBB	HBP	BLK	WP	HR	S	P	ERA	WHIP
Jeff Fassero, L ERA: 3.71	(1, 1)	7.0	W	27	8	3	3	5	1	0	0	0	1	0	61	94	3.86	1.286
Luis Aquino, R ERA: 12.27	(8, 1)	0.2		5	1	0	0	1	2	0	0	0	0	0	8	21	0.00	4.500
Tim Scott, R ERA: 1.5	(8, 1)	1.1		4	0	0	0	1	0	0	0	0	0	0	10	14	0.00	0.000

PITCHER	IP	WLS	BF	H	R	ER	SO	BB	IBB	HBP	BLK	WP	HR	S	P	ERA	WHIP

Florida Marlins @ Montreal Expos

Olympic Stadium, Montreal, QB

Sun May 07 1995, 3:33 AM EDT

Att. 23,197 - Dome

livebaseballscorecards.com

BOTTOM

Batter	1	2	3	4	5	6	7	8	9	AB	R	H	RBI	BB	SO	LOB
Tony Tarasco, L (1, 7) OBP: 0.450, SLG: 0.595	F X 0-1 CS 1B		C B B B B 4-1 S 1B BB	B B B C B 4-1 2B BB	B F X 1-1 ③ F8		C C B S 1-3 ① K			3	2	1	0	2	1	3
Wil Cordero, R (1, 6) OBP: 0.370, SLG: 0.476	B F 1 SAFE B B B F B 4-2 ① FC6-4 1-2 BB		F O S 0-3 ② K	1 SAFE 1 SAFE B X 1-0 1-H 2B		B C B X 2-1 ① G4-3	B C B S F B S 3-3 ② K			4	0	1	1	1	2	3
Roberto Kelly, R (1, 8) OBP: 0.319, SLG: 0.447	C F 1 SAFE X 0-2 ② FC6-4 1-2f		B B F B F F X 3-2 1-H 1B	B X 1-0 ③ F8		C X 0-1 BB 1B 1B	B B S S X 2-2 ③ FC6-4 1-2f			5	0	2	1	0	0	4
Moises Alou, R (1, 9) OBP: 0.357, SLG: 0.455 Lou Frazier, S (8, PR) OBP: 0.200, SLG: 0.200 (9, 9)	X 0-0 ③ P4		B 1 SAFE X 1-0 ③ F8		B B B B 4-0 CS BB	X 0-0 BB 1-2 1B		B F B T F B H 4-2 FC6-4 HBP		3 0	0 0	1 0	0 0	1 0	0 0	2 0
Darrin Fletcher, L (1, 2) OBP: 0.375, SLG: 0.536		X 0-0 HR		B C B X 2-1 G6-3 1B 2B	C B 1 SAFE 1 SAFE B B B C B 4-2 ① BB 1-2 1B BB	S B B C F X 2-2 ② L8		X 0-0 ① FC6-4 G4-6-3 1-2f		4	3	2	1	1	0	3
Mike Lansing, R (1, 4) OBP: 0.262, SLG: 0.211		C X 0-1 ① F8		C B X 1-2 ① G6-3 2-3	B B B 4-0 1B 1B 1-2 BB	B B B 4-0 1-2 2-3 BB		F B X 1-1 ② ③ G4-6-3 1-2f		3	1	0	0	2	0	2
Cliff Floyd, L (1, 3) OBP: 0.306, SLG: 0.194	C B X 1-1 ② P4			C B X 1-1 E 3-H 1B	B S X 1-1 1B SH1-4 1-3 2-H 1B	B C T F C 1-3 ③				4	2	2	2	0	1	3
Mark Grudzielanek, R (1, 5) OBP: 0.417, SLG: 0.750	B C X 1-1 ③ L4			B 1 SAFE B 1 SAFE 1 SAFE C 1 SAFE S B 3-2 X E5 1-H 3B	F C B X 1-2 SH1-4 1-3 3-H 1B		X 0-0 BB 1B			4	1	3	2	0	0	0
Jeff Fassero, L (1, 1) Rondell White, R (7, PH) OBP: 0.333, SLG: 0.789 Luis Aquino, R (8, 1) OBP: 0.500, SLG: 0.500 Tim Scott, R (8, 1)			C S C 0-3 ① K	L B S B F F F S 2-3 ② K	X 0-0 ② SH1-4 1-2 3-H		B B B B 4-0 FC6-4 1-2 BB			2 0 0 0	0 0 0 0	0 0 0 0	1 0 0 0	0 1 0 0	2 0 0 0	0 0 0 0
Inning Stats	R: 0 E: 0 K: 0 S: 8 H: 1 LOB: 1 BB: 1 P: 12	R: 1 E: 0 K: 0 S: 7 H: 1 LOB: 0 BB: 0 P: 9	R: 1 E: 0 K: 2 S: 12 H: 1 LOB: 1 BB: 1 P: 20	R: 4 E: 1 K: 1 S: 19 H: 4 LOB: 1 BB: 1 P: 34	R: 3 E: 0 K: 0 S: 10 H: 2 LOB: 1 BB: 3 P: 25	R: 0 E: 0 K: 1 S: 13 H: 2 LOB: 3 BB: 1 P: 22	R: 0 E: 0 K: 2 S: 11 H: 1 LOB: 2 BB: 1 P: 21	R: 0 E: 0 K: 0 S: 6 H: 0 LOB: 1 BB: 0 P: 11		1B: 8 2B: 2 3B: 1 HR: 1	SF: 0 SAC: 1 DP: 1 HBP: 1					

	AB	32
	R	9
	H	12
	RBI	8
	BB	8
	SO	6
	LOB	20

WP: 0 PA: 42
PB: 0
SB: 1
CS: 2

PITCHER		IP	WLS	BF	H	R	ER	SO	BB	IBB	HBP	BLK	WP	HR	S	P	ERA	WHIP
Mark Gardner, R ERA: 7.9	(1, 1)	3.2	L	19	6	6	6	3	3	0	0	0	0	1	44	71	14.73	2.455
John Johnstone, R ERA: 3.86	(4, 1)	0.1		2	1	0	0	0	0	0	0	0	0	0	2	4	0.00	3.000
Rich Scheid, L ERA: 9.45	(5, 1)	2.0		13	4	3	3	1	4	0	0	0	0	0	23	47	13.50	4.000
Matt Dunbar, L ERA: 4.5	(7, 1)	1.1		7	1	0	0	2	1	0	1	0	0	0	15	29	0.00	1.500
Robb Nen, R ERA: 7.94	(8, 1)	0.2		1	0	0	0	0	0	0	0	0	0	0	2	3	0.00	0.000

PITCHER	IP	WLS	BF	H	R	ER	SO	BB	IBB	HBP	BLK	WP	HR	S	P	ERA	WHIP

Florida Marlins @ Montreal Expos

Olympic Stadium, Montreal, QB

Mon May 08 1995, 7:05 PM EDT

Att. 12,018 - Dome

TOP

livebaseballscorecards.com

Batter	1	2	3	4	5	6	7	8	9	AB	R	H	RBI	BB	SO	LOB
Quilvio Veras, S (1, 4) OBP: 0.383, SLG: 0.333	S S S 0-3 ① K		x 0-0 ③ G4-3			B B B B 4-0 G6-4-3 BB		B B B B 4-0 BB 2B BB		2	1	0	0	2	1	0
Jerry Browne, S (1, 5) (8, 7) OBP: 0.200, SLG: 0.167	x 0-0 ② G3-1			x 0-0 ① G4-3		x 0-0 ① ② G6-4-3 1-2f		x 0-0 ② P6		4	0	0	0	0	0	2
Gary Sheffield, R (1, 9) OBP: 0.491, SLG: 0.585	S S S 0-3 ③ K			x 0-0 ② P4		x 0-0 HR		B B B B 4-0 1-2 2B BB		3	2	1	1	1	1	0
Jeff Conine, R (1, 7) (8, 3) OBP: 0.481, SLG: 0.714		x 0-0 ① F8		x 0-0 ③ F8		B B B B 4-0 BB		x 0-0 1-H 2-H 2B		3	0	1	2	1	0	0
Greg Colbrunn, R (1, 3) OBP: 0.356, SLG: 0.381 Yorkis Perez, L (8, 1) Terry Mathews, L (8, 1)		x 0-0 ② G5-3			B B B B 4-0 WP 1B BB	x 0-0 ③ G6-3		x 0-0 ③ P5		3 0 0	1 0 0	0 0 0	0 0 0	1 0 0	0 0 0	2 0 0
Kurt Abbott, R (1, 6) OBP: 0.375, SLG: 0.625 Andre Dawson, R (9, PH) OBP: 0.300, SLG: 0.500	S S S 0-3 ③ K				S S S 0-3 ① K 1-2		S S S 0-3 ① K		S S S 0-3 ① K	3 1	0 0	0 0	0 0	0 0	3 1	1 0
Charles Johnson, R (1, 2) OBP: 0.175, SLG: 0.189			x 0-0 HR		x 0-0 2-H 1B		x 0-0 ② G6-3		S S S 0-3 ② K	4	1	2	2	0	1	0
Chuck Carr, S (1, 8) OBP: 0.326, SLG: 0.250			x 0-0 ① G4-3		x 0-0 ② F7		x 0-0 ③ G4-3		S S S 0-3 ③ K	4	0	0	0	0	1	1
Bobby Witt, R (1, 1) OBP: 0.333, SLG: 0.333 Darrell Whitmore, L (5, PH) Richie Lewis, R (5, 1) Terry Pendleton, S (8, PH) OBP: 0.271, SLG: 0.318 (8, 5)			x 0-0 ② F8		S S S 0-3 ③ K			x 0-0 ① G6-3		1 1 0 1	0 0 0 0	0 0 0 0	0 0 0 0	0 0 0 0	0 1 0 0	0 1 0 0
Inning Stats	R: 0 H: 0 E: 0 LOB: 0 K: 2 BB: 0 S: 7 P: 7	R: 0 H: 0 E: 0 LOB: 0 K: 1 BB: 0 S: 5 P: 5	R: 1 H: 1 E: 0 LOB: 0 K: 0 BB: 0 S: 4 P: 4	R: 0 H: 0 E: 0 LOB: 0 K: 0 BB: 0 S: 3 P: 3	R: 1 H: 1 E: 0 LOB: 1 K: 2 BB: 1 S: 8 P: 12	R: 1 H: 1 E: 0 LOB: 1 K: 0 BB: 2 S: 3 P: 11	R: 0 H: 0 E: 0 LOB: 0 K: 1 BB: 0 S: 5 P: 5	R: 2 H: 1 E: 0 LOB: 1 K: 0 BB: 2 S: 4 P: 12	R: 0 H: 0 E: 0 LOB: 0 K: 3 BB: 0 S: 9 P: 9	1B: 1 SF: 0 2B: 1 SAC: 0 3B: 0 DP: 1 HR: 2 HBP: 0						WP: 1 PA: 35 PB: 0 SB: 0 CS: 0

	AB	30
	R	5
	H	4
	RBI	5
	BB	5
	SO	9
	LOB	7

PITCHER		IP	WLS	BF	H	R	ER	SO	BB	IBB	HBP	BLK	WP	HR	S	P	ERA	WHIP
Pedro Martinez, R ERA: 2.25	(1, 1)	7.1		28	3	4	4	6	4	0	0	0	1	2	36	52	4.91	0.955
Mel Rojas, R ERA: 2.0	(8, 1)	1.2	W	7	1	1	1	3	1	0	0	0	0	0	12	16	5.40	1.200

PITCHER	IP	WLS	BF	H	R	ER	SO	BB	IBB	HBP	BLK	WP	HR	S	P	ERA	WHIP

Batter	1	2	3	4	5	6	7	8	9	AB	R	H	RBI	BB	SO	LOB
Tony Tarasco, L (1, 7) OBP: 0.477, SLG: 0.707	HR		1B		F8 ②			1B 2B 1-H		4	2	3	2	0	0	0
Wil Cordero, R (1, 6) OBP: 0.360, SLG: 0.457	K ①		L6 ③		G6-3 ③			G4-3 1B 2-H		4	1	1	1	0	1	1
Roberto Kelly, R (1, 8) OBP: 0.294, SLG: 0.412	F8 ②			G6-3 ①		K ①		G4-3 ① 1-3		4	0	0	0	0	1	1
Moises Alou, R (1, 9) OBP: 0.370, SLG: 0.459	K ③			1B HR 1B		K ②		1B SH3 1B 3-H		4	1	2	1	0	2	0
Darrin Fletcher, L (1, 2) OBP: 0.343, SLG: 0.484		K ①		F8 ②		G3-1 ③		SH3 ② 1-2		3	0	0	0	0	1	1
Mel Rojas, R (8, 1)										0	0	0	0	0	0	0
Mike Lansing, R (1, 4) OBP: 0.283, SLG: 0.238		P3 ②		1B HR 1-2			K ①	③ 2-3 1B		4	1	2	0	0	1	0
Cliff Floyd, L (1, 3) OBP: 0.308, SLG: 0.294		G6-3 ③		HR 1-H 2-H			K ②			3	1	1	3	0	1	0
Mark Grudzielanek, R (1, 5) OBP: 0.333, SLG: 0.600			K ①	G6-3 ③			G6-3 ③			3	0	0	0	0	1	0
Pedro Martinez, R (1, 1)			G6-3 ②		K ①			WP 2B 1B		2	0	0	0	0	1	0
Tim Spehr, R (8, 2) OBP: 0.667, SLG: 1.000										0	0	0	0	0	0	0
Rondell White, R (8, PH) OBP: 0.364, SLG: 0.800										1	1	1	0	0	0	0
Tim Laker, R (9, 2) OBP: 0.167, SLG: 0.167										0	0	0	0	0	0	0
Inning Stats	R: 1 H: 1 E: 0 LOB: 0 K: 2 BB: 0 S: 8 P: 8	R: 0 H: 0 E: 0 LOB: 0 K: 1 BB: 0 S: 5 P: 5	R: 0 H: 1 E: 0 LOB: 1 K: 1 BB: 0 S: 6 P: 6	R: 3 H: 3 E: 0 LOB: 0 K: 0 BB: 0 S: 6 P: 6	R: 0 H: 0 E: 0 LOB: 0 K: 1 BB: 0 S: 5 P: 5	R: 0 H: 0 E: 0 LOB: 0 K: 2 BB: 0 S: 7 P: 7	R: 0 H: 0 E: 0 LOB: 0 K: 2 BB: 0 S: 7 P: 7	R: 3 H: 5 E: 0 LOB: 2 K: 0 BB: 0 S: 7 P: 7		1B: 7 SF: 0 2B: 1 SAC: 1 3B: 0 DP: 0 HR: 2 HBP: 0						

PITCHER		IP	WLS	BF	H	R	ER	SO	BB	IBB	HBP	BLK	WP	HR	S	P	ERA	WHIP
Bobby Witt, R ERA: 6.57	(1, 1)	4.0		17	5	4	4	4	0	0	0	0	0	2	25	25	9.00	1.250
Richie Lewis, R ERA: 1.59	(5, 1)	3.0		9	0	0	0	5	0	0	0	0	0	0	19	19	0.00	0.000
Yorkis Perez, L ERA: 5.4	(8, 1)	0.0	L	3	3	3	3	0	0	0	0	0	1	0	3	3	∞	∞
Terry Mathews, R ERA:	(8, 1)	1.0		4	2	0	0	0	0	0	0	0	0	0	4	4	0.00	2.000

PITCHER	IP	WLS	BF	H	R	ER	SO	BB	IBB	HBP	BLK	WP	HR	S	P	ERA	WHIP

BOTTOM

Florida Marlins @ Montreal Expos

Olympic Stadium, Montreal, QB

Mon May 08 1995, 7:05 PM EDT

Att. 12,018 - Dome

livebaseballscorecards.com

AB	32
R	7
H	10
RBI	7
BB	0
SO	9
LOB	3

WP: 1	PA: 33		
PB: 0			
SB: 0			
CS: 0			

Batter	1	2	3	4	5	6	7	8	9	AB	R	H	RBI	BB	SO	LOB
Deion Sanders, L (1, 8) OBP: 0.200, SLG: 0.271	B F B B C X 3-2 1B WP 1B		C B X 1-1 ① G5-3		C F B B B B B 4-2 BB 1B BB	X 0-0 ① F8		B F C S 1-3 ② K		4	2	1	0	1	1	0
Bret Boone, R (1, 4) OBP: 0.423, SLG: 0.468	B 1 SAFE C 1 SAFE 1 SAFE B 1 SAFE 1 SAFE X 2-1 ① F8		X 0-0 BB 1B		C B B L B B 4-2 1B 1B 1-2 2-3 BB	B C B S X 2-2 1B		B X 1-0 ③ F8		4	1	2	0	1	0	1
Barry Larkin, R (1, 6) OBP: 0.491, SLG: 0.688	B F 1 SAFE 1 SAFE F F X 1-2 WP 1-3 1B 1B		B B C X SAFE 2-1 ② F8		B F X 1-1 1B 1B 1-3 2-H 3-H 1B	C F F B B F F F B S 2-3 ② K			B S C B S 2-3 ① K	5	2	2	2	0	2	2
Ron Gant, R (1, 7) OBP: 0.368, SLG: 0.676 Jerome Walton, R (9, 7) OBP: 0.417, SLG: 1.000	B B C S F S 2-3 ② K 1-2 3-H		B B B 1 SAFE F B 4-1 1-2 BB		C X 0-1 BB 1B 1B 2-3 3-H 1B	B B S F X 2-2 ③ G1-3			X 0-0 ② F7	4 0	1 0	1 0	1 0	1 0	1 0	2 0
Hal Morris, L (1, 3) OBP: 0.300, SLG: 0.468	B B C F B X 3-2 2-H 1B		C S B X 1-2 ③ F8		B X 1-0 BB 1B 1-2 3-H 1B		B B F X 2-1 2B		B B F X 2-1 HR	5	2	4	3	0	0	2
Reggie Sanders, R (1, 9) OBP: 0.383, SLG: 0.351	B B C X 2-1 ③ G5-3			S C B F B C 2-3 ① K	B B C C B B 4-2 1B 1-2 2-3 BB		B X 1-0 ① F9		C F B B X 2-2 ③ F9	4	0	0	0	1	1	2
Eddie Taubensee, L (1, 2) OBP: 0.400, SLG: 0.333		B X 1-0 CS 1B	B F C B F F B X 3-2 ② F8		C B B X 2-1 G1-6-3 1-2 2-H 3-H 1B		B S X 1-1 ② P4			4	0	2	2	0	0	1
Jeff Branson, L (1, 5) OBP: 0.167, SLG: 0.333 Xavier Hernandez, L (7, 1)		F B B B C F S 3-3 ① ② K 1-2		B X 1-0 ③ F9	B C B B S F X 3-2 ① P5		B C C X 1-2 ③ G1-3			4 0	0 0	0 0	0 0	0 0	1 0	4 0
John Smiley, L (1, 1) OBP: 0.500, SLG: 1.167 Mark Lewis, R (7, 5) OBP: 0.308, SLG: 0.455		B S F C 1-3 ③ K			C B B X 2-2 BB 1B 2B 1-1 G1-6-3 1-2			B B F B X 3-1 ① F9		3 1	1 0	1 0	0 0	0 0	1 0	2 0
Inning Stats	R: 2 E: 0 K: 1 S: 18 H: 3 LOB: 1 BB: 0 P: 31	R: 0 E: 0 K: 2 S: 8 H: 1 LOB: 0 BB: 0 P: 13	R: 0 E: 0 K: 0 S: 9 H: 1 LOB: 2 BB: 1 P: 17	R: 0 E: 0 K: 1 S: 10 H: 0 LOB: 0 BB: 0 P: 16	R: 6 E: 0 K: 0 S: 22 H: 5 LOB: 1 BB: 3 P: 44	R: 0 E: 0 K: 1 S: 14 H: 1 LOB: 1 BB: 0 P: 20	R: 0 E: 0 K: 0 S: 8 H: 1 LOB: 1 BB: 0 P: 13	R: 0 E: 0 K: 1 S: 6 H: 0 LOB: 0 BB: 0 P: 11	R: 1 E: 0 K: 1 S: 9 H: 1 LOB: 0 BB: 0 P: 15	1B: 10 2B: 3 3B: 0 HR: 1	SF: 0 SAC: 0 DP: 2 HBP: 0			WP: 1 PB: 0 SB: 0 CS: 1	PA: 42		

PITCHER		IP	WLS	BF	H	R	ER	SO	BB	IBB	HBP	BLK	WP	HR	S	P	ERA	WHIP
Pat Rapp, R ERA: 4.3	(1, 1)	4.0	L	21	7	6	6	4	3	0	0	0	1	0	54	97	13.50	2.500
Matt Dunbar, L ERA: 7.2	(5, 1)	1.0		6	3	2	2	0	1	0	0	0	0	0	13	24	18.00	4.000
Rich Scheid, L ERA: 6.52	(6, 1)	3.0		11	2	0	0	2	0	0	0	0	0	0	28	44	0.00	0.667
Terry Mathews, R ERA: 1.17	(9, 1)	1.0		4	1	1	1	1	0	0	0	0	0	1	9	15	9.00	1.000

PITCHER	IP	WLS	BF	H	R	ER	SO	BB	IBB	HBP	BLK	WP	HR	S	P	ERA	WHIP

TOP

Cincinnati Reds @ Florida Marlins

Joe Robbie Stadium, Miami, FL

Tue May 09 1995, 7:05 PM EDT
Att. 17,302 - Unknown - 82 F

livebaseballscorecards.com

AB	38
R	9
H	13
RBI	8
BB	4
SO	7
LOB	16

Cincinnati Reds @ Florida Marlins

Joe Robbie Stadium, Miami, FL

Tue May 09 1995, 7:05 PM EDT

Att. 17,302 - Unknown - 82 F

BOTTOM

Batter	1	2	3	4	5	6	7	8	9	AB	R	H	RBI	BB	SO	LOB
Quilvio Veras, S (1, 4) OBP: 0.365, SLG: 0.317	0-2 F7	2-2 FC6-4 1-2f			0-0 FC3-6 1B		1-3 K2-3		3-1 G4-3	5	0	1	0	0	1	3
Terry Pendleton, S (1, 5) OBP: 0.245, SLG: 0.286	1-1 F8		0-3 K		0-2 FC3-6 2B 1B 1-2f		1-0 L6		1-0 P2	5	1	0	0	0	1	1
Gary Sheffield, R (1, 9) OBP: 0.491, SLG: 0.591	4-2 BB		1-1 F9		2-2 1B 2B 1-3		0-3 K			3	0	1	0	1	1	0
Jeff Conine, R (1, 7) OBP: 0.500, SLG: 0.711	0-0 F8		1-2 1B		0-0 FC6-4 2-3 3-H 1B			4-2 FC5 1B BB		3	0	2	1	1	0	1
Greg Colbrunn, R (1, 3) OBP: 0.347, SLG: 0.370		1-3 K	3-3 K		1-0 FC6-4 1-2f			0-2 FC5 1-2 1B		4	0	1	0	0	2	3
Kurt Abbott, R (1, 6) OBP: 0.417, SLG: 0.583		0-0 1B 1B	3-1 G6-4-3 1B			1-0 E5 S		0-1 FC5 1-2 2-3f		4	0	2	0	0	0	2
Charles Johnson, R (1, 2) OBP: 0.182, SLG: 0.195		1-1 BB 1-3 1B	0-0 G6-4-3 1-2f			0-0 F9		1-1 L7		4	0	1	0	0	0	4
Chuck Carr, S (1, 8) OBP: 0.319, SLG: 0.231		4-1 FC6-4 1-2 BB	0-1 G5-3			1-1 P3		1-2 G3		3	0	0	0	1	0	3
Pat Rapp, R (1, 1) Matt Dunbar, L (5, 1) Alex Arias, R (5, PH) OBP: 0.286, SLG: 0.167 Rich Scheid, L (6, 1) Terry Mathews, L (9, 1) Jerry Browne, S (9, PH) OBP: 0.190, SLG: 0.158		2-3 K			1-0 P4	2-1 F7 1-2			2-2 G1-3	1 0 1 1 0 1	0 0 0 0 0 0	0 0 0 0 0 0	0 0 0 0 0 0	0 0 0 0 0 0	1 0 0 0 0 0	3 0 0 1 0 0
Inning Stats	R: 0 E: 0 K: 0 S: 8 H: 0 LOB: 1 BB: 1 P: 13	R: 0 E: 0 K: 2 S: 14 H: 2 LOB: 3 BB: 1 P: 24	R: 0 E: 0 K: 2 S: 13 H: 1 LOB: 1 BB: 0 P: 18	R: 0 E: 0 K: 0 S: 5 H: 1 LOB: 0 BB: 0 P: 8	R: 1 E: 0 K: 0 S: 11 H: 3 LOB: 2 BB: 0 P: 15	R: 0 E: 1 K: 0 S: 6 H: 0 LOB: 1 BB: 0 P: 10	R: 0 E: 0 K: 2 S: 7 H: 0 LOB: 0 BB: 0 P: 9	R: 0 E: 0 K: 0 S: 12 H: 1 LOB: 2 BB: 1 P: 18	R: 0 E: 0 K: 0 S: 7 H: 0 LOB: 0 BB: 0 P: 13	1B: 7 2B: 1 3B: 0 HR: 0	SF: 0 SAC: 0 DP: 1 HBP: 0						

livebaseballscorecards.com

AB	35
R	1
H	8
RBI	1
BB	3
SO	6
LOB	21

PITCHER		IP	WLS	BF	H	R	ER	SO	BB	IBB	HBP	BLK	WP	HR	S	P	ERA	WHIP
John Smiley, L ERA: 3.18	(1, 1)	6.0	W	27	7	1	1	4	2	0	0	0	0	0	57	88	1.50	1.500
Xavier Hernandez, R ERA: 5.91	(7, 1)	3.0	S	11	1	0	0	2	1	0	0	0	0	0	26	40	0.00	0.667

PITCHER	IP	WLS	BF	H	R	ER	SO	BB	IBB	HBP	BLK	WP	HR	S	P	ERA	WHIP

WP: 0 PB: 0 SB: 1 CS: 0 PA: 38

Batter	1	2	3	4	5	6	7	8	9	AB	R	H	RBI	BB	SO	LOB
Deion Sanders, L (1, 8) OBP: 0.204, SLG: 0.308	G4-3		G3			1B 3B 1-H	K			4	1	1	1	0	1	1
Lenny Harris, L (1, 5) OBP: 0.400, SLG: 0.500	K			G6-3 FC5-2 2B		WP 1B 3-H	F8			4	1	2	1	0	1	0
Barry Larkin, R (1, 6) OBP: 0.458, SLG: 0.635	K			G6-3 2-3		F8		G3		4	0	0	0	0	1	2
Ron Gant, R (1, 7) OBP: 0.357, SLG: 0.632 Jerome Walton, R (9, 7) OBP: 0.417, SLG: 1.000		K		FC5-2 FC5-4 3-H		BB 1B 1-H		P6		4 0	0 0	1 0	1 0	0 0	1 0	1 0
Hal Morris, L (1, 3) OBP: 0.296, SLG: 0.451		L7		FC5-4 1-2f		BB 1-2 1B		G6-3		4	0	1	0	0	0	1
Bret Boone, R (1, 4) OBP: 0.411, SLG: 0.440		K			F9	BB 1-2 2-3			K3-4	3	0	0	0	1	2	0
Reggie Sanders, R (1, 9) OBP: 0.373, SLG: 0.366			P4		K	P4			G4-3 2B	4	0	1	0	0	1	3
Eddie Taubensee, L (1, 2) OBP: 0.286, SLG: 0.231			G6-3		K	F8			G4-3 2-3	4	0	0	0	0	1	4
Kevin Jarvis, L (1, 1) OBP: 0.286, SLG: 0.286			1B			3B 1B	F7		K	4	1	2	0	0	1	1
Inning Stats	R: 0 E: 0 K: 2 S: 7 H: 0 LOB: 0 BB: 0 P: 7	R: 0 E: 0 K: 2 S: 7 H: 0 LOB: 0 BB: 0 P: 7	R: 0 E: 0 K: 0 S: 4 H: 1 LOB: 1 BB: 0 P: 4	R: 0 E: 0 K: 0 S: 4 H: 1 LOB: 1 BB: 0 P: 4	R: 0 E: 0 K: 2 S: 7 H: 0 LOB: 0 BB: 0 P: 7	R: 3 E: 0 K: 0 S: 8 H: 5 LOB: 3 BB: 1 P: 12	R: 0 E: 0 K: 1 S: 5 H: 0 LOB: 0 BB: 0 P: 5	R: 0 E: 0 K: 0 S: 3 H: 0 LOB: 0 BB: 0 P: 3	R: 0 E: 0 K: 2 S: 8 H: 1 LOB: 1 BB: 0 P: 8	1B: 5 2B: 2 3B: 1 HR: 0 SF: 0 SAC: 0 DP: 0 HBP: 0						

PITCHER		IP	WLS	BF	H	R	ER	SO	BB	IBB	HBP	BLK	WP	HR	S	P	ERA	WHIP
John Burkett, R ERA: 5.32	(1, 1)	5.1	L	22	6	3	3	6	0	0	0	0	1	0	34	34	5.06	1.125
Randy Veres, R ERA:	(6, 1)	1.2		7	1	0	0	1	1	0	0	0	0	0	8	12	0.00	1.200
Terry Mathews, R ERA: 1.04	(8, 1)	1.0		3	0	0	0	0	0	0	0	0	0	0	3	3	0.00	0.000
Yorkis Perez, L ERA: 4.5	(9, 1)	1.0		4	1	0	0	2	0	0	0	0	0	0	8	8	0.00	1.000

PITCHER	IP	WLS	BF	H	R	ER	SO	BB	IBB	HBP	BLK	WP	HR	S	P	ERA	WHIP

TOP

Cincinnati Reds @ Florida Marlins

Joe Robbie Stadium, Miami, FL

Wed May 10 1995, 7:05 PM EDT

Att. 28,436 - Unknown - 83 F

livebaseballscorecards.com

AB	35
R	3
H	8
RBI	3
BB	1
SO	9
LOB	13

WP: 1	PA: 36		
PB: 0			
SB: 0			
CS: 0			

Batter	1	2	3	4	5	6	7	8	9	AB	R	H	RBI	BB	SO	LOB
Quilvio Veras, S (1, 4) OBP: 0.339, SLG: 0.289	G4-3		K			F7			B2-3	4	0	0	0	0	1	0
Kurt Abbott, R (1, 6) OBP: 0.313, SLG: 0.438	G6-3		G5-3			F9			F9	4	0	0	0	0	0	0
Gary Sheffield, R (1, 9) OBP: 0.492, SLG: 0.574	BB			L7		G6-3			1B	3	0	1	0	1	0	0
Jeff Conine, R (1, 7) OBP: 0.467, SLG: 0.653	P6			K			F8		F8	4	0	0	0	0	1	2
Terry Pendleton, S (1, 5) OBP: 0.232, SLG: 0.269		F7		F8			G1-3			3	0	0	0	0	0	0
Greg Colbrunn, R (1, 3) OBP: 0.346, SLG: 0.388		2B			G6-3		L6			3	0	1	0	0	0	0
Charles Johnson, R (1, 2) OBP: 0.191, SLG: 0.186		G5-3			BB			G5-3		2	0	0	0	1	0	1
Chuck Carr, S (1, 8) OBP: 0.300, SLG: 0.214		G5-3			FC3-6			F9		3	0	0	0	0	0	2
John Burkett, R (1, 1) OBP: 0.200, SLG: 0.111			G4-3		G1-3			K		2	0	0	0	0	0	1
Randy Veres, R (6, 1)										0	0	0	0	0	0	0
Terry Mathews, L (8, 1)										0	0	0	0	0	0	0
Jerry Browne, S (8, PH) OBP: 0.182, SLG: 0.150										1	0	0	0	0	1	0
Yorkis Perez, L (9, 1)										0	0	0	0	0	0	0
Inning Stats	R: 0 E: 0 K: 0 S: 3 H: 0 LOB: 1 BB: 1 P: 7	R: 0 E: 0 K: 0 S: 4 H: 1 LOB: 1 BB: 0 P: 4	R: 0 E: 0 K: 1 S: 5 H: 0 LOB: 0 BB: 0 P: 5	R: 0 E: 0 K: 1 S: 5 H: 0 LOB: 0 BB: 0 P: 5	R: 0 E: 0 K: 0 S: 3 H: 0 LOB: 1 BB: 1 P: 7	R: 0 E: 0 K: 0 S: 3 H: 0 LOB: 0 BB: 0 P: 3	R: 0 E: 0 K: 0 S: 3 H: 0 LOB: 0 BB: 0 P: 3	R: 0 E: 0 K: 1 S: 5 H: 0 LOB: 0 BB: 0 P: 5	R: 0 E: 0 K: 0 S: 4 H: 1 LOB: 1 BB: 0 P: 4	1B: 1 2B: 1 3B: 0 HR: 0	SF: 0 SAC: 0 DP: 0 HBP: 0					

PITCHER	IP	WLS	BF	H	R	ER	SO	BB	IBB	HBP	BLK	WP	HR	S	P	ERA	WHIP
Kevin Jarvis, R (1, 1) ERA: 1.8	9.0	W	31	2	0	0	3	2	0	0	0	0	0	35	43	0.00	0.444

PITCHER	IP	WLS	BF	H	R	ER	SO	BB	IBB	HBP	BLK	WP	HR	S	P	ERA	WHIP

BOTTOM

Cincinnati Reds @ Florida Marlins

Joe Robbie Stadium, Miami, FL

Wed May 10 1995, 7:05 PM EDT

Att. 28,436 - Unknown - 83 F

livebaseballscorecards.com

AB	29
R	0
H	2
RBI	0
BB	2
SO	3
LOB	6

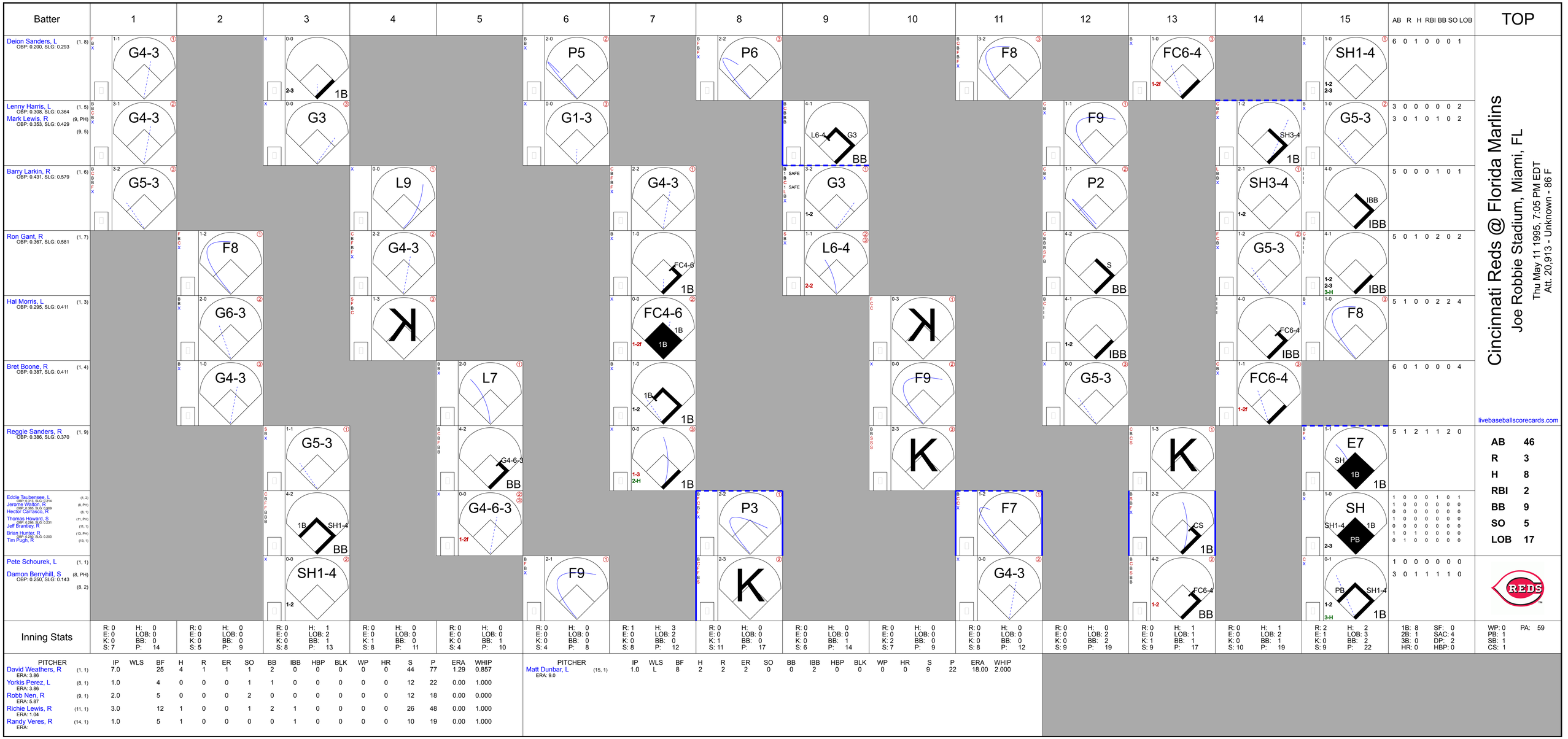
Batter
1
2
3
4
5
6
7
8
9
10
11
12
13
14
15
AB R H RBI BB SO LOB
TOP
Deion Sanders, L (1, 8) OBP: 0.200, SLG: 0.293
G4-3
P5
P6
F8
FC6-4
SH1-4
6 0 1 0 0 0 1
Lenny Harris, L (1, 5)
Mark Lewis, R (9, PH) (9, 5) OBP: 0.308, SLG: 0.364 OBP: 0.353, SLG: 0.429
G4-3
G3
G1-3
L6-4 G3 BB
F9
SH3-4 1B
G5-3
3 0 0 0 0 0 2
3 0 1 0 1 0 2
Barry Larkin, R (1, 6) OBP: 0.431, SLG: 0.579
G5-3
L9
G4-3
G3
P2
SH3-4
IBB
5 0 0 0 1 0 1
Ron Gant, R (1, 7) OBP: 0.367, SLG: 0.581
F8
G4-3
FC4-6 1B
L6-4
S BB
G5-3
IBB
5 0 1 0 2 0 2
Hal Morris, L (1, 3) OBP: 0.295, SLG: 0.411
G6-3
K
FC4-6 1B
F9
IBB
FC6-4
F8
5 1 0 0 2 2 4
Bret Boone, R (1, 4) OBP: 0.387, SLG: 0.411
G4-3
L7
1B
G5-3
FC6-4
6 0 1 0 0 0 4
Reggie Sanders, R (1, 9) OBP: 0.386, SLG: 0.370
G5-3
G4-6-3 BB
K
K
E7 SH 1B
5 1 2 1 1 2 0
Eddie Taubensee, L (1, 2) OBP: 0.313, SLG: 0.214
Jerome Walton, R (8, PH) OBP: 0.286, SLG: 0.269
Hector Carrasco, R (8, 1)
Thomas Howard, S (11, PH) OBP: 0.286, SLG: 0.231
Jeff Brantley, R (11, 1)
Brian Hunter, R (13, PH) OBP: 0.286, SLG: 0.200
Tim Pugh, R (13, 1)
1B SH1-4 BB
G4-6-3
P3
F7
CS 1B
SH SH1-4 1B PB 2-3
1 0 0 0 1 0 1
1 0 0 0 0 0 0
0 0 0 0 0 0 0
1 0 0 0 0 0 0
0 0 0 0 0 0 0
1 0 1 0 0 0 0
0 1 0 0 0 0 0
Pete Schourek, L (1, 1)
Damon Berryhill, S (8, PH) (8, 2) OBP: 0.250, SLG: 0.143
SH1-4
F9
K
G4-3
FC6-4 BB
PB SH1-4 1B
1 0 0 0 0 0 0
3 0 1 1 1 1 0
Cincinnati Reds @ Florida Marlins
Joe Robbie Stadium, Miami, FL
Thu May 11 1995, 7:05 PM EDT
Att. 20,913 - Unknown - 86 F
livebaseballscorecards.com
AB 46
R 3
H 8
RBI 2
BB 9
SO 5
LOB 17
Inning Stats
R: 0 H: 0 E: 0 LOB: 0 K: 0 BB: 0 S: 7 P: 14
R: 0 H: 0 E: 0 LOB: 0 K: 0 BB: 0 S: 5 P: 9
R: 0 H: 1 E: 0 LOB: 2 K: 0 BB: 1 S: 8 P: 13
R: 0 H: 0 E: 0 LOB: 0 K: 1 BB: 0 S: 8 P: 11
R: 0 H: 0 E: 0 LOB: 0 K: 0 BB: 0 S: 4 P: 10
R: 0 H: 0 E: 0 LOB: 0 K: 0 BB: 0 S: 4 P: 8
R: 1 H: 3 E: 0 LOB: 2 K: 0 BB: 0 S: 8 P: 12
R: 0 H: 2 E: 0 LOB: 0 K: 1 BB: 0 S: 11 P: 17
R: 0 H: 0 E: 0 LOB: 0 K: 0 BB: 1 S: 6 P: 14
R: 0 H: 0 E: 0 LOB: 0 K: 2 BB: 0 S: 7 P: 9
R: 0 H: 0 E: 0 LOB: 0 K: 0 BB: 0 S: 8 P: 12
R: 0 H: 0 E: 0 LOB: 2 K: 0 BB: 2 S: 9 P: 19
R: 0 H: 1 E: 0 LOB: 1 K: 1 BB: 1 S: 9 P: 17
R: 0 H: 1 E: 0 LOB: 2 K: 0 BB: 1 S: 10 P: 19
R: 2 H: 2 E: 1 LOB: 3 K: 0 BB: 2 S: 9 P: 22
1B: 8 SF: 0
2B: 1 SAC: 4
3B: 0 DP: 2
HR: 0 HBP: 0
WP: 0 PA: 59
PB: 1
SB: 1
CS: 1
PITCHER IP WLS BF H R ER SO BB IBB HBP BLK WP HR S P ERA WHIP
David Weathers, R (1, 1) ERA: 3.86 7.0 25 4 1 1 1 2 0 0 0 0 0 44 77 1.29 0.857
Yorkis Perez, L (8, 1) ERA: 3.86 1.0 4 0 0 0 1 1 0 0 0 0 0 12 22 0.00 1.000
Robb Nen, R (9, 1) ERA: 5.87 2.0 5 0 0 0 2 0 0 0 0 0 0 12 18 0.00 0.000
Richie Lewis, R (11, 1) ERA: 1.04 3.0 12 1 0 0 1 2 1 0 0 0 0 26 48 0.00 1.000
Randy Veres, R (14, 1) ERA: 1.0 5 1 0 0 0 0 1 0 0 0 0 10 19 0.00 1.000
PITCHER IP WLS BF H R ER SO BB IBB HBP BLK WP HR S P ERA WHIP
Matt Dunbar, L (15, 1) ERA: 9.0 1.0 L 8 2 2 2 0 0 2 0 0 0 0 0 9 22 18.00 2.000

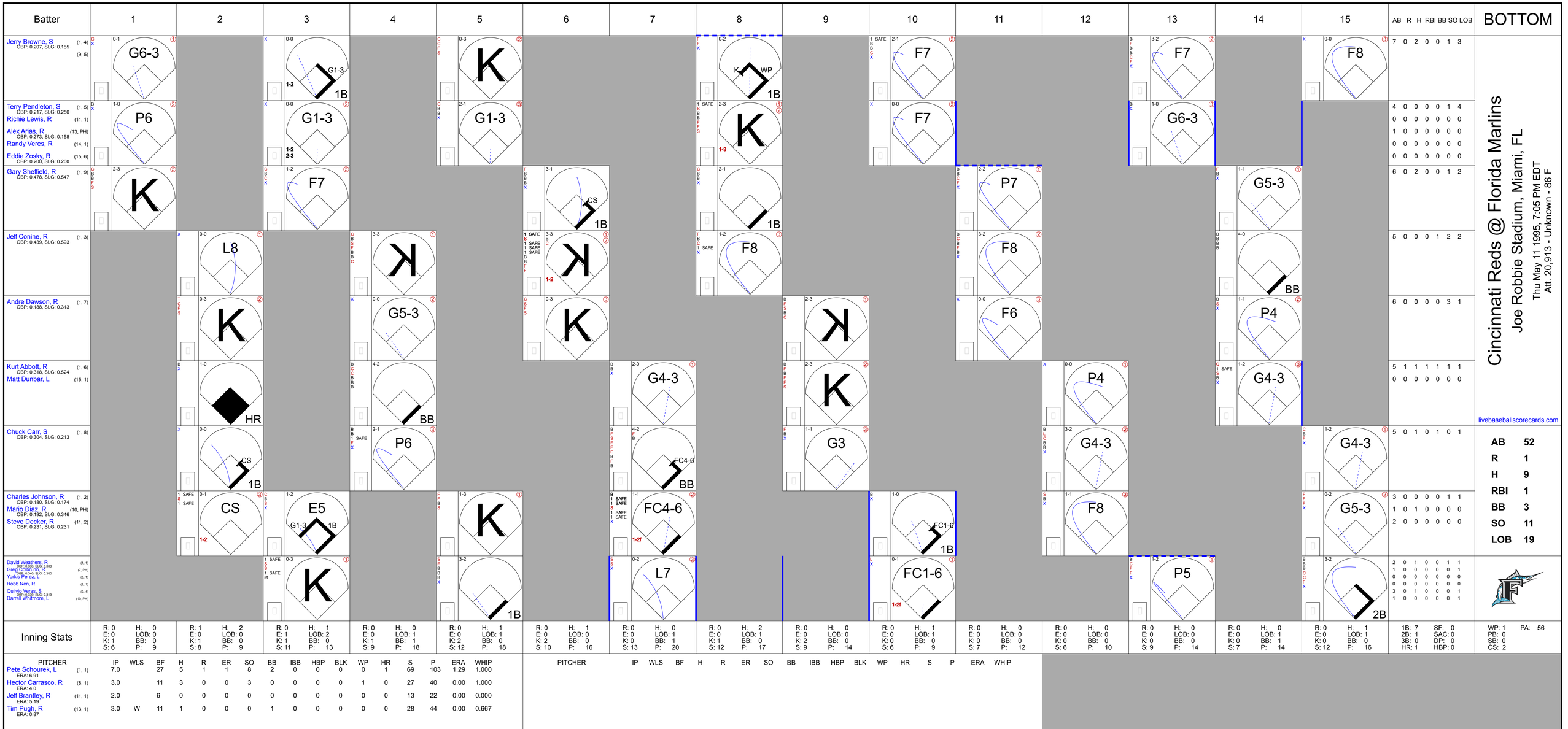
Batter
1
2
3
4
5
6
7
8
9
10
11
12
13
14
15
AB R H RBI BB SO LOB
BOTTOM
Jerry Browne, S (1, 4) OBP: 0.207, SLG: 0.185
Terry Pendleton, S (1, 5) OBP: 0.217, SLG: 0.250
Richie Lewis, R (9, 5) (11, 1)
Alex Arias, R (13, PH) OBP: 0.273, SLG: 0.158
Randy Veres, R (14, 1)
Eddie Zosky, R (15, 6) OBP: 0.200, SLG: 0.200
Gary Sheffield, R (1, 9) OBP: 0.478, SLG: 0.547
Jeff Conine, R (1, 3) OBP: 0.439, SLG: 0.593
Andre Dawson, R (1, 7) OBP: 0.188, SLG: 0.313
Kurt Abbott, R (1, 6) OBP: 0.318, SLG: 0.524
Matt Dunbar, L (15, 1)
Chuck Carr, S (1, 8) OBP: 0.304, SLG: 0.213
Charles Johnson, R (1, 2) OBP: 0.180, SLG: 0.174
Mario Diaz, R (10, PH) OBP: 0.192, SLG: 0.346
Steve Decker, R (11, 2) OBP: 0.231, SLG: 0.231
David Weathers, R (1, 1) OBP: 0.333, SLG: 0.333
Greg Colbrunn, R (7, PH) OBP: 0.340, SLG: 0.380
Yorkis Perez, L (8, 1)
Robb Nen, R (9, 1)
Quilvio Veras, S (9, 4) OBP: 0.339, SLG: 0.313
Darrell Whitmore, L (10, PH)
Inning Stats
R: 0 H: 0 E: 0 LOB: 0 K: 1 BB: 0 S: 6 P: 9
R: 1 H: 2 E: 0 LOB: 0 K: 1 BB: 0 S: 8 P: 9
R: 0 H: 1 E: 1 LOB: 2 K: 1 BB: 0 S: 11 P: 13
R: 0 H: 0 E: 0 LOB: 1 K: 1 BB: 1 S: 9 P: 18
R: 0 H: 1 E: 0 LOB: 1 K: 2 BB: 0 S: 12 P: 18
R: 0 H: 1 E: 0 LOB: 0 K: 2 BB: 0 S: 10 P: 16
R: 0 H: 1 E: 0 LOB: 1 K: 0 BB: 1 S: 13 P: 20
R: 0 H: 2 E: 0 LOB: 1 K: 1 BB: 0 S: 12 P: 17
R: 0 H: 0 E: 0 LOB: 0 K: 2 BB: 0 S: 9 P: 14
R: 0 H: 1 E: 0 LOB: 1 K: 0 BB: 0 S: 6 P: 9
R: 0 H: 0 E: 0 LOB: 0 K: 0 BB: 0 S: 7 P: 12
R: 0 H: 0 E: 0 LOB: 0 K: 0 BB: 0 S: 6 P: 10
R: 0 H: 0 E: 0 LOB: 0 K: 0 BB: 0 S: 9 P: 14
R: 0 H: 0 E: 0 LOB: 1 K: 0 BB: 1 S: 7 P: 14
R: 0 H: 1 E: 0 LOB: 1 K: 0 BB: 0 S: 12 P: 16
1B: 7 SF: 0 2B: 1 SAC: 0 3B: 0 DP: 0 HR: 1 HBP: 0
WP: 1 PA: 56 PB: 0 SB: 0 CS: 2
PITCHER IP WLS BF H R ER SO BB IBB HBP BLK WP HR S P ERA WHIP
Pete Schourek, L (1, 1) ERA: 6.91 7.0 27 5 1 1 8 2 0 0 0 0 1 69 1.29 1.000
Hector Carrasco, R (8, 1) ERA: 4.0 3.0 11 3 0 0 3 0 0 0 0 1 0 27 40 0.00 1.000
Jeff Brantley, R (11, 1) ERA: 5.19 2.0 6 0 0 0 0 0 0 0 0 0 0 13 22 0.00 0.000
Tim Pugh, R (13, 1) ERA: 0.87 3.0 W 11 1 0 0 0 1 0 0 0 0 0 28 44 0.00 0.667
PITCHER IP WLS BF H R ER SO BB IBB HBP BLK WP HR S P ERA WHIP
Cincinnati Reds @ Florida Marlins
Joe Robbie Stadium, Miami, FL
Thu May 11 1995, 7:05 PM EDT
Att. 20,913 - Unknown - 86 F
livebaseballscorecards.com
AB 52
R 1
H 9
RBI 1
BB 3
SO 11
LOB 19

Colorado Rockies @ Florida Marlins

Joe Robbie Stadium, Miami, FL

Fri May 12 1995, 7:05 PM EDT

Att. 22,267 - Unknown - 87 F

TOP

livebaseballscorecards.com

Batter	1	2	3	4	5	6	7	8	9	AB	R	H	RBI	BB	SO	LOB
Mike Kingery, L (1, 8) OBP: 0.422, SLG: 0.417	BX 1-0 BB 1B 1B	CBBBX 3-1 ② G3 1-3		CBBBSBB 4-2 1B BB		FBFBFBB 4-2 1B 1B BB	1 SAFE BCSBS 2-3 ③ K 1-2		BCFS 1-3 ③ K	2	2	1	0	2	0	1
Ellis Burks, R (7, PH) OBP: 0.296, SLG: 0.182 (7, 8)										2	0	0	0	0	2	2
Jason Bates, S (1, 4) OBP: 0.433, SLG: 0.588	CB1 SAFE CC 1-3 ① K	CTX 0-2 1B 3-H		SSF1 SAFEC 0-3 ② K		X 0-0 ① P4	CFBBBFFBX 3-2 ① P3			5	0	1	1	0	2	3
Larry Walker, L (1, 9) OBP: 0.453, SLG: 0.739	CX 0-1 ② L8	X 0-0 ③ F9		FX 0-1 1-2 1B		BSX 1-1 1-2 1B		X 0-0 HR		5	1	3	1	0	0	2
Andres Galarraga, R (1, 3) OBP: 0.315, SLG: 0.388	CB1 SAFE1B1 SAFEB 4-1 1-2 1B BB		BFFBBC 3-3 ① K	BBSFSS 2-3 ③ K		BBBX 3-0 G6-4-3 1-3 2-H 1B		BFSS 1-3 ② K		4	1	1	1	1	3	2
Dante Bichette, R (1, 7) OBP: 0.394, SLG: 0.697	X 0-0 BB 1B 1-3 2-H 1B		SBX 1-1 ② P4		FX 0-1 ① G1-3	BX 1-0 ②③ G6-4-3 1-2f		X 0-0 ③ F7		5	1	1	1	0	0	2
Joe Girardi, R (1, 2) OBP: 0.469, SLG: 0.542	BBBB 4-0 1-2 BB		BSCBBB 4-2 BB		X 0-0 HR 1B		BBFCFFBB 4-2 WP G6-3 BB		BBCFBB 4-2 HR BB	1	2	1	0	4	0	0
Vinny Castilla, R (1, 5) OBP: 0.392, SLG: 0.673	X 0-0 ③ 1-3 2-H 3-H 1B		CF1 SAFEB1 SAFEX 1-2 1B		1 SAFEB1 SAFEX 1-0 1-H HR		BBCFB1 SAFEX 3-2 ① G6-3 1-2		SSBX 1-2 1-H HR	5	2	4	6	0	0	1
Walt Weiss, S (1, 6) OBP: 0.383, SLG: 0.217		BX 1-0 FC5-6 1B	BX 1-0 ③ F8	BCBBBX 3-1 ② F9		CFBBBC 2-3 ② 2-3		BCX 1-1 ① F8		5	0	1	0	0	1	3
Bill Swift, R (1, 1) OBP: 0.444, SLG: 0.714 Mark Thompson, R (6, 1) OBP: 0.333, SLG: 0.333 Curt Leskanic, R (6, 1) Eric Young Sr., R (7, PH) OBP: 0.296, SLG: 0.143 Darren Holmes, R (7, 1) Bruce Ruffin, S (8, 1)		L1 SAFEX 0-1 ① FC5-6 G3 S 1B 1-2f		BFCX 1-2 ① G5-3	X 0-0 ③ F7		BBBB 4-0 S BB		CCBBS 2-3 ② K	3 0 0 0 0 1	1 0 0 0 0 0	0 0 0 0 0 0	0 0 0 0 0 0	0 0 0 0 0 0	0 0 0 0 0 0	1 0 0 0 0 0
Inning Stats	R: 3 H: 3 E: 0 LOB: 2 K: 1 BB: 2 S: 9 P: 19	R: 1 H: 2 E: 0 LOB: 1 K: 0 BB: 0 S: 9 P: 13	R: 0 H: 1 E: 0 LOB: 2 K: 1 BB: 1 S: 11 P: 21	R: 0 H: 1 E: 0 LOB: 1 K: 2 BB: 1 S: 14 P: 21	R: 2 H: 2 E: 0 LOB: 0 K: 0 BB: 0 S: 7 P: 11	R: 1 H: 2 E: 0 LOB: 1 K: 0 BB: 1 S: 8 P: 17	R: 0 H: 0 E: 0 LOB: 2 K: 2 BB: 2 S: 13 P: 28	R: 1 H: 1 E: 0 LOB: 0 K: 1 BB: 0 S: 10 P: 14	R: 2 H: 1 E: 0 LOB: 0 K: 2 BB: 1 S: 13 P: 22	1B: 10 SF: 0 2B: 0 SAC: 0 3B: 0 DP: 1 HR: 3 HBP: 0						

AB	38
R	10
H	13
RBI	10
BB	8
SO	9
LOB	17

WP: 1 PA: 46
PB: 0
SB: 2
CS: 0

PITCHER		IP	WLS	BF	H	R	ER	SO	BB	IBB	HBP	BLK	WP	HR	S	P	ERA	WHIP
Mark Gardner, R ERA: 8.68	(1, 1)	5.0	L	27	9	6	6	4	4	0	0	0	0	1	50	85	10.80	2.600
Terry Mathews, R ERA: 1.86	(6, 1)	1.0		5	2	1	1	0	1	0	0	0	0	0	8	17	9.00	3.000
Rich Scheid, L ERA: 6.1	(7, 1)	0.2		4	0	0	0	1	2	0	0	0	1	0	10	23	0.00	3.000
Randy Veres, R ERA:	(7, 1)	0.1		1	0	0	0	1	0	0	0	0	0	0	3	5	0.00	0.000
Yorkis Perez, L ERA: 6.0	(8, 1)	2.0		9	2	3	3	3	1	0	0	0	0	2	23	36	13.50	1.500

PITCHER	IP	WLS	BF	H	R	ER	SO	BB	IBB	HBP	BLK	WP	HR	S	P	ERA	WHIP

Batter	1	2	3	4	5	6	7	8	9	AB	R	H	RBI	BB	SO	LOB
Quilvio Veras, S (1, 4) OBP: 0.391, SLG: 0.340	CX 0-1 CS 1B		BBBCCFB 4-2 2B BB		BBCBFFFX 3-2 1B 1B 2-H 3-H	BBCBCB 4-2 BB FC1-2 2B BB 1-2 2-3		BCBBCFB 4-2 G6-4-3 BB		2	1	2	2	3	0	0
Terry Pendleton, S (1, 5) OBP: 0.231, SLG: 0.267	LBBBB 4-1 ① CS BB 1-2	CX 0-1 2B 1-3			CFC 0-3 ① K	CSFBFX 1-2 ② FC1-2 BB 2B 1-2 2-3 3-Hf		FFBX 1-2 ①② G6-4-3 1-2f		4	1	1	0	1	1	5
Gary Sheffield, R (1, 9) OBP: 0.486, SLG: 0.536	CBBBFS 3-3 ②③ K 1-2	BBBCBB 4-1 BB			X 0-0 ② P3	BTBFBB 4-2 2B BB 1-2 2-3 3-H		X 0-0 BB 1B		3	0	1	1	2	1	2
Jeff Conine, R (1, 7) OBP: 0.465, SLG: 0.621		CX 0-1 BB 1B	CSBBBX 2-2 ③ G3		X 0-0 FC5-4 1B 1-2	X 0-0 2B 1-3 2-H 3-H		1 SAFE BCBB1B SAFE 4-1 BB 1-2		4	0	3	2	1	0	3
Greg Colbrunn, R (1, 3) OBP: 0.310, SLG: 0.345		BCBSC 2-3 ① K		X 0-0 ① G6-3	X 0-0 ③ FC5-4 1-2f	BX 1-0 ③ G1-3		BBBX 3-0 ③ P6		5	0	0	0	0	1	7
Kurt Abbott, R (1, 6) OBP: 0.333, SLG: 0.600		BCBFBFB 4-2 L5-3 BB 1-2		BBBCX 3-1 ② G4-3		FBFBX 2-2 HR CCBBBX 3-2 ① F9			BCSX 1-2 ① G5-3	4	1	1	1	1	0	0
Chuck Carr, S (1, 8) OBP: 0.311, SLG: 0.200	BX 1-0 ②③ L5-3 1-2			X 0-0 ③ B1-3		BBBCB 4-1 BB BB FC1-2 BB FBFBBFB 4-2 E S BB			BBBCSX 3-2 ② G5-3	3	0	0	0	2	0	2
Charles Johnson, R (1, 2) OBP: 0.189, SLG: 0.167			X 0-0 ① G1-3		BBCBB 4-1 2B 1B BB	1 SAFE 1 SAFE 1 SAFE C 1 SAFE 1 SAFE 1 SAFE X 0-1 ① P3	1 SAFE CS1 SAFE BBFS 2-3 ② K 1-3		CSS 0-3 ③ K	2	1	0	0	1	0	1
Andre Dawson, R (7, PH) OBP: 0.176, SLG: 0.294										1	0	0	0	0	1	1
Rob Natal, R (8, 2)										1	0	0	0	0	1	0
Mark Gardner, R (1, 1)										1	0	0	0	0	0	0
Darrell Whitmore, L (5, PH) OBP: 0.167, SLG: 0.182										1	1	1	0	0	0	0
Terry Mathews, L (6, 1)										0	0	0	0	0	0	0
Alex Arias, R (6, PH) OBP: 0.304, SLG: 0.158										0	1	0	0	1	0	0
Rich Scheid, L (7, 1)										0	0	0	0	0	0	0
Randy Veres, R (7, 1)										0	0	0	0	0	0	0
Jerry Browne, S (7, PH) OBP: 0.200, SLG: 0.179										1	0	0	0	0	0	1
Yorkis Perez, L (8, 1)			BCBCFBX 3-2 ② G1-3		FBFBFFFX 2-2 1B 1-3 2B	1 SAFE 1 SAFE BBBBB 4-0 BB FC1-2 BB 1-2	X 0-0 ③ G3			0	0	0	0	0	0	0
Inning Stats	R: 0 E: 0 K: 1 S: 6 H: 1 LOB: 1 BB: 1 P: 13	R: 0 E: 0 K: 1 S: 9 H: 1 LOB: 1 BB: 1 P: 16	R: 0 E: 0 K: 0 S: 14 H: 1 LOB: 3 BB: 2 P: 27	R: 0 E: 0 K: 0 S: 4 H: 0 LOB: 0 BB: 0 P: 7	R: 2 E: 0 K: 1 S: 17 H: 3 LOB: 2 BB: 1 P: 26	R: 4 E: 0 K: 0 S: 17 H: 2 LOB: 2 BB: 4 P: 37	R: 0 E: 0 K: 1 S: 10 H: 0 LOB: 1 BB: 1 P: 19	R: 0 E: 0 K: 0 S: 9 H: 1 LOB: 2 BB: 2 P: 21	R: 0 E: 0 K: 1 S: 9 H: 0 LOB: 0 BB: 0 P: 13	1B: 5 2B: 5 3B: 0 HR: 1	SF: 0 SAC: 0 DP: 3 HBP: 0						

PITCHER		IP	WLS	BF	H	R	ER	SO	BB	IBB	HBP	BLK	WP	HR	S	P	ERA	WHIP
Bill Swift, R ERA: 6.95	(1, 1)	5.0	W	23	6	2	2	3	5	0	0	0	0	0	50	89	3.60	2.200
Mark Thompson, R ERA: 7.88	(6, 1)	0.1		4	1	3	3	0	2	0	0	0	0	1	6	16	81.00	9.000
Curt Leskanic, R ERA: 5.68	(6, 1)	0.2		5	1	1	1	0	2	0	0	0	0	0	11	21	13.50	4.500
Darren Holmes, R ERA: 3.18	(7, 1)	1.0		4	0	0	0	1	1	0	0	0	0	0	10	19	0.00	1.000
Bruce Ruffin, L ERA: 1.74	(8, 1)	2.0	S	8	1	0	0	1	2	0	0	0	0	0	18	34	0.00	1.500

PITCHER	IP	WLS	BF	H	R	ER	SO	BB	IBB	HBP	BLK	WP	HR	S	P	ERA	WHIP

BOTTOM

Colorado Rockies @ Florida Marlins

Joe Robbie Stadium, Miami, FL

Fri May 12 1995, 7:05 PM EDT
Att. 22,267 - Unknown - 87 F

livebaseballscorecards.com

AB	32
R	6
H	9
RBI	6
BB	12
SO	5
LOB	22

1B: 5 2B: 5 3B: 0 HR: 1
SF: 0 SAC: 0 DP: 3 HBP: 0
WP: 0 PB: 0 SB: 1 CS: 2
PA: 44

Colorado Rockies @ Florida Marlins

Joe Robbie Stadium, Miami, FL

Sat May 13 1995, 7:05 PM EDT

Att. 33,626 - Unknown - 89 F

TOP

livebaseballscorecards.com

Batter	1	2	3	4	5	6	7	8	9	AB	R	H	RBI	BB	SO	LOB
Mike Kingery, L (1, 8) OBP: 0.396, SLG: 0.385	C X 0-1 ① G1-3		C B F X 1-2 ③ F8			B B C B C X 3-2 ① F8		B X 1-0 ② G4-3		3	0	0	0	0	0	0
Ellis Burks, R (8, PH) OBP: 0.286, SLG: 0.174 (8, 8)										1	0	0	0	0	0	0
Jason Bates, S (1, 4) OBP: 0.438, SLG: 0.593	B B B B 4-0 G6-3 BB			F B X 1-1 L3-6 2B		F F B X 1-2 ② G4-3		F S S 0-3 ③ K2-3		3	0	1	0	1	1	0
Dante Bichette, R (1, 7) OBP: 0.387, SLG: 0.671	B F S X 1-2 ② ③ G6-3 1-2f			B F F X 1-2 ① ② L3-6 2-3		X 0-0 HR 1B			C X 0-1 ① F9	4	1	1	0	0	0	2
Larry Walker, L (1, 9) OBP: 0.474, SLG: 0.800		X 0-0 ① L4		B B B X 3-0 BB 1B		B X 1-0 1-H HR			B X 1-0 WP 1B	4	1	3	2	0	0	0
John Vander Wal, L (1, 3) OBP: 0.667, SLG: 1.000 Andres Galarraga, R (9, PH) OBP: 0.311, SLG: 0.382		B S B B X 2-1 ② G3		B B F B 1 SAFE B 4-1 1-2 BB		B S B F B S 3-3 ③ K			B F B B X 3-1 ② F8	2	0	0	0	1	1	0
										1	0	0	0	0	0	1
Joe Girardi, R (1, 2) OBP: 0.463, SLG: 0.548 Roger Bailey, R (7, 1) Eric Young Sr., R (9, PH) OBP: 0.286, SLG: 0.136		C B F X 1-2 2B		X 0-0 ③ L9			C F F S 0-3 ① K2-3		C B X 1-1 ③ G4-3 1-2	3	0	1	0	0	1	2
										0	0	0	0	0	0	0
										1	0	0	0	0	0	1
Vinny Castilla, R (1, 5) OBP: 0.370, SLG: 0.635		B X 1-0 ③ G6-3			B B X 2-0 ① F8		X 0-0 ② G6-3			3	0	0	0	0	0	1
Walt Weiss, S (1, 6) OBP: 0.365, SLG: 0.204			B B C C F B T 3-2 ① K		F B B X 2-1 ② G6-3		B C B S F F F B X 3-2 ③ F9			3	0	0	0	0	1	0
Marvin Freeman, R (1, 1) Jim Tatum, R (5, PH) OBP: 0.429, SLG: 0.571 A.J. Sager, R (5, 1) Jorge Brito, R (7, 2) OBP: 0.333, SLG: 0.444			B S B B S S 2-3 ② K		C B F X 1-2 ③ F8			C B X 1-1 ① P3		1	0	0	0	0	1	0
										1	0	0	0	0	0	0
										0	0	0	0	0	0	0
										1	0	0	0	0	0	0
Inning Stats	R: 0 H: 0 E: 0 LOB: 0 K: 0 BB: 1 S: 5 P: 10	R: 0 H: 1 E: 0 LOB: 1 K: 0 BB: 0 S: 7 P: 11	R: 0 H: 0 E: 0 LOB: 0 K: 2 BB: 0 S: 10 P: 16	R: 0 H: 2 E: 0 LOB: 2 K: 0 BB: 1 S: 8 P: 17	R: 0 H: 0 E: 0 LOB: 0 K: 0 BB: 0 S: 6 P: 11	R: 2 H: 2 E: 0 LOB: 0 K: 1 BB: 0 S: 11 P: 19	R: 0 H: 0 E: 0 LOB: 0 K: 1 BB: 0 S: 12 P: 15	R: 0 H: 0 E: 0 LOB: 0 K: 1 BB: 0 S: 6 P: 8	R: 0 H: 1 E: 0 LOB: 1 K: 0 BB: 0 S: 7 P: 12	1B: 3 SF: 0 2B: 3 SAC: 0 3B: 0 DP: 2 HR: 1 HBP: 0						

	AB	31
	R	2
	H	6
	RBI	2
	BB	2
	SO	5
	LOB	7

WP: 1 PA: 33
PB: 0
SB: 0
CS: 0

PITCHER		IP	WLS	BF	H	R	ER	SO	BB	IBB	HBP	BLK	WP	HR	S	P	ERA	WHIP
Bobby Witt, R ERA: 5.12	(1, 1)	7.0	W	26	5	2	2	4	2	0	0	0	0	1	59	99	2.57	1.000
Chris Hammond, L ERA:	(8, 1)	1.1		5	1	0	0	1	0	0	0	0	0	0	9	12	0.00	0.750
Robb Nen, R ERA: 5.4	(9, 1)	0.2		2	0	0	0	0	0	0	0	0	1	0	4	8	0.00	0.000

PITCHER		IP	WLS	BF	H	R	ER	SO	BB	IBB	HBP	BLK	WP	HR	S	P	ERA	WHIP

Batter	1	2	3	4	5	6	7	8	9	AB	R	H	RBI	BB	SO	LOB
Quilvio Veras, S (1, 4) OBP: 0.391, SLG: 0.333	B B C B C X 3-2 F8 ①	C C X 0-2 F8 ③		B B B B 4-0 HR BB		L C B X 1-2 S S FC6 1B	B C B B X 3-1 G4-3 ①			4	2	1	0	1	0	4
Terry Pendleton, S (1, 5) OBP: 0.243, SLG: 0.323	X 0-0 G1-4-3 ②		B B X 2-0 1B 1B G5-4-3 1B	F B B B X 3-1 1-H 2-H HR		B X 1-0 B1-3 ① 1-2	F S T S 0-3 K ②			5	2	2	3	0	1	3
Gary Sheffield, R (1, 9) OBP: 0.506, SLG: 0.534	B F B B F B 4-2 S BB	B F 1 SAFE B B F X 3-2 G5-4-3 1B 1-2 1B	F H 1-1 S HBP			B C B B B 4-1 G3 S 2B BB	C T X 0-2 G5-3 ③			2	1	1	0	2	0	2
Jeff Conine, R (1, 7) OBP: 0.461, SLG: 0.619	F 1 SAFE C C 0-3 K ③ 1-2	F B C F F X 1-2 G5-4-3 1B 1-2 2-3 1B	B C X 1-1 G6-3 ③ 1-2			B B S S X 2-2 FC6 G3 2B 1-2 2-H		X 0-0 2B		5	1	2	1	0	1	3
Greg Colbrunn, R (1, 3) OBP: 0.302, SLG: 0.383		S B B X 2-1 HR	F X 0-1 G5-4-3 ① ② 1-2f 2-3 3-H		C B C F X 1-2 F9 ①	X 0-0 G3 ② 1-2 2-3		B B F B S F F X 3-2 G5-3 ①		5	1	1	1	0	0	5
Kurt Abbott, R (1, 6) OBP: 0.313, SLG: 0.567		B L X 1-1 G6-3 ①	B S S S 1-3 K ③		X 0-0 G1-3 ②	B C B B X 3-1 2-H 3-H 2B		B X 1-0 F9 ②		5	0	1	2	0	1	2
Darrell Whitmore, L (1, 8) OBP: 0.176, SLG: 0.250 Robb Nen, R (9, 1)		X 0-0 P4 ②		B B X 2-0 G4-3 ①	B B F X 2-1 2B	F B C X 1-2 G3-1 ③		B C X 1-1 F8 ③		5 0	0 0	1 0	0 0	0 0	0 0	2 0
Charles Johnson, R (1, 2) OBP: 0.228, SLG: 0.180		B C X 1-1 E5 BB		X 0-0 SH1-4 HR 1B	B B I I 4-0 IBB		C B F F B B F B 4-2 2B BB			2	1	1	0	2	0	0
Bobby Witt, R (1, 1) OBP: 0.400, SLG: 0.250 Alex Arias, R (7, PH) OBP: 0.333, SLG: 0.250 Chris Hammond, L (8, 1) Chuck Carr, S (9, 8) OBP: 0.311, SLG: 0.200		B B B B 4-0 1-2 BB		X 0-0 SH1-4 ② 1-2	S B C F C 1-3 K ③		B X 1-0 1-3 2B			1 1 0 0	0 0 0 0	0 1 0 0	0 0 0 0	1 0 0 0	1 0 0 0	2 0 0 0
Inning Stats	R: 0 H: 0 E: 0 LOB: 1 K: 1 BB: 1 S: 9 P: 16	R: 1 H: 1 E: 1 LOB: 2 K: 0 BB: 1 S: 10 P: 18	R: 1 H: 3 E: 0 LOB: 1 K: 1 BB: 0 S: 14 P: 21	R: 3 H: 2 E: 0 LOB: 1 K: 0 BB: 1 S: 8 P: 19	R: 0 H: 1 E: 0 LOB: 2 K: 1 BB: 1 S: 11 P: 19	R: 3 H: 2 E: 0 LOB: 1 K: 0 BB: 1 S: 14 P: 26	R: 0 H: 1 E: 0 LOB: 2 K: 1 BB: 1 S: 14 P: 22	R: 0 H: 1 E: 0 LOB: 1 K: 0 BB: 0 S: 9 P: 14		1B: 5 SF: 0 2B: 4 SAC: 1 3B: 0 DP: 1 HR: 2 HBP: 1						

PITCHER		IP	WLS	BF	H	R	ER	SO	BB	IBB	HBP	BLK	WP	HR	S	P	ERA	WHIP
Marvin Freeman, R ERA: 16.2	(1, 1)	4.0	L	22	6	5	5	2	3	0	1	0	0	2	41	74	11.25	2.250
A.J. Sager, R ERA: 6.75	(5, 1)	2.0		12	3	3	3	1	1	1	0	0	0	0	25	45	13.50	2.000
Roger Bailey, R ERA: 4.32	(7, 1)	2.0		9	2	0	0	1	1	0	0	0	0	0	23	36	0.00	1.500

PITCHER	IP	WLS	BF	H	R	ER	SO	BB	IBB	HBP	BLK	WP	HR	S	P	ERA	WHIP

BOTTOM

Colorado Rockies @ Florida Marlins

Joe Robbie Stadium, Miami, FL

Sat May 13 1995, 7:05 PM EDT

Att. 33,626 - Unknown - 89 F

livebaseballscorecards.com

AB	35
R	8
H	11
RBI	7
BB	6
SO	4
LOB	23

Batter	1	2	3	4	5	6	7	8	9	AB	R	H	RBI	BB	SO	LOB
Mike Kingery, L (1, 8) OBP: 0.365, SLG: 0.349	B C B F X 2-2 ① P6		B F X 1-1 ① L3		B B X 2-0 ② G3 2-3		B X 1-0 ① SH5-4 2-3		B B F F F X 2-2 ③ P5	4	0	0	0	0	0	2
Jason Bates, S (1, 4) OBP: 0.441, SLG: 0.579	F B B B C X 3-2 ② F7		B B B C S B 4-2 ② 1-2 2B BB		C B B F B X 3-2 ③ G3		F S B B X 2-2 CS 3-H 1B			3	1	1	1	1	0	1
Dante Bichette, R (1, 9) OBP: 0.392, SLG: 0.689	B C F C 1-3 ③ K		1 SAFE B F F 1 SAFE F 1 SAFE B 1 SAFE 2-2 X ③ 1-H 2B			B B S X 2-1 1B 1B 2B	1 SAFE B S T B 1 B S 3-3 ②③ K 1-2			4	1	2	1	0	2	1
Andres Galarraga, R (1, 3) OBP: 0.308, SLG: 0.375		C B B X 2-1 ① F9		X 0-0 ① F9		F B B X 2-1 1B 1B 2-3 1B		B S S B S 2-3 ① K		4	1	1	0	0	1	0
Ellis Burks, R (1, 7) OBP: 0.281, SLG: 0.185		C B S B F X 2-2 S 1B		B X 2-0 ② L7		C B B X 2-1 ① P4		C F B F B X 2-2 ② G6-3		4	0	1	0	0	0	2
Vinny Castilla, R (1, 5) OBP: 0.397, SLG: 0.696		S B S B B F X 3-2 ② F9 1-2		B X 1-0 1B		X 0-0 1B E 1-2 3-H 1B		B B C X 2-1 HR		4	2	3	2	0	0	1
Jorge Brito, R (1, 2) OBP: 0.385, SLG: 0.417		B C B B F B 4-2 BB	B 1 SAFE C X 1-1 ③ F8			X 0-0 E8 G3-6-3 1-H 2-H 1B		B S B B S C 3-3 ③ K		3	0	1	1	1	1	1
Walt Weiss, S (1, 6) OBP: 0.358, SLG: 0.192		X 0-0 ③ F9			B B B B 4-0 G3 SH3 BB	F B X 1-1 ②③ G3-6-3 1-2f			C B C S 1-3 ① K	3	0	0	0	1	1	3
Kevin Ritz, R (1, 1) OBP: 0.667, SLG: 0.333 Steve Reed, R (6, 1) Eric Young Sr., R (7, PH) OBP: 0.310, SLG: 0.217 Curt Leskanic, R (7, 1) Darren Holmes, R (8, 1) John Vander Wal, L (9, PH) OBP: 0.625, SLG: 0.917 Bruce Ruffin, S (9, 1)			X 0-0 CS 1B		X 0-0 ① SH3 1-2		B C B B B C T X 3-2 SH5-4 1B 2B		C T B B B C 2-3 ② K	1 0 1 0 0 1 0	0 0 1 0 0 0 0	1 0 1 0 0 1 0	0 0 0 0 0 0 0	0 0 0 0 0 1 0	0 0 0 0 0 0 0	0 0 0 0 0 0 0
Inning Stats	R: 0 H: 0 E: 0 LOB: 0 K: 1 BB: 0 S: 9 P: 15	R: 0 H: 1 E: 0 LOB: 2 K: 0 BB: 1 S: 13 P: 24	R: 1 H: 2 E: 0 LOB: 1 K: 0 BB: 1 S: 9 P: 16	R: 0 H: 1 E: 0 LOB: 1 K: 0 BB: 0 S: 5 P: 9	R: 0 H: 0 E: 0 LOB: 1 K: 0 BB: 1 S: 5 P: 14	R: 3 H: 4 E: 1 LOB: 0 K: 0 BB: 0 S: 10 P: 17	R: 1 H: 2 E: 0 LOB: 0 K: 1 BB: 0 S: 11 P: 20	R: 1 H: 1 E: 0 LOB: 0 K: 2 BB: 0 S: 12 P: 21	R: 0 H: 0 E: 0 LOB: 0 K: 2 BB: 0 S: 10 P: 15	1B: 7 SF: 0 2B: 3 SAC: 2 3B: 0 DP: 1 HR: 1 HBP: 0						WP: 0 PA: 37 PB: 0 SB: 1 CS: 2

PITCHER		IP	WLS	BF	H	R	ER	SO	BB	IBB	HBP	BLK	WP	HR	S	P	ERA	WHIP
Pat Rapp, R ERA: 4.35	(1, 1)	6.0	L	26	8	4	3	1	3	0	0	0	0	0	51	95	4.50	1.833
Terry Mathews, R ERA: 3.09	(7, 1)	2.0		8	3	2	2	3	0	0	0	0	0	1	23	41	9.00	1.500
Randy Veres, R ERA:	(9, 1)	1.0		3	0	0	0	2	0	0	0	0	0	0	10	15	0.00	0.000

PITCHER	IP	WLS	BF	H	R	ER	SO	BB	IBB	HBP	BLK	WP	HR	S	P	ERA	WHIP

TOP

Colorado Rockies @ Florida Marlins

Joe Robbie Stadium, Miami, FL

Sun May 14 1995, 7:05 PM EDT

Att. 20,490 - Unknown - 88 F

livebaseballscorecards.com

AB	32
R	6
H	11
RBI	5
BB	3
SO	6
LOB	11

Colorado Rockies @ Florida Marlins

Joe Robbie Stadium, Miami, FL

Sun May 14 1995, 7:05 PM EDT

Att. 20,490 - Unknown - 88 F

livebaseballscorecards.com

BOTTOM

Batter	1	2	3	4	5	6	7	8	9	AB	R	H	RBI	BB	SO	LOB
Quilvio Veras, S (1, 4) OBP: 0.378, SLG: 0.322	C F B F B F B X 3-2 F7 ①		B B X 2-0 F8 ③			B X 1-0 1-2 BB 1B 1B ②	C B L B B C 3-3 K ②		X 0-0 1-2f G4-6-3 ① ②	5	1	1	0	0	1	2
Terry Pendleton, S (1, 5) OBP: 0.240, SLG: 0.304	F B F B F C 2-3 K ②			B F X 1-1 G6-3 ①		B F B B C B 4-2 BB 1B 1B 1-2 2-3 BB	C S S S 1-3 K ③		B B B C X 3-1 G6-3 ③	4	1	0	0	1	2	0
Gary Sheffield, R (1, 9) OBP: 0.506, SLG: 0.525	S B F B B B 4-2 CS BB			X 0-0 P4 ②		C B X 1-1 1B BB 1B 1-2 2-H 3-H		B C B S S S 2-3 K ①		3	0	1	2	1	1	0
Jeff Conine, R (1, 7) OBP: 0.450, SLG: 0.591	1 SAFE C 1 SAFE 1 SAFE 1 SAFE B B 1 SAFE 2-1 CS ③ 1-2	B X 1-0 G6-3 ①		X 0-0 F8 ③		C S B B B F B 4-2 1B BB 1-2 2-3		B C B F B S 3-3 K ②		3	0	0	0	1	1	0
Greg Colbrunn, R (1, 3) OBP: 0.299, SLG: 0.375		C X 0-1 G5-3 ②			C B B B F F F F 3-3 K ①	C B X 1-1 F7 ①		C X 0-1 1B BLK 1B		4	0	1	0	0	1	3
Kurt Abbott, R (1, 6) OBP: 0.333, SLG: 0.545		B X 1-0 G5-3 ③			C B X 1-1 1B	B S S S 1-3 K ②		B B B C B 4-1 1B 1-2 BB		3	0	1	0	1	1	3
Chuck Carr, S (1, 8) OBP: 0.313, SLG: 0.208 Eddie Zosky, R (6, PR) OBP: 0.200, SLG: 0.200 Terry Mathews, L (7, 1) Andre Dawson, R (8, PH) OBP: 0.222, SLG: 0.333 Steve Decker, R (9, 2) OBP: 0.231, SLG: 0.231			S F B B X 2-2 P4 ①		C C B B S 2-3 K ②	F B X 1-1 1-2 2-3 3-H 1B		F B S X 1-2 1-2 2-3 1B		3 0 0 1 0	0 0 0 0 0	1 0 0 1 0	1 0 0 0 0	0 0 0 0 0	1 0 0 0 0	1 0 0 0 0
Charles Johnson, R (1, 2) OBP: 0.233, SLG: 0.189 Jerry Browne, S (8, PH) OBP: 0.194, SLG: 0.172 Randy Veres, R (9, 1)			B X 1-0 1B		C B S S S 1-3 K ③	B S S S 1-3 K ③		C X 0-1 P3 ③		3 1 0	0 0 0	1 0 0	0 0 0	0 0 0	2 0 0	4 3 0
Pat Rapp, R (1, 1) Darrell Whitmore, L (6, PH) OBP: 0.211, SLG: 0.278 (7, 8) Mario Diaz, R (9, PH) OBP: 0.222, SLG: 0.370			B X 1-0 B3 ②			X 0-0 BB 1B 1B	C B B B X 3-1 L8 ①		F B C X 1-2 G4-6-3 1B	1 2 1	0 1 0	0 1 1	0 0 0	0 0 0	0 0 0	1 0 0

	AB	34
	R	3
	H	9
	RBI	3
	BB	4
	SO	10
	LOB	17

Inning Stats	1	2	3	4	5	6	7	8	9
	R: 0 E: 0 K: 1 S: 12	H: 0 LOB: 0 BB: 1 P: 23	R: 0 E: 0 K: 0 S: 4	H: 0 LOB: 0 BB: 0 P: 6	R: 0 E: 0 K: 0 S: 6	H: 1 LOB: 1 BB: 0 P: 12	R: 0 E: 0 K: 0 S: 4	H: 0 LOB: 0 BB: 0 P: 5	R: 0 E: 0 K: 3 S: 17	H: 1 LOB: 1 BB: 0 P: 24	R: 3 E: 0 K: 2 S: 19	H: 4 LOB: 3 BB: 2 P: 33	R: 0 E: 0 K: 2 S: 8	H: 0 LOB: 0 BB: 0 P: 15	R: 0 E: 0 K: 2 S: 14	H: 2 LOB: 3 BB: 1 P: 24	R: 0 E: 0 K: 0 S: 6	H: 1 LOB: 0 BB: 0 P: 10

	1B	9	SF	0
	2B	0	SAC	0
	3B	0	DP	1
	HR	0	HBP	0

	WP	0	PA	39
	PB	0		
	SB	0		
	CS	1		

PITCHER		IP	WLS	BF	H	R	ER	SO	BB	IBB	HBP	BLK	WP	HR	S	P	ERA	WHIP
Kevin Ritz, R ERA: 4.34	(1, 1)	5.0	W	21	5	3	3	4	2	0	0	0	0	0	49	82	5.40	1.400
Steve Reed, R ERA: 3.38	(6, 1)	1.0		5	1	0	0	2	1	0	0	0	0	0	13	21	0.00	2.000
Curt Leskanic, R ERA: 5.02	(7, 1)	1.2		7	1	0	0	4	1	0	0	1	0	0	17	33	0.00	1.200
Darren Holmes, R ERA: 3.09	(8, 1)	0.1		2	1	0	0	0	0	0	0	0	0	0	5	6	0.00	3.000
Bruce Ruffin, L ERA: 1.59	(9, 1)	1.0	S	3	1	0	0	0	0	0	0	0	0	0	6	10	0.00	1.000

PITCHER		IP	WLS	BF	H	R	ER	SO	BB	IBB	HBP	BLK	WP	HR	S	P	ERA	WHIP

Philadelphia Phillies @ Florida Marlins

Joe Robbie Stadium, Miami, FL

Mon May 15 1995, 7:05 PM EDT

Att. 17,897 - Unknown - 86 F

livebaseballscorecards.com

TOP

Batter	1	2	3	4	5	6	7	8	9	AB	R	H	RBI	BB	SO	LOB
Lenny Dykstra, L (1, 8) OBP: 0.345, SLG: 0.297	C C B C 1-3 ① K		B C F S 1-3 ② K		B C F X 1-2 ③ P4		F C B B F B X 3-2 1-3 2B			3	0	0	0	0	2	2
Dave Gallagher, R (7, PH) (7, 8) OBP: 0.464, SLG: 0.560										1	0	1	0	0	0	0
Mickey Morandini, L (1, 4) OBP: 0.333, SLG: 0.344	B X 1-0 ② F7		F B B X 2-1 ③ G3			X 0-0 BB 1B	B C F C 1-3 ③ K			4	0	1	0	0	1	3
Gregg Jefferies, S (1, 7) OBP: 0.286, SLG: 0.426	B C X 1-1 ③ F9			B C X 1-1 ① F7		B C B X 2-1 ① F8		B B T B F X 3-2 ① F7		4	0	0	0	0	0	1
Gary Varsho, L (8, 7) OBP: 0.300, SLG: 0.333										0	0	0	0	0	0	0
Dave Hollins, S (1, 3) OBP: 0.476, SLG: 0.559		B C B B B 4-1 G4-3 BB		X 0-0 G3		B C F B B B 4-2 1-2 BB		X 0-0 2B		2	0	1	0	2	0	0
Darren Daulton, L (1, 2) OBP: 0.379, SLG: 0.453	1 SAFE C B 1 SAFE C B X 2-2 ① G4-3 1-2			B B X 2-0 ③ L9		C B B B X 3-1 ② P5		C F F F F B B C 2-3 ② K		4	0	0	0	0	1	4
Lenny Webster, R (8, 2) OBP: 0.188, SLG: 0.133										0	0	0	0	0	0	0
Jim Eisenreich, L (1, 9) OBP: 0.396, SLG: 0.476	C F F B B B B F B 4-2 BB G6-4-3				C B B C X 2-2 ① G4-3	F B F B X 2-2 ③ G1-3		C B C F B B X 3-2 ③ G1-3		3	0	0	0	1	0	3
Charlie Hayes, R (1, 5) OBP: 0.408, SLG: 0.516	B B X 2-0 ② ③ G6-4-3 1-2f				B C C B X 2-2 S 1B		B B F X 2-1 ① F8		X 0-0 ① G3-1	4	1	1	0	0	0	2
Kevin Stocker, S (1, 6) OBP: 0.264, SLG: 0.174			B B B C C B 4-2 SH3-4 BB		F B B B F F B S 3-3 ② K 1-2		C B X 1-1 ② G3-1		C S F B B B B F F C 3-3 ② K	3	0	0	0	1	2	1
Tyler Green, R (1, 1)			L B X 1-1 ① SH3-4 1-2		B C X 1-1 2-H 1B		B B C S X 2-2 2B 1B		B B X 2-0 ③ F9	0	0	0	0	0	0	0
Mike Williams, R (3, 1)										0	0	0	0	0	0	0
Tony Longmire, L (5, PH) OBP: 0.500, SLG: 0.700										1	0	1	1	0	0	0
Andy Carter, L (5, 1) OBP: 1.000, SLG: 1.000										1	0	1	0	0	0	0
Randy Ready, R (9, PH) OBP: 0.111, SLG: 0.111										1	0	0	0	0	0	0

Inning Stats	1	2	3	4	5	6	7	8	9
	R: 0 E: 0 K: 1 S: 6	H: 0 LOB: 0 BB: 0 P: 9	R: 0 E: 0 K: 0 S: 9	H: 0 LOB: 1 BB: 2 P: 21	R: 0 E: 0 K: 1 S: 9	H: 0 LOB: 1 BB: 1 P: 17	R: 0 E: 0 K: 0 S: 4	H: 0 LOB: 0 BB: 0 P: 7	R: 1 E: 0 K: 1 S: 15	H: 2 LOB: 1 BB: 0 P: 24	R: 0 E: 0 K: 0 S: 10	H: 1 LOB: 2 BB: 1 P: 21	R: 0 E: 0 K: 1 S: 14	H: 2 LOB: 2 BB: 0 P: 23	R: 0 E: 0 K: 1 S: 14	H: 1 LOB: 1 BB: 0 P: 22	R: 0 E: 0 K: 1 S: 8	H: 0 LOB: 0 BB: 0 P: 13

	AB	31
	R	1
	H	6
	RBI	1
	BB	4
	SO	6
	LOB	16

	1B: 4	SF: 0	WP: 0	PA: 36
	2B: 2	SAC: 1	PB: 0	
	3B: 0	DP: 1	SB: 1	
	HR: 0	HBP: 0	CS: 0	

PITCHER		IP	WLS	BF	H	R	ER	SO	BB	IBB	HBP	BLK	WP	HR	S	P	ERA	WHIP
John Burkett, R ERA: 4.4	(1, 1)	6.2	W	28	5	1	1	3	4	0	0	0	0	0	64	118	1.35	1.350
Yorkis Perez, L ERA: 5.23	(7, 1)	1.1		5	1	0	0	2	0	0	0	0	0	0	17	26	0.00	0.750
Richie Lewis, R ERA: 0.93	(9, 1)	1.0		3	0	0	0	1	0	0	0	0	0	0	8	13	0.00	0.000

PITCHER	IP	WLS	BF	H	R	ER	SO	BB	IBB	HBP	BLK	WP	HR	S	P	ERA	WHIP

BOTTOM

Philadelphia Phillies @ Florida Marlins

Joe Robbie Stadium, Miami, FL

Mon May 15 1995, 7:05 PM EDT

Att. 17,897 - Unknown - 86 F

livebaseballscorecards.com

Batter	1	2	3	4	5	6	7	8	9	AB	R	H	RBI	BB	SO	LOB
Quilvio Veras, S (1, 4) OBP: 0.405, SLG: 0.387	BBBCB 4-1 G6-4-3 1B 1B BB	BBBCX 3-1 CS 2-H 1B	CBBFFBB 4-2 1-2 2-3 BB		BCBBCFX 3-2 HR		BCBCT 2-2 ③ K			3	2	2	2	2	1	0
Terry Pendleton, S (1, 5) OBP: 0.250, SLG: 0.301	C 1 SAFE BBB 1 SAFE X 2-1 G6-4-3 1-2 1B	BBBB 4-0 ② 1-2 BB	X 0-0 ③ F8		CBBX 2-1 ① G6-3			X 0-0 ① L6		4	0	1	0	1	0	3
Gary Sheffield, R (1, 9) OBP: 0.494, SLG: 0.508 Jerry Browne, S (3, 8) OBP: 0.206, SLG: 0.161	BCCX 1-2 ①② G6-4-3 1-2f 2-3	SBC 1 SAFE BBC 2-3 ③ K		BBCFBB 4-2 1B PB SF BB	CBBFFBX 3-2 ② F8			CBX 1-1 ② L7		2 2	0 1	0 0	0 0	0 1	1 0	3 0
Jeff Conine, R (1, 7) OBP: 0.447, SLG: 0.577	CBBBX 3-1 1B 3-H 1B		X 0-0 ① F8	BF 1 SAFE BBFBX 3-2 HBP SF 1-3 1B	X 0-0 ③ G5-3			BCBSX 2-2 ③ F9		5	1	2	1	0	0	0
Greg Colbrunn, R (1, 3) OBP: 0.324, SLG: 0.433	CBBFBX 3-2 FC5-4 1-3 1B		CBX 1-1 HR	FH 1-1 SF SF9 1-2 HBP		X 0-0 ① F9				3	2	2	1	0	0	0
Kurt Abbott, R (1, 6) OBP: 0.325, SLG: 0.528	BX 1-0 ③ FC5-4 1-2f	BBX 2-0 BB 1B 1B	BBX 2-0 SF 1-3 2-H 3-H			CCFS 0-3 ② K				3	1	1	1	0	1	2
Darrell Whitmore, L (1, 8) OBP: 0.261, SLG: 0.450 (3, 9)	BX 1-0 HR	1 SAFE CBBBB 4-1 FC1-5 1B 1-2 BB	BX 1-0 ① SF9 3-H			BBBCSS 3-3 ③ K				2	1	1	2	1	1	0
Charles Johnson, R (1, 2) OBP: 0.234, SLG: 0.193	CBFX 1-2 E6 WP SH1 1B	FBSX 1-2 BB FC1-5 1-2 2-H 1B	BBCFS 2-3 ② K				CBSBBX 3-2 ① F8			4	1	1	1	0	1	1
John Burkett, R (1, 1) OBP: 0.167, SLG: 0.091 Yorkis Perez, L (7, 1) Richie Lewis, R (9, 1)	X 0-0 ① SH1 1-2	X 0-0 ② FC1-5 BB 1-2 2-3	BSBBX 3-1 ③ P4				CFBS 1-3 ② K			2 1 0	0 0 0	0 0 0	0 0 0	0 0 0	0 1 0	3 0 0
Inning Stats	R: 1 H: 3 E: 0 LOB: 2 K: 0 BB: 1 S: 12 P: 26	R: 2 H: 2 E: 1 LOB: 1 K: 1 BB: 1 S: 10 P: 21	R: 2 H: 3 E: 0 LOB: 3 K: 0 BB: 2 S: 13 P: 25	R: 3 H: 1 E: 1 LOB: 1 K: 1 BB: 1 S: 13 P: 29	R: 1 H: 1 E: 0 LOB: 0 K: 0 BB: 0 S: 11 P: 19	R: 0 H: 0 E: 0 LOB: 0 K: 2 BB: 0 S: 8 P: 11	R: 0 H: 0 E: 0 LOB: 0 K: 2 BB: 0 S: 9 P: 15	R: 0 H: 0 E: 0 LOB: 0 K: 0 BB: 0 S: 6 P: 9		1B: 7 SF: 2 2B: 0 SAC: 1 3B: 0 DP: 1 HR: 3 HBP: 1					WP: 1 PA: 40 PB: 1 SB: 0 CS: 1	

	AB	31
	R	9
	H	10
	RBI	8
	BB	5
	SO	6
	LOB	12

PITCHER		IP	WLS	BF	H	R	ER	SO	BB	IBB	HBP	BLK	WP	HR	S	P	ERA	WHIP
Tyler Green, R ERA: 4.19	(1, 1)	2.1	L	17	8	5	4	1	3	0	0	0	1	2	30	63	15.43	4.714
Mike Williams, R ERA: 6.14	(3, 1)	1.2		10	1	3	1	1	2	0	1	0	0	0	18	38	5.40	1.800
Andy Carter, L ERA: 6.14	(5, 1)	4.0		13	1	1	1	4	0	0	0	0	0	1	34	54	2.25	0.250

PITCHER	IP	WLS	BF	H	R	ER	SO	BB	IBB	HBP	BLK	WP	HR	S	P	ERA	WHIP

Batter	1	2	3	4	5	6	7	8	9	10	AB	R	H	RBI	BB	SO	LOB
Lenny Dykstra, L (1, 8) OBP: 0.367, SLG: 0.316	B X 1-0 FC7-4 G4-3 1B		B B B B 4-0 G6-3 BB		C X 0-1 ① F9		B B X 2-0 ② G5-3	F B X 1-1 E9 FC7-5 1-3 2-H 1B		1 SAFE F X 0-1 FC3 1-3 1B 1B	5	1	3	1	1	0	0
Mickey Morandini, L (1, 4) OBP: 0.333, SLG: 0.323	B B F 1 SAFE 1 SAFE B X 3-1 ① G4-3 1-2		B C B 1 SAFE X 2-1 ① L7		F B C C 1-3 ② K		B F B B B 4-1 1B E BB	F H 1-1 FC7-5 HBP		C X 0-1 FC3 1B 1-2 3-H	4	1	0	1	1	1	3
Gregg Jefferies, S (1, 7) OBP: 0.276, SLG: 0.405	B B C B X 3-1 ②③ FC7-4 2-3		C T B X 1-2 ②③ G6-3 1-2f		B C F F X 1-2 ③ G4-3		B C X 1-1 E7 1-H 1B 1B	C B X 1-1 ② FC7-5 1-2 2-3f 3-H		C B F F S 1-3 ② K	6	1	1	1	0	1	6
Dave Hollins, S (1, 3)		B C B F B B 4-2 1B WP BB	C B B S B F X 3-2 1B 1B			B C B B C B 4-2 1B G4-3 BB	I I I 4-0 1B IBB	C X 0-1 ③ P5		C B S X 1-2 1-3 2-H 1B	3	2	2	1	3	0	2
Darren Daulton, L (1, 2) OBP: 0.389, SLG: 0.458		B S B B B C F 1 SAFE X 3-2 WP 1-3 E 1B	B C C B F 1 SAFE F X 2-2 ① F8			X 0-0 G4-3 1-3 1B	S C X 0-2 1-3 2-H 1B		S C B X 1-2 ① G3-1	X 0-0 ③ G3	6	1	3	1	0	0	3
Charlie Hayes, R (1, 5) OBP: 0.395, SLG: 0.493		B B X 2-0 ① G5-3 1-H 3-H	F X 0-1 ② F8			B B F X 2-1 ①② G4-3 1-2f 3-H	C F S 0-3 ③ K		C C X 0-2 G3-6-3 1B		5	0	1	0	0	1	4
Gary Varsho, L (1, 9) OBP: 0.333, SLG: 0.308 Heathcliff Slocumb, R (9, 1)		M F X 0-2 ② P5	C X 0-1 HBP 1-3 1B			B B B B 4-0 BB		F X 0-1 ① G6-3	X 0-0 ②③ G3-6-3 1-2f		4 0	0 0	1 0	0 0	1 0	0 0	1 0
Kevin Stocker, S (1, 6) OBP: 0.310, SLG: 0.188		B L C B B F F B 4-2 BB	F H 1-1 1-2 HBP			C B B B F F X 2-2 ③ F8		X 0-0 1B 1B 1B		B B C B B 4-1 1B FC3 BB	2	2	1	0	2	0	1
Mike Mimbs, L (1, 1) Ricky Bottalico, L (4, 1) Tony Longmire, L (7, PH) OBP: 0.476, SLG: 0.667 Toby Borland, R (7, 1) Randy Ready, R (8, PH) OBP: 0.200, SLG: 0.200 Gene Harris, R (8, 1) Norm Charlton, S (9, 1) Dave Gallagher, R (9, 9) OBP: 0.448, SLG: 0.538	X 0-0 ③ G4-3		B C L X 1-2 ③ L4				C B F S 1-3 ① K	C B X 1-1 E 1B 1-2 FC7-5 1B		L F F S 0-3 ① K	2 0 0 1 0 1 0 0 1	0 0 0 0 0 1 0 0 0	0 0 0 0 0 0 0 0 0	0 0 0 0 0 0 0 0 0	0 0 0 0 0 0 0 0 0	0 0 0 0 0 0 0 0 0	4 0 0 0 0 0 0 0 1
Inning Stats	R: 0 H: 1 E: 0 LOB: 0 K: 0 BB: 0 S: 5 P: 12	R: 2 H: 1 E: 1 LOB: 1 K: 0 BB: 2 S: 15 P: 28	R: 0 H: 0 E: 0 LOB: 0 K: 0 BB: 1 S: 5 P: 12	R: 0 H: 2 E: 0 LOB: 3 K: 0 BB: 0 S: 17 P: 24	R: 0 H: 0 E: 0 LOB: 0 K: 1 BB: 0 S: 9 P: 11	R: 1 H: 1 E: 0 LOB: 1 K: 0 BB: 2 S: 9 P: 21	R: 2 H: 2 E: 1 LOB: 2 K: 2 BB: 2 S: 13 P: 25	R: 2 H: 3 E: 1 LOB: 2 K: 0 BB: 0 S: 12 P: 16	R: 0 H: 1 E: 0 LOB: 0 K: 0 BB: 0 S: 7 P: 8	R: 2 H: 2 E: 0 LOB: 2 K: 2 BB: 1 S: 18 P: 24	1B: 13 2B: 1 3B: 0 HR: 0		SF: 0 SAC: 0 DP: 4 HBP: 2		WP: 1 PB: 0 SB: 0 CS: 0		PA: 50

PITCHER		IP	WLS	BF	H	R	ER	SO	BB	IBB	HBP	BLK	WP	HR	S	P	ERA	WHIP
David Weathers, R ERA: 3.63	(1, 1)	6.0		26	5	3	2	1	5	0	1	0	1	0	60	108	3.00	1.667
Matt Dunbar, L ERA: 10.8	(7, 1)	0.2		6	2	2	2	1	1	1	0	0	0	0	10	22	27.00	4.500
Randy Veres, R ERA:	(7, 1)	0.1		1	0	0	0	1	0	0	0	0	0	0	3	3	0.00	0.000
Terry Mathews, R ERA: 3.95	(8, 1)	2.0		10	4	2	2	0	0	0	1	0	0	0	19	24	9.00	2.000
Robb Nen, R ERA: 6.75	(10, 1)	1.0	L	7	2	2	2	2	1	0	0	0	0	0	18	24	18.00	3.000

PITCHER	IP	WLS	BF	H	R	ER	SO	BB	IBB	HBP	BLK	WP	HR	S	P	ERA	WHIP

TOP

Philadelphia Phillies @ Florida Marlins

Joe Robbie Stadium, Miami, FL

Tue May 16 1995, 7:05 PM EDT
Att. 19,348 - Unknown - 95 F

livebaseballscorecards.com

AB	40
R	9
H	13
RBI	5
BB	8
SO	5
LOB	25

Batter	1	2	3	4	5	6	7	8	9	10	AB	R	H	RBI	BB	SO	LOB
Quilvio Veras, S (1, 4) OBP: 0.424, SLG: 0.385	B B C C B S 3-3 ① K	F H 1-1 HBP		B B B C B 4-1 CS G4-3 BB		B B C C F X 2-2 1B	C B B F F X 2-2 ③ FC6-4 1-2f		H 1-0 BB 1-2 HR HBP		3	1	1	0	1	1	2
Jerry Browne, S (1, 8) OBP: 0.250, SLG: 0.147	B S F B B F B 4-2 1B BB	F B B S F X 2-2 ③ G4-3		B 1 SAFE F B L X 2-2 ① G4-3 1-2		B L C X 1-2 ① F8		B B C F B B 4-2 FC5-4 1B BB	B B B 4-0 HR BB 1-2 2-3		3	1	0	0	3	0	5
Gary Sheffield, R (1, 9) OBP: 0.506, SLG: 0.559	B C X 1-1 1B 1-2		B C X 1-1 ① P2	B B B C B 4-1 BB CS BB		F C B X 1-2 ② F8		X 0-0 FC5-4 1B 1-2	B X 1-0 HR 1-H 2-H 3-H		5	1	3	4	1	0	1
Jeff Conine, R (1, 3) OBP: 0.451, SLG: 0.579 (10, 7)	B F F X 1-2 ② F9		B C C B B F F X 3-2 HBP BB 2B	B C B S B B 4-2 ② BB BB 1-2 2-3		X 0-0 ③ L6		X 0-0 ① FC5-4 1-2f 2-3	B B B X 3-0 1B		5	1	2	0	1	0	5
Andre Dawson, R (1, 7) OBP: 0.250, SLG: 0.273 Robb Nen, R (10, 1)	B X 1-0 ③ L7		B B S H 3-1 BB HBP SF7 HBP	B F F B B F B 4-2 BB 1-2 2-3			B F F F X 2-2 ① G4-3	F S S 0-3 ② K	B F X 1-1 ③ L4		4 0	1 0	0 0	0 0	1 0	1 0	5 0
Terry Pendleton, S (1, 5) OBP: 0.259, SLG: 0.299 Alex Arias, R (10, 5) OBP: 0.360, SLG: 0.286	B C X 1-1 ① F8	B S H 2-1 BB 1-2 2-3 HBP	S C B B F X 2-2 ③ L4			X 0-0 E 1B	B S X 1-1 ③ G4-3		C B F X 1-2 FC5-4 1B		4 1	1 0	1 1	0 0	0 0	0 0	5 0
Kurt Abbott, R (1, 6) OBP: 0.304, SLG: 0.463	B B C X 2-1 E6 1B	B B B 4-0 1-2 2-3 3-H BB		B B X 2-0 ① G6-3		C C B F B X 2-2 E6 1B 1-3		C X 0-1 ① G4-3	B C T X 1-2 ① FC5-4 G1-6-3 1-2f		5	0	0	1	1	0	2
Charles Johnson, R (1, 2) OBP: 0.257, SLG: 0.213	C X 0-1 SH1-4 1B 1-3	C B X 1-1 ② SF7 3-H		F B X 1-1 ② G5-3		F B S B F B X 3-2 FC6-4 1B 1-2 3-H		B B C B F B 4-2 BB HBP HR BB	B F X 1-1 ②③ G1-6-3 1-2f		4	1	2	2	1	0	1
David Weathers, R (1, 1) OBP: 0.200, SLG: 0.200 Matt Dunbar, L (7, 1) Randy Veres, R (7, 1) Darrell Whitmore, L (7, PH) OBP: 0.250, SLG: 0.429 Terry Mathews, L (8, 1) Mario Diaz, R (9, PH) OBP: 0.214, SLG: 0.357 Greg Colbrunn, R (10, 3) OBP: 0.324, SLG: 0.433	X 0-0 ② SH1-4 1-2	T B S B B S 3-3 ③ K		B F X 1-1 ③ F8		C F B X 1-2 ② F9		X 0-0 ② F8			2 0 0 1 0 1 0	0 0 0 0 0 0 0	0 0 0 0 0 0 0	0 0 0 0 0 0 0	0 0 0 0 0 0 0	1 0 0 0 0 0 1	2 0 0 2 0 0 0
Inning Stats	R: 0 H: 1 E: 0 LOB: 2 K: 1 BB: 1 S: 12 P: 22	R: 0 H: 1 E: 1 LOB: 3 K: 0 BB: 0 S: 12 P: 18	R: 2 H: 1 E: 0 LOB: 2 K: 1 BB: 1 S: 14 P: 31	R: 0 H: 0 E: 0 LOB: 3 K: 0 BB: 4 S: 14 P: 34	R: 0 H: 0 E: 0 LOB: 0 K: 0 BB: 0 S: 5 P: 9	R: 0 H: 1 E: 0 LOB: 1 K: 0 BB: 0 S: 11 P: 15	R: 1 H: 2 E: 1 LOB: 2 K: 0 BB: 0 S: 19 P: 29	R: 0 H: 1 E: 0 LOB: 2 K: 1 BB: 1 S: 9 P: 14	R: 4 H: 2 E: 0 LOB: 1 K: 0 BB: 2 S: 9 P: 23	R: 0 H: 1 E: 0 LOB: 0 K: 0 BB: 0 S: 8 P: 11	1B: 8 2B: 1 3B: 0 HR: 1	SF: 1 SAC: 1 DP: 1 HBP: 4					

PITCHER		IP	WLS	BF	H	R	ER	SO	BB	IBB	HBP	BLK	WP	HR	S	P	ERA	WHIP
Mike Mimbs, L ERA: 6.3	(1, 1)	3.2		22	3	2	2	2	5	0	3	0	0	0	45	92	4.91	2.182
Ricky Bottalico, R ERA: 0.93	(4, 1)	2.1		9	1	0	0	0	1	0	0	0	0	0	23	37	0.00	0.857
Toby Borland, R ERA: 3.21	(7, 1)	1.0		6	2	1	0	0	0	0	0	0	0	0	19	29	0.00	2.000
Gene Harris, R ERA: 0.77	(8, 1)	1.0		5	1	0	0	1	1	0	0	0	0	0	9	14	0.00	2.000
Norm Charlton, L ERA: 15.88	(9, 1)	0.2		5	0	3	3	0	2	0	1	0	0	0	5	14	40.50	3.000

PITCHER		IP	WLS	BF	H	R	ER	SO	BB	IBB	HBP	BLK	WP	HR	S	P	ERA	WHIP
Heathcliff Slocumb, R ERA: 1.46	(9, 1)	1.1	W	6	3	1	1	0	0	0	0	0	0	1	12	20	6.75	2.250

BOTTOM

Philadelphia Phillies @ Florida Marlins

Joe Robbie Stadium, Miami, FL

Tue May 16 1995, 7:05 PM EDT

Att. 19,348 - Unknown - 95 F

livebaseballscorecards.com

AB	38
R	7
H	10
RBI	7
BB	9
SO	3
LOB	31

WP: 0 PA: 53
PB: 0
SB: 0
CS: 2

Philadelphia Phillies @ Florida Marlins

Joe Robbie Stadium, Miami, FL

Wed May 17 1995, 7:05 PM EDT

Att. 21,375 - Unknown - 92 F

TOP

livebaseballscorecards.com

Batter	1	2	3	4	5	6	7	8	9	10	11	12	13	AB	R	H	RBI	BB	SO	LOB
Lenny Dykstra, L (1, 8) OBP: 0.375, SLG: 0.305	0-3 K			2-0 L9			4-2 2B BB	1 SAFE 2-2 F7			4-1 CS BB		4-0 FC4-6 BB	3	1	0	0	3	1	2
Mariano Duncan, R (1, 4) OBP: 0.333, SLG: 0.513 Heathcliff Slocumb, R (13, 1)	2-3 K			0-0 F7			0-0 1-H 2B		0-3 K		2-2 CS 1-2	1-1 L8	0-1 FC4-6 1-2f	6	0	1	1	0	2	1
											1 SAFE 1 SAFE			0	0	0	0	0	0	0
Gregg Jefferies, S (1, 7) OBP: 0.268, SLG: 0.400	0-1 F9			1-0 G5-3			0-1 G5-3		1-0 F8			2-1 2B	3-1 G3	6	0	1	0	0	0	2
Dave Hollins, S (1, 3) OBP: 0.495, SLG: 0.538		4-2 G6-4-3 BB			0-1 G5-3		0-0 L6		2-2 G4-3			4-0 FC6-4 IBB		3	0	0	0	2	0	1
Darren Daulton, L (1, 2) OBP: 0.364, SLG: 0.422		1-3 K			1-2 P3		0-0 F7			1-2 G6-3		3-2 F8		5	0	0	0	0	1	4
Charlie Hayes, R (1, 5) OBP: 0.384, SLG: 0.472		1-1 G6-4-3 1-2f			0-2 F9			2-0 WP SH5-4 1B		1-3 K		1-2 FC6-4 1-2f		5	0	1	0	0	1	3
Dave Gallagher, R (1, 9) OBP: 0.419, SLG: 0.500			1-3 K			1-0 G5-3		0-0 SH5-4 1-2		1-2 L3			3-2 SH1-4 HR HBP	2	0	0	0	0	1	0
Gary Varsho, L (10, PH) OBP: 0.353, SLG: 0.286														1	1	0	0	0	0	0
(10, 9)																				
Kevin Stocker, S (1, 6) OBP: 0.290, SLG: 0.173			0-3 K			2-1 G4-3		2-1 G6-3 2-3			1-2 P6		1-0 SH1-4 1-2	4	0	0	0	0	1	1
Curt Schilling, R (1, 1) OBP: 0.167, SLG: 0.250			1-3 K			1-0 G3		4-0 BB			0-0 L8		0-0 2-H HR	2	0	0	0	0	1	0
Randy Ready, R (8, PH) OBP: 0.273, SLG: 0.200														0	0	0	0	1	0	0
Toby Borland, R (8, 1)														0	0	0	0	0	0	0
Tony Longmire, L (11, PH) OBP: 0.556, SLG: 0.636														1	0	0	0	0	0	0
Gene Harris, R (11, 1)														0	0	0	0	0	0	0
Ricky Bottalico, L (12, 1)														0	0	0	0	0	0	0
Mickey Morandini, L (13, PH) OBP: 0.342, SLG: 0.379														1	1	1	2	0	0	0
(13, 4)																				
Inning Stats	R: 0 E: 0 K: 2 S: 8 H: 0 LOB: 0 BB: 0 P: 10	R: 0 E: 0 K: 1 S: 8 H: 0 LOB: 0 BB: 1 P: 14	R: 0 E: 0 K: 3 S: 11 H: 0 LOB: 0 BB: 0 P: 13	R: 0 E: 0 K: 0 S: 3 H: 0 LOB: 0 BB: 0 P: 6	R: 0 E: 0 K: 0 S: 9 H: 0 LOB: 0 BB: 0 P: 10	R: 0 E: 0 K: 0 S: 4 H: 0 LOB: 0 BB: 0 P: 8	R: 1 E: 0 K: 0 S: 8 H: 1 LOB: 1 BB: 1 P: 12	R: 0 E: 0 K: 0 S: 7 H: 1 LOB: 2 BB: 1 P: 17	R: 0 E: 0 K: 0 S: 7 H: 0 LOB: 0 BB: 0 P: 10	R: 0 E: 0 K: 1 S: 12 H: 0 LOB: 0 BB: 0 P: 15	R: 0 E: 0 K: 0 S: 7 H: 0 LOB: 0 BB: 1 P: 14	R: 0 E: 0 K: 0 S: 11 H: 1 LOB: 2 BB: 1 P: 22	R: 2 E: 0 K: 0 S: 8 H: 1 LOB: 1 BB: 1 P: 19	1B: 1 2B: 2 3B: 0 HR: 1 SF: 0 SAC: 2 DP: 1 HBP: 1						

PITCHER		IP	WLS	BF	H	R	ER	SO	BB	IBB	HBP	BLK	WP	HR	S	P	ERA	WHIP
Chris Hammond, L (1, 1) ERA: 0.96	(1, 1)	8.0		28	2	1	1	6	3	0	0	0	1	0	58	90	1.12	0.625
Robb Nen, R (9, 1) ERA: 5.56	(9, 1)	2.0		6	0	0	0	2	0	0	0	0	0	0	19	25	0.00	0.000
Yorkis Perez, L (11, 1) ERA: 4.5	(11, 1)	1.2		7	1	0	0	0	1	1	0	0	0	0	15	32	0.00	1.200
Richie Lewis, R (12, 1) ERA: 2.45	(12, 1)	1.1	L	7	1	2	2	0	1	0	1	0	0	1	11	23	13.50	1.500

PITCHER	IP	WLS	BF	H	R	ER	SO	BB	IBB	HBP	BLK	WP	HR	S	P	ERA	WHIP

AB	39
R	3
H	4
RBI	3
BB	6
SO	8
LOB	14

WP: 1 PB: 0 SB: 0 CS: 1 PA: 49

Batter	1	2	3	4	5	6	7	8	9	10	11	12	13	AB	R	H	RBI	BB	SO	LOB
Quilvio Veras, S (1, 4) OBP: 0.418, SLG: 0.362	BCBFS 2-3 ① K		CBFS 1-3 ② K		MCBS 1-3 ② K		BSBBBB 4-1 S BB			CBBCX 2-2 ② F7		BBBCB 4-1 CS BB		4	0	0	0	2	3	1
Terry Pendleton, S (1, 5) OBP: 0.278, SLG: 0.317 Yorkis Perez, L (11, 1) Alex Arias, R (12, 6) OBP: 0.385, SLG: 0.286	CBTX 1-2 BB 1B		SBCFFS 1-3 ③ K		BFSX 1-2 1-3 1B		SBCS 1-3 ③ K 1-2			SCX 0-2 1B 1B		CBTSAFEB 3-2 ③ CS 1-2	BBCFBB 4-2 BB BB	5 0 0	0 0 0	3 0 0	0 0 0	0 0 1	2 0 0	1 0 0
Gary Sheffield, R (1, 9) OBP: 0.495, SLG: 0.541	X 0-0 ② F9			BBX 2-0 1B 1B	FFFBBS 2-3 ③ K			CBBBFC 2-3 ① K		FBBBX 2-1 FC5-4 1-2 1B			BX 1-0 ① F8	6	0	2	0	0	2	4
Jeff Conine, R (1, 7) OBP: 0.443, SLG: 0.550 (9, 3)	BBSBBB 4-2 1-2 BB			CBCX 1-2 ① F8		X 0-0 ① F9		SCS 0-3 ② K		FCFX 0-2 ③ FC5-4 1-2f			BFBFFBFB 4-2 G6-4-3 1-2 BB	4	0	0	0	2	1	3
Greg Colbrunn, R (1, 3) OBP: 0.333, SLG: 0.479 Robb Nen, R (9, 1) Mario Diaz, R (11, 5) OBP: 0.200, SLG: 0.333	BFSX 1-2 ③ G5-3			FX 0-1 1-2 1B		X 0-0 HR		CBSBSS 2-3 ③ K			BBCBCCX 3-2 ① F8		BSX 1-1 ②③ G6-4-3 1-2f	4 0 2	1 0 0	2 0 0	1 0 0	0 0 0	1 0 0	2 0 2
Darrell Whitmore, L (1, 8) OBP: 0.207, SLG: 0.346		CFFX 0-2 ① G1-3		SFBFS 1-3 ② K		BBX 2-0 ② G3-1			BBX 1-0 ① G4-3		BBSTFFBFX 3-2 ② G4-3			5	0	0	0	0	1	2
Kurt Abbott, R (1, 6) OBP: 0.275, SLG: 0.413 Richie Lewis, R (12, 1)		CFX 0-2 ② L9		BBBFFEC 3-3 ③ K		CX 0-1 ③ L5			CBBFC 2-3 ② K		BBCCX 2-1 ③ G6-3			5 0	0 0	0 0	0 0	2 0	2 0	2 0
Charles Johnson, R (1, 2) OBP: 0.253, SLG: 0.212		CBBBFFFS 3-3 ③ K			BFFBBX 2-2 FC1-6 1B		BCTBS 2-3 ① K		BBX 2-0 ③ G6-3			SCSS 0-3 ① K		5	0	1	0	0	3	0
Chris Hammond, L (1, 1) Jerry Browne, S (9, 7) OBP: 0.238, SLG: 0.139		CBBSSFS 2-3 ① K			X 0-0 ① FC1-6 1B 1-2f		FBSS 1-3 ② K			CCTBFBBX 3-2 ① F8		BCX 1-1 ② G5-3		3 2	0 0	0 0	0 0	2 0	1 0	1 0
Inning Stats	R: 0 E: 0 K: 1 S: 12 H: 1 LOB: 2 BB: 1 P: 20	R: 0 E: 0 K: 1 S: 12 H: 0 LOB: 0 BB: 0 P: 15	R: 0 E: 0 K: 3 S: 12 H: 0 LOB: 0 BB: 0 P: 16	R: 0 E: 0 K: 2 S: 14 H: 2 LOB: 2 BB: 0 P: 21	R: 0 E: 0 K: 2 S: 14 H: 2 LOB: 2 BB: 0 P: 20	R: 1 E: 0 K: 0 S: 5 H: 1 LOB: 0 BB: 0 P: 7	R: 0 E: 0 K: 3 S: 10 H: 0 LOB: 1 BB: 1 P: 18	R: 0 E: 0 K: 3 S: 9 H: 0 LOB: 0 BB: 0 P: 13	R: 0 E: 0 K: 1 S: 5 H: 0 LOB: 0 BB: 0 P: 10	R: 0 E: 0 K: 0 S: 17 H: 2 LOB: 2 BB: 0 P: 24	R: 0 E: 0 K: 0 S: 11 H: 0 LOB: 0 BB: 0 P: 19	R: 0 E: 0 K: 1 S: 8 H: 0 LOB: 0 BB: 1 P: 16	R: 0 E: 0 K: 0 S: 9 H: 0 LOB: 1 BB: 2 P: 19	1B: 7 2B: 0 3B: 0 HR: 1	SF: 0 SAC: 0 DP: 1 HBP: 0	WP: 0 PB: 0 SB: 1 CS: 1	PA: 51

PITCHER		IP	WLS	BF	H	R	ER	SO	BB	IBB	HBP	BLK	WP	HR	S	P	ERA	WHIP
Curt Schilling, R ERA: 2.41	(1, 1)	7.0		29	6	1	1	12	2	0	0	0	0	1	79	117	1.29	1.143
Toby Borland, R ERA: 2.65	(8, 1)	3.0		11	2	0	0	4	0	0	0	0	0	0	31	47	0.00	0.667
Gene Harris, R ERA: 0.71	(11, 1)	1.0		3	0	0	0	0	0	0	0	0	0	0	11	19	0.00	0.000
Ricky Bottalico, R ERA: 0.84	(12, 1)	1.0	W	3	0	0	0	1	1	0	0	0	0	0	8	16	0.00	1.000
Heathcliff Slocumb, R ERA: 1.35	(13, 1)	1.0	S	4	0	0	0	0	2	0	0	0	0	0	9	19	0.00	2.000

PITCHER	IP	WLS	BF	H	R	ER	SO	BB	IBB	HBP	BLK	WP	HR	S	P	ERA	WHIP

BOTTOM

Philadelphia Phillies @ Florida Marlins

Joe Robbie Stadium, Miami, FL

Wed May 17 1995, 7:05 PM EDT

Att. 21,375 - Unknown - 92 F

livebaseballscorecards.com

AB	45
R	1
H	8
RBI	1
BB	5
SO	17
LOB	18

Florida Marlins @ Atlanta Braves

Atlanta-Fulton County Stadium, Atlanta, GA

Fri May 19 1995, 7:05 PM EDT

Att. 30,275 - Unknown

TOP

livebaseballscorecards.com

Batter	1	2	3	4	5	6	7	8	9	AB	R	H	RBI	BB	SO	LOB
Quilvio Veras, S (1, 4) OBP: 0.411, SLG: 0.356	C C F F B S 1-3 ① K		B C B F X 2-2 ① G6-3		C X 0-1 ③ G6-3			B X 1-0 S 1B		4	0	1	0	0	1	0
Jerry Browne, S (1, 8) OBP: 0.217, SLG: 0.125 (4, 7)	B X 1-0 ② G1-3		C B B X 2-1 ② G4-3			C X 0-1 ① G5-3		1 SAFE 1 SAFE B M 1 C B X SAFE 2-2 ② G5-3 1-2		4	0	0	0	0	0	1
Gary Sheffield, R (1, 9) OBP: 0.495, SLG: 0.526	X 0-0 ③ F7		B B B C B 4-1 CS BB			C C B B B X 3-2 ② P4		I I I I 4-0 IBB		2	0	0	0	2	0	0
Jeff Conine, R (1, 7) OBP: 0.439, SLG: 0.543 Andre Dawson, R (2, 7) OBP: 0.250, SLG: 0.273 Darrell Whitmore, L (4, PH) OBP: 0.188, SLG: 0.310 (4, 8)		X 0-0 ① G5-3 1 SAFE 1 SAFE 0-0 ③ CS 1-2	C B B X 1-2 ① G5-3		B C C S 1-3 ③ K		B S S S 1-3 ③ K		1 0 3	0 0 0	0 0 0	0 0 0	0 0 2	0 0 2	0 0 2
Greg Colbrunn, R (1, 3) OBP: 0.316, SLG: 0.453		B S B X 2-1 ② F8	C S B B B F S 3-3 ② K			B X 1-0 ① G6-3			B F B C S 2-3 ① K	4	0	0	0	0	2	0
Terry Pendleton, S (1, 5) OBP: 0.287, SLG: 0.337		C C B X 1-2 BB 2B	B X 1-0 1B			C B X 1-1 ② F9			X 0-0 ② F8	4	0	2	0	0	0	0
Kurt Abbott, R (1, 6) OBP: 0.309, SLG: 0.429 Richie Lewis, R (9, 1)		B B B B 4-0 BB BB	1 SAFE C C 1 SAFE B B B B C 3-3 ③ K			B B C X 2-1 1B			X 0-0 1B	3 0	0 0	2 0	0 0	1 0	1 0	1 0
Charles Johnson, R (1, 2) OBP: 0.253, SLG: 0.203		C B F B B B 4-2 FC5-4 1-2 2-3 BB			C B B C S 2-3 ① K		1 SAFE 1 SAFE S 1 SAFE 1 SAFE F B 1 SAFE X 1-2 ③ P3		1 SAFE B F C X 1-2 ③ G3	3	0	0	0	1	1	2
Bobby Witt, R (1, 1) OBP: 0.286, SLG: 0.167 Mario Diaz, R (8, PH) OBP: 0.194, SLG: 0.323 Randy Veres, R (8, 1) Yorkis Perez, L (9, 1) Alex Arias, R (9, 6) OBP: 0.385, SLG: 0.286		S S B X 1-2 ③ FC5-4 1-2f			B X 1-0 ② G6-3			B X 1-0 ① F9		2 1 0 0 0	0 0 0 0 0	0 0 0 0 0	0 0 0 0 0	0 0 0 0 0	0 0 0 0 0	3 0 0 0 0
Inning Stats	R: 0 E: 0 K: 1 S: 8 H: 0 LOB: 0 BB: 0 P: 10	R: 0 E: 0 K: 0 S: 11 H: 1 LOB: 3 BB: 2 P: 23	R: 0 E: 0 K: 0 S: 6 H: 0 LOB: 0 BB: 1 P: 14	R: 0 E: 0 K: 2 S: 11 H: 1 LOB: 1 BB: 0 P: 19	R: 0 E: 0 K: 1 S: 6 H: 0 LOB: 0 BB: 0 P: 9	R: 0 E: 0 K: 1 S: 8 H: 0 LOB: 0 BB: 0 P: 12	R: 0 E: 0 K: 0 S: 8 H: 1 LOB: 1 BB: 0 P: 13	R: 0 E: 0 K: 1 S: 8 H: 1 LOB: 2 BB: 1 P: 17	R: 0 E: 0 K: 1 S: 8 H: 1 LOB: 1 BB: 0 P: 11	1B: 4 2B: 1 3B: 0 HR: 0 SF: 0 SAC: 0 DP: 0 HBP: 0						

PITCHER	IP	WLS	BF	H	R	ER	SO	BB	IBB	HBP	BLK	WP	HR	S	P	ERA	WHIP
Steve Avery, L (1, 1) ERA: 2.64	9.0	W	35	5	0	0	7	3	1	0	0	0	0	74	128	0.00	0.889

PITCHER	IP	WLS	BF	H	R	ER	SO	BB	IBB	HBP	BLK	WP	HR	S	P	ERA	WHIP

AB	31
R	0
H	5
RBI	0
BB	4
SO	7
LOB	9

WP: 0 PB: 0 SB: 1 CS: 1 PA: 36

Florida Marlins @ Atlanta Braves

Atlanta-Fulton County Stadium, Atlanta, GA

Fri May 19 1995, 7:05 PM EDT

Att. 30,275 - Unknown

livebaseballscorecards.com

BOTTOM

Batter	1	2	3	4	5	6	7	8	9	AB	R	H	RBI	BB	SO	LOB
Mike Kelly, R (1, 8) OBP: 0.225, SLG: 0.194	4-0 FC4-6 BB		2-3 K ①		2-0 P2 ③			1-3 K ③		3	0	0	0	1	2	2
Jeff Blauser, R (1, 6) OBP: 0.390, SLG: 0.452	1-1 FC4-6 10 1B ① 1-2f		2-3 K ②			2-2 G5-3 ①			2-2 10 SH5-3 HR 2B	4	1	1	0	0	1	2
10 Chipper Jones, S (1, 5) OBP: 0.380, SLG: 0.500	SFBB1 SAFE F1 SAFE X 2-2 G6-4-3 1B 1-2		1-1 F7 ③			2-1 G4-3 ②			1-0 SH5-3 ① 2-3	3	0	1	0	0	0	1
Fred McGriff, L (1, 3) OBP: 0.347, SLG: 0.410	2-2 G6-4-3 ② ③ 1-2f			2-0 G5-3 ①		1-3 K ③			4-0 IBB HR IBB	3	1	0	0	1	1	2
David Justice, L (1, 9) OBP: 0.443, SLG: 0.615		4-1 F9 G3-1 BB		0-3 K ②			1-1 P5 ①		4-0 HR IBB 1-2	2	1	0	0	2	1	0
Ryan Klesko, L (1, 7) OBP: 0.250, SLG: 0.176 Jose Oliva, R (9, PH) OBP: 0.254, SLG: 0.463		2-1 G3-1 ① 1-2		1-0 G3 ③			2-1 CS 1B		2-3 K ② 1-H	3 1	0 0	1 0	0 0	0 0	0 1	1 3
Charlie O'Brien, R (1, 2) OBP: 0.429, SLG: 0.591 Dwight Smith, L (9, PH) OBP: 0.415, SLG: 0.684		1-1 F9 ② 2-3			3-3 K ①		1-2 G4-3 ② ③ 1-2		3-1 HR 1-H 2-H 3-H	3 1	0 1	0 1	0 4	0 0	1 0	2 0
Mark Lemke, S (1, 4) OBP: 0.307, SLG: 0.348		0-1 G1-3 ③			0-0 G1-3 ②			3-2 G4-3 ①		3	0	0	0	0	0	1
Steve Avery, L (1, 1) OBP: 0.250, SLG: 0.500			CBSFX 1-2 3B		F BX 1-1 1B			SSC 0-3 K2-3 ②		3	0	2	0	0	1	0

	AB	29
	R	4
	H	6
	RBI	4
	BB	4
	SO	8
	LOB	14

Inning Stats	1	2	3	4	5	6	7	8	9
	R: 0 H: 1 E: 0 LOB: 1 K: 0 BB: 1 S: 9 P: 18	R: 0 H: 0 E: 0 LOB: 1 K: 0 BB: 1 S: 7 P: 14	R: 0 H: 1 E: 0 LOB: 1 K: 2 BB: 0 S: 12 P: 18	R: 0 H: 0 E: 0 LOB: 0 K: 1 BB: 0 S: 5 P: 8	R: 0 H: 1 E: 0 LOB: 1 K: 1 BB: 0 S: 7 P: 13	R: 0 H: 0 E: 0 LOB: 0 K: 1 BB: 0 S: 9 P: 14	R: 0 H: 1 E: 0 LOB: 0 K: 0 BB: 0 S: 9 P: 13	R: 0 H: 0 E: 0 LOB: 0 K: 2 BB: 0 S: 10 P: 14	R: 4 H: 2 E: 0 LOB: 0 K: 1 BB: 2 S: 13 P: 29

	1B: 3	SF: 0	WP: 0	PA: 34
	2B: 1	SAC: 1	PB: 0	
	3B: 1	DP: 1	SB: 0	
	HR: 1	HBP: 0	CS: 1	

PITCHER		IP	WLS	BF	H	R	ER	SO	BB	IBB	HBP	BLK	WP	HR	S	P	ERA	WHIP
Bobby Witt, R ERA: 3.76	(1, 1)	7.0		25	4	0	0	5	2	0	0	0	0	0	58	98	0.00	0.857
Randy Veres, R ERA: 1.69	(8, 1)	1.0	L	4	1	1	1	2	0	0	0	0	0	0	15	21	9.00	1.000
Yorkis Perez, L ERA: 5.84	(9, 1)	0.1		3	0	0	0	0	0	2	0	0	0	0	1	10	0.00	0.000
Richie Lewis, R ERA: 3.18	(9, 1)	0.1		2	1	3	3	1	0	0	0	0	0	1	7	12	81.00	3.000

PITCHER	IP	WLS	BF	H	R	ER	SO	BB	IBB	HBP	BLK	WP	HR	S	P	ERA	WHIP

Florida Marlins @ Atlanta Braves

Atlanta-Fulton County Stadium, Atlanta, GA

Sat May 20 1995, 7:05 PM EDT

Att. 38,212 - Unknown

TOP

livebaseballscorecards.com

Batter	1	2	3	4	5	6	7	8	9	AB	R	H	RBI	BB	SO	LOB
Quilvio Veras, S (1, 4) OBP: 0.406, SLG: 0.354	P3	K		P2		HR	S		FC1-5 FC4-6	6	1	2	0	0	1	5
Terry Pendleton, S (1, 5) OBP: 0.300, SLG: 0.374	G5-3		1B	FC5-4		HR	BB		FC4-6	5	1	2	3	1	0	4
Gary Sheffield, R (1, 9) OBP: 0.495, SLG: 0.513	BB	1B	1B	BB	BB	K	P3		F9	4	1	1	0	2	1	5
Greg Colbrunn, R (1, 3) OBP: 0.310, SLG: 0.438	K	F7			BB	K		G6-3		5	0	1	0	0	2	3
Andre Dawson, R (1, 7) OBP: 0.214, SLG: 0.231		G6-3	P4		K	G4-3		1B		4	0	0	0	0	1	4
Randy Veres, R (6, 1)										0	0	0	0	0	0	0
Jeff Conine, R (8, PH) OBP: 0.444, SLG: 0.549										1	0	1	0	0	0	0
Bobby Witt, R (8, PR) OBP: 0.286, SLG: 0.167										0	0	0	0	0	0	0
Yorkis Perez, L (8, 1)										0	0	0	0	0	0	0
Robb Nen, R (8, 1)										0	0	0	0	0	0	0
Kurt Abbott, R (1, 6) OBP: 0.300, SLG: 0.396		G3	K		K		SH3 1B	K		4	1	0	0	1	3	5
Charles Johnson, R (1, 2) OBP: 0.277, SLG: 0.200		BB 2B		BB	1B		SH3	K		1	1	0	0	3	1	1
Jerry Browne, S (1, 8) (6, 7) OBP: 0.294, SLG: 0.186		BB 2B		FC5-4	1B		1B		FC1-5 SH	3	1	3	2	2	0	0
Pat Rapp, R (1, 1) OBP: 0.167, SLG: 0.333										2	0	1	2	0	1	2
Alex Arias, R (6, PH) OBP: 0.407, SLG: 0.318										1	1	1	0	0	0	0
Matt Dunbar, L (6, 1)										0	0	0	0	0	0	0
Darrell Whitmore, L (6, 8) OBP: 0.182, SLG: 0.300		2B				HR	F7		SH FC4-6 FC1-5	1	0	0	0	0	0	1
Inning Stats	R: 0 E: 0 K: 1 S: 10 H: 0 LOB: 1 BB: 1 P: 17	R: 2 E: 0 K: 1 S: 11 H: 1 LOB: 1 BB: 2 P: 21	R: 0 E: 0 K: 1 S: 12 H: 2 LOB: 2 BB: 0 P: 17	R: 0 E: 0 K: 1 S: 10 H: 0 LOB: 2 BB: 2 P: 20	R: 1 E: 0 K: 2 S: 16 H: 2 LOB: 2 BB: 2 P: 29	R: 3 E: 0 K: 2 S: 16 H: 3 LOB: 0 BB: 0 P: 21	R: 1 E: 0 K: 0 S: 16 H: 2 LOB: 3 BB: 2 P: 27	R: 0 E: 0 K: 2 S: 16 H: 1 LOB: 1 BB: 0 P: 20	R: 0 E: 1 K: 0 S: 11 H: 1 LOB: 2 BB: 0 P: 12	1B: 10 2B: 1 3B: 0 HR: 1 SF: 0 SAC: 2 DP: 0 HBP: 0						

AB	37
R	7
H	12
RBI	7
BB	9
SO	10
LOB	30

WP: 0 PB: 0 SB: 1 CS: 0 PA: 48

PITCHER		IP	WLS	BF	H	R	ER	SO	BB	IBB	HBP	BLK	WP	HR	S	P	ERA	WHIP
Kent Mercker, L ERA: 3.2	(1, 1)	4.0		21	3	3	3	4	6	0	0	0	0	0	43	79	6.75	2.250
Steve Bedrosian, R ERA: 7.0	(5, 1)	1.0		8	5	3	3	2	1	0	0	0	0	1	24	36	27.00	6.000
Greg McMichael, R ERA: 4.6	(6, 1)	1.0		3	0	0	0	2	0	0	0	0	0	0	8	10	0.00	0.000
Brad Clontz, R ERA: 4.76	(7, 1)	2.0		11	3	1	1	2	2	0	0	0	0	0	32	47	4.50	2.500
Mike Stanton, L ERA: 2.79	(9, 1)	0.2		4	1	0	0	0	0	0	0	0	0	0	8	9	0.00	1.500

PITCHER		IP	WLS	BF	H	R	ER	SO	BB	IBB	HBP	BLK	WP	HR	S	P	ERA	WHIP
Mark Wohlers, R ERA: 5.79	(9, 1)	0.1	W	1	0	0	0	0	0	0	0	0	0	0	3	3	0.00	0.000

BOTTOM

Batter	1	2	3	4	5	6	7	8	9	AB	R	H	RBI	BB	SO	LOB
Mike Kelly, R (1, 8) OBP: 0.244, SLG: 0.200	B S B C B B 4-2 G6-3 10 1B BB	B B X 2-0 CS 2-H 1B			B B S S C 2-3 ① K		B B X 2-0 ① G5-3	B B X 2-0 ③ F7		4	1	1	1	1	1	2
Jeff Blauser, R (1, 6) OBP: 0.371, SLG: 0.427	F B X 1-1 ① G6-3 1-2	1 SAFE C B 1 SAFE 1 SAFE B B B 3-1 ③ CS 1-2	X 0-0 ① G1-3		B B S C X 2-2 ② G6-3	X 0-0 ② P6		X 0-0 ① F8		5	0	0	0	0	0	1
10 Chipper Jones, S (1, 5) OBP: 0.381, SLG: 0.528	B X 1-0 CS 2-H 1B	B X 1-0 ② G4-3			B F F B X 2-2 ③ P6		C B C B F F B X 3-2 ③ G3		B X 1-0 HR	5	1	2	2	0	0	0
Fred McGriff, L (1, 3) OBP: 0.352, SLG: 0.407	B F 1 SAFE F B B B F B 4-2 ② 1-2 BB	B X 1-0 ③ L8				B X 1-0 WP 1B 1B		C S 0-3 ① K		3	1	1	0	1	1	0
David Justice, L (1, 9) OBP: 0.462, SLG: 0.604	C B F B B B F F X 3-2 ③ F9			B B B 4-0 1B G6-4-3 BB		B C B B B 4-1 FC4-6 1B 1-2 BB		B B C B S B 4-2 BB 1B BB		1	2	0	0	3	0	1
Ryan Klesko, L (1, 7) OBP: 0.333, SLG: 0.211		B B F F B B 4-2 2B BB		X 0-0 G6-4-3 1-3 1B		X 0-0 ① P6		C B 1 SAFE 1 SAFE B B B 4-1 BB 1B FC4 1-2 BB		2	2	1	0	2	0	2
Javy Lopez, R (1, 2) OBP: 0.356, SLG: 0.561		C B B S S 2-3 ① K		F X 0-1 ①② G6-4-3 1-2f 3-H		B S X 1-1 FC4-6 1-2 2-H 1B		X 0-0 FC4 BB 1-2 2-H 1B		4	0	2	2	0	1	2
Mark Lemke, S (1, 4) OBP: 0.316, SLG: 0.348		B C B X 2-1 ② F8		B C B X 2-1 1B		S X 0-1 ② FC4-6 1-2f 2-3		B C B B B 4-1 FC4 1-2 2-3 BB		3	0	1	0	1	0	3
Kent Mercker, L (1, 1) OBP: 0.200, SLG: 0.200 Steve Bedrosian, R (5, 1) Greg McMichael, R (6, 1) Dwight Smith, L (6, PH) OBP: 0.455, SLG: 0.667 Brad Clontz, R (7, 1) Jose Oliva, R (8, PH) OBP: 0.250, SLG: 0.455 Mike Stanton, L (9, 1) Mark Wohlers, R (9, 1)		C B B X 2-1 1-H 1B 2B		X 0-0 ③ B1-3		F B B C 1 SAFE C 2-3 ③ K		S S B F X 1-2 ② FC4 1-2f 2-3 3-H		2 1 1 1 0 0 1 0 0 0 0 0 0 0 0 0 0 0 0 0 0 1 0 0 0 0 1 2 0 0 0 0 0 0 0 1 0 0 1 0 0 2 0 0 0 0 0 0 0 0 0 0 0 0 0 0						
Inning Stats	R: 1 H: 1 E: 0 LOB: 1 K: 0 BB: 2 S: 13 P: 26	R: 2 H: 2 E: 0 LOB: 0 K: 1 BB: 1 S: 11 P: 26	R: 0 H: 0 E: 0 LOB: 0 K: 0 BB: 0 S: 3 P: 5	R: 1 H: 2 E: 0 LOB: 1 K: 0 BB: 1 S: 6 P: 12	R: 0 H: 0 E: 0 LOB: 0 K: 1 BB: 0 S: 9 P: 15	R: 1 H: 2 E: 0 LOB: 2 K: 1 BB: 1 S: 10 P: 18	R: 0 H: 0 E: 0 LOB: 0 K: 0 BB: 0 S: 7 P: 12	R: 2 H: 1 E: 0 LOB: 2 K: 1 BB: 3 S: 13 P: 28	R: 1 H: 1 E: 0 LOB: 0 K: 0 BB: 0 S: 2 P: 3	1B: 7 SF: 0 2B: 1 SAC: 0 3B: 0 DP: 1 HR: 1 HBP: 0						

PITCHER		IP	WLS	BF	H	R	ER	SO	BB	IBB	HBP	BLK	WP	HR	S	P	ERA	WHIP
Pat Rapp, R ERA: 4.91	(1, 1)	5.0		21	5	4	4	2	4	0	0	0	0	0	42	84	7.20	1.800
Matt Dunbar, L ERA: 11.57	(6, 1)	0.1		3	1	1	1	0	1	0	0	0	1	0	3	8	27.00	6.000
Randy Veres, R ERA: 1.29	(6, 1)	1.2		6	1	0	0	1	0	0	0	0	0	0	14	22	0.00	0.600
Yorkis Perez, L ERA: 7.11	(8, 1)	0.1		3	0	2	2	1	2	0	0	0	0	0	6	14	54.00	6.000
Robb Nen, R ERA: 5.84	(8, 1)	1.0	L	6	2	1	1	0	1	0	0	0	0	1	9	17	9.00	3.000

PITCHER	IP	WLS	BF	H	R	ER	SO	BB	IBB	HBP	BLK	WP	HR	S	P	ERA	WHIP

Florida Marlins @ Atlanta Braves

Atlanta-Fulton County Stadium, Atlanta, GA

Sat May 20 1995, 7:05 PM EDT

Att. 38,212 - Unknown

livebaseballscorecards.com

AB	31
R	8
H	9
RBI	7
BB	8
SO	4
LOB	16

WP: 1 PA: 40
PB: 0
SB: 0
CS: 2

Florida Marlins @ Atlanta Braves

Atlanta-Fulton County Stadium, Atlanta, GA

Sun May 21 1995, 3:33 AM EDT

Att. 35,141 - Sunny - 82 F

livebaseballscorecards.com

Batter	1	2	3	4	5	6	7	8	9	AB	R	H	RBI	BB	SO	LOB
Quilvio Veras, S (1, 4) OBP: 0.400, SLG: 0.361	K			G3		1B 2B		L8		4	1	1	0	0	1	0
Jerry Browne, S (1, 7) OBP: 0.291, SLG: 0.191	G6-3			F7		2-H 1B			K	4	0	1	1	0	1	0
Gary Sheffield, R (1, 9) OBP: 0.477, SLG: 0.488	G5-3			K		F8			K	4	0	0	0	0	2	1
Terry Pendleton, S (1, 5) OBP: 0.288, SLG: 0.358		G1-3			G6-3	L9			G4-3	4	0	0	0	0	0	1
Greg Colbrunn, R (1, 3) OBP: 0.310, SLG: 0.427		F9			BB BB		G5-3			2	0	0	0	1	0	0
Darrell Whitmore, L (1, 8) OBP: 0.167, SLG: 0.273		K			K		F8			3	0	0	0	0	2	1
Steve Decker, R (1, 2) OBP: 0.250, SLG: 0.200			G5-3		1-2 BB		P3			2	0	0	0	1	0	0
Alex Arias, R (1, 6) OBP: 0.367, SLG: 0.280			F9		G6-3			G1-3		3	0	0	0	0	0	2
John Burkett, R (1, 1) OBP: 0.154, SLG: 0.083			K			K		K		1	0	0	0	0	1	0
Mark Gardner, R (4, 1)										0	0	0	0	0	0	0
Tommy Gregg, L (6, PH)										1	0	0	0	0	1	0
Terry Mathews, L (6, 1)										0	0	0	0	0	0	0
Jeff Conine, R (8, PH) OBP: 0.440, SLG: 0.542										1	0	0	0	0	1	0
Richie Lewis, R (8, 1)										0	0	0	0	0	0	0
Inning Stats	R: 0 E: 0 K: 1 S: 8 H: 0 LOB: 0 BB: 0 P: 11	R: 0 E: 0 K: 1 S: 8 H: 0 LOB: 0 BB: 0 P: 10	R: 0 E: 0 K: 1 S: 10 H: 0 LOB: 0 BB: 0 P: 17	R: 0 E: 0 K: 1 S: 8 H: 0 LOB: 0 BB: 0 P: 11	R: 0 E: 0 K: 1 S: 9 H: 0 LOB: 2 BB: 2 P: 24	R: 1 E: 0 K: 1 S: 12 H: 2 LOB: 1 BB: 0 P: 23	R: 0 E: 0 K: 0 S: 9 H: 0 LOB: 0 BB: 0 P: 14	R: 0 E: 0 K: 1 S: 10 H: 0 LOB: 0 BB: 0 P: 16	R: 0 E: 0 K: 2 S: 9 H: 0 LOB: 0 BB: 0 P: 10	1B: 1 2B: 1 3B: 0 HR: 0 SF: 0 SAC: 0 DP: 0 HBP: 0						

TOP	
AB	29
R	1
H	2
RBI	1
BB	2
SO	9
LOB	5

WP: 0 PB: 0 SB: 0 CS: 0 PA: 31

PITCHER		IP	WLS	BF	H	R	ER	SO	BB	IBB	HBP	BLK	WP	HR	S	P	ERA	WHIP
29 John Smoltz, R ERA: 2.81	(1, 1)	8.0	W	28	2	1	1	7	2	0	0	0	0	0	74	126	1.12	0.500
Mark Wohlers, R ERA: 5.23	(9, 1)	1.0		3	0	0	0	2	0	0	0	0	0	0	9	10	0.00	0.000

PITCHER		IP	WLS	BF	H	R	ER	SO	BB	IBB	HBP	BLK	WP	HR	S	P	ERA	WHIP

Florida Marlins @ Atlanta Braves

Atlanta-Fulton County Stadium, Atlanta, GA

Sun May 21 1995, 3:33 AM EDT
Att. 35,141 - Sunny - 82 F

livebaseballscorecards.com

BOTTOM

Batter	1	2	3	4	5	6	7	8	9	AB	R	H	RBI	BB	SO	LOB
Mike Kelly, R (1, 8) OBP: 0.265, SLG: 0.227	3-2 10 BB S 2B 1B	1-1 10 S 1B		0-0 ① SH5-4 1-2 2-3		1-3 ② K		0-3 ② K		4	1	2	0	0	2	1
Jeff Blauser, R (1, 6) OBP: 0.364, SLG: 0.409	4-2 10 BB 2B 1-2 BB	2-1 ② F8		3-1 ② G6-3		0-3 ③ K		2-1 ③ F8 1-2		4	1	0	0	1	1	4
10 Chipper Jones, S (1, 5) OBP: 0.394, SLG: 0.527	4-2 2B 1-2 2-3 BB	3-2 ③ K 1-2		3-0 BB 2-H 3-H 1B			4-1 S G4-3 BB			2	0	1	2	2	1	1
Fred McGriff, L (1, 3)	0-0 ① L4		2-0 FC5-4 1B	4-2 1-2 BB			1-1 ① G4-3 1-2			3	0	1	0	1	0	4
David Justice, L (1, 9) OBP: 0.449, SLG: 0.596	3-0 1-3 2-H 3-H 2B		0-2 ① P5	0-3 ③ K			2-0 ② G3 2-3			4	0	1	2	0	1	4
Ryan Klesko, L (1, 7) OBP: 0.286, SLG: 0.174	3-3 ② K		2-3 ② K		3-3 ① K		2-3 ③ K			4	0	0	0	0	4	4
Javy Lopez, R (1, 2) OBP: 0.364, SLG: 0.594	1-1 HBP		2-2 ③ FC5-4 1-2f		0-0 ② F8			1-2 HR		3	1	1	1	0	0	1
Mark Lemke, S (1, 4) OBP: 0.313, SLG: 0.356	0-0 ③ G3			2-1 SH5-4 10 1B 2B	3-2 ③ F9			2-0 ① F8		4	1	1	0	0	0	3
29 John Smoltz, R (1, 1) Dwight Smith, L (8, PH) OBP: 0.419, SLG: 0.675 Mark Wohlers, R (9, 1)		0-0 ① G1-3		4-2 SH5-4 10 1B BB		2-3 ① K		2-0 BLK 1B		2 1 0	1 0 0	0 1 0	0 0 0	1 0 0	1 0 0	0 0 0
Inning Stats	R: 2 E: 0 K: 1 S: 19 H: 2 LOB: 3 BB: 2 P: 37	R: 0 E: 0 K: 1 S: 8 H: 1 LOB: 1 BB: 0 P: 14	R: 0 E: 0 K: 1 S: 10 H: 1 LOB: 1 BB: 0 P: 16	R: 2 E: 0 K: 1 S: 16 H: 2 LOB: 2 BB: 2 P: 32	R: 0 E: 0 K: 1 S: 8 H: 0 LOB: 0 BB: 0 P: 14	R: 0 E: 0 K: 3 S: 9 H: 0 LOB: 0 BB: 0 P: 12	R: 0 E: 0 K: 1 S: 7 H: 0 LOB: 1 BB: 1 P: 16	R: 1 E: 0 K: 1 S: 10 H: 2 LOB: 1 BB: 0 P: 17		1B: 5 2B: 2 3B: 0 HR: 1	SF: 0 SAC: 1 DP: 0 HBP: 1			WP: 0 PB: 0 SB: 3 CS: 0		PA: 38	

PITCHER		IP	WLS	BF	H	R	ER	SO	BB	IBB	HBP	BLK	WP	HR	S	P	ERA	WHIP
John Burkett, R ERA: 5.01	(1, 1)	3.2	L	21	6	4	4	3	3	0	1	0	0	0	48	90	9.82	2.455
Mark Gardner, R ERA: 8.1	(4, 1)	1.1		5	0	0	0	2	1	0	0	0	0	0	13	23	0.00	0.750
Terry Mathews, R ERA: 3.45	(6, 1)	2.0		7	0	0	0	4	1	0	0	0	0	0	16	28	0.00	0.500
Richie Lewis, R ERA: 3.65	(8, 1)	1.0		5	2	1	1	1	0	0	0	1	0	1	10	17	9.00	2.000

PITCHER	IP	WLS	BF	H	R	ER	SO	BB	IBB	HBP	BLK	WP	HR	S	P	ERA	WHIP

AB	31
R	5
H	8
RBI	5
BB	5
SO	10
LOB	22

Batter	1	2	3	4	5	6	7	8	9	AB	R	H	RBI	BB	SO	LOB
Quilvio Veras, S (1, 4) OBP: 0.404, SLG: 0.368	C B X 1-1 G4-3 BLK 1B 1B		C B B S X 2-2 G4-3 S 1B		B C C S 1-3 ③ K			B 1 SAFE X 1-0 ① FC5-6 BB 1-2f		4	1	2	0	0	1	1
Jerry Browne, S (1, 8) OBP: 0.271, SLG: 0.176	1 SAFE 1 SAFE L X 0-1 ① G4-3 1-3		1 SAFE C B X 1-1 ① G4-3 1-3			B X 1-0 ① G6-3		C 1 SAFE 1 SAFE P 1 S S 1-3 ② K SAFE		4	0	0	0	0	1	3
Gary Sheffield, R (1, 9) OBP: 0.478, SLG: 0.477	B B B 4-0 S 1B BB		B C B X 2-1 ② G5-3			S B C X 1-2 ② P4		1 SAFE F B 1 SAFE S 1 SAFE F F B 4-2 B B 1-2 BB		2	1	0	0	2	0	1
Terry Pendleton, S (1, 5) OBP: 0.287, SLG: 0.354	C 1 SAFE 1 SAFE 1 F B F F F 1-2 X 1-H 3-H 1B		B B F F B B X 3-2 ③ G3-1			X 0-0 ③ G6-3		S F B S 1-3 ③ K		4	0	1	2	0	1	3
Greg Colbrunn, R (1, 3) OBP: 0.308, SLG: 0.412	C B B F B C 3-3 ② K			B C X 1-1 ① F7			B B B C F F B 4-2 WP S BB		X 0-0 ① F9	3	0	0	0	1	1	1
Andre Dawson, R (1, 7) OBP: 0.219, SLG: 0.207	S S X 0-2 ③ G6-3			C S F S 0-3 ② K			C F F 1 SAFE S 0-3 ① K		S H 1-1 HBP	3	0	0	0	0	2	2
Kurt Abbott, R (1, 6) OBP: 0.286, SLG: 0.375 Tommy Gregg, L (9, PH)		B C F S 1-3 ① K		B C S X 1-2 ③ F9			1 SAFE B 1 SAFE F 1 SAFE 1 SAFE B F C 2-3 ② K 1-2		C S S B S 1-3 ② K	3 1	0 0	0 0	0 0	0 0	2 1	1 1
Charles Johnson, R (1, 2) OBP: 0.267, SLG: 0.192 Darrell Whitmore, L (9, PH) OBP: 0.162, SLG: 0.265		B C F F S 1-3 ② K			F B B F T 2-2 ① K		C B S B S 2-3 ③ K 2-3		S S F B X 1-2 ③ G4-3	3 1	0 0	0 0	0 0	0 0	3 0	1 1
David Weathers, R (1, 1) OBP: 0.143, SLG: 0.143 Mark Gardner, R (6, 1) Jeff Conine, R (8, PH) OBP: 0.446, SLG: 0.542 Bobby Witt, R (8, PR) OBP: 0.286, SLG: 0.167 Randy Veres, R (8, 1)		B X 1-0 ③ G3			S S F B S 1-3 ② K			H 1-0 FC5-6 HBP		2 0 0 0 0	0 0 0 0 0	0 0 0 0 0	0 0 0 0 0	0 0 0 0 0	1 0 0 0 0	0 0 0 0 0
Inning Stats	R: 2 E: 0 K: 1 S: 16 H: 2 LOB: 1 BB: 1 P: 25	R: 0 E: 0 K: 2 S: 8 H: 0 LOB: 0 BB: 0 P: 11	R: 0 E: 0 K: 0 S: 10 H: 1 LOB: 1 BB: 0 P: 18	R: 0 E: 0 K: 1 S: 9 H: 0 LOB: 0 BB: 0 P: 11	R: 0 E: 0 K: 3 S: 10 H: 0 LOB: 0 BB: 0 P: 14	R: 0 E: 0 K: 0 S: 5 H: 0 LOB: 0 BB: 0 P: 7	R: 0 E: 0 K: 3 S: 13 H: 0 LOB: 1 BB: 1 P: 21	R: 0 E: 0 K: 2 S: 12 H: 0 LOB: 2 BB: 1 P: 19	R: 0 E: 0 K: 1 S: 9 H: 0 LOB: 1 BB: 0 P: 12	1B: 3 2B: 0 3B: 0 HR: 0	SF: 0 SAC: 0 DP: 0 HBP: 2						

PITCHER		IP	WLS	BF	H	R	ER	SO	BB	IBB	HBP	BLK	WP	HR	S	P	ERA	WHIP
Carlos Perez, L ERA: 2.14	(1, 1)	6.0	W	23	3	2	2	7	2	0	0	1	0	0	61	93	3.00	0.833
Tim Scott, R ERA: 4.05	(7, 1)	1.0		3	0	0	0	3	0	0	0	0	1	0	10	14	0.00	0.000
Mel Rojas, R ERA: 1.13	(8, 1)	2.0	S	9	0	0	0	3	1	0	2	0	0	0	21	31	0.00	0.500

PITCHER	IP	WLS	BF	H	R	ER	SO	BB	IBB	HBP	BLK	WP	HR	S	P	ERA	WHIP

TOP

Florida Marlins @ Montreal Expos

Olympic Stadium, Montreal, QB

Mon May 22 1995, 7:05 PM EDT

Att. 12,716 - Dome

livebaseballscorecards.com

AB	30
R	2
H	3
RBI	2
BB	3
SO	13
LOB	15

WP: 1 PA: 35
PB: 0
SB: 3
CS: 0

BOTTOM

Florida Marlins @ Montreal Expos

Olympic Stadium, Montreal, QB

Mon May 22 1995, 7:05 PM EDT

Att. 12,716 - Dome

Batter	1	2	3	4	5	6	7	8	9	AB	R	H	RBI	BB	SO	LOB
Tony Tarasco, L (1, 9) OBP: 0.418, SLG: 0.598	X 0-0 1B 2B	B B C B F B 4-2 1B BB 2-3 BB		B C B F S 2-3 ① K		B F B C B X 3-2 S 1B		I I I I 4-0 BB 1B IBB		3	2	2	0	2	1	0
Wil Cordero, R (1, 6) OBP: 0.333, SLG: 0.392	S B B B C X 3-2 FC4 2-H 1B	B C B B 1 SAFE B 4-1 1B 1-2 BB		B B S X 2-1 ② G6-3		B S 1 SAFE 1 SAFE S B B B 4-2 1-2 BB		B B C B B 4-1 1B 1-2 2-3 BB		2	0	1	1	3	0	0
Roberto Kelly, R (1, 8) OBP: 0.337, SLG: 0.347	C B 1 SAFE B X 2-1 ① FC4 HBP S 1-2f	B F X 1-1 1-2 2-3 3-H 1B		B T X 1-1 ③ G4-3		B F B F S 2-3 ③ K		B C X 1-1 S 1-3 2-H 3-H 1B		5	0	2	3	0	1	3
Moises Alou, R (1, 7) OBP: 0.354, SLG: 0.446	C B B B B 4-1 HBP 1-2 BB	B C X 1-1 ② F9			C B X 1-1 ① G4-3		C X 0-1 ① F7	C S F B I I I 4-2 FC4 1-2 IBB		3	0	0	0	2	0	3
Darrin Fletcher, L (1, 2) OBP: 0.329, SLG: 0.391 Mel Rojas, R (8, 1)	C B H 2-1 1-2 2-3 HBP	X 0-0 ③ L4			B B F X 2-1 1B		C B F X 1-2 ② G6-3	C S X 0-2 ③ FC4 1-2f		3 1	0 0	1 0	0 0	0 0	0 0	3 3
Mike Lansing, R (1, 4) OBP: 0.323, SLG: 0.386	C X 0-1 ② F9	X 0-0 HR			C X 0-1 ② F8		B C B C B S 3-3 ③ K			4	1	1	1	0	1	4
Shane Andrews, R (1, 3) OBP: 0.310, SLG: 0.596	C C S 0-3 ③ K	C C B B B C 3-3 ① K			B C S S 1-3 ③ K			C B B B X 3-1 BB SH3-4 1B 1B		4	1	1	0	0	3	4
Mark Grudzielanek, R (1, 5) OBP: 0.310, SLG: 0.473		C B B B C X 3-2 WP SH1-4 1B 1B	C B B X 2-1 ② G4-3			C X 0-1 ① G5-3		X 0-0 ① SH3-4 1-2		3	1	1	0	0	0	0
Carlos Perez, L (1, 1) OBP: 0.429, SLG: 0.800 Tim Scott, R (7, 1) OBP: 0.333, SLG: 0.333 Tim Spehr, R (8, 2) OBP: 0.500, SLG: 1.000		X 0-0 ① SH1-4 1-2	B F C B S 2-3 ③ K			B B C F S 2-3 ② K		C B X 1-1 ② F8		2 0 1	0 0 0	0 0 0	0 0 0	0 0 0	2 0 0	0 0 1
Inning Stats	R: 1 E: 0 K: 1 S: 13 H: 2 LOB: 3 BB: 1 P: 24	R: 1 E: 0 K: 0 S: 12 H: 2 LOB: 3 BB: 2 P: 25	R: 1 E: 0 K: 2 S: 9 H: 1 LOB: 0 BB: 0 P: 16	R: 0 E: 0 K: 1 S: 7 H: 0 LOB: 0 BB: 0 P: 12	R: 0 E: 0 K: 1 S: 9 H: 1 LOB: 1 BB: 0 P: 13	R: 0 E: 0 K: 2 S: 13 H: 1 LOB: 2 BB: 1 P: 24	R: 0 E: 0 K: 1 S: 8 H: 0 LOB: 0 BB: 0 P: 12	R: 2 E: 0 K: 0 S: 14 H: 2 LOB: 3 BB: 3 P: 31		1B: 7 2B: 1 3B: 0 HR: 1 SF: 0 SAC: 2 DP: 0 HBP: 1						

livebaseballscorecards.com

AB	31
R	5
H	9
RBI	5
BB	7
SO	8
LOB	21

WP: 1 PB: 0 SB: 3 CS: 0 PA: 41

PITCHER		IP	WLS	BF	H	R	ER	SO	BB	IBB	HBP	BLK	WP	HR	S	P	ERA	WHIP
David Weathers, R ERA: 3.86	(1, 1)	5.2	L	29	7	3	3	6	4	0	1	0	1	1	60	109	4.76	1.941
Mark Gardner, R ERA: 7.59	(6, 1)	1.1		4	0	0	0	2	0	0	0	0	0	0	11	17	0.00	0.000
Randy Veres, R ERA: 3.38	(8, 1)	1.0		8	2	2	2	0	1	2	0	0	0	0	14	31	18.00	3.000

PITCHER	IP	WLS	BF	H	R	ER	SO	BB	IBB	HBP	BLK	WP	HR	S	P	ERA	WHIP

Florida Marlins @ Pittsburgh Pirates

Three Rivers Stadium, Pittsburgh, PA

Tue May 23 1995, 7:05 PM EDT

Att. 11,273 - Unknown - 73 F

TOP

livebaseballscorecards.com

Batter	1	2	3	4	5	6	7	8	9	AB	R	H	RBI	BB	SO	LOB
Quilvio Veras, S (1, 4) OBP: 0.404, SLG: 0.363	C F B X 1-2 G5-3 ①		C F F X 0-2 E5 HR		C C X 0-2 S 1B 1B		B B C B C B 4-2 1B BB		C B B X 2-1 P7 ③	4	2	1	0	1	0	0
Tommy Gregg, L (1, 7) OBP: 0.667, SLG: 1.200	B B B B 4-0 1B 2B BB		B C 1 SAFE 1 SAFE 1 SAFE F X 1-2 1-H HR		1 SAFE C X 0-1 1-H 1B		C X 0-1 1-2 1B			3	2	3	3	1	0	0
Gary Sheffield, R (1, 9) OBP: 0.479, SLG: 0.478	X 0-0 2B SF7-4-5 1-2 1B		B B C S F X 2-2 FC6-4 1B		F X 0-1 ② L8		B B B C X 3-1 G5-3 ③			4	1	2	0	0	0	3
Terry Pendleton, S (1, 5) OBP: 0.286, SLG: 0.359	C B X 1-1 SF7-4-5 1-3 2-H 2B		1 SAFE B C B F F S 2-3 K ②		S F S 0-3 K ③			B F X 1-1 G4-3 ①		4	0	1	1	0	2	2
Greg Colbrunn, R (1, 3) OBP: 0.305, SLG: 0.409	B F X 1-1 SF7-4-5 ② ③ 2-3 3-H		S X 0-1 FC6-4 ③ 1-2f			C B B B C X 3-2 F9 ①		B X 1-0 G1-6-3 1B		3	0	1	1	0	0	1
Darrell Whitmore, L (1, 8) OBP: 0.146, SLG: 0.237		F X 0-1 G4-3 ①		B B S X 2-1 G3 ①		B F X 1-1 L7 ②		S 1 SAFE X 0-1 G1-6-3 ② ③ 1-2f		4	0	0	0	0	0	1
Kurt Abbott, R (1, 6) OBP: 0.299, SLG: 0.433		C B S B F B S 3-3 K ②		S B X 1-1 L5-4-3 1B		X 0-0 G1-3 ③			B S X 1-1 HR	4	1	2	1	0	1	0
Charles Johnson, R (1, 2) OBP: 0.256, SLG: 0.182		S X 0-1 P9 ③		C X 0-1 ② ③ L5-4-3 1-2			C B S C 1-3 K ①		B F X 1-1 G6-3 ①	4	0	0	0	0	1	1
Chris Hammond, L (1, 1)			B C B B F S 3-3 K ①		F F C 0-3 K ①		F B B X 2-1 P6 ②		C B C B B X 3-2 G5-3 ②	3	0	0	0	0	2	0
Jeff Conine, R (9, PH) OBP: 0.441, SLG: 0.536										1	0	0	0	0	0	0
Robb Nen, R (9, 1)										0	0	0	0	0	0	0

Inning Stats										1B: 7	SF: 1	WP: 0	PA: 37
	R: 2 E: 0 K: 0 S: 8	H: 2 LOB: 0 BB: 1 P: 15	R: 0 E: 0 K: 1 S: 8	H: 0 LOB: 0 BB: 0 P: 11	R: 2 E: 1 K: 2 S: 20	H: 2 LOB: 1 BB: 0 P: 28	R: 0 E: 0 K: 0 S: 6	H: 1 LOB: 0 BB: 0 P: 9	R: 1 E: 0 K: 2 S: 13	H: 2 LOB: 1 BB: 0 P: 13	R: 0 E: 0 K: 0 S: 6	H: 0 LOB: 0 BB: 0 P: 10	R: 0 E: 0 K: 1 S: 11	H: 1 LOB: 2 BB: 1 P: 21	R: 0 E: 0 K: 0 S: 5	H: 1 LOB: 0 BB: 0 P: 7	R: 1 E: 0 K: 0 S: 9	H: 1 LOB: 0 BB: 0 P: 16	2B: 3 3B: 0 HR: 2	SAC: 0 DP: 3 HBP: 0	PB: 0 SB: 1 CS: 0	

	AB	34
	R	6
	H	10
	RBI	6
	BB	2
	SO	6
	LOB	8

PITCHER		IP	WLS	BF	H	R	ER	SO	BB	IBB	HBP	BLK	WP	HR	S	P	ERA	WHIP
Esteban Loaiza, R ERA: 8.42	(1, 1)	6.0	L	25	7	5	4	5	1	0	0	0	0	1	61	86	6.00	1.333
Rick White, R ERA: 1.5	(7, 1)	2.0		8	2	0	0	1	1	0	0	0	0	0	16	28	0.00	1.500
Mike Dyer, R ERA: 3.86	(9, 1)	1.0		4	1	1	1	0	0	0	0	0	0	1	9	16	9.00	1.000

PITCHER	IP	WLS	BF	H	R	ER	SO	BB	IBB	HBP	BLK	WP	HR	S	P	ERA	WHIP

Florida Marlins @ Pittsburgh Pirates

Three Rivers Stadium, Pittsburgh, PA

Tue May 23 1995, 7:05 PM EDT

Att. 11,273 - Unknown - 73 F

BOTTOM

Batter	1	2	3	4	5	6	7	8	9	AB	R	H	RBI	BB	SO	LOB
Al Martin, L (1, 8) OBP: 0.277, SLG: 0.271	S T F B X 1-2 G6-3 ①		B B X 2-0 G4-3 ③			C S B X 1-2 G4-3 ②			C F S 0-3 K ①	4	0	0	0	0	1	1
Jay Bell, R (1, 6) OBP: 0.301, SLG: 0.261	B C S S B T F S 2-3 K ②			B B B C X 3-1 G6-3 ①		X 0-0 G6-3 ③			C F B S 1-3 K ②	4	0	0	0	0	2	0
Orlando Merced, S (1, 9) OBP: 0.387, SLG: 0.493	C F X 0-2 G3 ③			C X 0-1 G3 ②			C C X 0-2 G4-3 ①		S X 0-1 2B	4	0	1	0	0	0	0
Jeff King, R (1, 5) OBP: 0.398, SLG: 0.494		C C B S 1-3 K ①		C C X 0-2 G6-3 ③			C B B X 2-1 G3 ②		B S F F B F S 2-3 K ③	4	0	0	0	0	2	1
Rich Aude, R (1, 3) OBP: 0.429, SLG: 0.548		F C S 0-3 K ②			B B X 2-0 F8 G6-3 2B		C X 0-1 F7 ③			3	1	1	0	0	1	0
Steve Pegues, R (1, 7) OBP: 0.308, SLG: 0.462		C B F F F X 1-2 G5-3 ③			B F X 1-1 F8 ① 2-3			S T F F X 0-2 G4-3 2B		3	0	1	0	0	0	1
Mark Parent, R (1, 2) OBP: 0.367, SLG: 0.636			B B F B B B 4-1 FC2-6 BB		B S F B B B X 3-2 G6-3 ② 3-H			B S S C T X 1-2 G5-3 ①		2	0	0	1	1	0	1
Carlos Garcia, R (1, 4) OBP: 0.243, SLG: 0.250			C B F 1 SAFE C 1-3 K ①		F F F C 0-3 K ③			F B X 1-1 G4-3 ② 2-3		3	0	0	0	0	2	2
Esteban Loaiza, R (1, 1) OBP: 0.375, SLG: 0.375			X 0-0 FC2-6 ② 1-2f			C T B S 1-3 K ①		B S S S B S 2-3 K ③		1	0	0	0	0	0	1
John Wehner, R (6, PH)										1	0	0	0	0	1	0
Rick White, R (7, 1)										0	0	0	0	0	0	0
Freddy Garcia, R (8, PH) OBP: 0.333, SLG: 0.111										1	0	0	0	0	1	1
Mike Dyer, R (9, 1)										0	0	0	0	0	0	0
Inning Stats	R: 0 E: 0 K: 1 S: 12 H: 0 LOB: 0 BB: 0 P: 15	R: 0 E: 0 K: 2 S: 11 H: 0 LOB: 0 BB: 0 P: 13	R: 0 E: 0 K: 1 S: 6 H: 0 LOB: 1 BB: 1 P: 13	R: 0 E: 0 K: 0 S: 7 H: 0 LOB: 0 BB: 0 P: 10	R: 1 E: 0 K: 1 S: 10 H: 1 LOB: 0 BB: 0 P: 16	R: 0 E: 0 K: 1 S: 7 H: 0 LOB: 0 BB: 0 P: 9	R: 0 E: 0 K: 0 S: 7 H: 0 LOB: 0 BB: 0 P: 9	R: 0 E: 0 K: 1 S: 14 H: 1 LOB: 1 BB: 0 P: 18	R: 0 E: 0 K: 3 S: 13 H: 1 LOB: 1 BB: 0 P: 16	1B: 0 2B: 3 3B: 0 HR: 0 SF: 0 SAC: 0 DP: 0 HBP: 0							

	AB	30
	R	1
	H	3
	RBI	1
	BB	1
	SO	10
	LOB	8

WP: 0 PB: 0 SB: 0 CS: 0 PA: 31

livebaseballscorecards.com

PITCHER		IP	WLS	BF	H	R	ER	SO	BB	IBB	HBP	BLK	WP	HR	S	P	ERA	WHIP
Chris Hammond, L ERA: 1.04	(1, 1)	8.0	W	27	2	1	1	7	1	0	0	0	0	0	74	103	1.12	0.375
Robb Nen, R ERA: 5.4	(9, 1)	1.0		4	1	0	0	3	0	0	0	0	0	0	13	16	0.00	1.000

PITCHER	IP	WLS	BF	H	R	ER	SO	BB	IBB	HBP	BLK	WP	HR	S	P	ERA	WHIP

Florida Marlins @ Pittsburgh Pirates

Three Rivers Stadium, Pittsburgh, PA

Thu May 25 1995, 7:05 PM EDT

Att. 6,763 - Unknown - 65 F

livebaseballscorecards.com

TOP

Batter	1	2	3	4	5	6	7	8	9	AB	R	H	RBI	BB	SO	LOB
Quilvio Veras, S (1, 4) OBP: 0.398, SLG: 0.351	B X 1-0 ① G6-3		C X 0-1 ② G4-3		B C C F B B B 4-2 ② BB		C B B F F X 2-2 ③ F8			3	0	0	0	1	0	0
Tommy Gregg, L (1, 7) OBP: 0.600, SLG: 1.000	C B F B X 2-2 2B		C B B B X 3-1 ③ P3		X 0-0 ③ G3			C B B B B 4-1 BB		3	0	1	0	1	0	1
Gary Sheffield, R (1, 9) OBP: 0.471, SLG: 0.500	B X 1-0 ② L5			B S F X 1-2 ① L8		S F F F X 0-2 HR		B B C 1 SAFE 1 SAFE S X 2-2 ① F8		4	1	1	1	0	0	2
Terry Pendleton, S (1, 5) OBP: 0.276, SLG: 0.346	X 0-0 ③ G6-3			C C B F X 1-2 ② G1-3		B F X 1-1 ① F8		1 SAFE X 0-0 ② F8		4	0	0	0	0	0	2
Greg Colbrunn, R (1, 3) OBP: 0.303, SLG: 0.402		B S T B T T T S 2-3 ① K		S C B B F X 1-2 1B 1B		B X 1-0 ② P3		1 SAFE 1 SAFE B B B C X 3-1 ③ F7		4	0	1	0	0	1	1
Darrell Whitmore, L (1, 8) OBP: 0.200, SLG: 0.286		B B X 2-0 1B		S F 1 SAFE 1 SAFE X 0-2 1-3 1B		X 0-0 WP 1B			B C F S 1-3 ① K	4	0	3	0	0	1	0
Kurt Abbott, R (1, 6) OBP: 0.286, SLG: 0.413 Jerry Browne, S (9, PH) OBP: 0.267, SLG: 0.173		C X 0-1 ② F8		B B C S S 2-3 ③ K		B X 1-0 ③ G5-3 1-2			B B C F S 2-3 ② K	3	0	0	0	0	1	4
										1	0	0	0	0	1	0
Charles Johnson, R (1, 2) OBP: 0.247, SLG: 0.175 Jeff Conine, R (9, PH) OBP: 0.447, SLG: 0.536 Alex Arias, R (9, PR) OBP: 0.367, SLG: 0.280		S 1 SAFE S B S 1-3 ③ K			F B S S S 1-3 ① K		B F X 1-1 ① L6		B B S G G B B 4-2 FC5-4 BB	3	0	0	0	0	2	1
										0	0	0	0	1	0	0
										0	0	0	0	0	0	0
Bobby Witt, R (1, 1) OBP: 0.200, SLG: 0.111 Yorkis Perez, L (8, 1) Randy Veres, R (8, 1) Andre Dawson, R (9, PH) OBP: 0.212, SLG: 0.200			B X 1-0 ① F9		C F X 0-2 ② G6-3		F X 0-1 ② G3		F B X 1-1 ③ FC5-4 1-2f	3	0	0	0	0	0	0
										0	0	0	0	0	0	0
										0	0	0	0	0	0	0
										1	0	0	0	0	0	1
Inning Stats	R: 0 E: 0 K: 0 S: 6 H: 1 LOB: 1 BB: 0 P: 10	R: 0 E: 0 K: 2 S: 12 H: 1 LOB: 1 BB: 0 P: 17	R: 0 E: 0 K: 0 S: 5 H: 0 LOB: 0 BB: 0 P: 9	R: 0 E: 0 K: 1 S: 17 H: 2 LOB: 2 BB: 0 P: 22	R: 0 E: 0 K: 1 S: 10 H: 0 LOB: 1 BB: 1 P: 15	R: 1 E: 0 K: 0 S: 10 H: 2 LOB: 1 BB: 0 P: 13	R: 0 E: 0 K: 0 S: 8 H: 0 LOB: 0 BB: 0 P: 11	R: 0 E: 0 K: 0 S: 7 H: 0 LOB: 1 BB: 1 P: 16	R: 0 E: 0 K: 2 S: 10 H: 0 LOB: 1 BB: 1 P: 18	1B: 4 2B: 1 3B: 0 HR: 1 SF: 0 SAC: 0 DP: 0 HBP: 0							

AB	33
R	1
H	6
RBI	1
BB	3
SO	6
LOB	12

WP: 1 PB: 0 SB: 0 CS: 0 PA: 36

PITCHER		IP	WLS	BF	H	R	ER	SO	BB	IBB	HBP	BLK	WP	HR	S	P	ERA	WHIP
Jon Lieber, R ERA: 6.35	(1, 1)	7.0		28	6	1	1	4	1	0	0	0	1	1	68	97	1.29	1.000
Dan Plesac, L ERA:	(8, 1)	1.0	W	4	0	0	0	0	1	0	0	0	0	0	7	16	0.00	1.000
Dan Miceli, R ERA: 1.69	(9, 1)	1.0	S	4	0	0	0	2	1	0	0	0	0	0	10	18	0.00	1.000

PITCHER	IP	WLS	BF	H	R	ER	SO	BB	IBB	HBP	BLK	WP	HR	S	P	ERA	WHIP

BOTTOM

Batter	1	2	3	4	5	6	7	8	9	AB	R	H	RBI	BB	SO	LOB
Al Martin, L (1, 8) OBP: 0.286, SLG: 0.292	C B B X 2-1 PB 1B		B F X 1-1 1B 2B		S B F B X 2-2 F8 ③		B F C 1 SAFE X 1-2 F9 ③			4	0	2	0	0	0	1
Jay Bell, R (1, 6) OBP: 0.308, SLG: 0.275	B F F S 1-3 K ① 1-2		B B C B B B 4-1 1B BB			X 0-0 G6-3 ①		B X 1-0 2B 2B		3	1	1	0	1	1	1
Orlando Merced, S (1, 9) OBP: 0.405, SLG: 0.521	B B S S S B S 3-3 K ②		X 0-0 G4-3 1-2 2-3 1B			C B X 1-1 2B 1B		B C X 1-1 G4-3 SF9 2-H 2B		4	2	3	1	0	1	1
Dave Clark, L (1, 7) OBP: 0.412, SLG: 0.444	F B B X 2-1 G3-1 ③		C X 0-1 G4-3 ② ③ 1-2f			B X 1-0 F7 ②		B X 1-0 G4-3 ① 2-3		4	0	0	0	0	0	6
Jeff King, R (1, 5) OBP: 0.392, SLG: 0.500		C C X 0-2 P9 ①		C F X 0-2 P4 ①		X 0-0 1-H 2B		C B B X 2-1 SF9 ② 3-H		3	0	1	2	0	0	0
Mark Johnson, L (1, 3) OBP: 0.268, SLG: 0.429		F X 0-1 1B		B B S S S B S 3-3 K ②		B C B S T 2-2 K ③		B F B B B 4-1 BB		3	0	1	0	1	2	1
Mark Parent, R (1, 2) OBP: 0.344, SLG: 0.593		X 0-0 F9 ②		F B X 1-1 G4-3 ③			B F S S 1-3 K ①	F C B C 1-3 K ③		4	0	0	0	0	2	2
Nelson Liriano, S (1, 4) OBP: 0.375, SLG: 0.412		X 0-0 P4 ③			B S B F F X 2-2 B5-6-4 1B		B B B B 4-0 BB			2	0	1	0	1	0	1
Jon Lieber, L (1, 1)			S C S 0-3 K ①		L L X 0-2 B5-6-4 ① ② 1-2f		1 SAFE 1 SAFE X 0-0 F9 ②			2	0	0	0	0	1	1
Steve Pegues, R (7, PH) OBP: 0.300, SLG: 0.450										1	0	0	0	0	0	1
Dan Plesac, L (8, 1)										0	0	0	0	0	0	0
Dan Miceli, R (9, 1)										0	0	0	0	0	0	0
Inning Stats	R: 0 H: 1 E: 0 LOB: 1 K: 2 BB: 0 S: 11 P: 19	R: 0 H: 1 E: 0 LOB: 1 K: 0 BB: 0 S: 7 P: 7	R: 0 H: 2 E: 0 LOB: 2 K: 1 BB: 1 S: 9 P: 14	R: 0 H: 0 E: 0 LOB: 0 K: 1 BB: 0 S: 8 P: 12	R: 0 H: 1 E: 0 LOB: 0 K: 0 BB: 0 S: 10 P: 14	R: 1 H: 2 E: 0 LOB: 1 K: 1 BB: 0 S: 8 P: 12	R: 0 H: 0 E: 0 LOB: 1 K: 1 BB: 1 S: 7 P: 13	R: 2 H: 2 E: 0 LOB: 1 K: 1 BB: 1 S: 10 P: 20		1B: 5 SF: 1 2B: 4 SAC: 0 3B: 0 DP: 2 HR: 0 HBP: 0						

PITCHER		IP	WLS	BF	H	R	ER	SO	BB	IBB	HBP	BLK	WP	HR	S	P	ERA	WHIP
Bobby Witt, R ERA: 3.78	(1, 1)	7.0	L	30	9	3	3	6	2	0	0	0	0	0	63	96	3.86	1.571
Yorkis Perez, L ERA: 6.92	(8, 1)	0.1		1	0	0	0	0	0	0	0	0	0	0	1	2	0.00	0.000
Randy Veres, R ERA: 3.12	(8, 1)	0.2		3	0	0	0	1	1	0	0	0	0	0	6	13	0.00	1.500

PITCHER	IP	WLS	BF	H	R	ER	SO	BB	IBB	HBP	BLK	WP	HR	S	P	ERA	WHIP

Florida Marlins @ Pittsburgh Pirates

Three Rivers Stadium, Pittsburgh, PA

Thu May 25 1995, 7:05 PM EDT

Att. 6,763 - Unknown - 65 F

livebaseballscorecards.com

AB	30
R	3
H	9
RBI	3
BB	3
SO	7
LOB	15

Batter	1	2	3	4	5	6	7	8	9	AB	R	H	RBI	BB	SO	LOB
Quilvio Veras, S (1, 4) OBP: 0.382, SLG: 0.333	C C B X 1-2 L7 ①	B F B X 2-1 FC6 ③ 1-2f		F C F F F F B B F B 3-3 S K ③			X 0-0 FC5-6 ① CS 1-2f		B B B C X 3-1 L7 ③	5	0	0	0	0	1	3
Tommy Gregg, L (1, 7) OBP: 0.571, SLG: 1.091	B C S F B F B B 4-2 1B 1B BB	C B X 1-1 HR		C B F X 1-2 G4-3 ①			1 SAFE B F X 1-1 G3 ②③ 1-2			3	2	1	1	1	0	1
Gary Sheffield, R (1, 9) OBP: 0.472, SLG: 0.500	C B 1 SAFE S 1 SAFE X 1-2 1B 1-2 1B	B F X 1-1 L6 ①		X 0-0 G5-3 ②				B C B C X 2-2 G4-3 S FC6 1B		4	1	2	0	0	0	0
Terry Pendleton, S (1, 5) OBP: 0.267, SLG: 0.333	S S B F S 1-3 K ②	F B X 1-1 G4-3 ②		C B C B F S 2-3 K ③				F 1 SAFE 1 SAFE C B X 1-2 G4-3 ① 1-3		4	0	0	0	0	2	3
Greg Colbrunn, R (1, 3) OBP: 0.301, SLG: 0.396	C X 0-1 1-2 2-H 1B	B F X 1-1 G6-3 ③				S B C X 1-2 G6-3 ①		X 0-0 FC6 S 3-H		4	0	1	2	0	0	0
Darrell Whitmore, L (1, 8) OBP: 0.184, SLG: 0.261	C 1 SAFE F F S 0-3 K ③			B F F X 1-2 G3 ①		F X 0-1 G5-3 ②		X 0-0 L6 ②		4	0	0	0	0	1	3
Kurt Abbott, R (1, 6) OBP: 0.284, SLG: 0.448		C B C F B F B F X 3-2 G6-3 ①		B F F B B F X 3-2 HR		S B F F B B S 2-3 K ③		S B S B C 2-3 K ③ 1-2		4	1	1	1	0	2	1
Charles Johnson, R (1, 2) OBP: 0.268, SLG: 0.220		X 0-0 G6-3 ②		C C B F B B B 4-2 SH3-4 BB			B B X 2-0 HR		B F B B B 4-1 G6-4-3 BB	2	1	1	1	2	0	0
Pat Rapp, R (1, 1) OBP: 0.286, SLG: 0.429 Alex Arias, R (7, PH) OBP: 0.387, SLG: 0.308 Yorkis Perez, L (7, 1) Randy Veres, R (7, 1) Jeff Conine, R (9, PH) OBP: 0.442, SLG: 0.529 Robb Nen, R (9, 1)		C B X 1-1 FC6 1B		X 0-0 SH3-4 ② 1-2			C C F B X 1-2 FC5-6 1B		B X 1-0 G6-4-3 ①② 1-2f	1 1 0 0 1 0	0 0 0 0 0 0	1 1 0 0 0 0	0 0 0 0 0 0	0 0 0 0 0 0	0 0 0 0 0 0	0 0 0 0 1 0
Inning Stats	R: 1 E: 0 K: 2 S: 20 H: 2 LOB: 2 BB: 1 P: 27	R: 0 E: 0 K: 0 S: 11 H: 1 LOB: 1 BB: 0 P: 17	R: 1 E: 0 K: 0 S: 8 H: 1 LOB: 0 BB: 0 P: 12	R: 1 E: 0 K: 1 S: 18 H: 1 LOB: 1 BB: 1 P: 29	R: 0 E: 0 K: 1 S: 8 H: 0 LOB: 0 BB: 0 P: 11	R: 0 E: 0 K: 1 S: 9 H: 0 LOB: 0 BB: 0 P: 12	R: 1 E: 0 K: 0 S: 8 H: 2 LOB: 0 BB: 0 P: 12	R: 1 E: 0 K: 1 S: 11 H: 1 LOB: 1 BB: 0 P: 16	R: 0 E: 0 K: 0 S: 4 H: 0 LOB: 0 BB: 1 P: 12	1B: 5 2B: 0 3B: 0 HR: 3 SF: 0 SAC: 1 DP: 1 HBP: 0						

PITCHER		IP	WLS	BF	H	R	ER	SO	BB	IBB	HBP	BLK	WP	HR	S	P	ERA	WHIP
Steve Trachsel, R ERA: 2.7	(1, 1)	6.0		25	5	3	3	5	2	0	0	0	0	2	74	108	4.50	1.167
Mike Perez, R ERA: 3.29	(7, 1)	2.0	L	9	3	2	2	1	0	0	0	0	0	1	19	28	9.00	1.500
Mike Walker, R ERA: 1.29	(9, 1)	1.0		3	0	0	0	0	1	0	0	0	0	0	4	12	0.00	1.000

PITCHER	IP	WLS	BF	H	R	ER	SO	BB	IBB	HBP	BLK	WP	HR	S	P	ERA	WHIP

TOP

Florida Marlins @ Chicago Cubs

Wrigley Field, Chicago, IL

Fri May 26 1995, 3:33 AM CDT

Att. 21,611 - Sunny - 57 F

livebaseballscorecards.com

AB	33
R	5
H	8
RBI	5
BB	3
SO	6
LOB	12

Florida Marlins @ Chicago Cubs

Wrigley Field, Chicago, IL

Fri May 26 1995, 3:33 AM CDT

Att. 21,611 - Sunny - 57 F

livebaseballscorecards.com

BOTTOM

Batter	1	2	3	4	5	6	7	8	9	AB	R	H	RBI	BB	SO	LOB
Brian McRae, S (1, 8) OBP: 0.306, SLG: 0.426	4-2 1B 1B BB	3-2 P4 ①		2-3 K ①		2-2 G6-3 ②			2-2 G3 ①	4	1	0	0	1	1	1
Rey Sanchez, R (1, 4) OBP: 0.320, SLG: 0.385	1-0 1B 1B 1-3 1B	3-2 P3 ②		1-0 G5-3 ② 1-2		1-1 1B			1-0 P4 ②	5	1	2	0	0	0	1
Sammy Sosa, R (1, 9) OBP: 0.379, SLG: 0.588	1-0 1B E 1-3 3-H 1B	2-3 K ③		3-2 HBP		3-2 F8 ③			1-3 K ③	4	1	1	1	0	2	1
Mark Grace, L (1, 3) OBP: 0.375, SLG: 0.533	2-2 E 1-3 FC1-2-5 3-H 1B		3-2 G4-3 ①	1-1 G3-1 ③			2-3 K ①			4	0	1	1	0	1	2
Rick Wilkins, L (1, 2) OBP: 0.392, SLG: 0.350	2-3 K ①		1-3 K ②		0-0 SH3-4 FC6-2 2B		2-1 G3 ②			4	0	1	0	0	2	2
Shawon Dunston, R (1, 6) OBP: 0.337, SLG: 0.529	1-2 E9 BB 1-3 3-H 1B		2-2 1B 1B		1-0 SH3-4 ① 2-3		3-2 CS 1B			3	0	3	1	0	0	0
Steve Buechele, R (1, 5) OBP: 0.298, SLG: 0.274	1-2 FC1-2-5 ② BB 3-H		1-1 1-3 1B		1-0 FC6-2 ② FC6-4 3-H		1 SAFE 1 SAFE 1-2 CS ③ 1-2		0-1 P3 ①	4	0	1	0	0	0	3
Scott Bullett, L (1, 7) OBP: 0.270, SLG: 0.393	4-2 1-2 2-3 BB		0-0 G4-3 ③		0-0 FC6-4 ③ 1-2f				0-3 K ②	3	0	0	0	1	1	3
Steve Trachsel, R (1, 1) OBP: 0.273, SLG: 0.273	0-3 K ③			2-1 G5-3 1B		0-0 G4-3 ①			3-2 P4 ③	2	0	1	0	0	1	3
Kevin Roberson, S (6, PH) OBP: 0.333, SLG: 0.444										1	0	0	0	0	0	0
Mike Perez, R (7, 1)										0	0	0	0	0	0	0
Howard Johnson, S (8, PH) OBP: 0.267, SLG: 0.083										1	0	0	0	0	0	0
Mike Walker, R (9, 1)										0	0	0	0	0	0	0
Inning Stats	R: 3 E: 1 K: 2 S: 23 H: 4 LOB: 3 BB: 2 P: 39	R: 0 E: 0 K: 1 S: 10 H: 0 LOB: 0 BB: 0 P: 18	R: 0 E: 0 K: 1 S: 14 H: 2 LOB: 2 BB: 0 P: 21	R: 0 E: 0 K: 1 S: 11 H: 1 LOB: 2 BB: 0 P: 20	R: 0 E: 0 K: 0 S: 4 H: 1 LOB: 1 BB: 0 P: 6	R: 0 E: 0 K: 0 S: 11 H: 1 LOB: 1 BB: 0 P: 17	R: 0 E: 0 K: 1 S: 11 H: 1 LOB: 0 BB: 0 P: 19	R: 0 E: 0 K: 1 S: 8 H: 0 LOB: 0 BB: 0 P: 11	R: 0 E: 0 K: 1 S: 9 H: 0 LOB: 0 BB: 0 P: 13	1B: 9 2B: 1 3B: 0 HR: 0 SF: 0 SAC: 1 DP: 0 HBP: 1							

AB	35
R	3
H	10
RBI	3
BB	2
SO	8
LOB	16

WP: 0 PB: 0 SB: 0 CS: 1 PA: 40

PITCHER		IP	WLS	BF	H	R	ER	SO	BB	IBB	HBP	BLK	WP	HR	S	P	ERA	WHIP
Pat Rapp, R ERA: 4.83	(1, 1)	6.0	W	30	9	3	3	5	2	0	1	0	0	0	73	121	4.50	1.833
Yorkis Perez, L ERA: 6.59	(7, 1)	0.2		3	1	0	0	1	0	0	0	0	0	0	9	16	0.00	1.500
Randy Veres, R ERA: 2.7	(7, 1)	1.1		3	0	0	0	1	0	0	0	0	0	0	10	14	0.00	0.000
Robb Nen, R ERA: 5.02	(9, 1)	1.0	S	3	0	0	0	1	0	0	0	0	0	0	9	13	0.00	0.000

PITCHER	IP	WLS	BF	H	R	ER	SO	BB	IBB	HBP	BLK	WP	HR	S	P	ERA	WHIP

Florida Marlins @ Chicago Cubs

Wrigley Field, Chicago, IL

Sat May 27 1995, 3:33 AM CDT

Att. 27,260 - Overcast - 59 F

TOP

livebaseballscorecards.com

Batter	1	2	3	4	5	6	7	8	9	AB	R	H	RBI	BB	SO	LOB
Quilvio Veras, S (1, 4) OBP: 0.386, SLG: 0.333	C B S B X 2-2 G6-3 ①		M F B X 1-2 G4-3 ② 2-3		F B B F X 2-2 G6-3 1B		X 0-0 SH1-4 ① 1-2		B C B B C F F F B 4-2 FC4-6 BB	3	0	1	0	1	0	1
Jerry Browne, S (1, 5) OBP: 0.277, SLG: 0.232	B X 1-0 HR		B B B C S B 4-2 PB BB		P 1 SAFE B B C F X 3-2 G6-3 ② 1-2		B X 1-0 G1-3 ②		C C F X 0-2 FC4-6 ① 1-2f	4	1	1	1	1	0	3
Gary Sheffield, R (1, 9) OBP: 0.477, SLG: 0.490	C B X 1-1 G6-3 ②		B C C B B I 4-2 IBB 1-2		I I I I 4-0 FC6 IBB		I I I I 4-0 BB IBB		C B C B C 2-3 K ②	2	0	0	0	3	1	1
Tommy Gregg, L (1, 7) OBP: 0.500, SLG: 0.857	C B X 1-1 P9 ③		B B F F X 2-2 G3 ③		C F B F X 1-2 FC6 ③ 1-2f		B 1 SAFE B F B B 4-1 BB 1-2 2-3		F B B X 2-1 F9 ③	3	0	0	0	1	0	5
Andre Dawson, R (9, PH) OBP: 0.206, SLG: 0.194										1	0	0	0	0	0	1
Greg Colbrunn, R (1, 3) OBP: 0.290, SLG: 0.380		S S B B F F F X 2-2 G4-3 ①		X 0-0 L8 ①		C F X 1-2 F8 ①	B B X 2-0 P4 ③			4	0	0	0	0	0	3
Darrell Whitmore, L (1, 8) OBP: 0.226, SLG: 0.286		B C B F F X 2-2 G4-3 ②		F B X 1-1 G5-3 1B		F B B C B F F X 3-2 FC5-4 1B		B B C F B B 4-2 BB		3	0	2	0	1	0	0
Kurt Abbott, R (1, 6) OBP: 0.269, SLG: 0.423	C C S 0-3 K ③			B B F F F F F 1 SAFE 1 SAFE F 2-2 G5-3 ② 1-2		C X 0-1 F7 ②		X 0-0 B1 ①		4	0	0	0	0	1	3
Charles Johnson, R (1, 2) OBP: 0.270, SLG: 0.224		B X 1-0 FC3-6 1B		C F X 0-2 G4-3 ③		X 0-0 FC5-4 ③ 1-2f		B F B 1 SAFE F B 1 SAFE F X 3-2 P5 ②		3	0	1	0	0	0	2
Terry Pendleton, S (8, PH) OBP: 0.264, SLG: 0.330										1	0	0	0	0	0	1
Steve Decker, R (8, 2) OBP: 0.250, SLG: 0.200										0	0	0	0	0	0	0
John Burkett, R (1, 1) OBP: 0.125, SLG: 0.067		1 SAFE C X 0-1 FC3-6 ① G4-3 1-2f		B F C B F F F F X 2-2 G4-3 ①			B C B X 2-1 E5 BB SH1-4	B B F C B X 3-2 F8 ③		3	0	0	0	0	0	1
Randy Veres, R (7, 1)										0	0	0	0	0	0	0
Jeff Conine, R (8, PH) OBP: 0.438, SLG: 0.523										1	0	0	0	0	0	1
Mark Gardner, R (8, 1)										0	0	0	0	0	0	0
Yorkis Perez, L (8, 1)										0	0	0	0	0	0	0

	AB	32
	R	1
	H	5
	RBI	1
	BB	7
	SO	2
	LOB	22

Inning Stats	1	2	3	4	5	6	7	8	9
	R: 1 E: 0 K: 0 S: 8	H: 1 LOB: 0 BB: 0 P: 13	R: 0 E: 0 K: 1 S: 12	H: 0 LOB: 0 BB: 0 P: 16	R: 0 E: 1 K: 0 S: 13	H: 1 LOB: 3 BB: 2 P: 25	R: 0 E: 0 K: 0 S: 13	H: 1 LOB: 1 BB: 0 P: 16	R: 0 E: 0 K: 0 S: 18	H: 1 LOB: 2 BB: 1 P: 29	R: 0 E: 0 K: 0 S: 11	H: 1 LOB: 1 BB: 0 P: 15	R: 0 E: 1 K: 0 S: 6	H: 0 LOB: 3 BB: 2 P: 19	R: 0 E: 0 K: 0 S: 10	H: 0 LOB: 1 BB: 1 P: 20	R: 0 E: 0 K: 1 S: 14	H: 0 LOB: 1 BB: 1 P: 22

| | | | | | | | | | |

Batter	1	2	3	4	5	6	7	8	9	AB	R	H	RBI	BB	SO	LOB
Brian McRae, S (1, 8) OBP: 0.299, SLG: 0.415	C F B B F S 2-3 ① K		B X 1-0 ③ P6			B F F B F F F S 2-3 ① K		X 0-0 ① SH5-4 1-2		3	0	0	0	0	2	1
Rey Sanchez, R (1, 4) OBP: 0.317, SLG: 0.380	L C B B S 2-3 ② K			C C B F F X 1-2 ① L7		C F B X 1-2 ② G4-3		C X 0-1 S S 2-H 1B		4	0	1	1	0	1	0
Sammy Sosa, R (1, 9) OBP: 0.367, SLG: 0.568	X 0-0 ③ F9			C B C B X 2-2 ② F9		C C C 0-3 ③ K		C B F B S 2-3 ② K 1-2		4	0	0	0	0	2	1
Mark Grace, L (1, 3) OBP: 0.371, SLG: 0.523		C B S X 1-2 ① F9		B B F F F X 2-2 ③ L8			F B B X 2-1 1B SF7 1B	B F S B X 2-2 ③ G6-3 2-3		4	1	1	0	0	0	1
Rick Wilkins, L (1, 2) OBP: 0.381, SLG: 0.337		C B S C 1-3 ② K			C F X 0-2 ① F9		S B 1 SAFE F B S 2-3 ① K			3	0	0	0	0	2	1
Shawon Dunston, R (1, 6) OBP: 0.337, SLG: 0.522 José Hernández, R (9, 6) OBP: 0.444, SLG: 0.760	C F B B X 2-2 ③ G5-3				C X 0-1 ② G4-3		F 1 SAFE X 0-1 1-3 1B			3 0	0 0	1 0	0 0	0 0	0 0	0 0
Howard Johnson, S (1, 5) OBP: 0.273, SLG: 0.080 Steve Buechele, R (8, 5) OBP: 0.298, SLG: 0.274			B S X 1-1 ① B3		C B B C B F B 4-2 BB		F 1 SAFE 1 SAFE B B F 1 SAFE X 2-2 ② SF7 3-H			1 0	0 0	0 0	1 0	1 0	0 0	0 0
Scott Bullett, L (1, 7) OBP: 0.277, SLG: 0.397 Turk Wendell, L (7, 1) Kevin Roberson, S (7, PH) OBP: 0.308, SLG: 0.400 Mike Perez, R (8, 1) Randy Myers, L (9, 1)			X 0-0 SH1-4 1B		X 0-0 ③ G4-3		C X 0-1 ③ F7			2 0 1 0 0	0 0 0 0 0	1 0 0 0 0	0 0 0 0 0	0 0 0 0 0	0 0 0 0 0	1 0 1 0 0
Jaime Navarro, R (1, 1) OBP: 0.077, SLG: 0.154 Ozzie Timmons, R (6, PH) OBP: 0.276, SLG: 0.308 (7, 7)			X 0-0 ② SH1-4 1-2			S X 0-1 HR		C F S 0-3 K SH5-4 1B		0 2	0 2	0 1	0 1	0 0	0 1	0 0
Inning Stats	R: 0 H: 0 E: 0 LOB: 0 K: 2 BB: 0 S: 8 P: 12	R: 0 H: 0 E: 0 LOB: 0 K: 1 BB: 0 S: 9 P: 13	R: 0 H: 1 E: 0 LOB: 1 K: 0 BB: 0 S: 5 P: 7	R: 0 H: 0 E: 0 LOB: 0 K: 0 BB: 0 S: 12 P: 17	R: 0 H: 0 E: 0 LOB: 1 K: 0 BB: 1 S: 9 P: 13	R: 1 H: 1 E: 0 LOB: 0 K: 2 BB: 0 S: 14 P: 17	R: 1 H: 2 E: 0 LOB: 1 K: 1 BB: 0 S: 12 P: 18	R: 1 H: 1 E: 0 LOB: 1 K: 2 BB: 0 S: 12 P: 16		1B: 4 SF: 1 2B: 0 SAC: 2 3B: 0 DP: 0 HR: 1 HBP: 0						

PITCHER		IP	WLS	BF	H	R	ER	SO	BB	IBB	HBP	BLK	WP	HR	S	P	ERA	WHIP
John Burkett, R ERA: 4.66	(1, 1)	6.1	L	24	4	2	2	6	1	0	0	0	0	1	64	90	2.84	0.789
Randy Veres, R ERA: 2.53	(7, 1)	0.2		2	0	0	0	0	0	0	0	0	0	0	5	7	0.00	0.000
Mark Gardner, R ERA: 7.77	(8, 1)	0.2		4	1	1	1	2	0	0	0	0	1	0	9	11	13.50	1.500
Yorkis Perez, L ERA: 6.43	(8, 1)	0.1		1	0	0	0	0	0	0	0	0	0	0	3	5	0.00	0.000

PITCHER	IP	WLS	BF	H	R	ER	SO	BB	IBB	HBP	BLK	WP	HR	S	P	ERA	WHIP

BOTTOM

Florida Marlins @ Chicago Cubs

Wrigley Field, Chicago, IL

Sat May 27 1995, 3:33 AM CDT

Att. 27,260 - Overcast - 59 F

livebaseballscorecards.com

AB	27
R	3
H	5
RBI	3
BB	1
SO	8
LOB	6

WP: 1 PA: 31
PB: 0
SB: 2
CS: 0

Batter	1	2	3	4	5	6	7	8	9	AB	R	H	RBI	BB	SO	LOB
Quilvio Veras, S (1, 4) OBP: 0.392, SLG: 0.337	X 0-0 3B 1B		B B C B B 4-1 S BB		C X 0-1 ② F8	S B F B B X 3-2 WP 1-2 2-H 3-H 1B			B F B B F X 3-2 WP 1B 1B	2	1	1	0	1	0	0
Jerry Browne, S (6, PH) OBP: 0.299, SLG: 0.259 (6, 4)										2	1	2	2	0	0	0
Alex Arias, R (1, 6) OBP: 0.417, SLG: 0.500	C X 0-1 1-H G5-3 3B		1 SAFE B 1 SAFE 1 SAFE B B B 4-0 BB 1-3 BB		B B C B C F X 3-2 HR	B B C B C X 3-2 ③ L5 1-2 2-3			B C C B F B X 3-2 ① L9 1-2	4	2	2	2	1	0	3
Tommy Gregg, L (1, 3) OBP: 0.435, SLG: 0.684	B F X 1-1 ① L4		F B F F B S 2-3 ② K		B C F F B S 2-3 ③ K		B X 1-0 ① F9		C X 0-1 1B 2-H 1B 1B	5	1	1	1	0	2	3
Gary Sheffield, R (1, 9) OBP: 0.489, SLG: 0.524	B B B X 3-0 ② G5-3 3-H		C F B B B F F B 4-2 1-2 BB			X 0-0 HR	B B C B B 4-1 G4-6-3 BB		B C B X 2-1 1B 1-2 1B	3	1	2	2	2	0	0
Terry Pendleton, S (1, 5) OBP: 0.262, SLG: 0.325	S B X 1-1 ③ F7		S B X 1-1 ③ F9			X 0-0 ① G4-3	X 0-0 ② ③ G4-6-3 1-2f		B X 1-0 1-2 2-H G5-4-3 1B	5	0	1	1	0	0	4
Andre Dawson, R (1, 7) OBP: 0.231, SLG: 0.250		C F B F X 1-2 ① F8		B X 1-0 ① G6-3		B S F X 1-2 BB FC1-2 2B		X 0-0 WP 1B	B S X 1-1 ② ③ G5-4-3 1-2f	5	0	2	0	0	0	2
Darrell Whitmore, L (1, 8) OBP: 0.228, SLG: 0.269		B B B C C T 3-2 ② K		C B F B B F X 3-2 ② P4		B B B B 4-0 FC1-2 1B BB BB		B X 1-0 ① F8		3	1	0	0	1	1	1
Charles Johnson, R (1, 2) OBP: 0.269, SLG: 0.216	B X 1-0 ③ G5-3		B F B X 2-1 ③ F8			C B B B F B 4-2 FC1-2 1B 1-2 2-3 BB		B B C B X 3-1 ② L5 1-2		3	1	0	0	1	0	1
David Weathers, R (1, 1) OBP: 0.111, SLG: 0.111 Terry Mathews, L (5, 1) Mario Diaz, R (6, PH) OBP: 0.188, SLG: 0.313 Richie Lewis, R (6, 1) Jeff Conine, R (8, PH) OBP: 0.434, SLG: 0.517 Robb Nen, R (8, 1)			B C C C 1-3 ① K		C S F B S 1-3 ① K	B X 1-0 ② FC1-2 WP 1B 1-2 2-3 3-Hf		C F B F B S 2-3 ③ K		2 0 0 1 0 0 1 0	0 0 0 0 0 0 0 0	0 0 0 0 0 0 0 0	0 0 0 0 0 0 0 0	0 0 0 0 0 0 1 0	2 0 3 0 0 1 1 0	0 0 0 0 0 1 1 0

Florida Marlins @ Chicago Cubs

Wrigley Field, Chicago, IL

Sun May 28 1995, 3:33 AM CDT

Att. 31,168 - Overcast - 73 F

TOP

livebaseballscorecards.com

AB	36
R	8
H	11
RBI	8
BB	6
SO	6
LOB	18

Inning Stats	1	2	3	4	5	6	7	8	9	1B: 7	SF: 0	WP: 3	PA: 42
	R: 2 E: 0 K: 0 S: 8	H: 2 LOB: 0 BB: 0 P: 13	R: 0 E: 0 K: 1 S: 9	H: 0 LOB: 0 BB: 0 P: 14	R: 0 E: 0 K: 2 S: 14	H: 0 LOB: 3 BB: 3 P: 30	R: 0 E: 0 K: 0 S: 7	H: 0 LOB: 0 BB: 0 P: 13	R: 1 E: 0 K: 2 S: 14	H: 1 LOB: 0 BB: 0 P: 20	R: 3 E: 0 K: 0 S: 14	H: 3 LOB: 2 BB: 2 P: 30	R: 0 E: 0 K: 0 S: 3	H: 0 LOB: 0 BB: 1 P: 8	R: 0 E: 0 K: 1 S: 8	H: 1 LOB: 1 BB: 0 P: 14	R: 2 E: 0 K: 0 S: 14	H: 4 LOB: 1 BB: 0 P: 24	2B: 1 3B: 1 HR: 2	SAC: 0 DP: 2 HBP: 0	PB: 0 SB: 2 CS: 0	

PITCHER		IP	WLS	BF	H	R	ER	SO	BB	IBB	HBP	BLK	WP	HR	S	P	ERA	WHIP
Kevin Foster, R ERA: 6.42	(1, 1)	5.1	W	25	5	6	6	5	4	0	0	0	0	2	57	100	10.12	1.688
Mike Walker, R ERA: 1.08	(6, 1)	2.2		11	2	0	0	1	2	0	0	0	2	0	20	42	0.00	1.500
Willie Banks, R ERA: 10.45	(9, 1)	0.1		5	4	2	2	0	0	0	0	0	1	0	12	21	54.00	12.000
Turk Wendell, R ERA:	(9, 1)	0.2		1	0	0	0	0	0	0	0	0	0	0	2	3	0.00	0.000

PITCHER	IP	WLS	BF	H	R	ER	SO	BB	IBB	HBP	BLK	WP	HR	S	P	ERA	WHIP

Florida Marlins @ Chicago Cubs

Wrigley Field, Chicago, IL

Sun May 28 1995, 3:33 AM CDT

Att. 31,168 - Overcast - 73 F

BOTTOM

livebaseballscorecards.com

Batter	1	2	3	4	5	6	7	8	9	AB	R	H	RBI	BB	SO	LOB
Brian McRae, S (1, 8) OBP: 0.303, SLG: 0.415	C B B F S 2-3 K ①		X 0-0 G6-3 ①		C B B X 3-2 1B 1B; 1-2 1-3 1B		F C C 0-3 K ②			5	1	2	0	0	2	0
Rey Sanchez, R (1, 4) OBP: 0.321, SLG: 0.389	S B B F C 2-3 K ②		X 0-0 G4-3 ②		B X SAFE 1-0 1B 1-3 SF7 1B; F X 0-2 F9 ③		C B B C X 2-2 HR 2B			5	2	2	0	0	1	2
Sammy Sosa, R (1, 9) OBP: 0.368, SLG: 0.585	C B S X 1-2 G1-3 ③		B X 1-0 F8 ③		F X 0-1 1B S 2B 1-3 3-H 1B	X 0-0 G6-3 ①	B B S B S F F X 3-2 2-H HR			5	2	2	3	0	0	0
Mark Grace, L (1, 3) OBP: 0.380, SLG: 0.549		B C C X 1-2 G6-3 ①		X 0-0 1B 2B	X 0-0 SF7 ① 3-H	B B S F F F X 2-2 1B 2B	B B X 2-0 1B			4	2	3	1	0	0	0
Rick Wilkins, L (1, 2) OBP: 0.382, SLG: 0.333		S B B B B B 4-1 BB BB BB		F B B B F F C 3-3 K ①	1 SAFE B B B C C X 3-2 2B 1-3 1B	B X 1-0 G3 ②	B C S B X 2-2 F9 ③			4	1	1	0	1	1	3
Shawon Dunston, R (1, 6) OBP: 0.351, SLG: 0.537		C F S 0-3 K ②		F B X 1-1 HR 2-H 1B	B X 1-0 1-3 3-H 1B 2B	B X 1-0 2-H 1B		B C X 1-1 F7 ①		5	2	3	3	0	1	1
Steve Buechele, R (1, 5) OBP: 0.303, SLG: 0.273	S B B B 1 SAFE C F F B 4-2 BB 1-2 BB			B C 1 SAFE F 1 SAFE F B F S 2-3 K ②	B X 1-0 2-H 3-H 1B	B X 1-0 G5-3 ③		B C B F F S 2-3 K ②		4	1	1	2	1	2	2
Howard Johnson, S (1, 7) OBP: 0.342, SLG: 0.379		B B B B 4-0 1-2 2-3 BB		B B C B X 3-1 1-H HR	B B C X 2-1 F8 ②		X 0-0 HR	B B C X 2-1 1B		4	2	3	3	1	0	1
Kevin Foster, R (1, 1) OBP: 0.308, SLG: 0.538		X 0-0 L9 ③		S B S F X 1-2 G6-3 ③	C B X 1-1 1B 2-H 1B		C C S 0-3 K ①	B X 1-0 L5 ③		3	0	1	1	0	0	3
Mike Walker, R (6, 1)										1	0	0	0	0	1	0
Kevin Roberson, S (8, PH) OBP: 0.286, SLG: 0.364										1	0	0	0	0	0	1
Willie Banks, R (9, 1)										0	0	0	0	0	0	0
Turk Wendell, L (9, 1)										0	0	0	0	0	0	0
Inning Stats	R: 0 E: 0 K: 2 S: 9 H: 0 LOB: 0 BB: 0 P: 14	R: 0 E: 0 K: 1 S: 12 H: 0 LOB: 3 BB: 3 P: 25	R: 0 E: 0 K: 0 S: 3 H: 0 LOB: 0 BB: 0 P: 4	R: 3 E: 0 K: 2 S: 18 H: 3 LOB: 0 BB: 0 P: 28	R: 6 E: 0 K: 0 S: 22 H: 8 LOB: 2 BB: 0 P: 35	R: 1 E: 0 K: 0 S: 9 H: 2 LOB: 1 BB: 0 P: 14	R: 3 E: 0 K: 2 S: 19 H: 4 LOB: 1 BB: 0 P: 28	R: 0 E: 0 K: 1 S: 9 H: 1 LOB: 1 BB: 0 P: 15		1B: 11 2B: 4 3B: 0 HR: 3 SF: 1 SAC: 0 DP: 0 HBP: 0						

	AB	41
	R	13
	H	18
	RBI	13
	BB	3
	SO	8
	LOB	13

WP: 0 PB: 0 SB: 1 CS: 0 PA: 45

PITCHER		IP	WLS	BF	H	R	ER	SO	BB	IBB	HBP	BLK	WP	HR	S	P	ERA	WHIP
David Weathers, R ERA: 5.29	(1, 1)	4.1	L	23	7	7	7	5	3	0	0	0	0	1	52	88	14.54	2.308
Terry Mathews, R ERA: 4.41	(5, 1)	0.2		6	4	2	2	0	0	0	0	0	0	0	12	18	27.00	6.000
Richie Lewis, R ERA: 5.65	(6, 1)	2.0		12	6	4	4	2	0	0	0	0	0	2	28	42	18.00	3.000
Robb Nen, R ERA: 4.7	(8, 1)	1.0		4	1	0	0	1	0	0	0	0	0	0	9	15	0.00	1.000

PITCHER	IP	WLS	BF	H	R	ER	SO	BB	IBB	HBP	BLK	WP	HR	S	P	ERA	WHIP

Houston Astros @ Florida Marlins

Joe Robbie Stadium, Miami, FL

Mon May 29 1995, 7:05 PM EDT

Att. 21,695 - Unknown - 86 F

TOP

livebaseballscorecards.com

Batter	1	2	3	4	5	6	7	8	9	AB	R	H	RBI	BB	SO	LOB
James Mouton, R (1, 8) OBP: 0.338, SLG: 0.448	K	G5-3		BB	1B	K			1B	4	0	1	2	1	2	2
John Hudek, S (7, 1) OBP: 1.000, SLG: 1.000										0	0	0	0	0	0	0
Milt Thompson, L (9, PH) OBP: 0.286, SLG: 0.200										1	0	1	0	0	0	0
Craig Biggio, R (1, 4) OBP: 0.421, SLG: 0.435	BB	P4		L4	BB		K2-3		K	4	1	0	0	2	2	7
5 Jeff Bagwell, R (1, 3) OBP: 0.326, SLG: 0.333	SAFE SAFE SAFE BB	G1-3	G5-3	E5				G3-1 G1-3 BB		3	1	0	0	2	0	5
Derek Bell, R (1, 9) OBP: 0.386, SLG: 0.449	1B	E5 G6-4-3	K F8					G1-3		5	0	1	1	0	1	4
Craig Shipley, R (1, 5) OBP: 0.381, SLG: 0.462	P4	SAFE SAFE G6-4-3			G1-4-3 PB BB 1B	K		G3-1		3	1	1	0	0	0	3
Dave Veres, R (5, 1)		1-2f						2-3		1	0	0	0	0	1	0
John Cangelosi, S (7, 8) OBP: 0.357, SLG: 0.357										1	0	0	0	0	0	1
Luis Gonzalez, L (1, 7) OBP: 0.325, SLG: 0.450	E8			HR	BB G1-4-3 1B BB	G3		F8		4	2	1	1	1	0	2
Scott Servais, R (1, 2) OBP: 0.259, SLG: 0.300	K			BB 2B	G1-4-3	G6-3			L6	4	0	1	0	0	1	4
Chris Donnels, L (9, PH) OBP: 0.381, SLG: 0.316										1	0	0	0	0	0	0
Orlando Miller, R (1, 6) OBP: 0.302, SLG: 0.344		G5-3 SH1-4 1B		F8	BB HBP		FC3-6 1B		1B BB	3	1	2	0	1	0	1
Shane Reynolds, R (1, 1) OBP: 0.167, SLG: 0.167		SH1-4		BB	BB 1B 5 E BB		FC3-6 S		F8	0	0	0	0	0	0	0
Pedro Martinez, L (3, 1)										0	0	0	0	0	0	0
Mike Simms, R (4, PH)										0	0	0	0	1	0	0
Jim Dougherty, R (4, 1)										0	0	0	0	0	0	0
Dave Magadan, L (5, PH) OBP: 0.427, SLG: 0.358										2	1	0	1	1	0	2
(5, 5)																

Inning Stats	1	2	3	4	5	6	7	8	9
	R: 2 E: 1 K: 2 S: 18	H: 1 LOB: 2 BB: 2 P: 36	R: 0 E: 0 K: 0 S: 8	H: 1 LOB: 1 BB: 0 P: 12	R: 0 E: 1 K: 0 S: 8	H: 0 LOB: 0 BB: 0 P: 12	R: 1 E: 0 K: 0 S: 19	H: 2 LOB: 3 BB: 2 P: 36	R: 4 E: 1 K: 1 S: 14	H: 2 LOB: 3 BB: 3 P: 35	R: 0 E: 0 K: 1 S: 6	H: 0 LOB: 0 BB: 0 P: 11	R: 0 E: 0 K: 2 S: 11	H: 1 LOB: 1 BB: 0 P: 18	R: 0 E: 0 K: 0 S: 11	H: 0 LOB: 1 BB: 1 P: 18	R: 0 E: 0 K: 1 S: 13	H: 1 LOB: 2 BB: 1 P: 22

	AB	36
	R	7
	H	8
	RBI	5
	BB	9
	SO	7
	LOB	31

	1B: 6	SF: 0
	2B: 1	SAC: 1
	3B: 0	DP: 1
	HR: 1	HBP: 1

	WP: 0	PA: 47
	PB: 1	
	SB: 1	
	CS: 0	

PITCHER		IP	WLS	BF	H	R	ER	SO	BB	IBB	HBP	BLK	WP	HR	S	P	ERA	WHIP
Chris Hammond, L ERA: 1.74	(1, 1)	3.1		19	4	3	2	2	4	0	0	0	0	1	47	88	5.40	2.400
Mark Gardner, R ERA: 8.49	(4, 1)	1.1		9	2	4	3	1	2	0	1	0	0	0	18	34	20.25	3.000
Randy Veres, R ERA: 2.25	(5, 1)	1.1	W	6	0	0	0	1	1	0	0	0	0	0	8	20	0.00	0.750
Yorkis Perez, L ERA: 6.0	(7, 1)	1.0		4	1	0	0	2	0	0	0	0	0	0	11	18	0.00	1.000
Robb Nen, R ERA: 4.15	(8, 1)	2.0	S	9	1	0	0	1	2	0	0	0	0	0	24	40	0.00	1.500

PITCHER		IP	WLS	BF	H	R	ER	SO	BB	IBB	HBP	BLK	WP	HR	S	P	ERA	WHIP

BOTTOM

Houston Astros @ Florida Marlins

Joe Robbie Stadium, Miami, FL

Mon May 29 1995, 7:05 PM EDT

Att. 21,695 - Unknown - 86 F

livebaseballscorecards.com

Batter	1	2	3	4	5	6	7	8	9	AB	R	H	RBI	BB	SO	LOB
Jerry Browne, S (1, 4) OBP: 0.292, SLG: 0.254	F9	K	1B		K	P6				5	0	1	1	0	2	1
Alex Arias, R (1, 6) OBP: 0.488, SLG: 0.559	1B	1B	1B		1B	HBP				4	0	4	1	0	0	0
Robb Nen, R (8, 1)										0	0	0	0	0	0	0
Tommy Gregg, L (1, 7) OBP: 0.393, SLG: 0.609	F9	1B	SF7		F9	P4				4	0	1	1	0	0	4
Gary Sheffield, R (1, 9) OBP: 0.479, SLG: 0.509	K	G5-3	K			K		3B 1B		5	1	1	0	0	3	5
Terry Pendleton, S (1, 5) OBP: 0.290, SLG: 0.377		1B HR 1B	1B 2B	G4-6-3 1B		CS 1B 1B		1-H 3B		5	2	5	1	0	0	0
Greg Colbrunn, R (1, 3) OBP: 0.295, SLG: 0.381		L7	1B S 1B 2-H	G4-6-3 1-2f		1-2 1B		K		5	1	2	1	0	1	3
Darrell Whitmore, L (1, 8) OBP: 0.246, SLG: 0.286		BB HR 1-3 1B	F8			K 2-3		P3		4	1	2	0	0	1	3
Yorkis Perez, L (7, 1)										0	0	0	0	0	0	0
Kurt Abbott, R (8, 6) OBP: 0.266, SLG: 0.417										1	0	0	0	0	0	1
Charles Johnson, R (1, 2) OBP: 0.284, SLG: 0.220	HR BB	1B 1B 1B BB	G5-3			SH2-4 1B		K		3	2	1	0	2	1	2
Chris Hammond, L (1, 1) OBP: 0.250, SLG: 0.625	HR	SF7 1B			G3					2	2	2	4	0	0	0
Mark Gardner, R (4, 1)										0	0	0	0	0	0	0
Randy Veres, R (5, 1)										1	0	0	0	0	0	0
Jesus Tavarez, S (7, 8)						SH2-4 1-2				0	0	0	0	0	0	0

Inning Stats																							
	R: 0	E: 0	K: 1	S: 15	H: 1	LOB: 1	BB: 0	P: 21	R: 4	E: 0	K: 1	S: 21	H: 5	LOB: 2	BB: 1	P: 33	R: 4	E: 0	K: 1	S: 22	H: 5	LOB: 2	BB: 1	P: 36
	R: 0	E: 0	K: 0	S: 9	H: 2	LOB: 1	BB: 0	P: 13	R: 0	E: 0	K: 1	S: 10	H: 1	LOB: 1	BB: 0	P: 18	R: 0	E: 0	K: 2	S: 12	H: 2	LOB: 2	BB: 0	P: 18
	R: 0	E: 0	K: 0	S: 11	H: 1	LOB: 2	BB: 0	P: 19	R: 1	E: 0	K: 2	S: 18	H: 2	LOB: 1	BB: 0	P: 26								

1B: 16	SF: 1	WP: 0
2B: 2	SAC: 1	PB: 0
3B: 1	DP: 2	SB: 1
HR: 1	HBP: 1	CS: 1

PA: 44

AB	39
R	9
H	19
RBI	9
BB	2
SO	8
LOB	19

PITCHER		IP	WLS	BF	H	R	ER	SO	BB	IBB	HBP	BLK	WP	HR	S	P	ERA	WHIP
Shane Reynolds, R ERA: 3.79	(1, 1)	2.0	L	15	8	6	6	2	1	0	0	0	0	1	42	62	27.00	4.500
Pedro Martinez, L ERA: 7.15	(3, 1)	1.0		7	3	2	2	1	1	0	0	0	0	0	16	28	18.00	4.000
Jim Dougherty, R ERA: 3.38	(4, 1)	1.0		4	2	0	0	0	0	0	0	0	0	0	9	13	0.00	2.000
Dave Veres, R ERA: 0.76	(5, 1)	2.2		12	4	0	0	3	0	0	1	0	0	0	32	54	0.00	1.500
John Hudek, R ERA: 0.79	(7, 1)	1.1		6	2	1	1	2	0	0	0	0	0	0	19	27	6.75	1.500

PITCHER	IP	WLS	BF	H	R	ER	SO	BB	IBB	HBP	BLK	WP	HR	S	P	ERA	WHIP

Batter	1	2	3	4	5	6	7	8	9	AB	R	H	RBI	BB	SO	LOB
James Mouton, R (1, 8) OBP: 0.329, SLG: 0.444	G6-3	G1-3		K	2B		F9			5	0	1	1	0	1	4
Dave Magadan, L (1, 5) John Hudek, S (9, 1) OBP: 1.000, SLG: 1.000	5 BB 3B BB		K	1-H 3-H 2B		BB			K	3 0	1 0	1 0	2 0	2 0	2 0	0 0
5 Jeff Bagwell, R (1, 3) OBP: 0.321, SLG: 0.322	1-2 3B BB		F8	P6		G1-3			G6-3	4	1	0	0	1	0	3
Derek Bell, R (1, 9) OBP: 0.394, SLG: 0.472	1-H 2-H SF8 3B		S 1B		E6 L7-4-3		G3-6-3 1B		F8	5	1	3	2	0	0	0
Luis Gonzalez, L (1, 7) OBP: 0.315, SLG: 0.438	SF8 3-H		K 1-2		L7-4-3 1-2		G3-6-3 1-2f			3	0	0	1	0	1	3
Chris Donnels, L (1, 4) OBP: 0.360, SLG: 0.304 Craig Shipley, R (9, 5) OBP: 0.381, SLG: 0.462	K			BB 1B 1B	K		K			4 0	1 0	1 0	0 0	0 0	3 0	0 0
Tony Eusebio, R (1, 2) OBP: 0.338, SLG: 0.413		G6-3		1-2 1B 2B BB		2B		1B		3	1	1	0	1	1	0
Orlando Miller, R (1, 6) OBP: 0.310, SLG: 0.362		SH1-4 1B		K		2B		K		4	1	2	0	0	2	3
Greg Swindell, L (1, 1) OBP: 0.273, SLG: 0.200 Jim Dougherty, R (5, 1) Todd Jones, L (7, 1) Craig Biggio, R (7, 4) OBP: 0.418, SLG: 0.431		1-2 SH1-4		1-3 2-H 2B 1B		L9		F9		1 1 0 1	1 0 0 0	1 0 0 0	1 0 0 0	0 0 0 0	0 0 0 0	0 1 0 1
Inning Stats	R: 3 E: 0 K: 1 S: 15 H: 1 LOB: 0 BB: 2 P: 31	R: 0 E: 0 K: 0 S: 8 H: 1 LOB: 1 BB: 0 P: 10	R: 0 E: 0 K: 2 S: 17 H: 1 LOB: 1 BB: 0 P: 24	R: 3 E: 0 K: 2 S: 17 H: 3 LOB: 1 BB: 1 P: 28	R: 0 E: 1 K: 1 S: 10 H: 0 LOB: 0 BB: 0 P: 14	R: 1 E: 0 K: 1 S: 13 H: 2 LOB: 2 BB: 1 P: 24	R: 0 E: 0 K: 1 S: 10 H: 1 LOB: 0 BB: 0 P: 16	R: 0 E: 0 K: 1 S: 8 H: 1 LOB: 1 BB: 0 P: 10	R: 0 E: 0 K: 1 S: 9 H: 0 LOB: 0 BB: 0 P: 13	1B: 6 2B: 4 3B: 1 HR: 0	SF: 1 SAC: 1 DP: 2 HBP: 0						

PITCHER	IP	WLS	BF	H	R	ER	SO	BB	IBB	HBP	BLK	WP	HR	S	P	ERA	WHIP
Bobby Witt, R (1, 1) ERA: 4.86	3.2	L	20	6	6	6	5	3	0	0	0	0	0	53	86	14.73	2.455
Richie Lewis, R (4, 1) ERA: 5.17	1.1		4	0	0	0	1	0	0	0	0	0	0	14	21	0.00	0.000
Terry Mathews, R (6, 1) ERA: 4.19	3.0		13	4	1	1	3	1	0	0	0	0	0	31	50	3.00	1.667
Yorkis Perez, L (9, 1) ERA: 5.63	1.0		3	0	0	0	1	0	0	0	0	0	0	9	13	0.00	0.000

PITCHER	IP	WLS	BF	H	R	ER	SO	BB	IBB	HBP	BLK	WP	HR	S	P	ERA	WHIP

TOP

Houston Astros @ Florida Marlins

Joe Robbie Stadium, Miami, FL

Wed May 31 1995, 7:05 PM EDT

Att. 23,937 - Unknown - 80 F

livebaseballscorecards.com

AB	34
R	7
H	10
RBI	7
BB	4
SO	10
LOB	15

WP: 0	PB: 0	SB: 1	CS: 0
PA: 40			

BOTTOM

Houston Astros @ Florida Marlins

Joe Robbie Stadium, Miami, FL

Wed May 31 1995, 7:05 PM EDT

Att. 23,937 - Unknown - 80 F

Batter	1	2	3	4	5	6	7	8	9	AB	R	H	RBI	BB	SO	LOB
Jerry Browne, S (1, 8) (9, 4) OBP: 0.312, SLG: 0.269	F9		L6		1B BB 1B 1-3 2-H		FC5-4 BB 1-2		1B	4	1	2	1	1	0	0
Alex Arias, R (1, 6) OBP: 0.457, SLG: 0.513	G1-3			L6	BB 1B 1B 1-2 3-H		K		P4	5	0	1	1	0	1	3
Terry Pendleton, S (1, 5) OBP: 0.289, SLG: 0.373	G3			G6-3	BB 1-2 2-3		K			4	0	1	0	0	1	2
Gary Sheffield, R (1, 9) OBP: 0.486, SLG: 0.509		E S G1-4-3 1B		BB	BB 1-2 2-3 3-H		FC5-4 1-2f			2	1	1	1	2	0	2
Andre Dawson, R (1, 7) OBP: 0.214, SLG: 0.231 Terry Mathews, L (6, 1) Jesus Tavarez, S (8, PH) (9, 8)	1 SAFE 1 SAFE 1 SAFE 1-H	G1-4-3		1 SAFE 1 SAFE	K	K		G4-3		3 0 1	0 0 0	0 0 0	1 0 0	0 0 0	2 0 0	4 0 0
Greg Colbrunn, R (1, 3) OBP: 0.284, SLG: 0.367	G3-1				K	G6-3		G6-3		4	0	0	0	0	1	0
Mario Diaz, R (1, 4) OBP: 0.194, SLG: 0.306 Yorkis Perez, L (9, 1)	F8				1B 1B 1B	K		G1-3		4 0	1 0	1 0	0 0	0 0	1 0	0 0
Charles Johnson, R (1, 2) OBP: 0.286, SLG: 0.223 Darrell Whitmore, L (9, PH) OBP: 0.242, SLG: 0.281		G3			1B 1B 1B 1-2	G6-3			K	3 1	1 0	1 0	0 0	0 0	0 1	0 0
Bobby Witt, R (1, 1) OBP: 0.182, SLG: 0.100 Richie Lewis, R (4, 1) Kurt Abbott, R (5, PH) OBP: 0.263, SLG: 0.411 Jeff Conine, R (6, 7) OBP: 0.435, SLG: 0.517			G5-3		K		BB 1B		K	1 0 1 2	0 0 0 0	0 0 0 1	0 0 0 0	0 0 1 0	0 0 2 1	0 0 2 0
Inning Stats	R: 0 E: 0 K: 0 S: 7 H: 0 LOB: 0 BB: 0 P: 10	R: 1 E: 0 K: 0 S: 8 H: 1 LOB: 0 BB: 0 P: 13	R: 0 E: 0 K: 0 S: 8 H: 0 LOB: 0 BB: 0 P: 14	R: 0 E: 0 K: 1 S: 10 H: 0 LOB: 1 BB: 1 P: 16	R: 3 E: 0 K: 3 S: 23 H: 5 LOB: 3 BB: 1 P: 34	R: 0 E: 0 K: 1 S: 6 H: 0 LOB: 0 BB: 0 P: 6	R: 0 E: 0 K: 2 S: 10 H: 1 LOB: 2 BB: 1 P: 20	R: 0 E: 0 K: 0 S: 10 H: 0 LOB: 0 BB: 0 P: 15	R: 0 E: 0 K: 2 S: 12 H: 1 LOB: 1 BB: 0 P: 18	1B: 8 2B: 0 3B: 0 HR: 0	SF: 0 SAC: 0 DP: 0 HBP: 0					

PITCHER		IP	WLS	BF	H	R	ER	SO	BB	IBB	HBP	BLK	WP	HR	S	P	ERA	WHIP
Greg Swindell, L ERA: 5.88	(1, 1)	4.2		22	6	4	4	3	2	0	0	0	0	0	53	83	7.71	1.714
Jim Dougherty, R ERA: 3.15	(5, 1)	1.1	W	6	1	0	0	2	1	0	0	0	0	0	10	15	0.00	1.500
Todd Jones, R ERA: 1.69	(7, 1)	2.0		6	0	0	0	2	0	0	0	0	0	0	19	30	0.00	0.000
John Hudek, R ERA: 0.73	(9, 1)	1.0	S	4	1	0	0	2	0	0	0	0	0	0	12	18	0.00	1.000

PITCHER	IP	WLS	BF	H	R	ER	SO	BB	IBB	HBP	BLK	WP	HR	S	P	ERA	WHIP

livebaseballscorecards.com

AB	35
R	4
H	8
RBI	4
BB	3
SO	9
LOB	13

1B: 8 2B: 0 3B: 0 HR: 0 SF: 0 SAC: 0 DP: 0 HBP: 0

WP: 0 PB: 0 SB: 1 CS: 0 PA: 38

Batter	1	2	3	4	5	6	7	8	9	AB	R	H	RBI	BB	SO	LOB
Brian McRae, S (1, 8) OBP: 0.313, SLG: 0.417	X 0-0 G5-4-3 1B		B X 1-0 ③ G6-3			B B C B C B 4-2 1B S 3B BB	X 0-0 ③ P2		B X 1-0 ② ③ G4-6-3 1-2f	4	1	1	0	1	0	2
Rey Sanchez, R (1, 4) OBP: 0.313, SLG: 0.380	B 1 SAFE 1 SAFE X 1-0 ① F8			C B X 1-1 ① G5-3		B X 1-0 1-3 3B 1B		F F B X 1-2 ① F7		4	1	1	0	0	0	1
Sammy Sosa, R (1, 9) OBP: 0.376, SLG: 0.601	B 1 SAFE X 1-0 ② ③ G5-4-3 1-2f			S B X 1-1 CS 1B		X 0-0 1-H 3-H G1-4-3 3B		C S F B X 1-2 ② F9		4	1	2	2	0	0	1
Mark Grace, L (1, 3) OBP: 0.379, SLG: 0.581		F C T F B B F F X 2-2 ① F8		F B B X 2-1 ② ③ G3 1-2		F F B F B X 2-2 ① 3-H G1-4-3 1B		B B B F X 3-1 HR		4	1	1	2	0	0	1
Rick Wilkins, L (1, 2) OBP: 0.385, SLG: 0.316		C T B F C 1-3 ② K			X 0-0 ① P5	C F X 0-2 1B		C C B B B B 4-2 BB		3	0	1	0	1	1	0
Shawon Dunston, R (1, 6) OBP: 0.345, SLG: 0.541		X 0-0 HR			B F F X 1-2 2B	B X 1-0 ② F8		B F S S 1-3 ③ K		4	1	2	1	0	1	2
Howard Johnson, S (1, 5) OBP: 0.277, SLG: 0.289 José Hernández, R (9, 5) OBP: 0.419, SLG: 0.690		B B B C S S 3-3 ③ K			F B C C 1-3 ② K	C X 0-1 ③ P6			B B X 2-0 ① F8	4 0	0 0	0 0	0 0	0 0	2 0	2 0
Scott Bullett, L (1, 7) OBP: 0.288, SLG: 0.414			B B C M X 2-2 ① G3		I I I 4-0 IBB		B F C F F X 1-2 ① G3-1		S B F X 1-2 SH 1B	3	0	1	0	1	0	0
Jaime Navarro, R (1, 1) OBP: 0.063, SLG: 0.125 Mike Perez, R (7, 1)			F X 0-1 ② G6-3		B C X 1-1 ③ G6-3		B C S C 1-3 ② K		L F B X 1-2 SH G4-6-3 1-3	3 0	0 0	0 0	0 0	0 0	1 0	2 0
Inning Stats	R: 0 H: 1 E: 0 LOB: 0 K: 0 BB: 0 S: 3 P: 5	R: 1 H: 1 E: 0 LOB: 0 K: 2 BB: 0 S: 15 P: 21	R: 0 H: 0 E: 0 LOB: 0 K: 0 BB: 0 S: 6 P: 9	R: 0 H: 1 E: 0 LOB: 0 K: 0 BB: 0 S: 6 P: 10	R: 0 H: 1 E: 0 LOB: 2 K: 1 BB: 1 S: 9 P: 16	R: 3 H: 3 E: 0 LOB: 1 K: 0 BB: 1 S: 14 P: 22	R: 0 H: 0 E: 0 LOB: 0 K: 1 BB: 0 S: 9 P: 11	R: 1 H: 1 E: 0 LOB: 1 K: 1 BB: 1 S: 14 P: 24	R: 0 H: 1 E: 1 LOB: 1 K: 0 BB: 0 S: 8 P: 13	1B: 5 2B: 1 3B: 1 HR: 2	SF: 0 SAC: 1 DP: 2 HBP: 0					

PITCHER		IP	WLS	BF	H	R	ER	SO	BB	IBB	HBP	BLK	WP	HR	S	P	ERA	WHIP
John Burkett, R ERA: 4.84	(1, 1)	6.0	L	25	7	4	4	3	1	1	0	0	0	1	53	83	6.00	1.333
Mark Gardner, R ERA: 8.17	(7, 1)	2.0		8	1	1	1	2	1	0	0	0	0	1	23	35	4.50	1.000
Richie Lewis, R ERA: 4.86	(9, 1)	1.0		4	1	0	0	0	0	0	0	0	0	0	8	13	0.00	1.000

PITCHER	IP	WLS	BF	H	R	ER	SO	BB	IBB	HBP	BLK	WP	HR	S	P	ERA	WHIP

TOP

Chicago Cubs @ Florida Marlins

Joe Robbie Stadium, Miami, FL

Fri Jun 02 1995, 7:05 PM EDT

Att. 19,540 - Unknown - 82 F

livebaseballscorecards.com

AB	33
R	5
H	9
RBI	5
BB	3
SO	5
LOB	11

WP: 0 PA: 37
PB: 0
SB: 1
CS: 1

BOTTOM

Batter	1	2	3	4	5	6	7	8	9	AB	R	H	RBI	BB	SO	LOB
Jerry Browne, S (1, 4) OBP: 0.296, SLG: 0.254	C B B X 2-1 ① G4-3		C B X 1-1 ③ G6-3			B X 1-0 ② F7		C F X 0-2 ③ G6-3		4	0	0	0	0	0	0
Richie Lewis, R (9, 1)										0	0	0	0	0	0	0
Alex Arias, R (1, 6) OBP: 0.460, SLG: 0.581	C B B B C X 3-2 IHR			X 0-0 ① L6		C B S F B X 2-2 1B			B C F F F B X 2-2 ① G6-3	4	1	2	1	0	0	0
Gary Sheffield, R (1, 9) OBP: 0.480, SLG: 0.500	C F X 0-2 ② G5-3			B X 1-0 1B		S C B F F X 1-2 ③ L3			B C F B B F S 3-3 ② K	4	0	1	0	0	1	1
Jeff Conine, R (1, 7) OBP: 0.429, SLG: 0.505	X 0-0 ③ G3			1 SAFE C 1 SAFE 1 SAFE B C 1 SAFE P 1 SAFE 2-3 C ② K			X 0-0 ① G6-3		C F B F B F B F F 3-2 X 1B	4	0	1	0	0	1	1
Terry Pendleton, S (1, 5) OBP: 0.288, SLG: 0.364		F B B X 2-1 ① G6-3		C 1 SAFE 1 SAFE 1 SAFE B F B B S 3-3 ③ K			B B B B 4-0 G3 BB		B C X 1-1 ③ P6	3	0	0	0	1	1	2
Tommy Gregg, L (1, 3) OBP: 0.355, SLG: 0.538		C F B X 1-2 ② P6			X 0-0 ① F8		B F B F X 2-2 ② G3 1-2			3	0	0	0	0	0	1
Charles Johnson, R (1, 2) OBP: 0.278, SLG: 0.216		X 0-0 ③ G6-3			B B X 2-0 ② P4		B C S B C 2-3 ③ K			3	0	0	0	0	1	1
Jesus Tavarez, S (1, 8)			C B B B F X 2-2 ① G6-3		B B X 2-0 ③ F8			S L B B B F B 4-2 G6-3 BB		2	0	0	0	1	0	0
John Burkett, R (1, 1) OBP: 0.118, SLG: 0.063			B F C S 1-3 ② K			C B S B S 2-3 ① K		C B B X 1-2 ① ② G6-3 1-2f		1	0	0	0	0	1	0
Darrell Whitmore, L (6, PH) OBP: 0.238, SLG: 0.276										1	0	0	0	0	1	0
Mark Gardner, R (7, 1)										0	0	0	0	0	0	0
Mario Diaz, R (8, PH) OBP: 0.189, SLG: 0.297										1	0	0	0	0	0	1
(9, 4)																

Inning Stats	1	2	3	4	5	6	7	8	9	1B: 3	SF: 0	WP: 0	PA: 32
	R: 1 H: 1 E: 0 LOB: 0 K: 0 BB: 0 S: 9 P: 14	R: 0 H: 0 E: 0 LOB: 0 K: 0 BB: 0 S: 6 P: 9	R: 0 H: 0 E: 0 LOB: 0 K: 1 BB: 0 S: 8 P: 12	R: 0 H: 1 E: 0 LOB: 1 K: 2 BB: 0 S: 9 P: 14	R: 0 H: 0 E: 0 LOB: 0 K: 0 BB: 0 S: 3 P: 7	R: 0 H: 1 E: 0 LOB: 1 K: 1 BB: 0 S: 13 P: 19	R: 0 H: 0 E: 0 LOB: 1 K: 1 BB: 1 S: 7 P: 15	R: 0 H: 0 E: 0 LOB: 0 K: 0 BB: 1 S: 9 P: 14	R: 0 H: 1 E: 0 LOB: 1 K: 1 BB: 0 S: 18 P: 27	2B: 0 3B: 0 HR: 1	SAC: 0 DP: 1 HBP: 0	PB: 0 SB: 0 CS: 0	

PITCHER	IP	WLS	BF	H	R	ER	SO	BB	IBB	HBP	BLK	WP	HR	S	P	ERA	WHIP
Jaime Navarro, R (1, 1) ERA: 2.64	6.1	W	23	3	1	1	4	1	0	0	0	0	0	49	80	1.42	0.632
Mike Perez, R (7, 1) ERA: 2.84	2.2	S	9	1	0	0	2	1	0	0	0	0	0	33	51	0.00	0.750

PITCHER	IP	WLS	BF	H	R	ER	SO	BB	IBB	HBP	BLK	WP	HR	S	P	ERA	WHIP

Chicago Cubs @ Florida Marlins

Joe Robbie Stadium, Miami, FL

Fri Jun 02 1995, 7:05 PM EDT

Att. 19,540 - Unknown - 82 F

livebaseballscorecards.com

AB	30
R	1
H	4
RBI	1
BB	2
SO	6
LOB	7

Batter	1	2	3	4	5	6	7	8	9	AB	R	H	RBI	BB	SO	LOB
Brian McRae, S (1, 8) OBP: 0.323, SLG: 0.420	X 0-0 ① F7	B C X 1-1 BB HBP 1-3 1B		B F F B X 2-2 CS G5-3 1B		B B F B B B 4-1 G6-4-3 BB		B F F F F B F X 2-2 ② G6-3		4	0	2	0	1	0	0
Rey Sanchez, R (1, 4) OBP: 0.309, SLG: 0.374	C X 0-1 2B G6-3 1B	B B F X 2-1 ① P3		1 SAFE X 0-0 ① G5-3 1-2		X 0-0 ① ② G6-4-3 1-2f		C T F S 0-3 ③ K		5	1	1	0	0	1	4
Sammy Sosa, R (1, 9) OBP: 0.377, SLG: 0.599	S X 0-1 1-3 1B 2B	H 1-0 BB 1-2 HBP		S F F B X 1-2 ② ③ F7 2-3		B F B B B X 3-1 ③ F8			B F F B B X 2-2 ① G3-1	4	1	1	0	0	0	1
Mark Grace, L (1, 3) OBP: 0.380, SLG: 0.579	B F F B X 2-2 ② G6-3 3-H	B B B B 4-0 1-2 2-3 3-H BB			C S X 0-2 F9 1B 2B		X 0-0 ① P6		X 0-0 ② G4-3	4	1	1	2	1	0	1
Rick Wilkins, L (1, 2) OBP: 0.386, SLG: 0.313	F B S B F B B 4-2 HBP 1B BB	F F B B B F X 3-2 ② P5			B X 1-0 ① F9 2-3		B F X 1-1 ② L3		B F F B F B X 3-2 1B	4	0	1	0	1	0	4
Shawon Dunston, R (1, 6) OBP: 0.356, SLG: 0.539	X 0-0 HBP 1-2 2-H 1B	B F S F S 1-3 ③ K			S F B F F B X 2-2 WP 3-H 1B		B B B B 4-0 BB BB		B S F S 1-3 ③ K	4	0	2	2	1	2	4
Turk Wendell, L (9, 1)										0	0	0	0	0	0	0
Howard Johnson, S (1, 5) OBP: 0.294, SLG: 0.275	C C H 1-2 1-2 2-3 HBP		B X 1-0 ① G5-3		B C B 1 SAFE X 2-1 ② P6 3-H 1B		B B B B 4-0 1-2 BB			2	0	0	0	1	0	1
Scott Bullett, L (1, 7) OBP: 0.286, SLG: 0.397	B B B C X 3-1 ③ G1-3		X 0-0 ② P6		B I I 4-0 1-2 IBB		C F B F S 1-3 ③ K			3	0	0	0	1	1	5
Kevin Foster, R (1, 1) OBP: 0.313, SLG: 0.500		C B B F X 2-2 1B BB 1B	F X 0-1 ③ F8		S X 0-1 ③ P3			C F X 0-2 ① G1-3		3	1	1	0	0	0	2
Mike Walker, R (6, 1)										1	0	0	0	0	0	0
Bryan Hickerson, L (9, 1) OBP: 1.000, SLG: 1.000										0	0	0	0	0	0	0
José Hernández, R (9, 6) OBP: 0.419, SLG: 0.690										0	0	0	0	0	0	0
Inning Stats	R: 2 E: 0 K: 0 S: 16 H: 3 LOB: 3 BB: 1 P: 26	R: 1 E: 0 K: 1 S: 15 H: 2 LOB: 3 BB: 1 P: 29	R: 0 E: 0 K: 0 S: 4 H: 0 LOB: 0 BB: 0 P: 5	R: 0 E: 0 K: 0 S: 8 H: 1 LOB: 0 BB: 0 P: 11	R: 1 E: 0 K: 0 S: 13 H: 2 LOB: 2 BB: 1 P: 22	R: 0 E: 0 K: 0 S: 4 H: 0 LOB: 0 BB: 1 P: 11	R: 0 E: 0 K: 1 S: 7 H: 0 LOB: 2 BB: 2 P: 17	R: 0 E: 0 K: 1 S: 13 H: 0 LOB: 0 BB: 0 P: 15	R: 0 E: 0 K: 1 S: 11 H: 1 LOB: 1 BB: 0 P: 17	1B: 7 2B: 2 3B: 0 HR: 0	SF: 0 SAC: 0 DP: 1 HBP: 2						

TOP

Chicago Cubs @ Florida Marlins

Joe Robbie Stadium, Miami, FL

Sat Jun 03 1995, 7:05 PM EDT

Att. 26,436 - Unknown - 83 F

livebaseballscorecards.com

AB	34
R	4
H	9
RBI	4
BB	6
SO	4
LOB	22

WP: 1 PB: 0 SB: 0 CS: 1 PA: 42

PITCHER		IP	WLS	BF	H	R	ER	SO	BB	IBB	HBP	BLK	WP	HR	S	P	ERA	WHIP
David Weathers, R ERA: 5.88	(1, 1)	1.1		13	5	3	3	0	2	0	2	0	0	1	0	23	43	20.25	5.250
Terry Mathews, R ERA: 3.91	(2, 1)	3.2		14	3	1	1	1	0	1	0	0	1	0	33	50	2.46	0.818
Richie Lewis, R ERA: 4.58	(6, 1)	1.0		3	0	0	0	0	1	0	0	0	0	0	4	11	0.00	1.000
Yorkis Perez, L ERA: 5.29	(7, 1)	1.0		5	0	0	0	1	2	0	0	0	0	0	7	17	0.00	2.000
Randy Veres, R ERA: 1.93	(8, 1)	2.0	W	7	1	0	0	2	0	0	0	0	0	0	24	32	0.00	0.500

PITCHER	IP	WLS	BF	H	R	ER	SO	BB	IBB	HBP	BLK	WP	HR	S	P	ERA	WHIP

Chicago Cubs @ Florida Marlins

Joe Robbie Stadium, Miami, FL

Sat Jun 03 1995, 7:05 PM EDT

Att. 26,436 - Unknown - 83 F

BOTTOM

livebaseballscorecards.com

Batter	1	2	3	4	5	6	7	8	9	AB	R	H	RBI	BB	SO	LOB
Jesus Tavarez, S (1, 8) OBP: 0.333, SLG: 0.375	C F B S 1-3 K ①		C B B C B X 3-2 1B		C X 0-1 G4-3 ③		C B S C 1-3 K ②		B B X 2-0 1B 2B	5	1	2	0	0	2	1
Alex Arias, R (1, 6) OBP: 0.436, SLG: 0.542	C B B B T C 3-3 K ②		C F B S 1-3 K ②			C F X 0-2 G4-3 ①	B X 1-0 G5-3 ③		B B X 2-0 2-H 1B	5	0	1	1	0	2	1
Gary Sheffield, R (1, 9) OBP: 0.480, SLG: 0.504	F F F X 0-2 P3 ③		B 1 SAFE C 1 SAFE X 1-1 F7 ③			C F X 0-2 1B 2B		F B C B B B 4-2 FC3-6 BB		3	1	1	0	1	0	1
Jeff Conine, R (1, 7) OBP: 0.422, SLG: 0.495		X 0-0 G4-3 ①		C B F S 1-3 K ①		B C X 1-1 2B 2-H 1B 1B		1 SAFE X 0-0 FC3-6 1-2f 2B ①		4	2	1	1	0	1	1
Terry Pendleton, S (1, 5) OBP: 0.294, SLG: 0.383		C C B X 1-2 L7 ②		B X 1-0 G3-1 ②		F X 0-1 1-3 1B 2B		B X 1-0 1-H 2B ②		4	1	2	1	0	0	0
Greg Colbrunn, R (1, 3) OBP: 0.300, SLG: 0.381		B F F F X 1-2 BB 1B		B S F B F X 2-2 G6-3 ③		F F X 0-2 2-H 3-H 1B		B B C B X 3-1 1B		4	0	3	2	0	0	0
Charles Johnson, R (1, 2) OBP: 0.277, SLG: 0.210		B B S B B 4-1 1-2 BB		X 0-0 G6-3 ①		B X 1-0 F7 ②		S X 0-1 G1-3 ③		3	0	0	0	1	0	2
Mario Diaz, R (1, 4) OBP: 0.175, SLG: 0.275 Randy Veres, R (8, 1) Tommy Gregg, L (9, PH) OBP: 0.344, SLG: 0.519		B F B B S F F X 3-2 P4 ③		X 0-0 G4-3 ②		X 0-0 P2 ③			B B B C C C X 3-2 F8 ①	3 0 1	0 0 0	0 0 0	0 0 0	0 0 0	0 0 0	3 0 0
David Weathers, R (1, 1) OBP: 0.111, SLG: 0.111 Terry Mathews, L (2, 1) Darrell Whitmore, L (5, PH) OBP: 0.250, SLG: 0.276 Richie Lewis, R (6, 1) Yorkis Perez, L (7, 1) Quilvio Veras, S (7, PH) OBP: 0.386, SLG: 0.330 (8, 4)			S S S 0-3 K ①		C B B S B F F B 4-2 BB		C B C F B F F X 2-2 G3-1 ①		B B B C C C F X 3-2 L7 ②	0 1 0 0 0 2	0 0 0 0 0 0	0 0 0 0 0 0	0 0 1 0 0 0	0 1 0 0 0 0	0 0 0 0 0 0	0 0 0 0 0 0
Inning Stats	R: 0 E: 0 K: 2 S: 10 H: 0 LOB: 0 BB: 0 P: 14	R: 0 E: 0 K: 0 S: 14 H: 1 LOB: 2 BB: 1 P: 23	R: 0 E: 0 K: 2 S: 11 H: 1 LOB: 1 BB: 0 P: 16	R: 0 E: 0 K: 1 S: 8 H: 0 LOB: 0 BB: 0 P: 12	R: 0 E: 0 K: 0 S: 7 H: 0 LOB: 1 BB: 1 P: 11	R: 3 E: 0 K: 0 S: 15 H: 4 LOB: 1 BB: 0 P: 17	R: 0 E: 0 K: 1 S: 10 H: 0 LOB: 0 BB: 0 P: 14	R: 1 E: 0 K: 0 S: 8 H: 2 LOB: 1 BB: 1 P: 16	R: 1 E: 0 K: 0 S: 9 H: 2 LOB: 1 BB: 0 P: 19	1B: 6 2B: 4 3B: 0 HR: 0	SF: 0 SAC: 0 DP: 0 HBP: 0						

	AB	R	H	RBI	BB	SO	LOB
	35	5	10	5	3	6	9

WP: 0 PB: 0 SB: 0 CS: 0 PA: 38

PITCHER		IP	WLS	BF	H	R	ER	SO	BB	IBB	HBP	BLK	WP	HR	S	P	ERA	WHIP
Kevin Foster, R ERA: 6.23	(1, 1)	5.1		24	6	3	3	5	2	0	0	0	0	0	63	90	5.06	1.500
Mike Walker, R ERA: 1.4	(6, 1)	2.2		10	2	1	1	1	1	0	0	0	0	0	20	33	3.38	1.125
Bryan Hickerson, L ERA: 3.09	(9, 1)	0.2	L	3	1	1	1	0	0	0	0	0	0	0	8	16	13.50	1.500
Turk Wendell, R ERA:	(9, 1)	0.0		1	1	0	0	0	0	0	0	0	0	0	1	3	∞	∞

PITCHER	IP	WLS	BF	H	R	ER	SO	BB	IBB	HBP	BLK	WP	HR	S	P	ERA	WHIP

Batter	1	2	3	4	5	6	7	8	9	AB	R	H	RBI	BB	SO	LOB
Brian McRae, S (1, 8) OBP: 0.319, SLG: 0.422	C F B X 1-2 L1 ①		X 0-0 FC6-4 1B 1-2f ②			C F B B F F X 2-2 1B SF7 2B	X 0-0 G4-3 ③		B F X 1-1 SF9 3-H ②	4	1	1	1	0	0	1
Rey Sanchez, R (1, 4) OBP: 0.312, SLG: 0.375	C B X 1-1 P4 ②		1 SAFE B 1 SAFE X 1-0 1-2 1B			B B B C X 3-1 2B 2-3 1B		C F X 0-2 L9 ①	S B B X 2-1 FC5-4 1-2f ③	5	1	2	0	0	0	1
Mark Grace, L (1, 3) OBP: 0.370, SLG: 0.566	B F B X 2-1 G4-3 ③		X 0-0 P3 ③			1 SAFE C B X 1-1 SF7 3-H ①		X 0-0 L7 ②		3	0	0	1	0	0	2
Sammy Sosa, R (1, 9) OBP: 0.380, SLG: 0.623		X 0-0 HR	B B X 2-0 P3 ①			B B X 2-0 1B 1-H 2B		S B S S 1-3 K 1B		4	2	2	2	0	1	0
Shawon Dunston, R (1, 6) OBP: 0.352, SLG: 0.529		C F B C 1-3 K ①	B B X 2-0 F7 ②			F F B X 1-2 F7 ②		1 SAFE C B 1 SAFE X 1-1 1-2 1B		4	0	1	0	0	1	1
Ozzie Timmons, R (1, 7) OBP: 0.300, SLG: 0.351 Scott Bullett, L (8, 7) OBP: 0.286, SLG: 0.397		B C S B X 2-2 G5-3 ②	S C S 0-3 K ③			S B B X 2-1 2-H 1B		S S B F B S 2-3 K ③		4 0	0 0	1 0	1 0	0 0	2 0	2 0
José Hernández, R (1, 5) OBP: 0.400, SLG: 0.636		X 0-0 G5-3 ③			B C F B F B X 3-2 F9 ①	B C S S X 1-2 G5-3 ③			S F B B B X 3-2 1B SF9 1B	4	1	1	0	0	0	1
Todd Pratt, R (1, 2) OBP: 0.111, SLG: 0.059			C C F S 0-3 K ①		C B S C 1-3 K ②		C F F F F B X 1-2 F7 ①		C X 0-1 1-3 FC5-4 1B	4	0	1	0	0	2	0
Frank Castillo, R (1, 1) OBP: 0.188, SLG: 0.188 Randy Myers, L (9, 1)			C B X 1-1 FC6-4 1B		X 0-0 F9 ③		B X 1-0 G4-3 ②		B L L L 1-3 K ①	4 0	0 0	1 0	0 0	0 0	1 0	2 0
Inning Stats	R: 0 E: 0 K: 0 S: 7 H: 0 LOB: 0 BB: 0 P: 11	R: 1 E: 0 K: 1 S: 8 H: 1 LOB: 0 BB: 0 P: 11	R: 0 E: 0 K: 1 S: 9 H: 2 LOB: 2 BB: 0 P: 11	R: 0 E: 0 K: 1 S: 5 H: 0 LOB: 0 BB: 0 P: 9	R: 0 E: 0 K: 1 S: 8 H: 0 LOB: 0 BB: 0 P: 12	R: 3 E: 0 K: 0 S: 18 H: 4 LOB: 1 BB: 0 P: 30	R: 0 E: 0 K: 0 S: 9 H: 0 LOB: 0 BB: 0 P: 11	R: 0 E: 0 K: 2 S: 13 H: 1 LOB: 2 BB: 0 P: 17	R: 1 E: 0 K: 1 S: 12 H: 2 LOB: 1 BB: 0 P: 19	1B: 7 2B: 2 3B: 0 HR: 1 SF: 2 SAC: 0 DP: 0 HBP: 0						

PITCHER		IP	WLS	BF	H	R	ER	SO	BB	IBB	HBP	BLK	WP	HR	S	P	ERA	WHIP
Chris Hammond, L ERA: 2.05	(1, 1)	5.2	L	24	7	4	2	4	0	0	0	0	0	1	52	80	3.18	1.235
Jeremy Hernandez, R ERA:	(6, 1)	1.1		4	0	0	0	0	0	0	0	0	0	0	12	15	0.00	0.000
Mark Gardner, R ERA: 7.86	(8, 1)	1.0		5	1	0	0	2	0	0	0	0	1	0	13	17	0.00	1.000
Robb Nen, R ERA: 4.42	(9, 1)	1.0		5	2	1	1	1	0	0	0	0	0	0	12	19	9.00	2.000

PITCHER	IP	WLS	BF	H	R	ER	SO	BB	IBB	HBP	BLK	WP	HR	S	P	ERA	WHIP

TOP

Chicago Cubs @ Florida Marlins

Joe Robbie Stadium, Miami, FL

Sun Jun 04 1995, 7:05 PM EDT

Att. 18,175 - Unknown - 77 F

livebaseballscorecards.com

AB	36
R	5
H	10
RBI	5
BB	0
SO	7
LOB	10

WP: 1	PB: 0	SB: 0
CS: 0	PA: 38	

Chicago Cubs @ Florida Marlins

Joe Robbie Stadium, Miami, FL

Sun Jun 04 1995, 7:05 PM EDT

Att. 18,175 - Unknown - 77 F

BOTTOM

Batter	1	2	3	4	5	6	7	8	9	AB	R	H	RBI	BB	SO	LOB
Quilvio Veras, S (1, 4) OBP: 0.390, SLG: 0.330	C X 0-1 E4 G4-3 G6-3 1B		L B B F F B B B 4-2 FC5-4 BB	C B S S 1-3 ③ K			C L X 0-2 ③ G5-3			3	1	1	0	1	1	2
Alex Arias, R (1, 6) OBP: 0.407, SLG: 0.500	B C X 1-1 ① G4-3 2-3		1 SAFE B 1 SAFE B 1 SAFE F X 2-1 ② FC5-4 1B 1-2f		C C X 0-2 ① G1-3			S X 0-1 ① G1-3		4	0	0	0	0	0	2
Robb Nen, R (9, 1)										0	0	0	0	0	0	0
Gary Sheffield, R (1, 9) OBP: 0.481, SLG: 0.500	B B B X 3-0 ② G6-3 3-H		B X 1-0 1-2 1B		S B B B C F H 4-2 G5-4-3 HBP			B C X 1-1 ② G5-3		3	0	1	1	0	0	0
Jeff Conine, R (1, 7) OBP: 0.417, SLG: 0.485	X 0-0 1B		C C B X 1-2 ③ P4		1 SAFE B C 1 SAFE X 1-1 ② ③ G5-4-3 1-2f			X 0-0 ③ L9		4	0	1	0	0	0	3
Terry Pendleton, S (1, 5) OBP: 0.299, SLG: 0.401	F X 0-1 ③ L4			F X 0-1 G4-3 1B 2B		S X 0-1 ① F9			B C B F X 2-2 1B 2B	4	2	2	0	0	0	1
Greg Colbrunn, R (1, 3) OBP: 0.290, SLG: 0.368		C B X 1-1 ① G5-3		B X 1-0 ① G4-3 2-3		X 0-0 ② G6-3			B F B X 2-1 ① G5-3	4	0	0	0	0	0	2
Charles Johnson, R (1, 2) OBP: 0.279, SLG: 0.214		B F B S S 2-3 ② K		B X 1-0 FC1-6 3-H 1B		X 0-0 ③ F9			S B X 1-1 ② P5	3	0	1	1	0	1	0
Andre Dawson, R (9, PH) OBP: 0.209, SLG: 0.225										1	0	0	0	0	0	1
Jesus Tavarez, S (1, 8) OBP: 0.308, SLG: 0.333		C B F B F F X 2-2 ③ P5		C B X 1-1 ② FC1-6 BB 1-2f			B X 1-0 ① B1		X 0-0 2-H 1B	4	0	1	1	0	0	1
Chris Hammond, L (1, 1) OBP: 0.300, SLG: 0.556			B S S C 1-3 ① K	C B B B 1 SAFE B B 4-1 1-2 BB			B X 1-0 ② P6		F X 0-1 ③ F8	1	0	0	0	1	1	0
Jeremy Hernandez, R (6, 1)										0	0	0	0	0	0	0
Tommy Gregg, L (7, PH) OBP: 0.333, SLG: 0.500										1	0	0	0	0	0	0
Mark Gardner, R (8, 1)										0	0	0	0	0	0	0
Kurt Abbott, R (9, 6) OBP: 0.259, SLG: 0.405										1	0	0	0	0	0	1
Inning Stats	R: 1 E: 1 K: 0 S: 8 H: 2 LOB: 1 BB: 0 P: 12	R: 0 E: 0 K: 1 S: 10 H: 0 LOB: 0 BB: 0 P: 15	R: 0 E: 0 K: 1 S: 12 H: 1 LOB: 2 BB: 1 P: 21	R: 1 E: 0 K: 1 S: 10 H: 2 LOB: 2 BB: 1 P: 18	R: 0 E: 0 K: 0 S: 8 H: 0 LOB: 0 BB: 0 P: 13	R: 0 E: 0 K: 0 S: 4 H: 0 LOB: 0 BB: 0 P: 4	R: 0 E: 0 K: 0 S: 5 H: 0 LOB: 0 BB: 0 P: 7	R: 0 E: 0 K: 0 S: 5 H: 0 LOB: 0 BB: 0 P: 6	R: 1 E: 0 K: 0 S: 10 H: 2 LOB: 1 BB: 0 P: 15							

PITCHER	IP	WLS	BF	H	R	ER	SO	BB	IBB	HBP	BLK	WP	HR	S	P	ERA	WHIP
Frank Castillo, R (1, 1) ERA: 2.81	8.0	W	32	6	3	3	3	2	0	1	0	0	0	65	101	3.38	1.000
Randy Myers, L (9, 1) ERA: 3.86	1.0	S	4	1	0	0	0	0	0	0	0	0	0	7	10	0.00	1.000

PITCHER	IP	WLS	BF	H	R	ER	SO	BB	IBB	HBP	BLK	WP	HR	S	P	ERA	WHIP

AB	33
R	3
H	7
RBI	3
BB	2
SO	3
LOB	13

1B: 5 SF: 0
2B: 2 SAC: 0
3B: 0 DP: 1
HR: 0 HBP: 1

WP: 0 PA: 36
PB: 0
SB: 0
CS: 0

livebaseballscorecards.com

Florida Marlins @ Houston Astros

Astrodome, Houston, TX

Mon Jun 05 1995, 8:05 PM EDT

Att. 11,238 - Dome

TOP

livebaseballscorecards.com

Batter	1	2	3	4	5	6	7	8	9	AB	R	H	RBI	BB	SO	LOB
Quilvio Veras, S (1, 4) OBP: 0.383, SLG: 0.319	C X 0-1 ① F9	F C X 0-2 ③ G3			L B B F X 2-2 ① F8		C S B F B F B B 4-2 S BB		C B X 1-1 ② F9	4	0	0	0	1	0	1
Jesus Tavarez, S (1, 8) OBP: 0.389, SLG: 0.412	B C B X 2-1 ② G4-3		B C X 1-1 CS 1B		X 0-0 G5-4-3 1B		C 1 SAFE 1 SAFE L B 1 SAFE B F 1 SAFE 2-3 S ① K 1-2		X 0-0 1B	5	0	3	0	0	1	1
Gary Sheffield, R (1, 9) OBP: 0.466, SLG: 0.480	F B X 1-1 ③ G4-3		C 1 SAFE 1 SAFE C 1 SAFE B P X 2-2 ① ② G6-3 1-2		1 SAFE X 0-0 ② ③ G5-4-3 1-2f		X 0-0 ② G6-3		1 SAFE S S S 0-3 ③ K	5	0	0	0	0	1	4
Jeff Conine, R (1, 7) OBP: 0.435, SLG: 0.534		C B X 1-1 1B 2B	B C F B X 2-2 HR			B B F B B 4-1 2B 1B BB	I I I I 4-0 IBB			2	3	2	1	2	0	0
Greg Colbrunn, R (1, 3) OBP: 0.289, SLG: 0.372		B C F X 1-2 ① F8	C F F X 0-2 ③ L5			F F X 0-2 1-3 2B	X 0-0 ③ L8			4	0	1	0	0	0	3
Alex Arias, R (1, 5) OBP: 0.429, SLG: 0.509		C X 0-1 ② L5		B B B C B 4-1 E BB		B B F B F X 3-2 3-H 1B		C X 0-1 G5-4-3 1B		3	0	2	1	1	0	1
Kurt Abbott, R (1, 6) OBP: 0.259, SLG: 0.397		B B F X 2-1 E 2-H 1B		1 SAFE B F 1 SAFE F 1 SAFE X 1-2 ① F9		B F B S S 2-3 ① K		B S B 1 SAFE 1 SAFE M 1 SAFE X 2-2 ① ② G5-4-3 1-2f		4	1	1	1	0	1	4
Charles Johnson, R (1, 2) OBP: 0.270, SLG: 0.206		B X 1-0 E5 2B 2-H		F 1 SAFE B X 1-1 ② F9		S F S 0-3 ② K		B C S B S 2-3 ③ K		4	1	0	0	0	2	3
Bobby Witt, R (1, 1) OBP: 0.231, SLG: 0.250 Terry Pendleton, S (6, PH) OBP: 0.297, SLG: 0.399 Randy Veres, R (6, 1) Yorkis Perez, L (8, 1) Tommy Gregg, L (9, PH) OBP: 0.324, SLG: 0.483 Robb Nen, R (9, 1)		X 0-0 2-H 2B		B T B T B 1 SAFE F X 3-2 ③ G6-3 1-3		B F S B B X 3-2 ③ G4-3			B C C B F B F X 3-2 ① P5	2 1 0 0 1 0	0 0 0 0 0 0	1 0 0 0 0 0	1 0 0 0 0 0	0 0 0 0 0 0	0 0 0 0 0 0	1 2 0 0 0 0

	AB	35
	R	5
	H	10
	RBI	4
	BB	4
	SO	5
	LOB	20

Inning Stats	1	2	3	4	5	6	7	8	9	1B: 6	SF: 0	WP: 0	PA: 39
	R: 0 E: 0 K: 0 S: 6	R: 3 E: 1 K: 0 S: 14	R: 1 E: 0 K: 0 S: 13	R: 0 E: 1 K: 0 S: 10	R: 0 E: 0 K: 0 S: 5	R: 1 E: 0 K: 2 S: 16	R: 0 E: 0 K: 1 S: 10	R: 0 E: 0 K: 1 S: 8	R: 0 E: 0 K: 1 S: 11	2B: 3	SAC: 0	PB: 0	
	H: 0 LOB: 0 BB: 0 P: 9	H: 3 LOB: 1 BB: 0 P: 19	H: 2 LOB: 0 BB: 0 P: 17	H: 0 LOB: 1 BB: 1 P: 19	H: 1 LOB: 0 BB: 0 P: 7	H: 2 LOB: 2 BB: 1 P: 28	H: 0 LOB: 2 BB: 2 P: 20	H: 1 LOB: 0 BB: 0 P: 12	H: 1 LOB: 1 BB: 0 P: 15	3B: 0	DP: 2	SB: 1	
										HR: 1	HBP: 0	CS: 1	

PITCHER		IP	WLS	BF	H	R	ER	SO	BB	IBB	HBP	BLK	WP	HR	S	P	ERA	WHIP
Greg Swindell, L ERA: 5.82	(1, 1)	5.0		23	7	5	3	0	2	0	0	0	0	1	52	79	5.40	1.800
Jim Dougherty, R ERA: 2.86	(6, 1)	1.0		4	1	0	0	2	0	0	0	0	0	0	12	20	0.00	1.000
Dave Veres, R ERA: 0.67	(7, 1)	3.0	W	12	2	0	0	3	1	1	0	0	0	0	29	47	0.00	1.000

PITCHER	IP	WLS	BF	H	R	ER	SO	BB	IBB	HBP	BLK	WP	HR	S	P	ERA	WHIP

Florida Marlins @ Houston Astros

Astrodome, Houston, TX

Mon Jun 05 1995, 8:05 PM EDT

Att. 11,238 - Dome

BOTTOM

livebaseballscorecards.com

Batter	1	2	3	4	5	6	7	8	9	AB	R	H	RBI	BB	SO	LOB
John Cangelosi, S (1, 8) OBP: 0.433, SLG: 0.261	G6-3	G3-1		1B BB			L7		HR BB	3	1	0	0	2	0	1
Craig Biggio, R (1, 4) OBP: 0.406, SLG: 0.455	L3		5 2B BB	1-2 2-H 1B			P5		1-H 2-H HR	4	2	2	3	1	0	0
5 Jeff Bagwell, R (1, 3) OBP: 0.338, SLG: 0.366	1B 1B		G4-3 1-H G4-3 2B		K		P3			4	1	2	1	0	1	0
Derek Bell, R (1, 9) OBP: 0.399, SLG: 0.485	1-2 1B		G4-3 2-3		G6-3			G3-1		4	0	1	0	0	0	1
Luis Gonzalez, L (1, 7) OBP: 0.306, SLG: 0.430	L6		G4-3 3-H		G4-3			K		4	0	0	1	0	1	2
Chris Donnels, L (1, 5) OBP: 0.345, SLG: 0.296		F7	K			G6-3		P6		3	0	0	0	0	1	0
Craig Shipley, R (8, PH) OBP: 0.375, SLG: 0.444 (9, 5)										1	0	0	0	0	0	0
Tony Eusebio, R (1, 2) OBP: 0.355, SLG: 0.414		FC5-4 1B		G5-3 1B		BB			P4	3	0	2	0	1	0	0
Orlando Miller, R (1, 6) OBP: 0.310, SLG: 0.358		FC5-4 1-2f 2B		G5-3 1-2		K			G1-3	4	1	0	0	0	1	3
Greg Swindell, L (1, 1) OBP: 0.308, SLG: 0.333		1-H 2B		G6-3		G1-3			BB HR BB	2	0	1	1	0	0	1
Jim Dougherty, R (6, 1)										0	0	0	0	0	0	0
Milt Thompson, L (6, PH) OBP: 0.278, SLG: 0.194										1	0	0	0	0	0	1
Dave Veres, R (7, 1)										0	0	0	0	0	0	0
Dave Magadan, L (9, PH) OBP: 0.426, SLG: 0.355										0	1	0	0	1	0	0
Inning Stats	R: 0 E: 0 K: 0 S: 13 H: 2 LOB: 2 BB: 0 P: 23	R: 1 E: 0 K: 0 S: 17 H: 2 LOB: 1 BB: 0 P: 27	R: 2 E: 0 K: 1 S: 9 H: 1 LOB: 0 BB: 1 P: 21	R: 0 E: 0 K: 0 S: 9 H: 2 LOB: 2 BB: 1 P: 15	R: 0 E: 0 K: 1 S: 8 H: 0 LOB: 0 BB: 0 P: 14	R: 0 E: 0 K: 1 S: 6 H: 0 LOB: 1 BB: 1 P: 11	R: 0 E: 0 K: 0 S: 5 H: 0 LOB: 0 BB: 0 P: 8	R: 0 E: 0 K: 1 S: 12 H: 0 LOB: 0 BB: 0 P: 15	R: 3 E: 0 K: 0 S: 7 H: 1 LOB: 0 BB: 2 P: 17	1B: 5 2B: 2 3B: 0 HR: 1	SF: 0 SAC: 0 DP: 0 HBP: 0						

AB	33
R	6
H	8
RBI	6
BB	5
SO	4
LOB	9

WP: 0 PB: 0 SB: 0 CS: 0 PA: 38

PITCHER	IP	WLS	BF	H	R	ER	SO	BB	IBB	HBP	BLK	WP	HR	S	P	ERA	WHIP
Bobby Witt, R (1, 1) ERA: 4.93	5.0		23	7	3	3	2	2	0	0	0	0	0	56	100	5.40	1.800
Randy Veres, R (6, 1) ERA: 1.65	2.1		8	0	0	0	1	1	0	0	0	0	0	16	25	0.00	0.429
Yorkis Perez, L (8, 1) ERA: 5.09	0.2		2	0	0	0	1	0	0	0	0	0	0	7	9	0.00	0.000
Robb Nen, R (9, 1) ERA: 5.68	0.2	L	5	1	3	3	0	2	0	0	0	0	1	7	17	40.50	4.500

PITCHER	IP	WLS	BF	H	R	ER	SO	BB	IBB	HBP	BLK	WP	HR	S	P	ERA	WHIP

Batter	1	2	3	4	5	6	7	8	9	10	11	AB	R	H	RBI	BB	SO	LOB
Quilvio Veras, S (1, 4) OBP: 0.395, SLG: 0.319	B C L B B F F B 4-2 CS BB			X 0-0 G6-4-3 1B		B B B C B 4-1 1B 2B 1-2 2-3 BB	B C C B B B 4-2 BB		B S B X 2-1 G6-3 ②		B B X 2-0 F8 ③	3	1	1	0	3	0	1
Jesus Tavarez, S (1, 8) OBP: 0.348, SLG: 0.364	B 1 SAFE C B B C X 1 SAFE 3-2 F7 ① ② 1-2			1 P B X SAFE 2-0 G6-4-3 ① ② 1-2f		X 0-0 2B 2B 1B 1-2 2-3 3-H	1 B X SAFE 1-0 F8 ③		X 0-0 F7 ③			5	1	1	1	0	0	4
Jeff Conine, R (1, 7) OBP: 0.426, SLG: 0.528	C X 0-1 F8 ③			S C B F F F X 1-2 L7 ③		C F X 0-2 2B 2B 1-3 2-H 3-H		B X 1-0 P4 ①		B B F F X 2-2 L6 ①		5	1	1	2	0	0	0
Gary Sheffield, R (1, 9) OBP: 0.461, SLG: 0.473 Tommy Gregg, L (8, 9) OBP: 0.314, SLG: 0.467		S X 0-1 G3 ①			B C C F X 1-2 F7 ①	S S X 0-2 P4 ②		F X 0-1 FC6-4 BB 1B 1B		X 0-0 P5 ②		4 1	1 0	1 0	0 0	0 0	0 0	2 0
Terry Pendleton, S (1, 5) OBP: 0.301, SLG: 0.401		B C B F C 2-3 K ②			X 0-0 P4 ②	X 0-0 2B 2-H 3-H		B B B 4-0 FC6-4 1-2 BB		B S B X 2-1 G1-3 ③		4	0	1	2	1	1	0
Greg Colbrunn, R (1, 3) OBP: 0.286, SLG: 0.365		S T X 0-2 L3 ③			X 0-0 F7 ③	B S S S B X 2-2 G1-3 ③		X 0-0 FC6-4 1B 1-2f 2-3			X 0-0 SH3-4 2B 1B	5	1	1	0	0	0	3
Kurt Abbott, R (1, 6) OBP: 0.270, SLG: 0.402			X 0-0 G6-4-3 1B			B F S S S 1-3 K ①	S B X 1-1 F8 ①	C F B B X 2-2 1-2 3-H 1B			B B X 2-0 SH3-4 ① 1-2	4	0	2	1	0	1	0
Charles Johnson, R (1, 2) OBP: 0.282, SLG: 0.250	C S B X 1-2 G6-4-3 ① ② 1-2f					X 0-0 BB 1B 2B	B X 1-0 G4-3 2B	C S B B F F B S 3-3 K ③			S S B F B B F X 3-2 2B 2-H	5	1	3	1	0	1	3
Pat Rapp, R (1, 1) OBP: 0.250, SLG: 0.375 Andre Dawson, R (6, PH) OBP: 0.227, SLG: 0.225 Terry Mathews, L (6, 1) Yorkis Perez, L (8, 1) Jeremy Hernandez, R (8, 1) Mark Gardner, R (9, 1) Alex Arias, R (11, PH) OBP: 0.422, SLG: 0.500 Robb Nen, R (11, 1)			F S C 0-3 K ③			B C H 2-1 1B BB 2B HBP	B B C B F F F X 3-2 G4-3 ② 2-3		B X 1-0 F9 ①		F B B B C S 2-3 K ②	1 0 1 0 1 0 0 1	0 1 0 0 0 0 0 0	0 0 0 0 0 0 0 0	0 0 0 0 0 0 0 0	1 0 0 0 0 0 0 1	0 0 1 0 0 0 0 0	0 0 1 0 0 0 0 0
Inning Stats	R: 0 E: 0 H: 0 LOB: 0 K: 0 BB: 1 S: 9 P: 16	R: 0 E: 0 H: 0 LOB: 0 K: 1 BB: 0 S: 8 P: 10	R: 0 E: 0 H: 1 LOB: 0 K: 1 BB: 0 S: 7 P: 8	R: 0 E: 0 H: 1 LOB: 0 K: 0 BB: 0 S: 9 P: 11	R: 0 E: 0 H: 0 LOB: 0 K: 0 BB: 0 S: 6 P: 7	R: 5 E: 0 H: 4 LOB: 1 K: 1 BB: 1 S: 17 P: 26	R: 0 E: 0 H: 1 LOB: 2 K: 0 BB: 1 S: 11 P: 21	R: 1 E: 0 H: 2 LOB: 2 K: 1 BB: 1 S: 12 P: 22	R: 0 E: 0 H: 0 LOB: 0 K: 0 BB: 0 S: 4 P: 7	R: 0 E: 0 H: 0 LOB: 0 K: 0 BB: 0 S: 6 P: 10	R: 1 E: 0 H: 2 LOB: 1 K: 1 BB: 0 S: 11 P: 20	1B: 6 2B: 5 3B: 0 HR: 0	SF: 0 SAC: 1 DP: 2 HBP: 1			WP: 0 PB: 0 SB: 0 CS: 1	PA: 46	

PITCHER		IP	WLS	BF	H	R	ER	SO	BB	IBB	HBP	BLK	WP	HR	S	P	ERA	WHIP
Doug Brocail, R ERA: 2.77	(1, 1)	5.1		19	3	3	3	3	2	0	1	0	0	0	45	65	5.06	0.938
Jim Dougherty, R ERA: 3.47	(6, 1)	1.1		9	4	2	2	0	1	0	0	0	0	0	21	32	13.50	3.750
Pedro Martinez, L ERA: 6.75	(7, 1)	0.1		1	0	0	0	0	0	0	0	0	0	0	1	2	0.00	0.000
Todd Jones, R ERA: 1.74	(8, 1)	2.0		9	2	1	1	1	1	0	0	0	0	0	16	29	4.50	1.500
John Hudek, R ERA: 1.17	(10, 1)	2.0	L	8	2	1	1	1	0	0	0	0	0	0	17	30	4.50	1.000

PITCHER	IP	WLS	BF	H	R	ER	SO	BB	IBB	HBP	BLK	WP	HR	S	P	ERA	WHIP

TOP

Florida Marlins @ Houston Astros

Astrodome, Houston, TX

Tue Jun 06 1995, 8:05 PM EDT

Att. 13,452 - Dome

livebaseballscorecards.com

AB	40
R	7
H	11
RBI	7
BB	4
SO	5
LOB	15

Florida Marlins @ Houston Astros

Astrodome, Houston, TX

Tue Jun 06 1995, 8:05 PM EDT

Att. 13,452 - Dome

livebaseballscorecards.com

BOTTOM

Batter	1	2	3	4	5	6	7	8	9	10	11	AB	R	H	RBI	BB	SO	LOB
Craig Biggio, R (1, 4) OBP: 0.409, SLG: 0.449	BBBB 4-0 S E G4-3 BB		CSBC 1-3 ① K		X 0-0 ① F7		BCF1 SAFE FBX 2-2 ① 1-2 1B		BBBCCB 4-2 1-2 1B SH2-4 BB	SFX 0-2 ② G3-1 1-2 2-3		4	2	1	0	2	1	3
Milt Thompson, L (1, 9) OBP: 0.244, SLG: 0.167 (9, 7) Scott Servais, R (11, 2) OBP: 0.258, SLG: 0.310	BBX 2-0 ① G4-3 1-2		BX 1-0 ② G6-3		BCFC 1-3 ② K		BBBSCC 2-3 ② K		X 0-0 ① SH2-4 1-2 2-3	BFBBFC 3-3 ③ K		5 0	0 0	0 0	0 0	0 0	3 0	6 0
5 Jeff Bagwell, R (1, 3) OBP: 0.344, SLG: 0.401	BFBCT 2-2 ② K		CBX 1-1 1B 1B		FFBBFX 2-2 1-H HR		BBX 2-0 ③ F7		BFBCBFC 3-3 ② K		BX 1-0 G4-3 FC5-2 2B	6	1	3	2	0	2	4
Derek Bell, R (1, 8) OBP: 0.396, SLG: 0.479 (9, 9)	CFBBBT 3-2 ③ K 2-H		FB1 SAFEF1 SAFEX 1-2 1B		CX 0-1 ③ G4-3			X 0-0 ① L9	X 0-0 E S 2-H 3-H 1B		X 0-0 ① G4-3 2-3	6	0	2	2	0	1	1
Luis Gonzalez, L (1, 7) OBP: 0.306, SLG: 0.435 James Mouton, R (8, PH) OBP: 0.330, SLG: 0.438 (9, 8)		CX 0-1 G4-3 FC4-2 2B	BFX 1-1 ③ G4-3			BFFX 1-2 ① L4		X 0-0 1B 2B 2B	1 SAFE BBSBB 4-1 1-3 S BB		BSTX 1-2 ② FC5-2 3-H DI	3 2	0 1	1 1	0 0	0 1	0 0	2 1
Dave Magadan, L (1, 5) OBP: 0.433, SLG: 0.380 Craig Shipley, R (8, PH) OBP: 0.380, SLG: 0.447 (9, 5) John Hudek, S (10, 1) OBP: 1.000, SLG: 1.000 Greg Swindell, L (11, PH) OBP: 0.286, SLG: 0.308	X 0-0 ① G4-3 2-3	BCBX 2-1 CS 1B				BBCX 2-1 2B		X 0-0 2B 2-3 1B	BFSSBFLBS 3-3 ③ K 1-2		SSBSS 1-3 ③ K 1-2	3 2 0 1	0 0 0 0	2 1 0 0	0 0 0 0	0 1 0 1	0 2 0 1	1 2 0 1
Tony Eusebio, R (1, 2) OBP: 0.358, SLG: 0.427 Mike Brumley, S (10, PR) (11, 7)	BFX 1-1 ② FC4-2 1B 3-H	BBB1 SAFECS 3-3 ①② K 1-2				B2 SAFEG2 SAFEFBFBF 3-2 ② F9		BBX 2-0 ② 1-H 3-H 2B		BFX 1-1 G3-1 SH5-4 1B		5 0	0 0	2 0	1 0	0 0	1 0	3 0
Orlando Miller, R (1, 6) OBP: 0.308, SLG: 0.354	BBSBBFX 3-2 1-2 1B	BX 1-0 ③ F8				BCSBBX 2-2 ③ F9		SCC 0-3 ③ K		BBFX 2-1 ① SH5-4 1-2		4	0	1	0	0	1	2
Doug Brocail, L (1, 1) OBP: 0.500, SLG: 0.500 Jim Dougherty, R (6, 1) Pedro Martinez, L (7, 1) John Cangelosi, S (7, PH) OBP: 0.352, SLG: 0.261 Todd Jones, L (8, 1) Chris Donnels, L (9, PH) OBP: 0.387, SLG: 0.321 (10, 5)	X 0-0 ③ B5				X 0-0 5 HR 1B		BBBB 4-0 CS BB		CBSX 1-2 SH2-4 BB 1B 1B	IIII 4-0 G3-1 IBB		2 0 0 0 0 1	1 0 0 0 0 1	1 0 0 0 0 1	0 0 0 0 0 0	0 0 0 1 0 0	0 0 0 0 0 0	2 0 0 0 0 0
Inning Stats	R: 1 H: 0 E: 0 LOB: 0 K: 2 BB: 1 S: 7 P: 18	R: 0 H: 2 E: 0 LOB: 2 K: 0 BB: 0 S: 9 P: 13	R: 0 H: 2 E: 0 LOB: 2 K: 1 BB: 0 S: 11 P: 16	R: 0 H: 1 E: 0 LOB: 0 K: 1 BB: 0 S: 6 P: 12	R: 2 H: 2 E: 0 LOB: 0 K: 1 BB: 0 S: 11 P: 14	R: 0 H: 1 E: 0 LOB: 1 K: 0 BB: 0 S: 13 P: 21	R: 0 H: 1 E: 0 LOB: 1 K: 1 BB: 1 S: 8 P: 18	R: 1 H: 3 E: 0 LOB: 1 K: 1 BB: 0 S: 7 P: 9	R: 2 H: 2 E: 0 LOB: 2 K: 2 BB: 2 S: 18 P: 33	R: 0 H: 1 E: 0 LOB: 3 K: 1 BB: 1 S: 10 P: 20	R: 0 H: 1 E: 0 LOB: 1 K: 1 BB: 0 S: 9 P: 12	1B: 10 SF: 0 2B: 6 SAC: 2 3B: 0 DP: 1 HR: 1 HBP: 0						

PITCHER		IP	WLS	BF	H	R	ER	SO	BB	IBB	HBP	BLK	WP	HR	S	P	ERA	WHIP
Pat Rapp, R ERA: 4.66	(1, 1)	5.0		22	7	3	2	5	1	0	0	0	0	1	44	73	3.60	1.600
Terry Mathews, R ERA: 3.55	(6, 1)	2.1		9	2	0	0	1	1	0	0	0	0	0	22	40	0.00	1.286
Yorkis Perez, L ERA: 5.6	(8, 1)	0.0		2	2	0	0	0	0	0	0	0	0	0	2	2	∞	∞
Jeremy Hernandez, R ERA: 6.75	(8, 1)	1.1		8	3	3	3	2	2	0	0	0	0	0	17	31	20.25	3.750
Mark Gardner, R ERA: 7.48	(9, 1)	1.1	W	6	1	0	0	2	0	1	0	0	0	0	15	28	0.00	0.750

PITCHER		IP	WLS	BF	H	R	ER	SO	BB	IBB	HBP	BLK	WP	HR	S	P	ERA	WHIP
Robb Nen, R ERA: 5.4	(11, 1)	1.0	S	4	1	0	0	1	0	0	0	0	0	0	9	12	0.00	1.000

AB	44
R	6
H	16
RBI	5
BB	5
SO	11
LOB	28

WP: 0 PA: 51
PB: 0
SB: 3
CS: 2

Florida Marlins @ Houston Astros

Astrodome, Houston, TX

Wed Jun 07 1995, 4:33 AM EDT

Att. 12,131 - Dome

TOP

livebaseballscorecards.com

Batter	1	2	3	4	5	6	7	8	9	AB	R	H	RBI	BB	SO	LOB
Jesus Tavarez, S (1, 8) OBP: 0.286, SLG: 0.296	SSS 0-3 ① K	x 0-0 ② G3		x 0-0 ② G4-3		x 0-0 ① G5-3		x 0-0 ② G5-3		5	0	0	0	0	1	0
Alex Arias, R (1, 4) Randy Veres, R (8, 1) OBP: 0.449, SLG: 0.533	x 0-0 1B 1B 1B	BBB 4-0 BB		x 0-0 1B		x 0-0 2B		x 0-0 ③ L6		4 0	1 0	3 0	0 0	1 0	0 0	0 0
Jeff Conine, R (1, 7) OBP: 0.425, SLG: 0.522	x 0-0 1B 1-2 HR 1B	x 0-0 ③ G6-3		x 0-0 ③ G4-3		x 0-0 ② L4			x 0-0 1B G4-3 3B 1B	5	2	2	0	0	0	3
Gary Sheffield, R (1, 9) OBP: 0.465, SLG: 0.496	x 0-0 ② L5		x 0-0 E S SF9 1B		x 0-0 HR	4-0 IBB			SSS 0-3 ① K	4	2	2	1	1	1	3
Terry Pendleton, S (1, 5) OBP: 0.297, SLG: 0.395	x 0-0 1-2 2-H HR 1B	SSS 0-3 ① K 1-3			x 0-0 ① G3-1	x 0-0 ③ F8			x 0-0 ② G4-3 1-2	5	1	1	1	0	1	4
Greg Colbrunn, R (1, 3) OBP: 0.304, SLG: 0.400	x 0-0 1-H 2-H HR	BBB 4-0 BB			x 0-0 BB 1B		x 0-0 ① F8		x 0-0 2-3 3B 1B	4	2	3	3	1	0	0
Kurt Abbott, R (1, 6) OBP: 0.277, SLG: 0.424	BBB 4-0 BB		x 0-0 ② SF9 3-H		x 0-0 ② F8		x 0-0 ② F9		x 0-0 1-H 3-H 3B	3	0	1	3	1	0	1
Steve Decker, R (1, 2) OBP: 0.238, SLG: 0.158	x 0-0 ③ F9		x 0-0 ③ F7		BBB 4-0 1-2 FC6-4 BB		x 0-0 ③ G6-3		SSS 0-3 ③ K	4	0	0	0	1	1	3
John Burkett, R (1, 1) Yorkis Perez, L (7, 1) Quilvio Veras, S (8, 4) OBP: 0.395, SLG: 0.319		SSS 0-3 ① K		x 0-0 ① F9	x 0-0 ③ FC6-4 1-2f			x 0-0 ① G6-3		3 1 0	0 0 0	0 0 0	0 0 0	0 0 0	1 0 0	2 0 0
Inning Stats	R: 4 E: 0 K: 1 S: 9 H: 4 LOB: 1 BB: 1 P: 13	R: 0 E: 0 K: 1 S: 5 H: 0 LOB: 1 BB: 1 P: 9	R: 1 E: 0 K: 1 S: 6 H: 1 LOB: 1 BB: 1 P: 10	R: 0 E: 0 K: 0 S: 4 H: 1 LOB: 1 BB: 0 P: 4	R: 1 E: 0 K: 0 S: 5 H: 2 LOB: 2 BB: 1 P: 9	R: 0 E: 0 K: 0 S: 4 H: 1 LOB: 2 BB: 1 P: 8	R: 0 E: 0 K: 0 S: 3 H: 0 LOB: 0 BB: 0 P: 3	R: 0 E: 0 K: 0 S: 3 H: 0 LOB: 0 BB: 0 P: 3	R: 2 E: 0 K: 2 S: 10 H: 3 LOB: 1 BB: 0 P: 10	1B: 8 2B: 1 3B: 1 HR: 2	SF: 1 SAC: 0 DP: 0 HBP: 0						

AB	38
R	8
H	12
RBI	8
BB	5
SO	5
LOB	16

WP: 0 PB: 0 SB: 1 CS: 0 PA: 44

PITCHER		IP	WLS	BF	H	R	ER	SO	BB	IBB	HBP	BLK	WP	HR	S	P	ERA	WHIP
Doug Drabek, R ERA: 4.83	(1, 1)	4.1	L	24	8	6	5	3	3	0	0	0	0	2	27	39	10.38	2.538
Pedro Martinez, L ERA: 6.39	(5, 1)	0.2		3	0	0	0	0	1	0	0	0	0	0	2	6	0.00	1.500
Dean Hartgraves, L ERA: 3.72	(6, 1)	2.0		8	1	0	0	0	0	1	0	0	0	0	7	11	0.00	0.500
Dave Veres, R ERA: 1.24	(8, 1)	2.0		9	3	2	2	2	0	0	0	0	0	0	13	13	9.00	1.500

PITCHER	IP	WLS	BF	H	R	ER	SO	BB	IBB	HBP	BLK	WP	HR	S	P	ERA	WHIP

Florida Marlins @ Houston Astros

Astrodome, Houston, TX

Wed Jun 07 1995, 4:33 AM EDT

Att. 12,131 - Dome

livebaseballscorecards.com

BOTTOM

Batter	1	2	3	4	5	6	7	8	9	AB	R	H	RBI	BB	SO	LOB
Craig Biggio, R (1, 4) OBP: 0.417, SLG: 0.450	S S S 0-3 ① **K**			B B B B 4-0 G5-4-3 **BB**		x 0-0 G3 **1B**		H 1-0 **S** **HBP**		2	0	1	0	1	1	0
Dave Magadan, L (1, 5) OBP: 0.417, SLG: 0.361	x 0-0 ② G6-3			x 0-0 ①② G5-4-3 1-2f		x 0-0 ① G3 1-2		S S S 0-3 ① **K** 1-2		4	0	0	0	0	1	3
5 Jeff Bagwell, R (1, 3) OBP: 0.347, SLG: 0.426	x 0-0 ③ G6-3			x 0-0 **HR**		x 0-0 G6-4-3 **1B**		S S S 0-3 ② **K**		4	1	2	1	0	1	1
Derek Bell, R (1, 8) OBP: 0.386, SLG: 0.466		x 0-0 ① G6-3		x 0-0 ③ G6-3		x 0-0 ②③ G6-4-3 1-2f		x 0-0 ③ F9		4	0	0	0	0	0	3
Luis Gonzalez, L (1, 7) OBP: 0.305, SLG: 0.430		x 0-0 ② F7			x 0-0 ① G6-3		x 0-0 G6-3 **2B** **1B**		x 0-0 ① G4-3	4	1	1	0	0	0	0
Milt Thompson, L (1, 9) OBP: 0.244, SLG: 0.175		S S S 0-3 ③ **K**			x 0-0 ② P4		S S S 0-3 ① **K**		x 0-0 G6-4-3 **1B**	4	0	1	0	0	2	1
Scott Servais, R (1, 2) OBP: 0.262, SLG: 0.361 John Cangelosi, S (9, PH) OBP: 0.438, SLG: 0.250			S S S 0-3 ① **K**		x 0-0 **HR**		x 0-0 ② G6-3 1-2		x 0-0 ②③ G6-4-3 1-2f	3 1	1 0	1 0	1 0	0 0	1 0	1 1
Orlando Miller, R (1, 6) OBP: 0.317, SLG: 0.379			x 0-0 ② G5-3		x 0-0 **2B**		x 0-0 FC5 2-H **2B**			3	0	2	1	0	0	0
Doug Drabek, R (1, 1) OBP: 0.200, SLG: 0.267 Pedro Martinez, L (5, 1) Mike Brumley, S (5, PH) Dean Hartgraves, R (6, 1) Chris Donnels, L (7, PH) OBP: 0.387, SLG: 0.321 James Mouton, R (7, PH) OBP: 0.326, SLG: 0.432 Dave Veres, R (8, 1)			x 0-0 ③ L1		x 0-0 ③ G3-1		x 0-0 ③ FC5 2-3			1 0 1 0 0 0 1 0	0 0 0 0 0 0 0 0	0 0 0 0 0 0 0 0	0 0 0 0 0 0 0 0	0 0 0 0 0 0 0 0	0 0 0 0 0 0 0 0	0 0 1 0 0 0 1 0
Inning Stats	R: 0 H: 0 E: 0 LOB: 0 K: 1 BB: 0 S: 5 P: 5	R: 0 H: 0 E: 0 LOB: 0 K: 1 BB: 0 S: 5 P: 5	R: 0 H: 0 E: 0 LOB: 0 K: 1 BB: 0 S: 5 P: 5	R: 1 H: 1 E: 0 LOB: 0 K: 0 BB: 1 S: 3 P: 7	R: 1 H: 2 E: 0 LOB: 1 K: 0 BB: 0 S: 5 P: 5	R: 0 H: 2 E: 0 LOB: 1 K: 0 BB: 0 S: 4 P: 4	R: 1 H: 2 E: 0 LOB: 1 K: 1 BB: 0 S: 7 P: 7	R: 0 H: 0 E: 0 LOB: 1 K: 2 BB: 0 S: 7 P: 8	R: 0 H: 1 E: 0 LOB: 0 K: 0 BB: 0 S: 3 P: 3	1B: 4 2B: 2 3B: 0 HR: 2	SF: 0 SAC: 0 DP: 3 HBP: 1					WP: 0 PB: 0 SB: 1 CS: 0	PA: 34

	AB	32
	R	3
	H	8
	RBI	3
	BB	1
	SO	6
	LOB	12

PITCHER		IP	WLS	BF	H	R	ER	SO	BB	IBB	HBP	BLK	WP	HR	S	P	ERA	WHIP
John Burkett, R ERA: 4.73	(1, 1)	6.2	W	26	7	3	3	4	1	0	0	0	0	2	33	37	4.05	1.200
Yorkis Perez, L ERA: 5.4	(7, 1)	0.2		3	0	0	0	1	0	0	1	0	0	0	4	5	0.00	0.000
Randy Veres, R ERA: 1.5	(8, 1)	1.2	S	5	1	0	0	1	0	0	0	0	0	0	7	7	0.00	0.600

PITCHER	IP	WLS	BF	H	R	ER	SO	BB	IBB	HBP	BLK	WP	HR	S	P	ERA	WHIP

Batter	1	2	3	4	5	6	7	8	9	AB	R	H	RBI	BB	SO	LOB
Jacob Brumfield, R (1, 8) OBP: 0.340, SLG: 0.280	G4-3 S 1B 1B	FC6-4 BB		K			F9		L9 2B	4	1	2	0	1	1	1
Jay Bell, R (1, 6) OBP: 0.335, SLG: 0.284	K	FC6-4 1-2f		BB			BB 1B		L9 2-3	4	0	1	0	1	1	4
Dave Clark, L (1, 9) OBP: 0.387, SLG: 0.424	G4-3 1-3		FC3-6 BB 1B	L9			K		G1-3	5	0	1	0	0	1	5
Jeff King, R (1, 5) OBP: 0.377, SLG: 0.534	CS 3-H 1B		F9		G1-3		BB 1-2		L9	4	0	1	1	1	0	2
Al Martin, L (1, 7) OBP: 0.297, SLG: 0.344	CS 1-2	G4-3	FC3-6 BB 1-2		G3-1		F7			3	0	0	0	1	0	2
Mark Johnson, L (1, 3) OBP: 0.315, SLG: 0.474		G4-3	FC3-6 2 FC6-4 1-2f 2-3		P3			G4-3		4	0	0	0	0	0	2
2 Angelo Encarnacion, R (1, 2) OBP: 0.433, SLG: 0.448		1B 2B 1B	FC6-4 1-2f			G5-4-3 1B		0-1 2B		4	1	3	0	0	0	2
Carlos Garcia, R (1, 4) OBP: 0.278, SLG: 0.318		2B 1-2 1B		SH1-4 2B		G5-4-3 1-2f		P4		4	1	2	0	0	0	2
Paul Wagner, R (1, 1) OBP: 0.231, SLG: 0.250 Gary Wilson, R (4, 1) Rich Aude, R (6, PH) OBP: 0.346, SLG: 0.417 Mike Dyer, R (6, 1) Orlando Merced, S (8, PH) OBP: 0.323, SLG: 0.436 Jeff McCurry, R (8, 1)		1-H 2-H 2B		SH1-4 2-3		G3		G4-3		1 0 1 0 1 0	0 0 0 0 0 0	1 0 0 0 0 0	2 0 0 0 0 0	0 0 0 0 0 0	0 0 0 0 0 0	0 0 0 0 1 0
Inning Stats	R: 1 E: 0 K: 1 S: 12 H: 2 LOB: 0 BB: 0 P: 22	R: 2 E: 0 K: 0 S: 16 H: 3 LOB: 2 BB: 1 P: 28	R: 0 E: 0 K: 0 S: 7 H: 1 LOB: 2 BB: 1 P: 12	R: 0 E: 0 K: 1 S: 10 H: 1 LOB: 2 BB: 1 P: 17	R: 0 E: 0 K: 0 S: 9 H: 0 LOB: 0 BB: 0 P: 13	R: 0 E: 0 K: 0 S: 10 H: 1 LOB: 0 BB: 0 P: 17	R: 0 E: 0 K: 1 S: 14 H: 1 LOB: 2 BB: 1 P: 23	R: 0 E: 0 K: 0 S: 11 H: 1 LOB: 1 BB: 0 P: 13	R: 0 E: 0 K: 0 S: 7 H: 1 LOB: 1 BB: 0 P: 10	1B: 7 2B: 4 3B: 0 HR: 0 SF: 0 SAC: 1 DP: 1 HBP: 0						

PITCHER	IP	WLS	BF	H	R	ER	SO	BB	IBB	HBP	BLK	WP	HR	S	P	ERA	WHIP
David Weathers, R (1, 1) ERA: 6.03	3.2		20	7	3	3	2	3	0	0	0	0	0	44	77	7.36	2.727
Terry Mathews, R (4, 1) ERA: 3.21	2.2	W	9	2	0	0	0	0	0	0	0	0	0	29	44	0.00	0.750
Yorkis Perez, L (7, 1) ERA: 5.12	1.0		4	0	0	0	1	1	0	0	0	0	0	7	13	0.00	1.000
Robb Nen, R (8, 1) ERA: 4.98	1.2		7	2	0	0	0	0	0	0	0	0	0	16	21	0.00	1.200

PITCHER	IP	WLS	BF	H	R	ER	SO	BB	IBB	HBP	BLK	WP	HR	S	P	ERA	WHIP

TOP

Pittsburgh Pirates @ Florida Marlins

Joe Robbie Stadium, Miami, FL

Thu Jun 08 1995, 7:05 PM EDT

Att. 17,871 - Unknown - 86 F

livebaseballscorecards.com

AB	35
R	3
H	11
RBI	3
BB	4
SO	3
LOB	21

WP: 0 PA: 41
PB: 0
SB: 1
CS: 1

Pittsburgh Pirates @ Florida Marlins

Joe Robbie Stadium, Miami, FL

Thu Jun 08 1995, 7:05 PM EDT

Att. 17,871 - Unknown - 86 F

livebaseballscorecards.com

BOTTOM

Batter	1	2	3	4	5	6	7	8	9	AB	R	H	RBI	BB	SO	LOB
Jesus Tavarez, S (1, 8) OBP: 0.242, SLG: 0.250	B C X 1-1 B1-3 ①	C X 0-1 G1-3 ③		B B X 2-0 FC2-6 ① CS 1-2f		F F F C 0-3 K ③		C X 0-1 FC6-4 ③ 1-2f		5	0	0	0	0	1	4
Alex Arias, R (1, 4) OBP: 0.438, SLG: 0.508 Robb Nen, R (8, 1)	C S B F B B B 4-2 2B G3 BB	X 0-0 G6-3 ①	1 SAFE B 1 SAFE C X 1-1 F8 ② ③ 1-2				C S B X 1-2 G1-3 ①			3 0	1 0	0 0	0 0	1 0	0 0	1 0
Jeff Conine, R (1, 7) OBP: 0.420, SLG: 0.521	B C 1 SAFE X 2-1 G3 1-3 2B	C B S B F B F X 3-2 F8 ②			C C B X 1-2 G5-3 ①		F F B S 1-3 K ②			4	0	1	0	0	1	0
Gary Sheffield, R (1, 9) OBP: 0.466, SLG: 0.493	B B B I 4-0 G3 IBB	C S X 0-2 1B 1B E 1B			X 0-0 F8 ②		F F B B F B S 3-3 K ③			3	1	1	0	1	1	0
Terry Pendleton, S (1, 5) OBP: 0.302, SLG: 0.393	B F B X 2-1 G3 ② 1-2 2-3 3-H		1 SAFE B 1 SAFE B S 1 P F F 3-2 F X E 1-2 1B 1B		B C B B F B 4-2 HR BB			C B X 1-1 G6-3 ①		3	2	1	1	1	0	2
Greg Colbrunn, R (1, 3) OBP: 0.317, SLG: 0.433	X 0-0 F8 ③		B F F F F F X 1-2 E4 1B 1-3 2-H 1B		B B 1 SAFE X 2-0 HR 1-H			B B X 2-0 G1-3 1B 1B		4	2	3	2	0	0	2
Kurt Abbott, R (1, 6) OBP: 0.296, SLG: 0.472		X 0-0 HR	X 0-0 2-H 3-H 1B		C X 0-1 G4-3 ③			X 0-0 G1-3 1-2 1B		4	1	3	3	0	0	0
Charles Johnson, R (1, 2) OBP: 0.274, SLG: 0.241		C B S B F S 2-3 K ①	B S B S B F C 3-3 K ③			B B X 2-0 F7 ①		S B X 1-1 G1-3 ② 1-2 2-3		4	0	0	0	0	2	3
David Weathers, R (1, 1) OBP: 0.100, SLG: 0.100 Terry Mathews, L (4, 1) OBP: 0.200, SLG: 0.200 Yorkis Perez, L (7, 1) Quilvio Veras, S (8, 4) OBP: 0.399, SLG: 0.319		S B S S 1-3 K ②		X 0-0 FC2-6 1B		F B T B F B S 3-3 K ②		B B B 4-0 FC6-4 BB		1 2 0 0	0 0 0 0	0 1 0 0	0 0 0 0	0 1 0 1	1 0 0 0	0 0 0 0
Inning Stats	R: 1 H: 1 E: 0 LOB: 2 K: 0 BB: 2 S: 11 P: 24	R: 1 H: 1 E: 0 LOB: 0 K: 2 BB: 0 S: 10 P: 13	R: 3 H: 4 E: 1 LOB: 1 K: 1 BB: 0 S: 26 P: 35	R: 0 H: 1 E: 0 LOB: 0 K: 0 BB: 0 S: 4 P: 7	R: 2 H: 1 E: 0 LOB: 0 K: 0 BB: 1 S: 9 P: 16	R: 0 H: 0 E: 0 LOB: 0 K: 2 BB: 0 S: 9 P: 14	R: 0 H: 0 E: 0 LOB: 0 K: 2 BB: 0 S: 10 P: 15	R: 0 H: 2 E: 0 LOB: 3 K: 0 BB: 1 S: 8 P: 16		1B: 7 SF: 0 2B: 1 SAC: 0 3B: 0 DP: 0 HR: 2 HBP: 0						

	AB	33
	R	7
	H	10
	RBI	6
	BB	4
	SO	7
	LOB	12

	WP: 0	PA: 37
	PB: 0	
	SB: 0	
	CS: 1	

PITCHER		IP	WLS	BF	H	R	ER	SO	BB	IBB	HBP	BLK	WP	HR	S	P	ERA	WHIP
Paul Wagner, R ERA: 6.45	(1, 1)	3.0	L	18	7	5	4	3	1	1	0	0	0	1	48	73	12.00	2.667
Gary Wilson, R ERA: 5.25	(4, 1)	2.0		7	1	2	2	0	1	0	0	0	0	1	12	22	9.00	1.000
Mike Dyer, R ERA: 4.5	(6, 1)	2.0		6	0	0	0	4	0	0	0	0	0	0	19	29	0.00	0.000
Jeff McCurry, R ERA: 2.87	(8, 1)	1.0		6	2	0	0	0	1	0	0	0	0	0	8	16	0.00	3.000

PITCHER	IP	WLS	BF	H	R	ER	SO	BB	IBB	HBP	BLK	WP	HR	S	P	ERA	WHIP

Batter	1	2	3	4	5	6	7	8	9	AB	R	H	RBI	BB	SO	LOB
Jacob Brumfield, R (1, 8) OBP: 0.337, SLG: 0.291	L C B B X 2-2 ① G5-3			X 0-0 1B 2B	B X 1-0 ③ G4-3			C C B C 1-3 ② K		4	1	1	0	0	1	2
Jay Bell, R (1, 6) OBP: 0.333, SLG: 0.278	B X 1-0 ② F8			B B B B 4-0 1B SF8 BB		X 0-0 ① F8		B X 1-0 ③ F9		3	1	0	0	1	0	1
Orlando Merced, S (1, 9) OBP: 0.321, SLG: 0.430	B T B F F S 2-3 ③ K			C B F F B S 2-3 ① K		B X 1-0 G5-4-3 1B			X 0-0 ① F8	4	0	1	0	0	2	2
Rich Aude, R (1, 3) OBP: 0.375, SLG: 0.462		F B X 1-1 CS 1B		X 0-0 1-3 2-H 1B		C X 0-1 ② ③ G5-4-3 1-2f			B B F X 2-1 HR 2B	4	1	3	1	0	0	1
Steve Pegues, R (1, 7) OBP: 0.288, SLG: 0.418 Al Martin, L (9, PH) OBP: 0.301, SLG: 0.371		B C B B X 2-1 ① ② F8 1-2		1 SAFE 1 SAFE B B B 1 SAFE T B X 3-1 ② SF8 3-H			B B F B X 3-1 ① F9		X 0-0 2-H HR	2 1	0 1	0 1	1 2	0 0	0 0	1 0
Freddy Garcia, R (1, 5) OBP: 0.222, SLG: 0.067 Nelson Liriano, S (9, PH) OBP: 0.346, SLG: 0.378		S S B B S 2-3 ③ K		B S B X 2-1 ③ F8			X 0-0 ② G5-3		X 0-0 ② F8	3 1	0 0	0 0	0 0	0 0	1 0	1 0
2 Angelo Encarnacion, R (1, 2) OBP: 0.424, SLG: 0.469 Dave Clark, L (9, PH) OBP: 0.383, SLG: 0.419			C B F B X 2-2 ① G3-1		X 0-0 2B		X 0-0 ③ P6		B C X 1-1 ③ P4	3 1	0 0	1 0	0 0	0 0	0 0	0 0
Carlos Garcia, R (1, 4) OBP: 0.280, SLG: 0.318			B X 1-0 ② F7		S F B X 1-2 ① P3			X 0-0 G5-3 1B		3	0	1	0	0	0	1
Denny Neagle, L (1, 1) OBP: 0.115, SLG: 0.080 Jeff McCurry, R (7, 1) Jeff King, R (8, PH) OBP: 0.375, SLG: 0.530 Jason Christiansen, R (8, 1)			X 0-0 ③ G1-4-3		C S B S 1-3 ② K			B C B C X 2-2 ① G5-3 1-2		2 0 1 0	0 0 0 0	0 0 0 0	0 0 0 0	0 0 0 0	1 0 0 0	1 0 1 0
Inning Stats	R: 0 E: 0 K: 1 S: 8 H: 0 LOB: 0 BB: 0 P: 13	R: 0 E: 0 K: 1 S: 7 H: 1 LOB: 0 BB: 0 P: 12	R: 0 E: 0 K: 0 S: 5 H: 0 LOB: 0 BB: 0 P: 8	R: 2 E: 0 K: 1 S: 10 H: 2 LOB: 1 BB: 1 P: 21	R: 0 E: 0 K: 1 S: 8 H: 1 LOB: 1 BB: 0 P: 11	R: 0 E: 0 K: 0 S: 4 H: 1 LOB: 0 BB: 0 P: 5	R: 0 E: 0 K: 0 S: 4 H: 0 LOB: 0 BB: 0 P: 7	R: 0 E: 0 K: 1 S: 8 H: 1 LOB: 1 BB: 0 P: 12	R: 2 E: 0 K: 0 S: 7 H: 2 LOB: 0 BB: 0 P: 10	1B: 4 2B: 3 3B: 0 HR: 1 SF: 1 SAC: 0 DP: 1 HBP: 0							

PITCHER		IP	WLS	BF	H	R	ER	SO	BB	IBB	HBP	BLK	WP	HR	S	P	ERA	WHIP
Chris Hammond, L ERA: 2.34	(1, 1)	8.1	W	31	7	3	3	5	1	0	0	0	0	0	57	94	3.24	0.960
Randy Veres, R ERA: 1.96	(9, 1)	0.1		2	1	1	1	0	0	0	0	0	0	1	2	2	27.00	3.000
Yorkis Perez, L ERA: 5.03	(9, 1)	0.1	S	1	0	0	0	0	0	0	0	0	0	0	2	3	0.00	0.000

PITCHER	IP	WLS	BF	H	R	ER	SO	BB	IBB	HBP	BLK	WP	HR	S	P	ERA	WHIP

TOP

Pittsburgh Pirates @ Florida Marlins

Joe Robbie Stadium, Miami, FL

Fri Jun 09 1995, 7:05 PM EDT
Att. 20,014 - Unknown - 87 F

livebaseballscorecards.com

AB	32
R	4
H	8
RBI	4
BB	1
SO	5
LOB	11

1B: 4	SF: 1	WP: 0	PA: 34
2B: 3	SAC: 0	PB: 0	
3B: 0	DP: 1	SB: 0	
HR: 1	HBP: 0	CS: 1	

Batter	1	2	3	4	5	6	7	8	9	AB	R	H	RBI	BB	SO	LOB
Quilvio Veras, S (1, 4) OBP: 0.399, SLG: 0.342	L C H 1-2 1B 1B HBP	B B X 2-0 1-H HR		B X 1-0 ③ L6			B C X 1-1 ① G5-3	C S 0-3 ③ K		4	2	1	2	0	1	2
Jesus Tavarez, S (1, 8) OBP: 0.243, SLG: 0.250	B C 1 SAFE 1 SAFE F X 1-2 1B 1-3 E 1B	C X 0-1 ② G4-3			C X 0-1 ① G6-3		F B F X 1-2 ② G6-3			4	1	1	0	0	0	0
Jeff Conine, R (1, 3) OBP: 0.430, SLG: 0.529 (8, 7)	C B X 1-1 E 1-2 3-H 1B	S B X 1-1 ③ G5-3			X 0-0 1B 1B		B B X 2-0 1B 1B 1B			4	1	3	1	0	0	0
Gary Sheffield, R (1, 9) OBP: 0.461, SLG: 0.486	B C F X 1-2 E5 1-3 2-H		S B F X 1-2 ① L8		X 0-0 ② F8		C X 0-1 1B 1-2 1B			4	0	1	0	0	0	2
Terry Pendleton, S (1, 5) OBP: 0.307, SLG: 0.396	B X 1-0 ① P4		B X 1-0 ② F8		S X 0-1 1-2 1B		F F B X 1-2 1-3 2-H 1B			4	0	2	1	0	0	2
Andre Dawson, R (1, 7) OBP: 0.208, SLG: 0.205 Greg Colbrunn, R (8, 3) OBP: 0.317, SLG: 0.433	S B X 1-1 ② P9		C T B X 1-2 ③ F9		C F X 0-2 ③ P6		B X 1-0 ③ F9			4 0	0 0	0 0	0 0	0 0	0 0	6 0
Kurt Abbott, R (1, 6) OBP: 0.304, SLG: 0.473	B S F X 1-2 ③ L9			C X 0-1 G5-4-3 1B		B S X 1-1 CS 1B		C B X 1-1 ① G5-3		4	0	2	0	0	0	2
Charles Johnson, R (1, 2) OBP: 0.266, SLG: 0.233		B B F X 2-1 ① F8		B X 1-0 ① ② G5-4-3 1-2f		1 SAFE C F B 1 S 1-3 ① ② K 1-2		S B C B B S 3-3 ② K		4	0	0	0	0	2	2
Chris Hammond, L (1, 1) OBP: 0.429, SLG: 0.583 Randy Veres, R (9, 1) Yorkis Perez, L (9, 1)		C X 0-1 HR 1B		B B B C B 4-1 BB		B B C X 2-1 ③ F8		C B X 1-1 1B		3 0 0	1 0 0	2 0 0	0 0 0	1 0 0	0 0 0	0 0 0
Inning Stats	R: 2 E: 1 K: 0 S: 16 H: 2 LOB: 2 BB: 0 P: 23	R: 2 E: 0 K: 0 S: 9 H: 2 LOB: 0 BB: 0 P: 14	R: 0 E: 0 K: 0 S: 7 H: 0 LOB: 0 BB: 0 P: 10	R: 0 E: 0 K: 0 S: 5 H: 1 LOB: 1 BB: 1 P: 11	R: 0 E: 0 K: 0 S: 9 H: 2 LOB: 2 BB: 0 P: 9	R: 0 E: 0 K: 1 S: 7 H: 1 LOB: 0 BB: 0 P: 11	R: 1 E: 0 K: 0 S: 12 H: 3 LOB: 2 BB: 0 P: 18	R: 0 E: 0 K: 2 S: 10 H: 1 LOB: 1 BB: 0 P: 15		1B: 11 2B: 0 3B: 0 HR: 1	SF: 0 SAC: 0 DP: 1 HBP: 1					

PITCHER		IP	WLS	BF	H	R	ER	SO	BB	IBB	HBP	BLK	WP	HR	S	P	ERA	WHIP
Denny Neagle, L ERA: 3.68	(1, 1)	6.2	L	32	11	5	4	1	1	0	1	0	0	1	64	94	5.40	1.800
Jeff McCurry, R ERA: 2.81	(7, 1)	0.1		1	0	0	0	0	0	0	0	0	0	0	1	2	0.00	0.000
Jason Christiansen, L ERA: 1.29	(8, 1)	1.0		4	1	0	0	2	0	0	0	0	0	0	10	15	0.00	1.000

PITCHER	IP	WLS	BF	H	R	ER	SO	BB	IBB	HBP	BLK	WP	HR	S	P	ERA	WHIP

BOTTOM

Pittsburgh Pirates @ Florida Marlins

Joe Robbie Stadium, Miami, FL

Fri Jun 09 1995, 7:05 PM EDT
Att. 20,014 - Unknown - 87 F

livebaseballscorecards.com

AB	35
R	5
H	12
RBI	4
BB	1
SO	3
LOB	16

WP: 0	PB: 0	SB: 0	CS: 1
PA: 37			

Pittsburgh Pirates @ Florida Marlins

Joe Robbie Stadium, Miami, FL

Sat Jun 10 1995, 7:05 PM EDT

Att. 28,881 - Unknown - 92 F

livebaseballscorecards.com

TOP

Batter	1	2	3	4	5	6	7	8	9	AB	R	H	RBI	BB	SO	LOB
Al Martin, L (1, 8) OBP: 0.305, SLG: 0.368	K	G4-3		BB		1-3 1B		K		4	0	1	0	1	2	2
Jay Bell, R (1, 6) OBP: 0.335, SLG: 0.277	K		BB E 1B	1-2 BB		G5-3		K		4	1	1	0	1	2	4
Dave Clark, L (1, 7) OBP: 0.384, SLG: 0.411	BB 3B BB		P5	G4-3			G3		FC4-6 1B	4	1	1	0	1	0	3
Jeff King, R (1, 5) OBP: 0.382, SLG: 0.526	1-2 3B BB		FC6-4 1-2 BB		G1-6-3 1B		G6-3		F8	3	1	1	0	2	0	1
Orlando Merced, S (1, 9) OBP: 0.316, SLG: 0.437	1B 1-H 2-H 3B		FC6-4 1-2f 2-H		K		K		FC4-6 1-2f	5	1	1	2	0	2	3
Mark Johnson, L (1, 3) OBP: 0.309, SLG: 0.458	FC6-4 3-H 1B		K		G1-6-3 1-2f				K	5	0	1	1	0	3	3
Mark Parent, R (1, 2) OBP: 0.317, SLG: 0.495	FC6-4 1-2f			G6-3 SF9 2B		P4		HR		4	2	2	1	0	0	1
Carlos Garcia, R (1, 4) OBP: 0.279, SLG: 0.325		K		G6-3 2-3		G6-3		1B 2B		4	0	1	0	0	1	1
Esteban Loaiza, R (1, 1) OBP: 0.400, SLG: 0.385		G6-3		SF9 3-H		1B WP BB		2-3 1B		1	0	0	1	1	0	0
Mike Dyer, R (7, 1) OBP: 1.000, SLG: 1.000										1	0	1	0	0	0	0
Dan Miceli, R (9, 1)										0	0	0	0	0	0	0
Inning Stats	R: 3 E: 0 K: 2 S: 18 H: 2 LOB: 1 BB: 2 P: 30	R: 0 E: 0 K: 1 S: 6 H: 0 LOB: 0 BB: 0 P: 10	R: 1 E: 1 K: 1 S: 14 H: 1 LOB: 1 BB: 1 P: 23	R: 1 E: 0 K: 0 S: 10 H: 1 LOB: 2 BB: 2 P: 24	R: 0 E: 0 K: 1 S: 8 H: 1 LOB: 0 BB: 0 P: 11	R: 0 E: 0 K: 0 S: 13 H: 1 LOB: 2 BB: 1 P: 21	R: 0 E: 0 K: 1 S: 6 H: 0 LOB: 0 BB: 0 P: 8	R: 1 E: 0 K: 3 S: 18 H: 3 LOB: 2 BB: 0 P: 28	R: 0 E: 0 K: 1 S: 6 H: 1 LOB: 1 BB: 0 P: 7	1B: 6 2B: 2 3B: 1 HR: 1	SF: 1 SAC: 0 DP: 1 HBP: 0					

AB	35
R	6
H	10
RBI	5
BB	6
SO	10
LOB	18

WP: 1 PB: 0 SB: 0 CS: 0 PA: 42

PITCHER		IP	WLS	BF	H	R	ER	SO	BB	IBB	HBP	BLK	WP	HR	S	P	ERA	WHIP
Bobby Witt, R ERA: 5.32	(1, 1)	3.2	L	20	4	5	4	4	5	0	0	0	0	0	46	83	9.82	2.455
Mark Gardner, R ERA: 6.9	(4, 1)	2.1		9	2	0	0	1	1	0	0	0	1	0	23	36	0.00	1.286
Jeremy Hernandez, R ERA: 6.75	(7, 1)	1.1		7	3	1	1	2	0	0	0	0	0	1	17	26	6.75	2.250
Randy Veres, R ERA: 1.89	(8, 1)	0.2		2	0	0	0	2	0	0	0	0	0	0	7	10	0.00	0.000
Robb Nen, R ERA: 4.76	(9, 1)	1.0		4	1	0	0	1	0	0	0	0	0	0	6	7	0.00	1.000

PITCHER	IP	WLS	BF	H	R	ER	SO	BB	IBB	HBP	BLK	WP	HR	S	P	ERA	WHIP

Batter	1	2	3	4	5	6	7	8	9	AB	R	H	RBI	BB	SO	LOB
Quilvio Veras, S (1, 4) (9, 8) OBP: 0.389, SLG: 0.331	B5-3		G5-3			G1-3		K		4	0	0	0	0	1	0
Kurt Abbott, R (1, 6) OBP: 0.302, SLG: 0.495	G3-1		P4			HR			F8	4	1	1	1	0	0	0
Jeff Conine, R (1, 7) OBP: 0.418, SLG: 0.512	K			K		K			F9	4	0	0	0	0	3	0
Gary Sheffield, R (1, 9) OBP: 0.459, SLG: 0.483		G5-3		F7			1B		K	3	0	1	0	0	0	0
Tommy Gregg, L (8, 9) OBP: 0.306, SLG: 0.452										1	0	0	0	0	1	0
Terry Pendleton, S (1, 5) OBP: 0.314, SLG: 0.408		1B 2B		G4-3			1B 1-2 1B			3	1	2	0	0	0	0
Greg Colbrunn, R (1, 3) OBP: 0.324, SLG: 0.438		FC4-6 2-H 1B			L4		G6-4-3 1-3 1B			3	0	2	1	0	0	0
Charles Johnson, R (1, 2) OBP: 0.262, SLG: 0.230		F8			G4-3		G6-4-3 1-2f			2	0	0	0	0	0	1
Andre Dawson, R (7, PH) OBP: 0.204, SLG: 0.200										1	0	0	0	0	0	2
Steve Decker, R (8, 2) OBP: 0.238, SLG: 0.158										0	0	0	0	0	0	0
Jesus Tavarez, S (1, 8) OBP: 0.250, SLG: 0.237		FC4-6 1-2f			G4-3			G4-3 BB		2	0	0	0	1	0	1
Robb Nen, R (9, 1)										0	0	0	0	0	0	0
Bobby Witt, R (1, 1) OBP: 0.214, SLG: 0.231			P9			F7		G4-3 1-2f		1	0	0	0	0	0	0
Mark Gardner, R (4, 1)										0	0	0	0	0	0	0
Mario Diaz, R (6, PH) OBP: 0.171, SLG: 0.268										1	0	0	0	0	0	0
Jeremy Hernandez, R (7, 1)										0	0	0	0	0	0	0
Randy Veres, R (8, 1)										0	0	0	0	0	0	0
Alex Arias, R (8, PH) OBP: 0.432, SLG: 0.500										1	0	0	0	0	0	1
(9, 4)																
Inning Stats	R: 0 E: 0 K: 1 S: 5 H: 0 LOB: 0 BB: 0 P: 6	R: 1 E: 0 K: 0 S: 10 H: 2 LOB: 1 BB: 0 P: 12	R: 0 E: 0 K: 0 S: 10 H: 0 LOB: 0 BB: 0 P: 13	R: 0 E: 0 K: 1 S: 6 H: 0 LOB: 0 BB: 0 P: 8	R: 0 E: 0 K: 0 S: 6 H: 0 LOB: 0 BB: 0 P: 10	R: 1 E: 0 K: 1 S: 10 H: 1 LOB: 0 BB: 0 P: 17	R: 0 E: 0 K: 0 S: 11 H: 3 LOB: 1 BB: 0 P: 14	R: 0 E: 0 K: 1 S: 9 H: 0 LOB: 0 BB: 1 P: 16	R: 0 E: 0 K: 1 S: 8 H: 0 LOB: 0 BB: 0 P: 11	1B: 4 2B: 1 3B: 0 HR: 1	SF: 0 SAC: 0 DP: 2 HBP: 0						

PITCHER		IP	WLS	BF	H	R	ER	SO	BB	IBB	HBP	BLK	WP	HR	S	P	ERA	WHIP
Esteban Loaiza, R ERA: 5.63	(1, 1)	6.1	W	23	5	2	2	3	0	0	0	0	0	1	54	75	2.84	0.789
Mike Dyer, R ERA: 4.08	(7, 1)	1.2		5	1	0	0	1	1	0	0	0	0	0	13	21	0.00	1.200
Dan Miceli, R ERA: 2.45	(9, 1)	1.0		3	0	0	0	1	0	0	0	0	0	0	8	11	0.00	0.000

PITCHER	IP	WLS	BF	H	R	ER	SO	BB	IBB	HBP	BLK	WP	HR	S	P	ERA	WHIP

BOTTOM

Pittsburgh Pirates @ Florida Marlins

Joe Robbie Stadium, Miami, FL

Sat Jun 10 1995, 7:05 PM EDT

Att. 28,881 - Unknown - 92 F

livebaseballscorecards.com

AB	30
R	2
H	6
RBI	2
BB	1
SO	5
LOB	5

1B: 4	SF: 0	WP: 0	PA: 31
2B: 1	SAC: 0	PB: 0	
3B: 0	DP: 2	SB: 0	
HR: 1	HBP: 0	CS: 0	

Pittsburgh Pirates @ Florida Marlins

Joe Robbie Stadium, Miami, FL

Sun Jun 11 1995, 7:05 PM EDT

Att. 23,126 - Unknown - 83 F

TOP

livebaseballscorecards.com

Batter	1	2	3	4	5	6	7	8	9	AB	R	H	RBI	BB	SO	LOB
Al Martin, L (1, 8) OBP: 0.321, SLG: 0.370	C F B B X 2-2 G3-1 ①		X 0-0 1B G4-3 1B ①	B B C B B 4-1 E S S BB			F B C B B F C 3-3 K ②		S S S 0-3 K ②	2	1	1	0	3	0	0
Carlos Garcia, R (1, 6) OBP: 0.276, SLG: 0.319 Jay Bell, R (9, 6) OBP: 0.335, SLG: 0.277	B C S F B X 2-2 E5 WP		B 1 SAFE 1 SAFE B B C 1 SAFE X 3-1 F8 1-3 1B 1B ①	S 1 SAFE C B 1 SAFE 2-2 S 1-H ③			C S B F B B B 4-2 FC5-4 BB		I I I I 4-0 IBB	6 0	1 0	1 0	0 0	0 0	1 0	4 0
Dave Clark, L (1, 7) OBP: 0.373, SLG: 0.398 Steve Pegues, R (8, PH) OBP: 0.283, SLG: 0.411 (8, 7)	C B S B B B C 3-3 K 1-2 ②		B B F B F X 3-2 G4-3 3-H ①		X 0-0 P4 ①		1 SAFE F 1 SAFE X 0-1 FC5-4 1-2f ③		C B B F S 2-3 K ③	3 1	0 0	0 0	1 0	0 0	1 1	2 0
Jeff King, R (1, 5) OBP: 0.373, SLG: 0.511	B B X 2-0 P3 ③		C B C B B X 3-2 F8 2-3 ②		F X 0-1 G3 ②			C C B B S 2-3 K ①		4	0	0	0	0	0	2
Orlando Merced, S (1, 9) OBP: 0.314, SLG: 0.431		B B C F X 2-2 F8 ①	C B B F F F F F 3-2 X 3-H 1B ①		B F C B X 2-2 F9 ③			C X 0-1 G5-3 ②		4	0	1	1	0	1	0
Mark Johnson, L (1, 3) OBP: 0.316, SLG: 0.471		B B S S T X 2-2 FC1-6 BB 1B	B C F B X 2-2 F9 ③			C B B B C X 3-2 F8 ①		C B S C 1-3 K ③		4	1	2	0	0	1	1
Mark Parent, R (1, 2) OBP: 0.324, SLG: 0.521		B B B C C B 4-2 FC1-6 1-2 BB	B C X 1-1 HR			B F S T 1-2 K ②			X 0-0 G3 2B 2B	3	1	1	1	1	0	1
Nelson Liriano, S (1, 4) OBP: 0.339, SLG: 0.388		X 0-0 FC1-6 FC6-4 1-2f 2-3 ②	X 0-0 G6-3 ①			C X 0-1 P7 ③			B B B C L X 3-2 G3 2-3 ①	4	0	1	1	0	0	2
Rick White, R (1, 1) Jacob Brumfield, R (7, PH) OBP: 0.333, SLG: 0.287 Dan Plesac, L (7, 1) Dan Miceli, R (8, 1)		B F X 1-1 FC6-4 1-2f ③	X 0-0 G5-3 ②				C X 0-1 G6-3 ①		S F X 0-2 2B 3-H 2B	2 1 0 1	0 0 0 0	0 0 0 0	0 0 0 0	0 0 0 0	0 1 0 1	2 0 0 1
Inning Stats	R: 0 E: 1 K: 1 S: 11 H: 0 LOB: 1 BB: 0 P: 20	R: 0 E: 0 K: 0 S: 12 H: 1 LOB: 2 BB: 1 P: 21	R: 2 E: 0 K: 0 S: 21 H: 3 LOB: 1 BB: 0 P: 35	R: 1 E: 1 K: 0 S: 7 H: 1 LOB: 1 BB: 1 P: 14	R: 0 E: 0 K: 0 S: 6 H: 0 LOB: 0 BB: 0 P: 8	R: 0 E: 0 K: 1 S: 8 H: 0 LOB: 0 BB: 0 P: 12	R: 0 E: 0 K: 1 S: 11 H: 0 LOB: 1 BB: 1 P: 18	R: 0 E: 0 K: 2 S: 8 H: 0 LOB: 0 BB: 0 P: 11	R: 1 E: 0 K: 2 S: 13 H: 2 LOB: 2 BB: 1 P: 22	1B: 4 2B: 2 3B: 0 HR: 1 SF: 0 SAC: 0 DP: 0 HBP: 0							

	AB	35
	R	4
	H	7
	RBI	4
	BB	4
	SO	7
	LOB	15

WP: 1 PB: 0 SB: 1 CS: 0 PA: 39

PITCHER		IP	WLS	BF	H	R	ER	SO	BB	IBB	HBP	BLK	WP	HR	S	P	ERA	WHIP
Pat Rapp, R ERA: 4.53	(1, 1)	7.0		30	5	3	3	3	3	0	0	0	1	1	76	128	3.86	1.143
Yorkis Perez, L ERA: 4.79	(8, 1)	1.0		3	0	0	0	2	0	0	0	0	0	0	8	11	0.00	0.000
Robb Nen, R ERA: 4.94	(9, 1)	1.0	L	6	2	1	1	2	0	1	0	0	0	0	13	22	9.00	2.000

PITCHER	IP	WLS	BF	H	R	ER	SO	BB	IBB	HBP	BLK	WP	HR	S	P	ERA	WHIP

Pittsburgh Pirates @ Florida Marlins

Joe Robbie Stadium, Miami, FL

Sun Jun 11 1995, 7:05 PM EDT

Att. 23,126 - Unknown - 83 F

BOTTOM

livebaseballscorecards.com

Batter	1	2	3	4	5	6	7	8	9	AB	R	H	RBI	BB	SO	LOB
Quilvio Veras, S (1, 4) OBP: 0.388, SLG: 0.339	X 0-0 2B		C B X 1-1 B4-3 ③			C X 0-1 P6 ①		B B B C X 3-1 SH1-4 ① 1-2 2-3		3	0	1	0	0	0	0
Chuck Carr, S (1, 8) OBP: 0.294, SLG: 0.196	B M 2 B X SAFE 2-1 G3 ①			F X 0-1 F8 ①		B C C F F X 1-2 F8 ②		B X 1-0 SF9 ② 2-3 3-H		3	0	0	1	0	0	1
Jeff Conine, R (1, 7) OBP: 0.420, SLG: 0.516	B C B B B 4-1 G5-4-3 BB			B X 1-0 L8 ②		C B B B X 3-1 F7 ③		B B X 2-0 3-H 2B		3	0	1	1	1	0	0
Terry Pendleton, S (1, 5) OBP: 0.312, SLG: 0.404 Robb Nen, R (9, 1)	S B F B F X 2-2 G5-4-3 ② ③ 1-2f			B B X 2-0 G3 ③			C X 0-1 PB 1B	B S B S F F S 2-3 K ③		4	0	1	0	0	1	3
										0	0	0	0	0	0	0
Greg Colbrunn, R (1, 3) OBP: 0.322, SLG: 0.433		B B X 2-0 G6-3 ①			C B X 1-1 1B FC5-4 1B		X 0-0 L7 ①		X 0-0 F9 ①	4	1	1	0	0	0	1
Tommy Gregg, L (1, 9) OBP: 0.289, SLG: 0.424 Andre Dawson, R (7, PH) OBP: 0.196, SLG: 0.191 (8, 9)		B C F X 1-2 L9 ②			B B X 2-0 L9 ①		F B F 1 SAFE F 1 SAFE F B F 3-3 F B S K 1-2 ②		B S C B B T 3-2 K ②	2	0	0	0	0	0	1
										2	0	0	0	0	2	1
Kurt Abbott, R (1, 6) OBP: 0.300, SLG: 0.485		C S C 0-3 K ③			F F B F X 1-2 FC5-4 1-3 1B		X 0-0 G5-3 ③		S S B S 1-3 K ③	4	0	1	0	0	2	1
Charles Johnson, R (1, 2) OBP: 0.259, SLG: 0.226 Alex Arias, R (8, PH) OBP: 0.440, SLG: 0.508 (9, 5)			B F S S B X 2-2 L9 ①		X 0-0 FC5-4 ② 1-2f 3-H			B C S F F X 1-2 SH1-4 1B SF9 1B		2	0	0	1	0	0	1
										1	1	1	0	0	0	0
Pat Rapp, R (1, 1) OBP: 0.200, SLG: 0.300 Yorkis Perez, L (8, 1) Russ Morman, R (8, PH) OBP: 1.000, SLG: 1.000 Steve Decker, R (9, 2) OBP: 0.238, SLG: 0.158			B C F S 1-3 K ②		F F F S 0-3 K ③			B X 1-0 SF9 SH1-4 1-2 2B 1B		2	0	0	0	0	2	1
										0	0	0	0	0	0	0
										1	1	1	0	0	0	0
										0	0	0	0	0	0	0
Inning Stats	R: 0 E: 0 K: 0 S: 8 H: 1 LOB: 1 BB: 1 P: 16	R: 0 E: 0 K: 1 S: 7 H: 0 LOB: 0 BB: 0 P: 10	R: 0 E: 0 K: 1 S: 8 H: 0 LOB: 0 BB: 0 P: 12	R: 0 E: 0 K: 0 S: 4 H: 0 LOB: 0 BB: 0 P: 7	R: 1 E: 0 K: 1 S: 12 H: 2 LOB: 1 BB: 0 P: 16	R: 0 E: 0 K: 0 S: 9 H: 0 LOB: 0 BB: 0 P: 13	R: 0 E: 0 K: 1 S: 11 H: 1 LOB: 1 BB: 0 P: 14	R: 2 E: 0 K: 1 S: 14 H: 3 LOB: 1 BB: 0 P: 24	R: 0 E: 0 K: 2 S: 7 H: 0 LOB: 0 BB: 0 P: 11	1B: 5 2B: 2 3B: 0 HR: 0	SF: 1 SAC: 1 DP: 1 HBP: 0						

	AB	31
	R	3
	H	7
	RBI	3
	BB	1
	SO	7
	LOB	10

WP: 0 PB: 1 SB: 0 CS: 0 PA: 34

PITCHER		IP	WLS	BF	H	R	ER	SO	BB	IBB	HBP	BLK	WP	HR	S	P	ERA	WHIP
Rick White, R ERA: 2.66	(1, 1)	6.0		21	3	1	1	3	1	0	0	0	0	0	48	74	1.50	0.667
Dan Plesac, L ERA: 1.69	(7, 1)	1.1		7	3	2	2	1	0	0	0	0	0	0	18	26	13.50	2.250
Dan Miceli, R ERA: 2.2	(8, 1)	1.2	W	6	1	0	0	3	0	0	0	0	0	0	14	23	0.00	0.600

PITCHER	IP	WLS	BF	H	R	ER	SO	BB	IBB	HBP	BLK	WP	HR	S	P	ERA	WHIP

Florida Marlins @ New York Mets

Shea Stadium, Flushing, NY

Tue Jun 13 1995, 7:05 PM EDT

Att. 13,499 - Unknown - 68 F

TOP

livebaseballscorecards.com

Batter	1	2	3	4	5	6	7	8	9	AB	R	H	RBI	BB	SO	LOB
Quilvio Veras, S (1, 4) OBP: 0.394, SLG: 0.351	BBCCFBB 4-2 E6 BB		CBBBBCFFX 3-2 G4-3 1B 2B		BCCBBBS 3-3 K ①		CBBBCFX 2-2 FC6-4 1-2 1B		CFFX 0-2 ① G6-3	4	1	2	0	1	1	1
Chuck Carr, S (1, 8) OBP: 0.274, SLG: 0.180	CX 0-1 ① F8		BBX 2-0 ① G4-3 2-3		CFX 0-2 ② P6		CBSBX 2-2 ② FC6-4 BB 1-2f 2-3		BBCBCX 3-2 ② P5	5	0	0	0	0	0	5
Jeff Conine, R (1, 7) OBP: 0.413, SLG: 0.500	1 SAFE 1 SAFE 1 SAFE BSBBBX 3-1 ② E6 1-2		BTCBBC 2-3 ② K		SFBBBBFC 3-3 ③ K		BBBBCB 4-1 BB 1-2		CX 0-1 ③ F9	4	0	0	0	1	2	3
Terry Pendleton, S (1, 5) OBP: 0.311, SLG: 0.400	FBX 1-1 ③ G4-3		BSBFX 2-2 3-H 1B			BX 1-0 ① P5	FTBS 1-3 ③ K			4	0	1	1	0	1	4
Greg Colbrunn, R (1, 3) OBP: 0.320, SLG: 0.428		CFBS 1-3 ① K	BCX 1-1 ③ L7			CX 0-1 G4-3 WP 1B		BBCFFT 2-2 ① K		4	0	1	0	0	2	1
Andre Dawson, R (1, 9) OBP: 0.218, SLG: 0.255		X 0-0 G1-6-3 3B		CFS 0-3 ① K		FBBBFFX 2-2 ② G4-3 1-3		CFBBFX 1-2 2B SF7 1B		4	2	2	0	0	1	1
Kurt Abbott, R (1, 6) OBP: 0.298, SLG: 0.486		BX 1-0 ② G1-6-3 3-H	CX 0-1 ② G4-3			CX 0-1 ③ G3		SX 0-1 1-3 2B		4	0	1	1	0	0	1
Charles Johnson, R (1, 2) OBP: 0.260, SLG: 0.222 Tommy Gregg, L (8, PH) OBP: 0.282, SLG: 0.424 Steve Decker, R (8, 2) OBP: 0.238, SLG: 0.158		H 1-0 HBP	FBSC 1-3 ③ K				CFX 0-2 E5 FC6-4 1B	CTFBFX 1-2 ② SF7 3-H		2 0 0	0 0 0	0 0 0	0 1 0	0 0 0	1 0 0	0 0 0
John Burkett, R (1, 1) OBP: 0.136, SLG: 0.095 David Weathers, R (6, 1) OBP: 0.100, SLG: 0.100 Mario Diaz, R (7, PH) OBP: 0.167, SLG: 0.262 Terry Mathews, L (7, 1) OBP: 0.209, SLG: 0.200 Alex Arias, R (8, PH) OBP: 0.434, SLG: 0.500 Jeremy Hernandez, R (8, 1)		FCC 0-3 ③ K			FX 0-1 1B		CBX 1-1 ① F7	CBCCBC 2-3 ③ K		2 0 1 0 1 0	0 0 0 0 0 0	1 0 0 0 0 0	0 0 0 0 1 0	0 0 0 0 0 0	1 0 1 0 1 0	1 0 0 0 1 0

Inning Stats																								
	R: 0	E: 1	K: 0	S: 9	H: 0	LOB: 1	BB: 1	P: 17	R: 1	E: 0	K: 2	S: 8	H: 1	LOB: 1	BB: 0	P: 11	R: 1	E: 0	K: 1	S: 14	H: 2	LOB: 1	BB: 0	P: 24
	R: 0	E: 0	K: 2	S: 8	H: 0	LOB: 0	BB: 0	P: 9	R: 0	E: 0	K: 2	S: 12	H: 1	LOB: 1	BB: 0	P: 18	R: 0	E: 0	K: 0	S: 9	H: 1	LOB: 1	BB: 0	P: 12
	R: 0	E: 1	K: 1	S: 16	H: 1	LOB: 3	BB: 1	P: 26	R: 1	E: 0	K: 2	S: 18	H: 2	LOB: 1	BB: 0	P: 24	R: 0	E: 0	K: 0	S: 9	H: 0	LOB: 0	BB: 0	P: 12

1B: 5	SF: 1	WP: 1	PA: 39
2B: 2	SAC: 0	PB: 0	
3B: 1	DP: 0	SB: 0	
HR: 0	HBP: 1	CS: 0	

	AB	35
	R	3
	H	8
	RBI	3
	BB	2
	SO	10
	LOB	19

PITCHER		IP	W/L/S	BF	H	R	ER	SO	BB	IBB	HBP	BLK	WP	HR	S	P	ERA	WHIP
Bret Saberhagen, R ERA: 3.9	(1, 1)	8.0	W	36	8	3	3	10	2	0	1	0	1	0	94	141	3.38	1.250
Blas Minor, R ERA: 3.72	(9, 1)	1.0		3	0	0	0	0	0	0	0	0	0	0	9	12	0.00	0.000

PITCHER		IP	W/L/S	BF	H	R	ER	SO	BB	IBB	HBP	BLK	WP	HR	S	P	ERA	WHIP

BOTTOM

Florida Marlins @ New York Mets

Shea Stadium, Flushing, NY

Tue Jun 13 1995, 7:05 PM EDT

Att. 13,499 - Unknown - 68 F

Batter	1	2	3	4	5	6	7	8	9	AB	R	H	RBI	BB	SO	LOB
Brett Butler, L (1, 8) OBP: 0.355, SLG: 0.333	K	G4-3		1B		K		G6-3		5	0	1	1	0	2	2
Jose Vizcaino, S (1, 6) OBP: 0.323, SLG: 0.313	F7		G5-3	1 SAFE 1 SAFE		HR		1B		5	1	3	1	0	0	0
Rico Brogna, L (1, 3) OBP: 0.327, SLG: 0.493	1B		K	F8		1-H HR		F9		5	1	2	2	0	1	3
Bobby Bonilla, S (1, 5) OBP: 0.381, SLG: 0.579	K		F9		FC6-4 1B	K				4	0	1	0	0	2	1
Chris Jones, R (1, 7) OBP: 0.400, SLG: 0.600		L5		G5-3	FC6-4 1-2f 3B	K				4	1	0	0	0	1	1
Jeff Kent, R (1, 4) OBP: 0.315, SLG: 0.428		2B 1B		HR	1-H 3B		K			4	2	3	2	0	1	0
Todd Hundley, S (1, 2) OBP: 0.352, SLG: 0.422		L9		SH1-4 1B 1B	G6-3		K			4	1	1	0	0	1	2
Ryan Thompson, R (1, 9) OBP: 0.435, SLG: 0.610		1-H 2B		1B SH1-4 1-2 1B	IBB		K			3	1	2	1	1	1	0
Bret Saberhagen, R (1, 1) OBP: 0.250, SLG: 0.267		BB		SH1-4 1-2 2-3	K			P4		1	0	0	0	1	1	2
Bill Spiers, L (8, PH) OBP: 0.300, SLG: 0.250										1	0	0	0	0	0	0
Blas Minor, R (9, 1)										0	0	0	0	0	0	0
Inning Stats	R: 0 E: 0 K: 2 S: 12 H: 1 LOB: 1 BB: 0 P: 17	R: 1 E: 0 K: 0 S: 11 H: 2 LOB: 2 BB: 1 P: 20	R: 0 E: 0 K: 1 S: 6 H: 0 LOB: 0 BB: 0 P: 10	R: 3 E: 0 K: 0 S: 19 H: 5 LOB: 2 BB: 0 P: 26	R: 1 E: 0 K: 1 S: 14 H: 2 LOB: 2 BB: 1 P: 24	R: 2 E: 0 K: 3 S: 12 H: 2 LOB: 2 BB: 0 P: 18	R: 0 E: 0 K: 3 S: 10 H: 0 LOB: 0 BB: 0 P: 15	R: 0 E: 0 K: 0 S: 13 H: 1 LOB: 1 BB: 0 P: 16		1B: 9 2B: 1 3B: 1 HR: 2 SF: 0 SAC: 1 DP: 0 HBP: 0				WP: 0 PB: 0 SB: 0 CS: 0 PA: 39	

livebaseballscorecards.com

	AB	36
	R	7
	H	13
	RBI	7
	BB	2
	SO	10
	LOB	11

PITCHER		IP	WLS	BF	H	R	ER	SO	BB	IBB	HBP	BLK	WP	HR	S	P	ERA	WHIP
John Burkett, R ERA: 5.4	(1, 1)	5.1	L	30	12	7	7	5	1	1	0	0	0	2	67	105	11.81	2.438
David Weathers, R ERA: 5.92	(6, 1)	0.2		2	0	0	0	2	0	0	0	0	0	0	7	10	0.00	0.000
Terry Mathews, R ERA: 3.1	(7, 1)	1.0		3	0	0	0	3	0	0	0	0	0	0	10	15	0.00	0.000
Jeremy Hernandez, R ERA: 5.4	(8, 1)	1.0		4	1	0	0	0	0	0	0	0	0	0	13	16	0.00	1.000

PITCHER	IP	WLS	BF	H	R	ER	SO	BB	IBB	HBP	BLK	WP	HR	S	P	ERA	WHIP

Batter	1	2	3	4	5	6	7	8	9	AB	R	H	RBI	BB	SO	LOB
Quilvio Veras, S (1, 4) OBP: 0.391, SLG: 0.348	B L C B S 2-3 ① K		C C B X 1-2 ③ F7			L L F B B F X 2-2 1B 1-3 E 1B		B X 1-0 ① G4-3 2-3		4	1	1	0	0	1	1
Chuck Carr, S (1, 8) OBP: 0.286, SLG: 0.215	C X 0-1 ② G6-3			C B B C X 2-2 ① G3-1		B S X 1-1 E5 F9 1-H 1B 3-H 1B		X 0-0 3-H 2B		4	1	2	2	0	0	0
Jeff Conine, R (1, 7) OBP: 0.409, SLG: 0.489	B B F S B B 4-2 BB			B C F C 1-3 ② K		B X 1-0 ① F9 2-3		C B F B X 2-2 ② G5-3		3	0	0	0	1	1	2
Terry Pendleton, S (1, 5) OBP: 0.309, SLG: 0.396	S F B B B F F F F 3-2 ③ G4-3			C X 0-1 ③ G5-3		B B C X 2-1 ② 3-H 1B		X 0-0 ③ G6-3		4	0	1	1	0	0	2
Greg Colbrunn, R (1, 3) OBP: 0.318, SLG: 0.430		B C B S X 2-2 ① P4			B F B C B X 3-2 F7 2B	C B S B S 2-3 ③ K			B F B X 2-1 ① F9	4	0	1	0	0	1	0
Andre Dawson, R (1, 9) OBP: 0.220, SLG: 0.255		C S B X 1-2 L5-3 1B			C F B B X 2-2 ① F7 2-3		S S B X 1-2 ① G4-3		B F X 1-1 ② P3	4	0	1	0	0	0	1
Alex Arias, R (1, 6) OBP: 0.413, SLG: 0.471		B C F X 1-2 ② ③ L5-3 1-1			B B X 2-0 ② G6-3		X 0-0 ② F9		B F X 1-1 ③ G6-3	4	0	0	0	0	0	2
Charles Johnson, R (1, 2) OBP: 0.255, SLG: 0.217			F B B X 2-1 ① G5-3		C B B S S 2-3 ③ K		B F T F B B S 3-3 ③ K			3	0	0	0	0	2	1
Chris Hammond, L (1, 1) OBP: 0.471, SLG: 0.643			X 0-0 ② F9			B B C F B B 4-2 1B 1B BB		X 0-0 G4-3 2B 2B		2	2	1	0	1	0	0
Inning Stats	R: 0 E: 0 K: 1 S: 14 H: 0 LOB: 1 BB: 1 P: 23	R: 0 E: 0 K: 0 S: 9 H: 1 LOB: 0 BB: 0 P: 13	R: 0 E: 0 K: 0 S: 6 H: 0 LOB: 0 BB: 0 P: 9	R: 0 E: 0 K: 1 S: 8 H: 0 LOB: 0 BB: 0 P: 11	R: 0 E: 0 K: 1 S: 10 H: 1 LOB: 1 BB: 0 P: 19	R: 3 E: 1 K: 1 S: 15 H: 3 LOB: 0 BB: 1 P: 27	R: 0 E: 0 K: 1 S: 8 H: 0 LOB: 0 BB: 0 P: 12	R: 1 E: 0 K: 0 S: 7 H: 2 LOB: 1 BB: 0 P: 10	R: 0 E: 0 K: 0 S: 6 H: 0 LOB: 0 BB: 0 P: 10	1B: 4 2B: 4 3B: 0 HR: 0 SF: 0 SAC: 0 DP: 1 HBP: 0						

TOP

Florida Marlins @ New York Mets

Shea Stadium, Flushing, NY

Wed Jun 14 1995, 7:05 PM EDT

Att. 13,650 - Unknown - 71 F

livebaseballscorecards.com

AB	32
R	4
H	7
RBI	3
BB	2
SO	5
LOB	9

WP: 0 PB: 0 SB: 0 CS: 0 PA: 34

PITCHER		IP	WLS	BF	H	R	ER	SO	BB	IBB	HBP	BLK	WP	HR	S	P	ERA	WHIP
Dave Micki, R ERA: 3.71	(1, 1)	7.0	L	26	5	3	3	5	2	0	0	0	0	0	70	114	3.86	1.000
Pete Walker, R ERA: 4.15	(8, 1)	2.0		8	2	1	1	0	0	0	0	0	0	0	13	20	4.50	1.000

PITCHER	IP	WLS	BF	H	R	ER	SO	BB	IBB	HBP	BLK	WP	HR	S	P	ERA	WHIP

Florida Marlins @ New York Mets

Shea Stadium, Flushing, NY

Wed Jun 14 1995, 7:05 PM EDT

Att. 13,650 - Unknown - 71 F

livebaseballscorecards.com

BOTTOM

Batter	1	2	3	4	5	6	7	8	9	AB	R	H	RBI	BB	SO	LOB
Brett Butler, L (1, 8) OBP: 0.346, SLG: 0.323	L5		K		F9			G5-3	FC6-4 1-2f	5	0	0	0	0	1	2
Jose Vizcaino, S (1, 6) OBP: 0.327, SLG: 0.313	G1, 1B 1B		G4-3		FC6-4 BB			G4-3		3	0	1	0	1	0	0
Chris Jones, R (1, 7) OBP: 0.407, SLG: 0.592	G1 1-2 1B		K2-3		FC6-4 1-2f			BB 1B		4	0	2	0	0	1	1
Bobby Bonilla, S (1, 3) OBP: 0.378, SLG: 0.569	G1 1-2 2-3			K		G6-3		BB 1-2		3	0	0	0	1	1	2
Jeff Kent, R (1, 4) OBP: 0.308, SLG: 0.417	L8			G6-3		K2-3		F9		4	0	0	0	0	1	4
Edgardo Alfonzo, R (1, 5) OBP: 0.262, SLG: 0.362		1B		1B		P6			G6-3	4	0	2	0	0	0	0
Todd Hundley, S (1, 2) OBP: 0.349, SLG: 0.415		K		1-2 1B			K		F8	4	0	1	0	0	2	1
Ryan Thompson, R (1, 9) OBP: 0.420, SLG: 0.578		K		K			G5-3		BLK 1B	4	0	1	0	0	2	3
Dave Mlicki, R (1, 1) Jeff Barry, S (7, PH) Pete Walker, R (8, 1) Kelly Stinnett, R (9, PH) OBP: 0.375, SLG: 0.463		G4-3			G1-3		G3-1		FC6-4 1-2	2 1 0 0	0 0 0 0	0 0 0 0	0 0 0 1	0 0 0 0	0 0 0 0	1 0 0 0
Inning Stats	R: 0 E: 0 K: 0 S: 8 H: 2 LOB: 2 BB: 0 P: 10	R: 0 E: 0 K: 2 S: 13 H: 1 LOB: 1 BB: 0 P: 17	R: 0 E: 0 K: 2 S: 10 H: 0 LOB: 0 BB: 0 P: 12	R: 0 E: 0 K: 2 S: 10 H: 2 LOB: 2 BB: 0 P: 16	R: 0 E: 0 K: 0 S: 6 H: 0 LOB: 1 BB: 1 P: 12	R: 0 E: 0 K: 1 S: 7 H: 0 LOB: 0 BB: 0 P: 10	R: 0 E: 0 K: 1 S: 7 H: 0 LOB: 0 BB: 0 P: 9	R: 0 E: 0 K: 0 S: 9 H: 1 LOB: 2 BB: 1 P: 21	R: 0 E: 0 K: 0 S: 9 H: 1 LOB: 2 BB: 1 P: 13	1B: 7 2B: 0 3B: 0 HR: 0 SF: 0 SAC: 0 DP: 0 HBP: 0						

	AB	34
	R	0
	H	7
	RBI	0
	BB	3
	SO	8
	LOB	14

WP: 0 PB: 0 SB: 0 CS: 0 PA: 37

PITCHER	IP	WLS	BF	H	R	ER	SO	BB	IBB	HBP	BLK	WP	HR	S	P	ERA	WHIP
Chris Hammond, L (1, 1) ERA: 1.85	9.0	W	37	7	0	0	8	3	0	0	1	0	0	79	120	0.00	1.111

PITCHER	IP	WLS	BF	H	R	ER	SO	BB	IBB	HBP	BLK	WP	HR	S	P	ERA	WHIP

Batter	1	2	3	4	5	6	7	8	9	10	AB	R	H	RBI	BB	SO	LOB
Quilvio Veras, S (1, 4) OBP: 0.385, SLG: 0.343	S L B B F B X 3-2 ① G4-3	C B X 1-1 ③ F7			C B L F B B X 3-2 ① F8		C B B F X 2-2 1B		C B C F B S 2-3 ③ K		5	0	1	0	0	1	3
Chuck Carr, S (1, 8) OBP: 0.280, SLG: 0.214	C C B S 1-3 ② K		X 0-0 ① G6-3		B L X 1-1 ② G3-1		1 SAFE X 0-0 ③ F9			C L X 0-2 1B 1B	5	0	1	0	0	1	1
Jeff Conine, R (1, 7) OBP: 0.402, SLG: 0.500	F C C 0-3 ③ K		S C B C 1-3 ② K		F B F X 1-2 ③ F8			B X 1-0 HR		B 1 SAFE C 1 SAFE B F 1 SAFE 1 SAFE S 2-3 ① K	5	1	1	1	0	3	1
Terry Pendleton, S (1, 5) OBP: 0.317, SLG: 0.402		B C X 1-1 1B 1B 1B	C S C 0-3 ③ K			L X 0-1 1B		C B B X 2-1 ① F7		1 SAFE X 0-0 FC6-4 1-3 1B	5	1	3	0	0	1	0
Greg Colbrunn, R (1, 3) OBP: 0.321, SLG: 0.448		F X 0-1 BB 1B 1-3 SF9 1B		B B X 2-0 HR		X 0-0 ① F7		B B S X 2-1 ② G1-3		C B B B F F F S 3-3 ② K	5	2	2	1	0	1	3
Andre Dawson, R (1, 9) OBP: 0.219, SLG: 0.250		F B F X 1-2 SF9 BB 1-2 3-H 1B		B C F B X 2-2 ① F8		C F X 0-2 ② F8		B F F B S 2-3 ③ K		B B X 2-0 ③ FC6-4 1-2f	5	0	1	1	0	1	3
Alex Arias, R (1, 6) OBP: 0.405, SLG: 0.452		B C B F B B 4-2 1-2 2-3 BB		B F F B X 2-2 ② F9		C B X 1-1 ③ F8			F B F F B X 2-2 ① G6-3		3	0	0	0	1	0	1
Steve Decker, R (1, 2) OBP: 0.280, SLG: 0.227		C B F B C 2-3 ① K		B C B B F B 4-2 BB			F X 0-1 ① F9		B X 1-0 2B		3	0	1	0	1	1	3
Bobby Witt, R (1, 1) OBP: 0.167, SLG: 0.188 Yorkis Perez, L (9, 1) Randy Veres, R (9, 1)		B B C X 2-1 ② SF9 2-3 3-H		F S C 0-3 ③ K			X 0-0 ② F8		B X 1-0 ② F9		3 0 0	0 0 0	0 0 0	1 0 0	0 0 0	1 0 0	2 0 0
Inning Stats	R: 0 H: 0 E: 0 LOB: 0 K: 2 BB: 0 S: 10 P: 14	R: 2 H: 3 E: 0 LOB: 2 K: 1 BB: 1 S: 16 P: 27	R: 0 H: 0 E: 0 LOB: 0 K: 2 BB: 0 S: 7 P: 8	R: 1 H: 1 E: 0 LOB: 1 K: 1 BB: 1 S: 12 P: 22	R: 0 H: 0 E: 0 LOB: 0 K: 0 BB: 0 S: 9 P: 14	R: 0 H: 1 E: 0 LOB: 1 K: 0 BB: 0 S: 8 P: 9	R: 0 H: 1 E: 0 LOB: 1 K: 0 BB: 0 S: 7 P: 9	R: 1 H: 1 E: 0 LOB: 0 K: 1 BB: 0 S: 8 P: 15	R: 0 H: 1 E: 0 LOB: 1 K: 1 BB: 0 S: 10 P: 16	R: 0 H: 2 E: 0 LOB: 2 K: 2 BB: 0 S: 13 P: 20	1B: 7 SF: 1 2B: 1 SAC: 0 3B: 0 DP: 0 HR: 2 HBP: 0						

PITCHER		IP	WLS	BF	H	R	ER	SO	BB	IBB	HBP	BLK	WP	HR	S	P	ERA	WHIP
Pete Harnisch, R ERA: 3.84	(1, 1)	7.0		29	6	3	3	6	2	0	0	0	0	1	69	103	3.86	1.143
Jerry Dipoto, R ERA: 6.85	(8, 1)	1.0		4	1	1	1	1	0	0	0	0	0	1	8	15	9.00	1.000
John Franco, L ERA: 3.31	(9, 1)	1.0		4	1	0	0	1	0	0	0	0	0	0	10	16	0.00	1.000
Blas Minor, R ERA: 3.54	(10, 1)	1.0	W	5	2	0	0	2	0	0	0	0	0	0	13	20	0.00	2.000

PITCHER	IP	WLS	BF	H	R	ER	SO	BB	IBB	HBP	BLK	WP	HR	S	P	ERA	WHIP

TOP

Florida Marlins @ New York Mets

Shea Stadium, Flushing, NY

Thu Jun 15 1995, 7:05 PM EDT

Att. 14,103 - Unknown

livebaseballscorecards.com

AB	39
R	4
H	10
RBI	4
BB	2
SO	10
LOB	17

WP: 0 PA: 42
PB: 0
SB: 0
CS: 0

Batter	1	2	3	4	5	6	7	8	9	10	AB	R	H	RBI	BB	SO	LOB
Brett Butler, L (1, 8) OBP: 0.354, SLG: 0.329 Chris Jones, R (9, PH) OBP: 0.418, SLG: 0.592 Blas Minor, R (10, 1)	4-0 F9 G5-3 BB		1-1 WP 1-2 1B		0-0 1B 1B 1B		1-2 ② G1-3		4-2 1B 1B BB		3 0 0	1 1 0	2 0 0	0 0 0	1 1 0	0 0 0	0 0 0
Jose Vizcaino, S (1, 6) OBP: 0.329, SLG: 0.316	0-1 ① G5-3 1-2		1-2 ① F7		0-0 PB 1-3 1B		0-1 ③ G4-3		1-2 1B 1-2 2-H 1B		5	0	2	1	0	0	3
Rico Brogna, L (1, 3) OBP: 0.329, SLG: 0.490	2-1 ② F9 2-3		3-0 ② P6 1-2 2-3		1-1 G4-3 1-3 3-H 1B			1-3 ① K	1-0 L4 IBB 1-3 2-H 1B		5	0	2	2	0	1	3
Bobby Bonilla, S (1, 7) OBP: 0.374, SLG: 0.556	2-3 ③ K2-3		0-1 ③ G4-3		1-0 ②③ G4-3 1-2f			0-0 ② F8	4-0 IBB 1-2		4	0	0	0	1	1	5
Jeff Kent, R (1, 4) OBP: 0.311, SLG: 0.416		2-2 ① G6-3		0-0 ① F9		1-1 G4-3 1B		0-1 1B	1-0 ②③ L4 2-2		5	0	2	0	0	0	3
Todd Hundley, S (1, 2) OBP: 0.351, SLG: 0.404 Tim Bogar, R (10, PR) OBP: 0.250, SLG: 0.200		4-2 FC5-4 BB		1-2 ② L9		1-1 ① G4-3 1-2		2-3 ③		4-2 SH3-4 1B BB	3 0	0 1	0 0	0 0	2 0	1 0	2 0
Edgardo Alfonzo, R (1, 5) OBP: 0.270, SLG: 0.383		1-2 ② FC5-4 1-2f		3-1 2B		2-3 ② K			0-1 2B 2B	0-0 ① SH3-4 1-2	4	1	2	0	0	1	2
Ryan Thompson, R (1, 9) OBP: 0.400, SLG: 0.531 (10, 8)	0-0 ③ G5-3		0-0 ③ F8		2-3 ③ K				0-3 ① K	4-2 1B BB	4	0	0	0	1	2	4
Pete Harnisch, S (1, 1) OBP: 0.167, SLG: 0.167 Bill Spiers, L (7, PH) OBP: 0.286, SLG: 0.235 Jerry Dipoto, R (8, 1) John Franco, L (9, 1) Joe Orsulak, L (9, PH) OBP: 0.363, SLG: 0.404 (10, 9)			1-2 WP 1B 1B		1-2 ① G1-3		0-0 ① F8		1-2 1B 2-H 2B	1-1 1-2 2-H 1B	2 1 0 0 2	0 0 0 0 1	1 0 0 0 2	0 0 0 0 2	0 0 0 0 0	0 0 0 0 0	0 0 0 0 0
Inning Stats	R: 0 E: 0 K: 1 S: 7 H: 0 LOB: 1 BB: 1 P: 15	R: 0 E: 0 K: 0 S: 9 H: 0 LOB: 1 BB: 1 P: 16	R: 0 E: 0 K: 0 S: 13 H: 2 LOB: 2 BB: 0 P: 19	R: 0 E: 0 K: 0 S: 7 H: 1 LOB: 1 BB: 0 P: 11	R: 1 E: 0 K: 0 S: 10 H: 3 LOB: 1 BB: 0 P: 13	R: 0 E: 0 K: 2 S: 11 H: 1 LOB: 1 BB: 0 P: 17	R: 0 E: 0 K: 0 S: 6 H: 0 LOB: 0 BB: 0 P: 7	R: 0 E: 0 K: 2 S: 11 H: 1 LOB: 1 BB: 0 P: 14	R: 3 E: 0 K: 1 S: 15 H: 4 LOB: 2 BB: 2 P: 27	R: 1 E: 0 K: 0 S: 7 H: 1 LOB: 2 BB: 2 P: 16	1B: 10 2B: 4 3B: 0 HR: 0	SF: 0 SAC: 1 DP: 2 HBP: 0						

PITCHER		IP	WLS	BF	H	R	ER	SO	BB	IBB	HBP	BLK	WP	HR	S	P	ERA	WHIP
Bobby Witt, R	(1, 1)	8.1		36	10	3	3	6	2	0	0	0	1	0	82	121	3.24	1.440
ERA: 5.0																		
Yorkis Perez, L	(9, 1)	0.0		3	2	1	1	0	1	0	0	0	0	0	6	12	∞	∞
ERA: 5.23																		
Randy Veres, R	(9, 1)	1.0	L	6	1	1	1	0	2	1	0	0	0	0	8	22	9.00	3.000
ERA: 2.25																		

PITCHER	IP	WLS	BF	H	R	ER	SO	BB	IBB	HBP	BLK	WP	HR	S	P	ERA	WHIP

BOTTOM

Florida Marlins @ New York Mets

Shea Stadium, Flushing, NY

Thu Jun 15 1995, 7:05 PM EDT

Att. 14,103 - Unknown

livebaseballscorecards.com

AB	38
R	5
H	13
RBI	5
BB	6
SO	6
LOB	22

1B: 10 SF: 0 WP: 1 PA: 45
2B: 4 SAC: 1 PB: 1
3B: 0 DP: 2 SB: 0
HR: 0 HBP: 0 CS: 0

Batter	1	2	3	4	5	6	7	8	9	AB	R	H	RBI	BB	SO	LOB
Quilvio Veras, S (1, 4) OBP: 0.382, SLG: 0.340	C B X 1-1 S 1B		C B C F X 1-2 ② P2		X 0-0 ② ③ G6-3 1-2f			C F B F X 1-2 ② G4-3 1-2		4	0	1	0	0	0	3
Chuck Carr, S (1, 8) OBP: 0.291, SLG: 0.219	B F B C F S 2-3 ① K 1-2		S B S B F X 2-2 CS 2-3 1B			C B B F X 2-2 ① L7		B B B B 4-0 BB		3	0	1	0	1	1	1
Jeff Conine, R (1, 7) OBP: 0.405, SLG: 0.517	C B F B B F B 4-2 G4-6-3 BB		M 0-1 ③ CS 1-2	S B B S X 2-2 HR		B B B C X 3-1 ② F9		X 0-0 ③ G3-1		3	1	1	1	1	0	2
Terry Pendleton, S (1, 5) OBP: 0.311, SLG: 0.393	B X 1-0 ② ③ G4-6-3 1-2f			B B C S B F F X 3-2 ① G5-3		B B S F X 2-2 ③ G4-3			C S F S 0-3 ① K	4	0	0	0	0	1	2
Greg Colbrunn, R (1, 3) OBP: 0.319, SLG: 0.439		B B B C X 3-1 ① F7		C B C F B X 2-2 ② F9			C B B B B 4-1 FC4-6 BB		X 0-0 ② G6-3	3	0	0	0	1	0	0
Andre Dawson, R (1, 9) OBP: 0.221, SLG: 0.297		B F B S S 2-3 ② K		B B C X 2-1 HR			X 0-0 ① FC4-6 G6-4-3 1-2f		B X 1-0 ③ F9	4	1	1	1	0	1	1
Alex Arias, R (1, 6) OBP: 0.391, SLG: 0.434		B F F B X 2-2 ③ G3-1		B X 1-0 ③ G6-3			C X 0-1 ② ③ G6-4-3 1-2f			3	0	0	0	0	0	1
Charles Johnson, R (1, 2) OBP: 0.257, SLG: 0.214		B F B B C B 4-2 1B SH3 BB		C B S S 1-3 ① K				X 0-0 ① G5-3		2	0	0	0	1	1	0
Pat Rapp, R (1, 1) OBP: 0.333, SLG: 0.417 Yorkis Perez, L (8, 1) Robb Nen, R (8, 1)			X 0-0 ① SH3 1-2		B X 1-0 G6-3 1B			C X 0-1 G4-3 1B		2 0 0	0 0 0	2 0 0	0 0 0	0 0 0	0 0 0	0 0 0
Inning Stats	R: 0 E: 0 K: 1 S: 10 H: 1 LOB: 1 BB: 1 P: 18	R: 0 E: 0 K: 1 S: 8 H: 0 LOB: 0 BB: 0 P: 15	R: 0 E: 0 K: 0 S: 12 H: 1 LOB: 1 BB: 1 P: 19	R: 2 E: 0 K: 0 S: 15 H: 2 LOB: 0 BB: 0 P: 25	R: 0 E: 0 K: 1 S: 5 H: 1 LOB: 0 BB: 0 P: 7	R: 0 E: 0 K: 0 S: 8 H: 0 LOB: 0 BB: 0 P: 15	R: 0 E: 0 K: 0 S: 4 H: 0 LOB: 0 BB: 1 P: 8	R: 0 E: 0 K: 0 S: 8 H: 1 LOB: 2 BB: 1 P: 13	R: 0 E: 0 K: 1 S: 6 H: 0 LOB: 0 BB: 0 P: 7	1B: 4 2B: 0 3B: 0 HR: 2 SF: 0 SAC: 1 DP: 3 HBP: 0						

PITCHER		IP	WLS	BF	H	R	ER	SO	BB	IBB	HBP	BLK	WP	HR	S	P	ERA	WHIP
David West, L ERA: 3.54	(1, 1)	7.0	L	25	5	2	2	3	3	0	0	0	0	2	62	107	2.57	1.143
Gene Harris, R ERA: 4.26	(8, 1)	1.0		5	1	0	0	0	1	0	0	0	0	0	8	13	0.00	2.000
Heathcliff Slocumb, R ERA: 1.16	(9, 1)	1.0		3	0	0	0	1	0	0	0	0	0	0	6	7	0.00	0.000

PITCHER		IP	WLS	BF	H	R	ER	SO	BB	IBB	HBP	BLK	WP	HR	S	P	ERA	WHIP

TOP

Florida Marlins @ Philadelphia Phillies

Veterans Stadium, Philadelphia, PA

Fri Jun 16 1995, 7:05 PM EDT

Att. 29,092 - Unknown - 78 F

livebaseballscorecards.com

AB	28
R	2
H	6
RBI	2
BB	4
SO	4
LOB	10

WP: 0 PB: 0 SB: 1 CS: 1 PA: 34

BOTTOM

Florida Marlins @ Philadelphia Phillies

Veterans Stadium, Philadelphia, PA

Fri Jun 16 1995, 7:05 PM EDT

Att. 29,092 - Unknown - 78 F

livebaseballscorecards.com

Batter	1	2	3	4	5	6	7	8	9	AB	R	H	RBI	BB	SO	LOB
Mickey Morandini, L (1, 4) OBP: 0.341, SLG: 0.412	G6-3		BB, 1B		G4-6-3, BB		G4-6-3		F8	4	0	1	0	1	0	1
Mariano Duncan, R (1, 6) OBP: 0.307, SLG: 0.402	G3-1		SAFE SAFE K		K			G3-1, 1B, 2B	F9	5	1	1	0	0	2	2
(9, 3)																
Gregg Jefferies, S (1, 7) OBP: 0.317, SLG: 0.405	G4-3		SAFE FC5-4, BB		G4-6-3			G3-1		3	0	0	0	1	0	2
Darren Daulton, L (1, 2) OBP: 0.345, SLG: 0.414		L7	F7			E9		S, 1B, BB		3	0	0	0	1	0	2
Jim Eisenreich, L (1, 8) OBP: 0.424, SLG: 0.534		1B, 1B, BB	FC5-4			F7		S, 1B		3	0	1	1	1	0	3
Charlie Hayes, R (1, 5) OBP: 0.379, SLG: 0.414		F9		FC4-6, BB, 1B		P4		K		4	0	1	0	0	1	4
Gene Schall, R (1, 3) OBP: 0.667, SLG: 0.500		1B, 1B		FC4-6, BB		K		IBB		2	0	1	0	1	1	1
Tony Longmire, L (8, PH) OBP: 0.440, SLG: 0.596										0	0	0	0	1	0	0
Heathcliff Slocumb, R (9, 1)										0	0	0	0	0	0	0
Gary Varsho, L (1, 9) OBP: 0.310, SLG: 0.264		1B	FC4-6, G4-6-3				G3	G3-1		4	0	1	0	0	0	5
David West, L (1, 1)		F8	G4-6-3				G4-6-3, BB		F8	2	0	0	0	0	0	5
Randy Ready, R (7, PH) OBP: 0.240, SLG: 0.136										0	0	0	0	1	0	0
Gene Harris, R (8, 1)										0	0	0	0	0	0	0
Kevin Stocker, S (9, 6) OBP: 0.308, SLG: 0.220										1	0	0	0	0	0	0
Inning Stats	R: 0 E: 0 K: 0 S: 7 H: 0 LOB: 0 BB: 0 P: 15	R: 0 E: 0 K: 0 S: 12 H: 2 LOB: 3 BB: 1 P: 22	R: 0 E: 0 K: 1 S: 18 H: 1 LOB: 2 BB: 1 P: 26	R: 0 E: 0 K: 0 S: 7 H: 1 LOB: 1 BB: 1 P: 14	R: 0 E: 0 K: 1 S: 6 H: 0 LOB: 0 BB: 1 P: 13	R: 0 E: 1 K: 1 S: 8 H: 0 LOB: 1 BB: 0 P: 11	R: 0 E: 0 K: 0 S: 5 H: 0 LOB: 0 BB: 1 P: 12	R: 1 E: 0 K: 1 S: 11 H: 2 LOB: 3 BB: 2 P: 26	R: 0 E: 0 K: 0 S: 6 H: 0 LOB: 0 BB: 0 P: 10	1B: 5 2B: 1 3B: 0 HR: 0 SF: 0 SAC: 0 DP: 3 HBP: 0	WP: 0 PB: 0 SB: 2 CS: 0 PA: 38					

	AB	31
	R	1
	H	6
	RBI	1
	BB	7
	SO	4
	LOB	25

PITCHER		IP	WLS	BF	H	R	ER	SO	BB	IBB	HBP	BLK	WP	HR	S	P	ERA	WHIP
Pat Rapp, R ERA: 4.06	(1, 1)	7.1	W	31	5	1	1	3	6	0	0	0	0	0	68	126	1.23	1.500
Yorkis Perez, L ERA: 5.23	(8, 1)	0.0		1	1	0	0	0	0	0	0	0	0	0	2	3	∞	∞
Robb Nen, R ERA: 4.62	(8, 1)	1.2	S	6	0	0	0	1	0	1	0	0	0	0	10	20	0.00	0.000

PITCHER		IP	WLS	BF	H	R	ER	SO	BB	IBB	HBP	BLK	WP	HR	S	P	ERA	WHIP

Florida Marlins @ Philadelphia Phillies

Veterans Stadium, Philadelphia, PA

Sat Jun 17 1995, 7:05 PM EDT

Att. 37,843 - Unknown - 85 F

TOP

livebaseballscorecards.com

Batter	1	2	3	4	5	6	7	8	9	AB	R	H	RBI	BB	SO	LOB
Quilvio Veras, S (1, 4) OBP: 0.377, SLG: 0.336	B C B X 2-1 WP BB 1B 1B	B X 1-0 ① G4-3		B B C B X 3-1 ② G5-3			C C X 0-2 ① G1-3		C F X 0-2 ① L6	5	1	1	0	0	0	2
Chuck Carr, S (1, 8) OBP: 0.308, SLG: 0.224	L B 1 SAFE 1 SAFE B B B 4-1 WP 1-2 1B BB	X 0-0 ② L7		F B X 1-1 ③ L9			X 0-0 PB 1B		B B B B 4-0 G6-4-3 1-2 2-3 BB	3	1	1	0	2	0	0
Jeff Conine, R (1, 7) OBP: 0.405, SLG: 0.507	C B B B X 3-1 ① L5 1-2 2-3	B B C B B 4-1 FC5-4 BB			F S B F X 1-2 ① G6-3		B S B C B F F B 4-2 G4-6-3 1-2 BB		B B B C C X 3-1 ② ③ G6-4-3 1-2f	3	0	0	0	2	0	5
Greg Colbrunn, R (1, 3) OBP: 0.318, SLG: 0.435	B X 1-0 2B 2-H 3-H 1B	B B X 2-0 ③ FC5-4 1-2f			B C C F F S 1-3 ② K		B B X 2-0 ② ③ G4-6-3 1-2f			4	1	1	2	0	1	3
Andre Dawson, R (1, 9) OBP: 0.236, SLG: 0.368	C X 0-1 1B 1-H 2B		B F B F F F F F X 2-2 ① F8		B S B B B X 3-1 HR			B B C B F X 3-2 ① F7		4	1	2	2	0	0	0
Kurt Abbott, R (1, 6) OBP: 0.288, SLG: 0.468	F S B S 1-3 ② K		X 0-0 ② G5-3		B F C B B X 3-2 ③ P7			X 0-0 ② L4		4	0	0	0	0	1	1
Alex Arias, R (1, 5) OBP: 0.396, SLG: 0.430	C B S B F X 2-2 BB 2-3 1B		B B B B 4-0 BB			S B X 1-1 ① P8		C F B F B B F F S 3-3 ③ K		3	0	1	0	1	1	0
Jeremy Hernandez, R (8, 1)										0	0	0	0	0	0	0
Charles Johnson, R (1, 2) OBP: 0.258, SLG: 0.211	B F B B B F B 4-2 1-2 BB		C F S 0-3 ③ K			B X 1-0 ② L4			B B B C C B 4-1 BB 1B BB	2	0	0	0	1	1	1
Tommy Gregg, L (9, PH) OBP: 0.300, SLG: 0.424										0	0	0	0	1	0	0
David Weathers, R (1, 1) OBP: 0.077, SLG: 0.077	S F S 0-3 ③ K			S S C 0-3 ① K		B X 1-0 ③ G1-3			B C X 1-1 BB 1-2 1B	3	0	0	0	0	2	3
Terry Mathews, L (6, 1) OBP: 0.200, SLG: 0.200										0	0	0	0	0	0	0
Yorkis Perez, L (8, 1)										0	0	0	0	0	0	0
Mario Diaz, R (8, 5) OBP: 0.186, SLG: 0.279										1	0	1	0	0	0	0
Inning Stats	R: 3 E: 0 K: 2 S: 20 H: 4 LOB: 3 BB: 2 P: 37	R: 0 E: 0 K: 0 S: 4 H: 0 LOB: 1 BB: 1 P: 11	R: 0 E: 0 K: 1 S: 11 H: 0 LOB: 1 BB: 1 P: 17	R: 0 E: 0 K: 1 S: 7 H: 0 LOB: 0 BB: 0 P: 11	R: 1 E: 0 K: 1 S: 14 H: 1 LOB: 0 BB: 0 P: 22	R: 0 E: 0 K: 0 S: 4 H: 0 LOB: 0 BB: 0 P: 7	R: 0 E: 0 K: 0 S: 9 H: 1 LOB: 1 BB: 1 P: 15	R: 0 E: 0 K: 1 S: 10 H: 0 LOB: 0 BB: 0 P: 16	R: 0 E: 0 K: 0 S: 8 H: 1 LOB: 2 BB: 2 P: 20	1B: 5 2B: 1 3B: 0 HR: 1 SF: 0 SAC: 0 DP: 2 HBP: 0							

AB	32
R	4
H	7
RBI	4
BB	7
SO	6
LOB	15

WP: 1 PB: 1 SB: 0 CS: 0 PA: 39

PITCHER		IP	WLS	BF	H	R	ER	SO	BB	IBB	HBP	BLK	WP	HR	S	P	ERA	WHIP
Mike Mimbs, L ERA: 3.21	(1, 1)	6.0	W	27	5	4	4	5	4	0	0	0	1	1	60	105	6.00	1.500
Ricky Bottalico, R ERA: 1.46	(7, 1)	2.0		7	1	0	0	1	1	0	0	0	0	0	19	31	0.00	1.000
Heathcliff Slocumb, R ERA: 1.11	(9, 1)	1.0		5	1	0	0	0	2	0	0	0	0	0	8	20	0.00	3.000

PITCHER	IP	WLS	BF	H	R	ER	SO	BB	IBB	HBP	BLK	WP	HR	S	P	ERA	WHIP

BOTTOM

Florida Marlins @ Philadelphia Phillies

Veterans Stadium, Philadelphia, PA

Sat Jun 17 1995, 7:05 PM EDT

Att. 37,843 - Unknown - 85 F

livebaseballscorecards.com

Batter	1	2	3	4	5	6	7	8	9	AB	R	H	RBI	BB	SO	LOB
Mickey Morandini, L (1, 4) OBP: 0.355, SLG: 0.423	B C B B C B 4-2 G4-3 G5-3 BB		B X 1-0 ③ G6-3			X 0-0 E 1-2 2B 1B	B B C B B 4-1 BB	B B X 2-0 SF8 1-3 2-H 3-H 2B		3	1	2	2	2	0	0
Mariano Duncan, R (1, 3) OBP: 0.290, SLG: 0.385	B F S F F B F 1 SAFE F 2-2 F X ① G5-3 1-2			X 0-0 ① G6-3		B F C F X 1-2 E1 2B E 1-2 2-3	F F B B X 2-2 ②③ L7-4 2-3	B B S X 2-1 ② SF8 2-3 3-H		4	1	0	1	0	0	5
Darren Daulton, L (1, 2) OBP: 0.347, SLG: 0.416	X 0-0 ② G4-3 2-3			C B C B X 2-2 ② G4-3		X 0-0 E 1-3 2-H 3-H 2B		2B BB F9		4	2	1	2	1	0	2
Jim Eisenreich, L (1, 9) OBP: 0.419, SLG: 0.533	C B F X 1-2 ③ G4-3			C B B X 2-1 ③ F7		B X 1-0 E9 SF8 2-H 3-H 2B		X 0-0 ① B1		4	1	1	2	0	0	2
Charlie Hayes, R (1, 5) OBP: 0.376, SLG: 0.418		X 0-0 ① G1-3			T C X 0-2 E6 G5-4-3	F S B B F B F F X 3-2 ① SF8 3-H		C X 0-1 1-H 2B 2B		3	1	1	2	0	0	0
Tom Marsh, R (1, 7) Ricky Bottalico, L (7, 1) Gene Schall, R (8, PH) OBP: 0.750, SLG: 0.500 Heathcliff Slocumb, R (9, 1)		B F X 1-1 ② F7			B C S B X 2-2 ①② G5-4-3 1-2f	S F S 0-3 ② K		I I I I 4-0 2B 1B IBB		3 0 0 0	0 0 1 0	0 0 0 0	0 0 1 0	0 0 0 0	1 0 0 0	1 0 0 0
Dave Gallagher, R (1, 8) OBP: 0.390, SLG: 0.446		B B C X 2-1 ③ P3			B X 1-0 FC6-4 1B	B B C S F F F X 2-2 ③ F8		B B X 2-0 1B 1-3 2-H 2B		4	1	2	1	0	0	0
Kevin Stocker, S (1, 6) OBP: 0.313, SLG: 0.230			B C B L S 2-3 ① K		B F X 1-1 ③ FC6-4 1-2f		B B C X 2-1 L7-4 2B	I I I I 4-0 1B 2B IBB		3	1	1	0	1	1	1
Mike Mimbs, L (1, 1) OBP: 0.059, SLG: 0.059 Gary Varsho, L (6, PH) OBP: 0.328, SLG: 0.286 (7, 7)			X 0-0 ② P7			C B F X 1-2 E 1B 2B 1B	F F B B F B X 3-2 ① P8	S B F X 1-2 2B SF8 1-2 2-3 3-H 1B		1 3	0 2	0 2	0 1	0 0	0 0	0 1
Inning Stats	R: 0 E: 0 K: 0 S: 14 H: 0 LOB: 1 BB: 1 P: 21	R: 0 E: 0 K: 0 S: 5 H: 0 LOB: 0 BB: 0 P: 8	R: 0 E: 0 K: 1 S: 5 H: 0 LOB: 0 BB: 0 P: 8	R: 0 E: 0 K: 0 S: 6 H: 0 LOB: 0 BB: 0 P: 10	R: 0 E: 1 K: 0 S: 9 H: 1 LOB: 1 BB: 0 P: 13	R: 5 E: 2 K: 1 S: 25 H: 4 LOB: 0 BB: 0 P: 33	R: 0 E: 0 K: 0 S: 10 H: 1 LOB: 1 BB: 1 P: 21	R: 6 E: 0 K: 0 S: 15 H: 4 LOB: 1 BB: 3 P: 35		1B: 4 2B: 7 3B: 0 HR: 0	SF: 2 SAC: 0 DP: 2 HBP: 0			WP: 0 PB: 0 SB: 0 CS: 0	PA: 39		

	AB	32
	R	11
	H	10
	RBI	11
	BB	5
	SO	2
	LOB	12

PITCHER		IP	WLS	BF	H	R	ER	SO	BB	IBB	HBP	BLK	WP	HR	S	P	ERA	WHIP
David Weathers, R ERA: 5.86	(1, 1)	5.0	L	22	5	5	3	1	1	0	0	0	0	0	49	73	5.40	1.200
Terry Mathews, R ERA: 2.9	(6, 1)	2.0		7	1	0	0	1	1	0	0	0	0	0	25	41	0.00	1.000
Yorkis Perez, L ERA: 6.43	(8, 1)	0.1		4	1	3	3	0	1	1	0	0	0	0	5	13	81.00	6.000
Jeremy Hernandez, R ERA: 9.53	(8, 1)	0.2		6	3	3	3	0	0	1	0	0	0	0	10	22	40.50	4.500

PITCHER	IP	WLS	BF	H	R	ER	SO	BB	IBB	HBP	BLK	WP	HR	S	P	ERA	WHIP

Batter	1	2	3	4	5	6	7	8	9	AB	R	H	RBI	BB	SO	LOB
Quilvio Veras, S (1, 4) OBP: 0.369, SLG: 0.327	F B X 1-1 B2 ①		B C C S 1-3 K ③			F B C B B F F B F X 3-2 G4-3 ①	B C B B S F S 3-3 K ③			4	0	0	0	0	2	2
Chuck Carr, S (1, 8) OBP: 0.295, SLG: 0.213	X 0-0 F7 ②			B X 1-0 B1-3 ①		F C B X 1-2 G5-3 ②		F B B X 2-1 G4-3 ①		4	0	0	0	0	0	0
Jeff Conine, R (1, 7) OBP: 0.407, SLG: 0.513	B X 1-0 2B			X 0-0 1B		B B X 2-0 F7 ③		S B F X 1-2 L3 ②		4	0	2	0	0	0	0
Greg Colbrunn, R (1, 3) OBP: 0.310, SLG: 0.424	C B S B S 2-3 K ③			F F S 0-3 K ②			X 0-0 G6-3 ①	C X 0-1 F8 ③		4	0	0	0	0	2	2
Tommy Gregg, L (1, 9) OBP: 0.318, SLG: 0.514		B C F C 1-3 K ①		S 1 SAFE S S B S 1-3 K ③			B X 1-0 HR		C X 0-1 G6-4-3 1B	4	1	2	1	0	2	1
Kurt Abbott, R (1, 6) OBP: 0.295, SLG: 0.496		B F X 1-1 F7 ②			B B F X 2-1 E4 G4-3 SF8 1B		S F B B X 2-2 HR		B X 1-0 ① ② G6-4-3 1-2f	4	2	2	1	0	0	1
Alex Arias, R (1, 5) OBP: 0.379, SLG: 0.410		B F S B C 2-3 K ③			X 0-0 G4-3 2-3 ①		C C F X 0-2 G6-3 ②		B C X 1-1 G6-3 ③	4	0	0	0	0	1	1
Steve Decker, R (1, 2) OBP: 0.286, SLG: 0.250			C S B F B B S 3-3 K ①		B F S F B B X 2-2 SF8 3-H ②		B F X 1-1 1B			2	0	1	1	0	1	0
Mark Gardner, R (1, 1)			S C C 0-3 K ②		F C X 0-2 G4-3 ③		B S F B X 2-2 1-2 1B			2	0	0	0	0	1	0
Matt Mantei, R (6, 1)										0	0	0	0	0	0	0
Andre Dawson, R (7, PH) OBP: 0.247, SLG: 0.377										1	0	1	0	0	0	0
Yorkis Perez, L (7, 1)										0	0	0	0	0	0	0
Randy Veres, R (7, 1)										0	0	0	0	0	0	0
Inning Stats	R: 0 E: 0 K: 1 S: 7 H: 1 LOB: 1 BB: 0 P: 11	R: 0 E: 0 K: 2 S: 8 H: 0 LOB: 0 BB: 0 P: 12	R: 0 E: 0 K: 3 S: 10 H: 0 LOB: 0 BB: 0 P: 14	R: 0 E: 0 K: 2 S: 8 H: 1 LOB: 1 BB: 0 P: 10	R: 1 E: 1 K: 0 S: 10 H: 1 LOB: 0 BB: 0 P: 14	R: 0 E: 0 K: 0 S: 10 H: 0 LOB: 0 BB: 0 P: 16	R: 2 E: 0 K: 1 S: 18 H: 4 LOB: 2 BB: 0 P: 27	R: 0 E: 0 K: 0 S: 7 H: 0 LOB: 0 BB: 0 P: 10	R: 0 E: 0 K: 0 S: 5 H: 1 LOB: 0 BB: 0 P: 7	1B: 5 2B: 1 3B: 0 HR: 2	SF: 1 SAC: 0 DP: 1 HBP: 0						

TOP

Florida Marlins @ Philadelphia Phillies

Veterans Stadium, Philadelphia, PA

Sun Jun 18 1995, 3:33 AM EDT

Att. 40,105 - Sunny - 90 F

livebaseballscorecards.com

AB	33
R	3
H	8
RBI	3
BB	0
SO	9
LOB	7

PITCHER		IP	WLS	BF	H	R	ER	SO	BB	IBB	HBP	BLK	WP	HR	S	P	ERA	WHIP
Curt Schilling, R ERA: 3.09	(1, 1)	7.0	W	28	7	3	2	9	0	0	0	0	0	2	71	104	2.57	1.000
Ricky Bottalico, R ERA: 1.4	(8, 1)	1.0		3	0	0	0	0	0	0	0	0	0	0	7	10	0.00	0.000
Heathcliff Slocumb, R ERA: 1.07	(9, 1)	1.0	S	3	1	0	0	0	0	0	0	0	0	0	5	7	0.00	1.000

PITCHER	IP	WLS	BF	H	R	ER	SO	BB	IBB	HBP	BLK	WP	HR	S	P	ERA	WHIP

Batter	1	2	3	4	5	6	7	8	9	AB	R	H	RBI	BB	SO	LOB
Mickey Morandini, L (1, 4) OBP: 0.362, SLG: 0.431	X 0-0 ① F7		B X 1-0 2B		L F B B X 2-2 E BB 2B 1B		H 1-0 HR HBP	1 SAFE B X 1-0 ③ L6		4	2	2	0	0	0	1
Mariano Duncan, R (1, 3) OBP: 0.278, SLG: 0.368	B S X 1-1 ② G5-3		B F 2 SAFE C B F F F F 2-3 F S ② K		X 0-0 ① F8		S S B S 1-3 ① K			4	0	0	0	0	2	3
Darren Daulton, L (1, 2) OBP: 0.350, SLG: 0.434	C B S B X 2-2 ③ L9		X 0-0 ③ G4-3		B 1 SAFE B B B 4-0 E 1-2 2B BB		X 0-0 1-H HR			3	2	1	2	1	0	1
Jim Eisenreich, L (1, 9) OBP: 0.407, SLG: 0.516		B C C S 1-3 ① K	F B B B F X 3-2 ① F8		B C F X 1-2 ② P5		B X 1-0 ② F8			4	0	0	0	0	1	2
Charlie Hayes, R (1, 5) OBP: 0.389, SLG: 0.452		B B B F F F B 4-2 1B BB	X 0-0 HR		S B C B 2 SAFE B X 3-2 1-H 2-H 2B		S C B F X 1-2 1B			3	1	3	3	1	0	0
Tom Marsh, R (1, 7) OBP: 0.250, SLG: 0.250		C X 0-1 1-2 1B	B F F X 1-2 G3 1B		F C F F F B S 1-3 ③ K		F S 1 SAFE S 0-3 ③ K			4	0	2	0	0	2	2
Dave Gallagher, R (1, 8) OBP: 0.372, SLG: 0.423		B C B B F C 3-3 ② K	X 0-0 ② G3 1-2		B B F X 2-1 ① P4			C X 0-1 ① G6-3		4	0	0	0	0	1	3
Kevin Stocker, S (1, 6) OBP: 0.318, SLG: 0.227		C B B X 2-1 ③ F9		F B B B I 4-1 IBB		F B C B F F F B F 4-2 B B1-3 BB		B X 1-0 ② G3		2	0	0	0	2	0	2
Curt Schilling, R (1, 1) OBP: 0.143, SLG: 0.179 Ricky Bottalico, L (8, 1) Gene Schall, R (8, PH) OBP: 0.800, SLG: 0.667 Heathcliff Slocumb, R (9, 1)			F C F F B C 1-3 ① K	X 0-0 ③ G4-3		X 0-0 ② ③ B1-3 1-2f		B X 1-0 1B		3 0 1 0	0 0 0 0	0 0 1 0	0 0 0 0	1 0 0 0	3 0 0 0	3 0 0 0
Inning Stats	R: 0 H: 0 E: 0 LOB: 0 K: 0 BB: 0 S: 6 P: 9	R: 0 H: 1 E: 0 LOB: 2 K: 2 BB: 1 S: 13 P: 23	R: 0 H: 1 E: 0 LOB: 1 K: 2 BB: 0 S: 15 P: 19	R: 1 H: 2 E: 0 LOB: 2 K: 0 BB: 1 S: 10 P: 18	R: 2 H: 2 E: 1 LOB: 1 K: 1 BB: 1 S: 15 P: 26	R: 0 H: 0 E: 0 LOB: 0 K: 0 BB: 1 S: 9 P: 15	R: 2 H: 2 E: 0 LOB: 1 K: 2 BB: 0 S: 12 P: 16	R: 0 H: 1 E: 0 LOB: 1 K: 0 BB: 0 S: 5 P: 8		1B: 5 SF: 0 2B: 3 SAC: 0 3B: 0 DP: 1 HR: 2 HBP: 1						

PITCHER		IP	WLS	BF	H	R	ER	SO	BB	IBB	HBP	BLK	WP	HR	S	P	ERA	WHIP
Mark Gardner, R ERA: 6.43	(1, 1)	5.0		24	6	3	2	5	2	1	0	0	0	1	59	95	3.60	1.600
Matt Mantei, R ERA:	(6, 1)	1.0		3	0	0	0	0	1	0	0	0	0	0	9	15	0.00	1.000
Yorkis Perez, L ERA: 7.06	(7, 1)	0.2	L	4	1	2	2	1	0	0	1	0	0	1	5	8	27.00	1.500
Randy Veres, R ERA: 2.11	(7, 1)	1.1		6	2	0	0	1	0	0	0	0	0	0	12	16	0.00	1.500

PITCHER	IP	WLS	BF	H	R	ER	SO	BB	IBB	HBP	BLK	WP	HR	S	P	ERA	WHIP

BOTTOM

Florida Marlins @ Philadelphia Phillies

Veterans Stadium, Philadelphia, PA

Sun Jun 18 1995, 3:33 AM EDT
Att. 40,105 - Sunny - 90 F

livebaseballscorecards.com

AB	32
R	5
H	9
RBI	5
BB	4
SO	7
LOB	17

WP: 0 PA: 37
PB: 0
SB: 0
CS: 0

Florida Marlins @ Colorado Rockies

Coors Field, Denver, CO

Mon Jun 19 1995, 7:05 PM MDT

Att. 48,145 - Unknown

TOP

livebaseballscorecards.com

Batter	1	2	3	4	5	6	7	8	9	AB	R	H	RBI	BB	SO	LOB
Quilvio Veras, S (1, 4) OBP: 0.380, SLG: 0.338	C B F B B X 3-2 G5-3 ①		B B C B B B 4-1 FC6-4 BB			X 0-0 S HR 1B	C B X 1-1 E3 1B		B B X 2-0 1B 1-2 FC4-6 1B	4	2	3	0	1	0	0
Chuck Carr, S (1, 8) OBP: 0.290, SLG: 0.202	S B F X 1-2 F7 ②		X 0-0 FC6-4 ② 1-2f 2-3			1 SAFE B L 1 SAFE 1 SAFE 1 SAFE 1 SAFE B L 4-2 B B HR 1-2 BB	1 SAFE B 1 SAFE B 1 SAFE B C F X 3-2 E3 ① G4-1 BB 1-2		B F L B X 2-2 P3 ①	4	1	0	0	1	0	5
Jeff Conine, R (1, 7) OBP: 0.418, SLG: 0.545	S B F B X 2-2 2B		1 SAFE B F 1 SAFE 1 SAFE B F 1 SAFE X 2-2 P6 ③			B C B F X 2-2 1-H 2-H HR	S 1 SAFE 1 SAFE B 1 SAFE 1 SAFE B 1 SAFE B 4-1 B G4-1 1-2 BB		C B B X 2-1 FC4-6 1-3 2-H 1B	4	1	3	4	1	0	2
Greg Colbrunn, R (1, 3) OBP: 0.307, SLG: 0.435	C B B B F X 2-2 G4-3 ③			B X 1-0 P3 ①		X 0-0 HR	B B X 2-0 G4-1 ② 1-2 2-3		X 0-0 FC4-6 ② 1-2f 3-H	5	1	1	2	0	0	4
Andre Dawson, R (1, 9) OBP: 0.231, SLG: 0.351		B S S B C 2-3 K ①		B F B S C 2-3 K ②		B S X 1-1 F8 ①	C X 0-1 G5-3 ③		B B S B X 3-1 P6 ③	5	0	0	0	0	2	3
Kurt Abbott, R (1, 6) OBP: 0.286, SLG: 0.479		C B S B X 2-2 G6-3 ②		C F B F F S 1-3 K ③		X 0-0 E6 2B		B F B S X 2-2 G1-3 ①		4	1	0	0	0	1	0
Alex Arias, R (1, 5) OBP: 0.374, SLG: 0.414		B C F X 1-2 G3 ③			C X 0-1 G6-3 ①	B C B X 2-1 2-H 2B		C F B B X 2-2 P3 ②		4	0	1	1	0	0	0
Charles Johnson, R (1, 2) OBP: 0.258, SLG: 0.212			X 0-0 FC6-4 SH1-4 1B		B C B X 2-1 G5-3 ②	X 0-0 G5-3 ②		C F S 0-3 K ③		4	0	1	0	0	1	1
Chris Hammond, L (1, 1) OBP: 0.450, SLG: 0.588			X 0-0 SH1-4 ① 1-2		B F B B X 3-1 F9 ③	B C B X 2-1 G3 ③			F B B X 2-1 1B 1B 1B	3	1	1	0	0	0	1
Inning Stats	R: 0 E: 0 K: 0 S: 12 H: 1 LOB: 1 BB: 0 P: 20	R: 0 E: 0 K: 1 S: 9 H: 0 LOB: 0 BB: 0 P: 14	R: 0 E: 0 K: 0 S: 7 H: 1 LOB: 2 BB: 1 P: 13	R: 0 E: 0 K: 2 S: 9 H: 0 LOB: 0 BB: 0 P: 13	R: 0 E: 0 K: 0 S: 6 H: 0 LOB: 0 BB: 0 P: 11	R: 5 E: 1 K: 0 S: 15 H: 4 LOB: 1 BB: 1 P: 26	R: 0 E: 1 K: 0 S: 9 H: 1 LOB: 2 BB: 1 P: 19	R: 0 E: 0 K: 1 S: 9 H: 0 LOB: 0 BB: 0 P: 13	R: 2 E: 0 K: 0 S: 11 H: 3 LOB: 1 BB: 0 P: 22	1B: 6 2B: 2 3B: 0 HR: 2 SF: 0 SAC: 1 DP: 0 HBP: 0							

	AB	37
	R	7
	H	10
	RBI	7
	BB	3
	SO	4
	LOB	16

WP: 0 PB: 0 SB: 1 CS: 0 PA: 41

PITCHER	IP	WLS	BF	H	R	ER	SO	BB	IBB	HBP	BLK	WP	HR	S	P	ERA	WHIP
Kevin Ritz, R (1, 1) ERA: 4.14	5.1	L	25	6	5	4	3	2	0	0	0	0	2	55	92	6.75	1.500
Curt Leskanic, R (6, 1) ERA: 3.76	2.2		10	1	0	0	1	1	0	0	0	0	0	21	37	0.00	0.750
Roger Bailey, R (9, 1) ERA: 4.11	0.1		4	3	2	2	0	0	0	0	0	0	0	8	16	54.00	9.000
Darren Holmes, R (9, 1) ERA: 3.28	0.2		2	0	0	0	0	0	0	0	0	0	0	3	6	0.00	0.000

PITCHER	IP	WLS	BF	H	R	ER	SO	BB	IBB	HBP	BLK	WP	HR	S	P	ERA	WHIP

Florida Marlins @ Colorado Rockies

Coors Field, Denver, CO

Mon Jun 19 1995, 7:05 PM MDT

Att. 48,145 - Unknown

livebaseballscorecards.com

BOTTOM

Batter	1	2	3	4	5	6	7	8	9	AB	R	H	RBI	BB	SO	LOB
Ellis Burks, R (1, 8) OBP: 0.330, SLG: 0.430	HR	L7		G5-3		BB HBP			HR	4	2	2	2	0	0	2
Joe Girardi, R (1, 2) OBP: 0.331, SLG: 0.358	G4-3	1 SAFE 1-3 1B		G1-4-3 BB		1-2 BB			G6-3	3	0	1	0	2	0	0
Dante Bichette, R (1, 7) OBP: 0.380, SLG: 0.582	L5	G5-3		1-2f G1-4-3		F8			P6	5	0	0	0	0	0	7
Larry Walker, L (1, 9) OBP: 0.403, SLG: 0.688	BB 1B 1B		G5-4-3 1B		G5-4-3 1B		K		1B	5	0	4	0	0	1	0
Vinny Castilla, R (1, 5) OBP: 0.364, SLG: 0.618	1-2 BB 1B		1 SAFE 1 SAFE 1-2f G5-4-3		1 SAFE 1-2f G5-4-3		G5-3		F8	5	0	1	0	0	0	3
Andres Galarraga, R (1, 3) OBP: 0.317, SLG: 0.445	1-2 2-3 FC6-4 BB		1-0 2B		F8		F9			3	0	1	0	1	0	0
Jason Bates, S (1, 4) OBP: 0.366, SLG: 0.459	1-2f FC6-4		4-1 BB			G1-6-3 1B		G4-3		3	0	1	0	1	0	3
Walt Weiss, S (1, 6) OBP: 0.386, SLG: 0.315		1B BB	3-3 K			1-2 G1-6-3 1B		P4		3	0	1	0	1	1	2
Kevin Ritz, R (1, 1) OBP: 0.444, SLG: 0.357		1 SAFE B3		2B		1-2f 2-3 G1-6-3		K		2	0	1	0	0	0	1
Curt Leskanic, R (6, 1)										1	0	0	0	0	0	2
Eric Young Sr., R (8, PH) OBP: 0.288, SLG: 0.188										1	0	0	0	0	1	0
Roger Bailey, R (9, 1)										0	0	0	0	0	0	0
Darren Holmes, R (9, 1)										0	0	0	0	0	0	0
Inning Stats	R: 1 E: 0 K: 0 S: 11 H: 3 LOB: 3 BB: 1 P: 18	R: 0 E: 0 K: 0 S: 13 H: 1 LOB: 2 BB: 1 P: 21	R: 0 E: 0 K: 1 S: 11 H: 2 LOB: 2 BB: 1 P: 19	R: 0 E: 0 K: 0 S: 6 H: 1 LOB: 1 BB: 1 P: 12	R: 0 E: 0 K: 0 S: 6 H: 1 LOB: 0 BB: 0 P: 12	R: 0 E: 0 K: 0 S: 11 H: 2 LOB: 3 BB: 1 P: 23	R: 0 E: 0 K: 1 S: 5 H: 0 LOB: 0 BB: 0 P: 8	R: 0 E: 0 K: 1 S: 8 H: 0 LOB: 0 BB: 0 P: 10	R: 1 E: 0 K: 0 S: 13 H: 2 LOB: 1 BB: 0 P: 18							

PITCHER	IP	WLS	BF	H	R	ER	SO	BB	IBB	HBP	BLK	WP	HR	S	P	ERA	WHIP
Chris Hammond, L (1, 1) ERA: 1.88	9.0	W	41	12	2	2	3	5	0	1	0	0	2	84	141	2.00	1.889

PITCHER	IP	WLS	BF	H	R	ER	SO	BB	IBB	HBP	BLK	WP	HR	S	P	ERA	WHIP

AB	35
R	2
H	12
RBI	2
BB	5
SO	3
LOB	20

1B: 8	SF: 0	WP: 0	PA: 41
2B: 2	SAC: 0	PB: 0	
3B: 0	DP: 4	SB: 0	
HR: 2	HBP: 1	CS: 0	

Batter	1	2	3	4	5	6	7	8	9	AB	R	H	RBI	BB	SO	LOB
Quilvio Veras, S (1, 4) OBP: 0.371, SLG: 0.327	G6-3		G4-6-3 1-2f	G6-3		G4-3 2-3		G6-3		5	0	0	0	0	0	3
Chuck Carr, S (1, 8) OBP: 0.295, SLG: 0.218	L3		BB		F9 HR 2B	SF8 3-H		K		3	1	1	1	1	1	0
Jeff Conine, R (1, 7) OBP: 0.422, SLG: 0.541	WP 1B BB		K		HR BB	1B			K	3	1	1	0	2	2	1
Greg Colbrunn, R (1, 3) OBP: 0.310, SLG: 0.434	WP 1-2 1B			HBP 2B 1B	F9 2-3	P3			F9	5	1	2	0	0	0	3
Andre Dawson, R (1, 9) OBP: 0.253, SLG: 0.390	F8 1-2 2-3			2B 2B 1-2 HBP	HR 1-H 3-H		FC5-4 1B HBP		K	3	2	1	3	0	1	2
Kurt Abbott, R (1, 6) OBP: 0.292, SLG: 0.488		L1	2B 1-3 2-H	F7			FC5-4 1-2 1B			4	1	2	1	0	0	0
Alex Arias, R (1, 5) OBP: 0.369, SLG: 0.407		G5-3	F9	1B			FC5-4 G6-3 1-2f 2-3			4	0	1	0	0	0	4
Charles Johnson, R (1, 2) OBP: 0.252, SLG: 0.206		F9	G5-3	K			G6-3 1-2f			4	0	0	0	0	1	5
Bobby Witt, R (1, 1) OBP: 0.167, SLG: 0.188			G4-6-3 1B	2B 2-H 3-H		G4-3 SF8 2B		G1-6-3		0	0	0	0	0	0	0
Terry Mathews, L (2, 1) OBP: 0.500, SLG: 0.750										3	1	3	2	0	0	0
Randy Veres, R (6, 1)										1	0	0	0	0	0	0
Robb Nen, R (9, 1)										0	0	0	0	0	0	0

TOP

Florida Marlins @ Colorado Rockies

Coors Field, Denver, CO

Tue Jun 20 1995, 7:05 PM MDT

Att. 48,143 - Unknown - 84 F

livebaseballscorecards.com

AB	35
R	7
H	11
RBI	7
BB	3
SO	5
LOB	18

Inning Stats	1	2	3	4	5	6	7	8	9
	R: 0 E: 0 K: 0 S: 13	H: 1 LOB: 2 BB: 1 P: 22	R: 0 E: 0 K: 0 S: 4	H: 0 LOB: 0 BB: 0 P: 8	R: 0 E: 0 K: 1 S: 11	H: 1 LOB: 1 BB: 1 P: 21	R: 3 E: 0 K: 0 S: 18	H: 3 LOB: 1 BB: 0 P: 27	R: 3 E: 0 K: 1 S: 13	H: 3 LOB: 1 BB: 1 P: 24	R: 1 E: 0 K: 0 S: 14	H: 2 LOB: 1 BB: 0 P: 23	R: 0 E: 0 K: 0 S: 4	H: 1 LOB: 1 BB: 0 P: 7	R: 0 E: 0 K: 1 S: 9	H: 0 LOB: 0 BB: 0 P: 13	R: 0 E: 0 K: 2 S: 9	H: 0 LOB: 0 BB: 0 P: 14

1B: 6 SF: 1
2B: 4 SAC: 0
3B: 0 DP: 2
HR: 1 HBP: 2

WP: 1 PA: 41
PB: 0
SB: 0
CS: 0

PITCHER		IP	WLS	BF	H	R	ER	SO	BB	IBB	HBP	BLK	WP	HR	S	P	ERA	WHIP
Joe Grahe, R ERA: 3.38	(1, 1)	4.2	L	25	8	6	6	1	3	0	1	0	1	1	56	97	11.57	2.357
Steve Reed, R ERA: 2.42	(5, 1)	0.1		1	0	0	0	1	0	0	0	0	0	0	3	5	0.00	0.000
Juan Acevedo, R ERA: 6.39	(6, 1)	2.0		9	3	1	1	0	0	0	1	0	0	0	18	30	4.50	1.500
Mike Munoz, L ERA: 4.0	(8, 1)	1.0		3	0	0	0	1	0	0	0	0	0	0	9	13	0.00	0.000
Darren Holmes, R ERA: 3.16	(9, 1)	1.0		3	0	0	0	2	0	0	0	0	0	0	9	14	0.00	0.000

PITCHER	IP	WLS	BF	H	R	ER	SO	BB	IBB	HBP	BLK	WP	HR	S	P	ERA	WHIP

Florida Marlins @ Colorado Rockies

Coors Field, Denver, CO

Tue Jun 20 1995, 7:05 PM MDT

Att. 48,143 - Unknown - 84 F

livebaseballscorecards.com

BOTTOM

Batter	1	2	3	4	5	6	7	8	9	AB	R	H	RBI	BB	SO	LOB
Mike Kingery, L (1, 8) OBP: 0.390, SLG: 0.446	C X 0-1 FC4-6 BB CS 1B		B C X 1-1 ② L7		B F X 1-1 ③ F7		X 0-0 ③ G3			4	0	1	0	0	0	3
Jason Bates, S (1, 4) OBP: 0.364, SLG: 0.451	B 1 SAFE B F 1 SAFE B B 4-1 FC4-6 BB 1-2		B B B C F X 3-2 ③ F7			C F F B C 1-3 ① K		B C F X 1-2 G3		3	0	0	0	1	1	1
Dante Bichette, R (1, 7) OBP: 0.373, SLG: 0.571	B S X 1-1 ① P4			S F S 0-3 ① K		F B S F F X 1-2 ② G5-3		B B F F F X 2-2 ② G4-3		4	0	0	0	0	1	2
Larry Walker, L (1, 9) OBP: 0.400, SLG: 0.695	S B B F X 2-2 ② FC4-6 1-2f 2-3			B F B X 2-1 ② G3		B B F F B X 3-2 HR		F B F X 1-2 ③ F8		4	1	1	1	0	0	2
Vinny Castilla, R (1, 5) OBP: 0.367, SLG: 0.614	B F B S 3 SAFE 2-2 ③ CS 3-H	B C B X 2-1 CS 1B		C S S 0-3 ③ K		B B B B 4-0 BB			C B X 1-1 ① F8	3	0	1	0	1	1	0
Andres Galarraga, R (1, 3) OBP: 0.311, SLG: 0.436		1 SAFE B C S B B S 3-3 ① ② K 1-2			B S B S S 2-3 ① K	1 SAFE X 0-0 ③ F8			B B S F S 2-3 ② K	4	0	0	0	0	3	2
Joe Girardi, R (1, 2) OBP: 0.335, SLG: 0.380		C F B T F B B X 3-2 ③ G6-3			B F F B X 2-2 HR		C B B F X 2-2 ① G4-3		B F X 1-1 1B	4	1	2	1	0	0	0
Walt Weiss, S (1, 6) OBP: 0.388, SLG: 0.320			C B X 1-1 SH1-4 1B		C F B C 1-3 ② K		F X 0-1 FC5-4 1B		C F F F X 0-2 ③ G4-3	4	0	2	0	0	1	1
Joe Grahe, R (1, 1) OBP: 0.333, SLG: 0.500 Steve Reed, R (5, 1) John Vander Wal, L (5, PH) OBP: 0.537, SLG: 0.735 Juan Acevedo, R (6, 1) Ellis Burks, R (7, PH) OBP: 0.328, SLG: 0.426 Mike Munoz, L (8, 1) OBP: 1.000, SLG: 2.000 Darren Holmes, R (9, 1)			1 SAFE X 0-0 ① SH1-4 1-2		B S B B B 4-1 BB		B F X 1-1 ② FC5-4 1-2f			0 0 0 0 0 0 0 0 0 0 0 0 0 0 0 0 0 0 1 0 0 0 0 0 0 0 0 0 1 0 0 0 0 0 1 0 0 0 0 0 0 0 0 0 0 0 0 0 0						
Inning Stats	R: 0 E: 0 K: 0 S: 10 H: 1 LOB: 1 BB: 1 P: 19	R: 0 E: 0 K: 1 S: 10 H: 1 LOB: 0 BB: 0 P: 18	R: 0 E: 0 K: 0 S: 8 H: 1 LOB: 1 BB: 0 P: 13	R: 0 E: 0 K: 2 S: 8 H: 0 LOB: 0 BB: 0 P: 10	R: 1 E: 0 K: 2 S: 12 H: 1 LOB: 1 BB: 1 P: 22	R: 1 E: 0 K: 1 S: 13 H: 1 LOB: 1 BB: 1 P: 22	R: 0 E: 0 K: 0 S: 8 H: 1 LOB: 1 BB: 0 P: 11	R: 0 E: 0 K: 0 S: 9 H: 0 LOB: 0 BB: 0 P: 13	R: 0 E: 0 K: 1 S: 12 H: 1 LOB: 1 BB: 0 P: 16	1B: 5 2B: 0 3B: 0 HR: 2	SF: 0 SAC: 1 DP: 0 HBP: 0			WP: 0 PB: 0 SB: 0 CS: 2	PA: 36		

PITCHER		IP	WLS	BF	H	R	ER	SO	BB	IBB	HBP	BLK	WP	HR	S	P	ERA	WHIP
Bobby Witt, R ERA: 4.91	(1, 1)	1.0		4	1	0	0	0	1	0	0	0	0	0	10	19	0.00	2.000
Terry Mathews, R ERA: 3.03	(2, 1)	4.2	W	19	4	2	2	6	2	0	0	0	0	2	50	84	3.86	1.286
Randy Veres, R ERA: 1.9	(6, 1)	2.1		8	1	0	0	0	0	0	0	0	0	0	18	25	0.00	0.429
Robb Nen, R ERA: 4.44	(9, 1)	1.0		4	1	0	0	1	0	0	0	0	0	0	12	16	0.00	1.000

PITCHER	IP	WLS	BF	H	R	ER	SO	BB	IBB	HBP	BLK	WP	HR	S	P	ERA	WHIP

Batter	1	2	3	4	5	6	7	8	9	AB	R	H	RBI	BB	SO	LOB
Chuck Carr, S (1, 8) OBP: 0.291, SLG: 0.217	C B B F B S 3-3 ① K	S B B F X 2-2 ② G4-3 1-2 2-3		C B B X 2-1 ① G4-3		B S B B S X 3-2 ① G4-3			C B B S B X 3-2 1B	5	0	1	0	0	1	2
Mario Diaz, R (1, 4) OBP: 0.208, SLG: 0.313	X 0-0 ② G4-3	F B B S F X 2-2 FC5-4 1B 3-H		X 0-0 2B		C B X 1-1 ② P4			C 1 SAFE F B F F F F B 2-3 S ① K	5	0	2	1	0	1	1
Jeff Conine, R (1, 7) OBP: 0.417, SLG: 0.549	C X 0-1 HR	B B C X 2-1 ③ FC5-4 1-2f		C F C 0-3 ② K		X 0-0 ③ L9			B C B B X 3-1 ② P2	5	1	1	1	0	1	4
Terry Pendleton, S (1, 5) OBP: 0.318, SLG: 0.392	B B B C B 4-1 BB	X 0-0 2B 1B		B B B 4-0 BB			B F B F S 2-3 ① K		C B F F S 1-3 ③ K	3	0	1	0	2	2	1
Greg Colbrunn, R (1, 3) OBP: 0.303, SLG: 0.425	C S B S 1-3 ③ K	T B F S 1-3 ① K		B F B F S 2-3 ③ K			B F F X 1-2 ② G4-3			4	0	0	0	0	3	4
Tommy Gregg, L (1, 9) OBP: 0.354, SLG: 0.538		C C H 1-2 S BB 1B HBP	S 1 SAFE S B F 1 SAFE X 1-2 1-3 2B		B C F B B B 4-2 BB		X 0-0 ③ G6-3			2	1	1	0	1	0	0
Kurt Abbott, R (1, 6) OBP: 0.284, SLG: 0.472		C F C 0-3 ① K	X 0-0 ② P6	S B B 1 SAFE F F 1 SAFE F X 2-2 ① P4				F S B S 1-3 ① K		4	0	0	0	0	2	4
Steve Decker, R (1, 2) OBP: 0.313, SLG: 0.231		C B 1 SAFE 1 SAFE B F B B 4-2 G4-3 S 1B 1-2 BB	I I I I 4-0 IBB	F B X 1-1 ② L6				B C F S 1-3 ② K		2	1	0	0	2	1	1
Pat Rapp, R (1, 1) OBP: 0.333, SLG: 0.400	B L S X 1-2 G4-3 1-2 2-H 1B	X 0-0 ③ G4-3		C F B B S 2-3 ③ K				F X 0-1 ③ F7		3	0	1	1	0	1	4
Mark Gardner, R (5, 1)										0	0	0	0	0	0	0
Alex Arias, R (8, PH) OBP: 0.365, SLG: 0.402										1	0	0	0	0	0	0
Rob Murphy, L (8, 1) OBP: 1.000, SLG: 1.000										0	0	0	0	0	0	0
Matt Mantei, R (8, 1)										0	0	0	0	0	0	0
Inning Stats	R: 1 H: 1 E: 0 LOB: 1 K: 2 BB: 1 S: 11 P: 19	R: 2 H: 2 E: 0 LOB: 2 K: 1 BB: 1 S: 19 P: 31	R: 0 H: 2 E: 0 LOB: 3 K: 1 BB: 1 S: 10 P: 16	R: 0 H: 1 E: 0 LOB: 2 K: 2 BB: 1 S: 9 P: 17	R: 0 H: 0 E: 0 LOB: 1 K: 1 BB: 1 S: 12 P: 21	R: 0 H: 0 E: 0 LOB: 0 K: 0 BB: 0 S: 6 P: 10	R: 0 H: 0 E: 0 LOB: 0 K: 1 BB: 0 S: 7 P: 10	R: 0 H: 0 E: 0 LOB: 0 K: 2 BB: 0 S: 8 P: 10	R: 0 H: 1 E: 0 LOB: 1 K: 2 BB: 0 S: 16 P: 25	1B: 4 SF: 0 2B: 2 SAC: 0 3B: 0 DP: 0 HR: 1 HBP: 1						

PITCHER		IP	WLS	BF	H	R	ER	SO	BB	IBB	HBP	BLK	WP	HR	S	P	ERA	WHIP
Bill Swift, R ERA: 7.63	(1, 1)	5.0	W	27	6	3	3	7	4	1	1	0	0	1	61	104	5.40	2.000
Curt Leskanic, R ERA: 3.57	(6, 1)	2.0		6	0	0	0	1	0	0	0	0	0	0	13	20	0.00	0.000
Steve Reed, R ERA: 2.25	(8, 1)	2.0	S	7	1	0	0	4	0	0	0	0	0	0	24	35	0.00	0.500

PITCHER	IP	WLS	BF	H	R	ER	SO	BB	IBB	HBP	BLK	WP	HR	S	P	ERA	WHIP

TOP

Florida Marlins @ Colorado Rockies

Coors Field, Denver, CO

Wed Jun 21 1995, 7:05 PM MDT

Att. 48,117 - Unknown - 77 F

livebaseballscorecards.com

AB	34
R	3
H	7
RBI	3
BB	5
SO	12
LOB	21

1B: 4	SF: 0	WP: 0	PA: 40
2B: 2	SAC: 0	PB: 0	
3B: 0	DP: 0	SB: 2	
HR: 1	HBP: 1	CS: 0	

Florida Marlins @ Colorado Rockies

Coors Field, Denver, CO

Wed Jun 21 1995, 7:05 PM MDT

Att. 48,117 - Unknown - 77 F

livebaseballscorecards.com

BOTTOM

Batter	1	2	3	4	5	6	7	8	9	AB	R	H	RBI	BB	SO	LOB
Walt Weiss, S (1, 6) OBP: 0.389, SLG: 0.318	C B B B B 4-1 CS BB BB	B B C F B X 3-2 ③ G6-3		B S X 1-1 3B 1B	X 0-0 ③ G4-3		B X 1-0 ③ G3			4	1	1	0	1	0	5
Mike Kingery, L (1, 8) OBP: 0.396, SLG: 0.463	1 SAFE B 1 SAFE B B C B 4-1 CS 2B 1-2 BB	B C F B X 2-2 1B 2B 1B	1 SAFE B B B C X 3-1 1-H 3B	X 0-0 ① G3		B B X 2-0 ① F9				4	2	2	1	1	0	0
Dante Bichette, R (1, 7) OBP: 0.374, SLG: 0.581	C S B F F S 1-3 ①② K 1-2 2-3	F S X 0-2 2B FC1-2 1-2 1B	S F S 0-3 ① K	F C B F S 1-3 ② K2-3		B B X 2-0 HR				5	1	2	1	0	3	3
Larry Walker, L (1, 9) OBP: 0.400, SLG: 0.692	B F X 1-1 2-H 2B	B C F F S 1-3 ① K	F F X 0-2 ② F7	B X 1-0 1B		B X 1-0 ② G3				5	0	2	1	0	1	3
Vinny Castilla, R (1, 5) OBP: 0.363, SLG: 0.608	C F F B B F X 2-2 ③ P5	B F X 1-1 FC1-2 1-3 2-H BB 2B	B B X 2-0 ③ F9	C X 0-1 ③ F8		B B F F F B X 3-2 ③ G6-3				5	1	1	1	0	0	3
John Vander Wal, L (1, 3) OBP: 0.556, SLG: 0.757		B B X 2-0 SH1-4 BB 1B	B F B B B 4-1 BB FC1-2 BB	C B X 1-1 SH1-3 2B 2B		B B X 2-0 ① F9				3	1	2	0	1	0	0
Steve Reed, R (8, 1)										0	0	0	0	0	0	0
Joe Girardi, R (1, 2) OBP: 0.335, SLG: 0.375		B B X 2-0 ① F9	F F E X 0-2 ② FC1-2 FC5 BB 1-2 2-3 3-Hf	C X 0-1 ① SH1-3 2-3		F B B B S B 4-2 BB BB				2	0	0	0	1	0	4
Jason Bates, S (1, 4) OBP: 0.372, SLG: 0.457	F B B B B 4-1 SH1-4 1-2 BB	B F F B F B F B 4-2 1-2 2-3 3-H BB		X 0-0 3-H 2B			1 SAFE C B T B B F X 3-2 ② F8			2	0	1	2	2	0	1
Bill Swift, R (1, 1) OBP: 0.375, SLG: 0.500	B M 2 SAFE L X 1-2 ② SH1-4 1-2 2-3	C X 0-1 ③ FC5 2-3f		C X 0-1 ② F7			B C F B B F B 4-2 1-2 BB			1	0	0	0	0	0	3
Eric Young Sr., R (5, PH) OBP: 0.283, SLG: 0.184										1	0	0	0	0	0	1
Curt Leskanic, R (6, 1)										0	0	0	0	0	0	0
Andres Galarraga, R (7, PH) OBP: 0.315, SLG: 0.436										0	0	0	0	1	0	0
(8, 3)																
Inning Stats	R: 1 E: 0 K: 1 S: 14 H: 1 LOB: 1 BB: 2 P: 26	R: 0 E: 0 K: 0 S: 9 H: 1 LOB: 2 BB: 1 P: 21	R: 2 E: 0 K: 1 S: 23 H: 3 LOB: 3 BB: 2 P: 35	R: 1 E: 0 K: 1 S: 11 H: 2 LOB: 1 BB: 0 P: 17	R: 1 E: 0 K: 0 S: 8 H: 2 LOB: 1 BB: 0 P: 9	R: 0 E: 0 K: 1 S: 8 H: 1 LOB: 1 BB: 0 P: 10	R: 0 E: 0 K: 0 S: 11 H: 0 LOB: 2 BB: 2 P: 25	R: 1 E: 0 K: 0 S: 7 H: 1 LOB: 0 BB: 0 P: 15		1B: 5 2B: 5 3B: 1 HR: 1		SF: 0 SAC: 2 DP: 1 HBP: 0			WP: 0 PB: 0 SB: 0 CS: 2		PA: 41

	AB	32
	R	6
	H	11
	RBI	6
	BB	7
	SO	4
	LOB	23

PITCHER		IP	WLS	BF	H	R	ER	SO	BB	IBB	HBP	BLK	WP	HR	S	P	ERA	WHIP
Pat Rapp, R ERA: 4.55	(1, 1)	4.1	L	26	9	5	5	3	5	0	0	0	0	0	62	105	10.38	3.231
Mark Gardner, R ERA: 5.97	(5, 1)	2.2		11	1	0	0	1	2	0	0	0	0	0	22	38	0.00	1.125
Rob Murphy, L ERA: 12.71	(8, 1)	0.2		3	1	1	1	0	0	0	0	0	0	1	3	8	13.50	1.500
Matt Mantei, R ERA:	(8, 1)	0.1		1	0	0	0	0	0	0	0	0	0	0	4	7	0.00	0.000

PITCHER	IP	WLS	BF	H	R	ER	SO	BB	IBB	HBP	BLK	WP	HR	S	P	ERA	WHIP

Florida Marlins @ Cincinnati Reds

Riverfront Stadium, Cincinnati, OH

Fri Jun 23 1995, 7:05 PM EDT

Att. 25,672 - Unknown - 82 F

TOP

livebaseballscorecards.com

Batter	1	2	3	4	5	6	7	8	9	AB	R	H	RBI	BB	SO	LOB
Quilvio Veras, S (1, 4) OBP: 0.379, SLG: 0.331	FC6 1B	G4-3 2-3		G4-3		G3-1 S 1B 1B BB		2B BB		4	1	2	0	2	0	1
Chuck Carr, S (1, 8) OBP: 0.295, SLG: 0.215 Tommy Gregg, L (2, 8) OBP: 0.365, SLG: 0.548	SAFE SAFE FC6 G6-4-3 1-2f	S 1B BB		P4		G3-1 1-3 FC6-4 1-2 BB		0-0 1-H 2-H 2B		1 3	1 0	0 1	0 1	1 1	0 0	1 1
Jeff Conine, R (1, 7) OBP: 0.419, SLG: 0.542	G6-4-3 1-2f	SAFE S 1-H 3-H 1B		BB		IBB FC6-4 1-2f		K		4	1	1	2	2	1	4
Terry Pendleton, S (1, 5) OBP: 0.320, SLG: 0.409 Alex Arias, R (9, PH) OBP: 0.362, SLG: 0.398 (9, 5)	HR SAFE K			P3		SAFE 1B 1-2 3-H 1B	G3-1		P3	5 1	2 0	2 0	2 0	0 0	1 0	2 0
Greg Colbrunn, R (1, 3) OBP: 0.309, SLG: 0.424 Robb Nen, R (9, 1)	BB 1B 2B BB	L8			FC6-4 HBP 1B	1B 1-2 2-H 2B 1B	L5		P2	5 0	2 0	2 0	1 0	1 0	0 0	0 0
Andre Dawson, R (1, 9) OBP: 0.284, SLG: 0.444 Yorkis Perez, L (7, 1) Matt Mantei, R (8, 1) Steve Decker, R (9, PH) OBP: 0.333, SLG: 0.231 (9, 3)	BB 1-2 2B 1B	HR			SAFE FC6-4 1-2 HBP	2B 1-2 2-H 2B 1B	G5-3		BB	4 0 0 0	3 0 0 0	3 0 0 0	2 0 0 0	0 0 0 1	0 0 0 0	0 0 0 0
Kurt Abbott, R (1, 6) OBP: 0.293, SLG: 0.485	4-0 1-2 2-3 2B BB	F8			FC6-4 1-2f 2-3	HR 1-H 2-H 2B		3-1 2B 2B	L5	5	3	2	2	1	0	3
Charles Johnson, R (1, 2) OBP: 0.268, SLG: 0.260	0-0 G4-3 1-H 2-H 3-H 1B 2B	3-2 1B			K	2-H HR		3-1 2-H 2B 2B		5	3	4	6	0	1	2
John Burkett, R (1, 1) OBP: 0.115, SLG: 0.080 Russ Morman, R (7, 9) OBP: 0.500, SLG: 0.500	B3	G4-3			K	K		F8		4 1	0 0	0 0	0 0	0 0	2 0	4 1
Inning Stats	R: 0 E: 0 K: 0 S: 5 H: 1 LOB: 0 BB: 0 P: 7	R: 6 E: 0 K: 1 S: 20 H: 4 LOB: 1 BB: 3 P: 42	R: 1 E: 0 K: 0 S: 10 H: 2 LOB: 0 BB: 0 P: 18	R: 0 E: 0 K: 0 S: 6 H: 0 LOB: 1 BB: 1 P: 15	R: 0 E: 0 K: 2 S: 9 H: 1 LOB: 2 BB: 0 P: 14	R: 7 E: 0 K: 1 S: 28 H: 6 LOB: 3 BB: 3 P: 54	R: 0 E: 0 K: 0 S: 5 H: 0 LOB: 0 BB: 0 P: 6	R: 2 E: 0 K: 1 S: 14 H: 3 LOB: 1 BB: 1 P: 25	R: 0 E: 0 K: 0 S: 8 H: 0 LOB: 1 BB: 1 P: 17	1B: 9 2B: 5 3B: 0 HR: 3 SF: 0 SAC: 0 DP: 1 HBP: 1						

	AB	42
	R	16
	H	17
	RBI	16
	BB	9
	SO	5
	LOB	19

WP: 0 PA: 52
PB: 0
SB: 3
CS: 0

PITCHER		IP	WLS	BF	H	R	ER	SO	BB	IBB	HBP	BLK	WP	HR	S	P	ERA	WHIP
Kevin Jarvis, R ERA: 5.23	(1, 1)	4.1	L	25	8	7	7	1	4	0	1	0	0	2	44	88	14.54	2.769
Xavier Hernandez, R ERA: 4.46	(5, 1)	0.2		2	0	0	0	2	0	0	0	0	0	0	6	8	0.00	0.000
Chuck McElroy, L ERA: 5.79	(6, 1)	0.1		4	2	3	3	0	0	1	0	0	0	0	7	15	81.00	6.000
Michael Jackson, R ERA: 9.53	(6, 1)	0.1		7	4	4	4	1	2	0	0	0	0	1	16	32	108.00	18.000
Brad Pennington, L ERA: 7.11	(6, 1)	3.1		14	3	2	2	1	2	0	0	0	0	0	32	55	5.40	1.500

PITCHER		IP	WLS	BF	H	R	ER	SO	BB	IBB	HBP	BLK	WP	HR	S	P	ERA	WHIP

Florida Marlins @ Cincinnati Reds

Riverfront Stadium, Cincinnati, OH

Fri Jun 23 1995, 7:05 PM EDT

Att. 25,672 - Unknown - 82 F

BOTTOM

Batter	1	2	3	4	5	6	7	8	9	AB	R	H	RBI	BB	SO	LOB
Lenny Harris, L (1, 3) (8, 9) OBP: 0.262, SLG: 0.298	S 1B FC5-4 BB		BB 1B 1B	G3			E 1B SF8 BB		L3	3	3	1	0	2	0	1
Barry Larkin, R (1, 6) OBP: 0.419, SLG: 0.506	SAFE FC5-4 1B		1B FC6-4 BB		K		E9 1B		G6-3	2	1	1	0	1	1	0
Craig Worthington, R (7, 5) OBP: 0.444, SLG: 0.375										2	0	1	0	0	0	0
Ron Gant, R (1, 7) OBP: 0.422, SLG: 0.614	P3		FC6-4 1B		E 2B		K			3	0	2	1	0	0	2
Jerome Walton, R (7, 8) OBP: 0.318, SLG: 0.468										1	0	0	0	0	1	2
Reggie Sanders, R (1, 9) OBP: 0.413, SLG: 0.618	FC5-4		P4		E5		SF8			3	0	0	2	0	0	4
Damon Berryhill, S (8, 3) OBP: 0.224, SLG: 0.250										0	0	0	0	0	0	0
Eddie Taubensee, L (1, 2) OBP: 0.333, SLG: 0.442	G4-3		FC6-4 FC5-4		K		K			4	0	0	1	0	2	5
Bret Boone, R (1, 4) OBP: 0.333, SLG: 0.382		G5-3	FC5-4		P5			K		3	0	0	0	0	0	3
Michael Jackson, R (6, 1)										0	0	0	0	0	0	0
Brad Pennington, L (6, 1)										1	0	0	0	0	1	0
Thomas Howard, S (1, 8) OBP: 0.355, SLG: 0.364		K		SH2-4 1B		G4-3		L8		4	0	1	0	0	1	0
(7, 7)																
Jeff Branson, L (1, 5) OBP: 0.342, SLG: 0.471		1B		F7		G4-3		G6-3		4	0	1	0	0	0	1
(6, 4)																
(7, 6)																
Kevin Jarvis, L (1, 1) OBP: 0.190, SLG: 0.200		K		SH2-4		F8			F9	1	0	0	0	0	1	1
Xavier Hernandez, L (5, 1)										0	0	0	0	0	0	0
Chuck McElroy, L (6, 1)										0	0	0	0	0	0	0
Mark Lewis, R (6, 5) OBP: 0.385, SLG: 0.541										2	0	0	0	0	0	0
(7, 4)																

livebaseballscorecards.com

AB	33
R	4
H	7
RBI	4
BB	3
SO	7
LOB	19

Inning Stats	1	2	3	4	5	6	7	8	9
	R: 1 H: 1 E: 1 LOB: 1 K: 0 BB: 1 S: 10 P: 18	R: 0 H: 1 E: 0 LOB: 1 K: 2 BB: 0 S: 8 P: 11	R: 2 H: 2 E: 0 LOB: 1 K: 0 BB: 1 S: 10 P: 18	R: 0 H: 1 E: 0 LOB: 1 K: 0 BB: 0 S: 5 P: 5	R: 0 H: 1 E: 1 LOB: 2 K: 2 BB: 0 S: 12 P: 18	R: 0 H: 0 E: 0 LOB: 0 K: 0 BB: 0 S: 6 P: 10	R: 1 H: 1 E: 1 LOB: 1 K: 2 BB: 1 S: 15 P: 25	R: 0 H: 0 E: 0 LOB: 0 K: 1 BB: 0 S: 10 P: 14	R: 0 H: 0 E: 0 LOB: 0 K: 0 BB: 0 S: 4 P: 6

1B: 6 SF: 1
2B: 1 SAC: 1
3B: 0 DP: 0
HR: 0 HBP: 0

WP: 0 PA: 38
PB: 0
SB: 1
CS: 0

PITCHER		IP	WLS	BF	H	R	ER	SO	BB	IBB	HBP	BLK	WP	HR	S	P	ERA	WHIP
John Burkett, R (1, 1) ERA: 5.31		6.0	W	27	6	3	3	4	2	0	0	0	0	0	51	80	4.50	1.333
Yorkis Perez, L (7, 1) ERA: 6.75		1.0		5	1	1	0	2	1	0	0	0	0	0	15	25	0.00	2.000
Matt Mantei, R (8, 1) ERA:		1.0		3	0	0	0	1	0	0	0	0	0	0	10	14	0.00	0.000
Robb Nen, R (9, 1) ERA: 4.28		1.0		3	0	0	0	0	0	0	0	0	0	0	4	6	0.00	0.000

PITCHER	IP	WLS	BF	H	R	ER	SO	BB	IBB	HBP	BLK	WP	HR	S	P	ERA	WHIP

Batter	1	2	3	4	5	6	7	8	9	AB	R	H	RBI	BB	SO	LOB
Quilvio Veras, S (1, 4) OBP: 0.372, SLG: 0.324	B C C X 1-2 ① G5-3			X 0-0 ① F9	B B C X 2-1 ③ P5 2-3			B C X 1-1 ③ G6-3		4	0	0	0	0	0	2
Kurt Abbott, R (1, 6) OBP: 0.285, SLG: 0.470	C B S S 1-3 ② K			C B S B X 2-2 ② G3-1		X 0-0 ① F8			B B C X 2-1 ① G6-3	4	0	0	0	0	1	0
Jeff Conine, R (1, 7) OBP: 0.421, SLG: 0.559	B C S S X 2-2 ③ G1-3			B S B B X 3-1 HR		B C F B F F S 2-3 ② K			C B C X 1-2 WP G4-3 1B	4	1	2	1	0	1	0
Greg Colbrunn, R (1, 3) OBP: 0.303, SLG: 0.415		B C B F F X 2-2 ① L5		S B F F S 1-3 ③ K		B F C X 1-2 ③ L4			1 SAFE C C X 0-2 ② G4-3 1-2	4	0	0	0	0	1	1
Andre Dawson, R (1, 9) OBP: 0.283, SLG: 0.447		F B B X 2-1 ② P4			B X 1-0 1B 2B		C B X 1-1 ① F7		B B C F X 2-2 ③ G6-3 2-3	4	1	1	0	0	0	1
Terry Pendleton, S (1, 5) OBP: 0.325, SLG: 0.413		B B X 2-0 ③ G6-3			F X 0-1 FC3-6 2-H 1B		C X 0-1 L4-3 1B			3	0	2	1	0	0	0
Tommy Gregg, L (1, 8) OBP: 0.345, SLG: 0.511			B F C F S 1-3 ① K		F X 0-1 ① FC3-6 S BB 1-2f		B 1 SAFE L 1 SAFE C 1 SAFE F F X 1-2 ②③ L4-3 1-2			3	0	0	0	0	1	2
Charles Johnson, R (1, 2) OBP: 0.269, SLG: 0.257			C B X 1-1 ② G5-3		1 SAFE B B B C F B 4-2 1-2 BB			C B B X 2-1 ① L9		2	0	0	0	1	0	0
Chris Hammond, L (1, 1) OBP: 0.409, SLG: 0.526 Terry Mathews, L (7, 1) OBP: 0.500, SLG: 0.750 Alex Arias, R (8, PH) OBP: 0.358, SLG: 0.394 Randy Veres, R (8, 1)			C B C S 1-3 ③ K		C F B L 1-3 ② K			B B X 2-0 ② G4-3		2 0 1 0	0 0 0 0	0 0 0 0	0 0 0 0	0 0 0 0	2 0 0 0	2 0 0 0

TOP

Florida Marlins @ Cincinnati Reds

Riverfront Stadium, Cincinnati, OH

Sat Jun 24 1995, 7:05 PM EDT

Att. 34,555 - Unknown

livebaseballscorecards.com

AB	31
R	2
H	5
RBI	2
BB	1
SO	6
LOB	8

Inning Stats	1	2	3	4	5	6	7	8	9	1B	SF	WP	PA
R	0	0	0	1	1	0	0	0	0	3	0	1	32
E	0	0	0	0	0	0	0	0	0	2	0	0	
K	1	0	2	1	1	1	0	0	0	0	0	0	
S	9	7	9	10	12	10	9	5	11	HR 1	HBP 0	CS 0	
H	0	0	0	1	2	0	1	0	1				
LOB	0	0	0	0	2	0	0	0	1				
BB	0	0	0	0	1	0	0	0	0				
P	13	13	12	16	20	13	11	10	16				

PITCHER		IP	WLS	BF	H	R	ER	SO	BB	IBB	HBP	BLK	WP	HR	S	P	ERA	WHIP
Pete Schourek, L ERA: 3.5	(1, 1)	7.0	W	25	4	2	2	6	1	0	0	0	0	1	66	98	2.57	0.714
Hector Carrasco, R ERA: 3.08	(8, 1)	2.0	S	7	1	0	0	0	0	0	0	0	1	0	16	26	0.00	0.500

PITCHER	IP	WLS	BF	H	R	ER	SO	BB	IBB	HBP	BLK	WP	HR	S	P	ERA	WHIP

Batter	1	2	3	4	5	6	7	8	9	AB	R	H	RBI	BB	SO	LOB
Jerome Walton, R (1, 8) OBP: 0.315, SLG: 0.494	B X 1-0 HR	C B S F C 1-3 K			B B B C X 3-1 ② P4		1 SAFE C B B X 2-1 ② F8			4	1	1	1	0	1	3
Barry Larkin, R (1, 6) OBP: 0.416, SLG: 0.518	X 0-0 ① L7		B B C X 2-1 ① L5		B B B C X 3-1 ③ F9		B X 1-0 1-H HR			4	1	1	2	0	0	0
Ron Gant, R (1, 7) OBP: 0.419, SLG: 0.623	C X 0-1 ② F9		B B B C X 3-1 ② L7			F B B C B X 3-2 ① G6-3	B B C B C F X 3-2 HR			4	1	1	1	0	0	0
Reggie Sanders, R (1, 9) OBP: 0.415, SLG: 0.626	F B B S B S 3-3 ③ K		B X 1-0 3B			C B B X 2-1 1B 1B	F F B S 1-3 ③ K			4	0	2	0	0	2	0
Bret Boone, R (1, 4) OBP: 0.327, SLG: 0.374		B X 1-0 ① G6-3	C B B B X 3-1 ③ L7			B F C 1 SAFE F X 1-2 ② F8		X 0-0 ① G4-3		4	0	0	0	0	0	2
Mark Lewis, R (1, 5) OBP: 0.390, SLG: 0.538		B B B C X 3-1 2B 1B		C F C 0-3 ① K		1 SAFE F F 1 SAFE F X 0-2 1-2 1B		S F B B X 2-2 ② G6-3		4	1	2	0	0	1	0
Craig Worthington, R (1, 3) OBP: 0.385, SLG: 0.417	C X 0-1 SH1-4 1-H 2B			B C X 1-1 ② G4-3		B B B C F X 3-2 ③ F9		X 0-0 ③ F8		4	0	1	1	0	0	2
Damon Berryhill, S (1, 2) OBP: 0.229, SLG: 0.242	B B B B 4-0 SH1-4 BB			C C B X 1-2 ③ G6-3			X 0-0 ① F9			2	0	0	0	1	0	0
Pete Schourek, L (1, 1) OBP: 0.200, SLG: 0.200 Eric Anthony, L (7, PH) OBP: 0.340, SLG: 0.381 Hector Carrasco, R (8, 1)	B X 1-0 ② SH1-4 1-2 2-3				X 0-0 ① G4-3		C B B C X 2-2 HR 1B			1 1 0	0 1 0	0 1 0	0 0 0	0 0 0	0 0 0	0 0 0
Inning Stats	R: 1 H: 1 E: 0 LOB: 0 K: 1 BB: 0 S: 7 P: 11	R: 1 H: 2 E: 0 LOB: 2 K: 1 BB: 1 S: 10 P: 20	R: 0 H: 1 E: 0 LOB: 1 K: 0 BB: 0 S: 7 P: 16	R: 0 H: 0 E: 0 LOB: 0 K: 1 BB: 0 S: 8 P: 10	R: 0 H: 0 E: 0 LOB: 0 K: 0 BB: 0 S: 5 P: 11	R: 0 H: 2 E: 0 LOB: 2 K: 0 BB: 0 S: 16 P: 25	R: 3 H: 3 E: 0 LOB: 0 K: 1 BB: 0 S: 14 P: 23	R: 0 H: 0 E: 0 LOB: 0 K: 0 BB: 0 S: 5 P: 7		1B: 4 SF: 0 2B: 1 SAC: 1 3B: 1 DP: 0 HR: 3 HBP: 0						

BOTTOM

Florida Marlins @ Cincinnati Reds

Riverfront Stadium, Cincinnati, OH

Sat Jun 24 1995, 7:05 PM EDT

Att. 34,555 - Unknown

livebaseballscorecards.com

AB	32
R	5
H	9
RBI	5
BB	1
SO	4
LOB	7

WP: 0 PA: 34
PB: 0
SB: 0
CS: 0

PITCHER		IP	WLS	BF	H	R	ER	SO	BB	IBB	HBP	BLK	WP	HR	S	P	ERA	WHIP
Chris Hammond, L ERA: 2.43	(1, 1)	6.2	L	30	9	5	5	3	1	0	0	0	0	3	64	112	6.75	1.500
Terry Mathews, R ERA: 3.0	(7, 1)	0.1		1	0	0	0	1	0	0	0	0	0	0	3	4	0.00	0.000
Randy Veres, R ERA: 1.82	(8, 1)	1.0		3	0	0	0	0	0	0	0	0	0	0	5	7	0.00	0.000

PITCHER	IP	WLS	BF	H	R	ER	SO	BB	IBB	HBP	BLK	WP	HR	S	P	ERA	WHIP

Florida Marlins @ Cincinnati Reds

Riverfront Stadium, Cincinnati, OH

Sun Jun 25 1995, 3:33 AM EDT
Att. 25,601 - Sunny - 82 F

TOP

livebaseballscorecards.com

Batter	1	2	3	4	5	6	7	8	9	AB	R	H	RBI	BB	SO	LOB
Quilvio Veras, S (1, 4) OBP: 0.368, SLG: 0.326	B C B X 2-1 S SF9 2B		L C S 0-3 ① K	S T F F T 0-2 ② K			B C B F B X 3-2 ① G6-3		C B B X 2-1 ③ G3	5	1	1	0	0	2	1
Kurt Abbott, R (1, 6) OBP: 0.291, SLG: 0.474	B B B C B 4-1 1B S SF8 BB		X 0-0 1B 2B	C S B B B F X 3-2 F8 ③			C S B S 1-3 ② K			3	2	1	0	1	1	1
Jeff Conine, R (1, 7) OBP: 0.417, SLG: 0.555	B B X 2-0 ① SF9 1-2 2-H		B B X 2-0 F8 1B 2-H 1B		B C F B T 2-2 ① K		B C X 1-1 ③ G6-3			3	0	1	2	0	1	0
Terry Pendleton, S (1, 5) OBP: 0.329, SLG: 0.415	B F S B X 2-2 2-3 1B		1 SAFE X 0-0 1-2 1B		B S S F F X 1-2 ② G3-1			S S S 0-3 ① K		4	0	2	0	0	1	0
Greg Colbrunn, R (1, 3) OBP: 0.302, SLG: 0.411	F C B B F X 2-2 ② SF8 3-H		X 0-0 ② F8 2-3		B B T X 2-1 ③ G5-3			B B B C F B 4-2 BB		2	0	0	1	1	0	2
Tommy Gregg, L (1, 8) (8, 9) OBP: 0.322, SLG: 0.469	B 1 SAFE F B B 1 SAFE C S 3-3 ③ K		F B B F T 2-2 ③ K			B X 1-0 ① F9		X 0-0 ② P5		4	0	0	0	0	2	4
Russ Morman, R (1, 9) OBP: 0.500, SLG: 1.000		B C C X 1-2 ① F8		X 0-0 WP E 1B		X 0-0 HR		B X 1-0 ③ F8		4	2	2	1	0	0	1
Chuck Carr, S (8, 8) OBP: 0.295, SLG: 0.215										0	0	0	0	0	0	0
Charles Johnson, R (1, 2) OBP: 0.274, SLG: 0.263		F B B X 2-1 ② F8		B B C X 2-1 ① G6-3 1-2		C S B X 1-2 B5-6-4 1B			B S S B F B X 3-2 L4-3 1B	4	0	2	0	0	0	1
David Weathers, R (1, 1) OBP: 0.133, SLG: 0.133		B F C F B C 2-3 ③ K		B X 1-0 E7 2-H 1B		L X 0-1 ②③ B5-6-4 1-2f			B B F B X 3-1 ①② L4-3 1-2	2	0	1	1	0	1	0
Terry Mathews, L (6, PH) (6, 1) OBP: 0.400, SLG: 0.600										2	0	0	0	0	0	2

AB	33	1B: 7	SF: 2	WP: 1	PA: 37
R	5	2B: 3	SAC: 0	PB: 0	
H	10	3B: 0	DP: 2	SB: 2	
RBI	5	HR: 1	HBP: 0	CS: 0	
BB	2				
SO	8				
LOB	12				

Inning Stats	1	2	3	4	5	6	7	8	9
	R: 2 E: 0 K: 1 S: 14 H: 2 LOB: 1 BB: 1 P: 29	R: 0 E: 0 K: 1 S: 9 H: 0 LOB: 0 BB: 0 P: 14	R: 1 E: 0 K: 2 S: 10 H: 3 LOB: 2 BB: 0 P: 14	R: 1 E: 1 K: 1 S: 13 H: 2 LOB: 1 BB: 0 P: 19	R: 0 E: 0 K: 1 S: 11 H: 0 LOB: 0 BB: 0 P: 16	R: 1 E: 0 K: 0 S: 7 H: 2 LOB: 0 BB: 0 P: 9	R: 0 E: 0 K: 1 S: 8 H: 0 LOB: 0 BB: 0 P: 13	R: 0 E: 0 K: 1 S: 8 H: 0 LOB: 1 BB: 1 P: 13	R: 0 E: 0 K: 0 S: 8 H: 1 LOB: 0 BB: 0 P: 16

PITCHER		IP	WLS	BF	H	R	ER	SO	BB	IBB	HBP	BLK	WP	HR	S	P	ERA	WHIP
Jose Rijo, R ERA: 4.67	(1, 1)	4.0	L	20	7	4	4	5	1	0	0	0	1	0	46	76	9.00	2.000
Tim Pugh, R ERA: 3.64	(5, 1)	2.0		7	2	1	1	1	0	0	0	0	0	1	18	25	4.50	1.000
Xavier Hernandez, R ERA: 4.23	(7, 1)	2.0		7	0	0	0	2	1	0	0	0	0	0	16	26	0.00	0.500
Michael Jackson, R ERA: 8.1	(9, 1)	1.0		3	1	0	0	0	0	0	0	0	0	0	8	16	0.00	1.000

PITCHER	IP	WLS	BF	H	R	ER	SO	BB	IBB	HBP	BLK	WP	HR	S	P	ERA	WHIP

Florida Marlins @ Cincinnati Reds

Riverfront Stadium, Cincinnati, OH

Sun Jun 25 1995, 3:33 AM EDT

Att. 25,601 - Sunny - 82 F

livebaseballscorecards.com

BOTTOM

Batter	1	2	3	4	5	6	7	8	9	AB	R	H	RBI	BB	SO	LOB
Thomas Howard, S (1, 8) (9, 7) OBP: 0.364, SLG: 0.362	C X 0-1 G4-3			X 0-0 G3		B B C B F B 4-2 G5-3 BB		F B X 1-1 BB 1B		3	0	1	0	1	0	0
Barry Larkin, R (1, 6) OBP: 0.417, SLG: 0.512	B X 1-0 G6-3			B B B B 4-0 CS BB		B F 1 SAFE S B B X 3-2 G5-3 1-2		B B F B C B 4-2 1-2 BB		2	0	0	0	2	0	1
Ron Gant, R (1, 7) OBP: 0.411, SLG: 0.609	X 0-0 G5-3			B C 1 SAFE B C X 2-2 F8 1-2		B S C X 1-2 G4-3		S X 0-1 F7		4	0	0	0	0	0	4
Michael Jackson, R (9, 1)										0	0	0	0	0	0	0
Reggie Sanders, R (1, 9) OBP: 0.412, SLG: 0.618		B F F B X 2-2 F8			S X 0-1 F8		X 0-0 1B		F S B S 1-3 K	4	0	1	0	0	1	0
Eric Anthony, L (1, 3) OBP: 0.333, SLG: 0.435		B B C B S F S 3-3 K			B B B C X 3-1 E6 BB		B B F X 2-1 P5		B B C C B X 3-2 HR	4	1	1	1	0	1	1
Eddie Taubensee, L (1, 2) OBP: 0.322, SLG: 0.426		X 0-0 P5			B F S S 1-3 K		F 1 SAFE C X 0-2 P3		F S B F B X 2-2 G3-1	4	0	0	0	0	1	2
Bret Boone, R (1, 4) OBP: 0.326, SLG: 0.369			X 0-0 G4-3		B B B B 4-0 1-2 BB		C B F X 1-2 L9		C C B X 1-2 P4	3	0	0	0	1	0	1
Jeff Branson, L (1, 5) OBP: 0.333, SLG: 0.458			B B X 2-0 L7		F F X 0-2 F8			F S F B X 1-2 L7		3	0	0	0	0	0	2
Jose Rijo, R (1, 1) OBP: 0.063, SLG: 0.063			F S B X 1-2 F9			C B F X 1-2 G3		B C B X 2-1 F8		1	0	0	0	0	0	0
Tim Pugh, R (5, 1) OBP: 0.200, SLG: 0.267										0	0	0	0	0	0	0
Lenny Harris, L (6, PH) OBP: 0.260, SLG: 0.296										1	0	0	0	0	0	0
Xavier Hernandez, L (7, 1)										0	0	0	0	0	0	0
Jerome Walton, R (8, PH) OBP: 0.312, SLG: 0.488										1	0	0	0	0	0	0
(9, 8)																

Inning Stats	1	2	3	4	5	6	7	8	9
	R: 0 H: 0 E: 0 LOB: 0 K: 0 BB: 0 S: 4 P: 5	R: 0 H: 0 E: 0 LOB: 0 K: 1 BB: 0 S: 8 P: 13	R: 0 H: 0 E: 0 LOB: 0 K: 0 BB: 0 S: 5 P: 8	R: 0 H: 0 E: 0 LOB: 0 K: 0 BB: 1 S: 4 P: 10	R: 0 H: 0 E: 1 LOB: 2 K: 1 BB: 1 S: 10 P: 18	R: 0 H: 0 E: 0 LOB: 1 K: 0 BB: 1 S: 11 P: 20	R: 0 H: 1 E: 0 LOB: 1 K: 0 BB: 0 S: 9 P: 12	R: 0 H: 1 E: 0 LOB: 2 K: 0 BB: 1 S: 12 P: 20	R: 1 H: 1 E: 0 LOB: 0 K: 1 BB: 0 S: 13 P: 20

	AB	30
	R	1
	H	3
	RBI	1
	BB	4
	SO	3
	LOB	11

1B: 2 SF: 0
2B: 0 SAC: 0
3B: 0 DP: 0
HR: 1 HBP: 0

WP: 0 PA: 34
PB: 0
SB: 0
CS: 1

PITCHER		IP	WLS	BF	H	R	ER	SO	BB	IBB	HBP	BLK	WP	HR	S	P	ERA	WHIP
David Weathers, R ERA: 5.25	(1, 1)	5.0	W	17	0	0	0	2	2	0	0	0	0	0	31	54	0.00	0.400
Terry Mathews, R ERA: 2.93	(6, 1)	4.0	S	17	3	1	1	1	2	0	0	0	0	1	45	72	2.25	1.250

PITCHER	IP	WLS	BF	H	R	ER	SO	BB	IBB	HBP	BLK	WP	HR	S	P	ERA	WHIP

Batter	1	2	3	4	5	6	7	8	9	AB	R	H	RBI	BB	SO	LOB
Brett Butler, L (1, 8) OBP: 0.335, SLG: 0.311	F8		G3		BB			1B		3	0	1	0	1	0	0
Joe Orsulak, L (1, 7) OBP: 0.350, SLG: 0.391	HR 1B		G6-3		CS 2-3	G4-3		L8		3	1	1	0	0	0	0
Chris Jones, R (8, PH) OBP: 0.400, SLG: 0.524										1	0	0	0	0	0	1
Chris Jones, R (8, 7)																
Rico Brogna, L (1, 3) OBP: 0.337, SLG: 0.471	F7			1B 2B		K		F8 1-2		4	1	1	0	0	1	2
Bobby Bonilla, S (1, 5) OBP: 0.368, SLG: 0.546	1-H HR			CS 2-H 1B		G3-1			HR	4	2	3	4	0	0	0
Todd Hundley, S (1, 2) OBP: 0.367, SLG: 0.428	P4			P5 1-2			K		BB	3	0	0	0	1	1	1
Jeff Kent, R (1, 4) OBP: 0.321, SLG: 0.428		F9	F9				F7		K	4	0	0	0	0	1	1
Edgardo Alfonzo, R (1, 6) OBP: 0.276, SLG: 0.389		K			1B		E5		K	3	0	1	0	0	1	0
Pete Walker, R (7, 1)					CS SH2-4					0	0	0	0	0	0	0
Jeff Barry, S (9, PH)										1	0	0	0	0	1	1
Ryan Thompson, R (1, 9) OBP: 0.356, SLG: 0.505		K			F7		F9		G6-3	4	0	0	0	0	1	3
Bobby Jones, R (1, 1) OBP: 0.174, SLG: 0.174			K		SH2-4 1-2			L9		1	0	0	0	0	1	0
Jose Vizcaino, S (7, 6) OBP: 0.308, SLG: 0.308										1	0	0	0	0	0	0

TOP

New York Mets @ Florida Marlins

Joe Robbie Stadium, Miami, FL

Mon Jun 26 1995, 7:05 PM EDT

Att. 21,967 - Unknown - 89 F

livebaseballscorecards.com

AB	32
R	4
H	7
RBI	4
BB	2
SO	7
LOB	9

Inning Stats	1	2	3	4	5	6	7	8	9
	R: 2 E: 0 K: 0 S: 7	H: 2 LOB: 0 BB: 0 P: 15	R: 0 E: 0 K: 2 S: 12	H: 0 LOB: 0 BB: 0 P: 20	R: 0 E: 0 K: 1 S: 11	H: 0 LOB: 0 BB: 0 P: 14	R: 1 E: 0 K: 0 S: 11	H: 2 LOB: 0 BB: 0 P: 15	R: 0 E: 0 K: 0 S: 6	H: 1 LOB: 1 BB: 1 P: 15	R: 0 E: 0 K: 1 S: 5	H: 0 LOB: 0 BB: 0 P: 8	R: 0 E: 1 K: 1 S: 11	H: 0 LOB: 1 BB: 0 P: 15	R: 0 E: 0 K: 0 S: 10	H: 1 LOB: 1 BB: 0 P: 19	R: 1 E: 0 K: 2 S: 10	H: 1 LOB: 1 BB: 1 P: 16

| | | | | | | | | | | | | | | | |

BOTTOM

New York Mets @ Florida Marlins

Joe Robbie Stadium, Miami, FL

Mon Jun 26 1995, 7:05 PM EDT

Att. 21,967 - Unknown - 89 F

Batter	1	2	3	4	5	6	7	8	9	AB	R	H	RBI	BB	SO	LOB
Quilvio Veras, S (1, 4) OBP: 0.364, SLG: 0.328	G4-3	G4-3			F8	L8		SF8 1-3 2B		5	0	1	0	0	0	1
Kurt Abbott, R (1, 6) OBP: 0.301, SLG: 0.479	SF7 1B 1B		G6-4-3 1B			HR BB	L8	SF8 2-3 3-H		3	2	2	1	1	0	0
Jeff Conine, R (1, 7) OBP: 0.422, SLG: 0.573	1B 2B 1-3 1B		F8			1-H HR	F9 1B 1B	G6-3		5	3	3	2	0	0	2
Terry Pendleton, S (1, 5) OBP: 0.332, SLG: 0.418	SF7 3-H		B 1 SAFE S B T X G6-4-3 1-2f			1B G6-4-3 1B	1B 1-2 1B			3	1	2	1	0	0	1
Greg Colbrunn, R (1, 3) OBP: 0.306, SLG: 0.412	2B 1-2 1B			G4-3		G6-4-3 1-3 1B	F9 2-3			4	0	2	0	0	0	2
Andre Dawson, R (1, 9) OBP: 0.292, SLG: 0.461 Rob Murphy, L (8, 1) OBP: 1.000, SLG: 1.000 Robb Nen, R (9, 1)	1-3 2-H 2B			G5-3		G6-4-3 1-2f 3-H	1-2 3-H 1B			4 0 0	0 0 0	2 0 0	2 0 0	0 0 0	0 0 0	1 0 0
Tommy Gregg, L (1, 8) (8, 9) OBP: 0.317, SLG: 0.453	G4-3			G4-3		HR 1B	G4-3			4	1	1	0	0	0	4
Charles Johnson, R (1, 2) OBP: 0.279, SLG: 0.284		F9			G4-3	1-H HR		2B SF8 BB		3	2	1	2	1	0	0
Pat Rapp, R (1, 1) OBP: 0.278, SLG: 0.333 Chuck Carr, S (8, 8) OBP: 0.292, SLG: 0.213		K			F9	K		F8		3 1	0 0	0 0	0 0	0 0	2 0	0 1
Inning Stats	R: 2 E: 0 K: 0 S: 11 H: 4 LOB: 2 BB: 0 P: 16	R: 0 E: 0 K: 1 S: 7 H: 0 LOB: 0 BB: 0 P: 9	R: 0 E: 0 K: 0 S: 7 H: 1 LOB: 0 BB: 0 P: 9	R: 0 E: 0 K: 0 S: 7 H: 0 LOB: 0 BB: 0 P: 11	R: 0 E: 0 K: 0 S: 11 H: 0 LOB: 0 BB: 0 P: 18	R: 5 E: 0 K: 1 S: 19 H: 5 LOB: 1 BB: 1 P: 29	R: 1 E: 0 K: 0 S: 13 H: 3 LOB: 2 BB: 0 P: 16	R: 1 E: 0 K: 0 S: 8 H: 1 LOB: 1 BB: 1 P: 16		1B: 10 2B: 2 3B: 0 HR: 2		SF: 2 SAC: 0 DP: 2 HBP: 0				

	AB	35
	R	9
	H	14
	RBI	8
	BB	2
	SO	2
	LOB	12

WP: 0 PB: 1 SB: 0 CS: 0 PA: 39

PITCHER		IP	WLS	BF	H	R	ER	SO	BB	IBB	HBP	BLK	WP	HR	S	P	ERA	WHIP
Bobby Jones, R ERA: 3.01	(1, 1)	6.0	L	28	10	7	7	2	1	0	0	0	0	2	62	92	10.50	1.833
Pete Walker, R ERA: 6.1	(7, 1)	2.0		11	4	2	2	0	1	0	0	0	0	0	21	32	9.00	2.500

PITCHER	IP	WLS	BF	H	R	ER	SO	BB	IBB	HBP	BLK	WP	HR	S	P	ERA	WHIP

livebaseballscorecards.com

Batter	1	2	3	4	5	6	7	8	9	AB	R	H	RBI	BB	SO	LOB
Brett Butler, L (1, 8) OBP: 0.332, SLG: 0.308	B B B C X 3-1 F9 ①		B C X 1-1 P5 ②		C B X 1-1 F9 ③			B B L X 2-1 1B SH5-4 E 1-2 1B	F C S 0-3 K ③ 2-3	5	1	1	0	0	1	2
Joe Orsulak, L (1, 7) OBP: 0.349, SLG: 0.390	B F B F F X 2-2 F9 ②		B F X 1-1 BB 1B 1-2			B C X 1-1 L5 ①		B 2 SAFE B B C X 3-1 SH5-4 ① 1-2 2-3		3	0	1	0	0	0	0
Rico Brogna, L (1, 3) OBP: 0.340, SLG: 0.468	B B F X 2-1 P6 ③		B F B 2 SAFE B B 4-1 BB 1-2 2-3			X 0-0 L4-3 1B		B S B B S C 3-3 K ②		3	0	1	0	1	1	2
Bobby Bonilla, S (1, 5) OBP: 0.366, SLG: 0.538		X 0-0 L7 ①	B S B S B S 3-3 K ③			S B S X 1-2 L4-3 ② ③ 1-2		I I I I 4-0 E IBB		3	0	0	0	1	1	4
Todd Hundley, S (1, 2) OBP: 0.371, SLG: 0.430		C B B F F X 2-2 P3 ②		F X 0-1 P8 ①			B F F B F F X 2-2 FC5-4 1B	X 0-0 E4 1B 1-3 2-H 3-H		4	0	2	1	0	0	0
Jeff Kent, R (1, 4) OBP: 0.320, SLG: 0.424 John Franco, L (8, 1)		F S B X 1-2 1B		F F B X 1-2 L9 ②			X 0-0 FC5-4 ① 1-2f	S B X 1-1 G5-3 ③		4 0	0 0	1 0	0 0	0 0	0 0	3 0
Edgardo Alfonzo, R (1, 6) OBP: 0.269, SLG: 0.379 (8, 4)		B B C X 2-1 G1-3 ③		B F F X 1-2 F9 ③			X 0-0 F8 ②		X 0-0 G6-3 ①	4	0	0	0	0	0	2
Ryan Thompson, R (1, 9) OBP: 0.343, SLG: 0.485			X 0-0 G1-3 ①		B F C X 1-2 L8 ①		B C X 1-1 F8 ③		X 0-0 G4-3 ②	4	0	0	0	0	0	1
Bill Pulsipher, L (1, 1) Jose Vizcaino, S (8, 6) OBP: 0.311, SLG: 0.316			B T B B B 4-1 BB 1B BB		F F S 0-3 K ②			B S B B B 4-1 SH5-4 1B 1B BB	X 0-0 S 2B	1 1	1 0	0 1	0 0	2 0	1 0	0 0
Inning Stats	R: 0 E: 0 K: 0 S: 8 H: 0 LOB: 0 BB: 0 P: 15	R: 0 E: 0 K: 0 S: 10 H: 1 LOB: 1 BB: 0 P: 15	R: 0 E: 0 K: 1 S: 10 H: 1 LOB: 3 BB: 2 P: 23	R: 0 E: 0 K: 0 S: 8 H: 0 LOB: 0 BB: 0 P: 10	R: 0 E: 0 K: 1 S: 8 H: 0 LOB: 0 BB: 0 P: 10	R: 0 E: 0 K: 0 S: 6 H: 1 LOB: 0 BB: 0 P: 8	R: 0 E: 0 K: 0 S: 9 H: 1 LOB: 1 BB: 0 P: 12	R: 2 E: 1 K: 1 S: 11 H: 2 LOB: 2 BB: 2 P: 28	R: 0 E: 0 K: 1 S: 6 H: 1 LOB: 1 BB: 0 P: 6	1B: 6 2B: 2 3B: 0 HR: 0 SF: 0 SAC: 1 DP: 1 HBP: 0						

TOP

New York Mets @ Florida Marlins

Joe Robbie Stadium, Miami, FL

Tue Jun 27 1995, 7:05 PM EDT

Att. 24,214 - Unknown - 92 F

livebaseballscorecards.com

AB	32
R	2
H	7
RBI	1
BB	4
SO	4
LOB	14

WP: 0 PB: 0 SB: 1 CS: 0 PA: 37

PITCHER		IP	WLS	BF	H	R	ER	SO	BB	IBB	HBP	BLK	WP	HR	S	P	ERA	WHIP
Bobby Witt, R ERA: 4.35	(1, 1)	7.0		26	4	0	0	2	2	0	0	0	0	0	59	93	0.00	0.857
Rob Murphy, L ERA: 11.05	(8, 1)	0.2	L	5	1	2	1	1	1	1	0	0	0	0	8	24	13.50	3.000
Randy Veres, R ERA: 1.75	(8, 1)	1.0		5	2	0	0	0	0	0	0	0	0	0	6	7	0.00	2.000
Yorkis Perez, L ERA: 6.65	(9, 1)	0.1		1	0	0	0	1	0	0	0	0	0	0	3	3	0.00	0.000

PITCHER	IP	WLS	BF	H	R	ER	SO	BB	IBB	HBP	BLK	WP	HR	S	P	ERA	WHIP

New York Mets @ Florida Marlins

Joe Robbie Stadium, Miami, FL

Tue Jun 27 1995, 7:05 PM EDT

Att. 24,214 - Unknown - 92 F

livebaseballscorecards.com

BOTTOM

Batter	1	2	3	4	5	6	7	8	9	AB	R	H	RBI	BB	SO	LOB
Quilvio Veras, S (1, 4) OBP: 0.367, SLG: 0.324	BBBCCFB 4-2 1B S BB		X 0-0 ② G5-3		CCS 0-3 ③ K			BCBBB 4-1 G1-3 BB		2	0	0	0	2	1	1
Chuck Carr, S (1, 8) OBP: 0.299, SLG: 0.216	FBX 1-1 1-3 1B		BFBBB 4-1 BB			CSS 0-3 ① K2-3		BBFFX 2-2 ① G1-3 1-2		3	0	1	0	1	1	1
Jeff Conine, R (1, 7) OBP: 0.423, SLG: 0.567	SB1X SAFE 1-1 ① P4		CBB1X SAFE 2-1 ③ L8			BFBBB 4-1 PB 1B BB		BBFBB 4-1 G1-4-6-3 BB		2	0	0	0	2	0	3
Andre Dawson, R (1, 9) OBP: 0.280, SLG: 0.441	1 SAFE 1 SAFE CFS 0-3 ② K			CFX 0-2 ① G6-3		SBSFX 1-2 ② L5		BBSBX 2-1 ②③ G1-4-6-3 1-2f		4	0	0	0	0	1	5
Terry Pendleton, S (1, 5) OBP: 0.330, SLG: 0.415	FF1X SAFE 0-2 ③ G5-3			CSS 0-3 ② K		X 0-0 PB 1-2 1B			CBSBX 2-2 ① L9	4	0	1	0	0	1	2
Greg Colbrunn, R (1, 3) OBP: 0.300, SLG: 0.404		CFBBT 2-2 ① K		SCBBS 2-3 ③ K		BSFS 1-3 ③ K 1-2 2-3			SX 0-1 ② G6-3	4	0	0	0	0	3	2
Kurt Abbott, R (1, 6) OBP: 0.293, SLG: 0.465		BCSFBBC 3-3 ② K			BX 1-0 ① G4-3		BX 1-0 ① F8		BBFFBX 3-2 ③ F7	4	0	0	0	0	1	0
Charles Johnson, R (1, 2) OBP: 0.280, SLG: 0.291		SBBBX 2-1 ③ P6			BX 1-0 F9 2B		FBFFS 1-3 ② K			3	0	1	0	0	1	0
Bobby Witt, R (1, 1) OBP: 0.150, SLG: 0.167			BX 1-0 ① F8		X 0-0 ② F9 2-3		CCBX 1-2 ③ G5-3			2	0	0	0	0	0	1
Russ Morman, R (7, PH) OBP: 0.429, SLG: 0.857										1	0	0	0	0	0	0
Rob Murphy, L (8, 1) OBP: 1.000, SLG: 1.000										0	0	0	0	0	0	0
Randy Veres, R (8, 1)										0	0	0	0	0	0	0
Yorkis Perez, L (9, 1)										0	0	0	0	0	0	0
Inning Stats	R: 0 E: 0 K: 1 S: 13 H: 1 LOB: 2 BB: 1 P: 19	R: 0 E: 0 K: 2 S: 9 H: 0 LOB: 0 BB: 0 P: 16	R: 0 E: 0 K: 0 S: 5 H: 0 LOB: 1 BB: 1 P: 12	R: 0 E: 0 K: 2 S: 9 H: 0 LOB: 0 BB: 0 P: 11	R: 0 E: 0 K: 1 S: 6 H: 1 LOB: 1 BB: 0 P: 8	R: 0 E: 0 K: 2 S: 12 H: 1 LOB: 2 BB: 1 P: 18	R: 0 E: 0 K: 1 S: 8 H: 0 LOB: 0 BB: 0 P: 11	R: 0 E: 0 K: 0 S: 7 H: 0 LOB: 1 BB: 2 P: 19	R: 0 E: 0 K: 0 S: 8 H: 0 LOB: 0 BB: 0 P: 13							

	AB	29
	R	0
	H	3
	RBI	0
	BB	5
	SO	9
	LOB	15

	1B: 2	SF: 0	WP: 0	PA: 34
	2B: 1	SAC: 0	PB: 1	
	3B: 0	DP: 1	SB: 1	
	HR: 0	HBP: 0	CS: 0	

PITCHER		IP	WLS	BF	H	R	ER	SO	BB	IBB	HBP	BLK	WP	HR	S	P	ERA	WHIP
Bill Pulsipher, L ERA: 4.71	(1, 1)	7.1	W	30	3	0	0	9	5	0	0	0	0	0	67	110	0.00	1.091
John Franco, L ERA: 3.0	(8, 1)	1.2	S	4	0	0	0	0	0	0	0	0	0	0	10	17	0.00	0.000

PITCHER	IP	WLS	BF	H	R	ER	SO	BB	IBB	HBP	BLK	WP	HR	S	P	ERA	WHIP

Batter	1	2	3	4	5	6	7	8	9	AB	R	H	RBI	BB	SO	LOB
Joe Orsulak, L (1, 7) OBP: 0.336, SLG: 0.374	C F F B B B C 3-3 ① K			C B B F X 2-2 ① G3-1		X 0-0 ① G5-3		C X 0-1 ① G1-3	F X 0-1 ① G4-3	5	0	0	0	0	1	0
Jose Vizcaino, S (1, 6) OBP: 0.309, SLG: 0.323	F F B C 1-3 ② K			B C B F S 2-3 ② K		B X 1-0 ② F7		X 0-0 ② F7	B F B B X 3-1 3B	5	0	1	0	0	2	0
Rico Brogna, L (1, 3) OBP: 0.336, SLG: 0.467	B B C S B S 3-3 ③ K			B C X 1-1 ③ G3-1		S F F B X 1-2 ③ G4-3		B X 1-0 BB 1B 2B	C S B S 1-3 ② K	5	1	1	0	0	2	1
Bobby Bonilla, S (1, 5) OBP: 0.367, SLG: 0.538		X 0-0 ① G6-3			B B C F F B X 3-2 F9 1B 2B		B X 1-0 ① G5-3	I I I 4-0 BB 1B IBB	B S X 1-1 ③ F7	4	2	1	0	1	0	1
Jeff Kent, R (1, 4) OBP: 0.328, SLG: 0.442 Edgardo Alfonzo, R (8, 4) OBP: 0.269, SLG: 0.379		X 0-0 G5-4-3 1B			B B C B X 3-1 ① F9 2-3		B C F B X 2-2 HR	F B B B S B 4-2 1B HR BB 1-2 2-3		3 0	2 0	2 0	1 0	1 0	0 0	1 0
Todd Hundley, S (1, 2) OBP: 0.368, SLG: 0.425		S X 0-1 ② ③ G5-4-3 1-2f			C C B F B B F C 3-3 ② K		B C X 1-1 ② F7	B S S B X 2-2 HR 1B 1-3 2-H 3-H		4	1	1	2	0	1	2
Chris Jones, R (1, 9) OBP: 0.432, SLG: 0.585			B C X 1-1 G6-4-3 1B		B F B B B 4-1 FC5 1B BB		B C F B B B 4-2 2B BB	X 0-0 HR 1-H 3-H		2	2	2	3	2	0	0
Ryan Thompson, R (1, 8) OBP: 0.358, SLG: 0.505			X 0-0 ① ② G6-4-3 1-2f		F X 0-1 FC5 1B 1-2 3-H		X 0-0 2B 1-H	B C B S B X 3-2 1B		4	0	3	2	0	0	1
Bret Saberhagen, R (1, 1) OBP: 0.143, SLG: 0.148			B B X 2-0 ③ G3-1		X 0-0 ③ FC5 1-2 2-3		F F X 0-2 ③ G1-3	B F F B F B X 3-2 ③ F8		4	0	0	0	0	0	4
Inning Stats	R: 0 E: 0 K: 3 S: 11 H: 0 LOB: 0 BB: 0 P: 18	R: 0 E: 0 K: 0 S: 4 H: 1 LOB: 0 BB: 0 P: 4	R: 0 E: 0 K: 0 S: 4 H: 1 LOB: 0 BB: 0 P: 7	R: 0 E: 0 K: 1 S: 8 H: 0 LOB: 0 BB: 0 P: 13	R: 1 E: 0 K: 1 S: 15 H: 2 LOB: 2 BB: 1 P: 28	R: 0 E: 0 K: 0 S: 6 H: 0 LOB: 0 BB: 0 P: 8	R: 2 E: 0 K: 0 S: 12 H: 2 LOB: 1 BB: 1 P: 20	R: 5 E: 0 K: 0 S: 17 H: 4 LOB: 1 BB: 2 P: 34	R: 0 E: 0 K: 1 S: 9 H: 1 LOB: 1 BB: 0 P: 14	1B: 5 2B: 3 3B: 1 HR: 2 SF: 0 SAC: 0 DP: 2 HBP: 0						

TOP

New York Mets @ Florida Marlins

Joe Robbie Stadium, Miami, FL

Wed Jun 28 1995, 7:05 PM EDT

Att. 28,096 - Unknown

livebaseballscorecards.com

AB	36
R	8
H	11
RBI	8
BB	4
SO	6
LOB	10

WP: 0 PB: 0 SB: 0 CS: 0 PA: 40

PITCHER		IP	WLS	BF	H	R	ER	SO	BB	IBB	HBP	BLK	WP	HR	S	P	ERA	WHIP
John Burkett, R ERA: 5.5	(1, 1)	7.2	L	32	7	6	6	5	3	1	0	0	0	1	66	113	7.04	1.304
Randy Veres, R ERA: 2.42	(8, 1)	0.1		4	3	2	2	0	0	0	0	0	0	1	11	19	54.00	9.000
Robb Nen, R ERA: 4.3	(9, 1)	1.0		4	1	0	0	1	0	0	0	0	0	0	9	14	0.00	1.000

PITCHER	IP	WLS	BF	H	R	ER	SO	BB	IBB	HBP	BLK	WP	HR	S	P	ERA	WHIP

New York Mets @ Florida Marlins

Joe Robbie Stadium, Miami, FL

Wed Jun 28 1995, 7:05 PM EDT

Att. 28,096 - Unknown

livebaseballscorecards.com

BOTTOM

Batter	1	2	3	4	5	6	7	8	9	AB	R	H	RBI	BB	SO	LOB
Quilvio Veras, S (1, 4) OBP: 0.363, SLG: 0.321	C F F B X 1-2 F7 ①	X 0-0 FC6-4 ③ 1-2		C B X 1-1 1-2 1B		B F B X 2-1 FC1-2 ② 2-3 3-H			C B B X 2-1 G4-3 ②	5	0	1	0	0	0	4
Chuck Carr, S (1, 8) OBP: 0.295, SLG: 0.216	B F F X 2-1 G4-3 ②		M B C B F X 2-2 1B 1B 1B	X 0-0 F9 ③		X 0-0 B3-1 ③			C X 0-1 G1-3 ③	5	1	1	0	0	0	4
Jeff Conine, R (1, 7) OBP: 0.420, SLG: 0.560	S B B X 2-1 L7 ③		B 1 SAFE B 1 SAFE X 2-0 1B 1-3 1B		F F F B X 1-2 F9 ①		F B B B F X 3-2 F8 ①			4	0	1	0	0	0	0
Terry Pendleton, S (1, 5) OBP: 0.324, SLG: 0.407		F B S B T 2-2 K ①	B C F S 1-3 K ①		C F X 0-2 E5 1B		F F B B X 2-2 F7 ②			4	0	0	0	0	2	2
Andre Dawson, R (1, 9) OBP: 0.288, SLG: 0.443		F X 0-1 E6 HR	F B X 1-1 G6-4-3 1-2 3-H 1B		1 SAFE C X 0-1 G6-4-3 1-2 1B		B B C X 2-1 P3 ③			4	1	2	1	0	0	0
Greg Colbrunn, R (1, 3) OBP: 0.294, SLG: 0.396		X 0-0 F9 ②	X 0-0 G6-4-3 ② ③ 1-2f		B C 2 SAFE B X 2-1 G6-4-3 ② ③ 1-2f			C B B F F X 2-2 G6-3 ①		4	0	0	0	0	0	5
Kurt Abbott, R (1, 6) OBP: 0.298, SLG: 0.486		C F B X 1-2 1-H HR		C F B B F S 2-3 K ①		F T B X 1-2 1B FC1-2 1B		B B C F X 2-2 F9 ②		4	1	2	2	0	1	0
Charles Johnson, R (1, 2) OBP: 0.285, SLG: 0.292		H 1-0 1B HBP		B X 1-0 F9 ②	1 SAFE S B 1 SAFE X 1-1 FC1-2 SH1-4 1-3 1B			C X 0-1 P5 ③		3	0	1	0	0	0	0
John Burkett, R (1, 1) OBP: 0.179, SLG: 0.148 Randy Veres, R (8, 1) Robb Nen, R (9, 1) Tommy Gregg, L (9, PH) OBP: 0.313, SLG: 0.444		B X 1-0 FC6-4 1-2 1B		B B S X 2-1 1B 1B		C B X 1-1 SH1-4 ① 1-2			C F B S 1-3 K ①	2	0	2	0	0	0	0
										0	0	0	0	0	0	0
										0	0	0	0	0	0	0
										1	0	0	0	0	1	0
Inning Stats	R: 0 E: 0 K: 0 S: 8 H: 0 LOB: 0 BB: 0 P: 13	R: 2 E: 1 K: 1 S: 11 H: 2 LOB: 2 BB: 0 P: 16	R: 1 E: 0 K: 1 S: 11 H: 3 LOB: 1 BB: 0 P: 17	R: 0 E: 0 K: 1 S: 10 H: 2 LOB: 2 BB: 0 P: 16	R: 0 E: 1 K: 0 S: 11 H: 1 LOB: 1 BB: 0 P: 14	R: 0 E: 0 K: 0 S: 10 H: 2 LOB: 2 BB: 0 P: 15	R: 0 E: 0 K: 0 S: 8 H: 0 LOB: 0 BB: 0 P: 15	R: 0 E: 0 K: 0 S: 9 H: 0 LOB: 0 BB: 0 P: 13	R: 0 E: 0 K: 1 S: 7 H: 0 LOB: 0 BB: 0 P: 10	1B: 9 2B: 0 3B: 0 HR: 1	SF: 0 SAC: 1 DP: 2 HBP: 1						

PITCHER	IP	WLS	BF	H	R	ER	SO	BB	IBB	HBP	BLK	WP	HR	S	P	ERA	WHIP
Bret Saberhagen, R (1, 1) ERA: 3.24	9.0	W	38	10	3	1	4	0	0	1	0	0	1	85	129	1.00	1.111

PITCHER	IP	WLS	BF	H	R	ER	SO	BB	IBB	HBP	BLK	WP	HR	S	P	ERA	WHIP

AB	36
R	3
H	10
RBI	3
BB	0
SO	4
LOB	15

WP: 0 PA: 38
PB: 0
SB: 0
CS: 0

Batter	1	2	3	4	5	6	7	8	9	AB	R	H	RBI	BB	SO	LOB
Mark Grudzielanek, R (1, 5) OBP: 0.305, SLG: 0.329	X 0-0 ① G5-3			C B S X 1-2 E5 1B	1 SAFE X 0-0 ③ L1-3			B C F X 1-2 1-3 1B		4	0	1	0	0	0	2
Wil Cordero, R (1, 6) OBP: 0.359, SLG: 0.416	C B C B B X 3-2 ② G6-3			C X 0-1 ① L5		C B B F B F X 3-2 ① G1-3		B B X 2-0 ① SF9 3-H		3	0	0	1	0	0	1
David Segui, S (1, 3) (8, 7) OBP: 0.402, SLG: 0.480	C B F B B F S 3-3 ③ K			1 SAFE S B X 1-1 1-2 1B		B B X 2-0 FC4 1B		X 0-0 ② L4		4	0	2	0	0	1	1
Moises Alou, R (1, 7) (6, 8) OBP: 0.347, SLG: 0.475 Jeff Treadway, L (8, 4) OBP: 0.158, SLG: 0.167		F C C 0-3 ① K		X 0-0 ② P4		B X 1-0 ② F7		X 0-0 ③ L4		4 0	0 0	0 0	0 0	0 0	1 0	4 0
Rondell White, R (1, 8) OBP: 0.391, SLG: 0.561 Luis Aquino, R (6, 1) OBP: 0.400, SLG: 0.250 Tim Spehr, R (7, 2) OBP: 0.379, SLG: 0.600		B C X 1-1 ② F8		B F F B F X 3-2 ③ G1-6-3		C B X 1-1 ③ FC4 1-2			B X 1-0 ① P3	3 0 1	0 0 0	0 0 0	0 0 0	0 0 0	0 0 0	3 0 0
Mike Lansing, R (1, 4) OBP: 0.283, SLG: 0.355 Shane Andrews, R (8, 3) OBP: 0.298, SLG: 0.413		B F C F S 1-3 ③ K			X 0-0 1B 2B		X 0-0 ① F7		S B S X 1-2 ② F9	3 1	0 0	1 0	0 0	0 0	1 0	0 0
Tony Tarasco, L (1, 9) OBP: 0.351, SLG: 0.472			B B C C X 2-2 ① G4-3		X 0-0 2-3 1B		C X 0-1 ② G4-3		C B B B F F B 4-2 BB BB	3	0	1	0	1	0	0
Tim Laker, R (1, 2) OBP: 0.253, SLG: 0.299 Gabe White, L (7, 1) Darrin Fletcher, L (9, PH) OBP: 0.358, SLG: 0.448			B B C F B S 3-3 ② K		C F C 0-3 ① K		X 0-0 ③ G6-3		B B B B 4-0 1-2 BB	3 0 0	0 0 0	0 0 0	0 0 0	0 0 1	2 0 0	2 0 0
Carlos Perez, L (1, 1) OBP: 0.227, SLG: 0.400 Jeff Shaw, R (3, 1) Sean Berry, R (5, PH) OBP: 0.294, SLG: 0.333 Greg Harris, S (5, 1) OBP: 0.333, SLG: 0.667 Curtis Pride, L (6, 7) OBP: 0.333, SLG: 0.333 (8, 8)			F C S 0-3 ③ K		B S F S 1-3 ② K			F B F F B F X 2-2 1B SF9 1B	C B F X 1-2 ③ G6-3	1 0 1 0 2	0 0 0 0 1	0 0 0 0 1	0 0 0 0 1	0 0 0 0 0	1 0 1 0 0	0 0 2 0 2
Inning Stats	R: 0 E: 0 K: 1 S: 8 H: 0 LOB: 0 BB: 0 P: 14	R: 0 E: 0 K: 2 S: 9 H: 0 LOB: 0 BB: 0 P: 11	R: 0 E: 0 K: 2 S: 9 H: 0 LOB: 0 BB: 0 P: 14	R: 0 E: 1 K: 0 S: 12 H: 1 LOB: 2 BB: 0 P: 17	R: 0 E: 0 K: 2 S: 9 H: 2 LOB: 2 BB: 0 P: 10	R: 0 E: 0 K: 0 S: 8 H: 1 LOB: 1 BB: 0 P: 15	R: 0 E: 0 K: 0 S: 4 H: 0 LOB: 0 BB: 0 P: 4	R: 1 E: 0 K: 0 S: 11 H: 2 LOB: 1 BB: 0 P: 16	R: 0 E: 0 K: 0 S: 10 H: 0 LOB: 2 BB: 2 P: 21	1B: 5 2B: 1 3B: 0 HR: 0	SF: 1 SAC: 0 DP: 0 HBP: 0						

TOP

Montreal Expos @ Florida Marlins

Joe Robbie Stadium, Miami, FL

Fri Jun 30 1995, 7:05 PM EDT
Att. 22,173 - Unknown - 86 F

livebaseballscorecards.com

AB	33
R	1
H	6
RBI	1
BB	2
SO	7
LOB	17

WP: 0 PB: 0 SB: 0 CS: 0 PA: 36

PITCHER		IP	WLS	BF	H	R	ER	SO	BB	IBB	HBP	BLK	WP	HR	S	P	ERA	WHIP
Chris Hammond, L ERA: 2.27	(1, 1)	8.0	W	31	6	1	1	7	0	0	0	0	0	0	70	101	1.12	0.750
Mark Gardner, R ERA: 5.82	(9, 1)	1.0		5	0	0	0	0	2	0	0	0	0	0	10	21	0.00	2.000

PITCHER	IP	WLS	BF	H	R	ER	SO	BB	IBB	HBP	BLK	WP	HR	S	P	ERA	WHIP

Montreal Expos @ Florida Marlins

Joe Robbie Stadium, Miami, FL

Fri Jun 30 1995, 7:05 PM EDT

Att. 22,173 - Unknown - 86 F

BOTTOM

Batter	1	2	3	4	5	6	7	8	9	AB	R	H	RBI	BB	SO	LOB
Quilvio Veras, S (1, 4) OBP: 0.364, SLG: 0.323	C C X 0-2 ① G6-3	B X 1-0 S 2-3 3-H 1B		C B C X 1-2 ② G4-3		C B X 1-1 E4 1B 1B	B X 1-0 1B			5	1	2	1	0	0	0
Chuck Carr, S (1, 8) OBP: 0.307, SLG: 0.234	S C B B X 2-2 S HR 1B	B S B B X 3-1 ③ F7 1-2		X 0-0 CS 1B		1 SAFE B B F F B X 3-2 1B SF9 1-3 1B	B F F B B X 3-2 ② P6			5	2	3	0	0	0	3
Jeff Conine, R (1, 7) OBP: 0.429, SLG: 0.598	1 SAFE B C B F B X 3-2 1-H HR		B B F F X 2-2 G5-4-3 1B	1 SAFE F 1 SAFE 1 SAFE 1 SAFE B 1 SAFE P 2-1 ③ CS 1-2	C F B B X 2-2 HR	X 0-0 1B 1B 1-3 3-H 1B	F B B B X 3-1 ③ P4			5	3	4	4	0	0	1
Andre Dawson, R (1, 9) OBP: 0.278, SLG: 0.430 Jesus Tavarez, S (7, 9) OBP: 0.244, SLG: 0.231	C F F B B F F S 2-3 ② K	X 0-0 ① ② G5-4-3 1-2f	B B F B F F X 3-2 ① F9	C X 0-1 ② SF9 3-H		B B X 2-0 ① G6-3				3 1	0 0	0 0	1 0	0 0	1 0	1 0
Terry Pendleton, S (1, 5) OBP: 0.332, SLG: 0.418 Alex Arias, R (8, PH) OBP: 0.355, SLG: 0.389 (9, 5)	C B X 1-1 ③ P4		F F X 0-2 HR 2B	C X 0-1 1B	B T F X 1-2 1B 1B 1-3 1B	C F B F B B X 3-2 ② L6				4 1	1 0	3 0	0 0	0 0	0 0	0 0
Greg Colbrunn, R (1, 3) OBP: 0.301, SLG: 0.415		C F F X 0-2 CS 1B	B B B C X 3-1 2-H HR	C S S 0-3 ② K	F F X 0-2 1B 1-2 3-H 1B	B C S B F F S 2-3 ③ K				5	1	3	3	0	2	1
Kurt Abbott, R (1, 6) OBP: 0.309, SLG: 0.497	S S B 1 SAFE B F B B 4-2 ① WP 1B 1B 1-2 BB	S S X 0-2 2B		B B X 2-0 ③ F7	X 0-0 FC6-4 1-2 2-3 1B					3	1	2	0	1	0	1
Charles Johnson, R (1, 2) OBP: 0.289, SLG: 0.315	X 0-0 1B WP 1-2 1B	B B F F X 2-2 ③ P3			2-1 HR 1-2 ③ FC6-4 1-2					4	1	2	1	0	0	4
Chris Hammond, L (1, 1) OBP: 0.346, SLG: 0.435 Mark Gardner, R (9, 1)	L B F X 1-2 ② G5-3 1-2 2-3			S T F B C 1-3 ① K	F B B C X 2-2 ① G3	S B C F S 1-3 ① K				4 0	0 0	0 0	0 0	0 0	2 0	2 0
Inning Stats	R: 2 E: 0 K: 1 S: 17 H: 2 LOB: 0 BB: 0 P: 25	R: 1 E: 0 K: 0 S: 14 H: 3 LOB: 2 BB: 1 P: 23	R: 2 E: 0 K: 0 S: 15 H: 4 LOB: 1 BB: 0 P: 22	R: 0 E: 0 K: 1 S: 10 H: 1 LOB: 0 BB: 0 P: 13	R: 1 E: 0 K: 1 S: 14 H: 2 LOB: 1 BB: 0 P: 21	R: 4 E: 1 K: 0 S: 24 H: 6 LOB: 3 BB: 0 P: 34	R: 0 E: 0 K: 1 S: 10 H: 1 LOB: 1 BB: 0 P: 18	R: 0 E: 0 K: 1 S: 11 H: 0 LOB: 0 BB: 0 P: 18		1B: 13 2B: 2 3B: 0 HR: 4	SF: 1 SAC: 0 DP: 1 HBP: 0					

livebaseballscorecards.com

AB	40
R	10
H	19
RBI	10
BB	1
SO	5
LOB	13

WP: 1 PB: 0 SB: 2 CS: 2 PA: 43

PITCHER		IP	WLS	BF	H	R	ER	SO	BB	IBB	HBP	BLK	WP	HR	S	P	ERA	WHIP
Carlos Perez, L ERA: 2.93	(1, 1)	2.2	L	16	9	5	5	1	1	0	0	0	1	2	43	65	16.88	3.750
Jeff Shaw, R ERA: 4.95	(3, 1)	1.1		4	1	0	0	1	0	0	0	0	0	0	13	18	0.00	0.750
Greg Harris, R ERA: 3.0	(5, 1)	1.1		10	5	5	2	1	0	0	0	0	0	2	25	40	13.50	3.750
Luis Aquino, R ERA: 4.26	(6, 1)	0.2		5	3	0	0	0	0	0	0	0	0	0	13	15	0.00	4.500
Gabe White, L ERA: 2.7	(7, 1)	2.0		7	1	0	0	2	0	0	0	0	0	0	21	36	0.00	0.500

PITCHER	IP	WLS	BF	H	R	ER	SO	BB	IBB	HBP	BLK	WP	HR	S	P	ERA	WHIP

Montreal Expos @ Florida Marlins

Joe Robbie Stadium, Miami, FL

Sat Jul 01 1995, 7:05 PM EDT

Att. 24,835 - Unknown - 93 F

livebaseballscorecards.com

TOP

Batter	1	2	3	4	5	6	7	8	9	AB	R	H	RBI	BB	SO	LOB
Tony Tarasco, L (1, 9) OBP: 0.352, SLG: 0.480	2-2 G3-1 3B		0-0 1B 1-2 2-H 1B	2-1 E9 1B 1-2 2-3 1B	1-0 ① F8			2-1 ① G4-3		5	3	2	1	0	0	3
Wil Cordero, R (1, 6) OBP: 0.356, SLG: 0.412	2-3 ① K		3-3 ① K	1-0 1B 2B 1B 1-2 2-3 3-H	0-1 ② FC6-4 1-2f			2-3 ② K		5	1	1	1	0	3	4
David Segui, S (1, 3) OBP: 0.408, SLG: 0.484	1-0 ② G3-1 3-H		0-0 G3 1B 1-2 2-3 1B	3-1 1B 2B 1B 1-2 2-H 3-H	0-2 ③ L9			2-1 2B 1B		5	2	3	3	0	0	1
Moises Alou, R (1, 7) OBP: 0.352, SLG: 0.483 Curtis Pride, L (8, 7) OBP: 0.333, SLG: 0.333	0-2 ③ G5-3		2-2 G3 1B 1-2 2-H 3-H	2-1 2B E 1B 1-2 2-3		0-1 ① L4		0-0 1-H 2B		5 0	1 0	3 0	3 0	0 0	0 0	0 0
Darrin Fletcher, L (1, 2) OBP: 0.359, SLG: 0.453 Mel Rojas, R (8, 1)		1-0 FC3-6 1B	1-0 ② G3 1-2 2-3	1-1 2B 1-3 2-H 3-H		1-2 ② G1-3		3-3 ③ K		5 0	0 0	2 0	2 0	0 0	1 0	3 0
Rondell White, R (1, 8) OBP: 0.380, SLG: 0.542		1-2 ① FC3-6 G5-4-3 1-2f	2-1 ③ F8	1-1 E6 3-H		0-2 ③ F9			0-0 ① G5-3	5	0	0	0	0	0	4
Mike Lansing, R (1, 4) OBP: 0.276, SLG: 0.345	1 SAFE 1 SAFE 0-0 ② ③ G5-4-3 1-2f			G4-3 F8			2-1 ① F7		2-3 ② K	5	0	0	0	0	1	3
Sean Berry, R (1, 5) OBP: 0.305, SLG: 0.353			2-0 SH 1B	E 2B K			1-1 ② F9		1-1 S 1B	5	2	3	0	0	1	2
Jeff Fassero, L (1, 1) OBP: 0.269, SLG: 0.136 Jeff Shaw, R (6, 1) Tim Scott, R (8, 1) OBP: 0.333, SLG: 0.333 Tim Spehr, R (8, 2) OBP: 0.367, SLG: 0.577			0-0 SH 1B 1B 1B 1-2	0-2 1B E 1B	4-2 FC6-4 BB		0-1 ③ G4-3		3-3 ③ K 1-2	1 1 0 1	2 0 0 0	1 0 0 0	0 0 0 0	1 0 0 0	0 0 0 1	0 0 0 1

	AB	43
	R	11
	H	15
	RBI	10
	BB	1
	SO	7
	LOB	21

| Inning Stats | | |

Montreal Expos @ Florida Marlins

Joe Robbie Stadium, Miami, FL

Sat Jul 01 1995, 7:05 PM EDT

Att. 24,835 - Unknown - 93 F

BOTTOM

Batter	1	2	3	4	5	6	7	8	9	AB	R	H	RBI	BB	SO	LOB
Quilvio Veras, S (1, 4) OBP: 0.359, SLG: 0.315	G4-3		L7	F8		E6		1B BB SF9 HBP	F7	5	2	0	0	0	0	5
Chuck Carr, S (1, 8) OBP: 0.316, SLG: 0.265	F8		2B		FC6-4 1B	2-H 2B		F8	F8	6	0	3	1	0	0	4
Jeff Conine, R (1, 7) OBP: 0.426, SLG: 0.588	1B		K		FC6-4 1B 1B E 1-2f	K		1B 1B BB 1-2 2-3	G4-3	5	2	1	0	1	2	5
Andre Dawson, R (1, 9) OBP: 0.279, SLG: 0.427 Jerry Browne, S (6, 9) OBP: 0.301, SLG: 0.260	K			P6	1B E 1-2 1B	G4-3		1B 1-2 2-3 3-H 1B		3 2	1 0	1 1	0 1	0 0	1 0	1 1
Terry Pendleton, S (1, 5) OBP: 0.338, SLG: 0.422		1B		BB 1B 1B BB	E 1B 1-2 2-3		G4-3	SF9 3-H		3	1	2	1	1	0	0
Greg Colbrunn, R (1, 3) OBP: 0.304, SLG: 0.415	F9			1B BB 1-2 1B	K		K	1-2 2-H 1B		5	0	2	1	0	2	4
Kurt Abbott, R (1, 6) OBP: 0.306, SLG: 0.484 Randy Veres, R (9, 1)	K			1B 1-2 2-3 BB	E4 FC6-4 1-3 2-H 3-H		K	F8		4 0	0 0	0 0	0 0	1 0	2 0	4 0
Charles Johnson, R (1, 2) OBP: 0.297, SLG: 0.325	1 SAFE 1 SAFE K			1-2 2-3 3-H 1B	FC6-4 1-2f		K	2B 2B	1B BB	4	1	2	1	1	1	3
Pat Rapp, R (1, 1) OBP: 0.250, SLG: 0.316 Matt Mantei, R (4, 1) Mario Diaz, R (4, PH) OBP: 0.654, SLG: 0.308 Rob Murphy, L (5, 1) OBP: 0.000, SLG: 0.000 Russ Morman, R (5, PH) OBP: 0.000, SLG: 0.000 Terry Mathews, L (7, 1) OBP: 0.462, SLG: 0.600 Yorkis Perez, L (8, 1) Alex Arias, R (8, PH) OBP: 0.667, SLG: 0.412 (9, 6)	G6-3		P3		K			2-H BB 1B 2B	1-2 1B	1 0 1 0 1 0 0 2	0 0 0 0 0 0 0 1	0 0 0 0 0 0 0 2	0 0 0 0 0 0 0 1	0 0 0 0 0 0 0 0	0 0 0 0 1 0 0 0	0 0 3 0 0 0 0 0

livebaseballscorecards.com

AB	42
R	8
H	14
RBI	6
BB	4
SO	9
LOB	30

Inning Stats	1	2	3	4	5	6	7	8	9	1B: 10	SF: 1	WP: 0	PA: 48
	R: 0 E: 0 K: 1 S: 12 H: 1 LOB: 1 BB: 0 P: 18	R: 0 E: 0 K: 2 S: 9 H: 1 LOB: 1 BB: 0 P: 11	R: 0 E: 0 K: 1 S: 15 H: 1 LOB: 1 BB: 0 P: 21	R: 1 E: 0 K: 0 S: 11 H: 2 LOB: 3 BB: 2 P: 25	R: 2 E: 1 K: 1 S: 15 H: 3 LOB: 2 BB: 0 P: 22	R: 1 E: 1 K: 2 S: 13 H: 1 LOB: 1 BB: 0 P: 20	R: 0 E: 0 K: 2 S: 11 H: 0 LOB: 0 BB: 0 P: 13	R: 4 E: 0 K: 0 S: 13 H: 4 LOB: 2 BB: 1 P: 23	R: 0 E: 0 K: 0 S: 13 H: 1 LOB: 2 BB: 1 P: 22	2B: 4 3B: 0 HR: 0	SAC: 0 DP: 0 HBP: 1	PB: 0 SB: 0 CS: 0	

PITCHER		IP	WLS	BF	H	R	ER	SO	BB	IBB	HBP	BLK	WP	HR	S	P	ERA	WHIP
Jeff Fassero, L ERA: 3.39	(1, 1)	5.1	W	29	9	4	1	6	2	0	0	0	0	0	67	105	1.69	2.062
Jeff Shaw, R ERA: 5.21	(6, 1)	1.2		7	2	2	2	3	0	0	0	0	0	0	21	28	10.80	1.200
Tim Scott, R ERA: 4.66	(8, 1)	0.2		6	2	2	2	0	1	0	1	0	0	0	10	17	27.00	4.500
Mel Rojas, R ERA: 3.94	(8, 1)	1.1	S	6	1	0	0	0	1	0	0	0	0	0	14	25	0.00	1.500

PITCHER	IP	WLS	BF	H	R	ER	SO	BB	IBB	HBP	BLK	WP	HR	S	P	ERA	WHIP

Batter	1	2	3	4	5	6	7	8	9	AB	R	H	RBI	BB	SO	LOB
Tony Tarasco, L (1, 9) OBP: 0.353, SLG: 0.476	B B S S B F S 3-3 ① **K**	X 0-0 ② **F8**			C B B X 2-1 ① **F8**		I I I I 4-0 **IBB**		C C F X 0-2 1B 1B **F9-2** 1B	4	0	1	0	1	1	0
Wil Cordero, R (1, 6) OBP: 0.357, SLG: 0.424	B B X 2-0 **HR**	B B B C S X 3-2 ③ **G3-1**			X 0-0 ② **F8**		S S C 0-3 ② **K**		1 SAFE C B 1 SAFE C 1 SAFE F B 1 SAFE 2-2 X 1B **1-2** 1B	5	1	2	1	0	1	3
David Segui, S (1, 3) OBP: 0.408, SLG: 0.481	B F B C F X 2-2 CS 1B	F C F B B S 3-3 ① **K**			X 0-0 ③ **F7**		X 0-0 ③ **P5**		M X 0-1 **1-2** **2-3** 1B	5	0	2	0	0	1	3
Moises Alou, R (1, 7) OBP: 0.353, SLG: 0.484	B B F S 1 SAFE X 2-2 ② ③ **G4-3** **1-2**	F C B X 1-2 ② **G5-3**				B B B B 4-0 G1-4-3 **BB**		B X 1-0 2B 2B	F S F X 0-2 ① **P4**	4	1	1	0	1	0	4
Darrin Fletcher, L (1, 2) OBP: 0.363, SLG: 0.458 Mark Grudzielanek, R (8, PR) OBP: 0.303, SLG: 0.327 (8, 4)		B B B B 4-0 1B 1B **BB** C X 0-1 ③ **G4-3**				1 SAFE B B C B 1 SAFE F X 3-2 ① **P2**		B F B S F X 2-2 2-H 1B 2B B S X 1-1 ② ③ **F9-2** 3-H		3 1	1 1	1 0	1 0	1 0	0 0	1 3
Rondell White, R (1, 8) OBP: 0.376, SLG: 0.534		B B B C X 3-1 1B **1-3** HR 1B		B F C X 1-2 ① **G4-3**		C F 1 SAFE B 1 SAFE X 1-2 ② ③ **G1-4-3** **1-2f**		B C F C 1-3 ① **K**		4	1	1	0	0	1	2
Jeff Treadway, L (1, 4) OBP: 0.238, SLG: 0.250 Tim Laker, R (8, 2) OBP: 0.253, SLG: 0.299		X 0-0 **1-2** HR **3-H** 1B		B F X 1-1 FC5-4 1B			L X 0-1 SH2-4 BB 1B	C X 0-1 **2-H** 1B		4 0	1 0	4 0	2 0	0 0	0 0	0 0
Sean Berry, R (1, 5) OBP: 0.311, SLG: 0.378		B C B X 2-1 **1-H** **2-H** HR		B X 1-0 ② FC5-4 FC5-4 **1-2f**			B B B B 4-0 SH2-4 **1-2** **BB**	F 1 SAFE B F S 1-3 ② **K**		3	1	1	3	1	1	3
Gil Heredia, R (1, 1) OBP: 0.227, SLG: 0.227 Luis Aquino, R (6, 1) OBP: 0.400, SLG: 0.250 Gabe White, L (6, 1) Tim Spehr, R (7, PH) OBP: 0.367, SLG: 0.577 Greg Harris, S (7, 1) OBP: 0.333, SLG: 0.667 Curtis Pride, L (8, PH) OBP: 0.308, SLG: 0.308 Tim Scott, R (8, 1) OBP: 0.333, SLG: 0.333 Mel Rojas, R (9, 1)		C T B F B X 2-2 ① **G2-3**		B X 1-0 ③ FC5-4 **1-2f**			2 SAFE X 0-0 ① SH2-4 **1-2** **2-3**	C X 0-1 ③ **G1-3**		2 0 0 0 0 0 1 0 0	0 0 0 0 0 0 0 0 0	0 0 0 0 0 0 0 0 0	0 0 0 0 0 0 0 0 0	0 0 0 0 0 0 0 0 0	0 0 0 0 0 0 0 0 0	1 0 0 0 0 2 0 0 0
Inning Stats	R: 1 E: 0 K: 1 S: 12 H: 2 LOB: 0 BB: 0 P: 21	R: 4 E: 0 K: 0 S: 13 H: 3 LOB: 0 BB: 1 P: 27	R: 0 E: 0 K: 1 S: 9 H: 0 LOB: 0 BB: 0 P: 13	R: 0 E: 0 K: 0 S: 7 H: 1 LOB: 1 BB: 0 P: 11	R: 0 E: 0 K: 0 S: 4 H: 0 LOB: 0 BB: 0 P: 6	R: 0 E: 0 K: 0 S: 6 H: 0 LOB: 0 BB: 1 P: 14	R: 0 E: 0 K: 1 S: 7 H: 1 LOB: 3 BB: 2 P: 15	R: 2 E: 0 K: 2 S: 15 H: 3 LOB: 2 BB: 0 P: 20	R: 0 E: 0 K: 0 S: 16 H: 3 LOB: 2 BB: 0 P: 19	1B: 9 2B: 3 3B: 0 HR: 2 SF: 0 SAC: 1 DP: 2 HBP: 0						

PITCHER		IP	WLS	BF	H	R	ER	SO	BB	IBB	HBP	BLK	WP	HR	S	P	ERA	WHIP
Bobby Witt, R ERA: 4.7	(1, 1)	5.0		21	6	5	5	2	1	0	0	0	0	2	45	78	9.00	1.400
Matt Mantei, R ERA: 2.25	(6, 1)	1.0		3	0	0	0	0	1	0	0	0	0	0	6	14	0.00	1.000
Yorkis Perez, L ERA: 6.75	(7, 1)	0.0		2	1	0	0	0	1	0	0	0	0	0	2	6	∞	∞
Terry Mathews, R ERA: 3.14	(7, 1)	2.0	L	10	3	2	2	3	0	1	0	0	0	0	20	29	9.00	1.500
Robb Nen, R ERA: 4.15	(9, 1)	1.0		5	3	0	0	0	0	0	0	0	0	0	16	19	0.00	3.000

PITCHER	IP	WLS	BF	H	R	ER	SO	BB	IBB	HBP	BLK	WP	HR	S	P	ERA	WHIP

TOP

Montreal Expos @ Florida Marlins

Joe Robbie Stadium, Miami, FL

Sun Jul 02 1995, 3:33 AM EDT
Att. 20,226 - Overcast - 92 F

livebaseballscorecards.com

AB	36
R	7
H	13
RBI	7
BB	4
SO	5
LOB	22

WP: 0 PB: 0 SB: 0 CS: 1 PA: 41

Batter	1	2	3	4	5	6	7	8	9	AB	R	H	RBI	BB	SO	LOB
Chuck Carr, S (1, 8) OBP: 0.338, SLG: 0.291	L X 0-1 CS 1B		B F B X 2-1 1B		C B B F B 4-2 1B BB	F F B F B X 3-2 1B 1-3 2-H 2B		C F B B F B H 4-2 FC1-6 SH HBP	S S S 0-3 ③ K	4	1	3	1	1	1	2
Jerry Browne, S (1, 4) (9, 9) OBP: 0.322, SLG: 0.286	1 SAFE C C T X 0-2 ① 1-2 1B		1 SAFE 1 SAFE B X 1-0 ③ G4-3		B B X 2-0 1-2 2-3 3-H 1B	B C X 1-1 2-H 3-H 1B		B L X 1-1 SH FC1-6 1-2		4	0	3	3	0	0	1
Jeff Conine, R (1, 7) OBP: 0.417, SLG: 0.573	B X 1-0 ② F9			F B C F F S 1-3 ① K	X 0-0 ②③ F9-2 3-H	C X 0-1 ③ P4		X 0-0 ① P2		5	0	0	0	0	1	7
Terry Pendleton, S (1, 5) OBP: 0.339, SLG: 0.426	C 1 SAFE X 0-1 ③ F8			S S X 0-2 2B		B X 1-0 ① F7	B X 1-0 BB 1B	F F X 0-2 ② FC1-6 1-2f 2-3		5	0	2	0	0	0	3
Tommy Gregg, L (1, 9) OBP: 0.304, SLG: 0.424 Robb Nen, R (9, 1)		C X 0-1 ① G4-3		B X 1-0 ② F8		B C B F C 2-3 ② K	1 SAFE 1 SAFE X 0-0 BB 1-2 1B	S C S S 0-3 ③ K		5 0	0 0	1 0	0 0	0 0	2 0	3 0
Russ Morman, R (1, 3) OBP: 0.385, SLG: 0.615		B C X 1-1 ② G5-3		C B X 1-1 ③ G4-3		B C B F X 2-2 1B 1B 1B	B B C X 2-1 ① P2		F X 0-1 SH5-4 1B	5	1	2	0	0	0	3
Kurt Abbott, R (1, 6) OBP: 0.314, SLG: 0.488		C S B C 1-3 ③ K			X 0-0 G6-3 1B 1B	B S B F X 2-2 1-2 1B 1B	C S B S 1-3 ② K	X 0-0 SH5-4 1-2 1B		5	2	3	0	0	2	2
Steve Decker, R (1, 2) OBP: 0.378, SLG: 0.276 Charles Johnson, R (8, 2) OBP: 0.297, SLG: 0.325			C B X 1-1 ① G1-4-3		C X 0-1 1B G6-3 1-2 F9-2 1B	B F X 1-1 1B 1-2 2-3 2B 1B	B B C B B 4-1 1-2 2-3 BB	L X 0-1 ① SH5-4 1-2 2-3		3 0	1 0	2 0	0 0	1 0	0 0	0 0
Bobby Witt, R (1, 1) OBP: 0.143, SLG: 0.158 Andre Dawson, R (5, PH) OBP: 0.277, SLG: 0.423 Matt Mantei, R (6, 1) Greg Colbrunn, R (6, PH) OBP: 0.307, SLG: 0.418 Yorkis Perez, L (7, 1) Terry Mathews, L (7, 1) OBP: 0.364, SLG: 0.545 Quilvio Veras, S (9, 4) OBP: 0.357, SLG: 0.313			B S F B S 2-3 ② K		F X 0-1 ① G6-3 1-2 2-3	C B B X 2-1 2B 1B 1-2 2-H 3-H 1B	S C B B B F F B S 3-3 ③ K		S F B C 1-3 ② K	1 1 0 1 0 0 1 1	0 0 0 1 0 0 0 0	0 0 0 1 0 0 1 0	0 0 0 2 0 0 3 1	0 0 0 0 0 0 1 0	1 0 0 0 0 0 3 1	0 2 0 0 0 0 2
Inning Stats	R: 0 E: 0 K: 0 S: 9 H: 2 LOB: 1 BB: 0 P: 10	R: 0 E: 0 K: 1 S: 7 H: 0 LOB: 0 BB: 0 P: 9	R: 0 E: 0 K: 1 S: 8 H: 1 LOB: 1 BB: 0 P: 14	R: 0 E: 0 K: 1 S: 11 H: 1 LOB: 1 BB: 0 P: 14	R: 1 E: 0 K: 0 S: 10 H: 3 LOB: 2 BB: 1 P: 16	R: 5 E: 0 K: 1 S: 22 H: 6 LOB: 1 BB: 0 P: 36	R: 0 E: 0 K: 2 S: 13 H: 2 LOB: 3 BB: 1 P: 24	R: 0 E: 0 K: 1 S: 13 H: 0 LOB: 2 BB: 0 P: 18	R: 0 E: 0 K: 2 S: 11 H: 2 LOB: 2 BB: 0 P: 12	1B: 15 2B: 3 3B: 0 HR: 0 SF: 0 SAC: 2 DP: 1 HBP: 1						

PITCHER		IP	WLS	BF	H	R	ER	SO	BB	IBB	HBP	BLK	WP	HR	S	P	ERA	WHIP
Gil Heredia, R ERA: 5.51	(1, 1)	5.2		27	11	5	5	4	1	0	0	0	0	0	59	87	7.94	2.118
Luis Aquino, R ERA: 4.55	(6, 1)	0.0		2	2	1	1	0	0	0	0	0	0	0	6	10	∞	∞
Gabe White, L ERA: 2.65	(6, 1)	0.1		1	0	0	0	0	0	0	0	0	0	0	2	2	0.00	0.000
Greg Harris, R ERA: 2.81	(7, 1)	1.0	W	6	2	0	0	2	1	0	0	0	0	0	13	24	0.00	3.000
Tim Scott, R ERA: 4.5	(8, 1)	1.0		5	0	0	0	1	0	0	1	0	0	0	13	18	0.00	0.000

PITCHER		IP	WLS	BF	H	R	ER	SO	BB	IBB	HBP	BLK	WP	HR	S	P	ERA	WHIP
Mel Rojas, R ERA: 3.82	(9, 1)	1.0	S	5	2	0	0	2	0	0	0	0	0	0	11	12	0.00	2.000

BOTTOM

Montreal Expos @ Florida Marlins

Joe Robbie Stadium, Miami, FL

Sun Jul 02 1995, 3:33 AM EDT

Att. 20,226 - Overcast - 92 F

livebaseballscorecards.com

AB	41
R	6
H	17
RBI	6
BB	2
SO	9
LOB	28

WP: 0 PA: 46
PB: 0
SB: 0
CS: 1

Batter	1	2	3	4	5	6	7	8	9	AB	R	H	RBI	BB	SO	LOB
Steve Finley, L (1, 8) OBP: 0.350, SLG: 0.396	C B B X 2-1 ① G4-3			B C T B F B X 3-2 G4-3 3B		B X 1-0 E 2B	B C B X 2-1 ③ G3		X 0-0 ③ G4-3	5	2	2	0	0	0	3
Jody Reed, R (1, 4) OBP: 0.364, SLG: 0.290	C B B B C B 4-2 G6-4-3 BB			B X 1-0 ① P3		B C X 1-1 E6 HBP 2-H		C C C 0-3 ① K		3	0	0	0	1	1	1
Tony Gwynn, L (1, 9) OBP: 0.396, SLG: 0.472	1 SAFE B 1 SAFE F 1 SAFE 1 SAFE X 1-1 ②③ G6-4-3 1-2f			S C B B X 2-2 ② G4-3 3-H		X 0-0 ① F8		C B X 1-1 1B		4	0	1	1	0	0	2
Ken Caminiti, S (1, 5) OBP: 0.354, SLG: 0.474		B B C C B X 3-2 CS 1B		B B C F B F X 3-2 ③ G6-3		F B 1 SAFE S F F F X 1-2 ② F9		B S B X 2-1 ② F8		4	0	1	0	0	0	2
Eddie Williams, R (1, 3) OBP: 0.324, SLG: 0.436		B F C B 1 SAFE B S 3-3 ①② K 1-2			C X 0-1 ① G5-3	1 SAFE 1 SAFE B F H 2-1 1-2 HBP		B S 1 SAFE C X 1-2 ③ G6-3		3	0	0	0	0	1	2
Melvin Nieves, S (1, 7) OBP: 0.283, SLG: 0.352		X 0-0 ③ G6-3			B B C B C F B 4-2 2B BB	B F F S 1-3 ③ K			S B B F F B B 4-2 1B BB	2	0	0	0	2	1	2
Brad Ausmus, R (1, 2) OBP: 0.325, SLG: 0.390			B T B C B X 3-2 ① L8		B C F B B 1 SAFE X 3-2 1-3 2B		X 0-0 ① G4-3		C B C B B F C 3-3 ① K	4	0	1	0	0	1	1
Andujar Cedeno, R (1, 6) OBP: 0.283, SLG: 0.382			X 0-0 ② G4-3		B C F B F S 2-3 ② K		B B X 2-0 ② F7		S B X 1-1 1-2 1B	4	0	1	0	0	1	2
Glenn Dishman, R (1, 1) OBP: 0.250, SLG: 0.250 Scott Livingstone, L (7, PH) OBP: 0.283, SLG: 0.378 Andres Berumen, R (7, 1) Roberto Petagine, L (9, PH) OBP: 0.419, SLG: 0.447			C S B B S 2-3 ③ K		C X 0-1 ③ G1-3		X 0-0 1B		C C S 0-3 ② K	2 1 0 1	0 0 0 0	0 1 0 0	0 0 0 0	0 0 0 0	1 0 0 1	2 0 0 2
Inning Stats	R: 0 E: 0 K: 0 S: 6 H: 0 LOB: 0 BB: 1 P: 13	R: 0 E: 0 K: 1 S: 7 H: 1 LOB: 0 BB: 0 P: 13	R: 0 E: 0 K: 1 S: 7 H: 0 LOB: 0 BB: 0 P: 12	R: 1 E: 0 K: 0 S: 12 H: 1 LOB: 0 BB: 0 P: 21	R: 0 E: 0 K: 1 S: 14 H: 1 LOB: 2 BB: 1 P: 23	R: 1 E: 1 K: 1 S: 15 H: 1 LOB: 2 BB: 0 P: 21	R: 0 E: 0 K: 0 S: 5 H: 1 LOB: 1 BB: 0 P: 9	R: 0 E: 0 K: 1 S: 10 H: 1 LOB: 1 BB: 0 P: 14	R: 0 E: 0 K: 2 S: 13 H: 1 LOB: 2 BB: 1 P: 21	1B: 4 2B: 3 3B: 1 HR: 0	SF: 0 SAC: 0 DP: 2 HBP: 1					

PITCHER	IP	WLS	BF	H	R	ER	SO	BB	IBB	HBP	BLK	WP	HR	S	P	ERA	WHIP
John Burkett, R (1, 1) ERA: 4.99	9.0	W	37	7	2	1	7	3	0	1	0	0	0	89	147	1.00	1.111

PITCHER	IP	WLS	BF	H	R	ER	SO	BB	IBB	HBP	BLK	WP	HR	S	P	ERA	WHIP

TOP

San Diego Padres @ Florida Marlins

Joe Robbie Stadium, Miami, FL

Mon Jul 03 1995, 7:05 PM EDT

Att. 27,292 - Unknown - 89 F

livebaseballscorecards.com

AB	33
R	2
H	7
RBI	1
BB	3
SO	7
LOB	19

WP: 0 PB: 0 SB: 0 CS: 1 PA: 37

San Diego Padres @ Florida Marlins

Joe Robbie Stadium, Miami, FL

Mon Jul 03 1995, 7:05 PM EDT

Att. 27,292 - Unknown - 89 F

livebaseballscorecards.com

BOTTOM

Batter	1	2	3	4	5	6	7	8	9	AB	R	H	RBI	BB	SO	LOB
Quilvio Veras, S (1, 4) OBP: 0.360, SLG: 0.313	C X 0-1 S 1B 1B 1B	C B B X 2-1 ③ F9			X 0-0 ① B2-3		C F B B B B 4-2 WP 1-2 1B BB			3	2	1	0	1	0	1
Chuck Carr, S (1, 8) OBP: 0.336, SLG: 0.289	B X 1-0 S 1-2 1B 1B		F F B B S 2-3 ① K		B S F B B F X 3-2 ② F8		C B C X 1-2 ② G6-3 1-2 2-3			4	1	1	0	0	1	2
Jeff Conine, R (1, 7) OBP: 0.423, SLG: 0.572	B B F B B 4-1 L1-4 1B 1-2 2-3 BB		C F B B F X 2-2 ② G5-3		S X 0-1 FC6-4 1B		I I I I 4-0 1B IBB			2	0	1	0	2	0	0
Terry Pendleton, S (1, 5) OBP: 0.346, SLG: 0.445	F B X 1-1 1-2 2-H 3-H 1B		X 0-0 HR		X 0-0 ③ FC6-4 1-2f		S B S F X 1-2 1-3 2-H 3-H 1B			4	1	3	5	0	0	1
Greg Colbrunn, R (1, 3) OBP: 0.301, SLG: 0.410	C B S X 1-2 ① ② L1-4 2-3		B C S X 1-2 ③ F9			X 0-0 ① L8	B X 1-0 ③ F8			4	0	0	0	0	0	4
Russ Morman, R (1, 9) OBP: 0.313, SLG: 0.500 Jerry Browne, S (7, 9) OBP: 0.330, SLG: 0.295	C F 1 SAFE 1 SAFE F P F 1 SAFE B 3-3 ③ F B S K			B S B X 2-1 ① G6-3		B X 1-0 ② G5-3		B C C B F X 2-2 FC6-4 1B		3	0	0	0	0	1	1
										1	0	1	0	0	0	0
Kurt Abbott, R (1, 6) OBP: 0.313, SLG: 0.482 Alex Arias, R (9, 6) OBP: 0.367, SLG: 0.412		B X 1-0 ① F7		F X 0-1 1B		S T B T 1-2 ③ K		F 1 SAFE X 0-1 ① F9		4	0	1	0	0	1	1
										0	0	0	0	0	0	0
Charles Johnson, R (1, 2) OBP: 0.296, SLG: 0.324		C B F F B F F B S 3-3 ② K		B C 1 SAFE X 1-1 ② P6			B F C B F X 2-2 WP BB 1B 1B	C B 1 SAFE X 1-1 ② L7		4	1	1	0	0	1	2
John Burkett, R (1, 1) OBP: 0.188, SLG: 0.161		F B B X 2-1 1B		X 0-0 ③ P4			L 1 SAFE L B B 1 SAFE L 2-3 ① K	1 SAFE B X 1-0 ③ FC6-4 1-2f		4	0	1	0	0	1	3
Inning Stats	R: 2 E: 0 K: 1 S: 16 H: 3 LOB: 1 BB: 1 P: 25	R: 0 E: 0 K: 1 S: 11 H: 1 LOB: 1 BB: 0 P: 19	R: 1 E: 0 K: 1 S: 11 H: 1 LOB: 0 BB: 0 P: 16	R: 0 E: 0 K: 0 S: 7 H: 1 LOB: 1 BB: 0 P: 10	R: 0 E: 0 K: 0 S: 9 H: 1 LOB: 1 BB: 0 P: 12	R: 0 E: 0 K: 1 S: 5 H: 0 LOB: 0 BB: 0 P: 7	R: 2 E: 0 K: 1 S: 17 H: 2 LOB: 2 BB: 2 P: 32	R: 0 E: 0 K: 0 S: 9 H: 1 LOB: 1 BB: 0 P: 13		1B: 9 2B: 1 3B: 0 HR: 1	SF: 0 SAC: 0 DP: 1 HBP: 0					

	AB	33
	R	5
	H	10
	RBI	5
	BB	3
	SO	5
	LOB	15

WP: 1 PA: 36
PB: 0
SB: 2
CS: 0

PITCHER		IP	WLS	BF	H	R	ER	SO	BB	IBB	HBP	BLK	WP	HR	S	P	ERA	WHIP
Glenn Dishman, L ERA: 3.71	(1, 1)	6.0	L	25	7	3	3	4	1	0	0	0	0	1	59	89	4.50	1.333
Andres Berumen, R ERA: 5.4	(7, 1)	2.0		11	3	2	2	1	1	1	0	0	1	0	26	45	9.00	2.000

PITCHER	IP	WLS	BF	H	R	ER	SO	BB	IBB	HBP	BLK	WP	HR	S	P	ERA	WHIP

Batter	1	2	3	4	5	6	7	8	9	AB	R	H	RBI	BB	SO	LOB
Steve Finley, L (1, 8) OBP: 0.354, SLG: 0.395	B X 1-0 ① P5		B B B B 4-0 BB		B X 1-0 ② P5		C X 0-1 1B 1B		B B B C B 4-1 S 1B 2-H BB	3	1	1	0	2	0	1
Jody Reed, R (1, 4) OBP: 0.360, SLG: 0.287	B B F F B X 3-2 ② L5		B B X 2-0 ③ F7		B C C S 1-3 ③ K		B B C B F X 3-2 1-2 1B		C C F B B C 2-3 ② K	5	0	1	0	0	2	4
Tony Gwynn, L (1, 9) OBP: 0.400, SLG: 0.479	X 0-0 ③ G1-3			C X 0-1 2B		B C F X 1-2 2B 1B	C B B F X 2-2 ③ G6-3		C X 0-1 1-H 1B	5	1	3	1	0	0	2
Ken Caminiti, S (1, 5) OBP: 0.351, SLG: 0.472		B B B C C X 3-2 ① G4-3		C S B B F S 2-3 ① K		1 SAFE T F B X 1-2 1-H 2B		C F S 0-3 ① K	B F X 1-1 ③ L6	5	0	1	1	0	2	2
Roberto Petagine, L (1, 3) OBP: 0.422, SLG: 0.477		X 0-0 ② P5		B F B B S B 4-2 BB		X 0-0 ① F9		X 0-0 HR		3	1	1	1	1	0	1
Brian Johnson, R (1, 2) OBP: 0.314, SLG: 0.418		C S F S 0-3 ③ K		B X 1-0 ② P4		S B S B F F F S 2-3 ② K		B F X 1-1 ② F9		4	0	0	0	0	2	3
Melvin Nieves, S (1, 7) OBP: 0.282, SLG: 0.344			S H 1-1 SH1-4 HBP	S B X 1-1 ③ G3-1		C B C S 1-3 ③ K		B C S B C 2-3 ③ K		3	0	0	0	0	2	3
Trevor Hoffman, R (8, 1) OBP: 1.000, SLG: 2.000										0	0	0	0	0	0	0
Andujar Cedeno, R (1, 6) OBP: 0.287, SLG: 0.394			F B X 1-1 ① F9		S S X 0-2 FC1-5 2B		B B F F B X 2-2 ① G6-3		B S F B B X 3-2 WP 2B	4	1	2	0	0	0	1
Andy Ashby, R (1, 1) OBP: 0.105, SLG: 0.056			M L B X 1-2 ② SH1-4 1-2		B 2 SAFE X 1-0 ① FC1-5 2-3		C B B F X 2-2 ② G6-3		B C B S S X 2-2 ① F8	1	0	0	0	0	0	1
Scott Livingstone, L (7, PH) OBP: 0.256, SLG: 0.368										1	0	0	0	0	0	0
Brian Williams, R (7, 1)										0	0	0	0	0	0	0
Phil Clark, R (8, 7) OBP: 0.366, SLG: 0.474										1	0	0	0	0	0	1

TOP

San Diego Padres @ Florida Marlins

Joe Robbie Stadium, Miami, FL

Tue Jul 04 1995, 7:05 PM EDT

Att. 20,660 - Unknown

livebaseballscorecards.com

AB	35
R	4
H	9
RBI	3
BB	3
SO	8
LOB	19

Inning Stats	1	2	3	4	5	6	7	8	9
	R: 0 E: 0 K: 0 S: 5	H: 0 LOB: 0 BB: 0 P: 9	R: 0 E: 0 K: 1 S: 8	H: 0 LOB: 0 BB: 0 P: 11	R: 0 E: 0 K: 0 S: 7	H: 0 LOB: 2 BB: 1 P: 16	R: 0 E: 0 K: 1 S: 11	H: 1 LOB: 2 BB: 1 P: 19	R: 0 E: 0 K: 1 S: 8	H: 1 LOB: 1 BB: 0 P: 11	R: 1 E: 0 K: 2 S: 16	H: 2 LOB: 1 BB: 0 P: 21	R: 0 E: 0 K: 0 S: 14	H: 2 LOB: 2 BB: 0 P: 23	R: 1 E: 0 K: 2 S: 9	H: 1 LOB: 0 BB: 0 P: 12	R: 2 E: 0 K: 1 S: 15	H: 2 LOB: 1 BB: 1 P: 27

| | | | | | | | | | |

San Diego Padres @ Florida Marlins

Joe Robbie Stadium, Miami, FL

Tue Jul 04 1995, 7:05 PM EDT

Att. 20,660 - Unknown

BOTTOM

Batter	1	2	3	4	5	6	7	8	9	AB	R	H	RBI	BB	SO	LOB
Quilvio Veras, S (1, 4) OBP: 0.362, SLG: 0.322	SH1-3 1B 2B	K			B3			SH SH 1B		4	2	2	0	0	1	2
Chuck Carr, S (1, 8) OBP: 0.331, SLG: 0.285	SH1-3 2-3		F9			K		SH 1-H 1B		2	1	0	0	0	1	0
Jeff Conine, R (1, 7) OBP: 0.428, SLG: 0.576	G4-3 3-H 1B		G5-3			HR 1B		2B 3-H 1B		4	2	3	2	0	0	0
Terry Pendleton, S (1, 5) OBP: 0.349, SLG: 0.464	G4-3 1-2		F9			HR 1-H		2B 1-H		4	1	2	3	0	0	1
Greg Colbrunn, R (1, 3) OBP: 0.300, SLG: 0.407	G6-3			G3-6-3 1B		F8		K		4	0	1	0	0	1	2
Tommy Gregg, L (1, 9) OBP: 0.301, SLG: 0.403		F8		G3-6-3 1-2f		G5-3		IBB		3	0	0	0	1	0	1
Robb Nen, R (9, 1)										0	0	0	0	0	0	0
Alex Arias, R (1, 6) OBP: 0.363, SLG: 0.400		SH1-4 1B HBP		K			G5-3	K		3	0	0	0	0	2	2
Charles Johnson, R (1, 2) OBP: 0.296, SLG: 0.322		SH1-4 1-2 1B			K		K	F8		4	0	1	0	0	2	2
Mark Gardner, R (1, 1)		SH1-4 1-2 2-3			K		F9			1	0	0	0	0	1	0
Yorkis Perez, L (7, 1)										0	0	0	0	0	0	0
Jerry Browne, S (7, PH) OBP: 0.326, SLG: 0.291										1	0	0	0	0	0	0
Randy Veres, R (8, 1)										0	0	0	0	0	0	0
Jesus Tavarez, S (9, 9) OBP: 0.244, SLG: 0.231										0	0	0	0	0	0	0
Inning Stats	R: 1 E: 0 K: 0 S: 10 H: 2 LOB: 1 BB: 0 P: 16	R: 0 E: 0 K: 1 S: 11 H: 1 LOB: 2 BB: 0 P: 19	R: 0 E: 0 K: 0 S: 4 H: 0 LOB: 0 BB: 0 P: 6	R: 0 E: 0 K: 1 S: 7 H: 1 LOB: 0 BB: 0 P: 13	R: 0 E: 0 K: 2 S: 8 H: 0 LOB: 0 BB: 0 P: 13	R: 2 E: 0 K: 1 S: 14 H: 2 LOB: 0 BB: 0 P: 17	R: 0 E: 0 K: 1 S: 7 H: 0 LOB: 0 BB: 0 P: 11	R: 3 E: 1 K: 2 S: 17 H: 3 LOB: 2 BB: 1 P: 28		1B: 6 2B: 2 3B: 0 HR: 1	SF: 0 SAC: 3 DP: 1 HBP: 1					

livebaseballscorecards.com

AB	30
R	6
H	9
RBI	5
BB	1
SO	8
LOB	10

WP: 0 PB: 0 SB: 0 CS: 0 PA: 35

PITCHER		IP	WLS	BF	H	R	ER	SO	BB	IBB	HBP	BLK	WP	HR	S	P	ERA	WHIP
Andy Ashby, R ERA: 3.4	(1, 1)	6.0	L	24	6	3	3	5	0	0	1	0	0	1	54	84	4.50	1.000
Brian Williams, R ERA: 5.93	(7, 1)	1.1		8	3	3	2	2	0	0	0	0	0	0	18	26	13.50	2.250
Trevor Hoffman, R ERA: 4.43	(8, 1)	0.2		3	0	0	0	1	0	1	0	0	0	0	6	13	0.00	0.000

PITCHER	IP	WLS	BF	H	R	ER	SO	BB	IBB	HBP	BLK	WP	HR	S	P	ERA	WHIP

San Diego Padres @ Florida Marlins

Joe Robbie Stadium, Miami, FL

Wed Jul 05 1995, 7:05 PM EDT

Att. 18,511 - Unknown - 89 F

livebaseballscorecards.com

TOP

Batter	1	2	3	4	5	6	7	8	9	10	AB	R	H	RBI	BB	SO	LOB
Steve Finley, L (1, 8) OBP: 0.352, SLG: 0.391	C B X 1-1 G3-1 ①		C B F C 1-3 K ②	F X 0-1 G4-3 ③			B B X 2-0 1B 1B ①		B B S C F X 2-2 P5 ②		5	1	1	0	0	1	3
Jody Reed, R (1, 4) OBP: 0.361, SLG: 0.286	B C C X 1-2 G6-3 ②		C H 1-1 1-2 2B HBP		B X 1-0 L8 ①		1 SAFE F 1 SAFE 1 SAFE F B 1 SAFE X 1-2 1-3 1B ①		B C F F B F F F B 3-2 X P4 ③		4	1	1	0	0	0	0
Tony Gwynn, L (1, 9) OBP: 0.400, SLG: 0.482	B X 1-0 G4-3 ③		C B C X 1-2 1-H 2-H 2B		C T X 0-2 F8 ②		X 0-0 1-2 3-H 1B			B B F F X 2-2 L7 ①	5	0	2	3	0	0	0
Ken Caminiti, S (1, 5) OBP: 0.352, SLG: 0.472 Scott Livingstone, L (5, PH) OBP: 0.286, SLG: 0.390 (5, 5)		B B C X 2-1 1B	B C S T X 1-2 F8 ③		C S X 0-2 1B		C B S S 1-3 K ②			X 0-0 HR 1B	2 3	0 1	1 2	0 0	0 0	0 1	1 2
Eddie Williams, R (1, 3) OBP: 0.322, SLG: 0.432 Bryce Florie, R (7, 1) Melvin Nieves, S (10, PH) OBP: 0.287, SLG: 0.371 (10, 7)		F B S F X 1-2 F8 ①		B C B F B F F X 3-2 1B WP 1B 1B	F B C B B S 3-3 K ③		C S S 0-3 K ③			1 SAFE B X 1-0 1-H HR	4 0 1	1 0 1	1 0 1	0 0 2	0 0 0	2 0 0	4 0 0
Phil Clark, R (1, 7) OBP: 0.348, SLG: 0.512 Trevor Hoffman, R (10, 1) OBP: 1.000, SLG: 2.000		B X 1-0 L5 ②		C B X 1-1 F8 ①		B C B C B X 3-2 G6-3 ①		F B B F B F X 3-2 F8 ①		B C F B F F X 2-2 HR	5 0	1 0	1 0	1 0	0 0	0 0	2 0
Brad Ausmus, R (1, 2) OBP: 0.322, SLG: 0.385 Brian Johnson, R (4, 2) OBP: 0.303, SLG: 0.402		B C C C 1-3 K ③		B 1 SAFE B C S C 2-3 1-2 K ②		C S B S 1-3 K ②		B X 1-0 P3 ②		B C B X 2-1 G5-3 ②	2 3	0 0	0 0	0 0	0 0	2 1	2 0
Andujar Cedeno, R (1, 6) OBP: 0.285, SLG: 0.389			C F B F F B T 2-2 K ①	C B S B X 2-2 1B 2-3 1B		B C B B X 3-1 G6-3 ③		F B X 1-1 F8 ③		B C B F B S 3-3 K ③	5	0	1	0	0	2	0
Joey Hamilton, R (1, 1) OBP: 0.114, SLG: 0.121 Roberto Petagine, L (7, 3) OBP: 0.418, SLG: 0.472			C B X 1-1 HBP 2B 1B	B C B F X 2-2 1-2 3-H 1B			B C S S 1-3 K ①		C B B B F C 3-3 K ①		3 1	1 0	2 0	1 0	0 0	1 1	0 0
Inning Stats	R: 0 E: 0 K: 0 S: 6 H: 0 LOB: 0 BB: 0 P: 9	R: 0 E: 0 K: 1 S: 10 H: 1 LOB: 1 BB: 0 P: 15	R: 2 E: 0 K: 2 S: 18 H: 2 LOB: 1 BB: 0 P: 25	R: 1 E: 0 K: 1 S: 18 H: 3 LOB: 2 BB: 0 P: 28	R: 0 E: 0 K: 1 S: 10 H: 1 LOB: 1 BB: 0 P: 14	R: 0 E: 0 K: 1 S: 8 H: 0 LOB: 0 BB: 0 P: 15	R: 1 E: 0 K: 3 S: 14 H: 3 LOB: 2 BB: 0 P: 19	R: 0 E: 0 K: 0 S: 7 H: 0 LOB: 0 BB: 0 P: 12	R: 0 E: 0 K: 1 S: 14 H: 0 LOB: 0 BB: 0 P: 22	R: 3 E: 0 K: 1 S: 15 H: 3 LOB: 0 BB: 0 P: 25	1B: 10 2B: 1 3B: 0 HR: 2 SF: 0 SAC: 0 DP: 0 HBP: 1						

	AB	43
	R	7
	H	13
	RBI	7
	BB	0
	SO	11
	LOB	14

WP: 1 PB: 0 SB: 0 CS: 0 PA: 44

PITCHER		IP	WLS	BF	H	R	ER	SO	BB	IBB	HBP	BLK	WP	HR	S	P	ERA	WHIP
Chris Hammond, L ERA: 2.55	(1, 1)	6.2		31	10	4	4	8	0	0	1	0	1	0	81	122	5.40	1.500
Terry Mathews, R ERA: 3.05	(7, 1)	1.1		4	0	0	0	1	0	0	0	0	0	0	10	15	0.00	0.000
Yorkis Perez, L ERA: 6.66	(9, 1)	1.1	L	5	1	1	1	1	0	0	0	0	0	0	18	28	6.75	0.750
Randy Veres, R ERA: 3.14	(10, 1)	0.2		4	2	2	2	1	0	0	0	0	0	2	11	19	27.00	3.000

PITCHER	IP	WLS	BF	H	R	ER	SO	BB	IBB	HBP	BLK	WP	HR	S	P	ERA	WHIP

San Diego Padres @ Florida Marlins

Joe Robbie Stadium, Miami, FL

Wed Jul 05 1995, 7:05 PM EDT

Att. 18,511 - Unknown - 89 F

BOTTOM

livebaseballscorecards.com

Batter	1	2	3	4	5	6	7	8	9	10	AB	R	H	RBI	BB	SO	LOB
Quilvio Veras, S (1, 4) OBP: 0.367, SLG: 0.333	1-2 FC2-5 2B		2-2 S 1B 1B		2-2 G6-3 ①		1-1 SH1-3 1B 1B	2-2 FC4 S ② 1-2f 2-3			5	2	3	0	0	0	2
Chuck Carr, S (1, 8) OBP: 0.322, SLG: 0.276	1-0 FC2-5 HR ① 2-3		0-1 P5 ①		1-0 G3 ②		1-0 SH1-3 ② 1-2	2-1 F8 ③ 1-2			4	1	0	0	0	0	4
Jeff Conine, R (1, 7) OBP: 0.431, SLG: 0.590	1-2 HR 1-H		1 SAFE HBP 1B 1-H		2-2 L9 ③		0-1 HBP 1B 2-H		2-2 G1-3 ①		5	1	3	4	0	0	0
Terry Pendleton, S (1, 5) OBP: 0.346, SLG: 0.456	1-3 K ②		2-3 K ②			0-0 G4-3 ①	4-0 HBP IBB		3-2 G4-3 ②		4	0	0	0	1	2	1
Greg Colbrunn, R (1, 3) OBP: 0.303, SLG: 0.402 Randy Veres, R (10, 1)	3-2 F7 ③		4-0 HBP 1-2			0-1 G6-3 ②	2-2 HBP 1-2 2-3		0-0 L5 ③		3	0	0	0	0	0	0
											0	0	0	0	0	0	0
Tommy Gregg, L (1, 9) OBP: 0.295, SLG: 0.379		1-2 G3-1 ①	0-0 G4-3 ③			4-0 BB BB	0-2 F7 ③			3-3 K ①	4	0	0	0	1	1	5
Kurt Abbott, R (1, 6) OBP: 0.313, SLG: 0.476 Terry Mathews, L (7, 1) OBP: 0.364, SLG: 0.545 Jerry Browne, S (8, PH) OBP: 0.333, SLG: 0.291 Yorkis Perez, L (9, 1) Russ Morman, R (10, 3) OBP: 0.294, SLG: 0.471		3-3 K ②		0-1 F9 ①		4-2 BB 1-2		4-2 FC4 SH1-4 BB		1-3 K ②	2	0	0	0	1	1	0
											0	0	0	0	0	0	0
											0	0	0	0	1	0	0
											0	0	0	0	0	0	0
											1	0	0	0	0	1	0
Charles Johnson, R (1, 2) OBP: 0.295, SLG: 0.331		2-1 3B		2-0 G6-3 ②		3-2 G5-3 ③		0-1 SH1-4 ① 1-2		1-3 K ③	4	0	1	0	0	1	2
Chris Hammond, L (1, 1) OBP: 0.321, SLG: 0.400 Alex Arias, R (7, 6) OBP: 0.365, SLG: 0.396		0-3 K ③		0-0 F9 ③			0-0 F9 ①	4-0 FC4 BB			2	0	0	0	0	1	1
											1	0	0	0	1	0	0
Inning Stats	R: 2 H: 2 E: 0 LOB: 0 K: 1 BB: 0 S: 15 P: 22	R: 0 H: 1 E: 0 LOB: 1 K: 2 BB: 0 S: 11 P: 17	R: 1 H: 2 E: 0 LOB: 2 K: 1 BB: 0 S: 13 P: 22	R: 0 H: 0 E: 0 LOB: 0 K: 0 BB: 0 S: 4 P: 6	R: 0 H: 0 E: 0 LOB: 0 K: 0 BB: 0 S: 7 P: 12	R: 0 H: 0 E: 0 LOB: 2 K: 0 BB: 2 S: 8 P: 19	R: 1 H: 2 E: 0 LOB: 3 K: 0 BB: 1 S: 12 P: 20	R: 0 H: 0 E: 0 LOB: 2 K: 0 BB: 2 S: 13 P: 25	R: 0 H: 0 E: 0 LOB: 0 K: 0 BB: 0 S: 7 P: 12	R: 0 H: 0 E: 0 LOB: 0 K: 3 BB: 0 S: 12 P: 17	1B: 4 SF: 0 2B: 1 SAC: 2 3B: 1 DP: 0 HR: 1 HBP: 2						

	AB	35
	R	4
	H	7
	RBI	4
	BB	5
	SO	7
	LOB	15

WP: 0 PA: 44
PB: 0
SB: 2
CS: 0

PITCHER	IP	WLS	BF	H	R	ER	SO	BB	IBB	HBP	BLK	WP	HR	S	P	ERA	WHIP
Joey Hamilton, R (1, 1) ERA: 2.92	6.2		31	7	4	4	4	2	1	1	0	0	1	64	110	5.40	1.350
Bryce Florie, R (7, 1) ERA: 2.6	2.1	W	10	0	0	0	0	2	0	1	0	0	0	26	45	0.00	0.857
Trevor Hoffman, R (10, 1) ERA: 4.22	1.0	S	3	0	0	0	3	0	0	0	0	0	0	12	17	0.00	0.000

PITCHER	IP	WLS	BF	H	R	ER	SO	BB	IBB	HBP	BLK	WP	HR	S	P	ERA	WHIP

Batter	1	2	3	4	5	6	7	8	9	10	11	12	AB	R	H	RBI	BB	SO	LOB
Quilvio Veras, S (1, 4) OBP: 0.361, SLG: 0.327	0-0 G6-3			3-1 G6-3		1-1 L7		1-2 G5-3			0-0 SH1-4 1-2		4	0	0	0	0	0	1
Chuck Carr, S (1, 8) OBP: 0.318, SLG: 0.267	2-1 G4-3			1-0 G6-3		4-2 G5-4-3 BB			2-2 F7		0-1 G4-3 2-3		4	0	0	0	1	0	1
Jeff Conine, R (1, 7) OBP: 0.423, SLG: 0.577	0-0 F7			3-1 L5		1-2 G5-4-3 1-2f			2-3 K		3-3 K		5	0	0	0	0	2	2
Terry Pendleton, S (1, 5) OBP: 0.343, SLG: 0.455		2-1 G3			0-0 F7		1-3 K		0-3 K			0-0 1B 2B	5	0	1	0	0	2	0
Greg Colbrunn, R (1, 3) OBP: 0.305, SLG: 0.402		1-3 K			2-2 FC6-4 1B		0-1 L6			2-0 F8		1-2 G6-3 2-3 1B	5	0	2	0	0	1	0
Kurt Abbott, R (1, 6) OBP: 0.305, SLG: 0.462		1-2 L7			1-1 FC6-4 2B WP 1-2f		0-0 G6-3			3-1 P3		1-2 F7	5	1	0	0	0	0	3
Jerry Browne, S (1, 9) OBP: 0.358, SLG: 0.317			4-0 CS BB		0-1 WP 1-3 1B 2B			3-2 SH3 1B		4-2 BB		1-1 G6-3 1-2f	3	1	2	0	2	0	2
Charles Johnson, R (1, 2) OBP: 0.295, SLG: 0.332			1-3 K		1-0 2-H 3-H 1B			2-1 SH3 1-2		2-2 P3			3	0	1	1	0	1	2
Pat Rapp, R (1, 1) OBP: 0.238, SLG: 0.286			1-3 K 1-2		0-1 G5-3			2-2 K			3-1 G4-3 SH1-4 1B		2	0	0	0	0	1	2
Tommy Gregg, L (8, PHI) OBP: 0.297, SLG: 0.373													1	0	0	0	0	1	1
Terry Mathews, L (8, 1) OBP: 0.364, SLG: 0.545													0	0	0	0	0	0	0
Alex Arias, R (11, PHI) OBP: 0.371, SLG: 0.402													1	0	1	0	0	0	0
Yorkis Perez, L (11, 1)													0	0	0	0	0	0	0
Matt Mantei, R (11, 1)													0	0	0	0	0	0	0
Inning Stats	R: 0 H: 0 E: 0 LOB: 0 K: 0 BB: 0 S: 4 P: 6	R: 0 H: 0 E: 0 LOB: 0 K: 1 BB: 0 S: 8 P: 12	R: 0 H: 0 E: 0 LOB: 0 K: 2 BB: 1 S: 6 P: 12	R: 0 H: 0 E: 0 LOB: 0 K: 0 BB: 0 S: 5 P: 12	R: 2 H: 3 E: 0 LOB: 1 K: 0 BB: 0 S: 13 P: 17	R: 0 H: 0 E: 0 LOB: 0 K: 0 BB: 1 S: 7 P: 13	R: 0 H: 0 E: 0 LOB: 0 K: 1 BB: 0 S: 6 P: 7	R: 0 H: 1 E: 0 LOB: 1 K: 1 BB: 0 S: 12 P: 20	R: 0 H: 0 E: 0 LOB: 0 K: 2 BB: 0 S: 11 P: 15	R: 0 H: 0 E: 0 LOB: 1 K: 0 BB: 1 S: 9 P: 20	R: 0 H: 1 E: 0 LOB: 1 K: 1 BB: 0 S: 9 P: 15	R: 0 H: 2 E: 0 LOB: 1 K: 0 BB: 0 S: 11 P: 14	1B: 5 SF: 0 2B: 2 SAC: 2 3B: 0 DP: 2 HR: 0 HBP: 0						

PITCHER		IP	WLS	BF	H	R	ER	SO	BB	IBB	HBP	BLK	WP	HR	S	P	ERA	WHIP
Mark Petkovsek, R ERA: 4.38	(1, 1)	7.0		24	3	2	2	4	2	0	0	0	1	0	49	79	2.57	0.714
Rene Arocha, R ERA: 3.43	(8, 1)	1.0		4	1	0	0	1	0	0	0	0	0	0	12	20	0.00	1.000
Tom Henke, R ERA: 1.71	(9, 1)	1.0		3	0	0	0	2	0	0	0	0	0	0	11	15	0.00	0.000
Jeff Parrett, R ERA: 4.95	(10, 1)	2.0		8	1	0	0	1	1	0	0	0	0	0	18	35	0.00	1.000
John Habyan, R ERA: 2.88	(12, 1)	1.0	W	4	2	0	0	0	0	0	0	0	0	0	11	14	0.00	2.000

PITCHER	IP	WLS	BF	H	R	ER	SO	BB	IBB	HBP	BLK	WP	HR	S	P	ERA	WHIP

TOP

Florida Marlins @ St. Louis Cardinals

Busch Stadium, St. Louis, MO

Thu Jul 06 1995, 7:05 PM CDT

Att. 22,835 - Unknown - 82 F

livebaseballscorecards.com

AB	38
R	2
H	7
RBI	1
BB	3
SO	8
LOB	14

Batter	1	2	3	4	5	6	7	8	9	10	11	12	AB	R	H	RBI	BB	SO	LOB
Geronimo Pena, S (1, 4) OBP: 0.438, SLG: 0.431	G4-3 HBP BB		K			CS 1B BB	IBB			F8		SH2-4 1-2	2	0	0	0	3	1	0
Allen Battle, R (1, 7) OBP: 0.316, SLG: 0.278	K		F9			1-2 1B	G6-3			G6-3		1B BB	5	0	1	0	1	1	3
Brian Jordan, R (1, 9) (7, 8) OBP: 0.340, SLG: 0.490	G4-3 1-2 HBP			CS BB		K	G1-3	G1-3		2B		1-3 2-H 1B	4	0	2	1	1	1	2
Ray Lankford, L (1, 8) Darnell Coles, R (7, 3) OBP: 0.324, SLG: 0.317	G4-3 1-2 2-3			G6-3 1-2 BB		K 2-3		FC6-4 BB		F7			2 1	0 0	0 0	0 0	1 1	1 0	4 1
Scott Cooper, L (1, 5) OBP: 0.348, SLG: 0.348	L5			G6-3 1-2f			F7	F8			F8		5	0	0	0	0	0	4
John Mabry, L (1, 3) (7, 9) OBP: 0.340, SLG: 0.379	G5-3		G4-3				G5-3 HR 1B	FC6-4 1-2f			FC6-4 1B		5	1	2	0	0	0	1
Tripp Cromer, R (1, 6) John Habyan, R (12, 1) OBP: 0.282, SLG: 0.372	G6-3		G6-3			1B	G5-3 1-2		F9		F8		5 0	0 0	1 0	0 0	0 0	0 0	2 0
Tom Pagnozzi, R (1, 2) OBP: 0.255, SLG: 0.305	G1-3					F7	HR	F9			FC6-4 1-2f		5	1	1	2	0	0	2
Mark Petkovsek, R (1, 1) OBP: 0.200, SLG: 0.143 Gerald Perry, L (7, PH) OBP: 0.197, SLG: 0.193 Rene Arocha, R (8, 1) Tom Henke, R (9, 1) Ramon Caraballo, S (9, PH) OBP: 0.391, SLG: 0.485 Jeff Parrett, R (10, 1) OBP: 1.000, SLG: 1.000 José Oquendo, S (12, 6) OBP: 0.342, SLG: 0.297			G3				2B		F7			SH2-4 1B BB	2 1 0 0 1 0 0	0 0 0 0 0 0 0	0 1 0 0 0 0 0	0 0 0 0 0 0 0	0 0 0 0 0 0 0	0 0 0 0 0 0 0	1 0 0 0 0 0 0
Inning Stats	R: 0 E: 0 K: 1 S: 13 H: 0 LOB: 2 BB: 1 P: 26	R: 0 E: 0 K: 0 S: 6 H: 0 LOB: 0 BB: 0 P: 11	R: 0 E: 0 K: 1 S: 9 H: 0 LOB: 0 BB: 0 P: 12	R: 0 E: 0 K: 0 S: 6 H: 0 LOB: 0 BB: 2 P: 14	R: 0 E: 0 K: 0 S: 10 H: 1 LOB: 1 BB: 0 P: 14	R: 0 E: 0 K: 2 S: 13 H: 1 LOB: 2 BB: 1 P: 21	R: 2 E: 0 K: 0 S: 18 H: 3 LOB: 2 BB: 1 P: 34	R: 0 E: 0 K: 0 S: 15 H: 0 LOB: 1 BB: 1 P: 23	R: 0 E: 0 K: 0 S: 11 H: 0 LOB: 0 BB: 0 P: 15	R: 0 E: 0 K: 0 S: 12 H: 1 LOB: 1 BB: 0 P: 20	R: 0 E: 0 K: 0 S: 11 H: 1 LOB: 1 BB: 0 P: 17	R: 1 E: 0 K: 0 S: 6 H: 1 LOB: 2 BB: 2 P: 15	1B: 5 2B: 3 3B: 0 HR: 1	SF: 0 SAC: 1 DP: 2 HBP: 1		WP: 0 PB: 0 SB: 0 CS: 2		PA: 48	

PITCHER		IP	WLS	BF	H	R	ER	SO	BB	IBB	HBP	BLK	WP	HR	S	P	ERA	WHIP
Pat Rapp, R ERA: 4.95	(1, 1)	7.0		29	5	2	2	4	4	1	1	0	0	1	75	132	2.57	1.286
Terry Mathews, R ERA: 2.85	(8, 1)	3.0		11	1	0	0	0	1	0	0	0	0	0	38	58	0.00	0.667
Yorkis Perez, L ERA: 6.58	(11, 1)	0.1		2	1	0	0	0	0	0	0	0	0	0	4	6	0.00	3.000
Matt Mantei, R ERA: 3.6	(11, 1)	1.0	L	6	1	1	1	0	2	0	0	0	0	0	13	26	9.00	3.000

PITCHER	IP	WLS	BF	H	R	ER	SO	BB	IBB	HBP	BLK	WP	HR	S	P	ERA	WHIP

Florida Marlins @ St. Louis Cardinals

Busch Stadium, St. Louis, MO

Thu Jul 06 1995, 7:05 PM CDT

Att. 22,835 - Unknown - 82 F

BOTTOM

livebaseballscorecards.com

AB	38
R	3
H	8
RBI	3
BB	8
SO	4
LOB	20

Batter	1	2	3	4	5	6	7	8	9	AB	R	H	RBI	BB	SO	LOB
Quilvio Veras, S (1, 4) OBP: 0.355, SLG: 0.321	G6-3		G6-3			G6-3		F9		4	0	0	0	0	0	1
Chuck Carr, S (1, 8) OBP: 0.316, SLG: 0.267	L5			E 1B		F7		F8		4	0	1	0	0	0	1
Jeff Conine, R (1, 7) OBP: 0.420, SLG: 0.571	G3-1			1 SAFE 1 SAFE G1-3 1-3		FC5-4 1B			G4-3	4	0	1	0	0	0	1
Terry Pendleton, S (1, 5) OBP: 0.341, SLG: 0.449		K		G6-4-3 IBB		FC5-4 1-2f			F8	3	0	0	0	1	1	1
Greg Colbrunn, R (1, 3) OBP: 0.304, SLG: 0.403		G6-3 2B		G6-4-3 1-2f			G4-3		F8	4	0	1	0	0	0	2
Russ Morman, R (1, 9) OBP: 0.300, SLG: 0.421		G6-3 2-3			1B BB		G6-3			2	0	0	0	1	0	1
Kurt Abbott, R (1, 6) OBP: 0.305, SLG: 0.460		G6-3			L3 1B 1-3		P9			3	0	1	0	0	0	1
Charles Johnson, R (1, 2) OBP: 0.296, SLG: 0.328			G6-3		L3 1-1			FC6-4 BB		2	0	0	0	1	0	2
Bobby Witt, R (1, 1) OBP: 0.130, SLG: 0.143			G6-3		F7			FC6-4 1-2f		2	0	0	0	0	0	1
Alex Arias, R (8, PH) OBP: 0.368, SLG: 0.398										1	0	0	0	0	0	1
Rob Murphy, L (8, 1) OBP: 1.000, SLG: 1.000										0	0	0	0	0	0	0
Robb Nen, R (8, 1)										0	0	0	0	0	0	0
Inning Stats	R: 0 H: 0 E: 0 LOB: 0 K: 0 BB: 0 S: 5 P: 9	R: 0 H: 1 E: 0 LOB: 1 K: 1 BB: 0 S: 9 P: 16	R: 0 H: 0 E: 0 LOB: 0 K: 0 BB: 0 S: 4 P: 6	R: 0 H: 1 E: 1 LOB: 1 K: 0 BB: 1 S: 10 P: 19	R: 0 H: 1 E: 0 LOB: 1 K: 0 BB: 1 S: 7 P: 13	R: 0 H: 1 E: 0 LOB: 1 K: 0 BB: 0 S: 9 P: 14	R: 0 H: 0 E: 0 LOB: 0 K: 0 BB: 0 S: 8 P: 9	R: 0 H: 0 E: 0 LOB: 1 K: 0 BB: 1 S: 10 P: 19	R: 0 H: 0 E: 0 LOB: 0 K: 0 BB: 0 S: 9 P: 12	1B: 3 SF: 0 2B: 2 SAC: 0 3B: 0 DP: 2 HR: 0 HBP: 0						

PITCHER	IP	WLS	BF	H	R	ER	SO	BB	IBB	HBP	BLK	WP	HR	S	P	ERA	WHIP
Danny Jackson, L (1, 1) ERA: 6.71	9.0	W	32	4	0	0	1	2	1	0	0	0	0	71	117	0.00	0.667

PITCHER	IP	WLS	BF	H	R	ER	SO	BB	IBB	HBP	BLK	WP	HR	S	P	ERA	WHIP

TOP

Florida Marlins @ St. Louis Cardinals

Busch Stadium, St. Louis, MO

Fri Jul 07 1995, 7:05 PM CDT

Att. 24,490 - Unknown

livebaseballscorecards.com

AB	29
R	0
H	4
RBI	0
BB	3
SO	1
LOB	12

PA: 32

WP: 0
PB: 0
SB: 0
CS: 0

Florida Marlins @ St. Louis Cardinals

Busch Stadium, St. Louis, MO

Fri Jul 07 1995, 7:05 PM CDT

Att. 24,490 - Unknown

BOTTOM

Batter	1	2	3	4	5	6	7	8	9	AB	R	H	RBI	BB	SO	LOB
Geronimo Pena, S (1, 4) OBP: 0.412, SLG: 0.400	K		K	F7		G3				4	0	0	0	0	2	3
Allen Battle, R (1, 7) OBP: 0.348, SLG: 0.333	1B BB		L7		HR 2B	F8				3	1	1	0	1	0	1
Brian Jordan, R (1, 9) OBP: 0.338, SLG: 0.486	SAFE 1B		F9		P4		F9			4	0	1	0	0	0	2
Ray Lankford, L (1, 8) OBP: 0.338, SLG: 0.462	K			1B 1B	HR		L8			4	2	2	2	0	1	2
Scott Cooper, L (1, 5) OBP: 0.350, SLG: 0.348	K			SAFE SAFE SAFE SAFE 1B 1B	BB		K			3	1	1	0	1	2	2
John Mabry, L (1, 3) OBP: 0.350, SLG: 0.389		G5-4-3 1B		1B 1B	FC6-4 1B			F8		4	0	3	1	0	0	0
Tripp Cromer, R (1, 6) OBP: 0.277, SLG: 0.365		G5-4-3		G3	K			G6-3		4	0	0	0	0	1	5
Tom Pagnozzi, R (1, 2) OBP: 0.261, SLG: 0.315		P4		1B	FC6-4			2B		4	0	2	1	0	0	2
Danny Jackson, R (1, 1) OBP: 0.238, SLG: 0.250		1B		K		F8		G5-3		4	0	1	0	0	1	3
Inning Stats	R: 0 E: 0 K: 3 S: 13 H: 1 LOB: 2 P: 24	R: 0 E: 0 K: 0 S: 5 H: 1 LOB: 0 BB: 0 P: 7	R: 0 E: 0 K: 1 S: 7 H: 1 LOB: 1 BB: 0 P: 8	R: 2 E: 0 K: 1 S: 18 H: 4 LOB: 2 BB: 0 P: 27	R: 2 E: 0 K: 1 S: 15 H: 3 LOB: 2 BB: 1 P: 22	R: 0 E: 0 K: 0 S: 3 H: 0 LOB: 0 BB: 0 P: 8	R: 0 E: 0 K: 1 S: 7 H: 0 LOB: 0 BB: 0 P: 12	R: 0 E: 0 K: 0 S: 11 H: 1 LOB: 1 BB: 0 P: 12		1B: 8 2B: 2 3B: 0 HR: 1	SF: 0 SAC: 0 DP: 1 HBP: 0					

livebaseballscorecards.com

	AB	34
	R	4
	H	11
	RBI	4
	BB	2
	SO	7
	LOB	20

WP: 0 PB: 0 SB: 0 CS: 0 PA: 36

PITCHER		IP	WLS	BF	H	R	ER	SO	BB	IBB	HBP	BLK	WP	HR	S	P	ERA	WHIP
Bobby Witt, R ERA: 4.74	(1, 1)	7.0	L	32	10	4	4	7	2	0	0	0	0	1	68	108	5.14	1.714
Rob Murphy, L ERA: 8.1	(8, 1)	0.2		2	0	0	0	0	0	0	0	0	0	0	6	6	0.00	0.000
Robb Nen, R ERA: 4.26	(8, 1)	0.1		2	1	0	0	0	0	0	0	0	0	0	5	6	0.00	3.000

PITCHER	IP	WLS	BF	H	R	ER	SO	BB	IBB	HBP	BLK	WP	HR	S	P	ERA	WHIP

Batter	1	2	3	4	5	6	7	8	9	AB	R	H	RBI	BB	SO	LOB
Chuck Carr, S (1, 8) OBP: 0.325, SLG: 0.281	G5-3		F8			G6-4-3, 1B		G3, G6-3, 2B	S, BB	4	1	2	0	1	0	1
Mario Diaz, R (1, 4) OBP: 0.212, SLG: 0.308	F9		G6-4-3, 1B			G6-4-3		G3	G4-3	3	0	1	0	0	0	1
Jerry Browne, S (8, PH) OBP: 0.351, SLG: 0.310										2	0	0	0	0	0	3
Jeff Conine, R (8, 4) OBP: 0.421, SLG: 0.570	FC5-4, 1B		G6-4-3			1B		G6-3		4	0	2	1	0	0	2
Terry Pendleton, S (1, 7) OBP: 0.340, SLG: 0.444	FC5-4			G5-3		L7		2B, HBP		3	0	0	0	0	0	2
Greg Colbrunn, R (1, 3) OBP: 0.307, SLG: 0.409		G2-3		G6-4-3, 1B			G5-3	2B		4	0	2	0	0	0	0
Russ Morman, R (1, 9) OBP: 0.292, SLG: 0.435		G6-3		G6-4-3			2B	G6-3		4	0	1	0	0	0	3
Randy Veres, R (8, 1)										0	0	0	0	0	0	0
Kurt Abbott, R (1, 6) OBP: 0.299, SLG: 0.449		K			G4-3		P4		L7	4	0	0	0	0	1	1
Charles Johnson, R (1, 2) OBP: 0.304, SLG: 0.349			HR		F9		BB		S, S, 1B	3	1	2	1	1	0	0
Quilvio Veras, S (9, PR) OBP: 0.355, SLG: 0.321										0	0	0	0	0	0	0
John Burkett, R (1, 1) OBP: 0.206, SLG: 0.182			1B, 1B		G6-3		F9		F7	2	0	1	0	0	0	0
Alex Arias, R (7, PH) OBP: 0.364, SLG: 0.394										1	0	0	0	0	0	2
Terry Mathews, L (7, 1) OBP: 0.364, SLG: 0.545										0	0	0	0	0	0	0
Yorkis Perez, L (8, 1)										0	0	0	0	0	0	0
Tommy Gregg, L (8, 9) OBP: 0.288, SLG: 0.368										1	0	0	0	0	0	1
Inning Stats	R: 0 E: 0 K: 0 S: 9 H: 1 LOB: 1 BB: 0 P: 14	R: 0 E: 0 K: 1 S: 11 H: 0 LOB: 0 BB: 0 P: 17	R: 1 E: 0 K: 0 S: 11 H: 3 LOB: 1 BB: 0 P: 15	R: 0 E: 0 K: 0 S: 6 H: 1 LOB: 0 BB: 0 P: 9	R: 0 E: 0 K: 0 S: 6 H: 0 LOB: 0 BB: 0 P: 8	R: 0 E: 0 K: 0 S: 7 H: 2 LOB: 1 BB: 0 P: 11	R: 0 E: 0 K: 0 S: 11 H: 1 LOB: 2 BB: 1 P: 20	R: 1 E: 0 K: 0 S: 11 H: 2 LOB: 2 BB: 0 P: 17	R: 0 E: 0 K: 0 S: 14 H: 1 LOB: 3 BB: 1 P: 26	1B: 7 2B: 3 3B: 0 HR: 1 SF: 0 SAC: 0 DP: 3 HBP: 1	WP: 0 PB: 0 SB: 3 CS: 0 PA: 38					

PITCHER		IP	WLS	BF	H	R	ER	SO	BB	IBB	HBP	BLK	WP	HR	S	P	ERA	WHIP
Allen Watson, L ERA: 6.75	(1, 1)	6.2	W	26	8	1	1	1	1	0	0	0	0	1	59	92	1.35	1.350
Rich DeLucia, R ERA: 3.61	(7, 1)	0.1		1	0	0	0	0	0	0	0	0	0	0	2	2	0.00	0.000
Rene Arocha, R ERA: 3.57	(8, 1)	1.0		6	2	1	1	0	0	0	1	0	0	0	11	17	9.00	2.000
Tom Henke, R ERA: 1.65	(9, 1)	1.0	S	5	1	0	0	0	1	0	0	0	0	0	14	26	0.00	2.000

PITCHER	IP	WLS	BF	H	R	ER	SO	BB	IBB	HBP	BLK	WP	HR	S	P	ERA	WHIP

Florida Marlins @ St. Louis Cardinals

Busch Stadium, St. Louis, MO

Sat Jul 08 1995, 7:05 PM CDT

Att. 27,416 - Unknown - 86 F

TOP

livebaseballscorecards.com

AB	35
R	2
H	11
RBI	2
BB	2
SO	1
LOB	16

Florida Marlins @ St. Louis Cardinals

Busch Stadium, St. Louis, MO

Sat Jul 08 1995, 7:05 PM CDT

Att. 27,416 - Unknown - 86 F

BOTTOM

livebaseballscorecards.com

Batter	1	2	3	4	5	6	7	8	9	AB	R	H	RBI	BB	SO	LOB
Geronimo Pena, S (1, 4) OBP: 0.389, SLG: 0.373	C B B C F B X 3-2 F7 ①		C F B S 1-3 K ②	C X 0-1 F7 ③			X 0-0 F8 ②			4	0	0	0	0	1	2
Allen Battle, R (1, 7) OBP: 0.444, SLG: 0.417	S F B B F X 2-2 2B 1B		B B C F B X 3-2 1B HR 1B		X 0-0 FC5-4 1B		S B F B B 4-2 BB			3	1	3	0	1	0	0
Brian Jordan, R (1, 9) OBP: 0.341, SLG: 0.490	X 0-0 1-3 2B		1 SAFE 1 SAFE B 1 SAFE F F 1 SAFE P B 3-2 X 1-2 HR 1B		X 0-0 ① FC5-4 G4-6-3 1-2f		1 SAFE S 1 SAFE F 1 SAFE 1 SAFE X 0-2 ③ F9			4	1	2	0	0	0	2
Ray Lankford, L (1, 8) OBP: 0.340, SLG: 0.472	B C B F B F B 4-2 G4-6-3 BB		B X 1-0 1-H 2-H HR		C 1 SAFE 1 SAFE B F X 1-2 ② ③ G4-6-3 1-2f			B C B B X 3-1 ① L8		3	1	1	3	1	0	1
Scott Cooper, L (1, 5) OBP: 0.348, SLG: 0.344	B C X 1-1 ② ③ G4-6-3 1-2f		F B F B B C 2-3 ③ K			F B X 1-1 ① L4		B C B C B B 4-2 WP BB		3	0	0	0	1	1	3
John Mabry, L (1, 3) OBP: 0.348, SLG: 0.386		F B B B T F X 3-2 ① G4-3		X 0-0 2B 1B		F B B X 2-1 ② G3		B X 1-0 ② F7		4	0	1	0	0	0	1
Tripp Cromer, R (1, 6) OBP: 0.278, SLG: 0.365	C B S S 1-3 ② K		F F B X 1-2 ① L4			C X 0-1 1B		B C C S 1-3 K 1-2		3	0	1	0	0	1	1
Rich DeLucia, R (7, 1) OBP: 0.375, SLG: 0.286										0	0	0	0	0	0	0
Rene Arocha, R (8, 1)										0	0	0	0	0	0	0
Darnell Coles, R (8, PH) OBP: 0.320, SLG: 0.313										1	0	0	0	0	1	1
Tom Henke, R (9, 1)										0	0	0	0	0	0	0
Tom Pagnozzi, R (1, 2) OBP: 0.260, SLG: 0.319		F C X 0-2 ③ G1-3		B 1 SAFE F S X 1-2 1-3 2B		X 0-0 ③ F7		B C X 1-1 ③ G6-3		4	0	1	0	0	0	3
Allen Watson, L (1, 1) OBP: 0.462, SLG: 0.692			C F B B F B X 3-2 ① G3	B C C B S 2-3 ② K			C F B B X 2-2 ① L7			2	0	0	0	0	1	2
José Oquendo, S (7, 6) OBP: 0.340, SLG: 0.295										1	0	0	0	0	0	0

	AB	32
	R	3
	H	9
	RBI	3
	BB	3
	SO	5
	LOB	16

Inning Stats																				
	R: 0	H: 2	R: 0	H: 0	R: 3	H: 3	R: 0	H: 2	R: 0	H: 1	R: 0	H: 1	R: 0	H: 0	R: 0	H: 0	1B: 6	SF: 0	WP: 1	PA: 35
	E: 0	LOB: 2	E: 0	LOB: 0	E: 0	LOB: 0	E: 0	LOB: 2	K: 0	LOB: 0	K: 0	LOB: 1	E: 0	LOB: 1	K: 1	LOB: 2	2B: 2	SAC: 0	PB: 0	
	K: 0	BB: 1	K: 1	BB: 0	K: 2	BB: 0	K: 1	BB: 0	BB: 0	LOB: 0	BB: 1	BB: 0	K: 0	BB: 1	BB: 1	BB: 1	3B: 0	DP: 2	SB: 0	
	S: 14	P: 24	S: 10	P: 14	S: 18	P: 30	S: 12	P: 16	S: 5	P: 6	S: 7	P: 10	S: 11	P: 17	S: 10	P: 20	HR: 1	HBP: 0	CS: 0	

PITCHER		IP	WLS	BF	H	R	ER	SO	BB	IBB	HBP	BLK	WP	HR	S	P	ERA	WHIP
John Burkett, R ERA: 4.96	(1, 1)	6.0	L	26	9	3	3	4	1	0	0	0	0	1	66	100	4.50	1.667
Terry Mathews, R ERA: 2.79	(7, 1)	1.0		4	0	0	0	0	1	0	0	0	0	0	11	17	0.00	1.000
Yorkis Perez, L ERA: 6.41	(8, 1)	0.2		4	0	0	0	1	1	0	0	0	1	0	8	17	0.00	1.500
Randy Veres, R ERA: 3.1	(8, 1)	0.1		1	0	0	0	0	0	0	0	0	0	0	2	3	0.00	0.000

PITCHER	IP	WLS	BF	H	R	ER	SO	BB	IBB	HBP	BLK	WP	HR	S	P	ERA	WHIP

Batter	1	2	3	4	5	6	7	8	9	AB	R	H	RBI	BB	SO	LOB
Chuck Carr, S (1, 8) OBP: 0.327, SLG: 0.280	B F X 1-1 ① F9		C B B B M X 3-2 ① F8		B S B F B F B 4-2 1B 1B BB		B B X 2-0 BB SH3-4 1-2 HR 1B	X 0-0 ③ F8		4	2	1	0	1	0	0
Jerry Browne, S (1, 4) OBP: 0.356, SLG: 0.318	C B X 1-1 E7 1B		C B X 1-1 ② G4-3		1 SAFE B B B X 2-0 1B 1-3 1B		X 0-0 ① SH3-4 1-2 2-3		X 0-0 ① F9	4	0	2	0	0	0	0
Jeff Conine, R (1, 7) OBP: 0.417, SLG: 0.559	F C B B S 2-3 ② K		F B B X 2-1 ③ F9		F B C C 1-3 ② K		I I I I 4-0 BB HR IBB		X 0-0 ② F9	4	1	0	0	1	2	3
Greg Colbrunn, R (1, 3) OBP: 0.305, SLG: 0.405	X 0-0 ③ F7			B F B S F X 2-2 ① G5-3	C F X 0-2 1-2 3-H 1B		S X 0-1 ② L7		C C B B S 2-3 ③ K	5	0	1	1	0	1	4
Kurt Abbott, R (1, 6) OBP: 0.308, SLG: 0.453		C F B F X 1-2 S 1B		F X 0-1 1B 1B	X 0-0 ③ G4-3		S B B B B 4-1 1-2 2-3 3-H HR BB			3	1	2	1	1	0	2
Tommy Gregg, L (1, 9) OBP: 0.298, SLG: 0.417		C F B B S 2-3 ① K 1-2		F 1 SAFE X 0-1 1-3 1B	C C B S 1-3 ① K		F X 0-1 1-H 2-H 3-H HR			4	1	2	4	0	2	1
Alex Arias, R (1, 5) OBP: 0.361, SLG: 0.383		B S B S B B B 4-2 BB		C S S 0-3 ② K	B X 1-0 ② L3		X 0-0 ③ G4-3			3	0	0	0	1	1	2
Steve Decker, R (1, 2) OBP: 0.341, SLG: 0.242		B C C T 1-2 ② K		F B C F F B B F S 3-3 ③ K		F F F X 0-2 ③ L4		S B F F B X 2-2 ① F9		4	0	0	0	0	2	4
Mark Gardner, R (1, 1) OBP: 0.091, SLG: 0.091		X 0-0 ③ G4-3			F B B B X 3-1 ① G5-3		X 0-0 SH3-4 1B BB 1B	F C B F B C 2-3 ② K		4	1	1	0	0	1	2
Inning Stats	R: 0 E: 1 K: 1 S: 8 H: 1 LOB: 1 BB: 0 P: 12	R: 0 E: 0 K: 2 S: 13 H: 1 LOB: 2 BB: 1 P: 21	R: 0 E: 0 K: 0 S: 7 H: 0 LOB: 0 BB: 0 P: 13	R: 0 E: 0 K: 2 S: 17 H: 2 LOB: 2 BB: 0 P: 22	R: 1 E: 0 K: 1 S: 13 H: 2 LOB: 2 BB: 1 P: 23	R: 0 E: 0 K: 1 S: 8 H: 0 LOB: 0 BB: 0 P: 10	R: 5 E: 0 K: 0 S: 9 H: 3 LOB: 0 BB: 2 P: 19	R: 0 E: 0 K: 1 S: 9 H: 0 LOB: 0 BB: 0 P: 13	R: 0 E: 0 K: 1 S: 5 H: 0 LOB: 0 BB: 0 P: 7	1B: 8 2B: 0 3B: 0 HR: 1 SF: 0 SAC: 1 DP: 0 HBP: 0						

PITCHER		IP	WLS	BF	H	R	ER	SO	BB	IBB	HBP	BLK	WP	HR	S	P	ERA	WHIP
Ken Hill, R ERA: 4.56	(1, 1)	7.0	L	34	9	6	6	7	3	1	0	0	0	1	75	120	7.71	1.714
Rich DeLucia, R ERA: 3.54	(8, 1)	1.0		3	0	0	0	1	0	0	0	0	0	0	9	13	0.00	0.000
Tony Fossas, L ERA: 0.92	(9, 1)	1.0		3	0	0	0	1	0	0	0	0	0	0	5	7	0.00	0.000

PITCHER	IP	WLS	BF	H	R	ER	SO	BB	IBB	HBP	BLK	WP	HR	S	P	ERA	WHIP

TOP

Florida Marlins @ St. Louis Cardinals

Busch Stadium, St. Louis, MO

Sun Jul 09 1995, 3:33 AM CDT
Att. 25,458 - Sunny - 91 F

livebaseballscorecards.com

AB	35
R	6
H	9
RBI	6
BB	4
SO	9
LOB	18

WP: 0	PA: 40					
PB: 0						
SB: 1						
CS: 0						

Batter	1	2	3	4	5	6	7	8	9	AB	R	H	RBI	BB	SO	LOB
Geronimo Pena, S (1, 4) OBP: 0.382, SLG: 0.365	X 0-0 1B		B S B X 2-1 F8 ②		B X 1-0 L4 ③			X 0-0 F7 ①		4	0	1	0	0	0	1
Allen Battle, R (1, 7) OBP: 0.387, SLG: 0.357	B S 1 X SAFE 1-1 F9 ①		B C C C 1-3 K ③			B B C B X 3-1 F8 ①		B X 1-0 P5 ②		4	0	0	0	0	1	1
Brian Jordan, R (1, 9) OBP: 0.336, SLG: 0.483	C F F C 0-3 K ②			C B F B F B F S 3-3 K ①		X 0-0 F9 ②		C S T 0-2 K ③		4	0	0	0	0	3	1
Ray Lankford, L (1, 8) OBP: 0.339, SLG: 0.473	B C B F 1 X SAFE 2-2 F8 ③			F B F F X 1-2 G4-3 2B		C B B X 2-1 G4-3 ③			B C F F S 1-3 K ①	4	0	1	0	0	1	1
Scott Cooper, L (1, 5) OBP: 0.347, SLG: 0.342		B F B X 2-1 FC4 1B		C B B B X 3-1 G4-3 ② 2-3			F F X 0-2 G4-3 ①		C B X 1-1 F8 ②	4	0	1	0	0	0	1
John Mabry, L (1, 3) OBP: 0.345, SLG: 0.382		C B F X 1-2 FC4 ① 1-2f		X 0-0 G6-3 ③			B X 1-0 F8 ②		C B B B X 3-1 1B	4	0	1	0	0	0	2
Tripp Cromer, R (1, 6) OBP: 0.277, SLG: 0.362		B F B C S 2-3 K ②			S B F S 1-3 K ①		F F F F F X 0-2 1B 1B		S C B B X 2-2 P4 ③	4	0	1	0	0	2	2
Tom Pagnozzi, R (1, 2) OBP: 0.262, SLG: 0.319		B F F B B X 3-2 G4-3 ③			X 0-0 F9 ②		C S X 0-2 1-3 1B			3	0	1	0	0	0	1
Ken Hill, R (1, 1) OBP: 0.267, SLG: 0.222			C F S 0-3 K ①		B X 1-0 1B		B B X 2-0 L4 ③			2	0	1	0	0	1	0
Gerald Perry, L (7, PH) OBP: 0.194, SLG: 0.190										1	0	0	0	0	0	2
Rich DeLucia, R (8, 1) OBP: 0.375, SLG: 0.286										0	0	0	0	0	0	0
Tony Fossas, L (9, 1)										0	0	0	0	0	0	0
Inning Stats	R: 0 E: 0 K: 1 S: 10 H: 1 LOB: 1 BB: 0 P: 13	R: 0 E: 0 K: 1 S: 11 H: 1 LOB: 1 BB: 0 P: 19	R: 0 E: 0 K: 2 S: 8 H: 0 LOB: 0 BB: 0 P: 11	R: 0 E: 0 K: 1 S: 11 H: 1 LOB: 1 BB: 0 P: 18	R: 0 E: 0 K: 1 S: 6 H: 1 LOB: 1 BB: 0 P: 9	R: 0 E: 0 K: 0 S: 5 H: 0 LOB: 0 BB: 0 P: 10	R: 0 E: 0 K: 0 S: 14 H: 2 LOB: 2 BB: 0 P: 17	R: 0 E: 0 K: 1 S: 5 H: 0 LOB: 0 BB: 0 P: 6	R: 0 E: 0 K: 1 S: 11 H: 1 LOB: 1 BB: 0 P: 18	1B: 6 2B: 1 3B: 0 HR: 0	SF: 0 SAC: 0 DP: 0 HBP: 0				WP: 0 PB: 0 SB: 0 CS: 0	PA: 34	

PITCHER	IP	WLS	BF	H	R	ER	SO	BB	IBB	HBP	BLK	WP	HR	S	P	ERA	WHIP
Mark Gardner, R (1, 1) ERA: 4.31	9.0	W	34	7	0	0	8	0	0	0	0	0	0	81	121	0.00	0.778

PITCHER	IP	WLS	BF	H	R	ER	SO	BB	IBB	HBP	BLK	WP	HR	S	P	ERA	WHIP

BOTTOM

Florida Marlins @ St. Louis Cardinals

Busch Stadium, St. Louis, MO

Sun Jul 09 1995, 3:33 AM CDT
Att. 25,458 - Sunny - 91 F

livebaseballscorecards.com

AB	34
R	0
H	7
RBI	0
BB	0
SO	8
LOB	12

Batter	1	2	3	4	5	6	7	8	9	AB	R	H	RBI	BB	SO	LOB
Quilvio Veras, S (1, 4) OBP: 0.356, SLG: 0.329	C X 0-1 1B 3B	B B B 4-0 BB		B C S C 1-3 ② K		B C C B B X 3-2 ② F7		B F B B F X 3-2 ③ G5-3		4	1	1	0	1	1	3
Chuck Carr, S (1, 8) OBP: 0.329, SLG: 0.279	B B X 2-0 1B HR 1B 3-H	S X 0-1 ② F9		F B F C 1-3 ③ K		C B C F B B B 4-2 1-2 BB			X 0-0 ① G3	4	1	1	1	1	1	3
Jeff Conine, R (1, 7) OBP: 0.413, SLG: 0.552	B 1 SAFE 1 SAFE C 1 SAFE 1 SAFE F B X 2-2 1-2 HR 1B	B C F B B B F X 3-2 ③ G6-3			B X 1-0 ① F8	C F B X 1-2 ③ G4-3			C B B S S B X 3-2 ② F8	5	1	1	0	0	0	4
Terry Pendleton, S (1, 5) OBP: 0.341, SLG: 0.443	C F X 0-2 ① F9		F B C B X 2-2 1B		B C B F B S 3-3 ② K		S B F S 1-3 ① K		B C C B F X 2-2 1B	5	0	2	0	0	2	2
Greg Colbrunn, R (1, 3) OBP: 0.307, SLG: 0.415	B X 1-0 1-H 2-H HR		X 0-0 ① F7		C C B F F B B F F 4-2 1B BB		X 0-0 ② F9		X 0-0 ③ F9	4	1	1	3	1	0	2
Tommy Gregg, L (1, 9) OBP: 0.295, SLG: 0.408	C B B C X 2-2 ② P2		F B X 1-1 ② F8		B B B C F F X 3-2 1-3 1B		C F B F F F X 1-2 ③ G1-3			4	0	1	0	0	0	1
Kurt Abbott, R (1, 6) OBP: 0.302, SLG: 0.443	X 0-0 ③ L6		C C B F B B X 3-2 ③ P2		S B B X 2-1 ③ G1-3			C S C 0-3 ① K		4	0	0	0	0	1	3
Charles Johnson, R (1, 2) OBP: 0.303, SLG: 0.347		X 0-0 SH3-4 1B		B B B C S S 3-3 ① K		B B X 2-0 ① F8		X 0-0 ② G6-3		4	0	1	0	0	1	0
Chris Hammond, L (1, 1) OBP: 0.387, SLG: 0.464		B 1 SAFE X 1-0 ① SH3-4 1-2		C S X 0-2 1B		X 0-0 BB 1B		X 0-0 1B		3	0	3	0	0	0	0
Inning Stats	R: 4 H: 4 E: 0 LOB: 0 K: 0 BB: 0 S: 14 P: 21	R: 0 H: 1 E: 0 LOB: 2 K: 0 BB: 1 S: 8 P: 16	R: 0 H: 1 E: 0 LOB: 1 K: 0 BB: 0 S: 10 P: 16	R: 0 H: 1 E: 0 LOB: 1 K: 3 BB: 0 S: 12 P: 17	R: 0 H: 1 E: 0 LOB: 2 K: 1 BB: 1 S: 19 P: 32	R: 0 H: 1 E: 0 LOB: 2 K: 0 BB: 1 S: 11 P: 21	R: 0 H: 0 E: 0 LOB: 0 K: 1 BB: 0 S: 10 P: 12	R: 0 H: 1 E: 0 LOB: 1 K: 1 BB: 0 S: 8 P: 11	R: 0 H: 1 E: 0 LOB: 1 K: 0 BB: 0 S: 9 P: 14	1B: 9 SF: 0 2B: 0 SAC: 1 3B: 1 DP: 0 HR: 1 HBP: 0						

Florida Marlins @ Los Angeles Dodgers

Dodger Stadium, Los Angeles, CA

Thu Jul 13 1995, 7:05 PM PDT

Att. 34,308 - Unknown - 72 F

TOP

livebaseballscorecards.com

AB	37
R	4
H	11
RBI	4
BB	3
SO	6
LOB	18

PITCHER		IP	WLS	BF	H	R	ER	SO	BB	IBB	HBP	BLK	WP	HR	S	P	ERA	WHIP
Tom Candiotti, R ERA: 3.01	(1, 1)	6.0	L	30	9	4	4	4	3	0	0	0	0	1	74	123	6.00	2.000
Jose Parra, R ERA: 2.35	(7, 1)	2.0		7	1	0	0	2	0	0	0	0	0	0	18	23	0.00	0.500
Rudy Seanez, R ERA: 4.7	(9, 1)	1.0		4	1	0	0	0	0	0	0	0	0	0	9	14	0.00	1.000

PITCHER	IP	WLS	BF	H	R	ER	SO	BB	IBB	HBP	BLK	WP	HR	S	P	ERA	WHIP

WP: 0 PA: 41
PB: 0
SB: 0
CS: 0

Batter	1	2	3	4	5	6	7	8	9	AB	R	H	RBI	BB	SO	LOB
Jose Offerman, S (1, 6) OBP: 0.399, SLG: 0.384	B X 1-0 G6-3 ①			B B C F B X 3-2 P4 ①		F S X 0-2 G5-3 ②		X 0-0 FC6-4 ③ 1-2f		4	0	0	0	0	0	1
Roberto Kelly, R (1, 8) OBP: 0.311, SLG: 0.348	C S B B X 2-2 F8 ②			B F S F X 1-2 G4-3 ②		B X 1-0 E6			B X 1-0 G5-3 ①	4	0	0	0	0	0	0
Mike Piazza, R (1, 2) OBP: 0.422, SLG: 0.648	B C F X 1-2 G5-3 ③			X 0-0 E6 1B		S B S X 1-2 G5-3 ③			B B B C B 4-1 1B BB	3	0	0	0	1	0	1
Eric Karros, R (1, 3) OBP: 0.371, SLG: 0.528		B X 1-0 L9 ①		X 0-0 FC6-4 1-3 1B			C B B C X 2-2 F8 ①		B C F F X 1-2 1-2 1B	4	0	2	0	0	0	0
Raul Mondesi, R (1, 9) OBP: 0.357, SLG: 0.533		B C C F B B C 3-3 K ②		S B X 1-1 FC6-4 ③ 1-2f			C X 0-1 P4 ②		B X 1-0 P5 ②	4	0	0	0	0	1	4
Tim Wallach, R (1, 5) OBP: 0.337, SLG: 0.418		X 0-0 G3-1 ③			C B X 1-1 P6 ①		C C X 0-2 L7 ③		C B F F X 1-2 F8 ③	4	0	0	0	0	0	2
Billy Ashley, R (1, 7) OBP: 0.338, SLG: 0.400			F C S 0-3 K ①		B X 1-0 G6-3 ②			B B C X 2-1 P9 ①		3	0	0	0	0	1	0
Delino DeShields, L (1, 4) OBP: 0.333, SLG: 0.336			C B B F C 2-3 K ②		C B C X 1-2 F9 ③			B X 1-0 G6-3 ②		3	0	0	0	0	1	0
Tom Candiotti, R (1, 1) OBP: 0.152, SLG: 0.097 Chad Fonville, S (6, PH) OBP: 0.286, SLG: 0.292 Jose Parra, R (7, 1) Mitch Webster, S (8, PH) OBP: 0.250, SLG: 0.303 Rudy Seanez, R (9, 1)			S B C C 1-3 K ③			C S B X 1-2 G4-3 ①		C F F B F X 1-2 FC6-4 1B		1 1 0 1 0	0 0 0 0 0	0 0 0 1 0	0 0 0 0 0	1 0 0 0 0	0 0 0 0 0	0 0 0 0 0
Inning Stats	R: 0 E: 0 K: 0 S: 7 H: 0 LOB: 0 BB: 0 P: 11	R: 0 E: 0 K: 1 S: 6 H: 0 LOB: 0 BB: 0 P: 10	R: 0 E: 0 K: 3 S: 9 H: 0 LOB: 0 BB: 0 P: 12	R: 0 E: 1 K: 0 S: 11 H: 1 LOB: 2 BB: 0 P: 16	R: 0 E: 0 K: 0 S: 6 H: 0 LOB: 0 BB: 0 P: 9	R: 0 E: 1 K: 0 S: 10 H: 0 LOB: 1 BB: 0 P: 13	R: 0 E: 0 K: 0 S: 8 H: 0 LOB: 0 BB: 0 P: 10	R: 0 E: 0 K: 0 S: 9 H: 1 LOB: 1 BB: 0 P: 13	R: 0 E: 0 K: 0 S: 11 H: 1 LOB: 2 BB: 1 P: 19	1B: 3 2B: 0 3B: 0 HR: 0	SF: 0 SAC: 0 DP: 0 HBP: 0						

PITCHER	IP	WLS	BF	H	R	ER	SO	BB	IBB	HBP	BLK	WP	HR	S	P	ERA	WHIP
Chris Hammond, L (1, 1) ERA: 2.28	9.0	W	33	3	0	0	4	1	0	0	0	0	0	77	113	0.00	0.444

PITCHER	IP	WLS	BF	H	R	ER	SO	BB	IBB	HBP	BLK	WP	HR	S	P	ERA	WHIP

BOTTOM

Florida Marlins @ Los Angeles Dodgers

Dodger Stadium, Los Angeles, CA

Thu Jul 13 1995, 7:05 PM PDT

Att. 34,308 - Unknown - 72 F

livebaseballscorecards.com

AB	32
R	0
H	3
RBI	0
BB	1
SO	4
LOB	8

WP: 0 PB: 0 SB: 0 CS: 0 PA: 33

Batter	1	2	3	4	5	6	7	8	9	AB	R	H	RBI	BB	SO	LOB
Quilvio Veras, S (1, 4) OBP: 0.351, SLG: 0.323	C B B C B X 3-2 ① G4-3			F B B B C X 3-2 ① F8			B B X 2-0 ① G4-3		C B F F B F X 2-2 ③ F7	4	0	0	0	0	0	0
Chuck Carr, S (1, 8) OBP: 0.324, SLG: 0.273	C B C B T F F F T 2-2 ② K			F B X 1-1 ② B4-3			X 0-0 ② P4			3	0	0	0	0	1	0
Jeff Conine, R (1, 7) OBP: 0.409, SLG: 0.545	F S X 0-2 ③ G6-3			F X 0-1 ③ G1-3			C C S 0-3 ③ K			3	0	0	0	0	1	0
Terry Pendleton, S (1, 5) OBP: 0.337, SLG: 0.437		F B T F F X 1-2 ① P2			F B S B C 2-3 ① K			X 0-0 ① F8		3	0	0	0	0	1	0
Greg Colbrunn, R (1, 3) OBP: 0.303, SLG: 0.410		C F B X 1-2 ② G3-1			C X 0-1 ② F9			B X 1-0 ② F8		3	0	0	0	0	0	0
Tommy Gregg, L (1, 9) OBP: 0.297, SLG: 0.397 Robb Nen, R (8, 1)		C F B B F B X 3-2 ③ P3			S X 0-1 ③ F8			B B C F B B 4-2 BB		2 0	0 0	0 0	0 0	1 0	0 0	0 0
Kurt Abbott, R (1, 6) OBP: 0.298, SLG: 0.436			B C X 1-1 ① G4-3			F C B B F F F X 2-2 ① G4-3		F F F C 0-3 ③ K		3	0	0	0	0	1	1
Charles Johnson, R (1, 2) OBP: 0.299, SLG: 0.342			B S B S C 2-3 ② K			C B C B X 2-2 ② G5-3			B F C S 1-3 ① K	3	0	0	0	0	2	0
John Burkett, R (1, 1) OBP: 0.200, SLG: 0.176 Mario Diaz, R (6, PH) OBP: 0.256, SLG: 0.302 David Weathers, R (6, 1) OBP: 0.133, SLG: 0.133 Rob Murphy, L (6, 1) OBP: 1.000, SLG: 1.000 Terry Mathews, L (6, 1) OBP: 0.364, SLG: 0.545 Matt Mantei, R (7, 1) Jerry Browne, S (8, 9) OBP: 0.353, SLG: 0.315			C B C S 1-3 ③ K			C F B S 1-3 ③ K			X 0-0 ② G4-3	1 1 0 0 0 0 0 1	0 0 0 0 0 0 0 0	0 0 0 0 0 0 0 0	0 0 0 0 0 0 0 0	1 1 0 0 0 0 0 0	0 0 0 0 0 0 0 0	0 0 0 0 0 0 0 0
Inning Stats	R: 0 H: 0 E: 0 LOB: 0 K: 1 BB: 0 S: 12 P: 17	R: 0 H: 0 E: 0 LOB: 0 K: 0 BB: 0 S: 11 P: 16	R: 0 H: 0 E: 0 LOB: 0 K: 2 BB: 0 S: 8 P: 12	R: 0 H: 0 E: 0 LOB: 0 K: 0 BB: 0 S: 7 P: 11	R: 0 H: 0 E: 0 LOB: 0 K: 1 BB: 0 S: 7 P: 9	R: 0 H: 0 E: 0 LOB: 0 K: 1 BB: 0 S: 12 P: 17	R: 0 H: 0 E: 0 LOB: 0 K: 1 BB: 0 S: 5 P: 7	R: 0 H: 0 E: 0 LOB: 1 K: 1 BB: 1 S: 8 P: 13	R: 0 H: 0 E: 0 LOB: 0 K: 1 BB: 0 S: 9 P: 12	1B: 0 2B: 0 3B: 0 HR: 0	SF: 0 SAC: 0 DP: 0 HBP: 0			WP: 0 PB: 0 SB: 0 CS: 0		PA: 28

PITCHER		IP	WLS	BF	H	R	ER	SO	BB	IBB	HBP	BLK	WP	HR	S	P	ERA	WHIP
Ramon Martinez, R ERA: 4.43	(1, 1)	9.0	W	28	0	0	0	8	1	0	0	0	0	0	79	114	0.00	0.111

PITCHER	IP	WLS	BF	H	R	ER	SO	BB	IBB	HBP	BLK	WP	HR	S	P	ERA	WHIP

TOP

Florida Marlins @ Los Angeles Dodgers

Dodger Stadium, Los Angeles, CA

Fri Jul 14 1995, 7:05 PM PDT

Att. 30,988 - Unknown - 78 F

livebaseballscorecards.com

AB	27
R	0
H	0
RBI	0
BB	1
SO	8
LOB	1

Batter	1	2	3	4	5	6	7	8	9	AB	R	H	RBI	BB	SO	LOB
Delino DeShields, L (1, 4) OBP: 0.336, SLG: 0.333	B C F B X 2-2 ① F7		B B B B 4-0 1B 1B BB	B B C C S 2-3 ③ K		C F B B B B 4-2 3B BB				2	2	0	0	2	1	2
Jose Offerman, S (1, 6) OBP: 0.401, SLG: 0.394	L C B S 1-3 ② K		1 SAFE B C 1 SAFE F 1 SAFE X 1-2 1B 1-3 3-H 1B		C B F B B X 3-2 ① L3	B X 1-0 1-H 2-H 3-H 3B				4	0	2	4	0	1	0
Mike Piazza, R (1, 2) OBP: 0.418, SLG: 0.639	B F F S 1-3 ③ K		F X 0-1 1-3 3-H 1B		B B F X 2-1 ② G6-3	B B F F T 2-2 ③ K				4	0	1	1	0	2	1
Eric Karros, R (1, 3) OBP: 0.366, SLG: 0.520		C B F C 1-3 ① K B X 1-0 ③ G3-1			F F B C 1-3 ③ K		C B F S 2-3 ① K			4	0	0	0	0	3	2
Roberto Kelly, R (1, 7) OBP: 0.314, SLG: 0.350		B F B X 2-1 ② G4-3		C X 0-1 FC6-4 1B		X 0-0 S 1B 1B	C C T 0-2 ② K			4	1	2	0	0	1	0
Raul Mondesi, R (1, 9) OBP: 0.355, SLG: 0.529		B B B X 3-0 ③ G5-3		X 0-0 ① FC6-4 1B S 1-2f 1B		B 1 SAFE F 1 SAFE B S B X 3-2 1B 1-2 3B 1B	X 0-0 ③ P3			4	2	1	0	0	0	1
Tim Wallach, R (1, 5) OBP: 0.335, SLG: 0.414			C C B F X 1-2 ① F7 1 SAFE 1 SAFE S B 1 SAFE S S F B B 3-2 X SH2-3 1B 1-3 1B		C B F B S 2-3 ① K		S F X 0-2 ① G6-3			4	0	1	0	0	1	2
Todd Hollandsworth, L (1, 8) OBP: 0.273, SLG: 0.364			C X 0-1 G4-3 1B 2B	X 0-0 SH2-3 1-2 3-H 1B		C X 0-1 SH1-3 1-3 2-H 3B 1B		B X 1-0 ② L9		4	2	3	2	0	0	0
Ramon Martinez, R (1, 1) OBP: 0.206, SLG: 0.242			B X 1-0 ② G4-3 2-3	X 0-0 ② SH2-3 1-2 2-3		X 0-0 ② SH1-3 1-2		C B C S 1-3 ③ K		2	0	0	0	0	1	1
Inning Stats	R: 0 E: 0 K: 2 S: 9 H: 0 LOB: 0 BB: 0 P: 13	R: 0 E: 0 K: 1 S: 6 H: 0 LOB: 0 BB: 0 P: 12	R: 2 E: 0 K: 0 S: 14 H: 3 LOB: 2 BB: 1 P: 22	R: 1 E: 0 K: 1 S: 12 H: 3 LOB: 2 BB: 0 P: 17	R: 0 E: 0 K: 1 S: 9 H: 0 LOB: 0 BB: 0 P: 15	R: 4 E: 0 K: 2 S: 17 H: 4 LOB: 1 BB: 1 P: 29	R: 0 E: 0 K: 2 S: 7 H: 0 LOB: 0 BB: 0 P: 9	R: 0 E: 0 K: 1 S: 7 H: 0 LOB: 0 BB: 0 P: 9		1B: 8 2B: 1 3B: 1 HR: 0	SF: 0 SAC: 2 DP: 0 HBP: 0			WP: 0 PB: 0 SB: 2 CS: 0	PA: 36	

PITCHER		IP	WLS	BF	H	R	ER	SO	BB	IBB	HBP	BLK	WP	HR	S	P	ERA	WHIP
John Burkett, R ERA: 4.98	(1, 1)	5.0	L	22	6	3	3	5	1	0	0	0	0	0	50	79	5.40	1.400
David Weathers, R ERA: 5.59	(6, 1)	0.1		3	2	2	2	1	0	0	0	0	0	0	7	12	54.00	6.000
Rob Murphy, L ERA: 9.58	(6, 1)	0.1		3	1	0	0	0	1	0	0	0	0	0	6	10	0.00	6.000
Terry Mathews, R ERA: 2.77	(6, 1)	0.1		2	1	2	2	1	0	0	0	0	0	0	4	7	54.00	3.000
Matt Mantei, R ERA: 3.0	(7, 1)	1.0		3	0	0	0	2	0	0	0	0	0	0	7	9	0.00	0.000

PITCHER		IP	WLS	BF	H	R	ER	SO	BB	IBB	HBP	BLK	WP	HR	S	P	ERA	WHIP
Robb Nen, R ERA: 4.13	(8, 1)	1.0		3	0	0	0	1	0	0	0	0	0	0	7	9	0.00	0.000

Florida Marlins @ Los Angeles Dodgers

Dodger Stadium, Los Angeles, CA

Fri Jul 14 1995, 7:05 PM PDT

Att. 30,988 - Unknown - 78 F

BOTTOM

livebaseballscorecards.com

AB	32
R	7
H	10
RBI	7
BB	2
SO	10
LOB	9

Batter	1	2	3	4	5	6	7	8	9	AB	R	H	RBI	BB	SO	LOB
Quilvio Veras, S (1, 4) OBP: 0.353, SLG: 0.323	B B H 3-0 SH5-3 S SF9 HBP		B B C F C 2-3 ② K			B C B X 2-1 S 1B		F F B B S 2-3 K ③		3	1	1	0	0	2	0
Chuck Carr, S (1, 8) OBP: 0.318, SLG: 0.268	B B F X 2-1 ① SH5-3 1-3		X 0-0 ③ G3-1			B 1 SAFE 1 SAFE S F S 1-3 ② K 1-2			F B C B S 2-3 ① K	3	0	0	0	0	2	1
Jeff Conine, R (1, 7) OBP: 0.403, SLG: 0.538	X 0-0 ② SF9 3-H			S B C B S 2-3 ① K		C S B B S 2-3 ③ K			B B B C X 3-1 ② G5-3	3	0	0	1	0	2	1
Terry Pendleton, S (1, 5) OBP: 0.332, SLG: 0.430	B C B X 2-1 ③ F8			C B S X 1-2 ② G6-3			X 0-0 ① G4-3		X 0-0 ③ P6	4	0	0	0	0	0	0
Greg Colbrunn, R (1, 3) OBP: 0.307, SLG: 0.413		X 0-0 1B		C F F F B X 1-2 ③ F9			X 0-0 S 1B			3	0	2	0	0	0	0
Jerry Browne, S (1, 9) OBP: 0.343, SLG: 0.304		C F S 0-3 ① K			X 0-0 ① F9		F B F B F S 2-3 ② K 1-2			3	0	0	0	0	2	2
Kurt Abbott, R (1, 6) OBP: 0.293, SLG: 0.429		B X 1-0 ② P3			B X 1-0 ② G5-3		B B S X 2-1 ③ F9			3	0	0	0	0	0	2
Steve Decker, R (1, 2) OBP: 0.326, SLG: 0.229		B B C X 2-1 ③ F7			C B B F S 2-3 ③ K			F B B F B X 3-2 ① G4-3		2	0	0	0	0	1	1
Alex Arias, R (8, PH) OBP: 0.358, SLG: 0.380										1	0	0	0	0	0	0
Charles Johnson, R (8, 2) OBP: 0.299, SLG: 0.342										0	0	0	0	0	0	0
Bobby Witt, R (1, 1) OBP: 0.120, SLG: 0.130			B F S B X 2-2 ① G5-3			F F S 0-3 ① K		B C X 1-1 ② F8		2	0	0	0	0	1	0
Tommy Gregg, L (8, PH) OBP: 0.293, SLG: 0.392										1	0	0	0	0	0	0
Mark Gardner, R (8, 1) OBP: 0.091, SLG: 0.091										0	0	0	0	0	0	0
Inning Stats	R: 1 E: 0 K: 0 S: 5 H: 0 LOB: 0 BB: 0 P: 12	R: 0 E: 0 K: 1 S: 7 H: 1 LOB: 1 BB: 0 P: 10	R: 0 E: 0 K: 1 S: 8 H: 0 LOB: 0 BB: 0 P: 12	R: 0 E: 0 K: 1 S: 11 H: 0 LOB: 0 BB: 0 P: 15	R: 0 E: 0 K: 1 S: 5 H: 0 LOB: 0 BB: 0 P: 8	R: 0 E: 0 K: 3 S: 11 H: 1 LOB: 1 BB: 0 P: 16	R: 0 E: 0 K: 1 S: 8 H: 1 LOB: 1 BB: 0 P: 12	R: 0 E: 0 K: 1 S: 8 H: 0 LOB: 0 BB: 0 P: 14	R: 0 E: 0 K: 1 S: 6 H: 0 LOB: 0 BB: 0 P: 11	1B: 3 2B: 0 3B: 0 HR: 0 SF: 1 SAC: 1 DP: 0 HBP: 1						

PITCHER		IP	WLS	BF	H	R	ER	SO	BB	IBB	HBP	BLK	WP	HR	S	P	ERA	WHIP
Hideo Nomo, R ERA: 1.9	(1, 1)	9.0	W	31	3	1	1	10	0	0	1	0	0	0	69	110	1.00	0.333

PITCHER	IP	WLS	BF	H	R	ER	SO	BB	IBB	HBP	BLK	WP	HR	S	P	ERA	WHIP

Florida Marlins @ Los Angeles Dodgers

Dodger Stadium, Los Angeles, CA

Sat Jul 15 1995, 7:05 PM PDT

Att. 45,449 - Unknown

TOP

livebaseballscorecards.com

AB	28
R	1
H	3
RBI	1
BB	0
SO	10
LOB	7

WP: 0 PB: 0 SB: 3 CS: 0 PA: 31

BOTTOM

Batter	1	2	3	4	5	6	7	8	9	AB	R	H	RBI	BB	SO	LOB
Delino DeShields, L (1, 4) OBP: 0.334, SLG: 0.332	C B B C X 2-2 HR 1B		C B B B F F F S 3-3 K ①			B B X 2-0 L9 ① B C B F B C 3-3 K ③				4	1	1	0	0	2	1
Jose Offerman, S (1, 6) OBP: 0.402, SLG: 0.405	L F F B 1 SAFE F B 1 SAFE X 2-2 1-H HR		B C X 1-1 F7 ②			B B B B 4-0 1B E BB		B C B C S 2-3 K ①		3	2	1	2	1	1	0
Mike Piazza, R (1, 2) OBP: 0.415, SLG: 0.630	C X 0-1 G2-3 ①		S S F F B B B S 3-3 K ③			C S X 0-2 E 1-3 1B		S B B C F F F S 2-3 K ②		4	0	1	0	0	2	0
Eric Karros, R (1, 3) OBP: 0.362, SLG: 0.513	S S B F X 1-2 F9 ②			B S F F B B S 3-3 K ①		X 0-0 E5 1-2 3-H		B B F C F B F F F 3-3 F S K ③		4	0	0	1	0	2	1
Roberto Kelly, R (1, 7) OBP: 0.311, SLG: 0.346	B F F F F F X 1-2 G1-3 ③			X 0-0 F8 ②		B F X 1-1 F9 ②				3	0	0	0	0	0	2
Raul Mondesi, R (1, 9) OBP: 0.355, SLG: 0.527		X 0-0 B2-5-4 S 1B		F S X 0-2 G5-3 ③		B S F B B X 3-2 G4-3 ③				3	0	1	0	0	0	2
Tim Wallach, R (1, 5) OBP: 0.335, SLG: 0.409		1 SAFE B B B B S B 4-1 1-2 BB			B C X 1-1 G6-3 ①		F B C B B S 3-3 K ①			2	0	0	0	1	1	0
Todd Hollandsworth, L (1, 8) OBP: 0.214, SLG: 0.286	B T F F F F S 1-3 K ①				B B F F X 2-2 L4 ②		B B F F B F C 3-3 K ②			3	0	0	0	0	2	2
Hideo Nomo, R (1, 1) OBP: 0.028, SLG: 0.028		X 0-0 B2-5-4 ② ③ 2-3f			F B C S 1-3 K ③		F X 0-1 1B			3	0	1	0	0	1	2
Inning Stats	R: 2 H: 2 E: 0 LOB: 0 K: 0 BB: 0 S: 20 P: 26	R: 0 H: 1 E: 0 LOB: 1 K: 1 BB: 1 S: 9 P: 14	R: 0 H: 0 E: 0 LOB: 0 K: 2 BB: 0 S: 13 P: 20	R: 0 H: 0 E: 0 LOB: 0 K: 1 BB: 0 S: 8 P: 11	R: 0 H: 0 E: 0 LOB: 0 K: 1 BB: 0 S: 8 P: 12	R: 1 H: 1 E: 1 LOB: 2 K: 0 BB: 1 S: 10 P: 20	R: 0 H: 1 E: 0 LOB: 1 K: 3 BB: 0 S: 12 P: 21	R: 0 H: 0 E: 0 LOB: 0 K: 3 BB: 0 S: 17 P: 24		1B: 4 SF: 0 2B: 0 SAC: 0 3B: 0 DP: 1 HR: 1 HBP: 0						

PITCHER		IP	WLS	BF	H	R	ER	SO	BB	IBB	HBP	BLK	WP	HR	S	P	ERA	WHIP
Bobby Witt, R ERA: 4.67	(1, 1)	7.0	L	28	5	3	3	8	2	0	0	0	0	1	80	124	3.86	1.000
Mark Gardner, R ERA: 4.23	(8, 1)	1.0		3	0	0	0	3	0	0	0	0	0	0	17	24	0.00	0.000

PITCHER	IP	WLS	BF	H	R	ER	SO	BB	IBB	HBP	BLK	WP	HR	S	P	ERA	WHIP

Florida Marlins @ Los Angeles Dodgers

Dodger Stadium, Los Angeles, CA

Sat Jul 15 1995, 7:05 PM PDT

Att. 45,449 - Unknown

livebaseballscorecards.com

AB	29
R	3
H	5
RBI	3
BB	2
SO	11
LOB	10

WP: 0 PA: 31
PB: 0
SB: 1
CS: 0

Batter	1	2	3	4	5	6	7	8	9	AB	R	H	RBI	BB	SO	LOB
Chuck Carr, S (1, 8) OBP: 0.324, SLG: 0.282	B B L F F B C 3-3 ① K		B B X 2-0 2B			L B X 1-1 S 1B		X 0-0 ① SH5-4 1-2		3	0	2	0	0	1	0
Jerry Browne, S (1, 4) OBP: 0.339, SLG: 0.295	B X 1-0 ② F7		C B C X 1-2 ③ G4-3			1 SAFE C 1 SAFE 1 SAFE B B B 1 SAFE B B 4-1 G4-3 1-2 BB		X 0-0 ② G4-3 2-3		3	0	0	0	1	0	2
Jeff Conine, R (1, 7) OBP: 0.401, SLG: 0.533	C X 0-1 ③ G6-3			F B F B F B C 3-3 ① K		X 0-0 ②③ G4-3 1-2f		C F B F X 1-2 FC6-4 3-H 1B		4	0	1	1	0	1	2
Terry Pendleton, S (1, 5) OBP: 0.331, SLG: 0.425 Robb Nen, R (8, 1)		C B B B F B 4-2 WP 1B BB		S X 0-1 ② G4-3			B X 1-0 ① G3-1	X 0-0 ③ FC6-4 1-2f		3 0	1 0	0 0	0 0	1 0	0 0	1 0
Greg Colbrunn, R (1, 3) OBP: 0.306, SLG: 0.414		1 SAFE C X 0-1 ① F9		B X 1-0 ③ G6-3			C F X 0-2 1B 2B		X 0-0 ① F9	4	1	1	0	0	0	1
Tommy Gregg, L (1, 9) OBP: 0.292, SLG: 0.386	F B S X 1-2 L5-3 1-H 1B				C X 0-1 ① G3-1		B F F B B F 2 SAFE F F C 2-3 ② K		C B C B F F B F C 3-3 ② K	4	0	1	1	0	2	1
Alex Arias, R (1, 6) OBP: 0.362, SLG: 0.378 (8, 5)	C X 0-1 ②③ L5-3 1-2				B C C C B X 2-2 ② G4-3		X 0-0 2-H 1B		B C C B B B 4-2 HR BB	3	1	1	1	1	0	1
Charles Johnson, R (1, 2) OBP: 0.298, SLG: 0.355		B B X 2-0 ① F9			C B B F S 2-3 ③ K		S S B B B C 2-3 ③ K		F B X 1-1 1-H HR	4	1	1	2	0	2	1
Pat Rapp, R (1, 1) OBP: 0.217, SLG: 0.261 Terry Mathews, L (7, 1) OBP: 0.417, SLG: 0.583 Kurt Abbott, R (8, 6) OBP: 0.292, SLG: 0.427		S F B B B C 3-3 ② K				F F S 0-3 ① K		B X 1-0 G4-3 SH5-4 1B 1B	B S C X 1-2 ③ F8	2 1 1	0 1 0	0 1 0	0 0 0	0 0 0	2 0 0	0 0 0
Inning Stats	R: 0 H: 0 E: 0 LOB: 0 K: 1 BB: 0 S: 7 P: 11	R: 1 H: 1 E: 0 LOB: 0 K: 0 BB: 1 S: 9 P: 14	R: 0 H: 1 E: 0 LOB: 1 K: 1 BB: 0 S: 8 P: 16	R: 0 H: 0 E: 0 LOB: 0 K: 1 BB: 0 S: 8 P: 12	R: 0 H: 0 E: 0 LOB: 0 K: 1 BB: 0 S: 8 P: 12	R: 0 H: 1 E: 0 LOB: 1 K: 1 BB: 1 S: 7 P: 12	R: 1 H: 2 E: 0 LOB: 1 K: 2 BB: 0 S: 14 P: 19	R: 1 H: 2 E: 0 LOB: 1 K: 0 BB: 0 S: 8 P: 10	R: 2 H: 1 E: 0 LOB: 0 K: 1 BB: 1 S: 14 P: 23	1B: 5 SF: 0 2B: 3 SAC: 1 3B: 0 DP: 2 HR: 1 HBP: 0						

TOP

Florida Marlins @ Los Angeles Dodgers

Dodger Stadium, Los Angeles, CA

Sun Jul 16 1995, 3:33 AM PDT

Att. 35,578 - Overcast

livebaseballscorecards.com

AB	32
R	5
H	8
RBI	5
BB	3
SO	8
LOB	9

WP: 1	PA: 36
PB: 0	
SB: 1	
CS: 0	

PITCHER		IP	WLS	BF	H	R	ER	SO	BB	IBB	HBP	BLK	WP	HR	S	P	ERA	WHIP
Ismael Valdez, R ERA: 3.25	(1, 1)	7.0	L	26	5	2	2	7	2	0	0	0	1	0	61	96	2.57	1.000
Pedro Astacio, R ERA: 4.56	(8, 1)	1.0		5	2	1	1	0	0	0	0	0	0	0	8	10	9.00	2.000
Todd Worrell, R ERA: 0.92	(9, 1)	1.0		5	1	2	2	1	1	0	0	0	0	1	14	23	18.00	2.000

PITCHER	IP	WLS	BF	H	R	ER	SO	BB	IBB	HBP	BLK	WP	HR	S	P	ERA	WHIP

BOTTOM

Batter	1	2	3	4	5	6	7	8	9	AB	R	H	RBI	BB	SO	LOB
Delino DeShields, L (1, 4) OBP: 0.332, SLG: 0.330	C C B S 1-3 ① K		C F B B S 2-3 ③ K			B C F B X 2-2 1B 1B		B C F F X 1-2 G5-3 ①	C B B S X 2-2 ③ F7	5	0	1	0	0	2	2
Jose Offerman, S (1, 6) OBP: 0.403, SLG: 0.406	B F X 1-1 1B			B L B F X 2-2 ① G4-3		1 SAFE B 1 SAFE F C B 1 SAFE 1 SAFE X 2-2 1-3 1B		F F B B S 2-3 ② K		4	0	2	0	0	1	0
Mike Piazza, R (1, 2) OBP: 0.417, SLG: 0.623	F C B B 1 SAFE B X 3-2 ② F8			X 0-0 ② G1-3		I I I I 4-0 IBB		S B S B F B B 4-2 HR BB		2	1	0	0	2	0	1
Eric Karros, R (1, 3) OBP: 0.360, SLG: 0.519	C S F B 1 SAFE C 1-3 ③ K			F F S 0-3 ③ K		B F B X 2-1 ② F8		B F F B B X 3-2 1-H HR		4	1	1	2	0	2	4
Roberto Kelly, R (1, 7) OBP: 0.307, SLG: 0.342		B S S F C 1-3 ① K			C F B S 1-3 ① K	B F F X 1-2 ③ G3-1		C F B F B B B F F F 3-2 X ③ F8		4	0	0	0	0	2	3
Raul Mondesi, R (1, 9) OBP: 0.357, SLG: 0.525	B C X 1-1 CS 1B				F B X 1-1 E5		B B B C B 4-1 FC1-6 BB		F F B C 1-3 ① K	3	0	1	0	1	1	0
Tim Wallach, R (1, 5) OBP: 0.333, SLG: 0.401 Chad Fonville, S (9, PR) OBP: 0.286, SLG: 0.292	B 1 SAFE 1 SAFE B F 1 SAFE F 1 SAFE 1 SAFE 2-3 C ② ③ K 1-2				1 SAFE C X 0-1 ② P3	B X 1-0 ① F9			B B B B C B 4-1 FC4-6 BB	3	0	0	0	1	1	3
										0	0	0	0	0	0	0
Todd Hollandsworth, L (1, 8) OBP: 0.167, SLG: 0.222			X 0-0 ① F9		B F C C 1-3 ③ K	X 0-0 ② FC1-6 1-2f			B B B C C X 3-2 ② FC4-6 1B 1-2f	4	0	0	0	0	1	3
Ismael Valdez, R (1, 1) OBP: 0.097, SLG: 0.097			F F X 0-2 ② P4			S C B S 1-3 ① K	C X 0-1 ③ F8		B B B B C C X 3-2 1-3 1B	2	0	0	0	0	1	0
Chris Gwynn, L (7, PH) OBP: 0.288, SLG: 0.350										1	0	0	0	0	0	1
Pedro Astacio, R (8, 1) OBP: 0.182, SLG: 0.190										0	0	0	0	0	0	0
Todd Worrell, R (9, 1)										0	0	0	0	0	0	0
Dave Hansen, L (9, PH) OBP: 0.394, SLG: 0.372										1	0	1	0	0	0	0
Inning Stats	R: 0 E: 0 K: 2 S: 12 H: 1 LOB: 1 BB: 0 P: 18	R: 0 E: 0 K: 2 S: 9 H: 1 LOB: 1 BB: 0 P: 13	R: 0 E: 0 K: 1 S: 7 H: 0 LOB: 0 BB: 0 P: 9	R: 0 E: 0 K: 1 S: 7 H: 0 LOB: 0 BB: 0 P: 9	R: 0 E: 1 K: 2 S: 10 H: 0 LOB: 1 BB: 0 P: 13	R: 0 E: 0 K: 1 S: 14 H: 2 LOB: 3 BB: 1 P: 26	R: 0 E: 0 K: 0 S: 5 H: 0 LOB: 1 BB: 1 P: 10	R: 2 E: 0 K: 1 S: 20 H: 1 LOB: 0 BB: 1 P: 33	R: 0 E: 0 K: 1 S: 13 H: 1 LOB: 2 BB: 1 P: 26	1B: 5 2B: 1 3B: 0 HR: 1	SF: 0 SAC: 0 DP: 1 HBP: 0						

PITCHER		IP	WLS	BF	H	R	ER	SO	BB	IBB	HBP	BLK	WP	HR	S	P	ERA	WHIP
Pat Rapp, R ERA: 4.58	(1, 1)	6.0	W	23	4	0	0	9	0	1	0	0	0	0	59	88	0.00	0.667
Terry Mathews, R ERA: 3.04	(7, 1)	1.2		8	1	2	2	1	2	0	0	0	0	1	18	33	10.80	1.800
Robb Nen, R ERA: 3.97	(8, 1)	1.1	S	6	1	0	0	1	1	0	0	0	0	0	20	36	0.00	1.500

PITCHER	IP	WLS	BF	H	R	ER	SO	BB	IBB	HBP	BLK	WP	HR	S	P	ERA	WHIP

Florida Marlins @ Los Angeles Dodgers

Dodger Stadium, Los Angeles, CA

Sun Jul 16 1995, 3:33 AM PDT

Att. 35,578 - Overcast

livebaseballscorecards.com

AB	33
R	2
H	6
RBI	2
BB	4
SO	11
LOB	17

1B: 5	SF: 0	WP: 0	PA: 37
2B: 1	SAC: 0	PB: 0	
3B: 0	DP: 1	SB: 0	
HR: 1	HBP: 0	CS: 1	

Batter	1	2	3	4	5	6	7	8	9	AB	R	H	RBI	BB	SO	LOB
Quilvio Veras, S (1, 4) OBP: 0.363, SLG: 0.325	B B C B B 4-1 CS BB BB	X 0-0 G6-3 ③			M B B S B B 4-2 CS BB	B B C B C B 4-2 1B 1-2 BB	B B B 4-0 G4-3 E 1-2 2-3 BB	B B X 2-0 2-H 1B ②	2	1	1	0	4	0	2
Chuck Carr, S (1, 8) OBP: 0.319, SLG: 0.273	C 1 SAFE B F B B F 1 SAFE B 4-2 1B CS 1-2 BB	B B F F F X 2-2 G5-3 ①			1 SAFE S B F 1 B F B F SAFE 3-3 K 1-2 ② ③		L S S 0-3 K ①	B C F X 1-2 G4-3 ② 1-2 2-3 3-H	B B F B X 3-1 P3 ③	5	0	0	1	1	2	6
Jeff Conine, R (1, 7) OBP: 0.411, SLG: 0.557	C B B C F B B 4-2 1B 1-2 2-3 BB ①	X 0-0 2B				X 0-0 HR	C B F F B X 2-2 FC4-6 1-2 2-H 1B	B S X 1-1 E9 BB HR 2-H 3-H 1B		4	2	4	4	1	0	0
Greg Colbrunn, R (1, 3) OBP: 0.308, SLG: 0.412	B X 1-0 G6-4-3 1-2 2-3 1B	B F F S 1-3 K ②				B C F F F B B F F 3-2 F8 X ①	F X 0-1 F9 ②	S F B B B B 4-2 BB HR BB		4	1	1	0	1	1	3
Russ Morman, R (1, 9) OBP: 0.296, SLG: 0.423 Tommy Gregg, L (7, PH) OBP: 0.289, SLG: 0.381 Terry Mathews, L (7, 1) OBP: 0.417, SLG: 0.583 Terry Pendleton, S (8, PH) OBP: 0.333, SLG: 0.425 (8, 5)	B F C F X 1-2 G6-4-3 1-2f ② ③	B C X 1-1 G6-3 ③				B X 1-0 E 1B	C F B X 1-2 FC4-6 1-2f ③	B B F B 4-1 HR 1-2 2-3 BB		3 1 0 0	0 0 0 1	1 0 0 0	0 0 0 0	0 0 0 1	0 0 0 0	4 2 0 0
Kurt Abbott, R (1, 6) OBP: 0.290, SLG: 0.437		B C X 1-1 G4-3 ①		X 0-0 G5-3 ①		B S S S 1-3 K ②		P8		5	1	1	4	0	1	1
Alex Arias, R (1, 5) OBP: 0.371, SLG: 0.386 Mark Gardner, R (8, 1) OBP: 0.091, SLG: 0.091 Robb Nen, R (8, 1)	B B B 4-0 SH1-4 BB BB	B B C S B F B 4-2 G6-4-3 BB				B B C X 2-1 E9 1-3		2B	F9 HR	3 0 0	1 0 0	1 0 0	0 0 0	2 0 0	0 0 0	1 0 0
Charles Johnson, R (1, 2) OBP: 0.305, SLG: 0.363	B B B B 4-0 SH1-4 1-2 BB	F F B B X 2-2 G6-4-3 1-2f ② ③				B X 1-0 P3 ③		F F B B X 2-2 BB G4-3 2-H 2B	C F B X 1-2 SH1-4 1B 1B	4	1	2	1	1	0	3
David Weathers, R (1, 1) OBP: 0.125, SLG: 0.125 Matt Mantei, R (5, 1) Jerry Browne, S (7, PH) OBP: 0.351, SLG: 0.302 (7, 9)	B X 1-0 SH1-4 1-2 2-3 ②				C F B X 1-2 G6-3 ①		B X 1-0 BB 1B 1B	B B B B 4-0 G4-3 BB E BB	X 0-0 SH1-4 1-2 ①	1 0 1	0 0 2	0 0 1	0 0 0	0 0 1	0 0 0	0 0 0
Inning Stats	R: 0 H: 1 E: 0 LOB: 2 K: 0 BB: 3 S: 12 P: 26	R: 0 H: 0 E: 0 LOB: 2 K: 0 BB: 2 S: 4 P: 14	R: 0 H: 1 E: 0 LOB: 1 K: 1 BB: 0 S: 10 P: 14	R: 0 H: 0 E: 0 LOB: 0 K: 0 BB: 1 S: 7 P: 13	R: 0 H: 0 E: 0 LOB: 1 K: 1 BB: 1 S: 12 P: 20	R: 1 H: 2 E: 1 LOB: 2 K: 1 BB: 0 S: 15 P: 23	R: 1 H: 2 E: 0 LOB: 2 K: 1 BB: 1 S: 15 P: 23	R: 8 H: 4 E: 1 LOB: 0 K: 0 BB: 4 S: 24 P: 49	R: 0 H: 2 E: 0 LOB: 1 K: 0 BB: 0 S: 7 P: 13	1B: 7 SF: 0 2B: 4 SAC: 2 3B: 0 DP: 3 HR: 2 HBP: 0						WP: 0 PA: 47 PB: 0 SB: 0 CS: 3	

TOP

Florida Marlins @ San Francisco Giants

Candlestick Park, San Francisco, CA

Mon Jul 17 1995, 10:05 PM EDT

Att. 11,235 - Cloudy - 62 F

livebaseballscorecards.com

AB	33
R	10
H	12
RBI	10
BB	12
SO	4
LOB	22

PITCHER		IP	WLS	BF	H	R	ER	SO	BB	IBB	HBP	BLK	WP	HR	S	P	ERA	WHIP
Trevor Wilson, L ERA: 3.47	(1, 1)	5.0		20	2	0	0	2	7	0	0	0	0	0	45	87	0.00	1.800
Kenny Greer, R ERA: 5.25	(6, 1)	1.1		10	4	2	2	2	1	0	0	0	0	1	25	40	13.50	3.750
Dave Burba, R ERA: 4.98	(7, 1)	1.0		6	2	3	3	0	1	0	0	0	0	0	14	24	27.00	3.000
Chris Hook, R ERA: 4.67	(8, 1)	0.1		2	0	0	0	0	1	0	0	0	0	0	3	8	0.00	3.000
Rod Beck, R ERA: 5.09	(8, 1)	0.1	L	5	2	5	5	0	2	0	0	0	0	1	12	23	135.00	12.000

PITCHER		IP	WLS	BF	H	R	ER	SO	BB	IBB	HBP	BLK	WP	HR	S	P	ERA	WHIP
Jose Bautista, R ERA: 5.94	(9, 1)	1.0		4	2	0	0	0	0	0	0	0	0	0	7	13	0.00	2.000

Batter	1	2	3	4	5	6	7	8	9	AB	R	H	RBI	BB	SO	LOB
Royce Clayton, R (1, 6) OBP: 0.308, SLG: 0.344	C C B B X 2-2 G6-3 ①		X 0-0 P4 ① 1-3	C C B S 1-3 K ③	C B S F F C 1-3 K ③			C X 0-1 2B G5-4-3 1B F F S 0-3 K ③		6	1	1	0	0	3	5
Robby Thompson, R (1, 4) OBP: 0.299, SLG: 0.298	B C F C 1-3 K ②		C B F B F B B 4-2 BB 1B BB		C B F B B B 4-2 1B SF7 BB	B C X 1-1 F8 BB 1B		X 0-0 G5-4-3 1-3 2B 2B		3	2	2	0	2	1	0
Barry Bonds, L (1, 7) OBP: 0.442, SLG: 0.586	B B C F X 2-2 2B 1B		B C C B 1 SAFE F B 1 SAFE B 4-2 1B E BB 1-2		X 0-0 S 2B 1B 1-3	B B C B S B 4-2 BB 1-2		C B B C B B 4-2 G5-4-3 BB		2	3	2	0	3	0	0
Glenallen Hill, R (1, 9) OBP: 0.327, SLG: 0.456	C X 0-1 1B 2B 1-H		B X 1-0 ② E 1-3 2-H 1B		B B X 2-0 ① SF7 1-2 3-H	F F B B F S 2-3 ① K		C B B X 2-1 ① ② G5-4-3 1-2f 2-3 3-H		4	1	2	2	0	1	4
Mark Carreon, R (1, 3) OBP: 0.337, SLG: 0.497	B B F X 2-1 1B 2-H		B F B B S F F X 3-2 E5 1-3 3-H		B X 1-0 ② L6	S S F B B F X 2-2 ② F8 2-3		B X 1-0 2B 3-H		5	0	2	2	0	0	4
Steve Scarsone, R (1, 5) OBP: 0.369, SLG: 0.586 Dave Burba, R (7, 1) Chris Hook, R (8, 1) Rod Beck, R (8, 1) OBP: 0.333, SLG: 0.333 John Patterson, S (8, PH) OBP: 0.267, SLG: 0.287 Jose Bautista, R (9, 1)	C B C S 1-3 K ③		B B X 2-0 ③ L5		X 0-0 WP BB 2B 2-H	C B S B S 2-3 K ③		S S B F F X 1-2 ③ G5-3		4 0 0 0 1 0	1 0 0 0 0 0	1 0 0 0 0 0	1 0 0 0 0 0	0 0 0 0 0 0	2 0 0 0 1 0	5 0 0 0 1 0
Rikkert Faneyte, R (1, 8) OBP: 0.425, SLG: 0.290		X 0-0 F9 ①		C B X 1-1 P3 ①	B B B C B 4-1 BB BB BB 2-3		C F F B X 1-2 F9 ①		B F B B B 4-1 BB	3	0	0	0	2	0	0
Kirt Manwaring, R (1, 2) OBP: 0.321, SLG: 0.340 Jeff Reed, L (9, PH) OBP: 0.408, SLG: 0.302		C F B X 1-2 ② F9		B B F C B F B 4-2 G4-3 BB	B C B B B 4-1 BB 1-2 BB		B F B B X 3-1 ② F9		B F X 1-1 ① P5	2 1	0 0	0 0	0 0	2 0	0 0	0 1
Trevor Wilson, L (1, 1) OBP: 0.217, SLG: 0.261 Tom Lampkin, L (5, PH) OBP: 0.341, SLG: 0.342 Kenny Greer, R (6, 1) Mike Benjamin, R (7, 5) OBP: 0.304, SLG: 0.402		B B F S C 2-3 ③ K		X 0-0 ② G4-3 1-2	B B B B 4-0 1-2 2-3 3-H BB		B F B X 2-1 ③ G4-3		F B F S 1-3 ② K	2 0 0 2	0 0 0 0	0 0 0 0	0 1 0 0	0 1 0 0	1 0 0 1	1 0 0 1
Inning Stats	R: 2 E: 0 K: 2 S: 16 H: 3 LOB: 1 BB: 0 P: 24	R: 0 E: 0 K: 1 S: 7 H: 0 LOB: 0 BB: 0 P: 10	R: 1 E: 1 K: 0 S: 14 H: 1 LOB: 2 BB: 2 P: 28	R: 0 E: 0 K: 1 S: 9 H: 0 LOB: 1 BB: 1 P: 15	R: 3 E: 0 K: 1 S: 13 H: 2 LOB: 3 BB: 4 P: 33	R: 0 E: 0 K: 2 S: 16 H: 1 LOB: 2 BB: 1 P: 27	R: 0 E: 0 K: 0 S: 8 H: 0 LOB: 0 BB: 0 P: 14	R: 2 E: 0 K: 0 S: 13 H: 3 LOB: 1 BB: 1 P: 21	R: 0 E: 0 K: 2 S: 9 H: 0 LOB: 1 BB: 1 P: 15	1B: 6 2B: 4 3B: 0 HR: 0		SF: 1 SAC: 0 DP: 1 HBP: 0		WP: 1 PB: 0 SB: 1 CS: 0		PA: 46

PITCHER		IP	WLS	BF	H	R	ER	SO	BB	IBB	HBP	BLK	WP	HR	S	P	ERA	WHIP
David Weathers, R ERA: 5.94	(1, 1)	4.2		24	6	6	5	4	4	0	0	0	0	0	52	90	9.64	2.143
Matt Mantei, R ERA: 2.45	(5, 1)	1.1		9	1	0	0	3	4	0	0	0	1	0	23	47	0.00	3.750
Terry Mathews, R ERA: 2.98	(7, 1)	1.0	W	3	0	0	0	0	0	0	0	0	0	0	8	14	0.00	0.000
Mark Gardner, R ERA: 4.5	(8, 1)	0.2		5	3	2	2	0	1	0	0	0	0	0	8	15	27.00	6.000
Robb Nen, R ERA: 3.82	(8, 1)	1.1	S	5	0	0	0	2	1	0	0	0	0	0	14	21	0.00	0.750

PITCHER	IP	WLS	BF	H	R	ER	SO	BB	IBB	HBP	BLK	WP	HR	S	P	ERA	WHIP

BOTTOM

Florida Marlins @ San Francisco Giants

Candlestick Park, San Francisco, CA

Mon Jul 17 1995, 10:05 PM EDT

Att. 11,235 - Cloudy - 62 F

livebaseballscorecards.com

AB	35
R	8
H	10
RBI	6
BB	10
SO	9
LOB	22

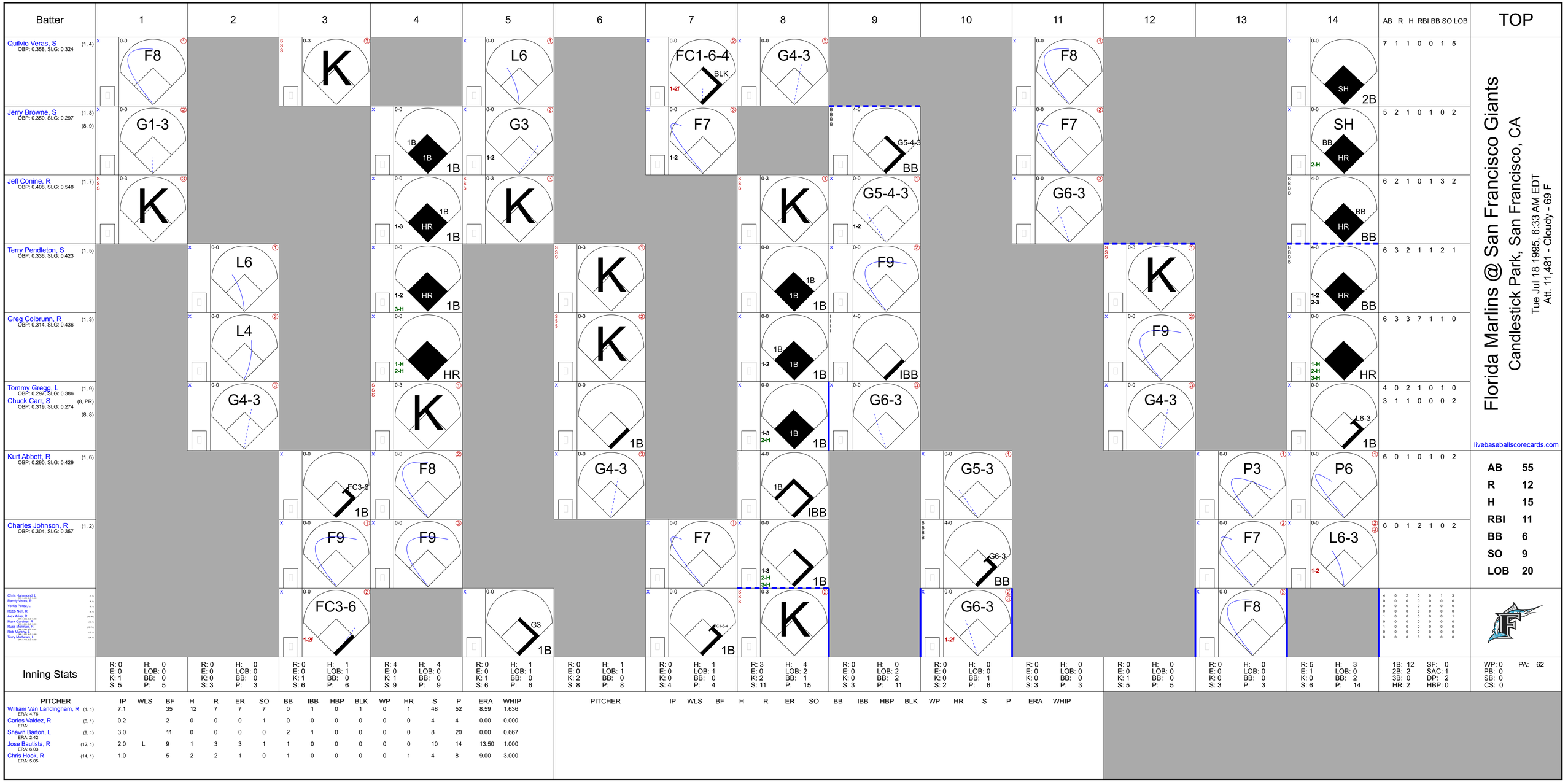
Batter
1
2
3
4
5
6
7
8
9
10
11
12
13
14
AB R H RBI BB SO LOB
TOP
Quilvio Veras, S (1, 4) OBP: 0.358, SLG: 0.324
F8
K
L6
FC1-6-4 BLK
G4-3
F8
SH 2B
7 1 1 0 0 1 5
Jerry Browne, S (1, 8) (8, 9) OBP: 0.350, SLG: 0.297
G1-3
1B 1B
G3
F7
G5-4-3 BB
F7
SH BB HR 2-H
5 2 1 0 1 0 2
Jeff Conine, R (1, 7) OBP: 0.408, SLG: 0.548
K
1B HR 1B
K
K
G5-4-3
G6-3
BB HR BB
6 2 1 0 1 3 2
Terry Pendleton, S (1, 5) OBP: 0.336, SLG: 0.423
L6
HR 1B
K
1B
F9
K
HR BB
6 3 2 1 1 2 1
Greg Colbrunn, R (1, 3) OBP: 0.314, SLG: 0.436
L4
HR
K
1B 1B
IBB
F9
HR
6 3 3 7 1 1 0
Tommy Gregg, L (1, 9) OBP: 0.297, SLG: 0.386
Chuck Carr, S (8, PR) OBP: 0.319, SLG: 0.274 (8, 8)
G4-3
K
1B
1B 1B
G6-3
G4-3
L6-3 1B
4 0 2 1 0 1 0
3 1 1 0 0 0 2
Kurt Abbott, R (1, 6) OBP: 0.290, SLG: 0.429
FC3-6 1B
F8
G4-3
IBB
G5-3
P3
P6
6 0 1 0 1 0 2
Charles Johnson, R (1, 2) OBP: 0.304, SLG: 0.357
F9
F9
F7
1B
G6-3 BB
F7
L6-3
6 0 1 2 1 0 2
FC3-6
G3
FC1-6-4 1B
K
G6-3
F8
4 0 2 0 0 1 3
0 0 0 0 0 0 0
0 0 0 0 0 0 0
1 0 0 0 0 0 1
0 0 0 0 0 0 0
1 0 0 0 0 0 0
0 0 0 0 0 0 0
0 0 0 0 0 0 0
Chris Hammond, L
Randy Veres, R
Yorkis Perez, L
Robb Nen, R
Alex Arias, R
Mark Gardner, R
Russ Morman, L
Rob Murphy, L
Terry Matthews, L
Florida Marlins @ San Francisco Giants
Candlestick Park, San Francisco, CA
Tue Jul 18 1995, 6:33 AM EDT
Att. 11,481 - Cloudy - 69 F
livebaseballscorecards.com
AB 55
R 12
H 15
RBI 11
BB 6
SO 9
LOB 20
Inning Stats
R: 0 H: 0 E: 0 LOB: 0 K: 1 BB: 0 S: 5 P: 5
R: 0 H: 0 E: 0 LOB: 0 K: 0 BB: 0 S: 3 P: 3
R: 0 H: 1 E: 0 LOB: 1 K: 1 BB: 0 S: 6 P: 6
R: 4 H: 4 E: 0 LOB: 0 K: 1 BB: 0 S: 9 P: 9
R: 0 H: 1 E: 0 LOB: 1 K: 0 BB: 0 S: 6 P: 6
R: 0 H: 1 E: 0 LOB: 1 K: 2 BB: 0 S: 8 P: 8
R: 0 H: 1 E: 0 LOB: 1 K: 0 BB: 0 S: 4 P: 4
R: 3 H: 4 E: 0 LOB: 2 K: 2 BB: 1 S: 11 P: 15
R: 0 H: 0 E: 0 LOB: 2 K: 0 BB: 2 S: 3 P: 11
R: 0 H: 0 E: 0 LOB: 0 K: 0 BB: 1 S: 2 P: 6
R: 0 H: 0 E: 0 LOB: 0 K: 0 BB: 0 S: 3 P: 3
R: 0 H: 0 E: 0 LOB: 0 K: 1 BB: 0 S: 5 P: 5
R: 0 H: 0 E: 0 LOB: 0 K: 0 BB: 0 S: 3 P: 3
R: 5 H: 3 E: 1 LOB: 0 K: 0 BB: 2 S: 6 P: 14
1B: 12 SF: 0 2B: 2 SAC: 1 3B: 0 DP: 2 HR: 2 HBP: 0
WP: 0 PA: 62 PB: 0 SB: 0 CS: 0
PITCHER IP WLS BF H R ER SO BB IBB HBP BLK WP HR S P ERA WHIP
William Van Landingham, R (1, 1) ERA: 4.76 7.1 35 12 7 7 7 0 1 0 1 0 1 48 52 8.59 1.636
Carlos Valdez, R (8, 1) ERA: 0.2 2 0 0 0 1 0 0 0 0 0 0 4 4 0.00 0.000
Shawn Barton, L (9, 1) ERA: 2.42 3.0 11 0 0 0 0 2 1 0 0 0 0 8 20 0.00 0.667
Jose Bautista, R (12, 1) ERA: 6.03 2.0 L 9 1 3 3 1 1 0 0 0 0 0 10 14 13.50 1.000
Chris Hook, R (14, 1) ERA: 5.05 1.0 5 2 2 1 0 1 0 0 0 0 1 4 8 9.00 3.000
PITCHER IP WLS BF H R ER SO BB IBB HBP BLK WP HR S P ERA WHIP

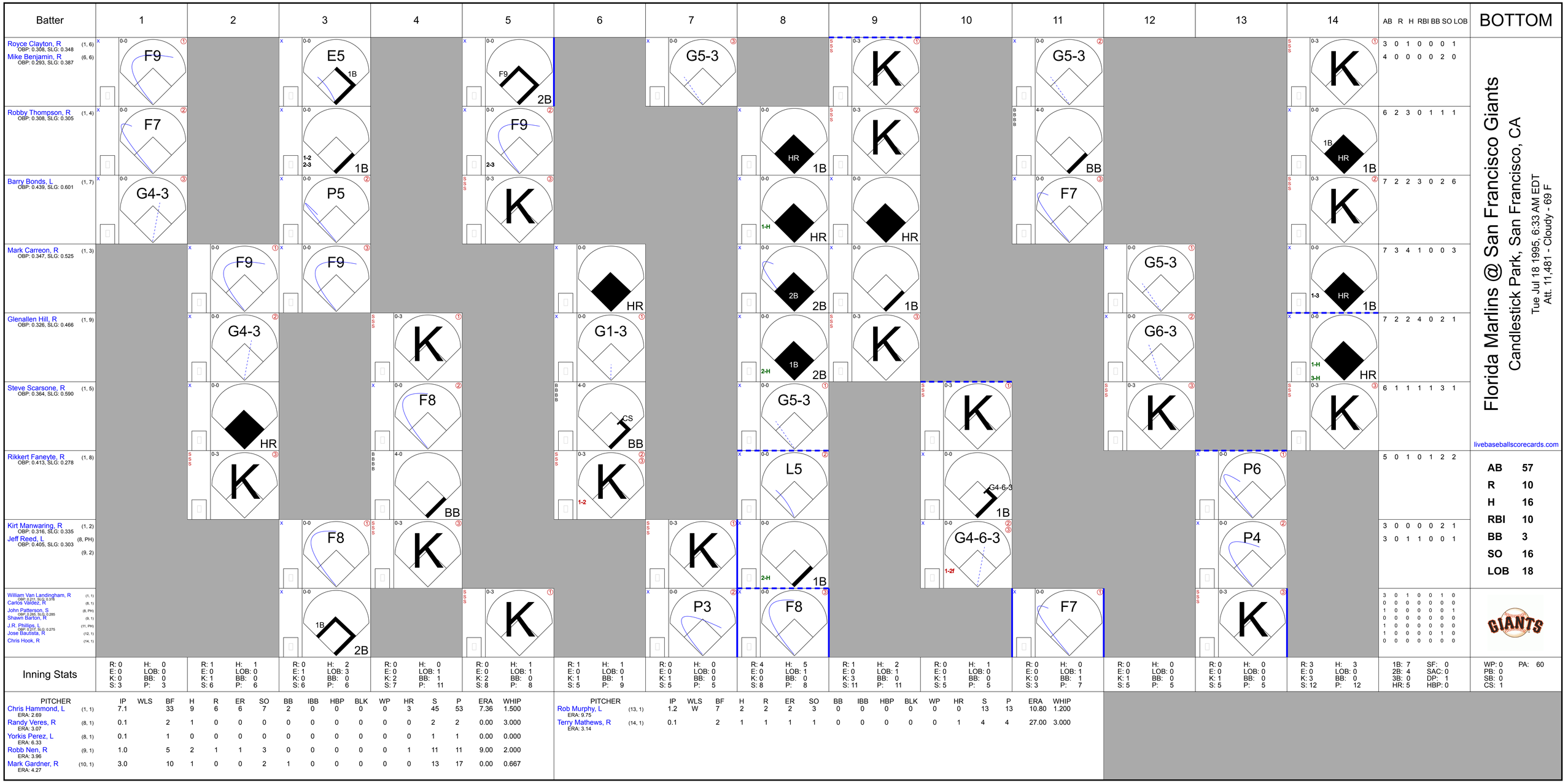
Batter
1
2
3
4
5
6
7
8
9
10
11
12
13
14
AB R H RBI BB SO LOB
BOTTOM
Royce Clayton, R (1, 6)
OBP: 0.308, SLG: 0.348
Mike Benjamin, R (6, 6)
OBP: 0.293, SLG: 0.387
F9
E5
1B
F9
2B
G5-3
K
G5-3
K
3 0 1 0 0 0 1
4 0 0 0 0 2 0
Robby Thompson, R (1, 4)
OBP: 0.308, SLG: 0.305
F7
F9
HR
1B
K
HR
1B
6 2 3 0 1 1 1
Barry Bonds, L (1, 7)
OBP: 0.439, SLG: 0.601
G4-3
P5
K
HR
HR
F7
K
7 2 2 3 0 2 6
Mark Carreon, R (1, 3)
OBP: 0.347, SLG: 0.525
F9
F9
HR
2B
2B
1B
G5-3
HR
1B
7 3 4 1 0 0 3
Glenallen Hill, R (1, 9)
OBP: 0.326, SLG: 0.466
G4-3
K
G1-3
1B
2B
K
G6-3
HR
7 2 2 4 0 2 1
Steve Scarsone, R (1, 5)
OBP: 0.364, SLG: 0.590
HR
F8
CS
BB
G5-3
K
K
6 1 1 1 1 3 1
Rikkert Faneyte, R (1, 8)
OBP: 0.413, SLG: 0.278
K
BB
K
L5
K
P6
5 0 1 0 1 2 2
Kirt Manwaring, R (1, 2)
OBP: 0.316, SLG: 0.335
Jeff Reed, L (8, PH) (9, 2)
OBP: 0.405, SLG: 0.303
F8
K
K
1B
G4-6-3
P4
3 0 0 0 0 2 1
3 0 1 1 0 0 1
William Van Landingham, R (1, 1)
OBP: 0.211, SLG: 0.316
Carlos Valdez, R (8, 1)
John Patterson, S (8, PH)
OBP: 0.255, SLG: 0.285
Shawn Barton, R (9, 1)
J.R. Phillips, L (11, PH)
OBP: 0.217, SLG: 0.275
Jose Bautista, R (12, 1)
Chris Hook, R (14, 1)
1B
2B
P3
F8
F7
K
3 0 1 0 0 1 0
0 0 0 0 0 0 0
1 0 0 0 0 0 1
0 0 0 0 0 0 0
1 0 0 0 0 0 0
1 0 0 0 0 1 0
0 0 0 0 0 0 0
Florida Marlins @ San Francisco Giants
Candlestick Park, San Francisco, CA
Tue Jul 18 1995, 6:33 AM EDT
Att. 11,481 - Cloudy - 69 F
livebaseballscorecards.com
AB 57
R 10
H 16
RBI 10
BB 3
SO 16
LOB 18
Inning Stats
1: R: 0 E: 0 K: 0 S: 3 | H: 0 LOB: 0 BB: 0 P: 3
2: R: 1 E: 0 K: 1 S: 6 | H: 1 LOB: 0 BB: 0 P: 6
3: R: 0 E: 1 K: 0 S: 6 | H: 2 LOB: 3 BB: 0 P: 6
4: R: 0 E: 0 K: 2 S: 7 | H: 0 LOB: 1 BB: 1 P: 11
5: R: 0 E: 0 K: 2 S: 8 | H: 1 LOB: 1 BB: 0 P: 8
6: R: 1 E: 0 K: 1 S: 5 | H: 1 LOB: 0 BB: 1 P: 9
7: R: 0 E: 0 K: 1 S: 5 | H: 0 LOB: 0 BB: 0 P: 5
8: R: 4 E: 0 K: 0 S: 8 | H: 5 LOB: 1 BB: 0 P: 8
9: R: 1 E: 0 K: 3 S: 11 | H: 2 LOB: 1 BB: 0 P: 11
10: R: 0 E: 0 K: 1 S: 5 | H: 1 LOB: 0 BB: 0 P: 5
11: R: 0 E: 0 K: 0 S: 3 | H: 0 LOB: 1 BB: 1 P: 7
12: R: 0 E: 0 K: 1 S: 5 | H: 0 LOB: 0 BB: 0 P: 5
13: R: 0 E: 0 K: 1 S: 5 | H: 0 LOB: 0 BB: 0 P: 5
14: R: 3 E: 0 K: 3 S: 12 | H: 3 LOB: 0 BB: 0 P: 12
1B: 7 2B: 4 3B: 0 HR: 5
SF: 0 SAC: 0 DP: 1 HBP: 0
WP: 0 PB: 0 SB: 0 CS: 1
PA: 60
PITCHER IP WLS BF H R ER SO BB IBB HBP BLK WP HR S P ERA WHIP
Chris Hammond, L (1, 1) ERA: 2.69 7.1 33 9 6 6 7 2 0 0 0 0 0 3 45 53 7.36 1.500
Randy Veres, R (8, 1) ERA: 3.07 0.1 2 1 0 0 0 0 0 0 0 0 0 0 2 2 0.00 3.000
Yorkis Perez, L (8, 1) ERA: 6.33 0.1 1 0 0 0 0 0 0 0 0 0 0 0 1 1 0.00 0.000
Robb Nen, R (9, 1) ERA: 3.96 1.0 5 2 1 1 3 0 0 0 0 0 0 1 11 11 9.00 2.000
Mark Gardner, R (10, 1) ERA: 4.27 3.0 10 1 0 0 2 1 0 0 0 0 0 0 13 17 0.00 0.667
PITCHER IP WLS W BF H R ER SO BB IBB HBP BLK WP HR S P ERA WHIP
Rob Murphy, L (13, 1) ERA: 9.75 1.2 7 2 2 2 3 0 0 0 0 0 0 1 13 13 10.80 1.200
Terry Mathews, R (14, 1) ERA: 3.14 0.1 2 1 1 1 1 0 0 0 0 0 0 1 4 4 27.00 3.000

Florida Marlins @ San Francisco Giants

Candlestick Park, San Francisco, CA

Wed Jul 19 1995, 6:33 AM EDT

Att. 12,420 - Overcast - 69 F

TOP

livebaseballscorecards.com

Batter	1	2	3	4	5	6	7	8	9	AB	R	H	RBI	BB	SO	LOB
Quilvio Veras, S (1, 4) OBP: 0.352, SLG: 0.317	L8		L9		K			P6	F8	5	0	0	0	0	1	1
Chuck Carr, S (1, 8) OBP: 0.318, SLG: 0.274	G3		BB, 1B		K			K		4	0	1	0	0	2	0
Jeff Conine, R (1, 7) OBP: 0.413, SLG: 0.547	BB		BB			L9		1B		2	0	1	0	2	0	0
Terry Pendleton, S (1, 5) OBP: 0.334, SLG: 0.420	F7		G4-1			F3		1B		4	0	1	0	0	0	3
Greg Colbrunn, R (1, 3) OBP: 0.317, SLG: 0.452		HR		G3, G6-3, 2B		G5-3		G3		4	2	2	1	0	0	2
Tommy Gregg, L (1, 9) OBP: 0.305, SLG: 0.391		K		G3			FC6-4, 1B, CS, 1B		G2-3, HBP, G6-3, 1B	4	1	2	0	0	1	1
Kurt Abbott, R (1, 6) OBP: 0.293, SLG: 0.427		P4		G6-3, 3-H			FC6-4, 1B		G6-3, G2-3, HBP	3	0	1	1	0	0	0
Charles Johnson, R (1, 2) OBP: 0.299, SLG: 0.350		K		K			FC6-4, 1-2f, 2-3		G2-3, 1-2, 2-3	4	0	0	0	0	2	4
John Burkett, R (1, 1) OBP: 0.179, SLG: 0.158			K		K		K, 3-H		G6-3, 2-3, 3-H	4	0	0	1	0	3	3
Inning Stats	R: 0 E: 0 K: 0 S: 11 H: 0 LOB: 1 BB: 1 P: 21	R: 1 E: 0 K: 2 S: 8 H: 1 LOB: 0 BB: 0 P: 10	R: 0 E: 0 K: 1 S: 17 H: 1 LOB: 2 BB: 1 P: 24	R: 1 E: 0 K: 1 S: 11 H: 1 LOB: 0 BB: 0 P: 14	R: 0 E: 0 K: 3 S: 11 H: 0 LOB: 0 BB: 0 P: 16	R: 0 E: 0 K: 0 S: 4 H: 0 LOB: 0 BB: 0 P: 9	R: 0 E: 0 K: 1 S: 9 H: 2 LOB: 1 BB: 0 P: 11	R: 0 E: 0 K: 1 S: 16 H: 2 LOB: 2 BB: 0 P: 20	R: 1 E: 0 K: 0 S: 6 H: 1 LOB: 1 BB: 0 P: 12	1B: 6 2B: 1 3B: 0 HR: 1 SF: 0 SAC: 0 DP: 0 HBP: 1							

	AB	34
	R	3
	H	8
	RBI	3
	BB	2
	SO	9
	LOB	14

WP: 0 PB: 0 SB: 0 CS: 1 PA: 37

PITCHER		IP	WLS	BF	H	R	ER	SO	BB	IBB	HBP	BLK	WP	HR	S	P	ERA	WHIP
Mark Portugal, R ERA: 4.15	(1, 1)	7.2	L	31	7	2	2	9	2	0	0	0	0	1	85	122	2.35	1.174
Carlos Valdez, R ERA: 4.5	(8, 1)	1.1		6	1	1	1	0	0	0	1	0	0	0	8	15	6.75	0.750

PITCHER	IP	WLS	BF	H	R	ER	SO	BB	IBB	HBP	BLK	WP	HR	S	P	ERA	WHIP

Florida Marlins @ San Francisco Giants

Candlestick Park, San Francisco, CA

Wed Jul 19 1995, 6:33 AM EDT

Att. 12,420 - Overcast - 69 F

livebaseballscorecards.com

BOTTOM

Batter	1	2	3	4	5	6	7	8	9	AB	R	H	RBI	BB	SO	LOB
Darren Lewis, R (1, 8) OBP: 0.302, SLG: 0.313	G3		L8			BB		G1-3		3	0	0	0	1	0	1
John Patterson, S (1, 4) OBP: 0.257, SLG: 0.276	K		K			K		G5-3		4	0	0	0	0	3	2
Barry Bonds, L (1, 7) OBP: 0.434, SLG: 0.592	G6-3			G6-3		K			F7	4	0	0	0	0	1	1
Glenallen Hill, R (1, 9) OBP: 0.322, SLG: 0.460		L8		P1			K		G5-3	4	0	0	0	0	1	0
Mark Carreon, R (1, 3) OBP: 0.356, SLG: 0.530		G4-3 1B		P4			1B		FC6-4 1B	4	0	3	0	0	0	0
Jeff Reed, L (1, 2) OBP: 0.398, SLG: 0.300		G4-3 1-2f			G4-3		1B		FC6-4 1-2f	4	0	1	0	0	0	2
Steve Scarsone, R (1, 5) OBP: 0.356, SLG: 0.575			E5 SH2-4		K		K			3	1	0	0	0	2	2
Mike Benjamin, R (1, 6) OBP: 0.288, SLG: 0.381 Carlos Valdez, R (8, 1)			SH2-4 2-H		L4		F9			2 0	0 0	0 0	0 0	0 0	0 0	2 0
Mark Portugal, R (1, 1) OBP: 0.161, SLG: 0.172 Royce Clayton, R (8, 6) OBP: 0.307, SLG: 0.347			2B			K		L7		2 1	0 0	1 0	0 0	0 0	1 0	0 0
Inning Stats	R: 0 E: 0 K: 1 S: 5 H: 0 LOB: 0 BB: 0 P: 7	R: 0 E: 0 K: 0 S: 7 H: 1 LOB: 0 BB: 0 P: 11	R: 1 E: 1 K: 1 S: 9 H: 1 LOB: 1 BB: 0 P: 15	R: 0 E: 0 K: 0 S: 7 H: 0 LOB: 0 BB: 0 P: 12	R: 0 E: 0 K: 1 S: 9 H: 0 LOB: 0 BB: 0 P: 15	R: 0 E: 0 K: 3 S: 15 H: 0 LOB: 1 BB: 1 P: 22	R: 0 E: 0 K: 2 S: 11 H: 2 LOB: 2 BB: 0 P: 17	R: 0 E: 0 K: 0 S: 7 H: 0 LOB: 0 BB: 0 P: 11	R: 0 E: 0 K: 0 S: 9 H: 1 LOB: 1 BB: 0 P: 15	1B: 4 2B: 1 3B: 0 HR: 0 SF: 0 SAC: 1 DP: 1 HBP: 0						

	AB	31
	R	1
	H	5
	RBI	0
	BB	1
	SO	8
	LOB	10

PITCHER		IP	WLS	BF	H	R	ER	SO	BB	IBB	HBP	BLK	WP	HR	S	P	ERA	WHIP
John Burkett, R ERA: 4.53	(1, 1)	9.0	W	33	5	1	0	8	1	0	0	0	0	0	79	125	0.00	0.667

PITCHER	IP	WLS	BF	H	R	ER	SO	BB	IBB	HBP	BLK	WP	HR	S	P	ERA	WHIP

Batter	1	2	3	4	5	6	7	8	9	10	AB	R	H	RBI	BB	SO	LOB
Todd Hollandsworth, L (1, 8) OBP: 0.371, SLG: 0.531	K		E6 G3 SH1-3 2B		BB HBP		E 1B 1B		F7		4	1	1	0	0	1	0
Jose Offerman, S (1, 6) OBP: 0.407, SLG: 0.419	P5		SH1-3 1-2		CS 1-2 BB		E9 1-3 1B			1B 1B 1B	3	1	2	0	1	0	0
Raul Mondesi, R (1, 9) OBP: 0.360, SLG: 0.518	S 1B		G3 2-3		L6		G3-1			1B SF8 1-2 1B	5	1	2	0	0	0	5
Mike Piazza, R (1, 2) OBP: 0.410, SLG: 0.620	K 1-2		2B 3-H		K 1-2			BB		L8	4	0	1	1	1	2	5
Eric Karros, R (1, 3) OBP: 0.372, SLG: 0.519		PB WP 2B	K			K		G6-4-3 1-2 BB		BB 1-3 2-H 1B	4	1	2	1	1	2	1
Tim Wallach, R (1, 5) OBP: 0.327, SLG: 0.391		K 2-3		K		K		K		BB 1-2	4	0	0	0	1	4	3
Roberto Kelly, R (1, 7) OBP: 0.294, SLG: 0.328		K 3-H		E4		K		G6-4-3 1-2f		SF8 3-H	4	0	0	1	0	2	2
Chad Fonville, S (1, 4) OBP: 0.271, SLG: 0.263		BB		K			B1		G6-3	G4-3	2	0	0	0	1	1	1
Chris Gwynn, L (9, PH) OBP: 0.275, SLG: 0.333											1	0	0	0	0	0	0
Delino DeShields, L (9, 4) OBP: 0.323, SLG: 0.326											1	0	0	0	0	0	2
Hideo Nomo, R (1, 1) OBP: 0.026, SLG: 0.026		G2		K			F9		K		3	0	0	0	0	1	2
Dave Hansen, L (9, PH) OBP: 0.386, SLG: 0.357											1	0	0	0	0	1	0
Pedro Astacio, R (9, 1) OBP: 0.182, SLG: 0.190											0	0	0	0	0	0	0
Todd Worrell, R (10, 1)											0	0	0	0	0	0	0
Inning Stats	R: 0 E: 0 K: 2 S: 8 H: 1 LOB: 1 BB: 0 P: 8	R: 1 E: 0 K: 2 S: 8 H: 1 LOB: 1 BB: 1 P: 12	R: 1 E: 1 K: 1 S: 7 H: 1 LOB: 1 BB: 0 P: 7	R: 0 E: 1 K: 3 S: 10 H: 0 LOB: 1 BB: 0 P: 10	R: 0 E: 0 K: 1 S: 4 H: 0 LOB: 2 BB: 1 P: 9	R: 0 E: 0 K: 3 S: 9 H: 0 LOB: 0 BB: 0 P: 9	R: 0 E: 1 K: 0 S: 5 H: 2 LOB: 2 BB: 0 P: 5	R: 0 E: 0 K: 1 S: 4 H: 0 LOB: 1 BB: 2 P: 12	R: 0 E: 0 K: 1 S: 5 H: 0 LOB: 0 BB: 0 P: 5	R: 2 E: 0 K: 0 S: 6 H: 3 LOB: 2 BB: 1 P: 10	1B: 6 2B: 3 3B: 0 HR: 0 SF: 1 SAC: 1 DP: 2 HBP: 1						

PITCHER		IP	WLS	BF	H	R	ER	SO	BB	IBB	HBP	BLK	WP	HR	S	P	ERA	WHIP
Bobby Witt, R ERA: 4.3	(1, 1)	7.0		32	5	2	0	12	4	0	1	0	1	0	51	68	0.00	1.286
Terry Mathews, R ERA: 3.33	(8, 1)	2.1	L	10	3	2	2	2	1	0	0	0	0	0	13	17	7.71	1.714
Randy Veres, R ERA: 3.0	(10, 1)	0.2		2	0	0	0	0	0	0	0	0	0	0	2	2	0.00	0.000

PITCHER	IP	WLS	BF	H	R	ER	SO	BB	IBB	HBP	BLK	WP	HR	S	P	ERA	WHIP

TOP

Los Angeles Dodgers @ Florida Marlins

Joe Robbie Stadium, Miami, FL

Thu Jul 20 1995, 7:05 PM EDT

Att. 34,724 - Unknown - 82 F

livebaseballscorecards.com

AB	36
R	4
H	8
RBI	3
BB	5
SO	14
LOB	21

WP: 1	PA: 44		
PB: 1			
SB: 1			
CS: 1			

Batter	1	2	3	4	5	6	7	8	9	10	AB	R	H	RBI	BB	SO	LOB
Quilvio Veras, S (1, 4) OBP: 0.346, SLG: 0.310	G4-3		F9 2-3		F7			B5-3		G3	5	0	0	0	0	0	1
Chuck Carr, S (1, 8) OBP: 0.320, SLG: 0.277	L9		S 1B 3-H			G5-3		G3		S 1B	5	0	2	1	0	0	0
Jeff Conine, R (1, 7) OBP: 0.406, SLG: 0.537	F9		K 1-2			K2-3		K2-3		L9 1-2	5	0	0	0	0	3	2
Terry Pendleton, S (1, 5) OBP: 0.333, SLG: 0.418		F7		K		1B			L7		4	0	1	0	0	1	0
Greg Colbrunn, R (1, 3) OBP: 0.316, SLG: 0.447		K		K		K			FC5 1B BB		3	0	0	0	1	3	1
Tommy Gregg, L (1, 9) OBP: 0.303, SLG: 0.379 Randy Veres, R (10, 1)		E6		K				K2 BB	F7		3 0	0 0	0 0	0 0	1 0	1 0	1 0
Kurt Abbott, R (1, 6) OBP: 0.297, SLG: 0.443		G6-3			HR	K2 1-2f				1B 1-2	4	1	2	1	0	1	2
Charles Johnson, R (1, 2) OBP: 0.302, SLG: 0.350			F9 SH3-4 1B 1B		F8	BB			FC5 2-3f		3	1	1	0	1	0	2
Bobby Witt, R (1, 1) OBP: 0.111, SLG: 0.120 Terry Mathews, L (8, 1) OBP: 0.417, SLG: 0.583 Jerry Browne, S (10, 9) OBP: 0.347, SLG: 0.294			SH3-4 1-2		F9	F9				F8	2 0 1	0 0 0	0 0 0	0 0 0	0 0 0	0 0 0	1 0 0
Inning Stats	R: 0 H: 0 E: 0 LOB: 0 K: 0 BB: 0 S: 3 P: 3	R: 0 H: 0 E: 1 LOB: 1 K: 1 BB: 0 S: 6 P: 6	R: 1 H: 2 E: 0 LOB: 1 K: 1 BB: 0 S: 7 P: 7	R: 0 H: 0 E: 0 LOB: 0 K: 3 BB: 0 S: 9 P: 9	R: 1 H: 1 E: 0 LOB: 0 K: 0 BB: 0 S: 4 P: 4	R: 0 H: 1 E: 0 LOB: 1 K: 2 BB: 0 S: 8 P: 8	R: 0 H: 0 E: 0 LOB: 1 K: 1 BB: 2 S: 4 P: 12	R: 0 H: 0 E: 0 LOB: 0 K: 1 BB: 0 S: 5 P: 5	R: 0 H: 1 E: 0 LOB: 2 K: 0 BB: 1 S: 4 P: 8	R: 0 H: 1 E: 0 LOB: 1 K: 0 BB: 0 S: 4 P: 4	1B: 5 2B: 1 3B: 0 HR: 1	SF: 0 SAC: 1 DP: 1 HBP: 0					WP: 0 PB: 0 SB: 2 CS: 0	PA: 39

PITCHER		IP	WLS	BF	H	R	ER	SO	BB	IBB	HBP	BLK	WP	HR	S	P	ERA	WHIP
Hideo Nomo, R ERA: 1.93	(1, 1)	8.0		30	4	2	2	9	2	0	0	0	0	1	46	54	2.25	0.750
Pedro Astacio, R ERA: 4.42	(9, 1)	1.0	W	5	1	0	0	0	1	0	0	0	0	0	4	8	0.00	2.000
Todd Worrell, R ERA: 0.86	(10, 1)	1.0	S	4	1	0	0	0	0	0	0	0	0	0	4	4	0.00	1.000

PITCHER	IP	WLS	BF	H	R	ER	SO	BB	IBB	HBP	BLK	WP	HR	S	P	ERA	WHIP

BOTTOM

Los Angeles Dodgers @ Florida Marlins

Joe Robbie Stadium, Miami, FL

Thu Jul 20 1995, 7:05 PM EDT

Att. 34,724 - Unknown - 82 F

livebaseballscorecards.com

AB	35
R	2
H	6
RBI	2
BB	3
SO	9
LOB	10

Batter	1	2	3	4	5	6	7	8	9	AB	R	H	RBI	BB	SO	LOB
Todd Hollandsworth, L (1, 8) OBP: 0.325, SLG: 0.459	x 0-0 ① G6-3		S S S 0-3 ③ K		S S S 0-3 ① K	S S S 0-3 ③ K			x 0-0 ② G1-3	5	0	0	0	0	3	3
Jose Offerman, S (1, 6) OBP: 0.404, SLG: 0.413	x 0-0 ② G4-3			B B B B 4-0 1B 1B BB	x 0-0 ② P6		S S S 0-3 ① K		x 0-0 ③ P3	4	1	0	0	1	1	0
Raul Mondesi, R (1, 9) OBP: 0.359, SLG: 0.515	x 0-0 ③ P4			x 0-0 1B 1B 1-3 1B	x 0-0 ③ F3		x 0-0 ② P4			4	1	1	0	0	0	0
Mike Piazza, R (1, 2) OBP: 0.407, SLG: 0.613		x 0-0 ① F8		x 0-0 G4-3 1B 1-3 3-H 1B		x 0-0 ① G4-3	x 0-0 ③ F8			4	1	1	1	0	0	0
Eric Karros, R (1, 3) OBP: 0.367, SLG: 0.512		S S S 0-3 ② K		x 0-0 ① F9		x 0-0 ② G4-3		x 0-0 ① G5-3		4	0	0	0	0	1	2
Dave Hansen, L (1, 5) OBP: 0.381, SLG: 0.352 Tim Wallach, R (8, 5) OBP: 0.327, SLG: 0.391		x 0-0 ③ G6-3		x 0-0 ② G4-3 1-2		x 0-0 1B 1B 1B		x 0-0 ② G2-3		4 0	1 0	1 0	0 0	0 0	0 0	2 0
Roberto Kelly, R (1, 7) OBP: 0.297, SLG: 0.330			S S S 0-3 ① K	x 0-0 1B 2-H 3-H 1B		x 0-0 1B 1B 1-3 1B		x 0-0 E5		4	1	2	2	0	1	0
Chad Fonville, S (1, 4) OBP: 0.302, SLG: 0.311			x 0-0 2B	x 0-0 1-2 1B		x 0-0 1B 1-3 3-H 1B		x 0-0 ③ F9		4	0	3	1	0	0	1
Ismael Valdez, R (1, 1) OBP: 0.118, SLG: 0.118 Billy Ashley, R (9, PH) OBP: 0.329, SLG: 0.387 Rudy Seanez, R (9, 1) Todd Worrell, R (9, 1)			x 0-0 ② F8	x 0-0 ③ F9		x 0-0 1-3 3-H 1B			S S S 0-3 ① K	3 1 0 0	0 0 0 0	1 0 0 0	1 0 0 0	0 0 0 0	0 1 0 0	3 0 0 0
Inning Stats	R: 0 H: 0 E: 0 LOB: 0 K: 0 BB: 0 S: 3 P: 3	R: 0 H: 0 E: 0 LOB: 0 K: 1 BB: 0 S: 5 P: 5	R: 0 H: 1 E: 0 LOB: 1 K: 2 BB: 0 S: 8 P: 8	R: 3 H: 4 E: 0 LOB: 2 K: 0 BB: 1 S: 7 P: 11	R: 0 H: 0 E: 0 LOB: 0 K: 1 BB: 0 S: 5 P: 5	R: 2 H: 4 E: 0 LOB: 2 K: 1 BB: 0 S: 9 P: 9	R: 0 H: 0 E: 0 LOB: 0 K: 1 BB: 0 S: 5 P: 5	R: 0 H: 0 E: 1 LOB: 1 K: 0 BB: 0 S: 4 P: 4	R: 0 H: 0 E: 0 LOB: 0 K: 1 BB: 0 S: 5 P: 5	1B: 8 SF: 0 2B: 1 SAC: 0 3B: 0 DP: 0 HR: 0 HBP: 0					WP: 0 PA: 38 PB: 0 SB: 0 CS: 0	

PITCHER		IP	WLS	BF	H	R	ER	SO	BB	IBB	HBP	BLK	WP	HR	S	P	ERA	WHIP
Pat Rapp, R ERA: 4.8	(1, 1)	5.2	L	27	9	5	5	4	1	0	0	0	0	0	34	38	7.94	1.765
Matt Mantei, R ERA: 2.08	(6, 1)	1.1		4	0	0	0	2	0	0	0	0	0	0	8	8	0.00	0.000
Randy Veres, R ERA: 2.9	(8, 1)	1.0		4	0	0	0	0	0	0	0	0	0	0	4	4	0.00	0.000
Yorkis Perez, L ERA: 6.18	(9, 1)	0.2		2	0	0	0	1	0	0	0	0	0	0	4	4	0.00	0.000
Robb Nen, R ERA: 3.93	(9, 1)	0.1		1	0	0	0	0	0	0	0	0	0	0	1	1	0.00	0.000

PITCHER	IP	WLS	BF	H	R	ER	SO	BB	IBB	HBP	BLK	WP	HR	S	P	ERA	WHIP

TOP

Los Angeles Dodgers @ Florida Marlins

Joe Robbie Stadium, Miami, FL

Fri Jul 21 1995, 7:05 PM EDT

Att. 22,652 - Unknown - 88 F

livebaseballscorecards.com

AB	37
R	5
H	9
RBI	5
BB	1
SO	7
LOB	11

BOTTOM

Los Angeles Dodgers @ Florida Marlins

Joe Robbie Stadium, Miami, FL

Fri Jul 21 1995, 7:05 PM EDT
Att. 22,652 - Unknown - 88 F

livebaseballscorecards.com

Batter	1	2	3	4	5	6	7	8	9	AB	R	H	RBI	BB	SO	LOB
Chuck Carr, S (1, 8) OBP: 0.322, SLG: 0.282	BBBB 4-0 FC6-4 1B BB		x 0-0 ① G3		x 0-0 ② F9		x 0-0 ③ F8		x 0-0 1-3 3-H 2B	4	0	1	1	1	0	2
Jerry Browne, S (1, 4) OBP: 0.350, SLG: 0.292	x 0-0 1-2 FC6-4 1B		BBBB 4-0 1B E BB		x 0-0 ③ G4-3			x 0-0 ① P4	x 0-0 ③ G3	4	1	1	0	1	0	2
Jeff Conine, R (1, 7) OBP: 0.401, SLG: 0.529	x 0-0 ① FC6-4 FC6-4 1-2f 2-3		SSS 0-3 ② K			x 0-0 ① F8		x 0-0 ② F7		4	0	0	0	0	1	3
Terry Pendleton, S (1, 5) OBP: 0.332, SLG: 0.415 Robb Nen, R (9, 1)	SSS 0-3 ② K		x 0-0 E7 1-H 1B			x 0-0 ② G4-3		x 0-0 ③ F9		4 0	0 0	1 0	0 0	0 0	1 0	2 0
Greg Colbrunn, R (1, 3) OBP: 0.312, SLG: 0.440	x 0-0 ③ FC6-4 1-2f		x 0-0 ③ F8			x 0-0 ③ L5			x 0-0 ① G3	4	0	0	0	0	0	3
Tommy Gregg, L (1, 9) OBP: 0.301, SLG: 0.384		x 0-0 ① F9	SSS 0-3 ① K				x 0-0 ① F7		x 0-0 1B 2B	4	1	1	0	0	1	0
Kurt Abbott, R (1, 6) OBP: 0.300, SLG: 0.441		SSS 0-3 ② K	SSS 0-3 ② K				x 0-0 1B 1B	BBBB 4-0 1B 2B BB		3	1	1	0	1	2	0
Charles Johnson, R (1, 2) OBP: 0.306, SLG: 0.350		BBBB 4-0 FC6-4 BB	x 0-0 ③ G4-3				x 0-0 1-2 1B		x 0-0 ② L8	3	0	1	0	1	0	2
Pat Rapp, R (1, 1) OBP: 0.200, SLG: 0.240 Matt Mantei, R (6, 1) Russ Morman, R (7, PH) OBP: 0.276, SLG: 0.393 Randy Veres, R (8, 1) Yorkis Perez, L (9, 1) Alex Arias, R (9, 5) OBP: 0.373, SLG: 0.388	x 0-0 ③ FC6-4 1-2f				x 0-0 ① G1-3		SSS 0-3 ② K		x 0-0 1-3 2-H 2B 1B	2 0 1 0 0	0 0 0 0 0	0 0 0 0 1	0 0 0 0 0	0 0 0 0 0	1 0 1 0 0	1 0 2 0 0
Inning Stats	R: 0 E: 0 K: 1 S: 6 H: 1 LOB: 2 BB: 1 P: 10	R: 0 E: 0 K: 1 S: 5 H: 0 LOB: 1 BB: 1 P: 9	R: 1 E: 1 K: 1 S: 6 H: 1 LOB: 1 BB: 1 P: 10	R: 0 E: 0 K: 2 S: 7 H: 0 LOB: 0 BB: 0 P: 7	R: 0 E: 0 K: 0 S: 3 H: 0 LOB: 0 BB: 0 P: 3	R: 0 E: 0 K: 0 S: 3 H: 0 LOB: 0 BB: 0 P: 3	R: 0 E: 0 K: 1 S: 7 H: 2 LOB: 2 BB: 0 P: 7	R: 0 E: 0 K: 0 S: 3 H: 0 LOB: 0 BB: 0 P: 3	R: 2 E: 0 K: 0 S: 6 H: 3 LOB: 2 BB: 1 P: 10	1B: 5 2B: 2 3B: 0 HR: 0	SF: 0 SAC: 0 DP: 0 HBP: 0			WP: 0 PB: 0 SB: 0 CS: 0	PA: 38		

	AB	34
	R	3
	H	7
	RBI	2
	BB	4
	SO	6
	LOB	17

PITCHER		IP	WLS	BF	H	R	ER	SO	BB	IBB	HBP	BLK	WP	HR	S	P	ERA	WHIP
Ismael Valdez, R ERA: 3.01	(1, 1)	8.0	W	31	4	1	0	6	3	0	0	0	0	0	40	52	0.00	0.875
Rudy Seanez, R ERA: 6.23	(9, 1)	0.1		3	1	2	2	0	1	0	0	0	0	0	2	6	54.00	6.000
Todd Worrell, R ERA: 0.84	(9, 1)	0.2	S	4	2	0	0	0	0	0	0	0	0	0	4	4	0.00	3.000

PITCHER	IP	WLS	BF	H	R	ER	SO	BB	IBB	HBP	BLK	WP	HR	S	P	ERA	WHIP

Los Angeles Dodgers @ Florida Marlins

Joe Robbie Stadium, Miami, FL

Sat Jul 22 1995, 7:05 PM EDT

Att. 25,530 - Unknown - 91 F

TOP

livebaseballscorecards.com

Batter	1	2	3	4	5	6	7	8	9	AB	R	H	RBI	BB	SO	LOB
Todd Hollandsworth, L (1, 8) OBP: 0.400, SLG: 0.575	B B B B 4-0 G4-3 BB	x 0-0 ③ 1-3 2-H 3-H 1B		x 0-0 2-H 1B 1B	B B B 4-0 1-2 1B BB		x 0-0 HR			3	3	3	4	2	0	0
Jose Offerman, S (1, 6) OBP: 0.406, SLG: 0.415	x 0-0 ① G4-3 1-2		x 0-0 G6-4-3 1B	x 0-0 1-2 HR 1B	x 0-0 CS 1-H 2-H 1B		x 0-0 ③ G5-3			3	1	2	0	0	0	1
Delino DeShields, L (5, PH) OBP: 0.324, SLG: 0.327 (5, 4)										2	0	1	1	0	0	0
Raul Mondesi, R (1, 9) OBP: 0.362, SLG: 0.515	S S S 0-3 ② K		x 0-0 ① ② G6-4-3 1-2f	x 0-0 1-2 2-H HR 1B	B B B 4-0 ② 2-3 BB			x 0-0 G4-3 1B 1B		4	1	2	1	1	1	2
Mike Piazza, R (1, 2) OBP: 0.411, SLG: 0.626	S S S 0-3 ③ K		B B B B 4-0 1B BB	x 0-0 1-H 2-H HR	S S S 0-3 ③ K			x 0-0 1-2 G4-3 1B		4	1	2	3	1	2	2
Eric Karros, R (1, 3) OBP: 0.368, SLG: 0.510		x 0-0 ① F9	x 0-0 1-3 BB 1B	S S S 0-3 ② K		x 0-0 G4-6-3 1B		x 0-0 ① ② G4-3 1-2f 2-3		5	0	2	0	0	1	2
Dave Hansen, L (1, 5) OBP: 0.391, SLG: 0.344		B B B B 4-0 BB 1B 1B BB	B B B B 4-0 1-2 BB	B B B 4-0 BB		x 0-0 ① ② G4-6-3 1-2f		x 0-0 ③ G3		2	1	0	0	3	0	2
Pedro Astacio, R (8, 1) OBP: 0.182, SLG: 0.190										0	0	0	0	0	0	0
Roberto Kelly, R (1, 7) OBP: 0.298, SLG: 0.331		x 0-0 BB 1-2 1B 1B	x 0-0 ③ F8	S S S 0-3 ③ K		x 0-0 ③ F8			x 0-0 G4-3 1B	5	1	2	0	0	1	4
Chad Fonville, S (1, 4) OBP: 0.294, SLG: 0.303 (5, 6)		x 0-0 ② F8		x 0-0 SH3-4 1B 1B	S S S 0-3 ① K		x 0-0 ① F7		x 0-0 ① ② G4-3 1-2f	5	1	1	0	0	1	3
Willie Banks, R (1, 1) OBP: 0.333, SLG: 0.143	B B B B 4-0 1B 1-2 2-3 BB			x 0-0 ① SH3-4 1-2	x 0-0 BB 1B 1B		S S S 0-3 ② K		S S S 0-3 ③ K	1	1	1	0	1	0	0
Jose Parra, R (5, 1)										0	0	0	0	0	0	0
Chris Gwynn, L (7, PH) OBP: 0.271, SLG: 0.328										1	0	0	0	0	1	0
Rudy Seanez, R (7, 1)										0	0	0	0	0	0	0
Tim Wallach, R (8, 5) OBP: 0.325, SLG: 0.389										1	0	0	0	0	1	0

Inning Stats	1	2	3	4	5	6	7	8	9
	R: 0 E: 0 K: 2 S: 7	H: 0 LOB: 1 BB: 1 P: 11	R: 2 E: 0 K: 0 S: 4	H: 2 LOB: 2 BB: 2 P: 12	R: 0 E: 0 K: 0 S: 4	H: 2 LOB: 3 BB: 2 P: 12	R: 5 E: 0 K: 2 S: 12	H: 5 LOB: 1 BB: 1 P: 16	R: 2 E: 0 K: 2 S: 8	H: 2 LOB: 1 BB: 2 P: 16	R: 0 E: 0 K: 0 S: 3	H: 1 LOB: 0 BB: 0 P: 3	R: 1 E: 0 K: 1 S: 6	H: 1 LOB: 0 BB: 0 P: 6	R: 0 E: 0 K: 0 S: 4	H: 2 LOB: 1 BB: 0 P: 4	R: 0 E: 0 K: 1 S: 5	H: 1 LOB: 0 BB: 0 P: 5

1B: 14	SF: 0	WP: 0	PA: 45
2B: 0	SAC: 1	PB: 0	
3B: 0	DP: 4	SB: 0	
HR: 2	HBP: 0	CS: 1	

	AB	36
	R	10
	H	16
	RBI	9
	BB	8
	SO	8
	LOB	16

PITCHER		IP	WLS	BF	H	R	ER	SO	BB	IBB	HBP	BLK	WP	HR	S	P	ERA	WHIP
David Weathers, R (1, 1) ERA: 6.55		3.1		21	8	6	6	2	5	0	0	0	0	0	20	40	16.20	3.900
Matt Mantei, R (4, 1) ERA: 2.89		0.2		4	1	1	1	2	1	0	0	0	0	1	7	11	13.50	3.000
Rob Murphy, L (5, 1) ERA: 10.95		0.1		4	2	2	2	1	1	0	0	0	0	0	5	9	54.00	9.000
Terry Mathews, R (5, 1) ERA: 3.29		0.2		2	0	0	0	1	1	0	0	0	0	0	3	7	0.00	1.500
Mark Gardner, R (6, 1) ERA: 4.28		2.0		7	2	1	1	1	0	0	0	0	0	1	9	9	4.50	1.000
Randy Veres, R (8, 1) ERA: 2.81		1.0	W	4	2	0	0	0	0	0	0	0	0	0	4	4	0.00	2.000
Robb Nen, R (9, 1) ERA: 3.82		1.0	S	3	1	0	0	1	0	0	0	0	0	0	5	5	0.00	1.000

Batter	1	2	3	4	5	6	7	8	9	AB	R	H	RBI	BB	SO	LOB
Chuck Carr, S (1, 8) OBP: 0.324, SLG: 0.278	BBBB 4-0 F8 BB 1B BB	x 0-0 G4-3 ③		x 0-0 E7 1B HR 2-H 3-H		BBBB 4-0 F9 BLK SF8 BB		x 0-0 F9 ①		3	3	0	0	2	0	1
Jerry Browne, S (1, 4) (9, 5) OBP: 0.352, SLG: 0.291	BBBB 4-0 1B 1-2 BB		x 0-0 G4-3 ①	x 0-0 1-3 HR 1B		x 0-0 F9 ① 1-3		x 0-0 G4-3 ②		4	1	1	0	1	0	1
Jeff Conine, R (1, 7) OBP: 0.404, SLG: 0.543	SSS 0-3 K ①		x 0-0 S 1B	x 0-0 1-H 3-H HR		x 0-0 SF8 ② 3-H		x 0-0 HR 1B		4	2	3	4	0	1	2
Terry Pendleton, S (1, 5) OBP: 0.330, SLG: 0.422 Robb Nen, R (9, 1)	x 0-0 F8 ② 2-3	SSS 0-3 K ② 1-2	SSS 0-3 K ③			x 0-0 G4-3 ③		x 0-0 1-H HR		5 0	1 0	1 0	2 0	0 0	2 0	3 0
Greg Colbrunn, R (1, 3) OBP: 0.317, SLG: 0.454	x 0-0 FC4-6 1-3 3-H 1B		x 0-0 G4-3 ③		x 0-0 S 1B 1B		x 0-0 HR	x 0-0 G5-3 ③		5	2	3	2	0	0	1
Tommy Gregg, L (1, 9) OBP: 0.299, SLG: 0.379	x 0-0 FC4-6 ③ 1-2f			x 0-0 2B E 1B	SSS 0-3 K ① 1-2		x 0-0 F8 ①			4	1	1	0	0	1	3
Kurt Abbott, R (1, 6) OBP: 0.308, SLG: 0.452		x 0-0 FC6-4 1B		x 0-0 1-3 E 2B	x 0-0 1B 3-2 2-H 1B		x 0-0 E5 FC5-4			4	1	3	1	0	0	0
Charles Johnson, R (1, 2) OBP: 0.305, SLG: 0.348		x 0-0 FC6-4 ① 1-2f		x 0-0 F3 ①	x 0-0 1-3 1B		x 0-0 F8 ②			4	0	1	0	0	0	4
David Weathers, R (1, 1) Matt Mantei, R (4, 1) Mario Diaz, R (4, PH) OBP: 0.304, SLG: 0.296 Rob Murphy, L (5, 1) OBP: 1.000, SLG: 1.000 Terry Mathews, L (5, 1) OBP: 0.000, SLG: 0.000 Russ Morman, R (5, PH) OBP: 0.267, SLG: 0.378 Mark Gardner, R (6, 1) OBP: 0.462, SLG: 0.591 Alex Arias, R (7, PH) OBP: 0.370, SLG: 0.385 Randy Veres, R (8, 1) Quilvio Veras, S (8, 4) OBP: 0.346, SLG: 0.310		SSS 0-3 K ②		x 0-0 G1-3 ②	x 0-0 3-2 ②③ 3-Hf		x 0-0 FC5-4 ③ 1-2f			1 0 1 0 0 1 0 1 0 0	0 0 0 0 0 0 0 0 0 0	0 0 0 0 0 0 0 0 0 0	0 0 0 0 0 0 0 0 0 0	1 0 0 0 0 0 0 0 0 0	0 0 0 0 0 0 0 0 0 0	1 0 2 0 0 2 0 1 0 0
Inning Stats	R: 1 E: 0 K: 1 S: 6 H: 1 LOB: 2 BB: 2 P: 14	R: 0 E: 0 K: 1 S: 6 H: 1 LOB: 1 BB: 0 P: 6	R: 0 E: 0 K: 1 S: 6 H: 1 LOB: 1 BB: 0 P: 6	R: 5 E: 1 K: 1 S: 10 H: 4 LOB: 0 BB: 0 P: 10	R: 1 E: 0 K: 1 S: 7 H: 3 LOB: 1 BB: 0 P: 7	R: 1 E: 0 K: 0 S: 3 H: 0 LOB: 0 BB: 1 P: 7	R: 1 E: 1 K: 0 S: 5 H: 1 LOB: 1 BB: 0 P: 5	R: 2 E: 0 K: 0 S: 5 H: 2 LOB: 0 BB: 0 P: 5		1B: 9 2B: 2 3B: 0 HR: 3	SF: 1 SAC: 0 DP: 1 HBP: 0			WP: 0 PB: 0 SB: 2 CS: 0	PA: 41		

PITCHER		IP	WLS	BF	H	R	ER	SO	BB	IBB	HBP	BLK	WP	HR	S	P	ERA	WHIP
Willie Banks, R ERA: 7.18	(1, 1)	4.1		25	9	7	2	5	2	0	0	0	0	1	33	41	4.15	2.538
Jose Parra, R ERA: 3.86	(5, 1)	1.2		6	1	1	1	0	1	0	0	1	0	0	5	9	5.40	1.200
Rudy Seanez, R ERA: 6.33	(7, 1)	1.0		5	1	1	1	0	0	0	0	0	0	1	5	5	9.00	1.000
Pedro Astacio, R ERA: 4.6	(8, 1)	1.0	L	5	2	2	2	0	0	0	0	0	0	1	5	5	18.00	2.000

PITCHER	IP	WLS	BF	H	R	ER	SO	BB	IBB	HBP	BLK	WP	HR	S	P	ERA	WHIP

BOTTOM

Los Angeles Dodgers @ Florida Marlins

Joe Robbie Stadium, Miami, FL

Sat Jul 22 1995, 7:05 PM EDT

Att. 25,530 - Unknown - 91 F

livebaseballscorecards.com

AB	37
R	11
H	13
RBI	9
BB	3
SO	5
LOB	21

Batter	1	2	3	4	5	6	7	8	9	AB	R	H	RBI	BB	SO	LOB
Todd Hollandsworth, L (1, 8) OBP: 0.388, SLG: 0.535	C B F F S 1-3 ① K	F F F B C 1-3 ③ K	B B B C B 4-1 CS BB	F B X 1-1 F8						3	0	0	0	1	2	1
Jose Offerman, S (1, 6) OBP: 0.407, SLG: 0.424	C X 0-1 ② L8	C B S F B S 2-3 ① K	B 1 SAFE C B F 1 SAFE 2-2 ③ CS 1-2	X 0-0 CS 1B	C B X 1-1 2B 3B					4	1	2	0	0	1	0
Raul Mondesi, R (1, 9) OBP: 0.358, SLG: 0.508	S B B S B X 3-2 ③ F7	B X 1-0 ② F7	B C X 1-1 ① F7	C B 3 SAFE B S B F T 3-2 ① K						4	0	0	0	0	1	2
Eric Karros, R (1, 3) OBP: 0.370, SLG: 0.507	B C S T F B X 2-2 ① G6-3	F S B F X 1-2 ③ F7	B 1 SAFE C 1 SAFE 1 SAFE B C B F 4-2 F B ② 1-2 HR BB	I I I I 4-0 2B IBB						2	1	0	0	2	0	0
Roberto Kelly, R (1, 7) OBP: 0.301, SLG: 0.346	B F C S 1-3 ② K	B S F F F C 1-3 ① K	F F B X 1-2 1-H HR	B F F B X 2-2 1-3 3-H 2B						4	1	2	3	0	2	0
Tim Wallach, R (1, 5) OBP: 0.324, SLG: 0.383	S F S 0-3 ③ K	B B B C X 3-1 ② G6-3	S C S 0-3 ③ K2-3	I I I I 4-0 FC6-4 IBB						3	0	0	0	1	2	0
Carlos Hernandez, R (1, 2) OBP: 0.211, SLG: 0.188 Dave Hansen, L (8, PH) OBP: 0.387, SLG: 0.341 Pedro Astacio, R (8, 1) OBP: 0.182, SLG: 0.190 Todd Worrell, R (8, 1)	S S B B S 2-3 ① K	C S B B S 2-3 ③ K	B X 1-0 ① F8	B C S S 1-3 ② K						2 1 0 1	0 0 0 0	0 0 0 0	0 0 0 0	0 0 0 0	2 0 0 1	0 0 0 3
Chad Fonville, S (1, 4) OBP: 0.278, SLG: 0.286	C F F B C 1-3 ② K	B B B C C F X 3-2 ① G1-3	B B C X 2-1 ② F8	B C X 1-1 ③ FC6-4 1-2f						4	0	0	0	0	1	3
Tom Candiotti, R (1, 1) OBP: 0.189, SLG: 0.143 Mike Piazza, R (8, PH) OBP: 0.414, SLG: 0.643 (8, 2)	S B X 1-1 1B	B B X 2-0 ② G5-3	X 0-0 HR							2 1	0 1	1 1	0 1	0 0	0 0	0 0
Inning Stats	R: 0 E: 0 K: 1 S: 9 H: 0 LOB: 0 BB: 0 P: 13	R: 0 E: 0 K: 2 S: 11 H: 0 LOB: 0 BB: 0 P: 14	R: 0 E: 0 K: 3 S: 13 H: 1 LOB: 1 BB: 0 P: 18	R: 0 E: 0 K: 1 S: 9 H: 0 LOB: 0 BB: 0 P: 13	R: 0 E: 0 K: 2 S: 10 H: 0 LOB: 0 BB: 0 P: 16	R: 0 E: 0 K: 0 S: 8 H: 0 LOB: 0 BB: 1 P: 19	R: 2 E: 0 K: 1 S: 13 H: 2 LOB: 0 BB: 1 P: 19	R: 1 E: 0 K: 0 S: 6 H: 1 LOB: 0 BB: 0 P: 10	R: 1 E: 0 K: 2 S: 14 H: 2 LOB: 3 BB: 2 P: 30	1B: 2 2B: 1 3B: 1 HR: 2	SF: 0 SAC: 0 DP: 0 HBP: 0						

TOP

Los Angeles Dodgers @ Florida Marlins

Joe Robbie Stadium, Miami, FL

Sun Jul 23 1995, 7:05 PM EDT
Att. 27,418 - Unknown - 90 F

livebaseballscorecards.com

AB	31
R	4
H	6
RBI	4
BB	4
SO	12
LOB	9

WP: 0 PB: 0 SB: 0 CS: 2 PA: 36

PITCHER		IP	WLS	BF	H	R	ER	SO	BB	IBB	HBP	BLK	WP	HR	S	P	ERA	WHIP
Chris Hammond, L ERA: 2.68	(1, 1)	7.0	L	24	3	2	2	10	2	0	0	0	0	1	73	112	2.57	0.714
Richie Lewis, R ERA: 5.21	(8, 1)	1.1		9	3	2	2	1	0	2	0	0	0	1	15	33	13.50	2.250
Mark Gardner, R ERA: 4.23	(9, 1)	0.2		2	0	0	0	1	0	0	0	0	0	0	5	7	0.00	0.000

PITCHER	IP	WLS	BF	H	R	ER	SO	BB	IBB	HBP	BLK	WP	HR	S	P	ERA	WHIP

Batter	1	2	3	4	5	6	7	8	9	AB	R	H	RBI	BB	SO	LOB
Quilvio Veras, S (1, 4) OBP: 0.353, SLG: 0.317	B B C C X 2-2 ① G6-3		C B X 1-1 1B			B B B C B 4-1 G4-6-3 BB		C F F B B X 2-2 FC4 1B	C C F B B B X 3-2 2-H 1B	4	0	3	1	1	0	0
Chuck Carr, S (1, 8) OBP: 0.316, SLG: 0.270	B X 1-0 ② P5		1 SAFE C 1 SAFE B F 1 SAFE 1 SAFE X 1-2 ③ G4-3			F X 0-1 ①② G4-6-3 1-2f		1 SAFE B C S 1 SAFE X 1-2 ① FC4 BB S 1-2f	X 0-0 ③ F8	5	0	0	0	0	0	4
Jeff Conine, R (1, 7) OBP: 0.405, SLG: 0.542	B C X 1-1 1B			B B F C B X 3-2 1B		C B S F B B X 3-2 ③ G6-3		1 SAFE 1 SAFE 1 SAFE B F B F F S 2-3 ② K 1-2		4	0	2	0	0	1	1
Terry Pendleton, S (1, 5) OBP: 0.332, SLG: 0.421	B B C 1 SAFE F S 2-3 ③ K			F F S 0-3 ① K			B S B F B X 3-2 FC5-4 1B	B B B B 4-0 BB BB		3	0	1	0	1	2	2
Greg Colbrunn, R (1, 3) OBP: 0.316, SLG: 0.449		B B B X 3-0 ① G3-1		B B B C 1 SAFE X 3-1 ② F7			X 0-0 ① FC5-4 1B 1-2f SF8	B B B B 4-0 1-2 2-3 BB		3	1	0	0	1	0	2
Tommy Gregg, L (1, 9) OBP: 0.298, SLG: 0.374		B B C X 2-1 ② G3-1		B C B C C 2-3 ③ K			B F B X 2-1 HBP 1-3 1B	B B C F T 2-2 ③ K		4	0	1	0	0	2	4
Kurt Abbott, R (1, 6) OBP: 0.307, SLG: 0.445		B S B C T 2-2 ③ K			B C F B S 2-3 ① K		S B B H 3-1 1-2 HBP		C B C F S 1-3 ① K	3	0	0	0	0	3	0
Charles Johnson, R (1, 2) OBP: 0.304, SLG: 0.348			B C F F B B X 3-2 ① G6-3		X 0-0 E6 CS		B F B X 2-1 ② SF8 3-H		C X 0-1 G3-1 1B 1B	3	1	1	1	0	0	0
Chris Hammond, L (1, 1) OBP: 0.378, SLG: 0.441 Alex Arias, R (7, PH) OBP: 0.368, SLG: 0.381 Richie Lewis, R (8, 1) Mark Gardner, R (9, 1) OBP: 0.091, SLG: 0.091 Jerry Browne, S (9, PH) OBP: 0.349, SLG: 0.288			S S B X 1-2 ② F7		C 1 SAFE 1 SAFE L M 0-3 ②③ K 1-2		B B B C C S 3-3 ③ K		C B F X 1-2 ② G3-1 1-2	2 1 0 0 1	0 0 0 0 0	0 0 0 0 0	0 0 0 0 0	0 0 0 0 0	1 1 0 0 0	1 2 0 0 1
Inning Stats	R: 0 E: 0 K: 1 S: 9 H: 1 LOB: 1 BB: 0 P: 15	R: 0 E: 0 K: 1 S: 6 H: 0 LOB: 0 BB: 0 P: 13	R: 0 E: 0 K: 0 S: 12 H: 1 LOB: 1 BB: 0 P: 18	R: 0 E: 0 K: 2 S: 11 H: 1 LOB: 1 BB: 0 P: 19	R: 0 E: 1 K: 2 S: 7 H: 0 LOB: 1 BB: 0 P: 9	R: 0 E: 0 K: 0 S: 7 H: 0 LOB: 0 BB: 1 P: 14	R: 1 E: 0 K: 1 S: 12 H: 2 LOB: 2 BB: 0 P: 25	R: 0 E: 0 K: 2 S: 14 H: 1 LOB: 3 BB: 2 P: 29	R: 1 E: 0 K: 1 S: 14 H: 2 LOB: 1 BB: 0 P: 19	1B: 8 2B: 1 3B: 0 HR: 0	SF: 1 SAC: 0 DP: 2 HBP: 1						

PITCHER		IP	WLS	BF	H	R	ER	SO	BB	IBB	HBP	BLK	WP	HR	S	P	ERA	WHIP
Tom Candiotti, R ERA: 2.96	(1, 1)	7.0	W	27	5	1	1	7	1	0	1	0	0	0	64	113	1.29	0.857
Pedro Astacio, R ERA: 4.58	(8, 1)	0.1		2	1	0	0	0	0	0	0	0	0	0	7	10	0.00	3.000
Todd Worrell, R ERA: 1.07	(8, 1)	1.2	S	9	2	1	1	3	2	0	0	0	0	0	21	38	5.40	2.400

PITCHER	IP	WLS	BF	H	R	ER	SO	BB	IBB	HBP	BLK	WP	HR	S	P	ERA	WHIP

BOTTOM

Los Angeles Dodgers @ Florida Marlins

Joe Robbie Stadium, Miami, FL

Sun Jul 23 1995, 7:05 PM EDT

Att. 27,418 - Unknown - 90 F

livebaseballscorecards.com

AB	33
R	2
H	8
RBI	2
BB	3
SO	10
LOB	17

WP: 0 PB: 0 SB: 1 CS: 1 PA: 38

San Francisco Giants @ Florida Marlins

Joe Robbie Stadium, Miami, FL

Mon Jul 24 1995, 7:05 PM EDT

Att. 20,778 - Unknown

TOP

livebaseballscorecards.com

Batter	1	2	3	4	5	6	7	8	9	AB	R	H	RBI	BB	SO	LOB
Deion Sanders, L (1, 8) OBP: 0.291, SLG: 0.319	C S B F F B X 2-2 ① F8		B B C X 2-1 ① G3	F B F X 1-2 ③ G4-3		B B F B S X 3-2 ① F7	F B C B S F F B X 3-2 E8 2-H 1B		B S F C 1-3 ③ K	6	0	1	1	0	1	2
Robby Thompson, R (1, 4) OBP: 0.317, SLG: 0.313 Shawn Barton, R (8, 1) Rod Beck, R (9, 1) OBP: 0.333, SLG: 0.333	B B F S B X 3-2 2B 1B		B B B C F F S 3-3 ② K		B B C C B F X 3-2 BB 1B 1B	C S S B B B 4-2 2B BB	C X 0-1 ③ G4-3			4 0 0	3 0 0	2 0 0	0 0 0	1 0 0	1 0 0	1 0 0
Barry Bonds, L (1, 7) OBP: 0.442, SLG: 0.593	F 1 SAFE X 0-1 1B 1-H 2B		B C B B B 4-1 BB		S C F B B F 1 SAFE F B 4-2 B 1B HR 1-2 BB	B C B B F 1 SAFE S 3-3 ② K		B S B B F B 4-2 1B S FC5-2-5 BB		2	1	1	1	3	1	1
Mark Carreon, R (1, 3) OBP: 0.359, SLG: 0.527	B X 1-0 2-3 1B		1 SAFE 1 SAFE 1 SAFE 1 SAFE S 1 SAFE X 0-1 ③ F8		C B B B F X 3-2 HR 1-2 2-H 1B	B B S B F 1 SAFE X 3-2 1-H 2B		C B B F X 2-2 FC5-2-5 1-3 1B		5	1	4	2	0	0	1
Glenallen Hill, R (1, 9) OBP: 0.329, SLG: 0.489	B S C F S 1-3 ② K			C B X 1-1 F9 1B 1B 1B	F B B X 2-1 1-H 2-H HR	B B C B S B 4-2 BB		X 0-0 ① FC5-2-5 1-2 3-H		4	2	2	3	1	1	4
Steve Scarsone, R (1, 5) OBP: 0.351, SLG: 0.543	C C C 0-3 ③ K			X 0-0 1B 1-2 1B	B B C F F F X 2-2 G3-1 S 1B	B B B C S F F S 3-3 ③ K		B S B C B S 3-3 ② K		5	0	2	0	0	3	6
Royce Clayton, R (1, 6) OBP: 0.299, SLG: 0.338		B B X 2-0 ① L6	B B X 2-0 ① F9 2-3	B C B B S X 3-2 ① L8 1-2		X 0-0 E 2B	S C S 0-3 ③ K			5	1	1	0	0	1	5
Kirt Manwaring, R (1, 2) OBP: 0.325, SLG: 0.340		B C S B B X 2-2 ② F8	B C S B B X 2-2 1-2 3-H 1B	B B S B X 3-1 ② G3-1 2-3		F F S 0-3 ① K		B S S S 1-3 ① K		5	0	1	1	0	2	2
Jamie Brewington, R (1, 1) John Patterson, S (8, 4) OBP: 0.264, SLG: 0.275		C B B F X 2-2 ③ F9	L L M 0-3 ② K	S S X 0-2 ③ L7		L B X 1-1 ② F7		C B F B C 2-3 ② K		4 1	0 0	0 0	0 0	0 0	1 1	4 0
Inning Stats	R: 1 E: 0 K: 2 S: 18 H: 3 LOB: 2 BB: 0 P: 25	R: 0 E: 0 K: 0 S: 7 H: 0 LOB: 0 BB: 0 P: 13	R: 0 E: 0 K: 1 S: 9 H: 0 LOB: 1 BB: 1 P: 18	R: 1 E: 0 K: 1 S: 13 H: 3 LOB: 2 BB: 0 P: 19	R: 4 E: 0 K: 0 S: 27 H: 4 LOB: 1 BB: 1 P: 47	R: 1 E: 0 K: 2 S: 18 H: 1 LOB: 2 BB: 2 P: 38	R: 1 E: 1 K: 1 S: 13 H: 2 LOB: 1 BB: 0 P: 17	R: 0 E: 0 K: 2 S: 12 H: 1 LOB: 2 BB: 1 P: 21	R: 0 E: 0 K: 3 S: 9 H: 0 LOB: 0 BB: 0 P: 13	1B: 10 2B: 3 3B: 0 HR: 1 SF: 0 SAC: 0 DP: 0 HBP: 0						

AB	41
R	8
H	14
RBI	8
BB	5
SO	12
LOB	26

WP: 0 PB: 0 SB: 2 CS: 0 PA: 46

PITCHER		IP	WLS	BF	H	R	ER	SO	BB	IBB	HBP	BLK	WP	HR	S	P	ERA	WHIP
John Burkett, R ERA: 4.88	(1, 1)	4.0	L	24	10	6	6	4	2	0	0	0	0	1	66	108	13.50	3.000
Richie Lewis, R ERA: 4.95	(5, 1)	1.0		3	0	0	0	0	0	0	0	0	0	0	8	14	0.00	0.000
Matt Mantei, R ERA: 3.97	(6, 1)	2.0		11	3	2	2	3	2	0	0	0	0	0	31	55	9.00	2.500
Yorkis Perez, L ERA: 5.97	(8, 1)	1.0		5	1	0	0	2	1	0	0	0	0	0	12	21	0.00	2.000
Terry Mathews, R ERA: 3.23	(9, 1)	1.0		3	0	0	0	3	0	0	0	0	0	0	9	13	0.00	0.000

PITCHER	IP	WLS	BF	H	R	ER	SO	BB	IBB	HBP	BLK	WP	HR	S	P	ERA	WHIP

BOTTOM

San Francisco Giants @ Florida Marlins

Joe Robbie Stadium, Miami, FL

Mon Jul 24 1995, 7:05 PM EDT

Att. 20,778 - Unknown

livebaseballscorecards.com

Batter	1	2	3	4	5	6	7	8	9	AB	R	H	RBI	BB	SO	LOB
Quilvio Veras, S (1, 4) OBP: 0.357, SLG: 0.318	4-2 SH3 S SF7 BB		4-2 G4-6-3 BB		3-2 1B 1B		3-2 F8 ②		1-0 L9 ③	3	1	1	0	2	0	3
Jerry Browne, S (1, 8) OBP: 0.348, SLG: 0.289	1-0 SH3 ① 1-3		1 SAFE 1 SAFE 0-1 G4-6-3 ② ③ 1-2f		0-0 1-2 1B		1-0 F7 ③			3	0	1	0	0	0	2
Jeff Conine, R (1, 7) OBP: 0.403, SLG: 0.540 Russ Morman, R (5, PH) (6, 7) OBP: 0.250, SLG: 0.355	0-0 SF7 ② 3-H			2-0 P3 ①	1-1 G1 ③			0-2 G4-3 ①		1 2	0 0	0 0	1 0	0 0	0 0	0 2
Terry Pendleton, S (1, 5) OBP: 0.328, SLG: 0.415	3-3 K ③			2-1 P6 ②		3-1 G3 ①		1-2 P4 ②		4	0	0	0	0	1	0
Greg Colbrunn, R (1, 3) OBP: 0.318, SLG: 0.464		0-0 HR		1-1 2B		1-2 L7 ②		1-3 K ③		4	1	2	1	0	1	0
Tommy Gregg, L (1, 9) OBP: 0.304, SLG: 0.373		1-2 F7 ①		1-0 P5 ③		4-0 BB			0-0 WP 1B 1B	3	0	1	0	1	0	1
Kurt Abbott, R (1, 6) OBP: 0.302, SLG: 0.438		0-1 G1-3 ②			2-0 F9 ①	1-3 K ③			1-1 P5 ①	4	0	0	0	0	1	2
Charles Johnson, R (1, 2) OBP: 0.307, SLG: 0.364		1-0 G4-3 ③			2-0 HR		0-0 G5-3 ①		1-0 WP 1-2 1B	4	1	2	1	0	0	0
John Burkett, R (1, 1) OBP: 0.175, SLG: 0.154 Richie Lewis, R (5, 1) Mario Diaz, R (5, PH) OBP: 0.200, SLG: 0.291 Matt Mantei, R (6, 1) Alex Arias, R (7, PH) OBP: 0.372, SLG: 0.387 Yorkis Perez, L (8, 1) Terry Mathews, L (9, 1) OBP: 0.417, SLG: 0.583 Steve Decker, R (9, PH) OBP: 0.318, SLG: 0.222			0-0 P6 ①		0-0 P4 ②		3-2 1B		2-0 P4 ② 1-2 2-3	1 0 1 0 1 0 1 0 1	0 0 0 0 0 0 0 0 0	0 0 0 0 0 0 1 0 0	0 0 0 0 0 0 0 0 0	0 0 0 0 0 0 0 0 0	0 0 0 0 0 0 0 0 0	0 0 0 0 0 0 0 0 2
Inning Stats	R: 1 E: 0 K: 1 S: 7 H: 0 LOB: 0 BB: 1 P: 15	R: 1 E: 0 K: 0 S: 7 H: 1 LOB: 0 BB: 0 P: 9	R: 0 E: 0 K: 0 S: 6 H: 0 LOB: 0 BB: 1 P: 10	R: 0 E: 0 K: 0 S: 6 H: 1 LOB: 1 BB: 0 P: 12	R: 1 E: 0 K: 0 S: 10 H: 3 LOB: 2 BB: 0 P: 18	R: 0 E: 0 K: 1 S: 8 H: 0 LOB: 1 BB: 1 P: 17	R: 0 E: 0 K: 0 S: 9 H: 1 LOB: 1 BB: 0 P: 16	R: 0 E: 0 K: 1 S: 12 H: 0 LOB: 0 BB: 0 P: 14	R: 0 E: 0 K: 0 S: 6 H: 2 LOB: 2 BB: 0 P: 11	1B: 5 2B: 1 3B: 0 HR: 2 SF: 1 SAC: 1 DP: 1 HBP: 0						

	AB	32
	R	3
	H	8
	RBI	3
	BB	3
	SO	3
	LOB	12

WP: 1 PB: 0 SB: 1 CS: 0 PA: 37

PITCHER		IP	WLS	BF	H	R	ER	SO	BB	IBB	HBP	BLK	WP	HR	S	P	ERA	WHIP
Jamie Brewington, R ERA: 3.86	(1, 1)	7.0	W	29	6	3	3	2	3	0	0	0	0	2	53	97	3.86	1.286
Shawn Barton, L ERA: 2.33	(8, 1)	1.0		3	0	0	0	1	0	0	0	0	0	0	12	14	0.00	0.000
Rod Beck, R ERA: 4.82	(9, 1)	1.0		5	2	0	0	0	0	0	0	0	1	0	6	11	0.00	2.000

PITCHER	IP	WLS	BF	H	R	ER	SO	BB	IBB	HBP	BLK	WP	HR	S	P	ERA	WHIP

Batter	1	2	3	4	5	6	7	8	9	AB	R	H	RBI	BB	SO	LOB
Deion Sanders, L (1, 8) OBP: 0.289, SLG: 0.317	0-0 P5			1-0 L4		1-1 G4-3		1-0 1B		4	0	1	0	0	0	0
Robby Thompson, R (1, 4) OBP: 0.316, SLG: 0.308	3-3 K			3-3 K		4-1 1B BB		0-3 K		3	0	0	0	1	3	1
Barry Bonds, L (1, 7) OBP: 0.443, SLG: 0.595	1-2 G4-3			2-0 F8		0-0 1-2 1B			1-0 2B 2B	4	1	2	0	0	0	0
Mark Carreon, R (1, 3) OBP: 0.356, SLG: 0.527		2-0 G6-3			2-1 F9	1-1 L6			0-0 1B 2-H 2B	4	1	1	1	0	0	2
Glenallen Hill, R (1, 9) OBP: 0.325, SLG: 0.482		2-2 G5-3			1-3 K		2-0 F9		0-3 K	4	0	0	0	0	2	1
Royce Clayton, R (1, 6) OBP: 0.301, SLG: 0.340		1-1 F8			2-2 E S 1B 1B		1-1 L3		1-2 1B 2-H	4	1	2	1	0	0	0
Tom Lampkin, L (1, 2) OBP: 0.347, SLG: 0.349			3-2 P4		1-0 FC6-4 1-H 1B		0-1 L8		1-0 F5	4	0	1	1	0	0	1
Steve Scarsone, R (1, 5) OBP: 0.342, SLG: 0.528			0-3 K		0-1 FC6-4 1-2f			2-2 L6	0-3 K	4	0	0	0	0	2	2
Terry Mulholland, R (1, 1) OBP: 0.080, SLG: 0.125			1-3 K			2-3 K		0-0 G1-3		2	0	0	0	0	2	0
Sergio Valdez, R (6, 1)										0	0	0	0	0	0	0
John Patterson, S (8, PH) OBP: 0.262, SLG: 0.273										1	0	0	0	0	0	0
Jose Bautista, R (8, 1)										0	0	0	0	0	0	0
Inning Stats	R: 0 E: 0 K: 1 S: 7 H: 0 LOB: 0 BB: 0 P: 11	R: 0 E: 0 K: 0 S: 7 H: 0 LOB: 0 BB: 0 P: 12	R: 0 E: 0 K: 2 S: 9 H: 0 LOB: 0 BB: 0 P: 13	R: 0 E: 0 K: 1 S: 5 H: 0 LOB: 0 BB: 0 P: 11	R: 1 E: 0 K: 1 S: 11 H: 2 LOB: 1 BB: 0 P: 17	R: 0 E: 0 K: 1 S: 9 H: 1 LOB: 2 BB: 1 P: 17	R: 0 E: 0 K: 0 S: 5 H: 0 LOB: 0 BB: 0 P: 8	R: 0 E: 0 K: 1 S: 10 H: 1 LOB: 1 BB: 0 P: 13	R: 2 E: 0 K: 2 S: 12 H: 3 LOB: 1 BB: 0 P: 15	1B: 5 2B: 2 3B: 0 HR: 0	SF: 0 SAC: 0 DP: 0 HBP: 0						

PITCHER		IP	WLS	BF	H	R	ER	SO	BB	IBB	HBP	BLK	WP	HR	S	P	ERA	WHIP
Bobby Witt, R ERA: 4.08	(1, 1)	9.0	W	35	7	3	2	9	1	0	0	0	0	0	75	117	2.00	0.889

PITCHER	IP	WLS	BF	H	R	ER	SO	BB	IBB	HBP	BLK	WP	HR	S	P	ERA	WHIP

TOP

San Francisco Giants @ Florida Marlins

Joe Robbie Stadium, Miami, FL

Tue Jul 25 1995, 3:33 AM EDT

Att. 25,322 - Overcast - 86 F

livebaseballscorecards.com

AB	34
R	3
H	7
RBI	3
BB	1
SO	9
LOB	7

WP: 0 PB: 0 SB: 1 CS: 0 PA: 35

Batter	1	2	3	4	5	6	7	8	9	AB	R	H	RBI	BB	SO	LOB
Quilvio Veras, S (1, 4) OBP: 0.361, SLG: 0.320	X 0-0 3B 1B	C X 0-1 G6-3 ②			L H 1-1 CS HBP	X 0-0 L5 ③		C B B X 2-1 1B		4	1	2	0	0	0	1
Chuck Carr, S (1, 8) OBP: 0.314, SLG: 0.268	B F F F B F F 1 SAFE X 2-2 P6 ①	S B B F F S 2-3 K ③			S 1 SAFE 1 SAFE S S 0-3 K ①② 1-2		X 0-0 1B 1B	B F C X 1-2 G4-3 ③		5	0	1	0	0	2	3
Greg Colbrunn, R (1, 3) OBP: 0.317, SLG: 0.468	X 0-0 1-H 3B 3B		F F B F B C 2-3 K ①		F X 0-1 G5-3 ③		1 SAFE B S 1 SAFE X 1-1 L7 ①			4	1	1	1	0	1	1
Terry Pendleton, S (1, 5) OBP: 0.333, SLG: 0.420	X 0-0 P4 ②		S X 0-1 1B			C B X 1-1 HR 1B	B B B C X 3-1 1-2 G5-4-3 1B			4	1	3	0	0	0	1
Kurt Abbott, R (1, 6) OBP: 0.305, SLG: 0.461	C F B F F B B F X 3-2 3-H 3B 3B		X 0-0 F7 ②			B X 1-0 1-H HR	X 0-0 1-2f G5-4-3 ②③			4	2	2	3	0	0	3
Russ Morman, R (1, 7) OBP: 0.278, SLG: 0.429	F X 0-1 3-H 1B 3B		B F C F F 1 SAFE C 1-3 K ③			C X 0-1 F8 ①		F B S B X 2-2 3B 1B		4	2	2	1	0	1	1
Steve Decker, R (1, 2) OBP: 0.354, SLG: 0.400	C S B B X 2-2 3-H FC5-4 1B			B S B B X 3-1 F8 ①		X 0-0 HR		B F B X 2-1 1-H SF7 3B		4	2	3	3	0	0	0
Jerry Browne, S (1, 9) OBP: 0.346, SLG: 0.291	X 0-0 FC5-4 ③ 1-2f			B X 1-0 P5 ②		C C X 0-2 SH1-4 1B		C X 0-1 3-H SF7 ①		3	0	1	1	0	0	1
Bobby Witt, R (1, 1) OBP: 0.100, SLG: 0.107		S F S 0-3 K ①		X 0-0 P6 ③		X 0-0 SH1-4 ② 1-2		C S F S 0-3 K ②		3	0	0	0	0	2	0
Inning Stats	R: 4 H: 5 E: 0 LOB: 1 K: 0 BB: 0 S: 21 P: 28	R: 0 H: 0 E: 0 LOB: 0 K: 2 BB: 0 S: 9 P: 11	R: 0 H: 1 E: 0 LOB: 1 K: 2 BB: 0 S: 12 P: 15	R: 0 H: 0 E: 0 LOB: 0 K: 0 BB: 0 S: 4 P: 8	R: 0 H: 0 E: 0 LOB: 0 K: 1 BB: 0 S: 6 P: 7	R: 3 H: 4 E: 0 LOB: 1 K: 0 BB: 0 S: 11 P: 13	R: 0 H: 2 E: 0 LOB: 1 K: 0 BB: 0 S: 6 P: 10	R: 2 H: 3 E: 0 LOB: 1 K: 1 BB: 0 S: 16 P: 23		1B: 9 SF: 1 2B: 0 SAC: 1 3B: 4 DP: 1 HR: 2 HBP: 1						

PITCHER		IP	WLS	BF	H	R	ER	SO	BB	IBB	HBP	BLK	WP	HR	S	P	ERA	WHIP
Terry Mulholland, L ERA: 7.25	(1, 1)	5.2	L	27	10	7	7	5	0	0	1	0	0	2	62	81	11.12	1.765
Sergio Valdez, R ERA: 1.93	(6, 1)	1.1		5	2	0	0	0	0	0	0	0	0	0	7	11	0.00	1.500
Jose Bautista, R ERA: 6.29	(8, 1)	1.0		6	3	2	2	1	0	0	0	0	0	0	16	23	18.00	3.000

PITCHER	IP	WLS	BF	H	R	ER	SO	BB	IBB	HBP	BLK	WP	HR	S	P	ERA	WHIP

BOTTOM

San Francisco Giants @ Florida Marlins

Joe Robbie Stadium, Miami, FL

Tue Jul 25 1995, 3:33 AM EDT
Att. 25,322 - Overcast - 86 F

livebaseballscorecards.com

AB	35
R	9
H	15
RBI	9
BB	0
SO	6
LOB	11

Batter	1	2	3	4	5	6	7	8	9	AB	R	H	RBI	BB	SO	LOB
Steve Finley, L (1, 8) OBP: 0.366, SLG: 0.420	C X 0-1 E1 G4-3 1B	C X 0-1 ② ③ G4-3 1-2f			B C B F F X 2-2 ② G3-1		B B X 2-0 1B FC6-4 2B	X 0-0 SF8 1-3 2-H 1B		5	2	3	1	0	0	3
Jody Reed, R (1, 4) OBP: 0.377, SLG: 0.308	C B 1 B B F X SAFE 3-2 ① P4 1-3		B C C F S 1-3 ① K		C X 0-1 ③ F9		B B X 2-0 FC6-4 2-3 1B	F B F B F F X 2-2 ② SF8 2-3 3-H		4	0	1	1	0	1	1
Tony Gwynn, L (1, 9) OBP: 0.393, SLG: 0.475 Archi Cianfrocco, R (7, 3) OBP: 0.600, SLG: 1.250	X 0-0 ② G4-3 3-H		C X 0-1 ② G3			B B F B F F F X 3-2 1B 2B 2B	B F 1 SAFE 1 SAFE X 1-1 ② FC6-4 BB 1-2f 2B 3-H	B B S B C B 4-2 BB		4 0	2 0	1 0	2 0	0 1	0 0	1 0
Ken Caminiti, S (1, 5) OBP: 0.359, SLG: 0.453	B B B F B 4-1 BB		C B X 1-1 ③ G3			B C F B F X 2-2 2B 2-3 1B	C B B B B 4-1 2B 1-2 BB	X 0-0 ③ F9		3	2	1	0	2	0	2
Phil Plantier, L (1, 7) OBP: 0.360, SLG: 0.438	C B C B C 2-3 ③ K			C B X 1-1 FC5-4 1B		F B X 1-1 G4-3 1-H 3-H 2B	S B B B X 2-1 1-H 2-H 2B		B F B B B X 3-1 ① F8	5	0	3	4	0	1	1
Eddie Williams, R (1, 3) OBP: 0.333, SLG: 0.442 Bryce Florie, R (7, 1) Scott Livingstone, L (9, PH) OBP: 0.295, SLG: 0.362 Fernando Valenzuela, L (9, 1) OBP: 0.167, SLG: 0.417		F X 0-1 1B HBP 1B		C B C X 1-2 ① P6		B X 1-0 ① G4-3 2-3	B B B X 3-0 ③ F8		B F B B B F B C F B 4-2 BB	4 0 0 0	0 0 0 0	1 0 0 0	0 0 0 0	0 0 1 0	0 0 0 0	3 0 0 0
Brian Johnson, R (1, 2) OBP: 0.287, SLG: 0.360	X 0-0 ① F9			C S B B F C 2-3 ② K		B B F B B 4-1 G6-4-3 BB		F B F X 1-2 1B 1B 1B	F S F X 0-2 ② F9	4	1	1	0	1	1	3
Andujar Cedeno, R (1, 6) OBP: 0.265, SLG: 0.350	B S B F B H 4-2 1B 1-2 HBP			X 0-0 ③ FC5-4 1-2f		B X 1-0 ② ③ G6-4-3 1-2f		X 0-0 1B SF8 1-2 1B	B C C B B X 3-2 ③ F8	4	1	1	0	0	0	4
Andy Ashby, R (1, 1) OBP: 0.143, SLG: 0.111 Willie Blair, R (3, 1) Melvin Nieves, S (7, PH) OBP: 0.268, SLG: 0.327 (7, 9)	L B X 1-1 G4-3 1-2 2-3 1B				B C S B S 2-3 ① K		C B F S 1-3 ① K	B C S S 1-3 ① K		1 1 2	0 0 0	1 0 0	0 0 0	0 0 0	0 1 2	0 0 2
Inning Stats	R: 1 H: 1 E: 1 LOB: 1 K: 1 BB: 1 S: 10 P: 19	R: 0 H: 2 E: 0 LOB: 2 K: 0 BB: 0 S: 9 P: 14	R: 0 H: 0 E: 0 LOB: 0 K: 1 BB: 0 S: 8 P: 10	R: 0 H: 1 E: 0 LOB: 1 K: 1 BB: 0 S: 10 P: 14	R: 0 H: 0 E: 0 LOB: 0 K: 1 BB: 0 S: 9 P: 13	R: 2 H: 3 E: 0 LOB: 1 K: 0 BB: 1 S: 14 P: 26	R: 3 H: 3 E: 0 LOB: 1 K: 1 BB: 1 S: 11 P: 26	R: 2 H: 3 E: 0 LOB: 2 K: 1 BB: 1 S: 16 P: 24	R: 0 H: 0 E: 0 LOB: 1 K: 0 BB: 1 S: 12 P: 22	1B: 9 SF: 1 2B: 4 SAC: 0 3B: 0 DP: 2 HR: 0 HBP: 1					WP: 0 PA: 44 PB: 0 SB: 0 CS: 0	

TOP

San Diego Padres @ Florida Marlins

Joe Robbie Stadium, Miami, FL

Thu Jul 27 1995, 3:33 AM EDT

Overcast - 82 F

livebaseballscorecards.com

AB	37
R	8
H	13
RBI	8
BB	5
SO	6
LOB	20

PITCHER		IP	WLS	BF	H	R	ER	SO	BB	IBB	HBP	BLK	WP	HR	S	P	ERA	WHIP
Pat Rapp, R ERA: 4.64	(1, 1)	3.0		13	3	1	0	2	1	0	1	0	0	0	27	43	0.00	1.333
David Weathers, R ERA: 6.9	(4, 1)	3.2	L	18	6	5	5	3	2	0	0	0	0	0	41	71	12.27	2.182
Yorkis Perez, L ERA: 5.9	(7, 1)	0.1		2	1	0	0	0	0	0	0	0	0	0	3	8	0.00	3.000
Matt Mantei, R ERA: 4.73	(8, 1)	2.0		11	3	2	2	1	2	0	0	0	0	0	28	46	9.00	2.500

PITCHER	IP	WLS	BF	H	R	ER	SO	BB	IBB	HBP	BLK	WP	HR	S	P	ERA	WHIP

BOTTOM

San Diego Padres @ Florida Marlins

Joe Robbie Stadium, Miami, FL

Thu Jul 27 1995, 3:33 AM EDT

Overcast - 82 F

Batter	1	2	3	4	5	6	7	8	9	AB	R	H	RBI	BB	SO	LOB
Quilvio Veras, S (1, 4) OBP: 0.360, SLG: 0.323	B B C F F B C 3-3 ① K		F B B X 2-1 ② G3		X 0-0 ③ 1-H 2B			B C C B X 2-2 ① G6-3		4	0	1	1	0	1	0
Chuck Carr, S (1, 8) OBP: 0.313, SLG: 0.268	C B C C B B X 3-2 CS 1B 1B		F F B B X 2-2 ③ G6-3			X 0-0 ① B3		B F X 1-1 ② G5-3		4	0	1	0	0	0	0
Greg Colbrunn, R (1, 3) OBP: 0.316, SLG: 0.465	F P F F 1 SAFE 1 SAFE B F X 2-2 CS 1-2 1B			S C X 0-2 ① F8		B B X 2-0 ② F8		B F F F B S 2-3 ③ K		4	0	1	0	0	1	0
Terry Pendleton, S (1, 5) OBP: 0.332, SLG: 0.421	C B S B X 2-2 ②③ G1-3 1-2 2-3			F B C F X 1-2 ② P2		B X 1-0 2B			C B B X 2-1 ① G5-3	4	0	1	0	0	0	2
Kurt Abbott, R (1, 6) OBP: 0.308, SLG: 0.470		B X 1-0 ① G5-3		C B X 1-1 3B		B X 1-0 ③ F7			B X 1-0 G1-6-3 1B	4	0	2	0	0	0	1
Tommy Gregg, L (1, 9) OBP: 0.302, SLG: 0.395		B C B F X 2-2 ② G4-3		C F B X 1-2 ③ G3-1			B X 1-0 HR		F S B F F B F B F 3-2 ②③ X G1-6-3 1-2f	4	1	1	1	0	0	2
Russ Morman, R (1, 7) OBP: 0.282, SLG: 0.447	S B B B X 3-1 2B				F B C F F F C 1-3 ① K		C X 0-1 ① G6-3			3	0	1	0	0	1	0
Charles Johnson, R (1, 2) OBP: 0.311, SLG: 0.368	F B X 1-1 ③ P3				B F S B B F X 3-2 2B 1B		C S B X 1-2 G4-6-3 1B			3	1	2	0	0	0	1
Pat Rapp, R (1, 1) OBP: 0.192, SLG: 0.231			C B F S 1-3 ① K		L L L 0-3 ② K		X 0-0 ②③ 1-2f G4-6-3			1	0	0	0	0	1	0
David Weathers, R (4, 1) OBP: 0.111, SLG: 0.111										1	0	0	0	0	1	1
Yorkis Perez, L (7, 1)										0	0	0	0	0	0	0
Jerry Browne, S (7, PH) OBP: 0.343, SLG: 0.288										1	0	0	0	0	0	1
Matt Mantei, R (8, 1)										0	0	0	0	0	0	0
Inning Stats	R: 0 H: 2 E: 0 LOB: 1 K: 1 BB: 0 S: 16 P: 25	R: 0 H: 1 E: 0 LOB: 1 K: 0 BB: 0 S: 8 P: 15	R: 0 H: 0 E: 0 LOB: 0 K: 1 BB: 0 S: 8 P: 13	R: 0 H: 1 E: 0 LOB: 1 K: 0 BB: 0 S: 12 P: 15	R: 1 H: 2 E: 0 LOB: 1 K: 2 BB: 0 S: 14 P: 18	R: 0 H: 1 E: 0 LOB: 1 K: 0 BB: 0 S: 4 P: 8	R: 1 H: 2 E: 0 LOB: 0 K: 0 BB: 0 S: 7 P: 9	R: 0 H: 0 E: 0 LOB: 0 K: 1 BB: 0 S: 9 P: 14	R: 0 H: 1 E: 0 LOB: 0 K: 0 BB: 0 S: 10 P: 16							

AB	33
R	2
H	10
RBI	2
BB	0
SO	5
LOB	8

PITCHER		IP	WLS	BF	H	R	ER	SO	BB	IBB	HBP	BLK	WP	HR	S	P	ERA	WHIP	PITCHER	IP	WLS	BF	H	R	ER	SO	BB	IBB	HBP	BLK	WP	HR	S	P	ERA	WHIP
Andy Ashby, R ERA: 3.61	(1, 1)	2.0		8	3	0	0	1	0	0	0	0	0	0	24	40	0.00	1.500																	
Willie Blair, R ERA: 4.74	(3, 1)	4.0	W	15	4	1	1	3	0	0	0	0	0	0	38	54	2.25	1.000																	
Bryce Florie, R ERA: 2.74	(7, 1)	2.0		7	2	1	1	1	0	0	0	0	0	1	16	23	4.50	1.000																	
Fernando Valenzuela, L ERA: 5.98	(9, 1)	1.0		3	1	0	0	0	0	0	0	0	0	0	10	16	0.00	1.000																	

1B: 5	SF: 0	WP: 0	PA: 33
2B: 3	SAC: 0	PB: 0	
3B: 1	DP: 2	SB: 0	
HR: 1	HBP: 0	CS: 2	

livebaseballscorecards.com

Batter	1	2	3	4	5	6	7	8	9	AB	R	H	RBI	BB	SO	LOB
Steve Finley, L (1, 8) OBP: 0.364, SLG: 0.416	B F S X 1-2 ① F7	C X 0-1 ③ G6-3		B F X 1-1 ③ F8		X 0-0 ① FC4-6 CS 1-2f 2-H			C C F B B F X 2-2 G6-3 S G6-3 1B	5	1	1	0	0	0	6
Jody Reed, R (1, 4) OBP: 0.370, SLG: 0.301	C B X 1-1 ② G3		B C B F S 2-3 ① K		B C F X 1-2 E4 HR	B 1 SAFE 1 SAFE S F F X 1-2 ②③ F9 1-2			B B C F X 2-2 ① G6-3 1-3	5	1	0	0	0	1	2
Ken Caminiti, S (1, 5) OBP: 0.359, SLG: 0.460	F B B B F B 4-2 1B BB		B C C C 1-3 ② K		B X 1-0 1-H HR		B S B B X 3-1 ① G4-3		X 0-0 ② G6-3 3-H	4	1	1	3	1	1	0
Phil Plantier, L (1, 7) OBP: 0.361, SLG: 0.430	C B F X 1-2 FC6-4 1-3 1B		B C C X 1-2 ③ F7		F B B X 2-1 ① F7		B B B C B 4-1 BB		B S F X 1-2 ③ L3	4	0	1	0	1	0	0
Eddie Williams, R (1, 3) OBP: 0.332, SLG: 0.452	B B S X 2-1 ③ FC6-4 1-2f			X 0-0 E6 E	C X 0-1 HR		F B X 1-1 ② F9			4	1	1	1	0	0	3
Archi Cianfrocco, R (1, 9) OBP: 0.375, SLG: 0.714 Andres Berumen, R (5, 1)		B F X 1-1 ① P3		S B B X 2-1 ① P4	X 0-0 ② P4		B S B S C 2-3 ③ K			3 1	0 0	0 0	0 0	0 0	0 1	1 1
Brad Ausmus, R (1, 2) OBP: 0.307, SLG: 0.354		B B B C F B 4-2 2B BB		B X 1-0 E4 S 1-3	C B B C F F S 2-3 ③ K			C B S S 1-3 ① K		3	0	0	0	1	2	1
Ray Holbert, R (1, 6) OBP: 0.281, SLG: 0.245		F B 1 SAFE F X 1-2 1-3 2B		B B B B 4-0 1-2 BB		B F T F B X 2-2 BB E 1B		C C B B S 2-3 ② K		3	1	2	0	1	1	0
Glenn Dishman, R (1, 1) OBP: 0.143, SLG: 0.143 Phil Clark, R (5, 9) OBP: 0.314, SLG: 0.397		B F S F C 1-3 ② K		C F S 0-3 ② K		B 1 SAFE B B C 1 SAFE B 4-1 1-2 FC4-6 BB		F S S 0-3 ③ K		2 1	0 0	0 0	0 0	0 1	2 1	5 0
Inning Stats	R: 0 E: 0 K: 0 S: 12 H: 1 LOB: 2 BB: 1 P: 21	R: 0 E: 0 K: 1 S: 13 H: 1 LOB: 2 BB: 1 P: 20	R: 0 E: 0 K: 2 S: 9 H: 0 LOB: 0 BB: 0 P: 13	R: 0 E: 2 K: 1 S: 9 H: 0 LOB: 3 BB: 1 P: 17	R: 3 E: 1 K: 1 S: 14 H: 2 LOB: 0 BB: 0 P: 20	R: 1 E: 1 K: 0 S: 10 H: 1 LOB: 0 BB: 1 P: 17	R: 0 E: 0 K: 1 S: 8 H: 0 LOB: 1 BB: 1 P: 18	R: 0 E: 0 K: 3 S: 9 H: 0 LOB: 0 BB: 0 P: 12	R: 1 E: 0 K: 0 S: 12 H: 1 LOB: 0 BB: 0 P: 17	1B: 3 2B: 1 3B: 0 HR: 2 SF: 0 SAC: 0 DP: 0 HBP: 0						

PITCHER		IP	WLS	BF	H	R	ER	SO	BB	IBB	HBP	BLK	WP	HR	S	P	ERA	WHIP
Mark Gardner, R ERA: 4.19	(1, 1)	5.0	W	27	5	4	2	5	4	0	0	0	0	2	62	102	3.60	1.800
Terry Mathews, R ERA: 3.17	(6, 1)	4.0	S	13	1	1	1	4	1	0	0	0	0	0	34	53	2.25	0.500

PITCHER	IP	WLS	BF	H	R	ER	SO	BB	IBB	HBP	BLK	WP	HR	S	P	ERA	WHIP

TOP

San Diego Padres @ Florida Marlins

Joe Robbie Stadium, Miami, FL

Thu Jul 27 1995, 7:05 PM EDT
Att. 17,467 - Unknown - 76 F

livebaseballscorecards.com

AB	35
R	5
H	6
RBI	4
BB	5
SO	9
LOB	19

WP: 0	PB: 0	SB: 2	CS: 1
PA: 40			

Batter	1	2	3	4	5	6	7	8	9	AB	R	H	RBI	BB	SO	LOB
Chuck Carr, S (1, 8) OBP: 0.310, SLG: 0.266	X 0-0 G5-3 1B 1B	S B X 1-1 ② FC5-2-5 BB E 2-3 3-H		L B B X 2-1 ② F7	B S C B S 2-3 ③ K		C F S 0-3 ② K			5	2	1	0	0	2	6
Alex Arias, R (1, 5) OBP: 0.373, SLG: 0.377	B X 1-0 ① G5-3 1-2	B B B B 4-0 BB E 1-2 BB		C F B B F B 4-2 BB		X 0-0 ① L4	B C F X 1-2 ③ F9			3	0	0	0	2	0	3
Greg Colbrunn, R (1, 3) OBP: 0.318, SLG: 0.460	B B F B F B 4-2 1B BB	F B B F B B X 3-2 E4 BB 1-2 2-H 3-H		B B F X 2-1 ③ G5-3		B X 1-0 ② G5-3		B F B B B 4-1 S E E BB		3	1	0	0	2	0	2
Russ Morman, R (1, 7) OBP: 0.318, SLG: 0.524	S X 0-1 1-3 2-H 1B	B B F F B B 4-2 1-2 2-3 BB			X 0-0 HR	B B X 2-0 ③ F8		B B X 2-0 E3 E 1-2		4	1	2	2	1	0	1
Kurt Abbott, R (1, 6) OBP: 0.310, SLG: 0.466	S B 1 SAFE S B 1 SAFE F X 2-2 ② F9	F F B B B C 3-3 ③ K			B F X 1-1 1B FC5 1B		S B F B B B 4-2 WP G6-3 1B BB	L F B F F B T 2-2 ① K		4	1	1	0	1	2	7
Steve Decker, R (1, 2) OBP: 0.340, SLG: 0.378	F F B 1 SAFE F F X 1-2 ③ G4-3		X 0-0 ① G6-3		C B 1 SAFE X 1-1 FC5 FC6-4 1-3 1B		C B 1 SAFE B S B X 3-2 ① G6-3 1-2	B X 1-0 ② P6 1-2 2-H		5	1	1	0	0	0	4
Mario Diaz, R (1, 4) OBP: 0.220, SLG: 0.305 Quilvio Veras, S (7, PR) OBP: 0.359, SLG: 0.322 (8, 4)		X 0-0 1B FC5-2-5 1B	B B X 2-0 ② P3		B X 1-0 ① FC5 FC6-4 1-3 3-3		B X 1-0 1B 2-H 1B	C B S S 1-3 ③ K		4 1	0 1	2 1	1 0	0 0	0 1	2 1
Jerry Browne, S (1, 9) OBP: 0.348, SLG: 0.295		B 1 SAFE B X 2-0 FC5-2-5 SH2-4 E 1-3 1B	C S B X 1-2 ③ P3		B 1 SAFE 1 SAFE F 1 SAFE X 1-1 ② FC6-4 1B 1-2f 3-H		C F 1 SAFE F P X 1-2 1B 1-2 1B			4	1	2	1	0	0	1
Mark Gardner, R (1, 1) OBP: 0.154, SLG: 0.154 Terry Mathews, L (6, 1) OBP: 0.462, SLG: 0.615		L 1 SAFE B B 1 SAFE 1 SAFE X 2-1 ① SH2-4 1-2		F S B X 1-2 ① F8	X 0-0 1-2 1B		F C B X 1-2 1-3 2-H 1B			2 1	0 0	1 1	0 1	0 1	0 0	0 0
Inning Stats	R: 1 E: 0 K: 0 S: 15 H: 2 LOB: 2 BB: 1 P: 23	R: 2 E: 1 K: 1 S: 14 H: 2 LOB: 3 BB: 2 P: 33	R: 0 E: 0 K: 0 S: 5 H: 0 LOB: 0 BB: 0 P: 8	R: 0 E: 0 K: 0 S: 10 H: 0 LOB: 1 BB: 1 P: 19	R: 2 E: 0 K: 1 S: 12 H: 4 LOB: 2 BB: 0 P: 18	R: 0 E: 0 K: 0 S: 3 H: 0 LOB: 0 BB: 0 P: 6	R: 2 E: 0 K: 1 S: 20 H: 3 LOB: 2 BB: 1 P: 30	R: 1 E: 1 K: 2 S: 12 H: 0 LOB: 1 BB: 1 P: 22		1B: 10 2B: 0 3B: 0 HR: 1 SF: 0 SAC: 1 DP: 0 HBP: 0				WP: 1 PB: 0 SB: 1 CS: 0 PA: 43	

PITCHER		IP	WLS	BF	H	R	ER	SO	BB	IBB	HBP	BLK	WP	HR	S	P	ERA	WHIP
Glenn Dishman, L ERA: 2.6	(1, 1)	4.2	L	27	8	5	3	1	4	0	0	0	0	1	53	96	5.79	2.571
Andres Berumen, R ERA: 5.04	(5, 1)	3.1		16	3	3	2	4	2	0	0	0	1	0	38	63	5.40	1.500

PITCHER	IP	WLS	BF	H	R	ER	SO	BB	IBB	HBP	BLK	WP	HR	S	P	ERA	WHIP

BOTTOM

San Diego Padres @ Florida Marlins

Joe Robbie Stadium, Miami, FL

Thu Jul 27 1995, 7:05 PM EDT

Att. 17,467 - Unknown - 76 F

livebaseballscorecards.com

AB	36
R	8
H	11
RBI	5
BB	6
SO	5
LOB	27

Batter	1	2	3	4	5	6	7	8	9	AB	R	H	RBI	BB	SO	LOB
José Oquendo, S (1, 4) OBP: 0.350, SLG: 0.310	C B C B S 2-3 ① K			X 0-0 ① G6-3		C B F F B F F B X 3-2 1-2 1B		B B C C B F F B 4-2 WP F7 BB		3	0	1	0	1	1	0
Darnell Coles, R (1, 3) OBP: 0.339, SLG: 0.358	B C B X 2-1 L3-4 2B			C B B B B 4-1 F9 BB		C B B C F B X 3-2 ③ G4-3		B F C B X 2-2 ③ F7 1-3		3	0	1	0	1	0	3
Brian Jordan, R (1, 9) OBP: 0.329, SLG: 0.477	C B X 1-1 ②③ L3-4 2-3			C F 1 SAFE X 0-2 ②③ F9 1-2			S B X 1-1 ① F8		S S F S 0-3 ① K	4	0	0	0	0	1	2
Ray Lankford, L (1, 8) OBP: 0.344, SLG: 0.479		B C F X 1-2 ① P5			B B B C S C 3-3 ① K		F H 1-1 1B HBP		B X 1-0 ② F8	3	0	0	0	0	1	0
Bernard Gilkey, R (1, 7) OBP: 0.359, SLG: 0.464		B F B F C 2-3 ② K			B F X 1-1 ② G6-3		C X 0-1 ② F8		S S T X 0-2 BB 1B	4	0	1	0	0	1	1
Scott Cooper, L (1, 5) OBP: 0.338, SLG: 0.325		C B B X 2-1 ③ G4-3			C X 0-1 ③ G1-3		B B B C F F F X 3-2 1-3 1B		S B F F F B B B 4-2 1-2 BB	3	0	1	0	1	0	0
Danny Sheaffer, R (1, 2) OBP: 0.291, SLG: 0.337 Jeff Parrett, R (7, 1) OBP: 1.000, SLG: 1.000 T.J. Mathews, R (8, 1) John Mabry, L (9, PH) OBP: 0.321, SLG: 0.351		C B B X 2-1 ① F8				C B B F F C 2-3 ① K	B B X 2-0 ③ P9		C F C F X 0-2 ③ F8	3 0 0 1	0 0 0 0	0 0 0 0	0 0 0 0	0 0 0 0	1 0 0 0	2 0 0 2
Tripp Cromer, R (1, 6) OBP: 0.261, SLG: 0.335		F F F C 0-3 ② K				X 0-0 ② G5-3		S X 0-1 ① G4-3		3	0	0	0	0	1	0
Mark Petkovsek, R (1, 1) OBP: 0.273, SLG: 0.158 Scott Hemond, R (7, 2) OBP: 0.177, SLG: 0.143		C B B F B F X 3-2 ③ P3				C B B B B 4-1 1B BB		B F B B F X 3-2 ② F7		1 1	0 0	0 0	0 0	1 0	0 0	0 0
Inning Stats	R: 0 H: 1 E: 0 LOB: 0 K: 1 BB: 0 S: 7 P: 12	R: 0 H: 0 E: 0 LOB: 0 K: 1 BB: 0 S: 8 P: 13	R: 0 H: 0 E: 0 LOB: 0 K: 1 BB: 0 S: 10 P: 15	R: 0 H: 0 E: 0 LOB: 0 K: 0 BB: 1 S: 5 P: 9	R: 0 H: 0 E: 0 LOB: 0 K: 1 BB: 0 S: 7 P: 11	R: 0 H: 1 E: 0 LOB: 2 K: 1 BB: 1 S: 16 P: 28	R: 0 H: 1 E: 0 LOB: 2 K: 0 BB: 0 S: 12 P: 19	R: 0 H: 0 E: 0 LOB: 1 K: 0 BB: 1 S: 13 P: 22	R: 0 H: 1 E: 0 LOB: 2 K: 1 BB: 1 S: 17 P: 22	1B: 3 SF: 0 2B: 2 SAC: 0 3B: 0 DP: 1 HR: 0 HBP: 1						

PITCHER		IP	WLS	BF	H	R	ER	SO	BB	IBB	HBP	BLK	WP	HR	S	P	ERA	WHIP
Chris Hammond, L ERA: 2.5	(1, 1)	7.0	W	25	3	0	0	5	2	0	1	0	0	0	65	107	0.00	0.714
Randy Veres, R ERA: 2.73	(8, 1)	1.0		4	0	0	0	0	1	0	0	0	1	0	13	22	0.00	1.000
Robb Nen, R ERA: 3.72	(9, 1)	1.0		5	1	0	0	1	1	0	0	0	0	0	17	22	0.00	2.000

PITCHER	IP	WLS	BF	H	R	ER	SO	BB	IBB	HBP	BLK	WP	HR	S	P	ERA	WHIP

TOP

St. Louis Cardinals @ Florida Marlins

Joe Robbie Stadium, Miami, FL

Fri Jul 28 1995, 7:05 PM EDT
Att. 21,472 - Unknown

livebaseballscorecards.com

AB	29
R	0
H	4
RBI	0
BB	4
SO	6
LOB	10

1B: 3	SF: 0	WP: 1	PA: 34
2B: 2	SAC: 0	PB: 0	
3B: 0	DP: 1	SB: 0	
HR: 0	HBP: 1	CS: 0	

Batter	1	2	3	4	5	6	7	8	9	AB	R	H	RBI	BB	SO	LOB
Quilvio Veras, S (1, 4) OBP: 0.361, SLG: 0.322	X 0-0 4-3 ①		L B X 1-1 G4-3 ①		H 1-0 CS HBP		B B B C X 3-1 BB 1B			3	0	1	0	0	0	0
Jerry Browne, S (1, 8) (3, 7) OBP: 0.352, SLG: 0.296	B B B C X 3-1 G4-3 ②		B B B C F F X 3-2 2B 1B		C B X 1-1 ①② F7 1-2		C B B B B 4-1 1-2 BB			3	1	1	0	1	0	1
Greg Colbrunn, R (1, 3) OBP: 0.320, SLG: 0.464	C B S B F F F X 2-2 G3 ③		F X 0-1 1-H HR 2B		B F B X 2-1 1B		B S F B S 2-3 K ②			4	1	2	1	0	1	2
Terry Pendleton, S (1, 5) OBP: 0.334, SLG: 0.432		C B X 1-1 1B E 1B	X 0-0 2-H HR		B F B X 2-1 G3 ③		C B B B S F S 3-3 K ③			4	2	2	2	0	1	3
Kurt Abbott, R (1, 6) OBP: 0.305, SLG: 0.458		B S S C B T 2-2 K ①	F B B X 1-2 G6-3 ②			B S B C F X 2-2 P4 ①		F S F X 0-2 P5 ①		4	0	0	0	0	1	1
Tommy Gregg, L (1, 9) OBP: 0.316, SLG: 0.427		F B B B F X 3-2 1-2 E E 1B	C S B B X 3-2 L8 ③			B F B F F B X 3-2 HR		C B B B B 4-1 G4-3 BB		3	2	2	1	1	0	0
Russ Morman, R (1, 7) OBP: 0.311, SLG: 0.512 Chuck Carr, S (3, 8) OBP: 0.306, SLG: 0.262	B X 1-0 E5 1B 1-H 2-H			C B F C 1-3 K ①		B F B F F X 2-2 G1-3 ②		C B S X 1-2 G4-3 1-2 ②		1 3	0 0	0 0	0 0	0 0	0 1	0 1
Charles Johnson, R (1, 2) OBP: 0.310, SLG: 0.366		B S B F X 2-2 G6-4-3 2-3 1B		B X 1-0 G5-3 ②		C B C F F B B X 3-2 L8 ③		C C X 0-2 P6 ③		4	0	1	0	0	0	1
Chris Hammond, L (1, 1) OBP: 0.359, SLG: 0.417 Mario Diaz, R (7, PH) OBP: 0.217, SLG: 0.300 Randy Veres, R (8, 1) Robb Nen, R (9, 1)		1 SAFE B B C F B X 3-2 G6-4-3 ②③ 1-2f		C C F B X 1-2 P6 ③			S F B C 1-3 K ①			2 1 0 0	0 0 0 0	0 0 0 0	0 0 0 0	0 1 0 0	0 0 0 0	2 0 0 0
Inning Stats	R: 0 E: 0 K: 0 S: 9 H: 0 LOB: 0 BB: 0 P: 14	R: 2 E: 1 K: 1 S: 15 H: 3 LOB: 1 BB: 0 P: 27	R: 3 E: 0 K: 0 S: 15 H: 3 LOB: 0 BB: 0 P: 23	R: 0 E: 0 K: 1 S: 8 H: 0 LOB: 0 BB: 0 P: 11	R: 0 E: 0 K: 0 S: 6 H: 1 LOB: 1 BB: 0 P: 12	R: 1 E: 0 K: 0 S: 17 H: 1 LOB: 0 BB: 0 P: 27	R: 0 E: 0 K: 3 S: 13 H: 1 LOB: 2 BB: 1 P: 26	R: 0 E: 0 K: 0 S: 11 H: 0 LOB: 1 BB: 1 P: 16		1B: 6 2B: 1 3B: 0 HR: 2	SF: 0 SAC: 0 DP: 1 HBP: 1					

St. Louis Cardinals @ Florida Marlins

Joe Robbie Stadium, Miami, FL

Fri Jul 28 1995, 7:05 PM EDT

Att. 21,472 - Unknown

BOTTOM

livebaseballscorecards.com

AB	32
R	6
H	9
RBI	4
BB	2
SO	5
LOB	11

PITCHER		IP	WLS	BF	H	R	ER	SO	BB	IBB	HBP	BLK	WP	HR	S	P	ERA	WHIP
Mark Petkovsek, R ERA: 4.05	(1, 1)	6.0	L	26	8	6	5	2	0	0	1	0	0	2	70	114	7.50	1.333
Jeff Parrett, R ERA: 4.56	(7, 1)	1.0		5	1	0	0	3	1	0	0	0	0	0	13	26	0.00	2.000
T.J. Mathews, R ERA:	(8, 1)	1.0		4	0	0	0	0	1	0	0	0	0	0	11	16	0.00	1.000

PITCHER	IP	WLS	BF	H	R	ER	SO	BB	IBB	HBP	BLK	WP	HR	S	P	ERA	WHIP

Batter	1	2	3	4	5	6	7	8	9	AB	R	H	RBI	BB	SO	LOB
Ramon Caraballo, S (1, 4) OBP: 0.333, SLG: 0.404	B C X 1-1 G6-3 1B		B C C B F X 2-2 ③ P5			F X 0-1 ① P6		B S F S 1-3 ③ K		4	0	1	0	0	1	2
José Oquendo, S (1, 6) OBP: 0.342, SLG: 0.302	L 1 SAFE 1 SAFE B X 1-1 ① G6-3 1-2			C X 0-1 ① L8		B F F B F B 1 SAFE X 3-2 ②③ L7-3 1-2			M X 0-1 ① G1-4-3	4	0	0	0	0	0	2
Brian Jordan, R (1, 9) OBP: 0.328, SLG: 0.475	B X 1-0 ② P3			C C B X 1-2 ② F8			S S C 0-3 ① K		X 0-0 BB 1B 1B	4	0	1	0	0	1	1
Ray Lankford, L (1, 8) OBP: 0.345, SLG: 0.478	B B S C X 2-2 ③ G4-3			F B S X 1-2 ③ G4-3			B F C B B F F F B 4-2 BB		C X 0-1 BB 1-2 1B	3	0	1	0	1	0	1
Bernard Gilkey, R (1, 7) OBP: 0.361, SLG: 0.462		B B B C X 3-1 ① F9			F C B B X 2-2 G4-6-3 1B		B C F F 1 SAFE F F B 1 SAFE 2-3 1 SAFE F S ② K		B S B B S B 4-2 1-2 2-3 BB	3	0	1	0	1	1	1
Scott Cooper, L (1, 5) OBP: 0.340, SLG: 0.326		B B B C B 4-1 G5-4-3 BB			1 SAFE C C B X 1-2 G4-6-3 1B 1-2		B F B F F B X 3-2 ③ G4-3		F F S 0-3 ② K	3	0	1	0	1	1	4
John Mabry, L (1, 3) OBP: 0.320, SLG: 0.349		X 0-0 ②③ G5-4-3 1-2f			B X 1-0 ①② G4-6-3 1-2f 2-3			B C B B X 3-1 G1 1B	F C C 0-3 ③ K	4	0	1	0	0	1	6
Scott Hemond, R (1, 2) OBP: 0.172, SLG: 0.138			B C B B F X 3-2 ① L5		B F X 1-1 ③ G6-3			C S B B X 2-2 ① L5		2	0	0	0	0	0	1
Allen Battle, R (8, PH) OBP: 0.351, SLG: 0.303										1	0	0	0	0	0	1
Danny Sheaffer, R (8, 2) OBP: 0.291, SLG: 0.337										0	0	0	0	0	0	0
Allen Watson, L (1, 1) OBP: 0.529, SLG: 0.688			C C C 0-3 ② K			B B X 2-0 L7-3 1B		B X 1-0 ② G1 1-2		2	0	1	0	0	1	0
Rich DeLucia, R (7, 1) OBP: 0.300, SLG: 0.222										0	0	0	0	0	0	0
Gerald Perry, L (8, PH) OBP: 0.205, SLG: 0.191										1	0	0	0	0	0	1
Tom Henke, R (8, 1)										0	0	0	0	0	0	0
Inning Stats	R: 0 E: 0 K: 0 S: 8 H: 1 LOB: 1 BB: 0 P: 13	R: 0 E: 0 K: 0 S: 4 H: 0 LOB: 0 BB: 1 P: 11	R: 0 E: 0 K: 1 S: 10 H: 0 LOB: 0 BB: 0 P: 15	R: 0 E: 0 K: 0 S: 8 H: 0 LOB: 0 BB: 0 P: 10	R: 0 E: 0 K: 0 S: 9 H: 2 LOB: 1 BB: 0 P: 14	R: 0 E: 0 K: 0 S: 7 H: 1 LOB: 0 BB: 0 P: 12	R: 0 E: 0 K: 2 S: 19 H: 0 LOB: 1 BB: 1 P: 28	R: 0 E: 0 K: 1 S: 9 H: 1 LOB: 1 BB: 0 P: 16	R: 0 E: 0 K: 2 S: 13 H: 2 LOB: 3 BB: 1 P: 17	1B: 7 2B: 1 3B: 0 HR: 0 SF: 0 SAC: 0 DP: 3 HBP: 0						

TOP

St. Louis Cardinals @ Florida Marlins

Joe Robbie Stadium, Miami, FL

Sat Jul 29 1995, 7:05 PM EDT

Att. 23,254 - Unknown

livebaseballscorecards.com

AB	31
R	0
H	7
RBI	0
BB	3
SO	6
LOB	20

WP: 0 PB: 0 SB: 0 CS: 0 PA: 34

PITCHER		IP	WLS	BF	H	R	ER	SO	BB	IBB	HBP	BLK	WP	HR	S	P	ERA	WHIP
John Burkett, R ERA: 4.51	(1, 1)	8.1	W	31	7	0	0	4	2	0	0	0	0	0	79	124	0.00	1.080
Robb Nen, R ERA: 3.66	(9, 1)	0.2	S	3	0	0	0	2	1	0	0	0	0	0	8	12	0.00	1.500

PITCHER	IP	WLS	BF	H	R	ER	SO	BB	IBB	HBP	BLK	WP	HR	S	P	ERA	WHIP

BOTTOM

St. Louis Cardinals @ Florida Marlins

Joe Robbie Stadium, Miami, FL

Sat Jul 29 1995, 7:05 PM EDT

Att. 23,254 - Unknown

livebaseballscorecards.com

Batter	1	2	3	4	5	6	7	8	9	AB	R	H	RBI	BB	SO	LOB
Quilvio Veras, S (1, 4) OBP: 0.359, SLG: 0.319	B C B B F B 4-2 P3-5 S BB		B F C X 1-2 P3 ②		X 0-0 B5-3 ①		C B X 1-1 G3-1 ②			3	0	0	0	1	0	0
Chuck Carr, S (1, 8) OBP: 0.305, SLG: 0.259	1 SAFE C S X 0-2 F8 ①		F B B B B 4-1 PB 2B BB		X 0-0 F8 ②		X 0-0 G6-3 ③			3	1	0	0	1	0	1
Greg Colbrunn, R (1, 3) OBP: 0.316, SLG: 0.458	1 SAFE C B B B X 3-1 P3-5 ② ③ 1-3f		B 1 SAFE 1 SAFE F 1 SAFE S 1-3 K 2B 1-2		B X 1-0 F9 ③			B F F X 1-2 P3 ①		4	0	0	0	0	1	2
Terry Pendleton, S (1, 5) OBP: 0.336, SLG: 0.437		F B F X 1-2 F7 ① B F S S F B S 2-3 K ②	X 0-0 2B 1-3 2-H	S B B B F X 2-2 1B		C X 0-1 F7 1B FC3-2-6-2 1B		X 0-0 P4 ②		4	0	2	1	0	0	0
Kurt Abbott, R (1, 6) OBP: 0.308, SLG: 0.457			B F X 1-1 G4-3 ③			1 SAFE B X 1-0 BB E 1B 1-2		B F B B F B 4-2 BB		3	1	1	0	1	1	2
Charles Johnson, R (1, 2) OBP: 0.313, SLG: 0.365		F B B B B B 4-1 1B BB				B F F F F F F X 2-2 F7 ① 2-3		B 1 SAFE C F X 1-2 G1-3 ③		3	0	1	0	1	0	3
Jerry Browne, S (1, 7) OBP: 0.358, SLG: 0.299		B X 1-0 1-2 1B	F S S 0-3 K ①			B B B B 4-0 1-2 FC3-2-6-2 BB				2	0	1	0	1	1	1
Tommy Gregg, L (1, 9) OBP: 0.309, SLG: 0.417		B F X 1-1 F8 ③	X 0-0 F9 ②			B X 1-0 FC3-2-6-2 ② ③ 1-H 2-H 3-Hf				3	0	0	0	0	0	5
John Burkett, R (1, 1) OBP: 0.163, SLG: 0.143 Robb Nen, R (9, 1)			S B X 1-1 G4-3 ①	B X 1-0 F9 ③			S S C 0-3 K ①			3 0	0 0	0 0	0 0	0 0	1 0	1 0
Inning Stats	R: 0 H: 0 E: 0 LOB: 0 K: 0 BB: 1 S: 7 P: 14	R: 0 H: 1 E: 0 LOB: 2 K: 1 BB: 1 S: 11 P: 20	R: 1 H: 1 E: 0 LOB: 2 K: 1 BB: 1 S: 12 P: 20	R: 0 H: 1 E: 0 LOB: 1 K: 1 BB: 0 S: 8 P: 11	R: 0 H: 0 E: 0 LOB: 0 K: 0 BB: 0 S: 3 P: 4	R: 1 H: 2 E: 1 LOB: 3 K: 0 BB: 1 S: 11 P: 19	R: 0 H: 0 E: 0 LOB: 0 K: 1 BB: 0 S: 6 P: 7	R: 0 H: 0 E: 0 LOB: 1 K: 0 BB: 1 S: 9 P: 15		1B: 4 SF: 0 2B: 2 SAC: 0 3B: 0 DP: 1 HR: 0 HBP: 0						

PITCHER		IP	WLS	BF	H	R	ER	SO	BB	IBB	HBP	BLK	WP	HR	S	P	ERA	WHIP
Allen Watson, L ERA: 6.85	(1, 1)	6.0	L	26	5	2	0	3	4	0	0	0	0	0	52	88	0.00	1.500
Rich DeLucia, R ERA: 3.15	(7, 1)	1.0		3	0	0	0	1	0	0	0	0	0	0	6	7	0.00	0.000
Tom Henke, R ERA: 1.51	(8, 1)	1.0		4	0	0	0	0	1	0	0	0	0	0	9	15	0.00	1.000

PITCHER	IP	WLS	BF	H	R	ER	SO	BB	IBB	HBP	BLK	WP	HR	S	P	ERA	WHIP

AB	28
R	2
H	5
RBI	1
BB	5
SO	4
LOB	15

WP: 0 PA: 33
PB: 1
SB: 1
CS: 0

Batter	1	2	3	4	5	6	7	8	9	AB	R	H	RBI	BB	SO	LOB
Ramon Caraballo, S (1, 4) OBP: 0.318, SLG: 0.383	F C F B S 1-3 K		S B C S 1-3 K2-3			X 0-0 SH3-4 1-2		B S F X 1-2 F9 2-3		3	0	0	0	0	2	1
Bernard Gilkey, R (1, 7) OBP: 0.359, SLG: 0.463	B C S F B F F S 2-3 K			X 0-0 G5-3		B B C F F F F B X 3-2 G5-3		F F X 0-2 2B 3-H		4	0	1	1	0	1	1
Ray Lankford, L (1, 8) OBP: 0.344, SLG: 0.475	B C F F B F S 2-3 K			C C B X 1-2 CS 1B		C C F X 0-2 G4-3		B F C B S 2-3 K		4	0	1	0	0	2	2
Brian Jordan, R (1, 9) OBP: 0.330, SLG: 0.475		X 0-0 G5-3		1 SAFE C B X 1-1 1-2 1B			X 0-0 FC3-6 1B		X 0-0 E4 1B	4	0	2	0	0	0	0
Scott Cooper, L (1, 5) OBP: 0.339, SLG: 0.322		B S B B B 4-1 BB		C C B B B 1 SAFE B C 3-3 K			1 SAFE X 0-0 L7		C X 0-1 L7	3	0	0	0	1	1	3
John Mabry, L (1, 3) OBP: 0.319, SLG: 0.347		F F F X 0-2 F8			X 0-0 F8		F C X 0-2 FC3-6 1-2f		X 0-0 1-3 1B	4	0	1	0	0	0	2
Danny Sheaffer, R (1, 2) OBP: 0.281, SLG: 0.324		C B F F X 1-2 P5			S B B F X 2-2 L5		X 0-0 F7		S B B X 2-1 P2	4	0	0	0	0	0	4
José Oquendo, S (1, 6) OBP: 0.342, SLG: 0.302 Gerald Perry, L (9, PH) OBP: 0.203, SLG: 0.188			B C X 1-1 L7		C B B F X 2-2 F8			B X 1-0 F9 SH3-4 2B 1B	C S S 0-3 K	3 1	1 0	1 0	0 0	0 0	0 1	0 2
Mike Morgan, R (1, 1) OBP: 0.111, SLG: 0.059 Rich DeLucia, R (7, 1) OBP: 0.300, SLG: 0.222 Allen Battle, R (8, PH) OBP: 0.351, SLG: 0.303 Rene Arocha, R (8, 1) Tony Fossas, L (8, 1)			B F B F B X 3-2 G4-3			B B C F B B 4-2 SH3-4 BB		B L X 1-1 SH3-4 1-2		1 0 0 0 0	0 0 0 0 0	0 0 0 0 0	0 0 0 0 0	1 0 0 0 0	0 0 0 0 0	0 0 0 0 0
Inning Stats	R: 0 E: 0 K: 3 S: 15 H: 0 LOB: 0 BB: 0 P: 20	R: 0 E: 0 K: 0 S: 10 H: 0 LOB: 1 BB: 1 P: 15	R: 0 E: 0 K: 1 S: 8 H: 0 LOB: 0 BB: 0 P: 13	R: 0 E: 0 K: 1 S: 9 H: 2 LOB: 1 BB: 0 P: 14	R: 0 E: 0 K: 0 S: 7 H: 0 LOB: 0 BB: 0 P: 11	R: 0 E: 0 K: 0 S: 13 H: 0 LOB: 1 BB: 1 P: 20	R: 0 E: 1 K: 0 S: 6 H: 1 LOB: 1 BB: 0 P: 6	R: 1 E: 0 K: 1 S: 12 H: 2 LOB: 1 BB: 0 P: 17	R: 0 E: 1 K: 1 S: 9 H: 1 LOB: 2 BB: 0 P: 11	1B: 5 2B: 1 3B: 0 HR: 0	SF: 0 SAC: 2 DP: 0 HBP: 0			WP: 0 PB: 0 SB: 0 CS: 1		PA: 35

TOP

St. Louis Cardinals @ Florida Marlins

Joe Robbie Stadium, Miami, FL

Sun Jul 30 1995, 7:05 PM EDT
Att. 25,055 - Unknown - 86 F

livebaseballscorecards.com

AB	31
R	1
H	6
RBI	1
BB	2
SO	7
LOB	15

PITCHER		IP	WLS	BF	H	R	ER	SO	BB	IBB	HBP	BLK	WP	HR	S	P	ERA	WHIP
Bobby Witt, R ERA: 3.87	(1, 1)	7.2		29	5	1	1	5	2	0	0	0	0	0	77	111	1.17	0.913
Yorkis Perez, L ERA: 5.83	(8, 1)	0.1	W	1	0	0	0	1	0	0	0	0	0	0	3	5	0.00	0.000
Robb Nen, R ERA: 3.57	(9, 1)	1.0	S	5	1	0	0	1	0	0	0	0	0	0	9	11	0.00	1.000

PITCHER		IP	WLS	BF	H	R	ER	SO	BB	IBB	HBP	BLK	WP	HR	S	P	ERA	WHIP

St. Louis Cardinals @ Florida Marlins

Joe Robbie Stadium, Miami, FL

Sun Jul 30 1995, 7:05 PM EDT

Att. 25,055 - Unknown - 86 F

BOTTOM

Batter	1	2	3	4	5	6	7	8	9	AB	R	H	RBI	BB	SO	LOB
Quilvio Veras, S (1, 4) OBP: 0.355, SLG: 0.314	G4-3		K		L7			G4-3		4	0	0	0	0	1	2
Chuck Carr, S (1, 8) OBP: 0.313, SLG: 0.269	BB			L8 G5-3 1B		B2-3		HR 2B		3	1	2	0	1	0	0
Greg Colbrunn, R (1, 3) OBP: 0.318, SLG: 0.468	G5-3 1-2			G5-3 1-2		G4-3 1B		2-H HR		4	1	2	2	0	0	2
Terry Pendleton, S (1, 5) OBP: 0.335, SLG: 0.434	G4-3			L8 2-3		G4-3 1-2		WP 1B 1B		4	1	1	0	0	0	3
Tommy Gregg, L (1, 9) OBP: 0.307, SLG: 0.411		K		G4-3		L9		1-H 1B		4	0	1	1	0	1	2
Robb Nen, R (9, 1)										0	0	0	0	0	0	0
Charles Johnson, R (1, 2) OBP: 0.312, SLG: 0.361		F9			FC1-5 1B BB		K	G6-3		3	0	0	0	1	1	1
Jerry Browne, S (1, 7) OBP: 0.358, SLG: 0.300		F9			1-2 FC1-5 1B		G3-1			3	0	1	0	0	0	0
Alex Arias, R (1, 6) OBP: 0.366, SLG: 0.368			G5-3		K		L7			3	0	0	0	0	1	2
Bobby Witt, R (1, 1) OBP: 0.094, SLG: 0.100			K		1-2 2-3f FC1-5			K		2	0	0	0	0	1	2
Yorkis Perez, L (8, 1)										0	0	0	0	0	0	0
Kurt Abbott, R (8, PH) OBP: 0.307, SLG: 0.455										1	0	0	0	0	1	0
Jesus Tavarez, S (9, 9) OBP: 0.244, SLG: 0.231										0	0	0	0	0	0	0
Inning Stats	R: 0 E: 0 K: 0 S: 8 H: 0 LOB: 1 BB: 1 P: 15	R: 0 E: 0 K: 1 S: 9 H: 0 LOB: 0 BB: 0 P: 12	R: 0 E: 0 K: 2 S: 10 H: 0 LOB: 0 BB: 0 P: 14	R: 0 E: 0 K: 0 S: 10 H: 1 LOB: 1 BB: 0 P: 17	R: 0 E: 0 K: 1 S: 12 H: 1 LOB: 2 BB: 1 P: 16	R: 0 E: 0 K: 0 S: 7 H: 1 LOB: 1 BB: 0 P: 14	R: 0 E: 0 K: 1 S: 9 H: 0 LOB: 0 BB: 0 P: 14	R: 3 E: 0 K: 1 S: 20 H: 4 LOB: 1 BB: 0 P: 29		1B: 5 2B: 1 3B: 0 HR: 1	SF: 0 SAC: 0 DP: 0 HBP: 0						

PITCHER		IP	WLS	BF	H	R	ER	SO	BB	IBB	HBP	BLK	WP	HR	S	P	ERA	WHIP
Mike Morgan, R ERA: 2.84	(1, 1)	6.0		23	3	0	0	4	2	0	0	0	0	0	56	88	0.00	0.833
Rich DeLucia, R ERA: 3.1	(7, 1)	1.0		3	0	0	0	1	0	0	0	0	0	0	9	14	0.00	0.000
Rene Arocha, R ERA: 3.99	(8, 1)	0.2	L	5	3	3	3	1	0	0	0	0	0	1	14	20	40.50	4.500
Tony Fossas, L ERA: 1.69	(8, 1)	0.1		2	1	0	0	0	0	0	0	0	1	0	6	9	0.00	3.000

PITCHER	IP	WLS	BF	H	R	ER	SO	BB	IBB	HBP	BLK	WP	HR	S	P	ERA	WHIP

livebaseballscorecards.com

AB	31
R	3
H	7
RBI	3
BB	2
SO	6
LOB	14

1B: 5 2B: 1 3B: 0 HR: 1 SF: 0 SAC: 0 DP: 0 HBP: 0

WP: 1 PB: 0 SB: 1 CS: 0 PA: 33

Florida Marlins @ Montreal Expos

Olympic Stadium, Montreal, QB

Tue Aug 01 1995, 7:05 PM EDT

Att. 14,126 - Dome - 72 F

TOP

livebaseballscorecards.com

Batter	1	2	3	4	5	6	7	8	9	AB	R	H	RBI	BB	SO	LOB
Quilvio Veras, S (1, 4) OBP: 0.358, SLG: 0.317	F9		CS 1B		G5-4-3 1B		F9	BB		4	0	2	0	1	0	0
Chuck Carr, S (1, 8) OBP: 0.306, SLG: 0.263	K		K 1-2		G5-4-3 1-2f		K	K		5	0	0	0	0	4	5
Greg Colbrunn, R (1, 3) OBP: 0.320, SLG: 0.467	1B 1B		P4		2B 1B		G6-3		F8	5	2	2	0	0	0	0
Terry Pendleton, S (1, 5) OBP: 0.339, SLG: 0.440	1B 1-3 1B			F8	1-H 2B			2B 1B	G4-3	5	1	3	1	0	0	0
Andre Dawson, R (1, 9) OBP: 0.293, SLG: 0.444 Jerry Browne, S (8, PR) OBP: 0.355, SLG: 0.298 (8, 7)	FC6-4 1-2 3-H 1B			2B 1B	G4-3			SH5-3 1-H 1B 2B	F9	4 1	1 1	3 0	2 0	0 0	0 0	1 0
Kurt Abbott, R (1, 6) OBP: 0.304, SLG: 0.449	FC6-4 1-2f			F9		K		SH5-3 2-3		3	0	0	0	0	1	3
Charles Johnson, R (1, 2) OBP: 0.318, SLG: 0.368		F7		1-H 2B		FC5-4 BB		SH5-4 BB 3-H 1B		3	0	2	2	1	0	0
Jesus Tavarez, S (1, 7) OBP: 0.267, SLG: 0.220 (8, 9)		G5-3		FC6-4 IBB		FC5-4 1-2f		SH5-4 1-2 BB		2	0	0	0	2	0	1
Pat Rapp, R (1, 1) OBP: 0.172, SLG: 0.207 Mark Gardner, R (6, 1) OBP: 0.154, SLG: 0.154 Yorkis Perez, L (8, 1) Robb Nen, R (9, 1)		G1-3		FC6-4 1-2f		P4		SH5-4 1-2 2-3		3 0 0 0	0 0 0 0	0 0 0 0	0 0 0 0	0 0 0 0	0 0 0 0	3 0 0 0
Inning Stats	R: 1 H: 3 E: 0 LOB: 2 K: 1 BB: 0 S: 13 P: 20	R: 0 H: 0 E: 0 LOB: 0 K: 0 BB: 0 S: 5 P: 7	R: 0 H: 1 E: 0 LOB: 0 K: 1 BB: 0 S: 7 P: 10	R: 1 H: 2 E: 0 LOB: 2 K: 0 BB: 1 S: 11 P: 20	R: 1 H: 3 E: 0 LOB: 1 K: 0 BB: 0 S: 12 P: 15	R: 0 H: 0 E: 0 LOB: 1 K: 1 BB: 1 S: 7 P: 14	R: 0 H: 0 E: 0 LOB: 0 K: 1 BB: 0 S: 8 P: 13	R: 2 H: 3 E: 0 LOB: 3 K: 1 BB: 2 S: 19 P: 31	R: 0 H: 0 E: 0 LOB: 0 K: 0 BB: 0 S: 6 P: 8	1B: 9 SF: 0 2B: 4 SAC: 2 3B: 0 DP: 2 HR: 0 HBP: 0						

AB	35
R	5
H	12
RBI	5
BB	4
SO	5
LOB	13

WP: 0 PA: 41
PB: 0
SB: 0
CS: 1

PITCHER		IP	WLS	BF	H	R	ER	SO	BB	IBB	HBP	BLK	WP	HR	S	P	ERA	WHIP
Carlos Perez, L ERA: 3.38	(1, 1)	7.1	L	34	12	5	5	4	1	1	0	0	0	0	72	111	6.14	1.773
Tim Scott, R ERA: 4.2	(8, 1)	0.2		4	0	0	0	1	2	0	0	0	0	0	10	19	0.00	3.000
Greg Harris, R ERA: 2.84	(9, 1)	1.0		3	0	0	0	0	0	0	0	0	0	0	6	8	0.00	0.000

PITCHER	IP	WLS	BF	H	R	ER	SO	BB	IBB	HBP	BLK	WP	HR	S	P	ERA	WHIP

Florida Marlins @ Montreal Expos

Olympic Stadium, Montreal, QB

Tue Aug 01 1995, 7:05 PM EDT

Att. 14,126 - Dome - 72 F

BOTTOM

Batter	1	2	3	4	5	6	7	8	9	AB	R	H	RBI	BB	SO	LOB
Rondell White, R (1, 8) OBP: 0.337, SLG: 0.438	F C B B X 2-2 BB S 1B		C B X 1-1 G1-3 ②		X 0-0 FC4-6 ① G4-3 BB 1-2f		C B F X 1-2 G4-3 ①		B C B F X 2-2 1B	5	0	2	0	0	0	1
Tony Tarasco, L (1, 9) OBP: 0.344, SLG: 0.426	X 0-0 P5 ①		C B B B F X 3-2 G6-3 ③		B B 1 SAFE C B 1 B SAFE 4-1 G4-3 1-2 BB		C B B B C 2-3 K ②		F B C B X 2-2 F9 ②	4	0	0	0	1	1	2
Wil Cordero, R (1, 6) OBP: 0.362, SLG: 0.447	B S F F F B X 2-2 BB 1-2 1B			F B X 1-1 F8 ①	B C X 1-1 G4-3 ② 1-2 2-3		F X 0-1 3B		B F F T 1-2 K ③	5	0	2	0	0	1	3
David Segui, S (1, 3) OBP: 0.380, SLG: 0.475	B B B C F B 4-2 G4-6-3 1-2 2-3 BB			B C B X 2-1 HR	C B F B F S 2-3 K ③		C X 0-1 G6-3 ③			3	1	1	1	1	1	3
Darrin Fletcher, L (1, 2) OBP: 0.383, SLG: 0.480	B B B C F X 3-2 G4-6-3 ② ③ 1-2f			B C C B B X 3-2 1B 1B		B T B B B 4-1 BB BB		F B X 1-1 G6-3 ①		3	0	1	0	1	0	3
Sean Berry, R (1, 5) OBP: 0.348, SLG: 0.500 Greg Harris, S (9, 1) OBP: 0.333, SLG: 0.667		B C B S X 2-2 G3 ①		B C B F 1 SAFE S 2-3 K ②	C B B F S 2-3 K ①			X 0-0 HR		4 0	1 0	1 0	1 0	0 0	2 0	2 0
Mike Lansing, R (1, 4) OBP: 0.296, SLG: 0.389		X 0-0 P2 ②		B F B C B X 3-2 1-2 1B	B B F B B 4-1 1-2 BB			S B C X 1-2 F9 ②		3	0	1	0	1	0	0
Curtis Pride, L (1, 7) OBP: 0.241, SLG: 0.204		B X 1-0 G5-3 ③		C X 0-1 G3 ③		B C B X 2-1 F7 ②		F X 0-1 G4-3 ③		4	0	0	0	0	0	4
Carlos Perez, L (1, 1) OBP: 0.171, SLG: 0.250 Tim Scott, R (8, 1) OBP: 0.333, SLG: 0.333 Dave Silvestri, R (9, 5) OBP: 0.263, SLG: 0.258 Jeff Treadway, L (9, PH) OBP: 0.228, SLG: 0.208			S B C F B F X 2-2 G4-3 ①		B C B B B 4-1 FC4-6 BB	X 0-0 F8 ③			X 0-0 L7 ①	2 0 0 1	0 0 0 0	0 0 0 0	0 0 0 0	1 0 0 0	0 0 0 0	2 0 0 0
Inning Stats	R: 0 H: 2 E: 0 LOB: 2 K: 0 BB: 1 S: 14 P: 25	R: 0 H: 0 E: 0 LOB: 0 K: 0 BB: 0 S: 5 P: 8	R: 0 H: 0 E: 0 LOB: 0 K: 0 BB: 0 S: 10 P: 16	R: 1 H: 3 E: 0 LOB: 2 K: 1 BB: 0 S: 15 P: 26	R: 0 H: 0 E: 0 LOB: 2 K: 1 BB: 2 S: 9 P: 20	R: 0 H: 0 E: 0 LOB: 2 K: 1 BB: 2 S: 8 P: 20	R: 0 H: 1 E: 0 LOB: 1 K: 1 BB: 0 S: 10 P: 13	R: 1 H: 1 E: 0 LOB: 0 K: 0 BB: 0 S: 8 P: 10	R: 0 H: 1 E: 0 LOB: 1 K: 1 BB: 0 S: 10 P: 15	1B: 5 2B: 0 3B: 1 HR: 2	SF: 0 SAC: 0 DP: 1 HBP: 0			WP: 0 PB: 0 SB: 1 CS: 0	PA: 39		

livebaseballscorecards.com

	AB	34
	R	2
	H	8
	RBI	2
	BB	5
	SO	5
	LOB	20

PITCHER		IP	WLS	BF	H	R	ER	SO	BB	IBB	HBP	BLK	WP	HR	S	P	ERA	WHIP
Pat Rapp, R ERA: 4.47	(1, 1)	5.1	W	25	5	1	1	3	5	0	0	0	0	1	58	110	1.69	1.875
Mark Gardner, R ERA: 4.17	(6, 1)	2.1		9	2	1	1	1	0	0	0	0	0	1	19	26	3.86	0.857
Yorkis Perez, L ERA: 5.76	(8, 1)	0.1		1	0	0	0	0	0	0	0	0	0	0	2	2	0.00	0.000
Robb Nen, R ERA: 3.48	(9, 1)	1.0	S	4	1	0	0	1	0	0	0	0	0	0	10	15	0.00	1.000

PITCHER	IP	WLS	BF	H	R	ER	SO	BB	IBB	HBP	BLK	WP	HR	S	P	ERA	WHIP

Batter	1	2	3	4	5	6	7	8	9	10	AB	R	H	RBI	BB	SO	LOB
Quilvio Veras, S (1, 4) OBP: 0.359, SLG: 0.316	X 0-0 G5-3 ①		B B C B B 4-1 G6-3 S 1B BB		C F B F C 1-3 K ①		B B C C B X 3-2 F7 ②		B F C B F X 2-2 FC4-6 2-3 3-H 1B		4	1	1	1	1	1	0
Jerry Browne, S (1, 7) OBP: 0.350, SLG: 0.294	C B S F S 1-3 K ②		1 SAFE B L X 1-1 G6-3 ① 1-3		B F B X 2-1 G4-3 1B		C X 0-1 G4-3 ③		S 1 SAFE B 1 SAFE S 1 SAFE X 1-2 FC4-6 ② 1-2f 3-H		5	0	1	1	0	1	2
Greg Colbrunn, R (1, 3) OBP: 0.318, SLG: 0.461	B B F F X 2-2 G6-3 ③		B B B B 4-0 1B SF7 BB		1 SAFE 1 SAFE X 0-0 G4-3 ② ③ 1-2f			B X 1-0 P4 ①	1 SAFE X 0-0 G5-3 ③		4	1	0	0	1	0	2
Terry Pendleton, S (1, 5) OBP: 0.343, SLG: 0.441		B B B C B 4-1 2B BB	X 0-0 1-3 3-H 1B		B F F S 1-3 K ①			C B F F X 1-2 F8 ②		S X 0-1 F8 SH5-4 1B	4	2	2	1	1	1	0
Andre Dawson, R (1, 9) OBP: 0.308, SLG: 0.468 Chuck Carr, S (8, PR) OBP: 0.306, SLG: 0.263 (8, 8)		C X 0-1 1-H 2B 2B	B B S F X 2-2 SF7 ② 3-H		B C X 1-1 BB 1B			C B B X 2-1 1B		1 SAFE X 0-0 SH5-4 ① 1-2	3 0	1 0	3 0	2 0	0 0	0 0	0 0
Kurt Abbott, R (1, 6) OBP: 0.302, SLG: 0.442		B S B F S 2-3 K ①	X 0-0 G6-3 ③		S 1 SAFE 1 SAFE B B B X 2-1 F7 ②			1 SAFE 1 SAFE B F C F 1 SAFE 1 SAFE S 1-3 K ③		B B B S C B 4-2 1B BB	4	0	0	0	1	2	4
Charles Johnson, R (1, 2) OBP: 0.323, SLG: 0.375		B B X 2-0 2-H 2B	B X 1-0 G5-3 ①		B B B C B 4-1 1-2 BB				B F B X 2-1 2B 1B 1B	B B X 2-0 2-3 F8 ②	4	1	2	1	1	0	2
Jesus Tavarez, S (1, 8) OBP: 0.280, SLG: 0.261 (8, 9)		X 0-0 G5-3 ②	B X 1-0 G4-3 ②		B B F S S 2-3 K ③				X 0-0 1B 1-3 FC4-6 2B	B C F F X 1-2 1-3 FC6-4 3-H 1B	5	1	2	1	0	1	3
Chris Hammond, L (1, 1) (GP: 0.44, SLG: 0.444) Randy Veres, R (8, 1) Mario Diaz, R (7, PH) Terry Mathews, L (7, 1) (GP: 0.462, SLG: 0.615) Yorkis Perez, L (8, 1) Tommy Gregg, L (8, PH) (GP: 1.000, SLG: 1.444) Alejandro Pena, R (9, 1) Alex Arias, R (10, PH) (GP: .667, SLG: 0.385) Robb Nen, R (10, 1)		C S X 0-2 G1-3 ③	B F X 1-1 G1-3 ③			B X 1-0 L9 ①			S B B F B X 3-2 F9 ①	X 0-0 1-2f FC6-4 ③	2 0 0 0 0 0 1 0 0 0 0 0 0 0 1 0 0 0 0 0 0 0 0 0 0 0 0 0 0 0 0 0 0 0 0 1 0 0 0 0 0 2 0 0 0 0 0 0 0 1 0 0 0 0 0 2 0 0 0 0 0 0 0						
Inning Stats	R: 0 E: 0 K: 1 S: 8 H: 0 LOB: 0 BB: 0 P: 11	R: 2 E: 0 K: 1 S: 11 H: 2 LOB: 1 BB: 1 P: 19	R: 2 E: 0 K: 0 S: 8 H: 1 LOB: 1 BB: 2 P: 19	R: 0 E: 0 K: 0 S: 4 H: 0 LOB: 0 BB: 0 P: 7	R: 0 E: 0 K: 1 S: 7 H: 1 LOB: 0 BB: 0 P: 10	R: 0 E: 0 K: 2 S: 11 H: 1 LOB: 2 BB: 1 P: 21	R: 0 E: 0 K: 0 S: 6 H: 0 LOB: 0 BB: 0 P: 10	R: 0 E: 0 K: 1 S: 11 H: 1 LOB: 1 BB: 0 P: 16	R: 2 E: 0 K: 0 S: 14 H: 3 LOB: 1 BB: 0 P: 22	R: 1 E: 0 K: 0 S: 11 H: 2 LOB: 2 BB: 1 P: 18	1B: 8 2B: 3 3B: 0 HR: 0 SF: 1 SAC: 1 DP: 1 HBP: 0						

PITCHER		IP	WLS	BF	H	R	ER	SO	BB	IBB	HBP	BLK	WP	HR	S	P	ERA	WHIP
Jeff Fassero, L ERA: 4.09	(1, 1)	6.0		26	5	4	4	5	4	0	0	0	0	0	49	87	6.00	1.500
Dave Leiper, L ERA: 3.28	(7, 1)	1.0		3	0	0	0	0	0	0	0	0	0	0	6	10	0.00	0.000
Mel Rojas, R ERA: 4.37	(8, 1)	2.0		10	4	2	2	1	0	0	0	0	0	0	25	38	9.00	2.000
Jeff Shaw, R ERA: 4.85	(10, 1)	0.2	L	5	2	1	1	0	1	0	0	0	0	0	10	17	13.50	4.500
Gil Heredia, R ERA: 5.35	(10, 1)	0.1		1	0	0	0	0	0	0	0	0	0	0	1	1	0.00	0.000

PITCHER	IP	WLS	BF	H	R	ER	SO	BB	IBB	HBP	BLK	WP	HR	S	P	ERA	WHIP

TOP

Florida Marlins @ Montreal Expos

Olympic Stadium, Montreal, QB

Wed Aug 02 1995, 7:05 PM EDT
Att. 14,220 - Dome - 72 F

livebaseballscorecards.com

AB	38
R	7
H	11
RBI	7
BB	5
SO	6
LOB	18

WP: 0 PB: 0 SB: 1 CS: 0 PA: 45

Batter	1	2	3	4	5	6	7	8	9	10	AB	R	H	RBI	BB	SO	LOB
Dave Silvestri, R (1, 5) OBP: 0.256, SLG: 0.257	F B B F B X 3-2 ① G6-3		S C X 0-2 E7 1B		B F X 1-1 ② SF8 3-H		B S S S 1-3 ① K	F F B S 2-3 ② K			4	0	1	1	0	2	1
Tony Tarasco, L (1, 9) OBP: 0.339, SLG: 0.420	F S B B S 2-3 ② K		B C B X 2-1 ③ G3		B X 1-0 ③ G3		F X 0-1 ② F8	B C C S 1-3 ③ K			5	0	0	0	0	2	2
Wil Cordero, R (1, 6) OBP: 0.360, SLG: 0.447	C B B X 2-1 ③ L3			B B F X 2-1 ① L5		B B X 2-0 ① G5-3	B X 1-0 WP 1B 2B		F F X 0-2 ① G6-3		5	1	1	0	0	0	0
David Segui, S (1, 3) OBP: 0.387, SLG: 0.483		B C B X 2-1 1B SF9 1B		C B X 1-1 FC5-4 1B		F B X 1-1 F8 1B 2B	I I I I 4-0 1B 2B IBB		B S F B X 2-2 ② L9		4	3	3	0	1	0	0
Rondell White, R (1, 8) OBP: 0.338, SLG: 0.437		C X 0-1 SF9 1-3 1B		F F F F B B F F X 2-2 ② FC5-4 1-2f		F C X 0-2 ② F8 2-3	B F B X 2-1 2B 1-2 2-H 1B		B C B C X 2-2 ③ P3		5	0	2	1	0	0	2
Mike Lansing, R (1, 4) OBP: 0.301, SLG: 0.398		1 SAFE X 0-0 ① ② SF9 1-2 3-H		B X 1-0 ③ G5-3		C B X 1-1 HBP 1B 3-H 1B	B C X 1-1 1-3 2-H 2B			S S B F B F F F B 3-2 F X S 1B	4	0	3	3	0	0	1
Tim Laker, R (1, 2) OBP: 0.287, SLG: 0.367		C B B F X 2-2 ③ G4-3			B X 1-0 3B 2B	1 SAFE X 0-0 HBP 1-2 1B	B C X 1-1 ③ G6-3			B L X 1-1 ① B1	5	1	2	0	0	0	3
F.P. Santangelo, S (1, 7) OBP: 0.750, SLG: 1.333 Darrin Fletcher, L (10, PH) OBP: 0.382, SLG: 0.478			F B B F X 2-2 ① G5-3		B X 1-0 SF8 2-H 3B	C F F F H 1-2 1-2 2-3 HBP		C C B X 1-2 SH3-4 1B		1 SAFE C B F S 1-3 ② K 1-2	3 1	1 0	2 0	1 0	0 0	0 1	0 1
Jeff Fassero, L (1, 1) OBP: 0.179, SLG: 0.086 Jeff Treadway, L (6, PH) OBP: 0.224, SLG: 0.204 Dave Leiper, L (7, 1) Mel Rojas, R (8, 1) Jeff Shaw, R (10, 1) Gil Heredia, R (10, 1) OBP: 0.227, SLG: 0.227 Sean Berry, R (10, PH) OBP: 0.347, SLG: 0.497			B T X 1-1 ② L1		F S C 0-3 ① K	F B X 1-1 ③ F7		L 1 SAFE X 0-1 SH3-4 1-2 1B		S F X 0-2 ③ G4-3	2 1 0 0 0 0 1	0 0 0 0 0 0 0	0 0 0 0 0 0 0	0 0 0 0 0 0 0	1 0 0 0 0 0 0	1 3 0 0 0 0 1	0 0 0 0 0 0 1
Inning Stats	R: 0 H: 0 E: 0 LOB: 0 K: 1 BB: 0 S: 8 P: 15	R: 1 H: 2 E: 0 LOB: 0 K: 0 BB: 0 S: 8 P: 12	R: 0 H: 1 E: 1 LOB: 1 K: 0 BB: 0 S: 10 P: 15	R: 0 H: 1 E: 0 LOB: 1 K: 0 BB: 0 S: 11 P: 17	R: 2 H: 2 E: 0 LOB: 0 K: 1 BB: 0 S: 8 P: 12	R: 1 H: 3 E: 0 LOB: 3 K: 0 BB: 0 S: 15 P: 21	R: 2 H: 3 E: 0 LOB: 2 K: 1 BB: 1 S: 12 P: 22	R: 0 H: 1 E: 0 LOB: 1 K: 2 BB: 0 S: 11 P: 15	R: 0 H: 0 E: 0 LOB: 0 K: 0 BB: 0 S: 9 P: 13	R: 0 H: 1 E: 0 LOB: 1 K: 1 BB: 0 S: 16 P: 21	1B: 9 2B: 4 3B: 1 HR: 0	SF: 2 SAC: 1 DP: 0 HBP: 1		WP: 1 PB: 0 SB: 1 CS: 0	PA: 45		

Florida Marlins @ Montreal Expos

Olympic Stadium, Montreal, QB

Wed Aug 02 1995, 7:05 PM EDT

Att. 14,220 - Dome - 72 F

BOTTOM

livebaseballscorecards.com

AB	40
R	6
H	14
RBI	6
BB	1
SO	6
LOB	15

PITCHER		IP	WLS	BF	H	R	ER	SO	BB	IBB	HBP	BLK	WP	HR	S	P	ERA	WHIP
Chris Hammond, L ERA: 2.7	(1, 1)	5.2		25	9	4	4	2	0	0	0	0	0	0	54	84	6.35	1.588
Randy Veres, R ERA: 2.7	(6, 1)	0.1		2	0	0	0	0	0	0	1	0	0	0	6	8	0.00	0.000
Terry Mathews, R ERA: 3.38	(7, 1)	1.2		10	4	2	2	2	0	1	0	0	1	0	20	33	10.80	2.400
Yorkis Perez, L ERA: 5.7	(8, 1)	0.1		1	0	0	0	1	0	0	0	0	0	0	3	4	0.00	0.000
Alejandro Pena, R ERA: 7.11	(9, 1)	1.0	W	3	0	0	0	0	0	0	0	0	0	0	9	13	0.00	0.000

PITCHER		IP	WLS	BF	H	R	ER	SO	BB	IBB	HBP	BLK	WP	HR	S	P	ERA	WHIP
Robb Nen, R ERA: 3.4	(10, 1)	1.0	S	4	1	0	0	1	0	0	0	0	0	0	16	21	0.00	1.000

Batter	1	2	3	4	5	6	7	8	9	AB	R	H	RBI	BB	SO	LOB
Quilvio Veras, S (1, 4) OBP: 0.360, SLG: 0.317	1-0 CS 1B	1-0 BB FC5 1B 1-2 2-3 3-H		1-3 K ①		2-2 G6-3 ② 2-3		2-3 K ①		5	0	2	1	0	2	4
Kurt Abbott, R (1, 6) OBP: 0.304, SLG: 0.439	1 SAFE C 1 SAFE 1 SAFE B 1 SAFE C 1 SAFE C 1-3 K ① ② 1-2	2-1 SF8 ① 3-H		2-0 G6-3 ②		4-1 BB		4-0 SF9 BB 1-2 2-3 3-H		2	0	0	2	2	1	1
Jeff Conine, R (1, 7) OBP: 0.402, SLG: 0.549	3-1 HR	0-1 FC5 FC5 BB ② 1-2 2-3f		4-2 BB		2-3 K ③		0-0 SF9 ② 1-2 2-3 3-H		3	1	1	2	1	1	4
Terry Pendleton, S (1, 5) OBP: 0.341, SLG: 0.435	3-2 K ③	4-0 FC5 BB 1-2 2-3		1-2 F9 ③			0-1 L7 ①	1-2 G6-3 ③		4	0	0	0	1	1	3
Greg Colbrunn, R (1, 3) OBP: 0.319, SLG: 0.463		2-0 BLK WP 2B 1-1 FC5 1-2 2-3f			1-3 K ①		1-0 L8 ②		1-1 G5-4-3 1B	5	1	2	0	0	1	3
Andre Dawson, R (1, 9) OBP: 0.306, SLG: 0.461 Chuck Carr, S (7, 8) OBP: 0.305, SLG: 0.262		2-2 1B 1B BB 1B 2-H	3-2 F8 ①		1-1 E5 ②		1-3 K ③		0-1 L7 ①	4 1	1 0	1 0	0 0	0 0	1 0	0 1
Charles Johnson, R (1, 2) OBP: 0.324, SLG: 0.379		2-0 BB 1B 1B 1-2	3-2 G3 ②		2-0 F8 ③			1-1 1B BB 2B	0-1 G5-4-3 ② ③ 1-2f	5	2	2	0	0	0	1
Jesus Tavarez, S (1, 8) OBP: 0.315, SLG: 0.286 (7, 9)		3-2 1B BB SF8 1B 1-2 2-3	1-0 1B			3-3 K ①		4-0 BB 1B SF9 BB		3	2	2	0	1	1	0
John Burkett, R (1, 1) OBP: 0.178, SLG: 0.140 Mario Diaz, R (6, PH) OBP: 0.226, SLG: 0.306 Mark Gardner, R (6, 1) OBP: 0.154, SLG: 0.154 Tommy Gregg, L (8, PH) OBP: 0.310, SLG: 0.413 Yorkis Perez, L (8, 1) Terry Mathews, L (9, 1) OBP: 0.462, SLG: 0.615		4-1 FC5 1B BB 1-2 2-3 3-H	0-0 L7 ③			0-0 E7 G6-3 1B		0-0 SF9 BB 1B 1-2 2-3		1 1 0 1 0 0	0 0 0 0 0 0	0 1 0 1 0 0	1 0 0 0 0 0	1 0 0 0 0 0	0 0 0 0 0 0	1 0 0 0 0 0
Inning Stats	R: 1 H: 2 E: 0 LOB: 0 K: 2 BB: 0 S: 9 P: 17	R: 4 H: 5 E: 0 LOB: 3 K: 0 BB: 2 S: 16 P: 37	R: 0 H: 1 E: 0 LOB: 1 K: 0 BB: 0 S: 10 P: 17	R: 0 H: 0 E: 0 LOB: 1 K: 1 BB: 1 S: 10 P: 18	R: 0 H: 0 E: 1 LOB: 0 K: 1 BB: 0 S: 6 P: 10	R: 0 H: 1 E: 1 LOB: 2 K: 2 BB: 1 S: 11 P: 22	R: 0 H: 0 E: 0 LOB: 0 K: 1 BB: 0 S: 7 P: 9	R: 2 H: 2 E: 0 LOB: 2 K: 1 BB: 2 S: 11 P: 23	R: 0 H: 1 E: 0 LOB: 0 K: 0 BB: 0 S: 6 P: 7	1B: 9 SF: 2 2B: 3 SAC: 0 3B: 0 DP: 2 HR: 1 HBP: 0						

PITCHER		IP	WLS	BF	H	R	ER	SO	BB	IBB	HBP	BLK	WP	HR	S	P	ERA	WHIP
Jason Isringhausen, R ERA: 4.56	(1, 1)	3.0	L	18	8	5	5	2	2	0	0	1	1	1	35	71	15.00	3.333
Dave Mlicki, R ERA: 4.85	(4, 1)	2.0		7	0	0	0	2	1	0	0	0	0	0	16	28	0.00	0.500
Doug Henry, R ERA: 4.2	(6, 1)	2.0		8	1	0	0	3	1	0	0	0	0	0	18	31	0.00	1.000
Jerry Dipoto, R ERA: 4.83	(8, 1)	2.0		10	3	2	2	1	2	0	0	0	0	0	17	30	9.00	2.500

PITCHER	IP	WLS	BF	H	R	ER	SO	BB	IBB	HBP	BLK	WP	HR	S	P	ERA	WHIP

TOP

Florida Marlins @ New York Mets

Shea Stadium, Flushing, NY

Fri Aug 04 1995, 7:05 PM EDT

Att. 16,285 - Unknown

livebaseballscorecards.com

AB	35
R	7
H	12
RBI	6
BB	6
SO	8
LOB	18

1B: 9 SF: 2
2B: 3 SAC: 0
3B: 0 DP: 2
HR: 1 HBP: 0

WP: 1 PA: 43
PB: 0
SB: 0
CS: 1

Batter	1	2	3	4	5	6	7	8	9	AB	R	H	RBI	BB	SO	LOB
Brett Butler, L (1, 8) OBP: 0.372, SLG: 0.380	B X 1-0 G4-6-3 1B		C B L B X 2-2 1B 1B		C B B B X 3-1 1B 2B		X 0-0 1-2 1B			4	1	4	0	0	0	0
Bill Spiers, L (1, 5) OBP: 0.256, SLG: 0.250 Tim Bogar, R (8, PH) OBP: 0.308, SLG: 0.347 (9, 5)	1 SAFE 1 SAFE C B 1 S C 1 SAFE 1-3 K ①		S B X 1-1 F8 ②		X 0-0 G4-6-3 2-H 1B		B B 2-0 CS ③ 2-3	F B C B F S S 2-3 K ①		3 1	0 0	1 0	1 0	0 0	1 1	3 0
Carl Everett, S (1, 9) OBP: 0.255, SLG: 0.371	X 0-0 G4-6-3 ② ③ 1-2f		X 0-0 1-2 2-3 1B		C B X 1-1 G4-6-3 ② ③ 1-2f			C C B B X 2-2 F9 ②		4	0	1	0	0	0	2
Jeff Kent, R (1, 4) OBP: 0.334, SLG: 0.478		C C F F X 0-2 G5-4-3 1B	F B X 1-1 F9 ③			C F F S 0-3 K ①		B C B B X 3-1 F9 ③		4	0	1	0	0	1	3
Rico Brogna, L (1, 3) OBP: 0.339, SLG: 0.471	X 0-0 L7 ①			B B F X 2-1 G3-1 ①		C F X 0-2 G3 ②			C S B B T 2-2 K ①	4	0	0	0	0	1	1
Jose Vizcaino, S (1, 6) OBP: 0.319, SLG: 0.348	X 0-0 G5-4-3 ② ③ 1-2f			C B S X 1-2 1B		C X 0-1 G6-3 ③			T F B S 1-3 K ②	4	0	1	0	0	1	1
Kelly Stinnett, R (1, 2) OBP: 0.355, SLG: 0.413			C X 0-1 HR	X 0-0 F8 ②			B B F B X 3-1 L9 ①		B F F S 1-3 K ③	4	1	1	1	0	1	1
Damon Buford, R (1, 7) OBP: 0.264, SLG: 0.159			B B C S B B 4-2 1B G5-3 BB	1 SAFE C S B F 1 F F S 1-3 K ③			L B C B X 2-2 CS 1B 1B			2	0	1	0	1	1	1
Jason Isringhausen, R (1, 1) Aaron Ledesma, R (3, PH) OBP: 0.400, SLG: 0.276 Dave Micki, R (4, 1) OBP: 0.148, SLG: 0.042 Edgardo Alfonzo, R (5, PH) OBP: 0.288, SLG: 0.371 Doug Henry, R (6, 1) Joe Orsulak, L (7, PH) OBP: 0.320, SLG: 0.379 Jerry Dipoto, R (8, 1)			B C X 1-1 G5-3 ① 1-2		C C B F C 1-3 K ①		B B X 2-0 L8 ②			0 1 0 1 0 0 1 0	0 0 0 0 0 0 0 0	0 0 0 0 1 0 0 0	0 0 0 0 0 0 0 0	0 1 0 0 0 0 0 0	0 0 0 0 1 0 0 1	0 0 0 0 0 0 0 0
Inning Stats	R: 0 E: 0 K: 1 S: 5 H: 1 LOB: 0 BB: 0 P: 7	R: 0 E: 0 K: 0 S: 7 H: 1 LOB: 0 BB: 0 P: 7	R: 1 E: 0 K: 0 S: 14 H: 3 LOB: 3 BB: 1 P: 23	R: 0 E: 0 K: 1 S: 12 H: 1 LOB: 1 BB: 0 P: 16	R: 1 E: 0 K: 1 S: 9 H: 2 LOB: 0 BB: 0 P: 14	R: 0 E: 0 K: 1 S: 9 H: 0 LOB: 0 BB: 0 P: 9	R: 0 E: 0 K: 0 S: 7 H: 2 LOB: 1 BB: 0 P: 16	R: 0 E: 0 K: 1 S: 10 H: 0 LOB: 0 BB: 0 P: 17	R: 0 E: 0 K: 3 S: 9 H: 0 LOB: 0 BB: 0 P: 13	1B: 8 2B: 1 3B: 0 HR: 1	SF: 0 SAC: 0 DP: 3 HBP: 0					WP: 0 PB: 0 SB: 0 CS: 1	PA: 35

PITCHER		IP	WLS	BF	H	R	ER	SO	BB	IBB	HBP	BLK	WP	HR	S	P	ERA	WHIP
John Burkett, R ERA: 4.47	(1, 1)	5.0	W	21	8	2	2	3	1	0	0	0	0	1	47	67	3.60	1.800
Mark Gardner, R ERA: 4.06	(6, 1)	2.0		7	2	0	0	1	0	0	0	0	0	0	16	25	0.00	1.000
Yorkis Perez, L ERA: 5.46	(8, 1)	1.1		4	0	0	0	2	0	0	0	0	0	0	13	22	0.00	0.000
Terry Mathews, R ERA: 3.34	(9, 1)	0.2		2	0	0	0	2	0	0	0	0	0	0	6	8	0.00	0.000

PITCHER	IP	WLS	BF	H	R	ER	SO	BB	IBB	HBP	BLK	WP	HR	S	P	ERA	WHIP

BOTTOM

Florida Marlins @ New York Mets

Shea Stadium, Flushing, NY

Fri Aug 04 1995, 7:05 PM EDT

Att. 16,285 - Unknown

livebaseballscorecards.com

AB	33
R	2
H	10
RBI	2
BB	1
SO	8
LOB	14

Batter	1	2	3	4	5	6	7	8	9	AB	R	H	RBI	BB	SO	LOB
Chuck Carr, S (1, 8) OBP: 0.308, SLG: 0.271	F3			1B FC1 2B	F2			HBP HR 1B		4	2	2	0	0	0	0
Kurt Abbott, R (1, 6) OBP: 0.310, SLG: 0.441	CS 1B			FC1 1B 1B 2-3		G6-3		1-2 HR HBP		3	2	2	0	0	0	0
Jeff Conine, R (1, 7) OBP: 0.401, SLG: 0.556	L6 1-2			FC1 1B 1-2 FC5-2 3-H		F8		1-H 2-H HR		4	1	1	4	0	0	2
Terry Pendleton, S (1, 5) OBP: 0.343, SLG: 0.439		P5		FC5 FC5-2 1-3 2-H 1B		1B 2B		G5-3		4	1	2	1	0	0	0
Greg Colbrunn, R (1, 3) OBP: 0.318, SLG: 0.461		G1-3		F3		FC5-4 2-H 1B		L6		4	0	1	1	0	0	2
Andre Dawson, R (1, 9) OBP: 0.297, SLG: 0.445 Jesus Tavarez, S (8, 9) OBP: 0.315, SLG: 0.286		G6-3		FC5-2 1-2 3-H		FC5-4 1-2f		F8		4 0	0 0	0 0	0 0	0 0	0 0	3 0
Charles Johnson, R (1, 2) OBP: 0.323, SLG: 0.375	S S S 0-3 K			FC5 2-3f	B B B 4-0 FC3-6 BB			S S S 0-3 K		3	0	0	0	1	2	2
Mario Diaz, R (1, 4) OBP: 0.215, SLG: 0.292 Quilvio Veras, S (8, 4) OBP: 0.359, SLG: 0.316	S S S 0-3 K				G4-3	FC3-6 1-2f G5-4-3		G4-3		3 1	0 0	0 0	0 0	0 0	1 0	1 0
Bobby Witt, R (1, 1) OBP: 0.056, SLG: 0.094 Alex Arias, R (7, PH) OBP: 0.361, SLG: 0.362 Randy Veres, R (7, 1) Yorkis Perez, L (8, 1) Tommy Gregg, L (9, PH) OBP: 0.308, SLG: 0.409 Robb Nen, R (9, 1)	S S S 0-3 K				S S S 0-3 K	G5-4-3 1-2f		P4		2 1 0 0 1 0	0 0 0 0 0 0	0 0 0 0 0 0	0 0 0 0 0 0	2 0 0 0 0 0	0 0 0 0 0 0	0 1 0 0 0 0
Inning Stats	R: 0 E: 0 K: 0 S: 3 H: 1 LOB: 0 BB: 0 P: 3	R: 0 E: 0 K: 0 S: 3 H: 0 LOB: 0 BB: 0 P: 3	R: 0 E: 0 K: 3 S: 9 H: 0 LOB: 0 BB: 0 P: 9	R: 2 E: 0 K: 0 S: 7 H: 3 LOB: 2 BB: 0 P: 7	R: 0 E: 0 K: 1 S: 5 H: 0 LOB: 0 BB: 0 P: 5	R: 1 E: 0 K: 0 S: 5 H: 2 LOB: 1 BB: 0 P: 5	R: 0 E: 0 K: 0 S: 2 H: 0 LOB: 0 BB: 1 P: 6	R: 3 E: 0 K: 0 S: 5 H: 2 LOB: 0 BB: 0 P: 6	R: 0 E: 0 K: 1 S: 5 H: 0 LOB: 0 BB: 0 P: 5	1B: 5 2B: 2 3B: 0 HR: 1	SF: 0 SAC: 0 DP: 1 HBP: 1					

PITCHER		IP	WLS	BF	H	R	ER	SO	BB	IBB	HBP	BLK	WP	HR	S	P	ERA	WHIP
Bill Pulsipher, L ERA: 4.26	(1, 1)	8.0	L	33	8	6	6	4	1	0	1	0	0	1	39	44	6.75	1.125
Paul Byrd, R ERA: 1.93	(9, 1)	1.0		3	0	0	0	1	0	0	0	0	0	0	5	5	0.00	0.000

PITCHER	IP	WLS	BF	H	R	ER	SO	BB	IBB	HBP	BLK	WP	HR	S	P	ERA	WHIP

TOP

Florida Marlins @ New York Mets

Shea Stadium, Flushing, NY

Sat Aug 05 1995, 7:05 PM EDT

Att. 14,884 - Unknown - 77 F

livebaseballscorecards.com

AB	34
R	6
H	8
RBI	6
BB	1
SO	5
LOB	11

BOTTOM

Florida Marlins @ New York Mets

Shea Stadium, Flushing, NY

Sat Aug 05 1995, 7:05 PM EDT
Att. 14,884 - Unknown - 77 F

livebaseballscorecards.com

Batter	1	2	3	4	5	6	7	8	9	AB	R	H	RBI	BB	SO	LOB
Brett Butler, L (1, 8) OBP: 0.375, SLG: 0.387	x 0-0 CS 1B		x 0-0 3B	B B B B 4-0 1-2 2-3 BB		x 0-0 ③ G4-3		x 0-0 ③ P4		4	0	2	0	1	0	1
Bill Spiers, L (1, 5) OBP: 0.229, SLG: 0.220	x 0-0 ① F7		S S S 0-3 ② K	S S S 0-3 ③ K			x 0-0 ① L6		x 0-0 ① B1-3	5	0	0	0	0	2	5
Carl Everett, S (1, 9) OBP: 0.271, SLG: 0.406	S S S 0-3 ② ③ K 1-2		B B B 4-0 FC6-4 BB		x 0-0 HR		x 0-0 G4-3 1B		x 0-0 ② G1-3	4	1	2	1	1	1	1
Jeff Kent, R (1, 4) OBP: 0.336, SLG: 0.480		x 0-0 BB 1B	x 0-0 ③ FC6-4 1-2f		x 0-0 ① F9		x 0-0 ② G4-3 1-2		x 0-0 2B	5	0	2	0	0	0	3
Rico Brogna, L (1, 3) OBP: 0.343, SLG: 0.478		S S S 0-3 ① K		x 0-0 E9 G4-3 1B	x 0-0 SH1-3 3B		4-0 IBB		x 0-0 ③ P6	4	2	2	0	1	1	2
Jose Vizcaino, S (1, 6) OBP: 0.316, SLG: 0.344		x 0-0 ② F7		x 0-0 ① G5-3	x 0-0 ② SH1-3 3-H		S S S 0-3 ③ K			3	0	0	1	0	1	4
Kelly Stinnett, R (1, 2) OBP: 0.369, SLG: 0.426		B B B 4-0 1-2 BB		B B B 4-0 BB G4-3 BB	x 0-0 ③ F9			x 0-0 2B		2	0	1	0	2	0	0
Damon Buford, R (1, 7) OBP: 0.246, SLG: 0.146		x 0-0 ③ F8		x 0-0 ② G4-3 1-2 3-H		x 0-0 ① G6-3		x 0-0 ① G4-3		4	0	0	1	0	0	4
Bill Pulsipher, L (1, 1) OBP: 0.154, SLG: 0.091 Joe Orsulak, L (8, PH) OBP: 0.320, SLG: 0.379 Chris Jones, R (8, PH) OBP: 0.350, SLG: 0.515 Paul Byrd, R (9, 1)			S S S 0-3 ① K	B B B 4-0 BB		x 0-0 ② F7		x 0-0 ② G6-3		2 0 1 0	0 0 0 0	0 0 0 0	0 0 0 0	1 0 0 0	1 0 0 0	0 0 1 0
Inning Stats	R: 0 E: 0 K: 1 S: 5 H: 1 LOB: 0 BB: 0 P: 5	R: 0 E: 0 K: 1 S: 6 H: 1 LOB: 2 BB: 1 P: 10	R: 0 E: 0 K: 2 S: 8 H: 1 LOB: 2 BB: 1 P: 12	R: 1 E: 1 K: 1 S: 6 H: 1 LOB: 3 BB: 3 P: 18	R: 2 E: 0 K: 0 S: 5 H: 2 LOB: 0 BB: 0 P: 5	R: 0 E: 0 K: 0 S: 3 H: 0 LOB: 0 BB: 0 P: 3	R: 0 E: 0 K: 1 S: 6 H: 1 LOB: 2 BB: 1 P: 10	R: 0 E: 0 K: 0 S: 4 H: 1 LOB: 1 BB: 0 P: 4	R: 0 E: 0 K: 0 S: 4 H: 1 LOB: 1 BB: 0 P: 4	1B: 4 2B: 2 3B: 2 HR: 1	SF: 0 SAC: 1 DP: 0 HBP: 0			WP: 0 PB: 0 SB: 0 CS: 1	PA: 41		

PITCHER		IP	WLS	BF	H	R	ER	SO	BB	IBB	HBP	BLK	WP	HR	S	P	ERA	WHIP
Bobby Witt, R ERA: 3.9	(1, 1)	6.0		28	6	3	3	5	5	0	0	0	0	1	33	53	4.50	1.833
Randy Veres, R ERA: 2.6	(7, 1)	1.1	W	7	2	0	0	1	0	1	0	0	0	0	8	12	0.00	1.500
Yorkis Perez, L ERA: 5.34	(8, 1)	0.2		2	0	0	0	0	0	0	0	0	0	0	2	2	0.00	0.000
Robb Nen, R ERA: 3.32	(9, 1)	1.0	S	4	1	0	0	0	0	0	0	0	0	0	4	4	0.00	1.000

PITCHER	IP	WLS	BF	H	R	ER	SO	BB	IBB	HBP	BLK	WP	HR	S	P	ERA	WHIP

AB	34
R	3
H	9
RBI	3
BB	6
SO	6
LOB	21

Batter	1	2	3	4	5	6	7	8	9	AB	R	H	RBI	BB	SO	LOB
Quilvio Veras, S (1, 4) OBP: 0.357, SLG: 0.313	L B B F F B F B 4-2 S 1B FC6-4 BB		B F B X 2-1 ① B2-3			F B B F F B F F X 3-2 ① F7		B L X 1-1 ① G3		3	1	0	0	1	0	0
Alex Arias, R (1, 6) OBP: 0.358, SLG: 0.359	1 SAFE C 1 SAFE X 0-1 FC6-4 1B 1-2		B B S X 2-1 ② L4			B X 1-0 ② P5		C B F B X 2-2 ② F8		4	0	1	0	0	0	0
Jeff Conine, R (1, 7) OBP: 0.396, SLG: 0.548	B X 1-0 ① F9 2-3		B X 1-0 ③ L7			C C B F X 1-2 ③ G5-3		F C B F F B S 2-3 ③ K		4	0	0	0	0	1	2
Terry Pendleton, S (1, 5) OBP: 0.342, SLG: 0.435	S B X 1-1 ② FC6-4 1B 1-2f 3-H			X 0-0 ① G4-3			B C B B S F F F B 4-2 2B 1B BB		B C X 1-1 ① F7	3	1	0	1	1	0	1
Greg Colbrunn, R (1, 3) OBP: 0.320, SLG: 0.464	C C X 0-2 1-2 1B			C B X 1-1 ② G5-3			X 0-0 1B G6-3 2B 1-3		B C X 1-1 ② F9	4	1	2	0	0	0	0
Tommy Gregg, L (1, 9) OBP: 0.301, SLG: 0.400 Kurt Abbott, R (9, PH) OBP: 0.309, SLG: 0.440	B S C C 1-3 ③ K			C C B S 1-3 ③ K			C S B X 1-2 ① G1-3		B S C F T 1-2 ③ K	3 1	0 0	0 0	0 0	0 0	2 1	4 0
Steve Decker, R (1, 2) OBP: 0.339, SLG: 0.375		B X 1-0 ① P2			B S F F S 1-3 ① K		B C B F X 2-2 G6-3 1B 2-3 3-H			3	0	1	1	0	1	0
Jesus Tavarez, S (1, 8) OBP: 0.316, SLG: 0.288		C B B F X 2-2 G3-6-4 1B			C B B X 2-1 ② L4		X 0-0 ② G6-3 1-2 3-H			3	0	1	1	0	0	1
Pat Rapp, R (1, 1) OBP: 0.161, SLG: 0.194 Jerry Browne, S (7, PH) OBP: 0.348, SLG: 0.292 Alejandro Pena, R (7, 1)		1 SAFE X 0-0 ②③ G3-6-4 1-2f			B C S S 1-3 ③ K		C F F X 0-2 ③ F8			2 1 0	0 0 0	0 0 0	0 0 0	1 0 0	1 0 0	1 1 0
Inning Stats	R: 1 H: 2 E: 0 LOB: 2 K: 1 BB: 1 S: 15 P: 22	R: 0 H: 1 E: 0 LOB: 0 K: 0 BB: 0 S: 5 P: 8	R: 0 H: 0 E: 0 LOB: 0 K: 0 BB: 0 S: 5 P: 10	R: 0 H: 0 E: 0 LOB: 0 K: 1 BB: 0 S: 6 P: 8	R: 0 H: 0 E: 0 LOB: 0 K: 2 BB: 0 S: 9 P: 13	R: 0 H: 0 E: 0 LOB: 0 K: 0 BB: 0 S: 11 P: 16	R: 2 H: 2 E: 0 LOB: 1 K: 0 BB: 1 S: 17 P: 24	R: 0 H: 0 E: 0 LOB: 0 K: 1 BB: 0 S: 10 P: 15	R: 0 H: 0 E: 0 LOB: 0 K: 1 BB: 0 S: 8 P: 11						

TOP

Florida Marlins @ New York Mets

Shea Stadium, Flushing, NY

Sun Aug 06 1995, 3:33 AM EDT

Att. 21,695 - Overcast - 71 F

livebaseballscorecards.com

AB	31
R	3
H	5
RBI	3
BB	2
SO	6
LOB	10

PITCHER		IP	WLS	BF	H	R	ER	SO	BB	IBB	HBP	BLK	WP	HR	S	P	ERA	WHIP	PITCHER		IP	WLS	BF	H	R	ER	SO	BB	IBB	HBP	BLK	WP	HR	S	P	ERA	WHIP
Bobby Jones, R ERA: 4.01	(1, 1)	6.1	W	25	5	3	3	4	2	0	0	0	0	0	63	96	4.26	1.105																			
Jerry Dipoto, R ERA: 4.67	(7, 1)	1.2		5	0	0	0	1	0	0	0	0	0	0	15	20	0.00	0.000																			
John Franco, L ERA: 2.52	(9, 1)	1.0		3	0	0	0	1	0	0	0	0	0	0	8	11	0.00	0.000																			

1B: 4	SF: 0	WP: 0	PA: 33
2B: 1	SAC: 0	PB: 0	
3B: 0	DP: 1	SB: 1	
HR: 0	HBP: 0	CS: 0	

Batter	1	2	3	4	5	6	7	8	9	AB	R	H	RBI	BB	SO	LOB
Brett Butler, L (1, 8) OBP: 0.373, SLG: 0.383	C C C 0-3 ① K	F B X 1-1 ② FC6-4 CS 1-2f 2-3		B C F F B B F B 4-2 FC4 BB		B X 1-0 E4 FC5-4 1B HR 1-3 2-H		C F B F B X 2-2 ② L7		4	1	0	0	1	1	3
John Franco, L (9, 1)										0	0	0	0	0	0	0
Edgardo Alfonzo, R (1, 5) OBP: 0.293, SLG: 0.372	B B B C L F B 4-2 FC6-4 BB BB	B 1-0 ③ CS 1-2	X 0-0 BB 1B	C F B B X 2-2 ③ FC4 1-2f		1 SAFE B X 1-0 FC5-4 1B 1-2 3-H		B X 1-0 ③ F9		4	0	2	1	1	0	2
Carl Everett, S (1, 9) OBP: 0.279, SLG: 0.398	C B F B 1 SAFE B 1 SAFE F B 4-2 FC6-4 BB 1-2		B B B C C 1 SAFE B 4-2 BB 1-2		C S B S 1-3 ① K	X 0-0 ② FC5-4 HR 1-2f 2-3				2	1	0	0	2	1	2
Jeff Kent, R (1, 4) OBP: 0.334, SLG: 0.488	C B X 1-1 ② FC6-4 1-2f 2-3		B B X 2-0 ① F8		X 0-0 ② F7	B S B X 2-1 1-H 3-H HR				4	1	1	3	0	0	4
Rico Brogna, L (1, 3) OBP: 0.342, SLG: 0.484	B X 1-0 ③ F8		B S X 1-1 ② L7		C B S B X 2-2 HR	B X 1-0 ③ F8				4	1	1	1	0	0	4
Jose Vizcaino, S (1, 6) OBP: 0.315, SLG: 0.346		C X 0-1 F7 1B 2B	C B F B B X 3-2 ③ F7		B B F B X 3-1 ③ G3		X 0-0 ① F8			4	1	1	0	0	0	2
Kelly Stinnett, R (1, 2) OBP: 0.383, SLG: 0.427		B B B B 4-0 FC6-4 1B BB		C B B X 2-1 SH1-4 1B		H 1-0 FC1-5 1B HBP	C B B C B S 3-3 ② K			2	0	1	0	1	1	0
Damon Buford, R (1, 7) OBP: 0.246, SLG: 0.154 (9, 8)	X 0-0 ① F7 2-3			B C X 1-1 ① F7		B B X 2-0 FC1-5 E 1B 1-2	C S S 0-3 ③ K			4	1	1	0	0	1	3
Bobby Jones, R (1, 1) OBP: 0.205, SLG: 0.184 Jerry Dipoto, R (7, 1) Joe Orsulak, L (8, PH) OBP: 0.318, SLG: 0.377 (9, 7)	F P C B X 2-2 FC6-4 1B 1-2 3-H			B L X 1-1 ② SH1-4 1-2		X 0-0 ① FC1-5 E 1B 1-2 2-3f		B F B S X 2-2 ① F7		2	1	1	1	0	0	2
										0	0	0	0	0	0	0
										1	0	0	0	0	0	0
Inning Stats	R: 0 E: 0 K: 1 S: 12 H: 0 LOB: 2 BB: 2 P: 22	R: 1 E: 0 K: 0 S: 9 H: 2 LOB: 1 BB: 1 P: 16	R: 0 E: 0 K: 0 S: 9 H: 1 LOB: 2 BB: 1 P: 19	R: 0 E: 0 K: 0 S: 14 H: 1 LOB: 2 BB: 1 P: 24	R: 1 E: 0 K: 1 S: 9 H: 1 LOB: 0 BB: 0 P: 15	R: 5 E: 1 K: 0 S: 8 H: 3 LOB: 0 BB: 0 P: 16	R: 0 E: 0 K: 2 S: 7 H: 0 LOB: 0 BB: 0 P: 10	R: 0 E: 0 K: 0 S: 8 H: 0 LOB: 0 BB: 0 P: 13		1B: 5 2B: 1 3B: 0 HR: 2 SF: 0 SAC: 1 DP: 0 HBP: 1						

PITCHER		IP	WLS	BF	H	R	ER	SO	BB	IBB	HBP	BLK	WP	HR	S	P	ERA	WHIP
Pat Rapp, R ERA: 4.47	(1, 1)	6.0	L	32	8	7	3	2	5	0	1	0	0	2	61	112	4.50	2.167
Alejandro Pena, R ERA: 6.59	(7, 1)	2.0		6	0	0	0	2	0	0	0	0	0	0	15	23	0.00	0.000

PITCHER	IP	WLS	BF	H	R	ER	SO	BB	IBB	HBP	BLK	WP	HR	S	P	ERA	WHIP

BOTTOM

Florida Marlins @ New York Mets

Shea Stadium, Flushing, NY

Sun Aug 06 1995, 3:33 AM EDT

Att. 21,695 - Overcast - 71 F

livebaseballscorecards.com

AB	31
R	7
H	8
RBI	6
BB	5
SO	4
LOB	22

Florida Marlins @ New York Mets

Shea Stadium, Flushing, NY

Mon Aug 07 1995, 7:05 PM EDT

Att. 15,653 - Unknown

TOP

livebaseballscorecards.com

Batter	1	2	3	4	5	6	7	8	9	AB	R	H	RBI	BB	SO	LOB
Jesus Tavarez, S (1, 8) (7, 9) OBP: 0.317, SLG: 0.291	C C X 0-2 CS 1B			S C B C 1-3 ① K		B L X 1-1 ① SH1-4 2-3	B B X 2-0 ③ G4-3			3	0	1	0	0	1	2
Kurt Abbott, R (1, 6) OBP: 0.308, SLG: 0.437	1 SAFE B 1 SAFE L P B F S 3-3 ① ② K 1-2			C X 0-1 ② G4-3		B B X 2-0 ③ 1B 3-H	X 0-0 ① P3			4	0	1	1	0	1	1
Jeff Conine, R (1, 7) OBP: 0.391, SLG: 0.540	B C B S F B X 3-2 ③ G1-3			X 0-0 ③ L4		F S B C 1-3 ② K	B C C C 1-3 ② K			4	0	0	0	0	2	1
Terry Pendleton, S (1, 5) OBP: 0.341, SLG: 0.433		B B F B F F X 3-2 ① G3			S S B X 1-2 1B 1B	B F B S S 2-3 ③ K		B C B F B F X 3-2 ③ F7		4	0	1	0	0	1	1
Greg Colbrunn, R (1, 3) OBP: 0.317, SLG: 0.459		C X 0-1 ② F9			C S B S 1-3 ① K		F S S X 1-2 ① F9		B C B F B X 3-2 ① P4	4	0	0	0	0	1	1
Andre Dawson, R (1, 9) OBP: 0.290, SLG: 0.434		B B F S X 2-2 ③ G5-3			B C S S S 1-3 ② K		B F B F S 2-3 ② K		B C S B B X 3-2 ② F8	3	0	0	0	0	2	1
Chuck Carr, S (7, 8) OBP: 0.307, SLG: 0.269										1	0	0	0	0	0	0
Charles Johnson, R (1, 2) OBP: 0.326, SLG: 0.380			S C F B B F S 2-3 ① K		B X 1-0 1-2 1B		F B C B X 2-2 1B 2B		B B C C F B C 3-3 ③ K	4	1	2	0	0	2	0
Jerry Browne, S (1, 4) OBP: 0.348, SLG: 0.288			C C B B B F S 2-3 ② K		X 0-0 ③ G3-1		B B B B 4-0 1B BB			2	0	0	0	1	1	2
David Weathers, R (1, 1) OBP: 0.105, SLG: 0.105			F S B C 1-3 ③ K			X 0-0 SH1-4 1B 2B	F S B X 1-2 1-2 2-H 1B			1	0	0	0	0	1	0
Mario Diaz, R (6, PH) OBP: 0.227, SLG: 0.318										1	1	1	0	0	0	0
Randy Veres, R (6, 1)										0	0	0	0	0	0	0
Tommy Gregg, L (7, PH) OBP: 0.306, SLG: 0.405										1	0	1	1	0	0	0
Terry Mathews, L (7, 1) OBP: 0.462, SLG: 0.615										0	0	0	0	0	0	0
Alejandro Pena, R (8, 1)										0	0	0	0	0	0	0

Inning Stats	1	2	3	4	5	6	7	8	9
	R: 0 E: 0 K: 1 S: 11	H: 1 LOB: 0 BB: 0 P: 16	R: 0 E: 0 K: 0 S: 9	H: 0 LOB: 0 BB: 0 P: 14	R: 0 E: 0 K: 3 S: 12	H: 0 LOB: 0 BB: 0 P: 17	R: 0 E: 0 K: 1 S: 6	H: 0 LOB: 0 BB: 0 P: 7	R: 0 E: 0 K: 2 S: 12	H: 2 LOB: 2 BB: 0 P: 16	R: 1 E: 0 K: 2 S: 10	H: 2 LOB: 1 BB: 0 P: 16	R: 1 E: 0 K: 1 S: 14	H: 2 LOB: 2 BB: 1 P: 26	R: 0 E: 0 K: 1 S: 8	H: 0 LOB: 0 BB: 0 P: 12	R: 0 E: 0 K: 1 S: 10	H: 0 LOB: 0 BB: 0 P: 19

1B: 5	SF: 0	WP: 0
2B: 2	SAC: 1	PB: 0
3B: 0	DP: 0	SB: 0
HR: 0	HBP: 0	CS: 1

PA: 34

AB	32
R	2
H	7
RBI	2
BB	1
SO	12
LOB	9

PITCHER		IP	WLS	BF	H	R	ER	SO	BB	IBB	HBP	BLK	WP	HR	S	P	ERA	WHIP
Dave Mlicki, R	(1, 1)	7.0	W	28	7	2	2	10	1	0	0	0	0	0	74	112	2.57	1.143
ERA: 4.68																		
Doug Henry, R	(8, 1)	1.0		3	0	0	0	1	0	0	0	0	0	0	8	12	0.00	0.000
ERA: 4.1																		
John Franco, L	(9, 1)	1.0	S	3	0	0	0	1	0	0	0	0	0	0	10	19	0.00	0.000
ERA: 2.45																		

PITCHER	IP	WLS	BF	H	R	ER	SO	BB	IBB	HBP	BLK	WP	HR	S	P	ERA	WHIP

BOTTOM

Florida Marlins @ New York Mets

Shea Stadium, Flushing, NY

Mon Aug 07 1995, 7:05 PM EDT

Att. 15,653 - Unknown

Batter	1	2	3	4	5	6	7	8	9	AB	R	H	RBI	BB	SO	LOB
Brett Butler, L (1, 8) OBP: 0.373, SLG: 0.383	C X 0-1 G6-3 1B 1B		B B C F B F X 3-2 G4-3 G1-3 1B	F B B X 2-1 ③ F8		C B F B X 2-2 ③ G4-3		B C S X 1-2 ① FC1-5 S 2-3		5	0	2	0	0	0	3
Edgardo Alfonzo, R (1, 5) OBP: 0.294, SLG: 0.373	B B X 2-0 G6-3 1-2 1B		1 SAFE X 0-0 ① G1-3 1-2		C B X 1-1 ① L8		B X 1-0 ① F9 1B FC6-4 1B	1 SAFE B C S B C 2-3 ② K 1-2		5	1	2	0	0	1	2
Carl Everett, S (1, 9) OBP: 0.293, SLG: 0.411	X 0-0 ① ② G6-3 1-2f 2-3		S B B X 2-1 ② G4-3 2-3		B S B S F B F X 3-2 2B		B X 1-0 FC6-4 BB HR 1-2 1B	F B B B B 4-1 FC6-4 BB		4	1	2	0	1	0	3
Jeff Kent, R (1, 4) OBP: 0.335, SLG: 0.483	B B B C B 4-1 BB		B B F S B B S 4-2 FC4 BB		B X 1-0 ② P5		B F S F B F F F X 2-2 ① F9 2-3	C X 0-1 ③ FC6-4 1-2f		3	0	0	0	2	0	5
Rico Brogna, L (1, 3) OBP: 0.344, SLG: 0.481	C X 0-1 ③ G3-1		B F F 1 SAFE X 1-2 ③ FC4 1-2f		C B B B I 4-1 IBB		B B B F B 4-1 FC6-4 1-2 BB			2	0	0	0	2	0	4
Jose Vizcaino, S (1, 6) OBP: 0.315, SLG: 0.343		C B F C 1-3 ① K	C F B B B B 4-2 G5-3 1B BB		B F X 1-1 ③ L7		B F X 1-1 ② FC6-4 HR 1-2f 2-3 3-H			3	2	0	1	1	1	4
Kelly Stinnett, R (1, 2) OBP: 0.373, SLG: 0.414 Joe Orsulak, L (7, PH) OBP: 0.321, SLG: 0.394 Alberto Castillo, R (8, 2) OBP: 0.222, SLG: 0.087		B C C C 1-3 ② K	F B 1 SAFE S B 1 SAFE X 2-2 ① G5-3 1-2			B X 1-0 ① G6-3	B B B X 3-0 HR 1-H 3-H			3 1 0	0 1 0	0 1 0	0 3 0	0 0 0	1 0 0	1 0 0
Damon Buford, R (1, 7) OBP: 0.262, SLG: 0.179		B C C X 1-2 1B	B C F B X 2-2 SH1-4 2-H 1B			B B C F X 2-2 ② L4	B B S X 2-1 ③ P3			4	0	2	1	0	0	0
Dave Mlicki, R (1, 1) OBP: 0.138, SLG: 0.038 Doug Henry, R (8, 1) Bill Spiers, L (8, PH) OBP: 0.245, SLG: 0.262 John Franco, L (9, 1)		C B S B X 2-2 ③ G6-3	L X 0-1 ② SH1-4 1-2			X 0-0 E6		B C B X 2-1 FC1-5 2B		2 0 0 1 0	0 0 0 0 0	0 0 0 1 0	0 0 0 0 0	0 0 0 0 0	0 0 0 0 0	1 0 0 0 0
Inning Stats	R: 0 H: 2 E: 0 LOB: 2 K: 0 BB: 1 S: 7 P: 13	R: 0 H: 1 E: 0 LOB: 1 K: 2 BB: 0 S: 12 P: 17	R: 0 H: 1 E: 0 LOB: 2 K: 0 BB: 1 S: 12 P: 22	R: 1 H: 1 E: 0 LOB: 1 K: 0 BB: 1 S: 12 P: 22	R: 0 H: 1 E: 0 LOB: 2 K: 0 BB: 1 S: 11 P: 21	R: 0 H: 0 E: 1 LOB: 1 K: 0 BB: 0 S: 8 P: 13	R: 4 H: 3 E: 0 LOB: 0 K: 0 BB: 1 S: 15 P: 29	R: 0 H: 1 E: 0 LOB: 2 K: 1 BB: 1 S: 11 P: 20		1B: 7 SF: 0 2B: 2 SAC: 1 3B: 0 DP: 1 HR: 1 HBP: 0						WP: 0 PA: 40 PB: 0 SB: 1 CS: 0

livebaseballscorecards.com

	AB	R	H	RBI	BB	SO	LOB
	33	5	10	5	6	3	23

PITCHER		IP	WLS	BF	H	R	ER	SO	BB	IBB	HBP	BLK	WP	HR	S	P	ERA	WHIP
David Weathers, R ERA: 6.51	(1, 1)	5.0		24	6	1	1	2	3	1	0	0	0	0	54	95	1.80	1.800
Randy Veres, R ERA: 2.52	(6, 1)	1.0		4	0	0	0	0	0	0	0	0	0	0	8	13	0.00	0.000
Terry Mathews, R ERA: 3.82	(7, 1)	1.2	L	11	4	4	4	1	2	0	0	0	0	1	24	47	21.60	3.600
Alejandro Pena, R ERA: 6.51	(8, 1)	0.1		1	0	0	0	0	0	0	0	0	0	0	2	2	0.00	0.000

PITCHER	IP	WLS	BF	H	R	ER	SO	BB	IBB	HBP	BLK	WP	HR	S	P	ERA	WHIP

Batter	1	2	3	4	5	6	7	8	9	10	11	12	13	AB	R	H	RBI	BB	SO	LOB
Eric Young Sr., R (1, 4) OBP: 0.404, SLG: 0.449 Mike Kingery, L (6, 8) OBP: 0.380, SLG: 0.460	B C F B X 2-2 F8 ①		C B B S B F B 4-2 1B BB 1B BB ①	B F X 1-1 1B		F F F H 1-2 3B HBP		F B F S 1-3 K ①		S C F S 0-3 K ③			B F C X 1-2 G4-3 ②	2 3	2 0	1 0	0 0	1 0	0 2	0 0
Ellis Burks, R (1, 8) OBP: 0.366, SLG: 0.506 Jason Bates, S (6, 4) OBP: 0.339, SLG: 0.422	B X 1-0 HR		1 SAFE B 1 SAFE 1 B B B 4-0 1B 1B 1-2 BB	1 SAFE C F 1 B 1 C 1-3 K ③		F B B 2 S F X 2-2 F9 ② 2-3		C B C C C 1-3 K ②			M F F B S 1-3 K ①		C S B S 1-3 K ③	3 3	1 0	1 0	1 0	1 0	1 3	3 0
Larry Walker, L (1, 9) OBP: 0.379, SLG: 0.618	C B C C 1-3 K ②		B S X 1-1 1B 1-2 2-3 1B		B F B S X 2-2 G4-3 ①	L X 0-1 1-H 3-H 3B		B B B F S B 4-2 BB			S B B X 2-1 F9 ②			5	0	2	2	1	1	0
Andres Galarraga, R (1, 3) OBP: 0.336, SLG: 0.521	C B F F X 1-2 S BLK 1B		C B F B X 2-2 1-2 2-3 3-H 1B		B B F B X 2-1 G4-3 ②	S B S S 1-3 K ③		S S 1 SAFE S 0-3 K ③			S S B B F B S 2-3 K ③			6	0	2	1	0	3	2
Dante Bichette, R (1, 7) OBP: 0.357, SLG: 0.614	B S B F C 2-3 K ③ 1-3		B F B F S 2-3 K ①		B B X 2-0 BB 1B		B B X 2-0 G5-3 1B		B B H 3-0 BB HBP			F B B B F F C 2-3 K ①		5	0	2	0	0	3	4
Vinny Castilla, R (1, 5) OBP: 0.349, SLG: 0.587		C S B B X 2-2 F7 ①	X 0-0 P2 ②		B B B B 4-0 1-2 BB		B F B S 1 SAFE B X 3-2 G5-3 ① 1-2		F 1 SAFE B B B B B 4-1 G1-6-3 ① 1-2 BB			C S B B X 1-2 1B		4	0	1	0	2	0	4
Joe Girardi, R (1, 2) OBP: 0.330, SLG: 0.395		F X 0-1 G1-3 ②	X 0-0 P4 ③		X 0-0 P3 ③		X 0-0 P5 ②		X 0-0 G1-6-3 ② ③ 1-2f			1 SAFE 1 SAFE S F F 1 SAFE X 0-2 F8 ②		6	0	0	0	0	0	8
Walt Weiss, S (1, 6) OBP: 0.389, SLG: 0.300	F F H 1-2 FC5-4 HBP		C S B B B F F F X 3-2 F7 ①			X 0-0 F9 G3 3B 1B	B I I I 4-0 IBB			B B C S F X 2-2 P4 ①		X 0-0 F7 ③		4	1	1	0	1	0	1
Bret Saberhagen, R (1, 1) OBP: 0.118, SLG: 0.118 Darren Holmes, R (9, 1) Jim Tatum, R (10, PH) OBP: 0.310, SLG: 0.393 Curt Leskanic, R (10, 1) OBP: 0.250, SLG: 0.250 Steve Reed, R (12, 1) OBP: 0.500, SLG: 0.600 Jayhawk Owens, R (12, PH) OBP: 0.800, SLG: 2.000 Roger Bailey, R (13, 1)	B F B X 2-1 FC5-4 ③ 1-2f		F F B B F F X 2-2 L8 ②			X 0-0 G3 ① 1-2	F B X 1-1 P3 ③			B B C S F S 3-3 K ②			S S S 1-3 K ①	4 0 1 0 0 1 0	0 0 0 0 0 0 0	0 0 0 0 0 0 0	0 0 1 0 0 1 0	0 0 0 0 0 0 0	0 0 1 0 0 0 0	4 0 0 0 0 0 0
Inning Stats	R: 1 E: 0 K: 2 S: 14 H: 2 LOB: 1 BB: 0 P: 21	R: 0 E: 0 K: 0 S: 9 H: 0 LOB: 1 BB: 0 P: 14	R: 1 E: 0 K: 1 S: 13 H: 2 LOB: 3 BB: 2 P: 26	R: 0 E: 0 K: 1 S: 16 H: 1 LOB: 1 BB: 0 P: 23	R: 0 E: 0 K: 0 S: 7 H: 1 LOB: 2 BB: 1 P: 17	R: 2 E: 0 K: 1 S: 14 H: 2 LOB: 1 BB: 0 P: 18	R: 0 E: 0 K: 0 S: 7 H: 1 LOB: 2 BB: 1 P: 17	R: 0 E: 0 K: 3 S: 11 H: 0 LOB: 1 BB: 1 P: 17	R: 0 E: 0 K: 0 S: 2 H: 0 LOB: 0 BB: 1 P: 9	R: 0 E: 0 K: 2 S: 11 H: 0 LOB: 0 BB: 0 P: 16	R: 0 E: 0 K: 2 S: 10 H: 0 LOB: 0 BB: 0 P: 15	R: 0 E: 0 K: 1 S: 12 H: 1 LOB: 1 BB: 0 P: 15	R: 0 E: 0 K: 2 S: 9 H: 0 LOB: 0 BB: 0 P: 12	1B: 8 2B: 0 3B: 1 HR: 1	SF: 0 SAC: 0 DP: 1 HBP: 3		WP: 0 PB: 0 SB: 1 CS: 0		PA: 56	

PITCHER		IP	WLS	BF	H	R	ER	SO	BB	IBB	HBP	BLK	WP	HR	S	P	ERA	WHIP
Mark Gardner, R ERA: 4.23	(1, 1)	5.2		30	8	4	4	4	3	0	2	1	0	1	70	115	6.35	1.941
Randy Veres, R ERA: 2.43	(6, 1)	1.1		6	1	0	0	1	0	1	0	0	0	0	10	21	0.00	0.750
Terry Mathews, R ERA: 3.76	(8, 1)	1.0		4	0	0	0	3	1	0	0	0	0	0	11	17	0.00	1.000
Robb Nen, R ERA: 3.25	(9, 1)	1.0		3	0	0	0	0	1	0	1	0	0	0	2	9	0.00	1.000
Yorkis Perez, L ERA: 5.03	(10, 1)	2.0		6	0	0	0	4	0	0	0	0	0	0	21	31	0.00	0.000

PITCHER		IP	WLS	BF	H	R	ER	SO	BB	IBB	HBP	BLK	WP	HR	S	P	ERA	WHIP
Alejandro Pena, R ERA: 6.28	(12, 1)	1.0		4	1	0	0	1	0	0	0	0	0	0	12	15	0.00	1.000
Buddy Groom, L ERA: 7.17	(13, 1)	1.0	W	3	0	0	0	2	0	0	0	0	0	0	9	12	0.00	0.000

TOP

Colorado Rockies @ Florida Marlins

Joe Robbie Stadium, Miami, FL

Tue Aug 08 1995, 7:05 PM EDT

Att. 31,220 - Unknown - 88 F

livebaseballscorecards.com

AB	47
R	4
H	10
RBI	4
BB	6
SO	15
LOB	26

BOTTOM

Batter	1	2	3	4	5	6	7	8	9	10	11	12	13	AB	R	H	RBI	BB	SO	LOB
Jesus Tavarez, S (1, 8) (10, 9) OBP: 0.318, SLG: 0.283	4-2 G5-4-3 BB		2-2 CS 1B			3-1 F9		3-2 P5	0-1 G3			1-0 B3		5	0	1	0	1	0	3
Kurt Abbott, R (1, 6) OBP: 0.302, SLG: 0.427	0-0 G5-4-3 1-2f		2-3 K 1-2			1-2 G5-3		0-3 K		1-0 G5-3		2-3 K 1-2		6	0	0	0	0	3	3
Jeff Conine, R (1, 7) OBP: 0.390, SLG: 0.539	0-0 FC6-4 1B			2-0 P5		2-1 E 2B		2-1 L8		0-0 G5-3			2-0 P3	6	0	2	0	0	0	0
Terry Pendleton, S (1, 5) OBP: 0.341, SLG: 0.434	0-2 FC6-4 1-2f			0-0 P3		2-2 E5 2-3			2-1 1B 1B 2B	2-2 G3			3-1 WP 2B 1B	6	2	2	0	0	0	2
Greg Colbrunn, R (1, 3) OBP: 0.322, SLG: 0.468		3-2 G4-3 P1 1B		2-0 HR		0-0 G1-3			1-1 1B 1B WP HBP		1-1 F9		4-0 2B 1-2 IBB	4	2	2	1	1	0	2
Andre Dawson, R (1, 9) OBP: 0.289, SLG: 0.429	1 SAFE B 1 SAFE X 1-0 P1 1-2			2-2 P6			1-0 P6		1-0 WP 1B SF9 1-2 2-3 1B		2-2 G3-1		0-0 1-3 2-H 2B	4	0	1	0	0	0	1
Chuck Carr, S (9, PR) OBP: 0.308, SLG: 0.276 (10, 8)														2	1	1	1	0	0	0
Charles Johnson, R (1, 2) OBP: 0.327, SLG: 0.379	B F S X 1-2 G4-3 2-3		F H 1-1 G4-6-3 HBP				C B X 1-1 G5-3		C X 0-1 WP 1-2 2-3 3-H 1B		C B S F X 1-2 1B			1	0	0	0	0	0	1
Steve Decker, R (6, 2) OBP: 0.356, SLG: 0.392														3	0	2	1	0	0	0
Jerry Browne, S (1, 4) OBP: 0.343, SLG: 0.285	X 0-0 G4-3		C X 0-1 G4-6-3 1-2f				B X 1-0 1B		F B F S 1-3 K		B F C F C 1-3 K			5	0	1	0	0	2	6
Mark Gardner, R (1, 1) OBP: 0.000, SLG: 0.000			B C C X 1-2 G1-3																	
Randy Veres, R (6, 1) OBP: 0.000, SLG: 0.000																				
Tommy Gregg, L (7, PH) OBP: 0.000, SLG: 0.000																				
Terry Mathews, L (8, 1) OBP: 0.000, SLG: 0.000																				
Rozo Non, R (9, 1) OBP: 0.000, SLG: 0.000																				
Alex Arias, R (9, PH) OBP: 0.000, SLG: 0.000																				
Yorkis Perez, L (10, 1) OBP: 0.000, SLG: 0.000																				
Alejandro Pena, R (10, 1) OBP: 0.000, SLG: 0.000																				
Quilvio Veras, S (10, PH) OBP: 0.000, SLG: 0.000																				
Buddy Groom, L (10, 1) OBP: 0.000, SLG: 0.000			C B S F B F C 2-3 K				F B C F B X 2-2 G3		C B B B X 3-1 SF9 1-2 2-H 3-H			B B C B B 4-2 CS BB								
Inning Stats	R: 0 E: 0 K: 0 S: 8 H: 1 LOB: 1 BB: 1 P: 12	R: 0 E: 0 K: 0 S: 8 H: 1 LOB: 1 BB: 0 P: 13	R: 0 E: 0 K: 1 S: 12 H: 1 LOB: 0 BB: 0 P: 17	R: 1 E: 0 K: 0 S: 7 H: 1 LOB: 0 BB: 0 P: 13	R: 0 E: 0 K: 1 S: 8 H: 0 LOB: 0 BB: 0 P: 11	R: 0 E: 1 K: 0 S: 11 H: 1 LOB: 2 BB: 0 P: 19	R: 0 E: 0 K: 0 S: 8 H: 1 LOB: 1 BB: 0 P: 13	R: 0 E: 0 K: 1 S: 8 H: 0 LOB: 0 BB: 0 P: 13	R: 3 E: 0 K: 1 S: 13 H: 3 LOB: 2 BB: 0 P: 21	R: 0 E: 0 K: 0 S: 7 H: 0 LOB: 0 BB: 0 P: 10	R: 0 E: 0 K: 1 S: 13 H: 1 LOB: 1 BB: 0 P: 18	R: 0 E: 0 K: 1 S: 6 H: 0 LOB: 0 BB: 1 P: 13	R: 1 E: 0 K: 0 S: 4 H: 2 LOB: 2 BB: 1 P: 13	1B: 8 2B: 3 3B: 0 HR: 1	SF: 1 SAC: 0 DP: 2 HBP: 2		WP: 2 PB: 0 SB: 0 CS: 2	PA: 51		

PITCHER	IP	WLS	BF	H	R	ER	SO	BB	IBB	HBP	BLK	WP	HR	S	P	ERA	WHIP
Bret Saberhagen, R (1, 1) ERA: 3.55	8.0		33	8	4	4	3	1	0	2	0	0	1	74	119	4.50	1.125
Darren Holmes, R (9, 1) ERA: 2.31	1.0		4	1	0	0	1	0	0	0	0	1	0	9	13	0.00	1.000
Curt Leskanic, R (10, 1) ERA: 3.5	2.0		7	1	0	0	1	0	0	0	0	0	0	20	28	0.00	0.500
Steve Reed, R (12, 1) ERA: 1.84	1.0		3	0	0	0	1	1	0	0	0	0	0	6	13	0.00	1.000
Roger Bailey, R (13, 1) ERA: 4.99	0.1	L	4	2	1	1	0	0	1	0	0	1	0	4	13	27.00	6.000

PITCHER	IP	WLS	BF	H	R	ER	SO	BB	IBB	HBP	BLK	WP	HR	S	P	ERA	WHIP

Colorado Rockies @ Florida Marlins

Joe Robbie Stadium, Miami, FL

Tue Aug 08 1995, 7:05 PM EDT

Att. 31,220 - Unknown - 88 F

livebaseballscorecards.com

AB	45
R	5
H	12
RBI	4
BB	3
SO	6
LOB	19

Colorado Rockies @ Florida Marlins

Joe Robbie Stadium, Miami, FL

Wed Aug 09 1995, 7:05 PM EDT

Att. 31,805 - Unknown - 82 F

TOP

livebaseballscorecards.com

Batter	1	2	3	4	5	6	7	8	9	AB	R	H	RBI	BB	SO	LOB
Eric Young Sr., R (1, 4) OBP: 0.405, SLG: 0.460	G6-3			1B G4-6-3 1B		G5-3		3B		4	1	2	0	0	0	1
Ellis Burks, R (1, 8) OBP: 0.374, SLG: 0.509	G5-4-3 1B			1-3 G4-6-3 1B		BBBB BB		SSS K		3	0	2	0	1	1	1
Larry Walker, L (1, 9) OBP: 0.378, SLG: 0.612	G5-4-3 1-2f			G4-6-3 1-2f 3-H		BBBB BB 1-2 2-3		SSS K2-3		3	0	0	0	1	1	3
Andres Galarraga, R (1, 3) OBP: 0.332, SLG: 0.515		SSS K		L6		G1-3		SSS K		4	0	0	0	0	2	4
Dante Bichette, R (1, 7) OBP: 0.353, SLG: 0.607		G1-3			G4-3		F8		SSS K	4	0	0	0	0	1	0
Vinny Castilla, R (1, 5) OBP: 0.353, SLG: 0.594 Jason Bates, S (9, PR) OBP: 0.339, SLG: 0.422		F8			G5-4-3 1B		G4-3 2B		2B	4 0	0 0	3 0	0 0	0 0	0 0	0 0
Joe Girardi, R (1, 2) OBP: 0.326, SLG: 0.390			G4-3		G5-4-3 1-2f		G4-3 2-3		P3	4	0	0	0	0	0	3
Walt Weiss, S (1, 6) OBP: 0.390, SLG: 0.298			G1-3			BBBB BB SH3-4	BBBB BB		G1-3	2	0	0	0	2	0	1
Kevin Ritz, R (1, 1) OBP: 0.353, SLG: 0.300 John Vander Wal, L (7, PH) OBP: 0.452, SLG: 0.600 Steve Reed, R (7, 1) OBP: 0.500, SLG: 0.500			SSS K			SH3-4 1-2	G1-3			1 1 0	0 0 0	0 0 0	0 0 0	0 0 0	1 0 0	0 2 0

	AB	30
	R	1
	H	7
	RBI	0
	BB	4
	SO	6
	LOB	15

Inning Stats																																		
	R: 0	E: 0	K: 0	S: 3	H: 1	LOB: 0	BB: 0	P: 3	R: 0	E: 0	K: 1	S: 5	H: 0	LOB: 0	BB: 0	P: 5	R: 0	E: 0	K: 1	S: 5	H: 0	LOB: 0	BB: 0	P: 5	R: 1	E: 0	K: 0	S: 4	H: 2	LOB: 0	BB: 0	P: 4
	R: 0	E: 0	K: 0	S: 3	H: 1	LOB: 0	BB: 0	P: 3	R: 0	E: 0	K: 0	S: 3	H: 0	LOB: 3	BB: 3	P: 15	R: 0	E: 0	K: 0	S: 4	H: 1	LOB: 2	BB: 1	P: 8	R: 0	E: 0	K: 3	S: 10	H: 1	LOB: 1	BB: 0	P: 10
	R: 0	E: 0	K: 1	S: 6	H: 1	LOB: 1	BB: 0	P: 6	1B: 4	2B: 2	3B: 1	HR: 0	SF: 0	SAC: 1	DP: 3	HBP: 0	WP: 0	PB: 0	SB: 0	CS: 0	PA: 35														

PITCHER		IP	WLS	BF	H	R	ER	SO	BB	IBB	HBP	BLK	WP	HR	S	P	ERA	WHIP
John Burkett, R ERA: 4.28	(1, 1)	7.1	W	29	6	1	1	3	4	0	0	0	0	0	31	47	1.23	1.364
Yorkis Perez, L ERA: 4.98	(8, 1)	0.1		1	0	0	0	1	0	0	0	0	0	0	3	3	0.00	0.000
Terry Mathews, R ERA: 3.74	(8, 1)	0.1		1	0	0	0	1	0	0	0	0	0	0	3	3	0.00	0.000
Robb Nen, R ERA: 3.18	(9, 1)	1.0	S	4	1	0	0	1	0	0	0	0	0	0	6	6	0.00	1.000

PITCHER		IP	WLS	BF	H	R	ER	SO	BB	IBB	HBP	BLK	WP	HR	S	P	ERA	WHIP

Batter	1	2	3	4	5	6	7	8	9	AB	R	H	RBI	BB	SO	LOB
Quilvio Veras, S (1, 4) OBP: 0.359, SLG: 0.311	S S S 0-3 ① K		x 0-0 ① SH1-3 2-3			x 0-0 ① G6-3		B B B B 4-0 BB		2	0	0	0	1	1	0
Kurt Abbott, R (1, 6) OBP: 0.308, SLG: 0.443	x 0-0 IHR		x 0-0 G5-4-3 3-H 1B			x 0-0 1B 1B		x 0-0 ③ P4		4	1	3	2	0	0	1
Jeff Conine, R (1, 7) OBP: 0.390, SLG: 0.537	S S S 0-3 ② K		x 0-0 ②③ G5-4-3 1-2f			x 0-0 ② 1-3 1B				3	0	1	0	0	1	1
Terry Pendleton, S (1, 5) OBP: 0.338, SLG: 0.430	S S S 0-3 ③ K			x 0-0 ① P4		x 0-0 ③ P3				3	0	0	0	0	1	1
Greg Colbrunn, R (1, 3) OBP: 0.320, SLG: 0.464		x 0-0 ① G6-3		x 0-0 ② G6-3			x 0-0 ① G6-3			3	0	0	0	0	0	0
Andre Dawson, R (1, 9) OBP: 0.290, SLG: 0.426		x 0-0 FC3-6 1B		S S S 0-3 ③ K			S S S 0-3 ② K			3	0	1	0	0	2	0
Chuck Carr, S (8, 8) OBP: 0.308, SLG: 0.276										0	0	0	0	0	0	0
Steve Decker, R (1, 2) OBP: 0.339, SLG: 0.370		x 0-0 ② L8			x 0-0 ① G4-3		x 0-0 ③ F7			3	0	0	0	0	0	1
Jesus Tavarez, S (1, 8) (8, 9) OBP: 0.304, SLG: 0.270		x 0-0 ③ FC3-6 1-2f			x 0-0 ② G1-3			S S S 0-3 ① K		3	0	0	0	0	1	1
John Burkett, R (1, 1) OBP: 0.191, SLG: 0.178			x 0-0 SH1-3 1B 2B		x 0-0 ③ F7			x 0-0 ② F5		2	1	1	0	0	0	0
Yorkis Perez, L (8, 1)										0	0	0	0	0	0	0
Terry Mathews, L (8, 1) OBP: 0.462, SLG: 0.615										0	0	0	0	0	0	0
Tommy Gregg, L (8, PH) OBP: 0.302, SLG: 0.398										1	0	0	0	0	0	0
Robb Nen, R (9, 1)										0	0	0	0	0	0	0
Inning Stats	R: 1 E: 0 K: 3 S: 10 H: 1 LOB: 0 BB: 0 P: 10	R: 0 E: 0 K: 0 S: 4 H: 1 LOB: 1 BB: 0 P: 4	R: 1 E: 0 K: 0 S: 4 H: 2 LOB: 0 BB: 0 P: 4	R: 0 E: 0 K: 1 S: 5 H: 0 LOB: 0 BB: 0 P: 5	R: 0 E: 0 K: 0 S: 3 H: 0 LOB: 0 BB: 0 P: 3	R: 0 E: 0 K: 0 S: 4 H: 2 LOB: 1 BB: 0 P: 4	R: 0 E: 0 K: 1 S: 5 H: 0 LOB: 0 BB: 0 P: 5	R: 0 E: 0 K: 1 S: 5 H: 0 LOB: 1 BB: 1 P: 9		1B: 4 2B: 1 3B: 0 HR: 1	SF: 0 SAC: 1 DP: 1 HBP: 0					

PITCHER		IP	WLS	BF	H	R	ER	SO	BB	IBB	HBP	BLK	WP	HR	S	P	ERA	WHIP
Kevin Ritz, R ERA: 4.05	(1, 1)	6.0	L	22	6	2	2	4	0	0	0	0	0	0	30	30	3.00	1.000
Steve Reed, R ERA: 1.76	(7, 1)	2.0		7	0	0	0	2	1	0	0	0	0	0	10	14	0.00	0.500

PITCHER	IP	WLS	BF	H	R	ER	SO	BB	IBB	HBP	BLK	WP	HR	S	P	ERA	WHIP

BOTTOM

Colorado Rockies @ Florida Marlins

Joe Robbie Stadium, Miami, FL

Wed Aug 09 1995, 7:05 PM EDT
Att. 31,805 - Unknown - 82 F

livebaseballscorecards.com

AB	27
R	2
H	6
RBI	2
BB	1
SO	6
LOB	5

1B: 4	SF: 0	WP: 0	PA: 29
2B: 1	SAC: 1	PB: 0	
3B: 0	DP: 1	SB: 0	
HR: 1	HBP: 0	CS: 0	

Colorado Rockies @ Florida Marlins

Joe Robbie Stadium, Miami, FL

Thu Aug 10 1995, 7:05 PM EDT

Att. 28,009 - Unknown - 88 F

livebaseballscorecards.com

TOP

Batter	1	2	3	4	5	6	7	8	9	AB	R	H	RBI	BB	SO	LOB
Eric Young Sr., R (1, 4) OBP: 0.403, SLG: 0.461	P3		F9		G5-3		2B			4	0	1	0	0	0	0
Mike Kingery, L (1, 8) OBP: 0.375, SLG: 0.454	F8		G3-1		F7		F7			4	0	0	0	0	0	1
Larry Walker, L (1, 9) OBP: 0.379, SLG: 0.613	BLK 1B 2B		1B BB		G5-3			K		3	1	1	0	1	1	0
Andres Galarraga, R (1, 3) OBP: 0.334, SLG: 0.515	2B 2-H 1B		1-3 BB 1B			G5-3		K		4	0	2	1	0	1	0
Vinny Castilla, R (1, 5) OBP: 0.354, SLG: 0.595	1 SAFE 1 SAFE 1 SAFE 1-3 2B		1-2 BB			G1-3		K		3	0	1	0	1	1	0
Ellis Burks, R (1, 7) OBP: 0.371, SLG: 0.520	G6-3		P9			HR			P4	4	1	1	1	0	0	5
Jayhawk Owens, R (1, 2) OBP: 0.500, SLG: 1.250		P6		K		F7			K	3	0	0	0	0	1	0
John Vander Wal, L (9, PH) OBP: 0.447, SLG: 0.592										1	0	0	0	0	1	0
Jason Bates, S (1, 6) OBP: 0.335, SLG: 0.415		G4-3		G3-1			K2-3		L9	4	0	0	0	0	1	0
Bryan Rekar, R (1, 1)		K		K			K			3	0	0	0	0	3	0
Curt Leskanic, R (7, 1) OBP: 0.250, SLG: 0.250										0	0	0	0	0	0	0
Steve Reed, R (8, 1) OBP: 0.500, SLG: 0.500										0	0	0	0	0	0	0

	AB	33
	R	2
	H	6
	RBI	2
	BB	2
	SO	9
	LOB	6

Inning Stats	1	2	3	4	5	6	7	8	9
	R: 1 H: 3 E: 0 LOB: 2 K: 0 BB: 0 S: 16 P: 29	R: 0 H: 0 E: 0 LOB: 0 K: 1 BB: 0 S: 6 P: 12	R: 0 H: 1 E: 0 LOB: 3 K: 0 BB: 2 S: 12 P: 28	R: 0 H: 0 E: 0 LOB: 0 K: 2 BB: 0 S: 11 P: 17	R: 0 H: 0 E: 0 LOB: 0 K: 0 BB: 0 S: 3 P: 5	R: 1 H: 1 E: 0 LOB: 0 K: 0 BB: 0 S: 5 P: 11	R: 0 H: 1 E: 0 LOB: 1 K: 2 BB: 0 S: 8 P: 11	R: 0 H: 0 E: 0 LOB: 0 K: 3 BB: 0 S: 9 P: 12	R: 0 H: 0 E: 0 LOB: 0 K: 1 BB: 0 S: 9 P: 10

	1B: 2	SF: 0	WP: 0	PA: 35
	2B: 3	SAC: 0	PB: 0	
	3B: 0	DP: 0	SB: 0	
	HR: 1	HBP: 0	CS: 0	

PITCHER		IP	WLS	BF	H	R	ER	SO	BB	IBB	HBP	BLK	WP	HR	S	P	ERA	WHIP
Richie Lewis, R ERA: 4.39	(1, 1)	6.2		28	6	2	2	5	2	0	0	1	0	1	60	111	2.70	1.200
Yorkis Perez, L	(7, 1)	0.1		1	0	0	0	0	0	0	0	0	0	0	1	2	0.00	0.000
Alejandro Pena, R ERA: 5.87	(8, 1)	2.0	W	6	0	0	0	4	0	0	0	0	0	0	18	22	0.00	0.000

PITCHER	IP	WLS	BF	H	R	ER	SO	BB	IBB	HBP	BLK	WP	HR	S	P	ERA	WHIP

Batter	1	2	3	4	5	6	7	8	9	AB	R	H	RBI	BB	SO	LOB
Quilvio Veras, S (1, 4) OBP: 0.359, SLG: 0.311	C B B B C C 3-3 ① K		X 0-0 ② G6-3		C B X 1-1 ① SH3-4 1-2		1 SAFE C F 1 B B B X 2-2 S E 1-H 1B			3	1	1	1	0	1	0
Kurt Abbott, R (1, 6) OBP: 0.310, SLG: 0.440	X 0-0 ② P3		B B B 4-0 1B BB		X 0-0 ② G4-3 2-3		B B 1 SAFE S 1 F B B 4-2 E 1-2 BB			2	0	0	0	2	0	1
Jeff Conine, R (1, 7) OBP: 0.388, SLG: 0.533	C B F S 1-3 ③ K		B C X 1-1 1-2 1B		B B S F B X 3-2 ③ F8		S X 0-1 E4 1-3 2-H			4	0	1	0	0	1	2
Terry Pendleton, S (1, 5) OBP: 0.334, SLG: 0.425		B F S B S 2-3 ① K	B B F B S S 3-3 ③ K			C X 0-1 ① P3	B F F B B X 3-2 ③ G3			4	0	0	0	0	2	4
Greg Colbrunn, R (1, 3) OBP: 0.316, SLG: 0.458		F B F B S 2-3 ② K		B B C F C F B X 3-2 ① G5-3		C C F F X 0-2 ② G1-3		S X 0-1 ① F9		4	0	0	0	0	1	0
Andre Dawson, R (1, 9) OBP: 0.303, SLG: 0.439 Chuck Carr, S (8, PR) OBP: 0.308, SLG: 0.276 (9, 8)		B B C F H 3-2 BB HBP		S B C X 1-2 1B		C X 0-1 ③ P4		X 0-0 E8 SF7 2B		3 0	0 1	2 0	0 0	0 0	0 0	0 0
Steve Decker, R (1, 2) OBP: 0.348, SLG: 0.375		B B B B 4-0 1-2 BB		B B C F S 2-3 ② K			X 0-0 FC3-6 1B	X 0-0 ② SF7 3-H		2	0	1	1	1	1	1
Jesus Tavarez, S (1, 8) OBP: 0.288, SLG: 0.254 (9, 9)		C X 0-1 ③ F8		B T X 1-1 ③ G5-3			L X 0-1 ① FC3-6 E S 1-2f 1B	X 0-0 ③ G3		4	1	0	0	0	0	5
Richie Lewis, R (1, 1) Yorkis Perez, L (7, 1) Tommy Gregg, L (7, PH) OBP: 0.300, SLG: 0.396 Alejandro Pena, R (8, 1)			C F B C 1-3 ① K		B B B 4-0 G4-3 SH3-4 BB		1 SAFE 1 SAFE C F 1 SAFE F F 1 SAFE 1 SAFE 0-2 T ② K			1 0 1 0	0 0 0 0	0 0 0 0	0 0 0 0	1 0 0 0	1 0 1 0	0 0 1 0
Inning Stats	R: 0 E: 0 K: 2 S: 7 H: 0 LOB: 0 BB: 0 P: 11	R: 0 E: 0 K: 2 S: 10 H: 0 LOB: 2 BB: 1 P: 21	R: 0 E: 0 K: 2 S: 9 H: 1 LOB: 2 BB: 1 P: 18	R: 0 E: 0 K: 1 S: 12 H: 1 LOB: 1 BB: 0 P: 19	R: 0 E: 0 K: 0 S: 6 H: 0 LOB: 1 BB: 1 P: 14	R: 0 E: 0 K: 0 S: 9 H: 0 LOB: 0 BB: 0 P: 9	R: 2 E: 1 K: 1 S: 18 H: 2 LOB: 2 BB: 1 P: 27	R: 1 E: 1 K: 0 S: 5 H: 1 LOB: 1 BB: 0 P: 5		1B: 4 2B: 1 3B: 0 HR: 0	SF: 1 SAC: 1 DP: 0 HBP: 1					

BOTTOM

Colorado Rockies @ Florida Marlins

Joe Robbie Stadium, Miami, FL

Thu Aug 10 1995, 7:05 PM EDT

Att. 28,009 - Unknown - 88 F

livebaseballscorecards.com

AB	28
R	3
H	5
RBI	2
BB	4
SO	8
LOB	14

PITCHER		IP	WLS	BF	H	R	ER	SO	BB	IBB	HBP	BLK	WP	HR	S	P	ERA	WHIP
Bryan Rekar, R ERA: 4.13	(1, 1)	6.2		28	4	2	0	8	3	0	1	0	0	0	64	105	0.00	1.050
Curt Leskanic, R ERA: 3.49	(7, 1)	0.1		3	0	0	0	0	1	0	0	0	0	0	7	14	0.00	3.000
Steve Reed, R ERA: 1.73	(8, 1)	1.0	L	4	1	1	0	0	0	0	0	0	0	0	5	5	0.00	1.000

PITCHER	IP	WLS	BF	H	R	ER	SO	BB	IBB	HBP	BLK	WP	HR	S	P	ERA	WHIP

Batter	1	2	3	4	5	6	7	8	9	AB	R	H	RBI	BB	SO	LOB
Darren Lewis, R (1, 8) OBP: 0.308, SLG: 0.310	C B B C X 2-2 FC4-6 1B		C X 0-1 F8 WP 1B		C F B F S 1-3 ① K			C C B X 1-2 ① G3		4	0	2	0	0	1	0
Barry Larkin, R (1, 6) OBP: 0.389, SLG: 0.491 Lenny Harris, L (3, 5) OBP: 0.236, SLG: 0.289	B 1 SAFE X 1-0 ① FC4-6 CS 1-2f		B 1 SAFE 1 SAFE C B X 2-1 ① F8 1-3		B B F B X 3-1 ② P3			F F B F X 1-2 ② P1		2 2	0 0	0 0	0 0	0 0	0 0	2 0
Ron Gant, R (1, 7) OBP: 0.389, SLG: 0.566	B 1 SAFE B B B F S B 4-2 ② HR 1-2 BB		B B S S S B B 4-2 BB BB		F B B S S X 2-2 ③ F9			F S B B B X 2-2 2B		2	1	1	0	2	0	0
Reggie Sanders, R (1, 9) OBP: 0.399, SLG: 0.571	F X 0-1 HR 1-H		B B F B B B 4-1 G6-4-3 BB 1-2			S S B X 1-2 ① G5-3		C B S B B F S 3-3 ③ K		3	1	1	2	1	1	1
Hal Morris, L (1, 3) OBP: 0.292, SLG: 0.397	C C B F X 1-2 1B		F B B B X 2-1 ②③ G6-4-3 1-2f			X 0-0 ② G4-3			C B B B X 2-1 ① P5	4	0	1	0	0	0	3
Benito Santiago, R (1, 2) OBP: 0.347, SLG: 0.543	B S F B B X 3-2 ③ L4			F F T 0-2 ① K		X 0-0 ③ G6-3			X 0-0 ② G5-3	4	0	0	0	0	1	1
Bret Boone, R (1, 4) OBP: 0.343, SLG: 0.463		X 0-0 ① F7		B B C X 2-1 ② P4			C B B X 2-1 ① G5-3		B F C X 1-2 ③ F8	4	0	0	0	0	0	0
Jeff Branson, L (1, 5) OBP: 0.324, SLG: 0.445 (3, 6)		S C X 0-2 ② G5-3		B B B C F F F X 3-2 1B			F B X 1-1 ② F8			3	0	1	0	0	0	0
Mark Portugal, R (1, 1) OBP: 0.194, SLG: 0.235 Xavier Hernandez, L (3, 1) Thomas Howard, S (7, PH) OBP: 0.359, SLG: 0.408 Chuck McElroy, L (7, 1) Hector Carrasco, R (8, 1)		B C C S 1-3 ③ K		B X 1-0 ③ G5-3			X 0-0 ③ G3			1 1 1 0 0	0 0 0 0 0	0 0 0 0 0	0 0 0 0 0	0 0 0 0 0	1 0 0 0 0	0 1 0 0 0
Inning Stats	R: 2 E: 0 K: 0 S: 15 H: 3 LOB: 1 BB: 1 P: 26	R: 0 E: 0 K: 1 S: 7 H: 0 LOB: 0 BB: 0 P: 8	R: 0 E: 0 K: 0 S: 9 H: 1 LOB: 2 BB: 2 P: 21	R: 0 E: 0 K: 1 S: 11 H: 1 LOB: 1 BB: 0 P: 17	R: 0 E: 0 K: 1 S: 9 H: 0 LOB: 0 BB: 0 P: 15	R: 0 E: 0 K: 0 S: 5 H: 0 LOB: 0 BB: 0 P: 6	R: 0 E: 0 K: 0 S: 5 H: 0 LOB: 0 BB: 0 P: 8	R: 0 E: 0 K: 1 S: 14 H: 1 LOB: 1 BB: 0 P: 21	R: 0 E: 0 K: 0 S: 6 H: 0 LOB: 0 BB: 0 P: 9	1B: 4 2B: 1 3B: 0 HR: 1 SF: 0 SAC: 0 DP: 1 HBP: 0						

PITCHER		IP	WLS	BF	H	R	ER	SO	BB	IBB	HBP	BLK	WP	HR	S	P	ERA	WHIP
Pat Rapp, R ERA: 4.34	(1, 1)	7.0	W	27	5	2	2	3	3	0	0	0	1	1	61	101	2.57	1.143
Terry Mathews, R ERA: 3.63	(8, 1)	2.0		7	1	0	0	1	0	0	0	0	0	0	20	30	0.00	0.500

PITCHER	IP	WLS	BF	H	R	ER	SO	BB	IBB	HBP	BLK	WP	HR	S	P	ERA	WHIP

TOP

Cincinnati Reds @ Florida Marlins

Joe Robbie Stadium, Miami, FL

Fri Aug 11 1995, 7:05 PM EDT
Att. 30,446 - Unknown - 80 F

livebaseballscorecards.com

AB	31
R	2
H	6
RBI	2
BB	3
SO	4
LOB	8

1B: 4	SF: 0
2B: 1	SAC: 0
3B: 0	DP: 1
HR: 1	HBP: 0

WP: 1	PA: 34
PB: 0	
SB: 0	
CS: 1	

Cincinnati Reds @ Florida Marlins

Joe Robbie Stadium, Miami, FL

Fri Aug 11 1995, 7:05 PM EDT

Att. 30,446 - Unknown - 80 F

BOTTOM

Batter	1	2	3	4	5	6	7	8	9	AB	R	H	RBI	BB	SO	LOB
Quilvio Veras, S (1, 4) OBP: 0.356, SLG: 0.308	G1-3		SH5-3 1-2	G6-3		P8				3	0	0	0	0	0	2
Jerry Browne, S (1, 5) OBP: 0.341, SLG: 0.279	F8		BB 1B BB		G5-3	G1-3				3	1	0	0	1	0	2
Jeff Conine, R (1, 7) OBP: 0.395, SLG: 0.554	3B		1B G5-3 1-2 2-3 BB		HR		FC4 1B			3	2	3	1	1	0	0
Greg Colbrunn, R (1, 3) OBP: 0.316, SLG: 0.456	F7		G5-3 1-3 2-H 3-H 1B		P6		FC4 1-2f			4	0	1	2	0	0	2
Andre Dawson, R (1, 9) OBP: 0.295, SLG: 0.426 Terry Mathews, L (8, 1) OBP: 0.462, SLG: 0.615		L5	G5-3 1-2 3-H		L5		P4			4 0	0 0	0 0	1 0	0 0	0 0	2 0
Kurt Abbott, R (1, 6) OBP: 0.316, SLG: 0.453		HR	FC6-4 BB			2B 1B	K			3	2	2	1	1	1	1
Steve Decker, R (1, 2) OBP: 0.343, SLG: 0.383		K	FC6-4 1-2f			1B 1-3 2B	K			4	0	1	0	0	2	2
Jesus Tavarez, S (1, 8) OBP: 0.286, SLG: 0.254 (8, 9)		G4-3		K		SH1-4 2-3 3-H 1B	G6-3			4	0	1	1	0	1	0
Pat Rapp, R (1, 1) OBP: 0.182, SLG: 0.212 Chuck Carr, S (8, 8) OBP: 0.307, SLG: 0.275			BB SH5-3 1B 1B	G4-3		SH1-4 1-2	K			2 1	1 0	1 0	0 0	0 0	0 1	0 0
Inning Stats	R: 0 E: 0 K: 0 S: 9 H: 1 LOB: 1 BB: 0 P: 13	R: 1 E: 0 K: 1 S: 8 H: 1 LOB: 0 BB: 0 P: 9	R: 3 E: 0 K: 0 S: 11 H: 2 LOB: 2 BB: 3 P: 25	R: 0 E: 0 K: 1 S: 8 H: 0 LOB: 0 BB: 0 P: 11	R: 1 E: 0 K: 0 S: 8 H: 1 LOB: 0 BB: 0 P: 12	R: 1 E: 0 K: 0 S: 12 H: 3 LOB: 2 BB: 0 P: 16	R: 0 E: 0 K: 1 S: 8 H: 1 LOB: 1 BB: 0 P: 12	R: 0 E: 0 K: 2 S: 8 H: 0 LOB: 0 BB: 0 P: 9		1B: 5 2B: 1 3B: 1 HR: 2 SF: 0 SAC: 2 DP: 0 HBP: 0						

livebaseballscorecards.com

AB	31
R	6
H	9
RBI	6
BB	3
SO	5
LOB	11

PITCHER		IP	WLS	BF	H	R	ER	SO	BB	IBB	HBP	BLK	WP	HR	S	P	ERA	WHIP
Mark Portugal, R ERA: 4.78	(1, 1)	2.1	L	13	4	4	4	1	2	0	0	0	0	1	24	38	15.43	2.571
Xavier Hernandez, R ERA: 3.93	(3, 1)	3.2		16	4	2	2	1	1	0	0	0	0	1	32	48	4.91	1.364
Chuck McElroy, L ERA: 4.62	(7, 1)	1.0		4	1	0	0	1	0	0	0	0	0	0	8	12	0.00	1.000
Hector Carrasco, R ERA: 2.7	(8, 1)	1.0		3	0	0	0	2	0	0	0	0	0	0	8	9	0.00	0.000

PITCHER	IP	WLS	BF	H	R	ER	SO	BB	IBB	HBP	BLK	WP	HR	S	P	ERA	WHIP

Batter	1	2	3	4	5	6	7	8	9	AB	R	H	RBI	BB	SO	LOB
Darren Lewis, R (1, 8) OBP: 0.305, SLG: 0.307	C F B S 1-3 ① K		F X 0-1 ① P4		C B X 1-1 ② F8		B B F X 2-1 ③ P3			4	0	0	0	0	1	1
Barry Larkin, R (1, 6) OBP: 0.390, SLG: 0.494	B S X 1-1 ② F9		B B C X 2-1 1B G6-3 2B		C B F X 1-2 1B			C X 0-1 ① F8		4	1	2	0	0	0	0
Ron Gant, R (1, 7) OBP: 0.391, SLG: 0.572	C C B B F X 2-2 3B		C X 0-1 WP 2-3 1B		S B X 1-1 ③ P2			C F F B S 1-3 ② K		4	0	2	0	0	1	1
Reggie Sanders, R (1, 9) OBP: 0.395, SLG: 0.564	B F C S 1-3 ③ K		B X 1-0 ② G6-3 1-2 3-H			S C B X 1-2 ① G6-3		B F F S 1-3 ③ K		4	0	0	1	0	2	2
Hal Morris, L (1, 3) OBP: 0.301, SLG: 0.409		X 0-0 HR 1B	X 0-0 ③ G4-3			B S C X 1-2 G5-4-3 1B			B S X 1-1 G6-3 2B	4	1	3	0	0	0	1
Benito Santiago, R (1, 2) OBP: 0.344, SLG: 0.556		1 SAFE 1 SAFE B X 1-0 1-H HR	C F C 0-3 ① K			F 1 SAFE F B B X 2-2 ②③ G5-4-3 1-2f			S X 0-1 ① P3	4	1	1	2	0	1	2
Bret Boone, R (1, 4) OBP: 0.342, SLG: 0.459		X 0-0 ① G5-3	B B B B 4-0 G4-6-3 BB				B C C S 1-3 ① K		B F B F X 2-2 ② G6-3 2-3	3	0	0	0	1	1	1
Jeff Branson, L (1, 5) OBP: 0.323, SLG: 0.441		B X 1-0 ② F7	B X 1-0 ②③ G4-6-3 1-2f				X 0-0 1B		B S F F F S 1-3 ③ K	4	0	1	0	0	1	2
Pete Schourek, L (1, 1) OBP: 0.167, SLG: 0.167 Thomas Howard, S (7, PH) OBP: 0.357, SLG: 0.406 Michael Jackson, R (7, 1) OBP: 0.333, SLG: 0.333		C S X 0-2 ③ G3			S M B X 1-2 ① G5-3		B S F B S 2-3 ② K			2 1 0	0 0 0	0 0 0	0 0 0	0 0 0	0 1 0	0 1 0
Inning Stats	R: 0 H: 1 E: 0 LOB: 1 K: 2 BB: 0 S: 12 P: 17	R: 2 H: 2 E: 0 LOB: 0 K: 0 BB: 0 S: 7 P: 9	R: 1 H: 2 E: 0 LOB: 1 K: 0 BB: 0 S: 8 P: 11	R: 0 H: 0 E: 0 LOB: 0 K: 1 BB: 1 S: 4 P: 9	R: 0 H: 1 E: 0 LOB: 1 K: 0 BB: 0 S: 10 P: 14	R: 0 H: 1 E: 0 LOB: 0 K: 0 BB: 0 S: 9 P: 13	R: 0 H: 1 E: 0 LOB: 1 K: 2 BB: 0 S: 9 P: 14	R: 0 H: 0 E: 0 LOB: 0 K: 2 BB: 0 S: 9 P: 11	R: 0 H: 1 E: 0 LOB: 1 K: 1 BB: 0 S: 12 P: 16	1B: 5 SF: 0 2B: 2 SAC: 0 3B: 1 DP: 2 HR: 1 HBP: 0						

TOP

Cincinnati Reds @ Florida Marlins

Joe Robbie Stadium, Miami, FL

Sat Aug 12 1995, 7:05 PM EDT

Att. 30,407 - Unknown - 81 F

livebaseballscorecards.com

AB	34
R	3
H	9
RBI	3
BB	1
SO	8
LOB	11

WP: 1 PA: 35
PB: 0
SB: 0
CS: 0

PITCHER		IP	WLS	BF	H	R	ER	SO	BB	IBB	HBP	BLK	WP	HR	S	P	ERA	WHIP
David Weathers, R ERA: 6.34	(1, 1)	6.0	W	24	7	3	3	3	1	0	0	0	1	1	50	73	4.50	1.333
Alejandro Pena, R ERA: 5.51	(7, 1)	2.0		7	1	0	0	4	0	0	0	0	0	0	18	25	0.00	0.500
Robb Nen, R ERA: 3.11	(9, 1)	1.0		4	1	0	0	1	0	0	0	0	0	0	12	16	0.00	1.000

PITCHER	IP	WLS	BF	H	R	ER	SO	BB	IBB	HBP	BLK	WP	HR	S	P	ERA	WHIP

Cincinnati Reds @ Florida Marlins

Joe Robbie Stadium, Miami, FL

Sat Aug 12 1995, 7:05 PM EDT

Att. 30,407 - Unknown - 81 F

BOTTOM

Batter	1	2	3	4	5	6	7	8	9	AB	R	H	RBI	BB	SO	LOB
Chuck Carr, S (1, 8) OBP: 0.313, SLG: 0.279	1-1 G5-4-3 HBP	0-1 CS 1B		1-0 1B			2-3 K	0-3 K		4	0	2	0	0	2	2
Jerry Browne, S (1, 4) OBP: 0.339, SLG: 0.277	2-2 1 SAFE, 1 SAFE G5-4-3 1-2f	1-0 CS 1-2	2-2 BB 1B 1B	1-3 K			0-0 L9			1	0	0	0	0	0	1
Mario Diaz, R (2, 4) OBP: 0.232, SLG: 0.319	1 SAFE									3	1	1	0	0	1	1
Robb Nen, R (9, 1)	1 SAFE, 1 SAFE									0	0	0	0	0	0	0
Jeff Conine, R (1, 7) OBP: 0.396, SLG: 0.552	3-2 F8		4-0 1B BB 1-2		1-3 K		0-0 1B			3	0	1	0	1	1	0
Terry Pendleton, S (1, 5) OBP: 0.339, SLG: 0.429		0-2 1B IHR 1B	0-0 FC6-4 1B 1-3 2-H		1-2 1B		0-0 P3			4	1	3	1	0	0	1
Greg Colbrunn, R (1, 3) OBP: 0.312, SLG: 0.451		0-1 L8	1-0 F6		0-3 K			0-0 L4		4	0	0	0	0	1	4
Andre Dawson, R (1, 9) OBP: 0.300, SLG: 0.429		1-0 IHR 1B 1-3	0-3 K		1-1 F8			1-0 BB 2B 1B		4	1	2	0	0	1	3
Jesus Tavarez, S (8, PR) OBP: 0.286, SLG: 0.254 (9, 9)										0	1	0	0	0	0	0
Kurt Abbott, R (1, 6) OBP: 0.318, SLG: 0.462		2-2 IHR 2-H 3-H	0-0 FC6-4 1-2f				3-2 F8	4-0 2B BB 1-2		3	2	1	3	1	0	2
Rob Natal, R (1, 2) OBP: 0.333, SLG: 1.000		0-0 HR		1-3 K			1-0 G4-3	0-0 G3-1 2B 1-H 2-H		4	1	2	3	0	1	0
David Weathers, R (1, 1) OBP: 0.095, SLG: 0.095		0-3 K		3-3 K			1-1 G6-3	0-0 G3-1 2-3		2	0	0	0	0	2	0
Alex Arias, R (6, PH) OBP: 0.353, SLG: 0.356										1	0	0	0	0	0	0
Alejandro Pena, R (7, 1)										0	0	0	0	0	0	0
Quilvio Veras, S (8, PH) OBP: 0.355, SLG: 0.307 (9, 4)										1	0	0	0	0	0	1
Inning Stats	R: 0 E: 0 K: 0 S: 11 H: 0 LOB: 0 BB: 0 P: 17	R: 4 E: 0 K: 1 S: 15 H: 5 LOB: 0 BB: 0 P: 19	R: 1 E: 0 K: 1 S: 10 H: 2 LOB: 2 BB: 1 P: 17	R: 0 E: 0 K: 3 S: 11 H: 1 LOB: 1 BB: 0 P: 17	R: 0 E: 0 K: 2 S: 11 H: 1 LOB: 1 BB: 0 P: 14	R: 0 E: 0 K: 0 S: 6 H: 0 LOB: 0 BB: 0 P: 11	R: 0 E: 0 K: 1 S: 7 H: 1 LOB: 1 BB: 0 P: 9	R: 2 E: 0 K: 1 S: 7 H: 2 LOB: 2 BB: 1 P: 12		1B: 9 2B: 1 3B: 0 HR: 2	SF: 0 SAC: 0 DP: 1 HBP: 1			WP: 0 PB: 0 SB: 0 CS: 1	PA: 38		

livebaseballscorecards.com

AB	34
R	7
H	12
RBI	7
BB	2
SO	9
LOB	15

PITCHER		IP	WLS	BF	H	R	ER	SO	BB	IBB	HBP	BLK	WP	HR	S	P	ERA	WHIP
Pete Schourek, L ERA: 3.4	(1, 1)	6.0	L	27	9	5	5	7	1	0	1	0	0	1	64	95	7.50	1.667
Michael Jackson, R ERA: 2.7	(7, 1)	2.0		10	3	2	2	2	1	0	0	0	0	0	14	21	9.00	2.000

PITCHER	IP	WLS	BF	H	R	ER	SO	BB	IBB	HBP	BLK	WP	HR	S	P	ERA	WHIP

Cincinnati Reds @ Florida Marlins

Joe Robbie Stadium, Miami, FL

Sun Aug 13 1995, 7:05 PM EDT

Att. 40,027 - Unknown - 90 F

livebaseballscorecards.com

TOP

Batter	1	2	3	4	5	6	7	8	9	AB	R	H	RBI	BB	SO	LOB
Thomas Howard, S (1, 8) OBP: 0.360, SLG: 0.408	K	E8 1B			G6-3 1B		S 1B			4	0	2	1	0	1	1
Barry Larkin, R (1, 6) OBP: 0.386, SLG: 0.488	E5 BB 1B	P3			P3		G5-3			4	1	0	0	0	0	2
Hal Morris, L (1, 3) OBP: 0.300, SLG: 0.403	K	G3-1				F7		BB		3	0	0	0	1	1	1
Ron Gant, R (1, 7) OBP: 0.392, SLG: 0.570	1B E BB	F8				1B		K		3	1	1	0	1	1	1
Reggie Sanders, R (1, 9) OBP: 0.397, SLG: 0.563	S 1B	K				G4-6-3 1B		K		4	0	2	1	0	2	1
Eddie Taubensee, L (1, 2) OBP: 0.314, SLG: 0.440 Xavier Hernandez, L (6, 1) Jeff Branson, L (8, PH) OBP: 0.321, SLG: 0.439 Hector Carrasco, R (8, 1)	K	G4-3-6 BB			G4-6-3			K		2 0 1 0	0 0 0 0	0 0 0 0	0 0 0 0	1 0 0 0	1 0 1 0	3 0 1 0
Bret Boone, R (1, 4) OBP: 0.343, SLG: 0.463		1B E 1B		F8		FC6-5-4 2B			F9	4	1	2	0	0	0	1
Lenny Harris, L (1, 5) OBP: 0.230, SLG: 0.282		K		G4-3-6		FC6-5-4 1B			L9	4	1	0	0	0	1	3
David Wells, L (1, 1) OBP: 0.200, SLG: 0.200 Benito Santiago, R (6, 2) OBP: 0.340, SLG: 0.549		B2			G6-3 1B		L8		K	2 2	0 0	1 0	0 0	0 0	0 1	1 1
Inning Stats	R: 2 E: 1 K: 3 S: 15 H: 1 LOB: 1 BB: 1 P: 29	R: 1 E: 1 K: 1 S: 8 H: 2 LOB: 1 BB: 0 P: 12	R: 0 E: 0 K: 1 S: 7 H: 0 LOB: 0 BB: 0 P: 11	R: 0 E: 0 K: 0 S: 5 H: 0 LOB: 0 BB: 1 P: 10	R: 0 E: 0 K: 0 S: 8 H: 1 LOB: 0 BB: 0 P: 12	R: 0 E: 0 K: 0 S: 9 H: 2 LOB: 1 BB: 0 P: 12	R: 1 E: 0 K: 0 S: 11 H: 2 LOB: 1 BB: 0 P: 14	R: 0 E: 0 K: 3 S: 14 H: 0 LOB: 1 BB: 1 P: 20	R: 0 E: 0 K: 1 S: 5 H: 0 LOB: 0 BB: 0 P: 8	1B: 7 2B: 1 3B: 0 HR: 0 SF: 0 SAC: 0 DP: 3 HBP: 0						

	AB	33
	R	4
	H	8
	RBI	2
	BB	3
	SO	9
	LOB	16

WP: 0 PB: 0 SB: 3 CS: 0 PA: 36

PITCHER		IP	WLS	BF	H	R	ER	SO	BB	IBB	HBP	BLK	WP	HR	S	P	ERA	WHIP
Mark Gardner, R ERA: 4.0	(1, 1)	6.2	W	28	8	4	1	5	2	0	0	0	0	0	61	96	1.35	1.500
Randy Veres, R ERA: 2.41	(7, 1)	0.1		1	0	0	0	0	0	0	0	0	0	0	2	4	0.00	0.000
Yorkis Perez, L ERA: 4.93	(8, 1)	0.0		1	0	0	0	0	1	0	0	0	0	0	3	7	∞	∞
Terry Mathews, R ERA: 3.59	(8, 1)	0.2		2	0	0	0	2	0	0	0	0	0	0	7	9	0.00	0.000
Robb Nen, R ERA: 3.02	(8, 1)	1.1	S	4	0	0	0	2	0	0	0	0	0	0	9	12	0.00	0.000

PITCHER	IP	WLS	BF	H	R	ER	SO	BB	IBB	HBP	BLK	WP	HR	S	P	ERA	WHIP

Cincinnati Reds @ Florida Marlins

Joe Robbie Stadium, Miami, FL

Sun Aug 13 1995, 7:05 PM EDT

Att. 40,027 - Unknown - 90 F

livebaseballscorecards.com

BOTTOM

Batter	1	2	3	4	5	6	7	8	9	AB	R	H	RBI	BB	SO	LOB
Quilvio Veras, S (1, 4) OBP: 0.358, SLG: 0.321	C F X 0-2 S 1B 2B 1B	B X 1-0 3B		C B F X 1-2 ② F8		B B X 2-0 1-H 2B		F 1 SAFE F B B S 2-3 ② K 1-2		5	1	3	1	0	1	3
Chuck Carr, S (1, 8) OBP: 0.311, SLG: 0.277	1 SAFE X 0-0 S 1-2 2B 1B	S S S 0-3 ③ K		X 0-0 ③ F8		B B C C B X 3-2 ③ G5-3		B X 1-0 ③ F9		5	1	1	0	0	1	5
Jeff Conine, R (1, 7) OBP: 0.400, SLG: 0.563	B B C F T 2-2 ① K 1-2 2-3		B F B B C B 4-2 FC6-4 BB		X 0-0 HR		B F X 1-1 1B			3	1	2	1	1	1	2
Terry Pendleton, S (1, 5) OBP: 0.340, SLG: 0.433	S T B X 1-2 G6-3 1B 2-H 3-H 2B		B 1 SAFE X 1-0 ① F9		B B F B X 3-1 G6-4-3 1B		F F S 0-3 ① K			4	1	2	2	0	1	2
Greg Colbrunn, R (1, 3) OBP: 0.309, SLG: 0.446	B S X 1-1 ② G6-3 2-3		B S 1 SAFE F B 1 SAFE X 2-2 ② FC6-4 1-2f		C B F F F B X 2-2 ① ② G6-4-3 1-2f		C F F B B S 2-3 ② K			4	0	0	0	0	1	4
Andre Dawson, R (1, 9) OBP: 0.299, SLG: 0.424	B X 1-0 3-H 1B		B B X 2-0 ③ P5		C S B X 1-2 ③ F9		C B S B F S 2-3 ③ K			4	0	1	1	0	1	2
Yorkis Perez, L (8, 1)										0	0	0	0	0	0	0
Terry Mathews, L (8, 1) OBP: 0.462, SLG: 0.615										0	0	0	0	0	0	0
Robb Nen, R (8, 1)										0	0	0	0	0	0	0
Kurt Abbott, R (1, 6) OBP: 0.317, SLG: 0.457	B X 1-0 ③ F7			C B B F B B 4-2 1B 1B BB		B C X 1-1 ① G6-3		C S B F C 1-3 ① K		3	1	0	0	1	1	1
Steve Decker, R (1, 2) OBP: 0.351, SLG: 0.381		F X 0-1 ① L7		F 1 SAFE F F X 0-2 ① P6		X 0-0 2B 1B		B S F B F B B 4-2 1B WP BB		3	1	1	0	1	0	1
Mark Gardner, R (1, 1) OBP: 0.167, SLG: 0.167		S F B B S 2-3 ② K		L X 0-1 1-H 1B		X 0-0 ② L8		B F X 1-1 WP 1-3 1B		3	0	1	1	0	1	1
Randy Veres, R (7, 1)										0	0	0	0	0	0	0
Jesus Tavarez, S (8, 9) OBP: 0.295, SLG: 0.264										1	0	1	0	0	0	0
Inning Stats	R: 3 E: 0 K: 1 S: 14 H: 4 LOB: 1 BB: 0 P: 20	R: 0 E: 0 K: 2 S: 9 H: 1 LOB: 1 BB: 0 P: 12	R: 0 E: 0 K: 0 S: 7 H: 0 LOB: 1 BB: 1 P: 16	R: 1 E: 0 K: 0 S: 12 H: 1 LOB: 1 BB: 1 P: 17	R: 1 E: 0 K: 0 S: 11 H: 2 LOB: 0 BB: 0 P: 17	R: 1 E: 0 K: 0 S: 8 H: 2 LOB: 1 BB: 0 P: 14	R: 0 E: 0 K: 3 S: 13 H: 1 LOB: 1 BB: 0 P: 18	R: 0 E: 0 K: 2 S: 13 H: 1 LOB: 2 BB: 1 P: 22		1B: 8 2B: 2 3B: 1 HR: 1 SF: 0 SAC: 0 DP: 1 HBP: 0						

	AB	35
	R	6
	H	12
	RBI	6
	BB	3
	SO	8
	LOB	21

WP: 2 PB: 0 SB: 2 CS: 0 PA: 38

PITCHER		IP	WLS	BF	H	R	ER	SO	BB	IBB	HBP	BLK	WP	HR	S	P	ERA	WHIP
David Wells, L ERA: 3.22	(1, 1)	5.0	L	24	8	5	5	3	2	0	0	0	0	1	53	82	9.00	2.000
Xavier Hernandez, R ERA: 3.95	(6, 1)	2.0		9	3	1	1	3	0	0	0	0	0	0	21	32	4.50	1.500
Hector Carrasco, R ERA: 2.66	(8, 1)	1.0		5	1	0	0	2	1	0	0	0	2	0	13	22	0.00	2.000

PITCHER	IP	WLS	BF	H	R	ER	SO	BB	IBB	HBP	BLK	WP	HR	S	P	ERA	WHIP

Batter	1	2	3	4	5	6	7	8	9	AB	R	H	RBI	BB	SO	LOB
Quilvio Veras, S (1, 4) OBP: 0.359, SLG: 0.329	C B C X 1-2 F9 ①		C X 0-1 B5-3 ①		C B B X 2-1 S 1B 1B		B C X 1-1 SF7 3B		C C X 0-2 G6-3 ①	5	2	2	0	0	0	0
Chuck Carr, S (1, 8) OBP: 0.316, SLG: 0.278	X 0-0 F7 ②		X 0-0 B1-3 ②		1 SAFE 1 SAFE P B 1 B B SAFE 4-0 1B 1B 1-2 BB		C B B B B 4-1 G5-3 S BB		X 0-0 G5-4-3 1B	3	1	1	0	2	0	0
Jeff Conine, R (1, 3) (7, 7) OBP: 0.400, SLG: 0.561	B C B B B 4-1 BB		C C B F B X 2-2 G1-3 ③		C B B X 2-1 1B 1-3 2-H 1B		X 0-0 SF7 ① 3-H		B B 1 SAFE 1 SAFE F 1 SAFE 1 SAFE X 2-1 1-2f G5-4-3 ② ③	3	0	1	2	1	0	1
Terry Pendleton, S (1, 5) OBP: 0.342, SLG: 0.432	B B S 1 SAFE 1 SAFE C X 2-2 F8 ③			X 0-0 G4-3 ①	X 0-0 1-3 3-H 1B		1 SAFE 1 SAFE 1 SAFE B I I I 4-0 G5-3 1-2 IBB			3	0	1	1	1	0	1
Andre Dawson, R (1, 9) OBP: 0.291, SLG: 0.412 Greg Colbrunn, R (7, 3) OBP: 0.309, SLG: 0.446		B C T B X 2-2 G1-3 ①		B C X 1-1 P2 ②	B B S B X 3-1 L7 ③		C X 0-1 G5-3 ② 1-2 2-3			4 0	0 0	0 0	0 0	0 0	0 0	4 0
Kurt Abbott, R (1, 6) OBP: 0.317, SLG: 0.455		B B X 2-0 L8 ②		B X 1-0 E5 1B		B X 1-0 G5-3 ①	B X 1-0 G5-3 ③			4	0	1	0	0	0	2
Steve Decker, R (1, 2) OBP: 0.346, SLG: 0.364		B C B C B B 4-2 1B BB		C C X 0-2 G5-3 ③		C B B B S F S 3-3 K ②		B B C B F S 3-3 K ①		3	0	0	0	1	2	1
Jesus Tavarez, S (1, 7) (7, 9) OBP: 0.317, SLG: 0.280		X 0-0 FC6 1-2 1B			C B B F B B 4-2 G6-3 BB		B B F X 2-1 1B		C C B F B F C 2-3 K ②	3	0	2	0	1	1	0
John Burkett, R (1, 1) OBP: 0.180, SLG: 0.167 Mario Diaz, R (8, PH) OBP: 0.229, SLG: 0.314 Yorkis Perez, L (8, 1) Randy Veres, R (8, 1)		X 0-0 FC6 ③ 1-2f			1 SAFE B B 1 SAFE C 1 SAFE X 2-1 G6-3 ① ② 1-2f		B B C S 1 SAFE F 1 SAFE 2-3 K ③		C C B S 1-3 K ③	3 1 0 0	0 0 0 0	0 0 0 0	0 0 0 0	1 1 0 0	4 0 0 0	
Inning Stats	R: 0 E: 0 K: 0 S: 8 H: 0 LOB: 1 BB: 1 P: 15	R: 0 E: 0 K: 0 S: 8 H: 1 LOB: 2 BB: 1 P: 16	R: 0 E: 0 K: 0 S: 7 H: 0 LOB: 0 BB: 0 P: 9	R: 0 E: 1 K: 0 S: 7 H: 1 LOB: 1 BB: 0 P: 9	R: 2 E: 0 K: 0 S: 12 H: 3 LOB: 2 BB: 2 P: 28	R: 0 E: 0 K: 2 S: 11 H: 1 LOB: 1 BB: 0 P: 19	R: 1 E: 0 K: 0 S: 7 H: 1 LOB: 2 BB: 2 P: 17	R: 0 E: 0 K: 3 S: 11 H: 0 LOB: 0 BB: 0 P: 17	R: 0 E: 0 K: 0 S: 6 H: 1 LOB: 0 BB: 0 P: 8	1B: 7 2B: 0 3B: 1 HR: 0	SF: 1 SAC: 0 DP: 2 HBP: 0						

PITCHER		IP	WLS	BF	H	R	ER	SO	BB	IBB	HBP	BLK	WP	HR	S	P	ERA	WHIP
Matt Murray, R ERA: 6.75	(1, 1)	4.2		20	3	2	2	0	4	0	0	0	0	0	37	67	3.86	1.500
Brad Clontz, R ERA: 3.5	(5, 1)	2.1		13	4	1	1	2	1	1	0	0	0	0	23	46	3.86	2.143
Greg McMichael, R ERA: 3.18	(8, 1)	2.0	W	6	1	0	0	3	0	0	0	0	0	0	17	25	0.00	0.500

PITCHER	IP	WLS	BF	H	R	ER	SO	BB	IBB	HBP	BLK	WP	HR	S	P	ERA	WHIP

TOP

Florida Marlins @ Atlanta Braves

Atlanta-Fulton County Stadium, Atlanta, GA

Mon Aug 14 1995, 7:05 PM EDT

Att. 34,375 - Unknown - 94 F

livebaseballscorecards.com

AB	32
R	3
H	8
RBI	3
BB	6
SO	5
LOB	13

1B: 7	SF: 1	WP: 0	PA: 39
2B: 0	SAC: 0	PB: 0	
3B: 1	DP: 2	SB: 2	
HR: 0	HBP: 0	CS: 0	

Florida Marlins @ Atlanta Braves

Atlanta-Fulton County Stadium, Atlanta, GA

Mon Aug 14 1995, 7:05 PM EDT

Att. 34,375 - Unknown - 94 F

livebaseballscorecards.com

Batter	1	2	3	4	5	6	7	8	9	AB	R	H	RBI	BB	SO	LOB
Marquis Grissom, R (1, 8) OBP: 0.320, SLG: 0.379	G6-3	G4-3			P5		G6-3			4	0	0	0	0	0	3
Mark Lemke, S (1, 4) OBP: 0.313, SLG: 0.341	2B		F9		P5		G6-3			4	0	1	0	0	0	0
10 Chipper Jones, S (1, 5) OBP: 0.373, SLG: 0.466	K		1B BB		K			HR BB		2	1	0	0	2	2	1
Fred McGriff, L (1, 3) OBP: 0.352, SLG: 0.460	BB		1B			E4 HR		F9		3	1	1	0	1	0	1
David Justice, L (1, 9) OBP: 0.387, SLG: 0.509	K		P2			F7		HR		4	1	1	2	0	1	5
Ryan Klesko, L (1, 7) OBP: 0.411, SLG: 0.600		F8	K			HR		1B WP 1B		4	1	2	2	0	1	2
Charlie O'Brien, R (1, 2) OBP: 0.376, SLG: 0.500		G5-3		G6-3		L7		F9		4	0	0	0	0	0	1
Rafael Belliard, R (1, 6) OBP: 0.248, SLG: 0.230		1B HBP		G6-3		P9		1B		3	0	1	0	0	0	0
Matt Murray, L (1, 1) OBP: 0.500, SLG: 0.500		1B	K				G6-3 BB	G5-3		2	0	1	0	0	1	0
Brad Clontz, R (5, 1)										0	0	0	0	0	0	0
Luis Polonia, L (7, PH) OBP: 0.327, SLG: 0.344										0	0	0	0	1	0	0
Greg McMichael, R (8, 1)										1	0	0	0	0	0	2
Inning Stats	R: 0 E: 0 K: 2 S: 11 H: 1 LOB: 2 BB: 1 P: 20	R: 0 E: 0 K: 0 S: 11 H: 1 LOB: 2 BB: 0 P: 15	R: 0 E: 0 K: 1 S: 14 H: 1 LOB: 2 BB: 1 P: 27	R: 0 E: 0 K: 1 S: 6 H: 0 LOB: 0 BB: 0 P: 7	R: 0 E: 0 K: 1 S: 6 H: 0 LOB: 0 BB: 0 P: 11	R: 2 E: 1 K: 0 S: 10 H: 1 LOB: 0 BB: 0 P: 16	R: 0 E: 0 K: 0 S: 4 H: 0 LOB: 0 BB: 1 P: 10	R: 2 E: 0 K: 0 S: 17 H: 3 LOB: 2 BB: 1 P: 30		1B: 4 2B: 1 3B: 0 HR: 2 SF: 0 SAC: 0 DP: 1 HBP: 1						

	AB	31
	R	4
	H	7
	RBI	4
	BB	4
	SO	5
	LOB	15

WP: 1 PB: 0 SB: 0 CS: 0 PA: 36

PITCHER		IP	WLS	BF	H	R	ER	SO	BB	IBB	HBP	BLK	WP	HR	S	P	ERA	WHIP
John Burkett, R ERA: 4.12	(1, 1)	7.0		29	4	2	1	5	3	0	1	0	0	1	62	106	1.29	1.000
Yorkis Perez, L ERA: 5.4	(8, 1)	0.1	L	4	2	2	2	0	1	0	0	0	0	1	10	18	54.00	9.000
Randy Veres, R ERA: 2.37	(8, 1)	0.2		3	1	0	0	0	0	0	0	0	1	0	7	12	0.00	1.500

PITCHER	IP	WLS	BF	H	R	ER	SO	BB	IBB	HBP	BLK	WP	HR	S	P	ERA	WHIP

Batter	1	2	3	4	5	6	7	8	9	AB	R	H	RBI	BB	SO	LOB
Chuck Carr, S (1, 8) OBP: 0.315, SLG: 0.274	S X 0-1 ① F9		B B B C X 3-1 ② G6-3			B X 1-0 ② G5-3		B S F F B F B B 4-2 BB		3	0	0	0	1	0	0
Alex Arias, R (1, 4) OBP: 0.344, SLG: 0.346	C B S B X 2-2 ② L4		B C X 1-1 ③ F8			C B X 1-1 ③ G5-3		C 1 SAFE C B F 1 B X 2-2 ③ G4-3		4	0	0	0	0	0	1
Jeff Conine, R (1, 7) OBP: 0.398, SLG: 0.556	C C B F F X 1-2 ③ P3			B X 1-0 ① G4-3			C B X 1-1 ① F7		C S B B F F B B 4-2 G4-6-3 BB	3	0	0	0	1	0	0
Terry Pendleton, S (1, 5) OBP: 0.344, SLG: 0.441		B C B B X 3-1 HR		B X 1-0 ② L7			B X 1-0 F9 1B 1B		B B C S X 2-2 ① ② G4-6-3 1-2f	4	1	2	1	0	0	1
Greg Colbrunn, R (1, 3) OBP: 0.311, SLG: 0.449		B X 1-0 CS 2B		C F X 0-2 ③ F8			F B 1 SAFE B X 2-1 FC5-4 1-2 1B		B C B X 2-1 ③ G6-3	4	0	2	0	0	0	0
Andre Dawson, R (1, 9) OBP: 0.292, SLG: 0.407		C B F B B B 4-2 F9 CS BB			X 0-0 ① L9		X 0-0 ② F9 2-3			2	0	0	0	1	0	2
Kurt Abbott, R (1, 6) OBP: 0.314, SLG: 0.450		B F S T B F F X 2-2 ① ② F9 1-3 2-3			B F X 1-1 ② F7		B B X 2-0 ③ FC5-4 1-2f			3	0	0	0	0	0	4
Steve Decker, R (1, 2) OBP: 0.333, SLG: 0.348		B B X 2-0 ③ G6-3			B X 1-0 ③ F8			B B X 2-0 ① G5-3		3	0	0	0	0	0	1
Willie Banks, R (1, 1) OBP: 0.250, SLG: 0.100			X 0-0 ① F7			B B X 2-0 ① F9		X 0-0 ② G6-3		1	0	0	0	0	0	0
Mario Diaz, R (6, PH) OBP: 0.225, SLG: 0.310										1	0	0	0	0	0	0
Buddy Groom, L (6, 1)										0	0	0	0	0	0	0
Rob Natal, R (8, PH) OBP: 0.286, SLG: 0.857										1	0	0	0	0	0	0
Rich Garces, R (8, 1)										0	0	0	0	0	0	0
Inning Stats	R: 0 E: 0 K: 0 S: 10 H: 0 LOB: 0 BB: 0 P: 13	R: 1 E: 0 K: 0 S: 12 H: 2 LOB: 1 BB: 1 P: 24	R: 0 E: 0 K: 0 S: 5 H: 0 LOB: 0 BB: 0 P: 9	R: 0 E: 0 K: 0 S: 5 H: 0 LOB: 0 BB: 0 P: 7	R: 0 E: 0 K: 0 S: 4 H: 0 LOB: 0 BB: 0 P: 6	R: 0 E: 0 K: 0 S: 4 H: 0 LOB: 0 BB: 0 P: 8	R: 0 E: 0 K: 0 S: 7 H: 2 LOB: 2 BB: 0 P: 13	R: 0 E: 0 K: 0 S: 10 H: 0 LOB: 1 BB: 1 P: 18	R: 0 E: 0 K: 0 S: 9 H: 0 LOB: 0 BB: 1 P: 17	1B: 2 2B: 1 3B: 0 HR: 1	SF: 0 SAC: 0 DP: 1 HBP: 0					

TOP

Florida Marlins @ Atlanta Braves

Atlanta-Fulton County Stadium, Atlanta, GA

Tue Aug 15 1995, 7:05 PM EDT
Att. 30,939 - Unknown - 97 F

livebaseballscorecards.com

AB	29
R	1
H	4
RBI	1
BB	3
SO	0
LOB	9

PITCHER		IP	WLS	BF	H	R	ER	SO	BB	IBB	HBP	BLK	WP	HR	S	P	ERA	WHIP
Tom Glavine, L ERA: 3.08	(1, 1)	8.0	W	29	4	1	1	0	2	0	0	0	0	1	57	98	1.12	0.750
Mark Wohlers, R ERA: 1.93	(9, 1)	1.0	S	3	0	0	0	0	1	0	0	0	0	0	9	17	0.00	1.000

PITCHER	IP	WLS	BF	H	R	ER	SO	BB	IBB	HBP	BLK	WP	HR	S	P	ERA	WHIP

Florida Marlins @ Atlanta Braves

Atlanta-Fulton County Stadium, Atlanta, GA

Tue Aug 15 1995, 7:05 PM EDT

Att. 30,939 - Unknown - 97 F

livebaseballscorecards.com

BOTTOM

Batter	1	2	3	4	5	6	7	8	9	AB	R	H	RBI	BB	SO	LOB
Marquis Grissom, R (1, 8) OBP: 0.321, SLG: 0.378	4-0 FC3-6 1B 1B BB		1-2 10 F8 G2-3 HR 1B	1-1 G6-3			0-0 G4-3	3-1 F9		4	2	1	0	1	0	2
Mark Lemke, S (1, 4) OBP: 0.315, SLG: 0.341	1-1 FC3-6 1-2 1B		2-0 G2-3 1-2		2-2 G1-3		4-0 10 1B BB			3	0	1	0	1	0	1
10 Chipper Jones, S (1, 5) OBP: 0.371, SLG: 0.463	2-3 K		0-0 F8 2-3		3-3 K		2-1 L6-3 1-3 1B			4	0	1	0	0	2	3
Fred McGriff, L (1, 3) OBP: 0.353, SLG: 0.468	0-0 FC3-6 1B 1-2f 2-3		3-1 3-H HR		2-2 1B		1-2 L6-3 1-2			4	1	2	2	0	0	4
David Justice, L (1, 9) OBP: 0.388, SLG: 0.507	3-1 1-2 3-H 1B		4-0 BB BB		1-3 K			2-0 F7		3	0	1	1	1	1	1
Ryan Klesko, L (1, 7) OBP: 0.408, SLG: 0.592	1-0 F7		4-2 1-2 BB			2-2 G6-3		2-1 L8		3	0	0	0	1	0	2
Javy Lopez, R (1, 2) OBP: 0.331, SLG: 0.488		2-2 G4-3	1-1 P4			0-1 2B		0-0 E6 1B 1B		4	1	1	0	0	0	2
Rafael Belliard, R (1, 6) OBP: 0.248, SLG: 0.231		1-3		1-0 G5-3		2-0 L8		1-1 1B 1-2 1B		4	0	1	0	0	1	1
Tom Glavine, L (1, 1) OBP: 0.271, SLG: 0.304		2-2 G3		2-2 G4-3		0-3		1-1 1-3 2-H 1B		3	0	0	0	0	1	1
Dwight Smith, L (8, PH) OBP: 0.337, SLG: 0.449										1	0	1	1	0	0	0
Mark Wohlers, R (9, 1)										0	0	0	0	0	0	0
Inning Stats	R: 1 E: 0 K: 1 S: 9 H: 2 LOB: 2 BB: 1 P: 20	R: 0 E: 0 K: 1 S: 11 H: 0 LOB: 0 BB: 0 P: 16	R: 2 E: 0 K: 0 S: 11 H: 2 LOB: 2 BB: 2 P: 26	R: 0 E: 0 K: 0 S: 6 H: 0 LOB: 0 BB: 0 P: 10	R: 0 E: 0 K: 2 S: 13 H: 1 LOB: 1 BB: 0 P: 21	R: 0 E: 0 K: 1 S: 9 H: 1 LOB: 1 BB: 0 P: 13	R: 0 E: 0 K: 0 S: 7 H: 1 LOB: 1 BB: 1 P: 14	R: 1 E: 1 K: 0 S: 10 H: 2 LOB: 2 BB: 0 P: 19		1B: 7 2B: 2 3B: 0 HR: 1	SF: 0 SAC: 0 DP: 1 HBP: 0					

AB	33
R	4
H	9
RBI	4
BB	4
SO	5
LOB	17

WP: 0 PB: 0 SB: 0 CS: 0 PA: 37

PITCHER		IP	WLS	BF	H	R	ER	SO	BB	IBB	HBP	BLK	WP	HR	S	P	ERA	WHIP
Willie Banks, R ERA: 7.09	(1, 1)	5.0	L	23	5	3	3	4	3	0	0	0	0	1	50	93	5.40	1.600
Buddy Groom, L ERA: 6.85	(6, 1)	2.0		8	2	0	0	1	1	0	0	0	0	0	16	27	0.00	1.500
Rich Garces, R ERA: 3.0	(8, 1)	1.0		6	2	1	0	0	0	0	0	0	0	0	10	19	0.00	2.000

PITCHER	IP	WLS	BF	H	R	ER	SO	BB	IBB	HBP	BLK	WP	HR	S	P	ERA	WHIP

Batter	1	2	3	4	5	6	7	8	9	AB	R	H	RBI	BB	SO	LOB
Chuck Carr, S (1, 8) OBP: 0.317, SLG: 0.271	C C B F F B B F B 4-2 1B S BB BB	F B B B B 4-1 S SF8 BB		B B X 2-0 ① G1-3		F F S 0-3 ② K			C X 0-1 ① G5-3	3	2	0	0	2	1	0
Alex Arias, R (1, 4) OBP: 0.346, SLG: 0.364 Quilvio Veras, S (9, PR) OBP: 0.359, SLG: 0.329	1 SAFE 1 SAFE 1 SAFE B 1 SAFE S (9, 4) 1 SAFE 1 SAFE X 1-1 ① F9	B B C B X 3-1 ② SF8 1-H		F B X 1-1 2B 1B		C X 0-1 ③ G6-3			B X 1-0 FC4-2 3B	4	1	2	1	0	0	1
										0	0	0	0	0	0	0
Jeff Conine, R (1, 7) OBP: 0.398, SLG: 0.555	1 SAFE B B B B B 4-0 BB 1B 1-2 HR BB	B B C F B X 3-2 ③ F8		X 0-0 1-H 2B			C F X 0-2 ① F7		B C B F X 2-2 ② FC4-2 3-H	4	1	1	1	1	0	1
Terry Pendleton, S (1, 5) OBP: 0.342, SLG: 0.438	B X 1-0 BB 1-2 HR 2-3 1B	C X 0-1 ① G1-4-3	C B X 1-1 ② F9				C B X 1-1 ② F9		X 0-0 ③ F9	5	1	1	0	0	0	3
Greg Colbrunn, R (1, 3) OBP: 0.313, SLG: 0.448	B B F B F F B 4-2 1-2 2-3 3-H HR BB	C B B X 2-1 2B 1B	F B F X 1-2 ③ F9				C X 0-1 ③ G6-3			3	1	1	1	1	0	1
Andre Dawson, R (1, 9) OBP: 0.303, SLG: 0.461 Jesus Tavarez, S (8, 9) OBP: 0.317, SLG: 0.280	B F B B S F F X 3-2 1-H 2-H 3-H HR	C X 0-1 1-3 2B			B S S S F B B S 3-3 ① K			B C F F F X 1-2 HR		4	2	3	5	0	1	0
										0	0	0	0	0	0	0
Kurt Abbott, R (1, 6) OBP: 0.313, SLG: 0.445	S T S 0-3 ② K	I I I 4-0 IBB		B B S X 2-1 ② G1-3				C B X 1-1 ① G6-3		3	0	0	0	1	1	0
Rob Natal, R (1, 2) OBP: 0.182, SLG: 0.545	B X 1-0 ③ G5-3	C F C 0-3 ② K			B C F S 1-3 ③ K			C B F F F X 1-2 ② G5-3		4	0	0	0	0	2	3
Pat Rapp, R (1, 1) OBP: 0.167, SLG: 0.194 Buddy Groom, L (7, 1) Alejandro Pena, R (7, 1) Robb Nen, R (9, 1)		C S T B B B S 3-3 ① K	X 0-0 ③ G5-3			S X 0-1 ① G4-3		S T B T B S 2-3 ③ K		3	0	0	0	0	1	3
										0	0	0	0	0	0	0
										1	0	0	0	0	1	0
										0	0	0	0	0	0	0
Inning Stats	R: 5 H: 2 E: 0 LOB: 0 K: 1 BB: 3 S: 20 P: 38	R: 1 H: 0 E: 0 LOB: 0 K: 1 BB: 1 S: 10 P: 23	R: 0 H: 2 E: 0 LOB: 3 K: 1 BB: 1 S: 10 P: 16	R: 1 H: 2 E: 0 LOB: 1 K: 0 BB: 0 S: 9 P: 14	R: 0 H: 0 E: 0 LOB: 0 K: 2 BB: 0 S: 9 P: 15	R: 0 H: 0 E: 0 LOB: 0 K: 1 BB: 0 S: 7 P: 7	R: 0 H: 0 E: 0 LOB: 0 K: 0 BB: 0 S: 7 P: 8	R: 1 H: 1 E: 0 LOB: 0 K: 1 BB: 0 S: 16 P: 21	R: 0 H: 1 E: 0 LOB: 2 K: 0 BB: 0 S: 7 P: 10	1B: 3 SF: 1 2B: 2 SAC: 0 3B: 1 DP: 0 HR: 2 HBP: 0						WP: 0 PA: 40 PB: 0 SB: 3 CS: 0

TOP

Florida Marlins @ Atlanta Braves

Atlanta-Fulton County Stadium, Atlanta, GA

Wed Aug 16 1995, 7:05 PM EDT

Att. 35,244 - Unknown - 95 F

livebaseballscorecards.com

AB	34
R	8
H	8
RBI	8
BB	5
SO	7
LOB	12

PITCHER		IP	WLS	BF	H	R	ER	SO	BB	IBB	HBP	BLK	WP	HR	S	P	ERA	WHIP
Steve Avery, L ERA: 4.76	(1, 1)	2.0	L	12	2	6	6	2	4	0	0	0	0	1	30	61	27.00	3.000
Rod Nichols, R ERA: 3.86	(3, 1)	2.0		11	4	1	1	1	0	1	0	0	0	0	19	30	4.50	2.000
Brad Clontz, R ERA: 3.35	(5, 1)	2.0		6	0	0	0	3	0	0	0	0	0	0	16	22	0.00	0.000
Greg McMichael, R ERA: 3.12	(7, 1)	1.0		3	0	0	0	0	0	0	0	0	0	0	7	8	0.00	0.000
Pedro Borbon, L ERA: 2.84	(8, 1)	2.0		8	2	1	1	1	0	0	0	0	0	1	23	31	4.50	1.000

PITCHER	IP	WLS	BF	H	R	ER	SO	BB	IBB	HBP	BLK	WP	HR	S	P	ERA	WHIP

Florida Marlins @ Atlanta Braves

Atlanta-Fulton County Stadium, Atlanta, GA

Wed Aug 16 1995, 7:05 PM EDT

Att. 35,244 - Unknown - 95 F

BOTTOM

livebaseballscorecards.com

Batter	1	2	3	4	5	6	7	8	9	AB	R	H	RBI	BB	SO	LOB
Luis Polonia, L (1, 8) OBP: 0.321, SLG: 0.337	B B C X 2-1 G4-3 ①	C X 0-1 G4-3 ③		C B B F S 2-3 K ③		B F X 1-1 FC4-6 ③ 1-2f		X 0-0 F8 ①		5	0	0	0	0	1	6
Jeff Blauser, R (9, 6) OBP: 0.322, SLG: 0.350										0	0	0	0	0	0	0
Mark Lemke, S (1, 4) OBP: 0.310, SLG: 0.335	X 0-0 G4-3 ②		B C X 1-1 P6 ①		X 0-0 G4-3 ①		X 0-0 G5-3 ①	B X 1-0 F8 ②		5	0	0	0	0	0	0
10 Chipper Jones, S (1, 5) OBP: 0.372, SLG: 0.461	B X 1-0 G3 ③		B B C B B 4-1 1B BB		X 0-0 F8 ②		C B B X 2-1 1B 1B 1B	F X 0-1 F7 ③		4	1	1	0	1	0	0
Fred McGriff, L (1, 3) OBP: 0.354, SLG: 0.470		C B B B B X 3-1 G6-3 BB 2B	X 0-0 P5 ②		X 0-0 F8 ③		C C X 0-2 1B 2B 1B 1-3		S X 0-1 G5-3 ①	5	2	2	0	0	0	1
David Justice, L (1, 9) OBP: 0.391, SLG: 0.513		B C F B B X 3-2 G6-3 ① 2-3	B C B X 2-1 1B 1B 1-2			F F B B B F X 2-2 1B 2B	S S B F X 1-2 2B 1B 1-2 3-H		X 0-0 P4 ②	5	2	3	1	0	0	1
Ryan Klesko, L (1, 7) OBP: 0.408, SLG: 0.592	B F C B X 2-2 L6 ② C F B F B B X 3-2 G1-3 ③					X 0-0 1B 1B 2-H	F B F X 1-2 1B 2B 1-H 2-H		F S X 0-2 G4-3 ③	5	0	2	3	0	0	3
Charlie O'Brien, R (1, 2) OBP: 0.379, SLG: 0.496	B B B B 4-0 BB BB BB			X 0-0 G1-6-3 E 1B		C B F F B B X 3-2 F7 ① C X 0-1 F7 ②				3	0	1	0	1	0	2
Rafael Belliard, R (1, 6) OBP: 0.250, SLG: 0.227	B B C B B 4-1 BB BB 1-2			S B C F F X 1-2 E3 G1-6-3 1-2		X 0-0 F9 ②	X 0-0 2-3 1B			2	0	0	0	1	0	2
Mike Mordecai, R (7, PH) OBP: 0.325, SLG: 0.459 (8, 6) (9, 8)										1	0	1	0	0	0	0
Steve Avery, L (1, 1) SP: 2.80, SLG: 0.462 Dwight Smith, L (2, PH) SP: 0.343, SLG: 0.448 Rod Nichols, R (3, 1) Jose Oliva, R (4, PH) SP: 0.194, SLG: 0.327 Brad Clontz, R (5, 1) Javy Lopez, R (6, PH) SP: 0.333, SLG: 0.600 Greg McMichael, R (7, 1) Marquis Grissom, R (7, PH) SP: 0.368, SLG: 0.211 Pedro Borbon, R (8, 1)		C S B B B B B 4-2 BB 1-2 2-3 3-H		C X 0-1 G1-6-3 ① ② 1-2f 2-3		X 0-0 FC4-6 C T S 1-2 1B				0 0 0 0 0 0 0 0 0 0 1 1 0 0 0 0 0 0 0 0 0 1 0 0 0 0 0 2 0 0 0 0 0 0 0 1 0 1 0 0 0 0 0 0 0 0 0 0 0 1 0 0 0 0 1 2 0 0 0 0 0 0 0						
Inning Stats	R: 0 H: 0 E: 0 LOB: 0 K: 0 BB: 0 S: 4 P: 7	R: 1 H: 1 E: 0 LOB: 3 K: 0 BB: 3 S: 13 P: 33	R: 0 H: 1 E: 0 LOB: 2 K: 0 BB: 1 S: 10 P: 20	R: 0 H: 1 E: 1 LOB: 1 K: 1 BB: 0 S: 11 P: 14	R: 0 H: 0 E: 0 LOB: 0 K: 0 BB: 0 S: 3 P: 3	R: 1 H: 3 E: 0 LOB: 2 K: 0 BB: 0 S: 13 P: 19	R: 3 H: 5 E: 0 LOB: 2 K: 1 BB: 0 S: 19 P: 23	R: 0 H: 0 E: 0 LOB: 0 K: 0 BB: 0 S: 4 P: 5	R: 0 H: 0 E: 0 LOB: 0 K: 0 BB: 0 S: 6 P: 6	1B: 8 2B: 3 3B: 0 HR: 0	SF: 0 SAC: 0 DP: 1 HBP: 0			WP: 0 PB: 0 SB: 0 CS: 0	PA: 42		

	AB	38
	R	5
	H	11
	RBI	5
	BB	4
	SO	2
	LOB	19

PITCHER		IP	WLS	BF	H	R	ER	SO	BB	IBB	HBP	BLK	WP	HR	S	P	ERA	WHIP
Pat Rapp, R ERA: 4.27	(1, 1)	6.0	W	28	6	2	2	1	4	0	0	0	0	0	54	96	3.00	1.667
Buddy Groom, L ERA: 7.4	(7, 1)	0.1		5	4	3	3	0	0	0	0	0	0	0	13	17	81.00	12.000
Alejandro Pena, R ERA: 5.24	(7, 1)	1.2		6	1	0	0	1	0	0	0	0	0	0	10	11	0.00	0.600
Robb Nen, R ERA: 2.96	(9, 1)	1.0	S	3	0	0	0	0	0	0	0	0	0	0	6	6	0.00	0.000

PITCHER	IP	WLS	BF	H	R	ER	SO	BB	IBB	HBP	BLK	WP	HR	S	P	ERA	WHIP

Batter	1	2	3	4	5	6	7	8	9	AB	R	H	RBI	BB	SO	LOB
Quilvio Veras, S (1, 4) OBP: 0.364, SLG: 0.331	B B C S 2-3 ① K	B F C B B B 4-2 1-2 2-3 BB		B B B C X 3-1 1B S 1B 1B	X 0-0 ① B2		C F B X 1-2 FC6-4 1B		B F B B B 4-1 WP 1-2 2-3 BB	4	1	2	0	2	1	1
Chuck Carr, S (1, 8) OBP: 0.317, SLG: 0.272	B B C X 2-1 ② G6-3	B C X 1-1 ③ G3		B B F X 2-1 1B S 1-3 2B 1B	F X 0-1 G1-3 1-2 1B		1 SAFE L X 0-1 ③ FC6-4 1-2f		S F C 0-3 ② K	6	1	2	0	0	1	7
Jeff Conine, R (1, 7) OBP: 0.397, SLG: 0.559	F F B X 1-2 E6 2B	B X 1-0 HR	C F S 0-3 ① K 1-2	F X 0-1 ② G1-3 1-2 2-3				C B B S X 2-2 ① F8	B B B B 4-0 FC6 1-2 2-3 3-H BB	5	1	1	1	1	1	4
Greg Colbrunn, R (1, 3) OBP: 0.313, SLG: 0.449	C B X 1-1 1-3 2B	X 0-0 ① P4	B X 1-0 2B SF9 2-3 3-H 1B	B F B X 2-1 ③ G5-3				B X 1-0 ② G5-3	B F X 1-1 ③ FC6 1-2f	6	1	2	1	0	0	5
Kurt Abbott, R (1, 6) OBP: 0.314, SLG: 0.458	F S S 0-3 ③ K	B X 1-0 HR	X 0-0 SF9 1-3 3-H 2B			S B B B X 3-1 ① F7		C S B B S 2-3 ③ K		5	1	2	2	0	2	2
Steve Decker, R (1, 2) OBP: 0.360, SLG: 0.352		B X 1-0 FC1-5 BB 1B	B C B F B F B 4-2 G4-3 1B BB	B B F B B 4-2 BB		B F B B B 4-1 G6-4-3 BB			C B B B X 3-1 ① G6-3	2	0	1	0	3	0	0
Jerry Browne, S (1, 5) OBP: 0.343, SLG: 0.277 Alex Arias, R (3, PH) OBP: 0.349, SLG: 0.371 (3, 5)	B B B 4-0 FC1-5 FC1-5 1-2 BB	B B C 1 SAFE X 2-1 G4-3 1-2 1B	F B C B X 2-2 SF9 2-3 3-H	S B X 1-1 ② ③ G6-4-3 1-2f					B B X 2-0 1B 1B 1B	0 3	0 1	0 2	0 1	1 0	0 0	0 1
Jesus Tavarez, S (1, 9) OBP: 0.310, SLG: 0.275	C B B F X 2-2 ① FC1-5 BB FC1-5 1-2 2-3f	X 0-0 ② G4-3 1-2 2-3	B S C B T 2-2 ③ K				S C B X 1-2 G1-3		F B B F X 2-2 BB 1B WP 1-2 1B	5	1	1	0	0	1	6
Mark Gardner, R (1, 1) OBP: 0.190, SLG: 0.190 Rich Garces, R (5, 1) Mario Diaz, R (7, PH) OBP: 0.222, SLG: 0.306 Buddy Groom, L (7, 1) Randy Veres, R (7, 1) Yorkis Perez, L (8, 1) Terry Pendleton, S (9, PH) OBP: 0.344, SLG: 0.439	L X 0-1 ② FC1-5 BB 1-2 2-3f	C F B S 1-3 ③ K	S B S F X 1-2 G1-3 1B 1B			X 0-0 ② L8		S S F B X 1-2 WP BB 1-2 2-H 1B	3 0 1 0 0 0 1	0 0 0 0 0 0 0	1 0 0 0 0 0 1	0 0 0 0 0 0 1	0 0 0 0 0 0 0	1 0 0 0 0 0 0	4 0 0 0 0 0 0
Inning Stats	R: 0 E: 1 K: 2 S: 13 H: 1 LOB: 2 BB: 0 P: 19	R: 0 E: 0 K: 0 S: 10 H: 1 LOB: 3 BB: 2 P: 22	R: 2 E: 0 K: 1 S: 12 H: 3 LOB: 2 BB: 1 P: 21	R: 3 E: 0 K: 2 S: 17 H: 4 LOB: 2 BB: 1 P: 31	R: 0 E: 0 K: 0 S: 11 H: 2 LOB: 2 BB: 0 P: 14	R: 0 E: 0 K: 0 S: 5 H: 0 LOB: 0 BB: 1 P: 13	R: 0 E: 0 K: 0 S: 9 H: 1 LOB: 1 BB: 0 P: 11	R: 0 E: 0 K: 1 S: 7 H: 0 LOB: 0 BB: 0 P: 12	R: 2 E: 0 K: 1 S: 17 H: 3 LOB: 3 BB: 2 P: 34	1B: 11 2B: 2 3B: 0 HR: 2	SF: 1 SAC: 0 DP: 1 HBP: 0					

PITCHER		IP	WLS	BF	H	R	ER	SO	BB	IBB	HBP	BLK	WP	HR	S	P	ERA	WHIP
Esteban Loaiza, R ERA: 5.4	(1, 1)	3.0		20	7	4	4	3	3	0	0	0	0	2	39	71	12.00	3.333
Paul Wagner, R ERA: 5.0	(4, 1)	5.0	W	21	5	1	1	3	2	0	0	0	0	0	45	72	1.80	1.400
Dan Miceli, R ERA: 3.95	(9, 1)	1.0		8	3	2	2	1	2	0	0	0	1	0	17	34	18.00	5.000

PITCHER	IP	WLS	BF	H	R	ER	SO	BB	IBB	HBP	BLK	WP	HR	S	P	ERA	WHIP

TOP

Florida Marlins @ Pittsburgh Pirates

Three Rivers Stadium, Pittsburgh, PA

Fri Aug 18 1995, 7:05 PM EDT

Unknown - 94 F

livebaseballscorecards.com

AB	41
R	7
H	15
RBI	6
BB	7
SO	7
LOB	30

WP: 1 PA: 49
PB: 0
SB: 2
CS: 0

Florida Marlins @ Pittsburgh Pirates

Three Rivers Stadium, Pittsburgh, PA

Fri Aug 18 1995, 7:05 PM EDT

Unknown - 94 F

BOTTOM

Batter	1	2	3	4	5	6	7	8	9	AB	R	H	RBI	BB	SO	LOB
Jacob Brumfield, R (1, 8) OBP: 0.360, SLG: 0.379	HR BB	L6-4 2-3			1B 2B		K K	K		4	2	1	0	1	2	2
Al Martin, L (1, 7) OBP: 0.332, SLG: 0.408	1-H HR	G4-3			K		S 1B	BB HR 1-2		3	1	1	2	0	1	1
John Wehner, R (7, PH) (8, 7) OBP: 0.424, SLG: 0.490							1B	1B		2	2	2	0	0	0	0
Orlando Merced, S (1, 3) OBP: 0.350, SLG: 0.472	2B 2B		F7		1B BB		F8 1-2	F9 2-3		4	1	1	0	1	0	3
Jeff King, R (1, 5) OBP: 0.328, SLG: 0.462	2-H 2B		CS 1B		SAFE K		2-H 1B 1B	SAFE 1-2 HR BB		4	2	3	2	1	1	2
Nelson Liriano, S (1, 4) OBP: 0.340, SLG: 0.391	F9		SAFE SAFE F7		1-3 2-H 1B		1-3 1B 1B	1-H 2-H 3-H HR		5	1	3	5	0	0	2
Jay Bell, R (1, 6) OBP: 0.329, SLG: 0.380	K	CS 1-2	SAFE CS	K	K		1-2 3-H 1B	E 2B		5	1	2	1	0	3	3
Midre Cummings, L (1, 9) OBP: 0.277, SLG: 0.299	K			1B	L1 K		K	E8 2-H		5	0	1	0	0	2	3
2 Angelo Encarnacion, R (1, 2) OBP: 0.298, SLG: 0.295		E 2B		K	K			BB P4		4	2	1	0	1	2	2
Esteban Loaiza, R (1, 1) OBP: 0.167, SLG: 0.150		SH L6-4 2-H		K	F8			SAFE SAFE F9 1B HR 1-H 1B		0	0	0	0	0	0	0
Paul Wagner, R (4, 1) OBP: 0.259, SLG: 0.240										2	0	0	0	0	1	1
Freddy Garcia, R (8, PH) OBP: 0.236, SLG: 0.204										1	1	1	1	0	0	0
Dan Miceli, R (9, 1)										0	0	0	0	0	0	0
Inning Stats	R: 3 E: 0 K: 2 S: 17 H: 3 LOB: 1 BB: 1 P: 28	R: 1 E: 1 K: 0 S: 7 H: 1 LOB: 0 BB: 0 P: 11	R: 0 E: 0 K: 0 S: 9 H: 1 LOB: 0 BB: 0 P: 19	R: 0 E: 0 K: 3 S: 13 H: 1 LOB: 1 BB: 0 P: 17	R: 1 E: 0 K: 3 S: 14 H: 2 LOB: 2 BB: 1 P: 25	R: 0 E: 0 K: 1 S: 12 H: 0 LOB: 0 BB: 0 P: 18	R: 2 E: 0 K: 2 S: 13 H: 4 LOB: 2 BB: 0 P: 23	R: 6 E: 1 K: 1 S: 19 H: 4 LOB: 1 BB: 2 P: 42		1B: 9 2B: 6 3B: 0 HR: 2 SF: 0 SAC: 1 DP: 1 HBP: 0						

PITCHER		IP	WLS	BF	H	R	ER	SO	BB	IBB	HBP	BLK	WP	HR	S	P	ERA	WHIP
Mark Gardner, R ERA: 4.21	(1, 1)	4.1		21	7	5	4	6	2	0	0	0	0	1	52	87	8.31	2.077
Rich Garces, R ERA: 2.63	(5, 1)	1.2		6	1	0	0	3	0	0	0	0	0	0	20	31	0.00	0.600
Buddy Groom, L ERA: 7.49	(7, 1)	0.2	L	3	1	1	1	1	0	0	0	0	0	0	6	9	13.50	1.500
Randy Veres, R ERA: 3.26	(7, 1)	0.2		8	5	4	4	2	1	0	0	0	0	0	15	30	54.00	9.000
Yorkis Perez, L ERA: 5.8	(8, 1)	0.2		6	2	3	2	0	1	0	0	0	0	1	11	26	27.00	4.500

PITCHER	IP	WLS	BF	H	R	ER	SO	BB	IBB	HBP	BLK	WP	HR	S	P	ERA	WHIP

livebaseballscorecards.com

AB	39
R	13
H	16
RBI	11
BB	4
SO	12
LOB	19

WP: 0 PA: 45
PB: 0
SB: 2
CS: 1

Batter	1	2	3	4	5	6	7	8	9	10	11	12	13	AB	R	H	RBI	BB	SO	LOB
Chuck Carr, S (1, 8) OBP: 0.323, SLG: 0.278	4-1 G6-4-3 E BB		0-2 G3 SF8 2B		4-2 SH 1B 1-2 BB	0-0 F8 ②		2-2 1B 1B		4-2 WP SH1-4 BB	2-3 K ③			2	2	1	0	2	0	0
Kurt Abbott, R (7, 6) OBP: 0.317, SLG: 0.458														2	0	1	0	1	1	2
Alex Arias, R (1, 6) OBP: 0.345, SLG: 0.372	SAFE SAFE		0-0 ① G3 2-3		0-0 SH 1B 2B 1-2 2-3	1-1 E6 FC6-4		0-1 ① B3		0-0 ① SH1-4 1-2		0-0 2B		5	1	1	0	0	0	3
(7, 4)	2-1 FC4 G6-4-3 1-2																			
Jeff Conine, R (1, 7) OBP: 0.393, SLG: 0.552	0-0 ① ② G6-4-3 1-2f 2-3		3-2 ② SF8 3-H		2-1 ① SF8 3-H	1-0 ③ FC6-4 1-2f		1-2 ② F9		4-0 WP IBB		2-2 ① P3		4	0	0	2	1	0	5
Terry Pendleton, S (1, 5) OBP: 0.348, SLG: 0.439	3-2 ③ P4		2-2 ③ G5-3		1-1 2B FC3-2 1-2 2-H 1B		1-1 ① P6	1-2 1-2 1B		4-0 G4-6-3 1-2 2-3 IBB		4-0 IBB		5	0	2	1	2	0	1
Greg Colbrunn, R (1, 3) OBP: 0.315, SLG: 0.467		1-0 HR		1-2 ① F8	2-1 FC3-2 1-3 2-H 2B		3-1 HR	2-2 F7		2-1 ② ③ G4-6-3 1-2f		1-3 ② K		7	2	3	3	0	1	7
Andre Dawson, R (1, 9) OBP: 0.308, SLG: 0.459		1-2 ① G6-3		0-1 1B	4-0 FC3-2 IBB		2-2 ② G6-3		4-2 SH3-4 BB		0-2 ① F8	0-2 ③ G2		3	0	1	0	1	0	0
Quilvio Veras, S (7, 4) OBP: 0.363, SLG: 0.329 (7, 9)														2	0	0	0	1	0	2
Rob Natal, R (1, 2) OBP: 0.235, SLG: 0.588		1-3 ② K		0-0 ② L5	0-1 ② FC3-2 1-2 2-3 3-Hf		1-2 3B		0-0 ① SH3-4 1-2		0-1 SH1-4 1B		1-2 ① G6-3	6	0	2	0	0	1	4
Mario Diaz, R (1, H) Alejandro Pena, R (7, 1) Steve Decker, R (8, PH) Yorkis Perez, L (8, 1) Rich Garces, R (8, 1) John Burkett, R (10, PH) 1-0 HR, 0-0, BB, 0-0, K, 0 NP Robb Nen, R (11, 1) Willie Banks, R (12, PH) Buddy Groom, L (13, 1)	0-0 1B		2-3 ③ K		0-1 ③ P3		4-1 BB	0-2 ② P5		0-0 ② SH1-4 1-2		0-3 ② K		3 0 1 0 1 1 4 0 0 0 0 0 0 0 1 0 0 0 0 0 1 0 0 0 0 0 0 0 0 0 0 0 0 0 0 0 0 0 0 0 0 0 1 0 0 0 0 1 0 0 0 0 0 0 0 0						
David Weathers, R (1, 1) OBP: 0.125, SLG: 0.125	3-3 ③ K				0-1 SH PB SF8 1B	1-3 ① K	1-2 ③ G4-3	3-2 F8		4-2 BB		1-3 ③ K		3	1	1	0	0	2	1
Terry Mathews, L (6, 1) OBP: 0.462, SLG: 0.615														0	0	0	0	0	0	0
Jesus Tavarez, S (7, PH) OBP: 0.308, SLG: 0.265 (7, 9) (7, 8)														3	0	0	0	1	1	3
Inning Stats	R: 0 E: 1 K: 0 S: 9 H: 0 LOB: 1 BB: 1 P: 17	R: 1 E: 0 K: 2 S: 14 H: 2 LOB: 1 BB: 0 P: 20	R: 1 E: 0 K: 0 S: 11 H: 1 LOB: 0 BB: 0 P: 16	R: 0 E: 0 K: 1 S: 10 H: 1 LOB: 1 BB: 0 P: 13	R: 3 E: 0 K: 0 S: 16 H: 3 LOB: 3 BB: 2 P: 29	R: 0 E: 1 K: 1 S: 7 H: 0 LOB: 1 BB: 0 P: 10	R: 1 E: 0 K: 0 S: 16 H: 2 LOB: 2 BB: 1 P: 28	R: 0 E: 0 K: 0 S: 16 H: 2 LOB: 2 BB: 0 P: 22	R: 0 E: 0 K: 0 S: 10 H: 0 LOB: 1 BB: 1 P: 17	R: 0 E: 0 K: 0 S: 6 H: 0 LOB: 2 BB: 3 P: 20	R: 0 E: 0 K: 1 S: 13 H: 1 LOB: 2 BB: 1 P: 19	R: 0 E: 0 K: 1 S: 11 H: 1 LOB: 2 BB: 1 P: 18	R: 0 E: 0 K: 2 S: 9 H: 0 LOB: 0 BB: 0 P: 11	1B: 7 2B: 3 3B: 1 HR: 2 SF: 2 SAC: 4 DP: 2 HBP: 0			WP: 1 PB: 1 SB: 0 CS: 0	PA: 63			

PITCHER		IP	WLS	BF	H	R	ER	SO	BB	IBB	HBP	BLK	WP	HR	S	P	ERA	WHIP
Denny Neagle, L ERA: 3.29	(1, 1)	4.1		24	7	5	5	3	2	1	0	0	0	1	56	91	10.38	2.077
Jeff McCurry, R ERA: 4.06	(5, 1)	0.2		2	0	0	0	0	0	0	0	0	0	0	4	4	0.00	0.000
Dan Plesac, L ERA: 4.46	(6, 1)	2.0		10	2	1	1	1	1	0	0	0	0	1	23	38	4.50	1.500
Mike Dyer, R ERA: 4.03	(8, 1)	2.0		9	2	0	0	0	1	0	0	0	0	0	26	39	0.00	1.500
Jason Christiansen, L ERA: 3.1	(10, 1)	3.0		15	2	0	0	2	2	3	0	0	1	0	30	57	0.00	1.333

PITCHER		IP	WLS	BF	H	R	ER	SO	BB	IBB	HBP	BLK	WP	HR	S	P	ERA	WHIP
Dan Miceli, R ERA: 3.86	(13, 1)	1.0	W	3	0	0	0	2	0	0	0	0	0	0	9	11	0.00	0.000

TOP

Florida Marlins @ Pittsburgh Pirates

Three Rivers Stadium, Pittsburgh, PA

Fri Aug 18 1995, 7:05 PM EDT

Att. 13,598 - Unknown - 87 F

livebaseballscorecards.com

AB	47
R	6
H	13
RBI	6
BB	10
SO	8
LOB	33

Florida Marlins @ Pittsburgh Pirates

Three Rivers Stadium, Pittsburgh, PA

Fri Aug 18 1995, 7:05 PM EDT

Att. 13,598 - Unknown - 87 F

livebaseballscorecards.com

BOTTOM

Batter	1	2	3	4	5	6	7	8	9	10	11	12	13	AB	R	H	RBI	BB	SO	LOB
Al Martin, L (1, 7) (10, 8) OBP: 0.332, SLG: 0.405	L8		G4-3		K		HR BB		SH1-4 1-2		K2-3		2-H 1B	5	1	1	1	1	2	0
Midre Cummings, L (1, 8) Steve Pegues, R (9, PH) (10, 7) OBP: 0.276, SLG: 0.333 OBP: 0.250, SLG: 0.401	K		G3			HR	F8		G5-3		K			4 2	1 0	1 0	1 0	0 0	1 1	1 1
Orlando Merced, S (1, 9) OBP: 0.355, SLG: 0.486	G6-3		FC6-4 1B			K	HR 1-H		IBB			G4-3 2B		5	1	3	2	1	1	0
Jeff King, R (1, 3) OBP: 0.331, SLG: 0.461		2B 1B	FC6-4 1-2f			L3	1B		IBB 1-2 2-3			G4-3 2-3		5	1	2	0	1	0	2
Nelson Liriano, S (1, 4) OBP: 0.243, SLG: 0.404 Mike Dyer, R (8, 1) OBP: 0.000, SLG: 0.000 Freddy Garcia, R (9, PH) OBP: 0.232, SLG: 0.200 Jason Christiansen, R (10, 1) 2 Angelo Encarnacion, R (12, PH) OBP: 0.294, SLG: 0.291 (13, 2)		G4-3 FC4-2 1-H 2B	L6			P2			K			G6-3		4 0 1 0 1	1 0 0 0 0	2 0 0 0 0	1 0 0 0 0	0 0 1 0 0	0 0 3 0 1	1 0 0 0 1
Carlos Garcia, R (1, 6) (8, 4) OBP: 0.342, SLG: 0.439	G4-3 2-3		CS 1B			2-H 2B		G4-3		K		IBB		5	0	2	1	1	1	1
Mark Parent, R (1, 2) Dan Miceli, R (13, 1) OBP: 0.306, SLG: 0.469	FC4-2 1B 3-H		K 1-2			G6-3		G6-3		G4-3		G5-3		6 0	0 0	0 0	0 0	1 0	5 0	
Kevin Young, R (1, 5) OBP: 0.261, SLG: 0.349	1-2 1B		G4-3				HR	G5-3		F9			1B 2B	6	2	3	1	0	0	0
Denny Neagle, L (1, 1) OBP: 0.194, SLG: 0.254 Jeff McCurry, R (5, 1) Jacob Brumfield, R (5, PH) OBP: 0.359, SLG: 0.377 Dan Plesac, L (6, 1) OBP: 0.333, SLG: 0.333 John Wehner, R (7, PH) OBP: 0.417, SLG: 0.481 Jay Bell, R (8, 6) OBP: 0.329, SLG: 0.378	G1-3		G6-3			F7			IBB SH1-4 BB		P3		G5-3	1 0 1 0 1 2	0 0 0 0 0 0	0 0 0 0 0 0	0 0 0 0 0 1	0 0 0 0 0 0	0 0 0 0 0 1	2 0 1 0 0 1
Inning Stats	R: 0 E: 0 K: 1 S: 5 H: 0 LOB: 0 BB: 0 P: 11	R: 1 E: 0 K: 0 S: 17 H: 3 LOB: 2 BB: 0 P: 27	R: 0 E: 0 K: 0 S: 7 H: 1 LOB: 1 BB: 0 P: 11	R: 0 E: 0 K: 1 S: 7 H: 1 LOB: 1 BB: 0 P: 14	R: 0 E: 0 K: 1 S: 12 H: 0 LOB: 0 BB: 0 P: 19	R: 2 E: 0 K: 1 S: 15 H: 3 LOB: 1 BB: 0 P: 24	R: 3 E: 0 K: 0 S: 13 H: 3 LOB: 1 BB: 1 P: 20	R: 0 E: 0 K: 0 S: 15 H: 0 LOB: 0 BB: 0 P: 21	R: 0 E: 0 K: 1 S: 14 H: 0 LOB: 3 BB: 3 P: 31	R: 0 E: 0 K: 1 S: 7 H: 0 LOB: 0 BB: 0 P: 10	R: 0 E: 0 K: 2 S: 9 H: 0 LOB: 0 BB: 0 P: 13	R: 0 E: 0 K: 0 S: 11 H: 1 LOB: 2 BB: 1 P: 21	R: 1 E: 0 K: 0 S: 5 H: 2 LOB: 1 BB: 0 P: 7	1B: 6 2B: 6 3B: 0 HR: 3	SF: 0 SAC: 1 DP: 1 HBP: 0		WP: 0 PB: 0 SB: 0 CS: 1	PA: 55			

	AB	49
	R	7
	H	14
	RBI	7
	BB	5
	SO	8
	LOB	18

PITCHER		IP	WLS	BF	H	R	ER	SO	BB	IBB	HBP	BLK	WP	HR	S	P	ERA	WHIP
David Weathers, R (1, 1) ERA: 6.1		5.2		24	8	3	2	4	0	0	0	0	0	1	60	100	3.18	1.412
Terry Mathews, R (6, 1) ERA: 3.57		0.1		1	0	0	0	0	0	0	0	0	0	0	3	6	0.00	0.000
Alejandro Pena, R (7, 1) ERA: 5.7		2.0		10	3	3	3	0	1	0	0	0	0	2	28	41	13.50	2.000
Yorkis Perez, L (9, 1) ERA: 5.75		0.1		2	0	0	0	0	1	0	0	0	0	0	8	14	0.00	3.000
Rich Garces, R (9, 1) ERA: 2.35		1.2		7	0	0	0	2	0	2	0	0	0	0	13	27	0.00	0.000

PITCHER		IP	WLS	BF	H	R	ER	SO	BB	IBB	HBP	BLK	WP	HR	S	P	ERA	WHIP
Robb Nen, R (11, 1) ERA: 2.84		2.0		8	1	0	0	2	0	1	0	0	0	0	20	34	0.00	0.500
Buddy Groom, L (13, 1) ERA: 7.63		0.1	L	3	2	1	1	0	0	0	0	0	0	0	5	7	27.00	6.000

Batter	1	2	3	4	5	6	7	8	9	AB	R	H	RBI	BB	SO	LOB
Quilvio Veras, S (1, 4) OBP: 0.364, SLG: 0.346	F7		G6-3		HR		3B		K	5	1	2	2	0	1	2
Chuck Carr, S (1, 8) OBP: 0.317, SLG: 0.273	F8		F8		K		FC5		G4-3	5	1	0	0	0	1	3
Jeff Conine, R (1, 7) OBP: 0.394, SLG: 0.553	F9			2B BB	G6-3		2B			3	1	1	1	1	0	0
Terry Pendleton, S (1, 5) OBP: 0.347, SLG: 0.439		E9 G5-4-3		P3		FC1-6-5-6 2B	G4-3			4	0	1	0	0	0	2
Greg Colbrunn, R (1, 3) OBP: 0.312, SLG: 0.462		G5-4-3 1-2f		F9		FC1-6-5-6 2-3		G5-3		4	0	0	0	0	0	3
Andre Dawson, R (1, 9) OBP: 0.306, SLG: 0.460		P8		2B 1-H		L5		G6-3		4	0	1	1	0	0	1
Kurt Abbott, R (1, 6) OBP: 0.320, SLG: 0.460			2B 1B	P4		IBB FC6-4		K		3	1	1	0	1	1	1
Steve Decker, R (1, 2) OBP: 0.352, SLG: 0.342			1B SH3-4 2-H	F9		FC6-4 1-2f			P3	4	0	1	1	0	0	2
Chris Hammond, L (1, 1) OBP: 0.333, SLG: 0.385			SH3-4 1-2	K HR			B1-3		1B	1	1	0	0	0	1	0
Randy Veres, R (6, 1)										1	0	0	0	0	0	0
Yorkis Perez, L (8, 1)										0	0	0	0	0	0	0
Alex Arias, R (9, PH) OBP: 0.349, SLG: 0.376										1	0	1	0	0	0	0
Inning Stats	R: 0 E: 0 K: 0 S: 8 H: 0 LOB: 0 BB: 0 P: 14	R: 0 E: 1 K: 0 S: 9 H: 0 LOB: 0 BB: 0 P: 15	R: 1 E: 0 K: 0 S: 8 H: 2 LOB: 0 BB: 0 P: 9	R: 1 E: 0 K: 0 S: 8 H: 1 LOB: 1 BB: 1 P: 18	R: 2 E: 0 K: 2 S: 12 H: 1 LOB: 0 BB: 0 P: 23	R: 0 E: 0 K: 0 S: 7 H: 1 LOB: 2 BB: 1 P: 14	R: 1 E: 0 K: 0 S: 11 H: 2 LOB: 1 BB: 0 P: 16	R: 0 E: 0 K: 1 S: 6 H: 0 LOB: 0 BB: 0 P: 11	R: 0 E: 0 K: 1 S: 11 H: 1 LOB: 1 BB: 0 P: 17	1B: 2 2B: 4 3B: 1 HR: 1 SF: 0 SAC: 1 DP: 1 HBP: 0						

PITCHER	IP	WLS	BF	H	R	ER	SO	BB	IBB	HBP	BLK	WP	HR	S	P	ERA	WHIP
Ross Powell, L (1, 1) ERA: 8.31	5.0		21	4	4	4	2	1	0	0	0	1	1	45	79	7.20	1.000
Jeff McCurry, R (6, 1) ERA: 3.99	3.0	W	13	3	1	1	1	0	1	0	0	0	0	24	41	3.00	1.000
Mike Dyer, R (9, 1) ERA: 3.96	1.0		4	1	0	0	1	0	0	0	0	0	0	11	17	0.00	1.000

PITCHER	IP	WLS	BF	H	R	ER	SO	BB	IBB	HBP	BLK	WP	HR	S	P	ERA	WHIP

TOP

Florida Marlins @ Pittsburgh Pirates

Three Rivers Stadium, Pittsburgh, PA

Sat Aug 19 1995, 7:05 PM EDT
Att. 13,081 - Unknown - 87 F

livebaseballscorecards.com

AB	35
R	5
H	8
RBI	5
BB	2
SO	4
LOB	14

WP: 1 PA: 38
PB: 0
SB: 0
CS: 0

BOTTOM

Florida Marlins @ Pittsburgh Pirates

Three Rivers Stadium, Pittsburgh, PA

Sat Aug 19 1995, 7:05 PM EDT

Att. 13,081 - Unknown - 87 F

Batter	1	2	3	4	5	6	7	8	9	AB	R	H	RBI	BB	SO	LOB
Jacob Brumfield, R (1, 8) OBP: 0.363, SLG: 0.381	B B C S X 2-2 WP FC5-2 1B		B F C B B F S 3-3 K2-3 ③		X 0-0 F8 ②		X 0-0 1B SH SF8 1B	X 0-0 FC3-6 1B 1-2 2-H		5	1	3	1	0	1	1
Jay Bell, R (1, 6) OBP: 0.326, SLG: 0.374	1 SAFE B F 1 SAFE B 1 X SAFE 2-1 P9 ①			B B C X 2-1 G6-3 ①	F C 1 F B X SAFE 1-2 FC5-4 ③ 1-2f		X 0-0 SH SF8 1B FC4-6 1-2	F B B X 2-1 FC3-6 1B 1B ② 1-2f 2-3		4	2	0	0	0	0	4
John Wehner, R (1, 7) OBP: 0.446, SLG: 0.509 (9, 5)	B C B F B X 3-2 FC5-2 ② 1-H			B S B X 2-1 2B 1B		X 0-0 HR 1B	B X 1-0 FC4-6 1B 1-2 2-3	B B C X 2-1 1B 1-2 3-H		5	2	4	1	0	0	1
Carlos Garcia, R (1, 4) OBP: 0.343, SLG: 0.444 Mike Dyer, R (9, 1) OBP: 0.500, SLG: 0.500	B F C 1 SAFE S 1-3 K ③			B X 1-0 F8 2B 1-H		B B 1 SAFE X 2-0 P9 ① B B C X	2-1 SF8 ① 2-3 3-H	C B X 1-1 1-2 2-H 1B		4 0	0 0	2 0	3 0	0 0	1 0	2 0
Steve Pegues, R (1, 9) OBP: 0.245, SLG: 0.393 Orlando Merced, S (7, PH) OBP: 0.353, SLG: 0.483 (8, 9)		C F B S 1-3 K ①		B B C F F F B X 3-2 F8 ② 2-3		S B F B F S 2-3 K ② B F S X	1-2 FC4-6 FC4 ② 1-2f 3-H	B B F B X 3-1 P6 ③		3 2	0 0	0 0	0 1	0 0	2 0	2 3
Kevin Young, R (1, 3) OBP: 0.271, SLG: 0.382		C C B B S 2-3 K ②		B F H 2-1 HBP		X 0-0 1-H HR	X 0-0 FC4 ③ 1-2f			3	1	1	2	0	1	1
Freddy Garcia, R (1, 5) OBP: 0.254, SLG: 0.212 Al Martin, L (8, PH) OBP: 0.334, SLG: 0.405 (9, 7)	B S B B F B 4-2 2 CS BB			B B S B 1 SAFE X 3-1 G4-3 ③		C B X 1-1 2 IHR 1B		B B B B 4-0 2 G5-3 1B BB		2 0	1 1	1 0	0 0	1 1	0 0	2 0
2 Angelo Encarnacion, R (1, 2) OBP: 0.292, SLG: 0.325	B 1 SAFE C B S 1 SAFE 2-2 CS ③ 1-2	B F F B X 2-2 P4 ①			B C X 1-1 G4-3 ①	B X 1-0 1-H IHR		X 0-0 G5-3 ① 1-2		4	1	1	2	0	0	1
Ross Powell, L (1, 1) Midre Cummings, L (5, PH) OBP: 0.284, SLG: 0.341 Jeff McCurry, R (6, 1) Nelson Liriano, S (8, PH) OBP: 0.346, SLG: 0.404 (9, 4)		S C S 0-3 K ②			C B X 1-1 FC5-4 1B	X 0-0 G5-3 ③		I N T 4-0 FC3-6 1B 1B IBB		1 1 1 0	0 0 0 1	0 1 0 0	0 0 0 1	0 0 0 0	1 0 0 0	0 0 0 0
Inning Stats	R: 0 H: 1 E: 0 LOB: 1 K: 1 BB: 0 S: 11 P: 19	R: 0 H: 0 E: 0 LOB: 0 K: 2 BB: 1 S: 10 P: 19	R: 0 H: 0 E: 0 LOB: 0 K: 2 BB: 0 S: 10 P: 15	R: 1 H: 2 E: 0 LOB: 2 K: 0 BB: 0 S: 13 P: 26	R: 0 H: 1 E: 0 LOB: 1 K: 0 BB: 0 S: 9 P: 12	R: 4 H: 4 E: 0 LOB: 0 K: 1 BB: 0 S: 11 P: 17	R: 2 H: 2 E: 1 LOB: 1 K: 0 BB: 0 S: 9 P: 13	R: 3 H: 3 E: 0 LOB: 2 K: 0 BB: 2 S: 10 P: 26		1B: 10 2B: 1 3B: 0 HR: 2	SF: 1 SAC: 1 DP: 0 HBP: 1		WP: 2 PB: 0 SB: 0 CS: 1	PA: 42		

livebaseballscorecards.com

	AB	R	H	RBI	BB	SO	LOB
	35	10	13	10	3	6	17

PITCHER		IP	WLS	BF	H	R	ER	SO	BB	IBB	HBP	BLK	WP	HR	S	P	ERA	WHIP
Chris Hammond, L ERA: 2.96	(1, 1)	5.2		26	8	5	5	6	1	0	1	0	1	1	63	107	7.94	1.588
Randy Veres, R ERA: 3.98	(6, 1)	2.0	L	14	5	5	4	0	1	1	0	0	0	0	18	35	18.00	3.000
Yorkis Perez, L ERA: 5.7	(8, 1)	0.1		1	0	0	0	0	0	0	0	0	0	0	2	5	0.00	0.000

PITCHER	IP	WLS	BF	H	R	ER	SO	BB	IBB	HBP	BLK	WP	HR	S	P	ERA	WHIP

Batter	1	2	3	4	5	6	7	8	9	AB	R	H	RBI	BB	SO	LOB
Quilvio Veras, S (1, 4) OBP: 0.362, SLG: 0.342	C B B F B F B 4-2 CS BB	B C F S 1-3 K			C X 0-1 G4-3 ①	B F X 1-1 F8 ③			C B B F X 2-2 G4-3 ①	4	0	0	0	1	1	4
Kurt Abbott, R (1, 6) OBP: 0.321, SLG: 0.459	1 SAFE C B 1 SAFE 1 B B X 3-1 P6 ① ② 1-2		B C X 1-1 1B		B X 1-0 F8 ②		F B S B F F S 2-3 K ①		X 0-0 WP 1B	5	0	2	0	0	1	1
Jeff Conine, R (1, 7) OBP: 0.394, SLG: 0.552	B C B B B 4-1 BB		B B X 2-0 F9 ①		F B X 1-1 2B		X 0-0 G6-3 ②		B X 1-0 P2 ②	4	0	1	0	1	0	2
Terry Pendleton, S (1, 5) OBP: 0.342, SLG: 0.434	C X 0-1 G1-3 ③		B S 1 SAFE C F B 1 SAFE F C 2-3 K ②		C X 0-1 F9 ③		S F F S 0-3 K ③		F B S B X 2-2 G3 ③ 1-2	5	0	0	0	0	2	4
Greg Colbrunn, R (1, 3) OBP: 0.312, SLG: 0.460		X 0-0 1B SF9 1B	B C B X 2-1 F8 ③			B X 1-0 G4-3 ①		X 0-0 F8 ①		4	1	1	0	0	0	1
Russ Morman, R (1, 9) OBP: 0.347, SLG: 0.596 Chuck Carr, S (8, PR) OBP: 0.317, SLG: 0.273 (8, 8)		B F B F 1 SAFE X 2-2 E 1-3 1B		F F F B X 1-2 F7 ①		X 0-0 HR		C F F B B X 2-2 FC6-4 1B 1B		4 0	1 0	3 0	1 0	0 0	0 0	0 0
Rob Natal, R (1, 2) OBP: 0.238, SLG: 0.550	B F S B F X 2-2 SF9 ① 3-H			B T B S F B X 3-2 G5-3 ②		B X 1-0 F8 ②		B X 1-0 FC6-4 1-2 1B		3	0	1	1	0	0	0
Jesus Tavarez, S (1, 8) OBP: 0.316, SLG: 0.267 (8, 9)	S 1 SAFE B X 1-1 E4 SH3-4 1-3			X 0-0 1B		B C M B F F B B 4-2 1B BB		C B B X 2-1 FC6-4 ② 1-2f 2-3		3	0	1	0	1	0	3
John Burkett, R (1, 1) OBP: 0.176, SLG: 0.163 Alex Arias, R (6, PH) OBP: 0.353, SLG: 0.380 Rich Garces, R (6, 1) Andre Dawson, R (8, PH) OBP: 0.305, SLG: 0.457 Alejandro Pena, R (8, 1)		X 0-0 SH3-4 ② 1-2		S C S 0-3 K ③		X 0-0 1-2 1B		C X 0-1 P4 ③		1 1 0 1 0	0 0 0 0 0	0 1 0 0 0	0 0 0 0 0	0 0 0 0 0	1 0 0 0 0	1 0 0 2 0
Inning Stats	R: 0 E: 0 K: 0 S: 8 H: 0 LOB: 1 BB: 2 P: 19	R: 1 E: 1 K: 1 S: 14 H: 2 LOB: 2 BB: 0 P: 20	R: 0 E: 0 K: 1 S: 10 H: 1 LOB: 1 BB: 0 P: 17	R: 0 E: 0 K: 1 S: 12 H: 1 LOB: 1 BB: 0 P: 16	R: 0 E: 0 K: 0 S: 7 H: 1 LOB: 1 BB: 0 P: 9	R: 1 E: 0 K: 0 S: 10 H: 2 LOB: 2 BB: 1 P: 17	R: 0 E: 0 K: 2 S: 10 H: 0 LOB: 0 BB: 0 P: 12	R: 0 E: 0 K: 0 S: 10 H: 2 LOB: 2 BB: 0 P: 15	R: 0 E: 0 K: 0 S: 8 H: 1 LOB: 1 BB: 0 P: 13	1B: 8 2B: 1 3B: 0 HR: 1 SF: 1 SAC: 1 DP: 0 HBP: 0						

TOP

Florida Marlins @ Pittsburgh Pirates

Three Rivers Stadium, Pittsburgh, PA

Sun Aug 20 1995, 3:33 AM EDT
Att. 13,191 - Cloudy - 91 F

livebaseballscorecards.com

AB	35
R	2
H	10
RBI	2
BB	3
SO	5
LOB	18

PITCHER		IP	WLS	BF	H	R	ER	SO	BB	IBB	HBP	BLK	WP	HR	S	P	ERA	WHIP
Steve Parris, R ERA: 4.1	(1, 1)	6.0	W	28	7	2	2	3	3	0	0	0	0	1	61	98	3.00	1.667
Dan Plesac, L ERA: 4.3	(7, 1)	1.2		7	2	0	0	2	0	0	0	0	0	0	18	25	0.00	1.200
Dan Miceli, R ERA: 3.74	(8, 1)	1.1	S	5	1	0	0	0	0	0	0	0	1	0	10	15	0.00	0.750

PITCHER	IP	WLS	BF	H	R	ER	SO	BB	IBB	HBP	BLK	WP	HR	S	P	ERA	WHIP

Batter	1	2	3	4	5	6	7	8	9	AB	R	H	RBI	BB	SO	LOB
Jacob Brumfield, R (1, 8) OBP: 0.357, SLG: 0.375	X 0-0 L9 ①		B B B C C F X 3-2 L5 ① B X 1-0 F7 ③			L C B T 1-2 K ③		F B X 1-1 P4 ③		5	0	0	0	0	1	4
Al Martin, L (1, 7) OBP: 0.333, SLG: 0.406	C F B B X 2-2 G3-1 ②		S X 0-1 2B		B X 1-0 G3 ①		B B X 2-0 G4-3 ①			4	0	1	0	0	0	0
Orlando Merced, S (1, 9) OBP: 0.352, SLG: 0.480 (8, 3)	B B B C X 3-1 G6-3 ③		B B F X 2-1 P5 ②		C F B B X 2-2 2B 1B		B X 1-0 F7 ②			4	0	1	0	0	0	1
Jeff King, R (1, 5) OBP: 0.330, SLG: 0.461 Dan Miceli, R (8, 1)		B C B B S S 3-3 K ①	C C B F B X 2-2 P3 ③		B 1 SAFE C X 1-1 FC5 1-3 2B		B B B F C F C 3-3 K ③			4 0	0 0	1 0	0 0	0 0	2 0	1 0
Nelson Liriano, S (1, 4) OBP: 0.344, SLG: 0.401		B C F B X 2-2 2B 1B 1B		C B C X 1-2 F8 ① X 0-0 P5 ②				B S F B F B C 3-3 K ①		4	1	1	0	0	1	2
Carlos Garcia, R (1, 6) OBP: 0.353, SLG: 0.455		F 1 SAFE 1 SAFE F B B 1 SAFE F X 2-2 1B 1-3 FC5-2 2B		B X 1-0 HR S 1B C B B B I 4-1 IBB				F B S F B B X 3-2 2B 1B		3	1	3	0	1	0	0
Kevin Young, R (1, 3) OBP: 0.290, SLG: 0.441 (8, 5)	B X 1-0 FC5-2 2-3 3-H 1B		B F 2 SAFE B X 2-1 1-H HR F B F F B X 2-2 FC5 ③ 2-3f					1 SAFE 1 SAFE X 0-0 1-3 2B		4	1	3	3	0	0	3
Mark Parent, R (1, 2) OBP: 0.305, SLG: 0.465	B B F F 1 SAFE F F B X 3-2 FC5-2 ② 1-3 3-H		S B B B X 3-1 G6-3 1B			B X 1-0 F9 ①		B B S F C 2-3 K ②		4	0	1	0	0	1	4
Steve Parris, R (1, 1) OBP: 0.269, SLG: 0.346 Freddy Garcia, R (6, PH) OBP: 0.250, SLG: 0.208 Dan Plesac, L (7, 1) OBP: 0.333, SLG: 0.333 Midre Cummings, L (8, 9) OBP: 0.292, SLG: 0.341	S T S 0-3 K ③		X 0-0 G6-3 ② 1-2			S B B F B C 3-3 K ②		I I I I 4-0 IBB		2 1 0 0	0 0 0 0	0 0 0 0	0 0 0 0	0 0 0 1	1 1 0 0	3 0 0 0
Inning Stats	R: 0 H: 0 E: 0 LOB: 0 K: 0 BB: 0 S: 6 P: 11	R: 1 H: 3 E: 0 LOB: 2 K: 2 BB: 0 S: 19 P: 30	R: 0 H: 1 E: 0 LOB: 1 K: 0 BB: 0 S: 12 P: 19	R: 2 H: 3 E: 0 LOB: 1 K: 0 BB: 0 S: 10 P: 18	R: 0 H: 2 E: 0 LOB: 3 K: 0 BB: 1 S: 12 P: 22	R: 0 H: 0 E: 0 LOB: 0 K: 2 BB: 0 S: 7 P: 12	R: 0 H: 0 E: 0 LOB: 0 K: 1 BB: 0 S: 6 P: 12	R: 0 H: 2 E: 0 LOB: 3 K: 2 BB: 1 S: 14 P: 27		1B: 6 SF: 0 2B: 4 SAC: 0 3B: 0 DP: 0 HR: 1 HBP: 0						

PITCHER		IP	WLS	BF	H	R	ER	SO	BB	IBB	HBP	BLK	WP	HR	S	P	ERA	WHIP
John Burkett, R ERA: 4.17	(1, 1)	5.0	L	25	9	3	3	2	0	1	0	0	0	1	59	100	5.40	1.800
Rich Garces, R ERA: 2.08	(6, 1)	2.0		6	0	0	0	3	0	0	0	0	0	0	13	24	0.00	0.000
Alejandro Pena, R ERA: 5.54	(8, 1)	1.0		6	2	0	0	2	0	1	0	0	0	0	14	27	0.00	2.000

PITCHER	IP	WLS	BF	H	R	ER	SO	BB	IBB	HBP	BLK	WP	HR	S	P	ERA	WHIP

BOTTOM

Florida Marlins @ Pittsburgh Pirates

Three Rivers Stadium, Pittsburgh, PA

Sun Aug 20 1995, 3:33 AM EDT

Att. 13,191 - Cloudy - 91 F

livebaseballscorecards.com

AB	35
R	3
H	11
RBI	3
BB	2
SO	7
LOB	18

Batter	1	2	3	4	5	6	7	8	9	AB	R	H	RBI	BB	SO	LOB
Quilvio Veras, S (1, 4) OBP: 0.365, SLG: 0.343	K		G4-3		1B		S 1B		DI BB	4	1	2	0	1	1	0
Kurt Abbott, R (1, 6) OBP: 0.319, SLG: 0.455	F8		P5		F8		1-H 3-H 1B		K	5	0	1	2	0	1	4
Greg Colbrunn, R (1, 3) OBP: 0.311, SLG: 0.458	1B			F9		L5	F8			4	0	1	0	0	0	1
Terry Pendleton, S (1, 5) OBP: 0.346, SLG: 0.445	1B			G4-3		HR		G5-3		4	1	3	1	0	0	0
Andre Dawson, R (1, 9) OBP: 0.298, SLG: 0.446	G5-3			K		G6-3		K		4	0	0	0	0	2	3
Russ Morman, R (1, 7) OBP: 0.321, SLG: 0.549		K			K	F8		G5-3		4	0	0	0	0	2	1
Steve Decker, R (1, 2) OBP: 0.347, SLG: 0.338		F9			FC4-6 1B		G5-3	K		4	0	1	0	0	1	1
Jesus Tavarez, S (1, 8) OBP: 0.313, SLG: 0.267		P4			FC4-6 1B 1B		FC6-4 1B		K2-3	4	0	1	0	0	1	1
Willie Banks, R (1, 1) OBP: 0.267, SLG: 0.154			G3		1B		FC6-4 1B WP		K	2	0	1	0	0	0	0
Alex Arias, R (7, PH) OBP: 0.351, SLG: 0.377										1	1	0	0	0	0	1
Mark Gardner, R (7, 1) OBP: 0.190, SLG: 0.190										0	0	0	0	0	0	0
Jeff Conine, R (9, PH) OBP: 0.393, SLG: 0.551										1	0	0	0	0	1	0

Inning Stats	1	2	3	4	5	6	7	8	9
R	0	0	0	0	0	1	2	0	0
E	0	0	0	0	0	0	0	0	0
K	1	1	0	1	1	0	0	2	3
S	7	5	3	5	8	4	6	8	9
H	2	0	0	0	3	1	3	1	0
LOB	2	0	0	0	3	0	1	1	1
BB	0	0	0	0	0	0	0	0	1
P	7	5	3	5	8	4	6	8	13

PITCHER		IP	WLS	BF	H	R	ER	SO	BB	IBB	HBP	BLK	WP	HR	S	P	ERA	WHIP
John Ericks, R ERA: 3.67	(1, 1)	6.2		29	9	3	3	4	0	0	0	0	1	1	37	37	4.05	1.350
Mike Dyer, R ERA: 3.86	(7, 1)	1.1	W	5	1	0	0	2	0	0	0	0	0	0	9	9	0.00	0.750
Paul Wagner, R ERA: 4.95	(9, 1)	1.0	S	4	0	0	0	3	1	0	0	0	0	0	9	13	0.00	1.000

PITCHER	IP	WLS	BF	H	R	ER	SO	BB	IBB	HBP	BLK	WP	HR	S	P	ERA	WHIP

TOP

Florida Marlins @ Pittsburgh Pirates

Three Rivers Stadium, Pittsburgh, PA

Mon Aug 21 1995, 7:05 PM EDT

Att. 10,202 - Unknown - 91 F

livebaseballscorecards.com

AB	37
R	3
H	10
RBI	3
BB	1
SO	9
LOB	12

1B: 9	SF: 0	WP: 1	PA: 38
2B: 0	SAC: 0	PB: 0	
3B: 0	DP: 0	SB: 1	
HR: 1	HBP: 0	CS: 0	

Florida Marlins @ Pittsburgh Pirates

Three Rivers Stadium, Pittsburgh, PA

Mon Aug 21 1995, 7:05 PM EDT

Att. 10,202 - Unknown - 91 F

livebaseballscorecards.com

BOTTOM

Batter	1	2	3	4	5	6	7	8	9	AB	R	H	RBI	BB	SO	LOB
Jacob Brumfield, R (1, 8) OBP: 0.356, SLG: 0.373	G6-3	F9		F8			CS 1B			4	0	1	0	0	0	0
Al Martin, L (1, 7) OBP: 0.335, SLG: 0.407	G6-3	1B			K		S S 2B 1B (1-2)			4	1	2	0	0	1	0
Orlando Merced, S (1, 3) OBP: 0.351, SLG: 0.476	E6 BB BB BB	G4-3			G3-1		S 2B IBB (1-2)			3	2	0	0	1	0	1
Jeff King, R (1, 4) OBP: 0.329, SLG: 0.457	BB BB 2B BB (1-2)		G6-3		K		K (1-2 2-3)			3	1	0	0	1	2	2
Carlos Garcia, R (1, 6) OBP: 0.355, SLG: 0.457	BB 2B BB (1-2 2-3)		G3			L6	2B (2-H 3-H)			3	1	1	2	1	0	0
Midre Cummings, L (1, 9) OBP: 0.301, SLG: 0.341	2B BB (1-2 2-3 3-H)		FC5-4 1B			K	K			3	0	1	1	1	2	1
Kevin Young, R (1, 5) OBP: 0.298, SLG: 0.464	2B (1-3 2-H 3-H)		FC5-4 (1-2f)			2B	F8			4	0	2	2	0	0	1
2 Angelo Encarnacion, R (1, 2) OBP: 0.301, SLG: 0.318	G5-3			P4-3 BB		IBB	K			2	0	0	0	2	1	2
John Ericks, R (1, 1) OBP: 0.115, SLG: 0.154		P3		P4-3 (1-2f)			K			3	0	0	0	0	1	3
Mike Dyer, R (7, 1) OBP: 0.500, SLG: 0.500										0	0	0	0	0	0	0
Freddy Garcia, R (8, PH) OBP: 0.246, SLG: 0.204										1	0	0	0	0	0	0
Paul Wagner, R (9, 1) OBP: 0.259, SLG: 0.240							L4			0	0	0	0	0	0	0
Inning Stats	R: 3 E: 1 K: 0 S: 5 H: 1 LOB: 2 BB: 3 P: 17	R: 0 E: 0 K: 0 S: 4 H: 1 LOB: 1 BB: 0 P: 4	R: 0 E: 0 K: 0 S: 4 H: 1 LOB: 1 BB: 0 P: 4	R: 0 E: 0 K: 0 S: 2 H: 0 LOB: 0 BB: 1 P: 6	R: 0 E: 0 K: 2 S: 7 H: 0 LOB: 0 BB: 0 P: 7	R: 0 E: 0 K: 2 S: 8 H: 1 LOB: 2 BB: 1 P: 12	R: 2 E: 0 K: 2 S: 9 H: 3 LOB: 1 BB: 1 P: 13	R: 0 E: 0 K: 1 S: 5 H: 0 LOB: 0 BB: 0 P: 5		1B: 4 2B: 4 3B: 0 HR: 0 SF: 0 SAC: 0 DP: 1 HBP: 0						

	AB	30
	R	5
	H	7
	RBI	5
	BB	6
	SO	7
	LOB	10

WP: 0 PB: 0 SB: 3 CS: 1 PA: 36

PITCHER		IP	WLS	BF	H	R	ER	SO	BB	IBB	HBP	BLK	WP	HR	S	P	ERA	WHIP
Willie Banks, R ERA: 6.27	(1, 1)	6.0		27	4	3	0	4	4	1	0	0	0	0	30	50	0.00	1.333
Mark Gardner, R ERA: 4.32	(7, 1)	2.0	L	9	3	2	2	3	0	1	0	0	0	0	14	18	9.00	1.500

PITCHER	IP	WLS	BF	H	R	ER	SO	BB	IBB	HBP	BLK	WP	HR	S	P	ERA	WHIP

Florida Marlins @ Chicago Cubs

Wrigley Field, Chicago, IL

Tue Aug 22 1995, 7:05 PM CDT

Att. 30,760 - Unknown - 76 F

livebaseballscorecards.com

Batter	1	2	3	4	5	6	7	8	9	AB	R	H	RBI	BB	SO	LOB
Quilvio Veras, S (1, 4) OBP: 0.370, SLG: 0.351	X 0-0 S E 2B	H 1-0 FC6-4 HBP		C B C X 1-2 S 2B 1B	B C X 1-1 ③ F7		C B X 1-1 1B			4	2	3	0	0	0	0
Kurt Abbott, R (1, 6) OBP: 0.320, SLG: 0.451	F L 2 B B B F B SAFE 4-2 S G3-1 BB	X 0-0 ② FC6-4 1-2f 2B 2-3		1 SAFE S 1 SAFE C 1 SAFE S 1 SAFE S 0-3 ① K 1-2		H 1-0 1B 1B HBP	B F X 1-1 ③ L5			3	3	0	0	1	1	4
Jeff Conine, R (1, 7) OBP: 0.393, SLG: 0.551	C B C B S 2-3 ① K 1-3 2-H	B S B X 2-1 1-H 3-H 2B		B B S X 2-1 ② F8		F B B B 1 SAFE X 3-1 1B 1B 1-3 1B		F B T F B F X 2-2 ① G6-3		5	0	2	2	0	1	2
Terry Pendleton, S (1, 5) OBP: 0.347, SLG: 0.441	B X 1-0 ② G3-1 3-H	B B B 4-0 BB		C B F B B B 4-2 2B BB		F F S 0-3 ① K		F B B X 2-1 ② F8		3	0	0	1	2	1	2
Greg Colbrunn, R (1, 3) OBP: 0.312, SLG: 0.460	C B B B X 3-1 ③ G6-3	B C F F X 1-2 ③ G6-3		X 0-0 1-3 2-H 2B		X 0-0 1B 1-2 3-H 1B		X 0-0 ③ G4-3		5	0	2	2	0	0	2
Andre Dawson, R (1, 9) OBP: 0.306, SLG: 0.444 Robb Nen, R (9, 1)	B B C B F F F H 4-2 HR HBP	F B B F F F B F F 3-2 X ① F8		B B C F F B B 4-2 FC6-4 BB		C S X 0-2 ② 1-2 2-3 1B			F X 0-1 ① G4-3	3 0	1 0	1 0	0 0	1 0	0 0	0 0
Steve Decker, R (1, 2) OBP: 0.350, SLG: 0.376	C B X 1-1 1-H HR	X 0-0 FC4-6 1B		C F X 0-2 ③ FC6-4 1-2f		S T F B B B X 3-2 ③ P4			B S X 1-1 ② G4-3	5	1	2	2	0	0	5
Jesus Tavarez, S (1, 8) OBP: 0.308, SLG: 0.263 (9, 9)	X 0-0 E4 FC6-4 SH1-4 2B	C X 0-1 ② FC4-6 FC6 1-2f		B X 1-0 ① G4-3		M F X 0-2 L4-3 1B			C B B F S 2-3 ③ K	5	1	1	0	0	1	1
Pat Rapp, R (1, 1) OBP: 0.158, SLG: 0.184	1 SAFE L L 1 SAFE X 0-2 ① SH1-4 1-2	C B B S F X 2-2 ③ FC6 1-2f		C B S B S 2-3 ② K		B 1 P X 2-0 ①② L4-3 1-2				2	0	0	0	0	1	1
Rich Garces, R (6, 1)										0	0	0	0	0	0	0
Mario Diaz, R (7, PH) OBP: 0.234, SLG: 0.303										1	0	0	0	0	0	1
Alejandro Pena, R (7, 1)										0	0	0	0	0	0	0
Chuck Carr, S (9, 8) OBP: 0.317, SLG: 0.273										0	0	0	0	0	0	0
Inning Stats	R: 2 E: 0 K: 1 S: 10 H: 1 LOB: 0 BB: 1 P: 20	R: 4 E: 1 K: 0 S: 17 H: 2 LOB: 2 BB: 1 P: 30	R: 0 E: 0 K: 0 S: 14 H: 1 LOB: 1 BB: 0 P: 19	R: 1 E: 0 K: 1 S: 17 H: 2 LOB: 3 BB: 2 P: 28	R: 0 E: 0 K: 1 S: 6 H: 0 LOB: 0 BB: 0 P: 10	R: 1 E: 0 K: 1 S: 13 H: 3 LOB: 2 BB: 0 P: 20	R: 0 E: 0 K: 0 S: 9 H: 2 LOB: 1 BB: 0 P: 12	R: 0 E: 0 K: 0 S: 8 H: 0 LOB: 0 BB: 0 P: 12	R: 0 E: 0 K: 1 S: 7 H: 0 LOB: 0 BB: 0 P: 10	1B: 7 2B: 4 3B: 0 HR: 1 SF: 0 SAC: 1 DP: 1 HBP: 3							WP: 0 PB: 0 SB: 4 CS: 0 PA: 44

TOP	AB	36
	R	8
	H	11
	RBI	7
	BB	4
	SO	5
	LOB	18

PITCHER		IP	WLS	BF	H	R	ER	SO	BB	IBB	HBP	BLK	WP	HR	S	P	ERA	WHIP
Jim Bullinger, R ERA: 3.1	(1, 1)	3.2	L	23	6	7	4	2	3	0	2	0	0	1	52	87	9.82	2.455
Mike Perez, R ERA: 3.23	(4, 1)	0.1		2	0	0	0	0	1	0	0	0	0	0	6	10	0.00	3.000
Turk Wendell, R ERA: 5.36	(5, 1)	2.0		9	3	1	1	2	0	0	1	0	0	0	19	30	4.50	1.500
Anthony Young, R ERA: 3.91	(7, 1)	2.0		7	2	0	0	0	0	0	0	0	0	0	17	24	0.00	1.000
Terry Adams, R ERA: 7.11	(9, 1)	1.0		3	0	0	0	1	0	0	0	0	0	0	7	10	0.00	0.000

PITCHER	IP	WLS	BF	H	R	ER	SO	BB	IBB	HBP	BLK	WP	HR	S	P	ERA	WHIP

Florida Marlins @ Chicago Cubs

Wrigley Field, Chicago, IL

Tue Aug 22 1995, 7:05 PM CDT

Att. 30,760 - Unknown - 76 F

livebaseballscorecards.com

BOTTOM

Batter	1	2	3	4	5	6	7	8	9	AB	R	H	RBI	BB	SO	LOB
Brian McRae, S (1, 8) OBP: 0.363, SLG: 0.455	4-2 2B BB	4-2 BB		1-2 G4-3		4-2 BB		2-0 F9		2	1	0	0	3	0	1
Shawon Dunston, R (1, 6) OBP: 0.340, SLG: 0.528	1-1 L7	0-0 F7			2-2 2B 1B	0-2 L8			1-3 K	5	1	1	0	0	1	4
Mark Grace, L (1, 3) OBP: 0.390, SLG: 0.535	2-1 G4-3 1-H 2B		0-0 F8		3-1 L6 1-H 2B		1-2 1B		2-3 K	5	0	3	2	0	1	0
Sammy Sosa, R (1, 9) OBP: 0.341, SLG: 0.486	2-2 G4-3 2-3		3-2 G6-3		0-0 P3		2-3 K		1-3 K	4	0	0	0	0	1	3
Ozzie Timmons, R (8, 9) OBP: 0.289, SLG: 0.420										1	0	0	0	0	1	0
Luis Gonzalez, L (1, 7) OBP: 0.338, SLG: 0.454	3-3 K		1-1 E5 FC5-4		0-0 L6 2-2		1-0 P8			4	0	0	0	0	1	3
Todd Zeile, R (1, 5) OBP: 0.311, SLG: 0.408		1-2 G6-3	1-0 FC5-4 1-2f			2-1 HR 1B	0-1 F9			4	1	1	0	0	0	2
Todd Haney, R (1, 4) OBP: 0.436, SLG: 0.618		3-2 2B 1B		2-2 G3		1-2 F7		2-3 K		4	1	1	0	0	1	1
Scott Servais, R (1, 2) OBP: 0.326, SLG: 0.500		3-2 1-H 2B		3-2 HR		1-2 1-H HR		0-2 1B		4	2	4	4	0	0	0
Jim Bullinger, R (1, 1) OBP: 0.214, SLG: 0.143		1-0 L8		2-2 G4-3		2-3 K		3-3 K		1	0	0	0	0	0	1
Mike Perez, R (4, 1)										0	0	0	0	0	0	0
Scott Bullett, L (4, PH) OBP: 0.298, SLG: 0.407										1	0	0	0	0	0	0
Turk Wendell, L (5, 1)										0	0	0	0	0	0	0
José Hernández, R (6, PH) OBP: 0.276, SLG: 0.438										1	0	0	0	0	1	0
Anthony Young, R (7, 1) OBP: 0.667, SLG: 0.667										0	0	0	0	0	0	0
Howard Johnson, S (8, PH) OBP: 0.246, SLG: 0.270										1	0	0	0	0	1	1
Terry Adams, R (9, 1)										0	0	0	0	0	0	0
Inning Stats	R: 1 E: 0 K: 1 S: 13 H: 1 LOB: 1 BB: 1 P: 25	R: 1 E: 0 K: 0 S: 14 H: 2 LOB: 2 BB: 1 P: 26	R: 0 E: 1 K: 0 S: 7 H: 0 LOB: 1 BB: 0 P: 12	R: 1 E: 0 K: 0 S: 15 H: 1 LOB: 0 BB: 0 P: 23	R: 1 E: 0 K: 0 S: 7 H: 2 LOB: 0 BB: 0 P: 12	R: 2 E: 0 K: 1 S: 16 H: 2 LOB: 1 BB: 1 P: 26	R: 0 E: 0 K: 1 S: 10 H: 1 LOB: 1 BB: 0 P: 14	R: 0 E: 0 K: 2 S: 11 H: 1 LOB: 1 BB: 0 P: 18	R: 0 E: 0 K: 3 S: 10 H: 0 LOB: 0 BB: 0 P: 14	1B: 5 2B: 4 3B: 0 HR: 2	SF: 0 SAC: 0 DP: 1 HBP: 0						

AB	37
R	6
H	10
RBI	6
BB	3
SO	8
LOB	16

PITCHER		IP	WLS	BF	H	R	ER	SO	BB	IBB	HBP	BLK	WP	HR	S	P	ERA	WHIP
Pat Rapp, R ERA: 4.4	(1, 1)	5.0	W	23	6	4	4	1	2	0	0	0	0	1	56	98	7.20	1.600
Rich Garces, R ERA: 2.95	(6, 1)	1.0		6	2	2	2	1	1	0	0	0	0	1	16	26	18.00	3.000
Alejandro Pena, R ERA: 5.26	(7, 1)	2.0		8	2	0	0	3	0	0	0	0	0	0	21	32	0.00	1.000
Robb Nen, R ERA: 2.79	(9, 1)	1.0	S	3	0	0	0	3	0	0	0	0	0	0	10	14	0.00	0.000

PITCHER	IP	WLS	BF	H	R	ER	SO	BB	IBB	HBP	BLK	WP	HR	S	P	ERA	WHIP

WP: 0 PB: 0 SB: 0 CS: 0 PA: 40

Batter	1	2	3	4	5	6	7	8	9	AB	R	H	RBI	BB	SO	LOB
Quilvio Veras, S (1, 4) OBP: 0.369, SLG: 0.348	C B B F F B B 4-2 G6-3 S BB		X 0-0 ②③ G6-4-3 1-2f		B B B C C X 3-2 ③ G4-3			B F B S S 2-3 ② K		3	0	0	0	1	1	2
Alex Arias, R (1, 6) OBP: 0.348, SLG: 0.374	B B B C S X 3-2 ① G6-3 1-3			C X 0-1 ① L7		C B F B B X 3-2 ① P3		F B B X 2-1 1-3 1B		4	0	1	0	0	0	1
Jeff Conine, R (1, 7) OBP: 0.389, SLG: 0.545	B F C B S 2-3 ② K			F C B F S 1-3 ② K		X 0-0 ② G6-3		F B F S 1-3 ③ K		4	0	0	0	0	3	3
Terry Pendleton, S (1, 5) OBP: 0.348, SLG: 0.447	S B B X 2-1 ③ G5-3			B B F F B F X 3-2 1B 2B		S F S 0-3 ③ K			C X 0-1 L4-6 2B	4	1	2	0	0	1	1
Greg Colbrunn, R (1, 3) OBP: 0.311, SLG: 0.458		B X 1-0 ① G6-3		B F X 1-1 S 1B 2-H 1B			C X 0-1 ① G6-3		C B X 1-1 ①② L4-6 2-3	4	1	1	1	0	0	1
Russ Morman, R (1, 9) OBP: 0.316, SLG: 0.527		B C X 1-1 ② G5-3		S 1 SAFE S B X 1-2 1-H 1B			B B F S S 2-3 ② K		B C F B F X 2-2 ③ F9	4	0	1	1	0	1	0
Rob Natal, R (1, 2) OBP: 0.208, SLG: 0.478		B B F S X 2-2 ③ G5-3		C S F C 0-3 ③ K			S F X 0-2 ③ F8			3	0	0	0	0	1	1
Jesus Tavarez, S (1, 8) OBP: 0.308, SLG: 0.265			F B B X 2-1 ① F7		L F F B X 1-2 ① L9			B X 1-0 1B WP 1B		3	0	1	0	0	0	0
David Weathers, R (1, 1) OBP: 0.160, SLG: 0.160			B F B X 2-1 G6-4-3 1B		X 0-0 ② G5-3			S S S 0-3 ① K		1	0	1	0	0	0	0
Mario Diaz, R (5, PH) OBP: 0.231, SLG: 0.299										1	0	0	0	0	0	0
Buddy Groom, L (5, 1)										0	0	0	0	0	0	0
Steve Decker, R (8, PH) OBP: 0.347, SLG: 0.372										1	0	0	0	0	1	1
Rich Garces, R (8, 1)										0	0	0	0	0	0	0
Inning Stats	R: 0 E: 0 K: 1 S: 11 H: 0 LOB: 1 BB: 1 P: 22	R: 0 E: 0 K: 0 S: 6 H: 0 LOB: 0 BB: 0 P: 10	R: 0 E: 0 K: 0 S: 5 H: 1 LOB: 0 BB: 0 P: 9	R: 2 E: 0 K: 2 S: 19 H: 3 LOB: 1 BB: 0 P: 25	R: 0 E: 0 K: 0 S: 8 H: 0 LOB: 0 BB: 0 P: 12	R: 0 E: 0 K: 1 S: 7 H: 0 LOB: 0 BB: 0 P: 10	R: 0 E: 0 K: 1 S: 8 H: 0 LOB: 0 BB: 0 P: 10	R: 0 E: 0 K: 3 S: 12 H: 2 LOB: 2 BB: 0 P: 18	R: 0 E: 0 K: 0 S: 8 H: 1 LOB: 0 BB: 0 P: 11	1B: 5 2B: 3 3B: 0 HR: 0	SF: 0 SAC: 0 DP: 2 HBP: 0					

PITCHER		IP	WLS	BF	H	R	ER	SO	BB	IBB	HBP	BLK	WP	HR	S	P	ERA	WHIP
Jaime Navarro, R ERA: 3.19	(1, 1)	8.0	W	30	6	2	2	8	1	0	0	0	1	0	76	116	2.25	0.875
Mike Perez, R ERA: 3.17	(9, 1)	1.0		3	1	0	0	0	0	0	0	0	0	0	8	11	0.00	1.000

PITCHER	IP	WLS	BF	H	R	ER	SO	BB	IBB	HBP	BLK	WP	HR	S	P	ERA	WHIP

TOP

Florida Marlins @ Chicago Cubs

Wrigley Field, Chicago, IL

Wed Aug 23 1995, 3:33 AM CDT

Att. 21,055 - Sunny - 83 F

livebaseballscorecards.com

AB	32
R	2
H	7
RBI	2
BB	1
SO	8
LOB	10

1B: 5 SF: 0
2B: 3 SAC: 0
3B: 0 DP: 2
HR: 0 HBP: 0

WP: 1 PA: 33
PB: 0
SB: 2
CS: 0

Florida Marlins @ Chicago Cubs

Wrigley Field, Chicago, IL

Wed Aug 23 1995, 3:33 AM CDT

Att. 21,055 - Sunny - 83 F

livebaseballscorecards.com

BOTTOM

Batter	1	2	3	4	5	6	7	8	9	AB	R	H	RBI	BB	SO	LOB
Brian McRae, S (1, 8) OBP: 0.363, SLG: 0.455	M F C 0-3 ① K		S S B S 1-3 ② K	B C S B S 2-3 ② K			B X 1-0 HR 1B	F B X 1-1 FC4-6 1-2 2-H 1B		5	1	2	1	0	3	0
Shawon Dunston, R (1, 6) OBP: 0.338, SLG: 0.532	F S B F B X 2-2 ② G4-3		C X 0-1 E6 1B HR	C X 0-1 ③ G6-3			B F X 1-1 1-H HR	B X 1-0 ③ FC4-6 1-2f		5	2	1	2	0	0	2
Mark Grace, L (1, 3) OBP: 0.393, SLG: 0.536	B C B F B B 4-2 HR BB		F B 1 SAFE C 1 SAFE F X 1-2 1-3 HR 1B		B B B X 3-1 FC1-6-4 1B		C B C B X 2-2 ② G4-3			3	2	2	0	1	0	0
Sammy Sosa, R (1, 9) OBP: 0.345, SLG: 0.501	X 0-0 1-H HR		B B B X 3-0 1-H 3-H HR		S B B F F S 2-3 ① K		B B B B 4-0 BB			3	2	2	5	1	1	1
Luis Gonzalez, L (1, 7) OBP: 0.337, SLG: 0.450	B F C F X 1-2 ③ P6		C B B B B 4-1 BB		C B B B 1 SAFE F F X 3-2 ② FC1-6-4 CS 1-2f		B C X 1-1 ③ G4-3			3	0	0	0	1	0	2
Todd Zeile, R (1, 5) OBP: 0.310, SLG: 0.407		S X 0-1 ① P5	C F 1 SAFE B X 1-2 ③ L7		C C B 1 SAFE 1-2 ③ CS 1-2	B X 1-0 ① L6		F B B B X 3-1 BB 1B 1B		4	1	1	0	0	0	1
Scott Servais, R (1, 2) OBP: 0.330, SLG: 0.515		B C B F X 2-2 ② G5-3		S C X 0-2 HR		C C B B F B X 3-2 ② G5-3		B S B F F B 4-2 1-2 1B BB		3	1	1	1	1	0	0
José Hernández, R (1, 4) OBP: 0.276, SLG: 0.451		S B S X 1-2 ③ G3-1		B X 1-0 HR		C B S S 1-3 ③ K		S S S 0-3 ① K		4	1	1	1	0	2	2
Jaime Navarro, R (1, 1) OBP: 0.180, SLG: 0.224			C B B X 1-2 ① G5-3	B F X 1-1 ① G5-3			B X 1-0 ① G6-3	B C S B S 2-3 ② K		3	0	0	0	0	0	0
Ozzie Timmons, R (8, PH) OBP: 0.287, SLG: 0.417										1	0	0	0	0	1	2
Mike Perez, R (9, 1)										0	0	0	0	0	0	0
Inning Stats	R: 2 H: 1 E: 0 LOB: 0 K: 1 BB: 1 S: 14 P: 21	R: 0 H: 0 E: 0 LOB: 0 K: 0 BB: 0 S: 8 P: 11	R: 3 H: 2 E: 1 LOB: 1 K: 1 BB: 1 S: 17 P: 28	R: 2 H: 2 E: 0 LOB: 0 K: 1 BB: 0 S: 11 P: 15	R: 0 H: 1 E: 0 LOB: 0 K: 1 BB: 0 S: 12 P: 21	R: 0 H: 0 E: 0 LOB: 0 K: 1 BB: 0 S: 8 P: 13	R: 2 H: 2 E: 0 LOB: 1 K: 0 BB: 1 S: 9 P: 19	R: 1 H: 2 E: 0 LOB: 2 K: 2 BB: 1 S: 15 P: 26		1B: 5 SF: 0 2B: 0 SAC: 0 3B: 0 DP: 0 HR: 5 HBP: 0						

AB	34
R	10
H	10
RBI	10
BB	4
SO	7
LOB	10

WP: 0 PA: 39
PB: 0
SB: 0
CS: 1

PITCHER		IP	WLS	BF	H	R	ER	SO	BB	IBB	HBP	BLK	WP	HR	S	P	ERA	WHIP
David Weathers, R ERA: 6.25	(1, 1)	4.0	L	20	5	7	4	3	2	0	0	0	0	4	50	75	9.00	1.750
Buddy Groom, L ERA: 7.53	(5, 1)	3.0		12	3	2	2	2	1	0	0	0	0	1	29	53	6.00	1.333
Rich Garces, R ERA: 3.26	(8, 1)	1.0		6	2	1	1	2	1	0	0	0	0	0	15	26	9.00	3.000

PITCHER	IP	WLS	BF	H	R	ER	SO	BB	IBB	HBP	BLK	WP	HR	S	P	ERA	WHIP

Batter	1	2	3	4	5	6	7	8	9	AB	R	H	RBI	BB	SO	LOB
Quilvio Veras, S (1, 4) OBP: 0.370, SLG: 0.351	B C X 1-1 S 2B		B B B B 4-0 FC5-4 BB		C B X 1-1 ② B5-3			B B B C C X 3-2 ② G4-3		3	0	1	0	1	0	0
Kurt Abbott, R (1, 6) OBP: 0.319, SLG: 0.447	B B B C S B 4-2 HBP 2-3 BB		1 SAFE X 0-0 ① FC5-4 1B 2B 1-2f		C X 0-1 ③ F7			S B F C 1-3 ③ K		3	1	0	0	1	1	1
Jeff Conine, R (1, 7) OBP: 0.388, SLG: 0.540	B S C S 1-3 ① K		B X 1-0 ② L7			C B B X 2-1 ① P4			B B B B 4-0 1B BB	3	0	0	0	1	1	3
Terry Pendleton, S (1, 5) OBP: 0.352, SLG: 0.450	1 SAFE B 1 SAFE B S F X 2-2 ② P5		F B X 1-1 1-3 2B 1B			X 0-0 G6-4-3 1B			B C F F F X 1-2 1-3 G1-3 1B	4	1	3	0	0	0	2
Greg Colbrunn, R (1, 3) OBP: 0.313, SLG: 0.459	F S F H 1-2 HBP		F X 0-1 ③ 1-H 3-H 2B			X 0-0 ② ③ G6-4-3 1-2f			B C S S 1-3 ① K	3	0	1	2	0	1	3
Andre Dawson, R (1, 9) OBP: 0.305, SLG: 0.436	B F B X 2-1 ③ L9			B B B B 4-0 G5-4-3 BB			B X 1-0 ① G6-3		B F X 1-1 ② G1-3 1-2	3	0	0	0	1	0	5
Steve Decker, R (1, 2) OBP: 0.343, SLG: 0.360		B C F X 1-2 ① G4-3		B 1 SAFE C F B X 2-2 ① ② G5-4-3 1-2f			B C F B X 2-2 ② L3		S B F B B B 4-2 BB	3	0	0	0	1	0	1
Jesus Tavarez, S (1, 8) OBP: 0.300, SLG: 0.257 Mark Gardner, R (7, 1) OBP: 0.190, SLG: 0.190 Alex Arias, R (9, PH) OBP: 0.346, SLG: 0.372		B S B X 2-1 ② F9		X 0-0 ③ P6			B X 1-0 ③ F8		C F B B B X 2-2 ③ F8	3 0 1	0 0 0	0 0 0	0 0 0	0 0 0	0 0 0	0 0 3
Chris Hammond, L (1, 1) OBP: 0.318, SLG: 0.366 Chuck Carr, S (7, 8) OBP: 0.316, SLG: 0.272		C S B F B C 2-3 ③ K			X 0-0 ① P3			C C F F B B F F X 2-2 ① P4		2 1	0 0	0 0	0 0	0 0	1 0	0 0
Inning Stats	R: 0 H: 1 E: 0 LOB: 3 K: 1 BB: 1 S: 15 P: 26	R: 0 H: 0 E: 0 LOB: 0 K: 1 BB: 0 S: 9 P: 14	R: 2 H: 2 E: 0 LOB: 1 K: 0 BB: 1 S: 6 P: 12	R: 0 H: 0 E: 0 LOB: 0 K: 0 BB: 1 S: 4 P: 10	R: 0 H: 0 E: 0 LOB: 0 K: 0 BB: 0 S: 5 P: 6	R: 0 H: 1 E: 0 LOB: 0 K: 0 BB: 0 S: 4 P: 6	R: 0 H: 0 E: 0 LOB: 0 K: 0 BB: 0 S: 5 P: 9	R: 0 H: 0 E: 0 LOB: 0 K: 1 BB: 0 S: 13 P: 19	R: 0 H: 1 E: 0 LOB: 3 K: 1 BB: 2 S: 15 P: 28	1B: 3 SF: 0 2B: 2 SAC: 0 3B: 0 DP: 2 HR: 0 HBP: 1						

TOP

Florida Marlins @ Chicago Cubs

Wrigley Field, Chicago, IL

Thu Aug 24 1995, 3:33 AM CDT

Att. 18,510 - Cloudy - 79 F

livebaseballscorecards.com

AB	29
R	2
H	5
RBI	2
BB	5
SO	4
LOB	18

WP: 0 PA: 35
PB: 0
SB: 1
CS: 0

PITCHER		IP	WLS	BF	H	R	ER	SO	BB	IBB	HBP	BLK	WP	HR	S	P	ERA	WHIP
Kevin Foster, R ERA: 4.79	(1, 1)	8.0	W	31	5	2	2	3	4	0	1	0	0	0	66	112	2.25	1.125
Randy Myers, L ERA: 3.95	(9, 1)	1.0	S	4	0	0	0	1	1	0	0	0	0	0	10	18	0.00	1.000

PITCHER	IP	WLS	BF	H	R	ER	SO	BB	IBB	HBP	BLK	WP	HR	S	P	ERA	WHIP

Batter	1	2	3	4	5	6	7	8	9	AB	R	H	RBI	BB	SO	LOB
Brian McRae, S (1, 8) OBP: 0.366, SLG: 0.460	F B X 1-1 SH5-3 G6-3 2B	B C F B F X 2-2 ③ G4-3			C C B B F X 2-2 G5-4-3 1B		C B C F F F X 1-2 2B 1B			4	2	3	0	0	0	2
Rey Sanchez, R (1, 4) OBP: 0.319, SLG: 0.382	X 0-0 ① SH5-3 2-3	B F B B X 2-1 G6-4-3 1B			1 SAFE 1 SAFE F X 0-1 ②③ G5-4-3 1-2f		1 SAFE S 1 SAFE B 1 SAFE 1 SAFE L 1 SAFE X 1-2 G4-3 HR 1-H 2B			3	1	2	1	0	0	1
Mark Grace, L (1, 3) OBP: 0.390, SLG: 0.530	F B B X 2-1 ② G6-3 3-H	C 1 SAFE X 0-1 ①② G6-4-3 1-2f				C X 0-1 ① G4-3	L X 0-1 ① G4-3 2-3			4	0	0	1	0	0	2
Sammy Sosa, R (1, 9) OBP: 0.344, SLG: 0.506	C B B F S 2-3 ③ K	B F C C 1-3 ③ K				F B X 1-1 E6 2B 1B	C X 0-1 HR 3-H			4	2	1	2	0	2	0
Shawon Dunston, R (1, 6) OBP: 0.337, SLG: 0.529		B B X 2-0 2B SF8 1B		F B B S X 2-2 ① G5-3		1 SAFE X 0-0 ② P9	C S B C 1-3 ② K			4	1	1	0	0	1	1
Todd Zeile, R (1, 5) OBP: 0.312, SLG: 0.410		B F X 1-1 SH3-4 2B 1-3		B C F C 1-3 ② K		X 0-0 2B 1B 1-2	B C X 1-1 ③ G4-3			4	0	2	0	0	1	0
Scott Servais, R (1, 2) OBP: 0.344, SLG: 0.526		B B I I 4-0 SH3-4 IBB		B B B C B 4-1 BB		F X 0-1 2B 1-3 2-H	C B F B B F F F F 3-2 X G4-6-3 1B			2	0	2	1	2	0	0
Luis Gonzalez, L (1, 7) OBP: 0.337, SLG: 0.448	B X 1-0 ① SF8 3-H	B B X 2-0 ③ G4-3				B C B I I 4-1 FC6 IBB	C X 0-1 ①② G4-6-3 1-2f			2	0	0	1	1	0	2
Kevin Foster, R (1, 1) OBP: 0.271, SLG: 0.370 Randy Myers, L (9, 1)	B X 1-0 ② SH3-4 1-2 2-3				C C X 0-2 ① G6-3	S B B X 2-1 ③ FC6 1-2f	C S B S 1-3 ③ K			3 0	0 0	0 0	0 0	0 0	1 0	3 0
Inning Stats	R: 1 H: 1 E: 0 LOB: 0 K: 1 BB: 0 S: 8 P: 13	R: 1 H: 2 E: 0 LOB: 2 K: 0 BB: 1 S: 9 P: 20	R: 0 H: 1 E: 0 LOB: 0 K: 1 BB: 0 S: 7 P: 10	R: 0 H: 0 E: 0 LOB: 1 K: 1 BB: 1 S: 8 P: 17	R: 0 H: 1 E: 0 LOB: 0 K: 0 BB: 0 S: 9 P: 11	R: 1 H: 2 E: 1 LOB: 3 K: 0 BB: 1 S: 11 P: 18	R: 3 H: 3 E: 0 LOB: 0 K: 1 BB: 0 S: 18 P: 22	R: 0 H: 1 E: 0 LOB: 0 K: 1 BB: 0 S: 12 P: 16		1B: 6 SF: 1 2B: 4 SAC: 2 3B: 0 DP: 3 HR: 1 HBP: 0						

PITCHER		IP	WLS	BF	H	R	ER	SO	BB	IBB	HBP	BLK	WP	HR	S	P	ERA	WHIP
Chris Hammond, L ERA: 3.1	(1, 1)	6.1	L	30	9	5	4	3	1	2	0	0	0	0	63	102	5.68	1.579
Mark Gardner, R ERA: 4.34	(7, 1)	1.2		6	2	1	1	2	0	0	0	0	0	1	19	25	5.40	1.200

PITCHER	IP	WLS	BF	H	R	ER	SO	BB	IBB	HBP	BLK	WP	HR	S	P	ERA	WHIP

BOTTOM

Florida Marlins @ Chicago Cubs

Wrigley Field, Chicago, IL

Thu Aug 24 1995, 3:33 AM CDT

Att. 18,510 - Cloudy - 79 F

livebaseballscorecards.com

AB	30
R	6
H	11
RBI	6
BB	3
SO	5
LOB	11

1B: 6	SF: 1	WP: 0	PA: 36
2B: 4	SAC: 2	PB: 0	
3B: 0	DP: 3	SB: 0	
HR: 1	HBP: 0	CS: 0	

Batter	1	2	3	4	5	6	7	8	9	AB	R	H	RBI	BB	SO	LOB
Brian Hunter, R (1, 8) OBP: 0.357, SLG: 0.410	C C B X 1-2 G6-3		F B F F F F F B X 2-2 E6 HR	X 0-0 P4			X 0-0 1-2 2B 1B		B B B C X 3-1 P5	5	2	1	0	0	0	1
Dave Magadan, L (1, 5) OBP: 0.408, SLG: 0.361	C C X 0-2 FC4-6 1B		1 SAFE 1 SAFE 1 SAFE 1 SAFE C 1 SAFE 1 SAFE B X 1-1 F7		C B B S C 2-3 K		X 0-0 G3-1 1-H 2-H 2B		C F B S 1-3 K	5	0	2	2	0	2	1
Craig Biggio, R (1, 4) OBP: 0.403, SLG: 0.495	C X 0-1 FC4-6 1B 1-2f		1 SAFE X 0-0 1-H HR		C X 0-1 F4		B X 1-0 G1-3			4	1	1	2	0	0	2
Derrick May, L (1, 7) OBP: 0.318, SLG: 0.370 Dave Veres, R (7, 1)	1 SAFE F B X 1-1 1-2 1B		S B B B S F X 3-2 1B		C C T 0-2 K		B F B B F X 3-2 2-3 G3-1			4 0	0 0	2 0	0 0	0 0	1 0	1 0
Tony Eusebio, R (1, 2) OBP: 0.371, SLG: 0.436	B X 1-0 G1-3		F F C 0-3 K			B B B F X 3-1 1B	B X 1-0 G3-1			4	0	1	0	0	1	4
Milt Thompson, L (1, 9) OBP: 0.287, SLG: 0.284		X 0-0 G6-4-3 1B 1B	B C 1 SAFE X 1-1 L3			C S B C 1-3 K		B B F S B F X 3-2 L7		4	0	1	0	0	1	2
Mike Simms, R (1, 3) OBP: 0.338, SLG: 0.525		C B X 1-1 1-2 G6-4-3 1B		C B T C 1-3 K		C B 1 SAFE S C 1-3 K		B X 1-0 F8		4	0	1	0	0	2	1
Ricky Gutierrez, R (1, 6) OBP: 0.246, SLG: 0.236		B X 1-0 G6-4-3 1-2f 2-3		B X 1-0 G4-1		B F B X 2-1 G4-3		C F C 0-3 K		4	0	0	0	0	1	3
Shane Reynolds, R (1, 1) OBP: 0.157, SLG: 0.140 John Cangelosi, S (7, PH) OBP: 0.480, SLG: 0.424 (7, 7)		S C B B X 2-2 G6-3		B X 1-0 E5			B B B C C B 4-2 1B 2B BB		C B B C X 2-2 G6-3	2 1	0 1	0 0	0 0	0 1	0 0	1 0
Inning Stats	R: 0 E: 0 K: 0 S: 11 H: 2 LOB: 2 BB: 0 P: 14	R: 0 E: 0 K: 0 S: 7 H: 2 LOB: 1 BB: 0 P: 11	R: 2 E: 1 K: 1 S: 19 H: 2 LOB: 1 BB: 0 P: 26	R: 0 E: 1 K: 1 S: 6 H: 0 LOB: 1 BB: 0 P: 9	R: 0 E: 0 K: 2 S: 8 H: 0 LOB: 0 BB: 0 P: 10	R: 0 E: 0 K: 2 S: 10 H: 1 LOB: 1 BB: 0 P: 17	R: 2 E: 0 K: 0 S: 9 H: 2 LOB: 1 BB: 1 P: 18	R: 0 E: 0 K: 1 S: 8 H: 0 LOB: 0 BB: 0 P: 12	R: 0 E: 0 K: 1 S: 8 H: 0 LOB: 0 BB: 0 P: 14	1B: 7 2B: 1 3B: 0 HR: 1 SF: 0 SAC: 0 DP: 1 HBP: 0						

PITCHER	IP	WLS	BF	H	R	ER	SO	BB	IBB	HBP	BLK	WP	HR	S	P	ERA	WHIP
John Burkett, R (1, 1) ERA: 4.15	7.0	W	32	9	4	3	6	1	0	0	0	0	1	70	105	3.86	1.429
Alejandro Pena, R (8, 1) ERA: 5.13	1.0		3	0	0	0	1	0	0	0	0	0	0	8	12	0.00	0.000
Robb Nen, R (9, 1) ERA: 2.73	1.0	S	3	0	0	0	1	0	0	0	0	0	0	8	14	0.00	0.000

PITCHER	IP	WLS	BF	H	R	ER	SO	BB	IBB	HBP	BLK	WP	HR	S	P	ERA	WHIP

TOP

Houston Astros @ Florida Marlins

Joe Robbie Stadium, Miami, FL

Fri Aug 25 1995, 7:05 PM EDT

Att. 20,019 - Unknown - 81 F

livebaseballscorecards.com

AB	37
R	4
H	9
RBI	4
BB	1
SO	8
LOB	16

Houston Astros @ Florida Marlins

Joe Robbie Stadium, Miami, FL

Fri Aug 25 1995, 7:05 PM EDT

Att. 20,019 - Unknown - 81 F

BOTTOM

Batter	1	2	3	4	5	6	7	8	9	AB	R	H	RBI	BB	SO	LOB
Quilvio Veras, S (1, 4) OBP: 0.369, SLG: 0.348	B B C X 2-1 G4-3 ①		C B F F B X 2-2 G3 ③		C B C B B B 4-2 1B 1B BB		C S B C 1-3 K ①			3	0	0	0	1	1	0
Kurt Abbott, R (1, 6)	C C S 0-3 K ②			F F X 0-2 HR	1 SAFE 1 SAFE 1 SAFE X 0-0 1B 1-2		S C F B F X 1-2 G1-3 ②			4	1	2	1	0	1	0
Jeff Conine, R (1, 7) OBP: 0.389, SLG: 0.540	F B B X 2-1 1B			B B C X 2-1 1B 1B	C B 1 SAFE S S 1-3 K ①		F F B S 1-3 K ③			4	1	2	0	0	2	2
Terry Pendleton, S (1, 5) OBP: 0.351, SLG: 0.448	C X 0-1 G1-3 ③			B 1 SAFE X 1-0 1B HR 1-2	S F X 0-2 F9 ②			X 0-0 F9 ①		4	1	1	0	0	0	3
Greg Colbrunn, R (1, 3) OBP: 0.315, SLG: 0.460		B X 1-0 L8 ①		C X 0-1 HR 1-2 2-H	X 0-0 1B 1-2 2-3			B F S X 1-2 F8 ②		4	1	2	1	0	0	0
Andre Dawson, R (1, 9) OBP: 0.304, SLG: 0.449 Robb Nen, R (9, 1)		B X 1-0 L8 ②		B S B X 2-1 HR 1-H 2-H	B X 1-0 G1-3 ③			B S B F B S 3-3 K ③		4 0	1 0	1 0	3 0	0 0	1 0	3 0
Steve Decker, R (1, 2) OBP: 0.333, SLG: 0.348		X 0-0 G5-6-3 ③		X 0-0 G6-3 ①		B S F B X 2-2 G5-3 ①				3	0	0	0	0	0	0
Jesus Tavarez, S (1, 8) OBP: 0.292, SLG: 0.250 (9, 9)			C F S 0-3 K ①	X 0-0 G3 ②		X 0-0 G6-3 ②				3	0	0	0	0	1	0
John Burkett, R (1, 1) OBP: 0.167, SLG: 0.154 Alejandro Pena, R (8, 1) Chuck Carr, S (9, 8) OBP: 0.316, SLG: 0.272			S S B B X 2-2 G5-3 ②	F B S C 1-3 K ③		F C B F B S 2-3 K ③				3 0 0	0 0 0	0 0 0	0 0 0	0 0 0	2 0 0	0 0 0
Inning Stats	R: 0 E: 0 K: 1 S: 9 H: 1 LOB: 1 BB: 0 P: 13	R: 0 E: 0 K: 0 S: 3 H: 0 LOB: 0 BB: 0 P: 5	R: 0 E: 0 K: 1 S: 10 H: 0 LOB: 0 BB: 0 P: 14	R: 5 E: 0 K: 1 S: 15 H: 5 LOB: 0 BB: 0 P: 21	R: 0 E: 0 K: 1 S: 11 H: 2 LOB: 3 BB: 1 P: 17	R: 0 E: 0 K: 2 S: 11 H: 0 LOB: 0 BB: 0 P: 12	R: 0 E: 0 K: 1 S: 8 H: 0 LOB: 0 BB: 0 P: 14	R: 0 E: 0 K: 1 S: 7 H: 0 LOB: 0 BB: 0 P: 11		1B: 6 2B: 0 3B: 0 HR: 2	SF: 0 SAC: 0 DP: 0 HBP: 0					

livebaseballscorecards.com

	AB	32
	R	5
	H	8
	RBI	5
	BB	1
	SO	8
	LOB	8

PITCHER		IP	WLS	BF	H	R	ER	SO	BB	IBB	HBP	BLK	WP	HR	S	P	ERA	WHIP
Shane Reynolds, R ERA: 3.1	(1, 1)	6.0	L	27	8	5	5	5	1	0	0	0	0	2	56	82	7.50	1.500
Dave Veres, R ERA: 1.78	(7, 1)	2.0		6	0	0	0	3	0	0	0	0	0	0	18	25	0.00	0.000

PITCHER	IP	WLS	BF	H	R	ER	SO	BB	IBB	HBP	BLK	WP	HR	S	P	ERA	WHIP

Houston Astros @ Florida Marlins

Joe Robbie Stadium, Miami, FL

Sat Aug 26 1995, 7:05 PM EDT

Att. 27,199 - Unknown - 86 F

TOP

livebaseballscorecards.com

Batter	1	2	3	4	5	6	7	8	9	AB	R	H	RBI	BB	SO	LOB
Brian Hunter, R (1, 8) OBP: 0.366, SLG: 0.420	G5-3		E 1B	F9	1B BB	E6 1B		1B 2B 2-H		4	0	3	1	1	0	0
John Cangelosi, S (1, 9) OBP: 0.485, SLG: 0.433	1B	K	K	1-3 1B		G3			2-3 1B	5	0	3	0	0	1	2
Craig Biggio, R (1, 4) OBP: 0.401, SLG: 0.492	K	K	F9 1-3	F9	F9			S 1B	F9	5	0	1	0	0	1	7
Derrick May, L (1, 7) OBP: 0.312, SLG: 0.364	L7			F9		G3-1		K		4	0	0	0	0	1	2
Tony Eusebio, R (1, 2) OBP: 0.369, SLG: 0.432		WP BB		F8		G4-3		F9		3	0	0	0	1	0	1
Dave Magadan, L (1, 5) OBP: 0.409, SLG: 0.372		L9		BB		HR		K 1-2		3	1	1	1	1	1	2
Mike Simms, R (1, 3) OBP: 0.319, SLG: 0.492		K 1-2		L7		F8			P4	4	0	0	0	0	1	2
Andy Stankiewicz, R (1, 6) OBP: 0.189, SLG: 0.118 Milt Thompson, L (9, PH) OBP: 0.284, SLG: 0.282		L3			L8		P3		F7	3 1	0 0	0 0	0 0	0 0	0 0	1 0
Greg Swindell, L (1, 1) OBP: 0.277, SLG: 0.311 Todd Jones, L (7, 1) OBP: 0.200, SLG: 0.400 Derek Bell, R (9, PH) OBP: 0.384, SLG: 0.435 Ricky Gutierrez, R (9, PR) OBP: 0.246, SLG: 0.236			G5-3		K		G5-3		2B 2B	3 0 1 0	0 0 0 1	0 0 1 0	0 0 0 0	0 0 0 0	1 0 0 0	0 0 0 0
Inning Stats	R: 0 E: 0 K: 1 S: 10 H: 1 LOB: 1 BB: 0 P: 16	R: 0 E: 0 K: 1 S: 8 H: 0 LOB: 1 BB: 1 P: 21	R: 0 E: 1 K: 1 S: 12 H: 1 LOB: 1 BB: 0 P: 16	R: 0 E: 0 K: 0 S: 5 H: 0 LOB: 1 BB: 1 P: 11	R: 0 E: 0 K: 1 S: 9 H: 1 LOB: 2 BB: 1 P: 15	R: 1 E: 0 K: 0 S: 8 H: 1 LOB: 0 BB: 0 P: 14	R: 0 E: 1 K: 0 S: 12 H: 1 LOB: 1 BB: 0 P: 17	R: 0 E: 0 K: 2 S: 11 H: 1 LOB: 1 BB: 0 P: 18	R: 1 E: 0 K: 0 S: 11 H: 3 LOB: 3 BB: 0 P: 19	1B: 6 2B: 2 3B: 0 HR: 1 SF: 0 SAC: 0 DP: 0 HBP: 0						

	AB	36
	R	2
	H	9
	RBI	2
	BB	3
	SO	6
	LOB	17

WP: 1 PA: 39
PB: 0
SB: 1
CS: 0

PITCHER		IP	WLS	BF	H	R	ER	SO	BB	IBB	HBP	BLK	WP	HR	S	P	ERA	WHIP
Willie Banks, R ERA: 5.68	(1, 1)	7.0	W	29	5	1	1	4	3	0	0	0	1	1	64	110	1.29	1.143
Alejandro Pena, R ERA: 5.01	(8, 1)	1.0		4	1	0	0	2	0	0	0	0	0	0	11	18	0.00	1.000
Mark Gardner, R ERA: 4.4	(9, 1)	0.2		4	2	1	1	0	0	0	0	0	0	0	4	7	13.50	3.000
Robb Nen, R ERA: 2.72	(9, 1)	0.1		2	1	0	0	0	0	0	0	0	0	0	7	12	0.00	3.000

PITCHER	IP	WLS	BF	H	R	ER	SO	BB	IBB	HBP	BLK	WP	HR	S	P	ERA	WHIP

Houston Astros @ Florida Marlins

Joe Robbie Stadium, Miami, FL

Sat Aug 26 1995, 7:05 PM EDT

Att. 27,199 - Unknown - 86 F

BOTTOM

Batter	1	2	3	4	5	6	7	8	9	AB	R	H	RBI	BB	SO	LOB
Quilvio Veras, S (1, 4) OBP: 0.366, SLG: 0.344	X 0-0 ① L7		B C B C B X 3-2 ② G5-3			X 0-0 ① B3	F F F B F C 1-3 ③ K			4	0	0	0	0	1	3
Chuck Carr, S (1, 8) OBP: 0.315, SLG: 0.283	B C B X 2-1 ② L5		F X 0-1 ③ F7			1 SAFE B X 1-0 ② 1-2 HR	B F F B F S 2-3 ① K			4	1	1	1	0	1	0
Jeff Conine, R (1, 7) OBP: 0.390, SLG: 0.542	X 0-0 1B			F C B B X 2-2 ① F7		B C B F X 2-2 ③ G4-3		B B X 2-0 1B FC3-2-5 2B		4	0	2	0	0	0	0
Terry Pendleton, S (1, 5) OBP: 0.350, SLG: 0.446	F 1 SAFE X 0-1 ③ P4			X 0-0 ② F8			F B X 1-1 ① G6-3	X 0-0 FC3-2-5 HR 2-3 1B		4	1	1	0	0	0	1
Greg Colbrunn, R (1, 3) OBP: 0.314, SLG: 0.458		B B F S F X 2-2 ① F7		B F B S S 2-3 ③ K			B B X 2-0 E FC6-4 1B	B B F C F X 2-2 ② FC3-2-5 1-3 3-H HR		4	2	1	0	0	1	2
Andre Dawson, R (1, 9) OBP: 0.309, SLG: 0.453 Jesus Tavarez, S (7, PR) OBP: 0.298, SLG: 0.286 (8, 9)	X 0-0 FC5-4 1B			B C B S X 2-2 ① L7			S 1 SAFE S B F 1 SAFE B X 2-2 E8 FC6-4 1-3 2B 1B	C B B F F B X 3-2 2-H 3-H HR		3 1	0 2	2 1	0 3	0 0	0 0	0 0
Kurt Abbott, R (1, 6) OBP: 0.321, SLG: 0.452	B F 1 SAFE X 1-1 ② FC5-4 FC6-4 1-2f			F B X 1-1 ② G5-3			I I I I 4-0 FC6-4 IBB	C S B S 1-3 ③ K		3	0	0	0	1	1	1
Steve Decker, R (1, 2) OBP: 0.324, SLG: 0.337	1 SAFE B B X 2-0 ③ FC6-4 1-2f			F B F F X 1-2 ③ G6-3			B B X 2-0 ② FC6-4 2B 1-2f 2-3 3-H			3	0	0	1	0	0	3
Willie Banks, R (1, 1) OBP: 0.294, SLG: 0.200 Alex Arias, R (7, PH) OBP: 0.350, SLG: 0.382 Alejandro Pena, R (8, 1) Mark Gardner, R (9, 1) OBP: 0.190, SLG: 0.190 Robb Nen, R (9, 1)			B C X 1-1 ① F7			F B X 1-1 HR 1B	B C C X 1-2 1-3 3-H 2B			2 1 0 0 0	0 0 0 0 0	1 1 0 0 0	0 1 0 0 0	0 0 0 0 0	0 0 0 0 0	0 0 0 0 0
Inning Stats	R: 0 E: 0 K: 0 S: 6 H: 1 LOB: 1 BB: 0 P: 8	R: 0 E: 0 K: 0 S: 8 H: 1 LOB: 1 BB: 0 P: 13	R: 0 E: 0 K: 0 S: 7 H: 0 LOB: 0 BB: 0 P: 11	R: 0 E: 0 K: 1 S: 7 H: 0 LOB: 0 BB: 0 P: 11	R: 0 E: 0 K: 0 S: 9 H: 0 LOB: 0 BB: 0 P: 13	R: 1 E: 0 K: 0 S: 7 H: 2 LOB: 0 BB: 0 P: 11	R: 2 E: 1 K: 1 S: 16 H: 3 LOB: 2 BB: 1 P: 29	R: 3 E: 0 K: 2 S: 17 H: 3 LOB: 0 BB: 0 P: 27		1B: 6 2B: 2 3B: 0 HR: 2	SF: 0 SAC: 0 DP: 0 HBP: 0		WP: 0 PB: 0 SB: 0 CS: 0	PA: 34			

livebaseballscorecards.com

AB	33
R	6
H	10
RBI	6
BB	1
SO	4
LOB	10

PITCHER		IP	WLS	BF	H	R	ER	SO	BB	IBB	HBP	BLK	WP	HR	S	P	ERA	WHIP
Greg Swindell, L ERA: 4.73	(1, 1)	6.1	L	24	6	3	3	1	0	0	0	0	0	1	51	79	4.26	0.947
Todd Jones, R ERA: 3.2	(7, 1)	1.2		10	4	3	3	3	0	1	0	0	0	1	26	44	16.20	2.400

PITCHER	IP	WLS	BF	H	R	ER	SO	BB	IBB	HBP	BLK	WP	HR	S	P	ERA	WHIP

Batter	1	2	3	4	5	6	7	8	9	AB	R	H	RBI	BB	SO	LOB
Brian Hunter, R (1, 8) OBP: 0.368, SLG: 0.424	C B F B C 2-3 ① K		X 0-0 WP G3 2B		B X 1-0 ③ P5			B B B B 4-0 1B DI G6-3 BB		3	2	1	0	1	1	0
James Mouton, R (1, 7) OBP: 0.320, SLG: 0.376	B S B X 2-1 G5-3		C B B C X 2-2 ② G3 2-H			S X 0-1 ① P3		B C C S 1-3 ① K 1-2		4	0	0	1	0	1	1
Craig Biggio, R (1, 4) OBP: 0.404, SLG: 0.493	B B B B 4-0 BB		B C X 1-1 ③ G4-3			C F B F X 1-2 E2 1B		B F X 1-1 S 2-3 1B		3	0	2	0	1	0	0
Derek Bell, R (1, 9) OBP: 0.381, SLG: 0.431	B B 1 SAFE X 2-0 ③ P4			F X 0-1 ① G5-3		B S F F S 1-3 ② K		C B X 1-1 ② G6-3 1-2 3-H		4	0	0	1	0	1	3
Dave Magadan, L (1, 5) OBP: 0.411, SLG: 0.373 Craig Shipley, R (8, PH) OBP: 0.278, SLG: 0.333 (8, 5)		C C B B F F F F F 2-2 X 1B		C B B B S B 4-2 1B BB		B S S B F B S 3-3 ③ K		C B B X 2-1 ③ F8		2 1	0 0	1 0	0 0	1 0	1 0	1 1
Mike Simms, R (1, 3) OBP: 0.342, SLG: 0.507		B F B F F X 2-2 ① P4		B X 1-0 L3 1-2 1B			B B C B X 3-1 FC6-4 1B		B X 1-0 G6-4-3 1B	4	0	3	0	0	0	1
Pat Borders, R (1, 2) OBP: 0.246, SLG: 0.350		F C F F X 0-2 ② P2		C C B B F X 2-2 ②③ L3 1-2			B B B C X 3-1 ① F7		X 0-0 ①② G6-4-3 1-2f	4	0	0	0	0	0	5
Ricky Gutierrez, R (1, 6) OBP: 0.230, SLG: 0.220		B C B S B S 3-3 ③ K			B F X 1-1 ① L3		B X 1-0 ② F9		B C F F F S 1-3 ③ K	4	0	0	0	0	2	2
Doug Drabek, R (1, 1) OBP: 0.234, SLG: 0.222			B C F B F F F F B 3-2 X L7		X 0-0 ② L6		C B X 1-1 ③ FC6-4 1-2f			1	0	0	0	0	0	0
Milt Thompson, L (5, PH) OBP: 0.282, SLG: 0.279										1	0	0	0	0	0	0
Craig McMurtry, R (5, 1)										0	0	0	0	0	0	0
Derrick May, L (7, PH) OBP: 0.311, SLG: 0.362										1	0	0	0	0	0	1
Dean Hartgraves, R (7, 1)										0	0	0	0	0	0	0
Inning Stats	R: 0 E: 0 K: 1 S: 6 H: 0 LOB: 1 BB: 1 P: 16	R: 0 E: 0 K: 1 S: 20 H: 1 LOB: 1 BB: 0 P: 27	R: 1 E: 0 K: 0 S: 13 H: 1 LOB: 0 BB: 0 P: 19	R: 0 E: 0 K: 0 S: 9 H: 1 LOB: 1 BB: 1 P: 16	R: 0 E: 0 K: 0 S: 4 H: 0 LOB: 0 BB: 0 P: 6	R: 0 E: 1 K: 2 S: 14 H: 1 LOB: 1 BB: 0 P: 19	R: 0 E: 0 K: 0 S: 7 H: 1 LOB: 1 BB: 0 P: 15	R: 1 E: 0 K: 1 S: 9 H: 1 LOB: 1 BB: 1 P: 18	R: 0 E: 0 K: 1 S: 7 H: 1 LOB: 0 BB: 0 P: 9	1B: 6 2B: 2 3B: 0 HR: 0 SF: 0 SAC: 0 DP: 2 HBP: 0						

TOP

Houston Astros @ Florida Marlins

Joe Robbie Stadium, Miami, FL

Sun Aug 27 1995, 7:05 PM EDT

Att. 22,988 - Unknown - 81 F

livebaseballscorecards.com

AB	32
R	2
H	7
RBI	2
BB	3
SO	6
LOB	15

PITCHER		IP	WLS	BF	H	R	ER	SO	BB	IBB	HBP	BLK	WP	HR	S	P	ERA	WHIP
Pat Rapp, R ERA: 4.22	(1, 1)	7.0	W	27	5	1	1	4	2	0	0	0	1	0	73	118	1.29	1.000
Rich Garces, R ERA: 3.6	(8, 1)	0.2		4	1	1	1	1	1	0	0	0	0	0	7	14	13.50	3.000
Yorkis Perez, L ERA: 5.65	(8, 1)	0.1		1	0	0	0	0	0	0	0	0	0	0	2	4	0.00	0.000
Buddy Groom, L ERA: 7.38	(9, 1)	1.0		3	1	0	0	1	0	0	0	0	0	0	7	9	0.00	1.000

PITCHER		IP	WLS	BF	H	R	ER	SO	BB	IBB	HBP	BLK	WP	HR	S	P	ERA	WHIP

WP: 1 PB: 0 SB: 1 CS: 0 PA: 35

BOTTOM

Batter	1	2	3	4	5	6	7	8	9	AB	R	H	RBI	BB	SO	LOB
Quilvio Veras, S (1, 4) OBP: 0.366, SLG: 0.342	BBBB 4-1 3B BB x 0-0 SF9 ② 2-3 3-H			CBSBX 2-2 G6-3 ①	BBFFBB 4-2 1B 2B BB	BX 1-0 F8 ①		2	2	0	1	2	0	1
Kurt Abbott, R (1, 6) OBP: 0.322, SLG: 0.461	x 0-0 1-H 1B 3B BBB 1-3 K ③			CBBSBFS 3-3 K ②	X 0-0 F3 ②	BBFBX 3-1 1-H 2B		5	1	2	2	0	2	4
Jeff Conine, R (1, 7) OBP: 0.392, SLG: 0.543	BX 1-0 HR 3-H 1B	CBX 1-1 1B		X 0-0 F9 ③	CBX 1-1 2B 1-2 2-3 1B	BBBCX 3-1 F7 ②		5	2	3	1	0	0	1
Terry Pendleton, S (1, 5) OBP: 0.351, SLG: 0.455	BC1X SAFE 1-1 1-H HR	FX 0-1 F7 ①			BX 1-0 F7 ①	FFBBBX 3-2 1B 1-H 2-H 3-H 2B		FBBBX 2-1 F9 ③		5	1	2	5	0	0	2
Greg Colbrunn, R (1, 3) OBP: 0.314, SLG: 0.456	SBSTFBFX 2-2 G4-3 ①	FX 0-1 L9 ②			CSBX 1-2 G1-3 ②	X 0-0 2-H 1B ③				4	0	1	0	0	0	1
Russ Morman, R (1, 9) OBP: 0.328, SLG: 0.517 Rich Garces, R (8, 1) Yorkis Perez, L (8, 1) Buddy Groom, L (9, 1)	BCX 1-1 1B BB SH 1B	BX 1-0 L6 ③			BBFSFFH 3-2 HBP	CBBBSC 3-3 K ①				3 0 0 0	1 0 0 0	1 0 0 0	0 0 0 0	0 0 0 0	1 0 0 0	1 0 0 0
Steve Decker, R (1, 2) OBP: 0.322, SLG: 0.327	BC1BBB SAFE 4-1 SH 1B 1-2 SF9 BB			BCBX 2-1 G6-3 ①	FFX 0-2 G5-3 ③	FBSFBX 2-2 P4 ②				3	1	0	0	1	0	1
Jesus Tavarez, S (1, 8) OBP: 0.305, SLG: 0.294 (8, 9)	BX 1-0 SF9 SH 1-2 2-3 1B			BX 1-0 G4-3 ②	BX 1-0 1B SH3-4 2B 1B	BX 1-0 F9 ③				4	1	2	0	0	0	0
Pat Rapp, R (1, 1) OBP: 0.154, SLG: 0.179 Chuck Carr, S (8, 8) OBP: 0.318, SLG: 0.286	BBCX 2-1 SH 1-2 2-3 3-H			FBCS 1-3 K ③	1 SAFE FX 0-1 SH3-4 ① 1-2			BCX 1-1 2B 1B		1 1	0 1	0 1	1 1	0 0	1 0	0 0
Inning Stats	R: 6 E: 1 K: 1 S: 21 H: 5 LOB: 2 BB: 2 P: 38	R: 0 E: 0 K: 0 S: 7 H: 1 LOB: 1 BB: 0 P: 9		R: 0 E: 0 K: 1 S: 8 H: 0 LOB: 0 BB: 0 P: 13	R: 0 E: 0 K: 0 S: 11 H: 0 LOB: 1 BB: 0 P: 16	R: 3 E: 0 K: 0 S: 12 H: 4 LOB: 2 BB: 1 P: 21	R: 0 E: 0 K: 1 S: 8 H: 0 LOB: 0 BB: 0 P: 14	R: 1 E: 0 K: 0 S: 9 H: 2 LOB: 1 BB: 0 P: 19		1B: 8 2B: 2 3B: 1 HR: 1	SF: 1 SAC: 2 DP: 0 HBP: 1					

PITCHER		IP	WLS	BF	H	R	ER	SO	BB	IBB	HBP	BLK	WP	HR	S	P	ERA	WHIP
Doug Drabek, R ERA: 4.91	(1, 1)	4.0	L	21	6	6	5	3	2	0	0	0	0	1	42	70	11.25	2.000
Craig McMurtry, R ERA: 10.29	(5, 1)	2.0		11	4	3	3	0	1	0	1	0	0	0	23	37	13.50	2.500
Dean Hartgraves, L ERA: 2.81	(7, 1)	2.0		8	2	1	1	1	0	0	0	0	0	0	17	33	4.50	1.000

PITCHER	IP	WLS	BF	H	R	ER	SO	BB	IBB	HBP	BLK	WP	HR	S	P	ERA	WHIP

Houston Astros @ Florida Marlins

Joe Robbie Stadium, Miami, FL

Sun Aug 27 1995, 7:05 PM EDT
Att. 22,988 - Unknown - 81 F

livebaseballscorecards.com

AB	33
R	10
H	12
RBI	10
BB	3
SO	4
LOB	11

1B: 8	SF: 1	WP: 0	PA: 40
2B: 2	SAC: 2	PB: 0	
3B: 1	DP: 0	SB: 0	
HR: 1	HBP: 1	CS: 0	

Batter	1	2	3	4	5	6	7	8	9	AB	R	H	RBI	BB	SO	LOB
John Cangelosi, S (1, 8) OBP: 0.481, SLG: 0.426	B C B C X 2-2 ① G6-3	L B B B F B 4-2 E S BB		X 0-0 1B E G4-3 1B		B B C X 2-1 ① ② G4-3 1-2f			B C C F C 1-3 ① K	4	1	1	0	1	1	1
Craig Biggio, R (1, 4) OBP: 0.403, SLG: 0.493	B B C B C X 3-2 2B	1 SAFE B F B S B B 4-2 1-3 3-H BB		L X 0-1 FC6 G4-3 1B 1-2		C B S B B S 3-3 ③ K			B B C X 2-1 ② G5-3	4	0	1	0	1	1	1
Derrick May, L (1, 7) OBP: 0.309, SLG: 0.358	C F F X 0-2 ② F8	B F X 1-1 ③ F8		F B F X 1-2 G4-3 1-2 2-3 1B			S B X 1-1 ① F8		C S B F S 1-3 ③ K	5	0	1	0	0	1	3
Derek Bell, R (1, 9) OBP: 0.381, SLG: 0.430 Todd Jones, L (4, 1) OBP: 0.200, SLG: 0.400 Ricky Gutierrez, R (7, PH) OBP: 0.226, SLG: 0.217 Mike Henneman, R (7, 1)	B B F F F F F S 2-3 ③ K		B S B B B S F B 4-2 FC6-4 BB	S X 0-1 ① ② G4-3 1-2f 2-3 3-H			C X 0-1 ② F9			2 0 1 0	0 0 0 0	0 0 0 0	0 0 0 0	1 0 0 0	1 0 0 0	3 0 0 0
Tony Eusebio, R (1, 2) OBP: 0.368, SLG: 0.430		F B F B X 2-2 1B FC5-2 1B	B B 1 SAFE X 2-0 ① FC6-4 BB 1B 1-2f	B B B F T C 3-3 ③ K			C B B S F B C 3-3 ③ K			4	0	1	0	0	2	2
Dave Magadan, L (1, 5) OBP: 0.413, SLG: 0.375		X 0-0 FC5-2 2B 1-3 1B	C C F X 1-2 BB 1-2 1B		C B B X 2-1 ① F7			X 0-0 ① F8		4	1	2	0	0	0	0
Mike Simms, R (1, 3) OBP: 0.350, SLG: 0.493	B X	1-0 ① FC5-2 2B 1-2 3-H	B B B B	4-0 1-2 2-3 BB	S B F S	1-3 ② K		B B B B 4-0 BB		2	1	0	0	2	1	2
Craig Shipley, R (1, 6) OBP: 0.277, SLG: 0.337	B C F B X	2-2 G3 E 2B 1-H 2-H	C B F X 1-2 F8 ②	X	0-0 ③ L9			X 0-0 ② L8		4	1	1	2	0	0	4
Doug Brocail, L (1, 1) OBP: 0.182, SLG: 0.182 James Mouton, R (4, 9) OBP: 0.322, SLG: 0.374	X	0-0 ② G3 2-3	F S X 0-2 ③ F7			B C B B B 4-1 G4-3 BB		S B B F S 2-3 ③ K		2 1	0 0	0 0	0 0	0 1	0 1	4 1
Inning Stats	R: 0 H: 1 E: 0 LOB: 1 K: 1 BB: 0 S: 16 P: 23	R: 3 H: 3 E: 0 LOB: 2 K: 0 BB: 2 S: 15 P: 29	R: 0 H: 1 E: 0 LOB: 3 K: 0 BB: 2 S: 14 P: 26	R: 1 H: 2 E: 1 LOB: 1 K: 1 BB: 0 S: 11 P: 15	R: 0 H: 0 E: 0 LOB: 0 K: 1 BB: 0 S: 6 P: 9	R: 0 H: 0 E: 0 LOB: 0 K: 1 BB: 1 S: 6 P: 15	R: 0 H: 0 E: 0 LOB: 0 K: 1 BB: 0 S: 8 P: 12	R: 0 H: 0 E: 0 LOB: 1 K: 1 BB: 1 S: 5 P: 11	R: 0 H: 0 E: 0 LOB: 0 K: 2 BB: 0 S: 10 P: 14	1B: 5 SF: 0 2B: 2 SAC: 0 3B: 0 DP: 2 HR: 0 HBP: 0						

TOP

Houston Astros @ Florida Marlins

Joe Robbie Stadium, Miami, FL

Mon Aug 28 1995, 7:05 PM EDT

Att. 16,332 - Unknown - 82 F

livebaseballscorecards.com

AB	33
R	4
H	7
RBI	2
BB	6
SO	8
LOB	21

PITCHER		IP	WLS	BF	H	R	ER	SO	BB	IBB	HBP	BLK	WP	HR	S	P	ERA	WHIP	PITCHER		IP	WLS	BF	H	R	ER	SO	BB	IBB	HBP	BLK	WP	HR	S	P	ERA	WHIP
Marc Valdes, R ERA: 6.0	(1, 1)	3.0		21	7	4	2	1	4	0	0	0	0	0	51	85	6.00	3.667																			
David Weathers, R ERA: 6.1	(4, 1)	2.0	W	5	0	0	0	2	0	0	0	0	0	0	11	17	0.00	0.000																			
Rich Garces, R ERA: 3.27	(6, 1)	2.0		6	0	0	0	2	1	0	0	0	0	0	14	27	0.00	0.500																			
Alejandro Pena, R ERA: 4.89	(8, 1)	1.0		4	0	0	0	1	1	0	0	0	0	0	5	11	0.00	1.000																			
Robb Nen, R ERA: 2.67	(9, 1)	1.0	S	3	0	0	0	2	0	0	0	0	0	0	10	14	0.00	0.000																			

Houston Astros @ Florida Marlins

Joe Robbie Stadium, Miami, FL

Mon Aug 28 1995, 7:05 PM EDT

Att. 16,332 - Unknown - 82 F

livebaseballscorecards.com

BOTTOM

Batter	1	2	3	4	5	6	7	8	9	AB	R	H	RBI	BB	SO	LOB
Quilvio Veras, S (1, 4) OBP: 0.366, SLG: 0.344	C B C X 1-2 P6 ①		X 0-0 WP S 1B 1B	B X 1-0 2B 1B 3-H	C F F B F X 1-2 SF7 ② 3-H			C B B X 2-1 L7 ①		4	2	2	2	0	0	0
Alex Arias, R (1, 6)	X 0-0 2B 1B		P M F 1 SAFE 1 SAFE S 1-3 K ① 1-2	C 1 SAFE 1 SAFE X 0-1 P6 ②	F F C 0-3 K ③			B X 1-0 G6-3 ②		5	1	1	0	0	2	4
Jeff Conine, R (1, 7) OBP: 0.393, SLG: 0.544	X 0-0 F8 ②		F F B B X 2-2 1B 1B 1B 2-H	B 1 SAFE 1 SAFE P F X 2-1 2B 1-H		S X 0-1 F8 ①		F S S 0-3 K ③		5	1	2	2	0	1	1
Terry Pendleton, S (1, 5) OBP: 0.355, SLG: 0.459	F X 0-1 FC6-5 2B 1-H		S F B X 1-2 F8 1B 1B 1-3	4-0 FC6-4 IBB		X 0-0 G4-3 ②				3	0	2	1	1	0	0
Greg Colbrunn, R (1, 3) OBP: 0.313, SLG: 0.454	C X 0-1 FC6-5 ③ 2-3		B X 1-0 S 1B 1-2 3-H	C F X 0-2 FC6-4 ③ 1-2f		X 0-0 G5-3 ③				4	0	1	1	0	0	3
Andre Dawson, R (1, 9) OBP: 0.308, SLG: 0.445 Alejandro Pena, R (8, 1) Robb Nen, R (9, 1)		B C F F F X 1-2 G4-3 ① 2-3	B X 1-0 F8 ② 2-3		B C B B B 4-2 1B G6-3 SF7 BB		B S C S 1-3 K ①			3 0 0	1 0 0	0 0 0	0 0 0	1 0 0	1 0 0	2 0 0
Rob Natal, R (1, 2) OBP: 0.214, SLG: 0.481		B B B C X 3-1 G6-3 2B	B 1 SAFE 1 SAFE F B F B S 3-3 K ③ 1-2		C B C F F F F F X 1-2 G6-3 ① 1-2		X 0-0 P4 ②			4	0	1	0	0	1	3
Jesus Tavarez, S (1, 8) OBP: 0.320, SLG: 0.345 (8, 9)		X 0-0 G6-3 ② 2-3		C B X 1-1 1B 3B	B B B C C X 3-2 BB 1B 2-3		B B X 2-0 3B			4	1	3	0	0	0	1
Marc Valdes, R (1, 1) David Weathers, R (4, 1) OBP: 0.154, SLG: 0.154 Russ Morman, R (5, PH) OBP: 0.339, SLG: 0.517 Rich Garces, R (6, 1) Chuck Carr, S (7, PH) OBP: 0.317, SLG: 0.285 (8, 8)		X 0-0 G3 ③		B F C X 1-2 G6-3 ① 1-2	S B B B 1 B SAFE 4-1 BB 1-2		B B 3 SAFE X 2-0 G1-3 ③			1 1 0 0 1	0 0 0 0 0	0 0 0 0 0	0 0 0 0 0	0 0 1 0 0	0 1 0 0 0	1 1 0 0 1
Inning Stats	R: 1 H: 2 E: 0 LOB: 1 K: 0 BB: 0 S: 9 P: 10	R: 0 H: 1 E: 0 LOB: 1 K: 0 BB: 0 S: 9 P: 13	R: 2 H: 4 E: 0 LOB: 2 K: 2 BB: 0 S: 16 P: 24	R: 2 H: 3 E: 0 LOB: 2 K: 0 BB: 1 S: 14 P: 22	R: 1 H: 1 E: 0 LOB: 2 K: 1 BB: 2 S: 22 P: 35	R: 0 H: 0 E: 0 LOB: 0 K: 0 BB: 0 S: 4 P: 4	R: 0 H: 1 E: 0 LOB: 1 K: 1 BB: 0 S: 6 P: 11	R: 0 H: 0 E: 0 LOB: 0 K: 1 BB: 0 S: 6 P: 9		1B: 7 SF: 1 2B: 3 SAC: 0 3B: 2 DP: 0 HR: 0 HBP: 0						

	AB	35
	R	6
	H	12
	RBI	6
	BB	3
	SO	5
	LOB	17

WP: 1 PA: 39
PB: 0
SB: 2
CS: 0

PITCHER		IP	WLS	BF	H	R	ER	SO	BB	IBB	HBP	BLK	WP	HR	S	P	ERA	WHIP
Doug Brocail, R ERA: 4.42	(1, 1)	3.2	L	21	10	5	5	2	0	0	0	0	1	0	45	62	12.27	2.727
Todd Jones, R ERA: 3.22	(4, 1)	2.1		11	1	1	1	1	2	1	0	0	0	0	29	46	3.86	1.286
Mike Henneman, R ERA: 1.3	(7, 1)	2.0		7	1	0	0	2	0	0	0	0	0	0	12	20	0.00	0.500

PITCHER	IP	WLS	BF	H	R	ER	SO	BB	IBB	HBP	BLK	WP	HR	S	P	ERA	WHIP

TOP

Chicago Cubs @ Florida Marlins

Joe Robbie Stadium, Miami, FL

Tue Aug 29 1995, 7:05 PM EDT

Att. 19,487 - Unknown - 90 F

livebaseballscorecards.com

Batter	1	2	3	4	5	6	7	8	9	AB	R	H	RBI	BB	SO	LOB
Luis Gonzalez, L (1, 8) (7, 7) OBP: 0.337, SLG: 0.450	4-2 1B FC5-2 BB	1-1 L4 ③		1-2 1-H 3B		1-3 K ②		3-2 1-H HR 1B		4	1	2	2	1	1	1
Todd Zeile, R (1, 5) OBP: 0.314, SLG: 0.415	1-1 P3 ①		4-2 FC5-4 BB	3-3 K ③		1-2 1-2f FC5-4 ③		3-1 1-H HR		4	1	1	2	1	1	3
Mark Grace, L (1, 3) OBP: 0.389, SLG: 0.520	1-2 1-3 2B FC5-2 1B		0-1 F8 ①		1-0 F8 1B HBP		4-0 L6-4 1B BB	2-1 P5 ②		3	2	1	0	1	0	1
Sammy Sosa, R (1, 9) OBP: 0.343, SLG: 0.509	0-0 1-2 3-H FC5-2 2B 2B ②		3-3 K ②		2-2 1-2 F8 ①		2-0 1-2 1B	2-3 K ③		5	1	1	0	0	2	4
Shawon Dunston, R (1, 6) OBP: 0.331, SLG: 0.518	1-2 1-3 2-H 2B 2B		1-1 FC5-4 ③ 1-2f		1-1 2-H 1B L8-2 S 1B		0-3 K ①		0-1 G1-3 ①	5	1	2	2	0	1	3
Ozzie Timmons, R (1, 7) OBP: 0.298, SLG: 0.436 Anthony Young, R (7, 1) OBP: 0.667, SLG: 0.667 Howard Johnson, S (9, PH) OBP: 0.257, SLG: 0.276 Mike Perez, R (9, 1)	3-0 2-H 3-H 2B			0-1 E 2B	2-1 1-3 1B		1-1 2-3 L6-4 ② ③		4-2 BB	4	1	3	2	0	0	2
										0	0	0	0	0	0	0
										0	0	0	0	1	0	0
										0	0	0	0	0	0	0
Scott Servais, R (1, 2) OBP: 0.341, SLG: 0.537	2-3 K ③			2-0 E7 2-H 3B 1B	1-2 3-H L8-2 ② ③			2-3 K ①	1-2 F9 ②	5	1	1	0	0	2	4
Rey Sanchez, R (1, 4) OBP: 0.309, SLG: 0.375		1-0 G5-3 ①		0-1 F8 ①		0-0 G4-3 ①		1-1 HR	2-3 K ③	5	1	1	1	0	1	2
Kevin Foster, R (1, 1) OBP: 0.275, SLG: 0.367 Scott Bullett, L (7, 8) OBP: 0.289, SLG: 0.394		1-3 K ②		0-0 F8 ②		1-1 FC5-4 1B		1-0 E6 S 1B		3	0	1	0	0	1	1
										1	1	0	0	0	0	0
Inning Stats	R: 3 E: 0 K: 1 S: 17 H: 3 LOB: 1 BB: 1 P: 29	R: 0 E: 0 K: 1 S: 6 H: 0 LOB: 0 BB: 0 P: 9	R: 0 E: 0 K: 1 S: 10 H: 0 LOB: 1 BB: 1 P: 18	R: 2 E: 1 K: 1 S: 12 H: 3 LOB: 1 BB: 0 P: 18	R: 1 E: 0 K: 0 S: 12 H: 2 LOB: 1 BB: 0 P: 19	R: 0 E: 0 K: 1 S: 12 H: 1 LOB: 1 BB: 0 P: 15	R: 0 E: 0 K: 1 S: 6 H: 1 LOB: 1 BB: 1 P: 13	R: 4 E: 1 K: 2 S: 16 H: 3 LOB: 0 BB: 0 P: 30	R: 0 E: 0 K: 1 S: 10 H: 0 LOB: 1 BB: 1 P: 17	1B: 7 2B: 5 3B: 1 HR: 2 SF: 0 SAC: 0 DP: 2 HBP: 1						

	AB	39
	R	10
	H	13
	RBI	9
	BB	4
	SO	9
	LOB	21

	WP: 0	PA: 44
	PB: 0	
	SB: 2	
	CS: 0	

PITCHER		IP	WLS	BF	H	R	ER	SO	BB	IBB	HBP	BLK	WP	HR	S	P	ERA	WHIP
Chris Hammond, L ERA: 3.42	(1, 1)	4.1	L	23	7	6	6	4	2	0	1	0	0	0	50	83	12.46	2.077
David Weathers, R ERA: 6.05	(5, 1)	0.2		2	1	0	0	0	0	0	0	0	0	0	7	10	0.00	1.500
Buddy Groom, L ERA: 7.1	(6, 1)	2.0		8	2	0	0	2	1	0	0	0	0	0	18	28	0.00	1.500
Mark Gardner, R ERA: 4.6	(8, 1)	2.0		11	3	4	3	3	1	0	0	0	0	2	26	47	13.50	2.000

PITCHER	IP	WLS	BF	H	R	ER	SO	BB	IBB	HBP	BLK	WP	HR	S	P	ERA	WHIP

Chicago Cubs @ Florida Marlins

Joe Robbie Stadium, Miami, FL

Tue Aug 29 1995, 7:05 PM EDT

Att. 19,487 - Unknown - 90 F

BOTTOM

Batter	1	2	3	4	5	6	7	8	9	AB	R	H	RBI	BB	SO	LOB
Quilvio Veras, S (1, 4) OBP: 0.364, SLG: 0.340	B B C C F B X 3-2 P2 ①		B B B B 4-0 1-2 BB		C B F B X 2-2 F7 ②		F F F B F X 1-2 1-2f G4-6-3 ②③		F C B S 1-3 K ② 1-2	4	0	0	0	1	1	3
Alex Arias, R (1, 6) OBP: 0.347, SLG: 0.377	B F B X 2-1 P6 ②		C B C F B X 2-2 L3-6 ②③ 2-3		B C C B X 2-2 F8 ③			B B C X 2-1 2B 1B	B B C B X 3-1 2-H 1B	5	1	2	1	0	0	3
Jeff Conine, R (1, 7) OBP: 0.390, SLG: 0.542	C B T X 1-2 G6-3 ③			B X 1-0 G5-3 ①		C S F B B X 2-2 F8 ①		B C F B B F F X 3-2 1B 1-H WP 2B	X 0-0 L9 ③	5	1	1	1	0	0	1
Terry Pendleton, S (1, 5) OBP: 0.354, SLG: 0.457		B S B S F X 2-2 P5 ①		F S B X 1-2 BB 1B 1B		C B X 1-1 F8 ②		B S B X 2-1 G5-3 ①		4	1	1	0	0	0	1
Greg Colbrunn, R (1, 3) OBP: 0.319, SLG: 0.463		B B F F F B X 3-2 HR		B B B C B 4-1 1-2 CS 1B BB		S B B B S B B 4-2 BB		B B X 2-0 2-3 WP 1B		2	1	2	1	2	0	0
Andre Dawson, R (1, 9) OBP: 0.307, SLG: 0.441		B X 1-0 F7 ②		C X 0-1 1-2 2-H FC6-4 1B		B B S X 2-1 F8 ③		C F F B F X 1-2 1-2 3-H G5-3 ②		4	0	1	1	0	0	2
Steve Decker, R (1, 2) OBP: 0.319, SLG: 0.324		B B C F S 2-3 K ③		B C F F X 1-2 1-2f 2-3 FC6-4 ②③			B X 1-0 FC3-6 1B	F B X 1-1 F8 ③		4	0	1	0	0	1	3
Jesus Tavarez, S (1, 8) OBP: 0.325, SLG: 0.350			B F B F X 2-2 G6-3 ①		X 0-0 1B		X 0-0 1-2f FC3-6 WP 1B ①		S X 0-1 S 1B 1B	4	2	2	0	0	0	1
Chris Hammond, L (1, 1) OBP: 0.333, SLG: 0.366 David Weathers, R (5, 1) OBP: 0.154, SLG: 0.154 Mario Diaz, R (5, PH) OBP: 0.228, SLG: 0.295 Buddy Groom, L (6, 1) Russ Morman, R (7, PH) OBP: 0.349, SLG: 0.525 Mark Gardner, R (8, 1) OBP: 0.190, SLG: 0.190 Kurt Abbott, R (9, PH) OBP: 0.321, SLG: 0.459			B B C B B 4-1 L3-6 BB BB		C F 1 SAFE X 0-2 F7 ①		F B X 1-1 1-H G4-6-3 1B		B B X 2-0 F9 ①	0 0 1 0 1 0 1	0 0 0 0 0 0 0	0 0 0 0 1 0 1	0 0 0 0 0 0 0	1 0 0 0 0 0 0	0 0 1 0 0 0 0	0 0 1 0 0 0 1
Inning Stats	R: 0 E: 0 K: 0 S: 9 H: 0 LOB: 0 BB: 0 P: 15	R: 1 E: 0 K: 1 S: 12 H: 1 LOB: 0 BB: 0 P: 20	R: 0 E: 0 K: 0 S: 8 H: 0 LOB: 1 BB: 2 P: 20	R: 1 E: 0 K: 0 S: 11 H: 2 LOB: 1 BB: 1 P: 18	R: 0 E: 0 K: 0 S: 11 H: 1 LOB: 1 BB: 0 P: 15	R: 0 E: 0 K: 0 S: 10 H: 0 LOB: 1 BB: 1 P: 19	R: 1 E: 0 K: 0 S: 9 H: 2 LOB: 0 BB: 0 P: 12	R: 2 E: 0 K: 0 S: 17 H: 3 LOB: 1 BB: 0 P: 28	R: 1 E: 0 K: 1 S: 9 H: 2 LOB: 1 BB: 0 P: 15	1B: 9 2B: 2 3B: 0 HR: 1	SF: 0 SAC: 0 DP: 2 HBP: 0					

livebaseballscorecards.com

AB	35
R	6
H	11
RBI	5
BB	4
SO	2
LOB	16

PITCHER		IP	WLS	BF	H	R	ER	SO	BB	IBB	HBP	BLK	WP	HR	S	P	ERA	WHIP
Kevin Foster, R ERA: 4.71	(1, 1)	6.0	W	24	4	2	2	1	4	0	0	0	0	1	61	107	3.00	1.333
Anthony Young, R ERA: 4.13	(7, 1)	2.0		10	5	3	3	0	0	0	0	0	2	0	26	40	13.50	2.500
Mike Perez, R ERA: 3.1	(9, 1)	1.0		5	2	1	1	1	0	0	0	0	0	0	9	15	9.00	2.000

PITCHER	IP	WLS	BF	H	R	ER	SO	BB	IBB	HBP	BLK	WP	HR	S	P	ERA	WHIP

Batter	1	2	3	4	5	6	7	8	9	AB	R	H	RBI	BB	SO	LOB
Luis Gonzalez, L (1, 8) OBP: 0.336, SLG: 0.448	C C B B F X 2-2 ① G2-3		B X 1-0 G5-4-3 1B		X 0-0 ② ③ G6-4-3 1-2f			F C X 0-2 ② F8		4	0	1	0	0	0	2
Todd Zeile, R (1, 5) OBP: 0.311, SLG: 0.410	C C B B F C 2-3 ② K		1 SAFE 1 SAFE C 1 SAFE B 1 SAFE X 1-1 ① ② G5-4-3 1-2f			F B S C 1-3 ① K		1 SAFE C B F X 1-2 ③ L9		4	0	0	0	0	2	2
Mark Grace, L (1, 3) OBP: 0.388, SLG: 0.516	B B C B B 4-1 BB		C B F X 1-2 ③ G3			C B F X 1-2 ② F8			X 0-0 ① F8	3	0	0	0	1	0	0
Sammy Sosa, R (1, 9) OBP: 0.343, SLG: 0.513	B C S 1 SAFE F S 1-3 ③ K			C F B S 1-3 ① K		X 0-0 ③ F9			B X 1-0 HR	4	1	1	1	0	2	1
Shawon Dunston, R (1, 6) OBP: 0.328, SLG: 0.514 José Hernández, R (7, 6) OBP: 0.277, SLG: 0.467		B X 1-0 ① G6-3		B F B C S 2-3 ② K			B F B X 2-1 ① G5-3		B X 1-0 ② G4-3	3 1	0 0	0 0	0 0	0 0	1 0	0 0
Ozzie Timmons, R (1, 7) OBP: 0.303, SLG: 0.441		B C B C X 2-2 2B		S B B S B B 4-2 FC6-4 BB			B B B C X 3-1 ② P3		X 0-0 ③ G2-3	3	0	1	0	1	0	0
Scott Servais, R (1, 2) OBP: 0.336, SLG: 0.529		C X 0-1 ② L4		X 0-0 ③ FC6-4 1-2f			X 0-0 ③ F8			3	0	0	0	0	0	2
Rey Sanchez, R (1, 4) OBP: 0.309, SLG: 0.373		B B B I 4-0 IBB			F X 0-1 ① G6-3			C C B B X 2-2 ① F8		2	0	0	0	1	0	0
Frank Castillo, R (1, 1) OBP: 0.143, SLG: 0.106 Scott Bullett, L (8, PH) OBP: 0.294, SLG: 0.398 Terry Adams, R (8, 1)		C B B X 2-1 ③ G1			C C B B X 2-2 G6-4-3 1B			B C F F X 1-2 1B		2 1 0	0 0 0	1 1 0	0 0 0	0 0 0	0 0 0	2 0 0
Inning Stats	R: 0 H: 0 E: 0 LOB: 1 K: 2 BB: 1 S: 13 P: 22	R: 0 H: 1 E: 0 LOB: 2 K: 0 BB: 1 S: 8 P: 17	R: 0 H: 1 E: 0 LOB: 0 K: 0 BB: 0 S: 6 P: 9	R: 0 H: 0 E: 0 LOB: 1 K: 2 BB: 1 S: 9 P: 16	R: 0 H: 1 E: 0 LOB: 0 K: 0 BB: 0 S: 6 P: 8	R: 0 H: 0 E: 0 LOB: 0 K: 1 BB: 0 S: 7 P: 9	R: 0 H: 0 E: 0 LOB: 0 K: 0 BB: 0 S: 5 P: 10	R: 0 H: 1 E: 0 LOB: 1 K: 0 BB: 0 S: 13 P: 17	R: 1 H: 1 E: 0 LOB: 0 K: 0 BB: 0 S: 4 P: 6	1B: 3 SF: 0 2B: 1 SAC: 0 3B: 0 DP: 2 HR: 1 HBP: 0						

PITCHER	IP	WLS	BF	H	R	ER	SO	BB	IBB	HBP	BLK	WP	HR	S	P	ERA	WHIP
John Burkett, R (1, 1) ERA: 3.97	9.0	W	33	5	1	1	5	2	1	0	0	0	1	71	114	1.00	0.778

PITCHER	IP	WLS	BF	H	R	ER	SO	BB	IBB	HBP	BLK	WP	HR	S	P	ERA	WHIP

TOP

Chicago Cubs @ Florida Marlins

Joe Robbie Stadium, Miami, FL

Wed Aug 30 1995, 7:05 PM EDT

Att. 23,505 - Unknown

livebaseballscorecards.com

AB	30
R	1
H	5
RBI	1
BB	3
SO	5
LOB	9

Chicago Cubs @ Florida Marlins

Joe Robbie Stadium, Miami, FL

Wed Aug 30 1995, 7:05 PM EDT

Att. 23,505 - Unknown

BOTTOM

Batter	1	2	3	4	5	6	7	8	9	AB	R	H	RBI	BB	SO	LOB
Quilvio Veras, S (1, 4) OBP: 0.366, SLG: 0.342	K		1B		L7		S 1B			4	1	2	0	0	1	0
Jesus Tavarez, S (1, 8) (7, 9) OBP: 0.323, SLG: 0.342	K		HBP		G6-3		P3			3	1	0	0	0	1	1
Jeff Conine, R (1, 7) OBP: 0.387, SLG: 0.536	F9		K		G5-3			F8		4	0	0	0	0	1	3
Terry Pendleton, S (1, 5) OBP: 0.355, SLG: 0.457		1B	BB			K		G5-3		3	0	1	1	1	1	0
Greg Colbrunn, R (1, 3) OBP: 0.321, SLG: 0.471		P4	1B			HR		G6-3		4	1	2	3	0	0	1
Andre Dawson, R (1, 9) OBP: 0.307, SLG: 0.439		G6-4-3 1B	F9			P6				3	0	1	0	0	0	2
Chuck Carr, S (7, 8) OBP: 0.317, SLG: 0.285										0	0	0	0	0	0	0
Kurt Abbott, R (1, 6) OBP: 0.318, SLG: 0.455		G6-4-3		G5-3		G6-3				3	0	0	0	0	0	2
Steve Decker, R (1, 2) OBP: 0.320, SLG: 0.324			FC3-6 1B	G6-3			P2			3	0	1	0	0	0	0
John Burkett, R (1, 1) OBP: 0.158, SLG: 0.145			FC3-6 1B BB	G4-3			K			3	1	0	0	0	1	1
Inning Stats	R: 0 E: 0 K: 2 S: 7 H: 0 LOB: 0 BB: 0 P: 13	R: 0 E: 0 K: 0 S: 7 H: 2 LOB: 1 BB: 0 P: 10	R: 3 E: 1 K: 1 S: 14 H: 3 LOB: 2 BB: 1 P: 24	R: 0 E: 0 K: 0 S: 6 H: 0 LOB: 0 BB: 0 P: 7	R: 0 E: 0 K: 0 S: 8 H: 0 LOB: 0 BB: 0 P: 12	R: 1 E: 0 K: 1 S: 10 H: 1 LOB: 0 BB: 0 P: 12	R: 0 E: 0 K: 1 S: 6 H: 1 LOB: 1 BB: 0 P: 8	R: 0 E: 0 K: 0 S: 9 H: 0 LOB: 0 BB: 0 P: 11		1B: 6 2B: 0 3B: 0 HR: 1	SF: 0 SAC: 0 DP: 1 HBP: 1					

livebaseballscorecards.com

AB	30
R	4
H	7
RBI	4
BB	1
SO	5
LOB	10

WP: 0 PB: 0 SB: 1 CS: 0 PA: 32

PITCHER		IP	WLS	BF	H	R	ER	SO	BB	IBB	HBP	BLK	WP	HR	S	P	ERA	WHIP
Frank Castillo, R ERA: 2.96	(1, 1)	7.0	L	29	7	4	4	5	1	0	1	0	0	1	58	86	5.14	1.143
Terry Adams, R ERA: 7.71	(8, 1)	1.0		3	0	0	0	0	0	0	0	0	0	0	9	11	0.00	0.000

PITCHER	IP	WLS	BF	H	R	ER	SO	BB	IBB	HBP	BLK	WP	HR	S	P	ERA	WHIP

Chicago Cubs @ Florida Marlins

Joe Robbie Stadium, Miami, FL

Thu Aug 31 1995, 7:05 PM EDT

Att. 18,251 - Unknown - 87 F

TOP

livebaseballscorecards.com

Batter	1	2	3	4	5	6	7	8	9	AB	R	H	RBI	BB	SO	LOB
Brian McRae, S (1, 8) OBP: 0.365, SLG: 0.457	G3-1	0-0 1-2 2-H 3-H 1B			G6-3 P3		F8 2B		G6-3	6	0	2	2	0	0	1
Todd Zeile, R (1, 5) OBP: 0.311, SLG: 0.408 Todd Haney, R (5, 5) OBP: 0.405, SLG: 0.568	K	K			1-1 1B BB HBP	G4-3	F8 2-3		F9	2 1 0 0 0 2 2 3 0 0 0 0 0 1						
Mark Grace, L (1, 3) OBP: 0.388, SLG: 0.514 Ozzie Timmons, R (7, 9) OBP: 0.303, SLG: 0.441	BB	F9			F7	FC1-6 1B 2B	G5-3			4 1 1 0 1 0 2 0 0 0 0 0 0 0						
Sammy Sosa, R (1, 9) OBP: 0.343, SLG: 0.511 Turk Wendell, L (7, 1) Mike Perez, R (9, 1)	P4	L8			4-2 BB 1B 1-2 HR BB	0-0 1-2 FC1-6 1B	G6-3			4 1 1 0 1 0 2 0 0 0 0 0 0 0 0 0 0 0 0 0 0						
Luis Gonzalez, L (1, 7) OBP: 0.337, SLG: 0.446		K	G3		2-1 BB 1-2 2-H HR 1B	FC1-6 1-2f 2-3 2B		BB		4 2 1 1 1 1 2						
Scott Servais, R (1, 2) OBP: 0.342, SLG: 0.531		BB 1B BB		P4	4-0 1-2 2-3 HR BB	3-2 1-H 3-H 1B 2B		K		3 2 1 2 2 1 1						
José Hernández, R (1, 6) OBP: 0.286, SLG: 0.506	SAFE	F8		HR	1-0 1-H 2-H 3-H HR	3-2 2-3 FC6-4 1B		K		5 2 3 5 0 1 2						
Rey Sanchez, R (1, 4) OBP: 0.310, SLG: 0.379		BB 1B 1-2 1B		K	2-2 1B 3B	FC6-4 1-2f		F7		5 2 2 0 0 1 3						
Steve Trachsel, R (1, 1) OBP: 0.261, SLG: 0.279 Howard Johnson, S (7, PH) OBP: 0.261, SLG: 0.305 (7, 3)		1B 1-2 2-3 BB		G5-3	0-0 3-H 1B		0-0 HR		P5	2 0 1 1 1 0 0 2 1 1 1 0 0 0						
Inning Stats	R: 0 E: 0 K: 1 S: 10 H: 0 LOB: 1 BB: 1 P: 19	R: 2 E: 0 K: 2 S: 15 H: 2 LOB: 2 BB: 2 P: 28	R: 0 E: 0 K: 0 S: 6 H: 0 LOB: 0 BB: 0 P: 13	R: 1 E: 0 K: 1 S: 14 H: 1 LOB: 0 BB: 0 P: 20	R: 6 E: 0 K: 0 S: 18 H: 4 LOB: 1 BB: 2 P: 36	R: 2 E: 0 K: 0 S: 17 H: 4 LOB: 2 BB: 0 P: 23	R: 1 E: 0 K: 0 S: 9 H: 2 LOB: 1 BB: 0 P: 15	R: 0 E: 0 K: 2 S: 10 H: 0 LOB: 1 BB: 1 P: 18	R: 0 E: 0 K: 0 S: 5 H: 0 LOB: 0 BB: 0 P: 7	1B: 7 2B: 2 3B: 1 HR: 3 SF: 0 SAC: 0 DP: 0 HBP: 1						

	AB	40
	R	12
	H	13
	RBI	12
	BB	6
	SO	6
	LOB	16

WP: 0 PB: 0 SB: 0 CS: 0 PA: 47

PITCHER		IP	WLS	BF	H	R	ER	SO	BB	IBB	HBP	BLK	WP	HR	S	P	ERA	WHIP
Willie Banks, R ERA: 6.25	(1, 1)	4.2	L	24	4	7	7	4	5	0	1	0	0	1	53	100	13.50	1.929
Buddy Groom, L ERA: 7.64	(5, 1)	1.0		10	7	4	4	0	0	0	0	0	0	1	26	38	36.00	7.000
Mark Gardner, R ERA: 4.58	(6, 1)	2.1		10	2	1	1	2	1	0	0	0	0	1	20	34	3.86	1.286
Yorkis Perez, L ERA: 5.5	(9, 1)	1.0		3	0	0	0	0	0	0	0	0	0	0	5	7	0.00	0.000

PITCHER	IP	WLS	BF	H	R	ER	SO	BB	IBB	HBP	BLK	WP	HR	S	P	ERA	WHIP

Chicago Cubs @ Florida Marlins

Joe Robbie Stadium, Miami, FL

Thu Aug 31 1995, 7:05 PM EDT

Att. 18,251 - Unknown - 87 F

BOTTOM

Batter	1	2	3	4	5	6	7	8	9	AB	R	H	RBI	BB	SO	LOB
Quilvio Veras, S (1, 4) OBP: 0.368, SLG: 0.346	G3-1		L9 G1-3 BB		1B 2B		L8		BB 1B	4	2	2	0	1	0	0
Jesus Tavarez, S (1, 8) OBP: 0.326, SLG: 0.339	F8		G1-3 1-2		1B 2-H 1B		2B BB		K	4	0	1	1	1	1	2
Jeff Conine, R (1, 7) OBP: 0.389, SLG: 0.537	1B BB		L9 2-3		K		L1-4 1-3 2B		1B 1-2 BB	3	0	1	0	2	1	2
Terry Pendleton, S (1, 5) OBP: 0.356, SLG: 0.456 Mario Diaz, R (8, 5) OBP: 0.238, SLG: 0.304	1-3 1B		BB		F8		L1-4 2-3		FC6-4 1-3 2-H 1B	3 1	0 0	1 1	0 1	1 0	0 0	3 0
Greg Colbrunn, R (1, 3) OBP: 0.320, SLG: 0.469 Yorkis Perez, L (9, 1) Alex Arias, R (9, PH) OBP: 0.346, SLG: 0.375	P6		P3		1-3 1B			G4-3	FC6-4 1-2f	4 0 1	0 0 0	1 0 0	0 0 0	0 0 0	0 0 0	4 0 2
Andre Dawson, R (1, 9) OBP: 0.303, SLG: 0.432 Mark Gardner, R (6, 1) OBP: 0.190, SLG: 0.190 Rob Natal, R (8, PH) OBP: 0.207, SLG: 0.464 (9, 2)		K		F7	F9			G4-3		3 0 1	0 0 0	0 0 0	0 0 0	0 0 0	1 0 0	2 0 0
Kurt Abbott, R (1, 6) OBP: 0.317, SLG: 0.451		G5-3		BB		G6-3		K		3	0	0	0	1	1	0
Steve Decker, R (1, 2) OBP: 0.333, SLG: 0.361 (9, 3)		BB		P4		G6-4-3 1B			HR	3	1	2	1	1	0	1
Willie Banks, R (1, 1) OBP: 0.263, SLG: 0.176 Buddy Groom, L (5, 1) Russ Morman, R (6, 9) OBP: 0.338, SLG: 0.508		F9		G1-3		G6-4-3 1-2f			K	2 0 2	0 0 0	0 0 0	0 0 0	0 0 0	0 0 1	2 0 1
Inning Stats	R: 0 H: 1 E: 0 LOB: 2 K: 0 BB: 1 S: 13 P: 20	R: 0 H: 0 E: 0 LOB: 1 K: 1 BB: 1 S: 8 P: 18	R: 0 H: 0 E: 0 LOB: 2 K: 0 BB: 2 S: 10 P: 20	R: 0 H: 0 E: 0 LOB: 1 K: 0 BB: 1 S: 7 P: 13	R: 1 H: 3 E: 0 LOB: 2 K: 1 BB: 0 S: 13 P: 19	R: 0 H: 1 E: 0 LOB: 0 K: 0 BB: 0 S: 10 P: 16	R: 0 H: 1 E: 0 LOB: 1 K: 0 BB: 1 S: 11 P: 20	R: 0 H: 0 E: 0 LOB: 0 K: 1 BB: 0 S: 10 P: 16	R: 2 H: 3 E: 0 LOB: 2 K: 2 BB: 1 S: 16 P: 24	1B: 6 2B: 3 3B: 0 HR: 1	SF: 0 SAC: 0 DP: 2 HBP: 0					WP: 0 PB: 0 SB: 0 CS: 0	PA: 41

livebaseballscorecards.com

AB	34
R	3
H	9
RBI	3
BB	7
SO	5
LOB	19

PITCHER		IP	WLS	BF	H	R	ER	SO	BB	IBB	HBP	BLK	WP	HR	S	P	ERA	WHIP
Steve Trachsel, R ERA: 4.63	(1, 1)	6.0	W	27	5	1	1	2	5	0	0	0	0	0	61	106	1.50	1.667
Turk Wendell, R ERA: 5.13	(7, 1)	2.0		7	1	0	0	1	1	0	0	0	0	0	21	36	0.00	1.000
Mike Perez, R ERA: 3.36	(9, 1)	1.0		7	3	2	2	2	1	0	0	0	0	1	16	24	18.00	4.000

PITCHER	IP	WLS	BF	H	R	ER	SO	BB	IBB	HBP	BLK	WP	HR	S	P	ERA	WHIP

Batter	1	2	3	4	5	6	7	8	9	AB	R	H	RBI	BB	SO	LOB
Quilvio Veras, S (1, 4) OBP: 0.371, SLG: 0.348	C F B F F B S 2-3 ① K		X 0-0 S 1B 1B		B B B C C B 4-2 F8 S BB		B B C X 2-1 S 1B		B B C B C F X 3-2 ③ F9	4	1	2	0	1	1	0
Chuck Carr, S (1, 8) OBP: 0.316, SLG: 0.284	F B X 1-1 ② L7		1 SAFE C X 0-1 CS 1-H 1B		X 0-0 ① B3		M B B B M S 2-3 ① K			4	0	1	1	0	1	2
Jeff Conine, R (1, 7) OBP: 0.388, SLG: 0.533	F C X 0-2 ③ P3		F 1 SAFE 1 SAFE 1 SAFE B C F B B 4-2 B ① 1-2 BB		1 SAFE 1 SAFE F B 1 SAFE B X 2-1 ② F8 1-3		1 SAFE P F F 1 SAFE 1 SAFE F 1 SAFE B 3-3 B S ② K 1-2			3	0	0	0	1	1	2
Gary Sheffield, R (1, 9) OBP: 0.454, SLG: 0.497		X 0-0 HR	B X 1-0 ② F7		X 0-0 ③ G5-3		B S C B X 2-2 ③ L7			4	1	1	1	0	0	3
Terry Pendleton, S (1, 5) OBP: 0.353, SLG: 0.451		C B X 1-1 E5 K 1B 2B	F 1 SAFE B B F X 2-2 ③ F8			X 0-0 ① F8		C F B B S 2-3 ① K		4	1	0	0	0	1	1
Greg Colbrunn, R (1, 3) OBP: 0.322, SLG: 0.469		S X 0-1 K 1-2 1B		B X 1-0 K2 1B		C B B X 2-1 ② G5-3		X 0-0 ② F8		4	0	2	0	0	0	0
Kurt Abbott, R (1, 6) OBP: 0.317, SLG: 0.449 Robb Nen, R (8, 1)		C S S 0-3 ① ② K 1-2 2-3	1 SAFE B B F B 1 SAFE 1 SAFE 1 SAFE F 3-3 1 SAFE S ① ② K2 1-2f			X 0-0 1B 1B		C S B F F F F X 1-2 ③ P5		4 0	0 0	1 0	0 0	0 0	2 0	3 0
Charles Johnson, R (1, 2) OBP: 0.332, SLG: 0.386		B S F X 1-2 3-H 2B	B B B B 4-0 BB			1 SAFE F X 0-1 1-2 1B			C B B F B C 3-3 ① K	3	0	2	1	1	1	0
Pat Rapp, R (1, 1) OBP: 0.143, SLG: 0.167 Rich Garces, R (7, 1) Yorkis Perez, L (7, 1) David Weathers, R (7, 1) OBP: 0.154, SLG: 0.154 Alex Arias, R (8, 6) OBP: 0.344, SLG: 0.373		C F S 0-3 ③ K	F C S 0-3 ③ K			F B S S 1-3 ③ K			B C S X 1-2 ② G6-3	3 0 0 0 1	0 0 0 0 0	0 0 0 0 0	0 0 0 0 0	0 0 0 0 0	3 0 0 0 0	4 0 0 0 0
Inning Stats	R: 0 H: 0 E: 0 LOB: 0 K: 1 BB: 0 S: 10 P: 13	R: 2 H: 3 E: 1 LOB: 1 K: 2 BB: 0 S: 14 P: 16	R: 1 H: 2 E: 0 LOB: 1 K: 0 BB: 1 S: 10 P: 17	R: 0 H: 1 E: 0 LOB: 1 K: 2 BB: 1 S: 7 P: 15	R: 0 H: 0 E: 0 LOB: 1 K: 0 BB: 1 S: 6 P: 12	R: 0 H: 2 E: 0 LOB: 2 K: 1 BB: 0 S: 9 P: 12	R: 0 H: 1 E: 0 LOB: 1 K: 2 BB: 0 S: 13 P: 21	R: 0 H: 0 E: 0 LOB: 0 K: 1 BB: 0 S: 11 P: 14	R: 0 H: 0 E: 0 LOB: 0 K: 1 BB: 0 S: 10 P: 17	1B: 7 SF: 0 2B: 2 SAC: 0 3B: 0 DP: 1 HR: 1 HBP: 0						

PITCHER		IP	WLS	BF	H	R	ER	SO	BB	IBB	HBP	BLK	WP	HR	S	P	ERA	WHIP
Greg Swindell, L ERA: 4.59	(1, 1)	6.0		27	8	3	2	6	3	0	0	0	0	1	56	85	3.00	1.833
Jim Dougherty, R ERA: 5.07	(7, 1)	1.0	W	4	1	0	0	2	0	0	0	0	0	0	13	21	0.00	1.000
Dave Veres, R ERA: 1.91	(8, 1)	1.0		3	0	0	0	1	0	0	0	0	0	0	11	14	0.00	0.000
Mike Henneman, R ERA: 1.41	(9, 1)	1.0		3	0	0	0	1	0	0	0	0	0	0	10	17	0.00	0.000

PITCHER	IP	WLS	BF	H	R	ER	SO	BB	IBB	HBP	BLK	WP	HR	S	P	ERA	WHIP

TOP

Florida Marlins @ Houston Astros

Astrodome, Houston, TX

Fri Sep 01 1995, 8:05 PM EDT

Att. 25,736 - Dome - 68 F

livebaseballscorecards.com

AB	34
R	3
H	9
RBI	3
BB	3
SO	10
LOB	15

WP: 0	PA: 37					
PB: 0						
SB: 3						
CS: 1						

BOTTOM

Florida Marlins @ Houston Astros

Astrodome, Houston, TX

Fri Sep 01 1995, 8:05 PM EDT

Att. 25,736 - Dome - 68 F

livebaseballscorecards.com

Batter	1	2	3	4	5	6	7	8	9	AB	R	H	RBI	BB	SO	LOB
Brian Hunter, R (1, 8) OBP: 0.366, SLG: 0.425	F9		5 BB WP 1B		K		2B 5 1B BB	S 5 G6-3 1B BB		3	2	1	1	2	1	0
Craig Biggio, R (1, 4) OBP: 0.398, SLG: 0.484	L3		5 BB		F9		5 1B FC4-6 2B	K		4	1	1	0	1	1	1
5 Jeff Bagwell, R (1, 3) OBP: 0.396, SLG: 0.494	F7		BB		1B		FC4-6 S 1B 1B	G6-3		4	1	2	2	1	0	1
Derrick May, L (1, 9) OBP: 0.310, SLG: 0.370 James Mouton, R (7, PH) OBP: 0.321, SLG: 0.369 (8, 9)		G3-1	L3		F9		FC4-6 BB	1B 1B 1B		3 1	0 1	0 1	0 1	0 1	0 0	4 0
Tony Eusebio, R (1, 2) OBP: 0.374, SLG: 0.440		G4-6-3 BB	L9			P3	K	1B 1B		4	0	1	0	1	1	6
Dave Magadan, L (1, 5) OBP: 0.409, SLG: 0.369		G4-6-3		G3-1 1B		1B 1B	FC4-6 1B 1B			5	0	3	2	0	0	3
John Cangelosi, S (1, 7) OBP: 0.469, SLG: 0.415			G1-3	L7				G4-3		5	0	2	1	0	0	3
Ricky Gutierrez, R (1, 6) OBP: 0.266, SLG: 0.263			BB 1B 1B	G3-1		K				4	1	2	0	0	1	3
Greg Swindell, L (1, 1) OBP: 0.280, SLG: 0.298 Mike Simms, R (6, PH) OBP: 0.326, SLG: 0.476 Jim Dougherty, R (7, 1) OBP: 0.143, SLG: 0.143 Milt Thompson, L (7, PH) OBP: 0.282, SLG: 0.288 Dave Veres, R (8, 1) Mike Henneman, R (9, 1)			WP 5 BB 1B BB	P6		P4	G4-3			1 1 0 1 0 0	1 0 0 0 0 0	0 0 0 0 0 0	0 0 0 0 0 0	1 0 0 0 0 0	0 0 0 0 0 0	1 2 0 3 0 0
Inning Stats	R: 0 E: 0 K: 0 S: 9 H: 0 LOB: 0 BB: 0 P: 14	R: 0 E: 0 K: 0 S: 5 H: 0 LOB: 0 BB: 1 P: 12	R: 2 E: 0 K: 0 S: 19 H: 2 LOB: 3 BB: 3 P: 38	R: 0 E: 0 K: 0 S: 12 H: 1 LOB: 1 BB: 0 P: 21	R: 0 E: 0 K: 1 S: 7 H: 1 LOB: 1 BB: 0 P: 10	R: 0 E: 0 K: 1 S: 14 H: 2 LOB: 2 BB: 0 P: 25	R: 3 E: 0 K: 1 S: 22 H: 4 LOB: 3 BB: 2 P: 39	R: 2 E: 0 K: 1 S: 19 H: 3 LOB: 2 BB: 1 P: 33		1B: 12 2B: 1 3B: 0 HR: 0	SF: 0 SAC: 0 DP: 1 HBP: 0					

	AB	36
	R	7
	H	13
	RBI	7
	BB	7
	SO	4
	LOB	27

WP: 1 PB: 0 SB: 2 CS: 0 PA: 43

PITCHER		IP	WLS	BF	H	R	ER	SO	BB	IBB	HBP	BLK	WP	HR	S	P	ERA	WHIP
Pat Rapp, R ERA: 4.16	(1, 1)	6.0		27	6	2	2	2	4	0	0	0	1	0	66	120	3.00	1.667
Rich Garces, R ERA: 4.5	(7, 1)	0.0	L	3	2	3	3	0	1	0	0	0	0	0	4	11	∞	∞
Yorkis Perez, L ERA: 5.5	(7, 1)	0.0		1	0	0	0	0	1	0	0	0	0	0	7	11	∞	∞
David Weathers, R ERA: 6.04	(7, 1)	1.2		8	2	1	1	2	1	0	0	0	0	0	18	33	5.40	1.800
Robb Nen, R ERA: 2.82	(8, 1)	0.1		4	3	1	1	0	0	0	0	0	0	0	12	17	27.00	9.000

PITCHER	IP	WLS	BF	H	R	ER	SO	BB	IBB	HBP	BLK	WP	HR	S	P	ERA	WHIP

Batter	1	2	3	4	5	6	7	8	9	AB	R	H	RBI	BB	SO	LOB
Quilvio Veras, S (1, 4) OBP: 0.371, SLG: 0.351	F8			K		HR 2B	1B 1-2 2-3		F9	5	1	2	0	0	1	0
Terry Pendleton, S (1, 5) OBP: 0.351, SLG: 0.447	K			G4-3		HR BB	P6		F8	4	1	0	0	1	1	3
Gary Sheffield, R (1, 9) OBP: 0.447, SLG: 0.510	K			P6		HR 1-H 2-H	SF8 3-H		K	4	1	1	4	0	2	0
Jeff Conine, R (1, 7) OBP: 0.389, SLG: 0.535		G6-3			P3	HR 2B	1B 1-2 2-H			4	1	2	1	0	0	0
Greg Colbrunn, R (1, 3) OBP: 0.323, SLG: 0.476		L4			1B	HR 2-H	G5-3			4	1	2	2	0	0	2
Kurt Abbott, R (1, 6) OBP: 0.313, SLG: 0.443		G3			K	K		K		4	0	0	0	0	3	1
Charles Johnson, R (1, 2) OBP: 0.331, SLG: 0.381			G5-3		L1		E 1B BB	G6-3		3	1	0	0	1	0	1
Jesus Tavarez, S (1, 8) OBP: 0.324, SLG: 0.331			P5			F7	E4 1B 1B 1-2 SF8	BB		3	1	0	0	1	0	1
Marc Valdes, R (1, 1)			P3			G4-3	1B 1-2 2-H	P2		1	0	0	0	0	0	0
Richie Lewis, R (4, 1)										0	0	0	0	0	0	0
Mario Diaz, R (6, PH) OBP: 0.235, SLG: 0.300										1	0	0	0	0	0	0
Aaron Small, R (6, 1)										0	0	0	0	0	0	0
Tommy Gregg, L (7, PH) OBP: 0.356, SLG: 0.400										1	1	1	1	0	0	0
Mark Gardner, R (7, 1) OBP: 0.190, SLG: 0.190										0	0	0	0	0	0	0
Andres Dawson, R (8, PH) OBP: 0.301, SLG: 0.430										1	0	0	0	0	0	1
Yorkis Perez, L (8, 1)										0	0	0	0	0	0	0
Inning Stats	R: 0 E: 0 K: 2 S: 10 H: 0 LOB: 0 BB: 0 P: 15	R: 0 E: 0 K: 0 S: 7 H: 0 LOB: 0 BB: 0 P: 10	R: 0 E: 0 K: 0 S: 6 H: 0 LOB: 0 BB: 0 P: 10	R: 0 E: 0 K: 1 S: 8 H: 0 LOB: 0 BB: 0 P: 10	R: 0 E: 0 K: 1 S: 14 H: 1 LOB: 1 BB: 0 P: 21	R: 5 E: 0 K: 1 S: 15 H: 4 LOB: 0 BB: 1 P: 25	R: 3 E: 1 K: 0 S: 18 H: 3 LOB: 2 BB: 1 P: 27	R: 0 E: 0 K: 1 S: 8 H: 0 LOB: 1 BB: 1 P: 14	R: 0 E: 0 K: 1 S: 10 H: 0 LOB: 0 BB: 0 P: 15	1B: 4 2B: 2 3B: 0 HR: 2	SF: 1 SAC: 0 DP: 0 HBP: 0						

TOP

Florida Marlins @ Houston Astros

Astrodome, Houston, TX

Sat Sep 02 1995, 8:05 PM EDT

Att. 22,495 - Unknown - 68 F

livebaseballscorecards.com

AB	35
R	8
H	8
RBI	8
BB	3
SO	7
LOB	9

PITCHER		IP	WLS	BF	H	R	ER	SO	BB	IBB	HBP	BLK	WP	HR	S	P	ERA	WHIP
Doug Brocail, R ERA: 4.73	(1, 1)	5.2		23	5	5	5	4	1	0	0	0	0	2	57	87	7.94	1.059
Todd Jones, R ERA: 3.2	(6, 1)	0.1		1	0	0	0	1	0	0	0	0	0	0	3	4	0.00	0.000
Donne Wall, R ERA:	(7, 1)	0.1		5	2	3	0	0	1	0	0	0	0	0	13	20	0.00	9.000
Jim Dougherty, R ERA: 4.92	(7, 1)	1.2	W	7	1	0	0	1	1	0	0	0	0	0	13	21	0.00	1.200
Mike Henneman, R ERA: 1.37	(9, 1)	1.0	S	3	0	0	0	1	0	0	0	0	0	0	10	15	0.00	0.000

PITCHER	IP	WLS	BF	H	R	ER	SO	BB	IBB	HBP	BLK	WP	HR	S	P	ERA	WHIP

WP: 0 PB: 0 SB: 0 CS: 0 PA: 39

Florida Marlins @ Houston Astros

Astrodome, Houston, TX

Sat Sep 02 1995, 8:05 PM EDT

Att. 22,495 - Unknown - 68 F

BOTTOM

Batter	1	2	3	4	5	6	7	8	9	AB	R	H	RBI	BB	SO	LOB
Brian Hunter, R (1, 8) OBP: 0.366, SLG: 0.429	1-2 5 WP 1B / 1B 1B	0-0 SH3-4 HR / 2B	2-1 FC5 ③ 1-2 2-3f		1-1 G5-3 ①	2-3 K ③				5	2	2	0	0	1	5
Craig Biggio, R (1, 4) OBP: 0.399, SLG: 0.483	0-0 5 WP / 1B 1B 1-2	0-0 SH3-4 ① 2-3		1-0 E 5 BB / BB HBP	1-1 F8 ②		2-1 G6-3 ①			3	2	1	0	0	0	0
5 Jeff Bagwell, R (1, 3) OBP: 0.396, SLG: 0.500	1-2 G5-3 ① 1-2 2-3	2-2 P3 ②		B 1 SAFE 1 SAFE B 1 SAFE B B 4-0 BB E / 1B BB 1-2	3-1 HR		2-2 P5 ②			4	2	1	1	1	0	3
Derrick May, L (1, 9) OBP: 0.315, SLG: 0.382 Craig Shipley, R (9, 5) OBP: 0.283, SLG: 0.340	4-1 BB 1B / 1B BB	0-0 HR 3-H		2 SAFE B B B C B 4-1 1B BB 1-2 2-3 BB	0-3 K ③		0-0 G4-3 ③			3 0	2 0	1 0	2 0	2 0	1 0	0 0
Dave Magadan, L (1, 5) OBP: 0.411, SLG: 0.369 James Mouton, R (8, PH) OBP: 0.320, SLG: 0.368 (9, 9)	1-0 1B BB / 1B 1-2 2-H 3-H	3-1 G4-3 ③		4-1 1B 1-2 2-3 3-H BB		0-2 F9 ①		0-0 P4 ①		3 1	0 0	1 0	3 0	1 0	0 0	0 0
John Cangelosi, S (1, 7) OBP: 0.474, SLG: 0.418	4-2 1B 1-2 2-3 BB	0-0 G4-3 ①	0-0 FC6-4 1-2 2-3 3-H 1B		2-2 BB S 1B		3-3 K ②			4	0	2	1	1	1	0
Ricky Gutierrez, R (1, 6) OBP: 0.274, SLG: 0.272	0-0 FC6-4 1-2 2-3 3-H 1B	3-3 K ②	1-3 K ①		2-2 F8 ②		2-1 HR 1B			5	1	2	1	0	2	4
Pat Borders, R (1, 2) OBP: 0.251, SLG: 0.341 Tony Eusebio, R (8, PH) OBP: 0.375, SLG: 0.451 (9, 2)	0-1 P2 ②	0-0 FC5 1B 1B	0-1 FC6-4 ② 1-2f		1 SAFE B F 1 SAFE B C B B 4-2 BB 1-2 BB		1-0 1-H HR			3 1	0 1	1 1	0 2	1 0	0 0	6 0
Doug Brocail, L (1, 1) OBP: 0.200, SLG: 0.200 Todd Jones, L (6, 1) OBP: 0.200, SLG: 0.400 Milt Thompson, L (6, PH) OBP: 0.288, SLG: 0.288 Donne Wall, R (7, 1) Jim Dougherty, R (7, 1) OBP: 0.143, SLG: 0.143 Mike Simms, R (8, PH) OBP: 0.323, SLG: 0.470 Mike Henneman, R (9, 1)	0-0 FC6-4 ③ 1-2f	0-1 FC5 1-2 1B	1-3 K ③		4-2 1-2 2-3 BB			1-3 K ③		3 0 0 0 0 1 0	0 0 0 0 0 0 0	1 0 0 0 0 0 0	0 0 0 0 0 0 0	0 0 1 0 0 0 0	1 0 0 0 0 1 0	6 0 0 0 0 0 0
Inning Stats	R: 3 H: 4 E: 0 LOB: 3 K: 0 BB: 2 S: 16 P: 27	R: 2 H: 2 E: 0 LOB: 0 K: 0 BB: 0 S: 9 P: 14	R: 0 H: 2 E: 0 LOB: 2 K: 1 BB: 0 S: 9 P: 14	R: 2 H: 1 E: 1 LOB: 3 K: 2 BB: 3 S: 12 P: 27	R: 1 H: 1 E: 0 LOB: 0 K: 1 BB: 0 S: 9 P: 14	R: 0 H: 1 E: 0 LOB: 3 K: 1 BB: 2 S: 17 P: 30	R: 0 H: 0 E: 0 LOB: 0 K: 0 BB: 0 S: 7 P: 11	R: 2 H: 2 E: 0 LOB: 0 K: 2 BB: 0 S: 12 P: 19		1B: 9 SF: 0 2B: 1 SAC: 1 3B: 0 DP: 0 HR: 3 HBP: 1						

livebaseballscorecards.com

AB	36
R	10
H	13
RBI	10
BB	7
SO	7
LOB	24

WP: 1 PA: 45
PB: 0
SB: 1
CS: 0

PITCHER		IP	WLS	BF	H	R	ER	SO	BB	IBB	HBP	BLK	WP	HR	S	P	ERA	WHIP
Marc Valdes, R ERA: 13.5	(1, 1)	3.0		21	8	7	7	1	3	0	1	0	1	1	34	60	21.00	3.667
Richie Lewis, R ERA: 4.4	(4, 1)	2.0		10	2	1	1	3	2	0	0	0	0	1	21	36	4.50	2.000
Aaron Small, R ERA:	(6, 1)	1.0		6	1	0	0	1	2	0	0	0	0	0	17	30	0.00	3.000
Mark Gardner, R ERA: 4.53	(7, 1)	1.0		3	0	0	0	0	0	0	0	0	0	0	7	11	0.00	0.000
Yorkis Perez, L ERA: 5.82	(8, 1)	1.0	L	5	2	2	2	2	0	0	0	0	0	1	12	19	18.00	2.000

PITCHER	IP	WLS	BF	H	R	ER	SO	BB	IBB	HBP	BLK	WP	HR	S	P	ERA	WHIP

Batter	1	2	3	4	5	6	7	8	9	10	11	AB	R	H	RBI	BB	SO	LOB
Quilvio Veras, S (1, 4) OBP: 0.371, SLG: 0.354	G6-3		G6-3		BB	G1-3		K			1B 3B	5	1	1	0	1	1	2
Chuck Carr, S (1, 8) OBP: 0.316, SLG: 0.280	K		K		FC5 2-3f	1B BB		F8			S 1B SF9 BB	4	1	0	0	2	2	2
Jeff Conine, R (1, 7) OBP: 0.390, SLG: 0.535	F8		G5-3			FC5-4 1B			F7		E BB 1B	6	0	3	2	0	0	0
Gary Sheffield, R (1, 9) OBP: 0.444, SLG: 0.506		1B G6-4-3 2B		G6-3		FC5-4 1B	E6 F8 S				BB	5	2	1	0	1	1	1
Terry Pendleton, S (1, 5) OBP: 0.351, SLG: 0.445		G6-4-3 1B		L8		1B 1B	F8		F9		K	6	1	2	0	0	1	4
Greg Colbrunn, R (1, 3) OBP: 0.321, SLG: 0.473		G6-4-3		G4-3		BB 1B	P4			G1-3	SF9	5	1	1	2	0	0	2
Charles Johnson, R (1, 2) OBP: 0.338, SLG: 0.379		WP BB		G1-3		1B 1B BB	BB			K	FC5-4 BB	2	1	0	0	4	1	0
Alex Arias, R (1, 6) OBP: 0.348, SLG: 0.374		IBB		L8		G1-3 1B 1B	F7			1B	FC5-4	5	1	2	2	1	0	5
Chris Hammond, L (1, 1) OBP: 0.000, SLG: 0.000 Tommy Greene, R (6, PH) OBP: 0.000, SLG: 0.000 Andre Dawson, R (6, PH) OBP: 0.364, SLG: 0.455 Willie Banks, R (6, PR) OBP: 0.000, SLG: 0.000 David Weathers, R (6, 1) OBP: 0.000, SLG: 0.000 Jerry Browne, S (8, PH) OBP: 0.214, SLG: 0.276 Terry Mathews, L (8, 1) OBP: 0.000, SLG: 0.000 Robb Nen, R (8, 1) Kurt Abbott, R (10, PH) OBP: 0.000, SLG: 0.042 Aaron Small, R (10, 1) Yorkis Perez, L (11, 1) Mark Gardner, R (11, 1) OBP: 0.190, SLG: 0.190		F7			FC5 2B	G1-3 1B		G4-3			K							
Inning Stats	R: 0 E: 0 K: 1 S: 7 H: 0 LOB: 0 BB: 0 P: 10	R: 1 E: 0 K: 0 S: 11 H: 2 LOB: 2 BB: 2 P: 24	R: 0 E: 0 K: 1 S: 10 H: 0 LOB: 0 BB: 0 P: 15	R: 0 E: 0 K: 0 S: 7 H: 0 LOB: 0 BB: 0 P: 10	R: 0 E: 0 K: 0 S: 9 H: 1 LOB: 2 BB: 1 P: 15	R: 5 E: 0 K: 0 S: 19 H: 6 LOB: 2 BB: 2 P: 38	R: 0 E: 1 K: 0 S: 13 H: 0 LOB: 2 BB: 1 P: 24	R: 0 E: 0 K: 1 S: 5 H: 0 LOB: 0 BB: 0 P: 6	R: 0 E: 0 K: 1 S: 10 H: 0 LOB: 0 BB: 0 P: 18	R: 0 E: 0 K: 2 S: 9 H: 1 LOB: 1 BB: 0 P: 15	R: 2 E: 1 K: 1 S: 13 H: 2 LOB: 3 BB: 3 P: 27							

PITCHER		IP	WLS	BF	H	R	ER	SO	BB	IBB	HBP	BLK	WP	HR	S	P	ERA	WHIP
Mike Hampton, L ERA: 3.63	(1, 1)	5.1		23	5	3	3	2	2	1	0	0	1	0	52	88	5.06	1.312
Dave Veres, R ERA: 2.23	(6, 1)	0.0		3	2	1	1	0	1	0	0	0	0	0	4	10	∞	∞
Dean Hartgraves, L ERA: 2.88	(6, 1)	0.1		2	1	1	1	0	0	0	0	0	0	0	3	3	27.00	3.000
Todd Jones, R ERA: 3.11	(6, 1)	2.1		10	1	1	1	1	2	0	0	0	0	0	22	41	3.86	1.286
Mike Henneman, R ERA: 1.34	(9, 1)	1.0		3	0	0	0	1	0	0	0	0	0	0	10	18	0.00	0.000
Jim Dougherty, R ERA: 5.15	(10, 1)	1.0	L	8	3	2	2	2	2	0	0	0	0	0	13	28	18.00	5.000
Craig McMurtry, R ERA: 8.68	(11, 1)	1.0		4	0	0	0	1	1	0	0	0	0	0	9	14	0.00	1.000

TOP

Florida Marlins @ Houston Astros

Astrodome, Houston, TX

Sun Sep 03 1995, 4:33 AM EDT

Att. 19,365 - Dome

livebaseballscorecards.com

AB	43
R	8
H	12
RBI	7
BB	9
SO	7
LOB	19

1B: 9	SF: 1	WP: 1	PA: 53
2B: 2	SAC: 0	PB: 0	
3B: 1	DP: 1	SB: 2	
HR: 0	HBP: 0	CS: 0	

Florida Marlins @ Houston Astros

Astrodome, Houston, TX

Sun Sep 03 1995, 4:33 AM EDT

Att. 19,365 - Dome

livebaseballscorecards.com

Batter	1	2	3	4	5	6	7	8	9	10	11	AB	R	H	RBI	BB	SO	LOB
Brian Hunter, R (1, 8) OBP: 0.363, SLG: 0.424	HBP SH1-3 1B	L6		F9		G5-3		E6		P2	L8	5	0	1	0	0	0	3
Mike Henneman, R (9, 1)								2-3				0	0	0	0	0	0	0
Pat Borders, R (10, 2) OBP: 0.249, SLG: 0.337												2	0	0	0	0	0	2
Craig Biggio, R (1, 4) OBP: 0.400, SLG: 0.486	SH1-3 1-2		5 BB 1B 1B		FC5-4 1B 2B		G6-3	L8		5 E 5 1B BB		4	2	2	0	1	0	2
5 Jeff Bagwell, R (1, 3) OBP: 0.402, SLG: 0.500	HBP BB		1B FC6-4 1-2 BB		FC5-4 HBP		K		FC9-6 BB	E9 1-3 1B		2	1	1	0	3	1	0
Tony Eusebio, R (1, 2) OBP: 0.376, SLG: 0.449	FC6-4 1-2 2-3 HBP		FC6-4 1-3 2-H 1B		FC5-4 CS 1B 1-2f 2-3		G6-3		FC9-6 FC4-6 S 1-2f	F7		4	0	1	1	0	0	3
Mike Brumley, S (9, PR) (10, 6)												1	0	0	0	0	0	2
Mike Simms, R (1, 9) OBP: 0.323, SLG: 0.465	K		FC6-4 CS 1-2f 3-H		1-2 3-H 1B			1B 1B	FC4-6 1-2 BB		SH1-4 S PB BB	3	0	1	2	0	1	4
John Cangelosi, S (8, PH) OBP: 0.484, SLG: 0.423												1	2	1	0	2	0	0
Craig Shipley, R (1, 5) OBP: 0.294, SLG: 0.356	FC6-4 1-2f		HR		K 2-3			F8	FC4-6 DI 1-2f 2-3		PB SH1-4 1-2 BB	3	1	1	1	0	1	5
Dave Veres, R (6, 1)												0	0	0	0	0	0	0
Dean Hartgraves, R (6, 1)												0	0	0	0	0	0	0
Todd Jones, L (6, 1) OBP: 0.250, SLG: 0.400												0	0	0	0	0	0	0
Derrick May, L (8, PH) OBP: 0.316, SLG: 0.379												2	0	0	0	1	0	3
James Mouton, R (1, 7) OBP: 0.325, SLG: 0.374		G6-3 2B				G6-3		S 1-3 1B			SH1-4 1-2 2-3	4	1	2	0	1	1	0
(9, 9)																		
Ricky Gutierrez, R (1, 6) OBP: 0.264, SLG: 0.262	K			G3		G5-3		K 1-2	K		K 2-3 3-H	3	0	0	0	0	1	1
Milt Thompson, L (8, PH) OBP: 0.286, SLG: 0.286												1	0	0	0	0	1	2
Andy Stankiewicz, R (9, 6) OBP: 0.205, SLG: 0.167												1	0	0	0	0	1	3
Jim Dougherty, R (10, 1) OBP: 0.143, SLG: 0.143												0	0	0	0	0	0	0
Craig McMurtry, R (11, 1)												1	0	0	0	0	1	1
Mike Hampton, R (1, 1) OBP: 0.154, SLG: 0.083	G6-3 2-3			G4-3		BB		E 2-H 3-H 1B		G4-3	IBB	2	0	0	0	0	0	1
Dave Magadan, L (6, 5) OBP: 0.414, SLG: 0.370												2	0	1	2	2	0	0
Inning Stats	R: 0 E: 0 K: 1 S: 7 H: 1 LOB: 3 BB: 1 P: 16	R: 0 E: 0 K: 1 S: 9 H: 1 LOB: 1 BB: 0 P: 15	R: 3 E: 0 K: 1 S: 13 H: 3 LOB: 0 BB: 1 P: 23	R: 0 E: 0 K: 0 S: 6 H: 0 LOB: 0 BB: 0 P: 11	R: 1 E: 0 K: 1 S: 11 H: 2 LOB: 2 BB: 0 P: 19	R: 0 E: 0 K: 0 S: 6 H: 0 LOB: 1 BB: 1 P: 13	R: 0 E: 0 K: 1 S: 8 H: 0 LOB: 0 BB: 0 P: 14	R: 2 E: 1 K: 1 S: 16 H: 3 LOB: 2 BB: 0 P: 20	R: 0 E: 0 K: 1 S: 12 H: 0 LOB: 3 BB: 3 P: 28	R: 0 E: 1 K: 0 S: 13 H: 1 LOB: 2 BB: 1 P: 24	R: 1 E: 0 K: 1 S: 10 H: 0 LOB: 2 BB: 3 P: 26	1B: 8 2B: 3 3B: 0 HR: 1	SF: 0 SAC: 2 DP: 1 HBP: 2					

BOTTOM

AB	41
R	7
H	11
RBI	6
BB	10
SO	8
LOB	32

WP: 0 PB: 1 SB: 3 CS: 2 PA: 55

PITCHER		IP	WLS	BF	H	R	ER	SO	BB	IBB	HBP	BLK	WP	HR	S	P	ERA	WHIP
Chris Hammond, L (1, 1) ERA: 3.56	(1, 1)	5.0		24	7	4	4	4	2	0	2	0	0	1	46	84	7.20	1.800
David Weathers, R (6, 1) ERA: 5.9	(6, 1)	2.0		7	0	0	0	1	1	0	0	0	0	0	14	27	0.00	0.500
Terry Mathews, R (8, 1) ERA: 3.82	(8, 1)	0.1		3	2	2	2	0	0	0	0	0	0	0	6	10	54.00	6.000
Robb Nen, R (8, 1) ERA: 2.73	(8, 1)	1.2		10	1	0	0	2	3	0	0	0	0	0	22	38	0.00	2.400
Aaron Small, R (10, 1) ERA:	(10, 1)	1.0	W	6	1	1	0	0	2	0	0	0	0	0	16	31	0.00	3.000

PITCHER		IP	WLS	BF	H	R	ER	SO	BB	IBB	HBP	BLK	WP	HR	S	P	ERA	WHIP
Yorkis Perez, L (11, 1) ERA: 5.82	(11, 1)	0.0		1	0	0	0	0	1	0	0	0	0	0	0	4	∞	∞
Mark Gardner, R (11, 1) ERA: 4.48	(11, 1)	1.0	S	4	0	0	0	1	0	1	0	0	0	0	7	15	0.00	0.000

Pittsburgh Pirates @ Florida Marlins

Joe Robbie Stadium, Miami, FL

Mon Sep 04 1995, 7:05 PM EDT

Att. 19,427 - Unknown - 87 F

livebaseballscorecards.com

Batter	1	2	3	4	5	6	7	8	9	AB	R	H	RBI	BB	SO	LOB
Al Martin, L (1, 7) OBP: 0.348, SLG: 0.421	0-0 BLK 1B 1B	3-2 P5 1-2			1-1 3B	0-1 G1-3		1-0 F9		5	1	2	0	0	0	4
Jay Bell, R (1, 6) OBP: 0.341, SLG: 0.397	1 SAFE	3-2 G3 1B 1-H 1B		1-1 G4-3 1B	1-0 F8		1-1 G6-3		1-1 FC6-4 1B	1	0	1	1	0	0	0
John Wehner, R (2, 5) OBP: 0.393, SLG: 0.418	1 SAFE									4	0	2	0	0	0	1
Orlando Merced, S (1, 9) OBP: 0.364, SLG: 0.495	2-2 G3 1-2 1B		0-0 G4-3 1-2		0-0 G6-4-3 1B		1-2 P3		0-3 K	5	0	2	0	0	1	2
Jeff King, R (1, 3) OBP: 0.340, SLG: 0.471 (2, 6)	1-2 P3		2-3 K		1-1 G6-4-3 1-2f		0-2 3B 2B		0-2 F9	5	1	1	0	0	1	6
Nelson Liriano, S (1, 4) OBP: 0.356, SLG: 0.411	3-2 G3 1-2 2-3		4-2 BB			1-1 2B G6-3 1B	3-1 2-H 3B		0-0 FC6-4 1-2f	4	1	2	1	1	0	3
Midre Cummings, L (1, 8) OBP: 0.292, SLG: 0.333	2-3 K		0-3 K			0-1 1-3 2B	3-2 F7			4	0	1	0	0	2	5
Don Slaught, R (1, 2) OBP: 0.367, SLG: 0.370		1-0 G6-3		1-0 G4-3		3-2 3-H G6-3		2-2 P3		4	0	0	1	0	0	1
Kevin Young, R (1, 5) OBP: 0.270, SLG: 0.417 (2, 3)		2-0 G6-3		2-3 K		2-0 P4		0-3 K		4	0	0	0	0	2	1
Steve Parris, R (1, 1) OBP: 0.250, SLG: 0.321 Mike Dyer, R (1, 1) OBP: 0.571, SLG: 0.571 Paul Wagner, R (4, PH) OBP: 0.229, SLG: 0.188 Jeff McCurry, R (4, 1) Freddy Garcia, R (6, PH) OBP: 0.250, SLG: 0.196 Jason Christiansen, R (6, 1) Jacob Brumfield, R (8, PH) OBP: 0.354, SLG: 0.383 Lee Hancock, L (8, 1)		1-0 WP 1B		2-1 G6-3		4-2 BB		1-1 2B		0 1 1 0 0 0 0 1 0	0 0 0 0 0 0 0 1 0	0 1 0 0 0 1 0 0 0	0 0 0 0 0 0 0 0 0	0 0 0 0 0 0 0 0 0	0 0 0 0 0 0 0 0 0	0 0 0 0 0 0 0 0 0
Inning Stats	R: 1 E: 0 K: 1 S: 17 H: 3 LOB: 2 BB: 0 P: 28	R: 0 E: 0 K: 0 S: 6 H: 1 LOB: 1 BB: 0 P: 13	R: 0 E: 0 K: 2 S: 14 H: 1 LOB: 2 BB: 1 P: 21	R: 0 E: 0 K: 1 S: 7 H: 0 LOB: 0 BB: 0 P: 12	R: 0 E: 0 K: 0 S: 6 H: 2 LOB: 1 BB: 0 P: 9	R: 1 E: 0 K: 0 S: 12 H: 2 LOB: 2 BB: 1 P: 22	R: 1 E: 0 K: 0 S: 13 H: 2 LOB: 1 BB: 0 P: 21	R: 0 E: 0 K: 1 S: 11 H: 1 LOB: 1 BB: 0 P: 15	R: 0 E: 0 K: 1 S: 9 H: 1 LOB: 1 BB: 0 P: 10	1B: 8 2B: 3 3B: 2 HR: 0 SF: 0 SAC: 0 DP: 1 HBP: 0						

AB	39
R	3
H	13
RBI	3
BB	2
SO	6
LOB	23

WP: 1 PA: 41
PB: 0
SB: 0
CS: 0

PITCHER		IP	WLS	BF	H	R	ER	SO	BB	IBB	HBP	BLK	WP	HR	S	P	ERA	WHIP
John Burkett, R ERA: 3.96	(1, 1)	7.0	W	33	11	3	3	4	2	0	0	1	1	0	75	126	3.86	1.857
Terry Mathews, R ERA: 3.71	(8, 1)	2.0		8	2	0	0	2	0	0	0	0	0	0	20	25	0.00	1.000

PITCHER	IP	WLS	BF	H	R	ER	SO	BB	IBB	HBP	BLK	WP	HR	S	P	ERA	WHIP

Batter	1	2	3	4	5	6	7	8	9	AB	R	H	RBI	BB	SO	LOB
Quilvio Veras, S (1, 4) OBP: 0.376, SLG: 0.357	2B HBP 1B		G1-3		1B BB		1B			3	1	2	2	1	0	0
Alex Arias, R (1, 6) OBP: 0.355, SLG: 0.385	HR 2B 1B		P3		1-2 1B		SAFE G5-3			5	1	3	1	0	0	1
Gary Sheffield, R (1, 9) OBP: 0.443, SLG: 0.519	HR K		BB		K			K		4	1	1	2	1	3	5
Terry Pendleton, S (1, 5) OBP: 0.350, SLG: 0.443	P6	K	F8		G1-6-3			1B		5	0	1	0	0	1	3
Greg Colbrunn, R (1, 3) OBP: 0.320, SLG: 0.470	3B 1B	K		P9	F9			K		5	1	1	0	0	2	1
Andre Dawson, R (1, 7) OBP: 0.304, SLG: 0.439 Chuck Carr, S (7, 8) OBP: 0.315, SLG: 0.279	1-H 1B 3B	E6 BB 2B		F7	K			L4		4 1	2 0	1 0	1 0	0 0	1 0	0 1
Charles Johnson, R (1, 2) OBP: 0.340, SLG: 0.376	G5-3	2B 1-2 BB		BB	K					2	0	0	0	2	1	1
Jesus Tavarez, S (1, 8) (7, 7) OBP: 0.329, SLG: 0.338	HBP 1B BB	1-3 2-H 2B		G4-3			E6 CS			3	1	1	1	1	0	1
John Burkett, R (1, 1) OBP: 0.167, SLG: 0.140 Mario Diaz, R (7, PH) OBP: 0.232, SLG: 0.296 Terry Mathews, L (8, 1) OBP: 0.462, SLG: 0.615	1B 1B 1-2 HBP	K			K		P4 1-2			2 1 0	0 0 0	0 0 0	0 0 0	0 0 0	2 0 0	2 1 0
Inning Stats	R: 6 E: 0 K: 1 S: 24 H: 6 LOB: 3 BB: 1 P: 44	R: 1 E: 1 K: 3 S: 15 H: 1 LOB: 2 BB: 1 P: 26	R: 0 E: 0 K: 0 S: 9 H: 0 LOB: 1 BB: 1 P: 17	R: 0 E: 0 K: 0 S: 7 H: 0 LOB: 1 BB: 1 P: 14	R: 0 E: 0 K: 2 S: 9 H: 1 LOB: 2 BB: 1 P: 20	R: 0 E: 0 K: 2 S: 8 H: 0 LOB: 0 BB: 0 P: 13	R: 0 E: 1 K: 0 S: 13 H: 1 LOB: 1 BB: 0 P: 20	R: 0 E: 0 K: 2 S: 14 H: 1 LOB: 1 BB: 0 P: 18		1B: 6 2B: 2 3B: 1 HR: 1	SF: 0 SAC: 0 DP: 0 HBP: 2			WP: 0 PB: 0 SB: 0 CS: 1	PA: 42	

BOTTOM

Pittsburgh Pirates @ Florida Marlins

Joe Robbie Stadium, Miami, FL

Mon Sep 04 1995, 7:05 PM EDT

Att. 19,427 - Unknown - 87 F

livebaseballscorecards.com

AB	35
R	7
H	10
RBI	7
BB	5
SO	10
LOB	16

PITCHER		IP	WLS	BF	H	R	ER	SO	BB	IBB	HBP	BLK	WP	HR	S	P	ERA	WHIP
Steve Parris, R ERA: 5.38	(1, 1)	0.2	L	10	5	6	6	0	1	0	2	0	0	1	19	39	81.00	9.000
Mike Dyer, R ERA: 4.18	(1, 1)	2.1		12	2	1	0	4	2	0	0	0	0	0	29	48	0.00	1.714
Jeff McCurry, R ERA: 5.04	(4, 1)	2.0		9	1	0	0	2	2	0	0	0	0	0	16	34	0.00	1.500
Jason Christiansen, L ERA: 4.17	(6, 1)	2.0		7	1	0	0	2	0	0	0	0	0	0	21	33	0.00	0.500
Lee Hancock, L ERA:	(8, 1)	1.0		4	1	0	0	2	0	0	0	0	0	0	14	18	0.00	1.000

PITCHER	IP	WLS	BF	H	R	ER	SO	BB	IBB	HBP	BLK	WP	HR	S	P	ERA	WHIP

Atlanta Braves @ Florida Marlins

Joe Robbie Stadium, Miami, FL

Wed Sep 06 1995, Postponed

Att. 23,550 - Unknown - 83 F

TOP

livebaseballscorecards.com

Batter	1	2	3	4	5	6	7	8	9	AB	R	H	RBI	BB	SO	LOB
Marquis Grissom, R (1, 8) OBP: 0.289, SLG: 0.324	K		G4-3		L7		G5-3		HR	5	1	1	2	0	1	1
Jeff Blauser, R (1, 6) OBP: 0.361, SLG: 0.310	G3		2B		F8			L6	F9	4	0	1	0	0	0	0
Javy Lopez, R (9, PH) OBP: 0.333, SLG: 0.600										1	0	0	0	0	0	0
(9, 2)																
10 Chipper Jones, S (1, 7) OBP: 0.389, SLG: 0.333	G1-6-3		K			G6-3		K	K	5	0	0	0	0	3	1
(9, 5)																
Fred McGriff, L (1, 3) OBP: 0.444, SLG: 0.571		BB G5-3 PO 1B		P5		G4-3		G4-3	BB 1B	5	0	2	0	0	0	0
David Justice, L (1, 9) OBP: 0.444, SLG: 0.645		G5-3 1-2		1B 1B		3B			E6 HR BB	4	1	2	0	1	0	1
Jose Oliva, R (1, 5) OBP: 0.444, SLG: 1.125		K		F8		G3			HR	4	1	1	2	0	1	3
Mike Devereaux, R (9, PH) OBP: 0.367, SLG: 0.407									G4	1	0	0	0	0	0	2
(9, 7)																
Charlie O'Brien, R (1, 2) OBP: 0.714, SLG: 0.333		BB HBP		1-2 1B			G5-3		3B 2B	2	0	1	0	0	0	0
Dwight Smith, L (9, PH) OBP: 0.429, SLG: 0.500										1	1	1	0	0	0	0
Rafael Belliard, R (9, 6)										0	0	0	0	0	0	0
Mark Lemke, S (1, 4) OBP: 0.364, SLG: 0.444		1-2 2-3 BB		K			BB		2-H 1B 3B	2	1	1	1	2	1	2
Steve Avery, L (1, 1)		PO 3-H		K	G3-1		K		S HR 1B 3-H	2	0	0	0	0	1	0
Mark Wohlers, R (6, 1)										0	0	0	0	0	0	0
Mike Kelly, R (7, PH) OBP: 0.211, SLG: 0.222										1	0	0	0	0	1	1
Mike Stanton, L (7, 1)										0	0	0	0	0	0	0
Brad Woodall, S (8, 1) OBP: 1.000, SLG: 1.000										0	0	0	0	0	0	0
Luis Polonia, L (9, PH) OBP: 0.273, SLG: 0.238										1	1	1	0	0	0	0
Greg McMichael, R (9, 1)										0	0	0	0	0	0	0

	AB	38
	R	6
	H	11
	RBI	6
	BB	3
	SO	8
	LOB	11

Inning Stats	1	2	3	4	5	6	7	8	9	1B: 5	SF: 0	WP: 0	PA: 43
	R: 0 E: 0 K: 1 S: 7 H: 0 LOB: 0 BB: 0 P: 12	R: 0 E: 0 K: 1 S: 16 H: 1 LOB: 2 BB: 1 P: 32	R: 0 E: 0 K: 2 S: 14 H: 1 LOB: 1 BB: 0 P: 17	R: 0 E: 0 K: 1 S: 16 H: 2 LOB: 2 BB: 0 P: 26	R: 0 E: 0 K: 0 S: 5 H: 0 LOB: 0 BB: 0 P: 10	R: 0 E: 0 K: 0 S: 12 H: 1 LOB: 1 BB: 0 P: 17	R: 0 E: 0 K: 1 S: 9 H: 0 LOB: 1 BB: 1 P: 16	R: 0 E: 0 K: 1 S: 9 H: 0 LOB: 0 BB: 0 P: 12	R: 6 E: 1 K: 1 S: 24 H: 6 LOB: 2 BB: 1 P: 39	2B: 2 3B: 2 HR: 2	SAC: 0 DP: 0 HBP: 1	PB: 0 SB: 1 CS: 0	

PITCHER	IP	WLS	BF	H	R	ER	SO	BB	IBB	HBP	BLK	WP	HR	S	P	ERA	WHIP
Pat Rapp, R (1, 1) ERA: 0.84	5.0		20	4	0	0	5	1	0	1	0	0	0	58	97	0.00	1.000
Yorkis Perez, L (6, 1) ERA:	2.0		8	1	0	0	1	1	0	0	0	0	0	21	33	0.00	1.000
Robb Nen, R (8, 1) ERA: 9.0	1.0	L	9	5	6	5	1	0	0	0	0	0	2	23	33	45.00	5.000
Buddy Groom, L (9, 1) ERA: 5.4	1.0		5	1	0	0	1	1	0	0	0	0	0	10	18	0.00	2.000

PITCHER	IP	WLS	BF	H	R	ER	SO	BB	IBB	HBP	BLK	WP	HR	S	P	ERA	WHIP

Batter	1	2	3	4	5	6	7	8	9	AB	R	H	RBI	BB	SO	LOB
Quilvio Veras, S (1, 4) OBP: 0.323, SLG: 0.200	C C B B X 2-2 G4-3 ①		B F C C 1-3 K ②		B B F F F F X 2-2 G6-3 ③		S X 0-1 B3 ② 1-2 3-H			4	0	0	1	0	1	3
Mario Diaz, R (1, 6) OBP: 0.222, SLG: 0.444 Robb Nen, R (8, 1) Buddy Groom, L (9, 1)	C B B X 2-1 G1-3 ②		B C B X 2-1 G4-3 ③			B C B B F F X 3-2 F9 ①	B F F X 1-2 G5-3 ③			4 0 0	0 0 0	0 0 0	0 0 0	0 0 0	0 0 0	1 0 0
Gary Sheffield, R (1, 9) OBP: 0.429, SLG: 0.500	B B B S X 3-1 F9 ③			B B B 4-0 CS BB		B B F X 2-1 S S 1B		B B B 4-0 G6-3 S BB		2	0	1	0	2	0	0
Jeff Conine, R (1, 3) OBP: 0.412, SLG: 0.714 (8, 7)		X 0-0 3B 1B		1 SAFE 1 SAFE C F B B C 2-3 K ① ② 1-2		1 SAFE 1 SAFE B 1 SAFE B S B F F 4-2 B 1-2 BB		C 1 SAFE B S B 1 SAFE 1 SAFE S 2-3 K ① 1-2		3	1	1	0	1	2	2
Terry Pendleton, S (1, 5) OBP: 0.313, SLG: 0.367		F B 1 SAFE X 1-1 F9 ①		C B S B B F X 2-2 L8 ③		S B S S 1-3 K ② 2-3		F B C X 1-2 G6-3 ② 2-3		4	0	0	0	0	1	4
Andre Dawson, R (1, 7) OBP: 0.333, SLG: 0.556 Greg Colbrunn, R (8, 3) OBP: 0.259, SLG: 0.296		F F B 1 SAFE B X 2-2 1B 3B 1-H	C S B X 1-2 1B 1B			B F C F B X 2-2 L9 ③		B B B X 3-0 F7 ③		3 1	1 0	2 0	1 0	0 0	0 0	2 1
Charles Johnson, R (1, 2) OBP: 0.148, SLG: 0.080		B X 1-0 CS 1B 3-H	1 SAFE S F S 0-3 K ①				F X 0-1 P3 ①		C S B B X 2-2 G4-3 ①	4	0	1	1	0	1	1
Chuck Carr, S (1, 8) OBP: 0.320, SLG: 0.190		B S B B S S 3-3 K ② ③ 1-2	B 1 SAFE X 1-0 F9 ②				B X 1-0 1B B3 1B		C C F X 0-2 G4-3 ②	4	1	1	0	0	1	2
Pat Rapp, R (1, 1) Alex Arias, R (5, PH) OBP: 0.167, SLG: 0.182 Yorkis Perez, L (6, 1) Steve Decker, R (7, PH) OBP: 0.333, SLG: 0.333 Eddie Zosky, R (8, 6) OBP: 0.250, SLG: 0.250 Kurt Abbott, R (9, 6)			X 0-0 P4 ①		C X 0-1 1B 1-2		1 SAFE F 1 SAFE X 0-1 B3 1B 1-3		B B C X 2-1 G5-3 ③	1 1 0 1 0 1	0 0 0 0 0 0	0 1 0 1 0 0	0 0 0 0 0 0	0 0 0 0 0 0	0 0 0 0 0 0	0 0 0 0 0 0
Inning Stats	R: 0 E: 0 K: 0 S: 7 H: 0 LOB: 0 BB: 0 P: 14	R: 2 E: 0 K: 1 S: 10 H: 3 LOB: 0 BB: 0 P: 17	R: 0 E: 0 K: 1 S: 6 H: 0 LOB: 0 BB: 0 P: 9	R: 0 E: 0 K: 1 S: 7 H: 0 LOB: 0 BB: 1 P: 15	R: 0 E: 0 K: 1 S: 14 H: 2 LOB: 2 BB: 0 P: 18	R: 0 E: 0 K: 1 S: 16 H: 1 LOB: 2 BB: 1 P: 28	R: 1 E: 0 K: 0 S: 10 H: 2 LOB: 1 BB: 0 P: 12	R: 0 E: 0 K: 1 S: 7 H: 0 LOB: 1 BB: 1 P: 17	R: 0 E: 0 K: 0 S: 9 H: 0 LOB: 0 BB: 0 P: 13	1B: 7 2B: 0 3B: 1 HR: 0	SF: 0 SAC: 0 DP: 0 HBP: 0						

PITCHER		IP	WLS	BF	H	R	ER	SO	BB	IBB	HBP	BLK	WP	HR	S	P	ERA	WHIP
Steve Avery, L ERA: 5.19	(1, 1)	5.1		22	6	2	2	4	2	0	0	0	0	0	53	91	3.38	1.500
Mark Wohlers, R ERA: 5.4	(6, 1)	0.2		2	0	0	0	1	0	0	0	0	0	0	7	10	0.00	0.000
Mike Stanton, L ERA: 5.4	(7, 1)	1.0		5	2	1	1	0	0	0	0	0	0	0	10	12	9.00	2.000
Brad Woodall, L ERA: 10.8	(8, 1)	1.0	W	4	0	0	0	1	1	0	0	0	0	0	7	17	0.00	1.000
Greg McMichael, R ERA: 2.08	(9, 1)	1.0	S	3	0	0	0	0	0	0	0	0	0	0	9	13	0.00	0.000

PITCHER	IP	WLS	BF	H	R	ER	SO	BB	IBB	HBP	BLK	WP	HR	S	P	ERA	WHIP

BOTTOM

Atlanta Braves @ Florida Marlins

Joe Robbie Stadium, Miami, FL

Wed Sep 06 1995, Postponed
Att. 23,550 - Unknown - 83 F

livebaseballscorecards.com

AB	33
R	3
H	8
RBI	3
BB	3
SO	6
LOB	16

Pittsburgh Pirates @ Florida Marlins

Joe Robbie Stadium, Miami, FL

Wed Sep 06 1995, 7:05 PM EDT

Att. 17,111 - Unknown - 79 F

TOP

livebaseballscorecards.com

Batter	1	2	3	4	5	6	7	8	9	AB	R	H	RBI	BB	SO	LOB
Jacob Brumfield, R (1, 8) OBP: 0.353, SLG: 0.382	K		P3		K		1B			4	0	1	0	0	2	1
Al Martin, L (1, 7) OBP: 0.350, SLG: 0.421	G4-6-3 BB		BB BB 2-H 1B		G3-1			E3		3	0	1	1	1	0	0
Orlando Merced, S (1, 9) OBP: 0.363, SLG: 0.491	G4-6-3 1-2f		BB 1-2 BB		G4-3			F7		3	0	0	0	1	0	2
Jeff King, R (1, 3) OBP: 0.339, SLG: 0.468		F9	1-2 2-3 BB			F8		F8		3	0	0	0	1	0	1
Nelson Liriano, S (1, 4) OBP: 0.354, SLG: 0.408		1B	F7			G3-1		SAFE SAFE SAFE SAFE G6-3		4	0	1	0	0	0	4
John Wehner, R (1, 6) OBP: 0.376, SLG: 0.398		K		G5-3		F9			G5-3	4	0	0	0	0	1	1
Kevin Young, R (1, 5) OBP: 0.276, SLG: 0.419		F8	FC1-6 1B				2 SH3-4 1B 1B		K	4	0	2	0	0	1	1
2 Angelo Encarnacion, R (1, 2) OBP: 0.302, SLG: 0.328 Don Slaught, R (9, PH) OBP: 0.375, SLG: 0.378			SH1-4 1B	F9			SH3-4 1-2		1B	2	1	1	0	0	0	1
										1	0	1	0	0	0	0
Denny Neagle, L (1, 1) OBP: 0.179, SLG: 0.234 Midre Cummings, L (7, PH) OBP: 0.289, SLG: 0.330 Jon Lieber, L (7, 1) OBP: 0.059, SLG: 0.059 Rich Aude, R (9, PH) OBP: 0.316, SLG: 0.423			SH1-4 1-2	FC1-6 1-2			P6		F4	1	0	0	0	0	0	1
										1	0	0	0	0	0	1
										0	0	0	0	0	0	0
										1	0	0	0	0	0	1

	AB	31
	R	1
	H	7
	RBI	1
	BB	3
	SO	4
	LOB	14

Inning Stats	1	2	3	4	5	6	7	8	9
	R: 0 E: 0 K: 1 S: 6	H: 0 LOB: 0 BB: 1 P: 13	R: 0 E: 0 K: 1 S: 7	H: 1 LOB: 1 BB: 0 P: 13	R: 1 E: 0 K: 0 S: 15	H: 2 LOB: 3 BB: 2 P: 29	R: 0 E: 0 K: 0 S: 7	H: 1 LOB: 1 BB: 0 P: 13	R: 0 E: 0 K: 1 S: 7	H: 0 LOB: 0 BB: 0 P: 8
	R: 0 E: 0 K: 0 S: 5	H: 0 LOB: 0 BB: 0 P: 10	R: 0 E: 0 K: 0 S: 5	H: 2 LOB: 2 BB: 0 P: 6	R: 0 E: 1 K: 0 S: 8	H: 0 LOB: 1 BB: 0 P: 11	R: 0 E: 0 K: 1 S: 9	H: 1 LOB: 1 BB: 0 P: 11		

	1B: 7	SF: 0	WP: 0	PA: 36
	2B: 0	SAC: 2	PB: 0	
	3B: 0	DP: 1	SB: 0	
	HR: 0	HBP: 0	CS: 0	

PITCHER		IP	WLS	BF	H	R	ER	SO	BB	IBB	HBP	BLK	WP	HR	S	P	ERA	WHIP
Willie Banks, R ERA: 5.76	(1, 1)	7.0	W	28	6	1	1	3	3	0	0	0	0	0	52	92	1.29	1.286
Yorkis Perez, L ERA: 5.77	(8, 1)	0.1		2	0	0	0	0	0	0	0	0	0	0	2	3	0.00	0.000
Terry Mathews, R ERA: 3.68	(8, 1)	0.2		2	0	0	0	0	0	0	0	0	0	0	6	8	0.00	0.000
Robb Nen, R ERA: 2.68	(9, 1)	1.0	S	4	1	0	0	1	0	0	0	0	0	0	9	11	0.00	1.000

PITCHER		IP	WLS	BF	H	R	ER	SO	BB	IBB	HBP	BLK	WP	HR	S	P	ERA	WHIP

BOTTOM

Pittsburgh Pirates @ Florida Marlins

Joe Robbie Stadium, Miami, FL

Wed Sep 06 1995, 7:05 PM EDT

Att. 17,111 - Unknown - 79 F

livebaseballscorecards.com

Batter	1	2	3	4	5	6	7	8	9	AB	R	H	RBI	BB	SO	LOB
Quilvio Veras, S (1, 4) OBP: 0.374, SLG: 0.354	B B B C B 4-1 2B SF8 BB		C C B S 1-3 ① K		C B B C S 2-3 ② K		B F X 1-1 ② G6-3 2-3			3	1	0	0	1	2	1
Chuck Carr, S (1, 8) OBP: 0.324, SLG: 0.288	X 0-0 1-3 1B 2B		B F B B F B 4-2 S BB		C X 0-1 S 1B		F M B B F B 4-2 S BB			2	1	2	0	2	0	0
Jeff Conine, R (1, 7) OBP: 0.387, SLG: 0.530	C B B S X 2-2 ① SF8 3-H		1 SAFE C B 1 SAFE 1 SAFE F X 1-2 ② F9		1 SAFE B C B B X 3-1 ③ P4 1-2		B F C B S 2-3 ③ K 1-2			3	0	0	1	0	1	4
Terry Pendleton, S (1, 5) OBP: 0.347, SLG: 0.439	B B X 2-0 ② L9		1 SAFE P B S T F S 2-3 ③ K 1-2			C F B B S 2-3 ① K		F F X 0-2 ① G2-3		4	0	0	0	0	2	2
Greg Colbrunn, R (1, 3) OBP: 0.320, SLG: 0.468	X 0-0 FC6-4 2-H 1B			C X 0-1 ① L9		C X 0-1 ② F8		C F F B F F F S 1-3 ② K		4	0	1	1	0	1	0
Andre Dawson, R (1, 9) OBP: 0.304, SLG: 0.438 Jesus Tavarez, S (6, PR) (7, 9) OBP: 0.333, SLG: 0.344	B F X 1-1 ③ FC6-4 1-2			C B F X 1-2 ② P5		X 0-0 1B		L C B X 1-2 1B		3 1	0 0	1 1	0 0	0 0	0 0	1 0
Kurt Abbott, R (1, 6) OBP: 0.312, SLG: 0.443		C S C 0-3 ① K		X 0-0 2B		1 SAFE B 1 SAFE B C X 2-1 ③ F9		1 SAFE S 1 SAFE C 1 SAFE 1 SAFE 1 SAFE B C 1-3 ③ K		4	0	1	0	0	2	2
Charles Johnson, R (1, 2) OBP: 0.340, SLG: 0.375		B X 1-0 ② G4-3		C B X 1-1 ③ F8			F B X 1-1 G6-3 SH5-3 1B			3	0	1	0	0	0	1
Willie Banks, R (1, 1) OBP: 0.238, SLG: 0.158 Jerry Browne, S (7, PH) OBP: 0.341, SLG: 0.275 Yorkis Perez, L (8, 1) Terry Mathews, L (8, 1) OBP: 0.462, SLG: 0.615 Robb Nen, R (9, 1)		S F X 0-2 ③ F8			F F S 0-3 ① K		B C X 1-1 ① SH5-3 1-2			2 0 0 0 0	0 0 0 0 0	0 0 0 0 0	0 0 0 0 0	0 0 0 0 0	1 0 0 0 0	0 0 0 0 0
Inning Stats	R: 2 E: 0 K: 0 S: 9 H: 2 LOB: 1 BB: 1 P: 18	R: 0 E: 0 K: 1 S: 7 H: 0 LOB: 0 BB: 0 P: 8	R: 0 E: 0 K: 2 S: 13 H: 0 LOB: 1 BB: 1 P: 20	R: 0 E: 0 K: 0 S: 8 H: 1 LOB: 1 BB: 0 P: 10	R: 0 E: 0 K: 2 S: 10 H: 1 LOB: 1 BB: 0 P: 15	R: 0 E: 0 K: 1 S: 8 H: 1 LOB: 1 BB: 0 P: 12	R: 0 E: 0 K: 1 S: 12 H: 1 LOB: 2 BB: 1 P: 21	R: 0 E: 0 K: 2 S: 16 H: 1 LOB: 1 BB: 0 P: 19		1B: 5 2B: 2 3B: 0 HR: 0	SF: 1 SAC: 1 DP: 0 HBP: 0			WP: 0 PB: 0 SB: 3 CS: 0	PA: 34	

	AB	29
	R	2
	H	7
	RBI	2
	BB	3
	SO	9
	LOB	11

PITCHER		IP	WLS	BF	H	R	ER	SO	BB	IBB	HBP	BLK	WP	HR	S	P	ERA	WHIP
Denny Neagle, L ERA: 3.53	(1, 1)	6.0	L	25	5	2	2	6	2	0	0	0	0	0	55	83	3.00	1.167
Jon Lieber, R ERA: 7.22	(7, 1)	2.0		9	2	0	0	3	1	0	0	0	0	0	28	40	0.00	1.500

PITCHER	IP	WLS	BF	H	R	ER	SO	BB	IBB	HBP	BLK	WP	HR	S	P	ERA	WHIP

Batter	1	2	3	4	5	6	7	8	9	AB	R	H	RBI	BB	SO	LOB
Marquis Grissom, R (1, 8) OBP: 0.305, SLG: 0.352	C F B X 1-2 ① F9		C B F F B X 2-2 ③ G2-3			B F F B X 2-2 ② G6-3		C B X 1-1 ②③ F9-3 1-1		4	0	0	0	0	0	1
Mark Lemke, S (1, 4) OBP: 0.318, SLG: 0.330	C M B C 1-3 ② K			C X 0-1 ① L6		B C X 1-1 ③ G5-3			X 0-0 1B	4	0	1	0	0	1	0
10 Chipper Jones, S (1, 5) OBP: 0.357, SLG: 0.443	X 0-0 ③ G4-3			X 0-0 ② G4-3			B X 1-0 ① L7		S B B F C 2-3 ① K	4	0	0	0	0	1	1
Fred McGriff, L (1, 3) OBP: 0.353, SLG: 0.483		S X 0-1 ① F8		T B F X 1-2 ③ G4-3			S C B B X 2-2 HR		B C B F B S 3-3 ② K	4	1	1	1	0	1	1
David Justice, L (1, 9) OBP: 0.378, SLG: 0.500		S X 0-1 ② G3			C X 0-1 E6 BB		B B X 2-0 FC4-6 1B		B B X 2-0 ③ F8	4	0	1	0	0	0	1
Ryan Klesko, L (1, 7) OBP: 0.401, SLG: 0.597		B B B B 4-0 BB			B B T B 1 SAFE 4-1 G4-6-3 1-2 BB		X 0-0 ② FC4-6 1-2			1	0	0	0	2	0	1
Charlie O'Brien, R (1, 2) OBP: 0.366, SLG: 0.445		B C B C S 2-3 ③ K			X 0-0 ① F8		C B S F F X 1-2 ③ F8			3	0	0	0	0	1	4
Rafael Belliard, R (1, 6) OBP: 0.248, SLG: 0.245 Luis Polonia, L (8, PH) OBP: 0.331, SLG: 0.359 Mike Mordecai, R (8, 6) OBP: 0.313, SLG: 0.477			S S B X 1-2 ① G5-3		X 0-0 ②③ G4-6-3 1-2f			X 0-0 F9-3 1B		2 1 0	0 0 0	0 1 0	0 0 0	0 0 0	0 0 0	2 0 0
Steve Avery, L (1, 1) OBP: 0.234, SLG: 0.400 Dwight Smith, L (8, PH) OBP: 0.339, SLG: 0.426 Alejandro Pena, R (8, 1)			B F X 1-1 ② G1-3			C B B F C 2-3 ① K		F B F B F X 2-2 ① F9		2 1 0	0 0 0	0 0 0	0 0 0	1 0 0	0 0 0	0 1 0
Inning Stats	R: 0 H: 0 E: 0 LOB: 0 K: 1 BB: 0 S: 7 P: 9	R: 0 H: 0 E: 0 LOB: 1 K: 1 BB: 1 S: 7 P: 13	R: 0 H: 0 E: 0 LOB: 0 K: 0 BB: 0 S: 9 P: 13	R: 0 H: 0 E: 0 LOB: 0 K: 0 BB: 0 S: 6 P: 7	R: 0 H: 0 E: 1 LOB: 1 K: 0 BB: 1 S: 5 P: 9	R: 0 H: 0 E: 0 LOB: 0 K: 1 BB: 0 S: 8 P: 13	R: 1 H: 2 E: 0 LOB: 1 K: 0 BB: 0 S: 11 P: 17	R: 0 H: 1 E: 0 LOB: 0 K: 0 BB: 0 S: 7 P: 10	R: 0 H: 1 E: 0 LOB: 1 K: 2 BB: 0 S: 8 P: 15	1B: 3 SF: 0 2B: 1 SAC: 0 3B: 0 DP: 2 HR: 1 HBP: 0						WP: 0 PA: 32 PB: 0 SB: 0 CS: 0

PITCHER	IP	WLS	BF	H	R	ER	SO	BB	IBB	HBP	BLK	WP	HR	S	P	ERA	WHIP
Pat Rapp, R (1, 1) ERA: 3.96	9.0	W	32	4	1	1	5	2	0	0	0	0	1	68	106	1.00	0.667

PITCHER	IP	WLS	BF	H	R	ER	SO	BB	IBB	HBP	BLK	WP	HR	S	P	ERA	WHIP

TOP

Atlanta Braves @ Florida Marlins

Joe Robbie Stadium, Miami, FL

Thu Sep 07 1995, 7:05 PM EDT

Att. 20,788 - Unknown - 75 F

livebaseballscorecards.com

AB	30
R	1
H	4
RBI	1
BB	2
SO	5
LOB	12

Batter	1	2	3	4	5	6	7	8	9	AB	R	H	RBI	BB	SO	LOB
Quilvio Veras, S (1, 4) OBP: 0.373, SLG: 0.353	X 0-0 L9 ①		C B C C 1-3 K ①			B F C B X 2-2 G5-3 ①		B C B F X 2-2 CS 1B		4	0	1	0	0	1	0
Chuck Carr, S (1, 8) OBP: 0.326, SLG: 0.291	B X 1-0 HR 1B		S B B B C X 3-2 P5 ②			F B X 1-1 1B HR 1B		1 SAFE S B C S 1-3 K ① ② 1-2		4	2	2	0	0	1	1
Gary Sheffield, R (1, 9) OBP: 0.444, SLG: 0.537	B X 1-0 1-H HR		F X 0-1 G5-3 ③			1 SAFE F 1 SAFE S 1 SAFE X 0-2 1-3 HR 1B		C B C S 1-3 K ③		4	2	2	2	0	1	0
Jeff Conine, R (1, 7) OBP: 0.389, SLG: 0.539	X 0-0 1B			F B C S 1-3 K ①		1 SAFE F X 0-1 1-H 3-H HR				3	1	2	3	0	1	0
Terry Pendleton, S (1, 5) OBP: 0.344, SLG: 0.436	B C X 1-1 L6 ②			F F B B B F F F B X 3-2 P4 ②		B S X 1-1 F8 ②				3	0	0	0	0	0	1
Greg Colbrunn, R (1, 3) OBP: 0.318, SLG: 0.465	B X 1-0 F8 ③			X 0-0 G6-3 ③		B B B C F F F S 3-3 K ③				3	0	0	0	0	1	1
Kurt Abbott, R (1, 6) OBP: 0.310, SLG: 0.439		B B X 2-0 F9 ①			F F B F S 1-3 K ①		F S B C 1-3 K ①			3	0	0	0	0	2	0
Charles Johnson, R (1, 2) OBP: 0.336, SLG: 0.371		B B X 2-0 G6-3 ②			X 0-0 L9 ②		C F C 0-3 K ②			3	0	0	0	0	1	0
Pat Rapp, R (1, 1) OBP: 0.133, SLG: 0.156		F F S 0-3 K ③			C S B X 1-2 G1-3 ③		B X 1-0 G5-3 ③			3	0	0	0	0	1	0
Inning Stats	R: 2 E: 0 K: 0 S: 7 H: 3 LOB: 1 BB: 0 P: 11	R: 0 E: 0 K: 1 S: 5 H: 0 LOB: 0 BB: 0 P: 9	R: 0 E: 0 K: 1 S: 8 H: 0 LOB: 0 BB: 0 P: 12	R: 0 E: 0 K: 1 S: 10 H: 0 LOB: 0 BB: 0 P: 14	R: 0 E: 0 K: 1 S: 8 H: 0 LOB: 0 BB: 0 P: 10	R: 3 E: 0 K: 1 S: 17 H: 3 LOB: 0 BB: 0 P: 24	R: 0 E: 0 K: 2 S: 7 H: 0 LOB: 0 BB: 0 P: 9	R: 0 E: 0 K: 2 S: 9 H: 1 LOB: 0 BB: 0 P: 13		1B: 5 2B: 0 3B: 0 HR: 2	SF: 0 SAC: 0 DP: 0 HBP: 0					

PITCHER		IP	WLS	BF	H	R	ER	SO	BB	IBB	HBP	BLK	WP	HR	S	P	ERA	WHIP
Steve Avery, L ERA: 4.81	(1, 1)	7.0	L	27	6	5	5	7	0	0	0	0	0	2	62	89	6.43	0.857
Alejandro Pena, R ERA: 4.96	(8, 1)	1.0		3	1	0	0	2	0	0	0	0	0	0	9	13	0.00	1.000

PITCHER	IP	WLS	BF	H	R	ER	SO	BB	IBB	HBP	BLK	WP	HR	S	P	ERA	WHIP

BOTTOM

Atlanta Braves @ Florida Marlins

Joe Robbie Stadium, Miami, FL

Thu Sep 07 1995, 7:05 PM EDT

Att. 20,788 - Unknown - 75 F

livebaseballscorecards.com

AB	30
R	5
H	7
RBI	5
BB	0
SO	9
LOB	3

Atlanta Braves @ Florida Marlins

Joe Robbie Stadium, Miami, FL

Fri Sep 08 1995, 7:05 PM EDT

Att. 21,897 - Unknown - 82 F

livebaseballscorecards.com

TOP

Batter	1	2	3	4	5	6	7	8	9	AB	R	H	RBI	BB	SO	LOB
Marquis Grissom, R (1, 8) OBP: 0.304, SLG: 0.350	B S S C 1-3 ① K		C B X 1-1 ③ G5-3			F F F B F X 1-2 ① F9	X 0-0 ② G6-3 2-3 3-H		S B S B B X 3-2 SH5-4 1B 1B	5	0	1	1	0	1	2
Mark Lemke, S (1, 4) OBP: 0.319, SLG: 0.335	B B X 2-0 ② F7			C B C X 1-2 G3 10 G1-6-3 1B		X 0-0 2B	B B X 2-0 ③ G3-1		B X 1-0 ① SH5-4 1-2	4	0	2	0	0	0	1
10 Chipper Jones, S (1, 5) OBP: 0.354, SLG: 0.438	B F C B X 2-2 ③ G6-3			X 0-0 ① G1-6-3 1-2		B F X 1-1 ② L8		B C S X 1-2 ① G6-3	B S B S B C 3-3 ② K	5	0	0	0	0	1	3
Fred McGriff, L (1, 3) OBP: 0.353, SLG: 0.484		F B B B F C 3-3 ① K		B X 1-0 ② G3 2-3		C B S B F F F X 2-2 ③ G6-3		B C X 1-1 1B 2B	B B C X 2-1 ③ 2-H 1B	5	1	2	0	0	1	2
David Justice, L (1, 9) OBP: 0.374, SLG: 0.494		C S C 0-3 ② K		C S B X 1-2 ③ F7			B S X 1-1 ① G4-1	F X 0-1 ② G1-3		4	0	0	0	0	1	2
Javy Lopez, R (1, 2) OBP: 0.349, SLG: 0.508		S S S 0-3 ③ K			B X 1-0 1B		X 0-0 HR	F B F B B B 4-2 1B 1B BB		3	2	2	1	1	1	0
Mike Devereaux, R (1, 7) OBP: 0.355, SLG: 0.471			B B F F B S 3-3 ① K		C B S X 1-2 ① P6		X 0-0 1B 2B 1B	B F X 1-1 1-3 2-H 1B 1B		4	2	2	1	0	1	1
Rafael Belliard, R (1, 6) OBP: 0.261, SLG: 0.258			B X 1-0 1B		B F F S 1-3 ② K		B X 1-0 2B 1-3 G6-3 1B	S X 0-1 2-H 3-H 1B		4	1	3	2	0	1	1
Kent Mercker, L (1, 1) OBP: 0.106, SLG: 0.170 Brad Clontz, R (6, 1) Mike Mordecai, R (7, PH) OBP: 0.327, SLG: 0.511 Greg McMichael, R (7, 1) Ryan Klesko, L (8, PH) OBP: 0.389, SLG: 0.595 Alejandro Pena, R (8, 1) Mark Wohlers, R (9, 1)			B 1 SAFE L L 1 SAFE L B L 2-3 ② K		C B B F F S 2-3 ③ K		X 0-0 G6-3 1-3 3-H 2B	C B B B C X 3-1 ③ F8		2 0 0 0 0 2 2 0 0 0 0 0 0 0 1 0 1 1 0 0 0 0 0 0 0 0 0 0 1 0 0 0 0 0 1 0 0 0 0 0 0 0 0 0 0 0 0 0 0						

AB	38																		
R	6																		
H	13																		
RBI	6																		
BB	1																		
SO	9																		
LOB	15																		

Inning Stats	1	2	3	4	5	6	7	8	9	1B: 9	SF: 0	WP: 0	PA: 40
	R: 0 E: 0 K: 1 S: 7 H: 0 LOB: 0 BB: 0 P: 12	R: 0 E: 0 K: 3 S: 9 H: 0 LOB: 0 BB: 0 P: 12	R: 0 E: 0 K: 2 S: 9 H: 1 LOB: 1 BB: 0 P: 16	R: 0 E: 0 K: 0 S: 8 H: 1 LOB: 1 BB: 0 P: 11	R: 0 E: 0 K: 2 S: 10 H: 1 LOB: 1 BB: 0 P: 15	R: 0 E: 0 K: 0 S: 14 H: 1 LOB: 1 BB: 0 P: 18	R: 3 E: 0 K: 0 S: 8 H: 4 LOB: 1 BB: 0 P: 12	R: 3 E: 0 K: 0 S: 15 H: 3 LOB: 1 BB: 1 P: 25	R: 0 E: 0 K: 1 S: 9 H: 2 LOB: 2 BB: 0 P: 18	2B: 3 3B: 0 HR: 1	SAC: 1 DP: 0 HBP: 0	PB: 0 SB: 0 CS: 0	

PITCHER		IP	WLS	BF	H	R	ER	SO	BB	IBB	HBP	BLK	WP	HR	S	P	ERA	WHIP
Chris Hammond, L ERA: 3.6	(1, 1)	6.1		27	8	3	3	8	0	0	0	0	0	1	63	92	4.26	1.263
Terry Mathews, R ERA: 3.64	(7, 1)	0.2		2	0	0	0	0	0	0	0	0	0	0	2	4	0.00	0.000
Yorkis Perez, L ERA: 5.9	(8, 1)	0.2	L	3	1	1	1	0	0	0	0	0	0	0	7	9	13.50	1.500
David Weathers, R ERA: 6.08	(8, 1)	0.1		4	2	2	2	0	1	0	0	0	0	0	8	16	54.00	9.000
Rich Garces, R ERA: 4.37	(9, 1)	0.2		3	1	0	0	1	0	0	0	0	0	0	7	14	0.00	1.500

PITCHER		IP	WLS	BF	H	R	ER	SO	BB	IBB	HBP	BLK	WP	HR	S	P	ERA	WHIP
Buddy Groom, L ERA: 7.59	(9, 1)	0.1		1	1	0	0	0	0	0	0	0	0	0	2	4	0.00	3.000

Atlanta Braves @ Florida Marlins

Joe Robbie Stadium, Miami, FL

Fri Sep 08 1995, 7:05 PM EDT

Att. 21,897 - Unknown - 82 F

BOTTOM

Batter	1	2	3	4	5	6	7	8	9	AB	R	H	RBI	BB	SO	LOB
Quilvio Veras, S (1, 4) OBP: 0.369, SLG: 0.349	B C B X 2-1 ① G1-3		F B B F F C 2-3 ② K		B X 1-0 ① FC5-2-5-1 1-3 3-H		C F X 0-2 ② G4-3	C F F F X 0-2 ③ G4-3		5	0	0	0	0	1	3
Chuck Carr, S (1, 8) OBP: 0.325, SLG: 0.288 Andre Dawson, R (9, PH) OBP: 0.303, SLG: 0.436	X 0-0 ② G6-3		X 0-0 ③ G5-3		S S X 0-2 ② P3		C F B F B B 4-2 BB S BB		F B F F X 1-2 ① G6-3	3 1	0 0	0 0	0 0	1 0	0 0	3 0
Gary Sheffield, R (1, 9) OBP: 0.438, SLG: 0.524	X 0-0 ③ P5			F X 0-1 ① G1-3	F C B X 1-2 ③ F7		B C B B I 4-1 BB 1-2 IBB		S S B X 1-2 ② P4	4	0	0	0	1	0	2
Jeff Conine, R (1, 7) OBP: 0.393, SLG: 0.541		X 0-0 G5-3 1B		B B X 2-0 WP 2B 1B		C B F B F B X 3-2 HR 1B	B B B B 4-0 1-2 2-3 BB		X 0-0 ③ G6-3	4	2	3	0	1	0	0
Terry Pendleton, S (1, 5) OBP: 0.346, SLG: 0.445		B B F S X 2-2 ① L9		B B F B X 3-1 1-H 2B		B B F X 2-1 1-H HR	B X 1-0 ③ L6			4	1	2	3	0	0	4
Greg Colbrunn, R (1, 3) OBP: 0.317, SLG: 0.463		B 1 SAFE F X 1-1 ② G5-3 1-2		C B B B F X 3-2 ② F8		B C B B C X 2-2 ① G4-3		F X 0-1 3B 1B		4	1	1	0	0	0	2
Kurt Abbott, R (1, 6) OBP: 0.309, SLG: 0.443		F B F X 1-2 ③ L9		S X 0-1 ③ G5-3		F B X 1-1 ② G4-3		B F B X 2-1 1-H G6-3 3B		4	1	1	1	0	0	2
Charles Johnson, R (1, 2) OBP: 0.338, SLG: 0.377			X 0-0 SH3-4 1B		B X 1-0 E FC5-2-5-1 2B	F C S 0-3 ③ K		F B S C 1-3 ① K		4	0	2	0	0	2	1
Chris Hammond, L (1, 1) OBP: 0.354, SLG: 0.395 Terry Mathews, L (7, 1) OBP: 0.462, SLG: 0.615 Tommy Gregg, L (7, PH) OBP: 0.303, SLG: 0.397 Yorkis Perez, L (8, 1) David Weathers, R (8, 1) OBP: 0.154, SLG: 0.154 Alex Arias, R (8, PH) OBP: 0.353, SLG: 0.383 Rich Garces, R (9, 1) Buddy Groom, L (9, 1)			B X 1-0 ① SH3-4 1-2		B L B L B 2 B SAFE 4-2 FC5-2-5-1 2-3 BB		B S S S S S 1-3 ① K	B C X 1-1 ② G6-3 3-H		0 0 1 0 0 0 1 0 0	0 0 0 0 0 0 0 0 0	0 0 0 0 0 0 1 0 0	0 0 0 0 0 0 0 0 0	1 0 0 0 0 0 1 0 0	0 0 0 0 0 0 0 0 0	0 0 0 0 0 0 0 0 0
Inning Stats	R: 0 E: 0 K: 0 S: 4 H: 0 LOB: 0 BB: 0 P: 6	R: 0 E: 0 K: 0 S: 9 H: 1 LOB: 1 BB: 0 P: 13	R: 0 E: 0 K: 1 S: 7 H: 1 LOB: 1 BB: 0 P: 10	R: 1 E: 0 K: 0 S: 10 H: 2 LOB: 1 BB: 0 P: 18	R: 0 E: 1 K: 0 S: 10 H: 1 LOB: 2 BB: 1 P: 17	R: 2 E: 0 K: 1 S: 14 H: 2 LOB: 0 BB: 0 P: 22	R: 0 E: 0 K: 1 S: 12 H: 0 LOB: 3 BB: 3 P: 26	R: 2 E: 0 K: 1 S: 15 H: 2 LOB: 0 BB: 0 P: 19	R: 0 E: 0 K: 0 S: 7 H: 0 LOB: 0 BB: 0 P: 9	1B: 5 2B: 2 3B: 1 HR: 1	SF: 0 SAC: 1 DP: 0 HBP: 0			WP: 1 PB: 0 SB: 1 CS: 0	PA: 40		

livebaseballscorecards.com

AB	35
R	5
H	9
RBI	5
BB	4
SO	4
LOB	17

PITCHER		IP	WLS	BF	H	R	ER	SO	BB	IBB	HBP	BLK	WP	HR	S	P	ERA	WHIP
Kent Mercker, L ERA: 4.3	(1, 1)	5.0		23	7	3	3	1	1	0	0	0	1	1	46	75	5.40	1.600
Brad Clontz, R ERA: 3.36	(6, 1)	1.0		3	0	0	0	1	0	0	0	0	0	0	8	11	0.00	0.000
Greg McMichael, R ERA: 2.79	(7, 1)	1.0	W	6	0	0	0	1	2	1	0	0	0	0	12	26	0.00	2.000
Alejandro Pena, R ERA: 5.24	(8, 1)	1.0		5	2	2	2	1	0	0	0	0	0	0	15	19	18.00	2.000
Mark Wohlers, R ERA: 1.78	(9, 1)	1.0	S	3	0	0	0	0	0	0	0	0	0	0	7	9	0.00	0.000

PITCHER	IP	WLS	BF	H	R	ER	SO	BB	IBB	HBP	BLK	WP	HR	S	P	ERA	WHIP

Atlanta Braves @ Florida Marlins

Joe Robbie Stadium, Miami, FL

Sat Sep 09 1995, 7:05 PM EDT

Att. 32,644 - Unknown - 83 F

TOP

livebaseballscorecards.com

Batter	1	2	3	4	5	6	7	8	9	AB	R	H	RBI	BB	SO	LOB
Marquis Grissom, R (1, 8) OBP: 0.309, SLG: 0.357	C C F B X 1-2 10 G4-3 3B		C B C B X 2-2 1B		S X 0-1 ③ F9		C B F B B B 4-2 1B BB		C S B X 1-2 10 S 10 1B 1B 2-3 1B	4	2	3	0	1	0	2
Mark Lemke, S (1, 4) OBP: 0.323, SLG: 0.337	B S M C 1-3 ① K		1 SAFE 1 SAFE B 1 SAFE F B X 2-1 ③ L9			B B F B F B 4-2 10 2B BB	1 SAFE X 0-0 10 G4-6-3 1-3 1B		X 0-0 10 1B 10 S 1-2 HR 3-H 1B	4	2	2	1	1	1	2
10 Chipper Jones, S (1, 5) OBP: 0.354, SLG: 0.440	X 0-0 ② G4-3 3-H			B C F X 1-2 ① G3		B F 1 SAFE X 1-1 ② 1B 1-H 2B	B B X 2-0 ② ③ G4-6-3 1-2f		B F B F F X 2-2 HR 1-3 2-H 1B	5	2	2	3	0	0	2
Fred McGriff, L (1, 3) OBP: 0.354, SLG: 0.489	X 0-0 ③ F8			B C C F B X 2-2 ② G4-3		B X 1-0 G3-6 2-H 1B		X 0-0 ① X P5	X 0-0 1-H 3-H HR	5	1	2	4	0	0	0
David Justice, L (1, 9) OBP: 0.372, SLG: 0.489		B C X 1-1 ① L8		X 0-0 ③ G4-3		B F S F X 1-2 ① ② G3-6 1-2f		C S B B B B 4-2 FC5-4 BB	C X 1-1 ① F9	4	0	0	0	1	0	1
Ryan Klesko, L (1, 7) OBP: 0.396, SLG: 0.599 Pedro Borbon, R (9, 1) Mark Wohlers, R (9, 1)		B B X 2-0 ② G4-3			X 0-0 ① G3	X 0-0 HR		B X 1-0 ② FC5-4 S 1-2	X 0-0 ② F8	5 0 0	1 0 0	1 0 0	1 0 0	0 0 0	0 0 0	1 0 0
Javy Lopez, R (1, 2) OBP: 0.349, SLG: 0.506 Charlie O'Brien, R (6, 2) OBP: 0.373, SLG: 0.445		F B B X 2-1 ③ P3			X 0-0 ② L7	C X 0-1 FC6 1B		1 SAFE B B C B B C F B 4-2 1-2 BB	B B B C S B 4-2 BB	3 0	0 0	1 0	0 0	0 2	0 0	0 0
Rafael Belliard, R (1, 6) OBP: 0.262, SLG: 0.255 Dwight Smith, L (8, PH) OBP: 0.336, SLG: 0.422 Mike Mordecai, R (8, 6) OBP: 0.320, SLG: 0.500			X 0-0 ① G1-3		B B B C B 4-1 29 1B BB	F B X 1-1 ③ FC6 1-2		F C B F F X 1-2 ③ F7	S X 0-1 ③ F7	2 1 1	0 0 0	0 0 0	0 0 0	1 0 0	0 0 0	1 2 1
29 John Smoltz, R (1, 1) OBP: 0.211, SLG: 0.118 Brad Clontz, R (7, 1) Luis Polonia, L (9, PH) OBP: 0.333, SLG: 0.365 (9, 7)			B X 1-0 ② G5-3		B C B B C X 3-2 1-2 1B		B B X 2-0 ① F9		C F X 0-2 1B 1B 2B	3 0 1	0 0 1	1 0 1	0 0 0	0 0 0	0 0 0	0 0 0

	AB	38
	R	9
	H	13
	RBI	9
	BB	6
	SO	1
	LOB	12

| Inning Stats | | |

Atlanta Braves @ Florida Marlins

Joe Robbie Stadium, Miami, FL

Sat Sep 09 1995, 7:05 PM EDT

Att. 32,644 - Unknown - 83 F

BOTTOM

Batter	1	2	3	4	5	6	7	8	9	AB	R	H	RBI	BB	SO	LOB
Quilvio Veras, S (1, 4) OBP: 0.376, SLG: 0.359	BBCBFBFB 4-2 BB 1B BB		BBCBCX 3-2 1B 2B		BCBBB 4-1 CS BB		BBX 2-0 1-H 1B 3B		BBBBB 4-0 1B 1B BB	2	4	2	1	3	0	0
Terry Pendleton, S (1, 5) OBP: 0.346, SLG: 0.445	C 1 SAFE FS 0-3 ① K		X 0-0 FC5-4 2-H 1B		1 SAFE 1 SAFE BX 1-0 ①② F8 1-2		BSBBX 3-1 FC5-4 1B 3-H 1B		CFX 0-2 ① F9	5	0	2	2	0	1	3
Gary Sheffield, R (1, 9) OBP: 0.442, SLG: 0.523	CBF 1 SAFE BFBB 4-2 1B 1-2 BB		CBFBX 2-2 ① FC5-4 1B 1-2		FFC 0-3 ③ K		FFBX 1-2 FC5-4 1-2 1B		CBSX 1-2 1B 1-2 1B	4	0	2	0	1	1	1
Jeff Conine, R (1, 7) OBP: 0.393, SLG: 0.539	BCX 1-1 G5-4-3 1-2 2-H 1B		B 1 SAFE CCX 1-2 FC5-4 1-2 1B			X 0-0 ① F8	CX 0-1 ② FC5-4 FC4 1-2 2-3		CFBFFS 1-3 ② K	5	0	2	1	0	1	4
Greg Colbrunn, R (1, 3) OBP: 0.316, SLG: 0.460	FSBFFBX 2-2 ②③ G5-4-3 1-2f		FBX 1-1 ② P3			CBSFX 1-2 ② G4-3	BBFBBCFX 3-2 ③ FC4 1-2		X 0-0 1-2 2-H 1B	5	0	1	1	0	0	6
Kurt Abbott, R (1, 6) OBP: 0.313, SLG: 0.448		BFFBX 2-2 PB 2B	FBX 1-1 ③ FC5-4 1-2			CBFX 1-2 1B		FX 0-1 BB 1B	CSC 0-3 ③ K	5	0	3	0	0	1	4
Charles Johnson, R (1, 2) OBP: 0.334, SLG: 0.372	BBBBX 3-0 ① P6 2-3			X 0-0 ① P3		1 SAFE BFSBX 2-2 ③ G5-3		BBCBLL 3-3 ① K		4	0	0	0	0	1	3
Jesus Tavarez, S (1, 8) OBP: 0.331, SLG: 0.336	BCCBC 2-3 ② K		CBFX 1-2 ② F8			X 0-0 ① G6-3	1 SAFE 1 SAFE BBB 4-0 G6-4-3 1-2 BB			3	0	0	0	1	1	1
John Burkett, R (1, 1) OBP: 0.161, SLG: 0.136 Randy Veres, R (6, 1) Tommy Gregg, L (7, PH) OBP: 0.307, SLG: 0.401 Yorkis Perez, L (8, 1) Terry Mathews, L (8, 1) OBP: 0.462, SLG: 0.615 Alex Arias, R (8, PH) OBP: 0.351, SLG: 0.381 Robb Nen, R (9, 1) Aaron Small, R (9, 1)	BSCFC 1-3 ③ K		SCC 0-3 ③ K			CCFFBBX 2-2 3B 1B	SBX 1-1 ②③ G6-4-3 1-2f			2 0 1 0 0 1 0 0	0 0 1 0 0 0 0 0	0 0 1 0 0 0 0 0	0 0 0 0 0 0 0 0	0 0 0 0 0 0 0 0	2 0 0 0 0 0 0 0	1 0 0 0 0 0 2 0
Inning Stats	R: 1 H: 1 E: 0 LOB: 1 K: 1 BB: 2 S: 16 P: 27	R: 0 H: 1 E: 0 LOB: 1 K: 2 BB: 0 S: 11 P: 19	R: 1 H: 3 E: 0 LOB: 2 K: 0 BB: 0 S: 14 P: 22	R: 0 H: 0 E: 0 LOB: 0 K: 1 BB: 0 S: 7 P: 8	R: 0 H: 0 E: 0 LOB: 0 K: 1 BB: 1 S: 5 P: 10	R: 0 H: 1 E: 0 LOB: 1 K: 0 BB: 0 S: 11 P: 15	R: 2 H: 4 E: 0 LOB: 2 K: 0 BB: 0 S: 18 P: 29	R: 0 H: 1 E: 0 LOB: 1 K: 1 BB: 1 S: 7 P: 15	R: 1 H: 2 E: 0 LOB: 2 K: 2 BB: 1 S: 15 P: 21	1B: 10 SF: 0 2B: 2 SAC: 0 3B: 1 DP: 2 HR: 0 HBP: 0						

livebaseballscorecards.com

AB	37
R	5
H	13
RBI	5
BB	5
SO	8
LOB	25

WP: 0 PA: 42
PB: 1
SB: 0
CS: 1

PITCHER		IP	WLS	BF	H	R	ER	SO	BB	IBB	HBP	BLK	WP	HR	S	P	ERA	WHIP
29 John Smoltz, R ERA: 3.34	(1, 1)	6.1		30	10	4	4	5	3	0	0	0	0	0	76	121	5.68	2.053
Brad Clontz, R ERA: 3.26	(7, 1)	1.2	W	6	1	0	0	1	1	0	0	0	0	0	13	24	0.00	1.200
Pedro Borbon, L ERA: 2.59	(9, 1)	0.2		5	2	1	1	1	1	0	0	0	0	0	12	18	13.50	4.500
Mark Wohlers, R ERA: 1.77	(9, 1)	0.1	S	1	0	0	0	1	0	0	0	0	0	0	3	3	0.00	0.000

PITCHER	IP	WLS	BF	H	R	ER	SO	BB	IBB	HBP	BLK	WP	HR	S	P	ERA	WHIP

Batter	1	2	3	4	5	6	7	8	9	10	11	AB	R	H	RBI	BB	SO	LOB
Marquis Grissom, R (1, 8) OBP: 0.310, SLG: 0.357	4-0 E S SF7 BB	0-0 SH1-3 1-2		0-1 S 1B 1B	2-2 F7			0-3 K			3-2 F9	0	1	0	0	1	0	0
Luis Polonia, L (2, PH) OBP: 0.332, SLG: 0.364 (2, 7)												4	1	1	0	0	1	2
Mark Lemke, S (1, 4) OBP: 0.322, SLG: 0.337	3-1 SF7 1-H	3-3 K		3-2 G3 BB FC1-2-5 1B 1-H		2-2 BB 1B		4-0 G6-4-3 BB			2-2 P2	0	0	0	0	0	0	0
Mike Mordecai, R (2, PH) OBP: 0.345, SLG: 0.500 (2, 5)												4	0	2	1	1	1	1
10 Chipper Jones, S (1, 5) OBP: 0.355, SLG: 0.441	1-0 G3 1B 1B		4-0 2B 1B BB	4-2 FC1-2-5 G3 1-2 BB		2-3 K		0-0 G6-4-3 1-2f			0-0 G3	1	1	1	0	0	0	0
Ed Giovanola, L (2, 4)												3	1	0	0	2	1	3
Fred McGriff, L (1, 3) OBP: 0.353, SLG: 0.488	3-2 G3 1-2		1-0 1B 1-3 2B	3-2 G3 1-2 2-3		4-0 G6-4-3 1-2 BB			4-0 G4-6-3 BB			1	0	0	0	0	0	1
Dwight Smith, L (2, 9) OBP: 0.350, SLG: 0.433												2	0	1	0	2	0	2
David Justice, L (1, 9) OBP: 0.374, SLG: 0.489	4-1 1B BB		1-2 S 2-3 3-H 1B	2-2 FC1-2-5 FC6-4 2-3 3-H		0-1 G6-4-3 1-2f			2-3 K			0	0	0	0	1	0	0
Mike Devereaux, R (2, 8) OBP: 0.354, SLG: 0.469												4	0	1	1	0	1	5
Ryan Klesko, L (1, 7) OBP: 0.393, SLG: 0.592 (2, 3)	1-0 FC6-4 1-3 2-H 1B		0-1 P3	0-1 FC6-4 1-2			2-2 F7		2-1 G4-6-3 1-2f			5	0	1	1	0	0	5
Charlie O'Brien, R (1, 2) OBP: 0.363, SLG: 0.431	0-0 FC6-4 1-2		2-3 K		0-0 F8		0-2 F7			1-3 K		5	0	0	0	0	2	4
Pedro Borbon, R (10, 1)												0	0	0	0	0	0	0
Rafael Belliard, R (1, 6) OBP: 0.260, SLG: 0.248		2-1 G4-3	4-0 FC6-4 IBB		1-0 E6 SH5-4		3-1 G3			0-3 K		4	0	0	0	1	1	0
Greg Maddux, R (1, 1) Jason Schmidt, R (2, PH) (2, 1)		4-1 SH1-3 BB	1-1 FC6-4 1-2		0-0 SH5-4 1-2			2-2 2B		2-3 K		0	0	0	0	0	0	0
Darrell May, L (5, 1) Alejandro Pena, R (7, 1)												1	0	0	0	1	0	3
Mike Kelly, R (8, PH) Greg McMichael, R (8, 1)												0	0	0	0	0	0	0
Mark Wohlers, R (9, 1) Eddie Pérez, R (10, PH) (10, 2)												1	0	1	0	0	0	0
												0	0	0	0	0	0	0
												0	0	0	0	0	0	0
												1	0	0	0	0	1	0
Inning Stats	R: 2 E: 0 K: 0 S: 9 H: 2 LOB: 2 BB: 2 P: 25	R: 0 E: 0 K: 1 S: 7 H: 0 LOB: 1 BB: 1 P: 16	R: 1 E: 0 K: 1 S: 11 H: 2 LOB: 3 BB: 2 P: 24	R: 1 E: 0 K: 0 S: 20 H: 2 LOB: 2 BB: 1 P: 32	R: 0 E: 1 K: 0 S: 6 H: 0 LOB: 1 BB: 0 P: 9	R: 0 E: 0 K: 1 S: 9 H: 1 LOB: 1 BB: 1 P: 17	R: 0 E: 0 K: 0 S: 9 H: 0 LOB: 0 BB: 0 P: 14	R: 0 E: 0 K: 1 S: 7 H: 1 LOB: 1 BB: 1 P: 13	R: 0 E: 0 K: 1 S: 5 H: 0 LOB: 0 BB: 1 P: 13	R: 0 E: 0 K: 3 S: 9 H: 0 LOB: 0 BB: 0 P: 12	R: 0 E: 0 K: 0 S: 7 H: 0 LOB: 0 BB: 0 P: 12	1B: 6 2B: 2 3B: 0 HR: 0	SF: 1 SAC: 2 DP: 3 HBP: 0					

PITCHER		IP	WLS	BF	H	R	ER	SO	BB	IBB	HBP	BLK	WP	HR	S	P	ERA	WHIP
Marc Valdes, R ERA: 14.14	(1, 1)	1.0		7	2	2	2	0	2	0	0	0	0	0	9	25	18.00	4.000
David Weathers, R ERA: 6.04	(2, 1)	2.0		11	2	1	1	2	2	1	0	0	0	0	18	40	4.50	2.000
Jay Powell, R ERA: 9.0	(4, 1)	1.0		6	2	1	1	0	1	0	0	0	0	0	20	32	9.00	3.000
Randy Veres, R ERA: 3.77	(5, 1)	1.0		4	0	0	0	0	0	0	0	0	0	0	6	9	0.00	0.000
Buddy Groom, L ERA: 7.32	(6, 1)	2.0		7	1	0	0	1	1	0	0	0	0	0	18	31	0.00	1.000

PITCHER		IP	WLS	BF	H	R	ER	SO	BB	IBB	HBP	BLK	WP	HR	S	P	ERA	WHIP
Aaron Small, R ERA: 2.7	(8, 1)	0.1		3	1	0	0	1	1	0	0	0	0	0	6	12	0.00	6.000
Yorkis Perez, L ERA: 5.57	(8, 1)	1.2		4	0	0	0	1	1	0	0	0	0	0	6	14	0.00	0.600
Terry Mathews, R ERA: 3.53	(10, 1)	2.0	W	6	0	0	0	3	0	0	0	0	0	0	16	24	0.00	0.000

TOP

Atlanta Braves @ Florida Marlins

Joe Robbie Stadium, Miami, FL

Sun Sep 10 1995, 7:05 PM EDT

Att. 24,874 - Unknown - 75 F

livebaseballscorecards.com

AB	36
R	4
H	8
RBI	4
BB	9
SO	8
LOB	26

WP: 0 PA: 48
PB: 0
SB: 3
CS: 0

Batter	1	2	3	4	5	6	7	8	9	10	11	AB	R	H	RBI	BB	SO	LOB
Quilvio Veras, S (1, 4) OBP: 0.380, SLG: 0.362	E SF9 1B	G6-3 3-H		1B 1-2 BB		S SF8 1B		SH1-4 1-2		FC1-6 BB		3	2	2	1	2	0	1
Jesus Tavarez, S (1, 8) OBP: 0.331, SLG: 0.338	SF9 BB 1-3 1B	L6		1-2 2-3 1B		SF8 1-H		F9 2-3		FC1-6 1-2		5	0	2	1	0	0	3
Gary Sheffield, R (1, 9) OBP: 0.443, SLG: 0.514	BB 1-2 BB		F9 BB BB	K		F9		BB		K		3	0	0	0	3	2	4
Jeff Conine, R (1, 3) (3, 7) OBP: 0.392, SLG: 0.537	SF9 2-3 3-H		HBP 1-2 BB	K		1B		K		K		4	0	1	1	1	3	6
Terry Pendleton, S (1, 5) OBP: 0.346, SLG: 0.444	G5-4-3 1-2 BB		K	F9		F8			G4-3		SH5-4 1B 2B	5	1	1	0	1	1	6
Andre Dawson, R (1, 7) OBP: 0.301, SLG: 0.433	G5-4-3 1-2f		F9 2-3		G3 1B	G5-3			L7		1B SH5-4 IBB	1	0	0	0	0	0	3
Greg Colbrunn, R (3, 3) OBP: 0.317, SLG: 0.458												4	0	1	0	1	0	2
Kurt Abbott, R (7, 6) OBP: 0.333, SLG: 0.440 Randy Veres, R (8, 1) Russ Morman, R (9, PH) OBP: 0.000, SLG: 0.000 Buddy Groom, L (8, 1) Tommy Greene, L (7, PH) OBP: 0.000, SLG: 0.286 Aaron Small, R (8, 1) Yorkis Perez, L (8, 1) Jerry Browne, S (9, PH) OBP: 0.000, SLG: 0.000 Chuck Carr, S (9, PH) OBP: 0.000, SLG: 0.286 Terry Mathews, L (10, 1) OBP: 0.000, SLG: 0.000 Mario Diaz, R (11, PH) OBP: 0.000, SLG: 0.286		SH3-4 1B G6-3 1B		F8		F8			E9 DI E 1B		SH5-4 1-2 2-3	1 0 1 0 1 0 0 0 1 0	1 0 0 0 0 0 0 0 0 0	1 0 0 0 0 0 0 0 0 0	0 0 0 0 0 0 0 0 0 0	0 0 1 0 0 0 0 0 0 0	0 0 0 0 0 0 0 0 0 0	0 1 0 0 0 0 0 0 0 0
Charles Johnson, R (1, 2) OBP: 0.334, SLG: 0.369		SH3-4 1-2 1B	FC5-4 1-2	G3 1-2		G3		F9	E3 2-H		IBB	5	0	1	0	1	0	4
Marc Valdes, R (1, 1) David Weathers, R (2, 1) OBP: 0.154, SLG: 0.154 Jay Powell, R (4, 1) Alex Arias, R (4, PH) OBP: 0.357, SLG: 0.380 (5, 6)		SH3-4 1-2 2-3		1B BB BB		G6-3		F9 SH1-4 BB	L4		1-2 2-3 3-H 1B	0 0 0 3	0 0 0 0	0 0 0 1	0 0 0 1	0 0 0 2	0 0 0 0	0 0 0 3
Inning Stats	R: 1 E: 0 K: 0 S: 11 H: 2 LOB: 2 BB: 2 P: 22	R: 1 E: 0 K: 0 S: 7 H: 2 LOB: 1 BB: 0 P: 9	R: 0 E: 0 K: 1 S: 8 H: 0 LOB: 3 BB: 2 P: 20	R: 0 E: 0 K: 2 S: 12 H: 1 LOB: 3 BB: 2 P: 25	R: 0 E: 0 K: 0 S: 11 H: 1 LOB: 1 BB: 0 P: 15	R: 1 E: 0 K: 0 S: 13 H: 2 LOB: 1 BB: 0 P: 24	R: 0 E: 0 K: 0 S: 8 H: 0 LOB: 0 BB: 0 P: 13	R: 0 E: 0 K: 1 S: 10 H: 0 LOB: 2 BB: 2 P: 19	R: 1 E: 2 K: 0 S: 11 H: 1 LOB: 2 BB: 0 P: 17	R: 0 E: 0 K: 2 S: 9 H: 0 LOB: 1 BB: 1 P: 18	R: 1 E: 0 K: 0 S: 7 H: 2 LOB: 3 BB: 2 P: 19	1B: 10 2B: 1 3B: 0 HR: 0 SF: 2 SAC: 3 DP: 1 HBP: 1						

PITCHER		IP	WLS	BF	H	R	ER	SO	BB	IBB	HBP	BLK	WP	HR	S	P	ERA	WHIP
Greg Maddux, R ERA: 1.81	(1, 1)	1.0		6	2	1	1	0	2	0	0	0	0	0	11	22	9.00	4.000
Jason Schmidt, R ERA: 3.0	(2, 1)	3.0		17	3	1	1	3	4	0	1	0	0	0	27	54	3.00	2.333
Darrell May, L ERA: 4.5	(5, 1)	2.0		9	3	1	1	0	0	0	0	0	0	0	24	39	4.50	1.500
Alejandro Pena, R ERA: 5.13	(7, 1)	1.0		3	0	0	0	0	0	0	0	0	0	0	8	13	0.00	0.000
Greg McMichael, R ERA: 2.75	(8, 1)	1.0		5	0	0	0	1	2	0	0	0	0	0	10	19	0.00	2.000
Mark Wohlers, R ERA: 1.74	(9, 1)	1.0		5	1	1	0	0	0	0	0	0	0	0	11	17	0.00	1.000
Pedro Borbon, L ERA: 2.81	(10, 1)	1.1	L	9	2	1	1	2	1	2	0	0	0	0	16	37	6.75	2.250

Atlanta Braves @ Florida Marlins

Joe Robbie Stadium, Miami, FL

Sun Sep 10 1995, 7:05 PM EDT

Att. 24,874 - Unknown - 75 F

BOTTOM

livebaseballscorecards.com

AB	37
R	5
H	11
RBI	4
BB	11
SO	6
LOB	33

WP: 0 PB: 0 SB: 3 CS: 0 PA: 54

Batter	1	2	3	4	5	6	7	8	9	10	11	AB	R	H	RBI	BB	SO	LOB
Quilvio Veras, S (1, 4) OBP: 0.383, SLG: 0.363	F B C B X 2-2 L4-3 1B		B X 1-0 ② FC6-4 CS 1-2f		B B C B S B 4-2 BB			B X 1-0 SH1-4 1B		C S B B F C 2-3 ② K		4	0	2	0	1	1	2
Alex Arias, R (1, 6) OBP: 0.355, SLG: 0.378	B C X 1-1 ① ② L4-3 1-1		B C B 2-1 ③ CS 1-2	B F F X 1-2 G5-4-3 1B	X 0-0 ③ P3			X 0-0 ① SH1-4 1-2		X 0-0 ③ P4		4	0	1	0	0	0	4
Gary Sheffield, R (1, 9) OBP: 0.438, SLG: 0.503	C B B B B 4-1 BB			X 0-0 ① ② G5-4-3 1-2f		F B B C X 2-2 ① G5-3		B B S C C 2-3 ② K			B C F X 1-2 ① L7	4	0	0	0	1	1	2
Jeff Conine, R (1, 7) OBP: 0.390, SLG: 0.533	B C F B X 2-2 ③ F9			F F X 0-2 1B		F B B X 2-1 ② F7		F B B B C S 3-3 K			F B B B F F X 3-2 ② L4	5	0	1	0	0	1	2
Terry Pendleton, S (1, 5) OBP: 0.343, SLG: 0.439		C B C X 1-2 ① F9		F X 0-1 ③ L7		F X 0-1 ③ G5-3			B F B B X 3-1 ① F8		B F B F S 2-3 ③ K	5	0	0	0	0	1	1
Greg Colbrunn, R (1, 3) OBP: 0.316, SLG: 0.457		C B F B X 2-2 ② F8			X 0-0 2B 1B		X 0-0 ① F9		F B X 1-1 ② F8			4	1	1	0	0	0	0
Charles Johnson, R (1, 2) OBP: 0.333, SLG: 0.367		C X 0-1 ③ G4-3			C C C 0-3 ① K		B X 1-0 1B		S B C X 1-2 ③ F9			4	0	1	0	0	1	1
Jesus Tavarez, S (1, 8) OBP: 0.329, SLG: 0.336			X 0-0 ① L9		C 1 SAFE B F F 1 SAFE B F X 2-2 ② F8		B X 1-0 ② F9			X 0-0 SH5-3 1B		4	0	1	0	0	0	2
Willie Banks, R (1, 1) OBP: 0.304, SLG: 0.286 Tommy Gregg, L (7, PH) OBP: 0.305, SLG: 0.396 Jay Powell, R (7, 1) Yorkis Perez, L (7, 1) Richie Lewis, R (7, 1) Aaron Small, R (9, 1) Jerry Browne, S (10, PH) OBP: 0.345, SLG: 0.280 Rich Garces, R (10, 1)			B C B F F X 2-2 FC6-4 1B		X 0-0 1-H 2B		C B X 1-1 ③ F7			1 SAFE 1 SAFE X 0-0 ① SH5-3 1-2		2 1 0 0 0 0 0 0	0 0 0 0 0 0 0 0	2 0 0 0 0 0 0 0	1 0 0 0 0 0 0 0	0 0 0 0 0 0 0 0	0 1 0 0 0 0 0 0	0 0 0 0 0 0 0 0
Inning Stats	R: 0 E: 0 K: 0 S: 9 H: 1 LOB: 1 BB: 1 P: 18	R: 0 E: 0 K: 0 S: 8 H: 0 LOB: 0 BB: 0 P: 11	R: 0 E: 0 K: 0 S: 7 H: 1 LOB: 0 BB: 0 P: 12	R: 0 E: 0 K: 0 S: 9 H: 2 LOB: 1 BB: 0 P: 10	R: 1 E: 0 K: 1 S: 13 H: 2 LOB: 2 BB: 1 P: 19	R: 0 E: 0 K: 0 S: 7 H: 0 LOB: 0 BB: 0 P: 11	R: 0 E: 0 K: 0 S: 5 H: 1 LOB: 1 BB: 0 P: 8	R: 0 E: 0 K: 2 S: 8 H: 1 LOB: 1 BB: 0 P: 14	R: 0 E: 0 K: 0 S: 7 H: 0 LOB: 0 BB: 0 P: 12	R: 0 E: 0 K: 1 S: 7 H: 1 LOB: 1 BB: 0 P: 9	R: 0 E: 0 K: 1 S: 11 H: 0 LOB: 0 BB: 0 P: 17							

PITCHER		IP	WLS	BF	H	R	ER	SO	BB	IBB	HBP	BLK	WP	HR	S	P	ERA	WHIP
Mark Portugal, R ERA: 4.31	(1, 1)	6.0		23	6	1	1	1	2	0	0	0	0	0	53	81	1.50	1.333
Xavier Hernandez, R ERA: 4.22	(7, 1)	2.0		8	2	0	0	2	0	0	0	0	0	0	13	22	0.00	1.000
Jeff Brantley, R ERA: 2.86	(9, 1)	2.0		7	1	0	0	1	0	0	0	0	0	0	14	21	0.00	0.500
Michael Jackson, R ERA: 2.77	(11, 1)	1.0	W	3	0	0	0	1	0	0	0	0	0	0	11	17	0.00	0.000

PITCHER	IP	WLS	BF	H	R	ER	SO	BB	IBB	HBP	BLK	WP	HR	S	P	ERA	WHIP

TOP

Florida Marlins @ Cincinnati Reds

Riverfront Stadium, Cincinnati, OH

Mon Sep 11 1995, 7:05 PM EDT

Att. 18,248 - Unknown

livebaseballscorecards.com

AB	37
R	1
H	9
RBI	1
BB	2
SO	5
LOB	15

1B: 8	SF: 0	WP: 0	PA: 42
2B: 2	SAC: 2	PB: 0	
3B: 0	DP: 2	SB: 0	
HR: 0	HBP: 0	CS: 1	

Florida Marlins @ Cincinnati Reds

Riverfront Stadium, Cincinnati, OH

Mon Sep 11 1995, 7:05 PM EDT

Att. 18,248 - Unknown

livebaseballscorecards.com

BOTTOM

Batter	1	2	3	4	5	6	7	8	9	10	11	AB	R	H	RBI	BB	SO	LOB
Thomas Howard, S (1, 8) OBP: 0.360, SLG: 0.415	F F B B B F B 4-2 BB G3 BB	S S S X 1-2 ② F8			C B X 1-1 G3-1 2B		X 0-0 ① G5-3		M X 0-1 ① G6-3		C B X 1-1 ① G4-3	5	0	1	0	1	0	1
Hal Morris, L (1, 3) OBP: 0.332, SLG: 0.449	B B 1 SAFE F X 2-1 ① G3 1-2	B S B B X 3-1 ③ F7			X 0-0 ② G3-1 2-3		B B B C X 3-1 1B FC3-2 1B		B C C B B F B 4-2 FC6-4 BB BB		B B S X 2-1 BB 1B 1B	5	1	2	0	1	0	3
Barry Larkin, R (1, 6) OBP: 0.396, SLG: 0.481	B B B B 4-0 BB BB		F B C F B X 2-2 ① P3		B B B 4-0 FC6-4 BB		C F B B B X 3-2 FC3-2 HBP 1-3 1B		B C B 1 SAFE 1 SAFE B B 4-1 1-2 FC6-4 BB		B C B B 1 SAFE F 1 SAFE B 4-2 1-2 1B BB	2	0	1	0	4	0	0
Reggie Sanders, R (1, 9) OBP: 0.408, SLG: 0.617	B B B B 4-0 1-2 2-3 BB		B X 1-0 ② P6		C X 0-1 ③ FC6-4 1-2f		H 1-0 FC3-2 1-2 HBP		X 0-0 ② FC6-4 DI 1-2f 2-3		C F F S 0-3 ② K	4	0	0	0	1	1	6
Eric Anthony, L (1, 7) OBP: 0.353, SLG: 0.475 Jerome Walton, R (7, PH) OBP: 0.369, SLG: 0.516 (8, 7)	F B F B B S 3-3 ② K		C F B B B S 2-3 ③ K			B X 1-0 ① G4-3	F B C X 1-2 ② FC3-2 1-2 2-3 3-Hf		B C F B X 3-2 ③ F9 1-2		F B B X 2-1 1-2 2-H 1B	3 3	0 0	0 1	0 1	0 0	2 0	3 5
Bret Boone, R (1, 4) OBP: 0.335, SLG: 0.435	F B B B F F C 3-3 ③ K			C B B X 2-1 ① G5-3		B X 1-0 2B	B C C S 1-3 ③ K			B B C X 2-1 ① F8		5	0	1	0	0	2	6
Benito Santiago, R (1, 2) OBP: 0.331, SLG: 0.476		B B F B C B 4-2 WP SF7 BB		B B S X 2-1 ② F8		B B B B 4-0 BB	X 0-0 ① F9			C B X 1-1 ② F7		3	1	0	0	2	0	0
Jeff Branson, L (1, 5) OBP: 0.336, SLG: 0.435		B B B C T X 3-2 ① SF7 1-H		X 0-0 ③ G4-3		B F B X 2-1 ② F7	C F X 0-2 ② G3-1			B F X 1-1 1B		4	0	1	1	0	0	2
Mark Portugal, R (1, 1) OBP: 0.185, SLG: 0.235 Lenny Harris, L (6, PH) OBP: 0.253, SLG: 0.278 Xavier Hernandez, L (7, 1) Nigel Wilson, L (8, PH) Jeff Brantley, R (9, 1) Eddie Taubensee, L (10, PH) OBP: 0.340, SLG: 0.482 Michael Jackson, R (11, 1) OBP: 0.250, SLG: 0.250	B B B B C B 4-1 BB			B C F X 1-2 ① G5-3		2 SAFE C C B B X 3-1 ③ P4	B S B B S F S 2-3 ③ K			B X 1-0 ③ G3		1 1 0 1 0 1 0	0 0 0 0 0 0 0	0 0 0 0 0 0 0	0 0 0 0 0 0 0	1 0 0 1 0 0 0	0 0 0 0 0 0 0	0 2 0 0 0 1 1
Inning Stats	R: 0 H: 0 E: 0 LOB: 3 K: 2 BB: 3 S: 12 P: 32	R: 1 H: 0 E: 0 LOB: 1 K: 0 BB: 2 S: 11 P: 26	R: 0 H: 0 E: 0 LOB: 0 K: 1 BB: 0 S: 8 P: 13	R: 0 H: 0 E: 0 LOB: 0 K: 0 BB: 0 S: 5 P: 9	R: 0 H: 1 E: 0 LOB: 2 K: 0 BB: 1 S: 8 P: 14	R: 0 H: 1 E: 0 LOB: 2 K: 0 BB: 1 S: 6 P: 17	R: 0 H: 2 E: 0 LOB: 3 K: 1 BB: 0 S: 12 P: 21	R: 0 H: 0 E: 0 LOB: 0 K: 1 BB: 0 S: 8 P: 10	R: 0 H: 0 E: 0 LOB: 2 K: 0 BB: 2 S: 10 P: 21	R: 0 H: 1 E: 0 LOB: 1 K: 0 BB: 0 S: 7 P: 12	R: 1 H: 2 E: 0 LOB: 2 K: 1 BB: 1 S: 12 P: 21	1B: 5 SF: 1 2B: 2 SAC: 0 3B: 0 DP: 0 HR: 0 HBP: 1						

AB	38
R	2
H	7
RBI	2
BB	10
SO	6
LOB	29

WP: 2 PA: 50
PB: 0
SB: 0
CS: 0

PITCHER		IP	WLS	BF	H	R	ER	SO	BB	IBB	HBP	BLK	WP	HR	S	P	ERA	WHIP
Willie Banks, R ERA: 5.42	(1, 1)	6.0		27	2	1	1	3	7	0	0	0	1	0	50	111	1.50	1.500
Jay Powell, R ERA: 6.75	(7, 1)	0.1		4	2	0	0	0	0	0	1	0	0	0	6	13	0.00	6.000
Yorkis Perez, L ERA: 5.53	(7, 1)	0.1		1	0	0	0	0	0	0	0	0	0	0	3	4	0.00	0.000
Richie Lewis, R ERA: 4.15	(7, 1)	1.2		7	0	0	0	2	2	0	0	0	0	0	17	28	0.00	1.200
Aaron Small, R ERA: 2.25	(9, 1)	0.2		2	0	0	0	0	0	0	0	0	0	0	4	7	0.00	0.000

PITCHER		IP	WLS	BF	H	R	ER	SO	BB	IBB	HBP	BLK	WP	HR	S	P	ERA	WHIP
Rich Garces, R ERA: 4.44	(10, 1)	1.2	L	9	3	1	1	1	1	0	0	0	0	0	19	33	5.40	2.400

Florida Marlins @ Cincinnati Reds

Riverfront Stadium, Cincinnati, OH

Tue Sep 12 1995, 7:05 PM EDT

Att. 18,908 - Unknown - 75 F

TOP

livebaseballscorecards.com

Batter	1	2	3	4	5	6	7	8	9	AB	R	H	RBI	BB	SO	LOB
Quilvio Veras, S (1, 4) OBP: 0.385, SLG: 0.373	2-2 S S 1B	3-1 2-H 3-H 3B			1-0 HR 2B		2-1 P6		3-3 K	5	1	3	2	0	1	0
Chuck Carr, S (1, 8) OBP: 0.320, SLG: 0.283	2-3 K		1-1 G5-3		1-2 G4-3		1-1 F8		2-3 K	5	0	0	0	0	2	2
Gary Sheffield, R (1, 9) OBP: 0.443, SLG: 0.519	4-0 1-2 BB		4-1 G5-4-3 BB		1-1 2-H HR		2-3 K			2	1	1	2	2	1	0
Jeff Conine, R (1, 7) OBP: 0.389, SLG: 0.530	1-3 2-3 K		1-2 1-2f G5-4-3		0-0 F9			1-1 BB 1B		4	0	1	0	0	1	3
Terry Pendleton, S (1, 5) OBP: 0.342, SLG: 0.438	2-2 F8			2-0 1B 1B 1B		1-3 K		0-1 L8		4	1	1	0	0	1	3
Greg Colbrunn, R (1, 3) OBP: 0.318, SLG: 0.459		0-1 1B 3B 2B		0-2 G5-4-3 1-2 1B		1-0 G6-3		0-2 F8		4	1	2	0	0	0	1
Charles Johnson, R (1, 2) OBP: 0.341, SLG: 0.373		0-0 SH3-4 3B 2-3 1B		0-2 G5-4-3 1-2 2-H 1B		1-0 BB 1B		4-2 1-2 BB		3	1	3	1	1	0	0
Alex Arias, R (1, 6) OBP: 0.353, SLG: 0.372 Terry Mathews, L (8, 1) OBP: 0.462, SLG: 0.615 Robb Nen, R (9, 1)		2-1 F8		0-1 G5-4-3 1-2f 2-3f		4-0 1-2 BB		1-2 G6-3		3 0 0	0 0 0	0 0 0	0 0 0	1 0 0	0 0 0	6 0 0
Pat Rapp, R (1, 1) OBP: 0.130, SLG: 0.152 Tommy Gregg, L (6, PH) OBP: 0.301, SLG: 0.393 Randy Veres, R (6, 1) Kurt Abbott, R (8, 6) OBP: 0.315, SLG: 0.448		0-0 SH3-4 1-2			0-3 K	1-0 G4-3			0-0 F9	1 1 0 1	0 0 0 0	0 0 0 0	0 0 0 0	0 0 0 0	1 0 0 0	0 2 0 0

| Inning Stats | | |

Florida Marlins @ Cincinnati Reds

Riverfront Stadium, Cincinnati, OH

Tue Sep 12 1995, 7:05 PM EDT

Att. 18,908 - Unknown - 75 F

livebaseballscorecards.com

BOTTOM

Batter	1	2	3	4	5	6	7	8	9	AB	R	H	RBI	BB	SO	LOB
Darren Lewis, R (1, 8) OBP: 0.318, SLG: 0.307	B B B B 4-0 BB BB	C F B X 1-2 FC6-4 1-2 3-H 1B		B X 1-0 ② FC6-4 1-2f 2B		L C B X 1-2 ③ L4			F S B X 1-2 ③ F8	3	1	1	1	1	0	2
Thomas Howard, S (9, PH) OBP: 0.359, SLG: 0.413										1	0	0	0	0	0	0
Hal Morris, L (1, 3) OBP: 0.331, SLG: 0.450	B 1 SAFE C B 1 SAFE X 2-1 ① F7	B F X 1-1 ③ FC6-4 1-2f		1 SAFE X 0-0 ③ 1-H 2B			B B X 2-0 ① F7			4	0	1	1	0	0	3
Barry Larkin, R (1, 6) OBP: 0.395, SLG: 0.481	C F X 0-2 ② L9		B X 2-0 F8 PB 2B		C B X 1-1 ① G6-3		C B X 1-1 ② G6-3			4	1	1	0	0	0	1
Reggie Sanders, R (1, 9) OBP: 0.407, SLG: 0.612	B S 1 SAFE B 1 B S F B 4-2 1-2 BB		B X 1-0 ① F8 2-3		B B B C F F S 3-3 ② K		B X 1-0 ③ G6-3			3	0	0	0	1	1	1
Eric Anthony, L (1, 7) OBP: 0.343, SLG: 0.459	C B B S X 2-2 ③ G5-3		F B B B C X 3-2 ② F8 3-H		X 0-0 ③ P4			X 0-0 ① L6		4	0	0	0	0	0	2
Bret Boone, R (1, 4) OBP: 0.337, SLG: 0.435		B X 1-0 G4-3 HBP 1B 1B	B S X 1-1 1B			B B F C F F X 2-2 ① G6-3		S F X 0-2 ② P2		4	1	2	0	0	0	0
Benito Santiago, R (1, 2) OBP: 0.329, SLG: 0.470	C B B B H 4-1 G4-3 1-2 HBP	F C B F X 1-2 ③ F9				F B S S 1-3 ② K		B X 1-0 ③ G6-3		3	0	0	0	0	1	1
Jeff Branson, L (1, 5) OBP: 0.335, SLG: 0.443		B X 1-0 ① ② G4-3 1-2f 2-3		X 0-0 ① G5-3		B B F B X 3-1 HR			S F B F S 1-3 ① K	4	1	1	1	0	1	2
John Smiley, L (1, 1) OBP: 0.222, SLG: 0.320		B S B B F F B 4-2 1B BB		S X 0-1 FC6-4 1B		C B C B B 4-2 BB			F C F S 0-3 ② K	1	0	1	0	1	0	0
Tim Pugh, R (5, 1) OBP: 0.160, SLG: 0.167										0	0	0	0	0	0	0
Eddie Taubensee, L (6, PH) OBP: 0.343, SLG: 0.482										0	0	0	0	1	0	0
Hector Carrasco, R (7, 1)										0	0	0	0	0	0	0
Mariano Duncan, R (9, PH) OBP: 0.294, SLG: 0.425										1	0	0	0	0	1	0
Inning Stats	R: 0 E: 0 K: 0 S: 11 H: 0 LOB: 2 BB: 2 P: 23	R: 1 E: 0 K: 0 S: 11 H: 2 LOB: 2 BB: 1 P: 23	R: 1 E: 0 K: 0 S: 11 H: 2 LOB: 1 BB: 0 P: 19	R: 1 E: 0 K: 0 S: 5 H: 2 LOB: 1 BB: 0 P: 6	R: 0 E: 0 K: 1 S: 7 H: 0 LOB: 0 BB: 0 P: 11	R: 1 E: 0 K: 1 S: 15 H: 1 LOB: 1 BB: 1 P: 26	R: 0 E: 0 K: 0 S: 4 H: 0 LOB: 0 BB: 0 P: 8	R: 0 E: 0 K: 0 S: 5 H: 0 LOB: 0 BB: 0 P: 6	R: 0 E: 0 K: 2 S: 11 H: 0 LOB: 0 BB: 0 P: 13	1B: 4 2B: 2 3B: 0 HR: 1	SF: 0 SAC: 0 DP: 1 HBP: 1						

	AB	32
	R	4
	H	7
	RBI	3
	BB	4
	SO	4
	LOB	12

PITCHER		IP	WLS	BF	H	R	ER	SO	BB	IBB	HBP	BLK	WP	HR	S	P	ERA	WHIP
Pat Rapp, R (1, 1) ERA: 4.01		5.0	W	23	6	3	3	1	3	0	1	0	0	0	45	82	5.40	1.800
Randy Veres, R (6, 1) ERA: 3.8		2.0		8	1	1	1	1	1	0	0	0	0	1	19	34	4.50	1.000
Terry Mathews, R (8, 1) ERA: 3.48		1.0		3	0	0	0	0	0	0	0	0	0	0	5	6	0.00	0.000
Robb Nen, R (9, 1) ERA: 3.26		1.0	S	3	0	0	0	2	0	0	0	0	0	0	11	13	0.00	0.000

PITCHER	IP	WLS	BF	H	R	ER	SO	BB	IBB	HBP	BLK	WP	HR	S	P	ERA	WHIP

WP: 0 PB: 1 SB: 0 CS: 0 PA: 37

Batter	1	2	3	4	5	6	7	8	9	AB	R	H	RBI	BB	SO	LOB
Quilvio Veras, S (1, 4) OBP: 0.384, SLG: 0.371	K			G5-3		F3			F9 G5-3 BB	3	0	0	0	1	1	1
Chuck Carr, S (1, 8) OBP: 0.322, SLG: 0.281	CS BB			L7			BB		G5-3 1-2	2	0	0	0	2	0	1
Gary Sheffield, R (1, 9) OBP: 0.436, SLG: 0.508	K			K			F8		F9 2-3	4	0	0	0	0	2	3
Jeff Conine, R (1, 7) OBP: 0.386, SLG: 0.525	CS 1-2	G5-3			F8		K		K	4	0	0	0	0	2	2
Terry Pendleton, S (1, 5) OBP: 0.340, SLG: 0.435		F9			G4-3		P6			3	0	0	0	0	0	1
Greg Colbrunn, R (1, 3) OBP: 0.316, SLG: 0.456		F8			G6-3			F8		3	0	0	0	0	0	0
Kurt Abbott, R (1, 6) OBP: 0.315, SLG: 0.452			K			K		3B		3	0	1	0	0	2	0
Charles Johnson, R (1, 2) OBP: 0.341, SLG: 0.373			G5-3			1B		K		3	0	1	0	0	1	1
Chris Hammond, L (1, 1) OBP: 0.347, SLG: 0.386			G5-3			L8		G4-3		1	0	0	0	0	0	0
Russ Morman, R (6, PH) OBP: 0.328, SLG: 0.492										1	0	0	0	0	0	1
Ryan Bowen, R (6, 1)										0	0	0	0	0	0	0
Richie Lewis, R (7, 1)										0	0	0	0	0	0	0
Buddy Groom, L (7, 1)										0	0	0	0	0	0	0
Jeremy Hernandez, R (7, 1)										0	0	0	0	0	0	0
Tommy Gregg, L (8, PH) OBP: 0.299, SLG: 0.390										1	0	0	0	0	0	1
Jay Powell, R (8, 1)										0	0	0	0	0	0	0
Inning Stats	R: 0 E: 0 K: 2 S: 6 H: 0 LOB: 0 BB: 1 P: 10	R: 0 E: 0 K: 0 S: 3 H: 0 LOB: 0 BB: 0 P: 3	R: 0 E: 0 K: 1 S: 5 H: 0 LOB: 0 BB: 0 P: 5	R: 0 E: 0 K: 1 S: 5 H: 0 LOB: 0 BB: 0 P: 5	R: 0 E: 0 K: 0 S: 3 H: 0 LOB: 0 BB: 0 P: 3	R: 0 E: 0 K: 1 S: 6 H: 1 LOB: 1 BB: 0 P: 6	R: 0 E: 0 K: 1 S: 5 H: 0 LOB: 1 BB: 1 P: 9	R: 0 E: 0 K: 1 S: 6 H: 1 LOB: 1 BB: 0 P: 6	R: 0 E: 0 K: 1 S: 5 H: 0 LOB: 1 BB: 1 P: 9	1B: 1 2B: 0 3B: 1 HR: 0	SF: 0 SAC: 0 DP: 0 HBP: 0						

PITCHER		IP	WLS	BF	H	R	ER	SO	BB	IBB	HBP	BLK	WP	HR	S	P	ERA	WHIP
Pete Schourek, L ERA: 3.3	(1, 1)	7.0	W	23	1	0	0	6	2	0	0	0	0	0	33	41	0.00	0.429
Michael Jackson, R ERA: 2.63	(8, 1)	2.0		8	1	0	0	2	1	0	0	0	0	0	11	15	0.00	1.000

PITCHER	IP	WLS	BF	H	R	ER	SO	BB	IBB	HBP	BLK	WP	HR	S	P	ERA	WHIP

TOP

Florida Marlins @ Cincinnati Reds

Riverfront Stadium, Cincinnati, OH

Wed Sep 13 1995, 7:05 PM EDT
Att. 18,963 - Unknown - 78 F

livebaseballscorecards.com

AB	28
R	0
H	2
RBI	0
BB	3
SO	8
LOB	11

WP: 0 PB: 0 SB: 0 CS: 1 PA: 32

Florida Marlins @ Cincinnati Reds

Riverfront Stadium, Cincinnati, OH

Wed Sep 13 1995, 7:05 PM EDT

Att. 18,963 - Unknown - 78 F

livebaseballscorecards.com

BOTTOM

Batter	1	2	3	4	5	6	7	8	9	AB	R	H	RBI	BB	SO	LOB
Mariano Duncan, R (1, 7) OBP: 0.300, SLG: 0.433	SH1-3 1B		FC4 BB		E9 HR 1-H 2B	SF8 2-3 3-H		K		3	1	2	2	1	1	0
Darren Lewis, R (1, 8) OBP: 0.316, SLG: 0.305	SH1-3 1-2		FC4 BB 1-2f		K	K				3	0	0	0	0	2	3
Barry Larkin, R (1, 6) OBP: 0.397, SLG: 0.491	F7		G5-4-3 1-2 BB		HR 3-H		F7 E 2B			3	2	2	2	1	0	1
Reggie Sanders, R (1, 9) OBP: 0.404, SLG: 0.607	F8		G5-4-3 1-2f		G5-3		F7 2-3			4	0	0	0	0	0	4
Bret Boone, R (1, 4) OBP: 0.338, SLG: 0.440		P4		P2	2B		E7 3-H 2B			4	0	2	1	0	0	0
Hal Morris, L (1, 3) OBP: 0.330, SLG: 0.450		2B 2B		K	G3		K			4	1	1	0	0	2	2
Benito Santiago, R (1, 2) OBP: 0.332, SLG: 0.474 Michael Jackson, R (8, 1) OBP: 0.250, SLG: 0.250	G3 2-H 2B			FC5-4 1B	E5 SH1-4 1B SF8		G6-3			4 0	1 0	2 0	1 0	0 0	0 0	1 0
Mark Lewis, R (1, 5) OBP: 0.419, SLG: 0.507	G3 2-3			FC5-4 1-2f	SF8 SH1-4 1-2 1B			G4-3		4	0	1	0	0	0	2
Pete Schourek, L (1, 1) OBP: 0.200, SLG: 0.200 Eddie Taubensee, L (8, 2) OBP: 0.341, SLG: 0.479	G4-3				E 1B	SH1-4 1-2 2-3		G3-1		2 1	1 0	1 0	1 0	0 0	0 0	1 0

	AB	32
	R	6
	H	11
	RBI	6
	BB	2
	SO	5
	LOB	14

Inning Stats	1	2	3	4	5	6	7	8	9
	R: 0 H: 1 E: 0 LOB: 1 K: 0 BB: 0 S: 4 P: 4	R: 1 H: 2 E: 0 LOB: 1 K: 0 BB: 0 S: 5 P: 5	R: 0 H: 0 E: 0 LOB: 1 K: 0 BB: 2 S: 2 P: 10	R: 0 H: 1 E: 0 LOB: 1 K: 1 BB: 0 S: 6 P: 6	R: 3 H: 4 E: 1 LOB: 1 K: 1 BB: 0 S: 9 P: 9	R: 1 H: 1 E: 1 LOB: 1 K: 1 BB: 0 S: 7 P: 7	R: 1 H: 2 E: 1 LOB: 1 K: 1 BB: 0 S: 7 P: 7	R: 0 H: 0 E: 0 LOB: 0 K: 1 BB: 0 S: 5 P: 5	

	1B	4	SF:	1	WP:	0	PA:	37
	2B	6	SAC:	2	PB:	0		
	3B	0	DP:	1	SB:	0		
	HR	1	HBP:	0	CS:	0		

PITCHER		IP	WLS	BF	H	R	ER	SO	BB	IBB	HBP	BLK	WP	HR	S	P	ERA	WHIP
Chris Hammond, L ERA: 3.72	(1, 1)	5.0	L	24	8	4	4	2	2	0	0	0	0	1	26	34	7.20	2.000
Ryan Bowen, R ERA: 9.0	(6, 1)	1.0		6	2	2	1	1	0	0	0	0	0	0	8	8	9.00	2.000
Richie Lewis, R ERA: 4.11	(7, 1)	0.1		2	1	0	0	0	0	0	0	0	0	0	2	2	0.00	3.000
Buddy Groom, L ERA: 7.28	(7, 1)	0.1		1	0	0	0	1	0	0	0	0	0	0	3	3	0.00	0.000
Jeremy Hernandez, R ERA: 9.0	(7, 1)	0.1		1	0	0	0	0	0	0	0	0	0	0	1	1	0.00	0.000

PITCHER		IP	WLS	BF	H	R	ER	SO	BB	IBB	HBP	BLK	WP	HR	S	P	ERA	WHIP
Jay Powell, R ERA: 3.86	(8, 1)	1.0		3	0	0	0	1	0	0	0	0	0	0	5	5	0.00	0.000

Batter	1	2	3	4	5	6	7	8	9	AB	R	H	RBI	BB	SO	LOB
Quilvio Veras, S (1, 4) OBP: 0.386, SLG: 0.372	B B C B X 3-1 ① F7		C C X 0-2 CS 1B		C B X 1-1 BB 1B		B B B 4-0 CS BB		B B B C C F X 3-2 ③ G1	4	1	2	0	1	0	1
Jesus Tavarez, S (1, 8) OBP: 0.327, SLG: 0.329	X 0-0 ② B1-3		1 SAFE B X 1-0 ① ② G3 1-2		1 SAFE P 1 SAFE B B C 1 SAFE B 4-1 G6-4-3 1B 1-2 BB		1 SAFE 1 SAFE 1 SAFE C B C B S 2-3 ① ② K 1-2			3	0	0	0	1	1	2
Gary Sheffield, R (1, 9) OBP: 0.441, SLG: 0.527	C B B B B 4-1 1B BB		B C C B B X 3-2 HR		C X 0-1 G6-4-3 1-2 2-H 1B		C S S 0-3 ③ K			3	1	2	2	1	1	0
Jeff Conine, R (1, 3) OBP: 0.387, SLG: 0.523	C 1 SAFE B X 1-1 1-2 1B		B B B B 4-0 BB		B B X 2-0 ① ② G6-4-3 1-2f 2-3			F B C S 1-3 ① K		3	0	1	0	1	1	2
Terry Pendleton, S (1, 5) OBP: 0.339, SLG: 0.434	C F B B B C 3-3 ③ K		C X 0-1 ③ L7		B C B B B F X 3-2 ③ G6-3			B B C X 2-1 ② G6-3		1	0	0	0	0	1	2
Alex Arias, R (1, 5) OBP: 0.348, SLG: 0.366										3	0	0	0	0	0	2
Tommy Gregg, L (1, 7) OBP: 0.304, SLG: 0.400		B C B X 2-1 ① F8		X 0-0 G6-4-3 1B		F B X 1-1 1B G6-4-3 2B		X 0-0 ③ G5-3		4	1	2	0	0	0	0
Kurt Abbott, R (1, 6) OBP: 0.315, SLG: 0.450		F B F F S 1-3 ② K		S B X 1-1 ① ② G6-4-3 1-2f		C B B X 2-1 G6-4-3 2-3 1B			X 0-0 ① G4-3	4	0	1	0	0	1	1
Charles Johnson, R (1, 2) OBP: 0.343, SLG: 0.376		B B B 4-0 BB		C S B X 1-2 2B		X 0-0 ① ② G6-4-3 1-2f 3-H			X 0-0 ② L9	3	0	1	0	1	0	1
John Burkett, R (1, 1) OBP: 0.154, SLG: 0.129		C B C B S 2-3 ③ K		F X 0-1 ③ G1-3		X 0-0 ③ G6-3			B F X 1-1 1B	3	0	0	0	0	1	2
Randy Veres, R (7, 1)										0	0	0	0	0	0	0
Jerry Browne, S (9, PH) OBP: 0.349, SLG: 0.285										1	0	1	0	0	0	0

Florida Marlins @ Colorado Rockies

Coors Field, Denver, CO

Fri Sep 15 1995, 7:05 PM MDT

Att. 48,010 - Unknown - 84 F

TOP

livebaseballscorecards.com

	AB	R	H	RBI	BB	SO	LOB
	32	3	10	2	5	6	13

Inning Stats	1	2	3	4	5	6	7	8	9
R	0	0	1	0	1	1	0	0	0
E	0	0	0	0	0	0	0	0	0
K	1	2	0	0	0	0	2	1	0
S	9	9	9	8	10	6	6	6	8
H	1	0	2	2	2	2	0	0	1
LOB	2	1	1	1	1	0	0	0	0
BB	1	1	1	0	1	0	1	0	0
P	20	18	17	10	19	9	12	9	12

	1B	2B	3B	HR	SF	SAC	DP	HBP	WP	PB	SB	CS	PA
	7	2	0	1	0	0	3	0	0	0	0	2	37

PITCHER		IP	WLS	BF	H	R	ER	SO	BB	IBB	HBP	BLK	WP	HR	S	P	ERA	WHIP
Bill Swift, R ERA: 5.48	(1, 1)	5.0		23	7	2	2	3	4	0	0	0	0	1	45	84	3.60	2.200
Steve Reed, R ERA: 2.0	(6, 1)	2.0	W	7	2	1	1	2	1	0	0	0	0	0	12	21	4.50	1.500
Curt Leskanic, R ERA: 3.28	(8, 1)	2.0	S	7	1	0	0	1	0	0	0	0	0	0	14	21	0.00	0.500

PITCHER	IP	WLS	BF	H	R	ER	SO	BB	IBB	HBP	BLK	WP	HR	S	P	ERA	WHIP

Florida Marlins @ Colorado Rockies

Coors Field, Denver, CO

Fri Sep 15 1995, 7:05 PM MDT

Att. 48,010 - Unknown - 84 F

livebaseballscorecards.com

BOTTOM

Batter	1	2	3	4	5	6	7	8	9	AB	R	H	RBI	BB	SO	LOB
Jason Bates, S (1, 4) OBP: 0.362, SLG: 0.431	B C X 1-1 HBP 1B 1B 1B		S S C 0-3 ① K		X 0-0 ① G3-1		L L X 0-2 ① SH1-3 1-2 2-3	X 0-0 ② F8 2-3		4	1	1	0	0	1	1
Joe Girardi, R (1, 2) OBP: 0.309, SLG: 0.362	C 1 SAFE B 1 SAFE X 1-1 1B HBP 1-2 1B		X 0-0 ② G1-3		B C C F S 1-3 ② K		B X 1-0 FC5-4 2-H 3-H 1B	F B B B F F X 3-2 ③ P4		5	0	2	2	0	1	1
Dante Bichette, R (1, 7) OBP: 0.362, SLG: 0.619	C S B X 1-2 P3 ①		B B F F X 2-2 ③ P4		S X 0-1 ③ G5-3		1 SAFE B F F F F X 1-2 ② FC5-4 1-2f 1B 1B			4	1	0	0	0	0	3
Larry Walker, L (1, 9) OBP: 0.385, SLG: 0.601	B S S B H 3-2 1B 1-2 2-3 HBP			B X 1-0 G3 3B		F C X 0-2 3B	B C F F X 1-2 1B 1-2 1B 1B			3	2	3	0	0	0	0
Andres Galarraga, R (1, 3) OBP: 0.334, SLG: 0.516	F B X 1-1 G4-3 1-2 2-3 3-H 1B			C B S X 1-2 ① G3 3-H		B X 1-0 ① L4	X 0-0 E 1B 1-3 2-H 1B			4	0	2	3	0	0	1
Ellis Burks, R (1, 8) OBP: 0.377, SLG: 0.535 Curt Leskanic, R (8, 1) OBP: 0.143, SLG: 0.143	B F X 1-1 ② ③ G4-3 1-2f			C B B X 2-1 1B 1B		B C F F F F B X 2-2 ② P6	1 SAFE B B F X 2-1 E5 1-3 3-H 1B			4 0	0 0	2 0	1 0	0 0	0 0	4 0
Vinny Castilla, R (1, 5) OBP: 0.353, SLG: 0.585		B X 1-0 ① G5-3		X 0-0 ② F8		B B X 2-0 ③ G5-3	S F 1 SAFE S 0-3 ③ K			4	0	0	0	0	1	4
Walt Weiss, S (1, 6) OBP: 0.392, SLG: 0.304		C B B B C X 3-2 ② F7		F 1 SAFE X 0-1 1-2 1B			X 0-0 SH1-3 1B 1B 1B	C B B B B 4-1 F8 G4-3 BB		3	1	2	0	1	0	0
Bill Swift, R (1, 1) OBP: 0.206, SLG: 0.281 Steve Reed, R (6, 1) OBP: 0.333, SLG: 0.333 John Vander Wal, L (7, PH) OBP: 0.410, SLG: 0.549 Mike Kingery, L (8, 8) OBP: 0.353, SLG: 0.409		B B X 2-0 ③ L6		S B X 1-1 ③ P5			B X 1-0 SH1-3 1-2 1B 1B	1 SAFE X 0-0 ① G4-3 1-2		2 0 0 1 1	0 0 0 1 0	0 0 0 1 0	0 0 0 0 0	0 0 0 0 0	0 0 0 0 0	2 0 0 0 1
Inning Stats	R: 1 H: 3 E: 0 LOB: 2 K: 0 BB: 0 S: 13 P: 21	R: 0 H: 0 E: 0 LOB: 0 K: 0 BB: 0 S: 5 P: 11	R: 0 H: 0 E: 0 LOB: 0 K: 1 BB: 0 S: 7 P: 9	R: 1 H: 3 E: 0 LOB: 2 K: 0 BB: 0 S: 11 P: 16	R: 0 H: 0 E: 0 LOB: 0 K: 1 BB: 0 S: 7 P: 8	R: 0 H: 1 E: 0 LOB: 1 K: 0 BB: 0 S: 11 P: 16	R: 4 H: 6 E: 1 LOB: 2 K: 1 BB: 0 S: 21 P: 27	R: 0 H: 0 E: 0 LOB: 1 K: 0 BB: 1 S: 7 P: 14		1B: 11 SF: 0 2B: 0 SAC: 1 3B: 2 DP: 1 HR: 0 HBP: 1						WP: 0 PA: 38 PB: 0 SB: 0 CS: 0

	AB	35
	R	6
	H	13
	RBI	6
	BB	1
	SO	3
	LOB	17

PITCHER		IP	WLS	BF	H	R	ER	SO	BB	IBB	HBP	BLK	WP	HR	S	P	ERA	WHIP
John Burkett, R ERA: 4.2	(1, 1)	6.2	L	32	12	6	6	2	0	0	1	0	0	0	70	101	8.10	1.800
Randy Veres, R ERA: 3.69	(7, 1)	1.1		6	1	0	0	1	1	0	0	0	0	0	12	21	0.00	1.500

PITCHER	IP	WLS	BF	H	R	ER	SO	BB	IBB	HBP	BLK	WP	HR	S	P	ERA	WHIP

Batter	1	2	3	4	5	6	7	8	9	AB	R	H	RBI	BB	SO	LOB
Quilvio Veras, S (1, 4) OBP: 0.382, SLG: 0.368	B C B F C 2-3 ① K		B X 1-0 ① F8		B C F B B B F F X 3-2 E5 S WP SF4-3-5-6-3	C 1 SAFE B 1 SAFE C 1 SAFE 1 SAFE B X 2-2 ②③ G3-6 1-2f			B S 1 SAFE 1 SAFE 1 SAFE B C B F 3-2 ②③ F F X F9 1-2	5	1	0	0	0	1	2
Jesus Tavarez, S (1, 8) OBP: 0.331, SLG: 0.349	C X 0-1 ② G5-3		F B B F B F F X 3-2 HR		1 SAFE B C M B B B 4-2 SF4-3-5-6-3 S 1-2 BB		C X 0-1 ① P4			3	1	1	1	1	0	0
Gary Sheffield, R (1, 7) OBP: 0.438, SLG: 0.518	H 1-0 HBP		S F B B B X 2-2 ② F8		B S X 1-1 ① P6 1-2 2-3		B F B F F T 2-2 ② K			3	0	0	0	0	1	2
Jeff Conine, R (1, 3) OBP: 0.386, SLG: 0.522	B F B 1 SAFE B F X 3-2 ③ F7-8		X 0-0 1B		B B X 2-0 ②③ SF4-3-5-6-3 2-3 3-H		B C X 1-1 ③ G4-3			3	0	1	1	0	0	1
Terry Pendleton, S (1, 5) OBP: 0.341, SLG: 0.443		C B S B F X 2-2 HR 2B	X 0-0 ③ F9			C B F B F X 2-2 HR		B B X 2-0 ① G1-3		4	2	2	1	0	0	1
Andre Dawson, R (1, 9) OBP: 0.305, SLG: 0.449		S X 0-1 2-H HR		C S B F S 1-3 ① K		F S F B B X 2-2 HR 1B		C S F F X 0-2 ② P3		4	2	2	2	0	1	0
Kurt Abbott, R (1, 6) OBP: 0.314, SLG: 0.451		F B B F S 2-3 ① K	C X 0-1 G3-1 2B			L F F S 0-3 ① K		C B C S 1-3 ③ K		4	0	1	0	0	3	1
Charles Johnson, R (1, 2) OBP: 0.342, SLG: 0.384		C X 0-1 ② P5	X 0-0 ② G3-1 2-3			B B B C 1 SAFE X 3-1 1-H HR			B C S S 1-3 ① K	4	1	1	2	0	1	1
Willie Banks, R (1, 1) OBP: 0.000, SLG: 0.272 David Weathers, R (3, 1) OBP: 0.176, SLG: 0.134 Mario Diaz, S (4, PH) OBP: 0.000, SLG: 0.200 Mark Gardner, R (4, 1) OBP: 0.190, SLG: 0.190 Jerry Browne, S (5, PH) OBP: 0.182, SLG: 0.295 Randy Veres, R (6, 1) Yorkis Perez, L (7, 1) Terry Mathews, L (7, 1) OBP: 0.462, SLG: 0.615 Greg Colbrunn, R (8, PH) OBP: 0.217, SLG: 0.348 Chuck Carr, S (9, PH) OBP: 0.526, SLG: 0.281		F B X 1-1 ③ P3	X 0-0 ③ F8			B C B B B 4-1 G3-6 BB			B C S S 1-0 CS 1-3	1 0 0 0 0 0 0 0 0 0 0 0 0 0 1 0 0 0 0 0 1 0 0 0 0 0 0 0 0 0 0 0 1 0 0 0 0 0 0 0 0 0 0 0 0 0 0 0 0 0 0 0 0 0 0 0 1 0 1 0 0 0 0 0 0 0 0 0 0 0						
Inning Stats	R: 0 H: 0 E: 0 LOB: 1 K: 1 BB: 0 S: 8 P: 14	R: 2 H: 2 E: 0 LOB: 0 K: 1 BB: 0 S: 13 P: 18	R: 1 H: 2 E: 0 LOB: 1 K: 0 BB: 0 S: 11 P: 17	R: 0 H: 1 E: 0 LOB: 1 K: 1 BB: 0 S: 8 P: 9	R: 1 H: 0 E: 1 LOB: 0 K: 0 BB: 1 S: 10 P: 20	R: 3 H: 3 E: 0 LOB: 0 K: 1 BB: 1 S: 19 P: 32	R: 0 H: 0 E: 0 LOB: 0 K: 1 BB: 0 S: 8 P: 11	R: 0 H: 0 E: 0 LOB: 0 K: 1 BB: 0 S: 9 P: 12	R: 0 H: 1 E: 0 LOB: 1 K: 1 BB: 0 S: 10 P: 15	1B: 3 SF: 1 2B: 3 SAC: 0 3B: 0 DP: 2 HR: 4 HBP: 1						

TOP

Florida Marlins @ Colorado Rockies

Coors Field, Denver, CO

Sat Sep 16 1995, 3:33 AM MDT
Att. 48,037 - Sunny - 75 F

livebaseballscorecards.com

AB	33
R	7
H	9
RBI	7
BB	2
SO	7
LOB	9

WP: 1 PA: 37
PB: 0
SB: 2
CS: 1

PITCHER		IP	WLS	BF	H	R	ER	SO	BB	IBB	HBP	BLK	WP	HR	S	P	ERA	WHIP
Bret Saberhagen, R ERA: 3.89	(1, 1)	3.0		14	4	3	3	2	0	0	1	0	0	2	32	49	9.00	1.333
Joe Grahe, R ERA: 4.61	(4, 1)	2.1		11	3	3	2	2	1	0	0	0	1	1	31	46	7.71	1.714
Steve Reed, R ERA: 2.08	(6, 1)	1.2	W	6	1	1	1	1	1	0	0	0	0	1	14	26	5.40	1.200
Darren Holmes, R ERA: 2.8	(8, 1)	1.0		3	0	0	0	1	0	0	0	0	0	0	9	12	0.00	0.000
Bruce Ruffin, L ERA: 2.13	(9, 1)	1.0	S	3	1	0	0	1	0	0	0	0	0	0	10	15	0.00	1.000

PITCHER	IP	WLS	BF	H	R	ER	SO	BB	IBB	HBP	BLK	WP	HR	S	P	ERA	WHIP

Batter	1	2	3	4	5	6	7	8	9	AB	R	H	RBI	BB	SO	LOB
Jason Bates, S (1, 4) OBP: 0.360, SLG: 0.429	F B F X 1-2 ① L4		B B F F X 2-2 1-3 1B 1B 1B	B B X 2-0 ② F8 2-3			C B X 1-1 ② F9			4	1	1	0	0	0	1
Joe Girardi, R (1, 2) OBP: 0.313, SLG: 0.366	B X 1-0 G5-4-3 1B		X 0-0 1-2 3-H E 1B 1B	C X 0-1 ③ F9			S B X 1-1 HR 1B			4	2	3	1	0	0	1
Dante Bichette, R (1, 7) OBP: 0.363, SLG: 0.624	B C B X 2-1 ②③ G5-4-3 1-2f		B S F B B X 3-2 1-H 2-H E7 HR 1B	B B F B X 3-1 ① L7			B B F X 2-1 1-H HR			4	2	2	3	0	0	1
Larry Walker, L (1, 9) OBP: 0.384, SLG: 0.605		C B X 1-1 ① L9	B B C X 2-1 2-H HR	B S B C F F X 2-2 ② G4-3			X 0-0 ③ L6			4	1	1	2	0	0	0
Andres Galarraga, R (1, 3) OBP: 0.333, SLG: 0.518		F B X 1-1 ② L6	B X 1-0 1B 3B	B F B F B S 3-3 ③ K				C B S S 1-3 ① K		4	1	1	0	0	2	0
Ellis Burks, R (1, 8) OBP: 0.375, SLG: 0.530		C B X 1-1 ③ G6-3	X 0-0 3-H FC6-4 1B			B S C C 1-3 ① K		B X 1-0 ② G5-3		4	0	1	1	0	1	0
Vinny Castilla, R (1, 5) OBP: 0.354, SLG: 0.584			B B B S X 3-2 1B 1B 1B x 0-0 ③ FC6-4 1-2f			B F X 1-1 ② F8		C B B X 2-1 PO BB 1B		4	1	2	0	0	0	1
Walt Weiss, S (1, 6) OBP: 0.393, SLG: 0.305			B B B C 1 SAFE F F S 3-3 ① K B X 1-0 F8 SH3-4 1B			B C X 1-1 ③ G4-3		B F B B B 4-1 1-2 BB		3	0	1	0	1	1	1
Bret Saberhagen, R (1, 1) Matt Nokes, L (3, PH) Joe Grahe, R (4, 1) Steve Reed, R (6, 1) Mike Kingery, L (7, PH) Harvey Pulliam, R (7, PH) Darren Holmes, R (8, 1) John Vander Wal, L (8, PH) Bruce Ruffin, S (9, 1)			B F S X 1-2 ② P6 B B X 2-0 1-2 SH3-4 ①			X 0-0 ① G6-3		B 2 SAFE 1-0 2-3 PO ③		0 0 0 0 0 0 0 1 0 0 0 0 0 1 0 0 0 0 0 0 0 0 0 0 0 0 0 0 0 0 0 0 0 0 0 1 0 0 0 0 0 0 0 0 0 0 0 0 0 0 0 0 0 0 0 0 0 0 0 0 0 0 0						
Inning Stats	R: 0 E: 0 K: 0 S: 6 H: 1 LOB: 0 BB: 0 P: 10	R: 0 E: 0 K: 0 S: 6 H: 0 LOB: 0 BB: 0 P: 9	R: 6 E: 1 K: 1 S: 24 H: 7 LOB: 1 BB: 0 P: 39	R: 0 E: 0 K: 0 S: 5 H: 1 LOB: 1 BB: 0 P: 10	R: 0 E: 0 K: 1 S: 10 H: 0 LOB: 0 BB: 0 P: 18	R: 0 E: 0 K: 1 S: 7 H: 0 LOB: 0 BB: 0 P: 10	R: 2 E: 0 K: 0 S: 8 H: 2 LOB: 0 BB: 0 P: 12	R: 0 E: 0 K: 1 S: 7 H: 1 LOB: 1 BB: 1 P: 16		1B: 9 2B: 0 3B: 1 HR: 2	SF: 0 SAC: 1 DP: 1 HBP: 0					

BOTTOM

Florida Marlins @ Colorado Rockies

Coors Field, Denver, CO

Sat Sep 16 1995, 3:33 AM MDT

Att. 48,037 - Sunny - 75 F

livebaseballscorecards.com

AB	33
R	8
H	12
RBI	7
BB	1
SO	4
LOB	6

WP: 0 PB: 0 SB: 0 CS: 0 PA: 36

PITCHER		IP	WLS	BF	H	R	ER	SO	BB	IBB	HBP	BLK	WP	HR	S	P	ERA	WHIP
Willie Banks, R ERA: 5.92	(1, 1)	2.2		14	7	6	6	1	0	0	0	0	0	1	34	56	20.25	2.625
David Weathers, R ERA: 6.02	(3, 1)	0.1		2	1	0	0	0	0	0	0	0	0	0	2	2	0.00	3.000
Mark Gardner, R ERA: 4.4	(4, 1)	2.0		7	1	0	0	1	0	0	0	0	0	0	15	28	0.00	0.500
Randy Veres, R ERA: 3.61	(6, 1)	1.0		3	0	0	0	1	0	0	0	0	0	0	7	10	0.00	0.000
Yorkis Perez, L ERA: 5.65	(7, 1)	0.2		3	1	1	1	0	0	0	0	0	0	0	5	7	13.50	1.500
Terry Mathews, R ERA: 3.54	(7, 1)	1.1	L	6	2	1	1	1	1	0	0	0	0	1	10	21	6.75	2.250

Batter	1	2	3	4	5	6	7	8	9	AB	R	H	RBI	BB	SO	LOB
Quilvio Veras, S (1, 4) OBP: 0.384, SLG: 0.371	3-2 1B 2B 2B	2-1 G1-3 ③		3-1 FC1-4-6 ③ 1-2f	4-2 FC1-2 1B 1-2 2-3 BB BB	2-2 1B		1-1 F8 ①		4	2	2	0	1	0	2
Jerry Browne, S (8, PH) OBP: 0.350, SLG: 0.283										1	0	0	0	0	0	0
(8, 4)																
Jesus Tavarez, S (1, 8) OBP: 0.337, SLG: 0.355	0-1 2B 2-3 1B		0-1 G1-3 ①		0-0 3B 1B 1-3 K ①	0-1 L9 ③		0-1 G3-6-3 1B		6	2	3	0	0	1	4
(5, 7)																
Gary Sheffield, R (1, 7) OBP: 0.449, SLG: 0.551	1-2 2B 1-H 3-H 2B		0-1 HR		2-2 SAFE SAFE 3B 1-2 1B 0-0 BB FC1-2 1-2 2-3 3-H 1B	0-0 2B 1B		2-2 G3-6-3 ②③ 1-2f		5	4	5	4	0	0	0
(5, 9)																
Tommy Gregg, L (8, PH) OBP: 0.302, SLG: 0.397										1	0	0	0	0	0	1
(8, 9)																
Jeff Conine, R (1, 3) OBP: 0.383, SLG: 0.522	1-2 F9 ①		2-2 F8 ②		3-1 HR 3B 1-H 2-H 3-2 FC1-2 ② 1-2 2-3 3-H BB	0-3 K ①			0-0 F9 ①	6	1	1	2	0	1	5
Russ Morman, R (9, 3) OBP: 0.328, SLG: 0.492										0	0	0	0	0	0	0
Terry Pendleton, S (1, 5) OBP: 0.343, SLG: 0.452	1-1 WP SF8 2-H 2B		2-2 G4-3 ③		2-2 HR 3-H 4-2 1-2 2-3 3-H BB	3-3 K ②			1-3 K ②	4	2	2	4	1	1	1
Alex Arias, R (7, 5) OBP: 0.347, SLG: 0.364										1	0	0	0	0	1	0
Andre Dawson, R (1, 9) OBP: 0.304, SLG: 0.448	1-2 SF8 ② 2-H			1-0 F9 ①	1-1 1B BB 1B 2-1 F8	1-0 1B 1-H 2B			3-2 HR	3	1	1	1	0	0	3
Chuck Carr, S (5, 8) OBP: 0.326, SLG: 0.300										2	2	2	2	0	0	0
Kurt Abbott, R (1, 6) OBP: 0.317, SLG: 0.450	1-3 K ③			0-1 WP 1B	4-1 1B FC4 1-2 BB	0-0 G5-3 ①	1-1 1B 2-H 1B		0-1 G5-3 ③	5	1	2	1	1	1	0
Charles Johnson, R (1, 2) OBP: 0.348, SLG: 0.398		0-0 L7 ①		4-2 FC1-4-6 1-2 BB	2-2 BB FC4 1B 1-3 2-H 1B	1-0 HR	1-0 1-2 1B			4	2	3	2	1	0	0
Pat Rapp, R (1, 1) OBP: 0.118, SLG: 0.137		1-1 G3-1 ②		0-3 K ②	1-2 FC4 1B BB FC1-2 1-2 3-H	1-2 G5-3 ②	2-3 K ③			5	0	0	1	0	2	5
Inning Stats	R: 4 H: 4 E: 0 LOB: 0 K: 1 BB: 0 S: 20 P: 28	R: 0 H: 0 E: 0 LOB: 0 K: 0 BB: 0 S: 5 P: 8	R: 1 H: 1 E: 0 LOB: 0 K: 0 BB: 0 S: 10 P: 14	R: 0 H: 1 E: 0 LOB: 2 K: 1 BB: 1 S: 11 P: 19	R: 8 H: 7 E: 0 LOB: 3 K: 1 BB: 3 S: 33 P: 61	R: 1 H: 2 E: 0 LOB: 1 K: 0 BB: 0 S: 10 P: 14	R: 2 H: 4 E: 0 LOB: 2 K: 3 BB: 0 S: 17 P: 25	R: 0 H: 1 E: 0 LOB: 0 K: 0 BB: 0 S: 7 P: 10	R: 1 H: 1 E: 0 LOB: 0 K: 1 BB: 0 S: 11 P: 15	1B: 12 SF: 1 2B: 4 SAC: 0 3B: 1 DP: 1 HR: 4 HBP: 0						

TOP

Florida Marlins @ Colorado Rockies

Coors Field, Denver, CO

Sun Sep 17 1995, 3:33 AM MDT

Att. 48,035 - Cloudy - 83 F

livebaseballscorecards.com

AB	47
R	17
H	21
RBI	17
BB	4
SO	7
LOB	21

WP: 2 PB: 0 SB: 0 CS: 0 PA: 52

PITCHER		IP	WLS	BF	H	R	ER	SO	BB	IBB	HBP	BLK	WP	HR	S	P	ERA	WHIP
Bryan Rekar, R ERA: 4.62	(1, 1)	4.0	L	22	9	8	8	2	1	0	0	0	2	1	52	80	18.00	2.500
Mark Thompson, R ERA: 7.35	(5, 1)	0.2		10	4	5	5	1	3	0	0	0	0	1	25	46	67.50	10.500
Lance Painter, L ERA: 4.25	(5, 1)	1.1		6	2	1	1	0	0	0	0	0	0	1	12	18	6.75	1.500
Mike Munoz, L ERA: 7.19	(7, 1)	1.0		7	4	2	2	3	0	0	0	0	0	0	17	25	18.00	4.000
Roger Bailey, R ERA: 4.83	(8, 1)	1.0		3	1	0	0	0	0	0	0	0	0	0	7	10	0.00	1.000

PITCHER		IP	WLS	BF	H	R	ER	SO	BB	IBB	HBP	BLK	WP	HR	S	P	ERA	WHIP
Bryan Hickerson, L ERA: 8.04	(9, 1)	1.0		4	1	1	1	1	0	0	0	0	0	1	11	15	9.00	1.000

Batter	1	2	3	4	5	6	7	8	9	AB	R	H	RBI	BB	SO	LOB
Jason Bates, S (1, 4) OBP: 0.356, SLG: 0.423	F S F B C 1-3 ① K			X 0-0 ① L8		C S B B X 2-2 ③ G6-3			F B B X 2-1 ① G3	4	0	0	0	0	1	0
Jayhawk Owens, R (1, 2) OBP: 0.311, SLG: 0.595	B B F X 2-1 ② G5-3			C B S B B S 3-3 ② K			B S F F F H 2-2 FC5-4 HBP		B S F B S 2-3 ② K	3	0	0	0	0	2	0
Dante Bichette, R (1, 7) OBP: 0.362, SLG: 0.621 (7, 9)	B X 1-0 ③ P4			X 0-0 1B			X 0-0 ① F9		B X 1-0 ③ P4	4	0	1	0	0	0	1
Larry Walker, L (1, 9) OBP: 0.382, SLG: 0.602		X 0-0 ① G4-3		B X 1-0 ③ F7			C B S X 1-2 ② FC5-4 BB 1-2f			2	0	0	0	0	0	1
Craig Counsell, L (7, 6)										1	0	0	0	0	0	1
Andres Galarraga, R (1, 3) OBP: 0.333, SLG: 0.516		C S S F B C 1-3 ② K			B F S X 1-2 ① F9		F B B B F B B 4-2 FC6-4 BB 1-2			2	0	0	0	1	1	0
Ellis Burks, R (1, 8) OBP: 0.371, SLG: 0.523		B C B C F F C 2-3 ③ K			C B B F X 2-2 ② F9		B B X 2-0 ③ FC6-4 1-2f			3	0	0	0	0	1	2
Bryan Hickerson, L (9, 1) OBP: 0.750, SLG: 1.333										0	0	0	0	0	0	0
Vinny Castilla, R (1, 5) OBP: 0.352, SLG: 0.580			C X 0-1 ① G6-3		S F B B B X 2-2 ③ G6-3			S X 0-1 ① G6-3		3	0	0	0	0	0	0
Walt Weiss, S (1, 6) OBP: 0.392, SLG: 0.303			B C C B F F B F X 3-2 ② L8			C X 0-1 ① G4-3		C C B F F C 1-3 ② K		2	0	0	0	0	0	0
Mike Munoz, L (7, 1) OBP: 0.750, SLG: 1.000										0	0	0	0	0	0	0
Roger Bailey, R (8, 1) OBP: 0.176, SLG: 0.125										0	0	0	0	0	0	0
Quinton McCracken, S (8, PH) (9, 8)										1	0	0	0	0	1	0
Bryan Rekar, R (1, 1)			X 0-0 ③ G3			B C X 1-1 ② G4-3		F B B F F C 2-3 ③ K		1	0	0	0	0	0	0
Mark Thompson, R (5, 1) OBP: 0.364, SLG: 0.364										0	0	0	0	0	0	0
Lance Painter, L (5, 1) OBP: 0.200, SLG: 0.222										0	0	0	0	0	0	0
John Vander Wal, L (6, PH) (7, 7) OBP: 0.402, SLG: 0.538										2	0	0	0	0	1	0
Inning Stats	R: 0 E: 0 K: 1 S: 7 / H: 0 LOB: 0 BB: 0 P: 11	R: 0 E: 0 K: 2 S: 10 / H: 0 LOB: 0 BB: 0 P: 13	R: 0 E: 0 K: 0 S: 9 / H: 0 LOB: 0 BB: 0 P: 12	R: 0 E: 0 K: 1 S: 6 / H: 1 LOB: 1 BB: 0 P: 10	R: 0 E: 0 K: 0 S: 9 / H: 0 LOB: 0 BB: 0 P: 14	R: 0 E: 0 K: 0 S: 7 / H: 0 LOB: 0 BB: 0 P: 10	R: 0 E: 0 K: 0 S: 11 / H: 0 LOB: 2 BB: 1 P: 20	R: 0 E: 0 K: 2 S: 10 / H: 0 LOB: 0 BB: 0 P: 13	R: 0 E: 0 K: 1 S: 6 / H: 0 LOB: 0 BB: 0 P: 11	1B: 1 2B: 0 3B: 0 HR: 0	SF: 0 SAC: 0 DP: 0 HBP: 1						

PITCHER		IP	WLS	BF	H	R	ER	SO	BB	IBB	HBP	BLK	WP	HR	S	P	ERA	WHIP
Pat Rapp, R ERA: 3.77	(1, 1)	9.0	W	30	1	0	0	7	1	0	1	0	0	0	75	114	0.00	0.222

PITCHER	IP	WLS	BF	H	R	ER	SO	BB	IBB	HBP	BLK	WP	HR	S	P	ERA	WHIP

BOTTOM

Florida Marlins @ Colorado Rockies

Coors Field, Denver, CO

Sun Sep 17 1995, 3:33 AM MDT

Att. 48,035 - Cloudy - 83 F

livebaseballscorecards.com

AB	28
R	0
H	1
RBI	0
BB	1
SO	7
LOB	5

WP: 0 PA: 30
PB: 0
SB: 0
CS: 0

Florida Marlins @ Philadelphia Phillies

Veterans Stadium, Philadelphia, PA

Mon Sep 18 1995, 7:05 PM EDT

Att. 17,736 - Unknown - 73 F

TOP

livebaseballscorecards.com

Batter	1	2	3	4	5	6	7	8	9	AB	R	H	RBI	BB	SO	LOB
Quilvio Veras, S (1, 4) OBP: 0.384, SLG: 0.369	4-0 S HR BB		1-2 ① G6-3	2-3 ② K		4-2 S HR BB		1-0 ① FC4-6 SF8 HBP 1-2f 2-3		3	2	0	0	2	1	3
Chuck Carr, S (1, 8) OBP: 0.328, SLG: 0.303	1-2 ① L4 1-3		1-2 ① S 1B 2B	1-3 ③ K	1 SAFE C 1 SAFE S 1 SAFE	4-2 B HR 1-2 BB	C H	1-1 HBP 1-2		3	2	1	0	1	1	2
Tommy Gregg, L (8, PH) OBP: 0.307, SLG: 0.397										0	0	0	0	0	0	0
Robb Nen, R (8, 1)										0	0	0	0	0	0	0
Gary Sheffield, R (1, 7) OBP: 0.456, SLG: 0.588	0-1 HR 3-H		1-2 S 2B 1B 2-H		4-0 G6-3 S BB	1-1 HR 1-H 2-H		1-1 ② SF8 2-3 3-H		3	3	3	7	1	0	0
Jeff Conine, R (1, 3) OBP: 0.384, SLG: 0.522	1-2 ② F7		0-2 1B 2B 1-H		4-2 B G6-3 1-2 BB	0-0 ③ F7		0-3 ③ K		4	1	1	1	1	1	2
Terry Pendleton, S (1, 5) OBP: 0.344, SLG: 0.449	1-1 ③ G5-3		0-0 ② P2		0-0 ① G6-3 1-2 2-3		4-1 G5-4-3 BB		4-2 1B BB BB	3	0	0	0	2	0	3
Andre Dawson, R (1, 9) OBP: 0.306, SLG: 0.444		3-3 ① K	0-2 1B 2-H		0-3 ② K		1-1 ①② G5-4-3 1-2f		4-0 1B 1-2 BB	4	0	1	1	1	2	3
Jesus Tavarez, S (9, PR) OBP: 0.337, SLG: 0.355										0	0	0	0	0	0	0
Kurt Abbott, R (1, 6) OBP: 0.315, SLG: 0.447		3-1 ② P4	1-3 ③ K		2-3 ③ K		1-3 ③ K		1-1 ① 1B 1-3 2-3	5	0	1	0	0	3	3
Charles Johnson, R (1, 2) OBP: 0.351, SLG: 0.410	0-0 HR		1-1 SH3-4 HBP		2-3 ① K			0-1 FC4-6 1B SF8 1B	0-3 ② K	1	1	1	1	0	0	0
Steve Decker, R (6, PH) OBP: 0.336, SLG: 0.364										2	1	1	0	0	1	0
(6, 2)																
Greg Colbrunn, R (9, PH) OBP: 0.316, SLG: 0.456										1	0	0	0	0	1	2
Chris Hammond, L (1, 1) OBP: 0.000, SLG: 0.000		2-3 ③ K		0-1 ① SH3-4 1-2		3-3 ② K		0-0 FC4-6 1-2 1B	0-1 ③ G1-3							
David Weathers, R (5, 1) OBP: 0.182, SLG: 0.154																
Mario Diaz, L (8, PH) OBP: 0.000, SLG: 0.000																
Mark Gardner, R (8, 1) OBP: 0.182, SLG: 0.286																
Randy Veres, R (8, 1) OBP: 0.190, SLG: 0.190																
Buddy Groom, L (8, 1)																
Aaron Small, R (8, 1)																
Jay Powell, R (7, 1)																
Jerry Browne, S (8, PH) OBP: 0.262, SLG: 0.286																
(8, 6)																

	AB	R	H	RBI	BB	SO	LOB
	33	10	10	10	8	12	20

Inning Stats	1	2	3	4	5	6	7	8	9
	R: 2 E: 0 K: 0 S: 10	H: 1 LOB: 0 BB: 1 P: 17	R: 1 E: 0 K: 2 S: 9	H: 1 LOB: 0 BB: 0 P: 17	R: 3 E: 0 K: 1 S: 23	H: 4 LOB: 1 BB: 0 P: 27	R: 0 E: 0 K: 2 S: 9	H: 0 LOB: 1 BB: 0 P: 13	R: 0 E: 0 K: 2 S: 11	H: 0 LOB: 2 BB: 2 P: 21
	R: 3 E: 0 K: 2 S: 18	H: 1 LOB: 0 BB: 2 P: 32	R: 0 E: 0 K: 1 S: 6	H: 0 LOB: 0 BB: 1 P: 12	R: 1 E: 0 K: 1 S: 10	H: 2 LOB: 2 BB: 0 P: 13	R: 0 E: 0 K: 1 S: 10	H: 1 LOB: 2 BB: 2 P: 19	1B: 5 2B: 2 3B: 0 HR: 3	SF: 1 SAC: 1 DP: 1 HBP: 2

	WP: 0	PA: 45
	PB: 0	
	SB: 6	
	CS: 0	

PITCHER		IP	WLS	BF	H	R	ER	SO	BB	IBB	HBP	BLK	WP	HR	S	P	ERA	WHIP
Sid Fernandez, L ERA: 4.56	(1, 1)	2.2		15	6	6	6	2	1	0	0	0	0	2	39	57	20.25	2.625
Chuck Ricci, R ERA: 1.5	(3, 1)	1.1		5	0	0	0	3	0	0	1	0	0	0	12	17	0.00	0.000
Paul Fletcher, R ERA: 6.35	(5, 1)	1.0		5	0	0	0	2	2	0	0	0	0	0	11	21	0.00	2.000
Ricky Bottalico, R ERA: 2.41	(6, 1)	1.0	W	6	1	3	3	2	2	0	0	0	0	1	18	32	27.00	3.000
Toby Borland, R ERA: 3.53	(7, 1)	2.0		9	2	1	1	2	1	0	1	0	0	0	16	25	4.50	1.500

PITCHER		IP	WLS	BF	H	R	ER	SO	BB	IBB	HBP	BLK	WP	HR	S	P	ERA	WHIP
Heathcliff Slocumb, R ERA: 2.6	(9, 1)	1.0	S	5	1	0	0	1	2	0	0	0	0	0	10	19	0.00	3.000

BOTTOM

Florida Marlins @ Philadelphia Phillies

Veterans Stadium, Philadelphia, PA

Mon Sep 18 1995, 7:05 PM EDT

Att. 17,736 - Unknown - 73 F

livebaseballscorecards.com

Batter	1	2	3	4	5	6	7	8	9	AB	R	H	RBI	BB	SO	LOB
Mickey Morandini, L (1, 4) OBP: 0.355, SLG: 0.427	BCX 1-1 BB, BB, 1B 1B		BBBCFFFB 4-2 G5-3 BB	BFBX 2-1 FC3-6 1-2f 2-3 3-H	BSFBS 2-3 K	BFBBCB 4-2 2B BB		BSBBX 3-1 F8		4	1	1	1	2	1	5
Kevin Flora, R (1, 8) OBP: 0.306, SLG: 0.424	1 SAFE 1B SAFE 1BCB 4-1 BB, 1B 1-2 BB		CSBBS 1-3 K CCS 0-3 K			2-3 K 1-3 2-H 2B				4	1	1	1	1	3	3
Gregg Jefferies, S (1, 3) OBP: 0.349, SLG: 0.448	BBBB 4-0 G4-6-3 1B 1-2 2-3 BB		1 SAFE BBX 1-0 G5-3 1-2		BBBB 4-0 1B, 1B BB BB	0-1 2B 2B 3-3 K				3	2	1	0	2	1	3
Mark Whiten, S (1, 9) OBP: 0.335, SLG: 0.417	CBX 1-1 G4-6-3 1-2 2-H 3-H 1B		CCBS 1-3 K		SBCBS 2-3 K BBBCB 4-1 2B BB	BBFCH 3-2 E, S 1B HBP				3	2	1	2	1	2	2
Charlie Hayes, R (1, 5) OBP: 0.349, SLG: 0.420	BX 1-0 G4-6-3 1-2f 2-3			BX 1-0 BB, 23 HBP, 1B 1B	CSX 0-2 BB, 1B FC4-6 1-2 1B	BBX 2-0 1-H 2-H 1B 2B CFS 0-3 K 1-3				5	2	3	2	0	1	3
Tom Marsh, R (1, 7) OBP: 0.327, SLG: 0.438	BCSS 1-3 K			FBSFBBFX 3-2 23 HBP, BB FC3-6 1-2 1B	FX 0-1 FC4-6, BB 1-2 2-3 1B	BBX 2-0 E 2-H 1B FX 0-1 L6-3 3-H 1B				5	2	4	1	0	1	1
Lenny Webster, R (1, 2) OBP: 0.324, SLG: 0.344		CSBBS 2-3 K		BBBB 4-0 FC3-6, 23 HBP BB 1-2 2-3	BBFCBB 4-2 FC4-6 BB 1-2 2-3 3-H	BX 1-0 E6 1B 2-H FBB1X SAFE 2-1 L6-3 1-1				3	1	0	1	2	1	1
Kevin Stocker, S (1, 6) OBP: 0.306, SLG: 0.279		CBBFX 2-2 G5-3		CBX 1-1 L6	SBCX 1-2 FC4-6 BB 1-2f 2-3 3-H	BSFBBBB 4-2 1B 1B BB		X 0-0 B1-3		4	1	0	1	1	0	5
Sid Fernandez, L (1, 1) OBP: 0.000, SLG: 0.043 Chuck Ricci, R (3, 1) 23 Kevin Jordan, R (4, PH) OBP: 0.364, SLG: 0.357 Paul Fletcher, R (5, 1) Jim Eisenreich, L (5, PH) OBP: 0.379, SLG: 0.448 Ricky Bottalico, L (6, 1) Gary Varsho, L (6, PH) OBP: 0.333, SLG: 0.265 Gene Schall, R (6, PH) OBP: 0.000, SLG: 0.000 Toby Borland, R (7, 1) OBP: 0.167, SLG: 0.200 Kevin Sefcik, R (8, PH) Heathcliff Slocumb, R (9, 1)		FBX 1-1 G6-3	SH 1-1 FC3-6 1-2 2-3 3-H HBP	BBBB 4-0 1-2 BB	BX 1-0 1-H 2-H 2B 1B		CBSBBFS 3-3 K		1 0 0 0 0 0 0 0 0 0 0 0 0 0 0 0 0 1 0 0 0 0 0 0 0 0 0 0 0 0 0 0 1 0 0 0 0 0 0 0 0 0 1 1 1 0 0 0 0 0 1 0 0 0 0 0 1 0 0 0 0 1 0 0 0 0 0 0 0 0						
Inning Stats	R: 2 E: 0 K: 1 S: 9 H: 2 LOB: 1 BB: 2 P: 21	R: 0 E: 0 K: 1 S: 8 H: 0 LOB: 0 BB: 0 P: 13	R: 0 E: 0 K: 2 S: 11 H: 0 LOB: 1 BB: 1 P: 18	R: 2 E: 0 K: 1 S: 14 H: 2 LOB: 2 BB: 1 P: 26	R: 2 E: 0 K: 2 S: 16 H: 2 LOB: 3 BB: 3 P: 33	R: 6 E: 1 K: 2 S: 23 H: 5 LOB: 2 BB: 3 P: 48	R: 1 E: 1 K: 1 S: 9 H: 1 LOB: 0 BB: 0 P: 14	R: 0 E: 0 K: 1 S: 7 H: 0 LOB: 0 BB: 0 P: 13		1B: 9 2B: 4 3B: 0 HR: 0	SF: 0 SAC: 0 DP: 2 HBP: 2			WP: 0 PB: 0 SB: 1 CS: 0	PA: 46	

	AB	34
	R	13
	H	12
	RBI	11
	BB	10
	SO	11
	LOB	23

PITCHER		IP	WLS	BF	H	R	ER	SO	BB	IBB	HBP	BLK	WP	HR	S	P	ERA	WHIP
Chris Hammond, L (1, 1) ERA: 3.92		4.1		25	6	6	5	6	6	0	1	0	0	0	52	98	10.38	2.769
David Weathers, R (5, 1) ERA: 5.98		0.2		3	0	0	0	1	1	0	0	0	0	0	6	13	0.00	1.500
Mark Gardner, R (6, 1) ERA: 4.56		0.1		4	2	3	3	1	1	0	0	0	0	0	7	15	81.00	9.000
Randy Veres, R (6, 1) ERA: 3.59		0.1	L	3	1	0	0	0	1	0	0	0	0	0	4	11	0.00	6.000
Buddy Groom, L (6, 1) ERA: 7.44		0.0		2	1	2	0	0	1	0	0	0	0	0	3	8	∞	∞

PITCHER		IP	WLS	BF	H	R	ER	SO	BB	IBB	HBP	BLK	WP	HR	S	P	ERA	WHIP
Aaron Small, R (6, 1) ERA: 2.08		0.1		2	1	1	0	1	0	0	0	0	0	0	9	14	0.00	3.000
Jay Powell, R (7, 1) ERA: 2.7		1.0		4	1	1	0	1	0	0	1	0	0	0	9	14	0.00	1.000
Robb Nen, R (8, 1) ERA: 3.2		1.0		3	0	0	0	1	0	0	0	0	0	0	7	13	0.00	0.000

Batter	1	2	3	4	5	6	7	8	9	AB	R	H	RBI	BB	SO	LOB
Quilvio Veras, S (1, 4) OBP: 0.382, SLG: 0.365	B C S B F B X 3-2 ① G6-3			C B B X 2-1 ① G4-3		S B B C F F C 2-3 ③ K 1-2		X 0-0 ③ G3-1		4	0	0	0	0	1	2
Jesus Tavarez, S (1, 8) OBP: 0.335, SLG: 0.358	F C B X 1-2 ② L4			X 0-0 ② P6			B B X 2-0 E9 1B 2B		B X 1-0 ① G6-3	4	1	1	0	0	0	0
Gary Sheffield, R (1, 9) OBP: 0.457, SLG: 0.584	B B C C S 2-3 ③ K			C B F B F F B F X 3-2 ③ G6-3			F D X 1-1 G3 G5-3 3-H 1B		B B C B B 4-1 S 2B BB	3	1	1	1	1	1	0
Jeff Conine, R (1, 7) OBP: 0.383, SLG: 0.521		B B F C F B X 3-2 ① F8			B X 1-0 ① L7		1 SAFE X 0-0 ① G5-3 1-2		C B B X 2-1 1-H 1B 2B	4	1	1	1	0	0	1
Terry Pendleton, S (1, 5) OBP: 0.345, SLG: 0.448		B B C B B 4-1 G6-4-3 BB			C X 0-1 ② F9		F X 0-1 ② G3 2-3		B F B B B X 3-1 WP 2-H HR 1B	3	1	1	1	1	0	1
Greg Colbrunn, R (1, 3) OBP: 0.316, SLG: 0.461		C X 0-1 ② ③ G6-4-3 1-2f			B B S X 2-1 ③ G6-3		B C X 1-1 ③ G6-3		S B F B B X 3-2 1-H HR	4	1	1	2	0	0	2
Kurt Abbott, R (1, 6) OBP: 0.315, SLG: 0.445			C B F X 1-2 ① G6-3			B X 1-0 ① G5-3		B B C B X 3-1 G5-3 1B	B F B S X 2-2 ② P3	4	0	1	0	0	0	0
Steve Decker, R (1, 2) OBP: 0.333, SLG: 0.354			C X 0-1 ② G6-3			C X 0-1 ② G4-3		F F B X 1-2 ① G5-3 1-2	B S B B B B 4-1 BB	3	0	0	0	1	0	1
Ryan Bowen, R (1, 1) Russ Morman, R (6, PH) OBP: 0.338, SLG: 0.500 Richie Lewis, R (6, 1) Tommy Gregg, L (8, PH) OBP: 0.395, SLG: 0.395 Yorkis Perez, L (8, 1) Andre Dawson, R (9, PH) OBP: 0.305, SLG: 0.442 Robb Nen, R (9, 1)			C S B C 1-3 ③ K			B X 1-0 PB 1B		B F F F B B B F X 3-2 ② F7	F S S 0-3 ③ K	1 1 0 1 0 1 0	0 0 0 0 0 0 0	0 1 0 0 0 0 0	0 0 0 0 0 0 0	0 0 0 0 0 1 1	1 0 0 0 0 0 0	0 0 0 1 0 1 0
Inning Stats	R: 0 H: 0 E: 0 LOB: 0 K: 1 BB: 0 S: 10 P: 16	R: 0 H: 0 E: 0 LOB: 0 K: 0 BB: 1 S: 7 P: 14	R: 0 H: 0 E: 0 LOB: 0 K: 1 BB: 0 S: 8 P: 10	R: 0 H: 0 E: 0 LOB: 0 K: 0 BB: 0 S: 9 P: 14	R: 0 H: 0 E: 0 LOB: 0 K: 0 BB: 0 S: 5 P: 8	R: 0 H: 1 E: 0 LOB: 1 K: 1 BB: 0 S: 9 P: 13	R: 1 H: 2 E: 1 LOB: 1 K: 0 BB: 0 S: 8 P: 12	R: 0 H: 1 E: 0 LOB: 1 K: 0 BB: 0 S: 10 P: 17	R: 4 H: 3 E: 0 LOB: 1 K: 1 BB: 2 S: 16 P: 35	1B: 4 SF: 0 2B: 2 SAC: 0 3B: 0 DP: 1 HR: 1 HBP: 0						

PITCHER		IP	WLS	BF	H	R	ER	SO	BB	IBB	HBP	BLK	WP	HR	S	P	ERA	WHIP
Dennis Springer, R ERA: 2.92	(1, 1)	7.0		25	4	1	1	3	1	0	0	0	0	0	58	92	1.29	0.714
Ricky Bottalico, R ERA: 2.39	(8, 1)	1.0		3	0	0	0	0	0	0	0	0	0	0	8	12	0.00	0.000
Heathcliff Slocumb, R ERA: 3.02	(9, 1)	0.1		4	2	3	3	0	1	0	0	0	0	0	6	16	81.00	9.000
Toby Borland, R ERA: 3.63	(9, 1)	0.2	L	4	1	1	1	1	1	0	0	0	1	1	10	19	13.50	3.000

PITCHER	IP	WLS	BF	H	R	ER	SO	BB	IBB	HBP	BLK	WP	HR	S	P	ERA	WHIP

TOP

Florida Marlins @ Philadelphia Phillies

Veterans Stadium, Philadelphia, PA

Tue Sep 19 1995, 7:05 PM EDT

Att. 19,555 - Unknown - 67 F

livebaseballscorecards.com

AB	33
R	5
H	7
RBI	5
BB	3
SO	4
LOB	9

WP: 1 PA: 36
PB: 1
SB: 1
CS: 0

BOTTOM

Florida Marlins @ Philadelphia Phillies

Veterans Stadium, Philadelphia, PA

Tue Sep 19 1995, 7:05 PM EDT

Att. 19,555 - Unknown - 67 F

livebaseballscorecards.com

Batter	1	2	3	4	5	6	7	8	9	AB	R	H	RBI	BB	SO	LOB
Mickey Morandini, L (1, 4) OBP: 0.352, SLG: 0.422	G6-3	G6-4-3 1-2f	L9			G4-3		L4		5	0	0	0	0	0	5
Andy Van Slyke, L (1, 8) OBP: 0.314, SLG: 0.337	K		L3	G4-3		K			G3	5	0	0	0	0	2	0
Gregg Jefferies, S (1, 3) OBP: 0.349, SLG: 0.448	1B		E3 1B	F9		1B			G4-3	5	1	2	0	0	0	0
Mark Whiten, S (1, 9) OBP: 0.336, SLG: 0.416	FC5-4 1B		1B 2B 1B	G4-3		G3-1			K	5	1	2	0	0	1	1
Charlie Hayes, R (1, 5) OBP: 0.346, SLG: 0.416	FC5-4 1-2f		K		F9		G5-3			4	0	0	0	0	1	4
Jim Eisenreich, L (1, 7) OBP: 0.380, SLG: 0.465		1B BB	2B 1B		G4-3 3B		K2-3			3	2	2	1	1	1	0
Mike Lieberthal, R (1, 2) OBP: 0.341, SLG: 0.324		1B 1B	1B 2B		P4		P5			4	0	2	2	0	0	1
Kevin Stocker, S (1, 6) OBP: 0.310, SLG: 0.281		G6-4-3 1B	1B IBB		S IBB				P3	2	0	1	1	2	0	0
Dennis Springer, R (1, 1) OBP: 0.200, SLG: 0.200		K	G5-3						G5-3	3	0	1	0	0	1	4
Ricky Bottalico, L (8, 1)										0	0	0	0	0	0	0
Tom Marsh, R (8, PH) OBP: 0.324, SLG: 0.433										1	0	0	0	0	0	0
Heathcliff Slocumb, R (9, 1)										0	0	0	0	0	0	0
Toby Borland, R (9, 1) OBP: 0.167, SLG: 0.200										0	0	0	0	0	0	0
Inning Stats	R: 0 E: 0 K: 1 S: 10 H: 2 LOB: 2 BB: 0 P: 19	R: 1 E: 0 K: 1 S: 13 H: 2 LOB: 1 BB: 1 P: 21	R: 3 E: 1 K: 1 S: 18 H: 4 LOB: 3 BB: 1 P: 35	R: 0 E: 0 K: 0 S: 6 H: 0 LOB: 0 BB: 0 P: 9	R: 0 E: 0 K: 0 S: 9 H: 1 LOB: 2 BB: 1 P: 20	R: 0 E: 0 K: 1 S: 7 H: 1 LOB: 1 BB: 0 P: 11	R: 0 E: 0 K: 1 S: 5 H: 0 LOB: 0 BB: 0 P: 10	R: 0 E: 0 K: 0 S: 4 H: 0 LOB: 0 BB: 0 P: 6	R: 0 E: 0 K: 1 S: 6 H: 0 LOB: 0 BB: 0 P: 10							

AB	37
R	4
H	10
RBI	4
BB	3
SO	6
LOB	15

1B: 8 SF: 0 WP: 0 PA: 40
2B: 1 SAC: 0 PB: 0
3B: 1 DP: 1 SB: 1
HR: 0 HBP: 0 CS: 0

PITCHER		IP	WLS	BF	H	R	ER	SO	BB	IBB	HBP	BLK	WP	HR	S	P	ERA	WHIP
Ryan Bowen, R ERA: 3.0	(1, 1)	5.0		27	9	4	1	3	1	2	0	0	0	0	56	104	1.80	2.000
Richie Lewis, R ERA: 3.86	(6, 1)	2.0		7	1	0	0	2	0	0	0	0	0	0	12	21	0.00	0.500
Yorkis Perez, L ERA: 5.52	(8, 1)	1.0	W	3	0	0	0	0	0	0	0	0	0	0	4	6	0.00	0.000
Robb Nen, R ERA: 3.15	(9, 1)	1.0	S	3	0	0	0	1	0	0	0	0	0	0	6	10	0.00	0.000

PITCHER	IP	WLS	BF	H	R	ER	SO	BB	IBB	HBP	BLK	WP	HR	S	P	ERA	WHIP

Florida Marlins @ Philadelphia Phillies

Veterans Stadium, Philadelphia, PA

Wed Sep 20 1995, 7:05 PM EDT

Att. 17,885 - Unknown - 73 F

TOP

livebaseballscorecards.com

Batter	1	2	3	4	5	6	7	8	9	AB	R	H	RBI	BB	SO	LOB
Quilvio Veras, S (1, 4) OBP: 0.382, SLG: 0.372	0-0 F7		3-1 HR 1-H			4-2 BB L9 1B		1-3 K		3	1	1	2	1	1	0
Jesus Tavarez, S (1, 8) OBP: 0.333, SLG: 0.356	1-3 K		0-3 K			2-1 1B 1-2		0-1 B1-3		4	0	1	0	0	2	0
Gary Sheffield, R (1, 9) OBP: 0.454, SLG: 0.578	2-3 K			1-2 G6-3		1-0 P3			1-1 1B FC6-4 F7	4	0	1	0	0	1	2
Jeff Conine, R (1, 7) OBP: 0.380, SLG: 0.517		0-1 F9		0-0 P4		0-0 L9 2-3			2-2 F7 1-2	4	0	0	0	0	0	3
Terry Pendleton, S (1, 5) OBP: 0.344, SLG: 0.446		1-2 G5-3		2-0 F9		2-2 K			4-0 IBB FC6-4	3	0	0	0	1	1	2
Greg Colbrunn, R (1, 3) OBP: 0.313, SLG: 0.457		2-3 K			1-2 F9		0-0 G5-3		3-1 FC6-4 1-2f 2-3	4	0	0	0	0	1	2
Kurt Abbott, R (1, 6) OBP: 0.315, SLG: 0.444			2-2 G6-3		0-0 1B FC6-4		1-3 K			3	0	1	0	0	1	0
Steve Decker, R (1, 2) OBP: 0.333, SLG: 0.353			1-1 1B HR		1-0 L5		0-0 F9			3	1	1	0	0	0	1
John Burkett, R (1, 1) OBP: 0.147, SLG: 0.123			0-3 K		1-1 FC6-4 1-2f			0-0 P4		3	0	0	0	0	1	2

	AB	31
	R	2
	H	5
	RBI	2
	BB	2
	SO	8
	LOB	12

Inning Stats	1	2	3	4	5	6	7	8	9
	R: 0 E: 0 K: 2 S: 7	R: 0 E: 0 K: 1 S: 8	R: 2 E: 0 K: 2 S: 13	R: 0 E: 0 K: 0 S: 5	R: 0 E: 0 K: 0 S: 8	R: 0 E: 0 K: 1 S: 11	R: 0 E: 0 K: 1 S: 5	R: 0 E: 0 K: 1 S: 6	R: 0 E: 0 K: 0 S: 8
	H: 0 LOB: 0 BB: 0 P: 10	H: 0 LOB: 0 BB: 0 P: 11	H: 2 LOB: 0 BB: 0 P: 19	H: 0 LOB: 0 BB: 0 P: 8	H: 1 LOB: 1 BB: 0 P: 11	H: 1 LOB: 2 BB: 1 P: 19	H: 0 LOB: 0 BB: 0 P: 6	H: 0 LOB: 0 BB: 0 P: 7	H: 1 LOB: 1 BB: 1 P: 18

| | | |

BOTTOM

Florida Marlins @ Philadelphia Phillies

Veterans Stadium, Philadelphia, PA

Wed Sep 20 1995, 7:05 PM EDT

Att. 17,885 - Unknown - 73 F

livebaseballscorecards.com

Batter	1	2	3	4	5	6	7	8	9	AB	R	H	RBI	BB	SO	LOB
Mickey Morandini, L (1, 4) OBP: 0.353, SLG: 0.422	F8		CS BB		L8			1-3 1B		3	0	1	0	1	0	0
Andy Van Slyke, L (1, 8) OBP: 0.309, SLG: 0.332	G4-3		G4-3 1-2			G3		P5		4	0	0	0	0	0	2
Gene Schall, R (1, 3) OBP: 0.342, SLG: 0.333	1B			G5-3		G4-3			K	4	0	1	0	0	1	0
Mark Whiten, S (1, 9) OBP: 0.335, SLG: 0.412	K			1B 23 FC1-2-5 BB		P6			G1-3	3	0	0	0	1	1	1
Jim Eisenreich, L (1, 7) OBP: 0.379, SLG: 0.463		K		23 FC1-2-5 1-3 1B			G4-3		F9	4	0	1	0	0	1	0
23 Kevin Jordan, R (1, 5) OBP: 0.229, SLG: 0.333		G5-3		FC1-2-5 1-3 3-H			G4-3			3	0	0	0	0	0	2
Lenny Webster, R (1, 2) OBP: 0.324, SLG: 0.367		HR		L8			G5-3			3	1	1	1	0	0	2
Kevin Stocker, S (1, 6) OBP: 0.308, SLG: 0.278		K			G1-3			G3		3	0	0	0	0	1	0
Paul Quantrill, L (1, 1) OBP: 0.158, SLG: 0.111			G5-3		G3-1			1B HBP		2	0	0	0	0	0	0
Gary Varsho, L (8, PH) OBP: 0.315, SLG: 0.265										0	0	0	0	0	0	0
Russ Springer, R (9, 1)										0	0	0	0	0	0	0
Inning Stats	R: 0 E: 0 K: 1 S: 8 H: 1 LOB: 1 BB: 0 P: 13	R: 1 E: 0 K: 2 S: 9 H: 1 LOB: 0 BB: 0 P: 14	R: 0 E: 0 K: 0 S: 7 H: 0 LOB: 0 BB: 1 P: 15	R: 0 E: 0 K: 0 S: 10 H: 1 LOB: 2 BB: 1 P: 22	R: 0 E: 0 K: 0 S: 3 H: 0 LOB: 0 BB: 0 P: 5	R: 0 E: 0 K: 0 S: 9 H: 0 LOB: 0 BB: 0 P: 13	R: 0 E: 0 K: 0 S: 6 H: 0 LOB: 0 BB: 0 P: 10	R: 0 E: 0 K: 0 S: 8 H: 1 LOB: 1 BB: 0 P: 15	R: 0 E: 0 K: 1 S: 6 H: 0 LOB: 0 BB: 0 P: 8	1B: 3 2B: 0 3B: 0 HR: 1 SF: 0 SAC: 0 DP: 0 HBP: 1			WP: 0 PB: 0 SB: 0 CS: 1		PA: 32	

	AB	29
	R	1
	H	4
	RBI	1
	BB	2
	SO	4
	LOB	7

PITCHER	IP	WLS	BF	H	R	ER	SO	BB	IBB	HBP	BLK	WP	HR	S	P	ERA	WHIP
John Burkett, R (1, 1) ERA: 4.04	9.0	W	32	4	1	1	4	2	0	1	0	0	1	66	115	1.00	0.667

PITCHER	IP	WLS	BF	H	R	ER	SO	BB	IBB	HBP	BLK	WP	HR	S	P	ERA	WHIP

Batter	1	2	3	4	5	6	7	8	9	AB	R	H	RBI	BB	SO	LOB
Quilvio Veras, S (1, 4) OBP: 0.384, SLG: 0.373	C B B B C F B 4-2 CS BB		B F C X 1-2 FC5-4 1B			B C C X 1-2 FC5-4 1B		B X 1-0 ① L9	B X 1-0 ② ③ G6-4-3 1-2f	4	0	2	0	1	0	4
Chuck Carr, S (1, 8) OBP: 0.325, SLG: 0.299	X 0-0 ① L7		B X 1-0 ② P3			1 SAFE X 0-0 ① FC5-4 BB 1-2f		X 0-0 ② B4-3 1-2		4	0	0	0	0	0	5
Gary Sheffield, R (1, 9) OBP: 0.455, SLG: 0.572	B B F F F B 1 S SAFE 3-3 ② ③ K 1-2		B X 1-0 ③ FC5-4 1-2f			1 SAFE 1 SAFE B B B F C 1 B 4-2 1-2 BB		B S F F B B 4-2 1B BB		2	0	0	0	2	1	3
Jeff Conine, R (1, 7) OBP: 0.379, SLG: 0.514		C B X 1-1 ① G3		X 0-0 ① G5-3		B B X 2-0 ② F9		C X 0-1 1-2 2-H 1B		4	0	1	1	0	0	2
Greg Colbrunn, R (1, 3) OBP: 0.311, SLG: 0.453		X 0-0 ② G4-3		B S X 1-1 ② G1-3		B F B S B X 3-2 ③ P4		F B S X 1-2 ③ L1		4	0	0	0	0	0	4
Kurt Abbott, R (1, 6) OBP: 0.314, SLG: 0.441		B B B C X 3-1 E3		B F B F F S 2-3 K			X 0-0 ① F9		B B B 4-0 BB DI BB	3	0	0	0	1	1	0
Alex Arias, R (1, 5) OBP: 0.341, SLG: 0.357		B C F B S 2-3 ③ K			X 0-0 ① G6-3		B B C B X 3-1 ② G5-3		B B C B C C 3-3 ① K 1-2	4	0	0	0	0	2	2
Steve Decker, R (1, 2) OBP: 0.326, SLG: 0.345 Tommy Gregg, L (9, PH) OBP: 0.309, SLG: 0.395			C F C 0-3 ① K		B C X 1-1 ② G6-3		C B B B S S 2-3 ③ K		B C B B B 4-1 BB BB	3 0	0 0	0 0	0 0	0 1	2 0	0 0
Willie Banks, R (1, 1) OBP: 0.308, SLG: 0.292 Richie Lewis, R (6, 1) Jay Powell, R (7, 1) Russ Morman, R (8, PH) OBP: 0.348, SLG: 0.508 Jesus Tavarez, S (8, PR) OBP: 0.333, SLG: 0.356 Terry Mathews, L (8, 1) OBP: 0.462, SLG: 0.615 Andre Dawson, R (9, PH) OBP: 0.308, SLG: 0.442 Rob Natal, R (9, PR) OBP: 0.207, SLG: 0.464			B X 1-0 1B 1B		B B S F S 2-3 ③ K			B F X 1-1 B4-3 1B 1B	B B B B 4-0 G6-4-3 1-2 2-3 BB	2 0 0 1 0 0 0 0 0	0 0 0 0 1 0 0 0 0	1 0 0 1 0 0 0 0 0	0 0 0 0 0 0 0 0 0	1 0 0 0 0 0 0 1 0	0 0 0 0 0 0 0 0 0	0 0 0 0 0 0 0 0 0
Inning Stats	R: 0 H: 0 E: 0 LOB: 0 K: 1 BB: 1 S: 8 P: 15	R: 0 H: 0 E: 1 LOB: 1 K: 1 BB: 0 S: 8 P: 14	R: 0 H: 2 E: 0 LOB: 2 K: 1 BB: 0 S: 9 P: 13	R: 0 H: 0 E: 0 LOB: 0 K: 1 BB: 0 S: 7 P: 10	R: 0 H: 0 E: 0 LOB: 0 K: 1 BB: 0 S: 6 P: 9	R: 0 H: 1 E: 0 LOB: 2 K: 0 BB: 1 S: 10 P: 20	R: 0 H: 0 E: 0 LOB: 0 K: 1 BB: 0 S: 6 P: 11	R: 1 H: 2 E: 0 LOB: 2 K: 0 BB: 1 S: 12 P: 19	R: 0 H: 0 E: 0 LOB: 3 K: 1 BB: 3 S: 5 P: 21	1B: 5 SF: 0 2B: 0 SAC: 0 3B: 0 DP: 1 HR: 0 HBP: 0						

PITCHER		IP	WLS	BF	H	R	ER	SO	BB	IBB	HBP	BLK	WP	HR	S	P	ERA	WHIP
Mike Mimbs, L ERA: 4.01	(1, 1)	7.2	W	30	4	1	1	6	3	0	0	0	0	0	61	105	1.17	0.913
Ricky Bottalico, R ERA: 2.38	(8, 1)	0.1		2	1	0	0	0	0	0	0	0	0	0	5	6	0.00	3.000
Heathcliff Slocumb, R ERA: 3.0	(9, 1)	0.1		4	0	0	0	1	3	0	0	0	0	0	4	19	0.00	9.000
Steve Frey, L ERA: 3.33	(9, 1)	0.2	S	1	0	0	0	0	0	0	0	0	0	0	1	2	0.00	0.000

PITCHER	IP	WLS	BF	H	R	ER	SO	BB	IBB	HBP	BLK	WP	HR	S	P	ERA	WHIP

TOP

Florida Marlins @ Philadelphia Phillies

Veterans Stadium, Philadelphia, PA

Thu Sep 21 1995, 7:05 PM EDT

Att. 18,953 - Unknown - 78 F

livebaseballscorecards.com

AB	31
R	1
H	5
RBI	1
BB	6
SO	7
LOB	20

WP: 0 PA: 37
PB: 0
SB: 0
CS: 1

Batter	1	2	3	4	5	6	7	8	9	AB	R	H	RBI	BB	SO	LOB
Mickey Morandini, L (1, 4) OBP: 0.354, SLG: 0.421	B B C B C X 3-2 F7 ①		B X 1-0 P4 ②			X 0-0 F9 SH1-3 1B 1B	I I I I 4-0 IBB			3	1	1	0	1	0	1
Kevin Flora, R (1, 8) OBP: 0.292, SLG: 0.403	B C B X 2-1 G5-3 ②		F B F F B X 2-2 G5-3 ③			B X 1-0 SH1-3 ① 1-2	B X 1-0 G5-3 ③			3	0	0	0	0	0	3
Jim Eisenreich, L (1, 7) OBP: 0.378, SLG: 0.469	B C S B F F X 2-2 G4-3 ③			X 0-0 HR		B C B B X 3-1 F9 ② 2-3		C C S 0-3 K ①		4	1	1	1	0	1	1
Mark Whiten, S (1, 9) OBP: 0.337, SLG: 0.411		C B F C 1-3 K ①		B B B S C B 4-2 G4-3 BB		X 0-0 2B 1B 3-H		C F B B X 2-2 G5-3 ②		3	0	1	1	1	1	0
Charlie Hayes, R (1, 5) OBP: 0.345, SLG: 0.417		B X 1-0 G4-3 ②		B X 1-0 G4-3 ① ② 1-2f		B X 1-0 2B 1-3		F C B C 1-3 K ③		4	0	1	0	0	1	1
Gene Schall, R (1, 3) OBP: 0.317, SLG: 0.308	C C F B B F S 2-3 K ③			B F B C S 2-3 K ③		B X 1-0 F8 ③				3	0	0	0	0	2	2
Lenny Webster, R (1, 2) OBP: 0.331, SLG: 0.382			B C X 1-1 G4-3 1B 2B		B S F X 1-2 G3 ①		B F C F B F B F X 3-2 SH1-4 1B			3	1	2	0	0	0	0
Kevin Stocker, S (1, 6) OBP: 0.306, SLG: 0.276			B X 1-0 G4-3 ① 2-3		C F C 0-3 K ②		X 0-0 P5 ①			3	0	0	0	0	1	2
Mike Mimbs, L (1, 1) OBP: 0.143, SLG: 0.171 Ricky Bottalico, L (8, 1) Heathcliff Slocumb, R (9, 1) Steve Frey, R (9, 1)			X 0-0 1B 3-H		X 0-0 G4-3 ③		B X 1-0 SH1-4 ② 1-2			2 0 0 0	0 0 0 0	1 0 0 0	1 0 0 0	0 0 0 0	0 0 0 0	0 0 0 0
Inning Stats	R: 0 H: 0 E: 0 LOB: 0 K: 0 BB: 0 S: 10 P: 17	R: 0 H: 0 E: 0 LOB: 0 K: 2 BB: 0 S: 9 P: 13	R: 1 H: 2 E: 0 LOB: 1 K: 0 BB: 0 S: 9 P: 14	R: 1 H: 1 E: 0 LOB: 0 K: 1 BB: 1 S: 7 P: 14	R: 0 H: 0 E: 0 LOB: 0 K: 1 BB: 0 S: 7 P: 8	R: 1 H: 3 E: 0 LOB: 2 K: 0 BB: 0 S: 7 P: 13	R: 0 H: 1 E: 0 LOB: 2 K: 0 BB: 1 S: 9 P: 18	R: 0 H: 0 E: 0 LOB: 0 K: 2 BB: 0 S: 9 P: 12		1B: 4 SF: 0 2B: 2 SAC: 2 3B: 0 DP: 1 HR: 1 HBP: 0						WP: 0 PA: 32 PB: 0 SB: 0 CS: 0

PITCHER	IP	WLS	BF	H	R	ER	SO	BB	IBB	HBP	BLK	WP	HR	S	P	ERA	WHIP
Willie Banks, R (1, 1) ERA: 5.85	5.2	L	23	6	3	3	4	1	0	0	0	0	1	48	77	4.76	1.235
Richie Lewis, R (6, 1) ERA: 3.82	0.1		1	0	0	0	0	0	0	0	0	0	0	1	2	0.00	0.000
Jay Powell, R (7, 1) ERA: 2.08	1.0		5	1	0	0	0	0	1	0	0	0	0	9	18	0.00	1.000
Terry Mathews, R (8, 1) ERA: 3.49	1.0		3	0	0	0	2	0	0	0	0	0	0	9	12	0.00	0.000

PITCHER	IP	WLS	BF	H	R	ER	SO	BB	IBB	HBP	BLK	WP	HR	S	P	ERA	WHIP

BOTTOM

Florida Marlins @ Philadelphia Phillies

Veterans Stadium, Philadelphia, PA

Thu Sep 21 1995, 7:05 PM EDT

Att. 18,953 - Unknown - 78 F

livebaseballscorecards.com

AB	28
R	3
H	7
RBI	3
BB	2
SO	6
LOB	10

Batter	1	2	3	4	5	6	7	8	9	AB	R	H	RBI	BB	SO	LOB
Joe Orsulak, L (1, 7) OBP: 0.324, SLG: 0.368	B F X 1-1 ① F8		B B F X 2-1 ③ G6-3			B B C X 2-1 ① G4-3		X 0-0 ② G4-3		4	0	0	0	0	0	0
Jose Vizcaino, S (1, 6) OBP: 0.314, SLG: 0.344	X 0-0 2B			B S B X 2-1 ① G4-3		B X 1-0 ② G3				3	0	1	0	0	0	0
Carl Everett, S (1, 9) OBP: 0.344, SLG: 0.454	S S B B B X 3-2 ② G3			B C F B S 2-3 ② K		B B B C B 4-1 1B BB				2	0	0	0	1	1	1
Jeff Kent, R (1, 4) OBP: 0.326, SLG: 0.460	S B S S 1-3 ③ K			F F X 0-2 ③ F8		F B 1 SAFE B F 1 SAFE X 2-2 1-3 1B				3	0	1	0	0	1	1
Rico Brogna, L (1, 3) OBP: 0.345, SLG: 0.500		B B C X 2-1 ① F8			X 0-0 1B 1B	C S X 0-2 ③ G4-3				3	0	1	0	0	0	2
Todd Hundley, S (1, 2) OBP: 0.393, SLG: 0.502		B C B X 2-1 ② G4-3			B B F S 1 SAFE S 2-3 ① K		C F B B X 2-2 ① G1-3			3	0	0	0	0	1	1
Edgardo Alfonzo, R (1, 5) OBP: 0.294, SLG: 0.380 Tim Bogar, R (7, 5) OBP: 0.333, SLG: 0.370		X 0-0 ③ L9			1 SAFE F F B X 1-2 1-2 1B		F C B X 1-2 ② G6-3			3 0	0 0	1 0	0 0	0 0	0 0	0 0
Ryan Thompson, R (1, 8) OBP: 0.308, SLG: 0.389 Paul Byrd, R (7, 1) OBP: 1.000, SLG: 1.000			B B F S S 2-3 ① K		B B F B S S 3-3 ② K		B C F F S 1-3 ③ K2-3			3 0	0 0	0 0	0 0	0 0	3 0	2 0
Reid Cornelius, R (1, 1) OBP: 0.111, SLG: 0.111 Bill Spiers, L (5, PH) OBP: 0.300, SLG: 0.242 Blas Minor, R (5, 1) Damon Buford, R (7, 8) OBP: 0.315, SLG: 0.304			X 0-0 ② G4-3		X 0-0 ③ L6			B B C X 2-1 ① F8		1 1 0 1	0 0 0 0	0 0 0 0	0 0 0 0	0 0 0 0	0 0 0 0	0 2 0 0
Inning Stats	R: 0 H: 1 E: 0 LOB: 1 K: 1 BB: 0 S: 9 P: 14	R: 0 H: 0 E: 0 LOB: 0 K: 0 BB: 0 S: 5 P: 9	R: 0 H: 0 E: 0 LOB: 0 K: 1 BB: 0 S: 6 P: 10	R: 0 H: 0 E: 0 LOB: 0 K: 1 BB: 0 S: 8 P: 12	R: 0 H: 2 E: 0 LOB: 2 K: 2 BB: 0 S: 11 P: 17	R: 0 H: 1 E: 0 LOB: 2 K: 0 BB: 1 S: 10 P: 19	R: 0 H: 0 E: 0 LOB: 0 K: 1 BB: 0 S: 11 P: 15	R: 0 H: 0 E: 0 LOB: 0 K: 0 BB: 0 S: 3 P: 5		1B: 3 SF: 0 2B: 1 SAC: 0 3B: 0 DP: 0 HR: 0 HBP: 0						

PITCHER	IP	WLS	BF	H	R	ER	SO	BB	IBB	HBP	BLK	WP	HR	S	P	ERA	WHIP
Pat Rapp, R (1, 1) ERA: 3.59	7.2	W	28	4	0	0	6	1	0	0	0	0	0	63	101	0.00	0.652

PITCHER	IP	WLS	BF	H	R	ER	SO	BB	IBB	HBP	BLK	WP	HR	S	P	ERA	WHIP

TOP

New York Mets @ Florida Marlins

Joe Robbie Stadium, Miami, FL

Fri Sep 22 1995, 7:05 PM EDT

Att. 24,580 - Unknown - 85 F

livebaseballscorecards.com

AB	27
R	0
H	4
RBI	0
BB	1
SO	6
LOB	9

WP: 0 PA: 28
PB: 0
SB: 0
CS: 0

BOTTOM

Batter	1	2	3	4	5	6	7	8	9	AB	R	H	RBI	BB	SO	LOB
Quilvio Veras, S (1, 4) OBP: 0.384, SLG: 0.373	C B B X 2-1 1B 1B BB 1B	C C X 0-2 ③ P4		X 0-0 ② B5-3 1-2		C B F X 1-2 ③ L8				3	1	1	0	0	0	1
Jerry Browne, S (5, 4) OBP: 0.350, SLG: 0.284										1	0	0	0	0	0	2
Jesus Tavarez, S (1, 8) OBP: 0.337, SLG: 0.365	C 1 X SAFE 0-1 BB 1B SF9 1-2 1B	B B F X 2-1 S WP 2B	B X 1-0 ③ G1-3			F C B X 1-2 ① F8				4	2	2	0	0	0	1
Gary Sheffield, R (1, 9) OBP: 0.459, SLG: 0.571	X 0-0 SF9 BB 1-2 2-3 1B	B S B B F B 4-2 WP S BB			C B S S 1-3 ① K		B B B F S B 4-2 FC4-6 BB			2	0	1	0	2	1	0
Jeff Conine, R (1, 7) OBP: 0.378, SLG: 0.511	F B B F B B 4-2 1-2 2-3 3-H BB	C C F B X 1-2 ① L3 1-2 2-3			F S B S 1-3 ② K		B F C X 1-2 ② FC4-6 1-2			3	0	0	1	1	1	3
Greg Colbrunn, R (1, 3) OBP: 0.311, SLG: 0.452	F B X 1-1 ① SF9 2-3 3-H	I I I I 4-0 WP IBB			F B F B S 2-3 ③ K		C F B S 1-3 ③ K			2	0	0	1	1	2	1
Kurt Abbott, R (1, 6) OBP: 0.314, SLG: 0.442	C X 0-1 ② P3	C C S 0-3 ② K				X 0-0 SH1-4 2B				3	0	1	0	0	1	5
Alex Arias, R (1, 5) OBP: 0.336, SLG: 0.351	X 0-0 ③ P4	B B C B X 3-1 ③ F9 1-2 2-3 3-H				F B X 1-1 ① L6				3	0	0	0	0	0	5
Steve Decker, R (1, 2) OBP: 0.333, SLG: 0.342		C F X 0-2 ① F7		B B B C B 4-1 FC3-6 BB		B B B S B 4-1 SH1-4 BB				1	0	0	0	2	0	0
Pat Rapp, R (1, 1) OBP: 0.113, SLG: 0.132		X 0-0 ② G6-3		X 0-0 ① FC3-6 B5-3 1-2		B B X 2-0 ② SH1-4 1-2 2-3				2	0	0	0	0	0	1
Inning Stats	R: 2 H: 3 E: 0 LOB: 2 K: 0 BB: 1 S: 12 P: 19	R: 0 H: 0 E: 0 LOB: 0 K: 0 BB: 0 S: 7 P: 7	R: 1 H: 1 E: 0 LOB: 2 K: 1 BB: 2 S: 13 P: 27	R: 0 H: 0 E: 0 LOB: 1 K: 0 BB: 1 S: 4 P: 9	R: 0 H: 0 E: 0 LOB: 0 K: 3 BB: 0 S: 9 P: 13	R: 0 H: 1 E: 0 LOB: 2 K: 0 BB: 1 S: 8 P: 16	R: 0 H: 0 E: 0 LOB: 1 K: 1 BB: 1 S: 11 P: 18			1B: 3 SF: 1 2B: 2 SAC: 1 3B: 0 DP: 0 HR: 0 HBP: 0						

PITCHER		IP	WLS	BF	H	R	ER	SO	BB	IBB	HBP	BLK	WP	HR	S	P	ERA	WHIP
Reid Cornelius, R ERA: 5.93	(1, 1)	4.0	L	20	4	3	3	1	3	1	0	0	1	0	36	62	6.75	1.750
Blas Minor, R ERA: 3.74	(5, 1)	2.0		8	1	0	0	3	1	0	0	0	0	0	17	29	0.00	1.000
Paul Byrd, R ERA: 1.77	(7, 1)	1.0		4	0	0	0	1	1	0	0	0	0	0	11	18	0.00	1.000

PITCHER	IP	WLS	BF	H	R	ER	SO	BB	IBB	HBP	BLK	WP	HR	S	P	ERA	WHIP

New York Mets @ Florida Marlins

Joe Robbie Stadium, Miami, FL

Fri Sep 22 1995, 7:05 PM EDT

Att. 24,580 - Unknown - 85 F

livebaseballscorecards.com

AB	24
R	3
H	5
RBI	2
BB	6
SO	5
LOB	19

WP: 1 PA: 32
PB: 0
SB: 2
CS: 0

Batter	1	2	3	4	5	6	7	8	9	AB	R	H	RBI	BB	SO	LOB
Alex Ochoa, R (1, 9) OBP: 0.500, SLG: 0.375 Doug Henry, R (8, 1) OBP: 1.000, SLG: 1.000 Bill Spiers, L (9, PH) OBP: 0.296, SLG: 0.239	B B B C B 4-1 F8 1B BB		F B B B B 4-1 E 1B G6-3 BB	C B B X 2-1 ③ FC6-4 1-2			B B X 2-0 ① G6-3		C F F B F F F X 1-2 ① G4-3	2 0 1	1 0 0	0 0 0	0 0 0	2 0 0	0 0 0	1 0 0
Jose Vizcaino, S (1, 6) OBP: 0.321, SLG: 0.353	1 SAFE B C B F X 2-2 1-2 1B		X 0-0 G6-3 E 1-2 1B		X 0-0 E 1B		C F B X 1-2 FC5-4 1B		F S B B X 2-2 2B	5	0	5	0	0	0	0
Carl Everett, S (1, 8) OBP: 0.341, SLG: 0.447	X 0-0 ① F8 2-3		B X 1-0 E3 G6-3 1-2 2-3		B B 1 SAFE B B 4-0 FC5-4 1-2 BB		1 SAFE S B B S X 2-2 ② FC5-4 1-2 2B		B F B S X 2-2 ② F9	4	1	0	0	1	0	6
Jeff Kent, R (1, 4) OBP: 0.325, SLG: 0.460	X 0-0 ② F8		X 0-0 ① ② G6-3 1-2f 2-3 3-H		B B S F S 2-3 ① K		X 0-0 1-H 2B		C B F F B S 2-3 ③ K	5	0	1	1	0	2	7
Rico Brogna, L (1, 3) OBP: 0.342, SLG: 0.496	C C C 0-3 ③ K		F B C S 1-3 ③ K		S F B F S 1-3 ② K		X 0-0 ③ G6-3			4	0	0	0	0	3	6
Chris Jones, R (1, 7) OBP: 0.321, SLG: 0.458		B X 1-0 ① L3		B F X 1-1 ① L8	B S F X 1-2 ③ FC5-4 1-2			B C S F B X 2-2 1B		4	0	1	0	0	0	2
Tim Bogar, R (1, 5) OBP: 0.331, SLG: 0.366		X 0-0 1B		B F B X 2-1 ② G5-3		X 0-0 ① G5-3		X 0-0 ① B2		4	0	1	0	0	0	1
Kelly Stinnett, R (1, 2) OBP: 0.347, SLG: 0.342 Joe Orsulak, L (8, PH) OBP: 0.322, SLG: 0.367 (8, 9)		B B F C B S 3-3 ② K		B X 1-0 HR		B B B C X 3-1 ② L8		B C B F S 2-3 ② K		3 1	1 0	1 0	1 0	0 0	1 1	1 1
Bobby Jones, R (1, 1) OBP: 0.185, SLG: 0.170 Todd Hundley, S (8, PH) OBP: 0.391, SLG: 0.500 (8, 2)		S S S 0-3 ③ K		B X 1-0 FC6-4 1B		F B B X 2-1 ③ P2		B B X 2-0 ③ F8		3 1	0 0	1 0	0 0	0 0	1 0	1 1
Inning Stats	R: 0 H: 1 E: 0 LOB: 2 K: 1 BB: 1 S: 9 P: 15	R: 0 H: 1 E: 0 LOB: 1 K: 2 BB: 0 S: 8 P: 12	R: 1 H: 1 E: 1 LOB: 1 K: 1 BB: 1 S: 7 P: 13	R: 1 H: 2 E: 0 LOB: 1 K: 0 BB: 0 S: 8 P: 15	R: 0 H: 1 E: 1 LOB: 2 K: 2 BB: 1 S: 11 P: 19	R: 0 H: 0 E: 0 LOB: 0 K: 0 BB: 0 S: 5 P: 10	R: 1 H: 2 E: 0 LOB: 1 K: 0 BB: 0 S: 9 P: 14	R: 0 H: 1 E: 0 LOB: 1 K: 1 BB: 0 S: 9 P: 15	R: 0 H: 1 E: 0 LOB: 1 K: 1 BB: 0 S: 17 P: 24	1B: 7 SF: 0 2B: 2 SAC: 0 3B: 0 DP: 1 HR: 1 HBP: 0						

PITCHER		IP	WLS	BF	H	R	ER	SO	BB	IBB	HBP	BLK	WP	HR	S	P	ERA	WHIP
Chris Hammond, L ERA: 3.92	(1, 1)	7.0	W	32	8	3	3	6	3	0	0	0	0	1	57	98	3.86	1.571
Terry Mathews, R ERA: 3.45	(8, 1)	1.0		4	1	0	0	1	0	0	0	0	0	0	9	15	0.00	1.000
Robb Nen, R ERA: 3.1	(9, 1)	1.0	S	4	1	0	0	1	0	0	0	0	0	0	17	24	0.00	1.000

PITCHER	IP	WLS	BF	H	R	ER	SO	BB	IBB	HBP	BLK	WP	HR	S	P	ERA	WHIP

New York Mets @ Florida Marlins

Joe Robbie Stadium, Miami, FL

Sat Sep 23 1995, 7:05 PM EDT

Att. 27,729 - Unknown - 88 F

TOP

livebaseballscorecards.com

AB	37
R	3
H	10
RBI	2
BB	3
SO	8
LOB	27

WP: 0 PA: 40
PB: 0
SB: 0
CS: 0

New York Mets @ Florida Marlins

Joe Robbie Stadium, Miami, FL

Sat Sep 23 1995, 7:05 PM EDT

Att. 27,729 - Unknown - 88 F

livebaseballscorecards.com

BOTTOM

Batter	1	2	3	4	5	6	7	8	9	AB	R	H	RBI	BB	SO	LOB
Jesus Tavarez, S (1, 8) OBP: 0.332, SLG: 0.359	L7	FC1-6			SH5-3		G4-3			3	0	0	1	0	0	1
Jerry Browne, S (1, 4) OBP: 0.348, SLG: 0.289	1B 2B	1 SAFE 1 SAFE B 1 SAFE CFBFX	L9		P5		G4-3			4	1	1	0	0	0	2
Gary Sheffield, R (1, 9) OBP: 0.463, SLG: 0.587	BLK 1B 1B		G5-3		IBB		HR			3	2	2	2	1	0	0
Jeff Conine, R (1, 7) OBP: 0.377, SLG: 0.509	1B		K		P4		P5			4	0	1	1	0	1	2
Terry Pendleton, S (1, 5) OBP: 0.341, SLG: 0.442	L6		G3-1			L9		K		4	0	0	0	0	1	1
Greg Colbrunn, R (1, 3) OBP: 0.308, SLG: 0.448	P4			G5-3		L9		K		4	0	0	0	0	1	1
Kurt Abbott, R (1, 6) OBP: 0.318, SLG: 0.450		1B FC1-6 2B		CS 2B		1B 1B		K		4	1	3	0	0	1	0
Steve Decker, R (1, 2) OBP: 0.333, SLG: 0.341		G6-3		P2		1-2 1B				3	0	1	0	0	0	2
Chris Hammond, L (1, 1) OBP: 0.358, SLG: 0.383 Terry Mathews, L (8, 1) OBP: 0.462, SLG: 0.615 Robb Nen, R (9, 1)		2-3 FC1-6 1B			4-2 SH5-3 BB	1-3 K				2 0 0	0 0 0	1 0 0	0 0 0	1 0 0	1 0 0	2 0 0
Inning Stats	R: 2 E: 0 K: 0 S: 14 H: 3 LOB: 1 BB: 0 P: 17	R: 1 E: 0 K: 0 S: 13 H: 2 LOB: 1 BB: 0 P: 20	R: 0 E: 0 K: 1 S: 9 H: 0 LOB: 0 BB: 0 P: 16	R: 0 E: 0 K: 0 S: 5 H: 1 LOB: 0 BB: 0 P: 9	R: 0 E: 0 K: 0 S: 8 H: 0 LOB: 2 BB: 2 P: 17	R: 0 E: 0 K: 1 S: 9 H: 2 LOB: 2 BB: 0 P: 11	R: 1 E: 0 K: 0 S: 11 H: 1 LOB: 0 BB: 0 P: 17	R: 0 E: 0 K: 3 S: 13 H: 0 LOB: 0 BB: 0 P: 19		1B: 5 2B: 3 3B: 0 HR: 1	SF: 0 SAC: 1 DP: 0 HBP: 0				WP: 0 PB: 0 SB: 1 CS: 1	PA: 34	

PITCHER		IP	WLS	BF	H	R	ER	SO	BB	IBB	HBP	BLK	WP	HR	S	P	ERA	WHIP
Bobby Jones, R ERA: 4.22	(1, 1)	7.0	L	31	9	4	4	2	1	1	0	1	0	1	69	107	5.14	1.429
Doug Henry, R ERA: 3.21	(8, 1)	1.0		3	0	0	0	3	0	0	0	0	0	0	13	19	0.00	0.000

PITCHER	IP	WLS	BF	H	R	ER	SO	BB	IBB	HBP	BLK	WP	HR	S	P	ERA	WHIP

AB	31
R	4
H	9
RBI	4
BB	2
SO	5
LOB	11

Batter	1	2	3	4	5	6	7	8	9	AB	R	H	RBI	BB	SO	LOB
Alex Ochoa, R (1, 9) OBP: 0.467, SLG: 0.385	F B B X 2-1 S 1B 1B	B C S S 1-3 ① K		S B C B B X 3-2 1B		B B X 2-0 ③ G4-3			C B F S 1-3 ② K	5	1	2	0	0	2	1
Jose Vizcaino, S (1, 6) OBP: 0.324, SLG: 0.356	B 1 SAFE F B B F B 4-2 1B SF9 1-2 BB	X 0-0 1-2 1B		X 0-0 ② P4			B C X 1-1 ① G3		F B C F B X 2-2 S 2B	4	1	2	0	1	0	1
Carl Everett, S (1, 8) OBP: 0.345, SLG: 0.448	S B C X 1-2 1B BB 1-3 2-H 1B	F C B X 1-2 ② F7		X 0-0 ③ F8			B X 1-0 1B		B C B F B F B 4-2 2-3 BB	4	0	2	1	1	0	3
Jeff Kent, R (1, 4) OBP: 0.324, SLG: 0.465	X 0-0 ① SF9 3-H	B C F X 1-2 ③ F8			B F X 1-1 HR		C B 1 SAFE S 1 SAFE B B F 1 SAFE 3-2 X ② F7		B X 1-0 ③ P5	4	1	1	2	0	0	5
Rico Brogna, L (1, 3) OBP: 0.344, SLG: 0.494	B B B F B 4-1 FC5 1B 1-2 BB		B F X 1-1 ① G3		B B B B 4-0 G4-6-3 BB		B X 1-0 ③ G4-3			2	0	0	0	2	0	1
Todd Hundley, S (1, 2) OBP: 0.388, SLG: 0.494 Kelly Stinnett, R (5, 2) OBP: 0.345, SLG: 0.340	C F B C 1-3 ② K		S T B C 1-3 ② K		B C F X 1-2 ① ② G4-6-3 1-2f			S F B B C 2-3 ① K		3 1	0 0	0 0	0 0	0 0	2 1	3 0
Edgardo Alfonzo, R (1, 5) OBP: 0.296, SLG: 0.379	T C B F B X 2-2 FC5 1-2 2-3 1B		S B B B B 4-1 FC5-4 BB		B B X 2-0 ③ F9			C X 0-1 ② F8		3	0	1	0	1	0	0
Butch Huskey, R (1, 7) OBP: 0.267, SLG: 0.300	F B B C X 2-2 ③ FC5 1-2 2-3		S S B B B X 2-2 ③ FC5-4 1-2			B F F F B B X 3-2 ① G6-3		B F C B S 2-3 ③ K		4	0	0	0	0	1	4
Dave Mlicki, R (1, 1) OBP: 0.217, SLG: 0.053 Bill Spiers, L (6, PH) OBP: 0.293, SLG: 0.235 Jerry Dipoto, R (6, 1) Joe Orsulak, L (9, PH) OBP: 0.321, SLG: 0.365		B C B B B 4-1 1B BB		F C C 0-3 ① K		C F C 0-3 ② K			F F B S 1-3 ① K	1 1 0 1	0 0 0 0	0 0 0 0	0 0 0 0	1 0 0 1	1 1 0 0	0 0 0 0
Inning Stats	R: 2 H: 3 E: 0 LOB: 3 K: 1 BB: 2 S: 19 P: 35	R: 0 H: 1 E: 0 LOB: 2 K: 1 BB: 1 S: 11 P: 18	R: 0 H: 0 E: 0 LOB: 1 K: 1 BB: 1 S: 9 P: 17	R: 0 H: 1 E: 0 LOB: 1 K: 1 BB: 0 S: 8 P: 11	R: 1 H: 1 E: 0 LOB: 0 K: 0 BB: 1 S: 6 P: 14	R: 0 H: 0 E: 0 LOB: 0 K: 1 BB: 0 S: 7 P: 12	R: 0 H: 1 E: 0 LOB: 1 K: 0 BB: 0 S: 8 P: 14	R: 0 H: 0 E: 0 LOB: 0 K: 2 BB: 0 S: 9 P: 13	R: 0 H: 1 E: 0 LOB: 2 K: 2 BB: 1 S: 15 P: 24	1B: 6 SF: 1 2B: 1 SAC: 0 3B: 0 DP: 1 HR: 1 HBP: 0						WP: 0 PA: 40 PB: 0 SB: 2 CS: 0

PITCHER		IP	WLS	BF	H	R	ER	SO	BB	IBB	HBP	BLK	WP	HR	S	P	ERA	WHIP
Ryan Bowen, R ERA: 4.09	(1, 1)	5.0	W	25	6	3	3	4	5	0	0	0	0	1	53	95	5.40	2.200
Jay Powell, R ERA: 1.69	(6, 1)	1.0		3	0	0	0	1	0	0	0	0	0	0	7	12	0.00	0.000
Mark Gardner, R ERA: 4.53	(7, 1)	0.2		3	1	0	0	0	0	0	0	0	0	0	7	12	0.00	1.500
Yorkis Perez, L ERA: 5.48	(7, 1)	0.1		1	0	0	0	0	0	0	0	0	0	0	1	2	0.00	0.000
Terry Mathews, R ERA: 3.4	(8, 1)	1.0		3	0	0	0	2	0	0	0	0	0	0	9	13	0.00	0.000

PITCHER		IP	WLS	BF	H	R	ER	SO	BB	IBB	HBP	BLK	WP	HR	S	P	ERA	WHIP
Robb Nen, R ERA: 3.05	(9, 1)	1.0	S	5	1	0	0	2	1	0	0	0	0	0	15	24	0.00	2.000

TOP

New York Mets @ Florida Marlins

Joe Robbie Stadium, Miami, FL

Sun Sep 24 1995, 3:33 AM EDT

Att. 28,623 - Sunny - 89 F

livebaseballscorecards.com

AB	33
R	3
H	8
RBI	3
BB	6
SO	9
LOB	18

New York Mets @ Florida Marlins

Joe Robbie Stadium, Miami, FL

Sun Sep 24 1995, 3:33 AM EDT

Att. 28,623 - Sunny - 89 F

BOTTOM

livebaseballscorecards.com

Batter	1	2	3	4	5	6	7	8	9	AB	R	H	RBI	BB	SO	LOB
Jesus Tavarez, S (1, 8) (8, 9) OBP: 0.333, SLG: 0.360	X 0-0 BB 2B 1B	B B S F B X 3-2 ② FC9-8-6 1-2		B F B F C 2-3 ① K		B F X 1-1 S 1B		1 SAFE 1 SAFE B C F B X 2-2 ③ G4-3 1-2		5	1	2	0	0	1	2
Jerry Browne, S (1, 4) OBP: 0.346, SLG: 0.288	C 1 SAFE 1 SAFE F B F F X 1-2 ① P6	1 SAFE C 1 SAFE B S P B S 3-3 ③ K		B F F X 1-2 1B		1 SAFE B B C F X 2-2 ③ P7 1-2				4	0	1	0	0	1	3
Jeff Conine, R (1, 7) OBP: 0.379, SLG: 0.509	C C B B 1 SAFE F B F 1 SAFE 4-2 B 2B 1-2 BB	C B B X 2-1 FC5-4 1B	S F B B C 2-3 ② K				B B F B B 4-1 G6-4-3 BB			2	0	1	0	2	1	1
Terry Pendleton, S (1, 5) OBP: 0.341, SLG: 0.442	X 0-0 1-3 2-H 2B	B X 1-0 ① P3	B X 1-0 ③ F4				1 SAFE B C F B F X 2-2 ① ② G6-4-3 1-2f			4	0	1	1	0	0	3
Greg Colbrunn, R (1, 3) OBP: 0.308, SLG: 0.446	S S F B X 1-2 ② P4	C X 0-1 ② FC5-4 1B S 1-2 2B			F F B X 1-2 ① G5-3		B F X 1-1 1B			4	1	1	0	0	0	3
Tommy Gregg, L (1, 9) OBP: 0.314, SLG: 0.393 Terry Mathews, L (8, 1) OBP: 0.462, SLG: 0.615 Robb Nen, R (9, 1)	B B B 4-0 FC5-4 BB	B F B B X 3-1 S 1-3 2B 1B			B B C C B X 3-2 ② F7		B B X 2-0 ③ G1-3			3 0 0	1 0 0	1 0 0	0 0 0	1 0 0	0 0 0	1 0 0
Alex Arias, R (1, 6) OBP: 0.335, SLG: 0.354	C B X 1-1 ③ FC5-4 1-2	B F B X 2-1 WP 1B 1-H 3-H 2B			C F X 0-2 ③ G4-3			B F F F B S 2-3 ① K		4	1	1	2	0	1	3
Rob Natal, R (1, 2) OBP: 0.242, SLG: 0.469		B X 1-0 FC3-6 1B	C T B B X 2-2 2-H 1B			F B B F X 2-2 ① G1-3		C X 0-1 ② G6-3		4	0	2	1	0	0	0
Ryan Bowen, R (1, 1) Jay Powell, R (6, 1) Mario Diaz, R (6, PH) OBP: 0.224, SLG: 0.286 Mark Gardner, R (7, 1) OBP: 0.190, SLG: 0.190 Yorkis Perez, L (7, 1) Chuck Carr, S (8, 8) OBP: 0.327, SLG: 0.299		F X 0-1 ① FC3-6 FC9-8-6 1-2	F B C C 1-3 ③ K			X 0-0 ② G4-3		B B B B 4-0 S BB		2 0 1 0 0 0	0 0 0 0 0 0	0 0 0 0 0 0	0 0 0 0 0 1	1 0 0 0 0 0	0 0 0 0 0 0	2 0 0 0 0 0
Inning Stats	R: 1 E: 0 K: 0 S: 17 H: 2 LOB: 3 BB: 2 P: 28	R: 0 E: 0 K: 1 S: 10 H: 1 LOB: 1 BB: 0 P: 16	R: 3 E: 0 K: 1 S: 15 H: 4 LOB: 1 BB: 0 P: 26	R: 0 E: 0 K: 2 S: 10 H: 1 LOB: 1 BB: 0 P: 16	R: 0 E: 0 K: 0 S: 9 H: 0 LOB: 0 BB: 0 P: 13	R: 0 E: 0 K: 0 S: 9 H: 1 LOB: 1 BB: 0 P: 14	R: 0 E: 0 K: 0 S: 8 H: 1 LOB: 1 BB: 1 P: 17	R: 0 E: 0 K: 1 S: 9 H: 0 LOB: 1 BB: 1 P: 17		1B: 8 2B: 2 3B: 0 HR: 0	SF: 0 SAC: 0 DP: 1 HBP: 0					

PITCHER		IP	WLS	BF	H	R	ER	SO	BB	IBB	HBP	BLK	WP	HR	S	P	ERA	WHIP
Dave Mlicki, R	(1, 1)	5.0	L	25	8	4	4	4	2	0	0	0	1	0	61	99	7.20	2.000
ERA: 4.22																		
Jerry Dipoto, R	(6, 1)	3.0		12	2	0	0	1	2	0	0	0	0	0	26	48	0.00	1.333
ERA: 3.74																		

PITCHER	IP	WLS	BF	H	R	ER	SO	BB	IBB	HBP	BLK	WP	HR	S	P	ERA	WHIP

AB	33
R	4
H	10
RBI	4
BB	4
SO	5
LOB	18

WP: 1 PA: 37
PB: 0
SB: 4
CS: 0

Montreal Expos @ Florida Marlins

Joe Robbie Stadium, Miami, FL

Mon Sep 25 1995, 7:05 PM EDT

Att. 16,230 - Unknown - 87 F

TOP

livebaseballscorecards.com

Batter	1	2	3	4	5	6	7	8	9	AB	R	H	RBI	BB	SO	LOB
Rondell White, R (1, 8) OBP: 0.361, SLG: 0.472	F7	P2		1B		G5-3		1B		4	0	1	0	0	0	0
F.P. Santangelo, S (8, PH) OBP: 0.375, SLG: 0.402										1	0	1	0	0	0	0
(8, 4)																
David Segui, S (1, 3) OBP: 0.366, SLG: 0.462	HR 2B	G5-3		G3		G3-1		K		4	1	1	0	0	0	1
Shane Andrews, R (7, 5) OBP: 0.263, SLG: 0.338										1	0	0	0	0	1	1
Wil Cordero, R (1, 7) OBP: 0.339, SLG: 0.419	HR	HR			G3 1B WP 1B	K			K	5	3	3	3	0	2	0
Curtis Pride, L (9, 7) OBP: 0.246, SLG: 0.200										0	0	0	0	0	0	0
Darrin Fletcher, L (1, 2) OBP: 0.360, SLG: 0.459	F7	G6-3			L4		FC6-4 1B		1B BB	4	0	1	0	0	0	1
Joe Siddall, L (9, PH) OBP: 0.500, SLG: 0.375										0	1	0	0	1	0	0
(9, 2)																
Sean Berry, R (1, 5) OBP: 0.366, SLG: 0.526	BB 3B 1B		K		WP G3 1-2 1B		FC6-4 1-2		1B FC5-4 1B 1-2	4	1	2	0	0	1	1
Dave Silvestri, R (7, PR) OBP: 0.302, SLG: 0.378										1	1	1	0	0	0	0
(7, 3)																
Mike Lansing, R (1, 4) OBP: 0.298, SLG: 0.389	SAFE 3B 1-2 BB	G5-3			G3 1-2 2-3		K		FC5-4 1B 1-2 2-H 1B	3	1	0	0	1	1	3
Yamil Benitez, R (8, 8) OBP: 0.458, SLG: 0.696										1	0	1	1	0	0	0
Tony Tarasco, L (1, 9) OBP: 0.324, SLG: 0.397	1B 1-H 2-H 3B	G3		WP IBB		G4-3			FC5-4 1B 1-2 2-3	4	1	2	2	1	0	1
Mark Grudzielanek, R (1, 6) OBP: 0.312, SLG: 0.329	1B 3-H			L9	FC6-4 1-2 2-3 3-H IBB			G5-3	FC5-4 1-2 2-3 3-H	4	0	1	2	1	0	2
Kirk Rueter, L (1, 1)	G3			G6-3	FC6-4 1-2			G1-3	G5-6-3	3	0	0	0	0	0	4
Gil Heredia, R (6, 1) OBP: 0.182, SLG: 0.182										2	0	0	0	0	0	2
Inning Stats	R: 5 E: 0 K: 0 S: 15 H: 5 LOB: 1 BB: 1 P: 27	R: 1 E: 0 K: 0 S: 8 H: 1 LOB: 0 BB: 0 P: 13	R: 0 E: 0 K: 1 S: 8 H: 0 LOB: 0 BB: 0 P: 14	R: 0 E: 0 K: 0 S: 11 H: 1 LOB: 1 BB: 0 P: 14	R: 1 E: 0 K: 0 S: 14 H: 2 LOB: 3 BB: 2 P: 26	R: 0 E: 0 K: 1 S: 5 H: 0 LOB: 0 BB: 0 P: 8	R: 0 E: 0 K: 1 S: 9 H: 1 LOB: 1 BB: 0 P: 12	R: 0 E: 0 K: 1 S: 9 H: 1 LOB: 1 BB: 0 P: 10	R: 2 E: 0 K: 1 S: 13 H: 3 LOB: 2 BB: 1 P: 21	1B: 10 2B: 1 3B: 1 HR: 2 SF: 0 SAC: 0 DP: 0 HBP: 0							

	AB	41
	R	9
	H	14
	RBI	8
	BB	4
	SO	5
	LOB	16

WP: 1 PB: 0 SB: 0 CS: 0 PA: 45

PITCHER		IP	WLS	BF	H	R	ER	SO	BB	IBB	HBP	BLK	WP	HR	S	P	ERA	WHIP
John Burkett, R ERA: 4.27	(1, 1)	3.0	L	16	6	6	6	1	1	0	0	0	0	2	31	54	18.00	2.333
Richie Lewis, R ERA: 3.75	(4, 1)	3.0		14	3	1	1	1	0	2	0	0	1	0	30	48	3.00	1.000
Aaron Small, R ERA: 1.42	(7, 1)	2.0		8	2	0	0	2	0	0	0	0	0	0	18	22	0.00	1.000
Randy Veres, R ERA: 3.88	(9, 1)	1.0		7	3	2	2	1	1	0	0	0	0	0	13	21	18.00	4.000

PITCHER		IP	WLS	BF	H	R	ER	SO	BB	IBB	HBP	BLK	WP	HR	S	P	ERA	WHIP

Montreal Expos @ Florida Marlins

Joe Robbie Stadium, Miami, FL

Mon Sep 25 1995, 7:05 PM EDT

Att. 16,230 - Unknown - 87 F

BOTTOM

Batter	1	2	3	4	5	6	7	8	9	AB	R	H	RBI	BB	SO	LOB
Chuck Carr, S (1, 8) OBP: 0.323, SLG: 0.295	F7			P5		K			G1-3	4	0	0	0	0	1	1
Alex Arias, R (1, 6) OBP: 0.333, SLG: 0.352	F7			L7		1-2 1B			F8	4	0	1	0	0	0	0
Jeff Conine, R (1, 7) OBP: 0.377, SLG: 0.504	L7			F9		P2			G6-3	4	0	0	0	0	0	2
Terry Pendleton, S (1, 5) OBP: 0.339, SLG: 0.440		G3-1			K		G4-3			3	0	0	0	0	1	0
Greg Colbrunn, R (1, 3) OBP: 0.308, SLG: 0.446		F8			S 1B		P3			3	0	1	0	0	0	0
Russ Morman, R (1, 9) OBP: 0.333, SLG: 0.485		K			L8		G6-3			3	0	0	0	0	1	1
Steve Decker, R (1, 2) OBP: 0.327, SLG: 0.333			F8		1-2 L7			K2-3		3	0	0	0	0	1	1
Jerry Browne, S (1, 4) OBP: 0.340, SLG: 0.283			K			P4		G6-3		3	0	0	0	0	1	0
John Burkett, R (1, 1) OBP: 0.147, SLG: 0.123			P2			1B 1B		L6		0	0	0	0	0	0	0
Mario Diaz, R (3, PH) OBP: 0.221, SLG: 0.282										1	0	0	0	0	0	0
Richie Lewis, R (4, 1)										0	0	0	0	0	0	0
Andre Dawson, R (6, PH) OBP: 0.311, SLG: 0.444										1	0	1	0	0	0	0
Willie Banks, R (6, PR) OBP: 0.308, SLG: 0.292										0	0	0	0	0	0	0
Aaron Small, R (7, 1)										0	0	0	0	0	0	0
Tommy Gregg, L (8, PH) OBP: 0.312, SLG: 0.391										1	0	0	0	0	0	0
Randy Veres, R (9, 1)										0	0	0	0	0	0	0
Inning Stats	R: 0 E: 0 K: 0 S: 9 H: 0 LOB: 0 BB: 0 P: 12	R: 0 E: 0 K: 1 S: 11 H: 0 LOB: 0 BB: 0 P: 13	R: 0 E: 0 K: 1 S: 10 H: 0 LOB: 0 BB: 0 P: 15	R: 0 E: 0 K: 0 S: 4 H: 0 LOB: 0 BB: 0 P: 8	R: 0 E: 0 K: 1 S: 15 H: 1 LOB: 1 BB: 0 P: 21	R: 0 E: 0 K: 1 S: 12 H: 2 LOB: 2 BB: 0 P: 18	R: 0 E: 0 K: 0 S: 6 H: 0 LOB: 0 BB: 0 P: 7	R: 0 E: 0 K: 1 S: 8 H: 0 LOB: 0 BB: 0 P: 13	R: 0 E: 0 K: 0 S: 4 H: 0 LOB: 0 BB: 0 P: 7	1B: 3 2B: 0 3B: 0 HR: 0 SF: 0 SAC: 0 DP: 0 HBP: 0						

livebaseballscorecards.com

AB	30
R	0
H	3
RBI	0
BB	0
SO	5
LOB	5

WP: 0 PA: 30
PB: 0
SB: 1
CS: 0

PITCHER		IP	WLS	BF	H	R	ER	SO	BB	IBB	HBP	BLK	WP	HR	S	P	ERA	WHIP
Kirk Rueter, L ERA: 3.7	(1, 1)	5.2	W	20	3	0	0	4	0	0	0	0	0	0	59	85	0.00	0.529
Gil Heredia, R ERA: 4.34	(6, 1)	3.1	S	10	0	0	0	1	0	0	0	0	0	0	20	29	0.00	0.000

PITCHER	IP	WLS	BF	H	R	ER	SO	BB	IBB	HBP	BLK	WP	HR	S	P	ERA	WHIP

Batter	1	2	3	4	5	6	7	8	9	AB	R	H	RBI	BB	SO	LOB
Rondell White, R (1, 8) OBP: 0.359, SLG: 0.468	F F B F B F F F S 2-3 ① K		B B X 2-0 ① G3		B X 1-0 ② F8 2-3		B B B B 4-0 FC5 1-2 BB		B F X 1-1 ② P3	4	0	0	0	1	1	1
Tony Tarasco, L (1, 9) OBP: 0.326, SLG: 0.404 Yamil Benitez, R (7, PH) OBP: 0.462, SLG: 0.680 (7, 9)	B X 1-0 HR		B C B B B 4-1 1B BB		C X 0-1 ③ G4-3	X 0-0 ③ FC5 1-2 2-3		F B B F X 2-2 2B 1B	2 2	1 1	1 1	1 0	1 0	0 0	1 2
Wil Cordero, R (1, 7) OBP: 0.339, SLG: 0.420	C B S B X 2-2 ② F7		X 0-0 G4-6-3 1-2 1B			B X 1-0 ① P5		C F F F B X 1-2 ① F7	X 0-0 1-H 1B 2B	5	1	2	1	0	0	0
Darrin Fletcher, L (1, 2) OBP: 0.359, SLG: 0.457 Curtis Pride, L (8, PR) OBP: 0.246, SLG: 0.200 Tim Laker, R (8, 2) OBP: 0.303, SLG: 0.360	X 0-0 ③ G3		C C X 0-2 ② ③ G4-6-3 1-2f			B B X 2-0 ② P6		C F B B X 2-2 1B 1B 1B	X 0-0 2-H 1B	4 0 1	0 1 0	1 0 1	0 0 1	0 0 1	0 0 0	2 0 0
Sean Berry, R (1, 5) OBP: 0.370, SLG: 0.536		B F B B B F F B 4-2 G4-3 BB BB		B X 1-0 ① F9		B X 1-0 HR		F X 0-1 1B 1-2 1B	X 0-0 ③ F9	4	1	2	1	1	0	1
Mike Lansing, R (1, 4) OBP: 0.300, SLG: 0.389		B B B B 4-0 G4-3 1-2 BB		B X 1-0 ② F9		B X 1-0 ③ G6-3		X 0-0 1-2 2-H 1B		3	0	1	1	1	0	0
Dave Silvestri, R (1, 3) OBP: 0.300, SLG: 0.372	B F F B S 2-3 ① K			S B X 1-1 ③ G5-3			C B X 1-1 FC5 S 1B	B S F F S 1-3 ② K		4	0	1	0	0	2	4
Mark Grudzielanek, R (1, 6) OBP: 0.311, SLG: 0.328	X 0-0 ② G4-3 1-2 2-3				X 0-0 F8 SH1-4 1B		B F F F S 1-3 ① K	S F B X 1-2 ③ L7		4	0	1	0	0	1	5
Jeff Fassero, L (1, 1) OBP: 0.131, SLG: 0.054 Cliff Floyd, L (7, PH) OBP: 0.225, SLG: 0.203 Curt Schmidt, R (7, 1) Willie Fraser, R (8, 1) F.P. Santangelo, S (9, PH) OBP: 0.377, SLG: 0.398 Mel Rojas, R (9, 1)		B C C S 1-3 ③ K			X 0-0 ① SH1-4 1-2		F B C B X 2-2 ② F8		B C F T 1-2 ① K	1 1 0 0 1 0	0 0 0 0 0 0	0 0 0 0 0 0	0 0 0 0 0 0	0 0 0 0 1 0	1 1 0 0 0 0	2 1 0 0 0 0
Inning Stats	R: 1 H: 1 E: 0 LOB: 0 K: 1 BB: 0 S: 12 P: 17	R: 0 H: 0 E: 0 LOB: 2 K: 2 BB: 2 S: 10 P: 21	R: 0 H: 1 E: 0 LOB: 1 K: 0 BB: 1 S: 6 P: 12	R: 0 H: 0 E: 0 LOB: 0 K: 0 BB: 0 S: 4 P: 7	R: 0 H: 1 E: 0 LOB: 1 K: 0 BB: 0 S: 5 P: 6	R: 1 H: 1 E: 0 LOB: 0 K: 0 BB: 0 S: 4 P: 9	R: 0 H: 1 E: 0 LOB: 2 K: 1 BB: 1 S: 10 P: 18	R: 1 H: 3 E: 0 LOB: 2 K: 1 BB: 0 S: 18 P: 23	R: 2 H: 3 E: 0 LOB: 1 K: 1 BB: 0 S: 11 P: 15	1B: 8 2B: 1 3B: 0 HR: 2	SF: 0 SAC: 1 DP: 1 HBP: 0				WP: 0 PB: 0 SB: 1 CS: 0	PA: 41	

PITCHER		IP	WLS	BF	H	R	ER	SO	BB	IBB	HBP	BLK	WP	HR	S	P	ERA	WHIP
Willie Banks, R ERA: 5.66	(1, 1)	6.0		24	4	2	2	3	3	0	0	0	0	2	41	72	3.00	1.167
Jay Powell, R ERA: 1.5	(7, 1)	0.2		4	1	0	0	1	1	0	0	0	0	0	9	17	0.00	3.000
Yorkis Perez, L ERA: 5.44	(7, 1)	0.1		1	0	0	0	0	0	0	0	0	0	0	1	1	0.00	0.000
Terry Mathews, R ERA: 3.5	(8, 1)	0.1		4	3	1	1	0	0	0	0	0	0	0	11	14	27.00	9.000
Robb Nen, R ERA: 3.25	(8, 1)	1.2	L	8	3	2	2	2	0	0	0	0	0	0	18	24	10.80	1.800

PITCHER	IP	WLS	BF	H	R	ER	SO	BB	IBB	HBP	BLK	WP	HR	S	P	ERA	WHIP

TOP

Montreal Expos @ Florida Marlins

Joe Robbie Stadium, Miami, FL

Tue Sep 26 1995, 7:05 PM EDT

Att. 18,312 - Unknown - 83 F

livebaseballscorecards.com

AB	36
R	5
H	11
RBI	5
BB	4
SO	6
LOB	19

Montreal Expos @ Florida Marlins

Joe Robbie Stadium, Miami, FL

Tue Sep 26 1995, 7:05 PM EDT

Att. 18,312 - Unknown - 83 F

BOTTOM

Batter	1	2	3	4	5	6	7	8	9	AB	R	H	RBI	BB	SO	LOB
Chuck Carr, S (1, 8) OBP: 0.328, SLG: 0.305	B B F X 2-1 CS 1B		B X 1-0 1-3 1B 2B		S B F F C 1-3 ② K			C S F F X 0-2 G5-3 F8 1B		4	1	3	0	0	1	0
Kurt Abbott, R (1, 6) OBP: 0.318, SLG: 0.448	B C 1 SAFE 1 SAFE 1 SAFE 1 SAFE F X 1-2 G5-3 ① ②		F F F B F B B X 3-2 1B SF9 2-H 3-H 1B		S B B F B F S 3-3 ③ K			1 SAFE X 0-0 1-2 F8 ①		4	1	1	2	0	1	2
Jeff Conine, R (1, 7) OBP: 0.378, SLG: 0.511	F B X 1-1 ③ P6		1 SAFE F F B F F F B 1 SAFE 3-2 F B X 1-3 G6-4-3 1B			C X 0-1 HR		C F B X 1-2 2-3 G5-3 ②		4	1	2	1	0	0	1
Terry Pendleton, S (1, 5) OBP: 0.340, SLG: 0.443		F B F X 1-2 1B 2B	F B X 1-1 3-H SF9 ①			B X 1-0 G5-4-3 1B		X 0-0 G4-3 ③		3	0	2	1	0	0	1
Greg Colbrunn, R (1, 3) OBP: 0.308, SLG: 0.444		B S F X 1-2 2-3 G5-4-3 1B	B F B B X 3-1 1-2f G6-4-3 ② ③			B S B X 2-1 F8 ①			X 0-0 G5-3 ①	4	0	1	0	0	0	2
Russ Morman, R (1, 9) OBP: 0.320, SLG: 0.465 Jesus Tavarez, S (7, 9) OBP: 0.337, SLG: 0.364		X 0-0 1-2f G5-4-3 ① ②	B S B S X 2-2 G6-3 ①			B 1 SAFE C B S B X 3-2 1-2f G5-4-3 ② ③			C B X 1-1 BB 1B	3 1	0 0	0 1	0 0	0 0	0 0	3 0
Rob Natal, R (1, 2) OBP: 0.250, SLG: 0.441 Gary Sheffield, R (9, PH) OBP: 0.465, SLG: 0.587		B B B C B 4-1 FC5-4 BB	B B S X 2-1 F8 ②			C S C 0-3 ① K			1 SAFE B F B F B F F F B 4-2 1-2 G6-4-3 BB	2 0	0 0	0 0	0 0	1 0	1 0	0 0
Jerry Browne, S (1, 4) OBP: 0.333, SLG: 0.276		C X 0-1 1-2 FC5-4 ③	B X 1-0 F9 ③			F X 0-1 G6-3 ②			B F B X 2-1 1-2f G6-4-3 ② ③	4	0	0	0	0	0	4
Willie Banks, R (1, 1) OBP: 0.321, SLG: 0.308 Jay Powell, R (7, 1) Yorkis Perez, L (7, 1) Tommy Gregg, L (7, PH) OBP: 0.310, SLG: 0.388 Terry Mathews, L (8, 1) OBP: 0.462, SLG: 0.615 Robb Nen, R (8, 1)			X 0-0 2B 1B 1B		B F B F F S 2-3 ① K		C B B F F S 2-3 ③ K			2 0 0 1 0 0	1 0 0 0 0 0	1 0 0 0 0 0	0 0 0 0 0 0	0 0 0 1 0 0	1 0 0 0 0 0	0 0 0 0 0 0
Inning Stats	R: 0 E: 0 K: 0 S: 7 H: 1 LOB: 0 BB: 0 P: 11	R: 0 E: 0 K: 0 S: 10 H: 2 LOB: 2 BB: 1 P: 16	R: 3 E: 0 K: 0 S: 18 H: 4 LOB: 0 BB: 0 P: 29	R: 0 E: 0 K: 0 S: 6 H: 0 LOB: 0 BB: 0 P: 11	R: 0 E: 0 K: 3 S: 12 H: 0 LOB: 0 BB: 0 P: 18	R: 1 E: 0 K: 0 S: 8 H: 2 LOB: 0 BB: 0 P: 14	R: 0 E: 0 K: 2 S: 9 H: 0 LOB: 0 BB: 0 P: 11	R: 0 E: 0 K: 0 S: 10 H: 1 LOB: 1 BB: 0 P: 11	R: 0 E: 0 K: 0 S: 9 H: 1 LOB: 1 BB: 1 P: 16	1B: 8 2B: 2 3B: 0 HR: 1	SF: 1 SAC: 0 DP: 4 HBP: 0						

livebaseballscorecards.com

AB	32
R	4
H	11
RBI	4
BB	2
SO	5
LOB	13

PITCHER		IP	WLS	BF	H	R	ER	SO	BB	IBB	HBP	BLK	WP	HR	S	P	ERA	WHIP
Jeff Fassero, L ERA: 4.21	(1, 1)	6.0		24	9	4	4	3	1	0	0	0	0	1	61	99	6.00	1.667
Curt Schmidt, R ERA: 4.0	(7, 1)	1.0		3	0	0	0	2	0	0	0	0	0	0	9	11	0.00	0.000
Willie Fraser, R ERA: 4.94	(8, 1)	1.0	W	4	1	0	0	0	0	0	0	0	0	0	10	11	0.00	1.000
Mel Rojas, R ERA: 4.12	(9, 1)	1.0	S	4	1	0	0	0	1	0	0	0	0	0	9	16	0.00	2.000

PITCHER	IP	WLS	BF	H	R	ER	SO	BB	IBB	HBP	BLK	WP	HR	S	P	ERA	WHIP

Montreal Expos @ Florida Marlins

Joe Robbie Stadium, Miami, FL

Wed Sep 27 1995, 7:05 PM EDT

Att. 24,148 - Unknown - 85 F

livebaseballscorecards.com

TOP

Batter	1	2	3	4	5	6	7	8	9	AB	R	H	RBI	BB	SO	LOB
Rondell White, R (1, 8) OBP: 0.359, SLG: 0.466	BBCFBFB 4-2 BB BB		BFCBS 2-3 ② K			FCBFFFBS 2-3 ① K		SFFBBS 2-3 ② K		2	0	0	0	1	2	0
Yamil Benitez, R (6, 8) OBP: 0.444, SLG: 0.654										1	0	0	0	0	1	0
Tony Tarasco, L (1, 9) OBP: 0.327, SLG: 0.402	BFSSSBBBS 1 SAFE 1 SAFE 1 SAFE 1 SAFE 4-1 1-2 G4-3-6 BB		BX 1-0 ③ L4			BBBB 4-0 WP 1B BB		SBX 1-1 ③ F9		2	0	0	0	2	0	0
Wil Cordero, R (1, 7) OBP: 0.341, SLG: 0.423	FFS 0-3 ① K			FFX 0-2 ① G4-3		BFBX 2-1 1-2 G4-6-3 1B			BX 1-0 FC6-4 HR 2B	4	1	2	0	0	1	2
Darrin Fletcher, L (1, 2) OBP: 0.356, SLG: 0.453	X 0-0 ②③ G4-3-6 1-2f			BBBCX 3-1 ② G6-3		BFFX 1-2 ②③ G4-6-3 1-2f 2-3			BSCH 2-2 FC6-4 HBP	3	0	0	0	0	0	4
Joe Siddall, L (6, 2) OBP: 0.545, SLG: 0.375										0	0	0	0	0	0	0
Sean Berry, R (1, 5) OBP: 0.371, SLG: 0.536		X 0-0 CS 1B 1B		FBX 1-1 E6			SBBBB 4-1 FC6-4 BB		FCBS 1-3 ① K	2	0	1	0	0	0	0
Dave Silvestri, R (5, 3) OBP: 0.304, SLG: 0.368										1	0	0	0	1	1	2
Mike Lansing, R (1, 4) OBP: 0.300, SLG: 0.388		CBX 1-1 1-2 S 1B		CBBBFX 2-2 ③ F9			X 0-0 ① 1-2 FC6-4 WP		CBX 1-1 ② 1-2 2-3 FC6-4 HR	3	0	1	0	0	0	2
F.P. Santangelo, S (7, PR) OBP: 0.368, SLG: 0.394										1	1	0	0	0	0	2
(7, 4)																
Shane Andrews, R (1, 3) OBP: 0.263, SLG: 0.351	BBF1BSSS 1 SAFE 3-3 ①② 1-2 2-3 K		BX 1-0 ① G4-3				FBBBCS 3-3 ② 1-2 K		BBX 2-0 1-H 3-H HR	4	1	1	3	0	2	3
(5, 5)																
Mark Grudzielanek, R (1, 6) OBP: 0.307, SLG: 0.323	CSS 0-3 ③ K		CFX 0-2 ② F8			BBSFFFS 2-3 ③ K			CFX 0-2 ③ P3	4	0	0	0	0	2	3
Gabe White, L (1, 1)			CBSBS 2-3 ① K		FBFBX 2-2 ③ G1			CSBBS 2-3 ① K		1	0	0	0	0	1	0
Greg Harris, S (3, 1) OBP: 0.333, SLG: 0.667										0	0	0	0	0	0	0
Cliff Floyd, L (5, PH) OBP: 0.222, SLG: 0.200										1	0	0	0	0	0	0
J. J. Thobe, R (5, 1)										0	0	0	0	0	0	0
Curt Schmidt, R (7, 1)										0	0	0	0	0	0	0
Curtis Pride, L (8, PH) OBP: 0.242, SLG: 0.197										1	0	0	0	0	1	0
Bryan Eversgerd, R (8, 1)										0	0	0	0	0	0	0

Inning Stats	1	2	3	4	5	6	7	8	9
R:	0	0	0	0	0	0	0	0	3
H:	0	2	0	0	0	1	0	0	2
E:	0	0	0	1	0	0	0	0	0
LOB:	1	1	0	1	0	1	2	0	0
K:	1	2	2	0	0	1	2	2	1
BB:	2	0	0	0	0	1	1	0	0
S:	8	9	7	10	7	11	10	9	12
P:	16	13	12	16	10	20	19	14	19

| | | | | | | | | | | | | | | | |

BOTTOM

Montreal Expos @ Florida Marlins

Joe Robbie Stadium, Miami, FL

Wed Sep 27 1995, 7:05 PM EDT

Att. 24,148 - Unknown - 85 F

Batter	1	2	3	4	5	6	7	8	9	AB	R	H	RBI	BB	SO	LOB
Chuck Carr, S (1, 8) OBP: 0.329, SLG: 0.313	S, 2B 2B	P3		K			L4	1-3 2-H 2B		5	1	2	1	0	1	0
Kurt Abbott, R (1, 6) OBP: 0.319, SLG: 0.449	K 2-3		HR BB	G1-3			BB 1B 2B	L3		4	2	1	0	1	1	3
Jeff Conine, R (1, 7) OBP: 0.380, SLG: 0.520	1B 1B 3-H 2B		1-H HR		G6-3		1B BB BB	SF7 3-H		3	2	2	4	1	0	0
Terry Pendleton, S (1, 5) OBP: 0.341, SLG: 0.442	1B 2-3 1B	P3			F7		FC5 1B 1-2 2-3 BB	F9		4	1	1	0	1	0	1
Greg Colbrunn, R (1, 3) OBP: 0.311, SLG: 0.449	FC5-4 2-H 3-H 1B	F7			2B		FC5 1-2 2-3 3-H 1B			4	0	3	3	0	0	0
Andre Dawson, R (1, 9) OBP: 0.310, SLG: 0.445 Terry Mathews, L (8, 1) OBP: 0.462, SLG: 0.615 Jeremy Hernandez, R (9, 1)	SAFE K	1B 2B			F9		K			4 0 0	1 0 0	1 0 0	0 0 0	0 0 0	2 0 0	5 0 0
Steve Decker, R (1, 2) OBP: 0.325, SLG: 0.331	FC5-4 1-2		2-H 1B				F7 FC5 1-2 2-3			4	0	1	1	0	0	4
Jerry Browne, S (1, 4) OBP: 0.332, SLG: 0.272		K	K				G4-3	1B 2B BB		3	1	0	0	1	2	1
Pat Rapp, R (1, 1) OBP: 0.107, SLG: 0.125 Jesus Tavarez, S (8, 9) OBP: 0.340, SLG: 0.367		K		K			P2	2B SF7 1-2 1B		3 1	0 1	0 1	0 0	0 0	2 0	0 0
Inning Stats	R: 3 E: 0 K: 2 S: 14 H: 4 LOB: 1 BB: 0 P: 19	R: 0 E: 0 K: 2 S: 7 H: 0 LOB: 0 BB: 0 P: 11	R: 3 E: 0 K: 1 S: 19 H: 3 LOB: 1 BB: 1 P: 31	R: 0 E: 0 K: 2 S: 8 H: 0 LOB: 0 BB: 0 P: 12	R: 0 E: 0 K: 0 S: 7 H: 1 LOB: 1 BB: 0 P: 11	R: 0 E: 0 K: 0 S: 10 H: 0 LOB: 0 BB: 0 P: 13	R: 1 E: 0 K: 1 S: 19 H: 2 LOB: 3 BB: 2 P: 33	R: 2 E: 0 K: 0 S: 12 H: 2 LOB: 1 BB: 1 P: 22		1B: 5 2B: 6 3B: 0 HR: 1 SF: 1 SAC: 0 DP: 0 HBP: 0					

livebaseballscorecards.com

AB	35
R	9
H	12
RBI	9
BB	4
SO	8
LOB	14

WP: 0 PB: 0 SB: 1 CS: 0 PA: 40

PITCHER		IP	WLS	BF	H	R	ER	SO	BB	IBB	HBP	BLK	WP	HR	S	P	ERA	WHIP
Gabe White, L ERA: 7.61	(1, 1)	2.2	L	15	6	6	6	4	1	0	0	0	0	1	33	49	20.25	2.625
Greg Harris, R ERA: 2.78	(3, 1)	1.1		5	1	0	0	3	0	0	0	0	0	0	15	24	0.00	0.750
J. J. Thobe, R ERA: 2.45	(5, 1)	2.0		7	1	0	0	0	0	0	0	0	0	0	17	24	0.00	0.500
Curt Schmidt, R ERA: 4.5	(7, 1)	1.0		7	2	1	1	1	2	0	0	0	0	0	19	33	9.00	4.000
Bryan Eversgerd, L ERA: 6.75	(8, 1)	1.0		6	2	2	2	0	1	0	0	0	0	0	12	22	18.00	3.000

PITCHER		IP	WLS	BF	H	R	ER	SO	BB	IBB	HBP	BLK	WP	HR	S	P	ERA	WHIP

Batter	1	2	3	4	5	6	7	8	9	AB	R	H	RBI	BB	SO	LOB
Mickey Morandini, L (1, 4) OBP: 0.351, SLG: 0.416	F C X 0-2 L8 SF7 2B	B X 1-0 ③ L6			B B B X 3-0 ① F7		B B X 2-0 ③ F8			4	1	1	0	0	0	4
Kevin Flora, R (1, 8) OBP: 0.250, SLG: 0.329	L C B X 1-2 ① L8 2-3		B B B C X 3-1 E4 G6-3		X 0-0 ② G6-3			C C S 0-3 ① K		4	0	0	0	0	1	1
Jim Eisenreich, L (1, 7) OBP: 0.371, SLG: 0.455	X 0-0 ② SF7 3-H		C X 0-1 ① G6-3 2-3		B B X 2-0 ③ G4-3			B C B B F C 3-3 ② K		3	0	0	1	0	1	1
Mark Whiten, S (1, 9) OBP: 0.327, SLG: 0.399	C C B F B C 2-3 ③ K		B C F B B S 3-3 ② K			X 0-0 ① F9		F S X 0-2 ③ G1-3		4	0	0	0	0	2	1
Charlie Hayes, R (1, 5) OBP: 0.343, SLG: 0.413		B B C B F F F B 4-2 FC5-4 BB	B B X 2-0 ③ G1-3			C C C X 1-2 ② G3-1			B B B B 4-0 3B BB	2	1	0	0	2	0	1
Gene Schall, R (1, 3) OBP: 0.297, SLG: 0.283		B C X 1-1 ① FC5-4 1B BB 1-2		F C H 1-2 G5-3 HBP		C X 0-1 ③ G4-3			B C B S C 2-3 ① K	3	0	0	0	0	1	2
Mike Lieberthal, R (1, 2) OBP: 0.327, SLG: 0.298		B C B 1 SAFE B 1 SAFE F 1 SAFE 4-2 B 1-2 1B BB		F X 0-1 ① F8			F F B X 1-2 ① F9		C F F B B S 2-3 ② K	3	0	0	0	1	1	2
Kevin Elster, R (1, 6) OBP: 0.289, SLG: 0.354 Gary Varsho, L (9, PH) OBP: 0.313, SLG: 0.284		B B C B X 3-1 1-2 2-3 1B		B X 1-0 ② G5-3 1-2			B B B C B 4-1 BB		C X 0-1 1-H 3B	2 1	0 0	1 1	0 1	1 0	0 0	1 0
Dennis Springer, R (1, 1) OBP: 0.125, SLG: 0.125 Jeff Juden, R (5, 1) OBP: 0.056, SLG: 0.222 Tom Marsh, R (7, PH) OBP: 0.316, SLG: 0.422 Toby Borland, R (7, 1) OBP: 0.167, SLG: 0.200 Andy Van Slyke, L (9, PH) OBP: 0.311, SLG: 0.336		B C F S 1-3 ② K		C S S 0-3 ③ K			B F S B S 2-3 ② K		C S S 0-3 ③ K	2 0 1 0 1	0 0 0 0 0	0 0 0 0 0	0 0 0 0 0	0 0 1 0 1	2 0 1 0 1	4 0 1 0 1
Inning Stats	R: 1 E: 0 K: 1 S: 11 H: 1 LOB: 0 BB: 0 P: 14	R: 0 E: 0 K: 1 S: 15 H: 1 LOB: 3 BB: 2 P: 29	R: 0 E: 1 K: 1 S: 8 H: 0 LOB: 1 BB: 0 P: 16	R: 0 E: 0 K: 1 S: 8 H: 0 LOB: 1 BB: 0 P: 10	R: 0 E: 0 K: 0 S: 3 H: 0 LOB: 0 BB: 0 P: 8	R: 0 E: 0 K: 0 S: 6 H: 0 LOB: 0 BB: 0 P: 7	R: 0 E: 0 K: 1 S: 8 H: 0 LOB: 1 BB: 1 P: 17	R: 0 E: 0 K: 2 S: 9 H: 0 LOB: 0 BB: 0 P: 12	R: 1 E: 0 K: 3 S: 12 H: 1 LOB: 1 BB: 1 P: 20	1B: 1 2B: 1 3B: 1 HR: 0 SF: 1 SAC: 0 DP: 0 HBP: 1						

PITCHER	IP	WLS	BF	H	R	ER	SO	BB	IBB	HBP	BLK	WP	HR	S	P	ERA	WHIP
Chris Hammond, L (1, 1) ERA: 3.8	7.0	W	28	2	1	1	5	3	0	1	0	0	0	59	101	1.29	0.714
Terry Mathews, R (8, 1) ERA: 3.42	1.0		3	0	0	0	2	0	0	0	0	0	0	9	12	0.00	0.000
Robb Nen, R (9, 1) ERA: 3.34	1.0		5	1	1	1	3	1	0	0	0	0	0	12	20	9.00	2.000

PITCHER	IP	WLS	BF	H	R	ER	SO	BB	IBB	HBP	BLK	WP	HR	S	P	ERA	WHIP

TOP

Philadelphia Phillies @ Florida Marlins

Joe Robbie Stadium, Miami, FL

Fri Sep 29 1995, 7:05 PM EDT
Att. 29,331 - Unknown - 82 F

livebaseballscorecards.com

AB	30
R	2
H	3
RBI	2
BB	4
SO	10
LOB	19

WP: 0	PA: 36		
PB: 0			
SB: 0			
CS: 0			

BOTTOM

Philadelphia Phillies @ Florida Marlins

Joe Robbie Stadium, Miami, FL

Fri Sep 29 1995, 7:05 PM EDT
Att. 29,331 - Unknown - 82 F

livebaseballscorecards.com

Batter	1	2	3	4	5	6	7	8	9	AB	R	H	RBI	BB	SO	LOB
Jesus Tavarez, S (1, 8) (7, 9) OBP: 0.343, SLG: 0.372	SH1-3 2B		B3 1-2		S 1B BB		K 1B			3	1	1	0	1	1	1
Jerry Browne, S (1, 4) OBP: 0.342, SLG: 0.280	SH1-3 2-3		HBP		SAFE 1-H 1B		1-3 1B			2	0	2	1	0	0	0
Jeff Conine, R (1, 7) OBP: 0.377, SLG: 0.516	K		L6-4 2-2		G5-3		G5-3			4	0	0	0	0	1	5
Terry Pendleton, S (1, 5) OBP: 0.340, SLG: 0.440	K			2B HR 1B	G3			K		4	1	1	0	0	2	1
Greg Colbrunn, R (1, 3) OBP: 0.310, SLG: 0.449		G5-3		HR 1-3 2B		G6-3		G4-3		4	1	1	0	0	0	0
Andre Dawson, R (1, 9) OBP: 0.306, SLG: 0.439		K		G5-3		P4		F9		3	0	0	0	0	1	2
Chuck Carr, S (7, 8) OBP: 0.328, SLG: 0.312										1	0	0	0	0	0	0
Kurt Abbott, R (1, 6) OBP: 0.319, SLG: 0.455		G3-1		HR		K				3	1	1	3	0	1	0
Rob Natal, R (1, 2) OBP: 0.256, SLG: 0.514			HR	K			G3-1			3	1	1	1	0	1	0
Chris Hammond, L (1, 1) OBP: 0.364, SLG: 0.375										1	0	0	0	1	0	0
Tommy Gregg, L (7, PH) OBP: 0.308, SLG: 0.386										1	0	0	0	0	0	0
Terry Mathews, L (8, 1) OBP: 0.462, SLG: 0.615			L6-4 B3 BB	F9			G1-3			0	0	0	0	0	0	0
Robb Nen, R (9, 1)										0	0	0	0	0	0	0
Inning Stats	R: 0 E: 0 K: 2 S: 11 H: 1 LOB: 1 BB: 0 P: 16	R: 0 E: 0 K: 1 S: 14 H: 0 LOB: 0 BB: 0 P: 16	R: 1 E: 0 K: 0 S: 12 H: 1 LOB: 1 BB: 1 P: 20	R: 3 E: 0 K: 1 S: 10 H: 3 LOB: 0 BB: 0 P: 14	R: 1 E: 0 K: 0 S: 9 H: 1 LOB: 0 BB: 1 P: 14	R: 0 E: 0 K: 1 S: 9 H: 0 LOB: 0 BB: 0 P: 14	R: 0 E: 0 K: 1 S: 14 H: 1 LOB: 2 BB: 0 P: 19	R: 0 E: 0 K: 1 S: 9 H: 0 LOB: 0 BB: 0 P: 12		1B: 3 2B: 3 3B: 0 HR: 2	SF: 0 SAC: 1 DP: 1 HBP: 1						

	AB	29
	R	5
	H	7
	RBI	5
	BB	2
	SO	7
	LOB	9

PITCHER		IP	WLS	BF	H	R	ER	SO	BB	IBB	HBP	BLK	WP	HR	S	P	ERA	WHIP
Dennis Springer, R ERA: 4.84	(1, 1)	4.0	L	18	5	4	4	4	1	0	1	0	0	2	47	66	9.00	1.500
Jeff Juden, R ERA: 4.02	(5, 1)	2.0		7	1	1	1	1	1	0	0	0	0	0	18	28	4.50	1.000
Toby Borland, R ERA: 3.77	(7, 1)	2.0		8	1	0	0	2	0	0	0	0	1	0	23	31	0.00	0.500

PITCHER	IP	WLS	BF	H	R	ER	SO	BB	IBB	HBP	BLK	WP	HR	S	P	ERA	WHIP

Batter	1	2	3	4	5	6	7	8	9	AB	R	H	RBI	BB	SO	LOB
Mickey Morandini, L (1, 4) OBP: 0.349, SLG: 0.418	F B S B X 2-2 1B 3B	S C B X 1-2 G5-3		F B C B X 2-2 P5		B X 1-0 G4-6-3 1-2f			B X 1-0 E6 CS	5	1	1	0	0	0	3
Andy Van Slyke, L (1, 8) OBP: 0.311, SLG: 0.346	C F B B C 2-3 K		F B C B F B F C 3-3 K	B X 1-0 HR			B X 1-0 G3		1 SAFE B C 1-1 CS 1-2	4	1	1	1	0	2	1
Jim Eisenreich, L (1, 7) OBP: 0.373, SLG: 0.456	B C B X 2-1 S 1B 3-H		X 0-0 BB 1B BB 1B	B F C F F B F S 2-3 K			F C B B X 2-2 G4-3			4	1	2	1	0	1	0
Mark Whiten, S (1, 9) OBP: 0.326, SLG: 0.397	B 1 SAFE B 1 B C F 1 SAFE C 3-3 K 1-2		1 SAFE X 0-0 BB BB 1B 1-2		B B B C C T 3-2 K		C S X 0-2 G4-3			4	0	1	0	0	2	1
Charlie Hayes, R (1, 5) OBP: 0.341, SLG: 0.410	C B S S 1-3 K		F B B F B S 2-3 K		B S B B F C 2-3 K			X 0-0 B1-3		4	0	0	0	0	3	3
Lenny Webster, R (1, 2) OBP: 0.321, SLG: 0.367		B C B X 2-1 SH1-4 E 1B	B B B B 4-0 BB 1-2 2-3 BB		B X 1-0 2B			B B B X 3-0 F8		3	0	2	0	1	0	0
Gene Schall, R (1, 3) OBP: 0.294, SLG: 0.270 Heathcliff Slocumb, R (8, 1)		B B X 2-0 FC6 SH1-4 1-2	B B C F B B 4-2 BB 1-2 2-3 3-H BB		C F S 0-3 K			C S B X 1-2 G6-3		3	0	0	1	1	1	2
										0	0	0	0	0	0	0
Kevin Stocker, S (1, 6) OBP: 0.304, SLG: 0.274		X 0-0 F9	B B C X 2-1 F9			X 0-0 F7			C C B B B F X 3-2 F7	4	0	0	0	0	0	5
Mike Williams, R (1, 1) OBP: 0.176, SLG: 0.188 Ricky Bottalico, L (7, 1) Kevin Elster, R (8, 3) OBP: 0.286, SLG: 0.348		L X 0-1 SH1-4 1-2 2-3		C B C F S 1-3 K		B B B C B 4-1 G4-6-3 BB			B F C X 1-2 P6	1	0	0	0	1	1	0
										0	0	0	0	0	0	0
										1	0	0	0	0	0	0
Inning Stats	R: 1 H: 2 E: 0 LOB: 1 K: 3 BB: 0 S: 14 P: 24	R: 0 H: 1 E: 1 LOB: 2 K: 0 BB: 0 S: 9 P: 14	R: 1 H: 2 E: 0 LOB: 3 K: 2 BB: 2 S: 15 P: 30	R: 1 H: 1 E: 0 LOB: 0 K: 2 BB: 0 S: 14 P: 20	R: 0 H: 1 E: 0 LOB: 1 K: 3 BB: 0 S: 10 P: 16	R: 0 H: 0 E: 0 LOB: 0 K: 0 BB: 1 S: 3 P: 8	R: 0 H: 0 E: 0 LOB: 0 K: 0 BB: 0 S: 7 P: 10	R: 0 H: 0 E: 0 LOB: 0 K: 0 BB: 0 S: 5 P: 9	R: 0 H: 0 E: 1 LOB: 0 K: 0 BB: 0 S: 9 P: 15	1B: 4 SF: 0 2B: 1 SAC: 1 3B: 1 DP: 1 HR: 1 HBP: 0						

PITCHER		IP	WLS	BF	H	R	ER	SO	BB	IBB	HBP	BLK	WP	HR	S	P	ERA	WHIP
John Burkett, R ERA: 4.3	(1, 1)	5.0	L	25	7	3	3	10	2	0	0	0	0	1	62	104	5.40	1.800
Jay Powell, R ERA: 1.29	(6, 1)	1.0		3	0	0	0	0	1	0	0	0	0	0	3	8	0.00	1.000
Yorkis Perez, L ERA: 5.32	(7, 1)	1.0		3	0	0	0	0	0	0	0	0	0	0	7	10	0.00	0.000
Mark Gardner, R ERA: 4.49	(8, 1)	1.0		3	0	0	0	0	0	0	0	0	0	0	5	9	0.00	0.000
Terry Mathews, R ERA: 3.38	(9, 1)	1.0		3	0	0	0	0	0	0	0	0	0	0	9	15	0.00	0.000

PITCHER	IP	WLS	BF	H	R	ER	SO	BB	IBB	HBP	BLK	WP	HR	S	P	ERA	WHIP

TOP

Philadelphia Phillies @ Florida Marlins

Joe Robbie Stadium, Miami, FL

Sat Sep 30 1995, 7:05 PM EDT

Att. 39,183 - Unknown - 81 F

livebaseballscorecards.com

AB	33
R	3
H	7
RBI	3
BB	3
SO	10
LOB	15

WP: 0 PA: 38
PB: 0
SB: 1
CS: 1

Batter	1	2	3	4	5	6	7	8	9	AB	R	H	RBI	BB	SO	LOB
Jesus Tavarez, S (1, 8) (9, 9) OBP: 0.345, SLG: 0.373	B F C C 1-3 K ①		B X 1-0 1B		X 0-0 G3 ③			B S B B C F X 3-2 HR 1B	B B C F F F X 2-2 G1-3 ②	5	1	2	0	0	1	1
Jerry Browne, S (1, 4) OBP: 0.338, SLG: 0.278	B B C F X 2-2 F8 ②		C X 0-1 L8 ②			X 0-0 L7 ①		F X 0-1 L6 ①	B C F X 1-2 1B	5	0	1	0	0	0	2
Jeff Conine, R (1, 7) OBP: 0.377, SLG: 0.521	F B S B F X 2-2 G4-3 ③		1 SAFE C X 0-1 G4-3 ③			X 0-0 1B 1B		X 0-0 1-H HR	F F B B S 2-3 K ③	5	1	2	2	0	1	2
Terry Pendleton, S (1, 5) OBP: 0.339, SLG: 0.439		C X 0-1 L9 ①		C B S X 1-2 G3-1 ①		C S X 0-2 1-2 1B		S B B F F F S 2-3 K ②		4	0	1	0	0	1	0
Greg Colbrunn, R (1, 3) OBP: 0.312, SLG: 0.449		B B X 2-0 1B 1B		C S S 0-3 K ②		X 0-0 L9 ②		B F B X 2-1 BB BB 1B		4	0	2	0	0	1	2
Andre Dawson, R (1, 9) OBP: 0.305, SLG: 0.434 Chuck Carr, S (8, PR) OBP: 0.328, SLG: 0.312 (9, 8)	C F F B S 1-3 K ②		B B X 2-0 G6-3 ③			B S S S B X 2-2 G1-3 ③		F B S S B B F B 4-2 1-2 BB BB		3 0	0 0	0 0	0 0	1 0	1 0	3 0
Kurt Abbott, R (1, 6) OBP: 0.319, SLG: 0.454 Gary Sheffield, R (8, PH) OBP: 0.467, SLG: 0.587 Terry Mathews, L (9, 1) OBP: 0.462, SLG: 0.615		B C X 1-1 1-2 1B	B X 1-0 G5-3 ①				X 0-0 G6-3 ①	B B C B B 4-1 1-2 2-3 BB		3 0 0	0 0 0	1 0 0	0 0 0	0 1 0	0 0 0	0 0 0
Steve Decker, R (1, 2) OBP: 0.318, SLG: 0.323 Alex Arias, R (8, PH) OBP: 0.332, SLG: 0.351 (9, 6)	C F F X 0-2 L4 ③		X 0-0 L7 ②				S B F F S 1-3 K2-3 ②	C F C 0-3 K ③		3 1	0 0	0 0	0 0	0 0	1 1	2 3
John Burkett, R (1, 1) OBP: 0.145, SLG: 0.121 Mario Diaz, R (5, PH) OBP: 0.250, SLG: 0.291 Jay Powell, R (6, 1) Yorkis Perez, L (7, 1) Russ Morman, R (7, PH) OBP: 0.316, SLG: 0.458 Mark Gardner, R (8, 1) OBP: 0.190, SLG: 0.190 Rob Natal, R (9, 2) OBP: 0.250, SLG: 0.500			B X 1-0 P6 ①		S F B X 1-2 1B		X 0-0 G1-3 ③		B B C S S X 2-2 G1-3 ①	1 1 0 0 1 0 1	0 0 0 0 0 0 0	0 1 0 0 0 0 0	0 0 0 0 0 0 0	0 0 0 0 0 0 0	0 0 0 0 0 0 0	0 0 0 0 0 0 0
Inning Stats	R: 0 H: 0 E: 0 LOB: 0 K: 1 BB: 0 S: 10 P: 15	R: 0 H: 2 E: 0 LOB: 2 K: 1 BB: 0 S: 13 P: 17	R: 0 H: 1 E: 0 LOB: 1 K: 0 BB: 0 S: 6 P: 8	R: 0 H: 0 E: 0 LOB: 0 K: 1 BB: 0 S: 7 P: 10	R: 0 H: 1 E: 0 LOB: 1 K: 0 BB: 0 S: 6 P: 8	R: 0 H: 2 E: 0 LOB: 2 K: 0 BB: 0 S: 9 P: 11	R: 0 H: 0 E: 0 LOB: 0 K: 1 BB: 0 S: 6 P: 7	R: 2 H: 3 E: 0 LOB: 3 K: 2 BB: 2 S: 21 P: 36	R: 0 H: 1 E: 0 LOB: 1 K: 1 BB: 0 S: 14 P: 21	1B: 9 2B: 0 3B: 0 HR: 1	SF: 0 SAC: 0 DP: 0 HBP: 0			WP: 0 PB: 0 SB: 0 CS: 0	PA: 39		

PITCHER		IP	WLS	BF	H	R	ER	SO	BB	IBB	HBP	BLK	WP	HR	S	P	ERA	WHIP
Mike Williams, R ERA: 3.29	(1, 1)	6.0	W	24	6	0	0	3	0	0	0	0	0	0	51	69	0.00	1.000
Ricky Bottalico, R ERA: 2.46	(7, 1)	1.2		8	3	2	2	2	0	0	0	0	0	1	20	28	10.80	1.800
Heathcliff Slocumb, R ERA: 2.89	(8, 1)	1.1	S	7	1	0	0	2	2	0	0	0	0	0	21	36	0.00	2.250

PITCHER	IP	WLS	BF	H	R	ER	SO	BB	IBB	HBP	BLK	WP	HR	S	P	ERA	WHIP

BOTTOM

Philadelphia Phillies @ Florida Marlins

Joe Robbie Stadium, Miami, FL

Sat Sep 30 1995, 7:05 PM EDT
Att. 39,183 - Unknown - 81 F

livebaseballscorecards.com

AB	37
R	2
H	10
RBI	2
BB	2
SO	7
LOB	15

Batter	1	2	3	4	5	6	7	8	9	AB	R	H	RBI	BB	SO	LOB
Mickey Morandini, L (1, 4) OBP: 0.350, SLG: 0.417	BBBCB 4-1 BB		CBBBX 3-1 ① F8		FFX 0-2 FC4-6 1B	CX 0-1 ③ G3		SSBBX 2-2 ③ G4-3		4	0	1	0	1	0	2
Andy Van Slyke, L (1, 8) OBP: 0.309, SLG: 0.343	FSBBS 1-3 ① K		CSBBBX 2-2 ② G6-3		BBBCX 3-1 ① FC4-6 1B 1-2		BFBCX 2-2 ① L7		BX 1-0 G4-3 1B	5	0	1	0	0	1	2
Jim Eisenreich, L (1, 7) OBP: 0.375, SLG: 0.464	BBBCFB 4-2 1-2 BB		CBBBX 2-2 HR		BBBCX 3-1 FC6 1B 1-3		BBCCBFS 3-3 ② K		BBCX 2-1 ① G4-3 1-2	4	1	2	1	1	1	1
Mark Whiten, S (1, 9) OBP: 0.324, SLG: 0.400	CSC 0-3 ② K		BFBFC 2-3 ③ K		CSS 0-3 ② K		BCBCBX 3-2 3B		BCX 1-1 ② G5-3	5	0	1	0	0	3	5
Charlie Hayes, R (1, 5) OBP: 0.340, SLG: 0.406	CCFFBBS 2-3 ③ K			SX 0-1 ① F9	X 0-0 ③ FC6 1-2		BBCBB 4-1 BB BB		BFBFBFFFX 3-2 ③ G4-3	4	0	0	0	1	1	5
Lenny Webster, R (1, 2) OBP: 0.337, SLG: 0.407		BX 1-0 G4-3 1B		X 0-0 HR		CBX 1-1 2B	BCBBBCB 4-2 FC6-4 1-2 BB			3	1	3	1	1	0	0
Gene Schall, R (1, 3) OBP: 0.306, SLG: 0.262		BFBX 2-1 ① G4-3 1-2		BBFBCB 4-2 FC6-4 BB		BCBBFB 4-2 BB	BCX 1-1 ③ FC6-4 1-2			2	0	0	0	2	0	4
Kevin Elster, R (1, 6) OBP: 0.272, SLG: 0.329		BBCFX 2-2 ② G5-3		BX 1-0 ② F9		CCC 0-3 ① K		X 0-0 ① F9		4	0	0	0	0	1	4
Paul Quantrill, L (1, 1) OBP: 0.150, SLG: 0.105 Russ Springer, R (4, 1) 23 Kevin Jordan, R (6, PH) OBP: 0.228, SLG: 0.315 Chuck Ricci, R (6, 1) Gary Varsho, L (8, PH) OBP: 0.310, SLG: 0.282 Tommy Greene, R (8, 1)		BFX 1-1 ③ G1-3		FCBFBX 2-2 ③ FC6-4 1-2		BFSBFS 2-3 ② K		SBCX 1-2 ② G1-3		2 0 1 0 1 0 0	0 0 0 0 0 0 0	0 0 0 0 0 0 0	0 0 0 0 0 0 0	0 0 1 0 0 0 0	0 0 2 0 0 0 0	2 0 0 0 0 0 0
Inning Stats	R: 0 E: 0 K: 3 S: 14 H: 0 LOB: 2 BB: 2 P: 25	R: 0 E: 0 K: 0 S: 8 H: 1 LOB: 1 BB: 0 P: 14	R: 1 E: 0 K: 1 S: 11 H: 1 LOB: 0 BB: 0 P: 20	R: 1 E: 0 K: 0 S: 10 H: 1 LOB: 1 BB: 1 P: 17	R: 0 E: 0 K: 1 S: 11 H: 2 LOB: 2 BB: 0 P: 17	R: 0 E: 0 K: 2 S: 13 H: 1 LOB: 2 BB: 1 P: 20	R: 0 E: 0 K: 1 S: 15 H: 1 LOB: 3 BB: 2 P: 32	R: 0 E: 0 K: 0 S: 7 H: 0 LOB: 0 BB: 0 P: 10	R: 0 E: 0 K: 0 S: 11 H: 1 LOB: 1 BB: 0 P: 18	1B: 4 2B: 1 3B: 1 HR: 2 SF: 0 SAC: 0 DP: 0 HBP: 0						

PITCHER		IP	WLS	BF	H	R	ER	SO	BB	IBB	HBP	BLK	WP	HR	S	P	ERA	WHIP
Ryan Bowen, R ERA: 3.78	(1, 1)	5.2	W	27	6	2	2	7	4	0	0	0	0	2	65	111	3.18	1.765
Yorkis Perez, L ERA: 5.21	(6, 1)	1.0		4	1	0	0	1	0	0	0	0	0	0	12	20	0.00	1.000
Jay Powell, R ERA: 1.08	(7, 1)	1.1		6	0	0	0	0	2	0	0	0	0	0	12	24	0.00	1.500
Robb Nen, R ERA: 3.29	(9, 1)	1.0		4	1	0	0	0	0	0	0	0	0	0	11	18	0.00	1.000

PITCHER	IP	WLS	BF	H	R	ER	SO	BB	IBB	HBP	BLK	WP	HR	S	P	ERA	WHIP

TOP

Philadelphia Phillies @ Florida Marlins

Joe Robbie Stadium, Miami, FL

Sun Oct 01 1995, 3:33 AM EDT

Att. 30,211 - Sunny - 83 F

livebaseballscorecards.com

AB	35
R	2
H	8
RBI	2
BB	6
SO	8
LOB	27

WP: 0 PA: 41
PB: 0
SB: 0
CS: 0

Batter	1	2	3	4	5	6	7	8	9	AB	R	H	RBI	BB	SO	LOB
Jesus Tavarez, S (1, 8) (7, 9) OBP: 0.346, SLG: 0.374	B C B X 2-1 G5-3 ①	S T F F C 0-3 K ②		B X 1-0 1B SH PB 1B 1-2	X 0-0 F8 ②		C X 0-1 ② 1-2 2-H 1B			5	1	2	0	0	1	1
Jerry Browne, S (1, 4) OBP: 0.346, SLG: 0.293	C B B X 2-1 1B	B B X 2-0 BB 1-2 1B		X 0-0 SH PB 1B SF7 1-2 2-3	C X 0-1 2B		X 0-0 G3-1 ③			4	1	3	0	0	0	2
Jeff Conine, R (1, 7) OBP: 0.379, SLG: 0.520	X 0-0 F9 ②	C B C B B B 4-2 1-2 2-3 BB		C F X 0-2 1B PB 1-2 2-3 3-H 1B	B X 1-0 P6 ③			S B B B B 4-1 HR BB		3	1	1	1	2	0	2
Greg Colbrunn, R (1, 3) OBP: 0.311, SLG: 0.453	C B X 1-1 G4-3 ③	B F B X 2-1 G6-3 ③		C B B X 2-1 F9 ①		C C S 0-3 K ①		B X 1-0 1-H HR		5	1	1	2	0	1	7
Tommy Gregg, L (1, 9) OBP: 0.313, SLG: 0.385 Jay Powell, R (7, 1) Mario Diaz, R (8, PH) OBP: 0.239, SLG: 0.299 Robb Nen, R (9, 1)		F F B F F B F F X 2-2 1B HR 1B	B C B F C 2-3 K ①	B B S B B B 4-1 1B 1-2 2-3 3-H BB		C F B F X 1-2 L1 ②		F B X 1-1 G4-3 WP 1B		3 0 1 0	1 0 0 0	1 0 1 0	0 0 0 0	1 0 0 0	1 0 0 0	0 0 0 0
Kurt Abbott, R (1, 6) OBP: 0.318, SLG: 0.452	X 0-0 1-2 HR 1B	X 0-0 G6-3 ②	B X 1-0 SF7 ② 3-H			B B S F S 2-3 K ③		B B F F S 2-3 K2-3 ① 1-2		4	1	1	1	0	2	1
Alex Arias, R (1, 5) OBP: 0.337, SLG: 0.370	F X 0-1 1-H 2-H HR	B C B X 2-1 1B	B B S B S F F F X 3-2 1-2 2-3 1B				B C F S 1-3 K ① B C B F B F X 3-2 G4-3 ② 2-3			5	1	3	3	0	1	1
Rob Natal, R (1, 2) OBP: 0.244, SLG: 0.465	C C B B B X 2-2 G5-3 ①	C 1 SAFE S S X 0-2 G1-3 ③	B X 1-0 G1-3 ③				B X 1-0 BB 1B B F B S B B X 3-2 P5 ③			5	0	1	0	0	0	5
Ryan Bowen, R (1, 1) OBP: 0.333, SLG: 0.333 Yorkis Perez, L (6, 1) Chuck Carr, S (7, 8) OBP: 0.330, SLG: 0.312	X 0-0 BB 1B		X 0-0 SH 1B 1B	B F C S 1-3 K ①			B S S S B B B 4-2 1-2 BB			3 0 0	1 0 0	2 0 0	0 0 0	0 0 1	1 0 0	0 0 0
Inning Stats	R: 0 H: 1 E: 0 LOB: 1 K: 0 BB: 0 S: 7 P: 12	R: 3 H: 5 E: 0 LOB: 3 K: 1 BB: 1 S: 24 P: 36	R: 0 H: 1 E: 0 LOB: 1 K: 1 BB: 0 S: 9 P: 13	R: 3 H: 4 E: 1 LOB: 3 K: 0 BB: 1 S: 17 P: 29	R: 0 H: 1 E: 0 LOB: 1 K: 1 BB: 0 S: 7 P: 9	R: 0 H: 0 E: 0 LOB: 0 K: 2 BB: 0 S: 10 P: 13	R: 0 H: 2 E: 0 LOB: 2 K: 1 BB: 1 S: 9 P: 15	R: 2 H: 2 E: 0 LOB: 1 K: 1 BB: 1 S: 14 P: 28		1B: 13 SF: 1 2B: 1 SAC: 1 3B: 0 DP: 0 HR: 2 HBP: 0						

PITCHER		IP	WLS	BF	H	R	ER	SO	BB	IBB	HBP	BLK	WP	HR	S	P	ERA	WHIP
Paul Quantrill, R ERA: 4.67	(1, 1)	3.0	L	21	10	6	5	2	1	0	0	0	0	1	46	68	15.00	3.667
Russ Springer, R ERA: 5.29	(4, 1)	2.0		9	2	0	0	1	1	0	0	0	0	0	18	31	0.00	1.500
Chuck Ricci, R ERA: 1.8	(6, 1)	2.0		8	2	0	0	3	1	0	0	0	0	0	19	28	0.00	1.500
Tommy Greene, R ERA: 8.29	(8, 1)	1.0		6	2	2	2	1	1	0	0	0	1	1	14	28	18.00	3.000

PITCHER	IP	WLS	BF	H	R	ER	SO	BB	IBB	HBP	BLK	WP	HR	S	P	ERA	WHIP

BOTTOM

Philadelphia Phillies @ Florida Marlins

Joe Robbie Stadium, Miami, FL

Sun Oct 01 1995, 3:33 AM EDT
Att. 30,211 - Sunny - 83 F

livebaseballscorecards.com

AB	38
R	8
H	16
RBI	7
BB	4
SO	7
LOB	19

1B: 13 SF: 1
2B: 1 SAC: 1
3B: 0 DP: 0
HR: 2 HBP: 0

WP: 1 PA: 44
PB: 1
SB: 0
CS: 0