

Florida Marlins - 1995

Batter	1	2	3	4	5	6	7	8	9	AB	R	H	RBI	BB	SO	LOB	TOP					
Delino DeShields, L OBP: 0.400, SLG: 1.000	F8		G5-3		2B		F8	3B		5	0	2	1	0	0	0	Los Angeles Dodgers @ Florida Marlins Joe Robbie Stadium, Miami, FL Tue Apr 25 1995, 7:05 PM EDT Att: 42,125 - Unknown - 75 F livebaseballscorecards.com					
Jose Offerman, S OBP: 0.800, SLG: 0.750	HR		K		2B		HR	BB		4	3	3	0	1	1	0						
Raul Mondesi, R OBP: 0.800, SLG: 2.500	HR			BB	2B		HR	F7		4	2	3	4	1	0	2						
Mike Piazza, R OBP: 0.600, SLG: 0.500 Reggie Williams, S (9, PR)	G5-3			F7	BB		E7	2B	E7	4	1	2	0	1	0	1						
Eric Karros, R OBP: 0.600, SLG: 0.667	P5			P6	IBB		G4-3	BB		3	0	1	2	2	0	1						
Henry Rodriguez, L (1, 9)		G4-3		P4	F7		G4-3	L9		5	0	0	0	0	0	7						
Billy Ashley, R Todd Hollandsworth, L Mitch Webster, S Carlos Hernandez, R		F8			K		G5-3	G4-1	P3	3	0	0	0	0	1	0						
Dave Hansen, L Garey Ingram, R		F8			2B		K	P5	P4	4	1	1	0	0	1	0						
Ramon Martinez, R Antonio Osuna, R Todd Worrell, R Rudy Seanez, R			K		2B		P6	P4		1	0	0	0	0	0	0						
Inning Stats	R: 2 E: 0 K: 0 S: 9	H: 2 LOB: 0 BB: 0 P: 16	R: 0 E: 0 K: 0 S: 6	H: 0 LOB: 0 BB: 0 P: 10	R: 0 E: 0 K: 2 S: 7	H: 0 LOB: 0 BB: 0 P: 9	R: 0 E: 0 K: 0 S: 7	H: 0 LOB: 1 BB: 1 P: 14	R: 3 E: 0 K: 1 S: 19	H: 5 LOB: 3 BB: 2 P: 35	R: 0 E: 0 K: 1 S: 9	H: 0 LOB: 0 BB: 0 P: 11	R: 3 E: 1 K: 0 S: 14	H: 4 LOB: 1 BB: 0 P: 22	R: 0 E: 0 K: 0 S: 11	H: 1 LOB: 2 BB: 1 P: 20		R: 0 E: 1 K: 0 S: 13	H: 1 LOB: 3 BB: 1 P: 22	1B: 5 2B: 5 3B: 1 HR: 2	SF: 0 SAC: 0 DP: 0 HBP: 0	WP: 0 PB: 0 SB: 0 CS: 0
PITCHER	IP	WLS	BF	H	R	ER	SO	BB	IBB	HBP	BLK	WP	HR	S	P	ERA	WHIP					
John Burkett, R ERA: 9.64	4.2	L	20	6	5	5	3	1	0	0	0	0	1	40	67	9.64	1.500					
Terry Mathews, R ERA:	1.1		7	1	0	0	1	1	1	0	0	0	0	7	28	0.00	1.500					
Matt Dunbar, L ERA: 27.0	0.1		2	1	1	1	0	0	0	0	0	0	0	1	12	27.00	3.000					
John Johnstone, R ERA: 10.8	1.2		10	4	2	2	0	1	0	0	0	0	1	18	30	10.80	3.000					
Mike Myers, L ERA:	1.0		5	1	0	0	0	1	0	0	0	0	0	13	22	0.00	2.000					
Quilvio Veras, S OBP: 0.600, SLG: 0.667	G6-3		G1-3		S		K		FC5-4	3	2	1	0	2	1	1	Los Angeles Dodgers @ Florida Marlins Joe Robbie Stadium, Miami, FL Tue Apr 25 1995, 7:05 PM EDT Att: 42,125 - Unknown - 75 F livebaseballscorecards.com					
Alex Arias, R OBP: 0.600, SLG: 0.333	G6-3		F8		BB		FC6-4	BB	FC5-4	3	0	1	0	2	0	1						
Gary Sheffield, R OBP: 0.200, SLG: 0.400	G6-3		P1		BB		FC6-4	BB	FC5-4	5	1	1	2	0	0	5						
Jeff Conine, R OBP: 0.400, SLG: 1.000	G4-3		G6-3		F7			HR	1B	4	2	1	1	1	0	3						
Terry Pendleton, S OBP: 0.400, SLG: 1.000		HR		L6	K			F8	1B	5	1	2	3	0	1	2						
Greg Colbrunn, R OBP: 0.400, SLG: 0.400		K		G5-3	1B		K	P5	1B	5	0	2	1	0	2	0						
Charles Johnson, R (1, 2)		P2		G5-3	1B		K	G5-3	K	5	0	0	0	0	2	3						
Chuck Carr, S OBP: 0.667, SLG: 0.500 John Johnstone, R Mike Myers, L Andre Dawson, R		1B			IBB		B1		K	2	0	1	0	1	0	0						
John Burkett, R Terry Mathews, L Matt Dunbar, L Jerry Browne, S		G3-1		G5-3				BB	1B	2	0	0	0	0	0	0						
Inning Stats	R: 1 E: 0 K: 0 S: 10	H: 1 LOB: 0 BB: 0 P: 16	R: 1 E: 0 K: 1 S: 12	H: 2 LOB: 1 BB: 0 P: 18	R: 0 E: 0 K: 0 S: 7	H: 1 LOB: 1 BB: 0 P: 13	R: 0 E: 0 K: 0 S: 9	H: 1 LOB: 2 BB: 1 P: 20	R: 0 E: 0 K: 2 S: 8	H: 0 LOB: 0 BB: 0 P: 13	R: 0 E: 0 K: 1 S: 8	H: 0 LOB: 1 BB: 2 P: 17	R: 0 E: 0 K: 0 S: 9	H: 1 LOB: 0 BB: 0 P: 15	R: 4 E: 0 K: 2 S: 27	H: 3 LOB: 2 BB: 3 P: 47		1B: 5 2B: 2 3B: 0 HR: 2	SF: 0 SAC: 0 DP: 0 HBP: 0	WP: 1 PB: 0 SB: 1 CS: 0	PA: 43	
PITCHER	IP	WLS	BF	H	R	ER	SO	BB	IBB	HBP	BLK	WP	HR	S	P	ERA	WHIP					
Ramon Martinez, R ERA: 3.0	6.0	W	26	5	2	2	4	2	1	0	0	0	1	1	58	3.00	1.167					
Antonio Osuna, R ERA: 16.88	2.2		14	2	5	5	2	5	0	0	0	1	1	33	62	16.88	2.625					
Todd Worrell, R ERA:	0.0		2	2	0	0	0	0	0	0	0	0	0	8	13	∞	∞					
Rudy Seanez, R ERA:	0.1	S	1	0	0	0	1	0	0	0	0	0	0	3	4	0.00	0.000					

Batter	1	2	3	4	5	6	7	8	9	AB	R	H	RBI	BB	SO	LOB	TOP								
Delino DeShields, L OBP: 0.333, SLG: 0.667	G3			K	CS		F7			4	0	1	0	0	1	0	Los Angeles Dodgers @ Florida Marlins Joe Robbie Stadium, Miami, FL Wed Apr 26 1995, 7:05 PM EDT Att: 18,587 - Unknown - 81 F								
Jose Offerman, S OBP: 0.556, SLG: 0.500	G4-3			F8	CS		CS			4	0	1	0	0	1	0									
Raul Mondesi, R OBP: 0.667, SLG: 1.714	L9			1B			FC5-4			3	2	1	0	1	0	1									
Mike Piazza, R OBP: 0.625, SLG: 0.571 Todd Hollandsworth, L OBP: 0.667, SLG: 1.714	F9			2B			FC5-4			3	2	2	0	0	0	0									
Eric Karros, R OBP: 0.667, SLG: 1.000	F8			2B			FC5-4			1	0	0	0	0	0	1									
Henry Rodriguez, L OBP: 0.222, SLG: 0.125 Rudy Seanez, R	L4			1B			FC5-4			3	0	1	0	1	0	1									
Billy Ashley, R Carlos Hernandez, R				2B			FC5-4			3	0	0	0	0	1	3									
Dave Hansen, L OBP: 0.167, SLG: 0.333 Dick Schofield, R				F7			L6			1	0	0	0	0	0	2									
Jeff Treadway, L										1	0	0	0	0	0	1									
Tom Candiotti, R Mitch Webster, S Ismael Valdez, R Reggie Williams, S										2	0	0	0	0	1	0									
Inning Stats	R: 0 E: 0 K: 0 S: 7	H: 0 LOB: 0 BB: 0 P: 13	R: 0 E: 0 K: 0 S: 7	H: 0 LOB: 0 BB: 0 P: 11	R: 0 E: 0 K: 2 S: 8	H: 3 LOB: 2 BB: 1 P: 12	R: 2 E: 0 K: 1 S: 15	H: 3 LOB: 2 BB: 1 P: 26	R: 0 E: 0 K: 0 S: 4	H: 1 LOB: 0 BB: 0 P: 7	R: 2 E: 0 K: 0 S: 13	H: 3 LOB: 1 BB: 0 P: 19	R: 0 E: 0 K: 2 S: 9	H: 0 LOB: 0 BB: 0 P: 14	R: 0 E: 0 K: 1 S: 7	H: 0 LOB: 0 BB: 1 P: 11	R: 0 E: 0 K: 0 S: 8	H: 2 LOB: 1 BB: 0 P: 11	1B: 6 2B: 4 3B: 0 HR: 0	SF: 0 SAC: 0 DP: 2 HBP: 0	WP: 0 PB: 0 SB: 1 CS: 0	PA: 36			
PITCHER	IP	WLS	BF	H	R	ER	SO	BB	IBB	HBP	BLK	WP	HR	S	P	ERA	WHIP								
Mark Gardner, R ERA: 6.75	5.1	L	23	7	4	4	3	0	1	0	0	0	0	49	82	6.75	1.312								
Yorkis Perez, L ERA:	1.2		5	0	0	0	2	0	0	0	0	0	0	14	20	0.00	0.000								
Robb Nen, R ERA:	2.0		7	2	0	0	1	1	0	0	0	0	0	15	22	0.00	1.500								

Batter	1	2	3	4	5	6	7	8	9	AB	R	H	RBI	BB	SO	LOB	BOTTOM								
Quilvio Veras, S OBP: 0.444, SLG: 0.429	G3-1			K			L5			4	0	1	0	0	1	0	Los Angeles Dodgers @ Florida Marlins Joe Robbie Stadium, Miami, FL Wed Apr 26 1995, 7:05 PM EDT Att: 18,587 - Unknown - 81 F								
Alex Arias, R OBP: 0.444, SLG: 0.167	1B			P3			F7			3	0	0	0	1	0	1									
Gary Sheffield, R OBP: 0.333, SLG: 0.556	1B						G4-3			4	1	2	0	0	0	0									
Jeff Conine, R OBP: 0.444, SLG: 1.125	K			HR			G4-3			4	1	2	2	0	2	2									
Terry Pendleton, S OBP: 0.333, SLG: 0.625	G3						G4-3			3	0	0	0	1	1	3									
Greg Colbrunn, R OBP: 0.444, SLG: 0.444							F8			4	0	2	0	0	0	2									
Charles Johnson, R							G6-3			3	0	0	0	1	1	2									
Chuck Carr, S OBP: 0.286, SLG: 0.167	G3						F9			4	0	0	0	0	0	2									
Mark Gardner, R Yorkis Perez, L Jerry Browne, S Robb Nen, R Andre Dawson, R							G1-3			2	0	0	0	0	0	2									
Inning Stats	R: 0 E: 0 K: 1 S: 11	H: 1 LOB: 2 BB: 1 P: 20	R: 0 E: 0 K: 0 S: 7	H: 1 LOB: 0 BB: 0 P: 11	R: 0 E: 0 K: 1 S: 8	H: 0 LOB: 0 BB: 0 P: 11	R: 2 E: 0 K: 1 S: 15	H: 3 LOB: 2 BB: 1 P: 27	R: 0 E: 0 K: 0 S: 9	H: 0 LOB: 0 BB: 0 P: 13	R: 0 E: 0 K: 0 S: 8	H: 1 LOB: 1 BB: 0 P: 13	R: 0 E: 0 K: 1 S: 9	H: 1 LOB: 1 BB: 0 P: 14	R: 0 E: 0 K: 1 S: 7	H: 0 LOB: 1 BB: 1 P: 14		R: 0 E: 0 K: 1 S: 7	H: 0 LOB: 0 BB: 0 P: 9	1B: 5 2B: 1 3B: 0 HR: 1	SF: 0 SAC: 0 DP: 1 HBP: 0	WP: 0 PB: 0 SB: 1 CS: 0	PA: 36		
PITCHER	IP	WLS	BF	H	R	ER	SO	BB	IBB	HBP	BLK	WP	HR	S	P	ERA	WHIP								
Tom Candiotti, R ERA: 3.0	6.0	W	25	6	2	2	3	2	0	0	0	0	0	58	95	3.00	1.333								
Ismael Valdez, R ERA:	2.0		8	1	0	0	2	1	0	0	0	0	0	16	28	0.00	1.000								
Rudy Seanez, R ERA:	1.0	S	3	0	0	0	1	0	0	0	0	0	0	7	9	0.00	0.000								

Batter	1	2	3	4	5	6	7	8	9	AB	R	H	RBI	BB	SO	LOB	TOP				
Quilvio Veras, S OBP: 0.385, SLG: 0.300 (1, 4)	G4-3		G6-3 BB			P6		G4-3		3	0	0	0	1	0	0					
Alex Arias, R OBP: 0.333, SLG: 0.111 Mario Diaz, R (9, PH)	G5-3		G6-3			L6		F9		3	0	0	0	0	0	3					
Gary Sheffield, R OBP: 0.308, SLG: 0.417 (1, 9)	K			G1-3				P3		3	0	0	0	1	1	0					
Jeff Conine, R OBP: 0.308, SLG: 0.750 (1, 7)		K		G6-3		L6		P4		4	0	0	0	0	1	1					
Terry Pendleton, S OBP: 0.250, SLG: 0.455 (1, 5)	F8			P5						3	0	0	0	0	0	0					
Greg Colbrunn, R OBP: 0.333, SLG: 0.333 (1, 3)	K				G4-3			K		3	0	0	0	0	2	0					
Charles Johnson, R (1, 2)			L7					G5-3		2	0	0	0	1	0	0					
Chuck Carr, S OBP: 0.333, SLG: 0.250 (1, 8)			E 1B		SH4-3			G3		2	0	1	0	0	0	0					
Bobby Witt, R OBP: 0.300, SLG: 1.000 Darrell Whitmore, L David Weathers, R Jerry Browne, S Bryan Harvey, R Rich Scheid, L (1, 1)					G4-3			F8		1	0	1	0	0	0	0					
Inning Stats	R: 0 E: 0 K: 1 S: 9	H: 0 LOB: 0 BB: 0 P: 13	R: 0 E: 0 K: 2 S: 9	H: 0 LOB: 0 BB: 0 P: 15	R: 0 E: 1 K: 0 S: 9	H: 2 LOB: 2 BB: 1 P: 18	R: 0 E: 0 K: 0 S: 7	H: 0 LOB: 0 BB: 0 P: 13	R: 0 E: 0 K: 0 S: 5	H: 0 LOB: 1 BB: 1 P: 10	R: 0 E: 0 K: 1 S: 11	H: 0 LOB: 0 BB: 0 P: 11	R: 0 E: 0 K: 0 S: 7	H: 0 LOB: 0 BB: 0 P: 12	R: 0 E: 0 K: 0 S: 8	H: 0 LOB: 0 BB: 0 P: 12	1B: 2 2B: 0 3B: 0 HR: 0	SF: 0 SAC: 1 DP: 1 HBP: 0	WP: 0 PB: 0 SB: 1 CS: 1	PA: 31	
PITCHER	IP	WLS	BF	H	R	ER	SO	BB	IBB	HBP	BLK	WP	HR	S	P	ERA	WHIP				
Mark Leiter, R ERA: 15.43	(1, 1)	6.0	W	22	2	0	0	3	3	0	0	0	0	50	90	0.00	0.833				
Mark Dewey, R ERA: 15.43	(7, 1)	1.0		3	0	0	0	1	0	0	0	0	0	8	11	0.00	0.000				
Jose Bautista, R ERA: 15.43	(8, 1)	1.0		3	0	0	0	0	0	0	0	0	0	7	12	0.00	0.000				
Rod Beck, R ERA: 15.43	(9, 1)	1.0		3	0	0	0	0	0	0	0	0	0	8	12	0.00	0.000				

Florida Marlins @ San Francisco Giants
Candlestick Park, San Francisco, CA

AB 27
R 0
H 2
RBI 0
BB 3
SO 4
LOB 5



WP: 0 PA: 31
PB: 0
SB: 1
CS: 1

Fri Apr 28 1995, 6:33 AM EDT
Att: 26,403 - Overcast - 63 F

Batter	1	2	3	4	5	6	7	8	9	AB	R	H	RBI	BB	SO	LOB	BOTTOM					
Darren Lewis, R OBP: 0.231, SLG: 0.167 (1, 8)	F9		BB 1B		G6-3		FC6-4			4	0	1	1	0	0	2						
Robby Thompson, R OBP: 0.417, SLG: 0.727 (1, 4)	K		FC5 BB		K		K			4	0	1	0	0	3	2						
Barry Bonds, L (1, 7)	L8				K2-3					2	1	0	0	2	1	0						
Matt Williams, R OBP: 0.333, SLG: 0.300 (1, 5)		G6-3	FC5			G6-3		HR BB		4	1	1	0	0	0	3						
Glenallen Hill, R OBP: 0.250, SLG: 0.667 (1, 9)	G5-3				K			HR 1B		4	1	1	3	0	2	0						
J.R. Phillips, L OBP: 0.182, SLG: 0.400 (1, 3)	K				FC1-5-6 BB		K			3	0	0	0	1	3	0						
Royce Clayton, R OBP: 0.250, SLG: 0.273 (1, 6)			K		FC1-5-6-1		FC6-4 SH3		CS 1B	3	0	1	0	1	1	1						
Kirt Manwaring, R OBP: 0.300, SLG: 0.333 (1, 2)			1B 2B				SH3		K2-3	2	1	1	0	1	1	1						
Mark Leiter, R ERA: 2.25	(1, 1)	4.0	L	18	3	1	1	6	2	1	1	0	0	0	0	0						
David Weathers, R ERA: 2.25	(5, 1)	3.0		11	0	0	0	5	1	1	0	0	0	0	0	0						
Bryan Harvey, R ERA: 2.25	(8, 1)	0.0		3	2	3	3	0	1	0	0	0	0	0	0	0						
Rich Scheid, L ERA: 2.25	(8, 1)	1.0		3	1	0	0	2	0	0	0	0	0	0	0	0						
Inning Stats	R: 0 E: 0 K: 1 S: 7	H: 0 LOB: 0 BB: 0 P: 14	R: 0 E: 0 K: 1 S: 5	H: 0 LOB: 0 BB: 0 P: 7	R: 1 E: 0 K: 2 S: 15	H: 3 LOB: 3 BB: 1 P: 25	R: 0 E: 0 K: 2 S: 16	H: 0 LOB: 2 BB: 2 P: 30	R: 0 E: 0 K: 2 S: 8	H: 0 LOB: 0 BB: 0 P: 11	R: 0 E: 0 K: 1 S: 10	H: 0 LOB: 2 BB: 2 P: 21	R: 3 E: 0 K: 2 S: 12	H: 3 LOB: 0 BB: 1 P: 24	1B: 4 2B: 1 3B: 0 HR: 1	SF: 0 SAC: 1 DP: 0 HBP: 0	WP: 0 PB: 0 SB: 1 CS: 1	PA: 35				
PITCHER	IP	WLS	BF	H	R	ER	SO	BB	IBB	HBP	BLK	WP	HR	S	P	ERA	WHIP					
Bobby Witt, R ERA: 2.25	(1, 1)	4.0	L	18	3	1	1	6	2	1	1	0	0	0	0	0	2.25	1.250				
David Weathers, R ERA: 2.25	(5, 1)	3.0		11	0	0	0	5	1	1	0	0	0	0	0	0	0.00	0.333				
Bryan Harvey, R ERA: 2.25	(8, 1)	0.0		3	2	3	3	0	1	0	0	0	0	0	0	0	∞	∞				
Rich Scheid, L ERA: 2.25	(8, 1)	1.0		3	1	0	0	2	0	0	0	0	0	0	0	0	0.00	1.000				

Florida Marlins @ San Francisco Giants
Candlestick Park, San Francisco, CA

AB 28
R 4
H 6
RBI 4
BB 6
SO 13
LOB 12



WP: 0 PA: 35
PB: 0
SB: 1
CS: 1

Fri Apr 28 1995, 6:33 AM EDT
Att: 26,403 - Overcast - 63 F

Batter	1	2	3	4	5	6	7	8	9	AB	R	H	RBI	BB	SO	LOB	TOP					
Marquis Grissom, R OBP: 0.286, SLG: 0.240	F8		G5-3				F8	L7		5	0	1	2	0	0	0	Atlanta Braves @ Florida Marlins Joe Robbie Stadium, Miami, FL Tue May 02 1995, 7:05 PM EDT Att: 23,476 - Unknown - 82 F					
Jeff Blausler, R OBP: 0.370, SLG: 0.286 Mark Wohlers, R Terry Clark, R	F8		K				HBP 1B	K		3	1	0	0	1	2	0						
10 Chipper Jones, S OBP: 0.423, SLG: 0.364							HBP BB	K		3	1	2	0	2	0	3						
Fred McGriff, L OBP: 0.462, SLG: 0.600	G4-3						BB HBP BB			3	1	0	0	1	0	4						
David Justice, L OBP: 0.462, SLG: 0.682							BB HBP BB			2	2	0	1	3	0	3						
Ryan Klesko, L OBP: 0.286, SLG: 0.182 Mike Kelly, R							BB BB			0	0	0	0	1	0	0						
Javy Lopez, R OBP: 0.381, SLG: 0.737	F8						BB HBP BB			4	1	2	3	0	1	3						
Mark Lemke, S OBP: 0.250, SLG: 0.391	G6-4-3						BB HBP BB			4	1	2	1	0	0	3						
Greg Maddux, R OBP: 0.500, SLG: 0.500 Greg McMichael, R							BB HBP BB			2	0	0	0	0	1	1						
Dwight Smith, L OBP: 0.500, SLG: 0.333 Rafael Belliard, R			K2-3				BB HBP BB			0	0	0	0	0	0	0						
Inning Stats	R: 0 E: 0 K: 0 S: 7	H: 1 LOB: 1 BB: 0 P: 12	R: 0 E: 0 K: 0 S: 9	H: 0 LOB: 1 BB: 2 P: 19	R: 0 E: 0 K: 2 S: 7	H: 0 LOB: 0 BB: 0 P: 9	R: 0 E: 0 K: 0 S: 11	H: 1 LOB: 1 BB: 0 P: 14	R: 2 E: 1 K: 0 S: 18	H: 3 LOB: 2 BB: 0 P: 27	R: 1 E: 0 K: 2 S: 11	H: 1 LOB: 1 BB: 1 P: 17	R: 4 E: 0 K: 1 S: 14	H: 1 LOB: 1 BB: 3 P: 32	R: 0 E: 0 K: 2 S: 10	H: 0 LOB: 0 BB: 0 P: 15	R: 0 E: 0 K: 0 S: 11	H: 0 LOB: 1 BB: 2 P: 24	1B: 5 2B: 2 3B: 1 HR: 0	SF: 0 SAC: 1 DP: 3 HBP: 2	WP: 0 PB: 0 SB: 1 CS: 0	PA: 42
PITCHER	IP WLS BF H R ER SO BB IBB HBP BLK WP HR S P ERA WHIP																					
Mark Gardner, R ERA: 5.4	4.2 L 21 5 2 2 2 2 2 0 1 0 0 0 0 49 76 3.86 1.500																					
Matt Dunbar, L ERA: 8.75	5.1 1.1 6 1 1 1 2 1 0 0 0 0 0 0 14 22 6.75 1.500																					
David Weathers, R ERA: 10.8	7.1 0.1 5 0 4 4 0 3 0 0 1 0 0 0 7 21 108.00 9.000																					
Richie Lewis, R ERA:	7.1 1.2 6 1 0 0 3 0 0 0 0 0 0 0 17 26 0.00 0.600																					
Mike Myers, L ERA:	9.1 1.0 4 0 0 0 0 2 0 0 0 0 0 0 11 24 0.00 2.000																					

Batter	1	2	3	4	5	6	7	8	9	AB	R	H	RBI	BB	SO	LOB	BOTTOM			
Quilvio Veras, S OBP: 0.364, SLG: 0.188	S BB		F9				G6-3	G6-3 S BB		2	0	0	0	2	0	1	Atlanta Braves @ Florida Marlins Joe Robbie Stadium, Miami, FL Tue May 02 1995, 7:05 PM EDT Att: 23,476 - Unknown - 82 F			
Mario Diaz, R OBP: 0.444, SLG: 0.889	F8		F7				1B	G6-3		4	1	1	0	0	0	3				
Gary Sheffield, R OBP: 0.346, SLG: 0.522	K						1B	K		4	0	1	0	0	2	2				
Jeff Conine, R OBP: 0.400, SLG: 0.857	K						1B	G4-3 BB		3	0	1	1	1	1	1				
Terry Pendleton, S OBP: 0.304, SLG: 0.381	F8						G4-3	G4-3		4	0	0	0	0	1	3				
Greg Colbrunn, R OBP: 0.238, SLG: 0.286	F9						G5-3	F8		4	0	0	0	0	0	1				
Charles Johnson, R	G1-3						G6-3	K		4	0	0	0	0	1	1				
Chuck Carr, S OBP: 0.294, SLG: 0.143							F7	G4-3		2	0	0	0	1	0	0				
Mark Gardner, R Matt Dunbar, L Darrell Whitmore, L David Weathers, R Richie Lewis, R Jerry Browne, S Mike Myers, L							K	G4-3		0	0	0	0	0	0	0				
Inning Stats	R: 0 E: 0 K: 2 S: 14	H: 0 LOB: 0 BB: 1 P: 21	R: 0 E: 0 K: 0 S: 7	H: 0 LOB: 0 BB: 0 P: 8	R: 0 E: 0 K: 1 S: 7	H: 0 LOB: 0 BB: 1 P: 16	R: 0 E: 0 K: 1 S: 7	H: 0 LOB: 0 BB: 0 P: 11	R: 1 E: 0 K: 1 S: 15	H: 3 LOB: 2 BB: 0 P: 24	R: 0 E: 0 K: 1 S: 7	H: 0 LOB: 0 BB: 0 P: 7	R: 0 E: 0 K: 1 S: 11	H: 0 LOB: 1 BB: 1 P: 18	R: 0 E: 0 K: 0 S: 10	H: 0 LOB: 1 BB: 1 P: 18		1B: 3 2B: 0 3B: 0 HR: 0	SF: 0 SAC: 1 DP: 0 HBP: 0	WP: 0 PB: 0 SB: 2 CS: 0
PITCHER	IP WLS BF H R ER SO BB IBB HBP BLK WP HR S P ERA WHIP																			
Greg Maddux, R ERA: 1.69	5.2 W 22 3 1 1 4 4 0 0 0 0 0 0 0 59 87 1.59 0.882																			
Greg McMichael, R ERA:	6.1 1.1 4 0 0 0 1 0 0 0 0 0 0 0 10 11 0.00 0.000																			
Mark Wohlers, R ERA: 6.75	8.1 1.0 4 0 0 0 1 1 0 0 0 0 0 0 11 18 0.00 1.000																			
Terry Clark, R ERA:	9.1 1.0 4 0 0 0 0 1 0 0 0 0 0 0 10 18 0.00 1.000																			

AB 31
R 7
H 7
RBI 7
BB 8
SO 7
LOB 24



AB 29
R 1
H 3
RBI 1
BB 4
SO 6
LOB 12



Batter	1	2	3	4	5	6	7	8	9	AB	R	H	RBI	BB	SO	LOB	TOP			
Chuck Carr, S OBP: 0.359, SLG: 0.281 (1, 8)										4	2	2	1	0	2	0				
Jerry Browne, S OBP: 0.250, SLG: 0.214 (1, 4) (8, 7)										4	0	1	1	0	0	1				
Gary Sheffield, R OBP: 0.490, SLG: 0.526 Darrell Whitmore, L (1, 9) (8, 9)										3	0	1	1	1	1	0	0			
Jeff Conine, R OBP: 0.479, SLG: 0.718 (1, 7) (8, 3)										4	0	2	0	0	0	3				
Terry Pendleton, S OBP: 0.277, SLG: 0.326 (1, 5)										3	0	0	0	1	2	2				
Greg Colbrunn, R OBP: 0.366, SLG: 0.410 Robb Nen, R (1, 3) (8, 1)										3	0	0	0	1	1	4				
Charles Johnson, R OBP: 0.139, SLG: 0.061 (1, 2)										4	0	0	0	0	2	2				
Kurt Abbott, R OBP: 0.600, SLG: 1.000 (1, 6)										4	1	3	0	0	0	0				
Mark Gardner, R John Johnstone, R Alex Arias, R Rich Scheid, L Mario Diaz, R Matt Dunbar, L Eddie Zosky, R (1, 1) (4, 1) (5, PH) (5, 1) (7, PH) (7, 1) (8, 4)										1	0	0	0	0	0	1				
Inning Stats	R: 1 E: 1 K: 0 S: 10	H: 2 LOB: 0 BB: 0 P: 16	R: 0 E: 0 K: 1 S: 7	H: 0 LOB: 0 BB: 0 P: 11	R: 2 E: 0 K: 0 S: 9	H: 2 LOB: 0 BB: 0 P: 12	R: 0 E: 0 K: 2 S: 10	H: 1 LOB: 1 BB: 0 P: 16	R: 0 E: 0 K: 1 S: 7	H: 1 LOB: 1 BB: 0 P: 9	R: 0 E: 0 K: 1 S: 11	H: 1 LOB: 1 BB: 0 P: 17	R: 0 E: 0 K: 0 S: 7	H: 1 LOB: 3 BB: 2 P: 13	R: 0 E: 0 K: 1 S: 9	H: 0 LOB: 0 BB: 0 P: 13	1B: 4 2B: 5 3B: 1 HR: 0	SF: 0 SAC: 0 DP: 3 HBP: 0	WP: 1 PB: 0 SB: 2 CS: 0	PA: 36
PITCHER	IP	WLS	BF	H	R	ER	SO	BB	IBB	HBP	BLK	WP	HR	S	P	ERA	WHIP			
Jeff Fassero, L ERA: 3.71 Luis Aquino, R ERA: 12.27 Tim Scott, R ERA: 1.5	(1, 1) (8, 1) (8, 1)	7.0 0.2 1.1	W 5 4	27 1 0	8 0 0	3 0 0	5 1 0	1 2 0	0 0 0	0 0 0	0 0 0	1 0 0	0 8 10	61 21 14	94 21 14	3.86 0.00 0.00	1.286 4.500 0.000			

Florida Marlins @ Montreal Expos
Olympic Stadium, Montreal, QB
Sun May 07 1995, 3:33 AM EDT
Att: 23,197 - Dome

AB 33
R 3
H 9
RBI 3
BB 3
SO 7
LOB 15



Batter	1	2	3	4	5	6	7	8	9	AB	R	H	RBI	BB	SO	LOB	BOTTOM			
Tony Tarasco, L OBP: 0.450, SLG: 0.595 (1, 7)										3	2	1	0	2	1	3				
Wil Cordero, R OBP: 0.370, SLG: 0.476 (1, 6)										4	0	1	1	1	2	3				
Roberto Kelly, R OBP: 0.319, SLG: 0.447 (1, 8)										5	0	2	1	0	0	4				
Moises Alou, R OBP: 0.357, SLG: 0.455 Lou Frazier, S OBP: 0.200, SLG: 0.200 (1, 9) (8, PR) (9, 9)										3	0	1	0	1	0	2				
Darrin Fletcher, L OBP: 0.375, SLG: 0.536 (1, 2)										4	3	2	1	1	0	3				
Mike Lansing, R OBP: 0.282, SLG: 0.211 (1, 4)										3	1	0	0	2	0	2				
Cliff Floyd, L OBP: 0.306, SLG: 0.194 (1, 3)										4	2	2	2	0	1	3				
Mark Grudzielanek, R OBP: 0.417, SLG: 0.750 (1, 5)										4	1	3	2	0	0	0				
Jeff Fassero, L Rondell White, R Luis Aquino, R Tim Scott, R (1, 1) (7, PH) (8, 1) (8, 1)										2	0	0	1	0	2	0				
Inning Stats	R: 0 E: 0 K: 0 S: 8	H: 1 LOB: 1 BB: 1 P: 12	R: 1 E: 0 K: 0 S: 7	H: 1 LOB: 0 BB: 0 P: 9	R: 1 E: 0 K: 2 S: 12	H: 1 LOB: 1 BB: 1 P: 20	R: 4 E: 1 K: 1 S: 19	H: 4 LOB: 1 BB: 1 P: 34	R: 3 E: 0 K: 0 S: 10	H: 2 LOB: 1 BB: 3 P: 25	R: 0 E: 0 K: 1 S: 13	H: 2 LOB: 3 BB: 1 P: 22	R: 0 E: 0 K: 2 S: 11	H: 1 LOB: 2 BB: 1 P: 21	R: 0 E: 0 K: 0 S: 6	H: 0 LOB: 1 BB: 0 P: 11	1B: 8 2B: 2 3B: 1 HR: 1	SF: 0 SAC: 1 DP: 1 HBP: 1	WP: 0 PB: 0 SB: 1 CS: 2	PA: 42
PITCHER	IP	WLS	BF	H	R	ER	SO	BB	IBB	HBP	BLK	WP	HR	S	P	ERA	WHIP			
Mark Gardner, R ERA: 7.9 John Johnstone, R ERA: 3.89 Rich Scheid, L ERA: 9.45 Matt Dunbar, L ERA: 4.5 Robb Nen, R ERA: 7.94	(1, 1) (4, 1) (5, 1) (7, 1) (8, 1)	3.2 0.1 2.0 1.1 0.2	L 2 13 7 1	19 1 4 1 0	6 0 3 1 0	3 0 3 0 0	3 0 1 2 0	0 0 0 1 0	0 0 0 0 0	0 0 0 0 0	0 0 0 0 0	0 0 0 0 0	0 2 23 15 2	44 4 47 29 3	71 4 47 29 3	14.73 0.00 13.50 0.00 0.00	2.455 3.000 4.000 1.500 0.000			

Florida Marlins @ Montreal Expos
Olympic Stadium, Montreal, QB
Sun May 07 1995, 3:33 AM EDT
Att: 23,197 - Dome

AB 32
R 9
H 12
RBI 8
BB 8
SO 6
LOB 20



Batter	1	2	3	4	5	6	7	8	9	AB	R	H	RBI	BB	SO	LOB	TOP					
Deion Sanders, L OBP: 0.200, SLG: 0.271 (1, 8)										4	2	1	0	1	1	0	Cincinnati Reds @ Florida Marlins Joe Robbie Stadium, Miami, FL Tue May 09 1995, 7:05 PM EDT Att: 17,302 - Unknown - 82 F					
Bret Boone, R OBP: 0.423, SLG: 0.468 (1, 4)										4	1	2	0	1	0	1						
Barry Larkin, R OBP: 0.491, SLG: 0.688 (1, 6)										5	2	2	2	0	2	2						
Ron Gant, R OBP: 0.368, SLG: 0.676 Jerome Walton, R OBP: 0.417, SLG: 1.000 (9, 7)										4	1	1	1	1	1	2						
Hal Morris, L OBP: 0.300, SLG: 0.468 (1, 3)										5	2	4	3	0	0	2						
Reggie Sanders, R OBP: 0.383, SLG: 0.351 (1, 9)										4	0	0	0	1	1	2						
Eddie Taubensee, L OBP: 0.400, SLG: 0.333 (1, 2)										4	0	2	2	0	0	1						
Jeff Branson, L OBP: 0.167, SLG: 0.333 Xavier Hernandez, L (7, 1)										4	0	0	0	0	1	4						
John Smiley, L OBP: 0.500, SLG: 1.167 Mark Lewis, R OBP: 0.308, SLG: 0.455 (7, 5)										3	1	1	0	0	1	2						
Inning Stats	R: 2 E: 0 K: 1 S: 18	H: 3 LOB: 1 BB: 0 P: 31	R: 0 E: 0 K: 2 S: 8	H: 1 LOB: 0 BB: 0 P: 13	R: 0 E: 0 K: 0 S: 9	H: 1 LOB: 2 BB: 1 P: 17	R: 0 E: 0 K: 1 S: 10	H: 0 LOB: 0 BB: 0 P: 16	R: 6 E: 0 K: 0 S: 22	H: 5 LOB: 1 BB: 3 P: 44	R: 0 E: 0 K: 1 S: 14	H: 1 LOB: 1 BB: 0 P: 20	R: 0 E: 0 K: 0 S: 8	H: 1 LOB: 1 BB: 0 P: 13	R: 0 E: 0 K: 1 S: 6	H: 0 LOB: 0 BB: 0 P: 11		R: 1 E: 0 K: 1 S: 9	H: 1 LOB: 0 BB: 0 P: 15	1B: 10 2B: 3 3B: 0 HR: 1	SF: 0 SAC: 0 DP: 2 HBP: 0	WP: 1 PB: 0 SB: 0 CS: 1
PITCHER	IP WLS BF H R ER SO BB IBB HBP BLK WP HR S P ERA WHIP																ERA WHIP					
Pat Rapp, R ERA: 4.3 (1, 1)	4.0 L 21 7 6 6 4 3 0 0 0 0 1 0 54 97 13.50 2.500																					
Matt Dunbar, L ERA: 7.2 (5, 1)	1.0 6 3 2 2 0 1 0 0 0 0 0 0 13 24 18.00 4.000																					
Rich Scheid, L ERA: 6.52 (6, 1)	3.0 11 2 0 0 2 0 0 0 0 0 0 0 28 44 0.00 0.667																					
Terry Mathews, R ERA: 1.17 (9, 1)	1.0 4 1 1 1 1 0 0 0 0 0 0 1 9 15 9.00 1.000																					

Batter	1	2	3	4	5	6	7	8	9	AB	R	H	RBI	BB	SO	LOB	BOTTOM					
QuiVivo Veras, S OBP: 0.365, SLG: 0.317 (1, 4)										5	0	1	0	0	1	3	Cincinnati Reds @ Florida Marlins Joe Robbie Stadium, Miami, FL Tue May 09 1995, 7:05 PM EDT Att: 17,302 - Unknown - 82 F					
Terry Pendleton, S OBP: 0.245, SLG: 0.286 (1, 5)										5	1	0	0	0	1	1						
Gary Sheffield, R OBP: 0.491, SLG: 0.591 (1, 9)										3	0	1	0	1	1	0						
Jeff Conine, R OBP: 0.500, SLG: 0.711 (1, 7)										3	0	2	1	1	0	1						
Greg Colbrunn, R OBP: 0.347, SLG: 0.370 (1, 3)										4	0	1	0	0	2	3						
Kurt Abbott, R OBP: 0.417, SLG: 0.583 (1, 6)										4	0	2	0	0	0	2						
Charles Johnson, R OBP: 0.182, SLG: 0.195 (1, 2)										4	0	1	0	0	0	4						
Chuck Carr, S OBP: 0.319, SLG: 0.231 (1, 8)										3	0	0	0	1	0	3						
Pat Rapp, R ERA: 3.16 Matt Dunbar, L ERA: 7.2 Alex Arias, R OBP: 0.269, SLG: 0.167 Rich Scheid, L ERA: 6.52 Terry Mathews, L ERA: 1.17 Jerry Browne, S OBP: 0.190, SLG: 0.158 (5, PH)										1	0	0	0	0	1	3						
Inning Stats	R: 0 E: 0 K: 0 S: 8	H: 0 LOB: 1 BB: 1 P: 13	R: 0 E: 0 K: 2 S: 14	H: 2 LOB: 3 BB: 1 P: 24	R: 0 E: 0 K: 2 S: 13	H: 1 LOB: 1 BB: 0 P: 18	R: 0 E: 0 K: 0 S: 5	H: 1 LOB: 0 BB: 0 P: 8	R: 1 E: 0 K: 0 S: 11	H: 3 LOB: 2 BB: 0 P: 15	R: 0 E: 0 K: 0 S: 6	H: 0 LOB: 1 BB: 0 P: 10	R: 0 E: 0 K: 2 S: 7	H: 0 LOB: 0 BB: 0 P: 9	R: 0 E: 0 K: 0 S: 12	H: 1 LOB: 2 BB: 1 P: 18		R: 0 E: 0 K: 0 S: 7	H: 0 LOB: 0 BB: 0 P: 13	1B: 7 2B: 1 3B: 0 HR: 0	SF: 0 SAC: 0 DP: 1 HBP: 0	WP: 0 PB: 0 SB: 1 CS: 0
PITCHER	IP WLS BF H R ER SO BB IBB HBP BLK WP HR S P ERA WHIP																ERA WHIP					
John Smiley, L ERA: 3.16 (1, 1)	6.0 W 27 7 1 1 4 2 0 0 0 0 0 0 57 88 1.50 1.500																					
Xavier Hernandez, R ERA: 5.91 (7, 1)	3.0 S 11 1 0 0 2 1 0 0 0 0 0 0 26 40 0.00 0.667																					

Batter	1	2	3	4	5	6	7	8	9	AB	R	H	RBI	BB	SO	LOB	TOP			
Deion Sanders, L (1,8) OBP: 0.204, SLG: 0.308	G4-3		G3				K			4	1	1	1	0	1	1	Cincinnati Reds @ Florida Marlins Joe Robbie Stadium, Miami, FL Wed May 10 1995, 7:05 PM EDT Att: 28,436 - Unknown - 83 F			
Lenny Harris, L (1,5) OBP: 0.400, SLG: 0.500	K				G6-3 FC5-2	1B 3B	F8			4	1	2	1	0	1	0				
Barry Larkin, R (1,6) OBP: 0.458, SLG: 0.635	K				G6-3	F8		G3		4	0	0	0	0	1	2				
Ron Gant, R (1,7) OBP: 0.357, SLG: 0.632 Jerome Walton, R (9,7) OBP: 0.417, SLG: 1.000		K			FC5-2 FC5-4	1B 1B	P6			4	0	1	1	0	1	1				
Hal Morris, L (1,3) OBP: 0.296, SLG: 0.451		L7			FC5-4	1B		G6-3		0	0	0	0	0	0	0				
Bret Boone, R (1,4) OBP: 0.411, SLG: 0.440		K								4	0	1	0	0	1	1				
Reggie Sanders, R (1,9) OBP: 0.373, SLG: 0.366			P4							3	0	0	0	1	2	0				
Eddie Taubensee, L (1,2) OBP: 0.286, SLG: 0.231			G6-3							4	0	1	0	0	1	3				
Kevin Jarvis, L (1,1) OBP: 0.286, SLG: 0.286										4	0	0	0	0	1	4				
										4	1	2	0	0	1	1				
Inning Stats	R: 0 E: 0 K: 2 S: 7	H: 0 LOB: 0 BB: 0 P: 7	R: 0 E: 0 K: 2 S: 7	H: 0 LOB: 0 BB: 0 P: 7	R: 0 E: 0 K: 0 S: 4	H: 1 LOB: 1 BB: 0 P: 4	R: 0 E: 0 K: 0 S: 4	H: 1 LOB: 1 BB: 0 P: 4	R: 0 E: 0 K: 2 S: 7	H: 0 LOB: 0 BB: 0 P: 7	R: 0 E: 0 K: 0 S: 8	H: 5 LOB: 3 BB: 1 P: 12	R: 0 E: 0 K: 1 S: 5	H: 0 LOB: 0 BB: 0 P: 5	R: 0 E: 0 K: 0 S: 3	H: 1 LOB: 1 BB: 0 P: 8	1B: 5 2B: 2 3B: 1 HR: 0	SF: 0 SAC: 0 DP: 0 HBP: 0	WP: 1 PB: 0 SB: 0 CS: 0	PA: 36
PITCHER	IP WLS BF H R ER SO BB IBB HBP BLK WP HR S P ERA WHIP																			
John Burkett, R (1,1) ERA: 5.32	5.1 L 22 6 3 3 6 0 0 0 0 0 1 0 34 34 5.06 1.125																			
Randy Veres, R (6,1) ERA:	1.2 7 1 0 0 1 1 0 0 0 0 0 0 8 12 0.00 1.200																			
Terry Mathews, R (8,1) ERA: 1.04	1.0 3 0 0 0 0 0 0 0 0 0 0 0 3 3 0.00 0.000																			
Yorkis Perez, L (9,1) ERA: 4.5	1.0 4 1 0 0 2 0 0 0 0 0 0 0 8 8 0.00 1.000																			

Batter	1	2	3	4	5	6	7	8	9	AB	R	H	RBI	BB	SO	LOB	BOTTOM			
Quilvio Veras, S (1,4) OBP: 0.339, SLG: 0.289	G4-3		K							4	0	0	0	0	1	0	Cincinnati Reds @ Florida Marlins Joe Robbie Stadium, Miami, FL Wed May 10 1995, 7:05 PM EDT Att: 28,436 - Unknown - 83 F			
Kurt Abbott, R (1,6) OBP: 0.313, SLG: 0.438	G6-3		G5-3							4	0	0	0	0	0	0				
Gary Sheffield, R (1,9) OBP: 0.492, SLG: 0.574				L7						3	0	1	0	1	0	0				
Jeff Conine, R (1,7) OBP: 0.467, SLG: 0.653	P6			K						4	0	0	0	0	1	2				
Terry Pendleton, S (1,5) OBP: 0.232, SLG: 0.269			F7		F8					3	0	0	0	0	0	0				
Greg Colbrunn, R (1,3) OBP: 0.346, SLG: 0.388						G6-3		L6		3	0	1	0	0	0	0				
Charles Johnson, R (1,2) OBP: 0.191, SLG: 0.186										2	0	0	0	1	0	1				
Chuck Carr, S (1,8) OBP: 0.300, SLG: 0.214										3	0	0	0	0	0	2				
John Burkett, R (1,1) OBP: 0.200, SLG: 0.111 Randy Veres, R (6,1) Terry Mathews, L (8,1) Jerry Browne, S (8,PH) Yorkis Perez, L (9,1)										2	0	0	0	0	0	1				
										0	0	0	0	0	0	0				
										0	0	0	0	0	0	0				
										1	0	0	0	0	1	0				
										0	0	0	0	0	0	0				
Inning Stats	R: 0 E: 0 K: 0 S: 3	H: 0 LOB: 1 BB: 1 P: 7	R: 0 E: 0 K: 0 S: 4	H: 1 LOB: 0 BB: 0 P: 4	R: 0 E: 0 K: 1 S: 5	H: 0 LOB: 0 BB: 0 P: 5	R: 0 E: 0 K: 1 S: 5	H: 0 LOB: 0 BB: 0 P: 5	R: 0 E: 0 K: 0 S: 3	H: 0 LOB: 0 BB: 0 P: 3	R: 0 E: 0 K: 0 S: 3	H: 0 LOB: 0 BB: 0 P: 3	R: 0 E: 0 K: 1 S: 5	H: 0 LOB: 0 BB: 0 P: 5	R: 0 E: 0 K: 0 S: 4	H: 1 LOB: 1 BB: 0 P: 4	1B: 1 2B: 1 3B: 0 HR: 0	SF: 0 SAC: 0 DP: 0 HBP: 0	WP: 0 PB: 0 SB: 1 CS: 0	PA: 31
PITCHER	IP WLS BF H R ER SO BB IBB HBP BLK WP HR S P ERA WHIP																			
Kevin Jarvis, R (1,1) ERA: 1.8	9.0 W 31 2 0 0 3 2 0 0 0 0 0 0 35 43 0.00 0.444																			




Batter	1	2	3	4	5	6	7	8	9	AB	R	H	RBI	BB	SO	LOB	TOP				
Mike Kingery, L (1.8) OBP: 0.422, SLG: 0.417 Ellis Burks, R (7.7) OBP: 0.296, SLG: 0.182	1-0 BB 1B	3-1 G3		4-2 1B BB		4-2 1B BB	2-3 K		1-3 K	2	2	1	0	2	0	1					
Jason Bates, S (1.4) OBP: 0.433, SLG: 0.588	1-3 K	0-2 1B		0-3 K		0-0 P4		3-2 P3		5	0	1	1	0	2	3					
Larry Walker, L (1.9) OBP: 0.453, SLG: 0.739	0-1 L8	0-0 F9		0-1 1B		1-1 1B		0-0 HR		5	1	3	1	0	0	2					
Andres Galarraga, R (1.3) OBP: 0.315, SLG: 0.388	4-1 1B BB		3-3 K	2-3 K		3-0 1B		1-3 K		4	1	1	1	1	3	2					
Dante Bichette, R (1.7) OBP: 0.394, SLG: 0.697	0-0 BB 1B		1-1 P4		0-1 G1-3	1-0 G6-4-3		0-0 F7		5	1	1	1	0	0	2					
Joe Girardi, R (1.2) OBP: 0.469, SLG: 0.542	4-0 1B BB		4-2 1B BB		0-0 HR 1B		4-2 WP G6-3 BB		4-2 HR BB	1	2	1	0	4	0	0					
Vinny Castilla, R (1.5) OBP: 0.392, SLG: 0.673	0-0 1B		1-2 1B		1-0 HR		3-2 G6-3		1-2 HR	5	2	4	6	0	0	1					
Walt Weiss, S (1.6) OBP: 0.383, SLG: 0.217		1-0 FC5-6 1B		1-0 F8		3-1 F9		2-3 K		5	0	1	0	0	1	3					
Bill Swift, R (1.1) OBP: 0.444, SLG: 0.714 Mark Thompson, R (6.1) OBP: 0.335, SLG: 0.333 Curt Leskanic, R (7.7) OBP: 0.296, SLG: 0.182 Eric Young Sr., R (7.1) OBP: 0.315, SLG: 0.388 Darren Holmes, R (7.1) OBP: 0.315, SLG: 0.388 Bruce Ruffin, S (8.1) OBP: 0.296, SLG: 0.182	0-1 FC5-6 1B		1-2 G5-3		0-0 F7		4-0 S BB		2-3 K	3	1	0	0	0	0	1					
Inning Stats	R: 3 E: 0 K: 1 S: 9	H: 3 LOB: 2 BB: 2 P: 19	R: 1 E: 0 K: 0 S: 9	H: 2 LOB: 1 BB: 0 P: 13	R: 0 E: 0 K: 1 S: 11	H: 1 LOB: 2 BB: 1 P: 21	R: 0 E: 0 K: 2 S: 14	H: 1 LOB: 2 BB: 1 P: 21	R: 2 E: 0 K: 0 S: 7	H: 2 LOB: 1 BB: 0 P: 11	R: 1 E: 0 K: 0 S: 8	H: 2 LOB: 1 BB: 1 P: 17	R: 0 E: 0 K: 2 S: 13	H: 0 LOB: 2 BB: 2 P: 28	R: 1 E: 0 K: 1 S: 10	H: 1 LOB: 0 BB: 0 P: 14	R: 2 E: 0 K: 2 S: 13	H: 1 LOB: 0 BB: 1 P: 22	1B: 10 2B: 0 3B: 0 HR: 3	SF: 0 SAC: 0 DP: 1 HBP: 0	WP: 1 PA: 46 PB: 0 SB: 2 CS: 0
PITCHER	IP WLS BF H R ER SO BB IBB HBP BLK WP HR S P ERA WHIP	IP WLS BF H R ER SO BB IBB HBP BLK WP HR S P ERA WHIP	IP WLS BF H R ER SO BB IBB HBP BLK WP HR S P ERA WHIP	IP WLS BF H R ER SO BB IBB HBP BLK WP HR S P ERA WHIP	IP WLS BF H R ER SO BB IBB HBP BLK WP HR S P ERA WHIP	IP WLS BF H R ER SO BB IBB HBP BLK WP HR S P ERA WHIP	IP WLS BF H R ER SO BB IBB HBP BLK WP HR S P ERA WHIP	IP WLS BF H R ER SO BB IBB HBP BLK WP HR S P ERA WHIP	IP WLS BF H R ER SO BB IBB HBP BLK WP HR S P ERA WHIP	IP WLS BF H R ER SO BB IBB HBP BLK WP HR S P ERA WHIP	IP WLS BF H R ER SO BB IBB HBP BLK WP HR S P ERA WHIP	IP WLS BF H R ER SO BB IBB HBP BLK WP HR S P ERA WHIP	IP WLS BF H R ER SO BB IBB HBP BLK WP HR S P ERA WHIP	IP WLS BF H R ER SO BB IBB HBP BLK WP HR S P ERA WHIP	IP WLS BF H R ER SO BB IBB HBP BLK WP HR S P ERA WHIP	IP WLS BF H R ER SO BB IBB HBP BLK WP HR S P ERA WHIP	IP WLS BF H R ER SO BB IBB HBP BLK WP HR S P ERA WHIP	IP WLS BF H R ER SO BB IBB HBP BLK WP HR S P ERA WHIP	IP WLS BF H R ER SO BB IBB HBP BLK WP HR S P ERA WHIP	IP WLS BF H R ER SO BB IBB HBP BLK WP HR S P ERA WHIP	

Colorado Rockies @ Florida Marlins
Joe Robbie Stadium, Miami, FL
Fri May 12 1995, 7:05 PM EDT
Att: 22,267 - Unknown - 87 F

livebaseballscorecards.com

AB 38
R 10
H 13
RBI 10
BB 8
SO 9
LOB 17




Batter	1	2	3	4	5	6	7	8	9	AB	R	H	RBI	BB	SO	LOB	BOTTOM				
Quilvio Veras, S (1.4) OBP: 0.391, SLG: 0.340	0-1 CS 1B		4-2 2B BB		3-2 2B 1B	4-2 BB FC1-2 BB		4-2 G6-4-3 BB		2	1	2	2	3	0	0					
Terry Pendleton, S (1.5) OBP: 0.231, SLG: 0.267	4-1 CS BB		0-1 2B		0-3 K	FC1-2 BB		1-2 G6-4-3		4	1	1	0	1	1	5					
Gary Sheffield, R (1.9) OBP: 0.486, SLG: 0.536	3-3 K		4-1 BB		0-0 P3	2B BB		0-0 BB 1B		3	0	1	1	2	1	2					
Jeff Conine, R (1.7) OBP: 0.465, SLG: 0.621		0-1 BB 1B		2-2 G3		0-0 FC5-4 1B		4-1 BB BB		4	0	3	2	1	0	3					
Greg Colbrunn, R (1.3) OBP: 0.310, SLG: 0.345		2-3 K		0-0 G6-3		0-0 FC5-4 1B		3-0 P6		5	0	0	0	0	1	7					
Kurt Abbott, R (1.6) OBP: 0.333, SLG: 0.600		4-2 L5-3 BB		3-1 G4-3		2-2 HR		1-2 G5-3		4	1	1	1	1	0	0					
Chuck Carr, S (1.8) OBP: 0.311, SLG: 0.200	1-0 L5-3		0-0 B1-3		4-1 BB BB	FC1-2 BB		3-2 G5-3		3	0	0	0	2	0	2					
Charles Johnson, R (1.2) OBP: 0.189, SLG: 0.167 Andre Dawson, R (7.7) OBP: 0.178, SLG: 0.294 Rob Natal, R (8.2) OBP: 0.296, SLG: 0.182			0-0 G1-3		4-1 2B 1B BB	0-1 P3		0-3 K		2	1	0	0	1	0	1					
Mark Gardner, R (1.1) OBP: 0.444, SLG: 0.714 Darrell Whitmore, L (5.7) OBP: 0.335, SLG: 0.333 Terry Mathews, L (6.1) OBP: 0.231, SLG: 0.267 Alex Arias, R (6.1) OBP: 0.335, SLG: 0.333 Rich Scheid, L (7.1) OBP: 0.231, SLG: 0.267 Randy Veres, S (7.1) OBP: 0.335, SLG: 0.333 Jerry Browne, S (7.7) OBP: 0.335, SLG: 0.333 Yorkis Perez, L (8.1) OBP: 0.296, SLG: 0.182			3-2 G1-3		2-2 1B 2B	4-0 FC1-2 BB		0-0 G3		1	0	0	0	0	0	0					
Inning Stats	R: 0 E: 0 K: 1 S: 6	H: 1 LOB: 1 BB: 1 P: 13	R: 0 E: 0 K: 1 S: 9	H: 1 LOB: 1 BB: 1 P: 16	R: 0 E: 0 K: 0 S: 14	H: 1 LOB: 3 BB: 2 P: 27	R: 0 E: 0 K: 0 S: 4	H: 0 LOB: 0 BB: 0 P: 7	R: 2 E: 0 K: 1 S: 17	H: 3 LOB: 2 BB: 1 P: 26	R: 4 E: 0 K: 0 S: 17	H: 2 LOB: 2 BB: 4 P: 37	R: 0 E: 0 K: 1 S: 10	H: 0 LOB: 1 BB: 1 P: 19	R: 0 E: 0 K: 0 S: 9	H: 1 LOB: 2 BB: 2 P: 21	R: 0 E: 0 K: 1 S: 9	H: 0 LOB: 0 BB: 0 P: 13	1B: 5 2B: 5 3B: 0 HR: 1	SF: 0 SAC: 0 DP: 3 HBP: 0	WP: 0 PA: 44 PB: 0 SB: 1 CS: 2
PITCHER	IP WLS BF H R ER SO BB IBB HBP BLK WP HR S P ERA WHIP	IP WLS BF H R ER SO BB IBB HBP BLK WP HR S P ERA WHIP	IP WLS BF H R ER SO BB IBB HBP BLK WP HR S P ERA WHIP	IP WLS BF H R ER SO BB IBB HBP BLK WP HR S P ERA WHIP	IP WLS BF H R ER SO BB IBB HBP BLK WP HR S P ERA WHIP	IP WLS BF H R ER SO BB IBB HBP BLK WP HR S P ERA WHIP	IP WLS BF H R ER SO BB IBB HBP BLK WP HR S P ERA WHIP	IP WLS BF H R ER SO BB IBB HBP BLK WP HR S P ERA WHIP	IP WLS BF H R ER SO BB IBB HBP BLK WP HR S P ERA WHIP	IP WLS BF H R ER SO BB IBB HBP BLK WP HR S P ERA WHIP	IP WLS BF H R ER SO BB IBB HBP BLK WP HR S P ERA WHIP	IP WLS BF H R ER SO BB IBB HBP BLK WP HR S P ERA WHIP	IP WLS BF H R ER SO BB IBB HBP BLK WP HR S P ERA WHIP	IP WLS BF H R ER SO BB IBB HBP BLK WP HR S P ERA WHIP	IP WLS BF H R ER SO BB IBB HBP BLK WP HR S P ERA WHIP	IP WLS BF H R ER SO BB IBB HBP BLK WP HR S P ERA WHIP	IP WLS BF H R ER SO BB IBB HBP BLK WP HR S P ERA WHIP	IP WLS BF H R ER SO BB IBB HBP BLK WP HR S P ERA WHIP	IP WLS BF H R ER SO BB IBB HBP BLK WP HR S P ERA WHIP	IP WLS BF H R ER SO BB IBB HBP BLK WP HR S P ERA WHIP	

Colorado Rockies @ Florida Marlins
Joe Robbie Stadium, Miami, FL
Fri May 12 1995, 7:05 PM EDT
Att: 22,267 - Unknown - 87 F

livebaseballscorecards.com

AB 32
R 6
H 9
RBI 6
BB 12
SO 5
LOB 22



Batter	1	2	3	4	5	6	7	8	9	AB	R	H	RBI	BB	SO	LOB	TOP										
Mike Kingery, L (1,8) OBP: 0.396, SLG: 0.385 Ellis Burks, R (8,PH) OBP: 0.286, SLG: 0.174	G1-3		F8			F8		G4-3		3	0	0	0	0	0	0	Colorado Rockies @ Florida Marlins Joe Robbie Stadium, Miami, FL Sat May 13 1995, 7:05 PM EDT Att: 33,626 - Unknown - 89 F AB 31 R 2 H 6 RBI 2 BB 2 SO 5 LOB 7										
Jason Bates, S (1,4) OBP: 0.438, SLG: 0.593	G6-3 BB			L3-6 2B		G4-3		K2-3		3	0	1	0	1	1												
Dante Bichette, R (1,7) OBP: 0.387, SLG: 0.671	G6-3			L3-6 2-3		HR 1B		F9		4	1	1	0	0	0												
Larry Walker, L (1,9) OBP: 0.474, SLG: 0.800		L4		BB 1B		HR 1H		WP 1B		4	1	3	2	0	0												
John Vander Wal, L (1,3) OBP: 0.667, SLG: 1.000 Andres Galarraga, R (9,PH) OBP: 0.311, SLG: 0.382	G3			SAFE BB		K		F8		2	0	0	0	1	1												
Joe Girardi, R (1,2) OBP: 0.483, SLG: 0.548 Roger Bailey, R (7,1) Eric Young Sr., R (9,PH) OBP: 0.286, SLG: 0.136				BB				G4-3		3	0	1	0	0	1												
Vinny Castilla, R (1,5) OBP: 0.370, SLG: 0.635	G6-3					F8		G6-3		3	0	0	0	0	1												
Walt Weiss, S (1,6) OBP: 0.365, SLG: 0.204			K			G6-3		F9		3	0	0	0	0	1												
Marvin Freeman, R (1,1) Jim Tatum, R (5,PH) OBP: 0.429, SLG: 0.571 A.J. Sager, R (5,1) Jorge Brito, R (7,2) OBP: 0.333, SLG: 0.444			K			F8		P3		1	0	0	0	0	1												
Inning Stats	R: 0 E: 0 K: 0 S: 5	H: 0 LOB: 0 BB: 1 P: 10	R: 0 E: 0 K: 0 S: 7	H: 1 LOB: 1 BB: 0 P: 11	R: 0 E: 0 K: 2 S: 10	H: 0 LOB: 0 BB: 0 P: 16	R: 0 E: 0 K: 0 S: 8	H: 2 LOB: 2 BB: 1 P: 17	R: 0 E: 0 K: 0 S: 6	H: 0 LOB: 0 BB: 0 P: 11	R: 2 E: 0 K: 1 S: 11	H: 2 LOB: 0 BB: 0 P: 19	R: 0 E: 0 K: 1 S: 12	H: 0 LOB: 0 BB: 0 P: 15	R: 0 E: 0 K: 1 S: 6	H: 0 LOB: 0 BB: 0 P: 8		R: 0 E: 0 K: 0 S: 7	H: 1 LOB: 1 BB: 0 P: 12	1B: 3 2B: 3 3B: 0 HR: 1	SF: 0 SAC: 0 DP: 2 HBP: 0	WP: 1 PB: 0 SB: 0 CS: 0	PA: 33				
PITCHER	IP	WLS	BF	H	R	ER	SO	BB	IBB	HBP	BLK	WP	HR	S	P	ERA	WHIP										
Bobby Witt, R (1,1) ERA: 5.12	7.0	W	26	5	2	2	4	2	0	0	0	0	1	59	99	2.57	1.000										
Chris Hammond, L (8,1) ERA:	1.1		5	1	0	0	1	0	0	0	0	0	0	9	12	0.00	0.750										
Robb Nen, R (9,1) ERA: 5.4	0.2		2	0	0	0	0	0	0	0	0	1	0	4	8	0.00	0.000										

Batter	1	2	3	4	5	6	7	8	9	AB	R	H	RBI	BB	SO	LOB	BOTTOM										
QuiVivo Veras, S (1,4) OBP: 0.391, SLG: 0.333	F8	F8		HR BB		S FC6 1B	G4-3			4	2	1	0	1	0	4	Colorado Rockies @ Florida Marlins Joe Robbie Stadium, Miami, FL Sat May 13 1995, 7:05 PM EDT Att: 33,626 - Unknown - 89 F AB 35 R 8 H 11 RBI 7 BB 6 SO 4 LOB 23										
Terry Pendleton, S (1,5) OBP: 0.245, SLG: 0.323	G1-4-3		1B G5-4-3 1B	1H 2H HR		B1-3	K			5	2	2	3	0	1	3											
Gary Sheffield, R (1,9) OBP: 0.506, SLG: 0.534	S BB		G5-4-3 1B	S HBP		G3 2B BB	G5-3			2	1	1	0	2	0	2											
Jeff Conine, R (1,7) OBP: 0.461, SLG: 0.619	K		G5-4-3 1B	G6-3		FC6 2B G3				5	1	2	1	0	1	3											
Greg Colbrunn, R (1,3) OBP: 0.302, SLG: 0.383		HR	G5-4-3			F9	G3			5	1	1	1	0	0	5											
Kurt Abbott, R (1,6) OBP: 0.313, SLG: 0.567	G6-3		K			G1-3	2B			5	0	1	2	0	1	2											
Darrell Whitmore, L (1,8) OBP: 0.176, SLG: 0.250 Robb Nen, R (9,1)	P4			G4-3		G3-1				5	0	1	0	0	0	2											
Charles Johnson, R (1,2) OBP: 0.228, SLG: 0.180	E5 BB			SH1-4 HR 1B			2B BB			2	1	1	0	2	0	0											
Bobby Witt, R (1,1) OBP: 0.400, SLG: 0.250 Alex Arias, R (7,PH) OBP: 0.333, SLG: 0.250 Chris Hammond, L (8,1) Chuck Carr, S (9,8) OBP: 0.311, SLG: 0.200				SH1-4		K				1	0	0	0	1	1	2											
Inning Stats	R: 0 E: 0 K: 1 S: 9	H: 0 LOB: 1 BB: 1 P: 16	R: 1 E: 1 K: 0 S: 10	H: 1 LOB: 2 BB: 1 P: 18	R: 1 E: 0 K: 1 S: 14	H: 3 LOB: 1 BB: 0 P: 21	R: 3 E: 0 K: 0 S: 8	H: 2 LOB: 1 BB: 1 P: 19	R: 0 E: 0 K: 1 S: 11	H: 1 LOB: 2 BB: 1 P: 19	R: 3 E: 0 K: 0 S: 14	H: 2 LOB: 1 BB: 1 P: 26	R: 0 E: 0 K: 1 S: 14	H: 1 LOB: 2 BB: 1 P: 22	R: 0 E: 0 K: 0 S: 9	H: 1 LOB: 1 BB: 0 P: 14		1B: 5 2B: 4 3B: 0 HR: 2	SF: 0 SAC: 1 DP: 1 HBP: 1	WP: 0 PB: 0 SB: 5 CS: 0	PA: 43						
PITCHER	IP	WLS	BF	H	R	ER	SO	BB	IBB	HBP	BLK	WP	HR	S	P	ERA	WHIP										
Marvin Freeman, R (1,1) ERA: 16.2	4.0	L	22	6	5	5	2	3	0	1	0	0	2	41	74	11.25	2.250										
A.J. Sager, R (5,1) ERA: 6.75	2.0		12	3	3	3	1	1	1	0	0	0	0	25	45	13.50	2.000										
Roger Bailey, R (7,1) ERA: 4.32	2.0		9	2	0	0	1	1	0	0	0	0	0	23	36	0.00	1.500										

Batter	1	2	3	4	5	6	7	8	9	AB	R	H	RBI	BB	SO	LOB	TOP			
Quilvio Veras, S OBP: 0.411, SLG: 0.356	1-3 K		2-2 G6-3		0-1 G6-3			1-0 1B		4	0	1	0	0	1	0	Florida Marlins @ Atlanta Braves Atlanta-Fulton County Stadium, Atlanta, GA Fri May 19 1995, 7:05 PM EDT Att: 30,275 - Unknown			
Jerry Browne, S OBP: 0.217, SLG: 0.125	1-0 G1-3		2-1 G4-3			0-1 G5-3		2-2 G5-3		4	0	0	0	0	0	1				
Gary Sheffield, R OBP: 0.495, SLG: 0.526	0-0 F7		4-1 CS BB			3-2 P4		4-0 IBB		2	0	0	0	2	0	0				
Jeff Conine, R OBP: 0.439, SLG: 0.543		0-0 G5-3	0-0 CS	1-2 G5-3		1-3 K		1-3 K		1	0	0	0	0	0	0				
Andre Dawson, R OBP: 0.250, SLG: 0.273			1-2							0	0	0	0	0	0	0				
Darrell Whitmore, L OBP: 0.166, SLG: 0.310										3	0	0	0	0	2	2				
Greg Colbrunn, R OBP: 0.316, SLG: 0.453		2-1 F8		3-3 K			1-0 G6-3		2-3 K	4	0	0	0	0	2	0				
Terry Pendleton, S OBP: 0.287, SLG: 0.337		1-2 BB 2B		1-0 1B			1-1 F9		0-0 F8	4	0	2	0	0	0	0				
Kurt Abbott, R OBP: 0.309, SLG: 0.429		4-0 BB BB		3-3 K			2-1 1B		0-0 1B	3	0	2	0	1	1	1				
Richie Lewis, R										0	0	0	0	0	0	0				
Charles Johnson, R OBP: 0.253, SLG: 0.203		4-2 FC5-4 BB		2-3 K			1-2 P3		1-2 G3	3	0	0	0	1	1	2				
Bobby Witt, R OBP: 0.286, SLG: 0.167		1-2 BB								2	0	0	0	0	0	3				
Mario Diaz, R OBP: 0.194, SLG: 0.323		1-2 FC5-4								1	0	0	0	0	0	0				
Randy Veres, R										0	0	0	0	0	0	0				
Yorkis Perez, L										0	0	0	0	0	0	0				
Alex Arias, R OBP: 0.385, SLG: 0.286										0	0	0	0	0	0	0				
Inning Stats	R: 0 E: 0 K: 1 S: 8	H: 0 LOB: 0 BB: 0 P: 10	R: 0 E: 0 K: 0 S: 11	H: 1 LOB: 3 BB: 2 P: 23	R: 0 E: 0 K: 0 S: 6	H: 0 LOB: 1 BB: 1 P: 14	R: 0 E: 0 K: 2 S: 11	H: 1 LOB: 0 BB: 0 P: 19	R: 0 E: 0 K: 1 S: 6	H: 0 LOB: 0 BB: 0 P: 9	R: 0 E: 0 K: 1 S: 8	H: 1 LOB: 1 BB: 0 P: 13	R: 0 E: 0 K: 1 S: 8	H: 1 LOB: 2 BB: 1 P: 17	R: 0 E: 0 K: 1 S: 8	H: 1 LOB: 0 BB: 0 P: 11	1B: 4 2B: 1 3B: 0 HR: 0	SF: 0 SAC: 0 DP: 0 HBP: 0	WP: 0 PB: 0 SB: 1 CS: 1	PA: 36
PITCHER Steve Avery, L ERA: 2.64	IP: 9.0 WLS: W BF: 35 H: 5 R: 0 ER: 0 SO: 7 BB: 3 IBB: 1 HBP: 0 BLK: 0 WP: 0 HR: 0 S: 74 P: 128 ERA: 0.00 WHIP: 0.889																			

Batter	1	2	3	4	5	6	7	8	9	AB	R	H	RBI	BB	SO	LOB	BOTTOM			
Mike Kelly, R OBP: 0.225, SLG: 0.194	4-0 FC4-6 BB		2-3 K		2-0 P2			1-3 K		3	0	0	0	1	2	2	Florida Marlins @ Atlanta Braves Atlanta-Fulton County Stadium, Atlanta, GA Fri May 19 1995, 7:05 PM EDT Att: 30,275 - Unknown			
Jeff Blausler, R OBP: 0.390, SLG: 0.452	1-1 FC4-6 1B		2-3 K			2-2 G5-3			2-2 SH5-3 HR	4	1	1	0	0	1	2				
10 Chipper Jones, S OBP: 0.380, SLG: 0.500	2-2 G6-4-3 1B		1-1 F7			2-1 G4-3			1-0 SH5-3	3	0	1	0	0	0	1				
Fred McGriff, L OBP: 0.347, SLG: 0.410	2-2 G6-4-3				2-0 G5-3		1-3 K		4-0 IBB HR IBB	3	1	0	0	1	1	2				
David Justice, L OBP: 0.443, SLG: 0.615		4-1 F9 G3-1 BB		0-3 K			1-1 P5		4-0 HR IBB	2	1	0	0	2	1	0				
Ryan Klesko, L OBP: 0.250, SLG: 0.176		2-1 G3-1		1-0 G3			2-1 CS 1B		1-2 HR IBB	3	0	1	0	0	0	1				
Jose Oliva, R OBP: 0.254, SLG: 0.463									2-3 K	1	0	0	0	0	1	3				
Charlie O'Brien, R OBP: 0.429, SLG: 0.591		1-1 F9			3-3 K		1-2 G4-3		3-1 HR	3	0	0	0	0	1	2				
Dwight Smith, L OBP: 0.415, SLG: 0.684										1	1	1	4	0	0	0				
Mark Lemke, S OBP: 0.307, SLG: 0.348		0-1 G1-3							3-2 G4-3	3	0	0	0	0	0	1				
Steve Avery, L OBP: 0.250, SLG: 0.500			1-2 3B				1-1 1B		0-3 K2-3	3	0	2	0	0	1	0				
Inning Stats	R: 0 E: 0 K: 0 S: 9	H: 1 LOB: 1 BB: 1 P: 18	R: 0 E: 0 K: 0 S: 7	H: 0 LOB: 1 BB: 1 P: 14	R: 0 E: 0 K: 2 S: 12	H: 1 LOB: 0 BB: 0 P: 18	R: 0 E: 0 K: 1 S: 5	H: 0 LOB: 0 BB: 0 P: 8	R: 0 E: 0 K: 1 S: 7	H: 1 LOB: 1 BB: 0 P: 13	R: 0 E: 0 K: 1 S: 9	H: 1 LOB: 0 BB: 0 P: 14	R: 0 E: 0 K: 2 S: 10	H: 0 LOB: 0 BB: 0 P: 14	R: 4 E: 0 K: 1 S: 13	H: 2 LOB: 0 BB: 2 P: 29	1B: 3 2B: 1 3B: 1 HR: 1	SF: 0 SAC: 1 DP: 1 HBP: 0	WP: 0 PB: 0 SB: 0 CS: 1	PA: 34
PITCHER Bobby Witt, R ERA: 3.76	IP: 7.0 WLS: L BF: 25 H: 4 R: 0 ER: 0 SO: 5 BB: 2 IBB: 0 HBP: 0 BLK: 0 WP: 0 HR: 0 S: 15 P: 21 ERA: 9.00 WHIP: 1.000																			
Randy Veres, R ERA: 1.69	IP: 1.0 WLS: L BF: 4 H: 1 R: 1 ER: 1 SO: 2 BB: 0 IBB: 0 HBP: 0 BLK: 0 WP: 0 HR: 0 S: 1 P: 10 ERA: 0.00 WHIP: 0.000																			
Yorkis Perez, L ERA: 5.84	IP: 0.1 WLS: L BF: 3 H: 0 R: 0 ER: 0 SO: 0 BB: 2 IBB: 0 HBP: 0 BLK: 0 WP: 0 HR: 0 S: 1 P: 10 ERA: 81.00 WHIP: 3.000																			
Richie Lewis, R ERA: 3.18	IP: 0.1 WLS: L BF: 2 H: 1 R: 3 ER: 3 SO: 1 BB: 0 IBB: 0 HBP: 0 BLK: 0 WP: 1 HR: 7 S: 7 P: 12 ERA: 81.00 WHIP: 3.000																			



Batter	1	2	3	4	5	6	7	8	9	AB	R	H	RBI	BB	SO	LOB	TOP		
Quilvio Veras, S OBP: 0.400, SLG: 0.361	(1, 4) K			(1-2) G3		(3-1) 1B 2B		(1-2) L8		4	1	1	0	0	1	0			
Jerry Browne, S OBP: 0.291, SLG: 0.191	(1, 7) G6-3			(1-1) F7		(1-2) 2H 1B			(1-3) K	4	0	1	1	0	1	0			
Gary Sheffield, R OBP: 0.477, SLG: 0.488	(1, 9) G5-3			(1-3) K		(3-0) F8			(0-2) K	4	0	0	0	0	2	1			
Terry Pendleton, S OBP: 0.288, SLG: 0.358		(0-1) G1-3			(2-0) G6-3	(1-0) L9			(0-1) G4-3	4	0	0	0	0	0	1			
Greg Colbrunn, R OBP: 0.310, SLG: 0.427		(2-2) F9			(4-1) BB BB				(0-0) G5-3	2	0	0	0	1	0	0			
Darrell Whitmore, L OBP: 0.167, SLG: 0.273		(0-3) K			(2-3) K				(2-2) F8	3	0	0	0	0	2	1			
Steve Decker, R OBP: 0.250, SLG: 0.200				(3-2) G5-3	(4-0) 1-2 BB				(3-2) P3	2	0	0	0	1	0	0			
Alex Arias, R OBP: 0.367, SLG: 0.280				(3-2) F9	(3-2) G6-3				(2-2) G1-3	3	0	0	0	0	0	2			
John Burkett, R ERA: 0.154, SLG: 0.083				(1-3) K					(3-3) K	1	0	0	0	0	0	1			
Mark Gardner, R ERA: 8.1									(3-3) K	1	0	0	0	0	0	1			
Tommy Gregg, L ERA: 8.1										1	0	0	0	0	0	0			
Terry Mathews, L ERA: 3.45										0	0	0	0	0	0	0			
Jeff Conine, R ERA: 0.460, SLG: 0.542										1	0	0	0	0	1	0			
Richie Lewis, R ERA: 3.65										0	0	0	0	0	0	0			
Inning Stats	R: 0 H: 0 E: 0 K: 1 S: 8	H: 0 LOB: 0 BB: 0 P: 11	R: 0 H: 0 E: 0 K: 1 S: 8	H: 0 LOB: 0 BB: 0 P: 10	R: 0 H: 0 E: 0 K: 1 S: 10	H: 0 LOB: 0 BB: 0 P: 17	R: 0 H: 0 E: 0 K: 1 S: 8	H: 0 LOB: 0 BB: 0 P: 11	R: 0 H: 0 E: 0 K: 1 S: 9	H: 0 LOB: 2 BB: 2 P: 24	R: 0 H: 0 E: 0 K: 0 S: 9	H: 0 LOB: 0 BB: 0 P: 14	R: 0 H: 0 E: 0 K: 1 S: 10	H: 0 LOB: 0 BB: 0 P: 16	R: 0 H: 0 E: 0 K: 2 S: 9	H: 0 LOB: 0 BB: 0 P: 10	1B: 1 2B: 1 3B: 0 HR: 0	SF: 0 SAC: 0 DP: 0 HBP: 0	WP: 0 PA: 31 SB: 0 CS: 0
PITCHER	IP WLS BF H R ER SO BB IBB HBP BLK WP HR S P ERA WHIP																		
29 John Smoltz, R ERA: 2.81	(1, 1) 8.0 W 28 2 1 1 7 2 0 0 0 0 0 0 74 126 1.12 0.500																		
Mark Wohlers, R ERA: 5.23	(9, 1) 1.0 3 0 0 0 2 0 0 0 0 0 0 0 9 10 0.00 0.000																		

Florida Marlins @ Atlanta Braves
Atlanta-Fulton County Stadium, Atlanta, GA
Sun May 21 1995, 3:33 AM EDT
Att: 35,141 - Sunny - 82 F

AB	29
R	1
H	2
RBI	1
BB	2
SO	9
LOB	5



Batter	1	2	3	4	5	6	7	8	9	AB	R	H	RBI	BB	SO	LOB	BOTTOM		
Mike Kelly, R OBP: 0.265, SLG: 0.227	(1, 8) 10 BB 2B 1B	(1-1) 10 S 1B		(0-0) SH5-4		(1-3) K		(0-3) K		4	1	2	0	0	2	1			
Jeff Blauser, R OBP: 0.394, SLG: 0.409	(1, 6) 10 BB 2B	(1-1) F8		(3-1) G6-3		(0-3) K		(2-1) F8		4	1	0	0	1	1	4			
10 Chipper Jones, S OBP: 0.394, SLG: 0.527	(1, 5) 2B BB	(3-2) K		(3-0) BB 1B		(4-1) S G4-3 BB				2	0	1	2	2	1	1			
Fred McGriff, L OBP: 0.358, SLG: 0.404	(1, 3) L4			(2-0) FC5-4 1B		(1-1) G4-3		(1-2) G4-3		3	0	1	0	1	0	4			
David Justice, L OBP: 0.449, SLG: 0.596	(1, 9) 2B			(0-2) P5		(0-3) K		(2-0) G3		4	0	1	2	0	1	4			
Ryan Klesko, L OBP: 0.286, SLG: 0.174	(1, 7) K			(2-3) K		(3-3) K		(2-3) K		4	0	0	0	0	4	4			
Javy Lopez, R OBP: 0.364, SLG: 0.594	(1, 2) HBP			(1-2) FC5-4		(0-0) F8		(1-2) HR		3	1	1	1	0	0	1			
Mark Lemke, S OBP: 0.313, SLG: 0.356	(1, 4) G3			(2-1) SH5-4 10 1B 2B		(3-2) F9		(2-0) F8		4	1	1	0	0	0	3			
29 John Smoltz, R ERA: 5.01				(4-2) SH5-4 10 1B BB		(2-3) K		(2-0) BLK 1B		2	1	0	0	1	1	0			
Dwight Smith, L ERA: 8.1				(0-0) G1-3						1	0	1	0	0	0	0			
Mark Wohlers, R ERA: 8.1										0	0	0	0	0	0	0			
Inning Stats	R: 2 H: 2 E: 0 K: 1 S: 19	H: 1 LOB: 3 BB: 2 P: 37	R: 0 H: 1 E: 0 K: 1 S: 8	H: 1 LOB: 1 BB: 0 P: 14	R: 0 H: 1 E: 0 K: 1 S: 10	H: 1 LOB: 1 BB: 0 P: 16	R: 2 H: 2 E: 0 K: 1 S: 16	H: 2 LOB: 2 BB: 2 P: 32	R: 0 H: 0 E: 0 K: 3 S: 9	H: 0 LOB: 0 BB: 0 P: 12	R: 0 H: 0 E: 0 K: 1 S: 7	H: 0 LOB: 1 BB: 1 P: 16	R: 1 H: 2 E: 0 K: 1 S: 10	H: 2 LOB: 1 BB: 0 P: 17	R: 0 H: 0 E: 0 K: 1 S: 10	H: 0 LOB: 1 BB: 0 P: 17	1B: 5 2B: 2 3B: 0 HR: 1	SF: 0 SAC: 1 DP: 0 HBP: 1	WP: 0 PA: 38 SB: 3 CS: 0
PITCHER	IP WLS BF H R ER SO BB IBB HBP BLK WP HR S P ERA WHIP																		
John Burkett, R ERA: 5.01	(1, 1) 3.2 L 21 6 4 4 3 3 0 0 0 0 0 0 13 23 9.82 2.455																		
Mark Gardner, R ERA: 8.1	(4, 1) 1.1 5 0 0 0 2 1 0 0 0 0 0 0 13 23 0.00 0.750																		
Terry Mathews, R ERA: 3.45	(6, 1) 2.0 7 0 0 0 4 1 0 0 0 0 0 0 16 28 0.00 0.500																		
Richie Lewis, R ERA: 3.65	(8, 1) 1.0 5 2 1 1 1 0 0 0 0 1 0 1 10 17 9.00 2.000																		

Florida Marlins @ Atlanta Braves
Atlanta-Fulton County Stadium, Atlanta, GA
Sun May 21 1995, 3:33 AM EDT
Att: 35,141 - Sunny - 82 F

AB	31
R	5
H	8
RBI	5
BB	5
SO	10
LOB	22



Batter	1	2	3	4	5	6	7	8	9	AB	R	H	RBI	BB	SO	LOB	TOP								
Quilvio Veras, S (1,4) OBP: 0.404, SLG: 0.363	G5-3		E5 HR						P7	4	2	1	0	1	0	0	Florida Marlins @ Pittsburgh Pirates Three Rivers Stadium, Pittsburgh, PA Tue May 23 1995, 7:05 PM EDT Att: 11,273 - Unknown - 73 F								
Tommy Gregg, L (1,7) OBP: 0.697, SLG: 1.200	1B 2B BB		HR							3	2	3	3	1	0	0									
Gary Sheffield, R (1,9) OBP: 0.479, SLG: 0.478	2B 1B		FC6-4 1B						G5-3	4	1	2	0	0	0	3									
Terry Pendleton, S (1,5) OBP: 0.286, SLG: 0.359	2B		K						G4-3	4	0	1	1	0	2	2									
Greg Colbrunn, R (1,3) OBP: 0.305, SLG: 0.409	SF7-4-5		FC6-4						G1-6-3 1B	3	0	1	1	0	0	1									
Darrell Whitmore, L (1,8) OBP: 0.146, SLG: 0.237		G4-3		G3					G1-6-3 1B	4	0	0	0	0	0	1									
Kurt Abbott, R (1,6) OBP: 0.299, SLG: 0.433		K		L5-4-3 1B					G1-3	4	1	2	1	0	1	0									
Charles Johnson, R (1,2) OBP: 0.256, SLG: 0.182		P9		L5-4-3					G6-3	4	0	0	0	0	1	1									
Chris Hammond, L (1,1) Jeff Conine, R (9,PH) Robb Nen, R (9,1)			K		K				G5-3	3	0	0	0	0	2	0									
										1	0	0	0	0	0	0									
										0	0	0	0	0	0	0									
Inning Stats	R: 2 E: 0 K: 0 S: 8	H: 2 LOB: 0 BB: 1 P: 15	R: 0 E: 0 K: 1 S: 8	H: 0 LOB: 0 BB: 0 P: 11	R: 2 E: 1 K: 2 S: 20	H: 2 LOB: 1 BB: 0 P: 28	R: 0 E: 0 K: 0 S: 6	H: 1 LOB: 0 BB: 0 P: 9	R: 1 E: 0 K: 2 S: 13	H: 2 LOB: 1 BB: 0 P: 13	R: 0 E: 0 K: 0 S: 6	H: 0 LOB: 0 BB: 0 P: 10	R: 0 E: 0 K: 1 S: 11	H: 1 LOB: 2 BB: 1 P: 21	R: 0 E: 0 K: 0 S: 5	H: 1 LOB: 0 BB: 0 P: 7	R: 1 E: 0 K: 0 S: 9	H: 1 LOB: 0 BB: 0 P: 16	1B: 7 2B: 3 3B: 0 HR: 2	SF: 1 SAC: 0 DP: 3 HBP: 0	WP: 0 PB: 0 SB: 1 CS: 0	PA: 37			
PITCHER	IP	WLS	BF	H	R	ER	SO	BB	IBB	HBP	BLK	WP	HR	S	P	ERA	WHIP								
Esteban Loaiza, R (1,1) ERA: 8.42	6.0	L	25	7	5	4	5	1	0	0	0	0	1	61	86	6.00	1.333								
Rick White, R (7,1) ERA: 1.5	2.0		8	2	0	0	1	1	0	0	0	0	0	16	28	0.00	1.500								
Mike Dyer, R (9,1) ERA: 3.86	1.0		4	1	1	1	0	0	0	0	0	0	1	9	16	9.00	1.000								

Batter	1	2	3	4	5	6	7	8	9	AB	R	H	RBI	BB	SO	LOB	BOTTOM								
Al Martin, L (1,8) OBP: 0.277, SLG: 0.271	G6-3		G4-3						K	4	0	0	0	0	1	1	Florida Marlins @ Pittsburgh Pirates Three Rivers Stadium, Pittsburgh, PA Tue May 23 1995, 7:05 PM EDT Att: 11,273 - Unknown - 73 F								
Jay Bell, R (1,6) OBP: 0.301, SLG: 0.261	K								K	4	0	0	0	0	2	0									
Orlando Merced, S (1,9) OBP: 0.387, SLG: 0.493	G3								2B	4	0	1	0	0	0	0									
Jeff King, R (1,5) OBP: 0.398, SLG: 0.494		K							K	4	0	0	0	0	2	1									
Rich Aude, R (1,3) OBP: 0.429, SLG: 0.548		K							F7	3	1	1	0	0	1	0									
Steve Peques, R (1,7) OBP: 0.308, SLG: 0.462	G5-3								G4-3 2B	3	0	1	0	0	0	1									
Mark Parent, R (1,2) OBP: 0.367, SLG: 0.636									G6-3 3H	2	0	0	1	1	0	1									
Carlos Garcia, R (1,4) OBP: 0.243, SLG: 0.250									G4-3	3	0	0	0	0	2	2									
Esteban Loaiza, R (1,1) John Wehner, R (6,PH)									K	1	0	0	0	0	0	1									
Rick White, R (7,1) Freddy Garcia, R (8,PH) Mike Dyer, R (9,1)									K	1	0	0	0	0	0	0									
										1	0	0	0	0	1	1									
										0	0	0	0	0	0	0									
										0	0	0	0	0	0	0									
Inning Stats	R: 0 E: 0 K: 1 S: 12	H: 0 LOB: 0 BB: 0 P: 15	R: 0 E: 0 K: 2 S: 11	H: 0 LOB: 0 BB: 0 P: 13	R: 0 E: 0 K: 1 S: 6	H: 0 LOB: 0 BB: 1 P: 13	R: 0 E: 0 K: 0 S: 7	H: 0 LOB: 0 BB: 0 P: 10	R: 1 E: 0 K: 1 S: 10	H: 1 LOB: 0 BB: 0 P: 16	R: 0 E: 0 K: 1 S: 7	H: 0 LOB: 0 BB: 0 P: 9	R: 0 E: 0 K: 0 S: 7	H: 0 LOB: 0 BB: 0 P: 9	R: 0 E: 0 K: 1 S: 14	H: 1 LOB: 1 BB: 0 P: 18	R: 0 E: 0 K: 3 S: 13	H: 1 LOB: 1 BB: 0 P: 16	1B: 0 2B: 3 3B: 0 HR: 0	SF: 0 SAC: 0 DP: 0 HBP: 0	WP: 0 PB: 0 SB: 0 CS: 0	PA: 31			
PITCHER	IP	WLS	BF	H	R	ER	SO	BB	IBB	HBP	BLK	WP	HR	S	P	ERA	WHIP								
Chris Hammond, L (1,1) ERA: 1.04	8.0	W	27	2	1	1	7	1	0	0	0	0	0	74	103	1.12	0.375								
Robb Nen, R (9,1) ERA: 5.4	1.0		4	1	0	0	3	0	0	0	0	0	0	13	16	0.00	1.000								

Batter	1	2	3	4	5	6	7	8	9	AB	R	H	RBI	BB	SO	LOB	TOP								
Quilvio Veras, S OBP: 0.398, SLG: 0.351	G6-3		G4-3				F8			3	0	0	0	1	0	0	Florida Marlins @ Pittsburgh Pirates Three Rivers Stadium, Pittsburgh, PA Thu May 25 1995, 7:05 PM EDT Att: 6,763 - Unknown - 65 F								
Tommy Gregg, L OBP: 0.600, SLG: 1.000	2B		P3				G3			3	0	1	0	1	0	1									
Gary Sheffield, R OBP: 0.471, SLG: 0.500	L5									4	1	1	1	0	0	2									
Terry Pendleton, S OBP: 0.276, SLG: 0.346	G6-3									4	0	0	0	0	0	2									
Greg Colbrunn, R OBP: 0.303, SLG: 0.402										4	0	1	0	0	1	1									
Darrell Whitmore, L OBP: 0.200, SLG: 0.286										4	0	3	0	0	1	0									
Kurt Abbott, R OBP: 0.286, SLG: 0.413										3	0	0	0	0	1	4									
Jerry Browne, S OBP: 0.267, SLG: 0.173										1	0	0	0	0	1	0									
Charles Johnson, R OBP: 0.247, SLG: 0.175										3	0	0	0	0	2	1									
Jeff Conine, R OBP: 0.447, SLG: 0.536										0	0	0	0	1	0	0									
Alex Arias, R OBP: 0.367, SLG: 0.280										0	0	0	0	0	0	0									
Bobby Witt, R OBP: 0.200, SLG: 0.111										3	0	0	0	0	0	0									
Yorkis Perez, L										0	0	0	0	0	0	0									
Randy Veres, R										0	0	0	0	0	0	0									
Andre Dawson, R OBP: 0.212, SLG: 0.200										1	0	0	0	0	0	1									
Inning Stats	R: 0 E: 0 K: 0 S: 6	H: 1 LOB: 1 BB: 0 P: 10	R: 0 E: 0 K: 2 S: 12	H: 1 LOB: 1 BB: 0 P: 17	R: 0 E: 0 K: 0 S: 5	H: 0 LOB: 0 BB: 0 P: 9	R: 0 E: 0 K: 1 S: 17	H: 2 LOB: 2 BB: 0 P: 22	R: 0 E: 0 K: 1 S: 10	H: 0 LOB: 1 BB: 1 P: 15	R: 1 E: 0 K: 0 S: 10	H: 2 LOB: 1 BB: 0 P: 13	R: 0 E: 0 K: 0 S: 8	H: 0 LOB: 0 BB: 0 P: 11	R: 0 E: 0 K: 0 S: 7	H: 0 LOB: 1 BB: 1 P: 16	R: 0 E: 0 K: 2 S: 10	H: 0 LOB: 1 BB: 1 P: 18	1B: 4 2B: 1 3B: 0 HR: 1	SF: 0 SAC: 0 DP: 0 HBP: 0	WP: 1 PB: 0 SB: 0 CS: 0	PA: 36			
PITCHER	IP	WLS	BF	H	R	ER	SO	BB	IBB	HBP	BLK	WP	HR	S	P	ERA	WHIP								
Jon Lieber, R ERA: 6.35	(1, 1)	7.0	28	6	1	1	4	1	0	0	0	1	1	68	97	1.29	1.000								
Dan Plesac, L ERA:	(8, 1)	1.0	W	4	0	0	0	1	0	0	0	0	0	7	16	0.00	1.000								
Dan Miceli, R ERA: 1.69	(9, 1)	1.0	S	4	0	0	2	1	0	0	0	0	0	10	18	0.00	1.000								

Batter	1	2	3	4	5	6	7	8	9	AB	R	H	RBI	BB	SO	LOB	BOTTOM								
Al Martin, L OBP: 0.286, SLG: 0.292	PB 1B		1B 2B				F8			4	0	2	0	0	0	1	Florida Marlins @ Pittsburgh Pirates Three Rivers Stadium, Pittsburgh, PA Thu May 25 1995, 7:05 PM EDT Att: 6,763 - Unknown - 65 F								
Jay Bell, R OBP: 0.308, SLG: 0.275	K		1B BB				G6-3			3	1	1	0	1	1	1									
Orlando Merced, S OBP: 0.405, SLG: 0.521	K		G4-3 1B				G6-3 2B 1B			4	2	3	1	0	1	1									
Dave Clark, L OBP: 0.412, SLG: 0.444	G3-1		G4-3				F7			4	0	0	0	0	0	6									
Jeff King, R OBP: 0.392, SLG: 0.500			P9				P4			3	0	1	2	0	0	0									
Mark Johnson, L OBP: 0.288, SLG: 0.429							K			3	0	1	0	1	2	1									
Mark Parent, R OBP: 0.344, SLG: 0.593			1B				G4-3			4	0	0	0	0	2	2									
Nelson Liriano, S OBP: 0.375, SLG: 0.412										2	0	1	0	1	0	1									
Jon Lieber, L										2	0	0	0	0	1	1									
Steve Pegues, R OBP: 0.300, SLG: 0.450										1	0	0	0	0	0	1									
Dan Plesac, L										0	0	0	0	0	0	0									
Dan Miceli, R										0	0	0	0	0	0	0									
Inning Stats	R: 0 E: 0 K: 2 S: 11	H: 1 LOB: 1 BB: 0 P: 19	R: 0 E: 0 K: 0 S: 7	H: 1 LOB: 1 BB: 0 P: 7	R: 0 E: 0 K: 1 S: 9	H: 2 LOB: 2 BB: 1 P: 14	R: 0 E: 0 K: 1 S: 8	H: 0 LOB: 0 BB: 0 P: 12	R: 0 E: 0 K: 1 S: 10	H: 1 LOB: 0 BB: 0 P: 14	R: 1 E: 0 K: 1 S: 8	H: 2 LOB: 1 BB: 0 P: 12	R: 0 E: 0 K: 1 S: 7	H: 0 LOB: 1 BB: 1 P: 13	R: 2 E: 0 K: 1 S: 10	H: 2 LOB: 1 BB: 1 P: 20	1B: 5 2B: 4 3B: 0 HR: 0	SF: 1 SAC: 0 DP: 2 HBP: 0	WP: 0 PB: 1 SB: 0 CS: 0	PA: 34					
PITCHER	IP	WLS	BF	H	R	ER	SO	BB	IBB	HBP	BLK	WP	HR	S	P	ERA	WHIP								
Bobby Witt, R ERA: 3.78	(1, 1)	7.0	L	30	3	3	6	2	0	0	0	0	0	63	96	3.86	1.571								
Yorkis Perez, L ERA: 6.92	(8, 1)	0.1	1	0	0	0	0	0	0	0	0	0	0	1	2	0.00	0.000								
Randy Veres, R ERA: 3.12	(8, 1)	0.2	3	0	0	0	1	1	0	0	0	0	0	6	13	0.00	1.500								

AB	33
R	1
H	6
RBI	1
BB	3
SO	6
LOB	12



AB	30
R	3
H	9
RBI	3
BB	3
SO	7
LOB	15



Batter	1	2	3	4	5	6	7	8	9	AB R H RBI BB SO LOB	TOP																
Quilvio Veras, S OBP: 0.382, SLG: 0.333 (1, 4)	L7	FC6		K			FC5-6		L7	5 0 0 0 0 1 3	Florida Marlins @ Chicago Cubs Wrigley Field, Chicago, IL Fri May 26 1995, 3:33 AM CDT Att: 21,611 - Sunny - 57 F																
Tommy Gregg, L OBP: 0.571, SLG: 1.091 (1, 7)	1B BB			HR		G4-3	G3			3 2 1 1 1 0 1																	
Gary Sheffield, R OBP: 0.472, SLG: 0.500 (1, 9)	1B			L6		G5-3		G4-3 FC6 1B		4 1 2 0 0 0 0																	
Terry Pendleton, S OBP: 0.267, SLG: 0.333 (1, 5)	K			G4-3		K		G4-3		4 0 0 0 0 2 3																	
Greg Colbrunn, R OBP: 0.301, SLG: 0.396 (1, 3)	1B			G6-3		G6-3		FC6		4 0 1 2 0 0 0																	
Darrell Whitmore, L OBP: 0.184, SLG: 0.261 (1, 8)	K			G3		G5-3		L6		4 0 0 0 0 1 3																	
Kurt Abbott, R OBP: 0.284, SLG: 0.448 (1, 6)		G6-3		HR		K		K		4 1 1 1 0 2 1																	
Charles Johnson, R OBP: 0.268, SLG: 0.220 (1, 2)		G6-3		SH3-4 BB			HR	G6-4-3 BB		2 1 1 1 2 0 0																	
Pat Rapp, R OBP: 0.286, SLG: 0.429 (7, PH) Alex Rodriguez, R OBP: 0.387, SLG: 0.308 (7, PH) Yorkis Perez, R OBP: 0.333, SLG: 0.444 (7, PH) Randy Veres, R OBP: 0.267, SLG: 0.333 (9, PH) Jeff Conine, R OBP: 0.441, SLG: 0.529 (9, PH) Robb Nen, R OBP: 0.502, SLG: 1.091 (9, PH)		FC6 1B		SH3-4			FC5-6 1B	G6-4-3 1-2		1 0 1 0 0 0 0 1 0 1 0 0 0 0 0 0 0 0 0 0 0 0 0 0 0 0 0 0 1 0 0 0 0 0 1 0 0 0 0 0 0 0																	
Inning Stats	R: 1 E: 0 K: 2 S: 20	H: 2 LOB: 2 BB: 1 P: 27	R: 0 E: 0 K: 0 S: 11	H: 1 LOB: 1 BB: 0 P: 17	R: 1 E: 0 K: 0 S: 8	H: 1 LOB: 0 BB: 0 P: 12	R: 1 E: 0 K: 1 S: 18	H: 1 LOB: 1 BB: 1 P: 29	R: 0 E: 0 K: 1 S: 9	H: 0 LOB: 0 BB: 0 P: 12		R: 0 E: 0 K: 1 S: 8	H: 0 LOB: 0 BB: 0 P: 12	R: 1 E: 0 K: 0 S: 11	H: 1 LOB: 1 BB: 0 P: 16	R: 0 E: 0 K: 0 S: 4	H: 0 LOB: 0 BB: 1 P: 12	1B: 5 2B: 0 3B: 0 HR: 3	SF: 0 SAC: 1 DP: 1 HBP: 0	WP: 0 PB: 0 SB: 2 CS: 1	PA: 37						
PITCHER	IP WLS BF H R ER SO BB IBB HBP BLK WP HR S P ERA WHIP											IP WLS BF H R ER SO BB IBB HBP BLK WP HR S P ERA WHIP															
Steve Trachsel, R ERA: 2.7 (1, 1)	6.0	25	5	3	3	5	2	0	0	0	0	0	2	74	108	4.50	1.167										
Mike Perez, R ERA: 3.29 (7, 1)	2.0	L 9	3	2	2	1	0	0	0	0	0	0	1	19	28	9.00	1.500										
Mike Walker, R ERA: 1.29 (9, 1)	1.0	3	0	0	0	0	1	0	0	0	0	0	0	4	12	0.00	1.000										

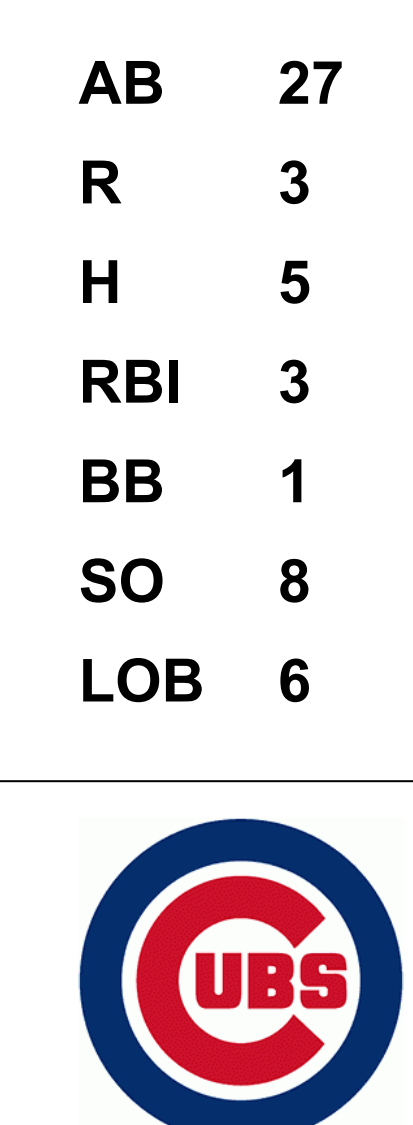
Batter	1	2	3	4	5	6	7	8	9	AB R H RBI BB SO LOB	BOTTOM																
Brian McRae, S OBP: 0.306, SLG: 0.426 (1, 8)	1B BB	P4		K		G6-3			G3	4 1 0 0 1 1 1	Florida Marlins @ Chicago Cubs Wrigley Field, Chicago, IL Fri May 26 1995, 3:33 AM CDT Att: 21,611 - Sunny - 57 F																
Rey Sanchez, R OBP: 0.320, SLG: 0.385 (1, 4)	1B	P3		G5-3				1B	P4	5 1 2 0 0 0 1																	
Sammy Sosa, R OBP: 0.379, SLG: 0.588 (1, 9)	1B E	K				F8			K	4 1 1 1 1 0 2 1																	
Mark Grace, L OBP: 0.375, SLG: 0.533 (1, 3)	FC1-2-3 1B		G4-3	G3-1			K			4 0 1 1 1 0 1 2																	
Rick Wilkins, L OBP: 0.392, SLG: 0.350 (1, 2)	K		K		SH3-4 FC6-2 2B		G3			4 0 1 0 0 2 2																	
Shawn Dunston, R OBP: 0.337, SLG: 0.529 (1, 6)	E9 BB 1B		1B	SH3-4		SH3-4	CS			3 0 3 1 0 0 0																	
Steve Buechele, R OBP: 0.298, SLG: 0.274 (1, 5)	FC1-2-5 BB		1B	FC6-2 FC6-4		CS	1B	P3		4 0 1 0 0 0 3																	
Scott Bleile, L OBP: 0.270, SLG: 0.393 (1, 7)			G4-3		FC6-4			K		3 0 0 0 1 1 3																	
Steve Trachsel, R OBP: 0.273, SLG: 0.273 (1, 1) Kevin Roberson, S OBP: 0.333, SLG: 0.444 (6, PH) Mike Perez, R OBP: 0.267, SLG: 0.333 (7, PH) Howard Johnson, S OBP: 0.267, SLG: 0.083 (8, PH) Mike Walker, R OBP: 0.502, SLG: 1.091 (9, PH)		K		G5-3		G4-3		P4		2 0 1 0 0 1 3 1 0 0 0 0 0 0 0 0 0 0 0 0 0 1 0 0 0 0 0 0 0 0 0 0 0 0 0																	
Inning Stats	R: 3 E: 1 K: 2 S: 23	H: 4 LOB: 3 BB: 2 P: 39	R: 0 E: 0 K: 1 S: 10	H: 0 LOB: 0 BB: 0 P: 18	R: 0 E: 0 K: 1 S: 14	H: 2 LOB: 2 BB: 0 P: 21	R: 0 E: 0 K: 1 S: 11	H: 1 LOB: 2 BB: 0 P: 20	R: 0 E: 0 K: 0 S: 4	H: 1 LOB: 1 BB: 0 P: 6		R: 0 E: 0 K: 0 S: 11	H: 1 LOB: 1 BB: 0 P: 17	R: 0 E: 0 K: 1 S: 11	H: 1 LOB: 0 BB: 0 P: 19	R: 0 E: 0 K: 1 S: 8	H: 0 LOB: 0 BB: 0 P: 11	R: 0 E: 0 K: 1 S: 9	H: 0 LOB: 0 BB: 0 P: 13	1B: 9 2B: 1 3B: 0 HR: 0	SF: 0 SAC: 1 DP: 0 HBP: 1	WP: 0 PB: 0 SB: 0 CS: 1	PA: 40				
PITCHER	IP WLS BF H R ER SO BB IBB HBP BLK WP HR S P ERA WHIP											IP WLS BF H R ER SO BB IBB HBP BLK WP HR S P ERA WHIP															
Pat Rapp, R ERA: 4.83 (1, 1)	6.0	W 30	9	3	3	5	2	0	0	0	0	0	0	9	16	0.00	1.500										
Yorkis Perez, L ERA: 6.59 (7, 1)	0.2	3	1	0	0	1	0	0	0	0	0	0	0	9	16	0.00	1.500										
Randy Veres, R ERA: 2.7 (7, 1)	1.1	3	0	0	0	1	0	0	0	0	0	0	0	10	14	0.00	0.000										
Robb Nen, R ERA: 5.02 (9, 1)	1.0	S 3	0	0	0	1	0	0	0	0	0	0	0	9	13	0.00	0.000										



Batter	1	2	3	4	5	6	7	8	9	AB	R	H	RBI	BB	SO	LOB	TOP									
Quilvio Veras, S OBP: 0.396, SLG: 0.333	G6-3		G4-3			G6-3 1B	SH1-4		FC4-6 BB	3	0	1	0	1	0	1	Florida Marlins @ Chicago Cubs Wrigley Field, Chicago, IL Sat May 27 1995, 3:33 AM CDT Att: 27,260 - Overcast - 59 F									
Jerry Browne, S OBP: 0.277, SLG: 0.232	HR		PB BB			G6-3	G1-3		FC4-6	4	1	1	1	1	0	3										
Gary Sheffield, R OBP: 0.477, SLG: 0.490	G6-3		IBB			FC6 IBB	BB IBB		K	2	0	0	0	3	1	1										
Tommy Gregg, L OBP: 0.500, SLG: 0.857 Andre Dawson, R OBP: 0.206, SLG: 0.194	P9		G3			FC6	BB		F9	3	0	0	0	1	0	5										
Greg Colbrunn, R OBP: 0.290, SLG: 0.380		G4-3		L8		F8	P4			4	0	0	0	0	0	3										
Darrell Whitmore, L OBP: 0.229, SLG: 0.286	G4-3		G5-3 1B			FC5-4 1B	BB			3	0	2	0	1	0	0										
Kurt Abbott, R OBP: 0.269, SLG: 0.423	K		G5-3			F7	B1			4	0	0	0	0	1	3										
Charles Johnson, R OBP: 0.270, SLG: 0.224 Terry Pendleton, S OBP: 0.294, SLG: 0.330 Steve Decker, R OBP: 0.250, SLG: 0.200			G4-3			FC5-4	P5			3	0	1	0	0	0	2										
John Burkett, R OBP: 0.125, SLG: 0.067 Randy Veres, R			FC3-6 1B			G4-3	E5 BB SH1-4		F8	3	0	0	0	0	0	1										
Jeff Conine, R OBP: 0.438, SLG: 0.523 Mark Gardner, R Yorkis Perez, L			G4-3							0	0	0	0	0	0	0										
Inning Stats	R: 1 E: 0 K: 0 S: 8	H: 1 LOB: 0 BB: 0 P: 13	R: 0 E: 0 K: 1 S: 12	H: 0 LOB: 0 BB: 0 P: 16	R: 0 E: 1 K: 0 S: 13	H: 1 LOB: 3 BB: 2 P: 25	R: 0 E: 0 K: 0 S: 13	H: 1 LOB: 1 BB: 0 P: 16	R: 0 E: 0 K: 0 S: 18	H: 1 LOB: 2 BB: 1 P: 29	R: 0 E: 1 K: 0 S: 11	H: 0 LOB: 3 BB: 2 P: 15	R: 0 E: 1 K: 0 S: 6	H: 0 LOB: 3 BB: 2 P: 19	R: 0 E: 0 K: 0 S: 10	H: 0 LOB: 1 BB: 1 P: 20		R: 0 E: 0 K: 1 S: 14	H: 0 LOB: 1 BB: 1 P: 22	1B: 4 2B: 0 3B: 0 HR: 1	SF: 0 SAC: 1 DP: 0 HBP: 0	WP: 0 PB: 1 SB: 0 CS: 0	PA: 40			
PITCHER	IP	WLS	BF	H	R	ER	SO	BB	IBB	HBP	BLK	WP	HR	S	P	ERA		WHIP								
Jaime Navarro, R ERA: 2.83	6.0		26	5	1	1	1	1	2	0	0	0	1	75	114	1.50		1.000								
Turk Wendell, R ERA:	7.1	W	6	0	0	0	0	1	1	0	0	0	0	6	19	0.00		1.000								
Mike Perez, R ERA: 3.07	8.1		4	0	0	0	0	1	0	0	0	0	0	10	20	0.00		1.000								
Randy Myers, L ERA: 4.5	9.1	S	4	0	0	0	1	1	0	0	0	0	0	14	22	0.00	1.000									

Batter	1	2	3	4	5	6	7	8	9	AB	R	H	RBI	BB	SO	LOB	BOTTOM									
Brian McRae, S OBP: 0.299, SLG: 0.415	K		P6			K		SH5-4		3	0	0	0	0	2	1	Florida Marlins @ Chicago Cubs Wrigley Field, Chicago, IL Sat May 27 1995, 3:33 AM CDT Att: 27,260 - Overcast - 59 F									
Rey Sanchez, R OBP: 0.317, SLG: 0.380	K			L7		G4-3		S S 1B		4	0	1	1	0	1	0										
Sammy Sosa, R OBP: 0.367, SLG: 0.568	F9			F9		K		K		4	0	0	0	0	2	1										
Mark Grace, L OBP: 0.371, SLG: 0.523		F9		L8			1B SF7 1B	G6-3		4	1	1	0	0	0	1										
Rick Wilkins, L OBP: 0.381, SLG: 0.337		K			F9		K			3	0	0	0	0	2	1										
Shawon Dunston, R OBP: 0.337, SLG: 0.522 José Hernández, R OBP: 0.444, SLG: 0.760		G5-3			G4-3					3	0	1	0	0	0	0										
Howard Johnson, S OBP: 0.273, SLG: 0.090 Steve Buechele, R OBP: 0.298, SLG: 0.274			B3		BB		SF7			1	0	0	1	1	0	0										
Scott Bulett, L OBP: 0.277, SLG: 0.397 Turk Wendell, L						G4-3				2	0	1	0	0	0	1										
Kevin Roberson, S OBP: 0.308, SLG: 0.400 Mike Perez, R Randy Myers, L			SH1-4 1B				F7			1	0	0	0	0	0	1										
Jaime Navarro, R OBP: 0.077, SLG: 0.154 Ozzie Timmons, R OBP: 0.276, SLG: 0.308			SH1-4			HR		K SH5-4 1B		0	0	0	0	0	0	0										
Inning Stats	R: 0 E: 0 K: 2 S: 8	H: 0 LOB: 0 BB: 0 P: 12	R: 0 E: 0 K: 1 S: 9	H: 0 LOB: 0 BB: 0 P: 13	R: 0 E: 0 K: 0 S: 5	H: 1 LOB: 1 BB: 0 P: 7	R: 0 E: 0 K: 0 S: 12	H: 0 LOB: 0 BB: 0 P: 17	R: 0 E: 0 K: 0 S: 9	H: 0 LOB: 1 BB: 1 P: 13	R: 1 E: 0 K: 2 S: 14	H: 1 LOB: 0 BB: 0 P: 17	R: 1 E: 0 K: 1 S: 12	H: 2 LOB: 1 BB: 0 P: 18	R: 1 E: 0 K: 2 S: 12	H: 1 LOB: 1 BB: 0 P: 16		R: 1 E: 0 K: 2 S: 12	H: 1 LOB: 1 BB: 0 P: 16	1B: 4 2B: 0 3B: 0 HR: 1	SF: 1 SAC: 2 DP: 0 HBP: 0	WP: 1 PB: 0 SB: 2 CS: 0	PA: 31			
PITCHER	IP	WLS	BF	H	R	ER	SO	BB	IBB	HBP	BLK	WP	HR	S	P	ERA		WHIP								
John Burkett, R ERA: 4.66	6.1	L	24	4	2	2	6	1	0	0	0	0	0	64	90	2.84		0.789								
Randy Veres, R ERA: 2.53	7.1		2	0	0	0	0	0	0	0	0	0	0	5	7	0.00		0.000								
Mark Gardner, R ERA: 7.77	8.1		4	1	1	1	2	0	0	0	0	1	0	9	11	13.50		1.500								
Yorkis Perez, L ERA: 6.43	8.1		1	0	0	0	0	0	0	0	0	0	0	3	5	0.00	0.000									

AB 32
R 1
H 5
RBI 1
BB 7
SO 2
LOB 22



Batter	1	2	3	4	5	6	7	8	9	AB	R	H	RBI	BB	SO	LOB	TOP										
James Mouton, R (1.8) John Hudek, S (7.1) Milt Thompson, L (9. PH) OBP: 0.338, SLG: 0.448 OBP: 1.000, SLG: 1.000 OBP: 0.286, SLG: 0.200										4	0	1	2	1	2	2	Houston Astros @ Florida Marlins Joe Robbie Stadium, Miami, FL Mon May 29, 1995, 7:05 PM EDT Att: 21,695 - Unknown - 86 F										
Craig Biggio, R (1.4) OBP: 0.421, SLG: 0.435										4	1	0	0	2	2	7											
5 Jeff Bagwell, R (1.3) OBP: 0.326, SLG: 0.333										3	1	0	0	2	0	5											
Derek Bell, R (1.9) OBP: 0.386, SLG: 0.449										5	0	1	1	0	1	4											
Craig Shipley, R (1.5) Dave Veres, R (5.1) John Cangelosi, S (7.8) OBP: 0.381, SLG: 0.462 OBP: 0.357, SLG: 0.357										3	1	1	0	0	0	3											
Luis Gonzalez, L (1.7) OBP: 0.325, SLG: 0.450										4	2	1	1	1	0	2											
Scott Servais, R (1.2) Chris Donnels, L (9. PH) OBP: 0.300, SLG: 0.300 OBP: 0.381, SLG: 0.316										4	0	1	0	0	1	4											
Orlando Miller, R (1.6) OBP: 0.302, SLG: 0.344										3	1	2	0	1	0	1											
Shane Reynolds, R (1.1) Pedro Martinez, L (3.1) Mike Simms, R (4. PH) Jim Dougherty, R (4.1) Dave Magadan, L (5. PH) OBP: 0.427, SLG: 0.338										0	0	0	0	0	0	0											
Inning Stats	R: 2 E: 1 K: 2 S: 18	H: 1 LOB: 2 BB: 2 P: 36	R: 0 E: 0 K: 0 S: 8	H: 1 LOB: 1 BB: 0 P: 12	R: 0 E: 1 K: 0 S: 8	H: 0 LOB: 0 BB: 0 P: 12	R: 1 E: 0 K: 0 S: 19	H: 2 LOB: 3 BB: 2 P: 36	R: 4 E: 0 K: 1 S: 14	H: 2 LOB: 3 BB: 3 P: 35	R: 0 E: 0 K: 1 S: 6	H: 0 LOB: 0 BB: 0 P: 11	R: 0 E: 0 K: 2 S: 11	H: 1 LOB: 1 BB: 0 P: 18	R: 0 E: 0 K: 0 S: 11	H: 0 LOB: 1 BB: 1 P: 18		R: 0 E: 0 K: 1 S: 13	H: 1 LOB: 2 BB: 1 P: 22	1B: 6 2B: 1 3B: 0 HR: 1	SF: 0 SAC: 1 DP: 1 HBP: 1	WP: 0 PB: 1 SB: 1 CS: 0	PA: 47				
PITCHER	IP	WLS	BF	H	R	ER	SO	BB	IBB	HBP	BLK	WP	HR	S	P	ERA	WHIP										
Chris Hammond, L (1.1) ERA: 1.74	3.1		19	4	3	2	2	4	0	0	0	0	1	47	88	5.40	2.400										
Mark Gardner, R (4.1) ERA: 8.49	1.1	W	9	2	4	3	1	2	0	1	0	0	0	18	34	20.25	3.000										
Randy Veres, R (5.1) ERA: 2.25	1.1		6	0	0	0	1	1	0	0	0	0	0	8	20	0.00	0.750										
Yorkis Perez, L (7.1) ERA: 6.0	1.0		4	1	0	0	2	0	0	0	0	0	0	11	18	0.00	1.000										
Robb Nen, R (8.1) ERA: 4.15	2.0	S	9	1	0	0	1	2	0	0	0	0	0	24	40	0.00	1.500										
Batter	1	2	3	4	5	6	7	8	9	AB	R	H	RBI	BB	SO	LOB	BOTTOM										
Jerry Browne, S (1.4) OBP: 0.292, SLG: 0.254										5	0	1	1	0	2	1	Houston Astros @ Florida Marlins Joe Robbie Stadium, Miami, FL Mon May 29, 1995, 7:05 PM EDT Att: 21,695 - Unknown - 86 F										
Alex Arias, R (1.6) Robb Nen, R (8.1) OBP: 0.488, SLG: 0.559										4	0	4	1	0	0	0											
Tommy Gregg, L (1.7) OBP: 0.393, SLG: 0.609										4	0	1	1	0	0	4											
Gary Sheffield, R (1.9) OBP: 0.479, SLG: 0.509										5	1	1	0	0	3	5											
Terry Pendleton, S (1.5) OBP: 0.290, SLG: 0.377										5	2	5	1	0	0	0											
Greg Colburn, R (1.3) OBP: 0.285, SLG: 0.381										5	1	2	1	0	1	3											
Darrell Whitmore, L (1.8) Yorkis Perez, L (7.1) Kurt Abbott, R (8.6) OBP: 0.246, SLG: 0.286 OBP: 0.286, SLG: 0.417										4	1	2	0	0	1	3											
Charles Johnson, R (1.2) OBP: 0.284, SLG: 0.220										3	2	1	0	2	1	2											
Chris Hammond, L (1.1) Mark Gardner, R (4.1) Randy Veres, R (5.1) Jesus Tavarez, S (7.8) OBP: 0.250, SLG: 0.625										2	2	2	4	0	0	0											
Inning Stats	R: 0 E: 0 K: 1 S: 15	H: 1 LOB: 1 BB: 0 P: 21	R: 4 E: 0 K: 1 S: 21	H: 5 LOB: 2 BB: 1 P: 33	R: 4 E: 0 K: 1 S: 22	H: 5 LOB: 2 BB: 1 P: 36	R: 0 E: 0 K: 0 S: 9	H: 2 LOB: 1 BB: 0 P: 13	R: 0 E: 0 K: 1 S: 10	H: 1 LOB: 1 BB: 0 P: 18	R: 0 E: 0 K: 2 S: 12	H: 2 LOB: 2 BB: 0 P: 18	R: 0 E: 0 K: 0 S: 11	H: 1 LOB: 2 BB: 0 P: 19	R: 1 E: 0 K: 2 S: 18	H: 2 LOB: 1 BB: 0 P: 26		1B: 16 2B: 2 3B: 1 HR: 1	SF: 1 SAC: 1 DP: 2 HBP: 1	WP: 0 PB: 0 SB: 1 CS: 1	PA: 44						
PITCHER	IP	WLS	BF	H	R	ER	SO	BB	IBB	HBP	BLK	WP	HR	S	P	ERA	WHIP										
Shane Reynolds, R (1.1) ERA: 3.79	2.0	L	15	8	6	6	2	1	0	0	0	0	0	16	28	18.00	4.000										
Pedro Martinez, L (3.1) ERA: 7.15	1.0		7	3	2	2	1	1	0	0	0	0	0	9	13	0.00	2.000										
Jim Dougherty, R (4.1) ERA: 3.38	1.0		4	2	0	0	0	0	0	0	0	0	0	32	54	0.00	1.500										
Dave Veres, R (5.1) ERA: 0.76	2.2		12	4	0	0	3	0	0	1	0	0	0	19	27	6.75	1.500										
John Hudek, R (7.1) ERA: 0.79	1.1		6	2	1	1	2	0	0	0	0	0	0	19	27	6.75	1.500										

Batter	1	2	3	4	5	6	7	8	9	AB	R	H	RBI	BB	SO	LOB	TOP
Brian McRae, S (1, 8) OBP: 0.313, SLG: 0.417										4	1	1	0	1	0	2	
Rey Sanchez, R (1, 4) OBP: 0.313, SLG: 0.380										4	1	1	0	0	0	1	
Sammy Sosa, R (1, 9) OBP: 0.376, SLG: 0.601										4	1	2	2	0	0	1	
Mark Grace, L (1, 3) OBP: 0.379, SLG: 0.581										4	1	1	2	0	0	1	
Rick Wilkins, L (1, 2) OBP: 0.385, SLG: 0.316										3	0	1	0	1	1	0	
Shawon Dunston, R (1, 6) OBP: 0.345, SLG: 0.541										4	1	2	1	0	1	2	
Howard Johnson, S (1, 5) José Hernández, R (9, 5) OBP: 0.277, SLG: 0.289 OBP: 0.419, SLG: 0.690										4	0	0	0	0	2	2	AB 33
Scott Bulett, L (1, 7) OBP: 0.288, SLG: 0.414										3	0	1	0	1	0	0	R 5
Jaime Navarro, R (1, 1) Mike Perez, R (7, 1)										3	0	0	0	0	1	2	H 9
Inning Stats	R: 0 E: 0 K: 0 S: 3	H: 1 LOB: 0 BB: 0 P: 5	R: 1 E: 0 K: 2 S: 15	H: 1 LOB: 0 BB: 0 P: 21	R: 0 E: 0 K: 0 S: 6	H: 0 LOB: 0 BB: 0 P: 9	R: 0 E: 0 K: 0 S: 6	H: 1 LOB: 2 BB: 1 P: 10	R: 0 E: 0 K: 1 S: 9	H: 0 LOB: 0 BB: 0 P: 11	R: 1 E: 0 K: 1 S: 14	H: 1 LOB: 1 BB: 1 P: 24	R: 0 E: 1 K: 0 S: 8	H: 1 LOB: 1 BB: 0 P: 13	1B: 5 2B: 1 3B: 1 HR: 2	SF: 0 SAC: 1 DP: 2 HBP: 0	WP: 0 PA: 37 PB: 0 SB: 1 CS: 1
PITCHER	IP WLS BF H R ER SO BB IBB HBP BLK WP HR S P ERA WHIP																
John Burkett, R (1, 1) ERA: 4.84	6.0 L 25 7 4 4 3 1 1 0 0 0 1 53 83 6.00 1.333																
Mark Gardner, R (7, 1) ERA: 8.17	2.0 8 1 1 1 2 1 0 0 0 0 1 23 35 4.50 1.000																
Richie Lewis, R (9, 1) ERA: 4.86	1.0 4 1 0 0 0 0 0 0 0 0 0 8 13 0.00 1.000																

Chicago Cubs @ Florida Marlins
Joe Robbie Stadium, Miami, FL
Fri Jun 02 1995, 7:05 PM EDT
Att: 19,540 - Unknown - 82 F

AB	33
R	5
H	9
RBI	5
BB	3
SO	5
LOB	11



Batter	1	2	3	4	5	6	7	8	9	AB	R	H	RBI	BB	SO	LOB	BOTTOM				
Jerry Browne, S (1, 4) Richie Lewis, R (9, 1) OBP: 0.296, SLG: 0.254										4	0	0	0	0	0	0					
Alex Arias, R (1, 6) OBP: 0.460, SLG: 0.581										4	1	2	1	0	0	0					
Gary Sheffield, R (1, 9) OBP: 0.480, SLG: 0.500										4	0	1	0	0	1	1					
Jeff Conine, R (1, 7) OBP: 0.429, SLG: 0.505										4	0	1	0	0	1	1					
Terry Pendleton, S (1, 5) OBP: 0.288, SLG: 0.364										3	0	0	0	1	1	2					
Tommy Gregg, L (1, 3) OBP: 0.355, SLG: 0.538										3	0	0	0	0	1						
Charles Johnson, R (1, 2) OBP: 0.278, SLG: 0.216										3	0	0	0	0	1	1	AB 30				
Jesus Tavarez, S (1, 8)										2	0	0	0	1	0	0	R 1				
John Burkett, R (1, 1) Darrell Whitmore, L (6, PH) Mark Gardner, R (7, 1) Mario Diaz, R (8, PH) OBP: 0.118, SLG: 0.063 OBP: 0.239, SLG: 0.276 OBP: 0.189, SLG: 0.297										1	0	0	0	0	1	0	H 4				
Inning Stats	R: 1 E: 0 K: 0 S: 9	H: 1 LOB: 0 BB: 0 P: 14	R: 0 E: 0 K: 0 S: 6	H: 0 LOB: 0 BB: 0 P: 9	R: 0 E: 0 K: 1 S: 8	H: 0 LOB: 0 BB: 0 P: 12	R: 0 E: 0 K: 2 S: 9	H: 1 LOB: 1 BB: 0 P: 14	R: 0 E: 0 K: 0 S: 3	H: 0 LOB: 0 BB: 0 P: 7	R: 0 E: 0 K: 1 S: 13	H: 0 LOB: 1 BB: 0 P: 19	R: 0 E: 0 K: 1 S: 7	H: 0 LOB: 0 BB: 1 P: 15	R: 0 E: 0 K: 0 S: 9	H: 0 LOB: 1 BB: 1 P: 14	R: 0 E: 0 K: 1 S: 18	H: 1 LOB: 1 BB: 0 P: 27	1B: 3 2B: 0 3B: 0 HR: 1	SF: 0 SAC: 0 DP: 1 HBP: 0	WP: 0 PA: 32 PB: 0 SB: 0 CS: 0
PITCHER	IP WLS BF H R ER SO BB IBB HBP BLK WP HR S P ERA WHIP																				
Jaime Navarro, R (1, 1) ERA: 2.64	6.1 W 23 3 1 1 4 1 0 0 0 0 0 49 80 1.42 0.632																				
Mike Perez, R (7, 1) ERA: 2.64	2.2 S 9 1 0 0 2 1 0 0 0 0 0 33 51 0.00 0.750																				

Chicago Cubs @ Florida Marlins
Joe Robbie Stadium, Miami, FL
Fri Jun 02 1995, 7:05 PM EDT
Att: 19,540 - Unknown - 82 F

AB	30
R	1
H	4
RBI	1
BB	2
SO	6
LOB	7



Batter	1	2	3	4	5	6	7	8	9	AB	R	H	RBI	BB	SO	LOB	TOP			
Brian McRae, S OBP: 0.323, SLG: 0.420	F7	BB HBP 1B		CS G5-3 1B		G6-4-3 BB		G6-3		4	0	2	0	1	0	0	Chicago Cubs @ Florida Marlins Joe Robbie Stadium, Miami, FL Sat Jun 03 1995, 7:05 PM EDT Att: 26,436 - Unknown - 83 F			
Rey Sanchez, R OBP: 0.309, SLG: 0.374	2B G6-3 1B	P3		G5-3		G6-4-3		K		5	1	1	0	0	1	4				
Sammy Sosa, R OBP: 0.377, SLG: 0.599	1B	BB HBP		F7		F8			G3-1	4	1	1	0	0	0	1				
Mark Grace, L OBP: 0.380, SLG: 0.579	G6-3				F9 1B	2B			G4-3	4	1	1	2	1	0	1				
Rick Wilkins, L OBP: 0.386, SLG: 0.313	HBP 1B BB	P5		F9		L3				4	0	1	0	1	0	4				
Shawon Dunston, R OBP: 0.356, SLG: 0.539 Turk Wendell, L	HBP 1B	K		WP 1B		BB			K	4	0	2	2	1	2	4				
Howard Johnson, S OBP: 0.294, SLG: 0.275	1B		G5-3		P6					2	0	0	0	1	0	1				
Scott Burrell, L OBP: 0.286, SLG: 0.397	G1-3		P6		1B				K	3	0	0	0	1	1	5				
Kevin Foster, R OBP: 0.313, SLG: 0.500 Mike Walker, R		1B BB 1B	F8		P3			G1-3		3	1	1	0	0	0	2				
Bryan Hickerson, L OBP: 1.000, SLG: 1.000 José Hernández, R OBP: 0.419, SLG: 0.690										1	0	0	0	0	0	0				
										0	0	0	0	0	0	0				
Inning Stats	R: 2 E: 0 K: 0 S: 16	H: 3 LOB: 3 BB: 1 P: 26	R: 1 E: 0 K: 1 S: 15	H: 2 LOB: 3 BB: 1 P: 29	R: 0 E: 0 K: 0 S: 4	H: 0 LOB: 0 BB: 0 P: 5	R: 0 E: 0 K: 0 S: 8	H: 1 LOB: 0 BB: 0 P: 11	R: 1 E: 0 K: 0 S: 13	H: 2 LOB: 2 BB: 1 P: 22	R: 0 E: 0 K: 0 S: 4	H: 0 LOB: 0 BB: 1 P: 11	R: 0 E: 0 K: 1 S: 13	H: 0 LOB: 0 BB: 0 P: 15	R: 0 E: 0 K: 1 S: 11	H: 1 LOB: 1 BB: 0 P: 17	1B: 7 2B: 2 3B: 0 HR: 0	SF: 0 SAC: 0 DP: 1 HBP: 2	WP: 1 PB: 0 SB: 0 CS: 1	PA: 42
PITCHER	IP WLS BF H R ER SO BB IBB HBP BLK WP HR S P ERA WHIP																			
David Weathers, R ERA: 5.88	(1, 1) 1.1 13 5 3 3 0 2 0 2 0 0 0 23 43 20.25 5.250																			
Terry Mathews, R ERA: 3.91	(2, 1) 3.2 14 3 1 1 1 0 1 0 0 1 0 33 50 2.46 0.818																			
Richie Lewis, R ERA: 4.58	(6, 1) 1.0 3 0 0 0 0 1 0 0 0 0 0 4 11 0.00 1.000																			
Yorkis Perez, L ERA: 5.29	(7, 1) 1.0 5 0 0 0 1 2 0 0 0 0 0 7 17 0.00 2.000																			
Randy Veres, R ERA: 1.93	(8, 1) 2.0 W 7 1 0 0 2 0 0 0 0 0 0 24 32 0.00 0.500																			

AB	34
R	4
H	9
RBI	4
BB	6
SO	4
LOB	22



Batter	1	2	3	4	5	6	7	8	9	AB	R	H	RBI	BB	SO	LOB	BOTTOM					
Jesus Tavarez, S OBP: 0.333, SLG: 0.375	K		1B		G4-3		K		1B 2B	5	1	2	0	0	2	1	Chicago Cubs @ Florida Marlins Joe Robbie Stadium, Miami, FL Sat Jun 03 1995, 7:05 PM EDT Att: 26,436 - Unknown - 83 F					
Alex Arias, R OBP: 0.436, SLG: 0.542	K		K			G4-3	G5-3		1B	5	0	1	1	0	2	1						
Gary Sheffield, R OBP: 0.480, SLG: 0.504	P3		F7			1B 2B			FC3-6 BB	3	1	1	0	1	0	1						
Jeff Conine, R OBP: 0.422, SLG: 0.495		G4-3		K		2B 1B			FC3-6 2B	4	2	1	1	0	1	1						
Terry Pendleton, S OBP: 0.294, SLG: 0.383		L7		G3-1		1B 2B			1B 2B	4	1	2	1	0	0	0						
Greg Colbrunn, R OBP: 0.300, SLG: 0.381		BB 1B		G6-3		1B			1B	4	0	3	2	0	0	0						
Charles Johnson, R OBP: 0.277, SLG: 0.210		BB		G6-3		F7			G1-3	3	0	0	0	1	0	2						
Mario Diaz, R OBP: 0.175, SLG: 0.275 Randy Veres, R		P4			G4-3	P2			F8	3	0	0	0	0	0	3						
Tommy Gregg, L OBP: 0.344, SLG: 0.519										1	0	0	0	0	0	0						
David Weathers, R ERA: 5.88 Terry Mathews, L ERA: 3.91 Darrell Whitmore, L ERA: 1.4 Richie Lewis, R ERA: 4.58 Yorkis Perez, L ERA: 5.29 Quilvio Veres, S OBP: 0.306, SLG: 0.330			K						L7	0	0	0	0	0	0	0						
Inning Stats	R: 0 E: 0 K: 2 S: 10	H: 0 LOB: 0 BB: 0 P: 14	R: 0 E: 0 K: 0 S: 14	H: 1 LOB: 2 BB: 1 P: 23	R: 0 E: 0 K: 2 S: 11	H: 1 LOB: 1 BB: 0 P: 16	R: 0 E: 0 K: 1 S: 8	H: 0 LOB: 0 BB: 0 P: 12	R: 0 E: 0 K: 0 S: 7	H: 0 LOB: 1 BB: 1 P: 11	R: 3 E: 0 K: 0 S: 15	H: 4 LOB: 1 BB: 0 P: 17	R: 0 E: 0 K: 1 S: 10	H: 0 LOB: 0 BB: 0 P: 14	R: 1 E: 0 K: 0 S: 8	H: 2 LOB: 1 BB: 1 P: 16	R: 1 E: 0 K: 0 S: 9	H: 2 LOB: 1 BB: 0 P: 19	1B: 6 2B: 4 3B: 0 HR: 0	SF: 0 SAC: 0 DP: 0 HBP: 0	WP: 0 PB: 0 SB: 0 CS: 0	PA: 38
PITCHER	IP WLS BF H R ER SO BB IBB HBP BLK WP HR S P ERA WHIP																					
Kevin Foster, R ERA: 6.23	(1, 1) 5.1 24 2 1 1 1 1 0 0 0 0 0 63 90 5.06 1.500																					
Mike Walker, R ERA: 1.4	(6, 1) 2.2 10 2 1 1 1 1 0 0 0 0 0 20 33 3.38 1.125																					
Bryan Hickerson, L ERA: 3.09	(9, 1) 0.2 L 3 1 1 1 0 0 0 0 0 0 0 8 16 13.50 1.500																					
Turk Wendell, R ERA:	(9, 1) 0.0 1 1 0 0 0 0 0 0 0 0 0 1 3 ∞ ∞																					



Batter	1	2	3	4	5	6	7	8	9	AB	R	H	RBI	BB	SO	LOB	TOP										
Brian McRae, S (1, 8) OBP: 0.319, SLG: 0.422	L1		FC6-4 1B			SF7 2B	G4-3		SF9	4	1	1	1	0	0	1											
Rey Sanchez, R (1, 4) OBP: 0.312, SLG: 0.375	P4		1B			2B 1B		L9	FC5-4	5	1	2	0	0	0	1											
Mark Grace, L (1, 3) OBP: 0.370, SLG: 0.566	G4-3		P3			SF7		L7		3	0	0	1	0	0	2											
Sammy Sosa, R (1, 9) OBP: 0.380, SLG: 0.623		HR			P3	1B 2B		K 1B		4	2	2	2	0	1	0											
Shawon Dunston, R (1, 6) OBP: 0.352, SLG: 0.529	K				F7	F7		1B		4	0	1	0	0	1	1											
Ozzie Timmons, R (1, 7) OBP: 0.300, SLG: 0.351	G5-3				K			K		4	0	1	1	0	2	2											
Scott Burrell, L (8, 7) OBP: 0.286, SLG: 0.397						1B				0	0	0	0	0	0	0											
José Hernández, R (1, 5) OBP: 0.400, SLG: 0.636	G5-3				F9	G5-3		1B SF9		4	1	1	0	0	0	1											
Todd Pratt, R (1, 2) OBP: 0.111, SLG: 0.059			K				F7	FC5-4 1B		4	0	1	0	0	2	0											
Frank Castillo, R (1, 1) OBP: 0.188, SLG: 0.188					F9		G4-3		K	4	0	1	0	0	1	2											
Randy Myers, L (9, 1) OBP: 0.188, SLG: 0.188			FC6-4 1B							0	0	0	0	0	0	0											
Inning Stats	R: 0 E: 0 K: 0 S: 7	H: 0 LOB: 0 BB: 0 P: 11	R: 1 E: 0 K: 1 S: 8	H: 1 LOB: 0 BB: 0 P: 11	R: 0 E: 0 K: 1 S: 9	H: 2 LOB: 2 BB: 0 P: 11	R: 0 E: 0 K: 1 S: 5	H: 0 LOB: 0 BB: 0 P: 9	R: 0 E: 0 K: 1 S: 8	H: 0 LOB: 0 BB: 0 P: 12	R: 3 E: 0 K: 0 S: 18	H: 4 LOB: 1 BB: 0 P: 30	R: 0 E: 0 K: 0 S: 9	H: 0 LOB: 0 BB: 0 P: 11	R: 0 E: 0 K: 2 S: 13	H: 1 LOB: 2 BB: 0 P: 17	R: 1 E: 0 K: 1 S: 12	H: 2 LOB: 1 BB: 0 P: 19	1B: 7 2B: 2 3B: 0 HR: 1	SF: 2 SAC: 0 DP: 0 HBP: 0	WP: 1 PB: 0 SB: 0 CS: 0	PA: 38					
PITCHER	IP	WLS	BF	H	R	ER	SO	BB	IBB	HBP	BLK	WP	HR	S	P	ERA	WHIP										
Chris Hammond, L (1, 1) ERA: 2.05	5.2	L	24	7	4	2	4	0	0	0	0	0	1	52	80	3.18	1.235										
Jeremy Hernandez, R (8, 1) ERA: 7.88	1.1		4	0	0	0	0	0	0	0	0	0	0	12	15	0.00	0.000										
Mark Gardner, R (8, 1) ERA: 7.88	1.0		5	1	0	0	2	0	0	0	0	1	0	13	17	0.00	1.000										
Robb Nen, R (9, 1) ERA: 4.42	1.0		5	2	1	1	1	0	0	0	0	0	0	12	19	9.00	2.000										

Chicago Cubs @ Florida Marlins
Joe Robbie Stadium, Miami, FL
Sun Jun 04 1995, 7:05 PM EDT
Att: 18,175 - Unknown - 77 F

AB	36
R	5
H	10
RBI	5
BB	0
SO	7
LOB	10



Batter	1	2	3	4	5	6	7	8	9	AB	R	H	RBI	BB	SO	LOB	BOTTOM										
QuiVivo Veras, S (1, 4) OBP: 0.390, SLG: 0.330	E4 G4-3 G6-3 1B		FC5-4 BB	K			G5-3			3	1	1	0	1	1	2											
Alex Arias, R (1, 6) OBP: 0.407, SLG: 0.500	G4-3		FC5-4 1B		G1-3			G1-3		4	0	0	0	0	0	2											
Robb Nen, R (9, 1) OBP: 0.407, SLG: 0.500			1B							0	0	0	0	0	0	0											
Gary Sheffield, R (1, 9) OBP: 0.481, SLG: 0.500	G6-3		1B		G5-4 HBP			G5-3		3	0	1	1	0	0	0											
Jeff Conine, R (1, 7) OBP: 0.417, SLG: 0.485	1B		P4		G5-4-3			L9		4	0	1	0	0	0	3											
Terry Pendleton, S (1, 5) OBP: 0.299, SLG: 0.401	L4				G4-3 1B 2B		F9		1B 2B	4	2	2	0	0	0	1											
Greg Colbrunn, R (1, 3) OBP: 0.290, SLG: 0.368		G5-3		G4-3		G6-3		G5-3		4	0	0	0	0	0	2											
Charles Johnson, R (1, 2) OBP: 0.279, SLG: 0.214			K			F9			P5	3	0	1	1	0	1	0											
Andre Dawson, R (9, PH) OBP: 0.208, SLG: 0.225					FC1-6 1B					1	0	0	0	0	0	1											
Jesus Tavarez, S (1, 8) OBP: 0.308, SLG: 0.333	P5				FC1-6 BB			B1		4	0	1	1	0	0	1											
Chris Hammond, L (1, 1) OBP: 0.300, SLG: 0.596									1B	1	0	0	0	1	1	0											
Jeremy Hernandez, R (6, 1) OBP: 0.337, SLG: 0.500			K					P6		0	0	0	0	0	0	0											
Tommy Gregg, L (7, PH) OBP: 0.337, SLG: 0.500										1	0	0	0	0	0	0											
Mark Gardner, R (8, 1) OBP: 0.289, SLG: 0.405										0	0	0	0	0	0	0											
Kurt Abbott, R (9, 6) OBP: 0.289, SLG: 0.405										1	0	0	0	0	0	1											
Inning Stats	R: 1 E: 1 K: 0 S: 8	H: 2 LOB: 1 BB: 0 P: 12	R: 0 E: 0 K: 1 S: 10	H: 0 LOB: 0 BB: 0 P: 15	R: 0 E: 0 K: 1 S: 12	H: 1 LOB: 2 BB: 1 P: 21	R: 1 E: 0 K: 1 S: 10	H: 2 LOB: 2 BB: 1 P: 18	R: 0 E: 0 K: 0 S: 8	H: 0 LOB: 0 BB: 0 P: 13	R: 0 E: 0 K: 0 S: 4	H: 0 LOB: 0 BB: 0 P: 4	R: 0 E: 0 K: 0 S: 5	H: 0 LOB: 0 BB: 0 P: 7	R: 0 E: 0 K: 0 S: 5	H: 0 LOB: 0 BB: 0 P: 6	R: 1 E: 0 K: 0 S: 10	H: 2 LOB: 1 BB: 0 P: 15	1B: 5 2B: 2 3B: 0 HR: 0	SF: 0 SAC: 0 DP: 1 HBP: 1	WP: 0 PB: 0 SB: 0 CS: 0	PA: 36					
PITCHER	IP	WLS	BF	H	R	ER	SO	BB	IBB	HBP	BLK	WP	HR	S	P	ERA	WHIP										
Frank Castillo, R (1, 1) ERA: 2.81	8.0	W	32	6	3	3	3	2	0	0	0	0	0	65	101	3.38	1.000										
Randy Myers, L (9, 1) ERA: 3.96	1.0	S	4	1	0	0	0	0	0	0	0	0	0	7	10	0.00	1.000										

Chicago Cubs @ Florida Marlins
Joe Robbie Stadium, Miami, FL
Sun Jun 04 1995, 7:05 PM EDT
Att: 18,175 - Unknown - 77 F

AB	33
R	3
H	7
RBI	3
BB	2
SO	3
LOB	13



Batter	1	2	3	4	5	6	7	8	9	AB	R	H	RBI	BB	SO	LOB	TOP		
Quilvio Veras, S OBP: 0.393, SLG: 0.319	0-1 F9	0-2 G3			2-2 F8		4-2 S BB		1-1 F9	4	0	0	0	1	0	1			
Jesus Tavarez, S OBP: 0.389, SLG: 0.412	2-1 G4-3		1-1 CS 1B		0-0 G5-4-3 1B		2-3 K		0-0 1B	5	0	3	0	0	1	1			
Gary Sheffield, R OBP: 0.466, SLG: 0.480	1-1 G4-3		2-2 G6-3		0-0 G5-4-3		0-0 G6-3		0-3 K	5	0	0	0	0	1	4			
Jeff Conine, R OBP: 0.435, SLG: 0.534		1-1 1B 2B	2-2 HR			4-1 2B 1B BB				2	3	2	1	2	0	0			
Greg Colbrunn, R OBP: 0.289, SLG: 0.372	1-2 F8		0-2 L5			0-2 2B				4	0	1	0	0	0	3			
Alex Arias, R OBP: 0.429, SLG: 0.509	0-1 L5			4-1 E BB		3-2 1B		0-1 G5-4-3 1B		3	0	2	1	1	0	1			
Kurt Abbott, R OBP: 0.299, SLG: 0.397	2-1 E 1B		1-2 F9		1-2 F9		2-3 K		2-2 G5-4-3	4	1	1	1	0	1	4			
Charles Johnson, R OBP: 0.270, SLG: 0.206	1-0 E5 2B		1-1 F9		0-3 K		2-3 K		2-3 K	4	1	0	0	0	2	3			
Bobby Witt, R Terry Fontenot, S Randy Veres, R Yorkis Perez, L Tommy Gregg, L Robb Nen, R	0-0 2B		3-2 G6-3		3-2 G4-3				3-2 P5	2	0	1	1	0	0	1			
Inning Stats	R: 0 E: 0 K: 0 S: 6	H: 0 LOB: 0 BB: 0 P: 9	R: 3 E: 1 K: 0 S: 14	H: 3 LOB: 1 BB: 0 P: 19	R: 1 E: 0 K: 0 S: 13	H: 2 LOB: 0 BB: 0 P: 17	R: 0 E: 1 K: 0 S: 10	H: 0 LOB: 1 BB: 1 P: 19	R: 0 E: 0 K: 2 S: 16	H: 1 LOB: 0 BB: 0 P: 7	R: 0 E: 0 K: 1 S: 10	H: 0 LOB: 0 BB: 2 P: 20	R: 0 E: 0 K: 1 S: 8	H: 1 LOB: 0 BB: 0 P: 12	R: 0 E: 0 K: 1 S: 11	H: 1 LOB: 1 BB: 0 P: 15	1B: 6 2B: 3 3B: 0 HR: 1	SF: 0 SAC: 0 DP: 2 HBP: 0	WP: 0 PA: 39 PB: 0 SB: 1 CS: 1
PITCHER	IP WLS BF H R ER SO BB IBB HBP BLK WP HR S P ERA WHIP	IP WLS BF H R ER SO BB IBB HBP BLK WP HR S P ERA WHIP	IP WLS BF H R ER SO BB IBB HBP BLK WP HR S P ERA WHIP	IP WLS BF H R ER SO BB IBB HBP BLK WP HR S P ERA WHIP	IP WLS BF H R ER SO BB IBB HBP BLK WP HR S P ERA WHIP	IP WLS BF H R ER SO BB IBB HBP BLK WP HR S P ERA WHIP	IP WLS BF H R ER SO BB IBB HBP BLK WP HR S P ERA WHIP	IP WLS BF H R ER SO BB IBB HBP BLK WP HR S P ERA WHIP	IP WLS BF H R ER SO BB IBB HBP BLK WP HR S P ERA WHIP	IP WLS BF H R ER SO BB IBB HBP BLK WP HR S P ERA WHIP	IP WLS BF H R ER SO BB IBB HBP BLK WP HR S P ERA WHIP	IP WLS BF H R ER SO BB IBB HBP BLK WP HR S P ERA WHIP	IP WLS BF H R ER SO BB IBB HBP BLK WP HR S P ERA WHIP	IP WLS BF H R ER SO BB IBB HBP BLK WP HR S P ERA WHIP	IP WLS BF H R ER SO BB IBB HBP BLK WP HR S P ERA WHIP	IP WLS BF H R ER SO BB IBB HBP BLK WP HR S P ERA WHIP	IP WLS BF H R ER SO BB IBB HBP BLK WP HR S P ERA WHIP		

Florida Marlins @ Houston Astros
Astrodome, Houston, TX
Mon Jun 05 1995, 8:05 PM EDT
Att: 11,238 - Dome

AB 35
R 5
H 10
RBI 4
BB 4
SO 5
LOB 20

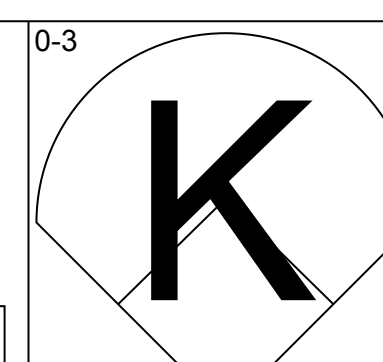
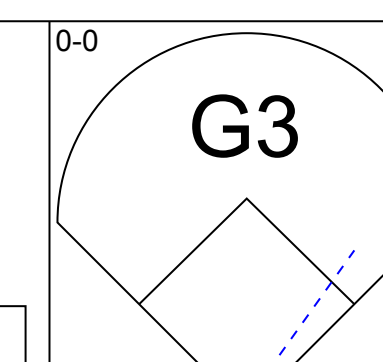
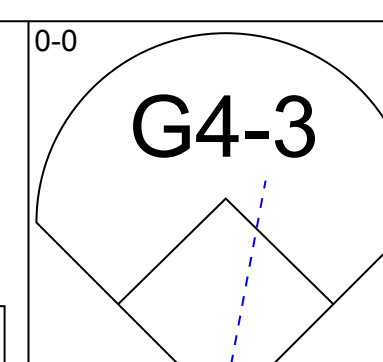
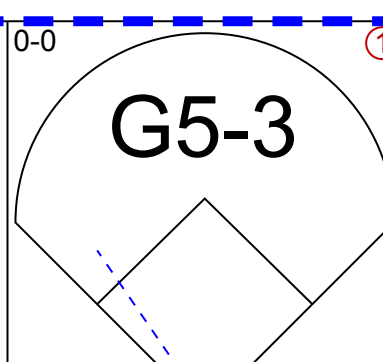
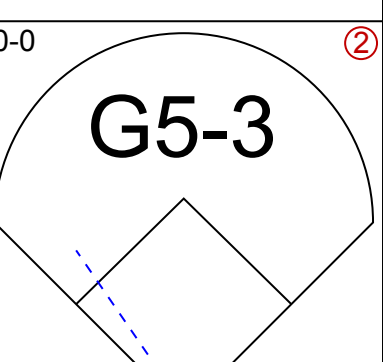
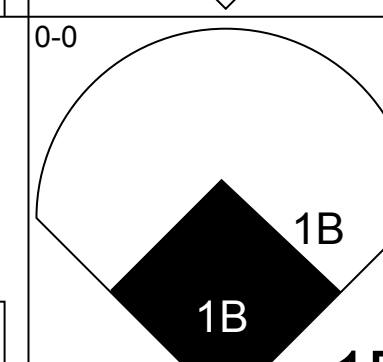
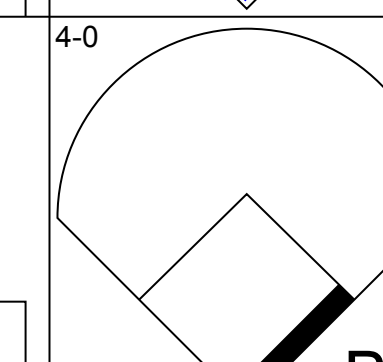
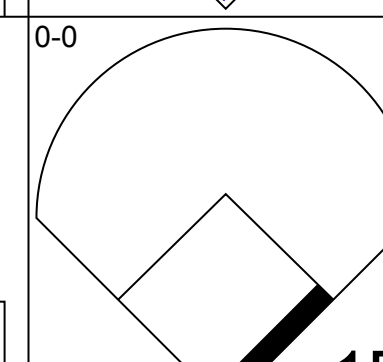
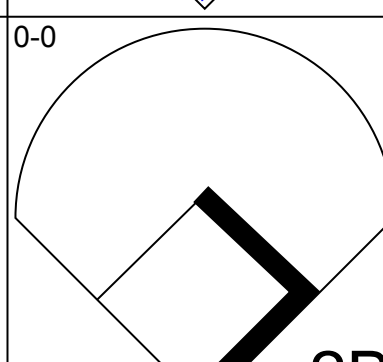
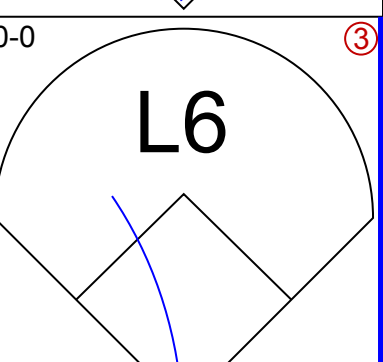
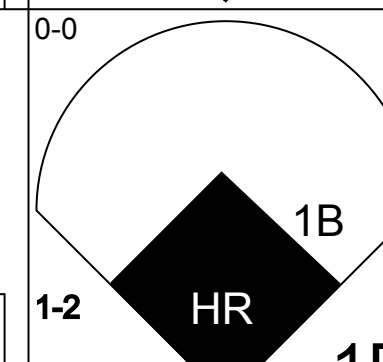
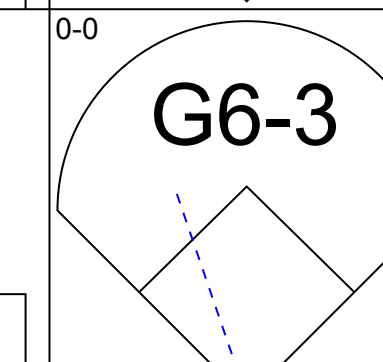
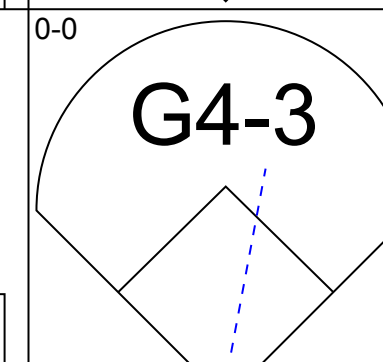
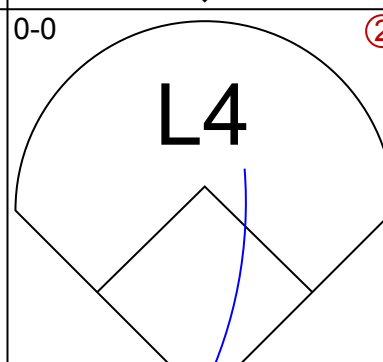

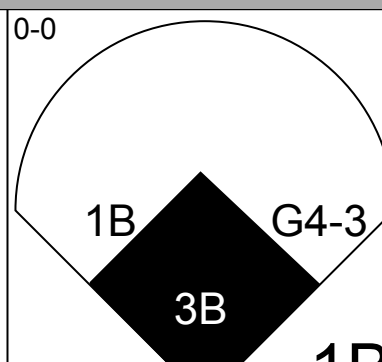
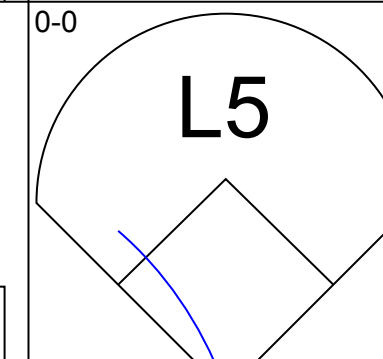
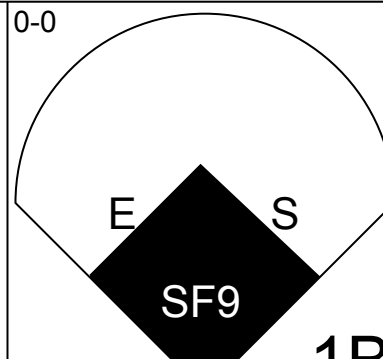
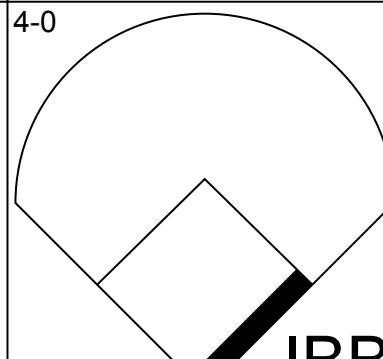

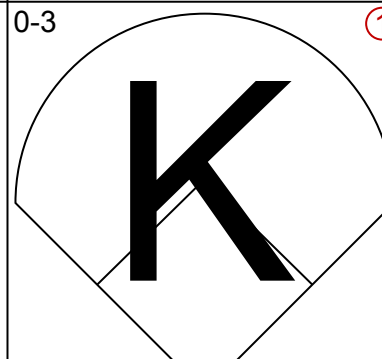
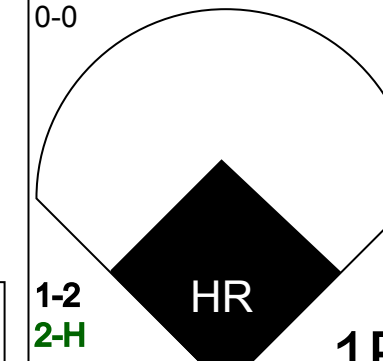
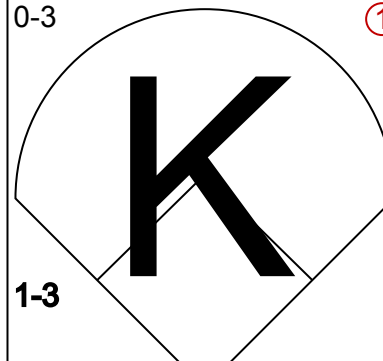
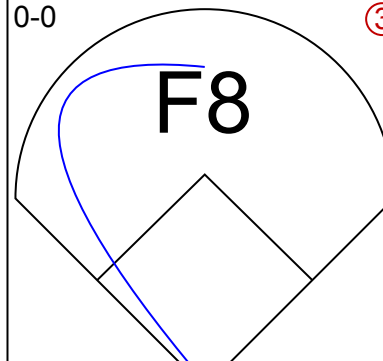

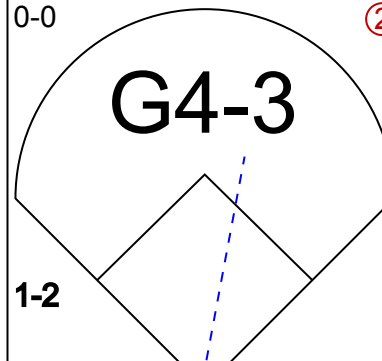
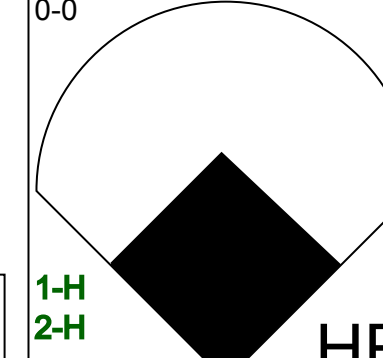
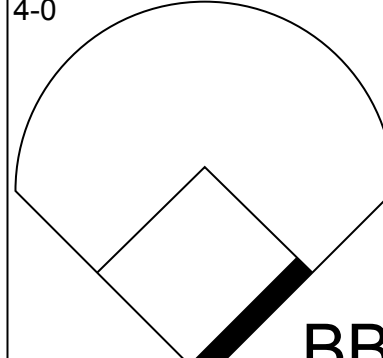

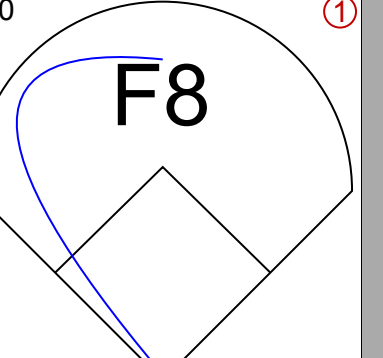
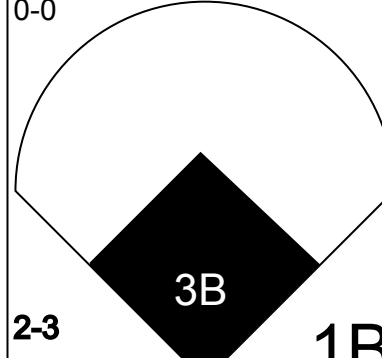
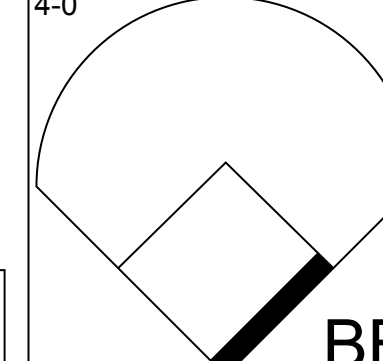
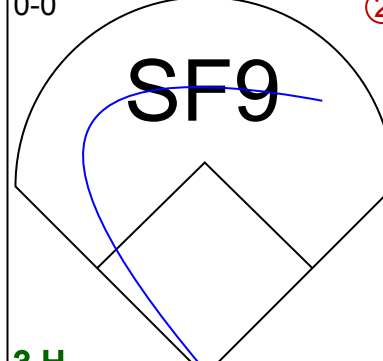

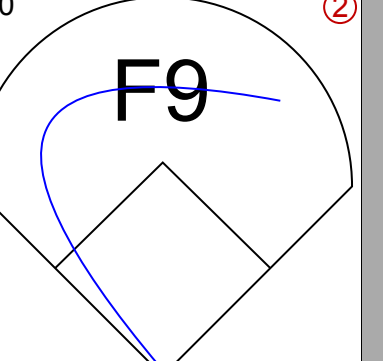
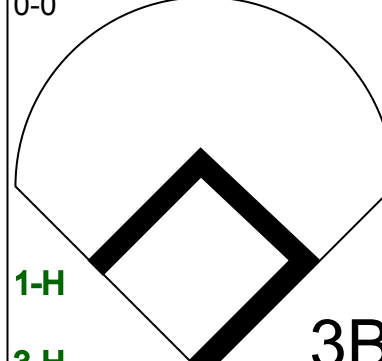
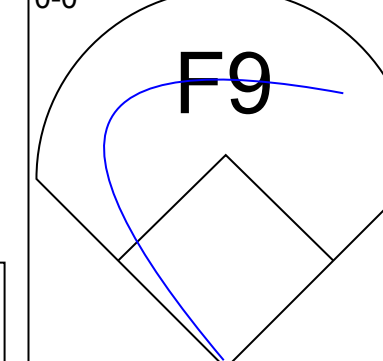
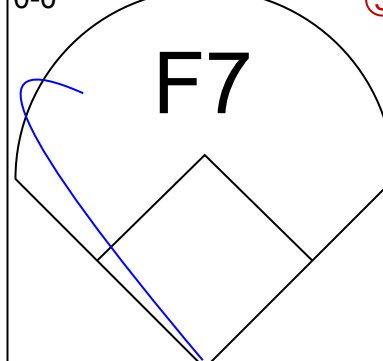

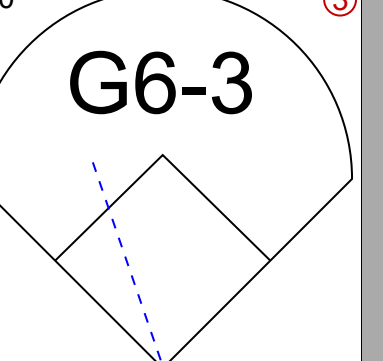
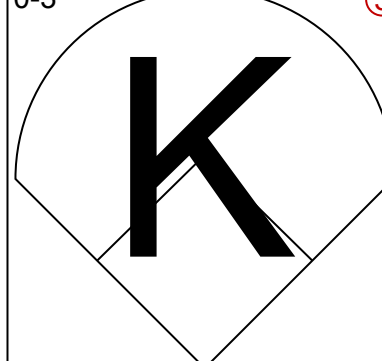
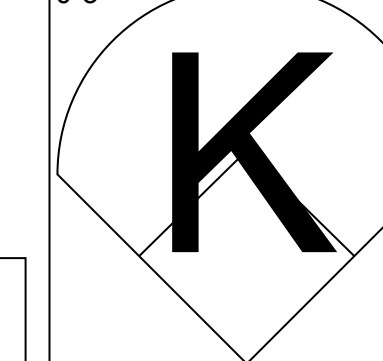
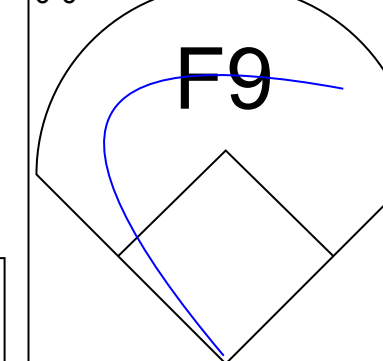

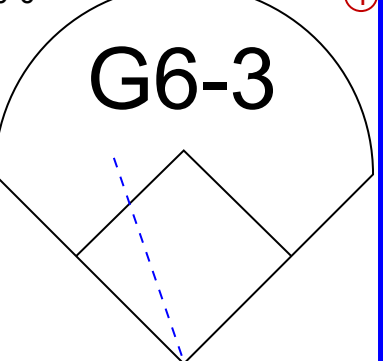


Batter	1	2	3	4	5	6	7	8	9	AB	R	H	RBI	BB	SO	LOB	BOTTOM				
John Cangelosi, S OBP: 0.433, SLG: 0.261	2-1 G6-3	2-2 G3-1		4-1 1B BB			3-2 L7		4-1 HR BB	3	1	0	0	2	0	1					
Craig Biggio, R OBP: 0.406, SLG: 0.455	3-2 L3		4-0 5 2B BB	0-0 1-2 2H 1B			0-0 P5		2-1 HR	4	2	2	3	1	0	0					
5 Jeff Bagwell, R OBP: 0.338, SLG: 0.366	1-1 1B		1-0 G4-3 1H G4-3 2B		2-2 K		0-0 P3			4	1	2	1	0	1	0					
Derek Bell, R OBP: 0.399, SLG: 0.485	2-2 1B		1-2 G4-3		2-1 G6-3		1-2 G3-1			4	0	1	0	0	0	1					
Luis Gonzalez, L OBP: 0.306, SLG: 0.430	2-1 L6		3-1 G4-3		2-2 G4-3		0-3 K			4	0	0	1	0	1	2					
Chris Donnels, L OBP: 0.345, SLG: 0.296		2-0 F7	3-3 K				0-0 G6-3		2-2 P6	3	0	0	0	0	1	0					
Craig Shipley, R OBP: 0.375, SLG: 0.444										1	0	0	0	0	0	0					
Tony Eusebio, R OBP: 0.355, SLG: 0.414		3-2 FC5-4 1B		0-2 G5-3 1B 1B			4-1 BB		0-0 P4	3	0	2	0	1	0	0					
Orlando Miller, R OBP: 0.310, SLG: 0.358		1-2 FC5-4 2B		0-1 G5-3			1-3 K		0-2 G1-3	4	1	0	0	0	1	3					
Greg Swindell, L OBP: 0.308, SLG: 0.333		2-0 2B		2-0 G6-3			0-0 G1-3		4-0 BB HR	2	0	1	1	0	0	1					
Jim Dougherty, R Milt Thompson, L Dave Veres, R										0	0	0	0	0	0	0					
Dave Magadan, L OBP: 0.426, SLG: 0.355										0	0	0	0	0	0	0					
Inning Stats	R: 0 E: 0 K: 0 S: 13	H: 2 LOB: 1 BB: 0 P: 23	R: 1 E: 0 K: 0 S: 17	H: 2 LOB: 1 BB: 0 P: 27	R: 2 E: 0 K: 1 S: 9	H: 1 LOB: 0 BB: 1 P: 21	R: 0 E: 0 K: 0 S: 9	H: 2 LOB: 2 BB: 1 P: 15	R: 0 E: 0 K: 1 S: 8	H: 0 LOB: 0 BB: 0 P: 14	R: 0 E: 0 K: 1 S: 6	H: 0 LOB: 1 BB: 1 P: 11	R: 0 E: 0 K: 0 S: 5	H: 0 LOB: 0 BB: 0 P: 8	R: 0 E: 0 K: 1 S: 12	H: 0 LOB: 0 BB: 0 P: 15	R: 3 E: 0 K: 0 S: 7	H: 1 LOB: 0 BB: 2 P: 17	1B: 5 2B: 2 3B: 0 HR: 1	SF: 0 SAC: 0 DP: 0 HBP: 0	WP: 0 PA: 38 PB: 0 SB: 0 CS: 0
PITCHER	IP WLS BF H R ER SO BB IBB HBP BLK WP HR S P ERA WHIP	IP WLS BF H R ER SO BB IBB HBP BLK WP HR S P ERA WHIP	IP WLS BF H R ER SO BB IBB HBP BLK WP HR S P ERA WHIP	IP WLS BF H R ER SO BB IBB HBP BLK WP HR S P ERA WHIP	IP WLS BF H R ER SO BB IBB HBP BLK WP HR S P ERA WHIP	IP WLS BF H R ER SO BB IBB HBP BLK WP HR S P ERA WHIP	IP WLS BF H R ER SO BB IBB HBP BLK WP HR S P ERA WHIP	IP WLS BF H R ER SO BB IBB HBP BLK WP HR S P ERA WHIP	IP WLS BF H R ER SO BB IBB HBP BLK WP HR S P ERA WHIP	IP WLS BF H R ER SO BB IBB HBP BLK WP HR S P ERA WHIP	IP WLS BF H R ER SO BB IBB HBP BLK WP HR S P ERA WHIP	IP WLS BF H R ER SO BB IBB HBP BLK WP HR S P ERA WHIP	IP WLS BF H R ER SO BB IBB HBP BLK WP HR S P ERA WHIP	IP WLS BF H R ER SO BB IBB HBP BLK WP HR S P ERA WHIP	IP WLS BF H R ER SO BB IBB HBP BLK WP HR S P ERA WHIP	IP WLS BF H R ER SO BB IBB HBP BLK WP HR S P ERA WHIP	IP WLS BF H R ER SO BB IBB HBP BLK WP HR S P ERA WHIP				

Florida Marlins @ Houston Astros
Astrodome, Houston, TX
Mon Jun 05 1995, 8:05 PM EDT
Att: 11,238 - Dome

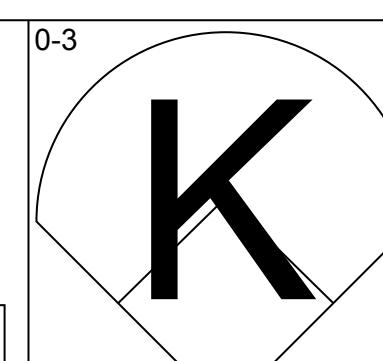
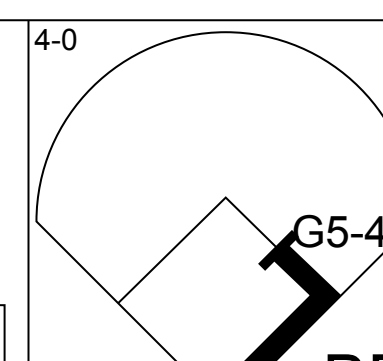
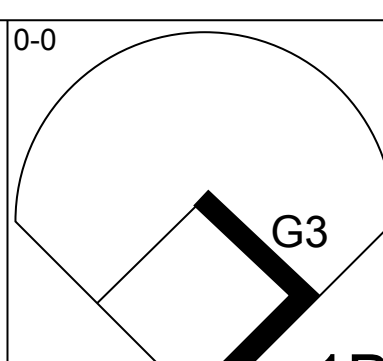
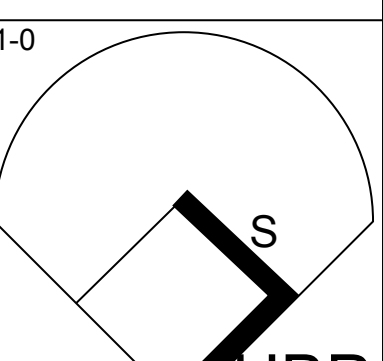
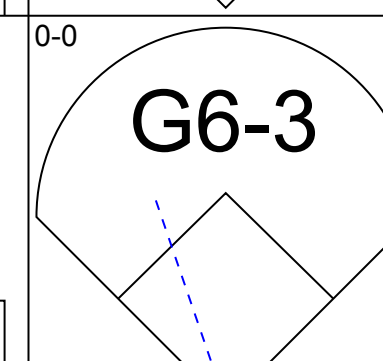
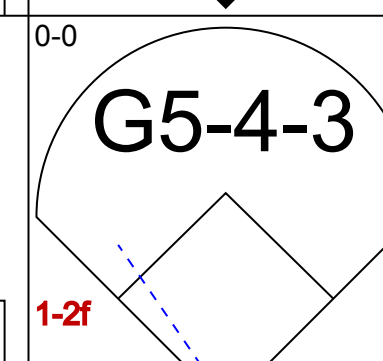
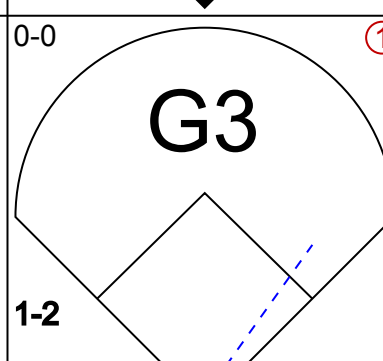
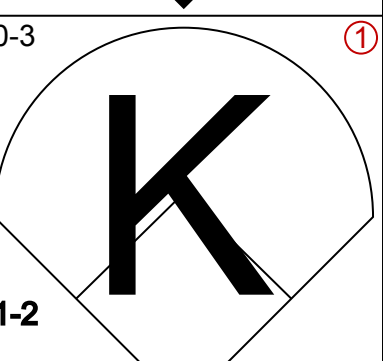
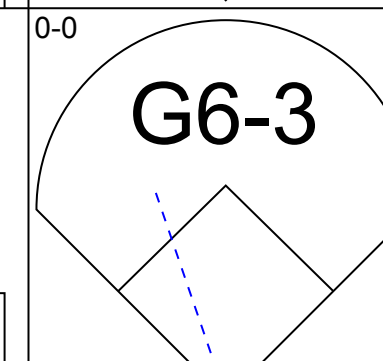
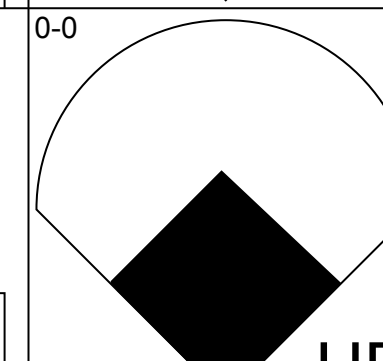
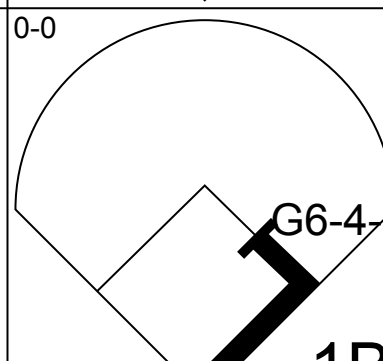
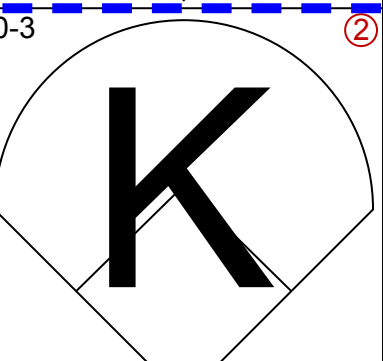
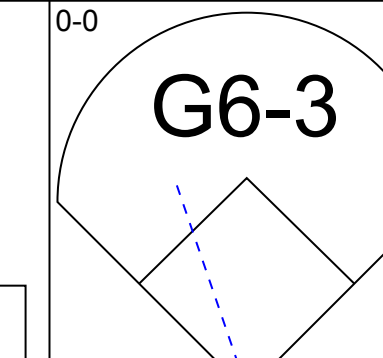
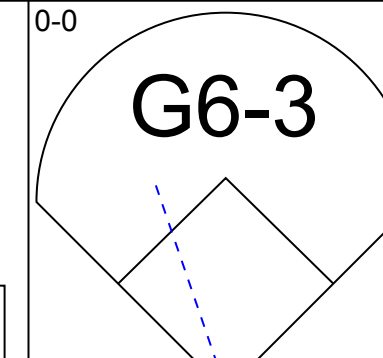
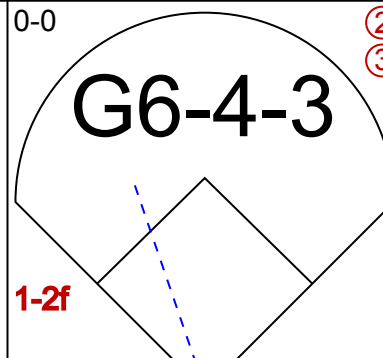
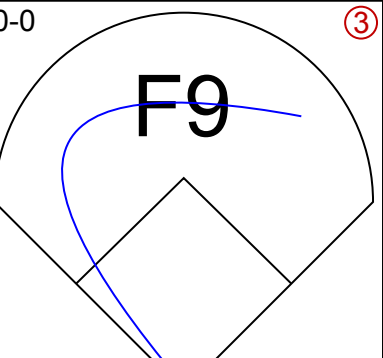
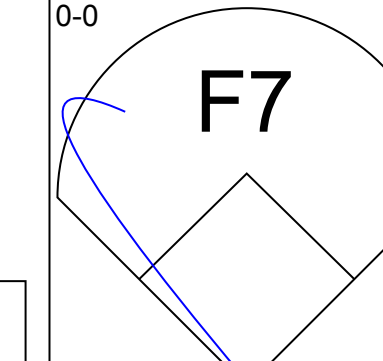
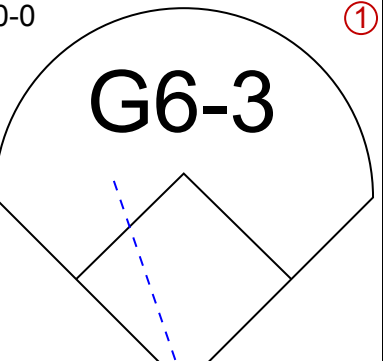
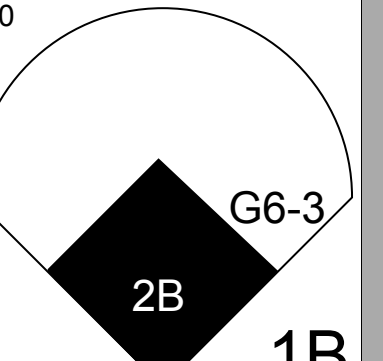
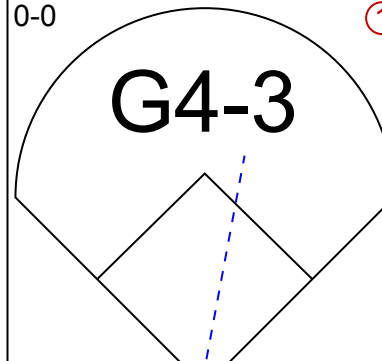
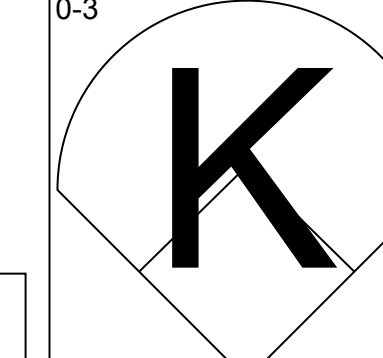
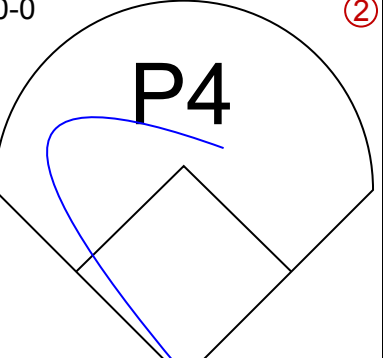

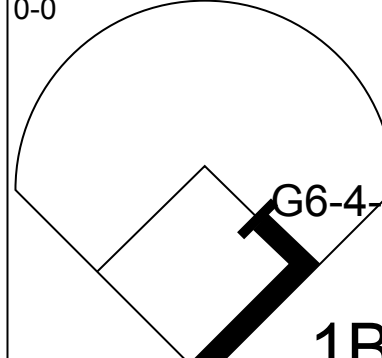
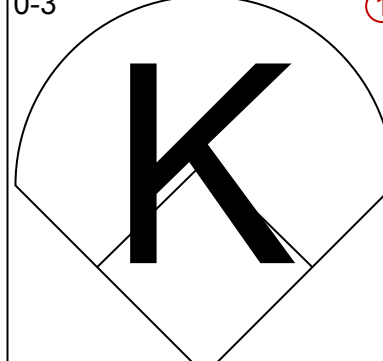
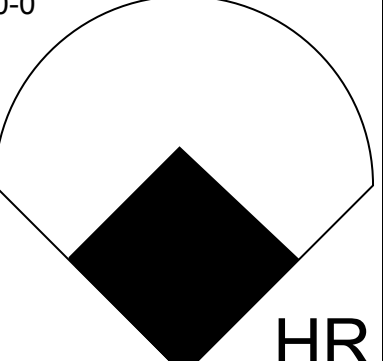
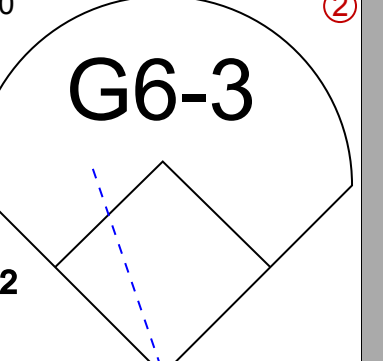
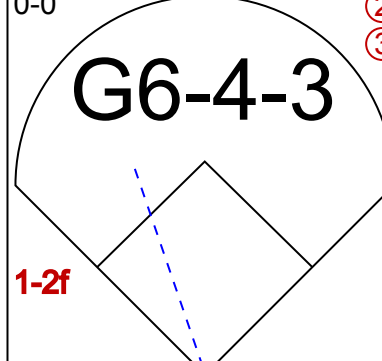
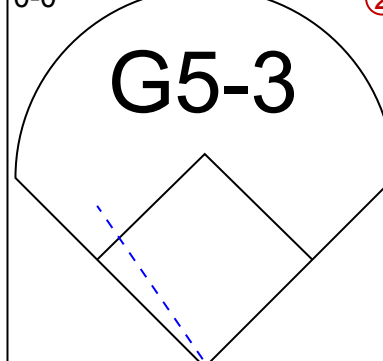
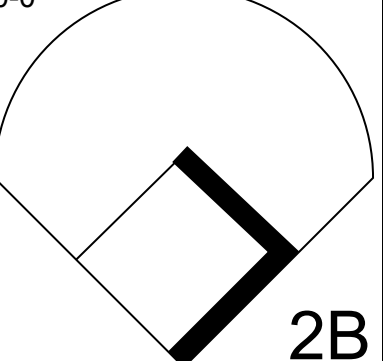
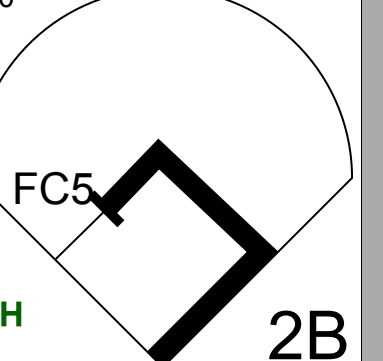
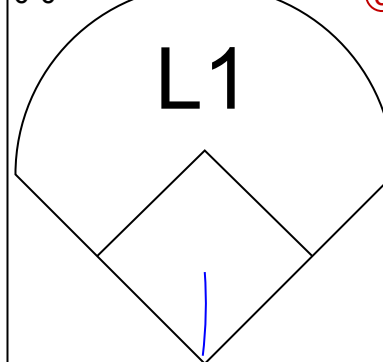
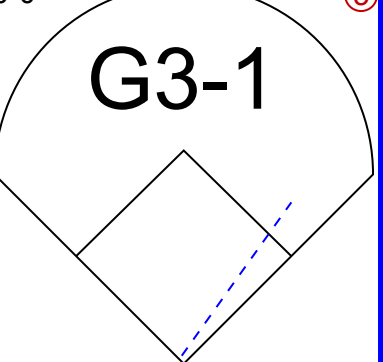
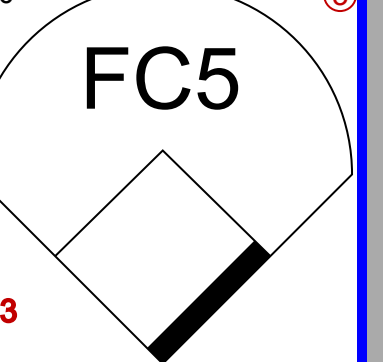
AB 33
R 6
H 8
RBI 6
BB 5
SO 4
LOB 9

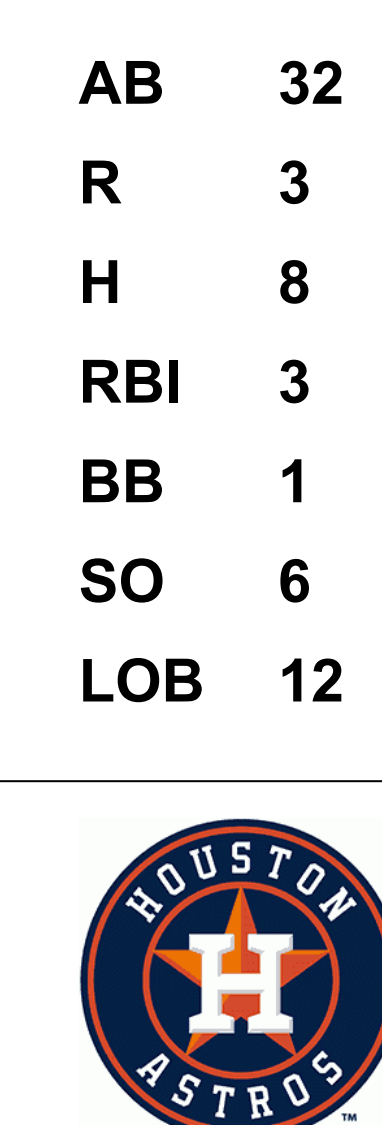


Batter	1	2	3	4	5	6	7	8	9	AB	R	H	RBI	BB	SO	LOB	TOP			
Jesus Tavaréz, S OBP: 0.286, SLG: 0.296 (1, 8)										5	0	0	0	0	1	0	Florida Marlins @ Houston Astros Astrodome, Houston, TX Wed Jun 07, 1995, 4:33 AM EDT Att: 12,131 - Dome			
Alex Arias, R OBP: 0.349, SLG: 0.533 Randy Veres, R (8, 1)										4	1	3	0	1	0	0				
Jeff Conine, R OBP: 0.425, SLG: 0.522 (1, 7)										5	2	2	0	0	0	3				
Gary Sheffield, R OBP: 0.465, SLG: 0.496 (1, 9)										4	2	2	1	1	1	3				
Terry Pendleton, S OBP: 0.297, SLG: 0.395 (1, 5)										5	1	1	1	0	1	4				
Greg Colbrunn, R OBP: 0.304, SLG: 0.400 (1, 3)										4	2	3	3	1	0	0				
Kurt Abbott, R OBP: 0.277, SLG: 0.424 (1, 6)										3	0	1	3	1	0	1				
Steve Decker, R OBP: 0.238, SLG: 0.158 (1, 2)										4	0	0	0	1	1	3				
John Burkett, R OBP: 0.100, SLG: 0.053 Yorkis Perez, L (7, 1)										3	0	0	0	0	1	2				
Quilvio Veras, S OBP: 0.395, SLG: 0.319 (8, 4)										1	0	0	0	0	0	0				
										0	0	0	0	0	0	0				
Inning Stats	R: 4 E: 0 K: 1 S: 9	H: 4 LOB: 1 BB: 1 P: 13	R: 0 E: 0 K: 1 S: 5	H: 0 LOB: 1 BB: 1 P: 9	R: 1 E: 0 K: 1 S: 6	H: 1 LOB: 1 BB: 1 P: 10	R: 0 E: 0 K: 0 S: 4	H: 1 LOB: 1 BB: 0 P: 4	R: 1 E: 0 K: 0 S: 5	H: 2 LOB: 2 BB: 1 P: 9	R: 0 E: 0 K: 0 S: 4	H: 1 LOB: 0 BB: 0 P: 8	R: 0 E: 0 K: 0 S: 3	H: 0 LOB: 0 BB: 0 P: 3	R: 0 E: 0 K: 2 S: 10	H: 3 LOB: 1 BB: 0 P: 10	1B: 8 2B: 1 3B: 1 HR: 2	SF: 1 SAC: 0 DP: 0 HBP: 0	WP: 0 PB: 0 SB: 1 CS: 0	PA: 44
PITCHER	IP WLS BF H R ER SO BB IBB HBP BLK WP HR S P ERA WHIP																			
Doug Drabek, R ERA: 4.83 (1, 1)	4.1 L 24 8 6 5 3 3 0 0 0 0 0 2 27 39 10.38 2.538																			
Pedro Martínez, L ERA: 6.39 (5, 1)	0.2 3 0 0 0 0 1 0 0 0 0 0 0 2 6 0.00 1.500																			
Dean Hartgraves, L ERA: 3.72 (6, 1)	2.0 8 1 0 0 0 0 1 0 0 0 0 0 7 11 0.00 0.500																			
Dave Veres, R ERA: 1.24 (8, 1)	2.0 9 3 2 2 2 0 0 0 0 0 0 0 13 13 9.00 1.500																			

AB	38
R	8
H	12
RBI	8
BB	5
SO	5
LOB	16

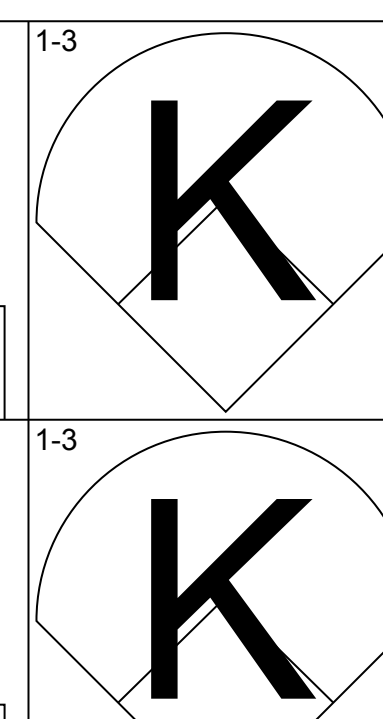
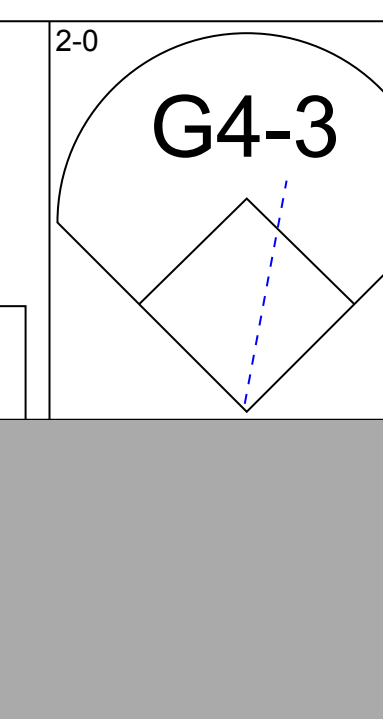
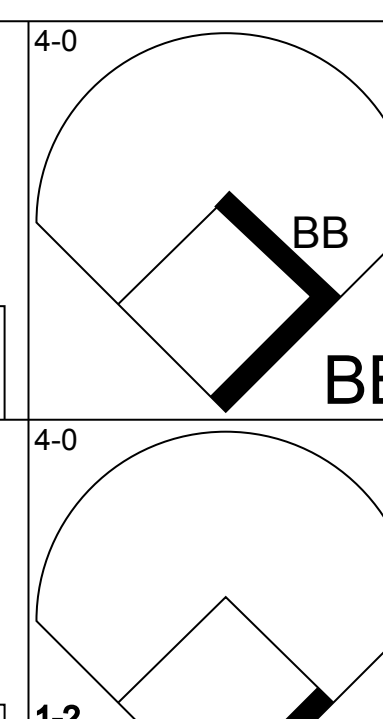
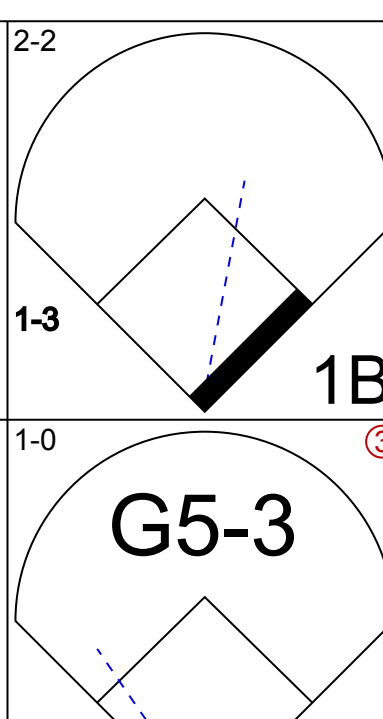
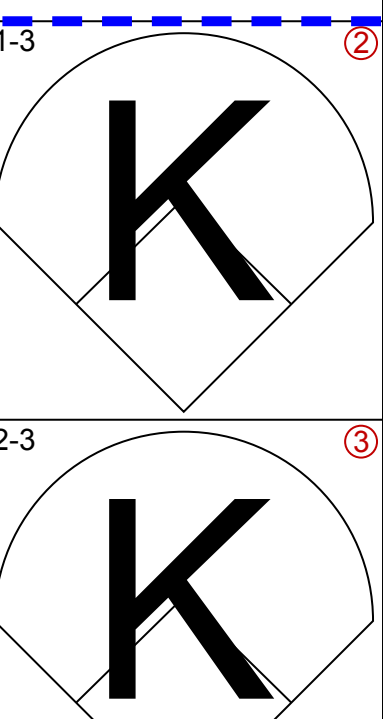
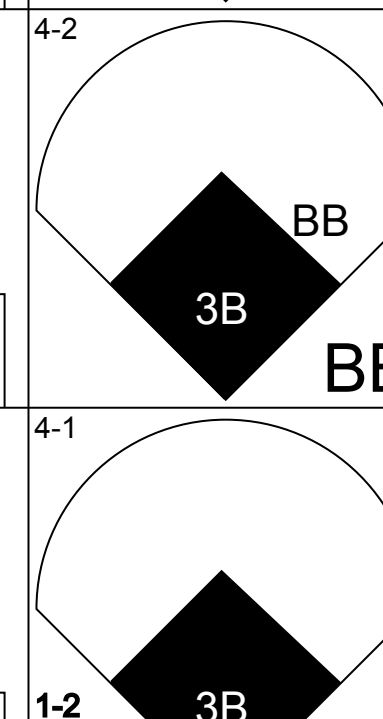
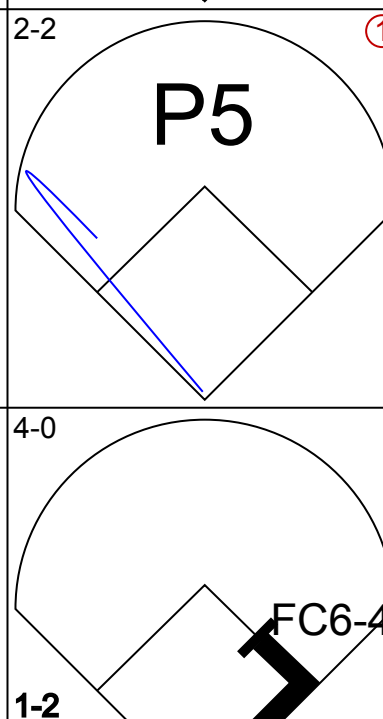
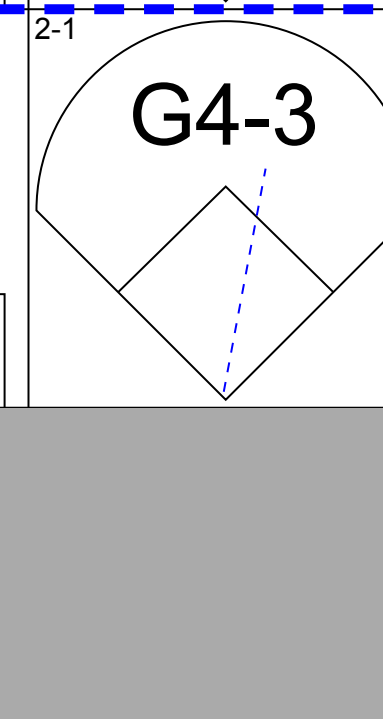


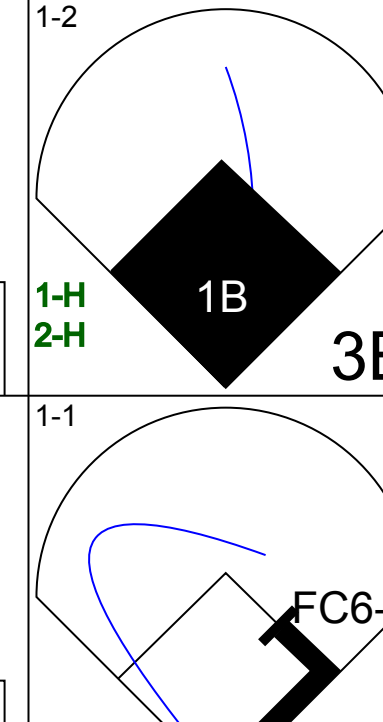
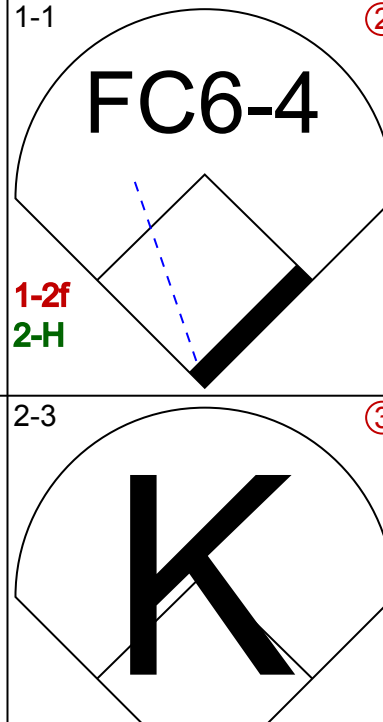

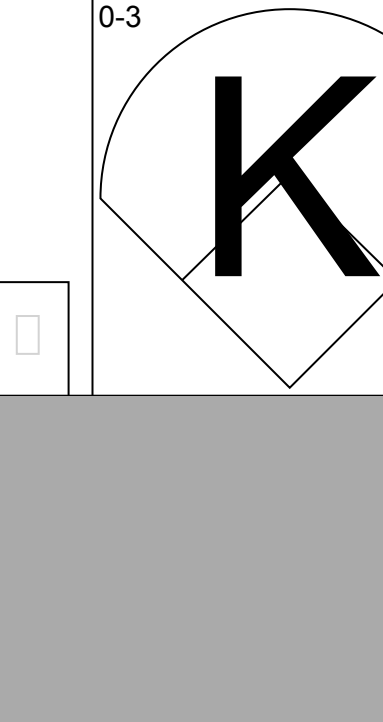
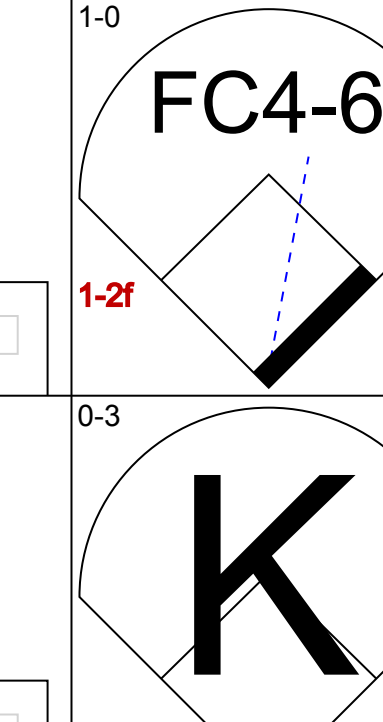
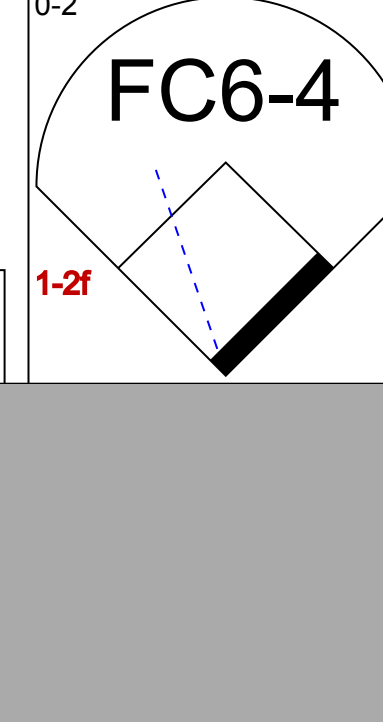






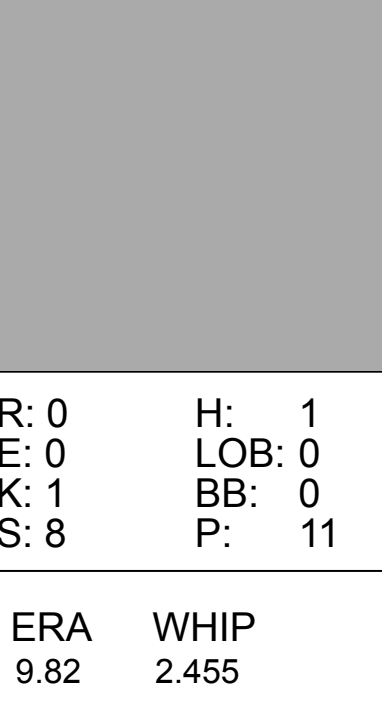
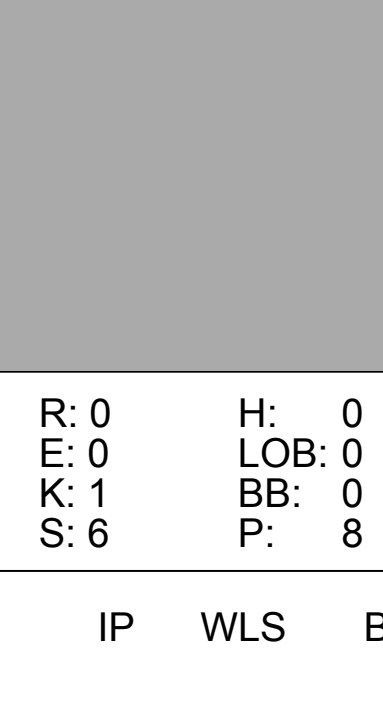
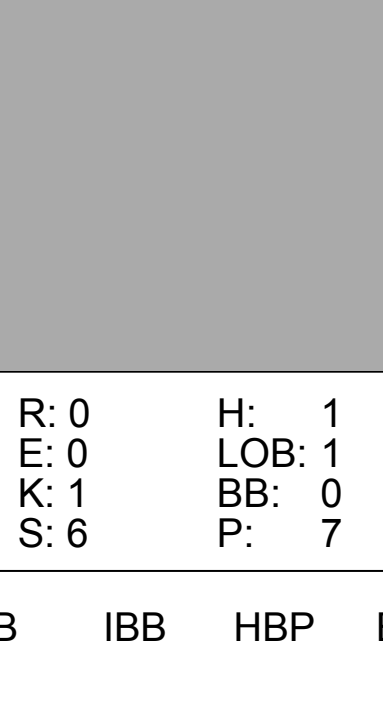
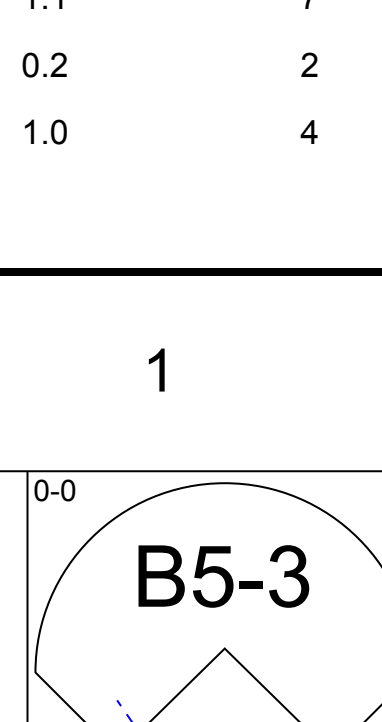
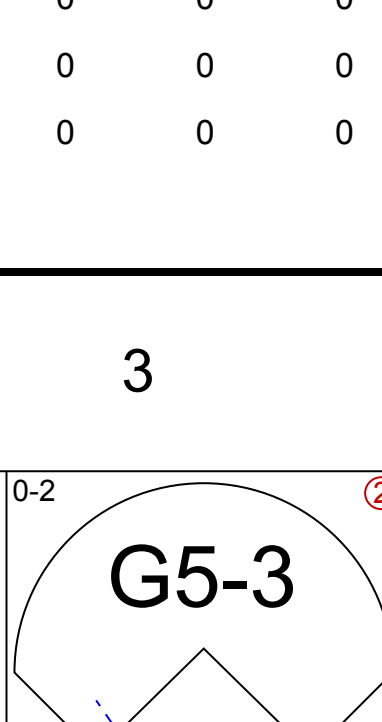
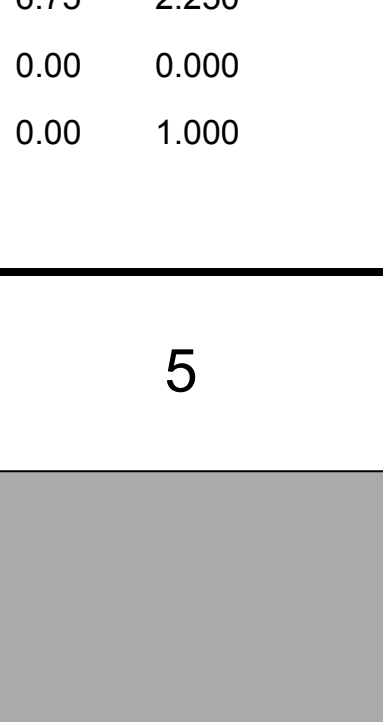
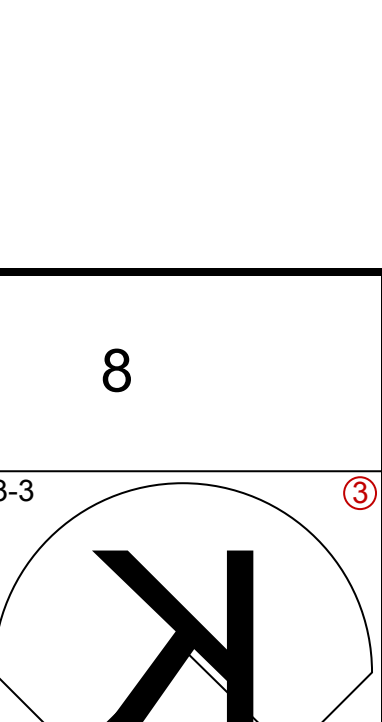
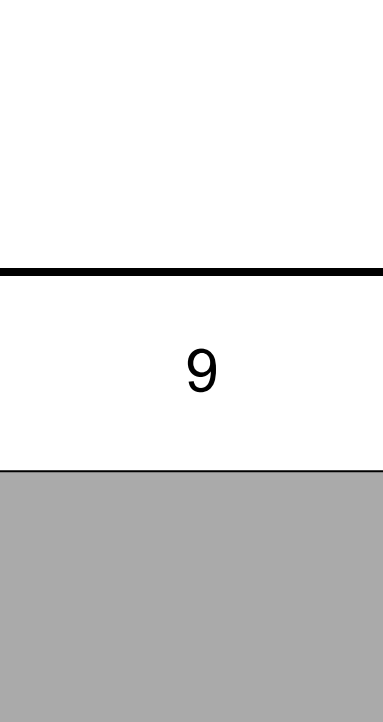
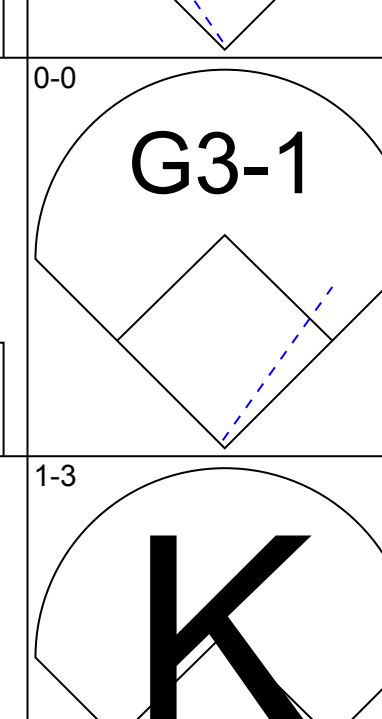
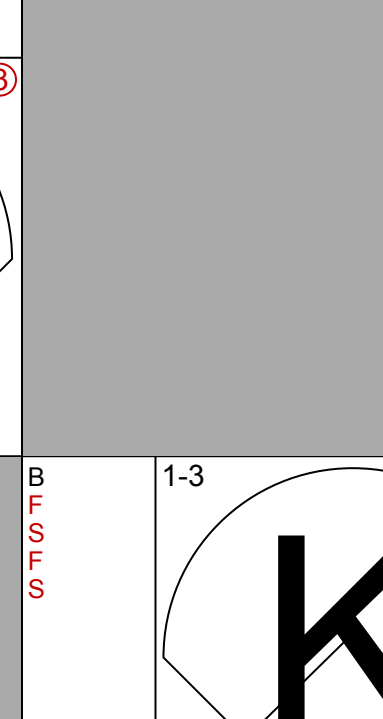
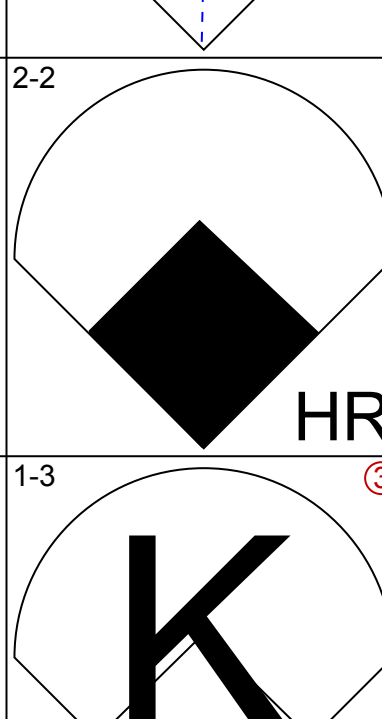

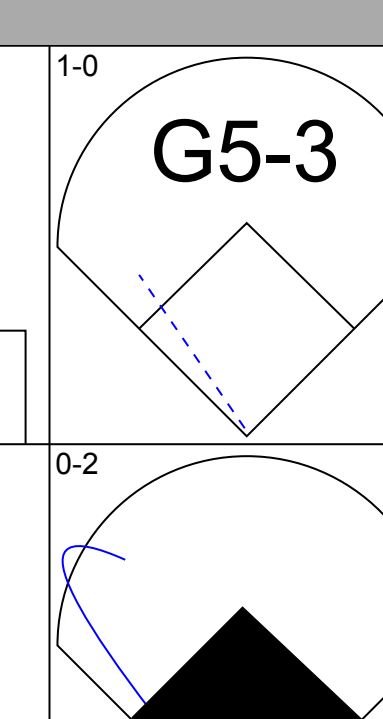
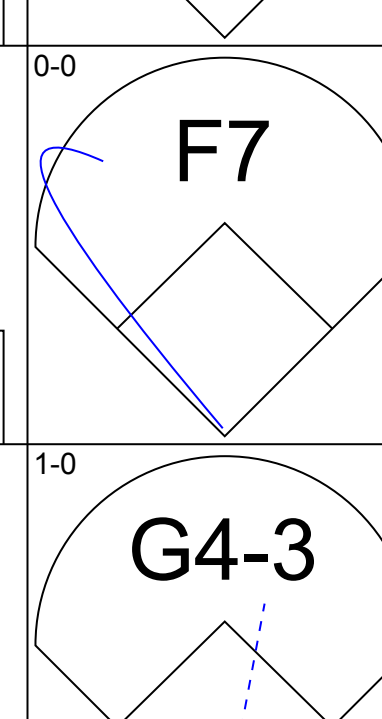


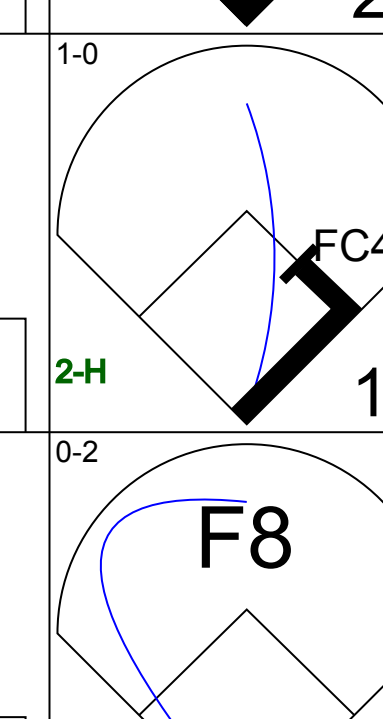




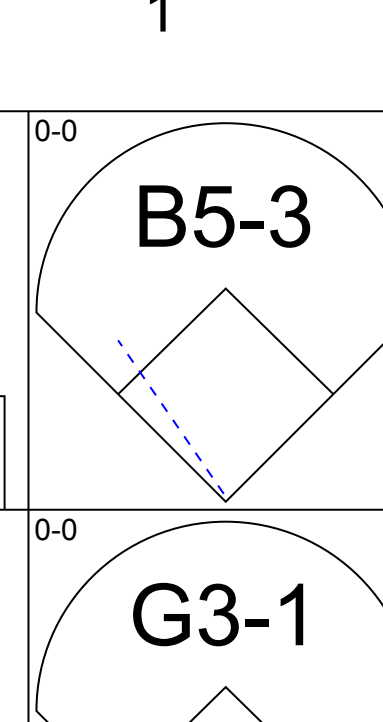
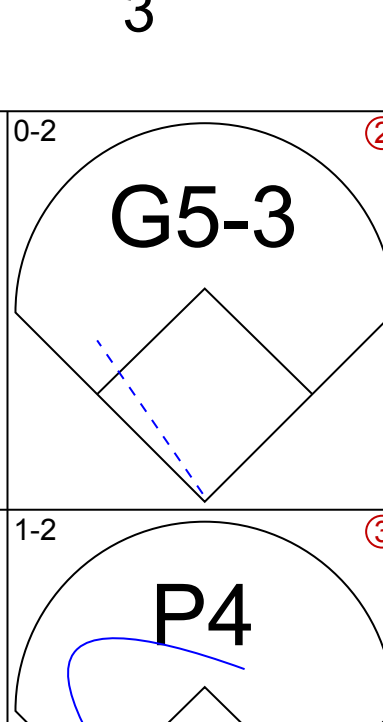
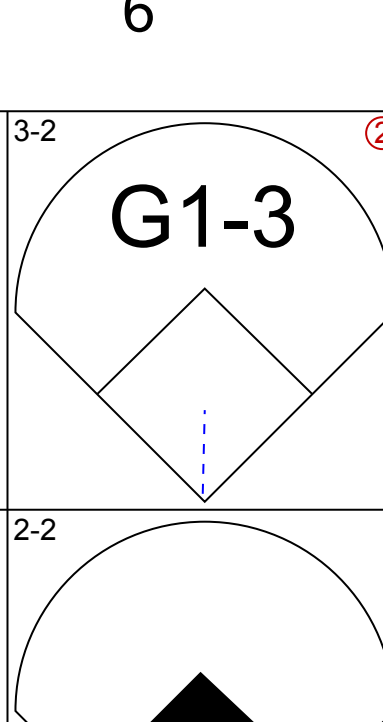
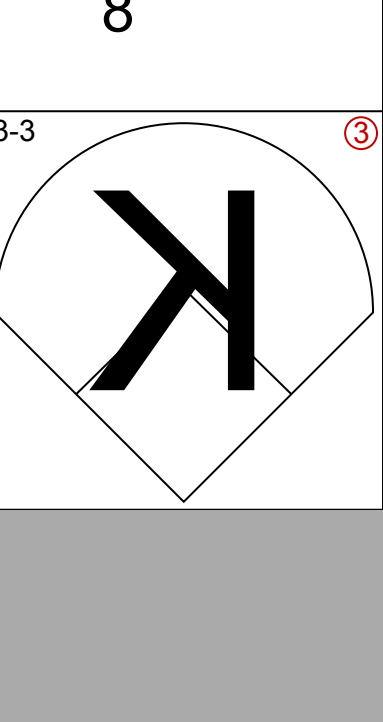
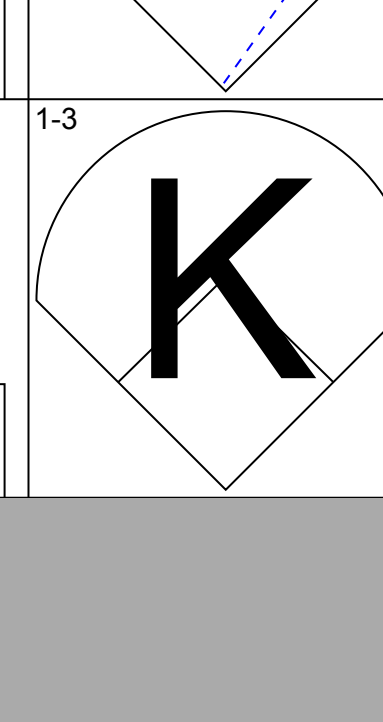

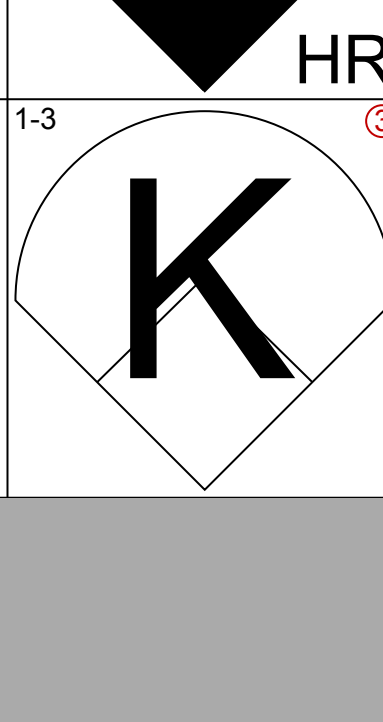
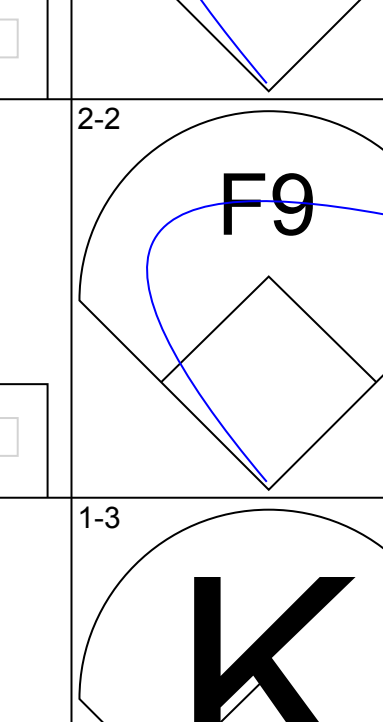

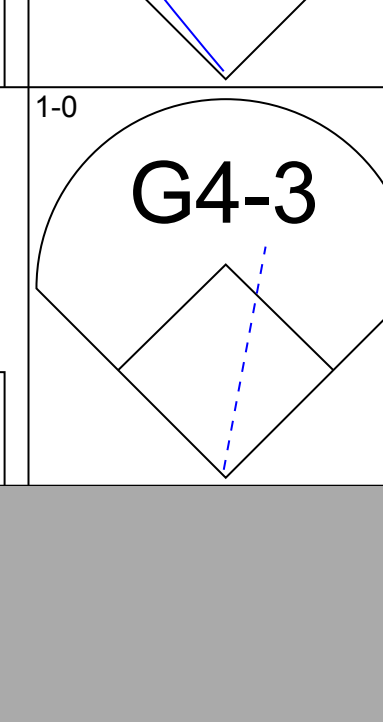


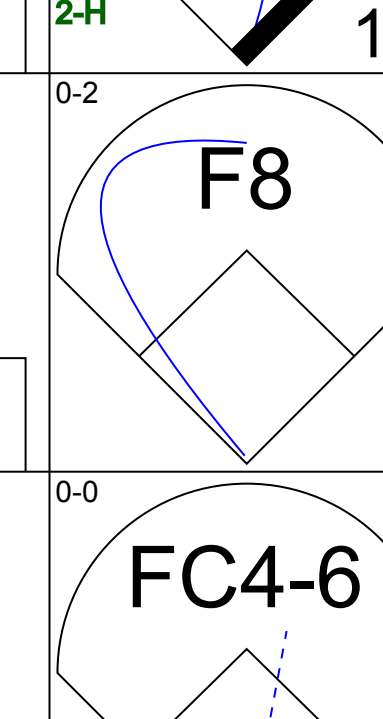

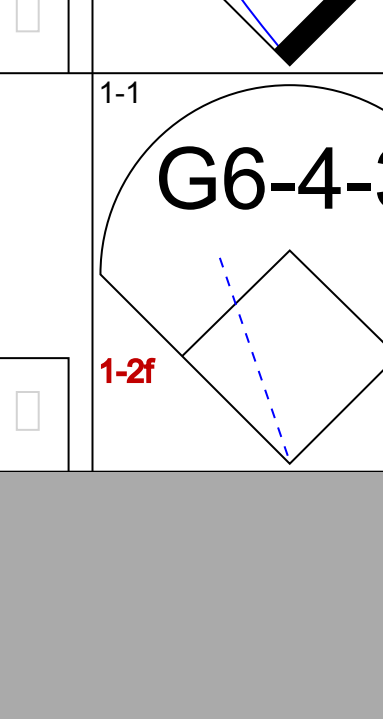

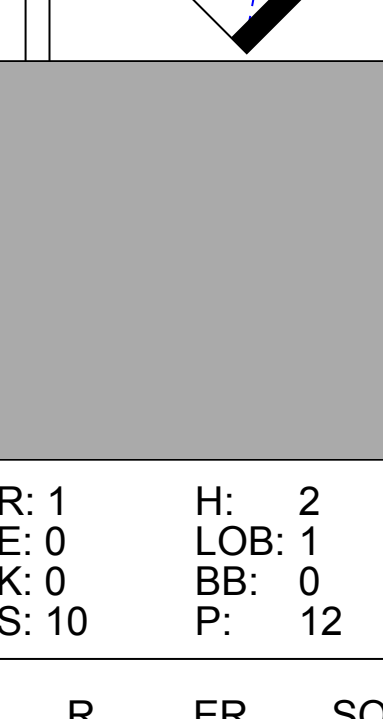
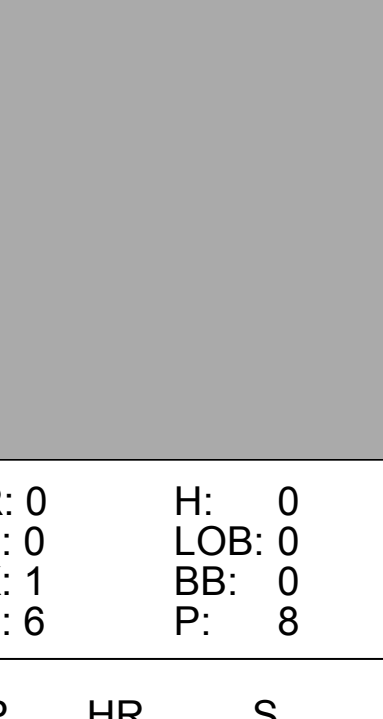
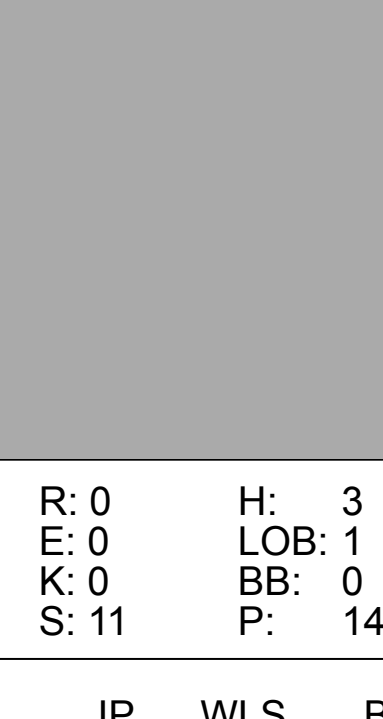



Batter	1	2	3	4	5	6	7	8	9	AB	R	H	RBI	BB	SO	LOB	BOTTOM					
Craig Biggio, R OBP: 0.317, SLG: 0.450 (1, 4)										2	0	1	0	1	1	0	Florida Marlins @ Houston Astros Astrodome, Houston, TX Wed Jun 07, 1995, 4:33 AM EDT Att: 12,131 - Dome					
Dave Magadan, L OBP: 0.417, SLG: 0.361 (1, 5)										4	0	0	0	0	1	3						
5 Jeff Bagwell, R OBP: 0.347, SLG: 0.426 (1, 3)										4	1	2	1	0	1	1						
Derek Bell, R OBP: 0.386, SLG: 0.466 (1, 8)										4	0	0	0	0	0	3						
Luis Gonzalez, L OBP: 0.305, SLG: 0.430 (1, 7)										4	1	1	0	0	0	0						
Milt Thompson, L OBP: 0.244, SLG: 0.175 (1, 9)										4	0	1	0	0	2	1						
Scott Servais, R OBP: 0.282, SLG: 0.361 John Cangelosi, S OBP: 0.438, SLG: 0.250 (9, PH)										3	1	1	1	0	1	1						
Orlando Miller, R OBP: 0.317, SLG: 0.379 (1, 6)										3	0	2	1	0	0	0						
Doug Drabek, R ERA: 4.83 (1, 1)										1	0	0	0	0	0	0						
Pedro Martínez, L (5, PH)										0	0	0	0	0	0	0						
Mike Brumley, S (6, PH)										0	0	0	0	0	0	0						
Dean Hartgraves, R (8, 1)										0	0	0	0	0	0	0						
Chris Donnels, L (7, PH)										0	0	0	0	0	0	0						
James Moulton, R OBP: 0.326, SLG: 0.422 (7, PH)										0	0	0	0	0	0	0						
Dave Veres, R (8, 1)										0	0	0	0	0	0	0						
Inning Stats	R: 0 E: 0 K: 1 S: 5	H: 0 LOB: 0 BB: 0 P: 5	R: 0 E: 0 K: 1 S: 5	H: 0 LOB: 0 BB: 0 P: 5	R: 0 E: 0 K: 1 S: 5	H: 0 LOB: 0 BB: 0 P: 5	R: 1 E: 0 K: 0 S: 3	H: 1 LOB: 1 BB: 0 P: 7	R: 1 E: 0 K: 0 S: 5	H: 2 LOB: 1 BB: 0 P: 5	R: 0 E: 0 K: 0 S: 4	H: 2 LOB: 1 BB: 0 P: 4	R: 1 E: 0 K: 1 S: 7	H: 2 LOB: 1 BB: 0 P: 7	R: 0 E: 0 K: 2 S: 7	H: 0 LOB: 1 BB: 0 P: 8	R: 0 E: 0 K: 0 S: 3	H: 1 LOB: 0 BB: 0 P: 3	1B: 4 2B: 2 3B: 0 HR: 2	SF: 0 SAC: 0 DP: 3 HBP: 1	WP: 0 PB: 0 SB: 1 CS: 0	PA: 34
PITCHER	IP WLS BF H R ER SO BB IBB HBP BLK WP HR S P ERA WHIP																					
John Burkett, R ERA: 4.73 (1, 1)	6.2 W 26 7 3 3 4 1 0 0 0 0 0 2 33 37 4.05 1.200																					
Yorkis Perez, L ERA: 5.4 (7, 1)	0.2 3 0 0 0 1 0 0 1 0 0 0 0 4 5 0.00 0.000																					
Randy Veres, R ERA: 1.5 (8, 1)	1.2 S 5 1 0 0 1 0 0 0 0 0 0 0 7 7 0.00 0.600																					



Batter	1	2	3	4	5	6	7	8	9	AB	R	H	RBI	BB	SO	LOB	TOP								
Jacob Brumfield, R OBP: 0.337, SLG: 0.291	G5-3			1B	G4-3			K		4	1	1	0	0	1	2	Pittsburgh Pirates @ Florida Marlins Joe Robbie Stadium, Miami, FL Fri Jun 09 1995, 7:05 PM EDT Att: 20,014 - Unknown - 87 F								
Jay Bell, R OBP: 0.333, SLG: 0.278	F8			1B SF8 BB	F8			F9		3	1	0	0	1	0	1									
Orlando Merced, S OBP: 0.321, SLG: 0.430	K			K	G5-4-3 1B			F8		4	0	1	0	0	2	2									
Rich Aude, R OBP: 0.375, SLG: 0.462		1B CS		1B	G5-4-3			HR		4	1	3	1	0	0	1									
Steve Peques, R OBP: 0.288, SLG: 0.418	F8			SF8	F9			HR		2	0	0	1	0	0	1									
Al Martin, L OBP: 0.301, SLG: 0.371	F8			1-2	F9			HR		1	1	1	2	0	0	0									
Freddy Garcia, R OBP: 0.222, SLG: 0.067				3-H	G5-3			F8		3	0	0	0	0	1	1									
Nelson Liriano, S OBP: 0.346, SLG: 0.378	K			F8	G5-3			F8		1	0	0	0	0	0	0									
2 Angelo Encarnacion, R OBP: 0.439, SLG: 0.469				G3-1				P4		3	0	1	0	0	0	0									
Dave Clark, L OBP: 0.383, SLG: 0.419				2B				P4		1	0	0	0	0	0	0									
Carlos Garcia, R OBP: 0.280, SLG: 0.318				F7	P3			G5-3 1B		3	0	1	0	0	0	1									
Denny Neagle, L OBP: 0.115, SLG: 0.080				G1-4-3	K			G5-3		2	0	0	0	0	1	1									
Jeff McCurry, R OBP: 0.379, SLG: 0.530								1-2		0	0	0	0	0	0	0									
Jason Christiansen, R OBP: 0.346, SLG: 0.378								1-2		0	0	0	0	0	0	0									
Inning Stats	R: 0 E: 0 K: 1 S: 8	H: 0 LOB: 0 BB: 0 P: 13	R: 0 E: 0 K: 1 S: 7	H: 1 LOB: 0 BB: 0 P: 12	R: 0 E: 0 K: 0 S: 5	H: 0 LOB: 0 BB: 0 P: 8	R: 2 E: 0 K: 1 S: 10	H: 2 LOB: 1 BB: 1 P: 21	R: 0 E: 0 K: 1 S: 8	H: 1 LOB: 0 BB: 0 P: 11	R: 0 E: 0 K: 0 S: 4	H: 0 LOB: 0 BB: 0 P: 7	R: 0 E: 0 K: 1 S: 8	H: 1 LOB: 1 BB: 0 P: 12	R: 2 E: 0 K: 0 S: 7	H: 2 LOB: 0 BB: 0 P: 10	1B: 4 2B: 3 3B: 0 HR: 1	SF: 1 SAC: 0 DP: 1 HBP: 0	WP: 0 PB: 0 SB: 0 CS: 1	PA: 34					
PITCHER	IP	WLS	BF	H	R	ER	SO	BB	IBB	HBP	BLK	WP	HR	S	P	ERA	WHIP								
Chris Hammond, L ERA: 2.34	8.1	W	31	7	3	3	5	1	0	0	0	0	0	57	94	3.24	0.960								
Randy Veres, R ERA: 1.96	0.1		2	1	1	1	0	0	0	0	0	0	1	2	2	27.00	3.000								
Yorkis Perez, L ERA: 5.03	0.1	S	1	0	0	0	0	0	0	0	0	0	0	2	3	0.00	0.000								

Batter	1	2	3	4	5	6	7	8	9	AB	R	H	RBI	BB	SO	LOB	BOTTOM								
Quiulvio Veras, S OBP: 0.399, SLG: 0.342	1B 1B HBP	HR		L6			G5-3	K		4	2	1	2	0	1	2	Pittsburgh Pirates @ Florida Marlins Joe Robbie Stadium, Miami, FL Fri Jun 09 1995, 7:05 PM EDT Att: 20,014 - Unknown - 87 F								
Jesus Tavarez, S OBP: 0.243, SLG: 0.250	1B E	G4-3		G6-3			G6-3			4	1	1	0	0	0	0									
Jeff Conine, R OBP: 0.430, SLG: 0.529	1B E	G5-3		1B			1B	1B		4	1	3	1	0	0	0									
Gary Sheffield, R OBP: 0.461, SLG: 0.486	E5	HR		L8			F8	1B		4	0	1	0	0	0	2									
Terry Pendleton, S OBP: 0.307, SLG: 0.396	P4			F8			1B	1B		4	0	2	1	0	0	2									
Andre Dawson, R OBP: 0.208, SLG: 0.205	P9			F9			P6			4	0	0	0	0	0	6									
Greg Colbrunn, R OBP: 0.317, SLG: 0.433				F9			P6			0	0	0	0	0	0	0									
Kurt Abbott, R OBP: 0.304, SLG: 0.473	L9			G5-4-3 1B			G5-3	CS 1B		4	0	2	0	0	0	2									
Charles Johnson, R OBP: 0.266, SLG: 0.233		F8		G5-4-3			K	K		4	0	0	0	0	2	2									
Chris Hammond, L OBP: 0.429, SLG: 0.583		HR		BB			F8			3	1	2	0	1	0	0									
Randy Veres, R OBP: 0.317, SLG: 0.433				BB			F8			0	0	0	0	0	0	0									
Yorkis Perez, L OBP: 0.317, SLG: 0.433								1B		0	0	0	0	0	0	0									
Inning Stats	R: 2 E: 1 K: 0 S: 16	H: 2 LOB: 2 BB: 0 P: 23	R: 2 E: 0 K: 0 S: 9	H: 2 LOB: 0 BB: 0 P: 14	R: 0 E: 0 K: 0 S: 7	H: 0 LOB: 0 BB: 0 P: 10	R: 0 E: 0 K: 0 S: 5	H: 1 LOB: 1 BB: 1 P: 11	R: 0 E: 0 K: 1 S: 9	H: 2 LOB: 2 BB: 0 P: 9	R: 0 E: 0 K: 1 S: 7	H: 1 LOB: 0 BB: 0 P: 11	R: 1 E: 0 K: 0 S: 12	H: 3 LOB: 2 BB: 0 P: 18	R: 0 E: 0 K: 2 S: 10	H: 1 LOB: 1 BB: 0 P: 15	1B: 11 2B: 0 3B: 0 HR: 1	SF: 0 SAC: 0 DP: 1 HBP: 1	WP: 0 PB: 0 SB: 0 CS: 1	PA: 37					
PITCHER	IP	WLS	BF	H	R	ER	SO	BB	IBB	HBP	BLK	WP	HR	S	P	ERA	WHIP								
Denny Neagle, L ERA: 3.68	6.2	L	32	11	5	4	1	1	0	1	0	0	0	64	94	5.40	1.800								
Jeff McCurry, R ERA: 2.81	0.1		1	0	0	0	0	0	0	0	0	0	0	1	2	0.00	0.000								
Jason Christiansen, L ERA: 1.29	1.0		4	1	0	0	2	0	0	0	0	0	0	10	15	0.00	1.000								

Batter	1	2	3	4	5	6	7	8	9	AB	R	H	RBI	BB	SO	LOB	TOP			
Al Martin, L OBP: 0.305, SLG: 0.368 (1, 8)										4	0	1	0	1	2	2	Pittsburgh Pirates @ Florida Marlins Joe Robbie Stadium, Miami, FL Sat Jun 10 1995, 7:05 PM EDT Att: 28,881 - Unknown - 92 F livebaseballscorecards.com			
Jay Bell, R OBP: 0.335, SLG: 0.277 (1, 6)										4	1	1	0	1	2	4				
Dave Clark, L OBP: 0.384, SLG: 0.411 (1, 7)										4	1	1	0	1	0	3				
Jeff King, R OBP: 0.382, SLG: 0.526 (1, 5)										3	1	1	0	2	0	1				
Orlando Merced, S OBP: 0.316, SLG: 0.437 (1, 9)										5	1	1	2	0	2	3				
Mark Johnson, L OBP: 0.309, SLG: 0.458 (1, 3)										5	0	1	1	0	3	3				
Mark Parent, R OBP: 0.317, SLG: 0.495 (1, 2)										4	2	2	1	0	0	1				
Carlos Garcia, R OBP: 0.279, SLG: 0.325 (1, 4)										4	0	1	0	0	1	1				
Esteban Loaiza, R OBP: 0.400, SLG: 0.385 (1, 1)										1	0	0	1	1	0	0				
Mike Dyer, R OBP: 1.000, SLG: 1.000 (7, 1)										1	0	1	0	0	0	0				
Dan Miceli, R (9, 1)										0	0	0	0	0	0	0				
Inning Stats	R: 3 E: 0 K: 2 S: 18	H: 2 LOB: 1 BB: 2 P: 30	R: 0 E: 0 K: 1 S: 6	H: 0 LOB: 0 BB: 0 P: 10	R: 1 E: 1 K: 1 S: 14	H: 1 LOB: 1 BB: 1 P: 23	R: 1 E: 0 K: 0 S: 10	H: 1 LOB: 2 BB: 2 P: 24	R: 0 E: 0 K: 1 S: 13	H: 1 LOB: 0 BB: 0 P: 21	R: 0 E: 0 K: 1 S: 6	H: 0 LOB: 0 BB: 0 P: 8	R: 1 E: 0 K: 3 S: 18	H: 3 LOB: 2 BB: 0 P: 28	R: 0 E: 0 K: 1 S: 6	H: 1 LOB: 1 BB: 0 P: 7	1B: 6 2B: 2 3B: 1 HR: 1	SF: 1 SAC: 0 DP: 1 HBP: 0	WP: 1 PB: 0 SB: 0 CS: 0	PA: 42
PITCHER	IP WLS BF H R ER SO BB IBB HBP BLK WP HR S P ERA WHIP																			
Bobby Witt, R ERA: 5.32 (1, 1)	3.2 L 20 4 5 4 4 5 0 0 0 0 0 0 46 83 9.82 2.455																			
Mark Gardner, R ERA: 6.9 (4, 1)	2.1 9 2 0 0 1 1 0 0 0 0 1 0 23 36 6.75 2.250																			
Jeremy Hernandez, R ERA: 6.75 (7, 1)	1.1 7 3 1 1 2 0 0 0 0 0 0 1 17 26 0.00 0.000																			
Randy Veres, R ERA: 1.89 (8, 1)	0.2 2 0 0 0 2 0 0 0 0 0 0 0 7 10 0.00 0.000																			
Robb Nen, R ERA: 4.75 (9, 1)	1.0 4 1 0 0 1 0 0 0 0 0 0 0 6 7 0.00 1.000																			

Batter	1	2	3	4	5	6	7	8	9	AB	R	H	RBI	BB	SO	LOB	BOTTOM			
QuiVio Veras, S OBP: 0.389, SLG: 0.331 (1, 4)										4	0	0	0	0	1	0	Pittsburgh Pirates @ Florida Marlins Joe Robbie Stadium, Miami, FL Sat Jun 10 1995, 7:05 PM EDT Att: 28,881 - Unknown - 92 F livebaseballscorecards.com			
Kurt Abbott, R OBP: 0.302, SLG: 0.495 (1, 6)									4	1	1	1	0	0	0					
Jeff Conine, R OBP: 0.418, SLG: 0.512 (1, 7)									4	0	0	0	0	3	0					
Gary Sheffield, R OBP: 0.459, SLG: 0.483 (1, 9)										3	0	1	0	0	0	0				
Tommy Gregg, L OBP: 0.306, SLG: 0.452 (8, 9)										1	0	0	0	0	1	0				
Terry Pendleton, S OBP: 0.314, SLG: 0.408 (1, 5)										3	1	2	0	0	0	0				
Greg Colbrunn, R OBP: 0.324, SLG: 0.438 (1, 3)										3	0	2	1	0	0	0				
Charles Johnson, R OBP: 0.262, SLG: 0.230 (1, 2)										2	0	0	0	0	0	1				
Andre Dawson, R OBP: 0.204, SLG: 0.200 (7, PH)										1	0	0	0	0	0	2				
Steve Decker, R OBP: 0.238, SLG: 0.158 (8, 2)										0	0	0	0	0	0	0				
Jesus Tavarez, S OBP: 0.250, SLG: 0.237 (1, 8)										2	0	0	0	1	0	1				
Robb Nen, R (9, 1)										0	0	0	0	0	0	0				
Bobby Witt, R OBP: 0.314, SLG: 0.231 (4, 1)										1	0	0	0	0	0	0				
Mark Gardner, R (6, PH)										0	0	0	0	0	0	0				
Mario Diaz, R OBP: 0.171, SLG: 0.208 (7, 1)										0	0	0	0	0	0	0				
Jeremy Hernandez, R (8, 1)										0	0	0	0	0	0	0				
Randy Veres, R (9, PH)										0	0	0	0	0	0	0				
Alex Arias, R OBP: 0.332, SLG: 0.500 (8, 4)										1	0	0	0	0	0	1				
Inning Stats	R: 0 E: 0 K: 1 S: 5	H: 0 LOB: 0 BB: 0 P: 6	R: 1 E: 0 K: 0 S: 10	H: 2 LOB: 1 BB: 0 P: 12	R: 0 E: 0 K: 0 S: 10	H: 0 LOB: 0 BB: 0 P: 13	R: 0 E: 0 K: 1 S: 6	H: 0 LOB: 0 BB: 0 P: 8	R: 0 E: 0 K: 1 S: 10	H: 1 LOB: 0 BB: 0 P: 17	R: 0 E: 0 K: 0 S: 11	H: 3 LOB: 1 BB: 0 P: 14	R: 0 E: 0 K: 1 S: 9	H: 0 LOB: 0 BB: 1 P: 16	R: 0 E: 0 K: 1 S: 8	H: 0 LOB: 0 BB: 0 P: 11	1B: 4 2B: 1 3B: 0 HR: 1	SF: 0 SAC: 0 DP: 2 HBP: 0	WP: 0 PB: 0 SB: 0 CS: 0	PA: 31
PITCHER	IP WLS BF H R ER SO BB IBB HBP BLK WP HR S P ERA WHIP																			
Esteban Loaiza, R ERA: 5.63 (1, 1)	6.1 W 23 5 2 2 3 0 0 0 0 0 0 1 54 75 2.84 0.789																			
Mike Dyer, R ERA: 4.08 (7, 1)	1.2 5 1 0 0 1 1 0 0 0 0 0 0 13 21 0.00 1.200																			
Dan Miceli, R ERA: 2.45 (9, 1)	1.0 3 0 0 0 1 0 0 0 0 0 0 0 8 11 0.00 0.000																			

Batter	1	2	3	4	5	6	7	8	9	AB	R	H	RBI	BB	SO	LOB	TOP																
Al Martin, L OBP: 0.321, SLG: 0.370 (1, 8)	G3-1		G4-3 1B	E S S BB			K		K	2	1	1	0	3	0	0	Pittsburgh Pirates @ Florida Marlins Joe Robbie Stadium, Miami, FL Sun Jun 11 1995, 7:05 PM EDT Att: 23,126 - Unknown - 83 F livebaseballscorecards.com																
Carlos Garcia, R OBP: 0.276, SLG: 0.319 Jay Bell, R OBP: 0.335, SLG: 0.277 (9, 6)	E5 WP		F8 1B	S			FC5-4 BB		IBB	6	1	1	0	0	1	4																	
Dave Clark, L OBP: 0.373, SLG: 0.398 Steve Peques, R OBP: 0.283, SLG: 0.411 (8, 7)	K		G4-3		P4		FC5-4 1-2		K	3	0	0	1	0	1	2																	
Jeff King, R OBP: 0.373, SLG: 0.511 (1, 5)	P3		F8		G3				K	4	0	0	0	0	0	2																	
Orlando Merced, S OBP: 0.314, SLG: 0.431 (1, 9)		F8			F9				G5-3	4	0	1	1	0	1	0																	
Mark Johnson, L OBP: 0.316, SLG: 0.471 (1, 3)		FC1-6 1B	F9		F8				K	4	1	2	0	0	1	1																	
Mark Parent, R OBP: 0.324, SLG: 0.521 (1, 2)		FC1-6 BB		HR		K			G3 2B	3	1	1	1	1	0	1																	
Nelson Liriano, S OBP: 0.339, SLG: 0.388 (1, 4)		FC1-6 1-2 2-3	G6-3		P7				G3	4	0	1	1	0	0	2																	
Rick White, R (1, 1) Jacob Brumfield, R (7, PH) Dan Plesac, L (7, 1) Dan Miceli, R (8, 1)	FC6-4 1-2		G5-3		G6-3		G6-3		2B	2	0	0	0	0	0	2																	
Inning Stats	R: 0 E: 1 K: 1 S: 11	H: 0 LOB: 1 BB: 0 P: 20	R: 0 E: 0 K: 0 S: 12	H: 1 LOB: 2 BB: 1 P: 21	R: 2 E: 0 K: 0 S: 21	H: 3 LOB: 1 BB: 0 P: 35	R: 1 E: 1 K: 0 S: 7	H: 1 LOB: 1 BB: 1 P: 14	R: 0 E: 0 K: 0 S: 6	H: 0 LOB: 0 BB: 0 P: 8	R: 0 E: 0 K: 1 S: 8	H: 0 LOB: 1 BB: 1 P: 12	R: 0 E: 0 K: 2 S: 8	H: 0 LOB: 0 BB: 0 P: 11	R: 0 E: 0 K: 2 S: 13	H: 2 LOB: 2 BB: 1 P: 22		1B: 4 2B: 2 3B: 0 HR: 1	SF: 0 SAC: 0 DP: 0 HBP: 0	WP: 1 PB: 0 SB: 1 CS: 0	PA: 39												
PITCHER	IP WLS BF H R ER SO BB IBB HBP BLK WP HR S P ERA WHIP																																
Pat Rapp, R (1, 1) ERA: 4.53	7.0	30	5	3	3	3	3	0	0	0	0	1	1	76	128	3.86	1.143																
Yorkis Perez, L (8, 1) ERA: 4.79	1.0	3	0	0	0	2	0	0	0	0	0	0	0	8	11	0.00	0.000																
Robb Nen, R (9, 1) ERA: 4.94	1.0	L	6	2	1	1	2	0	1	0	0	0	0	13	22	9.00	2.000																

Batter	1	2	3	4	5	6	7	8	9	AB	R	H	RBI	BB	SO	LOB	BOTTOM																
QuiVio Veras, S (1, 4)			B4-3			P6		SH1-4		3	0	1	0	0	0	0	Pittsburgh Pirates @ Florida Marlins Joe Robbie Stadium, Miami, FL Sun Jun 11 1995, 7:05 PM EDT Att: 23,126 - Unknown - 83 F livebaseballscorecards.com																
Chuck Carr, S (1, 8)	G3				F8		F8	SF9		3	0	0	1	0	0	1																	
Jeff Conine, R (1, 7)	G5-4-3 BB				L8		F7			3	0	1	1	1	0	0																	
Terry Pendleton, S (1, 5) Robb Nen, R (9, 1)	G5-4-3 1-2				G3			2B		4	0	1	0	0	1	3																	
Greg Colbrunn, R (1, 3)		G6-3				L7				4	1	1	0	0	0	1																	
Tommy Gregg, L (1, 9) Andre Dawson, R (7, PH) OBP: 0.196, SLG: 0.191 (8, 9)		L9				L9		K		2	0	0	0	0	0	1																	
Kurt Abbott, R (1, 6)						G5-3				4	0	1	0	0	2	1																	
Charles Johnson, R (1, 2) Alex Arias, R (8, PH) OBP: 0.440, SLG: 0.508 (9, 5)			L9			FC5-4 1-2		SH1-4 1B		2	0	0	1	0	0	1																	
Pat Rapp, R (1, 1) Yorkis Perez, L (8, 1) Russ Morman, R (8, PH) Steve Decker, R (9, 2)								SF9 SH1-4 2B		2	0	0	0	0	2	1																	
Inning Stats	R: 0 E: 0 K: 0 S: 8	H: 1 LOB: 1 BB: 1 P: 16	R: 0 E: 0 K: 1 S: 7	H: 0 LOB: 0 BB: 0 P: 10	R: 0 E: 0 K: 1 S: 8	H: 0 LOB: 0 BB: 0 P: 12	R: 0 E: 0 K: 0 S: 4	H: 0 LOB: 0 BB: 0 P: 7	R: 1 E: 0 K: 1 S: 12	H: 2 LOB: 1 BB: 0 P: 16	R: 0 E: 0 K: 0 S: 9	H: 0 LOB: 0 BB: 0 P: 13	R: 0 E: 0 K: 1 S: 11	H: 1 LOB: 1 BB: 0 P: 14	R: 2 E: 0 K: 1 S: 14	H: 3 LOB: 1 BB: 0 P: 24		R: 0 E: 0 K: 2 S: 7	H: 0 LOB: 0 BB: 0 P: 11	1B: 5 2B: 2 3B: 0 HR: 0	SF: 1 SAC: 1 DP: 1 HBP: 0	WP: 0 PB: 1 SB: 0 CS: 0	PA: 34										
PITCHER	IP WLS BF H R ER SO BB IBB HBP BLK WP HR S P ERA WHIP																																
Rick White, R (1, 1) ERA: 2.66	6.0	21	3	1	1	3	1	0	0	0	0	0	0	18	26	13.50	2.250																
Dan Plesac, L (7, 1) ERA: 1.69	1.1	7	3	2	2	1	0	0	0	0	0	0	0	18	26	13.50	2.250																
Dan Miceli, R (8, 1) ERA: 2.2	1.2	W	6	1	0	0	3	0	0	0	0	0	0	14	23	0.00	0.600																

Batter	1	2	3	4	5	6	7	8	9	AB	R	H	RBI	BB	SO	LOB	TOP		
Quilvio Veras, S OBP: 0.394, SLG: 0.351 (1, 4)	4-2 E6 BB		3-2 G4-3 1B 2B		3-3 K		2-2 FC6-4 1B		0-2 G6-3	4	1	2	0	1	1	1			
Chuck Carr, S OBP: 0.274, SLG: 0.180 (1, 8)	0-1 F8		2-0 G4-3		0-2 P6		2-2 FC6-4 BB		3-2 P5	5	0	0	0	0	0	5			
Jeff Conine, R OBP: 0.413, SLG: 0.500 (1, 7)	1-2 SAFE SAFE SAFE E6		2-3 K		3-3 K		4-1 1-2 BB		0-1 F9	4	0	0	0	1	2	3			
Terry Pendleton, S OBP: 0.311, SLG: 0.400 (1, 5)	1-1 G4-3		2-2 1B		1-0 P5		1-3 K			4	0	1	1	0	1	4			
Greg Colbrunn, R OBP: 0.320, SLG: 0.428 (1, 3)		1-3 K	3-H 1-1 L7		0-1 G4-3 WP 1B		2-2 K			4	0	1	0	0	2	1			
Andre Dawson, R OBP: 0.218, SLG: 0.255 (1, 9)		0-0 G1-6-3 3B		0-3 K		2-2 G4-3		1-2 2B SF7 1B		4	2	2	0	0	1	1			
Kurt Abbott, R OBP: 0.298, SLG: 0.486 (1, 6)		1-0 G1-6-3		0-1 G4-3		0-1 G3		0-1 2B		4	0	1	1	0	0	1			
Charles Johnson, R OBP: 0.260, SLG: 0.222 (8, PH)		3-H 1-0 HBP		1-3 K		0-2 E5 FC6-4 1B		1-2 SF7		2	0	0	0	0	1	0			
Tommy Gregg, L OBP: 0.292, SLG: 0.424 (8, 2)								3-H 2-3 K		0	0	0	1	0	0	0			
Steve Decker, R OBP: 0.238, SLG: 0.158 (8, 2)								1-1 F7		0	0	0	0	0	0	0			
John Burkett, R OBP: 0.136, SLG: 0.095 (8, 1)								0-1 1B		2	0	1	0	0	1	1			
David Weathers, R OBP: 0.109, SLG: 0.100 (7, PH)										0	0	0	0	0	0	0			
Mario Lopez, R OBP: 0.147, SLG: 0.262 (7, 1)										0	0	0	0	0	0	1			
Terry Mathews, R OBP: 0.300, SLG: 0.300 (8, PH)										1	0	0	0	0	1	1			
Alex Arias, R OBP: 0.044, SLG: 0.000 (8, 1)										0	0	0	0	0	0	0			
Jeremy Hernandez, R OBP: 0.000, SLG: 0.000 (8, 1)										0	0	0	0	0	0	0			
Inning Stats	R: 0 E: 1 K: 0 S: 9	H: 0 LOB: 1 BB: 1 P: 17	R: 1 E: 0 K: 2 S: 8	H: 1 LOB: 1 BB: 0 P: 11	R: 1 E: 0 K: 1 S: 14	H: 2 LOB: 1 BB: 0 P: 24	R: 0 E: 0 K: 2 S: 8	H: 0 LOB: 2 BB: 0 P: 9	R: 0 E: 0 K: 0 S: 12	H: 1 LOB: 1 BB: 0 P: 18	R: 0 E: 1 K: 1 S: 16	H: 1 LOB: 3 BB: 1 P: 26	R: 1 E: 0 K: 2 S: 18	H: 2 LOB: 1 BB: 0 P: 24	R: 0 E: 0 K: 0 S: 9	H: 0 LOB: 0 BB: 0 P: 12	1B: 5 2B: 2 3B: 1 HR: 0	SF: 1 SAC: 0 DP: 0 HBP: 1	WP: 1 PA: 39 PB: 0 CS: 0
PITCHER	IP WLS BF H R ER SO BB IBB HBP BLK WP HR S P ERA WHIP	8.0 W 36 8 3 3 10 2 0 1 0 1 0 94 141 3.38 1.250	1.0 3 0 0 0 0 0 0 0 0 0 0 0 9 12 0.00 0.000																

Florida Marlins @ New York Mets
Shea Stadium, Flushing, NY
Tue Jun 13 1995, 7:05 PM EDT
Att: 13,499 - Unknown - 68 F

AB 35
R 3
H 8
RBI 3
BB 2
SO 10
LOB 19



Batter	1	2	3	4	5	6	7	8	9	AB	R	H	RBI	BB	SO	LOB	BOTTOM		
Brett Butler, L OBP: 0.355, SLG: 0.333 (1, 8)	3-3 K	1-0 G4-3		1-2 1B 2-3 3-H 1B		3-3 K		2-1 G6-3		5	0	1	1	0	2	2			
Jose Vizcaino, S OBP: 0.323, SLG: 0.313 (1, 6)	1-0 F7		0-1 SAFE SAFE SAFE G5-3		1-3 1B 3-H 1B		0-0 HR 1B		1-0 1B	5	1	3	1	0	0	0			
Rico Brogna, L OBP: 0.327, SLG: 0.493 (1, 3)	0-1 1B		2-3 SAFE SAFE SAFE K		1-2 F8		0-0 1-H HR		0-2 F9	5	1	2	2	0	1	3			
Bobby Bonilla, S OBP: 0.381, SLG: 0.579 (1, 5)	1-3 K		2-0 F9		3-2 FC6-4 1B		2-3 K			4	0	1	0	0	2	1			
Chris Jones, R OBP: 0.400, SLG: 0.600 (1, 7)		2-2 L5		3-1 G5-3		1-2 FC6-4 3B		1-3 K		4	1	0	0	0	1	1			
Jeff Kent, R OBP: 0.315, SLG: 0.428 (1, 4)		0-1 2B 1B		1-1 HR		0-0 1-H 3B		0-3 K		4	2	3	2	0	1	0			
Todd Hundley, S OBP: 0.352, SLG: 0.422 (1, 2)		1-0 L9		1-2 SH1-4 1B 1B		2-1 G6-3		3-2 K		4	1	1	0	0	1	2			
Ryan Thompson, R OBP: 0.435, SLG: 0.810 (1, 9)		1-1 1-H 2B		0-0 1B SH1-4 1B		4-0 1B 1B IBB		2-3 K		3	1	2	1	1	1	0			
Bret Saberhagen, R OBP: 0.250, SLG: 0.267 (8, PH)		4-2 2B		0-2 SAFE SAFE SAFE SH1-4		0-3 K		0-2 P4		1	0	0	0	1	1	2			
Bill Spiers, L OBP: 0.300, SLG: 0.250 (8, 1)				1-2 2-3						1	0	0	0	0	0	0			
Bias Minor, R OBP: 0.000, SLG: 0.000 (9, 1)										0	0	0	0	0	0	0			
Inning Stats	R: 0 E: 0 K: 2 S: 12	H: 1 LOB: 1 BB: 0 P: 17	R: 1 E: 0 K: 0 S: 11	H: 2 LOB: 2 BB: 1 P: 20	R: 0 E: 0 K: 1 S: 6	H: 0 LOB: 0 BB: 0 P: 10	R: 3 E: 0 K: 0 S: 19	H: 5 LOB: 2 BB: 0 P: 26	R: 1 E: 0 K: 1 S: 14	H: 2 LOB: 2 BB: 1 P: 24	R: 2 E: 0 K: 3 S: 12	H: 2 LOB: 0 BB: 0 P: 18	R: 0 E: 0 K: 3 S: 10	H: 0 LOB: 0 BB: 0 P: 15	R: 0 E: 0 K: 0 S: 13	H: 1 LOB: 1 BB: 0 P: 16	1B: 9 2B: 1 3B: 1 HR: 2	SF: 0 SAC: 1 DP: 0 HBP: 0	WP: 0 PA: 39 PB: 0 CS: 0
PITCHER	IP WLS BF H R ER SO BB IBB HBP BLK WP HR S P ERA WHIP	5.1 L 30 12 7 7 5 1 1 0 0 0 0 7 10 0.00 0.000	0.2 2 0 0 0 2 0 0 0 0 0 0 0 7 10 0.00 0.000	1.0 3 0 0 0 3 0 0 0 0 0 0 0 10 15 0.00 0.000	1.0 4 1 0 0 0 0 0 0 0 0 0 0 13 16 0.00 1.000														

Florida Marlins @ New York Mets
Shea Stadium, Flushing, NY
Tue Jun 13 1995, 7:05 PM EDT
Att: 13,499 - Unknown - 68 F

AB 36
R 7
H 13
RBI 7
BB 2
SO 10
LOB 11



Batter	1	2	3	4	5	6	7	8	9	AB	R	H	RBI	BB	SO	LOB	TOP											
Quilvio Veras, S OBP: 0.391, SLG: 0.348										4	1	1	0	0	1	1	Florida Marlins @ New York Mets Shea Stadium, Flushing, NY Wed Jun 14 1995, 7:05 PM EDT Att: 13,650 - Unknown - 71 F											
Chuck Carr, S OBP: 0.286, SLG: 0.215										4	1	2	2	0	0													
Jeff Conine, R OBP: 0.409, SLG: 0.489										3	0	0	0	1	2													
Terry Pendleton, S OBP: 0.309, SLG: 0.396										4	0	1	1	0	0													
Greg Colbrunn, R OBP: 0.318, SLG: 0.430										4	0	1	0	0	1													
Andre Dawson, R OBP: 0.220, SLG: 0.255										4	0	1	0	0	1													
Alex Arias, R OBP: 0.413, SLG: 0.471										4	0	0	0	0	2													
Charles Johnson, R OBP: 0.255, SLG: 0.217										3	0	0	0	0	2													
Chris Hammond, L OBP: 0.471, SLG: 0.643										2	2	1	0	1	0													
Inning Stats	R: 0 H: 0 E: 0 K: 1 S: 14	H: 0 LOB: 1 BB: 1 P: 23	R: 0 H: 1 E: 0 K: 0 S: 9	LOB: 0 BB: 0 P: 13	R: 0 H: 0 E: 0 K: 0 S: 6	LOB: 0 BB: 0 P: 9	R: 0 H: 0 E: 0 K: 1 S: 8	LOB: 0 BB: 0 P: 11	R: 0 H: 1 E: 0 K: 1 S: 10	LOB: 1 BB: 0 P: 19	R: 3 H: 3 E: 1 K: 1 S: 15	H: 3 LOB: 0 BB: 1 P: 27	R: 0 H: 0 E: 0 K: 1 S: 8	LOB: 0 BB: 0 P: 12	R: 1 H: 2 E: 0 K: 0 S: 7	H: 2 LOB: 1 BB: 0 P: 10	R: 0 H: 0 E: 0 K: 0 S: 6	LOB: 0 BB: 0 P: 10	1B: 4 2B: 4 3B: 0 HR: 0	SF: 0 SAC: 0 DP: 1 HBP: 0	WP: 0 PB: 0 CS: 0	PA: 34						
PITCHER	IP	WLS	BF	H	R	ER	SO	BB	IBB	HBP	BLK	WP	HR	S	P	ERA	WHIP											
Dave Micki, R ERA: 3.71	(1, 1)	7.0	L	26	5	3	3	5	2	0	0	0	0	0	70	114	3.86	1.000										
Pete Walker, R ERA: 4.15	(8, 1)	2.0		8	2	1	1	0	0	0	0	0	0	13	20	4.50	1.000											

AB	32
R	4
H	7
RBI	3
BB	2
SO	5
LOB	9




Batter	1	2	3	4	5	6	7	8	9	AB	R	H	RBI	BB	SO	LOB	BOTTOM										
Brett Butler, L OBP: 0.346, SLG: 0.323										5	0	0	0	0	1	2	Florida Marlins @ New York Mets Shea Stadium, Flushing, NY Wed Jun 14 1995, 7:05 PM EDT Att: 13,650 - Unknown - 71 F										
Jose Vizcaino, S OBP: 0.327, SLG: 0.313										3	0	1	0	1	0												
Chris Jones, R OBP: 0.407, SLG: 0.592										4	0	2	0	0	1												
Bobby Bonilla, S OBP: 0.378, SLG: 0.569										3	0	0	0	1	2												
Jeff Kent, R OBP: 0.308, SLG: 0.417										4	0	0	0	0	1												
Edgardo Alfonzo, R OBP: 0.282, SLG: 0.362										4	0	2	0	0	0												
Todd Hundley, S OBP: 0.349, SLG: 0.415										4	0	1	0	0	2												
Ryan Thompson, R OBP: 0.420, SLG: 0.578										4	0	1	0	0	2												
Dave Micki, R Jeff Barry, S Pete Walker, R Kelly Stinnett, R	(1, 1) (7, PH) (8, 1) (9, PH)									2 1 0 0	0 0 0 0	0 0 0 0	0 0 0 0	0 0 0 0	0 0 0 0	0 0 0 0											
Inning Stats	R: 0 H: 2 E: 0 K: 0 S: 8	H: 1 LOB: 1 BB: 0 P: 10	R: 0 H: 0 E: 0 K: 2 S: 13	LOB: 0 BB: 0 P: 17	R: 0 H: 0 E: 0 K: 2 S: 10	LOB: 0 BB: 0 P: 12	R: 0 H: 2 E: 0 K: 2 S: 10	LOB: 2 BB: 0 P: 16	R: 0 H: 0 E: 0 K: 1 S: 7	LOB: 0 BB: 0 P: 10	R: 0 H: 0 E: 0 K: 1 S: 7	LOB: 0 BB: 0 P: 9	R: 0 H: 1 E: 0 K: 0 S: 9	LOB: 2 BB: 1 P: 21	R: 0 H: 1 E: 0 K: 0 S: 9	LOB: 1 BB: 1 P: 13	R: 0 H: 0 E: 0 K: 0 S: 9	LOB: 2 BB: 1 P: 13	1B: 7 2B: 0 3B: 0 HR: 0	SF: 0 SAC: 0 DP: 0 HBP: 0	WP: 0 PB: 0 CS: 0	PA: 37					
PITCHER	IP	WLS	BF	H	R	ER	SO	BB	IBB	HBP	BLK	WP	HR	S	P	ERA	WHIP										
Chris Hammond, L ERA: 1.85	(1, 1)	9.0	W	37	7	0	0	8	3	0	0	0	0	79	120	0.00	1.111										



Batter	1	2	3	4	5	6	7	8	9	10	AB	R	H	RBI	BB	SO	LOB	TOP										
Quilvio Veras, S OBP: 0.385, SLG: 0.343 (1, 4)	G4-3	F7			F8		1B		K		5	0	1	0	0	1	3	Florida Marlins @ New York Mets Shea Stadium, Flushing, NY Thu Jun 15 1995, 7:05 PM EDT Att. 14,103 - Unknown										
Chuck Carr, S OBP: 0.280, SLG: 0.214 (1, 8)	K		G6-3		G3-1		F9		1B	1B	5	0	1	0	0	1	1											
Jeff Conine, R OBP: 0.402, SLG: 0.500 (1, 7)	K				F8			HR	K	K	5	1	1	1	0	3	1											
Terry Pendleton, S OBP: 0.317, SLG: 0.402 (1, 5)		1B					1B		F7		5	1	3	0	0	1	0											
Greg Colbrunn, R OBP: 0.321, SLG: 0.448 (1, 3)		1B			HR		F7		G1-3	K	5	2	2	1	0	1	3											
Andre Dawson, R OBP: 0.218, SLG: 0.250 (1, 9)		1B			F8		F8		K	FC6-4	5	0	1	1	0	1	3											
Alex Arias, R OBP: 0.405, SLG: 0.452 (1, 6)		1B			F9		F8		G6-3		3	0	0	0	1	0	1											
Steve Decker, R OBP: 0.280, SLG: 0.227 (1, 2)		BB					F9				3	0	1	0	1	1	3											
Bobby Witt, R OBP: 0.167, SLG: 0.188 Yorkis Perez, L (9, 1)		BB			BB		F8		F9		3	0	0	1	0	1	2											
Randy Veres, R (9, 1)	SF9				K		F8		F9		0	0	0	0	0	0	0											
Inning Stats	R: 0 E: 0 K: 2 S: 10	H: 0 LOB: 0 BB: 0 P: 14	R: 2 E: 0 K: 1 S: 16	H: 3 LOB: 2 BB: 1 P: 27	R: 0 E: 0 K: 2 S: 7	H: 0 LOB: 0 BB: 0 P: 8	R: 1 E: 0 K: 1 S: 12	H: 1 LOB: 1 BB: 1 P: 22	R: 0 E: 0 K: 0 S: 9	H: 0 LOB: 0 BB: 0 P: 14	R: 0 E: 0 K: 0 S: 8	H: 1 LOB: 1 BB: 0 P: 9	R: 0 E: 0 K: 0 S: 7	H: 1 LOB: 1 BB: 0 P: 9	R: 1 E: 0 K: 1 S: 8	H: 1 LOB: 0 BB: 0 P: 15	R: 0 E: 0 K: 1 S: 10	H: 1 LOB: 1 BB: 0 P: 16	R: 0 E: 0 K: 2 S: 13	H: 2 LOB: 2 BB: 0 P: 20	1B: 7 2B: 1 3B: 0 HR: 2	SF: 1 SAC: 0 DP: 0 HBP: 0	WP: 0 PB: 0 SB: 0 CS: 0	PA: 42				
PITCHER	IP	WLS	BF	H	R	ER	SO	BB	IBB	HBP	BLK	WP	HR	S	P	ERA	WHIP											
Pete Harnisch, R ERA: 3.84 (1, 1)	7.0		29	6	3	3	6	2	0	0	0	0	0	1	69	103	3.86	1.143										
Jerry Dipoto, R ERA: 6.85 (8, 1)	1.0		4	1	1	1	1	0	0	0	0	0	0	1	8	15	9.00	1.000										
John Franco, L ERA: 3.31 (9, 1)	1.0		4	1	0	0	1	0	0	0	0	0	0	10	16	0.00	1.000											
Bias Minor, R ERA: 3.54 (10, 1)	1.0	W	5	2	0	0	2	0	0	0	0	0	0	13	20	0.00	2.000											

AB	39
R	4
H	10
RBI	4
BB	2
SO	10
LOB	17




Batter	1	2	3	4	5	6	7	8	9	10	AB	R	H	RBI	BB	SO	LOB	BOTTOM									
Brett Butler, L OBP: 0.354, SLG: 0.329 (1, 8)	F9				1B		G1-3		1B		3	1	2	0	1	0	0	Florida Marlins @ New York Mets Shea Stadium, Flushing, NY Thu Jun 15 1995, 7:05 PM EDT Att. 14,103 - Unknown									
Chris Jones, R OBP: 0.418, SLG: 0.592 (9, PH)	G5-3				1B		G4-3		BB		0	1	0	0	1	0	0										
Bias Minor, R (10, 1)					1B				1B		0	0	0	0	0	0	0										
Jose Vizcaino, S OBP: 0.329, SLG: 0.316 (1, 6)	G5-3				1B				1B		5	0	2	1	0	0	3										
Rico Brogna, L OBP: 0.329, SLG: 0.490 (1, 3)	F9				1B				1B		5	0	2	2	0	1	3										
Bobby Bonilla, S OBP: 0.374, SLG: 0.556 (1, 7)	K2-3				1B				1B		4	0	0	0	1	1	5										
Jeff Kent, R OBP: 0.311, SLG: 0.416 (1, 4)									1B		5	0	2	0	0	0	3										
Todd Hundley, S OBP: 0.351, SLG: 0.404 Tim Bogar, R OBP: 0.250, SLG: 0.200 (10, PR)									1B		3	0	0	0	2	1	2										
Edgardo Alfonzo, R OBP: 0.270, SLG: 0.383 (1, 5)									1B		0	1	0	0	0	0	0										
Ryan Thompson, R OBP: 0.400, SLG: 0.531 (10, 8)									1B		4	1	2	0	0	1	2										
Pete Harnisch, S OBP: 0.167, SLG: 0.187 Bill Spivey, L OBP: 0.308, SLG: 0.235 Jerry Dipoto, R ERA: 5.23 John Franco, L ERA: 3.31 Joe Orsulak, R OBP: 0.302, SLG: 0.404 (10, 9)									1B		2	0	1	0	0	0	0										
Inning Stats	R: 0 E: 0 K: 1 S: 7	H: 0 LOB: 1 BB: 1 P: 15	R: 0 E: 0 K: 0 S: 9	H: 0 LOB: 1 BB: 1 P: 16	R: 0 E: 0 K: 0 S: 13	H: 2 LOB: 2 BB: 0 P: 19	R: 0 E: 0 K: 0 S: 7	H: 1 LOB: 1 BB: 0 P: 11	R: 1 E: 0 K: 0 S: 10	H: 3 LOB: 1 BB: 0 P: 13	R: 0 E: 0 K: 2 S: 11	H: 1 LOB: 1 BB: 0 P: 17	R: 0 E: 0 K: 0 S: 6	H: 0 LOB: 0 BB: 0 P: 7	R: 0 E: 0 K: 2 S: 11	H: 1 LOB: 1 BB: 0 P: 14	R: 3 E: 0 K: 1 S: 15	H: 4 LOB: 2 BB: 2 P: 27	R: 1 E: 0 K: 0 S: 7	H: 1 LOB: 2 BB: 2 P: 16	1B: 10 2B: 4 3B: 0 HR: 0	SF: 0 SAC: 1 DP: 2 HBP: 0	WP: 1 PB: 1 SB: 0 CS: 0	PA: 45			
PITCHER	IP	WLS	BF	H	R	ER	SO	BB	IBB	HBP	BLK	WP	HR	S	P	ERA	WHIP										
Bobby Witt, R ERA: 5.0 (1, 1)	8.1		36	10	3	3	6	2	0	0	0	1	0	82	121	3.24	1.440										
Yorkis Perez, L ERA: 5.23 (9, 1)	0.0		3	2	1	1	0	1	0	0	0	0	0	6	12	∞	∞										
Randy Veres, R ERA: 2.25 (9, 1)	1.0	L	6	1	1	1	0	2	1	0	0	0	0	8	22	9.00	3.000										

AB	38
R	5
H	13
RBI	5
BB	6
SO	6
LOB	22



Batter	1	2	3	4	5	6	7	8	9	AB	R	H	RBI	BB	SO	LOB	TOP					
Quilvio Veras, S OBP: 0.369, SLG: 0.327	B2		K			G4-3	K			4	0	0	0	0	2	2	Florida Marlins @ Philadelphia Phillies Veterans Stadium, Philadelphia, PA Sun Jun 18 1995, 3:33 AM EDT Att: 40,105 - Sunny - 90 F					
Chuck Carr, S OBP: 0.295, SLG: 0.213	F7			B1-3		G5-3		G4-3	4	0	0	0	0	0	0							
Jeff Conine, R OBP: 0.407, SLG: 0.513						F7		L3	4	0	2	0	0	0	0							
Greg Colbrunn, R OBP: 0.310, SLG: 0.424	K			K			G6-3	F8	4	0	0	0	0	2	2							
Tommy Gregg, L OBP: 0.318, SLG: 0.514		K		K			HR		4	1	2	1	0	2	1							
Kurt Abbott, R OBP: 0.295, SLG: 0.496	F7				E4 G4-3 SF8 1B		HR	G6-4-3 1B	4	2	2	1	0	0	1							
Alex Arias, R OBP: 0.379, SLG: 0.410					G4-3		G6-3	G6-3	4	0	0	0	0	1	1							
Steve Decker, R OBP: 0.286, SLG: 0.250			K		SF8				2	0	1	1	0	1	0							
Mark Gardner, R									2	0	0	0	0	1	0							
Matt Mantei, R									0	0	0	0	0	0	0							
Andre Dawson, R OBP: 0.247, SLG: 0.377									1	0	1	0	0	0	0							
Yorkis Perez, L									0	0	0	0	0	0	0							
Randy Veres, R									0	0	0	0	0	0	0							
Inning Stats	R: 0 E: 0 K: 1 S: 7	H: 1 LOB: 1 BB: 0 P: 11	R: 0 E: 0 K: 2 S: 8	H: 0 LOB: 0 BB: 0 P: 12	R: 0 E: 0 K: 3 S: 10	H: 0 LOB: 0 BB: 0 P: 14	R: 0 E: 0 K: 2 S: 8	H: 1 LOB: 1 BB: 0 P: 10	R: 1 E: 1 K: 0 S: 10	H: 1 LOB: 0 BB: 0 P: 14	R: 0 E: 0 K: 0 S: 10	H: 0 LOB: 0 BB: 0 P: 16	R: 2 E: 0 K: 1 S: 18	H: 4 LOB: 2 BB: 0 P: 27	R: 0 E: 0 K: 0 S: 7	H: 0 LOB: 0 BB: 0 P: 10	R: 0 E: 0 K: 0 S: 5	H: 1 LOB: 0 BB: 0 P: 7	1B: 5 2B: 1 3B: 0 HR: 2	SF: 1 SAC: 0 DP: 1 HBP: 0	WP: 0 PB: 0 SB: 0 CS: 0	PA: 34
PITCHER	IP WLS BF H R ER SO BB IBB HBP BLK WP HR S P ERA WHIP																					
Curt Schilling, R ERA: 3.05	(1, 1)	7.0	W	28	7	3	2	9	0	0	0	0	0	0	2	71	104	2.57	1.000			
Ricky Bottalico, R ERA: 1.4	(8, 1)	1.0		3	0	0	0	0	0	0	0	0	0	0	0	7	10	0.00	0.000			
Heathcliff Slocumb, R ERA: 1.07	(9, 1)	1.0	S	3	1	0	0	0	0	0	0	0	0	0	5	7	0.00	1.000				

AB	33
R	3
H	8
RBI	3
BB	0
SO	9
LOB	7




Batter	1	2	3	4	5	6	7	8	9	AB	R	H	RBI	BB	SO	LOB	BOTTOM			
Mickey Morandini, L OBP: 0.362, SLG: 0.431	F7				E 2B 1B		HR	L6		4	2	2	0	0	0	1	Florida Marlins @ Philadelphia Phillies Veterans Stadium, Philadelphia, PA Sun Jun 18 1995, 3:33 AM EDT Att: 40,105 - Sunny - 90 F			
Mariano Duncan, R OBP: 0.278, SLG: 0.368	G5-3		K		F8		K		4	0	0	0	0	2	3					
Darren Daulton, L OBP: 0.350, SLG: 0.434	L9		G4-3						3	2	1	2	1	0	1					
Jim Eisenreich, L OBP: 0.407, SLG: 0.516		K			F8		P5	F8	4	0	0	0	0	1	2					
Charlie Hayes, R OBP: 0.389, SLG: 0.452									3	1	3	3	1	0	0					
Tom Marsh, R OBP: 0.250, SLG: 0.250									4	0	2	0	0	2	2					
Dave Gallagher, R OBP: 0.372, SLG: 0.423					G3			G6-3	4	0	0	0	0	1	3					
Kevin Stocker, S OBP: 0.318, SLG: 0.227								G3	2	0	0	0	2	0	2					
Curt Schilling, R OBP: 0.143, SLG: 0.179									3	0	0	0	0	1	3					
Ricky Bottalico, L ERA: 1.4									0	0	0	0	0	0	0					
Gene Schall, R OBP: 0.800, SLG: 0.667									1	0	1	0	0	0	0					
Heathcliff Slocumb, R ERA: 1.07									0	0	0	0	0	0	0					
Inning Stats	R: 0 E: 0 K: 0 S: 6	H: 0 LOB: 0 BB: 0 P: 9	R: 0 E: 0 K: 2 S: 13	H: 1 LOB: 2 BB: 1 P: 23	R: 0 E: 0 K: 2 S: 15	H: 1 LOB: 1 BB: 0 P: 19	R: 1 E: 0 K: 0 S: 10	H: 2 LOB: 2 BB: 1 P: 18	R: 2 E: 0 K: 1 S: 15	H: 2 LOB: 1 BB: 1 P: 26	R: 0 E: 0 K: 0 S: 9	H: 0 LOB: 0 BB: 1 P: 15	R: 2 E: 0 K: 2 S: 12	H: 2 LOB: 1 BB: 0 P: 16	R: 0 E: 0 K: 0 S: 5	H: 1 LOB: 1 BB: 0 P: 8	1B: 5 2B: 3 3B: 0 HR: 2	SF: 0 SAC: 0 DP: 1 HBP: 1	WP: 0 PB: 0 SB: 0 CS: 0	PA: 37
PITCHER	IP WLS BF H R ER SO BB IBB HBP BLK WP HR S P ERA WHIP																			
Mark Gardner, R ERA: 6.43	(1, 1)	5.0		24	6	3	2	5	2	1	0	0	0	0	0	9	15	3.60	1.600	
Matt Mantei, R ERA	(6, 1)	1.0		3	0	0	0	0	1	0	0	0	0	0	0	9	15	0.00	1.000	
Yorkis Perez, L ERA: 7.06	(7, 1)	0.2	L	4	1	2	2	1	0	0	1	0	0	0	1	5	8	27.00	1.500	
Randy Veres, R ERA: 2.11	(7, 1)	1.1		6	2	0	0	1	0	0	0	0	0	0	12	16	0.00	1.500		


AB	32
R	5
H	9
RBI	5
BB	4
SO	7
LOB	17



Batter	1	2	3	4	5	6	7	8	9	AB	R	H	RBI	BB	SO	LOB	TOP			
Quilvio Veras, S OBP: 0.371, SLG: 0.327	G6-3		G4-6-3	G6-3		G4-3		G6-3		5	0	0	0	0	0	3	Florida Marlins @ Colorado Rockies Coors Field, Denver, CO Tue Jun 20 1995, 7:05 PM MDT Att: 48,143 - Unknown - 84 F			
Chuck Carr, S OBP: 0.255, SLG: 0.218	L3					SF8		K		3	1	1	1	1	1	0				
Jeff Conine, R OBP: 0.422, SLG: 0.541	WP 1B BB					HR		K		3	1	1	0	2	2	1				
Greg Colbrunn, R OBP: 0.310, SLG: 0.434	WP 1B					F9		F9		5	1	2	0	0	0	3				
Andre Dawson, R OBP: 0.253, SLG: 0.390	F8					HR		K		3	2	1	3	0	1	2				
Kurt Abbott, R OBP: 0.292, SLG: 0.488		L1				F7				4	1	2	1	0	0	0				
Alex Arias, R OBP: 0.369, SLG: 0.407	G5-3							FC5-4 1B		4	0	1	0	0	0	4				
Charles Johnson, R OBP: 0.252, SLG: 0.206	F9							G6-3		4	0	0	0	0	1	5				
Bobby Witt, R OBP: 0.167, SLG: 0.188										0	0	0	0	0	0	0				
Terry Mathews, L OBP: 0.300, SLG: 0.750								G1-6-3		3	1	3	2	0	0	0				
Randy Veres, R Robb Nen, R										1	0	0	0	0	0	0				
										0	0	0	0	0	0	0				
Inning Stats	R: 0 E: 0 K: 0 S: 13	H: 1 LOB: 2 BB: 1 P: 22	R: 0 E: 0 K: 0 S: 4	H: 0 LOB: 0 BB: 0 P: 8	R: 0 E: 0 K: 1 S: 11	H: 1 LOB: 1 BB: 1 P: 21	R: 3 E: 0 K: 0 S: 18	H: 3 LOB: 1 BB: 0 P: 27	R: 3 E: 0 K: 1 S: 14	H: 3 LOB: 1 BB: 1 P: 24	R: 0 E: 0 K: 0 S: 4	H: 1 LOB: 1 BB: 0 P: 7	R: 0 E: 0 K: 1 S: 9	H: 0 LOB: 0 BB: 0 P: 13	R: 0 E: 0 K: 2 S: 9	H: 0 LOB: 0 BB: 0 P: 14	1B: 6 2B: 4 3B: 0 HR: 1	SF: 1 SAC: 0 DP: 2 HBP: 2	WP: 1 PB: 0 SB: 0 CS: 0	PA: 41
PITCHER	IP WLS BF H R ER SO BB IBB HBP BLK WP HR S P ERA WHIP																			
Joe Grahe, R ERA: 3.38	(1, 1) 4.2 L 25 8 6 6 1 3 0 0 0 0 1 1 56 97 11.57 2.357																			
Steve Reed, R ERA: 2.42	(5, 1) 0.1 1 0 0 0 1 0 0 0 0 0 0 3 5 0.00 0.000																			
Juan Acevedo, R ERA: 6.39	(6, 1) 2.0 9 3 1 1 0 0 0 0 1 0 0 18 30 4.50 1.500																			
Mike Munoz, L ERA: 4.0	(8, 1) 1.0 3 0 0 0 1 0 0 0 0 0 0 9 13 0.00 0.000																			
Darren Holmes, R ERA: 3.16	(9, 1) 1.0 3 0 0 0 2 0 0 0 0 0 0 9 14 0.00 0.000																			

Batter	1	2	3	4	5	6	7	8	9	AB	R	H	RBI	BB	SO	LOB	BOTTOM			
Mike Kingery, L OBP: 0.390, SLG: 0.446	FC4-6 BB CS 1B		L7			F7		G3		4	0	1	0	0	0	3	Florida Marlins @ Colorado Rockies Coors Field, Denver, CO Tue Jun 20 1995, 7:05 PM MDT Att: 48,143 - Unknown - 84 F			
Jason Bates, S OBP: 0.384, SLG: 0.451	FC4-6 BB		F7			K		G3		3	0	0	0	1	1	1				
Dante Bichette, R OBP: 0.373, SLG: 0.571	P4					G5-3		G4-3		4	0	0	0	0	1	2				
Larry Walker, L OBP: 0.400, SLG: 0.695	FC4-6					G3		F8		4	1	1	1	0	0	2				
Vinny Castilla, R OBP: 0.367, SLG: 0.614	CS					K				3	0	1	0	1	1	0				
Andres Galaraga, R OBP: 0.311, SLG: 0.436	3-H					K		F8		4	0	0	0	0	3	2				
Joe Girardi, R OBP: 0.335, SLG: 0.380						K				4	1	2	1	0	0	0				
Walt Weiss, S OBP: 0.388, SLG: 0.320						HR		G4-3		4	0	2	0	0	1	1				
Joe Grahe, R ERA: 3.33	(1, 1) 0.0 0 0 0 0 0 0 0 0 0 0 0 0 0 0 0 0																			
Steve Reed, R ERA: 3.03	(5, 1) 4.1 W 19 4 2 2 6 2 0 0 0 0 0 2 50 84 3.86 1.286																			
John Vander Wal, L ERA: 3.03	(6, 1) 2.1 8 1 0 0 0 0 0 0 0 0 0 18 25 0.00 0.429																			
Ellis Burks, R ERA: 1.9	(7, 1) 1.0 4 1 0 0 1 0 0 0 0 0 0 12 16 0.00 1.000																			
Mike Munoz, R ERA: 4.44	(8, 1) 1.0 4 1 0 0 1 0 0 0 0 0 0 12 16 0.00 1.000																			
Darren Holmes, R ERA: 4.44	(9, 1) 1.0 4 1 0 0 1 0 0 0 0 0 0 12 16 0.00 1.000																			
Inning Stats	R: 0 E: 0 K: 0 S: 10	H: 1 LOB: 1 BB: 1 P: 19	R: 0 E: 0 K: 1 S: 10	H: 1 LOB: 0 BB: 0 P: 18	R: 0 E: 0 K: 2 S: 8	H: 0 LOB: 0 BB: 0 P: 10	R: 1 E: 0 K: 2 S: 12	H: 1 LOB: 1 BB: 1 P: 22	R: 1 E: 0 K: 1 S: 13	H: 1 LOB: 1 BB: 1 P: 22	R: 0 E: 0 K: 0 S: 8	H: 1 LOB: 1 BB: 0 P: 11	R: 0 E: 0 K: 0 S: 9	H: 0 LOB: 0 BB: 0 P: 13	R: 0 E: 0 K: 1 S: 12	H: 1 LOB: 1 BB: 0 P: 16	1B: 5 2B: 0 3B: 0 HR: 2	SF: 0 SAC: 1 DP: 0 HBP: 0	WP: 0 PB: 0 SB: 0 CS: 2	PA: 36
PITCHER	IP WLS BF H R ER SO BB IBB HBP BLK WP HR S P ERA WHIP																			
Bobby Witt, R ERA: 4.91	(1, 1) 1.0 4 1 0 0 0 0 0 0 0 0 0 10 19 0.00 2.000																			
Terry Mathews, R ERA: 3.03	(2, 1) 4.2 W 19 4 2 2 6 2 0 0 0 0 0 2 50 84 3.86 1.286																			
Randy Veres, R ERA: 1.9	(6, 1) 2.1 8 1 0 0 0 0 0 0 0 0 0 18 25 0.00 0.429																			
Robb Nen, R ERA: 4.44	(9, 1) 1.0 4 1 0 0 1 0 0 0 0 0 0 12 16 0.00 1.000																			

Batter	1	2	3	4	5	6	7	8	9	AB	R	H	RBI	BB	SO	LOB	TOP								
Chuck Carr, S OBP: 0.291, SLG: 0.217 (1, 8)	3-3 K	2-2 G4-3		2-1 G4-3		3-2 G4-3			3-2 1B	5	0	1	0	0	1	2	Florida Marlins @ Colorado Rockies Coors Field, Denver, CO Wed Jun 21 1995, 7:05 PM MDT Att: 48,117 - Unknown - 77 F AB 34 R 3 H 7 RBI 3 BB 5 SO 12 LOB 21 								
Mario Diaz, R OBP: 0.208, SLG: 0.313 (1, 4)	0-0 G4-3	2-2 FC5-4 1B		0-0 2B		1-1 P4			2-3 K	5	0	2	1	0	1										
Jeff Conine, R OBP: 0.417, SLG: 0.549 (1, 7)	0-1 HR	3-H FC5-4 1-2		0-3 K		0-0 L9			3-1 P2	5	1	1	1	0	1	4									
Terry Pendleton, S OBP: 0.318, SLG: 0.392 (1, 5)	4-1 BB			4-0 2B					1-3 K	3	0	1	0	2	2	1									
Greg Colbrunn, R OBP: 0.303, SLG: 0.425 (1, 3)	1-3 K			2-3 K					1-2 G4-3	4	0	0	0	0	3	4									
Tommy Gregg, L OBP: 0.354, SLG: 0.538 (1, 9)		1-2 S BB 1B HBP		4-2 BB					0-0 G6-3	2	1	1	0	1	0	0									
Kurt Abbott, R OBP: 0.284, SLG: 0.472 (1, 6)		0-3 K		2-2 P4					1-3 K	4	0	0	0	0	2	4									
Steve Decker, R OBP: 0.313, SLG: 0.231 (1, 2)		4-2 G4-3 S BB 1B		1-1 L6					1-3 K	2	1	0	0	2	1	1									
Pat Rapp, R OBP: 0.333, SLG: 0.400 Mark Gardner, R (5, 1)	1-2 G4-3			0-0 G4-3					0-1 F7	3	0	1	1	0	1	4									
Alex Arias, R OBP: 0.365, SLG: 0.402 (8, PH)										0	0	0	0	0	0	0									
Rob Murphy, L OBP: 1.000, SLG: 1.000 (8, 1)										0	0	0	0	0	0	0									
Matt Mantei, R (8, 1)										0	0	0	0	0	0	0									
Inning Stats	R: 1 E: 0 K: 2 S: 11	H: 1 LOB: 1 BB: 1 P: 19	R: 2 E: 0 K: 1 S: 19	H: 2 LOB: 2 BB: 1 P: 31	R: 0 E: 0 K: 1 S: 10	H: 2 LOB: 3 BB: 1 P: 16	R: 0 E: 0 K: 2 S: 9	H: 1 LOB: 1 BB: 0 P: 17	R: 0 E: 0 K: 1 S: 12	H: 0 LOB: 1 BB: 1 P: 21	R: 0 E: 0 K: 0 S: 6	H: 0 LOB: 0 BB: 0 P: 10	R: 0 E: 0 K: 1 S: 7	H: 0 LOB: 0 BB: 0 P: 10	R: 0 E: 0 K: 2 S: 8	H: 0 LOB: 1 BB: 0 P: 10	R: 0 E: 0 K: 2 S: 16	H: 1 LOB: 1 BB: 0 P: 25	1B: 4 2B: 2 3B: 0 HR: 1	SF: 0 SAC: 0 DP: 0 HBP: 1	WP: 0 PB: 0 SB: 2 CS: 0	PA: 40			
PITCHER	IP	WLS	BF	H	R	ER	SO	BB	IBB	HBP	BLK	WP	HR	S	P	ERA	WHIP								
Bill Swift, R ERA: 7.63 (1, 1)	5.0	W	27	6	3	3	7	4	1	1	0	0	1	61	104	5.40	2.000								
Curt Leskanic, R ERA: 3.57 (6, 1)	2.0		6	0	0	0	1	0	0	0	0	0	0	13	20	0.00	0.000								
Steve Reed, R ERA: 2.25 (8, 1)	2.0	S	7	1	0	0	4	0	0	0	0	0	0	24	35	0.00	0.500								

Batter	1	2	3	4	5	6	7	8	9	AB	R	H	RBI	BB	SO	LOB	BOTTOM								
Walt Weiss, S OBP: 0.389, SLG: 0.318 (1, 6)	4-1 CS BB	3-2 G6-3		1-1 3B 1B					1-0 G3	4	1	1	0	1	0	5	Florida Marlins @ Colorado Rockies Coors Field, Denver, CO Wed Jun 21 1995, 7:05 PM MDT Att: 48,117 - Unknown - 77 F AB 32 R 6 H 11 RBI 6 BB 7 SO 4 LOB 23 								
Mike Kingsley, L OBP: 0.395, SLG: 0.463 (1, 8)	4-1 CS 2B BB		2-2 1B	3-1 1H 3B		0-0 G3			2-0 F9	4	2	2	1	1	0	0									
Dante Bichette, R OBP: 0.374, SLG: 0.581 (1, 7)	1-3 K		0-2 2B FC1-2 1B	0-3 K		1-3 K2-3			2-0 HR	5	1	2	1	0	3	3									
Larry Walker, L OBP: 0.400, SLG: 0.692 (1, 9)	1-1 2H 2B		1-3 K	0-2 F7		1-0 1B			1-0 G3	5	0	2	1	0	1	3									
Vinny Castilla, R OBP: 0.363, SLG: 0.608 (1, 5)	2-2 P5		1-1 FC1-2 BB 2B	2-0 F9		0-1 F8			3-2 G6-3	5	1	1	1	0	0	3									
John Vander Wal, L OBP: 0.596, SLG: 0.757 Steve Reed, R (8, 1)		2-0 SH1-4 BB 1B	4-1 BB FC1-2 BB	1-1 SH1-3 2B					2-0 F9	3	1	2	0	1	0	0									
Joe Girardi, R OBP: 0.335, SLG: 0.375 (1, 2)		2-0 F9	0-2 FC1-2 FC5 BB	0-1 SH1-3		4-2 BB BB				2	0	0	0	1	0	4									
Jason Bates, S OBP: 0.372, SLG: 0.457 (1, 4)		4-1 SH1-4 BB	4-2 SH1-4 BB	0-0 2B		1-1 F8			3-2 F8	2	0	1	2	2	0	1									
Bill Swift, R OBP: 0.375, SLG: 0.500 Eric Young Sr., R OBP: 0.253, SLG: 0.194 Curt Leskanic, R (6, 1)		1-2 SH1-4	1-2 2-3 3-H BB	1-2 2-3 3-H BB		4-2 F7			4-2 BB	1	0	0	0	0	0	3									
Andres Galarraga, R OBP: 0.315, SLG: 0.436 (8, 3)		1-2 2-3	2-3	0-1 F7		1-2 BB				0	0	0	0	0	0	0									
Inning Stats	R: 1 E: 0 K: 1 S: 14	H: 1 LOB: 2 BB: 2 P: 26	R: 0 E: 0 K: 0 S: 9	H: 1 LOB: 1 BB: 1 P: 21	R: 2 E: 0 K: 1 S: 23	H: 3 LOB: 3 BB: 2 P: 35	R: 1 E: 0 K: 1 S: 11	H: 2 LOB: 1 BB: 0 P: 17	R: 1 E: 0 K: 0 S: 8	H: 2 LOB: 1 BB: 0 P: 9	R: 0 E: 0 K: 1 S: 8	H: 1 LOB: 1 BB: 0 P: 10	R: 0 E: 0 K: 0 S: 11	H: 0 LOB: 2 BB: 2 P: 25	R: 1 E: 0 K: 0 S: 7	H: 1 LOB: 0 BB: 0 P: 15		R: 0 E: 0 K: 0 S: 16	H: 1 LOB: 1 BB: 0 P: 25	1B: 5 2B: 5 3B: 1 HR: 1	SF: 0 SAC: 2 DP: 1 HBP: 0	WP: 0 PB: 0 SB: 0 CS: 2	PA: 41		
PITCHER	IP	WLS	BF	H	R	ER	SO	BB	IBB	HBP	BLK	WP	HR	S	P	ERA		WHIP							
Pat Rapp, R ERA: 4.55 (5, 1)	2.2	L	11	1	0	0	1	2	0	0	0	0	0	22	38	0.00	1.125								
Rob Murphy, L ERA: 12.71 (8, 1)	0.2		3	1	1	1	0	0	0	0	0	0	1	3	8	13.50	1.500								
Matt Mantei, R ERA: (8, 1)	0.1		1	0	0	0	0	0	0	0	0	0	0	4	7	0.00	0.000								

Batter	1	2	3	4	5	6	7	8	9	AB	R	H	RBI	BB	SO	LOB	TOP								
Quilvio Veras, S (1,4) OBP: 0.372, SLG: 0.324	G5-3			F9	P5			G6-3		4	0	0	0	0	0	2									
Kurt Abbott, R (1,6) OBP: 0.285, SLG: 0.470	K			G3-1			F8	G6-3		4	0	0	0	0	1	0									
Jeff Conine, R (1,7) OBP: 0.421, SLG: 0.559	G1-3			HR	K		K	WP G4-3 1B		4	1	2	1	0	1	0									
Greg Colbrunn, R (1,3) OBP: 0.303, SLG: 0.415		L5		K			L4	G4-3		4	0	0	0	0	1	1									
Andre Dawson, R (1,9) OBP: 0.283, SLG: 0.447	P4				1B 2B		F7	G6-3		4	1	1	0	0	0	1									
Terry Pendleton, S (1,5) OBP: 0.325, SLG: 0.413	G6-3				FC3-6 1B		L4-3 1B			3	0	2	1	0	0	0									
Tommy Gregg, L (1,8) OBP: 0.345, SLG: 0.511			K		FC3-6 S BB		L4-3			3	0	0	0	0	1	2									
Charles Johnson, R (1,2) OBP: 0.269, SLG: 0.257		G5-3					L9			2	0	0	0	1	0	0									
Chris Hammond, L (1,1) OBP: 0.409, SLG: 0.526							G4-3			2	0	0	0	0	2	2									
Terry Mathews, L (7,1) OBP: 0.300, SLG: 0.750			K							0	0	0	0	0	0	0									
Alex Arias, R (6,PH) OBP: 0.358, SLG: 0.394										1	0	0	0	0	0	0									
Randy Veres, R (8,1)										0	0	0	0	0	0	0									
Inning Stats	R: 0 E: 0 K: 1 S: 9	H: 0 LOB: 0 BB: 0 P: 13	R: 0 E: 0 K: 0 S: 7	H: 0 LOB: 0 BB: 0 P: 13	R: 0 E: 0 K: 2 S: 9	H: 0 LOB: 0 BB: 0 P: 12	R: 1 E: 0 K: 1 S: 10	H: 1 LOB: 0 BB: 0 P: 16	R: 1 E: 0 K: 1 S: 12	H: 2 LOB: 2 BB: 1 P: 20	R: 0 E: 0 K: 1 S: 10	H: 0 LOB: 0 BB: 0 P: 13	R: 0 E: 0 K: 0 S: 9	H: 1 LOB: 0 BB: 0 P: 11	R: 0 E: 0 K: 0 S: 5	H: 0 LOB: 0 BB: 0 P: 10	R: 0 E: 0 K: 0 S: 11	H: 1 LOB: 1 BB: 0 P: 16	1B: 3 2B: 2 3B: 0 HR: 1	SF: 0 SAC: 0 DP: 1 HBP: 0	WP: 1 PB: 0 SB: 1 CS: 0	PA: 32			
PITCHER	IP	WLS	BF	H	R	ER	SO	BB	IBB	HBP	BLK	WP	HR	S	P	ERA	WHIP								
Pete Schourek, L (1,1) ERA: 3.5	7.0	W	25	4	2	2	6	1	0	0	0	0	1	66	98	2.57	0.714								
Hector Carrasco, R (8,1) ERA: 3.08	2.0	S	7	1	0	0	0	0	0	0	0	1	0	16	26	0.00	0.500								

Florida Marlins @ Cincinnati Reds
Riverfront Stadium, Cincinnati, OH
Sat Jun 24 1995, 7:05 PM EDT
Att: 34,555 - Unknown

AB 31
R 2
H 5
RBI 2
BB 1
SO 6
LOB 8



Batter	1	2	3	4	5	6	7	8	9	AB	R	H	RBI	BB	SO	LOB	BOTTOM								
Jerome Walton, R (1,8) OBP: 0.315, SLG: 0.494	HR	K			P4		F8			4	1	1	1	0	1	3									
Barry Larkin, R (1,6) OBP: 0.416, SLG: 0.518	L7		L5		F9		HR			4	1	1	2	0	0	0									
Ron Gant, R (1,7) OBP: 0.419, SLG: 0.623	F9		L7		G6-3		HR			4	1	1	1	0	0	0									
Reggie Sanders, R (1,9) OBP: 0.415, SLG: 0.626	K		3B		1B 1B		K			4	0	2	0	0	2	0									
Bret Boone, R (1,4) OBP: 0.327, SLG: 0.374		G6-3	L7		F8		G4-3			4	0	0	0	0	0	2									
Mark Lewis, R (1,5) OBP: 0.390, SLG: 0.538		2B 1B		K		1B 1B	G6-3			4	1	2	0	0	1	0									
Craig Worthington, R (1,3) OBP: 0.385, SLG: 0.417		SH1-4 1H 2B		G4-3		F9	F8			4	0	1	1	0	0	2									
Damon Berryhill, S (1,2) OBP: 0.229, SLG: 0.242		SH1-4 BB		G6-3		F9				2	0	0	0	1	0	0									
Pete Schourek, L (1,1) OBP: 0.200, SLG: 0.200		SH1-4			G4-3					1	0	0	0	0	0	0									
Eric Anthony, L (7,PH) OBP: 0.340, SLG: 0.381										1	1	1	0	0	0	0									
Hector Carrasco, R (8,1)							HR 1B			0	0	0	0	0	0	0									
Inning Stats	R: 1 E: 0 K: 1 S: 7	H: 1 LOB: 0 BB: 0 P: 11	R: 1 E: 0 K: 1 S: 10	H: 2 LOB: 2 BB: 1 P: 20	R: 0 E: 0 K: 0 S: 7	H: 1 LOB: 1 BB: 0 P: 16	R: 0 E: 0 K: 1 S: 8	H: 0 LOB: 0 BB: 0 P: 10	R: 0 E: 0 K: 0 S: 5	H: 0 LOB: 0 BB: 0 P: 11	R: 0 E: 0 K: 0 S: 16	H: 2 LOB: 2 BB: 0 P: 25	R: 3 E: 0 K: 1 S: 14	H: 3 LOB: 0 BB: 0 P: 23	R: 0 E: 0 K: 0 S: 5	H: 0 LOB: 0 BB: 0 P: 7	R: 0 E: 0 K: 0 S: 11	H: 0 LOB: 0 BB: 0 P: 16	1B: 4 2B: 1 3B: 1 HR: 3	SF: 0 SAC: 1 DP: 0 HBP: 0	WP: 0 PB: 0 SB: 0 CS: 0	PA: 34			
PITCHER	IP	WLS	BF	H	R	ER	SO	BB	IBB	HBP	BLK	WP	HR	S	P	ERA	WHIP								
Chris Hammond, L (1,1) ERA: 2.43	6.2	L	30	9	5	5	3	1	0	0	0	0	3	64	112	6.75	1.500								
Terry Mathews, R (7,1) ERA: 3.0	0.1		1	0	0	0	1	0	0	0	0	0	0	3	4	0.00	0.000								
Randy Veres, R (8,1) ERA: 1.82	1.0		3	0	0	0	0	0	0	0	0	0	0	5	7	0.00	0.000								

Florida Marlins @ Cincinnati Reds
Riverfront Stadium, Cincinnati, OH
Sat Jun 24 1995, 7:05 PM EDT
Att: 34,555 - Unknown

AB 32
R 5
H 9
RBI 5
BB 1
SO 4
LOB 7



Batter	1	2	3	4	5	6	7	8	9	AB	R	H	RBI	BB	SO	LOB	TOP		
Quilvio Veras, S OBP: 0.368, SLG: 0.326 (1, 4)	2-1 S SF9 2B		0-3 K	0-2 K			3-2 G6-3		2-1 G3	5	1	1	0	0	2	1			
Kurt Abbott, R OBP: 0.291, SLG: 0.474 (1, 6)	4-1 1B S SF8 BB		0-0 1B	3-2 F8			1-3 K			3	2	1	0	1	1	1			
Jeff Conine, R OBP: 0.417, SLG: 0.555 (1, 7)	2-0 SF9 1-2 2-H		2-0 F8 1B		2-2 K		1-1 G6-3			3	0	1	2	0	1	0			
Terry Pendleton, S OBP: 0.329, SLG: 0.415 (1, 5)	2-2 1B		0-0 1B		1-2 G3-1			0-3 K		4	0	2	0	0	1	0			
Greg Colbrunn, R OBP: 0.302, SLG: 0.411 (1, 3)	2-2 SF8		0-0 F8		2-1 G5-3			4-2 BB		2	0	0	1	1	0	2			
Tommy Gregg, L OBP: 0.322, SLG: 0.469 (1, 8) (8, 9)	3-3 K		2-2 K		1-0 F9			0-0 P5		4	0	0	0	0	2	4			
Russ Morman, R OBP: 0.500, SLG: 1.000 Chuck Carr, S OBP: 0.295, SLG: 0.215 (8, 8)		1-2 F8		0-0 WP E 1B			0-0 HR		1-0 F8	4	2	2	1	0	0	1	AB 33 R 5 H 10 RBI 5 BB 2 SO 8 LOB 12		
Charles Johnson, R OBP: 0.274, SLG: 0.263 (1, 2)		2-1 F8		2-1 G6-3			1-2 B5-6-4 1B		3-2 L4-3 1B	4	0	2	0	0	0	1			
David Weathers, R OBP: 0.133, SLG: 0.133 Terry Mathews, L OBP: 0.400, SLG: 0.600 (6, PH) (6, 1)		2-3 K		1-0 E7 1B			0-1 B5-6-4		3-1 L4-3	2	0	1	1	0	1	0			
Inning Stats	R: 2 H: 2 E: 0 K: 1 S: 14	H: 2 LOB: 1 BB: 1 P: 29	R: 0 H: 0 E: 0 K: 1 S: 9	H: 0 LOB: 0 BB: 0 P: 14	R: 1 H: 3 E: 0 K: 2 S: 10	H: 3 LOB: 2 BB: 0 P: 14	R: 1 H: 2 E: 1 K: 1 S: 13	H: 2 LOB: 1 BB: 0 P: 19	R: 0 H: 0 E: 0 K: 1 S: 11	H: 0 LOB: 0 BB: 0 P: 16	R: 1 H: 2 E: 0 K: 0 S: 7	H: 2 LOB: 0 BB: 0 P: 9	R: 0 H: 0 E: 0 K: 1 S: 8	H: 0 LOB: 1 BB: 1 P: 13	R: 0 H: 0 E: 0 K: 1 S: 8	H: 1 LOB: 0 BB: 0 P: 16	1B: 7 2B: 3 3B: 0 HR: 1	SF: 2 SAC: 0 DP: 2 HBP: 0	WP: 1 PA: 37 PB: 0 SB: 2 CS: 0
PITCHER	IP WLS BF H R ER SO BB IBB HBP BLK WP HR S P ERA WHIP	IP WLS BF H R ER SO BB IBB HBP BLK WP HR S P ERA WHIP	IP WLS BF H R ER SO BB IBB HBP BLK WP HR S P ERA WHIP	IP WLS BF H R ER SO BB IBB HBP BLK WP HR S P ERA WHIP	IP WLS BF H R ER SO BB IBB HBP BLK WP HR S P ERA WHIP	IP WLS BF H R ER SO BB IBB HBP BLK WP HR S P ERA WHIP	IP WLS BF H R ER SO BB IBB HBP BLK WP HR S P ERA WHIP	IP WLS BF H R ER SO BB IBB HBP BLK WP HR S P ERA WHIP	IP WLS BF H R ER SO BB IBB HBP BLK WP HR S P ERA WHIP	IP WLS BF H R ER SO BB IBB HBP BLK WP HR S P ERA WHIP	IP WLS BF H R ER SO BB IBB HBP BLK WP HR S P ERA WHIP	IP WLS BF H R ER SO BB IBB HBP BLK WP HR S P ERA WHIP	IP WLS BF H R ER SO BB IBB HBP BLK WP HR S P ERA WHIP	IP WLS BF H R ER SO BB IBB HBP BLK WP HR S P ERA WHIP	IP WLS BF H R ER SO BB IBB HBP BLK WP HR S P ERA WHIP	IP WLS BF H R ER SO BB IBB HBP BLK WP HR S P ERA WHIP	IP WLS BF H R ER SO BB IBB HBP BLK WP HR S P ERA WHIP	IP WLS BF H R ER SO BB IBB HBP BLK WP HR S P ERA WHIP	

Florida Marlins @ Cincinnati Reds
Riverfront Stadium, Cincinnati, OH
Sun Jun 25 1995, 3:33 AM EDT
Att: 25,601 - Sunny - 82 F

AB 33
R 5
H 10
RBI 5
BB 2
SO 8
LOB 12



Batter	1	2	3	4	5	6	7	8	9	AB	R	H	RBI	BB	SO	LOB	BOTTOM				
Thomas Howard, S OBP: 0.364, SLG: 0.362 (1, 8) (9, 7)	0-1 G4-3			0-0 G3			4-2 G5-3 BB		1-1 BB 1B	3	0	1	0	1	0	0					
Barry Larkin, R OBP: 0.417, SLG: 0.512 (1, 6)	1-0 G6-3			4-0 CS BB			3-2 G5-3		4-2 BB BB	2	0	0	0	2	0	1					
Ron Gant, R OBP: 0.411, SLG: 0.609 Michael Jackson, R OBP: 0.400, SLG: 0.600 (9, 1)	0-0 G5-3			2-2 F8			1-2 G4-3		0-1 F7	4	0	0	0	0	0	4					
Reggie Sanders, R OBP: 0.412, SLG: 0.618 (1, 9)		2-2 F8			0-1 F8			0-0 1B	1-3 K	4	0	1	0	0	1	0					
Eric Anthony, L OBP: 0.333, SLG: 0.435 (1, 3)		3-3 K		3-1 E6 BB			2-1 P5		3-2 HR	4	1	1	1	0	1	1					
Eddie Taubensee, L OBP: 0.322, SLG: 0.426 (1, 2)		0-0 P5		1-3 K			0-2 P3		2-2 G3-1	4	0	0	0	0	1	2					
Bret Boone, R OBP: 0.326, SLG: 0.369 (1, 4)				0-0 G4-3			4-0 BB		1-2 P4	3	0	0	0	1	0	1	AB 30 R 1 H 3 RBI 1 BB 4 SO 3 LOB 11				
Jeff Branson, L OBP: 0.333, SLG: 0.458 (1, 5)				2-0 L7			0-2 F8		1-2 L7	3	0	0	0	0	2						
Jose Rijo, R OBP: 0.263, SLG: 0.063 Tim Lincecum, R OBP: 0.206, SLG: 0.287 Lenny Harris, L OBP: 0.266, SLG: 0.398 Xavier Hernandez, L OBP: 0.312, SLG: 0.448 (7, 1) (8, PH) (9, 8)				1-2 F9			1-2 G3		2-1 F8	1	0	0	0	0	0	0					
Inning Stats	R: 0 H: 0 E: 0 K: 0 S: 4	H: 0 LOB: 0 BB: 0 P: 5	R: 0 H: 0 E: 0 K: 1 S: 8	H: 0 LOB: 0 BB: 0 P: 13	R: 0 H: 0 E: 0 K: 0 S: 5	H: 0 LOB: 0 BB: 0 P: 8	R: 0 H: 0 E: 0 K: 0 S: 4	H: 0 LOB: 1 BB: 1 P: 10	R: 0 H: 0 E: 0 K: 0 S: 10	H: 0 LOB: 1 BB: 1 P: 18	R: 0 H: 0 E: 0 K: 0 S: 11	H: 0 LOB: 1 BB: 1 P: 20	R: 0 H: 1 E: 0 K: 0 S: 9	H: 1 LOB: 1 BB: 0 P: 12	R: 0 H: 1 E: 0 K: 0 S: 12	H: 1 LOB: 2 BB: 1 P: 20	R: 1 H: 1 E: 0 K: 1 S: 13	H: 1 LOB: 0 BB: 0 P: 20	1B: 2 2B: 0 3B: 0 HR: 1	SF: 0 SAC: 0 DP: 0 HBP: 0	WP: 0 PA: 34 PB: 0 SB: 0 CS: 1
PITCHER	IP WLS BF H R ER SO BB IBB HBP BLK WP HR S P ERA WHIP	IP WLS BF H R ER SO BB IBB HBP BLK WP HR S P ERA WHIP	IP WLS BF H R ER SO BB IBB HBP BLK WP HR S P ERA WHIP	IP WLS BF H R ER SO BB IBB HBP BLK WP HR S P ERA WHIP	IP WLS BF H R ER SO BB IBB HBP BLK WP HR S P ERA WHIP	IP WLS BF H R ER SO BB IBB HBP BLK WP HR S P ERA WHIP	IP WLS BF H R ER SO BB IBB HBP BLK WP HR S P ERA WHIP	IP WLS BF H R ER SO BB IBB HBP BLK WP HR S P ERA WHIP	IP WLS BF H R ER SO BB IBB HBP BLK WP HR S P ERA WHIP	IP WLS BF H R ER SO BB IBB HBP BLK WP HR S P ERA WHIP	IP WLS BF H R ER SO BB IBB HBP BLK WP HR S P ERA WHIP	IP WLS BF H R ER SO BB IBB HBP BLK WP HR S P ERA WHIP	IP WLS BF H R ER SO BB IBB HBP BLK WP HR S P ERA WHIP	IP WLS BF H R ER SO BB IBB HBP BLK WP HR S P ERA WHIP	IP WLS BF H R ER SO BB IBB HBP BLK WP HR S P ERA WHIP	IP WLS BF H R ER SO BB IBB HBP BLK WP HR S P ERA WHIP	IP WLS BF H R ER SO BB IBB HBP BLK WP HR S P ERA WHIP	IP WLS BF H R ER SO BB IBB HBP BLK WP HR S P ERA WHIP			

Florida Marlins @ Cincinnati Reds
Riverfront Stadium, Cincinnati, OH
Sun Jun 25 1995, 3:33 AM EDT
Att: 25,601 - Sunny - 82 F



Batter	1	2	3	4	5	6	7	8	9	AB	R	H	RBI	BB	SO	LOB	TOP								
Brett Butler, L OBP: 0.335, SLG: 0.311 (1, 8)	F8		G3														3 0 1 0 1 0 0								
Joe Orsulak, L OBP: 0.350, SLG: 0.391 Chris Jones, R OBP: 0.400, SLG: 0.524 (8, FH) (8, 7)	HR		G6-3														3 1 1 0 0 0 0 1 0 0 0 0 0 1								
Rico Brogna, L OBP: 0.337, SLG: 0.471 (1, 3)	F7																4 1 1 0 0 1 2								
Bobby Bonilla, S OBP: 0.368, SLG: 0.546 (1, 5)	HR																4 2 3 4 0 0 0								
Todd Hundley, S OBP: 0.367, SLG: 0.428 (1, 2)	P4																3 0 0 0 1 1 1								
Jeff Kent, R OBP: 0.321, SLG: 0.428 (1, 4)																	4 0 0 0 0 1 1								
Edgardo Alfonzo, R OBP: 0.276, SLG: 0.389 Pete Walker, R OBP: 0.308, SLG: 0.308 (7, 1) (9, FH)																	3 0 1 0 0 1 0 0 0 0 0 0 0 0 1 0 0 0 0 1 1								
Ryan Thompson, R OBP: 0.356, SLG: 0.505 (1, 9)																	4 0 0 0 0 1 3								
Bobby Jones, R OBP: 0.174, SLG: 0.174 Jose Vizcaino, S OBP: 0.308, SLG: 0.308 (7, 6)																	1 0 0 0 0 1 0 1 0 0 0 0 0 0								
Inning Stats	R: 2 E: 0 K: 0 S: 7	H: 2 LOB: 0 BB: 0 P: 15	R: 0 E: 0 K: 2 S: 12	H: 0 LOB: 0 BB: 0 P: 20	R: 0 E: 0 K: 1 S: 11	H: 0 LOB: 0 BB: 0 P: 14	R: 1 E: 0 K: 0 S: 11	H: 2 LOB: 0 BB: 0 P: 15	R: 0 E: 0 K: 1 S: 6	H: 1 LOB: 1 BB: 1 P: 15	R: 0 E: 0 K: 1 S: 5	H: 0 LOB: 0 BB: 0 P: 8	R: 0 E: 1 K: 1 S: 11	H: 0 LOB: 1 BB: 0 P: 15	R: 0 E: 0 K: 0 S: 10	H: 1 LOB: 1 BB: 0 P: 19	R: 1 E: 0 K: 2 S: 10	H: 1 LOB: 1 BB: 1 P: 16	1B: 4 2B: 1 3B: 0 HR: 2	SF: 0 SAC: 1 DP: 0 HBP: 0	WP: 0 PB: 0 SB: 1 CS: 2	PA: 36			
PITCHER	IP	WLS	BF	H	R	ER	SO	BB	IBB	HBP	BLK	WP	HR	S	P	ERA	WHIP								
Pat Rapp, R ERA: 4.48 (1, 1)	7.0	W	26	5	3	3	5	1	0	0	0	0	1	63	102	3.86	0.857								
Rob Murphy, L ERA: 10.5 (8, 1)	1.0		4	1	0	0	0	0	0	0	0	0	0	10	19	0.00	1.000								
Robb Nen, R ERA: 4.45 (9, 1)	1.0		5	1	1	1	2	1	0	0	0	0	1	10	16	9.00	2.000								

New York Mets @ Florida Marlins
Joe Robbie Stadium, Miami, FL
Mon Jun 26 1995, 7:05 PM EDT
Att: 21,967 - Unknown - 89 F

AB 32
R 4
H 7
RBI 4
BB 2
SO 7
LOB 9



Batter	1	2	3	4	5	6	7	8	9	AB	R	H	RBI	BB	SO	LOB	BOTTOM								
Quilvio Veras, S OBP: 0.364, SLG: 0.328 (1, 4)	G4-3	G4-3															5 0 1 0 0 0 1								
Kurt Abbott, R OBP: 0.301, SLG: 0.479 (1, 6)	HR																3 2 2 1 1 0 0								
Jeff Conine, R OBP: 0.422, SLG: 0.573 (1, 7)	HR																5 3 3 2 0 0 2								
Terry Pendleton, S OBP: 0.332, SLG: 0.418 (1, 5)	SF7																3 1 2 1 0 0 1								
Greg Colbrunn, R OBP: 0.306, SLG: 0.412 (1, 3)	HR																4 0 2 0 0 0 2								
Andre Dawson, R OBP: 0.292, SLG: 0.461 Rob Murphy, L OBP: 1.000, SLG: 1.000 Robb Nen, R (9, 1)	HR																4 0 2 2 0 0 1 0 0 0 0 0 0 0 0 0 0 0 0 0 0								
Tommy Gregg, L OBP: 0.317, SLG: 0.453 (8, 9)	G4-3																4 1 1 0 0 0 4								
Charles Johnson, R OBP: 0.279, SLG: 0.284 (1, 2)																	3 2 1 2 1 0 0								
Pat Rapp, R OBP: 0.278, SLG: 0.333 Chuck Carr, S OBP: 0.292, SLG: 0.213 (8, 8)	HR																3 0 0 0 0 2 0 1 0 0 0 0 0 1								
Inning Stats	R: 2 E: 0 K: 0 S: 11	H: 4 LOB: 2 BB: 0 P: 16	R: 0 E: 0 K: 1 S: 7	H: 0 LOB: 0 BB: 0 P: 9	R: 0 E: 0 K: 0 S: 7	H: 0 LOB: 0 BB: 0 P: 11	R: 0 E: 0 K: 0 S: 7	H: 0 LOB: 0 BB: 0 P: 11	R: 0 E: 0 K: 0 S: 11	H: 0 LOB: 0 BB: 0 P: 18	R: 5 E: 0 K: 1 S: 19	H: 5 LOB: 1 BB: 1 P: 29	R: 1 E: 0 K: 0 S: 13	H: 3 LOB: 2 BB: 0 P: 16	R: 1 E: 0 K: 0 S: 8	H: 1 LOB: 1 BB: 1 P: 16	1B: 10 2B: 2 3B: 0 HR: 2	SF: 2 SAC: 0 DP: 2 HBP: 0	WP: 0 PB: 1 SB: 0 CS: 0	PA: 39					
PITCHER	IP	WLS	BF	H	R	ER	SO	BB	IBB	HBP	BLK	WP	HR	S	P	ERA	WHIP								
Bobby Jones, R ERA: 3.01 (1, 1)	6.0	L	28	10	7	7	2	1	0	0	0	0	0	21	32	10.50	1.833								
Pete Walker, R ERA: 6.1 (7, 1)	2.0		11	4	2	2	0	1	0	0	0	0	0	21	32	9.00	2.500								

New York Mets @ Florida Marlins
Joe Robbie Stadium, Miami, FL
Mon Jun 26 1995, 7:05 PM EDT
Att: 21,967 - Unknown - 89 F

AB 35
R 9
H 14
RBI 8
BB 2
SO 2
LOB 12



Batter	1	2	3	4	5	6	7	8	9	AB	R	H	RBI	BB	SO	LOB	TOP			
Brett Butler, L OBP: 0.332, SLG: 0.308	F9		P5		F9			SH5-4 E	K	5	1	1	0	0	1	2				
Joe Orsulak, L OBP: 0.349, SLG: 0.390	F9		BB 1B			L5		SH5-4		3	0	1	0	0	0	0				
Rico Brogna, L OBP: 0.340, SLG: 0.468	P6		BB			1-4-3 1B		K		3	0	1	0	1	1	2				
Bobby Bonilla, S OBP: 0.366, SLG: 0.538		L7	K			L4-3		IBB		3	0	0	0	1	1	4				
Todd Hundley, S OBP: 0.371, SLG: 0.430	P3				P8			E4		4	0	2	1	0	0	0				
Jeff Kent, R OBP: 0.320, SLG: 0.424					L9			G5-3		4	0	1	0	0	0	3				
John Franco, L (8, 1)								FC5-4 1B		0	0	0	0	0	0	0				
Edgardo Alfonzo, R OBP: 0.269, SLG: 0.379	G1-3				F9			F8		4	0	0	0	0	0	2				
Ryan Thompson, R OBP: 0.343, SLG: 0.485			G1-3			L8		F8		4	0	0	0	0	0	1				
Bill Pulsipher, L (1, 1)										1	1	0	0	2	1	0				
Jose Vizcaino, S OBP: 0.311, SLG: 0.316			BB 1B BB			K		SH5-4 1B BB	S 2B	1	0	1	0	0	0	0				
Inning Stats	R: 0 E: 0 K: 0 S: 8	H: 0 LOB: 0 BB: 0 P: 15	R: 0 E: 0 K: 0 S: 10	H: 1 LOB: 1 BB: 0 P: 15	R: 0 E: 0 K: 1 S: 10	H: 1 LOB: 3 BB: 2 P: 23	R: 0 E: 0 K: 0 S: 8	H: 0 LOB: 0 BB: 0 P: 10	R: 0 E: 0 K: 1 S: 6	H: 1 LOB: 0 BB: 0 P: 8	R: 0 E: 0 K: 0 S: 9	H: 1 LOB: 1 BB: 0 P: 12	R: 2 E: 1 K: 1 S: 11	H: 2 LOB: 2 BB: 2 P: 28	R: 0 E: 0 K: 1 S: 6	H: 1 LOB: 1 BB: 0 P: 6	1B: 6 2B: 2 3B: 0 HR: 0	SF: 0 SAC: 1 DP: 1 HBP: 0	WP: 0 PB: 0 SB: 1 CS: 0	PA: 37
PITCHER	IP	WLS	BF	H	R	ER	SO	BB	IBB	HBP	BLK	WP	HR	S	P	ERA	WHIP			
Bobby Witt, R ERA: 4.35	7.0		26	4	0	0	2	2	0	0	0	0	0	59	93	0.00	0.857			
Rob Murphy, L ERA: 11.05	0.2	L	5	1	2	1	1	1	1	0	0	0	0	8	24	13.50	3.000			
Randy Veres, R ERA: 1.75	1.0		5	2	0	0	0	0	0	0	0	0	0	6	7	0.00	2.000			
Yorkis Perez, L ERA: 6.65	0.1		1	0	0	0	1	0	0	0	0	0	0	3	3	0.00	0.000			

New York Mets @ Florida Marlins
Joe Robbie Stadium, Miami, FL
Tue Jun 27 1995, 7:05 PM EDT
Att: 24,214 - Unknown - 92 F

AB 32
R 2
H 7
RBI 1
BB 4
SO 4
LOB 14





Batter	1	2	3	4	5	6	7	8	9	AB	R	H	RBI	BB	SO	LOB	BOTTOM			
Quilvio Veras, S OBP: 0.367, SLG: 0.324	1B S BB		G5-3			K		G1-3 BB		2	0	0	0	2	1	1				
Chuck Carr, S OBP: 0.299, SLG: 0.216	1-3 1B		BB			K2-3		G1-3		3	0	1	0	1	1	1				
Jeff Conine, R OBP: 0.423, SLG: 0.567	P4		L8			PB 1B BB		BB		2	0	0	0	2	0	3				
Andre Dawson, R OBP: 0.280, SLG: 0.441	K				G6-3			L5		4	0	0	0	0	1	5				
Terry Pendleton, S OBP: 0.330, SLG: 0.415	G5-3				K			L5		4	0	1	0	0	1	2				
Greg Colbrunn, R OBP: 0.300, SLG: 0.404			K			K		K		4	0	0	0	0	3	2				
Kurt Abbott, R OBP: 0.293, SLG: 0.465			K			G4-3		F8		4	0	0	0	0	1	0				
Charles Johnson, R OBP: 0.280, SLG: 0.291			P6			F9 2B		K		3	0	1	0	0	1	0				
Bobby Witt, R OBP: 0.150, SLG: 0.167						F8				2	0	0	0	0	0	1				
Russ Morman, R (7, PH) OBP: 0.429, SLG: 0.857						F9				1	0	0	0	0	0	0				
Rob Murphy, L OBP: 1.000, SLG: 1.000										0	0	0	0	0	0	0				
Randy Veres, R (8, 1)										0	0	0	0	0	0	0				
Yorkis Perez, L (9, 1)										0	0	0	0	0	0	0				
Inning Stats	R: 0 E: 0 K: 1 S: 13	H: 1 LOB: 2 BB: 1 P: 19	R: 0 E: 0 K: 2 S: 9	H: 0 LOB: 0 BB: 0 P: 16	R: 0 E: 0 K: 0 S: 5	H: 0 LOB: 1 BB: 1 P: 12	R: 0 E: 0 K: 2 S: 9	H: 0 LOB: 0 BB: 0 P: 11	R: 0 E: 0 K: 1 S: 6	H: 1 LOB: 1 BB: 0 P: 8	R: 0 E: 0 K: 2 S: 12	H: 1 LOB: 2 BB: 1 P: 18	R: 0 E: 0 K: 0 S: 7	H: 0 LOB: 1 BB: 2 P: 19	R: 0 E: 0 K: 0 S: 8	H: 0 LOB: 0 BB: 0 P: 13	1B: 2 2B: 1 3B: 0 HR: 0	SF: 0 SAC: 0 DP: 1 HBP: 0	WP: 0 PB: 1 SB: 1 CS: 0	PA: 34
PITCHER	IP	WLS	BF	H	R	ER	SO	BB	IBB	HBP	BLK	WP	HR	S	P	ERA	WHIP			
Bill Pulsipher, L ERA: 4.71	7.1		30	3	0	0	9	5	0	0	0	0	0	67	110	0.00	1.091			
John Franco, L ERA: 3.0	1.2	S	4	0	0	0	0	0	0	0	0	0	0	10	17	0.00	0.000			

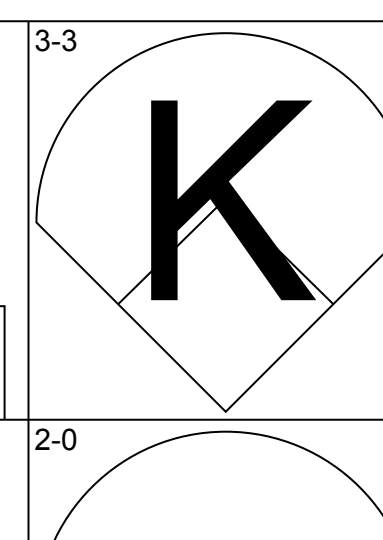
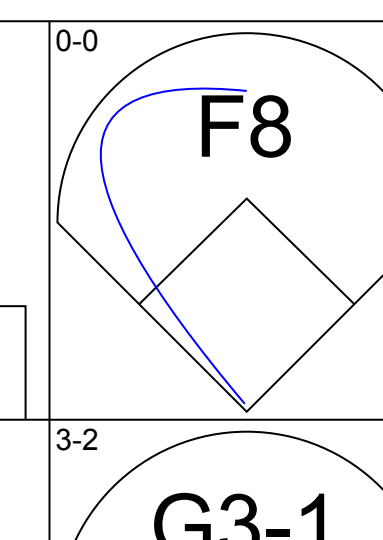
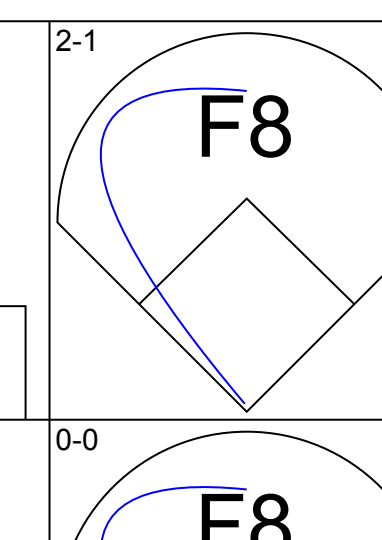
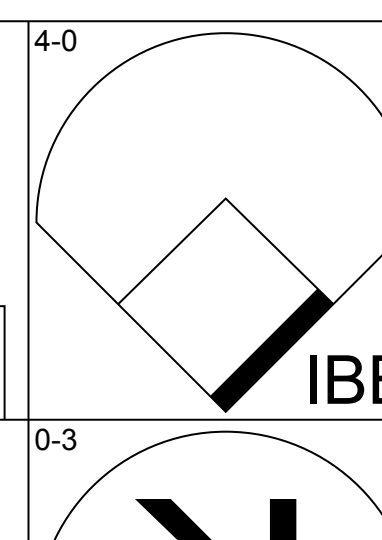
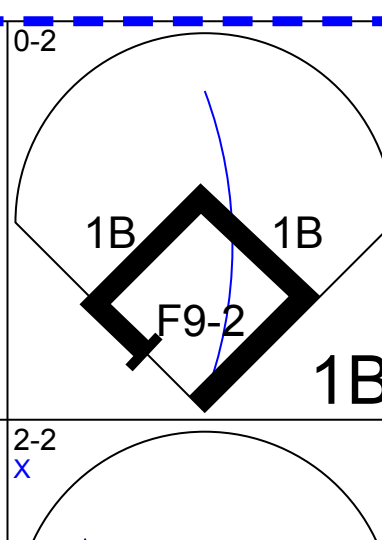
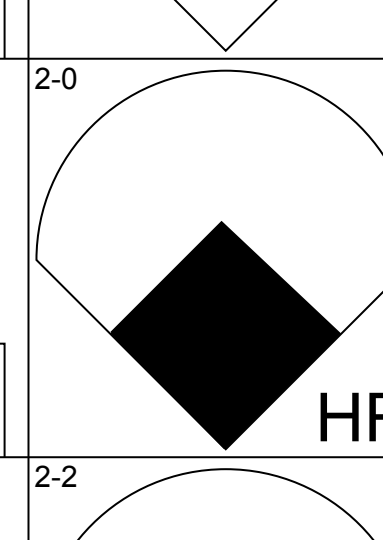
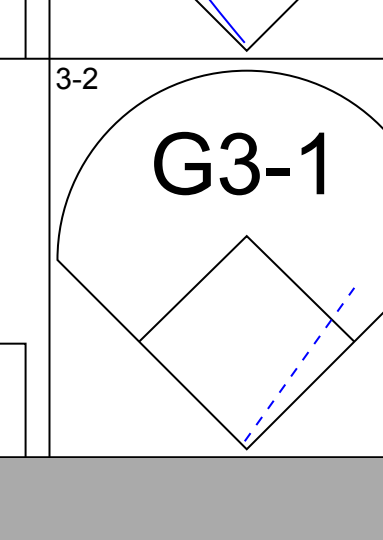
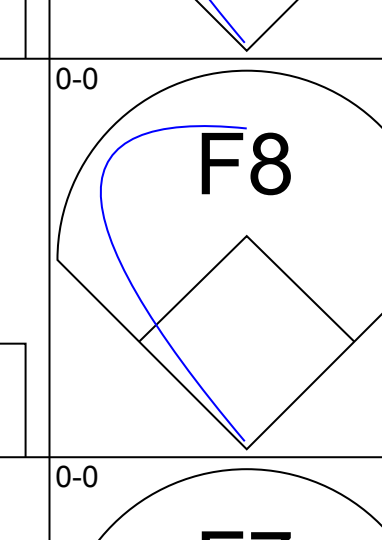
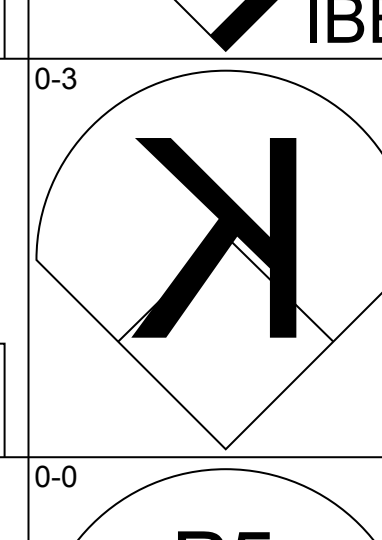
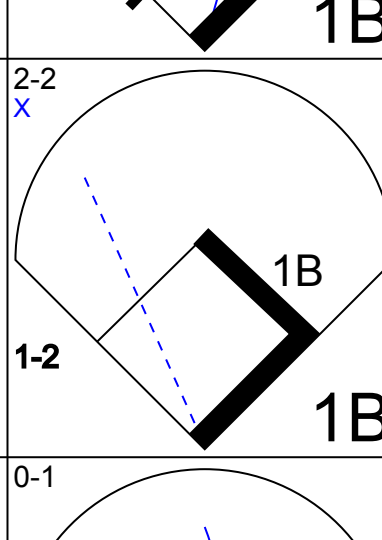
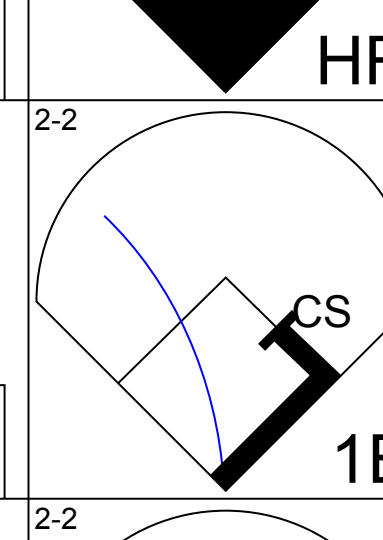
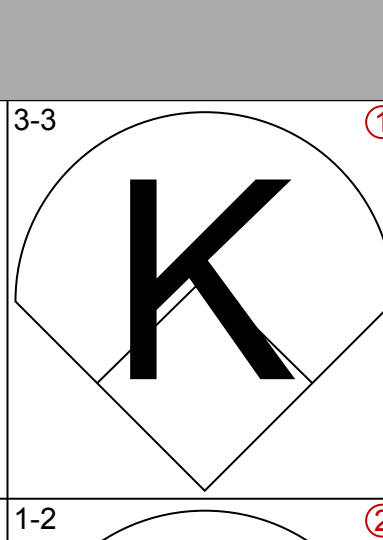
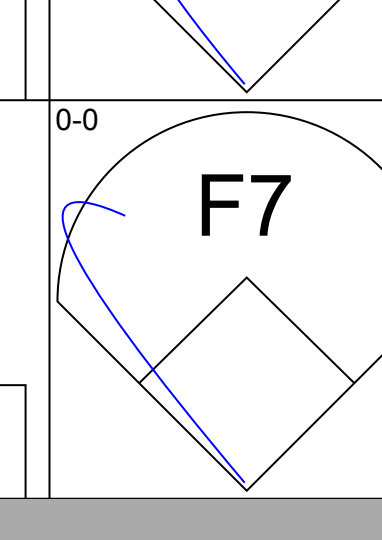
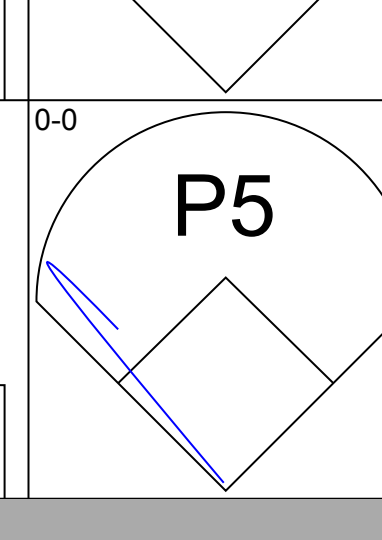
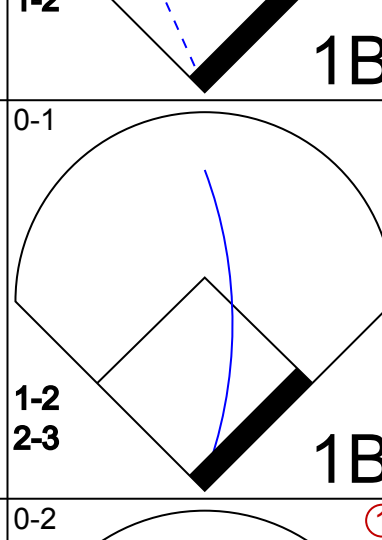
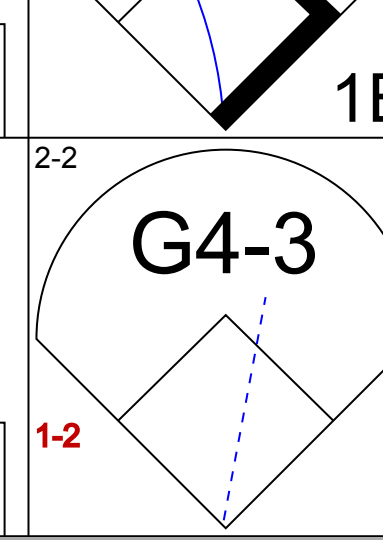
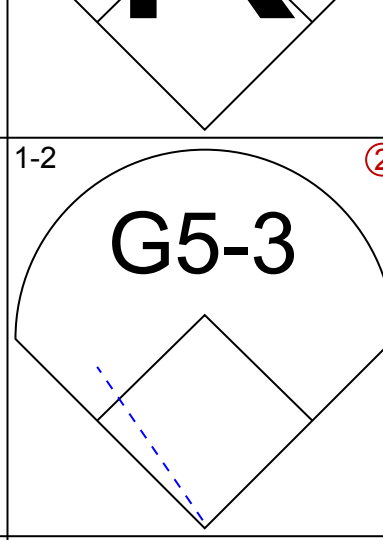
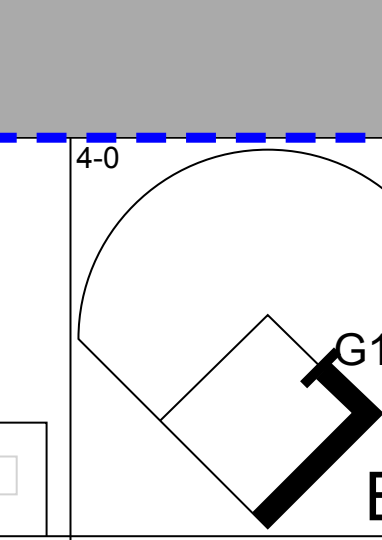
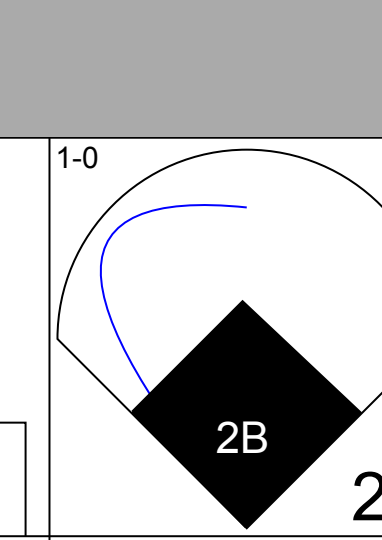
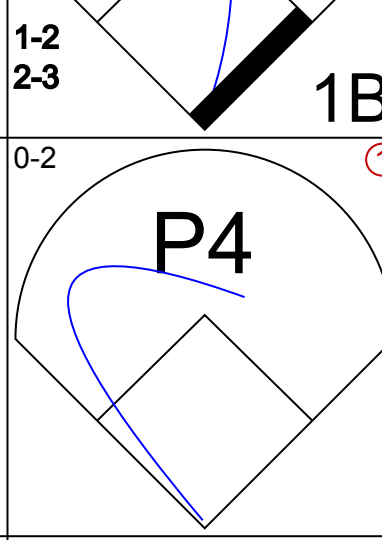
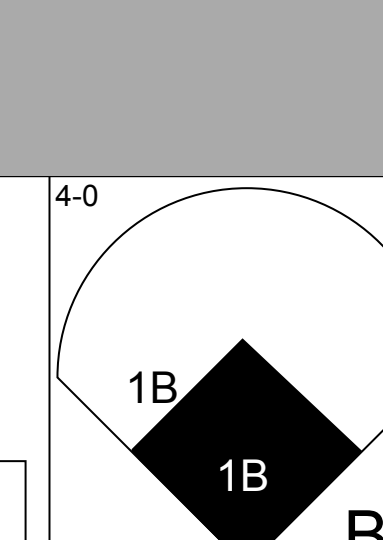
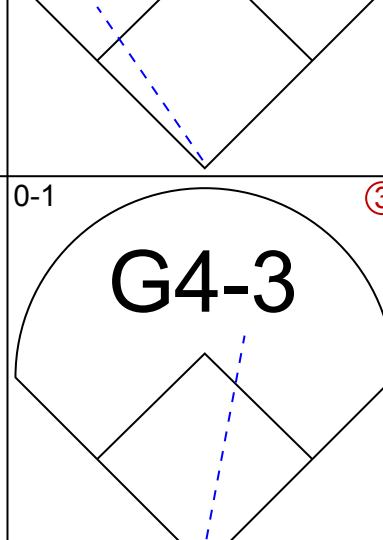
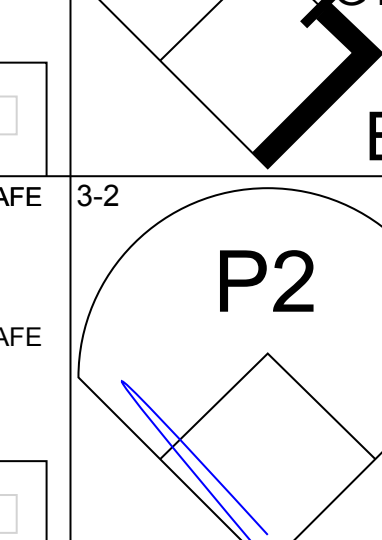
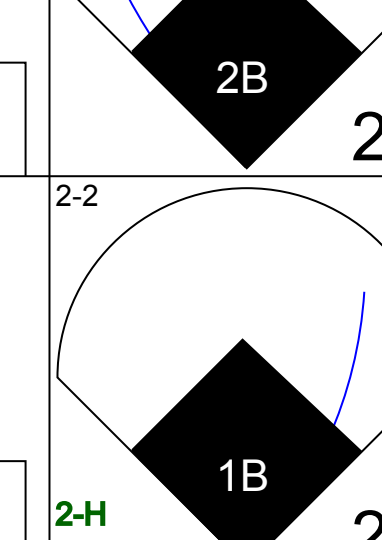
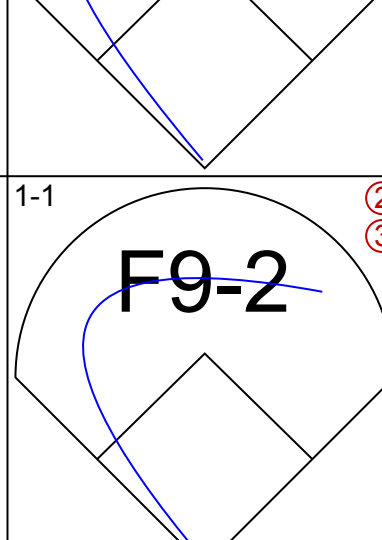
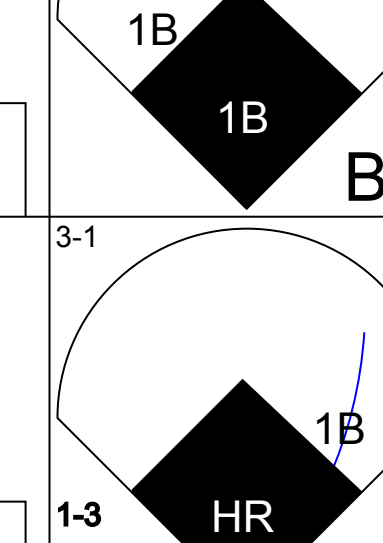
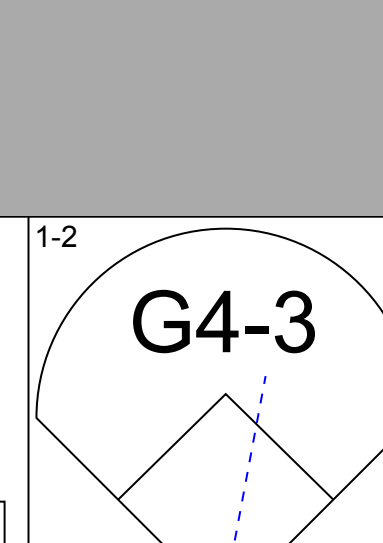
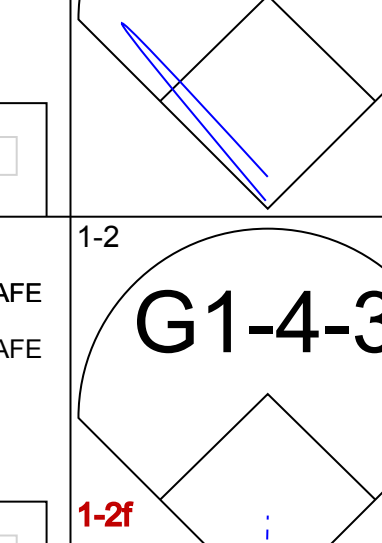
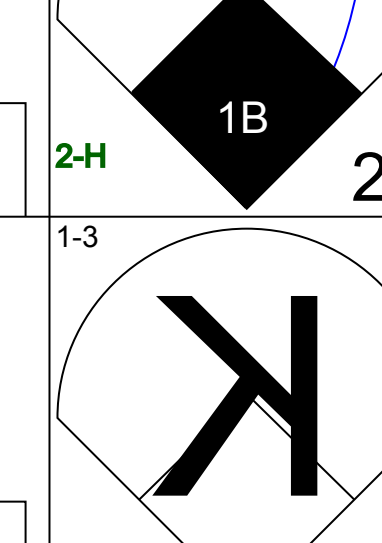
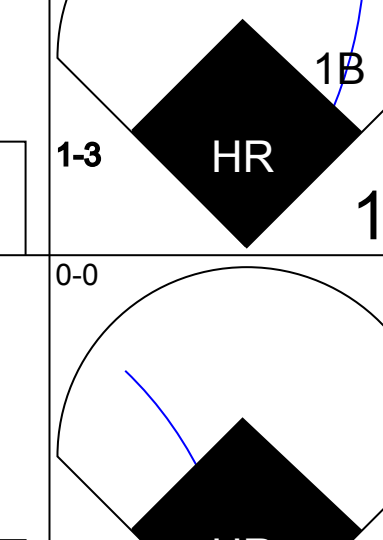
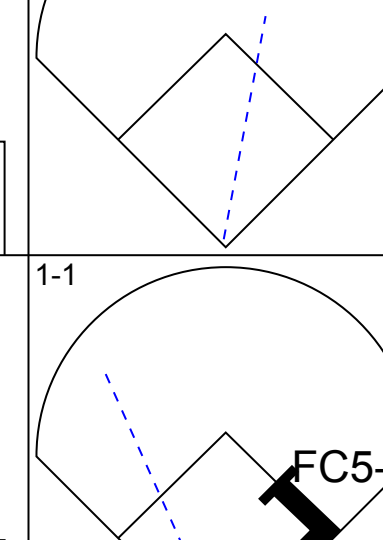
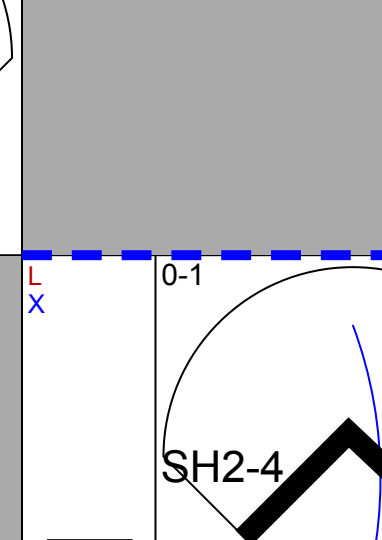

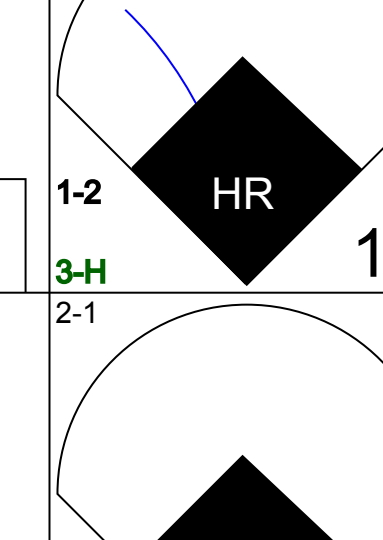
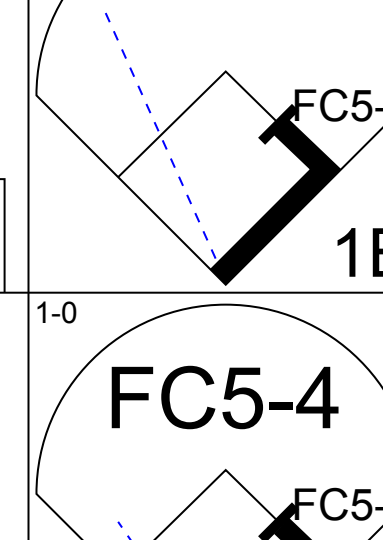
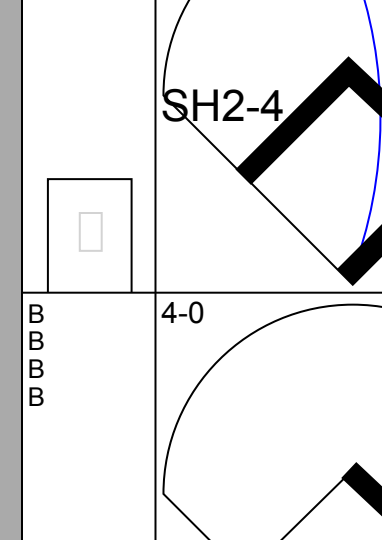
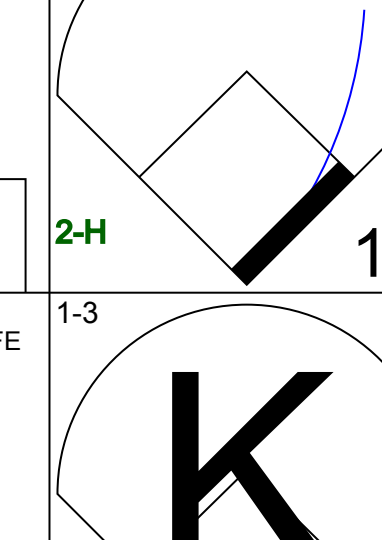
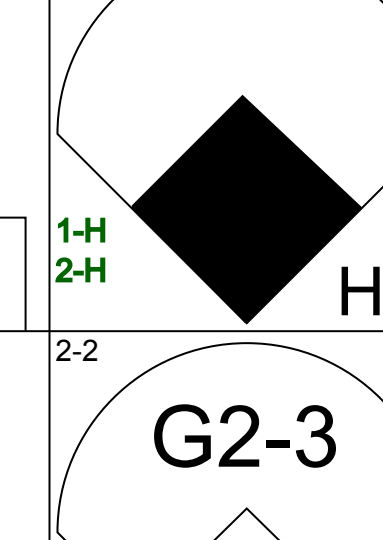
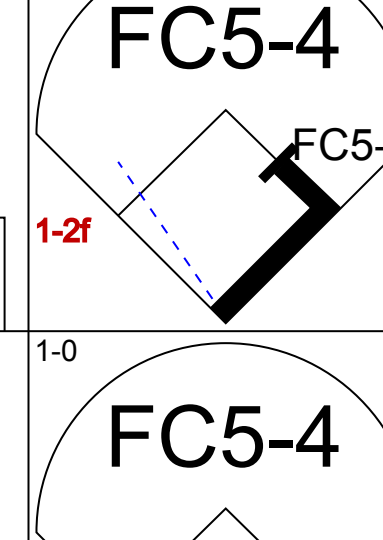
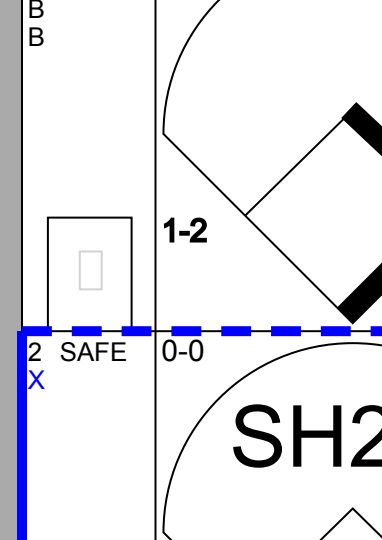
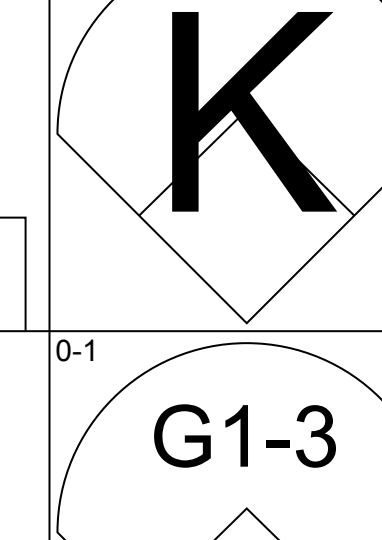
New York Mets @ Florida Marlins
Joe Robbie Stadium, Miami, FL
Tue Jun 27 1995, 7:05 PM EDT
Att: 24,214 - Unknown - 92 F

AB 29
R 0
H 3
RBI 0
BB 5
SO 9
LOB 15



Batter	1	2	3	4	5	6	7	8	9	AB R H RBI BB SO LOB	TOP											
Joe Orsulak, L (1, 7) OBP: 0.336, SLG: 0.374	3-3 K			2-2 G3-1		0-0 G5-3		0-1 G1-3	0-1 G4-3	5 0 0 0 0 1 0	<p>New York Mets @ Florida Marlins Joe Robbie Stadium, Miami, FL</p> <p>Wed Jun 28 1995, 7:05 PM EDT Att: 28,096 - Unknown</p> <p>livebaseballscores.com</p> <p>AB 36 R 8 H 11 RBI 8 BB 4 SO 6 LOB 10</p> 											
Jose Vizcaino, S (1, 6) OBP: 0.305, SLG: 0.323	1-3 K			2-3 K		1-0 F7		0-0 F7	3-1 3B	5 0 1 0 0 2 0												
Rico Brogna, L (1, 3) OBP: 0.336, SLG: 0.467	3-3 K			1-1 G3-1		1-2 G4-3		1-0 1B 2B	1-3 K	5 1 1 0 0 2 1												
Bobby Bonilla, S (1, 5) OBP: 0.367, SLG: 0.538								1-0 G5-3	4-0 1B IBB	4 2 1 0 1 0 1												
Jeff Kent, R (1, 4) OBP: 0.328, SLG: 0.442																						
Edgardo Alfonzo, R (8, 4) OBP: 0.269, SLG: 0.379																						
Todd Hundley, S (1, 2) OBP: 0.386, SLG: 0.425																						
Chris Jones, R (1, 9) OBP: 0.432, SLG: 0.585																						
Ryan Thompson, R (1, 8) OBP: 0.356, SLG: 0.505																						
Bret Saberhagen, R (1, 1) OBP: 0.143, SLG: 0.148																						
Inning Stats	R: 0 E: 0 K: 3 S: 11	H: 0 LOB: 0 BB: 0 P: 18	R: 0 E: 0 K: 0 S: 4	H: 1 LOB: 0 BB: 0 P: 4	R: 0 E: 0 K: 0 S: 4	H: 1 LOB: 0 BB: 0 P: 7	R: 0 E: 0 K: 1 S: 8	H: 0 LOB: 0 BB: 0 P: 13	R: 1 E: 0 K: 1 S: 15	H: 2 LOB: 2 BB: 1 P: 28	R: 0 E: 0 K: 0 S: 6	H: 0 LOB: 0 BB: 0 P: 8	R: 2 E: 0 K: 0 S: 12	H: 2 LOB: 1 BB: 1 P: 20	R: 5 E: 0 K: 0 S: 17	H: 4 LOB: 1 BB: 2 P: 34	R: 0 E: 0 K: 1 S: 9	H: 1 LOB: 1 BB: 0 P: 14	1B: 5 2B: 3 3B: 1 HR: 2	SF: 0 SAC: 0 DP: 2 HBP: 0	WP: 0 PB: 0 CS: 0	PA: 40
PITCHER	IP WLS BF H R ER SO BB IBB HBP BLK WP HR S P ERA WHIP											PITCHER	IP WLS BF H R ER SO BB IBB HBP BLK WP HR S P ERA WHIP									
John Burkett, R (1, 1) ERA: 5.5	7.2 L 32 7 6 6 5 3 1 0 0 0 1 66 113 7.04 1.304																					
Randy Veres, R (8, 1) ERA: 2.42	0.1 4 3 2 2 0 0 0 0 0 0 1 11 19 54.00 9.000																					
Robb Nen, R (9, 1) ERA: 4.3	1.0 4 1 0 0 0 1 0 0 0 0 0 9 14 0.00 1.000																					

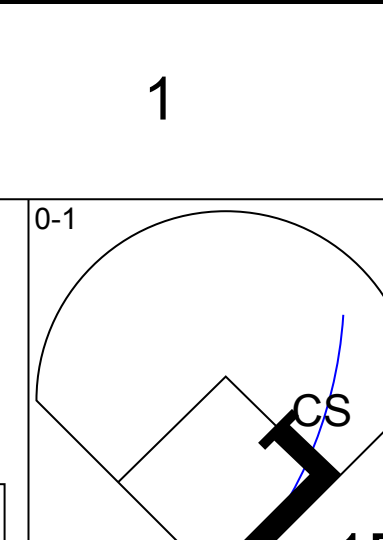
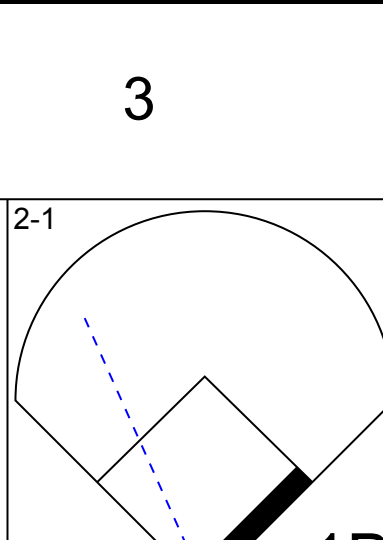
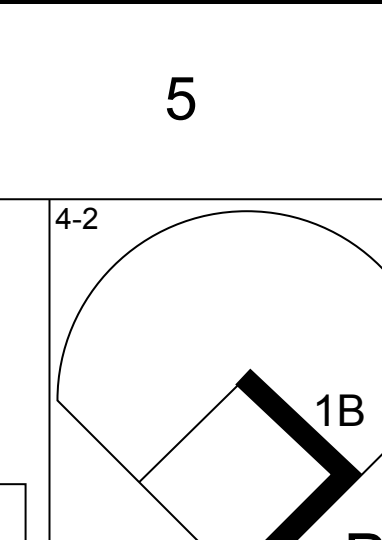
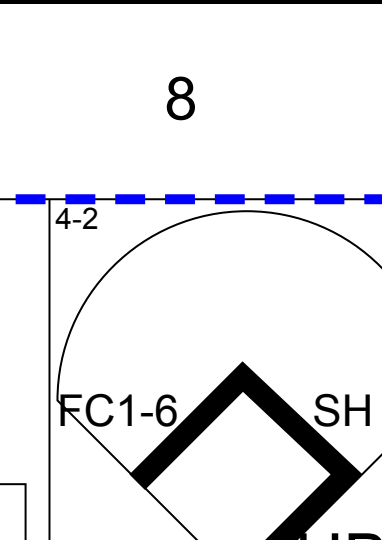
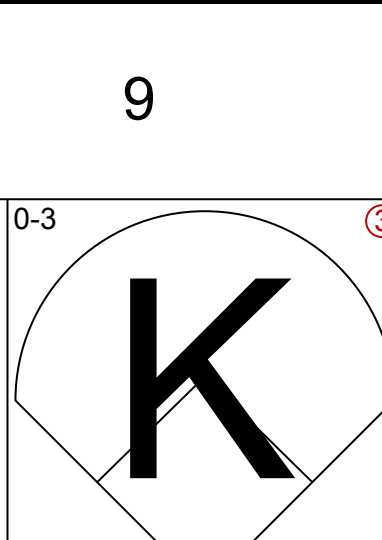
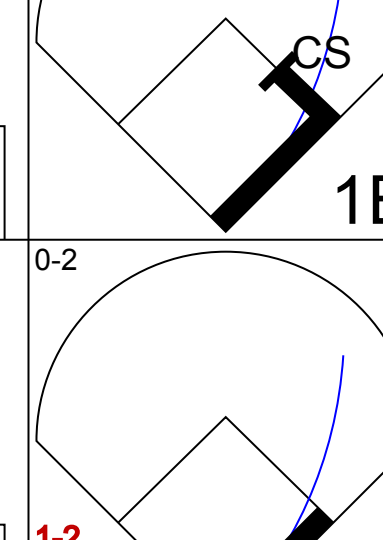

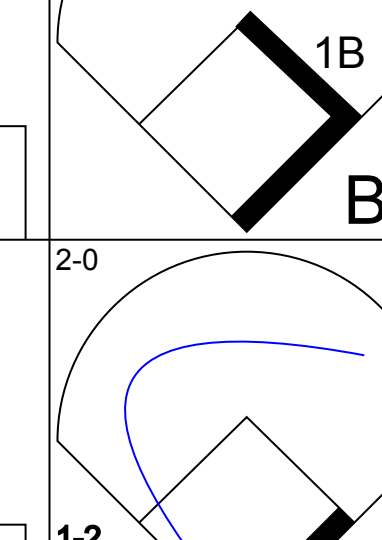
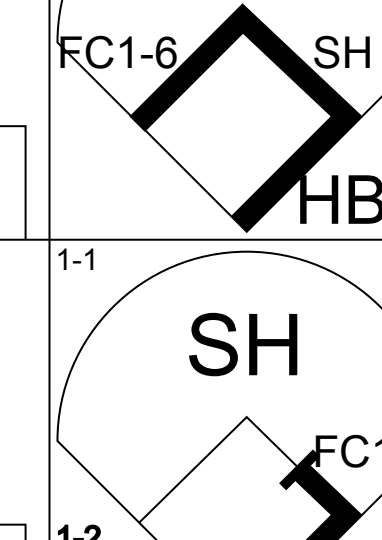
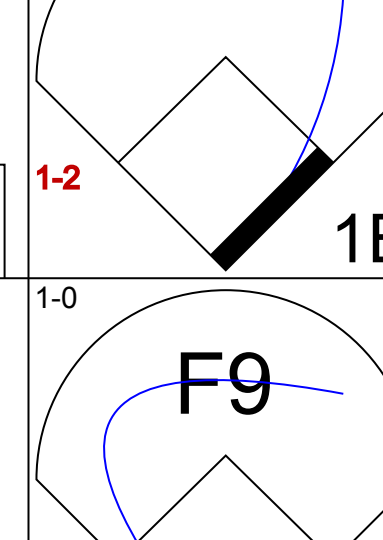
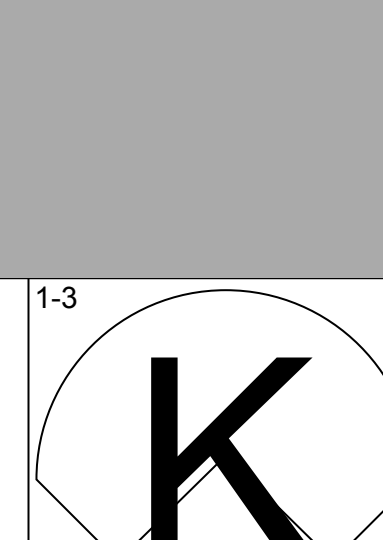
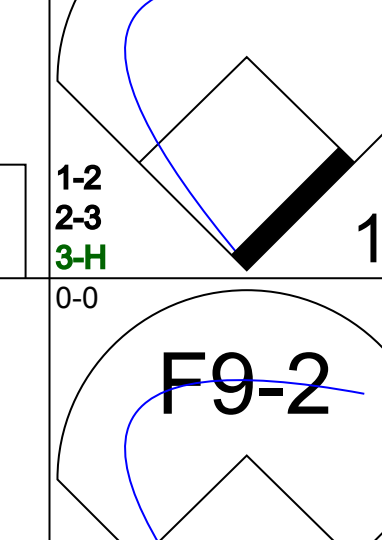
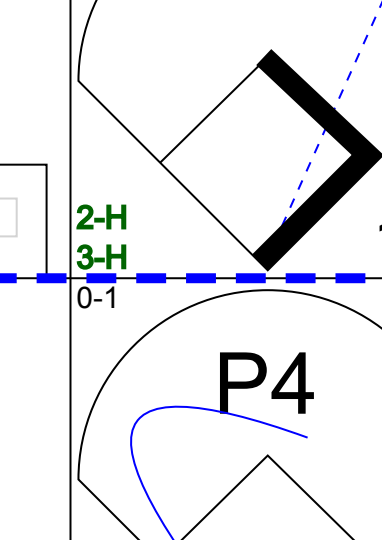
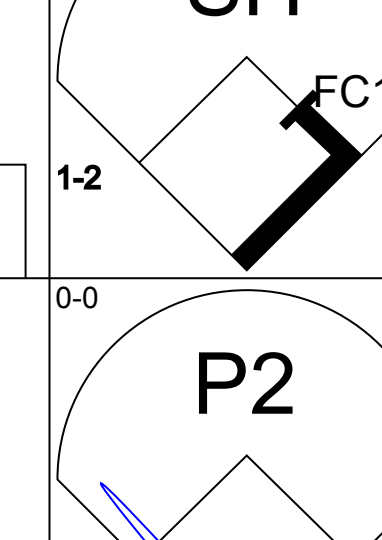
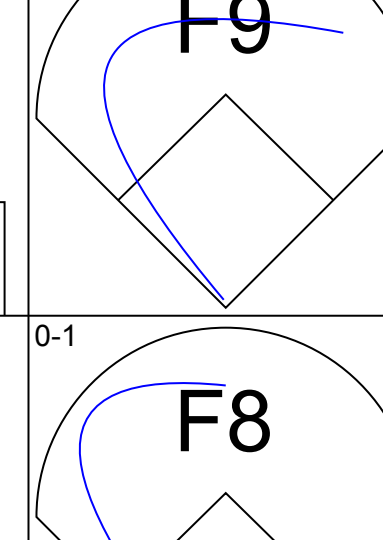
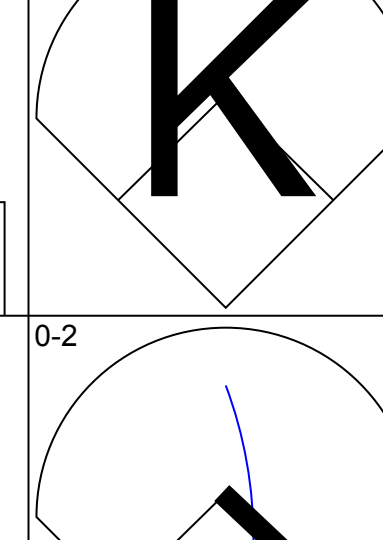
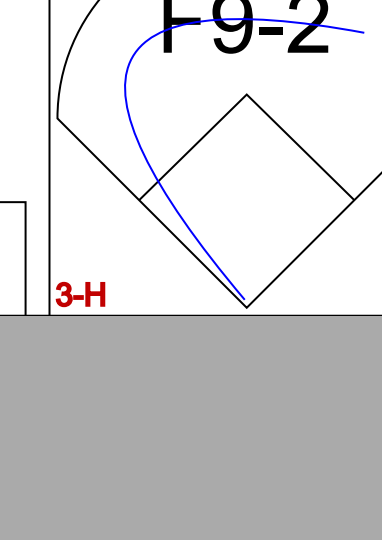
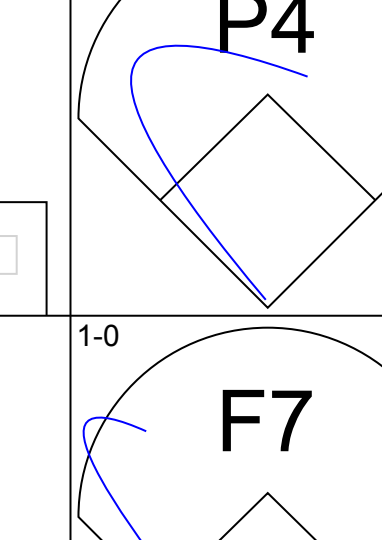
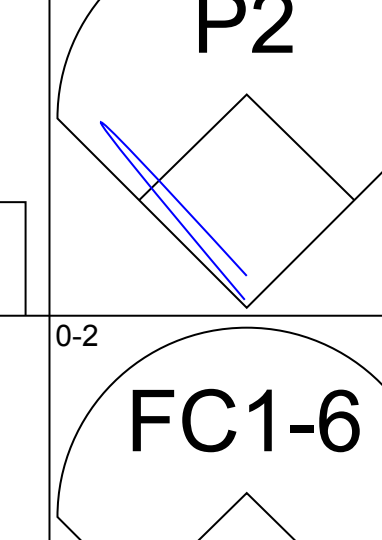
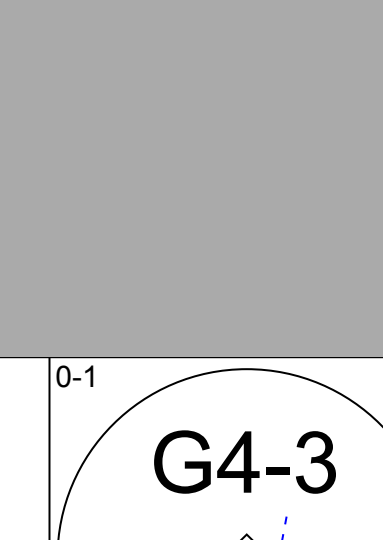
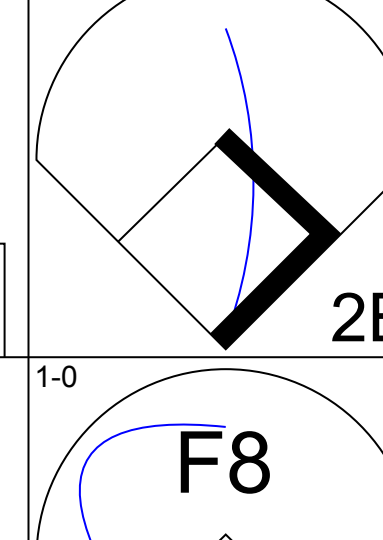

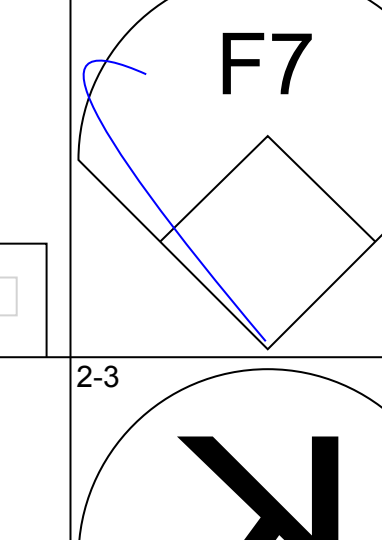
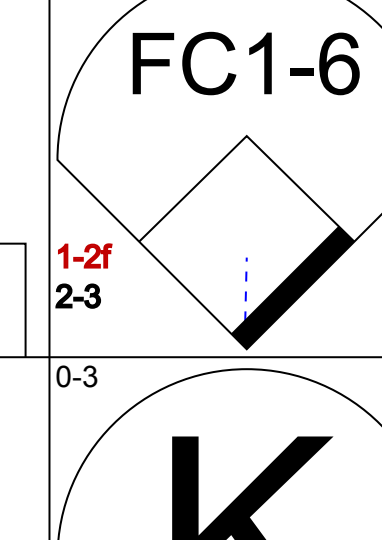
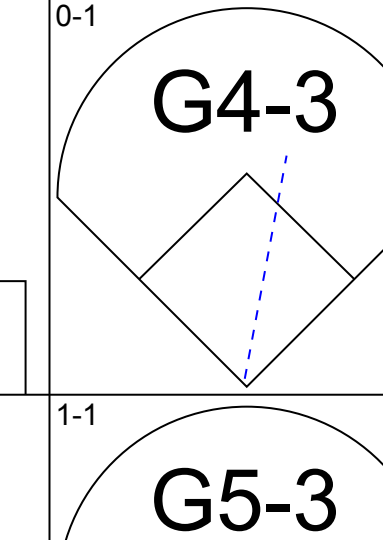
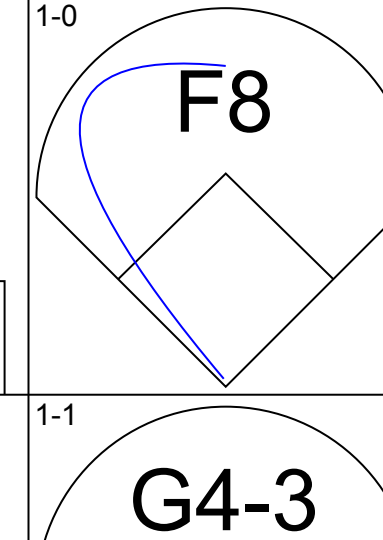
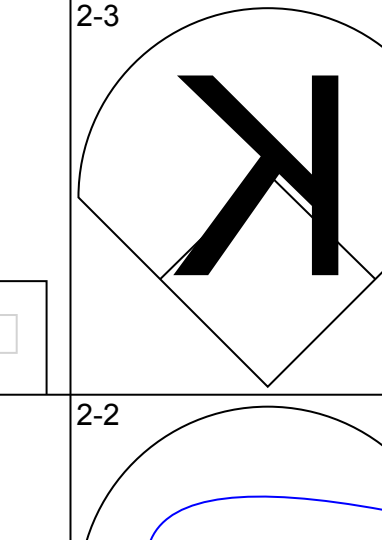
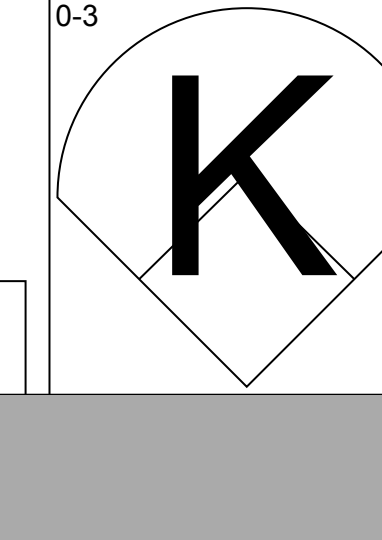
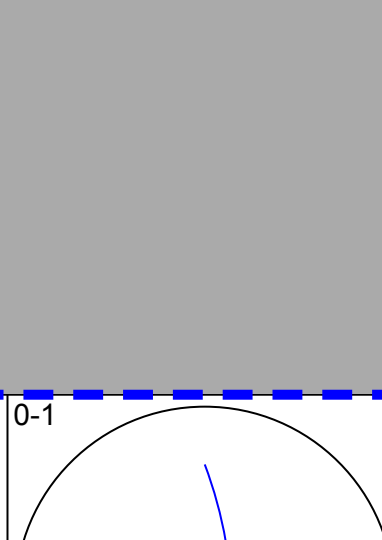
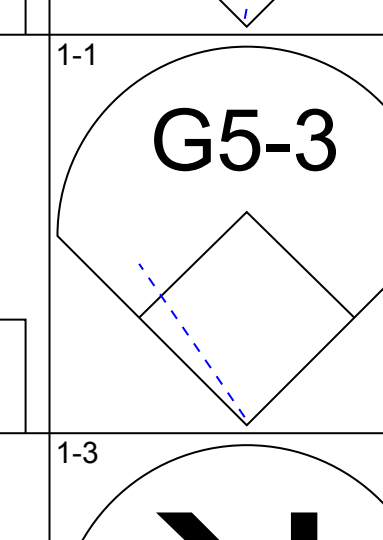

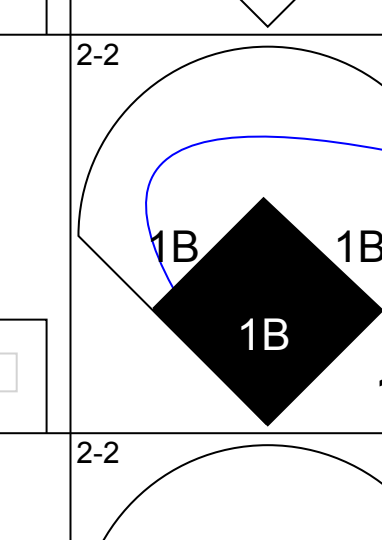

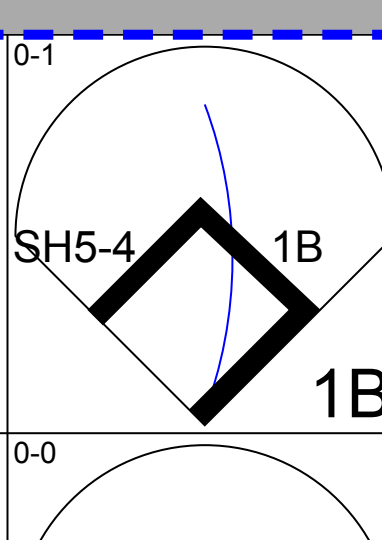

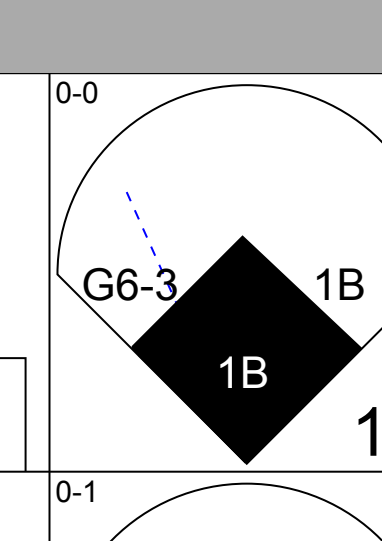
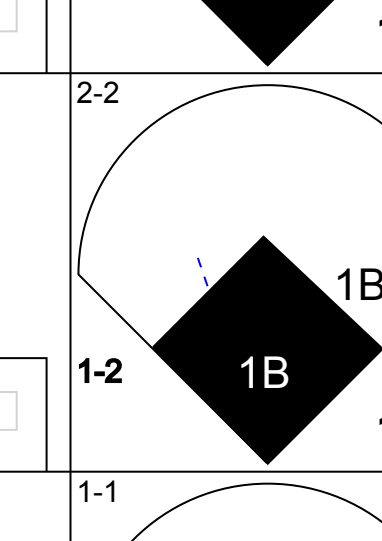

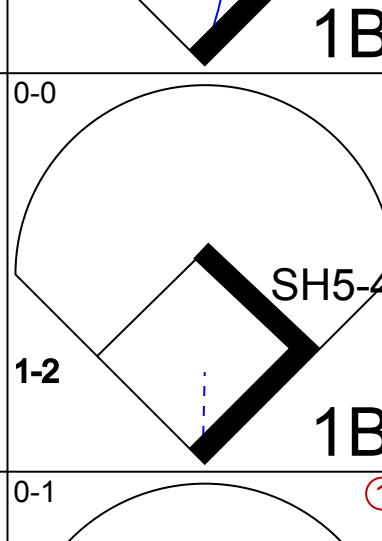
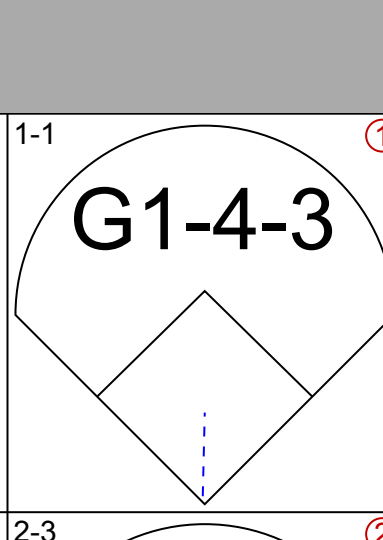
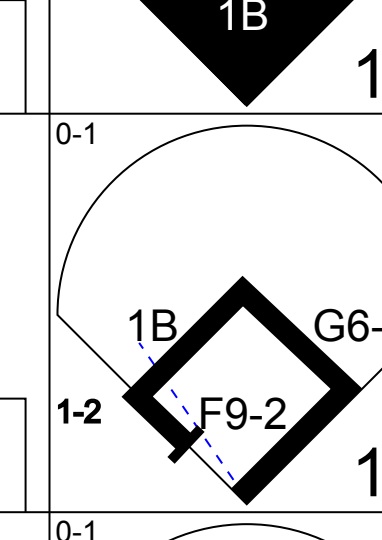
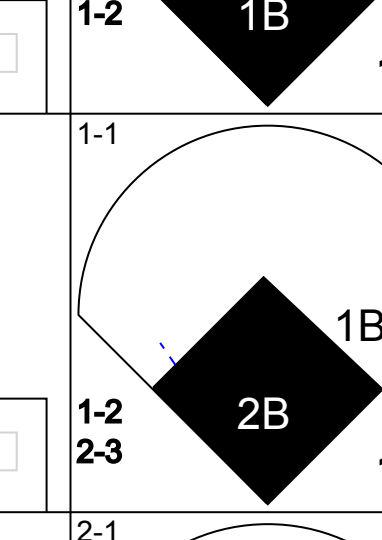

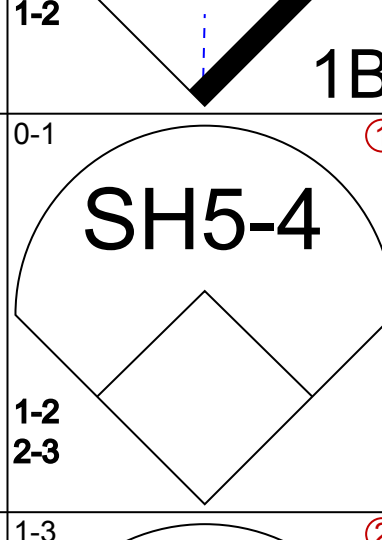
Batter	1	2	3	4	5	6	7	8	9	AB R H RBI BB SO LOB	BOTTOM											
QuiVio Veras, S (1, 4) OBP: 0.363, SLG: 0.321	1-2 F7			1-1 1B		2-1 FC1-2			2-1 G4-3	5 0 1 0 0 0 4	<p>New York Mets @ Florida Marlins Joe Robbie Stadium, Miami, FL</p> <p>Wed Jun 28 1995, 7:05 PM EDT Att: 28,096 - Unknown</p> <p>livebaseballscores.com</p> <p>AB 36 R 3 H 10 RBI 3 BB 0 SO 4 LOB 15</p> 											
Chuck Carr, S (1, 8) OBP: 0.295, SLG: 0.216	2-1 G4-3			0-0 1B		0-0 B3-1			0-1 G1-3	5 1 1 0 0 0 4												
Jeff Conine, R (1, 7) OBP: 0.420, SLG: 0.560	2-1 L7			2-0 1B		1-2 F9				4 0 1 0 0 0 0												
Terry Pendleton, S (1, 5) OBP: 0.324, SLG: 0.407				1-3 1B																		
Andre Dawson, R (1, 9) OBP: 0.288, SLG: 0.443				1-1 1B		0-2 E5			2-2 F7	4 0 0 0 0 2 2												
Greg Colburn, R (1, 3) OBP: 0.294, SLG: 0.396				1-2 1B		0-1 P3				4 1 2 1 0 0 0												
Kurt Abbott, R (1, 6) OBP: 0.298, SLG: 0.486				1-2 1B		2-1 G6-4-3			2-2 G6-3	4 0 0 0 0 0 5												
Charles Johnson, R (1, 2) OBP: 0.285, SLG: 0.292				1-2 HR		2-1 G6-4-3				4 1 2 2 0 1 0												
John Burkett, R (1, 1) OBP: 0.179, SLG: 0.148				1-2 1B		1-1 FC1-2			2-2 F9	4 1 2 2 0 1 0												
Randy Veres, R (8, 1) ERA: 2.42				1-2 1B		1-1 SH1-4			0-1 P5	3 0 1 0 0 0 0												
Robb Nen, R (9, 1) ERA: 4.3				1-2 1B		1-3 1B				2 0 2 0 0 0 0												
Tommy Gregg, L (9, PH) OBP: 0.313, SLG: 0.444				1-2 1B		1-2 1B			1-3 K	0 0 0 0 0 0 0												
Inning Stats	R: 0 E: 0 K: 0 S: 8	H: 0 LOB: 0 BB: 0 P: 13	R: 2 E: 1 K: 1 S: 11	H: 2 LOB: 2 BB: 0 P: 16	R: 1 E: 0 K: 1 S: 11	H: 3 LOB: 1 BB: 0 P: 17	R: 0 E: 0 K: 1 S: 10	H: 2 LOB: 2 BB: 0 P: 16	R: 0 E: 0 K: 0 S: 10	H: 1 LOB: 1 BB: 0 P: 14	R: 0 E: 0 K: 0 S: 10	H: 2 LOB: 2 BB: 0 P: 15	R: 0 E: 0 K: 0 S: 8	H: 0 LOB: 0 BB: 0 P: 15	R: 0 E: 0 K: 0 S: 9	H: 0 LOB: 0 BB: 0 P: 13	R: 0 E: 0 K: 1 S: 7	H: 0 LOB: 0 BB: 0 P: 10	1B: 9 2B: 0 3B: 0 HR: 1	SF: 0 SAC: 1 DP: 2 HBP: 1	WP: 0 PB: 0 CS: 0	PA: 38
PITCHER	IP WLS BF H R ER SO BB IBB HBP BLK WP HR S P ERA WHIP											PITCHER	IP WLS BF H R ER SO BB IBB HBP BLK WP HR S P ERA WHIP									
Bret Saberhagen, R (1, 1) ERA: 3.24	9.0 W 38 10 3 1 4 0 0 1 0 0 1 85 129 1.00 1.111																					

Batter	1	2	3	4	5	6	7	8	9	AB	R	H	RBI	BB	SO	LOB	TOP					
Tony Tarasco, L OBP: 0.353, SLG: 0.476 (1, 9)										4	0	1	0	1	1	0						
Wil Cordero, R OBP: 0.357, SLG: 0.424 (1, 6)										5	1	2	1	0	1	3						
David Segui, S OBP: 0.308, SLG: 0.481 (1, 3)										5	0	2	0	0	1	3						
Moises Alou, R OBP: 0.353, SLG: 0.484 (1, 7)										4	1	1	0	1	0	4						
Darrin Fletcher, L OBP: 0.363, SLG: 0.458 Mark Grudzielanek, R OBP: 0.350, SLG: 0.527 (8, PR) (8, 4)										3	1	1	1	1	0	1						
Rondell White, R OBP: 0.376, SLG: 0.534 (1, 8)										4	1	1	0	0	1	2						
Jeff Treadway, L OBP: 0.227, SLG: 0.250 Tim Laker, R OBP: 0.253, SLG: 0.299 (8, 2)										4	1	4	2	0	0	0						
Sean Berry, R OBP: 0.311, SLG: 0.378 (1, 5)										3	1	1	3	1	1	3						
Gil Heredia, R OBP: 0.227, SLG: 0.227 Luis Aquino, R OBP: 0.406, SLG: 0.250 Gabe White, L OBP: 0.265, SLG: 0.577 Tim Spehr, R OBP: 0.253, SLG: 0.657 Greg Harris, S OBP: 0.308, SLG: 0.308 Curtis Priddy OBP: 0.333, SLG: 0.333 Tim Scott, R OBP: 0.333, SLG: 0.333 Mel Rojas, R (8, 1) (8, 1)										2	0	0	0	0	0	1						
Inning Stats	R: 1 E: 0 K: 1 S: 12	H: 2 LOB: 0 BB: 0 P: 21	R: 4 E: 0 K: 0 S: 13	H: 3 LOB: 0 BB: 1 P: 27	R: 0 E: 0 K: 1 S: 9	H: 0 LOB: 0 BB: 0 P: 13	R: 0 E: 0 K: 0 S: 7	H: 1 LOB: 1 BB: 0 P: 11	R: 0 E: 0 K: 0 S: 4	H: 0 LOB: 0 BB: 1 P: 6	R: 0 E: 0 K: 0 S: 6	H: 0 LOB: 0 BB: 1 P: 14	R: 0 E: 0 K: 1 S: 7	H: 1 LOB: 3 BB: 2 P: 15	R: 2 E: 0 K: 2 S: 15	H: 3 LOB: 2 BB: 0 P: 20	R: 0 E: 0 K: 0 S: 16	H: 3 LOB: 2 BB: 0 P: 19	1B: 9 2B: 3 3B: 0 HR: 2	SF: 0 SAC: 1 DP: 2 HBP: 0	WP: 0 PB: 0 SB: 0 CS: 1	PA: 41
PITCHER	IP	WLS	BF	H	R	ER	SO	BB	IBB	HBP	BLK	WP	HR	S	P	ERA	WHIP					
Bobby Witt, R ERA: 4.7 (1, 1)	5.0		21	6	5	5	2	1	0	0	0	0	2	45	78	9.00	1.400					
Matt Mantei, R ERA: 2.25 (6, 1)	1.0		3	0	0	0	0	1	0	0	0	0	0	6	14	0.00	1.000					
Yorkis Perez, L ERA: 6.75 (7, 1)	0.0		2	1	0	0	0	1	0	0	0	0	0	2	6	∞	∞					
Terry Mathews, R ERA: 3.14 (7, 1)	2.0	L	10	3	2	2	3	0	1	0	0	0	0	20	29	9.00	1.500					
Robb Nen, R ERA: 4.15 (9, 1)	1.0		5	3	0	0	0	0	0	0	0	0	0	16	19	0.00	3.000					

Montreal Expos @ Florida Marlins
Joe Robbie Stadium, Miami, FL
Sun Jul 02 1995, 3:33 AM EDT
Att: 20,226 - Overcast - 92 F

AB 36
R 7
H 13
RBI 7
BB 4
SO 5
LOB 22



Batter	1	2	3	4	5	6	7	8	9	AB	R	H	RBI	BB	SO	LOB	BOTTOM				
Chuck Carr, S OBP: 0.338, SLG: 0.291 (1, 8)										4	1	3	1	1	1	2					
Jerry Browne, S OBP: 0.322, SLG: 0.286 (1, 4) (9, 9)										4	0	3	3	0	0	1					
Jeff Conine, R OBP: 0.417, SLG: 0.573 (1, 7)										5	0	0	0	0	1	7					
Terry Pendleton, S OBP: 0.339, SLG: 0.426 (1, 5)										5	0	2	0	0	0	3					
Tommy Gregg, L OBP: 0.304, SLG: 0.424 Robb Nen, R (9, 1)										5	0	1	0	0	2	3					
Russ Morman, R OBP: 0.385, SLG: 0.615 (1, 3)										5	1	2	0	0	0	3					
Kurt Abbott, R OBP: 0.314, SLG: 0.488 (1, 6)										5	2	3	0	0	2	2					
Steve Decker, R OBP: 0.378, SLG: 0.276 Charles Johnson, R OBP: 0.237, SLG: 0.325 (8, 2)										3	1	2	0	1	0	0					
Bobby Witt, R OBP: 0.143, SLG: 0.158 Andre Dawson, R OBP: 0.277, SLG: 0.423 Matt Mantei, R ERA: 4.55 Greg Colburn, R OBP: 0.307, SLG: 0.418 Yorkis Perez, L Terry Mathews, L OBP: 0.366, SLG: 0.565 Quilvio Vera, S OBP: 0.207, SLG: 0.313 (1, 1) (5, PH) (8, 1) (6, PH) (7, 1) (7, 1) (8, 4)										1	0	0	0	0	1	0					
Inning Stats	R: 0 E: 0 K: 0 S: 9	H: 2 LOB: 1 BB: 0 P: 10	R: 0 E: 0 K: 1 S: 7	H: 0 LOB: 0 BB: 0 P: 9	R: 0 E: 0 K: 1 S: 8	H: 1 LOB: 1 BB: 0 P: 14	R: 0 E: 0 K: 1 S: 11	H: 1 LOB: 1 BB: 0 P: 14	R: 5 E: 0 K: 1 S: 22	H: 6 LOB: 1 BB: 0 P: 36	R: 0 E: 0 K: 2 S: 13	H: 2 LOB: 3 BB: 1 P: 24	R: 0 E: 0 K: 1 S: 13	H: 0 LOB: 2 BB: 0 P: 18	R: 0 E: 0 K: 2 S: 11	H: 2 LOB: 2 BB: 0 P: 12	1B: 15 2B: 3 3B: 0 HR: 0	SF: 0 SAC: 2 DP: 1 HBP: 1	WP: 0 PB: 0 SB: 0 CS: 1	PA: 46	
PITCHER	IP	WLS	BF	H	R	ER	SO	BB	IBB	HBP	BLK	WP	HR	S	P	ERA	WHIP				
Gil Heredia, R ERA: 5.51 (1, 1)	5.2		27	11	5	5	4	1	0	0	0	0	0	59	87	7.94	2.118				
Luis Aquino, R ERA: 4.55 (6, 1)	0.0		2	2	1	1	0	0	0	0	0	0	0	6	10	∞	∞				
Gabe White, L ERA: 2.65 (6, 1)	0.1		1	0	0	0	0	0	0	0	0	0	0	2	2	0.00	0.000				
Greg Harris, R ERA: 2.81 (7, 1)	1.0	W	6	2	0	0	2	1	0	0	0	0	0	13	24	0.00	3.000				
Tim Scott, R ERA: 4.5 (8, 1)	1.0		5	0	0	0	1	0	0	1	0	0	0	13	18	0.00	0.000				
PITCHER	IP	WLS	BF	H	R	ER	SO	BB	IBB	HBP	BLK	WP	HR	S	P	ERA	WHIP				
Mel Rojas, R ERA: 3.82 (9, 1)	1.0		5	2	0	0	2	0	0	0	0	0	0	11	12	0.00	2.000				

Montreal Expos @ Florida Marlins
Joe Robbie Stadium, Miami, FL
Sun Jul 02 1995, 3:33 AM EDT
Att: 20,226 - Overcast - 92 F

AB 41
R 6
H 17
RBI 6
BB 2
SO 9
LOB 28



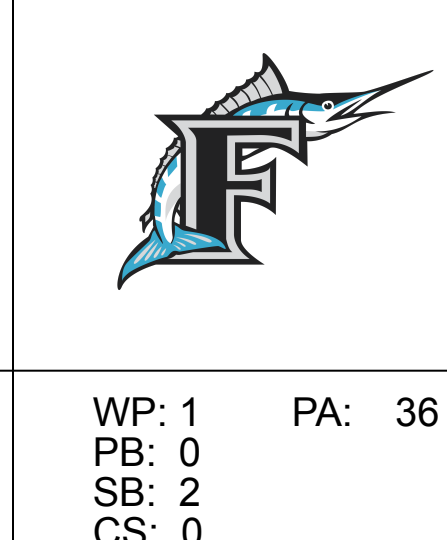
Batter	1	2	3	4	5	6	7	8	9	AB	R	H	RBI	BB	SO	LOB	TOP					
Steve Finley, L (1, 8) OBP: 0.350, SLG: 0.396	G4-3			G4-3 3B		E 2B	G3		G4-3	5	2	2	0	0	0	3	San Diego Padres @ Florida Marlins Joe Robbie Stadium, Miami, FL Mon Jul 03 1995, 7:05 PM EDT Att: 27,292 - Unknown - 89 F					
Jody Reed, R (1, 4) OBP: 0.364, SLG: 0.290	G6-4-3 BB			P3		E6 HBP 2-H		K		3	0	0	0	1	1							
Tony Gwynn, L (1, 9) OBP: 0.396, SLG: 0.472	G6-4-3 1-2			G4-3		F8				4	0	1	1	0	0	2						
Ken Caminiti, S (1, 5) OBP: 0.354, SLG: 0.474				G6-3		F9		F8 1B		4	0	1	0	0	0	2						
Eddie Williams, R (1, 3) OBP: 0.324, SLG: 0.436						G5-3		G6-3		3	0	0	0	0	1	2						
Melvin Nieves, S (1, 7) OBP: 0.283, SLG: 0.352				G6-3						2	0	0	0	2	1	2						
Brad Ausmus, R (1, 2) OBP: 0.325, SLG: 0.390				L8						4	0	1	0	0	1	1						
Andujar Cedeno, R (1, 6) OBP: 0.283, SLG: 0.382				G4-3		K				4	0	1	0	0	1	2						
Glenn Dishman, R (1, 1) OBP: 0.250, SLG: 0.250				K		G1-3				2	0	0	0	0	1	2						
Scott Livingstone, L (7, PH) OBP: 0.253, SLG: 0.378										1	0	1	0	0	0	0						
Andres Berumen, R (7, 1) OBP: 0.419, SLG: 0.447										0	0	0	0	0	0	0						
Roberto Petagine, L (9, PH) OBP: 0.419, SLG: 0.447										1	0	0	0	0	1	2						
Inning Stats	R: 0 E: 0 K: 0 S: 6	H: 0 LOB: 0 BB: 1 P: 13	R: 0 E: 0 K: 1 S: 7	H: 1 LOB: 0 BB: 0 P: 13	R: 0 E: 0 K: 1 S: 7	H: 0 LOB: 0 BB: 0 P: 12	R: 1 E: 0 K: 0 S: 12	H: 1 LOB: 0 BB: 0 P: 21	R: 0 E: 0 K: 1 S: 14	H: 1 LOB: 2 BB: 1 P: 23	R: 1 E: 1 K: 1 S: 15	H: 1 LOB: 2 BB: 0 P: 21	R: 0 E: 0 K: 1 S: 5	H: 1 LOB: 1 BB: 0 P: 9	R: 0 E: 0 K: 1 S: 10	H: 1 LOB: 1 BB: 0 P: 14	R: 0 E: 0 K: 2 S: 13	H: 1 LOB: 2 BB: 1 P: 21	1B: 4 2B: 3 3B: 1 HR: 0	SF: 0 SAC: 0 DP: 2 HBP: 1	WP: 0 PB: 0 SB: 0 CS: 1	PA: 37
PITCHER John Burkett, R (1, 1) ERA: 4.99	IP: 9.0 WLS: W BF: 37 H: 7 R: 2 ER: 1 SO: 7 BB: 3 IBB: 0 HBP: 1 BLK: 0 WP: 0 HR: 0 S: 89 P: 147 ERA: 1.00 WHIP: 1.111															PITCHER						

AB	33
R	2
H	7
RBI	1
BB	3
SO	7
LOB	19



Batter	1	2	3	4	5	6	7	8	9	AB	R	H	RBI	BB	SO	LOB	BOTTOM			
QuiVivo Veras, S (1, 4) OBP: 0.360, SLG: 0.313	S 1B 1B				B2-3					3	2	1	0	1	0	1	San Diego Padres @ Florida Marlins Joe Robbie Stadium, Miami, FL Mon Jul 03 1995, 7:05 PM EDT Att: 27,292 - Unknown - 89 F			
Chuck Carr, S (1, 8) OBP: 0.336, SLG: 0.289	S 1B 1B			K		F8		G6-3		4	1	1	0	0	1	2				
Jeff Conine, R (1, 7) OBP: 0.423, SLG: 0.572	L1-4 1B 2-3 BB			G5-3				1B IBB		2	0	1	0	2	0	0				
Terry Pendleton, S (1, 5) OBP: 0.346, SLG: 0.445	1-2 2-H 3-H					FC6-4 1B				4	1	3	5	0	0	1				
Greg Colbrunn, R (1, 3) OBP: 0.301, SLG: 0.410	L1-4 2-3			F9				L8		4	0	0	0	0	0	4				
Russ Morman, R (1, 9) OBP: 0.313, SLG: 0.500				G6-3						3	0	0	0	0	1	1				
Jerry Browne, S (7, 9) OBP: 0.330, SLG: 0.295	K					G5-3				1	0	1	0	0	0	0				
Kurt Abbott, R (1, 6) OBP: 0.313, SLG: 0.482										4	0	1	0	0	1	1				
Alex Arias, R (9, 6) OBP: 0.367, SLG: 0.412				F7						0	0	0	0	0	0	0				
Charles Johnson, R (1, 2) OBP: 0.296, SLG: 0.324										4	1	1	0	0	1	2				
John Burkett, R (1, 1) OBP: 0.188, SLG: 0.161										4	0	1	0	0	1	3				
Inning Stats	R: 2 E: 0 K: 1 S: 16	H: 3 LOB: 1 BB: 1 P: 25	R: 0 E: 0 K: 1 S: 11	H: 1 LOB: 1 BB: 0 P: 19	R: 1 E: 0 K: 1 S: 11	H: 1 LOB: 0 BB: 0 P: 16	R: 0 E: 0 K: 0 S: 7	H: 1 LOB: 1 BB: 0 P: 10	R: 0 E: 0 K: 1 S: 9	H: 0 LOB: 0 BB: 0 P: 12	R: 0 E: 0 K: 1 S: 5	H: 0 LOB: 0 BB: 0 P: 7	R: 2 E: 0 K: 1 S: 17	H: 2 LOB: 2 BB: 2 P: 32	R: 0 E: 0 K: 0 S: 9	H: 1 LOB: 1 BB: 0 P: 13	1B: 9 2B: 1 3B: 0 HR: 1	SF: 0 SAC: 0 DP: 1 HBP: 0	WP: 1 PB: 0 SB: 2 CS: 0	PA: 36
PITCHER Glenn Dishman, L (1, 1) ERA: 3.71	IP: 6.0 WLS: L BF: 25 H: 7 R: 3 ER: 3 SO: 4 BB: 1 IBB: 0 HBP: 0 BLK: 0 WP: 1 HR: 1 S: 59 P: 89 ERA: 4.50 WHIP: 1.333															PITCHER				
Andres Berumen, R (7, 1) ERA: 5.4	IP: 2.0 WLS: L BF: 11 H: 3 R: 2 ER: 2 SO: 1 BB: 1 IBB: 1 HBP: 0 BLK: 0 WP: 1 HR: 0 S: 26 P: 45 ERA: 9.00 WHIP: 2.000															PITCHER				

AB	33
R	5
H	10
RBI	5
BB	3
SO	5
LOB	15




Batter	1	2	3	4	5	6	7	8	9	AB	R	H	RBI	BB	SO	LOB	TOP			
Quilvio Veras, S OBP: 0.395, SLG: 0.321	G6-3		G6-3			G6-3		F9		4	0	0	0	0	0	1	Florida Marlins @ St. Louis Cardinals Busch Stadium, St. Louis, MO Fri Jul 07 1995, 7:05 PM CDT Att: 24,490 - Unknown			
Chuck Carr, S OBP: 0.316, SLG: 0.267	L5				F	F7		F8		4	0	1	0	0	0	1				
Jeff Conine, R OBP: 0.420, SLG: 0.571	G3-1				3-2 SAFE 1-3 SAFE	G1-3		FC5-4 1B		4	0	1	0	0	0	1				
Terry Pendleton, S OBP: 0.341, SLG: 0.449					4-0 IBB	G6-4-3 IBB		FC5-4 1-2		3	0	0	0	1	1	1				
Greg Colbrunn, R OBP: 0.304, SLG: 0.403	G6-3 2B				2-2 1-2	G6-4-3		G4-3		4	0	1	0	0	0	2				
Russ Morman, R OBP: 0.300, SLG: 0.421	G6-3				4-1 BB	1B		G6-3		2	0	0	0	1	0	1				
Kurt Abbott, R OBP: 0.305, SLG: 0.460	G6-3				0-0 1-3 1B	1B		P9		3	0	1	0	0	0	1				
Charles Johnson, R OBP: 0.296, SLG: 0.328			G6-3		1-2 1-1	L3		FC6-4 BB		2	0	0	0	1	0	2				
Bobby Witt, R OBP: 0.130, SLG: 0.143			G6-3		1-1 F7	F7		FC6-4 1-2		2	0	0	0	0	0	1				
Alex Arias, R OBP: 0.368, SLG: 0.398										1	0	0	0	0	0	1				
Rob Murphy, L OBP: 1.000, SLG: 1.000										0	0	0	0	0	0	0				
Robb Nen, R OBP: 1.000, SLG: 1.000										0	0	0	0	0	0	0				
Inning Stats	R: 0 E: 0 K: 0 S: 5	H: 0 LOB: 0 BB: 0 P: 9	R: 0 E: 0 K: 1 S: 9	H: 1 LOB: 1 BB: 0 P: 16	R: 0 E: 0 K: 0 S: 4	H: 0 LOB: 0 BB: 0 P: 6	R: 0 E: 1 K: 0 S: 10	H: 1 LOB: 1 BB: 1 P: 19	R: 0 E: 0 K: 0 S: 9	H: 1 LOB: 0 BB: 0 P: 14	R: 0 E: 0 K: 0 S: 8	H: 0 LOB: 0 BB: 0 P: 9	R: 0 E: 0 K: 0 S: 10	H: 0 LOB: 1 BB: 1 P: 19	R: 0 E: 0 K: 0 S: 9	H: 0 LOB: 0 BB: 0 P: 12	1B: 3 2B: 2 3B: 0 HR: 0	SF: 0 SAC: 0 DP: 2 HBP: 0	WP: 0 PB: 0 SB: 0 CS: 0	PA: 32
PITCHER Danny Jackson, L ERA: 6.71	IP: 9.0 WLS: W BF: 32 H: 4 R: 0 ER: 0 SO: 1 BB: 2 IBB: 1 HBP: 0 BLK: 0 WP: 0 HR: 0 S: 71 P: 117 ERA: 0.00 WHIP: 0.667																			

Batter	1	2	3	4	5	6	7	8	9	AB	R	H	RBI	BB	SO	LOB	BOTTOM			
Geronimo Pena, S OBP: 0.412, SLG: 0.400	K		K		F7			G3		4	0	0	0	0	2	3	Florida Marlins @ St. Louis Cardinals Busch Stadium, St. Louis, MO Fri Jul 07 1995, 7:05 PM CDT Att: 24,490 - Unknown			
Allen Battie, R OBP: 0.348, SLG: 0.333	1B BB		L7					F8		3	1	1	0	1	0	1				
Brian Jordan, R OBP: 0.338, SLG: 0.486	1-2 1B		F9					P4		4	0	1	0	0	0	2				
Ray Lankford, L OBP: 0.338, SLG: 0.462	K				1-2 1B 1B			L8		4	2	2	2	0	1	2				
Scott Cooper, L OBP: 0.350, SLG: 0.348	K				1-2 1B 1B			K		3	1	1	0	1	2	2				
John Mabry, L OBP: 0.350, SLG: 0.389					2-1 1B 1-3 2-H			FC6-4 1B		4	0	3	1	0	0	0				
Tripp Cromer, R OBP: 0.277, SLG: 0.365			G5-4-3 1-2		G3			K		4	0	0	0	0	1	5				
Tom Pagnozzi, R OBP: 0.261, SLG: 0.315			P4					FC6-4 1-2		4	0	2	1	0	0	2				
Danny Jackson, R OBP: 0.238, SLG: 0.250								F8		4	0	1	0	0	1	3				
Inning Stats	R: 0 E: 0 K: 3 S: 13	H: 1 LOB: 2 BB: 1 P: 24	R: 0 E: 0 K: 0 S: 5	H: 1 LOB: 0 BB: 0 P: 7	R: 0 E: 0 K: 1 S: 7	H: 1 LOB: 1 BB: 0 P: 8	R: 2 E: 0 K: 1 S: 18	H: 4 LOB: 2 BB: 0 P: 27	R: 2 E: 0 K: 1 S: 15	H: 3 LOB: 2 BB: 1 P: 22	R: 0 E: 0 K: 0 S: 3	H: 0 LOB: 0 BB: 0 P: 8	R: 0 E: 0 K: 1 S: 7	H: 0 LOB: 0 BB: 0 P: 12	R: 0 E: 0 K: 0 S: 11	H: 1 LOB: 1 BB: 0 P: 12		1B: 8 2B: 2 3B: 0 HR: 1	SF: 0 SAC: 0 DP: 1 HBP: 0	WP: 0 PB: 0 SB: 0 CS: 0
PITCHER Bobby Witt, R ERA: 4.74 Rob Murphy, L ERA: 8.1 Robb Nen, R ERA: 4.26	IP: 7.0 WLS: L BF: 32 H: 10 R: 4 ER: 4 SO: 7 BB: 2 IBB: 0 HBP: 0 BLK: 0 WP: 0 HR: 1 S: 68 P: 108 ERA: 5.14 WHIP: 1.714																			

Batter	1	2	3	4	5	6	7	8	9	AB	R	H	RBI	BB	SO	LOB	TOP					
Chuck Carr, S OBP: 0.327, SLG: 0.280 (1, 8)	F9		F8					F8		4	2	1	0	1	0	0	Florida Marlins @ St. Louis Cardinals Busch Stadium, St. Louis, MO Sun Jul 09 1995, 3:33 AM CDT Att: 25,458 - Sunny - 91 F livebaseballscorecards.com					
Jerry Browne, S OBP: 0.356, SLG: 0.318 (1, 4)	E7		G4-3					SH3-4		4	0	2	0	0	0	0						
Jeff Conine, R OBP: 0.417, SLG: 0.559 (1, 7)	K		F9					HR		4	1	0	0	1	2	3						
Greg Colbrunn, R OBP: 0.305, SLG: 0.405 (1, 3)	F7							L7		5	0	1	1	0	1	4						
Kurt Abbott, R OBP: 0.308, SLG: 0.453 (1, 6)										3	1	2	1	1	0	2						
Tommy Gregg, L OBP: 0.286, SLG: 0.417 (1, 9)										4	1	2	4	0	2	1						
Alex Arias, R OBP: 0.361, SLG: 0.383 (1, 5)										3	0	0	0	1	1	2						
Steve Decker, R OBP: 0.341, SLG: 0.242 (1, 2)										4	0	0	0	0	2	4						
Mark Gardner, R OBP: 0.091, SLG: 0.091 (1, 1)										4	1	1	0	0	1	2						
Inning Stats	R: 0 E: 1 K: 1 S: 8	H: 1 LOB: 1 BB: 0 P: 12	R: 0 E: 0 K: 2 S: 13	H: 1 LOB: 2 BB: 1 P: 21	R: 0 E: 0 K: 0 S: 7	H: 0 LOB: 0 BB: 0 P: 13	R: 0 E: 0 K: 2 S: 17	H: 2 LOB: 2 BB: 0 P: 22	R: 1 E: 0 K: 1 S: 13	H: 2 LOB: 2 BB: 1 P: 23	R: 0 E: 0 K: 1 S: 8	H: 0 LOB: 0 BB: 0 P: 10	R: 5 E: 0 K: 0 S: 9	H: 3 LOB: 0 BB: 2 P: 19	R: 0 E: 0 K: 1 S: 9	H: 0 LOB: 0 BB: 0 P: 13	R: 0 E: 0 K: 1 S: 5	H: 0 LOB: 0 BB: 0 P: 7	1B: 8 2B: 0 3B: 0 HR: 1	SF: 0 SAC: 1 DP: 0 HBP: 0	WP: 0 PB: 0 SB: 1 CS: 0	PA: 40
PITCHER	IP	WLS	BF	H	R	ER	SO	BB	IBB	HBP	BLK	WP	HR	S	P	ERA	WHIP					
Ken Hill, R ERA: 4.56 (1, 1)	7.0	L	34	9	6	6	7	3	1	0	0	0	1	75	120	7.71	1.714					
Rich DeLucia, R ERA: 3.54 (8, 1)	1.0		3	0	0	0	1	0	0	0	0	0	0	9	13	0.00	0.000					
Tony Fossas, L ERA: 0.92 (9, 1)	1.0		3	0	0	0	1	0	0	0	0	0	0	5	7	0.00	0.000					

Batter	1	2	3	4	5	6	7	8	9	AB	R	H	RBI	BB	SO	LOB	BOTTOM					
Geronimo Pena, S OBP: 0.382, SLG: 0.365 (1, 4)			F8					F7		4	0	1	0	0	0	1	Florida Marlins @ St. Louis Cardinals Busch Stadium, St. Louis, MO Sun Jul 09 1995, 3:33 AM CDT Att: 25,458 - Sunny - 91 F livebaseballscorecards.com					
Allen Battie, R OBP: 0.387, SLG: 0.357 (1, 7)	F9		K					P5		4	0	0	0	0	1	1						
Brian Jordan, R OBP: 0.336, SLG: 0.483 (1, 9)	K							K		4	0	0	0	0	3	1						
Ray Lankford, L OBP: 0.339, SLG: 0.473 (1, 8)	F8									4	0	1	0	0	1	1						
Scott Cooper, L OBP: 0.347, SLG: 0.342 (1, 5)										4	0	1	0	0	0	1						
John Mabry, L OBP: 0.345, SLG: 0.382 (1, 3)										4	0	1	0	0	0	2						
Tripp Cromer, R OBP: 0.277, SLG: 0.362 (1, 6)										4	0	1	0	0	2	2						
Tom Pagnozzi, R OBP: 0.262, SLG: 0.319 (1, 2)										3	0	1	0	0	0	1						
Ken Hill, R OBP: 0.267, SLG: 0.222 (7, PH)										2	0	1	0	0	1	0						
Gerald Perry, L OBP: 0.194, SLG: 0.190 (7, PH)										1	0	0	0	0	0	2						
Rich DeLucia, R OBP: 0.375, SLG: 0.286 (8, 1)										0	0	0	0	0	0	0						
Tony Fossas, L (9, 1)										0	0	0	0	0	0	0						
Inning Stats	R: 0 E: 0 K: 1 S: 10	H: 1 LOB: 1 BB: 0 P: 13	R: 0 E: 0 K: 1 S: 11	H: 1 LOB: 0 BB: 0 P: 19	R: 0 E: 0 K: 2 S: 8	H: 0 LOB: 0 BB: 0 P: 11	R: 0 E: 0 K: 1 S: 11	H: 1 LOB: 1 BB: 0 P: 18	R: 0 E: 0 K: 1 S: 6	H: 1 LOB: 1 BB: 0 P: 9	R: 0 E: 0 K: 0 S: 5	H: 0 LOB: 0 BB: 0 P: 10	R: 0 E: 0 K: 0 S: 14	H: 2 LOB: 2 BB: 0 P: 17	R: 0 E: 0 K: 1 S: 5	H: 0 LOB: 0 BB: 0 P: 6	R: 0 E: 0 K: 1 S: 11	H: 1 LOB: 1 BB: 0 P: 18	1B: 6 2B: 1 3B: 0 HR: 0	SF: 0 SAC: 0 DP: 0 HBP: 0	WP: 0 PB: 0 SB: 0 CS: 0	PA: 34
PITCHER	IP	WLS	BF	H	R	ER	SO	BB	IBB	HBP	BLK	WP	HR	S	P	ERA	WHIP					
Mark Gardner, R ERA: 4.31 (1, 1)	9.0	W	34	7	0	0	8	0	0	0	0	0	0	81	121	0.00	0.778					



Batter	1	2	3	4	5	6	7	8	9	AB	R	H	RBI	BB	SO	LOB	TOP			
Quilvio Veras, S OBP: 0.356, SLG: 0.329	0-1 1B	4-0 BB		1-3 K		3-2 F7		3-2 G5-3		4	1	1	0	1	1	3				
Chuck Carr, S OBP: 0.329, SLG: 0.279	2-0 1B	0-1 F9		1-3 K		4-2 BB		0-0 G3		4	1	1	1	1	1	3				
Jeff Conine, R OBP: 0.413, SLG: 0.552	1-2 HR	3-2 G6-3			1-0 F8	1-2 G4-3		3-2 F8		5	1	1	0	0	0	4				
Terry Pendleton, S OBP: 0.341, SLG: 0.443	0-2 F9		2-2 1B		3-3 K		1-3 K		2-2 1B	5	0	2	0	0	2	2				
Greg Colbrunn, R OBP: 0.307, SLG: 0.415	1-0 HR		0-0 F7		4-2 1B	BB	0-0 F9		0-0 F9	4	1	1	3	1	0	2				
Tommy Gregg, L OBP: 0.295, SLG: 0.408	2-2 P2		1-1 F8		3-2 1B		1-2 G1-3			4	0	1	0	0	0	1				
Kurt Abbott, R OBP: 0.302, SLG: 0.443	0-0 L6		3-2 P2		2-1 G1-3			0-3 K		4	0	0	0	0	1	3				
Charles Johnson, R OBP: 0.303, SLG: 0.347		0-0 SH3-4		3-3 K		2-0 F8		0-0 G6-3		4	0	1	0	0	1	0				
Chris Hammond, L OBP: 0.387, SLG: 0.464		1-2 SH3-4		0-2 1B		0-0 1B		0-0 1B		3	0	3	0	0	0	0				
Inning Stats	R: 4 E: 0 K: 0 S: 14	H: 4 LOB: 0 BB: 0 P: 21	R: 0 E: 0 K: 0 S: 8	H: 1 LOB: 2 BB: 1 P: 16	R: 0 E: 0 K: 0 S: 10	H: 1 LOB: 1 BB: 0 P: 16	R: 0 E: 0 K: 3 S: 12	H: 1 LOB: 2 BB: 0 P: 17	R: 0 E: 0 K: 1 S: 19	H: 1 LOB: 2 BB: 1 P: 32	R: 0 E: 0 K: 1 S: 10	H: 0 LOB: 0 BB: 0 P: 12	R: 0 E: 0 K: 1 S: 8	H: 1 LOB: 1 BB: 0 P: 11	R: 0 E: 0 K: 0 S: 9	H: 1 LOB: 1 BB: 0 P: 14	1B: 9 2B: 0 3B: 1 HR: 1	SF: 0 SAC: 1 DP: 0 HBP: 0	WP: 0 PB: 0 SB: 0 CS: 0	PA: 41
PITCHER	IP WLS BF H R ER SO BB IBB HBP BLK WP HR S P ERA WHIP	IP WLS BF H R ER SO BB IBB HBP BLK WP HR S P ERA WHIP																		
Tom Candiotti, R ERA: 3.01	(1, 1)	6.0	L	30	9	4	4	4	3	0	0	0	0	0	0	1	74	123	6.00	2.000
Jose Parra, R ERA: 2.35	(7, 1)	2.0		7	1	0	0	2	0	0	0	0	0	0	0	0	18	23	0.00	0.500
Rudy Seanez, R ERA: 4.7	(9, 1)	1.0		4	1	0	0	0	0	0	0	0	0	0	0	0	9	14	0.00	1.000

Florida Marlins @ Los Angeles Dodgers
Dodger Stadium, Los Angeles, CA
Thu Jul 13 1995, 7:05 PM PDT
Att: 34,308 - Unknown - 72 F

AB	37
R	4
H	11
RBI	4
BB	3
SO	6
LOB	18



Batter	1	2	3	4	5	6	7	8	9	AB	R	H	RBI	BB	SO	LOB	BOTTOM					
Jose Offerman, S OBP: 0.399, SLG: 0.384	1-0 G6-3			3-2 P4		0-2 G5-3		0-0 FC6-4		4	0	0	0	0	0	1						
Roberto Kelly, R OBP: 0.311, SLG: 0.348	2-2 F8			1-2 G4-3		1-0 E6		1-0 G5-3		4	0	0	0	0	0	0						
Mike Piazza, R OBP: 0.422, SLG: 0.648	1-2 G5-3			0-0 E6		1-2 G5-3		4-1 1B		3	0	0	0	1	0	1						
Eric Karros, R OBP: 0.371, SLG: 0.528		1-0 L9		0-0 FC6-4		2-2 F8		1-2 1B		4	0	2	0	0	0	0						
Raul Mondesi, R OBP: 0.357, SLG: 0.533		3-3 K		1-1 FC6-4		0-1 P4		1-0 P5		4	0	0	0	0	1	4						
Tim Lincecum, R OBP: 0.337, SLG: 0.418		0-0 G3-1		1-1 P6		0-2 L7		1-2 F8		4	0	0	0	0	0	2						
Billy Ashley, R OBP: 0.338, SLG: 0.490			0-3 K		1-0 G6-3		2-1 P9			3	0	0	0	0	1	0						
Delino DeShields, L OBP: 0.333, SLG: 0.336			2-3 K		1-2 F9		1-0 G6-3			3	0	0	0	0	1	0						
Tom Candiotti, R OBP: 0.152, SLG: 0.097	(1, 1)			1-3 K		1-2 G4-3		1-2 FC6-4		1	0	0	0	0	1	0						
Chad Fonville, S OBP: 0.286, SLG: 0.292	(6, PH)									1	0	0	0	0	0	0						
Jose Parra, R	(7, 1)									0	0	0	0	0	0	0						
Mitch Webster, S OBP: 0.250, SLG: 0.303	(8, PH)									1	0	1	0	0	0	0						
Rudy Seanez, R	(9, 1)									0	0	0	0	0	0	0						
Inning Stats	R: 0 E: 0 K: 0 S: 7	H: 0 LOB: 0 BB: 0 P: 11	R: 0 E: 0 K: 1 S: 6	H: 0 LOB: 0 BB: 0 P: 10	R: 0 E: 0 K: 3 S: 9	H: 0 LOB: 0 BB: 0 P: 12	R: 0 E: 1 K: 0 S: 11	H: 1 LOB: 2 BB: 0 P: 16	R: 0 E: 0 K: 0 S: 6	H: 0 LOB: 0 BB: 0 P: 9	R: 0 E: 1 K: 0 S: 10	H: 0 LOB: 1 BB: 0 P: 13	R: 0 E: 0 K: 0 S: 8	H: 0 LOB: 0 BB: 0 P: 10	R: 0 E: 0 K: 0 S: 9	H: 1 LOB: 1 BB: 0 P: 13	R: 0 E: 0 K: 0 S: 11	H: 1 LOB: 2 BB: 1 P: 19	1B: 3 2B: 0 3B: 0 HR: 0	SF: 0 SAC: 0 DP: 0 HBP: 0	WP: 0 PB: 0 SB: 0 CS: 0	PA: 33
PITCHER	IP WLS BF H R ER SO BB IBB HBP BLK WP HR S P ERA WHIP	IP WLS BF H R ER SO BB IBB HBP BLK WP HR S P ERA WHIP																				
Chris Hammond, L ERA: 2.28	(1, 1)	9.0	W	33	3	0	0	4	1	0	0	0	0	0	0	0	77	113	0.00	0.444		

Florida Marlins @ Los Angeles Dodgers
Dodger Stadium, Los Angeles, CA
Thu Jul 13 1995, 7:05 PM PDT
Att: 34,308 - Unknown - 72 F


AB	32
R	0
H	3
RBI	0
BB	1
SO	4
LOB	8



Batter	1	2	3	4	5	6	7	8	9	AB	R	H	RBI	BB	SO	LOB	TOP					
Quilvio Veras, S OBP: 0.391, SLG: 0.323	G4-3			F8			G4-3		F7	4	0	0	0	0	0	0						
Chuck Carr, S OBP: 0.324, SLG: 0.273	K			B4-3			P4			3	0	0	0	0	1	0						
Jeff Conine, R OBP: 0.409, SLG: 0.545	G6-3			G1-3			K			3	0	0	0	0	1	0						
Terry Pendleton, S OBP: 0.337, SLG: 0.437		P2			K			F8		3	0	0	0	0	1	0						
Greg Colbrunn, R OBP: 0.303, SLG: 0.410		G3-1			F9			F8		3	0	0	0	0	0	0						
Tommy Gregg, L OBP: 0.297, SLG: 0.397			P3		F8					2	0	0	0	1	0	0						
Robb Nen, R (8, 1)										0	0	0	0	0	0	0						
Kurt Abbott, R OBP: 0.298, SLG: 0.436				G4-3			G4-3			3	0	0	0	0	1	1	AB 27					
Charles Johnson, R OBP: 0.299, SLG: 0.342				K			G5-3			3	0	0	0	0	2	0	R 0					
John Burkett, R OBP: 0.200, SLG: 0.176				K						1	0	0	0	0	1	0	H 0					
Mario Diaz, R OBP: 0.200, SLG: 0.302										0	0	0	0	0	0	0	RBI 0					
David Weathers, R OBP: 0.133, SLG: 0.133										0	0	0	0	0	0	0	BB 1					
Rob Murphy, L OBP: 0.133, SLG: 0.133										0	0	0	0	0	0	0	SO 8					
Terry Mathews, L OBP: 0.266, SLG: 0.545										0	0	0	0	0	0	0	LOB 1					
Matt Mantel, R OBP: 0.330, SLG: 0.315										1	0	0	0	0	0	0						
Jerry Browne, S OBP: 0.330, SLG: 0.315										0	0	0	0	0	0	0						
Inning Stats	R: 0 E: 0 K: 1 S: 12	H: 0 LOB: 0 BB: 0 P: 17	R: 0 E: 0 K: 0 S: 11	H: 0 LOB: 0 BB: 0 P: 16	R: 0 E: 0 K: 2 S: 8	H: 0 LOB: 0 BB: 0 P: 12	R: 0 E: 0 K: 0 S: 7	H: 0 LOB: 0 BB: 0 P: 11	R: 0 E: 0 K: 1 S: 7	H: 0 LOB: 0 BB: 0 P: 9	R: 0 E: 0 K: 1 S: 12	H: 0 LOB: 0 BB: 0 P: 17	R: 0 E: 0 K: 1 S: 5	H: 0 LOB: 0 BB: 0 P: 7	R: 0 E: 0 K: 1 S: 8	H: 0 LOB: 1 BB: 1 P: 13	R: 0 E: 0 K: 1 S: 9	H: 0 LOB: 0 BB: 0 P: 12	1B: 0 2B: 0 3B: 0 HR: 0	SF: 0 SAC: 0 DP: 0 HBP: 0	WP: 0 PB: 0 SB: 0 CS: 0	PA: 28
PITCHER Ramon Martinez, R ERA: 4.43	IP: 9.0 WLS: W BF: 28 H: 0 R: 0 ER: 0 SO: 8 BB: 1 IBB: 0 HBP: 0 BLK: 0 WP: 0 HR: 0 S: 79 P: 114 ERA: 0.00 WHIP: 0.111															PITCHER						

Florida Marlins @ Los Angeles Dodgers
Dodger Stadium, Los Angeles, CA

AB 27
R 0
H 0
RBI 0
BB 1
SO 8
LOB 1



WP: 0 PA: 28
PB: 0
SB: 0
CS: 0

Batter	1	2	3	4	5	6	7	8	9	AB	R	H	RBI	BB	SO	LOB	BOTTOM			
Delino DeShields, L OBP: 0.336, SLG: 0.333	F7		1B 1B BB	K		3B BB				2	2	0	0	2	1	2				
Jose Offerman, S OBP: 0.401, SLG: 0.394	K		1B 1B 3-H		L3	3B 3B 3-H				4	0	2	4	0	1	0				
Mike Piazza, R OBP: 0.418, SLG: 0.639	K		1B 1B 3-H		G6-3	K				4	0	1	1	0	2	1				
Eric Karros, R OBP: 0.366, SLG: 0.520		K	G3-1		K		K			4	0	0	0	0	3	2				
Roberto Kelly, R OBP: 0.314, SLG: 0.350	G4-3			FC6-4 1B		S 1B 1B		K		4	1	2	0	0	1	0				
Raul Mondesi, R OBP: 0.395, SLG: 0.529	G5-3			FC6-4 1B 1-2		1B 3B 1B		P3		4	2	1	0	0	0	1				
Tim Wallach, R OBP: 0.335, SLG: 0.414			F7	SH2-3 1B 1B		K		G6-3		4	0	1	0	0	1	2	AB 32			
Todd Hollandsworth, L OBP: 0.273, SLG: 0.364			G4-3	1B 2B		SH1-3 3B 1B		L9		4	2	3	2	0	0	0	R 7			
Ramon Martinez, R OBP: 0.206, SLG: 0.242			G4-3	SH2-3		SH1-3		K		2	0	0	0	0	1	1	H 10			
Inning Stats	R: 0 E: 0 K: 2 S: 9	H: 0 LOB: 0 BB: 0 P: 13	R: 0 E: 0 K: 1 S: 6	H: 0 LOB: 0 BB: 0 P: 12	R: 2 E: 0 K: 0 S: 14	H: 3 LOB: 2 BB: 1 P: 22	R: 1 E: 0 K: 1 S: 12	H: 3 LOB: 2 BB: 0 P: 17	R: 0 E: 0 K: 1 S: 9	H: 0 LOB: 0 BB: 0 P: 15	R: 4 E: 0 K: 2 S: 17	H: 4 LOB: 1 BB: 1 P: 29	R: 0 E: 0 K: 2 S: 7	H: 0 LOB: 0 BB: 0 P: 9	R: 0 E: 0 K: 1 S: 7	H: 0 LOB: 0 BB: 0 P: 9	1B: 8 2B: 1 3B: 1 HR: 0	SF: 0 SAC: 2 DP: 0 HBP: 0	WP: 0 PB: 0 SB: 0 CS: 0	PA: 36
PITCHER John Burkett, R ERA: 4.98	IP: 5.0 WLS: L BF: 22 H: 6 R: 3 ER: 3 SO: 5 BB: 1 IBB: 0 HBP: 0 BLK: 0 WP: 0 HR: 0 S: 50 P: 79 ERA: 5.40 WHIP: 1.400															PITCHER Robb Nen, R ERA: 4.13				
David Weathers, R ERA: 5.59	0.1	3	2	2	2	1	0	0	0	0	0	7	12	54.00	6.000					
Rob Murphy, L ERA: 9.58	0.1	3	1	0	0	0	1	0	0	0	0	6	10	0.00	6.000					
Terry Mathews, R ERA: 2.77	0.1	2	1	2	2	1	0	0	0	0	0	4	7	54.00	3.000					
Matt Mantel, R ERA: 3.0	1.0	3	0	0	0	2	0	0	0	0	0	7	9	0.00	0.000					

Florida Marlins @ Los Angeles Dodgers
Dodger Stadium, Los Angeles, CA

AB 32
R 7
H 10
RBI 7
BB 2
SO 10
LOB 9



WP: 0 PA: 36
PB: 0
SB: 0
CS: 0

Batter	1	2	3	4	5	6	7	8	9	AB	R	H	RBI	BB	SO	LOB	TOP					
Quilvio Veras, S (1,4) OBP: 0.353, SLG: 0.323	3-0 SH5-3 SF9 HBP		2-3 K			2-1 S 1B		2-3 K		3	1	1	0	0	2	0						
Chuck Carr, S (1,8) OBP: 0.318, SLG: 0.268	2-1 SH5-3		0-0 G3-1			1-3 K		2-3 K	2-3 K	3	0	0	0	0	2	1						
Jeff Conine, R (1,7) OBP: 0.403, SLG: 0.538	0-0 SF9			2-3 K		2-3 K			3-1 G5-3	3	0	0	1	0	2	1						
Terry Pendleton, S (1,5) OBP: 0.332, SLG: 0.430	2-1 F8			1-2 G6-3			0-0 G4-3		0-0 P6	4	0	0	0	0	0	0						
Greg Colbrunn, R (1,3) OBP: 0.307, SLG: 0.413		0-0 1B		1-2 F9			0-0 1B			3	0	2	0	0	0	0						
Jerry Browne, S (1,9) OBP: 0.343, SLG: 0.304		0-3 K			0-0 F9		2-3 K			3	0	0	0	0	2	2						
Kurt Abbott, R (1,6) OBP: 0.293, SLG: 0.429		1-0 P3			1-0 G5-3		2-1 F9			3	0	0	0	0	0	2						
Steve Decker, R (1,2) OBP: 0.326, SLG: 0.229 (8, PH)		2-1 F7			2-3 K			3-2 G4-3		2	0	0	0	0	1	1						
Alex Arias, R (8, PH) OBP: 0.358, SLG: 0.380										1	0	0	0	0	0	0						
Charles Johnson, R (8, 2) OBP: 0.299, SLG: 0.342										0	0	0	0	0	0	0						
Bobby Witt, R (1,1) OBP: 0.120, SLG: 0.130			2-2 G5-3			0-3 K			1-1 F8	2	0	0	0	0	1	0						
Tommy Gregg, L (8, PH) OBP: 0.293, SLG: 0.392										1	0	0	0	0	0	0						
Mark Gardner, R (8, 1) OBP: 0.091, SLG: 0.091										0	0	0	0	0	0	0						
Inning Stats	R: 1 E: 0 K: 0 S: 5	H: 0 LOB: 0 BB: 0 P: 12	R: 0 E: 0 K: 1 S: 7	H: 1 LOB: 1 BB: 0 P: 10	R: 0 E: 0 K: 1 S: 8	H: 0 LOB: 0 BB: 0 P: 12	R: 0 E: 0 K: 1 S: 11	H: 0 LOB: 0 BB: 0 P: 15	R: 0 E: 0 K: 1 S: 5	H: 0 LOB: 0 BB: 0 P: 8	R: 0 E: 0 K: 3 S: 11	H: 1 LOB: 1 BB: 0 P: 16	R: 0 E: 0 K: 1 S: 8	H: 1 LOB: 1 BB: 0 P: 12	R: 0 E: 0 K: 1 S: 8	H: 0 LOB: 0 BB: 0 P: 14	R: 0 E: 0 K: 1 S: 6	H: 0 LOB: 0 BB: 0 P: 11	1B: 3 2B: 0 3B: 0 HR: 0	SF: 1 SAC: 1 DP: 0 HBP: 1	WP: 0 PB: 0 SB: 3 CS: 0	PA: 31
PITCHER Hideo Nomo, R (1,1) ERA: 1.9	IP: 9.0 WLS: W BF: 31 H: 3 R: 1 ER: 1 SO: 10 BB: 0 IBB: 0 HBP: 1 BLK: 0 WP: 0 HR: 0 S: 69 P: 110 ERA: 1.00 WHIP: 0.333															PITCHER	IP: 9.0 WLS: W BF: 31 H: 3 R: 1 ER: 1 SO: 10 BB: 0 IBB: 0 HBP: 1 BLK: 0 WP: 0 HR: 0 S: 69 P: 110 ERA: 1.00 WHIP: 0.333					

Florida Marlins @ Los Angeles Dodgers
 Dodger Stadium, Los Angeles, CA
 Sat Jul 15 1995, 7:05 PM PDT
 Att: 45,449 - Unknown

AB 28
 R 1
 H 3
 RBI 1
 BB 0
 SO 10
 LOB 7

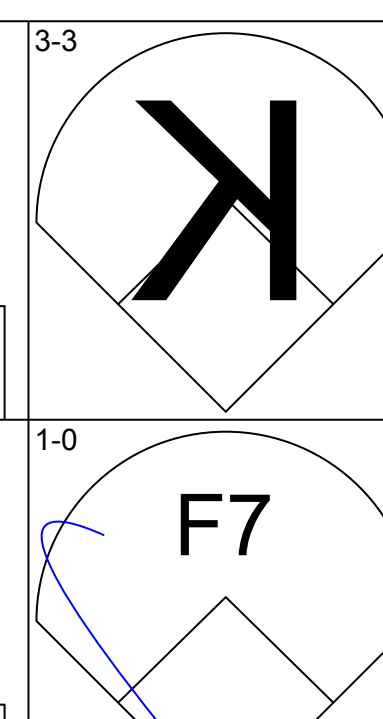
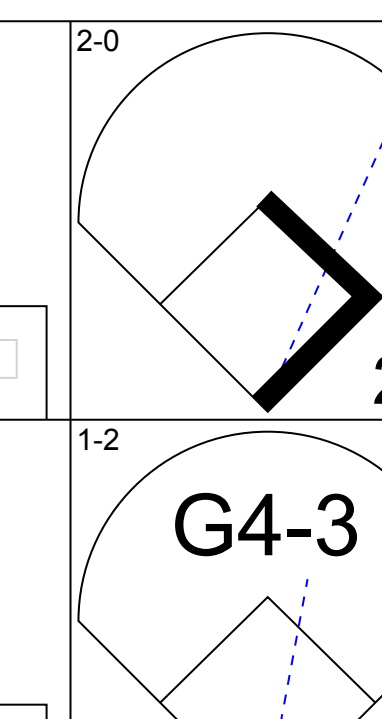
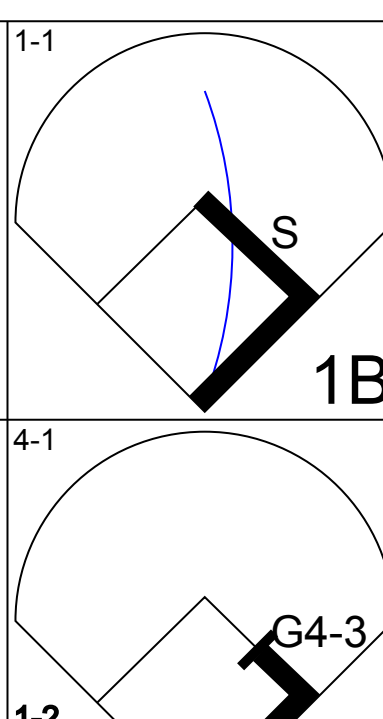
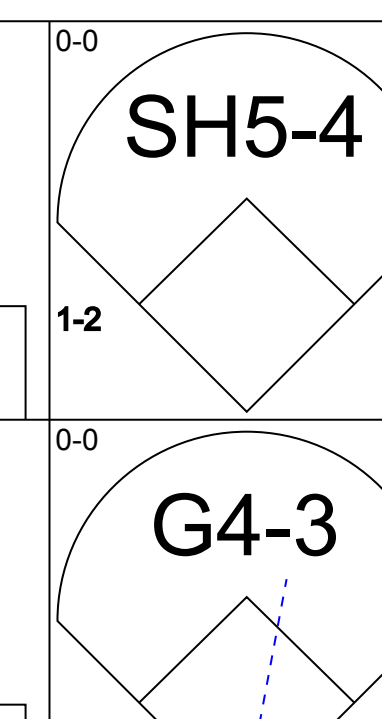
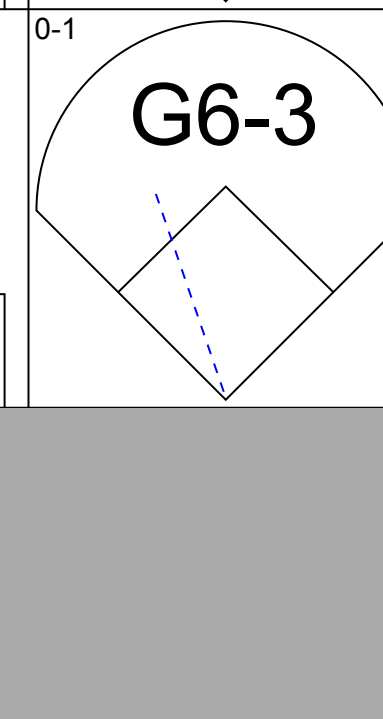

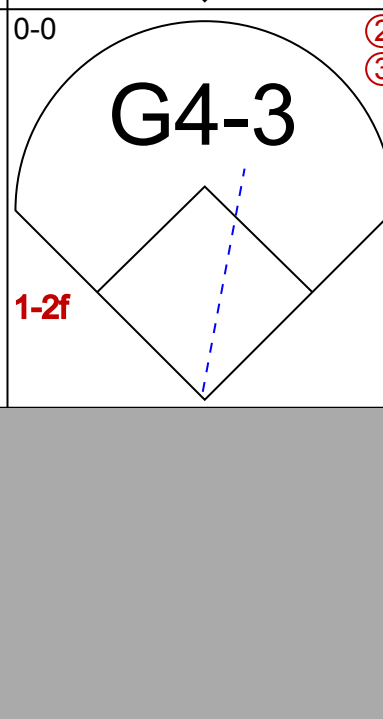
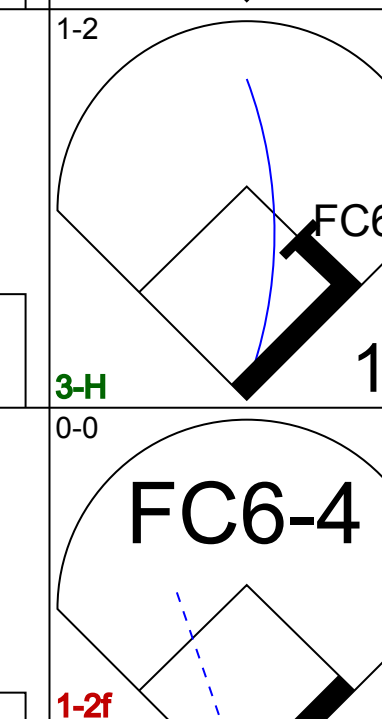

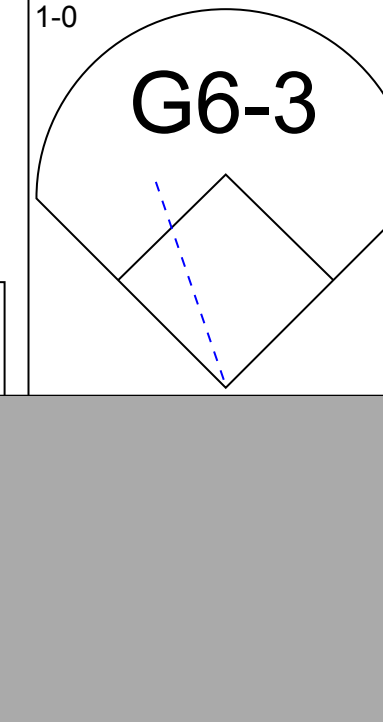


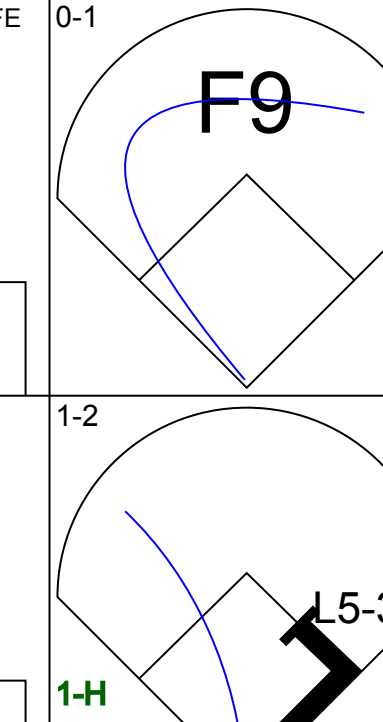
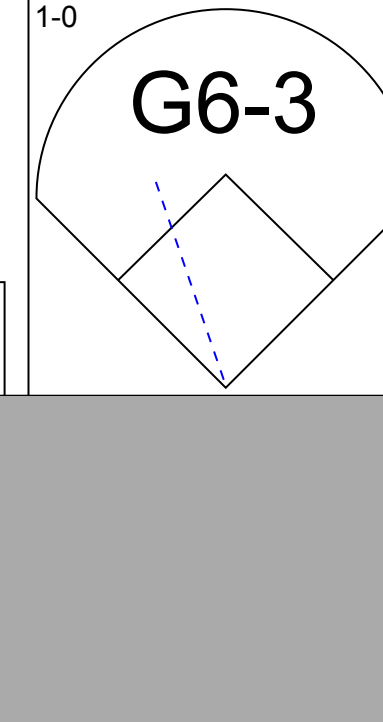
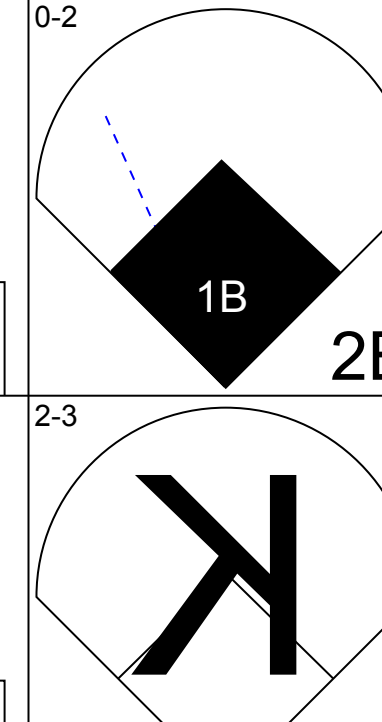
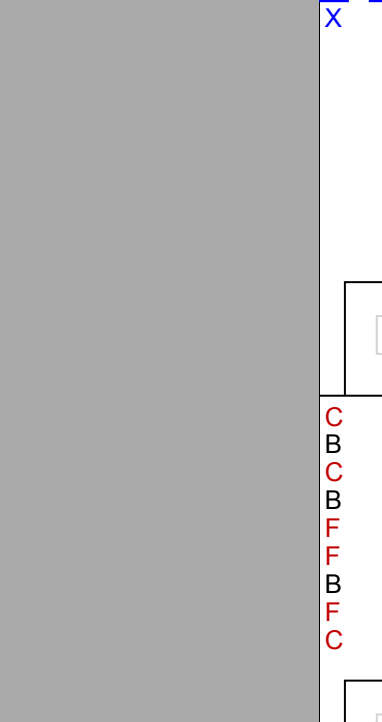
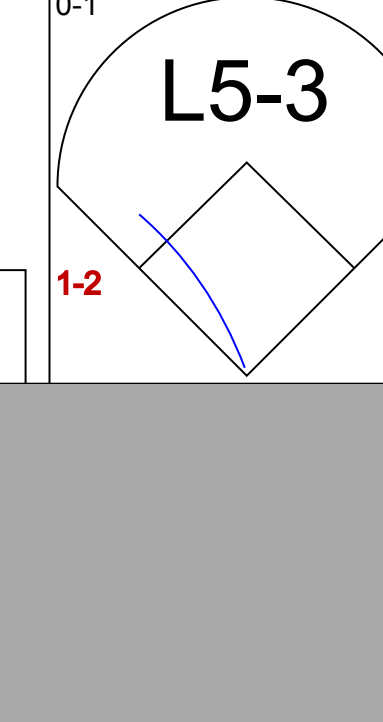

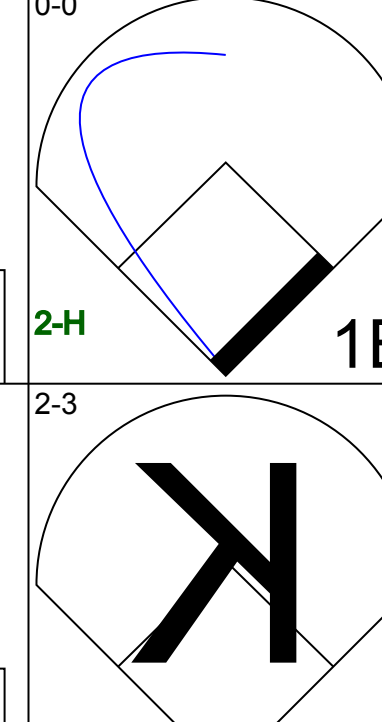
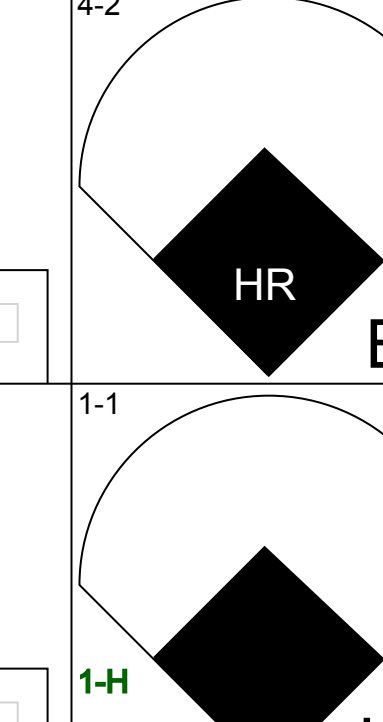

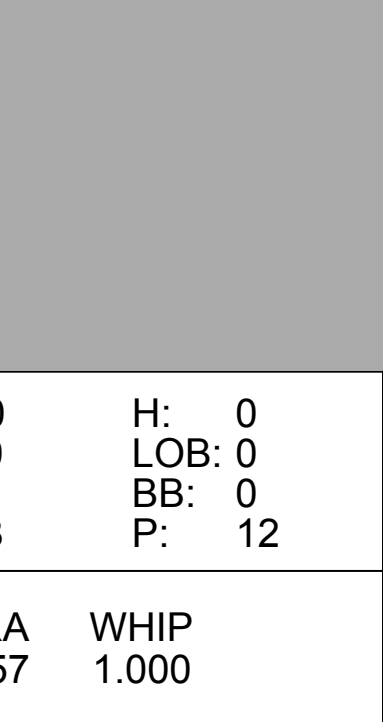

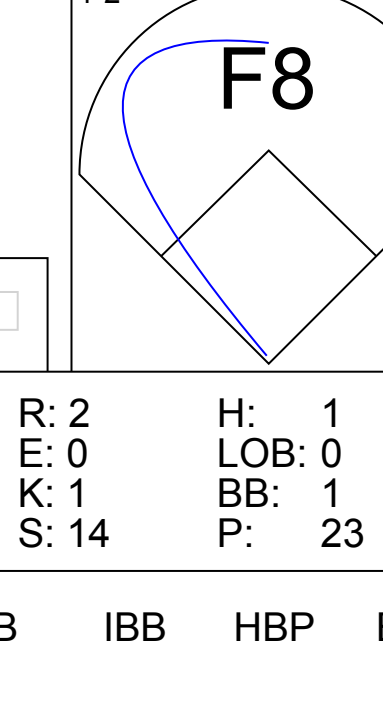
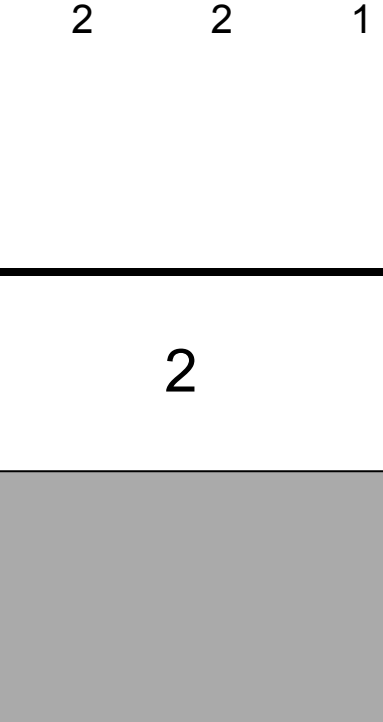
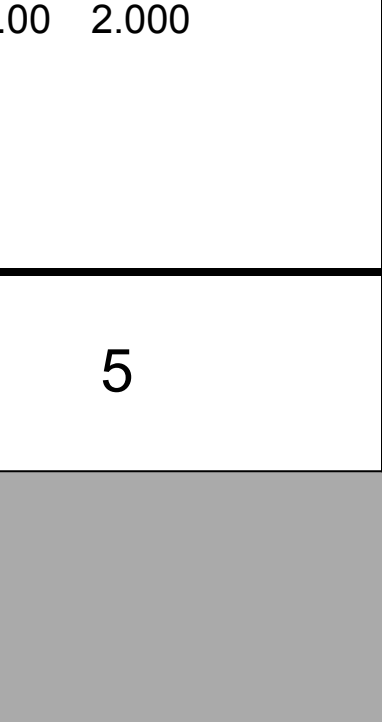
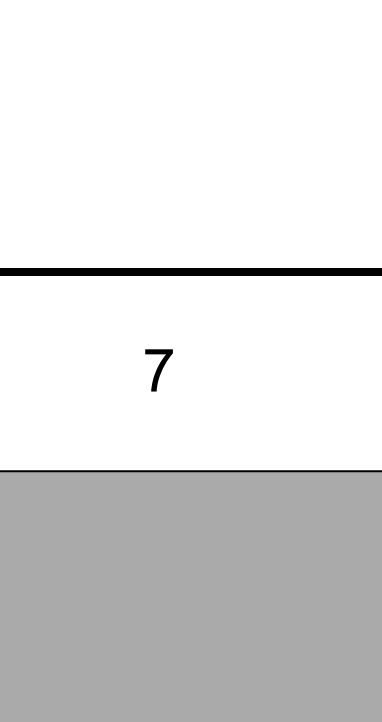
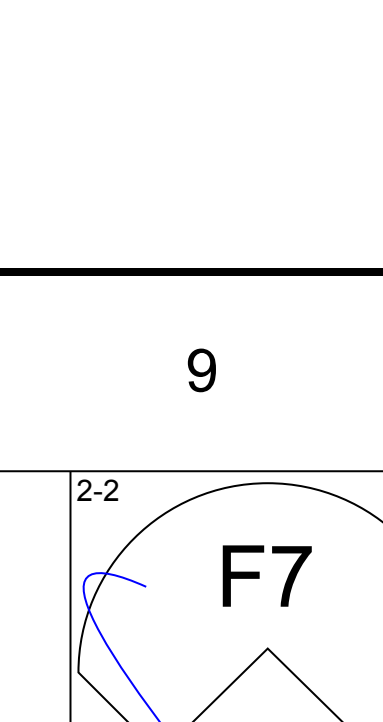





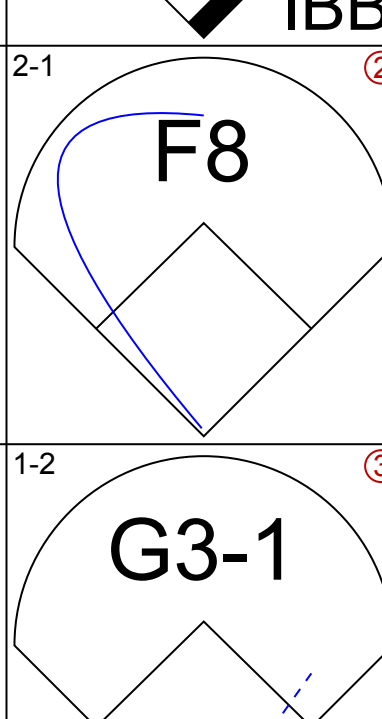
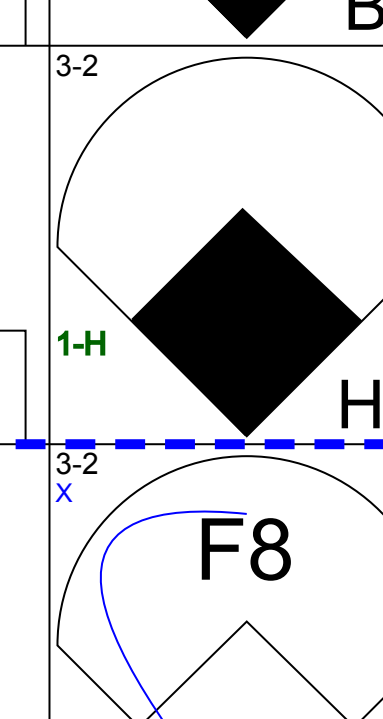



Batter	1	2	3	4	5	6	7	8	9	AB	R	H	RBI	BB	SO	LOB	BOTTOM	
Delino DeShields, L (1,4) OBP: 0.334, SLG: 0.332	2-2 HR 1B		3-3 K			2-0 L9	3-3 K			4	1	1	0	0	2	1		
Jose Offerman, S (1,6) OBP: 0.402, SLG: 0.405	2-2 HR		1-1 F7			4-0 1B BB		2-3 K		3	2	1	2	1	1	0		
Mike Piazza, R (1,2) OBP: 0.415, SLG: 0.630	0-1 G2-3		3-3 K			0-2 E 1B		2-3 K		4	0	1	0	0	2	0		
Eric Karros, R (1,3) OBP: 0.362, SLG: 0.513	1-2 F9			3-3 K		0-0 E5		3-3 K		4	0	0	1	0	2	1		
Roberto Kelly, R (1,7) OBP: 0.311, SLG: 0.346	1-2 G1-3			0-0 F8		1-2 3-H F9		1-1 F9		3	0	0	0	0	0	2		
Raul Mondesi, R (1,9) OBP: 0.395, SLG: 0.527		0-0 B2-5-4 1B		0-2 G5-3		3-2 G4-3				3	0	1	0	0	0	2		
Tim Wallach, R (1,5) OBP: 0.335, SLG: 0.409		4-1 1 SAFE BB			1-1 G6-3		3-3 K			2	0	0	0	1	1	0		
Todd Hollandsworth, L (1,8) OBP: 0.214, SLG: 0.286		1-3 K			2-2 L4		3-3 K			3	0	0	0	0	2	2		
Hideo Nomo, R (1,1) OBP: 0.028, SLG: 0.028		0-0 B2-5-4			1-3 K		0-1 1B			3	0	1	0	0	1	2		
Inning Stats	R: 2 E: 0 K: 0 S: 20	H: 2 LOB: 0 BB: 0 P: 26	R: 0 E: 0 K: 1 S: 9	H: 1 LOB: 1 BB: 1 P: 14	R: 0 E: 0 K: 2 S: 13	H: 0 LOB: 0 BB: 0 P: 20	R: 0 E: 0 K: 1 S: 8	H: 0 LOB: 0 BB: 0 P: 11	R: 0 E: 1 K: 0 S: 10	H: 1 LOB: 2 BB: 1 P: 20	R: 0 E: 0 K: 3 S: 12	H: 1 LOB: 1 BB: 0 P: 21	R: 0 E: 0 K: 3 S: 17	H: 0 LOB: 0 BB: 0 P: 24	1B: 4 2B: 0 3B: 0 HR: 1	SF: 0 SAC: 0 DP: 1 HBP: 0	WP: 0 PB: 0 SB: 1 CS: 0	PA: 31
PITCHER Bobby Witt, R (1,1) ERA: 4.67	IP: 7.0 WLS: L BF: 28 H: 5 R: 3 ER: 3 SO: 8 BB: 2 IBB: 0 HBP: 0 BLK: 0 WP: 0 HR: 1 S: 80 P: 124 ERA: 3.86 WHIP: 1.000															PITCHER Mark Gardner, R (8,1) ERA: 4.23	IP: 1.0 WLS: 3 BF: 0 H: 0 R: 0 ER: 0 SO: 3 BB: 0 IBB: 0 HBP: 0 BLK: 0 WP: 0 HR: 0 S: 17 P: 24 ERA: 0.00 WHIP: 0.000	

Florida Marlins @ Los Angeles Dodgers
 Dodger Stadium, Los Angeles, CA
 Sat Jul 15 1995, 7:05 PM PDT
 Att: 45,449 - Unknown

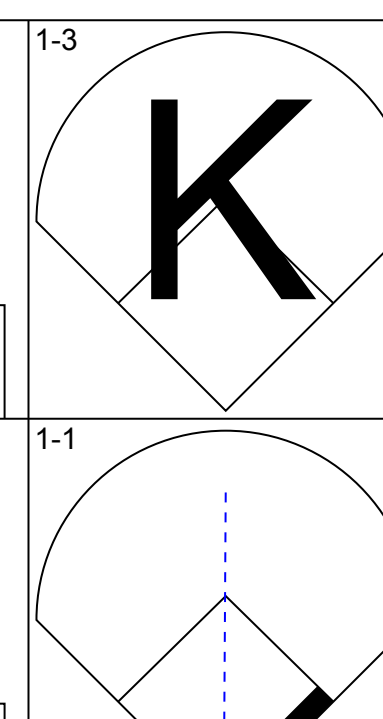
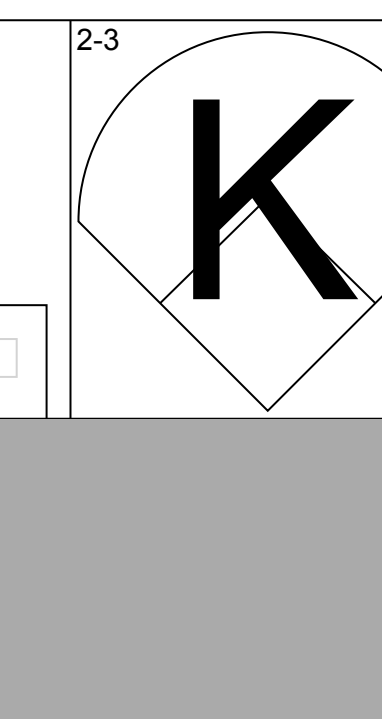
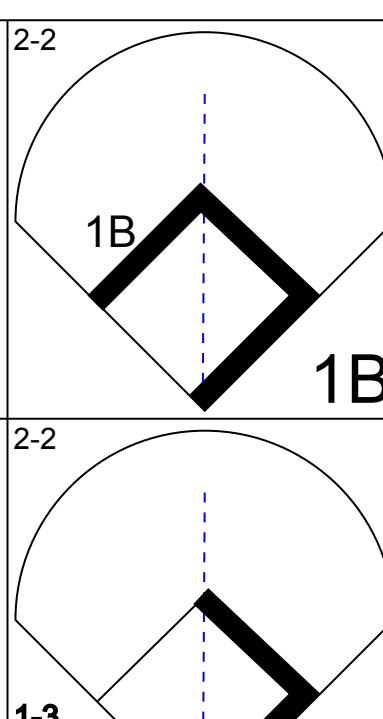
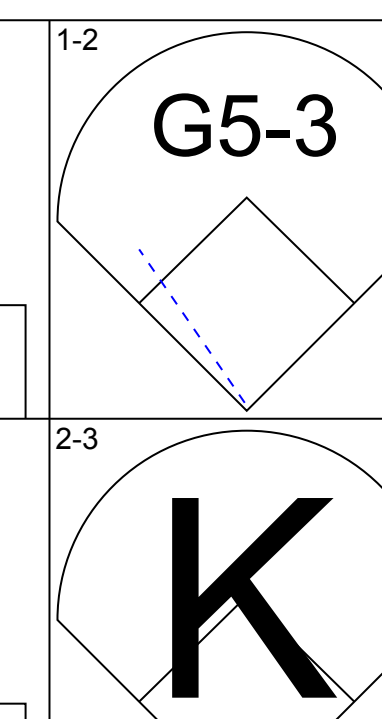
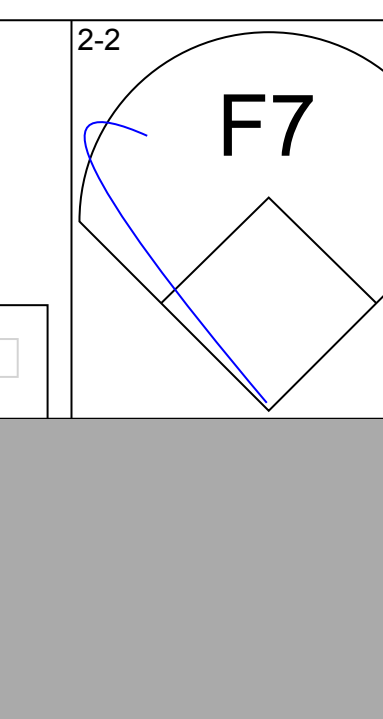
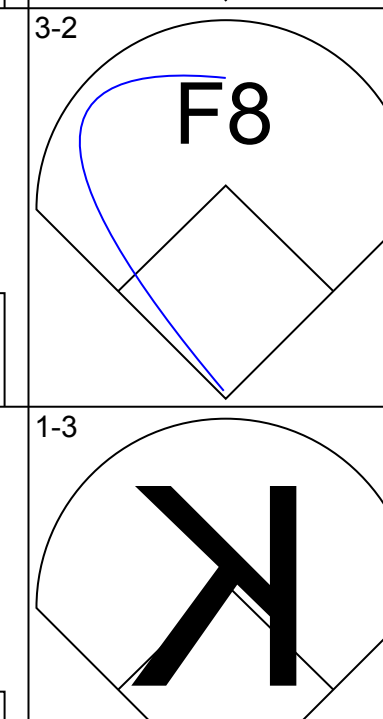
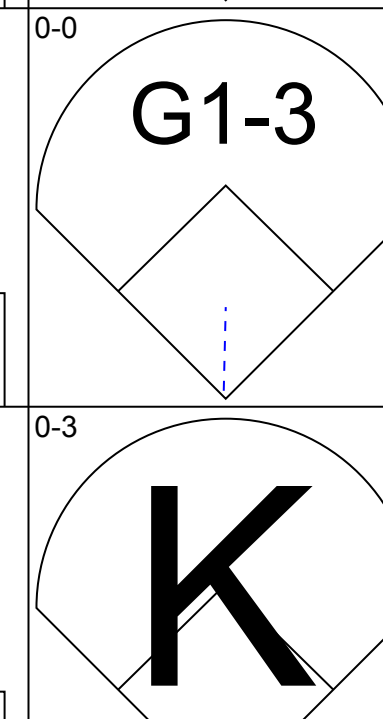
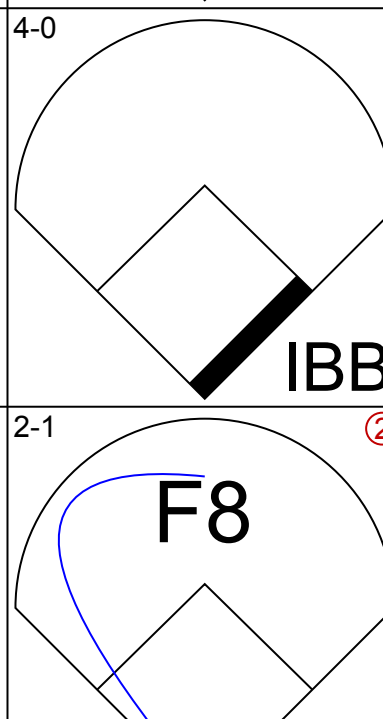
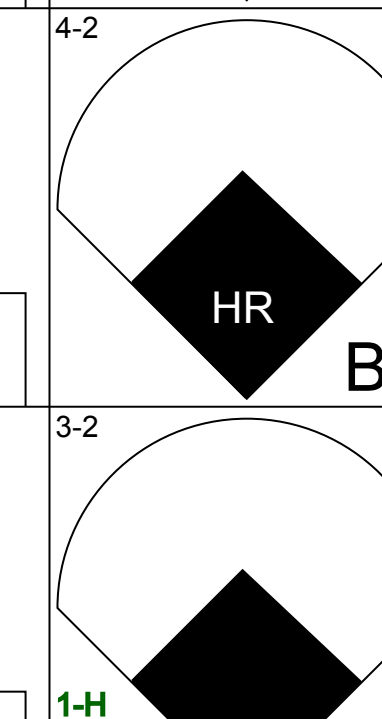


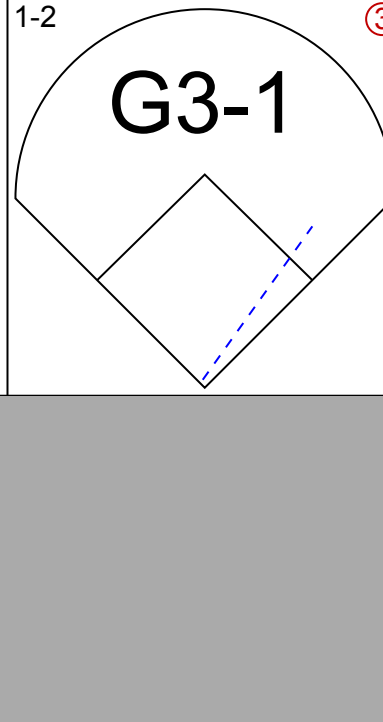
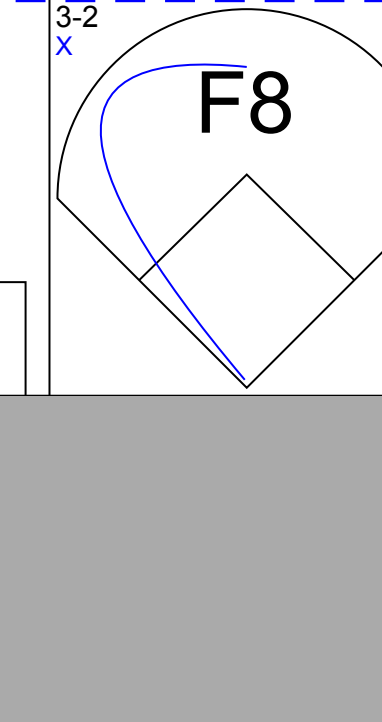




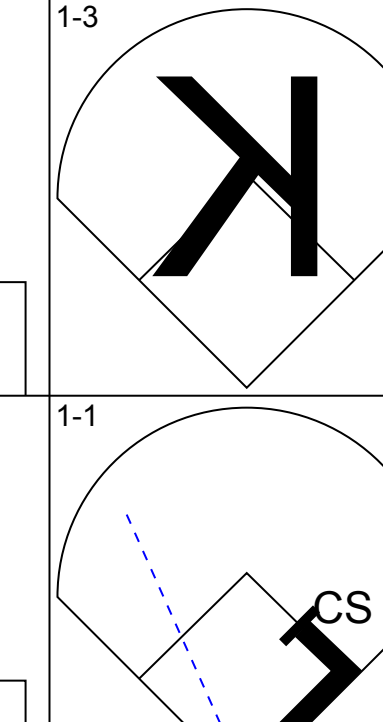
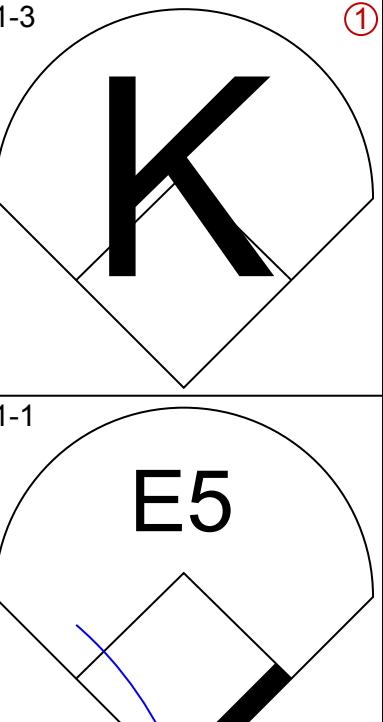
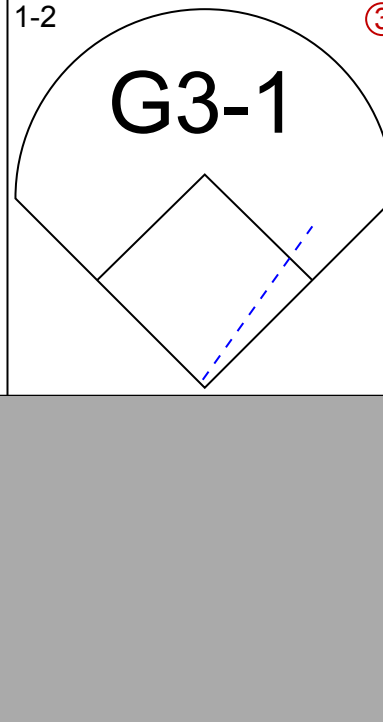
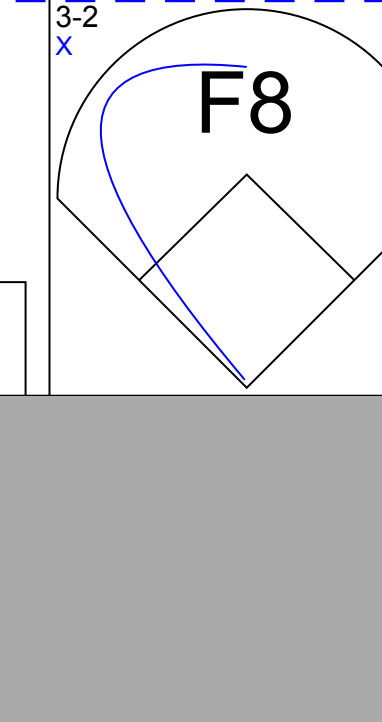
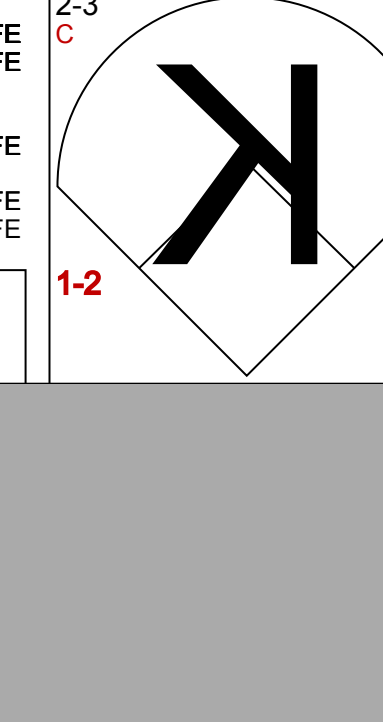
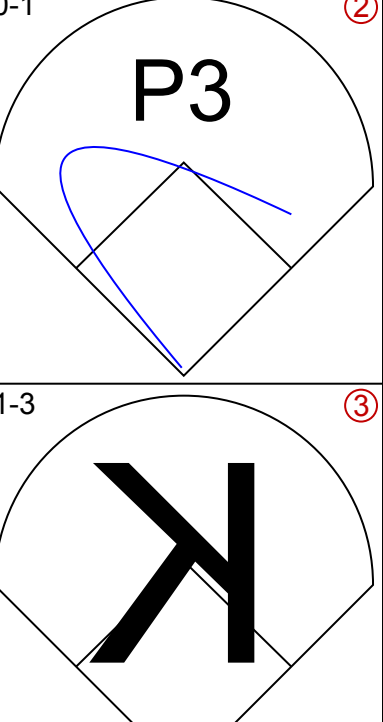
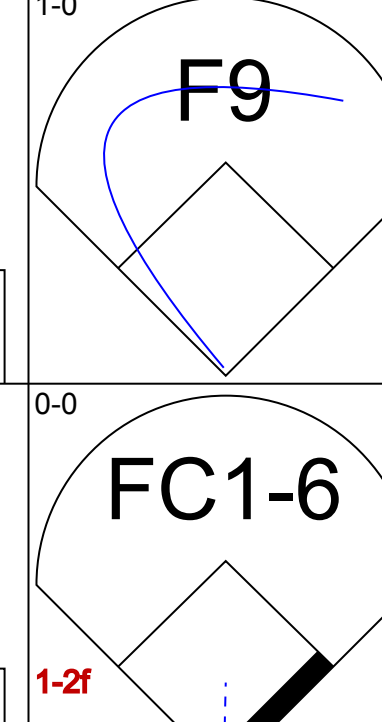
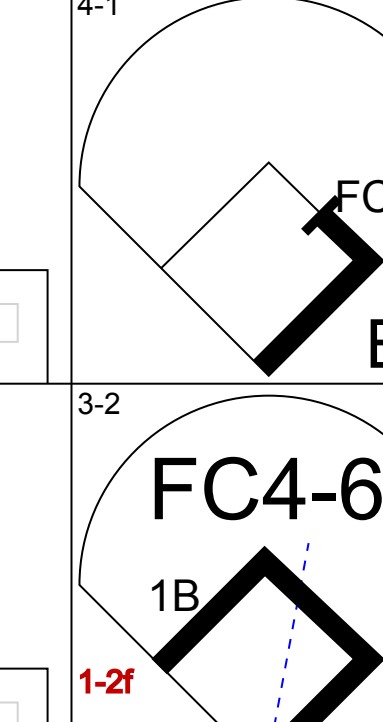
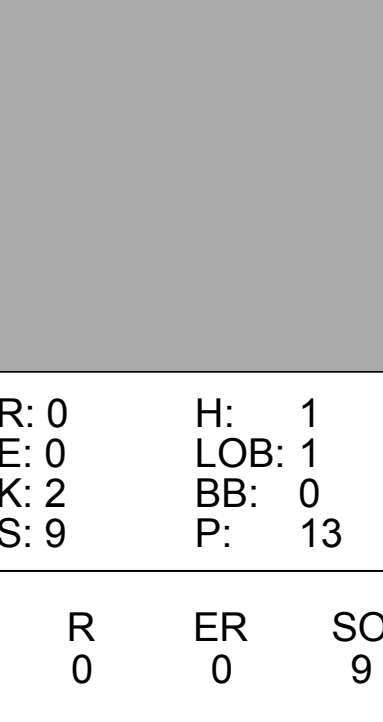
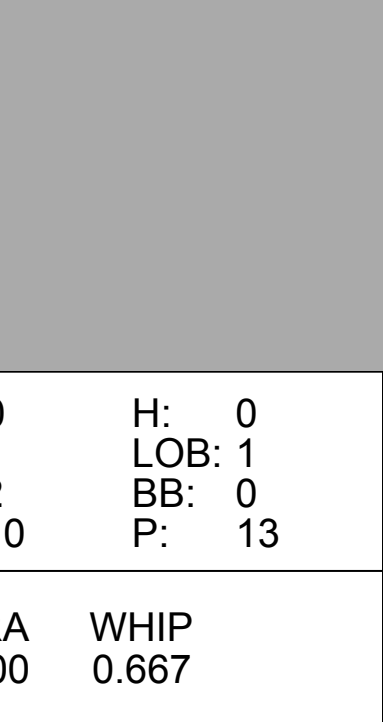
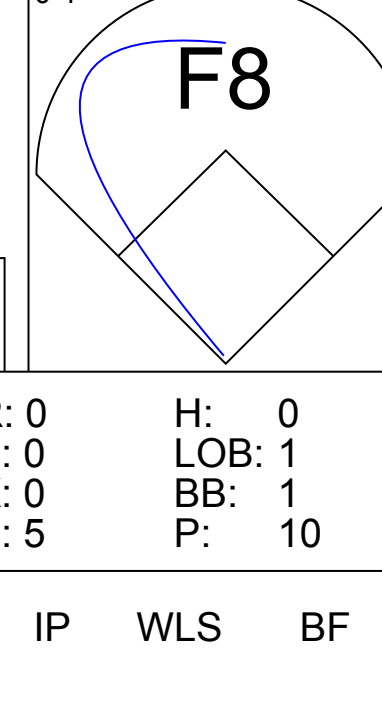
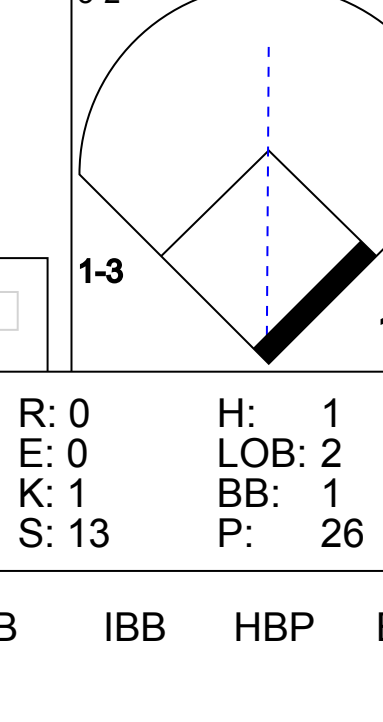
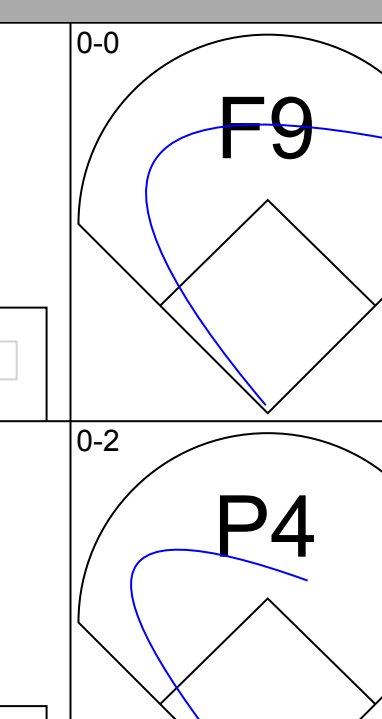
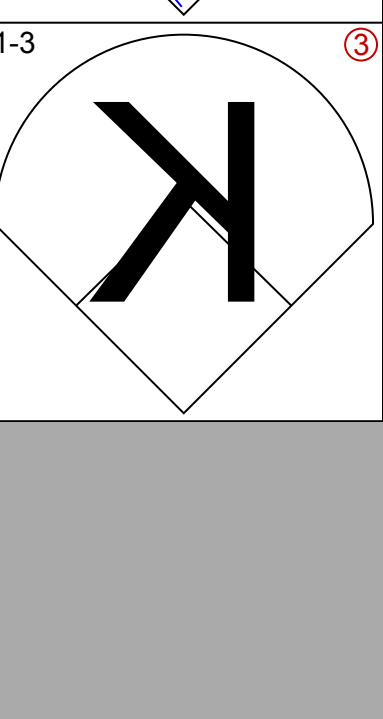
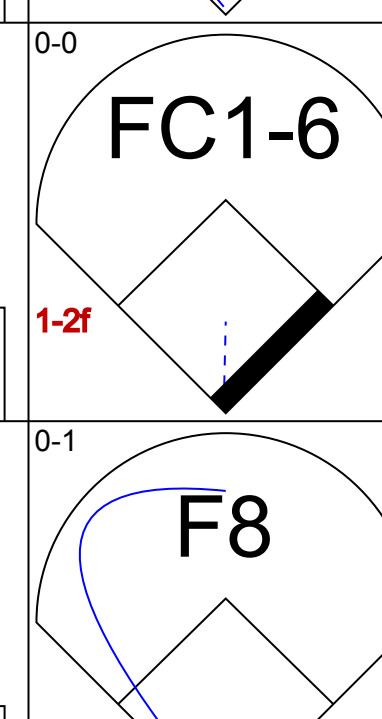
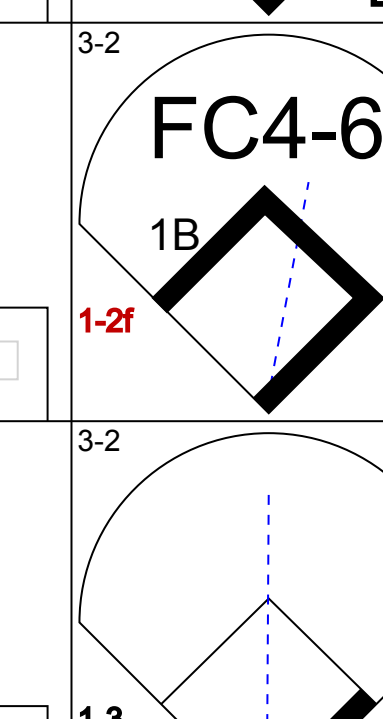
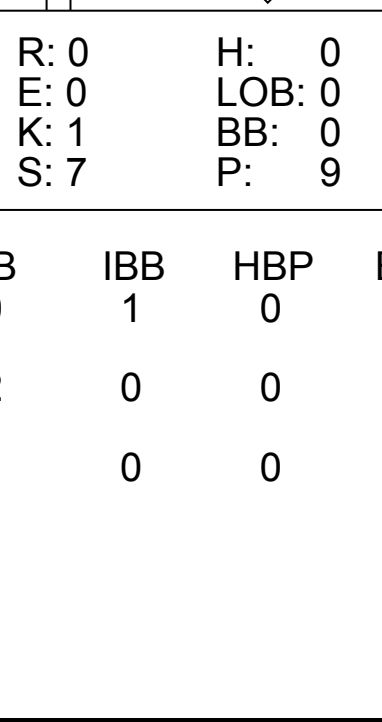
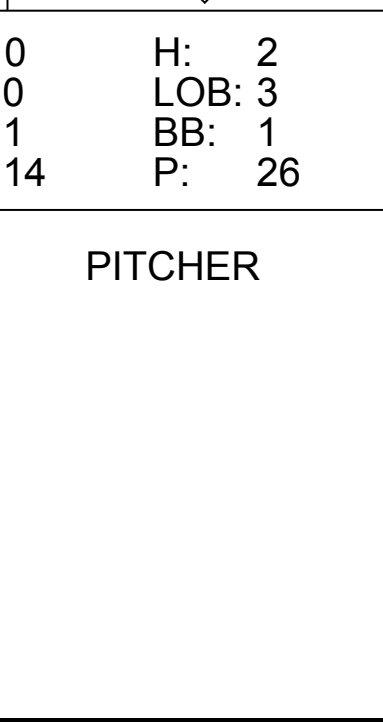
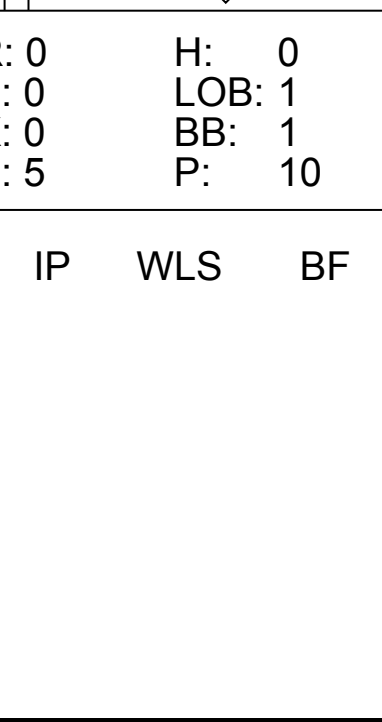
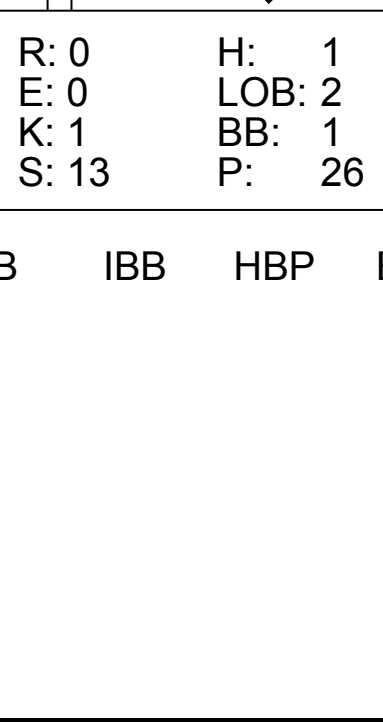
AB 29
 R 3
 H 5
 RBI 3
 BB 2
 SO 11
 LOB 10

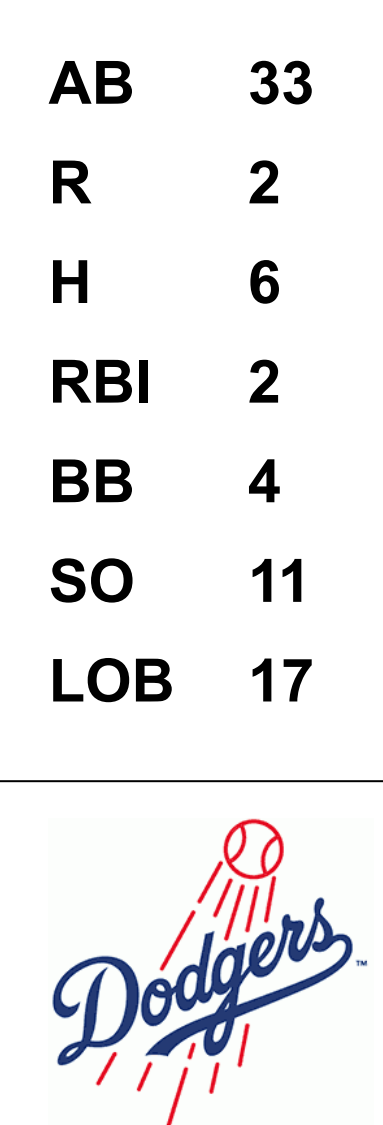


Batter	1	2	3	4	5	6	7	8	9	AB	R	H	RBI	BB	SO	LOB	TOP		
Chuck Carr, S OBP: 0.324, SLG: 0.282 (1, 8)										3	0	2	0	0	1	0	Florida Marlins @ Los Angeles Dodgers Dodger Stadium, Los Angeles, CA Sun Jul 16 1995, 3:33 AM PDT Att: 35,578 - Overcast		
Jerry Browne, S OBP: 0.338, SLG: 0.295 (1, 4)										3	0	0	0	1	0	2			
Jeff Conine, R OBP: 0.401, SLG: 0.533 (1, 7)										4	0	1	1	0	1	2			
Terry Pendleton, S OBP: 0.331, SLG: 0.425 Robb Nen, R (8, 1)										3	1	0	0	1	0	1			
Greg Colbrunn, R OBP: 0.306, SLG: 0.414 (1, 3)										4	1	1	0	0	0	1			
Tommy Gregg, L OBP: 0.292, SLG: 0.386 (1, 9)										4	0	1	1	0	2	1			
Alex Arias, R OBP: 0.362, SLG: 0.378 (8, 5)										3	1	1	1	1	0	1			
Charles Johnson, R OBP: 0.298, SLG: 0.355 (1, 2)										4	1	1	2	0	2	1			
Pat Rapp, R OBP: 0.217, SLG: 0.261 Terry Mathews, L OBP: 0.417, SLG: 0.583 Kurt Abbott, R OBP: 0.292, SLG: 0.427 (1, 1) (7, 1) (8, 6)										2	0	0	0	0	2	0			
Inning Stats	R: 0 E: 0 K: 1 S: 7	H: 0 LOB: 0 BB: 0 P: 11	R: 1 E: 0 K: 0 S: 9	H: 1 LOB: 0 BB: 1 P: 14	R: 0 E: 0 K: 1 S: 8	H: 1 LOB: 1 BB: 0 P: 16	R: 0 E: 0 K: 1 S: 8	H: 0 LOB: 0 BB: 0 P: 12	R: 0 E: 0 K: 1 S: 7	H: 1 LOB: 1 BB: 1 P: 12	R: 1 E: 0 K: 2 S: 14	H: 2 LOB: 1 BB: 0 P: 19	R: 1 E: 0 K: 0 S: 8	H: 2 LOB: 1 BB: 0 P: 10	R: 2 E: 0 K: 1 S: 14	H: 1 LOB: 0 BB: 1 P: 23		1B: 5 2B: 3 3B: 0 HR: 1	SF: 0 SAC: 1 DP: 2 HBP: 0
PITCHER	IP WLS BF H R ER SO BB IBB HBP BLK WP HR S P ERA WHIP																		
Ismael Valdez, R ERA: 3.25 Pedro Astacio, R ERA: 4.59 Todd Worrell, R ERA: 0.92 (1, 1) (8, 1) (9, 1)	7.0 L 26 5 2 2 7 2 0 0 0 0 1 0 61 96 2.57 1.000																		

AB	32
R	5
H	8
RBI	5
BB	3
SO	8
LOB	9



Batter	1	2	3	4	5	6	7	8	9	AB	R	H	RBI	BB	SO	LOB	BOTTOM		
Delino DeShields, L OBP: 0.332, SLG: 0.330 (1, 4)										5	0	1	0	0	2	2	Florida Marlins @ Los Angeles Dodgers Dodger Stadium, Los Angeles, CA Sun Jul 16 1995, 3:33 AM PDT Att: 35,578 - Overcast		
Jose Offerman, S OBP: 0.403, SLG: 0.406 (1, 6)										4	0	2	0	0	1	0			
Mike Piazza, R OBP: 0.417, SLG: 0.623 (1, 2)										2	1	0	0	2	0	1			
Eric Karros, R OBP: 0.360, SLG: 0.519 (1, 3)										4	1	1	2	0	2	4			
Roberto Kelly, R OBP: 0.307, SLG: 0.342 (1, 7)										4	0	0	0	0	2	3			
Raul Mondesi, R OBP: 0.397, SLG: 0.525 (1, 9)										3	0	1	0	1	1	0			
Tim Wallach, R OBP: 0.333, SLG: 0.401 Chad Fonville, S OBP: 0.286, SLG: 0.292 (9, PH) (9, PR)										3	0	0	0	1	1	3			
Todd Hollandsworth, L OBP: 0.167, SLG: 0.222 (1, 8)										4	0	0	0	0	1	3			
Ismael Valdez, R OBP: 0.097, SLG: 0.097 Chris Gwynn, L OBP: 0.288, SLG: 0.350 Pedro Astacio, R OBP: 0.182, SLG: 0.190 Todd Worrell, R (9, PH) Dave Hansen, L OBP: 0.394, SLG: 0.372 (9, PH)										2	0	0	0	0	1	0			
Inning Stats	R: 0 E: 0 K: 2 S: 12	H: 1 LOB: 1 BB: 0 P: 18	R: 0 E: 0 K: 2 S: 9	H: 1 LOB: 0 BB: 0 P: 13	R: 0 E: 0 K: 1 S: 7	H: 0 LOB: 0 BB: 0 P: 9	R: 0 E: 0 K: 1 S: 7	H: 0 LOB: 0 BB: 0 P: 9	R: 0 E: 0 K: 1 S: 10	H: 0 LOB: 1 BB: 0 P: 13	R: 0 E: 0 K: 0 S: 5	H: 0 LOB: 1 BB: 1 P: 10	R: 2 E: 0 K: 1 S: 20	H: 1 LOB: 0 BB: 1 P: 33	R: 0 E: 0 K: 1 S: 13	H: 1 LOB: 2 BB: 1 P: 26		1B: 5 2B: 1 3B: 0 HR: 1	SF: 0 SAC: 0 DP: 1 HBP: 0
PITCHER	IP WLS BF H R ER SO BB IBB HBP BLK WP HR S P ERA WHIP																		
Pat Rapp, R ERA: 4.88 Terry Mathews, R ERA: 3.04 Robb Nen, R ERA: 3.97 (1, 1) (7, 1) (8, 1)	6.0 W 23 4 0 0 9 0 0 0 0 0 0 1 59 33 10.80 1.800																		



Batter	1	2	3	4	5	6	7	8	9	10	11	12	13	14	AB	R	H	RBI	BB	SO	LOB	TOP					
Quilvo Veras, S OBP: 0.358, SLG: 0.324 (1, 4)	F8		K		L6		FC1-6-4 BLK 1-2	G4-3			F8			SH 2B	7	1	1	0	0	1	5	<p>Florida Marlins @ San Francisco Giants Candlestick Park, San Francisco, CA</p> <p>Tue Jul 18 1995, 6:33 AM EDT Att: 11,481 - Cloudy - 69 F</p> <p>livebaseballscores.com</p>					
Jerry Browne, S OBP: 0.350, SLG: 0.297 (8, 9)	G1-3				G3		F7 1-2		G5-4-3 BB		F7			SH BB HR 2H	5	2	1	0	1	0	2						
Jeff Canine, R OBP: 0.408, SLG: 0.548 (1, 7)	K				K				G5-4-3		G6-3			BB HR BB	6	2	1	0	1	3	2						
Terry Pendleton, S OBP: 0.336, SLG: 0.423 (1, 5)		L6												HR BB	6	3	2	1	1	1	2						
Greg Colbrunn, R OBP: 0.314, SLG: 0.436 (1, 3)		L4												HR BB	6	3	3	7	1	1	0						
Tommy Gregg, L OBP: 0.297, SLG: 0.386 Chuck Carr, S OBP: 0.319, SLG: 0.274 (8, PR) (8, 8)		G4-3												HR BB	4	0	2	1	0	1	0						
Kurt Abbott, R OBP: 0.290, SLG: 0.429 (1, 6)														1B L6-3	3	1	1	0	0	0	2						
Charles Johnson, R OBP: 0.304, SLG: 0.357 (1, 2)														1B	6	0	1	0	1	0	2						
Eric Harrison, L Wally Turrentine, R Yoris Perez, L Mark Neun, R Alex Arenz, R Randy Veres, L Robby Thompson, R J.R. Phillips, L Jose Bautista, R Chris Hook, R ERA: 4.27															4	0	2	0	0	1	3						
Inning Stats	R: 0 E: 0 K: 1 S: 5	H: 0 LOB: 0 BB: 0 P: 5	R: 0 E: 0 K: 0 S: 3	H: 0 LOB: 0 BB: 0 P: 3	R: 0 E: 0 K: 1 S: 6	H: 1 LOB: 1 BB: 0 P: 6	R: 4 E: 0 K: 1 S: 9	H: 4 LOB: 0 BB: 0 P: 9	R: 0 E: 0 K: 2 S: 8	H: 1 LOB: 1 BB: 0 P: 4	R: 3 E: 0 K: 0 S: 11	H: 4 LOB: 2 BB: 1 P: 15	R: 0 E: 0 K: 0 S: 2	H: 0 LOB: 2 BB: 1 P: 6	R: 0 E: 0 K: 0 S: 3	H: 0 LOB: 0 BB: 0 P: 3	R: 0 E: 0 K: 1 S: 5	H: 0 LOB: 0 BB: 0 P: 5	R: 0 E: 0 K: 0 S: 3	H: 0 LOB: 0 BB: 0 P: 3	R: 5 E: 1 K: 0 S: 6		H: 3 LOB: 0 BB: 2 P: 14	1B: 12 2B: 2 3B: 0 HR: 2	SF: 0 SAC: 1 DP: 2 HBP: 0	WP: 0 PB: 0 CS: 0	PA: 62
PITCHER	IP 7.1	WLS 35	BF 12	H 7	R 7	ER 7	SO 7	BB 7	IBB 1	HBP 0	BLK 0	WP 0	HR 1	S 48	P 52	ERA 8.59	WHIP 1.636										
William Van Landingham, R ERA: 4.76 Carlos Valdez, R ERA: 4.22 Shawn Barton, L ERA: 2.92 Jose Bautista, R ERA: 6.03 Chris Hook, R ERA: 5.05	IP 7.1	WLS 35	BF 12	H 7	R 7	ER 7	SO 7	BB 7	IBB 1	HBP 0	BLK 0	WP 0	HR 1	S 48	P 52	ERA 8.59	WHIP 1.636										

Batter	1	2	3	4	5	6	7	8	9	10	11	12	13	14	AB	R	H	RBI	BB	SO	LOB	BOTTOM					
Royce Clayton, R OBP: 0.368, SLG: 0.348 Mike Benjamin, R OBP: 0.293, SLG: 0.387 (1, 6) (6, 6)	F9		E5 1B		F9 2B		G5-3		K		G5-3			K	3	0	1	0	0	0	1	<p>Florida Marlins @ San Francisco Giants Candlestick Park, San Francisco, CA</p> <p>Tue Jul 18 1995, 6:33 AM EDT Att: 11,481 - Cloudy - 69 F</p> <p>livebaseballscores.com</p>					
Robby Thompson, R OBP: 0.308, SLG: 0.305 (1, 4)	F7				F9			HR 1B	K					1B HR 1B	6	2	3	0	1	1	1						
Barry Bonds, L OBP: 0.439, SLG: 0.601 (1, 7)	G4-3				P5			HR 1B			BB			K	7	2	2	3	0	2	6						
Mark Carreon, R OBP: 0.347, SLG: 0.525 (1, 3)		F9		F9			HR	2B 2B						G5-3 1B	7	3	4	1	0	0	3						
Glenallen Hill, R OBP: 0.326, SLG: 0.466 (1, 9)		G4-3			K			2B 1B	K					HR 1B	7	2	2	4	0	2	1						
Steve Scarsone, R OBP: 0.364, SLG: 0.590 (1, 5)				F8				G5-3 2B						K	6	1	1	1	1	1	3						
Rikkert FaneYTE, R OBP: 0.413, SLG: 0.278 (1, 8)		HR K						CS BB						K	5	0	1	0	1	2	2						
Kirt Manwaring, R OBP: 0.316, SLG: 0.335 Jeff Reed, L OBP: 0.405, SLG: 0.303 (8, PR) (9, 2)				F8					K					P6	3	0	0	0	0	2	1						
William Van Landingham, R ERA: 2.69 Randy Veres, R ERA: 3.07 Yorkis Perez, L ERA: 8.33 Robb Nen, R ERA: 3.96 Mark Gardner, R ERA: 4.27														P4	3	0	1	1	0	0	1						
Inning Stats	R: 0 E: 0 K: 0 S: 3	H: 0 LOB: 0 BB: 0 P: 3	R: 1 E: 1 K: 1 S: 6	H: 1 LOB: 3 BB: 0 P: 6	R: 0 E: 1 K: 0 S: 6	H: 2 LOB: 3 BB: 0 P: 6	R: 0 E: 0 K: 2 S: 7	H: 0 LOB: 1 BB: 1 P: 11	R: 0 E: 0 K: 2 S: 8	H: 1 LOB: 1 BB: 0 P: 8	R: 1 E: 0 K: 1 S: 5	H: 2 LOB: 1 BB: 0 P: 11	R: 0 E: 0 K: 1 S: 5	H: 0 LOB: 0 BB: 0 P: 7	R: 0 E: 0 K: 1 S: 5	H: 0 LOB: 0 BB: 0 P: 5	R: 0 E: 0 K: 1 S: 5	H: 0 LOB: 0 BB: 0 P: 5	R: 0 E: 0 K: 1 S: 5	H: 0 LOB: 0 BB: 0 P: 5	R: 3 E: 0 K: 3 S: 12		H: 3 LOB: 0 BB: 0 P: 12	1B: 7 2B: 4 3B: 0 HR: 5	SF: 0 SAC: 0 DP: 1 HBP: 0	WP: 0 PB: 0 SB: 0 CS: 1	PA: 60
PITCHER	IP 7.1	WLS 33	BF 9	H 6	R 6	ER 6	SO 7	BB 2	IBB 0	HBP 0	BLK 0	WP 0	HR 3	S 45	P 53	ERA 7.36	WHIP 1.500										
Chris Hammond, L ERA: 2.69 Randy Veres, R ERA: 3.07 Yorkis Perez, L ERA: 8.33 Robb Nen, R ERA: 3.96 Mark Gardner, R ERA: 4.27	IP 7.1	WLS 33	BF 9	H 6	R 6	ER 6	SO 7	BB 2	IBB 0	HBP 0	BLK 0	WP 0	HR 3	S 45	P 53	ERA 7.36	WHIP 1.500										
Rob Murphy, L ERA: 9.75 Terry Mathews, R ERA: 3.14	IP 1.2	WLS 0	BF 7	H 2	R 2	ER 2	SO 3	BB 0	IBB 0	HBP 0	BLK 0	WP 0	HR 0	S 13	P 13	ERA 10.80	WHIP 1.200										



Batter	1	2	3	4	5	6	7	8	9	10	AB	R	H	RBI	BB	SO	LOB	TOP										
Todd Hollandsworth, L OBP: 0.371, SLG: 0.531 (1.8)	K		E6 G3 SH1-3 2B		HBP		E 1B 1B		F7		4	1	1	0	0	1	0	Los Angeles Dodgers @ Florida Marlins Joe Robbie Stadium, Miami, FL Thu Jul 20 1995, 7:05 PM EDT Att: 34,724 - Unknown - 82 F										
Jose Offerman, S OBP: 0.407, SLG: 0.419 (1.8)	P5		SH1-3		CS BB		E9 1B			1B 1B	3	1	2	0	1	0	0											
Raul Mondesi, R OBP: 0.360, SLG: 0.518 (1.9)	S 1B		G3		L6		G3-1			1B SF8 1B	5	1	2	0	0	0	5											
Mike Piazza, R OBP: 0.410, SLG: 0.620 (1.2)	K				K					L8	4	0	1	1	1	2	5											
Eric Karros, R OBP: 0.372, SLG: 0.519 (1.3)		PB WP 2B	K				K			BB BB	4	1	2	1	1	2	1											
Tim Wallach, R OBP: 0.327, SLG: 0.391 (1.5)	K				K		K			G6-4-3 BB	4	0	0	0	1	4	3											
Roberto Kelly, R OBP: 0.294, SLG: 0.328 (1.7)	K				E4		K			BB	4	0	0	1	0	2	2											
Chad Fonville, S OBP: 0.271, SLG: 0.263 Chris Gwynn, L OBP: 0.275, SLG: 0.333 Delino DeShields, L OBP: 0.323, SLG: 0.326 (9.4)					K		B1			G6-3 G4-3	2	0	0	0	1	1	1											
Hideo Nomo, R OBP: 0.026, SLG: 0.026 Dave Hansen, L OBP: 0.366, SLG: 0.357 Pedro Astacio, R OBP: 0.182, SLG: 0.190 Todd Worrell, R (10.1)		G2			K		F9			K	3	0	0	0	0	1	2											
Inning Stats	R: 0 E: 0 K: 2 S: 8	H: 1 LOB: 1 BB: 0 P: 8	R: 1 E: 0 K: 2 S: 8	H: 1 LOB: 1 BB: 1 P: 12	R: 1 E: 1 K: 1 S: 7	H: 1 LOB: 1 BB: 0 P: 7	R: 0 E: 1 K: 3 S: 10	H: 0 LOB: 1 BB: 0 P: 10	R: 0 E: 0 K: 1 S: 4	H: 0 LOB: 2 BB: 1 P: 9	R: 0 E: 0 K: 3 S: 9	H: 0 LOB: 0 BB: 0 P: 9	R: 0 E: 1 K: 0 S: 5	H: 2 LOB: 2 BB: 0 P: 5	R: 0 E: 0 K: 1 S: 4	H: 0 LOB: 1 BB: 2 P: 12	R: 0 E: 0 K: 1 S: 5		H: 0 LOB: 0 BB: 0 P: 5	R: 2 E: 0 K: 0 S: 6	H: 3 LOB: 2 BB: 1 P: 10	1B: 6 2B: 3 3B: 0 HR: 0	SF: 1 SAC: 1 DP: 2 HBP: 1	WP: 1 PB: 1 SB: 1 CS: 1	PA: 44			
PITCHER	IP	WLS	BF	H	R	ER	SO	BB	IBB	HBP	BLK	WP	HR	S	P	ERA	WHIP											
Bobby Witt, R ERA: 4.3 Terry Mathews, R ERA: 3.33 Randy Veres, R ERA: 3.0	7.0	L	32	5	2	0	12	4	0	1	0	0	0	0	51	68	0.00	1.286										
	2.1		10	3	2	2	2	1	0	0	0	0	0	13	17	7.71	1.714											
	0.2		2	0	0	0	0	0	0	0	0	0	0	2	2	0.00	0.000											

AB	36
R	4
H	8
RBI	3
BB	5
SO	14
LOB	21



Batter	1	2	3	4	5	6	7	8	9	10	AB	R	H	RBI	BB	SO	LOB	BOTTOM									
Quilvio Veras, S OBP: 0.346, SLG: 0.310 (1.4)	G4-3		F9		F7			B5-3		G3	5	0	0	0	0	0	1	Los Angeles Dodgers @ Florida Marlins Joe Robbie Stadium, Miami, FL Thu Jul 20 1995, 7:05 PM EDT Att: 34,724 - Unknown - 82 F									
Chuck Carr, S OBP: 0.320, SLG: 0.277 (1.8)	L9		S 1B				G5-3			G3	5	0	2	1	0	0	0										
Jeff Conine, R OBP: 0.406, SLG: 0.537 (1.7)	F9		K				K2-3			K2-3	5	0	0	0	0	3	2										
Terry Pendleton, S OBP: 0.333, SLG: 0.418 (1.5)		F7			K				L7		4	0	1	0	0	1	0										
Greg Colbrunn, R OBP: 0.316, SLG: 0.447 (1.3)		K			K				1B		3	0	0	0	1	3	1										
Tommy Gregg, L OBP: 0.303, SLG: 0.379 Randy Veres, R (10.1)					K				FC5 BB		3	0	0	0	1	1	1										
Kurt Abbott, R OBP: 0.297, SLG: 0.443 (1.6)									F7		0	0	0	0	0	0	0										
Charles Johnson, R OBP: 0.302, SLG: 0.350 (1.2)											4	1	2	1	0	1	2										
Bobby Witt, R OBP: 0.111, SLG: 0.120 Terry Mathews, L OBP: 0.417, SLG: 0.583 Jerry Browne, S OBP: 0.347, SLG: 0.294 (10.9)											4	1	2	1	0	1	2										
											3	1	1	0	1	0	2										
											2	0	0	0	0	0	1										
											0	0	0	0	0	0	0										
											1	0	0	0	0	0	0										
Inning Stats	R: 0 E: 0 K: 0 S: 3	H: 0 LOB: 0 BB: 0 P: 3	R: 0 E: 1 K: 1 S: 6	H: 0 LOB: 1 BB: 0 P: 6	R: 1 E: 0 K: 1 S: 7	H: 2 LOB: 1 BB: 0 P: 7	R: 0 E: 0 K: 3 S: 9	H: 0 LOB: 0 BB: 0 P: 9	R: 0 E: 0 K: 0 S: 4	H: 0 LOB: 0 BB: 0 P: 9	R: 1 E: 0 K: 2 S: 8	H: 1 LOB: 1 BB: 0 P: 8	R: 0 E: 0 K: 1 S: 4	H: 0 LOB: 1 BB: 2 P: 12	R: 0 E: 0 K: 1 S: 5	H: 0 LOB: 0 BB: 0 P: 5	R: 0 E: 0 K: 0 S: 4	H: 1 LOB: 2 BB: 1 P: 8	R: 0 E: 0 K: 0 S: 4	H: 1 LOB: 1 BB: 0 P: 4	1B: 5 2B: 1 3B: 0 HR: 1	SF: 0 SAC: 1 DP: 1 HBP: 0	WP: 0 PB: 0 SB: 2 CS: 0	PA: 39			
PITCHER	IP	WLS	BF	H	R	ER	SO	BB	IBB	HBP	BLK	WP	HR	S	P	ERA	WHIP										
Hideo Nomo, R ERA: 1.93 Pedro Astacio, R ERA: 4.42 Todd Worrell, R ERA: 0.86	8.0		30	4	2	0	9	2	0	0	0	0	1	46	54	2.25	0.750										
	1.0	W	5	1	0	0	0	1	0	0	0	0	0	4	8	0.00	2.000										
	1.0	S	4	1	0	0	0	0	0	0	0	0	0	4	4	0.00	1.000										

AB	35
R	2
H	6
RBI	2
BB	3
SO	9
LOB	10



Batter	1	2	3	4	5	6	7	8	9	AB	R	H	RBI	BB	SO	LOB	TOP			
Todd Hollandsworth, L (1.8)	G6-3		K		K	K			G1-3	5	0	0	0	0	0	3				
Jose Offerman, S (1.6)	G4-3			1B BB	P6		K		P3	4	1	0	0	1	1	0				
Raul Mondesi, R (1.9)	P4			1B 1B	F3		P4			4	1	1	0	0	0	0				
Mike Piazza, R (1.2)		F8		1B G4-3		G4-3	F8			4	1	1	1	0	0	0				
Eric Karros, R (1.3)	K			F9		G4-3		G5-3		4	0	0	0	0	1	2				
Dave Hansen, L (1.5)	G6-3			G4-3		1B 1B		G2-3		4	1	1	0	0	0	2				
Tim Wallach, R (8.5)				G4-3		1B 1B				0	0	0	0	0	0	0				
Roberto Kelly, R (1.7)			K	1B		1B 1B		E5		4	1	2	2	0	1	0				
Chad Fonville, S (1.4)				2B	1B	1B 1B		F9		4	0	3	1	0	0	1				
Ismael Valdez, R (1.1)				F8	F9				K	3	0	1	1	0	0	3				
Billy Ashley, R (9. PH)										1	0	0	0	0	1	0				
Rudy Seanez, R (9.1)										0	0	0	0	0	0	0				
Todd Worrell, R (9.1)										0	0	0	0	0	0	0				
Inning Stats	R: 0 E: 0 K: 0 S: 3	H: 0 LOB: 0 BB: 0 P: 3	R: 0 E: 0 K: 1 S: 5	H: 0 LOB: 0 BB: 0 P: 5	R: 0 E: 0 K: 2 S: 8	H: 1 LOB: 1 BB: 0 P: 8	R: 3 E: 0 K: 0 S: 7	H: 4 LOB: 2 BB: 1 P: 11	R: 0 E: 0 K: 1 S: 5	H: 0 LOB: 0 BB: 0 P: 5	R: 0 E: 0 K: 0 S: 4	H: 0 LOB: 1 BB: 0 P: 4	R: 0 E: 0 K: 1 S: 5	H: 0 LOB: 0 BB: 0 P: 5	R: 0 E: 0 K: 1 S: 5	H: 0 LOB: 0 BB: 0 P: 5	1B: 8 2B: 1 3B: 0 HR: 0	SF: 0 SAC: 0 DP: 0 HBP: 0	WP: 0 PB: 0 SB: 0 CS: 0	PA: 38
PITCHER	IP WLS BF H R ER SO BB IBB HBP BLK WP HR S P ERA WHIP																			
Pat Rapp, R (1.1)	5.2 L 27 9 5 5 4 1 0 0 0 0 0 0 0 0 0 0 7.94 1.765																			
Matt Mantei, R (6.1)	1.1 4 0 0 0 2 0 0 0 0 0 0 0 0 0 0 0 0.00 0.000																			
Randy Veres, R (8.1)	1.0 4 0 0 0 0 0 0 0 0 0 0 0 0 0 0 0 0.00 0.000																			
Yorkis Perez, L (9.1)	0.2 2 0 0 0 1 0 0 0 0 0 0 0 0 0 0 0 0.00 0.000																			
Robb Nen, R (9.1)	0.1 1 0 0 0 0 0 0 0 0 0 0 0 0 0 0 0 0.00 0.000																			

Los Angeles Dodgers @ Florida Marlins
Joe Robbie Stadium, Miami, FL
Fri Jul 21 1995, 7:05 PM EDT
Att: 22,652 - Unknown - 88 F

AB 37
R 5
H 9
RBI 5
BB 1
SO 7
LOB 11

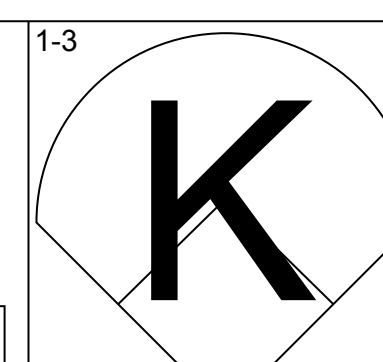
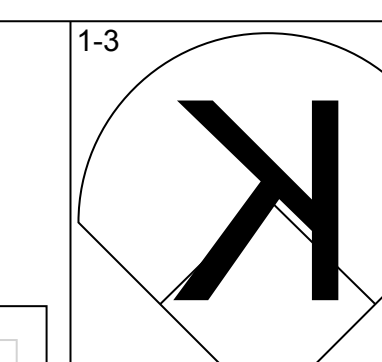
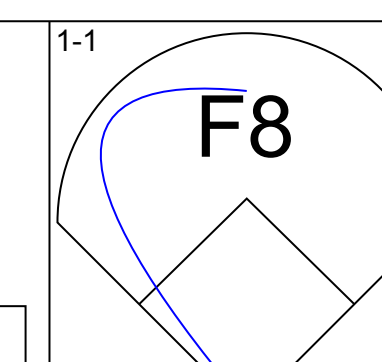
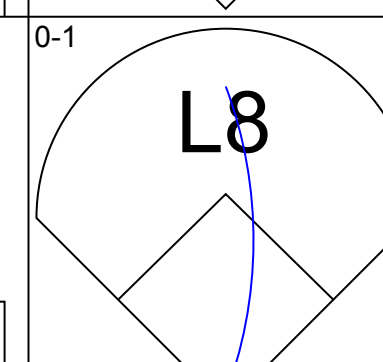
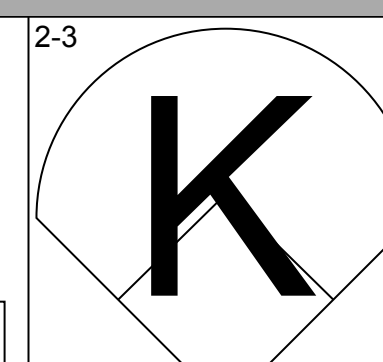
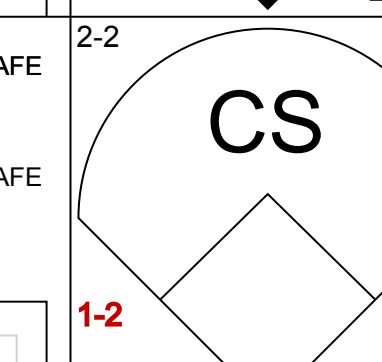
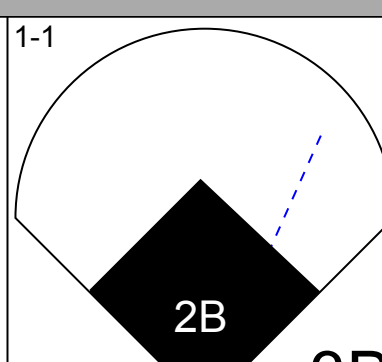
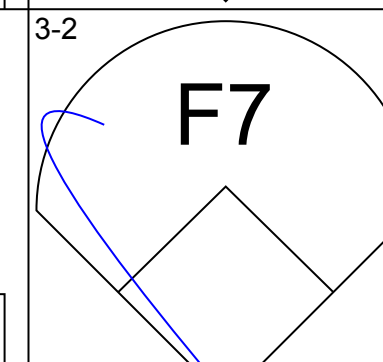
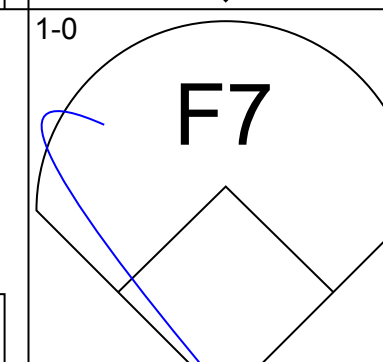
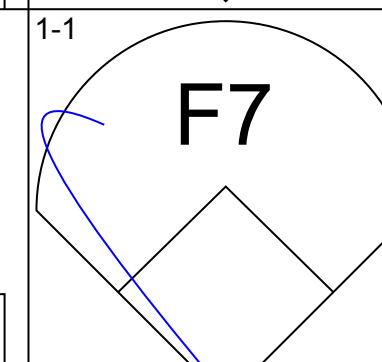
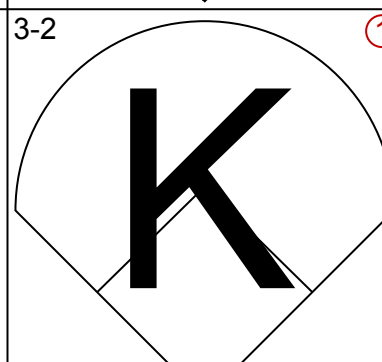
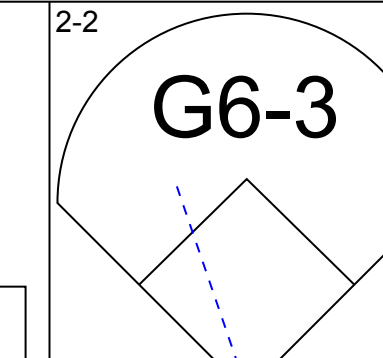
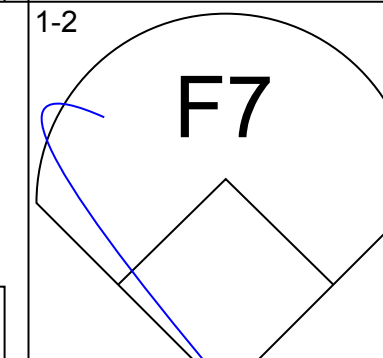
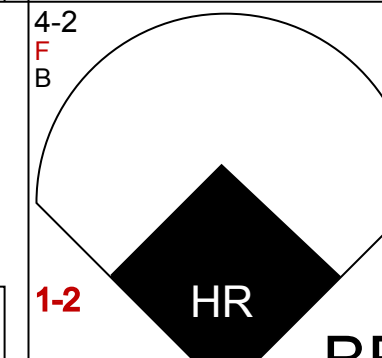
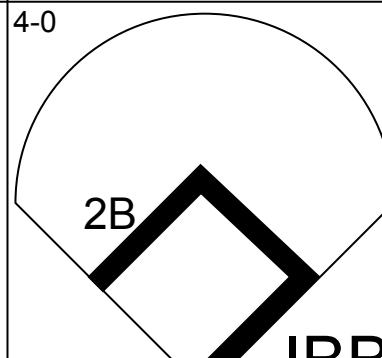
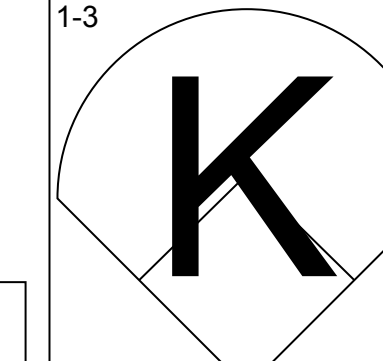
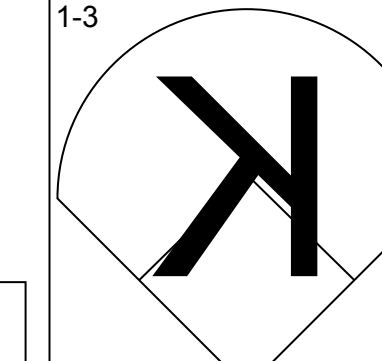
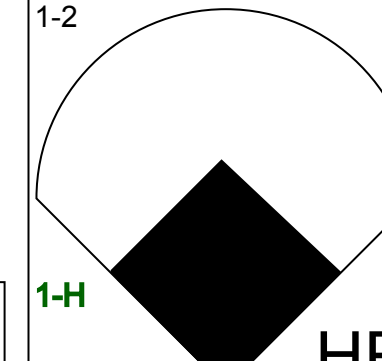
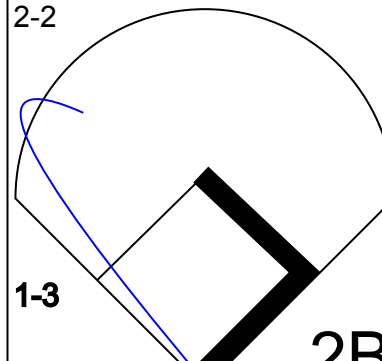
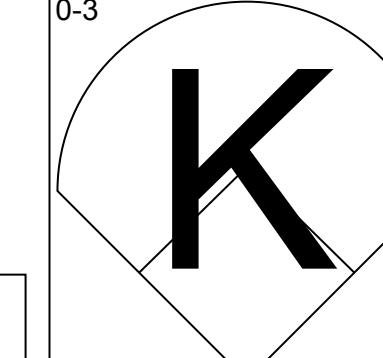
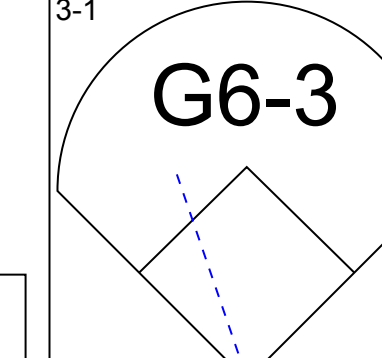
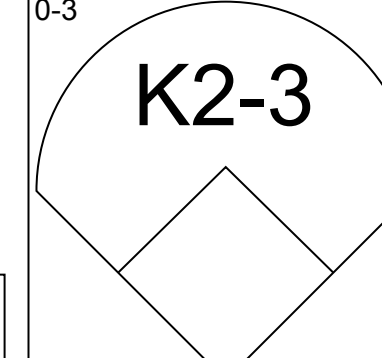
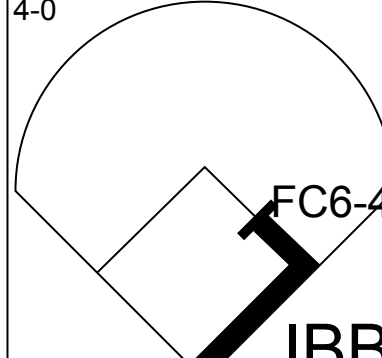
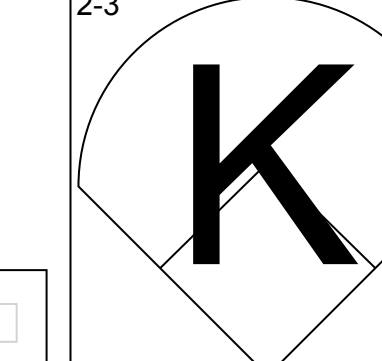
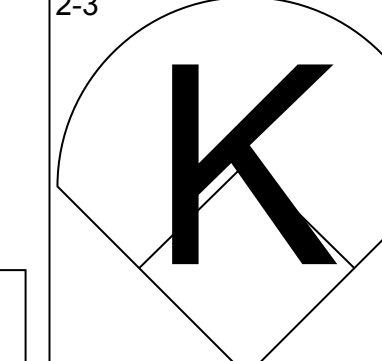
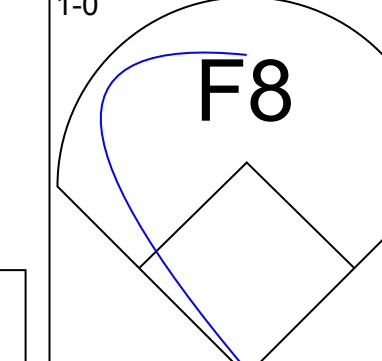
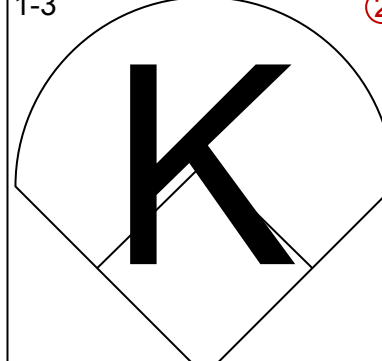
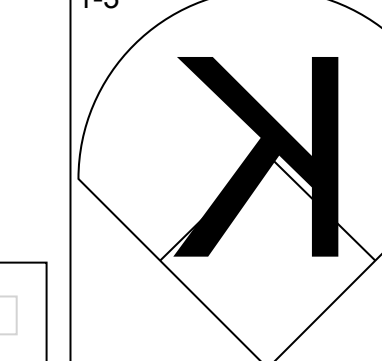
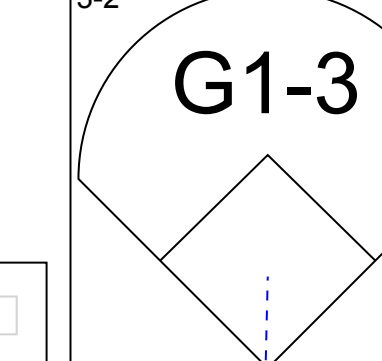
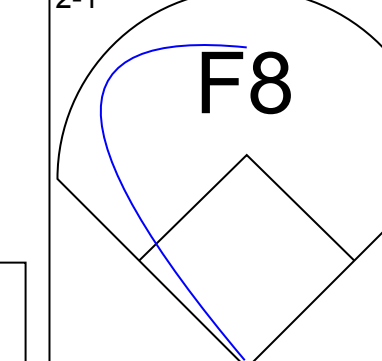
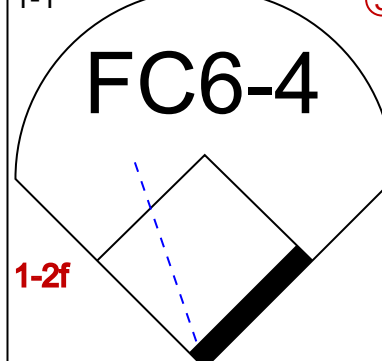
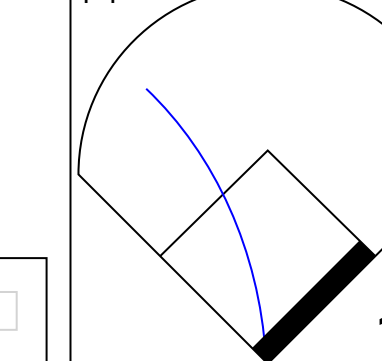
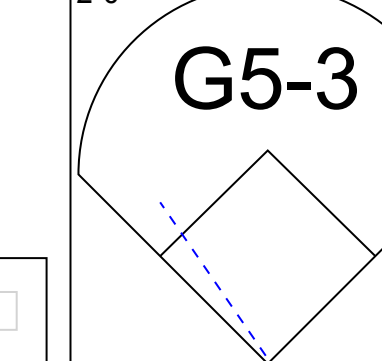
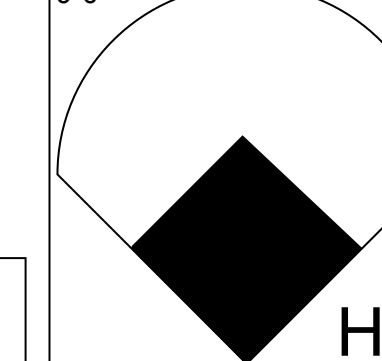


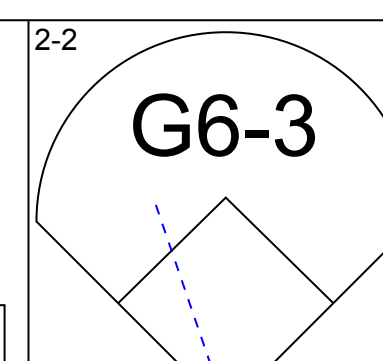
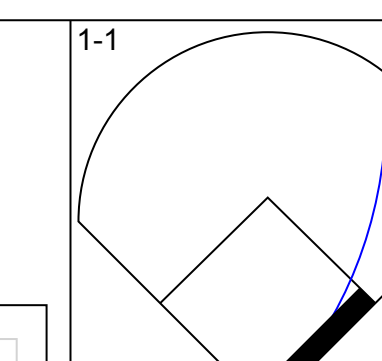
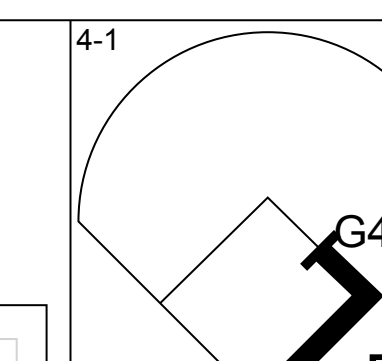
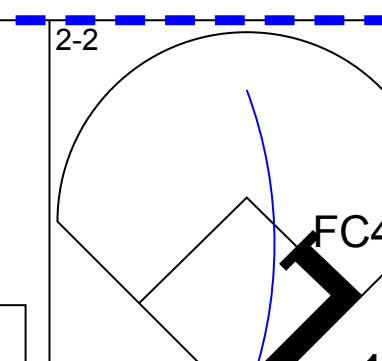
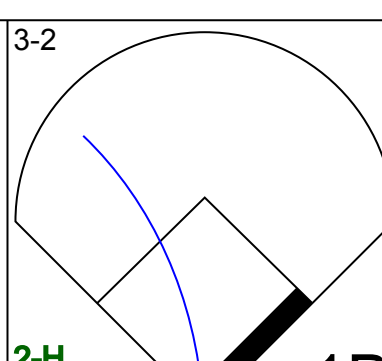
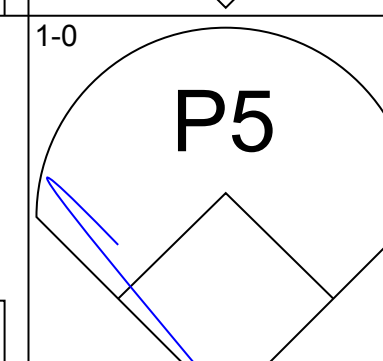
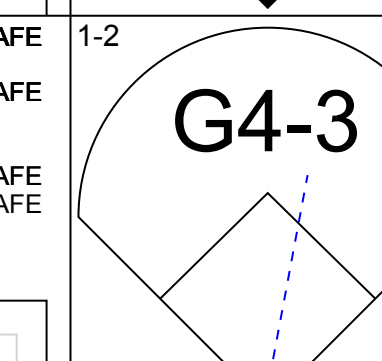
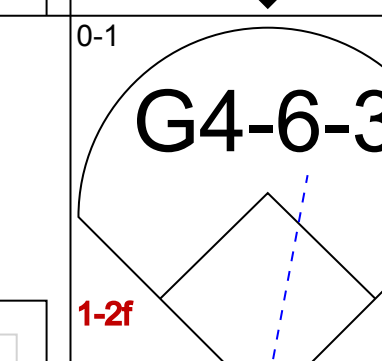
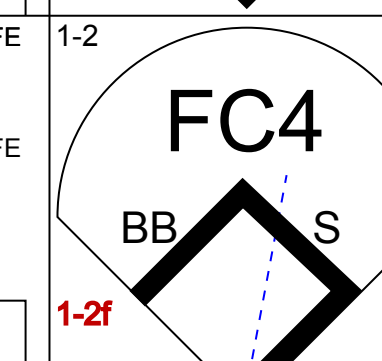
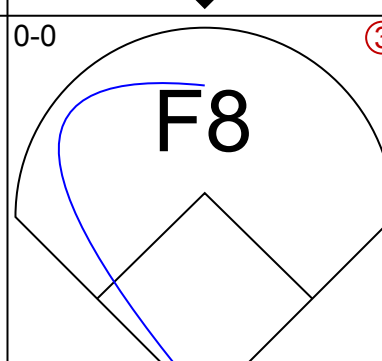
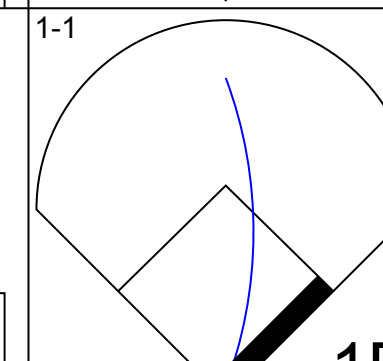
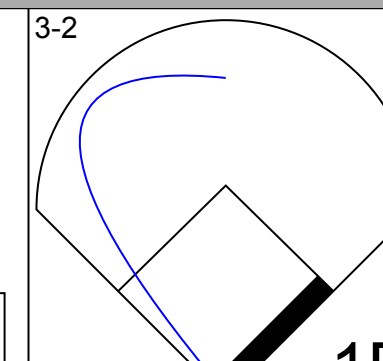
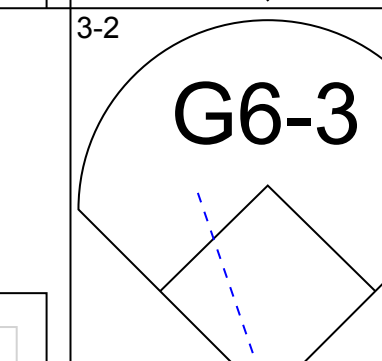
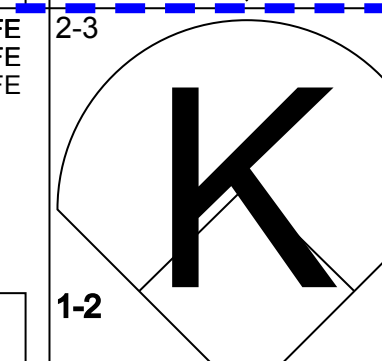

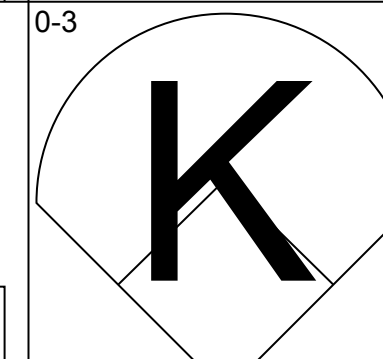
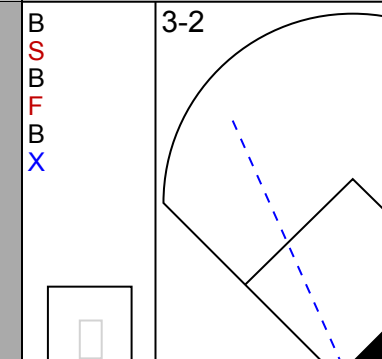
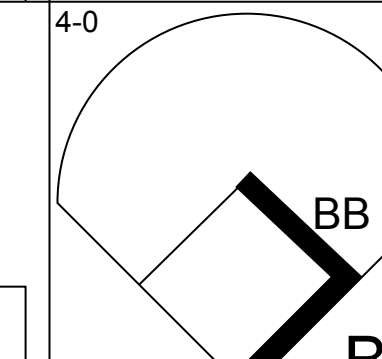

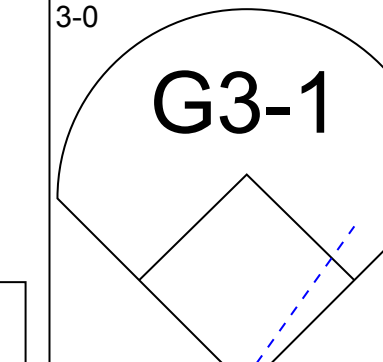
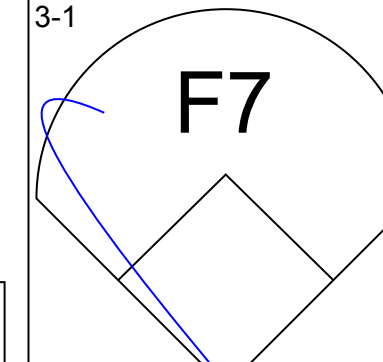
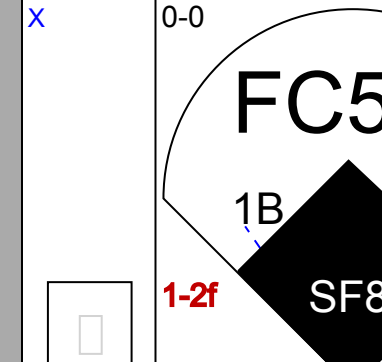
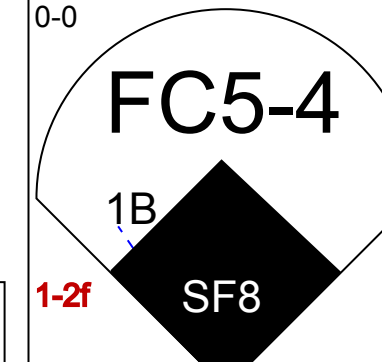
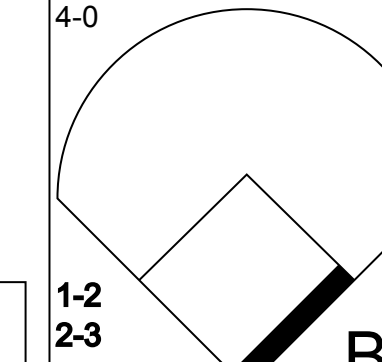

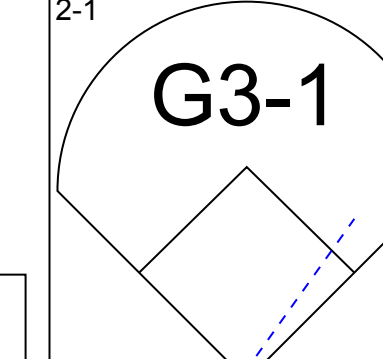
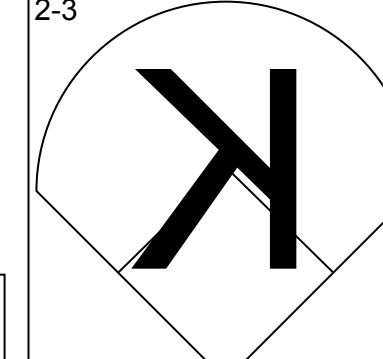
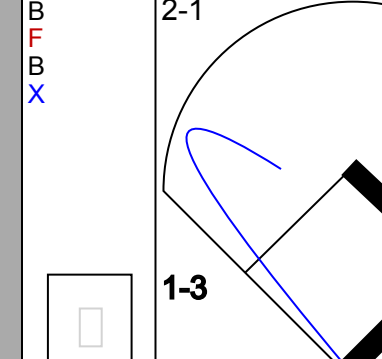
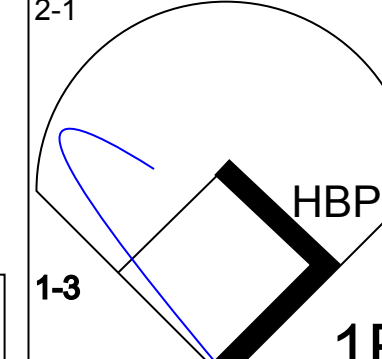
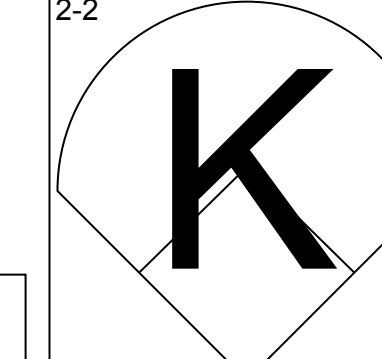
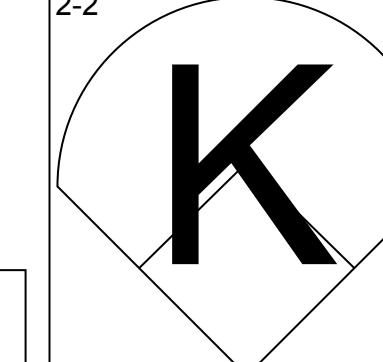
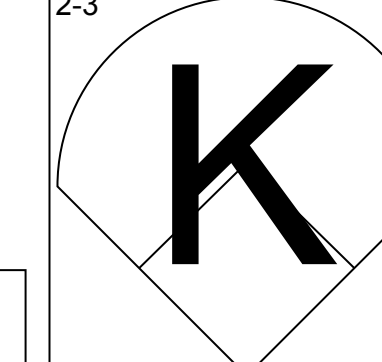
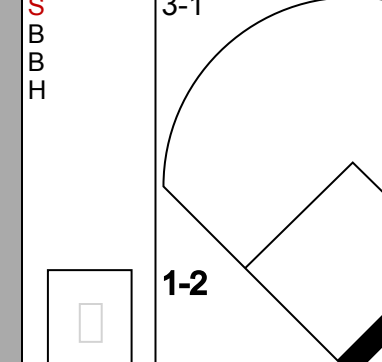
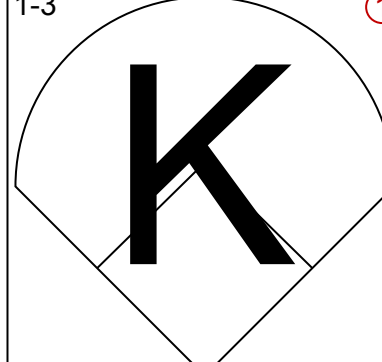
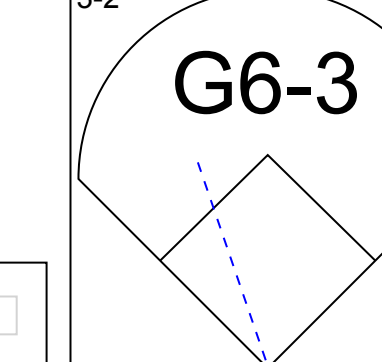
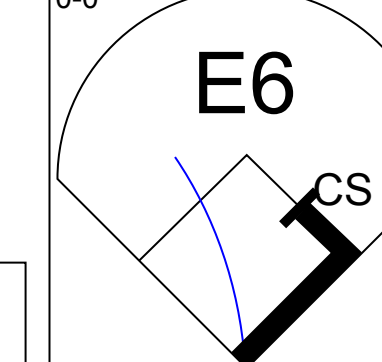
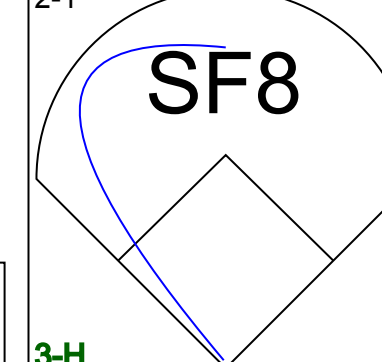
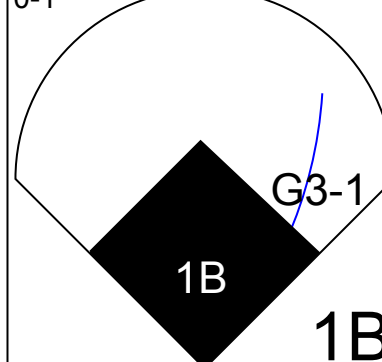
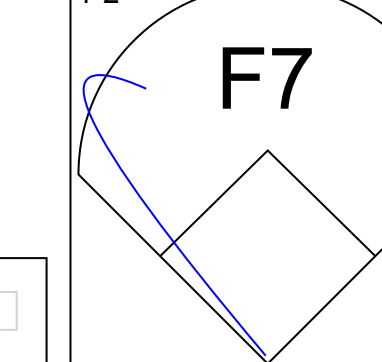
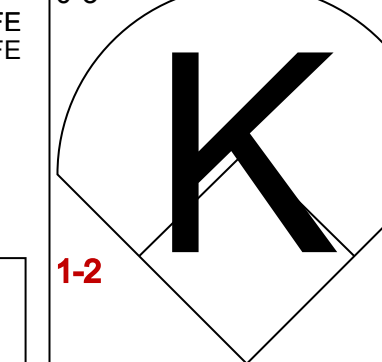
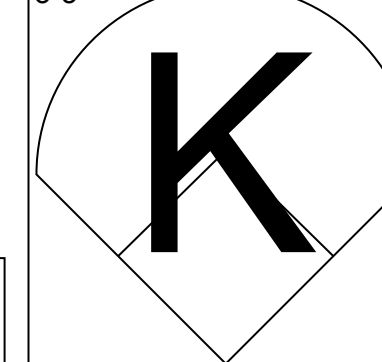
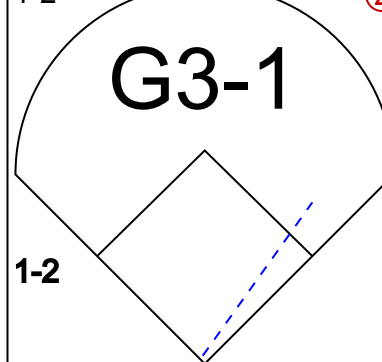
Batter	1	2	3	4	5	6	7	8	9	AB	R	H	RBI	BB	SO	LOB	BOTTOM			
Chuck Carr, S (1.8)	FC6-4 1B BB		G3		F9		F8		2B	4	0	1	1	1	0	2				
Jerry Browne, S (1.4)	FC6-4 1B		1B BB		G4-3			P4	G3	4	1	1	0	1	0	2				
Jeff Conine, R (1.7)	FC6-4 1B		K			F8		F7		4	0	0	0	0	1	3				
Terry Pendleton, S (1.5)	K		E7		G4-3			F9		4	0	1	0	0	1	2				
Robb Nen, R (9.1)			1B							0	0	0	0	0	0	0				
Greg Colbrunn, R (1.3)	FC6-4		F8		L5				G3	4	0	0	0	0	0	3				
Tommy Gregg, L (1.9)		F9		K			F7		1B 2B	4	1	1	0	0	1	0				
Kurt Abbott, R (1.6)		K		K			1B 1B		1B BB	3	1	1	0	1	2	0				
Charles Johnson, R (1.2)		FC6-4 BB		G4-3			1B		L8	3	0	1	0	1	0	2				
Pat Rapp, R (1.1)					G1-3					2	0	0	0	0	0	1				
Matt Mantei, R (6.1)										0	0	0	0	0	0	0				
Russ Morman, R (7. PH)										1	0	0	0	0	0	1				
Randy Veres, R (8.1)										0	0	0	0	0	0	0				
Yorkis Perez, L (9.1)										0	0	0	0	0	0	0				
Alex Arias, R (9.5)									1B	1	0	1	1	0	0	0				
Inning Stats	R: 0 E: 0 K: 1 S: 6	H: 1 LOB: 2 BB: 1 P: 10	R: 0 E: 0 K: 1 S: 5	H: 0 LOB: 1 BB: 1 P: 9	R: 1 E: 1 K: 1 S: 6	H: 1 LOB: 1 BB: 1 P: 10	R: 0 E: 0 K: 2 S: 7	H: 0 LOB: 0 BB: 0 P: 7	R: 0 E: 0 K: 0 S: 3	H: 0 LOB: 0 BB: 0 P: 3	R: 0 E: 0 K: 1 S: 7	H: 2 LOB: 2 BB: 0 P: 7	R: 0 E: 0 K: 0 S: 3	H: 0 LOB: 0 BB: 0 P: 3	R: 0 E: 0 K: 0 S: 6	H: 3 LOB: 2 BB: 1 P: 10	1B: 5 2B: 2 3B: 0 HR: 0	SF: 0 SAC: 0 DP: 0 HBP: 0	WP: 0 PB: 0 SB: 0 CS: 0	PA: 38
PITCHER	IP WLS BF H R ER SO BB IBB HBP BLK WP HR S P ERA WHIP																			
Ismael Valdez, R (1.1)	8.0 W 31 4 1 0 0 0 3 0 0 0 0 0 0 0 0 0 0.00 0.875																			
Rudy Seanez, R (9.1)	0.1 3 1 2 2 0 1 0 0 0 0 0 0 0 2 6 54.00 6.000																			
Todd Worrell, R (9.1)	0.2 S 4 2 0 0 0 0 0 0 0 0 0 0 0 4 4 0.00 3.000																			

Los Angeles Dodgers @ Florida Marlins
Joe Robbie Stadium, Miami, FL
Fri Jul 21 1995, 7:05 PM EDT
Att: 22,652 - Unknown - 88 F

AB 34
R 3
H 7
RBI 2
BB 4
SO 6
LOB 17



Batter	1	2	3	4	5	6	7	8	9	AB	R	H	RBI	BB	SO	LOB	TOP					
Todd Hollandsworth, L OBP: 0.389, SLG: 0.535 (1, 8)										3	0	0	0	1	2	1	Los Angeles Dodgers @ Florida Marlins Joe Robbie Stadium, Miami, FL Sun Jul 23 1995, 7:05 PM EDT Att: 27,418 - Unknown - 90 F livebaseballscores.com					
Jose Offerman, S OBP: 0.407, SLG: 0.424 (1, 6)										4	1	2	0	0	1	0						
Raul Mondesi, R OBP: 0.358, SLG: 0.508 (1, 9)										4	0	0	0	0	1	2						
Eric Karros, R OBP: 0.370, SLG: 0.507 (1, 3)										2	1	0	0	2	0	0						
Roberto Kelly, R OBP: 0.301, SLG: 0.346 (1, 7)										4	1	2	3	0	2	0						
Tim Lincecum, R OBP: 0.324, SLG: 0.383 (1, 5)										3	0	0	0	1	2	0						
Carlos Hernandez, R OBP: 0.271, SLG: 0.188 Dave Hansen, L OBP: 0.387, SLG: 0.341 Pedro Astacio, R OBP: 0.182, SLG: 0.190 Todd Worrell, R OBP: 0.182, SLG: 0.190 (8, 1)										2	0	0	0	0	2	0						
Chad Fonville, S OBP: 0.278, SLG: 0.286 (1, 4)										4	0	0	0	0	1	3						
Tom Candiotti, R OBP: 0.189, SLG: 0.143 Mike Piazza, R OBP: 0.414, SLG: 0.643 (8, 2)										2	0	1	0	0	0	0						
Inning Stats	R: 0 E: 0 K: 1 S: 9	H: 0 LOB: 0 BB: 0 P: 13	R: 0 E: 0 K: 2 S: 11	H: 0 LOB: 0 BB: 0 P: 14	R: 0 E: 0 K: 3 S: 13	H: 1 LOB: 1 BB: 0 P: 18	R: 0 E: 0 K: 1 S: 9	H: 0 LOB: 0 BB: 0 P: 13	R: 0 E: 0 K: 2 S: 10	H: 0 LOB: 0 BB: 0 P: 16	R: 2 E: 0 K: 1 S: 13	H: 2 LOB: 0 BB: 1 P: 19	R: 1 E: 0 K: 0 S: 6	H: 1 LOB: 0 BB: 0 P: 10	R: 1 E: 0 K: 2 S: 14	H: 2 LOB: 2 BB: 2 P: 30		1B: 2 2B: 1 3B: 1 HR: 2	SF: 0 SAC: 0 DP: 0 HBP: 0	WP: 0 PB: 0 SB: 0 CS: 2	PA: 36	
PITCHER	IP	WLS	BF	H	R	ER	SO	BB	IBB	HBP	BLK	WP	HR	S	P	ERA	WHIP					
Chris Hammond, L ERA: 2.68 Richie Lewis, R ERA: 5.21 Mark Gardner, R ERA: 4.23	(1, 1)	7.0	L	24	3	2	2	10	2	0	0	0	0	1	73	112	2.57	0.714				
PITCHER	IP	WLS	BF	H	R	ER	SO	BB	IBB	HBP	BLK	WP	HR	S	P	ERA	WHIP					
Chris Hammond, L ERA: 2.68 Richie Lewis, R ERA: 5.21 Mark Gardner, R ERA: 4.23	(8, 1)	1.1		9	3	2	1	0	2	0	0	0	0	1	15	33	13.50	2.250				
Mark Gardner, R ERA: 4.23	(9, 1)	0.2		2	0	0	0	1	0	0	0	0	0	5	7	0.00	0.000					

Batter	1	2	3	4	5	6	7	8	9	AB	R	H	RBI	BB	SO	LOB	BOTTOM				
Quilvio Veras, S OBP: 0.353, SLG: 0.317 (1, 4)										4	0	3	1	1	0	0	Los Angeles Dodgers @ Florida Marlins Joe Robbie Stadium, Miami, FL Sun Jul 23 1995, 7:05 PM EDT Att: 27,418 - Unknown - 90 F livebaseballscores.com				
Chuck Carr, S OBP: 0.316, SLG: 0.270 (1, 8)										5	0	0	0	0	0	4					
Jeff Conine, R OBP: 0.405, SLG: 0.542 (1, 7)										4	0	2	0	0	1	1					
Terry Pendleton, S OBP: 0.332, SLG: 0.421 (1, 5)										3	0	1	0	1	2	2					
Greg Colbrunn, R OBP: 0.316, SLG: 0.449 (1, 3)										3	1	0	0	1	0	2					
Tommy Gregg, L OBP: 0.288, SLG: 0.374 (1, 9)										4	0	1	0	0	2	4					
Kurt Abbott, R OBP: 0.307, SLG: 0.445 (1, 6)										3	0	0	0	0	3	0					
Charles Johnson, R OBP: 0.304, SLG: 0.348 (1, 2)										3	1	1	1	0	0	0					
Chris Hammond, L OBP: 0.378, SLG: 0.441 Alex Arias, R OBP: 0.368, SLG: 0.381 Richie Lewis, R OBP: 0.368, SLG: 0.381 Mark Gardner, R OBP: 0.091, SLG: 0.091 Jerry Browne, S OBP: 0.348, SLG: 0.288 (9, PH)										2	0	0	0	0	1	1					
Inning Stats	R: 0 E: 0 K: 1 S: 9	H: 1 LOB: 1 BB: 0 P: 15	R: 0 E: 0 K: 1 S: 6	H: 0 LOB: 0 BB: 0 P: 13	R: 0 E: 0 K: 0 S: 12	H: 1 LOB: 1 BB: 0 P: 18	R: 0 E: 0 K: 2 S: 11	H: 1 LOB: 1 BB: 0 P: 19	R: 0 E: 0 K: 0 S: 7	H: 0 LOB: 0 BB: 1 P: 14	R: 1 E: 0 K: 1 S: 12	H: 2 LOB: 2 BB: 0 P: 25	R: 0 E: 0 K: 2 S: 14	H: 1 LOB: 3 BB: 2 P: 29	R: 1 E: 0 K: 1 S: 14	H: 2 LOB: 1 BB: 0 P: 19		1B: 8 2B: 1 3B: 1 HR: 0	SF: 1 SAC: 0 DP: 2 HBP: 1	WP: 0 PB: 0 SB: 1 CS: 1	PA: 38
PITCHER	IP	WLS	BF	H	R	ER	SO	BB	IBB	HBP	BLK	WP	HR	S	P	ERA	WHIP				
Tom Candiotti, R ERA: 2.96 Pedro Astacio, R ERA: 4.59 Todd Worrell, R ERA: 1.07	(1, 1)	7.0	W	27	5	1	1	7	1	0	0	0	0	7	10	0.00	3.000				
Pedro Astacio, R ERA: 4.59 Todd Worrell, R ERA: 1.07	(8, 1)	0.1		2	1	0	0	0	0	0	0	0	0	7	10	0.00	3.000				
Todd Worrell, R ERA: 1.07	(8, 1)	1.2	S	9	2	1	1	3	2	0	0	0	0	21	38	5.40	2.400				

Batter	1	2	3	4	5	6	7	8	9	AB	R	H	RBI	BB	SO	LOB	TOP											
Deion Sanders, L (1.8) OBP: 0.291, SLG: 0.319	F8		G3	G4-3		F7	E8		K	6	0	1	1	0	1	2	San Francisco Giants @ Florida Marlins Joe Robbie Stadium, Miami, FL Mon Jul 24 1995, 7:05 PM EDT Att: 20,778 - Unknown											
Robby Thompson, R (1.4) OBP: 0.317, SLG: 0.313			K				G4-3			4	3	2	0	1	1													
Shawn Barton, R (8.1)										0	0	0	0	0	0													
Rod Beck, R (9.1) OBP: 0.333, SLG: 0.333	2B									0	0	0	0	0	0													
Barry Bonds, L (1.7) OBP: 0.442, SLG: 0.593	1B									2	1	1	1	3	1													
Mark Carreon, R (1.3) OBP: 0.359, SLG: 0.527			F8							5	1	4	2	0	0													
Glenallen Hill, R (1.9) OBP: 0.329, SLG: 0.489										4	2	2	3	1	1													
Steve Scarsone, R (1.5) OBP: 0.351, SLG: 0.543										5	0	2	0	0	3													
Royce Clayton, R (1.6) OBP: 0.299, SLG: 0.338		L6								5	1	1	0	0	1													
Kirt Manwaring, R (1.2) OBP: 0.325, SLG: 0.340		F8								5	0	1	1	0	2													
Jamie Brewington, R (1.1)										4	0	0	0	0	1													
John Patterson, S (8.4) OBP: 0.254, SLG: 0.275		F9								1	0	0	0	0	1													
Inning Stats	R: 1 E: 0 K: 2 S: 18	H: 3 LOB: 2 BB: 0 P: 25	R: 0 E: 0 K: 0 S: 7	H: 0 LOB: 0 BB: 0 P: 13	R: 0 E: 0 K: 1 S: 9	H: 0 LOB: 1 BB: 1 P: 18	R: 1 E: 0 K: 1 S: 13	H: 3 LOB: 2 BB: 0 P: 19	R: 4 E: 0 K: 0 S: 27	H: 4 LOB: 1 BB: 1 P: 47	R: 1 E: 0 K: 2 S: 18	H: 1 LOB: 2 BB: 2 P: 38	R: 1 E: 1 K: 1 S: 13	H: 2 LOB: 1 BB: 0 P: 17	R: 0 E: 0 K: 2 S: 12	H: 1 LOB: 2 BB: 1 P: 21	R: 0 E: 0 K: 3 S: 9	H: 0 LOB: 0 BB: 0 P: 13	1B: 10 2B: 3 3B: 0 HR: 1	SF: 0 SAC: 0 DP: 0 HBP: 0	WP: 0 PB: 0 SB: 2 CS: 0	PA: 46						
PITCHER	IP	WLS	BF	H	R	ER	SO	BB	IBB	HBP	BLK	WP	HR	S	P	ERA	WHIP											
John Burkett, R (1.1) ERA: 4.88	4.0	L	24	10	6	6	4	2	0	0	0	0	0	1	66	108	13.50	3.000										
Richie Lewis, R (5.1) ERA: 4.95	1.0		3	0	0	0	0	0	0	0	0	0	0	8	14	0.00	0.000											
Matt Mantei, R (6.1) ERA: 3.97	2.0		11	3	2	2	3	2	0	0	0	0	0	31	55	9.00	2.500											
Yorkis Perez, L (8.1) ERA: 5.97	1.0		5	1	0	0	2	1	0	0	0	0	0	12	21	0.00	2.000											
Terry Mathews, R (9.1) ERA: 3.23	1.0		3	0	0	0	3	0	0	0	0	0	0	9	13	0.00	0.000											

Batter	1	2	3	4	5	6	7	8	9	AB	R	H	RBI	BB	SO	LOB	BOTTOM										
Quilvio Veras, S (1.4) OBP: 0.357, SLG: 0.318	SH3		G4-6-3				F8		L9	3	1	1	0	2	0	3	San Francisco Giants @ Florida Marlins Joe Robbie Stadium, Miami, FL Mon Jul 24 1995, 7:05 PM EDT Att: 20,778 - Unknown										
Jerry Browne, S (1.8) OBP: 0.348, SLG: 0.289	SH3		G4-6-3				F7			3	0	1	0	0	0	2											
Jeff Conine, R (1.7) OBP: 0.403, SLG: 0.540										1	0	0	1	0	0	0											
Russ Morman, R (5. PH) OBP: 0.250, SLG: 0.355										2	0	0	0	0	0	2											
Terry Pendleton, S (1.5) OBP: 0.328, SLG: 0.415										4	0	0	0	0	1	0											
Greg Colbrunn, R (1.3) OBP: 0.318, SLG: 0.464										4	1	2	1	0	1	0											
Tommy Gregg, L (1.9) OBP: 0.304, SLG: 0.373										3	0	1	0	1	0	1											
Kurt Abbott, R (1.6) OBP: 0.302, SLG: 0.438										4	0	0	0	0	1	2											
Charles Johnson, R (1.2) OBP: 0.307, SLG: 0.364										4	1	2	1	0	0	0											
John Burkett, R (1.1) ERA: 4.88										1	0	0	0	0	0	0											
Richie Lewis, R (5.1) ERA: 4.95										0	0	0	0	0	0	0											
Mario Diaz, R (5. PH) OBP: 0.291, SLG: 0.291										1	0	0	0	0	0	0											
Matt Mantei, R (6.1) ERA: 3.97										0	0	0	0	0	0	0											
Alex Arias, R (7. PH) OBP: 0.322, SLG: 0.387										1	0	1	0	0	0	0											
Yorkis Perez, L (8.1) ERA: 5.97										0	0	0	0	0	0	0											
Terry Mathews, R (9.1) ERA: 3.23										0	0	0	0	0	0	0											
Steve Decker, R (9. PH) OBP: 0.288, SLG: 0.222										1	0	0	0	0	0	2											
Inning Stats	R: 1 E: 0 K: 1 S: 7	H: 0 LOB: 0 BB: 1 P: 15	R: 1 E: 0 K: 0 S: 7	H: 1 LOB: 0 BB: 0 P: 9	R: 0 E: 0 K: 0 S: 6	H: 0 LOB: 0 BB: 1 P: 10	R: 0 E: 0 K: 0 S: 6	H: 1 LOB: 1 BB: 0 P: 12	R: 1 E: 0 K: 0 S: 10	H: 3 LOB: 2 BB: 0 P: 18	R: 0 E: 0 K: 1 S: 8	H: 0 LOB: 1 BB: 1 P: 17	R: 0 E: 0 K: 0 S: 9	H: 1 LOB: 1 BB: 0 P: 16	R: 0 E: 0 K: 1 S: 12	H: 0 LOB: 0 BB: 0 P: 14	R: 0 E: 0 K: 0 S: 6	H: 2 LOB: 2 BB: 0 P: 11	1B: 5 2B: 1 3B: 0 HR: 2	SF: 1 SAC: 1 DP: 1 HBP: 0	WP: 1 PB: 0 SB: 1 CS: 0	PA: 37					
PITCHER	IP	WLS	BF	H	R	ER	SO	BB	IBB	HBP	BLK	WP	HR	S	P	ERA	WHIP										
Jamie Brewington, R (1.1) ERA: 3.86	7.0	W	29	6	3	3	2	3	0	0	0	0	2	53	97	3.86	1.286										
Shawn Barton, L (8.1) ERA: 2.33	1.0		3	0	0	0	1	0	0	0	0	0	0	12	14	0.00	0.000										
Rod Beck, R (9.1) ERA: 4.82	1.0		5	2	0	0	0	0	0	0	0	1	0	6	11	0.00	2.000										

Batter	1	2	3	4	5	6	7	8	9	AB	R	H	RBI	BB	SO	LOB	TOP				
Deion Sanders, L OBP: 0.289, SLG: 0.317	0-0 P5			1-0 L4		1-1 G4-3		1-0 1B		4	0	1	0	0	0	0	San Francisco Giants @ Florida Marlins Joe Robbie Stadium, Miami, FL Tue Jul 25 1995, 3:33 AM EDT Att: 25,322 - Overcast - 86 F				
Robby Thompson, R OBP: 0.316, SLG: 0.308	3-3 K			3-3 K		4-1 1B BB		0-3 K		3	0	0	0	1	3	1					
Barry Bonds, L OBP: 0.443, SLG: 0.595	1-2 G4-3			2-0 F8		0-0 1B		1-2 1B		4	1	2	0	0	0	0					
Mark Carreon, R OBP: 0.356, SLG: 0.527		2-0 G6-3			2-1 F9	1-1 L6		0-0 2B 1B		4	1	1	1	0	0	2					
Glenallen Hill, R OBP: 0.325, SLG: 0.482		2-2 G5-3			1-3 K		2-0 F9	0-3 K		4	0	0	0	0	2	1					
Royce Clayton, R OBP: 0.301, SLG: 0.340		1-1 F8			2-2 E S 1B		1-1 L3	1-2 1B		4	1	2	1	0	0	0					
Tom Lampkin, L OBP: 0.347, SLG: 0.349			3-2 P4		1-0 1B FC6-4 1-H		0-1 L8	1-0 F5		4	0	1	1	0	0	1					
Steve Scarosone, R OBP: 0.342, SLG: 0.528			0-3 K		0-1 FC6-4 1-2			2-2 L6	0-3 K	4	0	0	0	0	2	2					
Terry Mulholland, R OBP: 0.080, SLG: 0.125			1-3 K			2-3 K		0-0 G1-3		2	0	0	0	0	2	0					
Sergio Valdez, R OBP: 0.282, SLG: 0.273										0	0	0	0	0	0	0					
John Patterson, S OBP: 0.282, SLG: 0.273										1	0	0	0	0	0	0					
Jose Bautista, R OBP: 0.282, SLG: 0.273										0	0	0	0	0	0	0					
Inning Stats	R: 0 E: 0 K: 1 S: 7	H: 0 LOB: 0 BB: 0 P: 11	R: 0 E: 0 K: 0 S: 7	H: 0 LOB: 0 BB: 0 P: 12	R: 0 E: 0 K: 2 S: 9	H: 0 LOB: 0 BB: 0 P: 13	R: 0 E: 0 K: 1 S: 5	H: 0 LOB: 0 BB: 0 P: 11	R: 1 E: 0 K: 1 S: 11	H: 2 LOB: 1 BB: 0 P: 17	R: 0 E: 0 K: 1 S: 9	H: 1 LOB: 2 BB: 1 P: 17	R: 0 E: 0 K: 0 S: 5	H: 0 LOB: 0 BB: 0 P: 8	R: 0 E: 0 K: 1 S: 10	H: 1 LOB: 1 BB: 0 P: 13	R: 2 E: 0 K: 2 S: 12	H: 3 LOB: 1 BB: 0 P: 15	1B: 5 2B: 2 3B: 0 HR: 0	SF: 0 SAC: 0 DP: 0 HBP: 0	WP: 0 PA: 35 PB: 0 SB: 1 CS: 0
PITCHER Bobby Witt, R ERA: 4.08	IP: 9.0 WLS: W BF: 35 H: 7 R: 3 ER: 2 SO: 9 BB: 1 IBB: 0 HBP: 0 BLK: 0 WP: 0 HR: 0 S: 75 P: 117 ERA: 2.00 WHIP: 0.889															PITCHER					

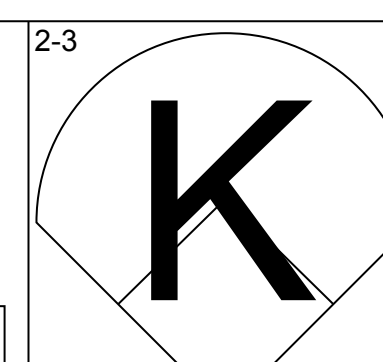
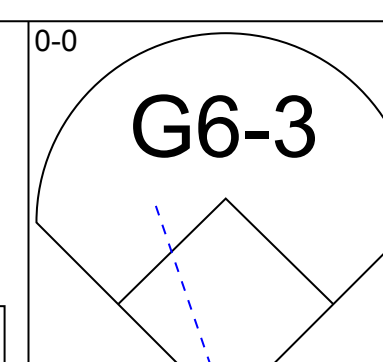
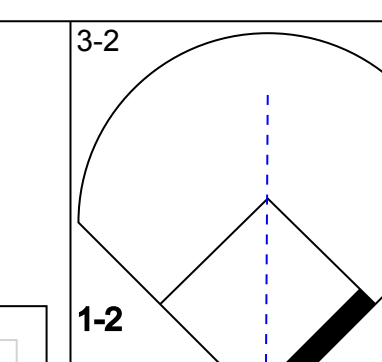
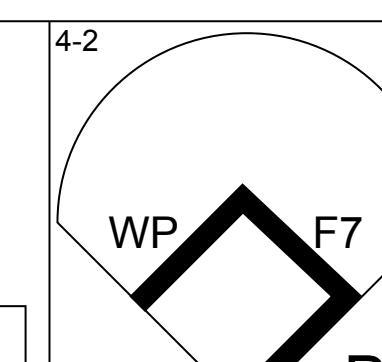
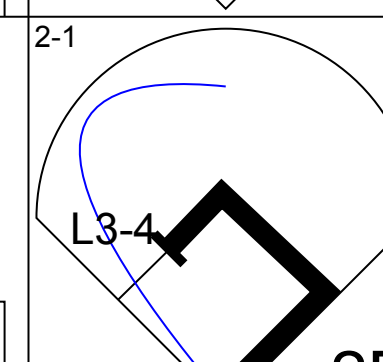
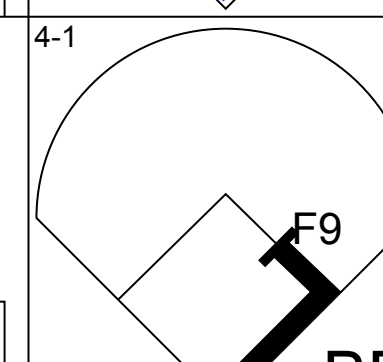
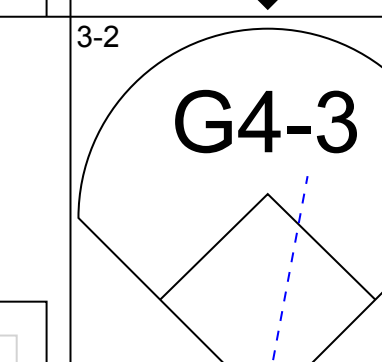
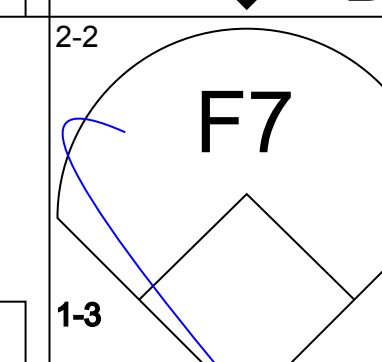
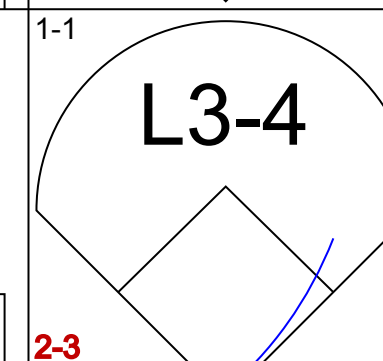
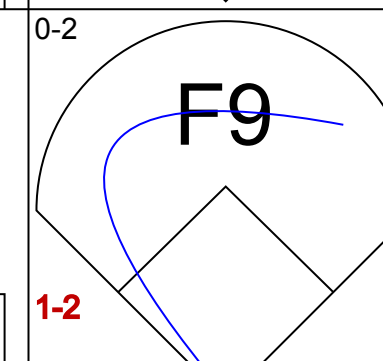
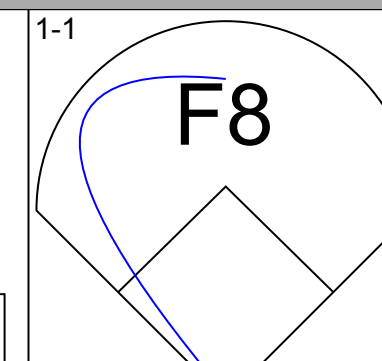
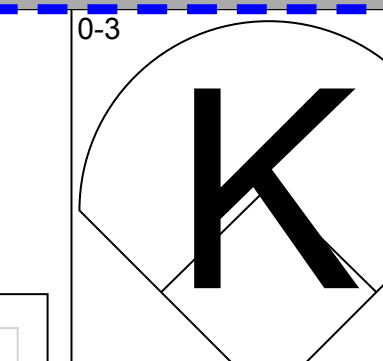
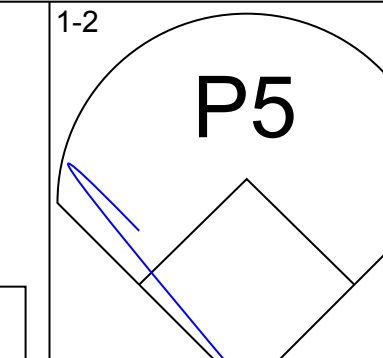
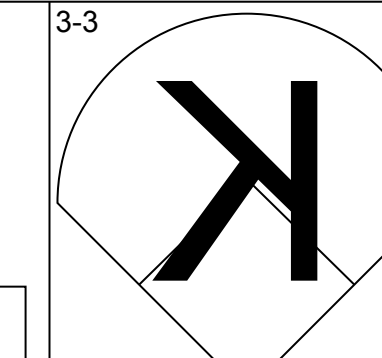
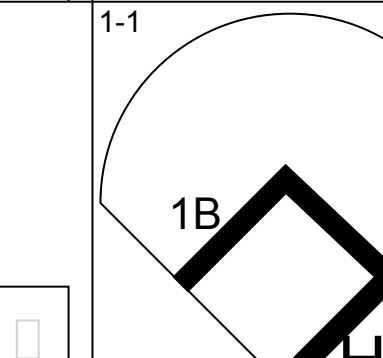
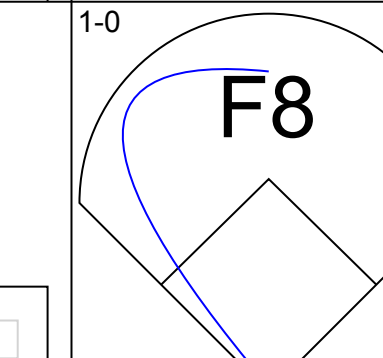
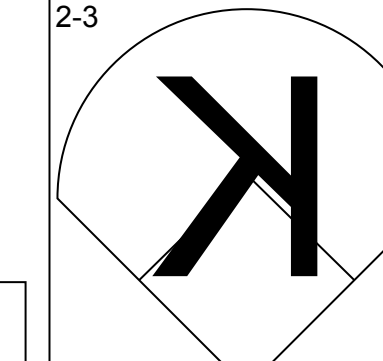
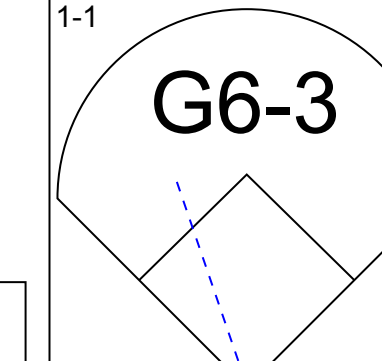
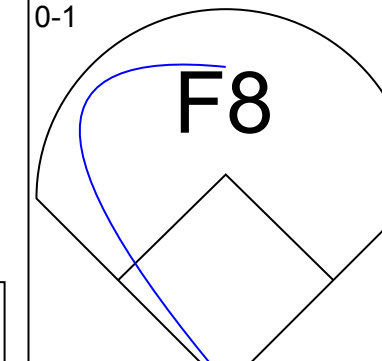
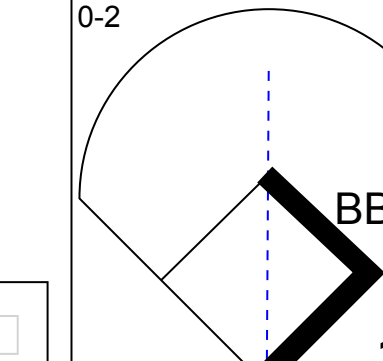
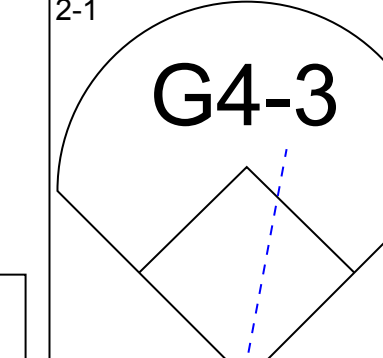
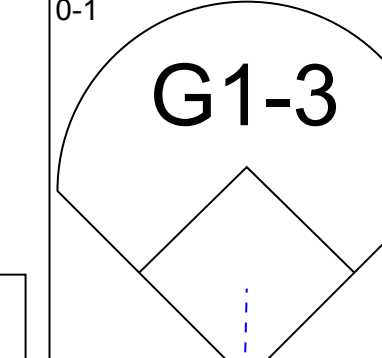
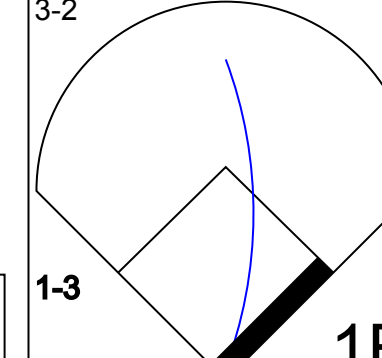
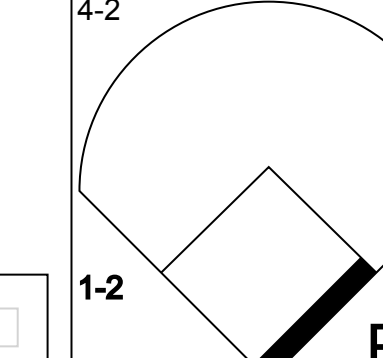
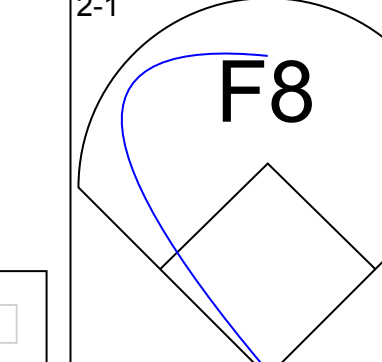
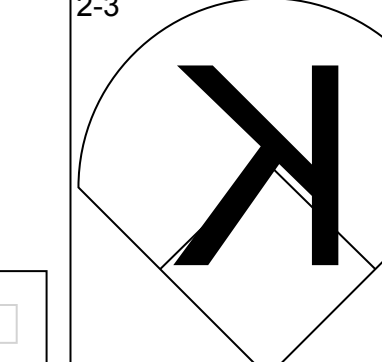
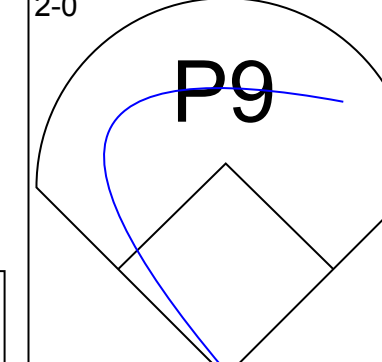
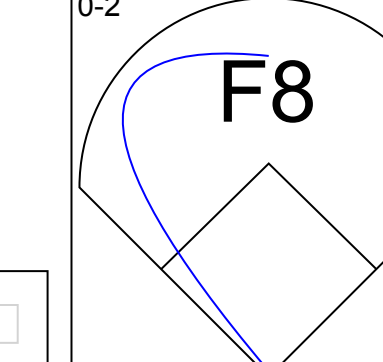
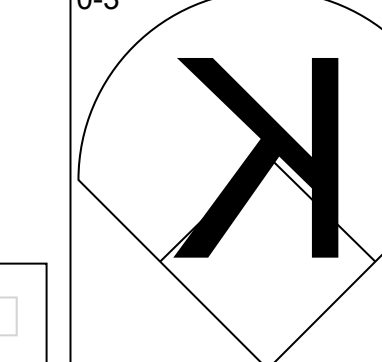
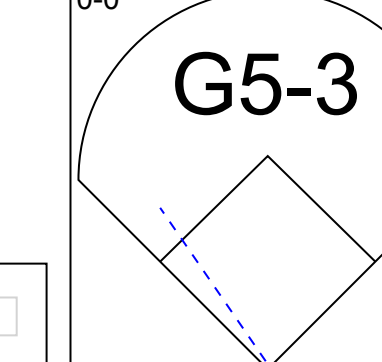
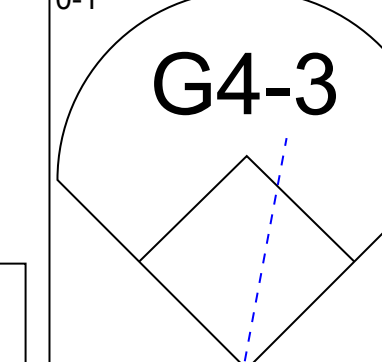
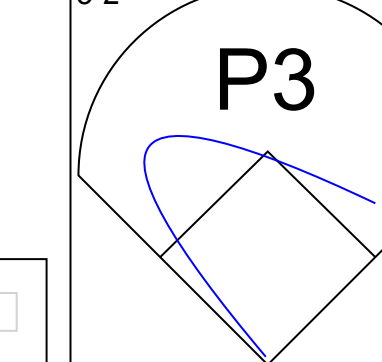
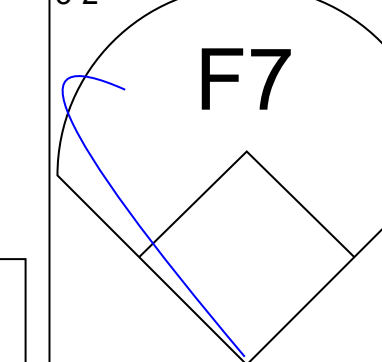
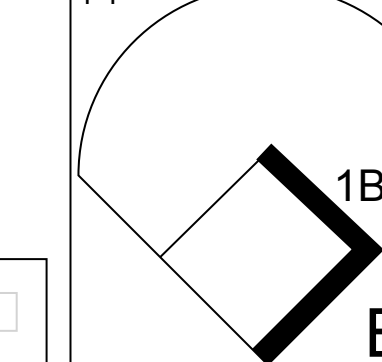
Batter	1	2	3	4	5	6	7	8	9	AB	R	H	RBI	BB	SO	LOB	BOTTOM		
Quilvio Veras, S OBP: 0.361, SLG: 0.320	0-0 3B 1B	0-1 G6-3			1-1 CS HBP	0-0 L5		2-1 1B		4	1	2	0	0	0	1			
Chuck Carr, S OBP: 0.314, SLG: 0.268	2-2 P6	2-3 K			0-3 K 1-2		0-0 1B	1-2 G4-3		5	0	1	0	0	2	3			
Greg Colbrunn, R OBP: 0.317, SLG: 0.468	0-0 1-H 3B		2-3 K		0-1 G5-3		1-1 L7			4	1	1	1	0	1	1			
Terry Pendleton, S OBP: 0.333, SLG: 0.420	0-0 P4		0-1 1B		1-1 HR 1B		3-1 G5-4-3 1B			4	1	3	0	0	0	1			
Kurt Abbott, R OBP: 0.305, SLG: 0.461	3-2 3B 3B		0-0 F7		1-0 HR 1B		0-0 G5-4-3			4	2	2	3	0	0	3			
Russ Morman, R OBP: 0.276, SLG: 0.429	0-1 3-H 1B 3B		1-3 K		0-1 F8		2-2 3B 1B			4	2	2	1	0	1	1			
Steve Decker, R OBP: 0.354, SLG: 0.490	2-2 FC5-4 3-H 1B		3-1 F8		0-0 HR		2-1 3B 1B			4	2	3	3	0	0	0			
Jerry Browne, S OBP: 0.346, SLG: 0.291	0-0 FC5-4		1-0 P5		0-2 SH1-4 1B		0-1 SF7			3	0	1	1	0	0	1			
Bobby Witt, R OBP: 0.100, SLG: 0.107		0-3 K		0-0 P6		0-0 SH1-4		0-3 K		3	0	0	0	0	2	0			
Inning Stats	R: 4 E: 0 K: 0 S: 21	H: 5 LOB: 1 BB: 0 P: 28	R: 0 E: 0 K: 2 S: 9	H: 0 LOB: 0 BB: 0 P: 11	R: 0 E: 0 K: 2 S: 12	H: 1 LOB: 0 BB: 0 P: 15	R: 0 E: 0 K: 0 S: 4	H: 0 LOB: 0 BB: 0 P: 8	R: 0 E: 0 K: 1 S: 6	H: 0 LOB: 0 BB: 0 P: 7	R: 3 E: 0 K: 0 S: 11	H: 4 LOB: 1 BB: 0 P: 13	R: 0 E: 0 K: 0 S: 6	H: 2 LOB: 1 BB: 0 P: 10	R: 2 E: 0 K: 1 S: 16	H: 3 LOB: 1 BB: 0 P: 23	1B: 9 2B: 0 3B: 4 HR: 2	SF: 1 SAC: 1 DP: 1 HBP: 1	WP: 0 PA: 38 PB: 0 SB: 0 CS: 1
PITCHER Terry Mulholland, L ERA: 7.25	IP: 5.2 WLS: L BF: 27 H: 10 R: 7 ER: 7 SO: 5 BB: 0 IBB: 0 HBP: 0 BLK: 0 WP: 0 HR: 2 S: 62 P: 81 ERA: 11.12 WHIP: 1.765															PITCHER			
Sergio Valdez, R ERA: 1.93	IP: 1.1 WLS: 5 BF: 2 H: 2 R: 0 ER: 0 SO: 0 BB: 0 IBB: 0 HBP: 0 BLK: 0 WP: 0 HR: 0 S: 7 P: 11 ERA: 0.00 WHIP: 1.500															PITCHER			
Jose Bautista, R ERA: 6.29	IP: 1.0 WLS: 6 BF: 3 H: 2 R: 2 ER: 2 SO: 1 BB: 0 IBB: 0 HBP: 0 BLK: 0 WP: 0 HR: 0 S: 16 P: 23 ERA: 18.00 WHIP: 3.000															PITCHER			

AB	34
R	3
H	7
RBI	3
BB	1
SO	9
LOB	7



Batter	1	2	3	4	5	6	7	8	9	AB	R	H	RBI	BB	SO	LOB	TOP			
Steve Finley, L (1, 8) OBP: 0.366, SLG: 0.420										5	2	3	1	0	0	3	San Diego Padres @ Florida Marlins Joe Robbie Stadium, Miami, FL Thu Jul 27 1995, 3:33 AM EDT Overcast - 82 F			
Jody Reed, R (1, 4) OBP: 0.377, SLG: 0.308										4	0	1	1	0	1	1				
Tony Gwynn, L (1, 9) Arch Cianfrocco, R (7, 3) OBP: 0.600, SLG: 1.250										4	2	1	2	0	0	1				
Ken Caminiti, S (1, 5) OBP: 0.359, SLG: 0.453										0	0	0	0	1	0	0				
Phil Plantier, L (1, 7) OBP: 0.360, SLG: 0.438										5	0	3	4	0	1	1				
Eddie Williams, R (1, 3) Bryce Florie, R (7, 1) Scott Livingstone, L (9, PH) Fernando Valenzuela, L (9, 1) OBP: 0.295, SLG: 0.362 OBP: 0.167, SLG: 0.417										4	0	1	0	0	0	3				
Brian Johnson, R (1, 2) OBP: 0.287, SLG: 0.360										4	1	1	0	1	1	3				
Andujar Cedeno, R (1, 6) OBP: 0.265, SLG: 0.350										4	1	1	0	0	0	4				
Andy Ashby, R (1, 1) Willie Blair, R (3, 1) Melvin Nieves, S (7, PH) OBP: 0.288, SLG: 0.327										1	0	1	0	0	0	0				
										1	0	0	0	0	1	0				
										2	0	0	0	0	2	2				
Inning Stats	R: 1 E: 1 K: 1 S: 10	H: 1 LOB: 1 BB: 1 P: 19	R: 0 E: 0 K: 0 S: 9	H: 2 LOB: 2 BB: 0 P: 14	R: 0 E: 0 K: 1 S: 8	H: 0 LOB: 0 BB: 0 P: 10	R: 0 E: 0 K: 1 S: 10	H: 1 LOB: 1 BB: 0 P: 14	R: 0 E: 0 K: 0 S: 14	H: 3 LOB: 1 BB: 1 P: 26	R: 3 E: 0 K: 1 S: 11	H: 3 LOB: 1 BB: 1 P: 26	R: 2 E: 0 K: 1 S: 16	H: 3 LOB: 2 BB: 1 P: 24	R: 0 E: 0 K: 0 S: 12	H: 0 LOB: 1 BB: 1 P: 22	1B: 9 2B: 4 3B: 0 HR: 0	SF: 1 SAC: 0 DP: 2 HBP: 1	WP: 0 PB: 0 SB: 0 CS: 0	PA: 44
PITCHER	IP WLS BF H R ER SO BB IBB HBP BLK WP HR S P ERA WHIP	IP WLS BF H R ER SO BB IBB HBP BLK WP HR S P ERA WHIP																		
Pat Rapp, R (1, 1) ERA: 4.64	3.0	13	3	1	0	2	1	0	1	0	0	0	0	0	27	43	0.00	1.333		
David Weathers, R (4, 1) ERA: 5.9	3.2	L	18	6	5	5	3	2	0	0	0	0	0	0	41	71	12.27	2.182		
Yorkis Perez, L (7, 1) ERA: 5.9	0.1		2	1	0	0	0	0	0	0	0	0	0	3	8	0.00	3.000			
Matt Mantei, R (8, 1) ERA: 4.73	2.0		11	3	2	2	1	2	0	0	0	0	0	28	46	9.00	2.500			

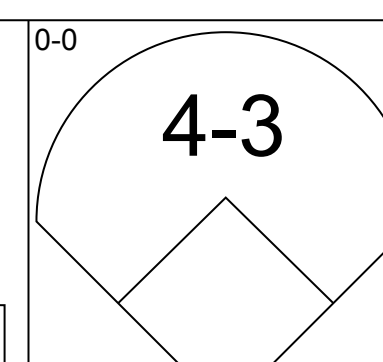
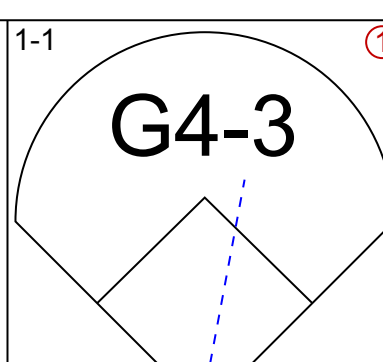
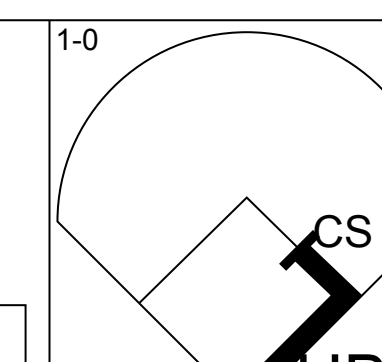
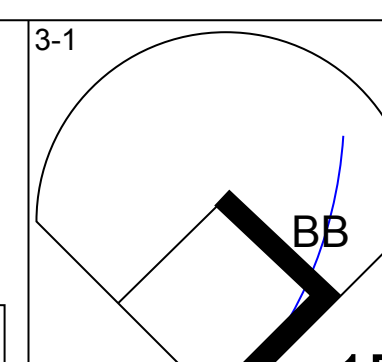
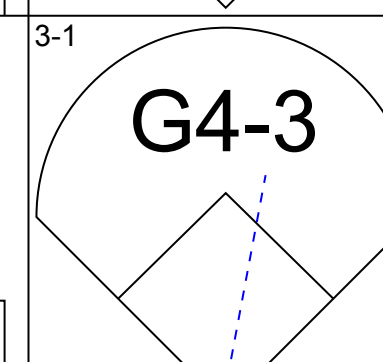
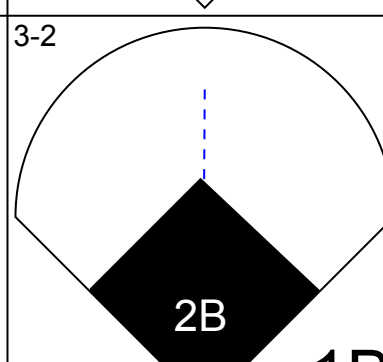
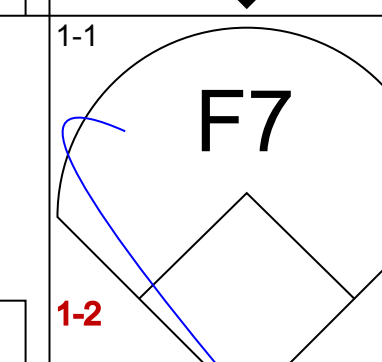
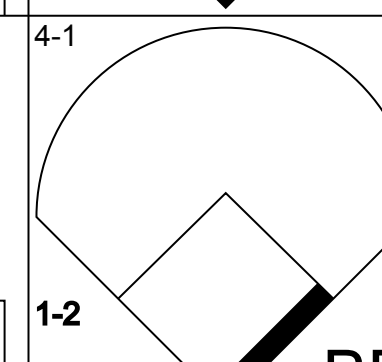
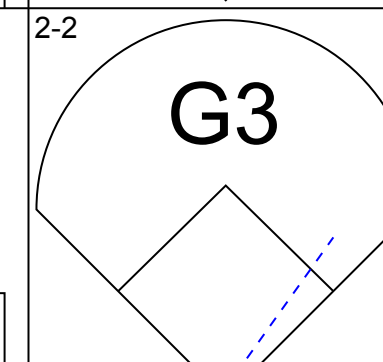
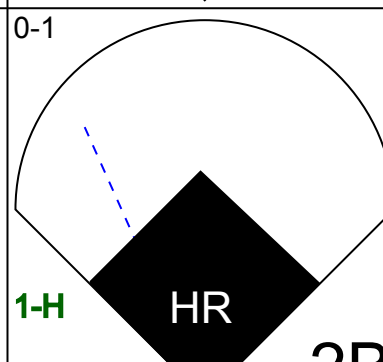
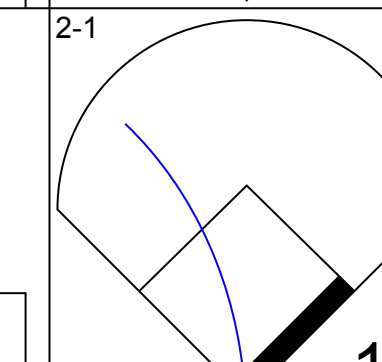
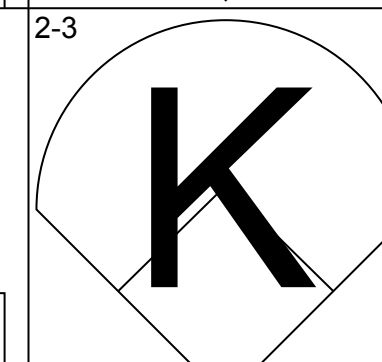
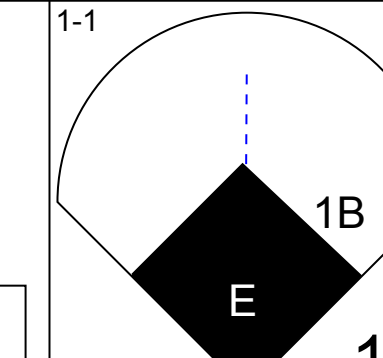
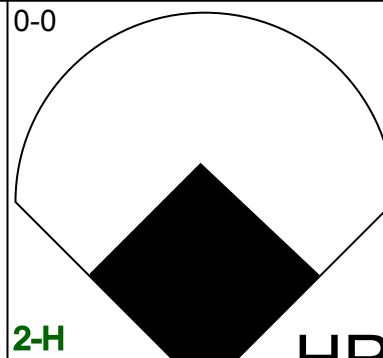
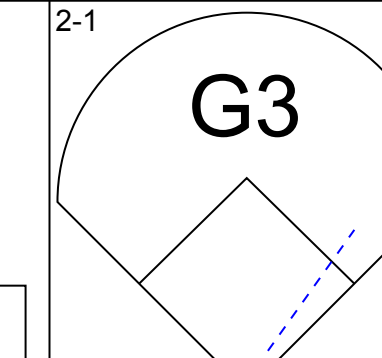
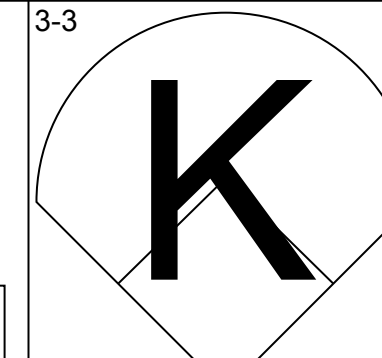
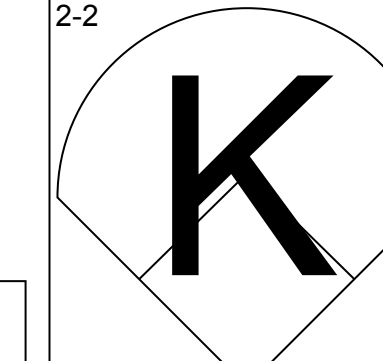
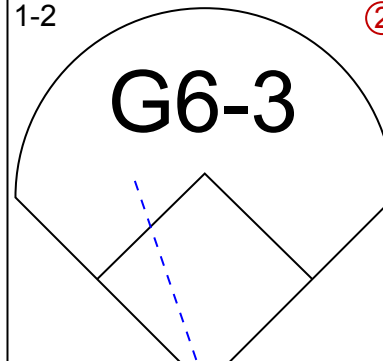
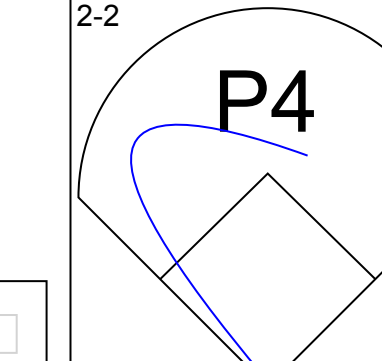
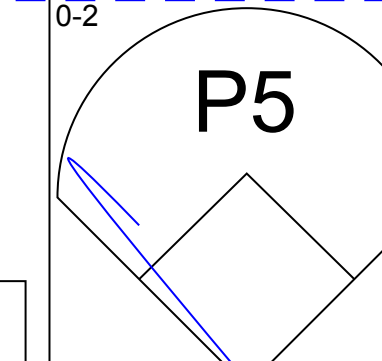
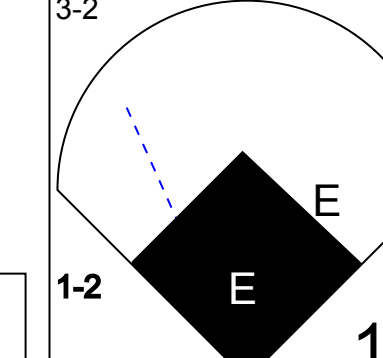
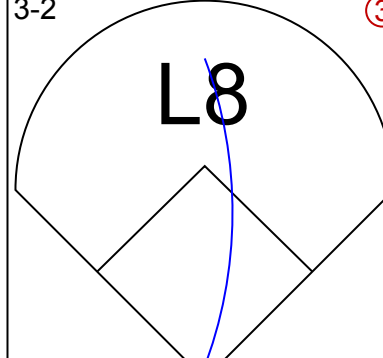

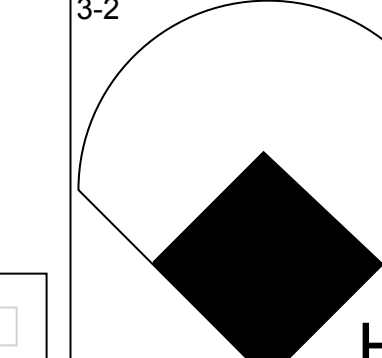
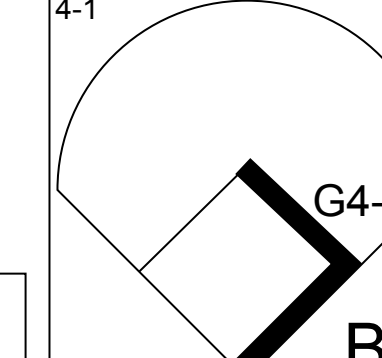
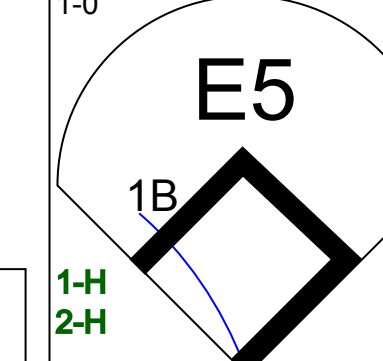
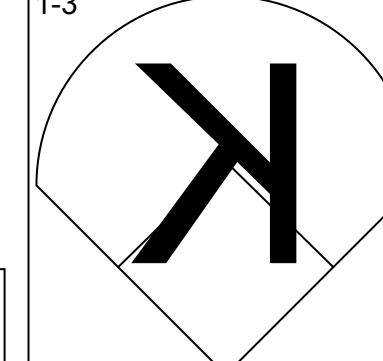
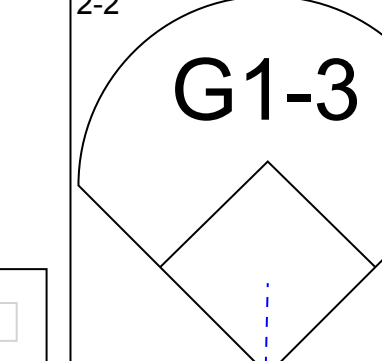
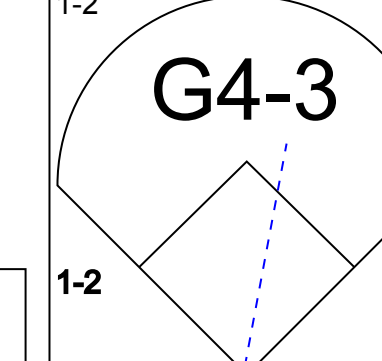
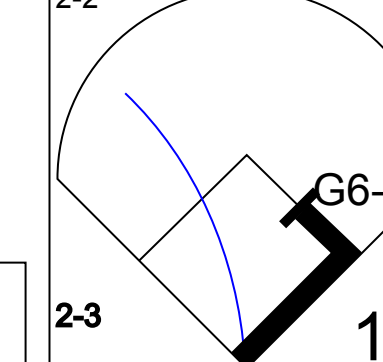
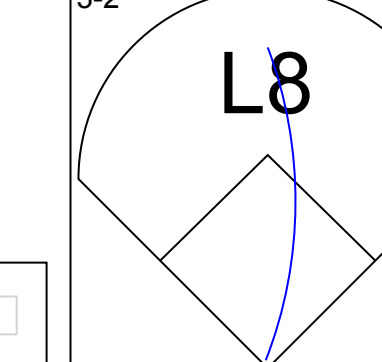
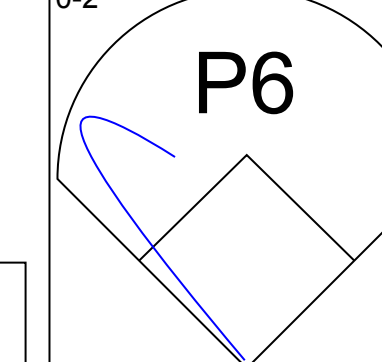
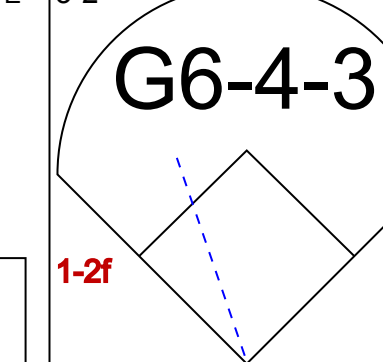
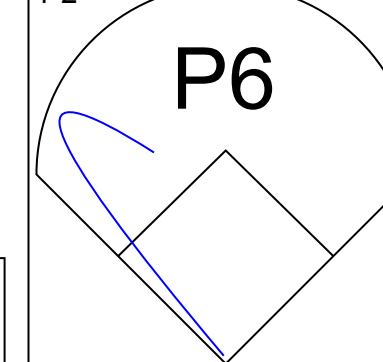
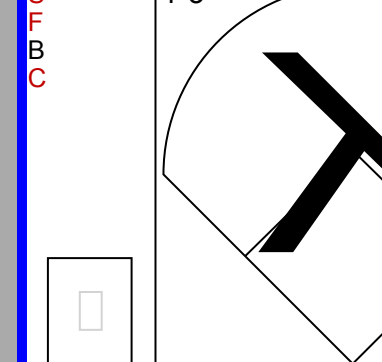
Batter	1	2	3	4	5	6	7	8	9	AB	R	H	RBI	BB	SO	LOB	BOTTOM					
Quilvio Veras, S (1, 4) OBP: 0.360, SLG: 0.323										4	0	1	1	0	1	0	San Diego Padres @ Florida Marlins Joe Robbie Stadium, Miami, FL Thu Jul 27 1995, 3:33 AM EDT Overcast - 82 F					
Chuck Carr, S (1, 8) OBP: 0.313, SLG: 0.268										4	0	1	0	0	0	0						
Greg Colbrunn, R (1, 3) OBP: 0.316, SLG: 0.465										4	0	1	0	0	1	0						
Terry Pendleton, S (1, 5) OBP: 0.332, SLG: 0.421										4	0	1	0	0	0	2						
Kurt Abbott, R (1, 6) OBP: 0.308, SLG: 0.470										4	0	2	0	0	0	1						
Tommy Gregg, L (1, 9) OBP: 0.302, SLG: 0.395										4	1	1	1	0	0	2						
Russ Morman, R (1, 7) OBP: 0.282, SLG: 0.447										3	0	1	0	0	1	0						
Charles Johnson, R (1, 2) OBP: 0.311, SLG: 0.368										3	1	2	0	0	0	1						
Pat Rapp, R (1, 1) ERA: 3.61	2.0									1	0	0	0	0	1	0						
David Weathers, R (4, 1) ERA: 4.74	4.0	W	15	4	1	1	3	0	0	0	0	0	0	0	0	0						
Bryce Florie, R (7, 1) ERA: 2.74	2.0		7	2	1	1	1	0	0	0	0	0	0	0	0	1						
Fernando Valenzuela, L (9, 1) ERA: 5.98	1.0		3	1	0	0	0	0	0	0	0	0	0	0	0	0						
Inning Stats	R: 0 E: 0 K: 1 S: 16	H: 2 LOB: 1 BB: 0 P: 25	R: 0 E: 0 K: 0 S: 8	H: 1 LOB: 1 BB: 0 P: 15	R: 0 E: 0 K: 0 S: 8	H: 0 LOB: 0 BB: 0 P: 13	R: 0 E: 0 K: 0 S: 12	H: 1 LOB: 1 BB: 0 P: 15	R: 1 E: 0 K: 2 S: 14	H: 2 LOB: 1 BB: 0 P: 18	R: 0 E: 0 K: 0 S: 4	H: 1 LOB: 0 BB: 0 P: 8	R: 1 E: 0 K: 0 S: 7	H: 2 LOB: 0 BB: 0 P: 9	R: 0 E: 0 K: 1 S: 9	H: 0 LOB: 0 BB: 0 P: 14	R: 0 E: 0 K: 0 S: 10	H: 1 LOB: 0 BB: 0 P: 16	1B: 5 2B: 3 3B: 1 HR: 1	SF: 0 SAC: 0 DP: 2 HBP: 0	WP: 0 PB: 0 SB: 0 CS: 2	PA: 33
PITCHER	IP WLS BF H R ER SO BB IBB HBP BLK WP HR S P ERA WHIP	IP WLS BF H R ER SO BB IBB HBP BLK WP HR S P ERA WHIP																				
Andy Ashby, R (1, 1) ERA: 3.61	2.0							0	0	0	0	0	0	0	24	40	0.00	1.500				
Willie Blair, R (3, 1) ERA: 4.74	4.0	W	15	4	1	1	3	0	0	0	0	0	0	38	54	2.25	1.000					
Bryce Florie, R (7, 1) ERA: 2.74	2.0		7	2	1	1	1	0	0	0	0	0	0	16	23	4.50	1.000					
Fernando Valenzuela, L (9, 1) ERA: 5.98	1.0		3	1	0	0	0	0	0	0	0	0	0	10	16	0.00	1.000					

Batter	1	2	3	4	5	6	7	8	9	AB	R	H	RBI	BB	SO	LOB	TOP					
José Oquendo, S (1, 4) <small>OBP: 0.350, SLG: 0.310</small>										3	0	1	0	1	1	0						
Darnell Coles, R (1, 3) <small>OBP: 0.339, SLG: 0.358</small>										3	0	1	0	1	0	3						
Brian Jordan, R (1, 9) <small>OBP: 0.329, SLG: 0.477</small>										4	0	0	0	0	1	2						
Ray Lankford, L (1, 8) <small>OBP: 0.344, SLG: 0.479</small>										3	0	0	0	0	1	0						
Bernard Gilkey, R (1, 7) <small>OBP: 0.359, SLG: 0.464</small>										4	0	1	0	0	1	1						
Scott Cooper, L (1, 5) <small>OBP: 0.338, SLG: 0.325</small>										3	0	1	0	1	0	0						
Danny Sheaffer, R (1, 2) <small>OBP: 0.291, SLG: 0.337</small>										3	0	0	0	0	1	2						
Jeff Parrett, R (7, 1) <small>OBP: 1.000, SLG: 1.000</small>										0	0	0	0	0	0	0						
T.J. Mathews, R (8, 1) <small>OBP: 0.321, SLG: 0.351</small>										1	0	0	0	0	0	2						
John Mabry, L (9, PH) <small>OBP: 0.321, SLG: 0.351</small>										1	0	0	0	0	0	2						
Tripp Cromer, R (1, 6) <small>OBP: 0.261, SLG: 0.335</small>										3	0	0	0	0	1	0						
Mark Petkovsek, R (1, 1) <small>OBP: 0.273, SLG: 0.158</small>										1	0	0	0	1	0	0						
Scott Hemond, R (7, 2) <small>OBP: 0.177, SLG: 0.143</small>										1	0	0	0	0	0	0						
Inning Stats	R: 0 E: 0 K: 1 S: 7	H: 1 LOB: 0 BB: 0 P: 12	R: 0 E: 0 K: 1 S: 8	H: 0 LOB: 0 BB: 0 P: 13	R: 0 E: 0 K: 1 S: 10	H: 0 LOB: 0 BB: 0 P: 15	R: 0 E: 0 K: 0 S: 5	H: 0 LOB: 0 BB: 1 P: 9	R: 0 E: 0 K: 1 S: 7	H: 0 LOB: 0 BB: 0 P: 11	R: 0 E: 0 K: 1 S: 16	H: 1 LOB: 2 BB: 1 P: 28	R: 0 E: 0 K: 0 S: 12	H: 1 LOB: 2 BB: 0 P: 19	R: 0 E: 0 K: 0 S: 13	H: 0 LOB: 1 BB: 1 P: 22	R: 0 E: 0 K: 1 S: 17	H: 1 LOB: 2 BB: 1 P: 22	1B: 3 2B: 2 3B: 0 HR: 0	SF: 0 SAC: 0 DP: 1 HBP: 1	WP: 1 PB: 0 SB: 0 CS: 0	PA: 34
PITCHER	IP	WLS	BF	H	R	ER	SO	BB	IBB	HBP	BLK	WP	HR	S	P	ERA	WHIP					
Chris Hammond, L (1, 1) ERA: 2.5	7.0	W	25	3	0	0	5	2	0	1	0	0	0	65	107	0.00	0.714					
Randy Veres, R (8, 1) ERA: 2.73	1.0		4	0	0	0	0	1	0	0	0	1	0	13	22	0.00	1.000					
Robb Nen, R (9, 1) ERA: 3.72	1.0		5	1	0	0	1	1	0	0	0	0	0	17	22	0.00	2.000					

St. Louis Cardinals @ Florida Marlins
Joe Robbie Stadium, Miami, FL
Fri Jul 28 1995, 7:05 PM EDT
Att: 21,472 - Unknown

AB 29
R 0
H 4
RBI 0
BB 4
SO 6
LOB 10



Batter	1	2	3	4	5	6	7	8	9	AB	R	H	RBI	BB	SO	LOB	BOTTOM				
QuiVivo Veras, S (1, 4) <small>OBP: 0.361, SLG: 0.322</small>										3	0	1	0	0	0	0					
Jerry Browne, S (1, 8) <small>OBP: 0.352, SLG: 0.296</small>										3	1	1	0	1	0	1					
Greg Colbrunn, R (1, 3) <small>OBP: 0.320, SLG: 0.464</small>										4	1	2	1	0	1	2					
Terry Pendleton, S (1, 5) <small>OBP: 0.334, SLG: 0.432</small>										4	2	2	2	0	1	3					
Kurt Abbott, R (1, 6) <small>OBP: 0.305, SLG: 0.458</small>										4	0	0	0	0	1	1					
Tommy Gregg, L (1, 9) <small>OBP: 0.316, SLG: 0.427</small>										3	2	2	1	1	0	0					
Russ Morman, R (1, 7) <small>OBP: 0.217, SLG: 0.512</small>										1	0	0	0	0	0	0					
Chuck Carr, S (3, 8) <small>OBP: 0.306, SLG: 0.262</small>										3	0	0	0	0	1	1					
Charles Johnson, R (1, 2) <small>OBP: 0.310, SLG: 0.366</small>										4	0	1	0	0	0	1					
Chris Hammond, L (1, 1) <small>OBP: 0.359, SLG: 0.417</small>										2	0	0	0	0	0	2					
Mario Diaz, R (7, PH) <small>OBP: 0.217, SLG: 0.300</small>										1	0	0	0	0	1	0					
Randy Veres, R (8, 1) <small>OBP: 0.306, SLG: 0.262</small>										0	0	0	0	0	0	0					
Robb Nen, R (9, 1) <small>OBP: 0.306, SLG: 0.262</small>										0	0	0	0	0	0	0					
Inning Stats	R: 0 E: 0 K: 0 S: 9	H: 0 LOB: 0 BB: 0 P: 14	R: 2 E: 1 K: 1 S: 15	H: 3 LOB: 1 BB: 0 P: 27	R: 3 E: 0 K: 0 S: 15	H: 3 LOB: 0 BB: 0 P: 23	R: 0 E: 0 K: 1 S: 8	H: 0 LOB: 0 BB: 0 P: 11	R: 0 E: 0 K: 0 S: 6	H: 1 LOB: 1 BB: 0 P: 12	R: 1 E: 0 K: 0 S: 17	H: 1 LOB: 0 BB: 0 P: 27	R: 0 E: 0 K: 3 S: 13	H: 1 LOB: 2 BB: 1 P: 26	R: 0 E: 0 K: 0 S: 11	H: 0 LOB: 1 BB: 1 P: 16	1B: 6 2B: 1 3B: 0 HR: 2	SF: 0 SAC: 0 DP: 1 HBP: 1	WP: 0 PB: 0 SB: 0 CS: 1	PA: 35	
PITCHER	IP	WLS	BF	H	R	ER	SO	BB	IBB	HBP	BLK	WP	HR	S	P	ERA	WHIP				
Mark Petkovsek, R (1, 1) ERA: 4.05	6.0	L	26	8	6	5	2	0	0	1	0	0	0	70	114	7.50	1.333				
Jeff Parrett, R (7, 1) ERA: 4.56	1.0		5	1	0	0	3	1	0	0	0	0	0	13	26	0.00	2.000				
T.J. Mathews, R (8, 1) ERA:	1.0		4	0	0	0	0	1	0	0	0	0	0	11	16	0.00	1.000				

St. Louis Cardinals @ Florida Marlins
Joe Robbie Stadium, Miami, FL
Fri Jul 28 1995, 7:05 PM EDT
Att: 21,472 - Unknown

AB 32
R 6
H 9
RBI 4
BB 2
SO 5
LOB 11




Batter	1	2	3	4	5	6	7	8	9	AB	R	H	RBI	BB	SO	LOB	TOP	
Ramon Caraballo, S (1.4) OBP: 0.318, SLG: 0.383	K		K2-3			SH3-4		F9		3	0	0	0	0	2	1		
Bernard Gilkey, R (1.7) OBP: 0.355, SLG: 0.463	K			G5-3		G5-3		2B		4	0	1	1	0	1	1		
Ray Lankford, L (1.8) OBP: 0.344, SLG: 0.475	K			CS 1B		G4-3		K		4	0	1	0	0	2	2		
Brian Jordan, R (1.9) OBP: 0.330, SLG: 0.475		G5-3		1B		FC3-6 1B		E4 1B		4	0	2	0	0	0	0		
Scott Cooper, L (1.5) OBP: 0.339, SLG: 0.322		BB		K		L7		L7		3	0	0	0	1	1	3		
John Mabry, L (1.3) OBP: 0.316, SLG: 0.347	F8				F8	FC3-6		1B		4	0	1	0	0	0	2		
Danny Sheaffer, R (1.2) OBP: 0.281, SLG: 0.324	P5				L5	F7		P2		4	0	0	0	0	0	4		
José Oquendo, S (1.6) OBP: 0.342, SLG: 0.302			L7		F8			F9 SH3-4 2B 1B		3	1	1	0	0	0	0		
Gerald Perry, L (9, PH) OBP: 0.205, SLG: 0.188								K		1	0	0	0	0	1	2		
Mike Morgan, R (1.1) OBP: 0.311, SLG: 0.059			G4-3			SH3-4 BB		SH3-4		1	0	0	0	1	0	0		
Rich DeLucia, R (7.1) OBP: 0.300, SLG: 0.222										0	0	0	0	0	0	0		
Allen Battie, R (6, PH) OBP: 0.351, SLG: 0.303										0	0	0	0	0	0	0		
Rene Arocha, R (8.1)										0	0	0	0	0	0	0		
Tony Fossas, L (8.1)										0	0	0	0	0	0	0		
Inning Stats	R: 0 H: 0 E: 0 K: 3 S: 15	H: 0 LOB: 0 BB: 0 P: 20	R: 0 H: 0 E: 0 K: 0 S: 10	H: 0 LOB: 1 BB: 1 P: 15	R: 0 H: 0 E: 0 K: 1 S: 8	H: 2 LOB: 1 BB: 0 P: 14	R: 0 H: 0 E: 0 K: 0 S: 7	H: 0 LOB: 0 BB: 0 P: 11	R: 0 H: 0 E: 1 K: 0 S: 13	H: 1 LOB: 1 BB: 1 P: 6	R: 1 H: 2 E: 0 K: 1 S: 12	H: 2 LOB: 1 BB: 0 P: 17	R: 0 H: 1 E: 1 K: 1 S: 9	H: 1 LOB: 2 BB: 0 P: 11	1B: 5 2B: 1 3B: 0 HR: 0	SF: 0 SAC: 2 DP: 0 HBP: 0	WP: 0 PA: 35 CS: 1	
PITCHER	IP WLS BF H R ER SO BB IBB HBP BLK WP HR S P ERA WHIP																	
Bobby Witt, R (1.1) ERA: 3.87	7.2	29	5	1	1	5	2	0	0	0	0	0	0	0	77	111	1.17	0.913
Yorkis Perez, L (8.1) ERA: 5.83	0.1	W	1	0	0	0	1	0	0	0	0	0	0	0	3	5	0.00	0.000
Robb Nen, R (9.1) ERA: 3.57	1.0	S	5	1	0	0	1	0	0	0	0	0	0	0	9	11	0.00	1.000

Batter	1	2	3	4	5	6	7	8	9	AB	R	H	RBI	BB	SO	LOB	BOTTOM		
Quilvio Veras, S (1.4) OBP: 0.355, SLG: 0.314	G4-3		K		L7			G4-3		4	0	0	0	0	1	2			
Chuck Carr, S (1.8) OBP: 0.313, SLG: 0.269	S BB			L8 G5-3 1B		B2-3		HR 2B		3	1	2	0	1	0	0			
Greg Colbrunn, R (1.3) OBP: 0.318, SLG: 0.468	G5-3			G5-3		G4-3 1B		HR		4	1	2	2	0	0	2			
Terry Pendleton, S (1.5) OBP: 0.335, SLG: 0.434	G4-3			L8		G4-3		WP 1B		4	1	1	0	0	0	3			
Tommy Gregg, L (1.9) OBP: 0.307, SLG: 0.411			K		G4-3			1B		4	0	1	1	0	1	2			
Robb Nen, R (9.1)						L9		1B		0	0	0	0	0	0	0			
Charles Johnson, R (1.2) OBP: 0.312, SLG: 0.361	F9				FC1-5 BB		K	G6-3		3	0	0	0	1	1	1			
Jerry Browne, S (1.7) OBP: 0.358, SLG: 0.300	F9				FC1-5 1B		G3-1			3	0	1	0	0	0	0			
Alex Arias, R (1.6) OBP: 0.366, SLG: 0.368			G5-3		K		L7			3	0	0	0	0	1	2			
Bobby Witt, R (1.1) OBP: 0.094, SLG: 0.100					FC1-5			K		2	0	0	0	0	1	2			
Yorkis Perez, L (8.1)										0	0	0	0	0	0	0			
Kurt Abbott, R (6, PH) OBP: 0.307, SLG: 0.455										1	0	0	0	0	1	0			
Jesus Tavaréz, S (9.9) OBP: 0.244, SLG: 0.231										0	0	0	0	0	0	0			
Inning Stats	R: 0 H: 0 E: 0 K: 0 S: 8	H: 0 LOB: 1 BB: 1 P: 15	R: 0 H: 0 E: 0 K: 1 S: 9	H: 0 LOB: 0 BB: 0 P: 12	R: 0 H: 0 E: 0 K: 2 S: 10	H: 1 LOB: 1 BB: 0 P: 14	R: 0 H: 1 E: 0 K: 0 S: 10	H: 1 LOB: 1 BB: 0 P: 17	R: 0 H: 1 E: 0 K: 1 S: 12	H: 1 LOB: 2 BB: 1 P: 16	R: 0 H: 1 E: 0 K: 0 S: 7	H: 1 LOB: 1 BB: 0 P: 14	R: 0 H: 0 E: 0 K: 1 S: 9	H: 0 LOB: 0 BB: 0 P: 14	R: 3 H: 4 E: 0 K: 1 S: 20	H: 4 LOB: 1 BB: 0 P: 29	1B: 5 2B: 1 3B: 0 HR: 1	SF: 0 SAC: 0 DP: 0 HBP: 0	WP: 1 PA: 33 CS: 0
PITCHER	IP WLS BF H R ER SO BB IBB HBP BLK WP HR S P ERA WHIP																		
Mike Morgan, R (1.1) ERA: 2.84	6.0	23	3	0	0	4	2	0	0	0	0	0	0	0	56	88	0.00	0.833	
Rich DeLucia, R (7.1) ERA: 3.1	1.0	3	0	0	0	1	0	0	0	0	0	0	0	9	14	0.00	0.000		
Rene Arocha, R (8.1) ERA: 3.99	0.2	L	5	3	3	3	1	0	0	0	0	1	14	20	40.50	4.500			
Tony Fossas, L (8.1) ERA: 1.89	0.1	2	1	0	0	0	0	0	0	0	0	1	0	6	9	0.00	3.000		

St. Louis Cardinals @ Florida Marlins
Joe Robbie Stadium, Miami, FL
Sun Jul 30 1995, 7:05 PM EDT
Att: 25,055 - Unknown - 86 F

AB 31
R 1
H 6
RBI 1
BB 2
SO 7
LOB 15



St. Louis Cardinals @ Florida Marlins
Joe Robbie Stadium, Miami, FL
Sun Jul 30 1995, 7:05 PM EDT
Att: 25,055 - Unknown - 86 F

AB 31
R 3
H 7
RBI 3
BB 2
SO 6
LOB 14



Batter	1	2	3	4	5	6	7	8	9	AB	R	H	RBI	BB	SO	LOB	TOP			
Quijivo Veras, S OBP: 0.358, SLG: 0.317	F9		CS		G5-4-3		F9			4	0	2	0	1	0	0	Florida Marlins @ Montreal Expos Olympic Stadium, Montreal, QB Tue Aug 01 1995, 7:05 PM EDT Att: 14,126 - Dome - 72 F			
Chuck Carr, S OBP: 0.306, SLG: 0.263	K		K		G5-4-3		K	K		5	0	0	0	0	4	5				
Greg Colbrunn, R OBP: 0.320, SLG: 0.467	1B		P4				G6-3		F8	5	2	2	0	0	0	0				
Terry Pendleton, S OBP: 0.339, SLG: 0.440	1B				F8			2B	G4-3	5	1	3	1	0	0	0				
Andre Dawson, R OBP: 0.293, SLG: 0.444	1B				G4-3			1B	F9	4	1	3	2	0	0	1				
Jerry Browne, S OBP: 0.355, SLG: 0.298	1B				2B			1B		1	1	0	0	0	0	0				
Kurt Abbott, R OBP: 0.304, SLG: 0.449	FC6-4				F9		K	SH5-3		3	0	0	0	0	1	3				
Charles Johnson, R OBP: 0.318, SLG: 0.368		F7			2B		FC5-4	SH5-4	BB	3	0	2	2	1	0	0				
Jesus Tavarez, S OBP: 0.267, SLG: 0.220		G5-3			IBB		FC5-4	SH5-4	BB	2	0	0	0	2	0	1				
Pat Rapp, R OBP: 0.172, SLG: 0.207		G1-3			FC6-4		P4	SH5-4		3	0	0	0	0	0	3				
Mark Gardner, R OBP: 0.154, SLG: 0.154										0	0	0	0	0	0	0				
Yorkis Perez, L OBP: 0.154, SLG: 0.154										0	0	0	0	0	0	0				
Robb Nen, R OBP: 0.154, SLG: 0.154										0	0	0	0	0	0	0				
Inning Stats	R: 1 E: 0 K: 1 S: 13	H: 3 LOB: 2 BB: 0 P: 20	R: 0 E: 0 K: 0 S: 5	H: 0 LOB: 0 BB: 0 P: 7	R: 0 E: 0 K: 1 S: 7	H: 1 LOB: 0 BB: 0 P: 10	R: 1 E: 0 K: 0 S: 11	H: 2 LOB: 2 BB: 1 P: 20	R: 1 E: 0 K: 1 S: 12	H: 3 LOB: 1 BB: 1 P: 14	R: 0 E: 0 K: 1 S: 8	H: 0 LOB: 0 BB: 0 P: 13	R: 2 E: 0 K: 1 S: 19	H: 3 LOB: 3 BB: 2 P: 31	R: 0 E: 0 K: 0 S: 6	H: 0 LOB: 0 BB: 0 P: 8	1B: 9 2B: 4 3B: 0 HR: 0	SF: 0 SAC: 2 DP: 2 HBP: 0	WP: 0 PB: 0 SB: 0 CS: 1	PA: 41
PITCHER	IP WLS BF H R ER SO BB IBB HBP BLK WP HR S P ERA WHIP																			
Carlos Perez, L ERA: 3.38	(1, 1) 7.1 L 34 12 5 5 4 1 1 0 0 0 0 0 72 111 6.14 1.773																			
Tim Scott, R ERA: 4.2	(8, 1) 0.2 4 0 0 0 1 2 0 0 0 0 0 0 10 19 0.00 3.000																			
Greg Harris, R ERA: 2.84	(9, 1) 1.0 3 0 0 0 0 0 0 0 0 0 0 0 6 8 0.00 0.000																			

Batter	1	2	3	4	5	6	7	8	9	AB	R	H	RBI	BB	SO	LOB	BOTTOM					
Rondell White, R OBP: 0.337, SLG: 0.438	BB		G1-3		FC4-6		G4-3			5	0	2	0	0	0	1	Florida Marlins @ Montreal Expos Olympic Stadium, Montreal, QB Tue Aug 01 1995, 7:05 PM EDT Att: 14,126 - Dome - 72 F					
Tony Tarasco, L OBP: 0.344, SLG: 0.426	P5		G6-3		G4-3		K		F9	4	0	0	0	1	1	2						
Wil Cordero, R OBP: 0.362, SLG: 0.447	1B				G4-3		3B		K	5	0	2	0	0	1	3						
David Segui, S OBP: 0.380, SLG: 0.475	1B				K		G6-3			3	1	1	1	1	1	3						
Darrin Fletcher, L OBP: 0.383, SLG: 0.480	G4-6-3				1B		BB		G6-3	3	0	1	0	1	0	3						
Sean Berry, R OBP: 0.348, SLG: 0.500		G3			K		K		HR	4	1	1	1	0	2	2						
Greg Harris, S OBP: 0.333, SLG: 0.667										0	0	0	0	0	0	0						
Mike Lansing, R OBP: 0.296, SLG: 0.389	P2				1B		BB		F9	3	0	1	0	1	0	0						
Curtis Pride, L OBP: 0.241, SLG: 0.204	G5-3				G3		F7		G4-3	4	0	0	0	0	0	4						
Carlos Perez, L OBP: 0.171, SLG: 0.250			G4-3				F8		L7	2	0	0	0	1	0	2						
Tim Scott, R OBP: 0.333, SLG: 0.333					FC4-6					0	0	0	0	0	0	0						
Dave Silvestri, R OBP: 0.263, SLG: 0.258										0	0	0	0	0	0	0						
Jeff Treadway, L OBP: 0.228, SLG: 0.208										1	0	0	0	0	0	0						
Inning Stats	R: 0 E: 0 K: 0 S: 14	H: 2 LOB: 2 BB: 1 P: 25	R: 0 E: 0 K: 0 S: 5	H: 0 LOB: 0 BB: 0 P: 8	R: 0 E: 0 K: 0 S: 10	H: 0 LOB: 0 BB: 0 P: 16	R: 1 E: 0 K: 1 S: 15	H: 3 LOB: 2 BB: 0 P: 26	R: 0 E: 0 K: 1 S: 9	H: 0 LOB: 2 BB: 2 P: 20	R: 0 E: 0 K: 1 S: 8	H: 0 LOB: 1 BB: 2 P: 20	R: 0 E: 0 K: 1 S: 10	H: 1 LOB: 0 BB: 0 P: 13	R: 1 E: 0 K: 0 S: 8	H: 1 LOB: 0 BB: 0 P: 10	R: 0 E: 0 K: 1 S: 10	H: 1 LOB: 1 BB: 0 P: 15	1B: 5 2B: 0 3B: 1 HR: 2	SF: 0 SAC: 0 DP: 1 HBP: 0	WP: 0 PB: 0 SB: 1 CS: 0	PA: 39
PITCHER	IP WLS BF H R ER SO BB IBB HBP BLK WP HR S P ERA WHIP																					
Pat Rapp, R ERA: 4.47	(1, 1) 5.1 W 25 11 1 1 1 0 0 0 0 0 0 1 19 26 3.86 0.857																					
Mark Gardner, R ERA: 4.17	(6, 1) 2.1 9 2 1 1 1 0 0 0 0 0 0 1 19 26 3.86 0.857																					
Yorkis Perez, L ERA: 5.76	(8, 1) 0.1 1 0 0 0 0 0 0 0 0 0 0 0 2 2 0.00 0.000																					
Robb Nen, R ERA: 3.48	(9, 1) 1.0 S 4 1 0 0 1 0 0 0 0 0 0 0 10 15 0.00 1.000																					

Batter	1	2	3	4	5	6	7	8	9	10	AB	R	H	RBI	BB	SO	LOB	TOP								
Quilvio Veras, S OBP: 0.359, SLG: 0.316 (1, 4)	G5-3		G6-3 1B BB		K		F7		FC4-6 1B		4	1	1	1	1	1	0									
Jerry Browne, S OBP: 0.350, SLG: 0.294 (1, 7)	K		G6-3		G4-3 1B		G4-3		FC4-6		5	0	1	1	0	1	2									
Greg Colbrunn, R OBP: 0.318, SLG: 0.461 (1, 3)	G6-3		G6-3 1B SF7 BB		G4-3		P4		G5-3		4	1	0	0	1	0	2									
Terry Pendleton, S OBP: 0.343, SLG: 0.441 (1, 5)							K		F8		4	2	2	1	1	1	0									
Andre Dawson, R OBP: 0.319, SLG: 0.468 (1, 9)																										
Chuck Carr, S OBP: 0.306, SLG: 0.263 (8, 8)																										
Kurt Abbott, R OBP: 0.302, SLG: 0.442 (1, 6)																										
Charles Johnson, R OBP: 0.323, SLG: 0.375 (1, 2)																										
Jesus Tavarez, S OBP: 0.280, SLG: 0.261 (8, 9)																										
Chris Hammond, L Randy Veras, R Manny Delgado, R Terry Mathews, R Yorkis Perez, L Tommy Griggs, L Alejandro Pena, R Alex Rodriguez, R Rafael Nunez, R																										
Inning Stats	R: 0 E: 0 K: 1 S: 8	H: 0 LOB: 0 BB: 0 P: 11	R: 2 E: 0 K: 1 S: 11	H: 2 LOB: 1 BB: 1 P: 19	R: 2 E: 0 K: 0 S: 8	H: 1 LOB: 2 BB: 2 P: 19	R: 0 E: 0 K: 0 S: 4	H: 0 LOB: 0 BB: 0 P: 7	R: 0 E: 0 K: 1 S: 7	H: 1 LOB: 0 BB: 0 P: 10	R: 0 E: 0 K: 2 S: 11	H: 1 LOB: 2 BB: 1 P: 21	R: 0 E: 0 K: 0 S: 6	H: 0 LOB: 0 BB: 0 P: 10	R: 0 E: 0 K: 1 S: 11	H: 1 LOB: 1 BB: 0 P: 16	R: 2 E: 0 K: 0 S: 14	H: 3 LOB: 1 BB: 0 P: 22	R: 1 E: 0 K: 0 S: 11	H: 2 LOB: 2 BB: 1 P: 18	1B: 8 2B: 3 3B: 0 HR: 0	SF: 1 SAC: 1 DP: 1 HBP: 0	WP: 0 PB: 0 SB: 1 CS: 0	PA: 45		
PITCHER	IP	WLS	BF	H	R	ER	SO	BB	IBB	HBP	BLK	WP	HR	S	P	ERA	WHIP									
Jeff Fassero, L ERA: 4.09	6.0		26	5	4	4	5	4	0	0	0	0	0	0	6	10	0.00	0.000								
Dave Leiper, L ERA: 3.23	1.0		3	0	0	0	0	0	0	0	0	0	0	6	10	0.00	0.000									
Mel Rojas, R ERA: 4.37	2.0	L	10	4	2	2	1	0	0	0	0	0	0	25	38	9.00	2.000									
Jeff Shaw, R ERA: 4.85	0.2		5	2	1	1	0	1	0	0	0	0	0	10	17	13.50	4.500									
Gil Heredia, R ERA: 5.35	0.1		1	0	0	0	0	0	0	0	0	0	0	1	1	0.00	0.000									

Florida Marlins @ Montreal Expos
Olympic Stadium, Montreal, QB
Wed Aug 02 1995, 7:05 PM EDT
Alt. 14,220 - Dome - 72 F

AB	38
R	7
H	11
RBI	7
BB	5
SO	6
LOB	18



Batter	1	2	3	4	5	6	7	8	9	10	AB	R	H	RBI	BB	SO	LOB	BOTTOM							
Dave Silvestri, R OBP: 0.256, SLG: 0.257 (1, 5)	G6-3		E7 1B		SF8		K		K		4	0	1	1	0	2	1								
Tony Tarasco, L OBP: 0.339, SLG: 0.420 (1, 9)	K		G3		G3		F8		K		5	0	0	0	0	2	2								
Wil Cordero, R OBP: 0.360, SLG: 0.447 (1, 6)	L3				L5		G5-3		WP 1B 2B		5	1	1	0	0	0	0								
David Segui, S OBP: 0.387, SLG: 0.483 (1, 3)																									
Rondell White, R OBP: 0.339, SLG: 0.437 (1, 8)																									
Mike Lansing, R OBP: 0.301, SLG: 0.398 (1, 4)																									
Tim Laker, R OBP: 0.287, SLG: 0.367 (1, 2)																									
F.P. Santangelo, S OBP: 0.750, SLG: 1.333 (10, PH)																									
Darin Fletcher, L OBP: 0.382, SLG: 0.478 (10, PH)																									
Jeff Fassero, L OBP: 0.178, SLG: 0.086 (8, PH)																									
Jeff Fassero, L OBP: 0.292, SLG: 0.204 (7, 1)																									
Mel Rojas, R ERA: 3.38																									
Jeff Shaw, R ERA: 5.7																									
Gil Heredia, R OBP: 0.287, SLG: 0.227 (10, PH)																									
Scott Giffen, R OBP: 0.341, SLG: 0.487 (10, PH)																									
Inning Stats	R: 0 E: 0 K: 1 S: 8	H: 0 LOB: 0 BB: 0 P: 15	R: 1 E: 0 K: 0 S: 8	H: 2 LOB: 0 BB: 0 P: 12	R: 0 E: 1 K: 0 S: 10	H: 1 LOB: 1 BB: 0 P: 15	R: 0 E: 0 K: 0 S: 11	H: 1 LOB: 1 BB: 0 P: 17	R: 2 E: 0 K: 1 S: 8	H: 2 LOB: 0 BB: 0 P: 12	R: 1 E: 0 K: 0 S: 15	H: 3 LOB: 3 BB: 0 P: 21	R: 0 E: 0 K: 2 S: 12	H: 3 LOB: 2 BB: 1 P: 22	R: 0 E: 0 K: 1 S: 11	H: 1 LOB: 1 BB: 0 P: 15	R: 0 E: 0 K: 0 S: 9	H: 0 LOB: 0 BB: 0 P: 13	R: 0 E: 0 K: 1 S: 16	H: 1 LOB: 1 BB: 0 P: 21	1B: 9 2B: 4 3B: 1 HR: 0	SF: 2 SAC: 1 DP: 0 HBP: 1	WP: 1 PB: 0 SB: 1 CS: 0	PA: 45	
PITCHER	IP	WLS	BF	H	R	ER	SO	BB	IBB	HBP	BLK	WP	HR	S	P	ERA	WHIP								
Chris Hammond, L ERA: 2.7	5.2		25	9	4	4	2	0	0	0	0	0	0	0	84	6.35	1.588								
Randy Veras, R ERA: 2.7	0.1		2	0	0	0	0	0	0	1	0	0	0	6	8	0.00	0.000								
Terry Mathews, R ERA: 3.38	1.2		10	4	2	2	2	0	1	0	0	1	0	20	33	10.80	2.400								
Yorkis Perez, L ERA: 5.7	0.1		1	0	0	0	1	0	0	0	0	0	0	3	4	0.00	0.000								
Alejandro Pena, R ERA: 7.11	1.0	W	3	0	0	0	0	0	0	0	0	0	0	9	13	0.00	0.000								

Florida Marlins @ Montreal Expos
Olympic Stadium, Montreal, QB
Wed Aug 02 1995, 7:05 PM EDT
Alt. 14,220 - Dome - 72 F

AB	40
R	6
H	14
RBI	6
BB	1
SO	6
LOB	15



Batter	1	2	3	4	5	6	7	8	9	AB	R	H	RBI	BB	SO	LOB	TOP								
Jesus Tavarez, S OBP: 0.317, SLG: 0.291 (1, 8)	0-2 CS 1B			1-3 K		1-1 SH1-4	2-0 G4-3			3	0	1	0	0	1	2									
Kurt Abbott, R OBP: 0.308, SLG: 0.437 (1, 6)	1 SAFE 3-3 K			0-1 G4-3		2-0 1B		0-0 P3		4	0	1	1	0	1	1									
Jeff Conine, R OBP: 0.391, SLG: 0.540 (1, 7)	3-2 G1-3			0-0 L4		3-H 1B		1-3 K		4	0	0	0	0	2	1									
Terry Pendleton, S OBP: 0.341, SLG: 0.433 (1, 5)		3-2 G3			1-2 1B	2-3 K		3-2 F7		4	0	1	0	0	1	1									
Greg Colbrunn, R OBP: 0.317, SLG: 0.459 (1, 3)		0-1 F9			1-3 K		1-2 F9		3-2 P4	4	0	0	0	0	1	1									
Andre Dawson, R OBP: 0.290, SLG: 0.434 Chuck Carr, S OBP: 0.307, SLG: 0.269 (1, 9) (7, 8)	2-2 G5-3				1-3 K		2-3 K		3-2 F8	3	0	0	0	0	2	1									
Charles Johnson, R OBP: 0.326, SLG: 0.380 (1, 2)			2-3 K		1-0 1B		2-2 1B		3-3 K	4	1	2	0	0	2	0									
Jerry Browne, S OBP: 0.348, SLG: 0.288 (1, 4)			2-3 K		0-0 G3-1		4-0 1B			2	0	0	0	1	1	2									
David Weathers, R OBP: 0.105, SLG: 0.105 Mario Diaz, R OBP: 0.227, SLG: 0.318 Randy Veres, R OBP: 0.292, SLG: 0.445 Tommy Gregg, L OBP: 0.292, SLG: 0.445 Terry Mathews, L OBP: 0.292, SLG: 0.445 Alejandro Pena, R OBP: 0.292, SLG: 0.445 (1, 1) (5, PH) (6, 1) (7, PH) (7, 1) (8, 1)			1-3 K		0-0 SH1-4		1-2 1B			1	0	0	0	0	1	0									
Inning Stats	R: 0 E: 0 K: 1 S: 11	H: 1 LOB: 0 BB: 0 P: 16	R: 0 E: 0 K: 0 S: 9	H: 0 LOB: 0 BB: 0 P: 14	R: 0 E: 0 K: 3 S: 12	H: 0 LOB: 0 BB: 0 P: 17	R: 0 E: 0 K: 1 S: 6	H: 0 LOB: 0 BB: 0 P: 7	R: 0 E: 0 K: 2 S: 12	H: 2 LOB: 2 BB: 0 P: 16	R: 1 E: 0 K: 10 S: 10	H: 2 LOB: 1 BB: 0 P: 16	R: 1 E: 0 K: 1 S: 14	H: 2 LOB: 1 BB: 1 P: 26	R: 0 E: 0 K: 1 S: 8	H: 0 LOB: 0 BB: 0 P: 12	R: 0 E: 0 K: 1 S: 10	H: 0 LOB: 0 BB: 0 P: 19	1B: 5 2B: 2 3B: 0 HR: 0	SF: 0 SAC: 1 DP: 0 HBP: 0	WP: 0 PB: 0 SB: 0 CS: 1	PA: 34			
PITCHER	IP	WLS	BF	H	R	ER	SO	BB	IBB	HBP	BLK	WP	HR	S	P	ERA	WHIP								
Dave Milcki, R ERA: 4.68 (1, 1)	7.0	W	28	7	2	2	10	1	0	0	0	0	0	74	112	2.57	1.143								
Doug Henry, R ERA: 4.1 (8, 1)	1.0		3	0	0	0	1	0	0	0	0	0	0	8	12	0.00	0.000								
John Franco, L ERA: 2.45 (9, 1)	1.0	S	3	0	0	0	1	0	0	0	0	0	0	10	19	0.00	0.000								

Florida Marlins @ New York Mets
Shea Stadium, Flushing, NY
Mon Aug 07 1995, 7:05 PM EDT
Att: 15,653 - Unknown

AB 32
R 2
H 7
RBI 2
BB 1
SO 12
LOB 9



Batter	1	2	3	4	5	6	7	8	9	AB	R	H	RBI	BB	SO	LOB	BOTTOM								
Brett Butler, L OBP: 0.373, SLG: 0.383 (1, 8)	0-1 G6-3 1B		3-2 G4-3 G1-3 1B	2-1 F8		2-2 G4-3		1-2 FC1-5		5	0	2	0	0	0	3									
Edgardo Alfonzo, R OBP: 0.294, SLG: 0.373 (1, 5)	2-0 G6-3 1B		0-0 G1-3		1-1 L8		1-0 F9 FC6-4 1B	2-3 K		5	1	2	0	0	1	2									
Carl Everett, S OBP: 0.293, SLG: 0.411 (1, 9)	0-0 G6-3		2-1 G4-3		3-2 2B		1-0 FC6-4 HR 1B	4-1 FC6-4 BB		4	1	2	0	1	0	3									
Jeff Kent, R OBP: 0.335, SLG: 0.483 (1, 4)	4-1 BB		4-2 FC4 BB		1-0 P5		2-2 F9 1B	0-1 FC6-4		3	0	0	0	2	0	5									
Rico Brogna, L OBP: 0.344, SLG: 0.481 (1, 3)	0-1 G3-1		1-2 FC4		4-1 IBB		4-1 FC6-4 BB			2	0	0	0	2	0	4									
Jose Vizcaino, S OBP: 0.315, SLG: 0.343 (1, 6)		1-3 K		4-2 G5-3 1B BB	1-1 L7		1-1 FC6-4 HR			3	2	0	1	1	1	4									
Kelly Stinnett, R OBP: 0.373, SLG: 0.414 Joe Orsulak, L OBP: 0.321, SLG: 0.394 Alberto Castillo, R OBP: 0.222, SLG: 0.087 (1, 2) (7, PH) (8, 2)		1-3 K		2-2 G5-3		1-0 G6-3		1-2 HR		3	0	0	0	0	1	1									
Damon Buford, R OBP: 0.262, SLG: 0.179 (1, 7)		1-2 1B		2-2 SH1-4 1B		2-2 L4		2-1 P3		4	0	2	1	0	0	0									
Dave Milcki, R OBP: 0.138, SLG: 0.038 Doug Henry, R OBP: 0.245, SLG: 0.262 John Franco, L OBP: 0.292, SLG: 0.445 (1, 1) (8, 1) (9, 1)		2-2 G6-3		0-1 SH1-4		0-0 E6		2-1 FC1-5 2B		2	0	0	0	0	0	1									
Inning Stats	R: 0 E: 0 K: 0 S: 7	H: 2 LOB: 2 BB: 1 P: 13	R: 0 E: 0 K: 2 S: 12	H: 1 LOB: 1 BB: 0 P: 17	R: 0 E: 0 K: 0 S: 12	H: 1 LOB: 1 BB: 1 P: 22	R: 1 E: 0 K: 0 S: 12	H: 1 LOB: 1 BB: 1 P: 22	R: 0 E: 0 K: 0 S: 11	H: 1 LOB: 2 BB: 1 P: 21	R: 0 E: 1 K: 0 S: 8	H: 0 LOB: 1 BB: 0 P: 13	R: 4 E: 0 K: 0 S: 15	H: 3 LOB: 0 BB: 1 P: 29	R: 0 E: 0 K: 1 S: 11	H: 1 LOB: 2 BB: 1 P: 20	1B: 7 2B: 2 3B: 0 HR: 1	SF: 0 SAC: 1 DP: 1 HBP: 0	WP: 0 PB: 0 SB: 1 CS: 0	PA: 40					
PITCHER	IP	WLS	BF	H	R	ER	SO	BB	IBB	HBP	BLK	WP	HR	S	P	ERA	WHIP								
David Weathers, R ERA: 6.51 (1, 1)	5.0		24	6	1	1	2	3	0	0	0	0	0	54	95	1.80	1.800								
Randy Veres, R ERA: 2.52 (6, 1)	1.0		4	0	0	0	0	0	0	0	0	0	0	8	13	0.00	0.000								
Terry Mathews, R ERA: 3.82 (7, 1)	1.2	L	11	4	4	4	1	2	0	0	0	0	1	24	47	21.60	3.600								
Alejandro Pena, R ERA: 6.51 (8, 1)	0.1		1	0	0	0	0	0	0	0	0	0	0	2	2	0.00	0.000								

Florida Marlins @ New York Mets
Shea Stadium, Flushing, NY
Mon Aug 07 1995, 7:05 PM EDT
Att: 15,653 - Unknown

AB 33
R 5
H 10
RBI 5
BB 6
SO 3
LOB 23



Batter	1	2	3	4	5	6	7	8	9	AB	R	H	RBI	BB	SO	LOB	TOP
Eric Young Sr. R (1,4) OBP: 0.405, SLG: 0.460	G6-3			1B G4-6-3		G5-3		3B		4	1	2	0	0	0	1	Colorado Rockies @ Florida Marlins Joe Robbie Stadium, Miami, FL Wed Aug 09 1995, 7:05 PM EDT Att: 31,805 - Unknown - 82 F
Ellis Burks R (1,8) OBP: 0.374, SLG: 0.509	G5-4-3 1B			G4-6-3 1B		BB BB		K		3	0	2	0	1	1		
Larry Walker L (1,9) OBP: 0.378, SLG: 0.612	G5-4-3 1-2			G4-6-3 1-2 3-H		BB 1-2 2-3		K2-3		3	0	0	0	1	1	3	
Andres Galarraga R (1,3) OBP: 0.332, SLG: 0.515		K		L6		G1-3		K		4	0	0	0	0	2	4	
Dante Bichette R (1,7) OBP: 0.353, SLG: 0.607		G1-3				G4-3		F8		4	0	0	0	0	1	0	
Vinny Castilla R (1,5) OBP: 0.353, SLG: 0.594	F8					G5-4-3 1B				4	0	3	0	0	0	0	
Jason Bates S (9, PR) OBP: 0.339, SLG: 0.422								G4-3 2B		0	0	0	0	0	0	0	
Joe Girardi R (1,2) OBP: 0.326, SLG: 0.390			G4-3		G5-4-3 1-2		G4-3		P3	4	0	0	0	0	0	3	
Walt Weiss S (1,6) OBP: 0.390, SLG: 0.298		G1-3				BB SH3-4 BB			G1-3	2	0	0	0	2	0	1	
Kevin Ritz R (1,1) OBP: 0.353, SLG: 0.300			K			SH3-4 1-2		G1-3		1	0	0	0	0	1	0	
John Vander Wal L (7, PH) OBP: 0.452, SLG: 0.600										1	0	0	0	0	0	2	
Steve Reed R (7,1) OBP: 0.500, SLG: 0.500										0	0	0	0	0	0	0	
Inning Stats	R: 0 E: 0 K: 0 S: 3	H: 1 LOB: 0 BB: 0 P: 3	R: 0 E: 0 K: 1 S: 5	H: 0 LOB: 0 BB: 0 P: 5	R: 0 E: 0 K: 1 S: 5	H: 0 LOB: 0 BB: 0 P: 5	R: 1 E: 0 K: 0 S: 4	H: 2 LOB: 0 BB: 0 P: 4	R: 0 E: 0 K: 0 S: 3	H: 1 LOB: 2 BB: 1 P: 8	R: 0 E: 0 K: 3 S: 10	H: 1 LOB: 1 BB: 0 P: 10	R: 0 E: 0 K: 1 S: 6	H: 1 LOB: 1 BB: 0 P: 6	1B: 4 2B: 2 3B: 1 HR: 0	SF: 0 SAC: 1 DP: 3 HBP: 0	WP: 0 PA: 35 PB: 0 SB: 0 CS: 0
PITCHER	IP WLS BF H R ER SO BB IBB HBP BLK WP HR S P ERA WHIP	7.1 W 29 6 1 1 3 4 0 0 0 0 0 0 31 47 1.23 1.364	0.1 1 0 0 0 1 0 0 0 0 0 0 0 3 3 0.00 0.000	0.1 1 0 0 0 1 0 0 0 0 0 0 0 3 3 0.00 0.000	1.0 S 4 1 0 0 1 0 0 0 0 0 0 6 6 0.00 1.000	PITCHER										IP WLS BF H R ER SO BB IBB HBP BLK WP HR S P ERA WHIP	

AB	30
R	1
H	7
RBI	0
BB	4
SO	6
LOB	15



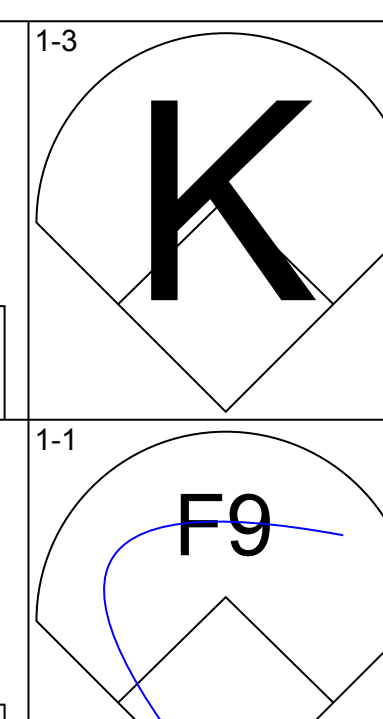
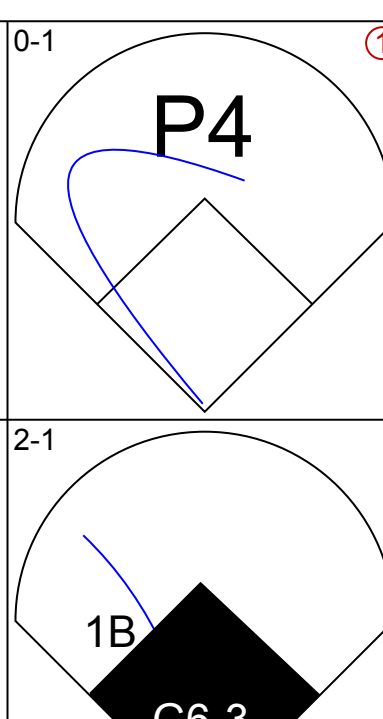
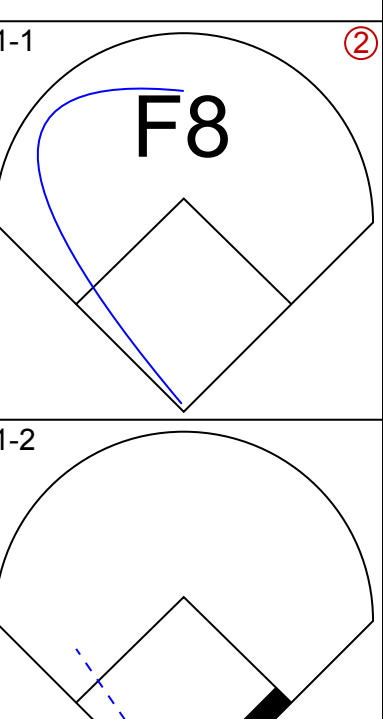
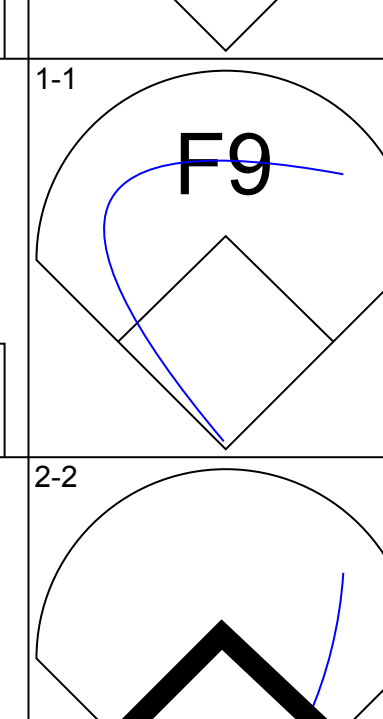
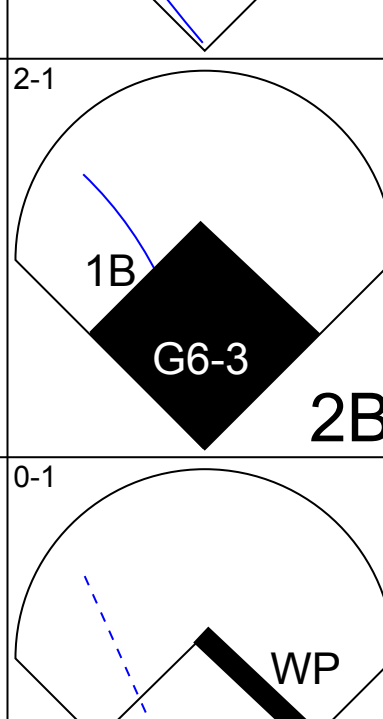
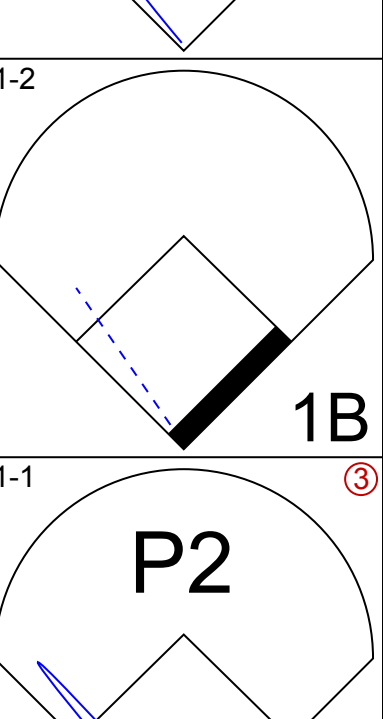
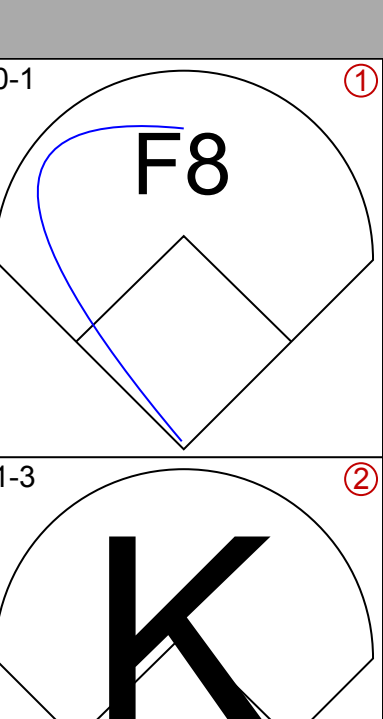
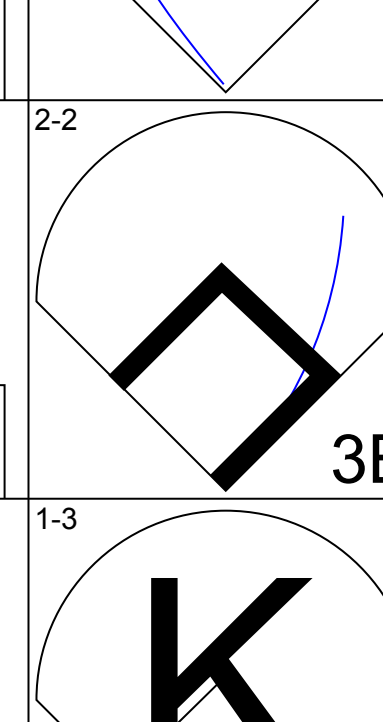
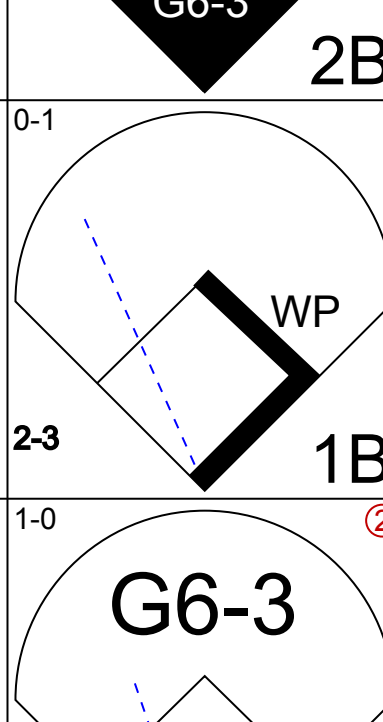
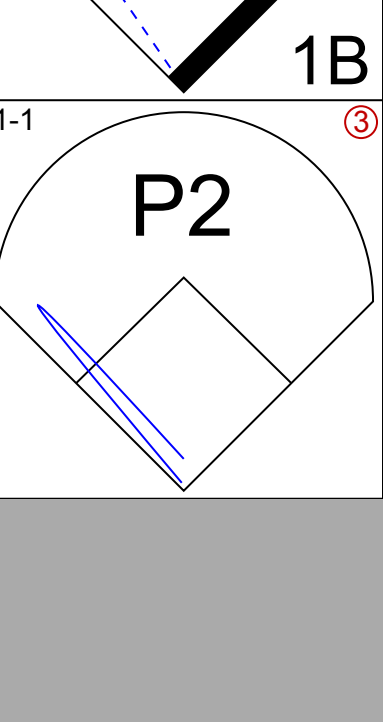
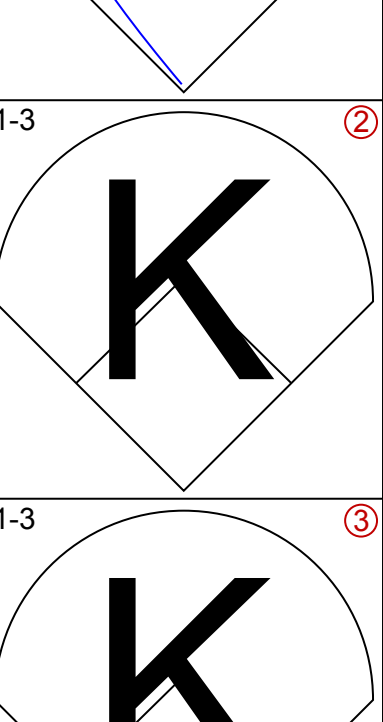
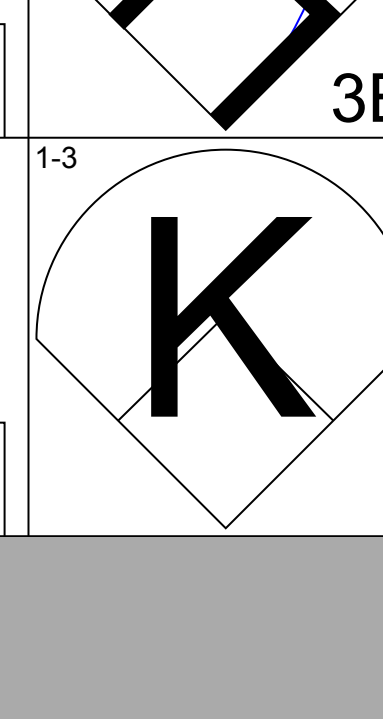
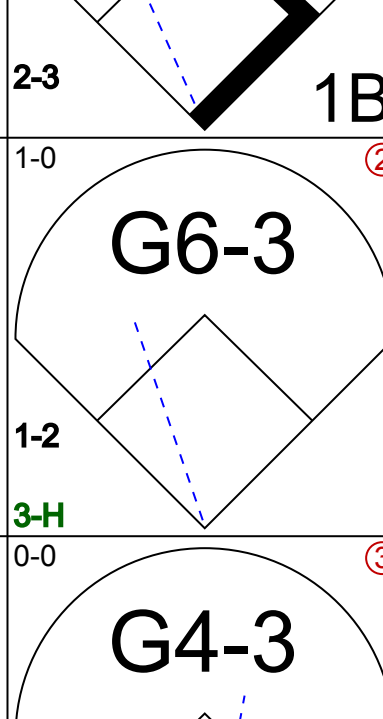
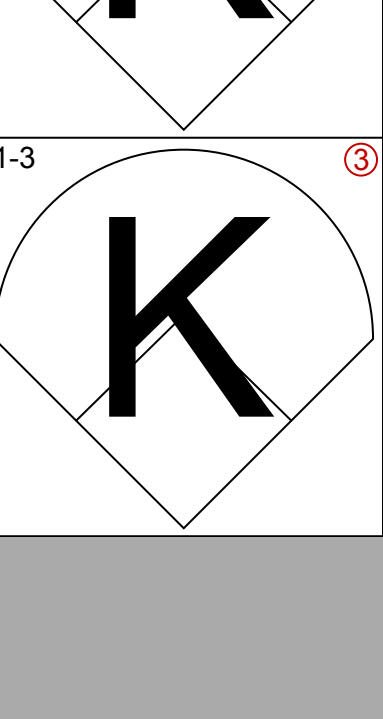
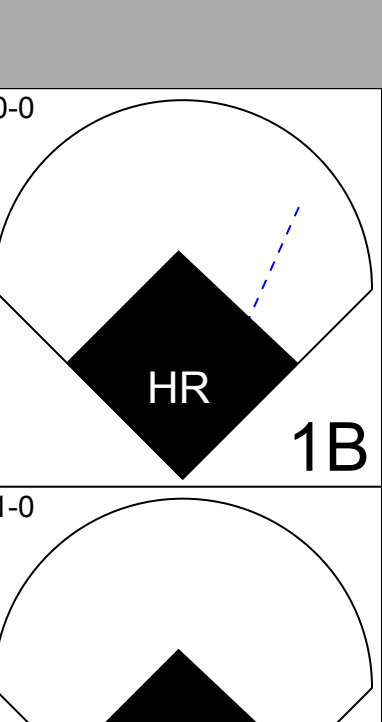
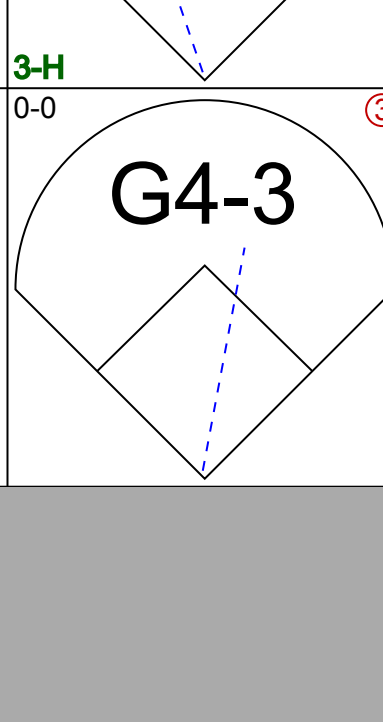
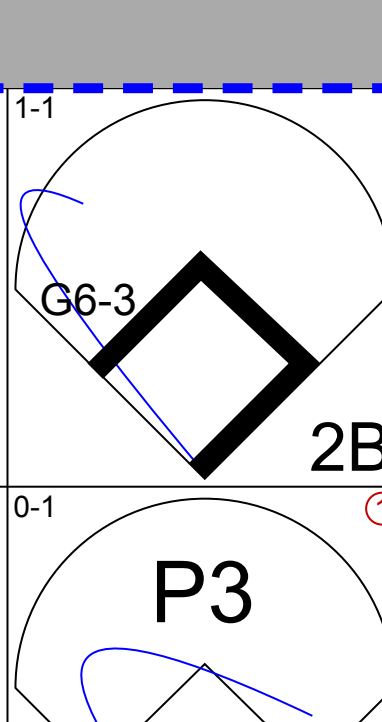
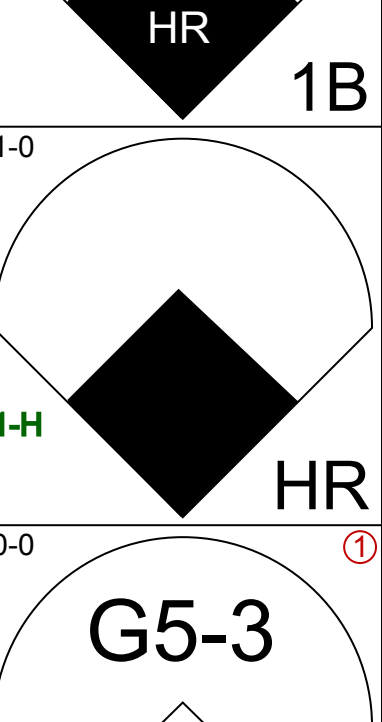
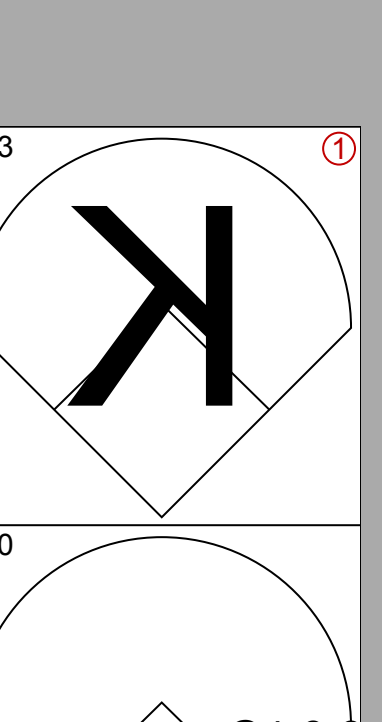
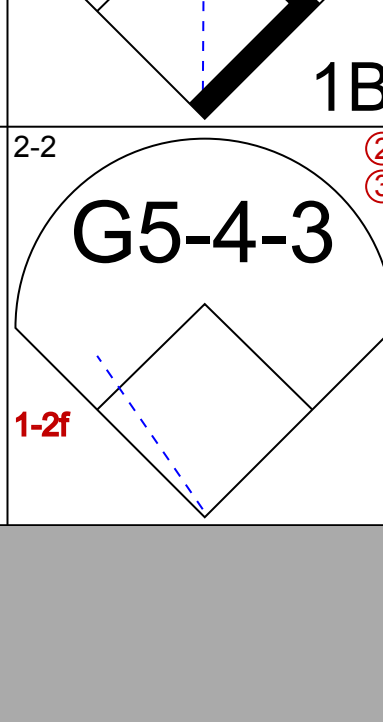
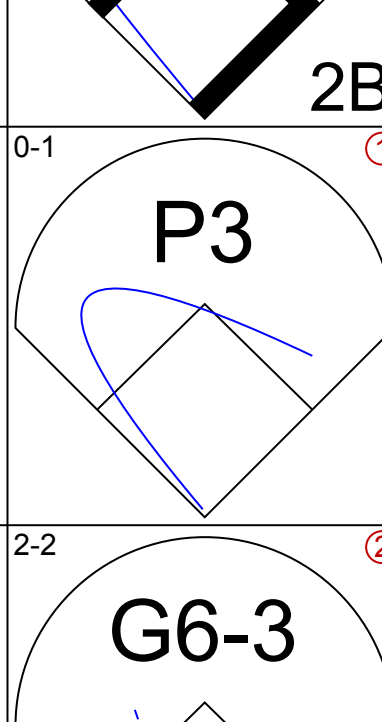
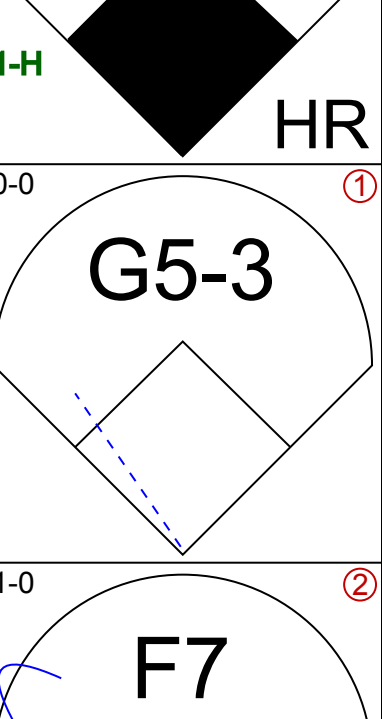
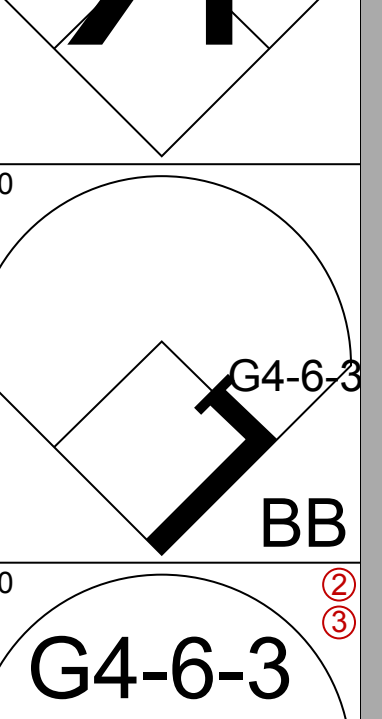
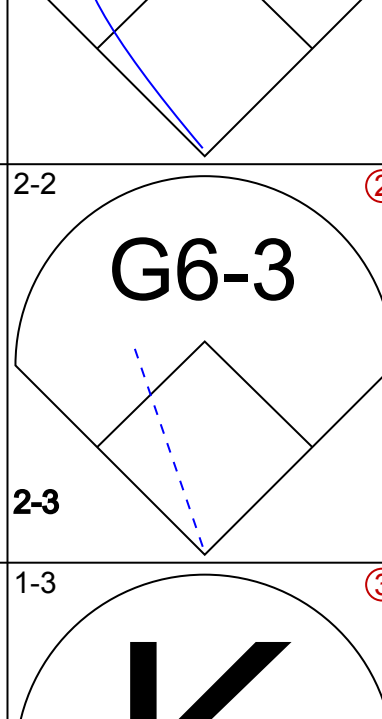
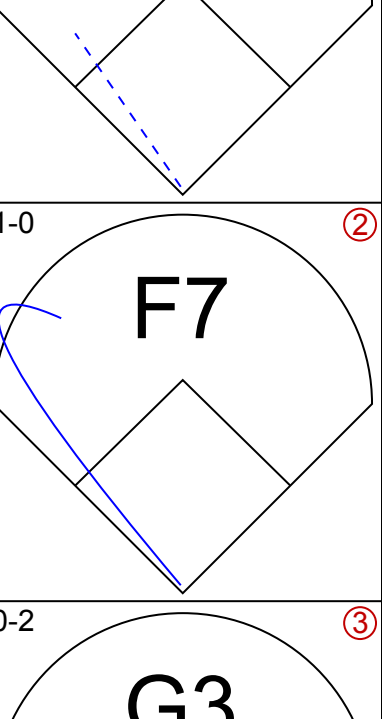
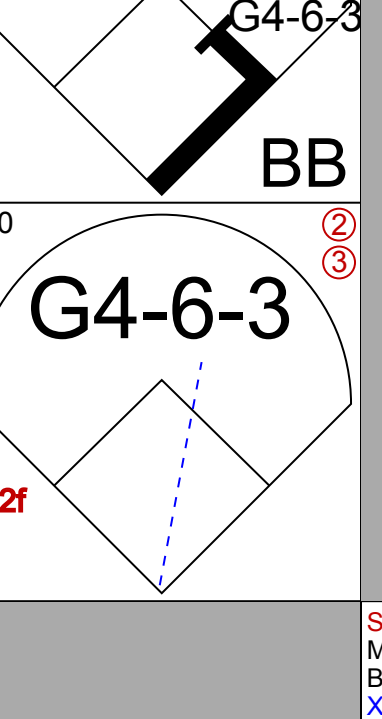
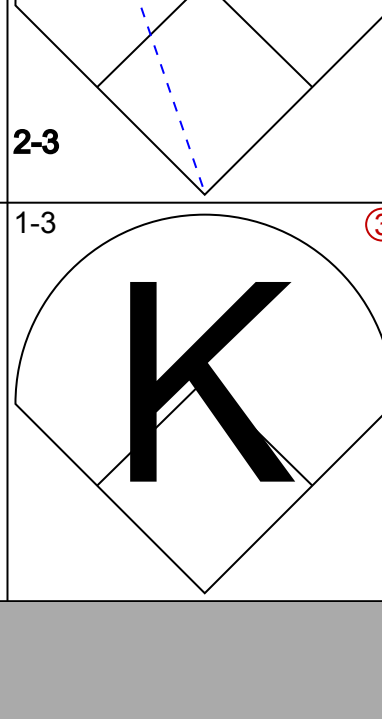
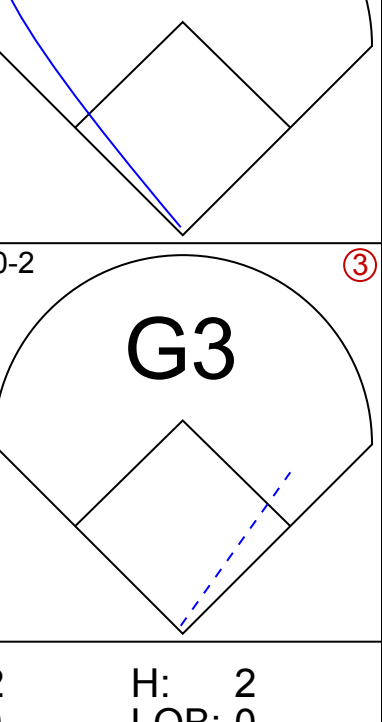
Batter	1	2	3	4	5	6	7	8	9	AB	R	H	RBI	BB	SO	LOB	BOTTOM		
QuiVio Veras S (1,4) OBP: 0.359, SLG: 0.311	K		SH1-3			G6-3		BB		2	0	0	0	1	1	0	Colorado Rockies @ Florida Marlins Joe Robbie Stadium, Miami, FL Wed Aug 09 1995, 7:05 PM EDT Att: 31,805 - Unknown - 82 F		
Kurt Abbott R (1,6) OBP: 0.308, SLG: 0.443	IHR		G5-4-3 1B			1B		P4		4	1	3	2	0	0	1			
Jeff Conine R (1,7) OBP: 0.390, SLG: 0.537	K		G5-4-3 1-2			1B		1B		3	0	1	0	0	1	1			
Terry Pendleton S (1,5) OBP: 0.338, SLG: 0.430	K				P4			P3		3	0	0	0	0	1	1			
Greg Colbrunn R (1,3) OBP: 0.320, SLG: 0.464		G6-3			G6-3			G6-3		3	0	0	0	0	0	0			
Andre Dawson R (1,9) OBP: 0.290, SLG: 0.426								K		3	0	1	0	0	2	0			
Chuck Carr S (8,8) OBP: 0.308, SLG: 0.276								K		0	0	0	0	0	0	0			
Steve Decker R (1,2) OBP: 0.339, SLG: 0.370		L8				G4-3		F7		3	0	0	0	0	0	1			
Jesus Tavarez S (1,8) OBP: 0.304, SLG: 0.270			FC3-6 1-2			G1-3		K		3	0	0	0	0	1	1			
John Burkett R (1,1) OBP: 0.191, SLG: 0.178								F5		2	1	1	0	0	0	0			
Yorkis Perez L (8,1) OBP: 0.462, SLG: 0.615						F7				0	0	0	0	0	0	0			
Terry Mathews L (8,1) OBP: 0.302, SLG: 0.398			SH1-3 1B							0	0	0	0	0	0	0			
Tommy Gregg L (8, PH) OBP: 0.302, SLG: 0.398										1	0	0	0	0	0	0			
Robb Nen R (9,1) OBP: 0.500, SLG: 0.500										0	0	0	0	0	0	0			
Inning Stats	R: 1 E: 0 K: 3 S: 10	H: 1 LOB: 0 BB: 0 P: 10	R: 0 E: 0 K: 0 S: 4	H: 1 LOB: 1 BB: 0 P: 4	R: 1 E: 0 K: 0 S: 4	H: 2 LOB: 0 BB: 0 P: 4	R: 0 E: 0 K: 1 S: 5	H: 0 LOB: 0 BB: 0 P: 5	R: 0 E: 0 K: 0 S: 3	H: 0 LOB: 0 BB: 0 P: 3	R: 0 E: 0 K: 0 S: 4	H: 2 LOB: 1 BB: 0 P: 4	R: 0 E: 0 K: 1 S: 5	H: 0 LOB: 0 BB: 0 P: 5	R: 0 E: 0 K: 1 S: 5	H: 0 LOB: 1 BB: 1 P: 9	1B: 4 2B: 1 3B: 0 HR: 1	SF: 0 SAC: 1 DP: 1 HBP: 0	WP: 0 PA: 29 PB: 0 SB: 0 CS: 0
PITCHER	IP WLS BF H R ER SO BB IBB HBP BLK WP HR S P ERA WHIP	6.0 L 22 6 2 2 4 0 0 0 0 0 0 30 14 3.00 1.000	2.0 7 0 0 0 2 1 0 0 0 0 0 0 10 14 0.00 0.500	PITCHER										IP WLS BF H R ER SO BB IBB HBP BLK WP HR S P ERA WHIP					

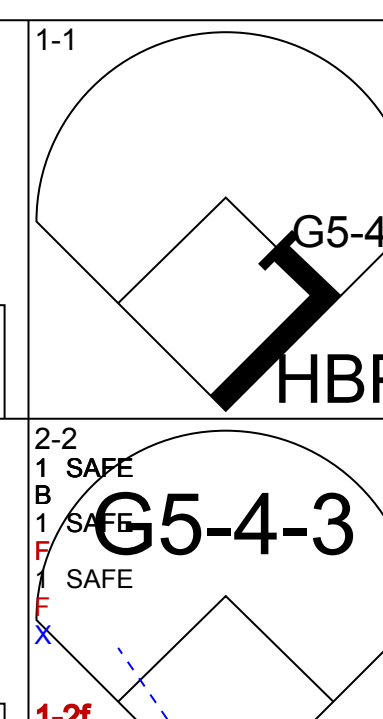
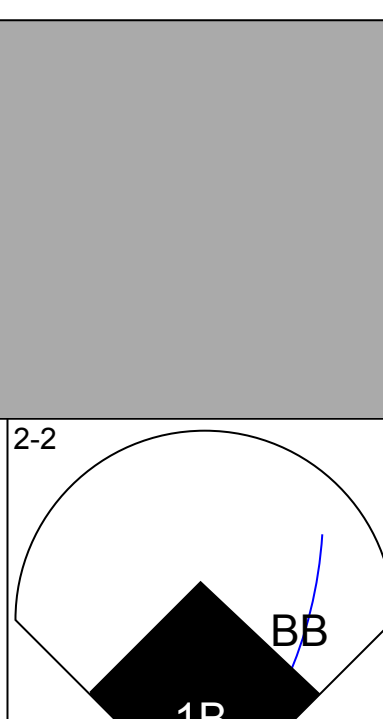
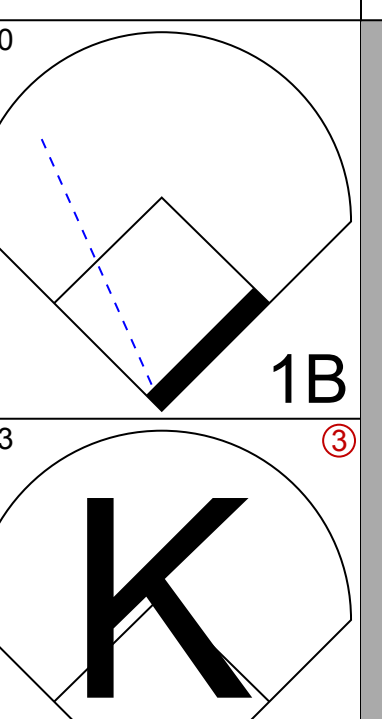
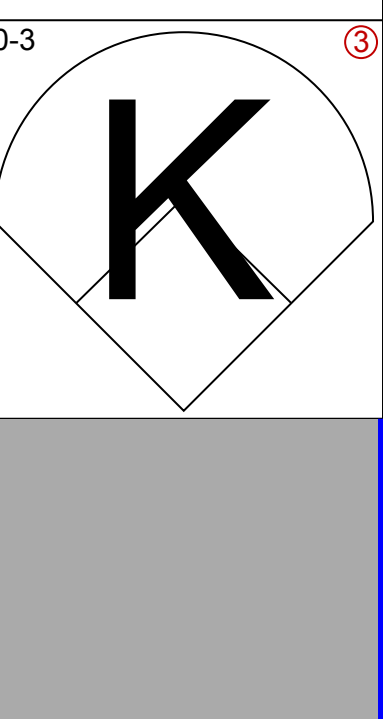

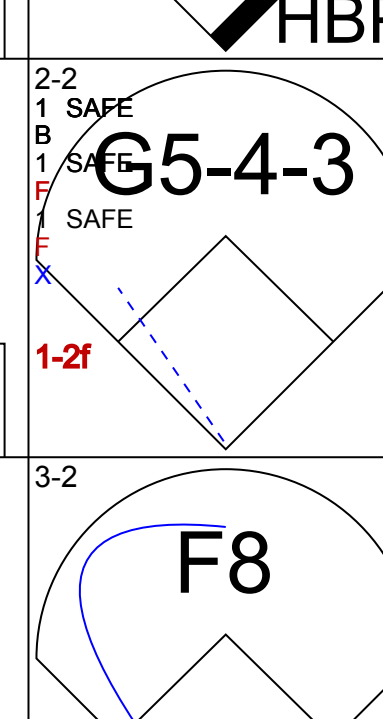
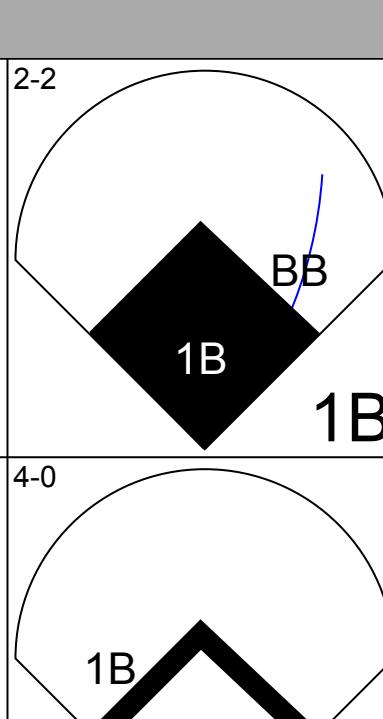
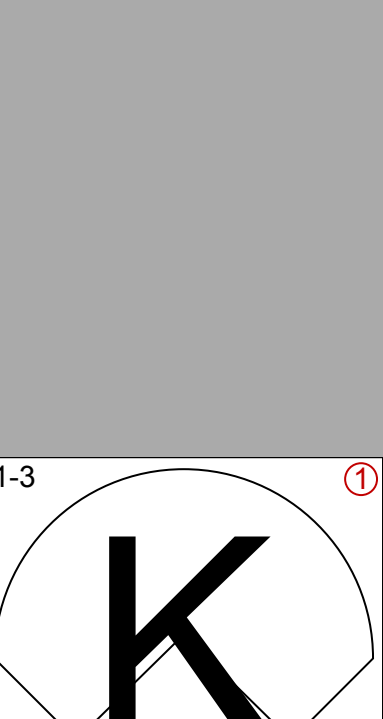
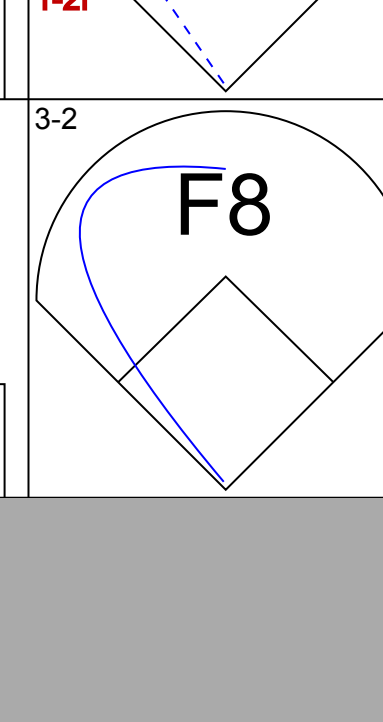
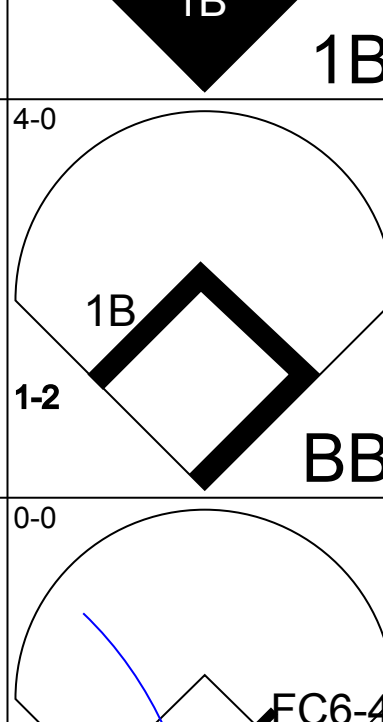

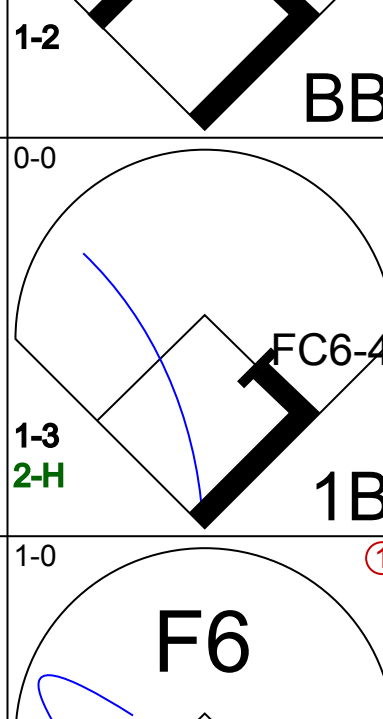

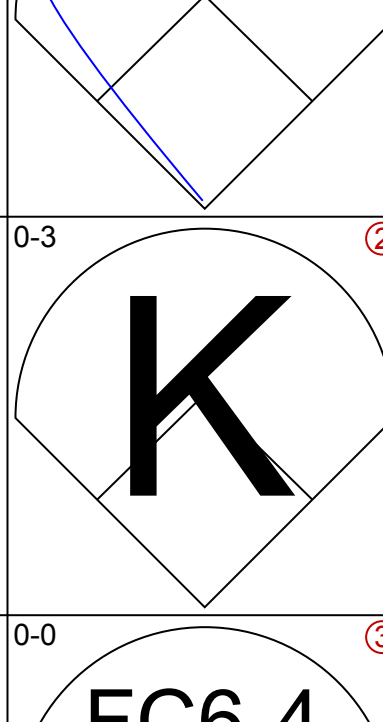
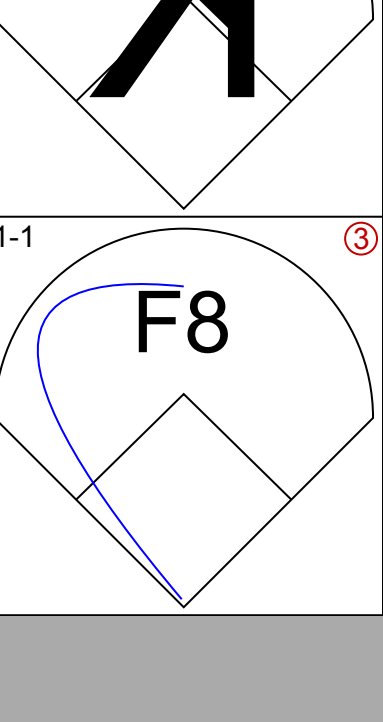
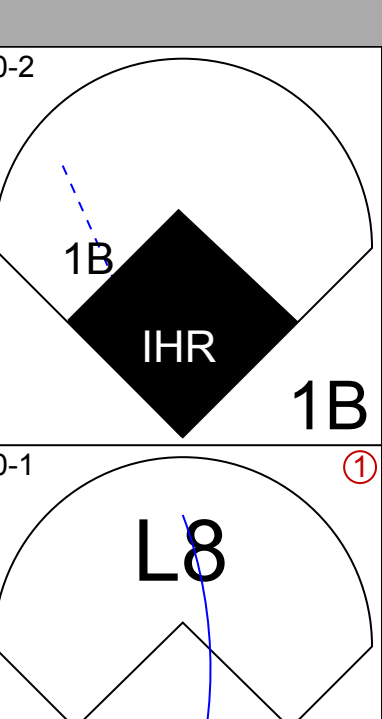
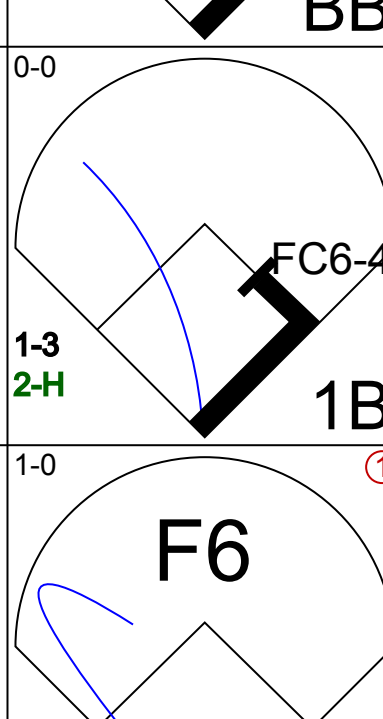
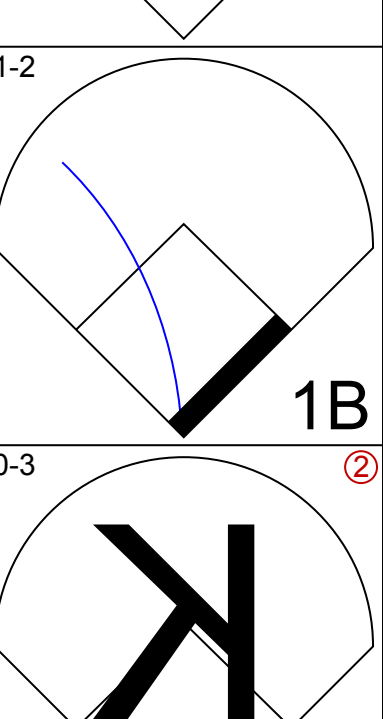
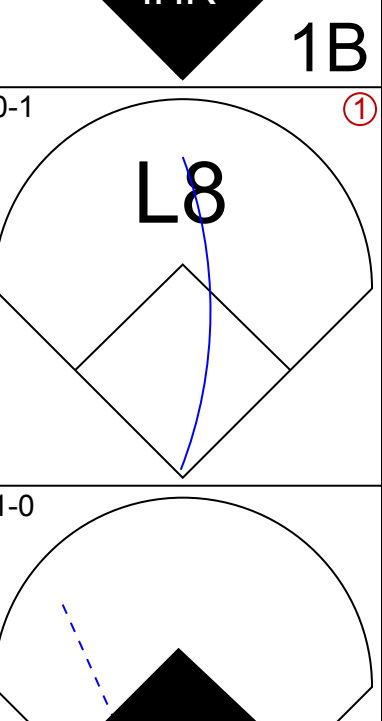
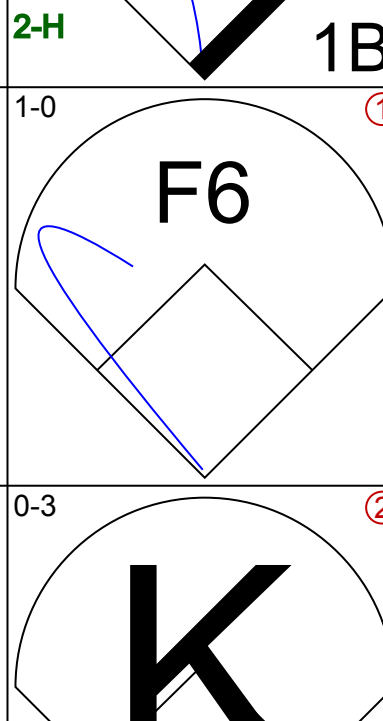
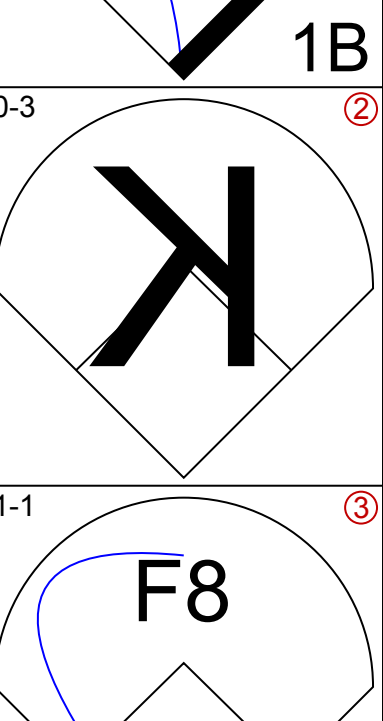
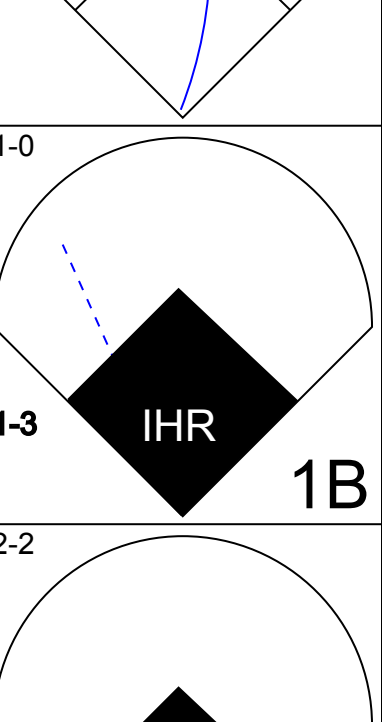
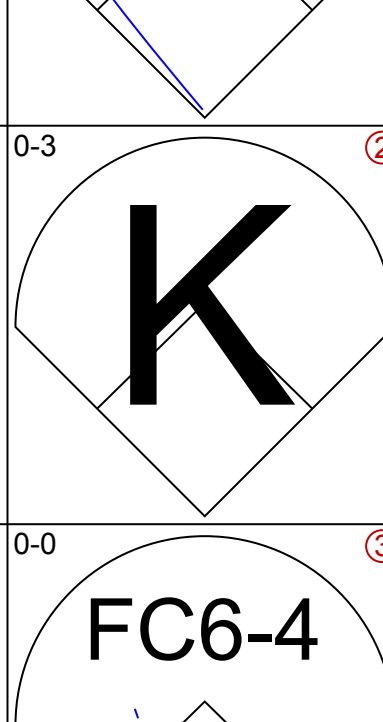
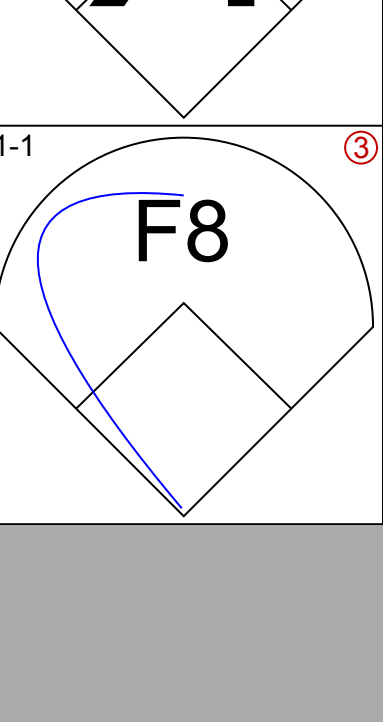
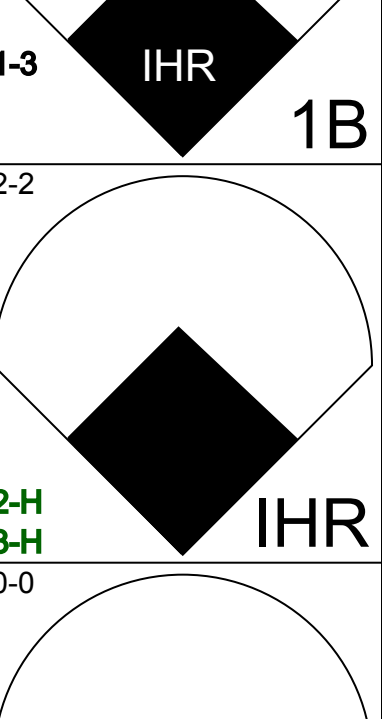
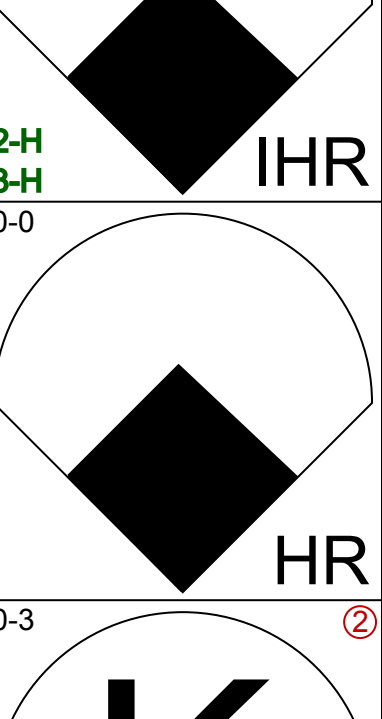


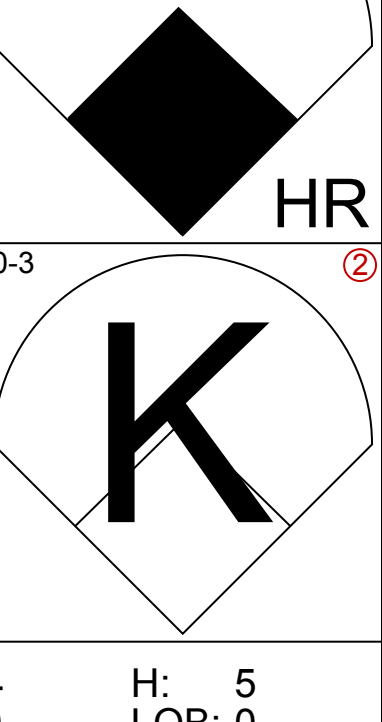

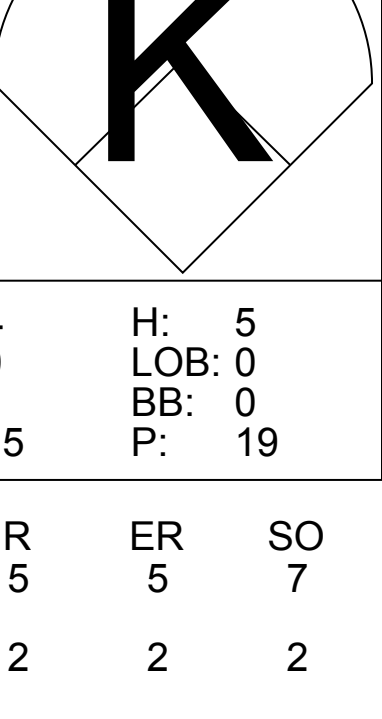
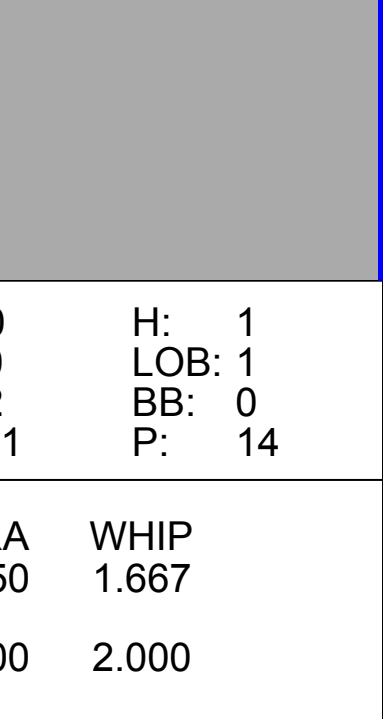
AB	27
R	2
H	6
RBI	2
BB	1
SO	6
LOB	5



Batter	1	2	3	4	5	6	7	8	9	AB	R	H	RBI	BB	SO	LOB	TOP								
Eric Young Sr. R OBP: 0.403, SLG: 0.461 (1,4)										4	0	1	0	0	0	0	Colorado Rockies @ Florida Marlins Joe Robbie Stadium, Miami, FL Thu Aug 10 1995, 7:05 PM EDT Att: 28,009 - Unknown - 88 F livebaseballscorecards.com								
Mike Kingery L OBP: 0.375, SLG: 0.454 (1,8)										4	0	0	0	0	0	1									
Larry Walker L OBP: 0.379, SLG: 0.613 (1,9)										3	1	1	0	1	1	0									
Andres Galarraga R OBP: 0.334, SLG: 0.515 (1,3)										4	0	2	1	0	1	0									
Vinny Castilla R OBP: 0.354, SLG: 0.595 (1,5)										3	0	1	0	1	1	0									
Ellis Burks R OBP: 0.371, SLG: 0.520 (1,7)										4	1	1	1	0	0	5									
Jayhawk Owens R OBP: 0.500, SLG: 1.250 (9, PH)										3	0	0	0	0	1	0									
John Vander Wal L OBP: 0.447, SLG: 0.592 (8, PH)										1	0	0	0	0	1	0									
Jason Bates S OBP: 0.335, SLG: 0.415 (1,6)										4	0	0	0	0	1	0									
Bryan Rekar R OBP: 0.500, SLG: 0.500 (8, 1)										3	0	0	0	0	3	0									
Curt Lesknic, R OBP: 0.250, SLG: 0.250 (7, 1)										0	0	0	0	0	0	0									
Steve Reed, R OBP: 0.500, SLG: 0.500 (8, 1)										0	0	0	0	0	0	0									
Inning Stats	R: 1 E: 0 K: 0 S: 16	H: 3 LOB: 2 BB: 0 P: 29	R: 0 E: 0 K: 1 S: 6	H: 0 LOB: 0 BB: 0 P: 12	R: 0 E: 0 K: 0 S: 12	H: 1 LOB: 3 BB: 2 P: 28	R: 0 E: 0 K: 2 S: 11	H: 0 LOB: 0 BB: 0 P: 17	R: 0 E: 0 K: 0 S: 3	H: 0 LOB: 0 BB: 0 P: 5	R: 1 E: 0 K: 0 S: 5	H: 1 LOB: 0 BB: 0 P: 11	R: 0 E: 0 K: 2 S: 8	H: 1 LOB: 1 BB: 0 P: 11	R: 0 E: 0 K: 3 S: 9	H: 0 LOB: 0 BB: 0 P: 12	R: 0 E: 0 K: 1 S: 9	H: 0 LOB: 0 BB: 0 P: 10	1B: 2 2B: 3 3B: 0 HR: 1	SF: 0 SAC: 0 DP: 0 HBP: 0	WP: 0 PB: 0 SB: 0 CS: 0	PA: 35			
PITCHER	IP	WLS	BF	H	R	ER	SO	BB	IBB	HBP	BLK	WP	HR	S	P	ERA	WHIP								
Richie Lewis, R ERA: 4.39 (1, 1)	6.2		28	6	2	2	5	2	0	0	1	0	1	60	111	2.70	1.200								
Yorkis Perez, L ERA: 4.93 (7, 1)	0.1		1	0	0	0	0	0	0	0	0	0	0	1	2	0.00	0.000								
Alejandro Pena, R ERA: 5.87 (8, 1)	2.0	W	6	0	0	0	4	0	0	0	0	0	0	18	22	0.00	0.000								

Batter	1	2	3	4	5	6	7	8	9	AB	R	H	RBI	BB	SO	LOB	BOTTOM								
QuiVio Veras S OBP: 0.359, SLG: 0.311 (1,4)										3	1	1	1	0	1	0	Colorado Rockies @ Florida Marlins Joe Robbie Stadium, Miami, FL Thu Aug 10 1995, 7:05 PM EDT Att: 28,009 - Unknown - 88 F livebaseballscorecards.com								
Kurt Abbott R OBP: 0.310, SLG: 0.440 (1,6)										2	0	0	0	2	0	1									
Jeff Conine R OBP: 0.388, SLG: 0.533 (1,7)										4	0	1	0	0	1	2									
Terry Pendleton S OBP: 0.334, SLG: 0.425 (1,5)										4	0	0	0	0	2	4									
Greg Colbrunn R OBP: 0.316, SLG: 0.458 (1,3)										4	0	0	0	0	1	0									
Andre Dawson R OBP: 0.303, SLG: 0.439 (8, FR)										3	0	2	0	0	0	0									
Chuck Carr S OBP: 0.308, SLG: 0.276 (9, 8)										0	1	0	0	0	0	0									
Steve Decker R OBP: 0.348, SLG: 0.375 (1,2)										2	0	1	1	1	1	1									
Jesus Tavarez S OBP: 0.288, SLG: 0.254 (9, 9)										4	1	0	0	0	0	5									
Richie Lewis, R OBP: 0.300, SLG: 0.396 (7, PH)										1	0	0	0	1	1	0									
Yorkis Perez, L OBP: 0.300, SLG: 0.396 (7, PH)										0	0	0	0	0	0	0									
Tommy Gregg, L OBP: 0.300, SLG: 0.396 (7, PH)										1	0	0	0	0	1	1									
Alejandro Pena, R OBP: 0.300, SLG: 0.396 (8, 1)										0	0	0	0	0	0	0									
Inning Stats	R: 0 E: 0 K: 2 S: 7	H: 0 LOB: 0 BB: 0 P: 11	R: 0 E: 0 K: 2 S: 10	H: 0 LOB: 2 BB: 1 P: 21	R: 0 E: 0 K: 2 S: 9	H: 1 LOB: 2 BB: 1 P: 18	R: 0 E: 0 K: 1 S: 12	H: 1 LOB: 1 BB: 0 P: 19	R: 0 E: 0 K: 0 S: 6	H: 0 LOB: 1 BB: 1 P: 14	R: 0 E: 0 K: 0 S: 9	H: 0 LOB: 0 BB: 0 P: 9	R: 2 E: 1 K: 1 S: 18	H: 2 LOB: 2 BB: 1 P: 27	R: 1 E: 1 K: 0 S: 5	H: 1 LOB: 1 BB: 0 P: 5	1B: 4 2B: 1 3B: 0 HR: 0	SF: 1 SAC: 1 DP: 0 HBP: 1	WP: 0 PB: 0 SB: 2 CS: 0	PA: 35					
PITCHER	IP	WLS	BF	H	R	ER	SO	BB	IBB	HBP	BLK	WP	HR	S	P	ERA	WHIP								
Bryan Rekar, R ERA: 4.13 (1, 1)	6.2		28	4	2	0	8	3	0	1	0	0	0	64	105	0.00	1.050								
Curt Lesknic, R ERA: 3.49 (7, 1)	0.1		3	0	0	0	0	1	0	0	0	0	0	7	14	0.00	3.000								
Steve Reed, R ERA: 1.73 (8, 1)	1.0	L	4	1	1	0	0	0	0	0	0	0	0	5	5	0.00	1.000								

Batter	1	2	3	4	5	6	7	8	9	AB	R	H	RBI	BB	SO	LOB	TOP										
Darren Lewis, R OBP: 0.305, SLG: 0.307 (1, 8)										4	0	0	0	0	1	1	Cincinnati Reds @ Florida Marlins Joe Robbie Stadium, Miami, FL Sat Aug 12 1995, 7:05 PM EDT Att: 30,407 - Unknown - 81 F										
Barry Larkin, R OBP: 0.390, SLG: 0.494 (1, 6)										4	1	2	0	0	0	0											
Ron Gant, R OBP: 0.391, SLG: 0.572 (1, 7)										4	0	2	0	0	1	1											
Reggie Sanders, R OBP: 0.395, SLG: 0.564 (1, 9)										4	0	0	1	0	2	2											
Hal Morris, L OBP: 0.301, SLG: 0.409 (1, 3)										4	1	3	0	0	0	1											
Benito Santiago, R OBP: 0.344, SLG: 0.556 (1, 2)										4	1	1	2	0	1	2											
Bret Boone, R OBP: 0.342, SLG: 0.459 (1, 4)										3	0	0	0	1	1	1											
Jeff Branson, L OBP: 0.323, SLG: 0.441 (1, 5)										4	0	1	0	0	1	2											
Pete Schourek, L OBP: 0.167, SLG: 0.167 (7, PH)										2	0	0	0	0	0	0											
Thomas Howard, S OBP: 0.357, SLG: 0.496 (7, PH)										1	0	0	0	0	1	1											
Michael Jackson, R OBP: 0.333, SLG: 0.333 (7, 1)										0	0	0	0	0	0	0											
Inning Stats	R: 0 E: 0 K: 2 S: 12	H: 1 LOB: 1 BB: 0 P: 17	R: 2 E: 0 K: 0 S: 7	H: 2 LOB: 0 BB: 0 P: 9	R: 1 E: 0 K: 0 S: 8	H: 2 LOB: 1 BB: 0 P: 11	R: 0 E: 0 K: 1 S: 4	H: 0 LOB: 0 BB: 1 P: 9	R: 0 E: 0 K: 1 S: 10	H: 1 LOB: 1 BB: 0 P: 14	R: 0 E: 0 K: 0 S: 9	H: 1 LOB: 0 BB: 0 P: 13	R: 0 E: 0 K: 2 S: 9	H: 1 LOB: 1 BB: 0 P: 14	R: 0 E: 0 K: 1 S: 12	H: 1 LOB: 1 BB: 0 P: 16	1B: 5 2B: 2 3B: 1 HR: 1	SF: 0 SAC: 0 DP: 2 HBP: 0	WP: 1 PB: 0 SB: 0 CS: 0	PA: 35							
PITCHER	IP	WLS	BF	H	R	ER	SO	BB	IBB	HBP	BLK	WP	HR	S	P	ERA	WHIP										
David Weathers, R ERA: 6.34 (1, 1)	6.0	W	24	7	3	3	3	1	0	0	0	1	1	50	73	4.50	1.333										
Alejandro Pena, R ERA: 5.51 (7, 1)	2.0		7	1	0	0	4	0	0	0	0	0	0	18	25	0.00	0.500										
Robb Nen, R ERA: 3.11 (9, 1)	1.0		4	1	0	0	1	0	0	0	0	0	0	12	16	0.00	1.000										

Batter	1	2	3	4	5	6	7	8	9	AB	R	H	RBI	BB	SO	LOB	BOTTOM										
Chuck Carr, S OBP: 0.313, SLG: 0.279 (1, 8)										4	0	2	0	0	2	2	Cincinnati Reds @ Florida Marlins Joe Robbie Stadium, Miami, FL Sat Aug 12 1995, 7:05 PM EDT Att: 30,407 - Unknown - 81 F										
Jerry Browne, S OBP: 0.338, SLG: 0.277 (1, 4)										1	0	0	0	0	0	1											
Mario Diaz, R OBP: 0.232, SLG: 0.319 (2, 4)										3	1	1	0	0	1	1											
Robb Nen, R ERA: 3.11 (9, 1)										0	0	0	0	0	0	0											
Jeff Conine, R OBP: 0.396, SLG: 0.552 (1, 7)										3	0	1	0	1	1	0											
Terry Pendleton, S OBP: 0.339, SLG: 0.429 (1, 5)										4	1	3	1	0	0	1											
Greg Colbrunn, R OBP: 0.312, SLG: 0.451 (1, 3)										4	0	0	0	0	1	4											
Andre Dawson, R OBP: 0.300, SLG: 0.429 (1, 9)										4	1	2	0	0	1	3											
Jesus Tavarez, S OBP: 0.286, SLG: 0.254 (8, FR)										0	1	0	0	0	0	0											
Kurt Abbott, R OBP: 0.318, SLG: 0.462 (1, 6)										3	2	1	3	1	0	2											
Rob Natal, R OBP: 0.333, SLG: 1.000 (1, 2)										4	1	2	3	0	1	0											
David Weathers, R OBP: 0.095, SLG: 0.095 (1, 1)										2	0	0	0	0	2	0											
Alex Arias, R OBP: 0.353, SLG: 0.356 (6, PH)										1	0	0	0	0	0	0											
Alejandro Pena, R OBP: 0.355, SLG: 0.307 (8, PH)										0	0	0	0	0	0	0											
Quilvio Veras, S OBP: 0.355, SLG: 0.307 (9, 4)										1	0	0	0	0	0	1											
Inning Stats	R: 0 E: 0 K: 0 S: 11	H: 0 LOB: 0 BB: 0 P: 17	R: 4 E: 0 K: 1 S: 15	H: 5 LOB: 0 BB: 0 P: 19	R: 1 E: 0 K: 1 S: 10	H: 2 LOB: 2 BB: 1 P: 17	R: 0 E: 0 K: 3 S: 11	H: 1 LOB: 1 BB: 0 P: 17	R: 0 E: 0 K: 2 S: 11	H: 1 LOB: 1 BB: 0 P: 14	R: 0 E: 0 K: 0 S: 6	H: 0 LOB: 0 BB: 0 P: 11	R: 0 E: 0 K: 1 S: 7	H: 1 LOB: 1 BB: 0 P: 9	R: 2 E: 0 K: 1 S: 7	H: 2 LOB: 2 BB: 1 P: 12	1B: 9 2B: 1 3B: 0 HR: 2	SF: 0 SAC: 0 DP: 1 HBP: 1	WP: 0 PB: 0 SB: 0 CS: 1	PA: 38							
PITCHER	IP	WLS	BF	H	R	ER	SO	BB	IBB	HBP	BLK	WP	HR	S	P	ERA	WHIP										
Pete Schourek, L ERA: 3.4 (1, 1)	6.0	L	27	9	5	5	7	1	0	1	0	0	0	64	95	7.50	1.667										
Michael Jackson, R ERA: 2.7 (7, 1)	2.0		10	3	2	2	2	1	0	0	0	0	0	14	21	9.00	2.000										



Batter	1	2	3	4	5	6	7	8	9	AB	R	H	RBI	BB	SO	LOB	TOP								
Thomas Howard, S OBP: 0.360, SLG: 0.408										4	0	2	1	0	1	1	Cincinnati Reds @ Florida Marlins Joe Robbie Stadium, Miami, FL Sun Aug 13 1995, 7:05 PM EDT Att: 40,027 - Unknown - 90 F livebaseballscorecards.com								
Barry Larkin, R OBP: 0.396, SLG: 0.488										4	1	0	0	0	0	2									
Hal Morris, L OBP: 0.300, SLG: 0.403										3	0	0	0	1	1										
Ron Gant, R OBP: 0.392, SLG: 0.570										3	1	1	0	1	1										
Reggie Sanders, R OBP: 0.397, SLG: 0.563										4	0	2	1	0	2	1									
Eddie Taubensee, L OBP: 0.314, SLG: 0.440										2	0	0	0	1	1	3									
Jeff Branson, L OBP: 0.321, SLG: 0.439										1	0	0	0	0	1										
Hector Carrasco, R OBP: 0.340, SLG: 0.549										0	0	0	0	0	0	0									
Bret Boone, R OBP: 0.343, SLG: 0.463										4	1	2	0	0	0	1									
Lenny Harris, L OBP: 0.230, SLG: 0.282									4	1	0	0	0	1	3										
David Wells, L OBP: 0.200, SLG: 0.200										2	0	1	0	0	0	1									
Benito Santiago, R OBP: 0.340, SLG: 0.549										2	0	0	0	0	1	1									
Inning Stats	R: 2 E: 1 K: 3 S: 15	H: 1 LOB: 1 BB: 1 P: 29	R: 1 E: 1 K: 1 S: 8	H: 2 LOB: 1 BB: 0 P: 12	R: 0 E: 0 K: 1 S: 7	H: 0 LOB: 0 BB: 0 P: 11	R: 0 E: 0 K: 0 S: 5	H: 0 LOB: 0 BB: 0 P: 10	R: 0 E: 0 K: 0 S: 8	H: 1 LOB: 0 BB: 0 P: 12	R: 0 E: 0 K: 0 S: 9	H: 2 LOB: 1 BB: 0 P: 12	R: 1 E: 0 K: 0 S: 11	H: 2 LOB: 1 BB: 0 P: 14	R: 0 E: 0 K: 3 S: 14	H: 0 LOB: 1 BB: 0 P: 20	R: 0 E: 0 K: 1 S: 5	H: 0 LOB: 0 BB: 0 P: 8	1B: 7 2B: 1 3B: 0 HR: 0	SF: 0 SAC: 0 DP: 3 HBP: 0	WP: 0 PB: 0 SB: 3 CS: 0	PA: 36			
PITCHER	IP	WLS	BF	H	R	ER	SO	BB	IBB	HBP	BLK	WP	HR	S	P	ERA	WHIP								
Mark Gardner, R ERA: 4.0	(1, 1)	6.2	W	28	8	4	1	5	2	0	0	0	0	61	96	1.35	1.500								
Randy Veres, R ERA: 2.41	(7, 1)	0.1		1	0	0	0	0	0	0	0	0	0	2	4	0.00	0.000								
Yorkis Perez, L ERA: 4.93	(8, 1)	0.0		1	0	0	0	0	1	0	0	0	0	3	7	∞	∞								
Terry Mathews, R ERA: 3.59	(8, 1)	0.2		2	0	0	0	2	0	0	0	0	0	7	9	0.00	0.000								
Robb Nen, R ERA: 3.02	(8, 1)	1.1	S	4	0	0	0	2	0	0	0	0	0	9	12	0.00	0.000								

Batter	1	2	3	4	5	6	7	8	9	AB	R	H	RBI	BB	SO	LOB	BOTTOM									
QuiVivo Veras, S OBP: 0.358, SLG: 0.321										5	1	3	1	0	1	3	Cincinnati Reds @ Florida Marlins Joe Robbie Stadium, Miami, FL Sun Aug 13 1995, 7:05 PM EDT Att: 40,027 - Unknown - 90 F livebaseballscorecards.com									
Chuck Carr, S OBP: 0.311, SLG: 0.277										5	1	1	0	0	1	5										
Jeff Conine, R OBP: 0.400, SLG: 0.563										3	1	2	1	1	1	2										
Terry Pendleton, S OBP: 0.340, SLG: 0.433										4	1	2	2	0	1	2										
Greg Colbrunn, R OBP: 0.309, SLG: 0.446										4	0	0	0	0	1	4										
Andre Dawson, R OBP: 0.298, SLG: 0.424										4	0	1	1	0	1	2										
Yorkis Perez, L OBP: 0.462, SLG: 0.615										0	0	0	0	0	0	0										
Terry Mathews, L OBP: 0.462, SLG: 0.615										0	0	0	0	0	0	0										
Robb Nen, R OBP: 0.462, SLG: 0.615										0	0	0	0	0	0	0										
Kurt Abbott, R OBP: 0.317, SLG: 0.457										3	1	0	0	1	1	1										
Steve Decker, R OBP: 0.351, SLG: 0.381										3	1	1	0	1	0	1										
Mark Gardner, R OBP: 0.167, SLG: 0.167										3	0	1	1	0	1	1										
Randy Veres, R ERA: 3.22	(7, 1)									0	0	0	0	0	0	0										
Jesus Tavarez, S OBP: 0.295, SLG: 0.264	(8, 9)									1	0	1	0	0	0	0										
Inning Stats	R: 3 E: 0 K: 1 S: 14	H: 4 LOB: 1 BB: 0 P: 20	R: 0 E: 0 K: 2 S: 9	H: 1 LOB: 0 BB: 0 P: 12	R: 0 E: 0 K: 0 S: 7	H: 0 LOB: 1 BB: 1 P: 16	R: 1 E: 0 K: 0 S: 12	H: 1 LOB: 1 BB: 1 P: 17	R: 1 E: 0 K: 0 S: 11	H: 2 LOB: 0 BB: 0 P: 17	R: 1 E: 0 K: 0 S: 8	H: 2 LOB: 1 BB: 0 P: 14	R: 0 E: 0 K: 3 S: 13	H: 1 LOB: 1 BB: 0 P: 18	R: 0 E: 0 K: 2 S: 13	H: 1 LOB: 2 BB: 1 P: 22	1B: 8 2B: 2 3B: 1 HR: 1	SF: 0 SAC: 0 DP: 1 HBP: 0	WP: 2 PB: 0 SB: 2 CS: 0	PA: 38						
PITCHER	IP	WLS	BF	H	R	ER	SO	BB	IBB	HBP	BLK	WP	HR	S	P	ERA	WHIP									
David Wells, L ERA: 3.22	(1, 1)	5.0	L	24	8	5	3	2	0	0	0	0	0	53	82	4.50	1.500									
Xavier Hernandez, R ERA: 3.95	(8, 1)	2.0		9	3	1	1	3	0	0	0	0	0	21	32	4.50	1.500									
Hector Carrasco, R ERA: 2.66	(8, 1)	1.0		5	1	0	0	2	1	0	0	0	2	0	13	22	0.00	2.000								

Cincinnati Reds @ Florida Marlins
 Joe Robbie Stadium, Miami, FL
 Sun Aug 13 1995, 7:05 PM EDT
 Att: 40,027 - Unknown - 90 F



Cincinnati Reds @ Florida Marlins
 Joe Robbie Stadium, Miami, FL
 Sun Aug 13 1995, 7:05 PM EDT
 Att: 40,027 - Unknown - 90 F



Batter	1	2	3	4	5	6	7	8	9	AB	R	H	RBI	BB	SO	LOB	TOP			
Chuck Carr, S OBP: 0.315, SLG: 0.274	0-1 F9		3-1 G6-3			1-0 G5-3		4-2 BB		3	0	0	0	1	0	0	Florida Marlins @ Atlanta Braves Atlanta-Fulton County Stadium, Atlanta, GA Tue Aug 15 1995, 7:05 PM EDT Att: 30,939 - Unknown - 97 F livebaseballscores.com			
Alex Arias, R OBP: 0.344, SLG: 0.346	2-2 L4		1-1 F8			1-1 G5-3		2-2 G4-3		4	0	0	0	0	0	1				
Jeff Conine, R OBP: 0.398, SLG: 0.556	1-2 P3			1-0 G4-3			1-1 F7		4-2 G4-6-3 BB	3	0	0	0	1	0	0				
Terry Pendleton, S OBP: 0.344, SLG: 0.441		3-1 HR		1-0 L7			1-0 F9 1B		2-2 G4-6-3 1-2	4	1	2	1	0	0	1				
Greg Colbrunn, R OBP: 0.311, SLG: 0.449		1-0 HR		0-2 F8			2-1 FC5-4 1B		2-1 G6-3	4	0	2	0	0	0	0				
Andre Dawson, R OBP: 0.292, SLG: 0.407		4-2 F9 CS BB			0-0 L9		0-0 F9			2	0	0	0	1	0	2				
Kurt Abbott, R OBP: 0.314, SLG: 0.450		2-2 F9		1-1 F7			2-3 FC5-4 1-2			3	0	0	0	0	0	4				
Steve Decker, R OBP: 0.333, SLG: 0.348		2-0 G6-3		1-0 F8				2-0 G5-3		3	0	0	0	0	0	1				
Willie Banks, R OBP: 0.250, SLG: 0.100			0-0 F7			2-0 F9		0-0 G6-3		1	0	0	0	0	0	0				
Mario Diaz, R OBP: 0.225, SLG: 0.310										1	0	0	0	0	0	0				
Buddy Groom, L										0	0	0	0	0	0	0				
Rob Natal, R OBP: 0.286, SLG: 0.857										1	0	0	0	0	0	0				
Rich Garces, R										0	0	0	0	0	0	0				
Inning Stats	R: 0 E: 0 K: 0 S: 10	H: 0 LOB: 0 BB: 0 P: 13	R: 1 E: 0 K: 0 S: 12	H: 2 LOB: 1 BB: 1 P: 24	R: 0 E: 0 K: 0 S: 5	H: 0 LOB: 0 BB: 0 P: 9	R: 0 E: 0 K: 0 S: 5	H: 0 LOB: 0 BB: 0 P: 7	R: 0 E: 0 K: 0 S: 4	H: 0 LOB: 0 BB: 0 P: 6	R: 0 E: 0 K: 0 S: 4	H: 2 LOB: 2 BB: 0 P: 8	R: 0 E: 0 K: 0 S: 7	H: 2 LOB: 1 BB: 1 P: 13	R: 0 E: 0 K: 0 S: 10	H: 0 LOB: 0 BB: 1 P: 17	1B: 2 2B: 1 3B: 0 HR: 1	SF: 0 SAC: 0 DP: 1 HBP: 0	WP: 0 PB: 0 CS: 2	PA: 32
PITCHER	IP WLS BF H R ER SO BB IBB HBP BLK WP HR S P ERA WHIP																			
Tom Glavine, L ERA: 3.08	(1, 1) 8.0 W 29 4 1 1 0 2 0 0 0 0 0 1 57 98 1.12 0.750																			
Mark Wohlers, R ERA: 1.93	(9, 1) 1.0 S 3 0 0 0 0 1 0 0 0 0 0 0 9 17 0.00 1.000																			

Batter	1	2	3	4	5	6	7	8	9	AB	R	H	RBI	BB	SO	LOB	BOTTOM			
Marquis Grissom, R OBP: 0.321, SLG: 0.378	4-0 FC3-6 1B BB		1-2 10 F8 HR G2-3 1B	1-1 G6-3			0-0 G4-3	3-1 F9		4	2	1	0	1	0	2	Florida Marlins @ Atlanta Braves Atlanta-Fulton County Stadium, Atlanta, GA Tue Aug 15 1995, 7:05 PM EDT Att: 30,939 - Unknown - 97 F livebaseballscores.com			
Mark Lemke, S OBP: 0.315, SLG: 0.341	1-1 FC3-6 1B		2-0 G2-3		2-2 G1-3		4-0 10 1B BB			3	0	1	0	1	0	1				
10 Chipper Jones, S OBP: 0.371, SLG: 0.463	2-3 K		0-0 F8		3-3 K		2-1 16-3 1B			4	0	1	0	0	2	3				
Fred McGriff, L OBP: 0.353, SLG: 0.468	0-0 FC3-6 1B		3-1 HR		2-2 1B		1-2 L6-3			4	1	2	2	0	0	4				
David Justice, L OBP: 0.388, SLG: 0.507	3-1 1-2 3H 1B		4-0 BB BB		1-3 K			2-0 F7		3	0	1	1	1	1	1				
Ryan Klesko, L OBP: 0.406, SLG: 0.592	1-0 F7		4-2 BB			2-2 G6-3		2-1 L8		3	0	0	0	1	0	2				
Javy Lopez, R OBP: 0.331, SLG: 0.488		2-2 G4-3	1-1 P4			0-1 2B		0-0 E6 1B		4	1	1	0	0	0	2				
Rafael Belliard, R OBP: 0.248, SLG: 0.231		1-3 K		1-0 G5-3		2-0 L8		1-1 1B 1B		4	0	1	0	0	1	1				
Tom Glavine, L OBP: 0.271, SLG: 0.304	(1, 1) 5.0 L 23 5 3 3 4 3 0 0 0 0 0 0 16 27 5.40 1.600																			
Dwight Smith, L OBP: 0.337, SLG: 0.449	(8, PH) 2.0 8 2 0 0 1 1 0 0 0 0 0 0 16 27 0.00 1.500																			
Mark Wohlers, R ERA: 3.0	(9, 1) 1.0 6 2 1 0 0 0 0 0 0 0 0 0 10 19 0.00 2.000																			
Inning Stats	R: 1 E: 0 K: 1 S: 9	H: 2 LOB: 2 BB: 1 P: 20	R: 0 E: 0 K: 1 S: 11	H: 0 LOB: 0 BB: 0 P: 16	R: 2 E: 0 K: 0 S: 11	H: 2 LOB: 2 BB: 2 P: 26	R: 0 E: 0 K: 0 S: 6	H: 0 LOB: 0 BB: 0 P: 10	R: 0 E: 0 K: 2 S: 13	H: 1 LOB: 1 BB: 0 P: 21	R: 0 E: 0 K: 1 S: 9	H: 1 LOB: 1 BB: 0 P: 13	R: 0 E: 0 K: 0 S: 7	H: 1 LOB: 1 BB: 1 P: 14	R: 1 E: 1 K: 0 S: 10	H: 2 LOB: 2 BB: 0 P: 19		1B: 7 2B: 2 3B: 0 HR: 1	SF: 0 SAC: 0 DP: 1 HBP: 0	WP: 0 PB: 0 CS: 0
PITCHER	IP WLS BF H R ER SO BB IBB HBP BLK WP HR S P ERA WHIP																			
Willie Banks, R ERA: 7.09	(1, 1) 5.0 L 23 5 3 3 4 3 0 0 0 0 0 0 16 27 5.40 1.600																			
Buddy Groom, L ERA: 6.95	(6, 1) 2.0 8 2 0 0 1 1 0 0 0 0 0 0 16 27 0.00 1.500																			
Rich Garces, R ERA: 3.0	(8, 1) 1.0 6 2 1 0 0 0 0 0 0 0 0 0 10 19 0.00 2.000																			

Batter	1	2	3	4	5	6	7	8	9	AB	R	H	RBI	BB	SO	LOB	TOP					
Chuck Carr, S OBP: 0.317, SLG: 0.271 (1, 8)	4-2 1B S BB	4-1 S SF8 BB		2-0 G1-3		0-3 K			0-1 G5-3	3	2	0	0	2	1	0						
Alex Arias, R OBP: 0.346, SLG: 0.364 (1, 4)	1-1 F9	3-1 SF8		1-1 2B		0-1 G6-3			1-0 FC4-2 3B	4	1	2	1	0	0	1						
Quilvio Veras, S OBP: 0.359, SLG: 0.329 (9, FR)	1-1 F9	1-H		1-2 2B					2-2 FC4-2	4	1	1	1	1	0	1						
Jeff Conine, R OBP: 0.398, SLG: 0.555 (1, 7)	4-0 BB 1B HR	3-2 F8		0-0 1-H 2B			0-2 F7		0-0 F9	5	1	1	0	0	0	3						
Terry Pendleton, S OBP: 0.342, SLG: 0.438 (1, 5)	1-0 HR		0-1 G1-4-3	1-1 F9			1-1 F9		3-H F9	3	1	1	1	1	0	1						
Greg Colbrunn, R OBP: 0.313, SLG: 0.448 (1, 3)	4-2 HR		2-1 2B	1-2 F9			0-1 G6-3			3	1	1	1	1	0	1						
Andra Dawson, R OBP: 0.303, SLG: 0.461 (1, 9)	3-2 HR		0-1 2B				3-3 K		1-2 HR	4	2	3	5	0	1	0						
Jesus Tavaréz, S OBP: 0.317, SLG: 0.280 (8, 9)	1-H 2-H 3-H HR		1-3 2B				2-1 G1-3		1-1 G6-3	3	0	0	0	1	1	0						
Kurt Abbott, R OBP: 0.313, SLG: 0.445 (1, 6)	0-3 K		4-0 IBB				1-1 G6-3			3	0	0	0	1	1	0						
Rob Natal, R OBP: 0.182, SLG: 0.545 (1, 2)	1-0 G5-3		0-3 K				1-2 G5-3			4	0	0	0	0	2	3						
Pat Rapp, R OBP: 0.167, SLG: 0.194 (1, 1)			3-3 G5-3				0-1 G4-3		2-3 K	3	0	0	0	0	1	3						
Buddy Groom, L (7, 1)										0	0	0	0	0	0	0						
Alejandro Pena, R (7, 1)										1	0	0	0	0	1	0						
Robb Nen, R (9, 1)										0	0	0	0	0	0	0						
Inning Stats	R: 5 E: 0 K: 1 S: 20	H: 2 LOB: 0 BB: 3 P: 38	R: 1 E: 0 K: 1 S: 10	H: 0 LOB: 0 BB: 1 P: 23	R: 0 E: 0 K: 1 S: 10	H: 2 LOB: 3 BB: 1 P: 16	R: 1 E: 0 K: 0 S: 9	H: 2 LOB: 1 BB: 0 P: 14	R: 0 E: 0 K: 2 S: 9	H: 0 LOB: 0 BB: 0 P: 15	R: 0 E: 0 K: 1 S: 7	H: 0 LOB: 0 BB: 0 P: 7	R: 0 E: 0 K: 0 S: 7	H: 0 LOB: 0 BB: 0 P: 8	R: 1 E: 0 K: 1 S: 16	H: 1 LOB: 0 BB: 0 P: 21	R: 0 E: 0 K: 0 S: 7	H: 1 LOB: 2 BB: 0 P: 10	1B: 3 2B: 2 3B: 1 HR: 2	SF: 1 SAC: 0 DP: 0 HBP: 0	WP: 0 PB: 0 SB: 3 CS: 0	PA: 40
PITCHER	IP WLS BF H R ER SO BB IBB HBP BLK WP HR S P ERA WHIP																					
Steve Avery, L ERA: 4.76	(1, 1) 2.0 L 12 2 6 6 2 4 0 0 0 0 0 1 30 61 27.00 3.000																					
Rod Nichols, R ERA: 3.85	(3, 1) 2.0 11 4 1 1 1 0 1 0 0 0 0 0 19 30 4.50 2.000																					
Brad Clontz, R ERA: 3.35	(5, 1) 2.0 6 0 0 0 0 3 0 0 0 0 0 0 0 16 22 0.00 0.000																					
Greg McMichael, R ERA: 3.12	(7, 1) 1.0 3 0 0 0 0 0 0 0 0 0 0 0 7 8 0.00 0.000																					
Pedro Borbon, L ERA: 2.94	(8, 1) 2.0 8 2 1 1 1 0 0 0 0 0 0 0 1 23 31 4.50 1.000																					

Florida Marlins @ Atlanta Braves
Atlanta-Fulton County Stadium, Atlanta, GA
Wed Aug 16 1995, 7:05 PM EDT
Att: 35,244 - Unknown - 95 F

AB 34
R 8
H 8
RBI 8
BB 5
SO 7
LOB 12



Batter	1	2	3	4	5	6	7	8	9	AB	R	H	RBI	BB	SO	LOB	BOTTOM					
Luis Polonia, L OBP: 0.321, SLG: 0.337 (1, 8)	2-1 G4-3	0-1 G4-3		2-3 K		1-1 FC4-6			0-0 F8	5	0	0	0	0	1	6						
Jeff Blausler, R OBP: 0.322, SLG: 0.350 (9, 6)										0	0	0	0	0	0	0						
Mark Lemke, S OBP: 0.310, SLG: 0.335 (1, 4)	0-0 G4-3		1-1 P6		0-0 G4-3		0-0 G5-3		1-0 F8	5	0	0	0	0	0	0						
10 Chipper Jones, S OBP: 0.372, SLG: 0.461 (1, 5)	1-0 G3		4-1 1B BB		0-0 F8		2-1 1B 1B		0-1 F7	4	1	1	0	1	0	0						
Fred McGriff, L OBP: 0.354, SLG: 0.470 (1, 3)		3-1 G6-3 BB	0-0 P5		0-0 F8		0-2 1B 2B		0-1 G5-3	5	2	2	0	0	0	1						
David Justice, L OBP: 0.391, SLG: 0.513 (1, 9)		3-2 G6-3	2-1 1B		2-2 1B 2B		1-2 1B 2B		0-0 P4	5	2	3	1	0	0	1						
Ryan Klesko, L OBP: 0.408, SLG: 0.592 (1, 7)		2-2 L6	3-2 G1-3		0-0 1B 2B		1-2 1B 2B		0-2 G4-3	5	0	2	3	0	0	3						
Charlie O'Brien, R OBP: 0.379, SLG: 0.496 (1, 2)		4-0 BB BB		0-0 G1-6-3 1B		3-2 F7		0-1 F7		3	0	1	0	1	0	2						
Rafael Belliard, R OBP: 0.250, SLG: 0.227 (1, 6)		4-1 BB		1-2 E3		0-0 F9		0-0 1B		2	0	0	0	1	0	2						
Mike Mordecai, R ERA: 7.5 (7, PH)		1-2 BB		1-2 G1-6-3		0-0 F9		2-3 1B		1	0	1	0	0	0	0						
Steve Avery, L ERA: 4.76 (1, 1)		4-2 BB		0-1 G1-6-3		0-0 FC4-6		0-3 K		0	0	0	0	0	0	0						
Dwight Gooden, R ERA: 3.68 (1, 1)		1-2 BB		1-2 G1-6-3		1-2 1B				0	0	0	0	0	0	0						
Inning Stats	R: 0 E: 0 K: 0 S: 4	H: 0 LOB: 0 BB: 0 P: 7	R: 1 E: 0 K: 0 S: 13	H: 1 LOB: 3 BB: 3 P: 33	R: 0 E: 0 K: 0 S: 10	H: 1 LOB: 2 BB: 1 P: 20	R: 0 E: 1 K: 1 S: 11	H: 1 LOB: 1 BB: 0 P: 14	R: 0 E: 0 K: 0 S: 3	H: 0 LOB: 0 BB: 0 P: 3	R: 1 E: 0 K: 0 S: 13	H: 3 LOB: 2 BB: 0 P: 19	R: 3 E: 0 K: 1 S: 19	H: 5 LOB: 2 BB: 0 P: 23	R: 0 E: 0 K: 0 S: 4	H: 0 LOB: 0 BB: 0 P: 5	R: 0 E: 0 K: 0 S: 6	H: 0 LOB: 0 BB: 0 P: 6	1B: 8 2B: 3 3B: 0 HR: 0	SF: 0 SAC: 0 DP: 1 HBP: 0	WP: 0 PB: 0 SB: 0 CS: 0	PA: 42
PITCHER	IP WLS BF H R ER SO BB IBB HBP BLK WP HR S P ERA WHIP																					
Pat Rapp, R ERA: 4.27	(1, 1) 6.0 W 28 6 2 2 2 1 4 0 0 0 0 0 0 54 96 3.00 1.667																					
Buddy Groom, L ERA: 7.5	(7, 1) 0.1 5 4 3 3 0 0 0 0 0 0 0 0 0 13 17 81.00 12.000																					
Alejandro Pena, R ERA: 5.24	(7, 1) 1.2 6 1 0 0 1 0 0 0 0 0 0 0 0 10 11 0.00 0.600																					
Robb Nen, R ERA: 2.96	(9, 1) 1.0 S 3 0 0 0 0 0 0 0 0 0 0 0 0 6 6 0.00 0.000																					

Florida Marlins @ Atlanta Braves
Atlanta-Fulton County Stadium, Atlanta, GA
Wed Aug 16 1995, 7:05 PM EDT
Att: 35,244 - Unknown - 95 F

AB 38
R 5
H 11
RBI 5
BB 4
SO 2
LOB 19



Batter	1	2	3	4	5	6	7	8	9	AB	R	H	RBI	BB	SO	LOB	TOP			
Quijivo Veras, S OBP: 0.364, SLG: 0.331	(1, 4) K	(1, 2) BB		(1, 1) 1B	(1, 0) B2		(1, 2) FC6-4		(1, 2) WP	4	1	2	0	2	1	1	Florida Marlins @ Pittsburgh Pirates Three Rivers Stadium, Pittsburgh, PA Fri Aug 18 1995, 7:05 PM EDT Unknown - 94 F			
Chuck Carr, S OBP: 0.317, SLG: 0.272	(1, 8) G6-3	(1, 1) G3		(1, 1) 1B	(1, 0) G1-3		(1, 2) FC6-4		(1, 2) BB	6	1	2	0	0	1	7				
Jeff Conine, R OBP: 0.397, SLG: 0.559	(1, 7) E6			(1, 0) HR	(1, 2) K			(1, 2) F8	(1, 2) FC6	5	1	1	1	1	1	4				
Greg Colbrunn, R OBP: 0.313, SLG: 0.449	(1, 3) 2B			(1, 0) P4	(1, 0) 2B			(1, 0) G5-3	(1, 2) FC6	6	1	2	1	0	0	5				
Kurt Abbott, R OBP: 0.314, SLG: 0.458	(1, 6) K			(1, 0) HR	(1, 0) SF9		(1, 3) F7			5	1	2	2	0	2	2				
Steve Decker, R OBP: 0.360, SLG: 0.352		(1, 0) FC1-5		(1, 2) G4-3	(1, 2) BB		(1, 4) G6-4-3		(1, 3) G6-3	2	0	1	0	3	0	0				
Jerry Browne, S OBP: 0.196, SLG: 0.190		(1, 0) FC1-5		(1, 2) G4-3	(1, 2) SF9		(1, 1) G6-4-3		(1, 0) 1B	0	0	0	0	1	0	0				
Alex Arias, R OBP: 0.349, SLG: 0.371		(1, 2) FC1-5		(1, 2) 1B	(1, 2) SF9		(1, 2) 1B		(1, 2) 1B	3	1	2	1	0	0	1				
Jesus Tavarez, S OBP: 0.310, SLG: 0.275		(1, 2) FC1-5		(1, 2) G4-3	(1, 2) K		(1, 2) G1-3		(1, 2) BB	5	1	1	0	0	1	6				
Mark Gardner, R OBP: 0.196, SLG: 0.190		(1, 2) FC1-5		(1, 3) K			(1, 2) L8		(1, 2) WP	3	0	1	0	0	1	4				
Inning Stats	R: 0 E: 1 K: 2 S: 13	H: 1 LOB: 2 BB: 0 P: 19	R: 0 E: 0 K: 0 S: 10	H: 1 LOB: 3 BB: 2 P: 22	R: 2 E: 0 K: 1 S: 12	H: 3 LOB: 2 BB: 1 P: 21	R: 3 E: 0 K: 2 S: 17	H: 4 LOB: 2 BB: 1 P: 31	R: 0 E: 0 K: 0 S: 11	H: 0 LOB: 0 BB: 1 P: 13	R: 0 E: 0 K: 0 S: 9	H: 1 LOB: 1 BB: 0 P: 11	R: 0 E: 0 K: 1 S: 7	H: 0 LOB: 0 BB: 2 P: 12	R: 2 E: 0 K: 1 S: 17	H: 3 LOB: 3 BB: 2 P: 34	1B: 11 2B: 2 3B: 0 HR: 2	SF: 1 SAC: 0 DP: 1 HBP: 0	WP: 1 PB: 0 SB: 2 CS: 0	PA: 49
PITCHER	IP WLS BF H R ER SO BB IBB HBP BLK WP HR S P ERA WHIP																			
Esteban Loaiza, R ERA: 5.4	(1, 1) 3.0	20	7	4	4	3	3	0	0	0	0	0	2	39	71	12.00	3.333			
Paul Wagner, R ERA: 5.0	(4, 1) 5.0	W 21	5	1	1	3	2	0	0	0	0	0	0	45	72	1.80	1.400			
Dan Miceli, R ERA: 3.95	(9, 1) 1.0	8	3	2	2	1	2	0	0	0	1	0	17	34	18.00	5.000				

AB	41
R	7
H	15
RBI	6
BB	7
SO	7
LOB	30



Batter	1	2	3	4	5	6	7	8	9	AB	R	H	RBI	BB	SO	LOB	BOTTOM			
Jacob Brumfield, R OBP: 0.360, SLG: 0.379	(1, 8) HR	(1, 2) L6-4			(1, 2) 1B		(1, 3) K	(1, 3) K		4	2	1	0	1	2	2	Florida Marlins @ Pittsburgh Pirates Three Rivers Stadium, Pittsburgh, PA Fri Aug 18 1995, 7:05 PM EDT Unknown - 94 F			
Al Martin, L OBP: 0.332, SLG: 0.408	(1, 7) 0-0	(1, 1) G4-3			(1, 0) K		(1, 0) 1B	(1, 2) BB		3	1	1	2	0	1	1				
John Wehner, R OBP: 0.424, SLG: 0.490	(8, 7) 1-H				(1, 2) HR		(1, 2) 1B	(1, 2) HR		2	2	2	0	0	0	0				
Orlando Merced, S OBP: 0.350, SLG: 0.472	(1, 3) 2B			(1, 0) F7	(1, 0) 1B		(1, 2) F8	(1, 3) F9		4	1	1	0	1	0	3				
Jeff King, R OBP: 0.328, SLG: 0.462	(1, 5) 2B			(1, 2) CS	(1, 3) K		(1, 3) 1B	(1, 2) HR		4	2	3	2	1	1	2				
Nelson Liriano, S OBP: 0.340, SLG: 0.391	(1, 4) F9			(1, 3) F7	(1, 3) 1B		(1, 0) 1B	(1, 2) HR		5	1	3	5	0	0	2				
Jay Bell, R OBP: 0.329, SLG: 0.380	(1, 6) K			(1, 2) CS	(1, 3) K		(1, 2) 1B	(1, 3) HR		5	1	2	1	0	3	3				
Midre Cummings, L OBP: 0.277, SLG: 0.299	(1, 9) K			(1, 2) 1B			(1, 2) K	(1, 2) E		5	0	1	0	0	2	3				
2 Angelo Encarnacion, R OBP: 0.298, SLG: 0.295		(1, 0) E			(1, 2) K		(1, 3) K	(1, 2) BB		4	2	1	0	1	2	2				
Esteban Loaiza, R OBP: 0.167, SLG: 0.150	(1, 1) SH			(1, 0) L6-4	(1, 3) K		(1, 2) F8	(1, 3) F9		0	0	0	0	0	0	0				
Paul Wagner, R OBP: 0.259, SLG: 0.240	(4, 1) 2B							(1, 2) HR		2	0	0	0	0	1	1				
Freddy Garcia, R OBP: 0.236, SLG: 0.204	(6, PH) 2B							(1, 2) HR		1	1	1	1	0	0	0				
Dan Miceli, R ERA: 5.6	(9, 1) 2B							(1, 2) HR		0	0	0	0	0	0	0				
Inning Stats	R: 3 E: 0 K: 2 S: 17	H: 3 LOB: 1 BB: 1 P: 28	R: 1 E: 1 K: 0 S: 7	H: 1 LOB: 0 BB: 0 P: 11	R: 0 E: 0 K: 0 S: 9	H: 1 LOB: 0 BB: 0 P: 19	R: 0 E: 0 K: 3 S: 13	H: 1 LOB: 1 BB: 0 P: 17	R: 1 E: 0 K: 3 S: 14	H: 2 LOB: 2 BB: 1 P: 25	R: 0 E: 0 K: 1 S: 12	H: 0 LOB: 0 BB: 0 P: 18	R: 2 E: 0 K: 2 S: 13	H: 4 LOB: 2 BB: 0 P: 23	R: 6 E: 1 K: 1 S: 19	H: 4 LOB: 1 BB: 2 P: 42	1B: 9 2B: 6 3B: 0 HR: 2	SF: 0 SAC: 1 DP: 1 HBP: 0	WP: 0 PB: 0 SB: 2 CS: 1	PA: 45
PITCHER	IP WLS BF H R ER SO BB IBB HBP BLK WP HR S P ERA WHIP																			
Mark Gardner, R ERA: 4.21	(1, 1) 4.1	21	7	5	4	3	0	0	0	0	0	0	20	31	0.00	0.600				
Rich Garcés, R ERA: 2.63	(5, 1) 1.2	6	1	0	0	3	0	0	0	0	0	0	6	9	13.50	1.500				
Buddy Groom, L ERA: 7.49	(7, 1) 0.2	L 3	1	1	1	1	0	0	0	0	0	0	6	9	13.50	1.500				
Randy Veres, R ERA: 3.26	(7, 1) 0.2	8	5	4	4	2	1	0	0	0	0	1	15	30	54.00	9.000				
Yorkis Perez, L ERA: 5.6	(8, 1) 0.2	6	2	3	2	0	1	0	0	0	0	1	11	26	27.00	4.500				

AB	39
R	13
H	16
RBI	11
BB	4
SO	12
LOB	19



Batter	1	2	3	4	5	6	7	8	9	10	11	12	13	AB	R	H	RBI	BB	SO	LOB	TOP							
Chuck Carr, S OBP: 0.323, SLG: 0.278 Kurt Abbott, R OBP: 0.317, SLG: 0.458	G6-4-3 BB		G3 SF8 2B		SH 1B BB	F8		1B		WP SH1-4 BB	K			2	2	1	0	2	0	0								
Alex Arias, R OBP: 0.345, SLG: 0.372	FC4 G6-4-3		G3		SH 1B 2B	E6 FC6-4		B3		SH1-4				5	1	1	0	0	0	3								
Jeff Conine, R OBP: 0.393, SLG: 0.552	G6-4-3		SF8		SF8	FC6-4		F9		WP IBB				4	0	0	2	1	0	5								
Terry Pendleton, S OBP: 0.348, SLG: 0.439	P4		G5-3		2B FC3-2 1B			P6		G4-6-3 IBB				5	0	2	1	2	0	1								
Greg Colbrunn, R OBP: 0.315, SLG: 0.467					F8			HR		G4-6-3 IBB				7	2	3	3	0	1	7								
Andre Dawson, R OBP: 0.308, SLG: 0.459 Quilvio Veras, S OBP: 0.363, SLG: 0.329					G6-3			G6-3		SH3-4 BB				3	0	1	0	1	0	0								
Rob Natal, R OBP: 0.235, SLG: 0.588					L5					SH3-4				6	0	2	0	0	1	4								
David Weathers, R OBP: 0.125, SLG: 0.125 Terry Mathews, L OBP: 0.493, SLG: 0.615 Jesus Tavarez, S OBP: 0.308, SLG: 0.285					K					SH1-4 1B				3	1	1	0	0	2	1								
Inning Stats	R: 0 E: 1 K: 0 S: 9	H: 0 LOB: 1 BB: 1 P: 17	R: 1 E: 0 K: 2 S: 14	H: 2 LOB: 1 BB: 0 P: 20	R: 1 E: 0 K: 0 S: 11	H: 1 LOB: 0 BB: 0 P: 16	R: 0 E: 0 K: 1 S: 10	H: 1 LOB: 1 BB: 0 P: 13	R: 3 E: 0 K: 0 S: 16	H: 3 LOB: 3 BB: 2 P: 29	R: 0 E: 1 K: 1 S: 7	H: 0 LOB: 1 BB: 0 P: 10	R: 1 E: 0 K: 0 S: 16	H: 2 LOB: 2 BB: 1 P: 28	R: 0 E: 0 K: 0 S: 16	H: 2 LOB: 2 BB: 0 P: 22	R: 0 E: 0 K: 0 S: 6	H: 0 LOB: 1 BB: 1 P: 17	R: 0 E: 0 K: 1 S: 13	H: 1 LOB: 2 BB: 1 P: 19	R: 0 E: 0 K: 0 S: 11	H: 1 LOB: 2 BB: 1 P: 18	R: 0 E: 0 K: 2 S: 9	H: 0 LOB: 0 BB: 0 P: 11	1B: 7 2B: 3 3B: 1 HR: 2	SF: 2 SAC: 4 DP: 2 HBP: 0	W/P: 1 P/B: 1 SB: 0 CS: 0	PA: 63
PITCHER	IP	WLS	BF	H	R	ER	SO	BB	IBB	HBP	BLK	WP	HR	S	P	ERA	WHIP											
Denny Neagle, L ERA: 3.28	4.1	24	7	5	5	3	2	1	0	0	0	0	1	56	91	10.38	2.077											
Jeff McCurry, R ERA: 4.06	0.2	2	0	0	0	0	0	0	0	0	0	0	0	4	4	0.00	0.000											
Dan Plesac, L ERA: 4.86	2.0	10	2	1	1	1	1	0	0	0	0	1	23	38	4.50	1.500												
Mike Dyer, R ERA: 4.03	2.0	9	2	0	0	0	1	0	0	0	0	0	26	39	0.00	1.500												
Jason Christensen, L ERA: 3.11	3.0	15	2	0	0	2	2	3	0	0	1	0	30	57	0.00	1.333												

Florida Marlins @ Pittsburgh Pirates
Three Rivers Stadium, Pittsburgh, PA
Fri Aug 18 1995, 7:05 PM EDT
Att. 13,598 - Unknown - 87 F

AB 47
R 6
H 13
RBI 6
BB 10
SO 8
LOB 33



Batter	1	2	3	4	5	6	7	8	9	10	11	12	13	AB	R	H	RBI	BB	SO	LOB	BOTTOM						
Al Martin, L OBP: 0.332, SLG: 0.405	L8		G4-3		K			HR BB		SH1-4				5	1	1	1	1	2	0							
Midre Cummings, L OBP: 0.276, SLG: 0.333 Steve Pegues, R OBP: 0.250, SLG: 0.401	K		G3					F8		G5-3				4	1	1	1	0	1	1							
Orlando Merced, S OBP: 0.355, SLG: 0.486	G6-3		FC6-4 1B					HR		IBB IBB				5	1	3	2	1	1	0							
Jeff King, R OBP: 0.331, SLG: 0.461			2B 1B		FC6-4			L3						5	1	2	0	1	0	2							
Nelson Lirio, S OBP: 0.284, SLG: 0.344 Mike Dyer, R OBP: 0.283, SLG: 0.280 Fredy Gonzalez, R OBP: 0.277, SLG: 0.320 Jason Christensen, L OBP: 0.294, SLG: 0.291			G4-3 FC4-2 2B		L6			2B 2B		P2				4	1	2	1	0	0	1							
Carlos Garcia, R OBP: 0.342, SLG: 0.439			G4-3					G4-3						5	0	2	1	1	1	1							
Mark Parent, R OBP: 0.306, SLG: 0.469 Dan Miceli, R ERA: 3.86	FC4-2 1B				K			G6-3		G6-3				6	0	0	0	0	1	5							
Kevin Young, R OBP: 0.261, SLG: 0.349			G4-3					G4-3		G6-3				6	2	3	1	0	0	0							
Denny Neagle, L ERA: 3.28 Jeff McCurry, R ERA: 4.06 Jacob Brumfield, R ERA: 5.7 Dan Plesac, L ERA: 4.86 Jason Christensen, L ERA: 3.11 Jay Bell, R OBP: 0.289, SLG: 0.279			G1-3		G6-3			F7		IBB SH1-4 BB				1	0	0	0	0	0	2							
Inning Stats	R: 0 E: 0 K: 1 S: 5	H: 0 LOB: 0 BB: 0 P: 11	R: 1 E: 0 K: 0 S: 17	H: 3 LOB: 2 BB: 0 P: 27	R: 0 E: 0 K: 0 S: 7	H: 1 LOB: 1 BB: 0 P: 11	R: 0 E: 0 K: 1 S: 7	H: 1 LOB: 1 BB: 0 P: 14	R: 3 E: 0 K: 0 S: 12	H: 3 LOB: 1 BB: 1 P: 24	R: 0 E: 0 K: 0 S: 15	H: 0 LOB: 0 BB: 0 P: 21	R: 0 E: 0 K: 1 S: 7	H: 0 LOB: 0 BB: 0 P: 10	R: 0 E: 0 K: 1 S: 9	H: 0 LOB: 0 BB: 0 P: 13	R: 0 E: 0 K: 0 S: 11	H: 1 LOB: 1 BB: 1 P: 21	R: 1 E: 0 K: 0 S: 5	H: 2 LOB: 1 BB: 0 P: 7	1B: 6 2B: 6 3B: 0 HR: 3	SF: 0 SAC: 1 DP: 1 HBP: 0	W/P: 0 P/B: 0 SB: 0 CS: 1	PA: 55			
PITCHER	IP	WLS	BF	H	R	ER	SO	BB	IBB	HBP	BLK	WP	HR	S	P	ERA	WHIP										
David Weathers, R ERA: 6.1	5.2	24	8	3	3	2	4	0	0	0	0	0	0	60	100	3.18	1.412										
Terry Mathews, R ERA: 3.57	0.1	1	0	0	0	0	0	0	0	0	0	0	0	3	6	0.00	0.000										
Alejandro Pena, R ERA: 5.7	2.0	10	3	3	3	0	1	0	0	0	0	2	28	41	13.50	2.000											
Yorkis Perez, L ERA: 5.75	0.1	2	0	0	0	0	1	0	0	0	0	0	8	14	0.00	3.000											
Rich Garcés, R ERA: 2.35	1.2	7	0	0	0	2	0	2	0	0	0	0	13	27	0.00	0.000											
PITCHER	IP	WLS	BF	H	R	ER	SO	BB	IBB	HBP	BLK	WP	HR	S	P	ERA	WHIP										
Robb Nen, R ERA: 2.84	2.0	8	1	0	0	2	0	1	0	0	0	0	0	20	34	0.00	0.500										
Buddy Groom, L ERA: 7.63	0.1	3	2	1	1	0	0	0	0	0	0	0	0	5	7	27.00	6.000										

Florida Marlins @ Pittsburgh Pirates
Three Rivers Stadium, Pittsburgh, PA
Fri Aug 18 1995, 7:05 PM EDT
Att. 13,598 - Unknown - 87 F

AB 49
R 7
H 14
RBI 7
BB 5
SO 8
LOB 18



Batter	1	2	3	4	5	6	7	8	9	AB	R	H	RBI	BB	SO	LOB	TOP								
Quilvio Veras, S OBP: 0.364, SLG: 0.346 (1, 4)	F7		G6-3				HR		K	5	1	2	2	0	1	2	Florida Marlins @ Pittsburgh Pirates Three Rivers Stadium, Pittsburgh, PA Sat Aug 19 1995, 7:05 PM EDT Att: 13,081 - Unknown - 87 F								
Chuck Carr, S OBP: 0.317, SLG: 0.273 (1, 8)	F8		F8				K		G4-3	5	1	0	0	0	1	3									
Jeff Conine, R OBP: 0.394, SLG: 0.553 (1, 7)	F9						G6-3			3	1	1	1	1	0	0									
Terry Pendleton, S OBP: 0.347, SLG: 0.439 (1, 5)										4	0	1	0	0	0	2									
Greg Colbrunn, R OBP: 0.312, SLG: 0.462 (1, 3)										4	0	0	0	0	0	3									
Andre Dawson, R OBP: 0.306, SLG: 0.460 (1, 9)										4	0	1	1	0	0	1									
Kurt Abbott, R OBP: 0.320, SLG: 0.460 (1, 6)										3	1	1	0	1	1										
Steve Decker, R OBP: 0.352, SLG: 0.342 (1, 2)										4	0	1	1	0	0	2									
Chris Hammond, L OBP: 0.333, SLG: 0.385 Randy Veres, R (6, 1)										1	1	0	0	0	1	0									
Yorkis Perez, L (8, 1)										1	0	0	0	0	0	0									
Alex Arias, R OBP: 0.349, SLG: 0.376 (9, PH)										1	0	1	0	0	0	0									
Inning Stats	R: 0 E: 0 K: 0 S: 8	H: 0 LOB: 0 BB: 0 P: 14	R: 0 E: 1 K: 0 S: 9	H: 0 LOB: 0 BB: 0 P: 15	R: 1 E: 0 K: 0 S: 8	H: 2 LOB: 1 BB: 0 P: 9	R: 1 E: 0 K: 0 S: 8	H: 1 LOB: 1 BB: 1 P: 18	R: 2 E: 0 K: 0 S: 12	H: 1 LOB: 2 BB: 0 P: 23	R: 0 E: 0 K: 0 S: 7	H: 1 LOB: 2 BB: 1 P: 14	R: 1 E: 0 K: 0 S: 11	H: 2 LOB: 1 BB: 0 P: 16	R: 0 E: 0 K: 1 S: 6	H: 0 LOB: 0 BB: 0 P: 11	R: 0 E: 0 K: 1 S: 11	H: 1 LOB: 1 BB: 0 P: 17	1B: 2 2B: 4 3B: 1 HR: 1	SF: 0 SAC: 1 DP: 1 HBP: 0	WP: 1 PB: 0 SB: 0 CS: 0	PA: 38			
PITCHER	IP	WLS	BF	H	R	ER	SO	BB	IBB	HBP	BLK	WP	HR	S	P	ERA	WHIP								
Ross Powell, L ERA: 8.31 Jeff McCurry, R ERA: 3.99 Mike Dyer, R ERA: 3.96	5.0		21	4	4	4	2	1	0	0	0	1	1	45	79	7.20	1.000								
	3.0	W	13	3	1	1	1	0	1	0	0	0	0	24	41	3.00	1.000								
	1.0		4	1	0	0	1	0	0	0	0	0	0	11	17	0.00	1.000								

Batter	1	2	3	4	5	6	7	8	9	AB	R	H	RBI	BB	SO	LOB	BOTTOM								
Jacob Brumfield, R OBP: 0.363, SLG: 0.381 (1, 8)	WP FC5-2 1B		K2-3							5	1	3	1	0	1	1	Florida Marlins @ Pittsburgh Pirates Three Rivers Stadium, Pittsburgh, PA Sat Aug 19 1995, 7:05 PM EDT Att: 13,081 - Unknown - 87 F								
Jay Bell, R OBP: 0.326, SLG: 0.374 (1, 6)	P9									4	2	0	0	0	0	4									
John Wehner, R OBP: 0.446, SLG: 0.509 (9, 5)	FC5-2									5	2	4	1	0	0	1									
Carlos Garcia, R OBP: 0.343, SLG: 0.444 Mike Dyer, R OBP: 0.500, SLG: 0.500 (9, 1)	K									4	0	2	3	0	1	2									
Steve Peques, R OBP: 0.245, SLG: 0.393 (7, PH) Orlando Merced, S OBP: 0.353, SLG: 0.483 (8, 9)										0	0	0	0	0	0	0									
Kevin Young, R OBP: 0.271, SLG: 0.382 (1, 3)										3	0	0	0	0	2	2									
Freddy Garcia, R OBP: 0.254, SLG: 0.212 Al Martin, L OBP: 0.334, SLG: 0.405 (9, 7)										2	0	0	1	0	0	3									
2 Angelo Encarnacion, R OBP: 0.292, SLG: 0.325 (1, 2)										3	0	0	0	0	2	2									
Ross Powell, L (1, 1)										1	0	0	0	0	1	0									
Midre Cummings, L OBP: 0.284, SLG: 0.341 (5, PH) Jeff McCurry, R (6, 1) Nelson Liriano, S OBP: 0.346, SLG: 0.404 (9, 4)										1	0	1	0	0	0	0									
										1	0	0	0	0	0	0									
										0	1	0	0	1	0	0									
Inning Stats	R: 0 E: 0 K: 1 S: 11	H: 1 LOB: 1 BB: 0 P: 19	R: 0 E: 0 K: 2 S: 10	H: 0 LOB: 0 BB: 1 P: 19	R: 0 E: 0 K: 2 S: 10	H: 0 LOB: 0 BB: 0 P: 15	R: 1 E: 0 K: 0 S: 13	H: 2 LOB: 2 BB: 0 P: 26	R: 0 E: 0 K: 1 S: 11	H: 1 LOB: 1 BB: 0 P: 12	R: 4 E: 0 K: 1 S: 11	H: 4 LOB: 0 BB: 0 P: 17	R: 2 E: 1 K: 0 S: 9	H: 2 LOB: 1 BB: 0 P: 13	R: 3 E: 0 K: 0 S: 10	H: 3 LOB: 2 BB: 2 P: 26	1B: 10 2B: 1 3B: 0 HR: 2	SF: 1 SAC: 1 DP: 0 HBP: 1	WP: 2 PB: 0 SB: 0 CS: 1	PA: 42					
PITCHER	IP	WLS	BF	H	R	ER	SO	BB	IBB	HBP	BLK	WP	HR	S	P	ERA	WHIP								
Chris Hammond, L ERA: 2.96 Randy Veres, R ERA: 3.98 Yorkis Perez, L ERA: 5.7	5.2		26	8	5	4	0	1	1	0	0	0	0	18	35	18.00	3.000								
	2.0	L	14	5	5	4	0	1	1	0	0	0	0	2	5	0.00	0.000								
	0.1		1	0	0	0	0	0	0	0	0	0	0	2	5	0.00	0.000								

Batter	1	2	3	4	5	6	7	8	9	AB	R	H	RBI	BB	SO	LOB	TOP									
Quilvio Veras, S OBP: 0.365, SLG: 0.343										4	1	2	0	1	1	0	Florida Marlins @ Pittsburgh Pirates Three Rivers Stadium, Pittsburgh, PA Mon Aug 21 1995, 7:05 PM EDT Att: 10,202 - Unknown - 91 F									
Kurt Abbott, R OBP: 0.319, SLG: 0.455										5	0	1	2	0	1	4										
Greg Colbrunn, R OBP: 0.311, SLG: 0.458										4	0	1	0	0	0	1										
Terry Pendleton, S OBP: 0.346, SLG: 0.445										4	1	3	1	0	0	0										
Andre Dawson, R OBP: 0.298, SLG: 0.446										4	0	0	0	0	2	3										
Russ Morman, R OBP: 0.321, SLG: 0.549										4	0	0	0	0	2	1										
Steve Decker, R OBP: 0.347, SLG: 0.338										4	0	1	0	0	1	1										
Jesus Tavarez, S OBP: 0.313, SLG: 0.267										4	0	1	0	0	1	1										
Willie Banks, R OBP: 0.267, SLG: 0.154										2	0	1	0	0	0	0										
Alex Arias, R OBP: 0.351, SLG: 0.377										1	1	0	0	0	0	1										
Mark Gardner, R OBP: 0.190, SLG: 0.190										0	0	0	0	0	0	0										
Jeff Conine, R OBP: 0.393, SLG: 0.551										1	0	0	0	0	1	0										
Inning Stats	R: 0 E: 0 K: 1 S: 7	H: 2 LOB: 2 BB: 0 P: 7	R: 0 E: 0 K: 1 S: 5	H: 0 LOB: 0 BB: 0 P: 5	R: 0 E: 0 K: 0 S: 3	H: 0 LOB: 0 BB: 0 P: 3	R: 0 E: 0 K: 1 S: 5	H: 0 LOB: 0 BB: 0 P: 5	R: 0 E: 0 K: 1 S: 8	H: 3 LOB: 3 BB: 0 P: 8	R: 1 E: 0 K: 0 S: 4	H: 1 LOB: 0 BB: 0 P: 4	R: 2 E: 0 K: 0 S: 6	H: 3 LOB: 1 BB: 0 P: 6	R: 0 E: 0 K: 2 S: 8	H: 1 LOB: 1 BB: 0 P: 8	R: 0 E: 0 K: 3 S: 9	H: 0 LOB: 1 BB: 1 P: 13	1B: 9 2B: 0 3B: 0 HR: 1	SF: 0 SAC: 0 DP: 0 HBP: 0	WP: 1 PB: 0 SB: 1 CS: 0	PA: 38				
PITCHER	IP	WLS	BF	H	R	ER	SO	BB	IBB	HBP	BLK	WP	HR	S	P	ERA	WHIP									
John Ericks, R ERA: 3.67	(1, 1)	6.2		29	9	3	3	4	0	0	0	0	1	1	37	37	4.05	1.350								
Mike Dyer, R ERA: 3.86	(7, 1)	1.1	W	5	1	0	0	2	0	0	0	0	0	0	9	9	0.00	0.750								
Paul Wagner, R ERA: 4.95	(9, 1)	1.0	S	4	0	0	0	3	1	0	0	0	0	0	9	13	0.00	1.000								

Batter	1	2	3	4	5	6	7	8	9	AB	R	H	RBI	BB	SO	LOB	BOTTOM									
Jacob Brumfield, R OBP: 0.356, SLG: 0.373										4	0	1	0	0	0	0	Florida Marlins @ Pittsburgh Pirates Three Rivers Stadium, Pittsburgh, PA Mon Aug 21 1995, 7:05 PM EDT Att: 10,202 - Unknown - 91 F									
Al Martin, L OBP: 0.335, SLG: 0.407										4	1	2	0	0	1	0										
Orlando Merced, S OBP: 0.351, SLG: 0.476										3	2	0	0	1	0	1										
Jeff King, R OBP: 0.329, SLG: 0.457										3	1	0	0	1	2	2										
Carlos Garcia, R OBP: 0.355, SLG: 0.457										3	1	1	2	1	0	0										
Midre Cummings, L OBP: 0.301, SLG: 0.341										3	0	1	1	1	2	1										
Kevin Young, R OBP: 0.298, SLG: 0.464										4	0	2	2	0	0	1										
2 Angelo Encarnacion, R OBP: 0.301, SLG: 0.318										2	0	0	0	2	1	2										
John Ericks, R OBP: 0.115, SLG: 0.154										3	0	0	0	0	1	3										
Mike Dyer, R OBP: 0.500, SLG: 0.500										0	0	0	0	0	0	0										
Freddy Garcia, R OBP: 0.246, SLG: 0.204										1	0	0	0	0	0	0										
Paul Wagner, R OBP: 0.259, SLG: 0.240										0	0	0	0	0	0	0										
Inning Stats	R: 3 E: 1 K: 0 S: 5	H: 1 LOB: 2 BB: 3 P: 17	R: 0 E: 0 K: 0 S: 4	H: 1 LOB: 1 BB: 0 P: 4	R: 0 E: 0 K: 0 S: 4	H: 1 LOB: 1 BB: 0 P: 4	R: 0 E: 0 K: 0 S: 2	H: 0 LOB: 1 BB: 1 P: 6	R: 0 E: 0 K: 2 S: 7	H: 0 LOB: 0 BB: 0 P: 7	R: 0 E: 0 K: 2 S: 8	H: 1 LOB: 2 BB: 1 P: 12	R: 2 E: 0 K: 2 S: 9	H: 3 LOB: 1 BB: 1 P: 13	R: 0 E: 0 K: 1 S: 5	H: 0 LOB: 0 BB: 0 P: 5	1B: 4 2B: 4 3B: 0 HR: 0	SF: 0 SAC: 0 DP: 1 HBP: 0	WP: 0 PB: 0 SB: 3 CS: 1	PA: 36						
PITCHER	IP	WLS	BF	H	R	ER	SO	BB	IBB	HBP	BLK	WP	HR	S	P	ERA	WHIP									
Willie Banks, R ERA: 6.27	(1, 1)	6.0		27	4	3	0	4	4	1	0	0	0	0	30	50	9.00	1.333								
Mark Gardner, R ERA: 4.32	(7, 1)	2.0	L	9	3	2	2	3	0	1	0	0	0	14	18	9.00	1.500									

Batter	1	2	3	4	5	6	7	8	9	AB	R	H	RBI	BB	SO	LOB	TOP							
Quijivo Veras, S OBP: 0.370, SLG: 0.351 (1, 4)										4	2	3	0	0	0	0								
Kurt Abbott, R OBP: 0.320, SLG: 0.451 (1, 6)										3	3	0	0	1	1	4								
Jeff Conine, R OBP: 0.393, SLG: 0.551 (1, 7)										5	0	2	2	0	1	2								
Terry Pendleton, S OBP: 0.347, SLG: 0.441 (1, 5)										3	0	0	1	2	1	2								
Greg Colbrunn, R OBP: 0.312, SLG: 0.460 (1, 3)										5	0	2	2	0	0	2								
Andre Dawson, R OBP: 0.306, SLG: 0.444 Robb Nen, R (9, 1)										3	1	1	0	1	0	0								
Steve Decker, R OBP: 0.350, SLG: 0.376 (1, 2)										5	1	2	2	0	0	5								
Jesus Tavarez, S OBP: 0.308, SLG: 0.263 (9, 9)										5	1	1	0	0	1	1								
Pat Rapp, R OBP: 0.158, SLG: 0.184 Rich Garces, R (6, 1)										2	0	0	0	0	1	1								
Mario Diaz, R OBP: 0.234, SLG: 0.303 Alejandro Pena, R (7, 1)										0	0	0	0	0	0	0								
Chuck Carr, S OBP: 0.317, SLG: 0.273 (9, 8)										0	0	0	0	0	0	0								
Inning Stats	R: 2 E: 0 K: 1 S: 10	H: 1 LOB: 0 BB: 1 P: 20	R: 4 E: 1 K: 0 S: 17	H: 2 LOB: 2 BB: 1 P: 30	R: 0 E: 0 K: 0 S: 14	H: 1 LOB: 1 BB: 0 P: 19	R: 1 E: 0 K: 1 S: 17	H: 2 LOB: 3 BB: 2 P: 28	R: 0 E: 0 K: 1 S: 6	H: 0 LOB: 0 BB: 0 P: 10	R: 1 E: 0 K: 1 S: 13	H: 3 LOB: 2 BB: 0 P: 20	R: 0 E: 0 K: 0 S: 9	H: 2 LOB: 1 BB: 0 P: 12	R: 0 E: 0 K: 0 S: 8	H: 0 LOB: 0 BB: 0 P: 12	R: 0 E: 0 K: 1 S: 7	H: 0 LOB: 0 BB: 0 P: 10	1B: 7 2B: 4 3B: 0 HR: 1	SF: 0 SAC: 1 DP: 1 HBP: 3	WP: 0 PB: 0 SB: 4 CS: 0	PA: 44		
PITCHER	IP	WLS	BF	H	R	ER	SO	BB	IBB	HBP	BLK	WP	HR	S	P	ERA	WHIP							
Jim Bullinger, R ERA: 3.1 (1, 1)	3.2	L	23	6	7	4	2	3	0	2	0	0	1	52	87	9.82	2.455							
Mike Perez, R ERA: 3.23 (4, 1)	0.1		2	0	0	0	0	1	0	0	0	0	0	6	10	0.00	3.000							
Turk Wendell, R ERA: 5.36 (5, 1)	2.0		9	3	1	1	2	0	0	1	0	0	0	19	30	4.50	1.500							
Anthony Young, R ERA: 3.91 (7, 1)	2.0		7	2	0	0	0	0	0	0	0	0	0	17	24	0.00	1.000							
Terry Adams, R ERA: 7.11 (9, 1)	1.0		3	0	0	0	1	0	0	0	0	0	0	7	10	0.00	0.000							

Florida Marlins @ Chicago Cubs
Wrigley Field, Chicago, IL
Tue Aug 22 1995, 7:05 PM CDT
Att: 30,760 - Unknown - 76 F

AB 36
R 8
H 11
RBI 7
BB 4
SO 5
LOB 18



Batter	1	2	3	4	5	6	7	8	9	AB	R	H	RBI	BB	SO	LOB	BOTTOM							
Brian McRae, S OBP: 0.363, SLG: 0.455 (1, 8)										2	1	0	0	3	0	1								
Shawon Dunston, R OBP: 0.340, SLG: 0.528 (1, 6)										5	1	1	0	0	1	4								
Mark Grace, L OBP: 0.390, SLG: 0.535 (1, 3)										5	0	3	2	0	1	0								
Sammy Sosa, R OBP: 0.341, SLG: 0.486 Ozzie Timmons, R OBP: 0.289, SLG: 0.420 (8, 9)										4	0	0	0	0	1	3								
Luis Gonzalez, L OBP: 0.338, SLG: 0.454 (1, 7)										4	0	0	0	0	1	3								
Todd Zeile, R OBP: 0.311, SLG: 0.408 (1, 5)										4	1	1	0	0	0	2								
Todd Haney, R OBP: 0.436, SLG: 0.618 (1, 4)										4	1	1	0	0	1	1								
Scott Servais, R OBP: 0.326, SLG: 0.500 (1, 2)										4	2	4	4	0	0	0								
Jim Bullinger, R OBP: 0.224, SLG: 0.143 Mike Perez, S (4, 1)										1	0	0	0	0	0	1								
Scott Bullitt, L ERA: 2.95 Turk Wendell, L ERA: 5.26 José Hernández, R ERA: 5.26 Anthony Young, R ERA: 3.91 Howard Johnson, S ERA: 5.26 Terry Adams, R ERA: 7.11 (9, 1)										0	0	0	0	0	0	0								
Inning Stats	R: 1 E: 0 K: 1 S: 13	H: 1 LOB: 1 BB: 1 P: 25	R: 1 E: 0 K: 0 S: 14	H: 2 LOB: 2 BB: 1 P: 26	R: 0 E: 1 K: 0 S: 7	H: 0 LOB: 1 BB: 0 P: 12	R: 1 E: 0 K: 0 S: 15	H: 1 LOB: 0 BB: 0 P: 23	R: 1 E: 0 K: 1 S: 7	H: 2 LOB: 0 BB: 0 P: 12	R: 2 E: 0 K: 1 S: 16	H: 2 LOB: 1 BB: 1 P: 26	R: 0 E: 0 K: 2 S: 11	H: 1 LOB: 1 BB: 0 P: 18	R: 0 E: 0 K: 3 S: 10	H: 0 LOB: 0 BB: 0 P: 14	1B: 5 2B: 4 3B: 0 HR: 2	SF: 0 SAC: 0 DP: 1 HBP: 0	WP: 0 PB: 0 SB: 0 CS: 0	PA: 40				
PITCHER	IP	WLS	BF	H	R	ER	SO	BB	IBB	HBP	BLK	WP	HR	S	P	ERA	WHIP							
Pat Rapp, R ERA: 4.4 (1, 1)	5.0	W	23	6	4	4	1	2	0	0	0	0	1	56	98	7.20	1.600							
Rich Garces, R ERA: 2.95 (6, 1)	1.0		6	2	2	2	1	1	0	0	0	0	1	16	26	18.00	3.000							
Alejandro Pena, R ERA: 5.26 (7, 1)	2.0		8	2	0	0	3	0	0	0	0	0	0	21	32	0.00	1.000							
Robb Nen, R ERA: 2.79 (9, 1)	1.0	S	3	0	0	0	3	0	0	0	0	0	0	10	14	0.00	0.000							

Florida Marlins @ Chicago Cubs
Wrigley Field, Chicago, IL
Tue Aug 22 1995, 7:05 PM CDT
Att: 30,760 - Unknown - 76 F

AB 37
R 6
H 10
RBI 6
BB 3
SO 8
LOB 16



Batter	1	2	3	4	5	6	7	8	9	AB	R	H	RBI	BB	SO	LOB	TOP					
Brian Hunter, R OBP: 0.397, SLG: 0.410 (1, 8)	G6-3		E6 HR	P4			2B 1B		P5	5	2	1	0	0	0	1						
Dave Magadan, L OBP: 0.406, SLG: 0.361 (1, 5)	FC4-6 1B		F7				G3-1 1B 2B		K	5	0	2	2	0	2	1						
Craig Biggio, R OBP: 0.403, SLG: 0.495 (1, 4)	FC4-6 1B		HR				G1-3			4	1	1	2	0	0	2						
Derrick May, L OBP: 0.318, SLG: 0.370 (7, 1) Dave Veres, R	1B		1B				G3-1			4	0	2	0	0	1	1						
Tony Eusebio, R OBP: 0.371, SLG: 0.436 (1, 2)	G1-3		K				G3-1			4	0	1	0	0	1	4						
Milt Thompson, L OBP: 0.287, SLG: 0.284 (1, 9)		G6-4-3 1B	L3				1B		L7	4	0	1	0	0	1	2						
Mike Simms, R OBP: 0.338, SLG: 0.525 (1, 3)		G6-4-3 1B					K		F8	4	0	1	0	0	2	1						
Ricky Gutierrez, R OBP: 0.246, SLG: 0.236 (1, 6)		G6-4-3					G4-1		K	4	0	0	0	0	1	3						
Shane Reynolds, R OBP: 0.157, SLG: 0.140 (1, 1) John Cangelosi, S OBP: 0.480, SLG: 0.424 (7, PH)		G6-3					E5		G6-3	2	0	0	0	0	0	1						
Inning Stats	R: 0 E: 0 K: 0 S: 11	H: 2 LOB: 2 BB: 0 P: 14	R: 0 E: 0 K: 0 S: 7	H: 2 LOB: 1 BB: 0 P: 11	R: 2 E: 1 K: 1 S: 19	H: 2 LOB: 1 BB: 0 P: 26	R: 0 E: 0 K: 1 S: 6	H: 0 LOB: 0 BB: 0 P: 9	R: 0 E: 0 K: 2 S: 8	H: 1 LOB: 1 BB: 0 P: 10	R: 0 E: 0 K: 2 S: 10	H: 1 LOB: 1 BB: 0 P: 17	R: 2 E: 0 K: 0 S: 9	H: 2 LOB: 1 BB: 1 P: 18	R: 0 E: 0 K: 1 S: 8	H: 0 LOB: 0 BB: 0 P: 12	R: 0 E: 0 K: 1 S: 8	H: 0 LOB: 0 BB: 0 P: 14	1B: 7 2B: 1 3B: 0 HR: 1	SF: 0 SAC: 0 DP: 1 HBP: 0	WP: 0 PB: 0 SB: 0 CS: 0	PA: 38
PITCHER	IP	WLS	BF	H	R	ER	SO	BB	IBB	HBP	BLK	WP	HR	S	P	ERA	WHIP					
John Burkett, R ERA: 4.15 (1, 1)	7.0	W	32	9	4	3	6	1	0	0	0	0	1	70	105	3.86	1.429					
Alejandro Pena, R ERA: 5.13 (8, 1)	1.0		3	0	0	0	1	0	0	0	0	0	0	8	12	0.00	0.000					
Robb Nen, R ERA: 2.73 (9, 1)	1.0	S	3	0	0	0	1	0	0	0	0	0	0	8	14	0.00	0.000					

Houston Astros @ Florida Marlins
Joe Robbie Stadium, Miami, FL
Fri Aug 25 1995, 7:05 PM EDT
Att: 20,019 - Unknown - 81 F

AB 37
R 4
H 9
RBI 4
BB 1
SO 8
LOB 16



Batter	1	2	3	4	5	6	7	8	9	AB	R	H	RBI	BB	SO	LOB	BOTTOM				
Quilvio Veras, S OBP: 0.369, SLG: 0.348 (1, 4)	G4-3		G3				K			3	0	0	0	1	1	0					
Kurt Abbott, R OBP: 0.321, SLG: 0.457 (1, 6)	K						G1-3			4	1	2	1	0	1	0					
Jeff Conine, R OBP: 0.389, SLG: 0.540 (1, 7)	1B						K			4	1	2	0	0	2	2					
Terry Pendleton, S OBP: 0.351, SLG: 0.448 (1, 5)	G1-3						F9			4	1	1	1	0	0	3					
Greg Colbrunn, R OBP: 0.315, SLG: 0.460 (1, 3)		L8					F8			4	1	2	1	0	0	0					
Andre Dawson, R OBP: 0.304, SLG: 0.449 (1, 9) Robb Nen, R		L8					G1-3			4	1	1	3	0	1	3					
Steve Decker, R OBP: 0.333, SLG: 0.348 (1, 2)		G5-6-3					G6-3			3	0	0	0	0	0	0					
Jesus Tavarez, S OBP: 0.292, SLG: 0.250 (1, 8) (9, 9)							G6-3			3	0	0	0	0	1	0					
John Burkett, R OBP: 0.167, SLG: 0.154 (1, 1) Alejandro Pena, R (8, 1) Chuck Carr, S OBP: 0.316, SLG: 0.272 (9, 8)							G5-3			3	0	0	0	0	2	0					
Inning Stats	R: 0 E: 0 K: 1 S: 9	H: 1 LOB: 1 BB: 0 P: 13	R: 0 E: 0 K: 0 S: 3	H: 0 LOB: 0 BB: 0 P: 5	R: 0 E: 0 K: 1 S: 10	H: 0 LOB: 0 BB: 0 P: 14	R: 5 E: 0 K: 1 S: 15	H: 5 LOB: 0 BB: 0 P: 21	R: 0 E: 0 K: 1 S: 11	H: 2 LOB: 3 BB: 1 P: 17	R: 0 E: 0 K: 1 S: 8	H: 0 LOB: 0 BB: 0 P: 12	R: 0 E: 0 K: 2 S: 11	H: 0 LOB: 0 BB: 0 P: 14	R: 0 E: 0 K: 1 S: 7	H: 0 LOB: 0 BB: 0 P: 11	1B: 6 2B: 0 3B: 0 HR: 2	SF: 0 SAC: 0 DP: 0 HBP: 0	WP: 0 PB: 0 SB: 0 CS: 0	PA: 33	
PITCHER	IP	WLS	BF	H	R	ER	SO	BB	IBB	HBP	BLK	WP	HR	S	P	ERA	WHIP				
Shane Reynolds, R ERA: 3.1 (1, 1)	6.0	L	27	8	5	5	5	1	0	0	0	0	2	56	82	7.50	1.500				
Dave Veres, R ERA: 1.75 (7, 1)	2.0		6	0	0	0	3	0	0	0	0	0	0	18	25	0.00	0.000				

Houston Astros @ Florida Marlins
Joe Robbie Stadium, Miami, FL
Fri Aug 25 1995, 7:05 PM EDT
Att: 20,019 - Unknown - 81 F

AB 32
R 5
H 8
RBI 5
BB 1
SO 8
LOB 8



Batter	1	2	3	4	5	6	7	8	9	AB	R	H	RBI	BB	SO	LOB	TOP										
Brian Hunter, R (1, 8) OBP: 0.366, SLG: 0.420	G5-3		E		1B		E6		1B	4	0	3	1	1	0	0	Houston Astros @ Florida Marlins Joe Robbie Stadium, Miami, FL Sat Aug 26 1995, 7:05 PM EDT Att: 27,199 - Unknown - 86 F										
John Cangelosi, S (1, 9) OBP: 0.485, SLG: 0.433	1B		K		1B		G3		2B	5	0	3	0	0	1	2											
Craig Biggio, R (1, 4) OBP: 0.401, SLG: 0.492	K		F9		F9				F9	5	0	1	0	0	1	7											
Derrick May, L (1, 7) OBP: 0.312, SLG: 0.364	L7				F9		G3-1		K	4	0	0	0	0	1	2											
Tony Eusebio, R (1, 2) OBP: 0.369, SLG: 0.432		WP			F8		G4-3		F9	3	0	0	0	1	0	1											
Dave Magadan, L (1, 5) OBP: 0.409, SLG: 0.372	L9								K	3	1	1	1	1	1	2											
Mike Simms, R (1, 3) OBP: 0.319, SLG: 0.492	K				L7					4	0	0	0	0	1	2											
Andy Stankiewicz, R (1, 6) OBP: 0.189, SLG: 0.118	L3								P4	3	0	0	0	0	0	1											
Milt Thompson, L (9, PH) OBP: 0.284, SLG: 0.282					L8				F7	1	0	0	0	0	0	0											
Greg Swindell, L (1, 1) OBP: 0.277, SLG: 0.311			G5-3							3	0	0	0	0	1	0											
Todd Jones, L (7, 1) OBP: 0.200, SLG: 0.400					K		G5-3			0	0	0	0	0	0	0											
Derek Bell, R (9, PH) OBP: 0.384, SLG: 0.435									2B	1	0	1	0	0	0	0											
Ricky Gutierrez, R (9, PR) OBP: 0.246, SLG: 0.236									2B	0	1	0	0	0	0	0											
Inning Stats	R: 0 E: 0 K: 1 S: 10	H: 1 LOB: 1 BB: 0 P: 16	R: 0 E: 0 K: 1 S: 8	H: 0 LOB: 1 BB: 1 P: 21	R: 0 E: 1 K: 1 S: 12	H: 1 LOB: 1 BB: 0 P: 16	R: 0 E: 0 K: 0 S: 5	H: 0 LOB: 1 BB: 1 P: 11	R: 0 E: 0 K: 1 S: 9	H: 1 LOB: 2 BB: 1 P: 15	R: 1 E: 0 K: 0 S: 8	H: 1 LOB: 0 BB: 0 P: 14	R: 0 E: 1 K: 0 S: 12	H: 1 LOB: 1 BB: 0 P: 17	R: 0 E: 0 K: 2 S: 11	H: 1 LOB: 1 BB: 0 P: 18	R: 1 E: 0 K: 0 S: 11	H: 3 LOB: 3 BB: 0 P: 19	1B: 6 2B: 2 3B: 0 HR: 1	SF: 0 SAC: 0 DP: 0 HBP: 0	WP: 1 PB: 0 SB: 1 CS: 0	PA: 39					
PITCHER	IP	WLS	BF	H	R	ER	SO	BB	IBB	HBP	BLK	WP	HR	S	P	ERA	WHIP										
Willie Banks, R (1, 1) ERA: 5.68	7.0	W	29	5	1	1	4	3	0	0	0	1	1	64	110	1.29	1.143										
Alejandro Pena, R (8, 1) ERA: 5.01	1.0		4	1	0	0	2	0	0	0	0	0	0	11	18	0.00	1.000										
Mark Gardner, R (9, 1) ERA: 4.4	0.2		4	2	1	1	0	0	0	0	0	0	0	4	7	13.50	3.000										
Robb Nen, R (9, 1) ERA: 2.72	0.1		2	1	0	0	0	0	0	0	0	0	0	7	12	0.00	3.000										

Batter	1	2	3	4	5	6	7	8	9	AB	R	H	RBI	BB	SO	LOB	BOTTOM										
QuiVio Veras, S (1, 4) OBP: 0.366, SLG: 0.344	L7		G5-3			B3				4	0	0	0	0	1	3	Houston Astros @ Florida Marlins Joe Robbie Stadium, Miami, FL Sat Aug 26 1995, 7:05 PM EDT Att: 27,199 - Unknown - 86 F										
Chuck Carr, S (1, 8) OBP: 0.315, SLG: 0.283	L5		F7			HR		K		4	1	1	1	0	1	0											
Jeff Conine, R (1, 7) OBP: 0.390, SLG: 0.542	1B				F7	G4-3		2B		4	0	2	0	0	0	0											
Terry Pendleton, S (1, 5) OBP: 0.350, SLG: 0.446	P4				F8		G6-3	HR		4	1	1	0	0	0	1											
Greg Colbrunn, R (1, 3) OBP: 0.314, SLG: 0.458		F7			K		E	FC3-2-5		4	2	1	0	0	1	2											
Andre Dawson, R (1, 9) OBP: 0.308, SLG: 0.453							FC6-4	1B		3	0	2	0	0	0	0											
Jesus Tavarez, S (7, PR) OBP: 0.298, SLG: 0.286		FC5-4			L7		E8	HR		1	2	1	3	0	0	0											
Kurt Abbott, R (1, 6) OBP: 0.321, SLG: 0.452		FC5-4			G5-3		FC6-4	1B		3	0	0	0	1	1	1											
Steve Decker, R (1, 2) OBP: 0.324, SLG: 0.337		FC6-4			G6-3		FC6-4	2B		3	0	0	1	0	0	3											
Willie Banks, R (1, 1) OBP: 0.294, SLG: 0.200										2	0	1	0	0	0	0											
Alex Arias, R (7, PH) OBP: 0.350, SLG: 0.382					F7					1	0	1	1	0	0	0											
Alejandro Pena, R (8, 1) OBP: 0.384, SLG: 0.435										0	0	0	0	0	0	0											
Mark Gardner, R (9, 1) OBP: 0.190, SLG: 0.190										0	0	0	0	0	0	0											
Robb Nen, R (9, 1) ERA: 2.72										0	0	0	0	0	0	0											
Inning Stats	R: 0 E: 0 K: 0 S: 6	H: 1 LOB: 1 BB: 0 P: 8	R: 0 E: 0 K: 0 S: 8	H: 1 LOB: 0 BB: 0 P: 13	R: 0 E: 0 K: 0 S: 7	H: 0 LOB: 0 BB: 0 P: 11	R: 0 E: 0 K: 1 S: 7	H: 0 LOB: 0 BB: 0 P: 11	R: 1 E: 0 K: 1 S: 16	H: 2 LOB: 2 BB: 1 P: 29	R: 3 E: 0 K: 2 S: 17	H: 3 LOB: 0 BB: 0 P: 27	R: 3 E: 0 K: 2 S: 17	H: 3 LOB: 0 BB: 0 P: 27	1B: 6 2B: 2 3B: 0 HR: 2	SF: 0 SAC: 0 DP: 0 HBP: 0	WP: 0 PB: 0 SB: 0 CS: 0	PA: 34									
PITCHER	IP	WLS	BF	H	R	ER	SO	BB	IBB	HBP	BLK	WP	HR	S	P	ERA	WHIP										
Greg Swindell, L (1, 1) ERA: 4.73	6.1	L	24	6	3	3	3	0	0	0	0	0	1	51	79	4.26	0.947										
Todd Jones, R (7, 1) ERA: 3.2	1.2		10	4	3	3	3	0	1	0	0	0	1	26	44	16.20	2.400										



Batter	1	2	3	4	5	6	7	8	9	AB	R	H	RBI	BB	SO	LOB	TOP										
Brian Hunter, R OBP: 0.368, SLG: 0.424 (1, 8)										3	2	1	0	1	1	0											
James Mouton, R OBP: 0.320, SLG: 0.376 (1, 7)										4	0	0	1	0	1	1											
Craig Biggio, R OBP: 0.404, SLG: 0.493 (1, 4)										3	0	2	0	1	0	0											
Derek Bell, R OBP: 0.381, SLG: 0.431 (1, 9)										4	0	0	1	0	1	3											
Dave Magadan, L OBP: 0.411, SLG: 0.373 Craig Shipley, R OBP: 0.278, SLG: 0.333 (8, PH) (8, 5)										2	0	1	0	1	1	1											
Mike Simms, R OBP: 0.342, SLG: 0.507 (1, 3)										4	0	3	0	0	0	1											
Pat Borders, R OBP: 0.246, SLG: 0.350 (1, 2)										4	0	0	0	0	0	5											
Ricky Gutierrez, R OBP: 0.230, SLG: 0.220 (1, 6)										4	0	0	0	0	2	2											
Doug Drabek, R OBP: 0.234, SLG: 0.222 Milt Thompson, L OBP: 0.262, SLG: 0.279 Craig McMurtry, R (5, PH) (5, 1) Derrick May, L OBP: 0.311, SLG: 0.362 Dean Hartgraves, R (7, 1) (7, 1)										1	0	0	0	0	0	0											
Inning Stats	R: 0 E: 0 K: 1 S: 6	H: 0 LOB: 1 BB: 1 P: 16	R: 0 E: 0 K: 1 S: 20	H: 1 LOB: 1 BB: 0 P: 27	R: 1 E: 0 K: 0 S: 13	H: 1 LOB: 0 BB: 0 P: 19	R: 0 E: 0 K: 0 S: 9	H: 1 LOB: 1 BB: 1 P: 16	R: 0 E: 0 K: 0 S: 4	H: 0 LOB: 0 BB: 0 P: 6	R: 0 E: 0 K: 2 S: 14	H: 1 LOB: 1 BB: 0 P: 19	R: 0 E: 0 K: 0 S: 7	H: 1 LOB: 1 BB: 0 P: 15	R: 1 E: 0 K: 1 S: 9	H: 1 LOB: 0 BB: 0 P: 18	R: 0 E: 0 K: 1 S: 7	H: 1 LOB: 0 BB: 0 P: 9	1B: 6 2B: 2 3B: 0 HR: 0	SF: 0 SAC: 0 DP: 2 HBP: 0	WP: 1 PB: 0 SB: 1 CS: 0	PA: 35					
PITCHER	IP	WLS	BF	H	R	ER	SO	BB	IBB	HBP	BLK	WP	HR	S	P	ERA	WHIP										
Pat Rapp, R ERA: 4.22 (1, 1)	7.0	W	27	5	1	1	4	2	0	0	0	1	0	73	118	1.29	1.000										
Rich Garces, R ERA: 3.5 (8, 1)	0.2		4	1	1	1	1	1	0	0	0	0	0	7	14	13.50	3.000										
Yorkis Perez, L ERA: 5.65 (8, 1)	0.1		1	0	0	0	0	0	0	0	0	0	0	2	4	0.00	0.000										
Buddy Groom, L ERA: 7.38 (9, 1)	1.0		3	1	0	0	1	0	0	0	0	0	0	7	9	0.00	1.000										

Houston Astros @ Florida Marlins
Joe Robbie Stadium, Miami, FL
Sun Aug 27 1995, 7:05 PM EDT
Att: 22,988 - Unknown - 81 F

AB 32
R 2
H 7
RBI 2
BB 3
SO 6
LOB 15



Batter	1	2	3	4	5	6	7	8	9	AB	R	H	RBI	BB	SO	LOB	BOTTOM										
QuiVivo Veras, S OBP: 0.366, SLG: 0.342 (1, 4)										2	2	0	1	2	0	1											
Kurt Abbott, R OBP: 0.322, SLG: 0.461 (1, 6)										5	1	2	2	0	2	4											
Jeff Conine, R OBP: 0.392, SLG: 0.543 (1, 7)										5	2	3	1	0	0	1											
Terry Pendleton, S OBP: 0.351, SLG: 0.455 (1, 5)										5	1	2	5	0	0	2											
Greg Colbrunn, R OBP: 0.314, SLG: 0.456 (1, 3)										4	0	1	0	0	0	1											
Russ Morman, R OBP: 0.328, SLG: 0.517 Rich Garces, R (8, 1) Yorkis Perez, L (8, 1) Buddy Groom, L (9, 1)										3	1	1	0	0	1	1											
Steve Decker, R OBP: 0.322, SLG: 0.327 (1, 2)										3	1	0	0	1	0	1											
Jesus Tavarez, S OBP: 0.305, SLG: 0.294 (8, 9)										4	1	2	0	0	0	0											
Pat Rapp, R OBP: 0.154, SLG: 0.179 Chuck Carr, S OBP: 0.318, SLG: 0.286 (8, 8)										1	0	0	1	0	1	0											
Inning Stats	R: 6 E: 1 K: 1 S: 21	H: 5 LOB: 2 BB: 2 P: 38	R: 0 E: 0 K: 0 S: 7	H: 1 LOB: 1 BB: 0 P: 9	R: 0 E: 0 K: 1 S: 6	H: 0 LOB: 0 BB: 0 P: 10	R: 0 E: 0 K: 1 S: 8	H: 0 LOB: 0 BB: 0 P: 13	R: 0 E: 0 K: 0 S: 11	H: 0 LOB: 1 BB: 0 P: 16	R: 3 E: 0 K: 0 S: 12	H: 4 LOB: 2 BB: 1 P: 21	R: 0 E: 0 K: 1 S: 8	H: 0 LOB: 0 BB: 0 P: 14	R: 1 E: 0 K: 0 S: 9	H: 2 LOB: 1 BB: 0 P: 19	R: 0 E: 0 K: 0 S: 9	H: 0 LOB: 0 BB: 0 P: 9	1B: 8 2B: 2 3B: 1 HR: 1	SF: 1 SAC: 2 DP: 0 HBP: 1	WP: 0 PB: 0 SB: 0 CS: 0	PA: 40					
PITCHER	IP	WLS	BF	H	R	ER	SO	BB	IBB	HBP	BLK	WP	HR	S	P	ERA	WHIP										
Doug Drabek, R ERA: 4.91 (1, 1)	4.0	L	21	6	3	5	3	2	0	0	0	0	0	42	70	11.25	2.000										
Craig McMurtry, R ERA: 10.28 (5, 1)	2.0		11	4	3	3	0	1	0	1	0	0	0	23	37	13.50	2.500										
Dean Hartgraves, L ERA: 2.81 (7, 1)	2.0		8	2	1	1	1	0	0	0	0	0	0	17	33	4.50	1.000										

Houston Astros @ Florida Marlins
Joe Robbie Stadium, Miami, FL
Sun Aug 27 1995, 7:05 PM EDT
Att: 22,988 - Unknown - 81 F

AB 33
R 10
H 12
RBI 10
BB 3
SO 4
LOB 11



Batter	1	2	3	4	5	6	7	8	9	AB	R	H	RBI	BB	SO	LOB	TOP								
John Cangelosi, S OBP: 0.481, SLG: 0.426	G6-3	E S BB		1B G4-3		G4-3			K	4	1	1	0	1	1	1									
Craig Biggio, R OBP: 0.403, SLG: 0.493				FC6		K			G5-3	4	0	1	0	1	1	1									
Derrick May, L OBP: 0.309, SLG: 0.358	F8	F8		G4-3					K	5	0	1	0	0	1	3									
Derek Bell, R OBP: 0.381, SLG: 0.430	K			G4-3						2	0	0	0	1	1	3									
Todd Jones, L OBP: 0.200, SLG: 0.400										0	0	0	0	0	0	0									
Ricky Gutierrez, R OBP: 0.226, SLG: 0.217										1	0	0	0	0	0	0									
Mike Henneman, R OBP: 0.226, SLG: 0.217										0	0	0	0	0	0	0									
Tony Eusebio, R OBP: 0.368, SLG: 0.430										4	0	1	0	0	2	2									
Dave Magadan, L OBP: 0.413, SLG: 0.375										4	1	2	0	0	0	0									
Mike Simms, R OBP: 0.350, SLG: 0.493										2	1	0	0	2	1	2									
Craig Shipley, R OBP: 0.277, SLG: 0.337										4	1	1	2	0	0	4									
Doug Brocail, L OBP: 0.182, SLG: 0.182										2	0	0	0	0	0	4									
James Mouton, R OBP: 0.322, SLG: 0.374										1	0	0	0	1	1	1									
Inning Stats	R: 0 E: 0 K: 1 S: 16	H: 1 LOB: 1 BB: 0 P: 23	R: 3 E: 0 K: 0 S: 15	H: 3 LOB: 2 BB: 2 P: 29	R: 0 E: 0 K: 0 S: 14	H: 1 LOB: 3 BB: 2 P: 26	R: 1 E: 1 K: 1 S: 11	H: 2 LOB: 1 BB: 0 P: 15	R: 0 E: 0 K: 1 S: 6	H: 0 LOB: 0 BB: 1 P: 9	R: 0 E: 0 K: 1 S: 6	H: 0 LOB: 0 BB: 0 P: 15	R: 0 E: 0 K: 1 S: 8	H: 0 LOB: 0 BB: 0 P: 12	R: 0 E: 0 K: 1 S: 5	H: 0 LOB: 1 BB: 1 P: 11	R: 0 E: 0 K: 2 S: 10	H: 0 LOB: 0 BB: 0 P: 14	1B: 5 2B: 2 3B: 0 HR: 0	SF: 0 SAC: 0 DP: 2 HBP: 0	WP: 0 PB: 0 SB: 1 CS: 0	PA: 39			
PITCHER	IP	WLS	BF	H	R	ER	SO	BB	IBB	HBP	BLK	WP	HR	S	P	ERA	WHIP								
Marc Valdes, R ERA: 6.0	3.0		21	7	4	2	1	4	0	0	0	0	0	51	85	6.00	3.667								
David Weathers, R ERA: 6.1	2.0	W	5	0	0	0	2	0	0	0	0	0	0	11	17	0.00	0.000								
Rich Garcés, R ERA: 3.27	2.0		6	0	0	0	2	1	0	0	0	0	0	14	27	0.00	0.500								
Alejandro Peña, R ERA: 4.89	1.0		4	0	0	0	1	1	0	0	0	0	0	5	11	0.00	1.000								
Robb Nen, R ERA: 2.67	1.0	S	3	0	0	0	2	0	0	0	0	0	0	10	14	0.00	0.000								

Houston Astros @ Florida Marlins
Joe Robbie Stadium, Miami, FL
Mon Aug 28 1995, 7:05 PM EDT
Att: 16,332 - Unknown - 82 F

AB 33
R 4
H 7
RBI 2
BB 6
SO 8
LOB 21



Batter	1	2	3	4	5	6	7	8	9	AB	R	H	RBI	BB	SO	LOB	BOTTOM								
Quirova Veras, S OBP: 0.366, SLG: 0.344	P6		WP	2B	SF7			L7		4	2	2	2	0	0	0									
Alex Arias, R OBP: 0.346, SLG: 0.377	2B		K	P6	K			G6-3		5	1	1	0	0	2	4									
Jeff Conine, R OBP: 0.393, SLG: 0.544	F8		1B	2B				K		5	1	2	2	0	1	1									
Terry Pendleton, S OBP: 0.355, SLG: 0.459	FC6-5		F8	IBB				G4-3		3	0	2	1	1	0	0									
Greg Colbrunn, R OBP: 0.313, SLG: 0.454	FC6-5		FC6-4					G5-3		4	0	1	1	0	0	3									
Andre Dawson, R OBP: 0.308, SLG: 0.445			G4-3							3	1	0	0	1	1	2									
Alejandro Peña, R OBP: 0.324, SLG: 0.481			F8							0	0	0	0	0	0	0									
Robb Nen, R OBP: 0.324, SLG: 0.481										0	0	0	0	0	0	0									
Rob Natal, R OBP: 0.214, SLG: 0.481			K							4	0	1	0	0	1	3									
Jesus Tavarez, S OBP: 0.320, SLG: 0.345			G6-3							4	1	3	0	0	0	1									
Marc Valdes, R ERA: 4.42			G3							1	0	0	0	0	0	1									
David Weathers, R ERA: 3.22										1	0	0	0	0	0	1									
Russ Morman, R ERA: 3.22										0	0	0	0	0	0	0									
Rich Garcés, R ERA: 3.22										0	0	0	0	0	0	0									
Chuck Carr, S ERA: 3.22										1	0	0	0	0	0	1									
Inning Stats	R: 1 E: 0 K: 0 S: 9	H: 2 LOB: 1 BB: 0 P: 10	R: 0 E: 0 K: 0 S: 9	H: 1 LOB: 0 BB: 0 P: 13	R: 2 E: 0 K: 2 S: 16	H: 4 LOB: 2 BB: 0 P: 24	R: 2 E: 0 K: 0 S: 14	H: 3 LOB: 2 BB: 1 P: 22	R: 1 E: 0 K: 1 S: 22	H: 1 LOB: 2 BB: 2 P: 35	R: 0 E: 0 K: 0 S: 4	H: 0 LOB: 0 BB: 0 P: 4	R: 0 E: 0 K: 1 S: 6	H: 1 LOB: 1 BB: 0 P: 11	R: 0 E: 0 K: 1 S: 6	H: 0 LOB: 0 BB: 0 P: 9	1B: 7 2B: 3 3B: 2 HR: 0	SF: 1 SAC: 0 DP: 0 HBP: 0	WP: 1 PB: 0 SB: 2 CS: 0	PA: 39					
PITCHER	IP	WLS	BF	H	R	ER	SO	BB	IBB	HBP	BLK	WP	HR	S	P	ERA	WHIP								
Doug Brocail, R ERA: 4.42	3.2	L	21	10	5	5	2	0	0	0	0	0	0	29	46	3.86	1.286								
Todd Jones, R ERA: 3.22	2.1		11	1	1	1	1	2	1	0	0	0	0	12	20	0.00	0.500								
Mike Henneman, R ERA: 1.3	2.0		7	1	0	0	2	0	0	0	0	0	0	12	20	0.00	0.500								

Houston Astros @ Florida Marlins
Joe Robbie Stadium, Miami, FL
Mon Aug 28 1995, 7:05 PM EDT
Att: 16,332 - Unknown - 82 F


AB 35
R 6
H 12
RBI 6
BB 3
SO 5
LOB 17




Batter	1	2	3	4	5	6	7	8	9	AB	R	H	RBI	BB	SO	LOB	TOP					
Luis Gonzalez, L OBP: 0.337, SLG: 0.450 (1, 8)	4-2 1B FC5-2 BB	1-1 L4		1-2 1-H 3B		1-3 K		3-2 1-H HR 1B		4	1	2	2	1	1	1	Chicago Cubs @ Florida Marlins Joe Robbie Stadium, Miami, FL Tue Aug 29 1995, 7:05 PM EDT Att: 19,487 - Unknown - 90 F					
Todd Zeile, R OBP: 0.314, SLG: 0.415 (1, 5)	1-1 P3		4-2 FC5-4 BB	3-3 K		1-2 FC5-4 1-2		3-1 1-H HR		4	1	1	2	1	1	3						
Mark Grace, L OBP: 0.389, SLG: 0.520 (1, 3)	1-2 FC5-2 2B 1B		0-1 F8		1-0 F8 1B HBP		4-0 L6-4 1B BB	2-1 P5		3	2	1	0	1	0	1						
Sammy Sosa, R OBP: 0.343, SLG: 0.509 (1, 9)	0-0 FC5-2 2B 3-H		3-3 K		2-2 F8		2-0 1-2 1B	2-3 K		5	1	1	0	0	2	4						
Shawon Dunston, R OBP: 0.331, SLG: 0.518 (1, 6)	1-2 FC5-2 2B 2B		1-1 FC5-4		1-1 1B S L8-2 1B		0-3 K		0-1 G1-3		5	1	2	2	0	1		3				
Ozzie Timmons, R OBP: 0.298, SLG: 0.436 Anthony Young, R OBP: 0.667, SLG: 0.667 Howard Johnson, S OBP: 0.257, SLG: 0.276 Mike Perez, R (9, 1)	3-0 2-H 2B		0-1 E 2B		2-1 L8-2 1B		1-1 L6-4 2-3		4-2 BB		4	1	3	2	0	0		2				
Scott Servais, R OBP: 0.341, SLG: 0.537 (1, 2)	2-3 K		2-0 E7 3B 1B		1-2 L8-2			2-3 K	1-2 F9		5	1	1	0	0	2		4				
Rey Sanchez, R OBP: 0.309, SLG: 0.375 (1, 4)		1-0 G5-3		0-1 F8		0-0 G4-3		1-1 HR	2-3 K		5	1	1	1	0	1		2				
Kevin Foster, R OBP: 0.275, SLG: 0.367 Scott Bultlett, L OBP: 0.289, SLG: 0.394 (7, 8)	1-3 K		0-0 F8		1-1 FC5-4 1B			1-0 E6 S 1B		3	0	1	0	0	1	1						
Inning Stats	R: 3 E: 0 K: 1 S: 17	H: 3 LOB: 1 BB: 1 P: 29	R: 0 E: 0 K: 1 S: 6	H: 0 LOB: 0 BB: 0 P: 9	R: 0 E: 0 K: 1 S: 10	H: 0 LOB: 1 BB: 1 P: 18	R: 2 E: 1 K: 1 S: 12	H: 3 LOB: 1 BB: 0 P: 18	R: 1 E: 0 K: 0 S: 12	H: 2 LOB: 1 BB: 0 P: 19	R: 0 E: 0 K: 1 S: 12	H: 1 LOB: 1 BB: 0 P: 15	R: 0 E: 0 K: 1 S: 6	H: 1 LOB: 1 BB: 1 P: 13	R: 4 E: 1 K: 2 S: 16	H: 3 LOB: 1 BB: 0 P: 30		R: 0 E: 0 K: 1 S: 10	H: 0 LOB: 1 BB: 1 P: 17	1B: 7 2B: 5 3B: 1 HR: 2	SF: 0 SAC: 0 DP: 2 HBP: 1	WP: 0 PB: 0 SB: 2 CS: 0
PITCHER	IP WLS BF H R ER SO BB IBB HBP BLK WP HR S P ERA WHIP	IP WLS BF H R ER SO BB IBB HBP BLK WP HR S P ERA WHIP															IP WLS BF H R ER SO BB IBB HBP BLK WP HR S P ERA WHIP					
Chris Hammond, L ERA: 3.42	4.1 L 23 7 6 6 4 2 0 1 0 0 0 50 83 12.46 2.077																					
David Weathers, R ERA: 6.05	0.2 2 1 0 0 0 0 0 0 0 0 0 0 7 10 0.00 1.500																					
Buddy Groom, L ERA: 7.1	2.0 8 2 0 0 2 1 0 0 0 0 0 0 18 28 0.00 1.500																					
Mark Gardner, R ERA: 4.6	2.0 11 3 4 3 3 1 0 0 0 0 2 26 47 13.50 2.000																					

Batter	1	2	3	4	5	6	7	8	9	AB	R	H	RBI	BB	SO	LOB	BOTTOM			
Quilvio Veras, S OBP: 0.364, SLG: 0.340 (1, 4)	3-2 P2		4-0 BB		2-2 F7		1-2 G4-6-3 1-2		1-3 K		4	0	0	0	1	1	3			
Alex Arias, R OBP: 0.347, SLG: 0.377 (1, 6)	2-1 P6		2-2 L3-6 2-3		2-2 F8			2-1 2B 1B	3-1 2-H 1B		5	1	2	1	0	0	3			
Jeff Conine, R OBP: 0.390, SLG: 0.542 (1, 7)	1-2 G6-3		1-0 G5-3		2-2 F8		2-2 F8	3-2 1B 1-H WP 2B	0-0 L9		5	1	1	1	0	0	1			
Terry Pendleton, S OBP: 0.354, SLG: 0.457 (1, 5)		2-2 P5		1-2 BB 1B 1B		1-1 F8		2-1 G5-3		4	1	1	0	0	0	1				
Greg Colbrunn, R OBP: 0.319, SLG: 0.463 (1, 3)		3-2 HR		4-1 CS 1B BB		4-2 BB		2-0 WP 1B		2	1	2	1	2	0	0				
Andre Dawson, R OBP: 0.307, SLG: 0.441 (1, 9)		1-0 F7		0-1 FC6-4 1B		2-1 F8		1-2 G5-3		4	0	1	1	0	0	2				
Steve Decker, R OBP: 0.319, SLG: 0.324 (1, 2)		2-3 K		1-2 FC6-4 1-2 2-3			1-0 FC3-6 1B	1-2 F8		4	0	1	0	0	1	3				
Jesus Tavarez, S OBP: 0.325, SLG: 0.350 (1, 8)			2-2 G6-3		0-0 1B		0-0 FC3-6 1B 1B		0-1 S 1B 1B		4	2	2	0	0	0	1			
Chris Hammond, L OBP: 0.333, SLG: 0.366 David Weathers, R OBP: 0.154, SLG: 0.154 Mario Lopez, L OBP: 0.228, SLG: 0.295 Buddy Groom, L OBP: 0.349, SLG: 0.525 Russ Morman, R OBP: 0.195, SLG: 0.190 Mark Gardner, R OBP: 0.251, SLG: 0.459 (8, 1)			4-1 L3-6 BB BB		0-2 F7		1-1 G4-6-3 1B		2-0 F9		0	0	0	0	1	0	0			
Inning Stats	R: 0 E: 0 K: 0 S: 9	H: 0 LOB: 0 BB: 0 P: 15	R: 1 E: 0 K: 1 S: 12	H: 1 LOB: 0 BB: 0 P: 20	R: 0 E: 0 K: 0 S: 8	H: 0 LOB: 1 BB: 2 P: 20	R: 1 E: 0 K: 0 S: 11	H: 2 LOB: 1 BB: 1 P: 18	R: 0 E: 0 K: 0 S: 10	H: 0 LOB: 1 BB: 1 P: 19	R: 1 E: 0 K: 0 S: 9	H: 2 LOB: 0 BB: 0 P: 12	R: 2 E: 0 K: 0 S: 17	H: 3 LOB: 1 BB: 0 P: 28	R: 1 E: 0 K: 1 S: 9	H: 2 LOB: 1 BB: 0 P: 15	1B: 9 2B: 2 3B: 0 HR: 1	SF: 0 SAC: 0 DP: 2 HBP: 0	WP: 2 PB: 0 SB: 1 CS: 1	PA: 39
PITCHER	IP WLS BF H R ER SO BB IBB HBP BLK WP HR S P ERA WHIP	IP WLS BF H R ER SO BB IBB HBP BLK WP HR S P ERA WHIP															IP WLS BF H R ER SO BB IBB HBP BLK WP HR S P ERA WHIP			
Kevin Foster, R ERA: 4.71	6.0 W 24 4 2 2 1 4 0 0 0 0 2 0 26 40 13.50 2.500																			
Anthony Young, R ERA: 4.13	2.0 10 5 3 3 0 0 0 0 0 0 0 0 26 40 13.50 2.500																			
Mike Perez, R ERA: 3.1	1.0 5 2 1 1 1 0 0 0 0 0 0 0 9 15 9.00 2.000																			



Batter	1	2	3	4	5	6	7	8	9	AB	R	H	RBI	BB	SO	LOB	TOP			
Luis Gonzalez, L (1, 8) OBP: 0.336, SLG: 0.448	G2-3		G5-4-3 1B		G6-4-3 1-2			F8		4	0	1	0	0	0	2	<p>Chicago Cubs @ Florida Marlins Joe Robbie Stadium, Miami, FL Wed Aug 30 1995, 7:05 PM EDT Att: 23,505 - Unknown</p> <p>livebaseballscores.com</p> <p>AB 30 R 1 H 5 RBI 1 BB 3 SO 5 LOB 9</p> 			
Todd Zeile, R (1, 5) OBP: 0.311, SLG: 0.410	K		G5-4-3 1-2			K		L9		4	0	0	0	0	2					
Mark Grace, L (1, 3) OBP: 0.388, SLG: 0.516			G3			F8		F8		3	0	0	0	1	0					
Sammy Sosa, R (1, 9) OBP: 0.343, SLG: 0.513	K					F9		HR		4	1	1	1	0	2					
Shawon Dunston, R (1, 6) OBP: 0.328, SLG: 0.514 José Hernández, R (7, 6) OBP: 0.277, SLG: 0.467		G6-3		K			G5-3	G4-3		3	0	0	0	0	1					
Ozzie Timmons, R (1, 7) OBP: 0.303, SLG: 0.441							P3	G2-3		3	0	1	0	1	0					
Scott Servais, R (1, 2) OBP: 0.336, SLG: 0.529		L4					F8			3	0	0	0	0	2					
Rey Sanchez, R (1, 4) OBP: 0.309, SLG: 0.373							G6-3	F8		2	0	0	0	1	0					
Frank Castillo, R (1, 1) OBP: 0.143, SLG: 0.106 Scott Bultet, L (8, PH) OBP: 0.294, SLG: 0.398 Terry Adams, R (8, 1)		G1					G6-4-3 1B			2	0	1	0	0	2					
										1	0	1	0	0	0					
										0	0	0	0	0	0					
Inning Stats	R: 0 E: 0 K: 2 S: 13	H: 0 LOB: 1 BB: 1 P: 22	R: 0 E: 0 K: 0 S: 8	H: 1 LOB: 2 BB: 1 P: 17	R: 0 E: 0 K: 0 S: 6	H: 1 LOB: 0 BB: 0 P: 9	R: 0 E: 0 K: 2 S: 9	H: 0 LOB: 1 BB: 1 P: 16	R: 0 E: 0 K: 1 S: 7	H: 0 LOB: 0 BB: 0 P: 9	R: 0 E: 0 K: 0 S: 5	H: 0 LOB: 0 BB: 0 P: 10	R: 0 E: 0 K: 0 S: 13	H: 1 LOB: 1 BB: 0 P: 17	R: 1 E: 0 K: 0 S: 4	H: 1 LOB: 0 BB: 0 P: 6	1B: 3 2B: 1 3B: 0 HR: 1	SF: 0 SAC: 0 DP: 2 HBP: 0	WP: 0 PB: 0 SB: 0 CS: 0	PA: 33
PITCHER John Burkett, R (1, 1) ERA: 3.97	IP: 9.0 WLS: W BF: 33 H: 5 R: 1 ER: 1 SO: 5 BB: 2 IBB: 1 HBP: 0 BLK: 0 WP: 0 HR: 1 S: 71 P: 114 ERA: 1.00 WHIP: 0.778																			

Batter	1	2	3	4	5	6	7	8	9	AB	R	H	RBI	BB	SO	LOB	BOTTOM			
Quirolo Veras, S (1, 4) OBP: 0.366, SLG: 0.342	K		BB HBP 1B		L7					4	1	2	0	0	1	0	<p>Chicago Cubs @ Florida Marlins Joe Robbie Stadium, Miami, FL Wed Aug 30 1995, 7:05 PM EDT Att: 23,505 - Unknown</p> <p>livebaseballscores.com</p> <p>AB 30 R 4 H 7 RBI 4 BB 1 SO 5 LOB 10</p> 			
Jesus Tavarez, S (1, 8) OBP: 0.323, SLG: 0.342 (7, 9)	K		BB HBP 1B		G6-3		P3			3	1	0	0	0	1					
Jeff Conine, R (1, 7) OBP: 0.387, SLG: 0.536	F9		K		G5-3			F8		4	0	0	0	0	3					
Terry Pendleton, S (1, 5) OBP: 0.355, SLG: 0.457								G5-3		3	0	1	1	1	1					
Greg Colbrunn, R (1, 3) OBP: 0.321, SLG: 0.471								G6-3		4	1	2	3	0	0					
Andre Dawson, R (1, 9) OBP: 0.307, SLG: 0.439 Chuck Carr, S (7, 8) OBP: 0.317, SLG: 0.285										3	0	1	0	0	2					
										0	0	0	0	0	0					
Kurt Abbott, R (1, 6) OBP: 0.318, SLG: 0.455								G6-3		3	0	0	0	0	2					
Steve Decker, R (1, 2) OBP: 0.320, SLG: 0.324										3	0	1	0	0	0					
John Burkett, R (1, 1) OBP: 0.158, SLG: 0.145										3	1	0	0	0	1					
										1	0	0	0	0	0					
Inning Stats	R: 0 E: 0 K: 2 S: 7	H: 0 LOB: 0 BB: 0 P: 13	R: 0 E: 0 K: 0 S: 7	H: 2 LOB: 1 BB: 0 P: 10	R: 3 E: 1 K: 1 S: 14	H: 3 LOB: 2 BB: 1 P: 24	R: 0 E: 0 K: 0 S: 6	H: 0 LOB: 0 BB: 0 P: 7	R: 0 E: 0 K: 0 S: 8	H: 0 LOB: 0 BB: 0 P: 12	R: 1 E: 0 K: 1 S: 10	H: 1 LOB: 1 BB: 0 P: 12	R: 0 E: 0 K: 1 S: 6	H: 1 LOB: 0 BB: 0 P: 8	R: 0 E: 0 K: 0 S: 9	H: 0 LOB: 0 BB: 0 P: 11	1B: 6 2B: 0 3B: 0 HR: 1	SF: 0 SAC: 0 DP: 1 HBP: 1	WP: 0 PB: 0 SB: 1 CS: 0	PA: 32
PITCHER Frank Castillo, R (1, 1) ERA: 2.96 Terry Adams, R (8, 1) ERA: 7.71	IP: 7.0 WLS: L BF: 29 H: 7 R: 4 ER: 4 SO: 5 BB: 1 IBB: 0 HBP: 1 BLK: 0 WP: 0 HR: 1 S: 58 P: 86 ERA: 5.14 WHIP: 1.143																			

Batter	1	2	3	4	5	6	7	8	9	AB	R	H	RBI	BB	SO	LOB	TOP										
Brian McRae, S OBP: 0.365, SLG: 0.457 (1, 8)	G3-1								G6-3	6	0	2	2	0	0	1	Chicago Cubs @ Florida Marlins Joe Robbie Stadium, Miami, FL Thu Aug 31 1995, 7:05 PM EDT Att: 18,251 - Unknown - 87 F										
Todd Zeile, R OBP: 0.311, SLG: 0.408 Todd Haney, R OBP: 0.405, SLG: 0.568 (1, 5) (5, 5)	K	K				G4-3	F8		F9	2	1	0	0	0	2	2											
Mark Grace, L OBP: 0.368, SLG: 0.514 Ozzie Timmons, R OBP: 0.303, SLG: 0.441 (1, 3) (7, 9)						F7	FC1-6		G5-3	4	1	1	0	1	0	2											
Sammy Sosa, R OBP: 0.343, SLG: 0.511 Turk Wendell, L OBP: 0.342, SLG: 0.531 Mike Perez, R (9, 1)									G6-3	4	1	1	0	1	0	2											
Luis Gonzalez, L OBP: 0.337, SLG: 0.446 (1, 7)										4	2	1	1	1	1	2											
Scott Servais, R OBP: 0.342, SLG: 0.531 (1, 2)										3	2	1	2	2	1	1											
José Hernández, R OBP: 0.286, SLG: 0.506 (1, 6)										5	2	3	5	0	1	2											
Rey Sanchez, R OBP: 0.310, SLG: 0.379 (1, 4)										5	2	2	0	0	1	3											
Steve Trachsel, R OBP: 0.261, SLG: 0.279 Howard Johnson, S OBP: 0.261, SLG: 0.305 (7, PH) (7, 3)										2	0	1	1	1	0	0											
Inning Stats	R: 0 E: 0 K: 1 S: 10	H: 0 LOB: 1 BB: 1 P: 19	R: 2 E: 0 K: 2 S: 15	H: 2 LOB: 2 BB: 2 P: 28	R: 0 E: 0 K: 0 S: 6	H: 0 LOB: 0 BB: 0 P: 13	R: 1 E: 0 K: 1 S: 14	H: 1 LOB: 0 BB: 0 P: 20	R: 6 E: 0 K: 0 S: 18	H: 4 LOB: 1 BB: 2 P: 36	R: 2 E: 0 K: 0 S: 17	H: 4 LOB: 2 BB: 0 P: 23	R: 1 E: 0 K: 0 S: 9	H: 2 LOB: 1 BB: 0 P: 15	R: 0 E: 0 K: 2 S: 10	H: 0 LOB: 1 BB: 1 P: 18		R: 0 E: 0 K: 0 S: 5	H: 0 LOB: 0 BB: 0 P: 7	1B: 7 2B: 2 3B: 1 HR: 3	SF: 0 SAC: 0 DP: 0 HBP: 1	WP: 0 PB: 0 SB: 0 CS: 0	PA: 47				
PITCHER	IP	WLS	BF	H	R	ER	SO	BB	IBB	HBP	BLK	WP	HR	S	P	ERA	WHIP										
Willie Banks, R ERA: 6.25 Buddy Groom, L ERA: 7.54 Mark Gardner, R ERA: 4.58 Yorkis Perez, L ERA: 5.5	4.2	L	24	4	7	7	4	5	0	1	0	0	1	53	100	13.50	1.929										

Batter	1	2	3	4	5	6	7	8	9	AB	R	H	RBI	BB	SO	LOB	BOTTOM										
QuiVivo Veras, S OBP: 0.368, SLG: 0.346 (1, 4)	G3-1								L8	4	2	2	0	1	0	0	Chicago Cubs @ Florida Marlins Joe Robbie Stadium, Miami, FL Thu Aug 31 1995, 7:05 PM EDT Att: 18,251 - Unknown - 87 F										
Jesús Tavarez, S OBP: 0.326, SLG: 0.339 (1, 8)	F8									4	0	1	1	1	1	2											
Jeff Conine, R OBP: 0.389, SLG: 0.537 (1, 7)										3	0	1	0	2	1	2											
Terry Pendleton, S OBP: 0.356, SLG: 0.456 Mario Diaz, R OBP: 0.236, SLG: 0.304 (8, 5)										3	0	1	0	1	0	3											
Greg Colbrunn, R OBP: 0.320, SLG: 0.469 Yorkis Perez, L (9, 1) Alex Arias, R OBP: 0.346, SLG: 0.375 (9, PH)										1	0	1	1	0	0	0											
Andre Dawson, R OBP: 0.303, SLG: 0.432 Mark Gardner, R OBP: 0.190, SLG: 0.190 Rob Natal, R OBP: 0.207, SLG: 0.464 (8, PH) (9, 2)										3	0	0	0	0	1	2											
Kurt Abbott, R OBP: 0.317, SLG: 0.451 (1, 6)										3	0	0	0	1	1	0											
Steve Decker, R OBP: 0.333, SLG: 0.361 (1, 2) (9, 3)										3	1	2	1	1	0	1											
Willie Banks, R OBP: 0.263, SLG: 0.176 Buddy Groom, L ERA: 5.13 Russ Morman, R OBP: 0.338, SLG: 0.508 (6, 9)										2	0	0	0	0	0	2											
Inning Stats	R: 0 E: 0 K: 0 S: 13	H: 1 LOB: 2 BB: 1 P: 20	R: 0 E: 0 K: 1 S: 8	H: 0 LOB: 1 BB: 1 P: 18	R: 0 E: 0 K: 0 S: 10	H: 0 LOB: 2 BB: 2 P: 20	R: 0 E: 0 K: 0 S: 7	H: 0 LOB: 1 BB: 1 P: 13	R: 1 E: 0 K: 1 S: 13	H: 3 LOB: 2 BB: 0 P: 19	R: 0 E: 0 K: 0 S: 10	H: 1 LOB: 1 BB: 0 P: 16	R: 0 E: 0 K: 1 S: 11	H: 1 LOB: 1 BB: 1 P: 20	R: 0 E: 0 K: 1 S: 10	H: 0 LOB: 0 BB: 0 P: 16		R: 2 E: 0 K: 2 S: 16	H: 3 LOB: 2 BB: 1 P: 24	1B: 6 2B: 3 3B: 0 HR: 1	SF: 0 SAC: 0 DP: 2 HBP: 0	WP: 0 PB: 0 SB: 0 CS: 0	PA: 41				
PITCHER	IP	WLS	BF	H	R	ER	SO	BB	IBB	HBP	BLK	WP	HR	S	P	ERA	WHIP										
Steve Trachsel, R ERA: 4.63 Turk Wendell, L ERA: 5.13 Mike Perez, R ERA: 3.36	6.0	W	27	5	1	1	2	5	0	0	0	0	0	21	36	0.00	1.000										

Batter	1	2	3	4	5	6	7	8	9	AB	R	H	RBI	BB	SO	LOB	TOP			
Quilvio Veras, S OBP: 0.371, SLG: 0.348										4	1	2	0	1	1	0	Florida Marlins @ Houston Astros Astrodome, Houston, TX Fri Sep 01 1995, 8:05 PM EDT Att: 25,736 - Dome - 68 F			
Chuck Carr, S OBP: 0.316, SLG: 0.284										4	0	1	1	0	1	2				
Jeff Conine, R OBP: 0.388, SLG: 0.533										3	0	0	0	1	1	2				
Gary Sheffield, R OBP: 0.454, SLG: 0.497										4	1	1	1	0	0	3				
Terry Pendleton, S OBP: 0.353, SLG: 0.451										4	1	0	0	0	1	1				
Greg Colbrunn, R OBP: 0.322, SLG: 0.469										4	0	2	0	0	0	0				
Kurt Abbott, R Robb Nen, R										4	0	1	0	0	2	3				
Charles Johnson, R OBP: 0.332, SLG: 0.386										3	0	2	1	1	1	0				
Pat Rapp, R Rich Garces, R Yorkis Perez, L David Weathers, R Alex Arias, R										3	0	0	0	0	0	3		AB 34 R 3 H 9 RBI 3 BB 3 SO 10 LOB 15		
Inning Stats	R: 0 E: 0 K: 1 S: 10	H: 0 LOB: 0 BB: 0 P: 13	R: 2 E: 1 K: 2 S: 14	H: 3 LOB: 1 BB: 0 P: 16	R: 1 E: 0 K: 0 S: 10	H: 2 LOB: 1 BB: 1 P: 17	R: 0 E: 0 K: 2 S: 7	H: 1 LOB: 1 BB: 1 P: 15	R: 0 E: 0 K: 1 S: 6	H: 2 LOB: 2 BB: 0 P: 12	R: 0 E: 0 K: 2 S: 13	H: 1 LOB: 1 BB: 0 P: 21	R: 0 E: 0 K: 1 S: 11	H: 0 LOB: 0 BB: 0 P: 14	R: 0 E: 0 K: 1 S: 10	H: 0 LOB: 0 BB: 0 P: 17		1B: 7 2B: 2 3B: 0 HR: 1	SF: 0 SAC: 0 DP: 1 HBP: 0	WP: 0 PA: 37 PB: 0 SB: 3 CS: 1
PITCHER	IP WLS BF H R ER SO BB IBB HBP BLK WP HR S P ERA WHIP																			
Greg Swindell, L ERA: 4.59	6.0		27	8	3	2	6	3	0	0	0	0	0	0	0	1	56	85	3.00	1.833
Jim Dougherty, R ERA: 5.07	1.0	W	4	1	0	0	2	0	0	0	0	0	0	0	0	0	13	21	0.00	1.000
Dave Veres, R ERA: 1.91	1.0		3	0	0	0	1	0	0	0	0	0	0	0	0	0	11	14	0.00	0.000
Mike Henneman, R ERA: 1.41	1.0		3	0	0	0	1	0	0	0	0	0	0	0	0	0	10	17	0.00	0.000

Batter	1	2	3	4	5	6	7	8	9	AB	R	H	RBI	BB	SO	LOB	BOTTOM			
Brian Hunter, R OBP: 0.366, SLG: 0.425										3	2	1	1	2	1	0	Florida Marlins @ Houston Astros Astrodome, Houston, TX Fri Sep 01 1995, 8:05 PM EDT Att: 25,736 - Dome - 68 F			
Craig Biggio, R OBP: 0.398, SLG: 0.484										4	1	1	0	1	1	1				
5 Jeff Bagwell, R OBP: 0.396, SLG: 0.494										4	1	2	2	1	0	1				
Derrick May, L James Mouton, R										3	0	0	0	0	0	4				
Tony Eusebio, R OBP: 0.374, SLG: 0.440										4	0	1	0	1	1	6				
Dave Magadan, L OBP: 0.409, SLG: 0.369										5	0	3	2	0	0	3				
John Cangelosi, S OBP: 0.469, SLG: 0.415										5	0	2	1	0	0	3				
Ricky Gutierrez, R OBP: 0.266, SLG: 0.263										4	1	2	0	0	1	3				
Greg Swindell, L Mike Simms, R Jim Dougherty, R Mit Thompson, L Dave Veres, R Mike Henneman, R										1	1	0	0	1	0	1				
Inning Stats	R: 0 E: 0 K: 0 S: 9	H: 0 LOB: 0 BB: 0 P: 14	R: 0 E: 0 K: 0 S: 5	H: 0 LOB: 1 BB: 1 P: 12	R: 2 E: 0 K: 0 S: 19	H: 2 LOB: 3 BB: 3 P: 38	R: 0 E: 0 K: 0 S: 12	H: 1 LOB: 1 BB: 0 P: 21	R: 0 E: 0 K: 1 S: 7	H: 1 LOB: 1 BB: 0 P: 10	R: 0 E: 0 K: 1 S: 14	H: 2 LOB: 2 BB: 0 P: 25	R: 3 E: 0 K: 1 S: 22	H: 4 LOB: 3 BB: 2 P: 39	R: 2 E: 0 K: 1 S: 19	H: 3 LOB: 2 BB: 1 P: 33		1B: 12 2B: 1 3B: 0 HR: 0	SF: 0 SAC: 0 DP: 1 HBP: 0	WP: 1 PA: 43 PB: 0 SB: 2 CS: 0
PITCHER	IP WLS BF H R ER SO BB IBB HBP BLK WP HR S P ERA WHIP																			
Pat Rapp, R ERA: 4.16	6.0		27	6	2	2	2	4	0	0	0	0	0	0	0	1	66	120	3.00	1.667
Rich Garces, R ERA: 4.5	0.0	L	3	2	3	3	0	1	0	0	0	0	0	0	0	0	4	11	∞	∞
Yorkis Perez, L ERA: 5.5	0.0		1	0	0	0	0	1	0	0	0	0	0	0	0	0	7	11	∞	∞
David Weathers, R ERA: 6.04	1.2		8	2	1	1	2	1	0	0	0	0	0	0	0	0	18	33	5.40	1.800
Robb Nen, R ERA: 2.82	0.1		4	3	1	1	0	0	0	0	0	0	0	0	0	0	12	17	27.00	9.000

Batter	1	2	3	4	5	6	7	8	9	AB	R	H	RBI	BB	SO	LOB	TOP										
Quilvio Veras, S OBP: 0.371, SLG: 0.351	1-1 F8			1-3 K		1-0 HR	0-0 1B		1-2 F9	5	1	2	0	0	1	0											
Terry Pendleton, S OBP: 0.351, SLG: 0.447	1-3 K			0-0 G4-3		4-2 HR	1-2 P6		2-1 F8	4	1	0	0	1	1	3											
Gary Sheffield, R OBP: 0.447, SLG: 0.510	3-3 K			1-2 P6		0-0 HR	2-2 SF8		2-3 K	4	1	1	4	0	2	0											
Jeff Conine, R OBP: 0.389, SLG: 0.535		2-2 G6-3			3-1 P3	2-0 HR	0-0 1B			4	1	2	1	0	0	0											
Greg Colbrunn, R OBP: 0.323, SLG: 0.476		0-0 L4			2-2 1B	2-0 HR	0-0 G5-3			4	1	2	2	0	0	2											
Kurt Abbott, R OBP: 0.313, SLG: 0.443		1-2 G3			2-3 K	1-3 K		1-3 K		4	0	0	0	0	3	1											
Charles Johnson, R OBP: 0.331, SLG: 0.381			1-2 G5-3		0-0 L1		4-2 1B	0-0 G6-3		3	1	0	0	1	0	1											
Jesus Tavarez, S OBP: 0.324, SLG: 0.331			3-1 P5		0-0 F7	0-0 E4	4-2 BB			3	1	0	0	1	0	1											
Marc Valdes, R Richie Lewis, R Mario Diaz, R Aaron Small, R Tommy Gregg, L Mark Gardner, R Andre Dawson, R Yorkis Perez, L			0-0 P3		0-1 G4-3	2-2 1B	1-1 P2			1	0	0	0	0	0	0											
Inning Stats	R: 0 E: 0 K: 2 S: 10	H: 0 LOB: 0 BB: 0 P: 15	R: 0 E: 0 K: 0 S: 7	H: 0 LOB: 0 BB: 0 P: 10	R: 0 E: 0 K: 0 S: 6	H: 0 LOB: 0 BB: 0 P: 10	R: 0 E: 0 K: 1 S: 8	H: 0 LOB: 0 BB: 0 P: 10	R: 0 E: 0 K: 1 S: 14	H: 1 LOB: 1 BB: 0 P: 21	R: 5 E: 0 K: 1 S: 15	H: 4 LOB: 0 BB: 1 P: 25	R: 3 E: 1 K: 0 S: 18	H: 3 LOB: 2 BB: 1 P: 27	R: 0 E: 0 K: 1 S: 8	H: 0 LOB: 1 BB: 1 P: 14	R: 0 E: 0 K: 1 S: 10	H: 0 LOB: 0 BB: 0 P: 15	1B: 4 2B: 2 3B: 0 HR: 2	SF: 1 SAC: 0 DP: 0 HBP: 0	WP: 0 PB: 0 SB: 0 CS: 0	PA: 39					
PITCHER	IP	WLS	BF	H	R	ER	SO	BB	IBB	HBP	BLK	WP	HR	S	P	ERA	WHIP										
Doug Brocail, R ERA: 4.73	(1, 1)	5.2	23	5	5	5	4	1	0	0	0	0	2	57	87	7.94	1.059										
Todd Jones, R ERA: 3.2	(6, 1)	0.1	1	0	0	0	1	0	0	0	0	0	0	3	4	0.00	0.000										
Donne Wall, R ERA: 4.92	(7, 1)	0.1	5	2	3	0	0	1	0	0	0	0	0	13	20	0.00	9.000										
Jim Dougherty, R ERA: 4.92	(7, 1)	1.2	W	7	1	0	0	1	0	0	0	0	0	13	21	0.00	1.200										
Mike Henneman, R ERA: 1.37	(9, 1)	1.0	S	3	0	0	0	1	0	0	0	0	0	10	15	0.00	0.000										

Florida Marlins @ Houston Astros
Astrodome, Houston, TX
Sat Sep 02 1995, 8:05 PM EDT
Att: 22,495 - Unknown - 68 F

AB 35
R 8
H 8
RBI 8
BB 3
SO 7
LOB 9



Batter	1	2	3	4	5	6	7	8	9	AB	R	H	RBI	BB	SO	LOB	BOTTOM										
Brian Hunter, R OBP: 0.366, SLG: 0.429	1-2 5 WP 1B	0-0 SH3-4 HR	2-1 FC5		1-1 G5-3	2-3 K				5	2	2	0	0	1	5											
Craig Biggio, R OBP: 0.395, SLG: 0.483	0-0 5 WP 1B	0-0 SH3-4		1-0 E 5 BB HBP	1-1 F8		2-1 G6-3			3	2	1	0	0	0	0											
5 Jeff Bagwell, R OBP: 0.396, SLG: 0.500	1-2 G5-3	2-2 P3		4-0 SAFE SAFE SAFE BB E 1B BB	3-1 HR		2-2 P5			4	2	1	1	1	0	3											
Derrick May, L OBP: 0.315, SLG: 0.382	4-1 BB 1B BB		0-0 HR		0-3 K		0-0 G4-3			3	2	1	2	2	1	0											
Craig Shipley, R OBP: 0.293, SLG: 0.340	BB 1B BB		3-H HR		1-2 2-3 BB					0	0	0	0	0	0	0											
Dave Magadan, L OBP: 0.411, SLG: 0.369	1-0 1B BB	3-1 G4-3		4-1 1B BB		0-2 F9		0-0 P4		3	0	1	3	1	0	0											
James Mouton, R OBP: 0.320, SLG: 0.368	1-2 2-H 3-H 1B			1-2 2-3 3-H 1B						1	0	0	0	0	0	0											
John Cangelosi, S OBP: 0.474, SLG: 0.418	4-2 1B BB		0-0 G4-3		0-0 FC6-4 1B	2-2 BB S 1B		3-3 K		4	0	2	1	1	1	0											
Ricky Gutierrez, R OBP: 0.274, SLG: 0.272	0-0 FC6-4 1B		3-3 K		1-3 K	2-2 F8		2-1 HR 1B		5	1	2	1	0	2	4											
Pat Borders, R OBP: 0.251, SLG: 0.341	0-1 P2		0-0 FC5 1B		0-1 FC6-4		4-2 BB	1-0 HR		3	0	1	0	1	0	6											
Tony Eusebio, R OBP: 0.375, SLG: 0.451			FC5 1B		1-2 1B		1-2 BB	1-H HR		1	1	1	2	0	0	0											
Doug Brocail, L Todd Jones, R Mit Thompson, L Donne Wall, R Jim Dougherty, R Mike Simms, R Mike Henneman, R	0-0 FC6-4		0-1 FC5 1B		1-3 K	4-2 BB		1-3 K		3	0	1	0	0	1	6											
Inning Stats	R: 3 E: 0 K: 0 S: 16	H: 4 LOB: 3 BB: 2 P: 27	R: 2 E: 0 K: 0 S: 9	H: 2 LOB: 0 BB: 0 P: 14	R: 0 E: 0 K: 1 S: 9	H: 2 LOB: 0 BB: 0 P: 14	R: 2 E: 1 K: 2 S: 12	H: 1 LOB: 3 BB: 3 P: 27	R: 1 E: 0 K: 1 S: 9	H: 1 LOB: 0 BB: 0 P: 14	R: 0 E: 0 K: 1 S: 17	H: 1 LOB: 2 BB: 2 P: 30	R: 0 E: 0 K: 0 S: 7	H: 0 LOB: 0 BB: 0 P: 11	R: 2 E: 0 K: 2 S: 12	H: 2 LOB: 0 BB: 0 P: 19	R: 2 E: 0 K: 2 S: 10	H: 2 LOB: 0 BB: 0 P: 15	1B: 9 2B: 1 3B: 0 HR: 3	SF: 0 SAC: 1 DP: 0 HBP: 1	WP: 1 PB: 0 SB: 1 CS: 0	PA: 45					
PITCHER	IP	WLS	BF	H	R	ER	SO	BB	IBB	HBP	BLK	WP	HR	S	P	ERA	WHIP										
Marc Valdes, R ERA: 13.5	(1, 1)	3.0	21	8	7	7	1	3	0	0	0	0	1	34	60	21.00	3.667										
Richie Lewis, R ERA: 4.4	(4, 1)	2.0	10	2	1	1	3	2	0	0	0	0	1	21	36	4.50	2.000										
Aaron Small, R ERA: 4.4	(6, 1)	1.0	6	1	0	0	1	2	0	0	0	0	0	17	30	0.00	3.000										
Mark Gardner, R ERA: 4.53	(7, 1)	1.0	3	0	0	0	0	0	0	0	0	0	0	7	11	0.00	0.000										
Yorkis Perez, L ERA: 5.82	(8, 1)	1.0	L	5	2	2	2	0	0	0	0	0	1	12	19	18.00	2.000										

Florida Marlins @ Houston Astros
Astrodome, Houston, TX
Sat Sep 02 1995, 8:05 PM EDT
Att: 22,495 - Unknown - 68 F

AB 36
R 10
H 13
RBI 10
BB 7
SO 7
LOB 24



Batter	1	2	3	4	5	6	7	8	9	AB	R	H	RBI	BB	SO	LOB	TOP				
Al Martin, L OBP: 0.348, SLG: 0.421 (1, 7)										5	1	2	0	0	0	4					
Jay Bell, R OBP: 0.341, SLG: 0.397 John Wehner, R OBP: 0.393, SLG: 0.418 (1, 6) (2, 5)										1	0	1	1	0	0	0					
Orlando Merced, S OBP: 0.364, SLG: 0.495 (1, 9)										5	0	2	0	0	1	2					
Jeff King, R OBP: 0.340, SLG: 0.471 (1, 3) (2, 6)										5	1	1	0	0	1	6					
Nelson Liriano, S OBP: 0.356, SLG: 0.411 (1, 4)										4	1	2	1	1	0	3					
Midre Cummings, L OBP: 0.292, SLG: 0.333 (1, 8)										4	0	1	0	0	2	5					
Don Slaught, R OBP: 0.367, SLG: 0.370 (1, 2)										4	0	0	1	0	0	1					
Kevin Young, R OBP: 0.270, SLG: 0.417 (1, 5) (2, 3)										4	0	0	0	0	2	1					
Steve Paris, R OBP: 0.296, SLG: 0.321 Mike Dyer, R OBP: 0.371, SLG: 0.571 Paul Wagner, R OBP: 0.229, SLG: 0.188 Jeff McCurry, R OBP: 0.350, SLG: 0.196 Freddy Garcia, R OBP: 0.350, SLG: 0.196 Jason Christiansen, R OBP: 0.350, SLG: 0.196 Jacob Brunfield, R OBP: 0.350, SLG: 0.196 Lee Hancock, L OBP: 0.350, SLG: 0.196 (1, 1) (1, 1) (4, PH) (4, 1) (6, PH) (6, 1) (6, PH) (8, 1)										0	0	0	0	0	0	0					
Inning Stats	R: 1 E: 0 K: 1 S: 17	H: 3 LOB: 2 BB: 0 P: 28	R: 0 E: 0 K: 0 S: 6	H: 1 LOB: 1 BB: 0 P: 13	R: 0 E: 0 K: 2 S: 14	H: 1 LOB: 2 BB: 1 P: 21	R: 0 E: 0 K: 1 S: 7	H: 0 LOB: 0 BB: 0 P: 12	R: 0 E: 0 K: 0 S: 6	H: 2 LOB: 1 BB: 1 P: 9	R: 1 E: 0 K: 0 S: 12	H: 2 LOB: 2 BB: 1 P: 22	R: 1 E: 0 K: 0 S: 13	H: 2 LOB: 1 BB: 0 P: 21	R: 0 E: 0 K: 1 S: 11	H: 1 LOB: 1 BB: 0 P: 15	R: 0 E: 0 K: 1 S: 9	H: 1 LOB: 1 BB: 0 P: 10	1B: 8 2B: 3 3B: 2 HR: 0	SF: 0 SAC: 0 DP: 1 HBP: 0	WP: 1 PA: 41 PB: 0 SB: 0 CS: 0
PITCHER	IP	WLS	BF	H	R	ER	SO	BB	IBB	HBP	BLK	WP	HR	S	P	ERA	WHIP				
John Burkett, R ERA: 3.96 (1, 1)	7.0	W	33	11	3	3	4	2	0	0	1	1	0	75	126	3.86	1.857				
Terry Mathews, R ERA: 3.71 (8, 1)	2.0		8	2	0	0	2	0	0	0	0	0	0	20	25	0.00	1.000				

Pittsburgh Pirates @ Florida Marlins
Joe Robbie Stadium, Miami, FL
Mon Sep 04 1995, 7:05 PM EDT
Att: 19,427 - Unknown - 87 F


AB 39
R 3
H 13
RBI 3
BB 2
SO 6
LOB 23



Batter	1	2	3	4	5	6	7	8	9	AB	R	H	RBI	BB	SO	LOB	BOTTOM				
Quilvio Veras, S OBP: 0.376, SLG: 0.357 (1, 4)										3	1	2	2	1	0	0					
Alex Arias, R OBP: 0.355, SLG: 0.385 (1, 6)										5	1	3	1	0	0	1					
Gary Sheffield, R OBP: 0.443, SLG: 0.519 (1, 9)										4	1	1	2	1	3	5					
Terry Pendleton, S OBP: 0.350, SLG: 0.443 (1, 5)										5	0	1	0	0	1	3					
Greg Colbrunn, R OBP: 0.320, SLG: 0.470 (1, 3)										5	1	1	0	0	2	1					
Andre Dawson, R OBP: 0.304, SLG: 0.439 Chuck Carr, S OBP: 0.315, SLG: 0.279 (1, 7) (7, 8)										4	2	1	1	0	1	0					
Charles Johnson, R OBP: 0.340, SLG: 0.376 (1, 2)										2	0	0	0	2	1	1					
Jesus Tavarez, S OBP: 0.329, SLG: 0.338 (1, 8) (7, 7)										3	1	1	1	1	0	1					
John Burkett, R OBP: 0.167, SLG: 0.140 Mario Diaz, R OBP: 0.232, SLG: 0.296 Terry Mathews, L OBP: 0.462, SLG: 0.615 (1, 1) (7, PH) (8, 1)										2	0	0	0	0	2	2					
Inning Stats	R: 6 E: 0 K: 1 S: 24	H: 6 LOB: 3 BB: 1 P: 44	R: 1 E: 1 K: 3 S: 15	H: 1 LOB: 2 BB: 1 P: 26	R: 0 E: 0 K: 0 S: 9	H: 0 LOB: 1 BB: 1 P: 17	R: 0 E: 0 K: 0 S: 7	H: 0 LOB: 1 BB: 1 P: 14	R: 0 E: 0 K: 2 S: 9	H: 1 LOB: 2 BB: 1 P: 20	R: 0 E: 0 K: 2 S: 8	H: 0 LOB: 0 BB: 0 P: 13	R: 0 E: 1 K: 0 S: 13	H: 1 LOB: 1 BB: 0 P: 20	R: 0 E: 0 K: 2 S: 14	H: 1 LOB: 1 BB: 0 P: 18	1B: 6 2B: 2 3B: 1 HR: 1	SF: 0 SAC: 0 DP: 0 HBP: 2	WP: 0 PA: 42 PB: 0 SB: 0 CS: 1		
PITCHER	IP	WLS	BF	H	R	ER	SO	BB	IBB	HBP	BLK	WP	HR	S	P	ERA	WHIP				
Steve Paris, R ERA: 5.36 (1, 1)	0.2	L	10	5	6	6	0	1	0	2	0	0	0	19	39	81.00	9.000				
Mike Dyer, R ERA: 4.18 (1, 1)	2.1		12	2	1	0	4	2	0	0	0	0	0	29	48	0.00	1.714				
Jeff McCurry, R ERA: 5.06 (4, 1)	2.0		9	1	0	0	2	2	0	0	0	0	0	16	34	0.00	1.500				
Jason Christiansen, L ERA: 4.17 (6, 1)	2.0		7	1	0	0	2	0	0	0	0	0	0	21	33	0.00	0.500				
Lee Hancock, L ERA: (8, 1)	1.0		4	1	0	0	2	0	0	0	0	0	0	14	18	0.00	1.000				

Pittsburgh Pirates @ Florida Marlins
Joe Robbie Stadium, Miami, FL
Mon Sep 04 1995, 7:05 PM EDT
Att: 19,427 - Unknown - 87 F

AB 35
R 7
H 10
RBI 7
BB 5
SO 10
LOB 16




Batter	1	2	3	4	5	6	7	8	9	AB	R	H	RBI	BB	SO	LOB	TOP					
Marquis Grissom, R OBP: 0.289, SLG: 0.324			G4-3		L7		G5-3			5	1	1	2	0	1	1	Atlanta Braves @ Florida Marlins Joe Robbie Stadium, Miami, FL Wed Sep 06 1995, Postponed Att: 23,550 - Unknown - 83 F AB 38 R 6 H 11 RBI 6 BB 3 SO 8 LOB 11 					
Jeff Blausler, R OBP: 0.361, SLG: 0.310	G3				F8			L6	F9	4	0	1	0	0	0	0						
Javy Lopez, R OBP: 0.333, SLG: 0.600										1	0	0	0	0	0	0						
10 Chipper Jones, S OBP: 0.389, SLG: 0.333	G1-6-3								K	5	0	0	0	0	3	1						
Fred McGriff, L OBP: 0.444, SLG: 0.571																						
David Justice, L OBP: 0.444, SLG: 0.645																						
Jose Oliva, R OBP: 0.444, SLG: 1.125																						
Mike Devereaux, R OBP: 0.367, SLG: 0.407																						
Charlie O'Brien, R OBP: 0.714, SLG: 0.333																						
Dwight Smith, L OBP: 0.428, SLG: 0.500																						
Rafael Belliard, R																						
Mark Lemke, S OBP: 0.364, SLG: 0.444																						
Steve Avery, L																						
Mark Wohlers, R																						
Mike Kelly, R																						
Mike Stanton, L																						
Brad Woodall, S																						
Luis Polonia, L																						
Greg McMichael, R																						
Inning Stats	R: 0 E: 0 K: 1 S: 7	H: 0 LOB: 0 BB: 0 P: 12	R: 0 E: 0 K: 1 S: 16	H: 1 LOB: 2 BB: 1 P: 32	R: 0 E: 0 K: 2 S: 14	H: 1 LOB: 1 BB: 0 P: 17	R: 0 E: 0 K: 1 S: 16	H: 2 LOB: 2 BB: 0 P: 26	R: 0 E: 0 K: 0 S: 5	H: 0 LOB: 0 BB: 0 P: 10	R: 0 E: 0 K: 0 S: 12	H: 1 LOB: 1 BB: 0 P: 17	R: 0 E: 0 K: 1 S: 9	H: 0 LOB: 1 BB: 1 P: 16	R: 0 E: 0 K: 1 S: 9	H: 0 LOB: 0 BB: 0 P: 12	R: 6 E: 1 K: 1 S: 24	H: 6 LOB: 2 BB: 1 P: 39	1B: 5 2B: 2 3B: 2 HR: 2	SF: 0 SAC: 0 DP: 0 HBP: 1	WP: 0 PB: 0 SB: 1 CS: 0	PA: 43
PITCHER	IP WLS BF H R ER SO BB IBB HBP BLK WP HR S P ERA WHIP																					
Pat Rapp, R ERA: 0.84	(1, 1) 5.0 20 4 0 0 5 1 0 1 0 0 0 0 0 58 97 0.00 1.000																					
Yorkis Perez, L ERA:	(6, 1) 2.0 8 1 0 0 1 1 0 0 0 0 0 0 2 21 33 0.00 1.000																					
Robb Nen, R ERA: 9.0	(8, 1) 1.0 L 9 5 6 5 1 0 0 0 0 0 0 2 23 33 45.00 5.000																					
Buddy Groom, L ERA: 5.4	(9, 1) 1.0 5 1 0 0 1 1 0 0 0 0 0 0 0 10 18 0.00 2.000																					

Batter	1	2	3	4	5	6	7	8	9	AB	R	H	RBI	BB	SO	LOB	BOTTOM					
QuiVivo Veras, S OBP: 0.323, SLG: 0.200	G4-3				G6-3		B3			4	0	0	1	0	1	3	Atlanta Braves @ Florida Marlins Joe Robbie Stadium, Miami, FL Wed Sep 06 1995, Postponed Att: 23,550 - Unknown - 83 F AB 33 R 3 H 8 RBI 3 BB 3 SO 6 LOB 16 					
Mario Diaz, R OBP: 0.222, SLG: 0.444	G1-3									4	0	0	0	0	0	1						
Robb Nen, R										0	0	0	0	0	0	0						
Buddy Groom, L										0	0	0	0	0	0	0						
Gary Sheffield, R OBP: 0.429, SLG: 0.500	F9									2	0	1	0	2	0	0						
Jeff Conine, R OBP: 0.412, SLG: 0.714										3	1	1	0	1	2	2						
Terry Pendleton, S OBP: 0.313, SLG: 0.367										4	0	0	0	0	1	4						
Andre Dawson, R OBP: 0.333, SLG: 0.556										3	1	2	1	0	0	2						
Greg Colbrunn, R OBP: 0.259, SLG: 0.296										1	0	0	0	0	0	1						
Charles Johnson, R OBP: 0.148, SLG: 0.080										4	0	1	1	0	1	1						
Chuck Carr, S OBP: 0.320, SLG: 0.190										4	1	1	0	0	1	2						
Pat Rapp, R ERA: 5.19	(1, 1) 5.1 22 6 2 2 2 2 0 0 0 0 0 0 0 53 91 0.00 0.000																					
Mark Wohlers, R ERA: 5.4	(6, 1) 0.2 2 0 0 0 0 1 0 0 0 0 0 0 7 10 0.00 0.000																					
Mike Stanton, L ERA: 5.4	(7, 1) 1.0 5 2 1 1 0 0 0 0 0 0 0 0 10 12 9.00 2.000																					
Brad Woodall, L ERA: 10.8	(8, 1) 1.0 W 4 0 0 0 0 1 1 0 0 0 0 0 7 17 0.00 1.000																					
Greg McMichael, R ERA: 2.08	(9, 1) 1.0 S 3 0 0 0 0 0 0 0 0 0 0 0 9 13 0.00 0.000																					
Inning Stats	R: 0 E: 0 K: 0 S: 7	H: 0 LOB: 0 BB: 0 P: 14	R: 2 E: 0 K: 1 S: 10	H: 3 LOB: 0 BB: 0 P: 17	R: 0 E: 0 K: 1 S: 6	H: 0 LOB: 0 BB: 0 P: 9	R: 0 E: 0 K: 1 S: 7	H: 0 LOB: 0 BB: 1 P: 15	R: 0 E: 0 K: 1 S: 14	H: 2 LOB: 2 BB: 0 P: 18	R: 0 E: 0 K: 1 S: 16	H: 1 LOB: 2 BB: 1 P: 28	R: 1 E: 0 K: 0 S: 10	H: 2 LOB: 1 BB: 0 P: 12	R: 0 E: 0 K: 1 S: 7	H: 0 LOB: 1 BB: 1 P: 17	R: 0 E: 0 K: 0 S: 9	H: 0 LOB: 0 BB: 0 P: 13	1B: 7 2B: 0 3B: 1 HR: 0	SF: 0 SAC: 0 DP: 0 HBP: 0	WP: 0 PB: 0 SB: 3 CS: 2	PA: 36
PITCHER	IP WLS BF H R ER SO BB IBB HBP BLK WP HR S P ERA WHIP																					

Batter	1	2	3	4	5	6	7	8	9	AB	R	H	RBI	BB	SO	LOB	TOP			
Marquis Grissom, R (1, 8) OBP: 0.305, SLG: 0.352	1-2 F9		2-2 G2-3			2-2 G6-3		1-1 F9-3		4	0	0	0	0	0	1				
Mark Lemke, S (1, 4) OBP: 0.318, SLG: 0.330	1-3 K			0-1 L6		1-1 G5-3			0-0 1B	4	0	1	0	0	1	0				
10 Chipper Jones, S (1, 5) OBP: 0.357, SLG: 0.443	0-0 G4-3			0-0 G4-3			1-0 L7		2-3 K	4	0	0	0	0	1	1				
Fred McGriff, L (1, 3)		0-1 F8		1-2 G4-3			2-2 HR		3-3 K	4	1	1	1	0	1	1				
David Justice, L (1, 9) OBP: 0.378, SLG: 0.500		0-1 G3			0-1 E6 BB		2-0 FC4-6 1B		2-0 F8	4	0	1	0	0	0	1				
Ryan Klesko, L (1, 7) OBP: 0.401, SLG: 0.597		4-0 BB			4-1 G4-6-3 BB		0-0 FC4-6 1B			1	0	0	0	2	0	1				
Charlie O'Brien, R (1, 2) OBP: 0.366, SLG: 0.445		2-3 K			0-0 F8		1-2 F8			3	0	0	0	0	1	4				
Rafael Belliard, R (1, 6) OBP: 0.248, SLG: 0.245 (8, PH)			1-2 G5-3					0-0 F9-3 1B		2	0	0	0	0	0	2				
Luis Polonia, L (8, PH) OBP: 0.331, SLG: 0.359						0-0 G4-6-3				1	0	1	0	0	0	0				
Mike Mordecai, R (8, 6) OBP: 0.313, SLG: 0.477						1-2				0	0	0	0	0	0	0				
Steve Avery, L (1, 1) OBP: 0.234, SLG: 0.400			1-1 G1-3				2-3 K		2-2 F9	2	0	0	0	0	1	0				
Dwight Smith, L (8, PH) OBP: 0.339, SLG: 0.426										1	0	0	0	0	0	1				
Alejandro Pena, R (8, 1)										0	0	0	0	0	0	0				
Inning Stats	R: 0 E: 0 K: 1 S: 7	H: 0 LOB: 0 BB: 0 P: 9	R: 0 E: 0 K: 1 S: 7	H: 0 LOB: 1 BB: 1 P: 13	R: 0 E: 0 K: 0 S: 9	H: 0 LOB: 0 BB: 0 P: 13	R: 0 E: 0 K: 0 S: 6	H: 0 LOB: 0 BB: 0 P: 7	R: 0 E: 1 K: 0 S: 5	H: 0 LOB: 1 BB: 1 P: 9	R: 1 E: 0 K: 0 S: 11	H: 2 LOB: 1 BB: 0 P: 17	R: 0 E: 0 K: 2 S: 7	H: 1 LOB: 0 BB: 0 P: 10	R: 0 E: 0 K: 2 S: 8	H: 1 LOB: 1 BB: 0 P: 15	1B: 3 2B: 1 3B: 0 HR: 1	SF: 0 SAC: 0 DP: 2 HBP: 0	WP: 0 PB: 0 CS: 0	PA: 32
PITCHER Pat Rapp, R (1, 1) ERA: 3.96	IP: 9.0 WLS: W BF: 32 H: 4 R: 1 ER: 1 SO: 5 BB: 2 IBB: 0 HBP: 0 BLK: 0 WP: 0 HR: 1 S: 68 P: 106 ERA: 1.00 WHIP: 0.667															PITCHER				

Atlanta Braves @ Florida Marlins
Joe Robbie Stadium, Miami, FL
Thu Sep 07 1995, 7:05 PM EDT
Att: 20,788 - Unknown - 75 F


AB 30
R 1
H 4
RBI 1
BB 2
SO 5
LOB 12



Batter	1	2	3	4	5	6	7	8	9	AB	R	H	RBI	BB	SO	LOB	BOTTOM	
Quilvio Veras, S (1, 4) OBP: 0.373, SLG: 0.353	0-0 L9		1-3 K			2-2 G5-3		2-2 CS 1B		4	0	1	0	0	1	0		
Chuck Carr, S (1, 8) OBP: 0.326, SLG: 0.291	1-0 HR 1B		3-2 P5			1-1 1B HR 1B		1-3 K		4	2	2	0	0	1	1		
Gary Sheffield, R (1, 9) OBP: 0.444, SLG: 0.537	1-0 HR		0-1 G5-3			0-2 HR 1B		1-3 K		4	2	2	2	0	1	0		
Jeff Conine, R (1, 7) OBP: 0.389, SLG: 0.539	0-0 1B			1-3 K		0-1 HR		0-1 HR		3	1	2	3	0	1	0		
Terry Pendleton, S (1, 5) OBP: 0.344, SLG: 0.436	1-1 L6			3-2 P4		1-1 F8				3	0	0	0	0	0	1		
Greg Colbrunn, R (1, 3) OBP: 0.318, SLG: 0.465	1-0 F8			0-0 G6-3		3-3 K				3	0	0	0	0	1	1		
Kurt Abbott, R (1, 6) OBP: 0.310, SLG: 0.439		2-0 F9			1-3 K		1-3 K			3	0	0	0	0	2	0		
Charles Johnson, R (1, 2) OBP: 0.336, SLG: 0.371		2-0 G6-3			0-0 L9		0-3 K			3	0	0	0	0	1	0		
Pat Rapp, R (1, 1) OBP: 0.133, SLG: 0.156		0-3 K			1-2 G1-3		1-0 G5-3			3	0	0	0	0	1	0		
Inning Stats	R: 2 E: 0 K: 0 S: 7	H: 3 LOB: 1 BB: 0 P: 11	R: 0 E: 0 K: 1 S: 5	H: 0 LOB: 0 BB: 0 P: 9	R: 0 E: 0 K: 1 S: 8	H: 0 LOB: 0 BB: 0 P: 12	R: 0 E: 0 K: 1 S: 10	H: 0 LOB: 0 BB: 0 P: 14	R: 3 E: 0 K: 1 S: 17	H: 3 LOB: 0 BB: 0 P: 24	R: 0 E: 0 K: 2 S: 7	H: 0 LOB: 0 BB: 0 P: 9	R: 0 E: 0 K: 2 S: 9	H: 1 LOB: 0 BB: 0 P: 13	1B: 5 2B: 0 3B: 0 HR: 2	SF: 0 SAC: 0 DP: 0 HBP: 0	WP: 0 PB: 0 CS: 1	PA: 30
PITCHER Steve Avery, L (1, 1) ERA: 4.81	IP: 7.0 WLS: L BF: 27 H: 6 R: 5 ER: 5 SO: 7 BB: 0 IBB: 0 HBP: 0 BLK: 0 WP: 0 HR: 2 S: 62 P: 89 ERA: 6.43 WHIP: 0.857															PITCHER		
Alejandro Pena, R (8, 1) ERA: 4.96	IP: 1.0 WLS: 3 BF: 3 H: 1 R: 0 ER: 0 SO: 2 BB: 0 IBB: 0 HBP: 0 BLK: 0 WP: 0 HR: 0 S: 9 P: 13 ERA: 0.00 WHIP: 1.000															PITCHER		

Atlanta Braves @ Florida Marlins
Joe Robbie Stadium, Miami, FL
Thu Sep 07 1995, 7:05 PM EDT
Att: 20,788 - Unknown - 75 F

AB 30
R 5
H 7
RBI 5
BB 0
SO 9
LOB 3




Batter	1	2	3	4	5	6	7	8	9	10	11	AB	R	H	RBI	BB	SO	LOB						
Quilvio Veras, S OBP: 0.383, SLG: 0.363 (1, 4)	2-2 L4-3 1B		1-0 FC6-4 CS		4-2 BB			1-0 SH1-4 1B		2-3 K		4	0	2	0	1	1	2						
Alex Arias, R OBP: 0.355, SLG: 0.378 (1, 6)	1-1 L4-3		2-1 CS	1-2 G5-4-3 1B	0-0 P3			0-0 SH1-4 1-2		0-0 P4		4	0	1	0	0	0	4						
Gary Sheffield, R OBP: 0.438, SLG: 0.503 (1, 9)	4-1 BB			0-0 G5-4-3 1-2		2-2 G5-3		2-3 K			1-2 L7	4	0	0	0	1	1	2						
Jeff Conine, R OBP: 0.390, SLG: 0.533 (1, 7)	2-2 F9			0-2 1B		2-1 F7		3-3 K			3-2 L4	5	0	1	0	0	1	2						
Terry Pendleton, S OBP: 0.343, SLG: 0.439 (1, 5)		1-2 F9		0-1 L7		0-1 G5-3			3-1 F8		2-3 K	5	0	0	0	0	1	1						
Greg Colburn, R OBP: 0.316, SLG: 0.457 (1, 3)		2-2 F8				0-0 2B 1B		0-0 F9		1-1 F8		4	1	1	0	0	0	0						
Charles Johnson, R OBP: 0.333, SLG: 0.367 (1, 2)			0-1 G4-3			0-3 K 1B		1-0 K 1B		1-2 F9		4	0	1	0	0	1	1						
Jesus Tavarez, S OBP: 0.329, SLG: 0.336 (1, 8)			0-0 L9			2-2 SAFE SAFE F8		1-0 F9			0-0 SH5-3 1B	4	0	1	0	0	0	2						
Willie Banks, R OBP: 0.200, SLG: 0.286 (7, PH) Tommy Cragg, L OBP: 0.235, SLG: 0.396 (7, 1) Jay Powell, R OBP: 0.278, SLG: 0.475 (7, 1) Yorkis Perez, L OBP: 0.278, SLG: 0.475 (7, 1) Richie Lewis, R OBP: 0.278, SLG: 0.475 (7, 1) Aaron Small, R OBP: 0.278, SLG: 0.475 (7, 1) Jerry Browne, S OBP: 0.278, SLG: 0.475 (7, 1) Rich Garces, R OBP: 0.278, SLG: 0.475 (7, 1)			2-2 FC6-4 1B			0-0 K 2B		1-1 F7		0-0 SAFE SAFE SH5-3 1B		2	0	2	1	0	0	0						
Inning Stats	R: 0 E: 0 K: 0 S: 9	H: 1 LOB: 1 BB: 1 P: 18	R: 0 E: 0 K: 0 S: 8	H: 0 LOB: 0 BB: 0 P: 11	R: 0 E: 0 K: 0 S: 7	H: 1 LOB: 0 BB: 0 P: 12	R: 0 E: 0 K: 0 S: 9	H: 2 LOB: 1 BB: 0 P: 10	R: 1 E: 0 K: 1 S: 13	H: 2 LOB: 2 BB: 1 P: 19	R: 0 E: 0 K: 0 S: 7	H: 1 LOB: 1 BB: 0 P: 8	R: 0 E: 0 K: 2 S: 8	H: 1 LOB: 1 BB: 0 P: 14	R: 0 E: 0 K: 0 S: 7	H: 0 LOB: 0 BB: 0 P: 12	R: 0 E: 0 K: 1 S: 11	H: 0 LOB: 0 BB: 0 P: 17	1B: 8 2B: 2 3B: 0 HR: 0	SF: 0 SAC: 2 DP: 2 HBP: 0	WP: 0 PB: 0 SB: 0 CS: 1	PA: 42		
PITCHER	IP 6.0	WLS 23	BF 23	H 6	R 1	ER 1	SO 1	BB 1	IBB 0	HBP 0	BLK 0	WP 0	HR 0	S 53	P 51	ERA 1.50	WHIP 1.333							
Mark Portugal, R ERA: 4.31	(1, 1)																							
Xavier Hernandez, R ERA: 4.22	(7, 1)																							
Jeff Brantley, R ERA: 2.89	(9, 1)																							
Michael Jackson, R ERA: 2.77	(11, 1)																							

Florida Marlins @ Cincinnati Reds
Riverfront Stadium, Cincinnati, OH
Mon Sep 11 1995, 7:05 PM EDT
Att: 18,248 - Unknown

livebaseballscorecards.com

AB 37
R 1
H 9
RBI 1
BB 2
SO 5
LOB 15




Batter	1	2	3	4	5	6	7	8	9	10	11	AB	R	H	RBI	BB	SO	LOB						
Thomas Howard, S OBP: 0.360, SLG: 0.415 (1, 8)	4-2 BB G3 BB	1-2 F8			1-1 G3-1 2B				0-0 G5-3		0-1 G6-3		5	0	1	0	1	0						
Hal Morris, L OBP: 0.332, SLG: 0.449 (1, 3)	2-1 G3 1-2	3-1 F7			0-0 G3-1		3-1 1B FC3-2 1B		4-2 FC6-4 BB		2-1 BB 1B	5	1	2	0	1	0	3						
Barry Larkin, R OBP: 0.396, SLG: 0.481 (1, 6)	4-0 BB BB		2-2 P3		4-0 FC6-4 BB		3-2 FC3-2 HBP 1B		4-1 SAFE SAFE FC6-4 BB		4-2 SAFE SAFE BB 1B	2	0	1	0	4	0	0						
Reggie Sanders, R OBP: 0.408, SLG: 0.617 (1, 9)	4-0 BB		1-0 P6		0-1 FC6-4 1-2		1-0 FC3-2 HBP		1-0 FC6-4 DI		0-3 K	4	0	0	0	1	1	6						
Eric Anthony, L OBP: 0.353, SLG: 0.475 (7, PH) Jerome Walton, R OBP: 0.389, SLG: 0.516 (8, 7)	3-3 K		2-3 K			1-0 G4-3	1-2 FC3-2		3-2 F9		2-1 1B	3	0	0	0	0	2	3						
Bret Boone, R OBP: 0.335, SLG: 0.435 (1, 4)	3-3 K			2-1 G5-3		1-0 2B	1-2 SAFE SAFE K		1-2 2-3 SAFE SAFE K		2-1 F8	5	0	1	0	0	2	6						
Benito Santiago, R OBP: 0.331, SLG: 0.476 (1, 2)		4-2 WP SF7 BB			2-1 F8			4-0 BB		0-0 F9		3	1	0	0	2	0	0						
Jeff Branson, L OBP: 0.336, SLG: 0.435 (1, 5)		3-2 SF7 1-H			0-0 G4-3		2-1 F7		0-2 G3-1		1-1 1B	4	0	1	1	0	0	2						
Mark Portugal, R ERA: 5.42 (1, 1) Lenny Harris, S OBP: 0.235, SLG: 0.235 (8, PH) Xavier Hernandez, R ERA: 4.22 (7, 1) Nigel Wilson, L ERA: 5.63 (8, PH) Jeff Brantley, R ERA: 2.89 (9, 1) Eddie Taubensee, L ERA: 2.25 (10, PH) Michael Jackson, R ERA: 2.77 (11, 1)		4-1 BB		1-2 G5-3		SAFE SAFE P4		2-3 K		1-0 G3		1	0	0	0	1	0	0						
Inning Stats	R: 0 E: 0 K: 2 S: 12	H: 0 LOB: 3 BB: 3 P: 32	R: 1 E: 0 K: 0 S: 11	H: 0 LOB: 1 BB: 2 P: 26	R: 0 E: 0 K: 1 S: 8	H: 0 LOB: 0 BB: 0 P: 13	R: 0 E: 0 K: 0 S: 5	H: 0 LOB: 0 BB: 0 P: 9	R: 0 E: 0 K: 0 S: 6	H: 1 LOB: 2 BB: 1 P: 17	R: 0 E: 0 K: 1 S: 12	H: 2 LOB: 3 BB: 0 P: 21	R: 0 E: 0 K: 1 S: 8	H: 0 LOB: 0 BB: 0 P: 10	R: 0 E: 0 K: 0 S: 10	H: 0 LOB: 2 BB: 2 P: 21	R: 0 E: 0 K: 0 S: 7	H: 1 LOB: 1 BB: 0 P: 12	R: 1 E: 0 K: 1 S: 12	H: 2 LOB: 2 BB: 1 P: 21	1B: 5 2B: 2 3B: 0 HR: 0	SF: 1 SAC: 0 DP: 0 HBP: 1	WP: 2 PB: 0 SB: 0 CS: 0	PA: 50
PITCHER	IP 6.0	WLS 27	BF 27	H 2	R 1	ER 0	SO 3	BB 7	IBB 0	HBP 0	BLK 0	WP 1	HR 0	S 50	P 111	ERA 1.50	WHIP 1.500							
Willie Banks, R ERA: 5.42	(1, 1)																							
Jay Powell, R ERA: 6.75	(7, 1)																							
Yorkis Perez, L ERA: 5.63	(7, 1)																							
Richie Lewis, R ERA: 4.15	(7, 1)																							
Aaron Small, R ERA: 2.25	(9, 1)																							

Florida Marlins @ Cincinnati Reds
Riverfront Stadium, Cincinnati, OH
Mon Sep 11 1995, 7:05 PM EDT
Att: 18,248 - Unknown

livebaseballscorecards.com


AB 38
R 2
H 7
RBI 2
BB 10
SO 6
LOB 29



Batter	1	2	3	4	5	6	7	8	9	AB	R	H	RBI	BB	SO	LOB	TOP							
Quilvio Veras, S OBP: 0.385, SLG: 0.373	2-2 S 1B	3-1 3B			1-0 HR 2B		2-1 P6		3-3 K	5	1	3	2	0	1	0								
Chuck Carr, S OBP: 0.283, SLG: 0.283	2-3 K		1-1 G5-3		1-2 G4-3		1-1 F8		2-3 K	5	0	0	0	0	2	2								
Gary Sheffield, R OBP: 0.443, SLG: 0.519	4-0 BB		4-1 BB		1-1 HR		2-3 K			2	1	1	2	2	1	0								
Jeff Conine, R OBP: 0.389, SLG: 0.530	1-3 BB		1-2 G5-4-3		0-0 F9			1-1 BB 1B		4	0	1	0	0	1	3								
Terry Pendleton, S OBP: 0.342, SLG: 0.438	2-2 F8			2-0 1B 1B			1-3 K		0-1 L8	4	1	1	0	0	1	3								
Greg Colbrunn, R OBP: 0.318, SLG: 0.459		0-1 1B 2B		0-2 G5-4-3 1B			1-0 G6-3		0-2 F8	4	1	2	0	0	0	1								
Charles Johnson, R OBP: 0.341, SLG: 0.373		0-0 SH3-4 1B		0-2 G5-4-3 1B			1-0 BB 1B		4-2 BB	3	1	3	1	1	0	0								
Alex Arias, R OBP: 0.353, SLG: 0.372	2-1 F8		0-1 G5-4-3		4-0 BB		1-2 G6-3		1-2 G6-3	3	0	0	0	0	1	0	6							
Terry Mathews, L OBP: 0.462, SLG: 0.615										0	0	0	0	0	0	0								
Robb Nen, R										0	0	0	0	0	0	0								
Pat Rapp, R OBP: 0.130, SLG: 0.152		0-0 SH3-4			0-3 K		1-0 G4-3		0-0 F9	1	0	0	0	0	1	0								
Tommy Gregg, L OBP: 0.307, SLG: 0.393										1	0	0	0	0	0	2								
Randy Veres, R										0	0	0	0	0	0	0								
Kurt Abbott, R OBP: 0.315, SLG: 0.448										1	0	0	0	0	0	0								
Inning Stats	R: 0 E: 0 K: 2 S: 20	H: 1 LOB: 2 BB: 1 P: 31	R: 2 E: 0 K: 0 S: 8	H: 3 LOB: 1 BB: 0 P: 13	R: 0 E: 0 K: 0 S: 6	H: 0 LOB: 0 BB: 1 P: 12	R: 1 E: 0 K: 0 S: 9	H: 3 LOB: 0 BB: 0 P: 11	R: 2 E: 0 K: 1 S: 10	H: 2 LOB: 0 BB: 1 P: 13	R: 0 E: 0 K: 1 S: 6	H: 1 LOB: 2 BB: 1 P: 14	R: 0 E: 0 K: 1 S: 7	H: 0 LOB: 0 BB: 0 P: 12	R: 0 E: 0 K: 0 S: 13	H: 1 LOB: 2 BB: 1 P: 19	R: 0 E: 0 K: 2 S: 7	H: 0 LOB: 0 BB: 0 P: 12	1B: 7 2B: 2 3B: 2 HR: 1	SF: 0 SAC: 1 DP: 1 HBP: 0	WP: 0 PB: 0 CS: 0	PA: 38		
PITCHER	IP WLS BF H R ER SO BB IBB HBP BLK WP HR S P ERA WHIP	IP WLS BF H R ER SO BB IBB HBP BLK WP HR S P ERA WHIP	IP WLS BF H R ER SO BB IBB HBP BLK WP HR S P ERA WHIP	IP WLS BF H R ER SO BB IBB HBP BLK WP HR S P ERA WHIP	IP WLS BF H R ER SO BB IBB HBP BLK WP HR S P ERA WHIP	IP WLS BF H R ER SO BB IBB HBP BLK WP HR S P ERA WHIP	IP WLS BF H R ER SO BB IBB HBP BLK WP HR S P ERA WHIP	IP WLS BF H R ER SO BB IBB HBP BLK WP HR S P ERA WHIP	IP WLS BF H R ER SO BB IBB HBP BLK WP HR S P ERA WHIP	IP WLS BF H R ER SO BB IBB HBP BLK WP HR S P ERA WHIP	IP WLS BF H R ER SO BB IBB HBP BLK WP HR S P ERA WHIP	IP WLS BF H R ER SO BB IBB HBP BLK WP HR S P ERA WHIP	IP WLS BF H R ER SO BB IBB HBP BLK WP HR S P ERA WHIP	IP WLS BF H R ER SO BB IBB HBP BLK WP HR S P ERA WHIP	IP WLS BF H R ER SO BB IBB HBP BLK WP HR S P ERA WHIP	IP WLS BF H R ER SO BB IBB HBP BLK WP HR S P ERA WHIP	IP WLS BF H R ER SO BB IBB HBP BLK WP HR S P ERA WHIP	IP WLS BF H R ER SO BB IBB HBP BLK WP HR S P ERA WHIP	IP WLS BF H R ER SO BB IBB HBP BLK WP HR S P ERA WHIP	IP WLS BF H R ER SO BB IBB HBP BLK WP HR S P ERA WHIP	IP WLS BF H R ER SO BB IBB HBP BLK WP HR S P ERA WHIP	IP WLS BF H R ER SO BB IBB HBP BLK WP HR S P ERA WHIP	IP WLS BF H R ER SO BB IBB HBP BLK WP HR S P ERA WHIP	IP WLS BF H R ER SO BB IBB HBP BLK WP HR S P ERA WHIP

Florida Marlins @ Cincinnati Reds
Riverfront Stadium, Cincinnati, OH
Tue Sep 12 1995, 7:05 PM EDT
Att: 18,908 - Unknown - 75 F


AB 33
R 5
H 11
RBI 5
BB 4
SO 7
LOB 17



Batter	1	2	3	4	5	6	7	8	9	AB	R	H	RBI	BB	SO	LOB	BOTTOM							
Darren Lewis, R OBP: 0.318, SLG: 0.307	4-0 BB	1-2 FC6-4 1B		1-0 FC6-4 2B		1-2 L4			1-2 F8	3	1	1	1	1	0	2								
Thomas Howard, S OBP: 0.359, SLG: 0.413		1-2 3H		1-2 2B						1	0	0	0	0	0	0								
Hal Morris, L OBP: 0.331, SLG: 0.450	2-1 F7	FC6-4		0-0 2B			2-0 F7			4	0	1	1	0	0	3								
Barry Larkin, R OBP: 0.395, SLG: 0.481	0-2 L9		2-0 F8 PB 2B		1-1 G6-3		1-1 G6-3		1-1 G6-3	4	1	1	0	0	0	1								
Reggie Sanders, R OBP: 0.407, SLG: 0.612	4-2 BB		1-0 F8		3-3 K		1-0 G6-3			3	0	0	0	1	1									
Eric Anthony, L OBP: 0.343, SLG: 0.459	2-2 G5-3		3-2 F8		0-0 P4			0-0 L6		4	0	0	0	0	0	2								
Bret Boone, R OBP: 0.337, SLG: 0.435		1-0 G4-3 1B		1-1 1B		2-2 G6-3		0-2 P2		4	1	2	0	0	0	0								
Benito Santiago, R OBP: 0.329, SLG: 0.470		4-1 G4-3 HBP		1-2 F9		1-3 K		1-0 G6-3		3	0	0	0	0	1	1								
Jeff Branson, L OBP: 0.335, SLG: 0.443		1-0 G4-3		0-0 G5-3		3-1 HR			1-3 K	4	1	1	1	0	1	2								
John Smiley, L OBP: 0.222, SLG: 0.320		4-2 1B		0-1 FC6-4		4-2 BB		0-3 K		1	0	1	0	1	0	0								
Tim Pugh, R OBP: 0.160, SLG: 0.167										0	0	0	0	0	0	0								
Eddie Taubensee, L OBP: 0.343, SLG: 0.482										0	0	0	0	1	0	0								
Hector Carrasco, R										0	0	0	0	0	0	0								
Mariano Duncan, R OBP: 0.294, SLG: 0.425										1	0	0	0	0	1	0								
Inning Stats	R: 0 E: 0 K: 0 S: 11	H: 0 LOB: 2 BB: 2 P: 23	R: 1 E: 0 K: 0 S: 11	H: 2 LOB: 1 BB: 1 P: 23	R: 1 E: 0 K: 0 S: 11	H: 2 LOB: 1 BB: 0 P: 19	R: 1 E: 0 K: 0 S: 5	H: 2 LOB: 1 BB: 0 P: 6	R: 0 E: 0 K: 1 S: 7	H: 0 LOB: 0 BB: 0 P: 11	R: 1 E: 0 K: 1 S: 15	H: 1 LOB: 1 BB: 1 P: 26	R: 0 E: 0 K: 0 S: 4	H: 0 LOB: 0 BB: 0 P: 8	R: 0 E: 0 K: 0 S: 5	H: 0 LOB: 0 BB: 0 P: 6	R: 0 E: 0 K: 2 S: 11	H: 0 LOB: 0 BB: 0 P: 13	1B: 4 2B: 2 3B: 0 HR: 1	SF: 0 SAC: 0 DP: 1 HBP: 1	WP: 0 PB: 1 CS: 0	PA: 37		
PITCHER	IP WLS BF H R ER SO BB IBB HBP BLK WP HR S P ERA WHIP	IP WLS BF H R ER SO BB IBB HBP BLK WP HR S P ERA WHIP	IP WLS BF H R ER SO BB IBB HBP BLK WP HR S P ERA WHIP	IP WLS BF H R ER SO BB IBB HBP BLK WP HR S P ERA WHIP	IP WLS BF H R ER SO BB IBB HBP BLK WP HR S P ERA WHIP	IP WLS BF H R ER SO BB IBB HBP BLK WP HR S P ERA WHIP	IP WLS BF H R ER SO BB IBB HBP BLK WP HR S P ERA WHIP	IP WLS BF H R ER SO BB IBB HBP BLK WP HR S P ERA WHIP	IP WLS BF H R ER SO BB IBB HBP BLK WP HR S P ERA WHIP	IP WLS BF H R ER SO BB IBB HBP BLK WP HR S P ERA WHIP	IP WLS BF H R ER SO BB IBB HBP BLK WP HR S P ERA WHIP	IP WLS BF H R ER SO BB IBB HBP BLK WP HR S P ERA WHIP	IP WLS BF H R ER SO BB IBB HBP BLK WP HR S P ERA WHIP	IP WLS BF H R ER SO BB IBB HBP BLK WP HR S P ERA WHIP	IP WLS BF H R ER SO BB IBB HBP BLK WP HR S P ERA WHIP	IP WLS BF H R ER SO BB IBB HBP BLK WP HR S P ERA WHIP	IP WLS BF H R ER SO BB IBB HBP BLK WP HR S P ERA WHIP	IP WLS BF H R ER SO BB IBB HBP BLK WP HR S P ERA WHIP	IP WLS BF H R ER SO BB IBB HBP BLK WP HR S P ERA WHIP	IP WLS BF H R ER SO BB IBB HBP BLK WP HR S P ERA WHIP	IP WLS BF H R ER SO BB IBB HBP BLK WP HR S P ERA WHIP	IP WLS BF H R ER SO BB IBB HBP BLK WP HR S P ERA WHIP	IP WLS BF H R ER SO BB IBB HBP BLK WP HR S P ERA WHIP	IP WLS BF H R ER SO BB IBB HBP BLK WP HR S P ERA WHIP

Florida Marlins @ Cincinnati Reds
Riverfront Stadium, Cincinnati, OH
Tue Sep 12 1995, 7:05 PM EDT
Att: 18,908 - Unknown - 75 F


AB 32
R 4
H 7
RBI 3
BB 4
SO 4
LOB 12



Batter	1	2	3	4	5	6	7	8	9	AB	R	H	RBI	BB	SO	LOB	TOP		
Quilvio Veras, S OBP: 0.384, SLG: 0.371										3	0	0	0	1	1	1			
Chuck Carr, S OBP: 0.322, SLG: 0.281										2	0	0	0	2	0	1			
Gary Sheffield, R OBP: 0.436, SLG: 0.508										4	0	0	0	0	2	3			
Jeff Conine, R OBP: 0.386, SLG: 0.525										4	0	0	0	0	2	2			
Terry Pendleton, S OBP: 0.340, SLG: 0.435										3	0	0	0	0	0	1			
Greg Colbrunn, R OBP: 0.316, SLG: 0.456										3	0	0	0	0	0	0			
Kurt Abbott, R OBP: 0.315, SLG: 0.452										3	0	1	0	0	2	0			
Charles Johnson, R OBP: 0.341, SLG: 0.373										3	0	1	0	0	1	1			
Chris Hammond, L OBP: 0.347, SLG: 0.386										1	0	0	0	0	0	0			
Russ Morman, S OBP: 0.328, SLG: 0.492										1	0	0	0	0	0	1			
Ryan Bowen, R ERA: 9.0										0	0	0	0	0	0	0			
Richie Lewis, R ERA: 4.15										0	0	0	0	0	0	0			
Buddy Groom, L ERA: 7.28										0	0	0	0	0	0	0			
Jeremy Hernandez, R ERA: 9.0										1	0	0	0	0	0	1			
Tommy Gregg, L OBP: 0.295, SLG: 0.390										0	0	0	0	0	0	0			
Jay Powell, R ERA: 2.63										0	0	0	0	0	0	1			
Inning Stats	R: 0 E: 0 K: 2 S: 6	H: 0 LOB: 0 BB: 1 P: 10	R: 0 E: 0 K: 0 S: 3	H: 0 LOB: 0 BB: 0 P: 3	R: 0 E: 0 K: 1 S: 5	H: 0 LOB: 0 BB: 0 P: 5	R: 0 E: 0 K: 1 S: 5	H: 0 LOB: 0 BB: 0 P: 5	R: 0 E: 0 K: 1 S: 6	H: 1 LOB: 1 BB: 0 P: 6	R: 0 E: 0 K: 1 S: 5	H: 0 LOB: 1 BB: 1 P: 9	R: 0 E: 0 K: 1 S: 6	H: 1 LOB: 1 BB: 0 P: 6	R: 0 E: 0 K: 1 S: 5	H: 0 LOB: 1 BB: 1 P: 9	1B: 1 2B: 0 3B: 1 HR: 0	SF: 0 SAC: 0 DP: 0 HBP: 0	WP: 0 PA: 32 PB: 0 SB: 0 CS: 1
PITCHER	IP WLS BF H R ER SO BB IBB HBP BLK WP HR S P ERA WHIP																		
Pete Schourek, L ERA: 3.3	(1, 1) 7.0 W 23 1 0 0 6 2 0 0 0 0 0 0 33 41 0.00 0.429																		
Michael Jackson, R ERA: 2.63	(8, 1) 2.0 8 1 0 0 2 1 0 0 0 0 0 0 11 15 0.00 1.000																		

Florida Marlins @ Cincinnati Reds
Riverfront Stadium, Cincinnati, OH
Wed Sep 13 1995, 7:05 PM EDT
Att: 18,963 - Unknown - 78 F


AB	28
R	0
H	2
RBI	0
BB	3
SO	8
LOB	11



Batter	1	2	3	4	5	6	7	8	9	AB	R	H	RBI	BB	SO	LOB	BOTTOM		
Mariano Duncan, R OBP: 0.300, SLG: 0.433										3	1	2	2	1	1	0			
Darren Lewis, R OBP: 0.316, SLG: 0.305										3	0	0	0	0	2	3			
Barry Larkin, R OBP: 0.397, SLG: 0.491										3	2	2	2	1	0	1			
Reggie Sanders, R OBP: 0.404, SLG: 0.607										4	0	0	0	0	0	4			
Bret Boone, R OBP: 0.338, SLG: 0.440										4	0	2	1	0	0	0			
Hal Morris, L OBP: 0.330, SLG: 0.450										4	1	1	0	0	2	2			
Benito Santiago, R OBP: 0.332, SLG: 0.474										4	1	2	1	0	0	1			
Michael Jackson, R OBP: 0.250, SLG: 0.250										0	0	0	0	0	0	0			
Mark Lewis, R OBP: 0.419, SLG: 0.507										4	0	1	0	0	0	2			
Pete Schourek, L OBP: 0.200, SLG: 0.200										2	1	1	0	0	0	1			
Eddie Taubensee, L OBP: 0.341, SLG: 0.479										1	0	0	0	0	0	0			
Inning Stats	R: 0 E: 0 K: 0 S: 4	H: 1 LOB: 1 BB: 0 P: 4	R: 1 E: 0 K: 0 S: 5	H: 2 LOB: 1 BB: 0 P: 5	R: 0 E: 0 K: 1 S: 2	H: 0 LOB: 1 BB: 2 P: 10	R: 0 E: 0 K: 1 S: 6	H: 1 LOB: 1 BB: 0 P: 6	R: 3 E: 1 K: 1 S: 9	H: 4 LOB: 1 BB: 0 P: 9	R: 1 E: 1 K: 1 S: 7	H: 1 LOB: 1 BB: 0 P: 7	R: 1 E: 1 K: 1 S: 7	H: 2 LOB: 1 BB: 0 P: 7	R: 0 E: 0 K: 1 S: 5	H: 0 LOB: 0 BB: 0 P: 5	1B: 4 2B: 6 3B: 0 HR: 1	SF: 1 SAC: 2 DP: 1 HBP: 0	WP: 0 PA: 37 PB: 0 SB: 0 CS: 0
PITCHER	IP WLS BF H R ER SO BB IBB HBP BLK WP HR S P ERA WHIP																		
Chris Hammond, L ERA: 3.72	(1, 1) 5.0 L 24 8 4 4 2 2 0 0 0 0 0 0 26 34 7.20 2.000																		
Ryan Bowen, R ERA: 9.0	(8, 1) 1.0 6 2 2 1 1 0 0 0 0 0 0 0 8 8 9.00 2.000																		
Richie Lewis, R ERA: 4.15	(7, 1) 0.1 2 1 0 0 0 0 0 0 0 0 0 0 2 2 0.00 3.000																		
Buddy Groom, L ERA: 7.28	(7, 1) 0.1 1 0 0 0 0 1 0 0 0 0 0 0 3 3 0.00 0.000																		
Jeremy Hernandez, R ERA: 9.0	(7, 1) 0.1 1 0 0 0 0 0 0 0 0 0 0 0 1 1 0.00 0.000																		
PITCHER	IP WLS BF H R ER SO BB IBB HBP BLK WP HR S P ERA WHIP																		
Jay Powell, R ERA: 3.86	(8, 1) 1.0 3 0 0 0 1 0 0 0 0 0 0 0 5 5 0.00 0.000																		

Florida Marlins @ Cincinnati Reds
Riverfront Stadium, Cincinnati, OH
Wed Sep 13 1995, 7:05 PM EDT
Att: 18,963 - Unknown - 78 F

AB	32
R	6
H	11
RBI	6
BB	2
SO	5
LOB	14



Batter	1	2	3	4	5	6	7	8	9	AB	R	H	RBI	BB	SO	LOB	TOP			
Quilvio Veras, S OBP: 0.396, SLG: 0.372	F7		CS 1B		BB 1B		CS BB		G1	4	1	2	0	1	0	1	Florida Marlins @ Colorado Rockies Coors Field, Denver, CO Fri Sep 15 1995, 7:05 PM MDT Att: 48,010 - Unknown - 84 F			
Jesus Tavarez, S OBP: 0.327, SLG: 0.329	B1-3		G3		G6-4-3 1B BB		K			3	0	0	0	1	1	2				
Gary Sheffield, R OBP: 0.441, SLG: 0.527	1B BB		HR		G6-4-3 1B		K			3	1	2	2	1	1	0				
Jeff Conine, R OBP: 0.387, SLG: 0.523	1B		BB		G6-4-3		K			3	0	1	0	1	1	2				
Terry Pendleton, S OBP: 0.339, SLG: 0.434 Alex Arias, R OBP: 0.348, SLG: 0.366	K		L7		G6-3		G6-3			1	0	0	0	0	1	2				
Tommy Gregg, L OBP: 0.304, SLG: 0.400		F8		G6-4-3 1B		1B G6-4-3 2B		G5-3		4	1	2	0	0	0	0				
Kurt Abbott, R OBP: 0.315, SLG: 0.450	K		G6-4-3		G6-4-3 1B		G4-3			4	0	1	0	0	1	1				
Charles Johnson, R OBP: 0.343, SLG: 0.376			BB		G6-4-3 2B		L9			3	0	1	0	1	0	1				
John Burkett, R OBP: 0.154, SLG: 0.129 Randy Veres, R	K		G1-3		G6-3		1B			3	0	0	0	0	1	2				
Jerry Browne, S OBP: 0.349, SLG: 0.285										0	0	0	0	0	0	0				
Inning Stats	R: 0 E: 0 K: 1 S: 9	H: 1 LOB: 2 BB: 1 P: 20	R: 0 E: 0 K: 2 S: 9	H: 0 LOB: 1 BB: 1 P: 18	R: 1 E: 0 K: 0 S: 9	H: 2 LOB: 1 BB: 1 P: 17	R: 0 E: 0 K: 0 S: 8	H: 2 LOB: 1 BB: 0 P: 10	R: 1 E: 0 K: 0 S: 10	H: 2 LOB: 0 BB: 1 P: 19	R: 0 E: 0 K: 2 S: 6	H: 0 LOB: 0 BB: 1 P: 12	R: 0 E: 0 K: 1 S: 6	H: 0 LOB: 0 BB: 0 P: 9	R: 0 E: 0 K: 0 S: 8	H: 1 LOB: 1 BB: 0 P: 12	1B: 7 2B: 2 3B: 0 HR: 1	SF: 0 SAC: 0 DP: 3 HBP: 0	WP: 0 PB: 0 SB: 0 CS: 2	PA: 37
PITCHER	IP	WLS	BF	H	R	ER	SO	BB	IBB	HBP	BLK	WP	HR	S	P	ERA	WHIP			
Bill Swift, R ERA: 5.48	(1, 1)	5.0	23	7	2	2	3	4	0	0	0	0	1	45	84	3.60	2.200			
Steve Reed, R ERA: 2.0	(6, 1)	2.0	W	7	2	1	2	1	0	0	0	0	0	12	21	4.50	1.500			
Curt Lesknic, R ERA: 3.28	(8, 1)	2.0	S	7	1	0	1	0	0	0	0	0	0	14	21	0.00	0.500			

Batter	1	2	3	4	5	6	7	8	9	AB	R	H	RBI	BB	SO	LOB	BOTTOM			
Jason Bates, S OBP: 0.362, SLG: 0.431	HBP 1B 1B		K		G3-1		SH1-3	F8		4	1	1	0	0	1	1	Florida Marlins @ Colorado Rockies Coors Field, Denver, CO Fri Sep 15 1995, 7:05 PM MDT Att: 48,010 - Unknown - 84 F			
Joe Girardi, R OBP: 0.309, SLG: 0.362	1B HBP 1B		G1-3		K		FC5-4 1B	P4		5	0	2	2	0	1	1				
Dante Bichette, R OBP: 0.362, SLG: 0.619	P3		P4		G5-3		FC5-4 1B			4	1	0	0	0	0	3				
Larry Walker, L OBP: 0.385, SLG: 0.601	1B HBP			G3 3B			1B 1B			3	2	3	0	0	0	0				
Andres Galarraga, R OBP: 0.334, SLG: 0.516	G4-3 1B			G3		L4	E 1B			4	0	2	3	0	0	1				
Ellis Burks, R OBP: 0.377, SLG: 0.535 Curt Lesknic, R OBP: 0.143, SLG: 0.143	G4-3			3H 1B		P6	E5 1B			4	0	2	1	0	0	4				
Vinny Castilla, R OBP: 0.353, SLG: 0.585		G5-3		F8		G5-3	K			4	0	0	0	0	1	4				
Walt Weiss, S OBP: 0.392, SLG: 0.304	F7			1B			SH1-3 1B	F8 G4-3 BB		3	1	2	0	1	0	0				
Bill Swift, R OBP: 0.206, SLG: 0.281 Steve Reed, R OBP: 0.333, SLG: 0.333 John Vander Wal, L OBP: 0.410, SLG: 0.549 Mike Kingery, L OBP: 0.353, SLG: 0.409	L6			P5			SH1-3 1B	G4-3		2	0	0	0	0	0	2				
Inning Stats	R: 1 E: 0 K: 0 S: 13	H: 3 LOB: 0 BB: 0 P: 21	R: 0 E: 0 K: 0 S: 5	H: 0 LOB: 0 BB: 0 P: 11	R: 0 E: 0 K: 1 S: 7	H: 0 LOB: 0 BB: 0 P: 9	R: 1 E: 0 K: 0 S: 11	H: 3 LOB: 2 BB: 0 P: 16	R: 0 E: 0 K: 1 S: 7	H: 0 LOB: 0 BB: 0 P: 8	R: 0 E: 0 K: 0 S: 11	H: 1 LOB: 1 BB: 0 P: 16	R: 4 E: 1 K: 1 S: 21	H: 6 LOB: 2 BB: 0 P: 27	R: 0 E: 0 K: 0 S: 7	H: 0 LOB: 1 BB: 1 P: 14		1B: 11 2B: 0 3B: 2 HR: 0	SF: 0 SAC: 1 DP: 1 HBP: 1	WP: 0 PB: 0 SB: 0 CS: 0
PITCHER	IP	WLS	BF	H	R	ER	SO	BB	IBB	HBP	BLK	WP	HR	S	P	ERA	WHIP			
John Burkett, R ERA: 4.2	(1, 1)	6.2	L	32	12	6	2	0	0	1	0	0	0	70	101	8.10	1.800			
Randy Veres, R ERA: 3.69	(7, 1)	1.1		6	1	0	1	1	0	0	0	0	0	12	21	0.00	1.500			

Batter	1	2	3	4	5	6	7	8	9	AB	R	H	RBI	BB	SO	LOB	TOP										
Quilvio Veras, S OBP: 0.382, SLG: 0.368										5	1	0	0	0	1	2											
Jesus Tavarez, S OBP: 0.331, SLG: 0.349										3	1	1	1	1	0	0											
Gary Sheffield, R OBP: 0.438, SLG: 0.518										3	0	0	0	0	1	2											
Jeff Conine, R OBP: 0.386, SLG: 0.522										3	0	1	1	0	0	1											
Terry Pendleton, S OBP: 0.341, SLG: 0.443										4	2	2	1	0	0	1											
Andre Dawson, R OBP: 0.395, SLG: 0.449										4	2	2	2	0	1	0											
Kurt Abbott, R OBP: 0.314, SLG: 0.451										4	0	1	0	0	3	1											
Charles Johnson, R OBP: 0.342, SLG: 0.384										4	1	1	2	0	1	1											
Willy Banks, S David Weathers, R Mark Gardner, R Jody Reynolds, S Randy Veres, R Yorkis Perez, L Terry Mathews, L Drew Adams, R Chuck Carr, S										1	0	0	0	0	0	0											
Inning Stats	R: 0 E: 0 K: 1 S: 8	H: 0 LOB: 1 BB: 0 P: 14	R: 2 E: 0 K: 1 S: 13	H: 2 LOB: 0 BB: 0 P: 18	R: 1 E: 0 K: 0 S: 11	H: 2 LOB: 1 BB: 0 P: 17	R: 0 E: 0 K: 1 S: 8	H: 1 LOB: 0 BB: 0 P: 9	R: 1 E: 1 K: 0 S: 10	H: 0 LOB: 0 BB: 1 P: 20	R: 3 E: 0 K: 1 S: 19	H: 3 LOB: 0 BB: 1 P: 32	R: 0 E: 0 K: 1 S: 9	H: 0 LOB: 0 BB: 0 P: 12	R: 0 E: 0 K: 1 S: 10	H: 1 LOB: 1 BB: 0 P: 15	1B: 3 2B: 3 3B: 0 HR: 4	SF: 1 SAC: 0 DP: 2 HBP: 1	WP: 1 PA: 37 PB: 0 SB: 2 CS: 1								
PITCHER	IP	WLS	BF	H	R	ER	SO	BB	IBB	HBP	BLK	WP	HR	S	P	ERA	WHIP										
Bret Saberhagen, R ERA: 3.89	3.0		14	4	3	3	2	0	0	1	0	0	2	32	49	9.00	1.333										
Joe Grahe, R ERA: 4.61	2.1		11	3	3	2	2	1	0	0	0	1	1	31	46	7.71	1.714										
Steve Reed, R ERA: 2.08	1.2	W	6	1	1	1	1	1	0	0	0	0	1	14	26	5.40	1.200										
Darren Holmes, R ERA: 2.8	1.0		3	0	0	0	1	0	0	0	0	0	0	9	12	0.00	0.000										
Bruce Ruffin, L ERA: 2.13	1.0	S	3	1	0	0	1	0	0	0	0	0	0	10	15	0.00	1.000										

Florida Marlins @ Colorado Rockies
Coors Field, Denver, CO
Sat Sep 16 1995, 3:33 AM MDT
Att: 48,037 - Sunny - 75 F

AB 33
R 7
H 9
RBI 7
BB 2
SO 7
LOB 9



Batter	1	2	3	4	5	6	7	8	9	AB	R	H	RBI	BB	SO	LOB	BOTTOM										
Jason Bates, S OBP: 0.360, SLG: 0.429										4	1	1	0	0	0	1											
Joe Girardi, R OBP: 0.313, SLG: 0.366										4	2	3	1	0	0	1											
Dante Bichette, R OBP: 0.363, SLG: 0.624										4	2	2	3	0	0	1											
Larry Walker, L OBP: 0.384, SLG: 0.605										4	1	1	2	0	0	0											
Andres Galarraga, R OBP: 0.333, SLG: 0.518										4	1	1	0	0	2	0											
Ellis Burks, R OBP: 0.375, SLG: 0.530										4	0	1	1	0	1	0											
Vinny Castilla, R OBP: 0.354, SLG: 0.584										4	1	2	0	0	0	1											
Walt Weiss, S OBP: 0.393, SLG: 0.305										3	0	1	0	1	1	1											
Bret Saberhagen, R Matt Nelson, R Joe Girardi, R Steve Reed, R Mark Gardner, R Randy Veres, R Darren Holmes, R John Vander Ploeg, L Bruce Ruffin, S										0	0	0	0	0	0	0											
Inning Stats	R: 0 E: 0 K: 0 S: 6	H: 1 LOB: 0 BB: 0 P: 10	R: 0 E: 0 K: 0 S: 6	H: 0 LOB: 0 BB: 0 P: 9	R: 6 E: 1 K: 1 S: 24	H: 7 LOB: 1 BB: 0 P: 39	R: 0 E: 0 K: 0 S: 5	H: 1 LOB: 1 BB: 0 P: 10	R: 0 E: 0 K: 1 S: 7	H: 0 LOB: 0 BB: 0 P: 10	R: 2 E: 0 K: 0 S: 8	H: 2 LOB: 0 BB: 0 P: 12	R: 0 E: 0 K: 1 S: 7	H: 1 LOB: 1 BB: 1 P: 16	1B: 9 2B: 0 3B: 1 HR: 2	SF: 0 SAC: 1 DP: 1 HBP: 0	WP: 0 PA: 36 PB: 0 SB: 0 CS: 0										
PITCHER	IP	WLS	BF	H	R	ER	SO	BB	IBB	HBP	BLK	WP	HR	S	P	ERA	WHIP										
Willie Banks, R ERA: 5.92	2.2		14	7	6	6	1	0	0	0	0	0	1	34	56	20.25	2.625										
David Weathers, R ERA: 6.02	0.1		2	1	0	0	0	0	0	0	0	0	0	2	2	0.00	3.000										
Mark Gardner, R ERA: 4.4	2.0		7	1	0	0	1	0	0	0	0	0	0	15	28	0.00	0.500										
Randy Veres, R ERA: 3.61	1.0		3	0	0	0	1	0	0	0	0	0	0	7	10	0.00	0.000										
Yorkis Perez, L ERA: 5.65	0.2		3	1	1	1	0	0	0	0	0	0	0	5	7	13.50	1.500										
PITCHER	IP	WLS	BF	H	R	ER	SO	BB	IBB	HBP	BLK	WP	HR	S	P	ERA	WHIP										
Terry Mathews, R ERA: 3.54	7.1		1.1	L	6	2	1	1	1	1	1	1	1	1	21	6.75	2.250										

Florida Marlins @ Colorado Rockies
Coors Field, Denver, CO
Sat Sep 16 1995, 3:33 AM MDT
Att: 48,037 - Sunny - 75 F

AB 33
R 8
H 12
RBI 7
BB 1
SO 4
LOB 6



Batter	1	2	3	4	5	6	7	8	9	AB	R	H	RBI	BB	SO	LOB	TOP		
Quilvio Veras, S OBP: 0.382, SLG: 0.365	G6-3			G4-3		K		G3-1		4	0	0	0	0	1	2			
Jesus Tavarez, S OBP: 0.335, SLG: 0.358	L4			P6				E9 1B 2B	G6-3	4	1	1	0	0	0	0			
Gary Sheffield, R OBP: 0.457, SLG: 0.584	K			G6-3				G3 G5-3 1B	S 2B BB	3	1	1	1	1	1	0			
Jeff Conine, R OBP: 0.383, SLG: 0.521		F8			L7			G5-3	S 1B 2B	4	1	1	1	0	0	1			
Terry Pendleton, S OBP: 0.345, SLG: 0.448		G6-4-3 BB			F9			G3	WP HR 1B	3	1	1	1	1	0	1			
Greg Colbrunn, R OBP: 0.316, SLG: 0.461	G6-4-3				G6-3			G6-3	HR	4	1	1	2	0	0	2			
Kurt Abbott, R OBP: 0.315, SLG: 0.445				G6-3		G5-3		G5-3 1B	P3	4	0	1	0	0	0	0			
Steve Decker, R OBP: 0.333, SLG: 0.354				G6-3		G4-3		G5-3	BB	3	0	0	0	1	0	1			
Ryan Bowen, R ERA: 2.92				K				F7	K	1	0	0	0	0	1	0			
Russ Morman, R ERA: 2.39										1	0	1	0	0	0	0			
Richie Lewis, R ERA: 3.02										0	0	0	0	0	0	0			
Tommy Gregg, L ERA: 3.02										0	0	0	0	0	0	1			
Yorkis Perez, L ERA: 3.63										0	0	0	0	0	0	0			
Andre Dawson, R ERA: 3.63										1	0	0	0	0	0	1			
Robb Nen, R ERA: 3.63										0	0	0	0	0	0	0			
Inning Stats	R: 0 E: 0 K: 1 S: 10	H: 0 LOB: 0 BB: 0 P: 16	R: 0 E: 0 K: 0 S: 7	H: 0 LOB: 0 BB: 1 P: 14	R: 0 E: 0 K: 1 S: 8	H: 0 LOB: 0 BB: 0 P: 10	R: 0 E: 0 K: 0 S: 9	H: 0 LOB: 0 BB: 0 P: 14	R: 0 E: 0 K: 0 S: 5	H: 1 LOB: 1 BB: 0 P: 13	R: 1 E: 1 K: 0 S: 8	H: 2 LOB: 1 BB: 0 P: 12	R: 0 E: 0 K: 0 S: 10	H: 1 LOB: 1 BB: 0 P: 17	R: 4 E: 0 K: 1 S: 16	H: 3 LOB: 1 BB: 2 P: 35	1B: 4 2B: 2 3B: 0 HR: 1	SF: 0 SAC: 0 DP: 1 HBP: 0	WP: 1 PA: 36 PB: 1 SB: 1 CS: 0
PITCHER	IP WLS BF H R ER SO BB IBB HBP BLK WP HR S P ERA WHIP																		
Dennis Springer, R ERA: 2.92	(1, 1) 7.0 25 4 1 1 3 1 0 0 0 0 0 58 92 1.29 0.714																		
Ricky Bottalico, R ERA: 2.39	(8, 1) 1.0 3 0 0 0 0 0 0 0 0 0 0 8 12 0.00 0.000																		
Heathcliff Slocumb, R ERA: 3.02	(9, 1) 0.1 4 2 3 3 0 1 0 0 0 0 0 6 16 81.00 9.000																		
Toby Borland, R ERA: 3.63	(9, 1) 0.2 L 4 1 1 1 1 1 0 0 0 0 1 1 10 19 13.50 3.000																		

Florida Marlins @ Philadelphia Phillies
Veterans Stadium, Philadelphia, PA
Tue Sep 19 1995, 7:05 PM EDT
Att: 19,555 - Unknown - 67 F

AB 33
R 5
H 7
RBI 5
BB 3
SO 4
LOB 9



Batter	1	2	3	4	5	6	7	8	9	AB	R	H	RBI	BB	SO	LOB	BOTTOM				
Mickey Morandini, L OBP: 0.352, SLG: 0.422	G6-3	G6-4-3	L9			G4-3		L4		5	0	0	0	0	0	5					
Andy Van Slyke, L OBP: 0.314, SLG: 0.337	K		L3	G4-3		K		G3		5	0	0	0	0	2	0					
Gregg Jefferies, S OBP: 0.349, SLG: 0.448	1B		E3 1B	F9		1B		G4-3		5	1	2	0	0	0	0					
Mark Whiten, S OBP: 0.336, SLG: 0.416	1B		1B 2B 1B	G4-3		G3-1		K		5	1	2	0	0	1	1					
Charlie Hayes, R OBP: 0.346, SLG: 0.416	FC5-4		K			F9		G5-3		4	0	0	0	0	1	4					
Jim Eisenreich, L OBP: 0.380, SLG: 0.465		1B BB	2B 1B			3B		K2-3		3	2	2	1	1	1	0					
Mike Lieberthal, R OBP: 0.341, SLG: 0.324		1B	1B 2B			P4		P5		4	0	2	2	0	0	1					
Kevin Stocker, S OBP: 0.310, SLG: 0.281		G6-4-3 1B	1B IBB					P3		2	0	1	1	2	0	0					
Dennis Springer, R ERA: 3.0								G5-3		3	0	1	0	0	1	4					
Ricky Bottalico, L ERA: 3.59										0	0	0	0	0	0	0					
Tom Marsh, R ERA: 5.52										1	0	0	0	0	0	0					
Heathcliff Slocumb, R ERA: 3.15										0	0	0	0	0	0	0					
Toby Borland, R ERA: 3.15										0	0	0	0	0	0	0					
Inning Stats	R: 0 E: 0 K: 1 S: 10	H: 2 LOB: 2 BB: 0 P: 19	R: 1 E: 0 K: 1 S: 13	H: 2 LOB: 1 BB: 1 P: 21	R: 3 E: 1 K: 1 S: 18	H: 4 LOB: 3 BB: 1 P: 35	R: 0 E: 0 K: 0 S: 6	H: 0 LOB: 0 BB: 0 P: 9	R: 0 E: 0 K: 0 S: 9	H: 1 LOB: 2 BB: 1 P: 20	R: 0 E: 0 K: 1 S: 7	H: 1 LOB: 1 BB: 0 P: 11	R: 0 E: 0 K: 0 S: 5	H: 0 LOB: 0 BB: 0 P: 10	R: 0 E: 0 K: 0 S: 4	H: 0 LOB: 0 BB: 0 P: 6	R: 0 E: 0 K: 1 S: 6	H: 0 LOB: 0 BB: 0 P: 10	1B: 8 2B: 1 3B: 1 HR: 0	SF: 0 SAC: 0 DP: 1 HBP: 0	WP: 0 PA: 40 PB: 0 SB: 1 CS: 0
PITCHER	IP WLS BF H R ER SO BB IBB HBP BLK WP HR S P ERA WHIP																				
Ryan Bowen, R ERA: 3.0	(1, 1) 5.0 27 9 4 1 3 1 2 0 0 0 0 56 104 1.80 2.000																				
Richie Lewis, R ERA: 3.59	(6, 1) 2.0 7 1 0 0 2 0 0 0 0 0 0 12 21 0.00 0.500																				
Yorkis Perez, L ERA: 5.52	(8, 1) 1.0 W 3 0 0 0 0 0 0 0 0 0 0 4 6 0.00 0.000																				
Robb Nen, R ERA: 3.15	(9, 1) 1.0 S 3 0 0 0 1 0 0 0 0 0 0 6 10 0.00 0.000																				

Florida Marlins @ Philadelphia Phillies
Veterans Stadium, Philadelphia, PA
Tue Sep 19 1995, 7:05 PM EDT
Att: 19,555 - Unknown - 67 F

AB 37
R 4
H 10
RBI 4
BB 3
SO 6
LOB 15



Batter	1	2	3	4	5	6	7	8	9	AB	R	H	RBI	BB	SO	LOB	TOP		
Quilvio Veras, S OBP: 0.384, SLG: 0.373	4-2 CS BB		1-2 FC5-4 1B			1-2 FC5-4 1B		1-0 L9	1-0 G6-4-3	4	0	2	0	1	0	4	Florida Marlins @ Philadelphia Phillies Veterans Stadium, Philadelphia, PA Thu Sep 21 1995, 7:05 PM EDT Att: 18,953 - Unknown - 78 F		
Chuck Carr, S OBP: 0.325, SLG: 0.299	0-0 L7		1-0 P3			0-0 FC5-4 BB		0-0 B4-3		4	0	0	0	0	0	5			
Gary Sheffield, R OBP: 0.455, SLG: 0.572	3-3 K		1-0 FC5-4			4-2 BB		4-2 1B BB		2	0	0	0	2	1	3			
Jeff Conine, R OBP: 0.379, SLG: 0.514		1-1 G3		0-0 G5-3		2-0 F9		0-1 1B		4	0	1	1	0	0	2			
Greg Colbrunn, R OBP: 0.311, SLG: 0.453		0-0 G4-3		1-1 G1-3		3-2 P4		1-2 L1		4	0	0	0	0	0	4			
Kurt Abbott, R OBP: 0.314, SLG: 0.441		3-1 E3		2-3 K					0-0 F9	3	0	0	0	1	1	0			
Alex Arias, R OBP: 0.341, SLG: 0.357		2-3 K				0-0 G6-3		3-1 G5-3		4	0	0	0	0	2	2			
Steve Decker, R OBP: 0.326, SLG: 0.345			0-3 K			1-1 G6-3		2-3 K		3	0	0	0	0	2	0			
Tommy Gregg, L OBP: 0.305, SLG: 0.395									4-1 BB BB	0	0	0	0	1	0	0			
Willie Banks, R OBP: 0.308, SLG: 0.292			1-0 1B			2-3 K		1-1 B4-3 1B		2	0	1	0	0	1	0			
Inning Stats	R: 0 E: 0 K: 1 S: 8	H: 0 LOB: 0 BB: 1 P: 15	R: 0 E: 1 K: 1 S: 8	H: 0 LOB: 1 BB: 0 P: 14	R: 0 E: 0 K: 1 S: 9	H: 2 LOB: 2 BB: 0 P: 13	R: 0 E: 0 K: 1 S: 7	H: 0 LOB: 0 BB: 0 P: 10	R: 0 E: 0 K: 0 S: 10	H: 1 LOB: 2 BB: 1 P: 20	R: 0 E: 0 K: 1 S: 6	H: 0 LOB: 0 BB: 0 P: 11	R: 1 E: 0 K: 0 S: 12	H: 2 LOB: 2 BB: 1 P: 19	R: 0 E: 0 K: 1 S: 5	H: 0 LOB: 3 BB: 3 P: 21	1B: 5 2B: 0 3B: 0 HR: 0	SF: 0 SAC: 0 DP: 1 HBP: 0	WP: 0 PA: 37 PB: 0 SB: 0 CS: 1
PITCHER	IP WLS BF H R ER SO BB IBB HBP BLK WP HR S P ERA WHIP																		
Mike Mims, L ERA: 4.01	(1, 1) 7.2 W 30 4 1 1 6 3 0 0 0 0 0 0 0 61 105 1.17 0.913																		
Ricky Bottalico, R ERA: 2.38	(8, 1) 0.1 2 1 0 0 0 0 0 0 0 0 0 0 4 6 0.00 3.000																		
Heathcliff Slocumb, R ERA: 3.0	(9, 1) 0.1 4 0 0 0 1 3 0 0 0 0 0 0 0 5 19 0.00 9.000																		
Steve Frey, L ERA: 3.33	(9, 1) 0.2 S 1 0 0 0 0 0 0 0 0 0 0 0 0 1 2 0.00 0.000																		


AB	31
R	1
H	5
RBI	1
BB	6
SO	7
LOB	20




Batter	1	2	3	4	5	6	7	8	9	AB	R	H	RBI	BB	SO	LOB	BOTTOM	
Mickey Morandini, L OBP: 0.354, SLG: 0.421	3-2 F7		1-0 P4			0-0 F9 SH1-3 1B		4-0 IBB		3	1	1	0	1	0	1	Florida Marlins @ Philadelphia Phillies Veterans Stadium, Philadelphia, PA Thu Sep 21 1995, 7:05 PM EDT Att: 18,953 - Unknown - 78 F	
Kevin Flora, R OBP: 0.292, SLG: 0.403	2-1 G5-3		2-2 G5-3			1-0 SH1-3		1-0 G5-3		3	0	0	0	0	0	3		
Jim Eisenreich, L OBP: 0.378, SLG: 0.469	2-2 G4-3			0-0 HR		3-1 F9		0-3 K		4	1	1	1	0	1	1		
Mark Whiten, S OBP: 0.337, SLG: 0.411		1-3 K		4-2 G4-3 BB		0-0 2B 1B		2-2 G5-3		3	0	1	1	1	1	0		
Charlie Hayes, R OBP: 0.345, SLG: 0.417		1-0 G4-3		1-0 G4-3		1-0 1-2 2B		1-3 K		4	0	1	0	0	1	1		
Gene Schall, R OBP: 0.317, SLG: 0.308		2-3 K		2-3 K		1-0 F8				3	0	0	0	0	2	2		
Lenny Webster, R OBP: 0.331, SLG: 0.382			1-1 G4-3 1B 2B		1-2 G3		3-2 SH1-4 1B			3	1	2	0	0	0	0		
Kevin Stocker, S OBP: 0.306, SLG: 0.276			1-0 G4-3		0-3 K		0-0 P5			3	0	0	0	0	1	2		
Mike Mims, L OBP: 0.143, SLG: 0.171	(1, 1) 5.2 L 23 6 3 3 4 1 0 0 0 0 0 0 0 1 48 77 4.76 1.235																	
Ricky Bottalico, L ERA: 3.82	(8, 1) 0.1 1 0 0 0 0 0 0 0 0 0 0 0 1 2 0.00 0.000																	
Heathcliff Slocumb, R ERA: 2.08	(7, 1) 1.0 5 1 0 0 0 0 0 1 0 0 0 0 0 9 18 0.00 1.000																	
Terry Mathews, R ERA: 3.49	(8, 1) 1.0 3 0 0 0 0 2 0 0 0 0 0 0 0 9 12 0.00 0.000																	
Inning Stats	R: 0 E: 0 K: 0 S: 10	H: 0 LOB: 0 BB: 0 P: 17	R: 0 E: 0 K: 2 S: 9	H: 0 LOB: 0 BB: 0 P: 13	R: 1 E: 0 K: 1 S: 7	H: 1 LOB: 1 BB: 0 P: 14	R: 0 E: 0 K: 1 S: 7	H: 0 LOB: 0 BB: 0 P: 8	R: 1 E: 0 K: 0 S: 7	H: 3 LOB: 2 BB: 0 P: 13	R: 0 E: 0 K: 0 S: 9	H: 1 LOB: 2 BB: 1 P: 18	R: 0 E: 0 K: 2 S: 9	H: 0 LOB: 0 BB: 0 P: 12	1B: 4 2B: 2 3B: 0 HR: 1	SF: 0 SAC: 2 DP: 1 HBP: 0	WP: 0 PA: 32 PB: 0 SB: 0 CS: 0	
PITCHER	IP WLS BF H R ER SO BB IBB HBP BLK WP HR S P ERA WHIP																	
Willie Banks, R ERA: 5.85	(1, 1) 5.2 L 23 6 3 3 4 1 0 0 0 0 0 0 0 1 48 77 4.76 1.235																	
Richie Lewis, R ERA: 3.82	(8, 1) 0.1 1 0 0 0 0 0 0 0 0 0 0 0 1 2 0.00 0.000																	
Jay Powell, R ERA: 2.08	(7, 1) 1.0 5 1 0 0 0 0 0 1 0 0 0 0 0 9 18 0.00 1.000																	
Terry Mathews, R ERA: 3.49	(8, 1) 1.0 3 0 0 0 0 2 0 0 0 0 0 0 0 9 12 0.00 0.000																	

AB	28
R	3
H	7
RBI	3
BB	2
SO	6
LOB	10

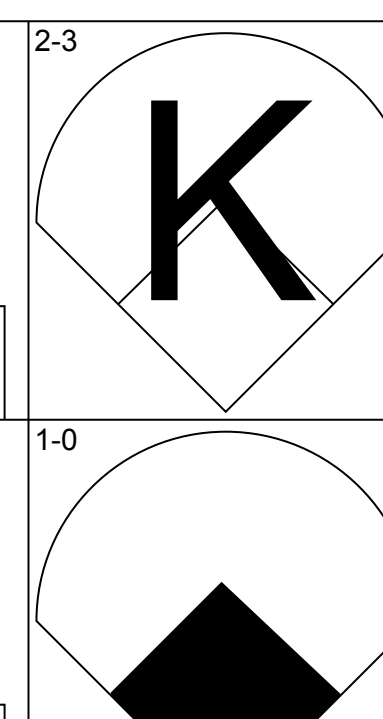
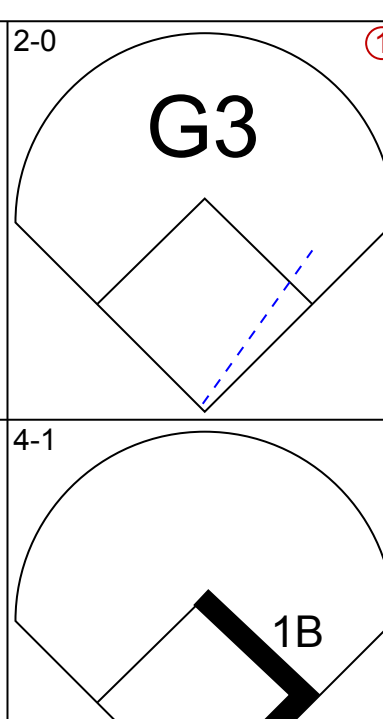
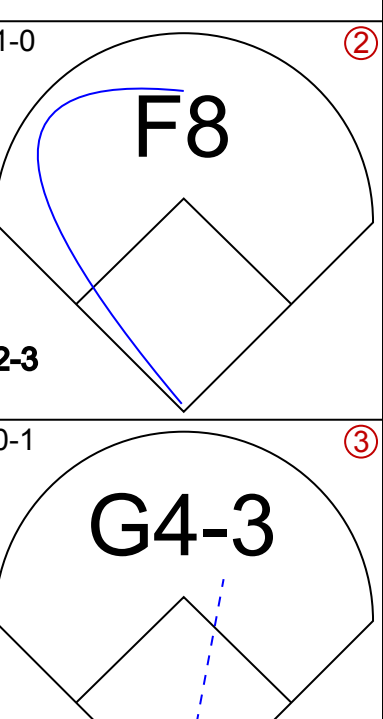
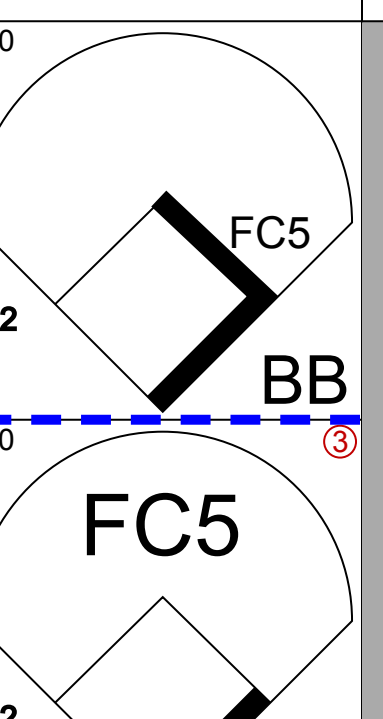
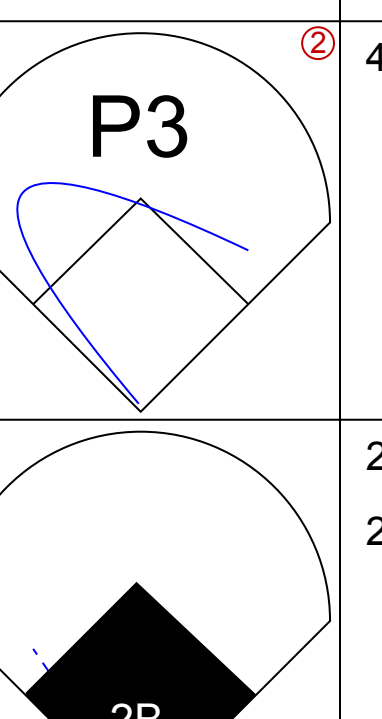
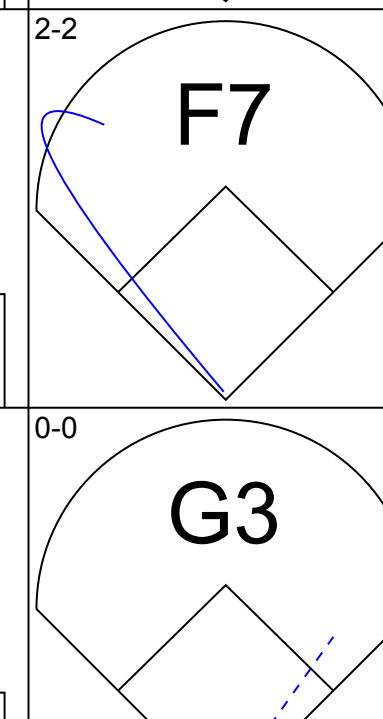
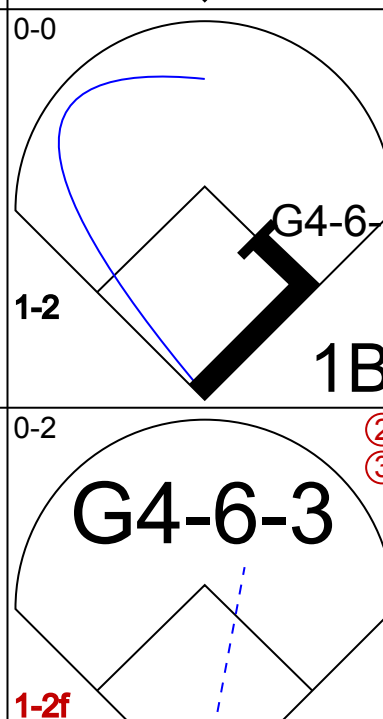


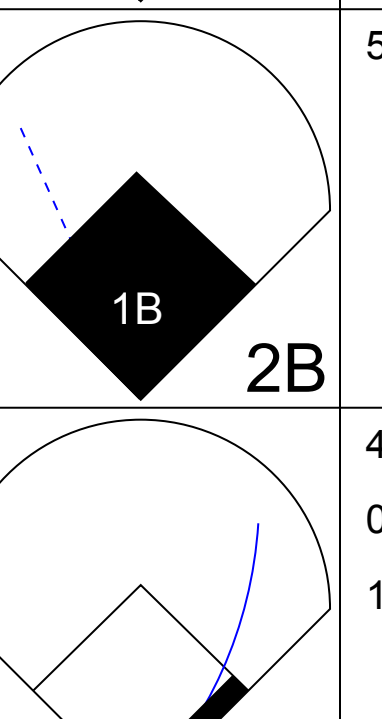


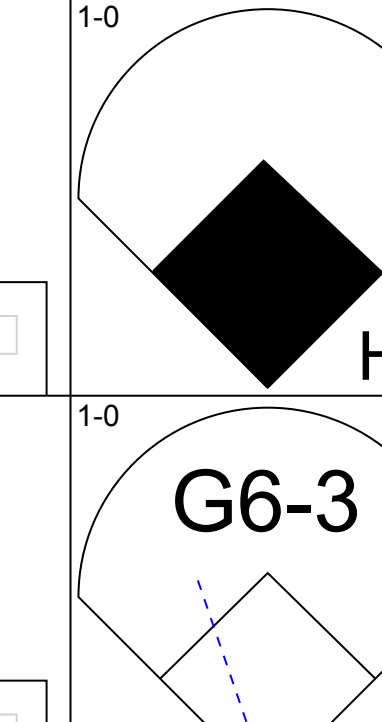
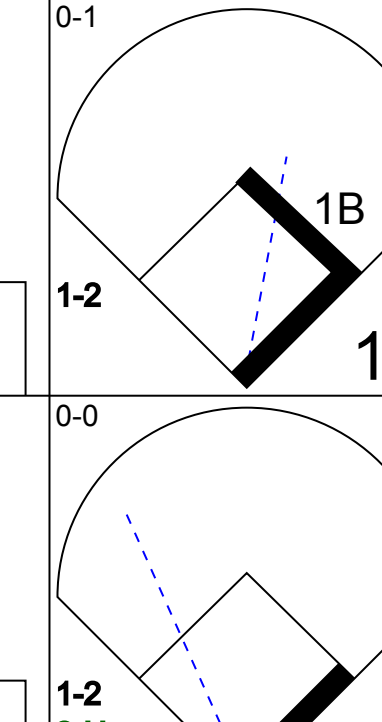
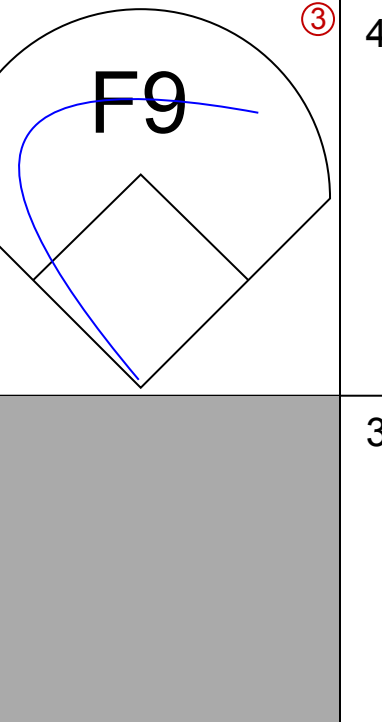



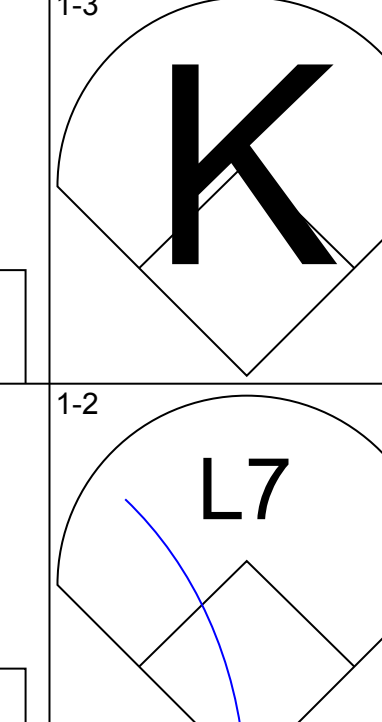

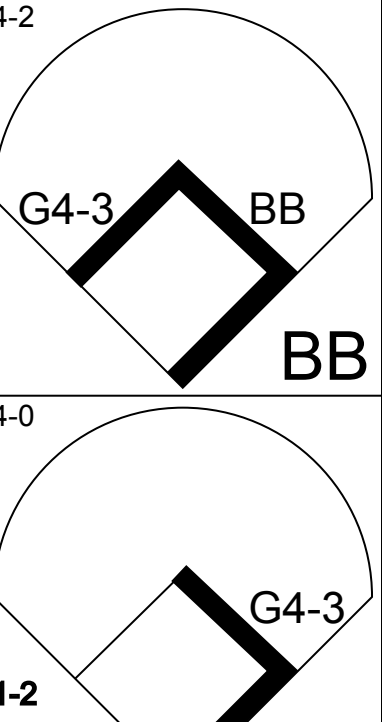
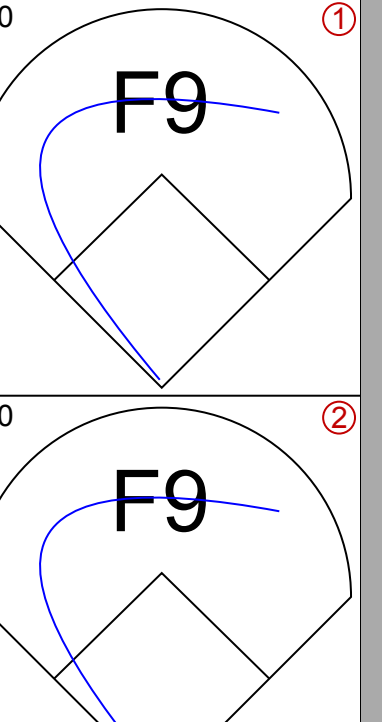
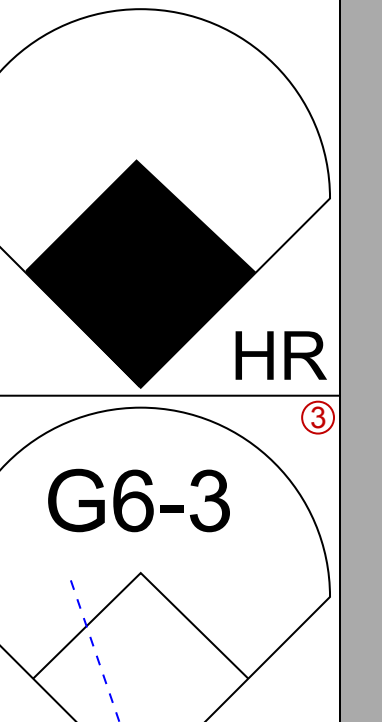
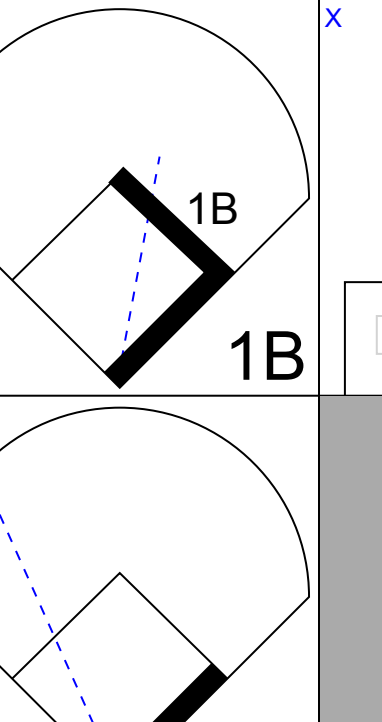
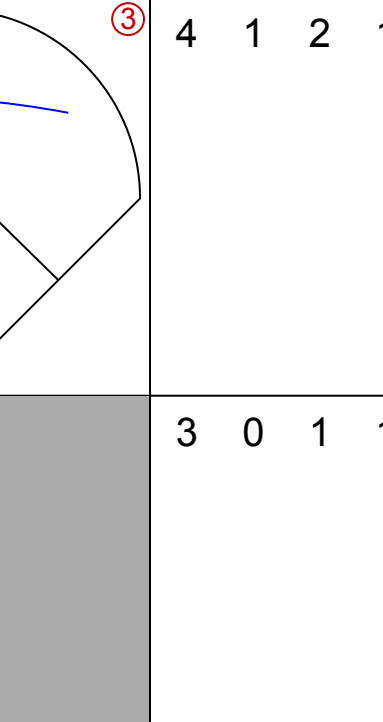
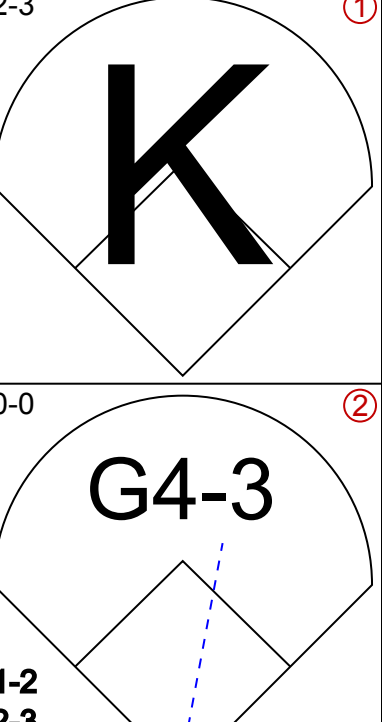
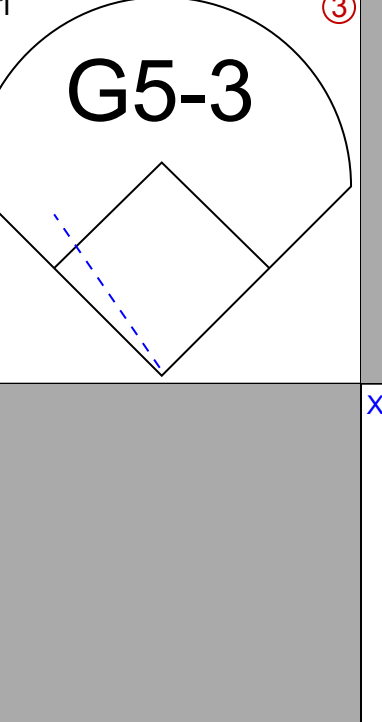
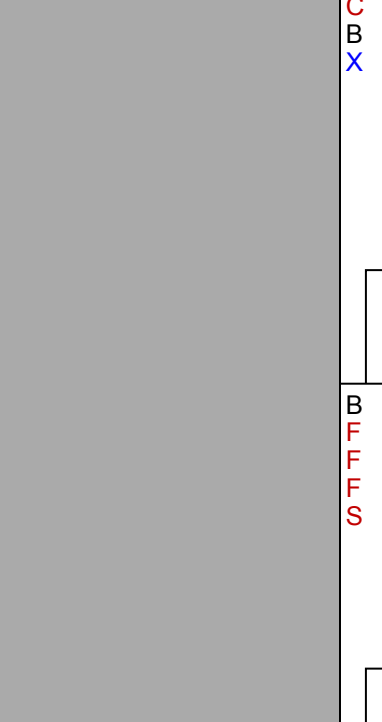
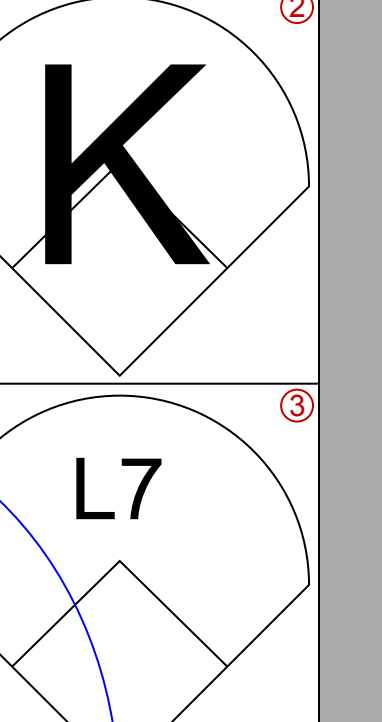
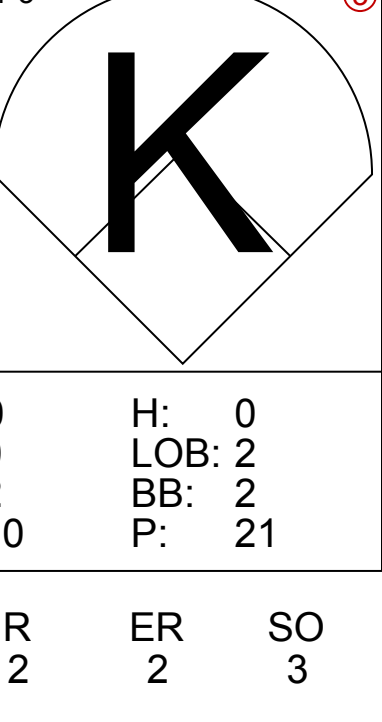
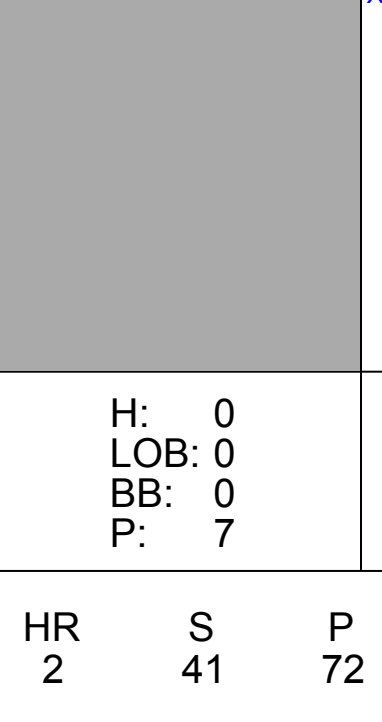
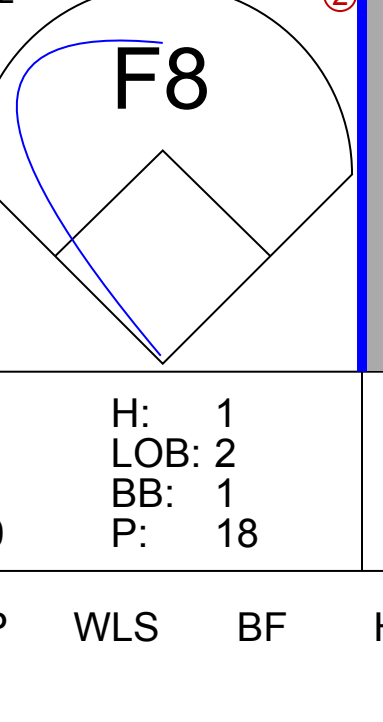
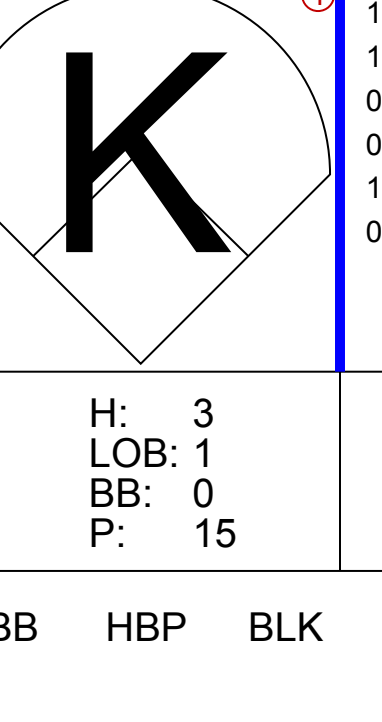
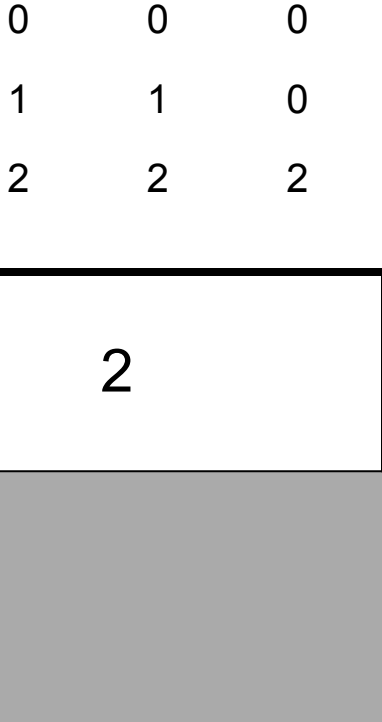
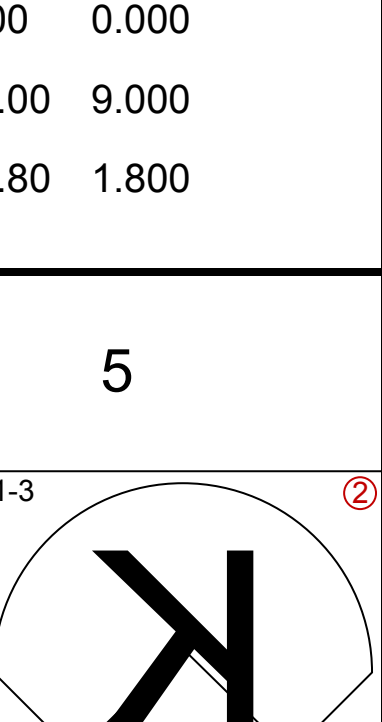
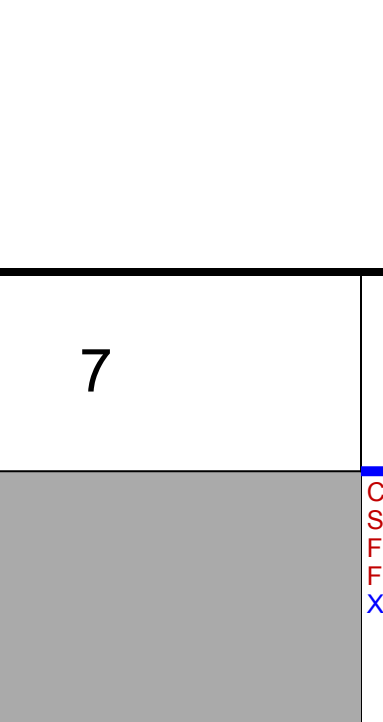
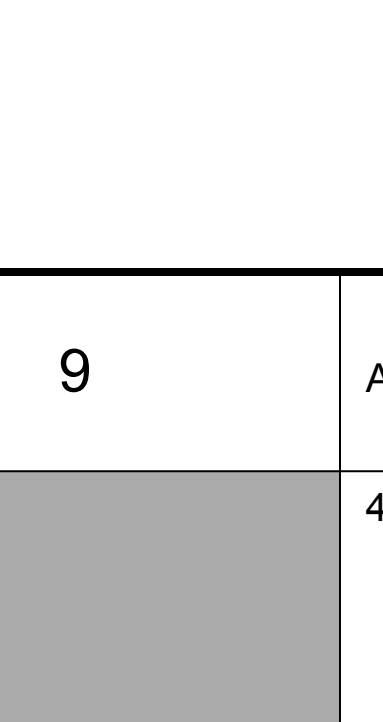

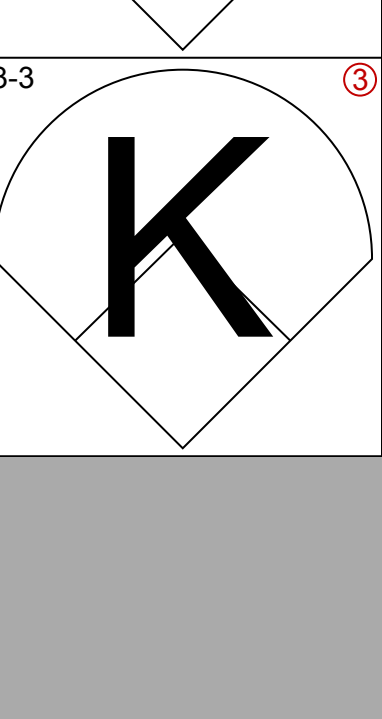




Batter	1	2	3	4	5	6	7	8	9	AB	R	H	RBI	BB	SO	LOB	TOP
Joe Orsulak, L (1, 7) OBP: 0.324, SLG: 0.368	1-1 F8		2-1 G6-3			2-1 G4-3		0-0 G4-3		4	0	0	0	0	0	0	<p>New York Mets @ Florida Marlins Joe Robbie Stadium, Miami, FL Fri Sep 22, 1995, 7:05 PM EDT Att: 24,580 - Unknown - 85 F</p> <p>livebaseballscores.com</p> <p>AB 27 R 0 H 4 RBI 0 BB 1 SO 6 LOB 9</p> 
Jose Vizcaino, S (1, 6) OBP: 0.314, SLG: 0.344	0-0 2B				2-1 G4-3	1-0 G3				3	0	1	0	0	0	0	
Carl Everett, S (1, 9) OBP: 0.344, SLG: 0.454	3-2 G3			2-3 K		4-1 1B BB				2	0	0	0	1	1	1	
Jeff Kent, R (1, 4) OBP: 0.326, SLG: 0.460	1-3 K			0-2 F8		2-2 1B		1-3 1B		3	0	1	0	0	1	1	
Rico Brogna, L (1, 3) OBP: 0.345, SLG: 0.500			2-1 F8			0-0 1B 1B		0-2 G4-3		3	0	1	0	0	0	2	
Todd Hundley, S (1, 2) OBP: 0.393, SLG: 0.502			2-1 G4-3			2-3 K		2-2 G1-3		3	0	0	0	0	1	1	
Edgardo Alfonzo, R (1, 5) OBP: 0.294, SLG: 0.380			0-0 L9			1-2 1B		1-2 G6-3		3	0	1	0	0	0	0	
Tim Bogar, R (7, 5) OBP: 0.333, SLG: 0.370						1-2 1B				0	0	0	0	0	0	0	
Ryan Thompson, R (1, 8) OBP: 0.308, SLG: 0.389			2-3 K			3-3 K		1-3 K2-3		3	0	0	0	0	3	2	
Paul Byrd, R (7, 1) OBP: 1.000, SLG: 1.000										0	0	0	0	0	0	0	
Reid Cornelius, R (1, 1) OBP: 0.111, SLG: 0.111			0-0 G4-3			0-0 L6		2-1 F8		1	0	0	0	0	0	0	
Bill Spiers, L (5, PH) OBP: 0.300, SLG: 0.242										1	0	0	0	0	0	2	
Bias Minor, R (5, 1) OBP: 0.315, SLG: 0.304										0	0	0	0	0	0	0	
Damon Buford, R (7, 8) OBP: 0.315, SLG: 0.304										1	0	0	0	0	0	0	
Inning Stats	R: 0 E: 0 K: 1 S: 9	H: 1 LOB: 1 BB: 0 P: 14	R: 0 E: 0 K: 0 S: 5	H: 0 LOB: 0 BB: 0 P: 9	R: 0 E: 0 K: 1 S: 6	H: 0 LOB: 0 BB: 0 P: 10	R: 0 E: 0 K: 1 S: 8	H: 0 LOB: 0 BB: 0 P: 12	R: 0 E: 0 K: 2 S: 11	H: 2 LOB: 2 BB: 0 P: 17	R: 0 E: 0 K: 0 S: 10	H: 1 LOB: 2 BB: 1 P: 19	R: 0 E: 0 K: 1 S: 11	H: 0 LOB: 0 BB: 0 P: 15	R: 0 E: 0 K: 0 S: 3	H: 0 LOB: 0 BB: 0 P: 5	1B: 3 2B: 1 3B: 0 HR: 0 SF: 0 SAC: 0 DP: 0 HBP: 0 WP: 0 PA: 28 CS: 0
PITCHER Pat Rapp, R (1, 1) ERA: 3.59	IP: 7.2 WLS: W BF: 28 H: 4 R: 0 ER: 0 SO: 6 BB: 1 IBB: 0 HBP: 0 BLK: 0 WP: 0 HR: 0 S: 63 P: 101 ERA: 0.00 WHIP: 0.652															PITCHER	

Batter	1	2	3	4	5	6	7	8	9	AB	R	H	RBI	BB	SO	LOB	BOTTOM
Quiulvio Veras, S (1, 4) OBP: 0.384, SLG: 0.373	2-1 1B BB 1B					0-0 B5-3		1-2 L8		3	1	1	0	0	0	1	<p>New York Mets @ Florida Marlins Joe Robbie Stadium, Miami, FL Fri Sep 22, 1995, 7:05 PM EDT Att: 24,580 - Unknown - 85 F</p> <p>livebaseballscores.com</p> <p>AB 24 R 3 H 5 RBI 2 BB 6 SO 5 LOB 19</p> 
Jerry Browne, S (5, 4) OBP: 0.350, SLG: 0.284		0-2 P4				1-2 G1-3		1-2 F8		4	2	2	0	0	0	1	
Jesus Tavarez, S (1, 8) OBP: 0.337, SLG: 0.365	0-1 BB 1B SF9 1B		2-1 S WP 2B		1-0 G1-3		1-2 F8			4	2	2	0	0	0	1	
Gary Sheffield, R (1, 9) OBP: 0.459, SLG: 0.571	0-0 SF9 1B 1-2 2-3 1B		4-2 WP S BB		1-3 K		4-2 FC4-6 BB			2	0	1	0	2	1	0	
Jeff Conine, R (1, 7) OBP: 0.378, SLG: 0.511	4-2 BB		1-2 L3		1-3 K		1-2 FC4-6			3	0	0	1	1	1	3	
Greg Colbrunn, R (1, 3) OBP: 0.311, SLG: 0.452	1-1 SF9		4-0 WP IBB		2-3 K		1-3 K			2	0	0	1	1	2	1	
Kurt Abbott, R (1, 6) OBP: 0.314, SLG: 0.442	2-3 3-H P3		0-3 K			0-0 SH1-4 2B				3	0	1	0	0	1	5	
Alex Arias, R (1, 5) OBP: 0.336, SLG: 0.351	0-0 P4		3-1 F9			1-1 L6				3	0	0	0	0	0	5	
Steve Decker, R (1, 2) OBP: 0.333, SLG: 0.342		0-2 F7		4-1 FC3-6 BB		4-1 SH1-4 BB				1	0	0	0	2	0	0	
Pat Rapp, R (1, 1) OBP: 0.113, SLG: 0.132		0-0 G6-3		0-0 FC3-6 B5-3		2-0 SH1-4		1-2 2-3		2	0	0	0	0	0	1	
Inning Stats	R: 2 E: 0 K: 0 S: 12	H: 3 LOB: 2 BB: 1 P: 19	R: 0 E: 0 K: 0 S: 7	H: 0 LOB: 0 BB: 0 P: 7	R: 1 E: 0 K: 1 S: 13	H: 1 LOB: 2 BB: 2 P: 27	R: 0 E: 0 K: 0 S: 4	H: 0 LOB: 1 BB: 1 P: 9	R: 0 E: 0 K: 3 S: 9	H: 0 LOB: 0 BB: 0 P: 13	R: 0 E: 0 K: 0 S: 8	H: 1 LOB: 2 BB: 1 P: 16	R: 0 E: 0 K: 1 S: 11	H: 0 LOB: 1 BB: 1 P: 18	R: 0 E: 0 K: 0 S: 0	H: 0 LOB: 0 BB: 0 P: 0	1B: 3 2B: 2 3B: 0 HR: 0 SF: 1 SAC: 1 DP: 0 HBP: 0 WP: 1 PA: 32 CS: 0
PITCHER Reid Cornelius, R (1, 1) ERA: 5.93	IP: 4.0 WLS: L BF: 20 H: 4 R: 3 ER: 3 SO: 3 BB: 3 IBB: 1 HBP: 0 BLK: 0 WP: 0 HR: 0 S: 36 P: 62 ERA: 6.75 WHIP: 1.750															PITCHER	
Bias Minor, R (5, 1) ERA: 3.74	2.0 8 1 0 0 3 1 0 0 0 0 0 17 29 0.00 1.000																
Paul Byrd, R (7, 1) ERA: 1.77	1.0 4 0 0 0 1 1 0 0 0 0 0 11 18 0.00 1.000																

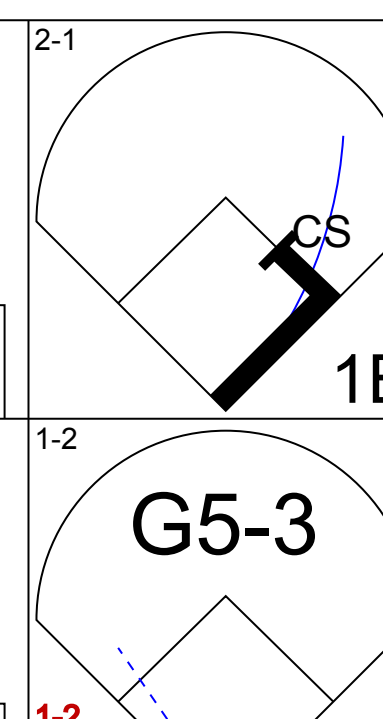
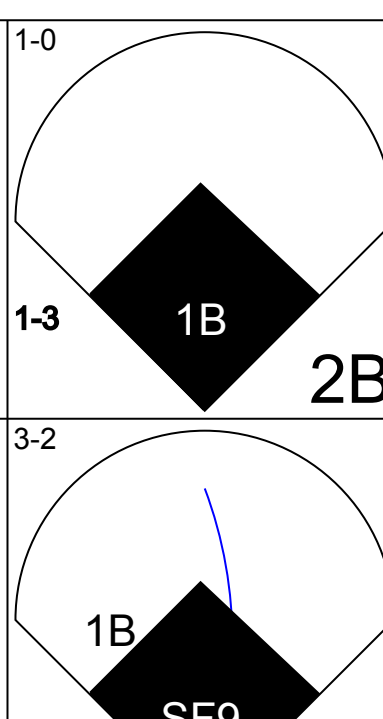
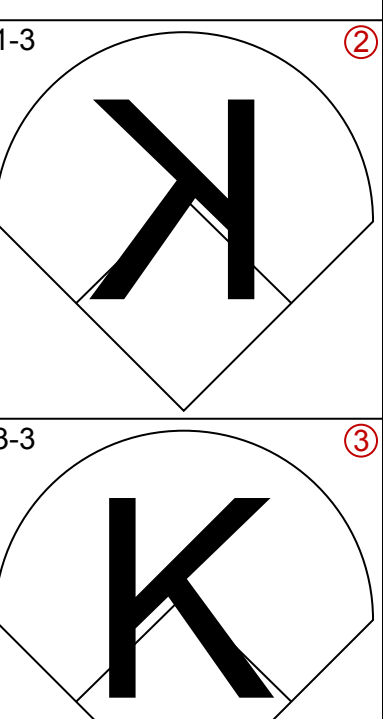
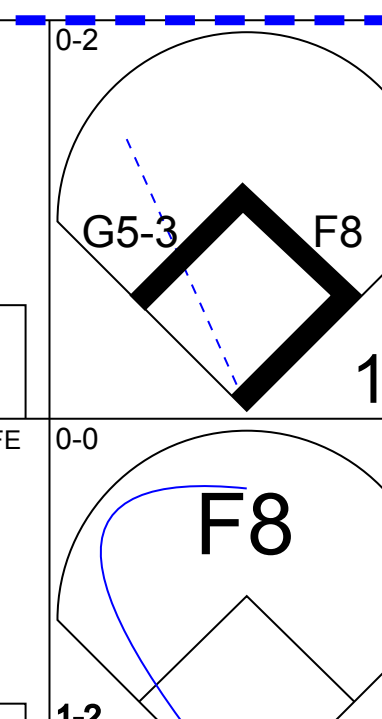
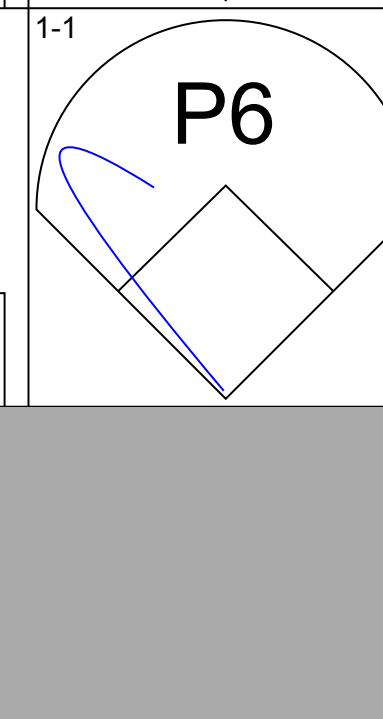
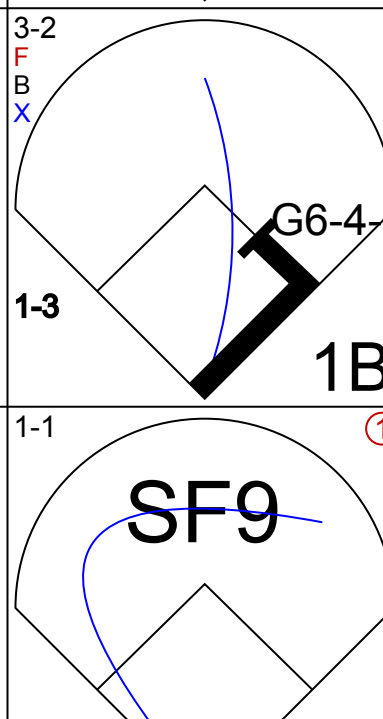

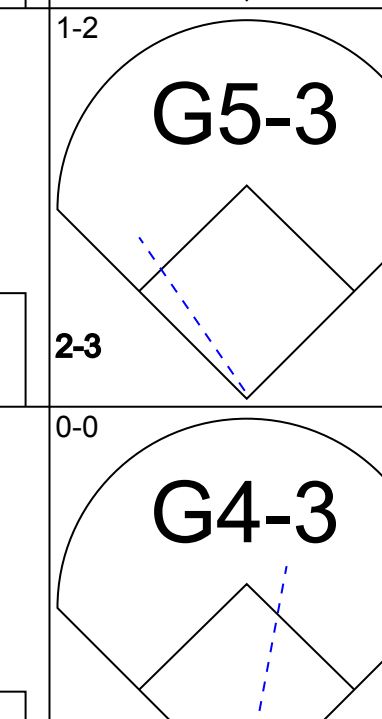

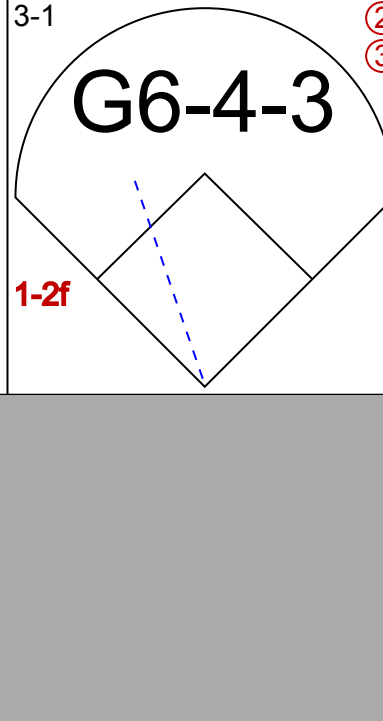
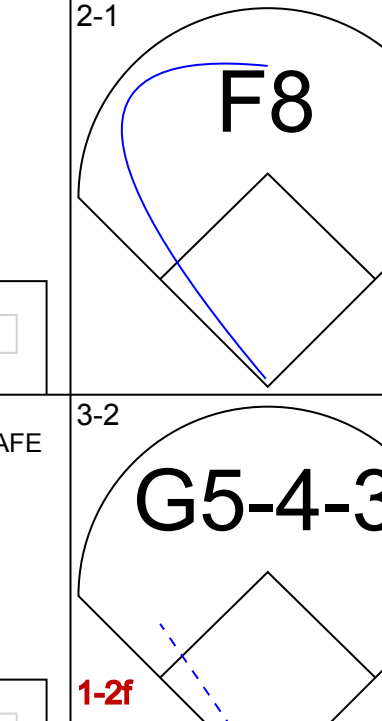

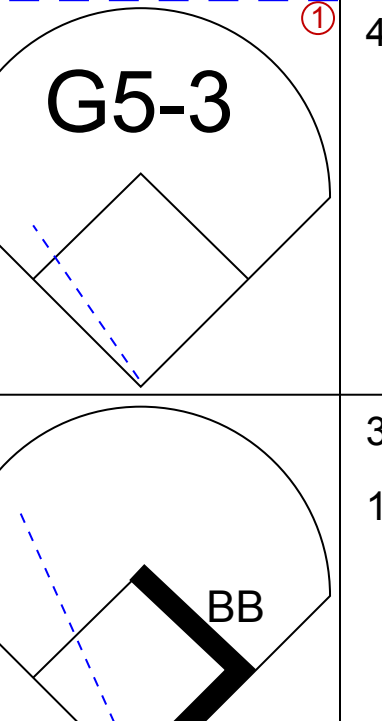
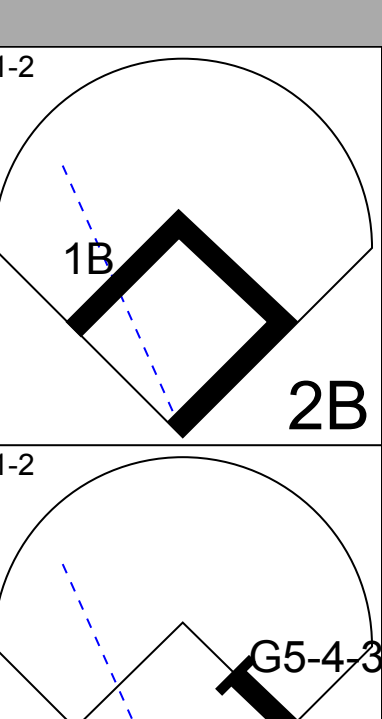
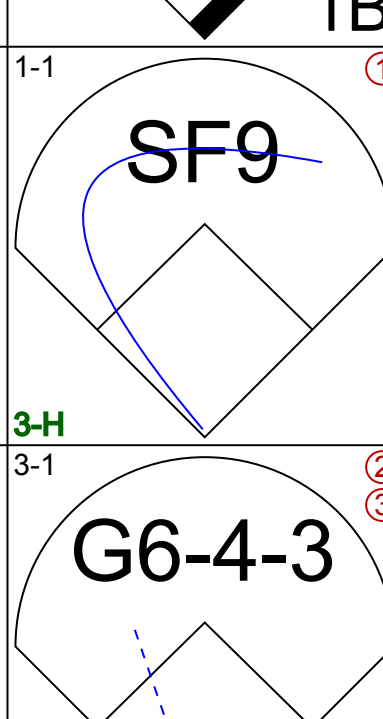
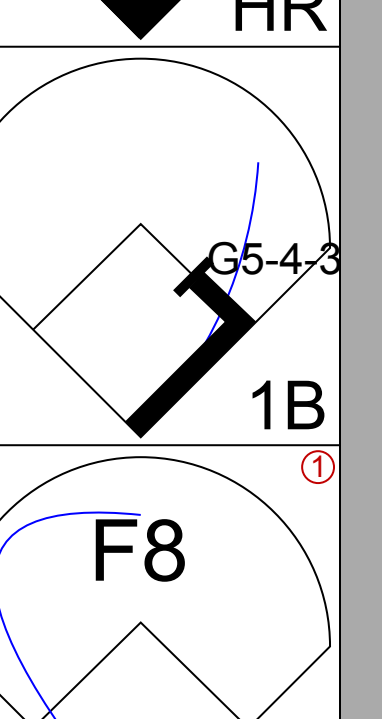
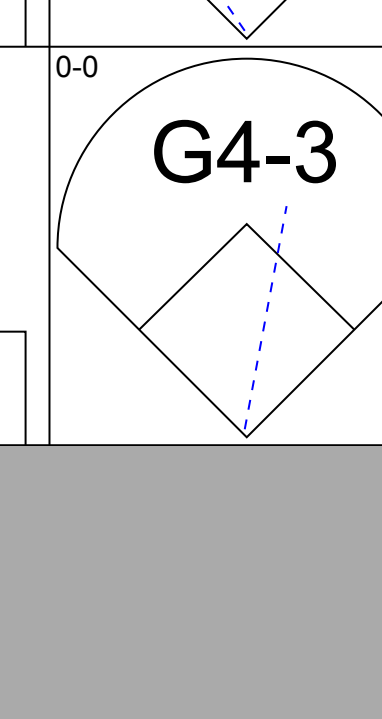
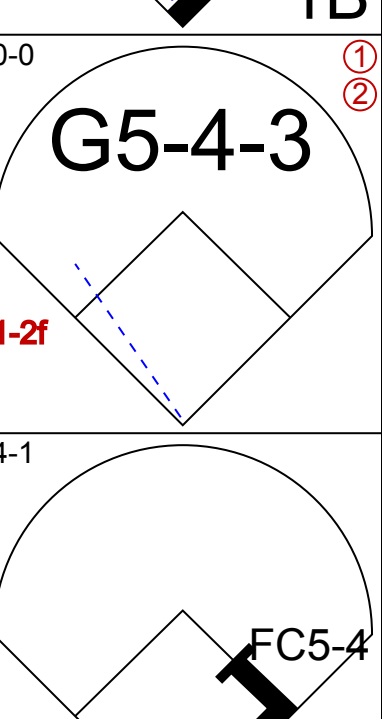

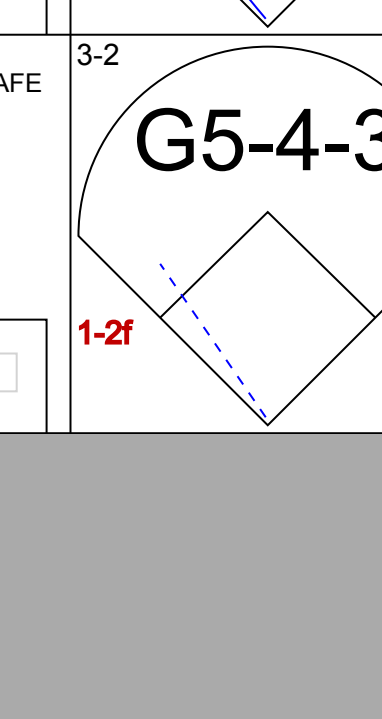


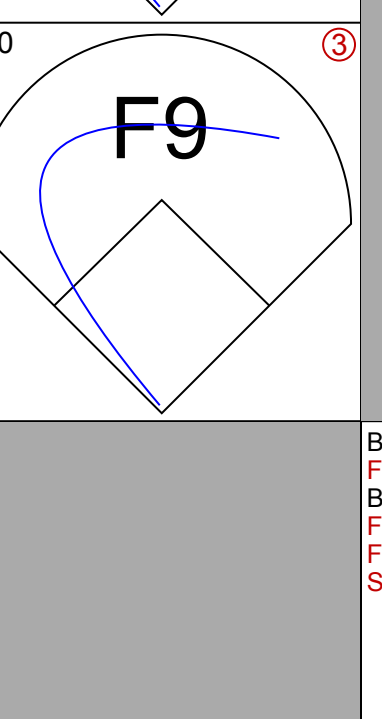


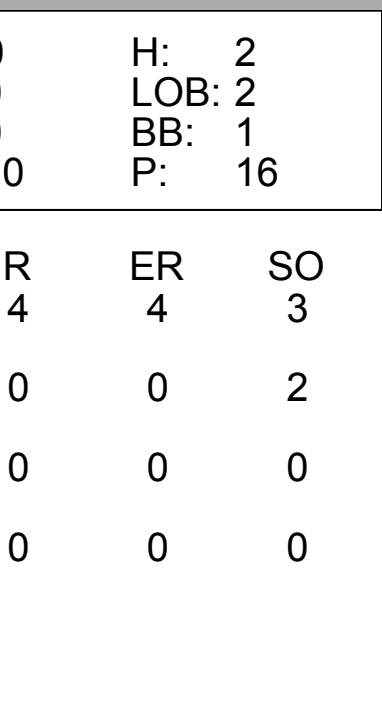
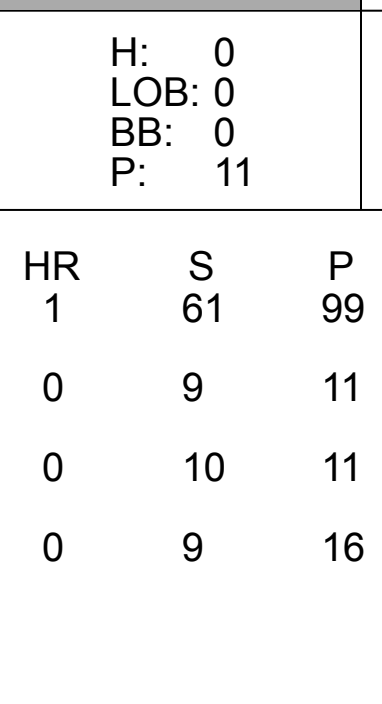
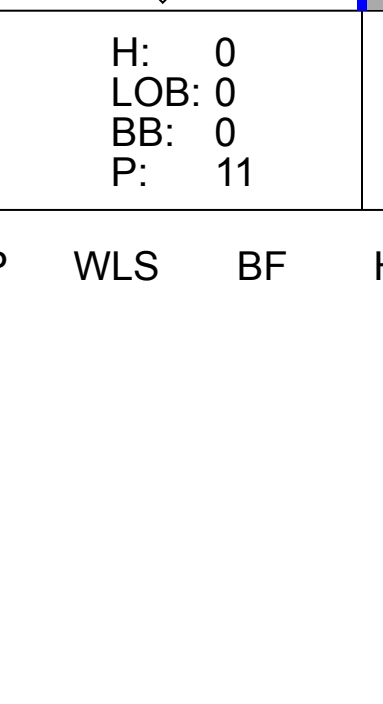
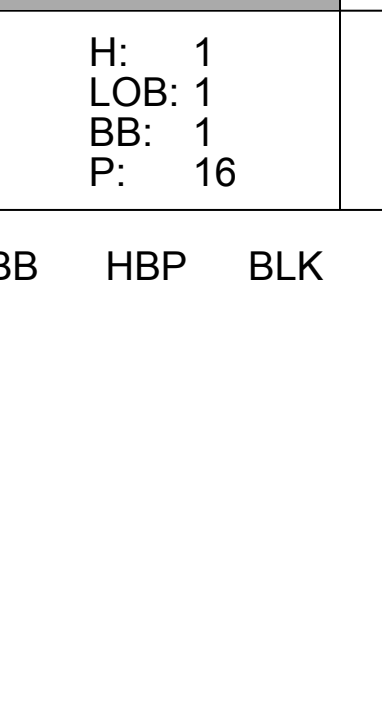
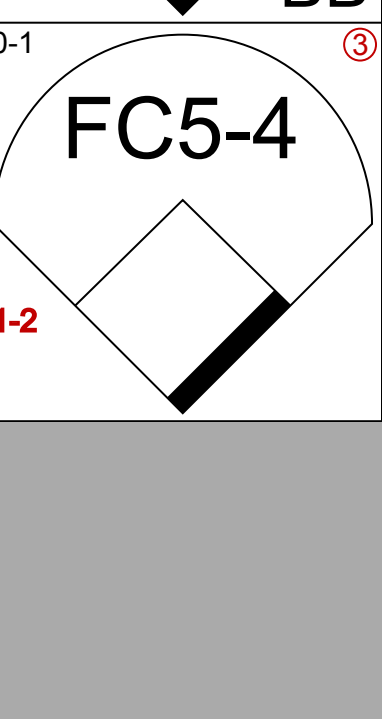
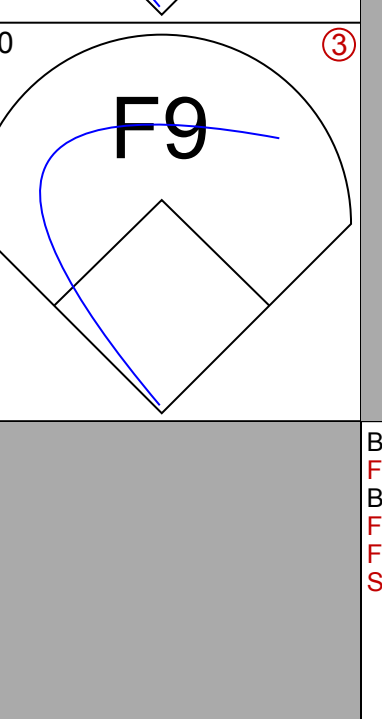
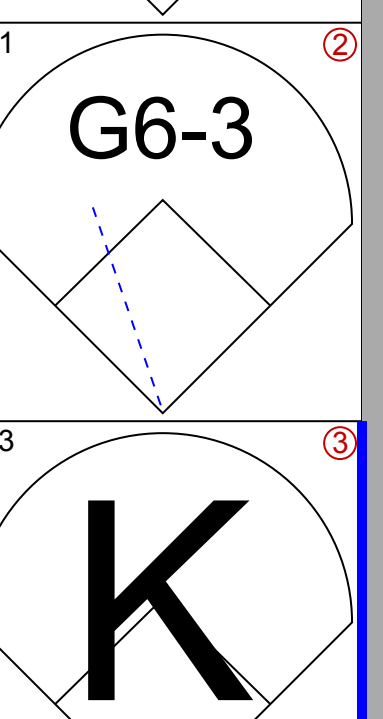
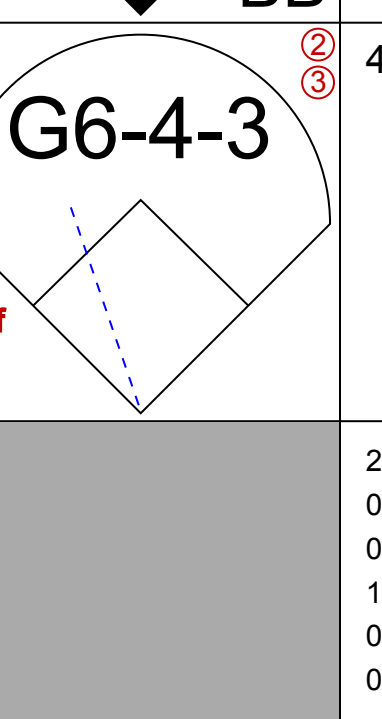
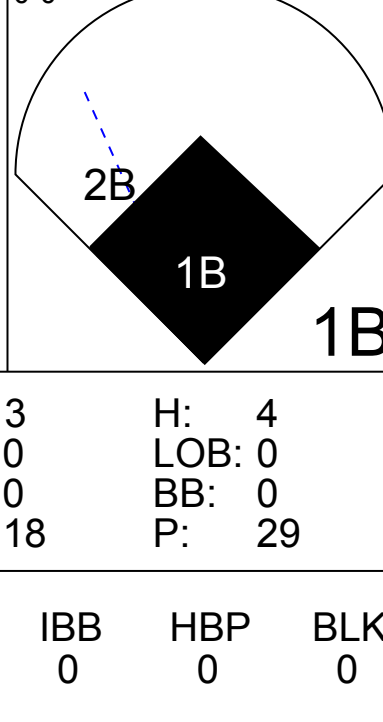
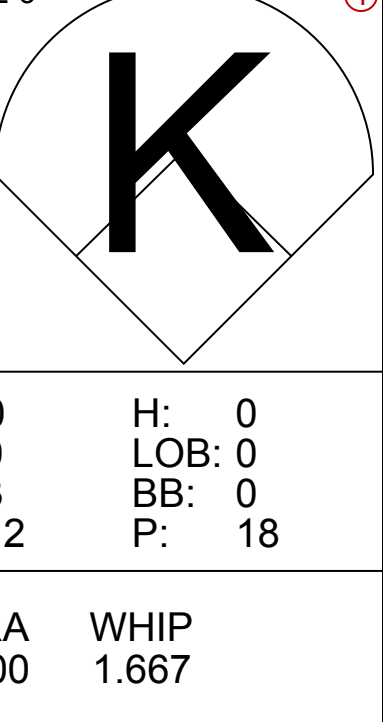
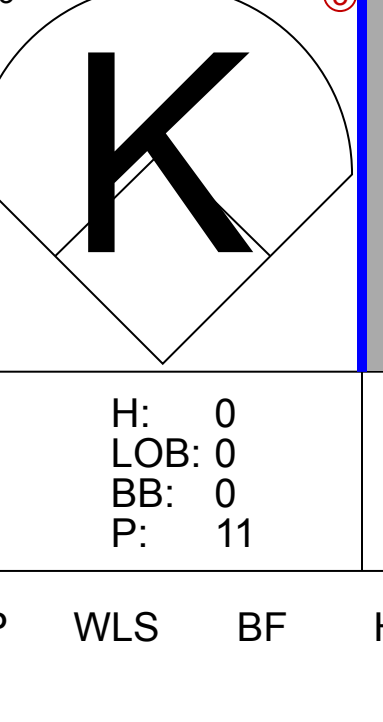
Batter	1	2	3	4	5	6	7	8	9	AB R H RBI BB SO LOB	TOP												
Rondell White, R OBP: 0.361, SLG: 0.472 F.P. Santangelo, S OBP: 0.375, SLG: 0.402	(1, 8) F7	(1, 2) P2		(2, 2) 1B		(1, 0) G5-3		(0, 1) 1B		4 0 1 0 0 0 0 1 0 1 0 0 0 0	Montreal Expos @ Florida Marlins Joe Robbie Stadium, Miami, FL Mon Sep 25 1995, 7:05 PM EDT Att: 16,230 - Unknown - 87 F												
David Sequi, S OBP: 0.366, SLG: 0.462 Shane Andrews, R OBP: 0.263, SLG: 0.338	(1, 3) HR	(1, 2) G5-3		(0, 2) G3		(2, 0) G3-1		(1, 2) K		4 1 1 0 0 0 1 1 0 0 0 0 1 1													
Wil Cordero, R OBP: 0.339, SLG: 0.419 Curtis Pride, L OBP: 0.246, SLG: 0.200	(1, 7) HR	(1, 0) HR		(0, 2) 1B		(0, 3) K		(2, 3) K		5 3 3 3 0 2 0 0 0 0 0 0 0 0													
Darrin Fletcher, L OBP: 0.360, SLG: 0.459 Joe Siddall, L OBP: 0.500, SLG: 0.375	(1, 2) F7	(1, 2) G6-3		(0, 2) L4		(0, 0) 1B		(4, 2) 1B		4 0 1 0 0 0 1 0 1 0 0 1 0 0													
Sean Berry, R OBP: 0.366, SLG: 0.526 Dave Silvestri, R OBP: 0.302, SLG: 0.378	(1, 5) 3B		(2, 3) K	(1, 2) 1B		(1, 1) FC6-4		(0, 1) 1B		4 1 2 0 0 1 1 1 1 1 0 0 0 0													
Mike Lansing, R OBP: 0.298, SLG: 0.389 Yamil Benitez, R OBP: 0.458, SLG: 0.696	(1, 4) 3B		(2, 2) G5-3	(2, 2) G3		(2, 2) K		(0, 0) 1B		3 1 0 0 1 1 3 1 0 1 1 0 0 0													
Tony Tarasco, L OBP: 0.324, SLG: 0.397	(1, 9) 3B		(2, 0) G3	(4, 0) 1B		(2, 2) G4-3		(2, 0) 1B		4 1 2 2 1 0 1													
Mark Grudzielanek, R OBP: 0.312, SLG: 0.329	(1, 6) 1B		(0, 0) L9	(4, 0) 1B		(0, 1) G5-3		(0, 0) FC5-4		4 0 1 2 1 0 2													
Kirk Rueter, L Gil Heredia, R OBP: 0.182, SLG: 0.182	(1, 1) G3		(1, 1) G6-3	(1, 1) FC6-4		(0, 1) G1-3		(0, 0) G5-6-3		3 0 0 0 0 0 4 2 0 0 0 0 0 2													
Inning Stats	R: 5 E: 0 K: 0 S: 15	H: 5 LOB: 1 BB: 1 P: 27	R: 1 E: 0 K: 0 S: 8	H: 1 LOB: 0 BB: 0 P: 13	R: 0 E: 0 K: 1 S: 8	H: 0 LOB: 0 BB: 0 P: 14	R: 0 E: 0 K: 0 S: 11	H: 1 LOB: 1 BB: 0 P: 14	R: 1 E: 0 K: 0 S: 14	H: 2 LOB: 3 BB: 2 P: 26		R: 0 E: 0 K: 1 S: 5	H: 0 LOB: 0 BB: 0 P: 8	R: 0 E: 0 K: 1 S: 9	H: 1 LOB: 1 BB: 0 P: 12	R: 0 E: 0 K: 1 S: 9	H: 1 LOB: 1 BB: 0 P: 10	R: 2 E: 0 K: 1 S: 13	H: 3 LOB: 2 BB: 1 P: 21	1B: 10 2B: 1 3B: 1 HR: 2	SF: 0 SAC: 0 DP: 0 HBP: 0	WP: 1 PB: 0 SB: 0 CS: 0	PA: 45
PITCHER	IP WLS BF H R ER SO BB IBB HBP BLK WP HR S P ERA WHIP											PITCHER	IP WLS BF H R ER SO BB IBB HBP BLK WP HR S P ERA WHIP										
John Burkett, R ERA: 4.27	(1, 1) 3.0 L 16 6 6 6 1 1 0 0 0 0 0 2 31 54 18.00 2.333																						
Richie Lewis, R ERA: 3.75	(4, 1) 3.0 14 3 1 1 1 0 2 0 0 0 1 0 30 48 3.00 1.000																						
Aaron Small, R ERA: 1.42	(7, 1) 2.0 8 2 0 0 2 0 0 0 0 0 0 0 18 22 0.00 1.000																						
Randy Veres, R ERA: 3.88	(9, 1) 1.0 7 3 2 2 1 1 0 0 0 0 0 0 13 21 18.00 4.000																						
Batter	1	2	3	4	5	6	7	8	9	AB R H RBI BB SO LOB	BOTTOM												
Chuck Carr, S OBP: 0.323, SLG: 0.295	(1, 8) F7			(2, 1) P5		(2, 3) K			(0, 0) G1-3	4 0 0 0 0 1 1	Montreal Expos @ Florida Marlins Joe Robbie Stadium, Miami, FL Mon Sep 25 1995, 7:05 PM EDT Att: 16,230 - Unknown - 87 F												
Alex Arias, R OBP: 0.333, SLG: 0.352	(1, 6) F7			(0, 0) L7		(1, 0) 1B		(1, 1) F8	4 0 1 0 0 0 0														
Jeff Conine, R OBP: 0.377, SLG: 0.504	(1, 7) L7			(2, 0) F9		(0, 1) P2		(2, 0) G6-3	4 0 0 0 0 0 2														
Terry Pendleton, S OBP: 0.339, SLG: 0.440		(0, 2) G3-1			(1, 3) K		(1, 2) G4-3		3 0 0 0 0 1 0														
Greg Colbrunn, R OBP: 0.308, SLG: 0.446		(0, 1) F8			(2, 2) 1B		(0, 0) P3		3 0 1 0 0 0 0														
Russ Morman, R OBP: 0.333, SLG: 0.485		(2, 3) K			(1, 2) L8		(0, 1) G6-3		3 0 0 0 0 1 1														
Steve Decker, R OBP: 0.327, SLG: 0.333			(2, 2) F8		(2, 2) L7		(2, 3) K2-3		3 0 0 0 0 1 1														
Jerry Browne, S OBP: 0.340, SLG: 0.283			(1, 3) K		(2, 2) P4		(1, 2) G6-3		3 0 0 0 0 1 0														
John Burkett, R OBP: 0.147, SLG: 0.123 Mario Diaz, R OBP: 0.281, SLG: 0.282 Richie Lewis, R OBP: 0.333, SLG: 0.344 Andre Dawson, R OBP: 0.325, SLG: 0.292 Willie Banks, R OBP: 0.325, SLG: 0.292 Aaron Small, R OBP: 0.325, SLG: 0.292 Tommy Gregg, L OBP: 0.325, SLG: 0.292 Randy Veres, R OBP: 0.325, SLG: 0.292	(1, 1) P2			(2, 2) 1B		(1, 1) 1B		(2, 1) L6	0 0 0 0 0 0 0 1 0 0 0 0 0 0 0 0 0 0 0 0 0 1 0 1 0 0 0 0 0 0 0 0 0 0 0 0 0 0 0 0 0 0 1 0 0 0 0 0 0 0 0 0 0 0 0 0														
Inning Stats	R: 0 E: 0 K: 0 S: 9	H: 0 LOB: 0 BB: 0 P: 12	R: 0 E: 0 K: 1 S: 11	H: 0 LOB: 0 BB: 0 P: 13	R: 0 E: 0 K: 1 S: 10	H: 0 LOB: 0 BB: 0 P: 15	R: 0 E: 0 K: 0 S: 4	H: 0 LOB: 0 BB: 0 P: 8	R: 0 E: 0 K: 1 S: 15	H: 1 LOB: 1 BB: 0 P: 21		R: 0 E: 0 K: 1 S: 12	H: 2 LOB: 2 BB: 0 P: 18	R: 0 E: 0 K: 0 S: 6	H: 0 LOB: 0 BB: 0 P: 7	R: 0 E: 0 K: 1 S: 8	H: 0 LOB: 0 BB: 0 P: 13	R: 0 E: 0 K: 0 S: 4	H: 0 LOB: 0 BB: 0 P: 7	1B: 3 2B: 0 3B: 0 HR: 0	SF: 0 SAC: 0 DP: 0 HBP: 0	WP: 0 PB: 0 SB: 1 CS: 0	PA: 30
PITCHER	IP WLS BF H R ER SO BB IBB HBP BLK WP HR S P ERA WHIP											PITCHER	IP WLS BF H R ER SO BB IBB HBP BLK WP HR S P ERA WHIP										
Kirk Rueter, L ERA: 3.7	(1, 1) 5.2 W 20 3 0 0 0 0 0 0 0 0 0 0 20 29 0.00 0.000																						
Gil Heredia, R ERA: 4.34	(6, 1) 3.1 S 10 0 0 0 0 1 0 0 0 0 0 0 0 20 29 0.00 0.000																						



Batter	1	2	3	4	5	6	7	8	9	AB	R	H	RBI	BB	SO	LOB	TOP					
Rondell White, R OBP: 0.359, SLG: 0.468 (1, 8)										4	0	0	0	1	1	1	Montreal Expos @ Florida Marlins Joe Robbie Stadium, Miami, FL Tue Sep 26 1995, 7:05 PM EDT Att: 18,312 - Unknown - 83 F					
Tony Tarasco, L OBP: 0.326, SLG: 0.404 Yamil Benitez, R OBP: 0.462, SLG: 0.680 (7, PH) (7, 9)										2	1	1	1	1	0	1						
Wil Cordero, R OBP: 0.339, SLG: 0.420 (1, 7)										5	1	2	1	0	0							
Darin Fletcher, L OBP: 0.359, SLG: 0.457 Curtis Pride, L OBP: 0.246, SLG: 0.200 Tim Laker, R OBP: 0.303, SLG: 0.360 (8, PR) (8, 2)										4	0	1	0	0	0	2						
Sean Berry, R OBP: 0.370, SLG: 0.536 (1, 5)										4	1	2	1	1	0	1						
Mike Lansing, R OBP: 0.300, SLG: 0.389 (1, 4)										3	0	1	1	1	0	0						
Dave Silvestri, R OBP: 0.300, SLG: 0.372 (1, 3)										4	0	1	0	0	2	4						
Mark Grudzielanek, R OBP: 0.311, SLG: 0.328 (1, 6)										4	0	1	0	0	1	5						
Jeff Fassero, L OBP: 0.131, SLG: 0.054 Cliff Floyd, L OBP: 0.228, SLG: 0.200 Curt Schmidt, R OBP: 0.280, SLG: 0.200 Willie Fraser, R OBP: 0.280, SLG: 0.200 F.P. Santangelo, S OBP: 0.280, SLG: 0.200 Mel Rojas, R OBP: 0.280, SLG: 0.200 (11, 1) (7, PH) (7, 1) (8, 1) (9, PH) (9, 1)										1	0	0	0	0	1	2						
Inning Stats	R: 1 E: 0 K: 1 S: 12	H: 1 LOB: 0 BB: 0 P: 17	R: 0 E: 0 K: 2 S: 10	H: 0 LOB: 2 BB: 2 P: 21	R: 0 E: 0 K: 0 S: 6	H: 1 LOB: 1 BB: 1 P: 12	R: 0 E: 0 K: 0 S: 4	H: 0 LOB: 0 BB: 0 P: 7	R: 0 E: 0 K: 0 S: 5	H: 1 LOB: 0 BB: 0 P: 6	R: 1 E: 0 K: 0 S: 4	H: 1 LOB: 0 BB: 0 P: 9	R: 0 E: 0 K: 1 S: 10	H: 1 LOB: 2 BB: 1 P: 18	R: 1 E: 0 K: 1 S: 18	H: 3 LOB: 2 BB: 0 P: 23		R: 2 E: 0 K: 1 S: 11	H: 3 LOB: 1 BB: 0 P: 15	1B: 8 2B: 1 3B: 0 HR: 2	SF: 0 SAC: 1 DP: 1 HBP: 0	WP: 0 PB: 0 SB: 1 CS: 0
PITCHER	IP WLS BF H R ER SO BB IBB HBP BLK WP HR S P ERA WHIP																					
Willie Banks, R ERA: 5.66 Jay Powell, R ERA: 1.5 Yorkis Perez, L ERA: 5.44 Terry Mathews, R ERA: 3.5 Robb Nen, R ERA: 3.25 (1, 1) (7, 1) (7, 1) (8, 1) (9, PH) (9, 1)	6.0 24 4 2 2 3 3 0 0 0 0 0 2 41 72 3.00 1.167	0.2 4 1 0 0 1 1 0 0 0 0 0 9 17 0.00 3.000	0.1 1 0 0 0 0 0 0 0 0 0 0 1 1 0.00 0.000	0.1 4 3 1 1 0 0 0 0 0 0 0 11 14 27.00 9.000	1.2 L 8 3 2 2 2 0 0 0 0 0 0 0 18 24 10.80 1.800																	

AB	36
R	5
H	11
RBI	5
BB	4
SO	6
LOB	19



Batter	1	2	3	4	5	6	7	8	9	AB	R	H	RBI	BB	SO	LOB	BOTTOM					
Chuck Carr, S OBP: 0.326, SLG: 0.305 (1, 8)										4	1	3	0	0	1	0	Montreal Expos @ Florida Marlins Joe Robbie Stadium, Miami, FL Tue Sep 26 1995, 7:05 PM EDT Att: 18,312 - Unknown - 83 F					
Kurt Abbott, R OBP: 0.318, SLG: 0.448 (1, 6)										4	1	1	2	0	1	2						
Jeff Conine, R OBP: 0.378, SLG: 0.511 (1, 7)										4	1	2	1	0	0	1						
Terry Pendleton, S OBP: 0.340, SLG: 0.443 (1, 5)										3	0	2	1	0	0	1						
Greg Colbrunn, R OBP: 0.308, SLG: 0.444 (1, 3)										4	0	1	0	0	0	2						
Russ Morman, R OBP: 0.320, SLG: 0.465 Jesus Tavaréz, S OBP: 0.337, SLG: 0.364 (1, 9) (7, 9)										3	0	0	0	0	0	3						
Rob Natal, R OBP: 0.250, SLG: 0.441 Gary Sheffield, R OBP: 0.465, SLG: 0.587 (1, 2) (9, PH)										2	0	0	0	1	1	0						
Jerry Browne, S OBP: 0.333, SLG: 0.276 (1, 4)										4	0	0	0	0	0	4						
Willie Banks, R OBP: 0.281, SLG: 0.308 Jay Powell, R ERA: 4.0 Yorkis Perez, L ERA: 4.94 Tommy Gregg, L OBP: 0.280, SLG: 0.200 Terry Mathews, L OBP: 0.280, SLG: 0.200 Robb Nen, R OBP: 0.280, SLG: 0.200 (11, 1) (7, 1) (7, 1) (8, 1) (9, PH) (9, 1)										2	1	1	0	0	1	0						
Inning Stats	R: 0 E: 0 K: 0 S: 7	H: 1 LOB: 0 BB: 0 P: 11	R: 0 E: 0 K: 0 S: 10	H: 2 LOB: 1 BB: 1 P: 16	R: 3 E: 0 K: 0 S: 18	H: 4 LOB: 0 BB: 0 P: 29	R: 0 E: 0 K: 0 S: 6	H: 0 LOB: 0 BB: 0 P: 11	R: 0 E: 0 K: 3 S: 12	H: 0 LOB: 0 BB: 0 P: 18	R: 1 E: 0 K: 0 S: 8	H: 2 LOB: 0 BB: 0 P: 14	R: 0 E: 0 K: 2 S: 9	H: 0 LOB: 0 BB: 0 P: 11	R: 0 E: 0 K: 0 S: 10	H: 1 LOB: 1 BB: 0 P: 11		R: 0 E: 0 K: 0 S: 9	H: 1 LOB: 1 BB: 1 P: 16	1B: 8 2B: 2 3B: 0 HR: 1	SF: 1 SAC: 0 DP: 4 HBP: 0	WP: 0 PB: 0 SB: 0 CS: 1
PITCHER	IP WLS BF H R ER SO BB IBB HBP BLK WP HR S P ERA WHIP																					
Jeff Fassero, L ERA: 4.21 Curt Schmidt, R ERA: 4.0 Willie Fraser, R ERA: 4.94 Mel Rojas, R ERA: 4.12 (1, 1) (7, 1) (8, 1) (9, 1)	6.0 24 4 4 4 3 1 0 0 0 0 0 0 9 11 6.00 1.667	1.0 3 0 0 0 2 0 0 0 0 0 0 0 9 11 0.00 0.000	1.0 W 4 1 0 0 0 0 0 0 0 0 0 0 10 11 0.00 1.000	1.0 S 4 1 0 0 0 0 1 0 0 0 0 0 0 9 16 0.00 2.000																		

AB	32
R	4
H	11
RBI	4
BB	2
SO	5
LOB	13



Batter	1	2	3	4	5	6	7	8	9	AB	R	H	RBI	BB	SO	LOB	TOP		
Rondell White, R OBP: 0.359, SLG: 0.466 Yamil Benitez, R OBP: 0.444, SLG: 0.654	4-2 BB BB		2-3 K			2-3 K		2-3 K		2	0	0	0	1	2	0			
Tony Tarasco, L OBP: 0.327, SLG: 0.402	4-1 SAFE SAFE SAFE SAFE BB BB		1-0 L4			4-0 WP 1B BB		1-1 F9		2	0	0	0	2	0	0			
Wil Cordero, R OBP: 0.341, SLG: 0.423	0-3 K			0-2 G4-3		2-1 G4-6-3 1B		1-0 FC6-4 HR 2B		4	1	2	0	0	1	2			
Darrin Fletcher, L OBP: 0.356, SLG: 0.453 Joe Siddall, L OBP: 0.545, SLG: 0.375	0-0 G4-3-6 1-2			3-1 G6-3		1-2 G4-6-3 1-2 2-3		2-2 FC6-4 HBP		3	0	0	0	0	0	4			
Sean Berry, R OBP: 0.371, SLG: 0.536 Dave Silvestri, R OBP: 0.304, SLG: 0.368		0-0 CS 1B		1-1 E6			4-1 FC6-4 BB		1-3 K		2	0	1	0	0	0			
Mike Lansing, R OBP: 0.300, SLG: 0.388 F.P. Santangelo, S OBP: 0.368, SLG: 0.394		1-1 S 1B		2-2 F9			0-0 FC6-4 WP 1-2		1-1 FC6-4 HR		3	0	1	0	0	2			
Shane Andrews, R OBP: 0.263, SLG: 0.351		3-3 SAFE K 2-3		1-0 G4-3			3-3 K 1-2		2-0 HR		4	1	1	3	0	2			
Mark Grudzielanek, R OBP: 0.307, SLG: 0.323		0-3 K		0-2 F8			2-3 K		0-2 P3		4	0	0	0	2	3			
Gabe White, L Greg Harris, S Cliff Floyd, L J. J. Thobe, R Curt Schmidt, R Curtis Pride, L Bryan Eversgerd, R			2-3 K		2-2 G1			2-3 K		1	0	0	0	0	0	1			
Inning Stats	R: 0 E: 0 K: 1 S: 8	H: 0 LOB: 1 BB: 2 P: 16	R: 0 E: 0 K: 2 S: 9	H: 2 LOB: 1 BB: 0 P: 13	R: 0 E: 0 K: 2 S: 7	H: 0 LOB: 0 BB: 0 P: 12	R: 0 E: 1 K: 0 S: 10	H: 0 LOB: 0 BB: 0 P: 16	R: 0 E: 0 K: 1 S: 7	H: 1 LOB: 1 BB: 1 P: 20	R: 0 E: 0 K: 2 S: 10	H: 0 LOB: 1 BB: 1 P: 19	R: 0 E: 0 K: 1 S: 9	H: 0 LOB: 0 BB: 0 P: 14	R: 3 E: 0 K: 1 S: 12	H: 2 LOB: 0 BB: 0 P: 19	1B: 3 2B: 1 3B: 0 HR: 1	SF: 0 SAC: 0 DP: 2 HBP: 1	WP: 2 PA: 35 PB: 0 SB: 1 CS: 1
PITCHER	IP WLS BF H R ER SO BB IBB HBP BLK WP HR S P ERA WHIP	IP WLS BF H R ER SO BB IBB HBP BLK WP HR S P ERA WHIP	IP WLS BF H R ER SO BB IBB HBP BLK WP HR S P ERA WHIP	IP WLS BF H R ER SO BB IBB HBP BLK WP HR S P ERA WHIP	IP WLS BF H R ER SO BB IBB HBP BLK WP HR S P ERA WHIP	IP WLS BF H R ER SO BB IBB HBP BLK WP HR S P ERA WHIP	IP WLS BF H R ER SO BB IBB HBP BLK WP HR S P ERA WHIP	IP WLS BF H R ER SO BB IBB HBP BLK WP HR S P ERA WHIP	IP WLS BF H R ER SO BB IBB HBP BLK WP HR S P ERA WHIP	IP WLS BF H R ER SO BB IBB HBP BLK WP HR S P ERA WHIP	IP WLS BF H R ER SO BB IBB HBP BLK WP HR S P ERA WHIP	IP WLS BF H R ER SO BB IBB HBP BLK WP HR S P ERA WHIP	IP WLS BF H R ER SO BB IBB HBP BLK WP HR S P ERA WHIP	IP WLS BF H R ER SO BB IBB HBP BLK WP HR S P ERA WHIP	IP WLS BF H R ER SO BB IBB HBP BLK WP HR S P ERA WHIP	IP WLS BF H R ER SO BB IBB HBP BLK WP HR S P ERA WHIP	IP WLS BF H R ER SO BB IBB HBP BLK WP HR S P ERA WHIP	IP WLS BF H R ER SO BB IBB HBP BLK WP HR S P ERA WHIP	IP WLS BF H R ER SO BB IBB HBP BLK WP HR S P ERA WHIP

Montreal Expos @ Florida Marlins
Joe Robbie Stadium, Miami, FL
Wed Sep 27 1995, 7:05 PM EDT
Att: 24,148 - Unknown - 85 F

AB	30
R	3
H	5
RBI	3
BB	4
SO	11
LOB	18



Batter	1	2	3	4	5	6	7	8	9	AB	R	H	RBI	BB	SO	LOB	BOTTOM		
Chuck Carr, S OBP: 0.326, SLG: 0.313	1-1 S 2B	1-0 P3		2-3 K			1-2 L4	3-1 1-3 2-H 2B		5	1	2	1	0	1	0			
Kurt Abbott, R OBP: 0.318, SLG: 0.449	2-3 K		4-2 HR BB	2-1 G1-3			2-2 BB 2B	0-1 L3		4	2	1	0	1	1	3			
Jeff Conine, R OBP: 0.380, SLG: 0.520	0-0 1B 3-H 2B		0-1 1-H HR		0-1 G6-3		4-0 1B BB BB	1-2 SF7		3	2	2	4	1	0	0			
Terry Pendleton, S OBP: 0.341, SLG: 0.442	1-1 1B		2-2 P3		2-0 F7		4-2 FC5 1B BB	2-0 F9		4	1	1	0	1	0	1			
Greg Colbrunn, R OBP: 0.311, SLG: 0.449	0-0 FC5-4 2-H 3-H 1B		1-0 F7		0-0 2B		0-0 FC5 1-2 2-3 3-H 1B			4	0	3	3	0	0	0			
Andre Dawson, R OBP: 0.310, SLG: 0.445 Terry Mathews, L OBP: 0.462, SLG: 0.615 Jeremy Hernandez, R	1-1 SAFE K		0-0 1B		2-2 F9		2-3 K			4	1	1	0	0	2	5			
Steve Decker, R OBP: 0.325, SLG: 0.331	1-1 FC5-4 1-2		2-2 2-H 1B			1-2 F7	1-2 FC5			4	0	1	1	0	0	4			
Jerry Browne, S OBP: 0.332, SLG: 0.272		3-3 K	3-3 K			1-1 G4-3		4-0 1B 2B BB		3	1	0	0	1	2	1			
Pat Rapp, R OBP: 0.107, SLG: 0.125 Jesus Tavarez, S OBP: 0.340, SLG: 0.367		0-3 K		0-3 K		1-2 P2		0-0 2B SF7 1B		3	0	0	0	0	2	0			
Inning Stats	R: 3 E: 0 K: 2 S: 14	H: 4 LOB: 1 BB: 0 P: 19	R: 0 E: 0 K: 2 S: 7	H: 0 LOB: 0 BB: 0 P: 11	R: 3 E: 0 K: 1 S: 19	H: 3 LOB: 1 BB: 1 P: 31	R: 0 E: 0 K: 2 S: 8	H: 0 LOB: 0 BB: 0 P: 12	R: 0 E: 0 K: 0 S: 7	H: 1 LOB: 1 BB: 0 P: 11	R: 0 E: 0 K: 0 S: 10	H: 0 LOB: 0 BB: 0 P: 13	R: 1 E: 0 K: 1 S: 19	H: 2 LOB: 3 BB: 2 P: 33	R: 2 E: 0 K: 0 S: 12	H: 2 LOB: 1 BB: 1 P: 22	1B: 5 2B: 6 3B: 0 HR: 1	SF: 1 SAC: 0 DP: 0 HBP: 0	WP: 0 PA: 40 PB: 0 SB: 1 CS: 0
PITCHER	IP WLS BF H R ER SO BB IBB HBP BLK WP HR S P ERA WHIP	IP WLS BF H R ER SO BB IBB HBP BLK WP HR S P ERA WHIP	IP WLS BF H R ER SO BB IBB HBP BLK WP HR S P ERA WHIP	IP WLS BF H R ER SO BB IBB HBP BLK WP HR S P ERA WHIP	IP WLS BF H R ER SO BB IBB HBP BLK WP HR S P ERA WHIP	IP WLS BF H R ER SO BB IBB HBP BLK WP HR S P ERA WHIP	IP WLS BF H R ER SO BB IBB HBP BLK WP HR S P ERA WHIP	IP WLS BF H R ER SO BB IBB HBP BLK WP HR S P ERA WHIP	IP WLS BF H R ER SO BB IBB HBP BLK WP HR S P ERA WHIP	IP WLS BF H R ER SO BB IBB HBP BLK WP HR S P ERA WHIP	IP WLS BF H R ER SO BB IBB HBP BLK WP HR S P ERA WHIP	IP WLS BF H R ER SO BB IBB HBP BLK WP HR S P ERA WHIP	IP WLS BF H R ER SO BB IBB HBP BLK WP HR S P ERA WHIP	IP WLS BF H R ER SO BB IBB HBP BLK WP HR S P ERA WHIP	IP WLS BF H R ER SO BB IBB HBP BLK WP HR S P ERA WHIP	IP WLS BF H R ER SO BB IBB HBP BLK WP HR S P ERA WHIP	IP WLS BF H R ER SO BB IBB HBP BLK WP HR S P ERA WHIP	IP WLS BF H R ER SO BB IBB HBP BLK WP HR S P ERA WHIP	IP WLS BF H R ER SO BB IBB HBP BLK WP HR S P ERA WHIP

Montreal Expos @ Florida Marlins
Joe Robbie Stadium, Miami, FL
Wed Sep 27 1995, 7:05 PM EDT
Att: 24,148 - Unknown - 85 F

AB	35
R	9
H	12
RBI	9
BB	4
SO	8
LOB	14



Batter	1	2	3	4	5	6	7	8	9	AB	R	H	RBI	BB	SO	LOB	TOP										
Mickey Morandini, L (1.4) OBP: 0.349, SLG: 0.418	2-2 1B	1-2 G5-3		2-2 P5		1-0 G4-6-3			1-0 E6	5	1	1	0	0	0	3	Philadelphia Phillies @ Florida Marlins Joe Robbie Stadium, Miami, FL Sat Sep 30 1995, 7:05 PM EDT Att: 39,183 - Unknown - 81 F livebaseballscores.com AB 33 R 3 H 7 RBI 3 BB 3 SO 10 LOB 15										
Andy Van Slyke, L (1.8) OBP: 0.311, SLG: 0.346	2-3 K		3-3 K	1-0 HR			1-0 G3		1-1 CS	4	1	1	1	0	2	1											
Jim Eisenreich, L (1.7) OBP: 0.373, SLG: 0.456	2-1 S		0-0 BB	2-3 K			2-2 G4-3			4	1	2	1	0	1	0											
Mark Whiten, S (1.9) OBP: 0.326, SLG: 0.397	3-3 K		0-0 BB		3-2 K		0-2 G4-3			4	0	1	0	0	2	1											
Charlie Hayes, R (1.5) OBP: 0.341, SLG: 0.410	1-3 K		2-3 K		2-3 K			0-0 B1-3		4	0	0	0	0	3	3											
Lenny Webster, R (1.2) OBP: 0.321, SLG: 0.367		2-1 SH1-4	4-0 BB		1-0 2B			3-0 F8		3	0	2	0	1	0	0											
Gene Schall, R (1.3) Heathcliff Slocumb, R (8.1)		2-0 FC6	4-2 BB		0-3 K			1-2 G6-3		3	0	0	1	1	1	2											
Kevin Stocker, S (1.6) OBP: 0.304, SLG: 0.274		0-0 F9	2-1 F9		0-0 F7			3-2 F7		4	0	0	0	0	0	5											
Mike Williams, R (1.1) Ricky Bottalico, L (7.1) Kevin Elster, R (8.3) OBP: 0.286, SLG: 0.348		0-1 SH1-4		1-3 K		4-1 G4-6-3			1-2 P6	1	0	0	0	1	1	0											
		1-2 2-3								0	0	0	0	0	0	0											
Inning Stats	R: 1 E: 0 K: 3 S: 14	H: 2 LOB: 1 BB: 0 P: 24	R: 0 E: 1 K: 0 S: 9	H: 1 LOB: 2 BB: 0 P: 14	R: 1 E: 0 K: 2 S: 15	H: 2 LOB: 3 BB: 2 P: 30	R: 1 E: 0 K: 2 S: 14	H: 1 LOB: 0 BB: 0 P: 20	R: 0 E: 0 K: 3 S: 10	H: 1 LOB: 1 BB: 0 P: 16	R: 0 E: 0 K: 0 S: 3	H: 0 LOB: 0 BB: 1 P: 8	R: 0 E: 0 K: 0 S: 7	H: 0 LOB: 0 BB: 0 P: 10	R: 0 E: 1 K: 0 S: 5	H: 0 LOB: 0 BB: 0 P: 9	R: 0 E: 1 K: 0 S: 9	H: 0 LOB: 0 BB: 0 P: 15	1B: 4 2B: 1 3B: 1 HR: 1	SF: 0 SAC: 1 DP: 1 HBP: 0	WP: 0 PB: 0 SB: 1 CS: 1	PA: 38					
PITCHER	IP	WLS	BF	H	R	ER	SO	BB	IBB	HBP	BLK	WP	HR	S	P	ERA	WHIP										
John Burkett, R (1.1) ERA: 4.3	5.0	L	25	7	3	3	10	2	0	0	0	0	1	62	104	5.40	1.800										
Jay Powell, R (6.1) ERA: 1.29	1.0		3	0	0	0	0	1	0	0	0	0	0	3	8	0.00	1.000										
Yorkis Perez, L (7.1) ERA: 5.32	1.0		3	0	0	0	0	0	0	0	0	0	0	7	10	0.00	0.000										
Mark Gardner, R (8.1) ERA: 4.49	1.0		3	0	0	0	0	0	0	0	0	0	0	5	9	0.00	0.000										
Terry Mathews, R (9.1) ERA: 3.39	1.0		3	0	0	0	0	0	0	0	0	0	0	9	15	0.00	0.000										

Batter	1	2	3	4	5	6	7	8	9	AB	R	H	RBI	BB	SO	LOB	BOTTOM										
Jesús Tavarez, S (1.8) OBP: 0.345, SLG: 0.373	1-3 K		1-0 1B		0-0 G3			3-2 HR	2-2 G1-3	5	1	2	0	0	1	1	Philadelphia Phillies @ Florida Marlins Joe Robbie Stadium, Miami, FL Sat Sep 30 1995, 7:05 PM EDT Att: 39,183 - Unknown - 81 F livebaseballscores.com AB 37 R 2 H 10 RBI 2 BB 2 SO 7 LOB 15										
Jerry Browne, S (1.4) OBP: 0.338, SLG: 0.278	2-2 F8		0-1 L8			0-0 L7		0-1 L6	1-2 1B	5	0	1	0	0	0	2											
Jeff Conine, R (1.7) OBP: 0.377, SLG: 0.521	2-2 G4-3		0-1 G4-3			0-0 1B		0-0 1B	2-3 K	5	1	2	2	0	1	2											
Terry Pendleton, S (1.5) OBP: 0.339, SLG: 0.439		0-1 L9		1-2 G3-1		0-2 1B		2-3 K		4	0	1	0	0	1	0											
Greg Colbrunn, R (1.3) OBP: 0.312, SLG: 0.449		2-0 1B		0-3 K		0-0 L9		2-1 BB	1B	4	0	2	0	0	1	2											
Andre Dawson, R (1.9) Chuck Carr, S (8. FR) OBP: 0.328, SLG: 0.312		1-3 K		2-0 G6-3		2-2 G1-3		4-2 BB	1B	3	0	0	0	1	1	3											
Kurt Abbott, R (1.6) Gary Sheffield, R (8. PH) Terry Mathews, L (9.1) OBP: 0.467, SLG: 0.587		1-1 K		1-0 G5-3		0-0 G6-3		4-1 BB	1B	3	0	0	0	1	0	0											
Steve Decker, R (1.2) Alex Arias, R (8. PH) OBP: 0.318, SLG: 0.323		0-2 L4		0-0 L7		1-3 K2-3		0-3 K		3	0	0	0	0	1	2											
John Burkett, R (1.1) Mario Diaz, R (5. PH) Jay Powell, R (8.1) Yorkis Perez, L (7.1) Russ Morman, R (7. PH) Mark Gardner, R (8.1) Rob Naitai, R (9.2) OBP: 0.145, SLG: 0.121			1-0 P6		1-2 1B		0-0 G1-3		2-2 G1-3	1	0	0	0	0	0	0											
										1	0	0	0	0	0	0											
Inning Stats	R: 0 E: 0 K: 1 S: 10	H: 0 LOB: 0 BB: 0 P: 15	R: 0 E: 0 K: 1 S: 13	H: 2 LOB: 2 BB: 0 P: 17	R: 0 E: 0 K: 0 S: 6	H: 1 LOB: 1 BB: 0 P: 8	R: 0 E: 0 K: 1 S: 7	H: 0 LOB: 0 BB: 0 P: 10	R: 0 E: 0 K: 0 S: 6	H: 1 LOB: 1 BB: 0 P: 8	R: 0 E: 0 K: 0 S: 9	H: 2 LOB: 2 BB: 0 P: 11	R: 0 E: 0 K: 1 S: 6	H: 0 LOB: 0 BB: 0 P: 7	R: 2 E: 0 K: 2 S: 21	H: 3 LOB: 3 BB: 2 P: 36	R: 0 E: 0 K: 1 S: 14	H: 1 LOB: 1 BB: 0 P: 21	1B: 9 2B: 0 3B: 0 HR: 1	SF: 0 SAC: 0 DP: 0 HBP: 0	WP: 0 PB: 0 SB: 0 CS: 0	PA: 39					
PITCHER	IP	WLS	BF	H	R	ER	SO	BB	IBB	HBP	BLK	WP	HR	S	P	ERA	WHIP										
Mike Williams, R (1.1) ERA: 3.25	6.0	W	24	6	0	0	30	0	0	0	0	0	1	51	69	0.00	1.000										
Ricky Bottalico, R (7.1) ERA: 2.46	1.2		8	3	2	2	2	0	0	0	0	0	1	20	28	10.80	1.800										
Heathcliff Slocumb, R (8.1) ERA: 2.89	1.1	S	7	1	0	0	2	2	0	0	0	0	0	21	36	0.00	2.250										

Batter	1	2	3	4	5	6	7	8	9	AB	R	H	RBI	BB	SO	LOB	TOP										
Mickey Morandini, L (1.4) OBP: 0.350, SLG: 0.417	4-1 BB BB		3-1 F8		0-2 FC4-6 1B	0-1 G3		2-2 G4-3		4	0	1	0	1	0	2											
Andy Van Slyke, L (1.8) OBP: 0.309, SLG: 0.343	1-3 K		2-2 G6-3		3-1 FC4-6 1B		2-2 L7	1-0 G4-3 1B		5	0	1	0	0	1	2											
Jim Eisenreich, L (1.7) OBP: 0.375, SLG: 0.464	4-2 BB		2-2 HR		3-1 FC6 1B		3-3 K	2-1 G4-3 1B		4	1	2	1	1	1	1											
Mark Whiten, S (1.9) OBP: 0.324, SLG: 0.400	0-3 K		2-3 K		0-3 K		3-2 K	1-1 G5-3		5	0	1	0	0	3	5											
Charlie Hayes, R (1.5) OBP: 0.340, SLG: 0.406	2-3 K			0-1 F9	0-0 FC6		4-1 BB BB	3-2 G4-3		4	0	0	0	1	1	5											
Lenny Webster, R (1.2) OBP: 0.337, SLG: 0.407		1-0 G4-3 1B		0-0 HR		1-1 2B	4-2 FC6-4 BB			3	1	3	1	1	0	0											
Gene Schall, R (1.3) OBP: 0.306, SLG: 0.262		2-1 G4-3		4-2 FC6-4 BB		4-2 BB	1-1 FC6-4			2	0	0	0	2	0	4											
Kevin Elster, R (1.6) OBP: 0.272, SLG: 0.329		2-2 G5-3		1-0 F9		0-3 K	0-0 F9			4	0	0	0	0	1	4											
Paul Quantrill, L (1.1) Russ Springer, R (4.1) 23 Kevin Jordan, R (6. PH) Chuck Ricci, R (6.1) Gary Varsho, L (8. PH) Tommy Greene, R (8.1)		1-1 G1-3		2-2 FC6-4		2-3 K	1-2 G1-3			2	0	0	0	0	0	2											
Inning Stats	R: 0 E: 0 K: 3 S: 14	H: 0 LOB: 2 BB: 2 P: 25	R: 0 E: 0 K: 0 S: 8	H: 1 LOB: 1 BB: 0 P: 14	R: 1 E: 0 K: 1 S: 11	H: 1 LOB: 0 BB: 0 P: 20	R: 1 E: 0 K: 0 S: 10	H: 1 LOB: 1 BB: 1 P: 17	R: 0 E: 0 K: 2 S: 13	H: 2 LOB: 2 BB: 1 P: 20	R: 0 E: 0 K: 1 S: 15	H: 1 LOB: 3 BB: 2 P: 32	R: 0 E: 0 K: 0 S: 7	H: 0 LOB: 0 BB: 0 P: 10	R: 0 E: 0 K: 0 S: 11	H: 1 LOB: 1 BB: 0 P: 18	1B: 4 2B: 1 3B: 1 HR: 2	SF: 0 SAC: 0 DP: 0 HBP: 0	WP: 0 PB: 0 SB: 0 CS: 0	PA: 41							
PITCHER	IP	WLS	BF	H	R	ER	SO	BB	IBB	HBP	BLK	WP	HR	S	P	ERA	WHIP										
Ryan Bowen, R (1.1) ERA: 3.78	5.2	W	27	6	2	2	7	4	0	0	0	0	2	65	111	3.18	1.765										
Yorkis Perez, L (6.1) ERA: 5.21	1.0		4	1	0	0	1	0	0	0	0	0	0	12	20	0.00	1.000										
Jay Powell, R (7.1) ERA: 1.08	1.1		6	0	0	0	0	2	0	0	0	0	0	12	24	0.00	1.500										
Robb Nen, R (9.1) ERA: 3.29	1.0		4	1	0	0	0	0	0	0	0	0	0	11	18	0.00	1.000										

Philadelphia Phillies @ Florida Marlins
Joe Robbie Stadium, Miami, FL
Sun Oct 01 1995, 3:33 AM EDT
Att: 30,211 - Sunny - 83 F

AB 35
R 2
H 8
RBI 2
BB 6
SO 8
LOB 27



Batter	1	2	3	4	5	6	7	8	9	AB	R	H	RBI	BB	SO	LOB	BOTTOM										
Jesus Tavarez, S (1.8) OBP: 0.346, SLG: 0.374	2-1 G5-3	0-3 K		1-0 1B SH PB 1B	0-0 F8		0-1 1B			5	1	2	0	0	1	1											
Jerry Browne, S (1.4) OBP: 0.346, SLG: 0.293	2-1 1B	2-0 BB 1B		0-0 SH PB 1B SF7	0-1 2B		0-0 G3-1			4	1	3	0	0	0	2											
Jeff Conine, R (1.7) OBP: 0.379, SLG: 0.520	0-0 F9	4-2 BB		0-2 1B PB 1B	1-0 P6			4-1 HR BB		3	1	1	1	2	0	2											
Greg Colbrunn, R (1.3) OBP: 0.311, SLG: 0.453	1-1 G4-3	2-1 G6-3		0-2 F9		0-3 K		1-0 HR		5	1	1	2	0	1	7											
Tommy Gregg, L (1.9) OBP: 0.313, SLG: 0.385		2-2 1B HR 1B		4-1 1B BB		1-2 L1		1-1 G4-3 WP 1B		3	1	1	0	1	1	0											
Jay Powell, R (7.1) ERA: 5.29				1-2 2B BB						0	0	0	0	0	0	0											
Mario Diaz, R (6. PH) OBP: 0.239, SLG: 0.299				1-2 2B 3H						1	0	1	0	0	0	0											
Robb Nen, R (9.1)				1-2 2B 3H						0	0	0	0	0	0	0											
Kurt Abbott, R (1.6) OBP: 0.318, SLG: 0.452		0-0 HR 1B		1-0 G6-3 SF7	1-0 1B	2-3 K		2-3 K2-3		4	1	1	1	0	2	1											
Alex Arias, R (1.5) OBP: 0.337, SLG: 0.370		0-1 HR		2-1 1B	3-1 1B			3-2 G4-3		5	1	3	3	0	1	1											
Rob Natal, R (1.2) OBP: 0.244, SLG: 0.465		2-2 G5-3		0-2 G1-3	1-0 G1-3			3-2 P5		5	0	1	0	0	0	5											
Ryan Bowen, R (1.1) OBP: 0.333, SLG: 0.333		0-0 BB 1B		0-0 1B	1-3 K					3	1	2	0	0	1	0											
Yorkis Perez, L (6.1)				0-0 1B						0	0	0	0	0	0	0											
Chuck Carr, S (7.8) OBP: 0.330, SLG: 0.312				0-0 SH 1B 1B						0	0	0	0	1	0	0											
Inning Stats	R: 0 E: 0 K: 0 S: 7	H: 1 LOB: 1 BB: 0 P: 12	R: 3 E: 0 K: 1 S: 24	H: 5 LOB: 3 BB: 1 P: 36	R: 0 E: 0 K: 1 S: 9	H: 1 LOB: 1 BB: 0 P: 13	R: 3 E: 1 K: 0 S: 17	H: 4 LOB: 3 BB: 1 P: 29	R: 0 E: 0 K: 1 S: 7	H: 1 LOB: 1 BB: 0 P: 9	R: 0 E: 0 K: 2 S: 10	H: 0 LOB: 0 BB: 0 P: 13	R: 0 E: 0 K: 1 S: 9	H: 2 LOB: 2 BB: 1 P: 15	R: 2 E: 0 K: 1 S: 14	H: 2 LOB: 1 BB: 1 P: 28	1B: 13 2B: 1 3B: 0 HR: 2	SF: 1 SAC: 1 DP: 0 HBP: 0	WP: 1 PB: 1 SB: 0 CS: 0	PA: 44							
PITCHER	IP	WLS	BF	H	R	ER	SO	BB	IBB	HBP	BLK	WP	HR	S	P	ERA	WHIP										
Paul Quantrill, R (1.1) ERA: 4.67	3.0	L	21	10	6	5	2	1	0	0	0	0	1	46	68	15.00	3.667										
Russ Springer, R (4.1) ERA: 5.29	2.0		9	2	0	0	1	1	0	0	0	0	0	18	31	0.00	1.500										
Chuck Ricci, R (6.1) ERA: 1.8	2.0		8	2	0	0	3	1	0	0	0	0	0	19	28	0.00	1.500										
Tommy Greene, R (8.1) ERA: 8.29	1.0		6	2	2	2	1	1	0	0	0	1	1	14	28	18.00	3.000										

Philadelphia Phillies @ Florida Marlins
Joe Robbie Stadium, Miami, FL
Sun Oct 01 1995, 3:33 AM EDT
Att: 30,211 - Sunny - 83 F

AB 38
R 8
H 16
RBI 7
BB 4
SO 7
LOB 19

