


Florida Marlins - 1996

Batter	1	2	3	4	5	6	7	8	9	AB	R	H	RBI	BB	SO	LOB	TOP								
Mike Kingery, L (1,8) OBP: 0.400, SLG: 0.400	E5 FC1-6		K			1B		BB 2B 1B	G6-3	5	1	2	0	0	1	0									
Al Martin, L (1,7) OBP: 0.400, SLG: 0.250	FC1-6 G4-3		L7			FC3-6 1B		BB 2B BB	P6	4	1	1	0	1	0	1									
Orlando Merced, S (1,9)	G4-3		G3-1			FC3-6 1-2		2B 1B BB	F8	4	1	0	0	1	0	2									
Jeff King, R (1,3)	G5-3				G6-3	L7		P4		4	0	0	0	0	0	5									
Charlie Hayes, R (1,5)		K			G3-1		F9	K		4	0	0	0	0	2	3									
Jay Bell, R (1,6) OBP: 0.250, SLG: 0.500	L6				G3-1		P4	1B 2B		4	0	1	2	0	0	0									
Carlos Garcia, R (1,4) OBP: 1.000, SLG: 2.000		1B 3B				18 G4-6-3 BB	18 2B 1B	FC6-5 1B 1B		2	1	2	0	2	0	0									
1B Jason Kendall, R (1,2) OBP: 0.750, SLG: 1.000		1B			G4-6-3	1-2	0-0	1-1		4	0	3	2	0	0	1									
Paul Wagner, R (1,1)		3-H			1-2	1-3	1-2	2-3 3-H		3	0	0	0	0	1	3									
Jon Lieber, L (7,1)	G5-3					K		FC6-5		1	0	0	0	0	0	3									
Dan Plesac, L (9,1)								2-3		0	0	0	0	0	0	0									
Inning Stats	R: 0 E: 1 K: 0 S: 7	H: 0 LOB: 1 BB: 0 P: 9	R: 1 E: 0 K: 1 S: 18	H: 2 LOB: 1 BB: 0 P: 24	R: 0 E: 0 K: 1 S: 10	H: 0 LOB: 0 BB: 0 P: 13	R: 0 E: 0 K: 0 S: 9	H: 0 LOB: 0 BB: 0 P: 12	R: 0 E: 0 K: 1 S: 9	H: 2 LOB: 1 BB: 1 P: 15	R: 0 E: 0 K: 0 S: 8	H: 2 LOB: 1 BB: 0 P: 11	R: 0 E: 0 K: 0 S: 12	H: 2 LOB: 2 BB: 0 P: 15	R: 3 E: 0 K: 1 S: 20	H: 3 LOB: 3 BB: 3 P: 39	R: 0 E: 0 K: 0 S: 6	H: 0 LOB: 0 BB: 0 P: 10	1B: 6 2B: 2 3B: 1 HR: 0	SF: 0 SAC: 0 DP: 1 HBP: 0	WP: 0 PB: 0 SB: 0 CS: 0	PA: 39			
PITCHER	IP	WLS	BF	H	R	ER	SO	BB	IBB	HBP	BLK	WP	HR	S	P	ERA	WHIP								
Kevin Brown, R (1,1) ERA: 1.29	7.0	L	27	6	1	1	3	1	0	0	0	0	0	73	99	1.29	1.000								
Yorkis Perez, L (8,1)	0.0		3	1	3	3	0	2	0	0	0	0	0	8	17	∞	∞								
Terry Mathews, R (8,1) ERA:	1.0		6	2	0	0	1	0	1	0	0	0	0	12	22	0.00	2.000								
David Weathers, R (9,1) ERA:	1.0		3	0	0	0	0	0	0	0	0	0	0	6	10	0.00	0.000								

Pittsburgh Pirates @ Florida Marlins
 Joe Robbie Stadium, Miami, FL
 Mon Apr 01 1996, 3:33 AM EST
 Att: 41,815 - Unknown - 81 F

livebaseballscores.com

AB	35
R	4
H	9
RBI	4
BB	4
SO	4
LOB	18




Batter	1	2	3	4	5	6	7	8	9	AB	R	H	RBI	BB	SO	LOB	BOTTOM								
Quilvio Veras, S (1,4)	CS BB		P4			G6-3		K		3	0	0	0	1	1	2									
Devon White, S (1,8)	K				G3	L8		F8		4	0	0	0	0	1	1									
Gary Sheffield, R (1,9)	L9				G5-3		F9	BB		3	0	0	0	1	0	0									
Jeff Conine, R (1,7)	G5-3				K		F9	P2		4	0	0	0	0	1	1									
Terry Pendleton, S (1,5) OBP: 0.250, SLG: 0.250		K			F9		0-0		K	4	0	1	0	0	2	1									
Greg Colbrunn, R (1,3)	G4-3				G5-3		1B	G6-3		3	0	0	0	0	0	1									
Charles Johnson, R (1,2) OBP: 0.667, SLG: 1.000			K			2B		FC6-4 1B		3	0	2	0	0	1	0									
Kurt Abbott, R (1,6)			HBP		P4			F9		2	0	0	0	0	0	2									
Kevin Brown, R (1,1)			K			P5		FC6-4		2	0	0	0	0	1	1									
Yorkis Perez, L (8,1)										0	0	0	0	0	0	0									
Terry Mathews, L (8,1)										0	0	0	0	0	0	0									
Joe Orsulak, L (8,PH)										1	0	0	0	0	0	1									
David Weathers, R (9,1)										0	0	0	0	0	0	0									
Inning Stats	R: 0 E: 0 K: 1 S: 8	H: 0 LOB: 1 BB: 0 P: 14	R: 0 E: 0 K: 1 S: 7	H: 0 LOB: 0 BB: 0 P: 11	R: 0 E: 0 K: 2 S: 8	H: 0 LOB: 1 BB: 0 P: 14	R: 0 E: 0 K: 1 S: 5	H: 0 LOB: 0 BB: 0 P: 7	R: 0 E: 0 K: 0 S: 4	H: 1 LOB: 1 BB: 0 P: 6	R: 0 E: 0 K: 0 S: 8	H: 1 LOB: 1 BB: 0 P: 14	R: 0 E: 0 K: 1 S: 8	H: 1 LOB: 1 BB: 0 P: 12	R: 0 E: 0 K: 1 S: 10	H: 0 LOB: 1 BB: 1 P: 17	1B: 2 2B: 2 3B: 0 HR: 0	SF: 0 SAC: 0 DP: 1 HBP: 1	WP: 0 PB: 0 SB: 1 CS: 1	PA: 32					
PITCHER	IP	WLS	BF	H	R	ER	SO	BB	IBB	HBP	BLK	WP	HR	S	P	ERA	WHIP								
Paul Wagner, R (1,1) ERA:	6.2	W	23	2	0	0	5	1	0	1	0	0	0	50	84	0.00	0.450								
Jon Lieber, R (7,1) ERA:	1.1		5	1	0	0	1	0	0	0	0	0	0	9	13	0.00	0.750								
Dan Plesac, L (9,1) ERA:	1.0		4	0	0	0	1	1	0	0	0	0	0	10	17	0.00	1.000								

Pittsburgh Pirates @ Florida Marlins
 Joe Robbie Stadium, Miami, FL
 Mon Apr 01 1996, 3:33 AM EST
 Att: 41,815 - Unknown - 81 F

livebaseballscores.com

AB	29
R	0
H	3
RBI	0
BB	2
SO	7
LOB	10



Batter	1	2	3	4	5	6	7	8	9	AB	R	H	RBI	BB	SO	LOB	TOP																
Mike Kingery, L (1, 8) OBP: 0.222, SLG: 0.222										4	1	0	0	0	1	2	Pittsburgh Pirates @ Florida Marlins Joe Robbie Stadium, Miami, FL Tue Apr 02 1996, 7:05 PM EST Att: 20,243 - Unknown - 69 F																
Al Martin, L (1, 7) OBP: 0.333, SLG: 0.375										4	0	1	0	0	0	2																	
Orlando Merced, S (1, 9)										4	0	0	1	0	1	1																	
Jeff King, R (1, 3)										4	1	0	0	0	1	1																	
Charlie Hayes, R (1, 5) OBP: 0.250, SLG: 0.250										4	0	2	0	0	0	2																	
Jay Bell, R (1, 6) OBP: 0.250, SLG: 0.500										4	1	1	0	0	1	2																	
Carlos Garcia, R (1, 4) OBP: 0.625, SLG: 1.333										4	1	1	3	0	0	1																	
1B Jason Kendall, R (1, 2) OBP: 0.375, SLG: 0.500										4	0	0	0	0	0	0																	
Denny Neagle, L (1, 1) 67 Francisco Cordova, R (7, 1) Nelson Liriano, S (8, PH) Jon Lieber, L (8, 1) Jason Christiansen, R (8, 1) Dan Miceli, R (9, 1)										2	0	1	0	0	1	0																	
Inning Stats	R: 0 E: 0 K: 2 S: 11	H: 0 LOB: 0 BB: 0 P: 16	R: 0 E: 0 K: 0 S: 9	H: 1 LOB: 1 BB: 0 P: 12	R: 0 E: 0 K: 0 S: 5	H: 1 LOB: 1 BB: 0 P: 8	R: 0 E: 0 K: 2 S: 12	H: 1 LOB: 0 BB: 0 P: 19	R: 0 E: 0 K: 1 S: 7	H: 0 LOB: 0 BB: 0 P: 8	R: 1 E: 1 K: 0 S: 6	H: 1 LOB: 1 BB: 0 P: 10	R: 0 E: 0 K: 0 S: 8	H: 0 LOB: 0 BB: 0 P: 12	R: 0 E: 0 K: 0 S: 4	H: 1 LOB: 0 BB: 0 P: 6		R: 3 E: 1 K: 0 S: 12	H: 2 LOB: 0 BB: 0 P: 21	1B: 4 2B: 2 3B: 0 HR: 1	SF: 0 SAC: 0 DP: 0 HBP: 0	WP: 0 PB: 0 SB: 0 CS: 0	PA: 35										
PITCHER	IP WLS BF H R ER SO BB IBB HBP BLK WP HR S P ERA WHIP																																
John Burkett, R (1, 1) ERA:	8.0	29	5	1	0	5	0	0	0	0	0	0	0	62	91	0.00	0.625																
Alejandro Pena, R (9, 1) ERA:	1.0	L 6	2	3	0	0	0	0	0	0	0	1	12	21	0.00	2.000																	

AB	35
R	4
H	7
RBI	4
BB	0
SO	5
LOB	11



Batter	1	2	3	4	5	6	7	8	9	AB	R	H	RBI	BB	SO	LOB	BOTTOM																
Quilvio Veras, S (1, 4) OBP: 0.250, SLG: 0.143										4	0	1	0	0	0	2	Pittsburgh Pirates @ Florida Marlins Joe Robbie Stadium, Miami, FL Tue Apr 02 1996, 7:05 PM EST Att: 20,243 - Unknown - 69 F																
Devon White, S (1, 8) OBP: 0.125, SLG: 0.125										4	0	1	0	0	1																		
Gary Sheffield, R (1, 9)										4	0	0	0	0	1																		
Jeff Conine, R (1, 7) OBP: 0.125, SLG: 0.500										5	1	1	1	0	1	1																	
Terry Pendleton, S (1, 5) OBP: 0.286, SLG: 0.286										3	0	1	0	0	0	0																	
Greg Colbrunn, R (1, 3) OBP: 0.167, SLG: 0.167										3	0	1	0	0	0	1																	
Charles Johnson, R (1, 2) OBP: 0.600, SLG: 0.800										2	0	1	0	0	0	0																	
Kurt Abbott, R (1, 6) OBP: 0.333, SLG: 0.200										3	0	1	0	0	2	2																	
John Burkett, R (1, 1) Joe Orsulak, L (8, PH) Andre Dawson, R (8, PH) Alejandro Pena, R (9, 1)										2	0	0	0	0	1	0																	
Inning Stats	R: 0 E: 0 K: 0 S: 8	H: 1 LOB: 1 BB: 0 P: 14	R: 0 E: 0 K: 1 S: 9	H: 0 LOB: 0 BB: 0 P: 14	R: 0 E: 0 K: 1 S: 9	H: 0 LOB: 0 BB: 0 P: 12	R: 0 E: 0 K: 0 S: 4	H: 1 LOB: 0 BB: 0 P: 8	R: 1 E: 0 K: 1 S: 10	H: 3 LOB: 2 BB: 0 P: 15	R: 0 E: 0 K: 1 S: 8	H: 0 LOB: 0 BB: 0 P: 8	R: 0 E: 0 K: 0 S: 6	H: 0 LOB: 0 BB: 0 P: 8	R: 0 E: 0 K: 0 S: 12	H: 2 LOB: 2 BB: 0 P: 16		R: 0 E: 0 K: 0 S: 5	H: 0 LOB: 0 BB: 0 P: 9	1B: 6 2B: 1 3B: 0 HR: 1	SF: 0 SAC: 1 DP: 2 HBP: 0	WP: 0 PB: 0 SB: 1 CS: 1	PA: 32										
PITCHER	IP WLS BF H R ER SO BB IBB HBP BLK WP HR S P ERA WHIP																																
Denny Neagle, L (1, 1) ERA:	6.0	21	5	1	1	4	0	0	0	0	0	0	0	48	71	1.50	0.833																
67 Francisco Cordova, R (7, 1) ERA:	1.0	3	0	0	0	0	0	0	0	0	0	0	6	8	0.00	0.000																	
Jon Lieber, R (8, 1) ERA:	0.1	3	2	0	0	0	0	0	0	0	0	0	7	8	0.00	6.000																	
Jason Christiansen, L (8, 1) ERA:	0.2	W 2	0	0	0	0	0	0	0	0	0	0	5	8	0.00	0.000																	
Dan Miceli, R (9, 1) ERA:	1.0	S 3	0	0	0	0	0	0	0	0	0	0	5	9	0.00	0.000																	

AB	31
R	1
H	7
RBI	1
BB	0
SO	4
LOB	10



Batter	1	2	3	4	5	6	7	8	9	AB R H RBI BB SO LOB	TOP									
Stan Javier, S OBP: 0.111, SLG: 0.278 (1, 8)	 HR		 F7		 K			 K	 K	5 1 1 1 0 3 3	San Francisco Giants @ Florida Marlins Joe Robbie Stadium, Miami, FL Fri Apr 05 1996, 7:05 PM EST Att: 24,769 - Unknown - 79 F livebaseballscores.com									
Robby Thompson, R OBP: 0.389, SLG: 0.467 (1, 4)	 BB		 HR			 3B		 2B	 3B	3 2 1 0 2 2 3										
Barry Bonds, L OBP: 0.444, SLG: 0.643 (1, 7)	 F7		 HR			 SF8				4 2 2 3 0 1 1										
Matt Williams, R OBP: 0.333, SLG: 0.412 (1, 5)	 K		 G5-3			 SF8			 2B	3 1 1 1 0 1 1										
Mark Carreon, R OBP: 0.273, SLG: 0.111 (1, 3)	 F8			 CS		 G5-4-3			 2B	2 1 1 0 2 0 1										
Glenallen Hill, R OBP: 0.250, SLG: 0.467 (1, 9)		 G6-3		 P3		 G5-4-3			 2B	4 0 1 1 0 0 2										
Shawon Dunston, R OBP: 0.400, SLG: 0.600 (1, 6)	 G6-4-3			 G5-3			 F8		 G5-3	4 0 1 0 0 0 3										
Kirt Manwaring, R OBP: 0.333, SLG: 0.429 (1, 2)	 G6-4-3				 F9		 K		 BB	3 0 0 0 1 1 1										
Oswaldo Fernandez, R (1, 1)					 G6-3		 P4		 BB	3 0 0 0 0 0 0										
Mei Hall, L OBP: 0.567, SLG: 0.500 (9, PH)										0 0 0 0 0 0 0										
Dave McCarty, R (9, PH)										0 0 0 1 1 0 0										
Rod Beck, R (9, 1)									 BB	0 0 0 0 0 0 0										
Inning Stats	R: 1 E: 0 K: 1 S: 10	H: 1 LOB: 1 BB: 1 P: 18	R: 0 E: 0 K: 0 S: 7	H: 1 LOB: 0 BB: 0 P: 8	R: 2 E: 0 K: 0 S: 9	H: 1 LOB: 0 BB: 1 P: 15	R: 0 E: 0 K: 0 S: 9	H: 0 LOB: 0 BB: 1 P: 15	R: 0 E: 0 K: 1 S: 11	H: 3 LOB: 0 BB: 0 P: 15	R: 0 E: 0 K: 3 S: 9	H: 0 LOB: 0 BB: 0 P: 14	R: 0 E: 0 K: 3 S: 9	H: 0 LOB: 0 BB: 0 P: 15	R: 2 E: 0 K: 2 S: 17	H: 2 LOB: 3 BB: 3 P: 38	1B: 4 2B: 1 3B: 1 HR: 2	SF: 1 SAC: 0 DP: 2 HBP: 0	WP: 0 PB: 0 SB: 0 CS: 1	PA: 38
PITCHER	IP WLS BF H R ER SO BB IBB HBP BLK WP HR S P ERA WHIP											IP WLS BF H R ER SO BB IBB HBP BLK WP HR S P ERA WHIP								
Pat Rapp, R ERA: 6.43 (1, 1)	7.0 L 27 6 5 5 3 3 0 0 0 0 0 2 63 95 6.43 1.286																			
Matt Mantei, R ERA: 13.5 (8, 1)	1.1 8 2 2 2 3 2 0 0 0 0 0 0 17 34 13.50 3.000																			
Yorkis Perez, L ERA: 40.5 (9, 1)	0.2 3 0 0 0 2 1 0 0 0 0 0 0 9 19 0.00 1.500																			

Batter	1	2	3	4	5	6	7	8	9	AB R H RBI BB SO LOB	BOTTOM											
Devon White, S OBP: 0.188, SLG: 0.250 (1, 8)	 F8		 K		 G6-3			 G4-3		4 0 0 0 0 1 1	San Francisco Giants @ Florida Marlins Joe Robbie Stadium, Miami, FL Fri Apr 05 1996, 7:05 PM EST Att: 24,769 - Unknown - 79 F livebaseballscores.com											
Craig Grebeck, R (1, 4)	 P6		 L9		 G6-3			 K		4 0 0 0 0 1 1												
Gary Sheffield, R OBP: 0.313, SLG: 0.615 (1, 9)	 1B		 HR			 G4-6-3		 G6-3		2 1 1 1 2 0 0												
Jeff Conine, R OBP: 0.313, SLG: 0.467 (1, 7)	 1B		 G5-3			 K			 K	4 0 1 0 0 2 1												
Terry Pendleton, S OBP: 0.200, SLG: 0.143 (1, 5)	 F8			 F8		 G4-6-3			 K	4 0 0 0 0 1 3												
Greg Colbrunn, R OBP: 0.214, SLG: 0.429 (1, 3)		 G5-3		 G6-3			 F7		 G5-3	4 0 0 0 0 0 0												
Charles Johnson, R OBP: 0.333, SLG: 0.500 (1, 2)		 K		 P3			 2B			3 0 1 0 0 1 0												
Kurt Abbott, R OBP: 0.385, SLG: 0.417 (1, 6)		 2B			 G6-3		 K			3 0 2 0 0 1 1												
Pat Rapp, R (1, 1)					 B2					2 0 0 0 0 0 2												
Joe Orsulak, L (7, PH)										1 0 0 0 0 0 1												
Matt Mantei, R (8, 1)										0 0 0 0 0 0 0												
Yorkis Perez, L (9, 1)										0 0 0 0 0 0 0												
Inning Stats	R: 0 E: 0 K: 0 S: 9	H: 1 LOB: 2 BB: 1 P: 16	R: 0 E: 0 K: 1 S: 11	H: 1 LOB: 0 BB: 0 P: 16	R: 1 E: 0 K: 1 S: 9	H: 1 LOB: 0 BB: 0 P: 14	R: 0 E: 0 K: 0 S: 11	H: 0 LOB: 0 BB: 0 P: 18	R: 0 E: 0 K: 0 S: 8	H: 1 LOB: 1 BB: 0 P: 11	R: 0 E: 0 K: 1 S: 12	H: 0 LOB: 0 BB: 1 P: 21	R: 0 E: 0 K: 1 S: 6	H: 1 LOB: 1 BB: 0 P: 8	R: 0 E: 0 K: 1 S: 5	H: 0 LOB: 0 BB: 0 P: 9	R: 0 E: 0 K: 2 S: 8	H: 0 LOB: 0 BB: 0 P: 13	1B: 2 2B: 2 3B: 0 HR: 1	SF: 0 SAC: 0 DP: 1 HBP: 0	WP: 0 PB: 0 SB: 0 CS: 0	PA: 33
PITCHER	IP WLS BF H R ER SO BB IBB HBP BLK WP HR S P ERA WHIP											IP WLS BF H R ER SO BB IBB HBP BLK WP HR S P ERA WHIP										
Oswaldo Fernandez, R ERA: 1.13 (1, 1)	8.0 W 30 5 1 1 5 2 0 0 0 0 0 0 71 113 1.12 0.875																					
Rod Beck, R ERA: (9, 1)	1.0 3 0 0 0 2 0 0 0 0 0 0 0 8 13 0.00 0.000																					

Batter	1	2	3	4	5	6	7	8	9	10	AB	R	H	RBI	BB	SO	LOB	TOP									
Stan Javier, S OBP: 0.190, SLG: 0.300 J.R. Phillips, L OBP: 0.296, SLG: 0.667	(1, 8) 1-2 1B		(2, 1) G5-3 HBP		(1, 1) G3-4-3 1-2			(0, 0) G1-3			2	0	1	0	0	0	1										
Shawon Dunston, R OBP: 0.421, SLG: 0.579	(1, 6) 2-2 1B		(0, 1) G5-3 1-2		(2, 1) G4-3			(2, 2) 1B			4	0	2	0	0	0	2										
Barry Bonds, L OBP: 0.364, SLG: 0.500	(1, 7) 3-1 1B		(3, 3) K			(0, 0) F7		(0, 1) P5			4	0	0	0	0	1	4										
Matt Williams, R OBP: 0.318, SLG: 0.381	(1, 5) 1-1 1B			(0, 1) L6-4 1B		(1, 3) K		(0, 3) K2-3			4	0	1	0	0	2	1										
Mark Carreon, R OBP: 0.267, SLG: 0.154	(1, 3) 3-1 1B			(0, 0) FC6-4 1B		(1, 0) G6-3			(2, 3) K		4	0	1	0	0	1	0										
Glenn Hill, R OBP: 0.250, SLG: 0.421	(1, 9) 2-2 1B			(0, 0) L6-4 2-3			(0, 0) G6-3		(0, 1) F9		4	0	1	0	0	0	2										
Steve Scarsone, R OBP: 0.200, SLG: 0.200	(1, 4) 0-2 1B			(0, 1) FC6-4 1-2			(0, 1) G4-3			(0, 3) K	4	0	0	0	0	1	2										
Kirt Manwaring, R OBP: 0.316, SLG: 0.389	(1, 2) 1-0 1B			(0, 0) F9			(0, 1) P5			(1, 3) K	4	0	1	0	0	1	1										
Mark Leiter, R OBP: 0.250, SLG: 0.250 Mel Hall, L OBP: 0.500, SLG: 0.333 Mark Dewey, R OBP: 0.100, SLG: 0.100	(1, 1) 1-0 1B			(1, 0) G6-3			(0, 3) K		(0, 0) G1-3		3	0	0	0	0	1	1										
											1	0	0	0	0	0	0										
											0	0	0	0	0	0	0										
Inning Stats	R: 0 E: 0 K: 0 S: 10	H: 2 LOB: 1 BB: 0 P: 17	R: 0 E: 0 K: 0 S: 9	H: 1 LOB: 1 BB: 0 P: 15	R: 0 E: 0 K: 1 S: 8	H: 0 LOB: 1 BB: 0 P: 14	R: 0 E: 0 K: 1 S: 6	H: 2 LOB: 1 BB: 0 P: 6	R: 0 E: 0 K: 1 S: 8	H: 1 LOB: 1 BB: 0 P: 11	R: 0 E: 0 K: 1 S: 12	H: 0 LOB: 0 BB: 0 P: 14	R: 0 E: 0 K: 0 S: 5	H: 0 LOB: 0 BB: 0 P: 5	R: 0 E: 0 K: 0 S: 9	H: 1 LOB: 1 BB: 0 P: 11	R: 0 E: 0 K: 2 S: 8	H: 0 LOB: 0 BB: 0 P: 10	R: 0 E: 0 K: 2 S: 8	H: 0 LOB: 0 BB: 0 P: 9	1B: 7 2B: 1 3B: 0 HR: 0	SF: 0 SAC: 0 DP: 2 HBP: 1	WP: 0 PB: 0 SB: 0 CS: 0	PA: 36			
PITCHER	IP	WLS	BF	H	R	ER	SO	BB	IBB	HBP	BLK	WP	HR	S	P	ERA	WHIP										
Kevin Brown, R ERA: 0.6	(1, 1) 8.0		30	7	0	0	3	0	0	0	0	0	0	67	93	0.00	0.875										
Robb Nen, R ERA:	(9, 1) 2.0	W	6	0	0	0	4	0	0	0	0	0	0	16	19	0.00	0.000										

San Francisco Giants @ Florida Marlins
Joe Robbie Stadium, Miami, FL

Sat. Apr. 06 1996, 7:05 PM EST
Att: 34,002 - Unknown - 81 F

AB 35
R 0
H 7
RBI 0
BB 0
SO 7
LOB 14



Batter	1	2	3	4	5	6	7	8	9	10	AB	R	H	RBI	BB	SO	LOB	BOTTOM									
Devon White, S OBP: 0.200, SLG: 0.211	(1, 8) 4-0 1B		(0, 0) F7			(1, 0) P5		(1, 0) P6			3	0	0	0	1	0	1										
Craig Grebeck, R OBP: 0.111, SLG: 0.111	(1, 4) 2-1 1B		(3, 2) 1B			(2, 2) L9			(0, 1) F9		4	0	1	0	0	0	1										
Gary Sheffield, R OBP: 0.250, SLG: 0.471	(1, 9) 1-1 1B		(1, 3) K			(3, 2) F9			(0, 0) F9		4	0	0	0	0	1	2										
Jeff Conine, R OBP: 0.250, SLG: 0.368	(1, 7) 2-1 1B			(1, 1) F8			(1, 3) K		(1, 1) G6-3		4	0	0	0	0	1	1										
Terry Pendleton, S OBP: 0.263, SLG: 0.389	(1, 5) 0-1 1B		(0, 1) G5-4-3 1B		(2, 3) K		(1, 3) K			(2, 2) HR	4	1	2	1	0	2	0										
Greg Colbrunn, R OBP: 0.176, SLG: 0.353	(1, 3) 0-0 1B		(0, 0) G5-4-3 1-2		(0, 0) F9		(0, 1) G5-3				3	0	0	0	0	0	1										
Charles Johnson, R OBP: 0.400, SLG: 0.600	(1, 2) 0-0 2B					(2, 3) K		(1, 2) SH3-4 1B			3	0	2	0	0	1	0										
Alex Arias, R	(1, 6) 3-2 1B		(3, 2) L3			(1, 1) P4		(0, 0) SH3-4			2	0	0	0	0	0	1										
Kevin Brown, R Joe Orsulak, L Robb Nen, R	(1, 1) 0-3 1B		(0, 3) K			(1, 0) G1-3		(1, 3) K			2	0	0	0	0	1	0										
											1	0	0	0	0	1	1										
											0	0	0	0	0	0	0										
Inning Stats	R: 0 E: 0 K: 0 S: 7	H: 0 LOB: 1 BB: 1 P: 15	R: 0 E: 0 K: 0 S: 7	H: 2 LOB: 1 BB: 0 P: 10	R: 0 E: 0 K: 2 S: 10	H: 1 LOB: 1 BB: 0 P: 14	R: 0 E: 0 K: 1 S: 6	H: 0 LOB: 0 BB: 0 P: 9	R: 0 E: 0 K: 1 S: 6	H: 0 LOB: 0 BB: 0 P: 10	R: 0 E: 0 K: 2 S: 8	H: 0 LOB: 0 BB: 0 P: 15	R: 0 E: 0 K: 2 S: 8	H: 0 LOB: 0 BB: 0 P: 10	R: 0 E: 0 K: 1 S: 8	H: 1 LOB: 1 BB: 0 P: 11	R: 0 E: 0 K: 0 S: 5	H: 1 LOB: 0 BB: 0 P: 5	R: 1 E: 0 K: 0 S: 3	H: 1 LOB: 0 BB: 0 P: 5	1B: 3 2B: 1 3B: 0 HR: 1	SF: 0 SAC: 1 DP: 1 HBP: 0	WP: 0 PB: 0 SB: 0 CS: 0	PA: 32			
PITCHER	IP	WLS	BF	H	R	ER	SO	BB	IBB	HBP	BLK	WP	HR	S	P	ERA	WHIP										
Mark Leiter, R ERA: 1.93	(1, 1) 9.0		31	4	0	0	7	1	0	0	0	0	0	66	100	0.00	0.556										
Mark Dewey, R ERA: 21.6	(10, 1) 0.0	L	1	1	1	0	0	0	0	0	0	0	1	3	5	∞	∞										

San Francisco Giants @ Florida Marlins
Joe Robbie Stadium, Miami, FL

Sat. Apr. 06 1996, 7:05 PM EST
Att: 34,002 - Unknown - 81 F

AB 30
R 1
H 5
RBI 1
BB 1
SO 7
LOB 8



Batter	1	2	3	4	5	6	7	8	9	AB	R	H	RBI	BB	SO	LOB	TOP					
Shawn Dunston, R OBP: 0.417, SLG: 0.542										5	1	2	0	0	0	0	San Francisco Giants @ Florida Marlins Joe Robbie Stadium, Miami, FL Sun Apr 07 1996, 3:33 AM EDT Att: 19,842 - Overcast - 80 F					
Steve Scarsons, R OBP: 0.100, SLG: 0.100										5	0	0	0	0	2	4						
Barry Bonds, L OBP: 0.407, SLG: 0.500										4	2	2	2	1	0	0						
Matt Williams, R OBP: 0.333, SLG: 0.360										4	2	1	1	1	0	2						
Mark Carreon, R OBP: 0.400, SLG: 0.778										5	4	4	6	0	0	0						
Glenallen Hill, R OBP: 0.320, SLG: 0.435										4	1	2	2	1	0	0						
J.R. Phillips, L OBP: 0.250, SLG: 0.727										5	2	1	2	0	3	2						
Steve Decker, R OBP: 0.400, SLG: 0.250										4	1	1	0	1	1	2						
Mark Gardner, R										3	0	0	0	0	1	2						
Steve Bourgeois, R										0	0	0	0	0	0	0						
Kim Batiste, R OBP: 0.500, SLG: 1.250										1	1	1	1	0	0	0						
Doug Creek, L										0	0	0	0	0	0	0						
Jeff Juden, R										0	0	0	0	0	0	0						
Inning Stats	R: 4 E: 1 K: 0 S: 16	H: 5 LOB: 1 BB: 0 P: 25	R: 0 E: 0 K: 1 S: 9	H: 0 LOB: 0 BB: 0 P: 12	R: 1 E: 0 K: 1 S: 13	H: 2 LOB: 1 BB: 0 P: 21	R: 0 E: 0 K: 0 S: 11	H: 0 LOB: 0 BB: 1 P: 17	R: 5 E: 0 K: 1 S: 19	H: 3 LOB: 0 BB: 3 P: 40	R: 0 E: 0 K: 0 S: 9	H: 0 LOB: 0 BB: 0 P: 12	R: 0 E: 0 K: 0 S: 7	H: 0 LOB: 0 BB: 0 P: 11	R: 3 E: 2 K: 2 S: 22	H: 3 LOB: 1 BB: 0 P: 30	R: 1 E: 0 K: 2 S: 14	H: 1 LOB: 0 BB: 0 P: 19	1B: 9 2B: 2 3B: 0 HR: 3	SF: 0 SAC: 0 DP: 3 HBP: 0	WP: 0 PB: 0 SB: 0 CS: 0	PA: 44
PITCHER	IP WLS BF H R ER SO BB IBB HBP BLK WP HR S P ERA WHIP																					
John Burkett, R ERA: 5.11	4.1 L 23 8 8 7 3 3 0 0 0 0 1 55 92 14.54 2.538																					
David Weathers, R ERA: 6.75	1.2 7 2 2 2 0 1 0 0 0 0 1 22 35 10.80 1.800																					
Jay Powell, R ERA:	1.1 8 2 3 0 2 0 0 0 0 0 0 23 33 0.00 1.500																					
Yorkis Perez, L ERA: 20.25	0.2 2 1 0 0 0 0 0 0 0 0 0 6 8 0.00 1.500																					
Alejandro Pena, R ERA: 6.0	1.0 4 1 1 1 2 0 0 0 0 0 1 14 19 9.00 1.000																					

Batter	1	2	3	4	5	6	7	8	9	AB	R	H	RBI	BB	SO	LOB	BOTTOM					
Devon White, S OBP: 0.200, SLG: 0.250										5	1	1	0	0	2	2	San Francisco Giants @ Florida Marlins Joe Robbie Stadium, Miami, FL Sun Apr 07 1996, 3:33 AM EDT Att: 19,842 - Overcast - 80 F					
Craig Grebeck, R OBP: 0.143, SLG: 0.143										5	0	1	0	0	1	3						
Gary Sheffield, R OBP: 0.320, SLG: 0.450										3	3	1	0	2	0	1						
Jeff Conine, R OBP: 0.360, SLG: 0.500										5	1	4	1	0	0	1						
Terry Pendleton, S OBP: 0.333, SLG: 0.409										4	2	2	2	1	1	3						
Andre Dawson, R OBP: 0.571, SLG: 0.571										5	0	4	3	0	0	2						
Charles Johnson, R OBP: 0.300, SLG: 0.450										5	0	0	0	0	2	6						
Alex Arias, R OBP: 0.286, SLG: 0.286										5	0	2	1	0	0	2						
John Burkett, R										2	0	0	0	0	0	1						
David Weathers, R										0	0	0	0	0	0	0						
Quilvio Veras, S SLG: 0.152										1	0	0	0	0	1	1						
Jay Powell, R										0	0	0	0	0	0	0						
Yorkis Perez, L										0	0	0	0	0	0	0						
Greg Colbrunn, R SLG: 0.333										1	0	0	0	0	1	1						
Alejandro Pena, R										0	0	0	0	0	0	0						
Inning Stats	R: 0 E: 0 K: 1 S: 11	H: 1 LOB: 1 BB: 0 P: 20	R: 1 E: 0 K: 0 S: 13	H: 1 LOB: 1 BB: 1 P: 23	R: 1 E: 0 K: 1 S: 14	H: 2 LOB: 2 BB: 1 P: 23	R: 0 E: 0 K: 0 S: 8	H: 0 LOB: 0 BB: 0 P: 11	R: 3 E: 0 K: 1 S: 14	H: 4 LOB: 1 BB: 1 P: 28	R: 0 E: 0 K: 1 S: 6	H: 1 LOB: 1 BB: 0 P: 9	R: 0 E: 0 K: 1 S: 18	H: 2 LOB: 2 BB: 0 P: 28	R: 0 E: 0 K: 1 S: 10	H: 1 LOB: 1 BB: 0 P: 17	R: 2 E: 0 K: 2 S: 15	H: 3 LOB: 1 BB: 0 P: 20	1B: 13 2B: 2 3B: 0 HR: 0	SF: 0 SAC: 0 DP: 0 HBP: 0	WP: 0 PB: 0 SB: 0 CS: 0	PA: 44
PITCHER	IP WLS BF H R ER SO BB IBB HBP BLK WP HR S P ERA WHIP																					
Mark Gardner, R ERA: 9.64	4.2 W 24 3 0 0 2 0 0 0 0 0 0 26 41 0.00 1.286																					
Steve Bourgeois, R ERA: 4.91	2.1 10 3 0 0 2 0 0 0 0 0 0 26 41 0.00 1.286																					
Doug Creek, L ERA: 2.45	1.0 4 1 0 0 1 0 0 0 0 0 0 10 17 0.00 1.000																					
Jeff Juden, R ERA: 13.5	1.0 6 3 2 2 2 0 0 0 0 0 0 15 20 18.00 3.000																					

Batter	1	2	3	4	5	6	7	8	9	AB	R	H	RBI	BB	SO	LOB	TOP
Devon White, S (1, 8) OBP: 0.207, SLG: 0.357																	4 1 1 1 0 1 0
Alex Arias, R (1, 6) OBP: 0.364, SLG: 0.300																	3 0 1 0 1 0 0
Gary Sheffield, R (1, 9) OBP: 0.310, SLG: 0.391																	3 0 0 0 1 2 2
Jeff Conine, R (1, 7) OBP: 0.345, SLG: 0.444																	3 0 0 0 1 1 2
Terry Pendleton, S (1, 5) OBP: 0.321, SLG: 0.385																	4 1 1 0 0 2 2
Greg Colbrunn, R (1, 3) OBP: 0.227, SLG: 0.409																	4 0 2 0 0 1 0
Charles Johnson, R (1, 2) OBP: 0.292, SLG: 0.417																	4 0 1 1 0 1 1
Craig Grebeck, R (1, 4) OBP: 0.167, SLG: 0.118																	3 0 0 0 1 0 3
Chris Hammond, L (1, 1)																	2 0 0 0 0 1 2
Yorkis Perez, L (6, 1)																	0 0 0 0 0 0 0
David Weathers, R (6, 1)																	0 0 0 0 0 0 0
Quilvio Veras, S (7, PH)																	1 0 0 0 0 0 0
Matt Mantei, R (7, 1)																	0 0 0 0 0 0 0
Inning Stats	R: 1 E: 0 K: 0 S: 8	H: 1 LOB: 1 BB: 2 P: 19	R: 0 E: 0 K: 2 S: 10	H: 0 LOB: 1 BB: 1 P: 18	R: 0 E: 0 K: 2 S: 11	H: 3 LOB: 1 BB: 0 P: 13	R: 0 E: 0 K: 2 S: 10	H: 0 LOB: 0 BB: 0 P: 16	R: 0 E: 0 K: 2 S: 7	H: 0 LOB: 0 BB: 0 P: 12	R: 0 E: 0 K: 1 S: 14	H: 1 LOB: 1 BB: 0 P: 22	1B: 4 2B: 1 3B: 0 HR: 1	SF: 0 SAC: 0 DP: 2 HBP: 0	WP: 1 PB: 0 SB: 1 CS: 0	PA: 35	
PITCHER	IP WLS BF H R ER SO BB IBB HBP BLK WP HR S P ERA WHIP																
Joey Hamilton, R (1, 1) ERA: 3.75	7.0 W 28 5 2 2 8 4 0 0 0 0 1 1 65 107 2.57 1.286																
Doug Bochtler, R (8, 1) ERA:	2.0 7 1 0 0 1 0 0 0 0 0 0 0 20 30 0.00 0.500																

Florida Marlins @ San Diego Padres
Jack Murphy Stadium, San Diego, CA
Mon Apr 08 1996, 6:33 AM EDT
Att: 44,470 - Sunny - 75 F

AB 31
R 2
H 6
RBI 2
BB 4
SO 9
LOB 12



Batter	1	2	3	4	5	6	7	8	9	AB	R	H	RBI	BB	SO	LOB	BOTTOM			
Rickey Henderson, R (1, 7) OBP: 0.424, SLG: 0.391																	2 2 0 0 3 1 0			
Steve Finley, L (1, 8) OBP: 0.297, SLG: 0.080																	4 2 1 1 0 1 3			
Tony Gwynn, L (1, 9) OBP: 0.594, SLG: 0.615																	4 2 2 2 1 0 2			
Doug Bochtler, R (8, 1)																	0 0 0 0 0 0 0			
Ken Caminiti, S (1, 5) OBP: 0.406, SLG: 0.667																	5 1 3 2 0 1 3			
Wally Joyner, L (1, 3) OBP: 0.615, SLG: 0.800																	5 0 2 1 0 1 2			
Brad Ausmus, R (1, 2) OBP: 0.250, SLG: 0.364																	5 0 1 0 0 0 4			
Andujar Cedeno, R (1, 6) OBP: 0.333, SLG: 0.316																	4 0 1 1 0 1 1			
Jody Reed, R (1, 4) OBP: 0.414, SLG: 0.375																	3 2 0 0 1 0 4			
Joey Hamilton, R (1, 1) OBP: 0.250, SLG: 0.250																	2 0 0 0 0 2 0			
Chris Gwynn, L (7, PH) (8, 9)																	0 0 0 0 1 0 0			
Inning Stats	R: 0 E: 0 K: 0 S: 4	H: 0 LOB: 0 BB: 0 P: 6	R: 0 E: 0 K: 0 S: 8	H: 1 LOB: 1 BB: 0 P: 15	R: 0 E: 0 K: 2 S: 11	H: 0 LOB: 0 BB: 0 P: 13	R: 1 E: 0 K: 1 S: 13	H: 4 LOB: 3 BB: 0 P: 21	R: 3 E: 1 K: 1 S: 10	H: 1 LOB: 1 BB: 1 P: 17	R: 4 E: 0 K: 0 S: 15	H: 4 LOB: 2 BB: 2 P: 29	R: 1 E: 0 K: 2 S: 14	H: 0 LOB: 3 BB: 3 P: 32	R: 0 E: 0 K: 1 S: 10	H: 0 LOB: 0 BB: 0 P: 13	1B: 7 2B: 3 3B: 0 HR: 0	SF: 0 SAC: 1 DP: 0 HBP: 2	WP: 1 PB: 0 SB: 0 CS: 0	PA: 43
PITCHER	IP WLS BF H R ER SO BB IBB HBP BLK WP HR S P ERA WHIP																			
Chris Hammond, L (1, 1) ERA: 7.94	5.2 L 29 7 7 5 4 2 1 0 0 0 0 0 6 10 ∞ ∞																			
Yorkis Perez, L (6, 1) ERA: 27.0	0.0 3 3 1 1 0 0 0 0 0 0 0 0 6 10 ∞ ∞																			
David Weathers, R (6, 1) ERA: 6.0	0.1 1 0 0 0 0 0 0 0 0 0 0 0 1 1 0.00 0.000																			
Matt Mantei, R (7, 1) ERA: 8.1	2.0 10 0 1 1 3 3 0 1 0 1 0 24 45 4.50 1.500																			

Florida Marlins @ San Diego Padres
Jack Murphy Stadium, San Diego, CA
Mon Apr 08 1996, 6:33 AM EDT
Att: 44,470 - Sunny - 75 F

AB 34
R 9
H 10
RBI 7
BB 6
SO 7
LOB 19



Batter	1	2	3	4	5	6	7	8	9	AB	R	H	RBI	BB	SO	LOB	TOP										
Quilvio Veras, S OBP: 0.273, SLG: 0.158	G4-3		K			G5-3		F8		4	0	0	0	0	1	0	Florida Marlins @ San Diego Padres Jack Murphy Stadium, San Diego, CA Wed Apr 10 1996, 10:05 PM EDT Att: 10,510 - Cloudy - 64 F										
Devon White, S OBP: 0.283, SLG: 0.371	CS BB		F7			F8		2B		3	0	1	0	1	0	0											
Gary Sheffield, R OBP: 0.342, SLG: 0.400	1-2 BB				G6-3			F7		3	0	1	0	1	0	1											
Jeff Conine, R OBP: 0.316, SLG: 0.371	F9				K			F3		4	0	0	0	0	2	2											
Terry Pendleton, S OBP: 0.270, SLG: 0.294		F8			F8			F7		4	0	0	0	0	0	0											
Greg Colbrunn, R OBP: 0.258, SLG: 0.387		F9			S 1B			G6-3		4	0	1	0	0	0	0											
Charles Johnson, R OBP: 0.355, SLG: 0.467					K					3	0	2	0	0	1	1											
Kurt Abbott, R OBP: 0.250, SLG: 0.263					1-2 K			1B		3	0	0	0	0	1	3											
Pat Rapp, R					G5-3			K		2	0	0	0	0	1	1											
Joel Adamson, L					G6-3			K		0	0	0	0	0	0	0											
Jesus Tavarez, S OBP: 0.333, SLG: 0.333										1	0	0	0	0	1	0											
David Weathers, R										0	0	0	0	0	0	0											
Inning Stats	R: 0 E: 0 K: 0 S: 2	H: 0 LOB: 1 BB: 2 P: 10	R: 0 E: 0 K: 0 S: 4	H: 1 LOB: 1 BB: 0 P: 4	R: 0 E: 0 K: 1 S: 5	H: 0 LOB: 0 BB: 0 P: 5	R: 0 E: 0 K: 1 S: 5	H: 0 LOB: 0 BB: 0 P: 5	R: 0 E: 0 K: 2 S: 8	H: 1 LOB: 1 BB: 0 P: 8	R: 0 E: 0 K: 0 S: 4	H: 1 LOB: 1 BB: 0 P: 4	R: 0 E: 0 K: 1 S: 6	H: 1 LOB: 1 BB: 0 P: 6	R: 0 E: 0 K: 1 S: 6	H: 1 LOB: 1 BB: 0 P: 6	R: 0 E: 0 K: 1 S: 5	H: 0 LOB: 0 BB: 0 P: 5	1B: 3 2B: 2 3B: 0 HR: 0	SF: 0 SAC: 0 DP: 0 HBP: 0	WP: 0 PB: 0 SB: 1 CS: 1	PA: 33					
PITCHER	IP	WLS	BF	H	R	ER	SO	BB	IBB	HBP	BLK	WP	HR	S	P	ERA	WHIP										
Bob Tewksbury, R ERA: 0.66	7.0	W	26	4	0	0	5	2	0	0	0	0	0	34	42	0.00	0.857										
Doug Bochler, R ERA:	1.0		4	1	0	0	1	0	0	0	0	0	0	6	6	0.00	1.000										
Trevor Hoffman, R ERA: 1.59	1.0	S	3	0	0	0	1	0	0	0	0	0	0	5	5	0.00	0.000										

Batter	1	2	3	4	5	6	7	8	9	AB	R	H	RBI	BB	SO	LOB	BOTTOM										
Rickey Henderson, R OBP: 0.452, SLG: 0.379	G1-6-3 1B	G4-6-3 BB			CS BB HBP		HBP BB 1B			2	0	2	0	1	0	0	Florida Marlins @ San Diego Padres Jack Murphy Stadium, San Diego, CA Wed Apr 10 1996, 10:05 PM EDT Att: 10,510 - Cloudy - 64 F										
Steve Finley, L OBP: 0.237, SLG: 0.065	G1-6-3 1-2	G4-6-3 1-2			1B G4-3 BB		HBP BB			2	0	0	0	2	0	3											
Tony Gwynn, L OBP: 0.600, SLG: 0.606	BB 1B 1B				G4-3 1-2 2-3		G6-4-3 HBP			3	1	2	0	0	0	2											
Ken Caminiti, S OBP: 0.375, SLG: 0.579	BB 1B				G3-6 1-2		FC6 1B			4	1	2	0	0	0	4											
Wally Joyner, L OBP: 0.618, SLG: 0.731	1B BB				FC6 1-2					3	0	2	0	1	0	2											
Brad Ausmus, R OBP: 0.250, SLG: 0.333	1-2 2H 3H				F9					4	1	1	2	0	0	2											
Andujar Cedeno, R OBP: 0.310, SLG: 0.296	G6-3				F7					4	0	0	0	0	1	3											
Jody Reed, R OBP: 0.444, SLG: 0.433		SH3-4 1B			G6-3					4	0	2	1	0	0	0											
Bob Tewksbury, R					G6-3					1	0	0	0	0	0	0											
Chris Gwynn, L		SH3-4			G6-3					1	0	0	0	0	0	0											
Doug Bochler, R										0	0	0	0	0	0	0											
Scott Livingstone, L OBP: 0.286, SLG: 0.429										1	0	0	0	0	0	1											
Trevor Hoffman, R										0	0	0	0	0	0	0											
Inning Stats	R: 2 E: 0 K: 0 S: 6	H: 4 LOB: 2 BB: 1 P: 10	R: 0 E: 0 K: 0 S: 3	H: 1 LOB: 1 BB: 1 P: 7	R: 0 E: 0 K: 0 S: 4	H: 2 LOB: 1 BB: 0 P: 4	R: 0 E: 0 K: 0 S: 3	H: 0 LOB: 0 BB: 0 P: 3	R: 0 E: 0 K: 0 S: 3	H: 0 LOB: 2 BB: 0 P: 3	R: 0 E: 0 K: 0 S: 3	H: 1 LOB: 2 BB: 1 P: 8	R: 0 E: 0 K: 1 S: 7	H: 2 LOB: 1 BB: 0 P: 7	R: 1 E: 0 K: 1 S: 7	H: 2 LOB: 1 BB: 0 P: 7	R: 0 E: 0 K: 1 S: 5	H: 0 LOB: 0 BB: 0 P: 5	1B: 11 2B: 0 3B: 0 HR: 0	SF: 0 SAC: 1 DP: 4 HBP: 2	WP: 1 PB: 0 SB: 0 CS: 1	PA: 36					
PITCHER	IP	WLS	BF	H	R	ER	SO	BB	IBB	HBP	BLK	WP	HR	S	P	ERA	WHIP										
Pat Rapp, R ERA: 4.73	6.1	L	28	9	2	2	0	3	0	1	0	0	0	24	37	2.84	1.895										
Joel Adamson, L ERA:	0.2		3	0	0	0	0	1	0	1	0	0	0	1	6	0.00	1.500										
David Weathers, R ERA: 6.75	1.0		5	2	1	1	1	0	0	0	0	1	0	7	7	9.00	2.000										

AB	31
R	0
H	5
RBI	0
BB	2
SO	7
LOB	8



Batter	1	2	3	4	5	6	7	8	9	AB	R	H	RBI	BB	SO	LOB	TOP					
Quilvio Veras, S OBP: 0.308, SLG: 0.182										3	0	1	0	1	2	2	Florida Marlins @ Los Angeles Dodgers Dodger Stadium, Los Angeles, CA Thu Apr 11 1996, 7:05 PM PDT Att: 36,023 - Unknown - 69 F					
Devon White, S OBP: 0.250, SLG: 0.351 Jesus Tavaréz, S OBP: 0.200, SLG: 0.200										2	0	0	0	0	2	2						
Gary Sheffield, R OBP: 0.357, SLG: 0.394										3	0	1	0	1	0	0						
Jeff Conine, R OBP: 0.286, SLG: 0.333										4	0	0	0	0	3	4						
Terry Pendleton, S OBP: 0.244, SLG: 0.263										4	0	0	0	0	1	0						
Greg Colbrunn, R OBP: 0.257, SLG: 0.353										3	0	0	0	1	1	1						
Charles Johnson, R OBP: 0.314, SLG: 0.412										4	0	0	0	0	1	2						
Kurt Abbott, R OBP: 0.304, SLG: 0.364										3	0	2	0	0	1	1						
Kevin Brown, R Joe Orsulak, L Joel Adamson, L Jay Powell, R										1	0	0	0	1	1	1						
Inning Stats	R: 0 E: 0 K: 1 S: 10	H: 0 LOB: 0 BB: 0 P: 16	R: 0 E: 1 K: 1 S: 14	H: 0 LOB: 1 BB: 0 P: 22	R: 0 E: 0 K: 1 S: 9	H: 1 LOB: 1 BB: 1 P: 15	R: 0 E: 0 K: 1 S: 5	H: 0 LOB: 0 BB: 0 P: 8	R: 0 E: 0 K: 2 S: 16	H: 0 LOB: 2 BB: 2 P: 33	R: 0 E: 0 K: 0 S: 5	H: 1 LOB: 0 BB: 0 P: 8	R: 0 E: 0 K: 0 S: 10	H: 0 LOB: 0 BB: 0 P: 14	R: 0 E: 0 K: 2 S: 15	H: 2 LOB: 3 BB: 1 P: 29		R: 0 E: 0 K: 3 S: 12	H: 0 LOB: 0 BB: 0 P: 16	1B: 3 2B: 1 3B: 0 HR: 0	SF: 0 SAC: 0 DP: 2 HBP: 0	WP: 0 PB: 0 SB: 0 CS: 0
PITCHER	IP	WLS	BF	H	R	ER	SO	BB	IBB	HBP	BLK	WP	HR	S	P	ERA	WHIP					
Chan Ho Park, R ERA: 0.82	(1, 1)	5.0	W	19	1	0	0	6	3	0	0	0	0	54	94	0.00	0.800					
Darren Hall, R ERA: 2.25	(6, 1)	2.2		10	3	0	0	1	0	0	0	0	0	25	40	0.00	1.125					
Todd Worrell, R ERA:	(8, 1)	1.1	S	5	0	0	0	4	1	0	0	0	0	17	27	0.00	0.750					

Batter	1	2	3	4	5	6	7	8	9	AB	R	H	RBI	BB	SO	LOB	BOTTOM				
Delino DeShields, L OBP: 0.280, SLG: 0.311										3	1	1	1	0	1	0	Florida Marlins @ Los Angeles Dodgers Dodger Stadium, Los Angeles, CA Thu Apr 11 1996, 7:05 PM PDT Att: 36,023 - Unknown - 69 F				
Brett Butler, L OBP: 0.280, SLG: 0.255										4	1	1	0	0	1	0					
Mike Piazza, R OBP: 0.449, SLG: 0.413										4	0	2	1	0	0	0					
Eric Karros, R OBP: 0.255, SLG: 0.319										3	1	2	1	0	0	0					
Raul Mondesi, R OBP: 0.273, SLG: 0.372										3	1	0	0	0	4	0					
Mike Blowers, R OBP: 0.279, SLG: 0.143										3	0	0	1	0	1	1					
Todd Hollandsworth, L OBP: 0.259, SLG: 0.114 Todd Worrell, R										3	0	0	1	0	1	1					
Greg Gagne, R OBP: 0.450, SLG: 0.677										3	0	0	0	0	0	0					
Chan Ho Park, R Dave Hansen, L Darren Hall, R Roger Cedeno, S										1	0	0	0	0	0	0					
Inning Stats	R: 0 E: 0 K: 2 S: 8	H: 0 LOB: 0 BB: 0 P: 12	R: 0 E: 0 K: 1 S: 6	H: 0 LOB: 0 BB: 0 P: 9	R: 0 E: 0 K: 1 S: 6	H: 0 LOB: 0 BB: 0 P: 8	R: 4 E: 1 K: 0 S: 18	H: 4 LOB: 0 BB: 0 P: 24	R: 0 E: 0 K: 0 S: 3	H: 0 LOB: 0 BB: 0 P: 3	R: 0 E: 0 K: 0 S: 9	H: 2 LOB: 1 BB: 0 P: 13	R: 0 E: 0 K: 0 S: 7	H: 0 LOB: 0 BB: 0 P: 11	R: 1 E: 0 K: 0 S: 6	H: 1 LOB: 0 BB: 0 P: 12		1B: 6 2B: 0 3B: 1 HR: 0	SF: 1 SAC: 0 DP: 1 HBP: 0	WP: 0 PB: 1 SB: 0 CS: 1	PA: 31
PITCHER	IP	WLS	BF	H	R	ER	SO	BB	IBB	HBP	BLK	WP	HR	S	P	ERA	WHIP				
Kevin Brown, R ERA: 1.23	(1, 1)	7.0	L	26	6	4	2	4	0	0	0	0	0	57	80	2.57	0.857				
Joel Adamson, L ERA: 6.75	(8, 1)	0.2		3	1	1	1	0	0	0	0	0	0	5	11	13.50	1.500				
Jay Powell, R ERA:	(8, 1)	0.1		1	0	0	0	0	0	0	0	0	0	1	1	0.00	0.000				

Batter	1	2	3	4	5	6	7	8	9	AB	R	H	RBI	BB	SO	LOB	TOP											
Quilvio Veras, S OBP: 0.300, SLG: 0.231	G6-3		FC5-6		FC4-6			BB		4	0	1	0	0	0	3	Florida Marlins @ Los Angeles Dodgers Dodger Stadium, Los Angeles, CA Fri Apr 12 1996, 7:05 PM PDT Att: 40,343 - Unknown - 70 F											
Jesus Tavarez, S OBP: 0.222, SLG: 0.125	G4-3		G6-3		G3			BB		3	0	0	0	1	0	3												
Gary Sheffield, R OBP: 0.391, SLG: 0.583	HR			HR				BB		3	2	2	2	1	0	0												
Jeff Conine, R OBP: 0.283, SLG: 0.326	F8			G5-4-3				BB		4	0	1	0	0	0	3												
Terry Pendleton, S OBP: 0.222, SLG: 0.238		G4-3		G5-4-3				F8		4	0	0	0	0	0	4												
Greg Colburn, R OBP: 0.256, SLG: 0.421		HR		P3				F9		4	1	1	1	0	1	0												
Charles Johnson, R OBP: 0.308, SLG: 0.395		K			FC1-5			G4-3		4	0	1	0	0	1	0												
Kurt Abbott, R OBP: 0.333, SLG: 0.423					FC4-6			K		4	0	2	0	0	2	0												
John Burkett, R OBP: 0.125, SLG: 0.125					FC1-5			K		4	0	1	0	0	1	3												
Inning Stats	R: 1 E: 0 K: 0 S: 11	H: 1 LOB: 0 BB: 0 P: 19	R: 1 E: 0 K: 2 S: 11	H: 1 LOB: 0 BB: 0 P: 16	R: 0 E: 0 K: 0 S: 7	H: 1 LOB: 0 BB: 0 P: 8	R: 1 E: 0 K: 0 S: 12	H: 2 LOB: 0 BB: 0 P: 17	R: 0 E: 0 K: 0 S: 12	H: 2 LOB: 2 BB: 0 P: 18	R: 0 E: 0 K: 0 S: 5	H: 0 LOB: 0 BB: 0 P: 11	R: 0 E: 0 K: 2 S: 7	H: 0 LOB: 0 BB: 0 P: 9	R: 0 E: 0 K: 1 S: 12	H: 1 LOB: 3 BB: 2 P: 22	R: 0 E: 0 K: 0 S: 7	H: 1 LOB: 1 BB: 0 P: 11	1B: 4 2B: 2 3B: 0 HR: 3	SF: 0 SAC: 0 DP: 1 HBP: 0	WP: 0 PB: 0 SB: 0 CS: 1	PA: 36						
PITCHER	IP	WLS	BF	H	R	ER	SO	BB	IBB	HBP	BLK	WP	HR	S	P	ERA	WHIP											
Ismael Valdez, R ERA: 3.15	(1, 1)	6.0	L	23	7	3	3	2	0	0	0	0	0	3	58	89	4.50	1.167										
Joey Eischen, L ERA:	(7, 1)	2.0		9	1	0	0	3	2	0	0	0	0	0	19	31	0.00	1.500										
Scott Radinsky, L ERA:	(9, 1)	1.0		4	1	0	0	0	0	0	0	0	0	7	11	0.00	1.000											

Batter	1	2	3	4	5	6	7	8	9	AB	R	H	RBI	BB	SO	LOB	BOTTOM										
Delino DeShields, L OBP: 0.259, SLG: 0.286	G3			L5		G4-3			K	4	0	0	0	0	1	0	Florida Marlins @ Los Angeles Dodgers Dodger Stadium, Los Angeles, CA Fri Apr 12 1996, 7:05 PM PDT Att: 40,343 - Unknown - 70 F										
Brett Butler, L OBP: 0.278, SLG: 0.255	B2-3			K					G3	4	0	1	0	0	1	0											
Mike Piazza, R OBP: 0.442, SLG: 0.396	K							G6-4-3		2	0	0	0	1	1	1											
Eric Karros, R OBP: 0.240, SLG: 0.300		K						P2		3	0	0	0	0	2	1											
Raul Mondesi, R OBP: 0.277, SLG: 0.435		G1-3				L6		HR		3	1	1	1	0	0	0											
Milt Thompson, L		G1-3				G3		G2-3		3	0	0	0	0	0	0											
Mike Blowers, R OBP: 0.281, SLG: 0.132				K				K		3	0	0	0	0	2	0											
Greg Gagne, R OBP: 0.419, SLG: 0.618				G1-4-3				F9		3	0	0	0	0	0	0											
Ismael Valdez, R	(1, 1)																										
Todd Hollandsworth, L OBP: 0.250, SLG: 0.167	(6, PH)																										
Joey Eischen, L	(7, 1)																										
Scott Radinsky, L	(9, 1)																										
Chad Fournie, S OBP: 0.200, SLG: 0.200	(9, PH)																										
Inning Stats	R: 0 E: 0 K: 1 S: 7	H: 0 LOB: 0 BB: 0 P: 11	R: 0 E: 0 K: 1 S: 6	H: 0 LOB: 0 BB: 0 P: 9	R: 0 E: 0 K: 2 S: 8	H: 0 LOB: 0 BB: 0 P: 11	R: 0 E: 0 K: 2 S: 14	H: 0 LOB: 1 BB: 1 P: 23	R: 0 E: 0 K: 0 S: 4	H: 0 LOB: 0 BB: 0 P: 9	R: 0 E: 0 K: 0 S: 8	H: 0 LOB: 0 BB: 0 P: 15	R: 0 E: 0 K: 0 S: 5	H: 1 LOB: 0 BB: 0 P: 7	R: 1 E: 0 K: 1 S: 13	H: 1 LOB: 0 BB: 0 P: 20	R: 0 E: 0 K: 2 S: 7	H: 0 LOB: 0 BB: 0 P: 7	1B: 1 2B: 0 3B: 0 HR: 1	SF: 0 SAC: 0 DP: 1 HBP: 0	WP: 0 PB: 0 SB: 0 CS: 0	PA: 29					
PITCHER	IP	WLS	BF	H	R	ER	SO	BB	IBB	HBP	BLK	WP	HR	S	P	ERA	WHIP										
John Burkett, R ERA: 3.38	(1, 1)	9.0	W	29	2	1	1	9	1	0	0	0	1	72	112	1.00	0.333										

AB	34
R	3
H	9
RBI	3
BB	2
SO	5
LOB	16



Batter	1	2	3	4	5	6	7	8	9	AB	R	H	RBI	BB	SO	LOB	TOP				
Quilvio Veras, S OBP: 0.353, SLG: 0.379										3	1	2	1	1	0	0					
Jesus Tavarez, S OBP: 0.231, SLG: 0.091										3	0	0	0	1	2	1					
Gary Sheffield, R OBP: 0.380, SLG: 0.538										3	0	0	0	1	1	2					
Jeff Conine, R OBP: 0.260, SLG: 0.298										4	0	0	0	0	2	2					
Terry Pendleton, S OBP: 0.229, SLG: 0.244										3	0	1	0	0	1	0					
Greg Colbrunn, R OBP: 0.238, SLG: 0.390										3	0	0	0	0	3	2					
Charles Johnson, R OBP: 0.286, SLG: 0.366										3	0	0	0	0	3	2					
Kurt Abbott, R OBP: 0.300, SLG: 0.379										3	0	0	0	0	3	0					
Chris Hammond, L Joe Orsulak, L (8, PH) Alejandro Pena, R (8, 1)										2	0	0	0	0	2	0					
										1	0	0	0	0	0	0					
										0	0	0	0	0	0	0					
Inning Stats	R: 0 H: 1 E: 0 K: 2 S: 7	H: 1 LOB: 1 BB: 1 P: 11	R: 0 H: 0 E: 0 K: 2 S: 7	H: 0 LOB: 0 BB: 0 P: 7	R: 1 H: 1 E: 0 K: 2 S: 8	H: 1 LOB: 0 BB: 0 P: 8	R: 0 H: 0 E: 0 K: 3 S: 5	H: 0 LOB: 0 BB: 0 P: 5	R: 0 H: 0 E: 0 K: 2 S: 6	H: 0 LOB: 0 BB: 1 P: 10	R: 0 H: 1 E: 0 K: 3 S: 10	H: 2 LOB: 2 BB: 1 P: 14	R: 0 H: 0 E: 0 K: 1 S: 5	H: 0 LOB: 0 BB: 0 P: 5	R: 0 H: 0 E: 0 K: 1 S: 5	H: 0 LOB: 0 BB: 0 P: 5	1B: 2 2B: 1 3B: 0 HR: 1	SF: 0 SAC: 0 DP: 1 HBP: 0	WP: 0 PB: 0 SB: 0 CS: 3	PA: 31	
PITCHER Hideo Nomo, R ERA: 2.05	IP: 9.0 WLS: W BF: 31 H: 3 R: 1 ER: 1 SO: 17 BB: 3 IBB: 0 HBP: 0 BLK: 0 WP: 0 HR: 1 S: 62 P: 74 ERA: 1.00 WHIP: 0.667																				

Florida Marlins @ Los Angeles Dodgers
Dodger Stadium, Los Angeles, CA
Sat Apr 13 1996, 7:05 PM PDT
Att: 46,059 - Unknown - 67 F

AB	28
R	1
H	3
RBI	1
BB	3
SO	17
LOB	9



Batter	1	2	3	4	5	6	7	8	9	AB	R	H	RBI	BB	SO	LOB	BOTTOM				
Delino DeShields, L OBP: 0.241, SLG: 0.264										4	0	0	0	0	0	0					
Brett Butler, L OBP: 0.263, SLG: 0.241										3	0	0	0	0	2	0					
Mike Piazza, R OBP: 0.436, SLG: 0.380										2	1	0	0	1	0	0					
Eric Karros, R OBP: 0.226, SLG: 0.283										3	0	0	0	0	2	1					
Raul Mondesi, R OBP: 0.300, SLG: 0.510										3	1	2	2	0	0	0					
Mike Blowers, R OBP: 0.285, SLG: 0.125										2	0	0	0	1	1	1					
Billy Ashley, R Roger Cedeno, S OBP: 0.333, SLG: 0.500										3	1	1	1	0	0	1					
										0	0	0	0	0	0	0					
Greg Gagne, R OBP: 0.391, SLG: 0.568										3	0	0	0	0	1	0					
Hideo Nomo, R										3	0	0	0	0	1	0					
Inning Stats	R: 0 H: 0 E: 0 K: 1 S: 5	H: 1 LOB: 0 BB: 0 P: 5	R: 0 H: 1 E: 0 K: 2 S: 7	H: 1 LOB: 0 BB: 0 P: 7	R: 1 H: 1 E: 0 K: 0 S: 4	H: 1 LOB: 0 BB: 0 P: 4	R: 2 H: 1 E: 0 K: 1 S: 6	H: 1 LOB: 1 BB: 1 P: 10	R: 0 H: 0 E: 0 K: 1 S: 5	H: 0 LOB: 0 BB: 0 P: 5	R: 0 H: 0 E: 0 K: 0 S: 3	H: 0 LOB: 0 BB: 0 P: 3	R: 0 H: 0 E: 0 K: 1 S: 5	H: 0 LOB: 0 BB: 0 P: 5	R: 0 H: 0 E: 0 K: 1 S: 5	H: 0 LOB: 0 BB: 0 P: 5	1B: 1 2B: 0 3B: 0 HR: 2	SF: 0 SAC: 0 DP: 0 HBP: 0	WP: 0 PB: 0 SB: 0 CS: 1	PA: 28	
PITCHER Chris Hammond, L ERA: 5.68 Alejandro Pena, R ERA: 4.5	IP: 7.0 WLS: L BF: 25 H: 3 R: 3 ER: 3 SO: 3 BB: 2 IBB: 0 HBP: 0 BLK: 0 WP: 0 HR: 2 S: 35 P: 43 ERA: 3.86 WHIP: 0.714																				

Florida Marlins @ Los Angeles Dodgers
Dodger Stadium, Los Angeles, CA
Sat Apr 13 1996, 7:05 PM PDT
Att: 46,059 - Unknown - 67 F

AB	26
R	3
H	3
RBI	3
BB	2
SO	7
LOB	3



Batter	1	2	3	4	5	6	7	8	9	AB	R	H	RBI	BB	SO	LOB	TOP					
Quilvio Veras, S OBP: 0.368, SLG: 0.394 (1, 4)										4	0	2	0	0	1	1	Florida Marlins @ Los Angeles Dodgers Dodger Stadium, Los Angeles, CA Sun Apr 14 1996, 3:33 AM PDT Att: 49,728 - Sunny - 74 F					
Jesus Tavarez, S OBP: 0.176, SLG: 0.067 (1, 8)										4	1	0	0	0	0	3						
Gary Sheffield, R OBP: 0.389, SLG: 0.524 (1, 9)										3	0	1	0	1	2	1						
Andre Dawson, R OBP: 0.455, SLG: 0.455 Robb Nen, R (8, 1)										4	0	1	1	0	1	2						
Terry Pendleton, S OBP: 0.250, SLG: 0.265 (1, 5)										4	0	2	0	0	2	0						
Greg Colbrunn, R OBP: 0.238, SLG: 0.364 (1, 3)										3	0	0	0	0	0	3						
Charles Johnson, R OBP: 0.261, SLG: 0.333 (1, 2)										4	0	0	0	0	0	2						
Kurt Abbott, R OBP: 0.333, SLG: 0.406 (1, 6)										3	0	2	0	0	0	0						
Al Leiter, L OBP: 0.200, SLG: 0.200 David Weathers, R (4, 1)										0	0	0	0	0	0	0						
Alex Arias, R OBP: 0.303, SLG: 0.273 Matt Mantei, R (5, 1)										1	0	0	0	0	0	1						
Joe Orsulak, L Jay Powell, R (7, 1)										1	0	0	0	0	0	0						
Jeff Conine, R OBP: 0.280, SLG: 0.288 (8, 7)										0	0	0	0	0	0	0						
Inning Stats	R: 0 E: 0 K: 2 S: 7	H: 0 LOB: 0 BB: 0 P: 7	R: 0 E: 0 K: 0 S: 3	H: 1 LOB: 1 BB: 0 P: 4	R: 0 E: 0 K: 0 S: 4	H: 1 LOB: 1 BB: 0 P: 4	R: 0 E: 0 K: 1 S: 4	H: 0 LOB: 0 BB: 1 P: 8	R: 0 E: 0 K: 0 S: 6	H: 1 LOB: 1 BB: 0 P: 4	R: 1 E: 0 K: 0 S: 6	H: 4 LOB: 2 BB: 0 P: 6	R: 0 E: 0 K: 0 S: 3	H: 0 LOB: 0 BB: 0 P: 3	R: 0 E: 0 K: 2 S: 8	H: 1 LOB: 1 BB: 0 P: 8	R: 0 E: 0 K: 1 S: 5	H: 0 LOB: 0 BB: 0 P: 5	1B: 8 2B: 0 3B: 0 HR: 0	SF: 0 SAC: 1 DP: 3 HBP: 1	WP: 0 PB: 0 SB: 2 CS: 0	PA: 34
PITCHER	IP WLS BF H R ER SO BB IBB HBP BLK WP HR S P ERA WHIP																					
Pedro Astacio, R ERA: 4.2 (1, 1)	5.1 W 22 6 1 1 3 1 0 1 0 0 0 0 26 31 1.69 1.312																					
Antonio Osuna, R ERA: 1.5 (6, 1)	1.2 5 1 0 0 0 0 0 0 0 0 0 0 5 5 0.00 0.600																					
Mark Guthrie, L ERA: 3.38 (8, 1)	1.0 4 1 0 0 2 0 0 0 0 0 0 0 8 8 0.00 1.000																					
Darren Hall, R ERA: 2.0 (9, 1)	1.0 3 0 0 0 1 0 0 0 0 0 0 0 5 5 0.00 0.000																					

Batter	1	2	3	4	5	6	7	8	9	AB	R	H	RBI	BB	SO	LOB	BOTTOM			
Delino DeShields, L OBP: 0.286, SLG: 0.351 (1, 4)										4	3	3	0	1	1	2	Florida Marlins @ Los Angeles Dodgers Dodger Stadium, Los Angeles, CA Sun Apr 14 1996, 3:33 AM PDT Att: 49,728 - Sunny - 74 F			
Brett Butler, L OBP: 0.283, SLG: 0.255 Roger Cedeno, S OBP: 0.273, SLG: 0.400 (1, 8)										1	0	1	2	1	0	0				
Raul Mondesi, R OBP: 0.315, SLG: 0.500 (1, 9)										3	1	1	1	1	0	1				
Eric Karros, R OBP: 0.211, SLG: 0.263 (1, 3)										4	0	0	0	0	1	5				
Mike Blowers, R OBP: 0.264, SLG: 0.159 (1, 5)										4	0	1	1	0	2	2				
Billy Ashley, R OBP: 0.459, SLG: 0.833 Mark Guthrie, R (8, 1)										3	1	0	0	1	1	3				
Todd Hollandsworth, L OBP: 0.250, SLG: 0.167 (9, 7)										0	0	0	0	0	0	0				
Carlos Hernandez, R OBP: 0.500, SLG: 0.333 (1, 2)										3	0	1	0	1	1	0				
Greg Gagne, R OBP: 0.380, SLG: 0.537 Darren Hall, R (9, 1)										4	1	1	1	0	1	1				
Pedro Astacio, R OBP: 0.143, SLG: 0.143 Antonio Osuna, R (6, 1)										0	0	0	0	0	0	0				
Chad Fonville, S OBP: 0.167, SLG: 0.167 (9, 6)										1	0	0	0	0	0	0				
Inning Stats	R: 1 E: 0 K: 2 S: 9	H: 2 LOB: 2 BB: 1 P: 13	R: 0 E: 0 K: 2 S: 7	H: 0 LOB: 0 BB: 0 P: 7	R: 2 E: 1 K: 0 S: 5	H: 2 LOB: 1 BB: 1 P: 9	R: 2 E: 1 K: 2 S: 10	H: 2 LOB: 2 BB: 1 P: 14	R: 1 E: 0 K: 1 S: 6	H: 1 LOB: 2 BB: 2 P: 14	R: 0 E: 0 K: 1 S: 5	H: 0 LOB: 0 BB: 0 P: 5	R: 0 E: 0 K: 2 S: 7	H: 0 LOB: 0 BB: 0 P: 7	R: 0 E: 0 K: 0 S: 4	H: 1 LOB: 1 BB: 0 P: 4	1B: 5 2B: 2 3B: 1 HR: 0	SF: 1 SAC: 0 DP: 0 HBP: 0	WP: 0 PB: 0 SB: 2 CS: 0	PA: 38
PITCHER	IP WLS BF H R ER SO BB IBB HBP BLK WP HR S P ERA WHIP																			
Al Leiter, L ERA: 2.29 (1, 1)	3.2 L 20 6 5 4 5 3 0 0 0 0 0 0 4 4 0.00 0.000																			
David Weathers, R ERA: 6.23 (4, 1)	0.1 2 0 0 0 1 0 0 0 0 0 0 0 4 4 0.00 0.000																			
Matt Mantei, R ERA: 6.75 (5, 1)	2.0 9 1 1 1 2 2 0 0 0 0 0 0 11 19 4.50 1.500																			
Jay Powell, R ERA: (7, 1)	1.0 3 0 0 0 2 0 0 0 0 0 0 0 7 7 0.00 0.000																			
Robb Nen, R ERA: 3.6 (8, 1)	1.0 4 1 0 0 0 0 0 0 0 0 0 0 4 4 0.00 1.000																			



Batter	1	2	3	4	5	6	7	8	9	AB	R	H	RBI	BB	SO	LOB	TOP							
Quilvio Veras, S OBP: 0.419, SLG: 0.444	1-0 2B	2-2 HBP		2-2 1B		4-2 1B BB			1-3 K	3	0	2	0	1	1	0								
Devon White, S OBP: 0.287, SLG: 0.341	4-0 BB	2-3 K		0-1 F7		1-2 1B			1-3 K	4	0	1	1	1	2	4								
Gary Sheffield, R OBP: 0.373, SLG: 0.553	0-2 P6		0-0 HR	2-0 F7		3-H F7			1-1 G6-3	5	1	1	1	0	0	5								
Jeff Conine, R OBP: 0.241, SLG: 0.275	1-3 K		0-3 K		1-3 K		3-2 P3			4	0	0	0	0	3	2								
Terry Pendleton, S OBP: 0.232, SLG: 0.245	3-2 G1-3		2-2 F8		0-0 G6-3		2-0 G4-3			4	0	0	0	0	0	2								
Greg Colbrunn, R OBP: 0.260, SLG: 0.383		1-2 FC1-4 2B	4-2 BB		1-1 L7		1-1 G4-3			3	0	1	0	1	0	0								
Charles Johnson, R OBP: 0.280, SLG: 0.319		4-2 FC1-4 BB	4-2 BB			3-2 G5-3		2-1 L8		2	0	0	0	2	0	0								
Kurt Abbott, R OBP: 0.324, SLG: 0.417		1-1 FC1-4 SH1-3	0-3 K		2-2 G4-3 1B 2B		1-2 P3			4	1	1	0	0	1	4								
Kevin Brown, R OBP: 0.324, SLG: 0.417	1-0 SH1-3			1-0 G5-3		1-0 G4-3		1-1 F9		2	0	0	0	0	0	1								
Joel Adamson, L OBP: 0.324, SLG: 0.417										0	0	0	0	0	0	0								
Joe Orsulak, L OBP: 0.324, SLG: 0.417										1	0	0	0	0	0	0								
David Weathers, R OBP: 0.324, SLG: 0.417										0	0	0	0	0	0	0								
Inning Stats	R: 0 E: 0 K: 1 S: 12	H: 1 LOB: 2 BB: 1 P: 21	R: 0 E: 0 K: 1 S: 15	H: 1 LOB: 3 BB: 1 P: 26	R: 1 E: 0 K: 2 S: 14	H: 1 LOB: 2 BB: 2 P: 24	R: 0 E: 0 K: 0 S: 7	H: 1 LOB: 1 BB: 0 P: 12	R: 0 E: 0 K: 1 S: 6	H: 0 LOB: 0 BB: 0 P: 8	R: 1 E: 0 K: 0 S: 16	H: 2 LOB: 2 BB: 1 P: 28	R: 0 E: 0 K: 0 S: 6	H: 0 LOB: 0 BB: 0 P: 12	R: 0 E: 0 K: 0 S: 7	H: 0 LOB: 0 BB: 0 P: 11	R: 0 E: 0 K: 2 S: 8	H: 0 LOB: 0 BB: 0 P: 11	1B: 2 2B: 3 3B: 0 HR: 1	SF: 0 SAC: 1 DP: 0 HBP: 1	WP: 0 PB: 0 CS: 0	PA: 39		
PITCHER	IP WLS BF H R ER SO BB IBB HBP BLK WP HR S P ERA WHIP	5.2 W 29 6 2 2 5 5 0 1 0 0 1 67 115 3.18 1.941	1.1 4 0 0 0 0 0 0 0 0 0 0 9 16 0.00 0.000	1.0 3 0 0 0 0 0 0 0 0 0 0 7 11 0.00 0.000	1.0 S 3 0 0 0 2 0 0 0 0 0 8 11 0.00 0.000																			

Florida Marlins @ Atlanta Braves
Atlanta-Fulton County Stadium, Atlanta, GA
Tue Apr 16 1996, 7:05 PM EDT
Att: 26,625 - Unknown - 61 F

AB 32
R 2
H 6
RBI 2
BB 5
SO 7
LOB 18



Batter	1	2	3	4	5	6	7	8	9	AB	R	H	RBI	BB	SO	LOB	BOTTOM						
Marquis Grissom, R OBP: 0.273, SLG: 0.355	2-2 G6-3	0-0 S 1B			0-0 10 WP 10 1B G4-3 1B		0-0 FC4-6 2B	4-0 G6-4-3 BB		4	2	2	0	1	0	1							
Mark Lemke, S OBP: 0.356, SLG: 0.440	1-2 10 S 1B	3-2 L1-3			3-1 G4-3		0-0 10 1B 2B	1-1 G6-4-3		5	1	2	1	0	0	6							
10 Chipper Jones, S OBP: 0.400, SLG: 0.550	1-3 K		1-3 K		3-1 1B		0-1 1B			4	0	2	2	0	2	1							
Fred McGriff, L OBP: 0.375, SLG: 0.446	0-1 G5-3		4-2 G6-3 BB		0-3 K		3-2 BB			3	0	1	0	1	1	2							
David Justice, L OBP: 0.393, SLG: 0.442		4-2 HR BB	1-2 G6-3			0-0 G4-3	4-2 BB			2	1	0	0	2	0	1							
Ryan Klesko, L OBP: 0.472, SLG: 0.841		1-1 HR		2-2 G4-3		0-0 G4-3	1-1 P6			4	1	1	2	0	0	3							
Greg McMichael, R OBP: 0.472, SLG: 0.841										0	0	0	0	0	0	0							
Mark Wohlers, R OBP: 0.472, SLG: 0.841										0	0	0	0	0	0	0							
Javy Lopez, R OBP: 0.268, SLG: 0.404		2-2 G5-3		0-2 G1-3		2-2 G4-3		3-0 BB 1B 1B		4	0	1	0	0	0	0							
Rafael Belliard, R OBP: 0.083, SLG: 0.083		1-2 CS 1B		0-0 G6-3			2-2 G6-3	2-2 L9		4	0	1	0	0	0	1							
Steve Avery, L OBP: 0.125, SLG: 0.125		0-2 1B			0-0 G5-3		3-0 FC4-6 1B	2-1 BB 1B		2	0	1	0	0	0	0							
Brad Clontz, R OBP: 0.125, SLG: 0.125										0	0	0	0	0	0	0							
Dwight Smith, L OBP: 0.308, SLG: 0.182		1-2 1B								1	0	1	0	0	0	0							
Jerome Walton, R OBP: 0.385, SLG: 0.636										1	0	1	0	0	0	0							
Inning Stats	R: 0 E: 0 K: 1 S: 12	H: 1 LOB: 1 BB: 0 P: 16	R: 2 E: 0 K: 0 S: 21	H: 4 LOB: 2 BB: 1 P: 32	R: 0 E: 0 K: 1 S: 8	H: 0 LOB: 0 BB: 1 P: 14	R: 0 E: 0 K: 0 S: 9	H: 0 LOB: 0 BB: 0 P: 11	R: 1 E: 0 K: 1 S: 9	H: 2 LOB: 1 BB: 0 P: 15	R: 0 E: 0 K: 0 S: 5	H: 0 LOB: 0 BB: 0 P: 7	R: 2 E: 0 K: 0 S: 18	H: 4 LOB: 3 BB: 1 P: 31	R: 0 E: 0 K: 0 S: 8	H: 2 LOB: 2 BB: 1 P: 20	R: 0 E: 0 K: 2 S: 8	H: 0 LOB: 0 BB: 0 P: 11	1B: 11 2B: 1 3B: 0 HR: 1	SF: 0 SAC: 0 DP: 2 HBP: 0	WP: 1 PB: 0 SB: 2 CS: 1	PA: 38	
PITCHER	IP WLS BF H R ER SO BB IBB HBP BLK WP HR S P ERA WHIP	6.2 L 30 10 5 5 3 2 0 0 0 0 1 75 111 6.75 1.800	0.1 3 1 0 0 0 1 0 0 0 0 0 7 15 0.00 6.000	1.0 5 2 0 0 0 1 0 0 0 0 0 8 20 0.00 3.000																			

Florida Marlins @ Atlanta Braves
Atlanta-Fulton County Stadium, Atlanta, GA
Tue Apr 16 1996, 7:05 PM EDT
Att: 26,625 - Unknown - 61 F

AB 34
R 5
H 13
RBI 5
BB 4
SO 3
LOB 15



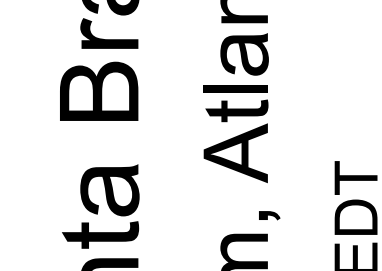
Batter	1	2	3	4	5	6	7	8	9	AB	R	H	RBI	BB	SO	LOB	TOP											
Quilvio Veras, S OBP: 0.383, SLG: 0.400	G6-3	K			G1-3			B1-3		4	0	0	0	0	1	1	Florida Marlins @ Atlanta Braves Atlanta-Fulton County Stadium, Atlanta, GA Wed Apr 17 1996, 7:05 PM EDT Att: 28,884 - Unknown - 71 F livebaseballscorecards.com											
Devon White, S OBP: 0.313, SLG: 0.357 Jesus Tavaréz, S OBP: 0.167, SLG: 0.063	BB 1B		2B BB		FC6-4 1B			L8		1	2	1	0	2	0	0												
Gary Sheffield, R OBP: 0.381, SLG: 0.540	G1 1B BB		K		FC6-4			1B		3	0	1	0	1	1	2												
Jeff Conine, R OBP: 0.259, SLG: 0.309	G1 1B		L6 2B		G6-3			G5-3		4	0	2	2	0	0	1												
Terry Pendleton, S OBP: 0.217, SLG: 0.228	G1		L6		F7			F9		4	0	0	0	0	0	3												
Joe Orsulak, L	K				L7			F8		4	0	0	0	0	2	2												
Charles Johnson, R OBP: 0.278, SLG: 0.314		G6-3			G6-4-3 1B			G5-3		4	0	1	0	0	0	0												
Kurt Abbott, R OBP: 0.300, SLG: 0.385	G4-3		G6-4-3		K					3	0	0	0	0	1	1												
John Burkett, R OBP: 0.182, SLG: 0.273 Robb Nen, R OBP: 0.260, SLG: 0.383					G6-3			G4-3		3	0	1	0	0	0	0												
										0	0	0	0	0	0	0												
Inning Stats	R: 1 E: 0 K: 1 S: 8	H: 1 LOB: 2 BB: 2 P: 20	R: 0 E: 0 K: 1 S: 9	H: 1 LOB: 1 BB: 0 P: 10	R: 1 E: 0 K: 1 S: 10	H: 1 LOB: 0 BB: 1 P: 14	R: 0 E: 0 K: 1 S: 7	H: 1 LOB: 0 BB: 0 P: 9	R: 0 E: 0 K: 0 S: 6	H: 0 LOB: 0 BB: 0 P: 7	R: 0 E: 0 K: 0 S: 7	H: 0 LOB: 0 BB: 0 P: 9	R: 0 E: 0 K: 1 S: 8	H: 1 LOB: 1 BB: 0 P: 14	R: 0 E: 0 K: 0 S: 7	H: 0 LOB: 0 BB: 0 P: 10	R: 0 E: 0 K: 0 S: 8	H: 0 LOB: 0 BB: 0 P: 9	1B: 4 2B: 3 3B: 0 HR: 0	SF: 0 SAC: 0 DP: 2 HBP: 0	WP: 0 PB: 0 CS: 0	PA: 34						
PITCHER	IP	WLS	BF	H	R	ER	SO	BB	IBB	HBP	BLK	WP	HR	S	P	ERA	WHIP											
Greg Maddux, R ERA: 2.43 Mark Wohlers, R ERA: 3.24	(1, 1)	8.0	W	31	6	2	2	5	3	0	0	0	0	0	62	93	2.25	1.125										
(9, 1)	1.0	S	3	0	0	0	0	0	0	0	0	0	0	8	9	0.00	0.000											

Batter	1	2	3	4	5	6	7	8	9	AB	R	H	RBI	BB	SO	LOB	BOTTOM										
Marquis Grissom, R OBP: 0.286, SLG: 0.354	CS BB		P3			G5-3		10 WP 1B		3	1	1	0	1	0	0	Florida Marlins @ Atlanta Braves Atlanta-Fulton County Stadium, Atlanta, GA Wed Apr 17 1996, 7:05 PM EDT Att: 28,884 - Unknown - 71 F livebaseballscorecards.com										
Mark Lemke, S OBP: 0.385, SLG: 0.444	FC6-4 1B		G4-3			F8		10 WP 1B		4	1	2	1	0	0	0											
10 Chipper Jones, S OBP: 0.388, SLG: 0.545	F7		K			G6-3		G3 SF8 2B		4	1	1	2	0	1	1											
Fred McGriff, L OBP: 0.353, SLG: 0.417	FC6-4					G4-3		G3		4	0	0	0	0	0	2											
David Justice, L OBP: 0.369, SLG: 0.418		K				K		SF8		3	0	0	1	0	2	0											
Ryan Klesko, L OBP: 0.491, SLG: 0.854 Mark Wohlers, R	1B B1-5 2B		F8			F8		CS 1B		4	0	3	0	0	0	0											
Javy López, R OBP: 0.407 Mike Mordecai, R OBP: 0.176, SLG: 0.125						G4-3		CS		2	0	1	0	1	0	0											
Rafael Belliard, R OBP: 0.143, SLG: 0.143 Dwight Smith, L OBP: 0.286, SLG: 0.167 Eddie Pérez, R OBP: 0.500, SLG: 1.200						G5-3		CS		2	0	1	0	0	0	0											
Greg Maddux, R Tyler Houston, L OBP: 0.300, SLG: 0.667 Jerome Walton, R OBP: 0.385, SLG: 0.636						G3-1		1B BB		2	0	0	0	0	0	3											
										0	1	0	0	1	0	0											
Inning Stats	R: 0 E: 0 K: 0 S: 8	H: 1 LOB: 1 BB: 1 P: 16	R: 0 E: 0 K: 1 S: 10	H: 2 LOB: 2 BB: 1 P: 18	R: 0 E: 0 K: 1 S: 8	H: 0 LOB: 0 BB: 0 P: 12	R: 0 E: 0 K: 1 S: 7	H: 0 LOB: 0 BB: 0 P: 10	R: 0 E: 0 K: 0 S: 8	H: 0 LOB: 0 BB: 0 P: 10	R: 0 E: 0 K: 0 S: 4	H: 0 LOB: 0 BB: 0 P: 6	R: 0 E: 0 K: 1 S: 14	H: 2 LOB: 2 BB: 0 P: 21	R: 4 E: 0 K: 0 S: 14	H: 4 LOB: 1 BB: 1 P: 25	1B: 7 2B: 3 3B: 0 HR: 0	SF: 1 SAC: 0 DP: 1 HBP: 0	WP: 1 PB: 0 SB: 0 CS: 2	PA: 34							
PITCHER	IP	WLS	BF	H	R	ER	SO	BB	IBB	HBP	BLK	WP	HR	S	P	ERA	WHIP										
John Burkett, R ERA: 3.49 Robb Nen, R ERA: 4.5	(1, 1)	7.0	L	29	7	3	3	4	3	0	0	0	0	63	101	3.86	1.429										
(8, 1)	1.0		4	2	1	1	0	0	0	0	0	1	0	10	17	9.00	2.000										

AB 31
R 2
H 6
RBI 2
BB 3
SO 5
LOB 10



AB 29
R 4
H 9
RBI 4
BB 3
SO 4
LOB 8





Batter	1	2	3	4	5	6	7	8	9	AB	R	H	RBI	BB	SO	LOB	TOP			
Quilvio Veras, S OBP: 0.365, SLG: 0.378	F8		G4-3	P4		E7		G4-3		5	0	1	1	0	0	2	Florida Marlins @ Atlanta Braves Atlanta-Fulton County Stadium, Atlanta, GA Thu Apr 18 1996, 7:05 PM EDT Att: 25,300 - Unknown - 68 F AB 35 R 5 H 9 RBI 5 BB 3 SO 2 LOB 17			
Jesus Tavarez, S OBP: 0.130, SLG: 0.048	G3		G4-3		G6-3	FC4-6		G6-3		5	0	0	0	0	0	3				
Gary Sheffield, R OBP: 0.397, SLG: 0.585	HR		FC4-6		1B	1B		G1-3		3	2	1	1	2	0	2				
Jeff Conine, R OBP: 0.274, SLG: 0.322	G5-3		FC4-6		FC4-6	1B		G4-6-3		4	0	2	0	0	0	2				
Terry Pendleton, S OBP: 0.219, SLG: 0.230		G1-3		G1-3		FC4-6		F8		4	0	1	0	0	0	1				
Greg Colbrunn, R OBP: 0.259, SLG: 0.392	P3			HR		FC4-6		G4-6-3		4	1	1	1	0	0	3				
Charles Johnson, R OBP: 0.276, SLG: 0.364	F7					F8		P6		4	1	1	2	0	0	2				
Kurt Abbott, R OBP: 0.341, SLG: 0.405			SH1-4			FC4-6		K		3	1	2	0	1	1	0				
Chris Hammond, L			SH1-4			G1-3		G6-3		2	0	0	0	0	1	2				
Joe Orsulak, L Jay Powell, R Robb Nen, R										1	0	0	0	0	0	0				
Inning Stats	R: 1 E: 0 K: 0 S: 4	H: 1 LOB: 0 BB: 0 P: 4	R: 0 E: 0 K: 0 S: 3	H: 0 LOB: 0 BB: 0 P: 3	R: 1 E: 0 K: 0 S: 5	H: 2 LOB: 2 BB: 1 P: 9	R: 2 E: 0 K: 1 S: 7	H: 2 LOB: 1 BB: 1 P: 11	R: 1 E: 0 K: 0 S: 5	H: 2 LOB: 2 BB: 1 P: 9	R: 0 E: 0 K: 0 S: 3	H: 1 LOB: 0 BB: 0 P: 3	R: 0 E: 0 K: 1 S: 5	H: 0 LOB: 0 BB: 0 P: 5	R: 0 E: 0 K: 0 S: 3	H: 0 LOB: 0 BB: 0 P: 3	1B: 6 2B: 1 3B: 0 HR: 2	SF: 0 SAC: 1 DP: 1 HBP: 0	WP: 0 PB: 0 SB: 0 CS: 0	PA: 39
PITCHER	IP WLS BF H R ER SO BB IBB HBP BLK WP HR S P ERA WHIP																			
Tom Glavine, L ERA: 5.01	(1, 1) 5.1 L 28 8 5 5 1 2 1 0 0 0 0 2 27 39 8.44 1.875																			
Brad Clontz, R ERA: 2.0	(6, 1) 0.2 2 0 0 0 0 0 0 0 0 0 0 2 2 0.00 0.000																			
Greg McMichael, R ERA: 3.12	(7, 1) 1.0 3 1 0 0 0 0 0 0 0 0 0 3 3 0.00 1.000																			
Mike Bielecki, R ERA: 1.29	(8, 1) 2.0 6 0 0 0 0 1 0 0 0 0 0 0 8 8 0.00 0.000																			

Batter	1	2	3	4	5	6	7	8	9	AB	R	H	RBI	BB	SO	LOB	BOTTOM					
Marquis Grissom, R OBP: 0.297, SLG: 0.362	1B		P5					G5-3		4	1	2	0	0	0	0	Florida Marlins @ Atlanta Braves Atlanta-Fulton County Stadium, Atlanta, GA Thu Apr 18 1996, 7:05 PM EDT Att: 25,300 - Unknown - 68 F AB 33 R 3 H 8 RBI 3 BB 1 SO 4 LOB 12					
Mike Mordecai, R OBP: 0.211, SLG: 0.167	1B					10 G4-3		K		2	0	1	0	0	0	0						
Ed Giovanola, L OBP: 0.600, SLG: 0.750	G4-3					10 G4-3		K		2	1	1	1	0	1	0						
10 Chipper Jones, S OBP: 0.358, SLG: 0.500	K					G4-3		L7		4	0	0	1	0	1	3						
Fred McGriff, L OBP: 0.347, SLG: 0.397	G4-3					F7				3	0	0	0	1	1	2						
David Justice, L OBP: 0.362, SLG: 0.414			F7			G3-1		SF9		3	0	1	1	0	0	0						
Javy Lopez, R OBP: 0.302, SLG: 0.414			F7			G1-3				4	0	2	0	0	0	1						
Ryan Klesko, L OBP: 0.459, SLG: 0.788			G3			F9		G4-3		4	0	0	0	0	1	3						
Rafael Belliard, R OBP: 0.118, SLG: 0.118			G5-3			F8		F7		3	0	0	0	0	0	1						
Dwight Smith, L OBP: 0.287, SLG: 0.154			G1-3					G5-3		1	0	0	0	0	0	0						
Tom Glavine, L Brad Clontz, R Jerome Walton, R Greg McMichael, R Eddie Pérez, R Mike Bielecki, R			G1-3			1B		F8		0	0	0	0	0	0	0						
Inning Stats	R: 0 E: 0 K: 1 S: 6	H: 2 LOB: 1 BB: 0 P: 6	R: 0 E: 0 K: 0 S: 3	H: 0 LOB: 0 BB: 0 P: 3	R: 0 E: 0 K: 0 S: 3	H: 0 LOB: 0 BB: 0 P: 3	R: 0 E: 0 K: 0 S: 3	H: 0 LOB: 0 BB: 0 P: 3	R: 0 E: 0 K: 0 S: 4	H: 1 LOB: 1 BB: 0 P: 4	R: 3 E: 0 K: 0 S: 6	H: 3 LOB: 1 BB: 1 P: 10	R: 0 E: 0 K: 0 S: 3	H: 0 LOB: 0 BB: 0 P: 3	R: 0 E: 0 K: 1 S: 5	H: 0 LOB: 0 BB: 0 P: 5	R: 0 E: 0 K: 2 S: 9	H: 2 LOB: 2 BB: 0 P: 9	1B: 7 2B: 1 3B: 0 HR: 0	SF: 1 SAC: 0 DP: 1 HBP: 0	WP: 0 PB: 1 SB: 0 CS: 0	PA: 35
PITCHER	IP WLS BF H R ER SO BB IBB HBP BLK WP HR S P ERA WHIP																					
Chris Hammond, L ERA: 4.58	(1, 1) 7.0 W 27 6 3 2 1 1 0 0 0 0 0 0 28 32 2.57 1.000																					
Jay Powell, R ERA	(8, 1) 1.0 3 0 0 0 0 1 0 0 0 0 0 0 5 5 0.00 0.000																					
Robb Nen, R ERA: 3.86	(9, 1) 1.0 S 5 2 0 0 0 2 0 0 0 0 0 0 9 9 0.00 2.000																					

Batter	1	2	3	4	5	6	7	8	9	AB	R	H	RBI	BB	SO	LOB	TOP										
Delino DeShields, L OBP: 0.299, SLG: 0.391	G4-3		G6-3					F8		3	0	0	0	1	0	2	Los Angeles Dodgers @ Florida Marlins Joe Robbie Stadium, Miami, FL Fri Apr 19 1996, 7:05 PM EDT Att: 24,143 - Unknown - 75 F										
Brett Butler, L OBP: 0.311, SLG: 0.269	G4-3			G1-3					K	3	0	0	0	1	1												
Mike Piazza, R OBP: 0.420, SLG: 0.391	K				G5-4-3 1B				G4-3	4	0	1	0	0	1	2											
Eric Karros, R OBP: 0.254, SLG: 0.279		F9			G5-4-3 1-2				K	4	0	0	0	0	2	1											
Raul Mondesi, R OBP: 0.299, SLG: 0.429		G6-3				G6-3			G5-3	3	0	0	0	0	0	0											
Mike Blowers, R OBP: 0.292, SLG: 0.185		L8					K		G4-3	3	0	0	0	0	1	0											
Todd Hollandsworth, L OBP: 0.309, SLG: 0.212										3	0	2	0	0	0	0											
Greg Gagne, R OBP: 0.355, SLG: 0.462										2	0	0	0	1	1	1											
Ismael Valdez, R Milt Thompson, L Darren Hall, R										2	0	0	0	0	0	2											
Inning Stats	R: 0 E: 0 K: 1 S: 10	H: 0 LOB: 0 BB: 0 P: 17	R: 0 E: 0 K: 0 S: 6	H: 0 LOB: 0 BB: 0 P: 11	R: 0 E: 0 K: 0 S: 5	H: 1 LOB: 1 BB: 1 P: 12	R: 0 E: 0 K: 0 S: 6	H: 1 LOB: 1 BB: 0 P: 11	R: 0 E: 0 K: 2 S: 8	H: 1 LOB: 1 BB: 0 P: 10	R: 0 E: 0 K: 0 S: 10	H: 0 LOB: 1 BB: 2 P: 20	R: 0 E: 0 K: 1 S: 5	H: 0 LOB: 0 BB: 0 P: 7	R: 0 E: 0 K: 0 S: 8	H: 0 LOB: 1 BB: 1 P: 18		R: 0 E: 0 K: 2 S: 11	H: 0 LOB: 0 BB: 0 P: 14	1B: 3 2B: 0 3B: 0 HR: 0	SF: 0 SAC: 0 DP: 2 HBP: 0	WP: 0 PB: 0 SB: 0 CS: 2	PA: 31				
PITCHER	IP	WLS	BF	H	R	ER	SO	BB	IBB	HBP	BLK	WP	HR	S	P	ERA	WHIP										
Pat Rapp, R ERA: 3.1	(1, 1)	7.0	24	3	0	0	4	3	0	0	0	0	0	50	88	0.00	0.857										
Jay Powell, R ERA:	(8, 1)	1.0	W	4	0	0	0	1	0	0	0	0	0	8	18	0.00	1.000										
Robb Nen, R ERA: 3.38	(9, 1)	1.0		3	0	0	0	2	0	0	0	0	0	11	14	0.00	0.000										

Batter	1	2	3	4	5	6	7	8	9	AB	R	H	RBI	BB	SO	LOB	BOTTOM										
QuiVio Veras, S OBP: 0.339, SLG: 0.347	G4-3		K							4	0	0	0	0	1	3	Los Angeles Dodgers @ Florida Marlins Joe Robbie Stadium, Miami, FL Fri Apr 19 1996, 7:05 PM EDT Att: 24,143 - Unknown - 75 F										
Joe Orsulak, L OBP: 0.083, SLG: 0.063	G4-3									4	0	1	0	0	0	0											
Jesus Tavarez, S OBP: 0.130, SLG: 0.048										0	1	0	0	0	0	0											
Gary Sheffield, R OBP: 0.403, SLG: 0.607										3	0	1	0	1	0	1											
Jeff Conine, R OBP: 0.273, SLG: 0.317	K									4	0	1	0	0	3	3											
Terry Pendleton, S OBP: 0.235, SLG: 0.246										4	1	2	0	0	0	0											
Greg Colbrunn, R OBP: 0.276, SLG: 0.418										4	1	2	1	0	0	0											
Charles Johnson, R OBP: 0.290, SLG: 0.362										3	1	1	0	1	0	1											
Kurt Abbott, R OBP: 0.375, SLG: 0.489										3	1	2	3	1	0	0											
Pat Rapp, R Devon White, S Jay Powell, R Robb Nen, R										2	0	0	0	0	1	2											
Inning Stats	R: 0 E: 0 K: 1 S: 7	H: 0 LOB: 1 BB: 1 P: 15	R: 0 E: 0 K: 0 S: 9	H: 0 LOB: 0 BB: 0 P: 12	R: 0 E: 0 K: 1 S: 9	H: 0 LOB: 0 BB: 0 P: 12	R: 0 E: 0 K: 0 S: 6	H: 1 LOB: 1 BB: 0 P: 7	R: 0 E: 0 K: 1 S: 11	H: 2 LOB: 2 BB: 0 P: 13	R: 0 E: 0 K: 1 S: 10	H: 1 LOB: 1 BB: 0 P: 14	R: 0 E: 0 K: 1 S: 13	H: 2 LOB: 3 BB: 1 P: 24	R: 5 E: 1 K: 1 S: 18	H: 4 LOB: 1 BB: 1 P: 29	R: 0 E: 0 K: 1 S: 10	H: 0 LOB: 0 BB: 0 P: 14	1B: 7 2B: 1 3B: 1 HR: 1	SF: 0 SAC: 0 DP: 0 HBP: 0	WP: 0 PB: 0 SB: 0 CS: 1	PA: 36					
PITCHER	IP	WLS	BF	H	R	ER	SO	BB	IBB	HBP	BLK	WP	HR	S	P	ERA	WHIP										
Ismael Valdez, R ERA: 2.33	(1, 1)	7.0	28	6	0	0	5	2	0	0	0	0	0	65	97	0.00	1.143										
Darren Hall, R ERA: 6.3	(8, 1)	1.0	L	8	4	5	5	1	1	0	0	0	1	18	29	45.00	5.000										

Batter	1	2	3	4	5	6	7	8	9	AB	R	H	RBI	BB	SO	LOB	TOP									
Delino DeShields, L (1.4) OBP: 0.287, SLG: 0.392	2-1 G4-3			0-0 F8		2-2 G4-3	0-0 B2		1-2 F7	5	0	0	0	0	0	1	Los Angeles Dodgers @ Florida Marlins Joe Robbie Stadium, Miami, FL Sun Apr 21 1996, 7:05 PM EDT Att: 23,842 - Unknown - 75 F livebaseballscorecards.com AB 36 R 4 H 10 RBI 4 BB 3 SO 4 LOB 13 									
Brett Butler, L (1.8) OBP: 0.333, SLG: 0.338	0-1 G1-3			3-2 G4-3		0-0 2B HR	2-2 FC6		1-1 B1-3	5	1	1	0	0	0	1										
Mike Piazza, R (1.2) OBP: 0.418, SLG: 0.431	1-2 L4			1-3 K		2-0 HR	4-0 G5-4-3 IBB		3-1 L8	4	1	1	0	1	1	0										
Eric Karros, R (1.3) OBP: 0.266, SLG: 0.311		1-1 G3-1			4-2 G4-6-3 1B	1-0 HR	0-0 G5-4-3			3	2	1	3	1	0	3										
Raul Mondesi, R (1.9) OBP: 0.293, SLG: 0.423	0-1 L9				1-1 G4-6-3 1B	2-2 G1-3		1-2 P3		4	0	1	0	0	0	0										
Mike Blowers, R (1.5) OBP: 0.288, SLG: 0.194	1-2 G6-3				2-2 G4-6-3	1-1 1B		3-3 K		4	0	1	0	0	1	2										
Todd Hollandsworth, L (1.7) OBP: 0.349, SLG: 0.290			1-1 G6-3		1-2 1B	0-0 1B		4-1 1B BB		3	0	2	1	1	0	0										
Greg Gagne, R (1.6) OBP: 0.343, SLG: 0.433			2-1 G1-3		3-H 1B	2-3 K		0-1 1B		4	0	2	0	0	1	2										
Pedro Astacio, R (1.1) OBP: 0.115, SLG: 0.111			2-1 G4-3		0-3 K		2-1 E FC6 1B		3-2 G6-3	2	0	0	0	0	1	2										
Inning Stats	R: 0 E: 0 K: 0 S: 7	H: 0 LOB: 0 BB: 0 P: 10	R: 0 E: 0 K: 0 S: 7	H: 0 LOB: 0 BB: 0 P: 9	R: 0 E: 0 K: 0 S: 6	H: 0 LOB: 0 BB: 0 P: 11	R: 0 E: 0 K: 1 S: 7	H: 0 LOB: 0 BB: 0 P: 11	R: 1 E: 0 K: 1 S: 14	H: 3 LOB: 2 BB: 1 P: 22	R: 3 E: 0 K: 0 S: 18	H: 5 LOB: 2 BB: 0 P: 28	R: 0 E: 1 K: 0 S: 7	H: 1 LOB: 2 BB: 1 P: 15	R: 0 E: 0 K: 1 S: 12	H: 1 LOB: 2 BB: 1 P: 23		R: 0 E: 0 K: 0 S: 7	H: 0 LOB: 0 BB: 0 P: 12	1B: 8 2B: 1 3B: 0 HR: 1	SF: 0 SAC: 0 DP: 2 HBP: 0	WP: 0 PB: 0 SB: 0 CS: 0	PA: 39			
PITCHER	IP	WLS	BF	H	R	ER	SO	BB	IBB	HBP	BLK	WP	HR	S	P	ERA	WHIP									
Kevin Brown, R (1.1) ERA: 3.03	7.0	W	31	9	4	4	3	1	1	0	0	0	0	1	66	106	5.14	1.429								
David Weathers, R (8.1) ERA: 4.5	0.2		4	1	0	0	1	1	0	0	0	0	0	9	17	0.00	3.000									
Yorkis Perez, L (8.1) ERA: 12.0	1.0	S	3	0	0	0	0	0	0	0	0	0	0	8	13	0.00	0.000									
Terry Mathews, R (9.1) ERA: 2.7	0.1		1	0	0	0	0	0	0	0	0	0	0	2	5	0.00	0.000									

Batter	1	2	3	4	5	6	7	8	9	AB	R	H	RBI	BB	SO	LOB	BOTTOM								
QuiVio Veras, S (1.4) OBP: 0.354, SLG: 0.339	0-0 G3		4-0 BB			4-1 L4-3 BB	2-2 E HR 1B		2-1 HR	2	1	1	0	2	0	0	Los Angeles Dodgers @ Florida Marlins Joe Robbie Stadium, Miami, FL Sun Apr 21 1996, 7:05 PM EDT Att: 23,842 - Unknown - 75 F livebaseballscorecards.com AB 30 R 5 H 6 RBI 4 BB 4 SO 7 LOB 12 								
Joe Orsulak, L (1.8) OBP: 0.130, SLG: 0.304	0-0 G3		1-3 K			0-0 L4-3	2-2 FC3 HR		1-3 2-H HR	4	1	0	0	0	1	3									
Gary Sheffield, R (1.9) OBP: 0.438, SLG: 0.710	4-2 BB		0-0 F8			0-2 1B 1B	2-1 1-H 3-H HR		4-2 HR	3	2	2	3	1	0	1									
Jeff Conine, R (1.7) OBP: 0.297, SLG: 0.319	2-3 K		1-3 K			0-0 1B 1B	4-2 BB		1-2 1B BB	3	0	1	0	1	2	1									
Terry Pendleton, S (1.5) OBP: 0.237, SLG: 0.250		2-1 G6-3		1-2 L9		1-0 1B	0-0 F7			4	0	1	1	0	0	1									
David Weathers, R (8.1)										0	0	0	0	0	0	0									
Yorkis Perez, L (8.1)										0	0	0	0	0	0	0									
Terry Mathews, L (9.1)										0	0	0	0	0	0	0									
Greg Colbrunn, R (1.3) OBP: 0.302, SLG: 0.421		1-1 FC6-4 HBP		0-0 G6-3		3-3 K		3-3 K		0	0	0	0	0	0	0									
Jesus Tavaréz, S (4.8) OBP: 0.111, SLG: 0.040										3	0	0	0	0	2	2									
Charles Johnson, R (1.2) OBP: 0.271, SLG: 0.333		2-2 FC6-4 1-2		1-0 F9		3-2 FC3 1B E 1B	3-2 L9			4	1	1	0	0	0	1									
Kurt Abbott, R (1.6) OBP: 0.339, SLG: 0.453	0-0 F9		0-0 F8			1-2 F9	0-2 F8			4	0	0	0	0	0	2									
Kevin Brown, R (1.1)			0-0 G1-3		2-2 K	2-3 K				2	0	0	0	0	1	0									
Andre Dawson, R (7. PH) OBP: 0.462, SLG: 0.538										1	0	0	0	0	1	1									
Alex Arias, R (8.5) OBP: 0.308, SLG: 0.250										0	0	0	0	0	0	0									
Inning Stats	R: 0 E: 0 K: 1 S: 7	H: 0 LOB: 1 BB: 1 P: 13	R: 0 E: 0 K: 0 S: 9	H: 0 LOB: 0 BB: 0 P: 14	R: 0 E: 0 K: 1 S: 7	H: 0 LOB: 1 BB: 1 P: 12	R: 0 E: 0 K: 1 S: 8	H: 0 LOB: 0 BB: 0 P: 10	R: 0 E: 0 K: 1 S: 5	H: 0 LOB: 0 BB: 0 P: 8	R: 1 E: 0 K: 1 S: 11	H: 3 LOB: 2 BB: 1 P: 19	R: 4 E: 1 K: 1 S: 26	H: 3 LOB: 1 BB: 1 P: 42	R: 0 E: 0 K: 1 S: 11	H: 0 LOB: 0 BB: 0 P: 17	R: 0 E: 0 K: 1 S: 7	H: 0 LOB: 0 BB: 0 P: 12	1B: 5 2B: 1 3B: 0 HR: 1	SF: 0 SAC: 0 DP: 1 HBP: 1	WP: 0 PB: 0 SB: 0 CS: 0	PA: 35			
PITCHER	IP	WLS	BF	H	R	ER	SO	BB	IBB	HBP	BLK	WP	HR	S	P	ERA	WHIP								
Pedro Astacio, R (1.1) ERA: 3.43	6.0		24	3	1	1	5	3	0	1	0	0	0	14	22	13.50	3.000								
Antonio Osuna, R (7.1) ERA: 1.8	0.2		4	2	2	1	1	0	0	0	0	0	0	6	8	∞	∞								
Scott Radinsky, L (7.1) ERA:	0.0		1	0	0	0	0	0	0	0	0	0	0	6	8	∞	∞								
Darren Hall, R (7.1) ERA: 6.97	0.1	L	3	1	2	0	0	1	0	0	0	0	1	6	12	0.00	6.000								
Todd Worrell, R (8.1) ERA:	1.0		3	0	0	0	1	0	0	0	0	0	0	11	17	0.00	0.000								


Batter	1	2	3	4	5	6	7	8	9	AB	R	H	RBI	BB	SO	LOB	TOP										
Rickey Henderson, R OBP: 0.403, SLG: 0.273 (1, 7)	P4		FC6-4		G5-3				G6-3	4	0	0	0	1	0	1	San Diego Padres @ Florida Marlins Joe Robbie Stadium, Miami, FL Mon Apr 22 1996, 7:05 PM EDT Att: 17,473 - Unknown - 79 F										
Steve Finley, L OBP: 0.290, SLG: 0.277 (1, 8)	G6-3		L9			K	K			4	0	0	0	0	2	3											
Marc Newfield, R OBP: 0.447, SLG: 0.674 (1, 9)	G5-3			F8				G4-3		4	1	1	0	0	0	0											
Ken Caminiti, S OBP: 0.365, SLG: 0.488 (1, 5)		G1-3		G4-3				E8		4	1	2	0	0	0	0											
Scott Livingstone, L OBP: 0.235, SLG: 0.471 (1, 3)		HR		G4-3			F7			4	1	2	2	0	0	2											
Jody Reed, R OBP: 0.375, SLG: 0.372 (1, 4)	G5-3				G3			G3-1		4	0	1	1	0	0	1											
Brad Ausmus, R OBP: 0.261, SLG: 0.323 (1, 2)	G5-3							G6-3		4	1	1	0	0	0	3											
Andujar Cedeno, R OBP: 0.267, SLG: 0.298 (1, 6)			FC6-4					P2		4	1	3	1	0	0	0											
Andy Ashby, R OBP: 0.333, SLG: 0.545 (1, 1)			K					K		2	0	0	1	0	2	1											
Inning Stats	R: 0 E: 0 K: 0 S: 6	H: 0 LOB: 0 BB: 0 P: 10	R: 1 E: 0 K: 0 S: 8	H: 1 LOB: 0 BB: 0 P: 14	R: 0 E: 0 K: 1 S: 9	H: 1 LOB: 1 BB: 0 P: 15	R: 0 E: 0 K: 0 S: 7	H: 0 LOB: 0 BB: 0 P: 12	R: 2 E: 0 K: 0 S: 13	H: 2 LOB: 0 BB: 0 P: 22	R: 1 E: 0 K: 1 S: 10	H: 3 LOB: 2 BB: 0 P: 16	R: 0 E: 0 K: 0 S: 5	H: 1 LOB: 2 BB: 1 P: 12	R: 1 E: 1 K: 0 S: 7	H: 2 LOB: 1 BB: 0 P: 13		R: 0 E: 0 K: 1 S: 9	H: 0 LOB: 0 BB: 0 P: 15	1B: 7 2B: 2 3B: 1 HR: 1	SF: 1 SAC: 1 DP: 1 HBP: 0	WP: 1 PB: 0 SB: 1 CS: 1	PA: 37				
PITCHER	IP	WLS	BF	H	R	ER	SO	BB	IBB	HBP	BLK	WP	HR	S	P	ERA	WHIP										
John Burkett, R ERA: 3.82 (1, 1)	7.0	L	29	8	4	4	3	1	0	0	0	0	1	58	101	5.14	1.286										
David Weathers, R ERA: 3.39 (8, 1)	2.0		8	2	1	0	1	0	0	0	0	1	0	16	28	0.00	1.000										

AB	34
R	5
H	10
RBI	5
BB	1
SO	4
LOB	11



Batter	1	2	3	4	5	6	7	8	9	AB	R	H	RBI	BB	SO	LOB	BOTTOM										
Quilvio Veras, S OBP: 0.362, SLG: 0.339 (1, 4)	E S		FC3-6		K			L1		3	0	1	0	1	1	0	San Diego Padres @ Florida Marlins Joe Robbie Stadium, Miami, FL Mon Apr 22 1996, 7:05 PM EDT Att: 17,473 - Unknown - 79 F										
Joe Orsulak, L OBP: 0.111, SLG: 0.259 (1, 8)	P4		FC3-6		G4-3			G5-3		4	1	0	0	0	2	2											
Gary Sheffield, R OBP: 0.440, SLG: 0.742 (1, 9)	L4							HR		4	1	2	1	0	0	1											
Jeff Conine, R OBP: 0.308, SLG: 0.329 (1, 7)	G5-3							L8		4	0	2	1	0	0	1											
Terry Pendleton, S OBP: 0.238, SLG: 0.250 (1, 5)		F9	G4-3							4	0	1	0	0	0	3											
Greg Colburn, R OBP: 0.284, SLG: 0.393 (1, 3)		K		E1				G4-6-3		4	0	0	0	0	1	2											
Charles Johnson, R OBP: 0.257, SLG: 0.314 (1, 2)		K		G4-3				G5-3		4	0	0	0	0	1	1											
Kurt Abbott, R OBP: 0.339, SLG: 0.500 (1, 6)					P4					3	1	1	1	0	0	0											
John Burkett, R OBP: 0.154, SLG: 0.231 (1, 1)										2	0	0	0	0	0	0											
Devon White, S OBP: 0.300, SLG: 0.341 (7, PH)										1	0	0	0	0	0	0											
David Weathers, R (8, 1)										0	0	0	0	0	0	0											
Inning Stats	R: 0 E: 0 K: 0 S: 8	H: 0 LOB: 1 BB: 1 P: 17	R: 0 E: 0 K: 2 S: 7	H: 0 LOB: 0 BB: 0 P: 11	R: 2 E: 0 K: 0 S: 13	H: 4 LOB: 2 BB: 0 P: 18	R: 0 E: 1 K: 0 S: 7	H: 0 LOB: 0 BB: 0 P: 9	R: 0 E: 0 K: 1 S: 10	H: 0 LOB: 0 BB: 0 P: 17	R: 0 E: 0 K: 0 S: 6	H: 1 LOB: 1 BB: 0 P: 7	R: 0 E: 0 K: 0 S: 5	H: 0 LOB: 0 BB: 0 P: 6	R: 1 E: 0 K: 0 S: 13	H: 1 LOB: 0 BB: 0 P: 20	R: 0 E: 0 K: 0 S: 6	H: 1 LOB: 0 BB: 0 P: 6	1B: 5 2B: 0 3B: 0 HR: 2	SF: 0 SAC: 0 DP: 2 HBP: 0	WP: 0 PB: 0 SB: 1 CS: 0	PA: 34					
PITCHER	IP	WLS	BF	H	R	ER	SO	BB	IBB	HBP	BLK	WP	HR	S	P	ERA	WHIP										
Andy Ashby, R ERA: 3.53 (1, 1)	9.0	W	34	7	3	3	3	1	0	0	0	0	2	75	111	3.00	0.889										

AB	33
R	3
H	7
RBI	3
BB	1
SO	3
LOB	10




Batter	1	2	3	4	5	6	7	8	9	AB	R	H	RBI	BB	SO	LOB	TOP			
Rickey Henderson, R OBP: 0.418, SLG: 0.292	G1-3		1-1 CS 1B	4-1 S BB		G1-3		0-1 2H 1B		4	0	2	1	1	0	0	San Diego Padres @ Florida Marlins Joe Robbie Stadium, Miami, FL Tue Apr 23 1996, 3:33 AM EDT Att: 19,667 - Sunny - 83 F			
Steve Finlay, L OBP: 0.295, SLG: 0.276	F8		4-2 HBP 1-2 BB BB	3-1 P5			0-2 FC5-4 1B	1-0 L3		4	1	1	0	1	0	2				
Marc Newfield, R OBP: 0.404, SLG: 0.604	L6		1-3 K	1-0 F9			0-3 K		0-0 F7	5	0	0	0	0	2	3				
Ken Caminiti, S OBP: 0.378, SLG: 0.482		4-2 2B BB	4-0 HBP 1-2 1B BB	3-3 K			0-2 FC5-4 1B 1-2		2-2 1B	3	2	1	0	2	1	2				
Archi Cianfrocco, R OBP: 0.320, SLG: 0.417		1-2 1B FC5 2B	2-2 1B 2B HBP		1-3 K		0-0 FC6 1B 1-2		2-3 K	4	2	2	1	0	2	1				
Jody Reed, R OBP: 0.376, SLG: 0.373		1-2 G6-3 FC5 1B	0-2 2B 1B		3-0 G5-3		0-1 FC6 1-2		1-1 F9	5	1	2	2	0	0	3				
Brian Johnson, R OBP: 0.316, SLG: 0.579		0-2 FC5 G6-3 1-2 3H 2-2	1-1 1B 2B		1-3 K			0-2 G4-3		4	0	1	3	0	1	1				
Andujar Cedeno, R OBP: 0.297, SLG: 0.317		2-2 G6-3 1-2 2-3	2-2 1B			4-2 CS BB		2-1 SH1-4 1B		3	1	2	0	1	0	2				
Sean Bergman, R OBP: 0.077, SLG: 0.077			1-2 L4			0-3 K		0-1 SH1-4 1-2		3	0	0	0	0	2	4				
Andy Ashby, R OBP: 0.333, SLG: 0.545 (8, PH)										0	0	0	0	0	0	0				
Bryce Florie, R (8, 1)										0	0	0	0	0	0	0				
Inning Stats	R: 0 E: 0 K: 0 S: 8	H: 0 LOB: 0 BB: 0 P: 9	R: 2 E: 0 K: 1 S: 24	H: 2 LOB: 1 BB: 1 P: 32	R: 4 E: 0 K: 1 S: 21	H: 4 LOB: 2 BB: 2 P: 37	R: 0 E: 0 K: 1 S: 7	H: 0 LOB: 0 BB: 1 P: 18	R: 0 E: 0 K: 2 S: 7	H: 0 LOB: 0 BB: 0 P: 12	R: 0 E: 0 K: 1 S: 13	H: 2 LOB: 2 BB: 0 P: 13	R: 1 E: 0 K: 0 S: 10	H: 2 LOB: 1 BB: 0 P: 13	R: 0 E: 0 K: 1 S: 9	H: 1 LOB: 1 BB: 0 P: 14	1B: 9 2B: 3 3B: 0 HR: 0	SF: 0 SAC: 1 DP: 2 HBP: 1	WP: 0 PB: 0 SB: 1 CS: 2	PA: 42
PITCHER	IP WLS BF H R ER SO BB IBB HBP BLK WP HR S P ERA WHIP	IP WLS BF H R ER SO BB IBB HBP BLK WP HR S P ERA WHIP	IP WLS BF H R ER SO BB IBB HBP BLK WP HR S P ERA WHIP	IP WLS BF H R ER SO BB IBB HBP BLK WP HR S P ERA WHIP	IP WLS BF H R ER SO BB IBB HBP BLK WP HR S P ERA WHIP	IP WLS BF H R ER SO BB IBB HBP BLK WP HR S P ERA WHIP	IP WLS BF H R ER SO BB IBB HBP BLK WP HR S P ERA WHIP	IP WLS BF H R ER SO BB IBB HBP BLK WP HR S P ERA WHIP	IP WLS BF H R ER SO BB IBB HBP BLK WP HR S P ERA WHIP	IP WLS BF H R ER SO BB IBB HBP BLK WP HR S P ERA WHIP	IP WLS BF H R ER SO BB IBB HBP BLK WP HR S P ERA WHIP	IP WLS BF H R ER SO BB IBB HBP BLK WP HR S P ERA WHIP	IP WLS BF H R ER SO BB IBB HBP BLK WP HR S P ERA WHIP	IP WLS BF H R ER SO BB IBB HBP BLK WP HR S P ERA WHIP	IP WLS BF H R ER SO BB IBB HBP BLK WP HR S P ERA WHIP	IP WLS BF H R ER SO BB IBB HBP BLK WP HR S P ERA WHIP	IP WLS BF H R ER SO BB IBB HBP BLK WP HR S P ERA WHIP			
Chris Hammond, L ERA: 6.45	2.2	16	5	6	6	2	3	0	1	0	0	0	0	0	0	0	20.25	3.000		
Matt Mantel, R ERA: 4.7	2.1	9	1	0	0	3	1	0	0	0	0	0	0	0	0	20	39	0.00	0.857	
Joel Adamson, L ERA: 3.86	3.0	13	4	1	1	2	1	0	0	0	0	0	0	0	0	30	37	3.00	1.667	
Yorkis Perez, L ERA: 9.0	1.0	4	1	0	0	1	0	0	0	0	0	0	0	0	9	14	0.00	1.000		

AB	35
R	7
H	11
RBI	7
BB	5
SO	8
LOB	18



Batter	1	2	3	4	5	6	7	8	9	AB	R	H	RBI	BB	SO	LOB	BOTTOM					
Joe Orsulak, L OBP: 0.129, SLG: 0.258	G3		3-3 K			0-1 G6-3 BB SF8 1B		1-3 K		4	1	1	0	0	2	0	San Diego Padres @ Florida Marlins Joe Robbie Stadium, Miami, FL Tue Apr 23 1996, 3:33 AM EDT Att: 19,667 - Sunny - 83 F					
Kurt Abbott, R OBP: 0.348, SLG: 0.492				1-0 G1-3		4-2 SF8 G6-3 BB		1-0 F7		3	0	1	0	1	0	0						
Gary Sheffield, R OBP: 0.420, SLG: 0.700				1-0 G6-3		1-2 G6-3			2-2 G6-3	4	0	0	0	0	0	3						
Jeff Conine, R OBP: 0.305, SLG: 0.320		0-2 G4-3		1-3 K		0-0 SF8			4-0 G4-6-3 BB	2	0	0	1	1	1	0						
Terry Pendleton, S OBP: 0.238, SLG: 0.250		2-3 K			0-1 1B FC6 1B	1-1 F9			2-1 G4-6-3 1-2	4	1	1	0	0	1	2						
Greg Colbrunn, R OBP: 0.300, SLG: 0.406		0-2 FC5-4 1B			1-2 FC6 1B		1-0 F8			3	0	2	0	0	0	0						
Craig Grebeck, R OBP: 0.136, SLG: 0.095		1-0 FC5-4			3-1 FC6 1-2 3H		2-2 L7			3	0	0	1	0	0	2						
Rob Natal, R (1, 2)			1-1 G5-3			0-0 G5-3		1-0 G5-3		3	0	0	0	0	0	1						
Chris Hammond, L ERA: 6.45			0-3 K			3-3 K			1-0 F7	0	0	0	0	0	0	0						
Matt Mantel, R ERA: 4.7										1	0	0	0	0	1	0						
Devon White, S OBP: 0.266, SLG: 0.333										1	0	0	0	0	1	1						
Joel Adamson, L ERA: 3.86										0	0	0	0	0	0	0						
Quilvio Veras, S OBP: 0.307, SLG: 0.333										1	0	0	0	0	0	0						
Yorkis Perez, L ERA: 9.0										0	0	0	0	0	0	0						
Inning Stats	R: 0 E: 0 K: 0 S: 5	H: 1 LOB: 0 BB: 0 P: 7	R: 0 E: 0 K: 1 S: 10	H: 1 LOB: 1 BB: 0 P: 13	R: 0 E: 0 K: 2 S: 9	H: 0 LOB: 0 BB: 0 P: 13	R: 0 E: 0 K: 1 S: 5	H: 0 LOB: 0 BB: 0 P: 8	R: 1 E: 1 K: 1 S: 13	H: 2 LOB: 1 BB: 0 P: 20	R: 1 E: 0 K: 0 S: 10	H: 1 LOB: 1 BB: 1 P: 16	R: 0 E: 0 K: 0 S: 8	H: 0 LOB: 0 BB: 0 P: 12	R: 0 E: 0 K: 1 S: 5	H: 0 LOB: 0 BB: 0 P: 8	R: 0 E: 0 K: 0 S: 5	H: 0 LOB: 0 BB: 1 P: 13	1B: 5 2B: 0 3B: 0 HR: 0	SF: 1 SAC: 0 DP: 2 HBP: 0	WP: 0 PB: 0 SB: 0 CS: 0	PA: 32
PITCHER	IP WLS BF H R ER SO BB IBB HBP BLK WP HR S P ERA WHIP	IP WLS BF H R ER SO BB IBB HBP BLK WP HR S P ERA WHIP	IP WLS BF H R ER SO BB IBB HBP BLK WP HR S P ERA WHIP	IP WLS BF H R ER SO BB IBB HBP BLK WP HR S P ERA WHIP	IP WLS BF H R ER SO BB IBB HBP BLK WP HR S P ERA WHIP	IP WLS BF H R ER SO BB IBB HBP BLK WP HR S P ERA WHIP	IP WLS BF H R ER SO BB IBB HBP BLK WP HR S P ERA WHIP	IP WLS BF H R ER SO BB IBB HBP BLK WP HR S P ERA WHIP	IP WLS BF H R ER SO BB IBB HBP BLK WP HR S P ERA WHIP	IP WLS BF H R ER SO BB IBB HBP BLK WP HR S P ERA WHIP	IP WLS BF H R ER SO BB IBB HBP BLK WP HR S P ERA WHIP	IP WLS BF H R ER SO BB IBB HBP BLK WP HR S P ERA WHIP	IP WLS BF H R ER SO BB IBB HBP BLK WP HR S P ERA WHIP	IP WLS BF H R ER SO BB IBB HBP BLK WP HR S P ERA WHIP	IP WLS BF H R ER SO BB IBB HBP BLK WP HR S P ERA WHIP	IP WLS BF H R ER SO BB IBB HBP BLK WP HR S P ERA WHIP						
Sean Bergman, R ERA: 5.48	7.0	26	5	2	2	5	1	0	0	0	0	0	0	0	0	0	21	0.00	0.857			
Bryce Florie, R ERA: 1.69	2.0	6	0	0	0	1	1	0	0	0	0	0	0	0	0	0	10	0.00	0.500			

AB	29
R	2
H	5
RBI	2
BB	2
SO	6
LOB	9




Batter	1	2	3	4	5	6	7	8	9	AB	R	H	RBI	BB	SO	LOB	TOP					
Quilvio Veras, S OBP: 0.391, SLG: 0.328	F8			K		G5-4-3 1B		G6-3		4	0	1	1	0	1	1	Florida Marlins @ Pittsburgh Pirates Three Rivers Stadium, Pittsburgh, PA Wed Apr 24 1996, 7:05 PM EDT Att. 9,812 - Unknown - 55 F					
Kurt Abbott, R OBP: 0.343, SLG: 0.508	K			G6-3 3B		G5-4-3 1-2f		F8		4	1	1	0	0	1	2						
Gary Sheffield, R OBP: 0.413, SLG: 0.716	G3			G6-3		K			HR	4	1	1	2	0	1	0						
Jeff Conine, R OBP: 0.302, SLG: 0.316		G6-3		FC5-4 1B			P4		G5-3	4	0	1	0	0	0	0						
Terry Pendleton, S OBP: 0.250, SLG: 0.253		G6-4-3 BB		FC5-4 1-2f			G5-3		1B	3	0	1	0	1	0	1						
Greg Colbrunn, R OBP: 0.311, SLG: 0.412	G6-4-3						K		1B	4	0	2	0	0	1	1						
Charles Johnson, R OBP: 0.269, SLG: 0.315			F8		FC6-4 BB			2B G6-3 1B	K	3	1	1	0	1	1	2						
Jesus Tavarez, S OBP: 0.129, SLG: 0.103			K		FC6-4 1-2f			P5		4	0	1	0	0	1	3						
Pat Rapp, R Joel Adamson, L David Weathers, R Andre Dawson, R Terry Mathews, L Robb Nen, R			K		G1-3			P3		2	0	0	0	0	1	1						
Inning Stats	R: 0 E: 0 K: 1 S: 13	H: 0 LOB: 0 BB: 0 P: 20	R: 0 E: 0 K: 0 S: 4	H: 0 LOB: 0 BB: 1 P: 8	R: 0 E: 0 K: 2 S: 8	H: 0 LOB: 0 BB: 0 P: 10	R: 1 E: 0 K: 1 S: 13	H: 2 LOB: 1 BB: 0 P: 21	R: 0 E: 0 K: 0 S: 10	H: 1 LOB: 1 BB: 1 P: 16	R: 0 E: 0 K: 1 S: 6	H: 1 LOB: 0 BB: 0 P: 10	R: 0 E: 0 K: 1 S: 9	H: 0 LOB: 0 BB: 0 P: 14	R: 1 E: 0 K: 0 S: 11	H: 2 LOB: 1 BB: 0 P: 13		R: 1 E: 0 K: 1 S: 18	H: 3 LOB: 2 BB: 0 P: 27	1B: 6 2B: 1 3B: 1 HR: 1	SF: 0 SAC: 0 DP: 2 HBP: 0	WP: 0 PB: 0 CS: 1
PITCHER	IP WLS BF H R ER SO BB IBB HBP BLK WP HR S P ERA WHIP																					
Denny Neagle, L ERA: 2.31	(1, 1) 7.2 W 28 6 2 2 6 2 0 0 0 0 0 0 0 71 109 2.35 1.043																					
Jon Lieber, R ERA: 3.18	(8, 1) 0.1 1 0 0 0 0 0 0 0 0 0 0 0 3 3 0.00 0.000																					
Dan Miceli, R ERA: 5.4	(9, 1) 1.0 6 3 1 1 1 0 0 0 0 0 0 1 18 27 9.00 3.000																					

Batter	1	2	3	4	5	6	7	8	9	AB	R	H	RBI	BB	SO	LOB	BOTTOM			
Mike Kingery, L OBP: 0.208, SLG: 0.178	F9		1B 2B 1B		L4		G3	G4-3		5	1	1	0	0	0	2	Florida Marlins @ Pittsburgh Pirates Three Rivers Stadium, Pittsburgh, PA Wed Apr 24 1996, 7:05 PM EDT Att. 9,812 - Unknown - 55 F			
Al Martin, L OBP: 0.341, SLG: 0.523	G3		1B 2B 1B		K		1B			4	1	2	1	0	1	0				
Jeff King, R OBP: 0.313, SLG: 0.570	F9		G3 1H 2H			FC3-6 1B	K			4	0	2	2	0	1	0				
Orlando Merced, S OBP: 0.333, SLG: 0.400		G5-3	G3			FC3-6 2B		K		4	1	0	0	0	1	2				
Jay Bell, R OBP: 0.302, SLG: 0.463		G2-3 1B	F9			G3-1 1H	2B	1B 2B		4	1	3	1	0	0	1				
Nelson Liriano, S OBP: 0.300, SLG: 0.436		G2-3		G6-3		G3-1		1B 2B IBB		3	1	0	0	1	0	2				
Charlie Hayes, R OBP: 0.269, SLG: 0.288		F9		L8		1B HBP BB		1B 2B 1B		3	0	1	1	1	0	1				
1B Jason Kendall, R OBP: 0.317, SLG: 0.410			G4-3	G4-3		HBP		2B		3	0	1	1	0	0	0				
Denny Neagle, L OBP: 0.273, SLG: 0.273	(1, 1)				P6		G1-3		F8	3	1	1	0	0	0	3				
Jon Lieber, L OBP: 0.500, SLG: 0.333	(8, 1)									0	0	0	0	0	0	0				
Mark Johnson, L OBP: 0.360, SLG: 0.429	(6, PH)									1	0	0	0	0	0	2				
Dan Miceli, R ERA: 3.0	(9, 1)									0	0	0	0	0	0	0				
Inning Stats	R: 0 E: 0 K: 0 S: 7	H: 0 LOB: 0 BB: 0 P: 12	R: 0 E: 0 K: 0 S: 10	H: 1 LOB: 1 BB: 0 P: 15	R: 3 E: 0 K: 0 S: 20	H: 4 LOB: 1 BB: 0 P: 30	R: 0 E: 0 K: 0 S: 5	H: 0 LOB: 0 BB: 0 P: 5	R: 0 E: 0 K: 1 S: 6	H: 0 LOB: 0 BB: 0 P: 10	R: 1 E: 0 K: 0 S: 10	H: 2 LOB: 3 BB: 1 P: 22	R: 0 E: 0 K: 1 S: 6	H: 1 LOB: 0 BB: 0 P: 10	R: 2 E: 0 K: 1 S: 16	H: 3 LOB: 2 BB: 1 P: 29	1B: 7 2B: 4 3B: 0 HR: 0	SF: 0 SAC: 0 DP: 0 HBP: 1	WP: 0 PB: 0 CS: 0	PA: 37
PITCHER	IP WLS BF H R ER SO BB IBB HBP BLK WP HR S P ERA WHIP																			
Pat Rapp, R ERA: 3.86	(1, 1) 5.1 L 23 7 4 4 1 0 0 0 0 0 0 0 3 5 6.75 1.312																			
Joel Adamson, L ERA: 3.6	(6, 1) 0.1 1 0 0 0 0 0 0 0 0 0 0 0 3 5 0.00 0.000																			
David Weathers, R ERA: 2.89	(6, 1) 1.1 6 1 0 0 0 1 1 0 1 0 0 0 10 20 0.00 1.500																			
Terry Mathews, R ERA: 7.36	(8, 1) 0.1 5 3 2 2 1 0 1 0 0 0 0 0 14 26 54.00 9.000																			
Robb Nen, R ERA: 3.0	(8, 1) 0.2 2 0 0 0 0 0 0 0 0 0 0 0 2 3 0.00 0.000																			

Batter	1	2	3	4	5	6	7	8	9	AB	R	H	RBI	BB	SO	LOB	TOP					
Quilvio Veras, S OBP: 0.380, SLG: 0.379										2	2	1	3	3	0	0	Florida Marlins @ Pittsburgh Pirates Three Rivers Stadium, Pittsburgh, PA Thu Apr 25 1996, 3:33 AM EDT Att. 8,315 - Overcast - 74 F					
Joe Orsulak, L OBP: 0.147, SLG: 0.242										2	0	0	0	1	1	0						
Andre Dawson, R OBP: 0.400, SLG: 0.467										1	0	0	0	0	1	3						
Jesus Tavarez, S OBP: 0.156, SLG: 0.133										1	0	1	0	0	0	0						
Jeff Conine, R OBP: 0.286, SLG: 0.301										4	0	0	1	0	1	5						
Gary Sheffield, R OBP: 0.417, SLG: 0.714										3	0	1	0	1	0	1						
Greg Colbrunn, R OBP: 0.308, SLG: 0.403										4	0	1	0	0	1	1						
Kurt Abbott, R OBP: 0.324, SLG: 0.478										4	0	0	0	0	2	3						
Robb Nen, R										0	0	0	0	0	0	0						
Charles Johnson, R OBP: 0.272, SLG: 0.307										2	0	0	0	1	2	1						
Alex Arias, R OBP: 0.353, SLG: 0.375										4	1	2	0	0	0	0						
Al Leiter, L OBP: 0.100, SLG: 0.100										3	1	0	0	0	2	4						
Craig Grebeck, R OBP: 0.130, SLG: 0.091										1	0	0	0	0	1	0						
Inning Stats	R: 1 E: 1 K: 0 S: 13	H: 0 LOB: 0 BB: 2 P: 23	R: 0 E: 0 K: 2 S: 7	H: 0 LOB: 0 BB: 0 P: 9	R: 0 E: 0 K: 1 S: 8	H: 0 LOB: 0 BB: 1 P: 11	R: 0 E: 0 K: 1 S: 8	H: 1 LOB: 2 BB: 1 P: 13	R: 3 E: 1 K: 0 S: 9	H: 2 LOB: 0 BB: 0 P: 11	R: 0 E: 0 K: 1 S: 6	H: 0 LOB: 0 BB: 0 P: 8	R: 0 E: 0 K: 2 S: 16	H: 1 LOB: 3 BB: 2 P: 31	R: 0 E: 0 K: 2 S: 9	H: 1 LOB: 1 BB: 0 P: 12	R: 0 E: 0 K: 2 S: 12	H: 1 LOB: 2 BB: 1 P: 22	1B: 3 2B: 3 3B: 0 HR: 1	SF: 1 SAC: 0 DP: 1 HBP: 0	WP: 0 PB: 0 SB: 3 CS: 0	PA: 39
PITCHER	IP WLS BF H R ER SO BB IBB HBP BLK WP HR S P ERA WHIP																					
John Hope, R ERA: 5.4	(1, 1) 5.0 L 21 3 4 3 4 3 0 0 0 0 0 1 45 67 5.40 1.200																					
Lee Hancock, L ERA: 2.7	(6, 1) 1.1 7 1 0 0 2 1 1 0 0 0 0 0 15 29 0.00 1.500																					
67 Francisco Cordova, R ERA: 3.21	(7, 1) 2.2 11 2 0 0 5 1 0 0 0 0 0 0 28 44 0.00 1.125																					

Batter	1	2	3	4	5	6	7	8	9	AB	R	H	RBI	BB	SO	LOB	BOTTOM					
Jacob Brumfield, R OBP: 0.255, SLG: 0.341										5	1	1	0	0	0	2	Florida Marlins @ Pittsburgh Pirates Three Rivers Stadium, Pittsburgh, PA Thu Apr 25 1996, 3:33 AM EDT Att. 8,315 - Overcast - 74 F					
Al Martin, L OBP: 0.344, SLG: 0.538										5	0	2	1	0	1	0						
Jeff King, R OBP: 0.307, SLG: 0.542										4	0	0	0	1	2	2						
Orlando Merced, S OBP: 0.318, SLG: 0.380										4	0	0	0	0	3	1						
Jay Bell, R OBP: 0.322, SLG: 0.463										2	0	1	0	2	0	0						
John Wehner, R OBP: 0.333, SLG: 0.471										3	0	1	0	1	0	1						
Charlie Hayes, R OBP: 0.266, SLG: 0.276										3	0	0	0	1	0	6						
Keith Osik, R OBP: 0.429, SLG: 0.444										2	0	0	0	1	0	3						
67 Francisco Cordova, R OBP: 0.204, SLG: 0.174										0	0	0	0	0	0	0						
Mike Kingery, L OBP: 0.204, SLG: 0.174										1	0	0	0	0	1	0						
John Hope, R										1	0	0	0	0	0	3						
Nelson Liriano, S OBP: 0.317, SLG: 0.450										1	0	1	0	0	0	0						
Lee Hancock, L										0	0	0	0	0	0	0						
1B Jason Kendall, R OBP: 0.323, SLG: 0.403										1	0	0	0	1	0	0						
Inning Stats	R: 0 E: 0 K: 0 S: 5	H: 0 LOB: 0 BB: 0 P: 7	R: 0 E: 0 K: 1 S: 13	H: 1 LOB: 3 BB: 2 P: 27	R: 0 E: 0 K: 0 S: 7	H: 0 LOB: 1 BB: 1 P: 15	R: 0 E: 0 K: 0 S: 7	H: 0 LOB: 1 BB: 1 P: 15	R: 0 E: 0 K: 1 S: 13	H: 2 LOB: 1 BB: 0 P: 13	R: 0 E: 0 K: 1 S: 13	H: 1 LOB: 2 BB: 0 P: 20	R: 0 E: 0 K: 1 S: 5	H: 0 LOB: 0 BB: 1 P: 11	R: 0 E: 0 K: 1 S: 11	H: 0 LOB: 2 BB: 2 P: 23	R: 1 E: 0 K: 2 S: 12	H: 2 LOB: 1 BB: 0 P: 19	1B: 4 2B: 2 3B: 0 HR: 0	SF: 0 SAC: 0 DP: 2 HBP: 0	WP: 0 PB: 0 SB: 0 CS: 0	PA: 39
PITCHER	IP WLS BF H R ER SO BB IBB HBP BLK WP HR S P ERA WHIP																					
Al Leiter, L ERA: 2.16	(1, 1) 7.2 W 33 4 0 0 5 7 0 0 0 0 0 0 66 129 0.00 1.435																					
Robb Nen, R ERA: 3.45	(8, 1) 1.1 S 6 2 1 1 2 0 0 0 0 0 0 0 14 21 6.75 1.500																					

AB 31
R 4
H 6
RBI 4
BB 6
SO 11
LOB 18



AB 32
R 1
H 6
RBI 1
BB 7
SO 7
LOB 18



Batter	1	2	3	4	5	6	7	8	9	AB	R	H	RBI	BB	SO	LOB	TOP					
Quilvio Veras, S OBP: 0.379, SLG: 0.370 (1, 4)										4	0	1	0	0	1	0	Florida Marlins @ San Francisco Giants 3Com Park at Candlestick Point, San Francisco, CA Sat Apr 27 1996, 6:33 AM EDT Att: 15,711 - Sunny - 70 F livebaseballscorecards.com					
Devon White, S OBP: 0.273, SLG: 0.306 (1, 8)										4	1	0	0	0	0	1						
Andre Dawson, R OBP: 0.316, SLG: 0.368 (1, 7)										4	1	0	0	0	1	1						
Gary Sheffield, R OBP: 0.433, SLG: 0.750 (1, 9)										4	0	2	1	0	0	0						
Terry Pendleton, S OBP: 0.260, SLG: 0.292 (1, 5)										3	1	1	2	0	0	1						
Greg Colbrunn, R OBP: 0.294, SLG: 0.385 (1, 3)										3	0	0	0	0	1	0						
Charles Johnson, R OBP: 0.284, SLG: 0.321 (1, 2)										3	0	1	0	0	2	0						
Kurt Abbott, R OBP: 0.308, SLG: 0.446 (1, 6)										3	0	1	0	0	2	1						
John Burkett, R OBP: 0.143, SLG: 0.214 (5, 1)										1	0	0	0	0	0	0						
Matt Mantei, R OBP: 0.182, SLG: 0.129 (6, 1)										0	0	0	0	0	0	0						
Jesus Tavarez, S OBP: 0.175, SLG: 0.293 (7, 1)										0	0	0	0	0	0	0						
David Weathers, R OBP: 0.175, SLG: 0.293 (8, 1)										0	0	0	0	0	0	0						
Joe Orsulak, L OBP: 0.175, SLG: 0.293 (9, 1)										0	0	0	0	0	0	0						
Yorkis Perez, L OBP: 0.175, SLG: 0.293 (9, 1)										0	0	0	0	0	0	0						
Inning Stats	R: 0 E: 0 K: 0 S: 10	H: 0 LOB: 0 BB: 0 P: 12	R: 0 E: 0 K: 0 S: 11	H: 0 LOB: 0 BB: 0 P: 15	R: 0 E: 0 K: 2 S: 7	H: 0 LOB: 0 BB: 0 P: 10	R: 0 E: 0 K: 1 S: 14	H: 0 LOB: 0 BB: 0 P: 18	R: 1 E: 0 K: 2 S: 12	H: 2 LOB: 1 BB: 0 P: 16	R: 0 E: 0 K: 0 S: 5	H: 0 LOB: 0 BB: 0 P: 9	R: 1 E: 1 K: 0 S: 7	H: 1 LOB: 0 BB: 0 P: 11	R: 0 E: 0 K: 1 S: 8	H: 1 LOB: 0 BB: 0 P: 10	R: 1 E: 0 K: 1 S: 12	H: 2 LOB: 1 BB: 0 P: 17	1B: 3 2B: 2 3B: 0 HR: 1	SF: 1 SAC: 0 DP: 1 HBP: 0	WP: 0 PB: 0 SB: 0 CS: 0	PA: 32
PITCHER	IP WLS BF H R ER SO BB IBB HBP BLK WP HR S P ERA WHIP																					
Mark Leiter, R ERA: 3.79 (1, 1)	8.2 W 31 6 3 2 7 0 0 0 0 0 1 83 114 2.08 0.692																					
Rod Beck, R ERA: (9, 1)	0.1 S 1 0 0 0 0 0 0 0 0 0 0 0 3 4 0.00 0.000																					

Batter	1	2	3	4	5	6	7	8	9	AB	R	H	RBI	BB	SO	LOB	BOTTOM			
Marvin Benard, L OBP: 0.361, SLG: 0.333 (1, 8)										5	1	2	0	0	1	1	Florida Marlins @ San Francisco Giants 3Com Park at Candlestick Point, San Francisco, CA Sat Apr 27 1996, 6:33 AM EDT Att: 15,711 - Sunny - 70 F livebaseballscorecards.com			
Steve Scarosone, R OBP: 0.328, SLG: 0.433 (1, 4)										3	1	1	2	1	1	2				
Barry Bonds, L OBP: 0.655, SLG: 0.855 (1, 7)										4	2	2	3	0	2	2				
Dave McCarty, R OBP: 0.500, SLG: 0.500 (7, 7)										0	0	0	0	0	0	0				
Matt Williams, R OBP: 0.412, SLG: 0.528 (1, 5)										4	0	1	0	0	2	0				
Mark Carreon, R OBP: 0.379, SLG: 0.619 (1, 3)										4	1	2	0	0	1	1				
Glenallen Hill, R OBP: 0.286, SLG: 0.386 (1, 9)										4	0	2	1	0	1	1				
Steve Decker, R OBP: 0.327, SLG: 0.333 (1, 2)										3	0	1	0	1	2	3				
Rich Aurilia, R OBP: 0.212, SLG: 0.233 (1, 6)										4	0	1	0	0	1	3				
Mark Leiter, R OBP: 0.222, SLG: 0.222 (1, 1)										3	1	1	0	0	2	1				
Rod Beck, R ERA: (9, 1)										0	0	0	0	0	0	0				
Inning Stats	R: 0 E: 0 K: 2 S: 9	H: 1 LOB: 2 BB: 1 P: 15	R: 0 E: 0 K: 0 S: 9	H: 1 LOB: 1 BB: 1 P: 16	R: 4 E: 0 K: 3 S: 15	H: 4 LOB: 0 BB: 0 P: 20	R: 0 E: 0 K: 1 S: 12	H: 2 LOB: 2 BB: 0 P: 17	R: 1 E: 0 K: 1 S: 7	H: 3 LOB: 1 BB: 0 P: 12	R: 0 E: 0 K: 1 S: 12	H: 1 LOB: 2 BB: 1 P: 20	R: 1 E: 0 K: 2 S: 12	H: 2 LOB: 0 BB: 0 P: 19	R: 0 E: 0 K: 3 S: 12	H: 0 LOB: 0 BB: 0 P: 15	1B: 8 2B: 2 3B: 1 HR: 2	SF: 0 SAC: 1 DP: 0 HBP: 0	WP: 0 PB: 0 SB: 0 CS: 2	PA: 37
PITCHER	IP WLS BF H R ER SO BB IBB HBP BLK WP HR S P ERA WHIP																			
John Burkett, R ERA: 4.54 (5, 1)	0.2 L 1 0 0 0 1 0 0 0 0 0 0 0 3 5 0.00 0.000																			
Matt Mantei, R ERA: 4.32 (6, 1)	1.1 7 2 1 1 2 1 0 0 0 0 0 0 18 30 6.75 2.250																			
Joel Adamson, L ERA: 4.26 (7, 1)	0.2 2 1 0 0 1 0 0 0 0 0 0 0 6 9 0.00 1.500																			
David Weathers, R ERA: 2.7 (8, 1)	1.0 3 0 0 0 3 0 0 0 0 0 0 0 12 15 0.00 0.000																			
Yorkis Perez, L ERA: 7.2 (9, 1)																				

Batter	1	2	3	4	5	6	7	8	9	AB	R	H	RBI	BB	SO	LOB	TOP											
Quilvio Veras, S OBP: 0.374, SLG: 0.377	1-2 WP G5-3 2B		2-1 G4-3			1-3 K		3-1 F9		4	1	1	0	0	1	2	Florida Marlins @ San Francisco Giants 3Com Park at Candlestick Point, San Francisco, CA Sun Apr 28 1996, 6:33 AM EDT Att: 23,535 - Sunny - 75 F livebaseballscorecards.com											
Devon White, S OBP: 0.286, SLG: 0.327	0-0 F8		1-1 G4-3			1-1 HBP		3-2 G4-3 1-H 2-H 2B		3	0	1	2	0	0	1												
Andre Dawson, R OBP: 0.261, SLG: 0.304	3-2 G5-3 2-H			1-2 G3-1		1-0 P4		0-2 G4-3		4	0	0	1	0	0	2												
Gary Sheffield, R Robb Nen, R	1-3 K			0-0 P4		3-2 P2		0-3 K		4	0	0	0	0	2	2												
Terry Pendleton, S Terry Mathews, L		1-1 G4-3		2-2 P4		0-0 G6-3		1-1 F8 SF9 2B		3	0	0	0	0	0	0												
Greg Colbrunn, R OBP: 0.292, SLG: 0.378		2-2 F9 1B			0-0 F9		0-1 G3		0-0 F8	4	0	1	0	0	0	1												
Alex Arias, R OBP: 0.333, SLG: 0.333		0-1 F8			4-1 BB BB		2-1 P3		1-1 SF9	2	0	0	1	1	0	1												
Rob Natal, R OBP: 0.286, SLG: 0.167		1-2 F9			4-2 BB G4-6-3 BB			0-1 1B 2B 1B		3	1	1	0	1	0	1												
Chris Hammond, L Matt Mantei, R Craig Grebeck, R Joel Adamson, L Jesus Tavarez, S David Weathers, R Kurt Abbott, R			0-2 F8		0-1 G4-6-3 1-2			1-0 2B 1B		0	0	0	0	0	0	0												
Inning Stats	R: 1 E: 0 K: 1 S: 12	H: 1 LOB: 0 BB: 0 P: 17	R: 0 E: 0 K: 0 S: 10	H: 1 LOB: 1 BB: 0 P: 14	R: 0 E: 0 K: 0 S: 8	H: 0 LOB: 0 BB: 0 P: 11	R: 0 E: 0 K: 0 S: 6	H: 0 LOB: 1 BB: 2 P: 14	R: 0 E: 0 K: 1 S: 8	H: 0 LOB: 0 BB: 0 P: 14	R: 0 E: 0 K: 0 S: 5	H: 0 LOB: 0 BB: 0 P: 7	R: 2 E: 0 K: 1 S: 15	H: 3 LOB: 1 BB: 0 P: 22	R: 1 E: 0 K: 0 S: 7	H: 1 LOB: 0 BB: 0 P: 10		1B: 3 2B: 3 3B: 0 HR: 0	SF: 1 SAC: 0 DP: 1 HBP: 1	WP: 1 PB: 0 SB: 0 CS: 0	PA: 35							
PITCHER	IP	WLS	BF	H	R	ER	SO	BB	IBB	HBP	BLK	WP	HR	S	P	ERA	WHIP											
William Van Landingham, R	(1, 1)	7.0	W	25	2	1	1	2	2	0	1	0	1	0	57	88	1.29	0.571										
Shawn Barton, L	(8, 1)	0.1		4	3	2	2	0	0	0	0	0	0	0	8	15	54.00	9.000										
Jeff Juden, R	(8, 1)	0.2		2	0	0	0	1	0	0	0	0	0	7	7	0.00	0.000											
Doug Creek, L	(9, 1)	0.1		2	1	1	1	0	0	0	0	0	0	3	4	27.00	3.000											
Mark Devey, R	(9, 1)	0.2		2	0	0	0	0	0	0	0	0	0	4	6	0.00	0.000											

Batter	1	2	3	4	5	6	7	8	9	AB	R	H	RBI	BB	SO	LOB	BOTTOM										
Marvin Benard, L OBP: 0.377, SLG: 0.343	0-1 1B 1B	0-0 1B 1B	0-1 G3		1-1 G1-3		4-2 BB E BB			4	2	2	0	1	0	0	Florida Marlins @ San Francisco Giants 3Com Park at Candlestick Point, San Francisco, CA Sun Apr 28 1996, 6:33 AM EDT Att: 23,535 - Sunny - 75 F livebaseballscorecards.com										
Robby Thompson, R Jay Canizaro, R	1-1 1B HR 1B	1-0 1B 2-3 1B	3-3 K		0-0 1B		1-3 K			4	2	3	0	0	1	0											
Barry Bonds, L Mel Hall, L	0-0 HR 1B	2-2 1B S		0-0 L3	1-1 FC6-4 1B		0-1 E7 BB			4	2	3	3	0	0	0											
Matt Williams, R Steve Scarosone, R	0-1 HR 1B	3-3 K		4-1 BB 1B BB	0-0 FC6-4 1-2		4-0 BB			3	2	1	3	1	1	4											
Mark Carreon, R J.R. Phillips, L	1-1 HR	4-0 1B IBB		1-1 P8		0-1 G6-3	1-2 P8			3	1	1	1	1	0	1											
Glenallen Hill, R Dave McCarty, R	1-0 F8	2-2 1B		4-1 1B BB		3-1 2B	0-0 P4			3	0	2	2	1	0	0											
Rich Aurilia, R	1-1 G3-1			1-2 1B		0-1 G5-3		2-2 G6-4-3 1B		5	0	2	1	0	1	3											
Tom Lampkin, L	1-0 G3	3-3 K		1-0 G3		4-0 IBB		0-0 P6		4	0	0	0	1	1	5											
William Van Landingham, R Shawn Barton, R Jeff Juden, R Allen Watson, L Doug Creek, L Mark Dewey, R		2-1 1B 1B 1B		0-3 K		0-0 G6-3	3-3 K	2-2 G6-4-3		4	1	1	0	0	2	2											
Inning Stats	R: 5 E: 0 K: 0 S: 13	H: 5 LOB: 2 BB: 0 P: 18	R: 4 E: 0 K: 3 S: 21	H: 5 LOB: 1 BB: 1 P: 41	R: 0 E: 0 K: 2 S: 8	H: 0 LOB: 0 BB: 0 P: 11	R: 1 E: 0 K: 0 S: 9	H: 1 LOB: 2 BB: 2 P: 20	R: 0 E: 0 K: 1 S: 9	H: 1 LOB: 1 BB: 1 P: 19	R: 0 E: 1 K: 1 S: 12	H: 0 LOB: 3 BB: 2 P: 22	R: 0 E: 0 K: 0 S: 10	H: 1 LOB: 0 BB: 0 P: 14	R: 0 E: 0 K: 0 S: 7	H: 0 LOB: 0 BB: 0 P: 9		1B: 12 2B: 1 3B: 0 HR: 2	SF: 0 SAC: 0 DP: 1 HBP: 0	WP: 0 PB: 0 SB: 1 CS: 0	PA: 45						
PITCHER	IP	WLS	BF	H	R	ER	SO	BB	IBB	HBP	BLK	WP	HR	S	P	ERA	WHIP										
Chris Hammond, L	(1, 1)	1.0	L	12	9	9	9	0	0	0	0	0	0	20	30	81.00	9.000										
Matt Mantei, R	(2, 1)	1.0		5	1	0	0	3	0	1	0	0	0	14	29	0.00	1.000										
Joel Adamson, L	(3, 1)	2.0		9	1	1	1	2	2	0	0	0	0	17	31	4.50	1.500										
David Weathers, R	(5, 1)	2.0		10	3	0	0	1	0	1	0	0	0	16	28	0.00	1.500										
Terry Mathews, R	(7, 1)	1.0		6	0	0	0	1	2	0	0	0	0	12	22	0.00	2.000										



Batter	1	2	3	4	5	6	7	8	9	AB	R	H	RBI	BB	SO	LOB	TOP										
Quilvio Veras, S OBP: 0.364, SLG: 0.337										4	1	1	0	1	0	1	Florida Marlins @ Colorado Rockies Coors Field, Denver, CO Fri May 03 1996, 7:05 PM MDT Att: 48,129 - Unknown - 66 F										
Devon White, S OBP: 0.321, SLG: 0.357										5	1	2	0	0	0	1											
Greg Colbrunn, R OBP: 0.321, SLG: 0.412										5	0	3	0	0	1	2											
Gary Sheffield, R OBP: 0.416, SLG: 0.699										4	0	1	1	0	1	4											
Terry Pendleton, S OBP: 0.259, SLG: 0.274 Alex Arias, R OBP: 0.333, SLG: 0.333										4	0	1	1	0	2	2											
Jeff Conine, R OBP: 0.283, SLG: 0.324										4	1	1	1	0	2	3											
Charles Johnson, R OBP: 0.314, SLG: 0.427										4	1	1	1	0	1	0											
Kurt Abbott, R OBP: 0.326, SLG: 0.438										4	1	1	0	0	1	0											
John Burkett, R OBP: 0.176, SLG: 0.294 Matt Mantei, R OBP: 0.351, SLG: 0.286 Joe Orsulak, L OBP: 0.186, SLG: 0.286 David Weathers, R OBP: 0.186, SLG: 0.286										3	0	1	1	0	1	0											
Inning Stats	R: 2 E: 0 K: 1 S: 13	H: 3 LOB: 1 BB: 0 P: 20	R: 0 E: 0 K: 1 S: 7	H: 0 LOB: 0 BB: 0 P: 9	R: 0 E: 0 K: 1 S: 11	H: 1 LOB: 1 BB: 0 P: 19	R: 1 E: 0 K: 1 S: 12	H: 1 LOB: 0 BB: 0 P: 18	R: 0 E: 0 K: 1 S: 11	H: 2 LOB: 2 BB: 0 P: 14	R: 2 E: 1 K: 1 S: 15	H: 3 LOB: 1 BB: 0 P: 19	R: 0 E: 0 K: 2 S: 14	H: 2 LOB: 2 BB: 0 P: 21	R: 0 E: 0 K: 1 S: 7	H: 0 LOB: 0 BB: 1 P: 11		R: 0 E: 0 K: 1 S: 8	H: 0 LOB: 0 BB: 1 P: 13	1B: 8 2B: 3 3B: 0 HR: 2	SF: 0 SAC: 0 DP: 1 HBP: 0	WP: 0 PB: 0 SB: 0 CS: 0	PA: 39				
PITCHER	IP	WLS	BF	H	R	ER	SO	BB	IBB	HBP	BLK	WP	HR	S	P	ERA	WHIP										
Armando Reynoso, R ERA: 5.25	6.0	W	28	10	5	5	6	0	0	0	0	0	2	69	99	7.50	1.667										
Darren Holmes, R ERA: 5.23	1.0		5	2	0	0	2	0	0	0	0	0	0	14	21	0.00	2.000										
Steve Reed, R ERA: 3.95	2.0		6	0	0	0	2	1	0	0	0	0	0	15	24	0.00	0.500										

Batter	1	2	3	4	5	6	7	8	9	AB	R	H	RBI	BB	SO	LOB	BOTTOM										
Eric Young Sr., R OBP: 0.500, SLG: 0.590										3	0	1	1	1	0	0	Florida Marlins @ Colorado Rockies Coors Field, Denver, CO Fri May 03 1996, 7:05 PM MDT Att: 48,129 - Unknown - 66 F										
Ellis Burks, R OBP: 0.429, SLG: 0.587										5	0	0	0	0	2	5											
Dante Bichette, R OBP: 0.366, SLG: 0.432										5	1	1	0	0	1	2											
Larry Walker, L OBP: 0.330, SLG: 0.521										3	2	1	2	1	1	0											
Andres Galarraga, R OBP: 0.302, SLG: 0.539										4	0	0	0	0	4	1											
Vinny Castilla, R OBP: 0.350, SLG: 0.447										3	2	2	0	1	0	0											
Jeff Reed, L OBP: 0.392, SLG: 0.476										3	2	2	3	1	1	0											
Walt Weiss, S OBP: 0.409, SLG: 0.376										4	2	2	1	0	1	2											
Armando Reynoso, R OBP: 0.286, SLG: 0.231 John Vander Wal, L OBP: 0.351, SLG: 0.368 Darren Holmes, R OBP: 0.351, SLG: 0.368 Trenidad Hubbard, R OBP: 0.263, SLG: 0.389 Steve Reed, R OBP: 0.263, SLG: 0.389										2	0	1	0	0	1	0											
Inning Stats	R: 0 E: 0 K: 1 S: 8	H: 0 LOB: 0 BB: 0 P: 11	R: 0 E: 0 K: 1 S: 5	H: 0 LOB: 0 BB: 0 P: 8	R: 0 E: 0 K: 2 S: 10	H: 0 LOB: 0 BB: 0 P: 15	R: 0 E: 0 K: 0 S: 4	H: 0 LOB: 0 BB: 0 P: 7	R: 4 E: 0 K: 1 S: 15	H: 5 LOB: 2 BB: 1 P: 27	R: 3 E: 0 K: 3 S: 13	H: 3 LOB: 2 BB: 2 P: 24	R: 2 E: 0 K: 3 S: 17	H: 3 LOB: 2 BB: 1 P: 33	R: 0 E: 0 K: 1 S: 7	H: 0 LOB: 0 BB: 0 P: 10		R: 0 E: 0 K: 1 S: 7	H: 0 LOB: 0 BB: 0 P: 13	1B: 6 2B: 3 3B: 0 HR: 2	SF: 0 SAC: 0 DP: 1 HBP: 1	WP: 0 PB: 0 SB: 0 CS: 0	PA: 39				
PITCHER	IP	WLS	BF	H	R	ER	SO	BB	IBB	HBP	BLK	WP	HR	S	P	ERA	WHIP										
John Burkett, R ERA: 5.36	5.2	L	27	8	7	7	7	2	0	0	0	0	1	52	84	11.12	1.765										
Matt Mantei, R ERA: 4.5	1.1		9	3	2	2	4	2	0	0	0	0	0	20	41	13.50	3.750										
David Weathers, R ERA: 2.57	1.0		3	0	0	0	1	0	0	0	0	0	0	7	10	0.00	0.000										

AB	38
R	5
H	12
RBI	5
BB	1
SO	10
LOB	13



Batter	1	2	3	4	5	6	7	8	9	AB	R	H	RBI	BB	SO	LOB	TOP										
Quilvio Veras, S OBP: 0.354, SLG: 0.326 Joel Adamson, L (5, 1)	G6-3		G6-4-3		G1-3		L3		G6-3	3	0	0	0	0	0	2	Florida Marlins @ Colorado Rockies Coors Field, Denver, CO Sat May 04 1996, 3:33 AM MDT Att: 48,101 - Sunny - 70 F										
Jesús Tavarez, S OBP: 0.162, SLG: 0.118 (7, 8)										0	0	0	0	0	0	0											
Devon White, S OBP: 0.317, SLG: 0.378 Terry Mathews, L (7, 1)	G3		F7		F8				F7	4	0	1	1	0	0	1											
Robb Nen, R (8, 1)										0	0	0	0	0	0	0											
Andre Dawson, R OBP: 0.280, SLG: 0.440 (9, PH)							3B			1	0	0	0	0	0	0											
Greg Colbrunn, R OBP: 0.318, SLG: 0.400 (1, 3)	G5-3			G6-4-3 HBP		G6-3	G6-3			3	0	0	0	0	0	1											
Gary Sheffield, R OBP: 0.406, SLG: 0.679 Joe Orsulak, L OBP: 0.162, SLG: 0.279 (6, 9)		G6-3		G6-4-3		P9			K	3	0	0	0	0	0	1											
Jeff Conine, R OBP: 0.308, SLG: 0.381 (1, 7)										1	0	0	0	0	1	0											
Charles Johnson, R OBP: 0.312, SLG: 0.414 Rob Natal, R OBP: 0.286, SLG: 0.167 (8, 2)		2B			BB		HR		1B	3	1	3	1	1	0	0											
Kurt Abbott, R OBP: 0.323, SLG: 0.424 (1, 6)					F7				K	0	0	0	0	0	0	0											
Alex Arias, R OBP: 0.320, SLG: 0.455 (1, 5)										3	1	0	0	1	0	3											
Chris Hammond, L (1, 1)										4	1	1	1	0	0	1											
David Weathers, R OBP: 1.000, SLG: 1.000 Matt Mantei, R (4, 1)										0	0	0	0	0	0	0											
Craig Grebeck, R OBP: 0.185, SLG: 0.240 (5, PH)										1	0	1	0	0	0	0											
Inning Stats	R: 0 E: 0 K: 0 S: 12	H: 0 LOB: 0 BB: 0 P: 18	R: 0 E: 0 K: 0 S: 8	H: 1 LOB: 1 BB: 0 P: 13	R: 1 E: 0 K: 0 S: 11	H: 2 LOB: 0 BB: 0 P: 18	R: 0 E: 0 K: 0 S: 9	H: 0 LOB: 1 BB: 1 P: 15	R: 1 E: 1 K: 0 S: 10	H: 0 LOB: 1 BB: 1 P: 17	R: 1 E: 0 K: 0 S: 10	H: 1 LOB: 1 BB: 1 P: 16	R: 1 E: 0 K: 0 S: 10	H: 1 LOB: 1 BB: 0 P: 17	R: 0 E: 0 K: 2 S: 11	H: 1 LOB: 1 BB: 0 P: 17	R: 1 E: 0 K: 0 S: 7	H: 1 LOB: 0 BB: 0 P: 10	1B: 2 2B: 1 3B: 1 HR: 3	SF: 0 SAC: 0 DP: 2 HBP: 1	WP: 1 PB: 0 SB: 0 CS: 0	PA: 38					
PITCHER	IP	WLS	BF	H	R	ER	SO	BB	IBB	HBP	BLK	WP	HR	S	P	ERA	WHIP										
Marvin Freeman, R ERA: 4.67 (1, 1)	7.0	W	30	5	4	4	0	4	0	1	0	1	2	70	114	5.14	1.286										
John Habyan, R ERA: 5.09 (8, 1)	1.0		4	1	0	0	2	0	0	0	0	0	0	11	17	0.00	1.000										
Mike Farmer, L ERA: 9.0 (9, 1)	1.0		4	1	1	1	0	0	0	0	0	0	1	7	10	9.00	1.000										

Batter	1	2	3	4	5	6	7	8	9	AB	R	H	RBI	BB	SO	LOB	BOTTOM										
Eric Young Sr., R OBP: 0.519, SLG: 0.682 (1, 4)										5	1	3	3	1	0	2	Florida Marlins @ Colorado Rockies Coors Field, Denver, CO Sat May 04 1996, 3:33 AM MDT Att: 48,101 - Sunny - 70 F										
Ellis Burks, R OBP: 0.416, SLG: 0.591 John Habyan, R (8, 1)										6	1	1	1	0	1	4											
Mike Farmer, S (9, 1)										0	0	0	0	0	0	0											
Dante Bichette, R OBP: 0.372, SLG: 0.440 (1, 9)										5	4	2	0	1	1	4											
Larry Walker, L OBP: 0.355, SLG: 0.576 Quinton McCracken, S OBP: 0.290, SLG: 0.333 (8, 8)										3	3	3	3	0	0	0											
Andres Galarraga, R OBP: 0.314, SLG: 0.598 John Vander Wal, L OBP: 0.364, SLG: 0.350 (7, 3)										2	1	1	0	0	0	0											
Vinny Castilla, R OBP: 0.358, SLG: 0.468 (1, 5)										5	2	3	7	0	1	1											
Jayhawk Owens, R OBP: 0.300, SLG: 0.421 (1, 2)										1	0	0	0	0	0	0											
Walt Weiss, S OBP: 0.423, SLG: 0.376 Jason Bates, S OBP: 0.344, SLG: 0.368 (6, 6)										6	2	3	0	0	1	1											
Marvin Freeman, R OBP: 0.154, SLG: 0.154 Trenidad Hubbard, R OBP: 0.263, SLG: 0.389 (8, 8)										5	1	1	0	0	2	6											
Inning Stats	R: 7 E: 1 K: 2 S: 26	H: 5 LOB: 1 BB: 2 P: 47	R: 3 E: 0 K: 0 S: 15	H: 3 LOB: 2 BB: 1 P: 26	R: 2 E: 0 K: 1 S: 15	H: 3 LOB: 1 BB: 0 P: 23	R: 0 E: 1 K: 1 S: 8	H: 0 LOB: 2 BB: 2 P: 16	R: 1 E: 0 K: 0 S: 15	H: 4 LOB: 2 BB: 0 P: 18	R: 4 E: 0 K: 0 S: 20	H: 5 LOB: 0 BB: 1 P: 31	R: 0 E: 0 K: 2 S: 10	H: 0 LOB: 0 BB: 0 P: 12	R: 0 E: 0 K: 0 S: 11	H: 1 LOB: 1 BB: 0 P: 17	1B: 11 2B: 5 3B: 0 HR: 5	SF: 0 SAC: 0 DP: 2 HBP: 1	WP: 0 PB: 0 SB: 0 CS: 0	PA: 52							
PITCHER	IP	WLS	BF	H	R	ER	SO	BB	IBB	HBP	BLK	WP	HR	S	P	ERA	WHIP										
Chris Hammond, L ERA: 10.88 (1, 1)	0.2	L	9	4	7	4	2	2	0	0	0	0	0	3	23	54.00	9.000										
David Weathers, R ERA: 4.96 (1, 1)	2.1		16	7	5	5	1	1	0	1	0	0	1	33	54	19.29	3.429										
Matt Mantei, R ERA: 4.15 (4, 1)	1.0		5	0	0	0	1	2	0	0	0	0	0	8	16	0.00	2.000										
Joel Adamson, L ERA: 7.36 (5, 1)	2.0		15	9	5	5	1	1	0	0	0	0	1	35	49	22.50	5.000										
Terry Mathews, R ERA: 5.68 (7, 1)	1.0		3	0	0	0	2	0	0	0	0	0	0	10	12	0.00	0.000										

Batter	1	2	3	4	5	6	7	8	9	AB	R	H	RBI	BB	SO	LOB	TOP					
Devon White, S OBP: 0.314, SLG: 0.372	K		CS 1B			K		G6-3		4	0	1	0	0	2	0						
Alex Arias, R OBP: 0.310, SLG: 0.423	G5-3		CS 1-2	1B G5-4-3		G5-3		G5-3	G5-3	4	1	1	0	0	0	0						
Greg Colbrunn, R OBP: 0.325, SLG: 0.398								G6-3	G6-3	3	0	1	0	1	0	0						
Gary Sheffield, R OBP: 0.409, SLG: 0.673	L8							G6-3	G6-3	4	2	2	0	0	0	2						
Jeff Conine, R OBP: 0.322, SLG: 0.426								G6-3	G6-3	3	1	2	3	1	0	0						
Terry Pendleton, S OBP: 0.298, SLG: 0.266 Kurt Miller, R (9.1)								G1-6-3	G1-6-3	3	0	0	0	1	0	1						
Charles Johnson, R OBP: 0.304, SLG: 0.402								G6-3	G6-3	3	0	0	0	0	1	2						
Craig Grebeck, R OBP: 0.167, SLG: 0.214								G6-3	G6-3	3	0	0	0	0	0	0						
Pat Rapp, R (1.1)										2	0	0	0	0	1	0						
QuiVio Veras, S OBP: 0.351, SLG: 0.323 Terry Mathews, L (8.1) Yorkis Perez, L (8.1) Kurt Abbott, R OBP: 0.323, SLG: 0.424 (9.6)										1	0	0	0	0	1	0						
Inning Stats	R: 0 E: 0 K: 1 S: 11	H: 0 LOB: 1 BB: 1 P: 18	R: 0 E: 0 K: 0 S: 8	H: 0 LOB: 0 BB: 1 P: 15	R: 0 E: 0 K: 1 S: 6	H: 1 LOB: 0 BB: 0 P: 9	R: 1 E: 0 K: 0 S: 16	H: 2 LOB: 0 BB: 0 P: 22	R: 0 E: 0 K: 1 S: 5	H: 0 LOB: 0 BB: 0 P: 9	R: 0 E: 0 K: 1 S: 7	H: 0 LOB: 0 BB: 0 P: 8	R: 1 E: 0 K: 0 S: 8	H: 2 LOB: 1 BB: 1 P: 15	R: 0 E: 0 K: 1 S: 9	H: 0 LOB: 0 BB: 0 P: 11	R: 2 E: 0 K: 0 S: 10	H: 2 LOB: 0 BB: 0 P: 17	1B: 5 2B: 1 3B: 0 HR: 1	SF: 0 SAC: 0 DP: 3 HBP: 0	WP: 0 PB: 1 SB: 0 CS: 1	PA: 34
PITCHER Kevin Ritz, R ERA: 6.81	IP: 9.0 WLS: W BF: 33 H: 7 R: 4 ER: 3 SO: 5	BB: 2 IBB: 1 HBP: 0 BLK: 0	WP: 0 HR: 1 S: 80 P: 124	ERA: 3.00 WHIP: 1.000	PITCHER	IP: 9.0 WLS: W BF: 33 H: 7 R: 4 ER: 3 SO: 5	BB: 2 IBB: 1 HBP: 0 BLK: 0	WP: 0 HR: 1 S: 80 P: 124	ERA: 3.00 WHIP: 1.000													

Florida Marlins @ Colorado Rockies
Coors Field, Denver, CO
Sun May 05 1996, 3:33 AM MDT
Att: 48,134 - Sunny - 59 F

AB 30
R 4
H 7
RBI 3
BB 3
SO 5
LOB 5



Batter	1	2	3	4	5	6	7	8	9	AB	R	H	RBI	BB	SO	LOB	BOTTOM			
Eric Young Sr., R OBP: 0.508, SLG: 0.653	G4-3 1B		F7							5	1	2	0	0	0	3				
Ellis Burks, R OBP: 0.423, SLG: 0.614	F8		1B							4	2	2	2	1	0	2				
Dante Bichette, R OBP: 0.373, SLG: 0.438	G4-3		1B							5	0	2	2	0	0	1				
Larry Walker, L OBP: 0.342, SLG: 0.553			CS							4	0	0	0	0	1	0				
Andres Galarraga, R OBP: 0.328, SLG: 0.606										2	0	1	0	2	0	0				
Vinny Castilla, R OBP: 0.370, SLG: 0.473										3	0	2	0	1	0	1				
Jeff Reed, L OBP: 0.385, SLG: 0.455										3	0	0	0	1	2	4				
Walt Weiss, S OBP: 0.425, SLG: 0.381										4	1	2	0	0	0	2				
Kevin Ritz, R OBP: 0.091, SLG: 0.091 Trenidad Hubbard, R OBP: 0.300, SLG: 0.389										2	0	0	0	0	1	2				
Inning Stats	R: 0 E: 0 K: 0 S: 6	H: 1 LOB: 0 BB: 0 P: 7	R: 0 E: 0 K: 2 S: 14	H: 0 LOB: 2 BB: 2 P: 28	R: 1 E: 0 K: 1 S: 11	H: 2 LOB: 0 BB: 0 P: 19	R: 0 E: 0 K: 0 S: 11	H: 1 LOB: 1 BB: 0 P: 14	R: 0 E: 0 K: 0 S: 5	H: 1 LOB: 2 BB: 1 P: 13	R: 3 E: 0 K: 0 S: 9	H: 2 LOB: 0 BB: 1 P: 17	R: 0 E: 0 K: 1 S: 13	H: 1 LOB: 1 BB: 0 P: 18	R: 1 E: 0 K: 0 S: 9	H: 2 LOB: 3 BB: 2 P: 22	1B: 9 2B: 1 3B: 0 HR: 1	SF: 0 SAC: 1 DP: 1 HBP: 0	WP: 0 PB: 0 SB: 3 CS: 1	PA: 40
PITCHER Pat Rapp, R ERA: 3.73 Terry Mathews, R ERA: 5.14 Yorkis Perez, L ERA: 5.4 Kurt Miller, R ERA:	IP: 7.0 WLS: 3 BF: 30 H: 4 R: 4 ER: 4 SO: 3	BB: 4 IBB: 0 HBP: 0 BLK: 0	WP: 0 HR: 1 S: 64 P: 108	ERA: 5.14 WHIP: 1.714	PITCHER	IP: 7.0 WLS: 3 BF: 30 H: 4 R: 4 ER: 4 SO: 3	BB: 4 IBB: 0 HBP: 0 BLK: 0	WP: 0 HR: 1 S: 64 P: 108	ERA: 5.14 WHIP: 1.714											

Florida Marlins @ Colorado Rockies
Coors Field, Denver, CO
Sun May 05 1996, 3:33 AM MDT
Att: 48,134 - Sunny - 59 F

AB 32
R 5
H 11
RBI 4
BB 6
SO 4
LOB 15



Batter	1	2	3	4	5	6	7	8	9	AB	R	H	RBI	BB	SO	LOB	TOP			
Lance Johnson, L (1, 8) OBP: 0.317, SLG: 0.460										4	0	4	0	0	0	0				
Jose Vizcaino, S (1, 4) OBP: 0.388, SLG: 0.472										4	0	1	0	0	0	2				
Bernard Gilkey, R (1, 7) OBP: 0.373, SLG: 0.550										3	0	0	0	1	2	2				
Chris Jones, R (1, 9) OBP: 0.267, SLG: 0.448										4	0	0	0	0	3	2				
Jeff Kent, R (1, 5) OBP: 0.330, SLG: 0.457										4	1	1	0	0	0	2				
Todd Hundley, S (1, 2) OBP: 0.383, SLG: 0.634										4	0	2	1	0	1	0				
Butch Huskey, R (1, 3) Brent Mayne, L (9, PH) OBP: 0.255, SLG: 0.283 OBP: 0.391, SLG: 0.524										2	0	0	0	1	1	2				
Rey Ordonez, R (1, 6) OBP: 0.333, SLG: 0.400										4	0	0	0	0	0	2				
Mark Clark, R (1, 1) Bob MacDonald, L (6, 1) Carl Everett, S (7, PH) Bias Minor, R (7, 1) Rico Brogna, L (9, PH) OBP: 0.320, SLG: 0.190 OBP: 0.383, SLG: 0.481										2	0	0	0	0	1	1				
Inning Stats	R: 0 E: 0 K: 2 S: 12	H: 1 LOB: 2 BB: 1 P: 21	R: 0 E: 0 K: 1 S: 10	H: 0 LOB: 1 BB: 1 P: 18	R: 0 E: 0 K: 0 S: 8	H: 1 LOB: 0 BB: 0 P: 15	R: 0 E: 0 K: 1 S: 10	H: 1 LOB: 1 BB: 0 P: 16	R: 0 E: 0 K: 2 S: 15	H: 2 LOB: 1 BB: 0 P: 20	R: 1 E: 0 K: 2 S: 14	H: 2 LOB: 1 BB: 0 P: 23	R: 0 E: 0 K: 1 S: 12	H: 0 LOB: 0 BB: 0 P: 17	R: 0 E: 0 K: 0 S: 9	H: 1 LOB: 0 BB: 0 P: 9	1B: 8 2B: 1 3B: 0 HR: 0	SF: 0 SAC: 0 DP: 1 HBP: 0	WP: 1 PB: 0 CS: 1	PA: 36
PITCHER	IP WLS BF H R ER SO BB IBB HBP BLK WP HR S P ERA WHIP																			
Al Leiter, L (1, 1) ERA: 2.8	6.2 W 29 8 1 1 9 2 0 0 0 0 1 0 78 126 1.35 1.500																			
Terry Mathews, R (7, 1) ERA: 4.32	1.1 4 0 0 0 2 0 0 0 0 0 0 0 12 19 0.00 0.000																			
Robb Nen, R (9, 1) ERA: 2.63	1.0 S 3 1 0 0 0 0 0 0 0 0 0 0 6 9 0.00 1.000																			

New York Mets @ Florida Marlins
Joe Robbie Stadium, Miami, FL
Mon May 06 1996, 7:05 PM EDT
Att: 16,819 - Unknown - 82 F

AB 34
R 1
H 9
RBI 1
BB 2
SO 11
LOB 15



Batter	1	2	3	4	5	6	7	8	9	AB	R	H	RBI	BB	SO	LOB	BOTTOM			
Quilvio Veras, S (1, 4) OBP: 0.339, SLG: 0.310										4	0	0	0	0	0	0				
Devon White, S (1, 8) OBP: 0.300, SLG: 0.354										4	0	0	0	0	2	0				
Greg Colbrunn, R (1, 3) OBP: 0.331, SLG: 0.411										4	1	2	0	0	0	0				
Gary Sheffield, R (1, 9) OBP: 0.412, SLG: 0.667										4	2	2	1	0	1	1				
Jeff Conine, R (1, 7) OBP: 0.328, SLG: 0.438										4	1	2	0	0	2	0				
Terry Pendleton, S (1, 5) OBP: 0.286, SLG: 0.274										4	0	2	1	0	0	2				
Alex Arias, R (1, 6) OBP: 0.364, SLG: 0.448										3	0	2	1	1	0	1				
Charles Johnson, R (1, 2) OBP: 0.304, SLG: 0.394										2	0	0	0	1	0	3				
Al Leiter, L (1, 1) OBP: 0.071, SLG: 0.071										3	0	0	0	0	1	4				
Terry Mathews, L (7, 1) Robb Nen, R (9, 1)										0	0	0	0	0	0	0				
Inning Stats	R: 0 E: 0 K: 2 S: 11	H: 1 LOB: 0 BB: 0 P: 15	R: 0 E: 0 K: 1 S: 10	H: 1 LOB: 0 BB: 0 P: 16	R: 0 E: 0 K: 1 S: 5	H: 0 LOB: 0 BB: 0 P: 9	R: 3 E: 0 K: 1 S: 11	H: 5 LOB: 1 BB: 0 P: 19	R: 0 E: 0 K: 0 S: 7	H: 0 LOB: 0 BB: 0 P: 14	R: 1 E: 0 K: 0 S: 8	H: 2 LOB: 2 BB: 2 P: 24	R: 0 E: 0 K: 0 S: 9	H: 0 LOB: 0 BB: 0 P: 13	R: 0 E: 0 K: 1 S: 12	H: 1 LOB: 1 BB: 0 P: 17	1B: 8 2B: 4 3B: 0 HR: 0	SF: 0 SAC: 0 DP: 2 HBP: 0	WP: 1 PB: 0 CS: 0	PA: 34
PITCHER	IP WLS BF H R ER SO BB IBB HBP BLK WP HR S P ERA WHIP																			
Mark Clark, R (1, 1) ERA: 4.35	5.1 L 26 9 4 4 5 0 2 0 0 1 1 0 0 1 3 0.00 0.000																			
Bob MacDonald, L (6, 1) ERA: 3.27	0.2 1 0 0 0 0 0 0 0 0 0 0 0 1 3 0.00 0.000																			
Bias Minor, R (7, 1) ERA: 2.7	2.0 7 1 0 0 1 0 0 0 0 0 0 0 21 30 0.00 0.500																			

New York Mets @ Florida Marlins
Joe Robbie Stadium, Miami, FL
Mon May 06 1996, 7:05 PM EDT
Att: 16,819 - Unknown - 82 F

AB 32
R 4
H 10
RBI 3
BB 2
SO 6
LOB 11



Batter	1	2	3	4	5	6	7	8	9	AB	R	H	RBI	BB	SO	LOB	TOP		
Eric Young Sr. R (1.4) OBP: 0.421, SLG: 0.523	G6-3		G5-4-3			G6-3				4	0	1	0	0	0	1	Colorado Rockies @ Florida Marlins Joe Robbie Stadium, Miami, FL Thu May 09 1996, 7:05 PM EDT Att: 21,008 - Unknown - 82 F		
John Vander Wal L (1.7) OBP: 0.370, SLG: 0.375	K							F7		3	1	1	0	1	1	2			
Dante Bichette R (1.9) OBP: 0.367, SLG: 0.422						G4-3		F9		3	0	0	0	0	0	4			
Larry Walker L (1.8) OBP: 0.315, SLG: 0.500	CS	G1-3						G1-3		4	0	0	0	0	1	3			
Andres Galarraga R (1.3) OBP: 0.324, SLG: 0.560		G1-3								3	1	2	1	0	0	0			
Vinny Castilla R (1.5) OBP: 0.378, SLG: 0.488										3	0	2	0	1	0	1			
Jeff Reed L (1.2) OBP: 0.395, SLG: 0.507										3	0	1	1	0	0	3			
Jason Bates S (1.6) OBP: 0.343, SLG: 0.356										2	0	0	0	1	0	3			
Steve Reed R (7.1) OBP: 0.392, SLG: 0.575										0	0	0	0	0	0	0			
Marvin Freeman R (1.1) OBP: 0.133, SLG: 0.133										2	0	0	0	0	1	1			
Walt Weiss S (7.6) OBP: 0.411, SLG: 0.363										1	0	0	0	1	0	1			
Inning Stats	R: 0 E: 0 K: 1 S: 4	H: 0 LOB: 0 BB: 0 P: 5	R: 0 E: 0 K: 0 S: 3	H: 0 LOB: 1 BB: 1 P: 7	R: 0 E: 0 K: 1 S: 4	H: 0 LOB: 0 BB: 1 P: 8	R: 1 E: 0 K: 1 S: 7	H: 2 LOB: 1 BB: 0 P: 7	R: 0 E: 0 K: 0 S: 2	H: 0 LOB: 0 BB: 1 P: 6	R: 0 E: 0 K: 0 S: 4	H: 1 LOB: 2 BB: 0 P: 5	R: 0 E: 0 K: 0 S: 4	H: 1 LOB: 2 BB: 1 P: 8	R: 1 E: 0 K: 1 S: 7	H: 2 LOB: 1 BB: 0 P: 7	1B: 6 2B: 1 3B: 0 HR: 0	SF: 1 SAC: 0 DP: 3 HBP: 2	WP: 0 PA: 37 PB: 0 SB: 0 CS: 1
PITCHER	IP WLS BF H R ER SO BB IBB HBP BLK WP HR S P ERA WHIP	8.0 W 31 5 1 1 3 4 0 2 1 0 0 31 49 1.12 1.125	1.0 5 2 1 1 1 0 0 0 0 0 0 7 7 9.00 2.000											1B: 6 2B: 1 3B: 0 HR: 0	SF: 1 SAC: 0 DP: 3 HBP: 2	WP: 0 PA: 37 PB: 0 SB: 0 CS: 1			

Batter	1	2	3	4	5	6	7	8	9	AB	R	H	RBI	BB	SO	LOB	BOTTOM		
QuiVivo Veras S (1.4) OBP: 0.356, SLG: 0.321	S									4	2	1	0	1	0	1	Colorado Rockies @ Florida Marlins Joe Robbie Stadium, Miami, FL Thu May 09 1996, 7:05 PM EDT Att: 21,008 - Unknown - 82 F		
David Weathers R (9.1) OBP: 1.000, SLG: 1.000		G6-3								0	0	0	0	0	0	0			
Devon White S (1.8) OBP: 0.327, SLG: 0.406										5	2	4	1	0	0	0			
Greg Colbrunn R (1.3) OBP: 0.333, SLG: 0.400										4	1	0	1	1	0	3			
Gary Sheffield R (1.9) OBP: 0.430, SLG: 0.658										1	1	1	2	2	0	0			
Jeff Conine R (1.7) OBP: 0.333, SLG: 0.451										2	0	1	1	1	0	1			
Terry Pendleton S (1.5) OBP: 0.285, SLG: 0.266										4	0	1	0	0	2	4			
Alex Arias R (1.6) OBP: 0.400, SLG: 0.525										4	0	2	0	0	0	5			
Charles Johnson R (1.2) OBP: 0.307, SLG: 0.386										3	0	0	0	1	2	1			
Kurt Miller R (1.1) OBP: 0.213, SLG: 0.289										3	0	0	0	0	0	3			
Craig Grebeck R (9.4) OBP: 0.167, SLG: 0.214										0	0	0	0	0	0	0			
Inning Stats	R: 1 E: 0 K: 1 S: 7	H: 2 LOB: 3 BB: 2 P: 15	R: 0 E: 0 K: 0 S: 3	H: 0 LOB: 0 BB: 0 P: 3	R: 3 E: 1 K: 1 S: 8	H: 3 LOB: 2 BB: 2 P: 16	R: 0 E: 0 K: 0 S: 3	H: 0 LOB: 0 BB: 0 P: 3	R: 0 E: 0 K: 0 S: 2	H: 0 LOB: 0 BB: 1 P: 6	R: 0 E: 0 K: 1 S: 6	H: 1 LOB: 1 BB: 0 P: 6	R: 1 E: 0 K: 0 S: 6	H: 3 LOB: 2 BB: 0 P: 6	R: 1 E: 0 K: 1 S: 6	H: 1 LOB: 1 BB: 1 P: 10	1B: 7 2B: 2 3B: 1 HR: 0	SF: 2 SAC: 0 DP: 1 HBP: 0	WP: 0 PA: 39 PB: 0 SB: 3 CS: 0
PITCHER	IP WLS BF H R ER SO BB IBB HBP BLK WP HR S P ERA WHIP	6.0 L 28 6 4 3 3 5 0 0 0 0 0 29 49 4.50 1.833	1.0 6 3 1 1 0 0 0 0 0 0 6 6 9.00 3.000	1.0 5 1 1 1 1 1 0 0 0 0 6 10 9.00 2.000											1B: 7 2B: 2 3B: 1 HR: 0	SF: 2 SAC: 0 DP: 1 HBP: 0	WP: 0 PA: 39 PB: 0 SB: 3 CS: 0		

Batter	1	2	3	4	5	6	7	8	9	AB	R	H	RBI	BB	SO	LOB	TOP										
Eric Young Sr., R OBP: 0.413, SLG: 0.500 (1, 4)	G6-3		G6-3					G1-4-3		3	0	0	0	1	0	0	Colorado Rockies @ Florida Marlins Joe Robbie Stadium, Miami, FL Fri May 10 1996, 7:05 PM EDT Att: 27,309 - Unknown - 83 F										
Quinton McCracken, S OBP: 0.278, SLG: 0.290 (1, 8)			G4-3					G4-3		3	0	0	0	1	0	2											
Dante Bichette, R OBP: 0.370, SLG: 0.424 (1, 9)								G6-3		4	1	2	0	0	0	0											
Andres Galarraga, R OBP: 0.322, SLG: 0.574 (1, 3)										4	1	1	2	0	2	1											
Ellis Burks, R OBP: 0.388, SLG: 0.565 (1, 7)										4	0	1	0	0	2	0											
Vinny Castilla, R OBP: 0.374, SLG: 0.481 (1, 5)										4	0	1	0	0	0	2											
Jeff Reed, L OBP: 0.400, SLG: 0.506 (1, 2)										4	0	2	0	0	1	1											
Walt Weiss, S OBP: 0.409, SLG: 0.370 (1, 6)										3	0	1	0	0	0	2											
Kevin Ritz, R OBP: 0.083, SLG: 0.083 (1, 1)										1	0	0	0	0	1	0											
John Vander Wal, L OBP: 0.370, SLG: 0.375 (7, PH)										0	0	0	0	0	0	0											
Trenidad Hubbard, R OBP: 0.289, SLG: 0.333 (7, PH)										1	0	0	0	0	1	1											
Darren Holmes, R (7, 1)										0	0	0	0	0	0	0											
Inning Stats	R: 2 E: 0 K: 1 S: 13	H: 2 LOB: 0 BB: 1 P: 25	R: 0 E: 0 K: 0 S: 6	H: 1 LOB: 0 BB: 0 P: 13	R: 0 E: 0 K: 1 S: 8	H: 0 LOB: 0 BB: 0 P: 11	R: 0 E: 0 K: 0 S: 9	H: 2 LOB: 1 BB: 0 P: 12	R: 0 E: 0 K: 1 S: 11	H: 1 LOB: 2 BB: 1 P: 15	R: 0 E: 0 K: 1 S: 7	H: 1 LOB: 1 BB: 0 P: 12	R: 0 E: 0 K: 0 S: 10	H: 0 LOB: 0 BB: 0 P: 17	R: 0 E: 0 K: 3 S: 10	H: 1 LOB: 1 BB: 0 P: 13	1B: 6 2B: 1 3B: 0 HR: 1	SF: 0 SAC: 1 DP: 2 HBP: 0	WP: 0 PB: 0 SB: 0 CS: 1	PA: 34							
PITCHER	IP	WLS	BF	H	R	ER	SO	BB	IBB	HBP	BLK	WP	HR	S	P	ERA	WHIP										
Pat Rapp, R ERA: 3.59 (1, 1)	6.2	W	26	7	2	2	3	2	0	0	0	0	1	60	97	2.70	1.350										
Yorkis Perez, L ERA: 5.4 (7, 1)	0.1		1	0	0	0	1	0	0	0	0	0	0	3	5	0.00	0.000										
Jay Powell, R ERA: (8, 1)	1.0	S	4	1	0	0	3	0	0	0	0	0	0	10	17	0.00	0.000										
Robb Nen, R ERA: 2.04 (9, 1)	1.0																										

Batter	1	2	3	4	5	6	7	8	9	AB	R	H	RBI	BB	SO	LOB	BOTTOM										
Devon White, S OBP: 0.315, SLG: 0.390 (1, 8)	K	G3			P6		K			4	0	0	0	0	2	2	Colorado Rockies @ Florida Marlins Joe Robbie Stadium, Miami, FL Fri May 10 1996, 7:05 PM EDT Att: 27,309 - Unknown - 83 F										
Alex Arias, R OBP: 0.408, SLG: 0.558 (1, 6) (9, 5)					L7		G3			3	1	1	0	0	0	0											
Greg Colbrunn, R OBP: 0.331, SLG: 0.390 (1, 3)					L7		G3			3	0	0	0	1	0	1											
Gary Sheffield, R OBP: 0.425, SLG: 0.642 (1, 9)					L7		F9			3	0	0	0	1	1	4											
Jeff Conine, R OBP: 0.331, SLG: 0.444 (1, 7)					L7		F9			4	0	1	2	0	1	1											
Terry Pendleton, S OBP: 0.294, SLG: 0.266 (1, 5) (9, 1)					L7		F9			4	1	1	0	0	0	2											
Charles Johnson, R OBP: 0.315, SLG: 0.419 (1, 2)					L7		F9			0	0	0	0	0	0	0											
Charles Johnson, R OBP: 0.315, SLG: 0.419 (1, 2)					L7		F9			3	1	2	2	0	0	0											
Craig Grebeck, R OBP: 0.152, SLG: 0.194 (1, 4)					L7		F9			3	0	0	0	0	0	1											
Pat Rapp, R OBP: 0.118, SLG: 0.118 (7, 1) (8, 1) (9, 6)					L7		F9			3	1	2	0	0	0	0											
Edgar Renteria, R (9, 6)					L7		F9			0	0	0	0	0	0	0											
Inning Stats	R: 0 E: 0 K: 1 S: 11	H: 1 LOB: 1 BB: 0 P: 17	R: 2 E: 0 K: 0 S: 13	H: 3 LOB: 1 BB: 0 P: 23	R: 0 E: 0 K: 0 S: 8	H: 0 LOB: 1 BB: 1 P: 15	R: 0 E: 0 K: 0 S: 10	H: 1 LOB: 0 BB: 0 P: 14	R: 2 E: 0 K: 0 S: 12	H: 2 LOB: 2 BB: 1 P: 22	R: 0 E: 0 K: 0 S: 12	H: 0 LOB: 0 BB: 0 P: 18	R: 0 E: 0 K: 1 S: 6	H: 0 LOB: 0 BB: 0 P: 11	R: 0 E: 0 K: 2 S: 10	H: 0 LOB: 0 BB: 0 P: 17	1B: 5 2B: 0 3B: 1 HR: 1	SF: 0 SAC: 0 DP: 1 HBP: 1	WP: 0 PB: 0 SB: 0 CS: 0	PA: 33							
PITCHER	IP	WLS	BF	H	R	ER	SO	BB	IBB	HBP	BLK	WP	HR	S	P	ERA	WHIP										
Kevin Ritz, R ERA: 6.7 (1, 1)	6.0	L	27	7	4	4	1	2	0	1	0	0	1	66	109	6.00	1.500										
Darren Holmes, R ERA: 4.96 (7, 1)	2.0		6	0	0	0	3	0	0	0	0	0	0	16	28	0.00	0.000										

Batter	1	2	3	4	5	6	7	8	9	AB	R	H	RBI	BB	SO	LOB	TOP					
Eric Young Sr. R OBP: 0.393, SLG: 0.472	P6		K			P6			K	4	0	0	0	0	2	0						
Watt Weiss S OBP: 0.401, SLG: 0.362	P4			G5-3			P2			3	0	0	0	0	0	0						
Dante Bichette R OBP: 0.363, SLG: 0.415	F7			G5-3			K			3	0	0	0	0	1	0						
Andres Galarraga R OBP: 0.322, SLG: 0.565		HBP BB		P3			K			2	0	0	0	1	1	0						
Ellis Burks R OBP: 0.387, SLG: 0.556		G6-4-3 HBP		G6-3			G4-3			2	0	0	0	0	0	0						
Vinny Castilla R OBP: 0.397, SLG: 0.470	K			P5			F8			3	0	0	0	0	1	2						
Trenidad Hubbard R OBP: 0.250, SLG: 0.308 Mike Munoz L	G6-4-3			L5			P1			2	0	0	0	0	0	2						
Jason Bates S OBP: 0.338, SLG: 0.350 Lance Painter L OBP: 0.167, SLG: 0.167	G6-4-3									0	0	0	0	0	0	0						
Jayhawk Owens R OBP: 0.276, SLG: 0.333			G1-6-4 BB			K			G3	2	0	0	0	1	1	0						
Mark Thompson R John Habyan R Quinton McCracken S OBP: 0.283, SLG: 0.273			G1-6-4			G4-3			G4-3	0	0	0	0	0	0	0						
Inning Stats	R: 0 E: 0 K: 0 S: 5	H: 0 LOB: 0 BB: 0 P: 10	R: 0 E: 0 K: 1 S: 6	H: 0 LOB: 1 BB: 1 P: 15	R: 0 E: 0 K: 1 S: 7	H: 0 LOB: 0 BB: 1 P: 12	R: 0 E: 0 K: 0 S: 7	H: 0 LOB: 0 BB: 0 P: 13	R: 0 E: 0 K: 0 S: 4	H: 0 LOB: 0 BB: 0 P: 6	R: 0 E: 0 K: 1 S: 12	H: 0 LOB: 0 BB: 0 P: 20	R: 0 E: 0 K: 2 S: 8	H: 0 LOB: 0 BB: 0 P: 15	R: 0 E: 0 K: 0 S: 3	H: 0 LOB: 0 BB: 0 P: 3	R: 0 E: 0 K: 1 S: 6	H: 0 LOB: 0 BB: 0 P: 9	1B: 0 2B: 0 3B: 0 HR: 0	SF: 0 SAC: 0 DP: 2 HBP: 1	WP: 0 PB: 0 SB: 0 CS: 0	PA: 28
PITCHER Al Leiter L ERA: 2.33	IP: 9.0 WLS: W BF: 28 H: 0 R: 0 ER: 0 SO: 6 BB: 2 IBB: 0 HBP: 1 BLK: 0 WP: 0 HR: 0 S: 58 P: 103 ERA: 0.00 WHIP: 0.222															PITCHER						

Colorado Rockies @ Florida Marlins
Joe Robbie Stadium, Miami, FL
Sat May 11 1996, 7:05 PM EDT
Att: 31,549 - Unknown - 83 F

AB	25
R	0
H	0
RBI	0
BB	2
SO	6
LOB	5



Batter	1	2	3	4	5	6	7	8	9	AB	R	H	RBI	BB	SO	LOB	BOTTOM			
Devon White S OBP: 0.301, SLG: 0.371	L8		L3		FC3-6		G6-3			5	0	0	0	0	0	2				
Alex Arias R OBP: 0.389, SLG: 0.521	G4-3	K		K		G5-3		P6		5	1	1	0	0	2	0				
Greg Colbrunn R OBP: 0.340, SLG: 0.398	BB 1B	BB 1B		K		BB 1B		G5-3		5	3	3	0	0	1	0				
Gary Sheffield R OBP: 0.437, SLG: 0.637	BB 1B	BB 1B		WP HBP		BB 1B		F7		1	3	0	0	3	0	0				
Jeff Conine R OBP: 0.342, SLG: 0.453	HR BB	BB 1B		F9		BB 1B				2	1	1	3	2	0	1				
Terry Pendleton S OBP: 0.276, SLG: 0.303	HR BB	K				HR 1B		G6-4-3		4	2	3	5	0	1	1				
Charles Johnson R OBP: 0.313, SLG: 0.438	HR 1B	F8		K		HR 1B		G6-4-3		4	1	1	3	0	1	3				
Craig Grebeck R OBP: 0.189, SLG: 0.229	SH5-4 1B		F8		FC4-6 1B		F8			4	0	2	0	0	0	0				
Al Leiter L OBP: 0.059, SLG: 0.059	SH5-4		K		FC4-6 FC3-6		K			3	0	0	0	0	2	1				
Inning Stats	R: 6 E: 0 K: 0 S: 24	H: 5 LOB: 1 BB: 2 P: 39	R: 2 E: 0 K: 2 S: 12	H: 2 LOB: 1 BB: 1 P: 21	R: 0 E: 0 K: 1 S: 8	H: 0 LOB: 0 BB: 0 P: 11	R: 0 E: 0 K: 2 S: 8	H: 0 LOB: 1 BB: 0 P: 17	R: 1 E: 0 K: 1 S: 9	H: 2 LOB: 1 BB: 0 P: 11	R: 2 E: 0 K: 0 S: 11	H: 2 LOB: 1 BB: 2 P: 24	R: 0 E: 0 K: 1 S: 10	H: 0 LOB: 0 BB: 0 P: 16	R: 0 E: 0 K: 0 S: 4	H: 0 LOB: 0 BB: 0 P: 7	1B: 8 2B: 1 3B: 0 HR: 2	SF: 0 SAC: 1 DP: 1 HBP: 1	WP: 1 PB: 0 SB: 0 CS: 0	PA: 40
PITCHER Mark Thompson R ERA: 4.62 John Habyan R ERA: 4.4 Mike Munoz L ERA: 7.8 Lance Painter L ERA: 5.56	IP: 1.1 WLS: L BF: 14 H: 2 R: 1 ER: 1 SO: 5 BB: 0 IBB: 0 HBP: 1 BLK: 0 WP: 1 HR: 1 S: 31 P: 55 ERA: 54.00 WHIP: 7.500															PITCHER				

Colorado Rockies @ Florida Marlins
Joe Robbie Stadium, Miami, FL
Sat May 11 1996, 7:05 PM EDT
Att: 31,549 - Unknown - 83 F

AB	33
R	11
H	11
RBI	11
BB	5
SO	7
LOB	8



Batter	1	2	3	4	5	6	7	8	9	AB	R	H	RBI	BB	SO	LOB	TOP											
Luis Altea, S OBP: 0.299, SLG: 0.326 (1, 4)	F8		P6					FC4-6		3	0	0	0	1	0	1	St. Louis Cardinals @ Florida Marlins Joe Robbie Stadium, Miami, FL Mon May 13 1996, 7:05 PM EDT Att: 19,227 - Unknown - 83 F											
Royce Clayton, R OBP: 0.305, SLG: 0.350 (1, 6)	G4-3			G1-3		G6-4-3		G6-4-3		4	0	0	0	0	0	2												
Ray Lankford, L OBP: 0.325, SLG: 0.533 (1, 8)	1B			K		1B			E4	4	0	2	0	0	1	0												
Brian Jordan, R OBP: 0.330, SLG: 0.412 (1, 9)	K			F8		K			P3	4	0	0	0	0	2	3												
Mark Sweeney, L OBP: 0.446, SLG: 0.489 (1, 7)		F7				1B			G4-3	4	2	2	1	0	0	1												
Tom Pagnozzi, R OBP: 0.327, SLG: 0.477 Ozzie Smith, S OBP: 0.280, SLG: 0.261 (1, 2)	G5-3					2B			F9	3	0	1	1	0	0	0												
John Mabry, L OBP: 0.346, SLG: 0.376 (1, 3)	F8					1B			F7	1	0	0	0	0	0	1												
David Bell, R OBP: 0.232, SLG: 0.247 Rich Batchelor, R (7, 1)			G4-3			G6-4-3			G5-3	3	0	0	0	0	0	2												
Andy Benes, R OBP: 0.125, SLG: 0.188 T.J. Mathews, R (6, 1)						G5-3				2	0	0	0	0	1	1												
Danny Sheaffer, R OBP: 0.343, SLG: 0.364 (7, 5)			K					FC4-6		0	0	0	0	0	0	0												
Inning Stats	R: 0 E: 0 K: 1 S: 6	H: 1 LOB: 1 BB: 0 P: 8	R: 0 E: 0 K: 0 S: 7	H: 0 LOB: 0 BB: 0 P: 10	R: 0 E: 0 K: 1 S: 12	H: 0 LOB: 0 BB: 0 P: 17	R: 0 E: 0 K: 1 S: 7	H: 0 LOB: 0 BB: 0 P: 11	R: 1 E: 0 K: 0 S: 10	H: 3 LOB: 1 BB: 0 P: 16	R: 0 E: 0 K: 1 S: 10	H: 1 LOB: 1 BB: 1 P: 16	R: 1 E: 0 K: 0 S: 8	H: 1 LOB: 0 BB: 0 P: 14	R: 0 E: 0 K: 0 S: 7	H: 1 LOB: 0 BB: 0 P: 7	R: 0 E: 1 K: 0 S: 13	H: 0 LOB: 1 BB: 0 P: 22	1B: 5 2B: 1 3B: 0 HR: 1	SF: 0 SAC: 0 DP: 3 HBP: 0	WP: 0 PB: 0 SB: 1 CS: 0	PA: 33						
PITCHER	IP	WLS	BF	H	R	ER	SO	BB	IBB	HBP	BLK	WP	HR	S	P	ERA	WHIP											
John Burkett, R ERA: 4.58 Jay Powell, R ERA: 1.13	(1, 1)	7.0	W	26	6	2	2	4	1	0	0	0	0	1	61	93	2.57	1.000										

Batter	1	2	3	4	5	6	7	8	9	AB	R	H	RBI	BB	SO	LOB	BOTTOM											
Devon White, S OBP: 0.306, SLG: 0.381 (1, 8)	K					F7				4	0	2	1	0	1	0	St. Louis Cardinals @ Florida Marlins Joe Robbie Stadium, Miami, FL Mon May 13 1996, 7:05 PM EDT Att: 19,227 - Unknown - 83 F											
Alex Arias, R OBP: 0.349, SLG: 0.446 (1, 6)	G5-3					P2				4	0	0	0	0	1	2												
Greg Colbrunn, R OBP: 0.347, SLG: 0.397 (1, 3)	L4					HR				4	1	2	0	0	1	1												
Gary Sheffield, R OBP: 0.440, SLG: 0.638 Joe Orsulak, L OBP: 0.204, SLG: 0.277 (6, PR)	F8					HR				2	0	0	0	0	1	1												
Jeff Conine, R OBP: 0.355, SLG: 0.478 (1, 7)	E6					HR				3	1	0	0	1	0	1												
Terry Pendleton, S OBP: 0.281, SLG: 0.326 (1, 5)	P5					HR				4	1	1	4	0	0	2												
Charles Johnson, R OBP: 0.312, SLG: 0.456 (1, 2)	G6-3					L9				3	0	0	0	0	1	2												
Craig Grebeck, R OBP: 0.186, SLG: 0.220 (1, 4)						P4				3	1	1	0	0	0	0												
John Burkett, R OBP: 0.190, SLG: 0.286 Jesus Tavarez, S OBP: 0.162, SLG: 0.116 Jay Powell, R (8, 1)	K					SH1-4				2	0	0	0	0	2	0												
Inning Stats	R: 0 E: 0 K: 1 S: 8	H: 0 LOB: 0 BB: 0 P: 12	R: 0 E: 1 K: 0 S: 11	H: 0 LOB: 1 BB: 0 P: 17	R: 0 E: 0 K: 1 S: 8	H: 1 LOB: 1 BB: 0 P: 11	R: 0 E: 0 K: 1 S: 8	H: 1 LOB: 1 BB: 0 P: 9	R: 0 E: 0 K: 2 S: 9	H: 0 LOB: 0 BB: 0 P: 13	R: 4 E: 0 K: 0 S: 13	H: 2 LOB: 1 BB: 1 P: 28	R: 1 E: 0 K: 2 S: 14	H: 2 LOB: 1 BB: 0 P: 18	R: 0 E: 0 K: 0 S: 4	H: 0 LOB: 0 BB: 0 P: 7		1B: 4 2B: 1 3B: 0 HR: 1	SF: 0 SAC: 1 DP: 0 HBP: 1	WP: 0 PB: 0 SB: 1 CS: 0	PA: 33							
PITCHER	IP	WLS	BF	H	R	ER	SO	BB	IBB	HBP	BLK	WP	HR	S	P	ERA	WHIP											
Andy Benes, R ERA: 5.57 T.J. Mathews, R ERA: 1.54 Rich Batchelor, R ERA: 3.18	(1, 1)	5.2	L	22	3	2	2	5	0	1	0	0	0	1	5	13	54.00	6.000										

Batter	1	2	3	4	5	6	7	8	9	AB	R	H	RBI	BB	SO	LOB	TOP					
Willie McGee, S (1, 9) OBP: 0.356, SLG: 0.442	F7			G6-3			FC5-4			4	1	1	0	0	0	2	St. Louis Cardinals @ Florida Marlins Joe Robbie Stadium, Miami, FL Tue May 14 1996, 7:05 PM EDT Att: 16,070 - Unknown - 83 F livebaseballscorecards.com					
Ozzie Smith, S (1, 6) OBP: 0.310, SLG: 0.333	G4-3			3B				F9		4	1	2	1	0	0	0						
Ray Lankford, L (1, 8) OBP: 0.329, SLG: 0.567	K			1B			F7			4	2	2	2	0	1	0						
Gary Gaetti, R (1, 5) OBP: 0.289, SLG: 0.430		G5-3		L3			P4			4	0	0	0	0	0	1						
Mark Sweeney, L (1, 7) OBP: 0.450, SLG: 0.480 Rick Honeycutt, L (8, 1) Tony Fossas, L (8, 1)	F7			E3			1B			3	1	1	0	1	0	0						
Tom Pagnozzi, R (1, 2) OBP: 0.321, SLG: 0.458	K			L4			1B			4	0	1	0	0	2	2						
John Mabry, L (1, 3) OBP: 0.344, SLG: 0.372				G4-3						4	0	1	1	0	0	0						
Luis Alicaia, S (1, 4) OBP: 0.291, SLG: 0.317				L9			F8			4	0	0	0	0	0	2						
Donovan Osborne, S (1, 1) OBP: 0.231, SLG: 0.308 Danny Sheaffer, R (7, PH) Cory Bailey, R (7, 1) Jeff Parrett, R (7, 1) Brian Jordan, R (8, 9) OBP: 0.327, SLG: 0.408	K			K			FC5-2-5			2	0	0	0	0	2	0						
Inning Stats	R: 0 E: 0 K: 1 S: 7	H: 0 LOB: 0 BB: 0 P: 9	R: 0 E: 0 K: 1 S: 9	H: 0 LOB: 0 BB: 0 P: 14	R: 0 E: 0 K: 1 S: 6	H: 0 LOB: 0 BB: 0 P: 8	R: 2 E: 1 K: 0 S: 11	H: 2 LOB: 1 BB: 0 P: 18	R: 0 E: 0 K: 1 S: 6	H: 0 LOB: 0 BB: 0 P: 9	R: 1 E: 0 K: 0 S: 8	H: 2 LOB: 0 BB: 0 P: 13	R: 1 E: 0 K: 0 S: 6	H: 3 LOB: 2 BB: 0 P: 8	R: 1 E: 0 K: 1 S: 13	H: 1 LOB: 1 BB: 0 P: 24		R: 0 E: 0 K: 1 S: 7	H: 0 LOB: 0 BB: 0 P: 11	1B: 5 2B: 1 3B: 1 HR: 1	SF: 0 SAC: 0 DP: 0 HBP: 0	WP: 0 PB: 0 SB: 0 CS: 0
PITCHER	IP WLS BF H R ER SO BB IBB HBP BLK WP HR S P ERA WHIP																					
Kurt Miller, R (1, 1) ERA: 2.57	6.0	24	6	4	3	4	0	0	0	0	0	0	0	0	49	74	4.50	1.000				
Chris Hammond, L (7, 1) ERA: 9.64	1.0	4	1	0	0	0	0	0	0	0	0	0	0	4	5	0.00	1.000					
Terry Mathews, R (8, 1) ERA: 3.86	1.0	W	5	1	1	1	1	0	0	0	0	1	13	24	9.00	2.000						
Yorkis Perez, L (9, 1) ERA: 4.76	1.0	3	0	0	0	1	0	0	0	0	0	0	7	11	0.00	0.000						

Batter	1	2	3	4	5	6	7	8	9	AB	R	H	RBI	BB	SO	LOB	BOTTOM			
Devon White, S (1, 8) OBP: 0.317, SLG: 0.415	G6-3				G4-3					5	2	3	2	0	0	0	St. Louis Cardinals @ Florida Marlins Joe Robbie Stadium, Miami, FL Tue May 14 1996, 7:05 PM EDT Att: 16,070 - Unknown - 83 F livebaseballscorecards.com			
Alex Arias, R (1, 6) OBP: 0.368, SLG: 0.475	1B	G4-3			K					5	2	3	2	0	1	2				
Greg Colbrunn, R (1, 3) OBP: 0.348, SLG: 0.421	1B			K						4	1	2	3	0	1	2				
Gary Sheffield, R (1, 9) OBP: 0.433, SLG: 0.622 Yorkis Perez, L (9, 1)	P6			G5-3						5	0	1	0	0	1	2				
Jeff Conine, R (1, 7) OBP: 0.344, SLG: 0.460	F9			P6						5	0	0	1	0	0	4				
Terry Pendleton, S (1, 5) OBP: 0.276, SLG: 0.317		G3-1			E4					4	1	0	0	1	0	3				
Charles Johnson, R (1, 2) OBP: 0.310, SLG: 0.445		F9			F9					3	1	0	0	1	0	1				
Craig Grebeck, R (1, 4) OBP: 0.196, SLG: 0.227 Russ Morman, R (8, PH) Ralph Milliard, R (8, PH)					FC4					3	1	1	0	0	0	1				
Kurt Miller, R (1, 1) Chris Hammond, L (7, 1) Jesus Tavarez, S (7, PH) Terry Mathews, R (8, 1) Joe Orsulak, L (8, PH)	2B				F9					2	0	1	0	0	0	0				
Inning Stats	R: 0 E: 0 K: 0 S: 12	H: 2 LOB: 2 BB: 0 P: 17	R: 1 E: 0 K: 0 S: 16	H: 3 LOB: 2 BB: 0 P: 22	R: 0 E: 0 K: 1 S: 12	H: 0 LOB: 0 BB: 0 P: 15	R: 0 E: 1 K: 0 S: 6	H: 0 LOB: 1 BB: 0 P: 8	R: 1 E: 0 K: 2 S: 8	H: 1 LOB: 0 BB: 0 P: 10	R: 0 E: 0 K: 0 S: 9	H: 0 LOB: 0 BB: 0 P: 13	R: 3 E: 1 K: 0 S: 14	H: 3 LOB: 0 BB: 0 P: 24	R: 6 E: 0 K: 0 S: 23	H: 4 LOB: 3 BB: 3 P: 42		1B: 8 2B: 4 3B: 0 HR: 1	SF: 1 SAC: 0 DP: 0 HBP: 0	WP: 2 PB: 0 SB: 0 CS: 0
PITCHER	IP WLS BF H R ER SO BB IBB HBP BLK WP HR S P ERA WHIP																			
Donovan Osborne, L (1, 1) ERA: 3.32	6.0	25	6	2	2	3	0	0	0	0	0	0	0	10	16	54.00	9.000			
Cory Bailey, R (7, 1) ERA: 5.57	0.1	4	3	3	2	0	0	0	0	0	0	0	10	28	27.00	2.000				
Jeff Parrett, R (7, 1) ERA: 3.04	1.0	L	6	0	3	3	0	2	1	0	0	1	0	10	14	19	∞			
Rick Honeycutt, L (8, 1) ERA: 4.8	0.0	5	4	2	2	0	0	0	0	0	0	0	0	14	19	∞	∞			
Tony Fossas, L (8, 1) ERA: 2.08	0.2	2	0	1	1	0	0	0	0	0	0	0	3	3	13.50	0.000				

Batter	1	2	3	4	5	6	7	8	9	AB	R	H	RBI	BB	SO	LOB	TOP										
Mark Sweeney, L (1, 7) OBP: 0.469, SLG: 0.538 Brian Jordan, R (8, PH) OBP: 0.324, SLG: 0.408 (8, 9)	4-0 BB SF8 BB		0-0 G1-3		4-0 FC3-6 BB		0-0 HR	0-0 SF8		2	2	1	1	2	0	0	St. Louis Cardinals @ Florida Marlins Joe Robbie Stadium, Miami, FL Wed May 15 1996, 7:05 PM EDT Att: 18,066 - Unknown - 81 F										
Ozzie Smith, S (1, 6) OBP: 0.353, SLG: 0.333	4-0 SF8 BB 1-2 BB		4-0 G3-1 1B BB		0-0 FC3-6 BB 1-2		0-0 G4-6-3 1B	0-3 K		3	1	1	0	2	1	3											
Willie McGee, S (1, 9) OBP: 0.349, SLG: 0.460 (8, 7)	0-3 K		0-0 G3-1		0-0 F8		0-0 G4-6-3 1-2		0-0 HR	5	1	1	1	0	1	5											
Ray Lankford, L (1, 8) OBP: 0.338, SLG: 0.563	4-0 1-2 2-3 BB		0-0 FC5-4 1B		4-0 1-2 BB		0-0 G4-3		0-3 K	3	0	1	1	2	1	0											
Gary Gaetti, R (1, 5) OBP: 0.287, SLG: 0.420 Miguel Mejia, R (8, PR)	0-0 SF8		0-0 FC5-4		0-3 K			4-0 E S 1B BB	0-3 K2-3	2	0	0	1	1	1	3											
David Bell, R (8, 5) OBP: 0.229, SLG: 0.244	2-3 3-H G4-3		0-0 1-2					E S 1B BB		0	1	0	0	0	0	0											
John Mabry, L (1, 3) OBP: 0.346, SLG: 0.368	0-0 G4-3				0-0 G4-3			E S 1B BB	0-3 K	4	1	1	0	0	1	2											
Danny Sheaffer, R (1, 2) OBP: 0.347, SLG: 0.366		0-0 CS 1B		0-3 K		0-0 F7		SH 1B SF8 HBP		4	0	2	1	0	1	1											
Luis Alicaia, S (1, 4) OBP: 0.290, SLG: 0.315	0-0 P4		0-0 1B		0-0 F8			SH 1B SF8 HBP	0-3 K	4	0	1	0	0	1	4											
Todd Stottlemyre, L (1, 1) OBP: 0.333, SLG: 0.250	0-3 K		0-3 K		0-3 K			SH	0-0 SH	3	0	0	0	0	3	3											
Inning Stats	R: 1 E: 0 K: 1 S: 5	H: 0 LOB: 2 BB: 3 P: 17	R: 0 E: 0 K: 1 S: 5	H: 1 LOB: 1 BB: 0 P: 5	R: 1 E: 0 K: 0 S: 4	H: 1 LOB: 1 BB: 1 P: 8	R: 0 E: 0 K: 2 S: 8	H: 0 LOB: 2 BB: 2 P: 13	R: 0 E: 0 K: 1 S: 6	H: 1 LOB: 1 BB: 0 P: 6	R: 1 E: 0 K: 0 S: 4	H: 2 LOB: 0 BB: 0 P: 4	R: 2 E: 1 K: 2 S: 9	H: 1 LOB: 2 BB: 1 P: 14	R: 1 E: 0 K: 3 S: 10	H: 1 LOB: 0 BB: 0 P: 10	1B: 6 2B: 1 3B: 0 HR: 2	SF: 2 SAC: 1 DP: 2 HBP: 1	WP: 0 PB: 0 SB: 1 CS: 1	PA: 42							
PITCHER	IP	WLS	BF	H	R	ER	SO	BB	IBB	HBP	BLK	WP	HR	S	P	ERA	WHIP										
Pat Rapp, R (1, 1) ERA: 3.62	7.0	L	31	6	3	3	6	6	0	0	0	0	1	37	61	3.86	1.714										
Jay Powell, R (8, 1) ERA: 2.16	0.1		4	1	2	1	1	1	0	1	0	0	0	4	9	27.00	6.000										
Yorkis Perez, L (8, 1) ERA: 4.85	1.2		7	1	1	1	4	0	0	0	0	0	1	15	15	5.40	0.600										

Batter	1	2	3	4	5	6	7	8	9	AB	R	H	RBI	BB	SO	LOB	BOTTOM										
Devon White, S (1, 8) OBP: 0.308, SLG: 0.402	0-0 B5-3		0-0 E3		0-3 K		0-0 F9			4	0	0	0	0	1	1	St. Louis Cardinals @ Florida Marlins Joe Robbie Stadium, Miami, FL Wed May 15 1996, 7:05 PM EDT Att: 18,066 - Unknown - 81 F										
Alex Arias, R (1, 6) OBP: 0.347, SLG: 0.446	0-3 K		0-0 P6		0-0 F7			0-3 K		4	0	0	0	0	2	1											
Greg Colbrunn, R (1, 3) OBP: 0.340, SLG: 0.410	0-0 E5 BB		0-3 K		0-0 G6-3			0-0 G6-3		4	0	0	0	0	1	1											
Gary Sheffield, R (1, 9) OBP: 0.434, SLG: 0.613	4-0 1-2 BB		4-0 BB		0-3 K			0-0 F7		2	0	0	0	2	1	0											
Jeff Conine, R (1, 7) OBP: 0.335, SLG: 0.448	0-3 K		0-3 K		0-3 K				0-3 K	4	0	0	0	0	4	4											
Terry Pendleton, S (1, 5) OBP: 0.276, SLG: 0.315		0-3 K		0-0 G5-4-3 1B		0-3 K			0-3 K	4	0	1	0	0	3	0											
Charles Johnson, R (1, 2) OBP: 0.308, SLG: 0.439		0-0 FC6 1B		0-0 G5-4-3 1-2		0-0 F2			0-3 K	4	0	1	0	0	1	1											
Craig Grebeck, R (1, 4) OBP: 0.204, SLG: 0.234		0-0 F8		0-0 1B		0-0 F9				3	0	1	0	0	0	1											
Pat Rapp, R (1, 1) OBP: 0.105, SLG: 0.105 Jesus Tavarez, S (7, PH) OBP: 0.205, SLG: 0.194 Jay Powell, R (8, 1) Yorkis Perez, L (8, 1)	0-0 FC6		0-0 1-2		0-0 G6-3		0-0 WP 2B			2	0	0	0	0	0	2											
Inning Stats	R: 0 E: 1 K: 2 S: 8	H: 0 LOB: 2 BB: 1 P: 12	R: 0 E: 0 K: 1 S: 6	H: 1 LOB: 0 BB: 0 P: 6	R: 0 E: 1 K: 2 S: 8	H: 0 LOB: 2 BB: 1 P: 12	R: 0 E: 0 K: 0 S: 4	H: 2 LOB: 1 BB: 0 P: 4	R: 0 E: 0 K: 1 S: 5	H: 0 LOB: 0 BB: 0 P: 5	R: 0 E: 0 K: 3 S: 9	H: 0 LOB: 0 BB: 0 P: 9	R: 0 E: 0 K: 0 S: 4	H: 1 LOB: 1 BB: 0 P: 4	R: 0 E: 0 K: 1 S: 5	H: 0 LOB: 0 BB: 0 P: 5		R: 0 E: 0 K: 3 S: 9	H: 0 LOB: 0 BB: 0 P: 9	1B: 3 2B: 1 3B: 0 HR: 0	SF: 0 SAC: 0 DP: 1 HBP: 0	WP: 1 PB: 0 SB: 1 CS: 0	PA: 34				
PITCHER	IP	WLS	BF	H	R	ER	SO	BB	IBB	HBP	BLK	WP	HR	S	P	ERA	WHIP										
Todd Stottlemyre, R (1, 1) ERA: 3.99	9.0	W	34	4	0	0	13	2	0	0	0	1	0	58	66	0.00	0.667										

Batter	1	2	3	4	5	6	7	8	9	AB	R	H	RBI	BB	SO	LOB	TOP					
Devon White, S OBP: 0.313, SLG: 0.400 (1, 8)	G4-3		FC5-4 BB			G3-1		L9 1B		3	0	1	0	1	0	0						
Alex Arias, R OBP: 0.329, SLG: 0.420 (1, 6)	G5-3		FC5-4 1-2			G4-3		L9 1-3		4	0	0	0	0	0	2						
Greg Colbrunn, R OBP: 0.337, SLG: 0.412 (1, 3)	G1-3					G6-3		P4		4	0	1	0	0	0	1						
Gary Sheffield, R OBP: 0.430, SLG: 0.600 (1, 9)		K				G6-3		P3		3	1	0	0	1	1	1						
Jeff Conine, R OBP: 0.333, SLG: 0.438 (1, 7)		K				G5-3		L3		3	0	0	0	1	1	1						
Terry Pendleton, S OBP: 0.283, SLG: 0.316 (1, 5)						F9		1B		3	0	1	0	0	1	3						
Charles Johnson, R OBP: 0.313, SLG: 0.441 (1, 2)		K				G3-1		1B		4	0	2	1	0	1	1						
Craig Grebeck, R OBP: 0.196, SLG: 0.224 (7, PH)						G4-3		F7		2	0	0	0	0	0	0						
Joe Orsulak, L OBP: 0.216, SLG: 0.286 (7, PH)						G6-3				1	0	0	0	0	0	2						
Ralph Milliard, R (7, 4)						K		FC6-4 BB		0	0	0	0	1	0	0						
Al Leiter, L OBP: 0.203, SLG: 0.053 (8, PH)						K		FC6-4 1-2		2	0	0	0	0	2	0						
Jesus Tinoco, S (8, PH)										1	0	0	0	0	1	0						
Terry Mathews, L (8, 1)										0	0	0	0	0	0	0						
Yorkis Perez, L (8, 1)										0	0	0	0	0	0	0						
Jay Powell, R (8, 1)										0	0	0	0	0	0	0						
Russ Morman, R (8, PH)										1	0	0	0	0	2	0						
Inning Stats	R: 0 E: 0 K: 0 S: 6	H: 0 LOB: 0 BB: 0 P: 9	R: 0 E: 0 K: 3 S: 13	H: 0 LOB: 1 BB: 0 P: 20	R: 0 E: 0 K: 1 S: 13	H: 0 LOB: 1 BB: 1 P: 23	R: 0 E: 0 K: 0 S: 5	H: 1 LOB: 1 BB: 0 P: 10	R: 0 E: 0 K: 1 S: 7	H: 0 LOB: 0 BB: 0 P: 10	R: 0 E: 0 K: 0 S: 6	H: 0 LOB: 0 BB: 0 P: 12	R: 0 E: 0 K: 0 S: 12	H: 2 LOB: 2 BB: 0 P: 18	R: 0 E: 0 K: 1 S: 8	H: 1 LOB: 1 BB: 3 P: 13	R: 1 E: 0 K: 1 S: 12	H: 1 LOB: 2 BB: 3 P: 25	1B: 4 2B: 1 3B: 0 HR: 0	SF: 0 SAC: 0 DP: 0 HBP: 1	WP: 0 PB: 0 SB: 1 CS: 0	PA: 36
PITCHER	IP	WLS	BF	H	R	ER	SO	BB	IBB	HBP	BLK	WP	HR	S	P	ERA	WHIP					
Jim Bullinger, R (1, 1)	8.0	W	31	4	1	1	6	2	0	1	0	0	0	72	121	1.12	0.750					
Turk Wendell, R (9, 1)	1.0	S	5	1	0	0	1	2	0	0	0	0	0	10	19	0.00	3.000					

Florida Marlins @ Chicago Cubs
Wrigley Field, Chicago, IL
Fri May 17 1996, 3:33 AM CDT
Att: 32,528 - Sunny - 78 F

AB 31
R 1
H 5
RBI 1
BB 4
SO 7
LOB 13



Batter	1	2	3	4	5	6	7	8	9	AB	R	H	RBI	BB	SO	LOB	BOTTOM					
Brian McRae, S OBP: 0.362, SLG: 0.393 (1, 8)	G6-3		23 S HBP			23 HR BB		1B WP 1B		2	2	1	0	1	0	0						
23 Ryne Sandberg, R OBP: 0.321, SLG: 0.467 (1, 4)	G5-3		K			1-H HR		F9		4	1	1	2	0	1	2						
Mark Grace, L OBP: 0.425, SLG: 0.484 (1, 3)	K					F8		WP 1B		4	0	1	0	0	1	0						
Sammy Sosa, R OBP: 0.290, SLG: 0.544 (1, 9)		P6				K		P9		4	0	0	0	0	1	1						
Ozzie Timmons, R OBP: 0.216, SLG: 0.212 (1, 7)		G6-3				L7				2	0	0	0	1	0	0						
Leo Gomez, R OBP: 0.368, SLG: 0.535 (1, 5)								F9		3	0	1	0	0	0	1						
José Hernández, R OBP: 0.279, SLG: 0.210 (8, 5)										0	0	0	0	0	0	0						
Brian Dorsett, R OBP: 0.162, SLG: 0.091 (1, 2)						L7		G6-3		3	0	0	0	0	0	1						
Rey Sanchez, R OBP: 0.299, SLG: 0.270 (1, 6)						G5-3		G6-3		3	0	0	0	0	0	0						
Jim Bullinger, R (1, 1)										3	0	0	0	0	1	0						
Turk Wendell, L (9, 1)										0	0	0	0	0	0	0						
Inning Stats	R: 0 E: 0 K: 1 S: 6	H: 0 LOB: 0 BB: 0 P: 10	R: 0 E: 0 K: 0 S: 6	H: 1 LOB: 1 BB: 0 P: 12	R: 0 E: 0 K: 1 S: 9	H: 0 LOB: 1 BB: 0 P: 15	R: 0 E: 0 K: 0 S: 7	H: 0 LOB: 1 BB: 1 P: 14	R: 0 E: 0 K: 1 S: 10	H: 1 LOB: 0 BB: 1 P: 20	R: 0 E: 0 K: 0 S: 9	H: 0 LOB: 0 BB: 0 P: 14	R: 0 E: 0 K: 0 S: 11	H: 2 LOB: 1 BB: 0 P: 19	R: 1 E: 0 K: 1 S: 11	H: 2 LOB: 1 BB: 0 P: 19	1B: 3 2B: 0 3B: 0 HR: 1	SF: 0 SAC: 0 DP: 0 HBP: 1	WP: 1 PB: 0 SB: 1 CS: 0	PA: 31		
PITCHER	IP	WLS	BF	H	R	ER	SO	BB	IBB	HBP	BLK	WP	HR	S	P	ERA	WHIP					
Al Leiter, L (1, 1)	7.0	L	26	2	2	2	3	2	0	0	0	0	0	8	12	13.50	1.500					
Terry Mathews, R (8, 1)	0.2		3	1	1	1	1	0	0	0	0	0	0	1	2	∞	∞					
Yorkis Perez, L (8, 1)	0.0		1	1	0	0	0	0	0	0	0	0	0	1	2	∞	∞					
Jay Powell, R (8, 1)	0.1		1	0	0	0	0	0	0	0	0	1	0	2	5	0.00	0.000					

Florida Marlins @ Chicago Cubs
Wrigley Field, Chicago, IL
Fri May 17 1996, 3:33 AM CDT
Att: 32,528 - Sunny - 78 F

AB 28
R 3
H 4
RBI 2
BB 2
SO 4
LOB 5



Batter	1	2	3	4	5	6	7	8	9	AB	R	H	RBI	BB	SO	LOB	TOP					
Devon White, S (1, 8) OBP: 0.309, SLG: 0.388	G1-3		L6		G3			K		4	0	0	0	1	1	1	Florida Marlins @ Chicago Cubs Wrigley Field, Chicago, IL Sat May 18 1996, 3:33 AM CDT Att: 38,003 - Sunny - 85 F					
Edgar Renteria, R (1, 6) OBP: 0.200, SLG: 0.200	1B		G6-3		G6-3		F9		K	5	0	1	0	0	1	3						
Greg Colbrunn, R (1, 3) OBP: 0.339, SLG: 0.412	1B		1B			K	L3		P3	5	0	2	0	0	1	3						
Gary Sheffield, R (1, 9) OBP: 0.424, SLG: 0.607	G6-4-3		1B		K		L5		G6-3	5	1	1	1	0	1	6						
Jeff Conine, R (1, 7) OBP: 0.343, SLG: 0.443										3	0	2	0	1	1	0						
Terry Pendleton, S (1, 5) OBP: 0.294, SLG: 0.333										4	1	3	0	0	0	1						
Charles Johnson, R (1, 2) OBP: 0.318, SLG: 0.460										3	1	1	2	1	0	3						
Ralph Milliard, R (1, 4) OBP: 0.500, SLG: 0.250										4	0	1	0	0	0	3						
John Burkett, R (1, 1) OBP: 0.240, SLG: 0.320										4	0	2	0	0	1	2						
Robb Nen, R (8, 1)										0	0	0	0	0	0	0						
Inning Stats	R: 0 E: 0 K: 0 S: 6	H: 2 LOB: 1 BB: 0 P: 6	R: 0 E: 0 K: 2 S: 16	H: 1 LOB: 2 BB: 1 P: 28	R: 0 E: 0 K: 1 S: 7	H: 1 LOB: 1 BB: 0 P: 11	R: 0 E: 0 K: 0 S: 11	H: 1 LOB: 1 BB: 0 P: 19	R: 0 E: 0 K: 0 S: 4	H: 0 LOB: 0 BB: 0 P: 6	R: 1 E: 0 K: 1 S: 17	H: 3 LOB: 1 BB: 0 P: 26	R: 0 E: 0 K: 0 S: 11	H: 2 LOB: 3 BB: 1 P: 19	R: 2 E: 0 K: 1 S: 14	H: 3 LOB: 1 BB: 1 P: 24	R: 0 E: 0 K: 1 S: 6	H: 0 LOB: 0 BB: 0 P: 10	1B: 10 2B: 1 3B: 0 HR: 2	SF: 0 SAC: 0 DP: 2 HBP: 0	WP: 0 PB: 0 SB: 0 CS: 1	PA: 40
PITCHER	IP WLS BF H R ER SO BB IBB HBP BLK WP HR S P ERA WHIP																					
Steve Trachsel, R (1, 1) ERA: 1.76	7.0 L 31 10 1 1 4 2 0 0 0 0 1 72 115 1.29 1.714																					
Mike Perez, R (8, 1) ERA: 3.09	0.2 5 3 2 2 0 1 0 0 0 0 0 1 10 19 27.00 6.000																					
Bob Patterson, L (8, 1) ERA: 2.03	0.1 1 0 0 0 1 0 0 0 0 0 0 0 4 5 0.00 0.000																					
Terry Adams, R (9, 1) ERA: 2.49	1.0 3 0 0 0 1 0 0 0 0 0 0 0 6 10 0.00 0.000																					

Batter	1	2	3	4	5	6	7	8	9	AB	R	H	RBI	BB	SO	LOB	BOTTOM					
Brian McRae, S (1, 8) OBP: 0.355, SLG: 0.384	P6			G3		G3		G4-3		4	0	0	0	0	0	1	Florida Marlins @ Chicago Cubs Wrigley Field, Chicago, IL Sat May 18 1996, 3:33 AM CDT Att: 38,003 - Sunny - 85 F					
23 Ryne Sandberg, R (1, 4) OBP: 0.313, SLG: 0.454	K			G4-3		G4-3			K	4	0	0	0	0	2	1						
Mark Grace, L (1, 3) OBP: 0.421, SLG: 0.476	G4-3								G6-3	3	0	0	0	1	0	0						
Sammy Sosa, R (1, 9) OBP: 0.283, SLG: 0.531										4	0	0	0	0	3	1						
Luis Gonzalez, L (1, 7) OBP: 0.405, SLG: 0.430										3	0	0	0	0	0	0						
Scott Servais, R (1, 2) OBP: 0.376, SLG: 0.576										3	1	1	0	0	0	0						
Leo Gomez, R (1, 5) OBP: 0.368, SLG: 0.558										3	1	1	2	0	1	0						
Rey Sanchez, R (1, 6) OBP: 0.300, SLG: 0.272										3	0	1	0	0	2	0						
Steve Trachsel, R (1, 1) ERA: 1.76										1	0	0	0	0	0	0						
Mike Perez, R (8, 1) ERA: 3.09										0	0	0	0	0	0	0						
Bob Patterson, R (8, 1) ERA: 2.03										0	0	0	0	0	0	0						
Pedro Valdes, L (8, PH) ERA: 1.71										0	0	0	0	0	1	0						
Terry Adams, R (9, 1) ERA: 2.49										0	0	0	0	0	0	0						
Inning Stats	R: 0 E: 0 K: 1 S: 6	H: 0 LOB: 0 BB: 0 P: 10	R: 0 E: 0 K: 1 S: 9	H: 0 LOB: 0 BB: 0 P: 13	R: 0 E: 0 K: 2 S: 8	H: 0 LOB: 0 BB: 0 P: 12	R: 0 E: 0 K: 0 S: 6	H: 0 LOB: 1 BB: 1 P: 15	R: 0 E: 0 K: 0 S: 5	H: 0 LOB: 0 BB: 0 P: 9	R: 0 E: 0 K: 0 S: 6	H: 1 LOB: 1 BB: 0 P: 9	R: 0 E: 0 K: 1 S: 6	H: 0 LOB: 0 BB: 0 P: 9	R: 2 E: 0 K: 2 S: 14	H: 2 LOB: 0 BB: 0 P: 19	R: 0 E: 0 K: 2 S: 8	H: 0 LOB: 0 BB: 0 P: 10	1B: 2 2B: 0 3B: 0 HR: 1	SF: 0 SAC: 1 DP: 0 HBP: 0	WP: 0 PB: 0 SB: 0 CS: 0	PA: 31
PITCHER	IP WLS BF H R ER SO BB IBB HBP BLK WP HR S P ERA WHIP																					
John Burkett, R (1, 1) ERA: 4.36	7.0 W 25 3 2 2 5 1 0 0 0 0 0 0 18 24 0.00 0.000																					
Robb Nen, R (8, 1) ERA: 1.71	2.0 S 6 0 0 0 4 0 0 0 0 0 0 0 0 18 24 0.00 0.000																					

AB	37
R	3
H	13
RBI	3
BB	3
SO	6
LOB	22



Batter	1	2	3	4	5	6	7	8	9	10	11	AB	R	H	RBI	BB	SO	LOB	TOP							
Devon White, S OBP: 0.326, SLG: 0.429	G4-3	1B		2B				HR		SH1-3		4	1	3	1	1	0	0								
Edgar Renteria, R OBP: 0.273, SLG: 0.364	HR	K		L3		G6-3		G6-4-3		G6-3		6	1	2	0	0	1	6								
Greg Colbrunn, R OBP: 0.345, SLG: 0.437 Matt Mantel, R Robb Nen, R	HR	BB	K		HR		1B	G6-4-3		P6		5	3	2	1	1	1	2								
Gary Sheffield, R OBP: 0.426, SLG: 0.620	HR			1B		G5-3		1B	FC6-4	G6-3		5	2	2	3	1	0	0								
Jeff Conine, R OBP: 0.343, SLG: 0.431	K		L7		FC3-6	BB		K				4	1	0	0	2	3	3								
Terry Pendleton, S OBP: 0.255, SLG: 0.340	K		F8		FC3-6	1B		FC6-4		K		6	0	2	2	0	2	2								
Charles Johnson, R OBP: 0.319, SLG: 0.451		G6-3		G5-3		K		FC6-4		1B		5	0	1	1	1	1	2								
Ralph Millard, R OBP: 0.333, SLG: 0.111		G5-3		G6-3		P4		BB		G4-3		5	0	0	0	1	0	3								
Kurt Miller, R Chris Hammond, L Terry Mathews, R Yorkis Perez, L Jay Powell, R Jay Powell, R	1B			2B		G4-3		G4-3		G6-3	SH1-3		1	0	0	0	0	0								
Inning Stats	R: 3 E: 0 K: 2 S: 15	H: 2 LOB: 0 BB: 1 P: 25	R: 0 E: 0 K: 1 S: 13	H: 2 LOB: 2 BB: 0 P: 20	R: 0 E: 0 K: 1 S: 12	H: 1 LOB: 1 BB: 0 P: 19	R: 0 E: 0 K: 0 S: 9	H: 2 LOB: 2 BB: 0 P: 16	R: 1 E: 0 K: 1 S: 10	H: 1 LOB: 1 BB: 1 P: 19	R: 0 E: 0 K: 0 S: 10	H: 0 LOB: 1 BB: 1 P: 19	R: 2 E: 0 K: 1 S: 15	H: 2 LOB: 2 BB: 2 P: 29	R: 1 E: 0 K: 0 S: 15	H: 2 LOB: 0 BB: 0 P: 19	R: 0 E: 0 K: 2 S: 16	H: 1 LOB: 1 BB: 1 P: 23	R: 0 E: 0 K: 0 S: 6	H: 0 LOB: 1 BB: 1 P: 11	R: 1 E: 0 K: 1 S: 15	H: 1 LOB: 2 BB: 2 P: 28	1B: 7 2B: 4 3B: 0 HR: 3	SF: 0 SAC: 1 DP: 1 HBP: 0	WP: 0 PB: 0 SB: 0 CS: 0	PA: 54
PITCHER	IP ERA WLS BF H R ER SO BB IBB HBP BLK WP HR S P ERA WHIP	3 4.13 1.0 9 4 3 3 1 1 1 0 0 0 1 24 41 27.00 5.000	7 3.42 1.0 2 0 0 0 0 0 0 0 0 0 0 6 7 0.00 0.000	8 1.78 2.2 L 13 2 1 1 0 2 2 1 0 0 0 0 34 58 3.38 1.500	11 1.98 0.1 1 0 0 0 1 0 0 0 0 0 0 0 3 4 0.00 0.000																					

Florida Marlins @ Chicago Cubs
Wrigley Field, Chicago, IL
Sun May 19 1996, 3:33 AM CDT
Att. 30,420 - Sunny - 84 F

AB 45
R 8
H 14
RBI 8
BB 8
SO 9
LOB 22



Batter	1	2	3	4	5	6	7	8	9	10	11	AB	R	H	RBI	BB	SO	LOB	BOTTOM					
Brian McRae, S OBP: 0.359, SLG: 0.381	L5	BB	P3			CS		BB			F7	4	1	1	0	2	0	1						
Todd Haney, R Pedro Valdes, L Turk Wendell, L Bob Patterson, R	F8	BB		K		K		BB			G3-6-3	3	1	0	0	1	2	1						
Ozzie Timmons, R Mark Grace, L	1B	BB		G4-3		CS	G5-3	L8			G3-6-3	6	1	2	2	0	0	3						
Sammy Sosa, R Luis Gonzalez, L	BB	BB		L6			K		G4-3		G4-3	4	1	2	0	1	1	0						
Scott Servais, R Leo Gomez, R	F9	G4-3					G4-3		G4-3			4	0	2	2	1	0	1						
Rey Sanchez, R Bret Barberie, S		HR		P9		G1-6-3		HR			K	3	0	0	0	0	0	3						
Jay Powell, R Chris Hammond, L Terry Mathews, R Yorkis Perez, L Jay Powell, R	K		SH3-4			P4		G6-3		G4-3		1	0	0	0	0	1	0						
Inning Stats	R: 2 E: 0 K: 0 S: 13	H: 3 LOB: 1 BB: 0 P: 16	R: 3 E: 0 K: 1 S: 13	H: 2 LOB: 3 BB: 3 P: 30	R: 0 E: 0 K: 0 S: 6	H: 1 LOB: 1 BB: 1 P: 13	R: 0 E: 0 K: 1 S: 7	H: 0 LOB: 0 BB: 0 P: 9	R: 0 E: 0 K: 1 S: 7	H: 1 LOB: 1 BB: 1 P: 17	R: 0 E: 0 K: 1 S: 8	H: 0 LOB: 0 BB: 0 P: 10	R: 2 E: 0 K: 0 S: 11	H: 1 LOB: 2 BB: 3 P: 28	R: 0 E: 0 K: 0 S: 6	H: 1 LOB: 0 BB: 0 P: 9	R: 0 E: 0 K: 1 S: 7	H: 0 LOB: 0 BB: 0 P: 9	R: 0 E: 0 K: 0 S: 6	H: 0 LOB: 0 BB: 1 P: 10	1B: 4 2B: 3 3B: 0 HR: 2	SF: 0 SAC: 1 DP: 3 HBP: 0	WP: 0 PB: 0 SB: 0 CS: 1	PA: 49
PITCHER	IP ERA WLS BF H R ER SO BB IBB HBP BLK WP HR S P ERA WHIP	3 4.76 2.0 7 1 0 0 2 1 0 0 0 0 0 14 26 0.00 1.000	6 9.0 1.0 3 1 0 0 1 0 0 0 0 0 0 8 10 0.00 1.000	7 4.05 1.0 3 0 0 0 1 0 0 0 0 0 0 8 13 0.00 0.000	8 3.38 2.0 10 2 2 2 0 3 0 0 0 0 1 17 37 9.00 2.500																			

Florida Marlins @ Chicago Cubs
Wrigley Field, Chicago, IL
Sun May 19 1996, 3:33 AM CDT
Att. 30,420 - Sunny - 84 F


AB 37
R 7
H 9
RBI 7
BB 10
SO 6
LOB 14



Batter	1	2	3	4	5	6	7	8	9	AB	R	H	RBI	BB	SO	LOB	TOP					
Devon White, S OBP: 0.322, SLG: 0.435	F8		F9				F9		G5-3	5	1	1	0	0	0	0						
Edgar Renteria, R OBP: 0.375, SLG: 0.467	G6-3		G5-3				1B		2B	4	0	2	0	1	0	0						
Greg Colbrunn, R OBP: 0.341, SLG: 0.429	G4-3		G6-3				1B		G1-3	5	0	1	0	0	0	2						
Gary Sheffield, R OBP: 0.428, SLG: 0.617							G6-4-3			4	2	2	0	0	1	2						
Jeff Conine, R OBP: 0.346, SLG: 0.429										3	1	1	0	1	1	1						
Terry Pendleton, S OBP: 0.306, SLG: 0.348										2	1	1	1	2	0	1						
Charles Johnson, R OBP: 0.311, SLG: 0.442										3	0	0	1	0	1	4						
Craig Grebeck, R OBP: 0.232, SLG: 0.250										2	0	1	2	1	0	1						
Robb Nen, R (8, 1)										0	0	0	0	0	0	0						
Pat Rapp, R OBP: 0.091, SLG: 0.091										3	0	0	0	0	2	4						
Terry Mathews, L (7, 1)										0	0	0	0	0	0	0						
Yorkis Perez, L (8, 1)										0	0	0	0	0	0	0						
Ralph Millard, R OBP: 0.308, SLG: 0.100										1	0	0	0	0	0	0						
Inning Stats	R: 0 E: 0 K: 0 S: 8	H: 0 LOB: 0 BB: 0 P: 11	R: 3 E: 0 K: 0 S: 13	H: 2 LOB: 0 BB: 1 P: 22	R: 0 E: 0 K: 0 S: 3	H: 0 LOB: 0 BB: 0 P: 4	R: 1 E: 1 K: 1 S: 14	H: 2 LOB: 2 BB: 1 P: 24	R: 1 E: 0 K: 1 S: 15	H: 1 LOB: 0 BB: 1 P: 24	R: 0 E: 0 K: 2 S: 12	H: 1 LOB: 2 BB: 1 P: 22	R: 0 E: 0 K: 0 S: 12	H: 2 LOB: 1 BB: 0 P: 16	R: 0 E: 0 K: 1 S: 10	H: 0 LOB: 1 BB: 1 P: 17	R: 0 E: 0 K: 0 S: 10	H: 1 LOB: 1 BB: 0 P: 15	1B: 6 2B: 2 3B: 1 HR: 0	SF: 2 SAC: 0 DP: 2 HBP: 0	WP: 0 PB: 0 SB: 1 CS: 0	PA: 39
PITCHER	IP	WLS	BF	H	R	ER	SO	BB	IBB	HBP	BLK	WP	HR	S	P	ERA	WHIP					
Dave Burba, R ERA: 4.36	6.0	L	27	6	5	5	4	3	1	0	1	0	0	65	107	7.50	1.500					
Johnny Ruffin, R ERA: 4.03	2.0		8	2	0	0	1	1	0	0	0	0	0	22	33	0.00	1.500					
Jeff Shaw, R ERA: 2.78	1.0		4	1	0	0	0	0	0	0	0	0	0	10	15	0.00	1.000					

Florida Marlins @ Cincinnati Reds
Riverfront Stadium, Cincinnati, OH
Mon May 20 1996, 7:05 PM EDT
Att: 18,023 - Unknown - 84 F


AB	32
R	5
H	9
RBI	4
BB	5
SO	5
LOB	15





Batter	1	2	3	4	5	6	7	8	9	AB	R	H	RBI	BB	SO	LOB	BOTTOM					
Lenny Harris, L OBP: 0.339, SLG: 0.558	G6-3		G3							4	0	0	0	1	0	2						
Bary Larkin, R OBP: 0.369, SLG: 0.462										3	2	1	1	2	0	1						
Hal Morris, L OBP: 0.374, SLG: 0.437										5	1	2	0	0	1	1						
Eric Davis, R OBP: 0.368, SLG: 0.577										1	0	0	0	4	1	1						
Bret Boone, R OBP: 0.261, SLG: 0.358										4	0	0	1	0	1	6						
Willie Greene, L OBP: 0.313, SLG: 0.450										4	0	3	1	0	1	1						
Joe Oliver, R OBP: 0.395, SLG: 0.322										3	0	0	0	0	0	3						
Eddie Taubensee, L OBP: 0.366, SLG: 0.433										1	0	1	0	0	0	0						
Jeff Branson, L OBP: 0.331, SLG: 0.419										4	0	0	0	0	0	3						
Dave Burba, R ERA: 3.67										2	0	0	0	0	0	0						
Eric Anthony, L OBP: 0.395, SLG: 0.528										1	0	0	0	0	0	1						
Johnny Ruffin, R OBP: 1.000, SLG: 1.000										0	0	0	0	0	0	0						
Chris Sabo, R OBP: 0.397, SLG: 0.500										1	0	0	0	0	0	2						
Jeff Shaw, R ERA: 1.52										0	0	0	0	0	0	0						
Inning Stats	R: 2 E: 0 K: 0 S: 13	H: 2 LOB: 2 BB: 2 P: 25	R: 0 E: 0 K: 0 S: 6	H: 0 LOB: 0 BB: 0 P: 10	R: 1 E: 0 K: 1 S: 12	H: 1 LOB: 1 BB: 1 P: 24	R: 0 E: 0 K: 0 S: 7	H: 0 LOB: 0 BB: 0 P: 10	R: 0 E: 0 K: 0 S: 8	H: 1 LOB: 1 BB: 0 P: 16	R: 0 E: 0 K: 0 S: 8	H: 1 LOB: 2 BB: 0 P: 14	R: 0 E: 0 K: 0 S: 9	H: 1 LOB: 2 BB: 2 P: 21	R: 0 E: 0 K: 0 S: 10	H: 2 LOB: 2 BB: 0 P: 13	R: 0 E: 0 K: 3 S: 9	H: 0 LOB: 1 BB: 1 P: 17	1B: 5 2B: 1 3B: 0 HR: 1	SF: 1 SAC: 0 DP: 1 HBP: 0	WP: 1 PB: 0 SB: 1 CS: 0	PA: 41
PITCHER	IP	WLS	BF	H	R	ER	SO	BB	IBB	HBP	BLK	WP	HR	S	P	ERA	WHIP					
Pat Rapp, R ERA: 3.67	6.2	W	30	5	3	3	3	5	0	0	0	0	0	60	112	4.05	1.500					
Terry Mathews, R ERA: 3.95	0.1		3	1	0	0	0	1	0	0	0	0	0	6	12	0.00	6.000					
Yorkis Perez, L ERA: 4.4	0.1		2	1	0	0	0	0	0	0	0	0	0	3	4	0.00	3.000					
Robb Nen, R ERA: 1.52	1.2	S	6	0	0	0	3	1	0	0	0	1	0	13	22	0.00	0.600					

Florida Marlins @ Cincinnati Reds
Riverfront Stadium, Cincinnati, OH
Mon May 20 1996, 7:05 PM EDT
Att: 18,023 - Unknown - 84 F

AB	33
R	3
H	7
RBI	3
BB	7
SO	4
LOB	21



Batter	1	2	3	4	5	6	7	8	9	AB	R	H	RBI	BB	SO	LOB	TOP								
Devon White, S (1, 8) OBP: 0.327, SLG: 0.433	G1-3		P3					SH5-3 E HBP		3	1	1	0	0	0	0	Florida Marlins @ Cincinnati Reds Riverfront Stadium, Cincinnati, OH Tue May 21 1996, 7:05 PM EDT Att: 19,534 - Unknown - 76 F								
Edgar Renteria, R (1, 6) OBP: 0.474, SLG: 0.611	F9 2B		FC5-4 1B				G5-4-3 1B	SH5-3		3	0	3	0	0	0	0									
Greg Colbrunn, R (1, 3) OBP: 0.339, SLG: 0.425	F9 2-3		FC5-4 1-2				G5-4-3 1-2	E9 SF8 1B		4	1	1	1	0	0	4									
Gary Sheffield, R (1, 9) OBP: 0.424, SLG: 0.609			P3				G3-1	SF8		2	0	0	1	1	0	1									
Jeff Conine, R (1, 7) OBP: 0.339, SLG: 0.419	G6-3						G3-1	L7		4	0	0	0	0	1	2									
Terry Pendleton, S (1, 5) OBP: 0.299, SLG: 0.339		G4-3					G5-3			4	0	0	0	0	1	0									
Craig Grebeck, R (1, 4) OBP: 0.217, SLG: 0.232		F8								4	0	0	0	0	1	0									
Rob Natal, R (1, 2) OBP: 0.286, SLG: 0.167							G5-3			2	0	0	0	1	0	0									
Chris Hammond, L (7, 1)										0	0	0	0	0	0	0									
Jay Powell, R (8, 1)										0	0	0	0	0	0	0									
Yorkis Perez, L (8, 1)										1	0	0	0	0	1	0									
Terry Mathews, L (9, 1)										0	0	0	0	0	0	0									
David Weathers, R (1, 1) OBP: 0.667, SLG: 1.667										2	1	1	1	0	0	1									
Charles Johnson, R (7, PH) OBP: 0.309, SLG: 0.439	L3									1	0	0	0	0	1	0									
																									
Inning Stats	R: 0 E: 0 K: 0 S: 16	H: 1 LOB: 2 BB: 1 P: 28	R: 0 E: 0 K: 0 S: 6	H: 0 LOB: 1 BB: 1 P: 13	R: 0 E: 0 K: 0 S: 8	H: 1 LOB: 1 BB: 0 P: 11	R: 0 E: 0 K: 0 S: 7	H: 0 LOB: 0 BB: 0 P: 9	R: 1 E: 0 K: 0 S: 10	H: 3 LOB: 1 BB: 0 P: 16	R: 0 E: 0 K: 1 S: 10	H: 0 LOB: 0 BB: 0 P: 15	R: 0 E: 0 K: 1 S: 7	H: 0 LOB: 0 BB: 0 P: 11	R: 2 E: 1 K: 0 S: 11	H: 1 LOB: 0 BB: 0 P: 19		R: 0 E: 0 K: 3 S: 9	H: 0 LOB: 0 BB: 0 P: 14	1B: 4 2B: 1 3B: 0 HR: 1	SF: 1 SAC: 1 DP: 1 HBP: 1	WP: 0 PB: 0 SB: 0 CS: 0	PA: 35		
PITCHER	IP	WLS	BF	H	R	ER	SO	BB	IBB	HBP	BLK	WP	HR	S	P	ERA	WHIP								
Roger Salkeld, R (1, 1) ERA: 4.61	7.0	L	27	5	1	1	2	2	0	0	0	0	1	64	103	1.29	1.000								
Johnny Ruffin, R (8, 1) ERA: 4.24	1.0		5	1	2	1	0	0	0	1	0	0	0	11	19	9.00	1.000								
Jeff Brantley, R (9, 1) ERA: 3.32	1.0		3	0	0	0	3	0	0	0	0	0	0	9	14	0.00	0.000								

Batter	1	2	3	4	5	6	7	8	9	AB	R	H	RBI	BB	SO	LOB	BOTTOM								
Thomas Howard, S (1, 8) OBP: 0.256, SLG: 0.316	G4-3		F7 1-2					FC6-4 1B		4	0	2	0	0	0	1	Florida Marlins @ Cincinnati Reds Riverfront Stadium, Cincinnati, OH Tue May 21 1996, 7:05 PM EDT Att: 19,534 - Unknown - 76 F								
Barry Larkin, R (1, 6) OBP: 0.396, SLG: 0.451	F8						L5			3	0	0	0	1	1	2									
Hal Morris, L (1, 3) OBP: 0.366, SLG: 0.426	F7						FC6-4 1-2			4	0	0	0	0	0	5									
Willie Greene, L (1, 7) OBP: 0.310, SLG: 0.429										3	1	0	0	1	1	0									
Chris Sabo, R (1, 5) OBP: 0.387, SLG: 0.473										3	0	0	0	1	1	1									
Eddie Taubensee, L (1, 2) OBP: 0.371, SLG: 0.465										4	1	2	2	0	1	0									
Bret Boone, R (1, 4) OBP: 0.250, SLG: 0.341										4	0	0	0	0	0	2									
Eric Anthony, L (1, 9) OBP: 0.398, SLG: 0.526										4	0	2	0	0	1	0									
Roger Salkeld, R (1, 1) ERA: 3.86										2	0	0	0	0	2	2									
Johnny Ruffin, R (8, 1) OBP: 1.000, SLG: 1.000										0	0	0	0	0	0	0									
Eric Owens, R (6, PH) OBP: 0.304, SLG: 0.246										1	0	1	0	0	0	0									
Jeff Brantley, R (9, 1)										0	0	0	0	0	0	0									
																									
Inning Stats	R: 0 E: 0 K: 0 S: 5	H: 0 LOB: 0 BB: 0 P: 7	R: 0 E: 0 K: 0 S: 5	H: 1 LOB: 1 BB: 1 P: 12	R: 0 E: 0 K: 1 S: 8	H: 1 LOB: 0 BB: 0 P: 14	R: 0 E: 0 K: 2 S: 11	H: 0 LOB: 0 BB: 0 P: 18	R: 0 E: 0 K: 1 S: 10	H: 2 LOB: 2 BB: 0 P: 17	R: 0 E: 0 K: 1 S: 9	H: 0 LOB: 0 BB: 0 P: 13	R: 0 E: 0 K: 0 S: 11	H: 2 LOB: 3 BB: 1 P: 20	R: 2 E: 0 K: 2 S: 14	H: 1 LOB: 0 BB: 1 P: 19		1B: 6 2B: 0 3B: 0 HR: 1	SF: 0 SAC: 0 DP: 1 HBP: 0	WP: 0 PB: 0 SB: 0 CS: 1	PA: 35				
PITCHER	IP	WLS	BF	H	R	ER	SO	BB	IBB	HBP	BLK	WP	HR	S	P	ERA	WHIP								
David Weathers, R (1, 1) ERA: 3.86	6.0	W	21	4	0	0	4	1	0	0	0	0	0	45	75	0.00	0.833								
Chris Hammond, L (7, 1) ERA: 8.53	1.2		7	2	0	0	1	0	0	0	0	0	0	19	28	0.00	1.200								
Jay Powell, R (8, 1) ERA: 3.38	0.0		1	0	0	0	0	1	0	0	0	0	0	4	4	∞	∞								
Yorkis Perez, L (8, 1) ERA: 5.4	0.2		4	1	2	2	1	1	0	0	0	0	1	9	13	27.00	3.000								
Terry Mathews, R (9, 1) ERA: 3.77	0.2	S	2	0	0	0	1	0	0	0	0	0	0	6	7	0.00	0.000								

Batter	1	2	3	4	5	6	7	8	9	AB	R	H	RBI	BB	SO	LOB	TOP				
Devon White, S OBP: 0.325, SLG: 0.428 (1, 8)	G5-3		G6-4-3 2H 1B			P4		K		4	0	1	1	0	1	1					
Edgar Renteria, R OBP: 0.391, SLG: 0.500 (1, 6)	B4-3		G6-4-3			F9		K		4	0	0	0	0	1	2					
Kurt Miller, R OBP: 0.333, SLG: 0.333 (8, 1)										0	0	0	0	0	0	0					
Greg Colbrunn, R OBP: 0.332, SLG: 0.415 (1, 3)	G1-3			G5-3		K			K	4	0	0	0	0	2	0					
Gary Sheffield, R OBP: 0.421, SLG: 0.600 (1, 9)		E4		G5-3			G6-4-3 1B		K	4	0	1	0	0	1	0					
Jeff Conine, R OBP: 0.342, SLG: 0.417 (1, 7)	G5-3			G5-3 1B		G6-4-3 1-2F				3	0	1	0	1	0	2					
Charles Johnson, R OBP: 0.308, SLG: 0.434 (1, 2)	G5-3			F7			FC4 1B		L6	4	0	1	0	0	0	3					
Alex Arias, R OBP: 0.313, SLG: 0.397 (1, 5)	G5-3				G6-3					3	0	0	0	0	0	2					
Craig Grebeck, R OBP: 0.217, SLG: 0.232 (8, 6)						FC4 1-2F				0	0	0	0	0	0	0					
Ralph Milliard, R OBP: 0.313, SLG: 0.154 (1, 4)			SH5-4 1B		F9			K		3	1	1	0	0	1	0					
Al Leiter, L OBP: 0.050, SLG: 0.050 (1, 1)										1	0	0	0	0	1	0					
Matt Mantei, R (7, 1)			SH5-4			K				0	0	0	0	0	0	0					
Terry Mathews, L (7, 1)										0	0	0	0	0	0	0					
Terry Pendleton, S OBP: 0.303, SLG: 0.343 (7, 5)										1	0	1	0	0	0	0					
Yorkis Perez, L (7, 1)										0	0	0	0	0	0	0					
Inning Stats	R: 0 E: 0 K: 0 S: 10	H: 0 LOB: 0 BB: 0 P: 14	R: 0 E: 1 K: 0 S: 7	H: 0 LOB: 1 BB: 0 P: 8	R: 1 E: 0 K: 0 S: 8	H: 2 LOB: 0 BB: 0 P: 11	R: 0 E: 0 K: 0 S: 7	H: 1 LOB: 1 BB: 0 P: 9	R: 0 E: 0 K: 1 S: 9	H: 0 LOB: 0 BB: 0 P: 13	R: 0 E: 0 K: 0 S: 12	H: 2 LOB: 1 BB: 0 P: 17	R: 0 E: 0 K: 3 S: 13	H: 1 LOB: 1 BB: 0 P: 14	R: 0 E: 0 K: 2 S: 13	H: 0 LOB: 1 BB: 1 P: 22	1B: 6 2B: 0 3B: 0 HR: 0	SF: 0 SAC: 1 DP: 2 HBP: 0	WP: 0 PB: 0 SB: 0 CS: 0	PA: 33	
PITCHER	IP	WLS	BF	H	R	ER	SO	BB	IBB	HBP	BLK	WP	HR	S	P	ERA	WHIP				
John Smiley, L ERA: 4.92 (1, 1)	8.0	W	29	6	1	1	5	0	0	0	0	0	0	73	97	1.12	0.750				
Jeff Brantley, R ERA: 3.15 (9, 1)	1.0	S	4	0	0	0	2	1	0	0	0	0	0	13	22	0.00	1.000				

Florida Marlins @ Cincinnati Reds
Riverfront Stadium, Cincinnati, OH
Wed May 22 1996, 3:33 AM EDT
Att: 22,055 - Sunny - 75 F

AB 31
R 1
H 6
RBI 1
BB 1
SO 7
LOB 10



Batter	1	2	3	4	5	6	7	8	9	AB	R	H	RBI	BB	SO	LOB	BOTTOM				
Eric Owens, R OBP: 0.297, SLG: 0.242 (1, 7)	K	G3		K			BB WP 1B	K		5	1	1	0	0	3	1					
Thomas Howard, S OBP: 0.250, SLG: 0.302 (1, 9)	G4-3		BB BB 1B		L8		B1	G3-1		5	0	1	0	0	0	1					
Barry Larkin, R OBP: 0.382, SLG: 0.451 (1, 6)	BB BB BB		BB BB		CS BB		WP BB 1B BB			0	1	0	0	4	0	0					
Eric Davis, R OBP: 0.380, SLG: 0.571 (1, 8)	BB BB		K		E BB BB		WP BB 1B BB			1	1	0	0	3	1	2					
Chris Sabo, R OBP: 0.424, SLG: 0.473 (1, 5)	FC5-4 BB				E BB		1B BB FC4-6 BB			0	1	0	0	4	0	0					
Jeff Branson, L OBP: 0.331, SLG: 0.419 (8, 5)										0	0	0	0	0	0	0					
Bret Boone, R OBP: 0.250, SLG: 0.337 (1, 4)	FC5-4 1-2F		K		E5					4	0	1	2	0	1	8					
Hal Morris, L OBP: 0.358, SLG: 0.415 (1, 3)		F7	G4-3			G5-3	FC4-6 1-2F			4	0	0	1	0	0	4					
Joe Oliver, R OBP: 0.242, SLG: 0.302 (1, 2)		K		G5-3		K	K			4	0	0	0	0	3	1					
John Smiley, L OBP: 0.300, SLG: 0.350 (1, 1)										3	0	1	0	0	1	0					
Lenny Harris, L OBP: 0.333, SLG: 0.547 (8, PH)								G6-3		1	0	0	0	0	0	0					
Jeff Brantley, R ERA: 4.5 (9, 1)										0	0	0	0	0	0	0					
Inning Stats	R: 0 E: 0 K: 1 S: 12	H: 0 LOB: 3 BB: 3 P: 29	R: 0 E: 0 K: 1 S: 10	H: 1 LOB: 0 BB: 0 P: 13	R: 0 E: 0 K: 2 S: 11	H: 1 LOB: 3 BB: 2 P: 25	R: 0 E: 0 K: 2 S: 11	H: 0 LOB: 0 BB: 0 P: 15	R: 0 E: 0 K: 0 S: 13	H: 0 LOB: 3 BB: 3 P: 27	R: 0 E: 0 K: 1 S: 9	H: 0 LOB: 0 BB: 0 P: 12	R: 4 E: 0 K: 1 S: 15	H: 2 LOB: 1 BB: 3 P: 30	R: 0 E: 0 K: 1 S: 6	H: 0 LOB: 0 BB: 0 P: 8	1B: 3 2B: 1 3B: 0 HR: 0	SF: 0 SAC: 0 DP: 0 HBP: 0	WP: 1 PB: 0 SB: 0 CS: 1	PA: 38	
PITCHER	IP	WLS	BF	H	R	ER	SO	BB	IBB	HBP	BLK	WP	HR	S	P	ERA	WHIP				
Al Leiter, L ERA: 2.41 (1, 1)	6.1	L	30	3	2	2	7	9	0	0	0	1	0	1	9	2.84	1.895				
Matt Mantei, R ERA: 5.14 (7, 1)	0.0		2	0	0	0	0	2	0	0	0	1	0	1	9	∞	∞				
Terry Mathews, R ERA: 3.77 (7, 1)	0.0		1	1	1	1	0	0	0	0	0	0	0	2	3	∞	∞				
Yorkis Perez, L ERA: 5.17 (7, 1)	0.2		2	0	1	1	1	0	0	0	0	0	0	6	8	13.50	0.000				
Kurt Miller, R ERA: 4.5 (8, 1)	1.0		3	0	0	0	1	0	0	0	0	0	0	6	8	0.00	0.000				

Florida Marlins @ Cincinnati Reds
Riverfront Stadium, Cincinnati, OH
Wed May 22 1996, 3:33 AM EDT
Att: 22,055 - Sunny - 75 F

AB 27
R 4
H 4
RBI 3
BB 11
SO 9
LOB 17



Batter	1	2	3	4	5	6	7	8	9	AB	R	H	RBI	BB	SO	LOB	TOP																		
Mark Sweeney, L (1, 7) OBP: 0.442, SLG: 0.468	F7		G4-3			G4-3		1B		4	0	1	0	0	0	1	St. Louis Cardinals @ Florida Marlins Joe Robbie Stadium, Miami, FL Sun May 26 1996, 3:33 AM EDT Att: 20,573 - Cloudy - 87 F																		
Royce Clayton, R (1, 6) OBP: 0.326, SLG: 0.367	F8			G6-3		G4-3				3	0	0	0	0	0	1																			
Willie McGee, S (1, 9) OBP: 0.341, SLG: 0.441	K			G4-3			E5 1B FC6-4			3	1	0	0	0	1	0																			
Ray Lankford, L (1, 8) OBP: 0.353, SLG: 0.545 Miguel Mejia, R (7, 8)		G4-3			F9		FC6-4 1B			3	0	1	0	0	0	0																			
Gary Gaetti, R (1, 5) OBP: 0.297, SLG: 0.385 Tony Fossas, L (7, 1)		1B 1B			K		FC6-4 1B 2B			3	1	1	1	0	1	1																			
John Mabry, L (1, 3) OBP: 0.384, SLG: 0.494		G5-4-3 1B			G4-6-3 1B		2B 1B			3	0	3	0	0	0	0																			
Danny Sheaffer, R (1, 2) OBP: 0.342, SLG: 0.387		G5-4-3 1-2			G4-6-3 1-2		1-3 2B			2	0	0	0	0	0	3																			
Luis Alica, S (1, 4) OBP: 0.316, SLG: 0.351			F7			G3-1	P5			3	0	0	0	0	0	2																			
Donovan Osborne, S (1, 1) OBP: 0.235, SLG: 0.294 Jeff Parrett, R (5, 1)			F9				K			1	0	0	0	0	0	0																			
Pat Borders, R (5, 2) OBP: 0.338, SLG: 0.373 David Bell, R (7, PH) OBP: 0.256, SLG: 0.256						G4-3 1B				0	0	0	0	0	0	0																			
Inning Stats	R: 0 E: 0 K: 1 S: 5	H: 0 LOB: 0 BB: 0 P: 5	R: 0 E: 0 K: 0 S: 4	H: 2 LOB: 1 BB: 0 P: 4	R: 0 E: 0 K: 0 S: 3	H: 0 LOB: 0 BB: 0 P: 3	R: 0 E: 0 K: 0 S: 3	H: 0 LOB: 0 BB: 0 P: 3	R: 0 E: 0 K: 1 S: 5	H: 1 LOB: 0 BB: 0 P: 5	R: 0 E: 0 K: 0 S: 4	H: 1 LOB: 0 BB: 0 P: 4	R: 2 E: 1 K: 1 S: 9	H: 3 LOB: 2 BB: 0 P: 9	R: 0 E: 0 K: 0 S: 1	H: 1 LOB: 1 BB: 0 P: 1	1B: 7 2B: 1 3B: 0 HR: 0 SF: 0 SAC: 0 DP: 2 HBP: 0 WP: 0 PA: 28 CS: 0																		
PITCHER	IP	WLS	BF	H	R	ER	SO	BB	IBB	HBP	BLK	WP	HR	S	P	ERA	WHIP	PITCHER	IP	WLS	BF	H	R	ER	SO	BB	IBB	HBP	BLK	WP	HR	S	P	ERA	WHIP
David Weathers, R (1, 1) ERA: 3.34	6.1	W	25	7	2	1	2	0	0	0	0	0	0	29	29	1.42	1.105																		
Terry Mathews, R (7, 1) ERA: 3.6	0.2		3	1	0	0	1	0	0	0	0	0	0	5	5	0.00	1.500																		


AB	28
R	2
H	8
RBI	2
BB	0
SO	3
LOB	10




Batter	1	2	3	4	5	6	7	8	9	AB	R	H	RBI	BB	SO	LOB	BOTTOM																		
Devon White, S (1, 8) OBP: 0.331, SLG: 0.429	K		E6 2B	P4		BB				3	0	0	0	1	1	0	St. Louis Cardinals @ Florida Marlins Joe Robbie Stadium, Miami, FL Sun May 26 1996, 3:33 AM EDT Att: 20,573 - Cloudy - 87 F																		
Edgar Renteria, R (1, 6) OBP: 0.371, SLG: 0.500	G4-3		1B 2B		1B 3B	K				4	2	2	0	0	1	1																			
Greg Colbrunn, R (1, 3) OBP: 0.322, SLG: 0.399	G4-3		2B 1B		HR 1B	K				4	2	2	1	0	1	1																			
Gary Sheffield, R (1, 9) OBP: 0.418, SLG: 0.626		HR 1B	1-H 3-H 2B		HR		G1-3			4	2	3	4	0	0	0																			
Jeff Conine, R (1, 7) OBP: 0.348, SLG: 0.451		HR 1B	BB BB		HR	G4-3 E 1B				3	2	3	3	1	0	0																			
Terry Pendleton, S (1, 5) OBP: 0.292, SLG: 0.330		G6-3	L8		K	E4 G4-3				4	0	0	0	0	1	3																			
Rob Natal, R (1, 2) OBP: 0.222, SLG: 0.125		K	F8		L7	G4-3				4	0	0	0	0	1	4																			
Ralph Milliard, R (1, 4) OBP: 0.286, SLG: 0.118		BB		K	F9	G4-3				3	0	0	0	1	1	2																			
David Weathers, R (1, 1) OBP: 0.333, SLG: 0.833 Terry Mathews, L (7, 1)		K		K		K				3	0	0	0	0	3	1																			
Inning Stats	R: 0 E: 0 K: 1 S: 5	H: 0 LOB: 0 BB: 0 P: 5	R: 2 E: 0 K: 2 S: 9	H: 2 LOB: 1 BB: 1 P: 13	R: 2 E: 1 K: 0 S: 6	H: 3 LOB: 2 BB: 1 P: 10	R: 0 E: 0 K: 2 S: 7	H: 0 LOB: 0 BB: 0 P: 7	R: 4 E: 0 K: 1 S: 9	H: 4 LOB: 0 BB: 0 P: 9	R: 0 E: 0 K: 3 S: 9	H: 0 LOB: 1 BB: 1 P: 13	R: 0 E: 1 K: 0 S: 5	H: 1 LOB: 2 BB: 0 P: 5	R: 0 E: 0 K: 0 S: 1	H: 1 LOB: 1 BB: 0 P: 1		1B: 4 2B: 2 3B: 1 HR: 3 SF: 0 SAC: 0 DP: 0 HBP: 0 WP: 0 PA: 35 CS: 0																	
PITCHER	IP	WLS	BF	H	R	ER	SO	BB	IBB	HBP	BLK	WP	HR	S	P	ERA	WHIP	PITCHER	IP	WLS	BF	H	R	ER	SO	BB	IBB	HBP	BLK	WP	HR	S	P	ERA	WHIP
Donovan Osborne, L (1, 1) ERA: 4.41	4.0	L	23	9	8	8	5	2	0	0	0	0	3	31	39	18.00	2.750																		
Jeff Parrett, R (5, 1) ERA: 3.9	2.0		7	0	0	0	4	1	0	0	0	0	0	14	18	0.00	0.500																		
Tony Fossas, L (7, 1) ERA: 2.37	1.0		5	1	0	0	0	0	0	0	0	0	0	5	5	0.00	1.000																		

AB	32
R	8
H	10
RBI	8
BB	3
SO	9
LOB	12



Batter	1	2	3	4	5	6	7	8	9	AB	R	H	RBI	BB	SO	LOB	TOP					
Vince Coleman, S OBP: 0.239, SLG: 0.229	1-3 K			0-3 K2-3	0-1 G6-3			0-3 K		4	0	0	0	0	3	2	<p>Cincinnati Reds @ Florida Marlins Joe Robbie Stadium, Miami, FL Mon May 27 1996, 7:05 PM EDT Att. 15,919 - Overcast - 79 F</p> <p>livebaseballscorecards.com</p> <p>AB 30 R 2 H 4 RBI 2 BB 2 SO 5 LOB 9</p> 					
Hal Morris, L OBP: 0.343, SLG: 0.400	3-2 P6			3-2 G4-3			2-0 G4-3	3-2 F8		4	0	0	0	0	0	0						
Barry Larkin, R OBP: 0.402, SLG: 0.463	1-0 F9			0-0 F9			2-1 1B		1-0 G4-6-3 1B	4	0	2	0	0	0	0						
Reggie Sanders, R OBP: 0.400, SLG: 0.463		4-2 CS BB			0-0 P4		1-1 F7		0-2 G4-6-3 1-2	3	0	0	0	1	0	2						
Chris Sabo, R OBP: 0.416, SLG: 0.429	3-2 L7			4-2 1B E 2B BB			1-3 K		1-3 K	3	1	0	0	1	2	2						
Bret Boone, R OBP: 0.250, SLG: 0.320	2-2 P5			2-1 E5 1B 2B			3-2 P6			3	1	0	0	0	0	1						
Thomas Howard, S OBP: 0.291, SLG: 0.327			2-2 F7		1-2 2B 1B		1-1 F8			3	0	1	0	0	0	0						
Joe Oliver, R OBP: 0.250, SLG: 0.362			1-1 L4		0-0 2B		0-1 F7			3	0	1	2	0	0	0						
John Smiley, L OBP: 0.286, SLG: 0.333			0-2 G5-3		1-2 P2			0-2 G3-1		1	0	0	0	0	0	0						
Willie Greene, L OBP: 0.297, SLG: 0.409										1	0	0	0	0	0	2						
Marcus Moore, S										0	0	0	0	0	0	0						
Eric Anthony, L OBP: 0.387, SLG: 0.500										1	0	0	0	0	0	0						
Hector Carrasco, R										0	0	0	0	0	0	0						
Inning Stats	R: 0 E: 0 K: 1 S: 9	H: 0 LOB: 0 BB: 0 P: 14	R: 0 E: 0 K: 0 S: 10	H: 0 LOB: 0 BB: 1 P: 19	R: 0 E: 0 K: 0 S: 8	H: 0 LOB: 0 BB: 0 P: 11	R: 0 E: 0 K: 1 S: 7	H: 0 LOB: 0 BB: 0 P: 10	R: 2 E: 1 K: 0 S: 14	H: 2 LOB: 2 BB: 1 P: 22	R: 0 E: 0 K: 1 S: 8	H: 1 LOB: 1 BB: 0 P: 14	R: 0 E: 0 K: 0 S: 8	H: 0 LOB: 0 BB: 0 P: 12	R: 0 E: 0 K: 1 S: 10	H: 0 LOB: 0 BB: 0 P: 13	R: 0 E: 0 K: 1 S: 7	H: 1 LOB: 0 BB: 0 P: 9	1B: 3 2B: 1 3B: 0 HR: 0	SF: 0 SAC: 0 DP: 1 HBP: 0	WP: 0 PB: 0 SB: 0 CS: 1	PA: 32
PITCHER	IP WLS BF H R ER SO BB IBB HBP BLK WP HR S P ERA WHIP																					
Al Leiter, L ERA: 2.27	(1, 1) 8.0 W 29 3 2 1 4 2 0 0 0 0 0 0 74 115 1.12 0.625																					
Robb Nen, R ERA: 1.46	(9, 1) 1.0 3 1 0 0 1 0 0 0 0 0 0 0 7 9 0.00 1.000																					

Batter	1	2	3	4	5	6	7	8	9	AB	R	H	RBI	BB	SO	LOB	BOTTOM						
Devon White, S OBP: 0.329, SLG: 0.428	1-0 WP 1B 1B	1-1 P4		2-1 SF8			2-1 F8			3	1	1	1	0	0	0	<p>Cincinnati Reds @ Florida Marlins Joe Robbie Stadium, Miami, FL Mon May 27 1996, 7:05 PM EDT Att. 15,919 - Overcast - 79 F</p> <p>livebaseballscorecards.com</p> <p>AB 30 R 6 H 8 RBI 6 BB 3 SO 8 LOB 12</p> 						
Edgar Renteria, R OBP: 0.385, SLG: 0.486	0-1 WP 1B 1B	4-0 G5-4-3 BB		3-H FC5-4 1-2			2-3 K			3	1	1	0	1	1	1							
Greg Colbrunn, R OBP: 0.315, SLG: 0.390	0-3 K	1-0 G5-4-3 1-2			1-2 P3		2-1 P3			4	0	0	0	0	1	3							
Gary Sheffield, R OBP: 0.415, SLG: 0.615	4-0 1B 1B IBB		2-2 P5		0-0 F9			3-3 K		3	1	0	0	1	1	0							
Jeff Conine, R OBP: 0.356, SLG: 0.472	0-0 FC6-4 1B 1B		1-2 G5-3		0-0 HR			4-1 BB		3	2	2	3	1	0	0							
Terry Pendleton, S OBP: 0.291, SLG: 0.328	1-2 2-H 3-H 1B		1-1 G4-3		3-2 G4-3			2-2 P6		4	0	1	1	0	0	1							
Charles Johnson, R OBP: 0.296, SLG: 0.414	0-2 FC6-4 1B			1-2 FC6-4 1B SF8 1B		2-3 K		2-3 K		4	1	1	0	0	2	3							
Craig Grebeck, R OBP: 0.250, SLG: 0.254	3-1 1B			1-1 FC6-4 1B		0-3 K				3	0	2	1	0	1	0							
Al Leiter, L OBP: 0.043, SLG: 0.043	0-3 K			1-0 FC6-4 1B		1-3 K				3	0	0	0	0	2	4							
Robb Nen, R	(9, 1)									0	0	0	0	0	0	0							
Inning Stats	R: 4 E: 0 K: 2 S: 19	H: 5 LOB: 2 BB: 1 P: 27	R: 0 E: 0 K: 0 S: 3	H: 0 LOB: 0 BB: 1 P: 9	R: 0 E: 0 K: 0 S: 10	H: 0 LOB: 0 BB: 0 P: 14	R: 1 E: 0 K: 0 S: 13	H: 2 LOB: 1 BB: 0 P: 20	R: 1 E: 0 K: 0 S: 12	H: 1 LOB: 0 BB: 0 P: 16	R: 0 E: 0 K: 3 S: 10	H: 0 LOB: 0 BB: 0 P: 13	R: 0 E: 0 K: 1 S: 9	H: 0 LOB: 0 BB: 0 P: 15	R: 0 E: 0 K: 2 S: 13	H: 0 LOB: 1 BB: 1 P: 24		R: 0 E: 0 K: 2 S: 13	H: 0 LOB: 1 BB: 1 P: 24	1B: 7 2B: 0 3B: 0 HR: 1	SF: 1 SAC: 0 DP: 1 HBP: 0	WP: 1 PB: 0 SB: 0 CS: 0	PA: 34
PITCHER	IP WLS BF H R ER SO BB IBB HBP BLK WP HR S P ERA WHIP																						
John Smiley, L ERA: 5.34	(1, 1) 4.0 L 20 7 5 5 2 1 1 0 0 0 0 1 31 44 3.00 0.333																						
Marcus Moore, R ERA: 4.64	(5, 1) 3.0 10 1 1 1 4 0 0 0 0 0 0 1 31 44 3.00 0.333																						
Hector Carrasco, R ERA: 5.4	(8, 1) 1.0 4 0 0 0 2 1 0 0 0 0 0 0 13 24 0.00 1.000																						

Batter	1	2	3	4	5	6	7	8	9	AB	R	H	RBI	BB	SO	LOB	TOP								
Barry Larkin, R (1, 6) OBP: 0.410, SLG: 0.487	G5-3		BB					IHR		3	1	2	1	1	0	0	Cincinnati Reds @ Florida Marlins Joe Robbie Stadium, Miami, FL Tue May 28 1996, 7:05 PM EDT Att: 14,052 - Unknown - 73 F								
Hal Morris, L (1, 3) OBP: 0.337, SLG: 0.393	G6-3		F7		SF7			G6-3		3	0	0	1	0	0	2									
Reggie Sanders, R (1, 9) OBP: 0.391, SLG: 0.448	1B		F9		K			K		4	0	1	0	0	2	4									
Eric Anthony, L (1, 7) OBP: 0.382, SLG: 0.489 Jeff Brantley, R (8, 1)	K			K		P5		1B		4	0	1	0	0	2	1									
Thomas Howard, S (1, 8) OBP: 0.271, SLG: 0.302		G6-3		K		K		F7		4	0	0	0	0	2	1									
Bret Boone, R (1, 4) OBP: 0.241, SLG: 0.308	G6-3			G6-3		F7			L8	4	0	0	0	0	0	0									
Jeff Branson, L (1, 5) OBP: 0.310, SLG: 0.383	G3				1B		F9		K	3	1	0	0	1	1	0									
Joe Oliver, R (1, 2) OBP: 0.253, SLG: 0.361 Lenny Harris, L (9, PH) OBP: 0.326, SLG: 0.537			E6				K		K	3	0	1	0	0	1	0									
Dave Burba, R (1, 1) Johnny Ruffin, R (5, 1) OBP: 1.000, SLG: 1.000 Vince Coleman, S (7, PH) OBP: 0.237, SLG: 0.226 Jeff Shaw, R (7, 1) Willie Greene, L (8, 7) OBP: 0.297, SLG: 0.409			K		K		P5			2	0	0	0	0	2	3									
Inning Stats	R: 0 E: 0 K: 1 S: 10	H: 1 LOB: 1 BB: 0 P: 14	R: 0 E: 0 K: 0 S: 9	H: 0 LOB: 0 BB: 0 P: 13	R: 0 E: 1 K: 1 S: 13	H: 0 LOB: 2 BB: 1 P: 22	R: 0 E: 0 K: 2 S: 15	H: 0 LOB: 0 BB: 0 P: 21	R: 1 E: 1 K: 2 S: 13	H: 2 LOB: 2 BB: 1 P: 24	R: 0 E: 0 K: 1 S: 5	H: 0 LOB: 0 BB: 0 P: 7	R: 0 E: 0 K: 1 S: 5	H: 0 LOB: 0 BB: 0 P: 9	R: 1 E: 0 K: 1 S: 14	H: 2 LOB: 1 BB: 0 P: 22		R: 0 E: 0 K: 2 S: 7	H: 0 LOB: 0 BB: 0 P: 9	1B: 4 2B: 0 3B: 0 HR: 1	SF: 1 SAC: 0 DP: 0 HBP: 0	WP: 0 PB: 0 SB: 0 CS: 0	PA: 35		
PITCHER	IP	WLS	BF	H	R	ER	SO	BB	IBB	HBP	BLK	WP	HR	S	P	ERA	WHIP								
Kevin Brown, R (1, 1) ERA: 2.2	5.0	W	21	3	1	1	6	2	0	0	0	0	0	60	94	1.80	1.000								
Chris Hammond, L (6, 1) ERA: 7.75	2.1		8	1	1	1	2	0	0	0	0	0	0	15	22	3.86	0.429								
Terry Mathews, R (8, 1) ERA: 3.24	1.2	S	6	1	0	0	3	0	0	0	0	0	0	16	25	0.00	0.600								

Batter	1	2	3	4	5	6	7	8	9	AB	R	H	RBI	BB	SO	LOB	BOTTOM								
Devon White, S (1, 8) OBP: 0.328, SLG: 0.429	G4-3		G4-3	K		L3				4	0	1	0	0	1	1	Cincinnati Reds @ Florida Marlins Joe Robbie Stadium, Miami, FL Tue May 28 1996, 7:05 PM EDT Att: 14,052 - Unknown - 73 F								
Edgar Renteria, R (1, 6) OBP: 0.372, SLG: 0.447	G4-3		G6-3		BB		G4-3			3	1	0	0	1	0	1									
Jeff Conine, R (1, 3) OBP: 0.349, SLG: 0.461	K		G4-3		E1		G6-3			4	1	0	0	0	1	2									
Gary Sheffield, R (1, 9) OBP: 0.421, SLG: 0.631	BB			HR			F7			2	1	1	1	2	0	0									
Terry Pendleton, S (1, 5) OBP: 0.291, SLG: 0.326	F7			K		G4-6-3		1B		4	1	1	0	0	1	4									
Joe Orsulak, L (1, 7) OBP: 0.241, SLG: 0.291		P5		P6				SF9	1B	4	0	2	1	0	0	0									
Charles Johnson, R (1, 2) OBP: 0.301, SLG: 0.412		1B		2B		G4-3		P5		3	1	1	0	1	0	3									
Craig Grebeck, R (1, 4) OBP: 0.250, SLG: 0.273		P4		1B		G6-3		SF9		3	1	1	2	0	0	1									
Kevin Brown, R (1, 1) OBP: 0.143, SLG: 0.053 Chris Hammond, L (6, 1) Terry Mathews, L (8, 1)		P4			1B		K		K	2	0	1	0	0	1	0									
Inning Stats	R: 0 E: 0 K: 1 S: 14	H: 1 LOB: 2 BB: 1 P: 23	R: 0 E: 0 K: 0 S: 11	H: 1 LOB: 1 BB: 0 P: 14	R: 0 E: 0 K: 0 S: 8	H: 0 LOB: 0 BB: 0 P: 13	R: 3 E: 0 K: 2 S: 12	H: 3 LOB: 1 BB: 1 P: 18	R: 2 E: 1 K: 0 S: 16	H: 1 LOB: 1 BB: 2 P: 27	R: 0 E: 0 K: 1 S: 6	H: 0 LOB: 0 BB: 0 P: 9	R: 0 E: 0 K: 0 S: 6	H: 0 LOB: 0 BB: 0 P: 9	R: 1 E: 0 K: 1 S: 12	H: 2 LOB: 1 BB: 0 P: 19		1B: 5 2B: 2 3B: 0 HR: 1	SF: 1 SAC: 0 DP: 1 HBP: 0	WP: 1 PB: 0 SB: 1 CS: 0	PA: 36				
PITCHER	IP	WLS	BF	H	R	ER	SO	BB	IBB	HBP	BLK	WP	HR	S	P	ERA	WHIP								
Dave Burba, R (1, 1) ERA: 4.58	4.0	L	19	5	3	3	3	2	0	0	0	0	0	45	68	6.75	1.750								
Johnny Ruffin, R (5, 1) ERA: 4.4	2.0		9	1	2	0	1	2	0	0	0	0	0	22	36	0.00	1.500								
Jeff Shaw, R (7, 1) ERA: 2.52	1.0		3	0	0	0	0	0	0	0	0	0	0	6	9	0.00	0.000								
Jeff Brantley, R (8, 1) ERA: 3.16	1.0		5	2	1	1	1	0	0	0	0	1	0	12	19	9.00	2.000								

Batter	1	2	3	4	5	6	7	8	9	AB	R	H	RBI	BB	SO	LOB	TOP										
Brian McRae, S OBP: 0.344, SLG: 0.363 (1, 8)	G4-3		G6-3			HR		G4-3		4	1	1	1	0	0	0	Chicago Cubs @ Florida Marlins Joe Robbie Stadium, Miami, FL Fri May 31 1996, 7:05 PM EDT Att: 19,552 - Unknown - 85 F										
Luis Gonzalez, L OBP: 0.376, SLG: 0.434 (1, 7)	G1-3		G3-1			G3		K		4	0	0	0	0	1	0											
Sammy Sosa, R OBP: 0.288, SLG: 0.500 (1, 9)	L9					F9		P4		3	0	0	0	0	0	0											
Mark Grace, L OBP: 0.425, SLG: 0.485 (1, 3)										4	0	1	0	0	0	1											
Dave Magadan, L (1, 5)										3	0	0	0	0	0	1											
José Hernández, R OBP: 0.253, SLG: 0.205 (8, 5)										1	0	0	0	0	1	0											
23 Ryne Sandberg, R OBP: 0.305, SLG: 0.443 (1, 4)										4	1	1	0	0	0	1											
Scott Servais, R OBP: 0.329, SLG: 0.487 (1, 2)										2	0	1	1	1	1	0											
Rey Sanchez, R OBP: 0.292, SLG: 0.266 (1, 6)										2	0	0	0	1	2	2											
Jaime Navarro, R OBP: 0.172, SLG: 0.172 (1, 1)										3	0	0	0	0	1	2											
Inning Stats	R: 0 E: 0 K: 0 S: 7	H: 0 LOB: 0 BB: 0 P: 10	R: 0 E: 0 K: 1 S: 13	H: 1 LOB: 2 BB: 1 P: 22	R: 0 E: 0 K: 1 S: 7	H: 0 LOB: 0 BB: 0 P: 8	R: 0 E: 0 K: 0 S: 6	H: 0 LOB: 0 BB: 0 P: 9	R: 0 E: 0 K: 2 S: 11	H: 0 LOB: 0 BB: 0 P: 15	R: 1 E: 0 K: 0 S: 10	H: 1 LOB: 0 BB: 0 P: 14	R: 1 E: 0 K: 0 S: 13	H: 2 LOB: 2 BB: 1 P: 24	R: 0 E: 0 K: 1 S: 6	H: 0 LOB: 0 BB: 0 P: 10	R: 0 E: 0 K: 1 S: 6	H: 0 LOB: 0 BB: 0 P: 10	1B: 1 2B: 2 3B: 0 HR: 1	SF: 0 SAC: 0 DP: 1 HBP: 1	WP: 0 PB: 0 SB: 0 CS: 0	PA: 33					
PITCHER	IP	WLS	BF	H	R	ER	SO	BB	IBB	HBP	BLK	WP	HR	S	P	ERA	WHIP										
Pat Rapp, R ERA: 3.86 (1, 1)	7.0	L	27	4	2	2	4	1	1	1	0	0	1	67	102	2.57	0.714										
Terry Mathews, R ERA: 3.05 (8, 1)	1.0		3	0	0	0	1	0	0	0	0	0	0	6	8	0.00	0.000										
Robb Nen, R ERA: 1.4 (9, 1)	1.0		3	0	0	0	1	0	0	0	0	0	0	6	10	0.00	0.000										

AB	30
R	2
H	4
RBI	2
BB	2
SO	6
LOB	7



Batter	1	2	3	4	5	6	7	8	9	AB	R	H	RBI	BB	SO	LOB	BOTTOM										
Devon White, S OBP: 0.330, SLG: 0.422 (1, 8)	F7		FC1-6 BB					F7		3	0	0	0	2	0	0	Chicago Cubs @ Florida Marlins Joe Robbie Stadium, Miami, FL Fri May 31 1996, 7:05 PM EDT Att: 19,552 - Unknown - 85 F										
Edgar Renteria, R OBP: 0.354, SLG: 0.419 (1, 6)	G1-3		FC1-6					G5-3		5	0	1	0	0	0	4											
Jeff Conine, R OBP: 0.347, SLG: 0.457 (1, 7)	L3		P4					G5-3		4	0	1	0	0	0	1											
Gary Sheffield, R OBP: 0.427, SLG: 0.629 (1, 9)										2	1	1	0	2	0	2											
Terry Pendleton, S OBP: 0.290, SLG: 0.330 (1, 5)										4	0	1	0	0	1	2											
Robb Nen, R (9, 1)										0	0	0	0	0	0	0											
Greg Colbrunn, R OBP: 0.324, SLG: 0.397 (1, 3)										2	0	2	1	0	0	0											
Charles Johnson, R OBP: 0.296, SLG: 0.405 (1, 2)										3	0	0	0	0	0	4											
Craig Grebeck, R OBP: 0.240, SLG: 0.261 (1, 4)										3	0	0	0	0	1	3											
Jesus Tavarez, S OBP: 0.209, SLG: 0.200 (9, PH)										1	0	1	0	0	0	0											
Pat Rapp, R OBP: 0.080, SLG: 0.080 (1, 1)										2	0	0	0	0	1	0											
Joe Orsulak, L OBP: 0.237, SLG: 0.286 (7, PH)										1	0	0	0	0	0	0											
Terry Mathews, L (8, 1)										0	0	0	0	0	0	0											
Alex Arias, R OBP: 0.305, SLG: 0.387 (9, 5)										1	0	0	0	0	1	2											
Inning Stats	R: 0 E: 0 K: 0 S: 7	H: 2 LOB: 1 BB: 0 P: 9	R: 1 E: 0 K: 0 S: 10	H: 2 LOB: 1 BB: 0 P: 15	R: 0 E: 0 K: 1 S: 8	H: 0 LOB: 1 BB: 1 P: 15	R: 0 E: 0 K: 1 S: 8	H: 0 LOB: 2 BB: 1 P: 15	R: 0 E: 0 K: 1 S: 7	H: 1 LOB: 0 BB: 0 P: 11	R: 0 E: 0 K: 1 S: 7	H: 0 LOB: 0 BB: 0 P: 8	R: 0 E: 0 K: 0 S: 4	H: 0 LOB: 1 BB: 1 P: 9	R: 0 E: 0 K: 1 S: 12	H: 2 LOB: 3 BB: 1 P: 23	R: 0 E: 0 K: 1 S: 12	H: 2 LOB: 1 BB: 1 P: 23	1B: 6 2B: 2 3B: 0 HR: 0	SF: 1 SAC: 1 DP: 1 HBP: 1	WP: 0 PB: 0 SB: 0 CS: 0	PA: 38					
PITCHER	IP	WLS	BF	H	R	ER	SO	BB	IBB	HBP	BLK	WP	HR	S	P	ERA	WHIP										
Jaime Navarro, R ERA: 3.9 (1, 1)	9.0	W	38	7	1	1	4	3	1	1	0	0	0	79	125	1.00	1.111										

AB	31
R	1
H	7
RBI	1
BB	4
SO	4
LOB	18



Batter	1	2	3	4	5	6	7	8	9	AB	R	H	RBI	BB	SO	LOB	TOP		
Brian McRae, S (1,8) OBP: 0.346, SLG: 0.362	2-2 BLK 1B		0-0 1B		1-3 K			1-3 K	1-2 G1-4-3	5	0	2	0	0	2	3			
Luis Gonzalez, L (1,7) OBP: 0.378, SLG: 0.439	2-2 F7		2-1 FC6 1B			3-3 K		0-0 G6-3		4	0	1	0	0	1	1			
Sammy Sosa, R (1,9) OBP: 0.286, SLG: 0.502	0-0 P4		0-2 FC6			0-1 FC5 1B		1-1 HR		4	1	2	1	0	0	3			
Mark Grace, L (1,3) OBP: 0.421, SLG: 0.474	3-2 G1-3			1-2 G4-3		0-0 FC5 1B		2-2 G1-6-3		4	0	1	0	0	0	1			
Dave Magadan, L (1,5) OBP: 0.311, SLG: 0.111		1-2 G6-3		2-2 L7		3-1 FC5			0-1 E5 23 2B	4	1	0	0	0	2				
23 Ryne Sandberg, R (1,4) OBP: 0.303, SLG: 0.457		1-2 G3		1-3 K		1-0 G4-3			0-1 SH2-4 1-H 2B	4	0	1	1	0	1	2			
Scott Servais, R (1,2) OBP: 0.335, SLG: 0.497		0-0 G6-3			1-1 G4-3 HBP		0-0 G1-3		4-0 SH2-4 BB	2	0	0	0	1	0	0			
Rey Sanchez, R (1,6) OBP: 0.286, SLG: 0.259			1-3 K		0-1 G4-3		0-0 G5-3		2-0 SH2-4	3	0	0	0	0	1	1			
Amaury Telemaco, R (1,1) Todd Haney, R (7,PH) Bob Patterson, R (7,1) Terry Adams, R (8,1) Leo Gomez, R (9,PH)			2-3 K		1-3 K		1-3 K		0-3 K	2	0	0	0	0	2	1			
Inning Stats	R: 0 E: 0 K: 0 S: 10	H: 1 LOB: 1 BB: 0 P: 17	R: 0 E: 0 K: 0 S: 7	H: 0 LOB: 0 BB: 0 P: 9	R: 0 E: 0 K: 2 S: 13	H: 2 LOB: 2 BB: 0 P: 18	R: 0 E: 0 K: 1 S: 10	H: 0 LOB: 0 BB: 0 P: 14	R: 0 E: 0 K: 2 S: 11	H: 2 LOB: 2 BB: 0 P: 18	R: 0 E: 0 K: 1 S: 5	H: 0 LOB: 0 BB: 0 P: 6	R: 1 E: 0 K: 1 S: 10	H: 1 LOB: 0 BB: 0 P: 14	R: 1 E: 1 K: 1 S: 11	H: 1 LOB: 2 BB: 1 P: 18	1B: 5 2B: 1 3B: 0 HR: 1	SF: 0 SAC: 1 DP: 0 HBP: 1	WP: 0 PA: 37 PB: 0 SB: 0 CS: 0
PITCHER	IP WLS BF H R ER SO BB IBB HBP BLK WP HR S P ERA WHIP	8.0 W 31 6 1 1 8 0 0 1 1 0 1 76 109 1.12 0.750	1.0 S 6 1 1 0 1 1 0 0 0 0 0 11 18 0.00 2.000																

Chicago Cubs @ Florida Marlins
Joe Robbie Stadium, Miami, FL
Sun Jun 02 1996, 3:33 AM EDT
Att: 22,174 - Sunny - 84 F

AB	34
R	2
H	7
RBI	2
BB	1
SO	9
LOB	16



Batter	1	2	3	4	5	6	7	8	9	AB	R	H	RBI	BB	SO	LOB	BOTTOM
Devon White, S (1,8) OBP: 0.330, SLG: 0.429	2-0 BB 1B	2-2 3B			1-0 F9		0-3 K			4	1	2	0	0	1	0	
Edgar Renteria, R (1,6) OBP: 0.333, SLG: 0.373	0-0 1B	3-1 F7			4-1 F8 BB		3-3 K			3	1	1	0	1	1	1	
Jeff Conine, R (1,7) OBP: 0.356, SLG: 0.495	3-2 F7		3-2 HR		4-2 1B BB		0-3 K			3	1	1	1	1	1	2	
Gary Sheffield, R (1,9) OBP: 0.432, SLG: 0.620	4-2 1B		0-0 G4-3		0-1 F8			1-1 G3-1 BB		3	0	1	0	1	0	2	
Terry Pendleton, S (1,5) OBP: 0.287, SLG: 0.325	1-3 K		3-2 K		2-2 1B		2-2 K		1-1 L7	4	0	1	1	0	2	4	
Greg Colbrunn, R (1,3) OBP: 0.333, SLG: 0.403	1-0 1B		0-2 G6-3		0-3 K			4-1 G3-1 BB		3	0	1	1	1	1	2	
Charles Johnson, R (1,2) OBP: 0.292, SLG: 0.412	0-1 F8			0-0 G6-3		1-2 L3		2-0 G3-1		4	0	0	0	0	0	5	
Ralph Milliard, R (1,4) OBP: 0.321, SLG: 0.100		4-2 G6-3 BB		1-3 K		0-1 G6-3		4-0 BB		2	0	0	0	2	1	0	
Kevin Brown, R (1,1) Joe Orsulak, L (8,PH) Robb Nen, R (9,1)		2-2 G6-3		1-3 K		0-3 K		0-0 P6		3	0	0	0	0	2	1	
Inning Stats	R: 1 E: 0 K: 1 S: 15	H: 3 LOB: 3 BB: 1 P: 26	R: 0 E: 0 K: 0 S: 11	H: 1 LOB: 1 BB: 1 P: 22	R: 1 E: 0 K: 1 S: 13	H: 1 LOB: 0 BB: 0 P: 19	R: 0 E: 0 K: 2 S: 7	H: 0 LOB: 0 BB: 0 P: 9	R: 1 E: 0 K: 1 S: 13	H: 1 LOB: 2 BB: 2 P: 24	R: 0 E: 0 K: 3 S: 9	H: 0 LOB: 0 BB: 0 P: 12	R: 0 E: 0 K: 0 S: 8	H: 1 LOB: 3 BB: 2 P: 19	1B: 5 2B: 0 3B: 1 HR: 1	SF: 0 SAC: 0 DP: 1 HBP: 0	WP: 0 PA: 36 PB: 0 SB: 0 CS: 0
PITCHER	IP WLS BF H R ER SO BB IBB HBP BLK WP HR S P ERA WHIP	6.0 L 27 6 3 3 6 4 0 0 0 0 0 9 12 0.00 1.667	1.0 3 0 0 0 3 0 0 0 0 0 0 0 8 19 0.00 3.000														

Chicago Cubs @ Florida Marlins
Joe Robbie Stadium, Miami, FL
Sun Jun 02 1996, 3:33 AM EDT
Att: 22,174 - Sunny - 84 F

AB	30
R	3
H	7
RBI	3
BB	6
SO	9
LOB	20

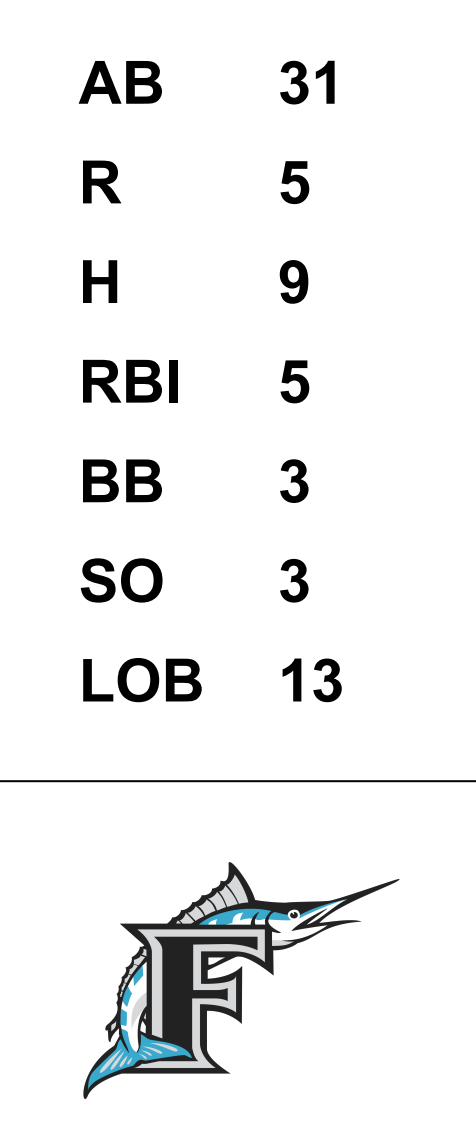


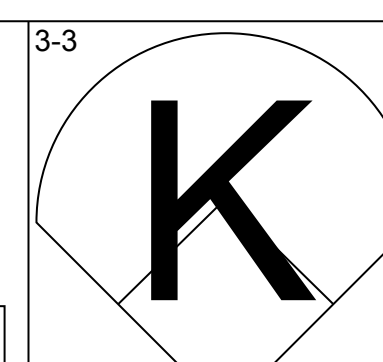
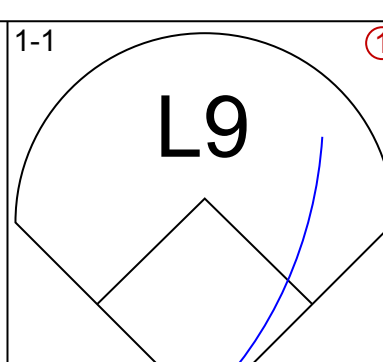
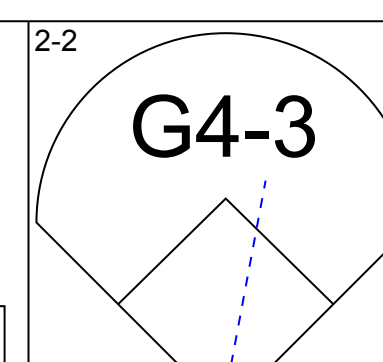
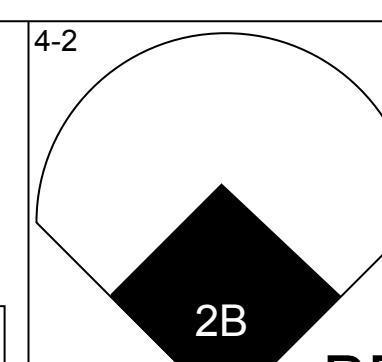
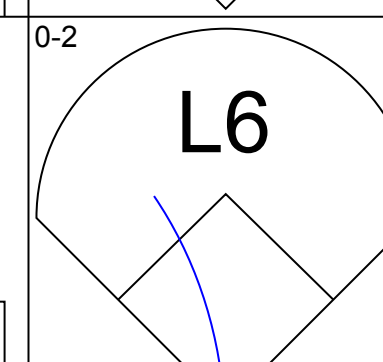
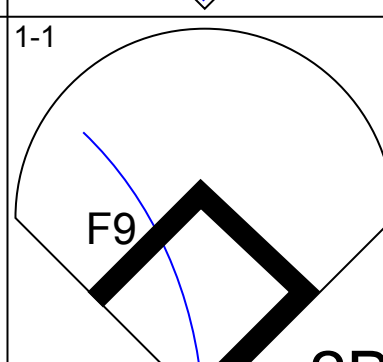
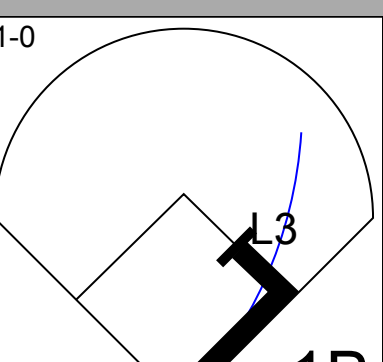
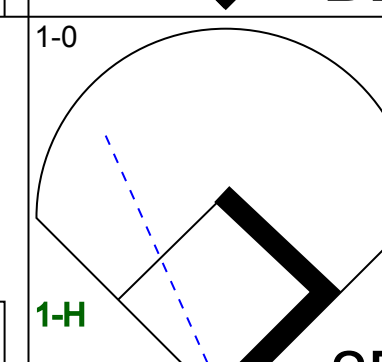
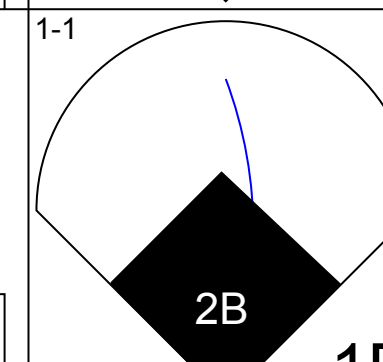
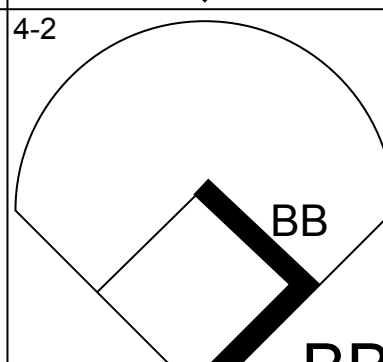

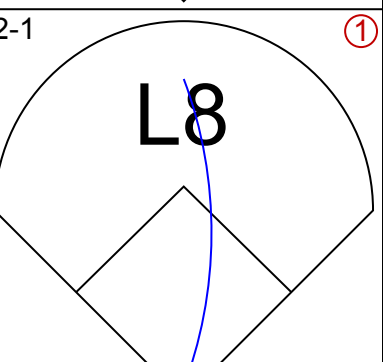
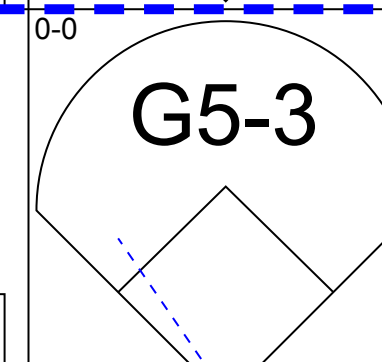
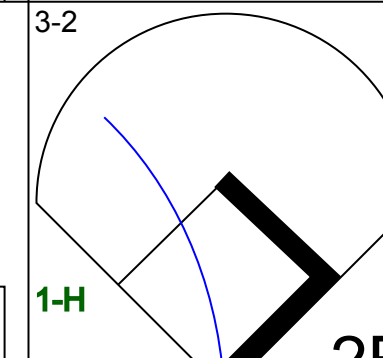
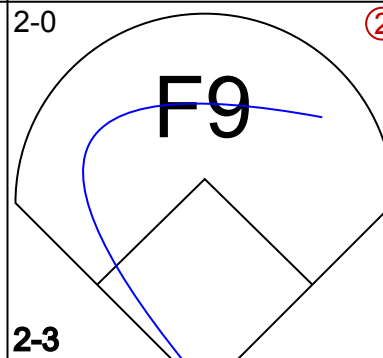
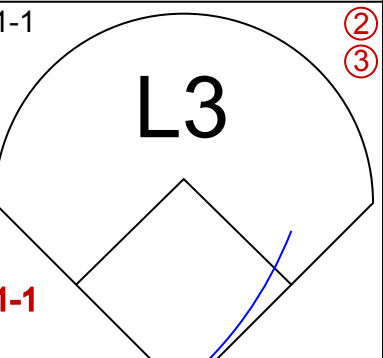
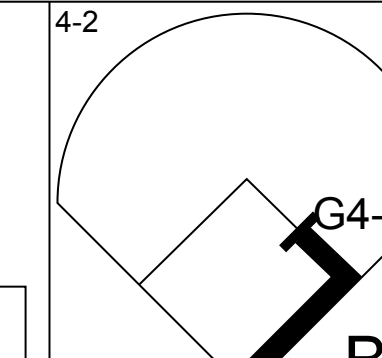
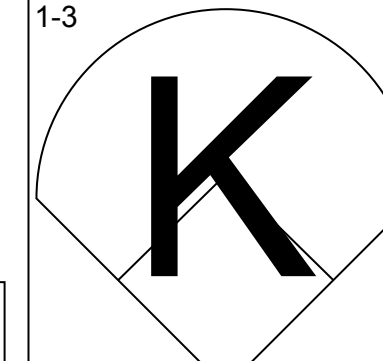
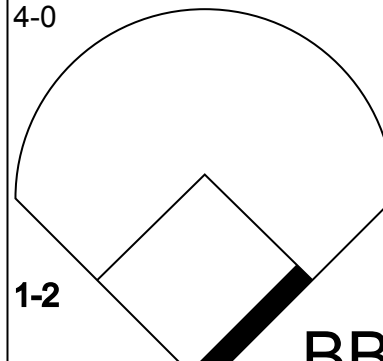
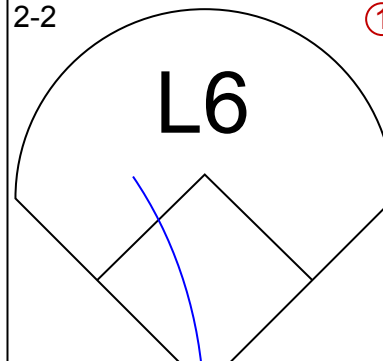
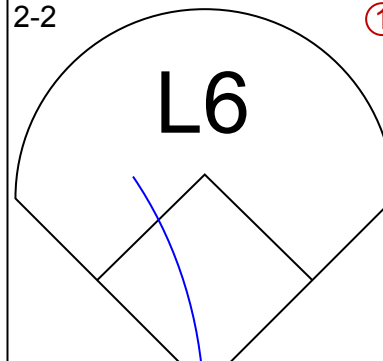
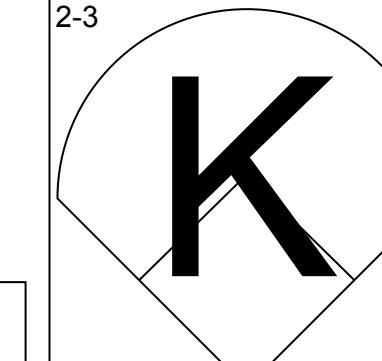
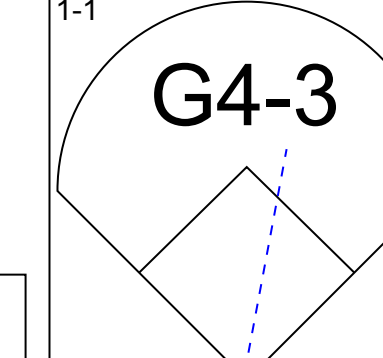
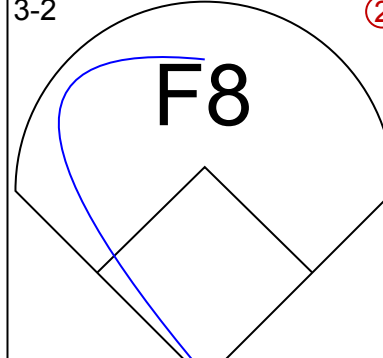
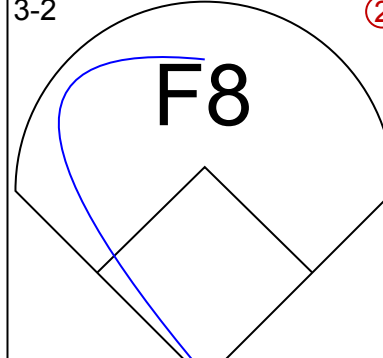
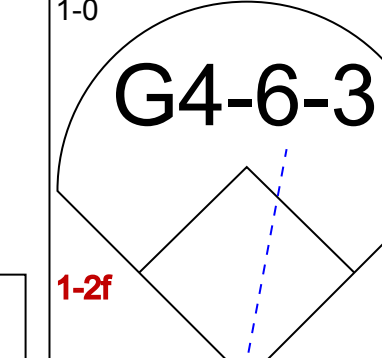
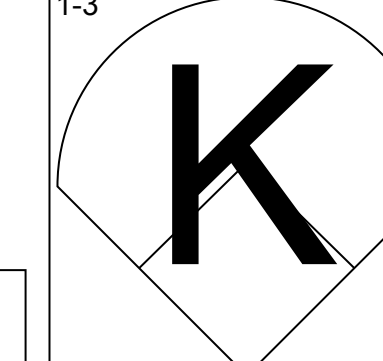
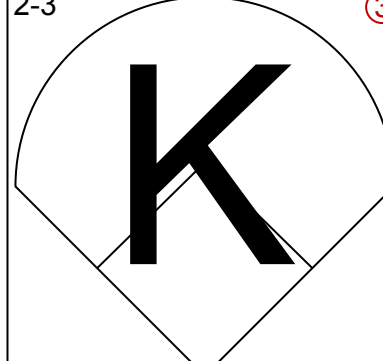
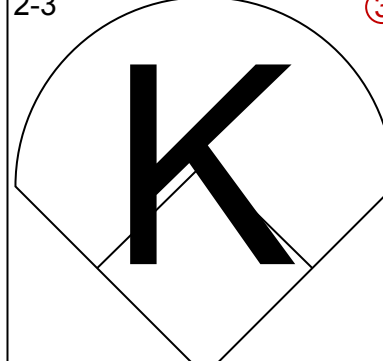
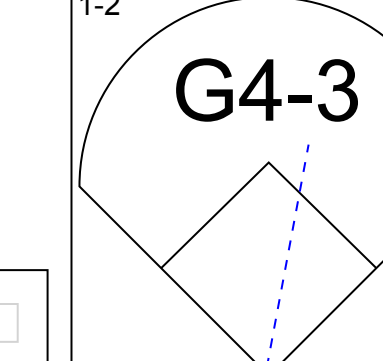
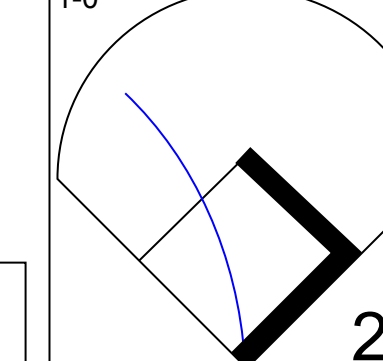
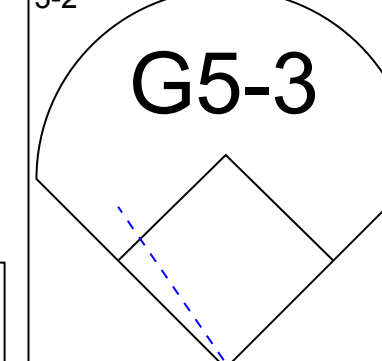
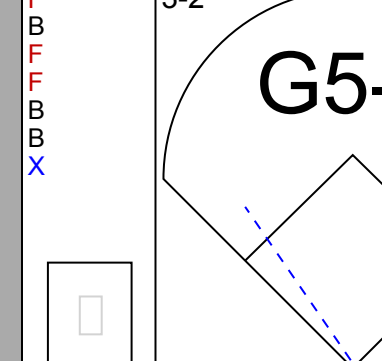
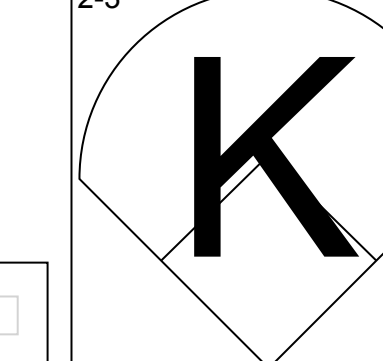
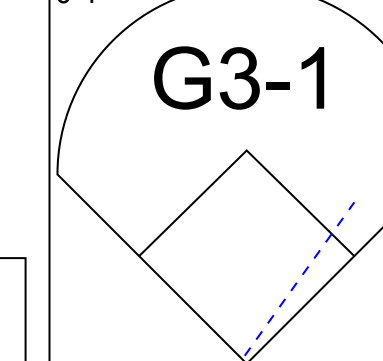
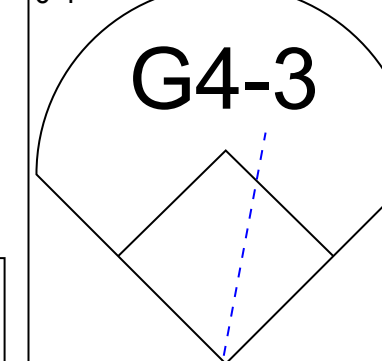
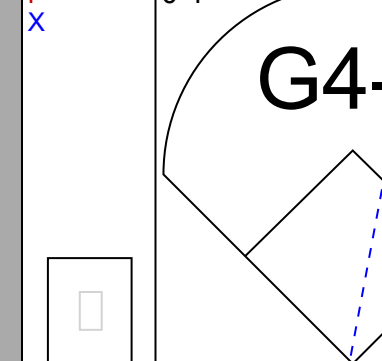
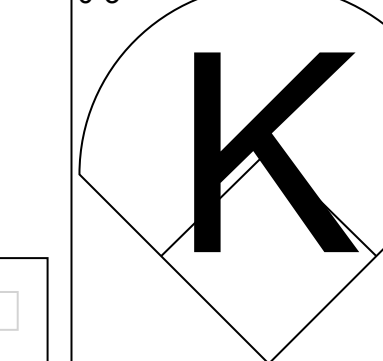
Batter	1	2	3	4	5	6	7	8	9	AB	R	H	RBI	BB	SO	LOB	TOP											
Mark Grudzielanek, R (1,6) OBP: 0.382, SLG: 0.472	0-3 K		1-1 2B			1-1 1B		2-2 P3		4	0	2	0	0	1	0	<p>Montreal Expos @ Florida Marlins</p> <p>Joe Robbie Stadium, Miami, FL</p> <p>Tue Jun 04 1996, 7:05 PM EDT</p> <p>Att: 14,821 - Unknown - 83 F</p>											
Mike Lansing, R (1,4) OBP: 0.390, SLG: 0.439	1-0 CS 1B		0-1 G4-3			0-1 1B		2-0 F7		4	0	2	0	0	0	1												
Henry Rodriguez, L (1,7) OBP: 0.358, SLG: 0.697	3-2 1-2 1B			1-0 P5		1-2 G4-6-3		1-2 F8		4	0	1	0	0	0	2												
David Segui, S (1,3) OBP: 0.392, SLG: 0.466	1-3 K			0-1 G6-3			3-2 F8		4-0 DI BB	3	0	0	0	1	1	1												
Darrin Fletcher, L (1,2) OBP: 0.299, SLG: 0.389 Sherman Obando, R (9, PH) OBP: 0.308, SLG: 0.407	2-3 K			2-2 P3			0-0 G3		3-3 K	3	0	0	0	0	1	0												
Moises Alou, R (1,9) OBP: 0.322, SLG: 0.410	0-1 G6-3				0-0 F9		4-2 HBP BB		0-0 G3	3	0	0	0	1	0	1												
F.P. Santangelo, S (1,8) OBP: 0.344, SLG: 0.435	1-3 K				0-1 G4-3		1-0 HBP			2	0	0	0	0	1	0												
Shane Andrews, R (1,5) OBP: 0.306, SLG: 0.407			0-0 P4		3-3 K		0-3 K			3	0	0	0	0	2	2												
Kirk Rueter, L (1,1) OBP: 0.143, SLG: 0.083 Dave Silvestri, R (6, PH) OBP: 0.333, SLG: 0.234 Barry Manuel, R (6, PH) Cliff Floyd, L (8, PH) Mel Rojas, R (8, PH) OBP: 0.311, SLG: 0.250 OBP: 0.500, SLG: 0.500			1-1 G6-3			1-3 K		0-1 G3		1	0	0	0	0	0	0												
Inning Stats	R: 0 E: 0 K: 2 S: 11	H: 2 LOB: 1 BB: 0 P: 16	R: 0 E: 0 K: 2 S: 9	H: 0 LOB: 0 BB: 0 P: 12	R: 0 E: 0 K: 0 S: 7	H: 1 LOB: 1 BB: 0 P: 9	R: 0 E: 0 K: 0 S: 6	H: 0 LOB: 0 BB: 0 P: 9	R: 0 E: 0 K: 1 S: 8	H: 2 LOB: 1 BB: 0 P: 13	R: 0 E: 0 K: 1 S: 10	H: 0 LOB: 2 BB: 1 P: 18	R: 0 E: 0 K: 0 S: 7	H: 0 LOB: 0 BB: 0 P: 11	R: 0 E: 0 K: 1 S: 7	H: 0 LOB: 1 BB: 1 P: 15		1B: 4 2B: 1 3B: 0 HR: 0	SF: 0 SAC: 0 DP: 1 HBP: 1	WP: 0 PB: 0 SB: 0 CS: 1	PA: 33							
PITCHER	IP	WLS	BF	H	R	ER	SO	BB	IBB	HBP	BLK	WP	HR	S	P	ERA		WHIP										
John Burkett, R (1,1) ERA: 4.08	7.0	W	26	5	0	0	7	1	0	1	0	0	0	61	88	0.00		0.857										
Terry Mathews, R (8,1) ERA: 3.2	1.0		3	0	0	0	0	0	0	0	0	0	0	7	11	0.00		0.000										
Yorkis Perez, L (9,1) ERA: 4.58	1.0		4	0	0	0	1	1	0	0	0	0	0	7	15	0.00		1.000										

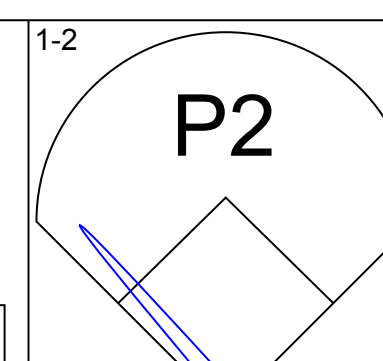
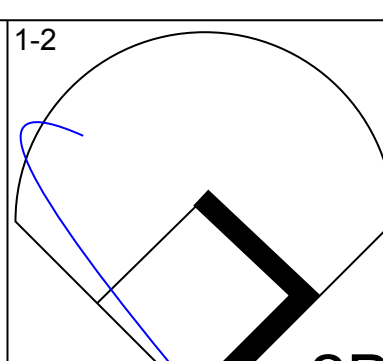
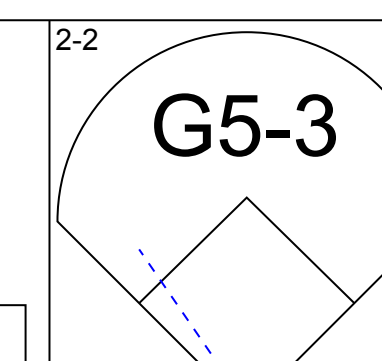
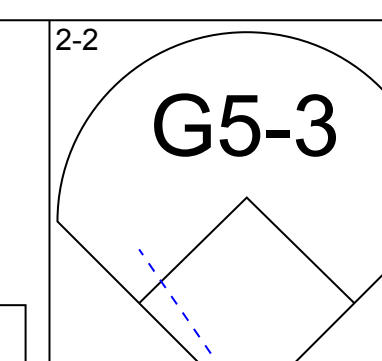
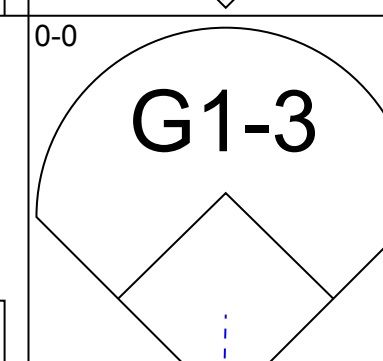
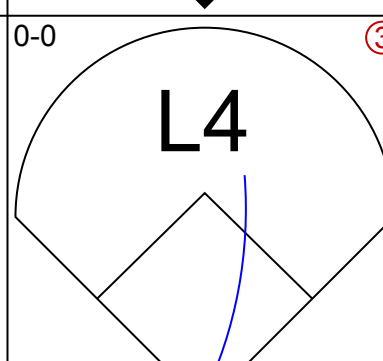
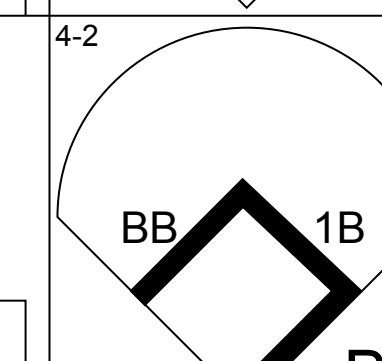
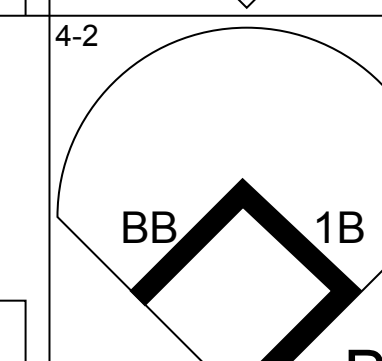
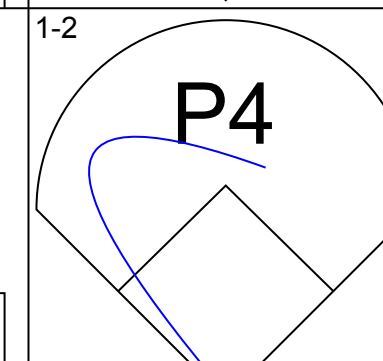
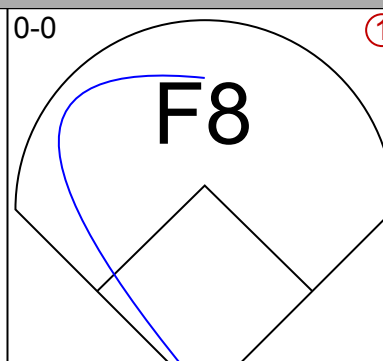
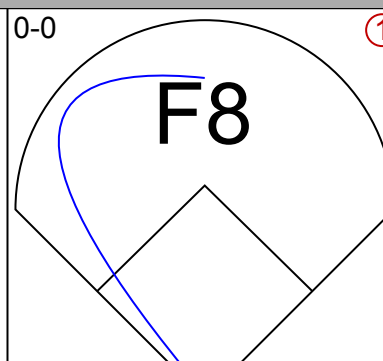
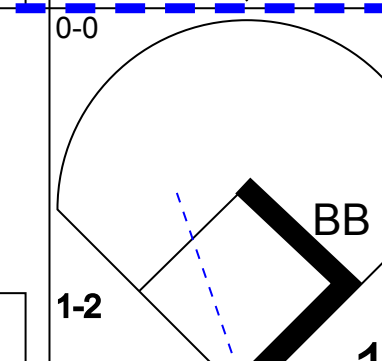
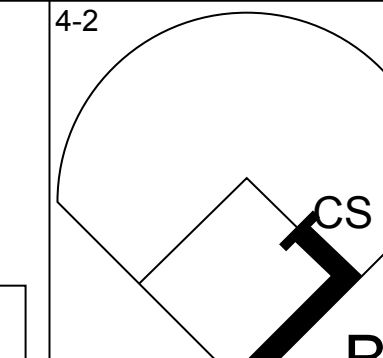
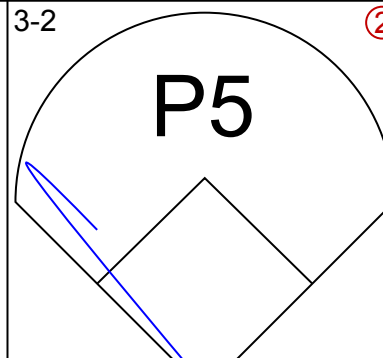
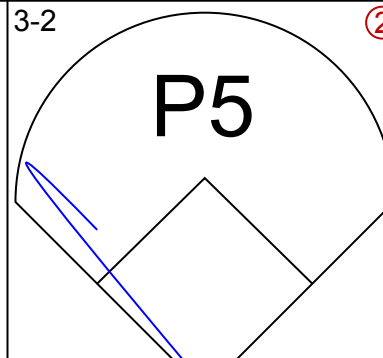
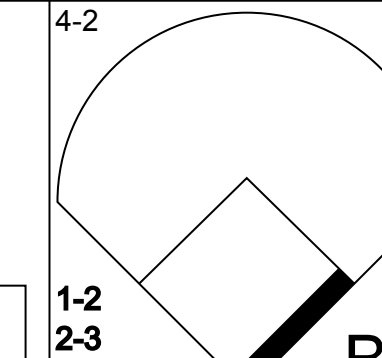
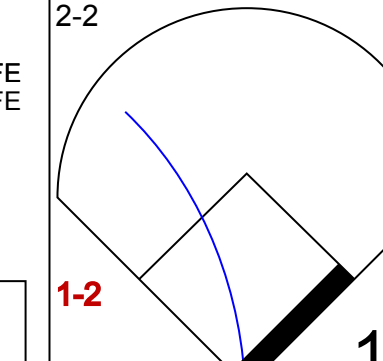
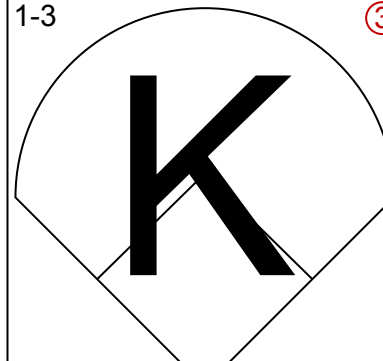
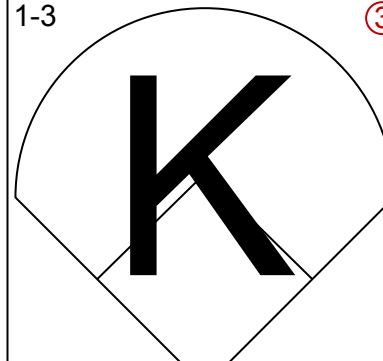
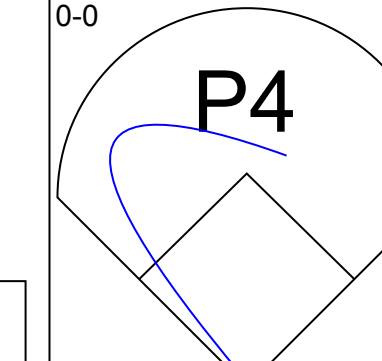
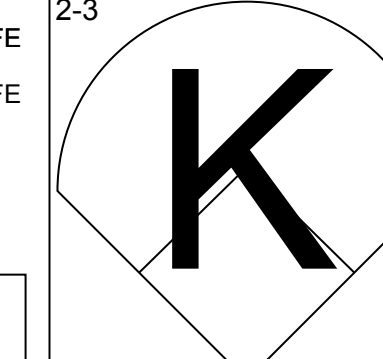
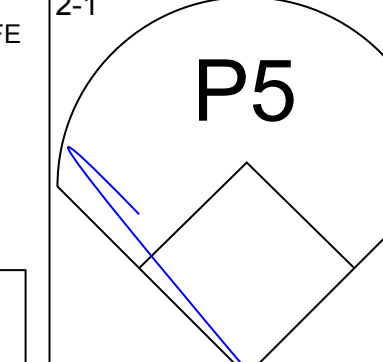
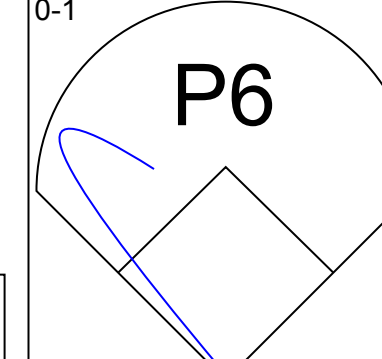

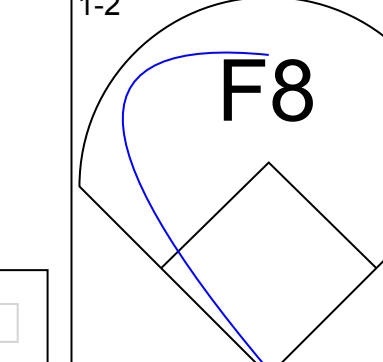
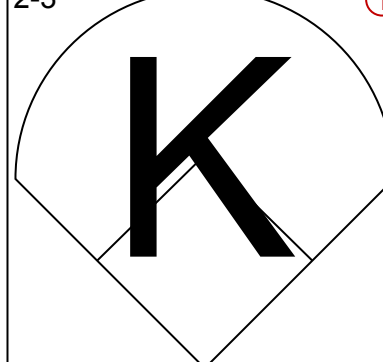
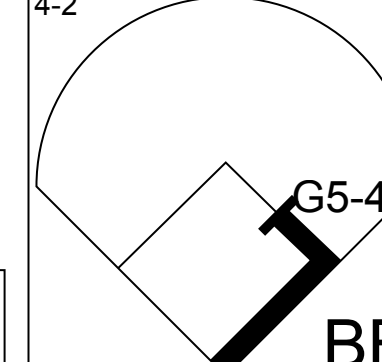
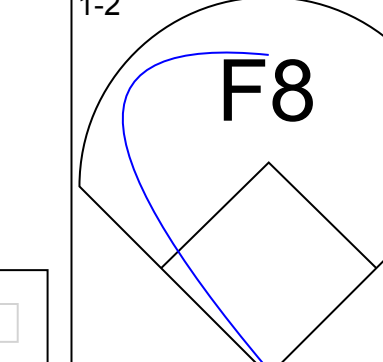

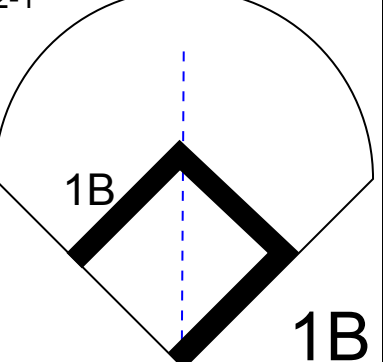
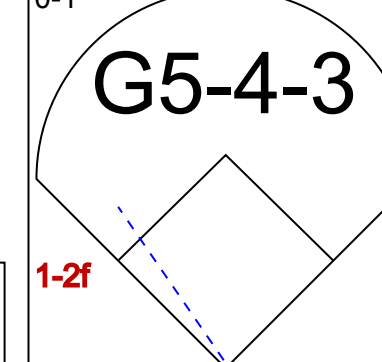
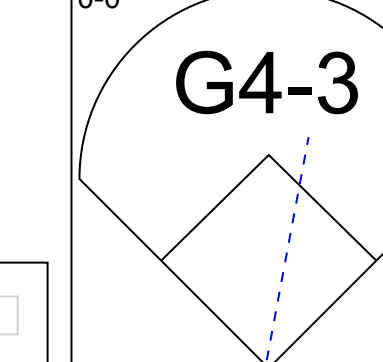
AB	30
R	0
H	5
RBI	0
BB	2
SO	8
LOB	8



Batter	1	2	3	4	5	6	7	8	9	AB	R	H	RBI	BB	SO	LOB	BOTTOM											
Devon White, S (1,8) OBP: 0.333, SLG: 0.436	2-1 G6-4-3 HR		2-1 G6-3			3-2 1B		0-2 G6-3		4	1	2	0	0	0	0	<p>Montreal Expos @ Florida Marlins</p> <p>Joe Robbie Stadium, Miami, FL</p> <p>Tue Jun 04 1996, 7:05 PM EDT</p> <p>Att: 14,821 - Unknown - 83 F</p>											
Edgar Renteria, R (1,6) OBP: 0.344, SLG: 0.358	4-2 G6-4-3 BB		4-0 2B G6-3 BB		1-0 F8		1-1 L9			2	1	0	0	2	0	1												
Jeff Conine, R (1,7) OBP: 0.358, SLG: 0.497	0-0 G6-4-3		1-1 G6-3		0-1 G4-3		4-2 2B BB			3	1	1	0	1	0	3												
Gary Sheffield, R (1,9) OBP: 0.433, SLG: 0.638	0-0 HR		3-0 G6-3			2-2 P6		3-2 2B		4	1	2	4	0	0	1												
Greg Colbrunn, R (1,3) OBP: 0.336, SLG: 0.405	2-1 1B		1-1 P4			0-0 G4-3		2-1 L5		4	1	2	0	0	0	2												
Terry Pendleton, S (1,5) OBP: 0.282, SLG: 0.319	2-1 F8			2-1 G6-3		1-0 G4-3		0-3 K		4	0	0	0	0	1	3												
Charles Johnson, R (1,2) OBP: 0.291, SLG: 0.420		2-0 G5-3		3-3 K		3-2 3B		1-1 L1		4	0	1	1	0	1	1												
Ralph Milliard, R (1,4) OBP: 0.323, SLG: 0.130		2-2 L4-3 1B		3-2 F8		2-3 K				3	0	1	0	0	1	1												
John Burkett, R (1,1) OBP: 0.207, SLG: 0.276 Jesus Tavarez, S (7, PH) OBP: 0.205, SLG: 0.195 Terry Mathews, L (8,1) Yorkis Perez, L (9,1)		0-0 L4-3			1-0 P1		2-2 F9			2	0	0	0	0	0	1												
Inning Stats	R: 2 E: 0 K: 0 S: 10	H: 3 LOB: 1 BB: 1 P: 20	R: 0 E: 0 K: 0 S: 5	H: 1 LOB: 0 BB: 0 P: 9	R: 1 E: 0 K: 0 S: 7	H: 1 LOB: 1 BB: 1 P: 18	R: 0 E: 0 K: 1 S: 9	H: 0 LOB: 0 BB: 0 P: 17	R: 0 E: 0 K: 0 S: 8	H: 1 LOB: 1 BB: 0 P: 13	R: 1 E: 0 K: 0 S: 13	H: 2 LOB: 1 BB: 0 P: 21	R: 0 E: 0 K: 0 S: 8	H: 0 LOB: 0 BB: 0 P: 11	R: 1 E: 0 K: 1 S: 13	H: 1 LOB: 1 BB: 1 P: 23		1B: 4 2B: 4 3B: 1 HR: 1	SF: 0 SAC: 0 DP: 2 HBP: 0	WP: 0 PB: 0 SB: 0 CS: 0	PA: 34							
PITCHER	IP	WLS	BF	H	R	ER	SO	BB	IBB	HBP	BLK	WP	HR	S	P	ERA		WHIP										
Kirk Rueter, L (1,1) ERA: 3.98	5.0	L	21	6	3	3	1	2	0	0	0	0	0	21	32	4.50		1.600										
Barry Manuel, R (6,1) ERA: 4.11	2.0		8	2	1	1	1	0	0	0	0	0	0	21	32	4.50		1.000										
Mel Rojas, R (8,1) ERA: 5.46	1.0		5	1	1	1	1	1	0	0	0	0	0	13	23	9.00		2.000										



Batter	1	2	3	4	5	6	7	8	9	AB	R	H	RBI	BB	SO	LOB	TOP					
Mark Grudzielanek, R OBP: 0.380, SLG: 0.466										3	1	0	0	1	1	1	Montreal Expos @ Florida Marlins Joe Robbie Stadium, Miami, FL Wed Jun 05 1996, 7:05 PM EDT Att. 21,342 - Unknown - 86 F					
Mike Lansing, R OBP: 0.396, SLG: 0.453										4	0	3	1	0	0	0						
Henry Rodriguez, L OBP: 0.361, SLG: 0.692 F.P. Santangelo, S OBP: 0.344, SLG: 0.435										3	1	1	0	1	0	2						
David Segui, S OBP: 0.394, SLG: 0.469										3	0	1	1	1	0	3						
Moises Alou, R OBP: 0.321, SLG: 0.404										3	0	0	0	1	2	2						
Darin Fletcher, L OBP: 0.292, SLG: 0.379										4	0	0	0	0	0	4						
Cliff Floyd, L OBP: 0.306, SLG: 0.231										3	0	0	0	1	2	0						
Shane Andrews, R OBP: 0.304, SLG: 0.410										4	0	1	0	0	1	1						
Rheal Cormier, L OBP: 0.091, SLG: 0.091 Dave Veres, R OBP: 0.750, SLG: 1.000										2	0	0	0	0	0	1						
Inning Stats	R: 1 E: 0 K: 2 S: 14	H: 2 LOB: 1 BB: 0 P: 22	R: 0 E: 0 K: 1 S: 8	H: 1 LOB: 1 BB: 0 P: 11	R: 0 E: 0 K: 0 S: 8	H: 1 LOB: 3 BB: 2 P: 20	R: 0 E: 0 K: 0 S: 7	H: 0 LOB: 1 BB: 1 P: 15	R: 0 E: 0 K: 1 S: 5	H: 0 LOB: 0 BB: 0 P: 9	R: 0 E: 0 K: 1 S: 9	H: 0 LOB: 0 BB: 0 P: 16	R: 1 E: 0 K: 0 S: 11	H: 1 LOB: 1 BB: 1 P: 19	R: 0 E: 0 K: 1 S: 7	H: 0 LOB: 0 BB: 0 P: 14	R: 0 E: 0 K: 2 S: 11	H: 0 LOB: 0 BB: 0 P: 14	1B: 2 2B: 5 3B: 0 HR: 0	SF: 0 SAC: 1 DP: 2 HBP: 0	WP: 0 PB: 0 SB: 0 CS: 0	PA: 36
PITCHER	IP WLS BF H R ER SO BB IBB HBP BLK WP HR S P ERA WHIP																					
Pat Rapp, R ERA: 3.76	(1, 1) 6.2 L 29 6 2 2 4 4 0 0 0 0 0 0 61 111 2.70 1.500																					
Chris Hammond, L ERA: 7.47	(7, 1) 1.1 4 0 0 0 1 1 0 0 0 0 0 0 8 15 0.00 0.750																					
Robb Nen, R ERA: 1.82	(9, 1) 1.0 3 0 0 0 2 0 0 0 0 0 0 0 11 14 0.00 0.000																					

Batter	1	2	3	4	5	6	7	8	9	AB	R	H	RBI	BB	SO	LOB	BOTTOM					
Devon White, S OBP: 0.337, SLG: 0.443										4	0	2	0	0	0	0	Montreal Expos @ Florida Marlins Joe Robbie Stadium, Miami, FL Wed Jun 05 1996, 7:05 PM EDT Att. 21,342 - Unknown - 86 F					
Edgar Renteria, R OBP: 0.336, SLG: 0.339										3	0	0	0	1	0	3						
Jeff Conine, R OBP: 0.361, SLG: 0.497										4	0	2	0	0	0	0						
Gary Sheffield, R OBP: 0.434, SLG: 0.632										2	0	0	0	2	0	1						
Greg Colbrunn, R OBP: 0.339, SLG: 0.407										4	0	2	0	0	1	3						
Terry Pendleton, S OBP: 0.281, SLG: 0.332										4	1	1	1	0	1	2						
Charles Johnson, R OBP: 0.291, SLG: 0.413										3	0	0	0	1	0	1						
Ralph Milliard, R OBP: 0.324, SLG: 0.154 Jesus Tavarez, S OBP: 0.200, SLG: 0.190										3	0	1	0	0	1	1						
Pat Rapp, R OBP: 0.074, SLG: 0.074 Chris Hammond, L OBP: 0.310, SLG: 0.390 Robb Nen, R OBP: 0.310, SLG: 0.390 Joe Orsulak, L OBP: 0.200, SLG: 0.276										2	0	0	0	0	1	1						
Inning Stats	R: 0 E: 0 K: 0 S: 7	H: 0 LOB: 0 BB: 0 P: 9	R: 0 E: 0 K: 1 S: 12	H: 1 LOB: 1 BB: 1 P: 22	R: 0 E: 0 K: 1 S: 8	H: 1 LOB: 1 BB: 0 P: 11	R: 0 E: 0 K: 0 S: 7	H: 2 LOB: 1 BB: 0 P: 11	R: 0 E: 0 K: 1 S: 11	H: 2 LOB: 2 BB: 0 P: 20	R: 0 E: 0 K: 1 S: 7	H: 0 LOB: 0 BB: 0 P: 11	R: 0 E: 0 K: 0 S: 7	H: 0 LOB: 0 BB: 1 P: 11	R: 0 E: 0 K: 0 S: 15	H: 1 LOB: 3 BB: 2 P: 27	R: 1 E: 0 K: 0 S: 9	H: 1 LOB: 0 BB: 0 P: 13	1B: 6 2B: 1 3B: 0 HR: 1	SF: 0 SAC: 0 DP: 2 HBP: 0	WP: 0 PB: 0 SB: 0 CS: 1	PA: 36
PITCHER	IP WLS BF H R ER SO BB IBB HBP BLK WP HR S P ERA WHIP																					
Rheal Cormier, L ERA: 3.93	(1, 1) 7.2 W 29 6 0 0 4 3 0 0 0 0 0 1 112 0.00 1.174																					
Dave Veres, R ERA: 5.7	(8, 1) 1.1 S 7 2 1 1 0 1 0 0 0 0 0 1 15 23 6.75 2.250																					

Batter	1	2	3	4	5	6	7	8	9	AB	R	H	RBI	BB	SO	LOB	TOP					
Devon White, S OBP: 0.338, SLG: 0.455 Jesus Tavaréz, S OBP: 0.196, SLG: 0.186	K		F7	1B		G4-3	HR	G1-3		4	1	1	4	0	1	0						
Edgar Rentería, R OBP: 0.352, SLG: 0.371	1B		G1-5-3	1B		G4-3	2B		G6-3	6	0	3	1	0	0	0						
Jeff Conine, R OBP: 0.360, SLG: 0.493	K		2B	1B		G6-4-3	1B		G5-3	6	2	2	0	0	2	4						
Gary Sheffield, R OBP: 0.437, SLG: 0.632 Jay Powell, R Yorkis Pérez, L Craig Grebeck, R OBP: 0.247, SLG: 0.268 Terry Mathews, L	F8		2B			F4			2B	3	2	1	1	2	0	1						
Greg Colbrunn, R OBP: 0.345, SLG: 0.411 Russ Morman, R OBP: 0.667, SLG: 1.000	F9		2B	1B		1B	SF9		2B	5	2	3	2	0	1	2						
Terry Pendleton, S OBP: 0.294, SLG: 0.354 Alex Arias, R OBP: 0.302, SLG: 0.380	G4-3		1B	2B		1B			F9	4	1	4	2	0	0	0						
Charles Johnson, R OBP: 0.298, SLG: 0.414	G4-3		F8			SF9				2	1	1	1	2	0	1						
Ralph Milliard, R OBP: 0.359, SLG: 0.233	G4-3			2B		L7				4	2	2	0	1	0	3						
Al Leiter, L OBP: 0.069, SLG: 0.036 Joe Orsulak, L OBP: 0.226, SLG: 0.271	K		SH1-4			K			K	2	1	0	1	1	2	2						
Inning Stats	R: 0 E: 0 K: 2 S: 13	H: 1 LOB: 1 BB: 0 P: 19	R: 0 E: 0 K: 1 S: 14	H: 2 LOB: 2 BB: 0 P: 24	R: 3 E: 0 K: 0 S: 12	H: 4 LOB: 1 BB: 0 P: 18	R: 1 E: 0 K: 0 S: 6	H: 2 LOB: 1 BB: 0 P: 9	R: 1 E: 0 K: 0 S: 10	H: 2 LOB: 0 BB: 0 P: 17	R: 0 E: 0 K: 1 S: 7	H: 0 LOB: 0 BB: 0 P: 9	R: 7 E: 0 K: 2 S: 26	H: 5 LOB: 5 BB: 5 P: 54	R: 0 E: 0 K: 1 S: 13	H: 1 LOB: 2 BB: 0 P: 22	R: 0 E: 0 K: 0 S: 8	H: 2 LOB: 2 BB: 0 P: 11	1B: 12 2B: 6 3B: 0 HR: 1	SF: 1 SAC: 1 DP: 1 HBP: 1	WP: 0 PB: 0 SB: 0 CS: 0	PA: 51
PITCHER	IP	WLS	BF	H	R	ER	SO	BB	IBB	HBP	BLK	WP	HR	S	P	ERA	WHIP					
Pete Harnisch, R ERA: 5.03	5.0	L	26	11	5	5	3	0	0	1	0	0	0	55	87	9.00	2.200					
Bias Minor, R ERA: 3.51	1.1		6	2	2	2	1	1	0	0	0	0	0	14	24	13.50	2.250					
Jerry Dipoto, R ERA: 6.65	0.0		4	1	1	1	0	2	1	0	0	0	0	7	22	∞	∞					
Bob MacDonald, L ERA: 4.26	2.2		15	5	4	4	3	2	0	0	0	0	1	33	50	13.50	2.625					

Florida Marlins @ New York Mets
Shea Stadium, Flushing, NY
Fri Jun 07 1996, 7:05 PM EDT
Att: 13,009 - Unknown - 62 F

AB 42
R 12
H 19
RBI 12
BB 6
SO 7
LOB 19



Batter	1	2	3	4	5	6	7	8	9	AB	R	H	RBI	BB	SO	LOB	BOTTOM					
Lance Johnson, L OBP: 0.322, SLG: 0.418	P5				K		E9			3	0	0	0	1	1	0						
Jose Vizcaino, S OBP: 0.395, SLG: 0.432	1B				FC5-4		F8			4	1	3	0	0	0	1						
Bernard Gilkey, R OBP: 0.380, SLG: 0.563	K				K				G6-4-3	4	0	2	0	0	2	2						
Jeff Kent, R OBP: 0.303, SLG: 0.374	2B				FC4-6		L7			4	0	1	0	0	0	3						
Todd Hundley, S OBP: 0.349, SLG: 0.540	1B				FC5-4				G6-4-3	4	0	1	1	0	2	2						
Chris Jones, R OBP: 0.314, SLG: 0.446	K				K		F8		F8	4	0	0	0	0	2	2						
Butch Huskey, R OBP: 0.294, SLG: 0.355 Jerry Dipoto, R Bob MacDonald, L Roberto Petagine, L OBP: 0.136, SLG: 0.136	HR				K				1B	3	1	1	1	0	2	0						
Rey Ordóñez, R OBP: 0.328, SLG: 0.364	P3				K				L7	4	0	1	0	0	0	1						
Pete Harnisch, S Bias Minor, R Tim Bogar, R OBP: 0.250, SLG: 0.176	G3				G4-3				P3	2	0	0	0	0	0	1						
Inning Stats	R: 1 E: 0 K: 2 S: 15	H: 3 LOB: 2 BB: 0 P: 24	R: 1 E: 0 K: 0 S: 10	H: 2 LOB: 2 BB: 1 P: 18	R: 0 E: 0 K: 1 S: 6	H: 1 LOB: 0 BB: 0 P: 10	R: 0 E: 0 K: 2 S: 14	H: 1 LOB: 1 BB: 0 P: 22	R: 0 E: 0 K: 2 S: 8	H: 0 LOB: 0 BB: 0 P: 12	R: 0 E: 0 K: 1 S: 6	H: 0 LOB: 1 BB: 0 P: 7	R: 0 E: 0 K: 0 S: 6	H: 1 LOB: 0 BB: 0 P: 7	R: 0 E: 0 K: 0 S: 10	H: 1 LOB: 1 BB: 0 P: 15	1B: 8 2B: 1 3B: 0 HR: 1	SF: 0 SAC: 0 DP: 1 HBP: 0	WP: 0 PB: 0 SB: 0 CS: 1	PA: 36		
PITCHER	IP	WLS	BF	H	R	ER	SO	BB	IBB	HBP	BLK	WP	HR	S	P	ERA	WHIP					
Al Leiter, L ERA: 2.34	6.0	W	25	8	2	2	9	1	0	0	0	0	0	63	104	3.00	1.500					
Jay Powell, R ERA: 2.53	1.0		4	0	0	0	1	0	0	0	0	0	0	6	7	0.00	0.000					
Yorkis Pérez, L ERA: 4.34	1.0		3	1	0	0	0	0	0	0	0	0	0	6	7	0.00	1.000					
Terry Mathews, R ERA: 3.05	1.0		4	1	0	0	0	0	0	0	0	0	0	10	15	0.00	1.000					

Florida Marlins @ New York Mets
Shea Stadium, Flushing, NY
Fri Jun 07 1996, 7:05 PM EDT
Att: 13,009 - Unknown - 62 F

AB 35
R 2
H 10
RBI 2
BB 1
SO 10
LOB 13



Batter	1	2	3	4	5	6	7	8	9	AB	R	H	RBI	BB	SO	LOB	TOP			
Devon White, S (1, 8) OBP: 0.338, SLG: 0.462	G4-3		K		F8			K		4	0	0	0	0	2	2				
Edgar Renteria, R (1, 6) OBP: 0.336, SLG: 0.352	G1-3			K		P3		P3		4	0	0	0	0	1	0				
Jeff Conine, R (1, 7) OBP: 0.363, SLG: 0.495		1B		G4-3		G6-3		K		4	0	1	0	0	1	0				
Gary Sheffield, R (1, 9) OBP: 0.438, SLG: 0.622		K			1B	G5-3			1B	4	0	2	0	0	1	1				
Greg Colbrunn, R (1, 3) OBP: 0.340, SLG: 0.408			K						1B	4	0	1	0	0	2	1				
Terry Pendleton, S (1, 5) OBP: 0.292, SLG: 0.350		G6-3			FC1-5		G6-3		1B	4	0	1	0	0	0	2				
Charles Johnson, R (1, 2) OBP: 0.296, SLG: 0.408			G6-3			K			P3	3	0	0	0	0	1	1				
Craig Grebeck, R (1, 4) OBP: 0.250, SLG: 0.270				K				K		3	0	1	0	0	2	0				
John Burkett, R (1, 1) OBP: 0.194, SLG: 0.258					1-2	WP	FC1-5													
Joe Orsulak, L (8, PH) OBP: 0.219, SLG: 0.262			L1-3				FC1-5													
Robb Nen, R (8, 1)					1-2	2-3			G3-1											
Inning Stats	R: 0 H: 1 E: 0 K: 1 S: 9	H: 1 LOB: 1 BB: 0 P: 15	R: 0 H: 0 E: 0 K: 1 S: 12	H: 0 LOB: 0 BB: 0 P: 16	R: 0 H: 0 E: 0 K: 2 S: 8	H: 0 LOB: 0 BB: 0 P: 11	R: 0 H: 1 E: 0 K: 2 S: 13	H: 1 LOB: 1 BB: 0 P: 17	R: 0 H: 2 E: 0 K: 1 S: 11	H: 2 LOB: 2 BB: 0 P: 16	R: 0 H: 0 E: 0 K: 0 S: 10	H: 0 LOB: 0 BB: 0 P: 17	R: 0 H: 0 E: 0 K: 2 S: 10	H: 0 LOB: 0 BB: 0 P: 13	R: 0 H: 2 E: 0 K: 1 S: 8	H: 2 LOB: 2 BB: 0 P: 11	1B: 6 2B: 0 3B: 0 HR: 0	SF: 0 SAC: 0 DP: 0 HBP: 0	WP: 1 PB: 0 SB: 0 CS: 0	PA: 33
PITCHER Jason Isringhausen, R (1, 1) ERA: 3.58	IP: 9.0 WLS: W BF: 33 H: 6 R: 0 ER: 0 SO: 10 BB: 0 IBB: 0 HBP: 0 BLK: 0 WP: 1 HR: 0 S: 89 P: 132 ERA: 0.00 WHIP: 0.667																			

Florida Marlins @ New York Mets
Shea Stadium, Flushing, NY
Sun Jun 09 1996, 3:33 AM EDT
Att: 40,707 - Sunny - 72 F

AB 33
R 0
H 6
RBI 0
BB 0
SO 10
LOB 9

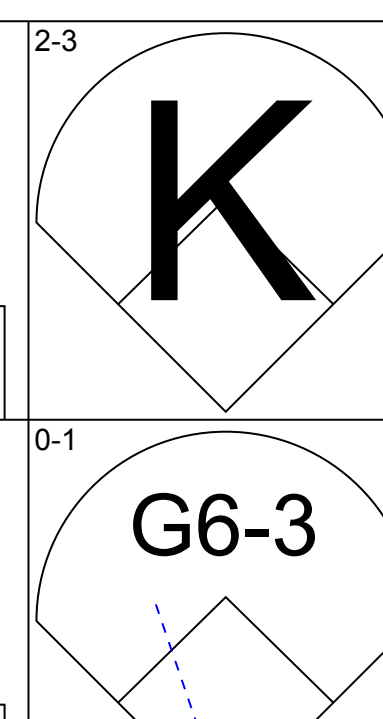
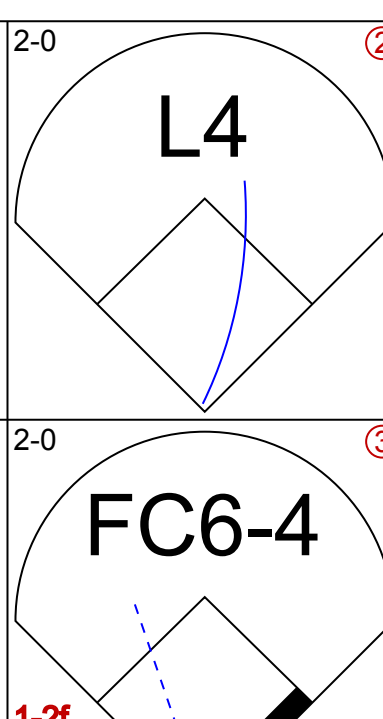
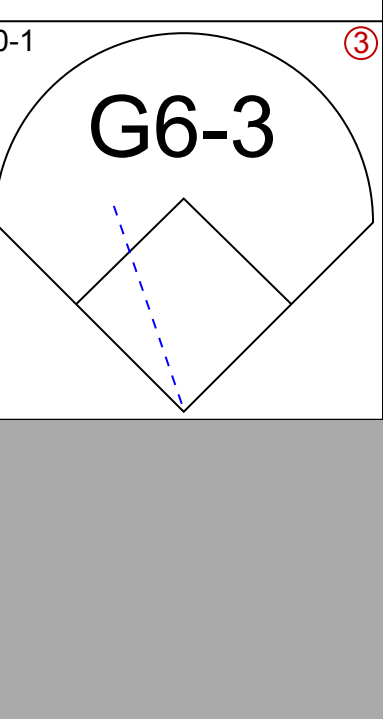
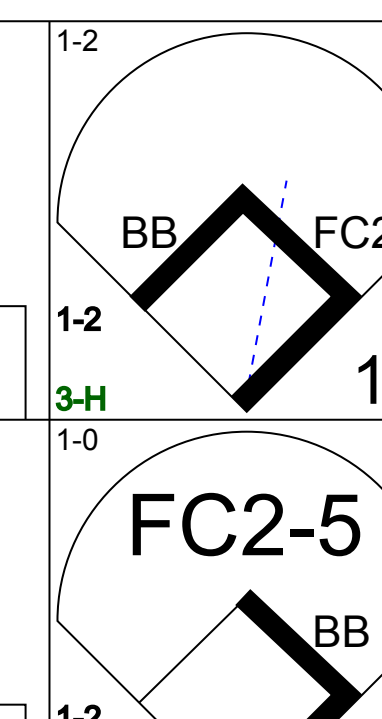
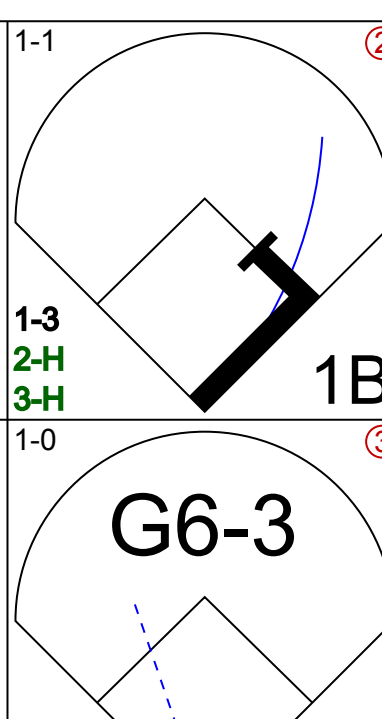
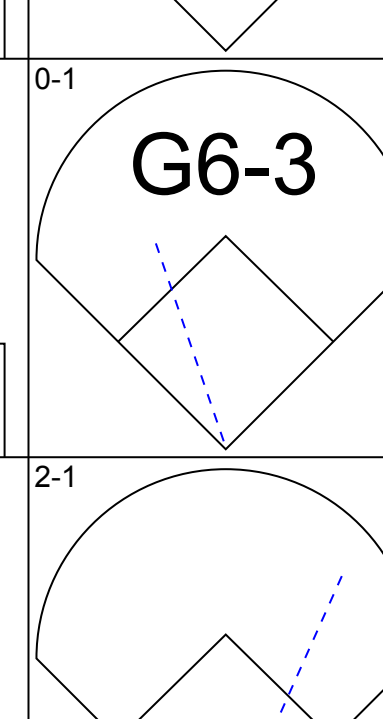
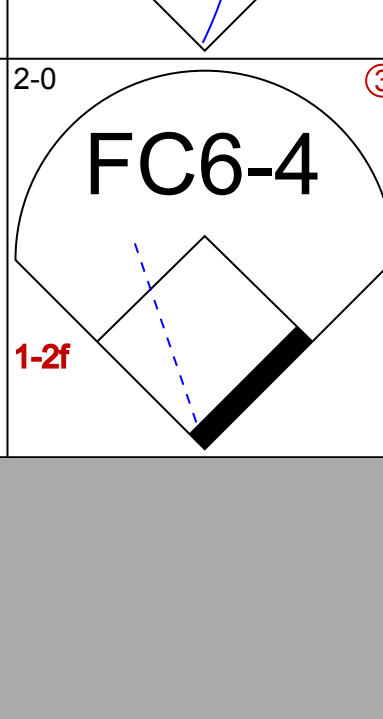
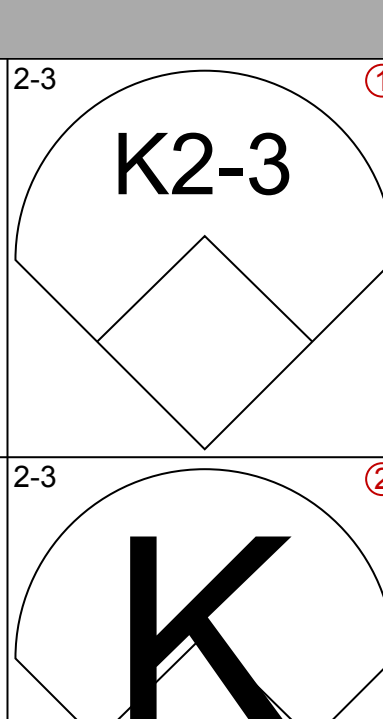
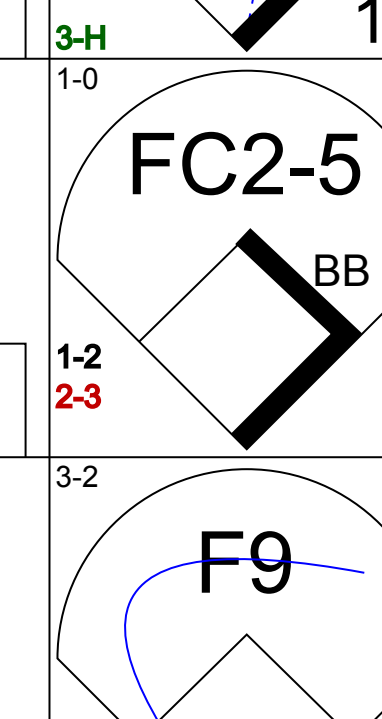
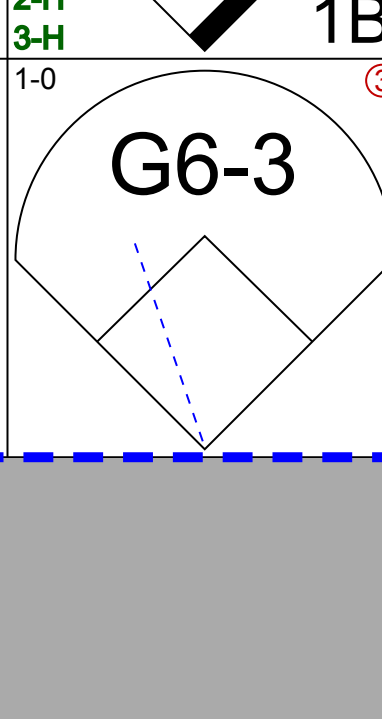
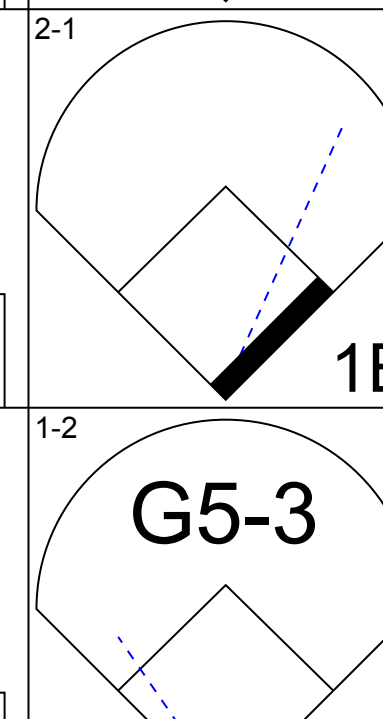
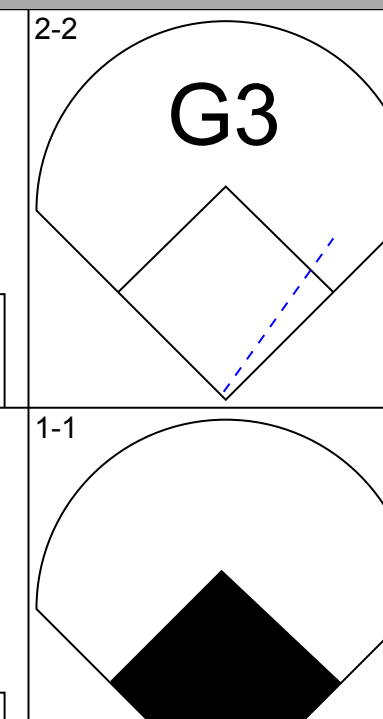
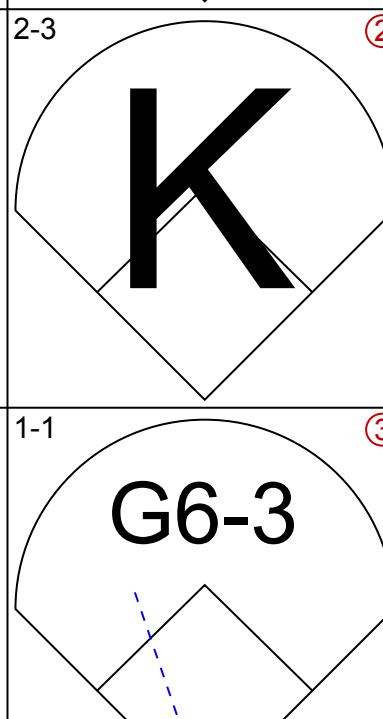
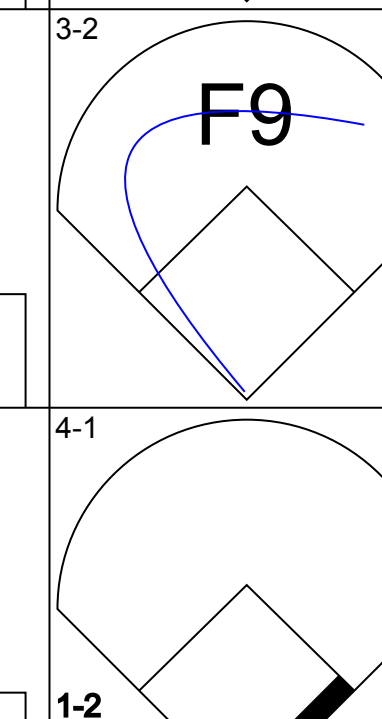
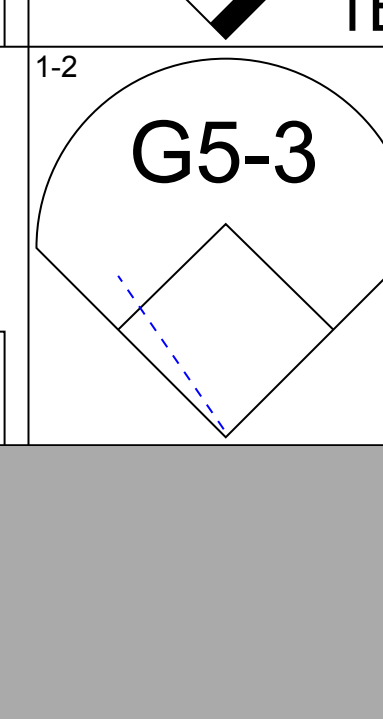
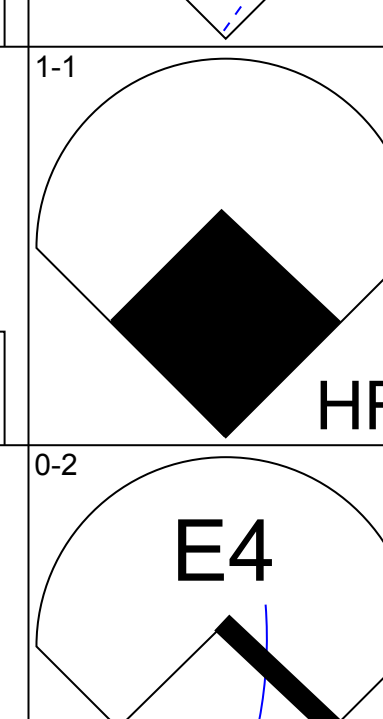
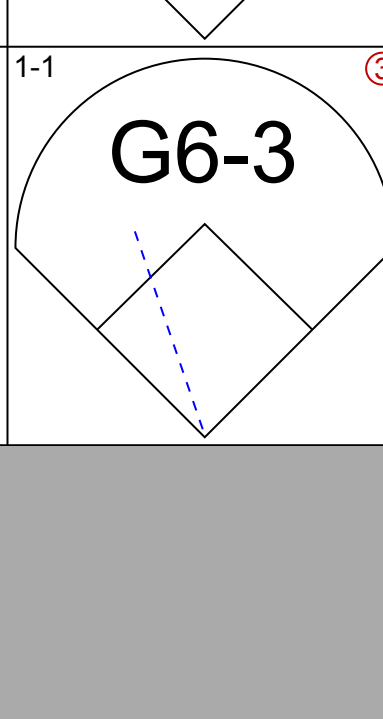
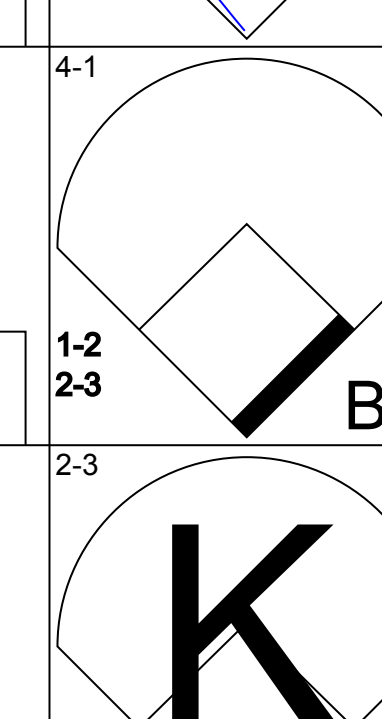
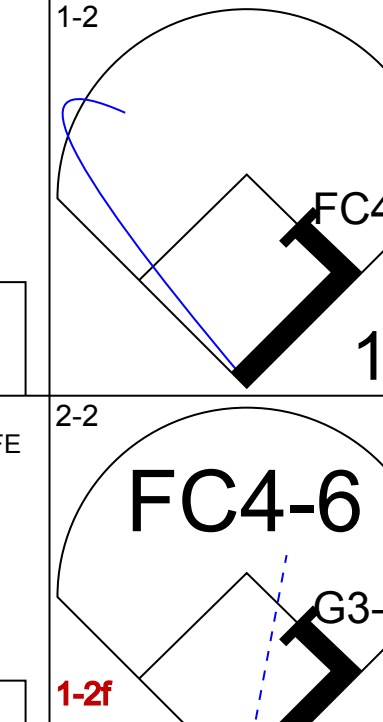
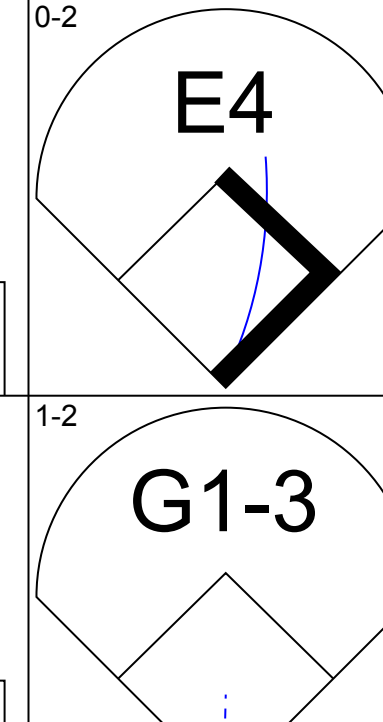


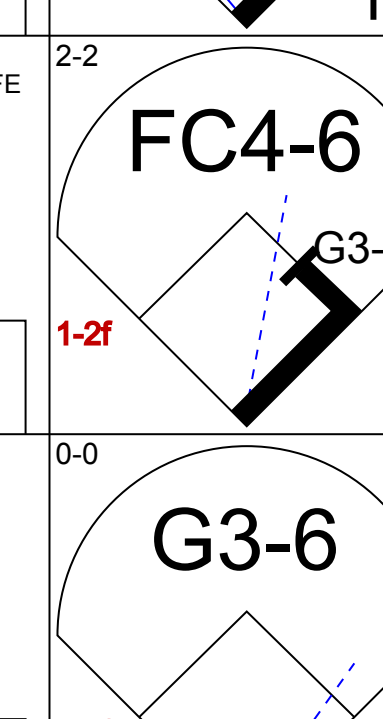
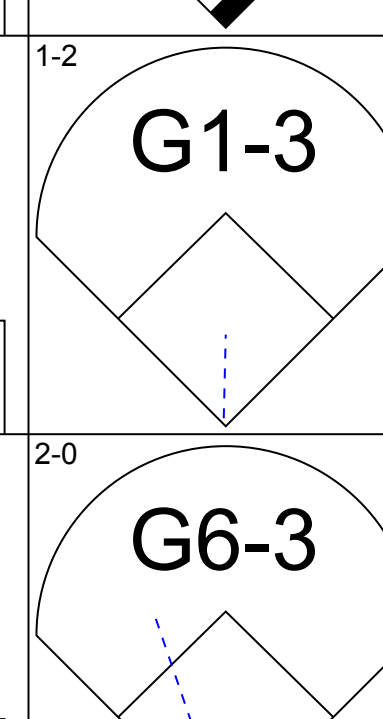
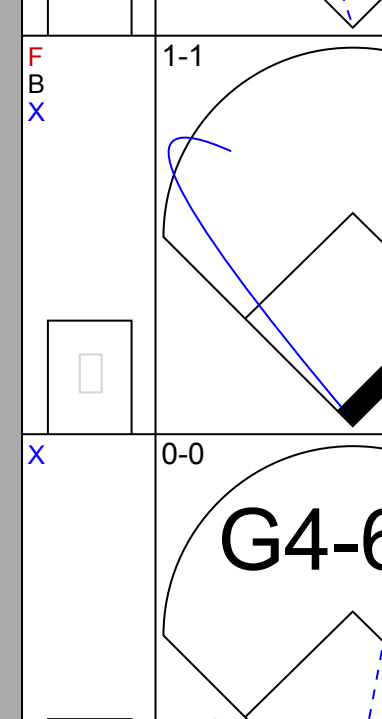
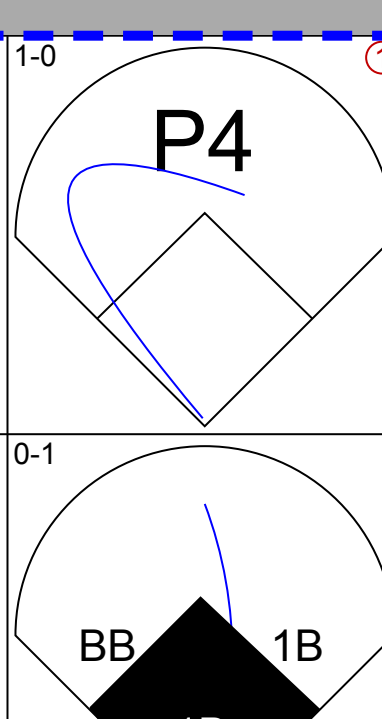
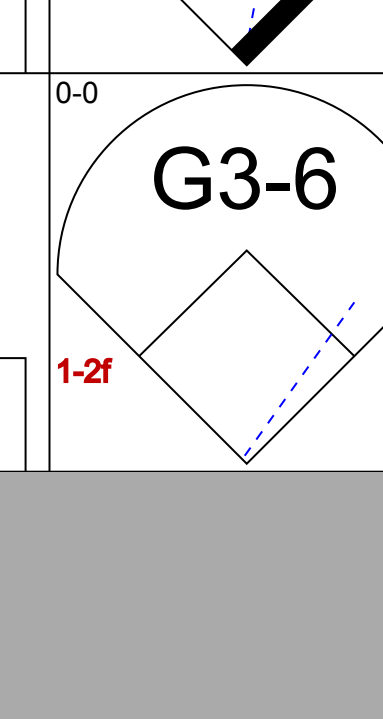
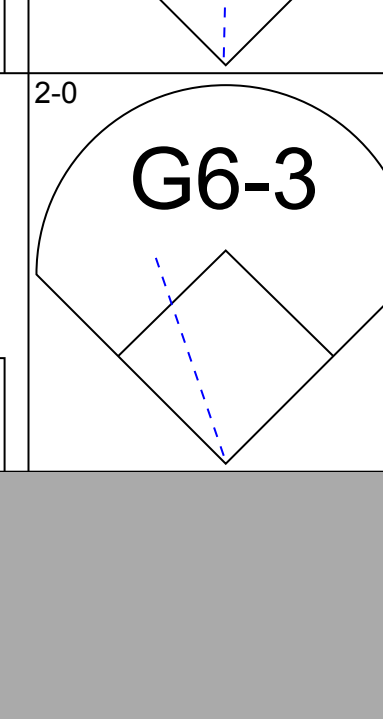
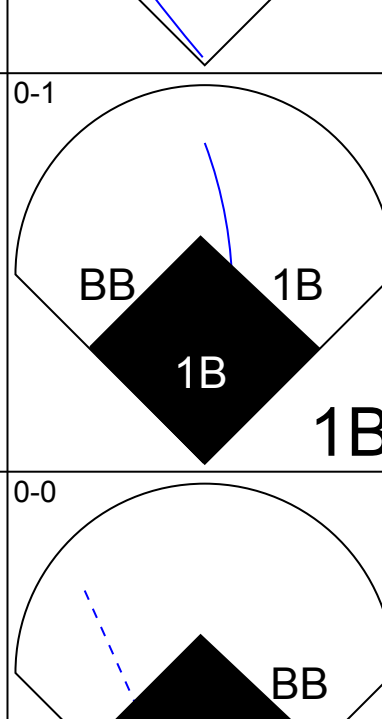
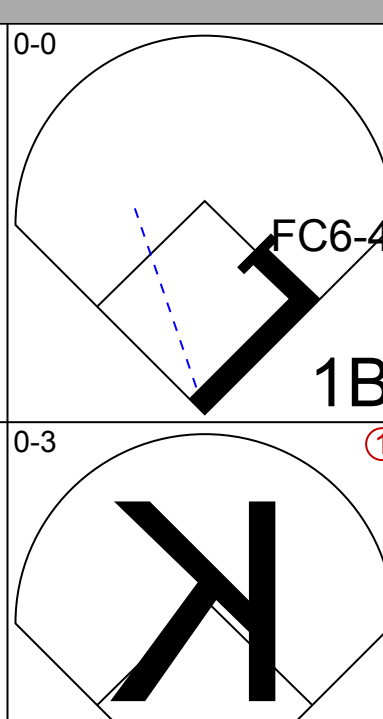
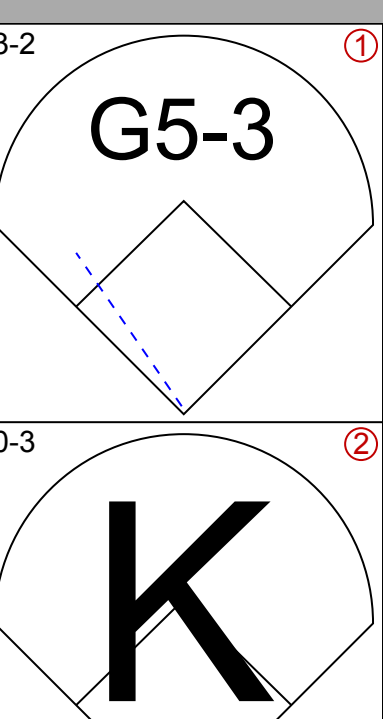
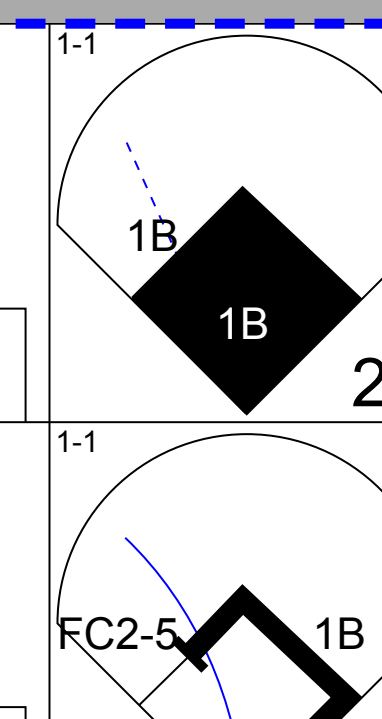
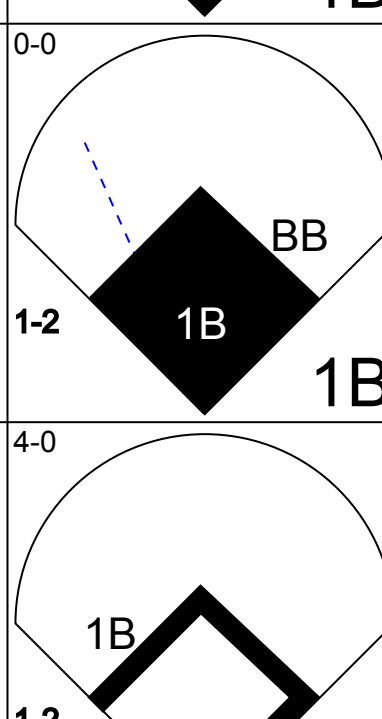
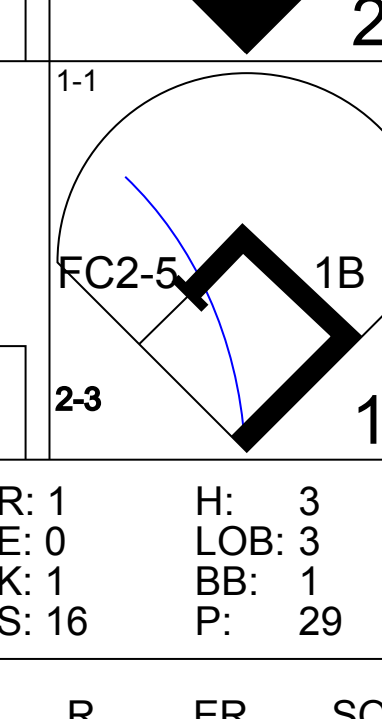
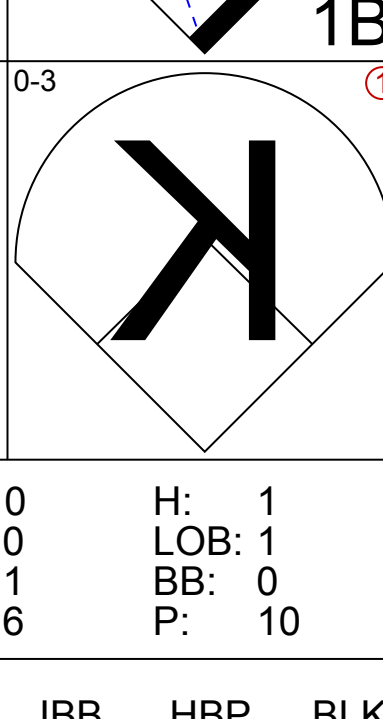
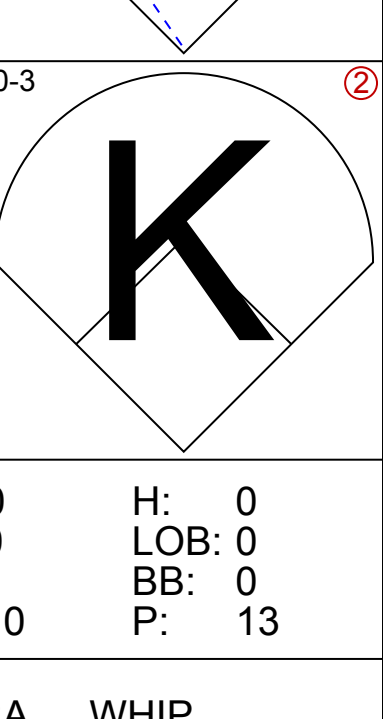
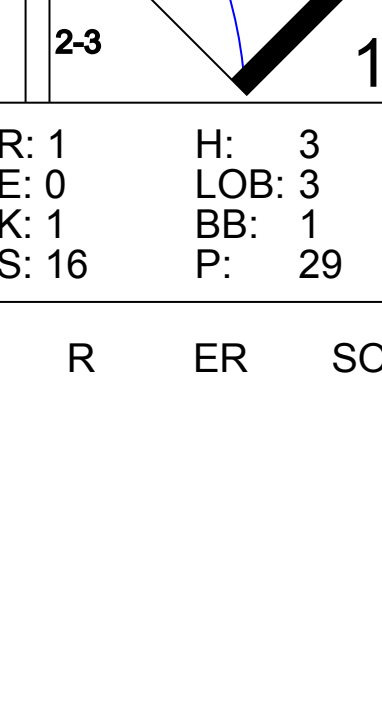
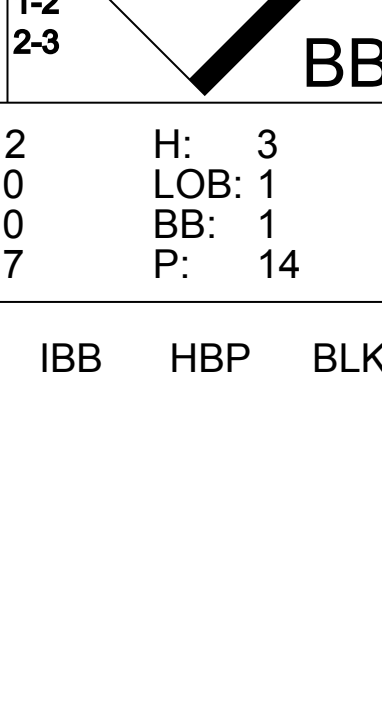


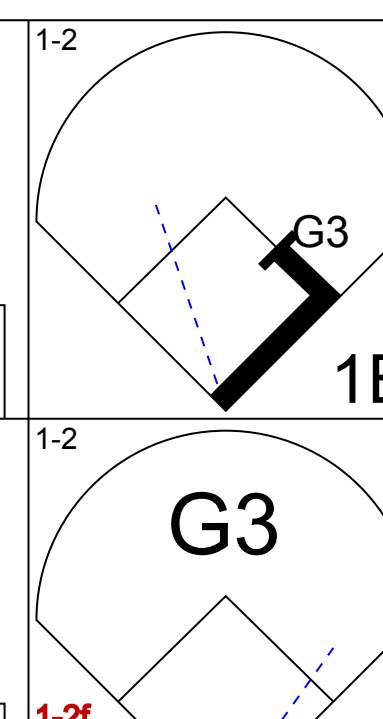
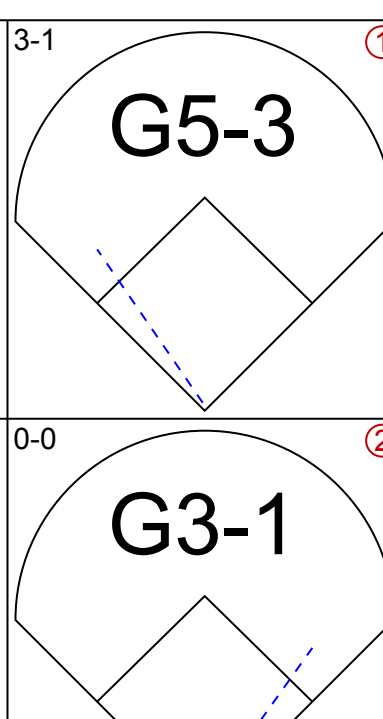
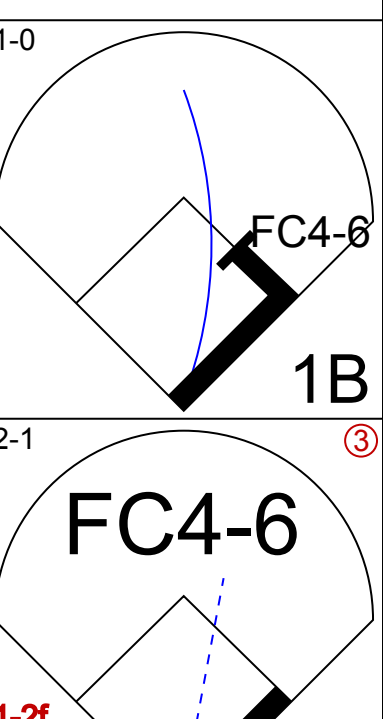
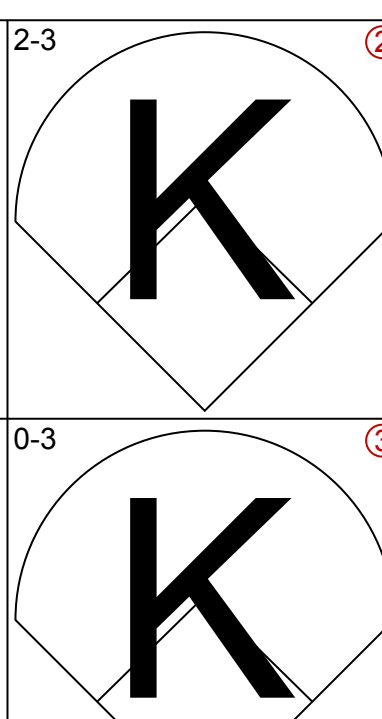
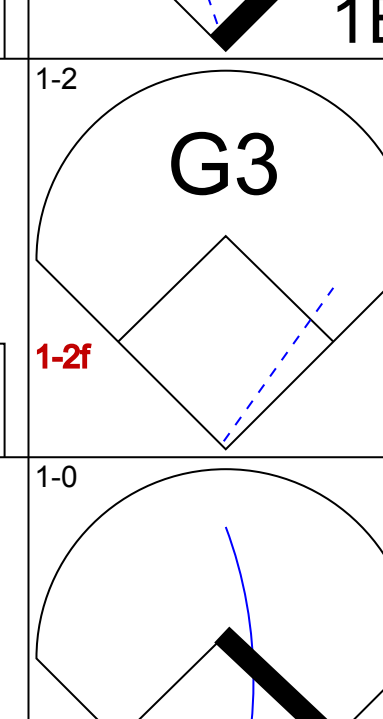
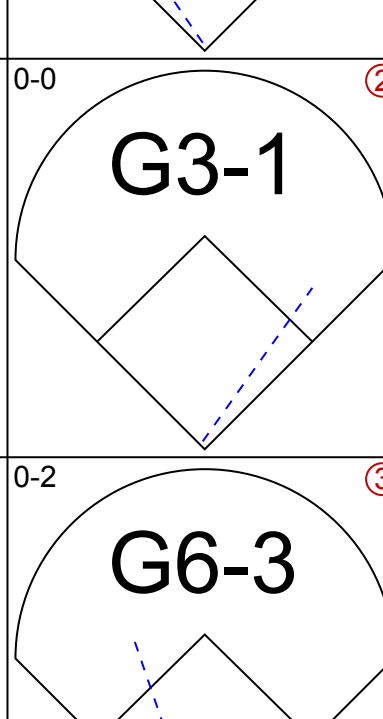
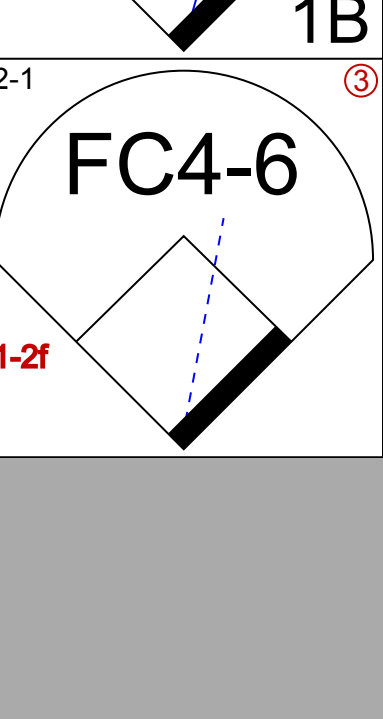
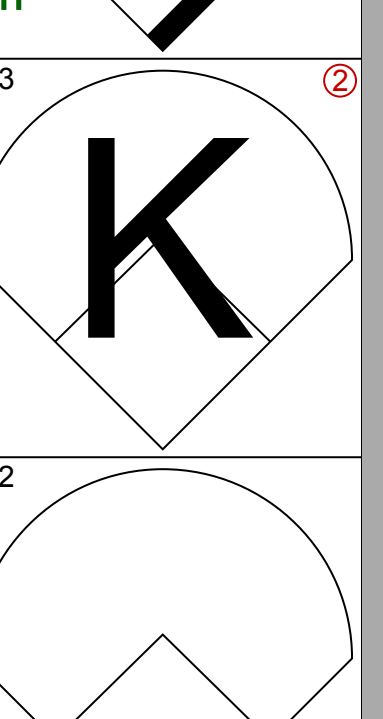

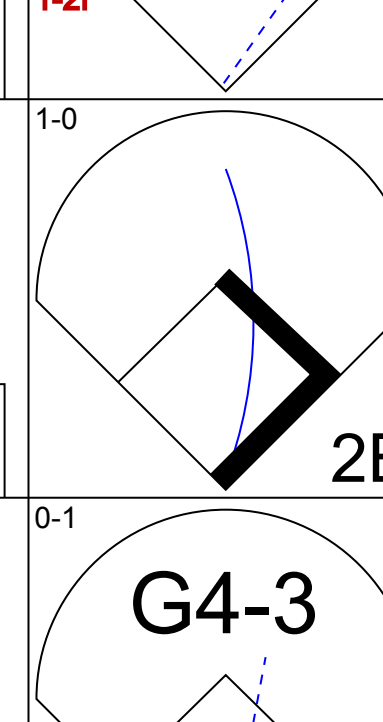
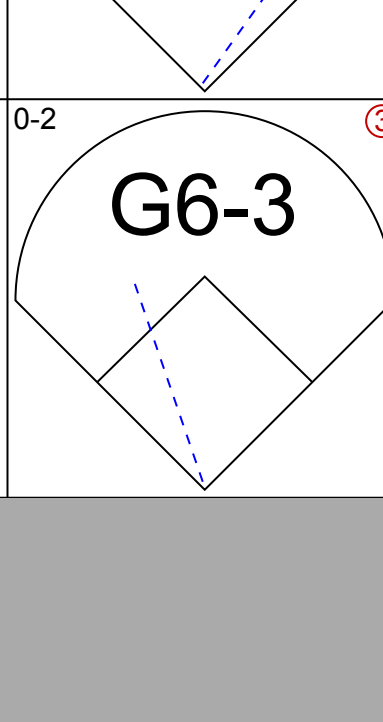
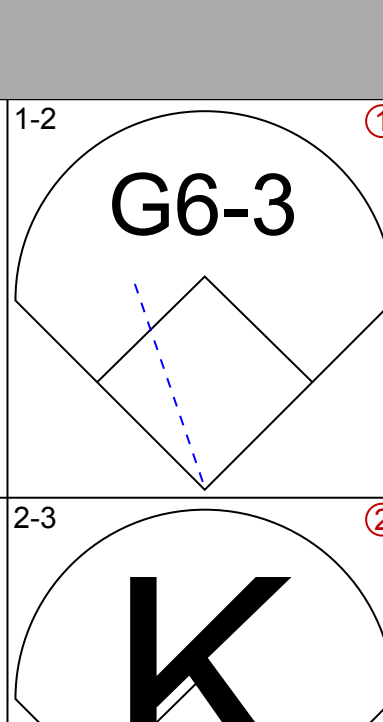
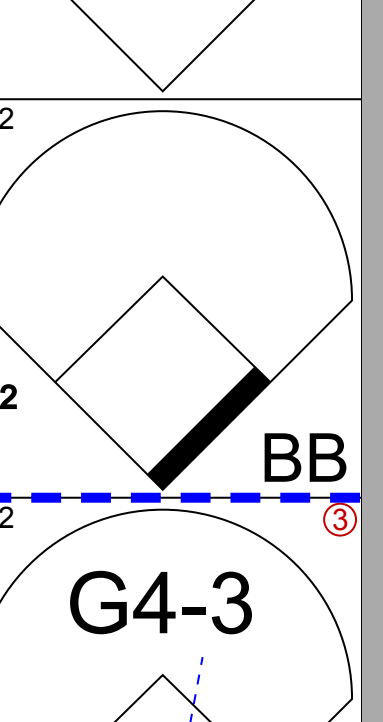
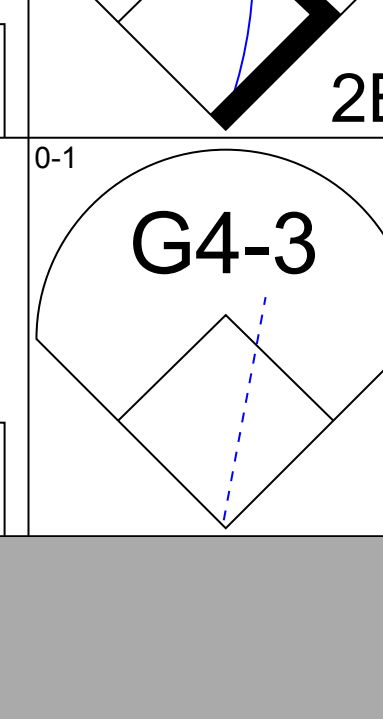
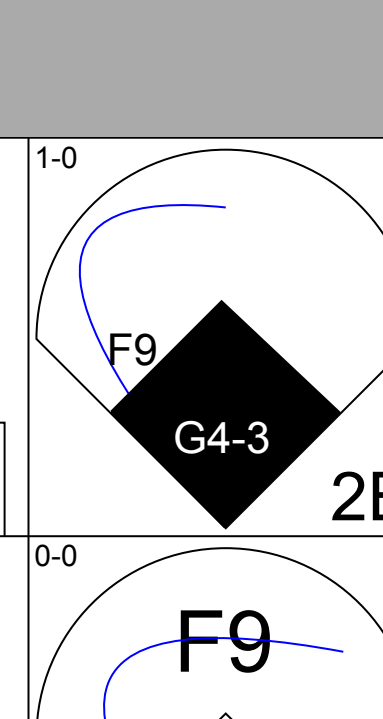
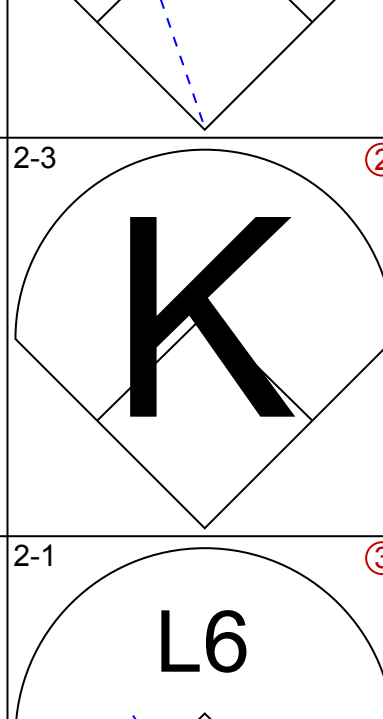
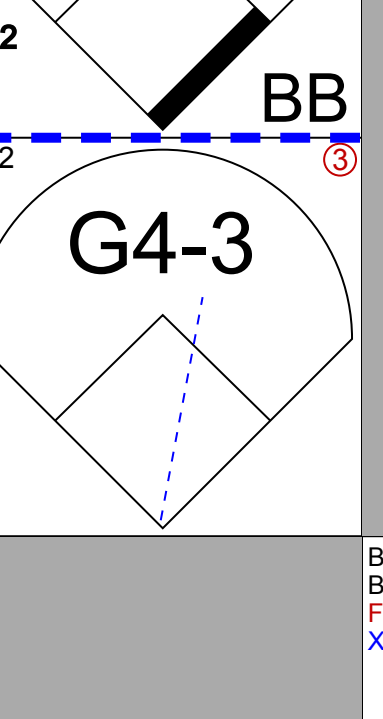
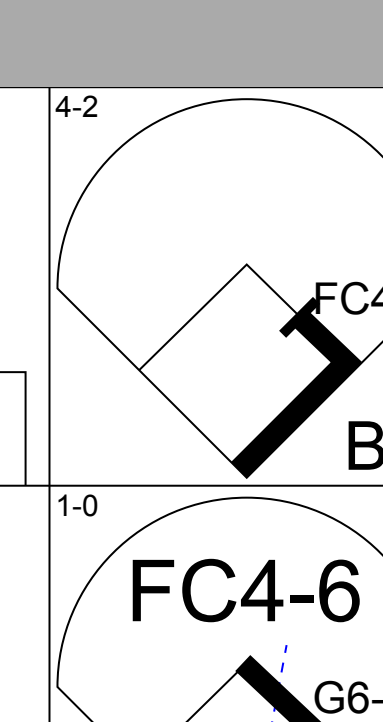
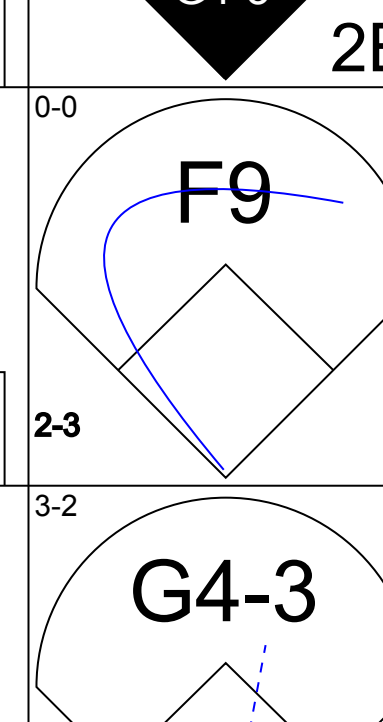
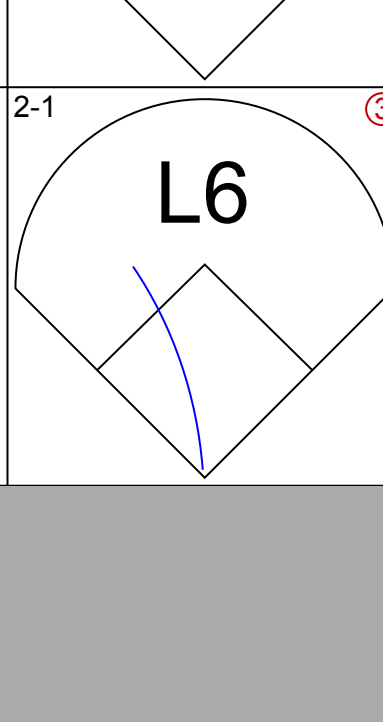
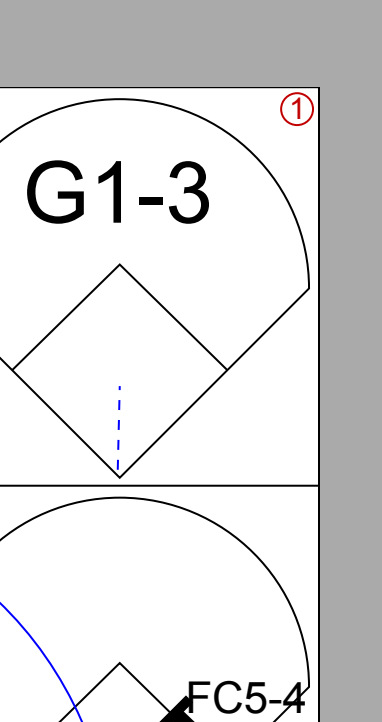
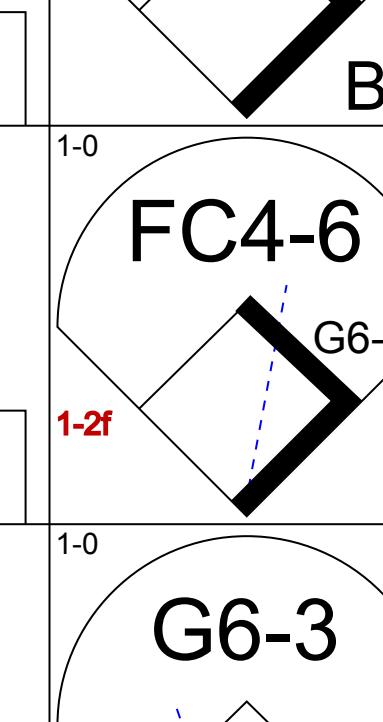
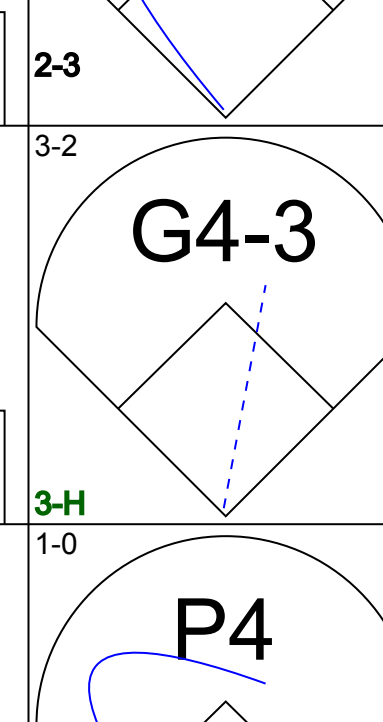
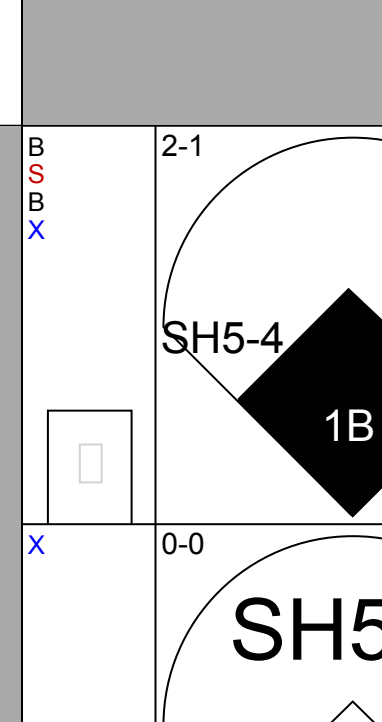
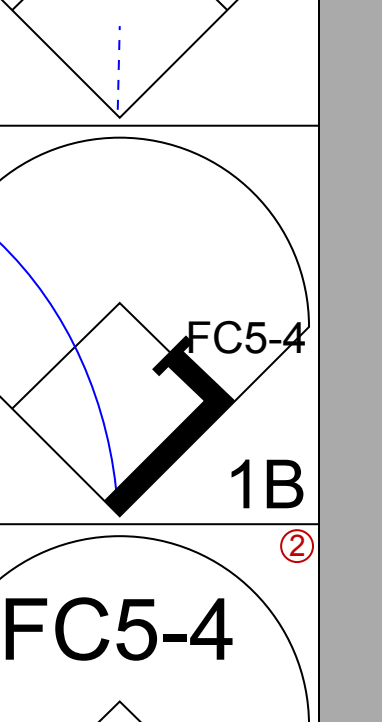
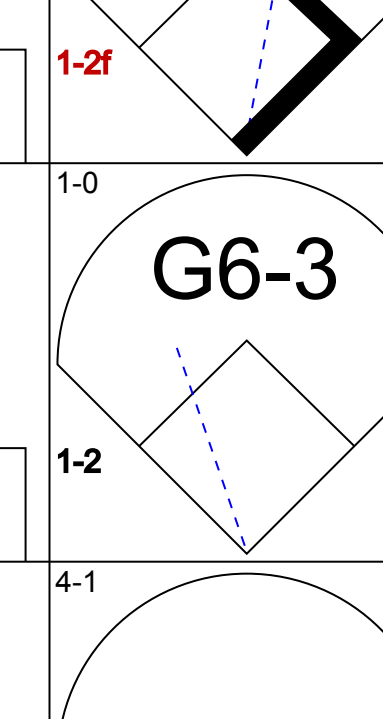
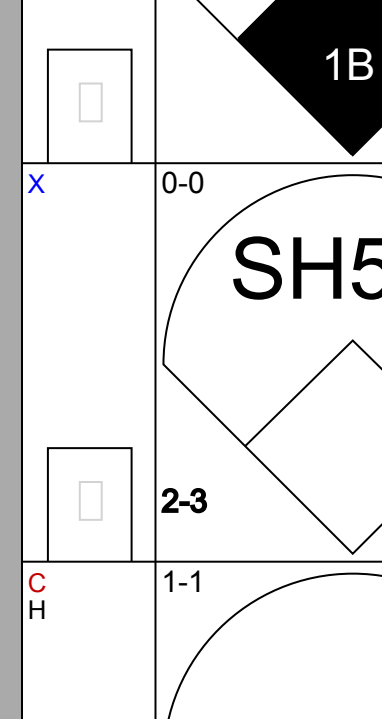
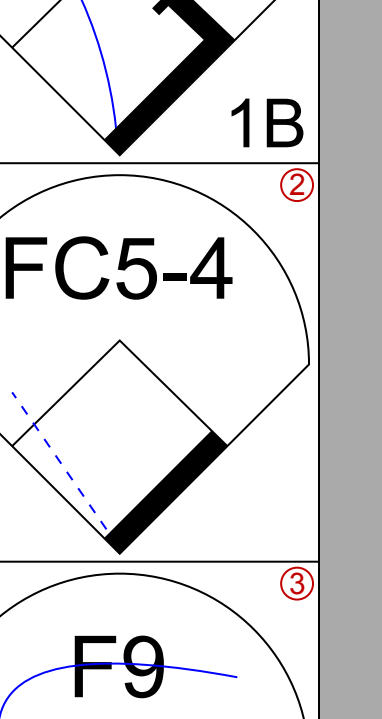

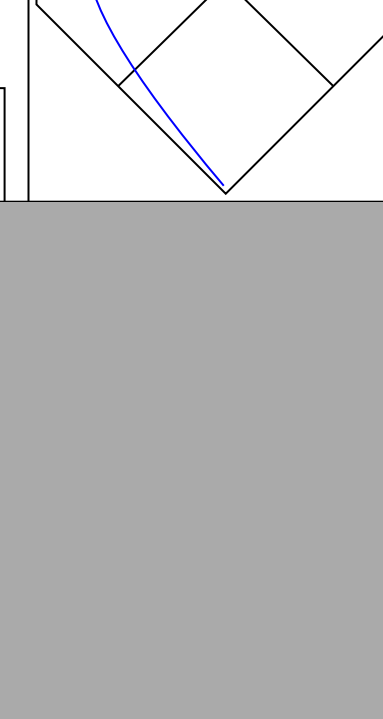
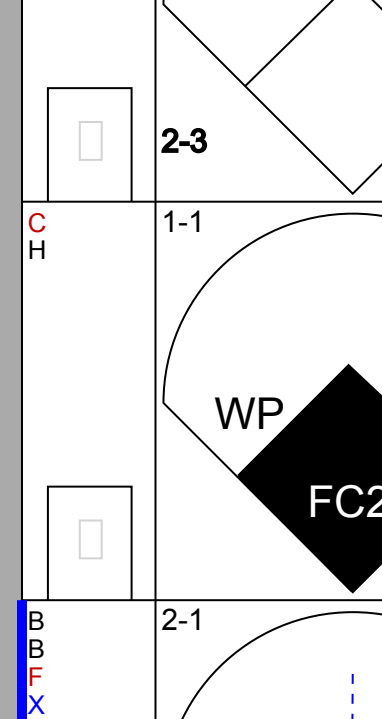
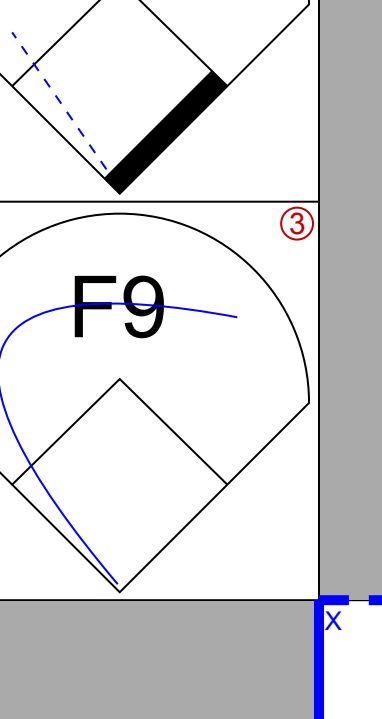
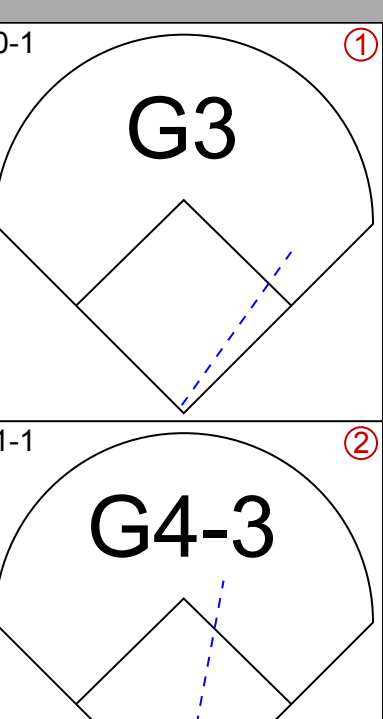
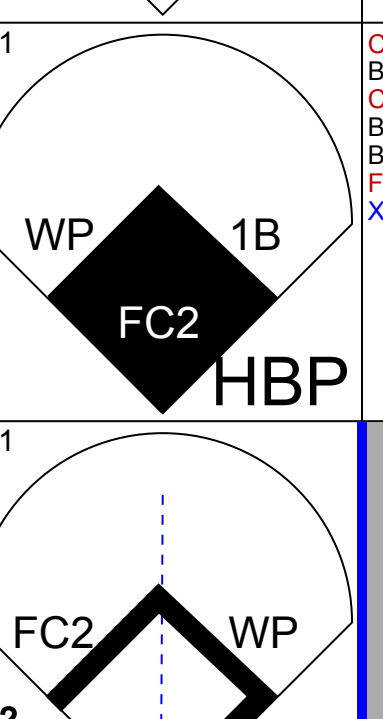
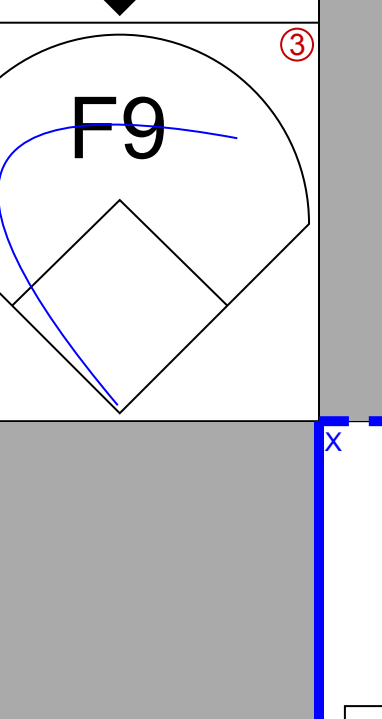
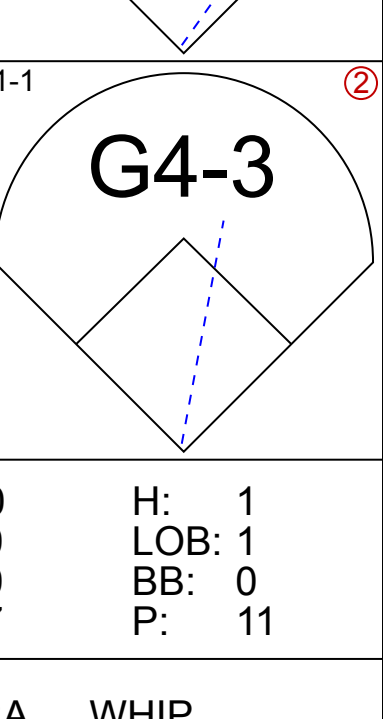
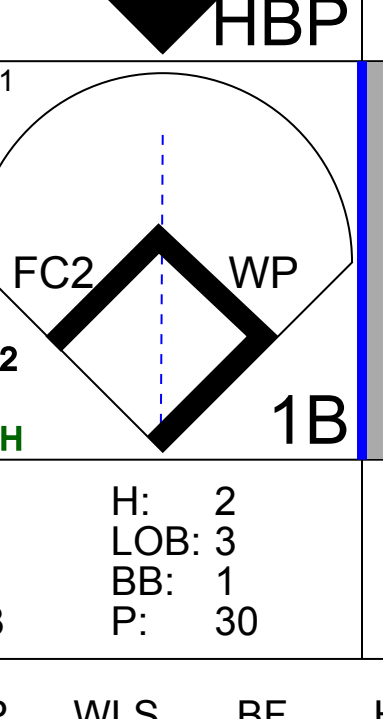
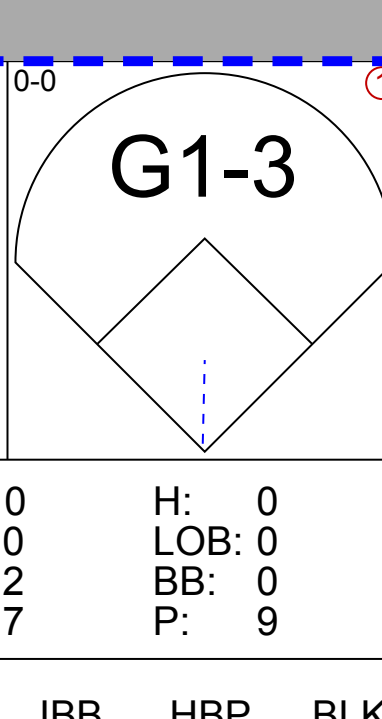
Batter	1	2	3	4	5	6	7	8	9	AB	R	H	RBI	BB	SO	LOB	BOTTOM			
Lance Johnson, L (1, 8) OBP: 0.326, SLG: 0.422	G5-3		G6-3			G6-3				4	0	1	0	0	0	0				
Jose Vizcaino, S (1, 4) OBP: 0.395, SLG: 0.438	G5-3			CS	1B					4	1	2	0	0	1	1				
Bernard Gilkey, R (1, 7) OBP: 0.384, SLG: 0.563	K			1-2	1-2					3	1	2	0	0	1	0				
Todd Hundley, S (1, 2) OBP: 0.356, SLG: 0.552		G4-3			L4-3					2	0	0	0	1	0	1				
Jeff Kent, R (1, 5) OBP: 0.312, SLG: 0.383			K			G6-3				3	0	0	0	0	1	2				
Rico Brogna, L (1, 3) OBP: 0.318, SLG: 0.452			K			K				2	0	0	1	0	2	0				
Butch Huskey, R (1, 9) OBP: 0.286, SLG: 0.373										3	1	1	1	0	0	2				
Chris Jones, R (8, 9) OBP: 0.310, SLG: 0.439										0	0	0	0	0	0	0				
Rey Ordenez, R (1, 6) OBP: 0.327, SLG: 0.354										3	0	0	0	0	0	0				
Jason Isringhausen, R (1, 1) OBP: 0.289, SLG: 0.333			G6-3							3	0	0	0	0	1	0				
Inning Stats	R: 0 H: 0 E: 0 K: 1 S: 6	H: 0 LOB: 0 BB: 0 P: 10	R: 0 H: 0 E: 0 K: 2 S: 9	H: 0 LOB: 0 BB: 0 P: 13	R: 1 H: 1 E: 0 K: 0 S: 7	H: 1 LOB: 0 BB: 0 P: 11	R: 0 H: 2 E: 0 K: 0 S: 9	H: 2 LOB: 0 BB: 0 P: 12	R: 0 H: 0 E: 0 K: 1 S: 8	H: 0 LOB: 0 BB: 0 P: 12	R: 2 H: 2 E: 1 K: 0 S: 11	H: 2 LOB: 1 BB: 1 P: 20	R: 0 H: 1 E: 0 K: 1 S: 13	H: 1 LOB: 1 BB: 0 P: 16	R: 0 H: 2 E: 0 K: 1 S: 8	H: 2 LOB: 2 BB: 0 P: 11	1B: 2 2B: 4 3B: 0 HR: 1	SF: 1 SAC: 0 DP: 2 HBP: 0	WP: 0 PB: 0 SB: 0 CS: 1	PA: 29
PITCHER John Burkett, R (1, 1) ERA: 4.07	IP: 7.0 WLS: L BF: 25 H: 5 R: 3 ER: 3 SO: 3 BB: 0 IBB: 0 HBP: 0 BLK: 0 WP: 0 HR: 1 S: 57 P: 91 ERA: 3.86 WHIP: 0.714																			
Robb Nen, R (8, 1) ERA: 1.75	IP: 1.0 WLS: L BF: 4 H: 1 R: 0 ER: 0 SO: 1 BB: 0 IBB: 0 HBP: 0 BLK: 0 WP: 0 HR: 0 S: 13 P: 16 ERA: 0.00 WHIP: 1.000																			

Florida Marlins @ New York Mets
Shea Stadium, Flushing, NY
Sun Jun 09 1996, 3:33 AM EDT
Att: 40,707 - Sunny - 72 F

AB 27
R 3
H 6
RBI 2
BB 1
SO 6
LOB 6

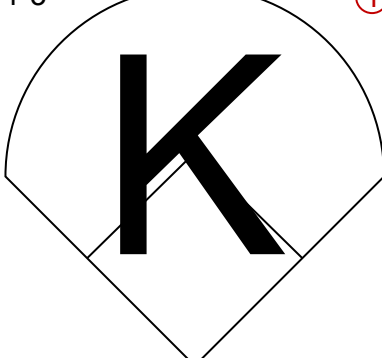
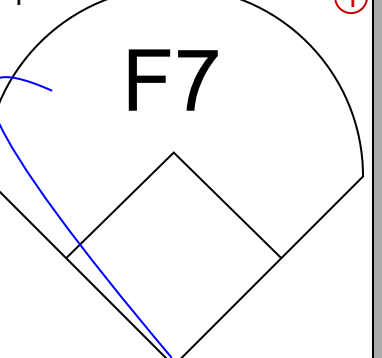
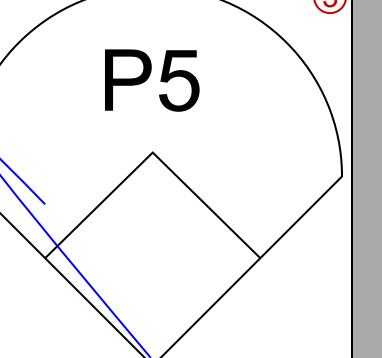
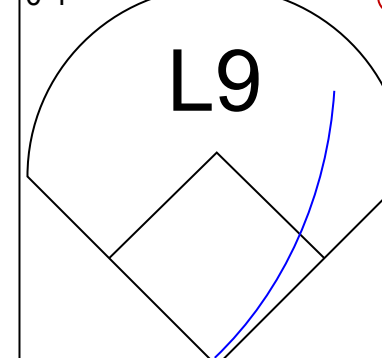
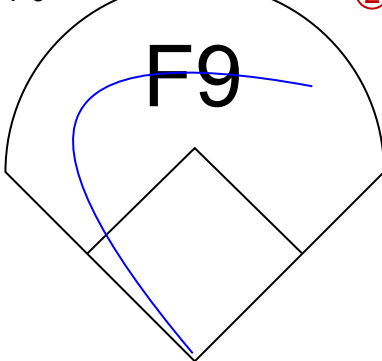
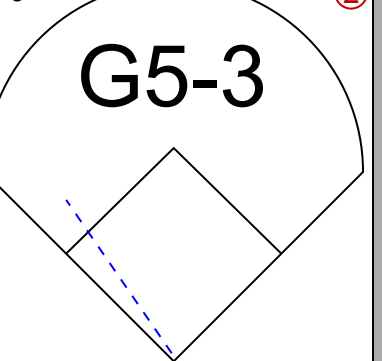
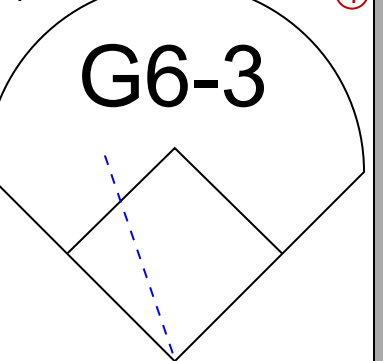
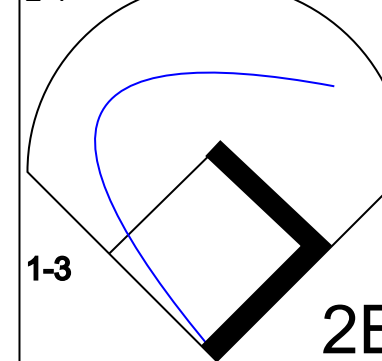

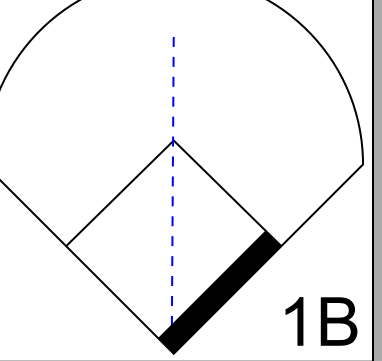
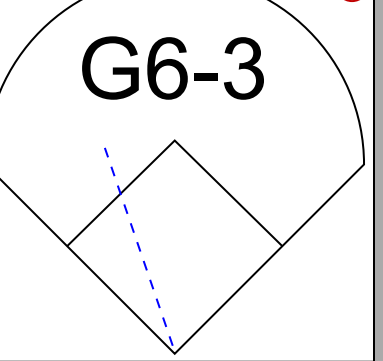
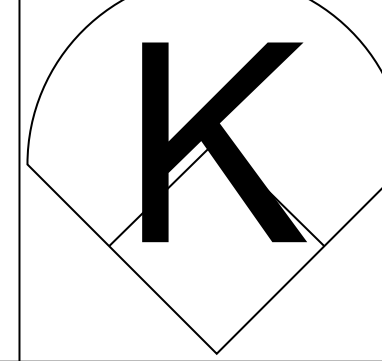
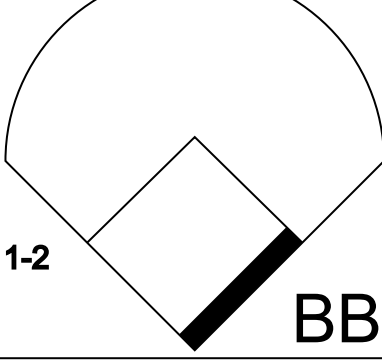
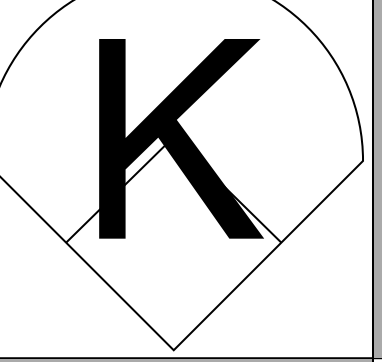
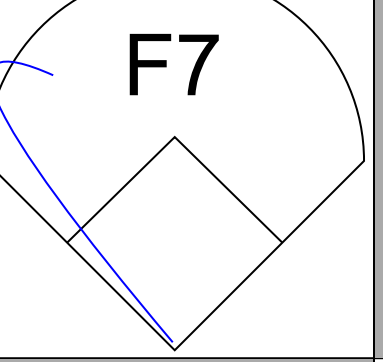
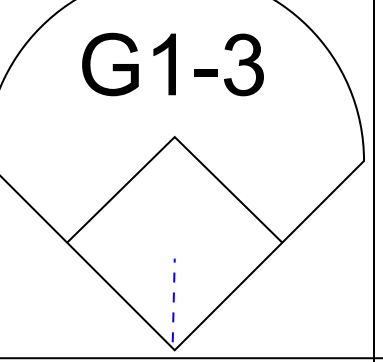
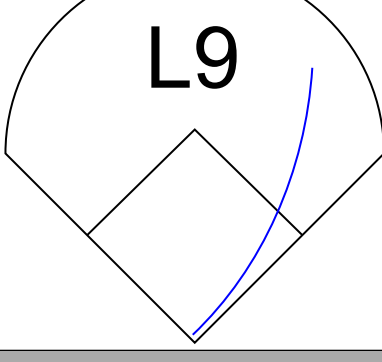
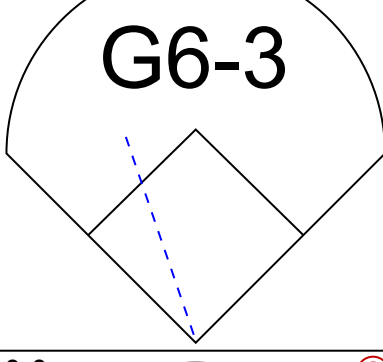
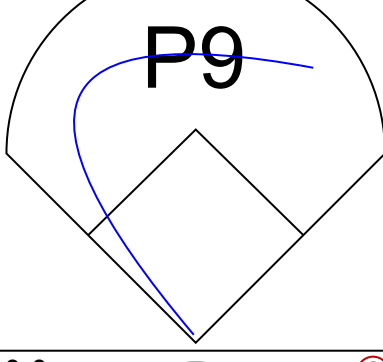
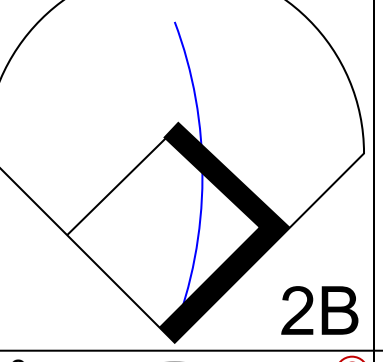
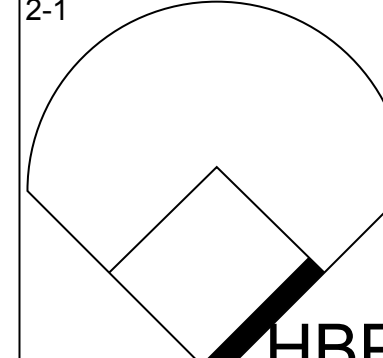
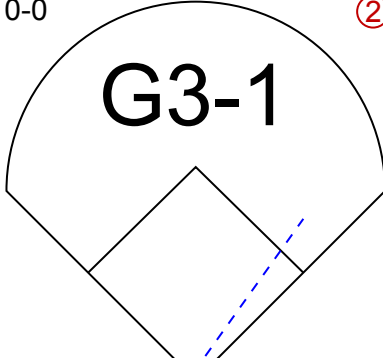
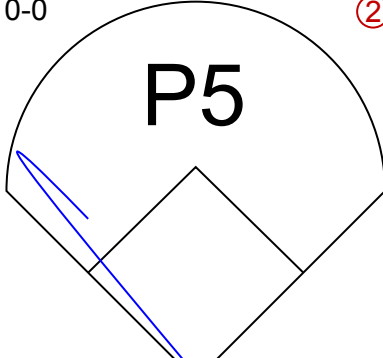
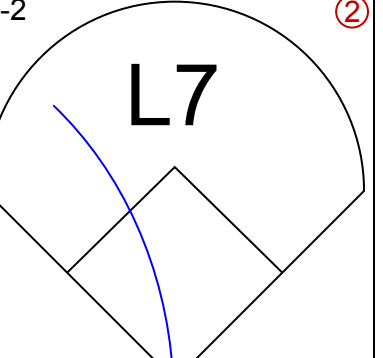
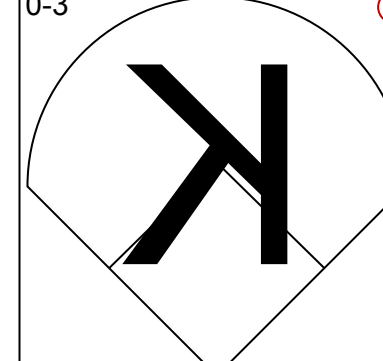
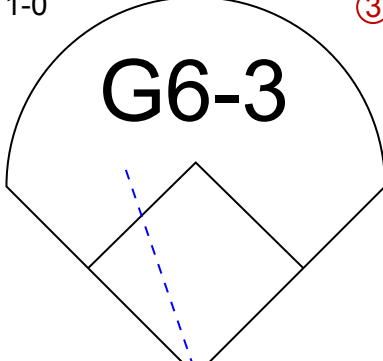
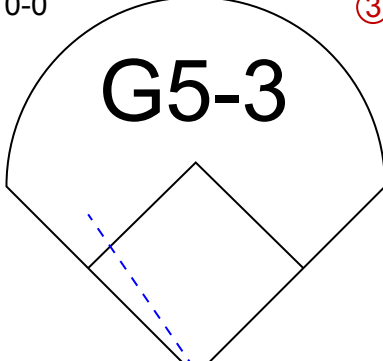
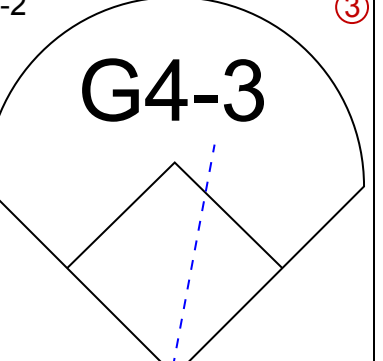
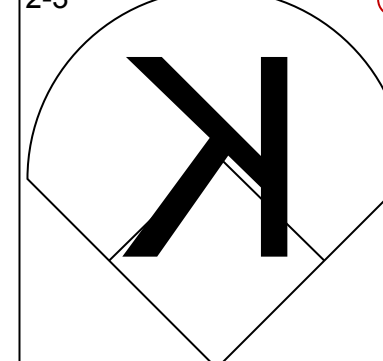
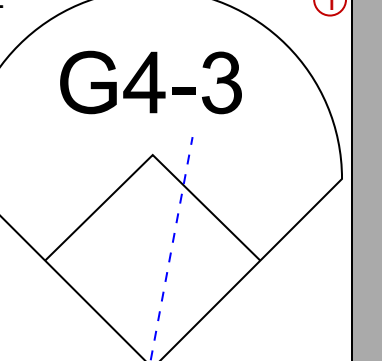
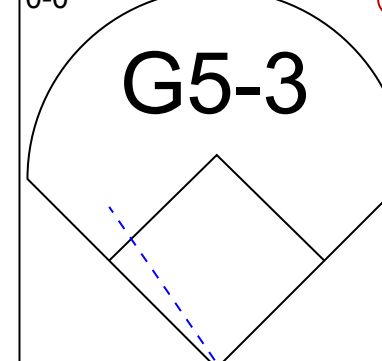
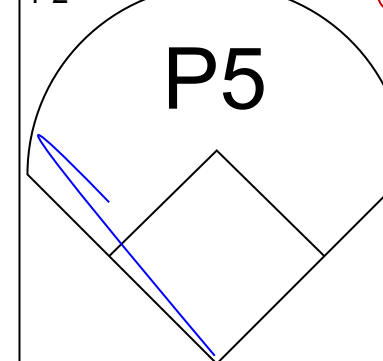
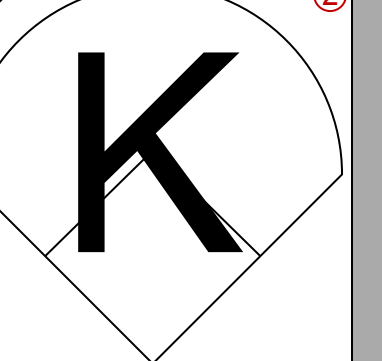
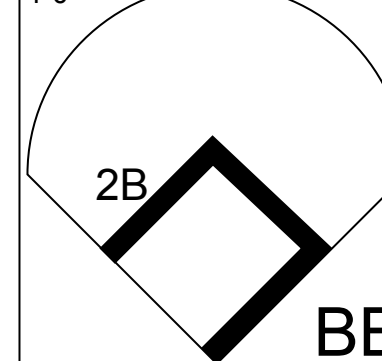


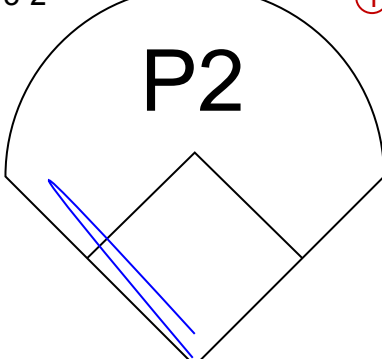
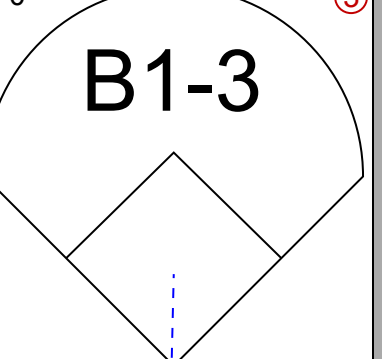
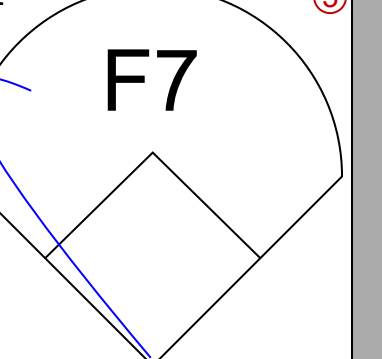
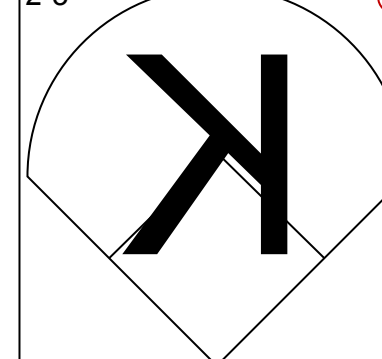
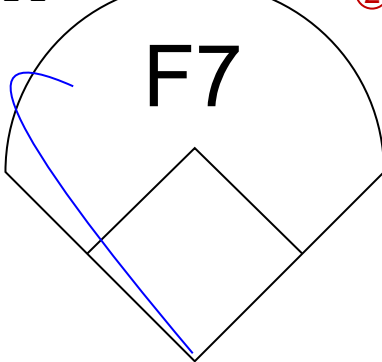
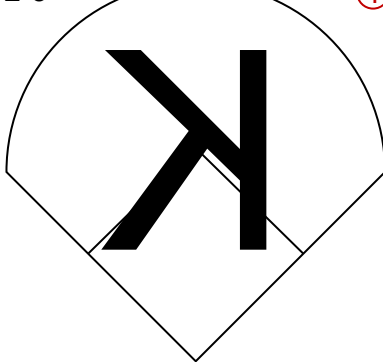
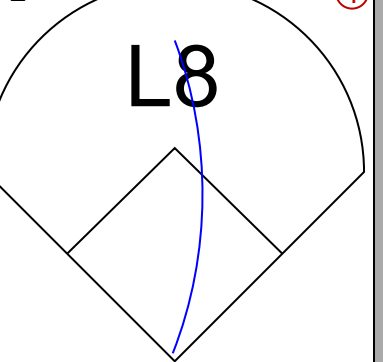
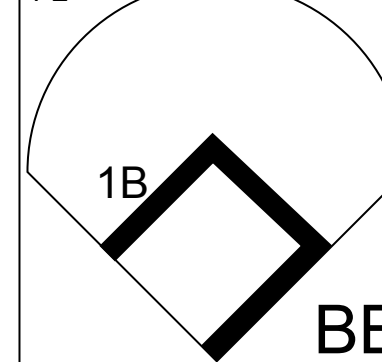
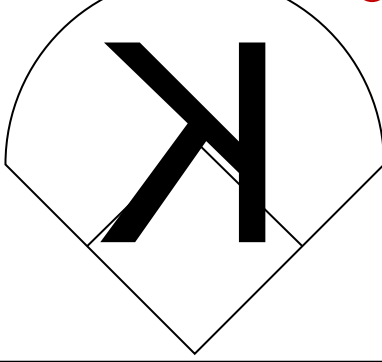

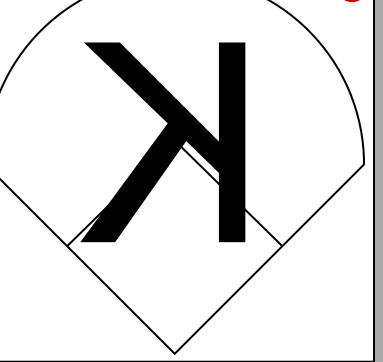
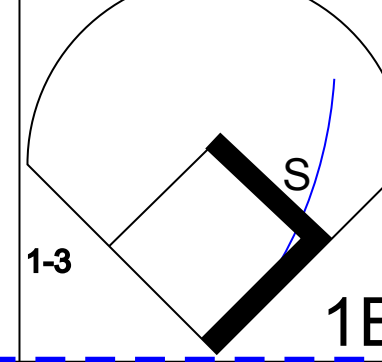
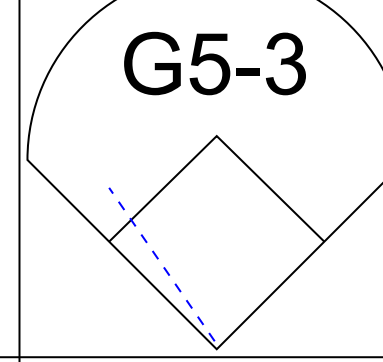
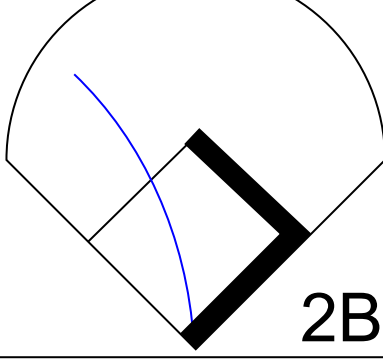
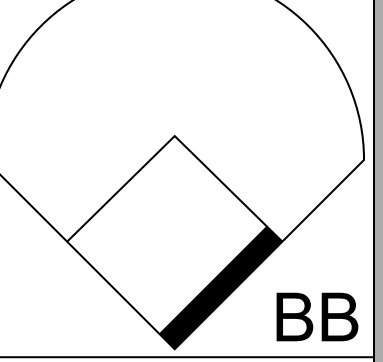
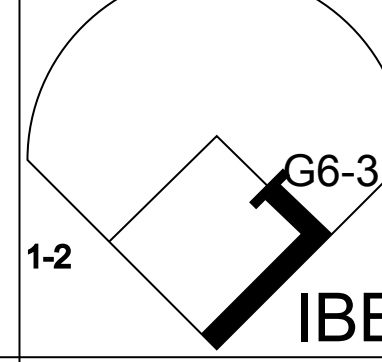
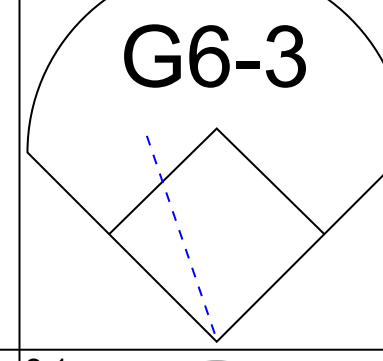
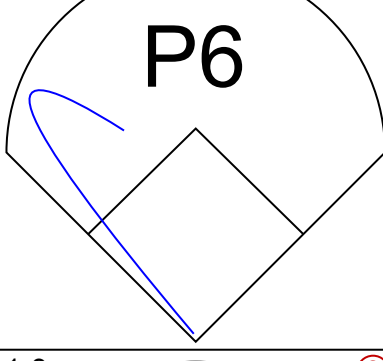
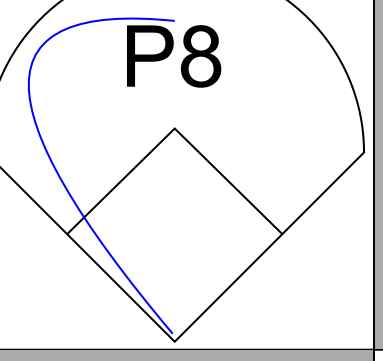
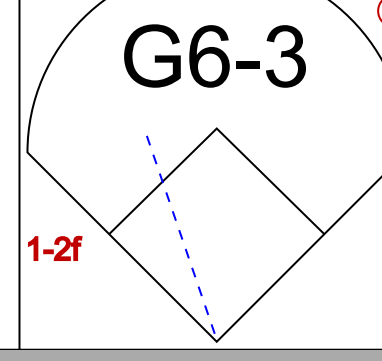
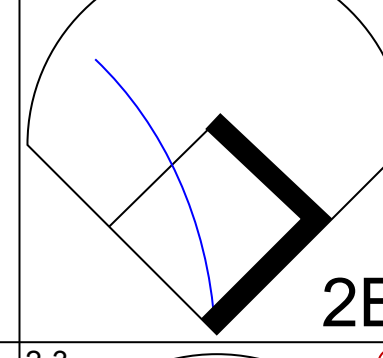
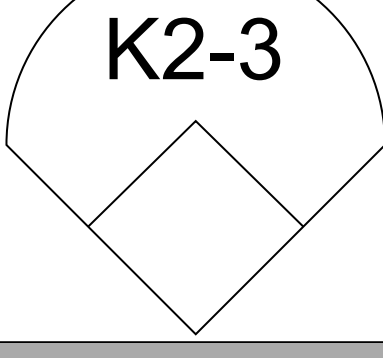
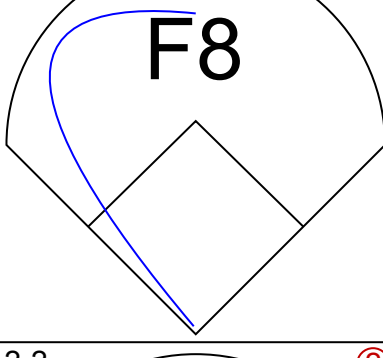
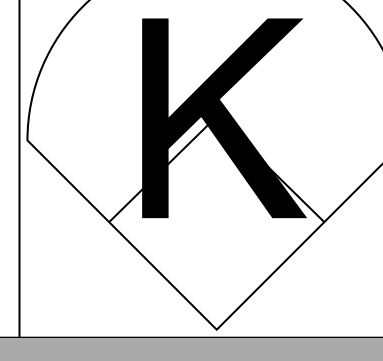
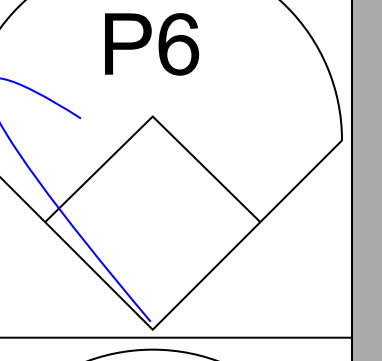
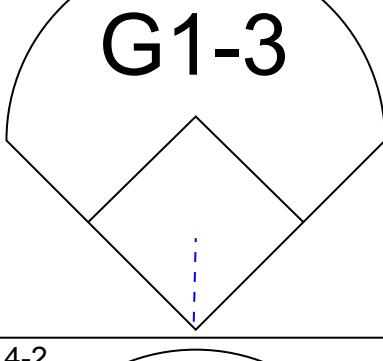
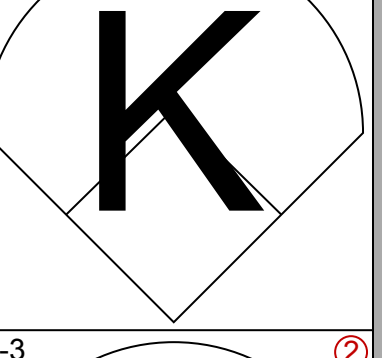
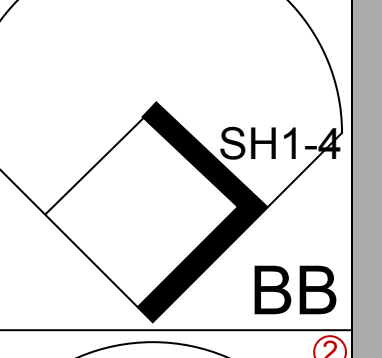
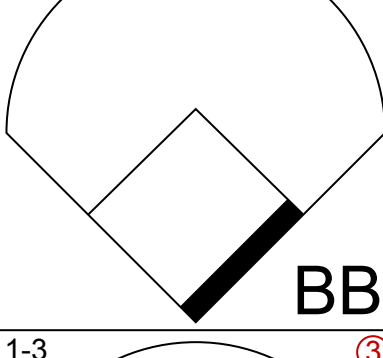

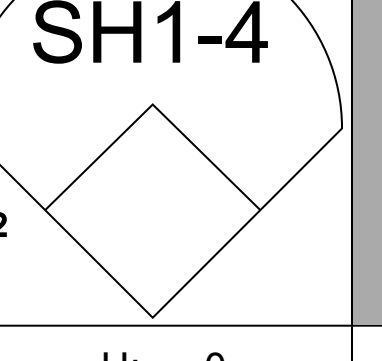
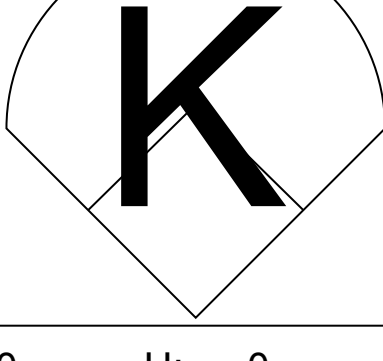
Batter	1	2	3	4	5	6	7	8	9	AB	R	H	RBI	BB	SO	LOB	TOP					
Devon White, S (1, 8) OBP: 0.346, SLG: 0.455										5	0	2	3	0	1	1	Florida Marlins @ Pittsburgh Pirates Three Rivers Stadium, Pittsburgh, PA Thu Jun 13 1996, 7:05 PM EDT Att: 15,083 - Unknown - 82 F					
Edgar Renteria, R (1, 6) OBP: 0.325, SLG: 0.367										5	0	0	0	0	1	4						
Jeff Conine, R (1, 7) OBP: 0.359, SLG: 0.478										4	0	1	0	0	1	2						
Gary Sheffield, R (1, 9) OBP: 0.434, SLG: 0.617										3	1	1	1	1	0	1						
Greg Colbrunn, R (1, 3) OBP: 0.349, SLG: 0.436										4	0	1	0	0	1	3						
Terry Pendleton, S (1, 5) OBP: 0.291, SLG: 0.343										3	0	1	0	0	0	2						
Jay Powell, R (7, 1)										0	0	0	0	0	0	0						
Yorkis Perez, L (7, 1)										0	0	0	0	0	0	0						
Jesus Tavarez, S (9, PH) OBP: 0.224, SLG: 0.217										1	0	0	0	0	0	0						
Rob Natal, R (9, 2) OBP: 0.200, SLG: 0.111										0	0	0	0	0	0	0						
Charles Johnson, R (1, 2) OBP: 0.278, SLG: 0.380										3	0	0	0	0	0	3						
Joe Orsulak, L (9, PH) OBP: 0.224, SLG: 0.266										1	1	1	0	0	0	0						
Robb Nen, R (9, 1)										0	0	0	0	0	0	0						
Kurt Abbott, R (1, 4) OBP: 0.340, SLG: 0.448										4	2	3	0	0	0	0						
David Weathers, R (1, 1) OBP: 0.200, SLG: 0.500										2	0	0	0	0	2	1						
Alex Arias, R (7, 5) OBP: 0.333, SLG: 0.400										1	0	1	0	1	0	0						
Inning Stats	R: 0 E: 0 K: 13 S: 13	H: 1 LOB: 1 BB: 0 P: 18	R: 0 E: 0 K: 0 S: 9	H: 1 LOB: 0 BB: 0 P: 12	R: 0 E: 0 K: 1 S: 6	H: 1 LOB: 1 BB: 0 P: 10	R: 1 E: 1 K: 0 S: 12	H: 1 LOB: 1 BB: 0 P: 18	R: 0 E: 0 K: 1 S: 10	H: 0 LOB: 0 BB: 0 P: 13	R: 0 E: 0 K: 2 S: 11	H: 0 LOB: 0 BB: 0 P: 16	R: 0 E: 0 K: 0 S: 6	H: 1 LOB: 1 BB: 0 P: 7	R: 1 E: 0 K: 1 S: 16	H: 3 LOB: 3 BB: 1 P: 29	R: 2 E: 0 K: 0 S: 7	H: 3 LOB: 1 BB: 1 P: 14	1B: 9 2B: 1 3B: 0 HR: 1	SF: 0 SAC: 0 DP: 2 HBP: 0	WP: 0 PB: 0 CS: 0	PA: 38
PITCHER	IP	WLS	BF	H	R	ER	SO	BB	IBB	HBP	BLK	WP	HR	S	P	ERA	WHIP					
Zane Smith, L (1, 1) ERA: 3.34	7.0	25	5	1	1	5	0	0	0	0	0	0	1	67	94	1.29	0.714					
Marc Wilkins, R (8, 1) ERA: 3.38	1.0	L	6	3	1	1	1	1	0	0	0	0	0	16	29	9.00	4.000					
67 Francisco Cordova, R (9, 1) ERA: 3.62	1.0	L	6	3	2	2	0	1	0	0	0	0	0	7	14	18.00	4.000					

Batter	1	2	3	4	5	6	7	8	9	AB	R	H	RBI	BB	SO	LOB	BOTTOM				
Carlos Garcia, R (1, 4) OBP: 0.367, SLG: 0.439										5	0	2	1	0	1	1	Florida Marlins @ Pittsburgh Pirates Three Rivers Stadium, Pittsburgh, PA Thu Jun 13 1996, 7:05 PM EDT Att: 15,083 - Unknown - 82 F				
Al Martin, L (1, 8) OBP: 0.329, SLG: 0.433										5	0	0	0	0	2	4					
Jeff King, R (1, 3) OBP: 0.328, SLG: 0.496										3	0	1	0	1	0	0					
Orlando Merced, S (1, 9) OBP: 0.377, SLG: 0.486										4	1	1	0	0	1	4					
Charlie Hayes, R (1, 5) OBP: 0.315, SLG: 0.421										3	0	0	0	1	0	1					
Dave Clark, L (1, 7) OBP: 0.384, SLG: 0.421										3	1	1	1	0	0	1					
Mike Kingery, L (8, 8) OBP: 0.297, SLG: 0.286										1	0	1	0	0	0	0					
Jay Bell, R (1, 6) OBP: 0.316, SLG: 0.369										3	0	0	0	0	0	2					
18 Jason Kendall, R (1, 2) OBP: 0.332, SLG: 0.371										2	1	0	0	1	0	1					
Zane Smith, L (1, 1) OBP: 0.174, SLG: 0.174										2	0	0	0	0	0	2					
Nelson Lirio, S (7, PH) OBP: 0.233, SLG: 0.349										1	0	1	1	0	0	0					
Marc Wilkins, R (8, 1) OBP: 0.333, SLG: 0.333										0	0	0	0	0	0	0					
67 Francisco Cordova, R (9, 1) OBP: 0.333, SLG: 0.333										0	0	0	0	0	0	0					
Mark Johnson, L (9, PH) OBP: 0.266, SLG: 0.516										1	0	0	0	0	0	0					
Inning Stats	R: 0 E: 0 K: 0 S: 10	H: 2 LOB: 1 BB: 0 P: 13	R: 0 E: 0 K: 0 S: 6	H: 0 LOB: 2 BB: 2 P: 16	R: 0 E: 0 K: 0 S: 6	H: 0 LOB: 0 BB: 0 P: 9	R: 1 E: 0 K: 0 S: 6	H: 1 LOB: 0 BB: 0 P: 11	R: 0 E: 0 K: 1 S: 9	H: 0 LOB: 0 BB: 0 P: 14	R: 2 E: 0 K: 1 S: 18	H: 2 LOB: 3 BB: 1 P: 30	R: 0 E: 0 K: 0 S: 10	H: 1 LOB: 1 BB: 0 P: 17	R: 0 E: 0 K: 2 S: 7	H: 0 LOB: 0 BB: 0 P: 9	1B: 4 2B: 3 3B: 0 HR: 0	SF: 0 SAC: 1 DP: 1 HBP: 1	WP: 1 PB: 0 CS: 0	PA: 38	
PITCHER	IP	WLS	BF	H	R	ER	SO	BB	IBB	HBP	BLK	WP	HR	S	P	ERA	WHIP				
David Weathers, R (1, 1) ERA: 3.76	6.1	27	6	3	3	3	1	1	1	1	0	0	0	50	85	4.26	1.105				
Jay Powell, R (7, 1) ERA: 2.35	0.1	3	0	0	0	0	1	1	0	0	0	1	0	9	16	0.00	3.000				
Yorkis Perez, L (7, 1) ERA: 3.86	1.1	W	5	1	0	0	0	0	0	0	0	0	0	13	20	0.00	0.750				
Robb Nen, R (9, 1) ERA: 1.89	1.0	S	3	0	0	0	2	0	0	0	0	0	0	7	9	0.00	0.000				

Batter	1	2	3	4	5	6	7	8	9	AB	R	H	RBI	BB	SO	LOB	TOP					
Devon White, S (1, 8) OBP: 0.344, SLG: 0.480	F8		F8		K		HR		G3-1	5	1	1	1	0	1	1	Florida Marlins @ Pittsburgh Pirates Three Rivers Stadium, Pittsburgh, PA Sun Jun 16 1996, 3:33 AM EDT Att: 28,120 - Cloudy - 87 F					
Edgar Renteria, R (1, 6) OBP: 0.316, SLG: 0.359	G4-3				1B		G5-3		K	5	1	2	1	0	1	0						
Jeff Conine, R (1, 7) OBP: 0.373, SLG: 0.481	P3		G3		1B		1B		1B	5	1	3	0	0	0	1						
Gary Sheffield, R (1, 9) OBP: 0.437, SLG: 0.621		G5-3		G5-3		1B	E7		1B	5	0	3	1	0	0	0						
Greg Colbrunn, R (1, 3) OBP: 0.343, SLG: 0.425	1B			P4		K	F7		F7	5	0	1	0	0	1	5						
Alex Arias, R (1, 5) OBP: 0.333, SLG: 0.407	G6-4-3			E5		G5-3	G6-3			4	0	1	0	0	0	1						
Charles Johnson, R (1, 2) OBP: 0.286, SLG: 0.391	G6-4-3			FC3-6		G6-3			F8	3	0	0	0	1	0	2						
Kurt Abbott, R (1, 4) OBP: 0.325, SLG: 0.439			E6	FC3-6					K	4	1	1	0	0	1	2						
Craig Grebeck, R (9, 4) OBP: 0.244, SLG: 0.263			SH3-4							0	0	0	0	0	0	0						
Kevin Brown, R (1, 1) OBP: 0.107, SLG: 0.038					L4				F7	2	0	0	0	0	1	1						
Jesus Tavarez, S (8, PH) OBP: 0.236, SLG: 0.231			SH3-4							1	0	0	0	0	0	0						
Yorkis Perez, L (8, 1)										0	0	0	0	0	0	0						
Terry Mathews, L (8, 1)										0	0	0	0	0	0	0						
Robb Nen, R (9, 1)										0	0	0	0	0	0	0						
Inning Stats	R: 0 E: 0 K: 0 S: 9	H: 0 LOB: 0 BB: 0 P: 15	R: 0 E: 0 K: 0 S: 8	H: 2 LOB: 1 BB: 0 P: 12	R: 1 E: 1 K: 0 S: 9	H: 1 LOB: 1 BB: 0 P: 12	R: 0 E: 1 K: 0 S: 8	H: 0 LOB: 2 BB: 1 P: 15	R: 1 E: 0 K: 2 S: 15	H: 3 LOB: 2 BB: 0 P: 19	R: 0 E: 0 K: 1 S: 10	H: 1 LOB: 1 BB: 0 P: 13	R: 2 E: 1 K: 0 S: 9	H: 3 LOB: 1 BB: 0 P: 16	R: 0 E: 0 K: 1 S: 6	H: 0 LOB: 0 BB: 0 P: 9		R: 0 E: 0 K: 1 S: 13	H: 2 LOB: 2 BB: 0 P: 16	1B: 9 2B: 2 3B: 0 HR: 1	SF: 0 SAC: 1 DP: 1 HBP: 0	WP: 0 PB: 0 SB: 0 CS: 0
PITCHER	IP WLS BF H R ER SO BB IBB HBP BLK WP HR S P ERA WHIP																					
Denny Neagle, L (1, 1) ERA: 3.34	6.1 L 31 10 4 2 3 1 0 0 0 0 0 1 64 95 2.84 1.737																					
Jon Lieber, R (7, 1) ERA: 3.71	0.2 2 0 0 0 0 0 0 0 0 0 0 0 4 7 0.00 0.000																					
Dan Miceli, R (8, 1) ERA: 5.46	2.0 8 2 0 0 2 0 0 0 0 0 0 0 19 25 0.00 1.000																					

Batter	1	2	3	4	5	6	7	8	9	AB	R	H	RBI	BB	SO	LOB	BOTTOM						
Carlos Garcia, R (1, 4) OBP: 0.372, SLG: 0.446	G5-3				PB		G6-3		G3-1	5	1	2	1	0	0	2	Florida Marlins @ Pittsburgh Pirates Three Rivers Stadium, Pittsburgh, PA Sun Jun 16 1996, 3:33 AM EDT Att: 28,120 - Cloudy - 87 F						
Al Martin, L (1, 7) OBP: 0.327, SLG: 0.423	G6-3		F8		E1		F7			4	0	0	0	0	0	3							
Dan Miceli, R (8, 1)					WP					0	0	0	0	0	0	0							
Jeff King, R (1, 5) OBP: 0.333, SLG: 0.513			K		G5-3		K			4	0	1	0	0	2	3							
Orlando Merced, S (1, 9) OBP: 0.384, SLG: 0.490	G4-3			G3		F9			G5-4-3	4	0	1	0	0	0	2							
Mark Johnson, L (1, 3) OBP: 0.368, SLG: 0.510										3	0	1	0	0	1	0							
Charlie Hayes, R (8, PH) OBP: 0.316, SLG: 0.423				1B		K			G5-4-3	1	0	0	0	0	0	1							
Jay Bell, R (1, 6) OBP: 0.321, SLG: 0.381	G6-3			1B					F7	4	0	2	0	0	0	0							
Mike Kingery, L (1, 8) OBP: 0.291, SLG: 0.274				G4-6-3		F7			G4-3	4	0	1	0	0	0	3							
1B Jason Kendall, R (1, 2) OBP: 0.338, SLG: 0.376	G1-3				SH3		G4-3			4	1	2	0	0	0	2							
Denny Neagle, L (1, 1) ERA: 2.07										1	0	0	0	0	0	0							
Jon Lieber, L (7, 1) ERA: 3.8					SH3				G4-3	0	0	0	0	0	0	0							
Dave Clark, L (7, PH) OBP: 0.362, SLG: 0.427							G6-3			2	0	1	0	0	0	1							
Inning Stats	R: 0 E: 0 K: 0 S: 5	H: 1 LOB: 1 BB: 0 P: 5	R: 0 E: 0 K: 0 S: 13	H: 1 LOB: 0 BB: 0 P: 19	R: 0 E: 0 K: 1 S: 13	H: 1 LOB: 1 BB: 0 P: 15	R: 0 E: 0 K: 0 S: 6	H: 2 LOB: 1 BB: 0 P: 10	R: 2 E: 0 K: 1 S: 14	H: 2 LOB: 1 BB: 0 P: 21	R: 0 E: 0 K: 1 S: 10	H: 1 LOB: 1 BB: 0 P: 12	R: 0 E: 0 K: 1 S: 11	H: 1 LOB: 0 BB: 0 P: 15	R: 0 E: 0 K: 0 S: 10	H: 1 LOB: 0 BB: 0 P: 15		R: 0 E: 0 K: 0 S: 11	H: 1 LOB: 1 BB: 0 P: 16	1B: 9 2B: 2 3B: 0 HR: 0	SF: 0 SAC: 1 DP: 2 HBP: 0	WP: 1 PB: 1 SB: 1 CS: 0	PA: 37
PITCHER	IP WLS BF H R ER SO BB IBB HBP BLK WP HR S P ERA WHIP																						
Kevin Brown, R (1, 1) ERA: 2.07	7.0 W 30 9 2 1 3 0 0 0 0 0 0 0 5 8 1.29 1.286																						
Yorkis Perez, L (8, 1) ERA: 3.8	0.0 1 1 0 0 0 0 0 0 0 0 0 0 5 8 0.00 0.000																						
Terry Mathews, R (8, 1) ERA: 2.92	1.0 2 0 0 0 0 0 0 0 0 0 0 0 5 7 0.00 0.000																						
Robb Nen, R (9, 1) ERA: 2.31	1.0 S 4 1 0 0 0 0 0 0 0 0 0 0 11 16 0.00 1.000																						

Batter	1	2	3	4	5	6	7	8	9	AB	R	H	RBI	BB	SO	LOB	TOP					
Devon White, S (1, 8) OBP: 0.339, SLG: 0.471										4	0	0	0	0	1	1	Florida Marlins @ San Francisco Giants 3Com Park at Candlestick Point, San Francisco, CA Mon Jun 17 1996, 6:33 AM EDT Att: 9,524 - Sunny - 60 F livebaseballscorecards.com					
Edgar Renteria, R (1, 6) OBP: 0.305, SLG: 0.364										4	0	1	0	0	0	0						
Greg Colbrunn, R (1, 3) OBP: 0.346, SLG: 0.424										3	0	1	0	0	1	2						
Gary Sheffield, R (1, 9) OBP: 0.434, SLG: 0.612										3	0	0	0	1	1	1						
Jeff Conine, R (1, 7) OBP: 0.371, SLG: 0.482										4	0	1	0	0	0	2						
Terry Pendleton, S (1, 5) OBP: 0.292, SLG: 0.347										3	0	0	0	0	0	1						
Charles Johnson, R (1, 2) Alex Arias, R (9, PH) OBP: 0.330, SLG: 0.402										3	0	0	0	0	1	1						
Kurt Abbott, R (1, 4) OBP: 0.316, SLG: 0.427										3	0	0	0	0	1	1						
Al Leiter, L (1, 1) Joe Orsulak, L (8, PH) Yorkis Perez, L (8, 1) Jay Powell, R (8, 1)										2	0	0	0	0	1	1						
Inning Stats	R: 0 E: 0 K: 1 S: 10	H: 0 LOB: 2 BB: 1 P: 20	R: 0 E: 0 K: 2 S: 11	H: 0 LOB: 1 BB: 0 P: 16	R: 0 E: 0 K: 1 S: 9	H: 1 LOB: 1 BB: 0 P: 12	R: 0 E: 0 K: 0 S: 5	H: 0 LOB: 0 BB: 0 P: 6	R: 0 E: 0 K: 1 S: 8	H: 0 LOB: 0 BB: 0 P: 11	R: 0 E: 0 K: 0 S: 4	H: 0 LOB: 0 BB: 0 P: 4	R: 0 E: 0 K: 0 S: 7	H: 0 LOB: 0 BB: 0 P: 8	R: 0 E: 0 K: 1 S: 10	H: 1 LOB: 2 BB: 1 P: 17	R: 0 E: 0 K: 0 S: 13	H: 1 LOB: 1 BB: 0 P: 18	1B: 1 2B: 2 3B: 0 HR: 0	SF: 0 SAC: 0 DP: 0 HBP: 2	WP: 0 PB: 0 SB: 0 CS: 0	PA: 34
PITCHER	IP WLS BF H R ER SO BB IBB HBP BLK WP HR S P ERA WHIP																					
Oswaldo Fernandez, R (1, 1) ERA: 5.87	7.2 W 29 2 0 0 5 2 0 2 0 0 0 59 88 0.00 0.522																					
Rod Beck, R (8, 1) ERA: 0.68	1.1 S 5 1 0 0 1 0 0 0 0 0 0 0 18 24 0.00 0.750																					

Batter	1	2	3	4	5	6	7	8	9	AB	R	H	RBI	BB	SO	LOB	BOTTOM			
Marvin Benard, L (1, 9) OBP: 0.330, SLG: 0.335										4	0	0	0	0	1	1	Florida Marlins @ San Francisco Giants 3Com Park at Candlestick Point, San Francisco, CA Mon Jun 17 1996, 6:33 AM EDT Att: 9,524 - Sunny - 60 F livebaseballscorecards.com			
Robby Thompson, R (1, 4) OBP: 0.333, SLG: 0.397										3	0	0	0	1	1	0				
Barry Bonds, L (1, 7) OBP: 0.410, SLG: 0.591										4	1	2	1	0	2	0				
Matt Williams, R (1, 5) OBP: 0.404, SLG: 0.575										2	0	1	0	2	0	0				
Stan Javier, S (1, 8) OBP: 0.343, SLG: 0.409										4	0	0	0	0	0	5				
Shawon Dunston, R (1, 6) OBP: 0.318, SLG: 0.403										3	0	1	0	0	1	1				
Steve Decker, R (1, 3) OBP: 0.330, SLG: 0.307										3	0	0	0	0	1	1				
Kirt Manwaring, R (1, 2) OBP: 0.371, SLG: 0.373										1	0	0	0	2	1	0				
Oswaldo Fernandez, R (1, 1) Rod Beck, R (8, 1)										2	0	0	0	0	2	1				
Inning Stats	R: 0 E: 0 K: 1 S: 12	H: 0 LOB: 0 BB: 0 P: 20	R: 0 E: 0 K: 1 S: 8	H: 1 LOB: 1 BB: 0 P: 12	R: 0 E: 0 K: 2 S: 8	H: 0 LOB: 0 BB: 0 P: 11	R: 1 E: 0 K: 2 S: 11	H: 2 LOB: 1 BB: 0 P: 17	R: 0 E: 0 K: 0 S: 10	H: 0 LOB: 1 BB: 1 P: 20	R: 0 E: 0 K: 1 S: 12	H: 0 LOB: 1 BB: 1 P: 22	R: 0 E: 0 K: 1 S: 11	H: 0 LOB: 1 BB: 1 P: 20	R: 0 E: 0 K: 1 S: 12	H: 1 LOB: 2 BB: 2 P: 24	1B: 1 2B: 2 3B: 0 HR: 1	SF: 0 SAC: 1 DP: 1 HBP: 0	WP: 0 PB: 0 SB: 1 CS: 0	PA: 32
PITCHER	IP WLS BF H R ER SO BB IBB HBP BLK WP HR S P ERA WHIP																			
Al Leiter, L (1, 1) ERA: 2.57	7.0 L 27 3 1 1 8 3 0 0 0 0 0 0 9 72 0.00 0.857																			
Yorkis Perez, L (8, 1) ERA: 3.74	0.1 3 1 0 0 1 1 0 0 0 0 0 0 9 17 0.00 6.000																			
Jay Powell, R (8, 1) ERA: 3.57	0.2 2 0 0 0 0 0 0 1 0 0 0 0 0 3 7 0.00 0.000																			



Batter	1	2	3	4	5	6	7	8	9	10	11	12	13	14	15	AB	R	H	RBI	BB	SO	LOB	TOP	
Devon White, S OBP: 0.337, SLG: 0.464 (1.8)			G1-3		K			SH1-4		G6-3			G4-3		IBB	5	0	2	0	1	1	1		
Edgar Renteria, R OBP: 0.305, SLG: 0.367 (1.6)	P6			K		G4-3		SF9		F9			G4-3		F9	6	0	0	1	0	1	4		
Greg Colbrunn, R OBP: 0.344, SLG: 0.420 (1.3)	FC6-4			G5-3		G6-3						F8		P3		6	0	1	1	0	0	2		
Gary Sheffield, R OBP: 0.435, SLG: 0.628 (1.9)	L5					F8						G4-3				5	1	2	0	1	0	1		
Jeff Conine, R OBP: 0.362, SLG: 0.463 (1.7)		G6-3					K	F9			P4					5	1	0	0	1	2	3		
Terry Pendleton, S OBP: 0.293, SLG: 0.357 (1.5)		P5					G3-1		G4-3			F7			L8	6	0	1	2	0	0	0		
Charles Johnson, R OBP: 0.284, SLG: 0.381 (1.2)		G6-3					P4		K							5	0	2	0	1	1	0		
Kurt Abbott, R OBP: 0.305, SLG: 0.412 (1.1)				K			L6									4	1	1	0	0	2	1		
Jay Powell, R OBP: 0.302, SLG: 0.367 (1.1)								SH1-4		K						0	0	0	0	0	0	0		
John Burkett, R OBP: 0.171, SLG: 0.229 (1.1)								SH								1	1	0	0	1	0	1		
Craig Grebeck, R OBP: 0.239, SLG: 0.256 (0.4)										G6-3						3	0	0	0	0	1			
Inning Stats	R: 0 E: 0 K: 10 S: 10	H: 1 LOB: 1 BB: 0 P: 12	R: 0 E: 0 K: 7 S: 7	H: 0 LOB: 0 BB: 0 P: 10	R: 2 E: 0 K: 11 S: 11	H: 2 LOB: 1 BB: 1 P: 19	R: 0 E: 0 K: 1 S: 8	H: 1 LOB: 1 BB: 0 P: 10	R: 0 E: 0 K: 1 S: 5	H: 0 LOB: 0 BB: 0 P: 7	R: 0 E: 0 K: 1 S: 10	H: 0 LOB: 0 BB: 0 P: 14	R: 0 E: 0 K: 1 S: 13	H: 0 LOB: 0 BB: 0 P: 16	R: 0 E: 0 K: 1 S: 9	H: 1 LOB: 0 BB: 0 P: 12	R: 0 E: 0 K: 1 S: 9	H: 1 LOB: 0 BB: 0 P: 14	R: 0 E: 0 K: 1 S: 6	H: 0 LOB: 2 BB: 2 P: 19	1B: 6 2B: 3 3B: 0 HR: 0	SF: 1 SAC: 3 DP: 1 HBP: 0	WP: 0 PB: 0 CS: 1	PA: 56
PITCHER	IP: 7.0 ERA: 5.88	WLS: 2 BF: 25	H: 4 R: 2 ER: 2 SO: 5	BB: 1 IBB: 0 HBP: 0 BLK: 0	WP: 0 HR: 0 S: 59 P: 62	ERA: 2.57 WHIP: 0.714	PITCHER	IP: 7.0 ERA: 9.00	WLS: 2 BF: 32	H: 4 R: 2 ER: 2 SO: 13	BB: 1 IBB: 0 HBP: 0 BLK: 0	WP: 0 HR: 0 S: 20 P: 26	ERA: 0.00 WHIP: 0.667	IP: 7.0 ERA: 3.28	WLS: 2 BF: 28	H: 1 R: 0 ER: 0 SO: 2	BB: 0 IBB: 1 HBP: 0 BLK: 0	WP: 0 HR: 0 S: 15 P: 33	ERA: 0.00 WHIP: 1.000					

Florida Marlins @ San Francisco Giants
3Com Park at Candlestick Point, San Francisco, CA
 Wed Jun 19 1996, 10:05 PM EDT
 Att. 13,274 - Cloudy - 58 F

AB 48
R 4
H 9
RBI 4
BB 4
SO 9
LOB 15

Batter	1	2	3	4	5	6	7	8	9	10	11	12	13	14	15	AB	R	H	RBI	BB	SO	LOB	BOTTOM					
Marvin Benard, L OBP: 0.342, SLG: 0.326 (1.8)	G1-3		G3-1		F7		G4-3		IBB					G5-3		5	0	0	0	2	0	4						
Robby Thompson, R OBP: 0.322, SLG: 0.374 (1.4)	G6-3		F7			K		G5-3		K				L7		7	0	0	0	0	3	4						
Barry Bonds, L OBP: 0.408, SLG: 0.590 (1.7)	F8				F9		F8		G6-3		P5			P5		7	0	0	0	0	0	0						
Matt Williams, R OBP: 0.401, SLG: 0.573 (1.5)				P3		G1-3		F9		E1			K		K	7	1	2	1	0	2	0						
Dan Peltier, L OBP: 0.333, SLG: 0.393 (1.3)		G4-3		G1-3			G4-3			G1-3			G1-3			7	2	2	0	0	0	1						
Shawn Dunston, R OBP: 0.242, SLG: 0.253 (1.1)							L9			G5-3			F4			4	1	3	0	0	0	0						
Tom Lampkin, L OBP: 0.382, SLG: 0.482 (1.2)		F7					P6			G1-3			F6			6	2	2	5	1	0	2						
Keith Williams, R OBP: 0.287, SLG: 0.287 (1.9)		F9								K			L3		K	6	0	2	0	0	2	2						
William Van Landingham, R OBP: 0.242, SLG: 0.253 (1.1)			G4-3							G1-3					L9	1	0	0	0	0	0	0						
Mark Carrison, R OBP: 0.308, SLG: 0.466 (0.7)																1	0	1	1	0	0	0						
Rich DeLucia, R OBP: 0.308, SLG: 0.317 (0.6)																2	0	0	0	1	0	1						
Inning Stats	R: 0 E: 0 K: 7 S: 7	H: 0 LOB: 0 BB: 0 P: 12	R: 1 E: 0 K: 7 S: 11	H: 2 LOB: 1 BB: 0 P: 17	R: 0 E: 0 K: 4 S: 4	H: 0 LOB: 0 BB: 0 P: 8	R: 0 E: 0 K: 1 S: 6	H: 0 LOB: 0 BB: 0 P: 8	R: 1 E: 0 K: 1 S: 7	H: 2 LOB: 2 BB: 1 P: 14	R: 0 E: 0 K: 3 S: 3	H: 0 LOB: 0 BB: 0 P: 6	R: 2 E: 0 K: 2 S: 12	H: 3 LOB: 2 BB: 1 P: 20	R: 0 E: 1 K: 1 S: 6	H: 1 LOB: 1 BB: 0 P: 9	R: 0 E: 0 K: 1 S: 8	H: 0 LOB: 0 BB: 0 P: 18	R: 0 E: 0 K: 1 S: 7	H: 0 LOB: 0 BB: 0 P: 11	R: 0 E: 0 K: 1 S: 9	H: 0 LOB: 0 BB: 0 P: 13	R: 3 E: 0 K: 1 S: 15	H: 3 LOB: 0 BB: 0 P: 21	1B: 8 2B: 3 3B: 0 HR: 2	SF: 0 SAC: 1 DP: 0 HBP: 0	WP: 0 PB: 0 CS: 0	PA: 61
PITCHER	IP: 8.0 ERA: 3.92	WLS: 8 BF: 31	H: 6 R: 2 ER: 2 SO: 1	BB: 1 IBB: 0 HBP: 0 BLK: 0	WP: 0 HR: 0 S: 55 P: 65	ERA: 2.25 WHIP: 0.875	PITCHER	IP: 8.0 ERA: 3.67	WLS: 8 BF: 31	H: 6 R: 3 ER: 3 SO: 1	BB: 1 IBB: 0 HBP: 0 BLK: 0	WP: 0 HR: 0 S: 15 P: 21	ERA: 40.50 WHIP: 4.500															

Florida Marlins @ San Francisco Giants
3Com Park at Candlestick Point, San Francisco, CA
 Wed Jun 19 1996, 10:05 PM EDT
 Att. 13,274 - Cloudy - 58 F

AB 56
R 7
H 13
RBI 7
BB 4
SO 7
LOB 15

Batter	1	2	3	4	5	6	7	8	9	AB	R	H	RBI	BB	SO	LOB	TOP					
Carlos Garcia, R (1,4) OBP: 0.364, SLG: 0.435	G3		FC5			K		G1-3		4	0	0	0	0	1	2						
Al Martin, L (1,8) OBP: 0.324, SLG: 0.413	G6-3				G4-3			K		4	0	1	0	0	1	0						
Jeff King, R (1,3) OBP: 0.325, SLG: 0.493	K				G5-3				G5-3	4	0	0	0	0	2	2						
Orlando Merced, S (1,9) OBP: 0.388, SLG: 0.500		F8			F8			G3		4	0	1	0	0	0	0						
Charlie Hayes, R (1,5) OBP: 0.322, SLG: 0.421		G1-3				G4-3		G5-3		4	0	0	0	0	0	1						
Dave Clark, L (1,7) OBP: 0.359, SLG: 0.451		G6-3				K				3	0	1	0	0	1	0						
Jay Bell, R (1,6) OBP: 0.320, SLG: 0.376					G5-3					3	0	1	0	0	1	0						
1B Jason Kendall, R (1,2) OBP: 0.343, SLG: 0.376					K					2	0	1	0	0	0	2						
Danny Darwin, R (1,1) OBP: 0.200, SLG: 0.400					FC5					1	0	0	0	0	1	1						
Mark Johnson, L (6,PH) OBP: 0.357, SLG: 0.524										1	0	0	0	0	0	1						
Jon Lieber, L (6,PH) OBP: 0.400, SLG: 0.250										0	0	0	0	0	0	0						
Mike Kingery, L (8,PH) OBP: 0.299, SLG: 0.279										1	0	0	0	0	0	0						
Steve Cooke, R (8,1)										0	0	0	0	0	0	0						
Inning Stats	R: 0 E: 0 K: 1 S: 7	H: 0 LOB: 0 BB: 0 P: 8	R: 0 E: 0 K: 0 S: 9	H: 0 LOB: 0 BB: 0 P: 17	R: 0 E: 0 K: 2 S: 11	H: 0 LOB: 1 BB: 0 P: 17	R: 0 E: 0 K: 0 S: 5	H: 0 LOB: 0 BB: 0 P: 9	R: 0 E: 0 K: 1 S: 7	H: 0 LOB: 0 BB: 0 P: 12	R: 0 E: 0 K: 2 S: 15	H: 2 LOB: 2 BB: 0 P: 23	R: 0 E: 0 K: 0 S: 8	H: 2 LOB: 2 BB: 0 P: 12	R: 0 E: 0 K: 1 S: 6	H: 0 LOB: 0 BB: 0 P: 7	R: 0 E: 0 K: 0 S: 4	H: 1 LOB: 0 BB: 0 P: 5	1B: 5 2B: 0 3B: 0 HR: 0	SF: 0 SAC: 0 DP: 1 HBP: 1	WP: 0 PB: 0 SB: 1 CS: 0	PA: 32
PITCHER Kevin Brown, R (1,1) ERA: 1.88	IP: 9.0 WLS: W BF: 32 H: 5 R: 0 ER: 0 SO: 7 BB: 0 IBB: 0 HBP: 1 BLK: 0 WP: 0 HR: 0 S: 72 P: 110 ERA: 0.00 WHIP: 0.556															PITCHER						

Pittsburgh Pirates @ Florida Marlins
Joe Robbie Stadium, Miami, FL
Fri Jun 21 1996, 7:05 PM EDT
Att: 20,442 - Unknown - 87 F


AB 31
R 0
H 5
RBI 0
BB 0
SO 7
LOB 9



Batter	1	2	3	4	5	6	7	8	9	AB	R	H	RBI	BB	SO	LOB	BOTTOM			
Devon White, S (1,8) OBP: 0.340, SLG: 0.477	G3-1	F7								4	1	2	2	0	0	1				
QuiVio Veras, S (1,4) OBP: 0.353, SLG: 0.313	2B		G4-3		L7			F7		3	1	0	0	1	0	2				
Greg Colbrunn, R (1,3) OBP: 0.343, SLG: 0.421	2B		F8		FC6-4			G5-3		4	1	1	0	0	0	2				
Gary Sheffield, R (1,9) OBP: 0.433, SLG: 0.626	2B		G5-3			F8		G4-3		4	0	1	2	0	0	0				
Jeff Conine, R (1,7) OBP: 0.360, SLG: 0.460	L3				F9			BB		4	0	1	0	0	0	1				
Terry Pendleton, S (1,5) OBP: 0.296, SLG: 0.357	G4				G5-4-3			1B		3	0	1	0	1	0	1				
Charles Johnson, R (1,2) OBP: 0.287, SLG: 0.583			SH1-4		G5-4-3			P6		4	0	2	0	0	0	3				
Edgar Renteria, R (1,6) OBP: 0.306, SLG: 0.366	L9							FC9-6		3	1	1	0	0	0	2				
Kevin Brown, R (1,1) OBP: 0.100, SLG: 0.036	SH1-4							G6-3		2	0	0	0	0	1	2				
Inning Stats	R: 2 E: 0 K: 0 S: 19	H: 2 LOB: 1 BB: 1 P: 31	R: 0 E: 0 K: 0 S: 12	H: 1 LOB: 1 BB: 0 P: 13	R: 0 E: 0 K: 0 S: 7	H: 0 LOB: 0 BB: 0 P: 9	R: 0 E: 0 K: 0 S: 6	H: 1 LOB: 0 BB: 0 P: 10	R: 0 E: 0 K: 1 S: 10	H: 2 LOB: 2 BB: 0 P: 11	R: 0 E: 0 K: 0 S: 6	H: 0 LOB: 0 BB: 0 P: 9	R: 2 E: 0 K: 0 S: 14	H: 2 LOB: 0 BB: 0 P: 20	R: 0 E: 0 K: 0 S: 13	H: 1 LOB: 2 BB: 1 P: 26	1B: 6 2B: 2 3B: 0 HR: 1	SF: 0 SAC: 1 DP: 1 HBP: 0	WP: 0 PB: 0 SB: 0 CS: 0	PA: 34
PITCHER Danny Darwin, R (1,1) ERA: 2.83 Jon Lieber, R (6,1) ERA: 4.29 Steve Cooke, L (8,1) ERA:	IP: 5.0 WLS: L BF: 21 H: 6 R: 2 ER: 2 SO: 2 BB: 0 IBB: 0 HBP: 0 BLK: 0 WP: 0 HR: 0 S: 54 P: 74 ERA: 3.60 WHIP: 1.400															PITCHER				

Pittsburgh Pirates @ Florida Marlins
Joe Robbie Stadium, Miami, FL
Fri Jun 21 1996, 7:05 PM EDT
Att: 20,442 - Unknown - 87 F


AB 31
R 4
H 9
RBI 4
BB 2
SO 1
LOB 14



Batter	1	2	3	4	5	6	7	8	9	10	AB	R	H	RBI	BB	SO	LOB	TOP			
Carlos Garcia, R (1, 4) OBP: 0.355, SLG: 0.423	L5		G3			K		F9		P2	5	0	0	0	0	1	5				
John Wehner, R (1, 7) OBP: 0.288, SLG: 0.362				P5		P4				HR	2	0	0	0	2	0	1				
Dave Clark, L (10, PH) OBP: 0.365, SLG: 0.457	CS										1	0	1	1	0	0	0				
Al Martin, L (10, PR) OBP: 0.324, SLG: 0.413	BB							BB			0	1	0	0	0	0	0				
Jeff King, R (1, 3) OBP: 0.335, SLG: 0.505											5	1	2	3	0	1	3				
67 Francisco Cordova, R (10, 1) OBP: 0.333, SLG: 0.333	K									HR	0	0	0	0	0	0	0				
Orlando Merced, S (1, 9) OBP: 0.351, SLG: 0.488	CS	P5		G6-3				F4		G4-3	5	0	0	0	0	1	2				
Charlie Hayes, R (1, 5) OBP: 0.317, SLG: 0.415											4	0	0	0	0	2	1				
Jay Bell, R (1, 6) OBP: 0.319, SLG: 0.371											3	0	0	0	1	2	0				
Mike Kingery, L (1, 8) OBP: 0.297, SLG: 0.278											4	0	1	0	0	0	2				
18 Jason Kendall, R (1, 2) OBP: 0.350, SLG: 0.377											2	1	1	0	2	1	0				
Denny Neagle, L (1, 1) OBP: 0.133, SLG: 0.107											1	0	0	0	0	0	1				
Nelson Liriano, S (8, PH) OBP: 0.291, SLG: 0.340											1	0	1	0	0	0	0				
Dan Plesac, L (8, 1)											0	0	0	0	0	0	0				
Mark Johnson, L (10, PH) OBP: 0.362, SLG: 0.528											1	1	1	0	0	0	0				
Inning Stats	R: 0 E: 0 K: 1 S: 6	H: 0 LOB: 0 BB: 1 P: 14	R: 0 E: 0 K: 2 S: 8	H: 0 LOB: 0 BB: 0 P: 11	R: 0 E: 0 K: 0 S: 10	H: 2 LOB: 1 BB: 0 P: 17	R: 0 E: 0 K: 0 S: 3	H: 0 LOB: 0 BB: 0 P: 6	R: 0 E: 0 K: 1 S: 9	H: 0 LOB: 0 BB: 1 P: 15	R: 0 E: 0 K: 1 S: 11	H: 1 LOB: 2 BB: 1 P: 23	R: 0 E: 0 K: 1 S: 12	H: 1 LOB: 2 BB: 1 P: 18	R: 0 E: 0 K: 1 S: 6	H: 0 LOB: 0 BB: 0 P: 10	R: 4 E: 0 K: 1 S: 20	H: 3 LOB: 1 BB: 1 P: 32	1B: 5 2B: 1 3B: 0 HR: 1	SF: 0 SAC: 1 DP: 0 HBP: 0	WP: 0 PA: 41
PITCHER	IP 8.0	WLS 30	BF 4	H 0	R 0	ER 0	SO 6	BB 3	IBB 1	HBP 0	BLK 0	WP 0	HR 0	S 65	P 118	ERA 0.00	WHIP 0.875				
Al Leiter, L ERA: 2.38	(1, 1)																				
Robb Nen, R ERA: 2.54	(9, 1)	1.0	3	0	0	0	1	0	0	0	0	0	0	6	10	0.00	0.000				
Yorkis Perez, L ERA: 4.13	(10, 1)	0.1	L	3	1	2	2	0	1	0	0	0	0	11	20	54.00	6.000				
Terry Mathews, R ERA: 4.23	(10, 1)	0.2	4	2	2	2	1	0	0	0	0	0	0	9	12	27.00	3.000				

Pittsburgh Pirates @ Florida Marlins
Joe Robbie Stadium, Miami, FL
Sat Jun 22 1996, 7:05 PM EDT
Att: 26,666 - Unknown - 88 F


AB	34
R	4
H	7
RBI	4
BB	5
SO	8
LOB	15



Batter	1	2	3	4	5	6	7	8	9	10	AB	R	H	RBI	BB	SO	LOB	BOTTOM					
Devon White, S (1, 8) OBP: 0.338, SLG: 0.478	F9					G3-1				F9	4	0	1	0	0	0	0						
Quilvio Veras, S (1, 4) OBP: 0.343, SLG: 0.303	G5-3					G3				K	4	0	0	0	0	1	1						
Greg Colbrunn, R (1, 3) OBP: 0.345, SLG: 0.422	G5-3										4	0	2	0	0	0	0						
Gary Sheffield, R (1, 9) OBP: 0.430, SLG: 0.619											4	1	1	0	0	0	2						
Jeff Conine, R (1, 7) OBP: 0.359, SLG: 0.455											3	0	0	0	1	0	2						
Terry Pendleton, S (1, 5) OBP: 0.295, SLG: 0.355											4	0	1	1	0	0	2						
Charles Johnson, R (1, 2) OBP: 0.284, SLG: 0.378											3	0	0	0	0	1	2						
Joe Orsulak, L (10, PH) OBP: 0.243, SLG: 0.286											4	0	1	1	0	0	2						
Edgar Renteria, R (1, 6) OBP: 0.299, SLG: 0.357											3	0	0	0	0	1	0						
Al Leiter, L (1, 1) OBP: 0.059, SLG: 0.030											2	0	0	0	0	2	0						
Robb Nen, R (9, 1)											0	0	0	0	0	0	0						
Alex Arias, R (9, PH) OBP: 0.333, SLG: 0.404											1	0	0	0	0	1	0						
Yorkis Perez, L (10, 1)											0	0	0	0	0	0	0						
Terry Mathews, L (10, 1)											0	0	0	0	0	0	0						
Inning Stats	R: 0 E: 0 K: 0 S: 7	H: 0 LOB: 0 BB: 0 P: 10	R: 0 E: 1 K: 0 S: 8	H: 1 LOB: 1 BB: 1 P: 14	R: 0 E: 0 K: 1 S: 11	H: 1 LOB: 1 BB: 1 P: 15	R: 0 E: 0 K: 0 S: 7	H: 1 LOB: 0 BB: 0 P: 11	R: 0 E: 0 K: 2 S: 13	H: 0 LOB: 0 BB: 0 P: 19	R: 0 E: 0 K: 1 S: 11	H: 0 LOB: 0 BB: 0 P: 16	R: 0 E: 0 K: 0 S: 5	H: 1 LOB: 0 BB: 0 P: 7	R: 0 E: 0 K: 0 S: 5	H: 0 LOB: 0 BB: 0 P: 6	R: 0 E: 0 K: 2 S: 10	H: 0 LOB: 0 BB: 0 P: 13	R: 1 E: 1 K: 0 S: 10	H: 1 LOB: 1 BB: 0 P: 15	1B: 4 2B: 1 3B: 0 HR: 0	SF: 0 SAC: 0 DP: 3 HBP: 0	WP: 0 PA: 34
PITCHER	IP 7.0	WLS 23	BF 4	H 0	R 0	ER 0	SO 4	BB 1	IBB 0	HBP 0	BLK 0	WP 0	HR 0	S 62	P 92	ERA 0.00	WHIP 0.714						
Denny Neagle, L ERA: 3.1	(1, 1)																						
Dan Plesac, L ERA: 3.56	(8, 1)	2.0	W	6	0	0	2	0	0	0	0	0	0	15	19	0.00	0.000						
67 Francisco Cordova, R ERA: 4.07	(10, 1)	1.0	5	1	1	0	0	0	0	0	0	0	0	10	15	0.00	1.000						

Pittsburgh Pirates @ Florida Marlins
Joe Robbie Stadium, Miami, FL
Sat Jun 22 1996, 7:05 PM EDT
Att: 26,666 - Unknown - 88 F

AB	33
R	1
H	5
RBI	1
BB	1
SO	6
LOB	10



Batter	1	2	3	4	5	6	7	8	9	AB	R	H	RBI	BB	SO	LOB	TOP			
Marvin Benard, L (1, 8) OBP: 0.330, SLG: 0.310	2-1 P4		4-1 G6-3 S BB		0-2 G4-3			1-2 G5-4-3 1B		3	0	1	0	1	0	1	San Francisco Giants @ Florida Marlins Joe Robbie Stadium, Miami, FL Mon Jun 24 1996, 7:05 PM EDT Att: 16,860 - Unknown - 86 F livebaseballscorecards.com			
Robby Thompson, R (1, 4) OBP: 0.317, SLG: 0.383	2-3 K		2-2 G6-3 1-3		3-3 K			2-0 G5-4-3 1-2		4	0	0	0	0	2	3				
Barry Bonds, L (1, 7) OBP: 0.410, SLG: 0.578	3-1 2B		3-2 F7			0-1 F9		4-1 BB		3	0	1	0	1	0	1				
Matt Williams, R (1, 5) OBP: 0.382, SLG: 0.540	0-3 K			0-1 G1-3		0-0 G5-3		1-0 L3		4	0	0	0	0	1	2				
Mark Carreon, R (1, 3) OBP: 0.331, SLG: 0.466		3-3 K		2-2 F7		2-0 L5			1-0 F8	4	0	0	0	0	1	0				
Stan Javier, S (1, 9) OBP: 0.333, SLG: 0.395		0-0 F7		4-0 FC4 BB			2-3 K		3-3 K	3	0	0	0	1	2	0				
Rich Aurilia, R (1, 6) OBP: 0.308, SLG: 0.346 Tom Lampkin, L (9, PH) OBP: 0.374, SLG: 0.450		2-1 HR		1-1 FC4 1-2			1-2 G4-3		1-3 K	3	1	1	1	0	0	1				
Kirt Manwaring, R (1, 2) OBP: 0.356, SLG: 0.360		3-3 K			0-0 SH5-4 2B		4-1 BB			2	0	1	0	1	1	0				
Mark Leiter, R (1, 1) OBP: 0.188, SLG: 0.194 Dan Peltier, L (7, PH) OBP: 0.353, SLG: 0.387 Jeff Juden, R (7, 1) Rich DeLucia, R (7, 1)			2-3 K			0-0 SH5-4 2-3		2-2 P5		1	0	0	0	0	1	0				
Inning Stats	R: 0 E: 0 K: 2 S: 11	H: 1 LOB: 1 BB: 0 P: 18	R: 1 E: 0 K: 2 S: 14	H: 1 LOB: 0 BB: 0 P: 22	R: 0 E: 0 K: 1 S: 11	H: 0 LOB: 1 BB: 1 P: 22	R: 0 E: 0 K: 0 S: 8	H: 0 LOB: 1 BB: 0 P: 15	R: 0 E: 0 K: 1 S: 4	H: 0 LOB: 0 BB: 0 P: 6	R: 0 E: 0 K: 0 S: 12	H: 0 LOB: 1 BB: 1 P: 21	R: 0 E: 0 K: 0 S: 6	H: 1 LOB: 1 BB: 1 P: 14	R: 0 E: 0 K: 2 S: 8	H: 0 LOB: 0 BB: 0 P: 13		1B: 1 2B: 2 3B: 0 HR: 1	SF: 0 SAC: 1 DP: 1 HBP: 0	WP: 0 PB: 0 SB: 1 CS: 0
PITCHER	IP WLS BF H R ER SO BB IBB HBP BLK WP HR S P ERA WHIP																			
John Burkett, R (1, 1) ERA: 3.75	7.0 W 27 3 1 1 7 3 0 0 0 0 0 1 68 115 1.29 0.857																			
Yorkis Perez, L (8, 1) ERA: 3.89	0.2 3 1 0 0 0 1 0 0 0 0 0 0 5 12 0.00 3.000																			
Jay Powell, R (8, 1) ERA: 3.22	0.1 1 0 0 0 0 0 0 0 0 0 0 0 0 1 2 0.00 0.000																			
Robb Nen, R (9, 1) ERA: 2.48	1.0 S 3 0 0 0 2 0 0 0 0 0 0 0 8 13 0.00 0.000																			

Batter	1	2	3	4	5	6	7	8	9	AB	R	H	RBI	BB	SO	LOB	BOTTOM			
Devon White, S (1, 8) OBP: 0.335, SLG: 0.469	0-0 CS 1B		0-0 P4		2-2 G4-3		1-2 FC5-2 HBP S			4	0	1	0	0	0	1	San Francisco Giants @ Florida Marlins Joe Robbie Stadium, Miami, FL Mon Jun 24 1996, 7:05 PM EDT Att: 16,860 - Unknown - 86 F livebaseballscorecards.com			
Quiuvio Veras, S (1, 4) OBP: 0.342, SLG: 0.288	1 SAFE 1 SAFE 1 SAFE 1 SAFE 1-2	4-2 G1-3 BB	4-2 BB HBP BB		3-2 G6-3		4-1 HBP BB		1	0	0	0	3	0	0					
Greg Colbrunn, R (1, 3) OBP: 0.351, SLG: 0.426	1-0 G1-3 1-2		1-1 BB HBP		1-2 G5-3		2-1 HBP		2	0	0	0	0	0	1					
Gary Sheffield, R (1, 9) OBP: 0.438, SLG: 0.620	4-0 FC6-4 IBB		4-2 BB		4-0 HR BB		0-2 G4-3		1	1	0	0	3	0	3					
Jeff Conine, R (1, 7) OBP: 0.362, SLG: 0.465	1-2 FC6-4 1-2		3-2 F8		0-0 HR		2-2 F7		4	1	1	2	0	0	5					
Terry Pendleton, S (1, 5) OBP: 0.294, SLG: 0.347		3-3 K		1-0 P6		1-3 K		2-3 K		4	0	0	0	0	3	0				
Charles Johnson, R (1, 2) OBP: 0.275, SLG: 0.365		1-0 F8		1-0 P6		2-2 G5-3		3-3 K		4	0	0	0	0	1	0				
Kurt Abbott, R (1, 6) OBP: 0.308, SLG: 0.415		1-2 K		1-0 G6-3			2-1 F9 FC5-2 2B		3	0	1	0	0	1	0					
John Burkett, R (1, 1) OBP: 0.162, SLG: 0.216 Joe Orsulak, L (7, PH) OBP: 0.240, SLG: 0.282 Yorkis Perez, L (8, 1) Jay Powell, R (8, 1) Robb Nen, R (9, 1)			0-0 G6-3		0-3 K		2-0 F9 2-3		2	0	0	0	0	1	0					
Inning Stats	R: 0 E: 0 K: 0 S: 9	H: 1 LOB: 2 BB: 2 P: 19	R: 0 E: 0 K: 2 S: 7	H: 0 LOB: 0 BB: 0 P: 12	R: 0 E: 0 K: 0 S: 13	H: 0 LOB: 3 BB: 2 P: 25	R: 0 E: 0 K: 0 S: 3	H: 0 LOB: 0 BB: 0 P: 6	R: 0 E: 0 K: 1 S: 9	H: 1 LOB: 0 BB: 0 P: 14	R: 2 E: 0 K: 1 S: 15	H: 1 LOB: 1 BB: 1 P: 23	R: 0 E: 0 K: 0 S: 12	H: 1 LOB: 3 BB: 1 P: 23	R: 0 E: 0 K: 2 S: 11	H: 0 LOB: 0 BB: 0 P: 18		1B: 1 2B: 1 3B: 0 HR: 1	SF: 0 SAC: 0 DP: 0 HBP: 2	WP: 0 PB: 0 SB: 1 CS: 1
PITCHER	IP WLS BF H R ER SO BB IBB HBP BLK WP HR S P ERA WHIP																			
Mark Leiter, R (1, 1) ERA: 4.38	6.0 L 25 2 2 2 4 4 1 1 0 0 0 7 16 3.00 1.000																			
Jeff Juden, R (7, 1) ERA: 4.0	0.2 4 1 0 0 0 1 0 0 0 0 0 0 7 16 0.00 3.000																			
Rich DeLucia, R (7, 1) ERA: 5.68	1.1 5 0 0 0 2 0 0 1 0 0 0 0 16 25 0.00 0.000																			

Batter	1	2	3	4	5	6	7	8	9	10	AB	R	H	RBI	BB	SO	LOB	TOP									
Marvin Bernard, L (1, 8) OBP: 0.332, SLG: 0.313	F8			G5-3 1B		HR 1B	K		G4-3		5	2	2	0	0	1	2										
Robby Thompson, R (1, 4) OBP: 0.314, SLG: 0.396	G5-3			G1-3		HR			G6-3		5	1	1	2	0	1	1										
Barry Bonds, L (1, 7) OBP: 0.413, SLG: 0.574	F9					1B BB					2	0	0	0	3	1	0										
Mark Carreon, R (1, 3)		F9		G5-3					E3 FC6-4		5	0	1	1	0	0	2										
Stan Javier, S (1, 9) OBP: 0.331, SLG: 0.387		G1-3							FC6-4		4	0	0	0	1	2	4										
Shawon Dunston, R (1, 6) OBP: 0.331, SLG: 0.449											5	1	2	1	0	0	4										
Rod Beck, R (10, 1)	F8									FC6-4	0	0	0	0	0	0	0										
Steve Scarsone, R (1, 5) OBP: 0.304, SLG: 0.387				G2-3							3	0	0	0	0	1	1										
Tom Lampkin, L (9, PH) OBP: 0.370, SLG: 0.444											1	0	0	0	0	0	0										
Jeff Juden, R (9, 1)											0	0	0	0	0	0	0										
Rich Aurilia, R (10, 6) OBP: 0.308, SLG: 0.346											0	0	0	0	0	0	0										
Kirt Manwaring, R (1, 2) OBP: 0.355, SLG: 0.355				G4-3							4	0	1	0	0	0	1										
William Van Landingham, R (1, 11) OBP: 0.229, SLG: 0.275											2	0	0	0	0	0	0										
Mark Dewey, R (6, 1)											0	0	0	0	0	0	0										
Dan Peltier, L (7, PH) OBP: 0.331, SLG: 0.387				P3							0	0	0	0	0	0	0										
Rich DeLucia, R (7, 1)											0	0	0	0	0	0	0										
Matt Williams, R (9, PH) OBP: 0.281, SLG: 0.538											1	0	0	0	0	0	0										
Inning Stats	R: 0 E: 0 K: 0 S: 6	H: 0 LOB: 0 BB: 0 P: 7	R: 0 E: 0 K: 0 S: 4	H: 0 LOB: 0 BB: 0 P: 7	R: 0 E: 0 K: 0 S: 8	H: 0 LOB: 0 BB: 0 P: 12	R: 1 E: 0 K: 1 S: 11	H: 1 LOB: 1 BB: 1 P: 24	R: 0 E: 0 K: 0 S: 9	H: 1 LOB: 1 BB: 0 P: 14	R: 2 E: 0 K: 1 S: 9	H: 3 LOB: 1 BB: 1 P: 18	R: 0 E: 0 K: 2 S: 15	H: 0 LOB: 1 BB: 0 P: 23	R: 0 E: 1 K: 1 S: 12	H: 0 LOB: 1 BB: 0 P: 20	R: 1 E: 0 K: 0 S: 11	H: 2 LOB: 1 BB: 0 P: 14	R: 0 E: 0 K: 1 S: 14	H: 0 LOB: 2 BB: 2 P: 25	1B: 4 2B: 1 3B: 0 HR: 2	SF: 0 SAC: 0 DP: 1 HBP: 0	WP: 0 PB: 0 SB: 2 CS: 0	PA: 42			
PITCHER	IP	WLS	BF	H	R	ER	SO	BB	IBB	HBP	BLK	WP	HR	S	P	ERA	WHIP										
David Weathers, R (1, 1) ERA: 4.17	5.0		22	5	3	2	1	2	0	0	0	0	0	5	8	3.60	1.400										
Kurt Miller, R (6, 1) ERA: 4.6	1.0		2	0	0	0	1	0	0	0	0	0	0	5	8	0.00	0.000										
Terry Mathews, R (7, 1) ERA: 3.82	2.0		8	0	0	0	3	1	0	0	0	0	0	27	43	0.00	0.500										
Robb Nen, R (9, 1) ERA: 2.63	1.0		5	2	1	1	0	0	0	0	0	0	1	11	14	9.00	2.000										
Jay Powell, R (10, 1) ERA: 3.09	1.0	W	5	0	0	0	1	2	0	0	0	0	0	14	25	0.00	2.000										

San Francisco Giants @ Florida Marlins
Joe Robbie Stadium, Miami, FL
Tue Jun 25 1996, 7:05 PM EDT
Att: 16,577 - Unknown - 87 F

livebaseballscorecards.com

AB 37
R 4
H 7
RBI 4
BB 5
SO 6
LOB 17

GIANTS

Batter	1	2	3	4	5	6	7	8	9	10	AB	R	H	RBI	BB	SO	LOB	BOTTOM									
Devon White, S (1, 8) OBP: 0.329, SLG: 0.459	G5-3								FC5-4 G6-3		5	0	0	0	0	0	2										
Quilvio Veras, S (1, 4) OBP: 0.338, SLG: 0.279	L8								F8		4	1	0	0	1	0	1										
Greg Colbrunn, R (1, 3) OBP: 0.352, SLG: 0.429	F9								G6-3		5	1	2	0	0	0	1										
Gary Sheffield, R (1, 9) OBP: 0.441, SLG: 0.630											4	1	2	2	1	1	1										
Jeff Conine, R (1, 7) OBP: 0.363, SLG: 0.471											5	1	2	0	0	1	2										
Terry Pendleton, S (1, 5) OBP: 0.296, SLG: 0.351											3	0	1	1	1	1	1										
Kurt Abbott, R (1, 6) OBP: 0.319, SLG: 0.437											3	1	1	1	2	1	2										
Rob Natal, R (1, 2) OBP: 0.259, SLG: 0.217											1	0	0	0	1	1	0										
Joe Orsulak, L (6, PH) OBP: 0.250, SLG: 0.282											0	0	0	0	1	0	0										
Charles Johnson, R (7, 2) OBP: 0.277, SLG: 0.366											2	0	1	1	0	0	2										
David Weathers, R (1, 11) OBP: 0.276, SLG: 0.385											1	0	0	0	0	0	0										
Kurt Miller, R (6, 1) ERA: 3.89											0	0	0	0	0	0	0										
Alex Arias, R (6, PH) OBP: 0.337, SLG: 0.496											0	0	0	0	0	0	0										
Terry Mathews, L (7, 1)											0	0	0	0	0	0	0										
Robb Nen, R (9, 1)											1	0	0	0	0	0	0										
Jesus Tavarez, S (9, PH) OBP: 0.215, SLG: 0.214											1	0	0	0	0	0	0										
Jay Powell, R (10, 1)											0	0	0	0	0	0	0										
Inning Stats	R: 0 E: 0 K: 0 S: 8	H: 0 LOB: 0 BB: 0 P: 10	R: 2 E: 0 K: 3 S: 16	H: 2 LOB: 0 BB: 0 P: 21	R: 0 E: 0 K: 1 S: 5	H: 0 LOB: 0 BB: 0 P: 9	R: 0 E: 0 K: 1 S: 8	H: 1 LOB: 1 BB: 0 P: 15	R: 0 E: 0 K: 1 S: 10	H: 0 LOB: 1 BB: 1 P: 19	R: 2 E: 0 K: 0 S: 10	H: 3 LOB: 3 BB: 2 P: 21	R: 0 E: 0 K: 0 S: 8	H: 0 LOB: 0 BB: 0 P: 14	R: 0 E: 0 K: 0 S: 8	H: 1 LOB: 2 BB: 2 P: 18	R: 0 E: 1 K: 0 S: 7	H: 0 LOB: 1 BB: 0 P: 10	R: 1 E: 0 K: 0 S: 10	H: 2 LOB: 3 BB: 2 P: 22	1B: 4 2B: 2 3B: 1 HR: 2	SF: 1 SAC: 0 DP: 0 HBP: 1	WP: 1 PB: 0 SB: 0 CS: 3	PA: 44			
PITCHER	IP	WLS	BF	H	R	ER	SO	BB	IBB	HBP	BLK	WP	HR	S	P	ERA	WHIP										
William Van Landingham, R (1, 1) ERA: 5.67	5.0		23	6	4	4	6	2	0	1	0	0	0	2	53	7.20	1.600										
Mark Dewey, R (6, 1) ERA: 3.89	1.0		4	0	0	0	0	1	0	0	0	0	0	4	10	0.00	1.000										
Rich DeLucia, R (7, 1) ERA: 5.27	2.0		8	1	0	0	0	1	1	0	0	1	0	16	32	0.00	1.000										
Jeff Juden, R (9, 1) ERA: 3.89	1.0		4	0	0	0	0	0	0	0	0	0	0	7	10	0.00	0.000										
Rod Beck, R (10, 1) ERA: 1.92	0.1	L	5	2	1	1	0	1	1	0	0	0	0	10	22	27.00	9.000										

San Francisco Giants @ Florida Marlins
Joe Robbie Stadium, Miami, FL
Tue Jun 25 1996, 7:05 PM EDT
Att: 16,577 - Unknown - 87 F

livebaseballscorecards.com

AB 35
R 5
H 9
RBI 5
BB 7
SO 6
LOB 15

GIANTS

Batter	1	2	3	4	5	6	7	8	9	AB	R	H	RBI	BB	SO	LOB	TOP					
Marvin Benard, L (1,8) OBP: 0.330, SLG: 0.311	G1-3		G1-3			F7			BB FC6-4 1B	4	1	1	0	0	0	1	San Francisco Giants @ Florida Marlins Joe Robbie Stadium, Miami, FL Wed Jun 26 1996, 3:33 AM EDT Att: 21,188 - Cloudy - 90 F					
Shawn Dunston, R (1,6) OBP: 0.330, SLG: 0.444	G5-3		P4			G4-3			FC6-4 BB G5-3 1B	4	1	1	0	0	0	1						
Barry Bonds, L (1,7) OBP: 0.414, SLG: 0.571	1B				F8	L6			FC6-4 BB 1-2 2-3	3	0	1	0	1	0	0						
Matt Williams, R (1,5) OBP: 0.379, SLG: 0.534	F9				G5-4-3 1B	G5-3			FC6-4 G5-3 1-2 2-3 3-H	4	0	1	1	0	0	3						
Mark Carreon, R (1,3) OBP: 0.324, SLG: 0.454		G4-3			G5-4-3 1-2	L9			G5-3 1-2 3-H 4-0	4	0	0	1	0	0	2						
Stan Javier, S (1,9) OBP: 0.328, SLG: 0.382	K				G5-3	G6-3			BB	3	0	0	0	1	1	0						
Tom Lampkin, L (1,2) OBP: 0.354, SLG: 0.424	F8				K			G3	G3	4	0	0	0	0	1	2						
Steve Scarson, R (1,4) OBP: 0.310, SLG: 0.399			G1-3 1B			K		K		3	0	2	0	0	1	0						
Allen Watson, L (1,1) OBP: 0.256, SLG: 0.225			K			G3-1				2	0	0	0	0	1	2						
Dan Peltier, L (8, PH) OBP: 0.389, SLG: 0.406										1	0	1	0	0	0	0						
Jose Bautista, R (8, 1) OBP: 0.333, SLG: 0.333										0	0	0	0	0	0	0						
Inning Stats	R: 0 E: 0 K: 0 S: 10	H: 1 LOB: 1 BB: 0 P: 20	R: 0 E: 0 K: 1 S: 5	H: 0 LOB: 0 BB: 0 P: 7	R: 0 E: 0 K: 1 S: 8	H: 1 LOB: 1 BB: 0 P: 8	R: 0 E: 0 K: 0 S: 4	H: 1 LOB: 0 BB: 0 P: 6	R: 0 E: 0 K: 1 S: 12	H: 1 LOB: 1 BB: 0 P: 16	R: 0 E: 0 K: 0 S: 5	H: 0 LOB: 0 BB: 0 P: 6	R: 0 E: 0 K: 0 S: 7	H: 0 LOB: 0 BB: 0 P: 9	R: 0 E: 0 K: 1 S: 7	H: 1 LOB: 1 BB: 0 P: 10	R: 2 E: 0 K: 0 S: 11	H: 2 LOB: 2 BB: 2 P: 24	1B: 6 2B: 1 3B: 0 HR: 0	SF: 0 SAC: 0 DP: 1 HBP: 0	WP: 0 PB: 0 SB: 1 CS: 0	PA: 34
PITCHER Kevin Brown, R (1,1) ERA: 1.89	IP: 9.0 WLS: W BF: 34 H: 7 R: 2 ER: 2 SO: 4 BB: 2 IBB: 0 HBP: 0 BLK: 0 WP: 0 HR: 0 S: 69 P: 106 ERA: 2.00 WHIP: 1.000															PITCHER						

Batter	1	2	3	4	5	6	7	8	9	AB	R	H	RBI	BB	SO	LOB	BOTTOM					
Devon White, S (1,8) OBP: 0.326, SLG: 0.455	G5-3	F9		1B		L7		G3		5	0	1	0	0	0	3	San Francisco Giants @ Florida Marlins Joe Robbie Stadium, Miami, FL Wed Jun 26 1996, 3:33 AM EDT Att: 21,188 - Cloudy - 90 F					
Quiulvio Veras, S (1,4) OBP: 0.340, SLG: 0.313	G5-3		HR	L8		K		2B		5	1	2	1	0	1	2						
Greg Colbrunn, R (1,3) OBP: 0.349, SLG: 0.436	G5-3		L7	K		HR		P4		5	1	1	1	0	1	3						
Gary Sheffield, R (1,9) OBP: 0.448, SLG: 0.631		FC6-5 1B BB	FC5-4 1B BB		1B 1B			BB		1	0	1	0	3	0	0						
Jeff Conine, R (1,7) OBP: 0.368, SLG: 0.475		1B FC6-5 BB 1B	FC5-4 1B		1B	F8				4	1	3	0	0	0	1						
Alex Arias, R (1,5) OBP: 0.336, SLG: 0.404		FC6-5 BB 1B	FC5-4					G3-1		3	0	1	0	0	0	4						
Terry Pendleton, S (5, FR) OBP: 0.295, SLG: 0.349		1-2 2-3 3-H	1-2 2-3		1B					1	0	0	0	0	0	0						
Charles Johnson, R (1,2) OBP: 0.277, SLG: 0.364		BB 1B	L4		K			G6-3		4	0	1	0	0	1	5						
Kurt Abbott, R (1,6) OBP: 0.309, SLG: 0.423		K		P4	K			F8		4	0	0	0	0	2	6						
Kevin Brown, R (1,1) OBP: 0.147, SLG: 0.065		BB		1B	K			G5-3		3	0	1	1	1	1	3						
Inning Stats	R: 0 E: 0 K: 0 S: 8	H: 0 LOB: 0 BB: 0 P: 12	R: 1 E: 0 K: 1 S: 16	H: 2 LOB: 3 BB: 2 P: 28	R: 1 E: 0 K: 0 S: 13	H: 2 LOB: 2 BB: 1 P: 20	R: 0 E: 0 K: 1 S: 9	H: 2 LOB: 2 BB: 0 P: 12	R: 0 E: 0 K: 3 S: 18	H: 3 LOB: 3 BB: 0 P: 24	R: 1 E: 0 K: 1 S: 9	H: 1 LOB: 1 BB: 1 P: 19	R: 0 E: 0 K: 0 S: 7	H: 0 LOB: 0 BB: 0 P: 12	R: 0 E: 0 K: 0 S: 8	H: 1 LOB: 1 BB: 0 P: 9	R: 0 E: 0 K: 0 S: 8	H: 1 LOB: 1 BB: 0 P: 9	1B: 8 2B: 1 3B: 0 HR: 2	SF: 0 SAC: 0 DP: 0 HBP: 0	WP: 0 PB: 0 SB: 0 CS: 0	PA: 39
PITCHER Allen Watson, L (1,1) ERA: 3.85	IP: 7.0 WLS: L BF: 35 H: 10 R: 3 ER: 3 SO: 6 BB: 4 IBB: 0 HBP: 0 BLK: 0 WP: 0 HR: 2 S: 80 P: 127 ERA: 3.86 WHIP: 2.000															PITCHER						
Jose Bautista, R (8, 1) ERA: 3.1	IP: 1.0 WLS: L BF: 4 H: 1 R: 0 ER: 0 SO: 0 BB: 0 IBB: 0 HBP: 0 BLK: 0 WP: 0 HR: 0 S: 8 P: 9 ERA: 0.00 WHIP: 1.000															PITCHER						

Batter	1	2	3	4	5	6	7	8	9	AB	R	H	RBI	BB	SO	LOB	TOP				
Marquis Grissom, R (1, 8) OBP: 0.331, SLG: 0.452	1-1 F8		2-3 K		2-2 FC6-4 BB		1-0 F9			4	0	0	0	0	1	4	Atlanta Braves @ Florida Marlins Joe Robbie Stadium, Miami, FL Fri Jun 28 1996, 7:05 PM EDT Att: 30,661 - Unknown - 83 F				
Mark Lemko, S (1, 4) OBP: 0.376, SLG: 0.382	2-2 P4		2-3 K		4-0 BB		1-2 BB	1-2 BB		3	0	1	0	1	1	2					
10 Chipper Jones, S (1, 5) OBP: 0.376, SLG: 0.536	1-1 L6			1-3 K	2-0 G4-6-3			0-3 K		4	0	0	0	0	2	3					
Fred McGriff, L (1, 3)		1-2 G6-3		2-1 1B		1-0 CS		4-2 BB		3	0	2	0	1	0	0					
Javy Lopez, R (1, 2) OBP: 0.313, SLG: 0.471		0-0 G4-3		3-2 1B		2-3 K		1-2 G6-4-3		4	0	2	0	0	1	3					
Mark Whiten, S (1, 9) OBP: 0.357, SLG: 0.394		2-1 G4-3		0-2 1B		3-3 K			3-1 G4-3	4	0	2	0	0	1	2					
Jermaine Dye, R (1, 7) Dwight Smith, L (9, PH) OBP: 0.294, SLG: 0.337			0-0 SH1-4 BB	3-3 K			2-0 F7		3-1 G4-3	3	0	1	0	0	1	3					
Jeff Blausler, R (1, 6) OBP: 0.336, SLG: 0.418			4-2 SH1-4 BB	2-3 K			4-0 SH5-4 BB		0-3 K	2	0	0	0	2	2	4					
Tom Glavine, L (1, 1) Brad Clontz, R (7, 1) Ryan Klesko, L (9, PH) OBP: 0.369, SLG: 0.591			1-0 SH1-4		3-2 FC6-4		1-2 SH5-4		3-3 K	1	0	1	0	0	0	0					
Inning Stats	R: 0 E: 0 K: 0 S: 7	H: 0 LOB: 0 BB: 0 P: 11	R: 0 E: 0 K: 0 S: 6	H: 1 LOB: 0 BB: 0 P: 9	R: 0 E: 0 K: 2 S: 11	H: 1 LOB: 2 BB: 1 P: 20	R: 0 E: 0 K: 3 S: 20	H: 3 LOB: 3 BB: 0 P: 31	R: 0 E: 0 K: 2 S: 7	H: 1 LOB: 1 BB: 0 P: 13	R: 0 E: 0 K: 0 S: 3	H: 0 LOB: 1 BB: 1 P: 11	R: 0 E: 0 K: 1 S: 12	H: 1 LOB: 1 BB: 1 P: 18	R: 0 E: 0 K: 2 S: 10	H: 1 LOB: 1 BB: 0 P: 19		1B: 9 2B: 1 3B: 0 HR: 0	SF: 0 SAC: 2 DP: 4 HBP: 0	WP: 0 PB: 0 SB: 0 CS: 1	PA: 36
PITCHER	IP	WLS	BF	H	R	ER	SO	BB	IBB	HBP	BLK	WP	HR	S	P	ERA	WHIP				
Al Leiter, L (1, 1) ERA: 2.23	7.0	W	28	7	0	0	7	3	0	0	0	0	0	61	113	0.00	1.429				
Terry Mathews, R (8, 1) ERA: 3.59	1.0		4	1	0	0	1	1	0	0	0	0	0	12	18	0.00	2.000				
Robb Nen, R (9, 1) ERA: 2.57	1.0	S	4	1	0	0	2	0	0	0	0	0	0	10	19	0.00	1.000				

Batter	1	2	3	4	5	6	7	8	9	AB	R	H	RBI	BB	SO	LOB	BOTTOM				
Devon White, S (1, 8) OBP: 0.324, SLG: 0.448	1-1 F8		3-2 G6-3		4-0 F9 SH		2-0 L7	3-3 K		4	1	0	0	1	1	0	Atlanta Braves @ Florida Marlins Joe Robbie Stadium, Miami, FL Fri Jun 28 1996, 7:05 PM EDT Att: 30,661 - Unknown - 83 F				
Quilvio Veras, S (1, 4) OBP: 0.340, SLG: 0.314	2-3 K		3-2 F8		2-0 SH		2-0 BB			3	1	1	0	0	1	0					
Greg Colbrunn, R (1, 3) OBP: 0.351, SLG: 0.438	4-2 BB		1-2 2B		2-0 F9		3-1 F9			3	0	1	0	1	0	3					
Gary Sheffield, R (1, 9) OBP: 0.455, SLG: 0.631	4-0 BB		4-0 IBB		4-0 FC6-4		4-0 E			0	0	0	0	4	0	0					
Jeff Conine, R (1, 7) OBP: 0.366, SLG: 0.472	0-1 F8		2-2 L9		3-1 FC6-4		0-0 E7			4	0	1	2	0	0	6					
Terry Pendleton, S (1, 5) OBP: 0.294, SLG: 0.345		0-1 G5-3		1-1 G6-3	2-2 G4-3		4-0 IBB			3	0	0	0	1	0	2					
Charles Johnson, R (1, 2) OBP: 0.273, SLG: 0.359		1-2 G6-3		2-1 P3		2-1 L9	3-2 G4-3			4	0	0	0	0	0	3					
Kurt Abbott, R (1, 6) OBP: 0.315, SLG: 0.425		1-2 1B		3-2 1B		0-0 F9		1-3 K		4	0	2	0	0	1	0					
Al Leiter, L (1, 1) ERA: 2.62		0-3 K		2-3 K		0-3 K		1-2 F8		3	0	0	0	0	3	2					
Terry Mathews, L (8, 1) Joe Orsulak, L (8, PH) Robb Nen, R (9, 1) OBP: 0.247, SLG: 0.278										0	0	0	0	0	0	0					
Inning Stats	R: 0 E: 0 K: 1 S: 9	H: 0 LOB: 2 BB: 2 P: 20	R: 0 E: 0 K: 1 S: 11	H: 1 LOB: 1 BB: 0 P: 13	R: 0 E: 0 K: 0 S: 13	H: 1 LOB: 2 BB: 1 P: 26	R: 0 E: 0 K: 1 S: 10	H: 1 LOB: 1 BB: 0 P: 18	R: 1 E: 1 K: 0 S: 7	H: 0 LOB: 2 BB: 2 P: 24	R: 0 E: 0 K: 1 S: 6	H: 0 LOB: 0 BB: 0 P: 8	R: 1 E: 1 K: 0 S: 9	H: 2 LOB: 3 BB: 2 P: 27	R: 0 E: 0 K: 2 S: 11	H: 0 LOB: 0 BB: 0 P: 16	1B: 4 2B: 1 3B: 0 HR: 0	SF: 0 SAC: 1 DP: 0 HBP: 0	WP: 0 PB: 0 SB: 0 CS: 0	PA: 37	
PITCHER	IP	WLS	BF	H	R	ER	SO	BB	IBB	HBP	BLK	WP	HR	S	P	ERA	WHIP				
Tom Glavine, L (1, 1) ERA: 2.62	6.2	L	32	4	2	1	4	4	2	0	0	0	0	61	125	1.35	1.350				
Brad Clontz, R (7, 1) ERA: 4.73	1.1		5	0	0	0	2	0	1	0	0	0	0	15	27	0.00	0.000				

AB 30
R 0
H 9
RBI 0
BB 4
SO 10
LOB 23



Batter	1	2	3	4	5	6	7	8	9	AB R H RBI BB SO LOB	TOP									
Marquis Grissom, R (1, 8) OBP: 0.336, SLG: 0.453	1-2 1B 10 SF8		2-3 K			0-0 FC4-6 1B	1-1 1B			4 1 3 0 0 1 0	Atlanta Braves @ Florida Marlins Joe Robbie Stadium, Miami, FL Sun Jun 30 1996, 3:33 AM EDT Att: 34,023 - Overcast - 83 F									
Mark Lemke, S (1, 4) OBP: 0.376, SLG: 0.379	1-0 1B		2-3 K			0-2 FC4-6 10 1B	0-0 F8			4 0 1 0 0 1 3										
10 Chipper Jones, S (1, 5) OBP: 0.372, SLG: 0.528	2-0 SF8			2-2 G4-3		1-2 G4-6-3 1B		1-3 K		3 0 1 2 0 1 0										
Fred McGriff, L (1, 3) OBP: 0.361, SLG: 0.543	2-3 K			3-3 K		3-H G4-6-3 1B		1-1 G4-3		4 0 0 0 0 2 3										
Ryan Klesko, L (1, 7) OBP: 0.368, SLG: 0.590	2-0 P5			0-0 F8			2-1 G4-3 1B 2B	3-1 G6-3		4 1 1 0 0 0 1										
Javy Lopez, R (1, 2) OBP: 0.311, SLG: 0.464		1-1 G5-3			1-1 P4		3-2 G4-3		1-0 FC5-4 1B	4 0 1 0 0 0 1										
Rafael Belliard, R (9, PR) OBP: 0.180, SLG: 0.209										0 0 0 0 0 0 0										
Mark Wohlers, R (9, 1)										0 0 0 0 0 0 0										
Jermaine Dye, R (1, 9) OBP: 0.315, SLG: 0.534		2-3 K			0-2 L4		1-2 HR 1B		2-1 FC5-4 CS	4 1 1 1 0 1 1										
Jeff Blausler, R (1, 6) OBP: 0.344, SLG: 0.435		3-2 F8			1-0 G5-3		3-H 0-0 HR		3-3 K	4 1 1 2 0 1 1										
Jason Schmidt, R (1, 1) Ed Giovanola, L (6, PH) Brad Clontz, R (6, 1) Dwight Smith, L (7, PH) Greg McMichael, R (7, 1) Eddie Pérez, R (9, 2) OBP: 0.342, SLG: 0.533			1-3 K			0-0 FC4-6 10 1B 1B		1-3 K		1 0 0 0 0 0 1 0 1 1 1 0 0 0 0 0 0 0 0 0 0 0 0 0 1 0 0 0 0 0 1 0 0 0 0 0 0 0 0 0										
Inning Stats	R: 1 E: 0 K: 1 S: 10	H: 2 LOB: 1 BB: 0 P: 18	R: 0 E: 0 K: 1 S: 8	H: 0 LOB: 0 BB: 0 P: 14	R: 0 E: 0 K: 3 S: 9	H: 0 LOB: 0 BB: 0 P: 14	R: 0 E: 0 K: 1 S: 10	H: 0 LOB: 0 BB: 0 P: 15	R: 0 E: 0 K: 0 S: 6	H: 3 LOB: 1 BB: 0 P: 18	R: 3 E: 0 K: 1 S: 17	H: 4 LOB: 1 BB: 0 P: 25	R: 0 E: 0 K: 1 S: 7	H: 0 LOB: 0 BB: 0 P: 12	R: 0 E: 0 K: 1 S: 7	H: 1 LOB: 1 BB: 0 P: 13	1B: 8 2B: 1 3B: 0 HR: 1	SF: 1 SAC: 0 DP: 1 HBP: 0	WP: 0 PB: 0 SB: 0 CS: 1	PA: 35
PITCHER	IP WLS BF H R ER SO BB IBB HBP BLK WP HR S P ERA WHIP											IP WLS BF H R ER SO BB IBB HBP BLK WP HR S P ERA WHIP								
John Burkett, R (1, 1) ERA: 3.92	6.2 L 28 9 5 5 7 0 0 0 0 0 0 1 74 111 6.75 1.350																			
Jay Powell, R (7, 1) ERA: 3.8	0.1 1 0 0 0 0 0 0 0 0 0 0 0 1 1 0.00 0.000																			
Yorkis Perez, L (8, 1) ERA: 3.71	1.0 3 0 0 0 1 0 0 0 0 0 0 0 7 12 0.00 0.000																			
Kurt Miller, R (9, 1) ERA: 4.45	1.0 3 1 0 0 1 0 0 0 0 0 0 0 7 13 0.00 1.000																			

Batter	1	2	3	4	5	6	7	8	9	AB R H RBI BB SO LOB	BOTTOM									
Devon White, S (1, 8) OBP: 0.323, SLG: 0.444	3-1 P6		3-2 WP 1B SF8		2-2 L8		2-3 K		0-2 G5-3	5 1 1 0 0 1 1	Atlanta Braves @ Florida Marlins Joe Robbie Stadium, Miami, FL Sun Jun 30 1996, 3:33 AM EDT Att: 34,023 - Overcast - 83 F									
QuiVio Veras, S (1, 4) OBP: 0.365, SLG: 0.348	4-2 1B BB		2-1 WP HR 1B		4-2 BB		4-2 BB			1 1 1 0 3 0 0										
Greg Colbrunn, R (1, 3) OBP: 0.352, SLG: 0.436	3-2 1B		1-1 P3		0-2 F8		0-0 G1-3			4 0 1 0 0 0 5										
Gary Sheffield, R (1, 9) OBP: 0.444, SLG: 0.615	1-1 P5		3-2 SF8		3-2 F8			2-2 G5-3		3 0 0 1 0 0 3										
Jeff Conine, R (1, 7) OBP: 0.370, SLG: 0.493	1-1 L9		1-0 HR			0-1 G4-3		0-1 G5-3		4 1 1 2 0 0 2										
Terry Pendleton, S (1, 5) OBP: 0.296, SLG: 0.346		1-3 K	0-2 G5-3			3-2 1B		1-2 F9		4 0 1 0 0 1 0										
Charles Johnson, R (1, 2) OBP: 0.179, SLG: 0.231		1-0 L3		0-0 L9		1 SAFE 1-0 G6-4-3 1B		0-1 SH1 1B		3 0 1 0 0 0 0 1 0 1 0 0 0 0										
Jesus Tavarez, S (9, PH) OBP: 0.233, SLG: 0.228																				
Kurt Abbott, R (1, 6) OBP: 0.307, SLG: 0.411		0-3 K		0-3 K		0-0 G6-4-3		1-1 SH1		3 0 0 0 0 2 2										
John Burkett, R (1, 1) Jay Powell, R (7, 1) Joe Orsulak, L (7, PH) Yorkis Perez, L (8, 1) Kurt Miller, R (9, 1) Andre Dawson, R (9, PH) OBP: 0.336, SLG: 0.533			1-0 1B WP 1B		1-0 L9		1-1 G1-3		0-2 G6-3	2 1 1 0 0 0 0 0 0 0 0 0 0 0 1 0 1 0 0 0 0 0 1										
Inning Stats	R: 0 E: 0 K: 0 S: 12	H: 1 LOB: 2 BB: 1 P: 24	R: 0 E: 0 K: 2 S: 8	H: 0 LOB: 0 BB: 0 P: 10	R: 4 E: 0 K: 0 S: 16	H: 4 LOB: 0 BB: 0 P: 27	R: 0 E: 0 K: 1 S: 6	H: 0 LOB: 0 BB: 0 P: 9	R: 0 E: 0 K: 0 S: 20	H: 2 LOB: 1 BB: 1 P: 29	R: 0 E: 0 K: 1 S: 10	H: 0 LOB: 1 BB: 1 P: 17	R: 0 E: 0 K: 0 S: 10	H: 0 LOB: 0 BB: 0 P: 13	R: 0 E: 0 K: 0 S: 10	H: 1 LOB: 1 BB: 0 P: 11	1B: 7 2B: 0 3B: 0 HR: 1	SF: 1 SAC: 1 DP: 1 HBP: 0	WP: 1 PB: 0 SB: 0 CS: 0	PA: 37
PITCHER	IP WLS BF H R ER SO BB IBB HBP BLK WP HR S P ERA WHIP											IP WLS BF H R ER SO BB IBB HBP BLK WP HR S P ERA WHIP								
Jason Schmidt, R (1, 1) ERA: 5.73	5.0 22 5 4 4 3 2 0 0 0 0 0 0 9 13 0.00 2.000																			
Brad Clontz, R (6, 1) ERA: 4.61	1.0 W 4 2 0 0 0 0 0 0 0 0 0 0 9 13 0.00 2.000																			
Greg McMichael, R (7, 1) ERA: 3.38	2.0 7 0 0 0 1 1 0 0 0 0 0 0 20 30 0.00 0.500																			
Mark Wohlers, R (9, 1) ERA: 2.56	1.0 S 4 1 0 0 0 0 0 0 0 0 0 0 10 11 0.00 1.000																			

Batter	1	2	3	4	5	6	7	8	9	AB	R	H	RBI	BB	SO	LOB	TOP					
Devon White, S (1, 8) OBP: 0.322, SLG: 0.441	1-2 FC6-4 1B			1-2 G5-3		1-3 K			2-3 K	4	0	1	0	0	2	0	Florida Marlins @ Houston Astros Astrodome, Houston, TX Mon Jul 01 1996, 8:05 PM EDT Att: 18,513 - Dome					
Quilvio Veras, S (1, 4) OBP: 0.392, SLG: 0.345	1 SAFE FC6-4 1-2 G5-4-3			1-2 CS 1B		2-1 L3			3-2 G3	4	0	1	0	0	0	1						
Greg Colbrunn, R (1, 3) OBP: 0.354, SLG: 0.435	1-0 G5-4-3			4-2 1-2 HR BB		1-1 G3			1-2 1B	3	1	1	0	1	0	1						
Gary Sheffield, R (1, 9) OBP: 0.442, SLG: 0.620		2-0 G6-3		0-0 1-H HR					0-1 L9	4	1	1	2	0	0	1						
Jeff Conine, R (1, 7) OBP: 0.366, SLG: 0.488		0-3 K		2-2 G1-3					0-0 G5-3	3	0	0	0	0	1	0						
Terry Pendleton, S (1, 5) OBP: 0.294, SLG: 0.343					0-0 G2-3				2-1 F9	3	0	0	0	0	1	0						
Charles Johnson, R (1, 2) OBP: 0.270, SLG: 0.350				0-0 G5-3		2-3 K			1-1 G5-3	3	0	0	0	0	1	0						
Kurt Abbott, R (1, 6) OBP: 0.307, SLG: 0.410				0-3 K		1-0 1B			0-2 G3-1	3	0	1	0	0	1	0						
Kevin Brown, R (1, 1) OBP: 0.139, SLG: 0.061				1-3 K		0-0 G5-3			0-1 G6-3	2	0	0	0	0	1	1						
Andre Dawson, R (8, PH) OBP: 0.241, SLG: 0.379										1	0	0	0	0	0	0						
Terry Mathews, L (8, 1)										0	0	0	0	0	0	0						
Inning Stats	R: 0 E: 0 K: 0 S: 5	H: 1 LOB: 0 BB: 0 P: 9	R: 0 E: 0 K: 2 S: 7	H: 0 LOB: 0 BB: 0 P: 10	R: 0 E: 0 K: 2 S: 7	H: 0 LOB: 0 BB: 1 P: 8	R: 2 E: 0 K: 0 S: 14	H: 2 LOB: 0 BB: 1 P: 22	R: 0 E: 0 K: 1 S: 6	H: 1 LOB: 1 BB: 0 P: 9	R: 0 E: 0 K: 0 S: 7	H: 0 LOB: 0 BB: 0 P: 11	R: 0 E: 0 K: 0 S: 5	H: 0 LOB: 0 BB: 0 P: 9	R: 0 E: 0 K: 0 S: 8	H: 0 LOB: 0 BB: 0 P: 9	R: 0 E: 0 K: 1 S: 11	H: 1 LOB: 1 BB: 0 P: 17	1B: 4 2B: 0 3B: 0 HR: 1	SF: 0 SAC: 0 DP: 1 HBP: 0	WP: 0 PB: 0 SB: 0 CS: 1	PA: 31
PITCHER Mike Hampton, L (1, 1) ERA: 3.05	IP: 9.0 WLS: W BF: 31 H: 5 R: 2 ER: 2 SO: 7 BB: 1 IBB: 0 HBP: 0 BLK: 0 WP: 0 HR: 1 S: 70 P: 104 ERA: 2.00 WHIP: 0.667																					

Batter	1	2	3	4	5	6	7	8	9	AB	R	H	RBI	BB	SO	LOB	BOTTOM			
John Cangelosi, S (1, 7) OBP: 0.435, SLG: 0.410	2-3 K								4-1 1B HR BB	3	2	1	0	1	2	1	Florida Marlins @ Houston Astros Astrodome, Houston, TX Mon Jul 01 1996, 8:05 PM EDT Att: 18,513 - Dome			
Craig Biggio, R (1, 4) OBP: 0.396, SLG: 0.447	0-1 G5-3				0-0 1B 5 BB			1-1 1-2 HR 1B	3	1	2	1	0	0	0	0				
5 Jeff Bagwell, R (1, 3) OBP: 0.457, SLG: 0.637	1-2 G4-3				4-1 1B 1-2 2-3 BB			2-2 K	3	0	0	0	1	2	2	0				
Derek Bell, R (1, 9) OBP: 0.337, SLG: 0.452		0-2 G1-3		1-1 1-2 2-3 3-H 1B				1-3 K	4	0	1	1	0	2	2	0				
Sean Berry, R (1, 5) OBP: 0.320, SLG: 0.488		2-3 K		1-1 F9				0-1 1-1 HR	4	1	1	3	0	1	3	0				
Orlando Miller, R (9, 5) OBP: 0.312, SLG: 0.428									0	0	0	0	0	0	0	0				
James Mouton, R (1, 8) OBP: 0.325, SLG: 0.341		2-2 P4		1-1 P4				0-1 P3	4	0	0	0	0	1	0	0				
Ricky Gutierrez, R (1, 6) OBP: 0.372, SLG: 0.374					1-1 E4 G6-3 1B				2-3 K	3	1	1	0	0	1	0				
Randy Knorr, R (1, 2) OBP: 0.200, SLG: 0.167					1-1 G6-3				0-0 G6-3	3	0	0	0	0	2	0				
Mike Hampton, R (1, 1) OBP: 0.423, SLG: 0.318					0-2 5 BB 1B 2-H 1B				0-3 K	3	1	1	1	0	1	0				
Inning Stats	R: 0 E: 0 K: 1 S: 9	H: 0 LOB: 0 BB: 0 P: 12	R: 0 E: 0 K: 1 S: 12	H: 0 LOB: 0 BB: 0 P: 16	R: 2 E: 1 K: 1 S: 16	H: 3 LOB: 3 BB: 1 P: 25	R: 0 E: 0 K: 0 S: 4	H: 1 LOB: 0 BB: 0 P: 5	R: 1 E: 0 K: 1 S: 9	H: 1 LOB: 0 BB: 0 P: 15	R: 0 E: 0 K: 1 S: 7	H: 0 LOB: 0 BB: 0 P: 10	R: 0 E: 0 K: 2 S: 9	H: 0 LOB: 0 BB: 0 P: 11	R: 3 E: 0 K: 3 S: 17	H: 2 LOB: 0 BB: 1 P: 27	1B: 5 2B: 0 3B: 1 HR: 1	SF: 1 SAC: 0 DP: 1 HBP: 0	WP: 0 PB: 0 SB: 0 CS: 0	PA: 33
PITCHER Kevin Brown, R (1, 1) ERA: 1.85	IP: 7.0 WLS: L BF: 27 H: 5 R: 3 ER: 1 SO: 7 BB: 1 IBB: 0 HBP: 0 BLK: 0 WP: 0 HR: 0 S: 66 P: 94 ERA: 1.29 WHIP: 0.857																			
Terry Mathews, R (8, 1) ERA: 4.41	1.0 L 6 2 3 3 3 1 0 0 0 0 0 1 17 27 27.00 3.000																			

AB 30
R 2
H 5
RBI 2
BB 1
SO 7
LOB 4



Batter	1	2	3	4	5	6	7	8	9	AB	R	H	RBI	BB	SO	LOB	TOP				
QuiVio Veras, S OBP: 0.378, SLG: 0.366	(1, 4) L8		(2, 0) 2B		(2, 1) G3			(1, 1) 1B	(0, 1) 1B	5	0	3	1	0	0	0					
Alex Arias, R OBP: 0.325, SLG: 0.387	(1, 5) K		(0, 3) K			(1, 3) K		(0, 0) F9	(1, 1) G3	5	0	0	0	0	3	5					
Greg Colbrunn, R OBP: 0.347, SLG: 0.435	(1, 3) G6-3			(1, 3) K		(1, 0) G4-3		(0, 1) G4-6-3		4	0	0	0	0	1	1					
Gary Sheffield, R OBP: 0.446, SLG: 0.629		(0, 0) F8			(0, 0) BB		(4, 1) 1B		(0, 1) 2B	3	1	2	0	1	0	0					
Jeff Conine, R OBP: 0.364, SLG: 0.489	(1, 7) K		(2, 3) K		(1, 1) BB		(1, 1) BB		(2, 0) 1B	4	1	2	0	0	2	1					
Joe Orsulak, L OBP: 0.283, SLG: 0.273	(1, 8) G6-3			(4, 2) BB		(2, 3) K		(2, 3) K	(0, 2) 2B	3	1	1	1	1	1	2					
Charles Johnson, R OBP: 0.287, SLG: 0.346			(2, 3) K		(2, 3) K			(2, 1) G5-3	(2, 0) 1B	3	0	0	0	0	2	2					
Devon White, S OBP: 0.326, SLG: 0.444								(1, 2) 2B	(1, 2) G6-4-3	1	0	1	0	0	0	0					
Kurt Abbott, R OBP: 0.298, SLG: 0.391			(0, 1) P6		(0, 0) L7			(1, 2) G6-4-3	(1, 2) G6-4-3	3	0	0	0	0	0	0					
Terry Pendleton, S OBP: 0.292, SLG: 0.344								(2, 3) 2B	(2, 3) 3-H	1	0	0	0	0	0	2					
Al Leiter, L OBP: 0.077, SLG: 0.053			(3, 2) 2B		(0, 0) G4-3			(2, 1) G4-3	(4, 2) 1B	2	0	1	0	0	0	0					
Terry Mathews, L OBP: 0.245, SLG: 0.250										0	0	0	0	0	0	0					
Craig Grebeck, R OBP: 0.245, SLG: 0.250										0	0	0	0	0	0	0					
Donn Pall, R OBP: 0.245, SLG: 0.250										0	0	0	0	0	0	0					
Andre Dawson, R OBP: 0.237, SLG: 0.379										0	0	0	0	1	0	0					
Kevin Brown, R OBP: 0.190, SLG: 0.083										0	0	0	0	0	0	0					
Inning Stats	R: 0 E: 0 K: 1 S: 6	H: 0 LOB: 0 BB: 0 P: 10	R: 0 E: 0 K: 1 S: 7	H: 0 LOB: 0 BB: 0 P: 11	R: 0 E: 0 K: 2 S: 13	H: 2 LOB: 2 BB: 0 P: 20	R: 0 E: 0 K: 3 S: 15	H: 1 LOB: 2 BB: 1 P: 24	R: 0 E: 0 K: 0 S: 4	H: 0 LOB: 0 BB: 0 P: 6	R: 0 E: 0 K: 2 S: 10	H: 1 LOB: 2 BB: 1 P: 19	R: 0 E: 0 K: 0 S: 6	H: 0 LOB: 0 BB: 0 P: 10	R: 0 E: 0 K: 0 S: 5	H: 1 LOB: 0 BB: 0 P: 6	R: 3 E: 0 K: 0 S: 19	H: 5 LOB: 2 BB: 1 P: 29	1B: 8 2B: 2 3B: 0 HR: 0	SF: 0 SAC: 0 DP: 2 HBP: 0	WP: 0 PA: 38 PB: 0 SB: 0 CS: 0
PITCHER	IP WLS BF H R ER SO BB IBB HBP BLK WP HR S P ERA WHIP																				
Doug Drabek, R ERA: 4.82	(1, 1) 8.0 W 32 7 2 2 9 2 0 0 0 0 0 0 69 111 2.25 1.125																				
Todd Jones, R ERA: 3.43	(9, 1) 1.0 S 6 3 1 1 0 1 0 0 0 0 0 0 16 24 9.00 4.000																				

Florida Marlins @ Houston Astros
Astrodome, Houston, TX
Wed Jul 03 1996, 4:33 AM EDT
Att: 24,537 - Dome - 68 F

AB 35
R 3
H 10
RBI 2
BB 3
SO 9
LOB 13



Batter	1	2	3	4	5	6	7	8	9	AB	R	H	RBI	BB	SO	LOB	BOTTOM
James Mouton, R OBP: 0.335, SLG: 0.349	(1, 8) WP		(0, 0) F8	(4, 1) 2B		(1, 2) BB		(0, 2) G4-3		4	1	3	0	1	0	0	
John Cangelosi, S OBP: 0.431, SLG: 0.414	(9, 8) G6-3		(1, 1) G5-3			(1, 3) 1B				0	0	0	0	0	0	0	
Craig Biggio, R OBP: 0.399, SLG: 0.448	(1, 4) G6-3		(1, 1) G5-3	(2, 1) 2B		(4, 1) BB		(4, 1) BB		3	0	1	3	1	0	1	
5 Jeff Bagwell, R OBP: 0.359, SLG: 0.628	(1, 3) 2B		(4, 1) BB		(3, 2) P2		(2, 1) L7			2	1	0	0	2	0	5	
Derek Bell, R OBP: 0.336, SLG: 0.449	(1, 9) G5-3		(3, 2) F8		(3, 1) P3			(1, 0) F8		4	0	1	0	0	0	2	
Orlando Miller, R OBP: 0.313, SLG: 0.424	(1, 5) G5-3		(2, 3) K		(2, 2) G6-3			(1, 0) CS		4	0	1	1	0	1	3	
Mike Simms, R OBP: 0.211, SLG: 0.176	(1, 7) L4				(0, 0) F8			(4, 1) BB		3	0	0	0	1	0	1	
Ray Montgomery, R ERA: 4.59	(7, FR) L4							(1, 2) BB		0	0	0	0	0	0	0	
Ricky Gutierrez, R OBP: 0.376, SLG: 0.373		(0, 2) B1-4		(1, 1) 2B		(1, 3) K		(3, 3) K		3	1	1	0	0	2	2	
Randy Knorr, R OBP: 0.204, SLG: 0.196	(1, 2) F8		(2, 2) F8		(1, 0) 2B			(0, 0) F8		4	1	1	0	0	1	1	
Doug Drabek, R OBP: 0.214, SLG: 0.250	(1, 1) B1-4		(2, 2) F9		(0, 0) F9			(1, 1) G1-3		4	0	1	0	0	0	3	
Todd Jones, L ERA: 3.43	(9, 1) B1-4									0	0	0	0	0	0	0	
Inning Stats	R: 2 E: 0 K: 0 S: 13	H: 2 LOB: 1 BB: 1 P: 22	R: 0 E: 0 K: 0 S: 11	H: 1 LOB: 0 BB: 0 P: 15	R: 0 E: 0 K: 1 S: 10	H: 1 LOB: 2 BB: 1 P: 20	R: 2 E: 0 K: 0 S: 11	H: 2 LOB: 2 BB: 1 P: 22	R: 0 E: 0 K: 2 S: 16	H: 2 LOB: 3 BB: 1 P: 27	R: 0 E: 0 K: 1 S: 6	H: 1 LOB: 2 BB: 1 P: 15	R: 0 E: 0 K: 0 S: 7	H: 0 LOB: 0 BB: 0 P: 8	1B: 5 2B: 6 3B: 0 HR: 0	SF: 0 SAC: 0 DP: 2 HBP: 1	WP: 1 PA: 37 PB: 0 SB: 0 CS: 1
PITCHER	IP WLS BF H R ER SO BB IBB HBP BLK WP HR S P ERA WHIP																
Al Leiter, L ERA: 2.43	(1, 1) 5.2 L 29 8 4 4 1 0 4 0 0 0 0 0 2 4 0.00 0.000																
Terry Mathews, R ERA: 4.59	(6, 1) 0.1 1 0 0 0 0 0 0 0 0 0 0 0 2 4 0.00 0.000																
Donn Pall, R ERA: 3.43	(7, 1) 2.0 7 1 0 0 0 1 1 0 0 0 0 0 0 13 23 0.00 1.000																

Florida Marlins @ Houston Astros
Astrodome, Houston, TX
Wed Jul 03 1996, 4:33 AM EDT
Att: 24,537 - Dome - 68 F


AB 31
R 4
H 9
RBI 4
BB 5
SO 4
LOB 18



Batter	1	2	3	4	5	6	7	8	9	AB	R	H	RBI	BB	SO	LOB	TOP					
Quilvio Veras, S OBP: 0.368, SLG: 0.354										5	0	0	0	0	3	4	Florida Marlins @ Philadelphia Phillies Veterans Stadium, Philadelphia, PA Thu Jul 04 1996, 3:33 AM EDT Att: 17,460 - Cloudy - 70 F					
Devon White, S OBP: 0.327, SLG: 0.445										4	0	1	0	1	2	1						
Jeff Conine, R OBP: 0.368, SLG: 0.506										5	2	3	1	0	0	1						
Gary Sheffield, R OBP: 0.443, SLG: 0.620										4	0	0	0	1	0	2						
Terry Pendleton, S OBP: 0.294, SLG: 0.348										5	0	2	1	0	2	0						
Joe Orsulak, L OBP: 0.283, SLG: 0.272										4	1	1	0	0	0	4						
Jay Powell, R										0	0	0	0	0	0	0						
Charles Johnson, R OBP: 0.271, SLG: 0.346										3	1	1	0	1	0	2						
Kurt Abbott, R OBP: 0.303, SLG: 0.413										4	1	2	1	0	0	2						
Pat Rapp, R OBP: 0.111, SLG: 0.111										1	0	1	1	0	0	0						
Donn Pall, R										1	0	0	0	0	0	1						
Jesus Tavarez, S OBP: 0.242, SLG: 0.224										1	0	0	0	0	0	0						
Yorkis Perez, L										0	0	0	0	0	0	0						
Alex Arias, R OBP: 0.322, SLG: 0.383										1	0	0	1	0	0	0						
Inning Stats	R: 0 E: 0 K: 1 S: 11	H: 1 LOB: 1 BB: 0 P: 14	R: 1 E: 0 K: 1 S: 14	H: 3 LOB: 2 BB: 0 P: 21	R: 1 E: 0 K: 1 S: 7	H: 1 LOB: 0 BB: 0 P: 12	R: 1 E: 0 K: 1 S: 19	H: 1 LOB: 1 BB: 1 P: 32	R: 1 E: 0 K: 0 S: 15	H: 2 LOB: 2 BB: 2 P: 28	R: 0 E: 0 K: 1 S: 9	H: 0 LOB: 0 BB: 0 P: 13	R: 0 E: 0 K: 1 S: 15	H: 2 LOB: 2 BB: 0 P: 23	R: 1 E: 1 K: 2 S: 15	H: 1 LOB: 1 BB: 0 P: 24	R: 0 E: 0 K: 0 S: 5	H: 0 LOB: 0 BB: 0 P: 8	1B: 4 2B: 5 3B: 1 HR: 1	SF: 0 SAC: 0 DP: 0 HBP: 0	WP: 1 PB: 0 SB: 1 CS: 1	PA: 41
PITCHER	IP WLS BF H R ER SO BB IBB HBP BLK WP HR S P ERA WHIP																					
Curt Schilling, R ERA: 3.44	(1, 1) 4.1 23 8 4 4 4 3 0 0 0 0 0 1 62 101 8.31 2.538																					
Ron Blazler, R ERA: 2.29	(5, 1) 2.2 W 10 2 0 0 1 0 0 0 0 0 0 0 28 42 0.00 0.750																					
Toby Borland, R ERA: 4.14	(8, 1) 1.0 S 3 0 0 0 0 2 0 0 0 0 0 1 0 15 24 9.00 1.000																					
Ricky Bottalico, R ERA: 3.76	(9, 1) 1.0 S 3 0 0 0 0 0 0 0 0 0 0 0 5 8 0.00 0.000																					

Batter	1	2	3	4	5	6	7	8	9	AB	R	H	RBI	BB	SO	LOB	BOTTOM			
Ricky Otero, S OBP: 0.335, SLG: 0.338										5	2	2	0	0	0	0	Florida Marlins @ Philadelphia Phillies Veterans Stadium, Philadelphia, PA Thu Jul 04 1996, 3:33 AM EDT Att: 17,460 - Cloudy - 70 F			
Mickey Morandini, L OBP: 0.369, SLG: 0.381										5	0	3	0	0	0	2				
Gregg Jefferies, S OBP: 0.282, SLG: 0.319										4	0	1	2	1	1	4				
Todd Zeile, R OBP: 0.336, SLG: 0.430										4	0	2	1	1	1	3				
Jim Eisenreich, L OBP: 0.391, SLG: 0.438										4	1	1	0	1	1	4				
Mike Lieberthal, R OBP: 0.328, SLG: 0.508										5	2	2	1	0	2	7				
J.R. Phillips, L OBP: 0.274, SLG: 0.464										4	1	1	1	1	1	4				
Kevin Stocker, S OBP: 0.314, SLG: 0.297										4	1	1	0	1	0	1				
Curt Schilling, R OBP: 0.347, SLG: 0.318	(1, 1) 2.1 L 19 7 4 3 2 4 0 0 0 0 0 0 37 76 11.57 4.714																			
Ron Blazler, R ERA: 2.35	(5, 1) 2.2 11 3 2 2 1 0 0 0 0 0 0 0 25 41 6.75 1.125																			
Toby Borland, R ERA: 3.94	(6, 1) 1.2 11 4 2 2 1 1 1 0 0 0 0 0 19 37 10.80 3.000																			
Pete Incaviglia, R OBP: 0.297, SLG: 0.322	(8, PH) 1-2									1	0	0	0	0	0	0				
Ricky Bottalico, L OBP: 0.300, SLG: 1.000	(9, 1) 1-2									0	0	0	0	0	0	0				
Inning Stats	R: 1 E: 1 K: 1 S: 17	H: 2 LOB: 3 BB: 1 P: 35	R: 0 E: 1 K: 1 S: 8	H: 2 LOB: 3 BB: 1 P: 17	R: 3 E: 0 K: 1 S: 16	H: 3 LOB: 2 BB: 2 P: 29	R: 2 E: 0 K: 0 S: 14	H: 3 LOB: 1 BB: 0 P: 25	R: 0 E: 0 K: 0 S: 7	H: 0 LOB: 0 BB: 0 P: 11	R: 0 E: 0 K: 0 S: 7	H: 1 LOB: 1 BB: 0 P: 10	R: 2 E: 1 K: 2 S: 15	H: 3 LOB: 3 BB: 2 P: 33	R: 0 E: 0 K: 1 S: 8	H: 0 LOB: 0 BB: 0 P: 11	1B: 10 2B: 4 3B: 0 HR: 0	SF: 0 SAC: 0 DP: 1 HBP: 0	WP: 0 PB: 0 SB: 0 CS: 0	PA: 45
PITCHER	IP WLS BF H R ER SO BB IBB HBP BLK WP HR S P ERA WHIP																			
Pat Rapp, R ERA: 4.09	(1, 1) 2.1 L 19 7 4 3 2 4 0 0 0 0 0 0 37 76 11.57 4.714																			
Donn Pall, R ERA: 2.35	(3, 1) 2.2 11 3 2 2 1 0 0 0 0 0 0 0 25 41 6.75 1.125																			
Yorkis Perez, L ERA: 3.94	(6, 1) 1.2 11 4 2 2 1 1 1 0 0 0 0 0 19 37 10.80 3.000																			
Jay Powell, R ERA: 3.29	(7, 1) 1.1 4 0 0 0 2 0 0 0 0 0 0 0 11 17 0.00 0.000																			

AB	38
R	5
H	11
RBI	5
BB	3
SO	7
LOB	17



Batter	1	2	3	4	5	6	7	8	9	AB	R	H	RBI	BB	SO	LOB	TOP										
Quilvio Veras, S OBP: 0.379, SLG: 0.364 (1, 4)	0-1 G6-4-3 1B	0-2 2B 1B			2-3 K		4-0 BB 1B BB		1-1 1B 2B 1B	4	2	3	0	1	1	0											
Devon White, S OBP: 0.328, SLG: 0.446 (1, 8)	0-0 G6-4-3 1-2f	2-0 1-3 2B			2-1 F7		4-0 1B BB		2-2 F8	4	0	1	0	1	0	2											
Jeff Conine, R OBP: 0.374, SLG: 0.510 (1, 3)	1-1 2B 1B	2-0 G4-3			4-2 FC6-4 BB		2-1 1-3 2-H 1B		1-1 2B 1B	4	2	3	1	1	0	2											
Gary Sheffield, R OBP: 0.345, SLG: 0.621 Kurt Miller, R OBP: 0.266, SLG: 0.288 Yorkis Perez, L OBP: 0.188, SLG: 0.333 Jay Powell, R OBP: 0.285, SLG: 0.268 Robb Nen, R OBP: 0.290, SLG: 0.333 (1, 9)	0-0 BB 1-H 2B		4-1 G5-4-3 HBP		0-1 FC6-4 1-2f		3-3 K		2-1 1B 2B	3	0	1	1	0	1	3											
Terry Pendleton, S OBP: 0.298, SLG: 0.350 (1, 5)	4-1 BB BB		1-2 G5-4-3 1-2f		1-2 F6		1-2 1B 1B		2-2 1B	4	0	2	0	1	0	1											
Kurt Abbott, R OBP: 0.306, SLG: 0.409 (1, 6)	4-2 FC5-4 1-2 2-3 BB		0-3 K		1-0 G6-4-3 1B		2-3 K		2-3 K	4	0	1	0	1	3	4											
Charles Johnson, R OBP: 0.269, SLG: 0.343 (1, 2)	0-0 FC5-4 1-2f				3-2 F9		0-0 G6-4-3 1B		2-3 K	5	0	1	0	0	1	7											
Jesus Tavarez, S OBP: 0.242, SLG: 0.226 (1, 7)		0-1 G6-3			3-2 CS 1B		1-0 G4-3		0-3 K	4	0	1	0	0	1	2											
John Burkett, R OBP: 0.171, SLG: 0.220 Greg Colbrunn, R OBP: 0.346, SLG: 0.434 Joe Orsulak, L OBP: 0.250, SLG: 0.268 (7, PH)		0-1 F7			1-2 L9 1-2f		0-2 F8		3-2 G4-3	2	0	0	0	0	0	1											
Inning Stats	R: 1 E: 0 K: 0 S: 10	H: 3 LOB: 3 BB: 2 P: 19	R: 0 E: 0 K: 0 S: 9	H: 2 LOB: 2 BB: 0 P: 13	R: 0 E: 0 K: 1 S: 7	H: 0 LOB: 0 BB: 0 P: 12	R: 0 E: 0 K: 0 S: 10	H: 1 LOB: 0 BB: 0 P: 17	R: 0 E: 0 K: 1 S: 11	H: 0 LOB: 1 BB: 1 P: 19	R: 0 E: 0 K: 0 S: 10	H: 1 LOB: 0 BB: 0 P: 15	R: 1 E: 0 K: 1 S: 10	H: 1 LOB: 2 BB: 2 P: 24	R: 0 E: 0 K: 2 S: 18	H: 2 LOB: 2 BB: 0 P: 20	R: 2 E: 0 K: 2 S: 19	H: 4 LOB: 3 BB: 0 P: 31	1B: 11 2B: 3 3B: 0 HR: 0	SF: 0 SAC: 0 DP: 3 HBP: 1	WP: 0 PB: 0 SB: 0 CS: 1	PA: 43					
PITCHER	IP	WLS	BF	H	R	ER	SO	BB	IBB	HBP	BLK	WP	HR	S	P	ERA	WHIP										
Mike Mims, L ERA: 5.72 Toby Borland, R ERA: 4.11 Ken Ryan, R ERA: 2.85 Ricky Bottalico, R ERA: 3.7	(1, 1)	6.2	30	8	2	2	2	5	0	1	0	0	0	64	113	2.70	1.950										

Florida Marlins @ Philadelphia Phillies
Veterans Stadium, Philadelphia, PA
Fri Jul 05 1996, 7:05 PM EDT
Att: 46,872 - Unknown - 80 F

AB	37
R	4
H	14
RBI	4
BB	5
SO	7
LOB	24



Batter	1	2	3	4	5	6	7	8	9	AB	R	H	RBI	BB	SO	LOB	BOTTOM										
Ricky Otero, S OBP: 0.337, SLG: 0.340 (1, 8)	2-2 G6-3	2-1 F8			1-0 CS 1B		SH3-4 1B			5	1	2	1	0	0	4											
Mickey Morandini, L OBP: 0.397, SLG: 0.379 (1, 4)	2-2 P6		2-2 1B		2-3 K		2 SAFE SH3-4 1-2 2-3		1-0 G6-3	4	0	1	0	0	1	1											
Gregg Jefferies, S OBP: 0.295, SLG: 0.325 (1, 3)	1-1 1B		1-1 1B		1-0 P3		4-0 FC6-4 1B IBB		0-1 G3	4	2	2	0	1	0	0											
Todd Zeile, R OBP: 0.337, SLG: 0.430 (1, 5)	0-0 1B		1-3 K		1-1 G3-1		3-2 FC6-4 1B		2-3 K	5	0	2	2	0	2	2											
Jim Eisenreich, L OBP: 0.388, SLG: 0.434 (1, 9)	1-0 1B		0-0 F7		1-0 G3-1		3-1 FC6-4 1B			4	1	1	1	0	0	4											
Benito Santiago, R OBP: 0.318, SLG: 0.457 (1, 2)	0-1 G3		2-2 G5-3		1-0 1B		1-1 BB 26 BB 1B		1-2 3-H 1B	4	1	2	1	0	0	4											
Pete Incaviglia, R OBP: 0.328, SLG: 0.498 (1, 7)		0-1 G6-3			1-2 L9		2-1 F7		1-1 26 BB BB 1B	4	0	1	1	0	0	1											
Kevin Stocker, S OBP: 0.323, SLG: 0.304 (1, 6)		3-2 1B			0-1 G4-3					3	1	2	0	1	0	0											
Mike Mims, L OBP: 0.133, SLG: 0.133 Toby Borland, R 26 David Doster, R OBP: 0.267, SLG: 0.309 Ken Ryan, R OBP: 0.200, SLG: 0.200 Ricky Bottalico, L OBP: 0.500, SLG: 1.000 (9, 1)		0-3 K			0-0 G3					2	0	0	0	0	1	1											
Inning Stats	R: 1 E: 0 K: 0 S: 12	H: 3 LOB: 2 BB: 0 P: 18	R: 0 E: 0 K: 1 S: 11	H: 1 LOB: 1 BB: 0 P: 16	R: 0 E: 0 K: 1 S: 13	H: 2 LOB: 2 BB: 0 P: 19	R: 0 E: 0 K: 0 S: 6	H: 0 LOB: 0 BB: 0 P: 7	R: 0 E: 0 K: 0 S: 6	H: 1 LOB: 1 BB: 0 P: 11	R: 6 E: 0 K: 0 S: 21	H: 6 LOB: 3 BB: 3 P: 46	R: 0 E: 0 K: 1 S: 6	H: 0 LOB: 0 BB: 0 P: 9	R: 0 E: 0 K: 1 S: 6	H: 0 LOB: 0 BB: 0 P: 9	1B: 14 2B: 1 3B: 0 HR: 0	SF: 0 SAC: 1 DP: 1 HBP: 0	WP: 0 PB: 0 SB: 0 CS: 1	PA: 40							
PITCHER	IP	WLS	BF	H	R	ER	SO	BB	IBB	HBP	BLK	WP	HR	S	P	ERA	WHIP										
John Burkett, R ERA: 3.8 Kurt Miller, R ERA: 5.5 Yorkis Perez, L ERA: 3.9 Jay Powell, R ERA: 3.58 Robb Nen, R ERA: 2.4	(1, 1)	6.0	25	8	1	1	3	0	0	0	0	0	0	9	20	135.00	12.000										

Florida Marlins @ Philadelphia Phillies
Veterans Stadium, Philadelphia, PA
Fri Jul 05 1996, 7:05 PM EDT
Att: 46,872 - Unknown - 80 F

AB	36
R	7
H	14
RBI	7
BB	3
SO	4
LOB	17



Batter	1	2	3	4	5	6	7	8	9	AB	R	H	RBI	BB	SO	LOB	TOP										
Quilvio Veras, S (1,4) OBP: 0.377, SLG: 0.361	F7			L7		G4-3			FC5-4 1B	4	0	1	0	0	0	0											
Devon White, S (1,8) OBP: 0.330, SLG: 0.446	P5			F9-4-3 1B			2B 1B		FC5-4 1-2	4	1	2	0	0	0	1											
Greg Colbrunn, R (1,3) OBP: 0.342, SLG: 0.429	G6-3			F9-4-3 1-2			F9		F9	4	0	0	0	0	0	3											
Gary Sheffield, R (1,9) OBP: 0.441, SLG: 0.619		K			L9		1-H 2B		F9	4	0	1	1	0	1	1											
Jeff Conine, R (1,7) OBP: 0.371, SLG: 0.505	F9				K		G5-3			3	0	0	0	0	1	1											
Terry Pendleton, S (1,5) OBP: 0.299, SLG: 0.353	P4				2B		G1-3			3	0	1	0	0	0	1											
Charles Johnson, R (1,2) OBP: 0.268, SLG: 0.341				F9					G3-1	2	0	0	0	0	0	1											
Jesus Tavarez, S (8, PH) OBP: 0.239, SLG: 0.222										1	0	0	0	0	0	0											
Rob Natal, R (8,2) OBP: 0.250, SLG: 0.214										0	0	0	0	0	0	0											
Kurt Abbott, R (1,6) OBP: 0.301, SLG: 0.401				F9			K		G6-3	3	0	0	0	0	1	0											
Kevin Brown, R (1,1) OBP: 0.132, SLG: 0.057										2	0	0	0	0	0	0											
Andre Dawson, R (8, PH) OBP: 0.281, SLG: 0.419				G5-3			P9		K	1	0	0	0	0	1	0											
Yorkis Perez, L (8,1)										0	0	0	0	0	0	0											
Inning Stats	R: 0 H: 0 E: 0 K: 0 S: 8	H: 0 LOB: 0 BB: 0 P: 12	R: 0 H: 0 E: 0 K: 1 S: 8	H: 0 LOB: 0 BB: 0 P: 14	R: 0 H: 0 E: 0 K: 0 S: 10	H: 0 LOB: 0 BB: 0 P: 17	R: 0 H: 1 E: 0 K: 0 S: 7	H: 1 LOB: 1 BB: 0 P: 9	R: 0 H: 1 E: 0 K: 1 S: 8	H: 1 LOB: 1 BB: 0 P: 12	R: 0 H: 0 E: 0 K: 1 S: 7	H: 0 LOB: 0 BB: 0 P: 11	R: 1 H: 2 E: 0 K: 0 S: 10	H: 2 LOB: 1 BB: 0 P: 14	R: 0 H: 0 E: 0 K: 1 S: 9	H: 0 LOB: 0 BB: 0 P: 13	R: 0 H: 1 E: 0 K: 0 S: 10	H: 1 LOB: 1 BB: 0 P: 17	1B: 3 2B: 3 3B: 0 HR: 0	SF: 0 SAC: 0 DP: 1 HBP: 0	WP: 0 PA: 31 PB: 0 SB: 0 CS: 0						
PITCHER	IP	WLS	BF	H	R	ER	SO	BB	IBB	HBP	BLK	WP	HR	S	P	ERA	WHIP										
Mike Williams, R (1,1) ERA: 5.06	8.0	W	27	4	1	1	4	0	0	0	0	0	0	67	102	1.12	0.500										
Ricky Bottalico, R (9,1) ERA: 3.61	1.0	S	4	1	0	0	0	0	0	0	0	0	0	10	17	0.00	1.000										

Florida Marlins @ Philadelphia Phillies
Veterans Stadium, Philadelphia, PA

AB 31
R 1
H 5
RBI 1
BB 0
SO 4
LOB 8



WP: 0 PA: 31
PB: 0
SB: 0
CS: 0

Sat Jul 06 1996, 7:05 PM EDT
Att: 22,278 - Unknown - 85 F

Batter	1	2	3	4	5	6	7	8	9	AB	R	H	RBI	BB	SO	LOB	BOTTOM										
Ricky Otero, S (1,8) OBP: 0.329, SLG: 0.331	L4		G4-3			G4-3	G4-3			4	0	0	0	0	0	0											
Mickey Morandini, L (1,4) OBP: 0.363, SLG: 0.374	G4-3			K		G4-3		F8		4	0	0	0	0	1	0											
Gregg Jefferies, S (1,3) OBP: 0.293, SLG: 0.331	G1-3			G3		G4-3 1B 2B		F8		4	1	1	0	0	0	0											
Todd Zeile, R (1,5) OBP: 0.336, SLG: 0.428		G4-3		G1-3		G4-3 1B 2B		L8		4	1	1	1	0	0	0											
Jim Eisenreich, L (1,7) OBP: 0.396, SLG: 0.445		G5-3 BB			WP 2B	G4-3 1B				2	0	2	0	1	0	0											
Mike Lieberthal, R (1,2) OBP: 0.328, SLG: 0.512		G5-3		K		G4-3 1B 2B				3	0	1	1	0	1	2											
J.R. Phillips, L (1,9) OBP: 0.276, SLG: 0.453		P5			BB	G4-3				2	0	0	0	1	0	3											
Kevin Stocker, S (1,6) OBP: 0.318, SLG: 0.298				K				G4-3		3	0	0	0	0	2	2											
Mike Williams, R (1,1) OBP: 0.167, SLG: 0.107										3	0	0	0	0	1	2											
Ricky Bottalico, L (9,1) OBP: 0.500, SLG: 1.000				K		G3		G6-3		0	0	0	0	0	0	0											
Inning Stats	R: 0 H: 0 E: 0 K: 0 S: 10	H: 0 LOB: 1 BB: 1 P: 15	R: 0 H: 0 E: 0 K: 2 S: 7	H: 0 LOB: 0 BB: 0 P: 10	R: 0 H: 0 E: 0 K: 1 S: 11	H: 0 LOB: 0 BB: 0 P: 15	R: 0 H: 1 E: 0 K: 2 S: 15	H: 1 LOB: 2 BB: 1 P: 23	R: 2 H: 4 E: 0 K: 0 S: 17	H: 4 LOB: 2 BB: 0 P: 27	R: 0 H: 0 E: 0 K: 0 S: 8	H: 0 LOB: 0 BB: 0 P: 12	R: 0 H: 0 E: 0 K: 0 S: 6	H: 0 LOB: 0 BB: 0 P: 11	R: 0 H: 0 E: 0 K: 0 S: 10	H: 0 LOB: 0 BB: 0 P: 17	1B: 2 2B: 3 3B: 0 HR: 0	SF: 0 SAC: 0 DP: 0 HBP: 0	WP: 1 PA: 31 PB: 0 SB: 0 CS: 0								
PITCHER	IP	WLS	BF	H	R	ER	SO	BB	IBB	HBP	BLK	WP	HR	S	P	ERA	WHIP										
Kevin Brown, R (1,1) ERA: 1.89	7.0	L	28	5	2	2	5	2	0	0	0	0	0	77	118	2.57	1.000										
Yorkis Perez, L (8,1) ERA: 3.77	1.0		3	0	0	0	0	0	0	0	0	0	0	6	11	0.00	0.000										

Florida Marlins @ Philadelphia Phillies
Veterans Stadium, Philadelphia, PA

AB 29
R 2
H 5
RBI 2
BB 2
SO 5
LOB 9




WP: 1 PA: 31
PB: 0
SB: 0
CS: 0

Sat Jul 06 1996, 7:05 PM EDT
Att: 22,278 - Unknown - 85 F

Batter	1	2	3	4	5	6	7	8	9	AB	R	H	RBI	BB	SO	LOB	TOP				
Kurt Abbott, R OBP: 0.298, SLG: 0.412 (1,4)	2-2 CS 1B		0-0 F7			0-0 SH1-4 1-2		1-3 K		3	0	1	0	0	1	1					
Edgar Renteria, R OBP: 0.291, SLG: 0.338 (1,6)	1 SAFE 4-2 G5-3 1-2 BB			2-3 K		3-3 K		0-3 K		2	0	0	0	1	2	1					
Quilvio Veras, S OBP: 0.370, SLG: 0.348 (9, PH)				2-1 P2		1-0 G5-3		0-0 G5-3		4	0	0	0	0	0	2					
Gary Sheffield, R OBP: 0.441, SLG: 0.615 (1,9)	0-0 G5-3 1-2			4-2 BB			2-3 K		0-0 F8		3	0	0	0	1	1					
Jeff Conine, R OBP: 0.372, SLG: 0.494 (1,7)	2-1 G4-3			1-1 G4-3			3-3 K				3	0	0	0	0	1					
Devon White, S OBP: 0.330, SLG: 0.446 (1,8)		2-2 G6-3			1-0 G6-3		0-1 G5-3				3	0	0	0	0	0					
Greg Colbrunn, R OBP: 0.338, SLG: 0.426 (1,3)		1-1 L4			2-3 K			1-2 G4-3		3	0	0	0	0	1	0					
Terry Pendleton, S OBP: 0.299, SLG: 0.345 (1,5)		1-0 G4-3			2-3 K			3-1 1B		2	0	0	0	0	2	0					
Charles Johnson, R OBP: 0.269, SLG: 0.340 (1,2)			2-3 K					0-2 L4		1	0	0	0	1	1	0					
Joe Orsulak, L OBP: 0.253, SLG: 0.271 (8, PH)										1	0	0	0	0	0	1					
Rob Natal, R OBP: 0.286, SLG: 0.207 (8,2)										0	0	0	0	0	0	0					
Kevin Brown, R OBP: 0.150, SLG: 0.056 (1,1)			1-3 K			4-0 SH1-4 BB				1	0	0	0	1	1	0					
Alex Arias, R OBP: 0.325, SLG: 0.404 (8, PH)										1	0	0	0	0	0	1					
Jay Powell, R OBP: 0.286, SLG: 0.207 (8,1)										0	0	0	0	0	0	0					
Inning Stats	R: 0 H: 1 E: 0 K: 0 S: 8	H: 1 LOB: 1 BB: 1 P: 16	R: 0 H: 0 E: 0 K: 0 S: 6	H: 0 LOB: 0 BB: 0 P: 10	R: 0 H: 0 E: 0 K: 2 S: 7	H: 0 LOB: 0 BB: 0 P: 10	R: 0 H: 0 E: 0 K: 1 S: 9	H: 0 LOB: 1 BB: 1 P: 18	R: 0 H: 0 E: 0 K: 2 S: 7	H: 0 LOB: 0 BB: 0 P: 12	R: 0 H: 0 E: 0 K: 1 S: 5	H: 0 LOB: 1 BB: 1 P: 13	R: 0 H: 0 E: 0 K: 2 S: 8	H: 0 LOB: 0 BB: 0 P: 13	R: 0 H: 1 E: 0 K: 1 S: 12	H: 1 LOB: 1 BB: 0 P: 17	R: 0 H: 0 E: 0 K: 1 S: 6	H: 0 LOB: 0 BB: 0 P: 6	1B: 2 2B: 0 3B: 0 HR: 0	SF: 0 SAC: 1 DP: 0 HBP: 0	WP: 0 PA: 31 CS: 1
PITCHER 29 John Smoltz, R ERA: 2.96 (1,1)	IP: 9.0 WLS: W BF: 31	H: 2 R: 0 ER: 0 SO: 10	BB: 3 IBB: 0 HBP: 0 BLK: 0	WP: 0 HR: 0 S: 68 P: 115	ERA: 0.00 WHIP: 0.556	PITCHER					IP: 9.0 WLS: W BF: 31	H: 2 R: 0 ER: 0 SO: 10	BB: 3 IBB: 0 HBP: 0 BLK: 0	WP: 0 HR: 0 S: 68 P: 115	ERA: 0.00 WHIP: 0.556						

Florida Marlins @ Atlanta Braves
Atlanta-Fulton County Stadium, Atlanta, GA
Sat Jul 13 1996, 3:33 AM EDT
Att: 36,953 - Overcast - 87 F


AB 27
R 0
H 2
RBI 0
BB 3
SO 10
LOB 7



Batter	1	2	3	4	5	6	7	8	9	AB	R	H	RBI	BB	SO	LOB	BOTTOM				
Marquis Grissom, R OBP: 0.333, SLG: 0.463 (1,8)	0-0 G3-1	4-0 BB			1-1 G6-3		3-1 G6-3			3	0	0	0	1	0	0					
Mark Lemke, S OBP: 0.358, SLG: 0.347 (1,4)	3-2 G6-3	1-1 G1-3			1-0 L7		0-0 10 S 1B			4	0	1	0	0	0	2					
10 Chipper Jones, S OBP: 0.371, SLG: 0.534 (1,5)	4-2 1B BB		1-0 G3		1-3 K		2-2 F8 1-2			3	0	0	0	1	1	1					
Fred McGriff, L OBP: 0.357, SLG: 0.533 (1,3)	0-0 FC5-4 1-3 1B		2-1 S 1B		1-3 K		0-1 L8			4	0	2	0	0	1	1					
Ryan Klesko, L OBP: 0.360, SLG: 0.551 (1,7)	1-0 FC5-4 1-2 1B		0-0 F7		1-2 G1-3			2-3 K		4	0	0	0	0	1	3					
Mark Whiten, S OBP: 0.369, SLG: 0.419 (1,9)		1-2 G5-3	3-3 K		4-2 HR BB		4-2 G4-3 BB			2	1	0	0	2	1	1					
Javy Lopez, R OBP: 0.312, SLG: 0.459 (1,2)		0-0 G6-3		0-1 P4		0-1 HR		0-0 G4-3 1-2		4	1	1	2	0	0	1					
Jeff Blausler, R OBP: 0.358, SLG: 0.439 (1,6)		1-2 2B 1B		2-0 G6-3		1-2 E6				3	1	1	0	0	0	0					
29 John Smoltz, R OBP: 0.265, SLG: 0.267 (1,1)		0-0 2H 1B		1-1 G6-3		1-0 G4-3				3	0	1	1	0	0	1					
Inning Stats	R: 0 H: 1 E: 0 K: 0 S: 9	H: 2 LOB: 2 BB: 1 P: 17	R: 1 H: 2 E: 0 K: 0 S: 10	H: 2 LOB: 2 BB: 1 P: 17	R: 0 H: 1 E: 0 K: 1 S: 7	H: 1 LOB: 1 BB: 0 P: 13	R: 0 H: 0 E: 0 K: 0 S: 5	H: 0 LOB: 0 BB: 0 P: 8	R: 0 H: 0 E: 0 K: 1 S: 7	H: 0 LOB: 0 BB: 0 P: 10	R: 2 H: 1 E: 1 K: 1 S: 16	H: 1 LOB: 1 BB: 1 P: 24	R: 0 H: 1 E: 0 K: 0 S: 8	H: 1 LOB: 1 BB: 0 P: 13	R: 0 H: 0 E: 0 K: 1 S: 8	H: 0 LOB: 0 BB: 1 P: 14	R: 0 H: 0 E: 0 K: 1 S: 6	H: 0 LOB: 0 BB: 0 P: 6	1B: 4 2B: 1 3B: 0 HR: 1	SF: 0 SAC: 0 DP: 1 HBP: 0	WP: 0 PA: 34 CS: 0
PITCHER Kevin Brown, R ERA: 2.0 (1,1)	IP: 7.0 WLS: L BF: 31	H: 6 R: 3 ER: 3 SO: 3	BB: 3 IBB: 0 HBP: 0 BLK: 0	WP: 0 HR: 1 S: 62 P: 102	ERA: 3.86 WHIP: 1.286	PITCHER					IP: 7.0 WLS: L BF: 31	H: 6 R: 3 ER: 3 SO: 3	BB: 3 IBB: 0 HBP: 0 BLK: 0	WP: 0 HR: 1 S: 62 P: 102	ERA: 3.86 WHIP: 1.286						
Jay Powell, R ERA: 3.34 (8,1)	1.0 3	0 0 0 1	1 0 0 0	0 0 8 14	0.00 1.000						1.0 3	0 0 0 1	1 0 0 0	0 0 8 14	0.00 1.000						

Florida Marlins @ Atlanta Braves
Atlanta-Fulton County Stadium, Atlanta, GA
Sat Jul 13 1996, 3:33 AM EDT
Att: 36,953 - Overcast - 87 F

AB 30
R 3
H 6
RBI 3
BB 4
SO 4
LOB 10



Batter	1	2	3	4	5	6	7	8	9	AB	R	H	RBI	BB	SO	LOB	TOP				
James Mouton, R OBP: 0.341, SLG: 0.346	4-2 5S 2B BB	1-2 G4-3		1-2 G6-3			0-2 1B		3-3 K	4	1	1	0	1	1	2					
Craig Biggio, R OBP: 0.396, SLG: 0.442	1-2 F8	0-0		1-2 G5-3			2-0 P4		1-3 K	4	0	1	1	0	0	2					
John Johnstone, R OBP: 0.500, SLG: 0.500		2-3 1B								0	0	0	0	0	0	0					
Ray Montgomery, R OBP: 0.500, SLG: 0.500		3-H 1B								1	0	0	0	0	1	1					
5 Jeff Bagwell, R OBP: 0.443, SLG: 0.602	4-0 2B BB	1-2 K		3-3 K			2-0 F9			3	1	0	0	1	2	2					
Sean Berry, R OBP: 0.318, SLG: 0.490	3-2 1-H 2-H 2B					1-1 1B				4	0	2	2	0	1	1					
Ricky Gutierrez, R OBP: 0.374, SLG: 0.363							2-1 F8			0	0	0	0	0	0	0					
Derek Bell, R OBP: 0.332, SLG: 0.445	2-3 K			0-0 1B SF7		3-3 K		2-2 G4-3		4	1	1	0	0	2	1					
Derrick May, L OBP: 0.343, SLG: 0.443	1-2 G3			2-0 1B WP		1-2 G4-3		1-0 P6		4	0	1	0	0	0	1					
Orlando Miller, R OBP: 0.313, SLG: 0.449		1-1 HR		1-1 SF7		1-0 G4-3		3-2 G6-3		3	1	1	2	0	0	0					
Rick Wilkins, L OBP: 0.339, SLG: 0.339		4-2 G4-3 1B SH2-4 BB		4-0 1B IBB		1-3 K			1-1 F8	2	1	0	0	2	1	0					
Donne Wall, R OBP: 0.269, SLG: 0.208				1-3 K		2-0 L8			4-1 BB	1	0	0	0	0	1	2					
Mike Simms, R OBP: 0.226, SLG: 0.224		0-0 SH2-4								1	0	0	0	0	0	0					
John Hudek, S OBP: 0.287, SLG: 0.382		1-2								0	0	0	0	0	0	0					
Bill Spiers, L OBP: 0.287, SLG: 0.382										0	0	0	0	1	0	0					
Inning Stats	R: 2 E: 0 K: 1 S: 17	H: 1 LOB: 1 BB: 2 P: 32	R: 2 E: 0 K: 1 S: 14	H: 2 LOB: 1 BB: 2 P: 22	R: 1 E: 0 K: 2 S: 10	H: 2 LOB: 2 BB: 1 P: 19	R: 0 E: 0 K: 1 S: 10	H: 0 LOB: 0 BB: 0 P: 15	R: 0 E: 0 K: 1 S: 9	H: 1 LOB: 0 BB: 0 P: 14	R: 0 E: 0 K: 0 S: 8	H: 0 LOB: 0 BB: 0 P: 14	R: 0 E: 0 K: 0 S: 8	H: 0 LOB: 0 BB: 0 P: 14	R: 0 E: 0 K: 2 S: 10	H: 0 LOB: 1 BB: 1 P: 19	1B: 5 2B: 1 3B: 0 HR: 1	SF: 1 SAC: 1 DP: 0 HBP: 0	WP: 1 PB: 0 SB: 1 CS: 0	PA: 38	
PITCHER	IP WLS BF H R ER SO BB IBB HBP BLK WP HR S P ERA WHIP	IP WLS BF H R ER SO BB IBB HBP BLK WP HR S P ERA WHIP	IP WLS BF H R ER SO BB IBB HBP BLK WP HR S P ERA WHIP	IP WLS BF H R ER SO BB IBB HBP BLK WP HR S P ERA WHIP	IP WLS BF H R ER SO BB IBB HBP BLK WP HR S P ERA WHIP	IP WLS BF H R ER SO BB IBB HBP BLK WP HR S P ERA WHIP	IP WLS BF H R ER SO BB IBB HBP BLK WP HR S P ERA WHIP	IP WLS BF H R ER SO BB IBB HBP BLK WP HR S P ERA WHIP	IP WLS BF H R ER SO BB IBB HBP BLK WP HR S P ERA WHIP	IP WLS BF H R ER SO BB IBB HBP BLK WP HR S P ERA WHIP	IP WLS BF H R ER SO BB IBB HBP BLK WP HR S P ERA WHIP	IP WLS BF H R ER SO BB IBB HBP BLK WP HR S P ERA WHIP	IP WLS BF H R ER SO BB IBB HBP BLK WP HR S P ERA WHIP	IP WLS BF H R ER SO BB IBB HBP BLK WP HR S P ERA WHIP	IP WLS BF H R ER SO BB IBB HBP BLK WP HR S P ERA WHIP	IP WLS BF H R ER SO BB IBB HBP BLK WP HR S P ERA WHIP	IP WLS BF H R ER SO BB IBB HBP BLK WP HR S P ERA WHIP	IP WLS BF H R ER SO BB IBB HBP BLK WP HR S P ERA WHIP	IP WLS BF H R ER SO BB IBB HBP BLK WP HR S P ERA WHIP	IP WLS BF H R ER SO BB IBB HBP BLK WP HR S P ERA WHIP	IP WLS BF H R ER SO BB IBB HBP BLK WP HR S P ERA WHIP
Pat Rapp, R ERA: 4.4	3.0	18	5	5	5	4	3	1	0	0	0	1	1	41	73	15.00	2.667				
Donn Pall, R ERA: 3.55	2.0	W 6	1	0	0	2	0	0	0	0	0	0	0	19	29	0.00	0.500				
David Weathers, R ERA: 4.24	3.0	10	1	0	0	1	0	0	0	0	0	0	0	21	37	0.00	0.333				
Robb Nen, R ERA: 2.44	1.0	4	0	0	0	2	1	0	0	0	0	0	0	10	19	0.00	1.000				

Houston Astros @ Florida Marlins
Joe Robbie Stadium, Miami, FL
Mon Jul 15 1996, 7:05 PM EDT
Att: 15,807 - Unknown - 88 F

AB 31
R 5
H 7
RBI 5
BB 5
SO 9
LOB 12



Batter	1	2	3	4	5	6	7	8	9	AB	R	H	RBI	BB	SO	LOB	BOTTOM				
Quiuvio Veras, S OBP: 0.370, SLG: 0.351	2-3 K		2-1 1B BLK SF8	2-1 1B FC4-6	1-0 F7		3-2 HR 1B	0-3 K		6	3	3	0	0	2	2					
Edgar Renteria, R OBP: 0.315, SLG: 0.372	0-0 F8		4-2 SF8 1B BB	0-0 FC4-6 1B		0-0 B1-3	0-0 HR 1B	1-0 1B 1B		5	3	3	2	1	0	0					
Gary Sheffield, R OBP: 0.619	1-0 FC5-4 1B		1-0 SF8 1B	0-0 FC4-6 1B		3-2 G4-3 1B 2B	0-1 1B 1B	2-2 1B 1B		5	2	4	1	0	0	1					
Jesus Tavarez, S OBP: 0.236, SLG: 0.221			1-2 2-3 1B	1-2 2-3 1B				1-3 2-H 1B		1	1	1	1	0	0	0					
Jeff Conine, R OBP: 0.369, SLG: 0.504	0-0 FC5-4		1-3 K	0-0 G5-3		0-0 G4-3	1-2 E5 1B	1-1 P4		6	0	0	0	0	1	9					
Devon White, S OBP: 0.331, SLG: 0.444		2-2 L1	0-1 SF8		0-2 F7	0-2 3B 1B	3-2 F7	0-1 1B		5	1	2	3	0	0	2					
Terry Pendleton, S OBP: 0.306, SLG: 0.358		2-2 1B 1B	4-2 1B BB		2-2 1B 1B	2-1 1B 1B	3-2 1B 1B	2-2 G4-3		5	2	4	2	1	0	2					
Joe Orsulak, L OBP: 0.276, SLG: 0.281		0-1 G5-4-3 1B	1-2 1B		1-1 P2	4-1 1B BB	0-3 K			4	0	2	2	1	1	3					
Charles Johnson, R OBP: 0.271, SLG: 0.341		0-1 G5-4-3		1-2 F8		1-2 E 1B	1-2 K			5	1	2	1	0	1	6					
Pat Rapp, R ERA: 5.11, SLG: 0.111			2-1 1B BLK		2-2 G5-3		1-2 E9 1B		2-2 1B 1B	0	0	0	0	0	0	0					
Kurt Abbott, R OBP: 0.413					1-1 G5-3		1-2 1B			1	1	0	0	0	0	0					
Donn Pall, R ERA: 4.05										1	0	0	0	0	0	0					
Alex Arias, R OBP: 0.341, SLG: 0.417										1	0	1	0	0	0	0					
David Weathers, R OBP: 0.271, SLG: 0.323										1	0	0	0	0	0	2					
Greg Colburn, R OBP: 0.306, SLG: 0.425										1	1	1	0	0	0	0					
Robb Nen, R ERA: 2.44										0	0	0	0	0	0	0					
Inning Stats	R: 0 E: 0 K: 1 S: 6	H: 1 LOB: 1 BB: 0 P: 9	R: 0 E: 0 K: 0 S: 10	H: 2 LOB: 1 BB: 0 P: 14	R: 4 E: 0 K: 1 S: 22	H: 4 LOB: 2 BB: 2 P: 40	R: 1 E: 0 K: 0 S: 7	H: 2 LOB: 1 BB: 0 P: 10	R: 2 E: 1 K: 0 S: 15	H: 3 LOB: 1 BB: 0 P: 22	R: 3 E: 0 K: 0 S: 19	H: 4 LOB: 2 BB: 1 P: 30	R: 3 E: 1 K: 2 S: 25	H: 4 LOB: 2 BB: 0 P: 36	R: 2 E: 0 K: 1 S: 19	H: 4 LOB: 2 BB: 0 P: 27	1B: 21 2B: 1 3B: 1 HR: 1	SF: 1 SAC: 0 DP: 1 HBP: 0	WP: 0 PB: 0 SB: 0 CS: 0	PA: 51	
PITCHER	IP WLS BF H R ER SO BB IBB HBP BLK WP HR S P ERA WHIP	IP WLS BF H R ER SO BB IBB HBP BLK WP HR S P ERA WHIP	IP WLS BF H R ER SO BB IBB HBP BLK WP HR S P ERA WHIP	IP WLS BF H R ER SO BB IBB HBP BLK WP HR S P ERA WHIP	IP WLS BF H R ER SO BB IBB HBP BLK WP HR S P ERA WHIP	IP WLS BF H R ER SO BB IBB HBP BLK WP HR S P ERA WHIP	IP WLS BF H R ER SO BB IBB HBP BLK WP HR S P ERA WHIP	IP WLS BF H R ER SO BB IBB HBP BLK WP HR S P ERA WHIP	IP WLS BF H R ER SO BB IBB HBP BLK WP HR S P ERA WHIP	IP WLS BF H R ER SO BB IBB HBP BLK WP HR S P ERA WHIP	IP WLS BF H R ER SO BB IBB HBP BLK WP HR S P ERA WHIP	IP WLS BF H R ER SO BB IBB HBP BLK WP HR S P ERA WHIP	IP WLS BF H R ER SO BB IBB HBP BLK WP HR S P ERA WHIP	IP WLS BF H R ER SO BB IBB HBP BLK WP HR S P ERA WHIP	IP WLS BF H R ER SO BB IBB HBP BLK WP HR S P ERA WHIP	IP WLS BF H R ER SO BB IBB HBP BLK WP HR S P ERA WHIP	IP WLS BF H R ER SO BB IBB HBP BLK WP HR S P ERA WHIP	IP WLS BF H R ER SO BB IBB HBP BLK WP HR S P ERA WHIP	IP WLS BF H R ER SO BB IBB HBP BLK WP HR S P ERA WHIP	IP WLS BF H R ER SO BB IBB HBP BLK WP HR S P ERA WHIP	IP WLS BF H R ER SO BB IBB HBP BLK WP HR S P ERA WHIP
Donne Wall, R ERA: 4.22	5.0	L 28	12	6	2	2	2	0	0	0	0	0	0	13	18	40.50	4.500				
John Hudek, R ERA: 4.05	0.2	5	3	3	3	0	0	0	0	0	0	0	0	1	31	48	13.50	4.500			
Alvin Morman, L ERA: 5.46	1.1	11	5	3	2	2	1	0	0	0	0	0	0	19	27	18.00	4.000				
John Johnstone, R ERA: 6.55	1.0	7	4	2	2	1	0	0	0	0	0	0	0	19	27	18.00	4.000				

Houston Astros @ Florida Marlins
Joe Robbie Stadium, Miami, FL
Mon Jul 15 1996, 7:05 PM EDT
Att: 15,807 - Unknown - 88 F

AB 47
R 15
H 24
RBI 13
BB 3
SO 5
LOB 27



Batter	1	2	3	4	5	6	7	8	9	AB	R	H	RBI	BB	SO	LOB	TOP							
James Mouton, R (1, 8) OBP: 0.333, SLG: 0.338	1-1 G5-3		2-1 G3		2-2 F9			2-2 G6-3		4	0	0	0	0	0	2								
Craig Biggio, R (1, 4) OBP: 0.395, SLG: 0.439	2-2 G5-3			0-1 G6-3		4-2 BB		1-1 G4-3		3	0	0	0	1	0	0								
5 Jeff Bagwell, R (1, 3) OBP: 0.446, SLG: 0.600	4-1 BB			4-1 BB		0-0 L5-3		4-0 BB		1	0	0	0	3	0	1								
Derrick May, L (1, 7) OBP: 0.335, SLG: 0.432	1-3 K			1-2 F7		1-3 K		0-0 G11-6-3		4	0	0	0	0	2	3								
Derek Bell, R (1, 9) OBP: 0.333, SLG: 0.446		0-0 G5-3		0-2 G4-3				0-0 1B G3 1B		4	1	2	0	0	0	1								
Orlando Miller, R (1, 5) OBP: 0.313, SLG: 0.446		2-3 K			3-3 K			0-2 1B G3 1B		4	1	1	0	0	2	1								
Ricky Gutierrez, R (1, 6) OBP: 0.371, SLG: 0.356		2-0 G5-3			4-0 FC4-6 BB			1-2 G3		3	0	0	1	1	0	2								
Rick Wilkins, L (1, 2) OBP: 0.339, SLG: 0.339			2-3 K		1-1 FC4-6 1B			0-0 3-H 1B		3	0	1	1	0	1	1								
Sean Berry, R (9, PH) OBP: 0.377, SLG: 0.488					1-2 K			2-3 K		1	0	0	0	0	1	1								
Randy Knorr, R (9, 2) OBP: 0.200, SLG: 0.192										0	0	0	0	0	0	0								
Doug Drabek, R (1, 1) OBP: 0.219, SLG: 0.250			1-0 G6-3		0-1 1B			0-0 G6-3		3	0	1	0	0	0	0								
Todd Jones, L (8, 1)					1-2 1B					0	0	0	0	0	0	0								
Inning Stats	R: 0 E: 0 K: 1 S: 9	H: 0 LOB: 1 BB: 1 P: 17	R: 0 E: 0 K: 1 S: 6	H: 0 LOB: 0 BB: 0 P: 10	R: 0 E: 0 K: 1 S: 7	H: 0 LOB: 0 BB: 0 P: 12	R: 0 E: 0 K: 0 S: 9	H: 0 LOB: 1 BB: 1 P: 14	R: 0 E: 0 K: 1 S: 11	H: 1 LOB: 2 BB: 1 P: 21	R: 0 E: 0 K: 0 S: 7	H: 0 LOB: 0 BB: 0 P: 12	R: 2 E: 0 K: 0 S: 10	H: 3 LOB: 0 BB: 0 P: 11	R: 0 E: 0 K: 0 S: 6	H: 0 LOB: 1 BB: 0 P: 13	R: 0 E: 0 K: 1 S: 11	H: 1 LOB: 1 BB: 0 P: 16	1B: 5 2B: 1 3B: 0 HR: 0	SF: 0 SAC: 0 DP: 1 HBP: 0	WP: 0 PB: 0 SB: 1 CS: 0	PA: 35		
PITCHER	IP WLS BF H R ER SO BB IBB HBP BLK WP HR S P ERA WHIP	7.0 27 4 2 2 5 4 0 0 0 0 0 59 97 2.57 1.143	1.0 4 0 0 0 0 1 0 0 0 0 0 6 13 0.00 1.000	1.0 W 4 1 0 0 1 0 0 0 0 0 11 16 0.00 1.000																				

Houston Astros @ Florida Marlins
Joe Robbie Stadium, Miami, FL
Tue Jul 16 1996, 7:05 PM EDT
Att: 15,1610 - Unknown - 88 F

AB 30
R 2
H 5
RBI 2
BB 5
SO 6
LOB 12



Batter	1	2	3	4	5	6	7	8	9	AB	R	H	RBI	BB	SO	LOB	BOTTOM								
Quiuvio Veras, S (1, 4) OBP: 0.371, SLG: 0.349	1-0 L9		1-0 WP 2H 1B		3-1 G3-1			3-2 G3	4-2 BB	4	0	1	2	1	0	0									
Edgar Renteria, R (1, 6) OBP: 0.315, SLG: 0.388	2-2 FC5-4 1B		1-3 K		1-0 L7			1-0 G3		4	0	2	0	0	1	1									
Gary Sheffield, R (1, 9) OBP: 0.443, SLG: 0.613	1-0 FC5-4 1B		2-0 G3		0-2 P3			4-0 IBB		3	0	0	0	1	0	2									
Jeff Conine, R (1, 7) OBP: 0.368, SLG: 0.500	1-0 FC5-4		2-3		1-1 G5-3			1-2 F7		3	0	0	0	0	0	3									
Devon White, S (1, 8) OBP: 0.328, SLG: 0.438		1-3 K		2-2 G4-3		2-1 P6		1-2 F7		4	0	0	0	0	1	1									
Greg Colbrunn, R (1, 3) OBP: 0.338, SLG: 0.421		0-0 G4-3		1-1 G6-3		0-3 K		4-0 HBP BB BB		3	1	0	0	1	1	0									
Terry Pendleton, S (1, 5) OBP: 0.306, SLG: 0.356		2-3 K		2-3 K		2-1 G6-3		1-1 L7		2	0	0	0	0	2	0									
Alex Arias, R (6, 5) OBP: 0.336, SLG: 0.410										2	0	0	0	0	0	1									
Charles Johnson, R (1, 2) OBP: 0.277, SLG: 0.353			4-0 PB S 1B BB		0-0 HR			4-2 BB HBP BB		2	2	1	1	2	0	0									
John Burkett, R (1, 1) OBP: 0.174, SLG: 0.217			1-3 K		0-0 G4-3			1-2 G5-3		2	0	0	0	0	1	1									
Terry Mathews, L (8, 1)										0	0	0	0	0	0	0									
Kurt Abbott, R (6, PH) OBP: 0.299, SLG: 0.410										1	0	0	0	0	0	0									
Yorkis Perez, L (9, 1)										0	0	0	0	0	0	0									
Andre Dawson, R (9, PH) OBP: 0.314, SLG: 0.424										0	0	0	0	0	0	0									
Inning Stats	R: 0 E: 0 K: 0 S: 6	H: 1 LOB: 0 BB: 0 P: 11	R: 0 E: 0 K: 2 S: 7	H: 0 LOB: 0 BB: 0 P: 10	R: 1 E: 0 K: 2 S: 9	H: 1 LOB: 1 BB: 1 P: 18	R: 0 E: 0 K: 0 S: 9	H: 0 LOB: 0 BB: 0 P: 13	R: 1 E: 0 K: 1 S: 7	H: 1 LOB: 0 BB: 0 P: 12	R: 0 E: 0 K: 0 S: 7	H: 0 LOB: 1 BB: 0 P: 11	R: 0 E: 0 K: 1 S: 6	H: 0 LOB: 0 BB: 0 P: 8	R: 0 E: 0 K: 0 S: 11	H: 1 LOB: 2 BB: 1 P: 21	R: 1 E: 0 K: 0 S: 10	H: 0 LOB: 3 BB: 3 P: 25	1B: 2 2B: 0 3B: 1 HR: 1	SF: 0 SAC: 0 DP: 0 HBP: 2	WP: 1 PB: 1 SB: 1 CS: 0	PA: 37			
PITCHER	IP WLS BF H R ER SO BB IBB HBP BLK WP HR S P ERA WHIP	7.2 30 4 2 2 6 1 1 1 0 0 0 59 29 9.00 3.000																							

Houston Astros @ Florida Marlins
Joe Robbie Stadium, Miami, FL
Tue Jul 16 1996, 7:05 PM EDT
Att: 15,1610 - Unknown - 88 F

AB 30
R 3
H 4
RBI 3
BB 5
SO 6
LOB 9



Batter	1	2	3	4	5	6	7	8	9	AB	R	H	RBI	BB	SO	LOB	TOP			
James Mouton, R (1.8) OBP: 0.332, SLG: 0.331	4-2 FC6-4 5 BB BB		2-2 G6-3		2-2 P3		1-0 F7			3	0	0	0	1	0	0				
Craig Biggio, R (1.4) OBP: 0.394, SLG: 0.436	1-1 P5		2-2 P5		4-1 BB		3-2 G5-3			2	0	0	0	1	0	1				
Ricky Gutierrez, R (5.4)										1	0	0	0	0	0	0				
5 Jeff Bagwell, R (1.3) OBP: 0.448, SLG: 0.598	4-2 FC6-4 BB		4-1 HR BB		3-3 K		1-0 G6-3			1	1	0	0	2	1	1				
Mike Simms, R (5.3) OBP: 0.222, SLG: 0.220	1-2 BB									1	0	0	0	0	0	0				
Derek Bell, R (1.9) OBP: 0.333, SLG: 0.451	1-2 FC6-4		2-2 HR BB		2-3 K		1-1 F9			4	1	1	2	0	1	3				
Sean Berry, R (1.5) OBP: 0.316, SLG: 0.483	0-0 G6-3		1-0 G6-3				2-1 G6-3			3	0	0	0	1	0	2				
Orlando Miller, R (1.6) OBP: 0.312, SLG: 0.441		4-2 G6-3 BB		0-1 F8		0-0 P6		1-0 L1		3	0	0	0	1	0	1				
Ray Montgomery, R (1.7) OBP: 0.167, SLG: 0.167		1-3 K		3-3 K		2-1 P3		2-2 P6		4	0	0	0	0	2	2				
Randy Knorr, R (1.2) OBP: 0.203, SLG: 0.214		3-2 G6-3		3-0 K		3-2 F8		1-1 F7		4	0	1	0	0	0	2				
Shane Reynolds, R (1.1) OBP: 0.174, SLG: 0.233		0-3 K		0-3 K				1-2 L9		1	0	0	0	0	1	1				
John Hudak, S (3.1) ERA: 2.6										0	0	0	0	0	0	0				
John Cangelosi, S (4.1) ERA: 3.29										1	0	0	0	0	1	1				
Xavier Hernandez, L (4.1) ERA: 3.58										0	0	0	0	0	0	0				
Derrick May, L (7.1) OBP: 0.333, SLG: 0.423										1	0	0	0	0	0	0				
John Johnstone, R (7.1) ERA: 2.39										0	0	0	0	0	0	0				
Inning Stats	R: 0 E: 0 K: 0 S: 10	H: 0 LOB: 2 BB: 2 P: 20	R: 0 E: 0 K: 2 S: 16	H: 0 LOB: 1 BB: 1 P: 24	R: 2 E: 0 K: 0 S: 13	H: 1 LOB: 1 BB: 1 P: 24	R: 0 E: 0 K: 2 S: 9	H: 1 LOB: 1 BB: 0 P: 15	R: 0 E: 0 K: 0 S: 13	H: 0 LOB: 1 BB: 1 P: 24	R: 0 E: 0 K: 0 S: 7	H: 0 LOB: 0 BB: 0 P: 12	R: 0 E: 0 K: 0 S: 5	H: 0 LOB: 0 BB: 0 P: 9	R: 0 E: 0 K: 0 S: 6	H: 0 LOB: 0 BB: 0 P: 10	1B: 0 2B: 1 3B: 0 HR: 1	SF: 0 SAC: 0 DP: 0 HBP: 0	WP: 1 PB: 1 CS: 0	PA: 35
PITCHER	IP	WLS	BF	H	R	ER	SO	BB	IBB	HBP	BLK	WP	HR	S	P	ERA	WHIP			
Al Leiter, L (1.1) ERA: 2.6	6.0	W	26	2	2	2	6	6	0	0	0	1	1	68	123	3.00	1.333			
Donn Pall, R (7.1) ERA: 3.29	1.0		3	0	0	0	0	0	0	0	0	0	0	7	12	0.00	0.000			
Jay Powell, R (8.1) ERA: 3.58	1.0		3	0	0	0	0	0	0	0	0	0	0	5	9	0.00	0.000			
Robb Nen, R (9.1) ERA: 2.39	1.0		3	0	0	0	0	0	0	0	0	0	0	6	10	0.00	0.000			

Houston Astros @ Florida Marlins
Joe Robbie Stadium, Miami, FL
Wed Jul 17 1996, 7:05 PM EDT
Att: 16,345 - Unknown - 87 F

AB 29
R 2
H 2
RBI 2
BB 6
SO 6
LOB 14



Batter	1	2	3	4	5	6	7	8	9	AB	R	H	RBI	BB	SO	LOB	BOTTOM				
Kurt Abbott, R (1.4) OBP: 0.307, SLG: 0.444	0-2 F9	0-1 2B	1-2 2B		1-1 F8		0-2 FC1-4 1B			5	2	3	6	0	0	0					
Edgar Renteria, R (1.6) OBP: 0.327, SLG: 0.408	0-1 2B	1-0 1B	3-1 1B		1-2 L6		0-0 FC1-4 FC6-4			5	2	3	1	0	0	2					
Gary Sheffield, R (1.9) OBP: 0.441, SLG: 0.609	3-3 K	0-2 2B	3-1 1B		1-2 L6		2-1 FC6-4			4	0	1	0	0	1	3					
Jesus Tavarez, S (6.1) OBP: 0.233, SLG: 0.217		3-1 P3	3-1 P6				2-1 FC6-4			1	1	0	0	0	0	2					
Jeff Conine, R (1.7) OBP: 0.371, SLG: 0.503	3-2 2B	2-2 1B	0-3 K				1-2 WP BB 1B			4	0	2	2	1	1	1					
Devon White, S (1.8) OBP: 0.326, SLG: 0.435	0-2 L1	1-3 K			2-2 WP 1B		0-1 F7			5	0	1	0	0	2	4					
Greg Colbrunn, R (1.3) OBP: 0.338, SLG: 0.423		3-2 HBP 1B	0-0 2B		2-3 K		1-0 SF7			3	2	1	1	0	1	1					
Terry Pendleton, S (1.5) OBP: 0.308, SLG: 0.361	1-2 HBP	0-0 HBP	2-0 G6-3				0-1 G3-1			4	1	2	1	0	0	3					
Donn Pall, R (7.1) ERA: 3.29		1-2 HBP 1B	FC1-5 2B							0	0	0	0	0	0	0					
Jay Powell, R (8.1) OBP: 0.276, SLG: 0.278		1-2 3B	2H 2B							0	0	0	0	0	0	0					
Robb Nen, R (9.1) ERA: 2.39		1-2 3B	2H 2B							0	0	0	0	0	0	0					
Charles Johnson, R (1.2) OBP: 0.279, SLG: 0.353	1-1 HBP	4-2 HR BB	3-3 K				1-1 FC1-4 1B			0	1	0	0	0	0	0					
Rob Natal, R (3.2) OBP: 0.302, SLG: 0.250	1-2 3B	1-2 HBP	FC1-5 HR BB				3-2 FC1-4 1B			2	1	1	0	1	1	1					
Al Leiter, L (1.1) OBP: 0.067, SLG: 0.045	1-2 K	0-1 K	FC1-5 HR				3-2 F7			3	1	0	0	0	2	5					
Alex Arias, R (7.5) OBP: 0.333, SLG: 0.407										1	0	0	0	0	0	1					
Inning Stats	R: 1 E: 0 K: 1 S: 15	H: 2 LOB: 1 BB: 0 P: 21	R: 5 E: 0 K: 2 S: 22	H: 4 LOB: 1 BB: 0 P: 32	R: 4 E: 0 K: 1 S: 19	H: 4 LOB: 1 BB: 1 P: 30	R: 0 E: 0 K: 2 S: 11	H: 1 LOB: 1 BB: 0 P: 20	R: 0 E: 0 K: 1 S: 10	H: 0 LOB: 0 BB: 0 P: 13	R: 1 E: 0 K: 0 S: 10	H: 1 LOB: 2 BB: 1 P: 18	R: 0 E: 0 K: 0 S: 12	H: 2 LOB: 2 BB: 0 P: 18	R: 0 E: 1 K: 1 S: 10	H: 0 LOB: 1 BB: 0 P: 14	1B: 7 2B: 5 3B: 1 HR: 1	SF: 1 SAC: 0 DP: 0 HBP: 2	WP: 2 PB: 0 CS: 0	PA: 43	
PITCHER	IP	WLS	BF	H	R	ER	SO	BB	IBB	HBP	BLK	WP	HR	S	P	ERA	WHIP				
Shane Reynolds, R (1.1) ERA: 4.13	2.0	L	17	8	9	9	3	1	0	2	0	0	1	43	63	40.50	4.500				
John Hudak, R (3.1) ERA: 2.6	1.0		5	2	1	1	1	0	0	0	0	0	0	1	13	20	9.00	2.000			
Xavier Hernandez, R (4.1) ERA: 5.91	3.0		12	2	1	1	3	1	0	0	0	2	0	31	51	3.00	1.000				
John Johnstone, R (7.1) ERA: 5.54	2.0		9	2	0	0	1	0	0	0	0	0	0	22	32	0.00	1.000				

Houston Astros @ Florida Marlins
Joe Robbie Stadium, Miami, FL
Wed Jul 17 1996, 7:05 PM EDT
Att: 16,345 - Unknown - 87 F

AB 38
R 11
H 14
RBI 11
BB 2
SO 8
LOB 24



Batter	1	2	3	4	5	6	7	8	9	AB	R	H	RBI	BB	SO	LOB	TOP
Ricky Otero, S OBP: 0.321, SLG: 0.328 (1, 8)	G3			G3-1		F8			FC5-4 1B	4	0	1	0	0	0	0	Philadelphia Phillies @ Florida Marlins Joe Robbie Stadium, Miami, FL Thu Jul 18, 1996, 7:05 PM EDT Att: 16,521 - Unknown - 85 F
Mickey Morandini, L OBP: 0.341, SLG: 0.351 (1, 4)	G1-3			G5-3		FC6-4 1B			FC5-4 DI 1-2	4	0	1	0	0	0	1	
Gregg Jefferies, S OBP: 0.316, SLG: 0.361 (1, 3)	G3			BB		FC6-4 1-2			L9	3	0	0	0	1	0	2	
Todd Zeile, R OBP: 0.342, SLG: 0.439 (1, 5)		K		G3					K	4	0	0	0	0	2	2	
Jim Eisenreich, L OBP: 0.398, SLG: 0.438 (1, 7)	G4-3				L6				G1-3	3	0	0	0	0	0	0	
Benito Santiago, R OBP: 0.313, SLG: 0.456 (1, 2)	G4-3				F9				G6-3	3	0	0	0	0	0	0	
Ruben Amaro Jr, S OBP: 0.269, SLG: 0.320 (1, 9)				L7		HBP			G6-4-3 1B	2	0	1	0	0	0	0	
Kevin Stocker, S OBP: 0.327, SLG: 0.305 (1, 6)	G4-3			G6-3					G6-4-3 1-2	3	0	0	0	0	0	2	
Mike Mims, L OBP: 0.105, SLG: 0.105 (5, PH) 26 David Cooper, R OBP: 0.298, SLG: 0.298 (6, 1) Ron Blazler, R OBP: 0.166, SLG: 1.000 (7, 1) Ricardo Jordan, L OBP: 0.324, SLG: 0.422 (8, PH) J.R. Phillips, L OBP: 0.501, SLG: 1.000 (8, 1)	G1-3								K	1	0	0	0	0	0	0	
Inning Stats	R: 0 H: 0 E: 0 LOB: 0 K: 0 S: 9	H: 0 R: 0 ER: 0 LOB: 0 BB: 0 P: 13	H: 0 R: 0 ER: 0 LOB: 0 BB: 0 P: 9	H: 0 R: 0 ER: 0 LOB: 0 BB: 0 P: 10	H: 0 R: 0 ER: 0 LOB: 1 BB: 1 P: 16	H: 0 R: 0 ER: 0 LOB: 1 BB: 0 P: 17	H: 1 R: 0 ER: 0 LOB: 1 BB: 0 P: 15	H: 0 R: 0 ER: 0 LOB: 0 BB: 0 P: 9	H: 1 R: 0 ER: 0 LOB: 1 BB: 0 P: 14	1B: 3 2B: 0 3B: 0 HR: 0	SF: 0 SAC: 0 DP: 1 HBP: 1	WP: 0 PA: 31 PB: 0 SB: 0 CS: 0					
PITCHER Kevin Brown, R ERA: 1.87 (1, 1)	IP: 9.0 WLS: W BF: 31 H: 3 R: 0 ER: 0 SO: 4 BB: 1 IBB: 0 HBP: 1 BLK: 0 WP: 0 HR: 0 S: 71 P: 113 ERA: 0.00 WHIP: 0.444											PITCHER Kevin Brown, R ERA: 1.87 (1, 1)	IP: 9.0 WLS: W BF: 31 H: 3 R: 0 ER: 0 SO: 4 BB: 1 IBB: 0 HBP: 1 BLK: 0 WP: 0 HR: 0 S: 71 P: 113 ERA: 0.00 WHIP: 0.444				

Batter	1	2	3	4	5	6	7	8	9	AB	R	H	RBI	BB	SO	LOB	BOTTOM
QuiVivo Veras, S OBP: 0.369, SLG: 0.343 (1, 4)	WP 1B BB	G5-3			F8		F9			3	1	0	0	1	0	1	Philadelphia Phillies @ Florida Marlins Joe Robbie Stadium, Miami, FL Thu Jul 18, 1996, 7:05 PM EDT Att: 16,521 - Unknown - 85 F
Edgar Renteria, R OBP: 0.320, SLG: 0.398 (1, 6)	L4		G4-3		K		K			4	0	0	0	0	2	2	
Gary Sheffield, R OBP: 0.442, SLG: 0.607 (1, 9) Jesus Tavarez, S OBP: 0.233, SLG: 0.217 (8, 8)	FC1 1H E 1B		G4-3			2B 1B	G5-3			4	2	2	1	0	0	0	
Jeff Conine, R OBP: 0.372, SLG: 0.504 (1, 7)	E G5-3 BB		F9		G4-3 1H 2B 2B				G6-3	3	2	1	1	1	0	0	
Devon White, S OBP: 0.323, SLG: 0.431 (1, 8) Joe Orsulak, L OBP: 0.273, SLG: 0.275 (8, 9)	FC1 G5-3 WP		F9		G4-3		F9		F9	3	1	0	0	0	0	2	
Greg Colbrunn, R OBP: 0.338, SLG: 0.424 (1, 3)	G5-3		G1-3		1B 2B				K	4	1	1	2	0	1	1	
Terry Pendleton, S OBP: 0.308, SLG: 0.361 (1, 5) Alex Arias, R OBP: 0.333, SLG: 0.407 (8, 5)	G5-3		G6-3			2B 1B				3	0	1	1	0	0	0	
Rob Natal, R OBP: 0.283, SLG: 0.231 (1, 2)		K			F8		K			3	0	0	0	0	2	1	
Kevin Brown, R OBP: 0.163, SLG: 0.077 (1, 1)		K					P4			3	0	1	0	0	1	1	
Inning Stats	R: 4 H: 5 E: 1 LOB: 2 K: 0 S: 19	H: 1 R: 0 ER: 0 LOB: 0 BB: 2 P: 36	H: 0 R: 0 ER: 0 LOB: 0 BB: 0 P: 10	H: 0 R: 0 ER: 0 LOB: 0 BB: 0 P: 9	H: 0 R: 0 ER: 0 LOB: 0 BB: 0 P: 14	H: 1 R: 0 ER: 0 LOB: 1 BB: 0 P: 11	H: 4 R: 3 ER: 0 LOB: 1 BB: 0 P: 24	H: 0 R: 0 ER: 0 LOB: 0 BB: 0 P: 15	H: 0 R: 0 ER: 0 LOB: 0 BB: 0 P: 8	1B: 4 2B: 2 3B: 0 HR: 0	SF: 0 SAC: 0 DP: 0 HBP: 0	WP: 2 PA: 33 PB: 0 SB: 0 CS: 0					
PITCHER Mike Mims, L ERA: 5.18 (6, 1) Ron Blazler, R ERA: 3.71 (7, 1) Ricardo Jordan, L ERA: 3.12 (8, 1) Ricky Bottalico, R ERA: 3.43 (8, 1)	IP: 5.0 WLS: L BF: 20 H: 2 R: 4 ER: 3 SO: 3 BB: 2 IBB: 0 HBP: 0 BLK: 0 WP: 0 HR: 0 S: 49 P: 80 ERA: 5.40 WHIP: 0.800											PITCHER Mike Mims, L ERA: 5.18 (6, 1) Ron Blazler, R ERA: 3.71 (7, 1) Ricardo Jordan, L ERA: 3.12 (8, 1) Ricky Bottalico, R ERA: 3.43 (8, 1)	IP: 5.0 WLS: L BF: 20 H: 2 R: 4 ER: 3 SO: 3 BB: 2 IBB: 0 HBP: 0 BLK: 0 WP: 0 HR: 0 S: 49 P: 80 ERA: 5.40 WHIP: 0.800				

Batter	1	2	3	4	5	6	7	8	9	AB	R	H	RBI	BB	SO	LOB	TOP			
Ricky Otero, S OBP: 0.322, SLG: 0.330	2-2 1B		F7		G4-3		G3		G4-3 1B	5	0	2	0	0	0	0	Philadelphia Phillies @ Florida Marlins Joe Robbie Stadium, Miami, FL Fri Jul 19 1996, 7:05 PM EDT Att: 19,123 - Unknown - 87 F			
Mickey Morandini, L OBP: 0.342, SLG: 0.354	1-2 1B 2B		G3		P6		1B		G4-6-3	5	1	2	0	0	0	1				
Gregg Jefferies, S OBP: 0.326, SLG: 0.371	1-2 1B				L7					4	1	3	0	0	0	0				
Todd Zeile, R OBP: 0.341, SLG: 0.441	0-1 SF7		1B		F8		F9			3	0	1	2	0	0	2				
Pete Incaviglia, R OBP: 0.321, SLG: 0.489	0-0 1B		1B		F9				F9	4	0	2	0	0	0	0				
Mike Lieberthal, R OBP: 0.315, SLG: 0.485	0-0 FC5-4		F8		1B		BB		K	3	0	0	0	1	1	4				
Ruben Amaro Jr, S OBP: 0.300, SLG: 0.321		L9		P4		1B			BB	3	0	1	0	1	0	0				
Mike Benjamin, R OBP: 0.316, SLG: 0.408		L8		P8		G3-1			P5	3	0	0	0	0	0	2				
Jim Eisenreich, L OBP: 0.296, SLG: 0.436										1	0	0	0	0	0	1				
Kevin Seick, R OBP: 0.222, SLG: 0.280										0	0	0	0	0	0	0				
Mike Williams, R OBP: 0.156, SLG: 0.100			F7		P3				F9	1	0	0	0	0	0	0				
26 David Cooper, R OBP: 0.254, SLG: 0.293										0	0	0	0	0	0	0				
Toby Soriano, R OBP: 0.254, SLG: 0.293										0	0	0	0	0	0	0				
J.R. Phillips, L OBP: 0.254, SLG: 0.293										0	0	0	0	0	0	0				
Steve Frey, R OBP: 0.254, SLG: 0.293										0	0	0	0	0	0	0				
Benito Santiago, R OBP: 0.254, SLG: 0.293										0	0	0	0	0	0	0				
Inning Stats	R: 1 E: 0 K: 0 S: 14	H: 4 LOB: 2 BB: 0 P: 17	R: 0 E: 0 K: 0 S: 9	H: 0 LOB: 0 BB: 0 P: 13	R: 1 E: 0 K: 0 S: 15	H: 3 LOB: 2 BB: 0 P: 23	R: 0 E: 0 K: 0 S: 6	H: 0 LOB: 0 BB: 0 P: 9	R: 0 E: 0 K: 0 S: 8	H: 1 LOB: 2 BB: 1 P: 13	R: 0 E: 0 K: 1 S: 10	H: 2 LOB: 2 BB: 0 P: 16	R: 0 E: 0 K: 1 S: 9	H: 0 LOB: 1 BB: 1 P: 19	R: 0 E: 0 K: 0 S: 5	H: 1 LOB: 0 BB: 0 P: 8	1B: 9 2B: 2 3B: 0 HR: 0	SF: 1 SAC: 0 DP: 1 HBP: 0	WP: 0 PB: 0 SB: 0 CS: 0	PA: 38
PITCHER	IP WLS BF H R ER SO BB IBB HBP BLK WP HR S P ERA WHIP																			
Chris Hammond, L ERA: 7.88	(1, 1) 5.0 W 21 7 2 2 0 0 0 0 0 0 0 0 0 52 73 3.60 1.400																			
Jay Powell, R ERA: 3.48	(6, 1) 1.0 5 1 0 0 0 1 0 0 0 0 0 0 0 8 13 0.00 2.000																			
Yorkis Perez, L ERA: 4.0	(7, 1) 0.2 4 2 0 0 1 0 0 0 0 0 0 0 0 8 13 0.00 3.000																			
David Weathers, R ERA: 4.15	(7, 1) 1.1 5 0 0 0 1 1 0 0 0 0 0 0 0 11 22 0.00 0.750																			
Terry Mathews, R ERA: 4.46	(9, 1) 1.0 3 1 0 0 0 0 0 0 0 0 0 0 0 5 8 0.00 1.000																			


Batter	1	2	3	4	5	6	7	8	9	AB	R	H	RBI	BB	SO	LOB	BOTTOM			
QuiVivo Veras, S OBP: 0.369, SLG: 0.338	4-2 2B SF8		K		G1-3		G6-3			3	2	0	0	2	1	3	Philadelphia Phillies @ Florida Marlins Joe Robbie Stadium, Miami, FL Fri Jul 19 1996, 7:05 PM EDT Att: 19,123 - Unknown - 87 F			
Kurt Abbott, R OBP: 0.301, SLG: 0.434	0-1 P4		K		K2-3		K		2B	4	0	0	0	0	3	1				
Edgar Renteria, R OBP: 0.324, SLG: 0.407	1-2 1B		K		K		K		2B	1	1	1	1	0	0	0				
Gary Sheffield, R OBP: 0.446, SLG: 0.614	0-0		1B		1B		1B		2B	3	2	2	0	2	1	0				
Jesus Tavarez, S OBP: 0.233, SLG: 0.217	1-3 2B		1B		1B		1B		1B	0	1	0	0	0	0	0				
Joe Orsulak, L OBP: 0.288, SLG: 0.287	1-1 SF8		1B		1B		F8		1B	3	2	2	3	1	0	0				
Devon White, S OBP: 0.330, SLG: 0.443	4-1 FC5-4		1B		K				1B	4	2	3	4	1	1	1				
Greg Colbrunn, R OBP: 0.336, SLG: 0.421	2-0 FC5-4		1B		G5-3		G6-4-3		G5-3	5	0	1	2	0	0	4				
Terry Pendleton, S OBP: 0.312, SLG: 0.365			F8		FC5		G5-3		G4-3	4	0	2	1	1	0	1				
Charles Johnson, R OBP: 0.276, SLG: 0.348			G6-3		FC5		FC5-4		K	4	0	0	0	0	1	4				
Chris Hammond, L ERA: 7.88			F8		K				2B	2	0	0	0	0	1	3				
Alex Arias, R OBP: 0.297, SLG: 0.420									BB	1	0	0	0	0	0	0				
Jay Powell, R ERA: 3.48										0	0	0	0	0	0	0				
Yorkis Perez, L ERA: 4.0										0	0	0	0	0	0	0				
David Weathers, R ERA: 4.15										0	0	0	0	0	0	0				
Andre Dawson, R OBP: 0.333, SLG: 0.443										1	1	1	0	0	0	0				
Terry Mathews, L ERA: 4.46										0	0	0	0	0	0	0				
Inning Stats	R: 1 E: 0 K: 0 S: 11	H: 1 LOB: 2 BB: 2 P: 22	R: 0 E: 0 K: 1 S: 16	H: 1 LOB: 1 BB: 0 P: 23	R: 3 E: 0 K: 2 S: 24	H: 3 LOB: 2 BB: 2 P: 40	R: 1 E: 0 K: 2 S: 13	H: 2 LOB: 1 BB: 0 P: 17	R: 0 E: 0 K: 0 S: 7	H: 1 LOB: 2 BB: 1 P: 15	R: 0 E: 0 K: 2 S: 9	H: 0 LOB: 0 BB: 0 P: 15	R: 0 E: 0 K: 0 S: 5	H: 1 LOB: 0 BB: 0 P: 6	R: 6 E: 0 K: 1 S: 13	H: 4 LOB: 1 BB: 2 P: 25	1B: 7 2B: 5 3B: 0 HR: 1	SF: 1 SAC: 0 DP: 1 HBP: 0	WP: 0 PB: 0 SB: 0 CS: 0	PA: 43
PITCHER	IP WLS BF H R ER SO BB IBB HBP BLK WP HR S P ERA WHIP																			
Mike Williams, R ERA: 5.19	(1, 1) 3.0 L 18 5 4 4 3 4 0 0 0 0 0 0 0 29 47 3.00 1.333																			
Toby Borland, R ERA: 3.66	(4, 1) 3.0 13 3 1 1 4 1 0 0 0 0 0 0 0 29 47 3.00 1.333																			
Steve Frey, L ERA: 4.97	(7, 1) 2.0 12 5 6 6 1 1 1 0 0 0 0 1 18 31 27.00 3.000																			

Batter	1	2	3	4	5	6	7	8	9	AB	R	H	RBI	BB	SO	LOB	TOP										
Ricky Otero, S OBP: 0.324, SLG: 0.328	4-0 G3 1B BB	1-2 E6 FC6-4 1B	0-0 26 FC6-4 1B		1-0 G3			3-2 L9		4	1	1	1	1	0	2											
Mickey Morandini, L OBP: 0.343, SLG: 0.385 26 David Doster, R OBP: 0.298, SLG: 0.311	1-1 G3	1-1 FC6-4 1B	0-1 FC6-4 1B			1-0 2B		2-2 P5		2	0	1	0	0	0	1											
Gregg Jefferies, S OBP: 0.328, SLG: 0.372	1-0 F8	1-1 FC6-4 FC6-4 1B		0-0 G6-3 1B		0-2 P6		1-0 1B BB 1B		5	0	2	1	0	0	4											
Todd Zeile, R OBP: 0.341, SLG: 0.438	4-0 BB 1B BB	0-0 FC6-4 1B		3-2 G6-3 1B		3-2 L8		4-0 1B BB		3	0	0	0	2	0	4											
Jim Eisenreich, L OBP: 0.400, SLG: 0.440	3-2 BB 1B		2-0 1B 1B		0-1 L8		1-3 K2-3		0-0 1B BB 1B	5	1	3	1	0	1	2											
Pete Incaviglia, R OBP: 0.321, SLG: 0.485 Ruben Amaro Jr, S OBP: 0.290, SLG: 0.310 Ricardo Jordan, L OBP: 0.311, SLG: 0.453	4-0 BB 1B		1-3 K		3-0 F9		2-1 G3-1		0-3 K	2	0	0	0	1	1	2											
Benito Santiago, R OBP: 0.311, SLG: 0.474	1-2 2-3 BB		1-1 SH2-4 1B 1B		0-0 G5-3		2-2 K		0-0 G5-4-3	5	1	1	0	0	1	6											
Mike Lieberthal, R OBP: 0.311, SLG: 0.474	1-0 F7		1-2 2H 1B 1B		0-2 1B		3-2 L9		1-2 2-3	4	0	2	1	0	0	0											
Kevin Seifick, R OBP: 0.258, SLG: 0.310		1-0 F9	0-1 SH2-4 1B		0-3 K					2	1	1	0	0	1	1											
Russ Springer, R OBP: 0.091, SLG: 0.091 Ron Blazier, R OBP: 1.000, SLG: 1.000 J.R. Phillips, L OBP: 0.250, SLG: 0.413	1-0 FC6-4 1B		0-1 SH2-4		0-3 K				2-3 K	0	0	0	0	0	0	0											
Inning Stats	R: 1 E: 0 K: 0 S: 9	H: 1 LOB: 3 BB: 3 P: 27	R: 1 E: 1 K: 0 S: 10	H: 2 LOB: 2 BB: 0 P: 15	R: 2 E: 0 K: 1 S: 13	H: 4 LOB: 2 BB: 0 P: 17	R: 0 E: 0 K: 0 S: 7	H: 1 LOB: 1 BB: 0 P: 13	R: 0 E: 0 K: 1 S: 11	H: 1 LOB: 1 BB: 0 P: 12	R: 0 E: 0 K: 1 S: 12	H: 0 LOB: 0 BB: 0 P: 17	R: 0 E: 0 K: 1 S: 10	H: 0 LOB: 0 BB: 1 P: 17	R: 0 E: 0 K: 1 S: 7	H: 2 LOB: 2 BB: 1 P: 12	1B: 11 2B: 1 3B: 0 HR: 0	SF: 0 SAC: 1 DP: 1 HBP: 0	WP: 1 PB: 0 SB: 0 CS: 0	PA: 43							
PITCHER	IP	WLS	BF	H	R	ER	SO	BB	IBB	HBP	BLK	WP	HR	S	P	ERA	WHIP										
Pat Rapp, R ERA: 4.45	5.0	W	29	10	4	3	2	3	0	0	0	1	0	51	86	5.40	2.600										
Jay Powell, R ERA: 3.39	1.0		3	0	0	0	1	0	0	0	0	0	0	11	15	0.00	0.000										
Terry Mathews, R ERA: 4.24	2.0		6	0	0	0	2	0	0	0	0	0	0	18	32	0.00	0.000										
Robb Nen, R ERA: 2.34	1.0	S	5	2	0	0	1	1	0	0	0	0	0	7	12	0.00	3.000										

Philadelphia Phillies @ Florida Marlins
Joe Robbie Stadium, Miami, FL
Sat Jul 20 1996, 7:05 PM EDT
Att: 24,336 - Unknown - 86 F

livebaseballscorecards.com

AB 38
R 4
H 12
RBI 4
BB 4
SO 6
LOB 27




Batter	1	2	3	4	5	6	7	8	9	AB	R	H	RBI	BB	SO	LOB	BOTTOM										
Quilvio Veras, S OBP: 0.378, SLG: 0.343	4-2 1B BB BB	2-1 G5-3 2B 1B		4-0 2B BB		2-2 F8		1-0 1B		3	2	0	2	0	1												
Edgar Renteria, R OBP: 0.320, SLG: 0.413	1-2 F8	0-0 G5-3		2-2 L8		0-0 E8 3B		1-3 K		5	1	1	1	0	1	6											
Gary Sheffield, R OBP: 0.449, SLG: 0.617	4-2 1B BB	4-0 2B IBB		0-1 1H 2H 2B		2-1 F7				2	0	1	2	2	0	0											
Jeff Conine, R OBP: 0.376, SLG: 0.510	2-1 1B	1-2 2B		3-2 L7		1-2 G6-3 1B				4	0	3	1	0	0	1											
Devon White, S OBP: 0.326, SLG: 0.438	0-3 K		1-3 K		2-1 G6-3		2-2 F7			4	0	0	0	0	2	4											
Joe Orsulak, L OBP: 0.287, SLG: 0.278	0-3 K		2-1 F7		4-1 L6-4 WP BB		1-2 G6-3			3	0	0	0	1	1	4											
Terry Pendleton, S OBP: 0.312, SLG: 0.364		3-2 HR 1B	1-0 G5-3		2-1 L6-4		2-3 K			4	1	1	0	0	1	1											
Charles Johnson, R OBP: 0.284, SLG: 0.365		1-2 1H HR		1-1 FC3-6 1B		3-2 E 1B		4-1 1B BB		3	2	3	2	1	0	0											
Pat Rapp, R OBP: 0.105, SLG: 0.105 Jay Powell, R OBP: 0.299, SLG: 0.432 Robb Nen, R ERA: 2.53	0-2 P3		0-0 FC3-6 BB 2B		0-0 FC3-6 BB 2B		1-3 K		0-3 K	2	1	0	0	0	0	1											
Inning Stats	R: 0 E: 0 K: 2 S: 22	H: 1 LOB: 3 BB: 2 P: 33	R: 3 E: 0 K: 0 S: 18	H: 4 LOB: 1 BB: 1 P: 29	R: 0 E: 0 K: 1 S: 6	H: 0 LOB: 0 BB: 0 P: 10	R: 2 E: 0 K: 0 S: 13	H: 2 LOB: 1 BB: 1 P: 23	R: 0 E: 0 K: 0 S: 5	H: 0 LOB: 0 BB: 1 P: 13	R: 2 E: 1 K: 1 S: 13	H: 2 LOB: 0 BB: 0 P: 21	R: 0 E: 0 K: 0 S: 10	H: 1 LOB: 0 BB: 0 P: 14	R: 0 E: 0 K: 3 S: 12	H: 1 LOB: 2 BB: 1 P: 20	1B: 7 2B: 3 3B: 1 HR: 1	SF: 0 SAC: 0 DP: 2 HBP: 0	WP: 1 PB: 0 SB: 0 CS: 0	PA: 38							
PITCHER	IP	WLS	BF	H	R	ER	SO	BB	IBB	HBP	BLK	WP	HR	S	P	ERA	WHIP										
Russ Springer, R ERA: 5.62	5.0	L	25	7	5	5	3	4	1	0	0	1	0	64	108	9.00	2.200										
Ron Blazier, R ERA: 3.5	1.0		5	2	2	1	1	0	0	0	0	0	0	13	21	9.00	2.000										
Ricardo Jordan, L ERA: 2.53	2.0		8	2	0	0	3	1	0	0	0	0	0	22	34	0.00	1.500										

Philadelphia Phillies @ Florida Marlins
Joe Robbie Stadium, Miami, FL
Sat Jul 20 1996, 7:05 PM EDT
Att: 24,336 - Unknown - 86 F

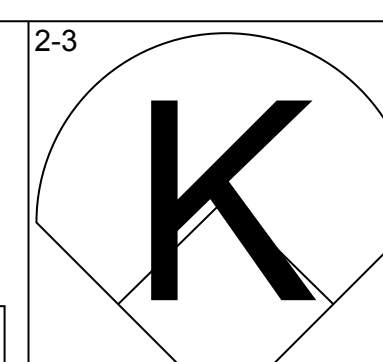
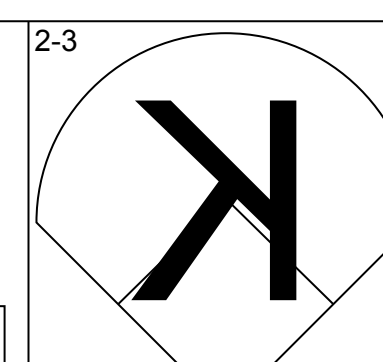
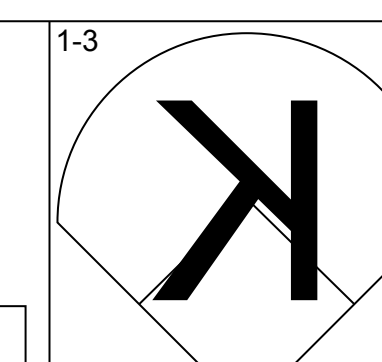
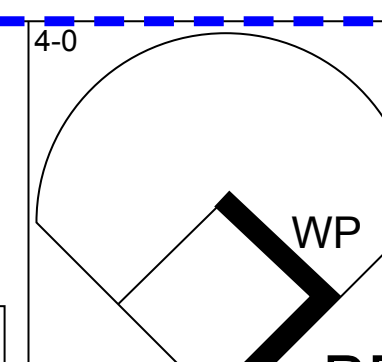
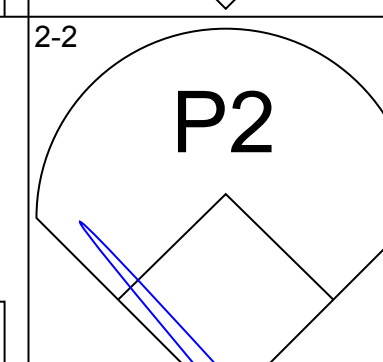
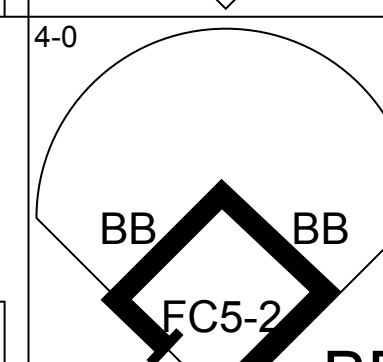
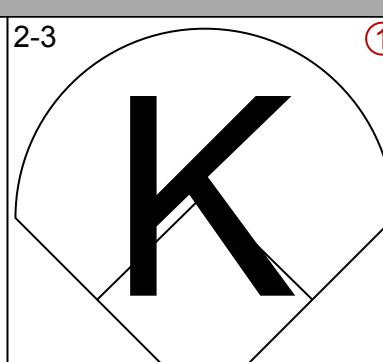
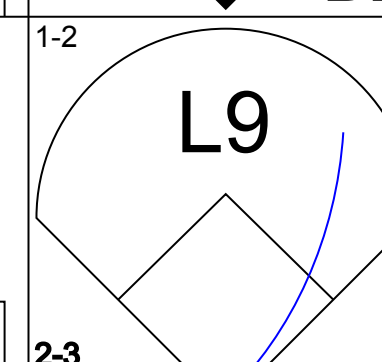
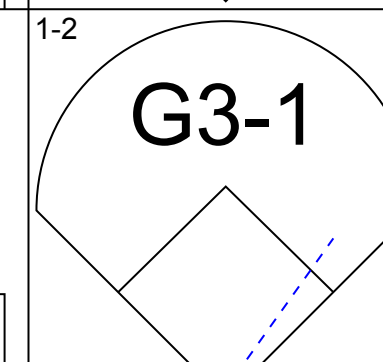
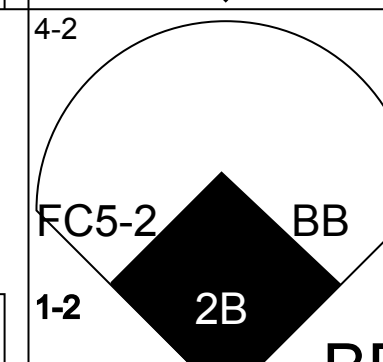
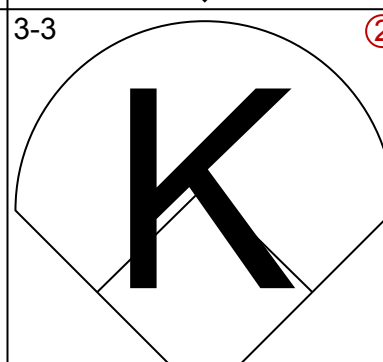
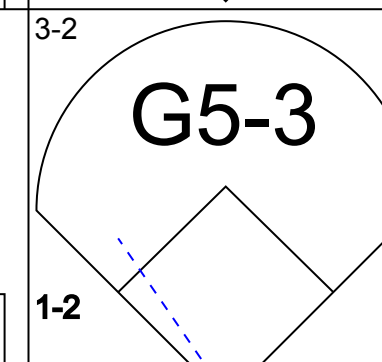
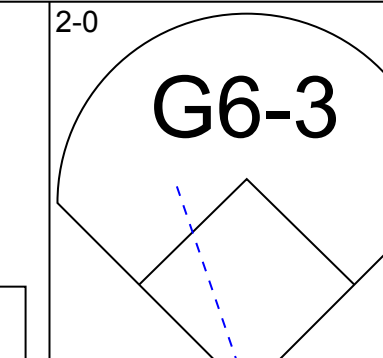
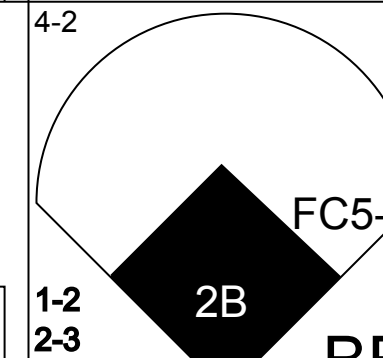
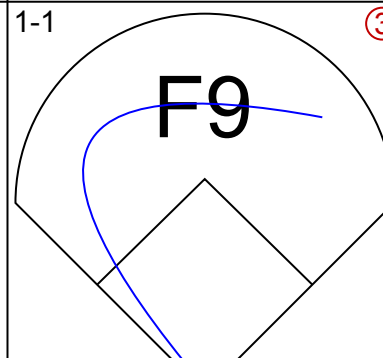
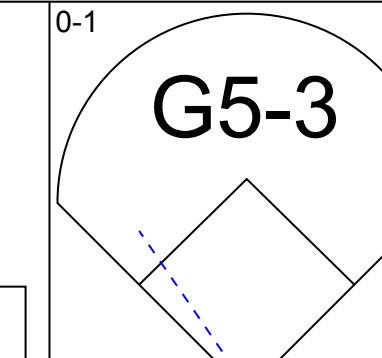
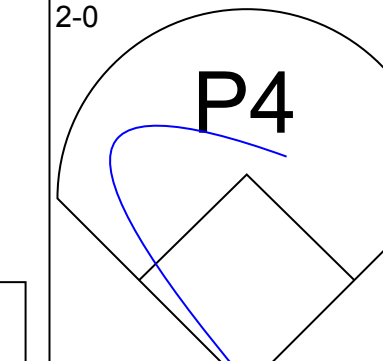
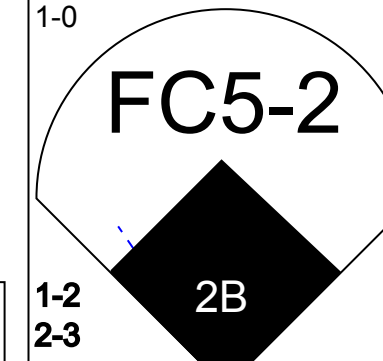
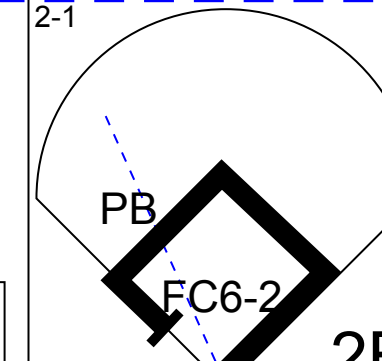
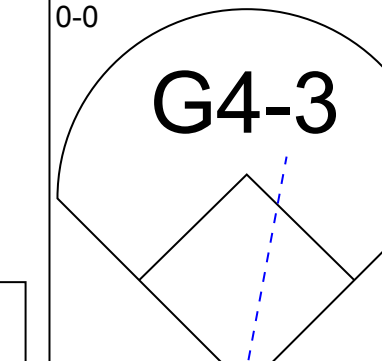
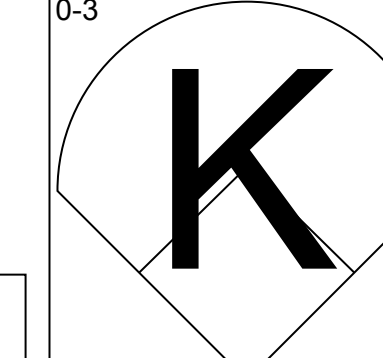
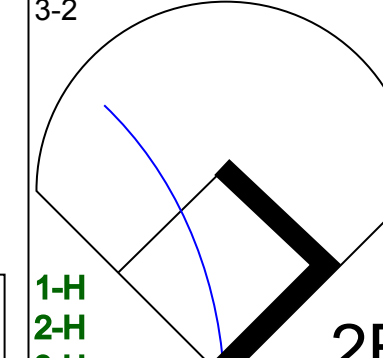
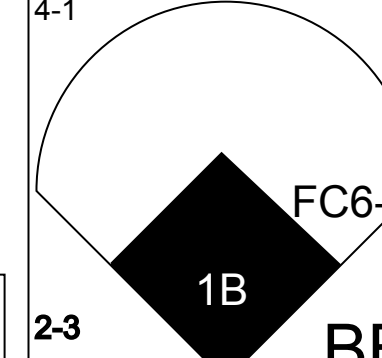
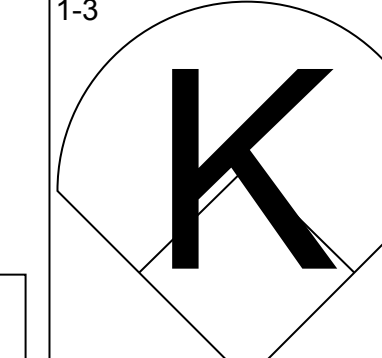
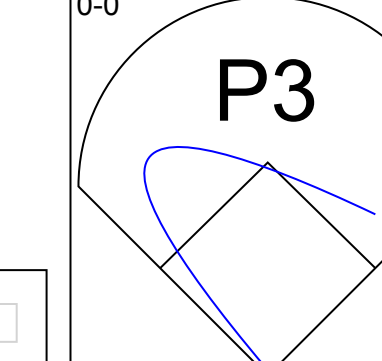
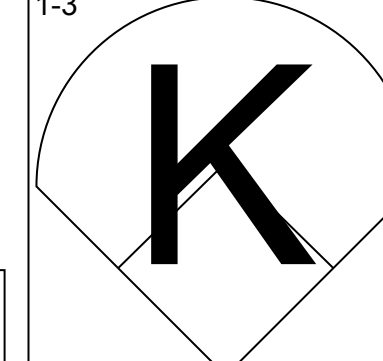
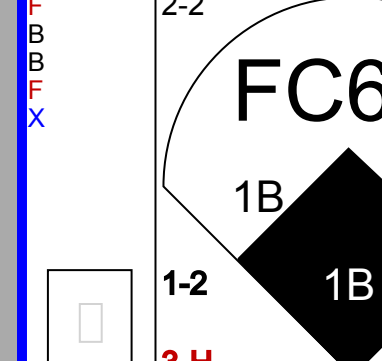
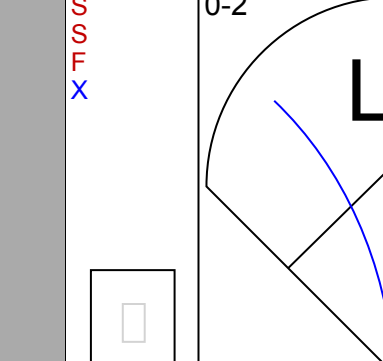
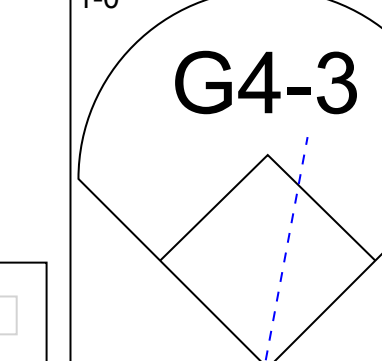
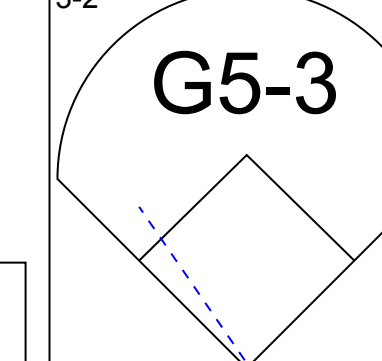
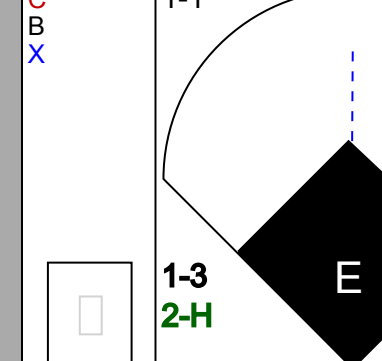
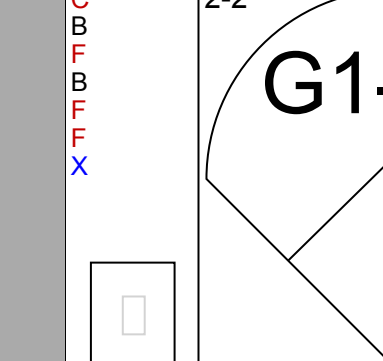
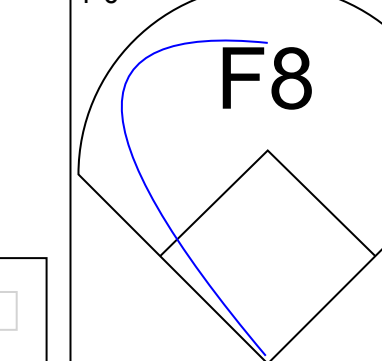
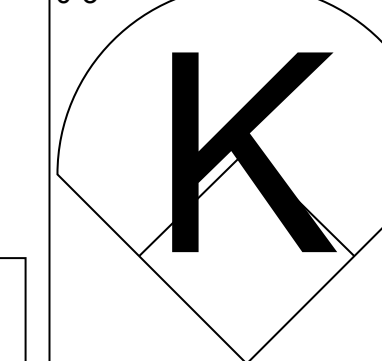
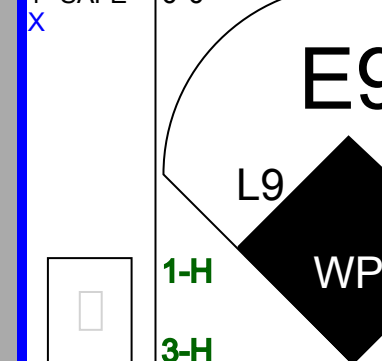
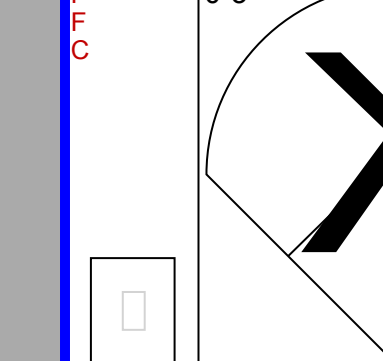
livebaseballscorecards.com

AB 32
R 7
H 11
RBI 6
BB 6
SO 7
LOB 20



Batter	1	2	3	4	5	6	7	8	9	AB R H RBI BB SO LOB	TOP											
Ricky Otero, S OBP: 0.330, SLG: 0.337 (1, 8)	G6-3		1B			P3			2B BB 1B	4 2 2 0 1 0 0	Philadelphia Phillies @ Florida Marlins Joe Robbie Stadium, Miami, FL Sun Jul 21 1996, 3:33 AM EDT Att: 20,873 - Sunny - 89 F livebaseballscores.com											
Ruben Amaro Jr, S OBP: 0.278, SLG: 0.324 (1, 9)	P6		P3	K			G3-1		BB 1B 2B	5 1 1 0 0 1 3												
Gregg Jefferies, S OBP: 0.330, SLG: 0.369 (1, 3)	L9		HR				F7		1B BB HR IBB	4 2 1 1 1 0 0												
Todd Zeile, R OBP: 0.342, SLG: 0.444 (1, 5)		P4	HR				G6-3		1B HR BB	4 2 1 3 1 0 0												
Jim Eisenreich, L OBP: 0.400, SLG: 0.437 (1, 7)	P5	P5					F8		HR 1B	4 1 1 1 1 0 0												
Bento Santiago, R OBP: 0.316, SLG: 0.469 (1, 2)	26 1B						G6-3		HR	5 1 3 4 0 0 1												
26 David Doster, R OBP: 0.282, SLG: 0.323 (1, 4)	1B			3B BB			HR 1B			4 2 2 0 1 2 1												
Kevin Stocker, S OBP: 0.329, SLG: 0.333 (1, 6)	L3			1-H 3B			F7		G4-3	5 1 2 3 0 0 3												
Curt Schilling, R OBP: 0.250, SLG: 0.258 (1, 1)							G6-3			3 0 0 0 0 1 1												
Ricky Bottalico, L OBP: 0.333, SLG: 0.667 (8, 1)			K	B3-4			G6-3		K	1 0 0 0 0 1 0												
Inning Stats	R: 0 E: 0 K: 0 S: 4	H: 0 LOB: 0 BB: 0 P: 5	R: 0 E: 0 K: 0 S: 15	H: 2 LOB: 2 BB: 0 P: 21	R: 3 E: 0 K: 1 S: 18	H: 3 LOB: 0 BB: 0 P: 24	R: 1 E: 0 K: 1 S: 10	H: 2 LOB: 2 BB: 2 P: 26	R: 0 E: 0 K: 0 S: 6	H: 0 LOB: 0 BB: 0 P: 8	R: 2 E: 0 K: 0 S: 13	H: 2 LOB: 0 BB: 0 P: 20	R: 0 E: 0 K: 0 S: 7	H: 0 LOB: 0 BB: 0 P: 11	R: 0 E: 0 K: 1 S: 10	H: 0 LOB: 1 BB: 1 P: 16	R: 6 E: 0 K: 2 S: 18	H: 4 LOB: 0 BB: 2 P: 32	1B: 6 2B: 3 3B: 1 HR: 3	SF: 0 SAC: 0 DP: 0 HBP: 0	WP: 0 PB: 0 SB: 0 CS: 0	PA: 44
PITCHER	IP WLS BF H R ER SO BB IBB HBP BLK WP HR S P ERA WHIP											IP WLS BF H R ER SO BB IBB HBP BLK WP HR S P ERA WHIP										
John Burkett, R ERA: 3.92 (1, 1)	5.0 L 23 7 4 4 2 2 0 0 0 0 0 1 53 84 7.20 1.800																					
Donn Pall, R ERA: 4.02 (6, 1)	2.0 8 2 2 2 0 0 0 0 0 0 0 1 20 31 9.00 1.000																					
David Weathers, R ERA: 4.61 (8, 1)	1.1 9 2 4 4 2 2 1 0 0 0 0 0 19 34 27.00 3.000																					
Yorkis Perez, L ERA: 4.25 (9, 1)	0.0 1 1 0 0 0 0 0 0 0 0 0 0 2 3 ∞ ∞																					
Jay Powell, R ERA: 3.57 (9, 1)	0.2 3 1 2 2 1 0 0 0 0 0 0 1 7 11 27.00 1.500																					

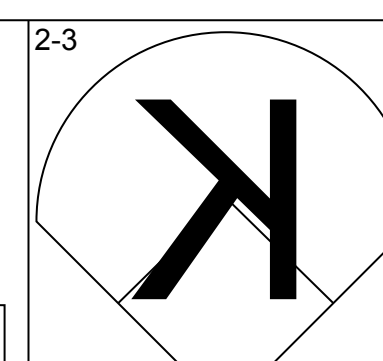
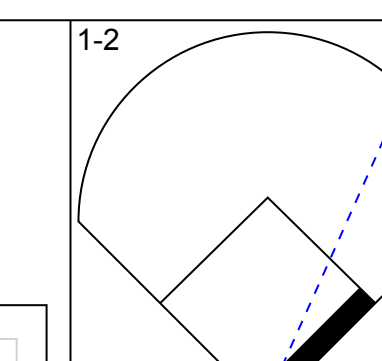
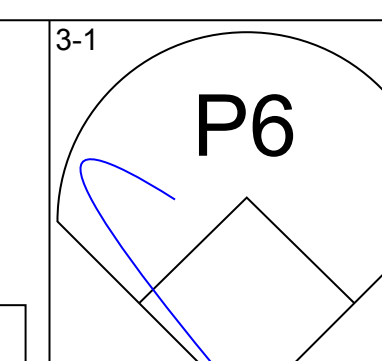
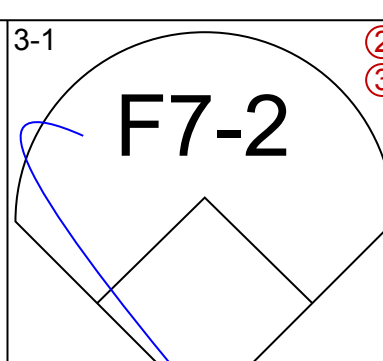
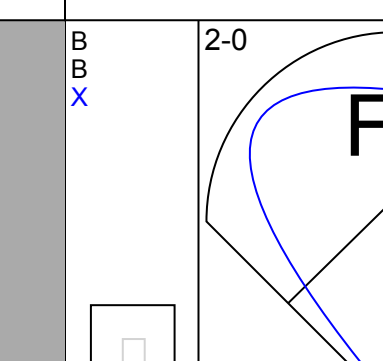
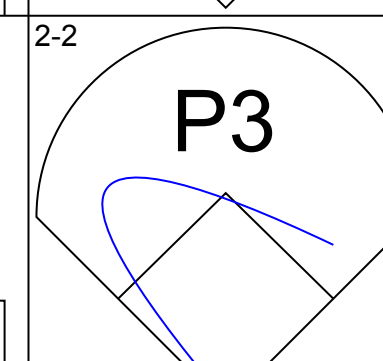
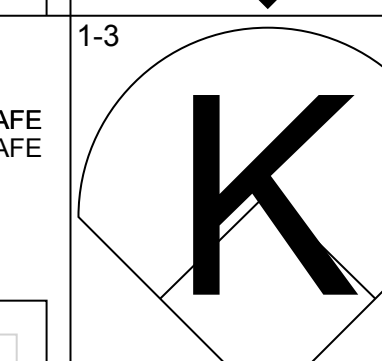
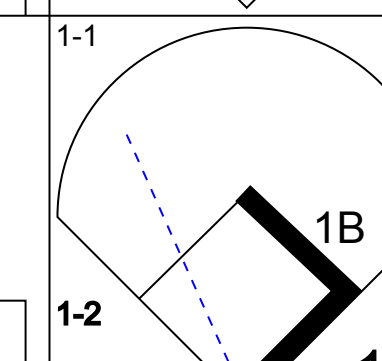
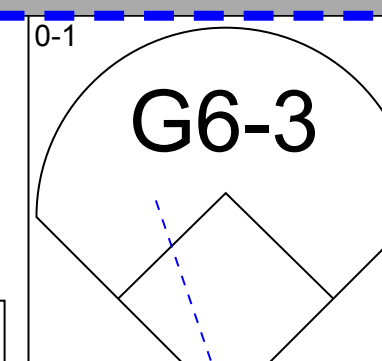
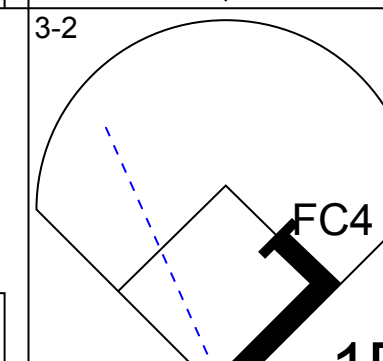
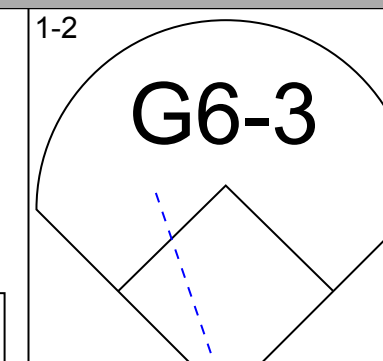
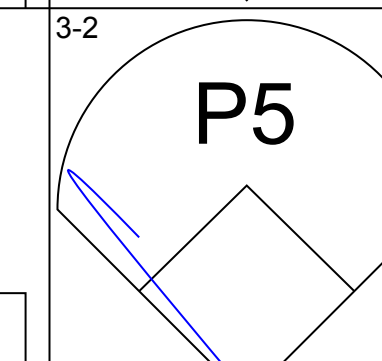
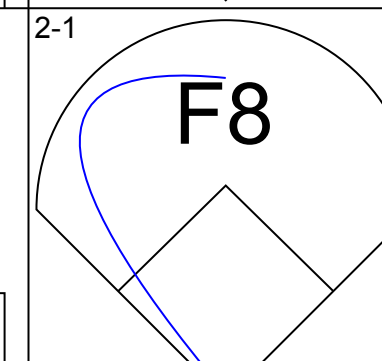
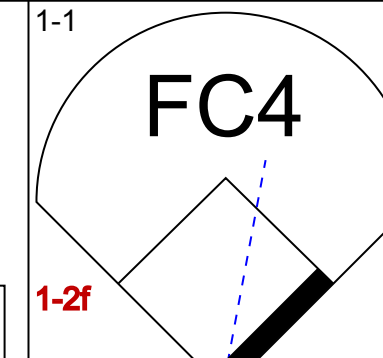
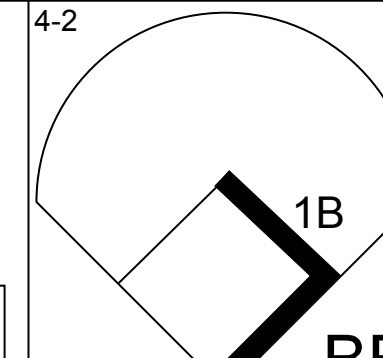
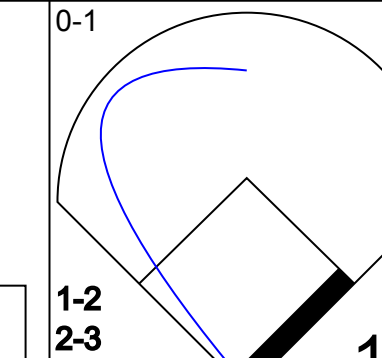
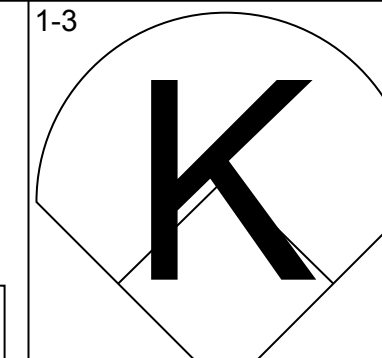
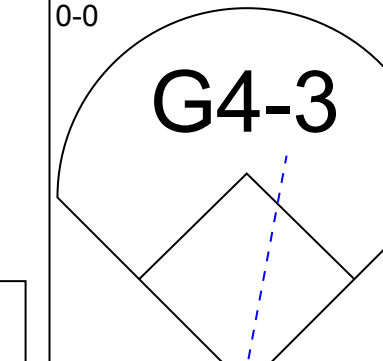
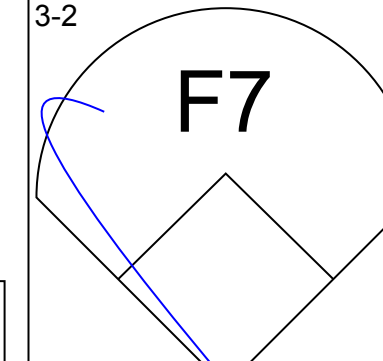
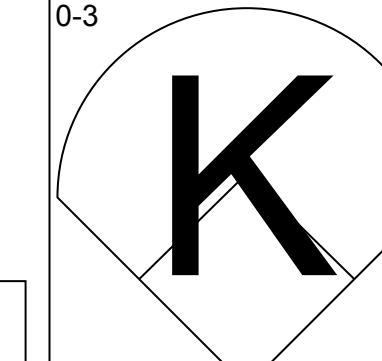
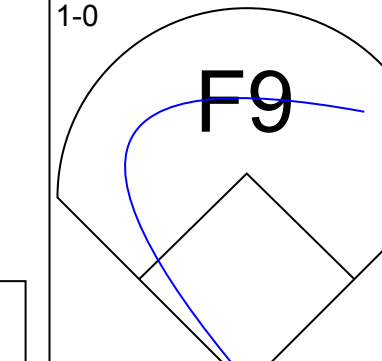
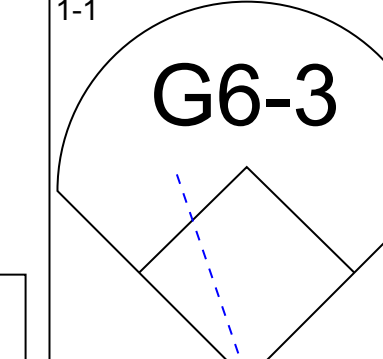
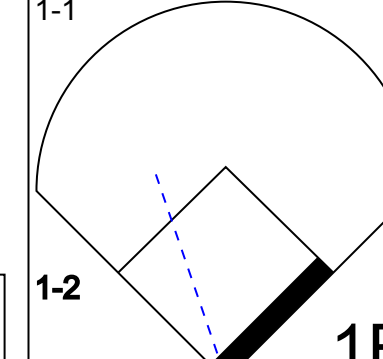
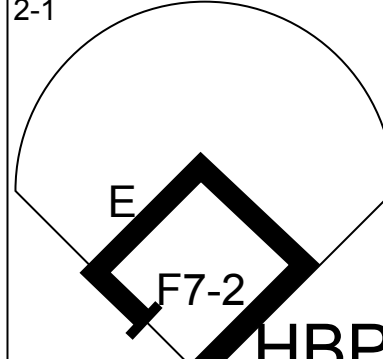
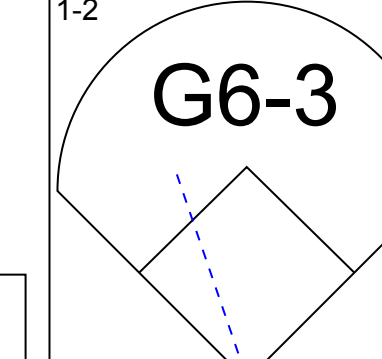
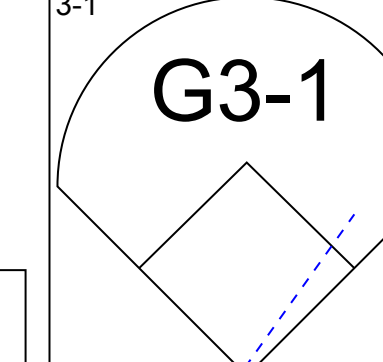
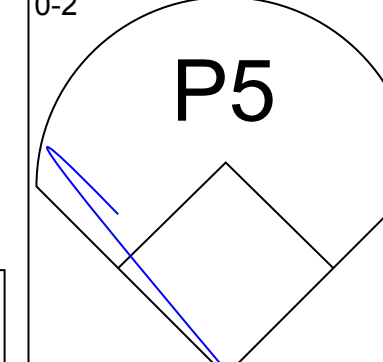
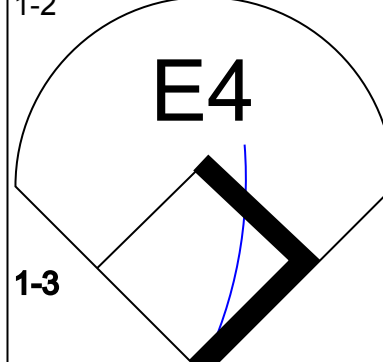
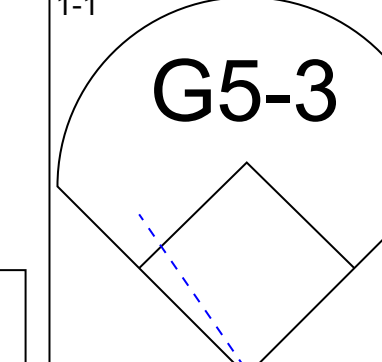
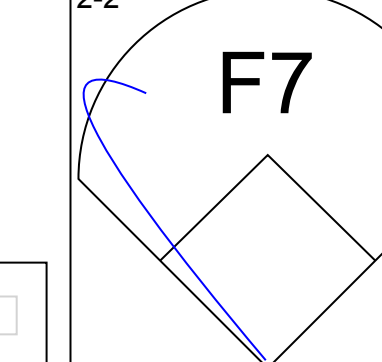
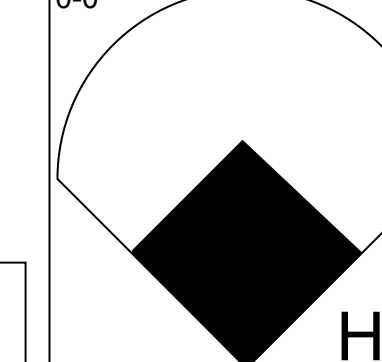
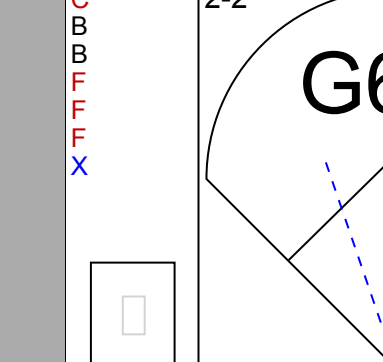
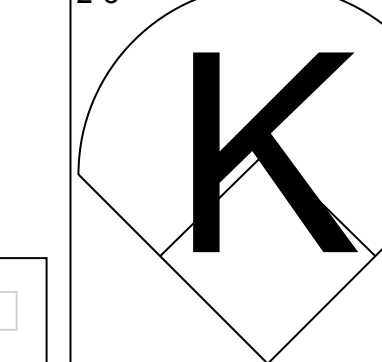
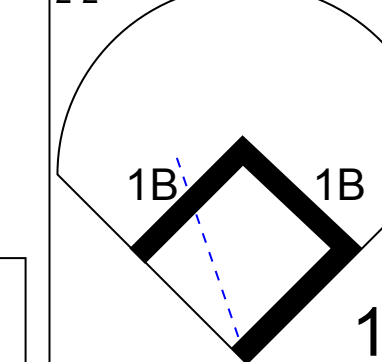
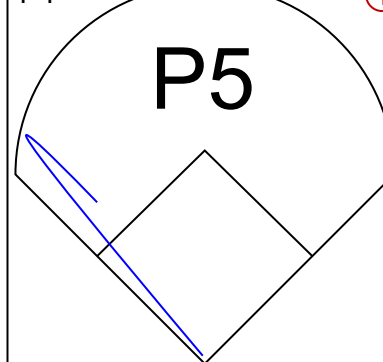
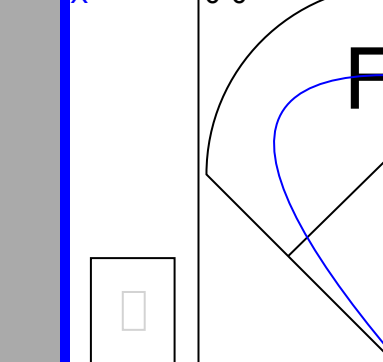
Batter	1	2	3	4	5	6	7	8	9	AB R H RBI BB SO LOB	BOTTOM											
QuiVivo Veras, S OBP: 0.380, SLG: 0.343 (1, 4)	G4-6-3 1B		K			F8		1B FC5-4 BB		3 1 1 0 1 1 1	Philadelphia Phillies @ Florida Marlins Joe Robbie Stadium, Miami, FL Sun Jul 21 1996, 3:33 AM EDT Att: 20,873 - Sunny - 89 F livebaseballscores.com											
Edgar Renteria, R OBP: 0.324, SLG: 0.415 (1, 6)	G4-6-3 1-2		1B			G6-3		FC5-4 1B		4 0 2 1 0 0 1												
Gary Sheffield, R OBP: 0.447, SLG: 0.612 (1, 9)	P3		2-H 1B			F8		FC5-4 1-2 3-H 2-0		4 0 1 1 0 0 1												
Jeff Conine, R OBP: 0.372, SLG: 0.504 (1, 7)		G5-3	G6-3			F9		P2		4 0 0 0 0 0 3												
Joe Orsulak, L OBP: 0.286, SLG: 0.287 (1, 8)		2B				G6-3		G4-3		4 0 1 0 0 0 1												
Greg Colbrunn, R OBP: 0.332, SLG: 0.416 (1, 3)		K				G6-3		F9		4 0 0 0 0 1 1												
Alex Arias, R OBP: 0.336, SLG: 0.415 (1, 5)		K					G3-1		F9	4 0 1 0 0 1 1												
Charles Johnson, R OBP: 0.284, SLG: 0.363 (1, 2)			SH3-4 1B 1B			K		K		4 1 1 0 0 3 1												
John Burkett, R OBP: 0.174, SLG: 0.217 (5, PH)			SH3-4							0 0 0 0 0 0 0												
Kurt Abbott, R OBP: 0.200, SLG: 0.451 (8, 1)										1 1 1 1 0 0 0												
Donn Pall, R OBP: 0.278, SLG: 0.451 (8, 1)										0 0 0 0 0 0 0												
Jesus Tavarez, S OBP: 0.211, SLG: 0.333 (7, PH)										1 0 0 0 0 0 0												
David Weathers, R OBP: 0.211, SLG: 0.333 (8, 1)										0 0 0 0 0 0 0												
Yorkis Perez, L OBP: 0.211, SLG: 0.333 (9, 1)										0 0 0 0 0 0 0												
Jay Powell, R OBP: 0.211, SLG: 0.333 (9, 1)										0 0 0 0 0 0 0												
Inning Stats	R: 0 E: 0 K: 0 S: 6	H: 1 LOB: 0 BB: 0 P: 9	R: 0 E: 0 K: 2 S: 9	H: 1 LOB: 0 BB: 0 P: 11	R: 1 E: 0 K: 1 S: 15	H: 3 LOB: 2 BB: 0 P: 23	R: 0 E: 0 K: 1 S: 12	H: 1 LOB: 1 BB: 0 P: 18	R: 1 E: 0 K: 0 S: 8	H: 1 LOB: 0 BB: 0 P: 12	R: 0 E: 0 K: 0 S: 8	H: 0 LOB: 0 BB: 0 P: 11	R: 0 E: 0 K: 1 S: 9	H: 0 LOB: 0 BB: 0 P: 13	R: 1 E: 0 K: 0 S: 11	H: 1 LOB: 1 BB: 1 P: 20	R: 0 E: 0 K: 1 S: 5	H: 0 LOB: 0 BB: 0 P: 11	1B: 6 2B: 1 3B: 0 HR: 1	SF: 0 SAC: 1 DP: 1 HBP: 0	WP: 1 PB: 0 SB: 0 CS: 0	PA: 35
PITCHER	IP WLS BF H R ER SO BB IBB HBP BLK WP HR S P ERA WHIP											IP WLS BF H R ER SO BB IBB HBP BLK WP HR S P ERA WHIP										
Curt Schilling, R ERA: 3.4 (1, 1)	7.0 W 29 8 3 3 5 1 0 0 0 0 0 1 74 108 3.86 1.286																					
Ricky Bottalico, R ERA: 3.28 (8, 1)	2.0 S 6 0 0 0 1 0 0 0 0 0 0 0 9 20 0.00 0.000																					

Batter	1	2	3	4	5	6	7	8	9	AB	R	H	RBI	BB	SO	LOB	TOP					
Delino DeShields, L OBP: 0.297, SLG: 0.329										3	0	0	0	1	3	0						
Greg Gagne, R OBP: 0.363, SLG: 0.394										3	0	0	0	1	1	2						
Mike Piazza, R OBP: 0.430, SLG: 0.605										3	1	0	0	1	1	1						
Eric Karros, R OBP: 0.304, SLG: 0.457										3	1	0	0	1	0	0						
Raul Mondesi, R OBP: 0.314, SLG: 0.482 Rick Parker, R										3	1	1	0	0	0	3						
Mike Busch, R OBP: 0.294, SLG: 0.447										3	1	1	3	1	2	0						
Billy Ashley, R OBP: 0.251, SLG: 0.342 Todd Hollandsworth, L OBP: 0.365, SLG: 0.422										2	0	0	0	0	1	1						
Wayne Kirby, L OBP: 0.340, SLG: 0.383										4	1	1	1	0	0	0						
Ismael Valdez, R OBP: 0.119, SLG: 0.098 Chan Ho Park, R OBP: 0.143, SLG: 0.077 Dave Harmon, L OBP: 0.226, SLG: 0.210 Mark Guthrie, R OBP: 0.294, SLG: 0.250 Chad Fournier, S OBP: 0.294, SLG: 0.250 Joey Eischen, L										2	0	0	0	0	1	0						
Inning Stats	R: 0 E: 0 K: 1 S: 10	H: 0 LOB: 0 BB: 0 P: 15	R: 0 E: 0 K: 1 S: 5	H: 0 LOB: 0 BB: 0 P: 9	R: 0 E: 0 K: 0 S: 3	H: 0 LOB: 0 BB: 0 P: 5	R: 3 E: 0 K: 2 S: 17	H: 1 LOB: 1 BB: 3 P: 36	R: 0 E: 0 K: 2 S: 10	H: 0 LOB: 0 BB: 0 P: 14	R: 0 E: 0 K: 2 S: 9	H: 0 LOB: 0 BB: 0 P: 15	R: 4 E: 1 K: 0 S: 15	H: 3 LOB: 1 BB: 2 P: 32	R: 0 E: 0 K: 1 S: 6	H: 0 LOB: 0 BB: 0 P: 7	R: 0 E: 0 K: 1 S: 12	H: 0 LOB: 0 BB: 0 P: 14	1B: 2 2B: 2 3B: 0 HR: 0	SF: 0 SAC: 0 DP: 0 HBP: 0	WP: 1 PB: 1 SB: 0 CS: 0	PA: 36
PITCHER	IP	WLS	BF	H	R	ER	SO	BB	IBB	HBP	BLK	WP	HR	S	P	ERA	WHIP					
Al Leiter, L ERA: 2.69	6.0	L	22	1	3	3	8	3	0	0	0	0	0	54	94	4.50	0.667					
Jay Powell, R ERA: 4.54	0.1		5	3	4	4	0	1	0	0	0	0	0	9	18	108.00	12.000					
Donn Pall, R ERA: 3.63	1.2		6	0	0	0	1	0	0	0	0	1	0	12	21	0.00	0.600					
Robb Nen, R ERA: 2.29	1.0		3	0	0	0	1	0	0	0	0	0	0	12	14	0.00	0.000					

Los Angeles Dodgers @ Florida Marlins
 Joe Robbie Stadium, Miami, FL
 Tue Jul 23 1996, 7:05 PM EDT
 Att: 17,889 - Unknown - 86 F

AB	31
R	7
H	4
RBI	5
BB	5
SO	10
LOB	9

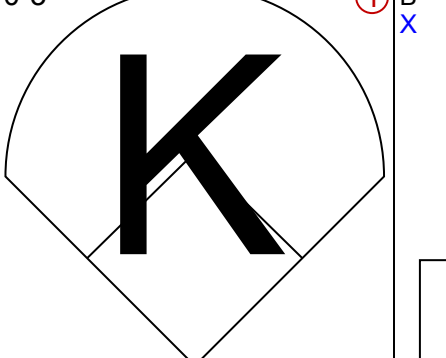
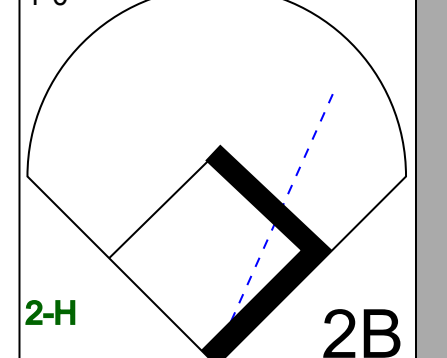
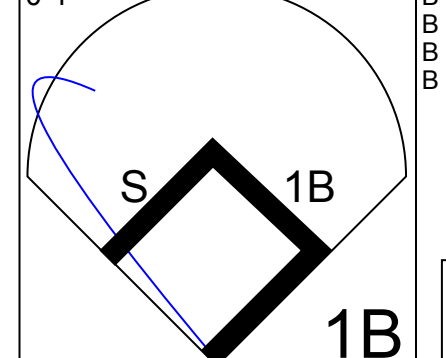
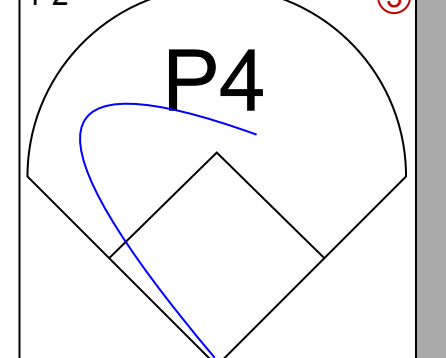
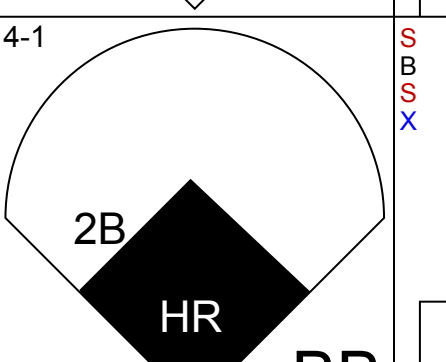
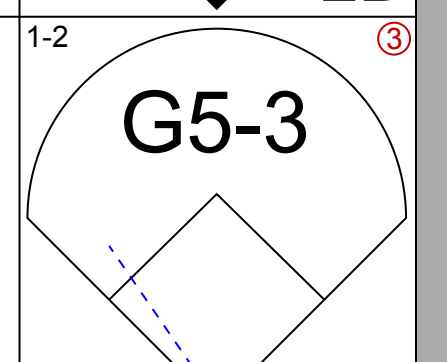
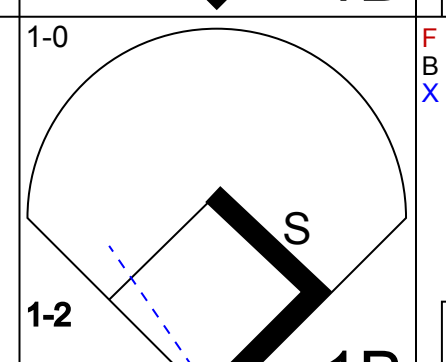
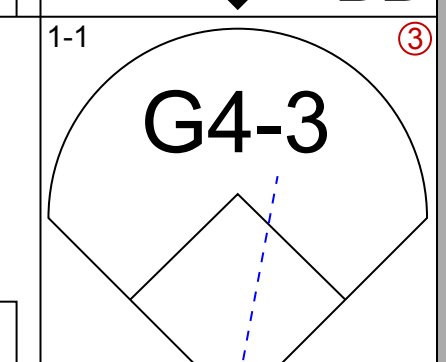
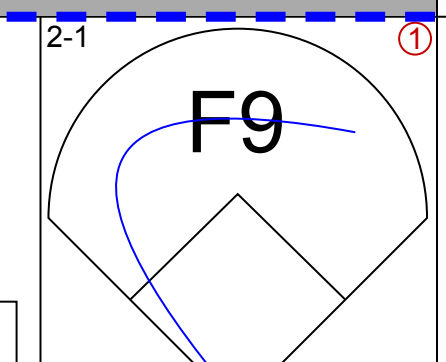
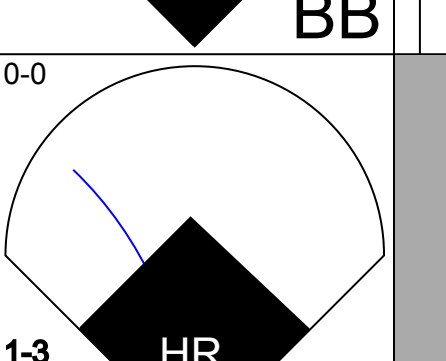
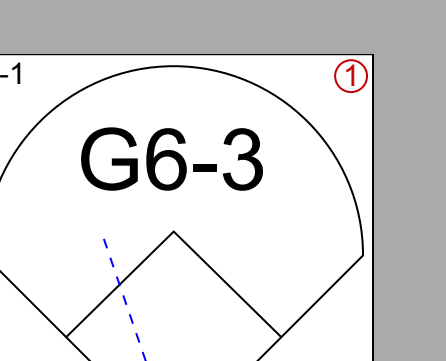
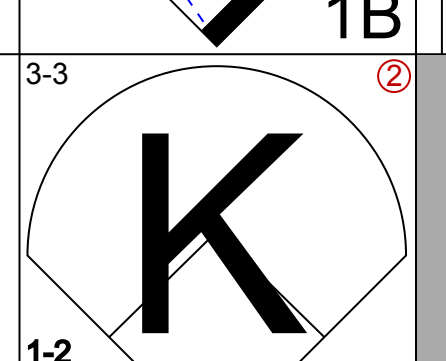
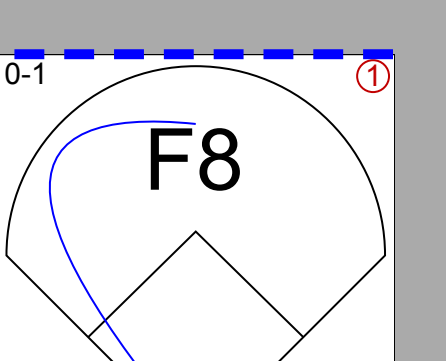
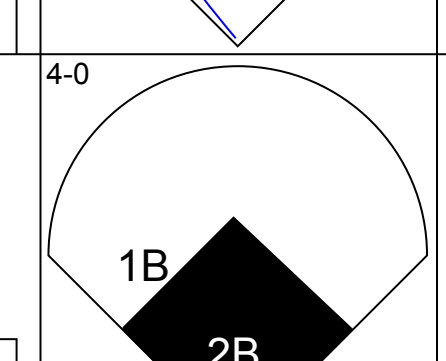
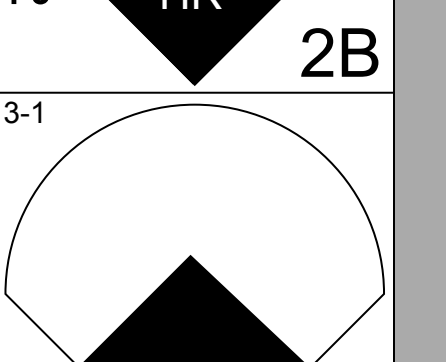
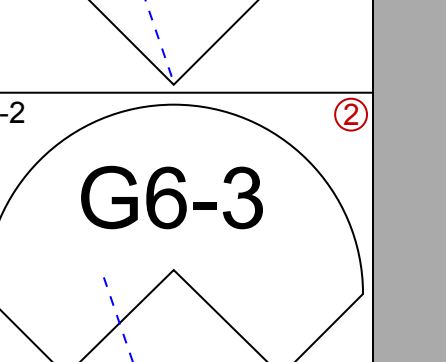
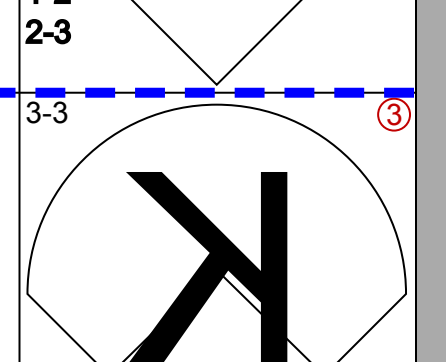
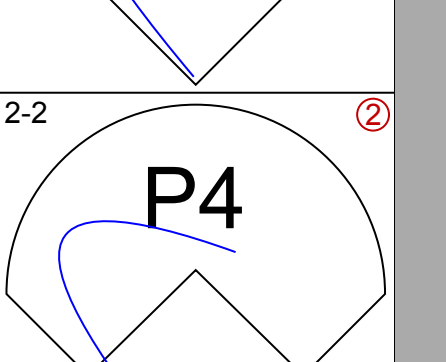
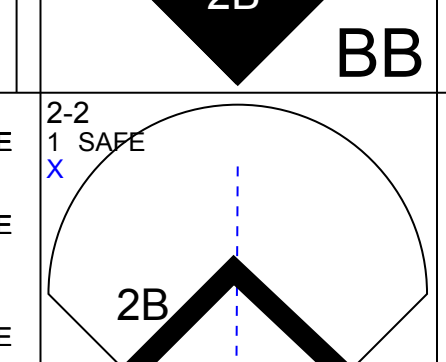
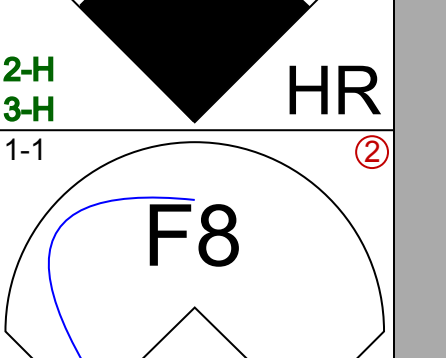
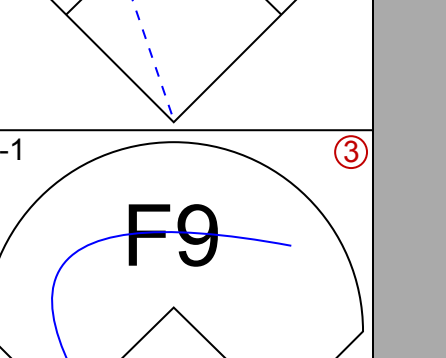
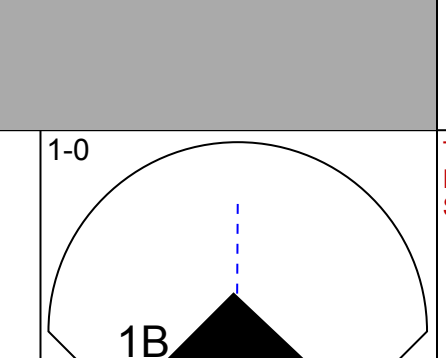
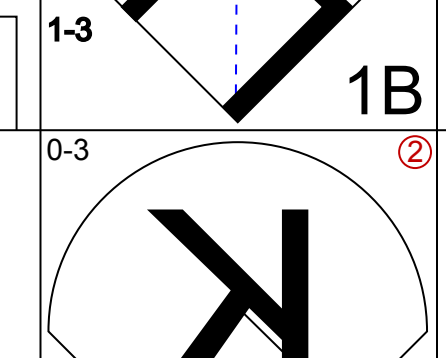
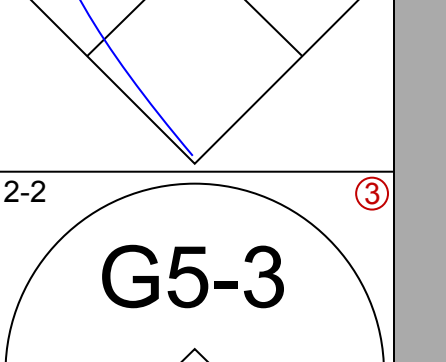
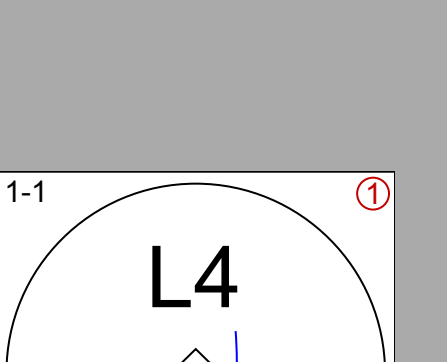
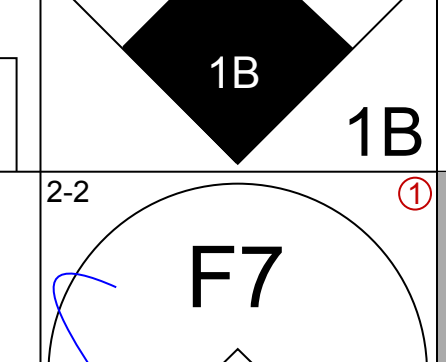
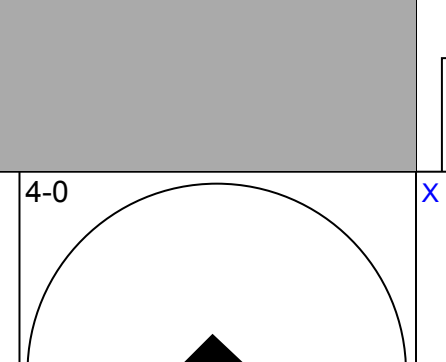
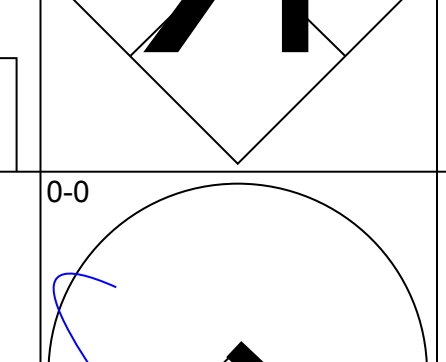
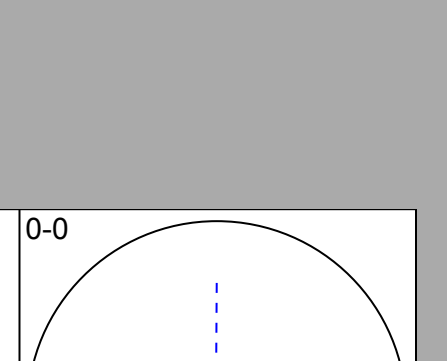
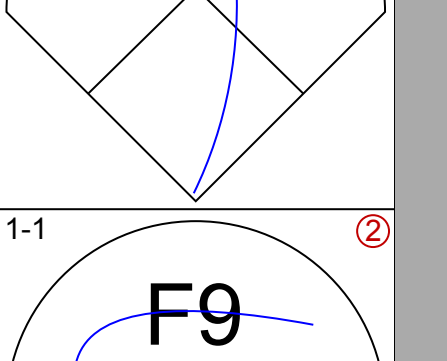
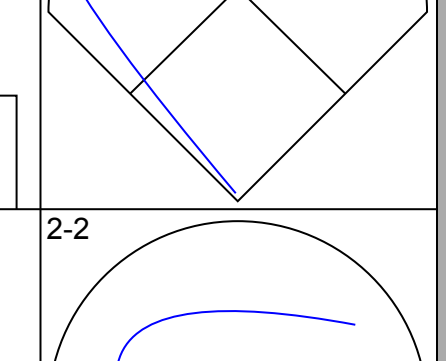
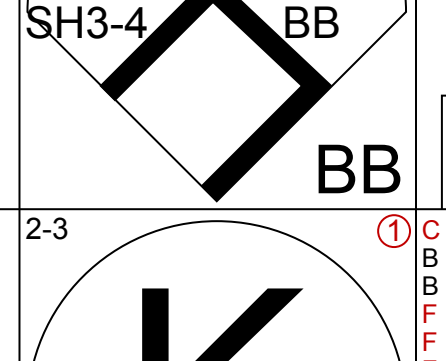
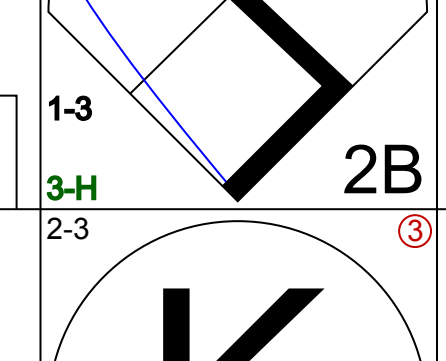

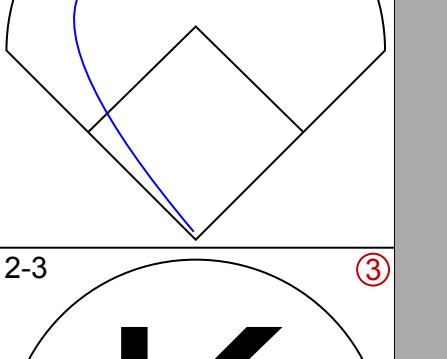
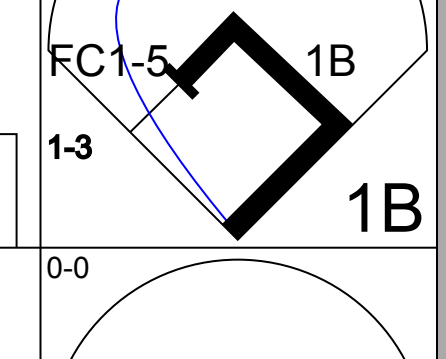
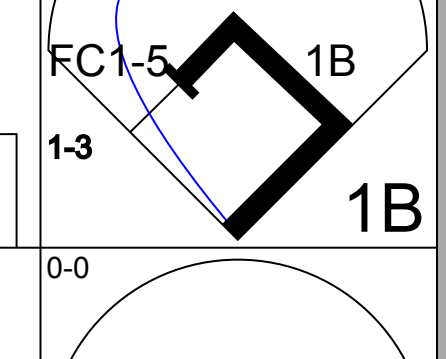
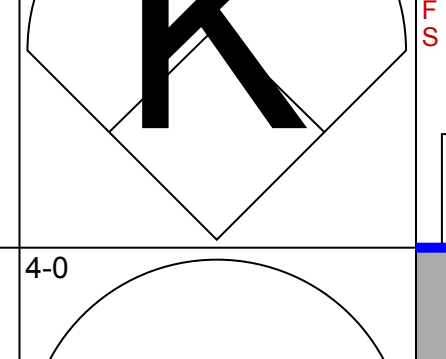

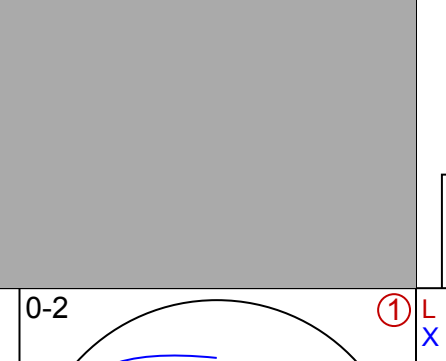
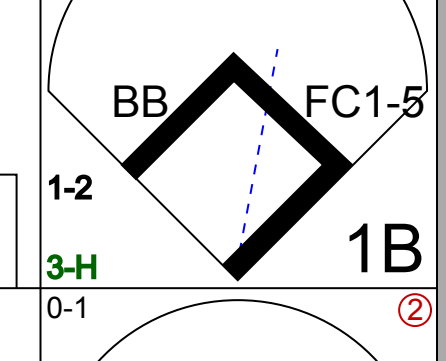
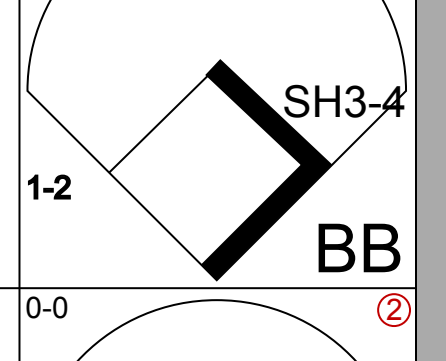


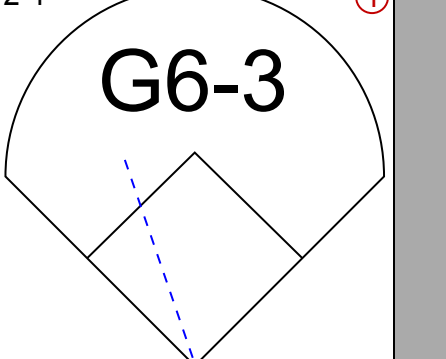
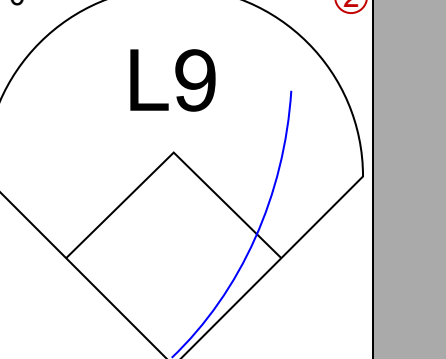
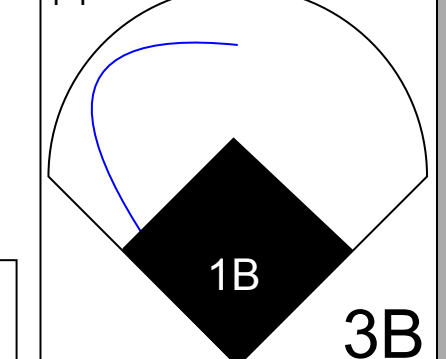
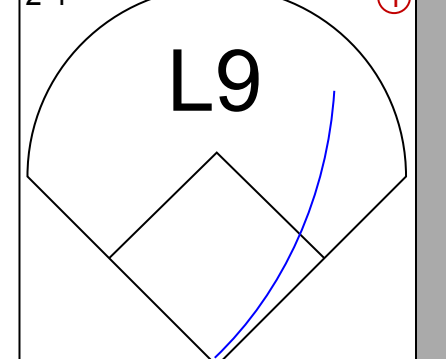
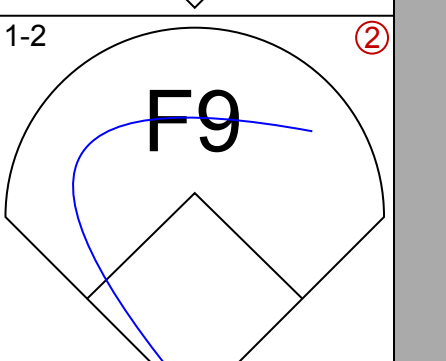
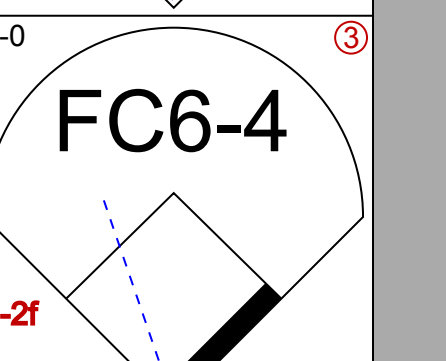
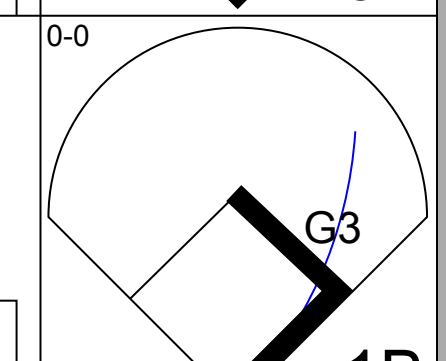
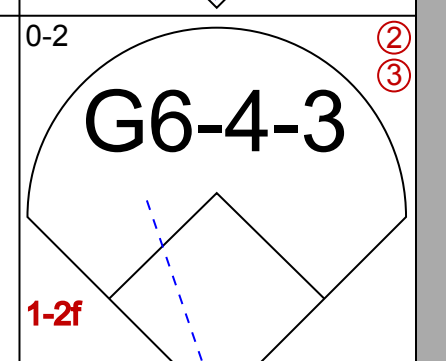
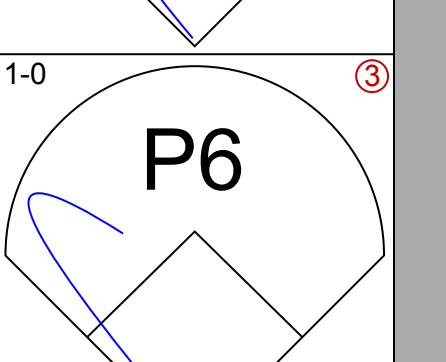

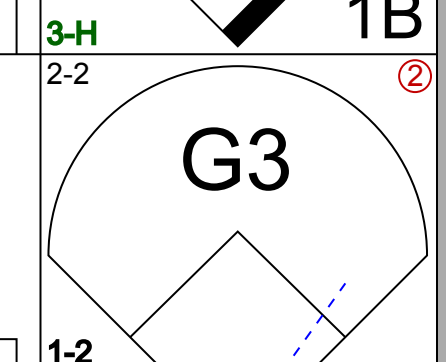
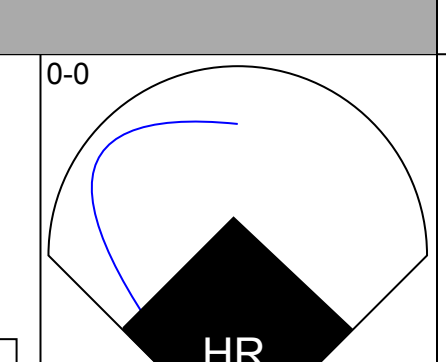
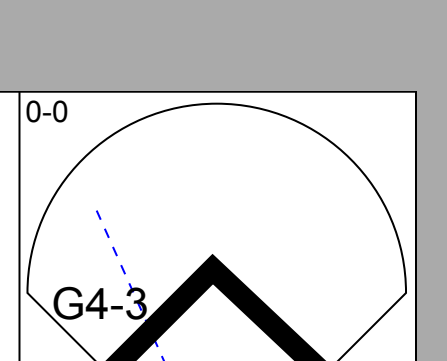
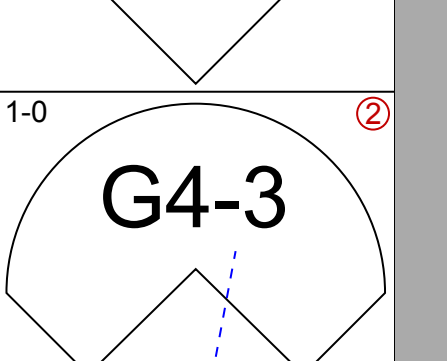
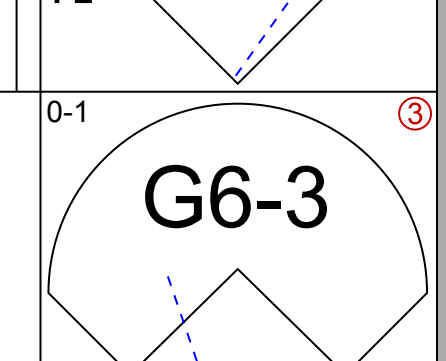
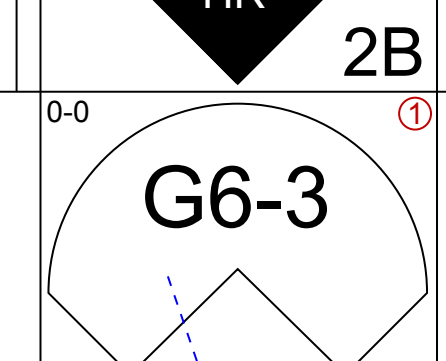
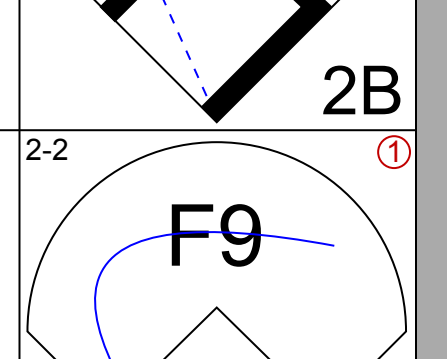
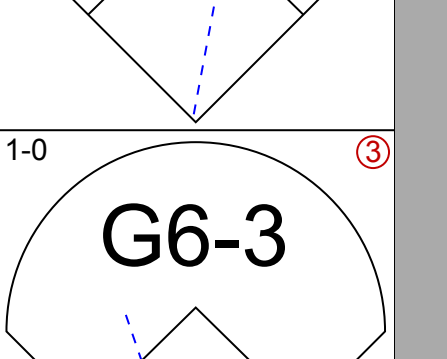
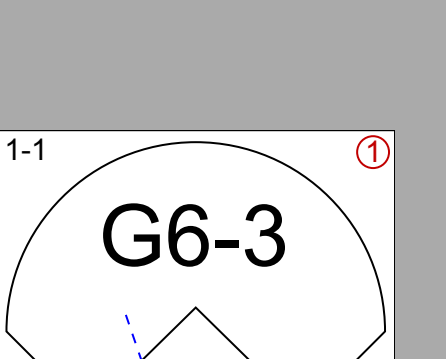
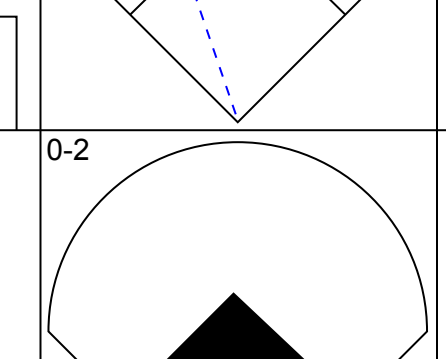
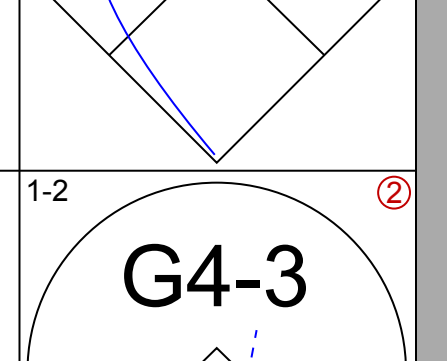
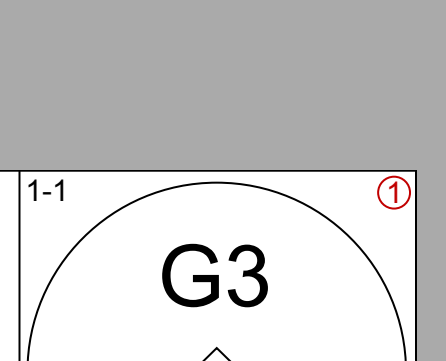
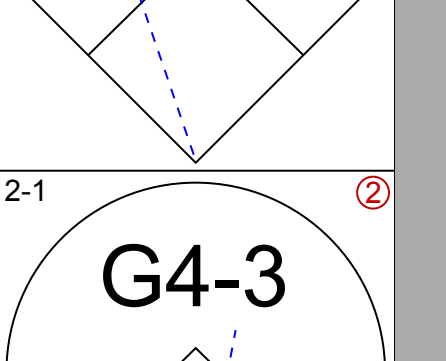
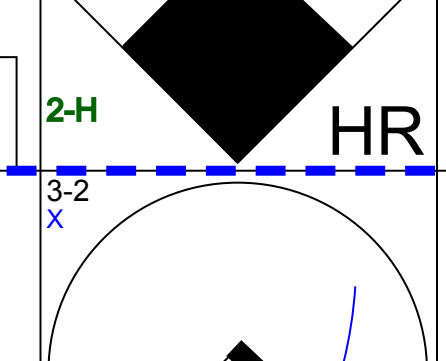
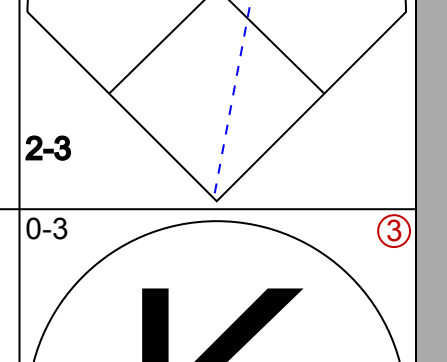
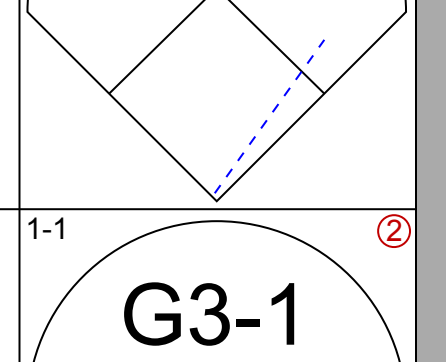
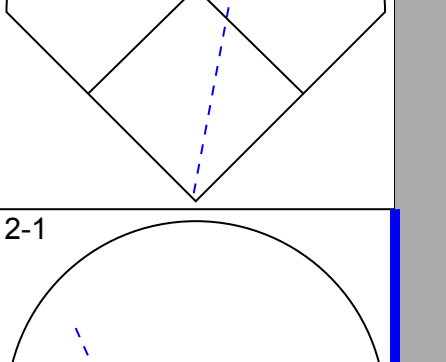
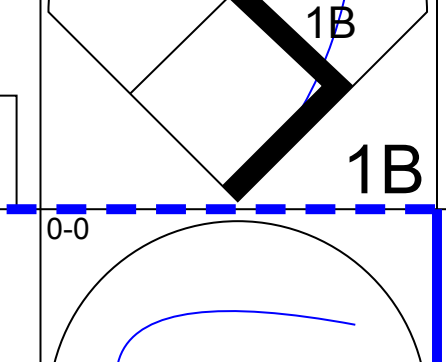
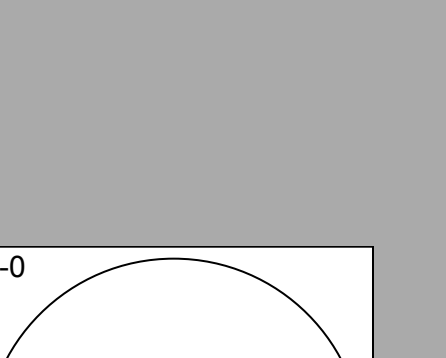
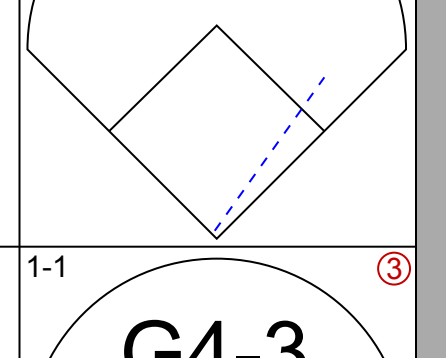
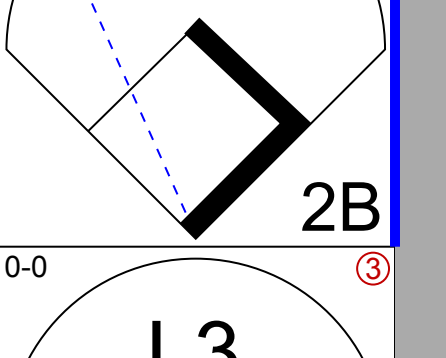
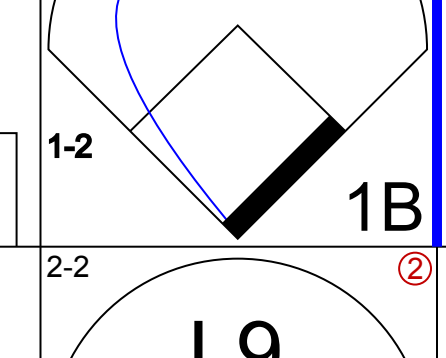
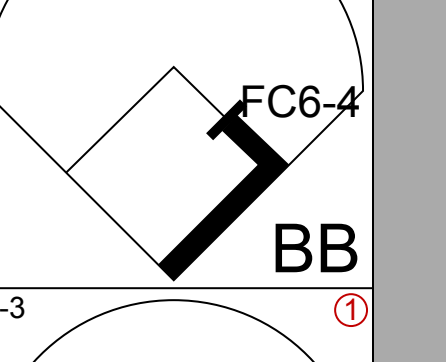
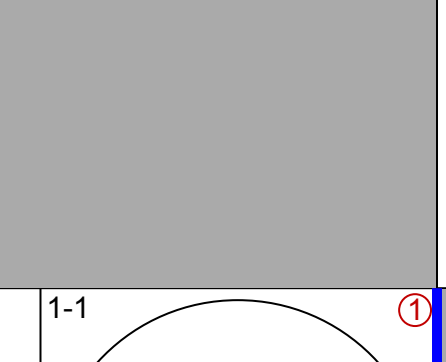
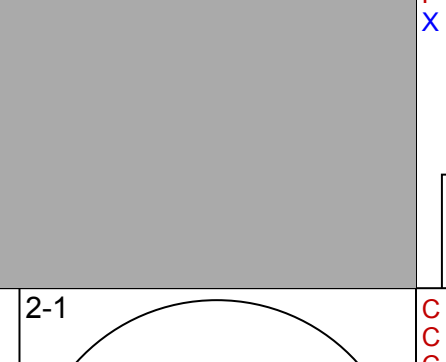
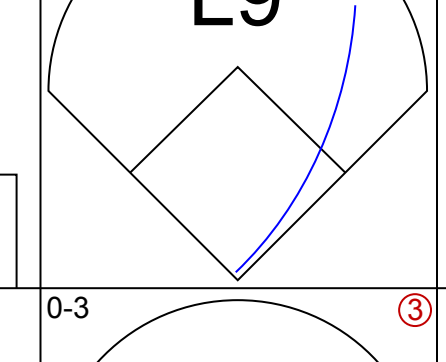
Batter	1	2	3	4	5	6	7	8	9	AB	R	H	RBI	BB	SO	LOB	BOTTOM					
QuiVio Veras, S OBP: 0.376, SLG: 0.340										5	0	1	0	0	1	4						
Edgar Renteria, R OBP: 0.323, SLG: 0.411										4	0	1	0	0	1	1						
Gary Sheffield, R OBP: 0.445, SLG: 0.608										4	0	1	0	0	0	2						
Jeff Conine, R OBP: 0.373, SLG: 0.503										3	0	1	0	1	1	1						
Devon White, S OBP: 0.323, SLG: 0.433										4	0	0	0	0	1	4						
Greg Colbrunn, R OBP: 0.335, SLG: 0.417 Jesus Tavarez, S OBP: 0.227, SLG: 0.211										2	0	1	0	0	0	0						
Terry Pendleton, S OBP: 0.308, SLG: 0.360										4	0	0	0	0	0	3						
Charles Johnson, R OBP: 0.287, SLG: 0.373										3	1	1	1	1	0	0						
Al Leiter, L ERA: 3.08 Joe Cishek, R ERA: 3.24 Chan Ho Park, R ERA: 3.24 Mark Guthrie, L ERA: 1.31 Joey Eischen, L ERA: 4.57										2	0	1	0	0	1	0						
Inning Stats	R: 0 E: 0 K: 1 S: 11	H: 1 LOB: 1 BB: 0 P: 19	R: 0 E: 0 K: 0 S: 5	H: 0 LOB: 0 BB: 0 P: 9	R: 0 E: 0 K: 2 S: 12	H: 1 LOB: 1 BB: 0 P: 18	R: 0 E: 0 K: 0 S: 17	H: 1 LOB: 2 BB: 1 P: 26	R: 1 E: 1 K: 1 S: 16	H: 4 LOB: 3 BB: 0 P: 25	R: 0 E: 0 K: 0 S: 10	H: 0 LOB: 0 BB: 1 P: 21	R: 0 E: 0 K: 1 S: 9	H: 0 LOB: 0 BB: 0 P: 12	R: 0 E: 0 K: 0 S: 6	H: 0 LOB: 0 BB: 0 P: 9	R: 0 E: 0 K: 0 S: 7	H: 0 LOB: 0 BB: 0 P: 11	1B: 6 2B: 1 3B: 0 HR: 1	SF: 0 SAC: 0 DP: 1 HBP: 1	WP: 0 PB: 0 SB: 0 CS: 0	PA: 37
PITCHER	IP	WLS	BF	H	R	ER	SO	BB	IBB	HBP	BLK	WP	HR	S	P	ERA	WHIP					
Ismael Valdez, R ERA: 3.08	5.0	W	23	1	1	1	4	1	0	0	0	0	0	61	97	1.80	1.600					
Chan Ho Park, R ERA: 3.24	1.0		5	0	0	0	0	1	0	1	0	0	0	10	21	0.00	1.000					
Mark Guthrie, L ERA: 1.31	2.0		6	0	0	0	1	0	0	0	0	0	0	15	21	0.00	0.000					
Joey Eischen, L ERA: 4.57	1.0		3	0	0	0	0	0	0	0	0	0	0	7	11	0.00	0.000					

Los Angeles Dodgers @ Florida Marlins
 Joe Robbie Stadium, Miami, FL
 Tue Jul 23 1996, 7:05 PM EDT
 Att: 17,889 - Unknown - 86 F

AB	34
R	1
H	7
RBI	1
BB	2
SO	5
LOB	18



Batter	1	2	3	4	5	6	7	8	9	AB	R	H	RBI	BB	SO	LOB	TOP					
Wayne Kirby, L OBP: 0.355, SLG: 0.400										4	0	2	1	1	1	2	Los Angeles Dodgers @ Florida Marlins Joe Robbie Stadium, Miami, FL Thu Jul 25 1996, 7:05 PM EDT Att: 18,151 - Unknown - 85 F livebaseballscores.com					
Juan Castro, R OBP: 0.288, SLG: 0.317										4	1	1	0	1	0	4						
Raul Mondesi, R OBP: 0.312, SLG: 0.477										4	2	1	0	1	1	2						
Eric Karros, R OBP: 0.305, SLG: 0.462										5	1	2	3	0	1	2						
Mike Busch, R OBP: 0.322, SLG: 0.455										5	1	1	0	0	2	2						
Billy Ashley, R OBP: 0.255, SLG: 0.333 Todd Hollandsworth, L OBP: 0.363, SLG: 0.420										2	0	0	0	0	0	0						
Greg Gagne, R OBP: 0.360, SLG: 0.389										5	1	2	0	0	2	3						
Tom Prince, R OBP: 0.333, SLG: 0.419										3	0	1	1	1	1	1						
Pedro Astacio, R OBP: 0.068, SLG: 0.047 Antonio Osuna, R OBP: 0.000, SLG: 0.000 Todd Worrell, R OBP: 0.000, SLG: 0.000										3	0	0	0	0	0	3						
Inning Stats	R: 3 E: 0 K: 1 S: 13	H: 2 LOB: 0 BB: 1 P: 23	R: 1 E: 0 K: 0 S: 9	H: 2 LOB: 1 BB: 0 P: 13	R: 0 E: 0 K: 0 S: 7	H: 0 LOB: 0 BB: 0 P: 10	R: 0 E: 0 K: 1 S: 7	H: 0 LOB: 0 BB: 0 P: 11	R: 0 E: 0 K: 2 S: 12	H: 2 LOB: 2 BB: 0 P: 20	R: 1 E: 0 K: 0 S: 12	H: 3 LOB: 3 BB: 1 P: 22	R: 0 E: 0 K: 1 S: 8	H: 0 LOB: 0 BB: 0 P: 10	R: 0 E: 0 K: 1 S: 8	H: 0 LOB: 2 BB: 1 P: 19		R: 1 E: 0 K: 2 S: 16	H: 2 LOB: 2 BB: 1 P: 26	1B: 7 2B: 3 3B: 0 HR: 1	SF: 0 SAC: 1 DP: 0 HBP: 0	WP: 0 PB: 0 SB: 2 CS: 0
PITCHER	IP WLS BF H R ER SO BB IBB HBP BLK WP HR S P ERA WHIP																					
Chris Hammond, L ERA: 7.87	(1, 1) 4.2 L 21 6 4 4 3 1 0 0 0 0 0 1 46 71 7.71 1.500																					
Jay Powell, R ERA: 4.52	(5, 1) 1.1 8 3 1 1 1 1 0 0 0 0 0 0 15 28 6.75 3.000																					
David Weathers, R ERA: 4.5	(7, 1) 1.2 7 0 0 0 2 2 0 0 0 0 0 0 13 25 0.00 1.200																					
Yorkis Perez, L ERA: 4.21	(8, 1) 0.1 1 0 0 0 0 0 0 0 0 0 0 0 3 4 0.00 0.000																					
Terry Mathews, R ERA: 4.35	(9, 1) 1.0 6 2 1 1 2 1 0 0 0 0 0 0 16 26 9.00 3.000																					

Batter	1	2	3	4	5	6	7	8	9	AB	R	H	RBI	BB	SO	LOB	BOTTOM	
Kurt Abbott, R OBP: 0.300, SLG: 0.455										4	1	1	0	0	0	2	Los Angeles Dodgers @ Florida Marlins Joe Robbie Stadium, Miami, FL Thu Jul 25 1996, 7:05 PM EDT Att: 18,151 - Unknown - 85 F livebaseballscores.com	
Edgar Renteria, R OBP: 0.315, SLG: 0.399										4	0	1	1	0	0	2		
Gary Sheffield, R OBP: 0.445, SLG: 0.616										4	1	1	0	0	1	1		
Jeff Conine, R OBP: 0.372, SLG: 0.500										4	0	1	0	0	0	2		
Devon White, S OBP: 0.319, SLG: 0.436										4	1	1	2	0	0	1		
Joe Orsulak, L OBP: 0.283, SLG: 0.284										4	0	1	0	0	0	1		
Terry Pendleton, S OBP: 0.306, SLG: 0.359 Yorkis Perez, L OBP: 0.000, SLG: 0.000 Terry Mathews, L OBP: 0.000, SLG: 0.000 Andre Dawson, R OBP: 0.351, SLG: 0.457 Jesus Tavarez, S OBP: 0.227, SLG: 0.211										3	0	1	0	0	1	1		
Charles Johnson, R OBP: 0.284, SLG: 0.366										3	0	0	0	1	0	3		
Chris Hammond, L ERA: 3.56 Quilvio Veras, S OBP: 0.373, SLG: 0.336 David Weathers, R OBP: 0.211, SLG: 0.333 Alex Arias, R OBP: 0.338, SLG: 0.416										1	0	0	0	0	0	0		
Inning Stats	R: 0 E: 0 K: 0 S: 6	H: 0 LOB: 0 BB: 0 P: 10	R: 0 E: 0 K: 1 S: 11	H: 1 LOB: 1 BB: 0 P: 14	R: 0 E: 0 K: 1 S: 5	H: 0 LOB: 1 BB: 1 P: 11	R: 0 E: 0 K: 1 S: 5	H: 0 LOB: 0 BB: 0 P: 9	R: 0 E: 0 K: 0 S: 7	H: 1 LOB: 1 BB: 0 P: 12	R: 0 E: 0 K: 0 S: 7	H: 1 LOB: 0 BB: 0 P: 11	R: 2 E: 0 K: 1 S: 20	H: 4 LOB: 2 BB: 0 P: 25	1B: 4 2B: 3 3B: 1 HR: 1	SF: 0 SAC: 0 DP: 1 HBP: 0		WP: 0 PB: 0 SB: 0 CS: 0
PITCHER	IP WLS BF H R ER SO BB IBB HBP BLK WP HR S P ERA WHIP																	
Pedro Astacio, R ERA: 2.62	(1, 1) 8.1 W 32 7 3 3 3 1 0 0 0 0 0 0 7 63 96 3.24 0.960																	
Antonio Osuna, R ERA: 2.62	(9, 1) 0.0 1 1 0 0 0 0 0 0 0 0 0 0 7 10 0.00 1.500																	
Todd Worrell, R ERA: 3.35	(9, 1) 0.2 S 3 1 0 0 1 0 0 0 0 0 0 0 7 9 0.00 1.500																	

Batter	1	2	3	4	5	6	7	8	9	AB	R	H	RBI	BB	SO	LOB	TOP								
Rickey Henderson, R OBP: 0.406, SLG: 0.538	(1,7) C K		(3,2) C 2B HR	(2,2) C F8		(4,0) C 1B BB	(4,1) C E S BB	(2,1) C G3-1 BB 1B	(0,0) X G4-3	5	3	1	1	2	1	2									
Chris Gomez, R OBP: 0.365, SLG: 0.367	(1,6) F G1-3		(1,0) B HR	(0,0) X P6		(1,1) B BB BB	(3,2) C F9	(3,3) C K		6	2	2	2	0	1	4									
Steve Finley, L OBP: 0.357, SLG: 0.537	(1,8) B G4-3		(3,2) B HR		(1,2) C F9	(1,2) C BB BB		(1,1) C BB 1B		4	4	2	4	2	0	0									
Ken Caminiti, S OBP: 0.319, SLG: 0.526	(1,5) X F7	(0,0) X 1B 2B	(1,1) C F7		(0,1) C FC6-4	(4,1) C BB BB		(1,1) C BB 1B		5	3	3	2	1	0	2									
Willie Blair, R OBP: 0.357, SLG: 0.367	(8,1) F G1-3		(1,3) B HR		(1,1) C FC6-4	(1,2) C BB BB		(1,1) C BB 1B		0	0	0	0	0	0	0									
Doug Bochtler, R OBP: 0.357, SLG: 0.367	(8,1) F G1-3		(1,3) B HR		(1,1) C FC6-4	(1,2) C BB BB		(1,1) C BB 1B		0	0	0	0	0	0	0									
Wally Joyner, L OBP: 0.431, SLG: 0.479	(1,3) B P5	(2,2) C P5	(0,0) X 1B		(3,1) C F8	(0,1) C BB BB		(1,1) C BB 1B		5	1	3	5	1	0	2									
John Flaherty, R OBP: 0.325, SLG: 0.480	(1,2) B L7	(1,0) B L7	(0,1) B 1B		(0,1) C FC6-4	(1,3) C K		(1,1) C BB 1B		6	1	2	4	0	1	4									
Marc Newfield, R OBP: 0.319, SLG: 0.398	(1,9) C BB	(0,1) C BB	(1,3) C K			(0,2) C BB 1B		(2,3) C K		4	0	1	1	0	2	3									
Bryce Florie, R OBP: 0.319, SLG: 0.398	(6,1) C BB									0	0	0	0	0	0	0									
Ron Villone, L OBP: 0.319, SLG: 0.398	(6,1) C BB									0	0	0	0	0	0	0									
Luis Lopez, S OBP: 0.230, SLG: 0.248	(8,5) F 1B	(4,2) C 1B	(3,3) C K			(1,1) C BB 1B		(3,1) C G5-3		5	2	2	0	1	1	2									
Jody Reed, R OBP: 0.328, SLG: 0.295	(1,4) B BB	(1,2) B BB				(1,1) C BB 1B		(1,2) C BB 1B		2	0	0	0	0	2	2									
Bob Tewksbury, R OBP: 0.080, SLG: 0.063	(1,1) C K	(0,3) C K				(3,2) C BB 1B		(2,2) C HR		2	0	0	0	0	2	2									
Sean Bergman, R OBP: 0.350, SLG: 0.200	(4,1) C K									0	0	0	0	0	0	0									
Scott Livingstone, L OBP: 0.315, SLG: 0.367	(6,9) C K									1	1	1	0	0	0	0									
Rob Deer, R OBP: 0.404, SLG: 0.629	(6,9) C K									2	2	1	1	1	1	0									
Inning Stats	R: 0 E: 0 K: 1 S: 8	H: 0 LOB: 0 BB: 0 P: 12	R: 1 E: 0 K: 1 S: 16	H: 2 LOB: 2 BB: 1 P: 23	R: 3 E: 0 K: 2 S: 22	H: 5 LOB: 2 BB: 0 P: 34	R: 0 E: 0 K: 1 S: 10	H: 0 LOB: 1 BB: 0 P: 13	R: 0 E: 0 K: 0 S: 9	H: 1 LOB: 1 BB: 0 P: 13	R: 6 E: 0 K: 2 S: 19	H: 4 LOB: 1 BB: 3 P: 40	R: 0 E: 0 K: 1 S: 8	H: 0 LOB: 1 BB: 1 P: 18	R: 9 E: 1 K: 1 S: 33	H: 6 LOB: 1 BB: 3 P: 53	R: 1 E: 0 K: 1 S: 11	H: 1 LOB: 0 BB: 0 P: 18	1B: 12 2B: 4 3B: 0 HR: 3	SF: 0 SAC: 0 DP: 0 HBP: 0	WP: 0 PB: 0 SB: 1 CS: 0	PA: 55			
PITCHER	IP	WLS	BF	H	R	ER	SO	BB	IBB	HBP	BLK	WP	HR	S	P	ERA	WHIP								
John Burkett, R ERA: 4.28	(1,1)	5.1	29	11	8	8	5	2	0	0	0	0	0	1	74	114	13.50	2.438							
Yorkis Perez, L ERA: 4.52	(6,1)	0.0	3	1	2	2	0	2	0	0	0	0	0	0	3	11	∞	∞							
Jay Powell, R ERA: 4.42	(6,1)	1.2	6	0	0	0	3	1	0	0	0	0	0	0	15	28	0.00	0.600							
Terry Mathews, R ERA: 5.06	(8,1)	0.0	L	4	3	4	4	0	1	0	0	0	0	1	9	14	∞	∞							
Donn Pall, R ERA: 5.79	(8,1)	0.1	6	2	2	2	1	2	0	0	0	0	0	0	19	33	54.00	12.000							
PITCHER	IP	WLS	BF	H	R	ER	SO	BB	IBB	HBP	BLK	WP	HR	S	P	ERA	WHIP								
David Weathers, R ERA: 4.52	(8,1)	1.2	7	2	4	1	1	0	0	0	0	0	0	1	16	24	5.40	1.200							

Batter	1	2	3	4	5	6	7	8	9	AB	R	H	RBI	BB	SO	LOB	BOTTOM								
Quilvio Veras, S OBP: 0.373, SLG: 0.332	(1,4) X L5	(3,1) B 1B SF		(2,2) B BB 1B		(4,2) B 1B HBP BB	(3,1) F P3	(2,2) C K		5	2	2	0	1	1	4									
Edgar Renteria, R OBP: 0.332, SLG: 0.408	(1,6) B 1B	(1,0) X 1B	(1,3) C 1B	(4,0) B G6-4-3 BB		(1,0) X 1B FC4-6 HBP	(0,1) C P4		(0,0) X F8	4	3	2	0	1	0	1									
Gary Sheffield, R OBP: 0.448, SLG: 0.610	(1,9) B 1B BB	(1,1) C SF	(1,2) C S	(0,1) C P4		(2,2) C FC4-6 1B		(4,2) C 1B G4-3 BB	(4,0) C BB	2	3	1	1	3	0	2									
Jeff Conine, R OBP: 0.367, SLG: 0.491	(1,3) B G3-1 1B	(1,3) C K		(0,0) X G6-4-3		(3,2) C FC4-6 1B		(0,2) C G4-3	(0,3) C K	6	1	2	2	0	2	6									
Devon White, S OBP: 0.321, SLG: 0.435	(1,8) C G3-1 1B	(0,1) C E S	(1,3) C 1B		(1,0) B 1B 2B			(4,0) C 1B BB	(2,2) C P5	5	3	3	2	1	1	4									
Terry Pendleton, S OBP: 0.305, SLG: 0.357	(1,5) C G3-1	(2,1) C G3-1			(0,2) F G5-4-3 1B	(1,2) C FC4-6		(3,2) C 1B 1B		5	0	2	1	0	0	5									
Billy McMillon, L OBP: 0.571, SLG: 0.500	(1,7) X 1B		(1,2) C L8		(1,1) F G5-4-3 1B			(3,1) C 1B		3	0	2	3	0	0	0									
Andre Dawson, R OBP: 0.342, SLG: 0.444	(6,9) F 1B				(1,2) C 1B			(1,2) C 1B		1	0	0	0	0	1	2									
Jesus Tavarez, S OBP: 0.237, SLG: 0.222	(7,7) C 1B				(1,2) C 1B			(1,2) C 1B		1	0	1	2	0	0	0									
Charles Johnson, R OBP: 0.281, SLG: 0.361	(1,2) X P3		(2,3) C K		(1,2) C G5-4-3			(3,2) C P5		3	0	0	0	0	1	3									
Rob Natal, R OBP: 0.232, SLG: 0.244	(7,2) B 1B				(1,2) C G5-4-3			(1,2) C 1B		2	0	1	0	0	0	0									
John Burkett, R ERA: 4.28	(1,1)				(0,0) C G2-3			(2,2) C 1B		3	0	0	0	0	1	1									
Yorkis Perez, L ERA: 4.52	(6,1)									0	0	0	0	0	0	0									
Jay Powell, R ERA: 4.42	(6,1)									0	0	0	0	0	0	0									
Kurt Abbott, R ERA: 4.71	(7,9)									0	0	0	0	0	0	0									
Terry Mathews, L ERA: 5.06	(8,1)									0	0	0	0	0	0	0									
Donn Pall, R ERA: 5.79	(8,1)									0	0	0	0	0	0	0									
David Weathers, R ERA: 4.52	(8,1)									1	0	0	0	0	1	3									
Inning Stats	R: 4 E: 0 K: 0 S: 11	H: 4 LOB: 1 BB: 1 P: 21	R: 3 E: 1 K: 1 S: 14	H: 3 LOB: 1 BB: 0 P: 21	R: 0 E: 0 K: 2 S: 9	H: 0 LOB: 0 BB: 0 P: 13	R: 0 E: 0 K: 0 S: 7	H: 1 LOB: 1 BB: 1 P: 12	R: 1 E: 0 K: 0 S: 11	H: 3 LOB: 1 BB: 0 P: 14	R: 2 E: 0 K: 2 S: 18	H: 2 LOB: 2 BB: 1 P: 32	R: 0 E: 0 K: 0 S: 12	H: 1 LOB: 1 BB: 0 P: 20	R: 2 E: 0 K: 2 S: 22	H: 3 LOB: 3 BB: 2 P: 42	R: 0 E: 0 K: 1 S: 7	H: 0 LOB: 1 BB: 1 P: 13	1B: 15 2B: 2 3B: 0 HR: 0	SF: 1 SAC: 0 DP: 2 HBP: 1	WP: 0 PB: 0 SB: 2 CS: 0	PA: 50			
PITCHER	IP	WLS	BF	H	R	ER	SO	BB	IBB	HBP	BLK	WP	HR	S	P	ERA	WHIP								
Bob Tewksbury, R ERA: 4.04	(1,1)	3.0	20	7	3	1	0	2	0	0	0	0	0	0	14	64	15.00	3.333							
Sean Bergman, R ERA: 4.71	(4,1)	2.0	7	3	1	1	0	0	0	0	0	0	0	0	14	17	4.50	1.500							
Bryce Florie, R ERA: 4.18	(6,1)	0.0	4	2	2	2	0	1	0	1	0	0	0	0	8	18	∞	∞							
Ron Villone, L ERA: 2.6	(6,1)	2.0	W	7	1	0	0	2	0	0	0	0	0	22	34	0.00	0.500								
Willie Blair, R ERA: 5.25	(8,1)	0.1	6	3	2	2	0	2	0	0	0	0	0	0	15	31	54.00	15.000							

San Diego Padres @ Florida Marlins
Joe Robbie Stadium, Miami, FL
Sat Jul 27 1996, 7:05 PM EDT
Att: 26,182 - Unknown - 88 F

AB 47
R 20
H 19
RBI 20
BB 8
SO 10
LOB 21



San Diego Padres @ Florida Marlins
Joe Robbie Stadium, Miami, FL
Sat Jul 27 1996, 7:05 PM EDT
Att: 26,182 - Unknown - 88 F

AB 42
R 12
H 17
RBI 11
BB 6
SO 8
LOB 31



Batter	1	2	3	4	5	6	7	8	9	AB	R	H	RBI	BB	SO	LOB	TOP					
Chris Gomez, R OBP: 0.365, SLG: 0.360	1-0 1B HBP	2-3 K		2-1 G5-3			3-1 HBP			2	1	0	0	0	1	0	San Diego Padres @ Florida Marlins Joe Robbie Stadium, Miami, FL Mon Jul 29 1996, 3:33 AM EDT Att: 18,281 - Cloudy - 90 F					
Wally Joyner, L OBP: 0.423, SLG: 0.470	2-2 1 SAFE 1B	0-3 K			2-0 F7		0-0 SF7			3	1	1	1	0	1	0						
Steve Finley, L OBP: 0.357, SLG: 0.535	1-1 HBP 1B FC6-4		2-2 G3		1-0 F9		3-H 0-3 K			4	1	1	1	0	1	1						
Ken Caminiti, S OBP: 0.385, SLG: 0.527	2-1 FC6-4 HBP 1B		1-0 G6-3 2B		0-0 F7		0-0 F9			4	1	2	1	0	0	0						
Marc Newfield, R OBP: 0.311, SLG: 0.387	1-0 F9		0-1 G6-3			1-1 G6-3		3-1 F8		4	0	0	0	0	0	3						
Brian Johnson, R OBP: 0.308, SLG: 0.466	2-1 FC6-4 HBP		0-1 G6-3		3-2 G6-3		2-2 K			3	0	1	1	0	1	0						
Rob Deer, R OBP: 0.382, SLG: 0.537	2-2 FC6-4		2-3 K			0-3 K				4	0	0	1	0	3	3						
Luis Lopez, S OBP: 0.236, SLG: 0.254	0-0 G1		2-3 K			1-0 WP SF7 SH1-4 1B		2-2 G6-4-3 1B		4	1	2	0	0	1	2						
Scott Sanders, R OBP: 0.214, SLG: 0.308		1-1 G5-3		0-0 F9		0-1 SH1-4		1-2 G6-4-3		2	0	0	0	0	0	0						
Tim Worrell, R OBP: 0.357, SLG: 0.091										0	0	0	0	0	0	0						
Archi Cianfrocco, R OBP: 0.301, SLG: 0.384										1	0	0	0	0	0	1						
Trevor Hoffman, R										0	0	0	0	0	0	0						
Inning Stats	R: 3 H: 3 E: 0 K: 0 S: 14	H: 3 LOB: 2 BB: 0 P: 25	R: 0 H: 0 E: 0 K: 2 S: 9	H: 0 LOB: 0 BB: 0 P: 12	R: 1 H: 2 E: 0 K: 1 S: 11	H: 2 LOB: 1 BB: 0 P: 16	R: 0 H: 0 E: 0 K: 1 S: 8	H: 0 LOB: 0 BB: 0 P: 12	R: 0 H: 0 E: 0 K: 1 S: 3	H: 0 LOB: 0 BB: 0 P: 6	R: 0 H: 0 E: 0 K: 1 S: 8	H: 1 LOB: 1 BB: 0 P: 12	R: 0 H: 0 E: 0 K: 1 S: 7	H: 0 LOB: 0 BB: 0 P: 12	R: 0 H: 1 E: 0 K: 1 S: 12	H: 1 LOB: 0 BB: 0 P: 17	1B: 5 2B: 2 3B: 0 HR: 0	SF: 1 SAC: 1 DP: 1 HBP: 3	WP: 1 PB: 0 SB: 0 CS: 0	PA: 36		
PITCHER	IP WLS BF H R ER SO BB IBB HBP BLK WP HR S P ERA WHIP	IP WLS BF H R ER SO BB IBB HBP BLK WP HR S P ERA WHIP	IP WLS BF H R ER SO BB IBB HBP BLK WP HR S P ERA WHIP	IP WLS BF H R ER SO BB IBB HBP BLK WP HR S P ERA WHIP	IP WLS BF H R ER SO BB IBB HBP BLK WP HR S P ERA WHIP	IP WLS BF H R ER SO BB IBB HBP BLK WP HR S P ERA WHIP	IP WLS BF H R ER SO BB IBB HBP BLK WP HR S P ERA WHIP	IP WLS BF H R ER SO BB IBB HBP BLK WP HR S P ERA WHIP	IP WLS BF H R ER SO BB IBB HBP BLK WP HR S P ERA WHIP	IP WLS BF H R ER SO BB IBB HBP BLK WP HR S P ERA WHIP	IP WLS BF H R ER SO BB IBB HBP BLK WP HR S P ERA WHIP	IP WLS BF H R ER SO BB IBB HBP BLK WP HR S P ERA WHIP	IP WLS BF H R ER SO BB IBB HBP BLK WP HR S P ERA WHIP	IP WLS BF H R ER SO BB IBB HBP BLK WP HR S P ERA WHIP	IP WLS BF H R ER SO BB IBB HBP BLK WP HR S P ERA WHIP	IP WLS BF H R ER SO BB IBB HBP BLK WP HR S P ERA WHIP	IP WLS BF H R ER SO BB IBB HBP BLK WP HR S P ERA WHIP	IP WLS BF H R ER SO BB IBB HBP BLK WP HR S P ERA WHIP	IP WLS BF H R ER SO BB IBB HBP BLK WP HR S P ERA WHIP	IP WLS BF H R ER SO BB IBB HBP BLK WP HR S P ERA WHIP	IP WLS BF H R ER SO BB IBB HBP BLK WP HR S P ERA WHIP	IP WLS BF H R ER SO BB IBB HBP BLK WP HR S P ERA WHIP
Kevin Brown, R ERA: 1.98	7.0	30	6	5	5	6	0	0	3	0	1	0	61	95	6.43	0.857						
Terry Mathews, R ERA: 4.84	2.0	6	1	0	0	2	0	0	0	0	0	0	19	29	0.00	0.500						

AB	31
R	5
H	7
RBI	5
BB	0
SO	8
LOB	10



Batter	1	2	3	4	5	6	7	8	9	AB	R	H	RBI	BB	SO	LOB	BOTTOM					
Quilvio Veras, S OBP: 0.371, SLG: 0.328	1-3 K		2-3 K		1-1 F8		4-2 E 2B BB			3	1	0	0	1	2	1	San Diego Padres @ Florida Marlins Joe Robbie Stadium, Miami, FL Mon Jul 29 1996, 3:33 AM EDT Att: 18,281 - Cloudy - 90 F					
Edgar Renteria, R OBP: 0.336, SLG: 0.412	4-2 1B BB		0-0 F8		2-1 G5-3		0-1 1-H 2B			3	1	1	1	1	0	1						
Gary Sheffield, R OBP: 0.451, SLG: 0.621	1-3 K		4-2 BB			4-2 1B SF7 BB		2-2 G4-3		1	0	0	0	0	1	1						
Billy McMillon, L OBP: 0.500, SLG: 0.364	1-3 K									1	1	0	0	2	0	1						
Jeff Conine, R OBP: 0.368, SLG: 0.497	2-1 1B		0-3 K			0-0 1B		0-0 F9		4	0	2	0	0	1	1						
Devon White, S OBP: 0.319, SLG: 0.432	1-2 1B			0-1 F8		0-3 K		0-0 P5		4	0	1	1	0	1	2						
Terry Pendleton, S OBP: 0.302, SLG: 0.354	0-0 L8			1-3 K		1-0 SF7		1-3 K		3	0	0	1	0	2	2						
Joe Orsulak, L OBP: 0.277, SLG: 0.277		1-2 K		2-1 F9		3-H 1-3 K2-3		0-1 G5-3		4	0	0	0	0	2	1						
Rob Natal, R OBP: 0.268, SLG: 0.224		1-3 K			0-3 K		1-1 G6-3		0-3 K	4	0	0	0	0	3	0						
Kevin Brown, R OBP: 0.188, SLG: 0.136		1-1 P2			2-1 2B		0-3 K		3-3 K	2	0	1	0	0	0	0						
Kurt Abbott, R OBP: 0.304, SLG: 0.462										1	0	0	0	0	1	0						
Terry Mathews, L										0	0	0	0	0	0	0						
Alex Arias, R OBP: 0.348, SLG: 0.417										1	0	0	0	0	1	0						
Inning Stats	R: 1 H: 2 E: 0 K: 2 S: 18	H: 2 LOB: 2 BB: 1 P: 27	R: 0 H: 0 E: 0 K: 2 S: 9	H: 0 LOB: 0 BB: 0 P: 12	R: 0 H: 0 E: 0 K: 2 S: 9	H: 0 LOB: 1 BB: 1 P: 15	R: 0 H: 0 E: 0 K: 1 S: 7	H: 0 LOB: 0 BB: 0 P: 10	R: 0 H: 1 E: 0 K: 1 S: 9	H: 1 LOB: 1 BB: 0 P: 14	R: 1 H: 1 E: 0 K: 2 S: 11	H: 1 LOB: 1 BB: 1 P: 17	R: 1 H: 1 E: 1 K: 1 S: 16	H: 1 LOB: 1 BB: 1 P: 23	R: 0 H: 0 E: 0 K: 1 S: 5	H: 0 LOB: 0 BB: 0 P: 6	R: 0 H: 0 E: 0 K: 2 S: 9	H: 0 LOB: 0 BB: 0 P: 12	1B: 3 2B: 2 3B: 0 HR: 0	SF: 1 SAC: 0 DP: 0 HBP: 0	WP: 0 PB: 0 SB: 0 CS: 0	PA: 36
PITCHER	IP WLS BF H R ER SO BB IBB HBP BLK WP HR S P ERA WHIP	IP WLS BF H R ER SO BB IBB HBP BLK WP HR S P ERA WHIP	IP WLS BF H R ER SO BB IBB HBP BLK WP HR S P ERA WHIP	IP WLS BF H R ER SO BB IBB HBP BLK WP HR S P ERA WHIP	IP WLS BF H R ER SO BB IBB HBP BLK WP HR S P ERA WHIP	IP WLS BF H R ER SO BB IBB HBP BLK WP HR S P ERA WHIP	IP WLS BF H R ER SO BB IBB HBP BLK WP HR S P ERA WHIP	IP WLS BF H R ER SO BB IBB HBP BLK WP HR S P ERA WHIP	IP WLS BF H R ER SO BB IBB HBP BLK WP HR S P ERA WHIP	IP WLS BF H R ER SO BB IBB HBP BLK WP HR S P ERA WHIP	IP WLS BF H R ER SO BB IBB HBP BLK WP HR S P ERA WHIP	IP WLS BF H R ER SO BB IBB HBP BLK WP HR S P ERA WHIP	IP WLS BF H R ER SO BB IBB HBP BLK WP HR S P ERA WHIP	IP WLS BF H R ER SO BB IBB HBP BLK WP HR S P ERA WHIP	IP WLS BF H R ER SO BB IBB HBP BLK WP HR S P ERA WHIP	IP WLS BF H R ER SO BB IBB HBP BLK WP HR S P ERA WHIP	IP WLS BF H R ER SO BB IBB HBP BLK WP HR S P ERA WHIP	IP WLS BF H R ER SO BB IBB HBP BLK WP HR S P ERA WHIP	IP WLS BF H R ER SO BB IBB HBP BLK WP HR S P ERA WHIP	IP WLS BF H R ER SO BB IBB HBP BLK WP HR S P ERA WHIP	IP WLS BF H R ER SO BB IBB HBP BLK WP HR S P ERA WHIP	IP WLS BF H R ER SO BB IBB HBP BLK WP HR S P ERA WHIP
Scott Sanders, R ERA: 4.13	6.2	28	4	3	3	11	4	0	0	0	0	0	72	109	4.05	1.200						
Tim Worrell, L ERA: 2.49	1.1	5	1	0	0	1	0	0	0	0	0	0	12	15	0.00	0.750						
Trevor Hoffman, R ERA: 2.3	1.0	3	0	0	0	2	0	0	0	0	0	0	9	12	0.00	0.000						



Batter	1	2	3	4	5	6	7	8	9	AB	R	H	RBI	BB	SO	LOB	TOP										
Quilvio Veras, S OBP: 0.380, SLG: 0.326										2	0	1	0	2	0	0	Florida Marlins @ Los Angeles Dodgers Dodger Stadium, Los Angeles, CA Wed Jul 31 1996, 7:05 PM PDT Att: 29,565 - Unknown - 77 F										
Edgar Renteria, R OBP: 0.332, SLG: 0.404										4	0	1	0	0	1	2											
Gary Sheffield, R OBP: 0.453, SLG: 0.618										4	0	1	0	0	2	3											
Jeff Conine, R OBP: 0.365, SLG: 0.490										4	0	0	0	0	1	5											
Devon White, S OBP: 0.317, SLG: 0.428										3	0	1	0	1	0	2											
Terry Pendleton, S OBP: 0.296, SLG: 0.346										4	0	0	0	0	0	4											
Billy McMillon, L OBP: 0.389, SLG: 0.267											4	0	0	0	0	1		0									
Rob Natal, R OBP: 0.238, SLG: 0.196										3	0	0	0	0	2	0											
Pat Rapp, R OBP: 0.095, SLG: 0.095										2	0	0	0	0	0	0											
Joe Orsulak, L OBP: 0.274, SLG: 0.274										1	0	0	0	0	0	0											
Yorkis Perez, L OBP: 0.000, SLG: 0.000										0	0	0	0	0	0	0											
Terry Mathews, L OBP: 0.000, SLG: 0.000										0	0	0	0	0	0	0											
Inning Stats	R: 0 E: 0 K: 1 S: 15	H: 1 LOB: 2 BB: 1 P: 23	R: 0 E: 0 K: 1 S: 7	H: 0 LOB: 0 BB: 0 P: 12	R: 0 E: 0 K: 0 S: 7	H: 0 LOB: 0 BB: 0 P: 13	R: 0 E: 0 K: 0 S: 11	H: 1 LOB: 1 BB: 0 P: 17	R: 0 E: 0 K: 1 S: 7	H: 0 LOB: 0 BB: 0 P: 10	R: 0 E: 0 K: 0 S: 11	H: 2 LOB: 3 BB: 1 P: 21	R: 0 E: 0 K: 3 S: 14	H: 0 LOB: 1 BB: 1 P: 24	R: 0 E: 0 K: 0 S: 8	H: 0 LOB: 0 BB: 0 P: 10	1B: 3 2B: 1 3B: 0 HR: 0	SF: 0 SAC: 0 DP: 0 HBP: 0	WP: 0 PB: 0 SB: 0 CS: 0	PA: 34							
PITCHER	IP	WLS	BF	H	R	ER	SO	BB	IBB	HBP	BLK	WP	HR	S	P	ERA	WHIP										
Ramon Martinez, R ERA: 3.64	(1, 1)	7.0	W	28	4	0	4	3	0	0	0	0	0	66	113	0.00	1.000										
Antonio Osuna, R ERA: 2.4	(8, 1)	1.0		3	0	0	3	0	0	0	0	0	0	13	19	0.00	0.000										
Todd Worrell, R ERA: 3.32	(9, 1)	1.0	S	3	0	0	0	0	0	0	0	0	0	8	10	0.00	0.000										

Batter	1	2	3	4	5	6	7	8	9	AB	R	H	RBI	BB	SO	LOB	BOTTOM										
Wayne Kirby, L OBP: 0.333, SLG: 0.356										2	1	1	0	1	0	1	Florida Marlins @ Los Angeles Dodgers Dodger Stadium, Los Angeles, CA Wed Jul 31 1996, 7:05 PM PDT Att: 29,565 - Unknown - 77 F										
Rick Parker, R OBP: 0.556, SLG: 0.625										1	0	1	0	0	0	0											
Delino DeShields, L OBP: 0.291, SLG: 0.318										3	1	0	0	1	1	2											
Mike Piazza, R OBP: 0.427, SLG: 0.589										3	1	0	0	1	1	2											
Eric Karros, R OBP: 0.304, SLG: 0.467										4	0	1	2	0	0	0											
Todd Hollandsworth, L OBP: 0.354, SLG: 0.412										4	0	0	0	0	0	2											
Raul Mondesi, R OBP: 0.314, SLG: 0.479										4	0	2	1	0	0	0											
Mike Busch, R OBP: 0.264, SLG: 0.368										3	0	0	0	0	3	3											
Greg Gagne, R OBP: 0.365, SLG: 0.397										2	0	0	0	1	1	2											
Ramon Martinez, R OBP: 0.125, SLG: 0.097										3	0	1	0	0	1	0											
Antonio Osuna, R ERA: 4.5	(8, 1)									0	0	0	0	0	0	0											
Todd Worrell, R ERA: 4.7	(9, 1)									0	0	0	0	0	0	0											
Inning Stats	R: 3 E: 0 K: 2 S: 14	H: 2 LOB: 2 BB: 3 P: 33	R: 0 E: 0 K: 1 S: 11	H: 1 LOB: 0 BB: 0 P: 11	R: 0 E: 0 K: 0 S: 3	H: 0 LOB: 0 BB: 0 P: 6	R: 0 E: 0 K: 1 S: 12	H: 1 LOB: 1 BB: 0 P: 15	R: 0 E: 0 K: 1 S: 9	H: 0 LOB: 0 BB: 0 P: 14	R: 0 E: 0 K: 1 S: 7	H: 1 LOB: 1 BB: 1 P: 16	R: 0 E: 0 K: 2 S: 14	H: 1 LOB: 1 BB: 0 P: 15	R: 0 E: 0 K: 0 S: 6	H: 0 LOB: 0 BB: 0 P: 9		1B: 4 2B: 2 3B: 0 HR: 0	SF: 0 SAC: 0 DP: 0 HBP: 0	WP: 0 PB: 1 SB: 1 CS: 0	PA: 34						
PITCHER	IP	WLS	BF	H	R	ER	SO	BB	IBB	HBP	BLK	WP	HR	S	P	ERA	WHIP										
Pat Rapp, R ERA: 4.19	(1, 1)	6.0	L	26	5	3	3	5	3	1	0	0	0	56	95	4.50	1.333										
Yorkis Perez, L ERA: 4.5	(7, 1)	0.2		3	1	0	2	0	0	0	0	0	0	12	13	0.00	1.500										
Terry Mathews, R ERA: 4.7	(7, 1)	1.1		4	0	0	0	0	0	0	0	0	0	8	11	0.00	0.000										

Batter	1	2	3	4	5	6	7	8	9	10	11	12	13	14	AB	R	H	RBI	BB	SO	LOB	TOP													
Quilvo Veras, S OBP: 0.375, SLG: 0.321 Andre Dawson, R OBP: 0.325, SLG: 0.241 Kurt Abbott, R OBP: 0.301, SLG: 0.457	 P5		 F7		 G4-3		 B2-3		 F8		 G6-3		 K		4	0	0	0	0	0	1														
Edgar Renteria, R OBP: 0.339, SLG: 0.414	 G4-3 1B		 BB 1B		 F9		 WP HR 2B		 2B 1B		 K		 G4-3		7	3	4	1	0	1	3														
Gary Sheffield, R OBP: 0.455, SLG: 0.630	 G4-3		 BB		 G6-3		 HR		 2B 1B			 G4-3		 G4-3 2B	6	2	3	4	1	0	1														
Jeff Canine, R OBP: 0.364, SLG: 0.486	 K		 FC6-4 1B		 L4		 G6-3		 1B			 K		 G4-3	7	0	2	1	0	2	2														
Devon White, S OBP: 0.314, SLG: 0.421		 L5	 FC6-4 1B		 G4-3			 G3	 G4-3			 F8		 G6-3 2B	6	0	0	0	1	0	4														
Terry Pendleton, S OBP: 0.296, SLG: 0.345	 K		 G4-3 1B		 G5-3 1B			 K		 K		 E4 FC1-6	 G6-3	7	0	2	1	0	2	1															
Billy McMillen, L OBP: 0.280 Robb Nen, R Jay Powell, R	 1B		 G4-3		 K			 L6		 K		 FC1-6 1B 1B	 G3	4	0	1	0	0	1	2															
Chris Hammond, L Terry Mathews, L	 1B		 L5		 G4-3			 G5-3 2B 1B		 G4-3	 P3	 1B	 1B	2	0	0	0	0	0	2															
Rob Natal, R Joe Orsulak, L Joe Siddall, L	 L5		 K		 G5-3 2B 1B			 G4-3	 P3		 1B	 1B	 1B	2	0	0	0	0	0	2															
John Burkett, R Alex Arias, R Mark Hutton, R Jesus Tavarez, S	 K		 K		 G5-3 2B 1B			 E6 1B 2B		 G1-3	 1B	 1B	 1B	2	0	0	0	0	2	1															
Inning Stats	R: 0 E: 0 S: 11	H: 1 LOB: 1 BB: 0 P: 17	R: 0 E: 0 S: 8	H: 1 LOB: 1 BB: 0 P: 11	R: 0 E: 0 S: 14	H: 1 LOB: 1 BB: 0 P: 19	R: 0 E: 0 S: 5	H: 0 LOB: 0 BB: 0 P: 7	R: 0 E: 0 S: 10	H: 1 LOB: 1 BB: 0 P: 13	R: 3 E: 0 S: 13	H: 3 LOB: 0 BB: 0 P: 18	R: 0 E: 0 S: 6	H: 0 LOB: 0 BB: 0 P: 9	R: 2 E: 1 S: 20	H: 3 LOB: 2 BB: 0 P: 30	R: 0 E: 0 S: 10	H: 0 LOB: 0 BB: 0 P: 12	R: 0 E: 0 S: 8	H: 0 LOB: 0 BB: 0 P: 9	R: 0 E: 0 S: 15	H: 2 LOB: 3 BB: 0 P: 21	R: 0 E: 0 S: 9	H: 1 LOB: 1 BB: 1 P: 18	1B: 11 2B: 3 3B: 0 HR: 1	SF: 0 SAC: 0 DP: 0 HBP: 0	WP: 1 PA: 61 CS: 0								
PITCHER	IP WLS BF	H R ER SO	BB IBB HBP BLK	WP HR S P	ERA WHIP	PITCHER										IP WLS BF	H R ER SO	BB IBB HBP BLK	WP HR S P	ERA WHIP	PITCHER										IP WLS BF	H R ER SO	BB IBB HBP BLK	WP HR S P	ERA WHIP
Pedro Astacio, R Mark Guthrie, L Todd Worrell, R Scott Radinsky, L 37 Darren Dreifort, R	6.2 1.1 1.0 1.0 4.0	30 4 7 3 17	9 0 2 0 1	4 0 2 0 1	5 0 0 2 3	0 0 0 0 0	0 0 0 0 1	0 0 0 0 0	0 0 0 0 0	0 0 0 0 0	0 0 0 0 0	0 0 0 0 0	0 0 0 0 0	0 0 0 0 0	0 0 0 0 0	40 7 30 12 60	2.25 0.00 0.00 0.00 2.25	0.750																	

Florida Marlins @ Los Angeles Dodgers
 Dodger Stadium, Los Angeles, CA
 Thu Aug 01 1996, 7:05 PM PDT
 Att: 41,197 - Unknown - 75 F

AB 59
 R 7
 H 15
 RBI 7
 BB 2
 SO 10
 LOB 24



Batter	1	2	3	4	5	6	7	8	9	10	11	12	13	14	AB	R	H	RBI	BB	SO	LOB	BOTTOM			
Chad Curtis, R OBP: 0.345, SLG: 0.388	 1B BB	 G6-3		 G6-4-3 1-2r		 CS BB		 G6-3			 K			 G5-3	5	1	0	0	2	1	3				
Delino DeShields, L OBP: 0.295, SLG: 0.319	 1B		 G1-3 1B	 G6-3 BB		 CS	 G4-3 BB		 G4-3		 G4-3		 G6-3	 E3	5	2	2	0	2	0	0				
Mike Piazza, R OBP: 0.420, SLG: 0.578	 K		 G6-3	 P3		 G4-3	 G4-3		 G4-3		 G6-3		 G6-3	 F8	7	0	0	0	0	1	5				
Eric Karros, R OBP: 0.299, SLG: 0.459	 E5 G4-3 3-H		 G1-3		 F9		 G6-3		 K			 P5		 F8	7	0	0	1	0	1	3				
Todd Hollandsworth, L Billy Ashby, R Chad Fenwick, S	 G4-3		 G6-3 3-H	 1B		 G3-1		 K		 1B FC6-2 1B		 K		 P3	5	0	2	1	0	1	2				
Raul Mondesi, R OBP: 0.316, SLG: 0.478	 P3		 G5-3	 SH3-4 1B 1B		 E8 SH3-4 1B 1B		 FC6-2 FC6-4 1B		 P3		 P5		 F8	3	1	0	0	0	1	1				
Dave Hansen, L Juan Castro, R	 K		 E1 2B 1B	 G4-3		 SH3-4 2B 1B		 FC6-2 FC6-4 1B		 F8		 P3	 F8	2	0	0	0	0	0	2					
Greg Gagne, R OBP: 0.364, SLG: 0.400	 SH1-4 1B		 SH1-4	 G6-4-3 2B		 F9	 K2-3		 FC6-4 1-2r 2-3		 FC6-4		 G5-3	6	1	2	0	0	1	3					
Pedro Astacio, R Mark Guthrie, R Wayne Kirby, L Todd Worrell, R Scott Radinsky, L Rick Renteria, R 37 Darren Dreifort, R	6.0 1.0 2.0 2.1 1.2	28 4 8 9 5	6 0 2 0 0	5 0 1 0 0	2 1 1 1 2	0 0 0 0 0	0 0 0 0 0	0 0 0 0 0	0 0 0 0 0	0 0 0 0 0	0 0 0 0 0	0 0 0 0 0	0 0 0 0 0	0 0 0 0 0	0 0 0 0 0	12 8 32 21 16	1.50 0.00 4.50 0.00 0.00	1.667							
Inning Stats	R: 2 E: 2 S: 14	H: 1 LOB: 1 BB: 1 P: 25	R: 0 E: 0 S: 9	H: 1 LOB: 1 BB: 0 P: 15	R: 1 E: 0 S: 8	H: 2 LOB: 1 BB: 0 P: 13	R: 0 E: 0 S: 11	H: 0 LOB: 0 BB: 1 P: 22	R: 0 E: 0 S: 11	H: 2 LOB: 1 BB: 1 P: 19	R: 0 E: 0 S: 10	H: 0 LOB: 0 BB: 1 P: 18	R: 1 E: 1 S: 20	H: 2 LOB: 1 BB: 0 P: 30	R: 0 E: 0 S: 8	H: 0 LOB: 0 BB: 0 P: 12	R: 0 E: 0 S: 10	H: 0 LOB: 0 BB: 0 P: 14	R: 0 E: 0 S: 9	H: 0 LOB: 0 BB: 0 P: 14	R: 0 E: 0 S: 5	H: 0 LOB: 1 BB: 0 P: 5	1B: 9 2B: 1 3B: 0 HR: 0	SF: 0 SAC: 2 DP: 1 HBP: 0	WP: 0 PA: 59 CS: 1
PITCHER	IP WLS BF	H R ER SO	BB IBB HBP BLK	WP HR S P	ERA WHIP	PITCHER										IP WLS BF	H R ER SO	BB IBB HBP BLK	WP HR S P	ERA WHIP					
John Burkett, R Mark Hutton, R Robb Nen, R Jay Powell, R Chris Hammond, L	6.0 1.0 2.0 2.1 1.2	28 4 8 9 5	6 0 2 0 0	5 0 1 0 0	2 1 1 1 2	0 0 0 0 0	0 0 0 0 0	0 0 0 0 0	0 0 0 0 0	0 0 0 0 0	0 0 0 0 0	0 0 0 0 0	0 0 0 0 0	0 0 0 0 0	0 0 0 0 0	12 8 32 21 16	1.50 0.00 4.50 0.00 0.00								

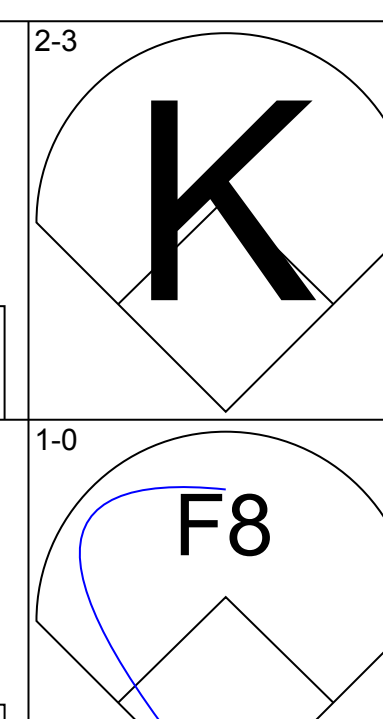
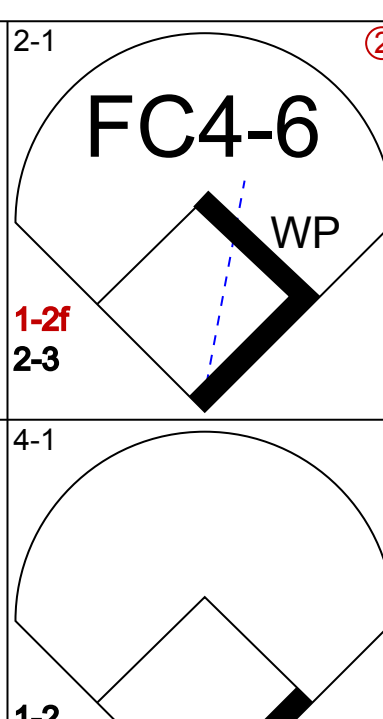
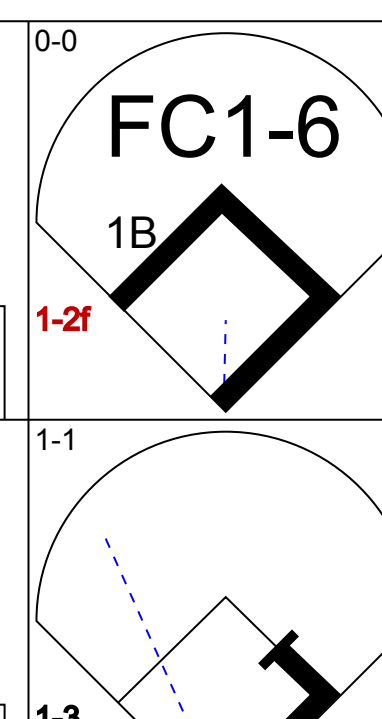
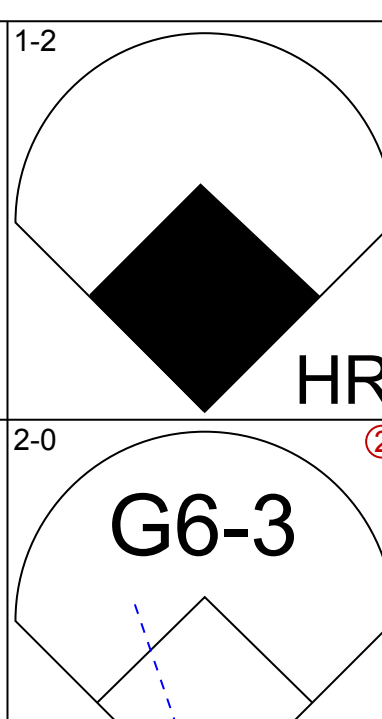
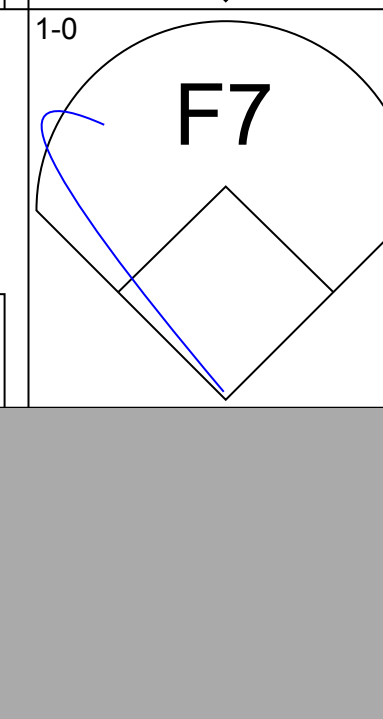
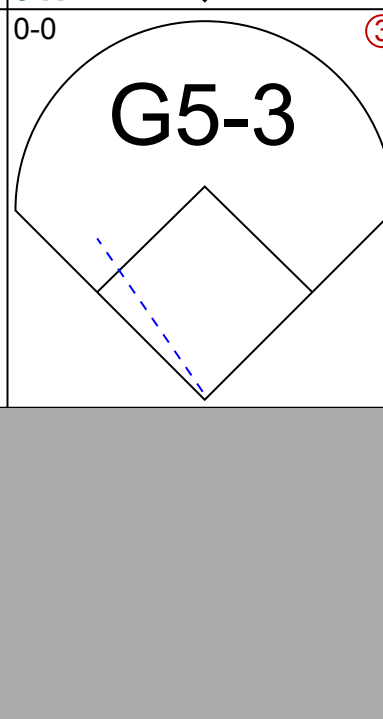
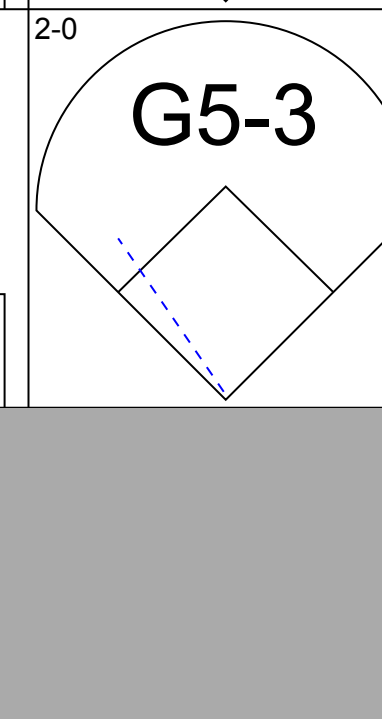
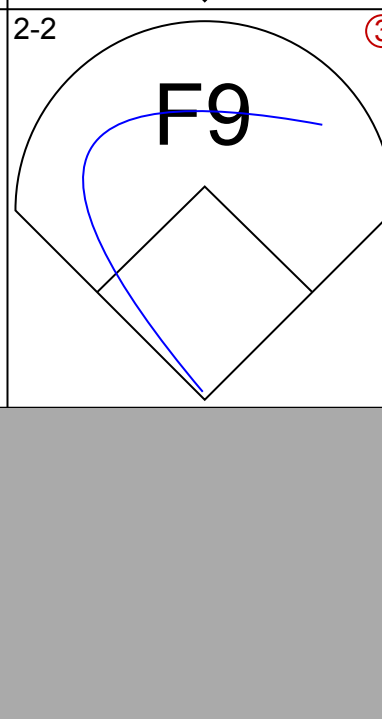






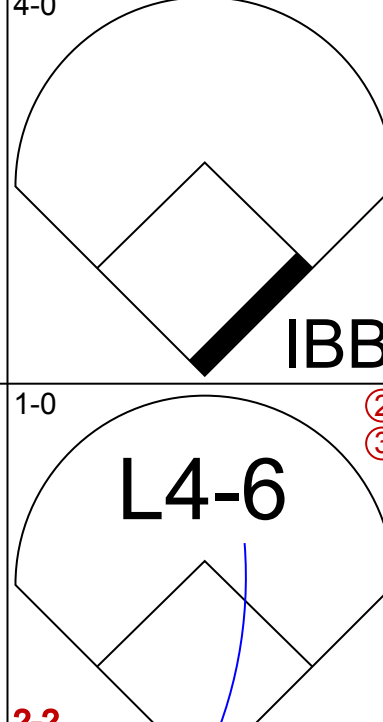
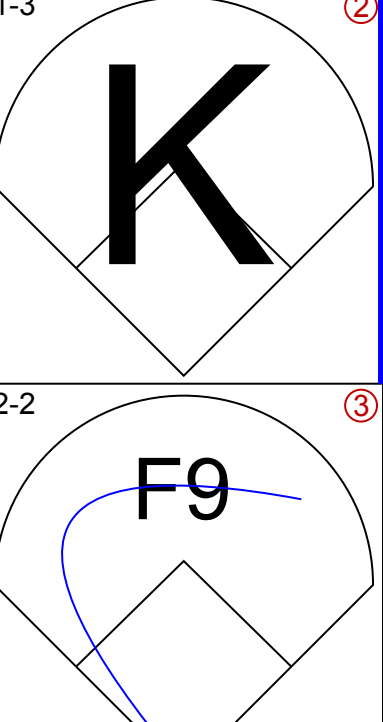


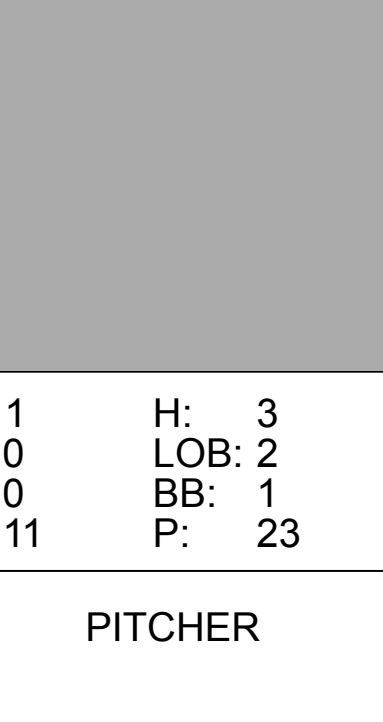
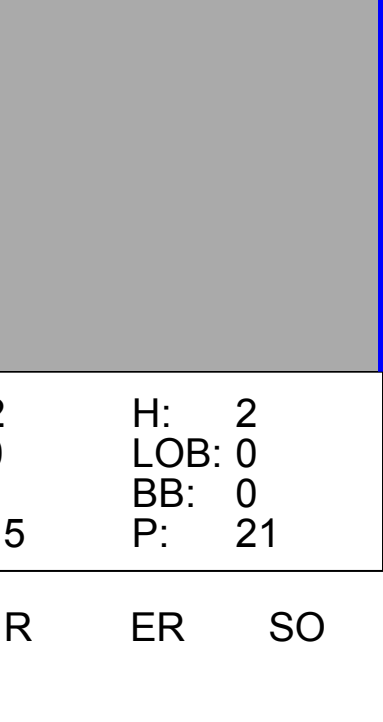
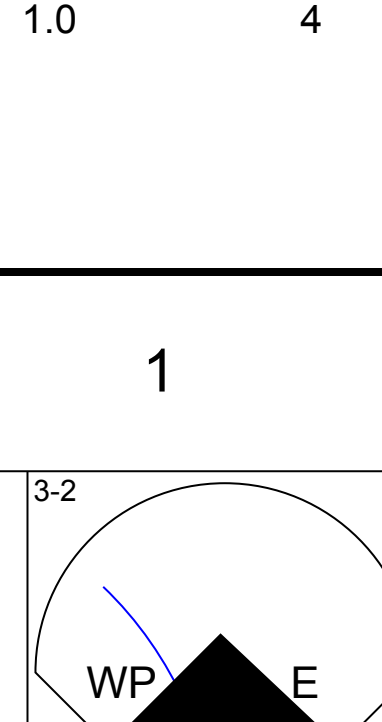
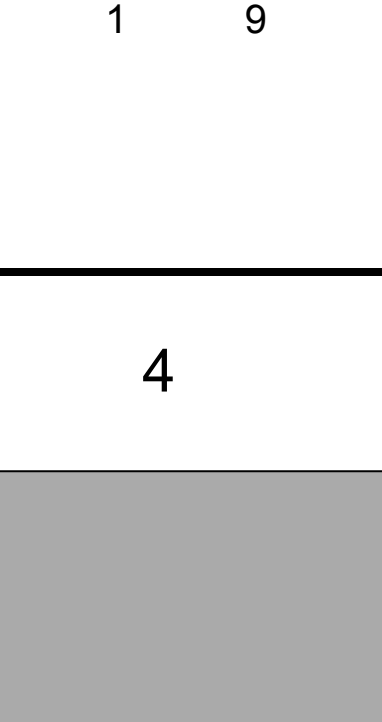
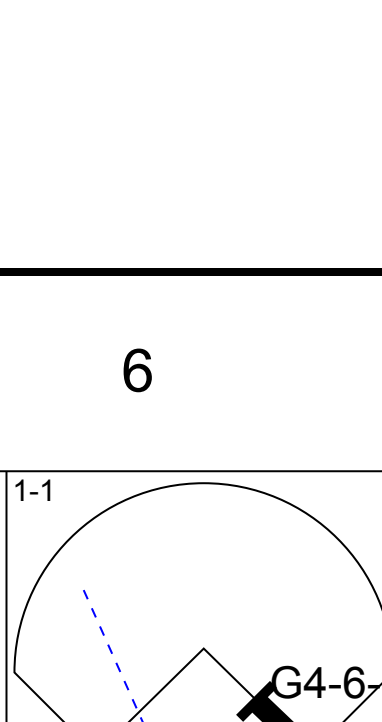
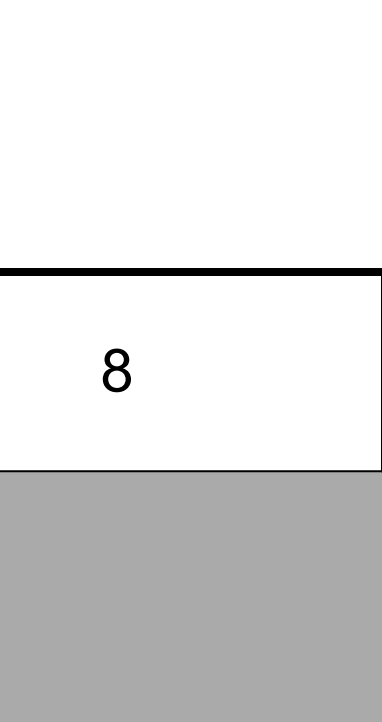
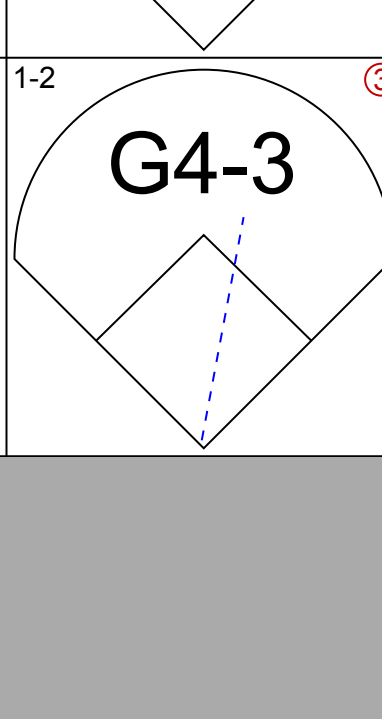

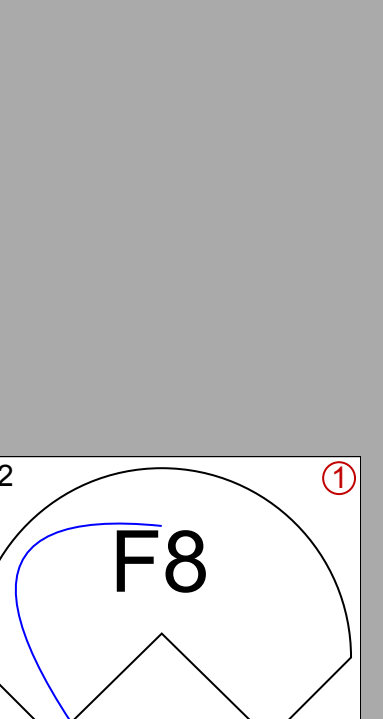


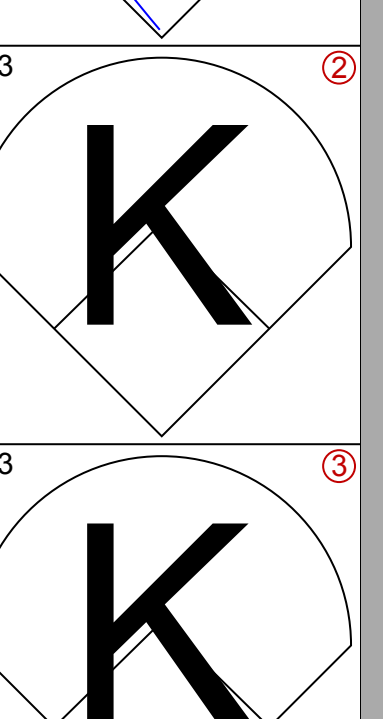

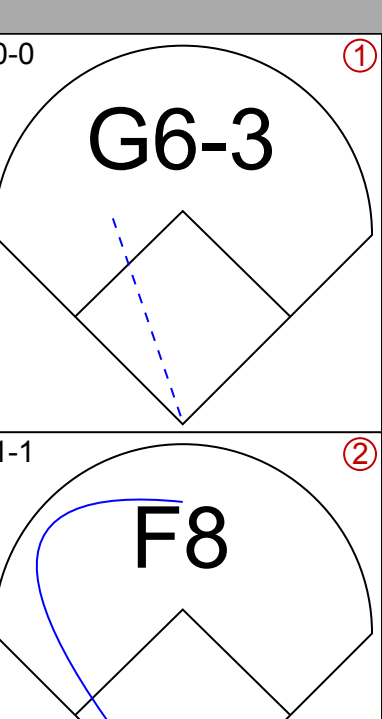

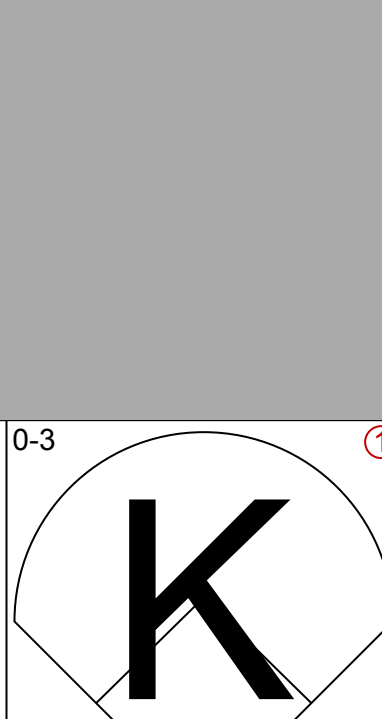
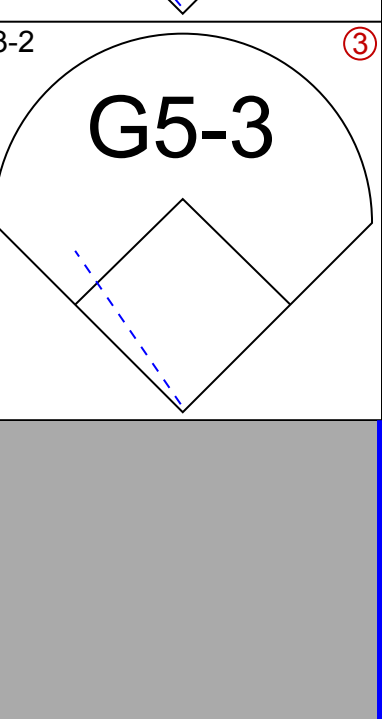

Florida Marlins @ Los Angeles Dodgers
 Dodger Stadium, Los Angeles, CA
 Thu Aug 01 1996, 7:05 PM PDT
 Att: 41,197 - Unknown - 75 F

AB 51
 R 6
 H 10
 RBI 4
 BB 5
 SO 8
 LOB 23



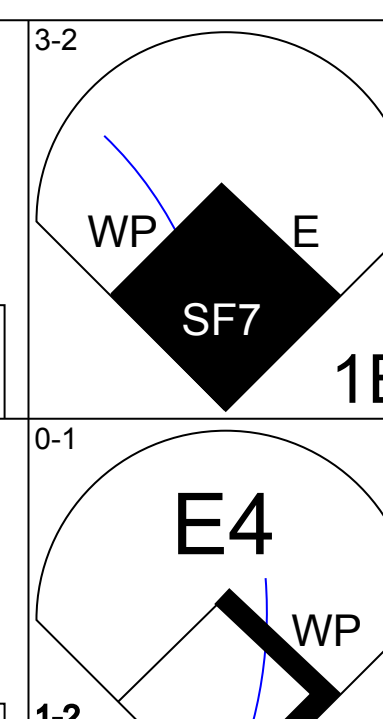
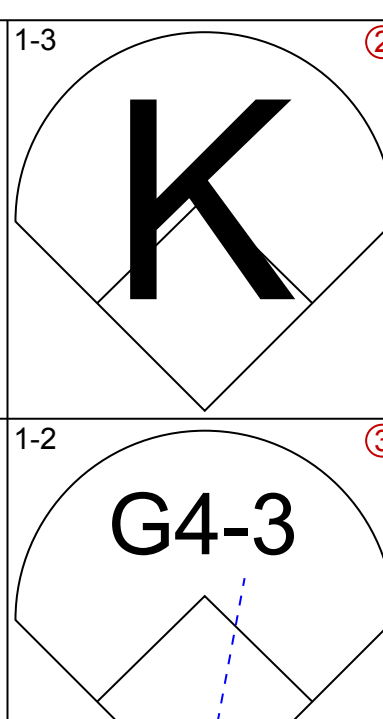
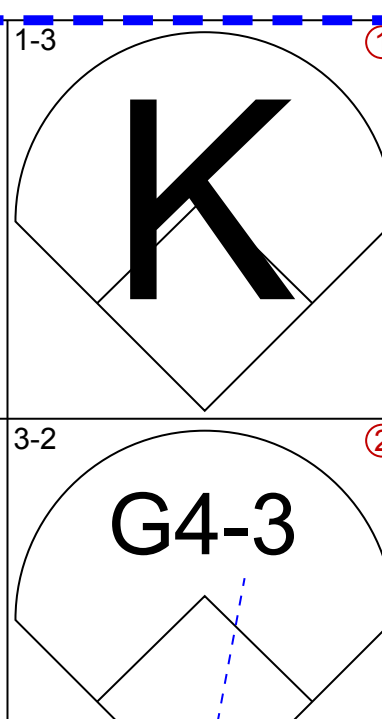
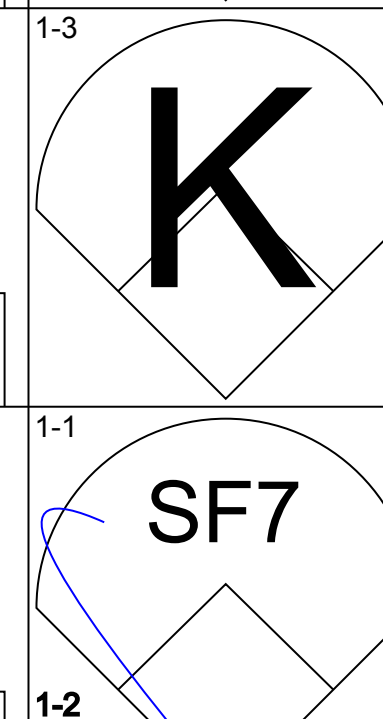



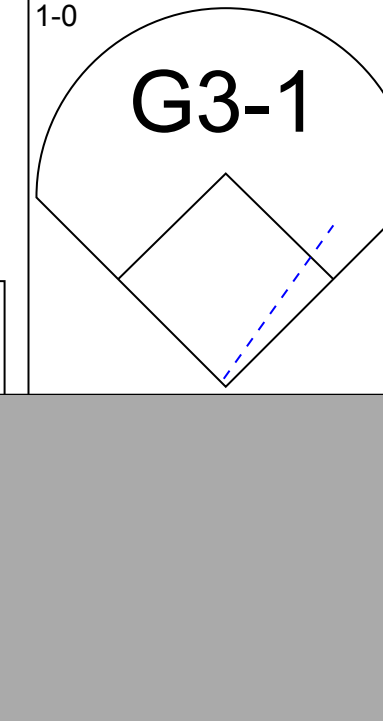
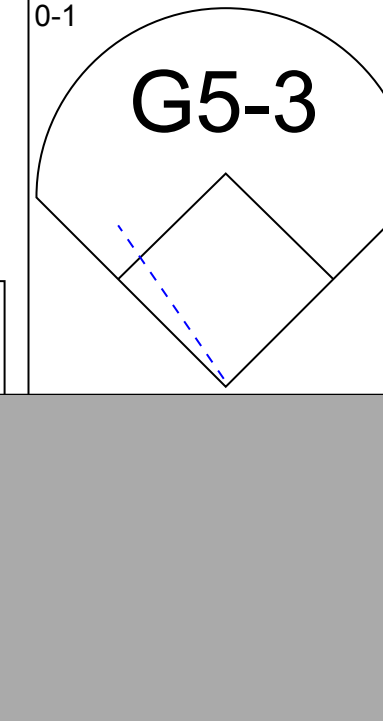

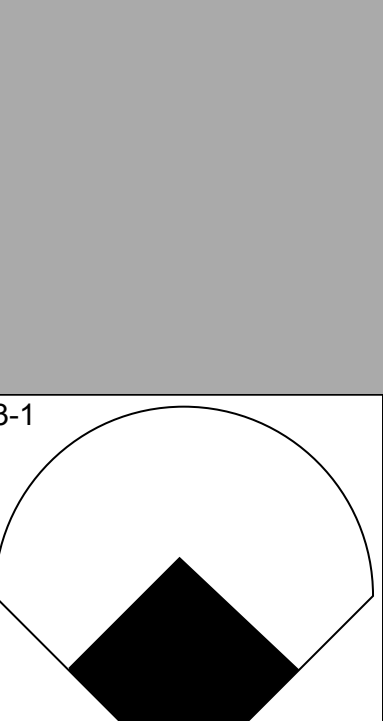




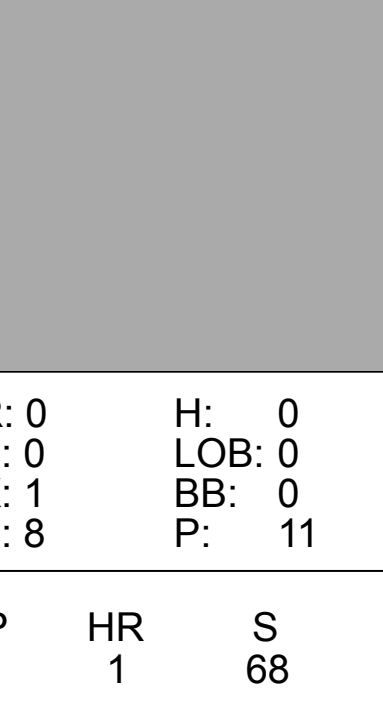
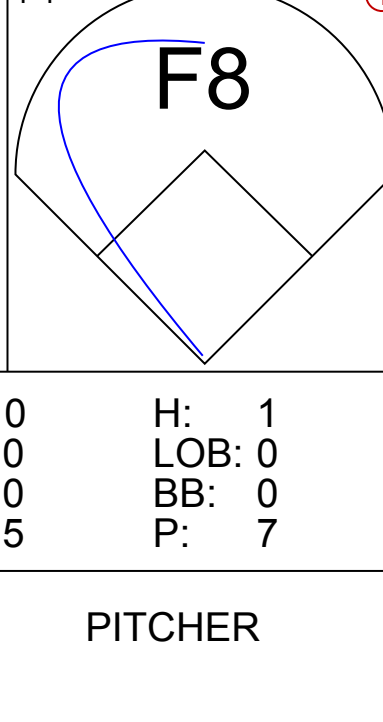
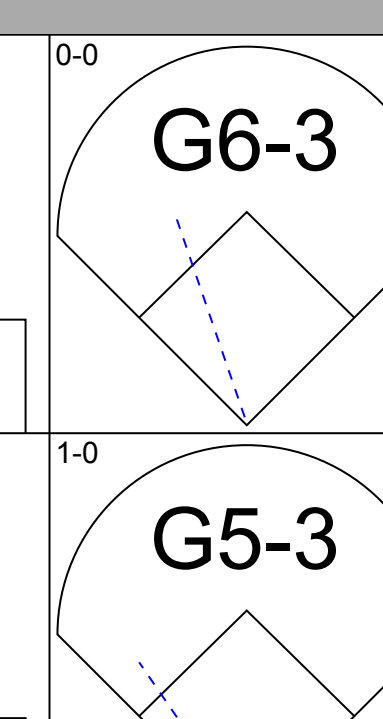
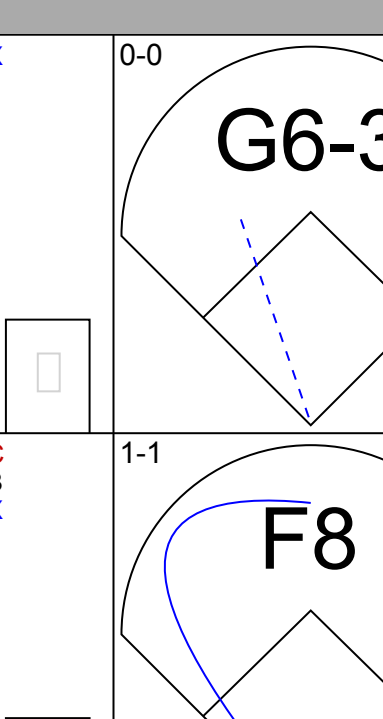
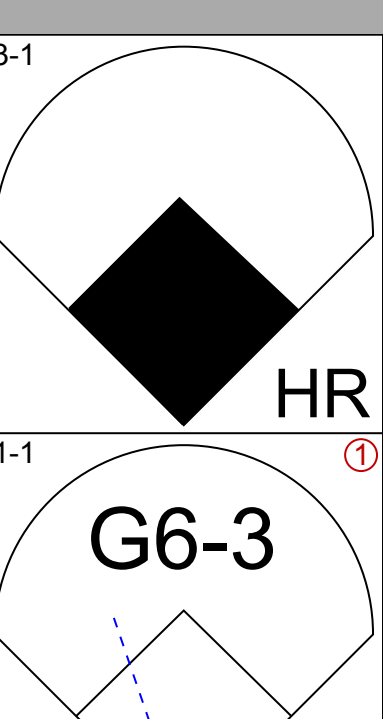
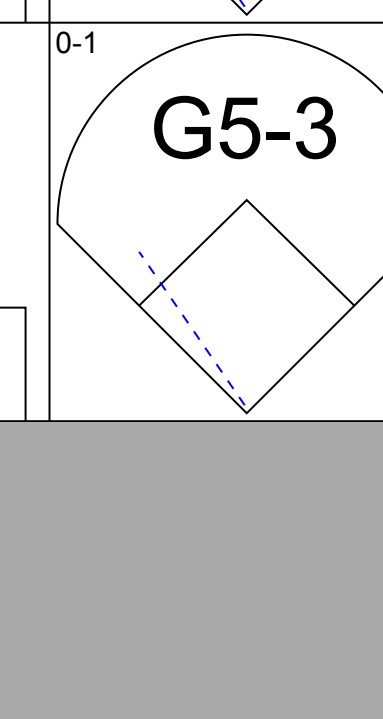
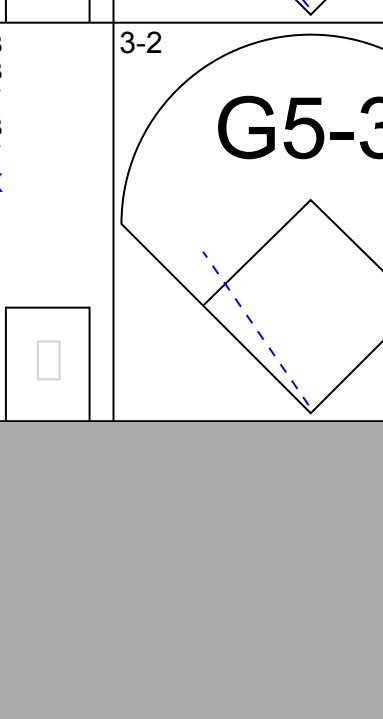
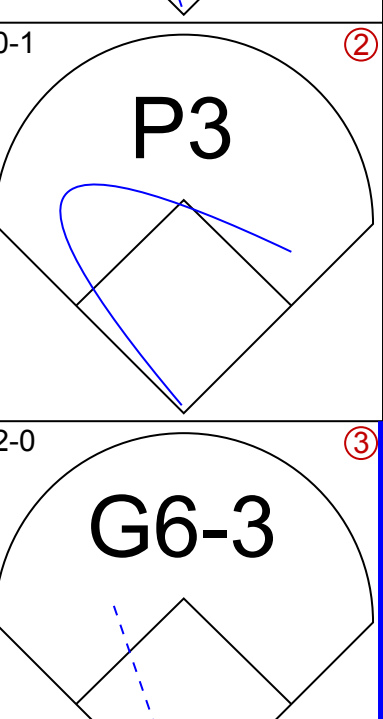
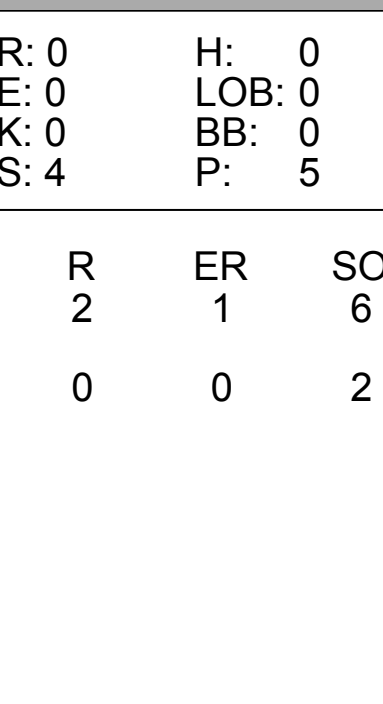
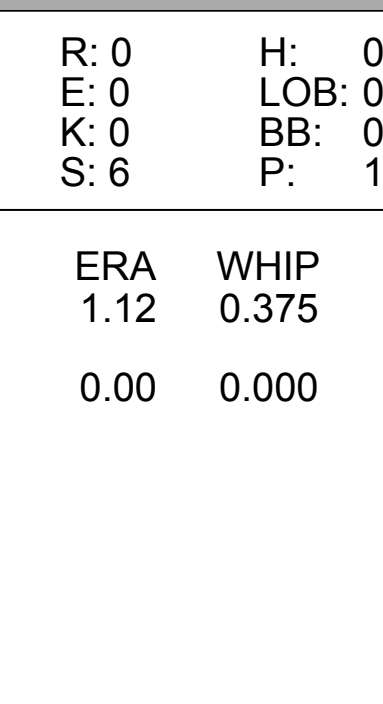
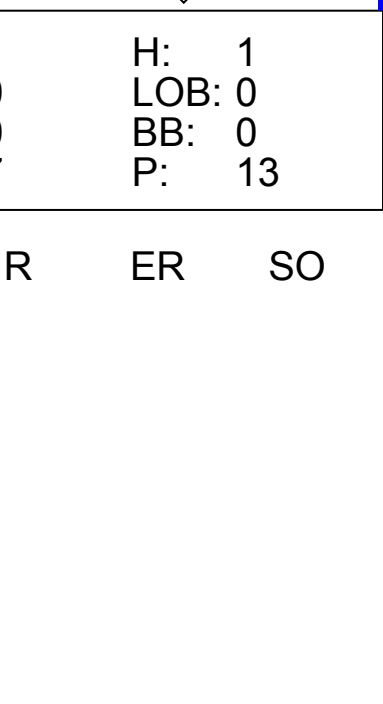
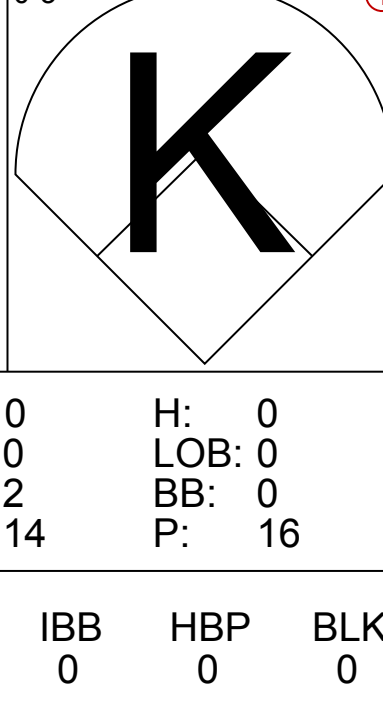
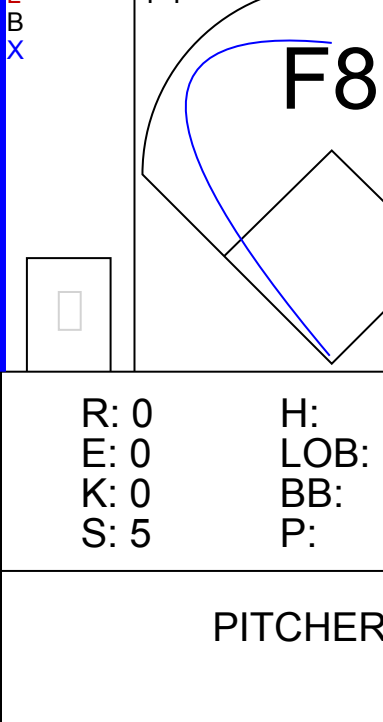
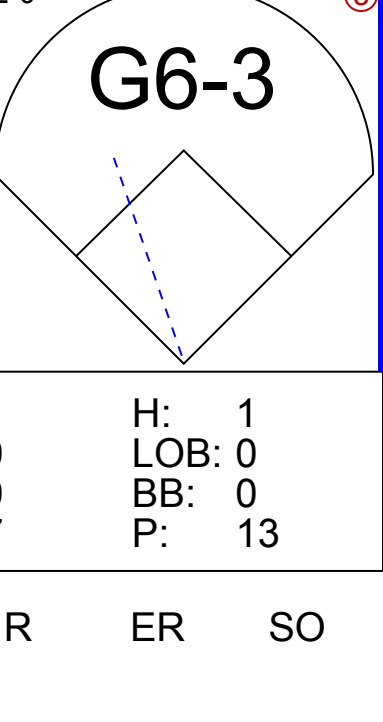
Batter	1	2	3	4	5	6	7	8	9	AB	R	H	RBI	BB	SO	LOB	TOP					
Quilvio Veras, S OBP: 0.377, SLG: 0.318										2	1	0	0	2	0	1	Florida Marlins @ San Diego Padres Jack Murphy Stadium, San Diego, CA Fri Aug 02 1996, 10:05 PM EDT Att: 18,239 - Unknown - 75 F					
Edgar Renteria, R OBP: 0.346, SLG: 0.415										2	0	1	0	2	0	0						
Gary Sheffield, R OBP: 0.453, SLG: 0.626										4	0	1	0	0	0	5						
Jeff Conine, R OBP: 0.363, SLG: 0.484										4	0	1	0	0	1	3						
Devon White, S OBP: 0.313, SLG: 0.419										4	0	1	0	0	0	1						
Joe Orsulak, L OBP: 0.279, SLG: 0.279										4	0	1	0	0	1	0						
Alex Arias, R OBP: 0.339, SLG: 0.404										3	0	0	0	0	1	0						
Andre Dawson, R OBP: 0.341, SLG: 0.436										1	0	1	0	0	0	0						
Jesus Tavaréz, S OBP: 0.241, SLG: 0.227										0	0	0	0	0	0	0						
Joe Siddall, L OBP: 0.500, SLG: 0.400										2	0	1	0	1	0	0						
Terry Pendleton, S OBP: 0.295, SLG: 0.344										1	0	0	0	0	0	1						
Al Leiter, L OBP: 0.115, SLG: 0.061										2	0	0	0	0	2	1						
Billy McMillon, L OBP: 0.348, SLG: 0.250										1	0	0	0	0	1	1						
Mark Hutton, R (7, 1)										0	0	0	0	0	0	0						
Yorkis Perez, L (8, 1)										0	0	0	0	0	0	0						
Inning Stats	R: 0 E: 0 K: 0 S: 17	H: 1 LOB: 1 BB: 1 P: 23	R: 0 E: 0 K: 1 S: 8	H: 0 LOB: 0 BB: 0 P: 15	R: 0 E: 0 K: 1 S: 7	H: 0 LOB: 0 BB: 0 P: 10	R: 0 E: 0 K: 1 S: 12	H: 3 LOB: 2 BB: 0 P: 15	R: 0 E: 0 K: 1 S: 11	H: 1 LOB: 1 BB: 0 P: 15	R: 0 E: 0 K: 0 S: 7	H: 1 LOB: 1 BB: 1 P: 17	R: 0 E: 0 K: 1 S: 10	H: 0 LOB: 1 BB: 1 P: 19	R: 1 E: 0 K: 0 S: 6	H: 0 LOB: 0 BB: 2 P: 18	R: 0 E: 0 K: 1 S: 9	H: 1 LOB: 1 BB: 0 P: 12	1B: 7 2B: 0 3B: 0 HR: 0	SF: 0 SAC: 0 DP: 2 HBP: 0	WP: 1 PB: 0 SB: 0 CS: 2	PA: 35
PITCHER	IP WLS BF H R ER SO BB IBB HBP BLK WP HR S P ERA WHIP																					
Joey Hamilton, R ERA: 4.55	(1, 1) 7.0 27 6 0 0 5 3 0 0 0 0 0 0 0 72 114 0.00 1.286																					
Doug Bochtler, R ERA: 3.35	(8, 1) 0.0 2 0 1 1 0 2 0 0 0 0 0 0 2 10 ∞ ∞																					
Trevor Hoffman, R ERA: 2.34	(8, 1) 2.0 W 6 1 0 0 1 0 0 0 0 0 1 0 13 20 0.00 0.500																					

Batter	1	2	3	4	5	6	7	8	9	AB	R	H	RBI	BB	SO	LOB	BOTTOM			
Rickey Henderson, R OBP: 0.410, SLG: 0.341										4	0	1	0	0	0	0	Florida Marlins @ San Diego Padres Jack Murphy Stadium, San Diego, CA Fri Aug 02 1996, 10:05 PM EDT Att: 18,239 - Unknown - 75 F			
Doug Bochtler, R (8, 1)										0	0	0	0	0	0	0				
Trevor Hoffman, R (8, 1)										0	0	0	0	0	0	0				
Chris Gomez, R OBP: 0.360, SLG: 0.347										2	0	0	0	2	1	0				
Steve Finley, L OBP: 0.356, SLG: 0.532										3	1	1	0	1	0	3				
Ken Caminiti, S OBP: 0.386, SLG: 0.547										4	1	1	1	0	0	2				
Greg Vaughn, R OBP: 0.376, SLG: 0.562										4	0	0	0	0	1	2				
Wally Joyner, L OBP: 0.413, SLG: 0.456										4	0	1	0	0	0	0				
John Flaherty, R OBP: 0.332, SLG: 0.479										2	0	1	0	1	0	0				
Jody Reed, R OBP: 0.329, SLG: 0.292										3	0	1	0	0	0	3				
Joey Hamilton, R OBP: 0.140, SLG: 0.163										2	0	0	0	0	0	3				
Doug Dasenczo, S (7, PH)										1	0	0	0	0	0	0				
Inning Stats	R: 0 E: 0 K: 0 S: 15	H: 0 LOB: 0 BB: 0 P: 22	R: 0 E: 0 K: 0 S: 4	H: 0 LOB: 0 BB: 0 P: 8	R: 0 E: 0 K: 0 S: 12	H: 2 LOB: 3 BB: 1 P: 25	R: 1 E: 0 K: 0 S: 8	H: 2 LOB: 2 BB: 1 P: 17	R: 0 E: 0 K: 0 S: 5	H: 0 LOB: 2 BB: 2 P: 19	R: 0 E: 0 K: 0 S: 4	H: 1 LOB: 1 BB: 0 P: 8	R: 0 E: 0 K: 1 S: 10	H: 0 LOB: 0 BB: 0 P: 13	R: 1 E: 1 K: 1 S: 13	H: 1 LOB: 0 BB: 0 P: 17	1B: 4 2B: 0 3B: 1 HR: 1	SF: 0 SAC: 0 DP: 0 HBP: 0	WP: 0 PB: 0 SB: 0 CS: 0	PA: 33
PITCHER	IP WLS BF H R ER SO BB IBB HBP BLK WP HR S P ERA WHIP																			
Al Leiter, L ERA: 2.64	(1, 1) 6.0 26 5 1 1 0 4 0 0 0 0 0 0 10 48 99 1.50 1.500																			
Mark Hutton, R ERA: 4.73	(7, 1) 1.0 3 0 0 0 1 0 0 0 0 0 0 0 10 13 0.00 0.000																			
Yorkis Perez, L ERA: 4.62	(8, 1) 1.0 L 4 1 1 1 1 0 0 0 0 0 0 0 13 17 9.00 1.000																			

Batter	1	2	3	4	5	6	7	8	9	AB	R	H	RBI	BB	SO	LOB	TOP					
Quilvio Veras, S (1.4) OBP: 0.377, SLG: 0.332										5	1	2	1	0	1	3	Florida Marlins @ San Diego Padres Jack Murphy Stadium, San Diego, CA Sat: Aug 03 1996, 10:05 PM EDT Att: 55,412 - Unknown - 73 F					
Edgar Renteria, R (1.6) OBP: 0.347, SLG: 0.412										4	0	1	0	1	0	2						
Gary Sheffield, R (1.9) OBP: 0.450, SLG: 0.620										5	1	1	0	0	0	3						
Jeff Conine, R (1.3) OBP: 0.364, SLG: 0.492										4	1	2	1	0	1	0						
Devon White, S (1.8) OBP: 0.313, SLG: 0.420										4	0	1	1	0	0	0						
Terry Pendleton, S (1.5) OBP: 0.294, SLG: 0.351										4	1	1	1	0	0	2						
Billy McMillon, L (1.7) Joe Orsulak, S (8.7) Jesus Tavarez, S (8.7) OBP: 0.241, SLG: 0.227										2	1	1	0	2	1	0						
Joe Siddall, L (1.2) OBP: 0.300, SLG: 0.222										4	0	0	0	0	1	5						
Kevin Brown, R (1.1) Joe Orsulak, L (9. PH) Robb Nen, R (9.1) OBP: 0.196, SLG: 0.130 OBP: 0.277, SLG: 0.277										2	0	0	0	1	0	1						
										1	0	0	0	0	0	0						
Inning Stats	R: 0 E: 0 K: 1 S: 5	H: 0 LOB: 0 BB: 0 P: 9	R: 0 E: 0 K: 1 S: 8	H: 0 LOB: 0 BB: 0 P: 10	R: 1 E: 0 K: 0 S: 9	H: 1 LOB: 2 BB: 2 P: 21	R: 0 E: 0 K: 0 S: 6	H: 0 LOB: 0 BB: 0 P: 9	R: 0 E: 0 K: 1 S: 10	H: 1 LOB: 2 BB: 1 P: 17	R: 0 E: 0 K: 0 S: 11	H: 3 LOB: 2 BB: 1 P: 23	R: 0 E: 1 K: 0 S: 7	H: 1 LOB: 1 BB: 0 P: 11	R: 2 E: 0 K: 1 S: 15	H: 2 LOB: 0 BB: 0 P: 21	R: 1 E: 0 K: 0 S: 9	H: 1 LOB: 0 BB: 0 P: 14	1B: 5 2B: 2 3B: 0 HR: 3	SF: 0 SAC: 0 DP: 1 HBP: 0	WP: 1 PB: 0 SB: 0 CS: 0	PA: 39
PITCHER	IP	WLS	BF	H	R	ER	SO	BB	IBB	HBP	BLK	WP	HR	S	P	ERA	WHIP					
Scott Sanders, R (1.1) ERA: 4.04	6.0	L	26	5	2	2	3	3	1	0	0	1	0	49	89	3.00	1.333					
Dario Veras, R (7.1) ERA: 4.91	2.0		9	3	2	2	1	0	0	0	0	0	2	22	32	9.00	1.500					
Willie Blair, R (9.1) ERA: 5.37	1.0		4	1	1	1	0	0	0	0	0	0	1	9	14	9.00	1.000					

AB	35
R	5
H	9
RBI	4
BB	4
SO	4
LOB	16



Batter	1	2	3	4	5	6	7	8	9	AB	R	H	RBI	BB	SO	LOB	BOTTOM					
Rickey Henderson, R (1.9) OBP: 0.411, SLG: 0.343										4	1	2	0	0	2	0	Florida Marlins @ San Diego Padres Jack Murphy Stadium, San Diego, CA Sat: Aug 03 1996, 10:05 PM EDT Att: 55,412 - Unknown - 73 F					
Wally Joyner, L (1.3) OBP: 0.408, SLG: 0.449										4	0	0	0	0	2							
Steve Finley, L (1.8) OBP: 0.353, SLG: 0.527										4	0	0	0	0	2	2						
Ken Caminiti, S (1.5) OBP: 0.383, SLG: 0.544										2	0	0	1	0	2	0						
Greg Vaughn, R (1.7) OBP: 0.373, SLG: 0.557										3	0	0	0	0	1	1						
John Flaherty, R (1.2) OBP: 0.332, SLG: 0.488										3	1	1	1	0	0	0						
Chris Gomez, R (1.6) OBP: 0.356, SLG: 0.343										3	0	0	0	0	0	0						
Jody Reed, R (1.4) OBP: 0.327, SLG: 0.290										3	0	0	0	0	0	0						
Scott Sanders, R (1.1) Doug Dascenzo, S (6. PH) Dario Veras, R (7.1) Scott Livingstone, L (8. PH) Willie Blair, R (9.1) OBP: 0.200, SLG: 0.286 OBP: 0.309, SLG: 0.359										1	0	0	0	0	1	0						
										1	0	0	0	0	0	0						
Inning Stats	R: 1 E: 1 K: 1 S: 13	H: 1 LOB: 1 BB: 0 P: 19	R: 0 E: 0 K: 0 S: 4	H: 0 LOB: 0 BB: 0 P: 5	R: 0 E: 0 K: 2 S: 14	H: 0 LOB: 0 BB: 0 P: 16	R: 0 E: 0 K: 1 S: 8	H: 0 LOB: 0 BB: 0 P: 11	R: 0 E: 0 K: 0 S: 6	H: 0 LOB: 0 BB: 0 P: 10	R: 0 E: 0 K: 0 S: 5	H: 1 LOB: 0 BB: 0 P: 7	R: 0 E: 0 K: 2 S: 11	H: 0 LOB: 0 BB: 0 P: 18	R: 1 E: 0 K: 0 S: 7	H: 1 LOB: 0 BB: 0 P: 13	R: 0 E: 0 K: 2 S: 9	H: 0 LOB: 0 BB: 0 P: 14	1B: 2 2B: 0 3B: 0 HR: 1	SF: 1 SAC: 0 DP: 1 HBP: 0	WP: 1 PB: 0 SB: 0 CS: 0	PA: 30
PITCHER	IP	WLS	BF	H	R	ER	SO	BB	IBB	HBP	BLK	WP	HR	S	P	ERA	WHIP					
Kevin Brown, R (1.1) ERA: 1.94	8.0	W	27	3	2	1	6	3	2	1	0	0	0	68	99	1.12	0.375					
Robb Nen, R (9.1) ERA: 2.21	1.0	S	3	0	0	0	2	0	0	0	0	0	0	9	14	0.00	0.000					

AB	29
R	2
H	3
RBI	2
BB	0
SO	8
LOB	5



Batter	1	2	3	4	5	6	7	8	9	AB	R	H	RBI	BB	SO	LOB	TOP					
Kurt Abbott, R OBP: 0.304, SLG: 0.460 (1, 4)	F8		K		E		FC4-6		L7	5	1	2	0	0	1	0	Florida Marlins @ San Diego Padres Jack Murphy Stadium, San Diego, CA Sun Aug 04 1996, 6:33 AM EDT Att: 35,302 - Sunny - 75 F					
Edgar Renteria, R OBP: 0.344, SLG: 0.407 (1, 6)	K				G5-3		FC4-6		G5-3	5	0	1	0	0	1	3						
Gary Sheffield, R OBP: 0.445, SLG: 0.612 (1, 9)	F8		G6-4-3		G1-3		K		K	5	0	0	0	0	2	4						
Jeff Conine, R OBP: 0.368, SLG: 0.493 (1, 3)		G4-3		FC5-4	E8					3	0	2	2	1	0	0						
Devon White, S OBP: 0.315, SLG: 0.421 (1, 8)		E9		FC5-4	G1-3					4	1	2	0	0	1	3						
Terry Pendleton, S OBP: 0.296, SLG: 0.360 (1, 5)										4	1	2	2	0	1	2						
Jesus Tavarez, S OBP: 0.235, SLG: 0.221 (1, 7)										2	0	0	0	0	0	2						
Joe Orsulak, L OBP: 0.273, SLG: 0.273 (6, PH)	L5			FC5-4	G5-3				F9	2	0	0	0	0	0	1						
Rob Natal, R OBP: 0.239, SLG: 0.186 (6, PH)				FC6-4						1	0	0	0	1	0	2						
Joe Siddall, L OBP: 0.333, SLG: 0.273 (6, 2)				FC6-4						2	0	1	0	0	1	1						
Marc Valdes, R OBP: 0.323, SLG: 0.425 (8, 1)	FC6-4									1	0	0	0	0	0	1						
Chris Hammond, L OBP: 0.277, SLG: 0.071 (4, 1)										1	1	1	0	0	0	0						
Alex Avila, R OBP: 0.246, SLG: 0.401 (6, PH)										1	0	0	0	0	0	1						
Terry Mathews, R OBP: 0.333, SLG: 0.425 (6, 1)										0	0	0	0	0	0	0						
Andre Dawson, R OBP: 0.333, SLG: 0.425 (8, PH)										1	0	0	0	0	0	1						
Yorkis Perez, L OBP: 0.333, SLG: 0.425 (8, 1)										0	0	0	0	0	0	0						
Inning Stats	R: 0 E: 0 K: 1 S: 7	H: 0 LOB: 0 BB: 0 P: 10	R: 2 E: 1 K: 0 S: 20	H: 2 LOB: 1 BB: 1 P: 28	R: 0 E: 0 K: 1 S: 5	H: 1 LOB: 0 BB: 0 P: 5	R: 0 E: 0 K: 0 S: 11	H: 1 LOB: 2 BB: 1 P: 21	R: 2 E: 1 K: 0 S: 14	H: 3 LOB: 1 BB: 0 P: 21	R: 0 E: 0 K: 2 S: 9	H: 1 LOB: 1 BB: 0 P: 12	R: 0 E: 0 K: 2 S: 12	H: 2 LOB: 2 BB: 0 P: 16	R: 0 E: 0 K: 2 S: 12	H: 1 LOB: 1 BB: 0 P: 17	R: 0 E: 0 K: 1 S: 8	H: 0 LOB: 0 BB: 0 P: 9	1B: 9 2B: 1 3B: 0 HR: 1	SF: 0 SAC: 0 DP: 1 HBP: 0	WP: 0 PB: 0 SB: 0 CS: 0	PA: 39
PITCHER	IP	WLS	BF	H	R	ER	SO	BB	IBB	HBP	BLK	WP	HR	S	P	ERA	WHIP					
Fernando Valenzuela, L ERA: 4.04 (1, 1)	5.0	W	23	7	4	4	2	2	0	0	0	0	1	57	85	7.20	1.800					
Sean Bergman, R ERA: 4.72 (6, 1)	2.0		9	3	0	0	0	0	0	0	0	0	0	21	28	0.00	1.500					
Doug Bechtler, R ERA: 3.28 (8, 1)	1.0		4	1	0	0	2	0	0	0	0	0	0	12	17	0.00	1.000					
Trevor Hoffman, R ERA: 2.3 (9, 1)	1.0	S	3	0	0	0	1	0	0	0	0	0	0	8	9	0.00	0.000					

Batter	1	2	3	4	5	6	7	8	9	AB	R	H	RBI	BB	SO	LOB	BOTTOM				
Rickey Henderson, R OBP: 0.415, SLG: 0.348 (1, 9)	S			L6						4	2	3	0	1	0	0	Florida Marlins @ San Diego Padres Jack Murphy Stadium, San Diego, CA Sun Aug 04 1996, 6:33 AM EDT Att: 35,302 - Sunny - 75 F				
Doug Bechtler, R (8, 1)	SF9									0	0	0	0	0	0	0					
Trevor Hoffman, R (9, 1)										0	0	0	0	0	0	0					
Craig Shipley, R OBP: 0.405, SLG: 0.579 (1, 4)	SF9			F9						4	1	1	1	0	0	1					
Steve Finley, L OBP: 0.355, SLG: 0.526 (1, 8)	G1									3	1	1	0	2	0	2					
Ken Caminiti, S OBP: 0.385, SLG: 0.544 (1, 5)	G1									2	1	1	2	2	0	0					
Greg Vaughn, R OBP: 0.372, SLG: 0.553 (1, 7)	SF9									3	0	0	1	1	0	4					
Wally Joyner, L OBP: 0.406, SLG: 0.444 (1, 3)	G1									3	0	0	0	1	0	4					
John Flaherty, R OBP: 0.334, SLG: 0.491 (1, 2)	FC5									4	0	2	1	0	0	1					
Chris Gomez, R OBP: 0.358, SLG: 0.341 (1, 6)	G1									2	1	0	0	2	0	2					
Fernando Valenzuela, L OBP: 0.116, SLG: 0.116 (5, PH)										2	0	0	0	0	1	1					
Doug Descenzo, S ERA: 7.59 (6, 1)										1	0	0	0	0	0	2					
Sean Bergman, R OBP: 0.100, SLG: 0.200 (7, PH)										0	0	0	0	0	0	0					
Rob Deer, R OBP: 0.359, SLG: 0.480 (8, 9)										1	0	0	0	0	1	0					
Inning Stats	R: 3 E: 0 K: 0 S: 15	H: 3 LOB: 2 BB: 2 P: 30	R: 1 E: 0 K: 1 S: 18	H: 2 LOB: 2 BB: 1 P: 31	R: 0 E: 0 K: 0 S: 6	H: 0 LOB: 1 BB: 1 P: 12	R: 0 E: 0 K: 0 S: 10	H: 1 LOB: 3 BB: 2 P: 20	R: 1 E: 0 K: 0 S: 6	H: 0 LOB: 0 BB: 1 P: 13	R: 0 E: 0 K: 1 S: 12	H: 1 LOB: 0 BB: 0 P: 15	R: 0 E: 0 K: 0 S: 4	H: 0 LOB: 0 BB: 0 P: 5	1B: 7 2B: 1 3B: 0 HR: 0	SF: 2 SAC: 0 DP: 0 HBP: 0	WP: 0 PB: 0 SB: 2 CS: 3	PA: 41			
PITCHER	IP	WLS	BF	H	R	ER	SO	BB	IBB	HBP	BLK	WP	HR	S	P	ERA	WHIP				
Marc Valdes, R ERA: 5.4 (1, 1)	3.2		22	6	4	4	4	5	0	0	0	0	0	45	85	9.82	3.000				
Chris Hammond, L ERA: 7.59 (4, 1)	1.1	L	8	1	1	1	0	3	0	0	0	0	0	12	25	6.75	3.000				
Terry Mathews, R ERA: 4.41 (6, 1)	2.0		7	1	1	0	1	1	0	0	0	0	0	18	28	0.00	1.000				
Yorkis Perez, L ERA: 4.5 (8, 1)	1.0		3	0	0	0	0	0	0	0	0	0	0	4	5	0.00	0.000				

Batter	1	2	3	4	5	6	7	8	9	AB	R	H	RBI	BB	SO	LOB	TOP										
Quilvio Veras, S OBP: 0.383, SLG: 0.341	4-1 1B HR	1-0 G4-3	1-1 1-2 3-H 1B		1-3 K		0-1 2B	1-0 1B		5	1	3	1	1	1	0											
Edgar Renteria, R OBP: 0.346, SLG: 0.409	2-1 1-3 HR	3-2 HBP 2B 1B	1-1 F8			1-0 G5-3	0-1 L7	2-2 1-2 2-H 1B		6	2	3	1	0	0	3											
Gary Sheffield, R OBP: 0.446, SLG: 0.625 Jay Powell, R (8, 1)	2-1 1-H 3-H HR	4-1 1-2 2B BB	3-2 F9			2-2 HR	0-1 G5-3	1-1 F7		5	3	2	4	1	0	5											
Jeff Conine, R OBP: 0.374, SLG: 0.502	3-1 HR	4-2 2B HBP		2-1 G6-3		1-1 2B E 1B		4-1 1B 2B BB	1-0 BB BB 1B	4	4	3	1	1	0	0											
Devon White, S OBP: 0.319, SLG: 0.432	0-1 E4 1B 2B	0-1 1-H 2-H 3-H 2B		1-0 F8		3-2 1-3 E 2B		0-0 WP 2B 1B	0-3 K	6	3	4	3	0	1	1											
Terry Pendleton, S OBP: 0.302, SLG: 0.366	0-1 G1-4-3 1B	3-2 P4		2-2 FC3-6 1B		0-0 E3 FC4-6		1-0 G3-1 1-H 2B	4-1 BB BB	5	1	3	3	1	0	1											
Billy McMillon, L OBP: 0.375, SLG: 0.259 Jesus Tavarez, S OBP: 0.244, SLG: 0.221	1-1 G1-4-3		0-0 1B G3 1B	0-0 FC3-6		2-2 FC4-6		0-1 G3-1	4-2 1-2 2-3 BB	5	1	1	0	0	0	4											
Joe Siddall, L OBP: 0.278, SLG: 0.235	2-1 G4-3		0-0 G3		0-0 L3	1-0 F8		0-2 1B	1-2 F9	6	0	1	1	0	0	5											
Pat Rapp, R OBP: 0.114, SLG: 0.114 Mark Hutton, R (8, PH) Joe Orsulak, L OBP: 0.276, SLG: 0.276		0-3 K	1-1 1B	1-2 F8		1-2 F8		2-0 1B 1B	1-1 L8	2	0	1	0	0	1	0											
Inning Stats	R: 5 E: 1 K: 0 S: 15	H: 5 LOB: 0 BB: 1 P: 29	R: 3 E: 0 K: 1 S: 17	H: 2 LOB: 1 BB: 1 P: 32	R: 1 E: 0 K: 0 S: 11	H: 3 LOB: 2 BB: 0 P: 17	R: 0 E: 0 K: 0 S: 7	H: 1 LOB: 1 BB: 0 P: 12	R: 0 E: 0 K: 1 S: 7	H: 0 LOB: 0 BB: 0 P: 9	R: 3 E: 1 K: 0 S: 16	H: 3 LOB: 1 BB: 0 P: 26	R: 0 E: 0 K: 1 S: 11	H: 1 LOB: 1 BB: 0 P: 13	R: 4 E: 0 K: 0 S: 15	H: 6 LOB: 2 BB: 1 P: 26	R: 0 E: 0 K: 1 S: 12	H: 1 LOB: 3 BB: 2 P: 23	1B: 14 2B: 5 3B: 0 HR: 3	SF: 0 SAC: 0 DP: 1 HBP: 1	WP: 1 PB: 0 SB: 1 CS: 0	PA: 54					
PITCHER	IP	WLS	BF	H	R	ER	SO	BB	IBB	HBP	BLK	WP	HR	S	P	ERA	WHIP										
Marvin Freeman, R ERA: 5.99	2.0	L	15	7	8	8	1	2	0	1	0	0	2	32	61	36.00	4.500										
Ryan Hawblitzel, R ERA: 6.0	4.0		20	7	4	2	1	0	0	0	0	0	1	41	64	4.50	1.750										
Roger Bailey, R ERA: 7.17	2.0		13	7	4	4	1	1	0	0	0	1	0	26	39	18.00	4.000										
Curt Leskanic, R ERA: 6.89	1.0		6	1	0	0	1	2	0	0	0	0	0	12	23	0.00	3.000										

Florida Marlins @ Colorado Rockies
Coors Field, Denver, CO
Mon Aug 05 1996, 7:05 PM MDT
Att: 48,313 - Unknown - 91 F

AB 48
R 16
H 22
RBI 14
BB 5
SO 4
LOB 22



Batter	1	2	3	4	5	6	7	8	9	AB	R	H	RBI	BB	SO	LOB	BOTTOM										
Eric Young Sr., R OBP: 0.410, SLG: 0.445	2-2 HR	2-1 G5-3		1-1 F8			1-2 G6-3		2-1 G6-3	5	1	1	1	0	0	0											
Ellis Burks, R OBP: 0.409, SLG: 0.647	4-2 G6-4-3 1B BB		4-0 3B BB	3-1 F7			0-2 HR		3-2 1B 1B	3	3	2	1	2	0	0											
Dante Bichette, R OBP: 0.370, SLG: 0.535	4-0 G6-4-3 BB		1-0 1-H SF9 3B		0-1 G5-3		0-0 P4		1-1 1-3 1B	4	1	2	1	1	0	0											
Andres Galarraga, R OBP: 0.345, SLG: 0.561	2-2 G6-4-3		4-1 WP 1B BB		1-1 F8		1-3 K		0-1 F9	4	1	0	0	1	1	4											
Eric Anthony, L OBP: 0.353, SLG: 0.496 Quinton McCracken, S OBP: 0.362, SLG: 0.369	3-2 HR 1B		0-0 SF9		2-2 HR		1-0 G6-4-3 1B			3	2	3	3	0	0	0											
Vinny Castilla, R OBP: 0.344, SLG: 0.563	0-0 1-H HR		3-2 L8		1-2 G6-3		1-1 G6-4-3			4	1	1	2	0	0	2											
Jeff Reed, L OBP: 0.370, SLG: 0.427	4-1 CS BB		3-1 2-H 1B		2-2 G5-3		2-0 1B			3	0	2	1	1	0	0											
Walt Weiss, S OBP: 0.387, SLG: 0.366 Roger Bailey, R OBP: 0.364, SLG: 0.800 John Vander Wal, L OBP: 0.333, SLG: 0.392 Curt Leskanic, R OBP: 0.333, SLG: 0.667	1-2 CS	0-1 G4-3	0-0 G3		0-0 G3		1-0 L8			3	0	0	0	0	0	1											
Marvin Freeman, R OBP: 0.150, SLG: 0.105 Lance Painter, L OBP: 0.133, SLG: 0.133 Ryan Hawblitzel, R Jason Bates, S OBP: 0.309, SLG: 0.300		1-2 K		1-0 G5-3		1-3 K			0-0 G3	0	0	0	0	0	0	0											
Inning Stats	R: 4 E: 0 K: 0 S: 18	H: 3 LOB: 3 BB: 3 P: 38	R: 0 E: 0 K: 1 S: 7	H: 0 LOB: 0 BB: 0 P: 10	R: 3 E: 0 K: 0 S: 9	H: 2 LOB: 1 BB: 2 P: 24	R: 0 E: 0 K: 0 S: 5	H: 0 LOB: 0 BB: 0 P: 10	R: 1 E: 0 K: 0 S: 10	H: 1 LOB: 0 BB: 0 P: 14	R: 0 E: 0 K: 1 S: 10	H: 0 LOB: 0 BB: 0 P: 16	R: 1 E: 0 K: 1 S: 12	H: 1 LOB: 0 BB: 0 P: 14	R: 0 E: 0 K: 0 S: 5	H: 2 LOB: 1 BB: 0 P: 10	R: 0 E: 0 K: 0 S: 10	H: 2 LOB: 2 BB: 0 P: 16	1B: 6 2B: 0 3B: 1 HR: 4	SF: 1 SAC: 0 DP: 2 HBP: 0	WP: 1 PB: 0 SB: 0 CS: 1	PA: 41					
PITCHER	IP	WLS	BF	H	R	ER	SO	BB	IBB	HBP	BLK	WP	HR	S	P	ERA	WHIP										
Pat Rapp, R ERA: 4.61	2.2		16	5	7	7	1	5	0	0	0	0	2	33	71	23.62	3.750										
Mark Hutton, R ERA: 4.66	4.1	W	15	2	2	2	2	0	0	0	0	0	2	38	55	4.15	0.462										
Jay Powell, R ERA: 3.94	2.0		9	4	0	0	0	0	0	0	0	0	0	15	26	0.00	2.000										

Florida Marlins @ Colorado Rockies
Coors Field, Denver, CO
Mon Aug 05 1996, 7:05 PM MDT
Att: 48,313 - Unknown - 91 F

AB 34
R 9
H 11
RBI 9
BB 5
SO 3
LOB 8



Batter	1	2	3	4	5	6	7	8	9	AB	R	H	RBI	BB	SO	LOB	TOP					
Quilvio Veras, S OBP: 0.391, SLG: 0.340										4	0	1	0	0	0	4	Florida Marlins @ Colorado Rockies Coors Field, Denver, CO Tue Aug 06 1996, 7:05 PM MDT Att: 48,339 - Unknown - 82 F					
Edgar Renteria, R OBP: 0.346, SLG: 0.407										4	0	1	0	0	1	2						
Gary Sheffield, R OBP: 0.447, SLG: 0.625										3	0	1	0	1	0	1						
Jeff Conine, R OBP: 0.373, SLG: 0.502										4	0	1	0	0	0	3						
Devon White, S OBP: 0.317, SLG: 0.429										3	0	0	0	0	0	1						
Jesus Tavarez, S OBP: 0.241, SLG: 0.218										1	0	0	0	0	1	1						
Terry Pendleton, S OBP: 0.304, SLG: 0.366											3	0	1	0	1	1						
Joe Orsulak, L OBP: 0.282, SLG: 0.285											3	0	1	0	1	0						
Joe Siddall, L OBP: 0.227, SLG: 0.190											4	0	0	0	0	1		5				
John Burkett, R OBP: 0.173, SLG: 0.212											1	0	1	0	0	0		0				
Kurt Abbott, R OBP: 0.320, SLG: 0.458										1	0	0	0	0	0	0						
Chris Hammond, L OBP: 0.271, SLG: 0.271										0	0	0	0	0	0	0						
Alex Avila, R OBP: 0.345, SLG: 0.407										0	0	0	0	0	0	0						
Terry Mathews, L OBP: 0.345, SLG: 0.407										0	0	0	0	0	0	0						
Yorkis Perez, L OBP: 0.345, SLG: 0.407										0	0	0	0	0	0	0						
Billy McMillon, L OBP: 0.394, SLG: 0.250										1	0	0	0	0	0	1						
Inning Stats	R: 0 E: 0 K: 1 S: 6	H: 1 LOB: 0 BB: 0 P: 10	R: 0 E: 0 K: 0 S: 10	H: 1 LOB: 2 BB: 1 P: 19	R: 0 E: 0 K: 0 S: 7	H: 0 LOB: 0 BB: 0 P: 11	R: 0 E: 0 K: 0 S: 7	H: 0 LOB: 0 BB: 0 P: 12	R: 0 E: 0 K: 1 S: 6	H: 0 LOB: 0 BB: 0 P: 8	R: 0 E: 0 K: 0 S: 10	H: 2 LOB: 2 BB: 0 P: 19	R: 0 E: 0 K: 1 S: 12	H: 1 LOB: 3 BB: 2 P: 21	R: 0 E: 0 K: 1 S: 7	H: 0 LOB: 1 BB: 1 P: 12	R: 0 E: 0 K: 0 S: 8	H: 1 LOB: 1 BB: 0 P: 15	1B: 4 2B: 3 3B: 0 HR: 0	SF: 0 SAC: 0 DP: 2 HBP: 0	WP: 0 PB: 0 SB: 0 CS: 0	PA: 36
PITCHER Mark Thompson, R ERA: 5.34	IP: 9.0 WLS: W BF: 36 H: 7 R: 0 ER: 0 SO: 4 BB: 4 IBB: 0 HBP: 0 BLK: 0 WP: 0 HR: 0 S: 73 P: 127 ERA: 0.00 WHIP: 1.222																					

Batter	1	2	3	4	5	6	7	8	9	AB	R	H	RBI	BB	SO	LOB	BOTTOM			
Eric Young Sr., R OBP: 0.412, SLG: 0.447										5	2	3	2	0	1	0	Florida Marlins @ Colorado Rockies Coors Field, Denver, CO Tue Aug 06 1996, 7:05 PM MDT Att: 48,339 - Unknown - 82 F			
Quinton McCracken, S OBP: 0.390, SLG: 0.390										2	1	1	0	1	1	1				
Ellis Burks, R OBP: 0.409, SLG: 0.644										5	3	2	1	0	0	3				
Andres Galarraga, R OBP: 0.343, SLG: 0.559										5	0	1	1	0	2	5				
Dante Bichette, R OBP: 0.370, SLG: 0.535										2	0	1	1	0	1	1				
Angel Echevarria, R OBP: 0.333, SLG: 0.333										3	1	2	1	0	1	1				
Vinny Castilla, R OBP: 0.342, SLG: 0.559										5	1	1	1	0	0	3				
Jayhawk Owens, R OBP: 0.346, SLG: 0.425										4	1	2	1	1	1	0				
Walt Weiss, S OBP: 0.391, SLG: 0.370										4	1	3	2	0	0	0				
Mark Thompson, R OBP: 0.143, SLG: 0.229										4	1	1	0	0	1	5				
Inning Stats	R: 2 E: 0 K: 1 S: 12	H: 3 LOB: 1 BB: 0 P: 19	R: 1 E: 0 K: 1 S: 15	H: 2 LOB: 1 BB: 0 P: 23	R: 0 E: 1 K: 1 S: 8	H: 0 LOB: 1 BB: 0 P: 12	R: 4 E: 0 K: 1 S: 23	H: 4 LOB: 1 BB: 0 P: 33	R: 0 E: 0 K: 1 S: 9	H: 0 LOB: 1 BB: 0 P: 13	R: 0 E: 0 K: 1 S: 12	H: 1 LOB: 1 BB: 0 P: 19	R: 0 E: 0 K: 0 S: 4	H: 2 LOB: 2 BB: 1 P: 9	R: 4 E: 0 K: 2 S: 20	H: 5 LOB: 2 BB: 1 P: 31	1B: 14 2B: 3 3B: 0 HR: 0	SF: 0 SAC: 3 DP: 1 HBP: 1	WP: 0 PB: 0 SB: 0 CS: 2	PA: 45
PITCHER John Burkett, R ERA: 4.32	IP: 5.0 WLS: L BF: 27 H: 9 R: 7 ER: 5 SO: 5 BB: 0 IBB: 0 HBP: 0 BLK: 0 WP: 0 HR: 0 S: 67 P: 100 ERA: 9.00 WHIP: 1.800																			
Chris Hammond, L ERA: 7.45	1.0 4 1 0 0 1 0 0 0 0 0 0 12 19 0.00 1.000																			
Terry Mathews, R ERA: 4.32	1.0 5 2 0 0 0 1 0 0 0 0 0 4 9 0.00 3.000																			
Yorkis Perez, L ERA: 5.27	1.0 9 5 4 4 2 1 0 0 0 0 0 20 31 36.00 6.000																			

AB 32
R 0
H 7
RBI 0
BB 4
SO 4
LOB 20



Batter	1	2	3	4	5	6	7	8	9	AB	R	H	RBI	BB	SO	LOB	TOP			
Kurt Abbott, R OBP: 0.305, SLG: 0.464	1-0 E 3B		2-2 L8		4-2 1B 1B BB		1-3 K		3-1 G5-3	4	1	1	0	1	1	1	Florida Marlins @ Colorado Rockies Coors Field, Denver, CO Wed Aug 07 1996, 3:33 AM MDT Att: 48,622 - Sunny - 72 F			
Edgar Renteria, R OBP: 0.351, SLG: 0.411	1-2 E9 HR 1B		0-0 BLK 1B		0-1 1B 1B		1-0 F7		3-3 K	5	1	3	1	0	1	1				
Gary Sheffield, R OBP: 0.447, SLG: 0.632	1-1 HR		1-1 G5-3		3-2 1B		1-1 FC5-4			4	1	2	2	0	0	2				
Jeff Conine, R OBP: 0.372, SLG: 0.500	0-1 G1-3		0-1 G6-3		2-2 P3			3-2 G4-3 1B		4	1	1	0	0	0	3				
Terry Pendleton, S OBP: 0.301, SLG: 0.362	1-3 K			0-2 G1-3	2-2 G1-3			2-3 K		4	0	0	0	0	2	3				
Joe Orsulak, L OBP: 0.275, SLG: 0.277	1-1 G5-3			3-2 G4-3		2-1 G4-3		0-1 G4-3		4	0	0	0	0	0	1				
Billy McMillon, L OBP: 0.111, SLG: 0.059		1-1 G4-3		3-2 2B 1B		2-2 G1-3		2-1 1B		4	1	2	1	0	0	0				
Robb Nen, R (8, 1)				1-0 1B				2-H 1B		0	0	0	0	0	0	0				
Joe Siddall, L OBP: 0.231, SLG: 0.240		2-2 G4-3		1-0 1B		3-3 K		0-0 G6-3		4	0	1	1	0	1	1				
Al Leiter, L OBP: 0.111, SLG: 0.059			2-3 K		0-1 G1-3				2-1 G4-3	2	0	0	0	0	1	1				
Alex Arias, R OBP: 0.345, SLG: 0.401							4-1 FC5-4 BB			0	0	0	0	1	0	0				
Terry Mathews, L OBP: 0.345, SLG: 0.401										0	0	0	0	0	0	0				
Marc Valdes, R OBP: 0.238, SLG: 0.215										0	0	0	0	0	0	0				
Jesus Tavarez, S OBP: 0.238, SLG: 0.215										1	0	0	0	0	0	0				
Inning Stats	R: 3 E: 1 K: 1 S: 15	H: 3 LOB: 0 BB: 0 P: 20	R: 0 E: 0 K: 1 S: 11	H: 0 LOB: 0 BB: 0 P: 16	R: 0 E: 0 K: 0 S: 7	H: 1 LOB: 1 BB: 0 P: 10	R: 1 E: 0 K: 0 S: 13	H: 2 LOB: 1 BB: 0 P: 20	R: 0 E: 0 K: 1 S: 9	H: 0 LOB: 0 BB: 0 P: 16	R: 0 E: 0 K: 1 S: 7	H: 0 LOB: 1 BB: 1 P: 14	R: 1 E: 0 K: 1 S: 14	H: 2 LOB: 1 BB: 0 P: 21	R: 0 E: 0 K: 1 S: 7	H: 0 LOB: 0 BB: 0 P: 15	1B: 7 2B: 1 3B: 1 HR: 1	SF: 0 SAC: 0 DP: 0 HBP: 0	WP: 0 PB: 0 SB: 0 CS: 0	PA: 38
PITCHER	IP WLS BF H R ER SO BB IBB HBP BLK WP HR S P ERA WHIP																			
Kevin Ritz, R ERA: 4.75	(1, 1) 6.2 W 29 8 4 4 4 2 0 0 0 0 0 1 73 117 5.40 1.500																			
Steve Reed, R ERA: 3.99	(7, 1) 0.1 1 0 0 0 0 0 0 0 0 0 0 0 2 3 0.00 0.000																			
Curt Leskanic, R ERA: 6.93	(8, 1) 1.0 5 2 1 1 1 0 0 0 0 0 0 0 14 21 9.00 2.000																			
Bruce Ruffin, L ERA: 4.41	(9, 1) 1.0 3 0 0 0 1 0 0 0 0 0 0 0 7 15 0.00 0.000																			

Batter	1	2	3	4	5	6	7	8	9	AB	R	H	RBI	BB	SO	LOB	BOTTOM			
Eric Young Sr., R OBP: 0.414, SLG: 0.452	0-3 K		3-1 G6-3		2-0 1B 1B		1-1 1B 1B	1-1 HR 2B		5	3	3	0	0	1	1	Florida Marlins @ Colorado Rockies Coors Field, Denver, CO Wed Aug 07 1996, 3:33 AM MDT Att: 48,622 - Sunny - 72 F			
Quinton McCracken, S OBP: 0.390, SLG: 0.411	4-1 1B BB		0-2 G3-1		4-2 1B HR BB		0-0 1B FC6-4 1B	1-1 HR		3	3	2	3	2	0	1				
Ellis Burks, R OBP: 0.409, SLG: 0.641	0-0 P4			3-3 K	0-1 HR 1B		2-1 FC6-4 1B HBP	2-0 P2		5	2	2	2	0	1	1				
Andres Galarraga, R OBP: 0.348, SLG: 0.568	0-1 1B			2-2 2B 1B	0-0 HR		1-0 FC6-4 HBP	1-1 G5-3		4	2	3	3	0	0	0				
Dante Bichette, R OBP: 0.371, SLG: 0.536		1-2 G5-4-3 1B		3-2 1B 2B	2-3 K		3-2 FC6-4 1B			4	0	2	2	0	1	2				
Curt Leskanic, R OBP: 0.333, SLG: 0.667				1-H L3-5 2B						0	0	0	0	0	0	0				
Bruce Ruffin, S (9, 1)										0	0	0	0	0	0	0				
Vinny Castilla, R OBP: 0.344, SLG: 0.557		0-2 G5-4-3		3-1 HBP		0-0 F7	0-1 1B			3	0	1	1	0	0	1				
Jayhawk Owens, R OBP: 0.338, SLG: 0.413		1-0 P3		2-2 L3-5		1-3 K	2-3 G5-3			4	0	0	0	0	1	4				
Jason Bates, S OBP: 0.303, SLG: 0.293	(1, 6)		1-1 G6-3		2-2 G5-3		0-1 F7		0-0 F9	3	0	0	0	0	0	0				
Steve Reed, R OBP: 0.333, SLG: 0.333	(7, 1)									0	0	0	0	0	0	0				
Angel Echevarria, R OBP: 0.308, SLG: 0.308	(8, 9)									1	0	0	0	0	0	0				
Kevin Ritz, R OBP: 0.245, SLG: 0.208	(1, 1)		0-1 G6-3 1B		2-3 K		0-1 1B 1B		0-1 HR	2	0	1	0	0	1	0				
Walt Weiss, S OBP: 0.394, SLG: 0.381	(7, 6)									2	2	2	1	0	0	0				
Inning Stats	R: 0 E: 0 K: 1 S: 7	H: 1 LOB: 1 BB: 1 P: 11	R: 0 E: 0 K: 0 S: 8	H: 1 LOB: 0 BB: 0 P: 10	R: 0 E: 0 K: 0 S: 9	H: 1 LOB: 1 BB: 0 P: 13	R: 1 E: 0 K: 1 S: 18	H: 2 LOB: 1 BB: 0 P: 31	R: 4 E: 0 K: 2 S: 16	H: 3 LOB: 0 BB: 1 P: 28	R: 0 E: 0 K: 1 S: 6	H: 0 LOB: 0 BB: 0 P: 7	R: 4 E: 0 K: 0 S: 15	H: 5 LOB: 1 BB: 0 P: 23	R: 3 E: 0 K: 0 S: 10	H: 3 LOB: 0 BB: 0 P: 15	1B: 11 2B: 3 3B: 0 HR: 3	SF: 0 SAC: 0 DP: 3 HBP: 2	WP: 0 PB: 0 SB: 1 CS: 0	PA: 40
PITCHER	IP WLS BF H R ER SO BB IBB HBP BLK WP HR S P ERA WHIP																			
Al Leiter, L ERA: 2.83	(1, 1) 6.0 L 26 8 5 4 5 2 0 0 1 0 0 0 64 100 7.50 1.667																			
Terry Mathews, R ERA: 5.01	(7, 1) 0.1 7 5 4 4 0 0 0 0 1 0 0 0 12 19 108.00 15.000																			
Marc Valdes, R ERA: 7.36	(7, 1) 1.0 5 3 3 3 0 0 0 0 0 0 0 2 10 13 27.00 3.000																			
Robb Nen, R ERA: 2.18	(8, 1) 0.2 2 0 0 0 0 0 0 0 0 0 0 0 3 6 0.00 0.000																			

AB	36
R	5
H	10
RBI	5
BB	2
SO	6
LOB	13



WP	0	PA	38
PB	0		
SB	0		
CS	0		

AB	36
R	12
H	16
RBI	12
BB	2
SO	5
LOB	10



WP	0	PA	40
PB	0		
SB	1		
CS	0		

Batter	1	2	3	4	5	6	7	8	9	AB R H RBI BB SO LOB	TOP											
Lance Johnson, L (1, 8) OBP: 0.347, SLG: 0.458	G6-3		1B			G5-3		G1-3	IBB	4 0 1 0 1 0 0	New York Mets @ Florida Marlins Joe Robbie Stadium, Miami, FL Thu Aug 08 1996, 7:05 PM EDT Att: 21,627 - Unknown - 80 F											
Alvaro Espinoza, R (1, 5) OBP: 0.297, SLG: 0.411	G4-3		K			1B		HR BB	L8	4 1 1 0 1 1 3												
Bernard Gilkey, R (1, 7) OBP: 0.386, SLG: 0.579	BB					F7		HR		3 1 2 2 1 0 1												
Todd Hundley, S (1, 2) OBP: 0.347, SLG: 0.588	K					G3		HR		4 1 1 1 0 1 3												
Carlos Baerga, S (1, 3) OBP: 0.299, SLG: 0.388 Roberto Petagine, L (8, 3) OBP: 0.200, SLG: 0.156	G3					K		F8	P4	4 0 0 0 0 1 1 0 0 0 0 0 0 0												
Alex Ochoa, R (1, 9) OBP: 0.333, SLG: 0.447	G6-3					G5-3		G5-3	G6-3	4 0 0 0 0 0 1												
Edgardo Alfonzo, R (1, 4) OBP: 0.275, SLG: 0.311	G5-3					F9		E9	1B	4 0 1 0 0 0 0												
Rey Ordonez, R (1, 6) OBP: 0.294, SLG: 0.308			CS PB			F7		1B	K	3 0 1 0 1 1 1												
Pete Harnisch, S (1, 1) OBP: 0.150, SLG: 0.135 Andy Tomberlin, L (9, PH) OBP: 0.382, SLG: 0.500 John Franco, L (9, 1)	K		K			G3		L5	G5-3	3 0 0 0 0 1 3 1 0 0 0 0 0 1 0 0 0 0 0 0 0												
Inning Stats	R: 0 E: 0 K: 1 S: 13	H: 0 LOB: 1 BB: 1 P: 20	R: 0 E: 0 K: 0 S: 6	H: 0 LOB: 0 BB: 0 P: 9	R: 0 E: 0 K: 2 S: 12	H: 2 LOB: 1 BB: 0 P: 19	R: 0 E: 0 K: 1 S: 11	H: 1 LOB: 1 BB: 0 P: 16	R: 0 E: 0 K: 0 S: 10	H: 0 LOB: 0 BB: 0 P: 12		R: 0 E: 0 K: 0 S: 11	H: 1 LOB: 1 BB: 0 P: 17	R: 0 E: 1 K: 0 S: 7	H: 1 LOB: 2 BB: 1 P: 14	R: 3 E: 0 K: 0 S: 14	H: 2 LOB: 0 BB: 1 P: 22	R: 0 E: 1 K: 1 S: 14	H: 0 LOB: 2 BB: 1 P: 21	1B: 4 2B: 1 3B: 0 HR: 2	SF: 0 SAC: 0 DP: 0 HBP: 0	WP: 0 PB: 1 CS: 1
PITCHER	IP WLS BF H R ER SO BB IBB HBP BLK WP HR S P ERA WHIP											PITCHER	IP WLS BF H R ER SO BB IBB HBP BLK WP HR S P ERA WHIP									
Kevin Brown, R (1, 1) ERA: 2.01	7.1 L 31 7 3 3 4 2 1 0 0 0 2 76 119 3.68 1.227																					
Jay Powell, R (8, 1) ERA: 3.88	0.2 2 0 0 0 0 0 0 0 0 0 0 8 10 0.00 0.000																					
Miguel Batista, R (9, 1) ERA:	1.0 5 0 0 0 1 0 1 0 0 0 0 14 21 0.00 0.000																					

AB	34
R	3
H	7
RBI	3
BB	4
SO	5
LOB	14



Batter	1	2	3	4	5	6	7	8	9	AB R H RBI BB SO LOB	BOTTOM											
Luis Castillo, S (1, 4) OBP: 0.375, SLG: 0.416	F7		G6-3			G6-3		F8		3 0 0 0 0 0 0 1 0 0 0 0 0 0 0 0 0 0 0 0 0	New York Mets @ Florida Marlins Joe Robbie Stadium, Miami, FL Thu Aug 08 1996, 7:05 PM EDT Att: 21,627 - Unknown - 80 F											
Greg Colbrunn, R (8, PH) OBP: 0.334, SLG: 0.416 Rob Natal, R (9, 2) OBP: 0.239, SLG: 0.186	F7		G6-3			G6-3		F8														
Edgar Renteria, R (1, 6) OBP: 0.350, SLG: 0.408	G5-3		F8			G5-3		G4-3		4 0 1 0 0 0 0												
Gary Sheffield, R (1, 9) OBP: 0.445, SLG: 0.627	G5-3		K			BB		P4		3 0 0 0 1 1 1												
Jeff Conine, R (1, 3) OBP: 0.369, SLG: 0.495	F8		K			K		G5-3		4 0 0 0 0 2 2												
Joe Orsulak, L (1, 8) OBP: 0.282, SLG: 0.285			FC4-6			G4-6-3		K		3 0 2 0 0 1 0												
Terry Pendleton, S (1, 5) OBP: 0.299, SLG: 0.359			FC4-6			G4-6-3		G6-3		3 0 0 0 0 0 2												
Billy McMillon, L (1, 7) OBP: 0.375, SLG: 0.286 Jay Powell, R (8, 1) ERA: 3.88 Miguel Batista, R (9, 1)			FC4-6			G4-6-3		K		3 0 1 0 0 1 0 0 0 0 0 0 0 0 0 0 0 0 0 0 0												
Joe Siddall, L (1, 2) OBP: 0.214, SLG: 0.222 Kurt Abbott, R (8, PH) OBP: 0.303, SLG: 0.462			F8			F9		G3-1		2 0 0 0 0 0 2 1 0 0 0 0 0 0												
Kevin Brown, R (1, 1) OBP: 0.189, SLG: 0.125 Jesus Tavarez, S (8, 7) OBP: 0.235, SLG: 0.213			P6			F7		F9		2 0 0 0 0 0 2 1 0 0 0 0 0 0												
Inning Stats	R: 0 E: 0 K: 0 S: 7	H: 1 LOB: 1 BB: 0 P: 13	R: 0 E: 0 K: 0 S: 6	H: 2 LOB: 2 BB: 0 P: 7	R: 0 E: 0 K: 1 S: 11	H: 0 LOB: 0 BB: 0 P: 15	R: 0 E: 0 K: 1 S: 6	H: 1 LOB: 0 BB: 0 P: 9	R: 0 E: 0 K: 0 S: 5	H: 0 LOB: 0 BB: 0 P: 7	R: 0 E: 0 K: 1 S: 10	H: 0 LOB: 1 BB: 1 P: 17	R: 0 E: 0 K: 2 S: 17	H: 0 LOB: 0 BB: 0 P: 23	R: 0 E: 0 K: 0 S: 7	H: 0 LOB: 0 BB: 0 P: 9	R: 0 E: 0 K: 0 S: 5	H: 0 LOB: 0 BB: 0 P: 7	1B: 4 2B: 0 3B: 0 HR: 0	SF: 0 SAC: 0 DP: 1 HBP: 0	WP: 0 PB: 0 CS: 0	PA: 31
PITCHER	IP WLS BF H R ER SO BB IBB HBP BLK WP HR S P ERA WHIP											PITCHER	IP WLS BF H R ER SO BB IBB HBP BLK WP HR S P ERA WHIP									
Pete Harnisch, R (1, 1) ERA: 4.36	8.0 W 28 4 0 0 5 1 0 0 0 0 0 69 100 0.00 0.625																					
John Franco, L (9, 1) ERA: 1.62	1.0 S 3 0 0 0 0 0 0 0 0 0 0 5 7 0.00 0.000																					

AB	30
R	0
H	4
RBI	0
BB	1
SO	5
LOB	9



Batter	1	2	3	4	5	6	7	8	9	10	AB	R	H	RBI	BB	SO	LOB	TOP	
Lance Johnson, L (1, 8) OBP: 0.344, SLG: 0.453	G1-6-3		P6		G4-3		G6-3			G4-3	5	0	0	0	0	0	3	New York Mets @ Florida Marlins Joe Robbie Stadium, Miami, FL Fri Aug 09 1996, 7:05 PM EDT Att: 21,506 - Unknown - 82 F	
Alvaro Espinoza, R (1, 5) OBP: 0.294, SLG: 0.424	E1		F7			HR		G6-3		F8	5	1	1	1	0	0	1		
Bernard Gilkey, R (1, 7) OBP: 0.387, SLG: 0.577	G6-4-3		G6-4-3		1B	G4-3		CS	BB		3	0	1	0	1	0	1		
Todd Hundley, S (1, 2) OBP: 0.351, SLG: 0.589		1B	1B		K		L8-4	HBP	1B		3	0	2	0	1	1	2		
Carlos Baerga, S (1, 3) OBP: 0.299, SLG: 0.386		F8		L6			1-2	HBP		G6-3	3	0	0	0	0	0	3		
Alex Ochoa, R (1, 9) OBP: 0.331, SLG: 0.442		1-2	1B		F7		L8-4			F7	4	0	1	0	0	0	2		
Edgardo Alfonzo, R (1, 4) OBP: 0.274, SLG: 0.309		0-0	F9		F7			SH3-4	1B		4	0	1	0	0	1	2		
Rey Ordóñez, R (1, 6) OBP: 0.292, SLG: 0.306		2-1	G4-3			G5-3			SH3-4		3	0	0	0	0	1	2		
Robert Person, R (1, 1) OBP: 0.154, SLG: 0.154							1-3				3	0	1	0	0	2	1		
Dave Micki, R (8, 1) OBP: 0.200, SLG: 0.111											0	0	0	0	0	0	0		
Andy Tomberlin, L (10, PH) OBP: 0.400, SLG: 0.516											1	0	1	0	0	0	0		
Doug Henry, R (10, 1)											0	0	0	0	0	0	0		
Inning Stats	R: 0 E: 1 K: 0 S: 6	H: 0 LOB: 0 BB: 0 P: 11	R: 0 E: 0 K: 0 S: 9	H: 2 LOB: 2 BB: 0 P: 14	R: 0 E: 0 K: 1 S: 10	H: 2 LOB: 2 BB: 0 P: 14	R: 0 E: 0 K: 1 S: 7	H: 0 LOB: 0 BB: 0 P: 9	R: 1 E: 0 K: 0 S: 9	H: 2 LOB: 1 BB: 0 P: 14	R: 0 E: 0 K: 1 S: 7	H: 1 LOB: 1 BB: 0 P: 9	R: 0 E: 0 K: 2 S: 7	H: 0 LOB: 0 BB: 0 P: 7	R: 0 E: 0 K: 0 S: 3	H: 1 LOB: 0 BB: 0 P: 5	1B: 7 2B: 1 3B: 0 HR: 1	SF: 0 SAC: 1 DP: 3 HBP: 1	WP: 0 PA: 38 PB: 0 SB: 0 CS: 2
PITCHER	IP WLS BF H R ER SO ERA WHIP	IP WLS BF H R ER SO ERA WHIP	IP WLS BF H R ER SO ERA WHIP	IP WLS BF H R ER SO ERA WHIP	IP WLS BF H R ER SO ERA WHIP	IP WLS BF H R ER SO ERA WHIP	IP WLS BF H R ER SO ERA WHIP	IP WLS BF H R ER SO ERA WHIP	IP WLS BF H R ER SO ERA WHIP	IP WLS BF H R ER SO ERA WHIP	IP WLS BF H R ER SO ERA WHIP	IP WLS BF H R ER SO ERA WHIP	IP WLS BF H R ER SO ERA WHIP	IP WLS BF H R ER SO ERA WHIP	IP WLS BF H R ER SO ERA WHIP	IP WLS BF H R ER SO ERA WHIP	IP WLS BF H R ER SO ERA WHIP	IP WLS BF H R ER SO ERA WHIP	
Mark Hutton, R (1, 1) ERA: 4.22	6.0	24	6	1	0	2	0	0	0	0	0	0	0	0	0	0	0	1.50	1.000
Jay Powell, R (7, 1) ERA: 3.78	1.1	6	1	0	0	1	1	0	0	0	0	0	0	0	0	0	0	0.00	1.500
Felix Heredia, L (8, 1) ERA: 3.78	0.2	2	0	0	0	0	1	0	0	0	0	0	0	0	0	0	0	0.00	1.500
Robb Nen, R (9, 1) ERA: 2.11	2.0	6	1	0	0	2	0	0	0	0	0	0	0	0	0	0	0	0.00	0.500

New York Mets @ Florida Marlins
 Joe Robbie Stadium, Miami, FL
 Fri Aug 09 1996, 7:05 PM EDT
 Att: 21,506 - Unknown - 82 F

AB	34
R	1
H	8
RBI	1
BB	2
SO	5
LOB	17



Batter	1	2	3	4	5	6	7	8	9	10	AB	R	H	RBI	BB	SO	LOB	BOTTOM					
Luis Castillo, S (1, 4) OBP: 0.250, SLG: 0.250	B5-3			E1		G5-3			G6-3		5	1	2	1	0	0	0	New York Mets @ Florida Marlins Joe Robbie Stadium, Miami, FL Fri Aug 09 1996, 7:05 PM EDT Att: 21,506 - Unknown - 82 F					
Edgar Renteria, R (1, 6) OBP: 0.352, SLG: 0.410	K			1B		G6-3				1B	4	0	2	0	0	1	0						
Gary Sheffield, R (1, 9) OBP: 0.446, SLG: 0.624	F8			P4			G4-3	E	BB		2	0	0	0	2	0	2						
Jeff Conine, R (1, 7) OBP: 0.366, SLG: 0.492				SF8				F8		F9	3	0	0	1	0	1	3						
Devon White, S (1, 8) OBP: 0.314, SLG: 0.425				G4-3				G4-3		K	4	0	0	0	0	2	4						
Greg Colbrunn, R (1, 3) OBP: 0.332, SLG: 0.412				F8							3	0	0	0	0	0	1						
Felix Heredia, L (8, 1)						G5-3					0	0	0	0	0	0	0						
Robb Nen, R (9, 1)											0	0	0	0	0	0	0						
Alex Arias, R (10, PH) OBP: 0.349, SLG: 0.401											0	1	0	0	1	0	0						
Terry Pendleton, S (1, 5) OBP: 0.299, SLG: 0.359				G3							3	0	1	0	0	1	0						
Rob Natal, R (1, 2) OBP: 0.232, SLG: 0.180											1	0	0	0	0	0	0						
Kurt Abbott, R (8, PH) OBP: 0.302, SLG: 0.459				G5-3							1	0	0	0	0	0	1						
Joe Siddall, L (9, 2) OBP: 0.207, SLG: 0.214											1	0	0	0	0	1	1						
Mark Hutton, R (1, 1)											1	0	0	0	0	0	0						
Billy McMillon, L (6, PH) OBP: 0.356, SLG: 0.278				G4-3							1	0	0	0	0	1	0						
Jay Powell, R (7, 1)											0	0	0	0	0	0	0						
Joe Orsulak, L (8, 7) OBP: 0.285, SLG: 0.283											1	0	0	0	1	0	0						
Inning Stats	R: 0 E: 0 K: 1 S: 9	H: 0 LOB: 0 BB: 0 P: 13	R: 0 E: 0 K: 1 S: 5	H: 0 LOB: 0 BB: 0 P: 8	R: 0 E: 0 K: 0 S: 4	H: 0 LOB: 0 BB: 0 P: 5	R: 1 E: 1 K: 1 S: 11	H: 2 LOB: 1 BB: 0 P: 16	R: 0 E: 0 K: 1 S: 9	H: 0 LOB: 0 BB: 0 P: 13	R: 0 E: 0 K: 0 S: 7	H: 0 LOB: 0 BB: 0 P: 14	R: 0 E: 1 K: 0 S: 8	H: 0 LOB: 1 BB: 0 P: 17	R: 0 E: 0 K: 1 S: 8	H: 1 LOB: 0 BB: 0 P: 11	R: 0 E: 0 K: 1 S: 17	H: 1 LOB: 2 BB: 1 P: 28	R: 1 E: 0 K: 1 S: 14	H: 1 LOB: 1 BB: 2 P: 25	1B: 5 2B: 0 3B: 0 HR: 0	SF: 1 SAC: 1 DP: 1 HBP: 0	WP: 0 PA: 37 PB: 0 SB: 1 CS: 0
PITCHER	IP WLS BF H R ER SO ERA WHIP	IP WLS BF H R ER SO ERA WHIP	IP WLS BF H R ER SO ERA WHIP	IP WLS BF H R ER SO ERA WHIP	IP WLS BF H R ER SO ERA WHIP	IP WLS BF H R ER SO ERA WHIP	IP WLS BF H R ER SO ERA WHIP	IP WLS BF H R ER SO ERA WHIP	IP WLS BF H R ER SO ERA WHIP	IP WLS BF H R ER SO ERA WHIP	IP WLS BF H R ER SO ERA WHIP	IP WLS BF H R ER SO ERA WHIP	IP WLS BF H R ER SO ERA WHIP	IP WLS BF H R ER SO ERA WHIP	IP WLS BF H R ER SO ERA WHIP	IP WLS BF H R ER SO ERA WHIP	IP WLS BF H R ER SO ERA WHIP	IP WLS BF H R ER SO ERA WHIP					
Robert Person, R (1, 1) ERA: 3.05	7.0	24	2	1	0	5	1	0	0	0	0	0	0	0	0	0	0	0.00	0.429				
Dave Micki, R (8, 1) ERA: 3.22	2.0	8	2	0	0	1	1	0	0	0	0	0	0	0	0	0	0	0.00	1.500				
Doug Henry, R (10, 1) ERA: 4.05	0.2	5	1	1	1	1	1	1	0	0	0	0	0	0	0	0	0	13.50	3.000				

New York Mets @ Florida Marlins
 Joe Robbie Stadium, Miami, FL
 Fri Aug 09 1996, 7:05 PM EDT
 Att: 21,506 - Unknown - 82 F

AB	31
R	2
H	5
RBI	2
BB	4
SO	7
LOB	12



Batter	1	2	3	4	5	6	7	8	9	AB	R	H	RBI	BB	SO	LOB	TOP					
Lance Johnson, L (1, 8) Chris Jones, R (9, 8) OBP: 0.345, SLG: 0.452 OBP: 0.310, SLG: 0.407	1-0 BLK G6-3 1B	0-0 G3			2-1 F8		0-1 G4-3		1-1 1B	5	1	2	0	0	0	1						
Alvaro Espinoza, R (1, 5) OBP: 0.301, SLG: 0.422	2-1 BLK E 1B	2-1 P6			1-1 G6-3		1-3 K		0-1 G1-3	5	1	1	0	0	1	2						
Bernard Gilkey, R (1, 7) OBP: 0.384, SLG: 0.569	0-1 G6-3		3-2 G5-3		3-2 L7			3-2 G6-3		4	0	0	1	0	0	1						
Todd Hundley, S (1, 2) OBP: 0.355, SLG: 0.601	1-1 F8		2-1 F8		1-0 HR			2-1 G3-1 1B 2B		4	2	2	1	0	0	1						
Carlos Baerga, S (1, 3) Roberto Petagine, L (8, 3) OBP: 0.300, SLG: 0.395 OBP: 0.222, SLG: 0.182	1-2 E4 1B 2H		0-1 FC6-4 1B		2-2 HR			0-1 G3-1		4	1	2	1	0	0	1						
Alex Ochoa, R (1, 9) OBP: 0.332, SLG: 0.443	2-1 1B		1-1 FC6-4 1B		2-2 G5-3			1-1 E 1B		4	0	2	1	0	0	1						
Edgardo Alfonso, R (1, 4) OBP: 0.269, SLG: 0.303	2-2 F9		0-0 P6		1-0 F9			2-1 F9		4	0	0	0	0	0	3						
Rey Ordenez, R (1, 6) OBP: 0.296, SLG: 0.310		0-2 G3 1B		1-0 F8		3-2 L6			0-1 G5-3	4	0	1	0	0	0	0						
Mark Clark, R (1, 1) John Franco, L (9, 1) OBP: 0.055, SLG: 0.074		1-3 K		1-3 K			1-3 K		3-2 G4-3	4	0	0	0	0	3	1						
Inning Stats	R: 2 E: 1 K: 0 S: 15	H: 3 LOB: 2 BB: 0 P: 24	R: 0 E: 0 K: 1 S: 9	H: 1 LOB: 1 BB: 0 P: 12	R: 0 E: 0 K: 1 S: 9	H: 1 LOB: 0 BB: 0 P: 15	R: 0 E: 0 K: 1 S: 5	H: 0 LOB: 0 BB: 0 P: 7	R: 0 E: 0 K: 0 S: 10	H: 2 LOB: 0 BB: 0 P: 21	R: 0 E: 0 K: 2 S: 8	H: 0 LOB: 0 BB: 0 P: 10	R: 1 E: 1 K: 0 S: 11	H: 2 LOB: 1 BB: 0 P: 19	R: 0 E: 0 K: 0 S: 9	H: 1 LOB: 1 BB: 0 P: 13	1B: 7 2B: 1 3B: 0 HR: 2	SF: 0 SAC: 0 DP: 0 HBP: 0	WP: 0 PB: 0 CS: 0	PA: 38		
PITCHER	IP WLS BF H R ER SO BB IBB HBP BLK WP HR S P ERA WHIP	IP WLS BF H R ER SO BB IBB HBP BLK WP HR S P ERA WHIP	IP WLS BF H R ER SO BB IBB HBP BLK WP HR S P ERA WHIP	IP WLS BF H R ER SO BB IBB HBP BLK WP HR S P ERA WHIP	IP WLS BF H R ER SO BB IBB HBP BLK WP HR S P ERA WHIP	IP WLS BF H R ER SO BB IBB HBP BLK WP HR S P ERA WHIP	IP WLS BF H R ER SO BB IBB HBP BLK WP HR S P ERA WHIP	IP WLS BF H R ER SO BB IBB HBP BLK WP HR S P ERA WHIP	IP WLS BF H R ER SO BB IBB HBP BLK WP HR S P ERA WHIP	IP WLS BF H R ER SO BB IBB HBP BLK WP HR S P ERA WHIP	IP WLS BF H R ER SO BB IBB HBP BLK WP HR S P ERA WHIP	IP WLS BF H R ER SO BB IBB HBP BLK WP HR S P ERA WHIP	IP WLS BF H R ER SO BB IBB HBP BLK WP HR S P ERA WHIP	IP WLS BF H R ER SO BB IBB HBP BLK WP HR S P ERA WHIP	IP WLS BF H R ER SO BB IBB HBP BLK WP HR S P ERA WHIP	IP WLS BF H R ER SO BB IBB HBP BLK WP HR S P ERA WHIP	IP WLS BF H R ER SO BB IBB HBP BLK WP HR S P ERA WHIP	IP WLS BF H R ER SO BB IBB HBP BLK WP HR S P ERA WHIP	IP WLS BF H R ER SO BB IBB HBP BLK WP HR S P ERA WHIP	IP WLS BF H R ER SO BB IBB HBP BLK WP HR S P ERA WHIP	IP WLS BF H R ER SO BB IBB HBP BLK WP HR S P ERA WHIP	IP WLS BF H R ER SO BB IBB HBP BLK WP HR S P ERA WHIP

New York Mets @ Florida Marlins
Joe Robbie Stadium, Miami, FL
Sun Aug 11, 1996, 3:33 AM EDT
Att: 21,092 - Sunny - 90 F

AB 38
R 5
H 10
RBI 4
BB 0
SO 4
LOB 11



Batter	1	2	3	4	5	6	7	8	9	AB	R	H	RBI	BB	SO	LOB	BOTTOM					
Luis Castillo, S (1, 4) Kurt Abbott, R (9, PH) OBP: 0.250, SLG: 0.250 OBP: 0.305, SLG: 0.471	0-3 K		2-2 L6			0-1 G5-3			1-1 1B 3B	3	0	0	0	0	1	0						
Edgar Renteria, R (1, 6) OBP: 0.355, SLG: 0.409	0-0 F8		2-3 K			1-0 WP 1B			0-3 K	4	0	1	0	0	2	1						
Gary Sheffield, R (1, 9) OBP: 0.450, SLG: 0.633	4-2 BB			3-3 K		2-2 F8			4-2 1B BB FC3-6 BB	2	1	0	0	2	1	1						
Jeff Conine, R (1, 7) OBP: 0.364, SLG: 0.486	0-1 F8			1-1 G6-3			2-0 G6-3		4-2 FC3-6 1B BB	3	0	0	0	1	0	1						
Devon White, S (1, 8) OBP: 0.320, SLG: 0.434		1-1 HR		0-0 G4-3			1-3 K		0-0 FC3-6 1B	4	1	2	2	0	1	0						
Greg Colbrunn, R (1, 3) OBP: 0.335, SLG: 0.419		3-2 G5-4-3 1B			0-0 G6-3			1-0 G6-3	1-2 2-3 3-H FC3-6	4	0	1	1	0	0	2						
Alex Arias, R (1, 5) OBP: 0.340, SLG: 0.390		0-1 F8			0-3 K			1-0 L9	0-3 K	4	0	0	0	0	2	3						
Rob Natal, R (1, 2) Joe Orsulak, L (8, PH) Joe Siddall, L (9, 2) OBP: 0.225, SLG: 0.175 OBP: 0.288, SLG: 0.286 OBP: 0.182, SLG: 0.188		2-2 G5-4-3			2-0 P3			2-1 G4-6-3 1B		2	0	0	0	0	0	1						
Marc Valdes, R (1, 1) Billy McMillon, L (6, PH) Chris Hammond, L (7, 1) Terry Pendleton, S (8, PH) Miguel Batista, R (9, 1) OBP: 0.357, SLG: 0.270 OBP: 0.071, SLG: 0.071 OBP: 0.298, SLG: 0.357				1-0 G4-3			1-3 K		3-2 G4-6-3	1	0	0	0	0	0	0						
Inning Stats	R: 0 E: 0 K: 1 S: 9	H: 0 LOB: 1 BB: 1 P: 13	R: 1 E: 0 K: 0 S: 13	H: 2 LOB: 0 BB: 0 P: 19	R: 0 E: 0 K: 1 S: 7	H: 0 LOB: 0 BB: 0 P: 12	R: 0 E: 0 K: 1 S: 6	H: 0 LOB: 0 BB: 0 P: 10	R: 0 E: 0 K: 1 S: 10	H: 1 LOB: 1 BB: 0 P: 14	R: 0 E: 0 K: 1 S: 5	H: 0 LOB: 0 BB: 0 P: 9	R: 0 E: 0 K: 0 S: 6	H: 1 LOB: 0 BB: 0 P: 12	R: 2 E: 0 K: 2 S: 17	H: 2 LOB: 2 BB: 2 P: 26	1B: 4 2B: 0 3B: 1 HR: 1	SF: 0 SAC: 0 DP: 2 HBP: 0	WP: 1 PB: 0 CS: 0	PA: 34		
PITCHER	IP WLS BF H R ER SO BB IBB HBP BLK WP HR S P ERA WHIP	IP WLS BF H R ER SO BB IBB HBP BLK WP HR S P ERA WHIP	IP WLS BF H R ER SO BB IBB HBP BLK WP HR S P ERA WHIP	IP WLS BF H R ER SO BB IBB HBP BLK WP HR S P ERA WHIP	IP WLS BF H R ER SO BB IBB HBP BLK WP HR S P ERA WHIP	IP WLS BF H R ER SO BB IBB HBP BLK WP HR S P ERA WHIP	IP WLS BF H R ER SO BB IBB HBP BLK WP HR S P ERA WHIP	IP WLS BF H R ER SO BB IBB HBP BLK WP HR S P ERA WHIP	IP WLS BF H R ER SO BB IBB HBP BLK WP HR S P ERA WHIP	IP WLS BF H R ER SO BB IBB HBP BLK WP HR S P ERA WHIP	IP WLS BF H R ER SO BB IBB HBP BLK WP HR S P ERA WHIP	IP WLS BF H R ER SO BB IBB HBP BLK WP HR S P ERA WHIP	IP WLS BF H R ER SO BB IBB HBP BLK WP HR S P ERA WHIP	IP WLS BF H R ER SO BB IBB HBP BLK WP HR S P ERA WHIP	IP WLS BF H R ER SO BB IBB HBP BLK WP HR S P ERA WHIP	IP WLS BF H R ER SO BB IBB HBP BLK WP HR S P ERA WHIP	IP WLS BF H R ER SO BB IBB HBP BLK WP HR S P ERA WHIP	IP WLS BF H R ER SO BB IBB HBP BLK WP HR S P ERA WHIP	IP WLS BF H R ER SO BB IBB HBP BLK WP HR S P ERA WHIP	IP WLS BF H R ER SO BB IBB HBP BLK WP HR S P ERA WHIP	IP WLS BF H R ER SO BB IBB HBP BLK WP HR S P ERA WHIP	IP WLS BF H R ER SO BB IBB HBP BLK WP HR S P ERA WHIP

New York Mets @ Florida Marlins
Joe Robbie Stadium, Miami, FL
Sun Aug 11, 1996, 3:33 AM EDT
Att: 21,092 - Sunny - 90 F

AB 31
R 3
H 6
RBI 3
BB 3
SO 8
LOB 10



Batter	1	2	3	4	5	6	7	8	9	AB	R	H	RBI	BB	SO	LOB	TOP			
Eric Young Sr. R (1.4) OBP: 0.413, SLG: 0.449 Jason Bates S (6.4) OBP: 0.297, SLG: 0.295										2	0	0	0	1	1	1	<p>Colorado Rockies @ Florida Marlins Joe Robbie Stadium, Miami, FL Tue Aug 13 1996, 7:05 PM EDT Att: 26,256 - Unknown - 86 F</p> <p>livebaseballscorecards.com</p> <p>AB 27 R 0 H 2 RBI 0 BB 6 SO 9 LOB 15</p>			
Quinton McCracken S (1.8) OBP: 0.379, SLG: 0.399										4	0	0	0	0	0	1				
Ellis Burks R (1.7) OBP: 0.404, SLG: 0.639										4	0	0	0	0	1	1				
Andres Galarraga R (1.3) OBP: 0.352, SLG: 0.579										2	0	1	0	2	0	0				
Dante Bichette R (1.9) OBP: 0.366, SLG: 0.527										4	0	1	0	0	1	2				
Vinny Castilla R (1.5) OBP: 0.340, SLG: 0.551										3	0	0	0	1	2	2				
Jayhawk Owens R (1.2) OBP: 0.329, SLG: 0.396										3	0	0	0	0	3	4				
Walt Weiss S (1.6) OBP: 0.393, SLG: 0.374										2	0	0	0	1	0	1				
Kevin Ritz R (1.1) OBP: 0.255, SLG: 0.204 Angel Echevarria R (7. PH) OBP: 0.333, SLG: 0.266 John Burke S (7.1)										1	0	0	0	1	1	0				
										1	0	0	0	0	0	3				
										0	0	0	0	0	0	0				
Inning Stats	R: 0 E: 0 K: 1 S: 6	H: 0 LOB: 0 BB: 0 P: 11	R: 0 E: 0 K: 2 S: 9	H: 0 LOB: 1 BB: 1 P: 16	R: 0 E: 0 K: 0 S: 4	H: 0 LOB: 0 BB: 1 P: 11	R: 0 E: 0 K: 1 S: 9	H: 0 LOB: 0 BB: 1 P: 15	R: 0 E: 0 K: 1 S: 8	H: 1 LOB: 1 BB: 0 P: 13	R: 0 E: 0 K: 1 S: 13	H: 0 LOB: 1 BB: 1 P: 22	R: 0 E: 0 K: 1 S: 10	H: 1 LOB: 3 BB: 2 P: 24	R: 0 E: 0 K: 0 S: 9	H: 0 LOB: 0 BB: 0 P: 8	1B: 1 2B: 1 3B: 0 HR: 0	SF: 0 SAC: 0 DP: 1 HBP: 0	WP: 0 PB: 0 SB: 1 CS: 1	PA: 34
PITCHER	IP WLS BF H R ER SO BB IBB HBP BLK WP HR S P ERA WHIP																			
Al Leiter L (1.1) ERA: 2.71	7.0 W 27 2 0 0 7 6 0 0 0 0 0 0 59 112 0.00 1.143																			
Jay Powell R (8.1) ERA: 3.55	1.0 3 0 0 0 0 0 0 0 0 0 0 0 9 15 0.00 0.000																			
Robb Nen R (9.1) ERA: 2.04	1.0 3 0 0 0 2 0 0 0 0 0 0 0 7 8 0.00 0.000																			


Batter	1	2	3	4	5	6	7	8	9	AB	R	H	RBI	BB	SO	LOB	BOTTOM			
Luis Castillo S (1.4) OBP: 0.286, SLG: 0.286										5	1	2	0	0	1	2	<p>Colorado Rockies @ Florida Marlins Joe Robbie Stadium, Miami, FL Tue Aug 13 1996, 7:05 PM EDT Att: 26,256 - Unknown - 86 F</p> <p>livebaseballscorecards.com</p> <p>AB 32 R 5 H 10 RBI 4 BB 5 SO 6 LOB 18</p>			
Edgar Renteria R (1.6) OBP: 0.355, SLG: 0.406										4	1	1	0	0	1	2				
Gary Sheffield R (1.9) OBP: 0.448, SLG: 0.628										3	0	0	0	1	0	3				
Jeff Conine R (1.7) OBP: 0.367, SLG: 0.490										3	2	2	2	1	0	2				
Devon White S (1.8) OBP: 0.322, SLG: 0.434										3	0	1	0	1	0	2				
Greg Colbrunn R (1.3) OBP: 0.334, SLG: 0.423										4	1	1	0	0	2	4				
Kurt Abbott R (1.5) OBP: 0.313, SLG: 0.474 Alex Arias R (9.5) OBP: 0.340, SLG: 0.390										3	0	2	2	1	0	0				
										0	0	0	0	0	0	0				
Rob Natal R (1.2) OBP: 0.213, SLG: 0.164										4	0	0	0	0	1	3				
Al Leiter L (1.1) OBP: 0.123, SLG: 0.057 Jay Powell R (8.1) Joe Orsulak L (8. PH) OBP: 0.292, SLG: 0.291 Robb Nen R (9.1)										2	0	0	0	1	1	0				
										0	0	0	0	0	0	0				
										1	0	1	0	0	0	0				
										0	0	0	0	0	0	0				
Inning Stats	R: 3 E: 0 K: 1 S: 19	H: 4 LOB: 2 BB: 1 P: 31	R: 0 E: 0 K: 0 S: 7	H: 0 LOB: 2 BB: 2 P: 18	R: 0 E: 0 K: 0 S: 10	H: 1 LOB: 1 BB: 1 P: 21	R: 0 E: 0 K: 1 S: 8	H: 1 LOB: 0 BB: 0 P: 9	R: 1 E: 0 K: 1 S: 11	H: 2 LOB: 0 BB: 0 P: 17	R: 0 E: 0 K: 1 S: 5	H: 0 LOB: 0 BB: 1 P: 9	R: 0 E: 0 K: 0 S: 7	H: 0 LOB: 1 BB: 1 P: 12	R: 1 E: 0 K: 2 S: 10	H: 2 LOB: 1 BB: 0 P: 15	1B: 8 2B: 1 3B: 1 HR: 0	SF: 0 SAC: 0 DP: 0 HBP: 0	WP: 1 PB: 0 SB: 4 CS: 2	PA: 38
PITCHER	IP WLS BF H R ER SO BB IBB HBP BLK WP HR S P ERA WHIP																			
Kevin Ritz R (1.1) ERA: 4.79	6.0 L 28 8 4 4 4 4 0 0 0 0 0 0 60 105 6.00 2.000																			
John Burke R (7.1) ERA: 4.5	2.0 9 2 1 1 2 1 0 0 0 0 1 0 17 27 4.50 1.500																			

Batter	1	2	3	4	5	6	7	8	9	AB	R	H	RBI	BB	SO	LOB	TOP			
Walt Weiss, S OBP: 0.392, SLG: 0.372	1-3 K			2-1 P5		1-1 HBP		2-2 G3		3	0	0	0	0	1	2				
Ellis Burks, R OBP: 0.401, SLG: 0.633	2-3 K			3-2 G6-3		0-0 L6			2-2 G5-3	4	0	0	0	0	1	1				
John Vander Wal, L OBP: 0.333, SLG: 0.389	2-3 K			1-2 E8 1B			2-2 G4-3		3-3 K	4	0	1	0	0	2	0				
Andres Galarraga, R OBP: 0.349, SLG: 0.574		2-2 G6-3		1-3 K			1-3 K		2-1 P4	4	0	0	0	0	2	1				
Eric Anthony, L OBP: 0.350, SLG: 0.478		3-3 K			1-0 F8		0-1 G3			3	0	0	0	0	1	0				
Vinny Castilla, R OBP: 0.340, SLG: 0.549		3-1 G6-3			1-2 P4			2-0 SH1-3 1B		3	0	1	0	0	0	0				
Eric Young Sr., R OBP: 0.413, SLG: 0.449										0	1	0	0	0	0	0				
Jeff Reed, L OBP: 0.364, SLG: 0.420			2-0 G4-3		1-3 K			1-1 SH1-3		2	0	0	0	0	1	0				
Jason Bates, S OBP: 0.298, SLG: 0.295			1-3 K			1-1 G3-1		0-0 S		3	0	1	1	0	1	0				
Mark Thompson, R OBP: 0.135, SLG: 0.216			1-3 K			1-2 G6-3		2-2 K		2	0	0	0	0	1	0				
Steve Reed, R OBP: 0.333, SLG: 0.333										0	0	0	0	0	0	0				
Dante Bichette, R OBP: 0.366, SLG: 0.526										1	0	0	0	0	1	2				
Curt Leskanic, R OBP: 0.333, SLG: 0.667										0	0	0	0	0	0	0				
Inning Stats	R: 0 E: 0 K: 3 S: 9	H: 0 LOB: 0 BB: 0 P: 14	R: 0 E: 0 K: 1 S: 8	H: 0 LOB: 0 BB: 0 P: 16	R: 0 E: 0 K: 2 S: 7	H: 0 LOB: 0 BB: 0 P: 11	R: 0 E: 1 K: 1 S: 13	H: 1 LOB: 1 BB: 0 P: 20	R: 0 E: 0 K: 0 S: 7	H: 0 LOB: 0 BB: 0 P: 10	R: 0 E: 0 K: 1 S: 8	H: 0 LOB: 0 BB: 0 P: 11	R: 1 E: 0 K: 1 S: 13	H: 2 LOB: 1 BB: 0 P: 20	R: 0 E: 0 K: 1 S: 9	H: 0 LOB: 0 BB: 0 P: 16	1B: 3 2B: 0 3B: 0 HR: 0	SF: 0 SAC: 1 DP: 0 HBP: 1	WP: 0 PA: 31 PB: 0 SB: 1 CS: 0	
PITCHER	IP	WLS	BF	H	R	ER	SO	BB	IBB	HBP	BLK	WP	HR	S	P	ERA	WHIP			
Kevin Brown, R ERA: 1.97	8.0	W	28	3	1	1	10	0	0	1	0	0	0	72	112	1.12	0.375			
Robb Nen, R ERA: 2.01	1.0	S	3	0	0	0	1	0	0	0	0	0	0	9	16	0.00	0.000			

Colorado Rockies @ Florida Marlins
Joe Robbie Stadium, Miami, FL
Wed Aug 14, 1996, 7:05 PM EDT
Att: 26,589 - Unknown - 85 F

livebaseballscorecards.com

AB	29
R	1
H	3
RBI	1
BB	0
SO	11
LOB	6




Batter	1	2	3	4	5	6	7	8	9	AB	R	H	RBI	BB	SO	LOB	BOTTOM			
Luis Castillo, S OBP: 0.280, SLG: 0.280	0-3 K	3-2 1B		2-2 E1			1-0 G6-3			4	0	1	0	0	1	0				
Edgar Renteria, R OBP: 0.355, SLG: 0.405	3-1 BB 1B	0-1 L8		1-0 L5		4-0 BB BB				3	0	1	0	1	0	3				
Gary Sheffield, R OBP: 0.450, SLG: 0.627	4-1 BB 1-2 BB		4-1 BB BB		1-3 K	4-2 BB 1-2 BB				1	0	0	0	3	1	0				
Jeff Conine, R OBP: 0.364, SLG: 0.486	0-0 P3		0-0 F8		2-3 K	3-2 P6				4	0	0	0	0	1	5				
Devon White, S OBP: 0.321, SLG: 0.431	1-3 K		4-1 BB 1-2 BB		0-3 K	2-3 K				3	0	0	0	1	3	4				
Joe Orsulak, L OBP: 0.291, SLG: 0.309		2-3 K	1-0 P6			2-2 F7		1-1 HR		4	1	1	1	0	1	2				
Jesus Tavarez, S OBP: 0.235, SLG: 0.213										0	0	0	0	0	0	0				
Kurt Abbott, R OBP: 0.477		0-1 G5-3 1B	1-0 F9			4-1 G6-3 BB		3-2 G5-3		3	1	1	0	1	0	2				
Robb Nen, R ERA: 2.01										0	0	0	0	0	0	0				
Rob Natal, R OBP: 0.205, SLG: 0.157		0-2 G5-3		3-3 K		0-0 G6-3		1-0 P3		3	0	0	0	0	1	2				
Greg Coltrann, R OBP: 0.333, SLG: 0.422										1	0	0	0	0	0	0				
Joe Siddall, L OBP: 0.182, SLG: 0.188		2-3 K				1-2 G5-3		1-2 G4-3		0	0	0	0	0	0	0				
Kevin Brown, R OBP: 0.196, SLG: 0.137		1-0 BB 1B		0-0 G4-3			2-0 G5-3		1-2 G4-3	3	0	1	1	0	0	1				
Alex Arias, R OBP: 0.338, SLG: 0.387										1	0	0	0	0	0	0				
Inning Stats	R: 0 E: 0 K: 2 S: 10	H: 1 LOB: 2 BB: 1 P: 18	R: 1 E: 0 K: 1 S: 15	H: 3 LOB: 2 BB: 0 P: 21	R: 0 E: 0 K: 0 S: 5	H: 0 LOB: 2 BB: 2 P: 15	R: 0 E: 1 K: 1 S: 10	H: 0 LOB: 1 BB: 0 P: 16	R: 0 E: 0 K: 3 S: 10	H: 0 LOB: 0 BB: 0 P: 13	R: 0 E: 0 K: 0 S: 8	H: 0 LOB: 1 BB: 1 P: 16	R: 0 E: 0 K: 1 S: 9	H: 0 LOB: 2 BB: 2 P: 23	R: 1 E: 0 K: 0 S: 10	H: 1 LOB: 0 BB: 0 P: 16	1B: 3 2B: 1 3B: 0 HR: 1	SF: 0 SAC: 0 DP: 0 HBP: 0	WP: 0 PA: 36 PB: 0 SB: 0 CS: 0	
PITCHER	IP	WLS	BF	H	R	ER	SO	BB	IBB	HBP	BLK	WP	HR	S	P	ERA	WHIP			
Mark Thompson, R ERA: 5.13	6.1		30	4	1	1	7	6	0	0	0	0	0	61	111	1.42	1.579			
Steve Reed, R ERA: 3.81	0.2		2	0	0	0	1	0	0	0	0	0	0	6	11	0.00	0.000			
Curt Leskanic, R ERA: 6.88	1.0	L	4	1	1	1	0	0	0	0	0	0	1	10	16	9.00	1.000			

Colorado Rockies @ Florida Marlins
Joe Robbie Stadium, Miami, FL
Wed Aug 14, 1996, 7:05 PM EDT
Att: 26,589 - Unknown - 85 F

livebaseballscorecards.com

AB	30
R	2
H	5
RBI	2
BB	6
SO	8
LOB	19




Batter	1	2	3	4	5	6	7	8	9	AB	R	H	RBI	BB	SO	LOB	TOP				
Eric Young Sr., R OBP: 0.411, SLG: 0.445	G6-3 SF9 BB		G4-3	G4-3			L4	G6-3		4	1	0	0	1	0	3					
Ellis Burks, R OBP: 0.403, SLG: 0.632	G6-3		G6-3 1B			F9	FC5-4 BB	G1-6-3 1B		4	1	2	1	1	0	1					
Dante Bichette, R OBP: 0.364, SLG: 0.524	SF9		WP G6-3 1B			G5-3	FC5-4 S	G1-6-3 1-2		4	1	1	1	0	0	2					
Larry Walker, L OBP: 0.351, SLG: 0.576	G5-3		G6-3				K	G1-3		5	0	1	1	0	1	2					
Andres Galarraga, R OBP: 0.352, SLG: 0.575		G4-6-3 1B	FC5-4 1B			K		WP S SF7 BB		3	1	2	1	1	1	1					
Vinny Castilla, R OBP: 0.341, SLG: 0.548	G4-6-3 1B		FC5-4			F9		3B BB		3	1	1	0	1	0	1					
Jeff Reed, L OBP: 0.364, SLG: 0.422	G4-6-3					G3-1 2B		SF7		3	0	1	0	0	0	2					
Jayhawk Owens, R OBP: 0.327, SLG: 0.396	G4-6-3 1-2 2-3					G3-1 2B				0	0	0	1	0	0	0					
Walt Weiss, S OBP: 0.393, SLG: 0.380	G3-4-1					G3-1				4	0	2	1	0	0	2					
Jamey Wright, R OBP: 0.111, SLG: 0.222						G6-3		F9		3	1	1	0	0	1	2					
Darren Holmes, L										0	0	0	0	0	0	0					
John Vander Wal, L OBP: 0.331, SLG: 0.386			G4-3 1B							1	0	0	0	0	0	1					
Curt Leskanic, R OBP: 0.333, SLG: 0.667										0	0	0	0	0	0	0					
Bruce Ruffin, S										0	0	0	0	0	0	0					
Inning Stats	R: 1 E: 0 K: 0 S: 9	H: 0 LOB: 0 BB: 1 P: 19	R: 0 E: 0 K: 0 S: 9	H: 2 LOB: 1 BB: 0 P: 14	R: 3 E: 0 K: 0 S: 15	H: 4 LOB: 1 BB: 0 P: 23	R: 0 E: 0 K: 1 S: 11	H: 1 LOB: 1 BB: 0 P: 14	R: 0 E: 0 K: 1 S: 8	H: 1 LOB: 1 BB: 0 P: 12	R: 0 E: 0 K: 0 S: 5	H: 1 LOB: 1 BB: 0 P: 7	R: 0 E: 0 K: 1 S: 8	H: 0 LOB: 1 BB: 1 P: 14	R: 2 E: 0 K: 0 S: 13	H: 1 LOB: 1 BB: 2 P: 23	R: 0 E: 0 K: 0 S: 7	H: 1 LOB: 0 BB: 0 P: 10	1B: 7 2B: 3 3B: 1 HR: 0	SF: 2 SAC: 0 DP: 2 HBP: 0	WP: 2 PA: 40 PB: 0 SB: 3 CS: 0
PITCHER	IP	WLS	BF	H	R	ER	SO	BB	IBB	HBP	BLK	WP	HR	S	P	ERA	WHIP				
Mark Hutton, R ERA: 4.73	3.0		15	6	4	4	0	1	0	0	0	1	0	33	56	12.00	2.3333				
Chris Hammond, L ERA: 7.1	2.0		8	2	0	0	2	0	0	0	0	0	0	19	26	0.00	1.000				
Terry Mathews, R ERA: 5.03	1.2		7	1	0	0	0	1	0	0	0	0	0	10	17	0.00	1.200				
Felix Heredia, L ERA: 13.5	0.1		3	0	2	2	1	2	0	0	0	1	0	9	18	54.00	6.000				
Jay Powell, R ERA: 3.58	1.0	W	4	1	0	0	0	0	0	0	0	0	0	7	9	0.00	1.000				

Colorado Rockies @ Florida Marlins
Joe Robbie Stadium, Miami, FL
Thu Aug 15, 1996, 7:05 PM EDT
Att: 21,723 - Unknown - 86 F

livebaseballscorecards.com

AB 34
R 6
H 11
RBI 6
BB 4
SO 3
LOB 17




Batter	1	2	3	4	5	6	7	8	9	AB	R	H	RBI	BB	SO	LOB	BOTTOM				
Luis Castillo, S OBP: 0.267, SLG: 0.267	K		K			FC4 FC6-4	1B	F9		5	1	1	0	0	2	2					
Edgar Renteria, R OBP: 0.354, SLG: 0.403	K		B5-3			FC6-4	BB			4	0	1	2	0	1	2					
Gary Sheffield, R OBP: 0.451, SLG: 0.632	HR				G5-3		P1	BB		3	1	1	1	1	0	0					
Greg Colbrunn, R OBP: 0.333, SLG: 0.420	1B				P3		G6-3	K		4	0	1	0	0	1	2					
Rob Natal, R OBP: 0.205, SLG: 0.157	1B									0	0	0	0	0	0	0					
Devon White, S OBP: 0.322, SLG: 0.432	L7				K		BLK BB	S 2B		3	1	1	0	1	1	1					
Billy McMillon, L OBP: 0.356, SLG: 0.275					G4-3		K	K		3	0	1	0	0	1	1					
Felix Heredia, L										0	0	0	0	0	0	0					
Jay Powell, R										0	0	0	0	0	0	0					
Jesus Tavarez, S OBP: 0.233, SLG: 0.210	G5-4-3 1B									1	0	0	0	0	1	1					
Kurt Abbott, R OBP: 0.319, SLG: 0.475	G5-4-3 1-2				1B 1B			F8		3	2	1	0	1	0	1					
Joe Siddall, L OBP: 0.194, SLG: 0.200										3	0	1	0	0	1	0					
Alex Arias, R OBP: 0.342, SLG: 0.359	K				FC4 1B			F9		1	1	1	2	0	0	0					
Robb Nen, R										0	0	0	0	0	0	0					
Mark Hutton, R										0	0	0	0	0	0	0					
Craig Grebeck, R OBP: 0.239, SLG: 0.247					G4-3					1	0	0	0	0	0	0					
Chris Hammond, L OBP: 0.271, SLG: 0.275										0	0	0	0	0	0	0					
Joe Orsulak OBP: 0.296, SLG: 0.314										0	0	1	1	0	0	0					
Terry Mathews, L										0	0	0	0	0	0	0					
Jeff Contino, R OBP: 0.304, SLG: 0.487					1-2 2H			1B		1	1	1	1	0	0	0					
Inning Stats	R: 1 E: 0 K: 2 S: 13	H: 2 LOB: 1 BB: 0 P: 21	R: 0 E: 0 K: 1 S: 5	H: 1 LOB: 0 BB: 0 P: 7	R: 0 E: 0 K: 1 S: 7	H: 0 LOB: 0 BB: 0 P: 10	R: 0 E: 0 K: 1 S: 5	H: 0 LOB: 0 BB: 0 P: 10	R: 1 E: 0 K: 0 S: 11	H: 3 LOB: 2 BB: 0 P: 15	R: 0 E: 0 K: 1 S: 8	H: 0 LOB: 1 BB: 1 P: 15	R: 2 E: 0 K: 1 S: 14	H: 3 LOB: 2 BB: 1 P: 25	R: 3 E: 0 K: 1 S: 13	H: 2 LOB: 0 BB: 1 P: 20	1B: 8 2B: 2 3B: 0 HR: 1	SF: 1 SAC: 0 DP: 1 HBP: 0	WP: 0 PA: 37 PB: 0 SB: 1 CS: 0		
PITCHER	IP	WLS	BF	H	R	ER	SO	BB	IBB	HBP	BLK	WP	HR	S	P	ERA	WHIP				
Jamey Wright, R ERA: 5.04	6.2		29	9	4	4	6	1	0	0	1	0	0	56	90	5.40	1.500				
Darren Holmes, R ERA: 4.07	0.1		2	0	0	0	1	1	0	0	0	0	0	7	13	0.00	3.000				
Curt Leskanic, R ERA: 7.18	0.1		3	1	2	2	1	1	0	0	0	0	0	8	14	54.00	6.000				
Bruce Ruffin, L ERA: 4.35	0.2	L	3	1	1	1	0	0	0	0	0	0	0	5	6	13.50	1.500				

Colorado Rockies @ Florida Marlins
Joe Robbie Stadium, Miami, FL
Thu Aug 15, 1996, 7:05 PM EDT
Att: 21,723 - Unknown - 86 F

livebaseballscorecards.com

AB 33
R 7
H 11
RBI 7
BB 3
SO 8
LOB 10



Batter	1	2	3	4	5	6	7	8	9	AB	R	H	RBI	BB	SO	LOB	TOP								
Luis Castillo, S (1.4) OBP: 0.265, SLG: 0.265	B5-3		G5-3					K		4	0	1	0	0	1	0	Florida Marlins @ St. Louis Cardinals Busch Stadium, St. Louis, MO Fri Aug 16 1996, 7:05 PM CDT Att: 30,507 - Unknown - 83 F								
Edgar Renteria, R (1.6) OBP: 0.355, SLG: 0.401	K		K					G6-3		4	0	1	0	0	2	0									
Gary Sheffield, R (1.9) Joe Orsulak, L (3.9) OBP: 0.298, SLG: 0.316	K		K					K		2	0	0	0	0	2	0									
Jeff Conine, R (1.7) OBP: 0.363, SLG: 0.483		L7						G4-6-3		3	0	0	0	0	1	2									
Devon White, S (1.8) OBP: 0.322, SLG: 0.433		1B 2B						F8		4	1	1	0	0	2	2									
Greg Colbrunn, R (1.3) OBP: 0.334, SLG: 0.427		1B BB						G5-3		3	1	1	1	1	1	1									
Kurt Abbott, R (1.5) OBP: 0.318, SLG: 0.471		K						G3		4	0	1	0	0	2	3									
Joe Siddall, L (1.2) OBP: 0.205, SLG: 0.211		1B						P4		3	0	1	1	0	0	1									
Pat Rapp, R (1.1) Billy McMillon, L (7, PH) Felix Heredia, L (7.1) Miguel Batista, R (8.1) OBP: 0.104, SLG: 0.104 OBP: 0.348, SLG: 0.268 OBP: 0.347, SLG: 0.444	G1-3							G1-3		2	0	0	0	0	0	2									
										1	0	0	0	0	0	1									
										0	0	0	0	0	0	0									
										0	0	0	0	0	0	0									
Inning Stats	R: 0 E: 0 K: 2 S: 7	H: 0 LOB: 0 BB: 0 P: 11	R: 1 E: 0 K: 1 S: 13	H: 2 LOB: 2 BB: 1 P: 23	R: 0 E: 0 K: 2 S: 9	H: 0 LOB: 0 BB: 0 P: 14	R: 1 E: 0 K: 3 S: 11	H: 1 LOB: 0 BB: 0 P: 16	R: 0 E: 0 K: 0 S: 6	H: 1 LOB: 1 BB: 0 P: 9	R: 0 E: 0 K: 0 S: 8	H: 2 LOB: 1 BB: 0 P: 13	R: 0 E: 0 K: 0 S: 13	H: 1 LOB: 1 BB: 0 P: 19	R: 0 E: 0 K: 2 S: 8	H: 0 LOB: 0 BB: 0 P: 12	R: 0 E: 0 K: 2 S: 13	H: 0 LOB: 1 BB: 0 P: 18	1B: 5 2B: 1 3B: 0 HR: 1	SF: 0 SAC: 0 DP: 1 HBP: 1	WP: 0 PB: 0 SB: 0 CS: 1	PA: 35			
PITCHER	IP	WLS	BF	H	R	ER	SO	BB	IBB	HBP	BLK	WP	HR	S	P	ERA	WHIP								
Andy Benes, R (1.1) ERA: 3.8	8.0	W	30	7	2	2	10	1	0	0	0	0	1	75	117	2.25	1.000								
Dennis Eckersley, R (9.1) ERA: 3.89	1.0		4	0	0	0	2	0	0	1	0	0	0	13	18	0.00	0.000								

Batter	1	2	3	4	5	6	7	8	9	AB	R	H	RBI	BB	SO	LOB	BOTTOM								
Royce Clayton, R (1.6) OBP: 0.320, SLG: 0.367	SH2-3 2B		G1-3					F8		5	0	2	0	0	0	2	Florida Marlins @ St. Louis Cardinals Busch Stadium, St. Louis, MO Fri Aug 16 1996, 7:05 PM CDT Att: 30,507 - Unknown - 83 F								
Mark Swenney, L (1.3) OBP: 0.388, SLG: 0.372	SH2-3		G3-1					G4-3		2	0	0	0	1	0	0									
Ron Gant, R (1.7) John Mabry, L (6.3) OBP: 0.365, SLG: 0.536 OBP: 0.347, SLG: 0.444	K		G6-3					F8		3	0	0	0	0	2	4									
Brian Jordan, R (1.9) OBP: 0.341, SLG: 0.495	L4							L4-6		4	1	2	0	0	0	4									
Willie McGee, S (1.8) OBP: 0.335, SLG: 0.391		3B 1B						L6		3	2	2	0	0	0	1									
Gary Gaetti, R (1.5) OBP: 0.327, SLG: 0.460	SF9 3B							E5 2B		4	2	2	2	0	0	1									
Tom Pagnozzi, R (1.2) OBP: 0.317, SLG: 0.454	P3							SH3-4		3	0	0	0	0	1	3									
Luis Alicea, S (1.4) OBP: 0.329, SLG: 0.352	SF9							P5		2	1	0	1	1	0	2									
Andy Benes, R (1.1) Ozzie Smith, S (8, PH) Dennis Eckersley, R (9.1) OBP: 0.167, SLG: 0.224 OBP: 0.355, SLG: 0.355	P4							WP 2B		2	0	1	2	1	0	0									
										1	0	1	1	0	0	0									
										0	0	0	0	0	0	0									
Inning Stats	R: 0 E: 0 K: 1 S: 10	H: 1 LOB: 1 BB: 0 P: 19	R: 2 E: 0 K: 0 S: 10	H: 2 LOB: 0 BB: 0 P: 14	R: 0 E: 0 K: 0 S: 6	H: 0 LOB: 0 BB: 0 P: 9	R: 1 E: 0 K: 0 S: 8	H: 2 LOB: 1 BB: 0 P: 17	R: 0 E: 0 K: 1 S: 13	H: 1 LOB: 2 BB: 2 P: 26	R: 2 E: 0 K: 1 S: 11	H: 2 LOB: 1 BB: 1 P: 19	R: 0 E: 0 K: 0 S: 7	H: 1 LOB: 1 BB: 0 P: 11	R: 1 E: 1 K: 0 S: 8	H: 1 LOB: 1 BB: 0 P: 15	1B: 5 2B: 5 3B: 1 HR: 0	SF: 1 SAC: 3 DP: 1 HBP: 0	WP: 1 PB: 0 SB: 1 CS: 0	PA: 37					
PITCHER	IP	WLS	BF	H	R	ER	SO	BB	IBB	HBP	BLK	WP	HR	S	P	ERA	WHIP								
Pat Rapp, R (1.1) ERA: 4.82	6.0	L	28	8	5	5	3	2	1	0	0	0	0	58	104	7.50	1.667								
Felix Heredia, L (7.1) ERA: 7.71	1.0		4	1	0	0	0	0	0	0	0	0	0	7	11	0.00	1.000								
Miguel Batista, R (8.1) ERA:	1.0		5	1	1	0	0	0	0	0	0	1	0	8	15	0.00	1.000								

Batter	1	2	3	4	5	6	7	8	9	AB	R	H	RBI	BB	SO	LOB	TOP				
Luis Castillo, S OBP: 0.279, SLG: 0.244	4-2 BB		1-2 F8			1-1 F7		4-1 HR	0-2 G3	3	1	0	0	2	0	3	Florida Marlins @ St. Louis Cardinals Busch Stadium, St. Louis, MO Sun Aug 18 1996, 3:33 AM CDT Att: 34,564 - Overcast - 75 F AB 32 R 3 H 7 RBI 3 BB 6 SO 7 LOB 20				
Edgar Renteria, R OBP: 0.345, SLG: 0.389	1-3 K		1-2 F8			2-3 K		0-2 F9	4-1 G6-4-3 BB	4	0	0	0	1	2	3					
Gary Sheffield, R OBP: 0.449, SLG: 0.630	0-0 P5			4-1 BB		2-3 K		2-1 HR	1-1 G6-4-3	4	1	1	2	1	1	4					
Jeff Conine, R OBP: 0.360, SLG: 0.477	3-2 G3			0-0 F9			3-3 K	1-2 BB		4	1	1	0	0	1	2					
Devon White, S OBP: 0.323, SLG: 0.431		1-1 F7		1-2 K			0-0 1B	4-2 1B		3	0	1	0	1	1	1					
Joe Orsulak, L OBP: 0.297, SLG: 0.314		0-1 P6		1-0 F8			0-1 1B	1-2 BB		3	0	1	0	0	0	1					
Greg Colbrunn, R OBP: 0.337, SLG: 0.432							1-2 1B	1-3 2H 1B		1	0	1	1	0	0	0					
Alex Arias, R Terry Mathews, L Billy McMillon, L Felix Heredia, L Robb Nen, R		0-1 F8			1-0 L7		0-0 P3	1-1 G3		3	0	0	0	0	0	2					
Joe Siddall, L Craig Grebeck, R			4-1 SH1-4 BB		0-0 G4-3		3-2 F9		3-2 2B 1B	2	0	0	0	1	0	2					
Al Leiter, L Kurt Abbott, R			0-0 SH1-4		1-3 K			3-3 K	1-1 2B	1	0	0	0	0	1	0					
			1-2							2	0	1	0	0	1	0					
Inning Stats	R: 0 E: 0 K: 1 S: 10	H: 0 LOB: 1 BB: 1 P: 17	R: 0 E: 0 K: 0 S: 6	H: 0 LOB: 0 BB: 0 P: 7	R: 0 E: 0 K: 0 S: 11	H: 0 LOB: 1 BB: 1 P: 17	R: 0 E: 0 K: 1 S: 5	H: 0 LOB: 0 BB: 0 P: 7	R: 0 E: 0 K: 2 S: 8	H: 0 LOB: 0 BB: 0 P: 13	R: 0 E: 0 K: 1 S: 11	H: 2 LOB: 2 BB: 0 P: 17	R: 3 E: 0 K: 1 S: 20	H: 3 LOB: 2 BB: 2 P: 36	R: 0 E: 0 K: 0 S: 11	H: 2 LOB: 2 BB: 1 P: 20		1B: 5 2B: 1 3B: 0 HR: 1	SF: 0 SAC: 1 DP: 1 HBP: 0	WP: 0 PB: 0 SB: 1 CS: 0	PA: 39
PITCHER	IP WLS BF H R ER SO BB IBB HBP BLK WP HR S P ERA WHIP																				
Todd Stottlemyre, R ERA: 3.84	(1, 1) 7.2 W 31 4 3 3 7 4 0 0 0 0 0 1 70 113 3.52 1.043																				
Danny Jackson, L ERA: 5.79	(8, 1) 0.0 1 0 0 0 0 1 0 0 0 0 0 0 2 6 ∞ ∞																				
Mark Petkovsek, R ERA: 4.33	(8, 1) 0.1 2 1 0 0 0 0 0 0 0 0 0 0 5 7 0.00 3.000																				
Dennis Eckersley, R ERA: 3.71	(9, 1) 1.0 S 5 2 0 0 0 0 1 0 0 0 0 0 0 11 20 0.00 3.000																				

Batter	1	2	3	4	5	6	7	8	9	AB	R	H	RBI	BB	SO	LOB	BOTTOM				
Royce Clayton, R OBP: 0.325, SLG: 0.370	0-1 G5-3 1B		1-2 1B		1-1 G5-4-3 1-2		4-0 BB FC1-2 1B IBB	1-3 K		4	1	2	0	1	1	3	Florida Marlins @ St. Louis Cardinals Busch Stadium, St. Louis, MO Sun Aug 18 1996, 3:33 AM CDT Att: 34,564 - Overcast - 75 F AB 31 R 5 H 10 RBI 4 BB 4 SO 9 LOB 18				
Mike Gallego, R OBP: 0.250, SLG: 0.204	1-0 G5-3 1-2		1-1 BB 1B		1-0 L6		1-0 FC1-2 1B			4	1	1	0	0	0	4					
Ron Gant, R OBP: 0.368, SLG: 0.540	4-0 G6-4-3 BB		2-3 K			0-0 G6-3	4-2 1B BB			2	0	0	1	2	1	1					
Brian Jordan, R OBP: 0.347, SLG: 0.499	1-1 G6-4-3 1-2		4-2 BB		1-2 BB		1-1 P5	1-1 1B		3	0	1	2	1	0	2					
Gary Gaetti, R OBP: 0.323, SLG: 0.461		1-1 HR	0-3 K			0-0 K	3-1 F9			4	1	1	1	0	2	4					
Tom Pagnozzi, R OBP: 0.312, SLG: 0.449		1-3 K		0-1 G6-3			0-0 E 2B	1-0 F7		4	1	1	0	0	1	0					
John Mabry, L OBP: 0.346, SLG: 0.443	2-3 K			2-1 L3			0-0 E1 S FC1-2 1B 2H	1-1 FC6-4 1B		4	0	2	0	0	1	0					
Luis Alicea, S OBP: 0.339, SLG: 0.364		2-0 HBP		1-3 K			2-2 FC1-2 BB HBP	0-0 FC6-4 1B 1-2		2	1	0	0	0	1	1					
Todd Stottlemyre, L Danny Jackson, R Mark Petkovsek, R Willie McGee, S Dennis Eckersley, R	(1, 1) 6.2 L 30 7 5 5 8 3 1 2 0 0 0 0 0 4 8 6.75 1.500																				
	(8, 1) 0.1 2 1 0 0 0 0 0 0 0 0 0 0 4 8 0.00 3.000																				
	(8, 1) 0.2 4 2 0 0 0 0 0 0 0 0 0 0 5 8 0.00 3.000																				
	(8, 1) 0.1 1 0 0 0 1 0 0 0 0 0 0 0 3 4 0.00 0.000																				
Inning Stats	R: 0 E: 0 K: 0 S: 5	H: 1 LOB: 1 BB: 1 P: 11	R: 1 E: 0 K: 3 S: 11	H: 1 LOB: 0 BB: 0 P: 19	R: 0 E: 0 K: 2 S: 13	H: 2 LOB: 2 BB: 1 P: 21	R: 0 E: 0 K: 1 S: 8	H: 0 LOB: 0 BB: 0 P: 11	R: 0 E: 0 K: 0 S: 4	H: 1 LOB: 0 BB: 0 P: 6	R: 0 E: 0 K: 1 S: 6	H: 0 LOB: 0 BB: 0 P: 7	R: 4 E: 1 K: 1 S: 14	H: 3 LOB: 2 BB: 2 P: 30	R: 0 E: 0 K: 1 S: 8	H: 2 LOB: 2 BB: 0 P: 12		1B: 8 2B: 1 3B: 0 HR: 1	SF: 0 SAC: 0 DP: 2 HBP: 2	WP: 0 PB: 0 SB: 2 CS: 0	PA: 37
PITCHER	IP WLS BF H R ER SO BB IBB HBP BLK WP HR S P ERA WHIP																				
Al Leiter, L ERA: 2.86	(1, 1) 6.2 L 30 7 5 5 8 3 1 2 0 0 0 0 0 4 8 6.75 1.500																				
Terry Mathews, R ERA: 5.0	(7, 1) 0.1 2 1 0 0 0 0 0 0 0 0 0 0 4 8 0.00 3.000																				
Felix Heredia, L ERA: 6.0	(8, 1) 0.2 4 2 0 0 0 0 0 0 0 0 0 0 5 8 0.00 3.000																				
Robb Nen, R ERA: 1.97	(8, 1) 0.1 1 0 0 0 1 0 0 0 0 0 0 0 3 4 0.00 0.000																				

Batter	1	2	3	4	5	6	7	8	9	AB	R	H	RBI	BB	SO	LOB	TOP		
Luis Castillo, S OBP: 0.333, SLG: 0.289	4-0 BB 2B	0-0 1B		3-2 1B			0-1 1B	1-1 FC4		4	2	3	0	1	0	2			
Edgar Renteria, R OBP: 0.345, SLG: 0.384	4-2 2B	0-0 P8		1-2 1B			2-0 1B	2-2 L8		4	1	0	0	1	0	6			
Gary Sheffield, R OBP: 0.449, SLG: 0.629	3-2 2B	1-0 L8			0-2 F7		4-0 IBB	0-1 G6-3		4	1	1	2	1	0	2			
Jeff Conine, R OBP: 0.358, SLG: 0.473	3-3 K		0-0 G4-3		3-2 F8		4-1 BB	1-2 F9		4	0	0	0	1	1	1			
Devon White, S OBP: 0.322, SLG: 0.432	1-0 2B		0-2 G4-3		1-0 G4-3		0-0 SF7-6-4			3	0	1	2	0	0	0			
Greg Colbrunn, R OBP: 0.334, SLG: 0.427	0-0 F7		1-1 G4-3			1-1 G5-3		1-3 K		4	0	0	0	0	1	1			
Jesus Tavaréz, S OBP: 0.233, SLG: 0.210										0	0	0	0	0	0	0			
Kurt Abbott, R OBP: 0.323, SLG: 0.467	2-3 K			4-2 1B		2-2 G5-3		4-0 1B		2	0	0	0	2	1	1			
Alex Arias, R OBP: 0.340, SLG: 0.395				1-3 K		4-0 BB		1-1 FC4		3	0	2	0	1	1	1			
Rob Natal, R OBP: 0.226, SLG: 0.173		1-0 FC5-4		1-1 K		0-3 K		0-0 F9		3	0	0	0	0	1	3			
Kevin Brown, R OBP: 0.186, SLG: 0.130		2-2 FC5-4								1	0	0	0	0	2	2			
Joe Orsulak, L OBP: 0.295, SLG: 0.313										0	0	0	0	0	0	0			
Jay Powell, R OBP: 0.233, SLG: 0.210										0	0	0	0	0	0	0			
Robb Nen, R OBP: 0.233, SLG: 0.210										0	0	0	0	0	0	0			
Inning Stats	R: 3 E: 0 K: 2 S: 14	H: 2 LOB: 1 BB: 2 P: 31	R: 0 E: 0 K: 0 S: 7	H: 2 LOB: 2 BB: 0 P: 11	R: 0 E: 0 K: 0 S: 6	H: 0 LOB: 0 BB: 0 P: 7	R: 0 E: 0 K: 1 S: 14	H: 1 LOB: 2 BB: 1 P: 24	R: 0 E: 0 K: 1 S: 8	H: 0 LOB: 0 BB: 0 P: 15	R: 1 E: 0 K: 0 S: 5	H: 1 LOB: 1 BB: 2 P: 15	R: 0 E: 0 K: 1 S: 8	H: 1 LOB: 2 BB: 1 P: 15	R: 0 E: 0 K: 0 S: 11	H: 0 LOB: 0 BB: 0 P: 14	1B: 5 2B: 3 3B: 0 HR: 0	SF: 1 SAC: 0 DP: 2 HBP: 0	WP: 0 PA: 40 PB: 0 SB: 3 CS: 0
PITCHER	IP WLS BF H R ER SO BB IBB HBP BLK WP HR S P ERA WHIP	IP WLS BF H R ER SO BB IBB HBP BLK WP HR S P ERA WHIP	IP WLS BF H R ER SO BB IBB HBP BLK WP HR S P ERA WHIP	IP WLS BF H R ER SO BB IBB HBP BLK WP HR S P ERA WHIP	IP WLS BF H R ER SO BB IBB HBP BLK WP HR S P ERA WHIP	IP WLS BF H R ER SO BB IBB HBP BLK WP HR S P ERA WHIP	IP WLS BF H R ER SO BB IBB HBP BLK WP HR S P ERA WHIP	IP WLS BF H R ER SO BB IBB HBP BLK WP HR S P ERA WHIP	IP WLS BF H R ER SO BB IBB HBP BLK WP HR S P ERA WHIP	IP WLS BF H R ER SO BB IBB HBP BLK WP HR S P ERA WHIP	IP WLS BF H R ER SO BB IBB HBP BLK WP HR S P ERA WHIP	IP WLS BF H R ER SO BB IBB HBP BLK WP HR S P ERA WHIP	IP WLS BF H R ER SO BB IBB HBP BLK WP HR S P ERA WHIP	IP WLS BF H R ER SO BB IBB HBP BLK WP HR S P ERA WHIP	IP WLS BF H R ER SO BB IBB HBP BLK WP HR S P ERA WHIP	IP WLS BF H R ER SO BB IBB HBP BLK WP HR S P ERA WHIP	IP WLS BF H R ER SO BB IBB HBP BLK WP HR S P ERA WHIP	IP WLS BF H R ER SO BB IBB HBP BLK WP HR S P ERA WHIP	

Florida Marlins @ Chicago Cubs
Wrigley Field, Chicago, IL
Mon Aug 19 1996, 7:05 PM CDT
Att: 32,302 - Unknown - 85 F

AB 32
R 4
H 7
RBI 4
BB 7
SO 5
LOB 19

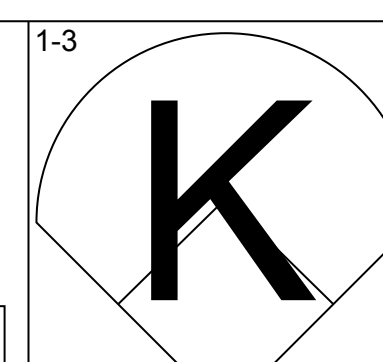
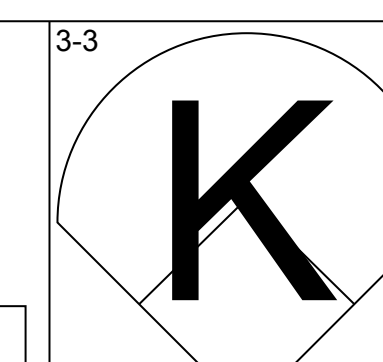
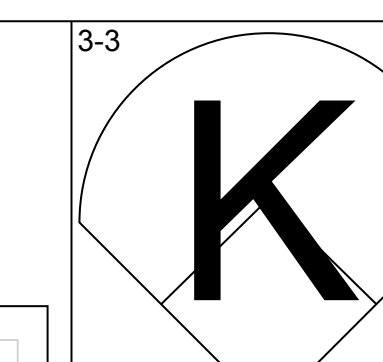
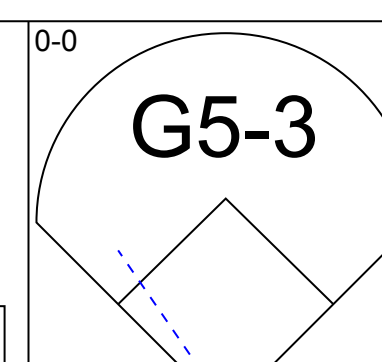
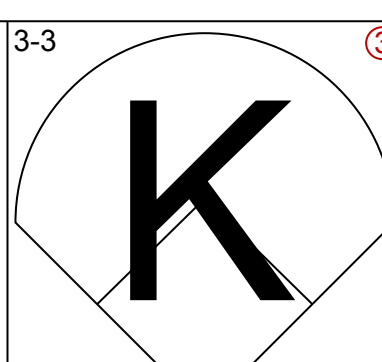
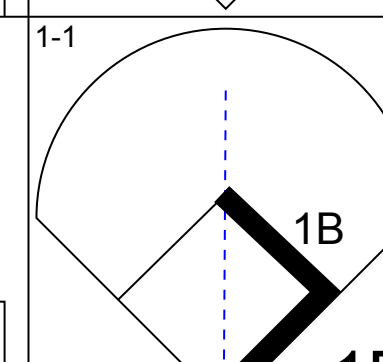
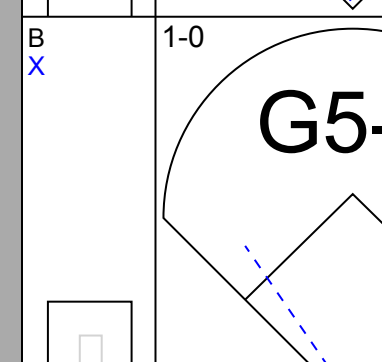
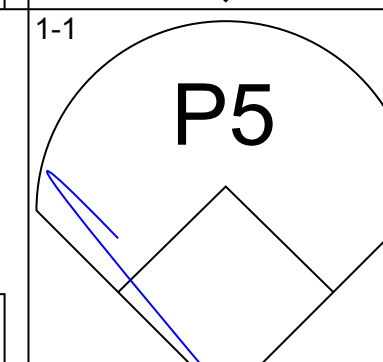
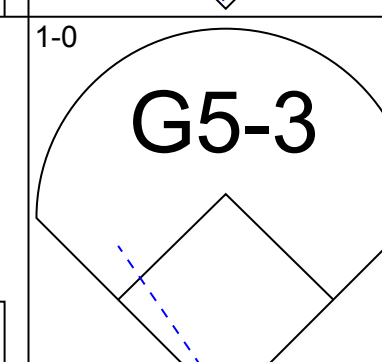
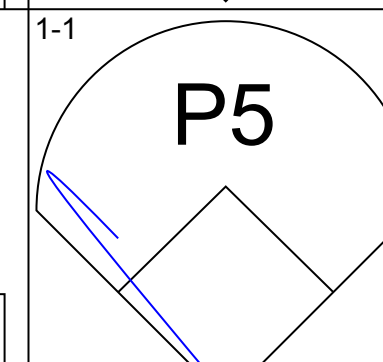
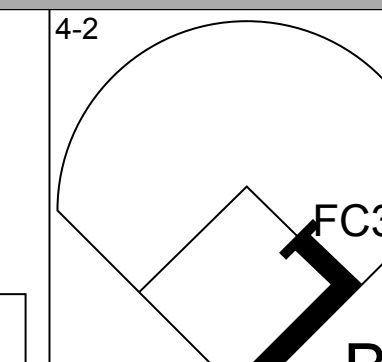
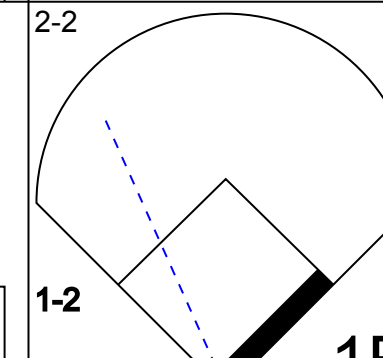
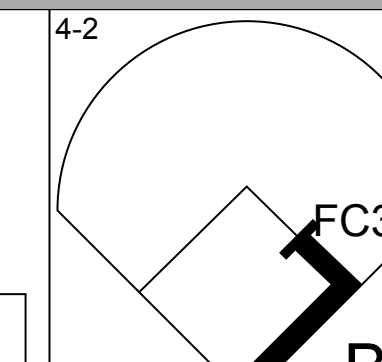
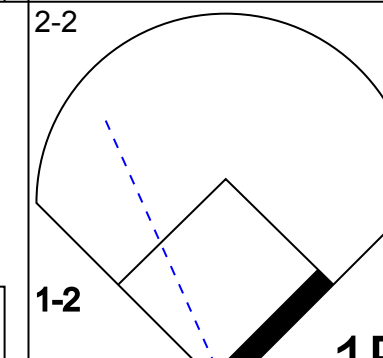
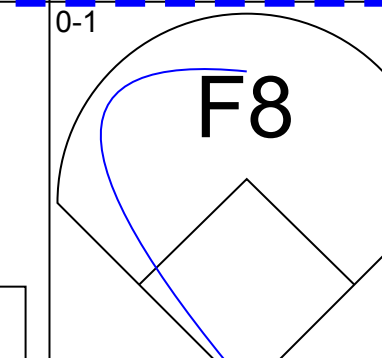
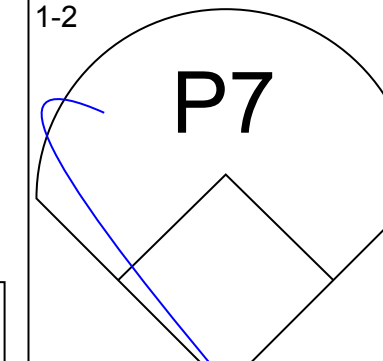
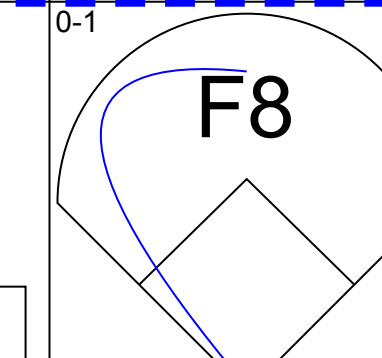
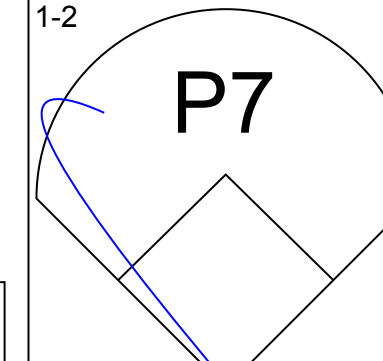
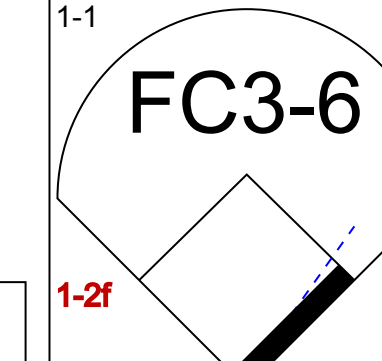
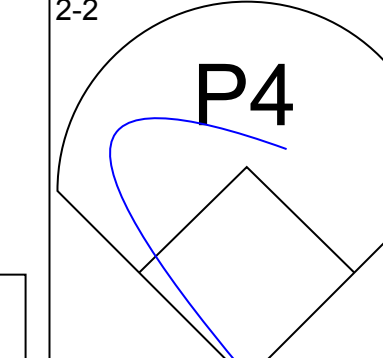
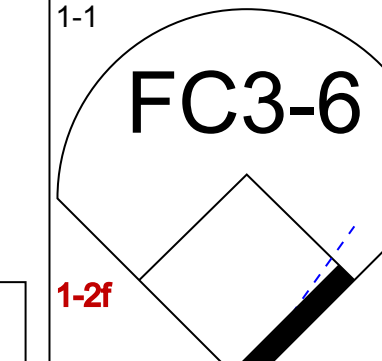
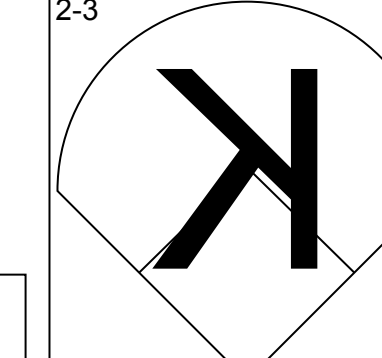
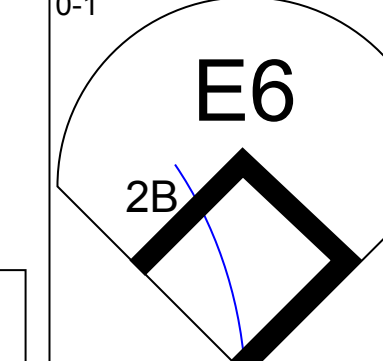
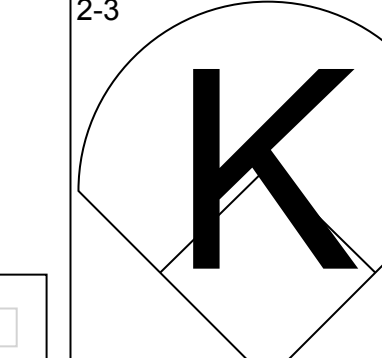
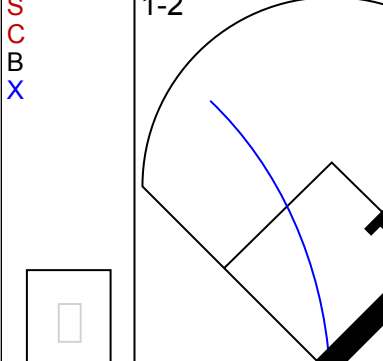
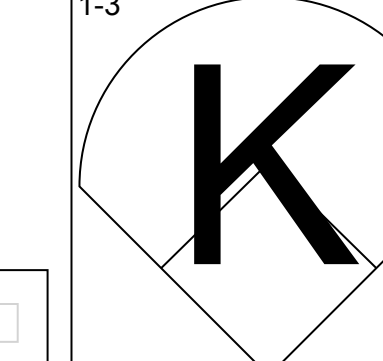
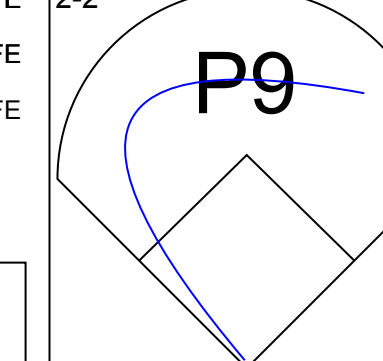
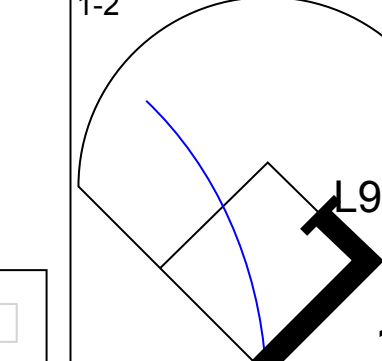
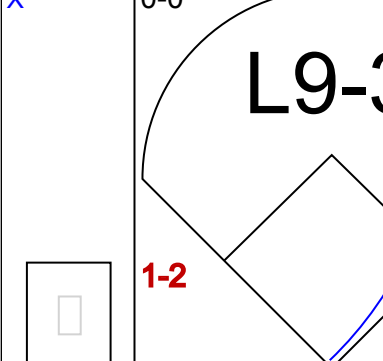
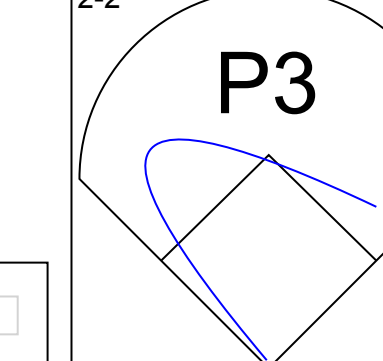
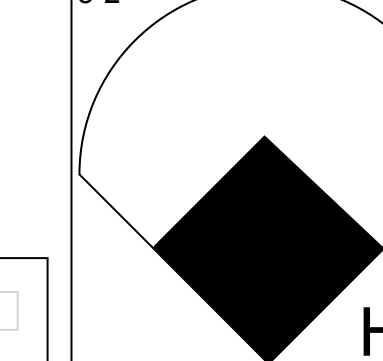
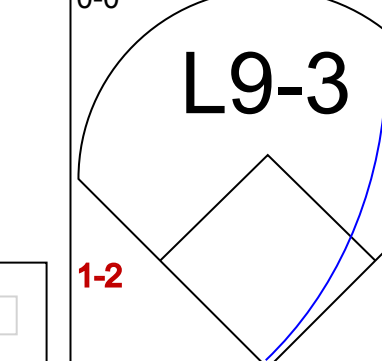
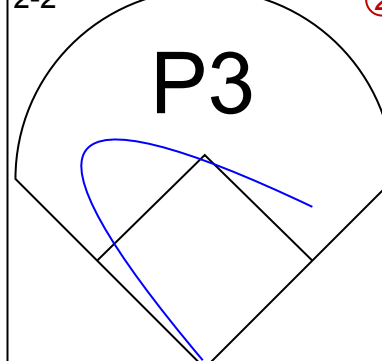
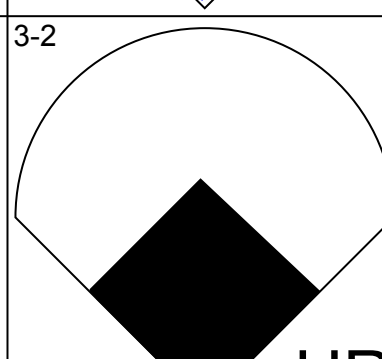
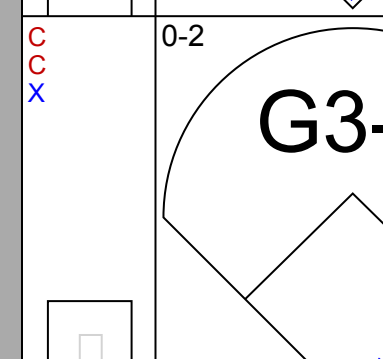
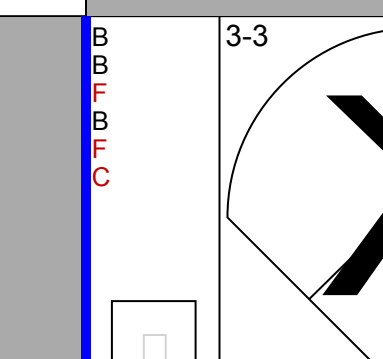
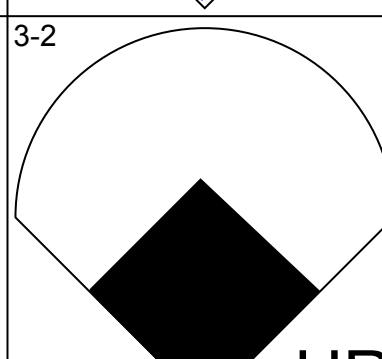


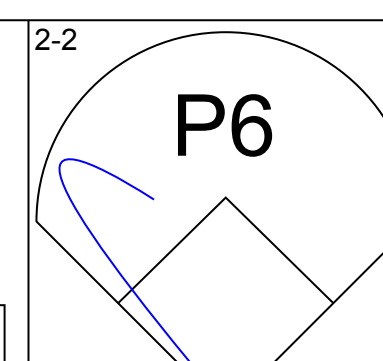
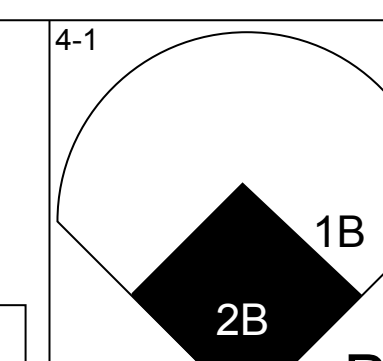
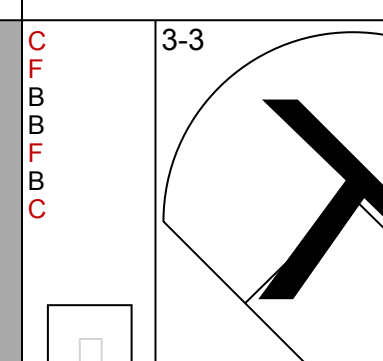
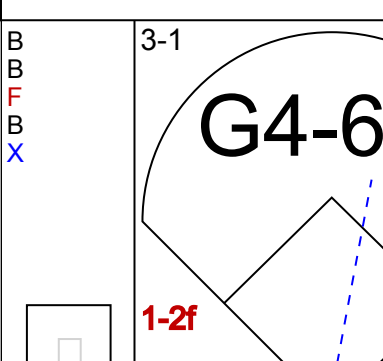
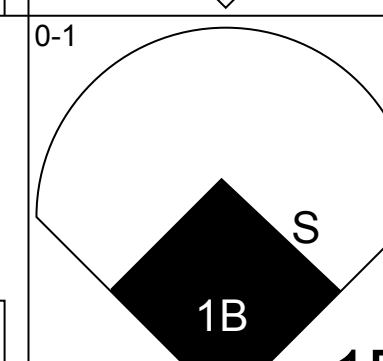
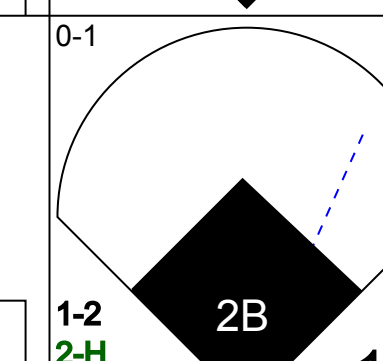
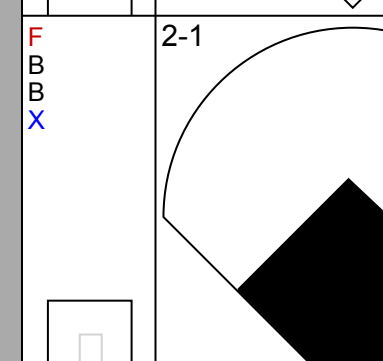
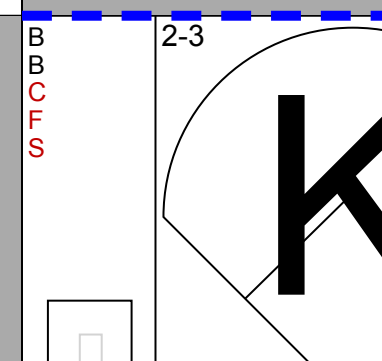
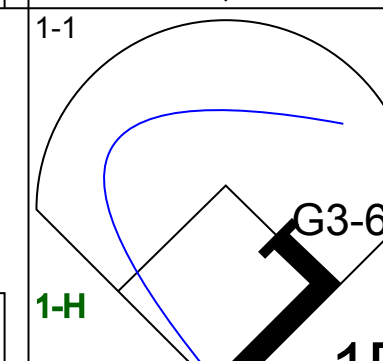
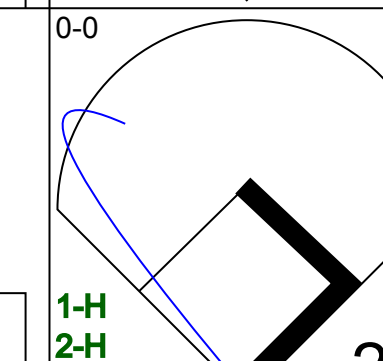
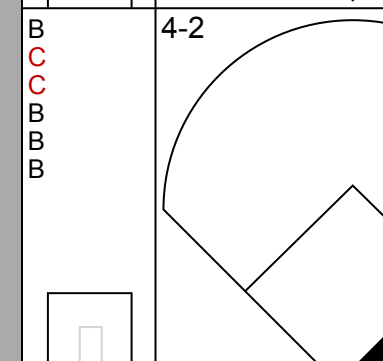
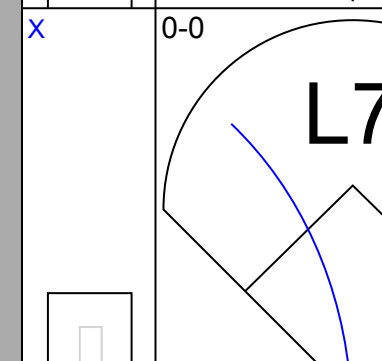
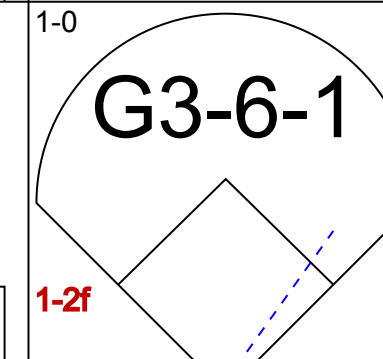
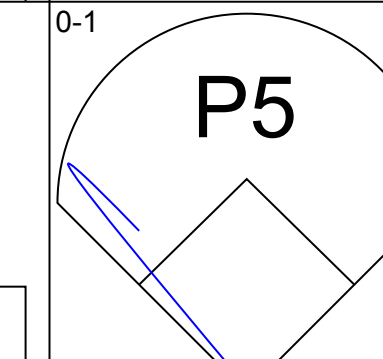
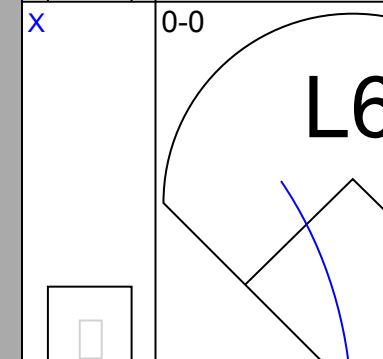
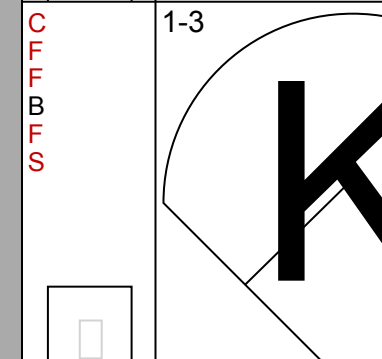
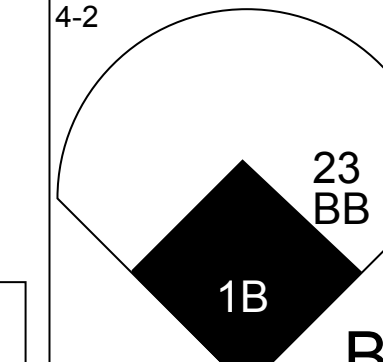
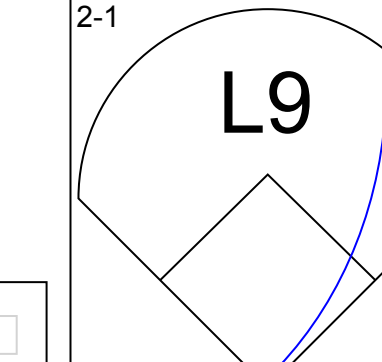
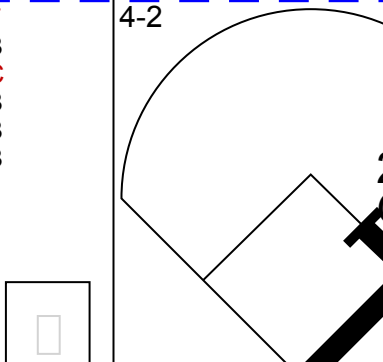
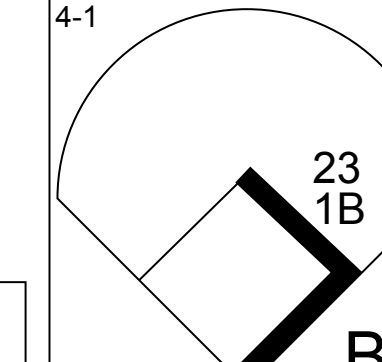
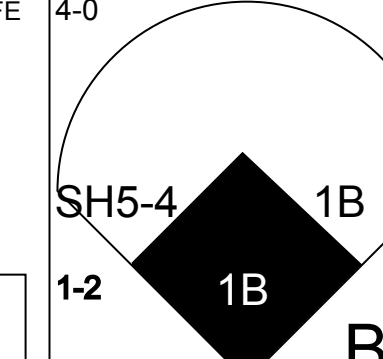
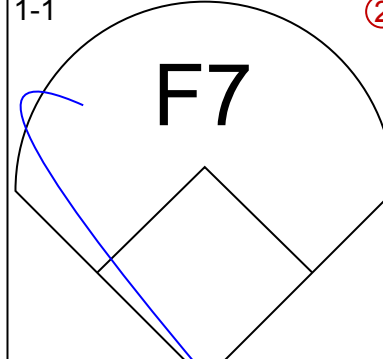
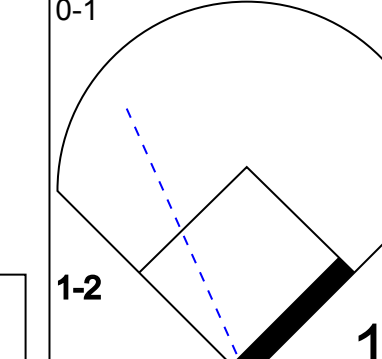
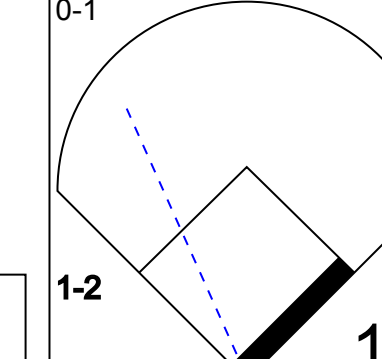
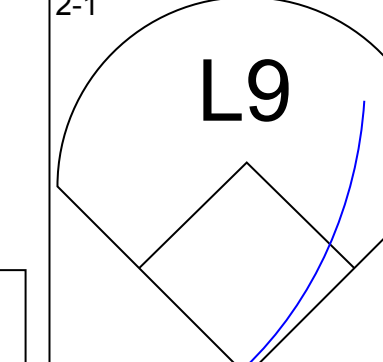
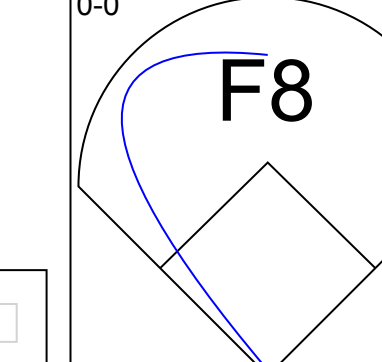
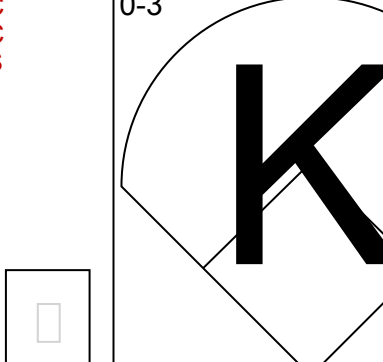
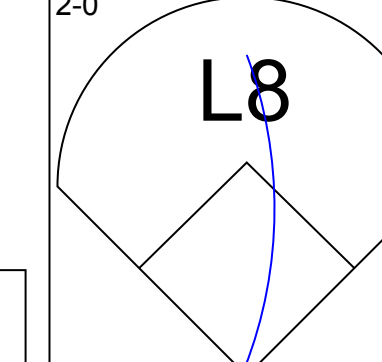
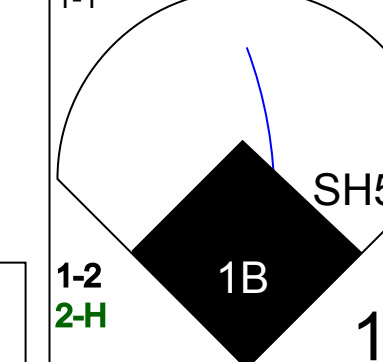


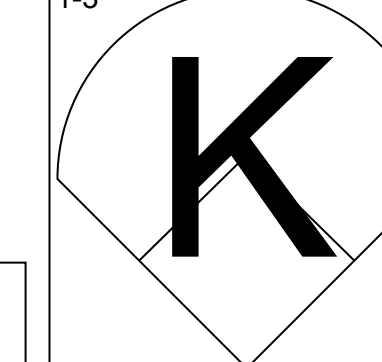
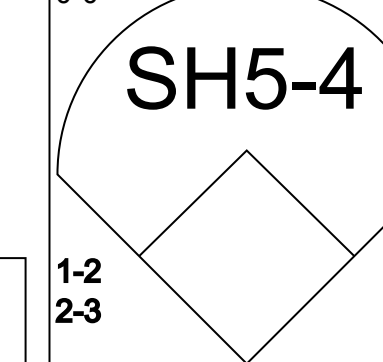
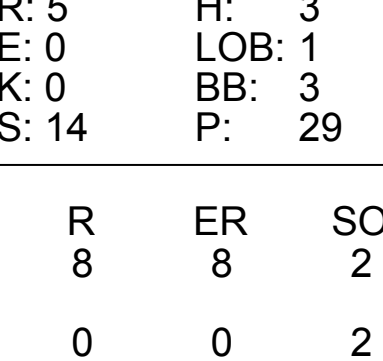
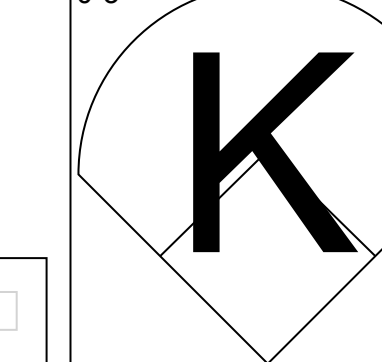
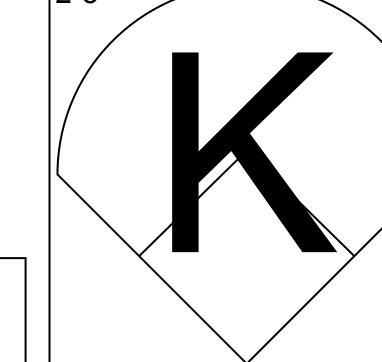
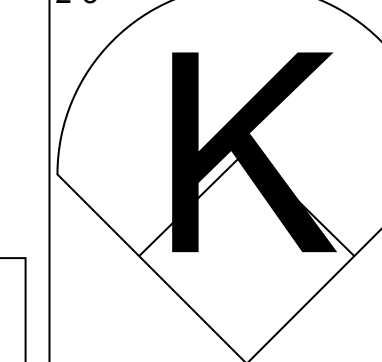
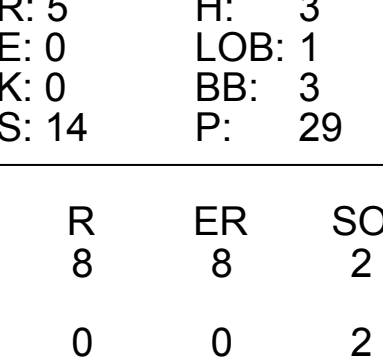
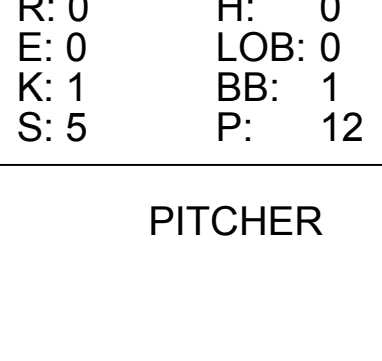
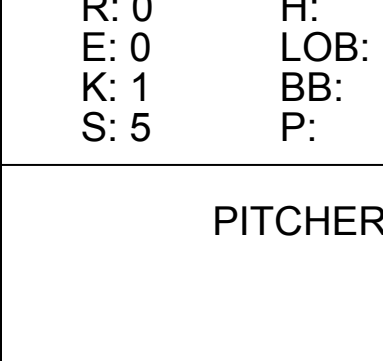
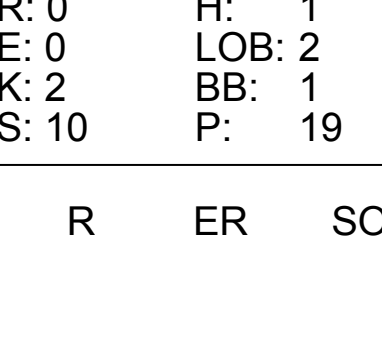


Batter	1	2	3	4	5	6	7	8	9	AB	R	H	RBI	BB	SO	LOB	BOTTOM				
Brian McRae, S OBP: 0.371, SLG: 0.428	1-0 G4-3		2-2 P6		2-3 K			1-0 2B		3	1	0	0	0	1	3					
Tyler Houston, L OBP: 0.379, SLG: 0.538	1-3 K			0-1 G3		2-1 G6-3		1-1 1B		4	1	1	1	0	1	0					
Mark Grace, L OBP: 0.406, SLG: 0.456	0-0 L5			2-0 F7		2-2 2B		2-1 P6		4	0	1	0	0	0	1					
Sammy Sosa, R OBP: 0.323, SLG: 0.567		2-2 G3		2-3 K		1-3 K		0-1 2B		4	1	1	2	0	2	1					
Luis Gonzalez, L OBP: 0.356, SLG: 0.447		2-0 G4-3			0-1 2B	2-3 K		0-1 L8		4	0	1	0	0	1	1					
23 Ryne Sandberg, R OBP: 0.302, SLG: 0.439		1-0 2B			2-2 FC5	2-2 FC3-2		1-0 G5-3		4	0	2	0	0	0	0					
Leo Gomez, R OBP: 0.347, SLG: 0.463		0-0 L4			1-0 FC3-2	1-2 E		2-1 F7		3	0	0	0	0	0	3					
Dave Magadan, L OBP: 0.384, SLG: 0.366					1-2 3H	1-0 FC5		3-3 K		4	0	0	0	0	2	2					
José Hernández, R OBP: 0.286, SLG: 0.382			1-3 K		1-2 2B	1-2 2B		0-0 G6-3		0	0	0	0	0	0	0					
Amaury Telemaco, R OBP: 0.133, SLG: 0.103			0-3 K		2-2 P5			2-2 G6-3		1	0	0	0	0	0	0					
Scott Burrell, L OBP: 0.323, SLG: 0.548										1	0	0	0	0	0	3					
Jim Bullinger, R OBP: 0.295, SLG: 0.313										0	0	0	0	0	0	0					
Larry Casian, R OBP: 0.233, SLG: 0.210										0	0	0	0	0	0	0					
Todd Haney, R OBP: 0.236, SLG: 0.190										1	0	0	0	0	0	0					
Kent Bottenfield, R OBP: 0.100, SLG: 0.100										0	0	0	0	0	0	0					
Inning Stats	R: 0 E: 0 K: 1 S: 5	H: 0 LOB: 0 BB: 0 P: 7	R: 0 E: 0 K: 0 S: 6	H: 1 LOB: 1 BB: 0 P: 11	R: 0 E: 0 K: 2 S: 11	H: 0 LOB: 0 BB: 0 P: 14	R: 0 E: 0 K: 1 S: 6	H: 0 LOB: 0 BB: 0 P: 10	R: 0 E: 0 K: 1 S: 15	H: 2 LOB: 3 BB: 0 P: 23	R: 0 E: 0 K: 2 S: 13	H: 1 LOB: 1 BB: 0 P: 20	R: 0 E: 0 K: 1 S: 7	H: 0 LOB: 0 BB: 0 P: 13	R: 3 E: 0 K: 0 S: 12	H: 2 LOB: 0 BB: 0 P: 19	R: 0 E: 0 K: 0 S: 6	H: 0 LOB: 0 BB: 0 P: 7	1B: 1 2B: 4 3B: 0 HR: 1	SF: 0 SAC: 0 DP: 0 HBP: 1	WP: 0 PA: 35 PB: 0 SB: 0 CS: 0
PITCHER	IP WLS BF H R ER SO BB IBB HBP BLK WP HR S P ERA WHIP	IP WLS BF H R ER SO BB IBB HBP BLK WP HR S P ERA WHIP	IP WLS BF H R ER SO BB IBB HBP BLK WP HR S P ERA WHIP	IP WLS BF H R ER SO BB IBB HBP BLK WP HR S P ERA WHIP	IP WLS BF H R ER SO BB IBB HBP BLK WP HR S P ERA WHIP	IP WLS BF H R ER SO BB IBB HBP BLK WP HR S P ERA WHIP	IP WLS BF H R ER SO BB IBB HBP BLK WP HR S P ERA WHIP	IP WLS BF H R ER SO BB IBB HBP BLK WP HR S P ERA WHIP	IP WLS BF H R ER SO BB IBB HBP BLK WP HR S P ERA WHIP	IP WLS BF H R ER SO BB IBB HBP BLK WP HR S P ERA WHIP	IP WLS BF H R ER SO BB IBB HBP BLK WP HR S P ERA WHIP	IP WLS BF H R ER SO BB IBB HBP BLK WP HR S P ERA WHIP	IP WLS BF H R ER SO BB IBB HBP BLK WP HR S P ERA WHIP	IP WLS BF H R ER SO BB IBB HBP BLK WP HR S P ERA WHIP	IP WLS BF H R ER SO BB IBB HBP BLK WP HR S P ERA WHIP	IP WLS BF H R ER SO BB IBB HBP BLK WP HR S P ERA WHIP	IP WLS BF H R ER SO BB IBB HBP BLK WP HR S P ERA WHIP	IP WLS BF H R ER SO BB IBB HBP BLK WP HR S P ERA WHIP			

Florida Marlins @ Chicago Cubs
Wrigley Field, Chicago, IL
Mon Aug 19 1996, 7:05 PM CDT
Att: 32,302 - Unknown - 85 F

AB 34
R 3
H 6
RBI 3
BB 0
SO 8
LOB 14



Batter	1	2	3	4	5	6	7	8	9	AB	R	H	RBI	BB	SO	LOB	TOP				
Luis Castillo, S OBP: 0.316, SLG: 0.278 (1,4)										5	0	1	0	0	3	2	Florida Marlins @ Chicago Cubs Wrigley Field, Chicago, IL Wed Aug 21 1996, 3:33 AM CDT Att: 27,699 - Overcast - 84 F				
Edgar Renteria, R OBP: 0.341, SLG: 0.380 (1,6)										4	1	2	0	0	0	1					
Gary Sheffield, R OBP: 0.444, SLG: 0.619 (1,9)										3	0	0	0	1	0	3					
Jeff Conine, R OBP: 0.358, SLG: 0.478 (1,3) (8,7)										4	1	3	2	0	0	1					
Devon White, S OBP: 0.317, SLG: 0.425 (1,8)										4	0	0	0	0	0	5					
Joe Orsulak, L OBP: 0.288, SLG: 0.305 (1,7)										4	0	0	0	0	2	3					
Kurt Abbott, R OBP: 0.321, SLG: 0.464 (1,5)										4	0	1	0	0	1	0					
Rob Natal, R OBP: 0.218, SLG: 0.167 (1,2)										3	0	0	0	0	0	2					
Alex Arias, R OBP: 0.337, SLG: 0.387 (9, PH)										1	0	0	0	0	0	0					
Pat Rapp, R OBP: 0.125, SLG: 0.140 (5, 1)										2	0	1	0	0	0	0					
Inning Stats	R: 0 E: 0 K: 1 S: 13	H: 2 LOB: 2 BB: 0 P: 19	R: 0 E: 1 K: 1 S: 13	H: 1 LOB: 2 BB: 2 P: 21	R: 0 E: 0 K: 0 S: 14	H: 2 LOB: 0 BB: 0 P: 21	R: 0 E: 0 K: 0 S: 7	H: 0 LOB: 0 BB: 0 P: 9	R: 2 E: 0 K: 1 S: 9	H: 2 LOB: 0 BB: 0 P: 14	R: 0 E: 0 K: 1 S: 8	H: 1 LOB: 0 BB: 0 P: 11	R: 0 E: 0 K: 1 S: 5	H: 0 LOB: 1 BB: 0 P: 9	R: 0 E: 0 K: 1 S: 12	H: 0 LOB: 1 BB: 1 P: 19	R: 1 E: 0 K: 2 S: 16	H: 1 LOB: 0 BB: 0 P: 25	1B: 6 2B: 2 3B: 0 HR: 2	SF: 0 SAC: 0 DP: 1 HBP: 0	WP: 0 PA: 37 PB: 0 SB: 0 CS: 0
PITCHER	IP WLS BF H R ER SO BB IBB HBP BLK WP HR S P ERA WHIP																				
Frank Castillo, R ERA: 5.02 (1, 1)	7.0 W 30 8 2 2 4 1 0 0 0 0 1 73 112 2.57 1.286																				
Kent Bottenfield, R ERA: 2.79 (8, 1)	2.0 7 1 1 1 3 0 0 0 0 0 0 1 24 36 4.50 0.500																				

Batter	1	2	3	4	5	6	7	8	9	AB	R	H	RBI	BB	SO	LOB	BOTTOM				
Brian McRae, S OBP: 0.370, SLG: 0.426 (1,8)										3	1	0	0	1	1	1	Florida Marlins @ Chicago Cubs Wrigley Field, Chicago, IL Wed Aug 21 1996, 3:33 AM CDT Att: 27,699 - Overcast - 84 F				
Scott Bleillett, L OBP: 0.272, SLG: 0.364 (1,9)										4	3	3	3	0	1	0					
Mark Grace, L OBP: 0.411, SLG: 0.461 (1,3)										3	0	2	3	1	0	0					
Luis Gonzalez, L OBP: 0.357, SLG: 0.444 (1,7)										4	0	0	0	0	1	3					
Dave Magadan, L OBP: 0.396, SLG: 0.353 (1,5)										1	1	0	0	2	0	0					
Leo Gomez, R OBP: 0.348, SLG: 0.462 (6,5)										0	0	0	0	1	0	0					
23 Ryne Sandberg, R OBP: 0.303, SLG: 0.439 (1,4)										3	1	1	0	1	0	1					
Scott Servais, R OBP: 0.338, SLG: 0.395 (1,2)										4	0	0	0	0	1	4					
José Hernández, R OBP: 0.299, SLG: 0.403 (1,6)										3	2	2	2	1	1	2					
Frank Castillo, R OBP: 0.125, SLG: 0.106 (1, 1)										2	0	0	0	0	2	1					
Kent Bottenfield, R OBP: 0.500, SLG: 0.500 (8, 1)										1	0	0	0	0	1	2					
Inning Stats	R: 1 E: 0 K: 0 S: 9	H: 2 LOB: 0 BB: 0 P: 13	R: 5 E: 0 K: 0 S: 14	H: 3 LOB: 1 BB: 3 P: 29	R: 0 E: 0 K: 0 S: 5	H: 0 LOB: 0 BB: 0 P: 8	R: 2 E: 0 K: 2 S: 13	H: 2 LOB: 1 BB: 1 P: 23	R: 0 E: 0 K: 1 S: 8	H: 0 LOB: 0 BB: 1 P: 13	R: 0 E: 0 K: 1 S: 5	H: 0 LOB: 0 BB: 1 P: 12	R: 0 E: 0 K: 2 S: 9	H: 0 LOB: 0 BB: 0 P: 12	R: 0 E: 0 K: 2 S: 10	H: 1 LOB: 2 BB: 1 P: 19	R: 0 E: 0 K: 2 S: 16	H: 1 LOB: 0 BB: 0 P: 25	1B: 5 2B: 1 3B: 0 HR: 2	SF: 0 SAC: 1 DP: 3 HBP: 0	WP: 0 PA: 36 PB: 0 SB: 1 CS: 0
PITCHER	IP WLS BF H R ER SO BB IBB HBP BLK WP HR S P ERA WHIP																				
Pat Rapp, R ERA: 5.19 (1, 1)	4.0 L 22 7 8 8 2 4 0 0 0 0 0 0 41 73 2.750																				
Miguel Batista, R ERA: 3.6 (5, 1)	2.0 6 0 0 0 2 2 0 0 0 0 0 0 13 25 0.00 1.000																				
Felix Heredia, L ERA: 3.6 (7, 1)	1.0 5 1 0 0 2 1 0 0 0 0 0 0 12 19 0.00 2.000																				
Jay Powell, R ERA: 3.86 (8, 1)	1.0 3 0 0 0 2 0 0 0 0 0 0 0 7 12 0.00 0.000																				



Batter	1	2	3	4	5	6	7	8	9	AB	R	H	RBI	BB	SO	LOB	TOP										
Thomas Howard, S (1, 7) OBP: 0.315, SLG: 0.439	P5	HBP		2B	1B		F8			4	1	2	2	0	0	0											
Lenny Harris, L (1, 5) OBP: 0.324, SLG: 0.397	S	G4-3		P2	P6			F9		4	0	0	0	1	0	5											
Bary Larkin, R (1, 6) OBP: 0.411, SLG: 0.568	P6		P3	S		F7		G6-3	1B	3	0	1	2	0	0	1											
Jeff Branson, L (6, PH) OBP: 0.313, SLG: 0.421				1-H	2-H					2	0	1	0	0	0	0											
Eric Davis, R (1, 8) OBP: 0.406, SLG: 0.543			0-1	2-0			1-3			3	0	1	0	1	1	1											
Willie Greene, L (8, PH) OBP: 0.314, SLG: 0.405			WP	G5-3			K	G6-3		1	0	0	0	0	0	1											
Eddie Taubensee, L (1, 2) OBP: 0.333, SLG: 0.446	G4-3		0-0							5	1	2	0	0	0	3											
Hal Morris, L (1, 3) OBP: 0.357, SLG: 0.445		2-2		2-2						4	2	3	0	1	1	0											
Reggie Sanders, R (1, 9) OBP: 0.358, SLG: 0.469		2-2		1-3						5	0	1	0	0	2	6											
Bret Boone, R (1, 4) OBP: 0.274, SLG: 0.352		1-1		2-3						3	1	1	1	0	1	0											
Giovanni Carrara, R (1, 1)		2-3								4	1	0	0	0	0	3											
Scott Service, R (8, 1)		3-2								0	0	0	0	0	0	0											
Lee Smith, R (8, 1)										0	0	0	0	0	0	0											
Jeff Brantley, R (9, 1)										0	0	0	0	0	0	0											
Inning Stats	R: 0 E: 0 K: 0 S: 12	H: 0 LOB: 2 BB: 2 P: 24	R: 1 E: 0 K: 0 S: 17	H: 2 LOB: 2 BB: 0 P: 26	R: 0 E: 0 K: 1 S: 10	H: 1 LOB: 2 BB: 1 P: 16	R: 2 E: 1 K: 1 S: 10	H: 2 LOB: 1 BB: 0 P: 17	R: 3 E: 1 K: 1 S: 16	H: 4 LOB: 1 BB: 0 P: 24	R: 0 E: 0 K: 0 S: 12	H: 2 LOB: 2 BB: 0 P: 19	R: 0 E: 0 K: 0 S: 5	H: 0 LOB: 0 BB: 0 P: 6	R: 0 E: 0 K: 0 S: 7	H: 1 LOB: 0 BB: 0 P: 11	R: 0 E: 0 K: 1 S: 7	H: 0 LOB: 0 BB: 0 P: 12	1B: 9 2B: 3 3B: 0 HR: 0	SF: 1 SAC: 0 DP: 1 HBP: 1	WP: 1 PB: 0 SB: 2 CS: 0	PA: 43					
PITCHER	IP	WLS	BF	H	R	ER	SO	BB	IBB	HBP	BLK	WP	HR	S	P	ERA	WHIP										
Marc Valdes, R (1, 1) ERA: 6.33	4.2	L	27	8	6	4	3	3	0	1	0	1	0	62	104	7.71	2.357										
Yorkis Perez, L (5, 1) ERA: 5.23	0.1		2	1	0	0	0	0	0	0	0	0	0	3	3	0.00	3.000										
Mark Hutton, R (6, 1) ERA: 5.48	2.0		8	2	0	0	1	0	0	0	0	0	0	17	25	0.00	1.000										
Miguel Batista, R (8, 1) ERA: 3.0	1.0		3	1	0	0	0	0	0	0	0	0	0	7	11	0.00	1.000										
Felix Heredia, L (9, 1) ERA: 3.0	1.0		3	0	0	0	1	0	0	0	0	0	0	7	12	0.00	0.000										

Cincinnati Reds @ Florida Marlins
Joe Robbie Stadium, Miami, FL
Fri Aug 23 1996, 3:33 AM EDT
Cloudy - 83 F

AB	38
R	6
H	12
RBI	5
BB	3
SO	5
LOB	20

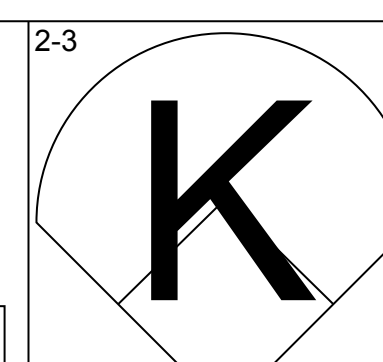
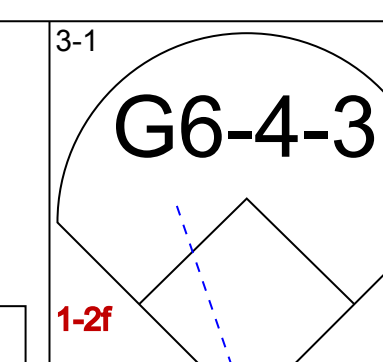
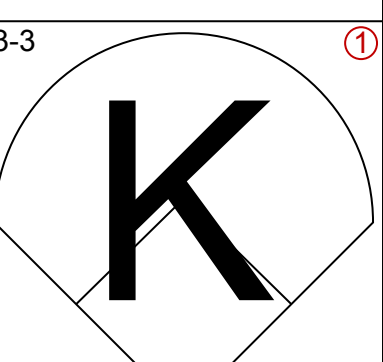
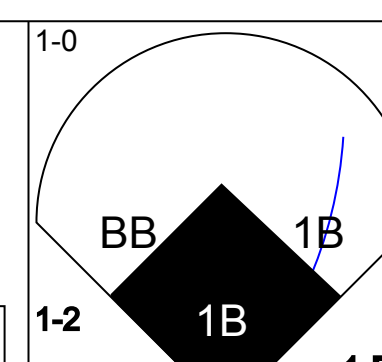
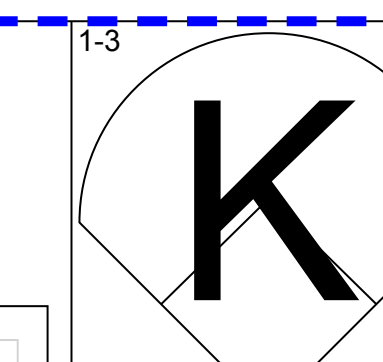
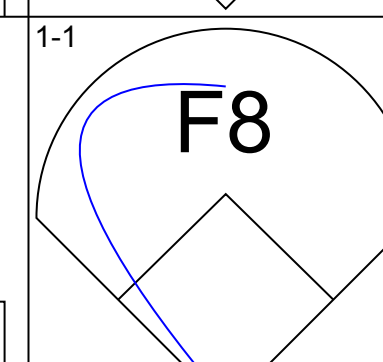
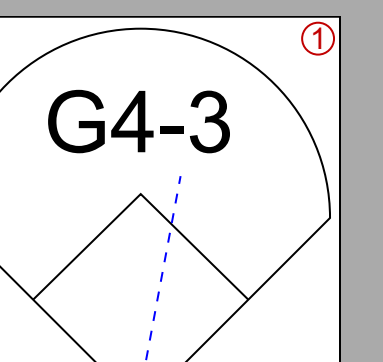
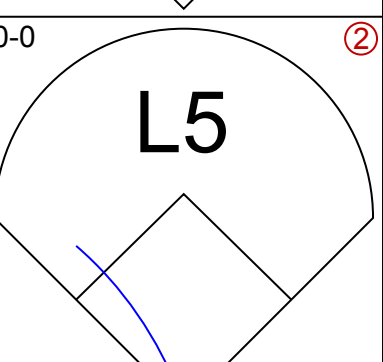
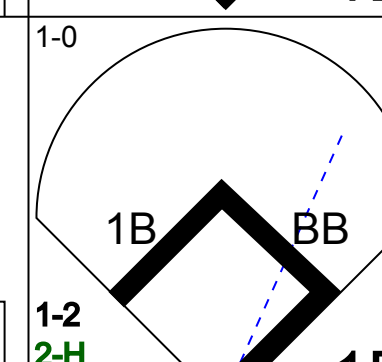
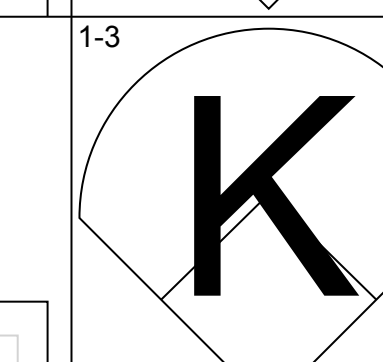
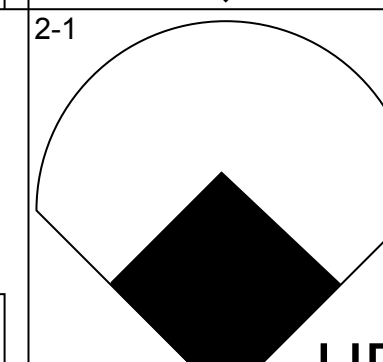
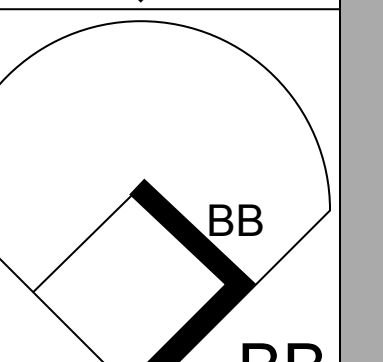
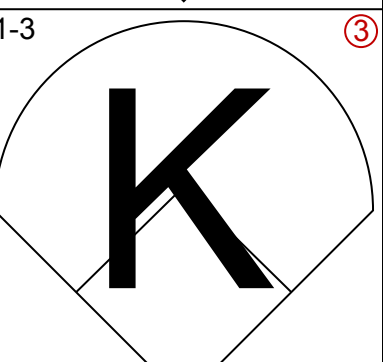
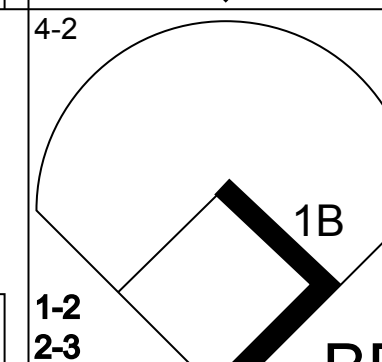
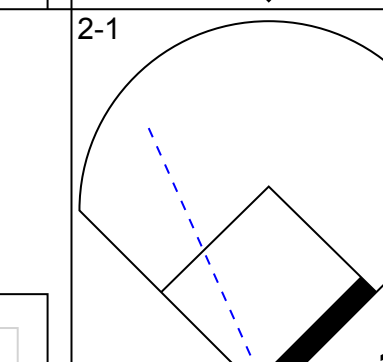
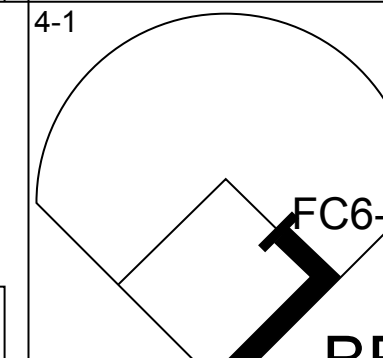
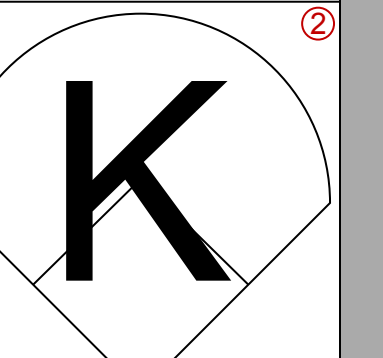

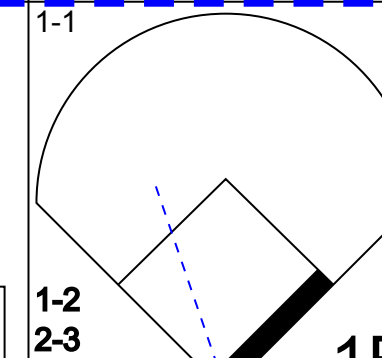
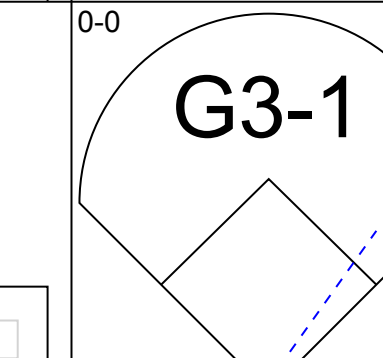
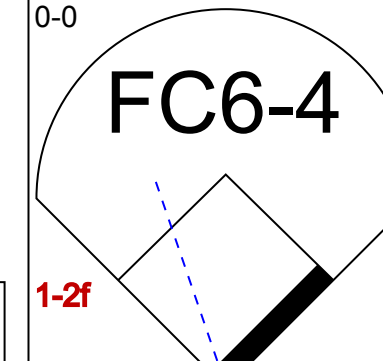
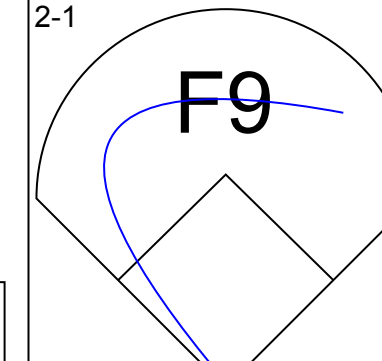

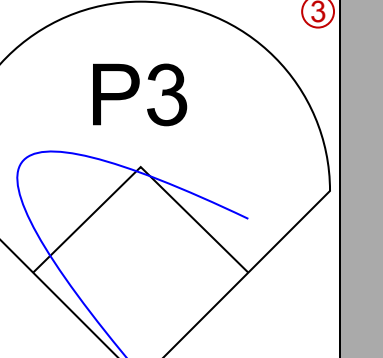


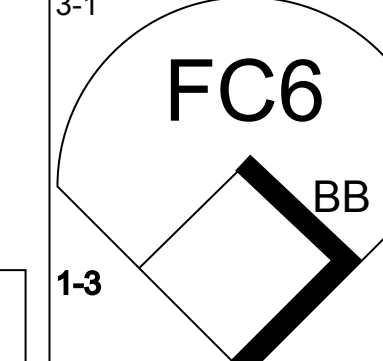


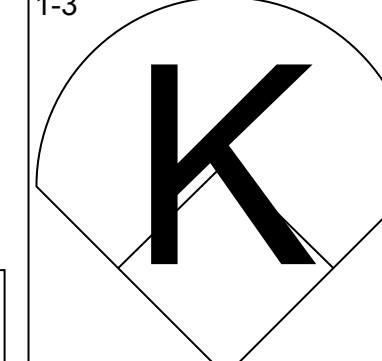
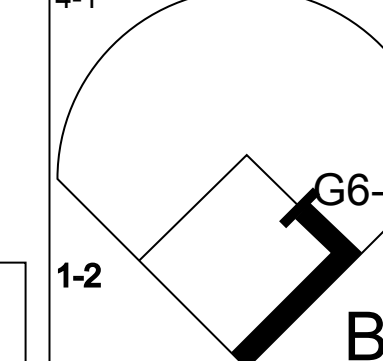
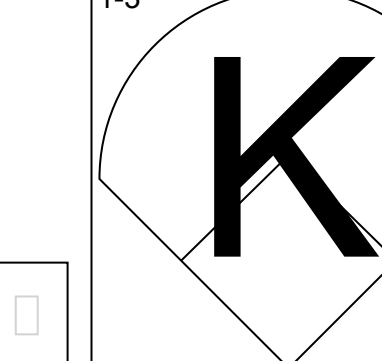
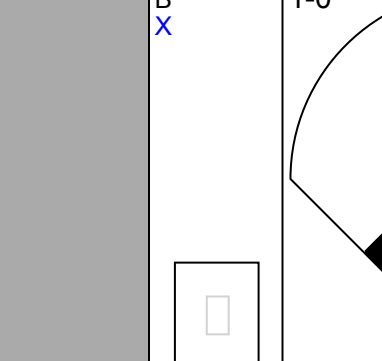
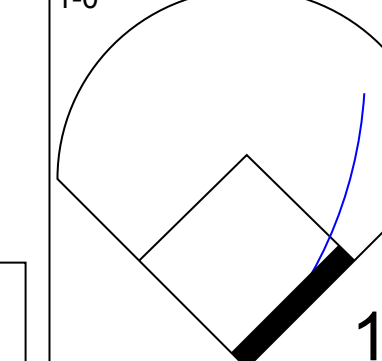
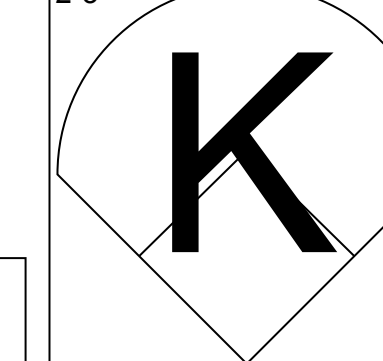
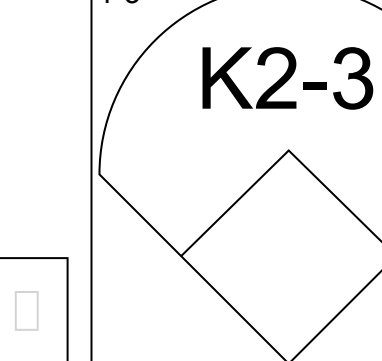
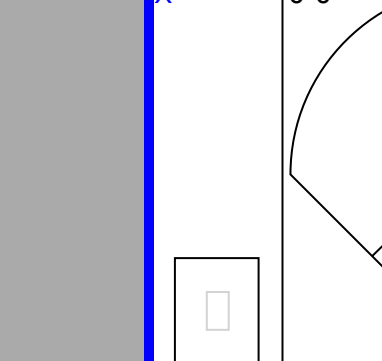
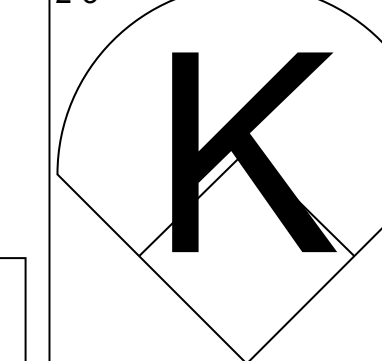
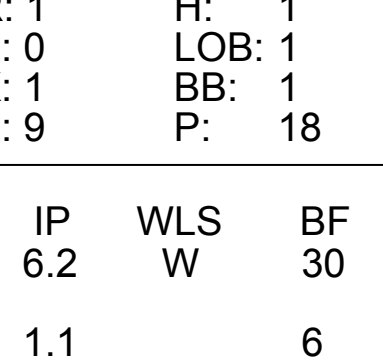
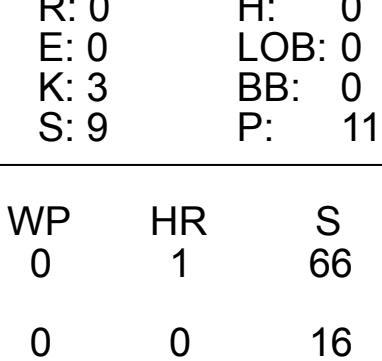
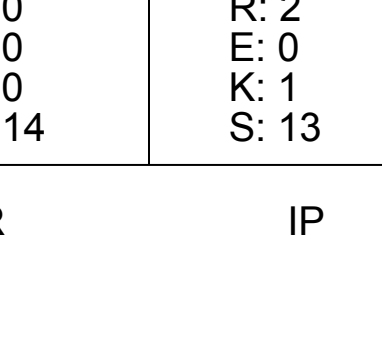
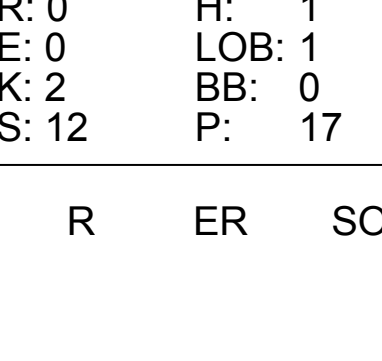


Batter	1	2	3	4	5	6	7	8	9	AB	R	H	RBI	BB	SO	LOB	BOTTOM										
Luis Castillo, S (1, 4) OBP: 0.323, SLG: 0.305	K					K	K		SH1-4	5	0	2	0	0	3	1											
Edgar Renteria, R (1, 6) OBP: 0.345, SLG: 0.392	F8					F7			SH1-4	4	1	2	1	1	0	0											
Gary Sheffield, R (1, 9) OBP: 0.445, SLG: 0.617									SH1-4	1	0	0	0	2	0	1											
Jesus Tavaréz, S (6, PR) OBP: 0.230, SLG: 0.207	2B		G5-4-3						SH1-4	1	0	0	0	0	0	0											
Jeff Conine, R (1, 7) OBP: 0.361, SLG: 0.484										4	1	2	0	1	0	1											
Devon White, S (1, 8) OBP: 0.316, SLG: 0.422										4	0	0	1	1	1	3											
Greg Colbrunn, R (1, 3) OBP: 0.334, SLG: 0.440										5	2	2	1	0	2	6											
Kurt Abbott, R (1, 5) OBP: 0.324, SLG: 0.466										3	1	1	0	1	1	0											
Joe Siddall, L (1, 2) OBP: 0.184, SLG: 0.170										3	0	0	0	0	0	1											
Joe Orsulak, L (8, PH) OBP: 0.392, SLG: 0.309										1	0	1	1	0	0	0											
Rob Natal, R (9, 2) OBP: 0.218, SLG: 0.167										0	0	0	0	0	0	0											
Marc Valdes, R (1, 1) ERA: 6.04										1	0	0	0	0	0	0											
Yorkis Perez, L (5, 1) ERA: 5.23										0	0	0	0	0	0	0											
Craig Grebeck, R (6, PH) ERA: 5.23										1	0	0	0	0	0	0											
Mark Hutton, R (8, 1) ERA: 5.48										0	0	0	0	0	0	0											
Alex Arias, R (7, PH) ERA: 3.0										1	0	1	1	0	0	0											
Miguel Batista, R (8, 1) ERA: 3.0										0	0	0	0	0	0	0											
Billy McMillon, L (8, PH) ERA: 3.0										1	0	0	0	0	0	1											
Felix Heredia, L (9, 1) ERA: 3.0										0	0	0	0	0	0	0											
Inning Stats	R: 0 E: 0 K: 2 S: 12	H: 1 LOB: 3 BB: 2 P: 26	R: 0 E: 0 K: 0 S: 4	H: 0 LOB: 0 BB: 0 P: 4	R: 0 E: 0 K: 0 S: 8	H: 2 LOB: 0 BB: 0 P: 12	R: 0 E: 0 K: 0 S: 4	H: 0 LOB: 0 BB: 0 P: 6	R: 0 E: 0 K: 1 S: 7	H: 0 LOB: 0 BB: 0 P: 12	R: 0 E: 0 K: 1 S: 11	H: 0 LOB: 1 BB: 1 P: 17	R: 2 E: 0 K: 2 S: 18	H: 3 LOB: 1 BB: 0 P: 26	R: 3 E: 0 K: 1 S: 15	H: 4 LOB: 2 BB: 1 P: 31	R: 0 E: 0 K: 1 S: 19	H: 1 LOB: 3 BB: 2 P: 33	1B: 4 2B: 4 3B: 1 HR: 2	SF: 0 SAC: 1 DP: 1 HBP: 0	WP: 0 PB: 0 SB: 0 CS: 1	PA: 42					
PITCHER	IP	WLS	BF	H	R	ER	SO	BB	IBB	HBP	BLK	WP	HR	S	P	ERA	WHIP										
Giovanni Carrara, R (1, 1) ERA: 6.04	7.0	W	29	7	3	3	6	2	1	0	0	0	2	66	107	3.86	1.286										
Scott Service, R (8, 1) ERA: 4.54	0.2		4	2	1	1	0	0	0	0	0	0	0	8	13	13.50	3.000										
Lee Smith, R (8, 1) ERA: 3.0	0.1		3	1	1	1	1	1	0	0	0	0	0	5	14	27.00	6.000										
Jeff Brantley, R (9, 1) ERA: 2.79	1.0	S	6	1	0	0	1	1	1	0	0	0	0	19	33	0.00	2.000										

Cincinnati Reds @ Florida Marlins
Joe Robbie Stadium, Miami, FL
Fri Aug 23 1996, 3:33 AM EDT
Cloudy - 83 F

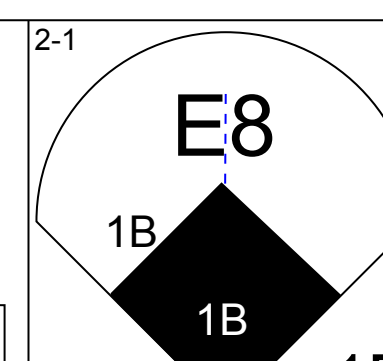
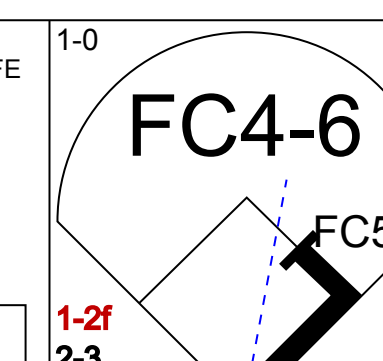
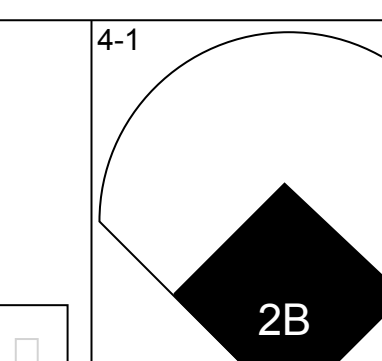
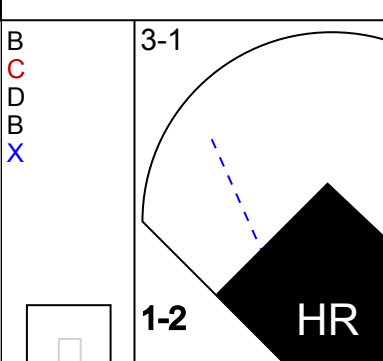
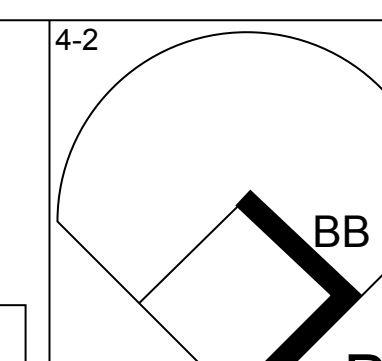
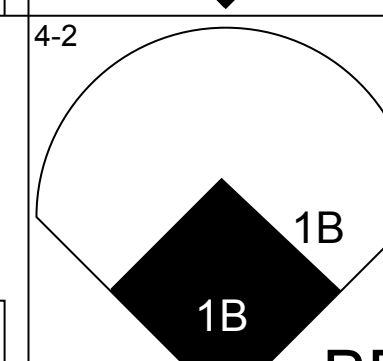
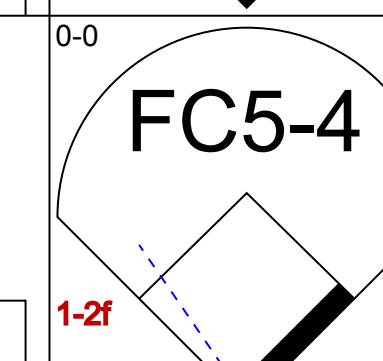
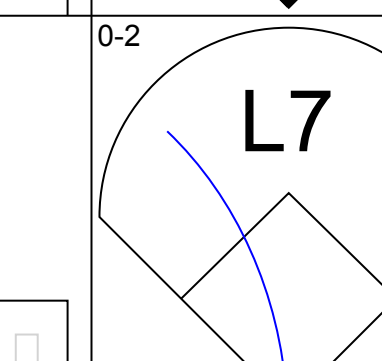
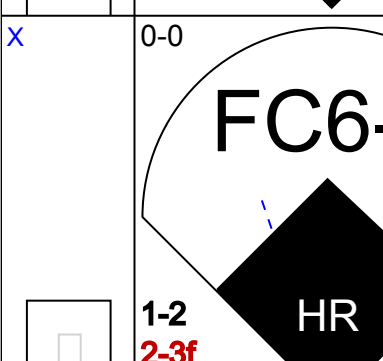
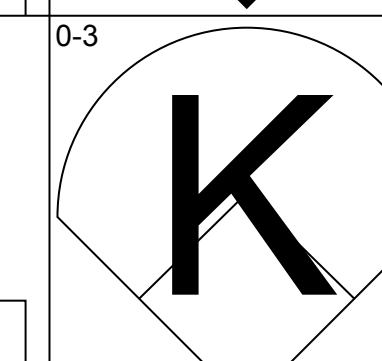
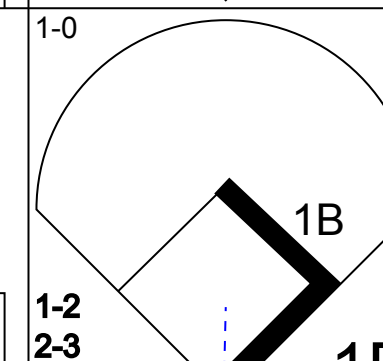
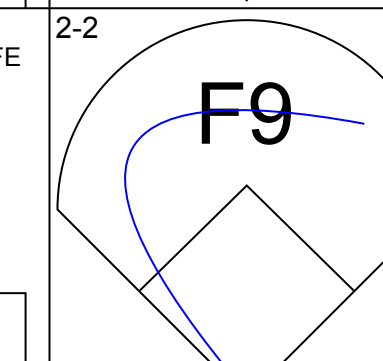
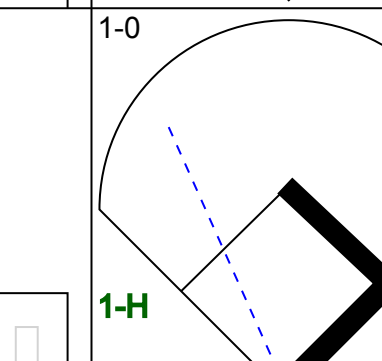
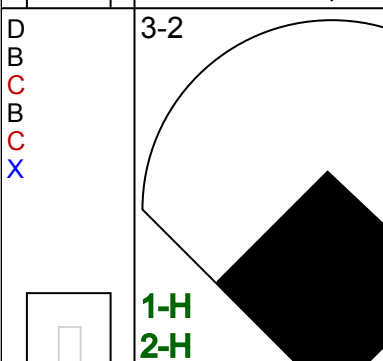
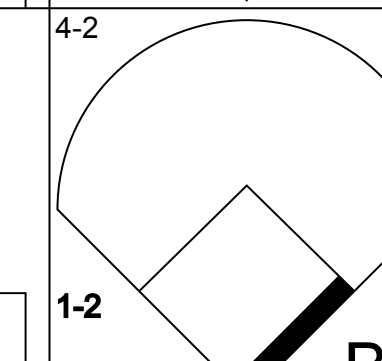
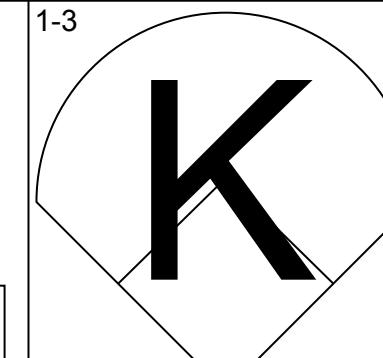
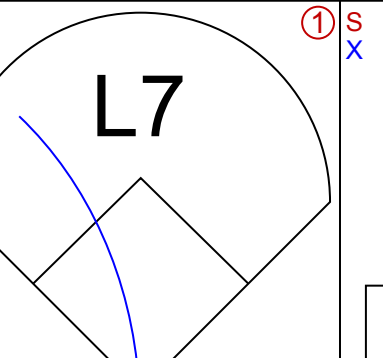
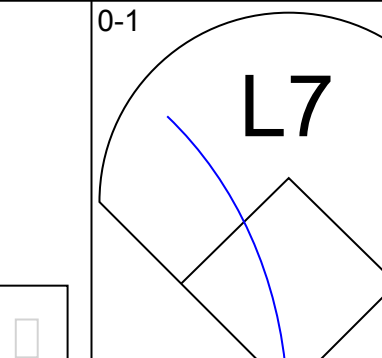
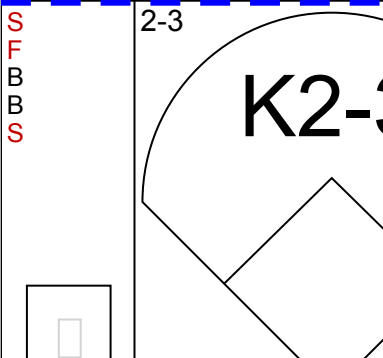
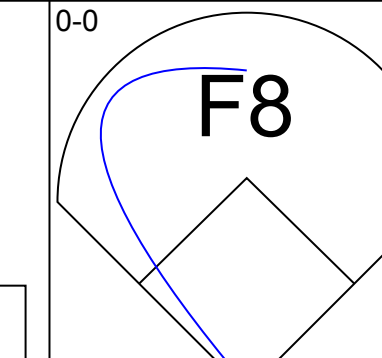
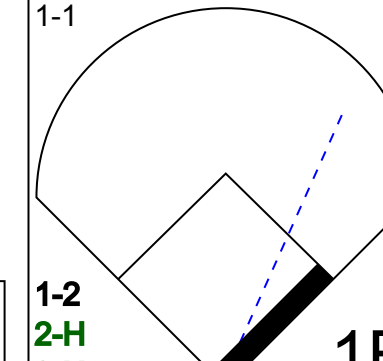
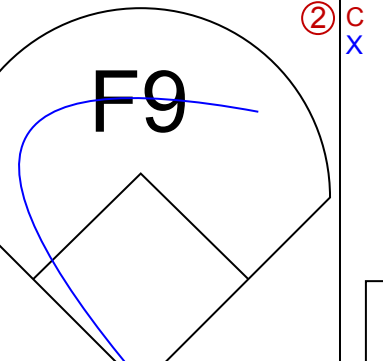
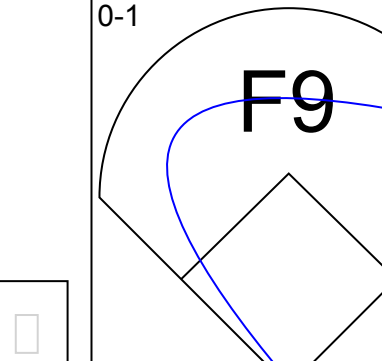
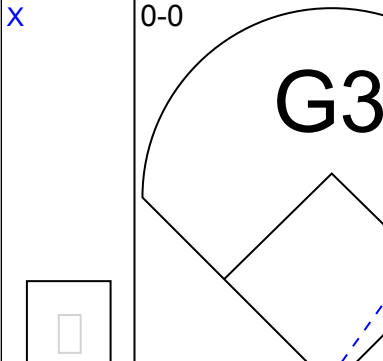
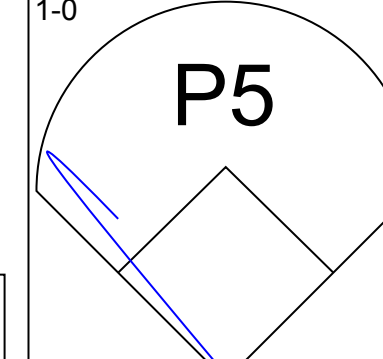
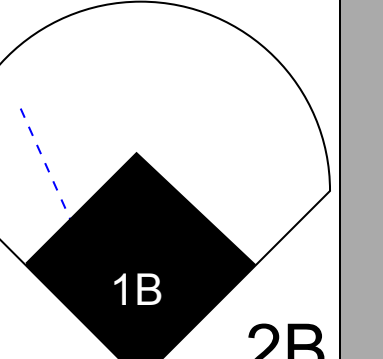
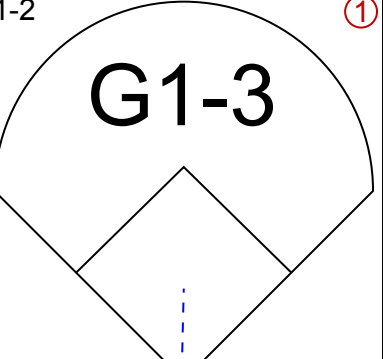
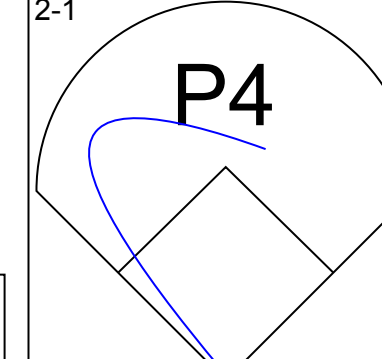
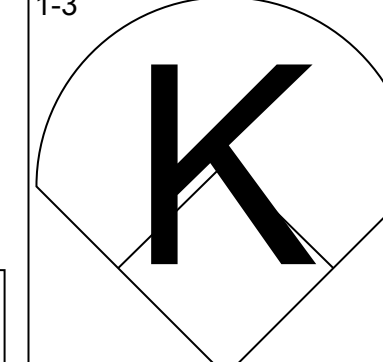
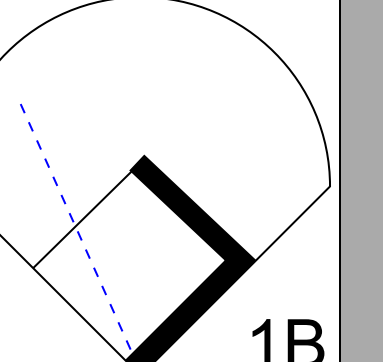
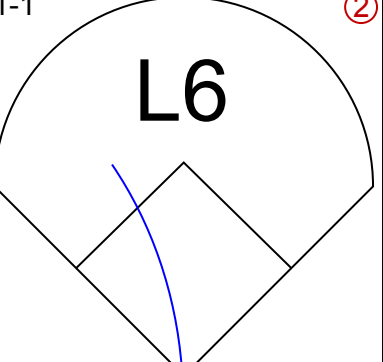
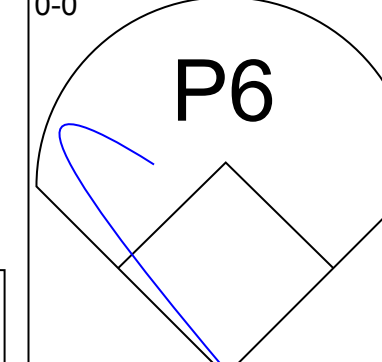
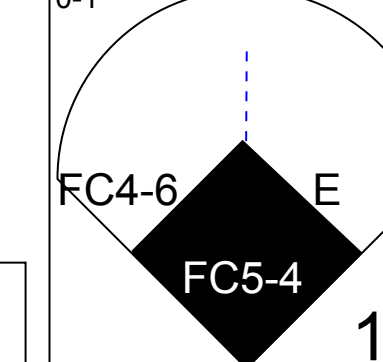
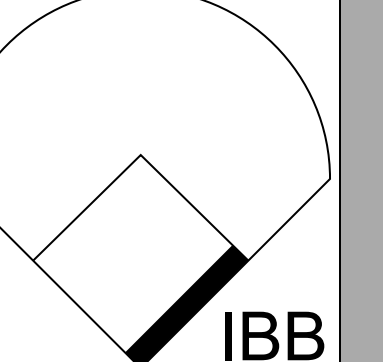
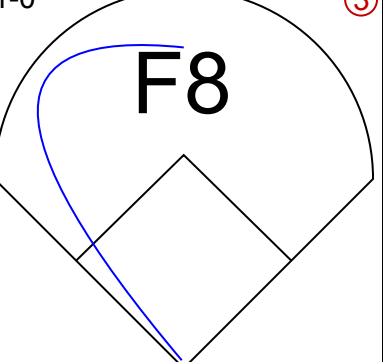
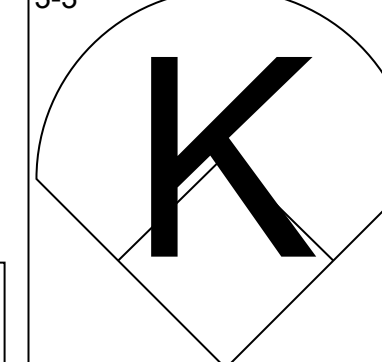

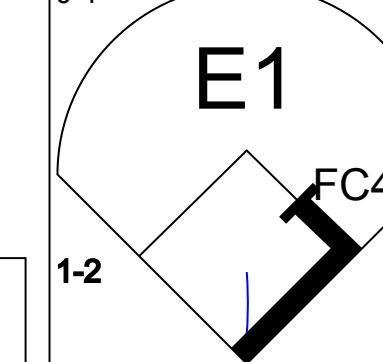
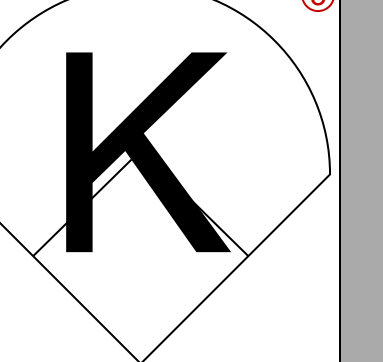

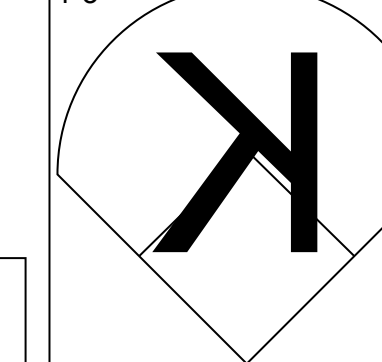
AB	35
R	5
H	11
RBI	5
BB	6
SO	8
LOB	15



Batter	1	2	3	4	5	6	7	8	9	AB R H RBI BB SO LOB	TOP									
Reggie Sanders, R OBP: 0.356, SLG: 0.465										5 1 1 0 0 3 3	Cincinnati Reds @ Florida Marlins Joe Robbie Stadium, Miami, FL Fri Aug 23, 1996, 7:05 PM EDT Att: 21,497 - Unknown - 76 F									
Hal Morris, L OBP: 0.355, SLG: 0.442										5 0 1 1 0 1 0										
Barry Larkin, R OBP: 0.415, SLG: 0.576										3 1 2 1 2 1 0										
Kevin Mitchell, R OBP: 0.376, SLG: 0.431 Scott Service, R (7, 1)										3 0 1 1 1 2 1 0 0 0 0 0 0 0 1 0 0 0 0 0 1										
Thomas Howard, S OBP: 0.314, SLG: 0.437										3 0 0 0 1 1 4										
Eric Davis, R OBP: 0.404, SLG: 0.538										3 0 0 0 1 1 4										
Bret Boone, R OBP: 0.274, SLG: 0.351										4 0 1 0 0 0 2										
Joe Oliver, R OBP: 0.309, SLG: 0.399 Eddie Taubensee, L OBP: 0.300, SLG: 0.500										3 0 0 0 0 2 1 1 0 0 0 0 1 0										
Willie Greene, L OBP: 0.322, SLG: 0.409										3 1 2 0 1 1 0										
Kevin Jarvis, L OBP: 0.074, SLG: 0.074 Johnny Ruffin, R OBP: 0.500, SLG: 0.500 Lenny Harris, L OBP: 0.322, SLG: 0.394										2 0 0 0 0 2 3 0 0 0 0 0 0 0 2 0 0 0 0 1 2										
Inning Stats	R: 1 E: 0 K: 1 S: 9	H: 1 LOB: 1 BB: 1 P: 18	R: 0 E: 0 K: 1 S: 12	H: 1 LOB: 2 BB: 1 P: 25	R: 0 E: 0 K: 1 S: 10	H: 0 LOB: 2 BB: 2 P: 21	R: 0 E: 0 K: 3 S: 9	H: 0 LOB: 0 BB: 0 P: 11	R: 0 E: 0 K: 2 S: 8	H: 0 LOB: 0 BB: 0 P: 12	R: 2 E: 0 K: 1 S: 13	H: 4 LOB: 3 BB: 1 P: 24	R: 0 E: 0 K: 2 S: 12	H: 1 LOB: 1 BB: 0 P: 17	R: 0 E: 0 K: 2 S: 9	H: 1 LOB: 1 BB: 0 P: 13	1B: 7 2B: 0 3B: 0 HR: 1	SF: 0 SAC: 0 DP: 1 HBP: 0	WP: 0 PB: 1 SB: 0 CS: 0	PA: 40
PITCHER	IP WLS BF H R ER SO BB IBB HBP BLK WP HR S P ERA WHIP											IP WLS BF H R ER SO BB IBB HBP BLK WP HR S P ERA WHIP								
Al Leiter, L ERA: 2.91	(1, 1) 6.2 W 30 5 3 3 11 5 0 0 0 0 1 66 118 4.05 1.500																			
Jay Powell, R ERA: 3.75	(7, 1) 1.1 6 2 0 0 2 0 0 0 0 0 0 16 24 0.00 1.500																			
Robb Nen, R ERA: 2.03	(9, 1) 1.0 4 1 0 0 2 0 0 0 0 0 0 9 13 0.00 1.000																			

AB	35
R	3
H	8
RBI	3
BB	5
SO	15
LOB	17



Batter	1	2	3	4	5	6	7	8	9	AB R H RBI BB SO LOB	BOTTOM									
Luis Castillo, S OBP: 0.358, SLG: 0.323										3 3 2 0 2 0 2	Cincinnati Reds @ Florida Marlins Joe Robbie Stadium, Miami, FL Fri Aug 23, 1996, 7:05 PM EDT Att: 21,497 - Unknown - 76 F									
Edgar Renteria, R OBP: 0.344, SLG: 0.388 Kurt Abbott, R OBP: 0.323, SLG: 0.464										3 2 0 1 1 0 4 1 0 0 0 0 1 1										
Gary Sheffield, R OBP: 0.448, SLG: 0.628										4 1 3 4 1 0 1										
Jeff Conine, R OBP: 0.357, SLG: 0.479										5 0 0 0 0 2 6										
Joe Orsulak, L OBP: 0.291, SLG: 0.308 Jay Powell, R Robb Nen, R										4 0 1 2 0 0 1 0 0 0 0 0 0 0 0 0 0 0 0 0 0										
Greg Colbrunn, R OBP: 0.333, SLG: 0.441										4 1 1 0 0 0 2										
Alex Arias, R OBP: 0.339, SLG: 0.394										4 0 1 1 0 1 2										
Rob Natal, R OBP: 0.231, SLG: 0.173										3 1 1 0 1 1 0										
Al Leiter, L OBP: 0.131, SLG: 0.070 Jesus Tavarez, S OBP: 0.227, SLG: 0.205										3 0 1 0 0 1 3 1 0 0 0 0 1 0										
Inning Stats	R: 2 E: 1 K: 2 S: 14	H: 3 LOB: 2 BB: 1 P: 25	R: 1 E: 1 K: 0 S: 9	H: 1 LOB: 0 BB: 0 P: 12	R: 1 E: 0 K: 1 S: 10	H: 2 LOB: 2 BB: 1 P: 17	R: 1 E: 0 K: 0 S: 9	H: 1 LOB: 1 BB: 1 P: 14	R: 0 E: 0 K: 1 S: 6	H: 0 LOB: 0 BB: 0 P: 9		R: 3 E: 0 K: 1 S: 11	H: 3 LOB: 0 BB: 0 P: 20	R: 0 E: 0 K: 1 S: 6	H: 0 LOB: 0 BB: 0 P: 11	R: 0 E: 0 K: 2 S: 14	H: 0 LOB: 2 BB: 2 P: 23	1B: 7 2B: 2 3B: 0 HR: 1	SF: 0 SAC: 0 DP: 0 HBP: 0	WP: 0 PB: 0 SB: 0 CS: 0
PITCHER	IP WLS BF H R ER SO BB IBB HBP BLK WP HR S P ERA WHIP											IP WLS BF H R ER SO BB IBB HBP BLK WP HR S P ERA WHIP								
Kevin Jarvis, R ERA: 5.77	(1, 1) 5.1 L 30 10 8 7 3 2 2 0 0 0 0 1 55 91 11.81 2.250																			
Johnny Ruffin, R ERA: 5.4	(6, 1) 0.2 2 0 0 0 1 0 0 0 0 0 0 4 6 0.00 0.000																			
Scott Service, R ERA: 4.29	(7, 1) 2.0 8 0 0 0 3 2 0 0 0 0 0 20 34 0.00 1.000																			

AB	35
R	8
H	10
RBI	8
BB	5
SO	7
LOB	22



Batter	1	2	3	4	5	6	7	8	9	AB	R	H	RBI	BB	SO	LOB	TOP					
Thomas Howard, S (1,9) OBP: 0.313, SLG: 0.442										4	1	1	0	0	0	1	Cincinnati Reds @ Florida Marlins Joe Robbie Stadium, Miami, FL Sat Aug 24 1996, 7:05 PM EDT Att: 33,883 - Unknown - 85 F					
Lenny Harris, L (1,7) OBP: 0.325, SLG: 0.396										4	0	2	1	0	0	0						
Barry Larkin, R (1,6) OBP: 0.414, SLG: 0.573										4	0	1	1	0	1	1						
Eric Davis, R (1,8) OBP: 0.400, SLG: 0.532										4	0	0	0	0	1	1						
Hal Morris, L (1,3)										4	0	1	0	0	0	2						
Eddie Taubensee, L (1,2) OBP: 0.334, SLG: 0.456										4	1	2	1	0	0	0						
Willie Greene, L (1,5) OBP: 0.316, SLG: 0.401										4	0	0	0	0	2	2						
Jeff Branson, L (1,4) OBP: 0.310, SLG: 0.416										3	0	0	0	0	0	2						
Jeff Shaw, R (7,1)										0	0	0	0	0	0	0						
Kevin Mitchell, R (9, PH) OBP: 0.374, SLG: 0.429										1	0	0	0	0	1	0						
Dave Burba, R (1,1) OBP: 0.164, SLG: 0.231										2	0	0	0	0	2	0						
Lee Smith, R (6,1)										0	0	0	0	0	0	0						
Bret Boone, R (7,4) OBP: 0.276, SLG: 0.351										0	1	0	0	1	0	0						
Inning Stats	R: 1 E: 0 K: 1 S: 8	H: 1 LOB: 0 BB: 0 P: 9	R: 1 E: 0 K: 1 S: 10	H: 1 LOB: 0 BB: 0 P: 16	R: 0 E: 0 K: 1 S: 9	H: 2 LOB: 1 BB: 0 P: 14	R: 0 E: 0 K: 1 S: 10	H: 2 LOB: 2 BB: 0 P: 18	R: 0 E: 0 K: 1 S: 7	H: 0 LOB: 0 BB: 0 P: 12	R: 0 E: 0 K: 0 S: 4	H: 0 LOB: 0 BB: 0 P: 8	R: 0 E: 0 K: 0 S: 6	H: 0 LOB: 0 BB: 0 P: 8	R: 1 E: 0 K: 1 S: 11	H: 1 LOB: 2 BB: 1 P: 19	R: 0 E: 0 K: 1 S: 7	H: 0 LOB: 0 BB: 0 P: 11	1B: 5 2B: 0 3B: 1 HR: 1	SF: 0 SAC: 0 DP: 0 HBP: 0	WP: 0 PB: 2 SB: 0 CS: 0	PA: 36
PITCHER	IP WLS BF H R ER SO BB IBB HBP BLK WP HR S P ERA WHIP																					
Kevin Brown, R (1,1) ERA: 1.96	8.0 W 32 7 3 3 6 1 0 0 0 0 1 65 104 3.38 1.000																					
Robb Nen, R (9,1) ERA: 2.0	1.0 S 3 0 0 0 1 0 0 0 0 0 0 7 11 0.00 0.000																					

Batter	1	2	3	4	5	6	7	8	9	AB	R	H	RBI	BB	SO	LOB	BOTTOM			
Luis Castillo, S (1,4) OBP: 0.352, SLG: 0.318										4	1	1	0	0	3	5	Cincinnati Reds @ Florida Marlins Joe Robbie Stadium, Miami, FL Sat Aug 24 1996, 7:05 PM EDT Att: 33,883 - Unknown - 85 F			
Edgar Renteria, R (1,6) OBP: 0.345, SLG: 0.389										4	1	2	0	0	0	0				
Gary Sheffield, R (1,9) OBP: 0.449, SLG: 0.629										4	2	2	2	0	0	1				
Jeff Conine, R (1,7) OBP: 0.355, SLG: 0.476										3	0	0	1	0	0	2				
Devon White, S (1,8) OBP: 0.316, SLG: 0.419										3	1	0	0	1	0	1				
Greg Colbrunn, R (1,3) OBP: 0.335, SLG: 0.440										3	0	1	0	1	1	0				
Jesus Tavarez, S (9,7) OBP: 0.227, SLG: 0.205										0	0	0	0	0	0	0				
Kurt Abbott, R (1,5) OBP: 0.330, SLG: 0.469										2	0	1	2	2	0	0				
Rob Natal, R (1,2) OBP: 0.242, SLG: 0.179										3	0	1	0	1	0	2				
Kevin Brown, R (1,1) OBP: 0.194, SLG: 0.140										3	0	1	0	0	1	3				
Alex Arias, R (8, PH) OBP: 0.337, SLG: 0.391										1	0	0	0	0	0	1				
Inning Stats	R: 0 E: 0 K: 1 S: 8	H: 0 LOB: 0 BB: 0 P: 11	R: 0 E: 0 K: 1 S: 6	H: 0 LOB: 0 BB: 0 P: 11	R: 0 E: 0 K: 0 S: 6	H: 0 LOB: 1 BB: 1 P: 13	R: 1 E: 0 K: 0 S: 7	H: 2 LOB: 1 BB: 0 P: 9	R: 0 E: 0 K: 1 S: 12	H: 2 LOB: 2 BB: 1 P: 22	R: 3 E: 0 K: 2 S: 17	H: 3 LOB: 3 BB: 3 P: 33	R: 1 E: 1 K: 0 S: 8	H: 1 LOB: 0 BB: 0 P: 14	R: 0 E: 0 K: 0 S: 9	H: 1 LOB: 1 BB: 0 P: 14	1B: 7 2B: 2 3B: 0 HR: 0	SF: 1 SAC: 0 DP: 1 HBP: 0	WP: 0 PB: 0 SB: 0 CS: 1	PA: 36
PITCHER	IP WLS BF H R ER SO BB IBB HBP BLK WP HR S P ERA WHIP																			
Dave Burba, R (1,1) ERA: 4.06	5.1 L 24 6 4 4 3 3 1 0 0 0 0 46 81 6.75 1.688																			
Lee Smith, R (6,1) ERA: 3.04	0.2 4 1 0 0 2 0 1 0 0 0 0 10 18 0.00 1.500																			
Jeff Shaw, R (7,1) ERA: 2.81	2.0 8 2 1 0 0 0 0 0 0 0 0 17 28 0.00 1.000																			

Batter	1	2	3	4	5	6	7	8	9	AB	R	H	RBI	BB	SO	LOB	TOP								
Thomas Howard, S OBP: 0.318, SLG: 0.442	F8		1B HR	1B	K			1B BB		4	1	2	0	1	1	2	Cincinnati Reds @ Florida Marlins Joe Robbie Stadium, Miami, FL Sun Aug 25 1996, 3:33 AM EDT Att: 27,372 - Overcast - 86 F								
Lenny Harris, L OBP: 0.326, SLG: 0.396	L3		E6 HR	1B			P2	1B		5	1	2	0	0	0	1									
Barry Larkin, R OBP: 0.414, SLG: 0.570			HR	1B	L4-3		G5-3	P2		4	1	1	0	1	0	4									
Kevin Mitchell, R OBP: 0.372, SLG: 0.426	G6-3		HR		K				K	1	0	0	0	0	0	1									
Willie Greene, L OBP: 0.316, SLG: 0.414										3	1	1	4	0	2	1									
Jeff Shaw, R OBP: 0.309, SLG: 0.414										0	0	0	0	0	0	0									
Jeff Branson, L OBP: 0.309, SLG: 0.414										1	0	0	0	0	1	0									
Hal Morris, L OBP: 0.357, SLG: 0.444							G3-1		F7	5	1	3	0	0	0	0									
Reggie Sanders, R OBP: 0.353, SLG: 0.463	K		F8		G6-3		G6-3			5	0	1	0	0	1	3									
Bret Boone, R OBP: 0.277, SLG: 0.355	K						G6-3		K	5	0	2	1	0	2	2									
Lee Smith, R OBP: 0.308, SLG: 0.394										0	0	0	0	0	0	0									
Joe Oliver, R OBP: 0.308, SLG: 0.394										0	0	0	0	0	0	0									
Mike Remlinger, L OBP: 0.250, SLG: 0.250										2	0	0	0	1	0	3									
Hector Carrasco, R OBP: 0.399, SLG: 0.530										0	0	0	0	0	0	0									
Eric Davis, R OBP: 0.399, SLG: 0.530										1	0	0	0	0	0	0									
Inning Stats	R: 0 E: 0 K: 0 S: 8	H: 0 LOB: 1 BB: 1 P: 19	R: 0 E: 0 K: 2 S: 9	H: 1 LOB: 1 BB: 0 P: 13	R: 4 E: 1 K: 0 S: 18	H: 5 LOB: 3 BB: 1 P: 34	R: 0 E: 0 K: 1 S: 8	H: 2 LOB: 1 BB: 0 P: 14	R: 1 E: 0 K: 1 S: 17	H: 2 LOB: 2 BB: 1 P: 26	R: 0 E: 0 K: 1 S: 5	H: 0 LOB: 0 BB: 0 P: 10	R: 0 E: 0 K: 0 S: 5	H: 0 LOB: 0 BB: 0 P: 9	R: 0 E: 0 K: 0 S: 8	H: 1 LOB: 2 BB: 1 P: 20	R: 0 E: 0 K: 2 S: 9	H: 1 LOB: 1 BB: 0 P: 12	1B: 8 2B: 4 3B: 0 HR: 1	SF: 0 SAC: 0 DP: 1 HBP: 0	WP: 0 PB: 0 SB: 0 CS: 0	PA: 43			
PITCHER	IP	WLS	BF	H	R	ER	SO	BB	IBB	HBP	BLK	WP	HR	S	P	ERA	WHIP								
Kurt Miller, R ERA: 5.63	3.2		21	8	4	3	2	1	1	0	0	0	1	40	75	7.36	2.455								
Yorkis Perez, L ERA: 5.27	1.1		7	2	1	1	2	1	0	0	0	0	0	20	31	6.75	2.250								
Chris Hammond, L ERA: 6.78	2.0		6	0	0	0	1	0	0	0	0	0	0	10	19	0.00	0.000								
Jay Powell, R ERA: 3.7	1.0	W	5	1	0	0	0	1	0	0	0	0	0	8	20	0.00	2.000								
Robb Nen, R ERA: 1.97	1.0		4	1	0	0	2	0	0	0	0	0	0	9	12	0.00	1.000								

Batter	1	2	3	4	5	6	7	8	9	AB	R	H	RBI	BB	SO	LOB	BOTTOM								
Luis Castillo, S OBP: 0.355, SLG: 0.304	G4-3 WP BB				G6-3		G5-3		1B BB	3	1	0	0	2	1	1	Cincinnati Reds @ Florida Marlins Joe Robbie Stadium, Miami, FL Sun Aug 25 1996, 3:33 AM EDT Att: 27,372 - Overcast - 86 F								
Edgar Renteria, R OBP: 0.345, SLG: 0.389	G4-3		E S BB		K			G6-3 WP BB	1-2 2-H	3	1	1	1	2	1	1									
Greg Colbrunn, R OBP: 0.336, SLG: 0.447	G3-1 WP BB		K				HR	G6-3		3	2	1	1	1	1	2									
Jeff Conine, R OBP: 0.356, SLG: 0.483	G3-1		P6				HR	G6-3		4	1	2	1	0	0	2									
Devon White, S OBP: 0.315, SLG: 0.417			K				G4-3	F7		4	0	1	1	0	1	2									
Kurt Abbott, R OBP: 0.325, SLG: 0.461	K				K		G1-3	F7		4	0	0	0	0	2	2									
Joe Orsulak, L OBP: 0.290, SLG: 0.306		G4-3			G4-3		K			4	0	1	0	0	1	0									
Rob Natal, R OBP: 0.242, SLG: 0.172		SH3 BB			K			K		3	0	0	0	1	2	1									
Kurt Miller, R ERA: 5.23										0	0	0	0	0	0	0									
Craig Grebeck, R ERA: 2.79		SH3			G4-3			F9		0	0	0	0	0	0	0									
Robb Nen, R ERA: 1.97										1	1	0	0	0	0	0									
Inning Stats	R: 2 E: 0 K: 1 S: 16	H: 1 LOB: 1 BB: 2 P: 30	R: 0 E: 0 K: 1 S: 7	H: 0 LOB: 1 BB: 1 P: 15	R: 0 E: 0 K: 2 S: 10	H: 0 LOB: 1 BB: 1 P: 18	R: 0 E: 0 K: 2 S: 9	H: 0 LOB: 0 BB: 0 P: 14	R: 0 E: 0 K: 1 S: 10	H: 0 LOB: 0 BB: 0 P: 17	R: 2 E: 0 K: 1 S: 15	H: 2 LOB: 0 BB: 0 P: 24	R: 0 E: 0 K: 1 S: 7	H: 0 LOB: 0 BB: 0 P: 16	R: 1 E: 0 K: 0 S: 14	H: 1 LOB: 1 BB: 1 P: 26	R: 1 E: 0 K: 0 S: 12	H: 3 LOB: 2 BB: 1 P: 20	1B: 4 2B: 1 3B: 0 HR: 2	SF: 0 SAC: 1 DP: 1 HBP: 0	WP: 3 PB: 0 SB: 2 CS: 0	PA: 38			
PITCHER	IP	WLS	BF	H	R	ER	SO	BB	IBB	HBP	BLK	WP	HR	S	P	ERA	WHIP								
Mike Remlinger, L ERA: 5.23	5.0		22	3	4	4	7	4	0	0	0	0	1	2	57	10.2	1.400								
Hector Carrasco, R ERA: 3.63	2.1		9	1	1	1	2	1	0	0	0	2	0	26	50	3.86	0.857								
Jeff Shaw, R ERA: 2.79	0.2		2	0	0	0	0	0	0	0	0	0	0	5	8	0.00	0.000								
Lee Smith, R ERA: 3.19	0.2	L	4	2	1	1	0	1	0	0	0	0	0	11	18	13.50	4.500								
Jeff Brantley, R ERA: 2.79	0.0		1	1	0	0	0	0	0	0	0	0	0	1	2	∞	∞								



Batter	1	2	3	4	5	6	7	8	9	AB	R	H	RBI	BB	SO	LOB	TOP										
Luis Castillo, S OBP: 0.358, SLG: 0.301	4-0 S 2B BB	3-2 1-2 1B		1-0 L6		0-2 G1-3			0-0 B1-3	4	1	1	0	1	0	0											
Alex Arias, R OBP: 0.335, SLG: 0.384	4-2 2B BB	0-1 L4		3-2 G5-3			0-0 F8			3	1	0	0	1	0	2											
Gary Sheffield, R OBP: 0.449, SLG: 0.630	3-1 G5-3 SF9 1-H 2-H		0-0 1B S	1-1 G5-3			2-2 P6			4	2	2	2	0	0	0											
Jeff Conine, R OBP: 0.355, SLG: 0.481	0-0 G5-3		2-2 FC1-6 1-3 1B		0-0 G6-3		2-2 F8			4	0	1	0	0	0	1											
Devon White, S OBP: 0.315, SLG: 0.423	1-2 SF9		1-1 FC1-6 1B 1-2 1B		1-1 HR		2-1 G6-3			3	2	1	2	0	0	2											
Greg Colbrunn, R OBP: 0.336, SLG: 0.445	3-3 K		0-0 1B		2-2 G4-3		0-2 G5-3			4	0	1	1	0	1	0											
Jay Powell, R Robb Nen, R			1-3 1B							0	0	0	0	0	0	0											
Kurt Abbott, R OBP: 0.320, SLG: 0.453		0-3 K	0-0 P4		1-2 G6-3		2-1 F9			4	0	0	0	0	1	2											
Gregg Zaun, S OBP: 0.307, SLG: 0.348		1-0 F8	1-1 1B		2-2 G5-3		1-0 G3			4	0	1	1	0	0	0											
Mark Hutton, R OBP: 0.167, SLG: 0.167		1-1 1B	3-3 K		0-3 K		1-1 G6-3			3	0	1	0	0	2	2											
Chris Hammond, L OBP: 0.133, SLG: 0.071										0	0	0	0	0	0	0											
Jesus Tavaroz, S OBP: 0.233, SLG: 0.224										1	0	0	0	0	0	0											
Inning Stats	R: 3 E: 0 K: 1 S: 11	H: 1 LOB: 0 BB: 2 P: 26	R: 0 E: 0 K: 1 S: 12	H: 2 LOB: 2 BB: 0 P: 17	R: 2 E: 0 K: 1 S: 13	H: 4 LOB: 2 BB: 0 P: 20	R: 0 E: 0 K: 0 S: 7	H: 0 LOB: 0 BB: 0 P: 12	R: 1 E: 0 K: 0 S: 9	H: 1 LOB: 0 BB: 0 P: 13	R: 0 E: 0 K: 1 S: 9	H: 0 LOB: 0 BB: 0 P: 11	R: 0 E: 0 K: 0 S: 10	H: 0 LOB: 0 BB: 0 P: 14	R: 0 E: 0 K: 0 S: 7	H: 0 LOB: 0 BB: 0 P: 11	R: 0 E: 0 K: 0 S: 4	H: 0 LOB: 0 BB: 0 P: 6	1B: 6 2B: 1 3B: 0 HR: 1	SF: 1 SAC: 0 DP: 0 HBP: 0	WP: 0 PB: 0 SB: 2 CS: 0	PA: 37					
PITCHER	IP	WLS	BF	H	R	ER	SO	BB	IBB	HBP	BLK	WP	HR	S	P	ERA	WHIP										
Mike Morgan, R ERA: 5.24	2.1	L	15	6	5	5	2	2	0	0	0	0	0	30	53	19.29	3.429										
Mark Petkovsek, R ERA: 4.11	3.1		10	2	1	1	1	0	0	0	0	0	1	22	35	3.38	0.750										
Danny Jackson, L ERA: 3.6	6.1		6	0	0	0	1	0	0	0	0	0	0	19	25	0.00	0.000										
Cory Bailey, R ERA: 3.18	8.1		6	0	0	0	0	0	0	0	0	0	0	11	17	0.00	0.000										

Florida Marlins @ St. Louis Cardinals
Busch Stadium, St. Louis, MO
Tue Aug 27 1996, 7:05 PM CDT
Att: 24,784 - Unknown - 83 F

AB 34
R 6
H 8
RBI 6
BB 2
SO 4
LOB 9





Batter	1	2	3	4	5	6	7	8	9	AB	R	H	RBI	BB	SO	LOB	BOTTOM											
Royce Clayton, R OBP: 0.329, SLG: 0.381	0-2 G4-3		0-0 1B		1-0 HR		1-2 FC5-4 1-2 2-3		4-0 BB	4	1	2	3	1	0	2												
Ray Lankford, L OBP: 0.354, SLG: 0.493	1-2 F7		1-3 K		4-0 S BB		1-2 K		1-3 K	4	0	0	0	1	3	5												
Willie McGee, S OBP: 0.331, SLG: 0.402	0-1 G4-3			2-1 L9		3-3 K		1-3 K		4	0	0	0	0	2	1												
Brian Jordan, R OBP: 0.344, SLG: 0.480		0-0 F8		0-1 G4-3		1-2 F8		2-3 K		4	0	0	0	0	1	0												
Gary Gaetti, R OBP: 0.321, SLG: 0.446		0-0 G6-3		1-3 K		0-2 G6-3		4-2 BB		3	0	0	0	1	1	0												
John Mabry, L OBP: 0.342, SLG: 0.433		0-1 FC5-4 1B		3-2 K		1-1 G4-3		0-0 G4-3		4	0	1	0	0	1	1												
Danny Sheaffer, R OBP: 0.301, SLG: 0.378		0-0 FC5-4 1-2		1-3 K			0-0 FC5-4 1B		4-0 BB BB	3	0	1	0	1	1	1												
Luis Alicea, S OBP: 0.336, SLG: 0.364			2-2 F7		4-0 1B HR		0-1 F7		2-2 F8	3	1	0	0	1	0	2												
Mike Morgan, R OBP: 0.361, SLG: 0.460			0-0 G4-3		0-0 HR		0-1 FC5-4		2-2 K	0	0	0	0	0	0	0												
Mark Petkovsek, R OBP: 0.214, SLG: 0.154										1	0	0	0	0	0	0												
Ozzie Smith, S OBP: 0.302, SLG: 0.345										1	1	1	0	0	0	0												
Danny Jackson, R OBP: 0.302, SLG: 0.345										0	0	0	0	0	0	0												
Tom Pagnozzi, R OBP: 0.302, SLG: 0.345										1	0	1	0	0	0	0												
Cory Bailey, R OBP: 0.302, SLG: 0.345										0	0	0	0	0	0	0												
Ron Gant, R OBP: 0.302, SLG: 0.345										1	0	0	0	0	1	1												
Inning Stats	R: 0 E: 0 K: 0 S: 9	H: 0 LOB: 0 BB: 0 P: 10	R: 0 E: 0 K: 0 S: 5	H: 1 LOB: 1 BB: 0 P: 5	R: 0 E: 0 K: 1 S: 8	H: 1 LOB: 1 BB: 0 P: 11	R: 0 E: 0 K: 1 S: 7	H: 0 LOB: 0 BB: 0 P: 10	R: 3 E: 0 K: 3 S: 11	H: 2 LOB: 1 BB: 2 P: 27	R: 0 E: 0 K: 0 S: 9	H: 0 LOB: 0 BB: 0 P: 11	R: 0 E: 0 K: 1 S: 12	H: 2 LOB: 2 BB: 0 P: 15	R: 0 E: 0 K: 2 S: 9	H: 0 LOB: 1 BB: 1 P: 16	R: 0 E: 0 K: 2 S: 10	H: 0 LOB: 2 BB: 2 P: 23	1B: 5 2B: 0 3B: 0 HR: 1	SF: 0 SAC: 0 DP: 0 HBP: 0	WP: 0 PB: 0 SB: 1 CS: 0	PA: 38						
PITCHER	IP	WLS	BF	H	R	ER	SO	BB	IBB	HBP	BLK	WP	HR	S	P	ERA	WHIP											
Mark Hutton, R ERA: 5.37	6.0	W	24	4	3	3	5	2	0	0	0	0	0	1	49	74	4.50	1.000										
Chris Hammond, L ERA: 6.68	7.1		5	2	0	0	1	0	0	0	0	0	0	12	15	0.00	2.000											
Jay Powell, R ERA: 3.63	8.1		4	0	0	0	2	1	0	0	0	0	0	9	16	0.00	1.000											
Robb Nen, R ERA: 1.94	9.1	S	5	0	0	0	2	2	0	0	0	0	0	10	23	0.00	2.000											

Florida Marlins @ St. Louis Cardinals
Busch Stadium, St. Louis, MO
Tue Aug 27 1996, 7:05 PM CDT
Att: 24,784 - Unknown - 83 F

AB 33
R 3
H 6
RBI 3
BB 5
SO 10
LOB 13



Batter	1	2	3	4	5	6	7	8	9	AB	R	H	RBI	BB	SO	LOB	TOP											
Luis Castillo, S OBP: 0.354, SLG: 0.341	G5-3		HR	F9		FC6-5		FC5-6		5	1	1	2	0	0	3	Florida Marlins @ Cincinnati Reds Riverfront Stadium, Cincinnati, OH Fri Aug 30 1996, 7:05 PM EDT Att: 22,485 - Unknown - 86 F AB 36 R 3 H 8 RBI 3 BB 8 SO 8 LOB 34 											
Edgar Renteria, R OBP: 0.355, SLG: 0.390	K		1B			K		E5		4	0	2	0	1	2	0												
Gary Sheffield, R OBP: 0.451, SLG: 0.629	L6		1B			G6-3		FC6-5		4	0	1	0	1	0	2												
Jeff Conine, R OBP: 0.356, SLG: 0.478		FC5-4	HBP	K		2B		F9		4	1	1	0	1	2	7												
Devon White, S OBP: 0.317, SLG: 0.429		FC5-4	HBP	P3		2B		G4-3		4	0	2	1	0	0	2												
Greg Colbrunn, R OBP: 0.338, SLG: 0.456		FC5-4	HBP	F8		F7				4	0	0	0	1	0	6												
Jesus Tavaréz, S OBP: 0.233, SLG: 0.224		FC5-4	S	F8		F7				0	0	0	0	0	0	0												
Alex Arias, R OBP: 0.324, SLG: 0.382		F9		E3		FC1-6		F7		4	1	0	0	1	0	4												
Rob Natal, R OBP: 0.260, SLG: 0.169				K		FC6-5	WP	K		2	0	0	0	3	2	2												
Kevin Brown, R OBP: 0.194, SLG: 0.145				FC1-6		K		FC5-6		5	0	1	0	0	2	8												
Inning Stats	R: 0 E: 0 K: 1 S: 7	H: 0 LOB: 0 BB: 0 P: 11	R: 0 E: 0 K: 0 S: 8	H: 0 LOB: 3 BB: 2 P: 19	R: 1 E: 0 K: 1 S: 10	H: 2 LOB: 2 BB: 1 P: 18	R: 0 E: 1 K: 1 S: 10	H: 0 LOB: 1 BB: 0 P: 19	R: 1 E: 0 K: 1 S: 11	H: 1 LOB: 3 BB: 3 P: 26	R: 0 E: 0 K: 1 S: 8	H: 0 LOB: 1 BB: 1 P: 12	R: 0 E: 0 K: 1 S: 13	H: 2 LOB: 2 BB: 0 P: 18	R: 0 E: 0 K: 1 S: 10	H: 1 LOB: 2 BB: 1 P: 17	1B: 5 2B: 2 3B: 0 HR: 1	SF: 0 SAC: 0 DP: 0 HBP: 1	WP: 1 PB: 0 CS: 0	PA: 45								
PITCHER	IP	WLS	BF	H	R	ER	SO	BB	IBB	HBP	BLK	WP	HR	S	P	ERA	WHIP											
Mike Remlinger, L ERA: 5.17	(1, 1)	5.0	L	26	4	3	3	4	4	1	1	0	1	47	93	5.40	1.600											
Scott Service, R ERA: 4.59	(6, 1)	0.2		3	1	0	0	1	0	0	0	0	1	0	7	10	0.00	1.500										
Hector Carrasco, R ERA: 4.06	(6, 1)	1.1		6	0	0	0	1	2	0	0	0	0	0	10	18	0.00	1.500										
Jeff Shaw, R ERA: 2.89	(8, 1)	1.0		5	2	0	0	1	0	0	0	0	0	13	18	0.00	2.000											
Lee Smith, R ERA: 3.25	(9, 1)	1.0		5	1	0	0	1	0	1	0	0	0	10	17	0.00	1.000											

Batter	1	2	3	4	5	6	7	8	9	AB	R	H	RBI	BB	SO	LOB	BOTTOM										
Curtis Goodwin, L OBP: 0.328, SLG: 0.288	G3		G3		FC6-4			G5-3		4	1	1	0	0	0	1	Florida Marlins @ Cincinnati Reds Riverfront Stadium, Cincinnati, OH Fri Aug 30 1996, 7:05 PM EDT Att: 22,485 - Unknown - 86 F AB 34 R 1 H 8 RBI 0 BB 0 SO 8 LOB 11 										
Lenny Harris, L OBP: 0.320, SLG: 0.402	G3		G4-3		F7			G3		4	0	0	0	0	0	2											
Barry Larkin, R OBP: 0.409, SLG: 0.556	K		F9		G1-3			G3-1		4	0	0	0	0	1	1											
Kevin Mitchell, R OBP: 0.386, SLG: 0.443					G1-3			G3-1		4	0	2	0	0	0	0											
Eric Davis, R OBP: 0.393, SLG: 0.545					G5-3			F7		4	0	0	0	0	2	2											
Hal Morris, L OBP: 0.356, SLG: 0.452					G1-3			G3-6-1		4	0	2	0	0	1	1											
Eddie Taubensee, L OBP: 0.334, SLG: 0.465					G3-1					4	0	1	0	0	2	1											
Bret Boone, R OBP: 0.278, SLG: 0.362					K			F8		3	0	1	0	0	1	2											
Mike Remlinger, L ERA: 5.17	(1, 1)	9.0	W	34	8	1	1	8	0	0	0	0	0	0	0	0		0									
Scott Service, R ERA: 4.59	(6, 1)	0.2		3	1	0	0	1	0	0	0	0	0	0	0	0		0									
Hector Carrasco, R ERA: 4.06	(6, 1)	1.1		6	0	0	0	1	2	0	0	0	0	0	0	0	0										
Willie Gentry, L ERA: 3.25	(7, 1)	0.2		2	0	0	0	0	0	0	0	0	0	0	0	0	0										
Jeff Shaw, R ERA: 2.89	(8, 1)	1.0		5	2	0	0	1	0	0	0	0	0	0	0	0	0										
Lee Smith, R ERA: 3.25	(9, 1)	1.0		5	1	0	0	1	0	1	0	0	0	0	0	0	0										
Inning Stats	R: 1 E: 0 K: 2 S: 9	H: 2 LOB: 1 BB: 0 P: 15	R: 0 E: 0 K: 2 S: 11	H: 1 LOB: 1 BB: 0 P: 17	R: 0 E: 0 K: 0 S: 8	H: 0 LOB: 0 BB: 0 P: 14	R: 0 E: 0 K: 1 S: 11	H: 2 LOB: 2 BB: 0 P: 16	R: 0 E: 0 K: 0 S: 8	H: 1 LOB: 1 BB: 0 P: 10	R: 0 E: 0 K: 1 S: 7	H: 0 LOB: 0 BB: 0 P: 10	R: 0 E: 0 K: 0 S: 8	H: 0 LOB: 0 BB: 0 P: 11	R: 0 E: 0 K: 2 S: 12	H: 1 LOB: 1 BB: 0 P: 16	1B: 6 2B: 2 3B: 0 HR: 0	SF: 0 SAC: 0 DP: 1 HBP: 0	WP: 1 PB: 0 CS: 0	PA: 34							
PITCHER	IP	WLS	BF	H	R	ER	SO	BB	IBB	HBP	BLK	WP	HR	S	P	ERA	WHIP										
Kevin Brown, R ERA: 1.92	(1, 1)	9.0	W	34	8	1	1	8	0	0	0	0	1	81	120	1.00	0.889										

Batter	1	2	3	4	5	6	7	8	9	AB	R	H	RBI	BB	SO	LOB	TOP			
Luis Castillo, S OBP: 0.356, SLG: 0.337										4	1	1	0	1	3	2	Florida Marlins @ Cincinnati Reds Riverfront Stadium, Cincinnati, OH Sat Aug 31 1996, 7:05 PM EDT Att: 25,196 - Unknown - 87 F			
Edgar Renteria, R OBP: 0.355, SLG: 0.393										5	3	3	0	0	0	1				
Gary Sheffield, R OBP: 0.319, SLG: 0.626										4	0	1	0	0	0	2				
Joe Orsulak, L OBP: 0.280, SLG: 0.294										1	0	0	0	0	0	1				
Jeff Conine, R OBP: 0.358, SLG: 0.478										4	1	2	1	1	0	1				
Devon White, S OBP: 0.319, SLG: 0.437										3	2	2	2	0	0	1				
Jesus Tavaraz, S OBP: 0.231, SLG: 0.221										1	0	0	0	0	0	2				
Greg Colbrunn, R OBP: 0.338, SLG: 0.456										4	1	2	2	0	0	2				
Alex Arias, R OBP: 0.318, SLG: 0.373										4	0	0	0	0	1	6				
Jay Powell, R										0	0	0	0	0	0	0				
Craig Grebeck, R OBP: 0.250, SLG: 0.258										1	0	0	0	0	0	2				
Gregg Zaun, S OBP: 0.317, SLG: 0.339										3	0	0	0	1	1	0				
Kurt Miller, R OBP: 0.275, SLG: 0.375										1	0	1	2	0	0	0				
Yorkis Perez, L OBP: 0.285, SLG: 0.234										0	0	0	0	0	0	0				
Billy McMillon, L OBP: 0.285, SLG: 0.234										0	0	0	0	0	0	0				
Miguel Batista, R OBP: 0.285, SLG: 0.234										0	0	0	0	0	0	0				
Chris Hammond, L OBP: 0.285, SLG: 0.234										0	0	0	0	0	0	0				
Felix Heredia, L OBP: 0.285, SLG: 0.234										0	0	0	0	0	0	0				
Kurt Abbott, R OBP: 0.285, SLG: 0.234										1	0	0	0	0	1	0				
Inning Stats	R: 5 E: 2 K: 1 S: 21	H: 4 LOB: 2 BB: 2 P: 40	R: 0 E: 0 K: 0 S: 5	H: 0 LOB: 0 BB: 0 P: 8	R: 1 E: 0 K: 0 S: 11	H: 1 LOB: 0 BB: 0 P: 18	R: 0 E: 0 K: 0 S: 11	H: 1 LOB: 1 BB: 0 P: 13	R: 0 E: 0 K: 1 S: 8	H: 0 LOB: 0 BB: 0 P: 10	R: 1 E: 0 K: 1 S: 11	H: 3 LOB: 2 BB: 0 P: 17	R: 0 E: 0 K: 3 S: 10	H: 0 LOB: 0 BB: 0 P: 15	R: 1 E: 0 K: 0 S: 15	H: 2 LOB: 2 BB: 1 P: 24	1B: 11 2B: 1 3B: 0 HR: 1	SF: 1 SAC: 0 DP: 2 HBP: 0	WP: 0 PB: 0 SB: 2 CS: 0	PA: 43
PITCHER	IP WLS BF H R ER SO BB IBB HBP BLK WP HR S P ERA WHIP																ERA WHIP			
Kevin Jarvis, R ERA: 5.88	5.0 W 25 7 6 3 1 1 1 0 0 0 1 54 91 5.40 1.600																			
Hector Carrasco, R ERA: 4.07	2.0 9 3 1 1 2 0 0 0 0 0 0 19 27 4.50 1.500																			
Roger Salkeld, R ERA: 5.18	2.0 9 2 1 1 3 1 0 0 0 0 0 25 39 4.50 1.500																			


Batter	1	2	3	4	5	6	7	8	9	AB	R	H	RBI	BB	SO	LOB	BOTTOM				
Curtis Goodwin, L OBP: 0.328, SLG: 0.281										5	2	1	0	1	3	3	Florida Marlins @ Cincinnati Reds Riverfront Stadium, Cincinnati, OH Sat Aug 31 1996, 7:05 PM EDT Att: 25,196 - Unknown - 87 F				
Thomas Howard, S OBP: 0.318, SLG: 0.449										6	1	1	0	0	2	2					
Barry Larkin, R OBP: 0.352, SLG: 0.552										3	1	0	0	1	0	0					
Jeff Branson, L OBP: 0.314, SLG: 0.413										1	2	1	1	1	0	0					
Kevin Mitchell, R OBP: 0.395, SLG: 0.466										4	3	3	6	1	0	0					
Roger Salkeld, R OBP: 0.093, SLG: 0.032										1	1	1	0	0	0	0					
Eddie Taubensee, L OBP: 0.341, SLG: 0.474										3	4	1	2	3	1	3					
Hal Morris, L OBP: 0.388, SLG: 0.459										5	3	2	4	1	0	1					
Bret Boone, R OBP: 0.282, SLG: 0.367										5	1	3	0	0	2	2					
Willie Greene, L OBP: 0.333, SLG: 0.441										2	2	1	3	3	0	2					
Kevin Jarvis, L OBP: 0.133, SLG: 0.167										2	1	2	0	0	0	0					
Lenny Harris, L OBP: 0.323, SLG: 0.415										1	1	1	4	0	0	0					
Hector Carrasco, R OBP: 0.200, SLG: 0.200										1	0	0	0	0	1	2					
Joe Oliver, R OBP: 0.308, SLG: 0.407										1	0	1	2	0	0	0					
Inning Stats	R: 0 E: 0 K: 1 S: 9	H: 0 LOB: 0 BB: 0 P: 13	R: 7 E: 0 K: 2 S: 27	H: 4 LOB: 4 BB: 4 P: 51	R: 0 E: 0 K: 1 S: 11	H: 2 LOB: 1 BB: 1 P: 20	R: 0 E: 0 K: 0 S: 6	H: 0 LOB: 0 BB: 0 P: 10	R: 4 E: 0 K: 1 S: 9	H: 1 LOB: 0 BB: 3 P: 25	R: 2 E: 0 K: 1 S: 14	H: 3 LOB: 2 BB: 1 P: 22	R: 6 E: 0 K: 3 S: 17	H: 6 LOB: 1 BB: 1 P: 27	R: 3 E: 0 K: 3 S: 12	H: 2 LOB: 0 BB: 1 P: 21		1B: 10 2B: 3 3B: 0 HR: 5	SF: 0 SAC: 1 DP: 0 HBP: 0	WP: 0 PB: 0 SB: 0 CS: 0	PA: 52
PITCHER	IP WLS BF H R ER SO BB IBB HBP BLK WP HR S P ERA WHIP																	ERA WHIP			
Kurt Miller, R ERA: 6.75	1.1 L 10 3 6 6 2 3 0 0 0 0 1 24 43 40.50 4.500																				
Yorkis Perez, L ERA: 5.39	1.2 9 3 1 1 2 2 0 0 0 0 0 23 41 5.40 3.000																				
Miguel Batista, R ERA: 2.89	1.1 7 0 3 3 0 2 1 0 0 0 0 9 25 20.25 1.500																				
Chris Hammond, L ERA: 7.34	1.2 14 8 7 7 2 0 1 0 0 0 3 25 39 37.80 4.800																				
Felix Heredia, L ERA: 4.0	1.0 6 2 2 2 0 1 0 0 0 0 0 12 20 18.00 3.000																				
PITCHER	IP WLS BF H R ER SO BB IBB HBP BLK WP HR S P ERA WHIP																ERA WHIP				
Jay Powell, R ERA: 4.18	1.0 2 3 3 3 3 1 0 0 0 0 0 1 12 21 27.00 3.000																				




Batter	1	2	3	4	5	6	7	8	9	AB	R	H	RBI	BB	SO	LOB	TOP					
Luis Castillo, S OBP: 0.358, SLG: 0.351 (1, 4)										5	2	2	1	0	2	2	Florida Marlins @ Cincinnati Reds Riverfront Stadium, Cincinnati, OH Sun Sep.01.1996, 3:33 AM EDT Att: 25,521 - Sunny - 88 F					
Edgar Renteria, R OBP: 0.355, SLG: 0.393 (1, 6)										5	1	2	0	0	1	1						
Gary Sheffield, R OBP: 0.453, SLG: 0.633 Jesus Tavaréz, S OBP: 0.231, SLG: 0.221 (1, 9)										3	1	2	2	2	0	0						
Jeff Conine, R OBP: 0.358, SLG: 0.476 (1, 7)										4	0	1	0	1	1	3						
Devon White, S OBP: 0.315, SLG: 0.434 (1, 8)										4	0	0	1	0	0	2						
Greg Colbrunn, R OBP: 0.338, SLG: 0.453 (1, 3)										5	0	1	0	0	1	3						
Alex Arias, R OBP: 0.321, SLG: 0.372 (1, 5)										3	1	1	0	1	1	0						
Charles Johnson, R OBP: 0.280, SLG: 0.363 (1, 2)										4	0	1	0	0	0	3						
Mark Hutton, R OBP: 0.333, SLG: 0.333 Joe Orsulak, L OBP: 0.278, SLG: 0.293 Felix Heredia, L Robb Nen, R (7, PH)										3	1	2	0	0	0	1						
Inning Stats	R: 2 E: 1 K: 1 S: 16	H: 3 LOB: 1 BB: 0 P: 21	R: 0 E: 0 K: 1 S: 12	H: 1 LOB: 1 BB: 0 P: 17	R: 1 E: 0 K: 0 S: 12	H: 1 LOB: 1 BB: 2 P: 25	R: 0 E: 0 K: 1 S: 15	H: 1 LOB: 1 BB: 0 P: 18	R: 0 E: 0 K: 0 S: 10	H: 1 LOB: 1 BB: 0 P: 14	R: 3 E: 0 K: 0 S: 15	H: 4 LOB: 2 BB: 1 P: 26	R: 0 E: 0 K: 0 S: 12	H: 1 LOB: 2 BB: 1 P: 21	R: 0 E: 0 K: 2 S: 10	H: 0 LOB: 0 BB: 0 P: 14	R: 0 E: 0 K: 2 S: 10	H: 0 LOB: 0 BB: 0 P: 14	1B: 9 2B: 2 3B: 0 HR: 1	SF: 1 SAC: 0 DP: 1 HBP: 0	WP: 2 PB: 0 SB: 2 CS: 0	PA: 42
PITCHER	IP WLS BF H R ER SO BB IBB HBP BLK WP HR S P ERA WHIP	5.2 L 28 10 6 6 3 2 0 0 0 0 1 1 75 107 9.53 2.118	0.0 2 1 0 0 0 1 0 0 0 0 0 0 3 10 ∞ ∞	1.1 6 1 0 0 0 1 0 0 0 0 0 0 14 25 0.00 1.500	1.0 3 0 0 0 1 0 0 0 0 0 0 10 14 0.00 0.000	1.0 3 0 0 0 2 0 0 0 0 0 0 10 14 0.00 0.000	PITCHER										IP WLS BF H R ER SO BB IBB HBP BLK WP HR S P ERA WHIP					

Batter	1	2	3	4	5	6	7	8	9	AB	R	H	RBI	BB	SO	LOB	BOTTOM			
Thomas Howard, S OBP: 0.313, SLG: 0.441 (1, 9)										5	0	0	0	0	3	1	Florida Marlins @ Cincinnati Reds Riverfront Stadium, Cincinnati, OH Sun Sep.01.1996, 3:33 AM EDT Att: 25,521 - Sunny - 88 F			
Lenny Harris, L OBP: 0.322, SLG: 0.413 (1, 7)										4	0	1	0	0	0	1				
Barry Larkin, R OBP: 0.409, SLG: 0.553 (1, 6)										3	0	1	0	1	1	1				
Eric Davis, R OBP: 0.394, SLG: 0.544 Curtis Goodwin, L OBP: 0.323, SLG: 0.276 Eric Owens, R OBP: 0.276, SLG: 0.230 (1, 8)										1	0	0	0	0	0	1				
Hal Morris, L OBP: 0.359, SLG: 0.459 (1, 3)										4	0	2	0	0	0	2				
Willie Greene, L OBP: 0.336, SLG: 0.453 (1, 5)										3	1	1	1	1	1	3				
Bret Boone, R OBP: 0.279, SLG: 0.363 (1, 4)										4	0	0	0	0	0	4				
Joe Oliver, R OBP: 0.312, SLG: 0.410 Jeff Branson, L OBP: 0.316, SLG: 0.415 (1, 2)										3	0	2	0	0	1	0				
John Smiley, L Hector Carrasco, R Johnny Ruffin, R Eduardo Pérez, R Scott Service, R Jeff Brantley, R Eddie Taubensee, L (1, 1)										2	0	0	0	0	0	1	2			
Inning Stats	R: 0 E: 0 K: 1 S: 10	H: 1 LOB: 1 BB: 0 P: 13	R: 0 E: 0 K: 1 S: 12	H: 1 LOB: 2 BB: 1 P: 24	R: 0 E: 0 K: 1 S: 18	H: 1 LOB: 0 BB: 0 P: 27	R: 1 E: 0 K: 1 S: 10	H: 1 LOB: 0 BB: 0 P: 14	R: 0 E: 0 K: 2 S: 9	H: 1 LOB: 1 BB: 0 P: 12	R: 0 E: 0 K: 2 S: 11	H: 1 LOB: 1 BB: 0 P: 19	R: 0 E: 0 K: 0 S: 11	H: 1 LOB: 2 BB: 1 P: 20	R: 0 E: 0 K: 1 S: 7	H: 1 LOB: 0 BB: 0 P: 10	1B: 6 2B: 1 3B: 0 HR: 1	SF: 0 SAC: 0 DP: 1 HBP: 1	WP: 0 PB: 0 SB: 0 CS: 0	PA: 37
PITCHER	IP WLS BF H R ER SO BB IBB HBP BLK WP HR S P ERA WHIP	6.0 W 25 5 1 1 6 1 0 0 0 0 0 1 65 99 1.50 1.000	1.2 8 2 0 0 2 1 0 0 0 0 0 0 21 38 0.00 1.800	1.1 4 1 0 0 1 0 0 0 0 0 0 0 8 11 0.00 0.750	PITCHER										IP WLS BF H R ER SO BB IBB HBP BLK WP HR S P ERA WHIP					



Batter	1	2	3	4	5	6	7	8	9	AB	R	H	RBI	BB	SO	LOB	TOP																				
Brian McRae, S (1, 8) Doug Glanville, R (9, 8) Ozzie Timmons, R (1, 9) Mark Grace, L (1, 3) Brant Brown, L (9, 3) 23 Ryne Sandberg, R (1, 4) Todd Haney, R (9, 4) Leo Gomez, R (1, 5) Jim Bullinger, R (8, 1) Scott Servais, R (1, 2) Tyler Houston, L (8, 2) Luis Gonzalez, L (1, 7) Rey Sanchez, R (1, 6) Jaime Navarro, R (1, 1) Terry Adams, R (6, 1) José Hernández, R (6, 5)	G3 L6	L6			K	K	G4-3		G4-3	5	2	1	2	1	1	2	<p>Chicago Cubs @ Florida Marlins</p> <p>Joe Robbie Stadium, Miami, FL</p> <p>Tue Sep 03 1996, 7:05 PM EDT</p> <p>Att: 15,528 - Unknown - 87 F</p> <p>livebaseballscorecards.com</p> <p>AB 38 R 11 H 9 RBI 11 BB 9 SO 12 LOB 19</p> 																				
Inning Stats	R: 2 E: 0 K: 1 S: 15	H: 1 LOB: 0 BB: 1 P: 27	R: 0 E: 0 K: 2 S: 14	H: 1 LOB: 2 BB: 1 P: 23	R: 0 E: 1 K: 3 S: 13	H: 0 LOB: 1 BB: 0 P: 20	R: 0 E: 0 K: 1 S: 7	H: 0 LOB: 1 BB: 1 P: 12	R: 2 E: 0 K: 2 S: 14	H: 1 LOB: 2 BB: 2 P: 25	R: 3 E: 0 K: 1 S: 16	H: 2 LOB: 1 BB: 2 P: 29	R: 4 E: 0 K: 1 S: 11	H: 4 LOB: 2 BB: 1 P: 23	R: 0 E: 0 K: 1 S: 8	H: 0 LOB: 1 BB: 0 P: 14		R: 0 E: 0 K: 0 S: 5	H: 0 LOB: 0 BB: 0 P: 8	1B: 6 2B: 2 3B: 0 HR: 1	SF: 0 SAC: 0 DP: 0 HBP: 1	WP: 0 PB: 1 SB: 0 CS: 0	PA: 48														
PITCHER	IP	WLS	BF	H	R	ER	SO	BB	IBB	HBP	BLK	WP	HR	S	P	ERA		WHIP	PITCHER		IP	WLS	BF	H	R	ER	SO	BB	IBB	HBP	BLK	WP	HR	S	P	ERA	WHIP
Al Leiter, L (1, 1) Yorkis Perez, L (5, 1) Kurt Miller, R (6, 1) Miguel Batista, R (6, 1) Chris Hammond, L (7, 1)	4.2	L	24	3	4	2	8	5	0	0	0	0	1	60	104	3.86		1.714	Felix Heredia, L (9, 1) ERA: 3.09		1.0		3	0	0	0	0	0	0	0	0	0	5	8	0.00	0.000	


Batter	1	2	3	4	5	6	7	8	9	AB	R	H	RBI	BB	SO	LOB	BOTTOM																				
Luis Castillo, S (1, 4) Edgar Renteria, R (1, 6) Gary Sheffield, R (1, 9) Felix Heredia, L (9, 1) Jeff Conine, R (1, 7) Devon White, S (1, 8) Jesus Tavarez, S (9, 8) Greg Colbrunn, R (1, 3) Alex Arias, R (1, 5) Chris Hammond, L (7, 1) Joe Orsulak, L (9, 9) Charles Johnson, R (1, 2) Gregg Zaun, S (8, 2) Al Leiter, L (1, 1) Yorkis Perez, L (5, 1) Billy McMillon, L (5, 9) Kurt Miller, R (6, 1) Miguel Batista, R (6, 1) Kurt Abbott, R (7, 9)	K		K		K	G5-3			F7	4	0	0	0	3	0	<p>Chicago Cubs @ Florida Marlins</p> <p>Joe Robbie Stadium, Miami, FL</p> <p>Tue Sep 03 1996, 7:05 PM EDT</p> <p>Att: 15,528 - Unknown - 87 F</p> <p>livebaseballscorecards.com</p> <p>AB 32 R 3 H 9 RBI 3 BB 2 SO 7 LOB 15</p> 																					
Inning Stats	R: 2 E: 0 K: 2 S: 14	H: 3 LOB: 1 BB: 0 P: 24	R: 0 E: 0 K: 0 S: 7	H: 0 LOB: 0 BB: 0 P: 11	R: 0 E: 0 K: 2 S: 12	H: 1 LOB: 1 BB: 0 P: 18	R: 0 E: 0 K: 0 S: 8	H: 2 LOB: 2 BB: 1 P: 16	R: 0 E: 0 K: 2 S: 8	H: 0 LOB: 0 BB: 0 P: 13	R: 1 E: 0 K: 1 S: 11	H: 2 LOB: 1 BB: 0 P: 17	R: 0 E: 0 K: 0 S: 7	H: 0 LOB: 0 BB: 1 P: 14	R: 0 E: 0 K: 0 S: 15		H: 1 LOB: 1 BB: 0 P: 25	R: 0 E: 0 K: 0 S: 9	H: 0 LOB: 1 BB: 0 P: 17	1B: 8 2B: 2 3B: 0 HR: 1	SF: 0 SAC: 0 DP: 4 HBP: 2	WP: 0 PB: 0 SB: 0 CS: 1	PA: 36														
PITCHER	IP	WLS	BF	H	R	ER	SO	BB	IBB	HBP	BLK	WP	HR	S	P		ERA	WHIP	PITCHER		IP	WLS	BF	H	R	ER	SO	BB	IBB	HBP	BLK	WP	HR	S	P	ERA	WHIP
Jaime Navarro, R (1, 1) Terry Adams, R (6, 1) Jim Bullinger, R (8, 1)	3.68		23	8	3	3	6	1	0	0	0	0	0	14	24		0.00	0.500	Felix Heredia, L (9, 1) ERA: 3.09		1.0		3	0	0	0	0	0	0	0	5	8	0.00	0.000			

Batter	1	2	3	4	5	6	7	8	9	AB	R	H	RBI	BB	SO	LOB	TOP									
F.P. Santangelo, S OBP: 0.391, SLG: 0.438 (1, 5)										6	1	1	0	0	1	4	<p>Montreal Expos @ Florida Marlins Joe Robbie Stadium, Miami, FL Thu Sep 05 1996, 7:05 PM EDT Att: 16,080 - Unknown - 85 F</p>									
Mike Lansing, R OBP: 0.353, SLG: 0.425 (1, 4)										5	2	3	0	0	0	2										
David Segui, S OBP: 0.373, SLG: 0.451 (1, 3)										3	1	2	1	2	0	0										
Moises Alou, R OBP: 0.347, SLG: 0.466 (1, 9)										5	0	1	0	0	1	5										
Darrin Fletcher, L OBP: 0.323, SLG: 0.434 Andy Stankiewicz, R OBP: 0.246, SLG: 0.353 Lenny Webster, R OBP: 0.323, SLG: 0.287 (1, 2)										3	0	1	0	0	0	3										
Rondell White, R OBP: 0.356, SLG: 0.464 (1, 8)										5	2	3	1	0	1	4										
Henry Rodriguez, L OBP: 0.333, SLG: 0.556 Barry Manuel, R (5, 1)										2	0	0	0	1	0	3										
Shane Andrews, R OBP: 0.309, SLG: 0.447 (7, 5)										2	0	0	0	0	0	1										
Mark Grudzielanek, R OBP: 0.353, SLG: 0.415 (1, 6)										4	0	3	2	1	0	0										
Omar Daal, L (1, 1)										2	0	0	0	0	0	5										
Cliff Floyd, L OBP: 0.333, SLG: 0.427 Ugueth Urbina, R OBP: 0.161, SLG: 0.103 Sherman Obando, R OBP: 0.321, SLG: 0.427 Mike Dyer, R (9, 1)										1	0	0	0	1	1	1										
Inning Stats	R: 0 E: 0 K: 0 S: 10	H: 2 LOB: 2 BB: 1 P: 16	R: 1 E: 0 K: 0 S: 18	H: 2 LOB: 2 BB: 1 P: 26	R: 1 E: 0 K: 0 S: 18	H: 2 LOB: 3 BB: 2 P: 34	R: 0 E: 0 K: 0 S: 4	H: 0 LOB: 0 BB: 0 P: 9	R: 0 E: 1 K: 1 S: 9	H: 1 LOB: 1 BB: 0 P: 12	R: 2 E: 0 K: 0 S: 15	H: 3 LOB: 3 BB: 2 P: 27	R: 0 E: 0 K: 2 S: 9	H: 1 LOB: 1 BB: 0 P: 13	R: 1 E: 0 K: 2 S: 13	H: 2 LOB: 1 BB: 0 P: 21		R: 1 E: 0 K: 2 S: 13	H: 2 LOB: 1 BB: 0 P: 19	1B: 12 2B: 3 3B: 0 HR: 0	SF: 0 SAC: 0 DP: 2 HBP: 0	WP: 2 PB: 0 CS: 3	PA: 46			
PITCHER	IP WLS BF H R ER SO BB IBB HBP BLK WP HR S P ERA WHIP	IP WLS BF H R ER SO BB IBB HBP BLK WP HR S P ERA WHIP	IP WLS BF H R ER SO BB IBB HBP BLK WP HR S P ERA WHIP	IP WLS BF H R ER SO BB IBB HBP BLK WP HR S P ERA WHIP	IP WLS BF H R ER SO BB IBB HBP BLK WP HR S P ERA WHIP	IP WLS BF H R ER SO BB IBB HBP BLK WP HR S P ERA WHIP	IP WLS BF H R ER SO BB IBB HBP BLK WP HR S P ERA WHIP	IP WLS BF H R ER SO BB IBB HBP BLK WP HR S P ERA WHIP	IP WLS BF H R ER SO BB IBB HBP BLK WP HR S P ERA WHIP	IP WLS BF H R ER SO BB IBB HBP BLK WP HR S P ERA WHIP	IP WLS BF H R ER SO BB IBB HBP BLK WP HR S P ERA WHIP	IP WLS BF H R ER SO BB IBB HBP BLK WP HR S P ERA WHIP	IP WLS BF H R ER SO BB IBB HBP BLK WP HR S P ERA WHIP	IP WLS BF H R ER SO BB IBB HBP BLK WP HR S P ERA WHIP	IP WLS BF H R ER SO BB IBB HBP BLK WP HR S P ERA WHIP	IP WLS BF H R ER SO BB IBB HBP BLK WP HR S P ERA WHIP		IP WLS BF H R ER SO BB IBB HBP BLK WP HR S P ERA WHIP	IP WLS BF H R ER SO BB IBB HBP BLK WP HR S P ERA WHIP	IP WLS BF H R ER SO BB IBB HBP BLK WP HR S P ERA WHIP	IP WLS BF H R ER SO BB IBB HBP BLK WP HR S P ERA WHIP	IP WLS BF H R ER SO BB IBB HBP BLK WP HR S P ERA WHIP	IP WLS BF H R ER SO BB IBB HBP BLK WP HR S P ERA WHIP	IP WLS BF H R ER SO BB IBB HBP BLK WP HR S P ERA WHIP	IP WLS BF H R ER SO BB IBB HBP BLK WP HR S P ERA WHIP	
Pat Rapp, R ERA: 5.24 (1, 1)	5.2 L 31 9 4 4 1 5 0 0 0 0 2 0 71 117 6.35 2.471	5.2 L 31 9 4 4 1 5 0 0 0 0 2 0 71 117 6.35 2.471	5.2 L 31 9 4 4 1 5 0 0 0 0 2 0 71 117 6.35 2.471	5.2 L 31 9 4 4 1 5 0 0 0 0 2 0 71 117 6.35 2.471	5.2 L 31 9 4 4 1 5 0 0 0 0 2 0 71 117 6.35 2.471	5.2 L 31 9 4 4 1 5 0 0 0 0 2 0 71 117 6.35 2.471	5.2 L 31 9 4 4 1 5 0 0 0 0 2 0 71 117 6.35 2.471	5.2 L 31 9 4 4 1 5 0 0 0 0 2 0 71 117 6.35 2.471	5.2 L 31 9 4 4 1 5 0 0 0 0 2 0 71 117 6.35 2.471	5.2 L 31 9 4 4 1 5 0 0 0 0 2 0 71 117 6.35 2.471	5.2 L 31 9 4 4 1 5 0 0 0 0 2 0 71 117 6.35 2.471	5.2 L 31 9 4 4 1 5 0 0 0 0 2 0 71 117 6.35 2.471	5.2 L 31 9 4 4 1 5 0 0 0 0 2 0 71 117 6.35 2.471	5.2 L 31 9 4 4 1 5 0 0 0 0 2 0 71 117 6.35 2.471	5.2 L 31 9 4 4 1 5 0 0 0 0 2 0 71 117 6.35 2.471	5.2 L 31 9 4 4 1 5 0 0 0 0 2 0 71 117 6.35 2.471		5.2 L 31 9 4 4 1 5 0 0 0 0 2 0 71 117 6.35 2.471	5.2 L 31 9 4 4 1 5 0 0 0 0 2 0 71 117 6.35 2.471	5.2 L 31 9 4 4 1 5 0 0 0 0 2 0 71 117 6.35 2.471	5.2 L 31 9 4 4 1 5 0 0 0 0 2 0 71 117 6.35 2.471	5.2 L 31 9 4 4 1 5 0 0 0 0 2 0 71 117 6.35 2.471	5.2 L 31 9 4 4 1 5 0 0 0 0 2 0 71 117 6.35 2.471	5.2 L 31 9 4 4 1 5 0 0 0 0 2 0 71 117 6.35 2.471	5.2 L 31 9 4 4 1 5 0 0 0 0 2 0 71 117 6.35 2.471	
Yorkis Perez, L ERA: 5.21 (6, 1)	0.1 2 0 0 0 0 1 0 0 0 0 0 0 3 7 0.00 3.000	0.1 2 0 0 0 0 1 0 0 0 0 0 0 3 7 0.00 3.000	0.1 2 0 0 0 0 1 0 0 0 0 0 0 3 7 0.00 3.000	0.1 2 0 0 0 0 1 0 0 0 0 0 0 3 7 0.00 3.000	0.1 2 0 0 0 0 1 0 0 0 0 0 0 3 7 0.00 3.000	0.1 2 0 0 0 0 1 0 0 0 0 0 0 3 7 0.00 3.000	0.1 2 0 0 0 0 1 0 0 0 0 0 0 3 7 0.00 3.000	0.1 2 0 0 0 0 1 0 0 0 0 0 0 3 7 0.00 3.000	0.1 2 0 0 0 0 1 0 0 0 0 0 0 3 7 0.00 3.000	0.1 2 0 0 0 0 1 0 0 0 0 0 0 3 7 0.00 3.000	0.1 2 0 0 0 0 1 0 0 0 0 0 0 3 7 0.00 3.000	0.1 2 0 0 0 0 1 0 0 0 0 0 0 3 7 0.00 3.000	0.1 2 0 0 0 0 1 0 0 0 0 0 0 3 7 0.00 3.000	0.1 2 0 0 0 0 1 0 0 0 0 0 0 3 7 0.00 3.000	0.1 2 0 0 0 0 1 0 0 0 0 0 0 3 7 0.00 3.000	0.1 2 0 0 0 0 1 0 0 0 0 0 0 3 7 0.00 3.000		0.1 2 0 0 0 0 1 0 0 0 0 0 0 3 7 0.00 3.000	0.1 2 0 0 0 0 1 0 0 0 0 0 0 3 7 0.00 3.000	0.1 2 0 0 0 0 1 0 0 0 0 0 0 3 7 0.00 3.000	0.1 2 0 0 0 0 1 0 0 0 0 0 0 3 7 0.00 3.000	0.1 2 0 0 0 0 1 0 0 0 0 0 0 3 7 0.00 3.000	0.1 2 0 0 0 0 1 0 0 0 0 0 0 3 7 0.00 3.000	0.1 2 0 0 0 0 1 0 0 0 0 0 0 3 7 0.00 3.000	0.1 2 0 0 0 0 1 0 0 0 0 0 0 3 7 0.00 3.000	
Kurt Miller, R ERA: 7.17 (7, 1)	1.0 3 1 0 0 2 0 0 0 0 0 0 0 9 13 0.00 1.000	1.0 3 1 0 0 2 0 0 0 0 0 0 0 9 13 0.00 1.000	1.0 3 1 0 0 2 0 0 0 0 0 0 0 9 13 0.00 1.000	1.0 3 1 0 0 2 0 0 0 0 0 0 0 9 13 0.00 1.000	1.0 3 1 0 0 2 0 0 0 0 0 0 0 9 13 0.00 1.000	1.0 3 1 0 0 2 0 0 0 0 0 0 0 9 13 0.00 1.000	1.0 3 1 0 0 2 0 0 0 0 0 0 0 9 13 0.00 1.000	1.0 3 1 0 0 2 0 0 0 0 0 0 0 9 13 0.00 1.000	1.0 3 1 0 0 2 0 0 0 0 0 0 0 9 13 0.00 1.000	1.0 3 1 0 0 2 0 0 0 0 0 0 0 9 13 0.00 1.000	1.0 3 1 0 0 2 0 0 0 0 0 0 0 9 13 0.00 1.000	1.0 3 1 0 0 2 0 0 0 0 0 0 0 9 13 0.00 1.000	1.0 3 1 0 0 2 0 0 0 0 0 0 0 9 13 0.00 1.000	1.0 3 1 0 0 2 0 0 0 0 0 0 0 9 13 0.00 1.000	1.0 3 1 0 0 2 0 0 0 0 0 0 0 9 13 0.00 1.000	1.0 3 1 0 0 2 0 0 0 0 0 0 0 9 13 0.00 1.000	1.0 3 1 0 0 2 0 0 0 0 0 0 0 9 13 0.00 1.000	1.0 3 1 0 0 2 0 0 0 0 0 0 0 9 13 0.00 1.000	1.0 3 1 0 0 2 0 0 0 0 0 0 0 9 13 0.00 1.000	1.0 3 1 0 0 2 0 0 0 0 0 0 0 9 13 0.00 1.000	1.0 3 1 0 0 2 0 0 0 0 0 0 0 9 13 0.00 1.000	1.0 3 1 0 0 2 0 0 0 0 0 0 0 9 13 0.00 1.000	1.0 3 1 0 0 2 0 0 0 0 0 0 0 9 13 0.00 1.000	1.0 3 1 0 0 2 0 0 0 0 0 0 0 9 13 0.00 1.000	1.0 3 1 0 0 2 0 0 0 0 0 0 0 9 13 0.00 1.000	
Rick Helling, R ERA: 7.59 (8, 1)	1.0 5 2 1 1 2 0 0 0 0 0 0 0 13 21 9.00 2.000	1.0 5 2 1 1 2 0 0 0 0 0 0 0 13 21 9.00 2.000	1.0 5 2 1 1 2 0 0 0 0 0 0 0 13 21 9.00 2.000	1.0 5 2 1 1 2 0 0 0 0 0 0 0 13 21 9.00 2.000	1.0 5 2 1 1 2 0 0 0 0 0 0 0 13 21 9.00 2.000	1.0 5 2 1 1 2 0 0 0 0 0 0 0 13 21 9.00 2.000	1.0 5 2 1 1 2 0 0 0 0 0 0 0 13 21 9.00 2.000	1.0 5 2 1 1 2 0 0 0 0 0 0 0 13 21 9.00 2.000	1.0 5 2 1 1 2 0 0 0 0 0 0 0 13 21 9.00 2.000	1.0 5 2 1 1 2 0 0 0 0 0 0 0 13 21 9.00 2.000	1.0 5 2 1 1 2 0 0 0 0 0 0 0 13 21 9.00 2.000	1.0 5 2 1 1 2 0 0 0 0 0 0 0 13 21 9.00 2.000	1.0 5 2 1 1 2 0 0 0 0 0 0 0 13 21 9.00 2.000	1.0 5 2 1 1 2 0 0 0 0 0 0 0 13 21 9.00 2.000	1.0 5 2 1 1 2 0 0 0 0 0 0 0 13 21 9.00 2.000	1.0 5 2 1 1 2 0 0 0 0 0 0 0 13 21 9.00 2.000	1.0 5 2 1 1 2 0 0 0 0 0 0 0 13 21 9.00 2.000	1.0 5 2 1 1 2 0 0 0 0 0 0 0 13 21 9.00 2.000	1.0 5 2 1 1 2 0 0 0 0 0 0 0 13 21 9.00 2.000	1.0 5 2 1 1 2 0 0 0 0 0 0 0 13 21 9.00 2.000	1.0 5 2 1 1 2 0 0 0 0 0 0 0 13 21 9.00 2.000	1.0 5 2 1 1 2 0 0 0 0 0 0 0 13 21 9.00 2.000	1.0 5 2 1 1 2 0 0 0 0 0 0 0 13 21 9.00 2.000	1.0 5 2 1 1 2 0 0 0 0 0 0 0 13 21 9.00 2.000	1.0 5 2 1 1 2 0 0 0 0 0 0 0 13 21 9.00 2.000	1.0 5 2 1 1 2 0 0 0 0 0 0 0 13 21 9.00 2.000
Miguel Batista, R ERA: 5.69 (9, 1)	1.0 5 2 1 1 2 0 0 0 0 0 0 0 13 19 9.00 2.000	1.0 5 2 1 1 2 0 0 0 0 0 0 0 13 19 9.00 2.000	1.0 5 2 1 1 2 0 0 0 0 0 0 0 13 19 9.00 2.000	1.0 5 2 1 1 2 0 0 0 0 0 0 0 13 19 9.00 2.000	1.0 5 2 1 1 2 0 0 0 0 0 0 0 13 19 9.00 2.000	1.0 5 2 1 1 2 0 0 0 0 0 0 0 13 19 9.00 2.000	1.0 5 2 1 1 2 0 0 0 0 0 0 0 13 19 9.00 2.000	1.0 5 2 1 1 2 0 0 0 0 0 0 0 13 19 9.00 2.000	1.0 5 2 1 1 2 0 0 0 0 0 0 0 13 19 9.00 2.000	1.0 5 2 1 1 2 0 0 0 0 0 0 0 13 19 9.00 2.000	1.0 5 2 1 1 2 0 0 0 0 0 0 0 13 19 9.00 2.000	1.0 5 2 1 1 2 0 0 0 0 0 0 0 13 19 9.00 2.000	1.0 5 2 1 1 2 0 0 0 0 0 0 0 13 19 9.00 2.000	1.0 5 2 1 1 2 0 0 0 0 0 0 0 13 19 9.00 2.000	1.0 5 2 1 1 2 0 0 0 0 0 0 0 13 19 9.00 2.000	1.0 5 2 1 1 2 0 0 0 0 0 0 0 13 19 9.00 2.000	1.0 5 2 1 1 2 0 0 0 0 0 0 0 13 19 9.00 2.000	1.0 5 2 1 1 2 0 0 0 0 0 0 0 13 19 9.00 2.000	1.0 5 2 1 1 2 0 0 0 0 0 0 0 13 19 9.00 2.000	1.0 5 2 1 1 2 0 0 0 0 0 0 0 13 19 9.00 2.000	1.0 5 2 1 1 2 0 0 0 0 0 0 0 13 19 9.00 2.000	1.0 5 2 1 1 2 0 0 0 0 0 0 0 13 19 9.00 2.000	1.0 5 2 1 1 2 0 0 0 0 0 0 0 13 19 9.00 2.000	1.0 5 2 1 1 2 0 0 0 0 0 0 0 13 19 9.00 2.000	1.0 5 2 1 1 2 0 0 0 0 0 0 0 13 19 9.00 2.000	1.0 5 2 1 1 2 0 0 0 0 0 0 0 13 19 9.00 2.000
Batter	1	2	3	4	5	6	7	8	9	AB	R	H	RBI	BB	SO	LOB	BOTTOM									
Luis Castillo, S OBP: 0.333, SLG: 0.325 (1, 4)										4	1	1	0	0	0	2	<p>Montreal Expos @ Florida Marlins Joe Robbie Stadium, Miami, FL Thu Sep 05 1996, 7:05 PM EDT Att: 16,080 - Unknown - 85 F</p>									
Edgar Renteria, R OBP: 0.394, SLG: 0.397 (1, 6)										4	0	1	0	0	1	1										
Gary Sheffield, R OBP: 0.459, SLG: 0.635 (1, 9)										3	0	0	1	0	0	1										
Jeff Conine, R OBP: 0.357, SLG: 0.473 (1, 7)										4	0	0	0	0	3	3										
Greg Colbrunn, R OBP: 0.337, SLG: 0.454 (1, 3)										4	1	1	1	0	1	2										
Kurt Abbott, R OBP: 0.318, SLG: 0.446 Alex Arias, R OBP: 0.338, SLG: 0.394 (3, 5)										1	0	0	0	0	1	0										
Charles Johnson, R OBP: 0.277, SLG: 0.356 (1, 2)										4	0	1	0	0	0	2										
Jesus Tavarez, S OBP: 0.240, SLG: 0.231 (1, 8)										4	0	1	0	0	0	2										
Pat Rapp, R OBP: 0.115, SLG: 0.135 Yorkis Perez, L OBP: 0.274,																										

Batter	1	2	3	4	5	6	7	8	9	AB	R	H	RBI	BB	SO	LOB	TOP							
Mark Grudzielanek, R OBP: 0.349, SLG: 0.411	1-1 L5		2-1 S 1B		0-0 E5 3B		0-3 K		1-2 G6-3	5	1	1	0	0	1	0								
Mike Lansing, R OBP: 0.356, SLG: 0.432	0-0 G5-3		1-2 1B 1B		1-0 1-H 3B		1-2 F 1B		0-1 P4	5	0	3	1	0	0	0								
David Segui, S OBP: 0.370, SLG: 0.445	4-0 BB		1-0 2-H 1B		0-1 G6-3		1-3 K			3	0	1	0	1	1	2								
Moises Alou, R OBP: 0.346, SLG: 0.461	2-2 F8			0-0 G5-3		2-0 P2		4-2 FC3-6 BB		3	0	0	0	1	0	2								
Cliff Floyd, L OBP: 0.336, SLG: 0.423		4-2 G4-3 S BB		4-1 1B BLK BB		0-2 G4-3		0-0 FC3-6 BB		2	1	0	0	2	0	1								
Mel Rojas, R OBP: 0.375, SLG: 0.500										0	0	0	0	0	0	0								
Rondell White, R OBP: 0.360, SLG: 0.463		1-1 G4-3		1-1 S 1B		2-3 K		4-2 SAFE BB		3	0	1	0	1	1	1								
Darin Fletcher, L OBP: 0.338, SLG: 0.434		3-1 G4-3		4-1 1B		1-0 1B		0-1 L9		2	0	1	1	1	0	0								
Andy Stankiewicz, R OBP: 0.342, SLG: 0.348										1	0	0	0	0	0	2								
Tim Spehr, R OBP: 0.178, SLG: 0.195		3-H G4-3		1-2 BB		1-2 BB				0	0	0	0	0	0	0								
Shane Andrews, R OBP: 0.305, SLG: 0.442		1-1 G4-3		0-0 F7		0-0 L7		3-2 G5-3		4	0	0	0	0	0	5								
Mark Leiter, R OBP: 0.161, SLG: 0.150										3	0	0	0	0	0	0								
Ugueth Urbina, R OBP: 0.161, SLG: 0.103										0	0	0	0	0	0	0								
F.P. Santangelo, S OBP: 0.378, SLG: 0.434				2-1 G6-3		2-1 G3-1		1-1 L8		1	0	0	0	0	0	0								
										0	0	0	0	0	0	0								
										1	0	0	0	0	0	0								
Inning Stats	R: 0 E: 0 K: 0 S: 6	H: 0 LOB: 1 BB: 1 P: 13	R: 1 E: 0 K: 0 S: 8	H: 0 LOB: 0 BB: 1 P: 17	R: 0 E: 0 K: 0 S: 11	H: 3 LOB: 2 BB: 0 P: 17	R: 0 E: 0 K: 0 S: 6	H: 1 LOB: 2 BB: 2 P: 15	R: 1 E: 1 K: 0 S: 7	H: 1 LOB: 1 BB: 0 P: 12	R: 0 E: 0 K: 1 S: 8	H: 1 LOB: 1 BB: 0 P: 11	R: 0 E: 1 K: 2 S: 11	H: 1 LOB: 1 BB: 0 P: 14	R: 0 E: 0 K: 0 S: 10	H: 0 LOB: 0 BB: 2 P: 21	R: 0 E: 0 K: 0 S: 6	H: 0 LOB: 0 BB: 0 P: 7	1B: 6 2B: 0 3B: 1 HR: 0	SF: 0 SAC: 0 DP: 0 HBP: 0	WP: 0 PB: 0 SB: 3 CS: 0	PA: 38		
PITCHER	IP WLS BF H R ER SO BB IBB HBP BLK WP HR S P ERA WHIP	IP WLS BF H R ER SO BB IBB HBP BLK WP HR S P ERA WHIP	IP WLS BF H R ER SO BB IBB HBP BLK WP HR S P ERA WHIP	IP WLS BF H R ER SO BB IBB HBP BLK WP HR S P ERA WHIP	IP WLS BF H R ER SO BB IBB HBP BLK WP HR S P ERA WHIP	IP WLS BF H R ER SO BB IBB HBP BLK WP HR S P ERA WHIP	IP WLS BF H R ER SO BB IBB HBP BLK WP HR S P ERA WHIP	IP WLS BF H R ER SO BB IBB HBP BLK WP HR S P ERA WHIP	IP WLS BF H R ER SO BB IBB HBP BLK WP HR S P ERA WHIP	IP WLS BF H R ER SO BB IBB HBP BLK WP HR S P ERA WHIP	IP WLS BF H R ER SO BB IBB HBP BLK WP HR S P ERA WHIP	IP WLS BF H R ER SO BB IBB HBP BLK WP HR S P ERA WHIP	IP WLS BF H R ER SO BB IBB HBP BLK WP HR S P ERA WHIP	IP WLS BF H R ER SO BB IBB HBP BLK WP HR S P ERA WHIP	IP WLS BF H R ER SO BB IBB HBP BLK WP HR S P ERA WHIP	IP WLS BF H R ER SO BB IBB HBP BLK WP HR S P ERA WHIP	IP WLS BF H R ER SO BB IBB HBP BLK WP HR S P ERA WHIP	IP WLS BF H R ER SO BB IBB HBP BLK WP HR S P ERA WHIP	IP WLS BF H R ER SO BB IBB HBP BLK WP HR S P ERA WHIP	IP WLS BF H R ER SO BB IBB HBP BLK WP HR S P ERA WHIP	IP WLS BF H R ER SO BB IBB HBP BLK WP HR S P ERA WHIP	IP WLS BF H R ER SO BB IBB HBP BLK WP HR S P ERA WHIP	IP WLS BF H R ER SO BB IBB HBP BLK WP HR S P ERA WHIP	IP WLS BF H R ER SO BB IBB HBP BLK WP HR S P ERA WHIP

Montreal Expos @ Florida Marlins
Joe Robbie Stadium, Miami, FL
Sat Sep 07 1996, 7:05 PM EDT
Att: 25,278 - Unknown - 87 F


AB	32
R	2
H	7
RBI	2
BB	6
SO	3
LOB	13



Batter	1	2	3	4	5	6	7	8	9	AB	R	H	RBI	BB	SO	LOB	BOTTOM							
Luis Castillo, S OBP: 0.318, SLG: 0.308	1-3 K			0-2 G1-3		1-3 K		3-2 F8		3	0	0	0	0	2	2								
Alex Arias, R OBP: 0.340, SLG: 0.395										1	0	0	0	0	0	0								
Edgar Renteria, R OBP: 0.355, SLG: 0.390	2-2 F7			0-0 G6-3		1-2 G5-3		1-3 K		4	0	0	0	0	1	0								
Gary Sheffield, R OBP: 0.463, SLG: 0.641	4-1 PO BB			4-2 1B BB		4-2 G1-6-3 BB		0-2 HR		1	1	1	1	3	0	0								
Jeff Conine, R OBP: 0.362, SLG: 0.476	1-2 PO		0-0 L6	0-0 1B		1-1 G1-6-3		4-2 BB		3	0	1	0	1	0	1								
Devon White, S OBP: 0.317, SLG: 0.436				2-3 K		2-3 K		1-2 G4-3		4	0	0	0	0	2	3								
Joe Orsulak, L OBP: 0.288, SLG: 0.281			2-2 G4-3							4	0	0	0	0	1	0								
Kurt Abbott, R OBP: 0.320, SLG: 0.450										4	0	2	0	0	2	0								
Charles Johnson, R OBP: 0.280, SLG: 0.354										2	0	1	0	1	0	0								
Jesus Tavarez, S OBP: 0.235, SLG: 0.226										0	0	0	0	0	0	0								
Marc Valdes, R OBP: 0.296, SLG: 0.294										1	0	0	0	0	0	0								
Billy McMillon, L OBP: 0.225, SLG: 0.267										1	0	0	0	0	0	0								
Chris Hammond, L OBP: 0.125, SLG: 0.143										0	0	0	0	0	0	0								
Andre Dawson, R OBP: 0.320, SLG: 0.443										1	0	0	0	0	0	0								
Kurt Miller, R OBP: 0.320, SLG: 0.375										0	0	0	0	0	0	0								
Felix Heredia, L OBP: 0.320, SLG: 0.375										0	0	0	0	0	0	0								
Robb Nen, R OBP: 0.336, SLG: 0.449										1	0	0	0	0	0	1								
Greg Coltrane, R OBP: 0.336, SLG: 0.449										0	0	0	0	0	0	0								
Inning Stats	R: 0 E: 0 K: 1 S: 9	H: 0 LOB: 0 BB: 1 P: 17	R: 0 E: 0 K: 1 S: 7	H: 0 LOB: 0 BB: 0 P: 11	R: 0 E: 0 K: 1 S: 6	H: 0 LOB: 0 BB: 0 P: 9	R: 0 E: 0 K: 1 S: 12	H: 1 LOB: 2 BB: 1 P: 18	R: 0 E: 0 K: 1 S: 11	H: 1 LOB: 2 BB: 0 P: 16	R: 0 E: 0 K: 0 S: 7	H: 0 LOB: 0 BB: 1 P: 13	R: 0 E: 0 K: 1 S: 11	H: 2 LOB: 2 BB: 0 P: 17	R: 1 E: 0 K: 1 S: 17	H: 1 LOB: 1 BB: 1 P: 26	R: 0 E: 0 K: 2 S: 16	H: 0 LOB: 1 BB: 1 P: 25	1B: 3 2B: 1 3B: 0 HR: 1	SF: 0 SAC: 0 DP: 1 HBP: 1	WP: 0 PB: 0 SB: 0 CS: 0	PA: 37		
PITCHER	IP WLS BF H R ER SO BB IBB HBP BLK WP HR S P ERA WHIP	IP WLS BF H R ER SO BB IBB HBP BLK WP HR S P ERA WHIP	IP WLS BF H R ER SO BB IBB HBP BLK WP HR S P ERA WHIP	IP WLS BF H R ER SO BB IBB HBP BLK WP HR S P ERA WHIP	IP WLS BF H R ER SO BB IBB HBP BLK WP HR S P ERA WHIP	IP WLS BF H R ER SO BB IBB HBP BLK WP HR S P ERA WHIP	IP WLS BF H R ER SO BB IBB HBP BLK WP HR S P ERA WHIP	IP WLS BF H R ER SO BB IBB HBP BLK WP HR S P ERA WHIP	IP WLS BF H R ER SO BB IBB HBP BLK WP HR S P ERA WHIP	IP WLS BF H R ER SO BB IBB HBP BLK WP HR S P ERA WHIP	IP WLS BF H R ER SO BB IBB HBP BLK WP HR S P ERA WHIP	IP WLS BF H R ER SO BB IBB HBP BLK WP HR S P ERA WHIP	IP WLS BF H R ER SO BB IBB HBP BLK WP HR S P ERA WHIP	IP WLS BF H R ER SO BB IBB HBP BLK WP HR S P ERA WHIP	IP WLS BF H R ER SO BB IBB HBP BLK WP HR S P ERA WHIP	IP WLS BF H R ER SO BB IBB HBP BLK WP HR S P ERA WHIP	IP WLS BF H R ER SO BB IBB HBP BLK WP HR S P ERA WHIP	IP WLS BF H R ER SO BB IBB HBP BLK WP HR S P ERA WHIP	IP WLS BF H R ER SO BB IBB HBP BLK WP HR S P ERA WHIP	IP WLS BF H R ER SO BB IBB HBP BLK WP HR S P ERA WHIP	IP WLS BF H R ER SO BB IBB HBP BLK WP HR S P ERA WHIP	IP WLS BF H R ER SO BB IBB HBP BLK WP HR S P ERA WHIP	IP WLS BF H R ER SO BB IBB HBP BLK WP HR S P ERA WHIP	IP WLS BF H R ER SO BB IBB HBP BLK WP HR S P ERA WHIP

Montreal Expos @ Florida Marlins
Joe Robbie Stadium, Miami, FL
Sat Sep 07 1996, 7:05 PM EDT
Att: 25,278 - Unknown - 87 F

AB	30
R	1
H	5
RBI	1
BB	5
SO	9
LOB	11



Batter	1	2	3	4	5	6	7	8	9	AB	R	H	RBI	BB	SO	LOB	TOP					
Mark Grudzielanek, R OBP: 0.349, SLG: 0.409	F8		1B			P4		G6-3		4	0	1	0	0	0	0						
Mike Lansing, R OBP: 0.353, SLG: 0.429	K		K			K			L8	4	0	0	0	0	3	1						
David Segui, S OBP: 0.366, SLG: 0.440	K		F7			G4-3			K	4	0	0	0	0	2	1						
Moises Alou, R OBP: 0.343, SLG: 0.457		F8		F8			P4		K	4	0	0	0	0	1	0						
Henry Rodriguez, L OBP: 0.317, SLG: 0.556		1B		G4-3			1B			3	1	2	0	0	0	0						
Rondell White, R OBP: 0.356, SLG: 0.458		2B		K			F9			3	0	0	0	0	2	2						
Darrin Fletcher, L OBP: 0.326, SLG: 0.433		1B				P3		F7		3	0	1	1	0	0	1						
Shane Andrews, R OBP: 0.305, SLG: 0.439		K				L7			G3-6	2	0	0	0	1	1	1						
Pedro Martinez, R OBP: 0.172, SLG: 0.119									G3-6	2	0	0	0	0	2	0						
Cliff Floyd, L OBP: 0.335, SLG: 0.421										1	0	0	0	0	0	1						
Dave Veres, R OBP: 0.429, SLG: 0.571										0	0	0	0	0	0	0						
Inning Stats	R: 0 E: 0 K: 2 S: 9	H: 0 LOB: 0 BB: 0 P: 15	R: 1 E: 0 K: 2 S: 14	H: 2 LOB: 1 BB: 0 P: 20	R: 0 E: 0 K: 2 S: 10	H: 1 LOB: 1 BB: 0 P: 15	R: 0 E: 0 K: 1 S: 7	H: 0 LOB: 0 BB: 0 P: 11	R: 0 E: 0 K: 1 S: 9	H: 0 LOB: 0 BB: 0 P: 15	R: 0 E: 0 K: 1 S: 6	H: 0 LOB: 0 BB: 0 P: 7	R: 0 E: 0 K: 0 S: 7	H: 1 LOB: 1 BB: 0 P: 9	R: 0 E: 0 K: 0 S: 5	H: 0 LOB: 0 BB: 1 P: 10	R: 0 E: 0 K: 2 S: 7	H: 0 LOB: 0 BB: 0 P: 9	1B: 3 2B: 1 3B: 0 HR: 0	SF: 0 SAC: 0 DP: 1 HBP: 0	WP: 0 PB: 0 SB: 0 CS: 0	PA: 31
PITCHER	IP	WLS	BF	H	R	ER	SO	BB	IBB	HBP	BLK	WP	HR	S	P	ERA	WHIP					
Rick Helling, R ERA: 6.04	7.0	W	25	4	1	1	9	0	0	0	0	0	0	62	92	1.29	0.571					
Jay Powell, R ERA: 3.9	1.0		3	0	0	0	0	1	0	0	0	0	0	5	10	0.00	1.000					
Robb Nen, R ERA: 1.9	1.0	S	3	0	0	0	2	0	0	0	0	0	0	7	9	0.00	0.000					

Montreal Expos @ Florida Marlins
Joe Robbie Stadium, Miami, FL
Sun Sep 08 1996, 3:33 AM EDT
Att: 19,427 - Overcast - 90 F

AB 30
R 1
H 4
RBI 1
BB 1
SO 11
LOB 7



Batter	1	2	3	4	5	6	7	8	9	AB	R	H	RBI	BB	SO	LOB	BOTTOM					
Luis Castillo, S OBP: 0.316, SLG: 0.301	BB		G5-3		B1-3		F7			3	0	0	0	1	0	0						
Edgar Renteria, R OBP: 0.383, SLG: 0.394	F8		1B		HR		1B			4	1	3	0	0	0	1						
Gary Sheffield, R OBP: 0.463, SLG: 0.646	G1-3		K		HR		BB			3	1	1	2	1	1	2						
Jeff Conine, R OBP: 0.362, SLG: 0.474	BB		K		K		F8			3	0	0	0	1	2	3						
Devon White, S OBP: 0.316, SLG: 0.434	G3			BB		K		F8		3	0	0	0	1	1	2						
Greg Colbrunn, R OBP: 0.333, SLG: 0.446		1B		K		K		G6-3		3	0	0	0	1	2	1						
Robb Nen, R		BB								0	0	0	0	0	0	0						
Kurt Abbott, R OBP: 0.287, SLG: 0.448		K		F9			1B		F8	3	0	1	0	0	1	2						
Alex Arias, R OBP: 0.338, SLG: 0.393										1	0	0	0	0	0	0						
Gregg Zaun, S OBP: 0.315, SLG: 0.336		1B		P6		F8				3	0	1	0	0	0	2						
Rick Helling, R										2	0	0	0	0	1	1						
Joe Orsulak, L OBP: 0.287, SLG: 0.280		K		G4-3						1	0	0	0	0	1	0						
Jay Powell, R										0	0	0	0	0	0	0						
Jesus Tavarez, S OBP: 0.235, SLG: 0.226										0	0	0	0	0	0	0						
Inning Stats	R: 0 E: 0 K: 0 S: 8	H: 0 LOB: 2 BB: 2 P: 18	R: 0 E: 0 K: 2 S: 13	H: 1 LOB: 1 BB: 1 P: 20	R: 0 E: 0 K: 2 S: 8	H: 1 LOB: 1 BB: 0 P: 12	R: 0 E: 0 K: 1 S: 14	H: 0 LOB: 1 BB: 1 P: 21	R: 2 E: 0 K: 1 S: 12	H: 2 LOB: 0 BB: 0 P: 19	R: 0 E: 0 K: 2 S: 13	H: 1 LOB: 1 BB: 0 P: 19	R: 0 E: 0 K: 1 S: 10	H: 1 LOB: 2 BB: 1 P: 19	R: 0 E: 0 K: 0 S: 6	H: 0 LOB: 0 BB: 0 P: 10	R: 0 E: 0 K: 0 S: 6	H: 0 LOB: 0 BB: 0 P: 10	1B: 5 2B: 0 3B: 0 HR: 1	SF: 0 SAC: 0 DP: 0 HBP: 0	WP: 0 PB: 0 SB: 2 CS: 0	PA: 34
PITCHER	IP	WLS	BF	H	R	ER	SO	BB	IBB	HBP	BLK	WP	HR	S	P	ERA	WHIP					
Pedro Martinez, R ERA: 3.93	7.0	L	31	6	2	2	9	5	0	0	0	0	0	78	128	2.57	1.571					
Dave Veres, R ERA: 4.46	1.0		3	0	0	0	0	0	0	0	0	0	0	6	10	0.00	0.000					

Montreal Expos @ Florida Marlins
Joe Robbie Stadium, Miami, FL
Sun Sep 08 1996, 3:33 AM EDT
Att: 19,427 - Overcast - 90 F

AB 29
R 2
H 6
RBI 2
BB 5
SO 9
LOB 14



Batter	1	2	3	4	5	6	7	8	9	AB	R	H	RBI	BB	SO	LOB	TOP					
Luis Castillo, S OBP: 0.324, SLG: 0.304 Kurt Abbott, R OBP: 0.318, SLG: 0.445 (5, PR)										2	0	1	0	1	1	0	Florida Marlins @ New York Mets Shea Stadium, Flushing, NY Mon Sep 09 1996, 7:05 PM EDT Att: 14,100 - Unknown - 84 F					
Edgar Renteria, R OBP: 0.355, SLG: 0.389										5	0	0	0	0	2	4						
Gary Sheffield, R OBP: 0.466, SLG: 0.646										3	0	2	0	2	0	1						
Jeff Conine, R OBP: 0.360, SLG: 0.471										5	0	1	0	0	1	4						
Devon White, S OBP: 0.318, SLG: 0.435										3	1	1	0	1	1	3						
Joe Orsulak, L OBP: 0.282, SLG: 0.274										4	0	0	0	0	0	5						
Alex Arias, R OBP: 0.336, SLG: 0.390										4	0	1	0	0	1	2						
Charles Johnson, R OBP: 0.280, SLG: 0.353										4	0	1	0	0	2	3						
Kevin Brown, R OBP: 0.189, SLG: 0.132 Felix Heredia, L Kurt Miller, R OBP: 0.375, SLG: 0.375 Jerry Brooks, R Yorkis Perez, L										2	0	0	0	1	1	3						
Inning Stats	R: 0 E: 0 K: 1 S: 12	H: 1 LOB: 1 BB: 0 P: 17	R: 1 E: 1 K: 2 S: 10	H: 1 LOB: 1 BB: 0 P: 16	R: 0 E: 0 K: 1 S: 18	H: 1 LOB: 1 BB: 0 P: 25	R: 0 E: 1 K: 1 S: 9	H: 0 LOB: 2 BB: 1 P: 15	R: 0 E: 0 K: 1 S: 10	H: 1 LOB: 3 BB: 2 P: 20	R: 0 E: 0 K: 3 S: 12	H: 1 LOB: 2 BB: 1 P: 26	R: 0 E: 0 K: 1 S: 12	H: 1 LOB: 0 BB: 0 P: 18	R: 0 E: 0 K: 1 S: 10	H: 1 LOB: 1 BB: 1 P: 16		R: 0 E: 0 K: 1 S: 9	H: 0 LOB: 1 BB: 1 P: 17	1B: 6 2B: 1 3B: 0 HR: 0	SF: 0 SAC: 0 DP: 1 HBP: 0	WP: 1 PB: 1 SB: 1 CS: 0
PITCHER	IP WLS BF H R ER SO BB IBB HBP BLK WP HR S P ERA WHIP	5.1 L 27 5 1 0 7 4 0 0 0 1 0 65 109 0.00 1.688	1.2 W 5 1 0 0 3 0 0 0 0 0 18 28 0.00 0.600	2.0 8 1 0 0 2 1 0 0 0 0 0 19 33 0.00 1.000											IP WLS BF H R ER SO BB IBB HBP BLK WP HR S P ERA WHIP	5.1 L 27 5 1 0 7 4 0 0 0 1 0 65 109 0.00 1.688	1.2 W 5 1 0 0 3 0 0 0 0 0 18 28 0.00 0.600	2.0 8 1 0 0 2 1 0 0 0 0 0 19 33 0.00 1.000				

Batter	1	2	3	4	5	6	7	8	9	AB	R	H	RBI	BB	SO	LOB	BOTTOM			
Lance Johnson, L OBP: 0.362, SLG: 0.471										5	2	3	1	0	0	2	Florida Marlins @ New York Mets Shea Stadium, Flushing, NY Mon Sep 09 1996, 7:05 PM EDT Att: 14,100 - Unknown - 84 F			
Jason Hardtke, S OBP: 0.400, SLG: 0.600										5	0	2	3	0	1	3				
Bernard Gilkey, R OBP: 0.392, SLG: 0.570 Jerry Dipoto, R										2	0	1	0	1	0	0				
Todd Hundley, S OBP: 0.361, SLG: 0.580										3	0	0	0	1	2	3				
Carl Everett, S OBP: 0.326, SLG: 0.305 (8, 7)										4	0	1	0	0	1	4				
Roberto Petagine, L OBP: 0.329, SLG: 0.380										3	1	2	0	1	0	1				
Matt Franco, L OBP: 0.143, SLG: 0.286 Tim Bogar, R OBP: 0.300, SLG: 0.271 (7, PR)										3	0	1	0	0	0	3				
Rey Ordenez, R OBP: 0.294, SLG: 0.304										4	1	2	2	0	1	0				
Paul Wilson, R OBP: 0.109, SLG: 0.068 Dave Milicki, R Andy Tomberlin, L OBP: 0.406, SLG: 0.537 Alex Ochoa, R OBP: 0.343, SLG: 0.428										2	0	0	0	0	1	0				
Inning Stats	R: 0 E: 0 K: 0 S: 6	H: 0 LOB: 0 BB: 0 P: 9	R: 0 E: 0 K: 1 S: 8	H: 1 LOB: 0 BB: 0 P: 11	R: 0 E: 0 K: 1 S: 7	H: 0 LOB: 0 BB: 0 P: 10	R: 1 E: 0 K: 2 S: 17	H: 2 LOB: 3 BB: 2 P: 34	R: 0 E: 0 K: 2 S: 13	H: 1 LOB: 1 BB: 0 P: 18	R: 0 E: 0 K: 0 S: 4	H: 0 LOB: 0 BB: 0 P: 6	R: 4 E: 0 K: 0 S: 22	H: 6 LOB: 2 BB: 2 P: 42	R: 1 E: 0 K: 0 S: 14	H: 2 LOB: 2 BB: 1 P: 24		1B: 9 2B: 2 3B: 1 HR: 0	SF: 0 SAC: 1 DP: 2 HBP: 1	WP: 1 PB: 0 SB: 1 CS: 1
PITCHER	IP WLS BF H R ER SO BB IBB HBP BLK WP HR S P ERA WHIP	6.1 L 27 4 4 4 6 3 0 1 0 0 0 10 18 27.00 12.000	0.1 4 3 1 1 0 1 0 0 0 0 0 1 2 0.00 0.000	0.1 1 0 0 0 0 0 0 0 0 0 0 1 2 0.00 0.000	1.0 6 2 1 1 0 1 0 0 0 1 0 14 24 9.00 3.000											IP WLS BF H R ER SO BB IBB HBP BLK WP HR S P ERA WHIP	6.1 L 27 4 4 4 6 3 0 1 0 0 0 10 18 27.00 12.000	0.1 4 3 1 1 0 1 0 0 0 0 0 1 2 0.00 0.000	0.1 1 0 0 0 0 0 0 0 0 0 0 1 2 0.00 0.000	1.0 6 2 1 1 0 1 0 0 0 1 0 14 24 9.00 3.000


Batter	1	2	3	4	5	6	7	8	9	AB	R	H	RBI	BB	SO	LOB	TOP		
Kurt Abbott, R OBP: 0.313, SLG: 0.434	F9		G1-3			F9		1B		4	0	1	0	0	0	0	Florida Marlins @ New York Mets Shea Stadium, Flushing, NY Wed Sep 11, 1996, 3:33 AM EDT Att. 12,448 - Overcast - 74 F		
Edgar Renteria, R OBP: 0.355, SLG: 0.396	K			G6-3		P3		K		4	0	0	0	0	2	2			
Gary Sheffield, R OBP: 0.468, SLG: 0.644	K			G5-3			G6-3	FC6-4 1B		4	0	1	1	0	1	0			
Jeff Conine, R OBP: 0.358, SLG: 0.469		P6		F8		G4-3		FC6-4 1B		4	0	0	0	0	0	2			
Devon White, S OBP: 0.316, SLG: 0.431		S 1B			K		1B		G6-3	4	0	2	0	0	1	0			
Greg Colbrunn, R OBP: 0.334, SLG: 0.446	K				2B		1B		F8	4	0	2	0	0	1	1			
Alex Arias, R OBP: 0.344, SLG: 0.402	L7				G4-6-3 BB		K		G6-3	3	0	0	0	1	1	3			
Gregg Zaun, S OBP: 0.308, SLG: 0.328			F7		G4-6-3			P4		3	0	0	0	0	0	2			
Pat Rapp, R ERA: 4.67			K			P6		1B HBP		1	0	0	0	0	1	0			
Joe Girardi, L ERA: 4.24										0	0	0	0	0	0	0			
Marc Valdes, R ERA: 3.4										0	0	0	0	0	0	0			
Jerry Brooks, R ERA: 5.29										0	0	0	0	0	0	0			
Yorkis Perez, L ERA: 5.29										0	0	0	0	0	0	0			
Kurt Miller, R ERA: 6.9										0	0	0	0	0	0	0			
Inning Stats	R: 0 H: 0 E: 0 K: 2 S: 10	H: 0 R: 0 ER: 0 LOB: 0 BB: 0 P: 16	H: 1 R: 0 ER: 0 LOB: 1 BB: 0 P: 11	H: 0 R: 0 ER: 0 LOB: 0 BB: 0 P: 6	H: 0 R: 0 ER: 0 LOB: 0 BB: 0 P: 10	H: 1 R: 0 ER: 0 LOB: 1 BB: 1 P: 16	H: 0 R: 0 ER: 0 LOB: 0 BB: 0 P: 7	H: 2 R: 0 ER: 0 LOB: 2 BB: 0 P: 23	H: 2 R: 0 ER: 0 LOB: 2 BB: 0 P: 14	H: 0 R: 0 ER: 0 LOB: 0 BB: 0 P: 12	1B: 5 2B: 1 3B: 0 HR: 0	SF: 0 SAC: 0 DP: 1 HBP: 1	WP: 0 PB: 0 SB: 1 CS: 0	PA: 34					
PITCHER	IP	WLS	BF	H	R	ER	SO	BB	IBB	HBP	BLK	WP	HR	S	P	ERA	WHIP		
Jason Isringhausen, R ERA: 4.67	6.2	W	24	4	0	0	5	1	0	0	0	0	0	55	83	0.00	0.750		
Dave Milicki, R ERA: 3.4	1.1		7	2	1	1	2	0	0	1	0	0	0	12	20	6.75	1.500		
Derek Wallace, R ERA: 4.24	1.0	S	3	0	0	0	0	0	0	0	0	0	0	7	12	0.00	0.000		


AB	32
R	1
H	6
RBI	1
BB	1
SO	7
LOB	10



Batter	1	2	3	4	5	6	7	8	9	AB	R	H	RBI	BB	SO	LOB	BOTTOM		
Lance Johnson, L OBP: 0.365, SLG: 0.475	1B WP		K					2B		4	1	3	1	0	1	0	Florida Marlins @ New York Mets Shea Stadium, Flushing, NY Wed Sep 11, 1996, 3:33 AM EDT Att. 12,448 - Overcast - 74 F		
Jason Hardtke, S OBP: 0.333, SLG: 0.533	F8		G4-3			CS		F7		3	0	1	0	0	0	1			
Dave Milicki, R OBP: 0.182, SLG: 0.100					CS					0	0	0	0	0	0	0			
Chris Jones, R OBP: 0.309, SLG: 0.386										0	0	0	0	0	0	0			
Andy Tomberlin, L OBP: 0.403, SLG: 0.526										1	0	0	0	0	0	1			
Alvaro Espinoza, R OBP: 0.309, SLG: 0.447										0	0	0	0	0	0	0			
Matt Franco, L OBP: 0.250, SLG: 0.333				L3						3	0	1	0	0	0	0			
Tim Bogar, R OBP: 0.288, SLG: 0.260						L9				0	0	0	0	0	0	0			
Carl Everett, S OBP: 0.316, SLG: 0.295								K		1	0	0	0	0	1	1			
Derek Wallace, R ERA: 4.24										0	0	0	0	0	0	0			
Bernard Gilkey, R OBP: 0.392, SLG: 0.567				P2		F9				3	0	1	0	1	0	0			
Roberto Petagine, L OBP: 0.310, SLG: 0.355			L3		G4-3			F8		4	0	0	0	0	1	4			
Alex Ochoa, R OBP: 0.350, SLG: 0.451		G4-3				E				2	1	1	0	1	0	0			
Alberto Castillo, R OBP: 0.667, SLG: 0.667			K			E9				3	1	2	0	0	1	0			
Rey Ordenez, R OBP: 0.293, SLG: 0.303						SH1-4 1B				2	0	1	0	0	0	0			
Jason Isringhausen, R OBP: 0.283, SLG: 0.498										2	0	0	0	0	1	1			
Edgardo Alfonzo, R OBP: 0.256, SLG: 0.311			G5-3					FC5-4		1	0	0	0	0	0	2			
Inning Stats	R: 1 H: 3 E: 0 K: 0 S: 12	H: 3 R: 0 ER: 0 LOB: 1 BB: 0 P: 22	H: 0 R: 0 ER: 0 LOB: 0 BB: 0 P: 12	H: 0 R: 0 ER: 0 LOB: 0 BB: 0 P: 9	H: 0 R: 0 ER: 0 LOB: 0 BB: 0 P: 6	H: 3 R: 2 ER: 1 LOB: 0 BB: 0 P: 21	H: 1 R: 0 ER: 0 LOB: 0 BB: 0 P: 7	H: 2 R: 0 ER: 0 LOB: 2 BB: 1 P: 20	H: 1 R: 0 ER: 0 LOB: 2 BB: 1 P: 21	1B: 7 2B: 4 3B: 0 HR: 0	SF: 0 SAC: 1 DP: 1 HBP: 0	WP: 1 PB: 0 SB: 0 CS: 1	PA: 33						
PITCHER	IP	WLS	BF	H	R	ER	SO	BB	IBB	HBP	BLK	WP	HR	S	P	ERA	WHIP		
Pat Rapp, R ERA: 5.25	5.0	L	19	6	3	3	3	0	0	0	0	0	0	16	27	0.00	2.000		
Marc Valdes, R ERA: 4.73	2.0		8	3	0	0	1	1	0	0	0	0	0	2	3	∞	∞		
Yorkis Perez, L ERA: 5.29	0.0		1	1	0	0	0	0	0	0	0	0	0	2	3	∞	∞		
Kurt Miller, R ERA: 6.9	1.0		4	0	0	0	1	0	1	0	0	0	0	8	18	0.00	0.000		



Batter	1	2	3	4	5	6	7	8	9	AB	R	H	RBI	BB	SO	LOB	TOP						
Ralph Milliard, R OBP: 0.328, SLG: 0.217	G5-3		1B SF8 2B		K	L7		K		5	1	1	0	0	2	3	Florida Marlins @ Montreal Expos Olympic Stadium, Montreal, QB Thu Sep 12 1996, 7:05 PM EDT Att. 9,308 - Dome - 68 F livebaseballscores.com AB 34 R 4 H 8 RBI 4 BB 4 SO 7 LOB 21 						
Edgar Renteria, R OBP: 0.362, SLG: 0.397	G1-3		G1-3 1B		G6-3		G6-4-3 1B		BB	4	0	2	0	1	0	0							
Gary Sheffield, R OBP: 0.467, SLG: 0.648			SF8		HR		G6-4-3 1-2		L9	3	1	1	2	1	0	2							
Jeff Conine, R OBP: 0.356, SLG: 0.468	K		G1-3		K		1B 2B		F9	5	1	1	0	0	2	3							
Devon White, S OBP: 0.318, SLG: 0.437			G3				HR		F8	4	1	2	2	0	0	2							
Greg Colbrunn, R OBP: 0.333, SLG: 0.447			HBP		2B		E7 SH3-4		F3	4	0	1	0	0	1	2							
Kurt Abbott, R OBP: 0.309, SLG: 0.428	G5-3		G5-3		G5-3		G6-3		G4-3	4	0	0	0	0	0	3							
Charles Johnson, R OBP: 0.283, SLG: 0.349			BB		K		E7 SH3-4		BB	2	0	0	0	2	1	2							
Mark Hutton, R OBP: 0.308, SLG: 0.308			K		G6-3		SH3-4		F7	2	0	0	0	0	1	3							
Andre Dawson, R OBP: 0.311, SLG: 0.395							1-2 2-3			1	0	0	0	0	0	1							
Jay Powell, R OBP: 0.311, SLG: 0.395										0	0	0	0	0	0	0							
Inning Stats	R: 0 E: 0 K: 1 S: 13	H: 0 LOB: 1 BB: 1 P: 19	R: 0 E: 0 K: 2 S: 12	H: 0 LOB: 2 BB: 1 P: 24	R: 1 E: 0 K: 0 S: 15	H: 2 LOB: 1 BB: 0 P: 21	R: 0 E: 0 K: 1 S: 12	H: 1 LOB: 1 BB: 0 P: 15	R: 1 E: 2 K: 0 S: 12	H: 1 LOB: 2 BB: 0 P: 15	R: 1 E: 0 K: 0 S: 8	H: 3 LOB: 1 BB: 0 P: 10	R: 0 E: 0 K: 1 S: 12	H: 0 LOB: 1 BB: 1 P: 18	R: 0 E: 0 K: 0 S: 12	H: 0 LOB: 1 BB: 1 P: 17	1B: 3 2B: 3 3B: 0 HR: 2	SF: 1 SAC: 1 DP: 1 HBP: 1	WP: 0 PB: 0 SB: 2 CS: 0	PA: 41			
PITCHER	IP WLS BF H R ER SO BB IBB HBP BLK WP HR S P ERA WHIP	IP WLS BF H R ER SO BB IBB HBP BLK WP HR S P ERA WHIP	IP WLS BF H R ER SO BB IBB HBP BLK WP HR S P ERA WHIP	IP WLS BF H R ER SO BB IBB HBP BLK WP HR S P ERA WHIP	IP WLS BF H R ER SO BB IBB HBP BLK WP HR S P ERA WHIP	IP WLS BF H R ER SO BB IBB HBP BLK WP HR S P ERA WHIP	IP WLS BF H R ER SO BB IBB HBP BLK WP HR S P ERA WHIP	IP WLS BF H R ER SO BB IBB HBP BLK WP HR S P ERA WHIP	IP WLS BF H R ER SO BB IBB HBP BLK WP HR S P ERA WHIP	IP WLS BF H R ER SO BB IBB HBP BLK WP HR S P ERA WHIP	IP WLS BF H R ER SO BB IBB HBP BLK WP HR S P ERA WHIP	IP WLS BF H R ER SO BB IBB HBP BLK WP HR S P ERA WHIP	IP WLS BF H R ER SO BB IBB HBP BLK WP HR S P ERA WHIP	IP WLS BF H R ER SO BB IBB HBP BLK WP HR S P ERA WHIP	IP WLS BF H R ER SO BB IBB HBP BLK WP HR S P ERA WHIP	IP WLS BF H R ER SO BB IBB HBP BLK WP HR S P ERA WHIP	IP WLS BF H R ER SO BB IBB HBP BLK WP HR S P ERA WHIP						
Mark Leiter, R ERA: 4.9	6.0	28	5	3	3	6	2	0	1	0	0	0	0	0	0	0	0	0	8	10	9.00	3.000	
Jeff Juden, R ERA: 3.49	1.0	5	3	1	1	0	0	0	0	0	0	0	0	0	0	0	0	0	0	12	18	0.00	1.000
Dave Veres, R ERA: 4.58	1.0	W	4	0	0	0	1	0	0	0	0	0	0	0	0	0	0	0	0	12	17	0.00	1.000
Mel Rojas, R ERA: 3.5	1.0	S	4	0	0	0	1	0	0	0	0	0	0	0	0	0	0	0	0	12	17	0.00	1.000

Batter	1	2	3	4	5	6	7	8	9	AB	R	H	RBI	BB	SO	LOB	BOTTOM						
Mark Grudzielanek, R OBP: 0.350, SLG: 0.410	FC1 1B 2B	L9			G5-3		P6			4	1	1	0	0	0	1	Florida Marlins @ Montreal Expos Olympic Stadium, Montreal, QB Thu Sep 12 1996, 7:05 PM EDT Att. 9,308 - Dome - 68 F livebaseballscores.com AB 30 R 5 H 6 RBI 4 BB 3 SO 3 LOB 9 						
Mike Lansing, R OBP: 0.340, SLG: 0.424	FC1 1B BB 1B		G2-3		F8		G6-3		G6-3	4	1	0	0	0	0	1							
David Segui, S OBP: 0.371, SLG: 0.443	1B 1B G6-3 BB		G4-3 BB		G4-3		L6		L6	2	1	0	0	2	0	0							
Moises Alou, R OBP: 0.340, SLG: 0.455	1B 1B 2-3 3-H		G4-3		G4-3		L8		HR BB	3	1	1	1	1	0	1							
Henry Rodriguez, L OBP: 0.321, SLG: 0.564	G6-3		G4-3		G3		G3		1-1 HR	4	1	2	3	0	0	1							
Mel Rojas, R OBP: 0.375, SLG: 0.500	1-2 2-3 3-H		G4-3		G3		G3		1-H HR	0	0	0	0	0	0	0							
Rondell White, R OBP: 0.343, SLG: 0.443	G6-3				P5		G5-3		K	4	0	0	0	0	1	2							
Darrin Fletcher, L OBP: 0.327, SLG: 0.432	P5				P5		F7			3	0	1	0	0	0	1							
F.P. Santangelo, S OBP: 0.373, SLG: 0.426					1B					0	0	0	0	0	0	0							
Shane Andrews, R OBP: 0.302, SLG: 0.431			K		P6		F7			3	0	0	0	0	1	1							
Mark Leiter, R OBP: 0.156, SLG: 0.145			G5-3		K					2	0	0	0	0	1	1							
Jeff Juden, R ERA: 3.99										0	0	0	0	0	0	0							
Cliff Floyd, L OBP: 0.339, SLG: 0.424										1	0	1	0	0	0	0							
Dave Veres, R OBP: 0.429, SLG: 0.571										0	0	0	0	0	0	0							
Tim Spehr, R OBP: 0.174, SLG: 0.190										0	0	0	0	0	0	0							
Inning Stats	R: 3 E: 0 K: 0 S: 11	H: 3 LOB: 1 BB: 1 P: 18	R: 0 E: 0 K: 1 S: 9	H: 0 LOB: 0 BB: 0 P: 12	R: 0 E: 0 K: 0 S: 15	H: 0 LOB: 1 BB: 1 P: 24	R: 0 E: 0 K: 1 S: 14	H: 1 LOB: 1 BB: 0 P: 19	R: 0 E: 0 K: 0 S: 6	H: 0 LOB: 0 BB: 0 P: 10	R: 0 E: 0 K: 0 S: 6	H: 0 LOB: 0 BB: 0 P: 8	R: 0 E: 0 K: 0 S: 9	H: 1 LOB: 1 BB: 0 P: 11	R: 2 E: 0 K: 1 S: 11	H: 1 LOB: 0 BB: 1 P: 20	1B: 4 2B: 1 3B: 0 HR: 1	SF: 0 SAC: 0 DP: 1 HBP: 0	WP: 0 PB: 0 SB: 0 CS: 0	PA: 33			
PITCHER	IP WLS BF H R ER SO BB IBB HBP BLK WP HR S P ERA WHIP	IP WLS BF H R ER SO BB IBB HBP BLK WP HR S P ERA WHIP	IP WLS BF H R ER SO BB IBB HBP BLK WP HR S P ERA WHIP	IP WLS BF H R ER SO BB IBB HBP BLK WP HR S P ERA WHIP	IP WLS BF H R ER SO BB IBB HBP BLK WP HR S P ERA WHIP	IP WLS BF H R ER SO BB IBB HBP BLK WP HR S P ERA WHIP	IP WLS BF H R ER SO BB IBB HBP BLK WP HR S P ERA WHIP	IP WLS BF H R ER SO BB IBB HBP BLK WP HR S P ERA WHIP	IP WLS BF H R ER SO BB IBB HBP BLK WP HR S P ERA WHIP	IP WLS BF H R ER SO BB IBB HBP BLK WP HR S P ERA WHIP	IP WLS BF H R ER SO BB IBB HBP BLK WP HR S P ERA WHIP	IP WLS BF H R ER SO BB IBB HBP BLK WP HR S P ERA WHIP	IP WLS BF H R ER SO BB IBB HBP BLK WP HR S P ERA WHIP	IP WLS BF H R ER SO BB IBB HBP BLK WP HR S P ERA WHIP	IP WLS BF H R ER SO BB IBB HBP BLK WP HR S P ERA WHIP	IP WLS BF H R ER SO BB IBB HBP BLK WP HR S P ERA WHIP							
Mark Leiter, R ERA: 4.4	7.0	28	5	3	3	2	0	0	0	0	0	0	0	0	0	0	0	0	11	20	18.00	2.000	
Jay Powell, R ERA: 3.99	1.0	L	5	1	2	2	1	1	0	0	0	0	0	0	0	0	0	0	1	11	20	18.00	2.000

Batter	1	2	3	4	5	6	7	8	9	AB	R	H	RBI	BB	SO	LOB	TOP					
Ralph Milliard, R (1,4) OBP: 0.306, SLG: 0.200 Andre Dawson, R (9, PH) OBP: 0.304, SLG: 0.386										4	0	0	0	0	1	0	Florida Marlins @ Montreal Expos Olympic Stadium, Montreal, QB Fri Sep 13 1996, 7:05 PM EDT Att: 13,723 - Dome - 68 F					
Edgar Renteria, R (1,6) OBP: 0.361, SLG: 0.396										4	0	1	0	0	1	0						
Gary Sheffield, R (1,9) OBP: 0.468, SLG: 0.648										3	1	1	0	1	0	1						
Greg Colbrunn, R (1,3) OBP: 0.335, SLG: 0.446										3	1	1	0	1	1	1						
Devon White, S (1,8) OBP: 0.319, SLG: 0.437										4	0	2	1	0	1	1						
Joe Orsulak, L (1,7) OBP: 0.299, SLG: 0.276										4	0	1	0	0	1	4						
Alex Arias, R (1,5) OBP: 0.342, SLG: 0.396										3	0	0	0	1	0	4						
Charles Johnson, R (1,2) OBP: 0.281, SLG: 0.346 Kurt Abbott, R (9, PH) OBP: 0.308, SLG: 0.427										3	0	0	0	0	1	4						
Rick Helling, R (1,1) Kurt Miller, R (6,1) OBP: 0.375, SLG: 0.375 Jerry Brooks, R (7, PH) OBP: 0.500, SLG: 1.000 Chris Hammond, L (7,1) OBP: 0.125, SLG: 0.067 Jeff Canine, R (9, PH) OBP: 0.356, SLG: 0.468										2	0	0	0	0	1	2						
Inning Stats	R: 0 E: 0 K: 1 S: 6	H: 0 LOB: 0 BB: 0 P: 8	R: 0 E: 1 K: 3 S: 15	H: 0 LOB: 2 BB: 2 P: 30	R: 0 E: 0 K: 2 S: 10	H: 0 LOB: 0 BB: 0 P: 15	R: 2 E: 1 K: 0 S: 14	H: 2 LOB: 2 BB: 1 P: 27	R: 0 E: 0 K: 1 S: 11	H: 1 LOB: 1 BB: 0 P: 17	R: 0 E: 0 K: 0 S: 13	H: 1 LOB: 1 BB: 0 P: 15	R: 0 E: 0 K: 0 S: 10	H: 1 LOB: 1 BB: 0 P: 16	R: 0 E: 0 K: 0 S: 6	H: 1 LOB: 1 BB: 0 P: 7		R: 0 E: 0 K: 0 S: 9	H: 0 LOB: 0 BB: 0 P: 12	1B: 4 2B: 2 3B: 0 HR: 0	SF: 0 SAC: 0 DP: 0 HBP: 0	WP: 0 PB: 0 SB: 0 CS: 0
PITCHER	IP WLS BF H R ER SO BB IBB HBP BLK WP HR S P ERA WHIP	6.2 W 29 5 2 1 7 3 0 0 0 0 0 0 76 123 1.35 1.200	1.1 5 1 0 0 0 0 0 0 0 0 0 0 9 12 0.00 0.750	1.0 S 3 0 0 0 0 0 0 0 0 0 0 9 12 0.00 0.000	PITCHER																	

Batter	1	2	3	4	5	6	7	8	9	AB	R	H	RBI	BB	SO	LOB	BOTTOM				
Mark Grudzielanek, R (1,6) OBP: 0.349, SLG: 0.409										4	0	1	0	0	1	0	Florida Marlins @ Montreal Expos Olympic Stadium, Montreal, QB Fri Sep 13 1996, 7:05 PM EDT Att: 13,723 - Dome - 68 F				
Mike Lansing, R (1,4) OBP: 0.348, SLG: 0.421										4	0	0	0	0	1	1					
Henry Rodriguez, L (1,7) OBP: 0.324, SLG: 0.570 F.P. Santangelo, S (6, PR) OBP: 0.373, SLG: 0.426										2	1	1	1	1	0	0					
Moises Alou, R (1,9) OBP: 0.338, SLG: 0.452										4	0	0	0	0	1	2					
David Segui, S (1,3) OBP: 0.372, SLG: 0.441										2	1	0	0	2	0	1					
Darin Fletcher, L (1,2) OBP: 0.327, SLG: 0.430 Ugueth Urbina, R (7,1) OBP: 0.161, SLG: 0.103 Mel Rojas, R (9,1) OBP: 0.375, SLG: 0.500										2	0	0	0	1	1	2					
Rondell White, R (1,8) OBP: 0.343, SLG: 0.442										3	0	1	1	0	2						
Shane Andrews, R (1,5) OBP: 0.302, SLG: 0.438										3	1	1	1	0	5						
Pedro Martinez, R (1,1) OBP: 0.167, SLG: 0.115 Tim Spehr, R (7,2) OBP: 0.170, SLG: 0.186										2	0	0	0	0	1	0					
Inning Stats	R: 1 E: 0 K: 0 S: 10	H: 1 LOB: 0 BB: 0 P: 15	R: 0 E: 0 K: 0 S: 6	H: 0 LOB: 0 BB: 0 P: 10	R: 1 E: 0 K: 1 S: 14	H: 1 LOB: 0 BB: 0 P: 20	R: 0 E: 1 K: 1 S: 14	H: 0 LOB: 3 BB: 2 P: 25	R: 0 E: 0 K: 2 S: 14	H: 0 LOB: 0 BB: 0 P: 19	R: 1 E: 0 K: 0 S: 19	H: 1 LOB: 2 BB: 2 P: 36	R: 0 E: 0 K: 0 S: 6	H: 1 LOB: 0 BB: 0 P: 8	R: 0 E: 0 K: 0 S: 7	H: 0 LOB: 1 BB: 0 P: 10		1B: 2 2B: 0 3B: 0 HR: 2	SF: 0 SAC: 0 DP: 2 HBP: 1	WP: 0 PB: 0 SB: 0 CS: 0	PA: 32
PITCHER	IP WLS BF H R ER SO BB IBB HBP BLK WP HR S P ERA WHIP	5.2 L 24 2 3 3 5 4 0 0 0 0 0 5 72 116 4.76 1.059	0.1 2 1 0 0 0 0 0 0 0 0 0 0 5 9 0.00 3.000	2.0 6 1 0 0 0 0 0 0 1 0 0 0 13 18 0.00 0.500	PITCHER																



Batter	1	2	3	4	5	6	7	8	9	AB	R	H	RBI	BB	SO	LOB	TOP							
Brian Hunter, R OBP: 0.306, SLG: 0.377	G1-3		K		G5-3			K		4	0	0	0	0	2	1	Houston Astros @ Florida Marlins Joe Robbie Stadium, Miami, FL Fri Sep 20 1996, 7:05 PM EDT Att: 21,518 - Unknown - 84 F							
Craig Biggio, R OBP: 0.388, SLG: 0.421	P2		BB		BB			FC6-4 1B		2	0	1	0	2	0	0								
5 Jeff Bagwell, R OBP: 0.449, SLG: 0.582	1B		K		FC6-4			FC6-4 1B		4	0	1	0	0	1	4								
Sean Berry, R OBP: 0.330, SLG: 0.496	G4-3				G6-4-3 3B			K		4	1	2	0	0	1	1								
Derek Bell, R OBP: 0.315, SLG: 0.425		G5-3			G6-4-3 BB			F8		3	0	0	0	1	0	2								
Derrick May, L OBP: 0.333, SLG: 0.384		G5-3			G6-4-3			G1-3		4	0	1	0	0	0	1								
Tony Eusebio, R OBP: 0.333, SLG: 0.359																								
James Mouton, R OBP: 0.348, SLG: 0.355																								
Kirt Manwaring, R OBP: 0.299, SLG: 0.279																								
John Cangelosi, S OBP: 0.391, SLG: 0.364																								
Orlando Miller, R OBP: 0.292, SLG: 0.416					P3			G6-4-3 1B		3	0	0	0	0	1	3								
Shane Reynolds, R OBP: 0.167, SLG: 0.284																								
Bobby Abreu, L OBP: 0.347, SLG: 0.513																								
Danny Darwin, R OBP: 0.288, SLG: 0.362																								
Alvin Morman, L OBP: 0.125, SLG: 0.067																								
Xavier Hernandez, L OBP: 0.321, SLG: 0.493																								
Bill Spiers, L OBP: 0.321, SLG: 0.493																								
Inning Stats	R: 0 E: 0 K: 0 S: 11	H: 1 LOB: 1 BB: 0 P: 15	R: 0 E: 0 K: 0 S: 4	H: 0 LOB: 0 BB: 0 P: 7	R: 0 E: 0 K: 3 S: 22	H: 0 LOB: 2 BB: 1 P: 33	R: 1 E: 0 K: 0 S: 12	H: 2 LOB: 1 BB: 1 P: 19	R: 0 E: 0 K: 1 S: 7	H: 0 LOB: 1 BB: 1 P: 12	R: 0 E: 0 K: 1 S: 8	H: 0 LOB: 2 BB: 0 P: 13	R: 0 E: 0 K: 1 S: 6	H: 1 LOB: 1 BB: 0 P: 9	R: 0 E: 0 K: 1 S: 15	H: 2 LOB: 2 BB: 0 P: 22	R: 0 E: 0 K: 1 S: 10	H: 1 LOB: 1 BB: 0 P: 14	1B: 5 2B: 1 3B: 1 HR: 0	SF: 0 SAC: 0 DP: 2 HBP: 1	WP: 0 PB: 0 SB: 1 CS: 0	PA: 36		
PITCHER	IP WLS BF H R ER SO BB IBB HBP BLK WP HR S P ERA WHIP	IP WLS BF H R ER SO BB IBB HBP BLK WP HR S P ERA WHIP	IP WLS BF H R ER SO BB IBB HBP BLK WP HR S P ERA WHIP	IP WLS BF H R ER SO BB IBB HBP BLK WP HR S P ERA WHIP	IP WLS BF H R ER SO BB IBB HBP BLK WP HR S P ERA WHIP	IP WLS BF H R ER SO BB IBB HBP BLK WP HR S P ERA WHIP	IP WLS BF H R ER SO BB IBB HBP BLK WP HR S P ERA WHIP	IP WLS BF H R ER SO BB IBB HBP BLK WP HR S P ERA WHIP	IP WLS BF H R ER SO BB IBB HBP BLK WP HR S P ERA WHIP	IP WLS BF H R ER SO BB IBB HBP BLK WP HR S P ERA WHIP	IP WLS BF H R ER SO BB IBB HBP BLK WP HR S P ERA WHIP	IP WLS BF H R ER SO BB IBB HBP BLK WP HR S P ERA WHIP	IP WLS BF H R ER SO BB IBB HBP BLK WP HR S P ERA WHIP	IP WLS BF H R ER SO BB IBB HBP BLK WP HR S P ERA WHIP	IP WLS BF H R ER SO BB IBB HBP BLK WP HR S P ERA WHIP	IP WLS BF H R ER SO BB IBB HBP BLK WP HR S P ERA WHIP	IP WLS BF H R ER SO BB IBB HBP BLK WP HR S P ERA WHIP	IP WLS BF H R ER SO BB IBB HBP BLK WP HR S P ERA WHIP	IP WLS BF H R ER SO BB IBB HBP BLK WP HR S P ERA WHIP	IP WLS BF H R ER SO BB IBB HBP BLK WP HR S P ERA WHIP	IP WLS BF H R ER SO BB IBB HBP BLK WP HR S P ERA WHIP	IP WLS BF H R ER SO BB IBB HBP BLK WP HR S P ERA WHIP	IP WLS BF H R ER SO BB IBB HBP BLK WP HR S P ERA WHIP	IP WLS BF H R ER SO BB IBB HBP BLK WP HR S P ERA WHIP
Kevin Brown, R ERA: 1.95	7.0 W 27 4 1 1 5 3 0 1 0 0 0 70 108 1.29 1.000	0.1 2 1 0 0 1 0 0 0 0 0 0 9 13 0.00 3.000	1.2 S 7 2 0 0 1 0 0 0 0 0 0 16 23 0.00 1.200																					
Chris Hammond, L ERA: 6.94																								
Robb Nen, R ERA: 1.79																								

AB	32
R	1
H	7
RBI	0
BB	3
SO	7
LOB	16



Batter	1	2	3	4	5	6	7	8	9	AB	R	H	RBI	BB	SO	LOB	BOTTOM							
Luis Castillo, S OBP: 0.313, SLG: 0.293	F7		G4-3			1B		E1		4	0	1	0	0	0	1	Houston Astros @ Florida Marlins Joe Robbie Stadium, Miami, FL Fri Sep 20 1996, 7:05 PM EDT Att: 21,518 - Unknown - 84 F							
Edgar Renteria, R OBP: 0.355, SLG: 0.402	L8				G4-3 1B			P3		4	1	2	0	0	0	2								
Gary Sheffield, R OBP: 0.470, SLG: 0.638					E8 G4-3 SF9 1B			K		3	1	1	0	1	2	2								
Jeff Conine, R OBP: 0.355, SLG: 0.470					G4-3			F7		4	0	0	1	0	1	4								
Devon White, S OBP: 0.322, SLG: 0.451					SF9			F8		2	0	0	1	1	1	2								
Greg Colbrunn, R OBP: 0.331, SLG: 0.445					G1-3			E7 SF8 2B		4	1	1	0	0	1	1								
Alex Arias, R OBP: 0.340, SLG: 0.391										2	0	0	0	1	1	0								
Charles Johnson, R OBP: 0.285, SLG: 0.359										2	0	0	1	0	2	0								
Kevin Brown, R OBP: 0.190, SLG: 0.137										2	0	0	0	0	2	0								
Joe Orsulak, L OBP: 0.257, SLG: 0.273										0	0	0	0	0	0	0								
Andre Dawson, R OBP: 0.286, SLG: 0.362										1	0	0	0	0	1	1								
Chris Hammond, L OBP: 0.125, SLG: 0.067										0	0	0	0	0	0	0								
Robb Nen, R ERA: 1.79										0	0	0	0	0	0	0								
Inning Stats	R: 0 E: 0 K: 1 S: 11	H: 0 LOB: 0 BB: 1 P: 20	R: 0 E: 0 K: 2 S: 9	H: 0 LOB: 0 BB: 0 P: 15	R: 0 E: 0 K: 2 S: 9	H: 0 LOB: 0 BB: 0 P: 12	R: 2 E: 1 K: 0 S: 13	H: 2 LOB: 0 BB: 0 P: 20	R: 0 E: 0 K: 2 S: 10	H: 0 LOB: 0 BB: 0 P: 15	R: 0 E: 0 K: 1 S: 13	H: 2 LOB: 2 BB: 0 P: 17	R: 1 E: 2 K: 1 S: 16	H: 1 LOB: 2 BB: 1 P: 25	R: 0 E: 0 K: 2 S: 13	H: 0 LOB: 1 BB: 1 P: 23	R: 0 E: 0 K: 2 S: 13	H: 0 LOB: 1 BB: 1 P: 23	1B: 4 2B: 1 3B: 0 HR: 0	SF: 2 SAC: 0 DP: 0 HBP: 0	WP: 0 PB: 0 SB: 1 CS: 0	PA: 33		
PITCHER	IP WLS BF H R ER SO BB IBB HBP BLK WP HR S P ERA WHIP	IP WLS BF H R ER SO BB IBB HBP BLK WP HR S P ERA WHIP	IP WLS BF H R ER SO BB IBB HBP BLK WP HR S P ERA WHIP	IP WLS BF H R ER SO BB IBB HBP BLK WP HR S P ERA WHIP	IP WLS BF H R ER SO BB IBB HBP BLK WP HR S P ERA WHIP	IP WLS BF H R ER SO BB IBB HBP BLK WP HR S P ERA WHIP	IP WLS BF H R ER SO BB IBB HBP BLK WP HR S P ERA WHIP	IP WLS BF H R ER SO BB IBB HBP BLK WP HR S P ERA WHIP	IP WLS BF H R ER SO BB IBB HBP BLK WP HR S P ERA WHIP	IP WLS BF H R ER SO BB IBB HBP BLK WP HR S P ERA WHIP	IP WLS BF H R ER SO BB IBB HBP BLK WP HR S P ERA WHIP	IP WLS BF H R ER SO BB IBB HBP BLK WP HR S P ERA WHIP	IP WLS BF H R ER SO BB IBB HBP BLK WP HR S P ERA WHIP	IP WLS BF H R ER SO BB IBB HBP BLK WP HR S P ERA WHIP	IP WLS BF H R ER SO BB IBB HBP BLK WP HR S P ERA WHIP	IP WLS BF H R ER SO BB IBB HBP BLK WP HR S P ERA WHIP	IP WLS BF H R ER SO BB IBB HBP BLK WP HR S P ERA WHIP	IP WLS BF H R ER SO BB IBB HBP BLK WP HR S P ERA WHIP	IP WLS BF H R ER SO BB IBB HBP BLK WP HR S P ERA WHIP	IP WLS BF H R ER SO BB IBB HBP BLK WP HR S P ERA WHIP	IP WLS BF H R ER SO BB IBB HBP BLK WP HR S P ERA WHIP	IP WLS BF H R ER SO BB IBB HBP BLK WP HR S P ERA WHIP	IP WLS BF H R ER SO BB IBB HBP BLK WP HR S P ERA WHIP	
Shane Reynolds, R ERA: 3.88	6.0 L 23 4 2 1 8 1 0 0 0 0 0 65 99 1.50 0.833	0.1 3 1 1 0 0 1 0 0 0 0 0 9 16 0.00 6.000	0.1 2 0 0 0 1 0 0 0 0 0 0 5 6 0.00 0.000	1.1 5 0 0 0 2 1 0 0 0 0 0 15 26 0.00 0.750																				
Danny Darwin, R ERA: 3.88																								
Alvin Morman, L ERA: 4.93																								
Xavier Hernandez, R ERA: 4.42																								

AB	28
R	3
H	5
RBI	3
BB	3
SO	11
LOB	13



Batter	1	2	3	4	5	6	7	8	9	AB	R	H	RBI	BB	SO	LOB	TOP										
Brian Hunter, R OBP: 0.304, SLG: 0.374 (1, 8)	B3			P3		G6-3		L4									4 0 0 0 0 0 1										
Craig Biggio, R OBP: 0.389, SLG: 0.420 (1, 4)	F7			F9		G6-4-3											3 1 1 0 1 1 1 0										
5 Jeff Bagwell, R OBP: 0.450, SLG: 0.582 (1, 3)	K					G6-4-3											4 0 2 0 0 1 1										
Sean Berry, R OBP: 0.328, SLG: 0.493 Bill Spillers, L OBP: 0.319, SLG: 0.399 (7, 5)				F9													3 0 0 0 0 1 2 1 0 0 0 0 0 1										
Derek Bell, R OBP: 0.315, SLG: 0.424 (1, 9)	F7																3 0 1 1 0 1 0										
James Mouton, R OBP: 0.344, SLG: 0.352 (1, 7)	G3			FC5-4													3 0 0 0 0 0 2										
Orlando Miller, R OBP: 0.293, SLG: 0.417 (1, 6)																	3 0 1 0 0 1 0										
Randy Knorr, R OBP: 0.245, SLG: 0.287 (1, 2)																	3 0 0 0 0 1 1										
Doug Drabek, R OBP: 0.185, SLG: 0.204 Derrick May, L OBP: 0.333, SLG: 0.384 Tony Eusebio, R OBP: 0.331, SLG: 0.357 Billy Wagner, L (8, 1)				G1-3													2 0 0 0 0 0 0 0 0 0 0 0 0 0 1 0 0 0 0 1 1 0 0 0 0 0 0 0										
Inning Stats	R: 0 E: 0 K: 1 S: 10	H: 0 LOB: 0 BB: 0 P: 14	R: 0 E: 0 K: 0 S: 5	H: 0 LOB: 0 BB: 0 P: 10	R: 0 E: 0 K: 0 S: 8	H: 0 LOB: 0 BB: 0 P: 12	R: 1 E: 0 K: 0 S: 11	H: 3 LOB: 2 BB: 0 P: 19	R: 0 E: 0 K: 0 S: 8	H: 0 LOB: 0 BB: 0 P: 13	R: 0 E: 0 K: 0 S: 7	H: 0 LOB: 0 BB: 1 P: 16	R: 0 E: 0 K: 2 S: 9	H: 0 LOB: 0 BB: 0 P: 16	R: 0 E: 0 K: 1 S: 11	H: 1 LOB: 1 BB: 0 P: 17	R: 0 E: 0 K: 1 S: 8	H: 1 LOB: 0 BB: 0 P: 16	1B: 4 2B: 1 3B: 0 HR: 0	SF: 0 SAC: 0 DP: 2 HBP: 0	WP: 0 PB: 0 SB: 0 CS: 0	PA: 31					
PITCHER	IP	WLS	BF	H	R	ER	SO	BB	IBB	HBP	BLK	WP	HR	S	P	ERA	WHIP										
Al Leiter, L ERA: 3.01	(1, 1)	7.0	24	3	1	1	5	1	0	0	0	0	0	58	100	1.29	0.571										
Jay Powell, R ERA: 4.29	(8, 1)	0.1	2	1	0	0	0	0	0	0	0	0	0	2	3	0.00	3.000										
Felix Heredia, L ERA: 3.86	(8, 1)	1.2	W	5	1	0	0	2	0	0	0	0	0	17	30	0.00	0.600										

Houston Astros @ Florida Marlins
Joe Robbie Stadium, Miami, FL
Sat Sep 21 1996, 7:05 PM EDT
Att: 31,023 - Unknown - 80 F

AB	30
R	1
H	5
RBI	1
BB	1
SO	7
LOB	9



Batter	1	2	3	4	5	6	7	8	9	AB	R	H	RBI	BB	SO	LOB	BOTTOM										
Luis Castillo, S OBP: 0.313, SLG: 0.294 Alex Arias, R OBP: 0.339, SLG: 0.389 (9, 5)	S																3 0 1 0 0 1 2 1 0 0 0 0 1 0										
Edgar Renteria, R OBP: 0.355, SLG: 0.400 (1, 6)	K																4 0 1 0 0 1 1										
Gary Sheffield, R OBP: 0.470, SLG: 0.636 (1, 9)	G4-3																3 0 1 0 0 0 1										
Andre Dawson, R OBP: 0.283, SLG: 0.340 Jesus Tavaraz, S OBP: 0.246, SLG: 0.233 (9, 7)																	3 0 0 0 1 0 3 0 0 0 0 0 0 0										
Jeff Conine, R OBP: 0.354, SLG: 0.474 (1, 3)	G4-3																4 1 1 1 0 1 4										
Devon White, S OBP: 0.323, SLG: 0.457 (1, 8)																	4 1 2 1 0 0 0										
Kurt Abbott, R OBP: 0.308, SLG: 0.428 (9, 4)																	3 0 1 0 0 1 0										
Charles Johnson, R OBP: 0.285, SLG: 0.357 (1, 2)																	2 0 0 0 1 0 2										
Al Leiter, L OBP: 0.155, SLG: 0.104 Greg Colbrunn, R OBP: 0.331, SLG: 0.444 Jay Powell, R (8, 1) Felix Heredia, L (8, 1)																	1 0 0 0 0 0 0 1 0 0 0 0 0 1 0 0 0 0 0 0 0 0 0 0 0 0 0 0										
Inning Stats	R: 0 E: 0 K: 1 S: 11	H: 1 LOB: 2 BB: 1 P: 21	R: 0 E: 0 K: 1 S: 8	H: 2 LOB: 2 BB: 0 P: 9	R: 0 E: 0 K: 0 S: 7	H: 1 LOB: 1 BB: 0 P: 13	R: 0 E: 0 K: 0 S: 10	H: 0 LOB: 0 BB: 0 P: 19	R: 0 E: 0 K: 1 S: 8	H: 0 LOB: 0 BB: 0 P: 14	R: 0 E: 0 K: 1 S: 8	H: 0 LOB: 1 BB: 1 P: 13	R: 0 E: 0 K: 1 S: 8	H: 0 LOB: 1 BB: 0 P: 14	R: 0 E: 0 K: 1 S: 6	H: 1 LOB: 0 BB: 0 P: 9	R: 2 E: 0 K: 0 S: 6	H: 2 LOB: 0 BB: 0 P: 9	1B: 5 2B: 0 3B: 0 HR: 2	SF: 0 SAC: 1 DP: 1 HBP: 1	WP: 0 PB: 0 SB: 1 CS: 0	PA: 33					
PITCHER	IP	WLS	BF	H	R	ER	SO	BB	IBB	HBP	BLK	WP	HR	S	P	ERA	WHIP										
Doug Drabek, R ERA: 4.65	(1, 1)	7.0	27	4	0	0	4	2	0	1	0	0	0	61	101	0.00	0.857										
Billy Wagner, L ERA: 2.64	(8, 1)	1.0	L	6	3	2	1	0	0	0	0	0	2	14	23	18.00	3.000										

Houston Astros @ Florida Marlins
Joe Robbie Stadium, Miami, FL
Sat Sep 21 1996, 7:05 PM EDT
Att: 31,023 - Unknown - 80 F

AB	29
R	2
H	7
RBI	2
BB	2
SO	5
LOB	14



Batter	1	2	3	4	5	6	7	8	9	AB	R	H	RBI	BB	SO	LOB	TOP		
John Cangelosi, S (1, 7) OBP: 0.387, SLG: 0.360 Brian Hunter, R (9, PH) OBP: 0.303, SLG: 0.374	0-1 G4-3			1-0 G3		2-3 K			0-3 K	3	0	0	0	0	1	0			
Craig Biggio, R (1, 4) OBP: 0.388, SLG: 0.419	0-0 P4			1-0 F9			3-2 BB 1B		0-0 F9	4	0	1	0	0	0	0			
5 Jeff Bagwell, R (1, 3) OBP: 0.450, SLG: 0.580	2-1 L7			4-1 BB			0-1 P4		0-1 FC6-4 1B	3	0	1	0	1	0	1			
Derek Bell, R (1, 9) OBP: 0.313, SLG: 0.421		1-2 P4		1-0 F8			0-2 P5		1-1 FC6-4 1B	4	0	0	0	0	0	3			
Bill Spiers, L (1, 5) OBP: 0.319, SLG: 0.395		3-2 G3			0-1 F9		4-0 BB			2	0	0	0	1	0	0			
James Mouton, R (1, 8) OBP: 0.341, SLG: 0.348		1-1 F8			0-0 P3		2-2 F8			3	0	0	0	0	0	2			
Tony Eusebio, R (1, 2) OBP: 0.325, SLG: 0.349			2-2 G5-3		0-2 L8			1-2 L8		3	0	0	0	0	0	0			
Orlando Miller, R (1, 6) OBP: 0.291, SLG: 0.415			0-3 K			2-3 K		2-2 P3		3	0	0	0	0	2	0			
Darryl Kile, R (1, 1) OBP: 0.173, SLG: 0.197 John Hudek, S (7, 1) Derrick May, L (8, PH) OBP: 0.332, SLG: 0.392 Xavier Hernandez, L (8, 1)			1-1 P3		2-3 K		1-3 K			2	0	0	0	0	1	0			
Inning Stats	R: 0 E: 0 K: 0 S: 5	H: 0 LOB: 0 BB: 0 P: 7	R: 0 E: 0 K: 0 S: 12	H: 0 LOB: 0 BB: 0 P: 17	R: 0 E: 0 K: 1 S: 9	H: 0 LOB: 0 BB: 0 P: 12	R: 0 E: 0 K: 0 S: 4	H: 0 LOB: 1 BB: 1 P: 11	R: 0 E: 0 K: 3 S: 12	H: 0 LOB: 0 BB: 0 P: 18	R: 0 E: 0 K: 0 S: 15	H: 1 LOB: 2 BB: 1 P: 24	R: 0 E: 0 K: 1 S: 9	H: 0 LOB: 0 BB: 0 P: 13	R: 0 E: 0 K: 1 S: 8	H: 1 LOB: 1 BB: 0 P: 9	1B: 2 2B: 0 3B: 0 HR: 0	SF: 0 SAC: 0 DP: 0 HBP: 0	WP: 0 PA: 31 PB: 0 SB: 0 CS: 0
PITCHER	IP WLS BF H R ER SO BB IBB HBP BLK WP HR S P ERA WHIP	IP WLS BF H R ER SO BB IBB HBP BLK WP HR S P ERA WHIP	IP WLS BF H R ER SO BB IBB HBP BLK WP HR S P ERA WHIP	IP WLS BF H R ER SO BB IBB HBP BLK WP HR S P ERA WHIP	IP WLS BF H R ER SO BB IBB HBP BLK WP HR S P ERA WHIP	IP WLS BF H R ER SO BB IBB HBP BLK WP HR S P ERA WHIP	IP WLS BF H R ER SO BB IBB HBP BLK WP HR S P ERA WHIP	IP WLS BF H R ER SO BB IBB HBP BLK WP HR S P ERA WHIP	IP WLS BF H R ER SO BB IBB HBP BLK WP HR S P ERA WHIP	IP WLS BF H R ER SO BB IBB HBP BLK WP HR S P ERA WHIP	IP WLS BF H R ER SO BB IBB HBP BLK WP HR S P ERA WHIP	IP WLS BF H R ER SO BB IBB HBP BLK WP HR S P ERA WHIP	IP WLS BF H R ER SO BB IBB HBP BLK WP HR S P ERA WHIP	IP WLS BF H R ER SO BB IBB HBP BLK WP HR S P ERA WHIP	IP WLS BF H R ER SO BB IBB HBP BLK WP HR S P ERA WHIP	IP WLS BF H R ER SO BB IBB HBP BLK WP HR S P ERA WHIP	IP WLS BF H R ER SO BB IBB HBP BLK WP HR S P ERA WHIP	IP WLS BF H R ER SO BB IBB HBP BLK WP HR S P ERA WHIP	

Houston Astros @ Florida Marlins
Joe Robbie Stadium, Miami, FL
Sun Sep 22 1996, 3:33 AM EDT
Att: 17,461 - Overcast - 88 F

AB	29
R	0
H	2
RBI	0
BB	2
SO	6
LOB	6





Batter	1	2	3	4	5	6	7	8	9	AB	R	H	RBI	BB	SO	LOB	BOTTOM		
Luis Castillo, S (1, 4) OBP: 0.322, SLG: 0.295	1-2 1B SF8	4-1 HBP BB			2-3 K		4-2 FC5-2 BB	2-3 K		3	1	1	0	2	2	0			
Edgar Renteria, R (1, 6) OBP: 0.360, SLG: 0.400	1-1 1B S	1-0 FC5-4 HBP			1-3 K		1-2 FC5-2 3H			3	1	1	0	0	1	3			
Gary Sheffield, R (1, 9) OBP: 0.467, SLG: 0.632	0-1 SF8	1-0 FC5-4			2-3 K		1-0 F7			3	0	0	1	0	1	5			
Greg Colbrunn, R (1, 3) OBP: 0.330, SLG: 0.442	2-2 3B 1B		0-0 G6-3			2-1 F8	1-0 F9			4	1	1	1	0	0	3			
Devon White, S (1, 8) OBP: 0.321, SLG: 0.454	1-3 K		1-3 K			2-1 G1-3		0-1 G3		4	0	0	0	0	2	1			
Joe Orsulak, L (1, 7) OBP: 0.281, SLG: 0.284 Jesus Tavarez, S (9, 7) OBP: 0.248, SLG: 0.233	2-0 3B		1-3 K			4-0 BB		1-3 K		3	0	1	1	1	2	0			
Kurt Abbott, R (1, 5) OBP: 0.308, SLG: 0.425 Alex Arias, R (9, 5) OBP: 0.339, SLG: 0.389	3-3 K			2-3 K		1-3 K		1-2 BB HR 1B		4	1	1	0	0	3	2			
Charles Johnson, R (1, 2) OBP: 0.287, SLG: 0.357		1-3 K		0-0 F7			3-2 BB E FC5-2 1B	4-2 HR BB		3	1	1	0	1	1	0			
Rick Helling, R (1, 1) Andre Dawson, R (8, PH) OBP: 0.412 Chris Hammond, L (9, 1) OBP: 0.125, SLG: 0.067		2-1 P1		0-0 P6			0-2 E2 FC5-2 BB	3-1 HR		3	0	0	0	0	0	1			
Inning Stats	R: 3 E: 0 K: 2 S: 18	H: 4 LOB: 1 BB: 0 P: 28	R: 0 E: 0 K: 1 S: 7	H: 0 LOB: 2 BB: 1 P: 16	R: 0 E: 0 K: 2 S: 7	H: 0 LOB: 0 BB: 0 P: 9	R: 0 E: 0 K: 1 S: 5	H: 0 LOB: 0 BB: 0 P: 7	R: 0 E: 0 K: 3 S: 10	H: 0 LOB: 0 BB: 0 P: 15	R: 0 E: 0 K: 1 S: 7	H: 0 LOB: 1 BB: 1 P: 16	R: 0 E: 1 K: 0 S: 14	H: 1 LOB: 3 BB: 1 P: 24	R: 3 E: 0 K: 2 S: 16	H: 2 LOB: 0 BB: 1 P: 27	1B: 5 2B: 0 3B: 1 HR: 1	SF: 1 SAC: 0 DP: 0 HBP: 1	WP: 0 PA: 37 PB: 0 SB: 2 CS: 0
PITCHER	IP WLS BF H R ER SO BB IBB HBP BLK WP HR S P ERA WHIP	IP WLS BF H R ER SO BB IBB HBP BLK WP HR S P ERA WHIP	IP WLS BF H R ER SO BB IBB HBP BLK WP HR S P ERA WHIP	IP WLS BF H R ER SO BB IBB HBP BLK WP HR S P ERA WHIP	IP WLS BF H R ER SO BB IBB HBP BLK WP HR S P ERA WHIP	IP WLS BF H R ER SO BB IBB HBP BLK WP HR S P ERA WHIP	IP WLS BF H R ER SO BB IBB HBP BLK WP HR S P ERA WHIP	IP WLS BF H R ER SO BB IBB HBP BLK WP HR S P ERA WHIP	IP WLS BF H R ER SO BB IBB HBP BLK WP HR S P ERA WHIP	IP WLS BF H R ER SO BB IBB HBP BLK WP HR S P ERA WHIP	IP WLS BF H R ER SO BB IBB HBP BLK WP HR S P ERA WHIP	IP WLS BF H R ER SO BB IBB HBP BLK WP HR S P ERA WHIP	IP WLS BF H R ER SO BB IBB HBP BLK WP HR S P ERA WHIP	IP WLS BF H R ER SO BB IBB HBP BLK WP HR S P ERA WHIP	IP WLS BF H R ER SO BB IBB HBP BLK WP HR S P ERA WHIP	IP WLS BF H R ER SO BB IBB HBP BLK WP HR S P ERA WHIP	IP WLS BF H R ER SO BB IBB HBP BLK WP HR S P ERA WHIP	IP WLS BF H R ER SO BB IBB HBP BLK WP HR S P ERA WHIP	

Houston Astros @ Florida Marlins
Joe Robbie Stadium, Miami, FL
Sun Sep 22 1996, 3:33 AM EDT
Att: 17,461 - Overcast - 88 F

AB	31
R	6
H	7
RBI	6
BB	4
SO	12
LOB	15



Batter	1	2	3	4	5	6	7	8	9	AB	R	H	RBI	BB	SO	LOB	TOP			
Luis Polonia, L (1, 7) OBP: 0.295, SLG: 0.315	1-0 CS 1B		3-2 BB 1B		2-1 1-2 1B		1-2 G5-3 10 BB 1B		2-2 F7	5	0	4	0	0	0	0	<p>Atlanta Braves @ Florida Marlins Joe Robbie Stadium, Miami, FL Tue Sep 24 1996, 7:05 PM EDT Att: 18,245 - Unknown - 84 F</p> <p>livebaseballscores.com</p> <p>AB 33 R 1 H 10 RBI 1 BB 5 SO 4 LOB 23</p> 			
Jeff Blausen, R (1, 6) Kevin Lomon, R (5, 1) 10 Chipper Jones, S (7, PH) Joe Borowski, R (7, 1) Carl Schutz, L (8, 1) Tony Graffanino, R (9, PH) OBP: 0.260, SLG: 0.250	0-0 L7		4-0 FC5-4 BB		1-1 F9		4-2 G5-3 BB		1-0 G4-1	2	0	0	0	1	0	3				
Andruw Jones, R (1, 8) OBP: 0.284, SLG: 0.506	3-2 SAFE SAFE F9		1-1 FC5-4 BB		1-0 F9		3-2 G5-3			4	0	0	0	0	0	7				
Ryan Klesko, L (1, 3) OBP: 0.365, SLG: 0.536		2-2 BB 1B		4-2 G4-6-3 BB		1-0 F8				1	0	1	0	1	0	0				
Eddie Pérez, R (4, 3) OBP: 0.312, SLG: 0.434										2	0	0	0	0	0	3				
Javy Lopez, R (1, 2) OBP: 0.320, SLG: 0.455		2-3 K		0-1 G4-6-3						3	0	1	0	0	1	2				
Joe Ayrault, R (6, 2)				1-2F						1	0	0	0	0	0	0				
Dwight Smith, L (1, 9) OBP: 0.275, SLG: 0.289		4-1 G6-4-3 BB		3-2 1B						3	1	1	0	1	2	1				
Ed Giovanola, L (1, 5) OBP: 0.318, SLG: 0.269		1-2 G6-4-3		0-0 2B						3	0	1	1	1	0	3				
Mike Mordecai, R (1, 4) OBP: 0.269, SLG: 0.283			2-3 K		0-0 B1-3					4	0	1	0	0	1	2				
Steve Avery, L (1, 1) OBP: 0.245, SLG: 0.500										0	0	0	0	0	0	0				
Brad Woodall, S (1, 1) OBP: 0.333, SLG: 0.200										1	0	0	0	0	0	0				
Rafael Belliard, R (5, PH) OBP: 0.183, SLG: 0.223										3	0	1	0	0	0	2				
Inning Stats	R: 0 E: 0 K: 0 S: 5	H: 1 LOB: 0 BB: 0 P: 9	R: 0 E: 0 K: 1 S: 10	H: 1 LOB: 1 BB: 1 P: 19	R: 0 E: 0 K: 1 S: 13	H: 1 LOB: 2 BB: 1 P: 23	R: 1 E: 0 K: 0 S: 9	H: 2 LOB: 1 BB: 1 P: 16	R: 0 E: 0 K: 0 S: 7	H: 2 LOB: 2 BB: 0 P: 12	R: 0 E: 0 K: 1 S: 14	H: 2 LOB: 1 BB: 1 P: 18	R: 0 E: 0 K: 1 S: 8	H: 0 LOB: 1 BB: 1 P: 14	R: 0 E: 0 K: 0 S: 5	H: 0 LOB: 0 BB: 0 P: 8	1B: 9 2B: 1 3B: 0 HR: 0	SF: 0 SAC: 0 DP: 3 HBP: 0	WP: 0 PB: 0 SB: 0 CS: 1	PA: 38
PITCHER	IP WLS BF H R ER SO	IP WLS BF H R ER SO	IP WLS BF H R ER SO	IP WLS BF H R ER SO	IP WLS BF H R ER SO	IP WLS BF H R ER SO	IP WLS BF H R ER SO	IP WLS BF H R ER SO	IP WLS BF H R ER SO	IP WLS BF H R ER SO	IP WLS BF H R ER SO	IP WLS BF H R ER SO	IP WLS BF H R ER SO	IP WLS BF H R ER SO	IP WLS BF H R ER SO	IP WLS BF H R ER SO	ERA WHIP	ERA WHIP		
Pat Rapp, R (1, 1) ERA: 5.1	5.0 W 22 7 1 1 2																1.80 2.000			
Livan Hernandez, R (6, 1) ERA:	3.0 13 3 0 0 2																0.00 1.667			
Jay Powell, R (9, 1) ERA: 4.22	1.0 3 0 0 0 0																0.00 0.000			

Batter	1	2	3	4	5	6	7	8	9	AB	R	H	RBI	BB	SO	LOB	BOTTOM			
Luis Castillo, S (1, 4) OBP: 0.333, SLG: 0.322	1-0 1B			1-0 SF7 3B						4	2	3	2	0	0	1	<p>Atlanta Braves @ Florida Marlins Joe Robbie Stadium, Miami, FL Tue Sep 24 1996, 7:05 PM EDT Att: 18,245 - Unknown - 84 F</p> <p>livebaseballscores.com</p> <p>AB 42 R 12 H 21 RBI 12 BB 3 SO 2 LOB 22</p> 			
Craig Grebeck, R (7, 4) OBP: 0.245, SLG: 0.253	1-0 1B			1-2 3H						2	0	0	0	0	0	4				
Edgar Renteria, R (1, 6) OBP: 0.360, SLG: 0.400	F9			1-0 SF7						3	0	1	2	1	0	3				
Gary Sheffield, R (1, 9) OBP: 0.466, SLG: 0.629	1-0 SAFE SAFE F8			2-2 G1-3						4	1	1	0	0	0	2				
Jerry Brooks, R (6, 9) OBP: 0.667, SLG: 1.000	F8			1-0 E7 1B 2B						1	0	1	1	0	0	0				
Jeff Conine, R (1, 7) OBP: 0.355, SLG: 0.476	1-0 1B			2-2 1B						4	2	2	1	0	0	1				
Billy McMillon, L (6, 7) OBP: 0.296, SLG: 0.216	1-0 1B 2B			2-2 2B						1	0	0	0	0	0	2				
Devon White, S (1, 8) OBP: 0.307, SLG: 0.457	2-1 1B			2-0 1B						3	1	2	3	0	0	0				
Jesus Tavarez, S (6, PH) OBP: 0.261, SLG: 0.248	1-0 1B			1-1 1B						2	0	2	0	0	0	0				
Greg Colbrunn, R (1, 3) OBP: 0.332, SLG: 0.444	0-0 1B			1-1 1B						3	1	2	0	0	0	0				
Joe Orsulak, L (6, PH) OBP: 0.263, SLG: 0.286	1-3 1B			1-1 1B						2	0	1	0	0	0	1				
Kurt Abbott, R (1, 5) OBP: 0.423, SLG: 0.423	1-2 1B			0-1 P4						4	1	1	1	0	0	1				
Ralph Milliard, R (6, PH) OBP: 0.312, SLG: 0.194	1-3 1B			1-0 F8						0	0	0	0	1	0	0				
Charles Johnson, R (1, 2) OBP: 0.293, SLG: 0.363	3-2 1B			2-1 1B						2	2	2	1	1	0	0				
Gregg Zaun, S (7, 2) OBP: 0.309, SLG: 0.328	1-3 1B			1-1 1B						2	0	0	0	0	1	3				
Pat Rapp, R (1, 1) OBP: 0.121, SLG: 0.138	3-1 1B			0-0 G5-3						2	0	1	1	0	0	1				
Josh Booty, R (5, PH) OBP: 1.000, SLG: 1.000	1-2 1B			3-1 G3-1						1	1	1	0	0	0	0				
Livan Hernandez, R (6, 1) OBP: 1.000, SLG: 1.000	1-2 1B			0-0 G3-1						1	1	1	0	0	0	0				
Rob Natal, R (8, PH) OBP: 0.257, SLG: 0.167	1-2 1B			1-3 1B						1	0	0	0	0	1	3				
Jay Powell, R (9, 1)	3H			1-3 1B						0	0	0	0	0	0	0				
Inning Stats	R: 6 E: 0 K: 0 S: 23	H: 8 LOB: 2 BB: 0 P: 39	R: 0 E: 0 K: 0 S: 8	H: 0 LOB: 0 BB: 0 P: 14	R: 0 E: 0 K: 0 S: 6	H: 1 LOB: 1 BB: 0 P: 9	R: 3 E: 1 K: 0 S: 11	H: 5 LOB: 1 BB: 0 P: 21	R: 2 E: 0 K: 0 S: 11	H: 2 LOB: 1 BB: 1 P: 21	R: 0 E: 0 K: 0 S: 5	H: 1 LOB: 0 BB: 0 P: 7	R: 1 E: 0 K: 0 S: 9	H: 2 LOB: 2 BB: 1 P: 19	R: 0 E: 0 K: 2 S: 12	H: 2 LOB: 3 BB: 1 P: 20	1B: 17 2B: 3 3B: 1 HR: 0	SF: 1 SAC: 0 DP: 1 HBP: 0	WP: 0 PB: 0 SB: 0 CS: 0	PA: 46
PITCHER	IP WLS BF H R ER SO	IP WLS BF H R ER SO	IP WLS BF H R ER SO	IP WLS BF H R ER SO	IP WLS BF H R ER SO	IP WLS BF H R ER SO	IP WLS BF H R ER SO	IP WLS BF H R ER SO	IP WLS BF H R ER SO	IP WLS BF H R ER SO	IP WLS BF H R ER SO	IP WLS BF H R ER SO	IP WLS BF H R ER SO	IP WLS BF H R ER SO	IP WLS BF H R ER SO	IP WLS BF H R ER SO	ERA WHIP	ERA WHIP		
Steve Avery, L (1, 1) ERA: 4.07	0.2 L 9 7 3 6																81.00 10.500			
Brad Woodall, L (1, 1) ERA: 8.15	3.1 16 7 3 3 0																8.10 2.100			
Kevin Lomon, R (5, 1) ERA: 12.0	2.0 9 3 2 2 0																9.00 2.000			
Joe Borowski, R (7, 1) ERA: 4.88	1.0 6 2 1 1 0																9.00 3.000			
Carl Schutz, L (8, 1) ERA: 2.7	1.0 6 2 0 0 2																0.00 3.000			

Batter	1	2	3	4	5	6	7	8	9	AB	R	H	RBI	BB	SO	LOB	TOP					
Marquis Grissom, R (1, 8) OBP: 0.346, SLG: 0.486 Terrell Wade, L (8, 1) OBP: 0.214, SLG: 0.154	1-0 G4-6-3 1B			3-2 E6 10 G6-3 10 S		2-2 FC5-4 1-2f 2-3		0-1 FC6-4 1-2f		4 0 1 0 0 0 3 0 0 0 0 0 0 0												
Terry Pendleton, S (1, 5) OBP: 0.293, SLG: 0.351	0-1 G4-6-3 1-2f			1-2 L9		0-0 G6-4-3 1-2f			2-3 K	4 0 0 0 0 1 4												
10 Chipper Jones, S (1, 6) OBP: 0.396, SLG: 0.537	1-3 K			3-2 G6-3			3-2 G1-3		2-2 FC6-4 1B	4 0 1 0 0 1 1												
Fred McGriff, L (1, 3) OBP: 0.364, SLG: 0.493 Rafael Belliard, R (7, PR) OBP: 0.193, SLG: 0.223 Eddie Pérez, R (7, 3) OBP: 0.310, SLG: 0.431		0-1 G6-3		1-0 G4-3			0-0 1B		3-1 F8	3 0 1 0 0 0 1 0 0 0 0 0 0 0 1 0 0 0 0 0 1												
Ryan Klesko, L (1, 7) OBP: 0.364, SLG: 0.533 Luis Polonia, L (5, 7) OBP: 0.297, SLG: 0.317		2-2 P4			3-2 L9		0-0 1B		1-0 FC6-4 1-2f	2 0 0 0 0 0 0 2 0 1 0 0 0 1												
Jermaine Dye, R (1, 9) OBP: 0.304, SLG: 0.457		1-0 G4-3			2-3 K		0-0 G3-6-1 1-2f			3 0 0 0 0 1 2												
Javy Lopez, R (1, 2) OBP: 0.319, SLG: 0.453 Joe Ayrault, R (7, 2) OBP: 0.500, SLG: 0.500				1-0 G1-3		0-0 G3-1		1-1 FC6-4 1B		2 0 0 0 0 0 0 1 0 1 0 0 0 0							AB 31 R 0 H 7 RBI 0 BB 0 SO 4 LOB 16					
Mike Mordecai, R (1, 4) OBP: 0.279, SLG: 0.304				2-1 G1-6-4 1B		1-1 FC5-4 2B		1 SAFE 0-2 F7		3 0 2 0 0 0 1												
Tom Glavine, L (1, 1) OBP: 0.342, SLG: 0.351 Jeff Blashoff, R (5, PH) OBP: 0.358, SLG: 0.427 Brad Clontz, R (5, 1) OBP: 0.297, SLG: 0.317 Joe Borowski, R (7, 1) OBP: 0.310, SLG: 0.431 Andrew Jones, R (8, PH) OBP: 0.291, SLG: 0.300 Robb Nen, R (8, 9) OBP: 0.291, SLG: 0.300				1 SAFE 0-2 G1-6-4 1-2f		2-0 FC5-4 HBP		1-3 K		1 0 0 0 0 0 1 0 1 0 0 0 0 1 1												
Inning Stats	R: 0 E: 0 K: 1 S: 6	H: 1 LOB: 0 BB: 0 P: 8	R: 0 E: 0 K: 0 S: 6	H: 0 LOB: 0 BB: 0 P: 9	R: 0 E: 0 K: 0 S: 6	H: 1 LOB: 0 BB: 0 P: 9	R: 0 E: 1 K: 0 S: 11	H: 0 LOB: 1 BB: 0 P: 19	R: 0 E: 0 K: 1 S: 12	H: 0 LOB: 0 BB: 0 P: 17	R: 0 E: 0 K: 0 S: 6	H: 1 LOB: 1 BB: 0 P: 11	R: 0 E: 0 K: 0 S: 6	H: 2 LOB: 1 BB: 0 P: 9	R: 0 E: 0 K: 1 S: 11	H: 1 LOB: 1 BB: 0 P: 13	R: 0 E: 0 K: 1 S: 10	H: 1 LOB: 1 BB: 0 P: 18	1B: 6 2B: 1 3B: 0 HR: 0	SF: 0 SAC: 0 DP: 4 HBP: 1	WP: 0 PB: 0 SB: 1 CS: 0	PA: 32
PITCHER	IP WLS BF H R ER SO BB IBB HBP BLK WP HR S P ERA WHIP																					
Kevin Brown, R (1, 1) ERA: 1.89	7.0 W 24 5 0 0 2 0 0 0 1 0 0 0 0 53 82 0.00 0.714																					
Chris Hammond, L (8, 1) ERA: 5.53	0.1 2 1 0 0 0 0 0 0 0 0 0 0 0 5 6 0.00 3.000																					
Jay Powell, R (8, 1) ERA: 4.2	0.1 1 0 0 0 1 0 0 0 0 0 0 0 0 4 5 0.00 0.000																					
Robb Nen, R (8, 1) ERA: 1.76	1.1 S 5 1 0 0 1 0 0 0 0 0 0 0 0 12 20 0.00 0.750																					

Atlanta Braves @ Florida Marlins
Joe Robbie Stadium, Miami, FL
Wed Sep 25 1996, 7:05 PM EDT
Att: 29,178 - Unknown - 85 F

livebaseballscorecards.com



Batter	1	2	3	4	5	6	7	8	9	AB	R	H	RBI	BB	SO	LOB	BOTTOM					
Luis Castillo, S (1, 4) OBP: 0.325, SLG: 0.313	1-1 G4-3			2-1 G4-3		2-3 K		1-3 K		4 0 0 0 0 2 0												
Edgar Renteria, R (1, 6) OBP: 0.355, SLG: 0.398	0-3 K			1-0 WP S 2B		0-0 G1-3		0-1 P4		4 1 1 0 0 1 0												
Gary Sheffield, R (1, 9) OBP: 0.466, SLG: 0.627	3-2 G5-3			2-1 L7			4-1 CS BB			2 0 0 0 1 0 1												
Jeff Conine, R (1, 7) OBP: 0.357, SLG: 0.480		1-1 G6-3		2-1 1-H 2B			1-1 1-2 1B 2B			3 1 2 1 0 0 0												
Devon White, S (1, 8) OBP: 0.323, SLG: 0.455		1-2 G4-3		2-2 G1-3			4-0 1B IBB			2 0 0 0 1 0 1												
Greg Colbrunn, R (1, 3) OBP: 0.332, SLG: 0.443 Jesus Tavarez, S (7, PR) OBP: 0.261, SLG: 0.248		0-0 F8			2-1 L3		0-1 G1-6-3 1-3 2-H 1B			3 0 1 1 0 0 0 0 0 0 0 0 0 0												
Alex Arias, R (1, 5) OBP: 0.335, SLG: 0.384 Robb Nen, R (8, 1) OBP: 0.291, SLG: 0.300				0-1 G4-3		2-2 L8		1-2 G1-6-3 1-2f		3 0 0 0 0 0 2 0 0 0 0 0 0 0							AB 27 R 3 H 5 RBI 3 BB 2 SO 5 LOB 4					
Charles Johnson, R (1, 2) OBP: 0.290, SLG: 0.360				1-1 G5-3		0-3 K		3-2 G4-3		3 0 0 0 0 1 0												
Kevin Brown, R (1, 1) OBP: 0.185, SLG: 0.133 Chris Hammond, L (8, 1) OBP: 0.125, SLG: 0.067 Jay Powell, R (8, 1) OBP: 0.310, SLG: 0.431 Kurt Abbott, R (8, 5) OBP: 0.309, SLG: 0.435				0-0 F9			0-3 K2-3		2-2 HR	2 0 0 0 0 1 0 0 0 0 0 0 0 0 0 0 0 0 0 0 0 1 1 1 1 0 0 0												
Inning Stats	R: 0 E: 0 K: 1 S: 8	H: 0 LOB: 0 BB: 0 P: 12	R: 0 E: 0 K: 0 S: 7	H: 0 LOB: 0 BB: 0 P: 9	R: 0 E: 0 K: 0 S: 5	H: 0 LOB: 0 BB: 0 P: 6	R: 1 E: 0 K: 0 S: 10	H: 2 LOB: 1 BB: 0 P: 19	R: 0 E: 0 K: 1 S: 8	H: 0 LOB: 0 BB: 0 P: 12	R: 0 E: 0 K: 2 S: 7	H: 0 LOB: 0 BB: 0 P: 9	R: 1 E: 0 K: 0 S: 8	H: 2 LOB: 2 BB: 2 P: 18	R: 1 E: 0 K: 1 S: 12	H: 1 LOB: 0 BB: 0 P: 18	R: 1 E: 0 K: 1 S: 10	H: 1 LOB: 0 BB: 0 P: 18	1B: 2 2B: 2 3B: 0 HR: 1	SF: 0 SAC: 0 DP: 1 HBP: 0	WP: 1 PB: 0 SB: 1 CS: 1	PA: 29
PITCHER	IP WLS BF H R ER SO BB IBB HBP BLK WP HR S P ERA WHIP																					
Tom Glavine, L (1, 1) ERA: 3.02	5.0 L 17 2 1 1 2 0 0 0 0 0 0 0 0 38 58 1.80 0.400																					
Brad Clontz, R (6, 1) ERA: 5.79	1.0 3 0 0 0 2 0 0 0 0 0 0 0 0 7 9 0.00 0.000																					
Joe Borowski, R (7, 1) ERA: 5.04	1.0 5 2 1 1 0 1 1 0 0 0 0 0 0 8 18 9.00 3.000																					
Terrell Wade, L (8, 1) ERA: 2.75	1.0 4 1 1 1 1 0 0 0 0 0 0 1 12 18 9.00 1.000																					

Atlanta Braves @ Florida Marlins
Joe Robbie Stadium, Miami, FL
Wed Sep 25 1996, 7:05 PM EDT
Att: 29,178 - Unknown - 85 F



Batter	1	2	3	4	5	6	7	8	9	AB	R	H	RBI	BB	SO	LOB	TOP			
Luis Castillo, S OBP: 0.324, SLG: 0.313 (1, 4)	L7		SH4-3 1-2		G5-3				K	4	0	1	0	0	1	2	Florida Marlins @ Houston Astros Astrodome, Houston, TX Sat Sep 28 1996, 8:05 PM EDT Att: 21,832 - Dome - 68 F AB 33 R 1 H 7 RBI 1 BB 5 SO 9 LOB 19			
Edgar Renteria, R OBP: 0.355, SLG: 0.400 (1, 6)	K				F8		F8		K	5	0	1	1	0	2	3				
Gary Sheffield, R Joe Orsulak, L Andre Dawson, R (9, FH) OBP: 0.317, SLG: 0.421									K	1	0	1	0	2	0	0				
Jeff Conine, R OBP: 0.358, SLG: 0.485 (1, 7)	F9								P4	1	0	0	0	0	1	0				
Devon White, S OBP: 0.324, SLG: 0.455 (1, 8)										4	0	1	0	0	1	4				
Greg Colbrunn, R OBP: 0.331, SLG: 0.439 (1, 3)										3	0	1	0	1	0	0				
Greg Colbrunn, R OBP: 0.331, SLG: 0.439 (1, 3)	K									4	0	0	0	0	1	3				
Kurt Abbott, R OBP: 0.308, SLG: 0.430 (1, 5)										4	0	0	0	0	1	3				
Charles Johnson, R Jesus Tavaréz, S (9, PR) OBP: 0.295, SLG: 0.245										3	0	1	0	1	1	0				
Rick Helling, R Jerry Groves, R Felix Hernandez, L Jay Powell, R Bill Hurst, R Alex Arias, R OBP: 0.338, SLG: 0.394										2	1	1	0	0	1	2				
Inning Stats	R: 0 E: 0 K: 1 S: 12	H: 0 LOB: 1 BB: 1 P: 22	R: 0 E: 0 K: 2 S: 13	H: 0 LOB: 0 BB: 0 P: 16	R: 1 E: 0 K: 1 S: 11	H: 2 LOB: 2 BB: 1 P: 19	R: 0 E: 0 K: 1 S: 13	H: 1 LOB: 2 BB: 1 P: 19	R: 0 E: 0 K: 0 S: 12	H: 0 LOB: 0 BB: 0 P: 6	R: 0 E: 0 K: 0 S: 14	H: 1 LOB: 1 BB: 0 P: 18	R: 0 E: 0 K: 1 S: 13	H: 1 LOB: 2 BB: 1 P: 21	R: 0 E: 0 K: 2 S: 9	H: 1 LOB: 2 BB: 1 P: 17	1B: 5 2B: 2 3B: 0 HR: 0	SF: 0 SAC: 1 DP: 0 HBP: 0	WP: 0 PB: 0 SB: 2 CS: 0	PA: 39
PITCHER	IP WLS BF H R ER SO BB IBB HBP BLK WP HR S P ERA WHIP																			
Danny Darwin, R ERA: 3.77	(1, 1) 7.0 W 29 5 1 1 6 1 2 0 0 0 0 0 78 116 1.29 0.857																			
Xavier Hernandez, R ERA: 4.62	(8, 1) 0.1 3 1 0 0 1 1 0 0 0 0 0 6 13 0.00 6.000																			
John Hudek, R ERA: 3.21	(8, 1) 0.2 2 0 0 0 0 0 0 0 0 0 0 7 8 0.00 0.000																			
Billy Wagner, L ERA: 2.44	(9, 1) 1.0 5 1 0 0 2 1 0 0 0 0 0 9 17 0.00 2.000																			

Batter	1	2	3	4	5	6	7	8	9	AB	R	H	RBI	BB	SO	LOB	BOTTOM			
John Cangeltos, S Mike Simons, R Xavier Hernandez, L John Hudek, S Sean Berry, R Billy Wagner, L (9, 1)	G4-3		K							3	0	0	0	0	1	2	Florida Marlins @ Houston Astros Astrodome, Houston, TX Sat Sep 28 1996, 8:05 PM EDT Att: 21,832 - Dome - 68 F AB 34 R 5 H 10 RBI 4 BB 4 SO 6 LOB 20			
Craig Biggio, R OBP: 0.386, SLG: 0.417 (1, 4)	G6-3		F8							5	0	1	1	0	0	3				
5 Jeff Bagwell, R OBP: 0.351, SLG: 0.573 (1, 3)										2	0	0	0	2	1	1				
Derek Bell, R OBP: 0.312, SLG: 0.420 (1, 9)	F8									4	0	0	0	1	2	3				
Bill Spiers, L OBP: 0.318, SLG: 0.393 (1, 6)										4	1	1	0	0	0	3				
Bobby Abreu, L OBP: 0.304, SLG: 0.286 Kirt Manwaring, R OBP: 0.293, SLG: 0.274 (9, 2)										3	1	2	1	1	0	1				
Tony Eusebio, R OBP: 0.351 James Mouton, R OBP: 0.339, SLG: 0.346 (9, 7)										4	1	1	0	0	0	3				
Orlando Miller, R OBP: 0.291, SLG: 0.418 (1, 5)										4	1	3	2	0	1	1				
Danny Darwin, R OBP: 0.184, SLG: 0.327 Brian Hunter, R OBP: 0.298, SLG: 0.366 (7, PH) (8, 8)										1	0	1	0	0	0	0				
Inning Stats	R: 0 E: 0 K: 0 S: 10	H: 0 LOB: 1 BB: 1 P: 19	R: 0 E: 0 K: 1 S: 12	H: 1 LOB: 1 BB: 0 P: 18	R: 0 E: 0 K: 2 S: 15	H: 1 LOB: 1 BB: 0 P: 22	R: 0 E: 1 K: 1 S: 10	H: 0 LOB: 1 BB: 0 P: 17	R: 0 E: 0 K: 0 S: 13	H: 1 LOB: 1 BB: 0 P: 17	R: 1 E: 0 K: 1 S: 12	H: 2 LOB: 1 BB: 0 P: 21	R: 1 E: 0 K: 0 S: 13	H: 2 LOB: 3 BB: 1 P: 24	R: 3 E: 0 K: 1 S: 15	H: 3 LOB: 2 BB: 2 P: 32		1B: 6 2B: 2 3B: 1 HR: 1	SF: 0 SAC: 1 DP: 0 HBP: 1	WP: 1 PB: 0 SB: 3 CS: 0
PITCHER	IP WLS BF H R ER SO BB IBB HBP BLK WP HR S P ERA WHIP																			
Rick Helling, R ERA: 4.31	(1, 1) 6.0 L 3 2 1 1 0 1 0 0 0 0 0 1 5 8 27.00 6.000																			
Felix Hernandez, L ERA: 4.32	(7, 1) 0.1 3 2 1 1 0 0 0 0 0 0 0 1 5 8 27.00 6.000																			
Jay Powell, R ERA: 4.54	(7, 1) 0.2 7 2 3 3 0 2 0 1 0 0 0 12 28 40.50 6.000																			
Bill Hurst, R ERA:	(8, 1) 1.0 5 1 0 0 1 1 0 0 0 0 0 11 20 0.00 2.000																			

Batter	1	2	3	4	5	6	7	8	9	10	AB	R	H	RBI	BB	SO	LOB	TOP							
Luis Castillo, S OBP: 0.320, SLG: 0.305 (1, 4)	G4-3 1B BB	K			K		G6-3	K			4	1	0	0	1	3	1	Florida Marlins @ Houston Astros Astrodome, Houston, TX Sun Sep 29 1996, 4:33 AM EDT Att. 42,658 - Dome - 68 F							
Alex Arias, R OBP: 0.335, SLG: 0.384 (1, 6) (7, 5)	G4-3		G6-3		G6-3		G6-3	G5-3			5	1	1	0	0	0	2								
Jeff Conine, R OBP: 0.360, SLG: 0.484 (1, 7)	1B BB		G4-3		G4-3		1B HBP		K		3	1	1	0	1	1	0								
Greg Colbrunn, R OBP: 0.333, SLG: 0.438 (1, 3)	1B		G4-3		G5-3		G3-1 1B HBP		G1		3	0	1	1	0	0	1								
Joe Orsulak, L OBP: 0.274, SLG: 0.286 Devon White, S OBP: 0.325, SLG: 0.455 (1, 9) (7, PH) (7, 8)	F8		F8		F8		G3-2-3 1B BB	G3-1 1B	G5-3		2	0	0	0	1	0	3								
Kurt Abbott, R OBP: 0.307, SLG: 0.428 Edgar Renteria, R OBP: 0.358, SLG: 0.399 (1, 5) (7, 6)	G3			G6-3		G3-2-3 1B	G3-1		G3		4	0	1	0	0	0	4								
Jesus Tavarez, S OBP: 0.264, SLG: 0.246 (1, 8) (7, 9)		G6-3		G4-3		G3-2-3 1B		K	P5		4	0	1	0	0	1	2								
Gary Sheffield, R OBP: 0.465, SLG: 0.624 (10, PH) (10, 9)										P5	1	0	0	0	0	0	0								
Gregg Zaun, S OBP: 0.318, SLG: 0.367 (1, 2)		HR								F9	5	1	3	1	0	0	3								
Andy Larkin, R (1, 1) Andre Dawson, R OBP: 0.311, SLG: 0.414 Marc Valdes, R (6, PH) (6, 1) Chris Hammond, L OBP: 0.125, SLG: 0.067 (9, 1)		K			G4-3		P5		B1		2	0	0	0	0	1	1								
Inning Stats	R: 1 E: 0 K: 0 S: 17	H: 1 LOB: 2 BB: 2 P: 30	R: 1 E: 0 K: 2 S: 9	H: 1 LOB: 0 BB: 0 P: 14	R: 0 E: 0 K: 0 S: 5	H: 0 LOB: 1 BB: 0 P: 6	R: 0 E: 0 K: 1 S: 17	H: 1 LOB: 1 BB: 0 P: 12	R: 0 E: 0 K: 1 S: 8	H: 2 LOB: 2 BB: 1 P: 16	R: 2 E: 0 K: 1 S: 14	H: 2 LOB: 2 BB: 0 P: 21	R: 0 E: 0 K: 1 S: 10	H: 1 LOB: 1 BB: 0 P: 14	R: 0 E: 0 K: 1 S: 9	H: 0 LOB: 0 BB: 0 P: 11	R: 0 E: 0 K: 0 S: 7	H: 0 LOB: 0 BB: 0 P: 12	1B: 6 2B: 2 3B: 0 HR: 1	SF: 0 SAC: 0 DP: 1 HBP: 3	WP: 0 PB: 0 SB: 0 CS: 0	PA: 44			
PITCHER	IP WLS BF H R ER SO BB IBB HBP BLK WP HR S P ERA WHIP	5.0 2.0 22 4 2 2 3 2 0 0 0 0 0 1 57 82 3.60 1.200											2.0 0.0 6 0 0 0 1 0 0 0 0 0 1 16 23 0.00 0.000												
Shane Reynolds, R ERA: 3.65 (1, 1)	Doug Brocail, R ERA: 4.58 (6, 1)	Todd Jones, R ERA: 4.4 (7, 1)	Alvin Morman, L ERA: 4.93 (7, 1)	Gregg Olson, R ERA: 4.99 (7, 1)											John Hudek, R ERA: 2.81 (9, 1)										

AB	38
R	4
H	9
RBI	4
BB	3
SO	6
LOB	20



Batter	1	2	3	4	5	6	7	8	9	10	AB	R	H	RBI	BB	SO	LOB	BOTTOM					
Brian Hunter, R OBP: 0.297, SLG: 0.363 (1, 8)	G6-3 5 G6-3 BB		K		L8	F7		FC6-4			4	1	0	0	1	1	4	Florida Marlins @ Houston Astros Astrodome, Houston, TX Sun Sep 29 1996, 4:33 AM EDT Att. 42,658 - Dome - 68 F					
Craig Biggio, R OBP: 0.386, SLG: 0.415 (1, 4)	G6-3						G5-3	L3			3	0	0	0	1	0	3						
Jeff Bagwell, R OBP: 0.451, SLG: 0.570 (1, 3)	G6-3		F7		P6					G6-4-3 BB	3	0	0	1	2	0	3						
Derek Bell, R OBP: 0.311, SLG: 0.418 (1, 9)	1B		G6-3		L6			K		G6-4-3 1B	5	0	1	0	0	1	5						
Bill Spiers, L OBP: 0.320, SLG: 0.390 (1, 6)	1B					G4-3	G3			F9	4	0	1	0	1	0	1						
James Mouton, R OBP: 0.343, SLG: 0.350 (1, 7)	F8				K			1B 1B		1B 1B	5	3	3	0	0	1	3						
Kirt Manwaring, R OBP: 0.300, SLG: 0.282 (1, 2) John Cangelosi, S OBP: 0.378, SLG: 0.347 Tony Eusebio, R OBP: 0.343, SLG: 0.362 (9, 2)		G5-3						1B 1B		1B 1B	4	0	3	0	0	0	0						
Orlando Miller, R OBP: 0.291, SLG: 0.417 (1, 5)		G5-3			G6-4-3			B2			4	0	1	1	0	0	4						
Shane Reynolds, R ERA: 3.65 (1, 1) Doug Brocail, L (6, PH) Bobby Abreu, L OBP: 0.320, SLG: 0.273 Todd Jones, L (7, 1) Alvin Morman, L (7, 1) Gregg Olson, R (7, 1) Sean Berry, R OBP: 0.298, SLG: 0.482 John Hudek, S (9, 1)		G3-1						F7		FC6-4 1B	1	0	0	0	0	0	0						
Inning Stats	R: 1 E: 0 K: 0 S: 14	H: 2 LOB: 2 BB: 1 P: 21	R: 0 E: 0 K: 0 S: 4	H: 0 LOB: 0 BB: 0 P: 7	R: 0 E: 0 K: 1 S: 10	H: 0 LOB: 1 BB: 1 P: 17	R: 0 E: 0 K: 1 S: 6	H: 1 LOB: 1 BB: 1 P: 11	R: 0 E: 0 K: 0 S: 8	H: 3 LOB: 2 BB: 0 P: 18	R: 0 E: 0 K: 1 S: 13	H: 0 LOB: 1 BB: 1 P: 20	R: 2 E: 1 K: 0 S: 12	H: 3 LOB: 2 BB: 0 P: 15	R: 0 E: 0 K: 0 S: 4	H: 0 LOB: 0 BB: 0 P: 10	R: 1 E: 0 K: 0 S: 5		H: 2 LOB: 1 BB: 0 P: 9	1B: 10 2B: 1 3B: 0 HR: 0	SF: 0 SAC: 0 DP: 2 HBP: 1	WP: 0 PB: 0 SB: 1 CS: 0	PA: 43
PITCHER	IP WLS BF H R ER SO BB IBB HBP BLK WP HR S P ERA WHIP	5.0 3.0 16 6 3 2 1 4 0 0 0 0 0 0 42 72 1.80 1.400											3.0 1.0 6 0 0 0 0 0 0 0 0 0 0 38 53 6.00 2.333										
Andy Larkin, R ERA: 1.8 (1, 1)	Marc Valdes, R ERA: 4.8 (6, 1)	Chris Hammond, L ERA: 6.56 (9, 1)																					

AB	36
R	5
H	11
RBI	4
BB	6
SO	3
LOB	25

