

Florida Marlins - 1997

Batter	1	2	3	4	5	6	7	8	9	AB	R	H	RBI	BB	SO	LOB	TOP			
Brian McRae, S (1, 8)	G6-3		BB			HBP		P5		2	0	0	0	1	0	0				
Brant Brown, L (1, 7)	K		F7			L8			1B G6-3 BB	3	1	0	0	1	1	2				
Mark Grace, L (1, 3) OBP: 0.500, SLG: 0.333	BB			F7		K			2B G6-3 1B	3	1	1	0	1	1	1				
Sammy Sosa, R (1, 9)	P6			F9		K			P6	4	0	0	0	0	1	4				
23 Ryne Sandberg, R (1, 4) Rey Sanchez, R (7, PH) (7, 4)		P2		F9			G6-3		G6-3	2	0	0	0	0	0	0				
Shawon Dunston, R (1, 6)		L8			K		K		2B BB	3	0	0	0	1	2	0				
Kevin Orte, R (1, 5) Larry Casian, R (8, 1) Terry Adams, R (8, 1) Tyler Houston, L (9, PH) (9, PH) Scott Servais, R (1, 2)		K			G4-3 1B		G4-3		2B	3	0	1	0	0	1	0				
Terry Mulholland, R (1, 1) Kent Bottenfield, R (5, 1) Dave Hansen, L (8, PH) (8, 5)			K		G1-3		L4-3 BB		L4-3	2	0	0	0	0	1	1				
Inning Stats	R: 0 E: 0 K: 1 S: 10	H: 0 LOB: 1 BB: 1 P: 16	R: 0 E: 0 K: 1 S: 8	H: 0 LOB: 0 BB: 0 P: 14	R: 0 E: 0 K: 2 S: 12	H: 0 LOB: 1 BB: 1 P: 21	R: 0 E: 0 K: 0 S: 7	H: 0 LOB: 0 BB: 0 P: 10	R: 0 E: 0 K: 2 S: 13	H: 0 LOB: 1 BB: 0 P: 17	R: 0 E: 0 K: 1 S: 9	H: 0 LOB: 0 BB: 0 P: 12	R: 0 E: 0 K: 0 S: 4	H: 0 LOB: 0 BB: 1 P: 12	R: 2 E: 0 K: 1 S: 18	H: 2 LOB: 2 BB: 2 P: 34	1B: 2 2B: 2 3B: 0 HR: 0	SF: 0 SAC: 0 DP: 1 HBP: 1	WP: 0 PB: 0 SB: 0 CS: 0	PA: 35
PITCHER	IP	WLS	BF	H	R	ER	SO	BB	IBB	HBP	BLK	WP	HR	S	P	ERA	WHIP			
Kevin Brown, R (1, 1) ERA: 0.00	7.0	W	25	1	0	0	8	2	0	1	0	0	0	68	103	0.00	0.429			
Mark Hutton, R (8, 1) ERA: 18.0	1.0		3	0	0	0	0	1	0	0	0	0	0	4	12	0.00	1.000			
Robb Nen, R (9, 1) ERA: 18.0	1.0		7	2	2	2	1	2	0	0	0	0	0	18	34	18.00	4.000			

Chicago Cubs @ Florida Marlins
Pro Player Stadium, Miami, FL
Tue Apr 01 1997, 3:33 AM EST
Att: 41,412 - Sunny - 79 F

AB 29
R 2
H 3
RBI 2
BB 5
SO 9
LOB 13



Batter	1	2	3	4	5	6	7	8	9	AB	R	H	RBI	BB	SO	LOB	BOTTOM			
Luis Castillo, S (1, 4) OBP: 0.600, SLG: 0.500	CS 1B		PB 2B BB	G3		G5-3		1B S 1B		4	1	2	0	1	0	2				
Edgar Renteria, R (1, 6) OBP: 0.400, SLG: 0.500	G4-3		1B 2B		E4 G5-3 BB SF7	HBP BB		G6-3		4	1	1	1	1	0	2				
Gary Sheffield, R (1, 9)	G5-3		G5-3		G5-3 BB	FC4-6 HBP		1B IBB		2	1	0	0	2	0	1				
Bobby Bonilla, S (1, 5) OBP: 0.400, SLG: 0.400		P6	G1-4-3 1B		G5-3	FC4-6		1B		5	0	2	0	0	0	4				
Moises Alou, R (1, 7) OBP: 0.200, SLG: 1.000		HR	G1-4-3		SF7		P3	K		4	1	1	2	0	1	5				
Devon White, S (1, 8) OBP: 0.750, SLG: 1.000	F9			CS BB	1B BB			2B		2	0	1	0	2	0	0				
Jeff Conine, R (1, 3) OBP: 0.500, SLG: 0.500		BB 1B		E4 FC5-4	1B			K		4	0	2	1	0	1	2				
Charles Johnson, R (1, 2)			FC5-4 1B		G3-1			K		3	0	0	0	1	1	4				
Kevin Brown, R (1, 1) OBP: 0.333, SLG: 0.333 Mark Hutton, R (8, 1) John Cangelosi, S (8, PH) Robb Nen, R (9, 1)		K				G5-3		G6-3		3	0	1	0	0	1	2				
Inning Stats	R: 0 E: 0 K: 0 S: 8	H: 1 LOB: 0 BB: 0 P: 11	R: 1 E: 0 K: 1 S: 9	H: 2 LOB: 1 BB: 1 P: 16	R: 1 E: 0 K: 0 S: 11	H: 2 LOB: 1 BB: 1 P: 22	R: 0 E: 1 K: 0 S: 9	H: 1 LOB: 2 BB: 1 P: 19	R: 2 E: 0 K: 0 S: 11	H: 1 LOB: 2 BB: 1 P: 19	R: 0 E: 0 K: 2 S: 13	H: 1 LOB: 1 BB: 0 P: 22	R: 0 E: 0 K: 1 S: 11	H: 2 LOB: 3 BB: 1 P: 24	R: 0 E: 0 K: 1 S: 11	H: 2 LOB: 3 BB: 1 P: 24	1B: 7 2B: 2 3B: 0 HR: 1	SF: 1 SAC: 0 DP: 1 HBP: 1	WP: 0 PB: 1 SB: 1 CS: 2	PA: 41
PITCHER	IP	WLS	BF	H	R	ER	SO	BB	IBB	HBP	BLK	WP	HR	S	P	ERA	WHIP			
Terry Mulholland, L (1, 1) ERA: 3.86	4.2	L	25	7	4	2	1	5	0	0	0	0	0	26	44	0.00	0.857			
Larry Casian, L (8, 1) ERA: 3.000	0.2		5	2	0	0	0	0	1	0	0	0	0	8	19	0.00	3.000			
Terry Adams, R (8, 1) ERA: 0.000	0.1		1	0	0	0	1	0	0	0	0	0	0	3	5	0.00	0.000			

Chicago Cubs @ Florida Marlins
Pro Player Stadium, Miami, FL
Tue Apr 01 1997, 3:33 AM EST
Att: 41,412 - Sunny - 79 F


AB 32
R 4
H 10
RBI 4
BB 7
SO 4
LOB 22



Batter	1	2	3	4	5	6	7	8	9	AB	R	H	RBI	BB	SO	LOB	TOP					
Brian McRae, S (1, 8)	1-1 F9		2-0 F9			0-0 G6-3		1-2 F9		4	0	0	0	0	0	0						
Brant Brown, L (1, 7) OBP: 0.222, SLG: 0.125 (6, 3) (8, 7)	1-2 FC1-6 1B		2-0 F8			0-1 G3		0-1 F8		4	0	1	0	0	0	0						
Mark Grace, L (1, 3) OBP: 0.545, SLG: 1.100 José Hernández, R (6, PR) (6, 7) (8, 1)	3-1 FC1-6		3-1 F8			1-1		2-2 L9		3	0	1	0	0	0	1						
Mel Rojas, R (8, 1)	1-2									0	0	0	0	0	0	0						
Sammy Sosa, R (1, 9) OBP: 0.167, SLG: 0.182	2-2 G1-3					1-3 K				4	1	1	0	0	1	2						
23 Ryne Sandberg, R (1, 4) OBP: 0.300, SLG: 0.125		2-2 G3-1								4	0	1	0	0	0	1						
Shawn Dunston, R (1, 6) OBP: 0.167, SLG: 0.091		0-0 2B G4-3 1B				0-1 G5-3		2-2 G6-4-3 1B		4	1	1	0	0	0	3						
Kevin Orte, R (1, 5) OBP: 0.364, SLG: 0.400		1-1 G4-3 2B				3-2 F9		2-0 E5 HBP		4	0	2	1	0	0	0						
Scott Servais, R (1, 2) OBP: 0.273, SLG: 0.111		1-2 G4-3				1-2 L9		3-2		3	0	0	1	0	0	3						
Frank Castillo, R (1, 1) Kent Bottenfield, R (5, 1) Dave Hansen, L (7, PH) Doug Glanville, R (7, PH) Turk Wendell, L (7, 1) Tyler Houston, L (8, 3) OBP: 0.500, SLG: 1.000		2-3 3-H G4-3				2-3 K		3-2 F9		2	0	0	0	0	0	1						
Inning Stats	R: 0 E: 0 K: 0 S: 10	H: 1 LOB: 1 BB: 0 P: 17	R: 1 E: 0 K: 0 S: 12	H: 2 LOB: 1 BB: 0 P: 17	R: 0 E: 0 K: 0 S: 4	H: 0 LOB: 0 BB: 0 P: 11	R: 0 E: 0 K: 1 S: 7	H: 0 LOB: 0 BB: 0 P: 9	R: 0 E: 0 K: 1 S: 10	H: 1 LOB: 0 BB: 0 P: 16	R: 0 E: 0 K: 0 S: 8	H: 1 LOB: 2 BB: 0 P: 10	R: 0 E: 1 K: 0 S: 13	H: 1 LOB: 2 BB: 0 P: 24	R: 0 E: 0 K: 0 S: 11	H: 0 LOB: 0 BB: 0 P: 14	R: 1 E: 1 K: 0 S: 8	H: 2 LOB: 1 BB: 0 P: 13	1B: 4 2B: 2 3B: 1 HR: 0	SF: 0 SAC: 0 DP: 2 HBP: 1	WP: 0 PA: 35 PB: 0 SB: 0 CS: 0	
PITCHER	IP WLS BF H R ER SO BB IBB HBP BLK WP HR S P ERA WHIP	IP WLS BF H R ER SO BB IBB HBP BLK WP HR S P ERA WHIP	IP WLS BF H R ER SO BB IBB HBP BLK WP HR S P ERA WHIP	IP WLS BF H R ER SO BB IBB HBP BLK WP HR S P ERA WHIP	IP WLS BF H R ER SO BB IBB HBP BLK WP HR S P ERA WHIP	IP WLS BF H R ER SO BB IBB HBP BLK WP HR S P ERA WHIP	IP WLS BF H R ER SO BB IBB HBP BLK WP HR S P ERA WHIP	IP WLS BF H R ER SO BB IBB HBP BLK WP HR S P ERA WHIP	IP WLS BF H R ER SO BB IBB HBP BLK WP HR S P ERA WHIP	IP WLS BF H R ER SO BB IBB HBP BLK WP HR S P ERA WHIP	IP WLS BF H R ER SO BB IBB HBP BLK WP HR S P ERA WHIP	IP WLS BF H R ER SO BB IBB HBP BLK WP HR S P ERA WHIP	IP WLS BF H R ER SO BB IBB HBP BLK WP HR S P ERA WHIP	IP WLS BF H R ER SO BB IBB HBP BLK WP HR S P ERA WHIP	IP WLS BF H R ER SO BB IBB HBP BLK WP HR S P ERA WHIP	IP WLS BF H R ER SO BB IBB HBP BLK WP HR S P ERA WHIP	IP WLS BF H R ER SO BB IBB HBP BLK WP HR S P ERA WHIP	IP WLS BF H R ER SO BB IBB HBP BLK WP HR S P ERA WHIP	IP WLS BF H R ER SO BB IBB HBP BLK WP HR S P ERA WHIP	IP WLS BF H R ER SO BB IBB HBP BLK WP HR S P ERA WHIP	IP WLS BF H R ER SO BB IBB HBP BLK WP HR S P ERA WHIP	IP WLS BF H R ER SO BB IBB HBP BLK WP HR S P ERA WHIP

Chicago Cubs @ Florida Marlins
Pro Player Stadium, Miami, FL
Thu Apr 03 1997, 7:05 PM EST
Att: 32,952 - Unknown - 72 F


AB 34
R 2
H 7
RBI 2
BB 0
SO 2
LOB 13



Batter	1	2	3	4	5	6	7	8	9	AB	R	H	RBI	BB	SO	LOB	BOTTOM					
Luis Castillo, S (1, 4) OBP: 0.533, SLG: 0.571	0-0 CS 1B					3-2 G4-3		1-0 HBP FC3-2 BB 1B		5	1	3	0	0	1	0						
Edgar Renteria, R (1, 6) OBP: 0.286, SLG: 0.250	4-1 SAFE SAFE 1B BB BB					2-1 F8		0-1 FC3-2 BB HBP FC6-4		4	2	1	0	1	0	4						
Gary Sheffield, R (1, 9) OBP: 0.714, SLG: 0.400	4-0 1B HR BB					4-0 S 1B BB		4-2 FC6-4 BB HBP		1	1	0	1	3	0	1						
Bobby Bonilla, S (1, 5) OBP: 0.357, SLG: 0.385 Jay Powell, R (9, 1)	2-1 F7					2-1 F7		4-2 FC6-4 BB		4	0	0	1	1	2	6						
Moises Alou, R (1, 7) OBP: 0.429, SLG: 0.667	1-0 1B HR 1B					0-1 S 1B		3-2 FC6-4 1-2 2-3 3-H		4	1	3	2	1	0	2						
Devon White, S (1, 8) OBP: 0.538, SLG: 0.444	2-1 HR 1B					4-2 K		0-0 L6		4	1	1	0	1	2	4						
Jeff Conine, R (1, 3) OBP: 0.583, SLG: 0.909	2-2 HR					0-0 F9		2-2 G6-4-3		4	1	1	4	0	0	5						
Charles Johnson, R (1, 2) OBP: 0.417, SLG: 0.222	1-0 1B					3-2 F8		4-0 1B HBP FC3-2 BB		3	0	1	0	1	1	4						
Alex Fernandez, R (1, 1) Dennis Cook, L (7, 1) Alex Arias, R (8, PH) (9, 5)	1-3 K					1-0 G5-3		1-1 FC3-2 1B HBP		3	0	0	0	0	2	1						
Inning Stats	R: 5 E: 0 K: 1 S: 14	H: 5 LOB: 2 BB: 2 P: 31	R: 0 E: 0 K: 2 S: 16	H: 1 LOB: 1 BB: 0 P: 22	R: 0 E: 0 K: 1 S: 8	H: 1 LOB: 1 BB: 0 P: 12	R: 0 E: 0 K: 0 S: 5	H: 0 LOB: 0 BB: 0 P: 9	R: 0 E: 0 K: 1 S: 10	H: 1 LOB: 3 BB: 2 P: 22	R: 0 E: 0 K: 2 S: 13	H: 1 LOB: 2 BB: 1 P: 21	R: 0 E: 0 K: 0 S: 7	H: 0 LOB: 0 BB: 1 P: 13	R: 3 E: 0 K: 1 S: 14	H: 1 LOB: 2 BB: 2 P: 33	R: 9 E: 0 K: 1 S: 14	H: 9 LOB: 2 BB: 2 P: 33	1B: 9 2B: 0 3B: 0 HR: 1	SF: 0 SAC: 0 DP: 1 HBP: 2	WP: 0 PA: 42 PB: 0 SB: 4 CS: 1	
PITCHER	IP WLS BF H R ER SO BB IBB HBP BLK WP HR S P ERA WHIP	IP WLS BF H R ER SO BB IBB HBP BLK WP HR S P ERA WHIP	IP WLS BF H R ER SO BB IBB HBP BLK WP HR S P ERA WHIP	IP WLS BF H R ER SO BB IBB HBP BLK WP HR S P ERA WHIP	IP WLS BF H R ER SO BB IBB HBP BLK WP HR S P ERA WHIP	IP WLS BF H R ER SO BB IBB HBP BLK WP HR S P ERA WHIP	IP WLS BF H R ER SO BB IBB HBP BLK WP HR S P ERA WHIP	IP WLS BF H R ER SO BB IBB HBP BLK WP HR S P ERA WHIP	IP WLS BF H R ER SO BB IBB HBP BLK WP HR S P ERA WHIP	IP WLS BF H R ER SO BB IBB HBP BLK WP HR S P ERA WHIP	IP WLS BF H R ER SO BB IBB HBP BLK WP HR S P ERA WHIP	IP WLS BF H R ER SO BB IBB HBP BLK WP HR S P ERA WHIP	IP WLS BF H R ER SO BB IBB HBP BLK WP HR S P ERA WHIP	IP WLS BF H R ER SO BB IBB HBP BLK WP HR S P ERA WHIP	IP WLS BF H R ER SO BB IBB HBP BLK WP HR S P ERA WHIP	IP WLS BF H R ER SO BB IBB HBP BLK WP HR S P ERA WHIP	IP WLS BF H R ER SO BB IBB HBP BLK WP HR S P ERA WHIP	IP WLS BF H R ER SO BB IBB HBP BLK WP HR S P ERA WHIP	IP WLS BF H R ER SO BB IBB HBP BLK WP HR S P ERA WHIP	IP WLS BF H R ER SO BB IBB HBP BLK WP HR S P ERA WHIP	IP WLS BF H R ER SO BB IBB HBP BLK WP HR S P ERA WHIP	IP WLS BF H R ER SO BB IBB HBP BLK WP HR S P ERA WHIP

Chicago Cubs @ Florida Marlins
Pro Player Stadium, Miami, FL
Thu Apr 03 1997, 7:05 PM EST
Att: 32,952 - Unknown - 72 F

AB 32
R 8
H 10
RBI 8
BB 8
SO 8
LOB 27



Batter	1	2	3	4	5	6	7	8	9	AB	R	H	RBI	BB	SO	LOB	TOP					
Deion Sanders, L (1.8) OBP: 0.556, SLG: 0.647										4	1	2	1	1	0	2						
Willie Greene, L (1.5) OBP: 0.421, SLG: 0.500										2	2	1	1	2	0	1						
Barry Larkin, R (1.6) OBP: 0.500, SLG: 0.200										3	2	0	0	2	0	4						
Reggie Sanders, R (1.9) OBP: 0.500, SLG: 1.059										4	1	3	6	1	1	0						
Hal Morris, L (1.3) OBP: 0.444, SLG: 0.400										4	1	0	0	1	0	4						
Ruben Sierra, S (1.7) OBP: 0.353, SLG: 0.500 Jeff Shaw, R (8.1)										4	1	1	0	1	0	1						
Bret Boone, R (1.4) OBP: 0.111, SLG: 0.111										5	0	0	0	0	0	6						
Eddie Taubensee, L (1.2) OBP: 0.571, SLG: 0.500										3	1	1	0	2	0	0						
Ricky Bones, R (1.1) Jeff Branson, L (5. PH) Kevin Jarvis, L (5.1) Ozzie Timmons, R (6. PH) Kent Mercker, L (8.1) Lenny Harris, L (7. PH) Scott Service, R (7.1) Eric Owens, R (8.7)										1	0	0	0	0	0	0						
Inning Stats	R: 0 E: 0 K: 0 S: 6	H: 0 LOB: 0 BB: 1 P: 11	R: 0 E: 0 K: 0 S: 9	H: 1 LOB: 1 BB: 0 P: 15	R: 0 E: 0 K: 0 S: 6	H: 0 LOB: 0 BB: 0 P: 9	R: 0 E: 0 K: 0 S: 11	H: 1 LOB: 3 BB: 2 P: 26	R: 3 E: 0 K: 0 S: 11	H: 2 LOB: 1 BB: 2 P: 27	R: 0 E: 0 K: 0 S: 10	H: 2 LOB: 2 BB: 0 P: 15	R: 6 E: 0 K: 0 S: 19	H: 3 LOB: 2 BB: 4 P: 46	R: 0 E: 0 K: 1 S: 9	H: 0 LOB: 0 BB: 1 P: 14	R: 0 E: 0 K: 0 S: 11	H: 0 LOB: 0 BB: 1 P: 20	1B: 7 2B: 2 3B: 0 HR: 1	SF: 1 SAC: 0 DP: 1 HBP: 1	WP: 1 PB: 0 SB: 0 CS: 1	PA: 45
PITCHER	IP WLS BF H R ER SO BB IBB HBP BLK WP HR S P ERA WHIP																					
Pat Rapp, R (1.1) ERA: 5.79	4.2	22	4	3	3	0	5	0	0	0	0	0	0	0	42	86	5.79	1.929				
Felix Heredia, L (5.1) ERA: 6.75	1.1	7	2	1	1	0	1	0	0	0	0	0	0	12	22	6.75	2.250					
Mark Hutton, R (7.1) ERA: 33.75	0.1	L	7	2	3	0	2	1	1	1	1	1	1	12	30	81.00	12.000					
Rick Helling, R (7.1) ERA: 1.8	2.2	9	1	2	2	1	1	0	0	0	0	0	0	26	45	6.75	0.750					

Cincinnati Reds @ Florida Marlins
Pro Player Stadium, Miami, FL
Fri Apr 04 1997, 7:05 PM EST
Att: 25,039 - Unknown - 76 F

AB	33
R	9
H	9
RBI	9
BB	10
SO	1
LOB	19



Batter	1	2	3	4	5	6	7	8	9	AB	R	H	RBI	BB	SO	LOB	BOTTOM				
Luis Castillo, S (1.4) OBP: 0.450, SLG: 0.474										5	0	1	0	0	0	1					
Edgar Renteria, R (1.6) OBP: 0.316, SLG: 0.294										5	1	2	2	0	0	0					
Gary Sheffield, R (1.9) OBP: 0.737, SLG: 0.333										1	0	0	0	3	0	1					
Bobby Bonilla, S (1.5) OBP: 0.368, SLG: 0.389										5	0	2	1	0	0	4					
Jim Eisenreich, L (1.7) Rick Helling, R (7.1) John Cangelosi, S (9. PH)										3	0	0	0	1	0	7					
Devon White, S (1.8) OBP: 0.500, SLG: 0.500										5	1	2	0	0	1	3					
Jeff Conine, R (1.3) OBP: 0.647, SLG: 1.067										4	1	3	1	1	0	0					
Charles Johnson, R (1.2) OBP: 0.412, SLG: 0.571										5	3	2	1	0	1	5					
Pat Rapp, R (1.1) OBP: 0.500, SLG: 0.500 Felix Heredia, L (5.1) Mark Hutton, R (7.1) Moises Alou, R (7.7) Jeff Shaw, R (8.1)										2	1	1	1	0	1	1					
Inning Stats	R: 3 E: 0 K: 0 S: 13	H: 4 LOB: 3 BB: 2 P: 33	R: 0 E: 0 K: 1 S: 13	H: 2 LOB: 1 BB: 1 P: 20	R: 1 E: 0 K: 1 S: 13	H: 2 LOB: 1 BB: 1 P: 26	R: 2 E: 0 K: 1 S: 15	H: 2 LOB: 1 BB: 0 P: 22	R: 0 E: 0 K: 0 S: 6	H: 0 LOB: 0 BB: 1 P: 13	R: 1 E: 0 K: 0 S: 5	H: 2 LOB: 0 BB: 0 P: 11	R: 0 E: 0 K: 0 S: 8	H: 0 LOB: 0 BB: 1 P: 15	R: 0 E: 0 K: 1 S: 13	H: 1 LOB: 0 BB: 0 P: 15	1B: 10 2B: 3 3B: 0 HR: 2	SF: 0 SAC: 0 DP: 4 HBP: 1	WP: 1 PB: 0 SB: 1 CS: 0	PA: 44	
PITCHER	IP WLS BF H R ER SO BB IBB HBP BLK WP HR S P ERA WHIP																				
Ricky Bones, R (1.1) ERA: 9.0	4.0	24	9	4	4	2	2	1	0	0	0	0	0	55	99	9.00	2.750				
Kevin Jarvis, R (5.1) ERA: 4.5	1.0	6	2	2	2	1	0	0	0	0	0	0	2	15	22	18.00	2.000				
Kent Mercker, L (6.1) ERA:	1.0	W	3	0	0	0	1	0	0	0	0	0	0	6	13	0.00	1.000				
Scott Service, R (7.1) ERA: 9.0	1.0		4	2	1	1	0	0	0	0	1	0	5	11	9.00	2.000					
Jeff Shaw, R (8.1) ERA:	2.0	S	7	1	0	0	1	0	0	0	0	0	21	30	0.00	1.000					

Cincinnati Reds @ Florida Marlins
Pro Player Stadium, Miami, FL
Fri Apr 04 1997, 7:05 PM EST
Att: 25,039 - Unknown - 76 F

AB	38
R	7
H	14
RBI	7
BB	5
SO	4
LOB	22



Batter	1	2	3	4	5	6	7	8	9	AB	R	H	RBI	BB	SO	LOB	TOP						
Deion Sanders, L OBP: 0.464, SLG: 0.593	G6-3		G4-3		G4-3	G4-3			FC3-6	5	1	1	0	0	0	1							
Lenny Harris, L OBP: 0.286, SLG: 0.167	G3-1		G4-3				P4		FC1-4	5	1	1	1	0	0	1							
Barry Larkin, R OBP: 0.462, SLG: 0.235																							
Jeff Branson, L OBP: 0.250, SLG: 0.250																							
Willie Greene, L OBP: 0.393, SLG: 0.381																							
Reggie Sanders, R OBP: 0.370, SLG: 0.731																							
Hal Morris, L OBP: 0.346, SLG: 0.304																							
Ruben Sierra, S OBP: 0.269, SLG: 0.333																							
Eddie Taubensee, L OBP: 0.500, SLG: 0.385																							
John Smiley, L OBP: 0.200, SLG: 0.400																							
Scott Service, R OBP: 0.667, SLG: 0.500																							
Inning Stats	R: 0 E: 0 K: 1 S: 9	H: 0 LOB: 2 BB: 1 P: 16	R: 0 E: 0 K: 0 S: 11	H: 0 LOB: 1 BB: 1 P: 16	R: 1 E: 0 K: 1 S: 10	H: 2 LOB: 1 BB: 0 P: 13	R: 0 E: 0 K: 0 S: 8	H: 0 LOB: 1 BB: 1 P: 14	R: 1 E: 0 K: 2 S: 17	H: 3 LOB: 3 BB: 0 P: 27	R: 0 E: 0 K: 0 S: 5	H: 0 LOB: 0 BB: 0 P: 5	R: 0 E: 1 K: 1 S: 10	H: 1 LOB: 0 BB: 0 P: 15	R: 0 E: 0 K: 0 S: 10	H: 0 LOB: 0 BB: 0 P: 15	R: 0 E: 0 K: 1 S: 7	H: 1 LOB: 1 BB: 0 P: 9	1B: 6 2B: 0 3B: 1 HR: 0	SF: 0 SAC: 0 DP: 1 HBP: 1	WP: 0 PB: 0 SB: 0 CS: 0	PA: 39	
PITCHER	IP	WLS	BF	H	R	ER	SO	BB	IBB	HBP	BLK	WP	HR	S	P	ERA	WHIP						
Kevin Brown, R ERA: 0.64	(1, 1)	7.0	W	32	6	2	1	5	3	0	1	0	0	0	70	106	1.29	1.286					
Felix Heredia, L ERA: 3.96	(8, 1)	1.0		3	0	0	0	0	0	0	0	0	0	10	15	0.00	0.000						
Robb Nen, R ERA: 4.5	(9, 1)	1.0	S	4	1	0	0	1	0	0	0	0	0	7	9	0.00	1.000						

Cincinnati Reds @ Florida Marlins
Pro Player Stadium, Miami, FL
Sun Apr 06 1997, 3:33 AM EDT
Att: 36,146 - Cloudy - 80 F

AB 35
R 2
H 7
RBI 2
BB 3
SO 6
LOB 20



Batter	1	2	3	4	5	6	7	8	9	AB	R	H	RBI	BB	SO	LOB	BOTTOM						
Luis Castillo, S OBP: 0.355, SLG: 0.379																							
Edgar Renteria, R OBP: 0.333, SLG: 0.429																							
Gary Sheffield, R OBP: 0.643, SLG: 0.333																							
Bobby Bonilla, S OBP: 0.357, SLG: 0.385																							
Moises Alou, R OBP: 0.458, SLG: 0.600																							
John Cangelosi, S OBP: 0.333, SLG: 0.200																							
Felix Heredia, L																							
Robb Nen, R																							
Jeff Conine, R OBP: 0.615, SLG: 0.857																							
Charles Johnson, R OBP: 0.429, SLG: 0.588																							
Kevin Brown, R OBP: 0.500, SLG: 0.400																							
Devon White, S OBP: 0.500, SLG: 0.444																							
Inning Stats	R: 0 E: 0 K: 1 S: 6	H: 1 LOB: 1 BB: 0 P: 9	R: 0 E: 0 K: 1 S: 16	H: 2 LOB: 3 BB: 2 P: 29	R: 0 E: 0 K: 0 S: 10	H: 1 LOB: 2 BB: 2 P: 22	R: 0 E: 0 K: 1 S: 11	H: 1 LOB: 1 BB: 0 P: 14	R: 0 E: 0 K: 0 S: 6	H: 0 LOB: 1 BB: 1 P: 12	R: 1 E: 0 K: 0 S: 8	H: 3 LOB: 2 BB: 0 P: 10	R: 1 E: 0 K: 1 S: 15	H: 0 LOB: 3 BB: 4 P: 33	R: 0 E: 0 K: 2 S: 9	H: 0 LOB: 0 BB: 0 P: 12	R: 0 E: 0 K: 2 S: 9	H: 0 LOB: 0 BB: 0 P: 12	1B: 4 2B: 4 3B: 0 HR: 0	SF: 0 SAC: 0 DP: 1 HBP: 0	WP: 0 PB: 0 SB: 1 CS: 0	PA: 38	
PITCHER	IP	WLS	BF	H	R	ER	SO	BB	IBB	HBP	BLK	WP	HR	S	P	ERA	WHIP						
John Smiley, L ERA: 4.97	(1, 1)	6.2	L	33	8	3	3	3	6	2	0	0	0	0	66	118	4.05	2.100					
Scott Service, R ERA: 3.96	(7, 1)	1.1		5	0	0	0	3	1	0	0	0	0	15	23	0.00	0.750						

Cincinnati Reds @ Florida Marlins
Pro Player Stadium, Miami, FL
Sun Apr 06 1997, 3:33 AM EDT
Att: 36,146 - Cloudy - 80 F

AB 29
R 3
H 8
RBI 3
BB 9
SO 6
LOB 18



Batter	1	2	3	4	5	6	7	8	9	AB	R	H	RBI	BB	SO	LOB	TOP				
Kurt Abbott, R (1,4)										5	0	0	0	0	4	3					
Edgar Renteria, R (1,6) OBP: 0.294, SLG: 0.375										4	0	0	0	0	4	0					
Gary Sheffield, R (1,9) OBP: 0.656, SLG: 0.667										3	2	2	1	1	1	0					
Bobby Bonilla, S (1,5) OBP: 0.344, SLG: 0.367										4	1	1	0	0	0	1					
Moises Alou, R (1,7) OBP: 0.429, SLG: 0.542										4	1	1	1	0	0	1					
Devon White, S (1,8) OBP: 0.500, SLG: 0.476										3	1	1	1	1	1	0					
Jeff Conine, R (1,3) OBP: 0.600, SLG: 0.792										3	0	1	0	1	1	2					
Charles Johnson, R (1,2) OBP: 0.440, SLG: 0.619										4	0	2	2	0	0	1					
Al Leiter, L (1,1)										2	0	0	0	0	0	0					
Jim Eisenreich, L (7, PH)										1	0	0	0	0	1	1					
Rick Helling, R (7, 1)										0	0	0	0	0	0	0					
John Cangelosi, S (9, PH)										1	0	0	0	0	0	3					
Robb Nen, R (9, 1)										0	0	0	0	0	0	0					
Inning Stats	R: 1 E: 0 K: 2 S: 10	H: 1 LOB: 0 BB: 0 P: 15	R: 0 E: 0 K: 0 S: 9	H: 1 LOB: 1 BB: 0 P: 13	R: 0 E: 0 K: 1 S: 8	H: 0 LOB: 0 BB: 0 P: 12	R: 1 E: 0 K: 1 S: 9	H: 1 LOB: 0 BB: 0 P: 14	R: 0 E: 0 K: 0 S: 6	H: 0 LOB: 0 BB: 0 P: 11	R: 0 E: 0 K: 2 S: 9	H: 0 LOB: 0 BB: 1 P: 15	R: 2 E: 0 K: 2 S: 11	H: 2 LOB: 1 BB: 1 P: 18	R: 0 E: 0 K: 3 S: 9	H: 0 LOB: 0 BB: 0 P: 13	R: 1 E: 0 K: 1 S: 13	H: 3 LOB: 3 BB: 1 P: 21	1B: 4 2B: 3 3B: 0 HR: 1	SF: 0 SAC: 0 DP: 0 HBP: 0	WP: 1 PA: 38 PB: 0 SB: 1 CS: 1
PITCHER	IP WLS BF H R ER SO BB IBB HBP BLK WP HR S P ERA WHIP																				
Steve Trachsel, R (1, 1) ERA: 6.35	6.2 L 26 5 4 4 7 2 0 0 0 0 0 1 59 95 5.40 1.050																				
Larry Casian, L (7, 1) ERA: 20.25	0.1 1 0 0 0 1 0 0 0 0 0 0 0 3 3 0.00 0.000																				
Turk Wendell, R (8, 1) ERA: 1.59	2.0 10 3 1 1 4 1 0 0 0 0 1 0 22 34 4.50 2.000																				

Florida Marlins @ Chicago Cubs
Wrigley Field, Chicago, IL
Tue Apr 08 1997, 3:33 AM CDT
Att: 35,393 - Sunny - 29 F

AB 34
R 5
H 8
RBI 5
BB 3
SO 12
LOB 12



Batter	1	2	3	4	5	6	7	8	9	AB	R	H	RBI	BB	SO	LOB	BOTTOM				
Brian McRae, S (1,8) OBP: 0.276, SLG: 0.240										4	1	1	0	0	1	2					
Doug Glanville, R (1,7) OBP: 0.308, SLG: 0.385										4	0	2	1	0	0	0					
23 Ryne Sandberg, R (1,4) OBP: 0.333, SLG: 0.723										2	0	0	0	2	1	1					
Sammy Sosa, R (1,9) OBP: 0.250, SLG: 0.320										3	1	1	2	1	1	2					
Shawon Dunston, R (1,6) OBP: 0.120, SLG: 0.125										4	0	0	0	0	1	3					
Kevin Orie, R (1,5) OBP: 0.250, SLG: 0.263										3	0	1	0	0	0	0					
Turk Wendell, L (8, 1)										0	0	0	0	0	0	0					
Tyler Houston, L (9, PH) OBP: 0.250, SLG: 0.375										1	0	0	0	0	1	0					
Brant Brown, L (1,3) OBP: 0.308, SLG: 0.261										4	0	0	0	0	0	1					
Scott Servais, R (1,2) OBP: 0.250, SLG: 0.118										3	1	1	0	0	1	0					
Dave Clark, L (9, PH) OBP: 0.111, SLG: 0.111										1	0	0	0	0	0	0					
Steve Trachsel, R (1, 1)										1	0	0	0	0	1	0					
Larry Casian, R (7, 1)										0	0	0	0	0	0	0					
Dave Hansen, L (7, PH) OBP: 0.444, SLG: 0.286										1	0	1	0	0	0	0					
Inning Stats	R: 0 E: 1 K: 2 S: 10	H: 0 LOB: 1 BB: 0 P: 15	R: 1 E: 0 K: 1 S: 14	H: 2 LOB: 0 BB: 0 P: 23	R: 1 E: 0 K: 1 S: 10	H: 2 LOB: 2 BB: 1 P: 22	R: 0 E: 0 K: 0 S: 9	H: 0 LOB: 0 BB: 0 P: 11	R: 1 E: 0 K: 1 S: 12	H: 2 LOB: 3 BB: 2 P: 26	R: 0 E: 0 K: 1 S: 11	H: 0 LOB: 0 BB: 0 P: 16	R: 0 E: 0 K: 0 S: 8	H: 1 LOB: 0 BB: 0 P: 11	R: 0 E: 0 K: 0 S: 6	H: 0 LOB: 0 BB: 0 P: 9	R: 0 E: 0 K: 1 S: 7	H: 0 LOB: 0 BB: 0 P: 9	1B: 5 2B: 2 3B: 0 HR: 1	SF: 0 SAC: 1 DP: 1 HBP: 0	WP: 0 PA: 36 PB: 0 SB: 0 CS: 2
PITCHER	IP WLS BF H R ER SO BB IBB HBP BLK WP HR S P ERA WHIP																				
Al Leiter, L (1, 1) ERA: 4.09	6.0 W 26 6 3 3 6 3 0 0 0 0 0 0 14 20 4.50 1.500																				
Rick Helling, R (7, 1) ERA: 1.29	2.0 6 1 0 0 0 0 0 0 0 0 0 0 14 20 0.00 0.500																				
Robb Nen, R (9, 1) ERA: 3.6	1.0 S 3 0 0 0 0 1 0 0 0 0 0 0 7 9 0.00 0.000																				

Florida Marlins @ Chicago Cubs
Wrigley Field, Chicago, IL
Tue Apr 08 1997, 3:33 AM CDT
Att: 35,393 - Sunny - 29 F

AB 31
R 3
H 7
RBI 3
BB 3
SO 7
LOB 9



Batter	1	2	3	4	5	6	7	8	9	AB	R	H	RBI	BB	SO	LOB	TOP				
Luis Castillo, S OBP: 0.371, SLG: 0.394 (1, 4)	3-2 SH1-3 1B		1-0 G5-4-3 1B		2-2 F8		1-1 G4-3			4	1	2	0	0	0	2					
Edgar Renteria, R OBP: 0.297, SLG: 0.371 (1, 6)	0-1 SH1-3		2-1 G5-4-3 1B		0-3 K			1-0 G4-3		3	0	1	0	0	1	1					
Gary Sheffield, R OBP: 0.611, SLG: 0.579 (1, 9)	3-2 3-H 1B		0-1 G5-4-3		3-1 G5-3			1-3 K		4	0	1	1	0	1	3					
Bobby Bonilla, S OBP: 0.333, SLG: 0.353 (1, 5)	1-1 L8		2-0 G3		1-0 FC3-6 1B			2-2 G3-1		4	0	1	0	0	0	2					
Moises Alou, R OBP: 0.375, SLG: 0.464 (1, 7)	0-0 F7			1-0 P6				2-2 P2		4	0	0	0	0	0	2					
Devon White, S OBP: 0.500, SLG: 0.435 (1, 8)		4-0 S BB		4-2 BB				1-2 FC3-6 CS S 1-2		2	0	0	0	2	0	1					
Jeff Conine, R OBP: 0.559, SLG: 0.714 (1, 3)		1-0 P4		3-0 F8			1-1 CS	1-1 SH2-4 1B		4	0	1	0	0	1	2					
Gregg Zaun, S OBP: 0.375, SLG: 0.286 (1, 2)		3-2 P3		3-2 F7			1-1 L8			3	0	0	0	0	0	3					
Alex Fernandez, R OBP: 0.200, SLG: 0.200 (1, 1)		3-2 G5-3			1-1 1B			0-0 SH2-4		2	0	1	0	0	0	1					
Inning Stats	R: 1 E: 0 K: 0 S: 11	H: 2 LOB: 1 BB: 0 P: 18	R: 0 E: 0 K: 0 S: 7	H: 0 LOB: 1 BB: 1 P: 18	R: 0 E: 0 K: 0 S: 6	H: 2 LOB: 1 BB: 0 P: 11	R: 0 E: 0 K: 0 S: 8	H: 0 LOB: 1 BB: 1 P: 18	R: 0 E: 0 K: 1 S: 11	H: 1 LOB: 1 BB: 0 P: 17	R: 0 E: 0 K: 0 S: 6	H: 1 LOB: 0 BB: 0 P: 10	R: 0 E: 0 K: 0 S: 9	H: 0 LOB: 0 BB: 0 P: 13	R: 0 E: 0 K: 1 S: 7	H: 0 LOB: 0 BB: 0 P: 10	1B: 7 2B: 0 3B: 0 HR: 0	SF: 0 SAC: 2 DP: 1 HBP: 0	WP: 0 PB: 0 SB: 3 CS: 1	PA: 35	
PITCHER	IP	WLS	BF	H	R	ER	SO	BB	IBB	HBP	BLK	WP	HR	S	P	ERA	WHIP				
Frank Castillo, R ERA: 6.23 Mel Rojas, R ERA: 12.0	(1, 1)	8.0	L	31	7	1	2	2	0	0	0	0	0	65	115	1.12	1.125				

Florida Marlins @ Chicago Cubs
Wrigley Field, Chicago, IL
Thu Apr 10 1997, 3:33 AM CDT
Att: 28,585 - Cloudy - 37 F

AB 30
R 1
H 7
RBI 1
BB 2
SO 3
LOB 17



Batter	1	2	3	4	5	6	7	8	9	AB	R	H	RBI	BB	SO	LOB	BOTTOM				
Brian McRae, S OBP: 0.242, SLG: 0.207 (1, 8)	0-0 G4-3			3-2 L9		1-0 L9			0-1 E5 E6	4	0	0	0	0	0	1					
Brant Brown, L OBP: 0.297, SLG: 0.222 (1, 7)	3-2 F8			0-3 K			1-2 G4-3		1-1 E6	4	0	0	0	0	1	2					
23 Ryne Sandberg, R OBP: 0.290, SLG: 0.231 (1, 4)	2-3 K			2-3 K			2-3 K		3-3 K	4	0	0	0	0	4	2					
Sammy Sosa, R OBP: 0.226, SLG: 0.286 (1, 9)		0-1 G6-3			2-2 L8		2-2 G6-3			3	0	0	0	0	0	0					
Tyler Houston, L OBP: 0.182, SLG: 0.273 (1, 3)		0-2 G6-3			0-1 G4-3			0-0 G3		3	0	0	0	0	0	0					
Shawon Dunston, R OBP: 0.107, SLG: 0.111 (1, 6)		1-0 F9			1-1 E6			1-3 K		3	0	0	0	0	1	0					
Kevin Orte, R OBP: 0.217, SLG: 0.227 Mel Rojas, R (9, 1)			1-2 P5		3-2 G4-3			2-2 G5-3		3	0	0	0	0	0	1					
Scott Servais, R OBP: 0.227, SLG: 0.105 Dave Clark, L OBP: 0.100, SLG: 0.100 (9, PH)			1-0 P8			1-2 G6-3			1-3 K	2	0	0	0	0	0	0					
Frank Castillo, R Dave Hansen, L OBP: 0.500, SLG: 0.375 José Hernández, R OBP: 0.667, SLG: 0.500 (9, PR)			0-1 G3-1			0-3 K		2-2 E6 E 1B		2	0	0	0	0	1	0					
Inning Stats	R: 0 E: 0 K: 1 S: 7	H: 0 LOB: 0 BB: 0 P: 12	R: 0 E: 0 K: 0 S: 6	H: 0 LOB: 0 BB: 0 P: 7	R: 0 E: 0 K: 2 S: 10	H: 0 LOB: 0 BB: 0 P: 15	R: 0 E: 0 K: 0 S: 11	H: 0 LOB: 1 BB: 0 P: 17	R: 0 E: 0 K: 1 S: 7	H: 0 LOB: 0 BB: 0 P: 9	R: 0 E: 0 K: 1 S: 11	H: 0 LOB: 0 BB: 0 P: 16	R: 0 E: 0 K: 1 S: 7	H: 0 LOB: 0 BB: 0 P: 10	R: 0 E: 2 K: 2 S: 15	H: 1 LOB: 2 BB: 0 P: 22	1B: 1 2B: 0 3B: 0 HR: 0	SF: 0 SAC: 0 DP: 0 HBP: 0	WP: 0 PB: 0 SB: 1 CS: 0	PA: 30	
PITCHER	IP	WLS	BF	H	R	ER	SO	BB	IBB	HBP	BLK	WP	HR	S	P	ERA	WHIP				
Alex Fernandez, R ERA: 0.57	(1, 1)	9.0	W	30	1	0	8	0	0	0	0	0	0	80	116	0.00	0.111				

Florida Marlins @ Chicago Cubs
Wrigley Field, Chicago, IL
Thu Apr 10 1997, 3:33 AM CDT
Att: 28,585 - Cloudy - 37 F

AB 30
R 0
H 1
RBI 0
BB 0
SO 8
LOB 6



Batter	1	2	3	4	5	6	7	8	9	AB	R	H	RBI	BB	SO	LOB	TOP										
Luis Castillo, S OBP: 0.375, SLG: 0.378 (1,4)	SH5-3 SF 1B	G4-3			K	HR BB			K	4	2	1	0	1	2	1	Florida Marlins @ Cincinnati Reds Cinergy Field, Cincinnati, OH Fri Apr 11 1997, 7:05 PM EDT Att: 21,240 - Unknown - 72 F										
Kurt Abbott, R OBP: 0.111, SLG: 0.444 (1,6)	SH5-3		G6-3		F9	HR			K	4	1	1	3	0	1	0											
Gary Sheffield, R OBP: 0.585, SLG: 0.545 (1,9)	SF HR		G4-6-3 1B						P6	3	2	1	1	1	0	0											
Bobby Bonilla, S OBP: 0.325, SLG: 0.342 Alex Arias, R (7,5)	G6-3		G4-6-3			1B 1B			P6	4	1	1	0	0	0	2											
Moises Alou, R OBP: 0.389, SLG: 0.563 (1,7)	HR			G6-3		1B 1B			G5-3	4	2	2	3	0	0	0											
Devon White, S OBP: 0.472, SLG: 0.407 (1,8)	G4-3			G3		1B 1B			G4-3	4	1	1	1	0	0	0											
Jeff Conine, R OBP: 0.568, SLG: 0.710 Cliff Floyd, L (8, PH) (8, 3)			K			HR 1B			K	3	1	2	1	0	1	0											
Charles Johnson, R OBP: 0.414, SLG: 0.542 (1,2)				G4-3		F5			G6-3	3	0	0	0	1	0	3											
Pat Rapp, R OBP: 0.200, SLG: 0.200 (1,1)				K		SH2-4			K	3	0	0	0	0	2	1											
Inning Stats	R: 3 E: 1 K: 0 S: 6	H: 2 LOB: 0 BB: 0 P: 6	R: 0 E: 0 K: 2 S: 7	H: 0 LOB: 1 BB: 1 P: 11	R: 0 E: 0 K: 0 S: 3	H: 1 LOB: 0 BB: 0 P: 3	R: 0 E: 0 K: 0 S: 4	H: 1 LOB: 1 BB: 0 P: 4	R: 0 E: 0 K: 1 S: 5	H: 0 LOB: 0 BB: 0 P: 5	R: 0 E: 0 K: 0 S: 3	H: 0 LOB: 0 BB: 0 P: 3	R: 0 E: 0 K: 2 S: 7	H: 0 LOB: 0 BB: 0 P: 7	R: 0 E: 0 K: 2 S: 7	H: 0 LOB: 0 BB: 0 P: 7		1B: 7 2B: 0 3B: 0 HR: 2	SF: 1 SAC: 2 DP: 1 HBP: 0	WP: 1 PB: 0 SB: 1 CS: 0	PA: 39						
PITCHER	IP	WLS	BF	H	R	ER	SO	BB	IBB	HBP	BLK	WP	HR	S	P	ERA	WHIP										
John Smiley, L ERA: 6.11 (1,1)	5.0	L	24	7	7	5	3	2	0	0	0	0	1	28	36	9.00	1.800										
Kevin Jarvis, R ERA: 6.23 (6,1)	0.2		4	1	0	0	0	1	0	0	0	0	0	3	7	0.00	3.000										
Stan Belinda, R ERA: 4.05 (6,1)	1.1		5	1	3	3	0	0	0	0	0	0	1	5	5	20.25	0.750										
Hector Carrasco, R ERA: 1.5 (8,1)	1.0		3	0	0	0	2	0	0	0	0	0	0	7	7	0.00	0.000										
Jeff Shaw, R ERA: 1.5 (9,1)	1.0		3	0	0	0	2	0	0	0	0	0	0	7	7	0.00	0.000										

Batter	1	2	3	4	5	6	7	8	9	AB	R	H	RBI	BB	SO	LOB	BOTTOM										
Deion Sanders, L OBP: 0.390, SLG: 0.475 Eric Owens, R OBP: 0.800, SLG: 0.667 (1,8) (9,8)	F8		L3			G3			F7	4	0	0	0	0	0	2	Florida Marlins @ Cincinnati Reds Cinergy Field, Cincinnati, OH Fri Apr 11 1997, 7:05 PM EDT Att: 21,240 - Unknown - 72 F										
Barry Larkin, R OBP: 0.432, SLG: 0.346 Jeff Branson, L OBP: 0.167, SLG: 0.167 (1,6) (7,6)	WP 1B		G4-3			F7			G6-3	2	0	1	0	0	0	0											
Reggie Sanders, R OBP: 0.333, SLG: 0.649 (1,9)	K				G3 S 1B	G5-3			F9	4	0	1	0	0	1	1											
Willie Greene, L OBP: 0.341, SLG: 0.471 (1,5)	F9				G3	G1-3			F8 2B	4	0	1	0	0	0	2											
Ozzie Timmons, R OBP: 0.333, SLG: 0.444 (1,7)		F3			P4	G5-3			F8	4	0	0	0	0	0	2											
Hal Morris, L OBP: 0.289, SLG: 0.235 (1,3)		BB BB			G6-3	G3			G4-3	3	0	0	0	1	0	2											
Bret Boone, R OBP: 0.188, SLG: 0.103 (1,4)		BB BB			G4-6-3 BB	P5			F9	2	0	0	0	1	0	0											
Eddie Taubensee, L OBP: 0.458, SLG: 0.421 (1,2)		G4-6-3			G3 2B	G3 2B			FC6-4 1B	3	0	2	0	0	0	2											
John Smiley, L OBP: 0.145, SLG: 0.286 Kevin Jarvis, L Stan Belinda, R Hector Carrasco, R Lenny Harris, L Jeff Shaw, R (1,1) (6,1) (6,1) (8,1) (8, PH) (9,1)			G4-3			G3			FC6-4	2	0	0	0	0	0	1											
Inning Stats	R: 0 E: 0 K: 1 S: 6	H: 1 LOB: 1 BB: 0 P: 6	R: 0 E: 0 K: 0 S: 2	H: 0 LOB: 2 BB: 2 P: 10	R: 0 E: 0 K: 0 S: 3	H: 0 LOB: 0 BB: 0 P: 3	R: 0 E: 0 K: 0 S: 4	H: 1 LOB: 1 BB: 0 P: 4	R: 0 E: 0 K: 0 S: 3	H: 0 LOB: 0 BB: 0 P: 3	R: 0 E: 0 K: 0 S: 4	H: 1 LOB: 1 BB: 0 P: 4	R: 0 E: 0 K: 0 S: 4	H: 1 LOB: 1 BB: 0 P: 4	R: 0 E: 0 K: 0 S: 4	H: 1 LOB: 1 BB: 0 P: 4		1B: 3 2B: 2 3B: 0 HR: 0	SF: 0 SAC: 0 DP: 1 HBP: 0	WP: 1 PB: 0 SB: 1 CS: 0	PA: 33						
PITCHER	IP	WLS	BF	H	R	ER	SO	BB	IBB	HBP	BLK	WP	HR	S	P	ERA	WHIP										
Pat Rapp, R ERA: 1.98 (1,1)	9.0	W	33	5	0	0	1	2	0	0	0	1	0	33	41	0.00	0.778										



Batter	1	2	3	4	5	6	7	8	9	AB	R	H	RBI	BB	SO	LOB	TOP					
Delino DeShields, L OBP: 0.308, SLG: 0.480	G4-3		F8	P6			E7		FC1-5	5	1	2	2	0	0	0						
Royce Clayton, R OBP: 0.251, SLG: 0.347	G4-3		S		G6-3		SF9		FC1-5	4	2	1	1	0	0	2						
Dmitri Young, S OBP: 0.349, SLG: 0.500	G4-3		H		P3		G4-3		FC4-2	5	1	1	1	0	0	2						
Brian Jordan, R OBP: 0.342, SLG: 0.265		F9			G1-3		F8		2B	4	0	1	1	1	0	0						
Ron Gant, R OBP: 0.265, SLG: 0.386		WP				G1-3		G6-3	2B	4	1	1	1	1	1	2						
Gary Gaetti, R OBP: 0.289, SLG: 0.357					F8		G5-3		G5-3	5	0	2	1	0	0	2						
John Mabry, L OBP: 0.244, SLG: 0.237										3	1	1	0	0	0	1	AB 37					
John Frascatore, R										0	0	0	0	0	0	0	R 9					
Mark Sweeney, L OBP: 0.235, SLG: 0.133										1	0	0	0	0	0	0	H 12					
Rich Batchelor, R										0	0	0	0	0	0	0	RBI 9					
Tom Lampkin, L OBP: 0.313, SLG: 0.367										3	2	1	1	0	0	2	BB 2					
Brady Raggio, R										1	0	0	1	0	0	0	SO 2					
Willie McGee, S OBP: 0.435, SLG: 0.579										2	1	2	0	0	0	0	LOB 12					
Inning Stats	R: 0 E: 0 K: 0 S: 7	H: 0 LOB: 0 BB: 0 P: 11	R: 1 E: 0 K: 1 S: 13	H: 1 LOB: 1 BB: 1 P: 21	R: 1 E: 0 K: 1 S: 14	H: 2 LOB: 2 BB: 1 P: 28	R: 2 E: 0 K: 0 S: 9	H: 2 LOB: 0 BB: 0 P: 12	R: 0 E: 0 K: 0 S: 11	H: 0 LOB: 0 BB: 0 P: 14	R: 0 E: 0 K: 0 S: 9	H: 0 LOB: 0 BB: 0 P: 14	R: 3 E: 1 K: 0 S: 9	H: 2 LOB: 2 BB: 0 P: 17	R: 0 E: 0 K: 0 S: 10	H: 1 LOB: 1 BB: 0 P: 16	R: 2 E: 0 K: 0 S: 13	H: 4 LOB: 2 BB: 0 P: 23	1B: 8 2B: 2 3B: 2 HR: 0	SF: 1 SAC: 1 DP: 0 HBP: 1	WP: 1 PB: 0 SB: 3 CS: 0	PA: 42
PITCHER	IP	WLS	BF	H	R	ER	SO	BB	IBB	HBP	BLK	WP	HR	S	P	ERA	WHIP					
Alex Fernandez, R ERA: 2.08	6.0	L	25	5	4	4	2	2	0	0	0	1	0	63	100	6.00	1.167					
Felix Heredia, L ERA: 11.57	0.0	3	2	3	2	0	0	0	0	1	0	0	0	3	7	∞	∞					
Rick Helling, R ERA: 1.8	2.0	7	1	0	0	0	0	0	0	0	0	0	0	16	26	0.00	0.500					
Jay Powell, R ERA: 5.4	1.0	7	4	2	2	0	0	0	0	0	0	0	0	13	23	18.00	4.000					

St. Louis Cardinals @ Florida Marlins
Pro Player Stadium, Miami, FL
Tue Apr 15 1997, 7:05 PM EDT
Att: 18,416 - Unknown - 73 F

AB 37
R 9
H 12
RBI 9
BB 2
SO 2
LOB 12





Batter	1	2	3	4	5	6	7	8	9	AB	R	H	RBI	BB	SO	LOB	BOTTOM					
Luis Castillo, S OBP: 0.291, SLG: 0.288	L6		G5-3		G4-3		K		K	5	0	0	0	0	2	1						
Edgar Renteria, R OBP: 0.231, SLG: 0.280	G4-3		G4-3		K		FC5-4		F8	5	0	1	0	0	1	0						
Gary Sheffield, R OBP: 0.536, SLG: 0.424	WP		K				FC5-4		1B	4	1	2	0	1	1	1						
Bobby Bonilla, S OBP: 0.373, SLG: 0.348	WP				G3		2B		F8	3	1	1	0	2	0	2						
Moises Alou, R OBP: 0.380, SLG: 0.533	F8				L5		K		G5-3	5	0	1	1	0	1	4						
Devon White, S OBP: 0.448, SLG: 0.361					P2		P6			3	0	1	0	1	0	3						
Jeff Conine, R OBP: 0.500, SLG: 0.590							P4		P5	4	1	1	0	0	0	2	AB 36					
Charles Johnson, R OBP: 0.455, SLG: 0.593									E9	3	0	2	2	1	0	1	R 3					
Alex Fernandez, R OBP: 0.142, SLG: 0.143										2	0	0	0	0	0	2	H 9					
Cliff Floyd, L										1	0	0	0	0	0	2	RBI 3					
Felix Heredia, L										0	0	0	0	0	0	0	BB 5					
Rick Helling, R										0	0	0	0	0	0	0	SO 5					
John Cangelosi, S OBP: 0.209, SLG: 0.111										1	0	0	0	0	0	1	LOB 19					
Jay Powell, R ERA: 5.4										0	0	0	0	0	0	0						
Inning Stats	R: 0 E: 0 K: 0 S: 8	H: 1 LOB: 2 BB: 1 P: 17	R: 0 E: 0 K: 0 S: 8	H: 1 LOB: 0 BB: 0 P: 13	R: 0 E: 0 K: 1 S: 11	H: 0 LOB: 0 BB: 0 P: 17	R: 2 E: 0 K: 0 S: 10	H: 3 LOB: 1 BB: 0 P: 15	R: 0 E: 0 K: 1 S: 10	H: 0 LOB: 2 BB: 2 P: 16	R: 0 E: 0 K: 1 S: 11	H: 0 LOB: 2 BB: 2 P: 25	R: 1 E: 0 K: 1 S: 13	H: 2 LOB: 2 BB: 1 P: 27	R: 0 E: 1 K: 1 S: 8	H: 1 LOB: 1 BB: 0 P: 13	R: 0 E: 0 K: 0 S: 13	H: 1 LOB: 1 BB: 0 P: 23	1B: 6 2B: 3 3B: 0 HR: 0	SF: 0 SAC: 0 DP: 0 HBP: 0	WP: 2 PB: 0 SB: 1 CS: 0	PA: 41
PITCHER	IP	WLS	BF	H	R	ER	SO	BB	IBB	HBP	BLK	WP	HR	S	P	ERA	WHIP					
Brady Raggio, R ERA: 3.38	5.1	W	24	5	2	2	3	3	0	0	0	1	0	55	93	3.38	1.500					
John Frascatore, R ERA: 2.57	1.2	9	2	1	1	1	1	2	0	0	0	1	0	16	37	5.40	2.400					
Rich Batchelor, R ERA: 4.0	2.0	8	2	0	0	0	1	0	0	0	0	0	0	21	36	0.00	1.000					

St. Louis Cardinals @ Florida Marlins
Pro Player Stadium, Miami, FL
Tue Apr 15 1997, 7:05 PM EDT
Att: 18,416 - Unknown - 73 F

AB 36
R 3
H 9
RBI 3
BB 5
SO 5
LOB 19



Batter	1	2	3	4	5	6	7	8	9	AB	R	H	RBI	BB	SO	LOB	TOP			
Delino DeShields, L (1, 4) OBP: 0.300, SLG: 0.448	2-1 G3 2B 1B		3-2 G1-3		2-3 K			1-1 G3		4	1	1	0	0	1	0	St. Louis Cardinals @ Florida Marlins Pro Player Stadium, Miami, FL Wed Apr 16 1997, 7:05 PM EDT Att: 22,293 - Unknown - 75 F AB 31 R 1 H 5 RBI 1 BB 2 SO 9 LOB 13 			
Royce Clayton, R (1, 6) OBP: 0.296, SLG: 0.415	1-2 G3 1-3 2B		2-1 1B			3-1 2B		2-3 K		4	0	3	0	0	1	0				
Dmitri Young, S (1, 3) OBP: 0.319, SLG: 0.452	3-1 G3		1-2 F7			1-1 L9		3-2 F9		4	0	0	1	0	0	3				
Brian Jordan, R (1, 8) OBP: 0.333, SLG: 0.243	2-3 3-H 2-3 K2-3			1-3 K		2-2 HBP		0-3 K		3	0	0	0	0	3	1				
Ron Gant, R (1, 7) OBP: 0.264, SLG: 0.375	3-3 K			3-0 F8		1-3 K		2-0 1B		4	0	1	0	0	2	3				
Gary Gaetti, R (1, 5) OBP: 0.286, SLG: 0.333		2-0 F8		4-2 BB		0-1 L9		0-0 F7		3	0	0	0	1	0	3				
John Mabry, L (1, 9) Willie McGee, S (9, PH) OBP: 0.250, SLG: 0.225 OBP: 0.417, SLG: 0.550		4-2 BB G3-6-3		1-0 G3		2-1 L7		0-3 K		2	0	0	0	1	0	1				
Tom Lampkin, L (1, 2) OBP: 0.286, SLG: 0.333		0-0 G3-6-3 1-2		2-2 G3		0-1 L7				3	0	0	0	0	0	1				
Donovan Osborne, S (1, 1) Danny Sheaffer, R (7, PH) T.J. Mathews, R (7, 1)			1-2 G1-3		2-3 K		3-2 G5-3			2	0	0	0	0	1	0				
Inning Stats	R: 1 E: 0 K: 2 S: 13	H: 2 LOB: 1 BB: 0 P: 24	R: 0 E: 0 K: 0 S: 6	H: 0 LOB: 0 BB: 1 P: 12	R: 0 E: 0 K: 0 S: 14	H: 1 LOB: 1 BB: 0 P: 21	R: 0 E: 0 K: 1 S: 9	H: 0 LOB: 1 BB: 1 P: 18	R: 0 E: 0 K: 2 S: 10	H: 0 LOB: 0 BB: 0 P: 16	R: 0 E: 0 K: 1 S: 13	H: 1 LOB: 2 BB: 0 P: 20	R: 0 E: 0 K: 0 S: 10	H: 0 LOB: 0 BB: 0 P: 15	R: 0 E: 0 K: 1 S: 11	H: 1 LOB: 1 BB: 0 P: 17	1B: 3 2B: 2 3B: 0 HR: 0	SF: 0 SAC: 0 DP: 1 HBP: 1	WP: 0 PB: 0 SB: 0 CS: 0	PA: 34
PITCHER	IP WLS BF H R ER SO BB IBB HBP BLK WP HR S P ERA WHIP	IP WLS BF H R ER SO BB IBB HBP BLK WP HR S P ERA WHIP																		
Pat Rapp, R (1, 1) ERA: 1.83	6.0 W 24 4 1 1 6 2 0 1 0 0 0 65 111 1.50 1.000																			
Dennis Cook, L (7, 1) ERA:	2.0 6 0 0 0 1 0 0 0 0 0 0 0 21 32 0.00 0.000																			
Robb Nen, R (9, 1) ERA: 3.86	1.0 S 4 1 0 0 2 0 0 0 0 0 0 9 11 0.00 1.000																			


Batter	1	2	3	4	5	6	7	8	9	AB	R	H	RBI	BB	SO	LOB	BOTTOM			
Luis Castillo, S (1, 4) OBP: 0.288, SLG: 0.286	2-2 E S BB 1B		2-3 K		0-3 K			0-2 G4-3		4	1	1	0	0	2	2	St. Louis Cardinals @ Florida Marlins Pro Player Stadium, Miami, FL Wed Apr 16 1997, 7:05 PM EDT Att: 22,293 - Unknown - 75 F AB 30 R 2 H 8 RBI 2 BB 5 SO 9 LOB 23 			
Edgar Renteria, R (1, 6) OBP: 0.232, SLG: 0.264	4-2 BB BB BB 1-3 BB		2-1 P6		1-0 G4-3		0-2 F9			3	0	0	0	1	0	1				
Gary Sheffield, R (1, 9) OBP: 0.567, SLG: 0.543	4-0 BB 1-2 BB		2-2 HR		2-2 1B 1B		4-1 G4-3 BB			2	1	2	1	2	0	0				
Bobby Bonilla, S (1, 5) OBP: 0.382, SLG: 0.360	0-0 P6		1-0 G6-4-3 1B		0-2 1B 1B		0-0 G4-3 1-2 K			4	0	2	0	0	0	4				
Moises Alou, R (1, 7) OBP: 0.352, SLG: 0.490	3-3 K		1-1 G6-4-3 1-2		1-1 L7		3-3 K			4	0	0	0	0	2	7				
Devon White, S (1, 8) OBP: 0.472, SLG: 0.410	4-2 BB 1-2 2-3 3-H BB		0-1 WP 2B		0-3 K		1-2 1B			3	0	2	1	1	1	2				
Jeff Conine, R (1, 3) OBP: 0.460, SLG: 0.535	0-3 K		3-1 G6-3 2-3		0-0 G6-3		2-3 K			4	0	0	0	0	2	5				
Charles Johnson, R (1, 2) OBP: 0.432, SLG: 0.548		2-2 SH3-4 1B		2-3 K		1-0 F8		2-3 K		4	0	1	0	0	2	1				
Pat Rapp, R (1, 1) OBP: 0.167, SLG: 0.167 Kurt Abbott, R (6, PH) OBP: 0.200, SLG: 0.444 Dennis Cook, L (7, 1) Jim Eisenreich, L (8, PH) OBP: 0.308, SLG: 0.200 Robb Nen, R (9, 1)		2-1 SH3-4		1-0 F9		4-2 BB		1-1 F8		1	0	0	0	0	0	0				
Inning Stats	R: 1 E: 0 K: 2 S: 20	H: 1 LOB: 3 BB: 3 P: 40	R: 0 E: 0 K: 1 S: 10	H: 1 LOB: 1 BB: 0 P: 18	R: 1 E: 0 K: 0 S: 11	H: 3 LOB: 1 BB: 0 P: 18	R: 0 E: 0 K: 2 S: 7	H: 0 LOB: 0 BB: 0 P: 10	R: 0 E: 0 K: 1 S: 14	H: 2 LOB: 2 BB: 0 P: 18	R: 0 E: 0 K: 0 S: 9	H: 0 LOB: 1 BB: 1 P: 14	R: 0 E: 0 K: 1 S: 10	H: 0 LOB: 1 BB: 1 P: 17	R: 0 E: 0 K: 2 S: 12	H: 1 LOB: 1 BB: 0 P: 17	1B: 6 2B: 1 3B: 0 HR: 1	SF: 0 SAC: 1 DP: 1 HBP: 0	WP: 1 PB: 0 SB: 1 CS: 0	PA: 36
PITCHER	IP WLS BF H R ER SO BB IBB HBP BLK WP HR S P ERA WHIP	IP WLS BF H R ER SO BB IBB HBP BLK WP HR S P ERA WHIP																		
Donovan Osborne, L (1, 1) ERA: 3.79	6.0 L 28 7 2 2 6 4 0 0 0 0 1 71 118 3.00 1.833																			
T.J. Mathews, R (7, 1) ERA:	2.0 8 1 0 0 3 1 0 0 0 0 0 0 22 34 0.00 1.000																			

Batter	1	2	3	4	5	6	7	8	9	AB	R	H	RBI	BB	SO	LOB	TOP				
Delino DeShields, L (1.4) OBP: 0.353, SLG: 0.484	G3		2B		BB		BB			2	0	1	0	2	0	0	St. Louis Cardinals @ Florida Marlins Pro Player Stadium, Miami, FL Thu Apr 17 1997, 3:33 AM EDT Att: 23,910 - Cloudy - 82 F				
Royce Clayton, R (1.6) OBP: 0.250, SLG: 0.386	K		K		B1-3		G6-4-3			4	0	0	0	0	2	5					
Ron Gant, R (1.7) OBP: 0.263, SLG: 0.353	F8		K				G5-3 HBP		K	3	0	0	0	1	2	2					
Brian Jordan, R (1.8) OBP: 0.348, SLG: 0.250		F9			G1-3		G5-3		K	3	0	1	0	0	1	0					
Dmitri Young, S (1.3) OBP: 0.314, SLG: 0.435	K				G1-3		P5		K	4	0	1	0	0	1	3					
Gary Gaetti, R (1.5) OBP: 0.284, SLG: 0.306	L6				G1-3		G5-3		L7	4	0	0	0	0	0	3					
Mike DiFelice, R (1.2) OBP: 0.300, SLG: 0.250					G6-3		K		G4-3	3	1	1	0	0	1	3					
Tom Lampkin, L (9. PH) OBP: 0.278, SLG: 0.324			PB		G6-3		K		G4-3	1	0	0	0	0	0	0					
Mark Sweeney, L (1.9) OBP: 0.238, SLG: 0.111			K		G1-3		K		BB	3	0	0	0	1	2	1					
Todd Stottlemyre, L (1.1) OBP: 0.500, SLG: 0.167					G1-3		BB		G4-3	1	0	0	0	2	0	0					
Willie McGee, S (9. PH) OBP: 0.400, SLG: 0.524					G1-3		BB		G4-3	1	0	0	0	0	0	1					
Mark Petkovsek, R (9.1)			2B		G1-3		BB		G4-3	0	0	0	0	0	0	0					
Inning Stats	R: 0 E: 0 K: 1 S: 6	H: 0 LOB: 0 BB: 0 P: 11	R: 0 E: 0 K: 1 S: 8	H: 0 LOB: 0 BB: 0 P: 13	R: 0 E: 0 K: 3 S: 16	H: 2 LOB: 2 BB: 1 P: 26	R: 0 E: 0 K: 0 S: 5	H: 1 LOB: 1 BB: 0 P: 7	R: 0 E: 0 K: 1 S: 10	H: 0 LOB: 1 BB: 1 P: 15	R: 0 E: 0 K: 1 S: 11	H: 0 LOB: 1 BB: 2 P: 21	R: 0 E: 0 K: 2 S: 8	H: 1 LOB: 1 BB: 1 P: 10	R: 0 E: 0 K: 0 S: 9	H: 0 LOB: 1 BB: 1 P: 18	1B: 2 2B: 2 3B: 0 HR: 0	SF: 0 SAC: 0 DP: 1 HBP: 1	WP: 0 PB: 1 CS: 0	PA: 36	
PITCHER	IP	WLS	BF	H	R	ER	SO	BB	IBB	HBP	BLK	WP	HR	S	P	ERA	WHIP				
Kevin Brown, R (1.1) ERA: 0.96	7.0		29	3	1	1	7	5	0	1	0	0	0	66	111	1.29	1.143				
Mark Hutton, R (8.1) ERA: 8.44	2.0	W	7	1	0	0	2	1	0	0	0	0	0	17	28	0.00	1.000				

AB	29
R	1
H	4
RBI	0
BB	6
SO	9
LOB	18



Batter	1	2	3	4	5	6	7	8	9	AB	R	H	RBI	BB	SO	LOB	BOTTOM					
Luis Castillo, S (1.4) OBP: 0.302, SLG: 0.288	CS		BB			F7		K		3	0	1	0	1	1	1	St. Louis Cardinals @ Florida Marlins Pro Player Stadium, Miami, FL Thu Apr 17 1997, 3:33 AM EDT Att: 23,910 - Cloudy - 82 F					
Edgar Renteria, R (1.6) OBP: 0.233, SLG: 0.263	F9		G3-1			F8		1B		4	0	1	1	0	0	2						
Gary Sheffield, R (1.9) OBP: 0.578, SLG: 0.541	HBP				K		1B		1B	2	0	1	0	1	1	0						
Bobby Bonilla, S (1.5) OBP: 0.356, SLG: 0.333	G6-3		G6-3		G4-3		G4-3		K	4	0	0	0	0	1	4						
Jim Eisenreich, L (1.7) OBP: 0.294, SLG: 0.214			G6-4-3		G4-3		G3		F8	4	0	1	0	0	0	0						
Cliff Floyd, L (1.3) OBP: 0.364, SLG: 0.222	G6-4-3				L7		K		HR	3	0	0	0	0	1	1						
Jeff Conine, R (9. PH) OBP: 0.471, SLG: 0.614										1	1	1	1	0	0	0						
Gregg Zaun, S (1.2) OBP: 0.474, SLG: 0.231	F8				G4-3		G6-3			3	0	1	0	0	0	0						
John Cangelosi, S (1.8) OBP: 0.231, SLG: 0.167			G3		G4-3				FC4-8	3	0	1	0	0	0	1						
Kevin Brown, R (1.1) OBP: 0.364, SLG: 0.222			K		G5-3				FC4-6	2	0	0	0	0	1	1						
Devon White, S (8.8) OBP: 0.463, SLG: 0.400									1B	1	1	0	0	0	0	1						
Inning Stats	R: 0 E: 0 K: 0 S: 8	H: 1 LOB: 1 BB: 0 P: 13	R: 0 E: 0 K: 0 S: 3	H: 1 LOB: 0 BB: 0 P: 6	R: 0 E: 0 K: 1 S: 7	H: 0 LOB: 1 BB: 1 P: 12	R: 0 E: 0 K: 1 S: 6	H: 0 LOB: 0 BB: 0 P: 11	R: 0 E: 0 K: 0 S: 8	H: 1 LOB: 1 BB: 0 P: 14	R: 0 E: 0 K: 0 S: 7	H: 1 LOB: 1 BB: 0 P: 13	R: 0 E: 0 K: 1 S: 11	H: 0 LOB: 0 BB: 0 P: 18	R: 1 E: 0 K: 2 S: 12	H: 2 LOB: 2 BB: 1 P: 20	R: 1 E: 0 K: 0 S: 5	H: 1 LOB: 0 BB: 0 P: 9	1B: 6 2B: 0 3B: 0 HR: 1	SF: 0 SAC: 0 DP: 1 HBP: 1	WP: 0 PB: 0 CS: 1	PA: 33
PITCHER	IP	WLS	BF	H	R	ER	SO	BB	IBB	HBP	BLK	WP	HR	S	P	ERA	WHIP					
Todd Stottlemyre, R (1.1) ERA: 3.35	8.0		31	6	1	1	5	1	0	0	0	0	0	62	107	1.12	0.875					
Mark Petkovsek, R (9.1) ERA: 3.18	0.1	L	2	1	1	1	0	0	0	0	0	0	1	5	9	27.00	3.000					





Batter	1	2	3	4	5	6	7	8	9	AB	R	H	RBI	BB	SO	LOB	TOP						
Luis Castillo, S OBP: 0.309, SLG: 0.297										5	0	2	0	0	1	3	Florida Marlins @ San Francisco Giants 3Com Park at Candlestick Point, San Francisco, CA Fri Apr 18 1997, 10:05 PM EDT Att: 10,518 - Unknown - 55 F						
Edgar Renteria, R OBP: 0.234, SLG: 0.262										4	0	1	0	0	0	2							
Gary Sheffield, R OBP: 0.544, SLG: 0.488										4	0	0	0	0	1	2							
Bobby Bonilla, S OBP: 0.333, SLG: 0.310										4	0	0	0	0	1	1							
Moises Alou, R OBP: 0.362, SLG: 0.547										4	2	2	1	0	2	0							
Jim Eisenreich, L OBP: 0.381, SLG: 0.294										3	1	2	0	1	0	0							
Cliff Floyd, L OBP: 0.182, SLG: 0.400										3	1	1	2	1	0	1							
Charles Johnson, R OBP: 0.415, SLG: 0.529										3	0	1	1	0	1	1							
Al Leiter, L Jay Powell, R Kurt Abbott, R Dennis Cook, L Jeff Conine, R Robb Nen, R										2	0	0	0	0	0	1		AB 33 R 4 H 9 RBI 4 BB 3 SO 7 LOB 11					
Inning Stats	R: 0 E: 0 K: 0 S: 9	H: 1 LOB: 1 BB: 0 P: 11	R: 0 E: 0 K: 1 S: 6	H: 0 LOB: 0 BB: 0 P: 11	R: 0 E: 0 K: 1 S: 9	H: 1 LOB: 0 BB: 0 P: 11	R: 0 E: 0 K: 0 S: 13	H: 0 LOB: 0 BB: 0 P: 18	R: 0 E: 0 K: 2 S: 9	H: 1 LOB: 1 BB: 0 P: 10	R: 0 E: 0 K: 0 S: 5	H: 1 LOB: 0 BB: 0 P: 8	R: 3 E: 0 K: 1 S: 12	H: 3 LOB: 0 BB: 0 P: 17	R: 0 E: 0 K: 0 S: 9	H: 1 LOB: 1 BB: 0 P: 14			R: 1 E: 0 K: 2 S: 18	H: 1 LOB: 3 BB: 3 P: 37	1B: 7 2B: 0 3B: 0 HR: 2	SF: 1 SAC: 0 DP: 0 HBP: 0	WP: 0 PB: 0 CS: 1
PITCHER	IP	WLS	BF	H	R	ER	SO	BB	IBB	HBP	BLK	WP	HR	S	P	ERA	WHIP						
Mark Gardner, R ERA: 2.92	(1, 1)	6.2	25	7	3	3	5	0	0	0	0	0	2	61	81	4.05	1.050						
Julian Tavaraz, R ERA: 2.16	(7, 1)	1.2	7	2	1	1	1	0	0	0	0	0	0	16	29	5.40	1.200						
Jim Poole, L ERA:	(9, 1)	0.0	2	0	0	0	0	2	0	0	0	0	0	1	9	∞	∞						
Doug Henry, R ERA: 1.86	(9, 1)	0.2	W	3	0	0	0	1	0	0	0	0	0	12	18	0.00	1.500						

Batter	1	2	3	4	5	6	7	8	9	AB	R	H	RBI	BB	SO	LOB	BOTTOM				
LeJon Powell, R OBP: 0.391, SLG: 0.385										4	0	0	0	0	1	3	Florida Marlins @ San Francisco Giants 3Com Park at Candlestick Point, San Francisco, CA Fri Apr 18 1997, 10:05 PM EDT Att: 10,518 - Unknown - 55 F				
Bill Mueller, S OBP: 0.391, SLG: 0.385										0	1	0	0	1	0	0					
Jose Vizcaino, S OBP: 0.357, SLG: 0.340										5	1	3	0	0	0	0					
Glenallen Hill, R OBP: 0.333, SLG: 0.547										5	0	2	2	0	0	2					
Barry Bonds, L OBP: 0.533, SLG: 0.474										3	0	1	0	2	0	2					
Jeff Kent, R OBP: 0.389, SLG: 0.727										4	1	1	1	1	1	2					
Mark Lewis, R OBP: 0.529, SLG: 1.067										3	1	2	1	1	0	2					
J.T. Snow, L OBP: 0.339, SLG: 0.208										2	0	0	0	2	1	1					
Rick Wilkins, L OBP: 0.227, SLG: 0.308										2	0	0	0	1	1	3					
Stan Javier, S OBP: 0.091, SLG: 0.091										1	0	0	0	0	1	1					
Marcus Jensen, S OBP: 0.375, SLG: 0.333										0	0	0	0	0	0	0					
Mark Gardner, R OBP: 0.125, SLG: 0.125										3	0	1	1	0	1	3					
Julian Tavaraz, L ERA: 2.16	(7, 1)	1.2	7	2	1	1	1	0	0	0	0	0	0	0	0	0					
Jim Poole, L ERA:	(9, 1)	0.0	2	0	0	0	0	2	0	0	0	0	0	1	9	∞					
Doug Henry, R ERA: 1.86	(9, 1)	0.2	W	3	0	0	0	1	0	0	0	0	0	12	18	0.00	1.500				
Marvin Benard, L OBP: 0.571, SLG: 0.400										0	1	0	0	1	0	0					
Inning Stats	R: 0 E: 0 K: 1 S: 12	H: 1 LOB: 1 BB: 0 P: 18	R: 0 E: 0 K: 0 S: 13	H: 2 LOB: 2 BB: 2 P: 25	R: 0 E: 0 K: 0 S: 11	H: 1 LOB: 2 BB: 1 P: 19	R: 0 E: 0 K: 1 S: 7	H: 0 LOB: 0 BB: 0 P: 13	R: 0 E: 0 K: 2 S: 18	H: 1 LOB: 3 BB: 2 P: 32	R: 0 E: 0 K: 0 S: 5	H: 1 LOB: 0 BB: 0 P: 7	R: 1 E: 0 K: 2 S: 10	H: 1 LOB: 1 BB: 1 P: 21	R: 3 E: 0 K: 0 S: 11	H: 3 LOB: 3 BB: 3 P: 26	1B: 7 2B: 2 3B: 2 HR: 0	SF: 0 SAC: 0 DP: 2 HBP: 0	WP: 0 PB: 0 CS: 0	PA: 41	
PITCHER	IP	WLS	BF	H	R	ER	SO	BB	IBB	HBP	BLK	WP	HR	S	P	ERA	WHIP				
Al Leiter, L ERA: 4.71	(1, 1)	6.0	27	7	3	3	5	0	0	0	0	0	2	61	81	4.05	1.333				
Jay Powell, R ERA: 4.5	(7, 1)	1.0	3	1	0	0	0	0	0	0	0	0	0	5	7	0.00	1.000				
Dennis Cook, L ERA: 1.13	(8, 1)	1.0	5	1	1	1	2	1	0	0	0	0	0	10	21	9.00	2.000				
Robb Nen, R ERA: 7.71	(9, 1)	0.0	L	6	3	3	0	2	1	0	0	0	0	11	26	∞	∞				

Batter	1	2	3	4	5	6	7	8	9	AB	R	H	RBI	BB	SO	LOB	TOP				
Kurt Abbott, R OBP: 0.133, SLG: 0.286 (1, 4)	G3-1		K			K		K		4	0	0	0	0	3	1	Florida Marlins @ San Francisco Giants 3Com Park at Candlestick Point, San Francisco, CA Sat Apr 19 1997, 6:33 AM EDT Att: 16,197 - Overcast - 63 F livebaseballscorecards.com				
Edgar Renteria, R OBP: 0.235, SLG: 0.250 (1, 6)	K		K			CS BB		K		3	0	0	0	1	3	0					
Gary Sheffield, R OBP: 0.528, SLG: 0.467 (1, 9)	HR 1B				F9	F8		K		4	1	1	0	0	1	1					
Moises Alou, R OBP: 0.371, SLG: 0.589 (1, 7)	HR 1B				F8	CS	G6-4-3 BB	P8		3	1	1	2	1	0	0					
Jeff Conine, R OBP: 0.473, SLG: 0.638 (1, 3)	G1-3				3B	G6-4-3				3	0	1	0	0	0	1					
Alex Arias, R OBP: 0.286, SLG: 0.167 (1, 5)		CS 1B			L9	G3-1				3	0	1	0	0	0	1					
Cliff Floyd, L OBP: 0.143, SLG: 0.308 (1, 8)		K 1-2			G4-3	B1-3				3	0	0	0	0	1	1					
Charles Johnson, R OBP: 0.409, SLG: 0.500 (1, 2)	G1-3				P5	FC1-6 BB				2	0	0	0	1	0	0					
Tony Saunders, L (1, 1)					F7	G1-3		FC1-6		3	0	0	0	0	0	1					
Rick Helling, R (8, 1)								1-2		0	0	0	0	0	0	0					
Inning Stats	R: 2 E: 0 K: 1 S: 11	H: 2 LOB: 0 BB: 0 P: 15	R: 0 E: 0 K: 1 S: 7	H: 1 LOB: 0 BB: 0 P: 11	R: 0 E: 0 K: 2 S: 14	H: 0 LOB: 0 BB: 0 P: 18	R: 0 E: 0 K: 0 S: 14	H: 1 LOB: 1 BB: 0 P: 22	R: 0 E: 0 K: 0 S: 6	H: 0 LOB: 0 BB: 0 P: 8	R: 0 E: 0 K: 0 S: 4	H: 0 LOB: 0 BB: 1 P: 11	R: 0 E: 0 K: 1 S: 9	H: 0 LOB: 1 BB: 1 P: 13	R: 0 E: 0 K: 2 S: 9	H: 0 LOB: 0 BB: 0 P: 14	1B: 2 2B: 0 3B: 1 HR: 1	SF: 0 SAC: 0 DP: 1 HBP: 0	WP: 0 PB: 0 SB: 0 CS: 2	PA: 32	
PITCHER	IP	WLS	BF	H	R	ER	SO	BB	IBB	HBP	BLK	WP	HR	S	P	ERA	WHIP				
Shawn Estes, L ERA: 3.38 Rod Beck, R ERA: 2.35	(1, 1)	8.0	W	28	4	2	2	6	3	0	0	0	0	1	71	112	2.25	0.875			
(9, 1)	1.0	S	3	0	0	0	2	0	0	0	0	0	0	9	14	0.00	0.000				

Batter	1	2	3	4	5	6	7	8	9	AB	R	H	RBI	BB	SO	LOB	BOTTOM				
Stan Javier, S OBP: 0.133, SLG: 0.133 (1, 8)	G6-3					G4-3		2B 1B		4	1	1	0	0	1	0	Florida Marlins @ San Francisco Giants 3Com Park at Candlestick Point, San Francisco, CA Sat Apr 19 1997, 6:33 AM EDT Att: 16,197 - Overcast - 63 F livebaseballscorecards.com				
Jose Vizcaino, S OBP: 0.397, SLG: 0.340 (1, 6)	FC4-6 1B					FC1-4 BB		F8		3	0	1	0	1	1	2					
Glenallen Hill, R OBP: 0.528, SLG: 0.544 Rod Beck, R (9, 1)	FC4-6 CS					FC1-4		2B		4	0	1	2	0	1	2					
Barry Bonds, L OBP: 0.516, SLG: 0.439 (1, 7)	CS	G3				K		FC6-4 IBB		3	0	0	0	1	2	1					
Jeff Kent, R OBP: 0.379, SLG: 0.688 (1, 4)		K				WP 1B		FC6-4		4	1	1	0	0	1	2					
Mark Lewis, R OBP: 0.450, SLG: 0.889 (1, 5)		K				K		L6		3	0	0	0	0	2	1					
J.T. Snow, L OBP: 0.339, SLG: 0.200 (1, 3)			L8			1B BB		F8		2	0	0	0	1	0	0					
Marcus Jensen, S OBP: 0.364, SLG: 0.333 (1, 2)			G4-3			1B		K		3	0	1	1	0	1	0					
Shawn Estes, R (1, 1)			F9			K		1B 2B		2	0	0	0	0	1	2					
LeJon Powell, R OBP: 0.143, SLG: 0.143 (8, PH)										1	1	1	0	0	0	0					
Inning Stats	R: 0 E: 0 K: 0 S: 7	H: 1 LOB: 0 BB: 0 P: 13	R: 0 E: 0 K: 2 S: 9	H: 0 LOB: 0 BB: 0 P: 14	R: 0 E: 0 K: 0 S: 5	H: 0 LOB: 0 BB: 0 P: 10	R: 0 E: 0 K: 3 S: 10	H: 0 LOB: 0 BB: 0 P: 14	R: 1 E: 0 K: 3 S: 14	H: 2 LOB: 2 BB: 1 P: 24	R: 0 E: 0 K: 1 S: 8	H: 0 LOB: 1 BB: 1 P: 16	R: 0 E: 0 K: 0 S: 6	H: 0 LOB: 0 BB: 0 P: 9	R: 2 E: 0 K: 1 S: 10	H: 3 LOB: 2 BB: 1 P: 18	1B: 5 2B: 1 3B: 0 HR: 0	SF: 0 SAC: 0 DP: 0 HBP: 0	WP: 1 PB: 0 SB: 0 CS: 1	PA: 33	
PITCHER	IP	WLS	BF	H	R	ER	SO	BB	IBB	HBP	BLK	WP	HR	S	P	ERA	WHIP				
Tony Saunders, L ERA: 3.86 Rick Helling, R ERA: 1.69	(1, 1)	7.1	L	28	5	3	3	10	2	0	0	0	0	0	66	109	3.68	0.955			
(8, 1)	0.2	4	1	0	0	0	0	0	1	0	0	0	0	3	9	0.00	1.500				

Batter	1	2	3	4	5	6	7	8	9	AB	R	H	RBI	BB	SO	LOB	TOP									
Luis Castillo, S OBP: 0.296, SLG: 0.284 Kurt Abbott, R OBP: 0.133, SLG: 0.286	L5		SH3-4		G4-3		FC4			3	0	0	0	0	0	3	Florida Marlins @ San Francisco Giants 3Com Park at Candlestick Point, San Francisco, CA Sun Apr 20 1997, 6:33 AM EDT Att: 24,514 - Cloudy - 66 F									
Edgar Renteria, R OBP: 0.250, SLG: 0.265	2B		F9		K			1B		4	0	2	0	0	1	2										
Gary Sheffield, R OBP: 0.513, SLG: 0.449	F7		FC6-4		F7			K		4	0	1	0	0	1	2										
Moises Alou, R OBP: 0.364, SLG: 0.583	2B		FC6-4		G6-3			K		4	0	1	0	0	1	3										
Jim Eisenreich, L OBP: 0.320, SLG: 0.238	L7			F7		L7		L5		4	0	0	0	0	0	3										
Jeff Conine, R OBP: 0.458, SLG: 0.608		P4		F9			FC3-5	E		4	0	1	0	0	0	0										
Charles Johnson, R OBP: 0.375, SLG: 0.450		G3		G5-3			E5	FC4	FC3-5	4	0	0	0	0	0	1										
Alex Arias, R OBP: 0.273, SLG: 0.200		G6-3		G5-3			FC3-5	FC4		4	0	1	0	0	0	2										
Alex Fernandez, R OBP: 0.333, SLG: 0.375 Cliff Floyd, L OBP: 0.133, SLG: 0.286 Dennis Cook, L OBP: 0.133, SLG: 0.286 Devon White, S OBP: 0.455, SLG: 0.390			1B	SH3-4		G4-3		F8		1	0	1	0	1	0	0	AB 34 R 0 H 7 RBI 0 BB 1 SO 4 LOB 19									
										1	0	0	0	0	0	2										
										1	0	0	0	0	0	0										
										1	0	0	0	0	1	1										
Inning Stats	R: 0 E: 0 K: 0 S: 15	H: 2 LOB: 2 BB: 0 P: 21	R: 0 E: 0 K: 0 S: 8	H: 0 LOB: 0 BB: 0 P: 13	R: 0 E: 0 K: 0 S: 6	H: 1 LOB: 2 BB: 1 P: 11	R: 0 E: 0 K: 0 S: 7	H: 0 LOB: 0 BB: 0 P: 13	R: 0 E: 0 K: 1 S: 13	H: 1 LOB: 1 BB: 0 P: 19	R: 0 E: 0 K: 0 S: 5	H: 0 LOB: 0 BB: 0 P: 5	R: 0 E: 1 K: 0 S: 14	H: 1 LOB: 2 BB: 0 P: 22	R: 0 E: 0 K: 2 S: 11	H: 1 LOB: 1 BB: 0 P: 15	R: 0 E: 0 K: 1 S: 11	H: 1 LOB: 1 BB: 0 P: 16	1B: 5 2B: 2 3B: 0 HR: 0	SF: 0 SAC: 1 DP: 0 HBP: 0	WP: 0 PB: 0 SB: 0 CS: 0	PA: 36				
PITCHER	IP	WLS	BF	H	R	ER	SO	BB	IBB	HBP	BLK	WP	HR	S	P	ERA	WHIP									
Oswaldo Fernandez, R ERA: 2.45	(1, 1)	7.0	W	28	5	0	0	1	1	0	0	0	0	0	68	104	0.00	0.857								
Doug Henry, R ERA: 1.74	(8, 1)	0.2		3	1	0	0	2	0	0	0	0	0	8	12	0.00	1.500									
Rich Rodriguez, L ERA: 2.25	(8, 1)	0.1		1	0	0	0	0	0	0	0	0	0	3	3	0.00	0.000									
Rod Beck, R ERA: 2.08	(9, 1)	1.0	S	4	1	0	0	1	0	0	0	0	0	11	16	0.00	1.000									

Batter	1	2	3	4	5	6	7	8	9	AB	R	H	RBI	BB	SO	LOB	BOTTOM								
Stan Javier, S OBP: 0.211, SLG: 0.263	G4-3		K		L9					4	1	2	0	0	1	0	Florida Marlins @ San Francisco Giants 3Com Park at Candlestick Point, San Francisco, CA Sun Apr 20 1997, 6:33 AM EDT Att: 24,514 - Cloudy - 66 F								
Jose Vizcaino, S OBP: 0.355, SLG: 0.351	G4-3		F8			F9		L9		4	0	1	0	0	0	2									
Barry Bonds, L OBP: 0.500, SLG: 0.409			K			L7		F9		3	0	0	0	1	1	2									
Jeff Kent, R OBP: 0.361, SLG: 0.660	SF9			F9		F9				2	0	0	1	0	0	1									
Glenallen Hill, R OBP: 0.313, SLG: 0.517	K			F8		K				3	0	0	0	0	2	2									
J.T. Snow, L OBP: 0.354, SLG: 0.264		G3				P3				3	1	2	0	0	0	0									
Bill Mueller, S OBP: 0.367, SLG: 0.357		G3		F8		P7				3	0	0	0	0	0	2									
Rick Wilkins, L OBP: 0.213, SLG: 0.293		SF8			G4-3		G4-3			2	0	0	1	0	0	0									
Oswaldo Fernandez, R Doug Henry, R Rich Rodriguez, L Mark Lewis, R Rod Beck, R			K					P3		2	0	0	0	0	2	0	AB 27 R 2 H 5 RBI 2 BB 1 SO 6 LOB 9								
										0	0	0	0	0	0	0									
										0	0	0	0	0	0	0									
										0	0	0	0	0	0	0									
Inning Stats	R: 1 E: 0 K: 1 S: 13	H: 1 LOB: 1 BB: 1 P: 21	R: 1 E: 0 K: 1 S: 8	H: 1 LOB: 0 BB: 0 P: 14	R: 0 E: 0 K: 2 S: 10	H: 0 LOB: 0 BB: 0 P: 13	R: 0 E: 0 K: 0 S: 8	H: 1 LOB: 1 BB: 0 P: 17	R: 0 E: 0 K: 1 S: 6	H: 0 LOB: 0 BB: 0 P: 7	R: 0 E: 0 K: 1 S: 11	H: 1 LOB: 1 BB: 0 P: 20	R: 0 E: 0 K: 0 S: 4	H: 0 LOB: 0 BB: 0 P: 5	R: 0 E: 0 K: 0 S: 7	H: 1 LOB: 1 BB: 0 P: 9	1B: 1 2B: 4 3B: 0 HR: 0	SF: 2 SAC: 0 DP: 0 HBP: 0	WP: 0 PB: 0 SB: 0 CS: 0	PA: 30					
PITCHER	IP	WLS	BF	H	R	ER	SO	BB	IBB	HBP	BLK	WP	HR	S	P	ERA	WHIP								
Alex Fernandez, R ERA: 2.28	(1, 1)	6.0	L	23	4	2	2	6	1	0	0	0	0	56	92	3.00	0.833								
Dennis Cook, L ERA: 0.9	(7, 1)	2.0		7	1	0	0	0	0	0	0	0	0	11	14	0.00	0.500								

Batter	1	2	3	4	5	6	7	8	9	AB	R	H	RBI	BB	SO	LOB	TOP		
Luis Castillo, S OBP: 0.293, SLG: 0.296	0-1 G4-3		1-1 G6-3			0-0 2B		1-1 G1		4	0	1	0	0	0	0			
Edgar Renteria, R OBP: 0.250, SLG: 0.264	1-2 G6-3			1-0 G1-3		1-2 F9			1-2 HR 1B	4	1	1	0	0	0	1			
Gary Sheffield, R OBP: 0.488, SLG: 0.415	2-1 G5-3			2-3 K			0-1 G6-3		1-0 F7	4	0	0	0	0	1	1			
Bobby Bonilla, S OBP: 0.328, SLG: 0.295		1-0 G3		1-0 G3			4-2 HR BB		0-0 F7	3	1	0	0	1	0	1			
Moises Alou, R OBP: 0.396, SLG: 0.688		1-1 1B			3-2 G6-3		3-2 HR		2-1 HR	4	2	3	4	0	0	0			
Devon White, S OBP: 0.424, SLG: 0.356		3-2 F9			1-3 K		0-1 L8		2-3 K	4	0	0	0	0	2	1			
Jeff Conine, R OBP: 0.435, SLG: 0.574		1-2 F9			2-1 G4-3		0-0 G6-3			3	0	0	0	0	0	1			
Charles Johnson, R OBP: 0.373, SLG: 0.442			1-0 G1-3			2-1 L7		1-2 G1-6-3 1B		3	0	1	0	0	0	0			
Pat Rapp, R ERA: 5.64 Felix Heredia, L ERA: 5.79 John Cangelosi, S ERA: 3.38 Jay Powell, R ERA: 10.13 Jim Eisenreich, L ERA: 10.13 Robb Nen, R ERA: 10.13			1-2 P3			0-0 G4-3		0-0 G1-6-3 1-2		1	0	0	0	0	0	0			
Inning Stats	R: 0 E: 0 K: 0 S: 7	H: 0 LOB: 0 BB: 0 P: 10	R: 0 E: 0 K: 0 S: 9	H: 1 LOB: 1 BB: 0 P: 15	R: 0 E: 0 K: 0 S: 6	H: 0 LOB: 0 BB: 0 P: 9	R: 0 E: 0 K: 1 S: 5	H: 0 LOB: 0 BB: 0 P: 9	R: 0 E: 0 K: 0 S: 7	H: 1 LOB: 1 BB: 0 P: 10	R: 2 E: 0 K: 0 S: 13	H: 1 LOB: 0 BB: 1 P: 20	R: 0 E: 0 K: 0 S: 6	H: 1 LOB: 0 BB: 0 P: 8	R: 2 E: 0 K: 1 S: 11	H: 2 LOB: 0 BB: 0 P: 17	1B: 3 2B: 1 3B: 0 HR: 2	SF: 0 SAC: 0 DP: 1 HBP: 0	WP: 0 PA: 33 PB: 0 SB: 0 CS: 0
PITCHER Roger Bailey, R ERA: 2.42	IP: 9.0 WLS: W BF: 33 H: 6 R: 4 ER: 4 SO: 3 BB: 1 IBB: 0 HBP: 0 BLK: 0 WP: 0 HR: 2 S: 73 P: 113 ERA: 4.00 WHIP: 0.778																		

Florida Marlins @ Colorado Rockies
Coors Field, Denver, CO
Tue Apr 22 1997, 7:05 PM MDT
Att: 48,034 - Unknown - 52 F

AB 32
R 4
H 6
RBI 4
BB 1
SO 3
LOB 6



Batter	1	2	3	4	5	6	7	8	9	AB	R	H	RBI	BB	SO	LOB	BOTTOM
Eric Young Sr., R OBP: 0.440, SLG: 0.486	4-1 1B E	2-1 1B HBP	1-2 1B		2-2 G6-3			0-1 1B 1B		3	3	2	2	1	0	0	
Ellis Burks, R OBP: 0.255, SLG: 0.542	2-1 E1 1B	1-0 1B G6-3	0-0 HR		1-1 G4-3			1-0 F9		5	3	3	2	0	0	1	
Larry Walker, L OBP: 0.582, SLG: 1.030 Quinton McCracken, S OBP: 0.429, SLG: 0.489	3-2 1B	0-0 G6-3	2-0 HBP		1-1 L4			0-0 1B 1B		5	1	4	2	0	0	0	
Andres Galarraga, R OBP: 0.443, SLG: 0.531	1-0 G4-3	0-0 G6-3	1-0 HBP		1-0 G6-3			1-0 1B 1B		4	1	1	1	0	0	1	
Dante Bichette, R OBP: 0.377, SLG: 0.484	1-1 BB 2B	1-1 1B	2-2 P6		1-0 L6			2-2 1B 1B		5	1	3	1	0	0	2	
Vinny Castilla, R OBP: 0.474, SLG: 0.730	4-2 2B BB	0-2 P6		2-2 G5-3			2-3 K	0-1 G4-6-3 1B		4	1	1	1	1	1	1	
Kirt Manwaring, R OBP: 0.386, SLG: 0.359	1-0 1B		3-2 F9	2-0 F9			2-1 G1-3	3-1 G4-6-3 1B		5	0	1	2	0	0	2	
Walt Weiss, S OBP: 0.365, SLG: 0.383 Jason Bates, S OBP: 0.429, SLG: 0.474	1-0 G6-3		3-2 E 1B	1-3 K			0-0 2B			4	1	2	0	0	1	1	
Roger Bailey, R OBP: 0.455, SLG: 0.545		2-2 HBP 1B	0-0 E7 1B		0-0 G5-3		2-2 G6-3			4	2	2	0	0	0	1	
Inning Stats	R: 4 E: 1 K: 0 S: 16	H: 4 LOB: 1 BB: 2 P: 33	R: 3 E: 0 K: 0 S: 13	H: 4 LOB: 1 BB: 0 P: 19	R: 3 E: 1 K: 0 S: 17	H: 5 LOB: 2 BB: 0 P: 29	R: 0 E: 0 K: 1 S: 7	H: 0 LOB: 0 BB: 0 P: 12	R: 0 E: 0 K: 0 S: 4	H: 0 LOB: 0 BB: 0 P: 7	R: 0 E: 0 K: 1 S: 10	H: 1 LOB: 1 BB: 0 P: 16	R: 3 E: 0 K: 0 S: 13	H: 5 LOB: 1 BB: 0 P: 20	1B: 16 2B: 2 3B: 0 HR: 1	SF: 0 SAC: 0 DP: 2 HBP: 2	WP: 0 PA: 43 PB: 0 SB: 0 CS: 0
PITCHER Pat Rapp, R ERA: 5.64 Felix Heredia, L ERA: 5.79 Jay Powell, R ERA: 3.38 Robb Nen, R ERA: 10.13	IP: 2.2 WLS: L BF: 21 H: 13 R: 10 ER: 10 SO: 10 BB: 2 IBB: 0 HBP: 1 BLK: 0 WP: 0 HR: 1 S: 43 P: 75 ERA: 33.75 WHIP: 5.625																

Florida Marlins @ Colorado Rockies
Coors Field, Denver, CO
Tue Apr 22 1997, 7:05 PM MDT
Att: 48,034 - Unknown - 52 F

AB 39
R 13
H 19
RBI 11
BB 2
SO 2
LOB 9



Batter	1	2	3	4	5	6	7	8	9	AB	R	H	RBI	BB	SO	LOB	TOP			
Luis Castillo, S OBP: 0.313, SLG: 0.316	1-1 CS 1B	2-0 FC6-4 1B		0-0 CS 1B			0-1 G1-3		0-3 K	5	0	3	1	0	1	0				
Edgar Renteria, R OBP: 0.247, SLG: 0.250	3-1 G4-3	2-1 FC6-4		1-0 CS	0-2 G4-3		0-0 G6-3		4-1 BB	4	0	0	0	1	0	4				
Gary Sheffield, R OBP: 0.482, SLG: 0.483	3-2 2B		1-1 HR		3-1 G5-3		1-0 G4-3		1-2 F9	5	1	2	1	0	0	1				
Bobby Bonilla, S OBP: 0.319, SLG: 0.288	2-1 P5		1-1 L4		3-2 G4-3			3-2 1B 1B	1-2 F9	5	1	1	0	0	0	2				
Moises Alou, R OBP: 0.392, SLG: 0.672		1-1 P4	4-2 BB		1-1 G6-3			1-1 1B 1B		3	0	1	0	1	0	0				
Devon White, S OBP: 0.413, SLG: 0.367		2-3 K	2-1 F9		0-0 FC5 2B			1-2 P5		4	0	1	0	0	1	3				
Jeff Conine, R OBP: 0.439, SLG: 0.569		0-0 1B 1B	2-0 P4		1-3 K			1-2 1B		4	1	2	1	0	1	2				
Charles Johnson, R OBP: 0.389, SLG: 0.432		4-2 1B 1B		0-2 G6-3				1-1 P6		1	0	0	0	2	0	0				
Cliff Floyd, L OBP: 0.125, SLG: 0.267		1-2 BB								1	0	0	0	0	0	2				
Gregg Zaun, S OBP: 0.474, SLG: 0.231										0	0	0	0	0	0	0				
Kevin Brown, R OBP: 0.357, SLG: 0.250		1-1 1B		0-0 G6-3				0-3 K		3	0	1	0	0	0	2				
Rick Helling, R (6, 1)										0	0	0	0	0	0	0				
Jim Eisenreich, L OBP: 0.308, SLG: 0.227		1-2 1B								0	0	0	0	0	0	0				
Kurt Abbott, R OBP: 0.125, SLG: 0.267		1-2 1B								1	0	0	0	0	1	2				
Mark Hutton, R (8, 1)										0	0	0	0	0	0	0				
Inning Stats	R: 0 E: 0 K: 0 S: 9	H: 2 LOB: 1 BB: 0 P: 18	R: 1 E: 0 K: 1 S: 14	H: 3 LOB: 3 BB: 1 P: 26	R: 1 E: 0 K: 0 S: 10	H: 1 LOB: 0 BB: 0 P: 20	R: 0 E: 0 K: 0 S: 5	H: 1 LOB: 0 BB: 0 P: 6	R: 0 E: 0 K: 1 S: 7	H: 1 LOB: 2 BB: 1 P: 13	R: 0 E: 0 K: 0 S: 4	H: 0 LOB: 0 BB: 0 P: 5	R: 1 E: 0 K: 1 S: 17	H: 3 LOB: 2 BB: 1 P: 24	R: 0 E: 0 K: 1 S: 12	H: 0 LOB: 1 BB: 1 P: 18	1B: 8 2B: 2 3B: 0 HR: 1	SF: 0 SAC: 0 DP: 0 HBP: 0	WP: 0 PA: 41 PB: 0 SB: 0 CS: 2	
PITCHER	IP WLS BF H R ER SO BB IBB HBP BLK WP HR S P ERA WHIP	IP WLS BF H R ER SO BB IBB HBP BLK WP HR S P ERA WHIP																		
Jamey Wright, R ERA: 7.04	(1, 1)	7.0	W	32	10	3	3	2	2	1	0	0	0	0	0	1	62	111	3.86	1.714
Steve Reed, R ERA: 1.04	(8, 1)	0.2		3	1	0	0	0	0	0	0	0	0	0	0	9	12	0.00	1.500	
Bruce Ruffin, L ERA: 2.79	(8, 1)	1.1	S	5	0	0	0	2	1	0	0	0	0	0	0	15	21	0.00	0.750	

Florida Marlins @ Colorado Rockies
Coors Field, Denver, CO
Wed Apr 23 1997, 3:33 AM MDT
Att: 50,017 - Sunny - 52 F

AB	36
R	3
H	11
RBI	3
BB	4
SO	4
LOB	18



Batter	1	2	3	4	5	6	7	8	9	AB	R	H	RBI	BB	SO	LOB	BOTTOM			
Eric Young Sr., R OBP: 0.461, SLG: 0.519	2-1 G1-3		0-0 G6-4-3 1B		1-2 2B	1-1 FC6-4 1B		0-0 CS 1B		5	0	4	0	0	0	0				
Ellis Burks, R OBP: 0.250, SLG: 0.528	2-2 G6-3		0-2 G6-4-3 1-2F		0-1 L6	0-0 FC6-4 1-2F 2-3		0-1 1B 2B		5	1	1	0	0	0	5				
Larry Walker, L OBP: 0.571, SLG: 0.986	1-0 L6		0-1 G4-3		4-0 FC6-4 IBB			4-0 1B WP IBB		3	0	0	0	2	0	2				
Andres Galarraga, R OBP: 0.455, SLG: 0.585		4-2 1B BB		1-1 F8	1-2 FC6-4 1-2F		1-1 HR	2-2 1B 2H		4	2	2	2	1	0	3				
Dante Bichette, R OBP: 0.356, SLG: 0.455		2-3 K		2-3 K		0-0 G6-3		2-0 WP		4	0	0	0	0	2	1				
Bruce Ruffin, S (8, 1)										1	0	0	0	0	0	2				
Vinny Castilla, R OBP: 0.475, SLG: 0.716		1-1 E 1B		1-0 F8		2-2 3B 1B		2-3 K		4	1	2	0	0	1	0				
Jeff Reed, L OBP: 0.400, SLG: 0.563		1-1 E 1B			2-2 2B 1B	4-1 3B BB		4-2 BB		2	2	2	1	2	0	0				
Walt Weiss, S OBP: 0.375, SLG: 0.451		1-0 E6			1-2 1B 2B	1-1 1B 3B		0-0 F7		4	1	2	2	0	0	3				
Jamey Wright, R OBP: 0.444, SLG: 0.286		1-0 G4-6-3			0-0 2B 1B	2-1 FC6-4 1B		0-0 G5-3		3	0	2	2	0	0	3				
Steve Reed, R ERA: 2.19	(8, 1)									0	0	0	0	0	0	0				
Quinton McCracken, S OBP: 0.420, SLG: 0.478	(8, 8)									1	0	0	0	0	0	0				
Inning Stats	R: 0 E: 0 K: 0 S: 6	H: 0 LOB: 0 BB: 0 P: 11	R: 1 E: 1 K: 1 S: 14	H: 2 LOB: 2 BB: 1 P: 24	R: 0 E: 0 K: 0 S: 6	H: 1 LOB: 0 BB: 0 P: 6	R: 0 E: 0 K: 1 S: 6	H: 0 LOB: 0 BB: 0 P: 10	R: 3 E: 0 K: 0 S: 13	H: 4 LOB: 3 BB: 1 P: 23	R: 1 E: 0 K: 1 S: 9	H: 1 LOB: 1 BB: 1 P: 16	R: 1 E: 0 K: 0 S: 7	H: 3 LOB: 1 BB: 1 P: 15	R: 0 E: 0 K: 1 S: 12	H: 0 LOB: 1 BB: 1 P: 18	1B: 10 2B: 3 3B: 1 HR: 1	SF: 0 SAC: 0 DP: 2 HBP: 0	WP: 1 PA: 41 PB: 0 SB: 0 CS: 1	
PITCHER	IP WLS BF H R ER SO BB IBB HBP BLK WP HR S P ERA WHIP	IP WLS BF H R ER SO BB IBB HBP BLK WP HR S P ERA WHIP																		
Kevin Brown, R ERA: 2.16	(1, 1)	5.1	L	27	10	5	2	2	2	1	0	0	0	0	0	1	57	94	8.44	2.250
Rick Helling, R ERA: 2.19	(6, 1)	1.2		8	2	1	1	1	1	0	0	0	0	0	1	13	21	5.40	1.800	
Mark Hutton, R ERA: 8.53	(8, 1)	1.0		6	3	1	1	0	0	1	0	0	0	1	0	7	15	9.00	3.000	

Florida Marlins @ Colorado Rockies
Coors Field, Denver, CO
Wed Apr 23 1997, 3:33 AM MDT
Att: 50,017 - Sunny - 52 F

AB	36
R	7
H	15
RBI	7
BB	5
SO	3
LOB	19



Batter	1	2	3	4	5	6	7	8	9	AB	R	H	RBI	BB	SO	LOB	TOP										
Brett Butler, L OBP: 0.452, SLG: 0.403	G6-3		F7				FC6-4 1B		FC6-4 BB 1-2 2-3 3-H								5	0	2	1	0	0	2				
Greg Gagne, R OBP: 0.378, SLG: 0.479	HR		P6				FC6-4		FC6-4 BB 1-2									4	1	1	1	1	0	2			
Raul Mondesi, R OBP: 0.345, SLG: 0.514	BB		F9						FC6-4 1-2									4	0	1	0	1	1	5			
Eric Karros, R OBP: 0.309, SLG: 0.310	P3								FC9-2-1-5-3 3-H									3	0	0	0	1	0	2			
Todd Zeile, R OBP: 0.273, SLG: 0.231	FC6-4 BB 1-2		P6						K									2	0	0	0	1	1	1			
Billy Ashley, R OBP: 0.182, SLG: 0.200 Tom Candiotti, R (7, 1)	FC6-4		P4						P4									3	0	0	0	0	0	3			
Wayne Kirby, L (8, PH) 37 Darren Dreifort, R (8, 1)	FC6-4 1-2		P4						P4									0	0	0	0	0	0	0			
Tom Prince, R OBP: 0.368, SLG: 0.353			F7						P4									3	1	0	0	1	1	2			
Wilton Guerrero, S OBP: 0.254, SLG: 0.353 Nelson Liriano, S (7, PH) (7, 4)			F8						F7									3	1	0	0	1	1	2			
Hideo Nomo, R OBP: 0.100, SLG: 0.100 Chan Ho Park, R OBP: 0.360, SLG: 0.333 Mike Piazza, R OBP: 0.453, SLG: 0.431 Todd Hollandsworth, L OBP: 0.312, SLG: 0.366			F8						F7									2	0	0	0	0	0	0			
Inning Stats	R: 1 E: 0 K: 0 S: 12	H: 1 LOB: 2 BB: 2 P: 25	R: 0 E: 0 K: 0 S: 6	H: 0 LOB: 0 BB: 0 P: 9	R: 0 E: 0 K: 0 S: 9	H: 0 LOB: 0 BB: 0 P: 16	R: 0 E: 0 K: 0 S: 8	H: 1 LOB: 1 BB: 0 P: 9	R: 0 E: 0 K: 1 S: 8	H: 1 LOB: 0 BB: 0 P: 14	R: 1 E: 1 K: 0 S: 12	H: 0 LOB: 3 BB: 3 P: 26	R: 0 E: 0 K: 1 S: 12	H: 0 LOB: 1 BB: 0 P: 20	R: 0 E: 1 K: 2 S: 12	H: 1 LOB: 2 BB: 0 P: 18	1B: 2 2B: 1 3B: 1 HR: 1	SF: 0 SAC: 0 DP: 1 HBP: 1	WP: 0 PB: 0 SB: 0 CS: 0	PA: 39							
PITCHER	IP	WLS	BF	H	R	ER	SO	BB	IBB	HBP	BLK	WP	HR	S	P	ERA	WHIP										
Al Leiter, L ERA: 3.95	6.1	W	26	3	2	1	1	5	0	0	0	0	1	56	104	1.42	1.263										
Jay Powell, R ERA: 3.12	0.2		4	0	0	0	0	1	0	0	0	0	0	6	11	0.00	1.500										
Rick Helling, R ERA: 2.03	1.0	S	5	1	0	0	1	0	0	1	0	0	0	12	20	0.00	0.000										
Robb Nen, R ERA: 9.0	1.0	S	5	1	0	0	2	0	0	0	0	0	0	12	18	0.00	1.000										

Los Angeles Dodgers @ Florida Marlins
Pro Player Stadium, Miami, FL

AB 32
R 2
H 4
RBI 2
BB 6
SO 4
LOB 20



WP: 0 PA: 39
PB: 0
SB: 0
CS: 0

Fri Apr 25 1997, 7:05 PM EDT
Att: 40,151 - Unknown - 80 F

Batter	1	2	3	4	5	6	7	8	9	AB	R	H	RBI	BB	SO	LOB	BOTTOM										
Luis Castillo, S OBP: 0.310, SLG: 0.304	K	G6-3					G6-3										3	0	0	0	1	1	0				
Edgar Renteria, R OBP: 0.255, SLG: 0.275	S 3B 1B	F9					L3 BB 1-2		G4-3 SF7 2B									4	2	2	0	0	0	1			
Gary Sheffield, R OBP: 0.477, SLG: 0.475 Cliff Floyd, L OBP: 0.158, SLG: 0.278	K 1-2						K		G4-3									1	0	0	0	0	1	1			
Bobby Bonilla, S OBP: 0.329, SLG: 0.279	BB 3B HBP						F7		G4-3									2	1	0	0	1	0	1			
Moises Alou, R OBP: 0.397, SLG: 0.743	F8 3B						F8		SF7									3	1	2	4	0	0	1			
Jim Eisenreich, L OBP: 0.300, SLG: 0.200	BB BB						F8		SF7									3	0	0	0	1	0	1			
Jeff Conine, R OBP: 0.435, SLG: 0.550	BB						K		F8									2	0	0	0	1	1	0			
Charles Johnson, R OBP: 0.386, SLG: 0.413	K						K		F8									2	0	0	0	1	1	3			
Al Leiter, L ERA: 3.34 Chan Ho Park, R ERA: 2.8 Tom Candiotti, R ERA: 1.86 37 Darren Dreifort, R ERA: 1.23							G6-3		F7									2	0	0	0	0	0	1			
Inning Stats	R: 2 E: 0 K: 3 S: 20	H: 2 LOB: 3 BB: 2 P: 40	R: 0 E: 0 K: 0 S: 4	H: 0 LOB: 0 BB: 0 P: 7	R: 0 E: 0 K: 0 S: 9	H: 1 LOB: 0 BB: 0 P: 12	R: 0 E: 0 K: 1 S: 7	H: 0 LOB: 1 BB: 1 P: 15	R: 0 E: 0 K: 0 S: 8	H: 1 LOB: 0 BB: 0 P: 12	R: 0 E: 0 K: 0 S: 10	H: 0 LOB: 0 BB: 0 P: 16	R: 1 E: 0 K: 0 S: 9	H: 1 LOB: 1 BB: 1 P: 15	1B: 2 2B: 2 3B: 1 HR: 1	SF: 1 SAC: 0 DP: 1 HBP: 1	WP: 0 PB: 0 SB: 1 CS: 1	PA: 34									
PITCHER	IP	WLS	BF	H	R	ER	SO	BB	IBB	HBP	BLK	WP	HR	S	P	ERA	WHIP										
Hideo Nomo, R ERA: 3.34	5.0	L	21	3	2	2	5	4	0	1	0	0	1	8	12	9.00	1.000										
Chan Ho Park, R ERA: 2.8	1.0		4	1	1	1	0	0	0	0	0	0	0	10	16	0.00	0.000										
Tom Candiotti, R ERA: 1.86	1.0		3	0	0	0	0	0	0	0	0	0	0	9	15	9.00	1.000										

Los Angeles Dodgers @ Florida Marlins
Pro Player Stadium, Miami, FL

AB 26
R 4
H 5
RBI 4
BB 5
SO 5
LOB 10



WP: 0 PA: 34
PB: 0
SB: 1
CS: 1

Fri Apr 25 1997, 7:05 PM EDT
Att: 40,151 - Unknown - 80 F

Batter	1	2	3	4	5	6	7	8	9	AB	R	H	RBI	BB	SO	LOB	TOP										
Brett Butler, L OBP: 0.427, SLG: 0.377	G4-3		F9		FC5-2		G3		B2-3	5	0	0	0	0	0	3	Los Angeles Dodgers @ Florida Marlins Pro Player Stadium, Miami, FL Sat Apr 26 1997, 7:05 PM EDT Att: 41,452 - Unknown - 77 F livebaseballscores.com AB 35 R 3 H 9 RBI 3 BB 3 SO 6 LOB 23										
Greg Gagne, R OBP: 0.392, SLG: 0.486	2B			G6-3		WP 2B BB	G6-4-3 BB		F9	3	1	1	0	2	0	1											
Mike Piazza, R OBP: 0.441, SLG: 0.418	K			HR		F9	G6-4-3 1-2			4	1	1	0	0	1	4											
Eric Karros, R OBP: 0.329, SLG: 0.387	G1-3			HR		F9	G4-6-3 1B			4	1	3	3	0	0	1											
Raul Mondesi, R OBP: 0.352, SLG: 0.506		F8		F8		E BB	G4-6-3 1B			3	0	1	0	1	0	0											
Todd Hollandsworth, L OBP: 0.256, SLG: 0.347	K			K		K	G4-6-3 1-2 2-3			4	0	0	0	0	3	4											
Todd Zeile, R OBP: 0.272, SLG: 0.246	G5-3			G4-3 FC5-2 2B		E5	K			4	0	1	0	0	1	3											
Nelson Liriano, S OBP: 0.222, SLG: 0.125			G1-6-4 1B		G4-3	G3-1			E9 B2-3	4	0	1	0	0	0	4											
Ismael Valdez, R Darren Hall, R Wayne Kirby, L 37 Darren Dreifort, R Wilton Guerrero, S Mark Guthrie, R Scott Radinsky, L Chip Hale, L			G1-6-4		G1-3				K	1	0	0	0	0	0	1											
Inning Stats	R: 0 E: 0 K: 1 S: 11	H: 1 LOB: 1 BB: 0 P: 18	R: 0 E: 0 K: 1 S: 6	H: 0 LOB: 0 BB: 0 P: 8	R: 0 E: 0 K: 0 S: 5	H: 1 LOB: 0 BB: 0 P: 9	R: 2 E: 0 K: 1 S: 14	H: 2 LOB: 0 BB: 0 P: 22	R: 0 E: 0 K: 0 S: 10	H: 1 LOB: 1 BB: 0 P: 14	R: 1 E: 0 K: 1 S: 19	H: 1 LOB: 3 BB: 2 P: 34	R: 0 E: 0 K: 0 S: 13	H: 1 LOB: 1 BB: 1 P: 21	R: 0 E: 0 K: 1 S: 11	H: 2 LOB: 1 BB: 0 P: 20		R: 0 E: 1 K: 1 S: 9	H: 0 LOB: 1 BB: 0 P: 15	1B: 4 2B: 3 3B: 1 HR: 1	SF: 0 SAC: 0 DP: 3 HBP: 0	WP: 1 PB: 0 SB: 0 CS: 0	PA: 38				
PITCHER	IP	WLS	BF	H	R	ER	SO	BB	IBB	HBP	BLK	WP	HR	S	P	ERA	WHIP										
Alex Fernandez, R	(1, 1)	5.1	W	23	6	3	3	3	2	0	0	0	1	53	89	5.06	1.500										
Dennis Cook, L	(6, 1)	0.1		1	0	0	0	1	0	0	0	0	0	8	11	0.00	0.000										
Mark Hutton, R	(6, 1)	1.1		6	1	0	0	0	1	0	0	0	0	17	26	0.00	1.500										
Jay Powell, R	(8, 1)	2.0		8	2	0	0	2	0	0	0	0	0	20	35	0.00	1.000										

Batter	1	2	3	4	5	6	7	8	9	AB	R	H	RBI	BB	SO	LOB	BOTTOM										
Luis Castillo, S OBP: 0.337, SLG: 0.325	CS 1B		1B SH BB 1B	L7		SH5-3 BB	1B			4	1	3	0	1	0	1	Los Angeles Dodgers @ Florida Marlins Pro Player Stadium, Miami, FL Sat Apr 26 1997, 7:05 PM EDT Att: 41,452 - Unknown - 77 F livebaseballscores.com AB 31 R 8 H 12 RBI 8 BB 7 SO 5 LOB 19										
Edgar Renteria, R OBP: 0.281, SLG: 0.293	F9		SH BB 1B	2B		SH5-3	SF8			2	1	1	1	0	0	1											
Gary Sheffield, R OBP: 0.462, SLG: 0.444	BB		P2	K		F7	F7			4	0	0	0	1	1	6											
Bobby Bonilla, S OBP: 0.321, SLG: 0.274	F8		1B BB 1B	F7		G3	L8			5	0	1	0	0	0	4											
Moises Alou, R OBP: 0.398, SLG: 0.712	L5		1B BB	K		K	SH2-4 HR BB		K	3	1	0	1	2	2	0											
Jim Eisenreich, L OBP: 0.353, SLG: 0.276	HR		1B BB	1B		SH2-4 BB	G1-3			4	1	3	1	0	0	0											
Jeff Conine, R OBP: 0.466, SLG: 0.607	HR		1B IBB	1B		HR	IBB			1	2	1	2	3	0	0											
Charles Johnson, R OBP: 0.377, SLG: 0.460	F7		G6-3	K		K	HR			4	1	1	3	0	1	5											
Alex Fernandez, R Dennis Cook, L Mark Hutton, R Alex Arias, R Jay Powell, R	K			2B		P5	1B SF8			3	0	1	0	0	1	2											
Inning Stats	R: 0 E: 0 K: 0 S: 7	H: 1 LOB: 1 BB: 1 P: 11	R: 2 E: 0 K: 1 S: 12	H: 2 LOB: 0 BB: 0 P: 22	R: 2 E: 1 K: 0 S: 20	H: 3 LOB: 3 BB: 2 P: 32	R: 0 E: 0 K: 1 S: 14	H: 2 LOB: 2 BB: 0 P: 20	R: 0 E: 0 K: 2 S: 12	H: 1 LOB: 2 BB: 1 P: 18	R: 0 E: 0 K: 0 S: 8	H: 0 LOB: 1 BB: 1 P: 13	R: 4 E: 0 K: 0 S: 19	H: 3 LOB: 1 BB: 2 P: 35	R: 0 E: 0 K: 1 S: 8	H: 0 LOB: 0 BB: 0 P: 12		1B: 8 2B: 2 3B: 0 HR: 2	SF: 1 SAC: 3 DP: 0 HBP: 0	WP: 0 PB: 0 SB: 0 CS: 1	PA: 42						
PITCHER	IP	WLS	BF	H	R	ER	SO	BB	IBB	HBP	BLK	WP	HR	S	P	ERA	WHIP										
Ismael Valdez, R	(1, 1)	3.1	L	20	8	4	3	1	0	0	0	0	0	5	8	0.00	0.000										
Darren Hall, R	(4, 1)	0.2		2	0	0	0	1	0	0	0	0	0	8	11	0.00	0.000										
37 Darren Dreifort, R	(5, 1)	2.0		9	1	0	0	2	2	0	0	0	0	20	31	0.00	1.500										
Mark Guthrie, L	(7, 1)	1.0		8	3	4	4	0	1	1	0	0	0	19	35	36.00	4.000										
Scott Radinsky, L	(8, 1)	1.0		3	0	0	0	1	0	0	0	0	0	8	12	0.00	0.000										

Batter	1	2	3	4	5	6	7	8	9	AB	R	H	RBI	BB	SO	LOB	TOP					
Todd Hollandsworth, L (1.7) OBP: 0.291, SLG: 0.338	G6-3		K				P2		F9	5	0	1	0	0	1	2						
Greg Gagne, R (1.6) OBP: 0.386, SLG: 0.474	G4-3		K				P6-4			4	0	1	1	0	1	1						
Mike Piazza, R (1.2) OBP: 0.444, SLG: 0.492	2B		G6-3				G1-3		HR	4	1	2	1	0	0	2						
Eric Karros, R (1.3) OBP: 0.326, SLG: 0.380	G4-3						K		P3	4	0	1	0	0	1	3						
Raul Mondesi, R (1.9) OBP: 0.348, SLG: 0.531		HR					G6-3		G5-3	4	1	1	1	0	0	1						
Wayne Kirby, L (1.8) OBP: 0.313, SLG: 0.231		FC6 BB					1B		K	2	0	1	0	2	1	0						
Todd Zeile, R (1.5) OBP: 0.259, SLG: 0.233	F9		G3-6-1				P6		G3	4	0	0	0	0	0	4						
Nelson Liriano, S (1.4) OBP: 0.231, SLG: 0.167		K					P2		G4-3	4	1	1	0	0	1	2						
Pedro Astacio, R (1.1) OBP: 0.125, SLG: 0.125		FC6					SH3-4			1	0	0	0	0	0	1						
Wilton Guerrero, S (7, PH) OBP: 0.274, SLG: 0.391							SH3-4			0	0	0	0	0	1	0						
Tom Candiotti, R (7.1)										0	0	0	0	0	0	0						
Billy Ashley, R (9, PH) OBP: 0.250, SLG: 0.273										1	0	1	0	0	0	0						
Darren Hall, R (9.1)										0	0	0	0	0	0	0						
Inning Stats	R: 0 E: 0 K: 0 S: 9	H: 1 LOB: 1 BB: 0 P: 17	R: 1 E: 0 K: 1 S: 15	H: 1 LOB: 1 BB: 1 P: 24	R: 0 E: 0 K: 2 S: 11	H: 0 LOB: 0 BB: 0 P: 14	R: 0 E: 0 K: 0 S: 9	H: 1 LOB: 1 BB: 1 P: 19	R: 1 E: 0 K: 1 S: 16	H: 3 LOB: 2 BB: 0 P: 26	R: 0 E: 0 K: 0 S: 8	H: 1 LOB: 1 BB: 0 P: 14	R: 0 E: 0 K: 0 S: 5	H: 0 LOB: 0 BB: 1 P: 12	R: 1 E: 0 K: 0 S: 12	H: 1 LOB: 0 BB: 0 P: 20	R: 0 E: 0 K: 0 S: 8	H: 1 LOB: 1 BB: 0 P: 13	1B: 6 2B: 2 3B: 0 HR: 2	SF: 0 SAC: 1 DP: 2 HBP: 0	WP: 0 PB: 0 SB: 0 CS: 0	PA: 37
PITCHER	IP WLS BF H R ER SO BB IBB HBP BLK WP HR S P ERA WHIP																					
Pat Rapp, R (1.1) ERA: 5.2	5.1	24	7	2	2	4	2	0	0	0	0	0	0	1	63	106	3.38	1.688				
Rick Helling, R (6.1) ERA: 1.5	1.2	5	0	0	0	0	1	0	0	0	0	0	0	0	10	20	0.00	0.600				
Mark Hutton, R (8.1) ERA: 6.52	2.0	W 8	2	1	1	1	0	0	0	0	0	0	0	1	20	33	4.50	1.000				

Los Angeles Dodgers @ Florida Marlins
Pro Player Stadium, Miami, FL

livebaseballscorecards.com



AB 33
R 3
H 9
RBI 3
BB 3
SO 5
LOB 16

Sun Apr 27 1997, 7:05 PM EDT
Att: 25,556 - Unknown - 79 F

Batter	1	2	3	4	5	6	7	8	9	AB	R	H	RBI	BB	SO	LOB	BOTTOM					
Luis Castillo, S (1.4) OBP: 0.351, SLG: 0.326	G3 FC5 1B		K				G1-3		1B	3	2	1	0	2	1	1						
Edgar Renteria, R (1.6) OBP: 0.285, SLG: 0.299	K		P3				L7		1B	5	0	2	1	0	1	1						
Gary Sheffield, R (1.9) OBP: 0.463, SLG: 0.439	G3 BB		1B				F7			3	0	1	1	1	0	2						
Bobby Bonilla, S (1.5) OBP: 0.318, SLG: 0.276	G3		FC6				K			3	0	1	1	0	1	2						
Mark Hutton, R (8.1)			1B							0	0	0	0	0	0	0						
Moises Alou, R (1.8) OBP: 0.391, SLG: 0.684	FC5		FC6						K	3	0	0	1	1	1	3						
Jim Eisenreich, L (1.7) OBP: 0.324, SLG: 0.250	G1-3									3	0	0	0	0	0	4						
Rick Helling, R (6.1)										0	0	0	0	0	0	0						
Alex Arias, R (8.5) OBP: 0.286, SLG: 0.231										1	0	0	0	0	0	0						
Jeff Conine, R (1.3) OBP: 0.442, SLG: 0.569		G5-3					K		K	4	0	0	0	0	2	0						
Charles Johnson, R (1.2) OBP: 0.369, SLG: 0.434		K							G5-3	3	0	0	0	0	1	0						
Pat Rapp, R (1.1) OBP: 0.222, SLG: 0.222										2	1	1	0	0	0	0						
Cliff Floyd, L (6.7) OBP: 0.190, SLG: 0.350	F9						F8		1B	2	1	1	0	0	0	1						
Inning Stats	R: 1 E: 0 K: 1 S: 14	H: 1 LOB: 2 BB: 1 P: 23	R: 0 E: 0 K: 1 S: 7	H: 0 LOB: 0 BB: 0 P: 9	R: 0 E: 0 K: 1 S: 10	H: 2 LOB: 0 BB: 0 P: 14	R: 0 E: 0 K: 0 S: 7	H: 0 LOB: 0 BB: 0 P: 10	R: 2 E: 0 K: 0 S: 13	H: 2 LOB: 2 BB: 2 P: 24	R: 0 E: 0 K: 1 S: 12	H: 0 LOB: 1 BB: 0 P: 19	R: 0 E: 0 K: 1 S: 6	H: 0 LOB: 0 BB: 0 P: 8	R: 0 E: 0 K: 2 S: 9	H: 0 LOB: 0 BB: 0 P: 16	R: 1 E: 0 K: 0 S: 8	H: 2 LOB: 2 BB: 1 P: 16	1B: 6 2B: 1 3B: 0 HR: 0	SF: 1 SAC: 0 DP: 0 HBP: 1	WP: 0 PB: 0 SB: 1 CS: 0	PA: 38
PITCHER	IP WLS BF H R ER SO BB IBB HBP BLK WP HR S P ERA WHIP																					
Pedro Astacio, R (1.1) ERA: 2.79	6.0	28	5	3	3	4	3	0	0	1	0	0	0	63	99	4.50	1.333					
Tom Candiotti, R (7.1) ERA: 1.54	2.0	6	0	0	0	3	0	0	0	0	0	0	0	15	24	0.00	0.000					
Darren Hall, R (9.1) ERA: 2.16	0.1	L 4	2	1	1	0	1	0	0	0	0	0	0	8	16	27.00	9.000					

Los Angeles Dodgers @ Florida Marlins
Pro Player Stadium, Miami, FL

livebaseballscorecards.com



AB 32
R 4
H 7
RBI 4
BB 4
SO 7
LOB 14

Sun Apr 27 1997, 7:05 PM EDT
Att: 25,556 - Unknown - 79 F

Batter	1	2	3	4	5	6	7	8	9	AB	R	H	RBI	BB	SO	LOB	TOP				
Rickey Henderson, R OBP: 0.394, SLG: 0.289 Doug Bochtler, R Trevor Hoffman, R	G3-1		1B HBP BB		G4-6-3		G2-3			3	0	0	0	1	0	1	San Diego Padres @ Florida Marlins Pro Player Stadium, Miami, FL Tue Apr 29 1997, 7:05 PM EDT Att: 22,343 - Unknown - 85 F				
Quilvio Veras, S OBP: 0.330, SLG: 0.337	K		FC5 1B HBP		1-2			G4-3		3	0	1	0	0	1	0					
Tony Gwynn, L OBP: 0.406, SLG: 0.585	G6-3		1-2 2-3 3-H 1B		G3			G3		4	0	1	1	0	0	1					
Archi Cianfrocco, R OBP: 0.348, SLG: 0.250		K	FC5 2-3					K		4	0	1	0	0	2	3					
Greg Vaughn, R OBP: 0.278, SLG: 0.380	G5-4-3 1B				S 1B			K		4	0	2	0	0	2	1					
Derrek Lee, R OBP: 0.444, SLG: 0.286	G5-4-3 1-2				K			K		4	0	1	0	0	2	3					
John Flaherty, R OBP: 0.276, SLG: 0.232 Ken Caminiti, S OBP: 0.291, SLG: 0.368			1B BB		G6-3			G3-1 1B		2	0	0	0	1	0	2					
Chris Gomez, R OBP: 0.313, SLG: 0.355			HBP BB 1B		F9			G6-3		4	1	1	0	0	1	2					
Sean Bergman, R OBP: 0.500, SLG: 0.500 Phil Plantier, L (7, PH) Chris Jones, R OBP: 0.290, SLG: 0.286			K					G3-1 1B		2	0	1	0	0	1	1					
										1	0	0	0	0	0	0					
										0	0	0	0	0	0	0					
Inning Stats	R: 0 E: 0 K: 1 S: 7	H: 0 LOB: 0 BB: 0 P: 9	R: 0 E: 0 K: 1 S: 7	H: 1 LOB: 0 BB: 0 P: 11	R: 1 E: 0 K: 1 S: 13	H: 2 LOB: 3 BB: 2 P: 26	R: 0 E: 0 K: 1 S: 8	H: 1 LOB: 1 BB: 0 P: 10	R: 0 E: 0 K: 2 S: 9	H: 0 LOB: 0 BB: 0 P: 12	R: 0 E: 0 K: 0 S: 6	H: 0 LOB: 0 BB: 0 P: 9	R: 0 E: 0 K: 1 S: 9	H: 1 LOB: 1 BB: 0 P: 13	R: 0 E: 0 K: 2 S: 11	H: 1 LOB: 1 BB: 0 P: 16	1B: 8 2B: 0 3B: 0 HR: 0	SF: 0 SAC: 0 DP: 2 HBP: 1	WP: 0 PB: 0 SB: 1 CS: 0	PA: 35	
PITCHER	IP WLS BF H R ER SO BB IBB HBP BLK WP HR S P ERA WHIP	IP WLS BF H R ER SO BB IBB HBP BLK WP HR S P ERA WHIP	IP WLS BF H R ER SO BB IBB HBP BLK WP HR S P ERA WHIP	IP WLS BF H R ER SO BB IBB HBP BLK WP HR S P ERA WHIP	IP WLS BF H R ER SO BB IBB HBP BLK WP HR S P ERA WHIP	IP WLS BF H R ER SO BB IBB HBP BLK WP HR S P ERA WHIP	IP WLS BF H R ER SO BB IBB HBP BLK WP HR S P ERA WHIP	IP WLS BF H R ER SO BB IBB HBP BLK WP HR S P ERA WHIP	IP WLS BF H R ER SO BB IBB HBP BLK WP HR S P ERA WHIP	IP WLS BF H R ER SO BB IBB HBP BLK WP HR S P ERA WHIP	IP WLS BF H R ER SO BB IBB HBP BLK WP HR S P ERA WHIP	IP WLS BF H R ER SO BB IBB HBP BLK WP HR S P ERA WHIP	IP WLS BF H R ER SO BB IBB HBP BLK WP HR S P ERA WHIP	IP WLS BF H R ER SO BB IBB HBP BLK WP HR S P ERA WHIP	IP WLS BF H R ER SO BB IBB HBP BLK WP HR S P ERA WHIP	IP WLS BF H R ER SO BB IBB HBP BLK WP HR S P ERA WHIP	IP WLS BF H R ER SO BB IBB HBP BLK WP HR S P ERA WHIP	IP WLS BF H R ER SO BB IBB HBP BLK WP HR S P ERA WHIP	IP WLS BF H R ER SO BB IBB HBP BLK WP HR S P ERA WHIP	IP WLS BF H R ER SO BB IBB HBP BLK WP HR S P ERA WHIP	IP WLS BF H R ER SO BB IBB HBP BLK WP HR S P ERA WHIP

AB 32
R 1
H 8
RBI 1
BB 2
SO 9
LOB 15



Batter	1	2	3	4	5	6	7	8	9	AB	R	H	RBI	BB	SO	LOB	BOTTOM				
Luis Castillo, S OBP: 0.365, SLG: 0.323	G1-3		FC6 BB		G6-3			K		3	0	0	0	1	1	1	San Diego Padres @ Florida Marlins Pro Player Stadium, Miami, FL Tue Apr 29 1997, 7:05 PM EDT Att: 22,343 - Unknown - 85 F				
Edgar Renteria, R OBP: 0.275, SLG: 0.280	G5-3		FC6 S 1-2				G1 SH5-4 BB	K		2	1	0	0	1	0	1					
Gary Sheffield, R OBP: 0.471, SLG: 0.465	S BB		G1-3 1-2				SH5-4	BB BB		2	1	0	0	2	0	1					
Bobby Bonilla, S OBP: 0.351, SLG: 0.357	S 1-3				G5-3		G1	BB BB		5	0	1	2	0	2	2					
Moises Alou, R OBP: 0.417, SLG: 0.735		K					G4-3	BB BB		3	0	2	0	1	0	1					
Cliff Floyd, L OBP: 0.276, SLG: 0.320								F8		2	0	0	0	1	1	2					
Jeff Conine, R OBP: 0.412, SLG: 0.514								CS BB		3	0	0	0	0	0	2					
Charles Johnson, R OBP: 0.353, SLG: 0.411								BB		3	0	0	0	0	2	1					
Kevin Brown, R OBP: 0.375, SLG: 0.231 John Cangelosi, S OBP: 0.188, SLG: 0.133 Robb Nen, R								F9		1	0	0	0	1	0	0					
								F9		1	0	0	0	0	1	0					
										0	0	0	0	0	0	0					
Inning Stats	R: 0 E: 0 K: 0 S: 6	H: 0 LOB: 1 BB: 1 P: 13	R: 0 E: 0 K: 1 S: 6	H: 1 LOB: 0 BB: 0 P: 10	R: 0 E: 0 K: 1 S: 12	H: 0 LOB: 1 BB: 1 P: 19	R: 0 E: 0 K: 2 S: 10	H: 1 LOB: 0 BB: 0 P: 17	R: 0 E: 0 K: 1 S: 8	H: 0 LOB: 0 BB: 0 P: 12	R: 0 E: 0 K: 0 S: 12	H: 0 LOB: 1 BB: 1 P: 22	R: 0 E: 0 K: 0 S: 10	H: 0 LOB: 1 BB: 2 P: 22	R: 2 E: 0 K: 2 S: 17	H: 1 LOB: 1 BB: 2 P: 28	1B: 1 2B: 0 3B: 2 HR: 0	SF: 0 SAC: 1 DP: 0 HBP: 0	WP: 0 PB: 0 SB: 3 CS: 1	PA: 33	
PITCHER	IP WLS BF H R ER SO BB IBB HBP BLK WP HR S P ERA WHIP	IP WLS BF H R ER SO BB IBB HBP BLK WP HR S P ERA WHIP	IP WLS BF H R ER SO BB IBB HBP BLK WP HR S P ERA WHIP	IP WLS BF H R ER SO BB IBB HBP BLK WP HR S P ERA WHIP	IP WLS BF H R ER SO BB IBB HBP BLK WP HR S P ERA WHIP	IP WLS BF H R ER SO BB IBB HBP BLK WP HR S P ERA WHIP	IP WLS BF H R ER SO BB IBB HBP BLK WP HR S P ERA WHIP	IP WLS BF H R ER SO BB IBB HBP BLK WP HR S P ERA WHIP	IP WLS BF H R ER SO BB IBB HBP BLK WP HR S P ERA WHIP	IP WLS BF H R ER SO BB IBB HBP BLK WP HR S P ERA WHIP	IP WLS BF H R ER SO BB IBB HBP BLK WP HR S P ERA WHIP	IP WLS BF H R ER SO BB IBB HBP BLK WP HR S P ERA WHIP	IP WLS BF H R ER SO BB IBB HBP BLK WP HR S P ERA WHIP	IP WLS BF H R ER SO BB IBB HBP BLK WP HR S P ERA WHIP	IP WLS BF H R ER SO BB IBB HBP BLK WP HR S P ERA WHIP	IP WLS BF H R ER SO BB IBB HBP BLK WP HR S P ERA WHIP	IP WLS BF H R ER SO BB IBB HBP BLK WP HR S P ERA WHIP	IP WLS BF H R ER SO BB IBB HBP BLK WP HR S P ERA WHIP	IP WLS BF H R ER SO BB IBB HBP BLK WP HR S P ERA WHIP	IP WLS BF H R ER SO BB IBB HBP BLK WP HR S P ERA WHIP	IP WLS BF H R ER SO BB IBB HBP BLK WP HR S P ERA WHIP

AB 25
R 2
H 3
RBI 2
BB 7
SO 7
LOB 11




Batter	1	2	3	4	5	6	7	8	9	AB	R	H	RBI	BB	SO	LOB	TOP					
Luis Castillo, S OBP: 0.358, SLG: 0.316 Mark Hutton, R (8, 1)	3-2 WP S 1B		3-2 G5-3	0-1 FC5 2-3f		0-1 G3		2-1 G5-3		5	0	1	0	0	0	4						
Edgar Renteria, R OBP: 0.271, SLG: 0.276	3-3 K 1-2		1-2 FC6-4 1B			0-0 G6-3		0-3 K	2-2 G6-3	5	0	1	0	0	2	1						
Gary Sheffield, R OBP: 0.459, SLG: 0.440	1-3 K		0-0 FC6-4 1-2f FC4-6		4-1 2B BB		1-2 G5-3		1-1 F7	4	1	0	0	1	1	2						
Bobby Bonilla, S OBP: 0.354, SLG: 0.364	3-3 K 2-3		0-0 FC4-6 1-2f		2-1 2B 1-H 2B		4-1 BB		3-2 G4-3	4	1	1	1	1	1	2						
Moises Alou, R OBP: 0.430, SLG: 0.744		1-2 1B		4-0 BB 1B	0-1 1B 2B		2-2 F7			3	0	2	1	1	0	1						
Cliff Floyd, L OBP: 0.313, SLG: 0.357 Jeff Conine, R OBP: 0.407, SLG: 0.507 (7, 3)	2-3 K		0-1 F8-4-3 1B		3-H 2-2 2-3 1B		3-2 F9			3	0	2	0	0	1	1						
Jim Eisenreich, L OBP: 0.317, SLG: 0.250 (7, 7)	0-2 1B		0-0 F8-4-3 1-2f		0-3 K		1-0 G5-3			4	0	1	0	0	1	4						
Charles Johnson, R OBP: 0.361, SLG: 0.424	1-3 K		4-1 FC5 BB		0-3 K		1-0 2B			3	0	1	0	1	2	4						
Al Leiter, L Felix Heredia, L John Cangelosi, S Rick Helling, R Kurt Abbott, R OBP: 0.167, SLG: 0.294 (8, 4)	0-3 K		4-1 1-2f 2-3f BB		2-2 G4-3		2-3 K			1	0	0	0	1	1	2						
Inning Stats	R: 0 E: 0 K: 3 S: 14	H: 1 LOB: 1 BB: 0 P: 24	R: 0 E: 0 K: 3 S: 15	H: 2 LOB: 2 BB: 0 P: 19	R: 0 E: 0 K: 0 S: 10	H: 1 LOB: 1 BB: 0 P: 14	R: 0 E: 0 K: 0 S: 7	H: 1 LOB: 3 BB: 3 P: 19	R: 2 E: 0 K: 2 S: 15	H: 3 LOB: 2 BB: 1 P: 23	R: 0 E: 0 K: 1 S: 8	H: 0 LOB: 0 BB: 0 P: 10	R: 0 E: 0 K: 0 S: 11	H: 0 LOB: 1 BB: 1 P: 21	R: 0 E: 0 K: 1 S: 7	H: 1 LOB: 1 BB: 0 P: 13	R: 0 E: 0 K: 0 S: 8	H: 0 LOB: 0 BB: 0 P: 14	1B: 6 2B: 4 3B: 0 HR: 0	SF: 0 SAC: 0 DP: 1 HBP: 0	WP: 1 PB: 0 SB: 1 CS: 0	PA: 40
PITCHER	IP WLS BF H R ER SO BB IBB HBP BLK WP HR S P ERA WHIP																					
Alan Benes, R ERA: 3.62	(1, 1) 6.2 W 32 8 2 2 9 5 0 0 0 1 0 77 124 2.70 1.950																					
Tony Fossas, L ERA: 2.45	(7, 1) 0.1 1 0 0 0 0 0 0 0 0 0 0 3 6 0.00 0.000																					
T.J. Mathews, R ERA: 1.86	(8, 1) 2.0 7 1 0 0 1 0 0 0 0 0 0 15 27 0.00 0.500																					

Florida Marlins @ St. Louis Cardinals
Busch Stadium, St. Louis, MO

Wed Apr 30 1997, 7:05 PM CDT
Att: 22,743 - Unknown - 60 F

AB	35
R	2
H	9
RBI	2
BB	5
SO	10
LOB	23



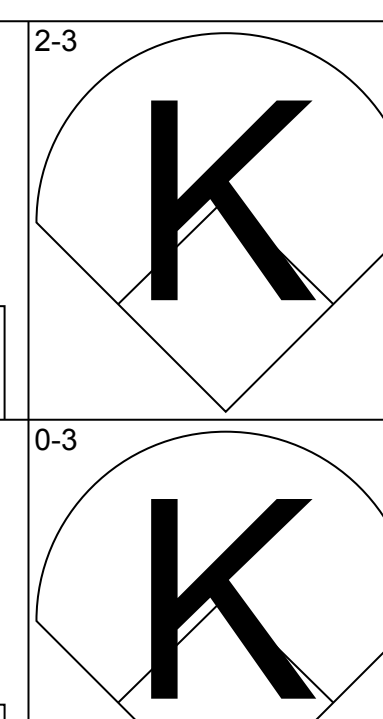
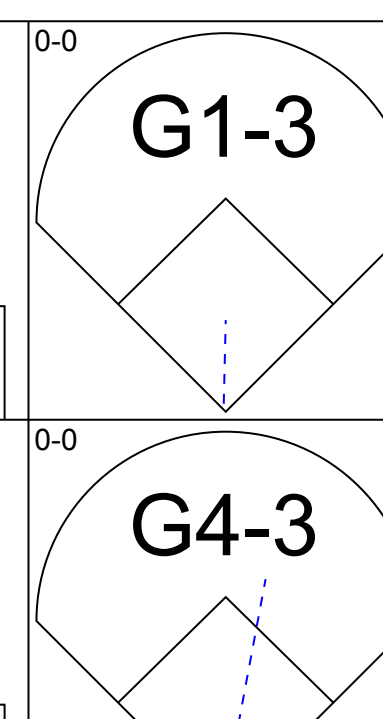
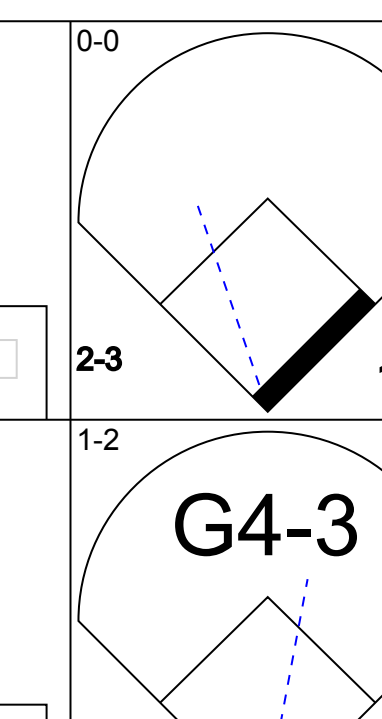
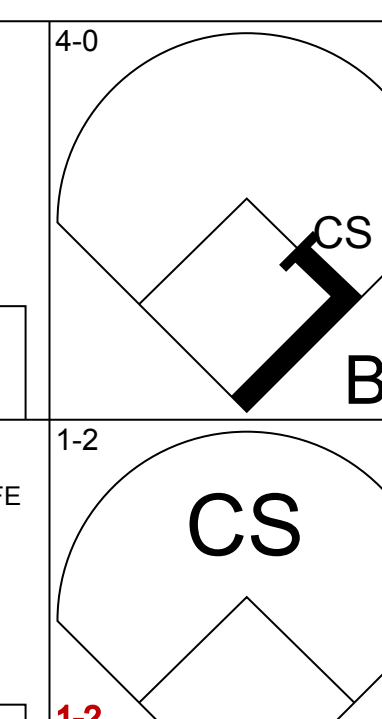
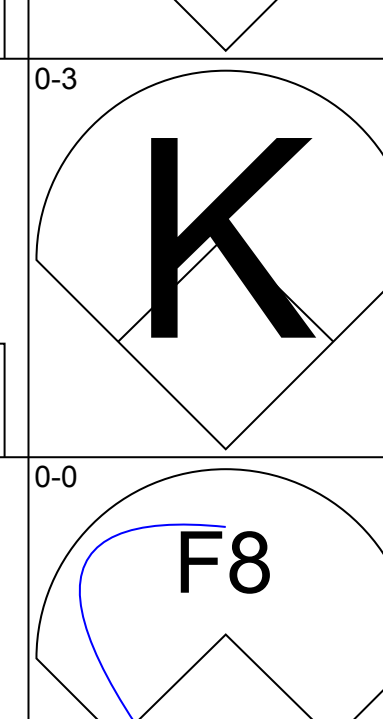
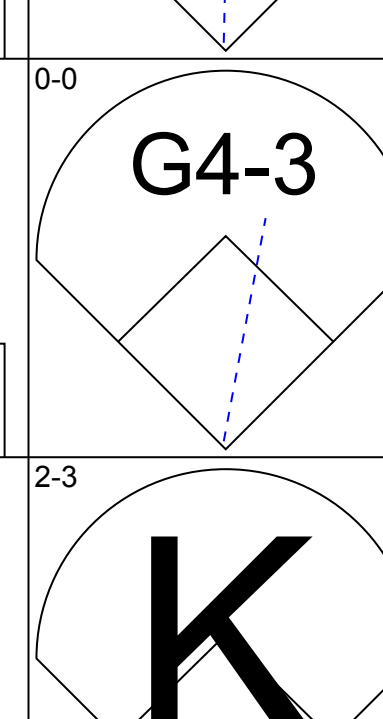
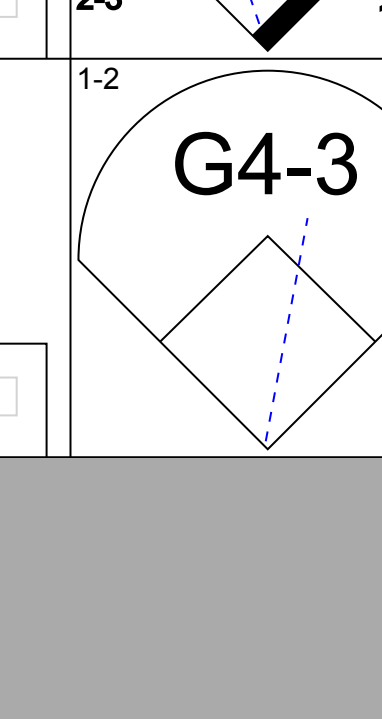
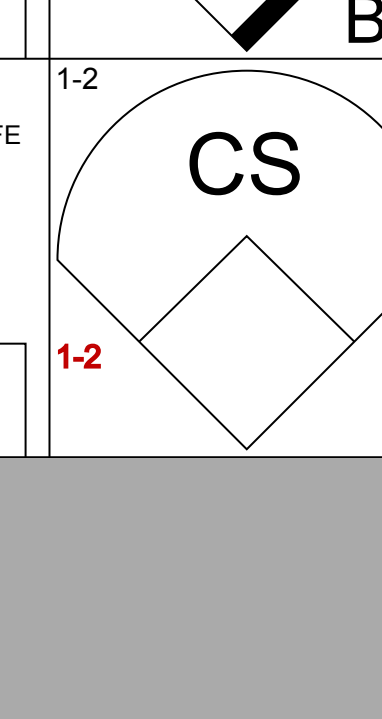
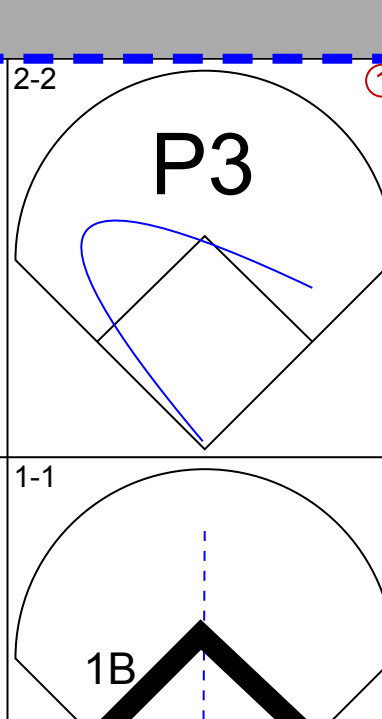
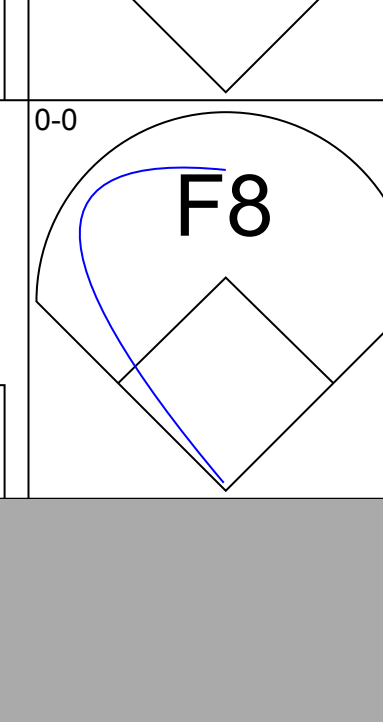
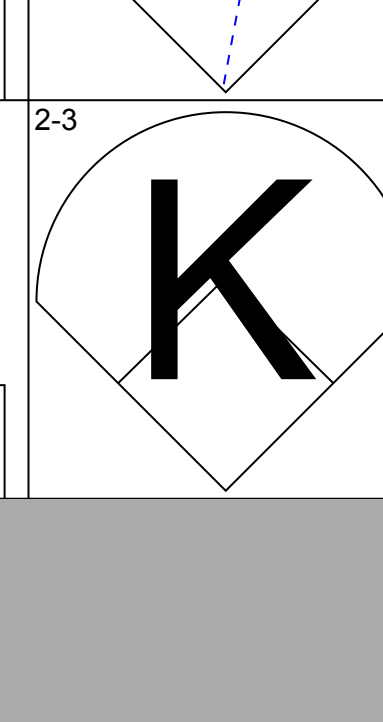
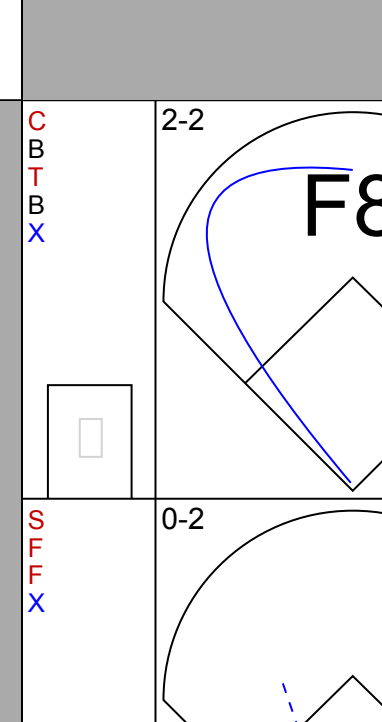
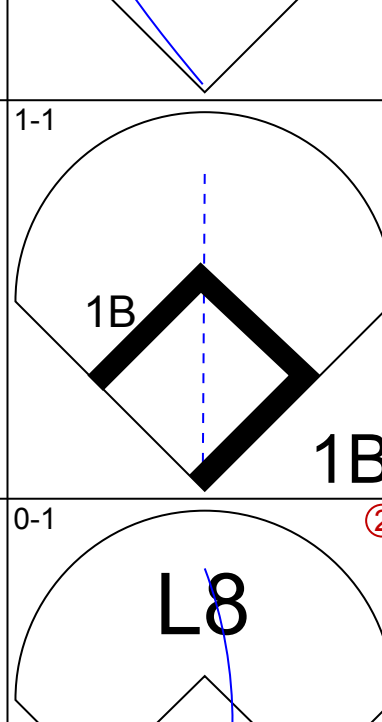
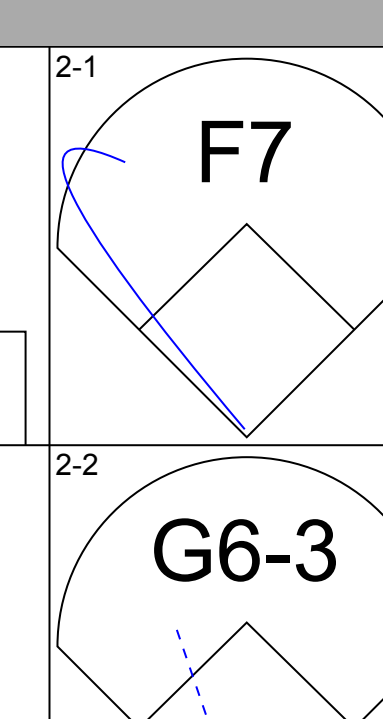
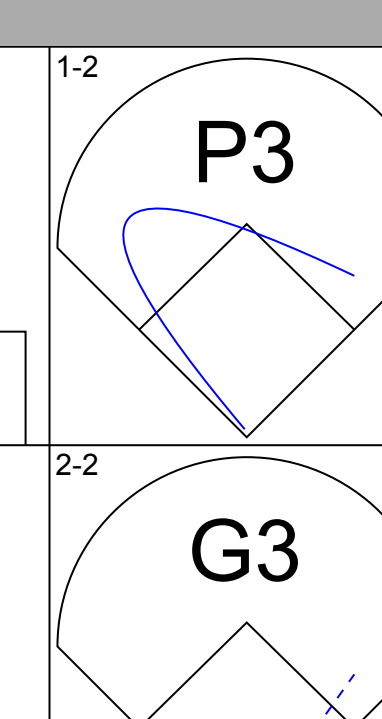
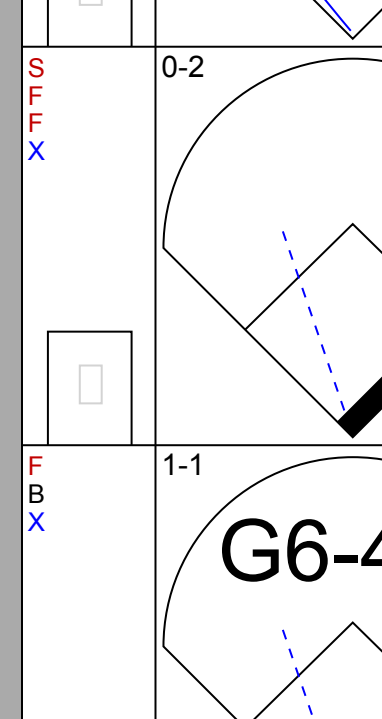
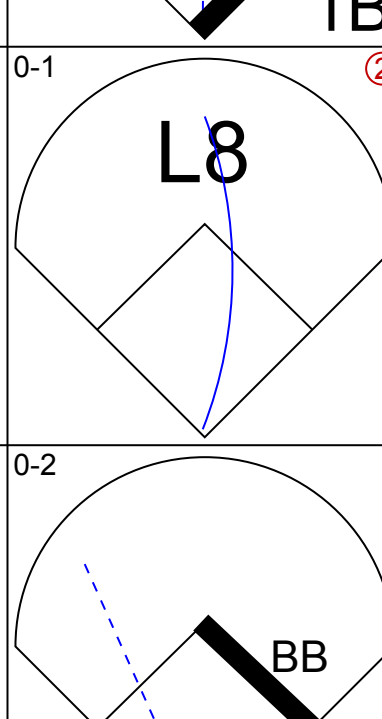
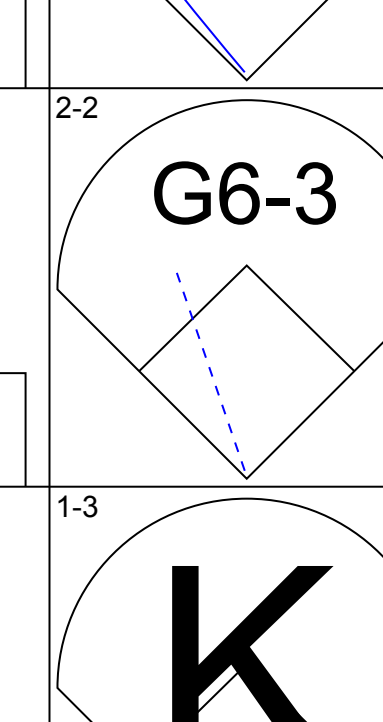
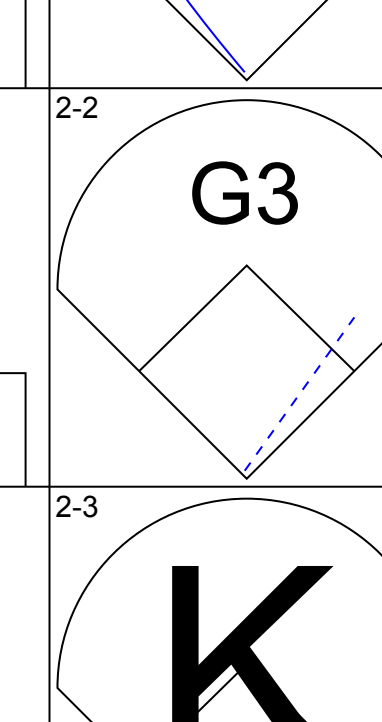
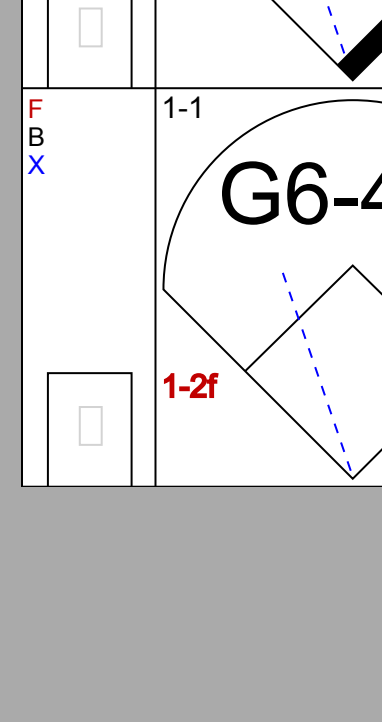
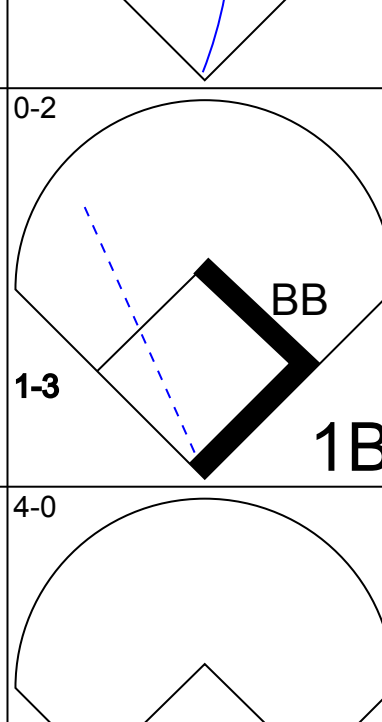
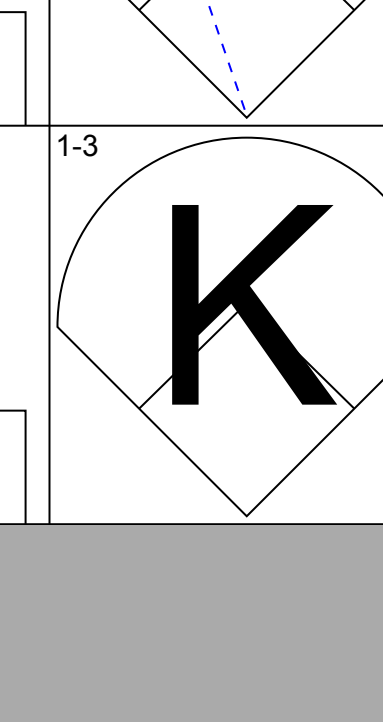
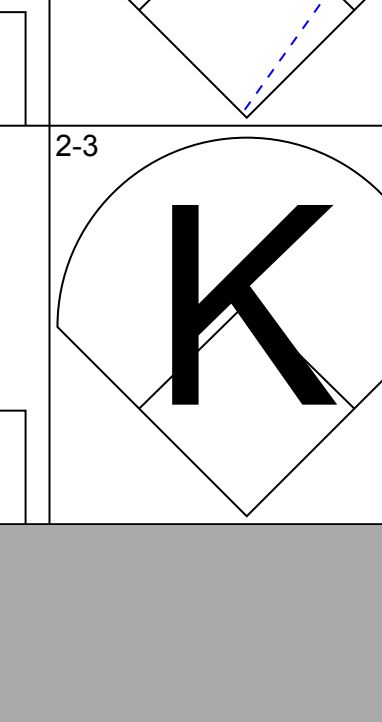
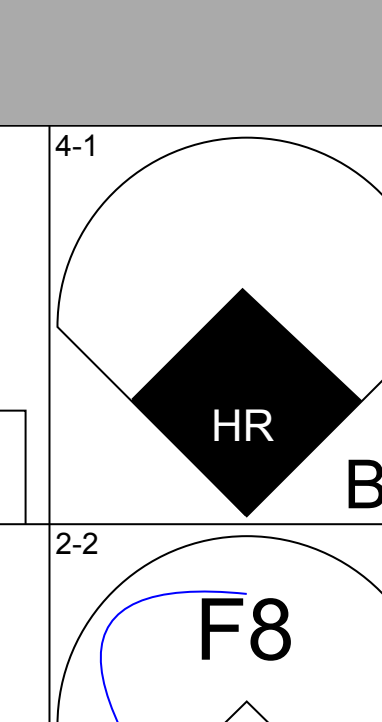
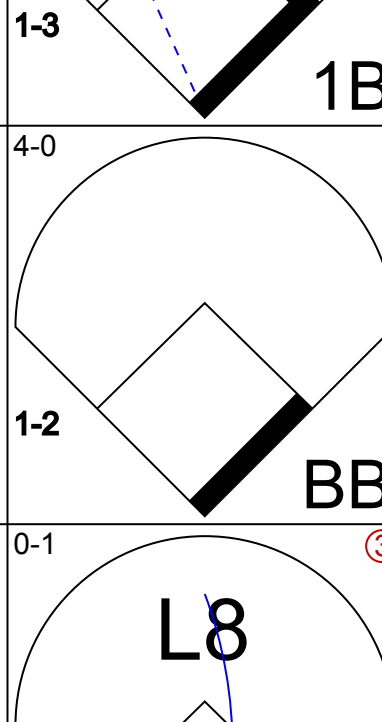
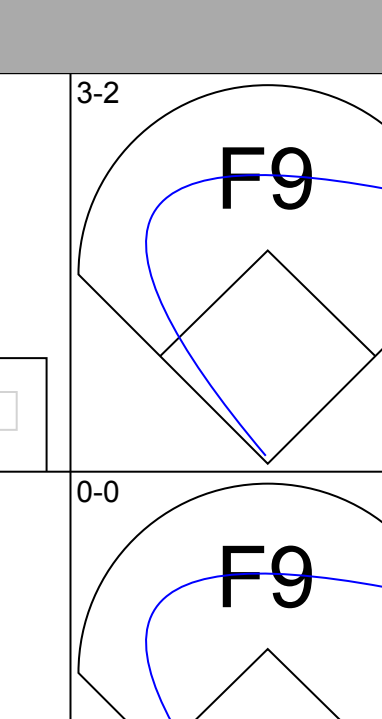
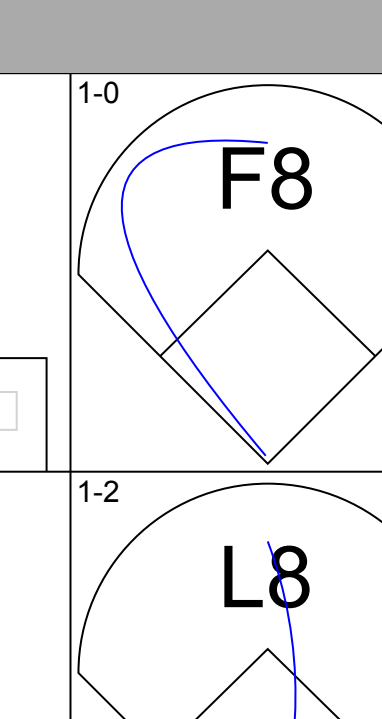
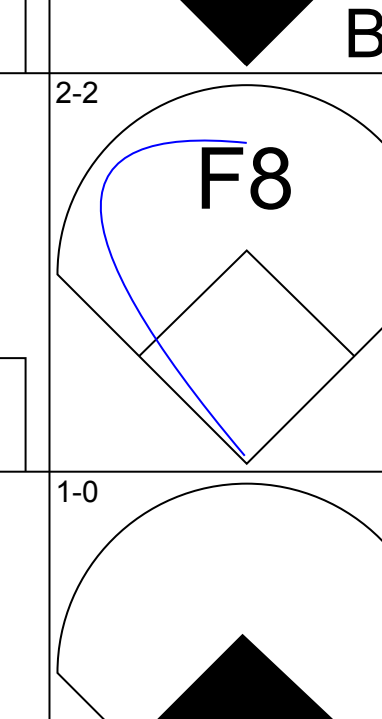
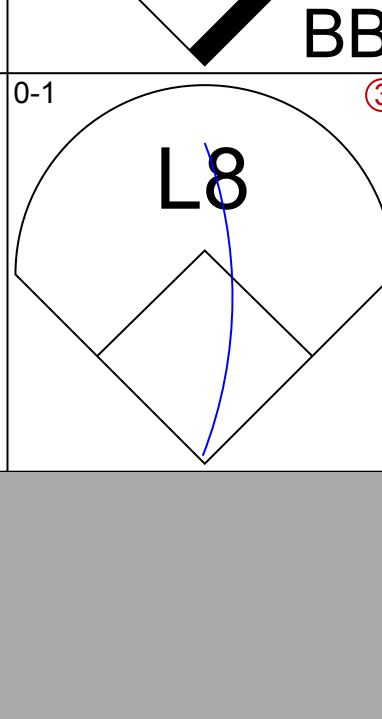
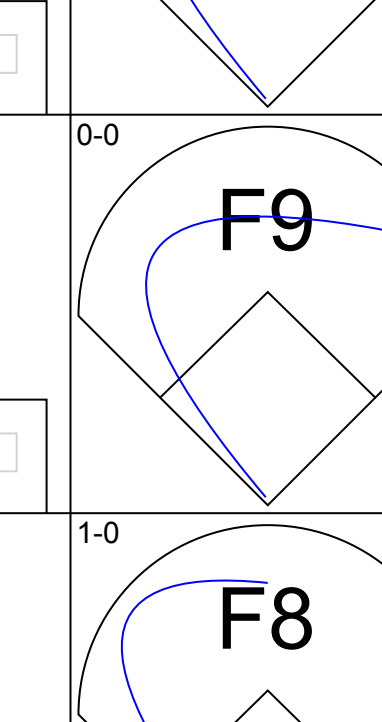
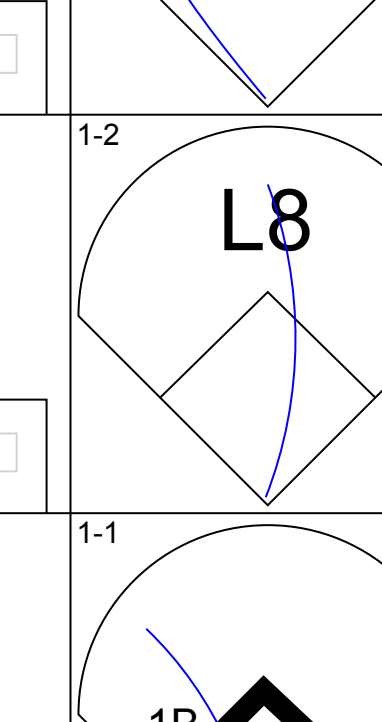
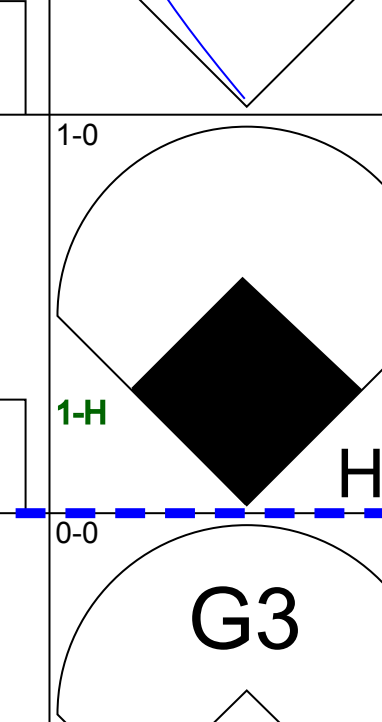
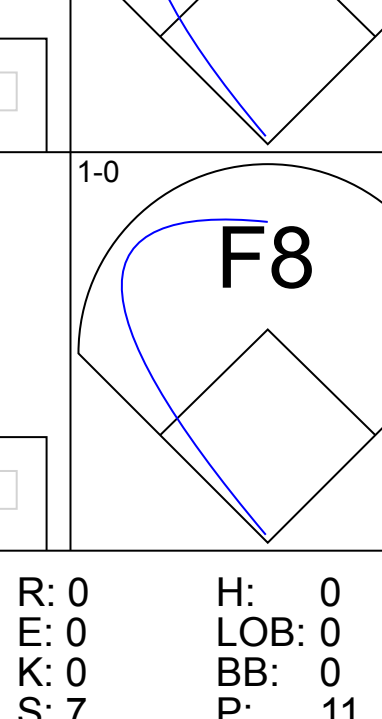
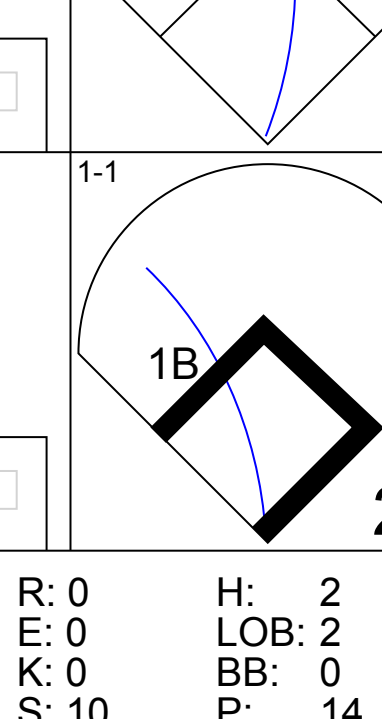
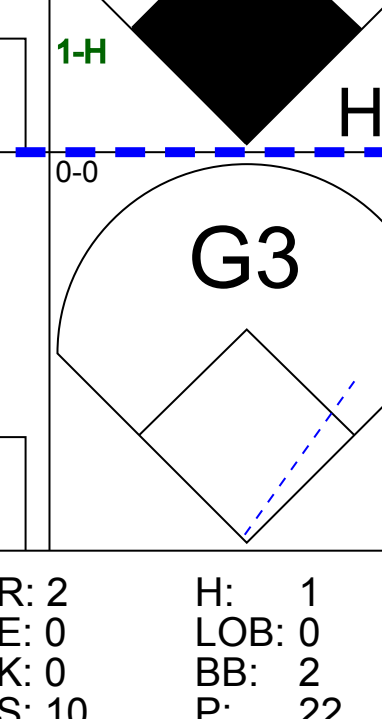
Batter	1	2	3	4	5	6	7	8	9	AB	R	H	RBI	BB	SO	LOB	BOTTOM					
Royce Clayton, R OBP: 0.264, SLG: 0.400	2-2 S 1B BB		2-3 K		0-1 3B 2B	2-0 P3		1-0 F9		4	2	1	1	1	1	1						
Ron Gant, R OBP: 0.316, SLG: 0.414	0-3 K 1-2		0-0 F8		4-0 3B BB	3-3 K				3	1	0	0	1	2	1						
Willie McGee, S OBP: 0.362, SLG: 0.512	2-3 K		2-3 K		1-2 1H 2H 1B 3B	0-0 F9				4	1	1	2	0	2	1						
Brian Jordan, R OBP: 0.373, SLG: 0.338	1-2 2H 1B			1-3 K	1-0 HBP SF8 1B		1-3 K			4	1	2	2	0	2	0						
Dmitri Young, S OBP: 0.338, SLG: 0.439 T.J. Mathews, R (8, 1)	1-3 K			1-0 1B	3-1 BB HBP 1B		0-1 F6			4	0	2	0	0	1	1						
Danny Sheaffer, R OBP: 0.214, SLG: 0.083		0-3 K		1-0 F8	2-2 BB HBP		0-0 P5			3	0	0	0	0	1	1						
Mike DiFelice, R OBP: 0.200, SLG: 0.125		4-2 BB		0-0 F7	0-0 SF8		1-2 G4-3			2	0	0	1	1	0	1						
Delino DeShields, L OBP: 0.259, SLG: 0.320		3-3 K			3-H 3B		2-2 G5-3			3	1	1	0	1	1	1						
Alan Benes, R OBP: 0.154, SLG: 0.154 Tony Fossas, L (7, 1) John Mabry, L OBP: 0.349, SLG: 0.338 (8, 3)	1-0 F8				0-2 K		0-2 2B			3	0	0	0	0	1	5						
Inning Stats	R: 1 E: 0 K: 3 S: 18	H: 1 LOB: 1 BB: 1 P: 24	R: 0 E: 0 K: 2 S: 11	H: 0 LOB: 1 BB: 1 P: 19	R: 0 E: 0 K: 2 S: 11	H: 0 LOB: 0 BB: 0 P: 15	R: 0 E: 0 K: 1 S: 6	H: 1 LOB: 1 BB: 0 P: 9	R: 5 E: 0 K: 1 S: 20	H: 5 LOB: 3 BB: 2 P: 40	R: 0 E: 0 K: 1 S: 6	H: 0 LOB: 0 BB: 0 P: 11	R: 0 E: 0 K: 1 S: 6	H: 0 LOB: 0 BB: 0 P: 7	R: 0 E: 0 K: 0 S: 10	H: 1 LOB: 1 BB: 0 P: 14	R: 0 E: 0 K: 0 S: 8	H: 0 LOB: 0 BB: 0 P: 14	1B: 4 2B: 2 3B: 2 HR: 0	SF: 1 SAC: 0 DP: 0 HBP: 1	WP: 0 PB: 0 SB: 1 CS: 0	PA: 37
PITCHER	IP WLS BF H R ER SO BB IBB HBP BLK WP HR S P ERA WHIP																					
Al Leiter, L ERA: 5.12	(1, 1) 4.1 L 24 7 6 6 9 3 0 1 0 0 0 5 96 12.46 2.308																					
Felix Heredia, L ERA: 4.91	(5, 1) 0.2 3 0 0 0 0 1 0 0 0 0 0 5 11 0.00 1.500																					
Rick Helling, R ERA: 1.59	(6, 1) 2.0 6 0 0 0 2 0 0 0 0 0 0 12 18 0.00 0.000																					
Mark Hutton, R ERA: 5.91	(8, 1) 1.0 4 1 0 0 0 0 0 0 0 0 0 10 14 0.00 1.000																					

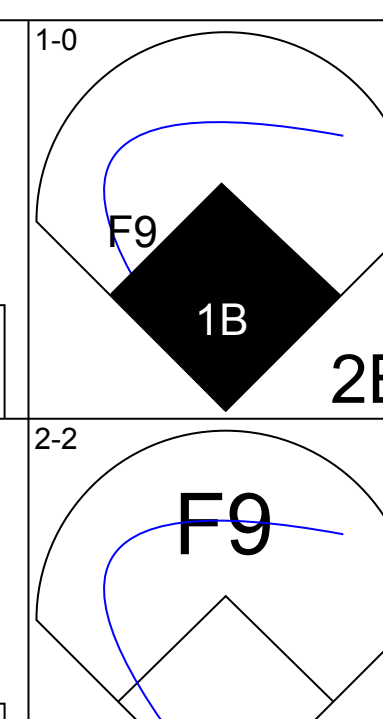
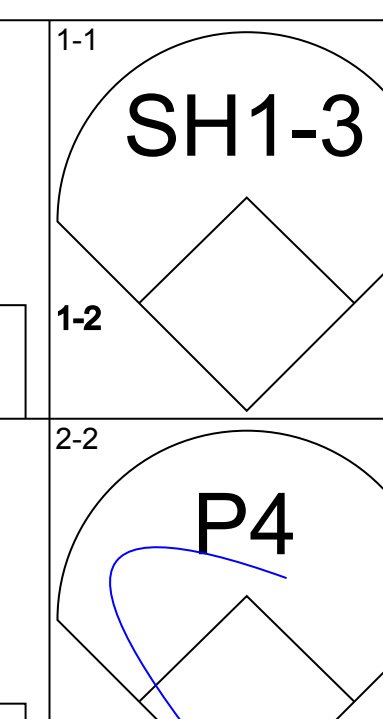
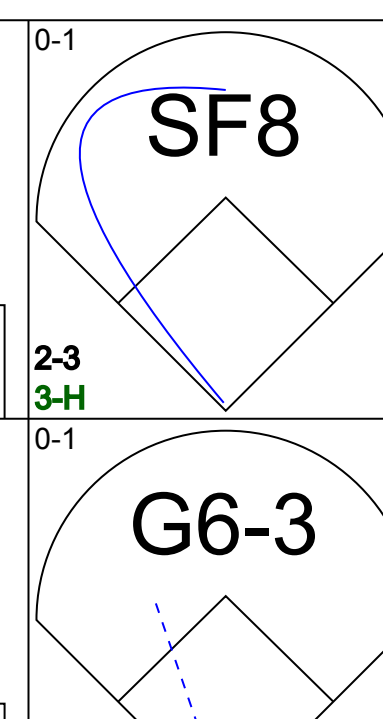
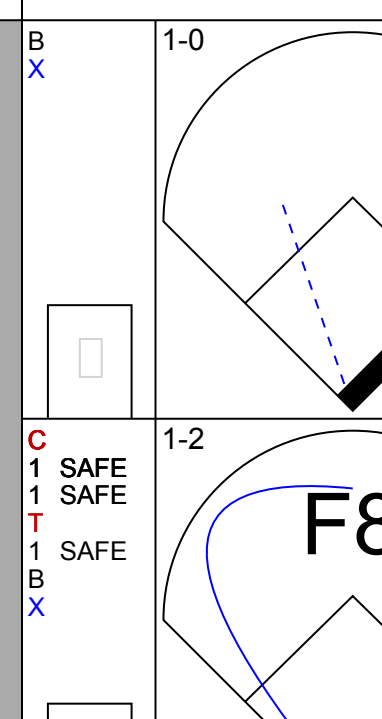
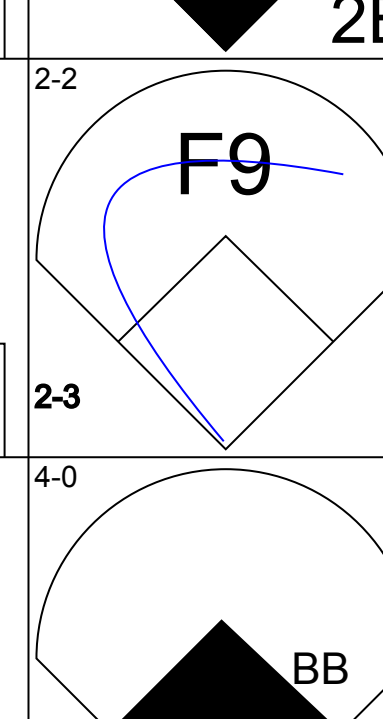
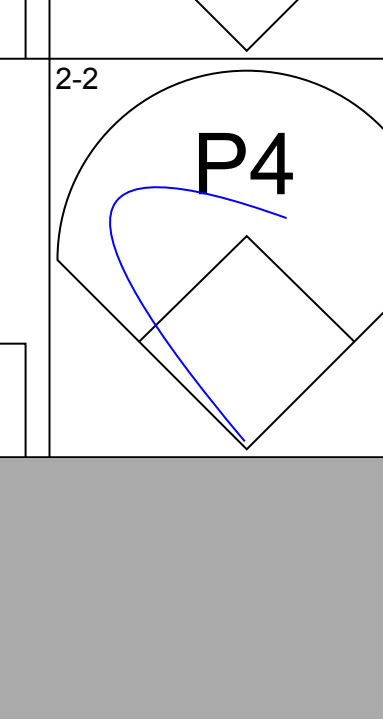
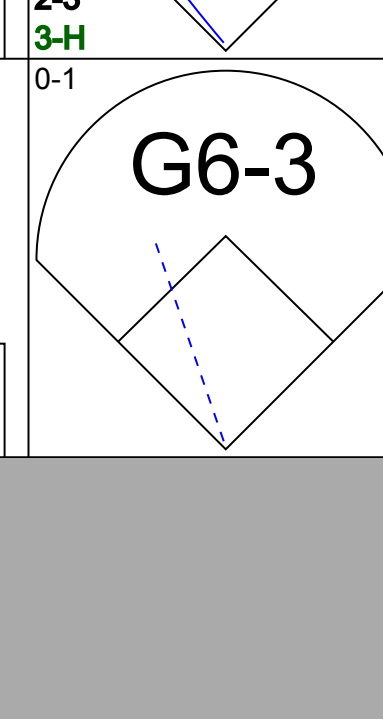
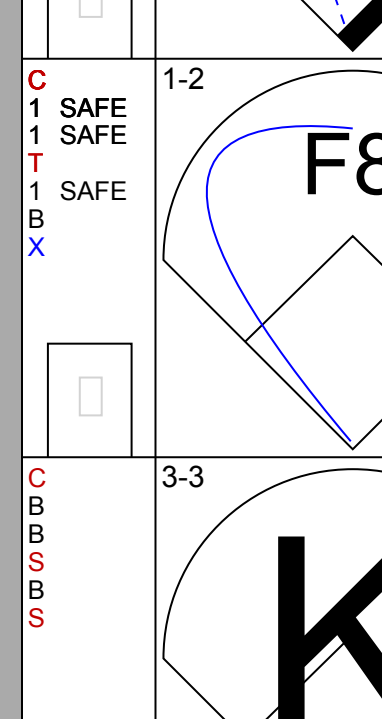
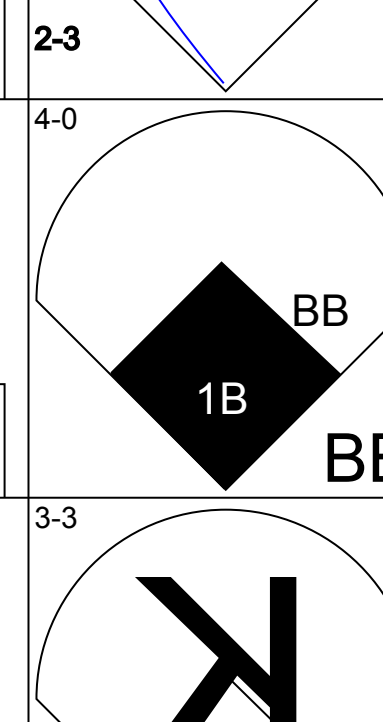
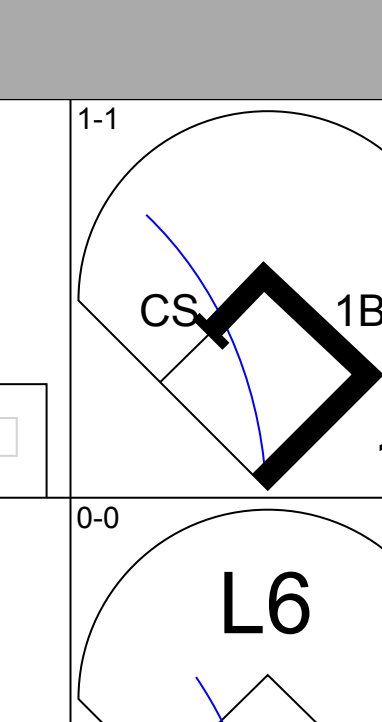
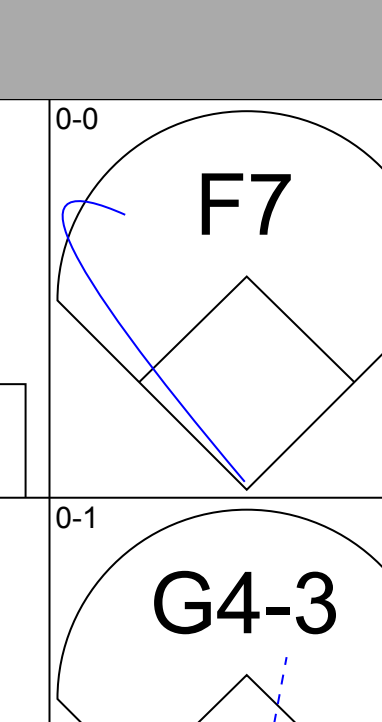
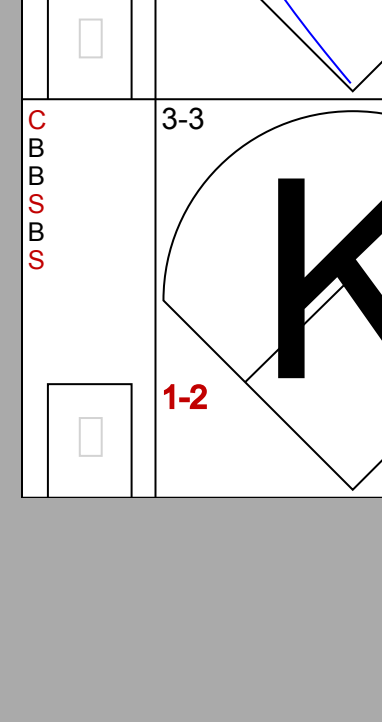
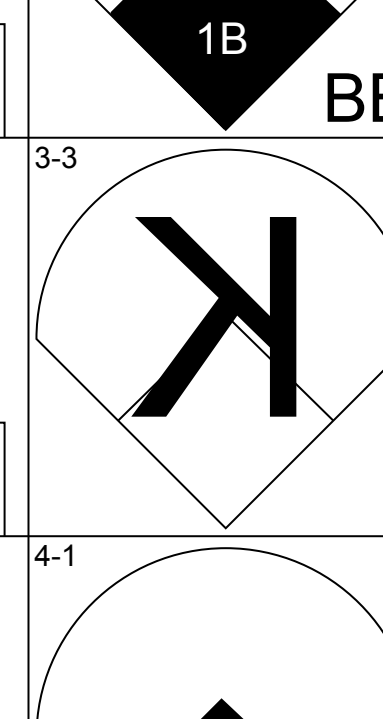
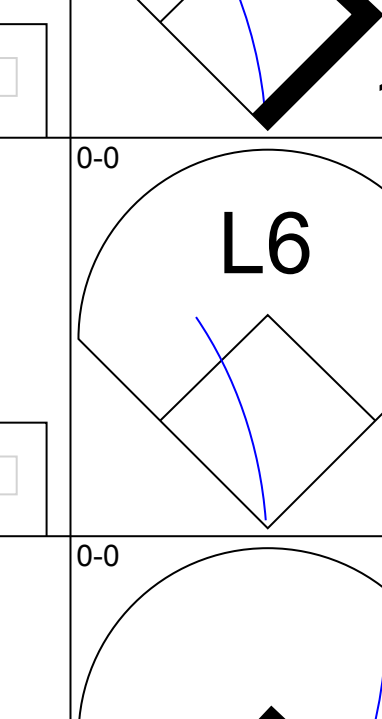
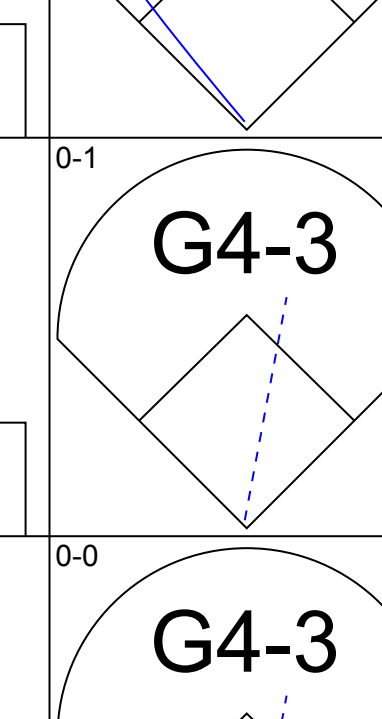
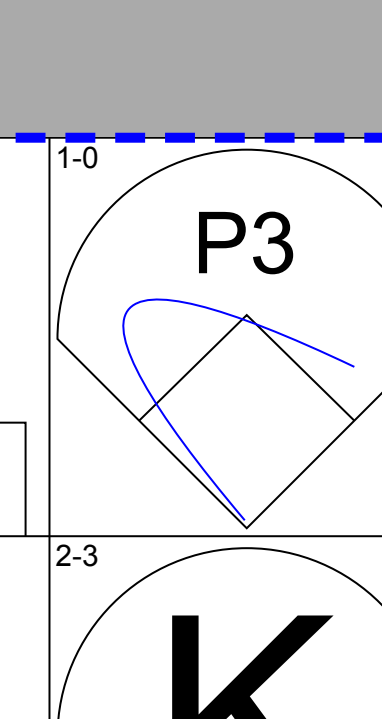
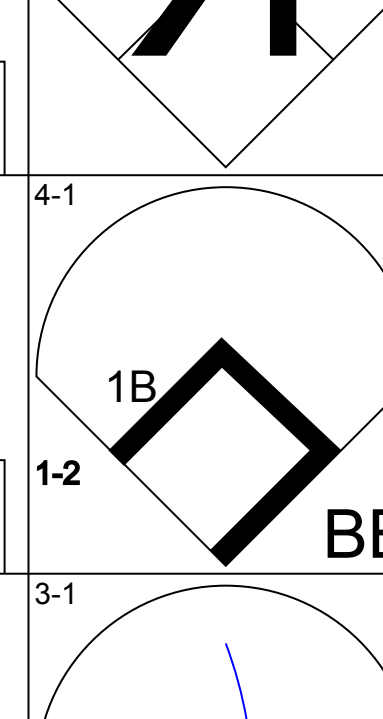
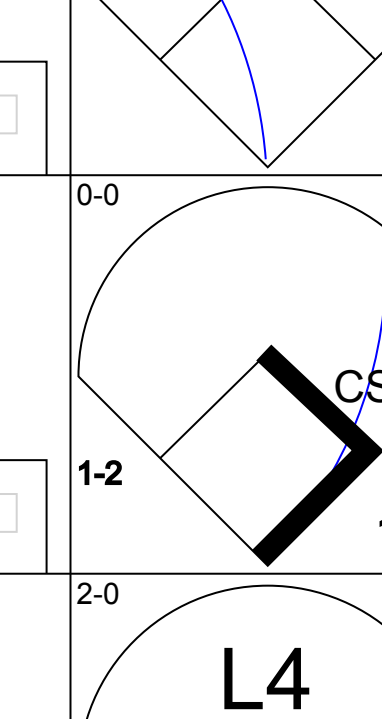
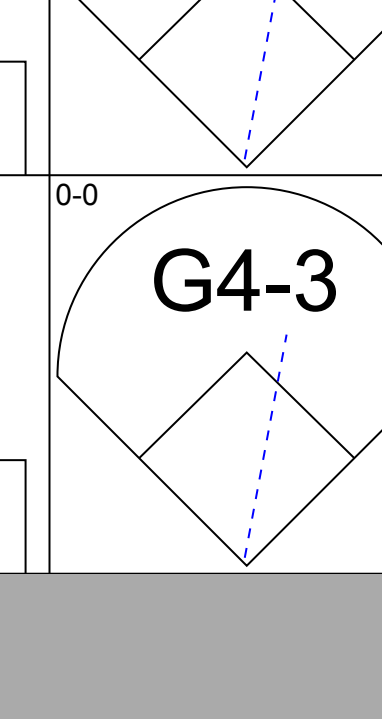
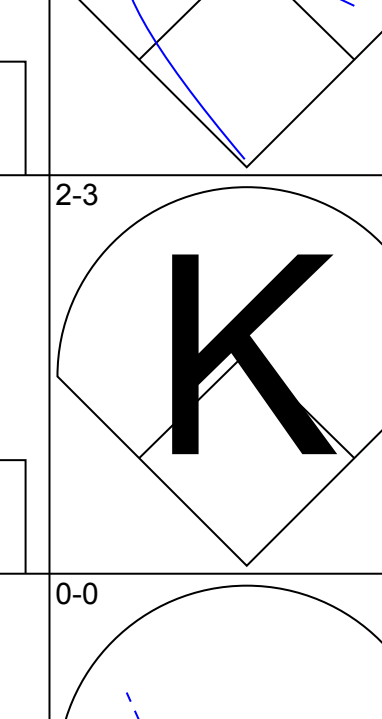
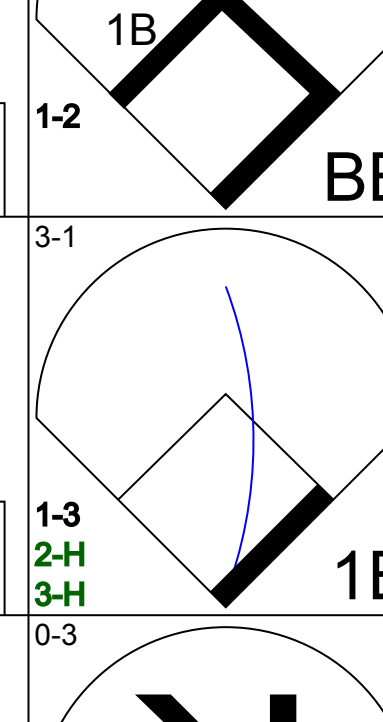
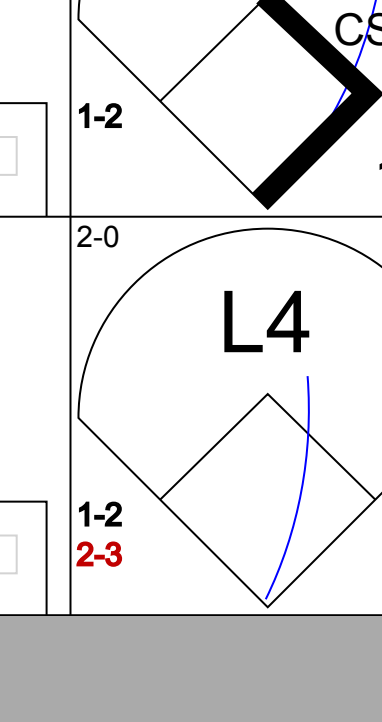
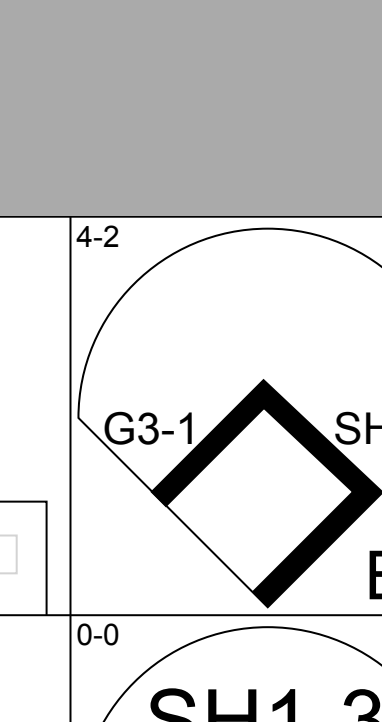
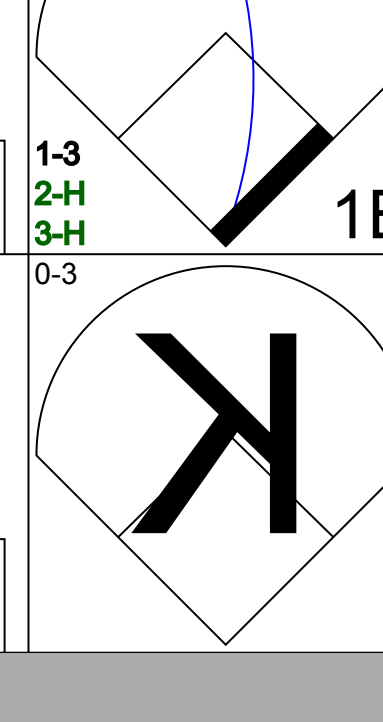
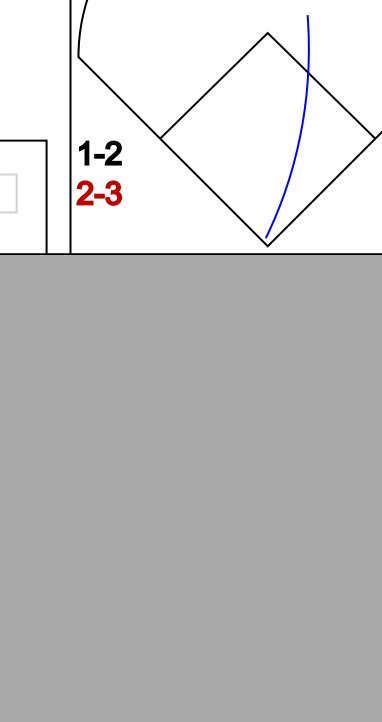
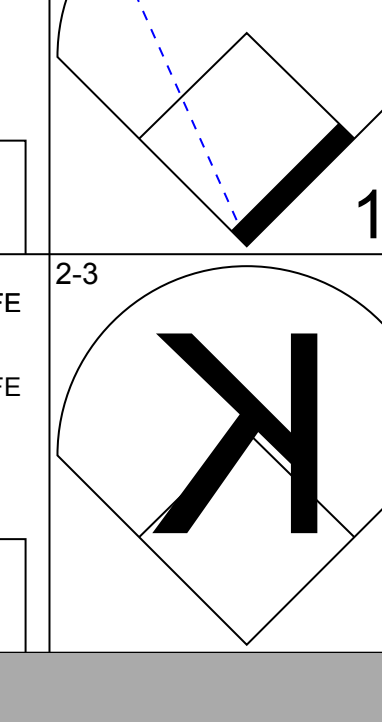
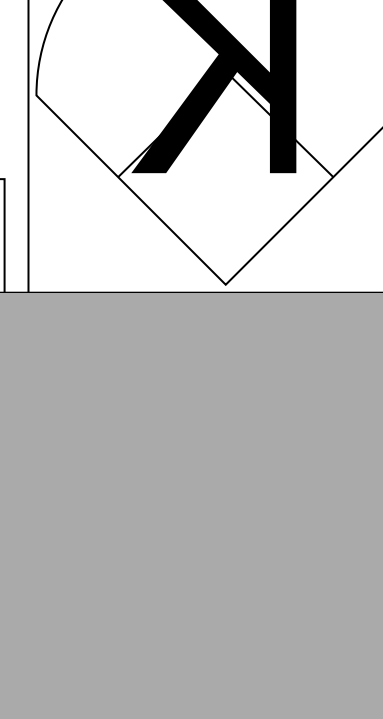
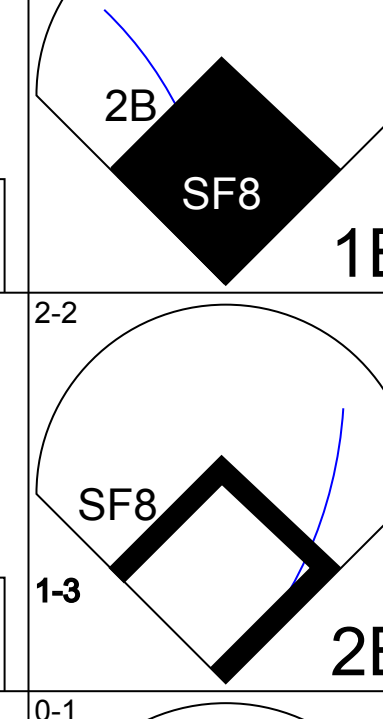
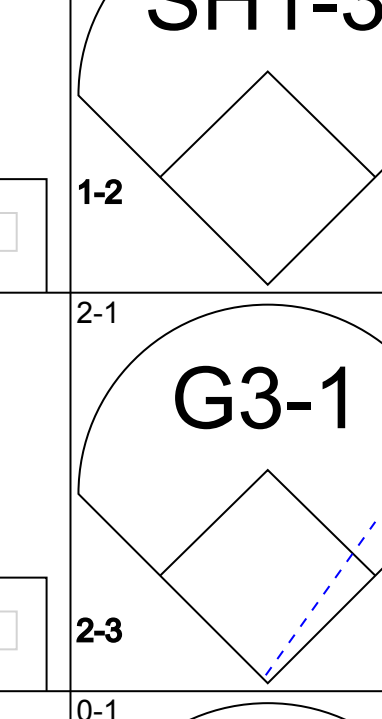
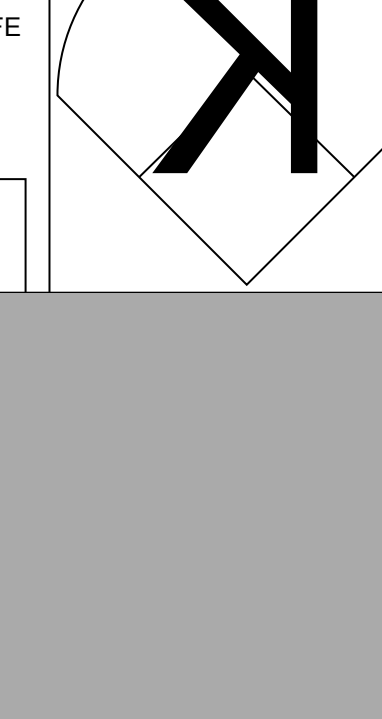
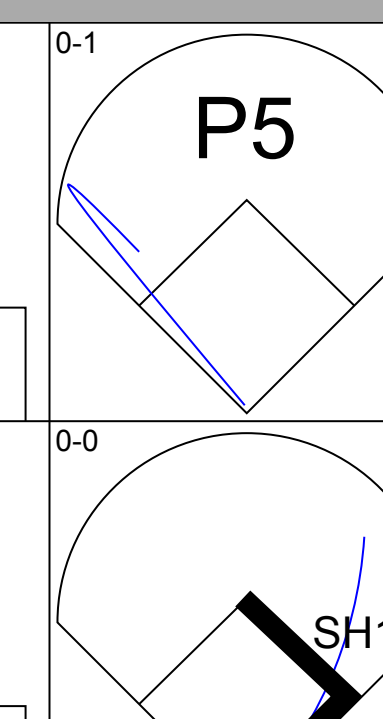
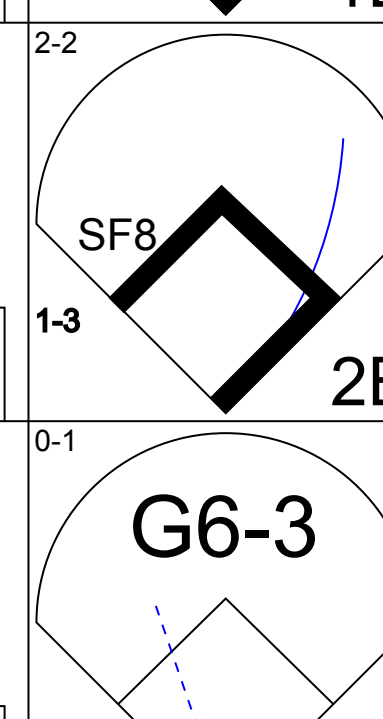
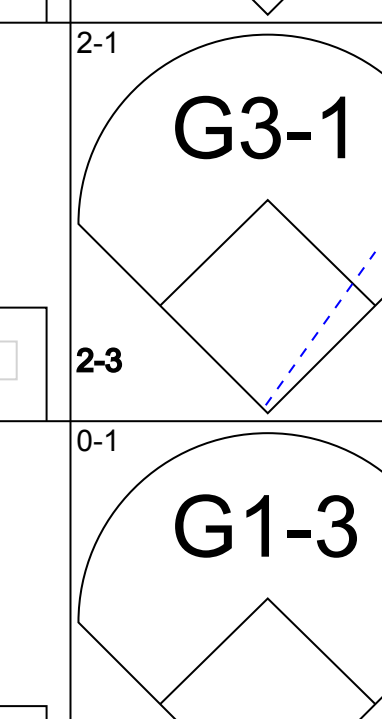
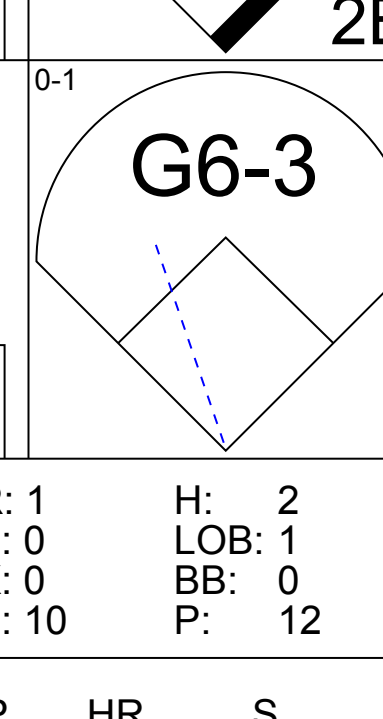
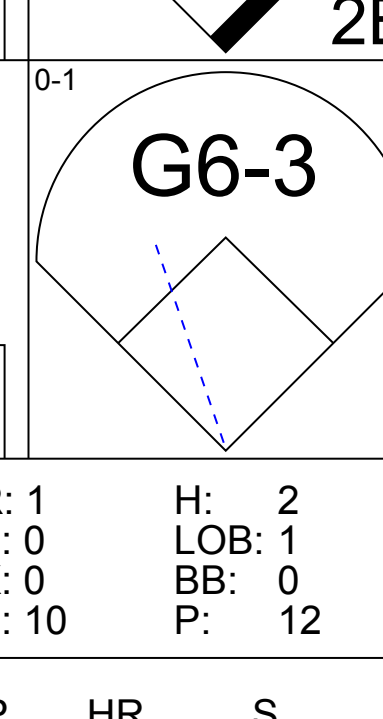
Florida Marlins @ St. Louis Cardinals
Busch Stadium, St. Louis, MO

Wed Apr 30 1997, 7:05 PM CDT
Att: 22,743 - Unknown - 60 F

AB	31
R	6
H	8
RBI	6
BB	4
SO	11
LOB	12



Batter	1	2	3	4	5	6	7	8	9	AB	R	H	RBI	BB	SO	LOB	TOP				
Luis Castillo, S OBP: 0.363, SLG: 0.317 (1, 4)										3	0	1	0	1	1	0	Florida Marlins @ St. Louis Cardinals Busch Stadium, St. Louis, MO Thu May 01 1997, 3:33 AM CDT Att: 28,087 - Sunny - 61 F				
Edgar Renteria, R OBP: 0.281, SLG: 0.265 (1, 6)										4	0	0	0	0	1	2					
Gary Sheffield, R OBP: 0.451, SLG: 0.430 (1, 9)										4	0	1	0	0	1	0					
Bobby Bonilla, S OBP: 0.350, SLG: 0.359 (1, 5)										4	0	1	0	0	0	1					
Moises Alou, R OBP: 0.423, SLG: 0.722 (1, 8)										4	0	1	0	0	0	1					
Cliff Floyd, L OBP: 0.333, SLG: 0.333 (1, 7)										2	1	0	0	2	2	0					
Jeff Conine, R OBP: 0.389, SLG: 0.481 (1, 3)										4	0	0	0	0	0	4					
Gregg Zaun, S OBP: 0.444, SLG: 0.368 (1, 2)										3	1	1	2	0	0	0					
Alex Fernandez, R OBP: 0.357, SLG: 0.538 (8, PH)										2	0	1	0	0	0	0					
John Cangelosi, S OBP: 0.167, SLG: 0.118 (8, PH)										1	0	0	0	0	0	0					
Dennis Cook, L (8, 1)										0	0	0	0	0	0	0					
Inning Stats	R: 0 H: 0 E: 0 K: 2 S: 9	H: 0 R: 0 ER: 0 LOB: 0 BB: 0 P: 11	R: 0 H: 0 E: 0 K: 1 S: 9	H: 0 R: 0 ER: 0 LOB: 0 BB: 0 P: 14	R: 0 H: 0 E: 0 K: 0 S: 7	H: 0 R: 0 ER: 0 LOB: 0 BB: 0 P: 11	R: 0 H: 0 E: 0 K: 1 S: 5	H: 0 R: 0 ER: 0 LOB: 0 BB: 0 P: 7	R: 0 H: 0 E: 0 K: 1 S: 10	H: 0 R: 0 ER: 0 LOB: 0 BB: 0 P: 15	R: 0 H: 2 E: 0 K: 0 S: 10	H: 2 R: 0 ER: 0 LOB: 2 BB: 0 P: 14	R: 0 H: 1 E: 0 K: 0 S: 9	H: 1 R: 0 ER: 0 LOB: 0 BB: 0 P: 12	R: 2 H: 1 E: 0 K: 0 S: 10	H: 1 R: 0 ER: 0 LOB: 2 BB: 2 P: 22	R: 0 H: 2 E: 0 K: 0 S: 13	H: 2 R: 0 ER: 0 LOB: 3 BB: 1 P: 20	1B: 4 2B: 1 3B: 0 HR: 1	SF: 0 SAC: 0 DP: 1 HBP: 0	WP: 0 PA: 35 PB: 0 SB: 0 CS: 1
PITCHER	IP	WLS	BF	H	R	ER	SO	BB	IBB	HBP	BLK	WP	HR	S	P	ERA	WHIP				
Matt Morris, R ERA: 2.99 (1, 1)	7.1	W	26	4	2	2	5	1	0	0	0	0	1	66	98	2.46	0.682				
Mark Petkovsek, R ERA: 1.9 (8, 1)	0.2		2	0	0	0	0	1	0	0	0	0	0	3	8	0.00	1.500				
Dennis Eckersley, R ERA: 2.45 (9, 1)	1.0	S	6	2	0	0	0	1	0	0	0	0	0	13	20	0.00	3.000				

Batter	1	2	3	4	5	6	7	8	9	AB	R	H	RBI	BB	SO	LOB	BOTTOM				
Delino DeShields, L OBP: 0.274, SLG: 0.351 (1, 4)										2	1	2	1	0	0	0	Florida Marlins @ St. Louis Cardinals Busch Stadium, St. Louis, MO Thu May 01 1997, 3:33 AM CDT Att: 28,087 - Sunny - 61 F				
Royce Clayton, R OBP: 0.255, SLG: 0.385 (1, 6)										4	0	0	0	0	0	4					
Ray Lankford, L OBP: 0.543, SLG: 0.828 (1, 8)										3	1	1	0	1	1	1					
Dmitri Young, S OBP: 0.327, SLG: 0.414 (1, 3)										4	0	0	0	0	1	3					
Dennis Eckersley, R (9, 1)										0	0	0	0	0	0	0					
John Mabry, L OBP: 0.356, SLG: 0.338 (9, 3)										3	0	1	0	1	1	0					
Mark Sweeney, L OBP: 0.384, SLG: 0.259 (8, PH)										2	0	1	2	1	0	2					
Willie McGee, S OBP: 0.375, SLG: 0.524 (9, 7)										1	0	1	0	0	0	0					
Danny Sheaffer, R OBP: 0.235, SLG: 0.133 (1, 5)										3	1	1	0	0	2	3					
Tom Lampkin, L OBP: 0.270, SLG: 0.339 (1, 2)										3	0	1	0	0	0	1					
Matt Morris, R OBP: 0.333, SLG: 0.333 (1, 1)										3	0	1	0	0	0	3					
Mark Petkovsek, R OBP: 0.167, SLG: 0.167 (8, 1)										0	0	0	0	0	0	0					
Brian Jordan, R OBP: 0.373, SLG: 0.338 (9, 9)										0	0	0	0	0	0	0					
Inning Stats	R: 2 H: 2 E: 0 K: 2 S: 13	H: 2 R: 0 ER: 0 LOB: 2 BB: 2 P: 30	R: 0 H: 1 E: 0 K: 0 S: 11	H: 1 R: 0 ER: 0 LOB: 1 BB: 0 P: 14	R: 0 H: 2 E: 0 K: 0 S: 5	H: 2 R: 0 ER: 0 LOB: 1 BB: 0 P: 8	R: 1 H: 2 E: 0 K: 0 S: 10	H: 2 R: 0 ER: 0 LOB: 1 BB: 0 P: 12	R: 0 H: 0 E: 0 K: 0 S: 4	H: 0 R: 0 ER: 0 LOB: 0 BB: 0 P: 4	R: 0 H: 0 E: 0 K: 0 S: 9	H: 0 R: 0 ER: 0 LOB: 1 BB: 1 P: 15	R: 0 H: 1 E: 0 K: 1 S: 7	H: 1 R: 0 ER: 0 LOB: 0 BB: 0 P: 12	R: 0 H: 1 E: 0 K: 2 S: 8	H: 1 R: 0 ER: 0 LOB: 1 BB: 0 P: 13	R: 0 H: 1 E: 0 K: 2 S: 8	H: 1 R: 0 ER: 0 LOB: 1 BB: 0 P: 13	1B: 7 2B: 2 3B: 0 HR: 0	SF: 1 SAC: 2 DP: 0 HBP: 0	WP: 0 PA: 34 PB: 0 SB: 0 CS: 3
PITCHER	IP	WLS	BF	H	R	ER	SO	BB	IBB	HBP	BLK	WP	HR	S	P	ERA	WHIP				
Alex Fernandez, R ERA: 2.93 (1, 1)	7.0	L	30	8	3	3	3	3	0	0	0	0	0	59	95	3.86	1.571				
Dennis Cook, L ERA: 0.75 (8, 1)	1.0		4	1	0	0	2	0	0	0	0	0	0	8	13	0.00	1.000				

AB	31
R	2
H	6
RBI	2
BB	3
SO	5
LOB	8



Batter	1	2	3	4	5	6	7	8	9	AB	R	H	RBI	BB	SO	LOB	TOP			
Luis Castillo, S OBP: 0.359, SLG: 0.314 (1, 4)										4	0	1	0	0	0	0	Florida Marlins @ Houston Astros Astrodome, Houston, TX Fri May 02 1997, 8:05 PM EDT Att: 25,421 - Dome - 68 F			
Kurt Abbott, R OBP: 0.227, SLG: 0.333 Edgar Renteria, R OBP: 0.261, SLG: 0.265 (1, 6) (8, FR) (8, 6)										4	0	2	0	0	1	1				
Gary Sheffield, R OBP: 0.436, SLG: 0.410 (1, 9)										4	0	0	0	0	1	3				
Bobby Bonilla, S OBP: 0.346, SLG: 0.365 (1, 5)											4	0	1	0	0	1				
Moises Alou, R OBP: 0.417, SLG: 0.702 (1, 8)											4	0	1	0	0	0				
Jeff Conine, R OBP: 0.383, SLG: 0.506 (1, 3)											4	1	1	1	0	2				
Charles Johnson, R OBP: 0.368, SLG: 0.419 (1, 2)											3	0	1	0	1	2				
John Wehner, R OBP: 0.250, SLG: 0.250 (1, 7)											3	0	1	0	0	0				
Pat Rapp, R OBP: 0.182, SLG: 0.182 Jim Eisenreich, L OBP: 0.310, SLG: 0.243 Jay Powell, R OBP: 1.000, SLG: 1.000 (1, 1) (7, PH) (7, 1)											2	0	0	0	0	1				
											1	0	0	0	0	2				
											0	0	0	0	0	0				
Inning Stats	R: 0 E: 1 K: 1 S: 12	H: 1 LOB: 1 BB: 0 P: 17	R: 1 E: 0 K: 1 S: 9	H: 1 LOB: 1 BB: 1 P: 20	R: 0 E: 0 K: 1 S: 6	H: 0 LOB: 0 BB: 0 P: 10	R: 0 E: 0 K: 1 S: 7	H: 1 LOB: 1 BB: 0 P: 15	R: 0 E: 0 K: 0 S: 7	H: 0 LOB: 0 BB: 0 P: 8	R: 0 E: 0 K: 1 S: 7	H: 2 LOB: 2 BB: 0 P: 11	R: 0 E: 0 K: 0 S: 7	H: 1 LOB: 1 BB: 0 P: 8	R: 0 E: 0 K: 1 S: 12	H: 1 LOB: 1 BB: 0 P: 14	1B: 6 2B: 2 3B: 0 HR: 1	SF: 0 SAC: 0 DP: 2 HBP: 0	WP: 0 PB: 0 SB: 0 CS: 0	PA: 34
PITCHER	IP WLS BF H R ER SO BB IBB HBP BLK WP HR S P ERA WHIP																			
Shane Reynolds, R ERA: 2.65 Billy Wagner, L ERA: 0.96 (1, 1) (9, 1)	8.0 W 30 7 1 1 6 1 0 0 0 0 0 0 1 62 97 1.12 1.000																			

AB	33
R	1
H	8
RBI	1
BB	1
SO	7
LOB	14



Batter	1	2	3	4	5	6	7	8	9	AB	R	H	RBI	BB	SO	LOB	BOTTOM			
Craig Biggio, R OBP: 0.394, SLG: 0.495 (1, 4)										3	1	1	0	1	0	1	Florida Marlins @ Houston Astros Astrodome, Houston, TX Fri May 02 1997, 8:05 PM EDT Att: 25,421 - Dome - 68 F			
Bobby Abreu, L OBP: 0.383, SLG: 0.423 (1, 9)										4	0	1	0	0	0	1				
5 Jeff Bagwell, R OBP: 0.405, SLG: 0.613 (1, 3)										3	1	1	1	1	1	1				
Derek Bell, R OBP: 0.290, SLG: 0.260 (1, 8)										3	0	2	1	0	1	0				
Luis Gonzalez, L OBP: 0.302, SLG: 0.265 (1, 7)										4	0	0	0	0	0	4				
Sean Berry, R OBP: 0.250, SLG: 0.297 Tim Bogar, R OBP: 0.208, SLG: 0.273 (1, 5) (9, 6)										3	0	0	0	0	1	1				
Bill Spiers, L OBP: 0.459, SLG: 0.438 (1, 6) (9, 5)										3	0	2	0	0	0	1				
Brad Ausmus, R OBP: 0.389, SLG: 0.433 (1, 2)										3	0	1	0	0	0	2				
Shane Reynolds, R OBP: 0.105, SLG: 0.211 Billy Wagner, L ERA: 1.93 (1, 1) (9, 1)										3	0	0	0	0	1	1				
										0	0	0	0	0	0	0				
Inning Stats	R: 1 E: 0 K: 1 S: 10	H: 1 LOB: 0 BB: 0 P: 19	R: 0 E: 0 K: 0 S: 12	H: 1 LOB: 1 BB: 0 P: 20	R: 1 E: 0 K: 1 S: 15	H: 1 LOB: 2 BB: 2 P: 27	R: 0 E: 0 K: 1 S: 9	H: 1 LOB: 0 BB: 0 P: 12	R: 0 E: 0 K: 0 S: 8	H: 1 LOB: 1 BB: 0 P: 17	R: 0 E: 1 K: 0 S: 8	H: 1 LOB: 1 BB: 0 P: 12	R: 0 E: 0 K: 0 S: 5	H: 1 LOB: 0 BB: 0 P: 9	R: 0 E: 0 K: 1 S: 9	H: 1 LOB: 1 BB: 0 P: 12	1B: 6 2B: 1 3B: 1 HR: 1	SF: 1 SAC: 0 DP: 2 HBP: 0	WP: 0 PB: 0 SB: 2 CS: 0	PA: 32
PITCHER	IP WLS BF H R ER SO BB IBB HBP BLK WP HR S P ERA WHIP																			
Pat Rapp, R ERA: 4.81 Jay Powell, R ERA: 1.93 (1, 1) (7, 1)	6.0 L 25 6 2 2 3 2 0 0 0 0 0 0 1 62 107 3.00 1.333																			

AB	29
R	2
H	8
RBI	2
BB	2
SO	4
LOB	12



Batter	1	2	3	4	5	6	7	8	9	AB	R	H	RBI	BB	SO	LOB	TOP			
Kurt Abbott, R OBP: 0.273, SLG: 0.438 (1, 4)	1-2 FC1-5-4 SH1-3 1B		1-0 G4-6-3 1B		0-3 K			2-3 K		4	0	2	0	0	2	1				
Edgar Renteria, R OBP: 0.246, SLG: 0.243 (1, 6)	0-0 SH1-3		1-1 G4-6-3 1-2			1-3 K		2-0 F8		3	0	0	0	0	1	1				
Jim Eisenreich, L OBP: 0.286, SLG: 0.250 (1, 7)	2-2 FC1-5-6-1 2-3		2-0 G3-1			2-2 G4-3		2-2 G3-1		4	0	0	0	0	0	1				
Gary Sheffield, R OBP: 0.438, SLG: 0.396 (1, 9)	2-1 F8			0-0 P3		4-0 FC6-4 BB			2-0 FC5-4 HBP	2	0	0	0	1	0	1				
Moises Alou, R OBP: 0.412, SLG: 0.670 (1, 8)		2-1 FC6-4 HBP		2-2 L5		0-0 FC6-4 1-2			0-0 FC5-4 1B	3	0	0	0	0	0	2				
Bobby Bonilla, S OBP: 0.348, SLG: 0.376 (1, 5)		2-2 FC6-4 WP		0-0 G3-1					1-0 1B	4	0	1	0	0	0	1				
John Wehner, R OBP: 0.250, SLG: 0.250 (9, PR)		1-2 1B							1-2 1B	0	0	0	0	0	0	0				
Jeff Conine, R OBP: 0.375, SLG: 0.483 (1, 3)		2-1 L9				0-1 2B			0-1 L6	4	0	1	0	0	0	3				
Gregg Zaun, S OBP: 0.471, SLG: 0.478 (1, 2)		4-1 1-2 BB				0-3 K			1-3 K	2	0	0	0	2	2	3				
Kevin Brown, R OBP: 0.316, SLG: 0.188 (1, 1)		3-2 L1				1-3 K			1-0 G5-3	3	0	0	0	0	1	4				
Inning Stats	R: 0 E: 0 K: 0 S: 9	H: 1 LOB: 1 BB: 0 P: 14	R: 0 E: 0 K: 0 S: 12	H: 0 LOB: 2 BB: 1 P: 24	R: 0 E: 0 K: 0 S: 4	H: 0 LOB: 0 BB: 0 P: 8	R: 0 E: 0 K: 3 S: 6	H: 1 LOB: 1 BB: 0 P: 8	R: 0 E: 0 K: 1 S: 7	H: 0 LOB: 1 BB: 1 P: 14	R: 0 E: 0 K: 0 S: 7	H: 0 LOB: 1 BB: 1 P: 14	R: 0 E: 0 K: 1 S: 8	H: 0 LOB: 0 BB: 0 P: 14	R: 0 E: 0 K: 1 S: 7	H: 1 LOB: 2 BB: 0 P: 11	1B: 3 2B: 1 3B: 0 HR: 0	SF: 0 SAC: 1 DP: 1 HBP: 2	WP: 1 PB: 0 SB: 0 CS: 0	PA: 35
PITCHER Darryl Kile, R ERA: 2.88 (1, 1)	IP: 9.0 WLS: W BF: 35 H: 4 R: 0 ER: 0 SO: 6 BB: 3 IBB: 0 HBP: 2 BLK: 0 WP: 1 HR: 0 S: 72 P: 120 ERA: 0.00 WHIP: 0.778															PITCHER	IP: WLS: BF: H: R: ER: SO: BB: IBB: HBP: BLK: WP: HR: S: P: ERA: WHIP:			

Florida Marlins @ Houston Astros
Astrodome, Houston, TX
Sun May 04 1997, 8:05 PM EDT
Att: 16,469 - Dome - 68 F

AB 29
R 0
H 4
RBI 0
BB 3
SO 6
LOB 17



Batter	1	2	3	4	5	6	7	8	9	AB	R	H	RBI	BB	SO	LOB	BOTTOM			
Craig Biggio, R OBP: 0.384, SLG: 0.483 (1, 4)	1-2 G3-1		1-3 K		1-3 SAFE K			0-1 G4-3		4	0	0	0	0	2	1				
Pat Listach, S OBP: 0.253, SLG: 0.205 (1, 6)	2-2 FC1-4 1B		1-3 K			3-2 G4-3				3	0	1	0	0	1	0				
5 Jeff Bagwell, R OBP: 0.389, SLG: 0.586 (1, 3)	0-1 FC1-4 1B			1-3 K		2-2 P4			0-1 P5	3	1	0	0	0	1	1				
Luis Gonzalez, L OBP: 0.313, SLG: 0.291 (1, 7)	2-2 1-2 1B			2-2 WP 2B		0-1 P5				3	0	2	1	0	0	0				
Derek Bell, R OBP: 0.291, SLG: 0.250 (1, 8)	1-3 K			2-3 K			0-3 K			3	0	0	0	0	3	2				
Thomas Howard, S OBP: 0.408, SLG: 0.500 (1, 9)		1-0 G6-4-3 1B		1-1 G4-3			0-0 L7			3	0	1	0	0	0	1				
Tony Eusebio, R OBP: 0.326, SLG: 0.268 (1, 2)	1-1 SAFE G6-4-3 1-2				1-2 FC4-6 1B				1-3 K	3	0	1	0	0	1	1				
Bill Spiers, L OBP: 0.438, SLG: 0.412 (1, 5)	2-1 G4-3				0-0 FC4-6 S				1-1 G3	3	0	0	0	0	0	1				
Darryl Kile, R OBP: 0.053, SLG: 0.053 (1, 1)			2-3 K		0-3 SAFE K				2-2 G4-3	3	0	0	0	0	2	1				
Inning Stats	R: 1 E: 0 K: 1 S: 15	H: 2 LOB: 1 BB: 0 P: 21	R: 0 E: 0 K: 0 S: 5	H: 1 LOB: 0 BB: 0 P: 9	R: 0 E: 0 K: 3 S: 11	H: 0 LOB: 0 BB: 0 P: 15	R: 0 E: 0 K: 2 S: 16	H: 1 LOB: 1 BB: 0 P: 22	R: 0 E: 0 K: 2 S: 11	H: 1 LOB: 1 BB: 0 P: 13	R: 0 E: 0 K: 0 S: 9	H: 0 LOB: 0 BB: 0 P: 14	R: 0 E: 0 K: 2 S: 7	H: 0 LOB: 0 BB: 0 P: 8	R: 0 E: 0 K: 0 S: 8	H: 0 LOB: 0 BB: 0 P: 11	1B: 4 2B: 1 3B: 0 HR: 0	SF: 0 SAC: 0 DP: 1 HBP: 0	WP: 1 PB: 0 SB: 2 CS: 0	PA: 28
PITCHER Kevin Brown, R ERA: 1.82 (1, 1)	IP: 8.0 WLS: L BF: 28 H: 5 R: 1 ER: 1 SO: 10 BB: 0 IBB: 0 HBP: 0 BLK: 0 WP: 1 HR: 0 S: 82 P: 113 ERA: 1.12 WHIP: 0.625															PITCHER	IP: WLS: BF: H: R: ER: SO: BB: IBB: HBP: BLK: WP: HR: S: P: ERA: WHIP:			

Florida Marlins @ Houston Astros
Astrodome, Houston, TX
Sun May 04 1997, 8:05 PM EDT
Att: 16,469 - Dome - 68 F

AB 28
R 1
H 5
RBI 1
BB 0
SO 10
LOB 8



Batter	1	2	3	4	5	6	7	8	9	AB	R	H	RBI	BB	SO	LOB	TOP				
Tony Womack, L (1, 4) OBP: 0.288, SLG: 0.345	P5		1-2 2B		B1-3			G3		4	0	1	0	0	0	0	Pittsburgh Pirates @ Florida Marlins Pro Player Stadium, Miami, FL Mon May 05 1997, 7:05 PM EDT Att: 16,616 - Unknown - 77 F				
Jermaine Allensworth, R (1, 8) OBP: 0.376, SLG: 0.399	F7		HBP		G5-3			K		3	0	0	0	0	1	0					
Al Martin, L (1, 7) OBP: 0.384, SLG: 0.402	1B		F7					K		4	0	1	0	0	2	3					
Mark Johnson, L (1, 3) OBP: 0.320, SLG: 0.356	BB		K					G3		3	0	0	0	1	1	3					
Kevin Elster, R (1, 6) OBP: 0.331, SLG: 0.396	F8		F9					FC5 1B		4	0	1	0	0	0	5					
Dale Sveum, S (1, 5) OBP: 0.300, SLG: 0.378		L8			F8			1B FC5		4	0	1	0	0	1	0					
Jose Guillen, R (1, 9) OBP: 0.290, SLG: 0.344		K			K			1B FC5		4	0	0	0	0	2	2					
Keith Osik, R (1, 2) OBP: 0.136, SLG: 0.143		F7			P4			1-2 2-3f		3	0	0	0	0	1	0					
Jon Lieber, L (1, 1) OBP: 0.143, SLG: 0.077					G6-3			K		1	0	0	0	1	0	0					
Midre Cummings, L (8, PH) OBP: 0.286, SLG: 0.469										1	0	0	0	0	1	0					
David Wainhouse, L (8, 1)					2B BB					0	0	0	0	0	0	0					
Inning Stats	R: 0 E: 0 K: 0 S: 8	H: 1 LOB: 2 BB: 1 P: 15	R: 0 E: 0 K: 1 S: 10	H: 0 LOB: 0 BB: 0 P: 18	R: 0 E: 0 K: 1 S: 16	H: 1 LOB: 3 BB: 1 P: 26	R: 0 E: 0 K: 1 S: 5	H: 0 LOB: 0 BB: 0 P: 8	R: 0 E: 0 K: 2 S: 9	H: 0 LOB: 0 BB: 0 P: 16	R: 0 E: 0 K: 2 S: 8	H: 0 LOB: 0 BB: 0 P: 10	R: 0 E: 0 K: 2 S: 9	H: 0 LOB: 0 BB: 0 P: 15	R: 0 E: 0 K: 1 S: 12	H: 2 LOB: 2 BB: 0 P: 17	1B: 3 2B: 1 3B: 0 HR: 0	SF: 0 SAC: 0 DP: 0 HBP: 1	WP: 0 PB: 0 SB: 1 CS: 0	PA: 34	
PITCHER	IP	WLS	BF	H	R	ER	SO	BB	IBB	HBP	BLK	WP	HR	S	P	ERA	WHIP				
Rick Helling, R (1, 1) ERA: 1.17	6.0	W	23	2	0	0	4	2	0	1	0	0	0	54	92	0.00	0.667				
Jay Powell, R (7, 1) ERA: 1.59	2.0		6	0	0	0	4	0	0	0	0	0	0	17	25	0.00	0.000				
Robb Nen, R (9, 1) ERA: 5.79	1.0	S	5	2	0	0	1	0	0	0	0	0	0	12	17	0.00	2.000				

Batter	1	2	3	4	5	6	7	8	9	AB	R	H	RBI	BB	SO	LOB	BOTTOM				
Luis Castillo, S (1, 4) OBP: 0.361, SLG: 0.318	G6-3			G6-3	G5-4-3 1B			S 1B		4	0	2	0	0	0	0	Pittsburgh Pirates @ Florida Marlins Pro Player Stadium, Miami, FL Mon May 05 1997, 7:05 PM EDT Att: 16,616 - Unknown - 77 F				
Edgar Renteria, R (1, 6) OBP: 0.246, SLG: 0.243	F8			E 2B	G5-4-3 1-2f			L9		4	1	1	0	0	0	2					
Cliff Floyd, L (1, 7) OBP: 0.317, SLG: 0.314	G6-3			E4 2B				K		4	1	1	0	0	1	2					
Gary Sheffield, R (1, 9) OBP: 0.432, SLG: 0.400		G4-3		2B	G6-4-3			L7		4	1	1	2	0	0	2					
Moises Alou, R (1, 8) OBP: 0.402, SLG: 0.651		F9		G5-3				F9		3	0	0	0	0	0	2					
Bobby Bonilla, S (1, 5) OBP: 0.348, SLG: 0.385		F7		G5-3				G3		3	0	1	1	0	0	1					
Jim Eisenreich, L (1, 3) OBP: 0.286, SLG: 0.239				L7				G3-1		2	0	0	0	1	0	0					
Jeff Conine, R (8, 3) OBP: 0.375, SLG: 0.483				IBB						0	0	0	0	0	0	0					
Charles Johnson, R (1, 2) OBP: 0.353, SLG: 0.386				K	F8			G4-6-3 1B		3	0	1	0	0	1	2					
Rick Helling, R (1, 1) ERA: 2.95				F9				G4-6-3 1-2f		2	0	0	0	0	1	0					
Jay Powell, R (7, 1) OBP: 0.500, SLG: 0.500										1	0	0	0	0	0	1					
Robb Nen, R (9, 1) ERA: 9.82										0	0	0	0	0	0	0					
Inning Stats	R: 0 E: 0 K: 0 S: 4	H: 0 LOB: 0 BB: 0 P: 8	R: 0 E: 0 K: 0 S: 6	H: 0 LOB: 0 BB: 0 P: 13	R: 0 E: 0 K: 1 S: 7	H: 0 LOB: 0 BB: 0 P: 10	R: 3 E: 1 K: 0 S: 11	H: 3 LOB: 2 BB: 1 P: 20	R: 0 E: 0 K: 1 S: 5	H: 1 LOB: 1 BB: 0 P: 7	R: 0 E: 0 K: 0 S: 7	H: 1 LOB: 0 BB: 0 P: 14	R: 0 E: 0 K: 0 S: 9	H: 1 LOB: 0 BB: 0 P: 9	R: 0 E: 0 K: 1 S: 11	H: 1 LOB: 1 BB: 0 P: 15	1B: 5 2B: 2 3B: 0 HR: 0	SF: 0 SAC: 0 DP: 2 HBP: 0	WP: 0 PB: 0 SB: 1 CS: 0	PA: 31	
PITCHER	IP	WLS	BF	H	R	ER	SO	BB	IBB	HBP	BLK	WP	HR	S	P	ERA	WHIP				
Jon Lieber, R (1, 1) ERA: 2.95	7.0	L	27	6	3	1	2	0	0	0	0	0	0	49	81	1.29	0.857				
David Wainhouse, R (8, 1) ERA: 9.82	1.0		4	1	0	0	1	0	0	0	0	0	0	11	15	0.00	1.000				

Batter	1	2	3	4	5	6	7	8	9	AB	R	H	RBI	BB	SO	LOB	TOP					
Tony Womack, L OBP: 0.300, SLG: 0.355 (1, 4)	F7		G4-3		E4 1B		G6-3 1B		FC6-2 1B	5	1	3	0	0	0	0						
Jermaine Allensworth, R OBP: 0.364, SLG: 0.381 (1, 8)	P6			F9	E4 1B		G6-3		FC6-2 1B	5	0	0	1	0	0	5						
Al Martin, L OBP: 0.385, SLG: 0.396 (1, 7)	F9			P5					G3-2-3 3-H	4	0	1	1	1	0	3						
Mark Johnson, L OBP: 0.318, SLG: 0.344 (1, 3)		K			CS		F9		G1-3	3	1	0	0	1	1	2						
Kevin Elster, R OBP: 0.328, SLG: 0.400 (1, 6)	G6-3				BB		G6-3		K	4	0	1	1	0	1	0						
18 Jason Kendall, R OBP: 0.302, SLG: 0.330 (1, 2)					G1-3				L9	4	0	2	0	0	0	1						
Jose Guillen, R OBP: 0.279, SLG: 0.330 (1, 9)									F8	4	0	0	0	0	0	2						
Joe Randa, R OBP: 0.298, SLG: 0.337 (1, 5)			K						FC6-2 1B	3	2	2	0	0	1	0						
Steve Cooke, R OBP: 0.083, SLG: 0.083 Ramon Morel, R (7, 1)			K						FC6-2 1B	1	0	0	0	0	1	0						
Midre Cummings, L OBP: 0.306, SLG: 0.485 Rich Loiselle, R (9, 1)					SH1-4				G3-2-3 1B	0	0	0	0	0	0	0						
Inning Stats	R: 0 E: 0 K: 0 S: 9	H: 0 LOB: 0 BB: 0 P: 15	R: 0 E: 0 K: 1 S: 10	H: 1 LOB: 1 BB: 0 P: 14	R: 0 E: 0 K: 2 S: 11	H: 0 LOB: 0 BB: 0 P: 14	R: 1 E: 0 K: 0 S: 9	H: 1 LOB: 1 BB: 1 P: 18	R: 2 E: 2 K: 0 S: 14	H: 2 LOB: 1 BB: 0 P: 23	R: 0 E: 0 K: 0 S: 8	H: 1 LOB: 1 BB: 0 P: 10	R: 1 E: 0 K: 0 S: 12	H: 2 LOB: 2 BB: 1 P: 21	R: 0 E: 0 K: 1 S: 9	H: 0 LOB: 0 BB: 0 P: 12	R: 0 E: 0 K: 0 S: 12	H: 3 LOB: 2 BB: 0 P: 16	1B: 8 2B: 1 3B: 1 HR: 0	SF: 0 SAC: 2 DP: 1 HBP: 1	WP: 0 PB: 0 SB: 0 CS: 1	PA: 40
PITCHER	IP	WLS	BF	H	R	ER	SO	BB	IBB	HBP	BLK	WP	HR	S	P	ERA	WHIP					
Alex Fernandez, R ERA: 2.81 Rob Stanifer, R ERA: 3.99 Felix Heredia, L ERA: 4.0	(1, 1)	8.0	L	34	7	4	2	4	1	1	0	0	0	82	127	2.25	1.000					
	(9, 1)	0.1		4	3	0	0	0	0	0	0	0	0	9	11	0.00	9.000					
	(9, 1)	0.2		1	0	0	0	0	0	0	0	0	0	3	5	0.00	0.000					

Pittsburgh Pirates @ Florida Marlins
Pro Player Stadium, Miami, FL
Tue May 06 1997, 7:05 PM EDT
Att: 18,063 - Unknown - 79 F


AB 34
R 4
H 10
RBI 3
BB 2
SO 4
LOB 13



Batter	1	2	3	4	5	6	7	8	9	AB	R	H	RBI	BB	SO	LOB	BOTTOM				
Luis Castillo, S OBP: 0.357, SLG: 0.325 (1, 4)	SH5-4 2B		G6-3			G6-3		G6-3 1-2		4	0	1	0	0	0	1					
John Cangelosi, S OBP: 0.208, SLG: 0.174 (1, 7)	SH5-4					F7		B3		3	0	1	0	0	0	0					
Edgar Renteria, R OBP: 0.233, SLG: 0.235 (1, 6)	G1-5-3		G6-4-3 1B			G6-3			G5-3	4	0	0	0	0	0	2					
Gary Sheffield, R OBP: 0.426, SLG: 0.388 (1, 9)					P3		G4-3		G5-3	3	0	0	0	1	0	0					
Moises Alou, R OBP: 0.405, SLG: 0.642 (1, 8)	G5-3				G6-3		FC5-4 1B			3	0	1	0	0	0	2					
Bobby Bonilla, S OBP: 0.336, SLG: 0.370 (1, 5)			K			F9		FC5-4 BB	F7	4	0	0	0	0	1	2					
Jeff Conine, R OBP: 0.374, SLG: 0.473 (1, 3)			G1-3				F8			2	0	0	0	1	0	0					
Charles Johnson, R OBP: 0.352, SLG: 0.375 (1, 2)										2	0	0	0	1	1	2					
Alex Fernandez, R OBP: 0.313, SLG: 0.467 Alex Arias, R Rob Stanifer, R Felix Heredia, L (8, PH) (9, 1) (9, 1)									G6-3 1B	2	0	0	0	0	0	1					
Inning Stats	R: 0 E: 0 K: 0 S: 10	H: 1 LOB: 2 BB: 1 P: 21	R: 0 E: 0 K: 1 S: 8	H: 0 LOB: 1 BB: 1 P: 15	R: 0 E: 0 K: 0 S: 6	H: 1 LOB: 0 BB: 0 P: 10	R: 0 E: 0 K: 0 S: 7	H: 0 LOB: 0 BB: 0 P: 11	R: 0 E: 0 K: 0 S: 7	H: 0 LOB: 0 BB: 0 P: 11	R: 0 E: 0 K: 0 S: 15	H: 1 LOB: 2 BB: 1 P: 27	R: 0 E: 0 K: 0 S: 4	H: 1 LOB: 0 BB: 0 P: 5	R: 0 E: 0 K: 0 S: 7	H: 0 LOB: 1 BB: 0 P: 11	1B: 3 2B: 1 3B: 0 HR: 0	SF: 0 SAC: 1 DP: 2 HBP: 1	WP: 0 PB: 0 SB: 0 CS: 0	PA: 33	
PITCHER	IP	WLS	BF	H	R	ER	SO	BB	IBB	HBP	BLK	WP	HR	S	P	ERA	WHIP				
Steve Cooke, L ERA: 3.99 Ramon Morel, R ERA: 3.99 Rich Loiselle, R ERA: 3.24	(1, 1)	6.2	W	24	3	0	0	2	2	0	0	0	0	57	99	0.00	0.750				
	(7, 1)	1.1		5	1	0	0	0	1	0	0	0	0	11	17	0.00	1.500				
	(9, 1)	1.0		4	0	0	0	0	0	0	1	0	0	7	11	0.00	0.000				

Pittsburgh Pirates @ Florida Marlins
Pro Player Stadium, Miami, FL
Tue May 06 1997, 7:05 PM EDT
Att: 18,063 - Unknown - 79 F

AB 28
R 0
H 4
RBI 0
BB 3
SO 2
LOB 10



Batter	1	2	3	4	5	6	7	8	9	10	AB	R	H	RBI	BB	SO	LOB	TOP					
Kenny Lofton, L OBP: 0.408, SLG: 0.465 (1, 8)	0-1 1B CS 2B			3-2 G4-3		1-1 G6-4-3 1B		0-3 K		4-0 E IBB	4	0	2	0	1	1	0						
Michael Tucker, L OBP: 0.429, SLG: 0.524 (8, 1)	2-0 CS			2-3 K		2-3 SAFE SAFE K		3-3 K		0-0 E5	4	0	1	0	0	3	1						
Mark Wohlers, R (8, 1)											0	0	0	0	0	0	0						
Paul Byrd, R (9, 1)											0	0	0	0	0	0	0						
Javy Lopez, R OBP: 0.377, SLG: 0.600 (10, PH) (10, 2)	2-3 1B									1-3 2-H	1	0	0	0	0	0	1						
Keith Lockhart, L OBP: 0.250, SLG: 0.250 (1, 5)	2-2 G6-3			1-1 F7		1-0 SAFE SAFE G6-4-3		2-2 G5-3		2-3 K	3	0	0	0	0	0	3						
Mike Mordcaai, R OBP: 0.346, SLG: 0.435 (8, PH) (8, 5)	1-2 3-H										2	0	0	0	0	1	2						
Fred McGriff, L OBP: 0.355, SLG: 0.421 (1, 3)		0-0 G3		3-2 SH5-4 G5-3 1B		0-1 HR		2-2 F7			4	2	2	1	0	0	0						
Ryan Klesko, L OBP: 0.314, SLG: 0.467 (1, 7)	2-3 K			1-1 G5-3 SH5-4 1B		1-0 SH5-4 1B		2-1 G4-3			4	0	2	0	0	1	0						
Mark Lemke, S OBP: 0.308, SLG: 0.362 (1, 4)	3-2 F8			0-0 SH5-4		2-1 SAFE SH5-4		1-1 F7			2	0	0	0	0	0	0						
Edjie Pérez, R OBP: 0.040, SLG: 0.040 (1, 2)			2-2 G5-3		0-0 G5-3		3-2 P2			3-1 SH1-4 1B	3	0	0	1	0	0	2						
10 Chipper Jones, S OBP: 0.379, SLG: 0.426 (10, PH)											1	0	1	0	0	0	0						
Tony Graffanino, R OBP: 0.300, SLG: 0.263 (10, PR)											0	1	0	0	0	0	0						
Mike Bielecki, R (10, 1)											0	0	0	0	0	0	0						
Jeff Blauser, R OBP: 0.474, SLG: 0.640 (1, 6)			3-1 G5-3		4-0 IBB		4-0 IBB			1-0 SH1-4	1	0	0	0	2	0	0						
Greg Maddux, R (1, 1)										1-2 F8	3	0	0	0	0	2	4						
Andruw Jones, R OBP: 0.333, SLG: 0.410 (8, 9)											1	0	0	0	0	0	2						
Inning Stats	R: 0 E: 0 K: 0 S: 6	H: 2 LOB: 0 BB: 0 P: 10	R: 0 E: 0 K: 1 S: 9	H: 0 LOB: 0 BB: 0 P: 14	R: 0 E: 0 K: 1 S: 9	H: 0 LOB: 0 BB: 0 P: 15	R: 0 E: 0 K: 1 S: 8	H: 0 LOB: 0 BB: 0 P: 14	R: 1 E: 0 K: 1 S: 10	H: 2 LOB: 2 BB: 0 P: 19	R: 0 E: 0 K: 0 S: 6	H: 1 LOB: 0 BB: 0 P: 10	R: 1 E: 0 K: 0 S: 10	H: 2 LOB: 2 BB: 1 P: 21	R: 0 E: 0 K: 2 S: 10	H: 0 LOB: 0 BB: 0 P: 15	R: 0 E: 0 K: 0 S: 7	H: 0 LOB: 0 BB: 0 P: 12	R: 1 E: 1 K: 1 S: 9	H: 1 LOB: 2 BB: 1 P: 19	1B: 6 2B: 1 3B: 0 HR: 1	SF: 0 SAC: 3 DP: 1 HBP: 0	WP: 0 PA: 39
PITCHER	IP 7.0	WLS 27	H 7	R 2	ER 2	SO 5	BB 0	IBB 2	HBP 0	BLK 0	WP 0	HR 1	S 58	P 103	ERA 2.57	WHIP 1.000							
Pat Rapp, R ERA: 4.43 (1, 1)																							
Dennis Cook, L ERA: 0.57 (8, 1)	1.2	5	0	0	0	2	0	0	0	0	0	0	15	24	0.00	0.000							
Jay Powell, R ERA: 1.47 (9, 1)	1.1	L	7	1	1	0	1	0	0	0	0	0	11	22	0.00	0.750							
Batter	1	2	3	4	5	6	7	8	9	10	AB	R	H	RBI	BB	SO	LOB	BOTTOM					
Ralph Millard, R OBP: 0.333, SLG: 0.333 (1, 4)	0-1 G1-6-3 1B					0-1 G4-3		2-2 1B 2B		1-0 BB 1B	3	0	1	0	0	1	1						
Kurt Abbott, R OBP: 0.314, SLG: 0.500 (8, PH) (9, 4)											2	1	2	0	0	0	0						
Edgar Renteria, R OBP: 0.246, SLG: 0.244 (1, 6)	0-0 G1-6-3 1B					0-2 L9		3-2 2-H 1B		4-1 BB BB	4	0	2	1	1	0	1						
Cliff Floyd, L OBP: 0.311, SLG: 0.308 (1, 7)	1-2 G1-6-3					1-1 G1-3		3-2 F8 G1-3 1B		3-3 K	4	1	1	0	0	1	3						
Jay Powell, R OBP: 0.500, SLG: 0.500 (9, 1)											0	0	0	0	0	0	0						
Alex Arias, R OBP: 0.318, SLG: 0.250 (10, PH)	1-2 2-3										1	0	0	0	0	1	3						
Gary Sheffield, R OBP: 0.414, SLG: 0.373 (1, 9)	1-2 G6-3					0-1 L7		0-2 G1-3		1-1 G3-1	4	0	0	0	0	0	2						
Moises Alou, R OBP: 0.400, SLG: 0.626 (1, 8)						0-3 K		1-1 F8		2-2 K	4	0	1	0	0	2	1						
Bobby Bonilla, S OBP: 0.333, SLG: 0.366 (1, 5)								2-3 K		3-3 K	4	0	1	1	0	1	1						
Jeff Conine, R OBP: 0.364, SLG: 0.457 (1, 3)								3-H 1B															
Dennis Cook, L (8, 1)																							
John Cangelosi, S OBP: 0.200, SLG: 0.167 (9, 7)																							
Charles Johnson, R OBP: 0.337, SLG: 0.355 (1, 2)						1-2 L7		3-2 F8		1-0 F9	4	0	0	0	0	0	0						
Pat Rapp, R OBP: 0.167, SLG: 0.167 (1, 1)											1	0	0	0	0	0	0						
Jim Eisenreich, L OBP: 0.296, SLG: 0.250 (8, 3)	1-2 SH3-4					1-1 F9		1-1 G1-3		1-2 BB 1B 1B	2	0	1	0	0	0	0						
Inning Stats	R: 0 E: 0 K: 0 S: 9	H: 2 LOB: 1 BB: 0 P: 11	R: 0 E: 0 K: 0 S: 5	H: 1 LOB: 0 BB: 0 P: 7	R: 0 E: 1 K: 1 S: 7	H: 0 LOB: 1 BB: 0 P: 7	R: 0 E: 0 K: 1 S: 8	H: 0 LOB: 0 BB: 0 P: 9	R: 0 E: 0 K: 0 S: 7	H: 0 LOB: 0 BB: 0 P: 8	R: 1 E: 0 K: 0 S: 10	H: 2 LOB: 1 BB: 0 P: 15	R: 1 E: 0 K: 1 S: 16	H: 2 LOB: 1 BB: 0 P: 28	R: 0 E: 0 K: 2 S: 12	H: 0 LOB: 0 BB: 0 P: 18	R: 0 E: 0 K: 1 S: 12	H: 2 LOB: 3 BB: 1 P: 21	1B: 8 2B: 1 3B: 0 HR: 0	SF: 0 SAC: 1 DP: 2 HBP: 0	WP: 0 PA: 39		
PITCHER	IP 7.2	WLS 28	H 6	R 2	ER 2	SO 2	BB 0	IBB 0	HBP 0	BLK 0	WP 0	HR 0	S 61	P 79	ERA 2.35	WHIP 0.783							
Greg Maddux, R ERA: 1.54 (1, 1)																							
Mark Wohlers, R ERA: 2.97 (8, 1)	0.1	2	1	0	0	1	0	0	0	0	0	0	8	14	0.00	3.000							
Paul Byrd, R ERA: 1.5 (9, 1)	1.0	W	3	0	0	0	2	0	0	0	0	0	12	18	0.00	0.000							
Mike Bielecki, R ERA: 2.95 (10, 1)	1.0	S	6	2	0	0	1	1	0	0	0	0	12	21	0.00	3.000							

Atlanta Braves @ Florida Marlins
Pro Player Stadium, Miami, FL
Wed May 07 1997, 7:05 PM EDT
Att: 26,838 - Unknown - 78 F

AB 33
R 3
H 8
RBI 2
BB 3
SO 8
LOB 15

Atlanta Braves @ Florida Marlins
Pro Player Stadium, Miami, FL
Wed May 07 1997, 7:05 PM EDT
Att: 26,838 - Unknown - 78 F

AB 37
R 2
H 9
RBI 2
BB 1
SO 6
LOB 14



Batter	1	2	3	4	5	6	7	8	9	AB	R	H	RBI	BB	SO	LOB	TOP										
Kenny Lofton, L OBP: 0.397, SLG: 0.452 (1, 8)	G6-3		G1-3				G4-6-3			4	0	0	0	0	1	3	Atlanta Braves @ Florida Marlins Pro Player Stadium, Miami, FL Thu May 08 1997, 7:05 PM EDT Att: 32,088 - Unknown - 80 F										
Mark Lemko, S OBP: 0.306, SLG: 0.351 (1, 4)	G3		BB					G4-3		3	0	0	0	1	0	2											
Mike Mordecai, R OBP: 0.367, SLG: 0.423 (1, 5)	G4-3		3-5	FC5-4				F9		3	0	1	0	1	0	0											
Fred McGriff, L OBP: 0.359, SLG: 0.424 (1, 3)		K		FC5-4				G3-1		4	0	2	0	0	1	0											
Andruw Jones, R OBP: 0.329, SLG: 0.415 (1, 9)		2B		FC5-4				K2-3		4	0	1	0	0	1	4											
Javy Lopez, R OBP: 0.373, SLG: 0.582 (1, 2)		BB		G5-3				P4		3	0	0	0	1	0	2											
Ryan Klesko, L OBP: 0.311, SLG: 0.479 (1, 7)		K						G6-3		4	1	1	0	0	2	2											
Jeff Blausler, R OBP: 0.479, SLG: 0.637 (1, 6)		F9						1B		2	0	1	1	1	0	2											
Tom Glavine, L OBP: 0.333, SLG: 0.143 (1, 1)			G6-3					F8		1	0	0	0	0	0	0											
Rafael Belliard, R OBP: 0.375, SLG: 0.375 (5, PR)										0	0	0	0	0	0	0											
Joe Borowski, R OBP: 0.425, SLG: 0.519 (7, PH)										0	0	0	0	0	0	0											
Michael Tucker, L OBP: 0.425, SLG: 0.519 (7, PH)										0	0	0	0	0	0	0											
Brad Clontz, R OBP: 0.425, SLG: 0.519 (7, 1)										0	0	0	0	0	0	0											
Inning Stats	R: 0 E: 0 K: 0 S: 8	H: 0 LOB: 0 BB: 0 P: 13	R: 0 E: 0 K: 2 S: 9	H: 1 LOB: 2 BB: 1 P: 20	R: 0 E: 1 K: 0 S: 8	H: 0 LOB: 1 BB: 1 P: 18	R: 0 E: 0 K: 0 S: 7	H: 1 LOB: 1 BB: 1 P: 14	R: 0 E: 0 K: 2 S: 12	H: 0 LOB: 2 BB: 1 P: 23	R: 1 E: 0 K: 0 S: 14	H: 2 LOB: 0 BB: 0 P: 21	R: 0 E: 0 K: 1 S: 7	H: 0 LOB: 0 BB: 0 P: 9	R: 0 E: 0 K: 1 S: 7	H: 0 LOB: 0 BB: 0 P: 9	1B: 4 2B: 1 3B: 1 HR: 0	SF: 0 SAC: 0 DP: 3 HBP: 1	WP: 0 PB: 0 SB: 0 CS: 0	PA: 34							
PITCHER	IP	WLS	BF	H	R	ER	SO	BB	IBB	HBP	BLK	WP	HR	S	P	ERA	WHIP										
Tony Saunders, L ERA: 5.0 (1, 1)	6.0	W	25	4	0	0	4	4	0	1	0	0	0	50	100	0.00	1.333										
Mark Hutton, R ERA: 5.52 (7, 1)	2.0		7	2	1	1	0	0	0	0	0	0	0	22	33	4.50	1.000										
Robb Nen, R ERA: 5.4 (9, 1)	1.0		3	0	0	0	1	0	0	0	0	0	0	7	9	0.00	0.000										

Batter	1	2	3	4	5	6	7	8	9	AB	R	H	RBI	BB	SO	LOB	BOTTOM										
Ralph Milliard, R OBP: 0.143, SLG: 0.143 (1, 4)	G3		F9	G4-3		G6-3				4	0	0	0	0	0	2	Atlanta Braves @ Florida Marlins Pro Player Stadium, Miami, FL Thu May 08 1997, 7:05 PM EDT Att: 32,088 - Unknown - 80 F										
Edgar Renteria, R OBP: 0.246, SLG: 0.244 (1, 6)	G4-3		2B	F8		G5-3				4	1	1	0	0	0	2											
Cliff Floyd, L OBP: 0.340, SLG: 0.366 (1, 7)			1B							2	1	2	0	0	0	0											
John Cangestosi, S OBP: 0.185, SLG: 0.154 (4, 7)			3B							2	0	0	0	0	0	0											
Gary Sheffield, R OBP: 0.424, SLG: 0.369 (1, 9)			2B							1	1	0	0	2	0	0											
Moises Alou, R OBP: 0.396, SLG: 0.632 (1, 8)			1B							4	1	1	3	0	2	3											
Bobby Bonilla, S OBP: 0.339, SLG: 0.365 (1, 5)			3B							3	0	1	1	1	0	1											
Jeff Conine, R OBP: 0.351, SLG: 0.439 (1, 3)			1B							4	0	0	0	0	2	2											
Charles Johnson, R OBP: 0.333, SLG: 0.342 (1, 2)			3B							3	0	0	0	1	1	2											
Tony Saunders, L OBP: 0.200, SLG: 0.444 (1, 1)			1B							2	1	1	1	0	1	0											
John Wehner, R OBP: 0.400, SLG: 0.400 (6, PH)										1	0	1	0	0	0	0											
Mark Hutton, R ERA: 1.42 (7, 1)										0	0	0	0	0	0	0											
Robb Nen, R ERA: 4.09 (9, 1)										0	0	0	0	0	0	0											
Inning Stats	R: 0 E: 0 K: 1 S: 10	H: 1 LOB: 2 BB: 0 P: 18	R: 0 E: 0 K: 1 S: 8	H: 0 LOB: 0 BB: 0 P: 12	R: 5 E: 0 K: 1 S: 15	H: 5 LOB: 1 BB: 1 P: 29	R: 0 E: 0 K: 1 S: 7	H: 0 LOB: 0 BB: 0 P: 12	R: 0 E: 0 K: 0 S: 8	H: 0 LOB: 1 BB: 1 P: 18	R: 0 E: 0 K: 1 S: 12	H: 1 LOB: 2 BB: 1 P: 24	R: 0 E: 0 K: 1 S: 5	H: 0 LOB: 0 BB: 0 P: 7	R: 0 E: 0 K: 1 S: 7	H: 0 LOB: 0 BB: 1 P: 12	1B: 4 2B: 1 3B: 1 HR: 1	SF: 0 SAC: 0 DP: 1 HBP: 1	WP: 0 PB: 0 SB: 0 CS: 0	PA: 35							
PITCHER	IP	WLS	BF	H	R	ER	SO	BB	IBB	HBP	BLK	WP	HR	S	P	ERA	WHIP										
Tom Glavine, L ERA: 2.25 (1, 1)	4.0	L	20	6	5	5	4	0	1	1	0	0	0	40	71	11.25	1.500										
Joe Borowski, R ERA: 1.42 (5, 1)	2.0		9	1	0	0	0	2	0	0	0	0	0	20	42	0.00	1.500										
Brad Clontz, R ERA: 4.09 (7, 1)	2.0		6	0	0	0	2	1	0	0	0	0	0	12	19	0.00	0.500										

AB 29
R 1
H 6
RBI 1
BB 4
SO 5
LOB 16





AB 30
R 5
H 7
RBI 5
BB 4
SO 6
LOB 12



Batter	1	2	3	4	5	6	7	8	9	AB	R	H	RBI	BB	SO	LOB	TOP											
Craig Biggio, R OBP: 0.378, SLG: 0.471 (1, 4)										4	1	2	0	1	1	0	Houston Astros @ Florida Marlins Pro Player Stadium, Miami, FL Fri May 09 1997, 7:05 PM EDT Att: 30,525 - Unknown - 81 F livebaseballscorecards.com											
Derek Bell, R OBP: 0.291, SLG: 0.292 (1, 8)										5	0	0	0	0	3	4												
5 Jeff Bagwell, R OBP: 0.397, SLG: 0.614 (1, 3)										4	1	1	0	0	1	2												
Luis Gonzalez, L OBP: 0.348, SLG: 0.374 (1, 7)										2	0	2	2	2	0	0												
Sean Berry, R OBP: 0.231, SLG: 0.262 Tim Bogar, R OBP: 0.300, SLG: 0.370 (1, 5) (9, 5)										2	0	0	0	1	1	1												
Bobby Abreu, L OBP: 0.373, SLG: 0.412 (1, 9)										4	0	1	0	0	3	5												
Tony Eusebio, R OBP: 0.296, SLG: 0.245 (1, 2)										4	0	0	0	0	0	1												
Pat Listach, S OBP: 0.253, SLG: 0.200 (1, 6)										3	0	0	0	1	0	0												
Darryl Kile, R OBP: 0.045, SLG: 0.045 John Hudek, S (8, 1)										3	0	0	0	0	3	2												
Bill Spiers, L OBP: 0.431, SLG: 0.424 James Mouton, R OBP: 0.311, SLG: 0.410 Jose Lima, R (9, 1)										0	0	0	0	0	0	0												
Inning Stats	R: 1 E: 1 K: 3 S: 13	H: 2 LOB: 2 BB: 1 P: 24	R: 0 E: 0 K: 1 S: 7	H: 0 LOB: 0 BB: 0 P: 11	R: 1 E: 0 K: 2 S: 11	H: 2 LOB: 1 BB: 0 P: 17	R: 0 E: 0 K: 2 S: 10	H: 1 LOB: 2 BB: 1 P: 20	R: 0 E: 0 K: 1 S: 7	H: 0 LOB: 0 BB: 1 P: 14	R: 0 E: 0 K: 1 S: 9	H: 0 LOB: 0 BB: 0 P: 15	R: 0 E: 1 K: 1 S: 16	H: 0 LOB: 3 BB: 2 P: 30	R: 0 E: 1 K: 1 S: 11	H: 2 LOB: 2 BB: 0 P: 17	1B: 5 2B: 2 3B: 0 HR: 0	SF: 0 SAC: 0 DP: 1 HBP: 0	WP: 0 PB: 0 SB: 2 CS: 0	PA: 38								
PITCHER	IP	WLS	BF	H	R	ER	SO	BB	IBB	HBP	BLK	WP	HR	S	P	ERA	WHIP											
Kevin Brown, R ERA: 1.76 Jay Powell, R ERA: 1.42 Felix Heredia, L ERA: 3.86 Robb Nen, R ERA: 5.06	(1, 1) (8, 1) (8, 1) (9, 1)	7.0 0.2 0.1 1.0	27 3 3 5	5 0 0 2	2 0 0 0	1 0 0 0	10 0 1 1	2 0 0 0	1 0 0 0	0 0 0 0	0 0 0 0	0 0 0 0	0 0 6 11	0 10 18 17	64 10 6 11	110 12 0 17	1.29 0.00 0.00 0.00	1.000 1.500 3.000 2.000										

Batter	1	2	3	4	5	6	7	8	9	AB	R	H	RBI	BB	SO	LOB	BOTTOM										
Ralph Milliard, R OBP: 0.273, SLG: 0.200 (1, 4)										3	0	1	0	1	0	3	Houston Astros @ Florida Marlins Pro Player Stadium, Miami, FL Fri May 09 1997, 7:05 PM EDT Att: 30,525 - Unknown - 81 F livebaseballscorecards.com										
Edgar Renteria, R OBP: 0.245, SLG: 0.242 (1, 6)										5	0	1	0	0	1	4											
Jim Eisenreich, L OBP: 0.288, SLG: 0.231 (1, 7) (9, 3)										4	0	0	0	1	0	3											
Gary Sheffield, R OBP: 0.423, SLG: 0.370 (1, 9)										5	0	2	1	0	1	1											
Moises Alou, R OBP: 0.399, SLG: 0.622 (1, 8)										2	2	0	0	2	1	2											
Bobby Bonilla, S OBP: 0.351, SLG: 0.376 John Wehner, R OBP: 0.400, SLG: 0.400 (1, 5) (8, 7) (9, 7)										2	0	1	1	2	0	2											
Jeff Conine, R OBP: 0.356, SLG: 0.436 Robb Nen, R (1, 3) (9, 1)										3	0	1	0	1	0	1											
Gregg Zaun, S OBP: 0.421, SLG: 0.407 (1, 2)										4	0	0	0	0	1	6											
Kevin Brown, R OBP: 0.333, SLG: 0.222 John Cangelosi, S OBP: 0.179, SLG: 0.148 Jay Powell, R OBP: 0.500, SLG: 0.500 Felix Heredia, L (8, 1) Alex Arias, R OBP: 0.304, SLG: 0.238 (9, 5)										2	0	1	1	0	0	0											
Inning Stats	R: 0 E: 0 K: 1 S: 8	H: 0 LOB: 1 BB: 1 P: 17	R: 0 E: 0 K: 1 S: 12	H: 2 LOB: 2 BB: 2 P: 21	R: 0 E: 0 K: 0 S: 9	H: 2 LOB: 0 BB: 0 P: 14	R: 0 E: 0 K: 0 S: 5	H: 0 LOB: 0 BB: 0 P: 10	R: 0 E: 0 K: 2 S: 13	H: 0 LOB: 2 BB: 2 P: 25	R: 0 E: 0 K: 0 S: 10	H: 1 LOB: 1 BB: 0 P: 12	R: 1 E: 0 K: 0 S: 10	H: 1 LOB: 2 BB: 1 P: 19	R: 1 E: 2 K: 0 S: 6	H: 1 LOB: 3 BB: 1 P: 17		1B: 6 2B: 1 3B: 0 HR: 0	SF: 0 SAC: 1 DP: 1 HBP: 0	WP: 1 PB: 0 SB: 2 CS: 0	PA: 40						
PITCHER	IP	WLS	BF	H	R	ER	SO	BB	IBB	HBP	BLK	WP	HR	S	P	ERA	WHIP										
Darryl Kile, R ERA: 2.43 John Hudek, R ERA: 3.97 Jose Lima, R ERA: 3.18	(1, 1) (8, 1) (9, 1)	7.0 1.0 0.1	30 5 5	5 1 1	1 1 1	1 1 0	0 0 0	1 0 0	0 0 0	0 0 0	0 0 0	0 0 6	10 19 17	9.00 0.00 0.00	2.000 3.000 3.000												

Batter	1	2	3	4	5	6	7	8	9	AB	R	H	RBI	BB	SO	LOB	TOP										
Craig Biggio, R OBP: 0.380, SLG: 0.486 (1, 4)	G4-3		G5-3			P4			HR	4	2	1	1	0	0	0	Houston Astros @ Florida Marlins Pro Player Stadium, Miami, FL Sat May 10 1997, 7:05 PM EDT Att: 42,132 - Unknown - 84 F AB 33 R 4 H 8 RBI 4 BB 5 SO 5 LOB 18 										
Derek Bell, R OBP: 0.309, SLG: 0.301 (1, 8)	5 2B BB		1B BB		1B BB		G4-3		1B	3	2	2	0	2	0	0											
5 Jeff Bagwell, R OBP: 0.391, SLG: 0.606 (1, 3)	1-H 2B		F8		L6		F9		P4-3	5	0	1	1	0	0	4											
Luis Gonzalez, L OBP: 0.361, SLG: 0.376 (1, 7)	G6-4-3 BB		1-2 1B		1B BB		F9			2	0	1	0	2	0	0											
Sean Berry, R OBP: 0.232, SLG: 0.250 Tim Bogar, R OBP: 0.300, SLG: 0.370 (9, 5)	G6-4-3 1-2		P3		K			G6-3 BB		3	0	0	0	1	1	7											
Bill Spiers, L OBP: 0.432, SLG: 0.443 Ricky Gutierrez, R OBP: 0.500, SLG: 0.500 (5, 6)		G1-3		F8 2B		1-3 2-H 3-H 0-0		G6-3 1-2		2	0	1	0	0	0	0											
Bobby Abreu, L OBP: 0.361, SLG: 0.396 (1, 9)		K		P6		F9		G3		4	0	0	0	0	1	3											
Brad Ausmus, R OBP: 0.355, SLG: 0.398 (1, 2)		1B		F8		G6-3			K	4	0	1	0	0	1	1											
Chris Holt, R OBP: 0.056, SLG: 0.056 Russ Springer, R Billy Wagner, L (8, 1)		K		G6-3		K		B1-3		3	0	0	0	0	2	2											
Inning Stats	R: 1 E: 0 K: 0 S: 9	H: 1 LOB: 1 BB: 2 P: 19	R: 0 E: 0 K: 2 S: 9	H: 1 LOB: 1 BB: 0 P: 13	R: 0 E: 0 K: 0 S: 14	H: 1 LOB: 2 BB: 1 P: 25	R: 0 E: 0 K: 0 S: 9	H: 0 LOB: 0 BB: 0 P: 15	R: 2 E: 0 K: 1 S: 11	H: 2 LOB: 0 BB: 0 P: 16	R: 0 E: 0 K: 0 S: 6	H: 0 LOB: 0 BB: 0 P: 10	R: 0 E: 0 K: 0 S: 5	H: 0 LOB: 0 BB: 1 P: 13	R: 1 E: 0 K: 1 S: 11	H: 2 LOB: 1 BB: 0 P: 17		1B: 5 2B: 2 3B: 0 HR: 1	SF: 0 SAC: 0 DP: 2 HBP: 1	WP: 0 PB: 0 SB: 0 CS: 0	PA: 39						
PITCHER	IP	WLS	BF	H	R	ER	SO	BB	IBB	HBP	BLK	WP	HR	S	P	ERA	WHIP										
Rick Helling, R ERA: 1.98 Dennis Cook, L ERA: 0.55 Rob Stanifer, R ERA: 2.08 Mark Hutton, R ERA: 5.4	4.1	L	21	5	3	3	2	3	0	1	0	0	0	44	80	6.23	1.846										

Batter	1	2	3	4	5	6	7	8	9	AB	R	H	RBI	BB	SO	LOB	BOTTOM										
Ralph Milliard, R OBP: 0.267, SLG: 0.214 (1, 4)	CS 1B		K		FC6-4 1B		K			4	0	1	0	0	2	4	Houston Astros @ Florida Marlins Pro Player Stadium, Miami, FL Sat May 10 1997, 7:05 PM EDT Att: 42,132 - Unknown - 84 F AB 31 R 2 H 9 RBI 2 BB 4 SO 6 LOB 17 										
Edgar Renteria, R OBP: 0.252, SLG: 0.250 (1, 6)	CS 1B			L9	G4-6-3 1B			K		4	0	2	1	0	1	0											
Jim Eisenreich, L OBP: 0.286, SLG: 0.218 (1, 7)	F8			1B BB FC3-6	G4-6-3 1B			F8		3	1	0	0	1	0	3											
Gary Sheffield, R OBP: 0.438, SLG: 0.382 (1, 9)	CS	G5-4-3 BB		FC3-6 1B		FC6-4 BB		1B		2	0	2	0	2	0	0											
Moises Alou, R OBP: 0.394, SLG: 0.610 (1, 8)		G5-4-3		FC3-6 1B		FC6-4 FC5-4		K		4	0	1	0	0	1	3											
Bobby Bonilla, S OBP: 0.341, SLG: 0.364 (1, 5)	G6-3			FC3-6 FC4-6		F8		P4		4	0	0	1	0	0	3											
Jeff Conine, R OBP: 0.344, SLG: 0.419 (1, 3)			G4-3	FC4-6		FC5-4		K		4	0	0	0	0	1	3											
Charles Johnson, R OBP: 0.340, SLG: 0.349 (1, 2)					FC6-4 1B		G4-3		K	4	1	2	0	0	1	0											
Rick Helling, R Dennis Cook, L Todd Dunwoody, L Rob Stanifer, R John Cangelosi, S Mark Hutton, R (8, 1)				L6		FC6-4 1B		K E BB		1	0	0	0	0	0	1											
Inning Stats	R: 0 E: 0 K: 0 S: 7	H: 2 LOB: 0 BB: 0 P: 13	R: 0 E: 0 K: 0 S: 5	H: 0 LOB: 0 BB: 1 P: 12	R: 0 E: 0 K: 1 S: 6	H: 1 LOB: 1 BB: 0 P: 14	R: 1 E: 0 K: 0 S: 8	H: 2 LOB: 2 BB: 1 P: 15	R: 1 E: 0 K: 0 S: 7	H: 3 LOB: 1 BB: 0 P: 11	R: 0 E: 0 K: 0 S: 9	H: 0 LOB: 1 BB: 1 P: 17	R: 0 E: 1 K: 1 S: 7	H: 0 LOB: 1 BB: 1 P: 14	R: 0 E: 0 K: 2 S: 14	H: 1 LOB: 1 BB: 0 P: 21		R: 0 E: 0 K: 2 S: 8	H: 0 LOB: 0 BB: 0 P: 8	1B: 9 2B: 0 3B: 0 HR: 0	SF: 0 SAC: 0 DP: 2 HBP: 0	WP: 0 PB: 0 SB: 0 CS: 2	PA: 36				
PITCHER	IP	WLS	BF	H	R	ER	SO	BB	IBB	HBP	BLK	WP	HR	S	P	ERA	WHIP										
Chris Holt, R ERA: 3.5 Russ Springer, R ERA: 1.59 Billy Wagner, L ERA: 0.45	6.1	W	27	8	2	2	1	4	0	0	0	0	0	46	92	2.84	1.895										

Batter	1	2	3	4	5	6	7	8	9	AB	R	H	RBI	BB	SO	LOB	TOP								
Craig Biggio, R OBP: 0.368, SLG: 0.470 (1,4)										5	0	0	0	0	0	1									
Derek Bell, R OBP: 0.306, SLG: 0.305 (1,8)										5	0	1	1	0	1	0									
5 Jeff Bagwell, R OBP: 0.304, SLG: 0.607 (1,3)										3	0	2	0	2	0	1									
Luis Gonzalez, L OBP: 0.355, SLG: 0.368 (1,7)										5	0	1	0	0	1	4									
Bobby Abreu, L OBP: 0.357, SLG: 0.400 (1,9)										4	0	1	0	0	1	2									
Ricky Gutierrez, R OBP: 0.417, SLG: 0.400 (1,6)										2	0	0	0	0	2	2									
Ramon Garcia, R (4,1)										1	0	0	0	0	0	0									
Pat Listach, S OBP: 0.290, SLG: 0.198 (8,PH)										1	0	0	0	0	1	1									
Bill Spiers, L OBP: 0.442, SLG: 0.444 (1,5)										2	1	1	0	1	0	0									
Tony Eusebio, R OBP: 0.309, SLG: 0.245 (8,PH)										0	0	0	0	1	0	0									
James Mouton, R OBP: 0.311, SLG: 0.410 (8,PR)										0	0	0	0	0	0	0									
Jose Lima, R (8,1)										0	0	0	0	0	0	0									
Brad Ausmus, R OBP: 0.365, SLG: 0.400 (1,2)										2	1	1	0	1	0	0									
Donne Wall, R (1,1)										2	1	1	0	1	0	0									
Sean Berry, R OBP: 0.236, SLG: 0.269 (4,5)										3	1	1	2	0	0	5									
Inning Stats	R: 0 E: 0 K: 1 S: 15	H: 1 LOB: 1 BB: 0 P: 21	R: 0 E: 0 K: 1 S: 7	H: 0 LOB: 0 BB: 0 P: 9	R: 0 E: 0 K: 1 S: 10	H: 0 LOB: 0 BB: 0 P: 14	R: 0 E: 0 K: 2 S: 17	H: 1 LOB: 2 BB: 1 P: 26	R: 3 E: 0 K: 0 S: 26	H: 4 LOB: 1 BB: 0 P: 37	R: 0 E: 0 K: 0 S: 10	H: 0 LOB: 2 BB: 2 P: 21	R: 0 E: 0 K: 0 S: 10	H: 1 LOB: 1 BB: 0 P: 16	R: 0 E: 1 K: 1 S: 10	H: 1 LOB: 3 BB: 1 P: 20	R: 0 E: 0 K: 1 S: 7	H: 0 LOB: 1 BB: 1 P: 16	1B: 5 2B: 3 3B: 0 HR: 0	SF: 0 SAC: 1 DP: 0 HBP: 0	WP: 1 PB: 0 SB: 0 CS: 0	PA: 40			
PITCHER	IP	WLS	BF	H	R	ER	SO	BB	IBB	HBP	BLK	WP	HR	S	P	ERA	WHIP								
Alex Fernandez, R ERA: 3.0 (1,1)	6.0	W	27	6	3	3	5	3	0	0	0	1	0	85	128	4.50	1.500								
Jay Powell, R ERA: 1.37 (7,1)	0.2		3	1	0	0	0	0	0	0	0	0	0	7	11	0.00	1.500								
Dennis Cook, L ERA: 0.53 (7,1)	0.2		3	1	0	0	1	0	0	0	0	0	0	8	14	0.00	1.500								
Mark Hutton, R ERA: 5.19 (8,1)	0.2		3	0	0	0	0	1	0	0	0	0	0	5	11	0.00	1.500								
Robb Nen, R ERA: 4.75 (9,1)	1.0	S	4	0	0	0	1	1	0	0	0	0	0	7	16	0.00	1.000								

Houston Astros @ Florida Marlins
Pro Player Stadium, Miami, FL
Sun May 11, 1997, 3:33 AM EDT
Att: 30,030 - Cloudy - 84 F

AB	34
R	3
H	8
RBI	3
BB	5
SO	7
LOB	16



Batter	1	2	3	4	5	6	7	8	9	AB	R	H	RBI	BB	SO	LOB	BOTTOM								
Ralph Milliard, R OBP: 0.316, SLG: 0.188 (1,4)										2	0	0	0	1	0	0									
Edgar Renteria, R OBP: 0.255, SLG: 0.252 (1,6)										3	1	1	1	1	1	1									
Kurt Abbott, R OBP: 0.289, SLG: 0.459 (1,7)										3	0	0	0	0	1	4									
John Wehner, R OBP: 0.400, SLG: 0.400 (8,7)										0	0	0	0	0	0	0									
Gary Sheffield, R OBP: 0.427, SLG: 0.368 (1,9)										4	1	0	0	0	0	1									
Moises Alou, R OBP: 0.411, SLG: 0.616 (1,8)										2	2	2	1	2	0	0									
Bobby Bonilla, S OBP: 0.345, SLG: 0.376 (1,5)										4	1	2	1	0	2	2									
Robb Nen, R (9,1)										0	0	0	0	0	0	0									
Jeff Conine, R OBP: 0.349, SLG: 0.417 (1,3)										3	1	1	1	1	2	1									
Charles Johnson, R OBP: 0.327, SLG: 0.333 (1,2)										4	0	0	0	0	2	4									
Alex Fernandez, R OBP: 0.333, SLG: 0.520 (1,1)										2	0	1	2	0	0	0									
Todd Lunn, R OBP: 0.200, SLG: 0.200 (6,PH)										1	0	0	0	0	0	0									
Jay Powell, R OBP: 0.200, SLG: 0.200 (7,1)										0	0	0	0	0	0	0									
Dennis Cook, L OBP: 0.200, SLG: 0.200 (7,1)										0	0	0	0	0	0	0									
Mark Hutton, R (8,1)										0	0	0	0	0	0	0									
Alex Arias, R OBP: 0.300, SLG: 0.238 (9,9)										0	0	0	0	0	0	0									
Inning Stats	R: 0 E: 0 K: 0 S: 10	H: 0 LOB: 0 BB: 0 P: 16	R: 3 E: 0 K: 2 S: 22	H: 2 LOB: 3 BB: 4 P: 44	R: 1 E: 0 K: 1 S: 10	H: 2 LOB: 1 BB: 0 P: 15	R: 0 E: 0 K: 1 S: 7	H: 0 LOB: 0 BB: 0 P: 9	R: 1 E: 0 K: 1 S: 15	H: 1 LOB: 1 BB: 1 P: 28	R: 0 E: 0 K: 0 S: 5	H: 0 LOB: 0 BB: 0 P: 6	R: 1 E: 0 K: 0 S: 7	H: 2 LOB: 1 BB: 0 P: 13	R: 0 E: 0 K: 3 S: 10	H: 0 LOB: 0 BB: 0 P: 15	1B: 5 2B: 3 3B: 0 HR: 0	SF: 0 SAC: 1 DP: 1 HBP: 1	WP: 0 PB: 0 SB: 0 CS: 1	PA: 36					
PITCHER	IP	WLS	BF	H	R	ER	SO	BB	IBB	HBP	BLK	WP	HR	S	P	ERA	WHIP								
Donne Wall, R ERA: 4.66 (1,1)	3.0	L	17	4	4	4	3	4	0	1	0	0	0	42	75	12.00	2.667								
Ramon Garcia, R ERA: 4.62 (4,1)	4.0		15	3	2	1	2	1	0	0	0	0	0	34	56	2.25	1.000								
Jose Lima, R ERA: 3.0 (8,1)	1.0		3	0	0	0	3	0	0	0	0	0	0	10	15	0.00	0.000								

Houston Astros @ Florida Marlins
Pro Player Stadium, Miami, FL
Sun May 11, 1997, 3:33 AM EDT
Att: 30,030 - Cloudy - 84 F

AB	28
R	6
H	7
RBI	6
BB	5
SO	8
LOB	13



Batter	1	2	3	4	5	6	7	8	9	AB	R	H	RBI	BB	SO	LOB	TOP								
Craig Biggio, R OBP: 0.377, SLG: 0.484 (1, 4)	G6-3		3B 2B		1B		1B			4	1	3	0	0	0	0	Houston Astros @ Florida Marlins Pro Player Stadium, Miami, FL Mon May 12 1997, 7:05 PM EDT Att: 15,342 - Unknown - 85 F								
Derek Bell, R OBP: 0.318, SLG: 0.356 (1, 8)	HR		5 SF8 3B		P4		1B			4	2	3	2	0	0	1									
5 Jeff Bagwell, R OBP: 0.394, SLG: 0.594 (1, 3)	G5-3		SF8			K	K			3	0	0	1	0	2	2									
Luis Gonzalez, L OBP: 0.352, SLG: 0.364 (1, 7)	1B		F8			L9		K		4	0	1	0	0	1	0									
Sean Berry, R OBP: 0.237, SLG: 0.282 (1, 5)	G6-3			K		2B		G4-3		4	0	1	0	0	1	1									
Bobby Abreu, L OBP: 0.346, SLG: 0.386 (1, 9)		L7		K		G4-3		K		4	0	0	0	0	2	1									
Ricky Gutierrez, R OBP: 0.375, SLG: 0.571 (1, 6)				G6-3				HR	L8	4	1	1	1	0	1	0									
Brad Ausmus, R OBP: 0.360, SLG: 0.394 (1, 2)		G3			L9		G4-3 1B		K2-3	4	0	1	0	0	1	0									
Shane Reynolds, R OBP: 0.219, SLG: 0.152 (4, 1)			G6-3		G4-3		G4-6-3		F9	1	0	0	0	0	0	0									
Russ Springer, R OBP: 0.292, SLG: 0.190 (1, 4)										1	0	0	0	0	0	0									
Jose Lima, R ERA: 1.93 (6, 1)										0	0	0	0	0	0	0									
Pat Listach, S ERA: 1.93 (7, PH)										0	0	0	0	0	0	0									
Tom Martin, L ERA: 1.93 (7, 1)										0	0	0	0	0	0	0									
John Hudek, S ERA: 5.25 (8, 1)										0	0	0	0	0	0	0									
James Mouton, R ERA: 5.25 (9, PH)										1	0	0	0	0	0	0									
Inning Stats	R: 1 E: 0 K: 0 S: 12	H: 2 LOB: 1 BB: 0 P: 20	R: 0 E: 0 K: 1 S: 7	H: 0 LOB: 0 BB: 0 P: 11	R: 2 E: 0 K: 0 S: 13	H: 2 LOB: 0 BB: 0 P: 19	R: 0 E: 0 K: 2 S: 11	H: 0 LOB: 2 BB: 0 P: 20	R: 0 E: 0 K: 0 S: 9	H: 1 LOB: 1 BB: 0 P: 17	R: 0 E: 0 K: 1 S: 11	H: 1 LOB: 1 BB: 0 P: 15	R: 1 E: 0 K: 1 S: 12	H: 4 LOB: 2 BB: 0 P: 18	R: 0 E: 0 K: 2 S: 8	H: 0 LOB: 0 BB: 0 P: 9	R: 0 E: 0 K: 1 S: 10	H: 0 LOB: 0 BB: 0 P: 12	1B: 5 2B: 2 3B: 1 HR: 2	SF: 1 SAC: 0 DP: 1 HBP: 0	WP: 0 PB: 0 SB: 0 CS: 0	PA: 36			
PITCHER	IP	WLS	BF	H	R	ER	SO	BB	IBB	HBP	BLK	WP	HR	S	P	ERA	WHIP								
Pat Rapp, R ERA: 4.63 (1, 1)	4.0		16	4	3	3	3	0	0	0	0	0	1	43	70	6.75	1.000								
Rob Stanifer, R ERA: 2.57 (5, 1)	2.2	W	12	5	1	1	1	0	0	0	0	0	1	27	43	3.38	1.875								
Felix Heredia, L ERA: 3.09 (7, 1)	2.1		8	1	0	0	4	0	0	0	0	0	0	23	28	0.00	0.429								

AB	35
R	4
H	10
RBI	4
BB	0
SO	8
LOB	6



Batter	1	2	3	4	5	6	7	8	9	AB	R	H	RBI	BB	SO	LOB	BOTTOM								
Ralph Milliard, R OBP: 0.292, SLG: 0.190 (1, 4)	G4-3		L4	1B	L4		G6-4-3			5	0	1	1	0	0	3	Houston Astros @ Florida Marlins Pro Player Stadium, Miami, FL Mon May 12 1997, 7:05 PM EDT Att: 15,342 - Unknown - 85 F								
Edgar Renteria, R OBP: 0.250, SLG: 0.243 (1, 6)	G5-3		K	K		K		K		5	0	0	0	0	4	2									
John Cangelosi, S OBP: 0.167 (1, 7)			G1-3					F8		3	0	1	1	0	0	0									
Rob Stanifer, R OBP: 1.000, SLG: 1.000 (5, 1)	G3									1	1	1	0	0	0	0									
John Wehner, R OBP: 0.333, SLG: 0.333 (7, 7)										1	0	0	0	0	0	0									
Gary Sheffield, R OBP: 0.426, SLG: 0.364 (8, PR)										4	1	1	0	1	0	3									
Todd Dumwoody, L OBP: 0.500, SLG: 0.500 (9, 7)		F8				P4		2B 1B		0	1	0	0	0	0	0									
Moises Alou, R OBP: 0.417, SLG: 0.631 (1, 8)										5	3	3	0	0	0	1									
Bobby Bonilla, S OBP: 0.357, SLG: 0.398 (1, 5)										3	2	2	2	0	0	1									
Alex Arias, R OBP: 0.333, SLG: 0.273 (8, 5)		L4								1	0	1	2	0	0	0									
Jeff Conine, R OBP: 0.409 (1, 3)										2	1	0	0	2	1	2									
Felix Heredia, L OBP: 0.500, SLG: 0.500 (7, 1)										1	0	1	0	0	0	0									
Gregg Zaun, S OBP: 0.442, SLG: 0.438 (1, 2)										5	1	3	3	0	0	2									
Pat Rapp, R OBP: 0.154, SLG: 0.154 (1, 1)										1	0	0	0	0	1	2									
Jim Eisenreich, L OBP: 0.303, SLG: 0.214 (4, PH)										1	1	0	1	2	0	1									
Inning Stats	R: 0 E: 0 K: 0 S: 8	H: 0 LOB: 0 BB: 0 P: 14	R: 1 E: 0 K: 1 S: 16	H: 2 LOB: 2 BB: 1 P: 25	R: 0 E: 0 K: 1 S: 11	H: 0 LOB: 0 BB: 0 P: 16	R: 5 E: 1 K: 1 S: 21	H: 4 LOB: 2 BB: 2 P: 40	R: 1 E: 1 K: 1 S: 10	H: 1 LOB: 2 BB: 1 P: 21	R: 2 E: 0 K: 0 S: 13	H: 3 LOB: 1 BB: 0 P: 15	R: 0 E: 0 K: 0 S: 5	H: 0 LOB: 1 BB: 1 P: 11	R: 2 E: 0 K: 1 S: 17	H: 4 LOB: 2 BB: 0 P: 27	1B: 10 2B: 4 3B: 0 HR: 0	SF: 0 SAC: 0 DP: 1 HBP: 1	WP: 0 PB: 0 SB: 2 CS: 0	PA: 44					
PITCHER	IP	WLS	BF	H	R	ER	SO	BB	IBB	HBP	BLK	WP	HR	S	P	ERA	WHIP								
Shane Reynolds, R ERA: 2.88 (1, 1)	3.1	L	19	5	6	4	2	2	1	0	0	0	0	20	36	5.40	1.800								
Russ Springer, R ERA: 1.93 (4, 1)	1.2		9	2	1	1	2	1	0	1	0	0	0	13	15	18.00	3.000								
Jose Lima, R ERA: 3.79 (6, 1)	1.0		6	3	2	2	1	0	0	0	0	0	0	8	15	0.00	0.750								
Tom Martin, L ERA: 1.93 (7, 1)	1.1		4	0	0	0	1	1	0	0	0	0	0	14	23	27.00	6.000								
John Hudek, R ERA: 5.25 (8, 1)	0.2		6	4	2	2	0	0	0	0	0	0	0	14	23	27.00	6.000								

AB	38
R	11
H	14
RBI	10
BB	5
SO	6
LOB	17



Batter	1	2	3	4	5	6	7	8	9	AB	R	H	RBI	BB	SO	LOB	TOP			
Ralph Milliard, R OBP: 0.333, SLG: 0.200 (1, 4)	F9	FC6-4		G4-3 1B BB	HBP		FC1-6		F9 1B	4	1	1	1	1	0	4	Florida Marlins @ Atlanta Braves Turner Field, Atlanta, GA Tue May 13 1997, 7:05 PM EDT Att: 38,365 - Unknown - 70 F			
Edgar Renteria, R OBP: 0.253, SLG: 0.253 (1, 6)	E9 SF9 2B		G6-3	BB HR G4-3 1B	F9		G4-3		F9 1B	6	2	2	0	0	0	4				
John Cangelosi, S OBP: 0.216, SLG: 0.176 (1, 7)	SF9		HR 1B	G4-3	K			G6-3		4	1	1	1	0	1	3				
Gary Sheffield, R OBP: 0.428, SLG: 0.388 John Wehner, R OBP: 0.296, SLG: 0.286 (1, 9) (6, 9)	F7		HR	BB HR IBB	P2			K		3	2	1	2	1	0	1				
Moises Alou, R OBP: 0.423, SLG: 0.624 (1, 8)			HR 1B	F8 HBP BB	HR BB		F9		G4-3	3	1	1	1	2	0	0				
Bobby Bonilla, S OBP: 0.372, SLG: 0.432 Jay Powell, R OBP: 0.500, SLG: 0.500 (1, 5) (9, 1)			S 1B	HBP	HR		K		2B 1B	4	1	3	4	0	1	0				
Jeff Conine, R OBP: 0.348, SLG: 0.400 (1, 3)			K	F8	HR 1B		F9		K	5	1	1	0	0	2	5				
Charles Johnson, R OBP: 0.349, SLG: 0.396 (1, 2)			FC6-4 BB	F9	HR		FC1-6 1B		1B 2B	4	2	3	2	1	0	2				
Tony Saunders, L OBP: 0.143, SLG: 0.308 Dennis Cook, L (8, 1) Alex Arias, R OBP: 0.360, SLG: 0.273 (9, PH) (9, 5)	P5			G4-3			K		1B BB	4	0	0	0	0	1	4				
Inning Stats	R: 1 E: 1 K: 0 S: 13	H: 1 LOB: 0 BB: 0 P: 18	R: 0 E: 0 K: 1 S: 13	H: 2 LOB: 3 BB: 1 P: 22	R: 2 E: 0 K: 0 S: 16	H: 2 LOB: 2 BB: 1 P: 25	R: 7 E: 0 K: 0 S: 19	H: 4 LOB: 0 BB: 3 P: 34	R: 0 E: 0 K: 1 S: 9	H: 0 LOB: 1 BB: 0 P: 16	R: 0 E: 0 K: 1 S: 7	H: 1 LOB: 1 BB: 0 P: 9	R: 0 E: 0 K: 1 S: 11	H: 0 LOB: 0 BB: 0 P: 16	R: 1 E: 0 K: 1 S: 16	H: 3 LOB: 2 BB: 1 P: 27		1B: 8 2B: 2 3B: 0 HR: 3	SF: 1 SAC: 0 DP: 0 HBP: 2	WP: 0 PB: 0 CS: 0
PITCHER	IP WLS BF H R ER SO BB IBB HBP BLK WP HR S P ERA WHIP	IP WLS BF H R ER SO BB IBB HBP BLK WP HR S P ERA WHIP	IP WLS BF H R ER SO BB IBB HBP BLK WP HR S P ERA WHIP	IP WLS BF H R ER SO BB IBB HBP BLK WP HR S P ERA WHIP	IP WLS BF H R ER SO BB IBB HBP BLK WP HR S P ERA WHIP	IP WLS BF H R ER SO BB IBB HBP BLK WP HR S P ERA WHIP	IP WLS BF H R ER SO BB IBB HBP BLK WP HR S P ERA WHIP	IP WLS BF H R ER SO BB IBB HBP BLK WP HR S P ERA WHIP	IP WLS BF H R ER SO BB IBB HBP BLK WP HR S P ERA WHIP	IP WLS BF H R ER SO BB IBB HBP BLK WP HR S P ERA WHIP	IP WLS BF H R ER SO BB IBB HBP BLK WP HR S P ERA WHIP	IP WLS BF H R ER SO BB IBB HBP BLK WP HR S P ERA WHIP	IP WLS BF H R ER SO BB IBB HBP BLK WP HR S P ERA WHIP	IP WLS BF H R ER SO BB IBB HBP BLK WP HR S P ERA WHIP	IP WLS BF H R ER SO BB IBB HBP BLK WP HR S P ERA WHIP	IP WLS BF H R ER SO BB IBB HBP BLK WP HR S P ERA WHIP	IP WLS BF H R ER SO BB IBB HBP BLK WP HR S P ERA WHIP			

Batter	1	2	3	4	5	6	7	8	9	AB	R	H	RBI	BB	SO	LOB	BOTTOM					
Kenny Lofton, L OBP: 0.397, SLG: 0.443 (1, 8)	K		L6		F7			F7		4	0	0	0	0	1	0	Florida Marlins @ Atlanta Braves Turner Field, Atlanta, GA Tue May 13 1997, 7:05 PM EDT Att: 38,365 - Unknown - 70 F					
Michael Tucker, L OBP: 0.400, SLG: 0.508 (1, 7)	P4		G4-3		G4-3 1B 2B			F7		4	1	1	0	0	0	0						
10 Chipper Jones, S OBP: 0.384, SLG: 0.477 Alan Embree, L (1, 5) (9, 1)	G4-3		G6-3		G4-3			F9		4	0	0	0	0	0	1						
Fred McGriff, L OBP: 0.350, SLG: 0.427 (1, 3)			HR		G3		K		1B 1B	4	2	2	1	0	1	1						
Andruw Jones, R OBP: 0.365, SLG: 0.447 (1, 9)			K		K		FC6-4 1B		1B SF8 1B	4	1	2	1	0	2	0						
Javy Lopez, R OBP: 0.383, SLG: 0.611 (1, 2)			K		1B		FC6-4		G5-4-3 1B	4	0	2	1	0	1	1						
Jeff Blauser, R OBP: 0.471, SLG: 0.643 Mike Bielecki, R (8, 1) Rafael Belliard, R OBP: 0.364, SLG: 0.364 Keith Lockhart, L OBP: 0.241, SLG: 0.217 (9, PH)			2B BB		L7		K		SF8	2	1	0	0	1	1	1						
Mark Lemke, S OBP: 0.323, SLG: 0.375 Brad Clontz, R (6, 1) Tony Graffanino, R OBP: 0.269, SLG: 0.240 (7, PH) (8, 6) (9, 4)			2B		L8		F7		G5-4-3	2	0	1	1	0	0	0						
Terrell Wade, L (1, 1) Paul Byrd, R (4, 1) Mike Mordecai, R OBP: 0.333, SLG: 0.379 (5, PH) (9, 5)			G5-3		F9		F8			1	0	0	0	0	0	1						
Inning Stats	R: 0 E: 0 K: 1 S: 7	H: 0 LOB: 0 BB: 0 P: 12	R: 2 E: 0 K: 2 S: 15	H: 2 LOB: 1 BB: 1 P: 26	R: 0 E: 0 K: 0 S: 13	H: 0 LOB: 0 BB: 0 P: 22	R: 0 E: 0 K: 1 S: 11	H: 1 LOB: 1 BB: 0 P: 21	R: 0 E: 0 K: 0 S: 11	H: 0 LOB: 0 BB: 0 P: 17	R: 1 E: 0 K: 1 S: 7	H: 2 LOB: 1 BB: 0 P: 11	R: 0 E: 0 K: 0 S: 6	H: 0 LOB: 0 BB: 0 P: 10	R: 0 E: 0 K: 0 S: 7	H: 0 LOB: 0 BB: 0 P: 11		R: 2 E: 0 K: 0 S: 8	H: 3 LOB: 0 BB: 0 P: 10	1B: 5 2B: 2 3B: 0 HR: 1	SF: 1 SAC: 0 DP: 1 HBP: 0	WP: 0 PB: 0 CS: 0
PITCHER	IP WLS BF H R ER SO BB IBB HBP BLK WP HR S P ERA WHIP	IP WLS BF H R ER SO BB IBB HBP BLK WP HR S P ERA WHIP	IP WLS BF H R ER SO BB IBB HBP BLK WP HR S P ERA WHIP	IP WLS BF H R ER SO BB IBB HBP BLK WP HR S P ERA WHIP	IP WLS BF H R ER SO BB IBB HBP BLK WP HR S P ERA WHIP	IP WLS BF H R ER SO BB IBB HBP BLK WP HR S P ERA WHIP	IP WLS BF H R ER SO BB IBB HBP BLK WP HR S P ERA WHIP	IP WLS BF H R ER SO BB IBB HBP BLK WP HR S P ERA WHIP	IP WLS BF H R ER SO BB IBB HBP BLK WP HR S P ERA WHIP	IP WLS BF H R ER SO BB IBB HBP BLK WP HR S P ERA WHIP	IP WLS BF H R ER SO BB IBB HBP BLK WP HR S P ERA WHIP	IP WLS BF H R ER SO BB IBB HBP BLK WP HR S P ERA WHIP	IP WLS BF H R ER SO BB IBB HBP BLK WP HR S P ERA WHIP	IP WLS BF H R ER SO BB IBB HBP BLK WP HR S P ERA WHIP	IP WLS BF H R ER SO BB IBB HBP BLK WP HR S P ERA WHIP	IP WLS BF H R ER SO BB IBB HBP BLK WP HR S P ERA WHIP	IP WLS BF H R ER SO BB IBB HBP BLK WP HR S P ERA WHIP					



Batter	1	2	3	4	5	6	7	8	9	AB	R	H	RBI	BB	SO	LOB	TOP								
Kurt Abbott, R OBP: 0.302, SLG: 0.500 (1, 4)	F8		F9		E7		1B		K	5	0	2	1	0	1	1									
Edgar Renteria, R OBP: 0.257, SLG: 0.258 (1, 6)	G5-3		FC4-6		F7		G4-3		F8	5	0	2	2	0	0	1									
Todd Dunwoody, L OBP: 0.429, SLG: 0.833 (1, 7)	G4-3		FC4-6				G4-3		FC6-4	4	1	1	1	1	0	3									
Moises Alou, R OBP: 0.410, SLG: 0.601 (1, 8)		G4-3	FC6-4				G6-3		F9	5	0	0	0	0	0	2									
Jeff Conine, R OBP: 0.353, SLG: 0.398 (1, 3)		1B			P6		G1-3		FC4	3	0	1	0	1	0	0									
Bobby Bonilla, S OBP: 0.388, SLG: 0.426 (1, 5)		P3			CS		F8		FC4	4	0	1	0	0	0	2									
Jim Eisenreich, L OBP: 0.329, SLG: 0.237 (1, 9)		1B			G6-3				BB	3	0	2	0	1	0	1									
Charles Johnson, R OBP: 0.339, SLG: 0.383 (1, 2)					G4-3		E3		FC4-6	3	0	0	0	0	1	3									
Gregg Zaun, S OBP: 0.455, SLG: 0.438 (7, PR)		K					FC1-5		BB	0	1	0	0	0	1	0									
Kevin Brown, R OBP: 0.333, SLG: 0.286 (1, 1)							FC1-5		BB	3	2	1	0	0	1	2									
Felix Heredia, L OBP: 0.500, SLG: 0.500 (7, 1)							FC1-5		BB	0	0	0	0	0	0	0									
John Cangelosi, S OBP: 0.211, SLG: 0.171 (6, PH)							FC1-5		BB	1	0	0	0	0	0	3									
Jay Powell, R OBP: 0.500, SLG: 0.500 (8, 1)							FC1-5		BB	0	0	0	0	0	0	0									
Robb Nen, R (9, 1)							FC1-5		BB	0	0	0	0	0	0	0									
Inning Stats	R: 0 E: 0 K: 0 S: 4	H: 0 LOB: 0 BB: 0 P: 7	R: 0 E: 0 K: 1 S: 11	H: 2 LOB: 2 BB: 0 P: 17	R: 1 E: 0 K: 0 S: 12	H: 2 LOB: 1 BB: 0 P: 16	R: 0 E: 0 K: 0 S: 7	H: 1 LOB: 0 BB: 0 P: 10	R: 0 E: 1 K: 1 S: 15	H: 1 LOB: 1 BB: 0 P: 23	R: 1 E: 0 K: 0 S: 10	H: 1 LOB: 0 BB: 0 P: 12	R: 2 E: 1 K: 0 S: 11	H: 3 LOB: 2 BB: 0 P: 15	R: 0 E: 0 K: 0 S: 10	H: 0 LOB: 3 BB: 3 P: 25	R: 0 E: 0 K: 1 S: 9	H: 0 LOB: 1 BB: 1 P: 16	1B: 6 2B: 3 3B: 0 HR: 1	SF: 0 SAC: 0 DP: 1 HBP: 0	WP: 0 PB: 0 CS: 1	PA: 40			
PITCHER	IP	WLS	BF	H	R	ER	SO	BB	IBB	HBP	BLK	WP	HR	S	P	ERA	WHIP								
Denny Neagle, L ERA: 3.51 (1, 1)	6.0		24	7	2	2	2	0	0	0	0	0	1	59	85	3.00	1.167								
Mike Bielecki, R ERA: 2.74 (7, 1)	1.2	L	10	3	2	1	0	2	0	0	0	0	0	17	31	5.40	3.000								
Alan Embree, L ERA: 3.38 (8, 1)	0.1		2	0	0	0	0	1	0	0	0	0	0	4	9	0.00	3.000								
Mark Wohlers, R ERA: 2.25 (9, 1)	1.0		4	0	0	0	1	1	0	0	0	0	0	9	16	0.00	1.000								

Florida Marlins @ Atlanta Braves
Turner Field, Atlanta, GA
Wed May 14 1997, 7:05 PM EDT
Att: 38,902 - Unknown - 75 F

AB 36
R 4
H 10
RBI 4
BB 4
SO 3
LOB 18



Batter	1	2	3	4	5	6	7	8	9	AB	R	H	RBI	BB	SO	LOB	BOTTOM								
Kenny Lofton, L OBP: 0.402, SLG: 0.444 (1, 8)	G4-3		S				G4-3		S	4	1	2	1	1	0	0									
Michael Tucker, L OBP: 0.393, SLG: 0.496 (1, 7)			K		K		K		K	5	0	1	0	0	4	5									
10 Chipper Jones, S OBP: 0.391, SLG: 0.477 (1, 5)	F7				G3-1					4	0	2	1	1	0	1									
Fred McGriff, L OBP: 0.339, SLG: 0.412 (1, 3)	G1-4-3		G4-3		G3-1		L9		G3	5	0	0	0	0	0	6									
Andruw Jones, R OBP: 0.360, SLG: 0.430 (1, 9)		P6			K		K		G4-6-3	3	0	0	0	1	2	0									
Javy Lopez, R OBP: 0.379, SLG: 0.607 (1, 2)					G4-3		G4-3		G4-6-3	4	0	1	0	0	0	1									
Mark Lemke, S OBP: 0.320, SLG: 0.365 (1, 4)							K		K	3	1	0	0	1	2	1									
Mark Wohlers, R (9, 1)		G6-3			1B		K		K	0	0	0	0	0	0	0									
Jeff Blausler, R OBP: 0.472, SLG: 0.655 (1, 6)					1B				K	4	1	2	0	0	2	1									
Denny Neagle, L OBP: 0.138, SLG: 0.130 (1, 1)										2	0	1	1	0	1	0									
Keith Lockhart, L OBP: 0.233, SLG: 0.208 (6, PH)										1	0	0	0	0	0	1									
Mike Bielecki, R ERA: 2.54 (7, 1)										0	0	0	0	0	0	0									
Alan Embree, L (8, 1)										0	0	0	0	0	0	0									
Mike Montecal, R OBP: 0.392, SLG: 0.420 (9, 4)										1	0	1	0	0	0	0									
Tony Graffanino, R OBP: 0.206, SLG: 0.240 (6, PH)										0	0	0	0	0	0	0									
Inning Stats	R: 0 E: 0 K: 0 S: 5	H: 1 LOB: 1 BB: 0 P: 9	R: 0 E: 0 K: 1 S: 8	H: 1 LOB: 0 BB: 0 P: 12	R: 1 E: 0 K: 2 S: 10	H: 1 LOB: 1 BB: 1 P: 19	R: 2 E: 0 K: 2 S: 15	H: 3 LOB: 2 BB: 1 P: 27	R: 0 E: 0 K: 1 S: 5	H: 0 LOB: 0 BB: 0 P: 7	R: 0 E: 0 K: 1 S: 8	H: 1 LOB: 1 BB: 0 P: 12	R: 0 E: 0 K: 1 S: 12	H: 1 LOB: 1 BB: 0 P: 20	R: 0 E: 0 K: 1 S: 8	H: 0 LOB: 0 BB: 1 P: 15	R: 0 E: 0 K: 2 S: 10	H: 2 LOB: 3 BB: 1 P: 21	1B: 8 2B: 1 3B: 1 HR: 0	SF: 0 SAC: 0 DP: 1 HBP: 0	WP: 0 PB: 0 CS: 0	PA: 40			
PITCHER	IP	WLS	BF	H	R	ER	SO	BB	IBB	HBP	BLK	WP	HR	S	P	ERA	WHIP								
Kevin Brown, R ERA: 2.02 (1, 1)	6.0		27	7	3	3	7	2	0	0	0	0	0	51	86	4.50	1.500								
Felix Heredia, L ERA: 2.54 (7, 1)	1.0		4	1	0	0	1	0	0	0	0	0	0	12	20	0.00	1.000								
Jay Powell, R ERA: 2.08 (8, 1)	1.0		3	0	0	0	1	1	0	0	0	0	0	8	15	0.00	1.000								
Robb Nen, R ERA: 4.5 (9, 1)	1.0	S	6	2	0	0	2	0	1	0	0	0	0	10	21	0.00	2.000								

Florida Marlins @ Atlanta Braves
Turner Field, Atlanta, GA
Wed May 14 1997, 7:05 PM EDT
Att: 38,902 - Unknown - 75 F

AB 36
R 3
H 10
RBI 3
BB 4
SO 11
LOB 16



Batter	1	2	3	4	5	6	7	8	9	AB	R	H	RBI	BB	SO	LOB	TOP										
Kurt Abbott, R (1,4) OBP: 0.298, SLG: 0.467	G6-3		K					G1-4-3		3	0	0	0	1	1	0	Florida Marlins @ Pittsburgh Pirates Three Rivers Stadium, Pittsburgh, PA Fri May 16 1997, 7:05 PM EDT Att: 17,156 - Cloudy - 54 F										
Edgar Renteria, R (1,6) OBP: 0.285, SLG: 0.277	3B	1B	G6-3					2B	1B	4	2	3	0	0	0	0											
Todd Dunwoody, L (1,7) OBP: 0.455, SLG: 1.000	SF7	3B			K			G3-1		4	1	2	2	0	1	2											
Moises Alou, R (1,8) OBP: 0.412, SLG: 0.597	SF7				FC4-6			F8		1	0	0	1	2	0	0											
Jim Eisenreich, L (1,9) OBP: 0.315, SLG: 0.226 John Wehner, R (8,PH) OBP: 0.250, SLG: 0.250	G3-1				FC4-6			G6-3		3	0	0	0	0	0	1											
Bobby Bonilla, S (1,5) OBP: 0.365, SLG: 0.417					FC4-6			G6-3		1	0	0	0	0	0	2											
Jeff Conine, R (1,3) OBP: 0.343, SLG: 0.385					IBB			K		3	0	0	0	1	2	0											
Gregg Zaun, S (1,2) OBP: 0.436, SLG: 0.417	L3				K			G5-3		4	0	0	0	0	2	2											
Alex Fernandez, R (1,1) OBP: 0.286, SLG: 0.450 Robb Nen, R (9,1)					K			G4-3		4	0	1	0	0	0	0											
Inning Stats	R: 2 H: 2 E: 0 K: 0 S: 12	H: 2 LOB: 0 BB: 0 P: 19	R: 0 H: 0 E: 0 K: 1 S: 6	H: 0 LOB: 0 BB: 0 P: 10	R: 0 H: 0 E: 0 K: 2 S: 8	H: 0 LOB: 0 BB: 0 P: 12	R: 0 H: 0 E: 0 K: 2 S: 13	H: 0 LOB: 2 BB: 2 P: 23	R: 0 H: 2 E: 0 K: 0 S: 7	H: 0 LOB: 0 BB: 0 P: 11	R: 0 H: 0 E: 0 K: 1 S: 6	H: 0 LOB: 0 BB: 0 P: 8	R: 0 H: 0 E: 0 K: 0 S: 6	H: 0 LOB: 1 BB: 0 P: 9	R: 1 H: 2 E: 0 K: 0 S: 13	H: 2 LOB: 1 BB: 1 P: 20	R: 0 H: 0 E: 0 K: 1 S: 8	H: 0 LOB: 0 BB: 0 P: 9	1B: 3 2B: 2 3B: 1 HR: 0	SF: 1 SAC: 0 DP: 1 HBP: 0	WP: 1 PB: 0 SB: 1 CS: 0	PA: 35					
PITCHER	IP	WLS	BF	H	R	ER	SO	BB	IBB	HBP	BLK	WP	HR	S	P	ERA	WHIP										
Jon Lieber, R (1,1) ERA: 4.08	7.1	L	31	6	3	3	6	3	1	0	0	1	0	69	110	3.68	1.227										
Chris Peters, L (8,1) ERA: 4.25	0.2		1	0	0	0	0	0	0	0	0	0	0	2	2	0.00	0.000										
Marc Wilkins, R (9,1) ERA: 6.1	1.0	S	3	0	0	0	1	0	0	0	0	0	0	8	9	0.00	0.000										

Batter	1	2	3	4	5	6	7	8	9	AB	R	H	RBI	BB	SO	LOB	BOTTOM										
Tony Womack, L (1,4) OBP: 0.337, SLG: 0.373	F9		G1-3					G6-3		4	0	0	0	0	1	0	Florida Marlins @ Pittsburgh Pirates Three Rivers Stadium, Pittsburgh, PA Fri May 16 1997, 7:05 PM EDT Att: 17,156 - Cloudy - 54 F										
Adrian Brown, S (1,8)	G3-1		G6-3					G4-6-3		3	0	0	0	1	1	0											
Al Martin, L (1,7) OBP: 0.410, SLG: 0.500	K							G4-6-3		4	0	1	0	0	2	1											
Mark Johnson, L (1,3) OBP: 0.364, SLG: 0.387								18 CS		3	1	2	1	1	0	0											
Kevin Elster, R (1,6) OBP: 0.327, SLG: 0.449 Dale Sveum, S (8,6) OBP: 0.245, SLG: 0.304	F7							SH3-4		2	0	0	0	0	1	1											
18 Jason Kendall, R (1,2) OBP: 0.333, SLG: 0.374	G4-3							SH3-4		0	0	0	0	0	0	0											
Jose Guillen, R (1,9) OBP: 0.304, SLG: 0.402	G4-3							G4-3		3	0	0	0	0	1	1											
Joe Randa, R (1,5) OBP: 0.312, SLG: 0.381	F9							G1-6-3		3	0	1	0	0	0	1											
Jon Lieber, L (1,1) OBP: 0.125, SLG: 0.067 Chris Peters, L (8,1) ERA: 4.25 Midre Cummings, L (8,PH) OBP: 0.275, SLG: 0.404 Marc Wilkins, R (9,1)								G1-6-3		3	0	1	0	0	0	1											
Inning Stats	R: 0 H: 0 E: 0 K: 1 S: 11	H: 2 LOB: 1 BB: 0 P: 13	R: 1 H: 2 E: 0 K: 0 S: 10	H: 2 LOB: 1 BB: 0 P: 13	R: 0 H: 0 E: 0 K: 1 S: 6	H: 0 LOB: 0 BB: 0 P: 8	R: 0 H: 1 E: 0 K: 1 S: 6	H: 1 LOB: 0 BB: 1 P: 13	R: 0 H: 1 E: 0 K: 2 S: 12	H: 1 LOB: 1 BB: 0 P: 21	R: 0 H: 0 E: 0 K: 1 S: 5	H: 0 LOB: 0 BB: 1 P: 10	R: 0 H: 1 E: 0 K: 0 S: 6	H: 1 LOB: 1 BB: 0 P: 6	R: 0 H: 0 E: 0 K: 2 S: 10	H: 0 LOB: 0 BB: 0 P: 12	R: 0 H: 0 E: 0 K: 2 S: 8	H: 0 LOB: 0 BB: 0 P: 14	1B: 3 2B: 0 3B: 1 HR: 1	SF: 0 SAC: 1 DP: 1 HBP: 0	WP: 0 PB: 0 SB: 0 CS: 1	PA: 32					
PITCHER	IP	WLS	BF	H	R	ER	SO	BB	IBB	HBP	BLK	WP	HR	S	P	ERA	WHIP										
Alex Fernandez, R (1,1) ERA: 2.76	8.0	W	28	5	1	1	8	2	0	0	0	0	0	66	96	1.12	0.875										
Robb Nen, R (9,1) ERA: 4.25	1.0	S	3	0	0	0	2	0	0	0	0	0	0	8	14	0.00	0.000										

Batter	1	2	3	4	5	6	7	8	9	10	AB	R	H	RBI	BB	SO	LOB	TOP		
Kurt Abbott, R OBP: 0.333, SLG: 0.509 (1, 4)	G2		2B	F8			K		1B		6	1	3	1	0	1	1	Florida Marlins @ Pittsburgh Pirates Three Rivers Stadium, Pittsburgh, PA Sun May 18 1997, 3:33 AM EDT Att. 28,702 - Sunny - 74 F		
Edgar Renteria, R OBP: 0.279, SLG: 0.284 (1, 6)	BB		1B				L8		1B		4	1	1	1	2	0	2			
Todd Dunwoody, L OBP: 0.400, SLG: 0.769 John Cangalosi, S OBP: 0.287, SLG: 0.244 (1, 7) (9, PH) (9, 7)	F8		1B				K		1B		3	0	0	0	1	1	1			
Moises Alou, R OBP: 0.406, SLG: 0.591 (1, 8)	P3		1B				K		G5-3		5	0	2	1	0	1	4			
Jim Eisenreich, L OBP: 0.216, SLG: 0.221 John Wehner, R OBP: 0.250, SLG: 0.250 (8, PH) (8, 9)		1B	FC3-6				F9		G5-3		3	0	1	0	0	0	3			
Bobby Bonilla, S OBP: 0.370, SLG: 0.439 (1, 5)	F8		F7				G4-3		G5-3		5	1	1	0	0	0	3			
Jeff Conine, R OBP: 0.346, SLG: 0.385 (1, 3)	BB						P4		K		3	1	0	0	2	2	0			
Charles Johnson, R OBP: 0.364, SLG: 0.416 Gregg Zaun, S OBP: 0.449, SLG: 0.432 (10, PH) (10, 2)	L6-4								1B	BB	3	1	2	0	0	0	2			
Tony Saunders, L OBP: 0.118, SLG: 0.250 (6, 1) Rick Helling, R OBP: 0.241, SLG: 0.292 (9, PH) Robb Nen, R OBP: 0.202, SLG: 1.000 (10, PH) Billy McMillen, L OBP: 0.202, SLG: 1.000 (10, 1)			G4-3				K		L9		3	0	0	0	0	0	1			
Inning Stats	R: 0 E: 0 K: 0 S: 5	H: 0 LOB: 1 BB: 1 P: 11	R: 0 E: 0 K: 0 S: 6	H: 1 LOB: 1 BB: 13 P: 13	R: 2 E: 0 K: 2 S: 12	H: 3 LOB: 2 BB: 21 P: 21	R: 0 E: 0 K: 2 S: 14	H: 1 LOB: 1 BB: 0 P: 20	R: 0 E: 0 K: 2 S: 9	H: 0 LOB: 1 BB: 0 P: 11	R: 0 E: 0 K: 1 S: 10	H: 0 LOB: 0 BB: 0 P: 16	R: 1 E: 0 K: 1 S: 11	H: 3 LOB: 3 BB: 1 P: 22	R: 2 E: 0 K: 1 S: 16	H: 3 LOB: 2 BB: 25 P: 25	1B: 6 2B: 7 3B: 0 HR: 0		SF: 0 SAC: 0 DP: 1 HBP: 1	WP: 0 PA: 47
PITCHER	IP	WLS	BF	H	R	ER	SO	BB	IBB	HBP	BLK	WP	HR	S	P	ERA	WHIP			
Jason Schmidt, R ERA: 5.18 (1, 1)	7.0		30	6	2	2	4	3	0	1	0	0	0	60	98	2.57	1.286			
Ricardo Rincon, L ERA: 1.8 (8, 1)	2.0		10	3	1	1	2	0	1	0	0	0	0	21	38	4.50	1.500			
Rich Loiselle, R ERA: 4.22 (10, 1)	1.0	L	7	3	2	2	1	1	0	0	0	0	0	16	25	18.00	4.000			

AB	41
R	5
H	12
RBI	5
BB	5
SO	7
LOB	21



Batter	1	2	3	4	5	6	7	8	9	10	AB	R	H	RBI	BB	SO	LOB	BOTTOM				
Tony Womack, L OBP: 0.333, SLG: 0.367 (1, 4) (10, 6)	G6-3		K				G6-3		G6-3		5	1	1	0	0	2	0	Florida Marlins @ Pittsburgh Pirates Three Rivers Stadium, Pittsburgh, PA Sun May 18 1997, 3:33 AM EDT Att. 28,702 - Sunny - 74 F				
Adrian Brown, S OBP: 0.214, SLG: 0.154 (1, 8)	G6-3		P3				1B				5	0	1	1	0	1	0					
Emil Brown, R OBP: 0.364, SLG: 0.283 (1, 7)	HBP		K				1B		G5-3		4	0	1	0	0	2	0					
Kevin Young, R OBP: 0.327, SLG: 0.451 (1, 3) (10, 5)	HBP						G5-4-3		G4-3		4	0	2	0	0	0	2					
Joe Randa, R OBP: 0.310, SLG: 0.371 (1, 5) (10, 4)	F9						G4-3		FC4		4	0	1	0	0	0	4					
18 Jason Kendall, R OBP: 0.336, SLG: 0.377 (1, 2)	G5-3						1B		FC4		4	0	1	0	0	0	4					
Jose Guillen, R OBP: 0.295, SLG: 0.393 (1, 9)			F8				E5		G5-3		3	1	1	0	1	0	3					
Kevin Polcovich, R (1, 6)			F8				E5		G5-3		4	0	0	0	0	1	3					
Midre Cummings, L OBP: 0.302, SLG: 0.490 Rich Loiselle, R (10, 1)	G6-3						K		K		3	0	0	0	0	2	3					
Jason Schmidt, R OBP: 0.200, SLG: 0.267 Dale Sveum, S OBP: 0.259, SLG: 0.333 Ricardo Rincon, L (8, 1)			G6-3				K		K		1	1	1	2	0	0	0					
Mark Johnson, L OBP: 0.359, SLG: 0.374 (9, PH) (10, 3)			K				K		K		2	0	0	0	0	2	3					
Inning Stats	R: 1 E: 1 K: 0 S: 17	H: 2 LOB: 2 BB: 0 P: 28	R: 0 E: 0 K: 1 S: 5	H: 0 LOB: 0 BB: 8 P: 8	R: 0 E: 0 K: 2 S: 11	H: 0 LOB: 0 BB: 18 P: 18	R: 0 E: 1 K: 2 S: 14	H: 2 LOB: 3 BB: 0 P: 19	R: 0 E: 0 K: 1 S: 9	H: 1 LOB: 1 BB: 0 P: 15	R: 0 E: 0 K: 2 S: 8	H: 0 LOB: 0 BB: 0 P: 14	R: 0 E: 0 K: 2 S: 10	H: 0 LOB: 1 BB: 0 P: 14	R: 2 E: 0 K: 2 S: 15	H: 1 LOB: 0 BB: 23 P: 23	R: 0 E: 0 K: 0 S: 5		H: 0 LOB: 0 BB: 6 P: 6	1B: 6 2B: 2 3B: 0 HR: 1	SF: 0 SAC: 0 DP: 2 HBP: 2	WP: 0 PA: 40
PITCHER	IP	WLS	BF	H	R	ER	SO	BB	IBB	HBP	BLK	WP	HR	S	P	ERA	WHIP					
Tony Saunders, L ERA: 4.38 (1, 1)	5.0		20	6	1	1	6	0	0	1	0	0	0	56	88	1.80	1.200					
Rick Helling, R ERA: 1.75 (6, 1)	3.0		11	1	0	0	4	0	0	1	0	0	0	26	41	0.00	0.333					
Robb Nen, R ERA: 4.95 (9, 1)	1.0	W	5	1	2	2	2	1	0	0	0	0	1	15	23	18.00	2.000					
Rob Stanifer, R ERA: 2.25 (10, 1)	1.0	S	3	0	0	0	0	0	0	0	0	0	0	5	6	0.00	0.000					

AB	37
R	3
H	8
RBI	3
BB	1
SO	12
LOB	18



Batter	1	2	3	4	5	6	7	8	9	AB	R	H	RBI	BB	SO	LOB	TOP		
Carl Everett, S (1, 8) <small>OBP: 0.271, SLG: 0.339</small> Barry Manuel, R (7, 1) Alex Ochoa, R (9, PH) <small>OBP: 0.245, SLG: 0.233</small> John Franco, L (9, 1)	 <small>1-1</small> G3 G4-3 1B		 <small>0-2</small> G3-1		 <small>0-1</small> G3 1B		 <small>1-2</small> G6-3		 <small>4-1</small> FC6 1B BB	4	0	2	0	0	0	0			
Edgardo Alfonzo, R (1, 5) <small>OBP: 0.343, SLG: 0.392</small>	 <small>2-1</small> G4-3		 <small>1-2</small> G1-3		 <small>1-1</small> G3			 <small>0-0</small> F8	 <small>3-2</small> FC6 1B	5	0	1	1	0	0	2			
John Olerud, L (1, 3) <small>OBP: 0.429, SLG: 0.574</small>	 <small>2-2</small> G3		 <small>2-1</small> L7			 <small>0-1</small> HR 1B		 <small>2-0</small> HR	 <small>0-1</small> FC6	5	2	2	2	0	0	3			
Todd Hundley, S (1, 2) <small>OBP: 0.399, SLG: 0.571</small>	 <small>1-2</small> K			 <small>0-0</small> F9		 <small>1-2</small> HR		 <small>3-2</small> K	 <small>1-0</small> F9	5	1	1	2	0	2	3			
Bernard Gilkey, R (1, 7) <small>OBP: 0.270, SLG: 0.277</small>		 <small>2-3</small> K		 <small>1-2</small> G5-3		 <small>1-3</small> K		 <small>3-0</small> K		4	0	1	0	0	2	0			
Carlos Baerga, S (1, 4) <small>OBP: 0.291, SLG: 0.344</small>		 <small>1-3</small> K		 <small>1-1</small> K		 <small>0-2</small> E4 G5-4-3		 <small>2-3</small> K		4	0	1	0	0	2	1			
Butch Huskey, R (1, 9) Gary Thurman, R (9, PR) <small>OBP: 0.250, SLG: 0.250</small>		 <small>1-2</small> 1B		 <small>1-1</small> L9		 <small>0-0</small> G5-4-3		 <small>0-2</small> E5 FC1-5 1B		4	0	1	0	0	0	2			
Rey Ordenez, R (1, 6) <small>OBP: 0.272, SLG: 0.277</small> Matt Franco, L (9, PH) <small>OBP: 0.405, SLG: 0.438</small> Manny Alexander, R (9, PR) <small>OBP: 0.308, SLG: 0.315</small>		 <small>0-1</small> 1B			 <small>0-3</small> K		 <small>2-2</small> P4	 <small>1-2</small> BB FC1-5 1B	 <small>1-2</small> BB 1B	3	0	1	0	0	1	0			
Rick Reed, R (1, 1) <small>OBP: 0.286, SLG: 0.368</small> Steve Bieser, L (7, PH) <small>OBP: 0.432, SLG: 0.400</small>		 <small>1-2</small> G5-3		 <small>1-2</small> G6-3		 <small>2-3</small> K		 <small>0-1</small> FC1-5 1B BB FC6		2	0	0	0	0	0	2			
Inning Stats	R: 0 H: 1 E: 0 LOB: 1 K: 1 BB: 0 S: 12 P: 18	R: 0 H: 2 E: 0 LOB: 2 K: 2 BB: 0 S: 16 P: 21	R: 0 H: 0 E: 0 LOB: 0 K: 0 BB: 0 S: 10 P: 13	R: 0 H: 1 E: 0 LOB: 1 K: 0 BB: 0 S: 8 P: 11	R: 0 H: 1 E: 0 LOB: 1 K: 1 BB: 0 S: 10 P: 12	R: 2 H: 2 E: 1 LOB: 0 K: 1 BB: 0 S: 13 P: 15	R: 0 H: 0 E: 0 LOB: 0 K: 1 BB: 0 S: 11 P: 16	R: 1 H: 2 E: 0 LOB: 1 K: 2 BB: 0 S: 13 P: 22	R: 2 H: 2 E: 1 LOB: 2 K: 0 BB: 1 S: 15 P: 24	1B: 9 SF: 0 2B: 0 SAC: 0 3B: 0 DP: 1 HR: 2 HBP: 0	WP: 0 PA: 40 SB: 0 CS: 0								
PITCHER	IP WLS BF H R ER SO BB IBB HBP BLK WP HR S P ERA WHIP	IP WLS BF H R ER SO BB IBB HBP BLK WP HR S P ERA WHIP																	
Kevin Brown, R (1, 1) <small>ERA: 2.08</small> Dennis Cook, L (8, 1) <small>ERA: 0.96</small> Jay Powell, R (8, 1) <small>ERA: 1.96</small> Robb Nen, R (9, 1) <small>ERA: 4.71</small>	7.0 28 7 2 2 6 0 0 0 0 0 1 80 106 2.57 1.000	0.2 3 1 1 1 1 0 0 0 0 0 1 8 13 13.50 1.500	0.1 2 1 0 0 1 0 0 0 0 0 0 5 9 0.00 3.000	1.0 W 7 2 2 0 0 1 0 0 0 0 0 0 15 24 0.00 3.000															

New York Mets @ Florida Marlins
 Pro Player Stadium, Miami, FL
 Tue May 20 1997, 7:05 PM EDT
 Att: 25,165 - Unknown - 86 F

AB 39
 R 5
 H 11
 RBI 5
 BB 1
 SO 8
 LOB 15



Batter	1	2	3	4	5	6	7	8	9	AB	R	H	RBI	BB	SO	LOB	BOTTOM
Kurt Abbott, R (1, 4) <small>OBP: 0.339, SLG: 0.500</small>	 <small>1-3</small> K		 <small>0-1</small> 1B		 <small>0-0</small> F9		 <small>0-3</small> K		 <small>0-0</small> 1B BB	5	1	2	2	0	2	0	
Edgar Renteria, R (1, 6) <small>OBP: 0.293, SLG: 0.295</small>	 <small>2-2</small> L9		 <small>0-0</small> 1B		 <small>2-2</small> 3B		 <small>0-0</small> S	 <small>4-2</small> 1B	 <small>1-2</small> 1B BB	4	1	3	0	1	0	0	
Todd Dunwoody, L (1, 7) <small>OBP: 0.450, SLG: 0.833</small>	 <small>2-3</small> K		 <small>0-0</small> 1B		 <small>1-0</small> 3B		 <small>1-3</small> K	 <small>3-2</small> 1B	 <small>1-2</small> 1B	5	0	3	3	0	2	1	
Moises Alou, R (1, 8) <small>OBP: 0.397, SLG: 0.575</small>		 <small>0-0</small> G6-3	 <small>2-0</small> G6-3		 <small>0-0</small> FC5-2-6			 <small>0-0</small> F9		4	0	0	0	0	0	3	
Jim Eisenreich, L (1, 9) <small>OBP: 0.313, SLG: 0.275</small> John Wehner, R (9, 9) <small>OBP: 0.250, SLG: 0.250</small>		 <small>3-2</small> L6		 <small>1-1</small> HR	 <small>1-1</small> L7			 <small>2-0</small> L7	 <small>2-0</small> L7	4	1	1	1	0	0	1	
Bobby Bonilla, S (1, 5) <small>OBP: 0.367, SLG: 0.441</small> Alex Arias, R (9, 5) <small>OBP: 0.370, SLG: 0.292</small>		 <small>2-0</small> G4-3		 <small>1-0</small> F8		 <small>2-2</small> F9 F7-2 2B		 <small>2-2</small> P5		4	0	1	0	0	0	0	
Jeff Conine, R (1, 3) <small>OBP: 0.350, SLG: 0.388</small>			 <small>1-1</small> G5-3 1B	 <small>0-2</small> G6-3		 <small>3-2</small> F9		 <small>0-0</small> FC1-6 1B	 <small>0-1</small> FC1-6 1B	4	1	2	0	0	0	1	
Charles Johnson, R (1, 2) <small>OBP: 0.360, SLG: 0.404</small> Gregg Zaun, S (9, PR) <small>OBP: 0.445, SLG: 0.432</small>			 <small>1-0</small> G5-3	 <small>4-2</small> BB		 <small>0-0</small> F7-2		 <small>0-1</small> FC1-6 BB	 <small>1-2</small> 1B	3	0	0	0	1	0	3	
Kevin Brown, R (1, 1) <small>ERA: 2.08</small> Billy Mitchell, L (7, PH) <small>ERA: 0.333, SLG: 0.667</small> Dennis Cook, L (8, 1) <small>ERA: 0.96</small> Jay Powell, R (8, 1) <small>ERA: 1.96</small> Robb Nen, R (9, 1) <small>ERA: 4.71</small> John Cangelosi, S (9, PH) <small>OBP: 0.333, SLG: 0.244</small>	6.0 26 8 4 4 3 1 0 0 0 0 0 0 15 22 6.00 1.500	2.0 7 1 0 0 3 0 0 0 0 0 0 0 15 22 0.00 0.500	0.1 L 6 3 2 2 0 2 0 0 0 0 0 0 0 11 22 54.00 15.000														
Inning Stats	R: 0 H: 0 E: 0 LOB: 0 K: 2 BB: 0 S: 12 P: 17	R: 0 H: 0 E: 0 LOB: 0 K: 0 BB: 0 S: 6 P: 11	R: 2 H: 4 E: 0 LOB: 2 K: 1 BB: 0 S: 11 P: 15	R: 1 H: 1 E: 0 LOB: 1 K: 0 BB: 1 S: 12 P: 18	R: 1 H: 2 E: 0 LOB: 1 K: 0 BB: 0 S: 8 P: 12	R: 0 H: 1 E: 0 LOB: 0 K: 3 BB: 0 S: 10 P: 13	R: 0 H: 1 E: 0 LOB: 1 K: 3 BB: 0 S: 10 P: 13	R: 0 H: 0 E: 0 LOB: 0 K: 0 BB: 0 S: 5 P: 9	R: 2 H: 3 E: 0 LOB: 3 K: 0 BB: 2 S: 11 P: 22	1B: 9 SF: 0 2B: 2 SAC: 0 3B: 1 DP: 1 HR: 1 HBP: 0	WP: 0 PA: 39 SB: 1 CS: 0						
PITCHER	IP WLS BF H R ER SO BB IBB HBP BLK WP HR S P ERA WHIP	IP WLS BF H R ER SO BB IBB HBP BLK WP HR S P ERA WHIP															
Rick Reed, R (1, 1) <small>ERA: 1.72</small> Barry Manuel, R (7, 1) <small>ERA: 5.4</small> John Franco, L (9, 1) <small>ERA: 1.35</small>	6.0 26 8 4 4 3 1 0 0 0 0 0 0 15 22 6.00 1.500	2.0 7 1 0 0 3 0 0 0 0 0 0 0 15 22 0.00 0.500	0.1 L 6 3 2 2 0 2 0 0 0 0 0 0 0 11 22 54.00 15.000														

New York Mets @ Florida Marlins
 Pro Player Stadium, Miami, FL
 Tue May 20 1997, 7:05 PM EDT
 Att: 25,165 - Unknown - 86 F

AB 36
 R 6
 H 12
 RBI 6
 BB 3
 SO 6
 LOB 11



Batter	1	2	3	4	5	6	7	8	9	AB	R	H	RBI	BB	SO	LOB	TOP											
Manny Alexander, R (1, 4) OBP: 0.301, SLG: 0.299	4-1 BB G3 BB	2-2 G5-3			2-2 F9		1-3 K		2-3 K	4	0	0	0	1	2	2												
Edgardo Alfonso, R (1, 5) OBP: 0.348, SLG: 0.419	0-1 G3	3-2 F8			2-0 HR		2-1 S 1B			4	1	2	1	0	0	3												
John Olerud, L (1, 3) OBP: 0.430, SLG: 0.567	4-2 BB BB		2-2 G6-3		1-1 G4-3		1-2 BB			2	0	0	0	2	0	0												
Todd Hundley, S (1, 2) OBP: 0.395, SLG: 0.559	4-0 BB		3-3 K		3-0 F7		1-2 G5-3			3	0	0	0	1	1	2												
Bernard Gilkey, R (1, 7) OBP: 0.270, SLG: 0.296	2-3 K		1-0 F9			2-0 HR		2-3 K		4	1	1	1	0	2	3												
Carl Everett, S (1, 8) OBP: 0.262, SLG: 0.327	1-3 K			1-0 P3		0-3 K		0-3 K		4	0	0	0	0	3	3												
Alex Ochoa, R (1, 9) OBP: 0.245, SLG: 0.234		0-1 SH1-4 1B		2-1 F7		0-1 L4		0-0 G1-3		4	0	1	0	0	0	0												
Rey Ordóñez, R (1, 6) OBP: 0.279, SLG: 0.285		0-0 SH1-4 1B		1-0 1B		2-0 G4-3			1-2 F9	4	0	2	0	0	0	0												
Mark Clark, R (1, 1) Steve Bieser, L (9, PH) Greg McMichael, R (9, 1) OBP: 1.000, SLG: 1.000	1-2 SH1-4		0-3 K				2-2 K		1-3 K	2	0	0	0	0	2	1												
Inning Stats	R: 0 E: 0 K: 2 S: 13	H: 0 LOB: 3 BB: 3 P: 28	R: 0 E: 0 K: 1 S: 13	H: 2 LOB: 2 BB: 0 P: 19	R: 0 E: 0 K: 1 S: 7	H: 0 LOB: 0 BB: 0 P: 13	R: 0 E: 0 K: 1 S: 7	H: 1 LOB: 1 BB: 0 P: 11	R: 1 E: 0 K: 0 S: 7	H: 1 LOB: 0 BB: 0 P: 15	R: 1 E: 0 K: 1 S: 8	H: 1 LOB: 2 BB: 1 P: 12	R: 0 E: 0 K: 2 S: 15	H: 0 LOB: 0 BB: 1 P: 25	R: 0 E: 0 K: 2 S: 7	H: 0 LOB: 0 BB: 0 P: 9	R: 0 E: 0 K: 1 S: 10	H: 0 LOB: 0 BB: 0 P: 14	1B: 4 2B: 0 3B: 0 HR: 2	SF: 0 SAC: 1 DP: 0 HBP: 0	WP: 0 PB: 0 CS: 1	PA: 37						
PITCHER	IP	WLS	BF	H	R	ER	SO	BB	IBB	HBP	BLK	WP	HR	S	P	ERA	WHIP											
Al Leiter, L (1, 1) ERA: 4.66	5.0	L	22	4	1	1	4	3	0	0	0	0	0	1	47	86	1.80	1.400										
Mark Hutton, R (6, 1) ERA: 5.4	1.2		7	2	1	1	3	0	0	0	0	0	0	1	18	27	5.40	1.200										
Felix Heredia, L (7, 1) ERA: 2.57	0.1		2	0	0	0	0	1	0	0	0	0	0	5	10	0.00	3.000											
Jay Powell, R (8, 1) ERA: 1.8	2.0		6	0	0	0	4	0	0	0	0	0	0	17	23	0.00	0.000											

New York Mets @ Florida Marlins
Pro Player Stadium, Miami, FL
Wed May 21 1997, 7:05 PM EDT
Att: 27,058 - Unknown - 82 F

AB 32
R 2
H 6
RBI 2
BB 4
SO 11
LOB 14



Batter	1	2	3	4	5	6	7	8	9	AB	R	H	RBI	BB	SO	LOB	BOTTOM										
Kurt Abbott, R (1, 4) OBP: 0.318, SLG: 0.469	0-0 F8		3-2 F8		1-2 G5-3			2-1 G6-3		4	0	0	0	0	0	1											
Edgar Renteria, R (1, 6) OBP: 0.292, SLG: 0.299	1-1 1B		0-1 G4-3			1-2 G4-3		0-0 L9		4	0	1	0	0	0	0											
Todd Dunwoody, L (1, 7) OBP: 0.458, SLG: 0.773	2-2 G4-6-3			0-1 F7		0-1 1B			0-2 G4-3	4	0	2	0	0	0	0											
Moises Alou, R (1, 8) OBP: 0.393, SLG: 0.564	1-0 G4-6-3			1-0 F9		3-1 F9		4-0 FC6-4 BB		3	0	0	0	1	0	3											
Jim Eisenreich, L (1, 9) OBP: 0.321, SLG: 0.288		0-1 G4-6-3 1B		0-2 2B 1B		0-0 F8		1-1 FC6-4 1B WP		4	1	2	0	0	0	2											
Bobby Bonilla, S (1, 5) OBP: 0.370, SLG: 0.449		0-0 G4-6-3		0-0 2B			3-3 K		2-1 WP	4	0	2	0	0	1	1											
John Wehner, R (9, FR) OBP: 0.250, SLG: 0.250		1-2 2B			1-1 2B			1-3 1B		0	0	0	0	0	0	0											
Jeff Conine, R (1, 3) OBP: 0.348, SLG: 0.384		2-2 1B			1-3 K		0-1 F9		1-3 K	4	0	1	0	0	2	1											
Charles Johnson, R (1, 2) OBP: 0.359, SLG: 0.396		1-1 P6			4-2 BB		0-3 K		3-2 P6	2	0	0	0	1	1	1											
Jay Powell, R (8, 1) OBP: 0.500, SLG: 0.500										0	0	0	0	0	0	0											
Al Leiter, L (1, 1) Billy McMillon, L (5, PH) Mark Hutton, R (6, 1) Felix Heredia, L (7, 1) Gregg Zaun, S (8, 2) OBP: 0.500, SLG: 0.421					0-3 K		1-3 K			1	0	0	0	0	1	0											
Inning Stats	R: 0 E: 0 K: 0 S: 7	H: 2 LOB: 1 BB: 0 P: 11	R: 0 E: 0 K: 0 S: 8	H: 2 LOB: 0 BB: 0 P: 11	R: 0 E: 0 K: 1 S: 9	H: 0 LOB: 0 BB: 0 P: 12	R: 0 E: 0 K: 0 S: 7	H: 2 LOB: 2 BB: 0 P: 8	R: 0 E: 0 K: 2 S: 12	H: 0 LOB: 1 BB: 1 P: 19	R: 0 E: 0 K: 0 S: 8	H: 1 LOB: 1 BB: 0 P: 12	R: 0 E: 0 K: 2 S: 14	H: 0 LOB: 0 BB: 0 P: 17	R: 0 E: 0 K: 0 S: 7	H: 0 LOB: 0 BB: 0 P: 12	R: 1 E: 0 K: 1 S: 10	H: 1 LOB: 2 BB: 1 P: 18	1B: 6 2B: 2 3B: 0 HR: 0	SF: 0 SAC: 0 DP: 2 HBP: 0	WP: 1 PB: 0 CS: 0	PA: 34					
PITCHER	IP	WLS	BF	H	R	ER	SO	BB	IBB	HBP	BLK	WP	HR	S	P	ERA	WHIP										
Mark Clark, R (1, 1) ERA: 3.36	8.0	W	29	7	1	1	1	1	0	0	0	1	0	10	102	9.00	2.000										
Greg McMichael, R (9, 1) ERA: 2.7	1.0	S	5	1	1	1	1	1	0	0	0	1	0	10	18	9.00	2.000										

New York Mets @ Florida Marlins
Pro Player Stadium, Miami, FL
Wed May 21 1997, 7:05 PM EDT
Att: 27,058 - Unknown - 82 F

AB 32
R 1
H 8
RBI 0
BB 2
SO 6
LOB 10



Batter	1	2	3	4	5	6	7	8	9	AB	R	H	RBI	BB	SO	LOB	TOP			
Luis Castillo, S OBP: 0.359, SLG: 0.328 (1, 4)	G4-3		G1-3						K	5	0	2	0	0	1	3	Florida Marlins @ San Diego Padres Qualcomm Stadium, San Diego, CA Fri May 23 1997, 10:05 PM EDT Att: 21,213 - Unknown - 71 F			
Edgar Renteria, R OBP: 0.285, SLG: 0.308 (1, 6)	F7		K							5	0	1	1	0	1	4				
John Cangelosi, S OBP: 0.275, SLG: 0.239 (1, 9)	K		P3						K	5	1	1	0	0	2	3				
Moises Alou, R OBP: 0.388, SLG: 0.559 (1, 8)		G6-3							K	5	1	1	1	0	2	1				
Kurt Abbott, R OBP: 0.329, SLG: 0.471 (1, 7)		G3								4	0	2	0	0	0	0				
Bobby Bonilla, S OBP: 0.379, SLG: 0.465 John Wehner, R OBP: 0.250, SLG: 0.250 (8, PR) (8, 5)										3	0	2	0	1	0	2				
Jeff Conine, R OBP: 0.383, SLG: 0.383 Jay Powell, R OBP: 0.500, SLG: 0.500 (8, 1)										0	0	0	0	0	0	0				
Charles Johnson, R OBP: 0.356, SLG: 0.391 (1, 2)										3	0	1	1	1	0	2				
Alex Fernandez, R OBP: 0.304, SLG: 0.429 Billy McMillon, L OBP: 0.200, SLG: 0.400 Rob Stanifer, R OBP: 1.000, SLG: 1.000 Felix Heredia, L OBP: 0.500, SLG: 0.500 Jim Eisenreich, L OBP: 0.329, SLG: 0.288 (8, 3)										4	0	1	0	0	0	5				
Inning Stats	R: 0 E: 0 K: 1 S: 8	H: 0 LOB: 0 BB: 0 P: 15	R: 0 E: 0 K: 0 S: 7	H: 0 LOB: 1 BB: 1 P: 11	R: 0 E: 0 K: 1 S: 14	H: 1 LOB: 2 BB: 1 P: 27	R: 0 E: 0 K: 0 S: 8	H: 1 LOB: 1 BB: 0 P: 15	R: 0 E: 0 K: 1 S: 19	H: 2 LOB: 3 BB: 1 P: 31	R: 0 E: 0 K: 0 S: 5	H: 1 LOB: 0 BB: 0 P: 7	R: 2 E: 0 K: 0 S: 12	H: 4 LOB: 2 BB: 0 P: 19	R: 1 E: 0 K: 3 S: 13	H: 1 LOB: 1 BB: 1 P: 23		1B: 7 2B: 4 3B: 1 HR: 0	SF: 0 SAC: 0 DP: 2 HBP: 0	WP: 0 PB: 0 SB: 0 CS: 0
PITCHER	IP WLS BF H R ER SO BB IBB HBP BLK WP HR S P ERA WHIP																			
Fernando Valenzuela, L ERA: 3.98 Pete Smith, R ERA: 11.12 Will Cunnane, R ERA: 5.32 Terry Burrows, L ERA: 27.0 Trevor Hoffman, R ERA: 3.78	5.2 W 24 5 0 0 4 2 0 0 0 0 0 0 55 99 0.00 1.235																			

Batter	1	2	3	4	5	6	7	8	9	AB	R	H	RBI	BB	SO	LOB	BOTTOM	
Steve Finley, L OBP: 0.290, SLG: 0.442 (1, 8)	F9		F9							4	0	0	0	0	0	0	Florida Marlins @ San Diego Padres Qualcomm Stadium, San Diego, CA Fri May 23 1997, 10:05 PM EDT Att: 21,213 - Unknown - 71 F	
Chris Gomez, R OBP: 0.318, SLG: 0.367 (1, 6)	G4-3		P3							3	1	1	0	1	0	0		
Tony Gwynn, L OBP: 0.423, SLG: 0.591 (1, 9)										3	3	2	1	1	0	1		
Wally Joyner, L OBP: 0.350, SLG: 0.457 (1, 3)										4	2	3	2	0	0	0		
Archi Cianfrocco, R OBP: 0.361, SLG: 0.412 (1, 5)	F7									3	0	0	1	0	1	2		
Trey Beamon, L OBP: 0.478, SLG: 0.524 (1, 7)										4	0	3	1	0	1	0		
John Flaherty, R OBP: 0.293, SLG: 0.333 (1, 2)										3	0	0	0	1	0	3		
Terry Shumpert, R OBP: 0.400, SLG: 0.524 (1, 4)										4	0	0	1	0	1	4		
Fernando Valenzuela, L ERA: 3.98 Pete Smith, R ERA: 11.12 Will Cunnane, R ERA: 5.32 Craig Shipley, R ERA: 6.000 Terry Burrows, L ERA: 27.0 Trevor Hoffman, R ERA: 3.78										2	0	0	0	0	0	0		
Inning Stats	R: 2 E: 0 K: 0 S: 11	H: 2 LOB: 0 BB: 0 P: 18	R: 0 E: 0 K: 1 S: 8	H: 0 LOB: 0 BB: 0 P: 14	R: 0 E: 0 K: 0 S: 8	H: 0 LOB: 0 BB: 0 P: 11	R: 1 E: 0 K: 1 S: 13	H: 2 LOB: 2 BB: 1 P: 23	R: 0 E: 0 K: 0 S: 8	H: 1 LOB: 1 BB: 0 P: 12	R: 0 E: 0 K: 0 S: 6	H: 0 LOB: 0 BB: 0 P: 12	R: 3 E: 0 K: 1 S: 21	H: 3 LOB: 2 BB: 2 P: 39	1B: 7 2B: 1 3B: 0 HR: 1	SF: 1 SAC: 0 DP: 0 HBP: 0		WP: 0 PB: 0 SB: 0 CS: 0
PITCHER	IP WLS BF H R ER SO BB IBB HBP BLK WP HR S P ERA WHIP																	
Alex Fernandez, R ERA: 2.91 Rob Stanifer, R ERA: 3.0 Felix Heredia, L ERA: 3.77 Jay Powell, R ERA: 1.75	6.0 L 25 6 3 3 2 1 0 0 0 0 0 0 8 18 9.00 1.000																	

Batter	1	2	3	4	5	6	7	8	9	AB	R	H	RBI	BB	SO	LOB	TOP					
John Wehner, R OBP: 0.250, SLG: 0.200 (1, 9)	4-1 E S 1B BB		0-0 G2		0-0 G6-3		1-0 FC6-4			3	1	0	0	1	0	2	Florida Marlins @ San Diego Padres Qualcomm Stadium, San Diego, CA Sun May 25 1997, 6:33 AM EDT Att: 23,090 - Sunny - 72 F					
Edgar Renteria, R OBP: 0.295, SLG: 0.319 (1, 6)	2-3 K		2-2 G5-3			1-2 L4		2-1 G2-3 SH1-3 HR 1B		4	1	1	0	0	1							
Kurt Abbott, R OBP: 0.342, SLG: 0.486 (1, 4)	0-2 1B 1B		3-3 K			1-0 1B E 1B		0-0 SH1-3		3	2	2	1	0	1							
Moises Alou, R OBP: 0.406, SLG: 0.563 (1, 7)	4-2 1B WP BB			1-1 F8		2-0 FC6-4 1B		0-1 G2-3		3	1	1	0	1	0							
Bobby Bonilla, S OBP: 0.387, SLG: 0.488 Alex Arias, R OBP: 0.370, SLG: 0.292 (1, 5) (8, 5)	2-2 CS WP 1B			3-1 G4-3		1-1 FC6-4		0-0 HR		4	1	2	3	0	0							
Jeff Conine, R OBP: 0.345, SLG: 0.370 (1, 3)	1-2 G6-3			2-2 G4-3		3-2 F7		3-H F8		4	0	0	0	0	0							
Todd Dunwoody, L OBP: 0.394, SLG: 0.586 (1, 8)		1-3 K			2-1 SH1-4 HBP				2-3 K	3	0	0	0	0	3							
Charles Johnson, R OBP: 0.353, SLG: 0.381 (1, 2)		1-1 F8			1-1 P4		4-2 FC6-4 BB		1-3 K	3	0	0	0	1	1							
Kevin Brown, R OBP: 0.276, SLG: 0.231 (1, 1)		0-1 P4			0-0 SH1-4		1-1 P6		0-3 K	3	0	0	0	0	1							
Inning Stats	R: 3 E: 0 K: 1 S: 16	H: 2 LOB: 0 BB: 2 P: 29	R: 0 E: 0 K: 7 S: 7	H: 0 LOB: 0 BB: 0 P: 9	R: 0 E: 0 K: 10 S: 10	H: 0 LOB: 0 BB: 0 P: 15	R: 0 E: 0 K: 0 S: 7	H: 0 LOB: 0 BB: 0 P: 13	R: 0 E: 0 K: 0 S: 5	H: 0 LOB: 1 BB: 0 P: 8	R: 1 E: 1 K: 0 S: 10	H: 2 LOB: 1 BB: 0 P: 18	R: 0 E: 0 K: 1 S: 8	H: 0 LOB: 1 BB: 1 P: 15	R: 2 E: 0 K: 0 S: 9	H: 2 LOB: 0 BB: 0 P: 12	R: 0 E: 0 K: 3 S: 12	H: 0 LOB: 0 BB: 0 P: 15	1B: 5 2B: 0 3B: 0 HR: 1	SF: 0 SAC: 2 DP: 0 HBP: 1	WP: 1 PB: 0 SB: 2 CS: 1	PA: 36
PITCHER	IP WLS BF H R ER SO BB IBB HBP BLK WP HR S P ERA WHIP																					
Sterling Hitchcock, L ERA: 3.8 (1, 1)	7.0 L 28 4 4 3 4 3 0 1 0 1 0 63 107 3.86 1.000																					
Pete Smith, R ERA: 10.57 (8, 1)	2.0 8 2 2 2 3 0 0 0 0 0 0 1 21 27 9.00 1.000																					


Batter	1	2	3	4	5	6	7	8	9	AB	R	H	RBI	BB	SO	LOB	BOTTOM					
Rickey Henderson, R OBP: 0.386, SLG: 0.246 Pete Smith, R OBP: 0.283, SLG: 0.321 (1, 7) (8, 1) (9, PH)	0-0 1B		3-2 G5-3		2-3 K		1-1 G3-1		1-0 G6-4-3	4	0	1	0	0	1		Florida Marlins @ San Diego Padres Qualcomm Stadium, San Diego, CA Sun May 25 1997, 6:33 AM EDT Att: 23,090 - Sunny - 72 F					
Steve Finley, L OBP: 0.305, SLG: 0.455 (1, 8)	1-1 P3		3-2 1B		1-2 1B			1-1 1B G3-1 1B		4	1	3	0	0	1							
Tony Gwynn, L OBP: 0.419, SLG: 0.595 (1, 9)	2-0 1B		1-2 G3		0-0 G3			0-1 G3-1		4	0	1	0	0	0							
Wally Joyner, L OBP: 0.358, SLG: 0.464 Craig Shipley, R OBP: 0.365, SLG: 0.769 (1, 3) (3, 3)	1-3 K			1-3 K		0-0 1B		3-2 1B		1	0	0	0	0	1							
Archi Cianfrocco, R OBP: 0.365, SLG: 0.413 (1, 5)	1-0 F8			2-1 G3-1		1-0 G6-4-3 1B		0-1 FC6-4 1B		4	0	2	1	0	0							
Chris Gomez, R OBP: 0.318, SLG: 0.371 (1, 6)		1-0 G6-3		2-0 2B 1B		0-0 F8		2-3 K		4	1	1	0	0	1							
Terry Shumpert, R OBP: 0.333, SLG: 0.448 (1, 4)		0-0 G4-3		2-2 1B 2B		0-0 G6-4-3		1-0 FC6-4		4	0	1	1	0	0							
Carlos Hernandez, R OBP: 0.281, SLG: 0.406 (1, 2)		1-0 G4-3		1-3 K			0-0 G4-3		0-1 G6-4-3 1B	4	0	1	0	0	1							
Sterling Hitchcock, L OBP: 0.158, SLG: 0.111 Trey Beamon, L OBP: 0.379, SLG: 0.407 (1, 1) (7, PH) (8, 7)			0-3 K		0-3 K		1-3 K		1-2 F9	2	0	0	0	0	2							
Inning Stats	R: 0 E: 0 K: 1 S: 10	H: 2 LOB: 0 BB: 0 P: 15	R: 0 E: 0 K: 0 S: 3	H: 0 LOB: 0 BB: 0 P: 5	R: 0 E: 0 K: 1 S: 16	H: 1 LOB: 1 BB: 0 P: 23	R: 1 E: 0 K: 2 S: 12	H: 2 LOB: 1 BB: 0 P: 20	R: 0 E: 0 K: 2 S: 10	H: 1 LOB: 1 BB: 0 P: 13	R: 0 E: 0 K: 0 S: 4	H: 2 LOB: 0 BB: 0 P: 5	R: 0 E: 0 K: 1 S: 6	H: 0 LOB: 0 BB: 0 P: 8	R: 1 E: 0 K: 0 S: 17	H: 3 LOB: 2 BB: 0 P: 24	R: 0 E: 0 K: 0 S: 6	H: 1 LOB: 0 BB: 0 P: 8	1B: 11 2B: 1 3B: 0 HR: 0	SF: 0 SAC: 0 DP: 2 HBP: 0	WP: 0 PB: 0 SB: 0 CS: 0	PA: 37
PITCHER	IP WLS BF H R ER SO BB IBB HBP BLK WP HR S P ERA WHIP																					
Kevin Brown, R ERA: 2.07 (1, 1)	9.0 W 37 12 2 2 8 0 0 0 0 0 0 84 121 2.00 1.333																					

Batter	1	2	3	4	5	6	7	8	9	AB	R	H	RBI	BB	SO	LOB	TOP					
Eric Young Sr. R OBP: 0.400, SLG: 0.446 (1, 4)	P4		G4-3		L4		P4		2B 1B	5	1	1	1	0	0	3						
Ellis Burks R OBP: 0.323, SLG: 0.537 Steve Reed, R (9, 1)	F8			K		F8		3B 2B	2B	5	0	2	2	0	1	0						
Larry Walker, L OBP: 0.500, SLG: 0.777 (1, 9)				1B L1 BB				1B	IBB	2	1	2	1	3	0	0						
Andres Galarraga, R OBP: 0.411, SLG: 0.587 (1, 3)	K			S 1B				K	K	5	1	2	1	0	3	5						
Dante Bichette, R OBP: 0.337, SLG: 0.450 (1, 7)		L8		L1				G1-4-3		4	1	1	1	0	0	4						
Vinny Castilla, R OBP: 0.351, SLG: 0.517 (1, 5)	K					FC3-5 1B			F8	4	0	1	0	0	2	0						
Kirt Manwaring, R OBP: 0.330, SLG: 0.330 Quinton McCracken, S OBP: 0.383, SLG: 0.421 (9, 8)	K					P3			1B BB	3	0	0	0	1	2	1						
Walt Weiss, S OBP: 0.365, SLG: 0.399 (1, 6)				K		FC3-5 1B		P6	P6	4	0	1	0	0	1	1						
Bobby Jones, R OBP: 0.333, SLG: 0.200 John Vander Wal, L OBP: 0.250, SLG: 0.143 Darren Holmes, R OBP: 0.143, SLG: 0.571 Jeff Reed, L OBP: 0.384, SLG: 0.513 (9, 2)						FC3-5		K	1B 2B 1B	1	0	0	0	1	0	2						
Inning Stats	R: 0 E: 0 K: 1 S: 9	H: 0 LOB: 1 BB: 1 P: 16	R: 0 E: 0 K: 2 S: 9	H: 0 LOB: 0 BB: 0 P: 15	R: 0 E: 0 K: 1 S: 5	H: 0 LOB: 1 BB: 1 P: 10	R: 0 E: 0 K: 1 S: 10	H: 1 LOB: 1 BB: 1 P: 18	R: 0 E: 0 K: 0 S: 9	H: 2 LOB: 2 BB: 0 P: 17	R: 3 E: 0 K: 2 S: 19	H: 3 LOB: 0 BB: 0 P: 26	R: 0 E: 0 K: 1 S: 8	H: 0 LOB: 0 BB: 0 P: 14	R: 0 E: 0 K: 1 S: 9	H: 2 LOB: 1 BB: 0 P: 15	R: 3 E: 0 K: 1 S: 14	H: 3 LOB: 2 BB: 2 P: 28	1B: 6 2B: 2 3B: 1 HR: 3	SF: 0 SAC: 0 DP: 3 HBP: 0	WP: 0 PB: 0 SB: 1 CS: 0	PA: 40
PITCHER	IP	WLS	BF	H	R	ER	SO	BB	IBB	HBP	BLK	WP	HR	S	P	ERA	WHIP					
Alex Fernandez, R ERA: 3.0 (1, 1)	7.0		28	6	3	3	8	3	0	0	0	0	3	69	116	3.86	1.286					
Jay Powell, R ERA: 1.5 (8, 1)	1.0	4		2	0	0	1	0	0	0	0	0	0	9	15	0.00	2.000					
Robb Nen, R ERA: 5.63 (9, 1)	1.0	L	8	3	3	3	1	1	1	0	0	0	0	14	28	27.00	4.000					
Batter	1	2	3	4	5	6	7	8	9	AB	R	H	RBI	BB	SO	LOB	BOTTOM					
John Cangelosi, S OBP: 0.333, SLG: 0.281 Jim Eisenreich, L OBP: 0.350, SLG: 0.345 (9, 8)	F9-2 BB		K	F8			K		G4-3	3	0	0	0	1	2	1						
Edgar Renteria, R OBP: 0.303, SLG: 0.324 (1, 6)	F8			FC5-4			S BB		G6-3	4	1	1	0	1	0	3						
Kurt Abbott, R OBP: 0.337, SLG: 0.540 (1, 4)	F9-2			IHR			F8		F7	4	1	1	2	0	0	2						
Gary Sheffield, R OBP: 0.429, SLG: 0.408 (1, 9)		G5-3					F8		G3-1 2B	4	1	2	0	0	0	0						
Moises Alou, R OBP: 0.400, SLG: 0.539 (1, 7)		1B		G5-3			G6-3		G3-1	4	0	1	0	0	0	2						
Bobby Bonilla, S OBP: 0.387, SLG: 0.494 Alex Arias, R OBP: 0.345, SLG: 0.269 (9, 5)		1B					HR		G5-3	4	1	2	2	0	0	0						
Jeff Conine, R OBP: 0.341, SLG: 0.360 (1, 3)		1B					SF8 BB		K	3	1	0	0	1	1	2						
Charles Johnson, R OBP: 0.340, SLG: 0.364 Luis Castillo, S OBP: 0.373, SLG: 0.352 (9, 8)							FC5-4 1B		G4-3 SH3-4 1B	3	0	1	0	0	1	2						
Alex Fernandez, R OBP: 0.280, SLG: 0.409 Cliff Floyd, L OBP: 0.367, SLG: 0.423 Jay Powell, R OBP: 0.333, SLG: 0.333 Robb Nen, R (9, 1) Gregg Zaun, S OBP: 0.441, SLG: 0.447 (9, 8)				G4-3			SF8		SH3-4	1	0	0	1	0	0	0						
Inning Stats	R: 0 E: 0 K: 0 S: 5	H: 0 LOB: 0 BB: 1 P: 13	R: 0 E: 0 K: 1 S: 11	H: 2 LOB: 2 BB: 0 P: 16	R: 2 E: 0 K: 1 S: 13	H: 3 LOB: 1 BB: 0 P: 19	R: 2 E: 0 K: 0 S: 13	H: 2 LOB: 1 BB: 1 P: 25	R: 0 E: 0 K: 0 S: 7	H: 0 LOB: 0 BB: 0 P: 11	R: 0 E: 0 K: 0 S: 3	H: 0 LOB: 1 BB: 1 P: 6	R: 0 E: 0 K: 1 S: 18	H: 0 LOB: 1 BB: 1 P: 29	R: 1 E: 0 K: 1 S: 8	H: 1 LOB: 0 BB: 0 P: 10	R: 0 E: 0 K: 0 S: 9	H: 1 LOB: 1 BB: 0 P: 12	1B: 5 2B: 3 3B: 0 HR: 2	SF: 1 SAC: 1 DP: 1 HBP: 0	WP: 0 PB: 0 SB: 3 CS: 0	PA: 38
PITCHER	IP	WLS	BF	H	R	ER	SO	BB	IBB	HBP	BLK	WP	HR	S	P	ERA	WHIP					
Bobby Jones, L ERA: 6.0 (1, 1)	6.0		26	7	4	4	2	2	0	0	0	0	0	26	39	4.50	1.500					
Darren Holmes, R ERA: 2.89 (7, 1)	2.0	W	8	1	1	1	2	1	0	0	0	0	0	9	12	0.00	1.000					
Steve Reed, R ERA: 4.79 (9, 1)	1.0	S	4	1	0	0	0	0	0	0	0	0	0	9	12	0.00	1.000					

Colorado Rockies @ Florida Marlins
Pro Player Stadium, Miami, FL
Thu May 29 1997, 7:05 PM EDT
Att: 19,145 - Unknown - 82 F

livebaseballscores.com


AB 35
R 6
H 11
RBI 6
BB 5
SO 10
LOB 16



Colorado Rockies @ Florida Marlins
Pro Player Stadium, Miami, FL
Thu May 29 1997, 7:05 PM EDT
Att: 19,145 - Unknown - 82 F

livebaseballscores.com

AB 33
R 5
H 9
RBI 5
BB 3
SO 4
LOB 13



Batter	1	2	3	4	5	6	7	8	9	10	11	12	AB	R	H	RBI	BB	SO	LOB	TOP		
Eric Young Sr., R OBP: 0.390, SLG: 0.433	F9		L9		K		L6			K		G6-3	6	0	0	0	0	2	2			
Elis Burks, R OBP: 0.314, SLG: 0.519	K			F8		P3	K			L7			5	0	0	0	0	2	0			
Larry Walker, L OBP: 0.498, SLG: 0.764	G6-3			G6-3		1B BB		F8		S BB			3	1	0	0	2	0	0			
Andres Galarraga, R OBP: 0.416, SLG: 0.599		HR			BB	1B G5-3 BB		K		K			3	2	1	1	2	2	1			
Dante Bichette, R OBP: 0.340, SLG: 0.451 Quinton McCracken, S OBP: 0.380, SLG: 0.417		1B		F9		1-2 G5-3 1B		G6-3				G3-1	4	0	2	1	0	0	1			
Vinny Castilla, R OBP: 0.349, SLG: 0.508	F8				FC1-5 1B	G5-3				F9		F8	5	0	1	1	0	0	2			
Kirt Manwaring, R OBP: 0.331, SLG: 0.330	K				FC1-5 1B	BB				FC4-6 BB		K	3	0	1	0	2	2	1			
Walt Weiss, S OBP: 0.354, SLG: 0.386			G1-3		K	G4-3				FC4-6		G4-3	5	0	0	0	0	1	5			
Roger Bailey, R Curt Leskanic, S John Vander Wal, L Steve Reed, R Mike DeJean, R Jason Bates, S Jerry Dipoto, R	F8		F8		FC1-5		K			G5-3		K	3	0	0	0	0	1	2			
Inning Stats	R: 0 E: 0 K: 1 S: 6	H: 0 LOB: 0 BB: 0 P: 10	R: 1 E: 0 K: 1 S: 16	H: 2 LOB: 0 BB: 0 P: 24	R: 0 E: 0 K: 0 S: 9	H: 0 LOB: 0 BB: 0 P: 15	R: 0 E: 0 K: 0 S: 6	H: 1 LOB: 2 BB: 3 P: 15	R: 0 E: 0 K: 2 S: 7	H: 0 LOB: 0 BB: 0 P: 12	R: 0 E: 0 K: 1 S: 7	H: 0 LOB: 1 BB: 1 P: 13	R: 0 E: 0 K: 2 S: 8	H: 0 LOB: 1 BB: 1 P: 16	R: 0 E: 0 K: 1 S: 7	H: 0 LOB: 0 BB: 0 P: 12	R: 0 E: 0 K: 1 S: 8	H: 0 LOB: 0 BB: 0 P: 13	1B: 4 2B: 0 3B: 0 HR: 1	SF: 0 SAC: 0 DP: 0 HBP: 0	WP: 0 PB: 0 SB: 0 CS: 0	PA: 46
PITCHER	IP WLS BF H R ER SO BB IBB HBP BLK WP HR S P ERA WHIP	IP WLS BF H R ER SO BB IBB HBP BLK WP HR S P ERA WHIP	IP WLS BF H R ER SO BB IBB HBP BLK WP HR S P ERA WHIP	IP WLS BF H R ER SO BB IBB HBP BLK WP HR S P ERA WHIP	IP WLS BF H R ER SO BB IBB HBP BLK WP HR S P ERA WHIP	IP WLS BF H R ER SO BB IBB HBP BLK WP HR S P ERA WHIP	IP WLS BF H R ER SO BB IBB HBP BLK WP HR S P ERA WHIP	IP WLS BF H R ER SO BB IBB HBP BLK WP HR S P ERA WHIP	IP WLS BF H R ER SO BB IBB HBP BLK WP HR S P ERA WHIP	IP WLS BF H R ER SO BB IBB HBP BLK WP HR S P ERA WHIP	IP WLS BF H R ER SO BB IBB HBP BLK WP HR S P ERA WHIP	IP WLS BF H R ER SO BB IBB HBP BLK WP HR S P ERA WHIP	IP WLS BF H R ER SO BB IBB HBP BLK WP HR S P ERA WHIP	IP WLS BF H R ER SO BB IBB HBP BLK WP HR S P ERA WHIP	IP WLS BF H R ER SO BB IBB HBP BLK WP HR S P ERA WHIP	IP WLS BF H R ER SO BB IBB HBP BLK WP HR S P ERA WHIP	IP WLS BF H R ER SO BB IBB HBP BLK WP HR S P ERA WHIP	IP WLS BF H R ER SO BB IBB HBP BLK WP HR S P ERA WHIP	IP WLS BF H R ER SO BB IBB HBP BLK WP HR S P ERA WHIP	IP WLS BF H R ER SO BB IBB HBP BLK WP HR S P ERA WHIP	IP WLS BF H R ER SO BB IBB HBP BLK WP HR S P ERA WHIP	IP WLS BF H R ER SO BB IBB HBP BLK WP HR S P ERA WHIP

Colorado Rockies @ Florida Marlins
 Pro Player Stadium, Miami, FL
 Fri May 30 1997, 7:05 PM EDT
 Att: 35,731 - Unknown - 84 F

AB	40
R	3
H	5
RBI	3
BB	6
SO	11
LOB	15



Batter	1	2	3	4	5	6	7	8	9	10	11	12	AB	R	H	RBI	BB	SO	LOB	BOTTOM						
Luis Castillo, S OBP: 0.371, SLG: 0.352	CS 1B		FC6-4			K		E8 G6-3 1B		G1-3		K	6	1	2	0	0	2	3							
Edgar Renteria, R OBP: 0.286, SLG: 0.314	G1-3		FC6-4			G1-3		G6-3		G1-3		G5-3	6	0	0	1	0	0	4							
Devon White, S OBP: 0.420, SLG: 0.407	2B			F7		G3-1		FC5-4 HBP		K		FC6-4 1B 2B	5	1	2	0	0	1	0							
Gary Sheffield, R OBP: 0.438, SLG: 0.402	K			F7			BB BB	FC5-4 BB		F8 HBP BB		FC6-4 1BB	2	0	0	0	4	1	1							
Moises Alou, R OBP: 0.394, SLG: 0.525		G4-3			G5-3		K	FC5-4		DI HBP		FC6-4 1B	5	0	0	0	0	1	5							
Bobby Bonilla, S OBP: 0.390, SLG: 0.497	L7					2B		K		F8		1B	5	0	2	1	1	1	4							
Jeff Conine, R OBP: 0.337, SLG: 0.374	G5-3				G5-3			F9		HR		G6-3	5	1	1	1	0	0	5							
Charles Johnson, R OBP: 0.340, SLG: 0.363 Gregg Zaun, S OBP: 0.426, SLG: 0.429	FC6-4 1B				K		G5-3			G4-3		P5	3	0	1	0	0	1	3							
Pat Rapp, R John Campbell, S Rob Quinlan, R Steve Reed, R Mike DeJean, R Jim Eisenreich Mark Hutton, R	K				K			1B E 1B		G1-3 BB		2B	2	0	0	0	0	2	2							
Inning Stats	R: 0 E: 0 K: 1 S: 10	H: 2 LOB: 1 BB: 0 P: 15	R: 0 E: 0 K: 0 S: 3	H: 0 LOB: 0 BB: 0 P: 7	R: 0 E: 0 K: 1 S: 10	H: 1 LOB: 1 BB: 0 P: 15	R: 0 E: 0 K: 0 S: 6	H: 0 LOB: 0 BB: 0 P: 10	R: 0 E: 0 K: 2 S: 10	H: 1 LOB: 1 BB: 0 P: 18	R: 0 E: 0 K: 1 S: 11	H: 0 LOB: 2 BB: 2 P: 12	R: 2 E: 1 K: 1 S: 11	H: 2 LOB: 1 BB: 1 P: 19	R: 1 E: 0 K: 0 S: 10	H: 1 LOB: 1 BB: 1 P: 18	R: 0 E: 0 K: 1 S: 12	H: 0 LOB: 2 BB: 1 P: 21	R: 0 E: 0 K: 1 S: 7	H: 1 LOB: 1 BB: 0 P: 10	R: 1 E: 0 K: 0 S: 7	H: 2 LOB: 2 BB: 1 P: 16	1B: 5 2B: 4 3B: 0 HR: 1	SF: 0 SAC: 0 DP: 0 HBP: 2	WP: 0 PB: 0 SB: 0 CS: 1	PA: 51
PITCHER	IP WLS BF H R ER SO BB IBB HBP BLK WP HR S P ERA WHIP	IP WLS BF H R ER SO BB IBB HBP BLK WP HR S P ERA WHIP	IP WLS BF H R ER SO BB IBB HBP BLK WP HR S P ERA WHIP	IP WLS BF H R ER SO BB IBB HBP BLK WP HR S P ERA WHIP	IP WLS BF H R ER SO BB IBB HBP BLK WP HR S P ERA WHIP	IP WLS BF H R ER SO BB IBB HBP BLK WP HR S P ERA WHIP	IP WLS BF H R ER SO BB IBB HBP BLK WP HR S P ERA WHIP	IP WLS BF H R ER SO BB IBB HBP BLK WP HR S P ERA WHIP	IP WLS BF H R ER SO BB IBB HBP BLK WP HR S P ERA WHIP	IP WLS BF H R ER SO BB IBB HBP BLK WP HR S P ERA WHIP	IP WLS BF H R ER SO BB IBB HBP BLK WP HR S P ERA WHIP	IP WLS BF H R ER SO BB IBB HBP BLK WP HR S P ERA WHIP	IP WLS BF H R ER SO BB IBB HBP BLK WP HR S P ERA WHIP	IP WLS BF H R ER SO BB IBB HBP BLK WP HR S P ERA WHIP	IP WLS BF H R ER SO BB IBB HBP BLK WP HR S P ERA WHIP	IP WLS BF H R ER SO BB IBB HBP BLK WP HR S P ERA WHIP	IP WLS BF H R ER SO BB IBB HBP BLK WP HR S P ERA WHIP	IP WLS BF H R ER SO BB IBB HBP BLK WP HR S P ERA WHIP	IP WLS BF H R ER SO BB IBB HBP BLK WP HR S P ERA WHIP	IP WLS BF H R ER SO BB IBB HBP BLK WP HR S P ERA WHIP	IP WLS BF H R ER SO BB IBB HBP BLK WP HR S P ERA WHIP	IP WLS BF H R ER SO BB IBB HBP BLK WP HR S P ERA WHIP	IP WLS BF H R ER SO BB IBB HBP BLK WP HR S P ERA WHIP			

Colorado Rockies @ Florida Marlins
 Pro Player Stadium, Miami, FL
 Fri May 30 1997, 7:05 PM EDT
 Att: 35,731 - Unknown - 84 F

AB	43
R	4
H	10
RBI	3
BB	6
SO	9
LOB	27



Batter	1	2	3	4	5	6	7	8	9	AB	R	H	RBI	BB	SO	LOB	TOP							
Eric Young Sr. R OBP: 0.397, SLG: 0.443 (1, 4)										4	2	2	0	2	0	2								
Quinton McCracken S OBP: 0.386, SLG: 0.416 (1, 8)										5	2	2	1	1	0	1								
Larry Walker L OBP: 0.502, SLG: 0.758 (1, 9)										3	3	1	0	3	1	2								
Andres Galarraga R OBP: 0.416, SLG: 0.607 John Vander Wal L OBP: 0.244, SLG: 0.139 (8, PH) (8, 3)										4	1	1	4	0	1	5								
Ellis Burks R OBP: 0.313, SLG: 0.510 (1, 7)										3	0	0	0	0	2	3								
Vinny Castilla R OBP: 0.354, SLG: 0.516 (1, 5)										5	0	3	3	0	1	2								
Jeff Reed L OBP: 0.374, SLG: 0.494 (1, 2)										5	0	1	0	0	1	7								
Jason Bates S OBP: 0.319, SLG: 0.375 Watt Weiss S OBP: 0.354, SLG: 0.386 (9, 6)										5	0	0	0	0	1	1								
Kevin Ritz R OBP: 0.167, SLG: 0.074 Jeff McCarty R OBP: 0.145, SLG: 0.071 Curt Leskanic R OBP: 0.139, SLG: 0.071 Harvey Pulliam R OBP: 0.139, SLG: 0.071 Darren Holmes R OBP: 0.139, SLG: 0.071 Mike DeJean R OBP: 0.139, SLG: 0.071 (11, 1) (7, 1) (8, 1) (8, PH) (9, 1) (9, 1)										4	0	1	0	0	2	0								
Inning Stats	R: 1 E: 1 K: 1 S: 16	H: 1 LOB: 2 BB: 1 P: 29	R: 0 E: 0 K: 2 S: 7	H: 0 LOB: 0 BB: 0 P: 11	R: 2 E: 0 K: 1 S: 13	H: 3 LOB: 2 BB: 0 P: 23	R: 4 E: 0 K: 1 S: 16	H: 3 LOB: 0 BB: 1 P: 24	R: 0 E: 0 K: 1 S: 11	H: 2 LOB: 2 BB: 0 P: 16	R: 1 E: 2 K: 0 S: 13	H: 1 LOB: 2 BB: 1 P: 23	R: 0 E: 0 K: 1 S: 15	H: 0 LOB: 1 BB: 1 P: 24	R: 0 E: 0 K: 2 S: 11	H: 1 LOB: 3 BB: 0 P: 13	R: 0 E: 0 K: 0 S: 8	H: 0 LOB: 2 BB: 2 P: 18	1B: 8 2B: 1 3B: 1 HR: 1	SF: 0 SAC: 0 DP: 0 HBP: 2	WP: 0 PB: 0 SB: 4 CS: 0	PA: 48		
PITCHER	IP WLS BF H R ER SO BB IBB HBP BLK WP HR S P ERA WHIP	IP WLS BF H R ER SO BB IBB HBP BLK WP HR S P ERA WHIP	IP WLS BF H R ER SO BB IBB HBP BLK WP HR S P ERA WHIP	IP WLS BF H R ER SO BB IBB HBP BLK WP HR S P ERA WHIP	IP WLS BF H R ER SO BB IBB HBP BLK WP HR S P ERA WHIP	IP WLS BF H R ER SO BB IBB HBP BLK WP HR S P ERA WHIP	IP WLS BF H R ER SO BB IBB HBP BLK WP HR S P ERA WHIP	IP WLS BF H R ER SO BB IBB HBP BLK WP HR S P ERA WHIP	IP WLS BF H R ER SO BB IBB HBP BLK WP HR S P ERA WHIP	IP WLS BF H R ER SO BB IBB HBP BLK WP HR S P ERA WHIP	IP WLS BF H R ER SO BB IBB HBP BLK WP HR S P ERA WHIP	IP WLS BF H R ER SO BB IBB HBP BLK WP HR S P ERA WHIP	IP WLS BF H R ER SO BB IBB HBP BLK WP HR S P ERA WHIP	IP WLS BF H R ER SO BB IBB HBP BLK WP HR S P ERA WHIP	IP WLS BF H R ER SO BB IBB HBP BLK WP HR S P ERA WHIP	IP WLS BF H R ER SO BB IBB HBP BLK WP HR S P ERA WHIP	IP WLS BF H R ER SO BB IBB HBP BLK WP HR S P ERA WHIP	IP WLS BF H R ER SO BB IBB HBP BLK WP HR S P ERA WHIP	IP WLS BF H R ER SO BB IBB HBP BLK WP HR S P ERA WHIP	IP WLS BF H R ER SO BB IBB HBP BLK WP HR S P ERA WHIP	IP WLS BF H R ER SO BB IBB HBP BLK WP HR S P ERA WHIP	IP WLS BF H R ER SO BB IBB HBP BLK WP HR S P ERA WHIP	IP WLS BF H R ER SO BB IBB HBP BLK WP HR S P ERA WHIP	IP WLS BF H R ER SO BB IBB HBP BLK WP HR S P ERA WHIP

Colorado Rockies @ Florida Marlins
 Pro Player Stadium, Miami, FL
 Sat May 31 1997, 3:33 AM EDT
 Att: 35,032 - Cloudy - 87 F

AB	39
R	8
H	11
RBI	8
BB	6
SO	9
LOB	23



Batter	1	2	3	4	5	6	7	8	9	AB	R	H	RBI	BB	SO	LOB	BOTTOM							
John Cangelosi S OBP: 0.352, SLG: 0.295 Dennis Cook L OBP: 0.414, SLG: 0.400 (9, 1)										3	1	1	0	1	0	2								
Edgar Renteria R OBP: 0.303, SLG: 0.322 Alex Arias R OBP: 0.333, SLG: 0.259 (8, 6)										4	0	3	0	0	0	0								
Kurt Abbott R OBP: 0.340, SLG: 0.538 (1, 4)										4	1	1	0	1	1	5								
Gary Sheffield R OBP: 0.442, SLG: 0.395 (1, 9)										2	1	0	0	2	0	1								
Jim Eisenreich L OBP: 0.368, SLG: 0.376 (1, 7)										5	1	3	0	0	2	4								
Bobby Bonilla S OBP: 0.395, SLG: 0.505 (1, 5)										5	0	3	1	0	1	4								
Jeff Conine R OBP: 0.333, SLG: 0.371 (1, 3)										4	0	1	2	0	1	4								
Gregg Zaun S OBP: 0.409, SLG: 0.426 (1, 2)										5	0	1	0	0	0	6								
Kevin Brown R OBP: 0.267, SLG: 0.222 Luis Castillo S OBP: 0.369, SLG: 0.349 Felix Heredia L OBP: 0.500, SLG: 0.500 Cliff Floyd L OBP: 0.381, SLG: 0.415 (7, 8)										1	0	0	0	0	0	0								
Inning Stats	R: 0 E: 0 K: 0 S: 6	H: 1 LOB: 1 BB: 0 P: 11	R: 0 E: 0 K: 0 S: 5	H: 1 LOB: 0 BB: 0 P: 6	R: 0 E: 0 K: 1 S: 12	H: 2 LOB: 1 BB: 0 P: 21	R: 1 E: 0 K: 0 S: 10	H: 2 LOB: 1 BB: 0 P: 15	R: 1 E: 0 K: 1 S: 14	H: 2 LOB: 3 BB: 2 P: 31	R: 0 E: 0 K: 0 S: 8	H: 1 LOB: 1 BB: 1 P: 14	R: 2 E: 0 K: 1 S: 13	H: 2 LOB: 2 BB: 1 P: 26	R: 0 E: 0 K: 1 S: 7	H: 0 LOB: 0 BB: 0 P: 13	R: 0 E: 0 K: 2 S: 17	H: 2 LOB: 3 BB: 1 P: 30	1B: 10 2B: 3 3B: 0 HR: 0	SF: 1 SAC: 0 DP: 2 HBP: 1	WP: 1 PB: 0 SB: 1 CS: 0	PA: 44		
PITCHER	IP WLS BF H R ER SO BB IBB HBP BLK WP HR S P ERA WHIP	IP WLS BF H R ER SO BB IBB HBP BLK WP HR S P ERA WHIP	IP WLS BF H R ER SO BB IBB HBP BLK WP HR S P ERA WHIP	IP WLS BF H R ER SO BB IBB HBP BLK WP HR S P ERA WHIP	IP WLS BF H R ER SO BB IBB HBP BLK WP HR S P ERA WHIP	IP WLS BF H R ER SO BB IBB HBP BLK WP HR S P ERA WHIP	IP WLS BF H R ER SO BB IBB HBP BLK WP HR S P ERA WHIP	IP WLS BF H R ER SO BB IBB HBP BLK WP HR S P ERA WHIP	IP WLS BF H R ER SO BB IBB HBP BLK WP HR S P ERA WHIP	IP WLS BF H R ER SO BB IBB HBP BLK WP HR S P ERA WHIP	IP WLS BF H R ER SO BB IBB HBP BLK WP HR S P ERA WHIP	IP WLS BF H R ER SO BB IBB HBP BLK WP HR S P ERA WHIP	IP WLS BF H R ER SO BB IBB HBP BLK WP HR S P ERA WHIP	IP WLS BF H R ER SO BB IBB HBP BLK WP HR S P ERA WHIP	IP WLS BF H R ER SO BB IBB HBP BLK WP HR S P ERA WHIP	IP WLS BF H R ER SO BB IBB HBP BLK WP HR S P ERA WHIP	IP WLS BF H R ER SO BB IBB HBP BLK WP HR S P ERA WHIP	IP WLS BF H R ER SO BB IBB HBP BLK WP HR S P ERA WHIP	IP WLS BF H R ER SO BB IBB HBP BLK WP HR S P ERA WHIP	IP WLS BF H R ER SO BB IBB HBP BLK WP HR S P ERA WHIP	IP WLS BF H R ER SO BB IBB HBP BLK WP HR S P ERA WHIP	IP WLS BF H R ER SO BB IBB HBP BLK WP HR S P ERA WHIP	IP WLS BF H R ER SO BB IBB HBP BLK WP HR S P ERA WHIP	IP WLS BF H R ER SO BB IBB HBP BLK WP HR S P ERA WHIP

Colorado Rockies @ Florida Marlins
 Pro Player Stadium, Miami, FL
 Sat May 31 1997, 3:33 AM EDT
 Att: 35,032 - Cloudy - 87 F

AB	37
R	4
H	13
RBI	3
BB	5
SO	6
LOB	26



Batter	1	2	3	4	5	6	7	8	9	AB	R	H	RBI	BB	SO	LOB	TOP					
Eric Young Sr. R (1,4) OBP: 0.389, SLG: 0.433 Jason Bates S (8,4) OBP: 0.319, SLG: 0.375	P4	G6-4-3		G6-4-3	G6-3		G6-4-3			5	0	0	0	0	0	5						
Quinton McCracken S (1,8) OBP: 0.356, SLG: 0.449	B5-3			HR		2B SF8		G4-3		4	2	2	1	1	0	0						
Dante Bichette R (1,9) OBP: 0.337, SLG: 0.441	FC6-4	CS	G1-3	G5-3		P4		F8		4	0	0	0	1	0	1						
Andres Galarraga R (1,3) OBP: 0.420, SLG: 0.622	FC6-4					HR		P4		5	1	3	0	0	0	1						
Ellis Burks R (1,7) OBP: 0.320, SLG: 0.528																						
Vinny Castilla R (1,5) OBP: 0.355, SLG: 0.526																						
Kirt Manwaring R (1,2) OBP: 0.341, SLG: 0.336																						
Walt Weiss S (1,6) OBP: 0.356, SLG: 0.386																						
John Thomson R (1,1) OBP: 0.400, SLG: 0.400																						
Inning Stats	R: 0 E: 0 K: 0 S: 12	H: 0 LOB: 1 BB: 1 P: 21	R: 4 E: 0 K: 0 S: 18	H: 4 LOB: 2 BB: 2 P: 34	R: 0 E: 0 K: 0 S: 9	H: 2 LOB: 3 BB: 1 P: 18	R: 1 E: 0 K: 0 S: 9	H: 2 LOB: 0 BB: 0 P: 12	R: 3 E: 0 K: 0 S: 16	H: 4 LOB: 1 BB: 0 P: 25	R: 1 E: 0 K: 1 S: 14	H: 2 LOB: 1 BB: 0 P: 23	R: 0 E: 0 K: 0 S: 7	H: 2 LOB: 1 BB: 0 P: 10	R: 0 E: 0 K: 0 S: 8	H: 0 LOB: 0 BB: 0 P: 10	R: 0 E: 0 K: 0 S: 8	H: 1 LOB: 1 BB: 0 P: 10	1B: 11 2B: 3 3B: 1 HR: 2	SF: 1 SAC: 0 DP: 3 HBP: 0	WP: 0 PB: 0 SB: 0 CS: 1	PA: 45
PITCHER	IP WLS BF H R ER SO BB IBB HBP BLK WP HR S P ERA WHIP																					
Rick Helling R (1,1) ERA: 3.35	4.0 L 21 8 5 5 0 4 0 0 0 0 0 1 48 85 11.25 3.000																					
Mark Hutton R (5,1) ERA: 5.89	3.0 16 8 4 4 1 0 0 0 0 0 0 1 37 58 12.00 2.667																					
Felix Heredia L (8,1) ERA: 3.12	2.0 7 1 0 0 0 0 0 0 0 0 0 0 16 20 0.00 0.500																					

Colorado Rockies @ Florida Marlins
 Pro Player Stadium, Miami, FL
 Sun Jun 01 1997, 3:33 AM EDT
 Att: 41,816 - Cloudy - 84 F

AB	39
R	9
H	17
RBI	8
BB	4
SO	1
LOB	18



Batter	1	2	3	4	5	6	7	8	9	AB	R	H	RBI	BB	SO	LOB	BOTTOM					
Luis Castillo S (1,4) OBP: 0.366, SLG: 0.346	K				G6-3			G6-3		4	0	1	0	0	1	0						
Jim Eisenreich L (1,3) OBP: 0.373, SLG: 0.381	G6-3	F7			K			G4-6-3		4	1	2	0	0	1	2						
Devon White S (1,8) OBP: 0.405, SLG: 0.390	G6-3				P2			G4-6-3		4	1	1	0	0	0	1						
Gary Sheffield R (1,9) OBP: 0.438, SLG: 0.386	G6-3				P2					3	0	0	0	1	0	2						
Moises Alou R (1,7) OBP: 0.391, SLG: 0.519					K					4	0	1	2	0	2	1						
Bobby Bonilla S (1,5) OBP: 0.394, SLG: 0.503 Kurt Abbott R (7,5) OBP: 0.337, SLG: 0.533	K									3	0	1	0	0	1	1						
Alex Arias R (1,6) OBP: 0.353, SLG: 0.267					F9					3	0	1	0	1	0	2						
Charles Johnson R (1,2) OBP: 0.333, SLG: 0.354					P3					3	0	0	0	0	0	3						
Rick Helling R (1,1) OBP: 0.143, SLG: 0.143 Cliff Floyd L (4,PH) OBP: 0.375, SLG: 0.407 Mark Hutton R (5,1)										1	0	0	0	0	1	1						
Jeff Conine R (7,PH) OBP: 0.332, SLG: 0.369 Felix Heredia L (8,1) OBP: 0.500, SLG: 0.500										1	0	0	0	0	0	0						
Inning Stats	R: 2 E: 0 K: 2 S: 17	H: 3 LOB: 1 BB: 0 P: 27	R: 0 E: 0 K: 1 S: 13	H: 1 LOB: 2 BB: 1 P: 20	R: 0 E: 0 K: 1 S: 7	H: 0 LOB: 0 BB: 0 P: 12	R: 0 E: 0 K: 0 S: 6	H: 1 LOB: 1 BB: 0 P: 7	R: 0 E: 0 K: 1 S: 8	H: 0 LOB: 0 BB: 0 P: 12	R: 0 E: 0 K: 1 S: 6	H: 0 LOB: 0 BB: 0 P: 8	R: 0 E: 0 K: 0 S: 9	H: 1 LOB: 0 BB: 0 P: 12	R: 0 E: 0 K: 0 S: 8	H: 1 LOB: 1 BB: 0 P: 10	R: 0 E: 0 K: 0 S: 7	H: 0 LOB: 1 BB: 1 P: 12	1B: 7 2B: 0 3B: 0 HR: 0	SF: 0 SAC: 0 DP: 2 HBP: 0	WP: 0 PB: 0 SB: 0 CS: 0	PA: 34
PITCHER	IP WLS BF H R ER SO BB IBB HBP BLK WP HR S P ERA WHIP																					
John Thomson R (1,1) ERA: 4.55	9.0 W 34 7 2 2 6 2 0 0 0 0 0 0 81 120 2.00 1.000																					

Colorado Rockies @ Florida Marlins
 Pro Player Stadium, Miami, FL
 Sun Jun 01 1997, 3:33 AM EDT
 Att: 41,816 - Cloudy - 84 F

AB	32
R	2
H	7
RBI	2
BB	2
SO	6
LOB	15



Batter	1	2	3	4	5	6	7	8	9	AB	R	H	RBI	BB	SO	LOB	TOP			
Stan Javier, S (1, 8) OBP: 0.349, SLG: 0.315										5	0	3	1	0	0	0	San Francisco Giants @ Florida Marlins Pro Player Stadium, Miami, FL Mon Jun 02 1997, 7:05 PM EDT Att: 18,962 - Cloudy - 85 F			
Jose Vizcaino, S (1, 6) OBP: 0.346, SLG: 0.326										3	0	1	1	2	0	1				
Barry Bonds, L (1, 7) OBP: 0.432, SLG: 0.458										3	0	0	0	2	1	4				
Jeff Kent, R (1, 3) OBP: 0.322, SLG: 0.505										3	0	0	0	1	1	5				
Glenallen Hill, R (1, 9) OBP: 0.290, SLG: 0.437										4	0	2	0	0	0	0				
Mark Lewis, R (1, 4) OBP: 0.344, SLG: 0.453										4	0	1	0	0	0	2				
Bill Mueller, S (1, 5) OBP: 0.360, SLG: 0.353										4	1	1	0	0	1	3				
Marcus Jensen, S (1, 2) OBP: 0.262, SLG: 0.271										3	0	0	0	0	1	3				
Marvin Benard, L (9, PH) OBP: 0.397, SLG: 0.302										1	1	1	0	0	0	0				
Mark Gardner, R (1, 1) OBP: 0.107, SLG: 0.074										2	0	0	0	0	1	0				
Rene Arocha, R (5, 1) OBP: 0.373, SLG: 0.295										0	0	0	0	0	0	0				
Darryl Hamilton, L (7, PH) OBP: 0.373, SLG: 0.295										1	0	0	0	0	0	0				
Julian Tavarez, L (7, 1) OBP: 0.385, SLG: 0.374										0	0	0	0	0	0	0				
J.T. Snow, L (9, PH) OBP: 0.385, SLG: 0.374										1	0	0	0	0	1	2				
Inning Stats	R: 0 E: 0 K: 1 S: 9	H: 1 LOB: 1 BB: 0 P: 14	R: 0 E: 0 K: 0 S: 4	H: 0 LOB: 0 BB: 0 P: 6	R: 0 E: 0 K: 1 S: 14	H: 1 LOB: 3 BB: 2 P: 24	R: 0 E: 0 K: 1 S: 7	H: 1 LOB: 1 BB: 0 P: 12	R: 0 E: 0 K: 2 S: 14	H: 0 LOB: 2 BB: 1 P: 27	R: 0 E: 0 K: 0 S: 5	H: 0 LOB: 0 BB: 0 P: 11	R: 0 E: 0 K: 0 S: 5	H: 1 LOB: 1 BB: 1 P: 10	R: 2 E: 0 K: 1 S: 16	H: 4 LOB: 2 BB: 0 P: 25	1B: 8 2B: 1 3B: 0 HR: 0	SF: 0 SAC: 0 DP: 0 HBP: 0	WP: 0 PB: 0 SB: 1 CS: 1	PA: 39
PITCHER	IP WLS BF H R ER SO BB IBB HBP BLK WP HR S P ERA WHIP																			
Al Leiter, L (1, 1) ERA: 4.44	7.0 W 29 4 0 0 5 4 0 0 0 0 0 0 61 108 0.00 1.143																			
Dennis Cook, L (8, 1) ERA: 0.94	0.0 1 0 0 0 0 1 0 0 0 0 0 0 1 5 ∞ ∞																			
Jay Powell, R (8, 1) ERA: 1.89	1.1 5 3 2 2 0 0 0 0 0 0 0 0 12 18 13.50 2.250																			
Robb Nen, R (9, 1) ERA: 5.26	0.2 S 4 2 0 0 1 0 0 0 0 0 0 0 8 12 0.00 3.000																			

Batter	1	2	3	4	5	6	7	8	9	AB	R	H	RBI	BB	SO	LOB	BOTTOM			
Luis Castillo, S (1, 4) OBP: 0.356, SLG: 0.336										4	0	0	0	0	1	4	San Francisco Giants @ Florida Marlins Pro Player Stadium, Miami, FL Mon Jun 02 1997, 7:05 PM EDT Att: 18,962 - Cloudy - 85 F			
Edgar Renteria, R (1, 6) OBP: 0.296, SLG: 0.317										4	0	0	0	0	0	1				
Devon White, S (1, 8) OBP: 0.397, SLG: 0.381										4	1	1	0	0	0	0				
Gary Sheffield, R (1, 9) OBP: 0.444, SLG: 0.410										2	2	1	1	2	0	0				
Moises Alou, R (1, 7) OBP: 0.388, SLG: 0.513										4	1	1	0	0	1	3				
Bobby Bonilla, S (1, 5) OBP: 0.401, SLG: 0.515										3	0	2	2	1	0	0				
Jeff Conine, R (1, 3) OBP: 0.330, SLG: 0.372										4	0	1	1	0	0	2				
Charles Johnson, R (1, 2) OBP: 0.338, SLG: 0.354										3	0	1	0	1	0	0				
Al Leiter, L (1, 1) OBP: 0.176, SLG: 0.125										2	0	0	0	0	1	3				
Dennis Cook, L (8, 1) ERA: 12.37										0	0	0	0	0	0	0				
Jay Powell, R (8, 1) OBP: 0.333, SLG: 0.333										0	0	0	0	0	0	0				
Robb Nen, R (9, 1) ERA: 6.59										0	0	0	0	0	0	0				
Inning Stats	R: 0 E: 0 K: 1 S: 9	H: 0 LOB: 0 BB: 0 P: 15	R: 0 E: 0 K: 0 S: 8	H: 1 LOB: 1 BB: 0 P: 13	R: 0 E: 0 K: 0 S: 13	H: 1 LOB: 1 BB: 0 P: 19	R: 2 E: 0 K: 1 S: 22	H: 3 LOB: 3 BB: 2 P: 38	R: 2 E: 0 K: 0 S: 15	H: 2 LOB: 1 BB: 1 P: 28	R: 0 E: 0 K: 0 S: 4	H: 0 LOB: 0 BB: 0 P: 7	R: 0 E: 0 K: 1 S: 8	H: 0 LOB: 1 BB: 1 P: 13	R: 0 E: 0 K: 0 S: 6	H: 0 LOB: 0 BB: 0 P: 12	1B: 4 2B: 1 3B: 1 HR: 1	SF: 0 SAC: 1 DP: 0 HBP: 0	WP: 0 PB: 0 SB: 0 CS: 0	PA: 35
PITCHER	IP WLS BF H R ER SO BB IBB HBP BLK WP HR S P ERA WHIP																			
Mark Gardner, R (1, 1) ERA: 3.51	4.2 L 24 7 4 4 2 2 0 0 0 0 0 0 6 11 0.00 0.000																			
Rene Arocha, R (5, 1) ERA: 12.37	1.1 4 0 0 0 0 0 0 0 0 0 0 0 6 11 0.00 0.000																			
Julian Tavarez, R (7, 1) ERA: 6.59	2.0 7 0 0 0 0 1 1 0 0 0 0 0 0 14 25 0.00 0.500																			

AB	34
R	2
H	9
RBI	2
BB	5
SO	6
LOB	20



Batter	1	2	3	4	5	6	7	8	9	AB	R	H	RBI	BB	SO	LOB	TOP
Darryl Hamilton, L OBP: 0.368, SLG: 0.293	1-2 P4		0-0 G4-6-3 1B		1-1 L5	0-0 P5				4	0	1	0	0	0	0	San Francisco Giants @ Florida Marlins Pro Player Stadium, Miami, FL Tue Jun 03 1997, 3:33 AM EDT Att: 22,764 - Cloudy - 81 F
Bill Mueller, S OBP: 0.364, SLG: 0.382	1-3 K		2-2 G4-6-3 1-2f		0-0 2B 1B	1-0 HR				4	2	2	1	0	1	1	
Stan Javier, S OBP: 0.362, SLG: 0.365	1-1 3B		3-3 K		3-2 1B 2B	2-2 2B				4	1	3	0	0	1	0	
Jeff Kent, R OBP: 0.321, SLG: 0.500	1-0 F8			2-1 P2	2-2 BB 3B 1B	2-3 K				4	1	1	2	0	1	2	
J.T. Snow, L OBP: 0.396, SLG: 0.398		1-2 2B WP 1B		0-0 HR	4-2 3B BB		1-1 HBP			2	3	2	1	1	0	0	
Glenallen Hill, R OBP: 0.294, SLG: 0.453		2-1 WP CS 2B		2-1 P3	1-0 1B 3B		0-1 L5			4	1	2	2	0	0	1	
Rick Wilkins, L OBP: 0.252, SLG: 0.294		3-2 G3		2-0 1B	1-0 1B L3-1					3	0	2	1	0	0	2	
Rich Aurilia, R OBP: 0.226, SLG: 0.345		4-2 BB		2-1 F8	3-2 L3-1 1-2					2	0	0	0	1	0	2	
Shawn Estes, R OBP: 0.095, SLG: 0.200		2-3 3-H K			2-2 HR	3-2 P5				3	1	1	1	0	1	2	
Inning Stats	R: 0 E: 0 K: 1 S: 13	H: 1 LOB: 1 BB: 0 P: 17	R: 1 E: 0 K: 1 S: 16	H: 2 LOB: 2 BB: 1 P: 26	R: 0 E: 0 K: 1 S: 7	H: 1 LOB: 0 BB: 0 P: 12	R: 1 E: 0 K: 0 S: 8	H: 2 LOB: 1 BB: 0 P: 16	R: 6 E: 0 K: 0 S: 22	H: 6 LOB: 0 BB: 1 P: 39	R: 1 E: 0 K: 1 S: 12	H: 2 LOB: 1 BB: 0 P: 20	R: 0 E: 0 K: 0 S: 3	H: 0 LOB: 1 BB: 0 P: 4			
PITCHER	IP WLS BF H R ER SO BB IBB HBP BLK WP HR S P ERA WHIP																
Alex Fernandez, R ERA: 3.63	(1, 1)	4.1 L 23 10 7 7 3															
Rob Stanifer, R ERA: 3.55	(5, 1)	1.2 8 4 2 2 1															
Mark Hutton, R ERA: 5.81	(7, 1)	0.1 2 0 0 0 0															

livebaseballscores.com

AB	30
R	9
H	14
RBI	8
BB	2
SO	4
LOB	10



1B:	6	SF:	0
2B:	5	SAC:	0
3B:	2	DP:	3
HR:	3	HBP:	1
WP:	1	PA:	33
SB:	0		
CS:	1		

Batter	1	2	3	4	5	6	7	8	9	AB	R	H	RBI	BB	SO	LOB	BOTTOM
Luis Castillo, S OBP: 0.355, SLG: 0.331	2-1 L8		1-0 G5-3		4-1 G6-4-3 BB					2	0	0	0	1	0	0	San Francisco Giants @ Florida Marlins Pro Player Stadium, Miami, FL Tue Jun 03 1997, 3:33 AM EDT Att: 22,764 - Cloudy - 81 F
Alex Arias, R OBP: 0.376, SLG: 0.258	4-2 BB		4-2 1B BB		0-1 G6-4-3 1-2f					1	0	0	0	2	0	1	
Cliff Floyd, L OBP: 0.373, SLG: 0.393	2-3 K		4-2 1B BB		0-0 F7					2	0	0	0	1	1	1	
Gary Sheffield, R OBP: 0.443, SLG: 0.409	2-3 K		1-0 G5-4-3 1B		2-1 G6-3					3	0	1	0	0	1	1	
Moises Alou, R OBP: 0.388, SLG: 0.508		4-1 1B FC3-6 BB		1-0 G5-4-3 1-2f		0-3 K				2	1	0	0	1	1	3	
Mark Hutton, R ERA: 5.81	(7, 1)									0	0	0	0	0	0	0	
Bobby Bonilla, S OBP: 0.402, SLG: 0.515		3-2 FC3-6 1B		3-1 P4						2	0	1	0	0	0	0	
Jeff Conine, R OBP: 0.326, SLG: 0.367	(1, 3)	1-3 K		2-0 F8						2	0	0	0	0	1	2	
Rob Stanifer, R OBP: 1.000, SLG: 1.000	(5, 1)									0	0	0	0	0	0	0	
John Cangelosi, S OBP: 0.352, SLG: 0.295	(7, 8)									0	0	0	0	0	0	0	
Charles Johnson, R OBP: 0.333, SLG: 0.348	(1, 2)	1 SAFE FC3-6 1-2f		0-1 FC3-6 3-H G3		2-0 G5-3				2	0	0	1	0	0	1	
Alex Fernandez, R OBP: 0.269, SLG: 0.391	(1, 1)									1	0	0	0	0	0	1	
Jim Eisenreich, L OBP: 0.369, SLG: 0.378	(5, 3)									1	0	0	0	0	0	0	
Inning Stats	R: 0 E: 0 K: 2 S: 11	H: 0 LOB: 1 BB: 1 P: 21	R: 1 E: 0 K: 1 S: 13	H: 1 LOB: 1 BB: 1 P: 23	R: 0 E: 0 K: 0 S: 7	H: 1 LOB: 2 BB: 2 P: 18	R: 0 E: 0 K: 0 S: 4	H: 0 LOB: 0 BB: 0 P: 11	R: 0 E: 0 K: 0 S: 6	H: 0 LOB: 0 BB: 1 P: 11	R: 0 E: 0 K: 1 S: 7	H: 0 LOB: 0 BB: 0 P: 9	R: 0 E: 0 K: 0 S: 3	H: 0 LOB: 0 BB: 0 P: 4			
PITCHER	IP WLS BF H R ER SO BB IBB HBP BLK WP HR S P ERA WHIP																
Shawn Estes, L ERA: 2.66	(1, 1)	6.0 W 23 2 1 1 4															

livebaseballscores.com

AB	18
R	1
H	2
RBI	1
BB	5
SO	4
LOB	10



1B:	2	SF:	0
2B:	0	SAC:	0
3B:	0	DP:	2
HR:	0	HBP:	0
WP:	0	PA:	23
SB:	0		
CS:	0		

Batter	1	2	3	4	5	6	7	8	9	AB	R	H	RBI	BB	SO	LOB	TOP			
Luis Castillo, S OBP: 0.350, SLG: 0.326	G6-3	G4-3			B5-3		K		1B	5	1	1	1	0	1	1	Florida Marlins @ New York Mets Shea Stadium, Flushing, NY Wed Jun 04 1997, 7:05 PM EDT Att: 17,083 - Unknown - 66 F			
Edgar Renteria, R OBP: 0.296, SLG: 0.314	F9		G6-3		BB		F7		K	5	0	1	0	0	1					
Devon White, S OBP: 0.422, SLG: 0.403	1B		G6-3		G5-4-3		1B		1B	4	0	3	0	1	0	0				
Gary Sheffield, R OBP: 0.437, SLG: 0.401	K		K		G5-4-3		P4		1B	5	0	1	1	0	2	4				
Moises Alou, R OBP: 0.384, SLG: 0.497		WP			P4		G6-3		F9	4	1	0	0	1	0	2				
Bobby Bonilla, S OBP: 0.404, SLG: 0.512		K			G4-3		2B		K	3	1	1	0	1	2	1				
Jim Eisenreich, L OBP: 0.374, SLG: 0.402		1B			G4-3		1B		P5	4	1	2	1	0	0	1				
Jeff Conine, R OBP: 0.326, SLG: 0.367		2B			1B		2B			0	0	0	0	0	0	0				
Charles Johnson, R OBP: 0.338, SLG: 0.348		G5-3			FC6-4		G6-3		L6	3	0	1	2	1	0	1				
Pat Rapp, R OBP: 0.130, SLG: 0.261		1B			IBB					3	0	0	0	0	1	4				
Cliff Floyd, L OBP: 0.382, SLG: 0.439	G5-3				FC6-4		K		1B	1	1	1	0	0	0	0				
Robb Nen, R										0	0	0	0	0	0	0				
Inning Stats	R: 0 E: 0 K: 1 S: 8	H: 1 LOB: 1 BB: 0 P: 9	R: 2 E: 0 K: 1 S: 14	H: 2 LOB: 1 BB: 1 P: 25	R: 0 E: 0 K: 1 S: 8	H: 0 LOB: 0 BB: 0 P: 13	R: 0 E: 0 K: 0 S: 8	H: 0 LOB: 2 BB: 1 P: 17	R: 0 E: 0 K: 1 S: 11	H: 1 LOB: 1 BB: 0 P: 12	R: 0 E: 0 K: 1 S: 9	H: 1 LOB: 1 BB: 0 P: 16	R: 0 E: 0 K: 1 S: 7	H: 0 LOB: 0 BB: 0 P: 12	R: 2 E: 0 K: 1 S: 15	H: 4 LOB: 2 BB: 0 P: 21	1B: 8 2B: 2 3B: 1 HR: 0	SF: 0 SAC: 0 DP: 1 HBP: 0	WP: 1 PB: 0 SB: 0 CS: 0	PA: 41
PITCHER	IP WLS BF H R ER SO BB IBB HBP BLK WP HR S P ERA WHIP	IP WLS BF H R ER SO BB IBB HBP BLK WP HR S P ERA WHIP	IP WLS BF H R ER SO BB IBB HBP BLK WP HR S P ERA WHIP	IP WLS BF H R ER SO BB IBB HBP BLK WP HR S P ERA WHIP	IP WLS BF H R ER SO BB IBB HBP BLK WP HR S P ERA WHIP	IP WLS BF H R ER SO BB IBB HBP BLK WP HR S P ERA WHIP	IP WLS BF H R ER SO BB IBB HBP BLK WP HR S P ERA WHIP	IP WLS BF H R ER SO BB IBB HBP BLK WP HR S P ERA WHIP	IP WLS BF H R ER SO BB IBB HBP BLK WP HR S P ERA WHIP	IP WLS BF H R ER SO BB IBB HBP BLK WP HR S P ERA WHIP	IP WLS BF H R ER SO BB IBB HBP BLK WP HR S P ERA WHIP	IP WLS BF H R ER SO BB IBB HBP BLK WP HR S P ERA WHIP	IP WLS BF H R ER SO BB IBB HBP BLK WP HR S P ERA WHIP	IP WLS BF H R ER SO BB IBB HBP BLK WP HR S P ERA WHIP	IP WLS BF H R ER SO BB IBB HBP BLK WP HR S P ERA WHIP	IP WLS BF H R ER SO BB IBB HBP BLK WP HR S P ERA WHIP	IP WLS BF H R ER SO BB IBB HBP BLK WP HR S P ERA WHIP	IP WLS BF H R ER SO BB IBB HBP BLK WP HR S P ERA WHIP		
Dave Milicki, R ERA: 4.39	8.0	L	34	7	3	3	6	3	1	0	0	0	0	0	0	0	3.38	1.250		
Cory Lidle, R ERA: 2.57	1.0	S	3	4	2	2	1	0	0	0	0	0	0	0	0	0	18.00	4.000		

Batter	1	2	3	4	5	6	7	8	9	AB	R	H	RBI	BB	SO	LOB	BOTTOM			
Carl Everett, S OBP: 0.299, SLG: 0.347	E6		E3		K			FC3-6		4	1	1	0	0	1	1	Florida Marlins @ New York Mets Shea Stadium, Flushing, NY Wed Jun 04 1997, 7:05 PM EDT Att: 17,083 - Unknown - 66 F			
Edgardo Alfonzo, R OBP: 0.354, SLG: 0.423	G5-4-3		G1-3				F7		P4	4	0	1	1	0	0	2				
John Olerud, L OBP: 0.413, SLG: 0.520	G5-4-3		F7				K		G6-3	4	0	0	0	0	1	2				
Todd Hundley, S OBP: 0.403, SLG: 0.565	K				P4		L3		K	4	0	0	0	0	2	0				
Bernard Gilkey, R OBP: 0.307, SLG: 0.335		E	G3-6		G4-3		F8		K	2	1	0	0	2	1	0				
Carlos Baerga, S OBP: 0.324, SLG: 0.400		E8			G4-3		CS		1B	3	0	2	0	0	0	1				
Alex Ochoa, R OBP: 0.258, SLG: 0.248		G3-6			P3		F9			3	0	0	0	0	0	3				
Manny Alexander, R OBP: 0.306, SLG: 0.343		G5-3			P2				FC4-6	2	0	0	0	0	0	0				
Matt Franco, L OBP: 0.417, SLG: 0.524									1B	1	0	1	0	0	0	0				
Shawn Gilbert, R OBP: 1.000, SLG: 1.000									FC3-6	0	0	0	0	0	0	0				
Dave Milicki, R OBP: 0.200, SLG: 0.211									FC4-6	2	0	0	0	0	1	0				
Butch Huskey, R OBP: 0.313, SLG: 0.533										1	0	0	0	0	0	1				
Steve Bieser, L OBP: 0.375, SLG: 0.333										0	0	0	0	0	0	0				
Cory Lidle, R										0	0	0	0	0	0	0				
Inning Stats	R: 1 E: 1 K: 1 S: 9	H: 2 LOB: 0 BB: 0 P: 12	R: 1 E: 1 K: 0 S: 11	H: 1 LOB: 0 BB: 1 P: 18	R: 0 E: 1 K: 1 S: 12	H: 0 LOB: 1 BB: 0 P: 18	R: 0 E: 0 K: 0 S: 10	H: 0 LOB: 1 BB: 1 P: 18	R: 0 E: 0 K: 1 S: 8	H: 0 LOB: 0 BB: 0 P: 12	R: 0 E: 0 K: 1 S: 6	H: 1 LOB: 1 BB: 0 P: 9	R: 0 E: 0 K: 0 S: 8	H: 1 LOB: 0 BB: 0 P: 14	R: 0 E: 0 K: 2 S: 13	H: 0 LOB: 0 BB: 0 P: 19	1B: 5 2B: 0 3B: 0 HR: 0	SF: 0 SAC: 0 DP: 2 HBP: 0	WP: 0 PB: 0 SB: 0 CS: 1	PA: 32
PITCHER	IP WLS BF H R ER SO BB IBB HBP BLK WP HR S P ERA WHIP	IP WLS BF H R ER SO BB IBB HBP BLK WP HR S P ERA WHIP	IP WLS BF H R ER SO BB IBB HBP BLK WP HR S P ERA WHIP	IP WLS BF H R ER SO BB IBB HBP BLK WP HR S P ERA WHIP	IP WLS BF H R ER SO BB IBB HBP BLK WP HR S P ERA WHIP	IP WLS BF H R ER SO BB IBB HBP BLK WP HR S P ERA WHIP	IP WLS BF H R ER SO BB IBB HBP BLK WP HR S P ERA WHIP	IP WLS BF H R ER SO BB IBB HBP BLK WP HR S P ERA WHIP	IP WLS BF H R ER SO BB IBB HBP BLK WP HR S P ERA WHIP	IP WLS BF H R ER SO BB IBB HBP BLK WP HR S P ERA WHIP	IP WLS BF H R ER SO BB IBB HBP BLK WP HR S P ERA WHIP	IP WLS BF H R ER SO BB IBB HBP BLK WP HR S P ERA WHIP	IP WLS BF H R ER SO BB IBB HBP BLK WP HR S P ERA WHIP	IP WLS BF H R ER SO BB IBB HBP BLK WP HR S P ERA WHIP	IP WLS BF H R ER SO BB IBB HBP BLK WP HR S P ERA WHIP	IP WLS BF H R ER SO BB IBB HBP BLK WP HR S P ERA WHIP	IP WLS BF H R ER SO BB IBB HBP BLK WP HR S P ERA WHIP	IP WLS BF H R ER SO BB IBB HBP BLK WP HR S P ERA WHIP		
Pat Rapp, R ERA: 3.7	8.0	W	29	5	2	0	4	2	0	0	0	0	0	0	0	0	0.00	0.875		
Robb Nen, R ERA: 5.06	1.0	S	3	0	0	0	2	0	0	0	0	0	0	0	0	0	0.00	0.000		

Batter	1	2	3	4	5	6	7	8	9	AB	R	H	RBI	BB	SO	LOB	TOP			
Luis Castillo, S OBP: 0.348, SLG: 0.324 (1, 4)	G6-3			K			G5-4-3 HBP 1B		G1-4-3	4	0	1	0	0	1	1	Florida Marlins @ New York Mets Shea Stadium, Flushing, NY Thu Jun 05 1997, 3:33 AM EDT Att: 19,410 - Sunny - 67 F			
John Cangelosi, S OBP: 0.380, SLG: 0.297 (1, 7)	P6			K			G5-4-3 HBP 1B		FC6-4 1B	3	0	1	0	0	1	0				
Edgar Renteria, R OBP: 0.291, SLG: 0.308 (1, 6)	F9			F9			G5-4-3		FC6-4	4	0	0	0	0	0	3				
Jim Eisenreich, L OBP: 0.373, SLG: 0.400 (1, 3)				K			G4-3			3	0	1	0	0	1	1				
Devon White, S OBP: 0.407, SLG: 0.386 (1, 8)	L5						FC4-6 G3-6-3		G4-3	3	0	0	0	0	0	1				
Bobby Bonilla, S OBP: 0.398, SLG: 0.505 (1, 5)	P6						G3-6-3		G4-3	3	0	0	0	0	0	1				
Cliff Floyd, L OBP: 0.394, SLG: 0.441 (1, 9)							E4 G6-4-3		1B	2	0	1	0	1	0	0				
Charles Johnson, R OBP: 0.331, SLG: 0.341 (1, 2)				G5-4-3			G6-4-3		F8	3	0	0	0	0	0	3				
Kevin Brown, R OBP: 0.250, SLG: 0.207 Felix Heredia, L OBP: 0.500, SLG: 0.500 Alex Arias, R OBP: 0.395, SLG: 0.281 (1, 1) (8, 1) (9, PH)				K			G5-3		G1-4-3 1B	2	0	0	0	0	1	0				
										0	0	0	0	0	0	0				
										1	0	1	0	0	0	0				
Inning Stats	R: 0 E: 0 K: 0 S: 7	H: 0 LOB: 0 BB: 0 P: 9	R: 0 E: 0 K: 1 S: 7	H: 0 LOB: 0 BB: 1 P: 12	R: 0 E: 0 K: 1 S: 6	H: 0 LOB: 0 BB: 1 P: 11	R: 0 E: 0 K: 2 S: 9	H: 0 LOB: 0 BB: 0 P: 13	R: 0 E: 1 K: 0 S: 4	H: 0 LOB: 0 BB: 0 P: 6	R: 0 E: 0 K: 0 S: 8	H: 1 LOB: 1 BB: 0 P: 14	R: 0 E: 0 K: 0 S: 11	H: 1 LOB: 1 BB: 0 P: 15	R: 0 E: 0 K: 0 S: 7	H: 2 LOB: 1 BB: 0 P: 11	1B: 5 2B: 0 3B: 0 HR: 0	SF: 0 SAC: 0 DP: 5 HBP: 1	WP: 0 PB: 0 SB: 0 CS: 0	PA: 30
PITCHER Amando Reynoso, R ERA: 2.55 (1, 1)	IP: 9.0 WLS: W BF: 30 H: 5 R: 0 ER: 0 SO: 4 BB: 1 IBB: 0 HBP: 1 BLK: 0 WP: 0 HR: 0 S: 65 P: 100 ERA: 0.00 WHIP: 0.667															PITCHER				

Batter	1	2	3	4	5	6	7	8	9	AB	R	H	RBI	BB	SO	LOB	BOTTOM			
Carl Everett, S OBP: 0.298, SLG: 0.338 (1, 8)	G3			K					G6-3	4	0	0	0	0	1	2	Florida Marlins @ New York Mets Shea Stadium, Flushing, NY Thu Jun 05 1997, 3:33 AM EDT Att: 19,410 - Sunny - 67 F			
Edgardo Alfonzo, R OBP: 0.357, SLG: 0.425 (1, 5)	G6-3			E9 HBP 1B			F9			4	0	2	2	0	0	0				
John Olerud, L OBP: 0.415, SLG: 0.524 (1, 3)	1B BB 1B			2B 1B			F7			4	0	2	1	0	0	2				
Todd Hundley, S OBP: 0.405, SLG: 0.567 (1, 2)	1B BB			K G4-3			HR 2B			3	1	1	0	1	1	1				
Bernard Gilkey, R OBP: 0.310, SLG: 0.354 (1, 7)	1B			G5-3			P4 HR			4	1	2	2	0	0	0				
Carlos Baerga, S OBP: 0.322, SLG: 0.397 (1, 4)	G3			G4-3			K2-3 1B			4	0	1	0	0	1	3				
Butch Huskey, R OBP: 0.317, SLG: 0.532 (1, 9)				1B HBP 1B			K 1B		G1-3	4	2	2	0	0	1	1				
Manny Alexander, R OBP: 0.304, SLG: 0.340 (1, 6)				L7			1B 1B 1B		F8	4	1	1	0	0	0	1				
Amando Reynoso, R OBP: 0.292, SLG: 0.409 (1, 1)				K			K 1B 2B 1B		K	4	1	1	1	0	3	1				
										1B: 9 2B: 2 3B: 0 HR: 1	SF: 0 SAC: 0 DP: 0 HBP: 1	WP: 0 PB: 0 SB: 0 CS: 0	PA: 37							
Inning Stats	R: 0 E: 0 K: 0 S: 12	H: 2 LOB: 3 BB: 1 P: 20	R: 1 E: 1 K: 1 S: 15	H: 2 LOB: 2 BB: 0 P: 22	R: 0 E: 0 K: 1 S: 12	H: 0 LOB: 0 BB: 0 P: 16	R: 3 E: 0 K: 1 S: 14	H: 5 LOB: 1 BB: 0 P: 17	R: 0 E: 0 K: 2 S: 8	H: 0 LOB: 0 BB: 0 P: 10	R: 0 E: 0 K: 1 S: 12	H: 0 LOB: 0 BB: 0 P: 15	R: 2 E: 0 K: 0 S: 10	H: 3 LOB: 1 BB: 0 P: 17	R: 0 E: 0 K: 1 S: 7	H: 0 LOB: 0 BB: 0 P: 7	1B: 9 2B: 2 3B: 0 HR: 1	SF: 0 SAC: 0 DP: 0 HBP: 1	WP: 0 PB: 0 SB: 0 CS: 0	PA: 37
PITCHER Kevin Brown, R ERA: 3.09 Felix Heredia, L ERA: 2.95 (1, 1) (8, 1)	IP: 7.0 WLS: L BF: 34 H: 12 R: 6 ER: 6 SO: 6 BB: 1 IBB: 0 HBP: 1 BLK: 0 WP: 0 HR: 1 S: 83 P: 117 ERA: 7.71 WHIP: 1.857															PITCHER				

Batter	1	2	3	4	5	6	7	8	9	AB	R	H	RBI	BB	SO	LOB	TOP							
Luis Castillo, S OBP: 0.355, SLG: 0.325	4-2 SH5-3 1B BB	2-0 G5-4-3		1-2 G4-3 1B		1-3 K		4-1 G6-4-3 BB		3	1	1	0	2	1	4								
Edgar Renteria, R OBP: 0.294, SLG: 0.309	1-1 SH5-3		4-1 1B HBP BB	2-1 G4-3		2-2 FC5-4 1B		3-2 G6-4-3		3	1	1	0	1	0	2								
Devon White, S Cliff Floyd, L	2-2 P2		0-0 F9	0-1 P5		1-3 K		3-2 HR		0	0	0	0	0	0	0								
Felix Heredia, L Alfonso Soriano, R Jay Powell, R John Lirio, S										4	0	0	0	0	1	6								
Gary Sheffield, R OBP: 0.436, SLG: 0.397	0-0 1B 2H 1B		1-0 1B HBP FC5-4	1-1 G6-3		1-0 FC5-4		3-2 P5		4	1	1	1	0	0	4								
Moises Alou, R OBP: 0.394, SLG: 0.495	1-0 1B		0-1 FC5-4 1B 1B		0-1 F9		0-0 P4		3-2 G6-3	5	1	2	0	0	0	0								
Bobby Bonilla, S OBP: 0.398, SLG: 0.500	2-0 F7		1-2 FC5-4 1B		0-1 G3		4-1 HR BB		1-1 F8	4	1	1	1	1	0	2								
Jeff Conine, R OBP: 0.333, SLG: 0.398		1-1 1B	0-1 FC5-4 1B		1-3 K		0-0 HR		1-1 2B	5	1	3	3	0	1	2								
Gregg Zaun, S OBP: 0.437, SLG: 0.448		0-0 1B	0-1 FC5-4 1B		0-1 1B 1B		0-0 F7		4-2 BB	4	0	3	1	1	0	0								
Rick Helling, R Rob Stanifer, R Jim Eisenreich, L Robb Nen, R		3-3 K	0-1 FC5-4		2-2 1B		0-0 G4-3		2-2 F8	2	0	0	0	0	1	4								
			1-2 1B		1-2 1B					3	0	1	0	0	0	2								
			1-2 1B							0	0	0	0	0	0	0								
										0	0	0	0	0	0	0								
Inning Stats	R: 1 E: 0 K: 0 S: 14	H: 2 LOB: 2 BB: 1 P: 24	R: 0 E: 0 K: 1 S: 8	H: 2 LOB: 1 BB: 0 P: 14	R: 3 E: 0 K: 0 S: 16	H: 3 LOB: 2 BB: 1 P: 24	R: 0 E: 0 K: 0 S: 9	H: 1 LOB: 1 BB: 0 P: 13	R: 0 E: 0 K: 1 S: 7	H: 0 LOB: 0 BB: 0 P: 8	R: 0 E: 0 K: 2 S: 19	H: 3 LOB: 3 BB: 0 P: 26	R: 2 E: 0 K: 0 S: 5	H: 1 LOB: 0 BB: 1 P: 9	R: 1 E: 0 K: 0 S: 16	H: 1 LOB: 0 BB: 1 P: 29	R: 0 E: 0 K: 0 S: 12	H: 1 LOB: 2 BB: 1 P: 23	1B: 11 2B: 1 3B: 0 HR: 2	SF: 0 SAC: 1 DP: 2 HBP: 1	WP: 0 PB: 0 SB: 0 CS: 0	PA: 45		
PITCHER	IP WLS BF H R ER SO BB IBB HBP BLK WP HR S P ERA WHIP	IP WLS BF H R ER SO BB IBB HBP BLK WP HR S P ERA WHIP	IP WLS BF H R ER SO BB IBB HBP BLK WP HR S P ERA WHIP	IP WLS BF H R ER SO BB IBB HBP BLK WP HR S P ERA WHIP	IP WLS BF H R ER SO BB IBB HBP BLK WP HR S P ERA WHIP	IP WLS BF H R ER SO BB IBB HBP BLK WP HR S P ERA WHIP	IP WLS BF H R ER SO BB IBB HBP BLK WP HR S P ERA WHIP	IP WLS BF H R ER SO BB IBB HBP BLK WP HR S P ERA WHIP	IP WLS BF H R ER SO BB IBB HBP BLK WP HR S P ERA WHIP	IP WLS BF H R ER SO BB IBB HBP BLK WP HR S P ERA WHIP	IP WLS BF H R ER SO BB IBB HBP BLK WP HR S P ERA WHIP	IP WLS BF H R ER SO BB IBB HBP BLK WP HR S P ERA WHIP	IP WLS BF H R ER SO BB IBB HBP BLK WP HR S P ERA WHIP	IP WLS BF H R ER SO BB IBB HBP BLK WP HR S P ERA WHIP	IP WLS BF H R ER SO BB IBB HBP BLK WP HR S P ERA WHIP	IP WLS BF H R ER SO BB IBB HBP BLK WP HR S P ERA WHIP	IP WLS BF H R ER SO BB IBB HBP BLK WP HR S P ERA WHIP	IP WLS BF H R ER SO BB IBB HBP BLK WP HR S P ERA WHIP	IP WLS BF H R ER SO BB IBB HBP BLK WP HR S P ERA WHIP	IP WLS BF H R ER SO BB IBB HBP BLK WP HR S P ERA WHIP	IP WLS BF H R ER SO BB IBB HBP BLK WP HR S P ERA WHIP	IP WLS BF H R ER SO BB IBB HBP BLK WP HR S P ERA WHIP	IP WLS BF H R ER SO BB IBB HBP BLK WP HR S P ERA WHIP	IP WLS BF H R ER SO BB IBB HBP BLK WP HR S P ERA WHIP

Florida Marlins @ Colorado Rockies
Coors Field, Denver, CO
Sat Jun 07 1997, 3:33 AM MDT
Att: 48,052 - Cloudy - 72 F

AB 38
R 7
H 14
RBI 7
BB 5
SO 4
LOB 26



Batter	1	2	3	4	5	6	7	8	9	AB	R	H	RBI	BB	SO	LOB	BOTTOM								
Eric Young Sr., R OBP: 0.388, SLG: 0.442	2-2 G6-3 3B	1-2 G5-3			2-1 L7			1-2 1B		4	1	2	0	0	0	0									
Ellis Burks, R OBP: 0.325, SLG: 0.511	3-2 G6-3		1-2 L6		2-2 G5-3			1-3 K		4	0	0	1	0	1	1									
Larry Walker, L OBP: 0.508, SLG: 0.784	0-0 HR		3-1 1B		0-1 L7			2-0 E4		4	1	2	1	0	0	1									
Andres Galarraga, R OBP: 0.419, SLG: 0.625	0-2 HR		1-0 L4-3		2-3 K			1-2 F8		4	1	1	1	0	1	3									
Dante Bichette, R OBP: 0.339, SLG: 0.471	0-0 HR				2-3 K			0-1 G5-3		4	1	1	1	0	1	2									
Vinny Castilla, R OBP: 0.380, SLG: 0.538	0-1 G6-3				1-0 1B G6-3 1B			0-0 G5-3		4	1	2	0	0	0	0									
Kirt Manwaring, R Jeff Reed, L	3-3 K				1-1 G6-3 1B			1-3 K		3	0	1	0	0	1	0									
Walt Weiss, S OBP: 0.343, SLG: 0.358		3-2 L8			1-1 G6-3			0-2 L9		4	0	0	1	0	0	2									
John Thomson, R Darren Holmes, R Harvey Fulmer, R Steve Reed, R Mike DeJean, R John Vander Wal, L		3-2 F8			3-3 K			0-1 G6-3		1	0	0	0	0	0	0									
										1	0	0	0	0	0	0									
										1	0	0	0	0	0	0									
										0	0	0	0	0	0	0									
										0	0	0	0	0	0	0									
										1	0	0	0	0	1	1									
Inning Stats	R: 4 E: 0 K: 1 S: 16	H: 4 LOB: 0 BB: 0 P: 24	R: 0 E: 0 K: 0 S: 10	H: 0 LOB: 0 BB: 0 P: 17	R: 0 E: 0 K: 0 S: 6	H: 1 LOB: 0 BB: 0 P: 11	R: 1 E: 0 K: 2 S: 11	H: 2 LOB: 1 BB: 0 P: 19	R: 0 E: 0 K: 0 S: 8	H: 0 LOB: 0 BB: 0 P: 12	R: 0 E: 0 K: 1 S: 6	H: 0 LOB: 0 BB: 0 P: 8	R: 0 E: 0 K: 0 S: 7	H: 0 LOB: 0 BB: 0 P: 7	R: 0 E: 1 K: 1 S: 15	H: 1 LOB: 2 BB: 0 P: 20	R: 0 E: 0 K: 2 S: 9	H: 1 LOB: 1 BB: 0 P: 15	1B: 4 2B: 1 3B: 2 HR: 3	SF: 0 SAC: 0 DP: 1 HBP: 0	WP: 0 PB: 0 SB: 0 CS: 0	PA: 36			
PITCHER	IP WLS BF H R ER SO BB IBB HBP BLK WP HR S P ERA WHIP	IP WLS BF H R ER SO BB IBB HBP BLK WP HR S P ERA WHIP	IP WLS BF H R ER SO BB IBB HBP BLK WP HR S P ERA WHIP	IP WLS BF H R ER SO BB IBB HBP BLK WP HR S P ERA WHIP	IP WLS BF H R ER SO BB IBB HBP BLK WP HR S P ERA WHIP	IP WLS BF H R ER SO BB IBB HBP BLK WP HR S P ERA WHIP	IP WLS BF H R ER SO BB IBB HBP BLK WP HR S P ERA WHIP	IP WLS BF H R ER SO BB IBB HBP BLK WP HR S P ERA WHIP	IP WLS BF H R ER SO BB IBB HBP BLK WP HR S P ERA WHIP	IP WLS BF H R ER SO BB IBB HBP BLK WP HR S P ERA WHIP	IP WLS BF H R ER SO BB IBB HBP BLK WP HR S P ERA WHIP	IP WLS BF H R ER SO BB IBB HBP BLK WP HR S P ERA WHIP	IP WLS BF H R ER SO BB IBB HBP BLK WP HR S P ERA WHIP	IP WLS BF H R ER SO BB IBB HBP BLK WP HR S P ERA WHIP	IP WLS BF H R ER SO BB IBB HBP BLK WP HR S P ERA WHIP	IP WLS BF H R ER SO BB IBB HBP BLK WP HR S P ERA WHIP	IP WLS BF H R ER SO BB IBB HBP BLK WP HR S P ERA WHIP	IP WLS BF H R ER SO BB IBB HBP BLK WP HR S P ERA WHIP	IP WLS BF H R ER SO BB IBB HBP BLK WP HR S P ERA WHIP	IP WLS BF H R ER SO BB IBB HBP BLK WP HR S P ERA WHIP	IP WLS BF H R ER SO BB IBB HBP BLK WP HR S P ERA WHIP	IP WLS BF H R ER SO BB IBB HBP BLK WP HR S P ERA WHIP	IP WLS BF H R ER SO BB IBB HBP BLK WP HR S P ERA WHIP	IP WLS BF H R ER SO BB IBB HBP BLK WP HR S P ERA WHIP	IP WLS BF H R ER SO BB IBB HBP BLK WP HR S P ERA WHIP

Florida Marlins @ Colorado Rockies
Coors Field, Denver, CO
Sat Jun 07 1997, 3:33 AM MDT
Att: 48,052 - Cloudy - 72 F

AB 36
R 5
H 9
RBI 5
BB 0
SO 7
LOB 12



Batter	1	2	3	4	5	6	7	8	9	AB	R	H	RBI	BB	SO	LOB	TOP										
Kurt Abbott, R OBP: 0.323, SLG: 0.510 (1, 4)	G6-3		F8			G1-3	K			4	0	0	0	0	1	1											
Edgar Renteria, R OBP: 0.294, SLG: 0.308 (1, 6)	K		G6-3			G1 BB 1B	G6-3			4	0	1	0	0	1	1											
Cliff Floyd, L OBP: 0.380, SLG: 0.400 (1, 7)	1B S HBP		P5			G1 BB 1-2	G4-3			2	0	0	0	1	0	1											
Gary Sheffield, R OBP: 0.432, SLG: 0.393 (1, 9)	1-3 1B					G1 1-2 2-3	F8			4	0	1	0	0	1	2											
Moises Alou, R OBP: 0.382, SLG: 0.488 (1, 8)	F8					G1 BB	G6-3			3	0	0	0	1	0	2											
Bobby Bonilla, S OBP: 0.393, SLG: 0.493 (6, 1)			G3			G4-3	G4-3			3	0	0	0	0	0	3											
John Cangelosi, S OBP: 0.356, SLG: 0.292 (8, PH)										0	0	0	0	0	0	0											
Rob Stanifer, R OBP: 1.000, SLG: 1.000 (8, 1)										1	0	0	0	0	0	0											
Jeff Conine, R OBP: 0.332, SLG: 0.391 (1, 3)										0	0	0	0	0	0	0											
Charles Johnson, R OBP: 0.341, SLG: 0.373 (1, 2)						G4-6-3 1B	HR BB			4	1	3	2	0	1	0											
Al Leiter, L OBP: 0.158, SLG: 0.111 (1, 1)						G4-6-3	1-H HR			2	0	0	0	0	0	2											
Alex Arias, R OBP: 0.415, SLG: 0.382 (6, 5)	G6-3					1-2 G4-6-3	G6-3 BB			1	0	0	0	1	0	0											
Inning Stats	R: 0 E: 0 K: 1 S: 6	H: 1 LOB: 2 BB: 0 P: 7	R: 0 E: 0 K: 1 S: 6	H: 1 LOB: 1 BB: 0 P: 6	R: 0 E: 0 K: 0 S: 3	H: 0 LOB: 0 BB: 0 P: 3	R: 0 E: 0 K: 1 S: 5	H: 0 LOB: 0 BB: 0 P: 5	R: 0 E: 0 K: 0 S: 3	H: 1 LOB: 0 BB: 0 P: 3	R: 2 E: 0 K: 1 S: 6	H: 1 LOB: 1 BB: 2 P: 14	R: 0 E: 0 K: 0 S: 3	H: 0 LOB: 0 BB: 0 P: 3	R: 0 E: 0 K: 2 S: 7	H: 0 LOB: 0 BB: 0 P: 7	1B: 4 2B: 0 3B: 0 HR: 1	SF: 0 SAC: 0 DP: 1 HBP: 1	WP: 0 PB: 0 SB: 1 CS: 0	PA: 36							
PITCHER	IP	WLS	BF	H	R	ER	SO	BB	IBB	HBP	BLK	WP	HR	S	P	ERA	WHIP										
John Burke, R ERA: 5.73 (1, 1)	6.0	W	27	5	2	2	3	4	0	1	0	0	1	28	45	3.00	1.500										
Jerry Dipoto, R ERA: 8.16 (7, 1)	3.0	S	9	0	0	0	3	0	0	0	0	0	0	15	15	0.00	0.000										

Florida Marlins @ Colorado Rockies
Coors Field, Denver, CO
Sun Jun 08 1997, 3:33 AM MDT
Att: 48,055 - Cloudy - 65 F

AB 31
R 2
H 5
RBI 2
BB 4
SO 6
LOB 12



Batter	1	2	3	4	5	6	7	8	9	AB	R	H	RBI	BB	SO	LOB	BOTTOM										
Eric Young Sr., R OBP: 0.388, SLG: 0.441 (1, 4)	P4	S 1B SF4 1B	FC4-6 1B				L7			5	1	2	2	0	0	0											
Ellis Burks, R OBP: 0.337, SLG: 0.514 (9, 7)	2B 1B	SF4 BB 1B	FC4-6 1B			BB BB BB				3	1	2	1	2	0	1											
Larry Walker, L OBP: 0.514, SLG: 0.787 (1, 9)	2B 1B	S BB 1B				F8 1B 2B				3	2	2	0	2	0	1											
Andres Galarraga, R OBP: 0.418, SLG: 0.626 (1, 3)	FC5 2B	SF4				F8				3	0	1	3	1	1	3											
Dante Bichette, R OBP: 0.336, SLG: 0.462 (9, 8)	FC5 BB	K				F8				4	0	0	0	1	1	7											
Quinton McCracken, S OBP: 0.389, SLG: 0.432 (9, 8)						F9				0	0	0	0	0	0	0											
Vinny Castilla, R OBP: 0.381, SLG: 0.532 (1, 5)	FC5 1-2 2-3F	K								4	0	1	1	1	1	6											
Kirt Manwaring, R OBP: 0.340, SLG: 0.343 (1, 2)	P6		SH5-4 1B 1B							4	1	1	0	0	1	6											
Walt Weiss, S OBP: 0.341, SLG: 0.356 (1, 6)		1B 1B	K							4	1	1	0	0	2	1											
John Burke, S OBP: 0.100, SLG: 0.100 (7, 1)		1B 1B	SH5-4							2	1	1	0	0	0	0											
Jerry Dipoto, R (7, 1)		1B 1B				G6-3				1	0	0	0	0	1	0											
Inning Stats	R: 2 E: 0 K: 0 S: 6	H: 3 LOB: 2 BB: 1 P: 10	R: 3 E: 0 K: 2 S: 11	H: 4 LOB: 2 BB: 1 P: 15	R: 1 E: 0 K: 1 S: 7	H: 2 LOB: 1 BB: 0 P: 7	R: 1 E: 0 K: 1 S: 7	H: 2 LOB: 1 BB: 0 P: 7	R: 0 E: 0 K: 1 S: 5	H: 0 LOB: 0 BB: 0 P: 5	R: 0 E: 0 K: 1 S: 5	H: 0 LOB: 3 BB: 3 P: 17	R: 0 E: 0 K: 1 S: 5	H: 0 LOB: 0 BB: 0 P: 5	R: 0 E: 0 K: 0 S: 3	H: 0 LOB: 2 BB: 2 P: 11	1B: 9 2B: 2 3B: 0 HR: 0	SF: 1 SAC: 1 DP: 0 HBP: 0	WP: 0 PB: 0 SB: 2 CS: 0	PA: 42							
PITCHER	IP	WLS	BF	H	R	ER	SO	BB	IBB	HBP	BLK	WP	HR	S	P	ERA	WHIP										
Al Leiter, L ERA: 5.2 (1, 1)	5.0	L	28	11	7	7	5	2	0	0	0	0	0	36	44	12.60	2.600										
Dennis Cook, L ERA: 0.77 (6, 1)	2.0		9	0	0	0	2	3	0	0	0	0	0	10	22	0.00	1.500										
Rob Stanifer, R ERA: 3.31 (8, 1)	1.0		5	0	0	0	0	2	0	0	0	0	0	3	11	0.00	2.000										

Florida Marlins @ Colorado Rockies
Coors Field, Denver, CO
Sun Jun 08 1997, 3:33 AM MDT
Att: 48,055 - Cloudy - 65 F

AB 33
R 7
H 11
RBI 7
BB 7
SO 7
LOB 25



Batter	1	2	3	4	5	6	7	8	9	AB	R	H	RBI	BB	SO	LOB	TOP	
Luis Castillo, S OBP: 0.353, SLG: 0.323 (1, 4)										4	1	1	0	0	1	3		
Edgar Renteria, R OBP: 0.301, SLG: 0.309 (1, 6)										2	3	1	0	2	0	0		
Jim Eisenreich, L OBP: 0.376, SLG: 0.402 (1, 7)										4	1	2	0	0	0	3		
Gary Sheffield, R OBP: 0.438, SLG: 0.395 (1, 9)										2	3	1	2	1	1	1		
Moises Alou, R OBP: 0.388, SLG: 0.498 (1, 8)										4	1	3	4	0	0	1		
Alex Arias, R OBP: 0.422, SLG: 0.421 (1, 5)										4	0	2	2	0	0	1		
Jeff Conine, R OBP: 0.330, SLG: 0.384 (1, 3)										3	0	0	0	1	2	2		
Gregg Zaun, S OBP: 0.413, SLG: 0.419 (1, 2)										4	0	0	0	0	0	4		
Alex Fernandez, R OBP: 0.276, SLG: 0.360 (1, 1)										3	0	0	0	1	0	2		
Inning Stats	R: 3 E: 0 K: 0 S: 12	H: 4 LOB: 0 BB: 0 P: 18	R: 0 E: 0 K: 2 S: 8	H: 0 LOB: 1 BB: 1 P: 16	R: 3 E: 0 K: 0 S: 13	H: 1 LOB: 0 BB: 1 P: 23	R: 0 E: 0 K: 0 S: 5	H: 0 LOB: 0 BB: 0 P: 7	R: 0 E: 0 K: 1 S: 8	H: 1 LOB: 1 BB: 0 P: 13	R: 0 E: 0 K: 0 S: 7	H: 1 LOB: 2 BB: 1 P: 13	R: 3 E: 0 K: 1 S: 13	H: 3 LOB: 1 BB: 2 P: 26	R: 0 E: 0 K: 0 S: 0	H: 0 LOB: 0 BB: 0 P: 0		
PITCHER	IP	WLS	BF	H	R	ER	SO	BB	IBB	HBP	BLK	WP	HR	S	P	ERA	WHIP	
Jamey Wright, R ERA: 8.41 (1, 1)	5.0	L	23	6	6	6	3	2	0	1	0	1	0	46	77	10.80	1.600	
Jeff McCurry, R ERA: 4.43 (6, 1)	2.0		12	4	3	3	1	3	0	0	0	1	0	20	39	13.50	3.500	
Mike DeJean, R ERA: 3.18 (8, 1)	0.0		1	0	0	0	0	0	0	0	0	0	0	0	0	∞	∞	

Florida Marlins @ Colorado Rockies
Coors Field, Denver, CO
Sun Jun 08 1997, 7:05 PM MDT
Att: 48,033 - Overcast - 66 F

AB 30
R 9
H 10
RBI 8
BB 5
SO 4
LOB 17



WP: 2 PA: 36
FB: 0
SB: 2
CS: 0

Batter	1	2	3	4	5	6	7	8	9	AB	R	H	RBI	BB	SO	LOB	BOTTOM	
Eric Young Sr., R OBP: 0.384, SLG: 0.435 (1, 4)										3	0	0	0	0	0	1		
Ellis Burks, R OBP: 0.332, SLG: 0.506 (1, 8) (8, 7)										3	0	0	0	0	3	0		
Larry Walker, L OBP: 0.571, SLG: 0.781 Quinton McCracken, S OBP: 0.389, SLG: 0.432 (1, 9) (8, 8)										3	0	1	0	0	2	0		
Andres Galarraga, R OBP: 0.417, SLG: 0.620 (1, 3)										2	0	0	0	0	0	2		
Dante Bichette, R OBP: 0.332, SLG: 0.456 Mike DeJean, R OBP: 1.000, SLG: 2.000 (1, 7) (8, 1)										3	0	0	0	0	2	1		
Vinny Castilla, R OBP: 0.384, SLG: 0.539 (1, 5)										3	1	2	0	0	1	0		
Jeff Reed, L OBP: 0.360, SLG: 0.500 (1, 2)										3	0	1	1	0	2	1		
Jason Bates, S OBP: 0.312, SLG: 0.377 Jeff McCurry, R (1, 6) (6, 1)										2	0	0	0	0	0	0		
John Vander Wal, L OBP: 0.277, SLG: 0.190 (7, PH) (8, 9)										1	0	0	0	0	0	0		
Jamey Wright, R OBP: 0.294, SLG: 0.143 Walt Weiss, S OBP: 0.345, SLG: 0.359 (1, 1) (6, 6)										1	0	0	0	0	0	0		
Inning Stats	R: 0 E: 0 K: 2 S: 10	H: 0 LOB: 0 BB: 0 P: 15	R: 0 E: 0 K: 2 S: 11	H: 1 LOB: 1 BB: 0 P: 17	R: 0 E: 0 K: 0 S: 9	H: 0 LOB: 0 BB: 0 P: 12	R: 0 E: 0 K: 2 S: 10	H: 0 LOB: 1 BB: 0 P: 19	R: 0 E: 0 K: 1 S: 8	H: 0 LOB: 0 BB: 0 P: 9	R: 0 E: 0 K: 1 S: 11	H: 2 LOB: 2 BB: 0 P: 14	R: 1 E: 0 K: 1 S: 15	H: 2 LOB: 0 BB: 0 P: 19	R: 0 E: 0 K: 0 S: 0	H: 0 LOB: 0 BB: 0 P: 0		
PITCHER	IP	WLS	BF	H	R	ER	SO	BB	IBB	HBP	BLK	WP	HR	S	P	ERA	WHIP	
Alex Fernandez, R ERA: 3.44 (1, 1)	7.0	W	26	5	1	1	10	0	0	1	0	2	0	74	105	1.29	0.714	

Florida Marlins @ Colorado Rockies
Coors Field, Denver, CO
Sun Jun 08 1997, 7:05 PM MDT
Att: 48,033 - Overcast - 66 F

AB 25
R 1
H 5
RBI 1
BB 0
SO 10
LOB 5



WP: 2 PA: 26
FB: 0
SB: 0
CS: 0

Batter	1	2	3	4	5	6	7	8	9	AB	R	H	RBI	BB	SO	LOB	TOP					
Kurt Abbott, R OBP: 0.320, SLG: 0.500 (1, 4)	1-1 L5		0-3 K			1-3 K			0-0 1B	4	1	1	0	0	2	1	Florida Marlins @ San Francisco Giants 3Com Park at Candlestick Point, San Francisco, CA Mon Jun 09 1997, 10:05 PM EDT Att: 10,699 - Unknown - 61 F livebaseballscorecards.com					
Edgar Renteria, R OBP: 0.304, SLG: 0.307 (1, 6)	3-2 G6-3			4-2 CS BB		4-1 2B G3 BB			2-1 L8	2	1	0	0	2	0	1						
Cliff Floyd, L OBP: 0.373, SLG: 0.391 (1, 8)	1-3 K		3-3 SAFE SAFE SAFE K	1-2		2-1 P6			1-1 1B 1B	4	1	1	0	0	2	2						
Gary Sheffield, R OBP: 0.444, SLG: 0.410 (1, 9)		3-2 CS 1B		2-2 P3		3-1 G3 1-3 2B			3-2 1B SF7 1B	4	1	3	1	0	0	0						
Moises Alou, R OBP: 0.386, SLG: 0.493 (1, 7)	2-0 F9				0-0 F8				1-0 E7 FC5-4 1B	4	0	1	2	0	0	2						
Bobby Bonilla, S OBP: 0.387, SLG: 0.486 (1, 5)	0-3 K				3-3 K				1-3 3H 2-1 SF7	3	0	0	1	0	2	2						
Jeff Conine, R OBP: 0.324, SLG: 0.376 (1, 3)			0-2 L9		0-0 F9				1-0 F7 FC5-4 1-2	4	0	0	0	0	0	1						
Charles Johnson, R OBP: 0.335, SLG: 0.366 (1, 2)			2-3 K			1-0 F9			1-1 G5-3	3	0	0	0	0	1	0						
Pat Rapp, R OBP: 0.167, SLG: 0.292 (6, PH)			0-2 1B			2-3 K			2-0 P6	0	0	0	0	0	0	0						
John Cangelosi, S OBP: 0.351, SLG: 0.288 (6, PH)										1	0	0	0	0	1	0						
Mark Hutton, R (6, PH)										0	0	0	0	0	0	0						
Jim Eisenreich, L OBP: 0.373, SLG: 0.398 (8, PH)										1	0	0	0	0	0	0						
Dennis Cook, L (8, 1)										0	0	0	0	0	0	0						
Inning Stats	R: 0 E: 0 K: 1 S: 10	H: 0 LOB: 0 BB: 0 P: 15	R: 0 E: 0 K: 1 S: 7	H: 1 LOB: 0 BB: 0 P: 12	R: 0 E: 0 K: 2 S: 12	H: 1 LOB: 0 BB: 0 P: 14	R: 0 E: 0 K: 1 S: 13	H: 0 LOB: 0 BB: 1 P: 22	R: 0 E: 0 K: 2 S: 5	H: 0 LOB: 0 BB: 0 P: 8	R: 0 E: 0 K: 0 S: 7	H: 0 LOB: 0 BB: 0 P: 11	R: 1 E: 0 K: 0 S: 8	H: 1 LOB: 1 BB: 1 P: 19	R: 0 E: 0 K: 0 S: 4	H: 0 LOB: 0 BB: 0 P: 8	R: 3 E: 1 K: 0 S: 11	H: 4 LOB: 1 BB: 0 P: 18	1B: 6 2B: 2 3B: 0 HR: 0	SF: 1 SAC: 0 DP: 1 HBP: 0	WP: 0 PB: 0 SB: 0 CS: 2	PA: 34
PITCHER	IP WLS BF H R ER SO BB IBB HBP BLK WP HR S P ERA WHIP																					
Keith Foulke, R ERA: 5.7 (1, 1)	6.1 W 22 3 1 1 8 2 0 0 0 0 0 0 59 96 1.42 0.789																					
Julian Tavarez, R ERA: 5.89 (7, 1)	1.2 5 0 0 0 0 0 0 0 0 0 0 0 7 13 0.00 0.000																					
Doug Henry, R ERA: 2.84 (9, 1)	1.0 7 4 3 2 0 0 0 0 0 0 0 0 0 11 18 18.00 4.000																					

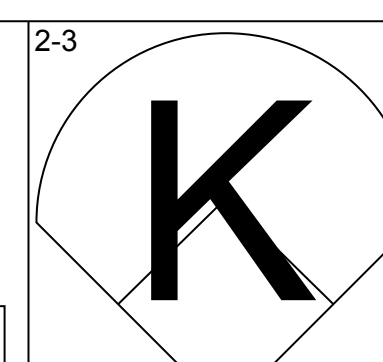
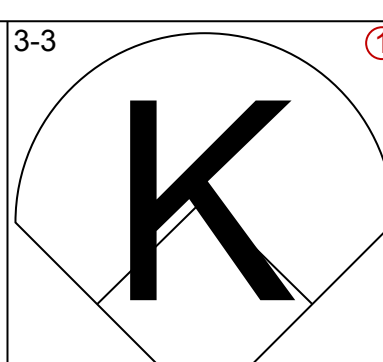
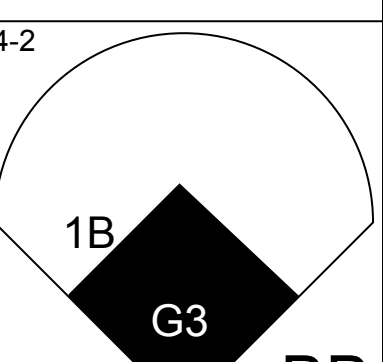
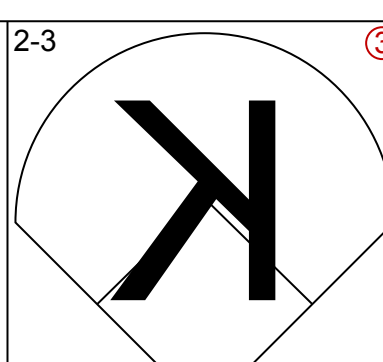
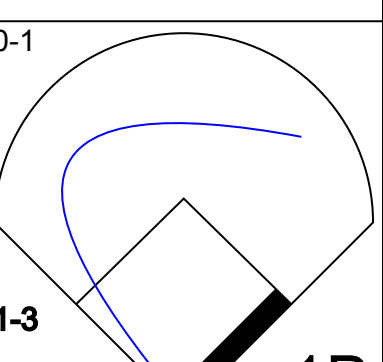
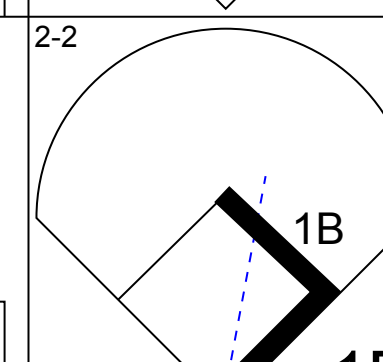
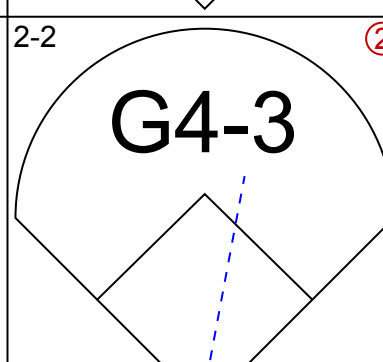
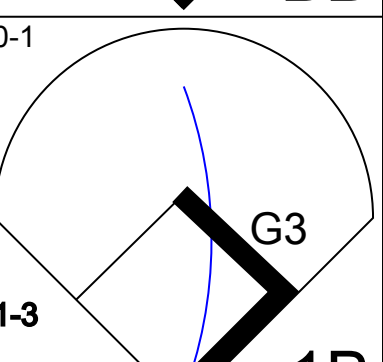

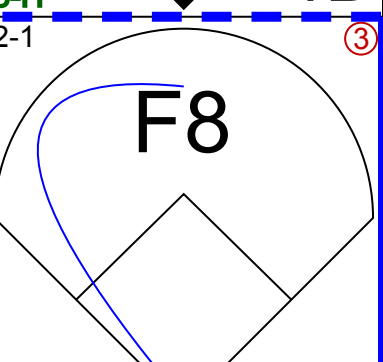
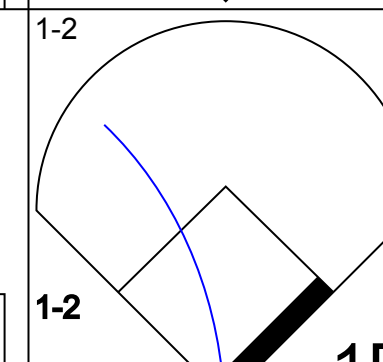
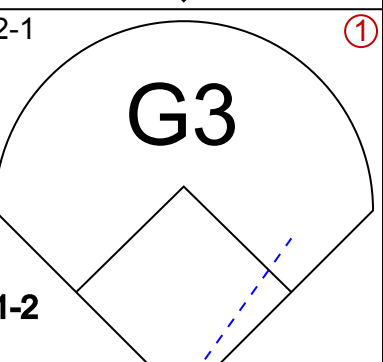
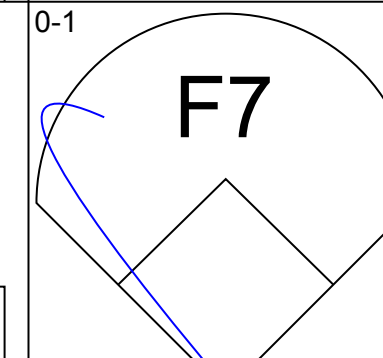

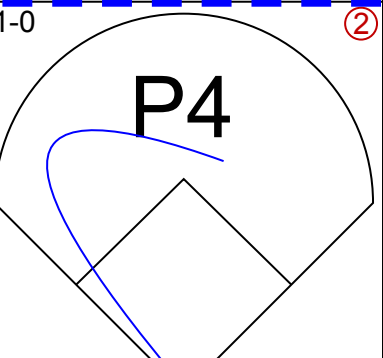


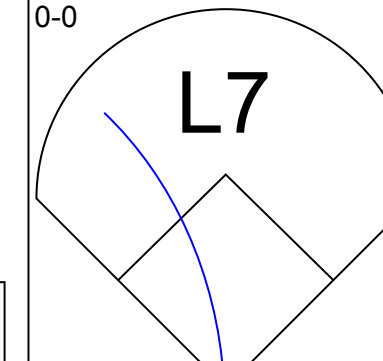
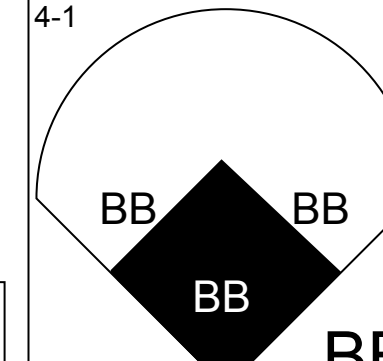
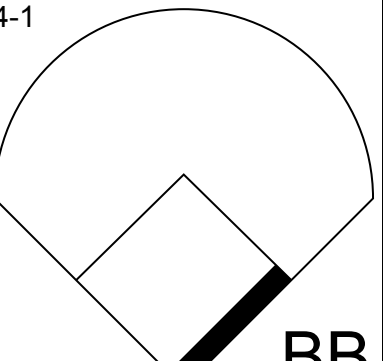

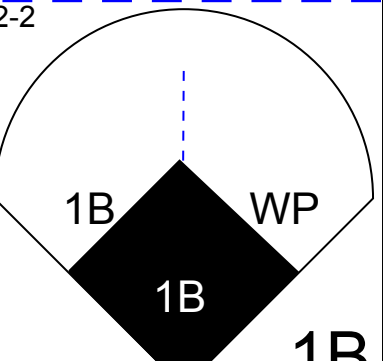

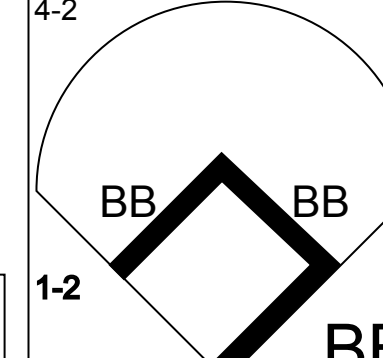
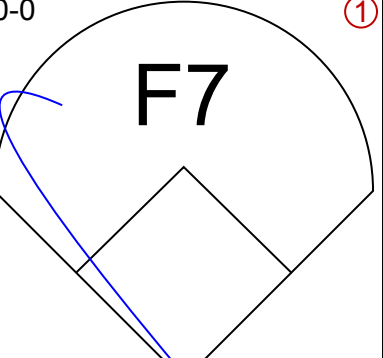
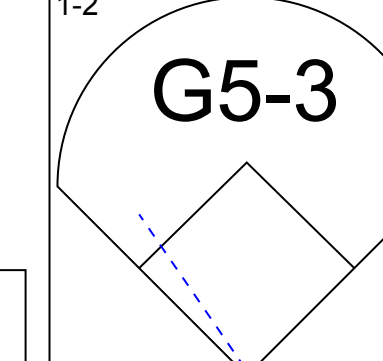
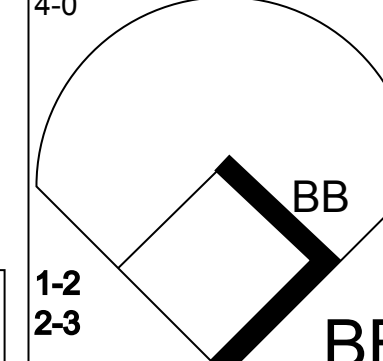

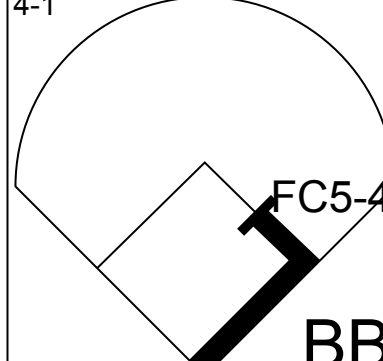
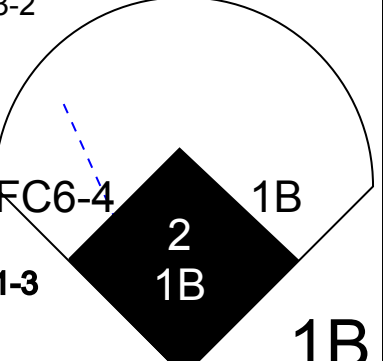
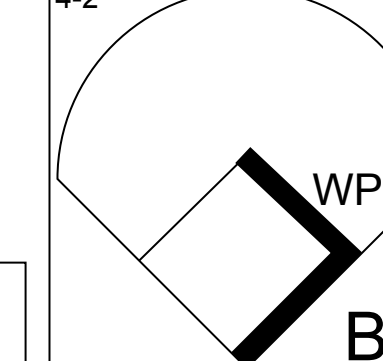
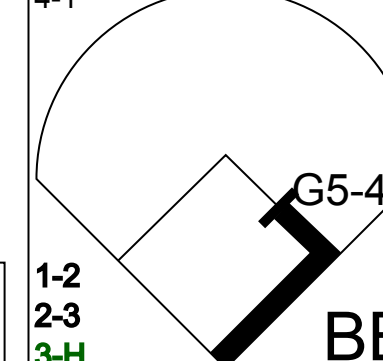
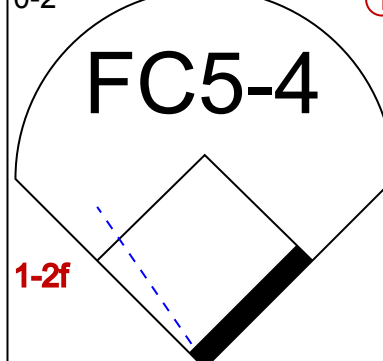
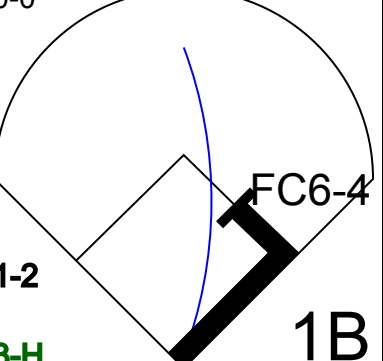
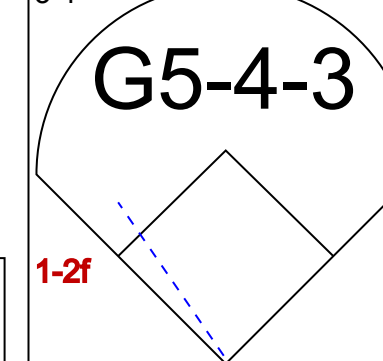

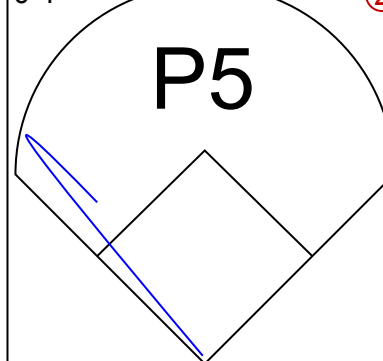
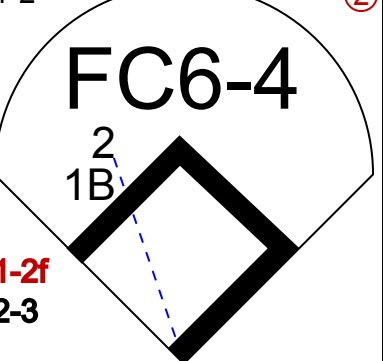
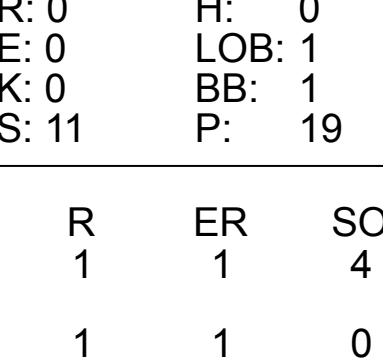
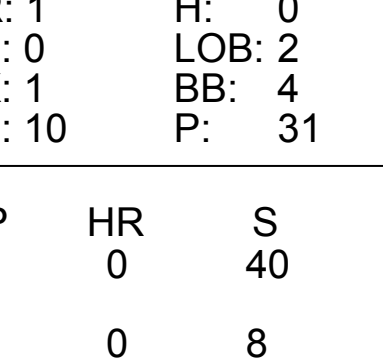
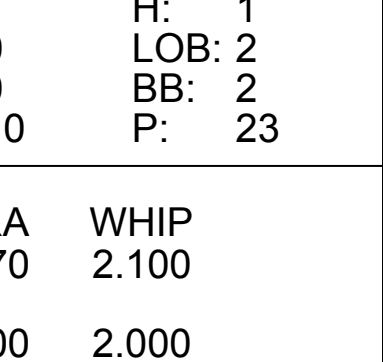
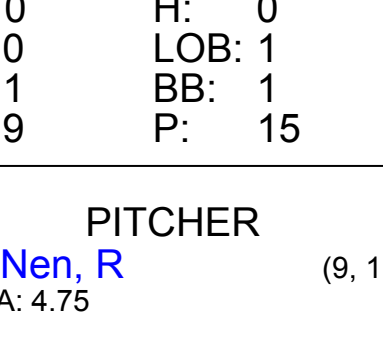
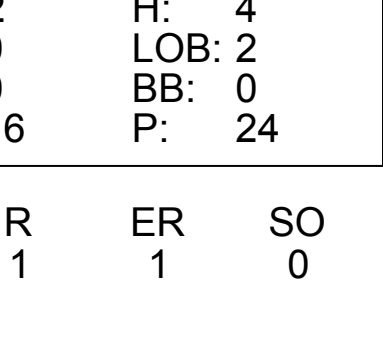
Batter	1	2	3	4	5	6	7	8	9	AB	R	H	RBI	BB	SO	LOB	BOTTOM			
Darryl Hamilton, L OBP: 0.352, SLG: 0.306 (1, 8)	0-0 P7		2-1 G4-3		0-2 G4-3	2-2 BB 1B			3-2 2H 3B	5	0	2	1	0	0	0	Florida Marlins @ San Francisco Giants 3Com Park at Candlestick Point, San Francisco, CA Mon Jun 09 1997, 10:05 PM EDT Att: 10,699 - Unknown - 61 F livebaseballscorecards.com			
Jose Vizcaino, S OBP: 0.343, SLG: 0.322 (9, 1)	3-2 1B 1B		1-1 G4-3		2-1 HR 1B	4-2 1-2 2-3 BB			4-2 BB	3	2	2	0	2	0	0				
Jeff Kent, R OBP: 0.328, SLG: 0.505 (2, 3)	1-2 1B 1B			0-0 1B FC2 1B	4-0 1-2 HR BB	2-1 P4			2-2 G4-3	4	1	2	0	1	0	5				
Barry Bonds, L OBP: 0.429, SLG: 0.489 (1, 7)	2-0 1B			4-0 FC2 1B E BB	1-0 HR				0-0 L9	3	2	2	4	1	0	0				
J.T. Snow, L OBP: 0.380, SLG: 0.369 (2, 4)	3-3 K			0-0 E FC2 SF8 1B	0-0 G3				0-1 F8	1	0	0	0	0	1	1				
Mark Lewis, R OBP: 0.333, SLG: 0.424 (2, 4)				1-2 2-3 3H 1B					0-2 G6-3	4	0	0	0	0	0	3				
Glenallen Hill, R OBP: 0.287, SLG: 0.464 (1, 9)			0-0 P7		2-1 FC2 E L9				0-0 L9	4	0	0	0	0	0	3				
Rick Wilkins, L OBP: 0.253, SLG: 0.309 (1, 2)	0-0 P6			0-0 E3		0-1 G3-1			2-3 K	4	0	0	1	0	1	2				
Bill Mueller, S OBP: 0.319, SLG: 0.331 (1, 5)	2-0 G6-3			1-2 2-3 3H 1B		1-0 P5			2-3 K	3	0	0	1	0	1	0				
Keith Foulke, R OBP: 0.143, SLG: 0.143 (7, 1)				2-2 P3		0-0 P2			0-0 1B 1B	3	0	1	0	0	0	2				
Rich Aurilia, R OBP: 0.250, SLG: 0.400 (9, 6)									0-0 3B 2B	1	1	1	0	0	0	0				
Inning Stats	R: 1 E: 0 K: 1 S: 13	H: 3 LOB: 1 BB: 0 P: 22	R: 0 E: 0 K: 0 S: 3	H: 0 LOB: 0 BB: 0 P: 5	R: 0 E: 0 K: 0 S: 10	H: 0 LOB: 0 BB: 0 P: 15	R: 2 E: 1 K: 0 S: 8	H: 2 LOB: 2 BB: 1 P: 16	R: 3 E: 1 K: 0 S: 8	H: 2 LOB: 0 BB: 1 P: 15	R: 0 E: 0 K: 0 S: 12	H: 2 LOB: 3 BB: 1 P: 21	R: 0 E: 0 K: 0 S: 6	H: 0 LOB: 0 BB: 0 P: 6	R: 1 E: 0 K: 2 S: 17	H: 2 LOB: 2 BB: 1 P: 30	1B: 8 2B: 1 3B: 1 HR: 1	SF: 1 SAC: 0 DP: 0 HBP: 0	WP: 0 PB: 0 SB: 0 CS: 0	PA: 39
PITCHER	IP WLS BF H R ER SO BB IBB HBP BLK WP HR S P ERA WHIP																			
Pat Rapp, R ERA: 4.04 (6, 1)	5.0 L 24 7 6 5 1 2 0 0 0 0 0 0 42 73 9.00 1.800																			
Mark Hutton, R ERA: 5.4 (8, 1)	2.0 9 2 0 0 0 1 0 0 0 0 0 0 18 27 0.00 1.500																			
Dennis Cook, L ERA: 1.11 (8, 1)	1.0 6 2 1 1 2 1 0 0 0 0 0 0 17 30 9.00 3.000																			

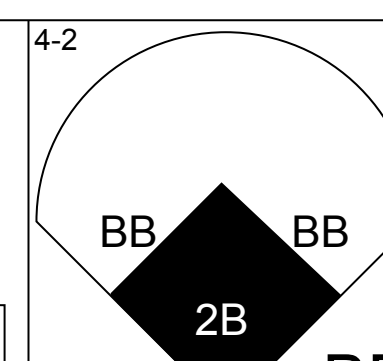
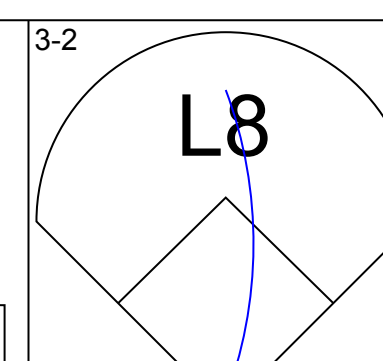

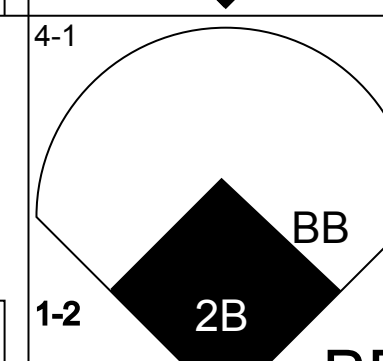
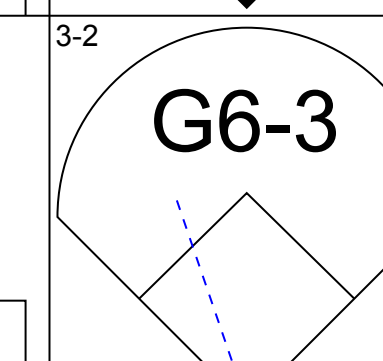
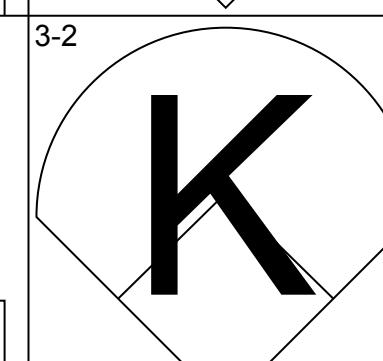


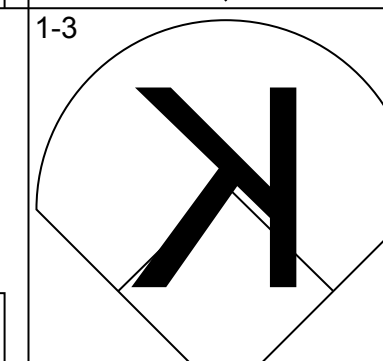
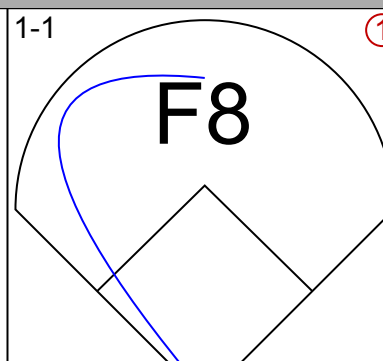
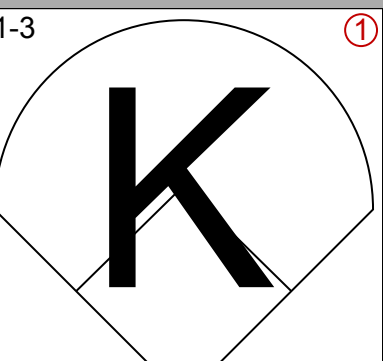

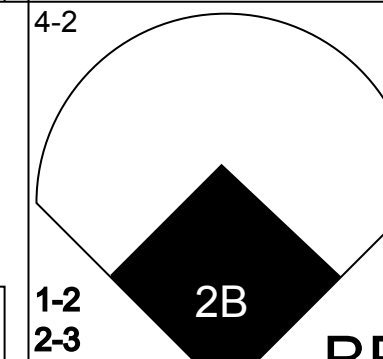

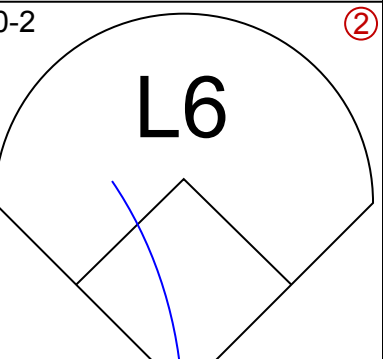

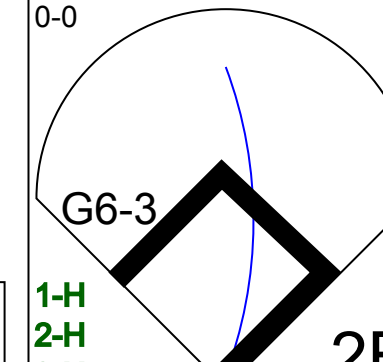
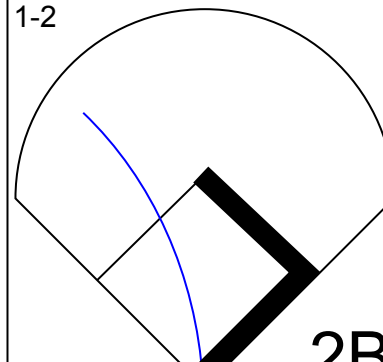
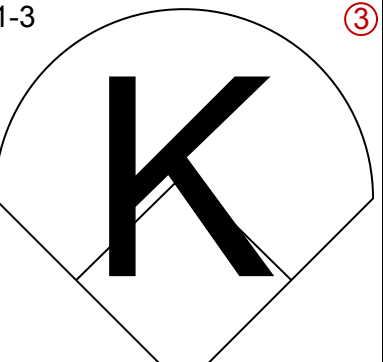

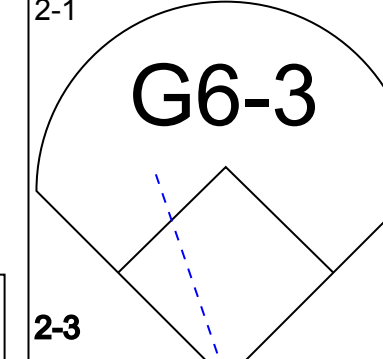
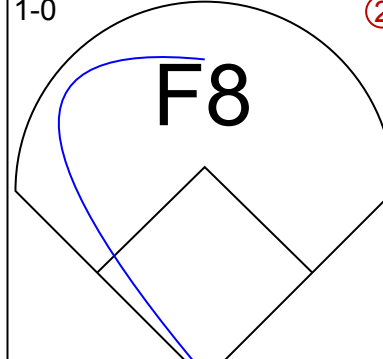

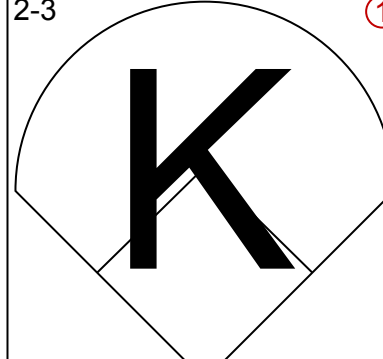
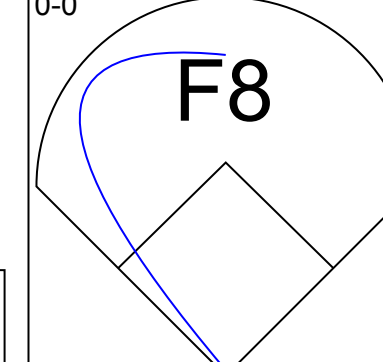
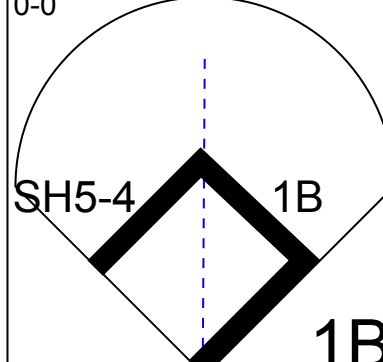
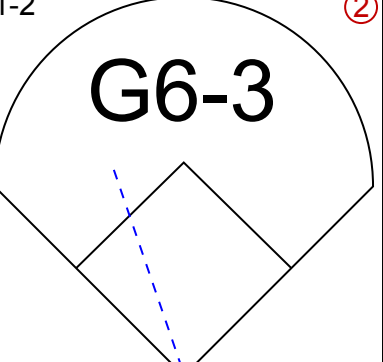
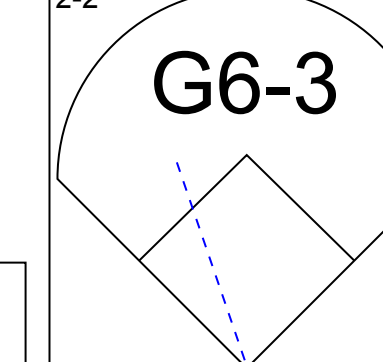
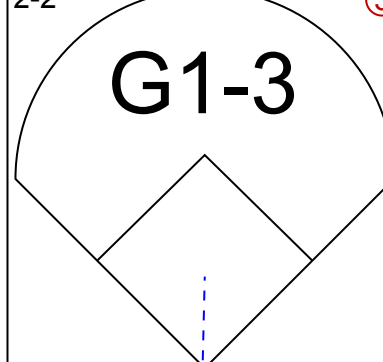

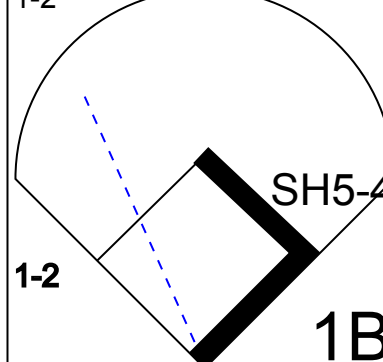
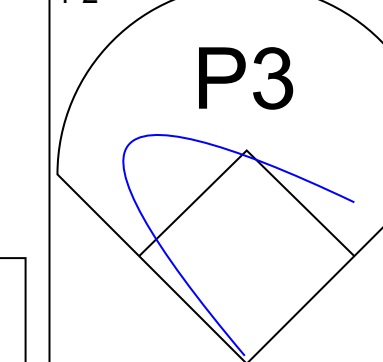
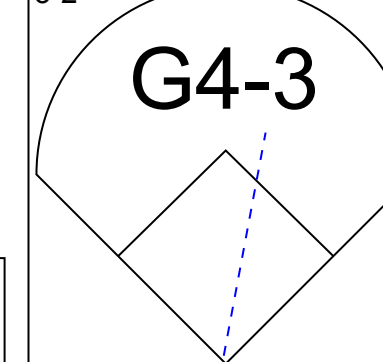




Batter	1	2	3	4	5	6	7	8	9	AB	R	H	RBI	BB	SO	LOB	TOP																			
Luis Castillo, S OBP: 0.349, SLG: 0.325 (1, 4)	G6-3		K		E5		1B	F7		5	1	1	0	0	1	0	Florida Marlins @ San Francisco Giants 3Com Park at Candlestick Point, San Francisco, CA Tue Jun 10 1997, 6:33 AM EDT Att: 10,257 - Sunny - 61 F																			
Edgar Renteria, R OBP: 0.306, SLG: 0.313 (1, 6)	K		L8		F8		CS	G6-3	SF9	5	1	2	2	0	1	1																				
Jim Eisenreich, L OBP: 0.369, SLG: 0.402 John Wehner, R OBP: 0.222, SLG: 0.176 (7, 7)	P6		F9		G4-3		1B	G6-3		4	1	1	0	0	0	0																				
Gary Sheffield, R OBP: 0.452, SLG: 0.408 (1, 9)		WP			G6-3		1B			1	1	0	0	4	0	0																				
Moises Alou, R OBP: 0.382, SLG: 0.488 (1, 8)	F7				P8		1B	SF9		4	1	1	2	0	0	2																				
Bobby Bonilla, S OBP: 0.395, SLG: 0.488 Alex Arias, R OBP: 0.422, SLG: 0.421 (9, 5)	WP				G4-3		1B			3	1	2	1	2	0	0																				
Jeff Conine, R OBP: 0.326, SLG: 0.370 (1, 3)							L9			3	1	0	0	2	2	4																				
Charles Johnson, R OBP: 0.333, SLG: 0.383 (1, 2)					F9		HR	G1-3		4	1	1	2	0	1	4																				
Kevin Brown, R OBP: 0.250, SLG: 0.188 (1, 1)	G2-3				K		2B	F7		3	1	0	0	1	1	4																				
Inning Stats	R: 0 E: 0 K: 1 S: 6	H: 0 LOB: 0 BB: 0 P: 9	R: 0 E: 0 K: 1 S: 16	H: 0 LOB: 3 BB: 3 P: 28	R: 0 E: 0 K: 1 S: 7	H: 0 LOB: 0 BB: 0 P: 13	R: 0 E: 0 K: 0 S: 5	H: 0 LOB: 0 BB: 0 P: 8	R: 1 E: 1 K: 1 S: 9	H: 0 LOB: 1 BB: 1 P: 19	R: 0 E: 0 K: 0 S: 4	H: 0 LOB: 0 BB: 1 P: 8	R: 7 E: 1 K: 1 S: 25	H: 6 LOB: 1 BB: 3 P: 46	R: 0 E: 0 K: 0 S: 8	H: 0 LOB: 0 BB: 0 P: 15		R: 1 E: 0 K: 1 S: 10	H: 2 LOB: 2 BB: 1 P: 16	1B: 4 2B: 4 3B: 0 HR: 1	SF: 1 SAC: 0 DP: 1 HBP: 0	WP: 2 PB: 0 SB: 2 CS: 1	PA: 43													
PITCHER	IP	WLS	BF	H	R	ER	SO	BB	IBB	HBP	BLK	WP	HR	S	P	ERA	WHIP	PITCHER		IP	WLS	BF	H	R	ER	SO	BB	IBB	HBP	BLK	WP	HR	S	P	ERA	WHIP
William Van Landingham, R ERA: 4.38 Dan Carlson, R ERA: 13.5 (7, 1)	6.1	L	27	1	4	3	4	7	0	0	1	2	1	53	103	4.26	1.263			6.1	L	27	1	4	3	4	7	0	0	1	2	1	53	103	4.26	1.263

Batter	1	2	3	4	5	6	7	8	9	AB	R	H	RBI	BB	SO	LOB	BOTTOM																			
Darryl Hamilton, L OBP: 0.341, SLG: 0.296 (1, 8)	G1-3				F7		L8		K	4	0	0	0	0	1	0	Florida Marlins @ San Francisco Giants 3Com Park at Candlestick Point, San Francisco, CA Tue Jun 10 1997, 6:33 AM EDT Att: 10,257 - Sunny - 61 F																			
Jose Vizcaino, S OBP: 0.335, SLG: 0.318 (1, 6)	K				G6-3		K			3	0	0	0	0	2	0																				
J.T. Snow, L OBP: 0.375, SLG: 0.363 (1, 3)	G1-3				G4-3		G4-3			3	0	0	0	0	0	0																				
Barry Bonds, L OBP: 0.424, SLG: 0.482 (1, 7)		G4-3			G4-3		F7			3	0	0	0	0	0	0																				
Jeff Kent, R OBP: 0.323, SLG: 0.498 (1, 4)		K			G5-3		K			3	0	0	0	0	2	0																				
Glenallen Hill, R OBP: 0.285, SLG: 0.460 Marvin Benard, L OBP: 0.365, SLG: 0.291 (8, 9)		G6-3			K		FC6-4	HBP		2	0	0	0	0	1	0																				
Mark Lewis, R OBP: 0.327, SLG: 0.415 (1, 5)					G6-3		G6-3		FC6-4	3	0	0	0	0	1	0																				
Damon Berryhill, S OBP: 0.421, SLG: 0.394 Bill Mueller, S OBP: 0.317, SLG: 0.329 (9, PH)					G5-3		G6-3		G3	2	0	0	0	0	0	0																				
William Van Landingham, R OBP: 0.087, SLG: 0.045 Dan Carlson, R OBP: 0.384, SLG: 0.375 (9, PH)					G3		K		G6-3	2	0	0	0	0	1	0																				
Inning Stats	R: 0 E: 0 K: 1 S: 7	H: 0 LOB: 0 BB: 0 P: 10	R: 0 E: 0 K: 1 S: 5	H: 0 LOB: 0 BB: 0 P: 9	R: 0 E: 0 K: 0 S: 6	H: 0 LOB: 0 BB: 0 P: 8	R: 0 E: 0 K: 0 S: 9	H: 0 LOB: 0 BB: 0 P: 12	R: 0 E: 0 K: 1 S: 10	H: 0 LOB: 0 BB: 0 P: 15	R: 0 E: 0 K: 1 S: 7	H: 0 LOB: 0 BB: 0 P: 10	R: 0 E: 0 K: 1 S: 5	H: 0 LOB: 0 BB: 0 P: 8	R: 0 E: 0 K: 1 S: 10	H: 0 LOB: 0 BB: 0 P: 16		R: 0 E: 0 K: 1 S: 8	H: 0 LOB: 0 BB: 0 P: 10	1B: 0 2B: 0 3B: 0 HR: 0	SF: 0 SAC: 0 DP: 0 HBP: 1	WP: 0 PB: 0 SB: 0 CS: 0	PA: 28													
PITCHER	IP	WLS	BF	H	R	ER	SO	BB	IBB	HBP	BLK	WP	HR	S	P	ERA	WHIP	PITCHER		IP	WLS	BF	H	R	ER	SO	BB	IBB	HBP	BLK	WP	HR	S	P	ERA	WHIP
Kevin Brown, R ERA: 2.81 (1, 1)	9.0	W	28	0	0	0	7	0	0	1	0	0	0	67	98	0.00	0.000			9.0	W	28	0	0	0	7	0	0	0	1	0	0	67	98	0.00	0.000



Batter	1	2	3	4	5	6	7	8	9	AB	R	H	RBI	BB	SO	LOB	TOP			
2 Derek Jeter, R OBP: 0.366, SLG: 0.388										5	1	1	1	1	3	2	New York Yankees @ Florida Marlins Pro Player Stadium, Miami, FL Sun Jun 15 1997, 3:33 AM EDT Att: 42,845 - Cloudy - 88 F			
Wade Boggs, L OBP: 0.377, SLG: 0.335 Mike Stanton, L OBP: 0.271, SLG: 0.302										5	0	2	0	0	0	2				
42 Mariano Rivera, R OBP: 0.376, SLG: 0.602										0	0	0	0	0	0	0				
Bernie Williams, S OBP: 0.426, SLG: 0.514										4	1	1	1	1	1	1				
Tino Martinez, L OBP: 0.376, SLG: 0.602										5	0	0	0	0	1	4				
Paul O'Neill, L OBP: 0.396, SLG: 0.566										3	3	2	1	2	0	2				
Mark Whiten, S OBP: 0.373, SLG: 0.451										3	1	0	0	2	0	3				
Pat Kelly, R OBP: 0.444, SLG: 0.333										2	2	1	0	3	0	0				
Joe Girardi, R OBP: 0.271, SLG: 0.302										2	0	1	3	2	0	1				
Kenny Rogers, L OBP: 0.285, SLG: 0.330 Cecil Fielder, R OBP: 0.350, SLG: 0.545 Ramiro Mendoza, R OBP: 0.271, SLG: 0.302 Chad Curtis, R OBP: 0.271, SLG: 0.302 Graeme Lloyd, L OBP: 0.271, SLG: 0.302 Jeff Nelson, R OBP: 0.271, SLG: 0.302 Charlie Hayes, R OBP: 0.271, SLG: 0.302										1	0	0	0	0	0	1				
Inning Stats	R: 0 E: 0 K: 1 S: 12	H: 2 LOB: 2 BB: 0 P: 17	R: 0 E: 0 K: 0 S: 11	H: 0 LOB: 1 BB: 1 P: 19	R: 0 E: 0 K: 2 S: 9	H: 0 LOB: 0 BB: 0 P: 15	R: 1 E: 0 K: 1 S: 10	H: 0 LOB: 2 BB: 4 P: 31	R: 0 E: 0 K: 1 S: 9	H: 0 LOB: 1 BB: 1 P: 15	R: 0 E: 0 K: 0 S: 10	H: 0 LOB: 0 BB: 0 P: 15	R: 2 E: 0 K: 0 S: 16	H: 4 LOB: 2 BB: 0 P: 24	R: 4 E: 0 K: 0 S: 15	H: 2 LOB: 3 BB: 3 P: 31	1B: 8 2B: 1 3B: 0 HR: 0	SF: 1 SAC: 0 DP: 1 HBP: 0	WP: 2 PB: 0 SB: 1 CS: 0	PA: 46
PITCHER	IP WLS BF H R ER SO BB IBB HBP BLK WP HR S P ERA WHIP	IP WLS BF H R ER SO BB IBB HBP BLK WP HR S P ERA WHIP																		
Pat Rapp, R ERA: 3.98	3.1 17 2 1 1 4 5 0 0 0 1 0 40 77 2.70 2.100																			
Rob Stanifer, R ERA: 3.5	1.0 4 1 1 1 0 1 0 0 0 0 0 8 17 9.00 2.000																			
Felix Heredia, L ERA: 2.05	2.2 10 0 0 0 1 2 0 0 0 0 0 23 41 0.00 0.750																			
Jay Powell, R ERA: 2.43	0.2 6 4 2 2 0 0 0 0 0 1 0 14 20 27.00 6.000																			
Dennis Cook, L ERA: 2.1	0.2 L 5 1 3 3 0 1 1 0 0 0 0 7 20 40.50 3.000																			
Robb Nen, R ERA: 4.75	0.2 4 1 1 1 0 1 0 0 0 0 0 10 15 13.50 3.000																			

Batter	1	2	3	4	5	6	7	8	9	AB	R	H	RBI	BB	SO	LOB	BOTTOM			
John Cangelosi, S OBP: 0.357, SLG: 0.319										4	1	1	0	1	1	2	New York Yankees @ Florida Marlins Pro Player Stadium, Miami, FL Sun Jun 15 1997, 3:33 AM EDT Att: 42,845 - Cloudy - 88 F			
Edgar Renteria, R OBP: 0.305, SLG: 0.311									4	2	1	0	1	1	1					
Kurt Abbott, R OBP: 0.315, SLG: 0.481										3	0	0	0	0	2	2				
Gary Sheffield, R OBP: 0.455, SLG: 0.422										3	2	1	1	1	0	0				
Moises Alou, R OBP: 0.393, SLG: 0.502										4	0	2	3	0	2	0				
Bobby Bonilla, S OBP: 0.385, SLG: 0.483 Robb Nen, R ERA: 4.75										4	0	0	0	0	2	2				
Jeff Conine, R OBP: 0.329, SLG: 0.367									3	0	1	0	1	0	1					
Charles Johnson, R OBP: 0.328, SLG: 0.369										4	0	1	0	0	2					
Pat Rapp, R ERA: 3.98 Rob Stanifer, R ERA: 3.5 Felix Heredia, L ERA: 2.05 Jay Powell, R ERA: 2.43 Dennis Cook, L ERA: 2.1 John Cangelosi, S ERA: 3.98 Luis Castillo, S ERA: 3.98										1	0	0	0	0	0	0				
Inning Stats	R: 3 E: 0 K: 1 S: 14	H: 1 LOB: 1 BB: 3 P: 29	R: 0 E: 0 K: 0 S: 11	H: 1 LOB: 1 BB: 0 P: 17	R: 1 E: 0 K: 0 S: 11	H: 2 LOB: 2 BB: 1 P: 20	R: 0 E: 0 K: 1 S: 10	H: 0 LOB: 0 BB: 0 P: 19	R: 0 E: 0 K: 2 S: 10	H: 0 LOB: 2 BB: 0 P: 12	R: 1 E: 0 K: 1 S: 8	H: 1 LOB: 0 BB: 0 P: 14	R: 0 E: 0 K: 1 S: 7	H: 0 LOB: 0 BB: 0 P: 10	R: 0 E: 0 K: 1 S: 16	H: 0 LOB: 0 BB: 0 P: 23		1B: 3 2B: 3 3B: 0 HR: 1	SF: 0 SAC: 2 DP: 0 HBP: 0	WP: 1 PB: 0 SB: 1 CS: 0
PITCHER	IP WLS BF H R ER SO BB IBB HBP BLK WP HR S P ERA WHIP	IP WLS BF H R ER SO BB IBB HBP BLK WP HR S P ERA WHIP																		
Kenny Rogers, L ERA: 6.1	3.0 17 4 4 4 1 4 0 0 0 0 0 36 66 12.00 2.667																			
Ramiro Mendoza, R ERA: 5.29	2.0 6 0 0 0 3 0 0 0 0 0 0 20 31 0.00 0.000																			
Graeme Lloyd, L ERA: 2.93	1.1 7 3 1 1 1 0 0 0 0 0 0 15 22 6.75 2.250																			
Jeff Nelson, R ERA: 3.38	0.2 2 0 0 0 1 0 0 0 0 1 0 5 8 0.00 0.000																			
Mike Stanton, L ERA: 1.54	1.0 W 3 0 0 0 1 0 0 0 0 0 0 7 10 0.00 0.000																			

Batter	1	2	3	4	5	6	7	8	9	AB	R	H	RBI	BB	SO	LOB	TOP										
2 Derek Jeter, R OBP: 0.360, SLG: 0.382	0-1 P4	1-1 SF8		1-1 L7			2-3 K		1-0 FC4-6 3B	4	1	0	2	0	1	2	New York Yankees @ Florida Marlins Pro Player Stadium, Miami, FL Sun Jun 15 1997, 7:05 PM EDT Att: 42,153 - Unknown - 84 F AB 34 R 5 H 9 RBI 5 BB 4 SO 12 LOB 17										
Pat Kelly, R OBP: 0.463, SLG: 0.400	4-1 2B	3-H 4-2 BB			0-1 L7		3-2 F8		1-2 3-H 2-1 3B	3	1	1	1	2	0	0											
Bernie Williams, S OBP: 0.422, SLG: 0.511	1 SAFE 1-1 SAFE SAFE SAFE SAFE	2-2 1-H 2B			3-2 G4-3		1-3 K		1-2 G4-3	5	1	1	1	0	1	3											
Cecil Fielder, R OBP: 0.359, SLG: 0.387	3-3 K			2-3 K					3-3 K	4	0	0	0	0	4	1											
Paul O'Neill, L OBP: 0.398, SLG: 0.569	0-1 2H 2B			3-2 G1-3					3-2 L7	4	0	2	1	0	0	0											
Charlie Hayes, R OBP: 0.397, SLG: 0.442	0-1 G6-3			0-3 K					1-2 P6	4	0	1	0	0	1	1											
Chad Curtis, R OBP: 0.386, SLG: 0.571		1-0 20 1B 2 SF8 2B		4-2 BB					4-1 20 1B 2 FC4-6 BB	2	2	1	0	2	1	2											
20 Jorge Posada, S OBP: 0.344, SLG: 0.363		1-2 BB		2-3 K					1-0 2 FC4-6 1B	4	0	3	0	0	1	1											
Dwight Gooden, R Wade Boggs, L Ramiro Mendoza, R Jeff Nelson, R Tino Martinez, L 42 Mariano Rivera, R	1-3 K	1-3 K		0-0 B2					1-3 K	2	0	0	0	0	0	1		3									
Inning Stats	R: 2 E: 0 K: 1 S: 13	H: 2 LOB: 1 BB: 1 P: 22	R: 1 E: 0 K: 1 S: 15	H: 2 LOB: 2 BB: 1 P: 25	R: 0 E: 0 K: 2 S: 10	H: 0 LOB: 0 BB: 0 P: 15	R: 0 E: 0 K: 1 S: 10	H: 0 LOB: 1 BB: 1 P: 17	R: 0 E: 0 K: 1 S: 9	H: 0 LOB: 0 BB: 0 P: 12	R: 0 E: 0 K: 2 S: 13	H: 3 LOB: 2 BB: 0 P: 19	R: 0 E: 0 K: 2 S: 9	H: 0 LOB: 0 BB: 0 P: 15	R: 0 E: 0 K: 1 S: 11	H: 0 LOB: 0 BB: 0 P: 18		R: 2 E: 0 K: 1 S: 12	H: 2 LOB: 1 BB: 1 P: 22	1B: 5 2B: 3 3B: 1 HR: 0	SF: 1 SAC: 0 DP: 0 HBP: 0	WP: 0 PA: 39					
PITCHER	IP	WLS	BF	H	R	ER	SO	BB	IBB	HBP	BLK	WP	HR	S	P	ERA	WHIP										
Livan Hernandez, R ERA: 5.4	(1, 1)	5.0	22	4	3	3	6	3	0	0	0	0	0	57	91	5.40	1.400										
Mark Hutton, R ERA: 4.99	(6, 1)	2.0	8	3	0	0	4	0	0	0	0	0	0	22	34	0.00	1.500										
Rob Stanifer, R ERA: 3.32	(8, 1)	1.0	3	0	0	0	1	0	0	0	0	0	0	11	18	0.00	0.000										
Robb Nen, R ERA: 5.17	(9, 1)	1.0	W	6	2	2	2	1	0	0	0	0	0	12	22	18.00	3.000										

Batter	1	2	3	4	5	6	7	8	9	AB	R	H	RBI	BB	SO	LOB	BOTTOM										
Luis Castillo, S OBP: 0.325, SLG: 0.301	3-2 S 1B		2-2 G5-3		2-2 F7		3-2 FC6-1-5 1B G3-2		1-2 G1-3	5	0	1	0	0	0	1	New York Yankees @ Florida Marlins Pro Player Stadium, Miami, FL Sun Jun 15 1997, 7:05 PM EDT Att: 42,153 - Unknown - 84 F AB 35 R 6 H 10 RBI 5 BB 6 SO 4 LOB 16										
Edgar Renteria, R OBP: 0.316, SLG: 0.318	1 SAFE F9		3-2 G4-6-3 1B		4-1 WP G3 BB		0-2 2-3 1B		1-0 2B E 1B	4	1	3	0	1	0	1											
Cliff Floyd, L OBP: 0.371, SLG: 0.392	3-3 K		0-0 G4-6-3 1-2		1-1 G3		0-1 G3-2		1-0 E 2B	5	1	1	0	0	1	5											
Gary Sheffield, R OBP: 0.454, SLG: 0.414	2-1 P2			3-1 L7		4-2 BB		0-1 P3	4-0 E IBB	3	0	0	0	2	0	1											
Moises Alou, R OBP: 0.386, SLG: 0.491		0-0 P4		1-0 G6-3		2-3 K		0-1 E6 S 2B	0-2 E4	5	1	0	1	0	1	3											
Bobby Bonilla, S OBP: 0.383, SLG: 0.476		2-2 G3-1		4-2 2B BB		1-1 P5		0-0 F7	1-2 2-H 3-H	3	1	0	0	1	0	1											
Jim Eisenreich, L Robb Nen, R		4-0 2B BB		3-2 1-H 2B		2-2 G4-3		4-1 2B BB		2	1	1	1	2	0	0											
Gregg Zaun, S OBP: 0.418, SLG: 0.455		1 SAFE 3-1 2B		2-0 P6		0-1 G4-3		2-1 1-H 2-H		4	0	2	2	0	0	1											
Livan Hernandez, R John Cangelosi, S Mark Hutton, R John Wehner, R Rob Stanifer, R Jeff Conine, R		1-3 K		1-0 HR				1-0 FC6-1 2B		1	0	0	0	0	1	2											
Inning Stats	R: 0 E: 0 K: 1 S: 11	H: 1 LOB: 1 BB: 0 P: 19	R: 0 E: 0 K: 1 S: 11	H: 1 LOB: 2 BB: 1 P: 21	R: 0 E: 0 K: 0 S: 7	H: 1 LOB: 0 BB: 0 P: 12	R: 1 E: 0 K: 0 S: 9	H: 1 LOB: 1 BB: 1 P: 22	R: 1 E: 0 K: 1 S: 13	H: 1 LOB: 2 BB: 2 P: 27	R: 0 E: 0 K: 0 S: 7	H: 0 LOB: 0 BB: 0 P: 10	R: 0 E: 0 K: 0 S: 9	H: 2 LOB: 1 BB: 0 P: 13	R: 2 E: 1 K: 1 S: 11	H: 1 LOB: 1 BB: 1 P: 20		R: 2 E: 1 K: 0 S: 8	H: 2 LOB: 2 BB: 1 P: 15	1B: 4 2B: 6 3B: 0 HR: 1	SF: 0 SAC: 0 DP: 2 HBP: 0	WP: 1 PA: 41					
PITCHER	IP	WLS	BF	H	R	ER	SO	BB	IBB	HBP	BLK	WP	HR	S	P	ERA	WHIP										
Dwight Gooden, R ERA: 5.91	(1, 1)	5.0	23	5	2	2	3	4	0	0	0	0	0	51	101	3.60	1.800										
Ramiro Mendoza, R ERA: 5.08	(6, 1)	2.0	7	2	0	0	0	0	0	0	0	0	0	16	23	0.00	1.000										
Jeff Nelson, R ERA: 3.28	(8, 1)	1.0	6	1	2	0	1	1	0	0	0	0	0	11	20	0.00	2.000										
42 Mariano Rivera, R ERA: 2.14	(9, 1)	0.1	L	5	2	2	1	0	0	0	0	0	0	8	15	27.00	6.000										

Batter	1	2	3	4	5	6	7	8	9	AB	R	H	RBI	BB	SO	LOB	TOP		
Cliff Floyd, L OBP: 0.365, SLG: 0.388 John Cangelosi, S OBP: 0.356, SLG: 0.360	4-2 WP S 2B BB		2-1 G3-1		2-1 F9			1-3 K	1-0 L6	2	1	0	0	1	0	2			
Edgar Renteria, R OBP: 0.322, SLG: 0.327	2-2 G5-3		2-2 G6-3		0-0 FC6-4			0-1 G5-3		4	0	0	0	0	0	3			
Jim Eisenreich, L OBP: 0.388, SLG: 0.388 Kurt Abbott, R OBP: 0.321, SLG: 0.486	1-2 F9			1-2 P4		2-2 P5		3-2 2B	1B	3	0	0	0	0	0	1			
Gary Sheffield, R OBP: 0.453, SLG: 0.420	1-2 2H 2B			4-2 WP S BB		1-3 K		0-2 1H 2B		3	0	2	2	1	1	0			
Moises Alou, R OBP: 0.386, SLG: 0.492	1-1 G6-3			1-3 K		2-1 F8		1-2 F9		4	0	0	0	0	1	3			
Bobby Bonilla, S OBP: 0.383, SLG: 0.490		3-3 K		3-2 G4-3			1-1 F8		2-1 HR	4	1	1	1	0	1	1			
Jeff Conine, R OBP: 0.325, SLG: 0.366		3-3 K			1-0 G5-3 1B		1-1 F9		2-3 K	4	0	1	0	0	2	0	AB 33		
Charles Johnson, R OBP: 0.330, SLG: 0.365		1-3 K			0-2 G5-3		4-1 BB		0-0 1B	3	0	1	0	1	1	1	R 3		
Luis Castillo, S OBP: 0.322, SLG: 0.295			3-1 G4-3		4-0 FC6-4 BB		2-3 K		2-3 K	3	0	0	0	1	2	2	H 6		
Inning Stats	R: 1 E: 0 K: 0 S: 16	H: 1 LOB: 1 BB: 1 P: 25	R: 0 E: 0 K: 3 S: 11	H: 0 LOB: 0 BB: 0 P: 18	R: 0 E: 0 K: 0 S: 8	H: 0 LOB: 0 BB: 0 P: 15	R: 0 E: 0 K: 1 S: 13	H: 1 LOB: 1 BB: 1 P: 22	R: 0 E: 0 K: 1 S: 9	H: 0 LOB: 0 BB: 0 P: 14	R: 0 E: 0 K: 1 S: 8	H: 0 LOB: 1 BB: 1 P: 16	R: 1 E: 0 K: 1 S: 15	H: 2 LOB: 1 BB: 0 P: 20	R: 1 E: 0 K: 2 S: 13	H: 2 LOB: 1 BB: 0 P: 20	1B: 3 2B: 2 3B: 0 HR: 1	SF: 0 SAC: 0 DP: 0 HBP: 0	WP: 2 PA: 37 PB: 0 SB: 2 CS: 0
PITCHER	IP WLS BF H R ER SO BB IBB HBP BLK WP HR S P ERA WHIP																		
Felipe Lira, R ERA: 5.08	(1, 1) 7.0 27 2 1 1 6 4 0 0 0 0 2 0 73 125 1.29 0.857																		
Mike Myers, L ERA: 5.49	(8, 1) 0.2 2 0 0 0 1 0 0 0 0 0 0 0 5 6 0.00 0.000																		
Todd Jones, R ERA: 3.99	(8, 1) 1.1 L 8 4 2 2 2 0 0 0 0 0 0 1 23 34 13.50 3.000																		

Florida Marlins @ Detroit Tigers
Tiger Stadium, Detroit, MI
Tue Jun 17 1997, 7:05 PM EDT
Att: 13,351 - Unknown - 67 F

AB 33
R 3
H 6
RBI 3
BB 4
SO 9
LOB 14



Batter	1	2	3	4	5	6	7	8	9	AB	R	H	RBI	BB	SO	LOB	BOTTOM				
Curtis Pride, L OBP: 0.319, SLG: 0.330	3-3 K		1-0 P6		4-1 SF9 1-2 BB		1-0 2H 3B		2-3 K	4	0	1	1	1	2	0					
Damion Easley, R OBP: 0.352, SLG: 0.422	0-2 P4		0-0 F7		1-1 SF9		3-1 P6			3	0	0	1	0	0	1					
Tony Clark, S OBP: 0.368, SLG: 0.538	2-1 2B		3-1 P5		1-3 K		0-2 L7			4	0	1	0	0	1	2					
Bob Hamelin, L OBP: 0.448, SLG: 0.636	2-3 K			1-2 BB 1B		0-0 F7		1-0 F9		4	0	1	0	0	1	2					
Melvin Nieves, S OBP: 0.354, SLG: 0.440		3-3 K		1-3 K		3-3 K		4-2 BB		3	0	0	0	1	3	1					
Orlando Miller, R OBP: 0.438, SLG: 0.786		2-1 BB 2B		0-0 P3		1-1 F7		1-2 F7		4	0	1	0	0	0	2					
Raul Casanova, S OBP: 0.333, SLG: 0.344		4-1 BB BB		4-2 BB		3-1 G3		2-2 P6		2	0	0	0	2	0	1	AB 28				
Phil Nevin, R OBP: 0.309, SLG: 0.304		4-0 G6-4-3 BB		0-0 L9			4-2 SH3-4 3B BB		0-1 F9	2	1	0	0	2	0	2	R 2				
Brian Hunter, R OBP: 0.291, SLG: 0.322		0-0 G6-4-3			4-0 S SF9 BB		1-0 SH3-4		1-3 K	2	1	0	0	1	1	3	H 4				
Inning Stats	R: 0 E: 0 K: 2 S: 11	H: 1 LOB: 1 BB: 0 P: 18	R: 0 E: 0 K: 1 S: 8	H: 1 LOB: 2 BB: 2 P: 21	R: 0 E: 0 K: 0 S: 4	H: 0 LOB: 0 BB: 0 P: 8	R: 0 E: 0 K: 1 S: 12	H: 1 LOB: 1 BB: 1 P: 18	R: 1 E: 0 K: 1 S: 7	H: 0 LOB: 1 BB: 2 P: 17	R: 0 E: 0 K: 1 S: 7	H: 0 LOB: 0 BB: 0 P: 14	R: 1 E: 0 K: 0 S: 10	H: 1 LOB: 1 BB: 1 P: 18	R: 0 E: 0 K: 0 S: 12	H: 0 LOB: 1 BB: 1 P: 20	R: 0 E: 0 K: 2 S: 8	H: 0 LOB: 0 BB: 0 P: 11	1B: 1 2B: 2 3B: 1 HR: 0	SF: 1 SAC: 1 DP: 1 HBP: 0	WP: 0 PA: 37 PB: 0 SB: 3 CS: 0
PITCHER	IP WLS BF H R ER SO BB IBB HBP BLK WP HR S P ERA WHIP																				
Rick Helling, R ERA: 3.81	(1, 1) 6.2 29 4 2 2 6 6 0 0 0 0 0 0 4 5 0.00 0.000																				
Felix Hernandez, L ERA: 2.0	(7, 1) 0.2 2 0 0 0 0 0 0 0 0 0 0 0 4 5 0.00 0.000																				
Antonio Alfonseca, R ERA: 1.0	(8, 1) 0.2 W 3 0 0 0 0 1 0 0 0 0 0 0 11 18 0.00 1.500																				
Robb Nen, R ERA: 5.01	(9, 1) 1.0 S 3 0 0 0 2 0 0 0 0 0 0 0 8 11 0.00 0.000																				

Florida Marlins @ Detroit Tigers
Tiger Stadium, Detroit, MI
Tue Jun 17 1997, 7:05 PM EDT
Att: 13,351 - Unknown - 67 F

AB 28
R 2
H 4
RBI 2
BB 7
SO 8
LOB 14



Batter	1	2	3	4	5	6	7	8	9	AB	R	H	RBI	BB	SO	LOB	TOP			
Cliff Floyd, L OBP: 0.360, SLG: 0.373 (1, 7)	G4-3		FC5 1B BB		F8			F8		3	0	0	0	1	0	0	Florida Marlins @ Detroit Tigers Tiger Stadium, Detroit, MI Wed Jun 18 1997, 3:33 AM EDT Att: 14,043 - Cloudy - 64 F			
Edgar Renteria, R OBP: 0.324, SLG: 0.330 (1, 6)	G5-3		1-2 1B		G6-3			1-1 1B		4	0	2	0	0	0	0				
Jim Eisenreich, L OBP: 0.346, SLG: 0.377 (1, 10)	K		F7			F9		G5-3		4	0	0	0	0	1	3				
Gary Sheffield, R OBP: 0.450, SLG: 0.413 (1, 9)		F8	FC5			G6-4-3 BB			G6-3	3	0	0	0	1	0	2				
Moises Alou, R OBP: 0.387, SLG: 0.494 (1, 8)		HR 2B			G6-3 BB			F9		3	1	1	0	1	0	1				
Bobby Bonilla, S OBP: 0.381, SLG: 0.498 (1, 5)		HR			G6-3			G4-3		4	1	1	2	0	0	1				
Jeff Conine, R OBP: 0.321, SLG: 0.361 (1, 3)	G4-3				E6			G4-3		3	0	0	0	0	0	0				
Gregg Zaun, S OBP: 0.402, SLG: 0.435 (1, 2)	G6-3				F7			G4-3		3	0	0	0	0	0	1				
Luis Castillo, S OBP: 0.317, SLG: 0.290 (1, 4)			G1-3		K			G3		3	0	0	0	0	1	0				
Inning Stats	R: 0 E: 0 K: 1 S: 8	H: 0 LOB: 0 BB: 0 P: 12	R: 2 E: 0 K: 0 S: 12	H: 2 LOB: 0 BB: 0 P: 15	R: 0 E: 0 K: 0 S: 14	H: 1 LOB: 2 BB: 1 P: 26	R: 0 E: 1 K: 0 S: 10	H: 0 LOB: 1 BB: 1 P: 18	R: 0 E: 0 K: 1 S: 6	H: 0 LOB: 0 BB: 0 P: 11	R: 0 E: 0 K: 0 S: 7	H: 0 LOB: 0 BB: 0 P: 9	R: 0 E: 0 K: 0 S: 7	H: 1 LOB: 1 BB: 0 P: 10	R: 0 E: 0 K: 0 S: 8	H: 0 LOB: 0 BB: 0 P: 10	1B: 2 2B: 1 3B: 0 HR: 1	SF: 0 SAC: 0 DP: 2 HBP: 0	WP: 0 PB: 0 SB: 0 CS: 0	PA: 33
PITCHER Omar Olivares, R ERA: 3.47 (1, 1)	IP: 9.0 WLS: W BF: 33 H: 4 R: 2 ER: 2 SO: 2 BB: 3 IBB: 0 HBP: 0 BLK: 0 WP: 0 HR: 1 S: 77 P: 123 ERA: 2.00 WHIP: 0.778																			

Batter	1	2	3	4	5	6	7	8	9	AB	R	H	RBI	BB	SO	LOB	BOTTOM			
Brian Hunter, R OBP: 0.297, SLG: 0.324 (1, 8)	1B G5-3 1B	E S 2B BB	CS BB			G4-3				2	2	1	0	2	0	0	Florida Marlins @ Detroit Tigers Tiger Stadium, Detroit, MI Wed Jun 18 1997, 3:33 AM EDT Att: 14,043 - Cloudy - 64 F			
Jody Read, R OBP: 0.309, SLG: 0.232 (1, 4)	G5-3	P6	CS		F7	F7				4	0	0	0	0	0	2				
Tony Clark, S OBP: 0.374, SLG: 0.544 (1, 3)	BB 1B 1B	1B 2B			BB			F8		3	1	2	1	1	0	0				
Phil Nevin, R OBP: 0.318, SLG: 0.315 (1, 7)	BB 1B	FC6-4 1B			F8			K		4	1	2	1	0	1	1				
Orlando Miller, R OBP: 0.400, SLG: 0.647 (1, 5)	1B BB	FC6-4			K			K		3	0	0	0	1	2	3				
Bob Hamelin, L OBP: 0.429, SLG: 0.605 (1, 10)	L4		E5 2B		G4-3			G3-1		4	1	0	0	0	0	3				
Joe Hall, R OBP: 0.500, SLG: 0.750 (1, 9)			SF9 2B		L6			K		3	1	2	3	0	0	0				
Melvin Nieves, S OBP: 0.352, SLG: 0.438 (8, 9)	1-2 2H 3H 1B				L8					1	0	0	0	0	1	0				
Brian Johnson, R OBP: 0.223, SLG: 0.291 (1, 2)	G5-3		SF9					L7		3	0	1	1	0	0	2				
Deivi Cruz, R OBP: 0.205, SLG: 0.283 (1, 6)		L4	G5-3			K2-3				4	0	0	0	0	1	1				
Inning Stats	R: 3 E: 0 K: 0 S: 19	H: 4 LOB: 2 BB: 1 P: 32	R: 1 E: 0 K: 0 S: 11	H: 2 LOB: 1 BB: 1 P: 23	R: 2 E: 1 K: 0 S: 11	H: 1 LOB: 0 BB: 1 P: 22	R: 0 E: 0 K: 1 S: 9	H: 0 LOB: 1 BB: 1 P: 20	R: 0 E: 0 K: 0 S: 8	H: 0 LOB: 0 BB: 0 P: 14	R: 0 E: 0 K: 2 S: 7	H: 0 LOB: 0 BB: 0 P: 10	R: 0 E: 0 K: 1 S: 8	H: 1 LOB: 1 BB: 0 P: 13	R: 0 E: 0 K: 0 S: 8	H: 0 LOB: 0 BB: 0 P: 10	1B: 5 2B: 3 3B: 0 HR: 0	SF: 1 SAC: 0 DP: 0 HBP: 0	WP: 0 PB: 0 SB: 1 CS: 1	PA: 37
PITCHER Al Leiter, L ERA: 5.09 (1, 1)	IP: 3.0 WLS: L BF: 19 H: 7 R: 6 ER: 4 SO: 0 BB: 3 IBB: 0 HBP: 0 BLK: 0 WP: 0 HR: 0 S: 41 P: 77 ERA: 12.00 WHIP: 3.333																			
Mark Hutton, R ERA: 4.54 (4, 1)	IP: 3.0 WLS: L BF: 10 H: 0 R: 0 ER: 0 SO: 2 BB: 1 IBB: 0 HBP: 0 BLK: 0 WP: 0 HR: 0 S: 23 P: 42 ERA: 0.00 WHIP: 0.333																			
Rob Stanifer, R ERA: 3.0 (7, 1)	IP: 2.0 WLS: L BF: 7 H: 1 R: 0 ER: 0 SO: 3 BB: 0 IBB: 0 HBP: 0 BLK: 0 WP: 0 HR: 0 S: 15 P: 23 ERA: 0.00 WHIP: 0.500																			

Batter	1	2	3	4	5	6	7	8	9	AB	R	H	RBI	BB	SO	LOB	TOP					
Luis Castillo, S (1,4) OBP: 0.311, SLG: 0.284	F7		G3		G3		K			4	0	0	0	0	1	2	Florida Marlins @ Montreal Expos Olympic Stadium, Montreal, QB Fri Jun 20 1997, 7:05 PM EDT Att: 21,121 - Dome					
Edgar Renteria, R (1,6) OBP: 0.325, SLG: 0.328	K				K		G1-6-3			4	0	1	0	0	2	1						
Cliff Floyd, L (1,7) Todd Dunwoody, L (6,8) OBP: 0.361, SLG: 0.531	F8				F5		G6-3		F7	3	0	0	0	0	0	1						
Gary Sheffield, R (1,9) OBP: 0.451, SLG: 0.409		F7					G6-3			2	0	0	0	2	0	0						
Moises Alou, R (1,8) Moises Alou, R (6,7) OBP: 0.385, SLG: 0.488	K				E4				K	3	0	0	0	1	2	2						
Bobby Bonilla, S (1,5) OBP: 0.379, SLG: 0.492	G3-1						K		G3	3	0	0	0	1	1	2						
Jeff Conine, R (1,3) OBP: 0.324, SLG: 0.363									G4-3	4	1	2	0	0	1	3						
Charles Johnson, R (1,2) OBP: 0.333, SLG: 0.398									K	4	1	2	2	0	2	1						
Alex Fernandez, R (1,1) OBP: 0.250, SLG: 0.321									K	3	0	0	0	0	3	1						
Inning Stats	R: 0 E: 0 K: 1 S: 5	H: 0 LOB: 0 BB: 0 P: 5	R: 0 E: 0 K: 1 S: 5	H: 0 LOB: 0 BB: 0 P: 5	R: 0 E: 0 K: 1 S: 6	H: 1 LOB: 1 BB: 0 P: 6	R: 0 E: 1 K: 1 S: 6	H: 1 LOB: 3 BB: 2 P: 14	R: 1 E: 0 K: 2 S: 8	H: 1 LOB: 0 BB: 0 P: 8	R: 0 E: 0 K: 1 S: 5	H: 0 LOB: 1 BB: 1 P: 9	R: 1 E: 0 K: 2 S: 9	H: 2 LOB: 1 BB: 0 P: 9	R: 0 E: 0 K: 1 S: 5	H: 0 LOB: 1 BB: 0 P: 9	R: 0 E: 0 K: 2 S: 7	H: 0 LOB: 0 BB: 0 P: 7	1B: 3 2B: 0 3B: 1 HR: 1	SF: 0 SAC: 1 DP: 0 HBP: 0	WP: 0 PB: 0 SB: 0 CS: 1	PA: 36
PITCHER Pedro Martinez, R (1,1) ERA: 1.64	IP: 9.0 WLS: L BF: 36 H: 5 R: 2 ER: 2 SO: 12 BB: 4 IBB: 0 HBP: 0 BLK: 0 WP: 0 HR: 1 S: 56 P: 72 ERA: 2.00 WHIP: 1.000															PITCHER						

Batter	1	2	3	4	5	6	7	8	9	AB	R	H	RBI	BB	SO	LOB	BOTTOM					
F.P. Santangelo, S (1,5) OBP: 0.453, SLG: 0.479	SH1-3		G5-4-3			K			K	3	0	1	0	1	2	0	Florida Marlins @ Montreal Expos Olympic Stadium, Montreal, QB Fri Jun 20 1997, 7:05 PM EDT Att: 21,121 - Dome					
Mike Lansing, R (1,4) OBP: 0.330, SLG: 0.456	SH1-3		G5-4-3			G4-3			K	3	0	0	0	0	1	1						
Mark Grudzielanek, R (1,6) OBP: 0.340, SLG: 0.420	F2		K			G4-3			P4	4	0	0	0	0	1	1						
Henry Rodriguez, L (1,7) OBP: 0.343, SLG: 0.547	F8				F9		F5			3	0	0	0	0	0	1						
Ryan McGuire, L (1,3) OBP: 0.471, SLG: 0.766			G4-3				F8			2	0	1	0	1	0	0						
Rondell White, R (1,8) OBP: 0.328, SLG: 0.460			G4-3			G6-4-3			L9	3	0	0	0	0	0	2						
Joe Orsulak, L (1,9) OBP: 0.340, SLG: 0.370						K			G3	2	1	0	0	1	1	0						
Chris Widger, R (1,2) OBP: 0.297, SLG: 0.500						G3-1			G5-3	3	0	1	1	0	0	0						
Pedro Martinez, R (1,1) OBP: 0.121, SLG: 0.125						K			K	3	0	0	0	0	2	1						
Inning Stats	R: 0 E: 0 K: 0 S: 4	H: 1 LOB: 1 BB: 0 P: 4	R: 1 E: 0 K: 0 S: 4	H: 2 LOB: 1 BB: 1 P: 8	R: 0 E: 0 K: 1 S: 4	H: 0 LOB: 0 BB: 1 P: 8	R: 0 E: 0 K: 0 S: 2	H: 0 LOB: 0 BB: 1 P: 6	R: 0 E: 0 K: 2 S: 7	H: 0 LOB: 0 BB: 0 P: 7	R: 0 E: 0 K: 1 S: 5	H: 0 LOB: 0 BB: 0 P: 5	R: 0 E: 0 K: 0 S: 3	H: 0 LOB: 0 BB: 0 P: 3	R: 0 E: 0 K: 1 S: 5	H: 0 LOB: 0 BB: 0 P: 5	R: 0 E: 0 K: 2 S: 7	H: 0 LOB: 0 BB: 0 P: 7	1B: 0 2B: 3 3B: 0 HR: 0	SF: 0 SAC: 1 DP: 2 HBP: 0	WP: 0 PB: 0 SB: 0 CS: 2	PA: 30
PITCHER Alex Fernandez, R (1,1) ERA: 3.21	IP: 9.0 WLS: W BF: 30 H: 3 R: 1 ER: 1 SO: 7 BB: 3 IBB: 0 HBP: 0 BLK: 0 WP: 0 HR: 0 S: 41 P: 53 ERA: 1.00 WHIP: 0.667															PITCHER						



Batter	1	2	3	4	5	6	7	8	9	AB	R	H	RBI	BB	SO	LOB	TOP			
Luis Castillo, S (1,4) OBP: 0.314, SLG: 0.285 Jim Eisenreich, L (9, PH) OBP: 0.351, SLG: 0.381 Kurt Abbott, R (9, PR) OBP: 0.321, SLG: 0.486	0-0 1B		4-1 1B 2B BB		0-0 G5-3		1-0 G5-3		1-2 1B	3	1	1	0	1	0	0				
Todd Dunwoody, L (1,8) OBP: 0.390, SLG: 0.611	2-3 SAFE K		1-1 SAFE F8		2-2 1B			2-2 HR	4-1 SAFE BB	4	1	2	1	1	1	2				
Edgar Renteria, R (1,6) OBP: 0.321, SLG: 0.326	0-3 SAFE K		2-1 1-3 2B 1B		2-3 1-2 K			0-0 F8	0-3 2B BB	5	1	1	0	0	3	4				
Gary Sheffield, R (1,9) OBP: 0.446, SLG: 0.409	0-2 SAFE F7		0-0 1-1 L4 2B		2-3 1-2 K			0-3 K	2-3 K	5	0	1	2	0	3	4				
Moises Alou, R (1,7) OBP: 0.384, SLG: 0.484		0-0 G4-3	1-1 L4			0-1 G5-3		0-0 2B 1B		4	0	1	0	0	0	1				
Bobby Bonilla, S (1,5) OBP: 0.381, SLG: 0.496		2-2 F7		1-1 G6-4-3 1B		1-0 L8		1-0 1-3 2B		4	0	2	0	0	0	0				
Jeff Conine, R (1,3) OBP: 0.327, SLG: 0.360		4-1 1B BB		1-0 G6-4-3 1-2		1-2 L8		4-1 BB		2	0	0	0	2	0	1				
Gregg Zaun, S (1,2) OBP: 0.407, SLG: 0.431		1-1 1-2 1B		4-2 BB			0-0 L3	1-0 F9		3	0	1	0	1	0	3				
Pat Rapp, R (1,1) OBP: 0.143, SLG: 0.250 Jay Powell, R (7,1) OBP: 0.333, SLG: 0.333 John Cangelosi, S (9, PH) OBP: 0.352, SLG: 0.355		0-2 G6-3		1-3 K			0-1 L4	1-2 F8		3	0	0	0	0	1	3				
Inning Stats	R: 0 E: 0 K: 2 S: 10	H: 1 LOB: 1 BB: 0 P: 12	R: 0 E: 0 K: 0 S: 10	H: 1 LOB: 2 BB: 1 P: 17	R: 2 E: 0 K: 0 S: 8	H: 2 LOB: 0 BB: 1 P: 16	R: 0 E: 0 K: 1 S: 9	H: 1 LOB: 1 BB: 1 P: 16	R: 0 E: 0 K: 0 S: 6	H: 0 LOB: 0 BB: 0 P: 8	R: 0 E: 0 K: 0 S: 4	H: 0 LOB: 0 BB: 0 P: 5	R: 1 E: 0 K: 1 S: 13	H: 3 LOB: 3 BB: 1 P: 21	R: 0 E: 0 K: 2 S: 14	H: 1 LOB: 2 BB: 1 P: 22	1B: 7 2B: 3 3B: 0 HR: 1	SF: 0 SAC: 0 DP: 2 HBP: 0	WP: 0 PB: 0 SB: 4 CS: 0	PA: 40
PITCHER	IP WLS BF H R ER SO BB IBB HBP BLK WP HR S P ERA WHIP	7.2 W 32 8 3 3 6 3 0 0 0 0 1 67 102 3.52 1.435	8.1 S 8 2 0 0 2 2 0 0 0 0 0 17 31 0.00 3.000																	

Florida Marlins @ Montreal Expos
Olympic Stadium, Montreal, QB
Sat Jun 21 1997, 3:33 AM EDT
Att: 25,338 - Dome - 70 F

AB 35
R 3
H 10
RBI 3
BB 5
SO 8
LOB 18



Batter	1	2	3	4	5	6	7	8	9	AB	R	H	RBI	BB	SO	LOB	BOTTOM			
F.P. Santangelo, S (1,5) OBP: 0.456, SLG: 0.482	3-2 BB 1B			0-1 1-3 1B			3-2 2B 1B	0-3 K		5	1	3	0	0	2	2				
Mike Lansing, R (1,4) OBP: 0.328, SLG: 0.455	1-0 SAFE P4		2-3 K	0-3 K			1-2 SH1 1-1 E 2B	0-1 G6-3		5	1	1	1	0	2	3				
Mark Grudzielanek, R (1,6) OBP: 0.340, SLG: 0.419	0-1 SAFE F9		3-2 1B		0-0 F8		1-0 SH1		2-3 G6-3	3	0	1	0	0	0	1				
David Segui, S (1,3) OBP: 0.310, SLG: 0.515	4-0 1-2 BB		2-1 G3-6-3 1B		0-0 G3-1		2-1 G6-3		3-1 G6-3	3	0	1	0	1	0	0				
Henry Rodriguez, L (1,7) OBP: 0.345, SLG: 0.558 Joe Orsulak, L (8,7) OBP: 0.340, SLG: 0.370	1-3 K		0-0 G3-6-3		0-0 1B		0-0 HR		0-0 HR	4	1	2	1	0	1	4				
Rondell White, R (1,8) OBP: 0.327, SLG: 0.457		0-0 F9		0-1 G6-3		0-0 P3	2-2 1B		2-2 1B	4	0	1	0	0	0	1				
Vladimir Guerrero, R (1,9) OBP: 0.369, SLG: 0.458		1-0 G4-3		2-1 HR		0-1 G6-3	1-1 1B		1-3 1B	4	1	2	1	0	0	0				
Chris Widger, R (1,2) OBP: 0.295, SLG: 0.491		1-0 WP BB 1B		2-1 F8		3-2 F8	2-1 F9			4	0	1	0	0	0	2				
Jeff Juden, R (1,1) OBP: 0.172, SLG: 0.148 Ugueth Urbina, R (8,1)		4-0 1-2 BB		0-0 1B		0-3 K		1-3 K		2	0	1	0	1	1	0				
Inning Stats	R: 0 E: 0 K: 1 S: 10	H: 1 LOB: 2 BB: 1 P: 19	R: 0 E: 0 K: 1 S: 6	H: 1 LOB: 1 BB: 1 P: 14	R: 0 E: 0 K: 1 S: 14	H: 2 LOB: 1 BB: 0 P: 21	R: 1 E: 0 K: 1 S: 12	H: 3 LOB: 2 BB: 0 P: 16	R: 0 E: 0 K: 0 S: 4	H: 0 LOB: 0 BB: 0 P: 4	R: 0 E: 0 K: 1 S: 8	H: 0 LOB: 0 BB: 0 P: 11	R: 3 E: 1 K: 0 S: 18	H: 5 LOB: 2 BB: 0 P: 29	R: 0 E: 0 K: 2 S: 9	H: 0 LOB: 0 BB: 0 P: 10	1B: 10 2B: 1 3B: 0 HR: 2	SF: 0 SAC: 1 DP: 1 HBP: 0	WP: 1 PB: 0 SB: 0 CS: 0	PA: 38
PITCHER	IP WLS BF H R ER SO BB IBB HBP BLK WP HR S P ERA WHIP	6.2 L 33 12 4 4 2 2 0 0 0 0 2 67 107 5.40 2.100	1.1 5 1 0 0 2 0 0 0 0 0 0 0 14 17 0.00 0.750																	

Florida Marlins @ Montreal Expos
Olympic Stadium, Montreal, QB
Sat Jun 21 1997, 3:33 AM EDT
Att: 25,338 - Dome - 70 F

AB 35
R 4
H 13
RBI 3
BB 2
SO 7
LOB 13



Batter	1	2	3	4	5	6	7	8	9	AB	R	H	RBI	BB	SO	LOB	TOP									
Kurt Abbott, R OBP: 0.316, SLG: 0.474 (1, 4)										4	0	1	0	0	1	2										
Todd Dunwoody, L OBP: 0.397, SLG: 0.558 (1, 8)										4	0	0	0	0	4	1										
Edgar Renteria, R OBP: 0.323, SLG: 0.331 (1, 6)										4	0	0	0	0	2	1										
Gary Sheffield, R OBP: 0.437, SLG: 0.394 (1, 9)										4	0	0	0	0	3	1										
Moises Alou, R OBP: 0.387, SLG: 0.498 (1, 7)										4	1	2	1	0	2	0										
Bobby Bonilla, S OBP: 0.377, SLG: 0.492 (1, 5)										4	2	2	0	0	0	1										
John Wehner, R OBP: 0.333, SLG: 0.350 (9, PR)										0	0	0	0	0	0	0										
Jeff Conine, R OBP: 0.329, SLG: 0.364 (1, 3)										3	0	1	1	1	1	1										
Charles Johnson, R OBP: 0.340, SLG: 0.401 (1, 2)										4	0	2	1	0	2	1										
Rick Helling, R OBP: 0.307, SLG: 0.391 (5, PH)										1	0	0	0	0	0	0										
Billy Mackinnon, L OBP: 0.143, SLG: 0.286 (5, 1)										1	0	0	0	0	0	1										
Mark Hutton, R OBP: 0.340, SLG: 0.368 (7, PH)										0	0	0	0	0	0	0										
Jim Eisenreich, L OBP: 0.340, SLG: 0.368 (7, PH)										1	0	0	0	0	0	2										
Rob Stanifer, R OBP: 0.302, SLG: 0.500 (7, 1)										0	0	0	0	0	0	0										
Gregg Zaun, S OBP: 0.402, SLG: 0.425 (9, PH)										1	0	0	0	0	0	3										
Inning Stats	R: 0 E: 0 K: 3 S: 11	H: 1 LOB: 1 BB: 0 P: 16	R: 0 E: 0 K: 1 S: 9	H: 1 LOB: 0 BB: 0 P: 16	R: 0 E: 0 K: 1 S: 7	H: 0 LOB: 0 BB: 0 P: 10	R: 0 E: 0 K: 2 S: 10	H: 0 LOB: 0 BB: 0 P: 11	R: 1 E: 0 K: 2 S: 15	H: 2 LOB: 1 BB: 0 P: 26	R: 0 E: 0 K: 3 S: 11	H: 0 LOB: 0 BB: 0 P: 18	R: 2 E: 1 K: 1 S: 17	H: 2 LOB: 2 BB: 1 P: 30	R: 0 E: 0 K: 1 S: 11	H: 0 LOB: 0 BB: 0 P: 16	R: 0 E: 0 K: 1 S: 9	H: 2 LOB: 3 BB: 0 P: 12	1B: 4 2B: 3 3B: 0 HR: 1	SF: 0 SAC: 0 DP: 0 HBP: 0	WP: 0 PB: 0 SB: 0 CS: 1	PA: 36				
PITCHER	IP	WLS	BF	H	R	ER	SO	BB	IBB	HBP	BLK	WP	HR	S	P	ERA	WHIP									
Curt Schilling, R ERA: 3.09	(1, 1)	7.0	W	28	6	3	2	13	1	0	0	0	0	1	80	127	2.57	1.000								
Jerry Spradlin, R ERA: 3.47	(8, 1)	1.0		3	0	0	0	1	0	0	0	0	0	0	11	16	0.00	0.000								
Ricky Bottalico, R ERA: 3.9	(9, 1)	1.0		5	2	0	0	1	0	0	0	0	0	9	12	0.00	2.000									

Florida Marlins @ Philadelphia Phillies
Veterans Stadium, Philadelphia, PA
Mon Jun 23 1997, 7:05 PM EDT
Att: 18,033 - Sunny - 88 F

AB	35
R	3
H	8
RBI	3
BB	1
SO	15
LOB	14



Batter	1	2	3	4	5	6	7	8	9	AB	R	H	RBI	BB	SO	LOB	BOTTOM									
Rob Butler, L OBP: 0.365, SLG: 0.441 (1, 8)										5	1	2	0	0	1	2										
Mickey Morandini, L OBP: 0.381, SLG: 0.408 (1, 4)										4	2	1	0	1	1	3										
Darren Daulton, L OBP: 0.402, SLG: 0.523 (1, 9)										1	3	1	2	3	0	0										
Derrick May, L OBP: 0.286, SLG: 0.351 (8, 9)										0	0	0	0	0	0	0										
Scott Rolen, R OBP: 0.362, SLG: 0.450 (1, 5)										4	1	2	5	0	1	1										
Rico Brogna, L OBP: 0.293, SLG: 0.438 (1, 3)										3	0	0	0	1	2	1										
Gregg Jefferies, S OBP: 0.336, SLG: 0.362 (1, 7)										4	0	0	0	0	0	2										
Mike Lieberthal, R OBP: 0.256, SLG: 0.402 (1, 2)										3	0	0	0	1	0	0										
Kevin Stocker, S OBP: 0.318, SLG: 0.329 (1, 6)										3	1	2	0	1	1	1										
Curt Schilling, R OBP: 0.171, SLG: 0.182 (1, 1)										2	0	0	0	0	0	1										
Jerry Spradlin, S (8, 1)										0	0	0	0	0	0	0										
Ruben Amaro Jr., S OBP: 0.312, SLG: 0.333 (6, PH)										1	1	1	2	0	0	0										
Ricky Bottalico, L (9, 1)										0	0	0	0	0	0	0										
Inning Stats	R: 2 E: 0 K: 1 S: 19	H: 2 LOB: 1 BB: 2 P: 35	R: 0 E: 0 K: 0 S: 12	H: 1 LOB: 1 BB: 0 P: 17	R: 3 E: 0 K: 2 S: 24	H: 2 LOB: 1 BB: 2 P: 37	R: 2 E: 0 K: 2 S: 14	H: 1 LOB: 0 BB: 1 P: 22	R: 0 E: 0 K: 0 S: 6	H: 0 LOB: 0 BB: 0 P: 12	R: 0 E: 0 K: 0 S: 9	H: 1 LOB: 1 BB: 0 P: 11	R: 0 E: 0 K: 1 S: 8	H: 0 LOB: 0 BB: 1 P: 15	R: 2 E: 0 K: 0 S: 7	H: 2 LOB: 1 BB: 1 P: 14	1B: 2 2B: 3 3B: 1 HR: 3	SF: 0 SAC: 1 DP: 1 HBP: 0	WP: 0 PB: 0 SB: 0 CS: 1	PA: 38						
PITCHER	IP	WLS	BF	H	R	ER	SO	BB	IBB	HBP	BLK	WP	HR	S	P	ERA	WHIP									
Rick Helling, R ERA: 4.66	(1, 1)	4.0	L	22	6	7	7	5	5	0	0	0	0	0	69	111	15.75	2.750								
Mark Hutton, R ERA: 4.29	(5, 1)	2.0		7	1	0	0	0	0	0	0	0	0	15	23	0.00	0.500									
Rob Stanifer, R ERA: 3.47	(7, 1)	2.0		9	2	2	2	1	2	0	0	0	0	1	15	29	9.00	2.000								

Florida Marlins @ Philadelphia Phillies
Veterans Stadium, Philadelphia, PA
Mon Jun 23 1997, 7:05 PM EDT
Att: 18,033 - Sunny - 88 F

AB	30
R	9
H	9
RBI	9
BB	7
SO	6
LOB	11



Batter	1	2	3	4	5	6	7	8	9	AB	R	H	RBI	BB	SO	LOB	TOP										
John Cangelosi, S OBP: 0.376, SLG: 0.383	G4-3																5 1 4 3 0 0 0										
John Wehner, R OBP: 0.394, SLG: 0.475																	1 0 1 0 0 0 0										
Bobby Bonilla, S OBP: 0.379, SLG: 0.487																	4 0 1 0 0 2 5										
Jim Eisenreich, L OBP: 0.343, SLG: 0.371																	3 0 0 1 1 0 0										
Kurt Abbott, R OBP: 0.310, SLG: 0.475																	5 1 1 1 0 1 2										
Edgar Renteria, R OBP: 0.321, SLG: 0.326																	0 0 0 0 0 0 0										
Todd Dunwoody, L OBP: 0.370, SLG: 0.522																	3 1 0 0 2 2 3										
Jeff Conine, R OBP: 0.336, SLG: 0.376																	5 2 2 1 0 1 1										
Gregg Zaun, S OBP: 0.402, SLG: 0.436																	5 1 2 1 0 0 1										
Luis Castillo, S OBP: 0.321, SLG: 0.294																	5 1 3 0 0 1 1										
Alex Fernandez, R OBP: 0.229, SLG: 0.290																	3 0 0 0 0 1 4										
Billy McMillon, L OBP: 0.125, SLG: 0.250																	1 0 0 0 0 0 2										
Felix Heredia, L OBP: 0.500, SLG: 0.500																	0 0 0 0 0 0 0										
Robb Nen, R OBP: 0.500, SLG: 0.500																	0 0 0 0 0 0 0										
Inning Stats	R: 0 E: 1 K: 1 S: 10	H: 1 LOB: 2 BB: 1 P: 16	R: 1 E: 0 K: 0 S: 10	H: 3 LOB: 2 BB: 0 P: 22	R: 0 E: 0 K: 1 S: 7	H: 0 LOB: 1 BB: 1 P: 15	R: 1 E: 0 K: 1 S: 15	H: 2 LOB: 1 BB: 0 P: 20	R: 3 E: 0 K: 2 S: 16	H: 3 LOB: 1 BB: 1 P: 28	R: 1 E: 0 K: 2 S: 12	H: 2 LOB: 1 BB: 0 P: 17	R: 1 E: 0 K: 1 S: 15	H: 3 LOB: 2 BB: 0 P: 22	R: 0 E: 0 K: 0 S: 5	H: 0 LOB: 0 BB: 0 P: 9	R: 0 E: 0 K: 0 S: 7	H: 0 LOB: 0 BB: 0 P: 11	1B: 12 2B: 1 3B: 0 HR: 1	SF: 1 SAC: 0 DP: 0 HBP: 0	WP: 0 PB: 0 SB: 1 CS: 0	PA: 44					
PITCHER	IP	WLS	BF	H	R	ER	SO	BB	IBB	HBP	BLK	WP	HR	S	P	ERA	WHIP										
Calvin Maduro, R ERA: 6.64	4.1		25	9	5	5	3	3	0	0	1	0	1	52	95	10.38	2.769										
Reggie Harris, R ERA: 5.2	1.2	L	7	2	1	1	4	0	0	0	0	0	0	18	23	5.40	1.200										
Ron Blazier, R ERA: 5.57	0.2		5	3	1	1	0	0	0	0	0	0	0	12	18	13.50	4.500										
Billy Brewer, L ERA: 8.1	1.1		4	0	0	0	1	0	0	0	0	0	0	8	13	0.00	0.000										
Ricky Bottalico, R ERA: 3.79	1.0		3	0	0	0	0	0	0	0	0	0	0	7	11	0.00	0.000										

Florida Marlins @ Philadelphia Phillies
Veterans Stadium, Philadelphia, PA
Wed Jun 25 1997, 3:33 AM EDT
Att: 20,324 - Unknown - 92 F

AB 40
R 7
H 14
RBI 7
BB 3
SO 8
LOB 19





Batter	1	2	3	4	5	6	7	8	9	AB	R	H	RBI	BB	SO	LOB	BOTTOM										
Rob Butler, L OBP: 0.363, SLG: 0.459																	5 1 2 0 0 0 2										
Mickey Morandini, L OBP: 0.362, SLG: 0.406																	4 1 1 0 1 1 1										
Darren Daulton, L OBP: 0.405, SLG: 0.515																	2 2 1 0 2 0 1										
Scott Rolen, R OBP: 0.359, SLG: 0.440																	4 0 0 0 0 0 6										
Rico Brogna, L OBP: 0.296, SLG: 0.438																	4 1 2 2 0 2 2										
Mike Lieberthal, R OBP: 0.255, SLG: 0.397																	4 0 1 0 0 1 3										
Derrick May, L OBP: 0.254, SLG: 0.347																	3 0 1 2 0 1 0										
Kevin Seick, R OBP: 0.237, SLG: 0.243																	1 0 0 0 0 0 1										
Ricky Bottalico, L OBP: 0.255, SLG: 0.397																	0 0 0 0 0 0 0										
Kevin Stocker, S OBP: 0.313, SLG: 0.323																	4 0 1 0 0 0 2										
Calvin Maduro, R OBP: 0.254, SLG: 0.406																	2 0 0 0 0 0 2										
Reggie Harris, R ERA: 5.2																	0 0 0 0 0 0 0										
23 Kevin Jordan, R OBP: 0.203, SLG: 0.400																	1 0 0 0 0 0 0										
Ron Blazier, R ERA: 5.57																	0 0 0 0 0 0 0										
Billy Brewer, L ERA: 8.1																	0 0 0 0 0 0 0										
Gregg Jefferies, S OBP: 0.344, SLG: 0.377																	0 0 0 0 1 0 0										
Inning Stats	R: 4 E: 0 K: 0 S: 22	H: 3 LOB: 1 BB: 2 P: 38	R: 0 E: 1 K: 1 S: 7	H: 1 LOB: 0 BB: 0 P: 10	R: 0 E: 0 K: 1 S: 11	H: 0 LOB: 0 BB: 0 P: 15	R: 0 E: 0 K: 2 S: 13	H: 1 LOB: 1 BB: 0 P: 16	R: 1 E: 0 K: 1 S: 9	H: 1 LOB: 1 BB: 1 P: 19	R: 0 E: 0 K: 0 S: 8	H: 0 LOB: 0 BB: 0 P: 13	R: 0 E: 0 K: 1 S: 12	H: 2 LOB: 2 BB: 0 P: 16	R: 0 E: 0 K: 0 S: 4	H: 1 LOB: 0 BB: 0 P: 7	R: 0 E: 0 K: 1 S: 8	H: 0 LOB: 0 BB: 1 P: 13	1B: 8 2B: 0 3B: 1 HR: 0	SF: 0 SAC: 0 DP: 2 HBP: 0	WP: 0 PB: 0 SB: 0 CS: 0	PA: 38					
PITCHER	IP	WLS	BF	H	R	ER	SO	BB	IBB	HBP	BLK	WP	HR	S	P	ERA	WHIP										
Alex Fernandez, R ERA: 3.38	6.0		27	6	5	4	5	3	0	0	0	0	0	70	111	6.00	1.500										
Felix Heredia, L ERA: 1.94	2.0		8	3	0	0	1	0	0	0	0	0	0	16	23	0.00	1.500										
Robb Nen, R ERA: 4.58	1.0	S	3	0	0	0	1	1	0	0	0	0	0	8	13	0.00	1.000										

Florida Marlins @ Philadelphia Phillies
Veterans Stadium, Philadelphia, PA
Wed Jun 25 1997, 3:33 AM EDT
Att: 20,324 - Unknown - 92 F

AB 34
R 5
H 9
RBI 4
BB 4
SO 7
LOB 19



Batter	1	2	3	4	5	6	7	8	9	AB R H RBI BB SO LOB	TOP												
Mark Grudzielanek R (1.6) OBP: 0.333, SLG: 0.407	2-1 F8		1-2 S 1B		0-0 F7	1-0 F9			1-0 F7	5 0 1 1 0 0 0 2	<p>Montreal Expos @ Florida Marlins Pro Player Stadium, Miami, FL</p> <p>Thu Jun 26 1997, 7:05 PM EDT Att: 24,668 - Unknown - 86 F</p> <p>livebaseballscores.com</p> <p>AB 35 R 5 H 10 RBI 4 BB 5 SO 8 LOB 19</p> 												
Mike Lansing R (1.4) OBP: 0.341, SLG: 0.479	0-0 1B 2B		4-1 SAFE BB		1-0 FC3-2 WP 1B	0-0 G1-6-3			4-2 CS BB	3 2 2 0 2 0 1													
F.P. Santangelo S (1.5) OBP: 0.454, SLG: 0.487	2-2 L7		1-3 BB		4-0 WP FC3-2 BB		2-0 2B		4-2 1-2 BB	3 0 1 0 2 1 3													
David Segui S (1.3) OBP: 0.308, SLG: 0.503	0-1 2H 1B		2-1 L4		1-0 FC3-2 WP		2-2 L6		1-1 F9	5 0 1 1 1 0 0 7													
Henry Rodriguez L (1.7) OBP: 0.334, SLG: 0.546				0-3 K						4 0 0 0 0 4 4													
Joe Orsulak L (7.7) OBP: 0.336, SLG: 0.366					1-2 2-3 3-H K					0 0 0 0 0 0 0													
Vladimir Guerrero R (1.9) OBP: 0.361, SLG: 0.450		2-1 G6-3		1-0 F8		2-2 1B 2B			1-1 G1-3	4 1 1 0 0 0 1													
Rondell White R (1.8) OBP: 0.320, SLG: 0.444		2-0 G6-3		4-2 BB		0-0 2B 1B		2-2 F9		3 1 1 0 1 0 0													
Chris Widger R (1.2) OBP: 0.300, SLG: 0.489		2-3 K		3-3 K		0-0 1B 2B		3-2 P4		4 1 1 1 0 2 1													
Jeff Juden R (1.1) OBP: 0.212, SLG: 0.226			0-0 F9		2-1 1B FC3-2 2B	3-2 2H 3H 1B		1-3 K		4 0 2 2 0 1 0													
Inning Stats	R: 1 E: 0 K: 1 S: 12	H: 2 LOB: 1 BB: 0 P: 17	R: 0 E: 0 K: 1 S: 8	H: 0 LOB: 0 BB: 0 P: 14	R: 0 E: 0 K: 1 S: 10	H: 1 LOB: 2 BB: 1 P: 18	R: 0 E: 0 K: 2 S: 10	H: 0 LOB: 1 BB: 1 P: 18	R: 1 E: 0 K: 1 S: 9	H: 2 LOB: 2 BB: 1 P: 19	R: 3 E: 0 K: 0 S: 15	H: 4 LOB: 0 BB: 0 P: 21	R: 0 E: 0 K: 1 S: 10	H: 1 LOB: 1 BB: 0 P: 18	R: 0 E: 0 K: 1 S: 11	H: 0 LOB: 0 BB: 0 P: 17	R: 0 E: 0 K: 0 S: 9	H: 0 LOB: 1 BB: 2 P: 19	1B: 6 2B: 4 3B: 0 HR: 0	SF: 0 SAC: 0 DP: 1 HBP: 0	WP: 1 PB: 0 SB: 1 CS: 1	PA: 40	
PITCHER	IP WLS BF H R ER SO BB IBB HBP BLK WP HR S P ERA WHIP											PITCHER	IP WLS BF H R ER SO BB IBB HBP BLK WP HR S P ERA WHIP										
Pat Rapp R (1.1) ERA: 4.35	5.0 L 27 9 5 5 6 3 0 0 0 0 1 0 62 104 9.00 2.400																						
Mark Hutton R (6.1) ERA: 4.17	1.0 2 0 0 0 0 0 0 0 0 0 0 2 3 0.00 0.000																						
Dennis Cook L (7.1) ERA: 2.0	1.0 4 1 0 0 1 0 0 0 0 0 0 10 18 0.00 1.000																						
Rick Helling R (8.1) ERA: 4.5	2.0 7 0 0 0 1 2 0 0 0 0 0 20 36 0.00 1.000																						

Batter	1	2	3	4	5	6	7	8	9	AB R H RBI BB SO LOB	BOTTOM												
Luis Castillo S (1.4) OBP: 0.320, SLG: 0.290	3-2 G4-3			4-2 FC5-4 BB		0-0 G6-3		0-0 G4-3		3 0 0 1 1 0 0	<p>Montreal Expos @ Florida Marlins Pro Player Stadium, Miami, FL</p> <p>Thu Jun 26 1997, 7:05 PM EDT Att: 24,668 - Unknown - 86 F</p> <p>livebaseballscores.com</p> <p>AB 30 R 2 H 4 RBI 2 BB 2 SO 6 LOB 9</p> 												
Edgar Renteria R (1.6) OBP: 0.317, SLG: 0.322	2-3 K		1-2 FC5-4 CS		1-1 G4-3		0-1 G6-3		0-1 G6-3	4 0 0 0 0 1 1													
Todd Dunwoody L (1.8) OBP: 0.362, SLG: 0.500	1-3 K		1-3 K		1-0 FC5-4 1B			1-1 F8		4 0 1 0 0 2 1													
Gary Sheffield R (1.9) OBP: 0.437, SLG: 0.405		1-1 G4-3			1-1 HR	0-1 FC5-4		1-0 F7		4 1 1 1 0 0 1													
Moises Alou R (1.7) OBP: 0.388, SLG: 0.492		0-0 G5-3			0-1 WP 1B		1-2 P3		1-0 G5-3	4 0 1 0 0 0 0													
Bobby Bonilla S (1.5) OBP: 0.375, SLG: 0.481		2-1 G4-3			2-2 F8		3-3 K			3 0 0 0 0 1 1													
Jeff Conine R (1.3) OBP: 0.336, SLG: 0.373			1-0 F8		4-0 BB		1-1 L8			2 0 0 0 1 0 0													
Rick Helling R (8.1) OBP: 0.091, SLG: 0.091										0 0 0 0 0 0 0													
Charles Johnson R (1.2) OBP: 0.341, SLG: 0.408			3-1 F9		2-3 K			2-0 G3-1 G4-3 2B		3 1 1 0 0 1 2													
Pat Rapp R (1.1) OBP: 0.133, SLG: 0.233			0-3 K		0-0 L8			1-1 G3-1		2 0 0 0 0 1 2													
Mark Hutton R (6.1) ERA: 4.17										0 0 0 0 0 0 0													
Dennis Cook L (7.1) ERA: 2.0										0 0 0 0 0 0 0													
Jim Eisenreich L (8.3) OBP: 0.341, SLG: 0.368										1 0 0 0 0 0 1													
Inning Stats	R: 0 E: 0 K: 2 S: 10	H: 0 LOB: 0 BB: 0 P: 16	R: 0 E: 0 K: 0 S: 5	H: 0 LOB: 0 BB: 0 P: 8	R: 0 E: 0 K: 1 S: 6	H: 0 LOB: 0 BB: 0 P: 10	R: 0 E: 0 K: 1 S: 10	H: 0 LOB: 0 BB: 1 P: 16	R: 1 E: 0 K: 1 S: 14	H: 2 LOB: 2 BB: 1 P: 23	R: 0 E: 0 K: 0 S: 6	H: 1 LOB: 1 BB: 0 P: 8	R: 0 E: 0 K: 1 S: 9	H: 0 LOB: 0 BB: 0 P: 14	R: 1 E: 0 K: 0 S: 6	H: 1 LOB: 0 BB: 0 P: 9	R: 0 E: 0 K: 0 S: 4	H: 0 LOB: 0 BB: 0 P: 7	1B: 2 2B: 1 3B: 0 HR: 1	SF: 0 SAC: 0 DP: 0 HBP: 0	WP: 1 PB: 0 SB: 0 CS: 1	PA: 32	
PITCHER	IP WLS BF H R ER SO BB IBB HBP BLK WP HR S P ERA WHIP											PITCHER	IP WLS BF H R ER SO BB IBB HBP BLK WP HR S P ERA WHIP										
Jeff Juden R (1.1) ERA: 4.11	9.0 W 32 4 2 2 6 2 0 0 0 1 1 70 111 2.00 0.667																						

Batter	1	2	3	4	5	6	7	8	9	AB	R	H	RBI	BB	SO	LOB	TOP					
Mark Grudzielanek, R OBP: 0.336, SLG: 0.402	G4-3		G6-3		G6-3		G6-3		F7	4	0	0	0	0	0	0	Montreal Expos @ Florida Marlins Pro Player Stadium, Miami, FL Fri Jun 27 1997, 7:05 PM EDT Att: 26,169 - Unknown - 87 F					
Mike Lansing, R OBP: 0.336, SLG: 0.474	K		K			F9		G6-3	5	1	1	0	0	2	1							
F.P. Santangelo, S OBP: 0.452, SLG: 0.484 Jose Vidro, S OBP: 0.176, SLG: 0.250	G5-3				F8	E5			3	1	1	0	0	0	0							
David Segui, S OBP: 0.305, SLG: 0.497		HBP			F8	K		F7	4	0	1	0	0	1	3							
Henry Rodriguez, L OBP: 0.337, SLG: 0.544	K					1B		L3	3	0	1	0	1	1	1							
Vladimir Guerrero, R OBP: 0.376, SLG: 0.466		HBP				1B			4	0	4	1	0	0	0							
Rondell White, R OBP: 0.319, SLG: 0.439		HBP			G3	K		F8	3	0	0	0	0	1	6							
Chris Widger, R OBP: 0.301, SLG: 0.485 Raul Chavez, R	G6-3				G4-3			G1-3	3	0	1	1	0	0	3							
Dustin Hermanson, R OBP: 0.143, SLG: 0.296 Sherman Charles, R OBP: 0.165, SLG: 0.250 Marc Valdes, R OBP: 0.296, SLG: 0.755 Ryan McCann, R OBP: 0.192, SLG: 1.000 Dave Veres, R OBP: 0.333, SLG: 0.302 Ugueth Urbina, R	G1-3				G1-3	G1-3		P6	0	0	0	0	0	0	0							
Inning Stats	R: 0 E: 0 K: 1 S: 9	H: 0 LOB: 0 BB: 0 P: 15	R: 0 E: 0 K: 1 S: 12	H: 2 LOB: 2 BB: 0 P: 17	R: 0 E: 0 K: 1 S: 8	H: 0 LOB: 1 BB: 0 P: 14	R: 0 E: 0 K: 0 S: 9	H: 2 LOB: 2 BB: 0 P: 12	R: 0 E: 0 K: 0 S: 6	H: 0 LOB: 0 BB: 0 P: 11	R: 2 E: 1 K: 2 S: 16	H: 4 LOB: 3 BB: 1 P: 27	R: 0 E: 0 K: 0 S: 9	H: 1 LOB: 1 BB: 0 P: 14	R: 0 E: 0 K: 0 S: 7	H: 1 LOB: 1 BB: 0 P: 11		R: 0 E: 0 K: 0 S: 11	H: 0 LOB: 0 BB: 0 P: 16	1B: 9 2B: 2 3B: 0 HR: 0	SF: 0 SAC: 0 DP: 2 HBP: 2	WP: 0 PB: 0 SB: 0 CS: 1
PITCHER	IP	WLS	BF	H	R	ER	SO	BB	IBB	HBP	BLK	WP	HR	S	P	ERA	WHIP					
Kevin Brown, R ERA: 2.67	7.0	L	31	9	2	2	5	0	1	2	0	0	0	69	110	2.57	1.286					
Dennis Cook, L ERA: 1.99	0.1		1	0	0	0	0	0	0	0	0	0	0	2	3	0.00	0.000					
Jay Powell, R ERA: 2.09	1.2		6	1	0	0	0	0	0	0	0	0	0	16	24	0.00	0.600					

Batter	1	2	3	4	5	6	7	8	9	AB	R	H	RBI	BB	SO	LOB	BOTTOM					
Luis Castillo, S OBP: 0.320, SLG: 0.287 Billy McMillon, L OBP: 0.111, SLG: 0.222 Dennis Cook, L OBP: 0.500, SLG: 0.500	SH1-3		G6-3		G6-3		P5			2	0	0	0	1	0	2	Montreal Expos @ Florida Marlins Pro Player Stadium, Miami, FL Fri Jun 27 1997, 7:05 PM EDT Att: 26,169 - Unknown - 87 F					
Edgar Renteria, R OBP: 0.314, SLG: 0.319	SH1-3		L8			G5-3		G5-3	3	0	0	0	0	0	0							
Jim Eisenreich, L OBP: 0.339, SLG: 0.365	L3				L4	FC5-4		G4-3	4	0	1	0	0	0	1							
Gary Sheffield, R OBP: 0.431, SLG: 0.397	K				F7	FC5-4		F7	4	0	0	0	0	1	2							
Moises Alou, R OBP: 0.387, SLG: 0.489		F9			G5-3			K	4	0	1	0	0	1	0							
Bobby Bonilla, S OBP: 0.374, SLG: 0.478		K				G4-3		K	4	0	1	0	0	2	2							
Jeff Conine, R OBP: 0.342, SLG: 0.384								P3	4	0	3	0	0	0	1							
Charles Johnson, R OBP: 0.339, SLG: 0.401 Todd Dumwoody, L OBP: 0.362, SLG: 0.500									3	0	0	0	1	0	3							
Kevin Brown, R OBP: 0.250, SLG: 0.171 Kurt Abbott, R OBP: 0.305, SLG: 0.468								F7	2	0	0	0	0	1	3							
Inning Stats	R: 0 E: 0 K: 1 S: 6	H: 0 LOB: 1 BB: 1 P: 15	R: 0 E: 0 K: 1 S: 12	H: 1 LOB: 1 BB: 0 P: 16	R: 0 E: 0 K: 1 S: 8	H: 0 LOB: 0 BB: 0 P: 12	R: 0 E: 0 K: 0 S: 5	H: 0 LOB: 0 BB: 0 P: 9	R: 0 E: 0 K: 0 S: 12	H: 1 LOB: 2 BB: 1 P: 26	R: 0 E: 0 K: 1 S: 11	H: 2 LOB: 2 BB: 0 P: 20	R: 0 E: 0 K: 1 S: 9	H: 1 LOB: 1 BB: 0 P: 12	R: 0 E: 0 K: 0 S: 4	H: 0 LOB: 0 BB: 0 P: 5		R: 0 E: 0 K: 1 S: 15	H: 1 LOB: 2 BB: 1 P: 23	1B: 5 2B: 1 3B: 0 HR: 0	SF: 0 SAC: 1 DP: 0 HBP: 0	WP: 0 PB: 0 SB: 0 CS: 0
PITCHER	IP	WLS	BF	H	R	ER	SO	BB	IBB	HBP	BLK	WP	HR	S	P	ERA	WHIP					
Dustin Hermanson, R ERA: 3.38 Marc Valdes, R ERA: 4.24 Dave Veres, R ERA: 5.12 Ugueth Urbina, R ERA: 4.28	2.0		11	1	0	0	1	1	0	0	0	0	0	25	47	0.00	0.667					
	3.0	W	12	3	0	0	2	0	0	0	0	0	0	24	37	0.00	1.000					
	3.0	S	5	1	0	0	1	1	0	0	0	0	0	15	23	0.00	2.000					

AB	35
R	2
H	10
RBI	2
BB	1
SO	5
LOB	18

AB	32
R	0
H	6
RBI	0
BB	3
SO	6
LOB	15



Batter	1	2	3	4	5	6	7	8	9	AB R H RBI BB SO LOB	TOP									
Mark Grudzielanek, R OBP: 0.333, SLG: 0.404	1-3 K		4-2 BB		1-0 L9 2B			1-1 G6-3		3 0 1 0 1 1 0	Montreal Expos @ Florida Marlins Pro Player Stadium, Miami, FL Sat Jun 28 1997, 7:05 PM EDT Att: 39,348 - Unknown - 87 F									
Mike Lansing, R OBP: 0.340, SLG: 0.473	3-1 1B		0-1 P2		3-1 L9			4-1 G6-4-3 BB		3 0 1 0 1 0 2										
Vladimir Guerrero, R OBP: 0.375, SLG: 0.467	0-1 P4			0-0 BB SF8 2B	3-3 K			1-0 G6-4-3 1-2		4 1 1 0 0 1 3										
David Segui, S OBP: 0.206, SLG: 0.495 Ryan McGuire, L OBP: 0.464, SLG: 0.725	2-1 G1-3			1-1 SF8 BB FC6-4 HBP		2-2 K		1-0 G1-3		1 0 0 0 0 0 1 2 1 0 0 0 1 0										
Henry Rodriguez, L OBP: 0.335, SLG: 0.538		1-3 K		4-0 FC6-4 BB		0-0 F9		0-3 K		3 0 0 0 1 2 0										
Jose Vidro, S OBP: 0.143, SLG: 0.211		3-1 F8		0-0 SF8		2-2 F8		1-3 K		3 0 0 1 0 1 0										
Rondell White, R OBP: 0.316, SLG: 0.435		0-0 G6-3		2-3 3-H 1-2 FC6-4			2-1 F8		3 0 0 1 0 0 1											
Raul Chavez, R OBP: 0.222, SLG: 0.333			2-3 K	1-1 SAFE SAFE SAFE F9			2-2 F8		3 0 0 0 0 1 1											
Jim Bullinger, R OBP: 0.287, SLG: 0.367 Sherman Obando, R OBP: 0.159, SLG: 0.244 Lee Smith, R OBP: 0.222, SLG: 0.333			3-3 K		2-3 K		2-3 K		2 0 0 0 0 2 0 1 0 0 0 0 1 0 0 0 0 0 0 0 0 0 0 0 0 0 0 0											
Inning Stats	R: 0 E: 0 K: 1 S: 9	H: 1 LOB: 1 BB: 0 P: 15	R: 0 E: 0 K: 1 S: 6	H: 0 LOB: 0 BB: 0 P: 10	R: 0 E: 0 K: 2 S: 11	H: 0 LOB: 1 BB: 1 P: 20	R: 2 E: 0 K: 0 S: 9	H: 1 LOB: 1 BB: 0 P: 18	R: 0 E: 0 K: 1 S: 7	H: 0 LOB: 0 BB: 0 P: 11		R: 0 E: 0 K: 1 S: 10	H: 0 LOB: 0 BB: 0 P: 16	R: 0 E: 0 K: 0 S: 4	H: 0 LOB: 0 BB: 1 P: 10	R: 0 E: 0 K: 2 S: 7	H: 0 LOB: 0 BB: 0 P: 9	1B: 1 2B: 2 3B: 0 HR: 0	SF: 1 SAC: 0 DP: 1 HBP: 1	WP: 0 PB: 0 SB: 0 CS: 0
PITCHER	IP WLS BF H R ER SO BB IBB HBP BLK WP HR S P ERA WHIP											IP WLS BF H R ER SO BB IBB HBP BLK WP HR S P ERA WHIP								
Livan Hernandez, R ERA: 4.5	5.0 W 21 3 2 2 6 2 0 1 0 0 0 0 44 81 3.60 1.000											Livan Hernandez, R ERA: 4.5								
Felix Heredia, L ERA: 1.72	2.0 6 0 0 0 2 0 0 0 0 0 0 0 17 27 0.00 0.000											Felix Heredia, L ERA: 1.72								
Rob Stanifer, R ERA: 3.33	1.0 3 0 0 0 0 1 0 0 0 0 0 0 4 10 0.00 1.000											Rob Stanifer, R ERA: 3.33								
Robb Nen, R ERA: 4.46	1.0 S 3 0 0 0 2 0 0 0 0 0 0 0 7 9 0.00 0.000											Robb Nen, R ERA: 4.46								

Batter	1	2	3	4	5	6	7	8	9	AB R H RBI BB SO LOB	BOTTOM									
Luis Castillo, S OBP: 0.315, SLG: 0.282	2-2 E6 FC1-5 1B		0-1 G4-3		0-1 G5-3		2-2 G5-3			4 0 0 0 0 0 1	Montreal Expos @ Florida Marlins Pro Player Stadium, Miami, FL Sat Jun 28 1997, 7:05 PM EDT Att: 39,348 - Unknown - 87 F									
Edgar Renteria, R OBP: 0.316, SLG: 0.324	0-2 FC1-5 2B 1B		0-0 WP SF7 2B		2-1 L9		3-1 2-5	1-2 L4		4 2 2 0 0 0 0										
Jim Eisenreich, L OBP: 0.331, SLG: 0.358	2-0 FC1-5 2B G5-3		1-1 SF7			2-2 K		0-1 G3-1		3 1 0 1 0 1 2										
Gary Sheffield, R OBP: 0.439, SLG: 0.405	1-0 G5-3 2B		1-0 S HBP			4-0 BB BB		4-1 1B BB		1 1 1 1 2 0 0										
Moises Alou, R OBP: 0.385, SLG: 0.485	2-0 G5-3		2-3 K			1-0 F7		0-0 1B 1B		4 0 1 1 0 1 3										
Bobby Bonilla, S OBP: 0.375, SLG: 0.477	2-3 3-H P6		1-2		2-0 F7		4-2 BB	0-0 1B 1B		3 0 1 1 1 0 1										
Jeff Conine, R OBP: 0.341, SLG: 0.381		2-1 G6-3		2-0 G5-4-3 1B		0-0 P3		0-0 G1-3		4 0 1 0 0 0 4										
Charles Johnson, R OBP: 0.335, SLG: 0.395		0-0 G1-3		1-1 G5-4-3		3-3 K				3 0 0 0 0 1 1										
Livan Hernandez, R John Cangelosi, S Felix Heredia, L Kurt Abbott, R Rob Stanifer, R Robb Nen, R		1-3 K			2-1 G4-3		4-1 G5-3 BB			1 0 0 0 0 1 0 1 0 0 0 0 0 0 0 0 0 0 0 0 0 0 0 0 0 1 0 0 0 0 0 0 0 0 0 0 0 0 0 0 0 0										
Inning Stats	R: 2 E: 1 K: 0 S: 13	H: 2 LOB: 1 BB: 0 P: 22	R: 0 E: 0 K: 1 S: 6	H: 0 LOB: 0 BB: 0 P: 9	R: 1 E: 0 K: 1 S: 9	H: 1 LOB: 1 BB: 0 P: 13	R: 0 E: 0 K: 0 S: 4	H: 1 LOB: 0 BB: 0 P: 9	R: 0 E: 0 K: 0 S: 6	H: 0 LOB: 0 BB: 0 P: 10		R: 0 E: 0 K: 1 S: 8	H: 0 LOB: 2 BB: 2 P: 19	R: 0 E: 0 K: 1 S: 8	H: 0 LOB: 1 BB: 1 P: 20	R: 1 E: 0 K: 0 S: 10	H: 2 LOB: 2 BB: 1 P: 15	1B: 4 2B: 2 3B: 0 HR: 0	SF: 1 SAC: 0 DP: 1 HBP: 1	WP: 1 PB: 0 SB: 1 CS: 0
PITCHER	IP WLS BF H R ER SO BB IBB HBP BLK WP HR S P ERA WHIP											IP WLS BF H R ER SO BB IBB HBP BLK WP HR S P ERA WHIP								
Jim Bullinger, R ERA: 5.33	6.0 L 25 4 3 2 3 2 0 1 0 0 1 0 46 82 3.00 1.000											Jim Bullinger, R ERA: 5.33								
Lee Smith, R ERA: 6.41	1.0 4 0 0 0 1 1 0 0 0 0 0 0 8 20 0.00 1.000											Lee Smith, R ERA: 6.41								
Anthony Telford, R ERA: 2.63	1.0 6 2 1 1 0 1 0 0 0 0 0 0 10 15 9.00 3.000											Anthony Telford, R ERA: 2.63								

Batter	1	2	3	4	5	6	7	8	9	AB	R	H	RBI	BB	SO	LOB	TOP					
Mark Grudzielanek, R OBP: 0.337, SLG: 0.404	F8		F7			G6-3	1B		1B	3	1	1	0	2	0	0	Montreal Expos @ Florida Marlins Pro Player Stadium, Miami, FL Sun Jun 29 1997, 3:33 AM EDT Att: 38,443 - Sunny - 89 F					
Mike Lansing, R OBP: 0.341, SLG: 0.475	G5-3			F8		G6-3	2B		G4-3	5	0	2	2	0	0	1						
Rondell White, R OBP: 0.318, SLG: 0.432	K			G6-4-3		G6-3	HBP			2	0	0	0	0	2	2						
Vladimir Guerrero, R OBP: 0.365, SLG: 0.454		P4		G6-4-3		G6-3			F7	4	0	0	1	0	0	3						
Henry Rodriguez, L OBP: 0.338, SLG: 0.536		1B			K				K	3	0	1	0	1	2	0						
Jose Vidro, S OBP: 0.160, SLG: 0.217	P3				G6-3	G6-3			1B	4	0	1	0	0	0	4						
Ryan McGuire, L OBP: 0.433, SLG: 0.673	K				P4				K	4	0	0	0	0	2	2						
Chris Widger, R OBP: 0.308, SLG: 0.485			K			SH1-4			F7	2	2	1	0	1	1	0						
F.P. Santangelo, S OBP: 0.450, SLG: 0.482			K			2B	1B			1	0	0	0	0	0	0						
Carlos Perez, L OBP: 0.216, SLG: 0.286			K			SH1-4			G3	1	0	0	0	0	1	0						
Sherman Obando, R OBP: 0.156, SLG: 0.238										1	0	0	0	0	0	1						
Salomon Torres, R OBP: 0.222, SLG: 0.333										0	0	0	0	0	0	0						
Anthony Telford, R OBP: 0.330, SLG: 0.358										1	0	0	0	0	0	0						
Inning Stats	R: 0 E: 0 K: 1 S: 8	H: 0 LOB: 0 BB: 0 P: 14	R: 0 E: 0 K: 1 S: 7	H: 1 LOB: 1 BB: 0 P: 10	R: 0 E: 0 K: 2 S: 7	H: 0 LOB: 0 BB: 0 P: 11	R: 0 E: 0 K: 0 S: 7	H: 0 LOB: 0 BB: 0 P: 12	R: 0 E: 0 K: 1 S: 10	H: 0 LOB: 0 BB: 0 P: 16	R: 2 E: 0 K: 0 S: 14	H: 2 LOB: 3 BB: 2 P: 28	R: 1 E: 0 K: 1 S: 13	H: 1 LOB: 2 BB: 2 P: 28	R: 0 E: 0 K: 2 S: 16	H: 1 LOB: 1 BB: 0 P: 23	R: 0 E: 0 K: 0 S: 11	H: 1 LOB: 1 BB: 0 P: 16	1B: 5 2B: 1 3B: 0 HR: 0	SF: 0 SAC: 1 DP: 1 HBP: 2	WP: 0 PB: 0 SB: 1 CS: 0	PA: 38
PITCHER	IP WLS BF H R ER SO BB IBB HBP BLK WP HR S P ERA WHIP																					
Al Leiter, L ERA: 4.72	6.2 W 27 3 3 3 5 3 0 2 0 0 0 0 60 105 4.05 0.900																					
Jay Powell, R ERA: 2.06	0.2 4 1 0 0 1 1 0 0 0 0 0 0 8 17 0.00 3.000																					
Dennis Cook, L ERA: 1.93	0.2 3 1 0 0 2 0 0 0 0 0 0 0 14 20 0.00 1.500																					
Robb Nen, R ERA: 4.34	1.0 S 4 1 0 0 0 0 0 0 0 0 0 0 11 16 0.00 1.000																					
Batter	1	2	3	4	5	6	7	8	9	AB	R	H	RBI	BB	SO	LOB	BOTTOM					
John Cangelosi, S OBP: 0.364, SLG: 0.360	3B			FC6-4			G3		FC5-4	4	1	0	0	1	1	3	Montreal Expos @ Florida Marlins Pro Player Stadium, Miami, FL Sun Jun 29 1997, 3:33 AM EDT Att: 38,443 - Sunny - 89 F					
Edgar Renteria, R OBP: 0.312, SLG: 0.320	K				P4		L9			4	0	0	0	0	1	1						
Kurt Abbott, R OBP: 0.311, SLG: 0.480										3	1	1	1	0	2	0						
Luis Castillo, S OBP: 0.318, SLG: 0.282	3B									0	0	0	0	1	0	0						
Gary Sheffield, R OBP: 0.443, SLG: 0.406	3B									2	1	1	0	2	1	0						
Moises Alou, R OBP: 0.383, SLG: 0.489										4	1	1	2	0	1	3						
Bobby Bonilla, S OBP: 0.380, SLG: 0.491	SF9									2	1	2	2	1	0	0						
Jeff Conine, R OBP: 0.343, SLG: 0.381										3	0	1	0	1	1	2						
Charles Johnson, R OBP: 0.329, SLG: 0.387	P3									4	0	0	0	0	1	4						
Al Leiter, L OBP: 0.148, SLG: 0.080										3	0	0	0	0	1	2						
Jay Powell, R OBP: 0.500, SLG: 0.500										0	0	0	0	0	0	0						
Dennis Cook, L ERA: 1.93										0	0	0	0	0	0	0						
Billy McMillon, L OBP: 0.200, SLG: 0.300										1	0	1	0	0	0	0						
Robb Nen, R ERA: 4.34										0	0	0	0	0	0	0						
Inning Stats	R: 4 E: 0 K: 1 S: 16	H: 2 LOB: 1 BB: 3 P: 32	R: 0 E: 0 K: 1 S: 10	H: 0 LOB: 0 BB: 0 P: 14	R: 0 E: 0 K: 2 S: 7	H: 0 LOB: 0 BB: 0 P: 10	R: 1 E: 0 K: 1 S: 10	H: 2 LOB: 1 BB: 0 P: 12	R: 0 E: 0 K: 0 S: 12	H: 1 LOB: 1 BB: 0 P: 16	R: 0 E: 0 K: 0 S: 8	H: 1 LOB: 1 BB: 0 P: 15	R: 0 E: 0 K: 1 S: 12	H: 0 LOB: 2 BB: 2 P: 25	R: 0 E: 0 K: 2 S: 10	H: 1 LOB: 2 BB: 1 P: 16	1B: 4 2B: 0 3B: 2 HR: 1	SF: 1 SAC: 0 DP: 0 HBP: 0	WP: 2 PB: 0 SB: 2 CS: 0	PA: 37		
PITCHER	IP WLS BF H R ER SO BB IBB HBP BLK WP HR S P ERA WHIP																					
Carlos Perez, L ERA: 3.53	6.0 L 27 6 5 5 6 3 0 0 0 0 1 0 4 14 0.00 3.000																					
Salomon Torres, R ERA: 7.23	0.2 4 0 0 0 0 2 0 0 0 0 1 0 4 14 0.00 3.000																					
Anthony Telford, R ERA: 2.55	1.1 6 1 0 0 3 1 0 0 0 0 0 0 18 27 0.00 1.500																					

Batter	1	2	3	4	5	6	7	8	9	AB	R	H	RBI	BB	SO	LOB	TOP			
Kurt Abbott, R OBP: 0.314, SLG: 0.473 (1, 5)										4	2	1	1	1	1	0	1			
Edgar Renteria, R OBP: 0.310, SLG: 0.318 (1, 6)										5	1	1	0	0	1	3				
Jim Eisenreich, L OBP: 0.333, SLG: 0.362 (1, 7)										4	1	2	2	0	0	0				
Gary Sheffield, R OBP: 0.446, SLG: 0.408 (1, 9)										4	1	2	1	1	0	1				
Moises Alou, R OBP: 0.380, SLG: 0.482 (1, 8)										4	0	0	0	1	1	2				
Bobby Bonilla, S OBP: 0.384, SLG: 0.488 (1, 10)										2	1	0	0	3	1	0				
Jeff Conine, R OBP: 0.344, SLG: 0.376 (1, 3)										3	0	0	1	1	0	1				
Charles Johnson, R OBP: 0.328, SLG: 0.389 (1, 2)										4	0	1	0	0	1	5				
Luis Castillo, S OBP: 0.321, SLG: 0.286 (1, 4)										4	2	2	1	0	1	1				
Inning Stats	R: 3 E: 1 K: 0 S: 5	H: 3 LOB: 1 BB: 2 P: 13	R: 0 E: 0 K: 2 S: 7	H: 0 LOB: 0 BB: 0 P: 7	R: 0 E: 0 K: 1 S: 5	H: 0 LOB: 1 BB: 1 P: 9	R: 2 E: 1 K: 1 S: 6	H: 2 LOB: 1 BB: 2 P: 14	R: 0 E: 0 K: 0 S: 3	H: 1 LOB: 1 BB: 0 P: 4	R: 2 E: 1 K: 0 S: 5	H: 1 LOB: 3 BB: 2 P: 14	R: 1 E: 0 K: 0 S: 5	H: 2 LOB: 1 BB: 0 P: 5	R: 0 E: 0 K: 1 S: 5	H: 0 LOB: 0 BB: 0 P: 5	1B: 8 2B: 2 3B: 0 HR: 0	SF: 1 SAC: 0 DP: 2 HBP: 1	WP: 0 PB: 1 SB: 0 CS: 0	PA: 43
PITCHER	IP	WLS	BF	H	R	ER	SO	BB	IBB	HBP	BLK	WP	HR	S	P	ERA	WHIP			
49 Tim Wakefield, R ERA: 5.42	6.2	L	33	7	7	2	4	7	0	0	0	0	0	34	62	2.70	2.100			
Joe Hudson, R ERA: 2.76	7.1		10	2	1	1	1	0	0	1	0	0	0	11	12	3.86	0.857			

Florida Marlins @ Boston Red Sox
Fenway Park, Boston, MA
Mon Jun 30 1997, 7:05 PM EDT
Att: 27,127 - Unknown - 89 F

AB 34
R 8
H 9
RBI 6
BB 7
SO 5
LOB 14



Batter	1	2	3	4	5	6	7	8	9	AB	R	H	RBI	BB	SO	LOB	BOTTOM			
Nomar Garciaparra, R OBP: 0.337, SLG: 0.488 (1, 6)										4	0	1	0	1	2	1				
Darren Bragg, L OBP: 0.333, SLG: 0.434 (1, 9)										4	0	1	0	0	0	2				
John Valentin, R OBP: 0.353, SLG: 0.439 (1, 4)										3	0	0	0	1	2	1				
18 Reggie Jefferson, S OBP: 0.362, SLG: 0.531 (1, 10)										4	1	1	0	0	0	3				
Mike Stanley, R OBP: 0.408, SLG: 0.533 (1, 3)										2	2	1	1	2	0	1				
Troy O'Leary, L OBP: 0.347, SLG: 0.467 (1, 7)										4	1	1	3	0	0	1				
Scott Hatteberg, L OBP: 0.392, SLG: 0.474 (1, 2)										4	1	2	0	0	2	0				
Arquimedez Pozo, R OBP: 0.311, SLG: 0.336 (9, PH)										4	0	0	1	0	1	1				
Jesus Tavarez, S OBP: 0.143, SLG: 0.083										3	0	0	0	0	1	1				
Jeff Frye, R OBP: 0.311, SLG: 0.336 (9, PH)										1	0	0	0	0	1	0				
Inning Stats	R: 0 E: 0 K: 0 S: 3	H: 1 LOB: 0 BB: 0 P: 3	R: 3 E: 0 K: 1 S: 8	H: 3 LOB: 1 BB: 1 P: 12	R: 0 E: 0 K: 1 S: 6	H: 1 LOB: 0 BB: 0 P: 6	R: 0 E: 0 K: 1 S: 5	H: 0 LOB: 0 BB: 0 P: 5	R: 0 E: 0 K: 0 S: 3	H: 0 LOB: 2 BB: 2 P: 11	R: 1 E: 0 K: 2 S: 7	H: 1 LOB: 0 BB: 0 P: 6	R: 0 E: 0 K: 2 S: 5	H: 0 LOB: 1 BB: 1 P: 9	R: 1 E: 0 K: 2 S: 8	H: 1 LOB: 0 BB: 0 P: 8	1B: 3 2B: 1 3B: 1 HR: 2	SF: 0 SAC: 0 DP: 1 HBP: 0	WP: 2 PB: 0 SB: 0 CS: 0	PA: 37
PITCHER	IP	WLS	BF	H	R	ER	SO	BB	IBB	HBP	BLK	WP	HR	S	P	ERA	WHIP			
Alex Fernandez, R ERA: 3.48	7.1	W	30	4	4	4	7	3	0	0	0	0	2	41	53	4.91	1.227			
Felix Heredia, L ERA: 1.97	0.2		4	1	1	1	0	1	0	0	0	0	0	3	7	13.50	3.000			
Robb Nen, R ERA: 4.23	0.1		3	0	0	0	2	0	0	0	0	0	0	7	7	0.00	0.000			

Florida Marlins @ Boston Red Sox
Fenway Park, Boston, MA
Mon Jun 30 1997, 7:05 PM EDT
Att: 27,127 - Unknown - 89 F

AB 33
R 5
H 7
RBI 5
BB 4
SO 9
LOB 11

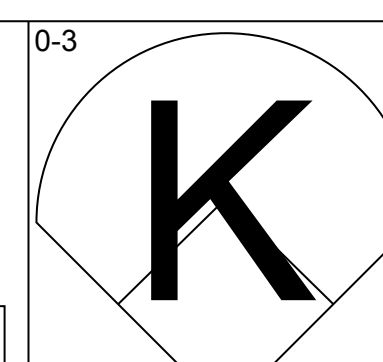
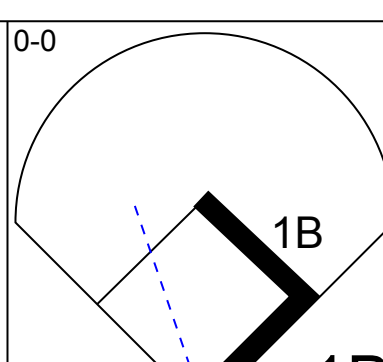
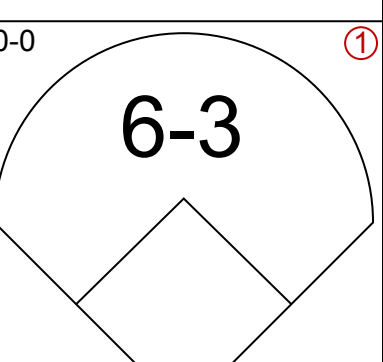
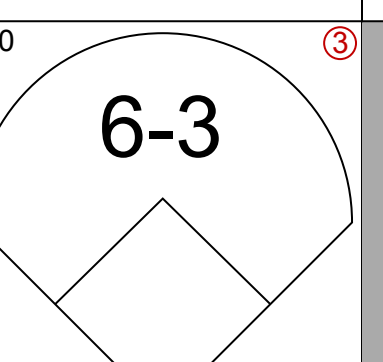
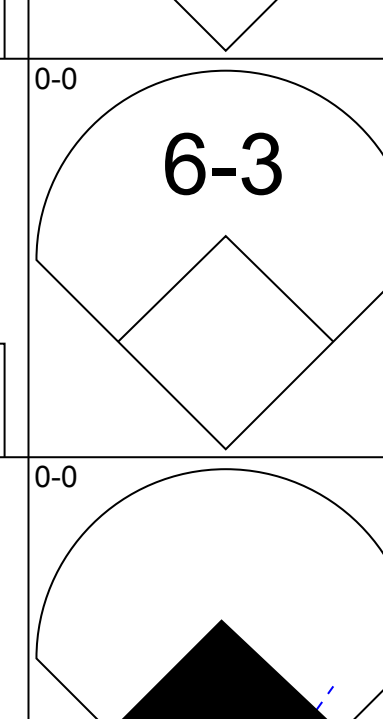
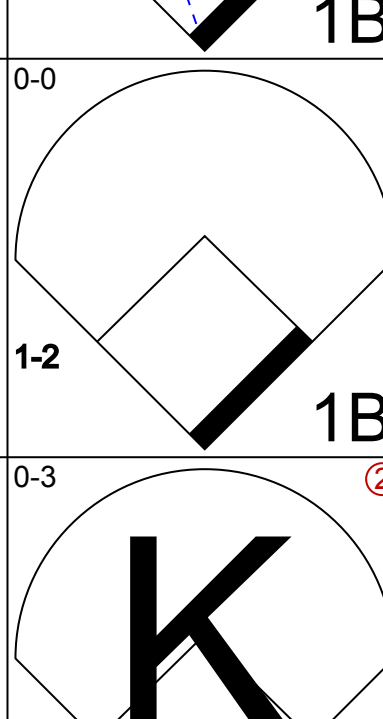
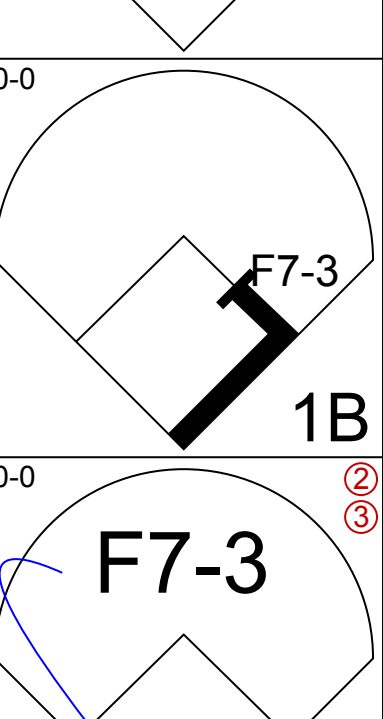

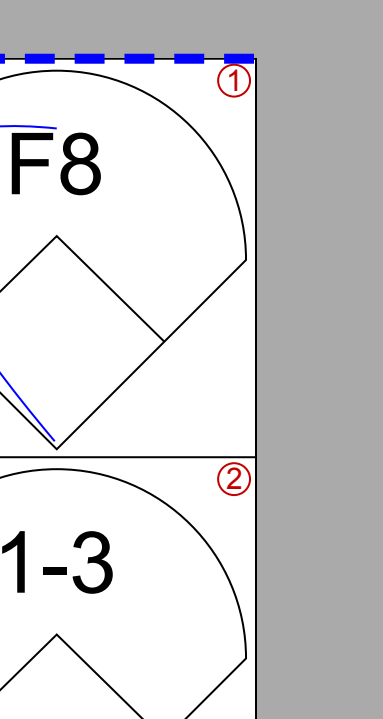
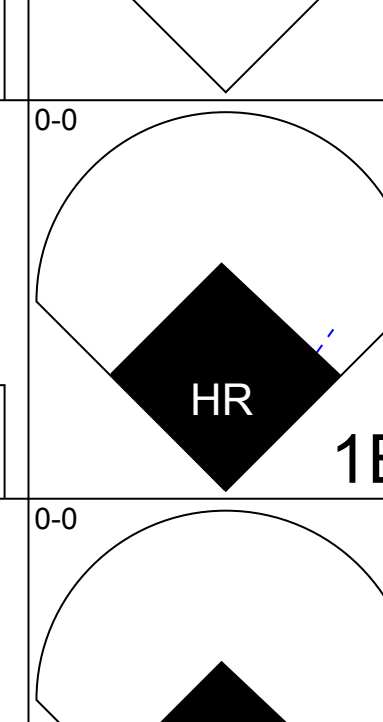
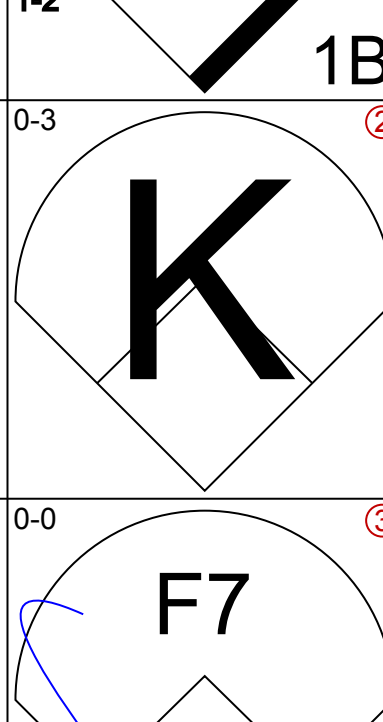


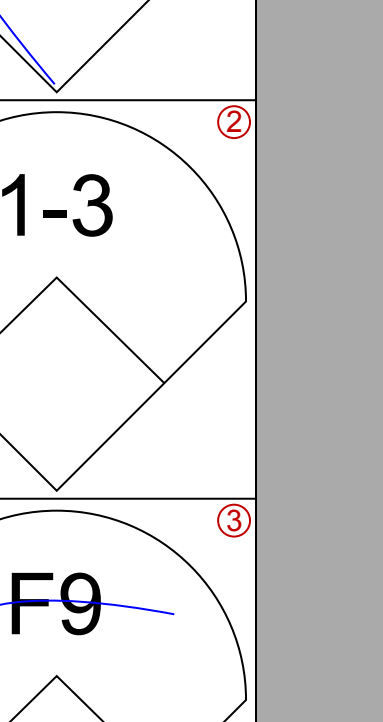
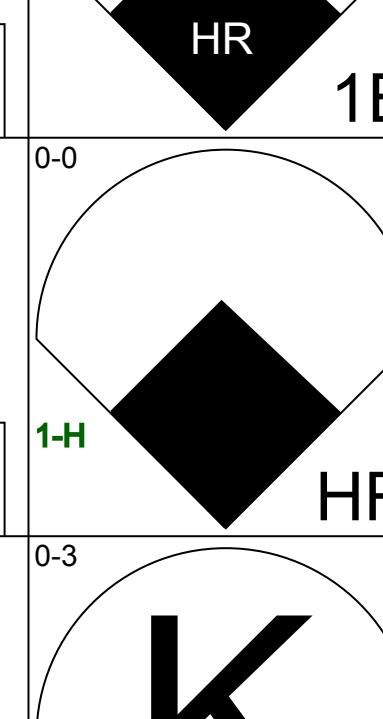

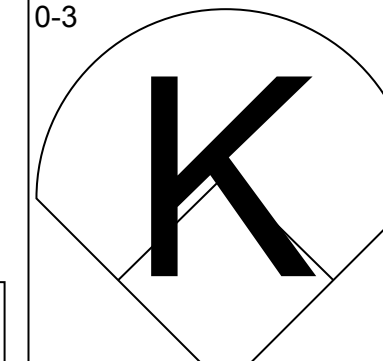

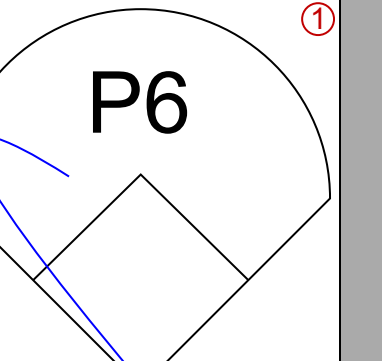

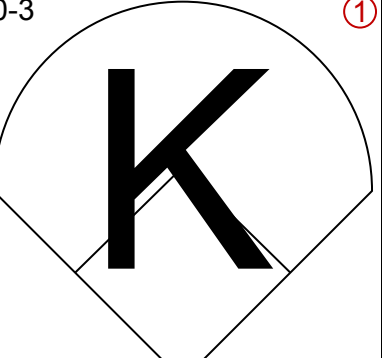
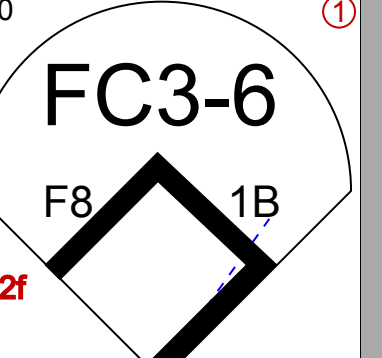
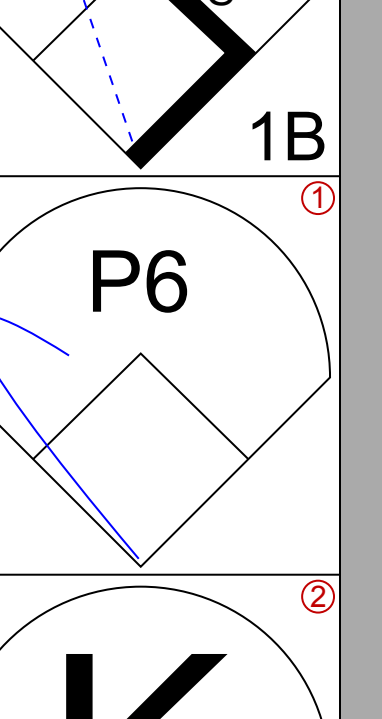

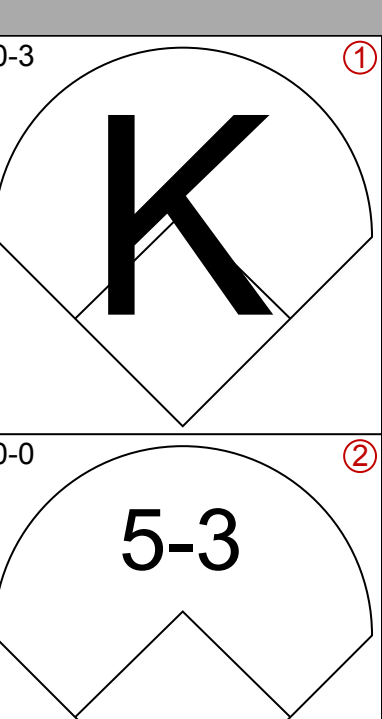
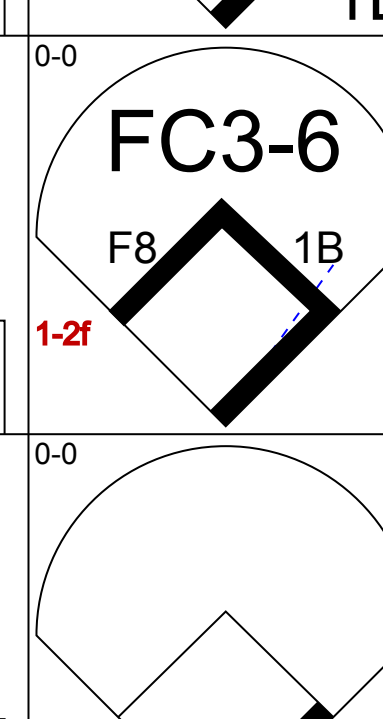
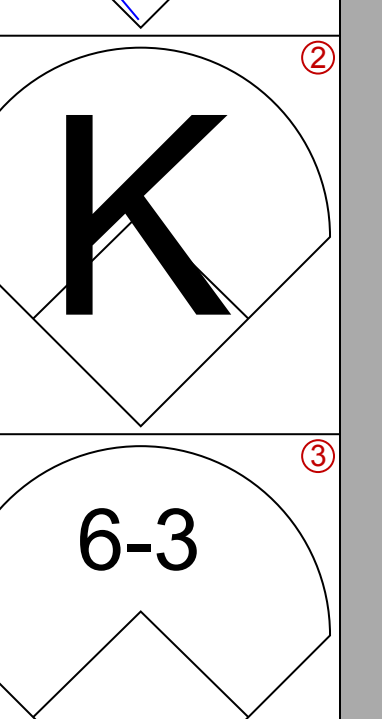

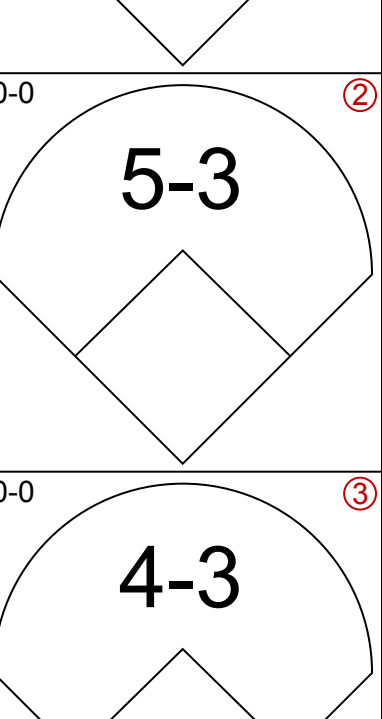
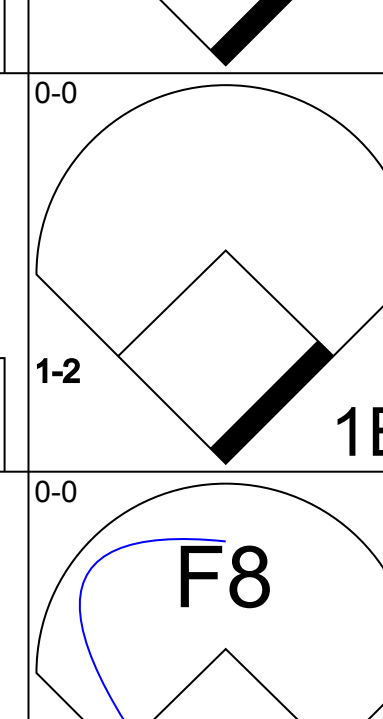
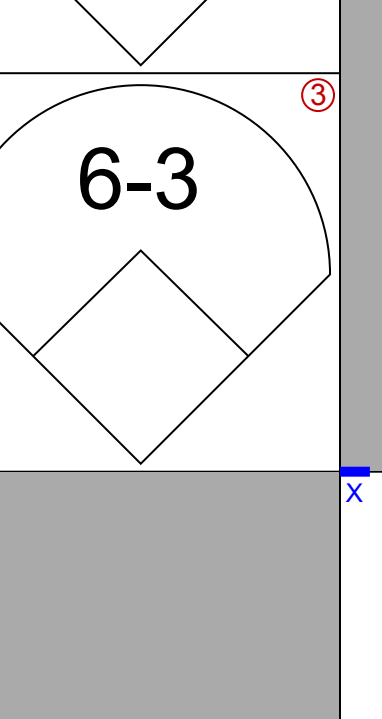
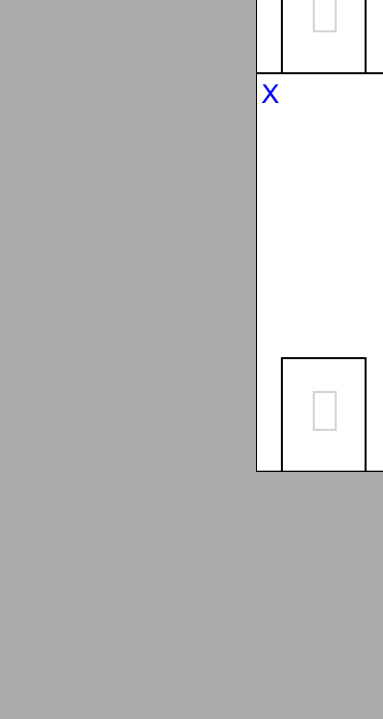
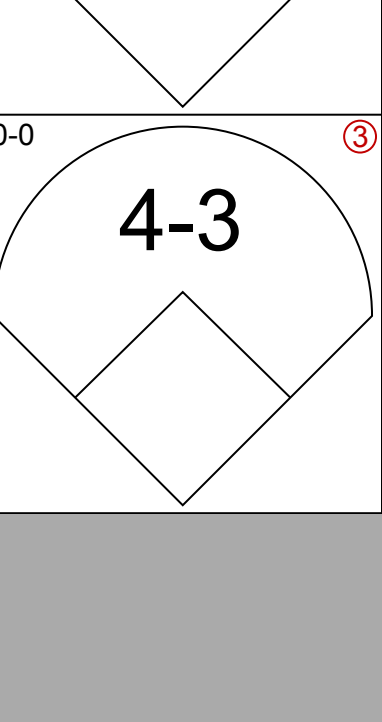
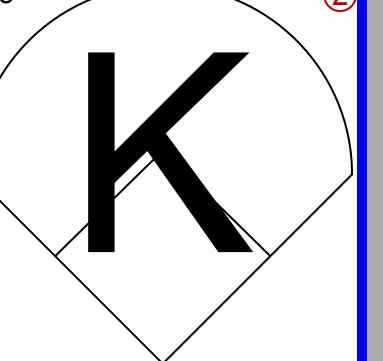


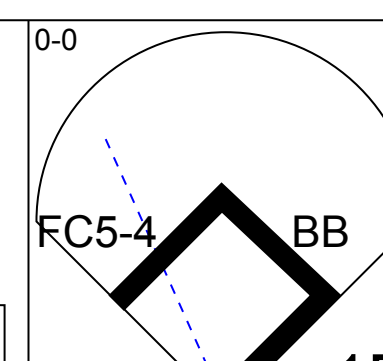
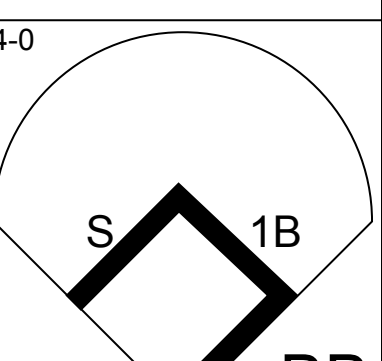
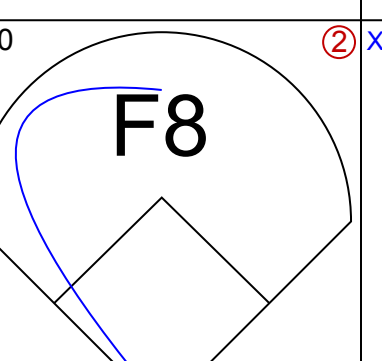
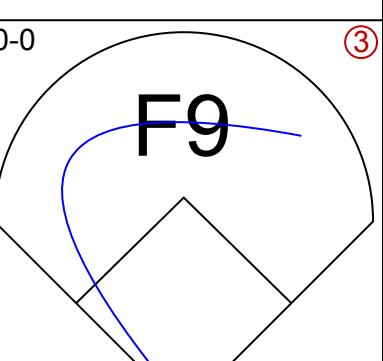

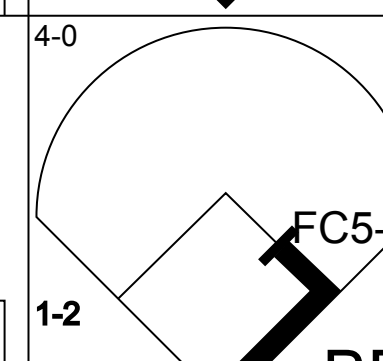
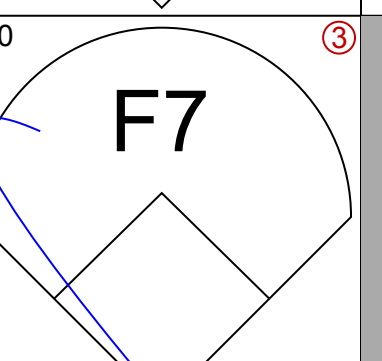
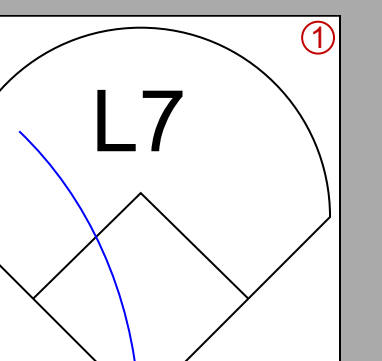

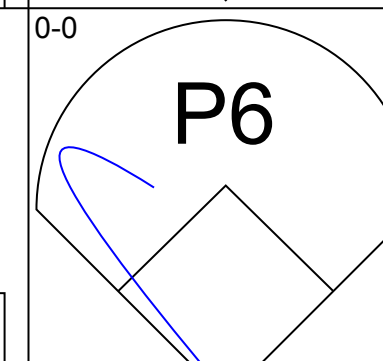
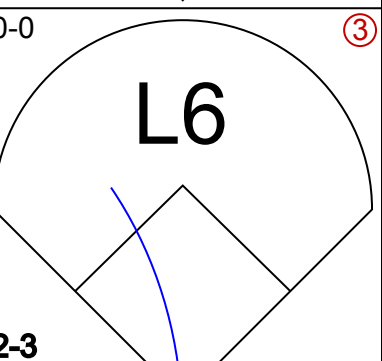
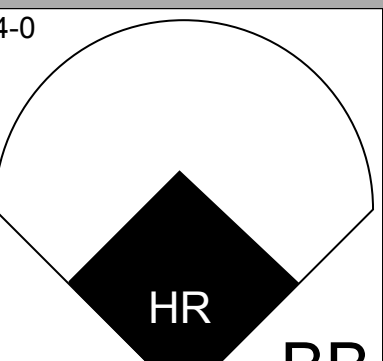
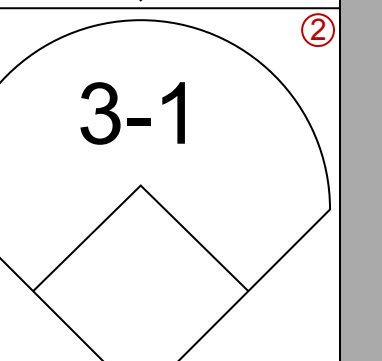

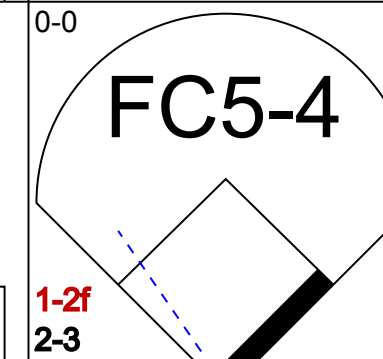
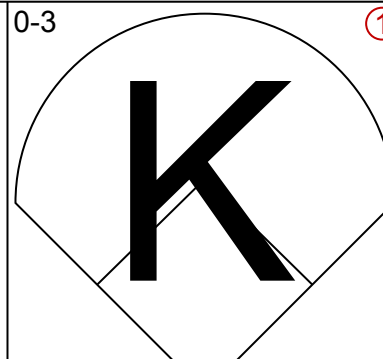
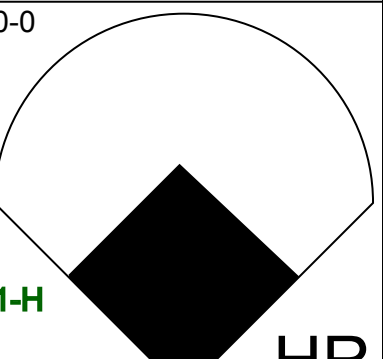
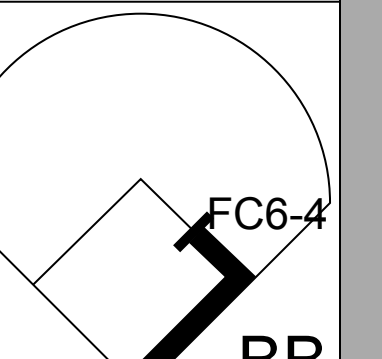

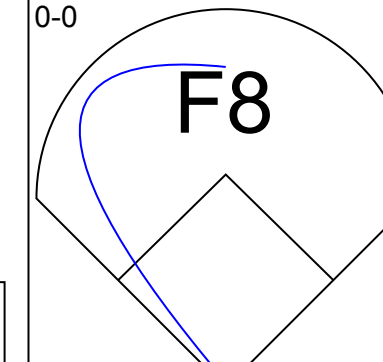
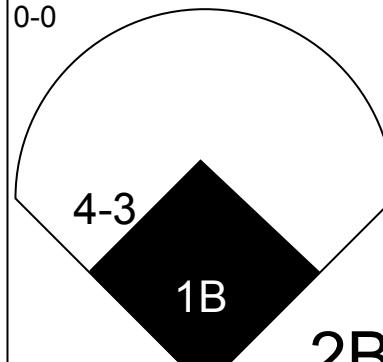
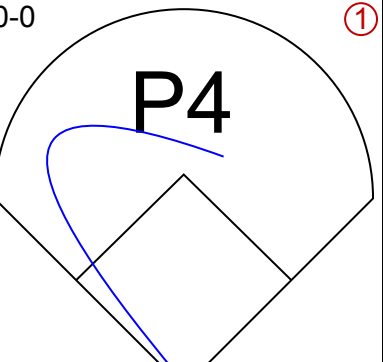
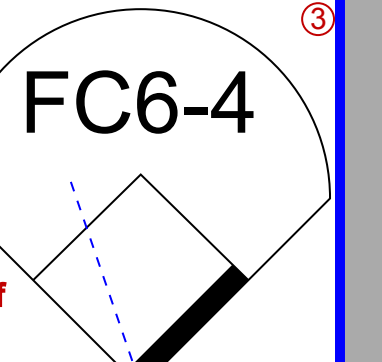

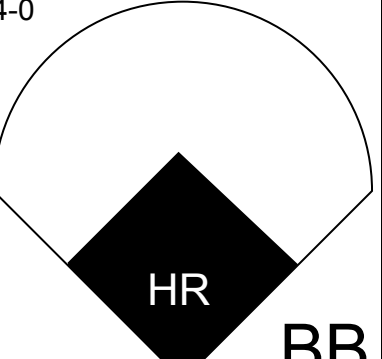
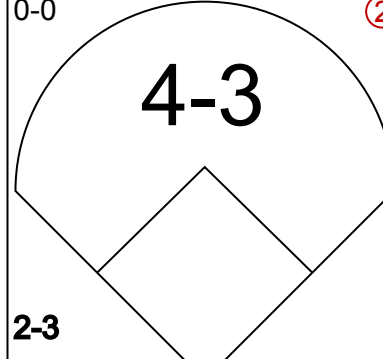
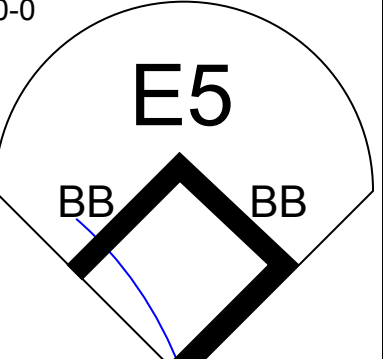
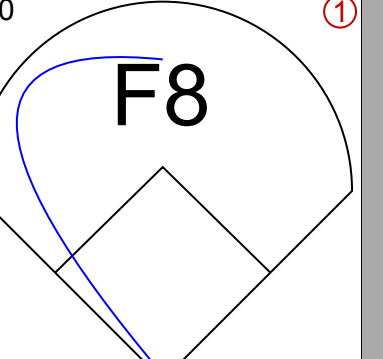
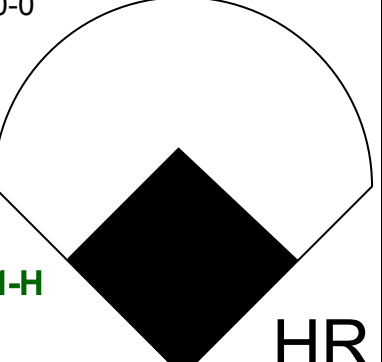

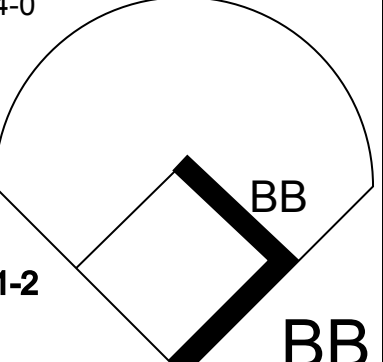
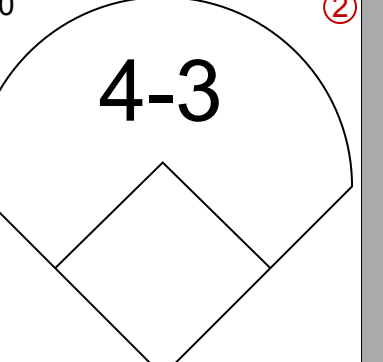
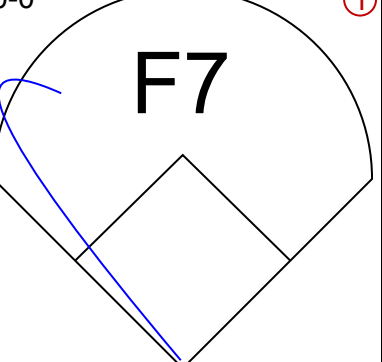
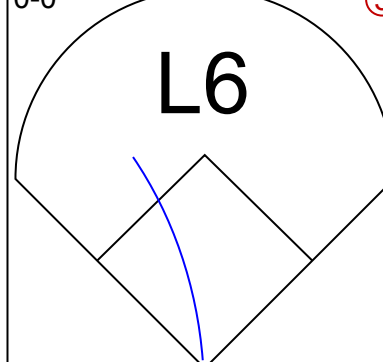
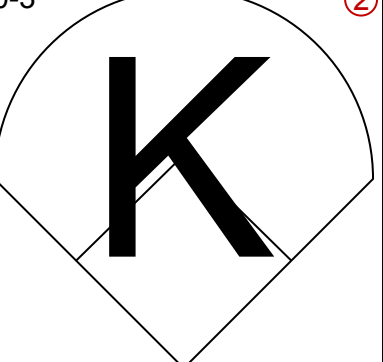
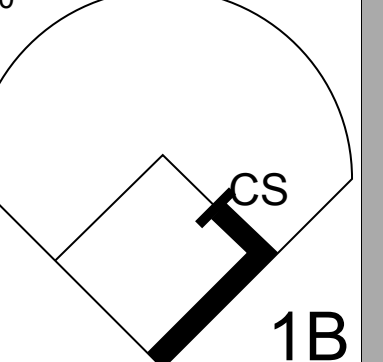

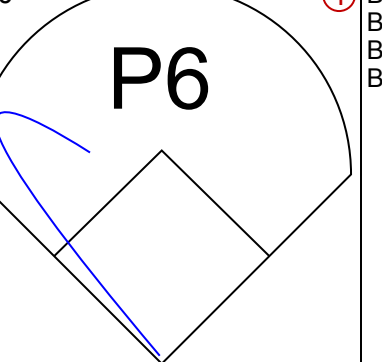
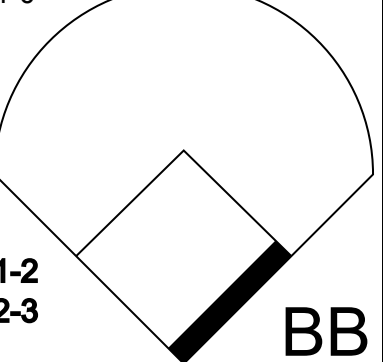
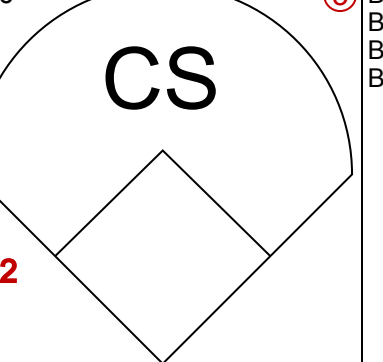
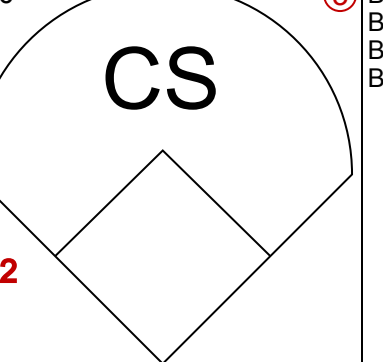
Batter	1	2	3	4	5	6	7	8	9	AB	R	H	RBI	BB	SO	LOB	TOP				
John Cangelosi, S OBP: 0.359, SLG: 0.356 (1.7)	G6-3		F8		G6-3			G6-3 WP 1B		4	0	1	0	0	0	2	Florida Marlins @ Boston Red Sox Fenway Park, Boston, MA Tue Jul 01 1997, 7:05 PM EDT Att: 25,538 - Unknown - 82 F				
Edgar Renteria, R OBP: 0.315, SLG: 0.318 (1.6)	G6-4-3 1B			G5-4-3 1B WP BB		G5-3		G6-3		3	1	1	0	1	0	1					
Kurt Abbott, R OBP: 0.312, SLG: 0.467 (1.5)	G6-4-3 1-2			G5-4-3 1B		K		F7		4	0	1	0	0	1	2					
Gary Sheffield, R OBP: 0.443, SLG: 0.405 (1.9)		P3		G5-4-3 1-2 2-3		G5-3			G4-6-3 1B	4	0	1	0	0	0	2					
Moises Alou, R OBP: 0.379, SLG: 0.479 (1.8)	G4-3			K			G4-3		G4-6-3 1B	4	0	1	0	0	1	0					
Bobby Bonilla, S OBP: 0.385, SLG: 0.491 (1.10)	F8				2B G4-3 1B		F8		G4-6-3 1-2 2-3	4	1	2	0	0	0	2					
Jeff Conine, R OBP: 0.339, SLG: 0.370 (1.3)			K		P4		F8		G5-3	4	0	0	0	0	1	3					
Charles Johnson, R OBP: 0.332, SLG: 0.398 (1.2)			G6-3 1B		G4-3 2B		K			3	0	2	0	0	1	1					
Luis Castillo, S OBP: 0.317, SLG: 0.282 (1.4)	G6-3				G4-3			G5-3		3	0	0	1	0	0	2					
Inning Stats	R: 0 E: 0 K: 0 S: 3	H: 1 LOB: 0 BB: 0 P: 3	R: 0 E: 0 K: 0 S: 3	H: 0 LOB: 0 BB: 0 P: 3	R: 0 E: 0 K: 1 S: 6	H: 1 LOB: 1 BB: 0 P: 6	R: 1 E: 0 K: 1 S: 5	H: 1 LOB: 1 BB: 0 P: 9	R: 0 E: 0 K: 0 S: 5	H: 0 LOB: 0 BB: 0 P: 5	R: 0 E: 0 K: 1 S: 6	H: 1 LOB: 1 BB: 0 P: 6	R: 0 E: 0 K: 0 S: 4	H: 1 LOB: 1 BB: 0 P: 4	R: 0 E: 0 K: 0 S: 4	H: 2 LOB: 1 BB: 0 P: 4	1B: 7 2B: 2 3B: 0 HR: 0	SF: 0 SAC: 0 DP: 3 HBP: 0	WP: 2 PB: 0 SB: 0 CS: 0	PA: 34	
PITCHER	IP	WLS	BF	H	R	ER	SO	BB	IBB	HBP	BLK	WP	HR	S	P	ERA	WHIP				
Vaughn Eshelman, L ERA: 5.82 (1.1)	5.0	W	19	5	2	2	2	1	0	0	0	1	0	22	26	3.60	1.200				
John Waddell, R ERA: 5.06 (6.1)	1.2		6	1	0	0	1	0	0	0	0	0	0	8	8	0.00	0.600				
Jim Corsi, R ERA: 4.67 (7.1)	2.1	S	9	3	0	0	1	0	0	0	0	1	0	11	11	0.00	1.286				

Batter	1	2	3	4	5	6	7	8	9	AB	R	H	RBI	BB	SO	LOB	BOTTOM				
Nomar Garciaparra, R OBP: 0.341, SLG: 0.488 (1.6)	CS 1B	FC4-6 BB		BB 1B		E5 SF8 2-3	FC5 2-3f			4	0	2	0	1	0	3	Florida Marlins @ Boston Red Sox Fenway Park, Boston, MA Tue Jul 01 1997, 7:05 PM EDT Att: 25,538 - Unknown - 82 F				
Darren Brown, L OBP: 0.338, SLG: 0.438 (1.9)	2B 1-2	FC4-6 BB 1-2f 2-3		BB 1-2 2-3		SF8 1-2 3-H		CS BB		2	1	1	1	2	0	2					
John Valentin, R OBP: 0.356, SLG: 0.443 (1.4)	BB 1B 2B 2-H	FC4-6 BB		K		K		BB 18 BB 1B 1-2		4	2	2	1	1	2	4					
18 Reggie Jefferson, S OBP: 0.368, SLG: 0.529 (1.10)	BB 1B BB	FC4-6		G3-2-3			HBP 2B 1B	BB BB 2B BB 1-2		3	3	1	0	2	0	6					
Mike Stanley, R OBP: 0.417, SLG: 0.533 (1.3)	1B BB 1-2 2-3		G4-6-3 BB		G4-3 1B		2B SF7 HBP	K		2	1	1	0	2	1	2					
Troy O'Leary, L OBP: 0.355, SLG: 0.476 (1.7)	G4-6-3 1B 1-2 2-H 3-H		G4-6-3 1B		G4-3 1-2f		FC5 1-3 2-H	BB 2B BB 1-2 2-3		4	1	3	3	1	0	1					
Scott Hatteberg, L OBP: 0.387, SLG: 0.461 (1.2)	G4-6-3 1-2f		G4-6-3		P6		K	2B BB 1-2 2-3 3-H		4	0	0	1	1	1	6					
Shane Mack, R OBP: 0.369, SLG: 0.455 (1.8)			FC3-6 1B		F8		E SF8 SH3-4 1B		1-3 2-H 3-H	3	1	2	0	1	0	1					
Jesus Tavarez, S OBP: 0.200, SLG: 0.231 (8.8)										1	0	1	2	0	0	0					
Arquimede Pozo, R OBP: 0.125, SLG: 0.143 (1.5)		FC3-6 FC4-6 BB 1-2f		BB 18 G3-2-3 1B		SH3-4		IBB		3	0	1	1	0	1	3					
Inning Stats	R: 3 E: 0 K: 0 S: 5	H: 4 LOB: 1 BB: 2 P: 13	R: 0 E: 0 K: 0 S: 4	H: 1 LOB: 3 BB: 2 P: 12	R: 0 E: 0 K: 1 S: 6	H: 2 LOB: 2 BB: 1 P: 10	R: 0 E: 0 K: 0 S: 3	H: 1 LOB: 0 BB: 0 P: 3	R: 1 E: 1 K: 1 S: 7	H: 1 LOB: 1 BB: 0 P: 7	R: 2 E: 0 K: 1 S: 7	H: 2 LOB: 2 BB: 1 P: 12	R: 3 E: 0 K: 2 S: 8	H: 2 LOB: 2 BB: 4 P: 24	1B: 10 2B: 4 3B: 0 HR: 0	SF: 2 SAC: 1 DP: 4 HBP: 1	WP: 0 PB: 0 SB: 0 CS: 2	PA: 45			
PITCHER	IP	WLS	BF	H	R	ER	SO	BB	IBB	HBP	BLK	WP	HR	S	P	ERA	WHIP				
Pat Rapp, R ERA: 4.5 (1.1)	3.0	L	20	8	3	3	0	6	0	0	0	0	0	14	38	9.00	4.667				
Mark Hutton, R ERA: 3.86 (4.1)	3.0		10	2	1	0	2	0	0	0	0	0	0	14	14	0.00	0.667				
Dennis Cook, L ERA: 2.54 (7.1)	0.1		5	2	2	2	1	0	1	1	0	0	0	5	10	54.00	6.000				
Rick Helling, R ERA: 4.82 (7.1)	1.2		10	2	3	3	2	4	0	0	0	0	0	10	26	16.20	3.600				


Batter	1	2	3	4	5	6	7	8	9	AB	R	H	RBI	BB	SO	LOB	TOP			
John Cangelosi, S OBP: 0.352, SLG: 0.340 (1, 8)	G5-3		FC4-6 1B		G6-3		G6-4-3 IBB		L3	4	1	0	0	1	0	5	Florida Marlins @ Boston Red Sox Fenway Park, Boston, MA Wed Jul 02 1997, 7:05 PM EDT Att: 31,405 - Unknown - 78 F			
Edgar Renteria, R OBP: 0.312, SLG: 0.317 (1, 6)	K		1B		G6-3		G6-4-3			4	1	1	2	0	1	3				
Jim Eisenreich, L OBP: 0.332, SLG: 0.359 (1, 10)	L4		E5 1B						F7	4	0	1	0	0	0	1				
Gary Sheffield, R OBP: 0.440, SLG: 0.402 (1, 9)		G5-3			E7 1B				F9	4	0	1	1	0	0	1				
Billy McMillon, L OBP: 0.143, SLG: 0.214 (1, 7)		G6-3	K		G6-3				F9	4	0	0	0	0	1	3				
Bobby Bonilla, S OBP: 0.383, SLG: 0.486 (1, 5)	G5-3			K		K				3	0	0	0	1	2	1				
Jeff Conine, R OBP: 0.338, SLG: 0.365 (1, 3)			G1-3	G6-3			2B BB		K	3	0	0	0	1	1	1				
Gregg Zaun, S OBP: 0.417, SLG: 0.457 (1, 2)			FC4-6 1B BB	F5			1-3 2B		BB 1B	3	1	2	0	1	0	0				
Luis Castillo, S OBP: 0.320, SLG: 0.279 (1, 4)					K		G5-3		BB L3 BB	2	0	0	0	2	1	2				
Inning Stats	R: 0 E: 0 K: 1 S: 5	H: 0 LOB: 0 BB: 0 P: 5	R: 0 E: 0 K: 0 S: 3	H: 0 LOB: 0 BB: 0 P: 3	R: 3 E: 1 K: 1 S: 8	H: 2 LOB: 2 BB: 2 P: 16	R: 0 E: 0 K: 1 S: 5	H: 0 LOB: 0 BB: 0 P: 5	R: 0 E: 0 K: 1 S: 6	H: 1 LOB: 1 BB: 0 P: 6	R: 0 E: 0 K: 0 S: 3	H: 0 LOB: 0 BB: 0 P: 3	R: 0 E: 0 K: 1 S: 5	H: 1 LOB: 2 BB: 2 P: 13	1B: 4 2B: 2 3B: 0 HR: 0	SF: 0 SAC: 0 DP: 2 HBP: 0	WP: 0 PA: 37 PB: 0 SB: 1 CS: 0			
PITCHER	IP	WLS	BF	H	R	ER	SO	BB	IBB	HBP	BLK	WP	HR	S	P	ERA	WHIP			
Tom Gordon, R ERA: 3.22 Joe Hudson, R ERA: 2.65	(1, 1)	8.1	L	36	5	3	2	6	5	1	0	0	0	0	0	0	2.16	1.200		
	(9, 1)	0.2		1	0	0	0	0	0	0	0	0	0	1	1	0.00	0.000			

Batter	1	2	3	4	5	6	7	8	9	AB	R	H	RBI	BB	SO	LOB	BOTTOM			
Nomar Garciaparra, R OBP: 0.342, SLG: 0.487 (1, 6)	G3-1		1B G6-4-3		WP G3-1 FC6-2 1B		G6-3		F7	5	1	2	0	0	0	1	Florida Marlins @ Boston Red Sox Fenway Park, Boston, MA Wed Jul 02 1997, 7:05 PM EDT Att: 31,405 - Unknown - 78 F			
Darren Bragg, L OBP: 0.335, SLG: 0.434 (1, 9)	G4-3		G6-4-3 1B		G3-1		E6 BB		F8	5	0	1	0	0	0	2				
John Valentin, R OBP: 0.358, SLG: 0.442 (1, 4)			G6-4-3 1B		FC6-2 1B PO				BB	3	0	1	0	1	0	2				
18 Reggie Jefferson, S OBP: 0.366, SLG: 0.521 (1, 10)	G3		G4-3		PO				K	3	0	0	0	1	1	4				
Mike Stanley, R OBP: 0.419, SLG: 0.550 (9, 2)							F8		F9	4	1	2	1	0	0	1				
Troy O'Leary, L OBP: 0.350, SLG: 0.468 (1, 7)			K		F8		F7		K	4	0	0	0	0	2	2				
Scott Hatteberg, L OBP: 0.383, SLG: 0.451 Jesus Tavarez, S OBP: 0.200, SLG: 0.231 Jeff Frye, R OBP: 0.311, SLG: 0.336 (9, 3)		G3			K		F7		FC6 HBP	3	0	0	0	0	1	2				
Shane Mack, R OBP: 0.375, SLG: 0.450 (1, 8)					FC5-4 BB		K		FC6	3	0	1	0	1	1	1				
Arquimedez Pozo, R OBP: 0.167, SLG: 0.273 (1, 5)			K		FC5-4		E 2B		K	4	0	1	0	0	2	3				
Inning Stats	R: 0 E: 0 K: 0 S: 4	H: 1 LOB: 1 BB: 0 P: 4	R: 1 E: 0 K: 2 S: 9	H: 2 LOB: 1 BB: 0 P: 9	R: 1 E: 0 K: 0 S: 4	H: 2 LOB: 0 BB: 0 P: 4	R: 0 E: 0 K: 1 S: 6	H: 1 LOB: 2 BB: 1 P: 10	R: 0 E: 0 K: 0 S: 3	H: 0 LOB: 1 BB: 1 P: 7	R: 0 E: 1 K: 2 S: 9	H: 1 LOB: 3 BB: 1 P: 13	R: 0 E: 0 K: 1 S: 5	H: 0 LOB: 1 BB: 0 P: 6	R: 0 E: 0 K: 1 S: 5	H: 0 LOB: 0 BB: 0 P: 5	1B: 6 2B: 1 3B: 0 HR: 1	SF: 0 SAC: 0 DP: 1 HBP: 1	WP: 1 PA: 39 PB: 2 SB: 0 CS: 0	
PITCHER	IP	WLS	BF	H	R	ER	SO	BB	IBB	HBP	BLK	WP	HR	S	P	ERA	WHIP			
Kevin Brown, R ERA: 2.67 Felix Heredia, L ERA: 1.91 Jay Powell, R ERA: 2.05 Robb Nen, R ERA: 4.12	(1, 1)	6.2	W	30	8	2	2	4	3	0	0	0	0	0	0	0	2.70	1.650		
	(7, 1)	1.0		4	0	0	0	2	0	0	1	0	0	0	7	8	0.00	0.000		
	(8, 1)	0.1		1	0	0	0	0	0	0	0	0	0	1	1	0.00	0.000			
	(9, 1)	1.0	S	3	0	0	0	1	0	0	0	0	0	5	5	0.00	0.000			

Batter	1	2	3	4	5	6	7	8	9	AB	R	H	RBI	BB	SO	LOB	TOP										
Kurt Abbott, R OBP: 0.322, SLG: 0.479 (1, 4)										4	0	1	0	0	1	0	Florida Marlins @ New York Mets Shea Stadium, Flushing, NY Fri Jul 04 1997, 7:05 PM EDT Att: 38,076 - Unknown - 84 F										
Edgar Renteria, R OBP: 0.315, SLG: 0.318 (1, 6)										4	0	2	0	0	0	0											
Jim Eisenreich, L OBP: 0.342, SLG: 0.362 (1, 7)										4	1	1	0	0	1	3											
Gary Sheffield, R OBP: 0.441, SLG: 0.421 (1, 9)										4	1	2	2	0	0	2											
Moises Alou, R OBP: 0.377, SLG: 0.476 (1, 8)										4	0	1	0	0	1	1											
Bobby Bonilla, S OBP: 0.379, SLG: 0.483 (1, 5)										4	0	0	0	0	3	2											
Jeff Conine, R OBP: 0.341, SLG: 0.380 (1, 3)										4	0	1	0	0	0	1											
Charles Johnson, R OBP: 0.325, SLG: 0.385 (1, 2)										3	0	0	0	0	0	2											
Al Leiter, L OBP: 0.138, SLG: 0.074 Mark Hutton, R OBP: 0.330, SLG: 0.317 John Cangelosi, S OBP: 0.091, SLG: 0.091 Rick Helling, R OBP: 0.091, SLG: 0.091 Matt Whisenant, L OBP: 0.091, SLG: 0.091										2	0	0	0	0	1	2											
Inning Stats	R: 2 E: 0 K: 2 S: 9	H: 2 LOB: 0 BB: 0 P: 9	R: 0 E: 0 K: 1 S: 5	H: 0 LOB: 0 BB: 0 P: 5	R: 0 E: 0 K: 2 S: 9	H: 2 LOB: 2 BB: 0 P: 9	R: 0 E: 0 K: 0 S: 3	H: 1 LOB: 0 BB: 0 P: 3	R: 0 E: 0 K: 1 S: 6	H: 1 LOB: 1 BB: 0 P: 6	R: 0 E: 0 K: 1 S: 5	H: 0 LOB: 0 BB: 0 P: 5	R: 0 E: 0 K: 0 S: 3	H: 0 LOB: 0 BB: 0 P: 3	R: 0 E: 0 K: 1 S: 5	H: 0 LOB: 0 BB: 0 P: 5		1B: 7 2B: 1 3B: 0 HR: 1	SF: 0 SAC: 0 DP: 1 HBP: 0	WP: 0 PB: 0 SB: 1 CS: 0	PA: 34						
PITCHER	IP	WLS	BF	H	R	ER	SO	BB	IBB	HBP	BLK	WP	HR	S	P	ERA	WHIP										
Rick Reed, R ERA: 2.93	6.0	W	25	8	2	2	6	0	0	0	0	0	1	37	37	3.00	1.333										
Cory Lidle, R ERA: 4.1	1.0		3	0	0	0	1	0	0	0	0	0	0	5	5	0.00	0.000										
Greg McMichael, R ERA: 2.59	2.0	S	6	0	0	0	1	0	0	0	0	0	0	8	8	0.00	0.000										

Batter	1	2	3	4	5	6	7	8	9	AB	R	H	RBI	BB	SO	LOB	BOTTOM										
Lance Johnson, L OBP: 0.369, SLG: 0.368 (1, 8)										4	1	1	0	1	0	4	Florida Marlins @ New York Mets Shea Stadium, Flushing, NY Fri Jul 04 1997, 7:05 PM EDT Att: 38,076 - Unknown - 84 F										
Edgardo Alfonzo, R OBP: 0.384, SLG: 0.462 (1, 5)										3	0	1	0	1	0	0											
John Olerud, L OBP: 0.404, SLG: 0.520 (1, 3)										4	1	0	0	1	0	7											
Bernard Gilkey, R OBP: 0.310, SLG: 0.354 (1, 7)										4	1	2	3	1	1	2											
Butch Huskey, R OBP: 0.305, SLG: 0.473 Cory Lidle, R ERA: 4.1 Greg McMichael, R OBP: 0.500, SLG: 0.500										4	1	1	0	0	0	3											
Carlos Baerga, S OBP: 0.318, SLG: 0.383 (1, 4)										3	1	0	0	1	0	1											
Todd Pratt, R OBP: 0.750, SLG: 1.667 (1, 2)										3	1	2	3	1	0	0											
Shawn Gilbert, R OBP: 0.429, SLG: 0.833 Carl Everett, S OBP: 0.327, SLG: 0.466										3	0	0	0	0	1	3											
Rick Reed, R OBP: 0.229, SLG: 0.250 Luis Lopez, S OBP: 0.365, SLG: 0.369										2	0	0	0	1	0	0											
Inning Stats	R: 0 E: 0 K: 0 S: 4	H: 1 LOB: 2 BB: 1 P: 8	R: 2 E: 0 K: 0 S: 5	H: 2 LOB: 2 BB: 2 P: 13	R: 1 E: 0 K: 1 S: 7	H: 2 LOB: 1 BB: 0 P: 7	R: 0 E: 0 K: 0 S: 3	H: 0 LOB: 0 BB: 0 P: 3	R: 2 E: 1 K: 1 S: 7	H: 1 LOB: 3 BB: 3 P: 19	R: 0 E: 0 K: 0 S: 3	H: 0 LOB: 1 BB: 1 P: 7	R: 0 E: 0 K: 0 S: 3	H: 1 LOB: 0 BB: 0 P: 3	R: 1 E: 2 K: 1 S: 7	H: 1 LOB: 2 BB: 1 P: 11		1B: 5 2B: 2 3B: 0 HR: 2	SF: 0 SAC: 1 DP: 1 HBP: 0	WP: 0 PB: 0 SB: 1 CS: 1	PA: 42						
PITCHER	IP	WLS	BF	H	R	ER	SO	BB	IBB	HBP	BLK	WP	HR	S	P	ERA	WHIP										
Al Leiter, L ERA: 5.02	4.1	L	25	6	5	5	1	5	0	0	0	0	0	22	42	10.38	2.538										
Mark Hutton, R ERA: 3.7	1.2		7	0	0	0	1	2	0	0	0	0	0	7	15	0.00	1.200										
Rick Helling, R ERA: 4.74	1.0		3	1	0	0	0	0	0	0	0	0	0	3	3	0.00	1.000										
Matt Whisenant, L ERA:	1.0		6	1	1	0	1	1	0	0	0	0	0	7	11	0.00	2.000										

AB 34
R 2
H 8
RBI 2
BB 0
SO 8
LOB 13



AB 32
R 6
H 8
RBI 6
BB 8
SO 3
LOB 22



Batter	1	2	3	4	5	6	7	8	9	AB	R	H	RBI	BB	SO	LOB	TOP										
Kurt Abbott, R OBP: 0.312, SLG: 0.463 (1, 4)										5	0	0	0	0	2	5	Florida Marlins @ New York Mets Shea Stadium, Flushing, NY Sat Jul 05 1997, 3:33 AM EDT Att: 23,681 - Sunny - 79 F										
Edgar Renteria, R OBP: 0.314, SLG: 0.319 (1, 6)										5	0	2	0	0	0	1											
Jim Eisenreich, L OBP: 0.345, SLG: 0.365 (1, 7)										4	1	2	1	0	0	1											
Gary Sheffield, R OBP: 0.443, SLG: 0.433 John Cangelosi, S OBP: 0.326, SLG: 0.314 (5, 8)										3	0	2	1	0	1	1											
Moisés Alou, R OBP: 0.376, SLG: 0.471 (1, 8)										3	0	0	0	1	1	2											
Bobby Bonilla, S OBP: 0.376, SLG: 0.480 (1, 5)										4	0	1	0	0	0	1											
Jeff Conine, R OBP: 0.343, SLG: 0.385 (1, 3)										4	0	2	0	0	0	2											
Gregg Zaun, S OBP: 0.420, SLG: 0.464 (1, 2)										3	1	1	0	1	2	3											
Alex Fernandez, R OBP: 0.237, SLG: 0.324 Alex Arias, R OBP: 0.426, SLG: 0.425 (9, PH)										3	1	1	0	0	2	3											
Inning Stats	R: 1 E: 0 K: 0 S: 5	H: 3 LOB: 1 BB: 0 P: 5	R: 0 E: 0 K: 1 S: 5	H: 1 LOB: 0 BB: 0 P: 5	R: 0 E: 0 K: 2 S: 8	H: 1 LOB: 1 BB: 0 P: 8	R: 0 E: 0 K: 1 S: 7	H: 2 LOB: 2 BB: 0 P: 7	R: 1 E: 0 K: 2 S: 9	H: 2 LOB: 1 BB: 0 P: 9	R: 0 E: 0 K: 1 S: 6	H: 1 LOB: 3 BB: 2 P: 14	R: 0 E: 0 K: 1 S: 3	H: 0 LOB: 0 BB: 0 P: 3	R: 0 E: 0 K: 1 S: 5	H: 0 LOB: 0 BB: 0 P: 5		R: 1 E: 0 K: 0 S: 4	H: 2 LOB: 0 BB: 0 P: 4	1B: 8 2B: 3 3B: 1 HR: 0	SF: 0 SAC: 0 DP: 1 HBP: 0	WP: 1 PB: 0 SB: 0 CS: 1	PA: 39				
PITCHER	IP	WLS	BF	H	R	ER	SO	BB	IBB	HBP	BLK	WP	HR	S	P	ERA	WHIP										
Mark Clark, R ERA: 3.94 (1, 1)	5.2	W	27	10	2	2	7	2	0	0	0	0	0	39	47	3.18	2.118										
Cory Lidle, R ERA: 4.09 (6, 1)	0.1		1	0	0	0	0	0	0	0	0	0	0	1	1	0.00	0.000										
Juan Acevedo, R ERA: 2.03 (7, 1)	2.0		6	0	0	0	1	0	0	0	0	0	0	8	8	0.00	0.000										
John Franco, L ERA: 3.03 (9, 1)	1.0	S	4	2	1	1	0	0	0	0	0	1	0	4	4	9.00	2.000										
Inning Stats	R: 0 E: 0 K: 0 S: 5	H: 2 LOB: 3 BB: 1 P: 9	R: 0 E: 0 K: 0 S: 4	H: 1 LOB: 1 BB: 0 P: 4	R: 3 E: 0 K: 1 S: 9	H: 4 LOB: 1 BB: 0 P: 9	R: 0 E: 0 K: 1 S: 5	H: 0 LOB: 0 BB: 0 P: 5	R: 0 E: 0 K: 1 S: 3	H: 0 LOB: 0 BB: 0 P: 3	R: 2 E: 0 K: 1 S: 8	H: 3 LOB: 1 BB: 0 P: 8	R: 0 E: 0 K: 1 S: 6	H: 1 LOB: 1 BB: 0 P: 6	R: 0 E: 0 K: 1 S: 5	H: 0 LOB: 0 BB: 0 P: 5	R: 0 E: 0 K: 1 S: 5	H: 0 LOB: 0 BB: 0 P: 5	1B: 7 2B: 2 3B: 0 HR: 2	SF: 0 SAC: 0 DP: 0 HBP: 0	WP: 0 PB: 0 SB: 0 CS: 0	PA: 36					
PITCHER	IP	WLS	BF	H	R	ER	SO	BB	IBB	HBP	BLK	WP	HR	S	P	ERA	WHIP										
Alex Fernandez, R ERA: 3.83 (1, 1)	8.0	L	36	11	5	5	5	1	0	0	0	0	2	45	49	5.62	1.500										
Lance Johnson, L OBP: 0.372, SLG: 0.377 (1, 8)																	4	0	2	1	0	0	1	Florida Marlins @ New York Mets Shea Stadium, Flushing, NY Sat Jul 05 1997, 3:33 AM EDT Att: 23,681 - Sunny - 79 F			
Edgardo Alfonzo, R OBP: 0.382, SLG: 0.471 (1, 5)																	4	1	1	1	0	0	2				
John Olerud, L OBP: 0.399, SLG: 0.513 (1, 3)																	4	0	0	0	0	0	1				
Bernard Gilkey, R OBP: 0.312, SLG: 0.354 (1, 7)																	3	1	1	0	1	1	0				
Carl Everett, S OBP: 0.333, SLG: 0.475 (1, 9)																	4	1	3	1	0	0	0				
Carlos Baerga, S OBP: 0.317, SLG: 0.392 (1, 4)																	4	1	1	1	0	0	5				
Todd Pratt, R OBP: 0.500, SLG: 0.857 (1, 2)										4	0	1	1	0	1	0									AB 35 R 5 H 11 RBI 5 BB 1 SO 5 LOB 12		
Luis Lopez, S OBP: 0.372, SLG: 0.377 (1, 6)										4	1	2	0	0	2	1											
Mark Clark, R OBP: 0.296, SLG: 0.114 (5, 1)										2	0	0	0	0	1	1											
Butch Huskey, R OBP: 0.363, SLG: 0.471 Juan Acevedo, R OBP: 0.307, SLG: 0.493 John Franco, L OBP: 0.426, SLG: 0.425 (9, 1)										0	0	0	0	0	0	0											
Inning Stats	R: 0 E: 0 K: 0 S: 5	H: 2 LOB: 3 BB: 1 P: 9	R: 0 E: 0 K: 0 S: 4	H: 1 LOB: 1 BB: 0 P: 4	R: 3 E: 0 K: 1 S: 9	H: 4 LOB: 1 BB: 0 P: 9	R: 0 E: 0 K: 1 S: 5	H: 0 LOB: 0 BB: 0 P: 5	R: 0 E: 0 K: 1 S: 3	H: 0 LOB: 0 BB: 0 P: 3	R: 2 E: 0 K: 1 S: 8	H: 3 LOB: 1 BB: 0 P: 8	R: 0 E: 0 K: 1 S: 6	H: 1 LOB: 1 BB: 0 P: 6	R: 0 E: 0 K: 1 S: 5	H: 0 LOB: 0 BB: 0 P: 5	R: 0 E: 0 K: 1 S: 5	H: 0 LOB: 0 BB: 0 P: 5	1B: 7 2B: 2 3B: 0 HR: 2	SF: 0 SAC: 0 DP: 0 HBP: 0	WP: 0 PB: 0 SB: 0 CS: 0	PA: 36					
PITCHER	IP	WLS	BF	H	R	ER	SO	BB	IBB	HBP	BLK	WP	HR	S	P	ERA	WHIP										
Alex Fernandez, R ERA: 3.83 (1, 1)	8.0	L	36	11	5	5	5	1	0	0	0	0	2	45	49	5.62	1.500										

AB	36
R	3
H	12
RBI	3
BB	2
SO	8
LOB	19



AB	35
R	5
H	11
RBI	5
BB	1
SO	5
LOB	12



Batter	1	2	3	4	5	6	7	8	9	10	11	12	AB	R	H	RBI	BB	SO	LOB	TOP		
Kurt Abbott, R Luis Castillo, S OBP: 0.316, SLG: 0.464 (8, PR) OBP: 0.316, SLG: 0.276 (8, 4)	FC1-6 1B		5-3			5-3		G3-1 SH5-4 1B		G4-3		FC6-4	4 0 2 0 0 0 0 2 0 0 0 0 0 1									
Edgar Renteria, R OBP: 0.316, SLG: 0.321 (1, 6)	FC1-6 2B		K					SH5-4 1B		G6-4-3 1B			4 1 2 0 0 1 1									
Moises Alou, R OBP: 0.376, SLG: 0.471 (1, 7) (8, 8)	4-3 1H 2B					L4		F9		G3-1 BB			4 0 1 1 1 1 0 2									
Gary Sheffield, R OBP: 0.436, SLG: 0.424 (1, 9)	4-3					G1-3		G6-3		G3-1			5 0 0 0 0 0 4									
Billy McMillon, L OBP: 0.118, SLG: 0.176 (8, PH) Jim Eisenreich, L OBP: 0.347, SLG: 0.363 (8, 7)	K					K		F9					3 0 0 0 0 2 1 1 0 0 0 1 0 0									
Alex Arias, R OBP: 0.404, SLG: 0.386 (1, 5)			5-3					G4-3					4 0 0 0 1 0 3									
Jeff Conine, R OBP: 0.341, SLG: 0.382 (1, 3)						L5		FC5-4 2B		F8			5 1 1 0 0 0 1									
Charles Johnson, R OBP: 0.327, SLG: 0.387 (1, 2)	G5-4-3 1B									K			4 0 1 1 1 1 1									
Pat Rapp, R OBP: 0.212, SLG: 0.212 (1, 1) Jay Powell, R OBP: 0.150, SLG: 0.150 (8, 1) Felix Heredia, L OBP: 0.250, SLG: 0.250 (8, PH) John Franco, L OBP: 0.311, SLG: 0.311 (8, 1) Robb Nen, R OBP: 0.100, SLG: 1.000 (11, 1)			4-3					G1-3		B2-3			3 0 0 0 0 1 2 0 0 0 0 0 0 0 0 0 0 0 0 0 0 1 0 0 0 0 0 0 0 0 0 0 0 0 0 1 0 1 0 0 0 0									
Inning Stats	R: 1 E: 0 K: 1 S: 7	H: 2 LOB: 1 BB: 0 P: 7	R: 0 E: 0 K: 3 S: 3	H: 1 LOB: 0 BB: 0 P: 3	R: 0 E: 0 K: 1 S: 5	H: 0 LOB: 0 BB: 0 P: 5	R: 0 E: 0 K: 1 S: 5	H: 0 LOB: 0 BB: 0 P: 6	R: 0 E: 0 K: 1 S: 5	H: 1 LOB: 1 BB: 0 P: 4	R: 1 E: 0 K: 0 S: 4	H: 1 LOB: 3 BB: 2 P: 12	R: 0 E: 0 K: 1 S: 3	H: 1 LOB: 0 BB: 0 P: 3	R: 0 E: 0 K: 0 S: 3	H: 0 LOB: 0 BB: 0 P: 3	R: 0 E: 0 K: 0 S: 4	H: 1 LOB: 1 BB: 0 P: 4	1B: 6 2B: 2 3B: 0 HR: 0	SF: 0 SAC: 1 DP: 2 HBP: 0	WP: 0 PB: 0 SB: 1 CS: 1	PA: 46
PITCHER	IP WLS BF H R ER SO BB IBB HBP BLK WP HR S P ERA WHIP	IP WLS BF H R ER SO BB IBB HBP BLK WP HR S P ERA WHIP	IP WLS BF H R ER SO BB IBB HBP BLK WP HR S P ERA WHIP	IP WLS BF H R ER SO BB IBB HBP BLK WP HR S P ERA WHIP	IP WLS BF H R ER SO BB IBB HBP BLK WP HR S P ERA WHIP	IP WLS BF H R ER SO BB IBB HBP BLK WP HR S P ERA WHIP	IP WLS BF H R ER SO BB IBB HBP BLK WP HR S P ERA WHIP	IP WLS BF H R ER SO BB IBB HBP BLK WP HR S P ERA WHIP	IP WLS BF H R ER SO BB IBB HBP BLK WP HR S P ERA WHIP	IP WLS BF H R ER SO BB IBB HBP BLK WP HR S P ERA WHIP	IP WLS BF H R ER SO BB IBB HBP BLK WP HR S P ERA WHIP	IP WLS BF H R ER SO BB IBB HBP BLK WP HR S P ERA WHIP	IP WLS BF H R ER SO BB IBB HBP BLK WP HR S P ERA WHIP	IP WLS BF H R ER SO BB IBB HBP BLK WP HR S P ERA WHIP	IP WLS BF H R ER SO BB IBB HBP BLK WP HR S P ERA WHIP	IP WLS BF H R ER SO BB IBB HBP BLK WP HR S P ERA WHIP	IP WLS BF H R ER SO BB IBB HBP BLK WP HR S P ERA WHIP	IP WLS BF H R ER SO BB IBB HBP BLK WP HR S P ERA WHIP	IP WLS BF H R ER SO BB IBB HBP BLK WP HR S P ERA WHIP	IP WLS BF H R ER SO BB IBB HBP BLK WP HR S P ERA WHIP		
Bobby Jones, R ERA: 3.08	2.0	9	1	0	0	1	1	1	0	0	0	0	0	0	9	17	0.00	1.000				
Greg McMichael, R ERA: 2.47	2.0	6	1	0	0	0	0	0	0	0	0	0	0	0	6	6	0.00	0.500				
John Franco, L ERA: 2.88	1.0	W	4	1	0	0	0	0	0	0	0	0	0	0	4	4	0.00	1.000				
Juan Acevedo, R ERA: 1.88	1.0	W	4	1	0	0	0	0	0	0	0	0	0	0	4	4	0.00	1.000				

Florida Marlins @ New York Mets
Shea Stadium, Flushing, NY

Sun Jul 06 1997, 3:33 AM EDT
Att: 29,438 - Sunny - 83 F

AB 41
R 2
H 8
RBI 2
BB 4
SO 5
LOB 16



Batter	1	2	3	4	5	6	7	8	9	10	11	12	AB	R	H	RBI	BB	SO	LOB	BOTTOM		
Lance Johnson, L OBP: 0.381, SLG: 0.384 (1, 8) Juan Acevedo, R (12, 1)	4-3		FC3-6 BB 1B	1-2 2H 1B			2B 1B			S BB		K	5 1 3 0 1 1 0 0 0 0 0 0 0 0									
Edgardo Alfonzo, R OBP: 0.384, SLG: 0.473 (1, 5)	F9		FC3-6 BB			F8		1H 2B		F9		G6-4-3 1B	5 0 2 1 1 0 1									
John Olerud, L OBP: 0.398, SLG: 0.506 (1, 3)	K		FC3-6 BB	1-2 2-3		6-3		1B				G6-4-3	4 0 0 0 2 1 3									
Bernard Gilkey, R OBP: 0.311, SLG: 0.350 (1, 7) Greg McMichael, R OBP: 0.500, SLG: 0.500 (8, PH) Matt Franco, L OBP: 0.384, SLG: 0.446 (10, 1) John Franco, L (12, 9) Alex Ochoa, R OBP: 0.270, SLG: 0.307 (1, 9) Carl Everett, S OBP: 0.337, SLG: 0.474 (12, 8)			K	1-2 BB		P3		4-3		G4-3		E9 1B	3 0 0 0 1 1 2 0 0 0 0 0 0 0 1 0 0 0 0 0 2 0 0 0 0 0 0 0 1 1 0 0 0 0 0									
Carlos Baeriswiler, S OBP: 0.316, SLG: 0.390 (1, 4)	4-3									WP FC3-2 BB		2H 1B	5 1 2 1 1 1 0 3									
Todd Pratt, R OBP: 0.462, SLG: 0.667 (1, 2)			4-3			L7		K		FC3-2 BB			4 0 1 0 1 1 2									
Luis Lopez, S OBP: 0.349, SLG: 0.351 (1, 6)	1-3					G3		P3		F9		FC3-2 DI	5 0 2 1 0 0 3									
Bobby Jones, R ERA: 1.58 Butch Huskey, R OBP: 0.300, SLG: 0.465 (7, PH) (8, 7)			G4-3					F7		F8		P4	2 0 0 0 0 0 2 3 0 0 0 0 0 2									
Inning Stats	R: 0 E: 0 K: 1 S: 5	H: 0 LOB: 0 BB: 0 P: 5	R: 1 E: 0 K: 1 S: 7	H: 2 LOB: 1 BB: 0 P: 7	R: 0 E: 0 K: 0 S: 4	H: 1 LOB: 3 BB: 2 P: 12	R: 0 E: 0 K: 0 S: 3	H: 0 LOB: 0 BB: 0 P: 3	R: 0 E: 0 K: 0 S: 3	H: 0 LOB: 2 BB: 1 P: 11	R: 0 E: 1 K: 1 S: 6	H: 0 LOB: 1 BB: 0 P: 6	R: 0 E: 0 K: 0 S: 3	H: 0 LOB: 2 BB: 2 P: 11	R: 0 E: 0 K: 1 S: 5	H: 1 LOB: 0 BB: 0 P: 5	R: 1 E: 1 K: 0 S: 2	H: 1 LOB: 1 BB: 0 P: 2	1B: 9 2B: 1 3B: 0 HR: 0	SF: 0 SAC: 0 DP: 1 HBP: 0	WP: 1 PB: 0 SB: 2 CS: 0	PA: 50
PITCHER	IP WLS BF H R ER SO BB IBB HBP BLK WP HR S P ERA WHIP	IP WLS BF H R ER SO BB IBB HBP BLK WP HR S P ERA WHIP	IP WLS BF H R ER SO BB IBB HBP BLK WP HR S P ERA WHIP	IP WLS BF H R ER SO BB IBB HBP BLK WP HR S P ERA WHIP	IP WLS BF H R ER SO BB IBB HBP BLK WP HR S P ERA WHIP	IP WLS BF H R ER SO BB IBB HBP BLK WP HR S P ERA WHIP	IP WLS BF H R ER SO BB IBB HBP BLK WP HR S P ERA WHIP	IP WLS BF H R ER SO BB IBB HBP BLK WP HR S P ERA WHIP	IP WLS BF H R ER SO BB IBB HBP BLK WP HR S P ERA WHIP	IP WLS BF H R ER SO BB IBB HBP BLK WP HR S P ERA WHIP	IP WLS BF H R ER SO BB IBB HBP BLK WP HR S P ERA WHIP	IP WLS BF H R ER SO BB IBB HBP BLK WP HR S P ERA WHIP	IP WLS BF H R ER SO BB IBB HBP BLK WP HR S P ERA WHIP	IP WLS BF H R ER SO BB IBB HBP BLK WP HR S P ERA WHIP	IP WLS BF H R ER SO BB IBB HBP BLK WP HR S P ERA WHIP	IP WLS BF H R ER SO BB IBB HBP BLK WP HR S P ERA WHIP	IP WLS BF H R ER SO BB IBB HBP BLK WP HR S P ERA WHIP	IP WLS BF H R ER SO BB IBB HBP BLK WP HR S P ERA WHIP	IP WLS BF H R ER SO BB IBB HBP BLK WP HR S P ERA WHIP	IP WLS BF H R ER SO BB IBB HBP BLK WP HR S P ERA WHIP		
Pat Rapp, R ERA: 1.38	0.1	1	0	0	0	0	0	0	0	1	1	0.00	0.000									
Jay Powell, R ERA: 2.03	1.0	4	0	0	0	1	0	0	0	6	6	0.00	0.000									
Felix Heredia, L ERA: 1.85	2.0	10	0	0	0	0	3	1	0	0	6	22	0.00	1.500								
Robb Nen, R ERA: 3.92	1.0	L	5	2	1	0	1	0	0	7	7	0.00	2.000									

Florida Marlins @ New York Mets
Shea Stadium, Flushing, NY

Sun Jul 06 1997, 3:33 AM EDT
Att: 29,438 - Sunny - 83 F

AB 43
R 3
H 10
RBI 3
BB 7
SO 5
LOB 26



Batter	1	2	3	4	5	6	7	8	9	AB	R	H	RBI	BB	SO	LOB	TOP			
Ricky Otero, S OBP: 0.330, SLG: 0.324 (1, 8)	4-1 CS BB		1-1 G4-6-3 1B		2-1 L9			1-2 1B 2B	4-0 1B BB	3	2	2	0	2	0	1	Philadelphia Phillies @ Florida Marlins Pro Player Stadium, Miami, FL Thu Jul 10 1997, 7:05 PM EDT Att: 23,438 - Unknown - 79 F			
Mickey Morandini, L OBP: 0.384, SLG: 0.410 (1, 4)	1 SAFE 2-3 K		2-2 G4-6-3 1-2		0-0 P4			2-2 P5	3-3 K	5	0	0	0	0	2	4				
Scott Rolen, R OBP: 0.374, SLG: 0.472 (1, 5)	1-1 2B			3-1 G6-3				1-1 1B 1B	4-0 1B BB	3	3	2	0	2	0	0				
Darren Daulton, L OBP: 0.376, SLG: 0.480 (1, 9)	3-3 K			4-0 BB				1-0 FC6-4 1B 1B	1-0 1B BB	4	1	2	2	1	2	2				
Gregg Jefferies, S OBP: 0.328, SLG: 0.378 (1, 7)		1-0 L4		1-3 K				2-0 FC6-4 1B	4-2 1B BB	4	1	2	3	1	1	1				
Rico Brogna, L OBP: 0.293, SLG: 0.430 (1, 3)		1-3 K		1-3 K				1-1 FC6-4 2B 2-3	0-0 SF7	4	0	0	1	0	3	3				
Mike Lieberthal, R OBP: 0.294, SLG: 0.470 (1, 2)		4-2 BB			4-1 BB			2-2 1-3 3-H 2B	1-2 1-2 2-H 1B	3	0	2	1	2	1	0				
Kevin Stocker, S OBP: 0.315, SLG: 0.329 Ruben Amaro Jr., S OBP: 0.325, SLG: 0.375 Kevin Seick, R OBP: 0.265, SLG: 0.319 (8, PH)		0-0 B1-3			1-1 F8			4-0 BB		3	0	0	0	0	1	2				
45 Matt Beech, L Wayne Gomes, R Reggie Harris, R Mike Geronzi, L Scott Ruffcorn, R 23 Jerry Spadlin, R Jery Spadlin, S Ricky Bottalico, L Derrick Blaylock, R (1, 1)			0-2 G3		0-3 K			1-1 F9		3	0	0	0	0	0	1				
Inning Stats	R: 0 E: 0 K: 2 S: 9	H: 1 LOB: 1 BB: 1 P: 19	R: 0 E: 0 K: 1 S: 7	H: 0 LOB: 1 BB: 1 P: 13	R: 0 E: 0 K: 2 S: 8	H: 1 LOB: 0 BB: 0 P: 11	R: 0 E: 0 K: 2 S: 8	H: 0 LOB: 1 BB: 1 P: 17	R: 2 E: 0 K: 3 S: 12	H: 1 LOB: 0 BB: 1 P: 23	R: 0 E: 0 K: 3 S: 11	H: 0 LOB: 0 BB: 0 P: 16	R: 3 E: 0 K: 0 S: 19	H: 5 LOB: 3 BB: 1 P: 34	R: 2 E: 0 K: 1 S: 13	H: 2 LOB: 2 BB: 3 P: 30		1B: 6 2B: 3 3B: 0 HR: 1	SF: 1 SAC: 0 DP: 1 HBP: 0	WP: 0 PA: 43 PB: 0 SB: 0 CS: 1
PITCHER	IP WLS BF H R ER SO	IP WLS BF H R ER SO	IP WLS BF H R ER SO	IP WLS BF H R ER SO	IP WLS BF H R ER SO	IP WLS BF H R ER SO	IP WLS BF H R ER SO	IP WLS BF H R ER SO	IP WLS BF H R ER SO	IP WLS BF H R ER SO	IP WLS BF H R ER SO	IP WLS BF H R ER SO	IP WLS BF H R ER SO	IP WLS BF H R ER SO	IP WLS BF H R ER SO	IP WLS BF H R ER SO	ERA WHIP	ERA WHIP	ERA WHIP	
Tony Saunders, L ERA: 4.2 (1, 1)	6.0 3 0 0 0 2 8		5 0 0 0 0 0 0	0 0 0 0 0 0 0	0 0 0 0 0 0 0	0 0 0 0 0 0 0	0 0 0 0 0 0 0	0 0 0 0 0 0 0	0 0 0 0 0 0 0	0 0 0 0 0 0 0	0 0 0 0 0 0 0	0 0 0 0 0 0 0	0 0 0 0 0 0 0	0 0 0 0 0 0 0	0 0 0 0 0 0 0	0 0 0 0 0 0 0	3.00 1.333			
Jay Powell, R ERA: 1.99 (7, 1)	1.0 3 0 0 0 0 3		0 0 0 0 0 0 0	0 0 0 0 0 0 0	0 0 0 0 0 0 0	0 0 0 0 0 0 0	0 0 0 0 0 0 0	0 0 0 0 0 0 0	0 0 0 0 0 0 0	0 0 0 0 0 0 0	0 0 0 0 0 0 0	0 0 0 0 0 0 0	0 0 0 0 0 0 0	0 0 0 0 0 0 0	0 0 0 0 0 0 0	0 0 0 0 0 0 0	0.00 0.000			
Felix Heredia, L ERA: 2.6 (8, 1)	0.2 6 4 3 3 0 0		0 0 0 0 0 0 0	0 0 0 0 0 0 0	0 0 0 0 0 0 0	0 0 0 0 0 0 0	0 0 0 0 0 0 0	0 0 0 0 0 0 0	0 0 0 0 0 0 0	0 0 0 0 0 0 0	0 0 0 0 0 0 0	0 0 0 0 0 0 0	0 0 0 0 0 0 0	0 0 0 0 0 0 0	0 0 0 0 0 0 0	0 0 0 0 0 0 0	40.50 6.000			
Mark Hutton, R ERA: 3.67 (8, 1)	0.1 3 1 0 0 0 0		1 0 0 0 0 0 0	0 0 0 0 0 0 0	0 0 0 0 0 0 0	0 0 0 0 0 0 0	0 0 0 0 0 0 0	0 0 0 0 0 0 0	0 0 0 0 0 0 0	0 0 0 0 0 0 0	0 0 0 0 0 0 0	0 0 0 0 0 0 0	0 0 0 0 0 0 0	0 0 0 0 0 0 0	0 0 0 0 0 0 0	0 0 0 0 0 0 0	0.00 6.000			
Robb Nen, R ERA: 4.25 (9, 1)	1.0 W 7 2 2 2 1		3 0 0 0 0 0 0	0 0 0 0 0 0 0	0 0 0 0 0 0 0	0 0 0 0 0 0 0	0 0 0 0 0 0 0	0 0 0 0 0 0 0	0 0 0 0 0 0 0	0 0 0 0 0 0 0	0 0 0 0 0 0 0	0 0 0 0 0 0 0	0 0 0 0 0 0 0	0 0 0 0 0 0 0	0 0 0 0 0 0 0	0 0 0 0 0 0 0	18.00 5.000			

Batter	1	2	3	4	5	6	7	8	9	AB	R	H	RBI	BB	SO	LOB	BOTTOM			
Luis Castillo, S OBP: 0.313, SLG: 0.274 (1, 4)	1-3 K		3-2 L8		1-3 K	1-2 E5 WP BB 1B	3-1 G1-3			5	1	1	0	0	2	1	Philadelphia Phillies @ Florida Marlins Pro Player Stadium, Miami, FL Thu Jul 10 1997, 7:05 PM EDT Att: 23,438 - Unknown - 79 F			
Edgar Renteria, R OBP: 0.317, SLG: 0.320 (1, 6)	3-3 K		4-2 BB		1-1 2B 2B 1B	2-2 P4	1-0 F8			4	1	1	0	1	1	1				
Kurt Abbott, R OBP: 0.323, SLG: 0.481 John Cangestosi, S OBP: 0.336, SLG: 0.311 (1, 7)	2-2 2B		3-3 K		0-0 2B 2B	4-1 BB PB BB		4-0 CS BB		3	1	2	0	0	1	2				
Gary Sheffield, R OBP: 0.432, SLG: 0.417 (1, 9)	2-3 K			1-3 K	4-1 2B 1B BB	0-1 SAFE F7		1-3 SAFE K		4	1	0	0	1	3	4				
Moises Alou, R OBP: 0.379, SLG: 0.473 (6, 7)		2-3 K		4-0 BB BB	1-1 1B 2B	4-1 PB BB		3-3 K		3	1	1	2	2	2	1				
Bobby Bonilla, S OBP: 0.381, SLG: 0.479 (1, 5)		2-3 K		0-0 P6	4-0 1B 1B IBB	4-2 PB BB		3-2 SH1-4 BB 1B		3	2	1	1	2	1	1				
Jeff Conine, R OBP: 0.348, SLG: 0.383 (1, 3)		2-2 F9		4-1 BB	0-0 1B 1B	4-0 BB		4-0 1B SH1-4 BB		2	0	1	2	3	0	0				
Charles Johnson, R OBP: 0.333, SLG: 0.391 (1, 2)			1-2 SH1-4 1B	4-1 BB	1-2 1B	4-1 F8		0-0 SH1-4		3	0	2	1	1	0	3				
Tony Saunders, L OBP: 0.305, SLG: 0.222 Jay Powell, R OBP: 0.300, SLG: 0.300 Billy McMillon, L OBP: 0.111, SLG: 0.167 Felix Heredia, L OBP: 0.300, SLG: 0.300 Mark Hutton, R OBP: 0.300, SLG: 0.300 Robb Nen, R OBP: 0.300, SLG: 0.300 (1, 1)			0-0 SH1-4	0-0 F7	0-3 K			2-1 2-3 3-H 1B		2	0	0	0	0	1	4				
Inning Stats	R: 0 E: 0 K: 3 S: 15	H: 1 LOB: 0 BB: 0 P: 23	R: 0 E: 0 K: 2 S: 9	H: 0 LOB: 0 BB: 0 P: 15	R: 0 E: 0 K: 1 S: 17	H: 1 LOB: 1 BB: 1 P: 28	R: 0 E: 0 K: 1 S: 8	H: 0 LOB: 3 BB: 3 P: 21	R: 5 E: 0 K: 2 S: 16	H: 5 LOB: 2 BB: 2 P: 28	R: 0 E: 0 K: 1 S: 6	H: 0 LOB: 0 BB: 0 P: 11	R: 0 E: 0 K: 2 S: 9	H: 0 LOB: 1 BB: 1 P: 16	R: 0 E: 0 K: 0 S: 9	H: 2 LOB: 2 BB: 1 P: 18		1B: 7 2B: 3 3B: 0 HR: 0	SF: 0 SAC: 2 DP: 0 HBP: 0	WP: 1 PA: 45 PB: 1 SB: 0 CS: 1
PITCHER	IP WLS BF H R ER SO	IP WLS BF H R ER SO	IP WLS BF H R ER SO	IP WLS BF H R ER SO	IP WLS BF H R ER SO	IP WLS BF H R ER SO	IP WLS BF H R ER SO	IP WLS BF H R ER SO	IP WLS BF H R ER SO	IP WLS BF H R ER SO	IP WLS BF H R ER SO	IP WLS BF H R ER SO	IP WLS BF H R ER SO	IP WLS BF H R ER SO	IP WLS BF H R ER SO	IP WLS BF H R ER SO	ERA WHIP	ERA WHIP	ERA WHIP	
55 Matt Beech, L ERA: 6.12 (1, 1)	4.1 5 5 5 5 8		4 0 0 0 0 0 0	1 0 0 0 0 0 0	1 0 0 0 0 0 0	1 0 0 0 0 0 0	1 0 0 0 0 0 0	1 0 0 0 0 0 0	1 0 0 0 0 0 0	1 0 0 0 0 0 0	1 0 0 0 0 0 0	1 0 0 0 0 0 0	1 0 0 0 0 0 0	1 0 0 0 0 0 0	1 0 0 0 0 0 0	1 0 0 0 0 0 0	10.38 2.308			
Wayne Gomes, R ERA: 4.5 (5, 1)	1.1 3 2 2 1 4		0 0 0 0 0 0 0	0 0 0 0 0 0 0	0 0 0 0 0 0 0	0 0 0 0 0 0 0	0 0 0 0 0 0 0	0 0 0 0 0 0 0	0 0 0 0 0 0 0	0 0 0 0 0 0 0	0 0 0 0 0 0 0	0 0 0 0 0 0 0	0 0 0 0 0 0 0	0 0 0 0 0 0 0	0 0 0 0 0 0 0	0 0 0 0 0 0 0	13.50 5.250			
Reggie Harris, R ERA: 4.98 (6, 1)	0.1 1 0 0 0 0 0		0 0 0 0 0 0 0	0 0 0 0 0 0 0	0 0 0 0 0 0 0	0 0 0 0 0 0 0	0 0 0 0 0 0 0	0 0 0 0 0 0 0	0 0 0 0 0 0 0	0 0 0 0 0 0 0	0 0 0 0 0 0 0	0 0 0 0 0 0 0	0 0 0 0 0 0 0	0 0 0 0 0 0 0	0 0 0 0 0 0 0	0 0 0 0 0 0 0	0.00 0.000			
Scott Ruffcorn, R ERA: 6.39 (7, 1)	1.0 3 0 0 0 0 1		0 0 0 0 0 0 0	0 0 0 0 0 0 0	0 0 0 0 0 0 0	0 0 0 0 0 0 0	0 0 0 0 0 0 0	0 0 0 0 0 0 0	0 0 0 0 0 0 0	0 0 0 0 0 0 0	0 0 0 0 0 0 0	0 0 0 0 0 0 0	0 0 0 0 0 0 0	0 0 0 0 0 0 0	0 0 0 0 0 0 0	0 0 0 0 0 0 0	0.00 0.000			
Jerry Spadlin, R ERA: 5.11 (8, 1)	1.0 L 5 1 1 1 2		2 0 0 0 0 0 0	0 0 0 0 0 0 0	0 0 0 0 0 0 0	0 0 0 0 0 0 0	0 0 0 0 0 0 0	0 0 0 0 0 0 0	0 0 0 0 0 0 0	0 0 0 0 0 0 0	0 0 0 0 0 0 0	0 0 0 0 0 0 0	0 0 0 0 0 0 0	0 0 0 0 0 0 0	0 0 0 0 0 0 0	0 0 0 0 0 0 0	9.00 3.000			

Batter	1	2	3	4	5	6	7	8	9	AB	R	H	RBI	BB	SO	LOB	TOP										
Mark Grudzielanek, R OBP: 0.327, SLG: 0.387	4-0 BB	1-1 F7		0-0 FC4		0-1 FC4-6		1-2 F8		4	0	0	0	1	0	5											
Mike Lansing, R OBP: 0.345, SLG: 0.478	2-1 F8		0-0 F8		0-0 1B	2-2 F9		0-0 WP 1B		5	2	2	0	0	0	2											
Rondell White, R OBP: 0.306, SLG: 0.428	1-3 SAFE		2-2 F7		1-2 P4		0-0 1B 1B	1-0 E5 WP SF7		5	2	1	0	0	1	3											
David Segui, S OBP: 0.300, SLG: 0.498	4-0 BB		2-2 1B		3-2 E5 1B		0-1 1B 1B	4-0 WP IBB		3	1	2	0	2	0	1											
Henry Rodriguez, L OBP: 0.317, SLG: 0.508 Doug Strange, S OBP: 0.333, SLG: 0.410	2-2 G3		2-3 K		2-2 1B		1-0 F7	2-2 SF7		4	0	1	1	0	1	5											
FP Santangelo, S OBP: 0.422, SLG: 0.446		3-2 F9 BB 1B		1-3 K	1-2 P4		0-3 K	1-2 F8		5	0	1	0	0	2	5											
Sherman Obando, R OBP: 0.186, SLG: 0.273 Ryan McGuire, L OBP: 0.391, SLG: 0.532	4-0 SH2-4 BB		0-1 FC1-5 2B		1-3 K		0-0 1B 1B	3-2 G6-3		2	0	1	0	1	1	2	AB 37										
Chris Widger, R OBP: 0.314, SLG: 0.457	3-1 F9		4-0 FC1-5 BB		0-2 F8		1-2 1B	0-3 K		4	0	1	1	1	1	2	R 5										
Dustin Hermanson, R OBP: 0.160, SLG: 0.250	1-1 SH2-4		1-1 FC1-5 FC4		4-2 FC4-6 BB		2-3 K	2-3 K		3	0	0	0	1	2	4	H 10										
Inning Stats	R: 0 E: 0 K: 1 S: 8	H: 0 LOB: 2 BB: 2 P: 21	R: 0 E: 0 K: 0 S: 9	H: 1 LOB: 2 BB: 1 P: 21	R: 0 E: 0 K: 1 S: 10	H: 1 LOB: 1 BB: 0 P: 16	R: 0 E: 0 K: 1 S: 10	H: 1 LOB: 2 BB: 1 P: 16	R: 1 E: 1 K: 1 S: 17	H: 2 LOB: 2 BB: 0 P: 25	R: 0 E: 0 K: 0 S: 10	H: 0 LOB: 1 BB: 1 P: 16	R: 2 E: 0 K: 2 S: 17	H: 4 LOB: 2 BB: 0 P: 21	R: 2 E: 1 K: 0 S: 16	H: 1 LOB: 1 BB: 1 P: 25	R: 0 E: 0 K: 2 S: 10	H: 0 LOB: 0 BB: 0 P: 15	1B: 9 2B: 1 3B: 0 HR: 0	SF: 1 SAC: 1 DP: 0 HBP: 0	WP: 1 PB: 0 SB: 1 CS: 0	PA: 45					
PITCHER	IP	WLS	BF	H	R	ER	SO	BB	IBB	HBP	BLK	WP	HR	S	P	ERA	WHIP										
Tony Saunders, L ERA: 3.71	6.0	L	29	5	1	0	4	5	0	0	0	0	0	64	115	0.00	1.667										
Mark Hutton, R ERA: 3.53	2.0		13	5	4	2	2	0	1	0	0	1	0	33	46	9.00	2.500										
Matt Whisenant, L ERA: 22.5	1.0		3	0	0	0	2	0	0	0	0	0	0	10	15	0.00	0.000										

Montreal Expos @ Florida Marlins
Pro Player Stadium, Miami, FL
Tue Jul 15 1997, 7:05 PM EDT
Att: 16,670 - Unknown - 82 F

AB	37
R	5
H	10
RBI	4
BB	6
SO	8
LOB	29



Batter	1	2	3	4	5	6	7	8	9	AB	R	H	RBI	BB	SO	LOB	BOTTOM										
Luis Castillo, S OBP: 0.317, SLG: 0.270	1-0 G1-3			0-0 G6-3		2-0 F8			1-3 K	4	0	0	0	0	1	1											
Edgar Renteria, R OBP: 0.315, SLG: 0.321	3-3 K			1-2 1B		0-3 K			0-1 1B	4	0	2	0	0	2	1											
Mark Kotsay, L OBP: 0.278, SLG: 0.389	0-2 PO 1B			1-2 P6		0-0 G3-1			1-2 F8	4	0	1	0	0	0	2											
Bobby Bonilla, S OBP: 0.389, SLG: 0.484	0-0 PO		1-1 G4-6-3 1B		0-1 P5		2-1 G3-1			3	0	1	0	0	0	1											
Moises Alou, R OBP: 0.374, SLG: 0.468					2-1 G6-3		3-3 K			3	0	0	0	0	2	1											
Jim Eisenreich, L OBP: 0.344, SLG: 0.361			0-0 G4-6-3		2-1 G4-3			1-1 F7		3	0	0	0	0	0	1											
Jeff Conine, R OBP: 0.344, SLG: 0.374					0-3 K			0-1 F8		3	0	0	0	0	2	0											
Charles Johnson, R OBP: 0.332, SLG: 0.405					3-2 F8			0-2 G6-3		3	0	0	0	0	0	0											
Tony Saunders, L OBP: 0.100, SLG: 0.211 John Cangelosi, S OBP: 0.339, SLG: 0.315 Mark Hutton, R OBP: 0.344, SLG: 0.374 Matt Whisenant, R OBP: 0.393, SLG: 0.375					1-3 K			1-0 1B		1	0	0	0	0	1	0											
Inning Stats	R: 0 E: 0 K: 1 S: 7	H: 1 LOB: 0 BB: 0 P: 11	R: 0 E: 0 K: 1 S: 6	H: 1 LOB: 0 BB: 0 P: 8	R: 0 E: 0 K: 2 S: 12	H: 0 LOB: 0 BB: 0 P: 19	R: 0 E: 0 K: 0 S: 15	H: 1 LOB: 1 BB: 0 P: 17	R: 0 E: 0 K: 1 S: 7	H: 0 LOB: 0 BB: 0 P: 11	R: 0 E: 0 K: 1 S: 6	H: 1 LOB: 1 BB: 0 P: 9	R: 0 E: 0 K: 1 S: 7	H: 0 LOB: 0 BB: 0 P: 12	R: 0 E: 0 K: 0 S: 7	H: 0 LOB: 0 BB: 0 P: 8	R: 0 E: 0 K: 2 S: 13	H: 1 LOB: 1 BB: 0 P: 17	1B: 5 2B: 0 3B: 0 HR: 0	SF: 0 SAC: 0 DP: 1 HBP: 0	WP: 0 PB: 0 SB: 0 CS: 0	PA: 31					
PITCHER	IP	WLS	BF	H	R	ER	SO	BB	IBB	HBP	BLK	WP	HR	S	P	ERA	WHIP										
Dustin Hermanson, R ERA: 3.38	9.0	W	30	5	0	0	9	0	0	0	0	0	0	80	112	0.00	0.556										

Montreal Expos @ Florida Marlins
Pro Player Stadium, Miami, FL
Tue Jul 15 1997, 7:05 PM EDT
Att: 16,670 - Unknown - 82 F


AB	30
R	0
H	5
RBI	0
BB	0
SO	9
LOB	7




Batter	1	2	3	4	5	6	7	8	9	AB	R	H	RBI	BB	SO	LOB	TOP					
Brett Butler, L (1, 7) OBP: 0.403, SLG: 0.357	1-2 G5-3			2-2 G4-3		0-0 G6-3			3-2 L6	4	0	0	0	0	0	0	Los Angeles Dodgers @ Florida Marlins Pro Player Stadium, Miami, FL Wed Jul 16 1997, 7:05 PM EDT Att: 30,225 - Unknown - 84 F AB 28 R 1 H 1 RBI 1 BB 1 SO 8 LOB 2					
Roger Cedeno, S (1, 8) OBP: 0.339, SLG: 0.363 Todd Hollandsworth, L (7, 8) OBP: 0.294, SLG: 0.366	1-1 G3-1			4-1 FC1-4 BB		0-3 K			1-3 K	2	0	0	0	1	1	0						
Mike Piazza, R (1, 2) OBP: 0.424, SLG: 0.596	2-3 K			2-0 FC1-4					1-1 G6-3	3	0	0	0	0	1	1						
Eric Karros, R (1, 3) OBP: 0.340, SLG: 0.492				3-3 K					2-2 G4-3	3	0	0	0	0	1	1						
Raul Mondesi, R (1, 9) OBP: 0.337, SLG: 0.521									0-0 G6-3	3	1	1	0	0	0	0						
Todd Zeile, R (1, 5) OBP: 0.335, SLG: 0.443									1-3 K	3	0	0	1	0	1	0						
Greg Gagne, R (1, 6) OBP: 0.316, SLG: 0.384									2-0 G6-3	3	0	0	0	0	0	0						
Tripp Cromer, R (1, 4) OBP: 0.404, SLG: 0.442 Wilton Guerrero, S (8, PH) OBP: 0.305, SLG: 0.411									0-1 G4-3	2	0	0	0	0	1	0						
Hideo Nomo, R (1, 1) OBP: 0.190, SLG: 0.310 Antonio Osuna, R (6, 1) Nelson Liriano, S (9, PH) OBP: 0.288, SLG: 0.367									0-1 G1-3	2	0	0	0	0	0	2						
Inning Stats	R: 0 E: 0 K: 1 S: 9	H: 0 LOB: 0 BB: 0 P: 13	R: 0 E: 0 K: 0 S: 6	H: 0 LOB: 0 BB: 0 P: 7	R: 0 E: 0 K: 2 S: 9	H: 0 LOB: 0 BB: 0 P: 14	R: 0 E: 0 K: 1 S: 9	H: 0 LOB: 1 BB: 1 P: 20	R: 1 E: 0 K: 0 S: 10	H: 1 LOB: 0 BB: 0 P: 17	R: 0 E: 0 K: 2 S: 7	H: 0 LOB: 0 BB: 0 P: 7	R: 0 E: 0 K: 0 S: 6	H: 0 LOB: 0 BB: 0 P: 9	R: 0 E: 0 K: 1 S: 7	H: 0 LOB: 0 BB: 0 P: 10		R: 0 E: 0 K: 1 S: 11	H: 0 LOB: 0 BB: 0 P: 15	1B: 1 2B: 0 3B: 0 HR: 0	SF: 0 SAC: 0 DP: 0 HBP: 0	WP: 0 PB: 0 SB: 1 CS: 0
PITCHER Kevin Brown, R (1, 1) ERA: 2.73	IP: 9.0 WLS: W BF: 29 H: 1 R: 1 ER: 0 SO: 8 BB: 1 IBB: 0 HBP: 0 BLK: 0 WP: 0 HR: 0 S: 74 P: 112 ERA: 0.00 WHIP: 0.222															PITCHER						

Batter	1	2	3	4	5	6	7	8	9	AB	R	H	RBI	BB	SO	LOB	BOTTOM			
John Cangelosi, S (1, 7) OBP: 0.341, SLG: 0.328	2-2 1B SF7 1B			2-3 K		2-0 3B 2B		2-3 K		5	2	2	1	0	2	2	Los Angeles Dodgers @ Florida Marlins Pro Player Stadium, Miami, FL Wed Jul 16 1997, 7:05 PM EDT Att: 30,225 - Unknown - 84 F AB 31 R 5 H 9 RBI 5 BB 6 SO 10 LOB 16			
Edgar Renteria, R (1, 6) OBP: 0.315, SLG: 0.331	1-2 CS 1B			1-1 G4-3		2-0 F8		3-2 K		5	0	3	2	0	0	0				
Mark Kotsay, L (1, 8) OBP: 0.304, SLG: 0.364	1-2 1B			4-2 3B BB		1-3 K		2-2 G1-3		4	1	1	0	1	2	2				
Bobby Bonilla, S (1, 5) OBP: 0.390, SLG: 0.491	0-0 SF7			0-1 1B		4-1 BB		2-2 F8		2	0	1	2	1	0	1				
Moises Alou, R (1, 9) OBP: 0.373, SLG: 0.465	3-3 K			1-1 3B		1-1 BB		2-2 F8		4	0	1	0	0	1	3				
Jim Eisenreich, L (1, 3) OBP: 0.344, SLG: 0.357 Jeff Conine, R (7, 3) OBP: 0.343, SLG: 0.373				4-0 IBB		0-3 K		3-3 K		2	0	0	0	1	1	2				
Charles Johnson, R (1, 2) OBP: 0.335, SLG: 0.409										3	1	1	0	1	2	3				
Luis Castillo, S (1, 4) OBP: 0.320, SLG: 0.268										2	1	0	0	2	0	1				
Kevin Brown, R (1, 1) OBP: 0.227, SLG: 0.154										3	0	0	0	0	1	2				
Inning Stats	R: 1 E: 0 K: 1 S: 14	H: 3 LOB: 2 BB: 0 P: 21	R: 0 E: 1 K: 1 S: 11	H: 0 LOB: 2 BB: 1 P: 20	R: 1 E: 0 K: 1 S: 12	H: 1 LOB: 2 BB: 2 P: 24	R: 0 E: 0 K: 1 S: 6	H: 0 LOB: 0 BB: 0 P: 10	R: 0 E: 0 K: 2 S: 13	H: 1 LOB: 2 BB: 1 P: 21	R: 3 E: 0 K: 1 S: 15	H: 3 LOB: 1 BB: 1 P: 26	R: 0 E: 0 K: 1 S: 12	H: 0 LOB: 1 BB: 1 P: 24	R: 0 E: 0 K: 2 S: 14	H: 1 LOB: 1 BB: 0 P: 21		1B: 5 2B: 3 3B: 2 HR: 0	SF: 1 SAC: 1 DP: 1 HBP: 0	WP: 0 PB: 0 SB: 0 CS: 1
PITCHER Hideo Nomo, R (1, 1) ERA: 3.83 Antonio Osuna, R (6, 1) ERA: 2.76	IP: 5.2 WLS: L BF: 30 H: 8 R: 5 ER: 5 SO: 7 BB: 4 IBB: 1 HBP: 0 BLK: 0 WP: 0 HR: 0 S: 67 P: 116 ERA: 7.94 WHIP: 2.118															PITCHER				

livebaseballscores.com



livebaseballscores.com




Batter	1	2	3	4	5	6	7	8	9	AB R H RBI BB SO LOB	TOP									
Rickey Henderson, R OBP: 0.426, SLG: 0.385 (1.7)	F8		3-2 1B	G4-3		G6-3		F8		5 1 1 1 0 0 3	San Diego Padres @ Florida Marlins Pro Player Stadium, Miami, FL Fri Jul 18 1997, 7:05 PM EDT Att: 24,965 - Unknown - 87 F									
Quilvio Veras, S OBP: 0.346, SLG: 0.359 (1.4)	K		2-3 3-H 1B	G1-3		G1-3		FC6-5 1B	5 1 3 1 0 1 0											
Tony Gwynn, L OBP: 0.434, SLG: 0.599 (1.9)	G3-1		1-1 BB 1B	G1-3		F8		FC6-5 WP 1-3	5 0 1 1 0 0 2											
Ken Caminiti, S OBP: 0.349, SLG: 0.411 (1.5)		1-3 K	2-1 F7		K		K	K	5 0 0 0 0 4 2											
Steve Finley, L OBP: 0.331, SLG: 0.535 (1.8)		4-2 BB	4-1 BB		K		K	K	3 0 0 0 2 3 1											
Wally Joyner, L OBP: 0.415, SLG: 0.506 (1.3)		3-1 SAFE G6-3	4-2 BB				BB 1B	BB 1B	2 0 1 0 2 0 1											
Chris Gomez, R OBP: 0.328, SLG: 0.345 (1.6)			SH1-4 BB		K		BB 1B	BB 1B	3 1 1 0 1 1 4											
Mandy Romero, S OBP: 0.400, SLG: 1.000 (1.2)			1-1 1B SH1-4 1B			L9		F8	4 2 2 1 0 0 2											
Pete Smith, R OBP: 0.142, SLG: 0.143 (5. PH) Greg Vaughn, R OBP: 0.314, SLG: 0.391 (6. PH) Will Cunnane, R OBP: 0.417, SLG: 0.545 (8. PH) Chris Johnson, R OBP: 0.397, SLG: 0.469 (8. PH) Jim Bruske, R OBP: 0.323 (9. 1) Tim Worrell, R OBP: 0.294, SLG: 0.290 (9. 1)			0-1 SH1-4	1-3 K		2-2 P3		1-2 2-3 BB	1 0 0 0 0 1 0 1 0 0 0 0 0 0 0 0 0 0 0 0 0 0 0 0 0 0 1 0 0 0 0 0 0 0 0 0 0 0 0 0 0 0											
Inning Stats	R: 0 E: 0 K: 1 S: 6	H: 0 LOB: 0 BB: 0 P: 9	R: 0 E: 0 K: 1 S: 7	H: 0 LOB: 0 BB: 1 P: 15	R: 4 E: 0 K: 0 S: 20	H: 4 LOB: 3 BB: 3 P: 41	R: 1 E: 0 K: 1 S: 10	H: 2 LOB: 1 BB: 0 P: 15	R: 0 E: 0 K: 3 S: 13	H: 0 LOB: 1 BB: 1 P: 23		R: 0 E: 0 K: 1 S: 8	H: 0 LOB: 0 BB: 0 P: 12	R: 0 E: 0 K: 1 S: 16	H: 2 LOB: 3 BB: 1 P: 25	R: 0 E: 0 K: 2 S: 10	H: 1 LOB: 1 BB: 0 P: 13	1B: 8 2B: 0 3B: 0 HR: 1	SF: 0 SAC: 1 DP: 1 HBP: 0	WP: 1 PB: 0 SB: 1 CS: 0
PITCHER	IP WLS BF H R ER SO BB IBB HBP BLK WP HR S P ERA WHIP											PITCHER	IP WLS BF H R ER SO BB IBB HBP BLK WP HR S P ERA WHIP							
Alex Fernandez, R ERA: 3.78 (1.1)	5.0 L 25 6 5 5 6 5 0 0 0 0 0 1 56 103 9.00 2.200																			
Rick Helling, R ERA: 4.49 (6.1)	2.0 6 0 0 0 1 0 0 0 0 0 0 0 15 26 0.00 0.000																			
Matt Whisenant, L ERA: 16.88 (8.1)	0.2 5 2 0 0 1 1 0 0 0 0 0 0 0 24 21 0.00 4.500																			
Mark Hutton, R ERA: 3.8 (8.1)	0.1 1 0 0 0 0 0 0 0 0 0 0 0 2 4 0.00 0.000																			
Felix Heredia, L ERA: 3.11 (9.1)	1.0 4 1 0 0 2 0 0 0 0 0 1 0 10 13 0.00 1.000																			

AB	34
R	5
H	9
RBI	4
BB	6
SO	10
LOB	15



Batter	1	2	3	4	5	6	7	8	9	AB R H RBI BB SO LOB	BOTTOM											
Mark Kotsay, L OBP: 0.242, SLG: 0.281 (1.8)	BB 1B		F7		K		L9		K	5 0 1 0 0 2 3	San Diego Padres @ Florida Marlins Pro Player Stadium, Miami, FL Fri Jul 18 1997, 7:05 PM EDT Att: 24,965 - Unknown - 87 F											
Edgar Renteria, R OBP: 0.326, SLG: 0.358 (1.6)	K			HR	1B			HR	K	5 2 3 2 0 2 3												
Moises Alou, R OBP: 0.372, SLG: 0.457 (1.9)	G4-6-3 BB			K	G5-3			K		3 0 0 0 1 2 2												
Bobby Bonilla, S OBP: 0.389, SLG: 0.488 (1.5)	G4-6-3			K		K		F7		4 0 0 0 0 2 2												
Jim Eisenreich, L OBP: 0.352, SLG: 0.382 (1.7)		P6		1B		1B		HR		4 1 3 1 0 0 0												
Jeff Conine, R OBP: 0.338, SLG: 0.366 (1.3)		G5-3		BB		K		G6-3		4 0 1 0 0 1 1												
Felix Heredia, L OBP: 0.500, SLG: 0.500 (9.1)				1B						0 0 0 0 0 0 0												
Charles Johnson, R OBP: 0.349, SLG: 0.420 (1.2)		F7		BB		K			BB 1B	3 0 1 0 1 1 1												
Luis Castillo, S OBP: 0.316, SLG: 0.270 (1.4)			K		G3		K		F7	4 0 0 0 0 2 4												
Alex Fernandez, R OBP: 0.214, SLG: 0.289 (5. PH) John Carmona, S OBP: 0.346, SLG: 0.333 (6. PH) Rick Helling, R OBP: 0.391, SLG: 0.469 (7. PH) Alex Arias, R OBP: 0.397, SLG: 0.469 (8. PH) Matt Whisenant, R OBP: 0.323 (9. 1) Mark Hutton, R OBP: 0.415, SLG: 0.506 (9. 1) Kurt Abbott, R OBP: 0.294, SLG: 0.290 (9. 1)					G5-3 1B		F7		1-2 1B	1 0 0 0 0 1 0 1 0 1 0 1 0 1 0 0 0 0												
Inning Stats	R: 0 E: 0 K: 1 S: 8	H: 1 LOB: 1 BB: 1 P: 15	R: 0 E: 0 K: 0 S: 6	H: 0 LOB: 0 BB: 0 P: 10	R: 0 E: 0 K: 2 S: 10	H: 0 LOB: 0 BB: 0 P: 12	R: 1 E: 0 K: 2 S: 14	H: 3 LOB: 3 BB: 1 P: 28	R: 0 E: 0 K: 1 S: 9	H: 2 LOB: 1 BB: 0 P: 13	R: 0 E: 0 K: 3 S: 12	H: 1 LOB: 1 BB: 0 P: 17	R: 0 E: 0 K: 1 S: 10	H: 0 LOB: 0 BB: 0 P: 16	R: 2 E: 0 K: 1 S: 13	H: 2 LOB: 2 BB: 0 P: 19	R: 0 E: 0 K: 2 S: 14	H: 2 LOB: 2 BB: 0 P: 18	1B: 8 2B: 0 3B: 0 HR: 3	SF: 0 SAC: 0 DP: 2 HBP: 0	WP: 0 PB: 0 SB: 0 CS: 0	PA: 38
PITCHER	IP WLS BF H R ER SO BB IBB HBP BLK WP HR S P ERA WHIP											PITCHER	IP WLS BF H R ER SO BB IBB HBP BLK WP HR S P ERA WHIP									
Pete Smith, R ERA: 5.93 (1.1)	5.0 W 21 6 1 1 6 2 0 0 0 0 0 0 22 33 1.80 1.600																					
Will Cunnane, R ERA: 5.65 (6.1)	2.0 7 1 0 0 4 0 0 0 0 0 0 0 22 33 0.00 0.500																					
Jim Bruske, R ERA: 3.8 (8.1)	1.0 5 2 2 2 1 0 0 0 0 0 2 13 19 18.00 2.000																					
Tim Worrell, R ERA: 5.03 (9.1)	1.0 S 5 2 0 0 2 0 0 0 0 0 0 0 14 18 0.00 2.000																					

AB	36
R	3
H	11
RBI	3
BB	2
SO	13
LOB	16



Batter	1	2	3	4	5	6	7	8	9	AB	R	H	RBI	BB	SO	LOB	TOP	
Rickey Henderson, R OBP: 0.429, SLG: 0.383 Sean Bergman, R OBP: 0.250, SLG: 0.233 Chris Jones, R OBP: 0.343, SLG: 0.478	4-2 BB L4-3			2-3 K		4-2 BB S		4-0 BB FC4-6	0-1 G4-3	1	0	0	0	2	1	0		
Quilvio Veras, S OBP: 0.347, SLG: 0.361	2-2 SAFE F9		1-1 1B L1-3		3-2 F8		1-2 1B FC4-6	1-2 1B FC4-6		4	0	2	0	0	0	2		
Tony Gwynn, L OBP: 0.431, SLG: 0.595 Mark Sweeney, L OBP: 0.327, SLG: 0.287 Will Cunnane, R OBP: 0.417, SLG: 0.545	2-1 L4-3		0-1 L1-3		0-1 F7		0-1 FC4-6	0-1 1B FC4-6		3	0	0	0	0	0	2		
Ken Caminiti, S OBP: 0.349, SLG: 0.408 Archi Cianfrocco, R OBP: 0.330, SLG: 0.372		0-0 F7			4-0 BB		2-3 K	1-2 1B FC4-6		2	0	0	0	1	1	0		
Steve Finley, L OBP: 0.328, SLG: 0.528	2-2 F4-3		2-3 K		2-3 K		0-1 P6	0-3 K		4	0	0	0	0	2	3		
Wally Joyner, L OBP: 0.410, SLG: 0.498	0-0 F7				1-2 L9			E4 BB	G3-1	4	1	0	0	0	0	3		
Chris Gomez, R OBP: 0.330, SLG: 0.343			2-3 K		2-2 G3			4-1 1B BB	4-2 BB	2	1	0	0	2	1	1		
John Flaherty, R OBP: 0.281, SLG: 0.346 Mandy Romero, S OBP: 0.333, SLG: 0.833			2-1 L9		1-1 G6-3			1-2 1B BB	1-0 L5	3	1	1	1	0	0	0		
Danny Jackson, R OBP: 0.158, SLG: 0.111 Doug Bochtler, R OBP: 0.314, SLG: 0.395			2-3 K		2-0 G5-3			2-0 1B BB	0-3 K	1	0	0	0	0	1	0		
Inning Stats	R: 0 H: 0 E: 0 K: 0 S: 7	WLS: 0 BF: 15	H: 0 R: 0 ER: 0 SO: 0 BB: 0 IBB: 0 HBP: 0 BLK: 0	R: 0 H: 0 ER: 0 SO: 0 BB: 0 IBB: 0 HBP: 0 BLK: 0	R: 0 H: 1 ER: 0 SO: 0 BB: 0 IBB: 0 HBP: 0 BLK: 0	R: 0 H: 0 ER: 0 SO: 11 BB: 1 IBB: 0 HBP: 0 BLK: 0	R: 0 H: 0 ER: 0 SO: 9 BB: 1 IBB: 0 HBP: 0 BLK: 0	R: 0 H: 0 ER: 0 SO: 9 BB: 0 IBB: 0 HBP: 0 BLK: 0	R: 5 H: 4 ER: 1 SO: 22 BB: 2 IBB: 0 HBP: 0 BLK: 0	R: 0 H: 0 ER: 0 SO: 8 BB: 1 IBB: 0 HBP: 0 BLK: 0	1B: 4 2B: 3 3B: 0 HR: 0	SF: 0 SAC: 0 DP: 2 HBP: 0	WP: 0 PB: 0 SB: 2 CS: 0	PA: 37				
PITCHER	IP WLS BF H R ER SO BB IBB HBP BLK WP HR S P ERA WHIP																	
Livan Hernandez, R ERA: 2.95 Felix Heredia, L ERA: 3.03 Jay Powell, R ERA: 3.17 Robb Nen, R ERA: 4.18	6.0 1.0 0.0 2.0	W 3 5 9	20 0 2 0	1 0 5 2	0 0 4 0	4 1 0 0	0 0 2 1	0 0 0 0	0 0 0 0	0 0 0 0	0 0 0 0	0 0 0 0	0 0 0 0	0 0 0 0	0 0 0 0	0 0 0 0	0.00 0.00 ∞ 0.00	0.667 0.000 ∞ 1.500

San Diego Padres @ Florida Marlins
Pro Player Stadium, Miami, FL
Sat Jul 19 1997, 7:05 PM EDT
Att: 36,892 - Unknown - 81 F

AB	31
R	5
H	5
RBI	5
BB	6
SO	7
LOB	16



Batter	1	2	3	4	5	6	7	8	9	AB	R	H	RBI	BB	SO	LOB	BOTTOM	
John Cangelosi, S OBP: 0.382, SLG: 0.342	2-1 BB E			3-1 1B		4-1 BB E	3-2 F7			3	1	2	0	1	0	1		
Edgar Renteria, R OBP: 0.327, SLG: 0.356	0-2 SAFE BB E8	0-2 SAFE P4		0-0 P6		2-0 BB E9		0-3 K		5	1	1	0	0	1	4		
Kurt Abbott, R OBP: 0.320, SLG: 0.458 Mark Kotsay, L OBP: 0.223, SLG: 0.265	4-0 BB BB 1B		0-0 F8	2-1 1B		3-2 BB G4-6-3		2-1 G4-3		2	1	1	0	1	0	1		
Bobby Bonilla, S OBP: 0.389, SLG: 0.483	4-2 BB BB 1B		1-2 F7	0-2 F9		4-1 BB		3-3 K		3	1	0	1	2	1	2		
Moises Alou, R OBP: 0.373, SLG: 0.458	4-2 FC5 BB		1-0 HR 2B		3-2 P4		0-1 L9			3	1	1	1	1	0	2		
Jeff Conine, R OBP: 0.338, SLG: 0.364	1-2 SAFE FC5 1B		2-1 F7		1-1 F8		0-1 L7			4	0	1	2	0	0	1		
Charles Johnson, R OBP: 0.355, SLG: 0.455	0-0 FC5 G6-4-3		3-2 HR		1-2 2B		2-2 HR			4	2	3	3	0	0	2		
Luis Castillo, S OBP: 0.312, SLG: 0.266	0-0 G6-4-3		0-0 F8		1-3 K		0-0 G3-1			4	0	0	0	0	1	3		
Livan Hernandez, R OBP: 0.375, SLG: 0.500 Felix Heredia, L OBP: 0.500, SLG: 0.500 Jim Eisenreich, L OBP: 0.355, SLG: 0.390 Jay Powell, R OBP: 0.500, SLG: 0.500 Robb Nen, R ERA: 5.56		0-1 L8		2-1 2B		1-0 BB G4-6-3		2-2 2B		3	1	2	0	0	0	0		
Inning Stats	R: 4 H: 3 E: 1 K: 0 S: 14	WLS: 3 BF: 30	H: 0 R: 0 ER: 0 SO: 0 BB: 0 IBB: 0 HBP: 0 BLK: 0	R: 2 H: 2 ER: 0 SO: 11 BB: 0 IBB: 0 HBP: 0 BLK: 0	R: 0 H: 3 ER: 0 SO: 10 BB: 0 IBB: 0 HBP: 0 BLK: 0	R: 0 H: 1 ER: 0 SO: 12 BB: 1 IBB: 0 HBP: 0 BLK: 0	R: 1 H: 1 ER: 1 SO: 11 BB: 2 IBB: 0 HBP: 0 BLK: 0	R: 1 H: 2 ER: 0 SO: 12 BB: 0 IBB: 0 HBP: 0 BLK: 0	R: 0 H: 0 ER: 0 SO: 8 BB: 0 IBB: 0 HBP: 0 BLK: 0	1B: 6 2B: 4 3B: 0 HR: 2	SF: 0 SAC: 0 DP: 2 HBP: 1	WP: 0 PB: 0 SB: 0 CS: 0	PA: 40					
PITCHER	IP WLS BF H R ER SO BB IBB HBP BLK WP HR S P ERA WHIP																	
Danny Jackson, L ERA: 7.6 Doug Bochtler, R ERA: 5.96 Sean Bergman, R ERA: 5.96 Will Cunnane, R ERA: 5.56	3.2 1.1 2.0 1.0	L 5 11 3	21 1 3 0	8 0 2 0	6 0 1 0	0 0 0 0	0 0 0 0	0 0 0 0	0 0 0 0	0 0 0 0	0 0 0 0	0 0 0 0	0 0 0 0	0 0 0 0	0 0 0 0	0 0 0 0	14.73 0.00 4.50 0.00	3.000 0.750 2.500 0.000

San Diego Padres @ Florida Marlins
Pro Player Stadium, Miami, FL
Sat Jul 19 1997, 7:05 PM EDT
Att: 36,892 - Unknown - 81 F

AB	34
R	8
H	12
RBI	7
BB	5
SO	3
LOB	18



Batter	1	2	3	4	5	6	7	8	9	AB	R	H	RBI	BB	SO	LOB	TOP										
Rickey Henderson, R OBP: 0.428, SLG: 0.378 (1, 7)	L6		G6-3					K		5	1	2	1	1	1	3											
Quilvio Veras, S OBP: 0.347, SLG: 0.359 Craig Shipley, R OBP: 0.341, SLG: 0.590 (1, 4) (8, 4)	G5-3		SF7				F8		P6	4	0	2	0	1	0	2											
Tony Gwynn, L OBP: 0.424, SLG: 0.583 Doug Bochtler, R (7, 1) John Flaherty, R OBP: 0.283, SLG: 0.343 Sean Bergman, R OBP: 0.250, SLG: 0.333 (9, 1)	G5-3		SF7			F8	G3-1	F7		5	0	1	1	0	0	5											
Steve Finley, L OBP: 0.330, SLG: 0.529 (1, 8)		F8	SF7			K			F7	5	2	2	1	0	1	2											
Wally Joyner, L OBP: 0.417, SLG: 0.513 (1, 3)									F8	4	3	3	1	2	0	1											
Mandy Romero, S OBP: 0.384, SLG: 0.636 (1, 2)										5	1	2	1	0	2	7											
Archi Cianfrocco, R OBP: 0.319, SLG: 0.356 (1, 5)										5	1	0	0	0	2	7											
Chris Gomez, R OBP: 0.337, SLG: 0.352 (1, 6)										2	1	1	0	2	1	1											
Sterling Hitchcock, L OBP: 0.196, SLG: 0.100 Jim Blumstein, R OBP: 0.167, SLG: 0.333 Mark Swestamy, L OBP: 0.333, SLG: 0.295 Chris Jones, R OBP: 0.346, SLG: 0.495 (1, 1) (6, 1) (7, 9) (7, 9) (8, 9) (8, 9)										1	1	0	0	1	1	1											
Inning Stats	R: 0 E: 0 K: 0 S: 3	H: 0 LOB: 0 BB: 0 P: 3	R: 1 E: 0 K: 2 S: 9	H: 2 LOB: 1 BB: 0 P: 9	R: 2 E: 0 K: 1 S: 8	H: 3 LOB: 3 BB: 2 P: 16	R: 0 E: 0 K: 1 S: 5	H: 1 LOB: 0 BB: 0 P: 5	R: 0 E: 0 K: 0 S: 5	H: 0 LOB: 2 BB: 2 P: 13	R: 1 E: 0 K: 0 S: 5	H: 2 LOB: 2 BB: 1 P: 9	R: 4 E: 1 K: 0 S: 8	H: 4 LOB: 2 BB: 1 P: 12	R: 2 E: 0 K: 3 S: 12	H: 3 LOB: 2 BB: 1 P: 16	R: 0 E: 0 K: 0 S: 3	H: 0 LOB: 1 BB: 1 P: 7	1B: 11 2B: 3 3B: 1 HR: 0	SF: 1 SAC: 2 DP: 1 HBP: 0	WP: 0 PA: 50 PB: 0 SB: 5 CS: 0						
PITCHER	IP	WLS	BF	H	R	ER	SO	BB	IBB	HBP	BLK	WP	HR	S	P	ERA	WHIP										
Kevin Brown, R ERA: 3.04 Mark Hutton, R ERA: 3.72 Dennis Cook, L ERA: 2.72 John Cangelosi, L ERA:	6.0	L	33	11	7	7	5	3	2	0	0	0	0	38	58	10.50	2.333										

San Diego Padres @ Florida Marlins
Pro Player Stadium, Miami, FL
Mon Jul 21 1997, 3:33 AM EDT
Att: 26,072 - Sunny - 86 F

AB	39
R	10
H	15
RBI	9
BB	8
SO	8
LOB	29



Batter	1	2	3	4	5	6	7	8	9	AB	R	H	RBI	BB	SO	LOB	BOTTOM										
Luis Castillo, S OBP: 0.308, SLG: 0.266 (1, 4)	G6-3		K							4	0	0	0	0	2	2											
Edgar Renteria, R OBP: 0.320, SLG: 0.348 (1, 6)	G1-3		L7							4	0	0	0	0	1	2											
Kurt Abbott, R OBP: 0.317, SLG: 0.450 (1, 7)	F8									4	1	1	0	0	0	0											
Gary Sheffield, R OBP: 0.436, SLG: 0.454 (1, 9)		G5-3								3	1	1	1	1	0	0											
Moises Alou, R OBP: 0.372, SLG: 0.458 Mark Kotsay, L OBP: 0.282, SLG: 0.306 (1, 8) (9, 8)		F9								3	0	1	0	1	0	0											
Bobby Bonilla, S OBP: 0.383, SLG: 0.475 (1, 5)										0	0	0	0	0	0	0											
Jeff Conine, R OBP: 0.331, SLG: 0.356 (1, 3)										4	0	1	1	0	1	3											
Charles Johnson, R OBP: 0.357, SLG: 0.454 (1, 2)										3	0	1	0	1	0	0											
Kevin Brown, R OBP: 0.217, SLG: 0.146 Mark Hutton, R (7, 1) Jim Eisenreich, L OBP: 0.352, SLG: 0.383 Dennis Cook, L OBP: 1.000, SLG: 1.000 John Cangelosi, S OBP: 0.385, SLG: 0.347 (1, 1) (7, 1) (7, PH) (8, 1) (9, 1)										2	0	0	0	0	1	1											
Inning Stats	R: 0 E: 0 K: 0 S: 3	H: 0 LOB: 0 BB: 0 P: 3	R: 0 E: 0 K: 1 S: 6	H: 1 LOB: 1 BB: 0 P: 6	R: 0 E: 0 K: 2 S: 8	H: 1 LOB: 1 BB: 0 P: 8	R: 1 E: 0 K: 0 S: 5	H: 2 LOB: 1 BB: 0 P: 5	R: 0 E: 0 K: 0 S: 3	H: 0 LOB: 0 BB: 0 P: 3	R: 1 E: 0 K: 0 S: 4	H: 1 LOB: 2 BB: 2 P: 12	R: 0 E: 0 K: 2 S: 7	H: 0 LOB: 1 BB: 1 P: 11	R: 0 E: 0 K: 0 S: 3	H: 0 LOB: 0 BB: 0 P: 3	R: 0 E: 0 K: 1 S: 5	H: 0 LOB: 0 BB: 0 P: 5	1B: 3 2B: 1 3B: 0 HR: 1	SF: 0 SAC: 0 DP: 0 HBP: 0	WP: 0 PA: 35 PB: 0 SB: 0 CS: 0						
PITCHER	IP	WLS	BF	H	R	ER	SO	BB	IBB	HBP	BLK	WP	HR	S	P	ERA	WHIP										
Sterling Hitchcock, L ERA: 4.31 Jim Bruske, R ERA: 3.68 Doug Bochtler, R ERA: 5.08 Sean Bergman, R ERA: 5.88	5.1	W	23	5	2	2	3	2	0	0	0	0	0	2	2	0.00	0.000										

San Diego Padres @ Florida Marlins
Pro Player Stadium, Miami, FL
Mon Jul 21 1997, 3:33 AM EDT
Att: 26,072 - Sunny - 86 F

AB	32
R	2
H	5
RBI	2
BB	3
SO	6
LOB	13



Batter	1	2	3	4	5	6	7	8	9	AB	R	H	RBI	BB	SO	LOB	TOP					
Mark Kotsay, L (1, 8) OBP: 0.295, SLG: 0.317	G5-3		FC3-6			HR	G4-3		G4-6-3	5	1	2	0	0	0	1						
Edgar Renteria, R (1, 6) OBP: 0.316, SLG: 0.345	K		FC6-4			K	L7		G4-6-3	5	0	0	0	0	0	2	3					
Bobby Bonilla, S (1, 5) OBP: 0.382, SLG: 0.488	K			F8		HR		G4-3	P6	5	1	1	2	0	1	0						
Gary Sheffield, R (1, 9) OBP: 0.439, SLG: 0.449		G6-3						G4-3		1	1	0	0	2	0	0						
Jim Eisenreich, L (6, 7) OBP: 0.347, SLG: 0.377						BB				1	0	0	0	0	0	0						
Darren Daulton, L (1, 3) OBP: 0.382, SLG: 0.487						L8				3	1	2	1	0	0	1						
Jeff Conine, R (6, 3) OBP: 0.336, SLG: 0.371										1	1	1	0	0	0	0						
Moises Alou, R (1, 7) OBP: 0.367, SLG: 0.450										4	1	1	0	0	0	3						
Charles Johnson, R (1, 2) OBP: 0.358, SLG: 0.467										4	2	3	2	0	0	0						
Kurt Abbott, R (1, 4) OBP: 0.316, SLG: 0.461										3	0	0	0	0	1	1						
Luis Castillo, S (6, 4) OBP: 0.310, SLG: 0.269										1	0	1	0	0	0	0						
Alex Fernandez, R (1, 1) OBP: 0.217, SLG: 0.286										4	0	1	1	0	1	2						
Jay Powell, R (9, 1) OBP: 0.500, SLG: 0.500										0	0	0	0	0	0	0						
Inning Stats	R: 0 E: 0 K: 2 S: 9	H: 0 LOB: 0 BB: 0 P: 11	R: 0 E: 0 K: 0 S: 6	H: 1 LOB: 0 BB: 0 P: 11	R: 1 E: 0 K: 0 S: 15	H: 2 LOB: 1 BB: 0 P: 26	R: 0 E: 0 K: 0 S: 6	H: 0 LOB: 1 BB: 1 P: 13	R: 0 E: 0 K: 0 S: 10	H: 0 LOB: 0 BB: 0 P: 15	R: 5 E: 0 K: 2 S: 23	H: 4 LOB: 0 BB: 1 P: 35	R: 0 E: 0 K: 1 S: 6	H: 0 LOB: 0 BB: 0 P: 9	R: 2 E: 1 K: 0 S: 17	H: 4 LOB: 2 BB: 0 P: 27	R: 0 E: 0 K: 0 S: 5	H: 1 LOB: 0 BB: 0 P: 7	1B: 8 2B: 1 3B: 1 HR: 2	SF: 0 SAC: 0 DP: 2 HBP: 0	WP: 0 PB: 0 CS: 0	PA: 39
PITCHER	IP WLS BF H R ER SO BB IBB HBP BLK WP HR S P ERA WHIP																					
Mike Morgan, R (1, 1) ERA: 5.08	5.1 L 23 6 5 4 3 2 0 0 0 0 0 1 60 96 6.75 1.500																					
Scott Sullivan, R (6, 1) ERA: 2.75	1.2 6 1 1 0 2 0 0 0 0 0 0 1 15 24 0.00 0.600																					
Felix Rodriguez, R (8, 1) ERA: 6.32	2.0 10 5 2 1 0 0 0 0 0 0 0 0 22 34 4.50 2.500																					

Florida Marlins @ Cincinnati Reds
 Cinergy Field, Cincinnati, OH
 Wed Jul 23 1997, 7:05 PM EDT
 Att: 20,371 - Unknown - 77 F

AB	37
R	8
H	12
RBI	6
BB	2
SO	5
LOB	11



Batter	1	2	3	4	5	6	7	8	9	AB	R	H	RBI	BB	SO	LOB	BOTTOM					
Deion Sanders, L (1, 7) OBP: 0.342, SLG: 0.382	P4		B2						FC4-6	5	0	1	0	0	1	2						
Jon Nunnally, L (1, 8) OBP: 0.325, SLG: 0.482	K									3	0	1	0	1	1	0						
Reggie Sanders, R (1, 9) OBP: 0.333, SLG: 0.543	G6-3		G1-3							3	1	1	1	1	0	2						
Willie Greene, L (1, 5) OBP: 0.367, SLG: 0.482										4	0	1	0	0	1	4						
Hal Morris, L (1, 3) OBP: 0.325, SLG: 0.352										4	0	1	0	0	1	1						
Joe Oliver, R (1, 2) OBP: 0.338, SLG: 0.444										4	0	1	0	0	0	1						
Bret Boone, R (1, 4) OBP: 0.291, SLG: 0.309										3	0	0	0	1	1	3						
Pokey Reese, R (1, 6) OBP: 0.296, SLG: 0.285										4	0	1	0	0	1	4						
Mike Morgan, R (1, 1) OBP: 0.125, SLG: 0.174										2	0	0	0	0	0	0						
Scott Sullivan, R (6, 1) ERA: 3.62										0	0	0	0	0	0	0						
Curtis Goodwin, L (7, PH) OBP: 0.335, SLG: 0.328										1	0	0	0	0	0	0						
Felix Rodriguez, R (8, 1) ERA: 6.32										0	0	0	0	0	0	0						
Lenny Harris, L (9, PH) OBP: 0.287, SLG: 0.368										1	0	0	0	0	0	1						
Inning Stats	R: 0 E: 0 K: 1 S: 9	H: 0 LOB: 0 BB: 0 P: 15	R: 0 E: 0 K: 1 S: 15	H: 2 LOB: 0 BB: 0 P: 24	R: 0 E: 1 K: 0 S: 11	H: 1 LOB: 2 BB: 0 P: 17	R: 0 E: 0 K: 0 S: 12	H: 0 LOB: 1 BB: 1 P: 18	R: 0 E: 0 K: 1 S: 17	H: 1 LOB: 2 BB: 2 P: 29	R: 0 E: 0 K: 1 S: 10	H: 1 LOB: 1 BB: 0 P: 14	R: 0 E: 0 K: 1 S: 7	H: 0 LOB: 0 BB: 0 P: 9	R: 1 E: 0 K: 0 S: 9	H: 1 LOB: 0 BB: 0 P: 14	R: 0 E: 0 K: 1 S: 11	H: 1 LOB: 1 BB: 0 P: 14	1B: 5 2B: 1 3B: 0 HR: 1	SF: 0 SAC: 0 DP: 0 HBP: 0	WP: 0 PB: 0 CS: 1	PA: 37
PITCHER	IP WLS BF H R ER SO BB IBB HBP BLK WP HR S P ERA WHIP																					
Alex Fernandez, R (1, 1) ERA: 3.62	8.0 W 33 6 1 0 0 3 0 0 0 0 0 0 1 90 140 1.12 1.125																					
Jay Powell, R (9, 1) ERA: 3.1	1.0 4 1 0 0 1 0 0 0 0 0 0 0 11 14 0.00 1.000																					

Florida Marlins @ Cincinnati Reds
 Cinergy Field, Cincinnati, OH
 Wed Jul 23 1997, 7:05 PM EDT
 Att: 20,371 - Unknown - 77 F

AB	34
R	1
H	7
RBI	1
BB	3
SO	6
LOB	18



Batter	1	2	3	4	5	6	7	8	9	AB	R	H	RBI	BB	SO	LOB	TOP								
Mark Kotsay, L (1.8) OBP: 0.265, SLG: 0.283	1-1 L5	1-3 K			2-1 P6		0-1 G1-3		0-1 G3-1	5	0	0	0	0	1	4	Florida Marlins @ St. Louis Cardinals Busch Stadium, St. Louis, MO Fri Jul 25 1997, 7:05 PM CDT Att: 35,161 - Unknown - 100 F livebaseballscores.com								
Edgar Renteria, R (1.6) OBP: 0.315, SLG: 0.344	1-2 F9	0-0 FC6-4			1-1 G3-6 1B		1-1 G5-3			4	0	1	0	0	0	3									
Bobby Bonilla, S (1.5) OBP: 0.378, SLG: 0.483	0-0 F8			1-0 F8	1-0 G3-6-1			0-0 G4-3		4	0	0	0	0	2										
Gary Sheffield, R (1.9) OBP: 0.437, SLG: 0.446		2-2 G6-3	2-1		1-0 G6-3			3-1 F8		4	0	1	0	0	0	0									
Jim Eisenreich, L (8.7) OBP: 0.347, SLG: 0.377										0	0	0	0	0	0	0									
Darren Daulton, L (1.3) OBP: 0.382, SLG: 0.486		2-2 G6-3	3-3 K		3-3 K			4-2		3	1	1	0	0	2	1									
Jeff Conine, R (6.3) OBP: 0.338, SLG: 0.371		1B 1B	1-2 K					BB		0	0	0	0	1	0	0									
Moises Alou, R (1.7) OBP: 0.399, SLG: 0.450		0-1 1B			0-0 G6-3			1-2 G4-3		4	2	2	0	0	1										
Charles Johnson, R (1.2) OBP: 0.360, SLG: 0.480		2-2 1B			2-1 P3				3-3 K	4	1	2	3	0	1	0									
Kurt Abbott, R (1.4) OBP: 0.316, SLG: 0.459		0-0 FC1			0-1 F8				0-0 G5-3	3	0	1	1	0	0	0									
Luis Castillo, S (6.4) OBP: 0.309, SLG: 0.268		1-3 2-H 1B								1	0	0	0	0	0	0									
Livan Hernandez, R (1.1) OBP: 0.364, SLG: 0.400		2-2 FC1			4-0 1B			2-0 G6-3		2	0	0	0	1	0	2									
Dennis Cook, L (7.1) OBP: 1.000, SLG: 2.000		1-2 FC6-4								1	1	1	1	0	0	0									
Robb Nen, R (9.1)										0	0	0	0	0	0	0									
Inning Stats	R: 0 E: 0 K: 0 S: 6	H: 0 LOB: 0 BB: 0 P: 8	R: 2 E: 0 K: 1 S: 21	H: 4 LOB: 3 BB: 0 P: 30	R: 0 E: 0 K: 1 S: 6	H: 1 LOB: 1 BB: 0 P: 12	R: 0 E: 0 K: 0 S: 5	H: 0 LOB: 0 BB: 0 P: 7	R: 0 E: 0 K: 0 S: 5	H: 1 LOB: 1 BB: 1 P: 13	R: 2 E: 0 K: 1 S: 11	H: 2 LOB: 0 BB: 0 P: 18	R: 0 E: 0 K: 0 S: 5	H: 0 LOB: 0 BB: 0 P: 8	R: 0 E: 0 K: 0 S: 9	H: 0 LOB: 1 BB: 1 P: 17	R: 1 E: 0 K: 1 S: 9	H: 1 LOB: 0 BB: 0 P: 15	1B: 7 2B: 1 3B: 0 HR: 2	SF: 0 SAC: 0 DP: 2 HBP: 0	WP: 0 PB: 0 SB: 0 CS: 1	PA: 37			
PITCHER	IP	WLS	BF	H	R	ER	SO	BB	IBB	HBP	BLK	WP	HR	S	P	ERA	WHIP								
Alan Benes, R (1.1) ERA: 2.78	8.0	L	33	8	4	4	3	2	0	0	0	0	1	68	113	4.50	1.250								
T.J. Mathews, R (9.1) ERA: 1.64	1.0		4	1	1	1	1	0	0	0	0	0	1	9	15	9.00	1.000								

Batter	1	2	3	4	5	6	7	8	9	AB	R	H	RBI	BB	SO	LOB	BOTTOM								
Delino DeShields, L (1.4) OBP: 0.353, SLG: 0.442	2-1 P5		1-0 B1-3		2-2 G6-3		0-0 P5		2-1 G4-3	5	0	0	0	0	0	1	Florida Marlins @ St. Louis Cardinals Busch Stadium, St. Louis, MO Fri Jul 25 1997, 7:05 PM CDT Att: 35,161 - Unknown - 100 F livebaseballscores.com								
Phil Plantier, L (1.9) OBP: 0.281, SLG: 0.467	1-3 K		1-3 K			3-3 K		2-3 K		3	0	0	0	0	3	0									
Danny Sheaffer, R (8. PH) OBP: 0.323, SLG: 0.307										1	0	0	0	0	1	0									
Ron Gant, R (1.7) OBP: 0.318, SLG: 0.417	4-2 BB				0-0 F7		2-3 K		2-0 G6-3	3	0	0	0	1	1	0									
Ray Lankford, L (1.8) OBP: 0.416, SLG: 0.658	1 SAFE 3-1 G1-3				4-0 BB		1-1 3B		2-3 K	3	0	1	0	1	1	1									
Gary Gaetti, R (1.5) OBP: 0.330, SLG: 0.452			1-0 G5-3		1-0 E5		3-2 L7		4-2 G3 1B BB	3	1	0	0	1	0	2									
John Mabry, L (1.3) OBP: 0.356, SLG: 0.379		3-2 1B			0-2 L7				4-2 1B BB	3	1	1	0	1	0	2									
Mike DiFelice, R (1.2) OBP: 0.309, SLG: 0.353		1-2 1B			3-2 L7				2-1 F7	3	1	2	0	0	0	2									
Scott Livingstone, L (9. PH) OBP: 0.173, SLG: 0.167										1	0	0	0	0	0	2									
Royce Clayton, R (1.6) OBP: 0.292, SLG: 0.373		0-1 G1-6-3							2-2 G3	4	1	1	2	0	0	4									
Alan Benes, R (1.1) OBP: 0.180, SLG: 0.220					0-0 G5-3				1-2 1B	3	0	0	0	0	1	0									
T.J. Mathews, R (9.1)										0	0	0	0	0	0	0									
Tom Lampkin, L (9. PH) OBP: 0.340, SLG: 0.390									2-H 3-H 1B	1	0	1	2	0	0	0									
Inning Stats	R: 0 E: 0 K: 1 S: 11	H: 0 LOB: 1 BB: 1 P: 21	R: 0 E: 0 K: 0 S: 10	H: 2 LOB: 1 BB: 0 P: 15	R: 0 E: 0 K: 1 S: 5	H: 0 LOB: 0 BB: 0 P: 7	R: 0 E: 1 K: 0 S: 9	H: 0 LOB: 2 BB: 1 P: 17	R: 0 E: 0 K: 2 S: 14	H: 1 LOB: 1 BB: 0 P: 23	R: 2 E: 0 K: 1 S: 12	H: 2 LOB: 0 BB: 0 P: 15	R: 0 E: 0 K: 2 S: 7	H: 0 LOB: 0 BB: 0 P: 13	R: 2 E: 0 K: 0 S: 19	H: 1 LOB: 1 BB: 2 P: 34	1B: 4 2B: 0 3B: 1 HR: 1	SF: 0 SAC: 0 DP: 1 HBP: 0	WP: 0 PB: 0 SB: 0 CS: 0	PA: 37					
PITCHER	IP	WLS	BF	H	R	ER	SO	BB	IBB	HBP	BLK	WP	HR	S	P	ERA	WHIP								
Livan Hernandez, R (1.1) ERA: 2.89	6.2	W	27	5	2	2	5	2	0	0	0	0	1	66	105	2.70	1.050								
Dennis Cook, L (7.1) ERA: 2.63	1.1		4	0	0	0	2	0	0	0	0	0	0	8	14	0.00	0.000								
Robb Nen, R (9.1) ERA: 4.47	1.0	S	6	1	2	2	0	2	0	0	0	0	0	19	34	18.00	3.000								

Batter	1	2	3	4	5	6	7	8	9	AB	R	H	RBI	BB	SO	LOB	TOP					
Deion Sanders, L (1, 8) OBP: 0.339, SLG: 0.376	F7		FC4-6		L8			F7	G6-3	5	0	0	0	0	0	3	Cincinnati Reds @ Florida Marlins Pro Player Stadium, Miami, FL Mon Jul 28 1997, 7:05 PM EDT Att: 18,393 - Unknown - 85 F					
Pokey Reese, R (1, 6) OBP: 0.299, SLG: 0.282				HBP BB				K		2	0	1	0	2	1							
Reggie Sanders, R (1, 9) OBP: 0.322, SLG: 0.504	F7			HBP BB					G3-1 HR	3	1	1	0	1	2							
Eduardo Perez, R (1, 3) OBP: 0.347, SLG: 0.466	CS	F9		HBP				K	G3-1	3	0	0	0	0	2							
Willie Greene, L (1, 5) OBP: 0.361, SLG: 0.466		G4-3		K				G4-3	HR	3	1	0	0	1	4							
Joe Oliver, R (1, 2) OBP: 0.332, SLG: 0.447		F9		P3				K	HR	4	1	1	3	0	1	3						
Mike Kelly, R (1, 7) OBP: 0.315, SLG: 0.561			K	K				K	HR	4	1	1	1	0	3	3						
Bret Boone, R (1, 4) OBP: 0.294, SLG: 0.333			G5-3		K			K	CS	4	0	1	0	0	2	0						
John Smiley, L (1, 1) OBP: 0.100, SLG: 0.125					K				HR	2	0	1	0	0	1	0						
Eric Owens, R (8, PH) OBP: 0.333, SLG: 0.280										0	0	0	0	0	0	0						
Stan Belinda, R (8, PH) OBP: 0.290, SLG: 0.372										1	0	1	0	0	0	0						
Jeff Shaw, R (9, 1) OBP: 0.290, SLG: 0.372										0	0	0	0	0	0	0						
Inning Stats	R: 0 E: 0 K: 0 S: 7	H: 1 LOB: 0 BB: 0 P: 11	R: 0 E: 0 K: 0 S: 7	H: 0 LOB: 0 BB: 0 P: 11	R: 0 E: 0 K: 1 S: 6	H: 1 LOB: 1 BB: 0 P: 10	R: 0 E: 0 K: 2 S: 12	H: 0 LOB: 0 BB: 2 P: 30	R: 0 E: 0 K: 2 S: 9	H: 0 LOB: 0 BB: 0 P: 15	R: 0 E: 0 K: 3 S: 12	H: 0 LOB: 1 BB: 1 P: 23	R: 0 E: 0 K: 3 S: 11	H: 0 LOB: 0 BB: 0 P: 17	R: 0 E: 0 K: 1 S: 8	H: 0 LOB: 1 BB: 1 P: 15	R: 4 E: 0 K: 0 S: 16	H: 5 LOB: 1 BB: 1 P: 30	1B: 4 2B: 2 3B: 0 HR: 2	SF: 0 SAC: 0 DP: 1 HBP: 1	WP: 0 PB: 0 SB: 1 CS: 3	PA: 38
PITCHER	IP WLS BF H R ER SO BB IBB HBP BLK WP HR S P ERA WHIP																					
Al Leiter, L (1, 1) ERA: 4.31	8.0		29	2	0	0	11	4	0	1	0	0	0	0	0	72	132	0.00	0.750			
Jay Powell, R (9, 1) ERA: 3.81	0.1	L	6	4	4	4	0	0	1	0	0	0	0	2	10	19	108.00	12.000				
Dennis Cook, L (9, 1) ERA: 2.58	0.2		2	1	0	0	0	0	0	0	0	0	0	0	6	11	0.00	1.500				

AB	31
R	4
H	7
RBI	4
BB	5
SO	11
LOB	18



Batter	1	2	3	4	5	6	7	8	9	AB	R	H	RBI	BB	SO	LOB	BOTTOM					
Devon White, S (1, 8) OBP: 0.389, SLG: 0.365	L7		K			F8		F7		4	0	0	0	0	1	0	Cincinnati Reds @ Florida Marlins Pro Player Stadium, Miami, FL Mon Jul 28 1997, 7:05 PM EDT Att: 18,393 - Unknown - 85 F					
Edgar Renteria, R (1, 6) OBP: 0.316, SLG: 0.343	G6-3			L4-3		1B		1B		3	0	2	0	1	0	0						
Kurt Abbott, R (1, 4) OBP: 0.315, SLG: 0.453	F8			L4-3		1B		1B		4	0	1	0	0	2							
Gary Sheffield, R (1, 9) OBP: 0.431, SLG: 0.437		G6-3		L4-3		2B		G5-4-3		4	0	1	0	0	0	2						
Bobby Bonilla, S (1, 5) OBP: 0.382, SLG: 0.489		G6-3		L5				G6-3		4	0	2	0	0	0	1						
Moises Alou, R (1, 7) OBP: 0.370, SLG: 0.469		P4				G5-4-3		K		4	0	1	0	0	2	2						
Jeff Conine, R (1, 3) OBP: 0.335, SLG: 0.365		FC6-4				1B		K		4	0	1	0	0	1	3						
Charles Johnson, R (1, 2) OBP: 0.355, SLG: 0.482				K		FC6-5		1B		3	0	0	0	0	1	2						
Al Leiter, L (1, 1) OBP: 0.143, SLG: 0.091						K				2	0	0	0	0	2	1						
Jim Eisenreich, L (8, PH) OBP: 0.343, SLG: 0.372										1	0	0	0	0	0	0						
Jay Powell, R (9, 1) OBP: 0.500, SLG: 0.500										0	0	0	0	0	0	0						
Dennis Cook, L (9, 1) OBP: 1.000, SLG: 2.000										0	0	0	0	0	0	0						
Inning Stats	R: 0 E: 0 K: 0 S: 6	H: 0 LOB: 0 BB: 0 P: 8	R: 0 E: 0 K: 0 S: 13	H: 1 LOB: 1 BB: 0 P: 17	R: 0 E: 0 K: 3 S: 10	H: 0 LOB: 0 BB: 0 P: 17	R: 0 E: 0 K: 0 S: 11	H: 2 LOB: 1 BB: 0 P: 18	R: 0 E: 0 K: 2 S: 11	H: 1 LOB: 1 BB: 0 P: 16	R: 0 E: 0 K: 0 S: 7	H: 2 LOB: 1 BB: 0 P: 11	R: 0 E: 0 K: 1 S: 7	H: 1 LOB: 1 BB: 0 P: 10	R: 0 E: 0 K: 1 S: 10	H: 0 LOB: 1 BB: 1 P: 18	R: 0 E: 0 K: 1 S: 10	H: 1 LOB: 1 BB: 0 P: 16	1B: 7 2B: 2 3B: 0 HR: 0	SF: 0 SAC: 0 DP: 2 HBP: 0	WP: 1 PB: 0 SB: 2 CS: 0	PA: 34
PITCHER	IP WLS BF H R ER SO BB IBB HBP BLK WP HR S P ERA WHIP																					
John Smiley, L (1, 1) ERA: 5.23	7.0		26	7	0	0	6	1	0	0	0	0	0	0	10	18	0.00	1.000				
Stan Belinda, R (8, 1) ERA: 2.98	1.0	W	4	0	0	0	1	1	0	0	0	0	0	0	10	18	0.00	1.000				
Jeff Shaw, R (9, 1) ERA: 1.82	1.0		4	1	0	0	1	0	0	0	0	0	0	1	0	16	0.00	1.000				



Batter	1	2	3	4	5	6	7	8	9	AB	R	H	RBI	BB	SO	LOB	TOP	
Deion Sanders, L OBP: 0.335, SLG: 0.371 (1, 8)	B1	G4-3			P3		K		G4-3	5	0	0	0	0	1	6		
Pokey Reese, R OBP: 0.301, SLG: 0.285 (1, 6)	F9		G6-3 1B		F8		FC4-6		1B 1B	5	0	2	1	0	0	2		
Lenny Harris, L OBP: 0.293, SLG: 0.373 (1, 7)	1B		G6-3 1-2f		P5		F7		1B	5	0	2	0	0	0	3		
Reggie Sanders, R OBP: 0.318, SLG: 0.489 (1, 9)	1-2 BB		K			K		F9	K	4	0	0	0	1	3	2		
Willie Greene, L OBP: 0.363, SLG: 0.468 (1, 5)	F7			BB BB		K		2B		3	0	1	0	1	1	2		
Joe Oliver, R OBP: 0.330, SLG: 0.443 (1, 2)		FC1-5 1B		P3		F9		P6		4	0	1	0	0	0	2		
Hal Morris, L OBP: 0.331, SLG: 0.355 (1, 3)		FC1-5 1B		BB			1B 1B FC4-6 BB	BB		1	1	1	0	3	0	0		
Bret Boone, R OBP: 0.294, SLG: 0.332 (1, 4)		K		K			FC4-6 1B	G4-3		4	0	1	0	0	2	6		
Mike Morgan, R OBP: 0.130, SLG: 0.167 (4, PH) Jon Nunnally, L OBP: 0.338, SLG: 0.450 (4, 1) Scott Sullivan, R OBP: 0.343, SLG: 0.456 (7, PH) Eddie Taubensee, L OBP: 0.343, SLG: 0.456 (7, 1) Felix Rodriguez, R OBP: 0.328, SLG: 0.319 (8, PH)	FC1-5		K		K		FC4-6 1B	E1 G4-3		1	0	0	0	0	0	2		
Inning Stats	R: 0 H: 1 E: 0 K: 0 S: 13	L: 1 LOB: 2 BB: 1 P: 23	R: 0 H: 2 E: 0 K: 1 S: 10	R: 0 H: 1 E: 0 K: 1 S: 10	R: 0 H: 0 E: 0 K: 2 S: 10	R: 0 H: 0 E: 0 K: 0 S: 7	R: 0 H: 0 E: 0 K: 2 S: 8	R: 1 H: 2 E: 0 K: 1 S: 12	R: 0 H: 1 E: 0 K: 0 S: 11	R: 0 H: 2 E: 1 K: 1 S: 11	1B: 8 2B: 1 3B: 0 HR: 0	SF: 0 SAC: 0 DP: 2 HBP: 0	WP: 0 PA: 40 PB: 0 SB: 1 CS: 0					
PITCHER	IP	WLS	BF	H	R	ER	SO	BB	IBB	HBP	BLK	WP	HR	S	P	ERA	WHIP	
Alex Fernandez, R ERA: 3.48 (1, 1)	8.0	W	35	7	1	1	7	5	0	0	0	0	0	81	137	1.12	1.500	
Robb Nen, R ERA: 4.38 (9, 1)	1.0		5	2	0	0	1	0	0	0	0	0	0	11	15	0.00	2.000	

Cincinnati Reds @ Florida Marlins
Pro Player Stadium, Miami, FL
Tue Jul 29 1997, 7:05 PM EDT
Att: 20,745 - Unknown - 87 F


AB 35
R 1
H 9
RBI 1
BB 5
SO 8
LOB 27





Batter	1	2	3	4	5	6	7	8	9	AB	R	H	RBI	BB	SO	LOB	BOTTOM	
Devon White, S OBP: 0.379, SLG: 0.346 (1, 8)	G4-3	1B HBP		G1-6-3		K		F9		4	0	0	0	0	1	2		
Edgar Renteria, R OBP: 0.316, SLG: 0.342 (1, 6)	K	SF8			F8		FC6-4 HBP			2	0	0	1	0	1	0		
Gary Sheffield, R OBP: 0.431, SLG: 0.438 (1, 9) John Cangelosi, S OBP: 0.358, SLG: 0.338 (8, 7)	HR 1B	FC6 1B		G4-3		G4-3	FC6-4 WP 2B			4	2	2	0	0	0	1		
Bobby Bonilla, S OBP: 0.386, SLG: 0.503 (1, 5) Alex Arias, R OBP: 0.397, SLG: 0.382 (9, 5)	HR	FC6		E1 1B		E1 1B	2B			4	1	3	3	0	0	2		
Darren Daulton, L OBP: 0.380, SLG: 0.482 (1, 3) Jeff Conine, R OBP: 0.334, SLG: 0.363 (6, 3)	HR 2B			F8		K	G5-3			3	1	1	0	0	1	1		
Moises Alou, R OBP: 0.371, SLG: 0.486 (1, 7) (8, 9)	HR			G5-3		HR	G6-3			4	2	2	3	0	0	1		
Charles Johnson, R OBP: 0.353, SLG: 0.477 (1, 2)	G5-3			L9		F9		BB		3	0	0	0	1	0	0		
Craig Counsell, L OBP: 0.250, SLG: 0.250 (1, 4)		SH3-4 SF8 1B		G3		G3		P3		4	1	1	0	0	0	1		
Alex Fernandez, R OBP: 0.229, SLG: 0.295 (1, 1) Jim Eisenreich, L OBP: 0.342, SLG: 0.370 (8, PH) Robb Nen, R ERA: 6.11 (9, 1)		SH3-4		G1-3		1B		K		2	0	1	0	0	0	0		
Inning Stats	R: 4 H: 4 E: 0 K: 1 S: 20	H: 4 LOB: 0 BB: 0 P: 29	R: 1 H: 2 E: 0 K: 0 S: 18	R: 0 H: 0 E: 0 K: 0 S: 7	R: 0 H: 0 E: 0 K: 0 S: 10	R: 0 H: 1 E: 1 K: 1 S: 10	R: 1 H: 2 E: 0 K: 1 S: 10	R: 1 H: 1 E: 0 K: 0 S: 7	R: 0 H: 0 E: 0 K: 1 S: 11	R: 0 H: 0 E: 0 K: 1 S: 11	1B: 5 2B: 2 3B: 0 HR: 3	SF: 1 SAC: 1 DP: 0 HBP: 2	WP: 1 PA: 37 PB: 1 SB: 0 CS: 0					
PITCHER	IP	WLS	BF	H	R	ER	SO	BB	IBB	HBP	BLK	WP	HR	S	P	ERA	WHIP	
Mike Morgan, R ERA: 5.4 (1, 1)	3.0	L	16	6	5	5	1	0	0	0	0	0	1	30	44	3.00	1.000	
Scott Sullivan, R ERA: 2.64 (4, 1)	3.0		12	3	1	1	2	0	0	0	0	0	1	30	44	3.00	1.000	
Felix Rodriguez, R ERA: 6.11 (7, 1)	2.0		9	1	1	1	1	1	0	1	0	1	0	18	34	4.50	1.000	

Cincinnati Reds @ Florida Marlins
Pro Player Stadium, Miami, FL
Tue Jul 29 1997, 7:05 PM EDT
Att: 20,745 - Unknown - 87 F

AB 32
R 7
H 10
RBI 7
BB 1
SO 4
LOB 10



Batter	1	2	3	4	5	6	7	8	9	AB	R	H	RBI	BB	SO	LOB	TOP								
Curtis Goodwin, L (1, 8) OBP: 0.325, SLG: 0.315	2-1 B1-3		0-1 F8			2-1 F7		4-1 FC6-4 BB		3	0	0	0	1	0	0	Cincinnati Reds @ Florida Marlins Pro Player Stadium, Miami, FL Wed Jul 30 1997, 7:05 PM EDT Att: 21,373 - Unknown - 89 F AB 31 R 0 H 4 RBI 0 BB 2 SO 9 LOB 12 								
Pokey Reese, R (1, 6) OBP: 0.298, SLG: 0.279	2-1 F9			2-2 F9		1-1 G5-3		1-1 FC6-4 1-2		4	0	0	0	0	2										
Willie Greene, L (1, 5) OBP: 0.362, SLG: 0.464	2-2 G5-3			4-0 BB		1-3 K			1-3 K	3	0	0	0	1	2										
Reggie Sanders, R (1, 9) OBP: 0.316, SLG: 0.482		3-2 P3		3-3 K			2-3 K		0-0 L9 D 1B	4	0	1	0	0	2										
Eddie Taubensee, L (1, 2) OBP: 0.314, SLG: 0.466		1-2 2B		1-0 F8			0-0 G3		1-0 L9	4	0	1	0	0	2										
Jon Nunnally, L (1, 7) OBP: 0.338, SLG: 0.444 Mike Reminger, L (7, 1) Eduardo Perez, R (9, PH) OBP: 0.344, SLG: 0.463		1-1 L6			1-1 1B		2-3 K		3-2 P4	3	0	1	0	0	1										
Hal Morris, L (1, 3) OBP: 0.328, SLG: 0.351		3-3 K			2-1 F8 1-2			1-0 G4-3		3	0	0	0	0	1										
Bret Boone, R (1, 4) OBP: 0.294, SLG: 0.336			2-3 K		2-1 G1-3			1-2 2B		3	0	1	0	0	1										
Pete Schourek, L (1, 1) OBP: 0.174, SLG: 0.304 Eric Owens, R (5, PH) OBP: 0.327, SLG: 0.275 Stan Belinda, R (5, 1) Mike Kelly, R (7, 7) OBP: 0.311, SLG: 0.554			0-3 K			3-3 K		1-0 G6-3		1	0	0	0	0	1										
Inning Stats	R: 0 E: 0 K: 0 S: 7	H: 0 LOB: 0 BB: 0 P: 13	R: 0 E: 0 K: 1 S: 13	H: 1 LOB: 1 BB: 0 P: 21	R: 0 E: 0 K: 2 S: 8	H: 0 LOB: 0 BB: 0 P: 10	R: 0 E: 0 K: 1 S: 9	H: 0 LOB: 1 BB: 1 P: 19	R: 0 E: 0 K: 1 S: 10	H: 1 LOB: 1 BB: 0 P: 18	R: 0 E: 0 K: 2 S: 7	H: 0 LOB: 0 BB: 0 P: 11	R: 0 E: 0 K: 2 S: 7	H: 0 LOB: 0 BB: 0 P: 11	R: 0 E: 0 K: 1 S: 9	H: 1 LOB: 2 BB: 1 P: 17		R: 0 E: 0 K: 1 S: 10	H: 1 LOB: 1 BB: 0 P: 15	1B: 2 2B: 2 3B: 0 HR: 0	SF: 0 SAC: 0 DP: 0 HBP: 0	WP: 0 PB: 0 SB: 0 CS: 0	PA: 33		
PITCHER	IP	WLS	BF	H	R	ER	SO	BB	IBB	HBP	BLK	WP	HR	S	P	ERA	WHIP								
Livan Hernandez, R (1, 1) ERA: 2.25	8.0	W	29	3	0	0	8	2	0	0	0	0	0	70	120	0.00	0.625								
Dennis Cook, L (9, 1) ERA: 2.52	1.0		4	1	0	0	1	0	0	0	0	0	0	10	15	0.00	1.000								

Batter	1	2	3	4	5	6	7	8	9	AB	R	H	RBI	BB	SO	LOB	BOTTOM								
Devon White, S (1, 8) OBP: 0.370, SLG: 0.337	1-1 G3	1-1 F9		2-2 F8-2 3-H		1-2 L7		0-0 FC1-6 1B 1-2 2-H		5	0	1	1	0	0	4	Cincinnati Reds @ Florida Marlins Pro Player Stadium, Miami, FL Wed Jul 30 1997, 7:05 PM EDT Att: 21,373 - Unknown - 89 F AB 36 R 6 H 14 RBI 5 BB 3 SO 10 LOB 26 								
Edgar Renteria, R (1, 6) OBP: 0.316, SLG: 0.346	4-1 BB HR BB		2-0 G5-3		0-2 2B		2-2 PB 1B E 1B	0-0 FC1-6 1-2 2-3		4	2	2	0	1	0	2									
Gary Sheffield, R (1, 9) OBP: 0.432, SLG: 0.436 Alex Arias, R (8, 5) OBP: 0.391, SLG: 0.375	4-2 HR BB		1-3 K		1-3 K		0-0 E PB 1B 1-2	2-3 K		3	1	1	0	1	2	1									
Bobby Bonilla, S (1, 5) OBP: 0.384, SLG: 0.500 John Cangelosi, S (8, 7) OBP: 0.356, SLG: 0.336	3-1 L8		1-2 S 2B 1B		3-3 K		1-3 K	1-3 K		4	1	1	0	0	2	5									
Moises Alou, R (1, 7) OBP: 0.375, SLG: 0.499	1-0 1-H 2-H HR		3-2 1-H 2B		1-3 K		4-0 IBB			3	1	2	4	1	1	1									
Jeff Conine, R (1, 3) OBP: 0.336, SLG: 0.365	2-2 E6 E 1B		2-0 F8			3-2 SH5-4 1B		1-1 L5		4	0	2	0	0	0	3									
Charles Johnson, R (1, 2) OBP: 0.355, SLG: 0.477	2-0 E6 1-3			2-1 2B F8-2 1B		1-0 SH5-4 1B		1-2 K		4	0	2	0	0	1	3									
Kurt Abbott, R (1, 4) OBP: 0.314, SLG: 0.448		0-2 P3		2-3 K		1-3 K		2-2 1B 1B		4	1	1	0	0	2	3									
Livan Hernandez, R (1, 1) OBP: 0.385, SLG: 0.500 Darren Daulton, L (8, PH) OBP: 0.382, SLG: 0.484 Dennis Cook, L (9, 1) OBP: 1.000, SLG: 2.000		1-2 G5-3		2-0 2B		0-0 SH5-4		1-2 FC1-6 1B 1-2		2	0	1	0	0	0	0									
Inning Stats	R: 3 E: 1 K: 0 S: 12	H: 2 LOB: 2 BB: 2 P: 29	R: 0 E: 0 K: 0 S: 9	H: 0 LOB: 0 BB: 0 P: 11	R: 1 E: 0 K: 1 S: 11	H: 2 LOB: 1 BB: 0 P: 20	R: 0 E: 0 K: 1 S: 9	H: 2 LOB: 1 BB: 0 P: 17	R: 0 E: 0 K: 3 S: 18	H: 1 LOB: 1 BB: 0 P: 23	R: 0 E: 0 K: 1 S: 11	H: 2 LOB: 2 BB: 0 P: 17	R: 1 E: 1 K: 2 S: 12	H: 2 LOB: 2 BB: 1 P: 20	R: 1 E: 0 K: 2 S: 15	H: 3 LOB: 2 BB: 0 P: 21		1B: 10 2B: 4 3B: 0 HR: 1	SF: 0 SAC: 1 DP: 1 HBP: 0	WP: 0 PB: 1 SB: 1 CS: 0	PA: 40				
PITCHER	IP	WLS	BF	H	R	ER	SO	BB	IBB	HBP	BLK	WP	HR	S	P	ERA	WHIP								
Pete Schourek, L (1, 1) ERA: 5.42	4.0	L	19	6	4	4	2	2	0	0	0	0	0	41	77	9.00	2.000								
Stan Belinda, R (5, 1) ERA: 2.89	2.0		9	3	0	0	4	0	0	0	0	0	0	29	40	0.00	1.500								
Mike Reminger, L (7, 1) ERA: 3.02	2.0		12	5	2	1	4	0	1	0	0	0	0	27	41	4.50	2.500								

Batter	1	2	3	4	5	6	7	8	9	10	11	12	AB	R	H	RBI	BB	SO	LOB	TOP		
Kenny Lofton, L OSP: 0.404, SLG: 0.436 Mike Bielecki, R Javy Lopez, R OSP: 0.360, SLG: 0.552 Mike Cather, R	K		K			G1-3		E6 10 1B		B1-3			5	0	1	0	0	2	1			
Jeff Blausler, R OBP: 0.412, SLG: 0.518	K		K			L4		E4 10 EG		K			6	0	0	1	0	3	4			
10 Chipper Jones, S OBP: 0.377, SLG: 0.506	K			L5-4 HBP BB				E6				F9	4	0	1	1	1	1	2			
Fred McGriff, L OBP: 0.374, SLG: 0.454		K						FC6 1B					3	0	0	0	0	2	3			
Ryan Klesko, L OBP: 0.332, SLG: 0.500 Chad Fox, R Alan Embree, L Mark Wohlers, R Andrew Jones, R OBP: 0.349, SLG: 0.455 Michael Tucker, L OBP: 0.349, SLG: 0.442		G6-3		L5-4						G4-3			4	0	0	0	0	0	4			
Eddie Pérez, R OBP: 0.278, SLG: 0.387													5	0	1	0	0	2	3			
Mark Lemke, S OBP: 0.302, SLG: 0.317 Tony Graffanino, R OBP: 0.356, SLG: 0.424						G4-3							1	0	0	0	2	0	0			
Greg Maddux, R OBP: 0.143, SLG: 0.111 Keith Lockhart, L OBP: 0.294, SLG: 0.396 Danny Bautista, R OBP: 0.245, SLG: 0.479													2	0	0	0	0	2	1			
Inning Stats	R: 0 E: 0 K: 3 S: 10	H: 0 LOB: 0 BB: 0 P: 15	R: 0 E: 0 K: 1 S: 11	H: 1 LOB: 1 BB: 0 P: 13	R: 0 E: 0 K: 3 S: 10	H: 0 LOB: 1 BB: 1 P: 14	R: 0 E: 0 K: 1 S: 8	H: 0 LOB: 0 BB: 0 P: 10	R: 0 E: 0 K: 0 S: 12	H: 1 LOB: 1 BB: 0 P: 19	R: 0 E: 0 K: 0 S: 8	H: 0 LOB: 0 BB: 0 P: 11	R: 0 E: 0 K: 2 S: 7	H: 0 LOB: 0 BB: 0 P: 10	R: 0 E: 0 K: 1 S: 16	H: 1 LOB: 2 BB: 0 P: 26	R: 0 E: 0 K: 1 S: 9	H: 0 LOB: 1 BB: 1 P: 16	1B: 5 2B: 1 3B: 0 HR: 0	SF: 0 SAC: 0 DP: 1 HBP: 2	WP: 0 PB: 0 SB: 0 CS: 0	PA: 47
PITCHER	IP WLS BF H R ER SO BB IBB HBP BLK WP HR S P ERA WHIP	IP WLS BF H R ER SO BB IBB HBP BLK WP HR S P ERA WHIP	IP WLS BF H R ER SO BB IBB HBP BLK WP HR S P ERA WHIP	IP WLS BF H R ER SO BB IBB HBP BLK WP HR S P ERA WHIP	IP WLS BF H R ER SO BB IBB HBP BLK WP HR S P ERA WHIP	IP WLS BF H R ER SO BB IBB HBP BLK WP HR S P ERA WHIP	IP WLS BF H R ER SO BB IBB HBP BLK WP HR S P ERA WHIP	IP WLS BF H R ER SO BB IBB HBP BLK WP HR S P ERA WHIP	IP WLS BF H R ER SO BB IBB HBP BLK WP HR S P ERA WHIP	IP WLS BF H R ER SO BB IBB HBP BLK WP HR S P ERA WHIP	IP WLS BF H R ER SO BB IBB HBP BLK WP HR S P ERA WHIP	IP WLS BF H R ER SO BB IBB HBP BLK WP HR S P ERA WHIP	IP WLS BF H R ER SO BB IBB HBP BLK WP HR S P ERA WHIP	IP WLS BF H R ER SO BB IBB HBP BLK WP HR S P ERA WHIP	IP WLS BF H R ER SO BB IBB HBP BLK WP HR S P ERA WHIP	IP WLS BF H R ER SO BB IBB HBP BLK WP HR S P ERA WHIP	IP WLS BF H R ER SO BB IBB HBP BLK WP HR S P ERA WHIP	IP WLS BF H R ER SO BB IBB HBP BLK WP HR S P ERA WHIP	IP WLS BF H R ER SO BB IBB HBP BLK WP HR S P ERA WHIP	IP WLS BF H R ER SO BB IBB HBP BLK WP HR S P ERA WHIP	IP WLS BF H R ER SO BB IBB HBP BLK WP HR S P ERA WHIP	IP WLS BF H R ER SO BB IBB HBP BLK WP HR S P ERA WHIP

Atlanta Braves @ Florida Marlins
Pro Player Stadium, Miami, FL

Fri Aug 01 1997, 7:05 PM EDT
Att: 40,669 - Unknown - 82 F

AB 41
R 2
H 5
RBI 2
BB 4
SO 15
LOB 21



Batter	1	2	3	4	5	6	7	8	9	10	11	12	AB	R	H	RBI	BB	SO	LOB	BOTTOM				
Devon White, S OBP: 0.349, SLG: 0.315	K			G4-3		P5				K			5	0	1	1	0	2	1					
Edgar Renteria, R OBP: 0.322, SLG: 0.349	G6-3			F9						CS		G6-3	5	0	1	0	0	1	2					
Gary Sheffield, R OBP: 0.427, SLG: 0.440	G5-3												5	1	1	1	0	0	1					
Bobby Bonilla, S OBP: 0.383, SLG: 0.495		F7											5	0	2	0	0	2	1					
Darren Daulton, L OBP: 0.381, SLG: 0.479 Jeff Conine, R OBP: 0.338, SLG: 0.366		G6-3											3	0	0	0	0	0	1					
Moises Alou, R OBP: 0.372, SLG: 0.493 John Cangelosi, S OBP: 0.351, SLG: 0.331													3	0	0	0	0	2	0					
Charles Johnson, R OBP: 0.383, SLG: 0.474 Gregg Zaun, S OBP: 0.415, SLG: 0.433													5	0	2	0	0	1	2					
Craig Counsell, L OBP: 0.364, SLG: 0.222													2	1	0	0	2	0	1					
Kevin Brown, R Greg Maddux, R Chad Fox, R Alan Embree, L Mark Wohlers, R Mike Bielecki, R	R: 0 E: 0 K: 1 S: 7	H: 0 LOB: 0 BB: 0 P: 10	R: 0 E: 0 K: 1 S: 6	H: 0 LOB: 0 BB: 0 P: 7	R: 0 E: 0 K: 1 S: 13	H: 1 LOB: 0 BB: 0 P: 13	R: 1 E: 0 K: 1 S: 10	H: 1 LOB: 0 BB: 0 P: 16	R: 0 E: 0 K: 0 S: 4	H: 0 LOB: 0 BB: 0 P: 4	R: 0 E: 0 K: 1 S: 11	H: 1 LOB: 1 BB: 0 P: 15	R: 1 E: 0 K: 2 S: 13	H: 2 LOB: 2 BB: 1 P: 20	R: 0 E: 0 K: 1 S: 7	H: 0 LOB: 0 BB: 1 P: 14	R: 0 E: 0 K: 0 S: 9	H: 1 LOB: 2 BB: 1 P: 18	R: 1 E: 0 K: 0 S: 7	H: 2 LOB: 2 BB: 0 P: 14	1B: 8 2B: 1 3B: 0 HR: 1	SF: 0 SAC: 1 DP: 0 HBP: 0	WP: 0 PB: 0 SB: 1 CS: 2	PA: 46
PITCHER	IP WLS BF H R ER SO BB IBB HBP BLK WP HR S P ERA WHIP	IP WLS BF H R ER SO BB IBB HBP BLK WP HR S P ERA WHIP	IP WLS BF H R ER SO BB IBB HBP BLK WP HR S P ERA WHIP	IP WLS BF H R ER SO BB IBB HBP BLK WP HR S P ERA WHIP	IP WLS BF H R ER SO BB IBB HBP BLK WP HR S P ERA WHIP	IP WLS BF H R ER SO BB IBB HBP BLK WP HR S P ERA WHIP	IP WLS BF H R ER SO BB IBB HBP BLK WP HR S P ERA WHIP	IP WLS BF H R ER SO BB IBB HBP BLK WP HR S P ERA WHIP	IP WLS BF H R ER SO BB IBB HBP BLK WP HR S P ERA WHIP	IP WLS BF H R ER SO BB IBB HBP BLK WP HR S P ERA WHIP	IP WLS BF H R ER SO BB IBB HBP BLK WP HR S P ERA WHIP	IP WLS BF H R ER SO BB IBB HBP BLK WP HR S P ERA WHIP	IP WLS BF H R ER SO BB IBB HBP BLK WP HR S P ERA WHIP	IP WLS BF H R ER SO BB IBB HBP BLK WP HR S P ERA WHIP	IP WLS BF H R ER SO BB IBB HBP BLK WP HR S P ERA WHIP	IP WLS BF H R ER SO BB IBB HBP BLK WP HR S P ERA WHIP	IP WLS BF H R ER SO BB IBB HBP BLK WP HR S P ERA WHIP	IP WLS BF H R ER SO BB IBB HBP BLK WP HR S P ERA WHIP	IP WLS BF H R ER SO BB IBB HBP BLK WP HR S P ERA WHIP	IP WLS BF H R ER SO BB IBB HBP BLK WP HR S P ERA WHIP	IP WLS BF H R ER SO BB IBB HBP BLK WP HR S P ERA WHIP	IP WLS BF H R ER SO BB IBB HBP BLK WP HR S P ERA WHIP	IP WLS BF H R ER SO BB IBB HBP BLK WP HR S P ERA WHIP	

Atlanta Braves @ Florida Marlins
Pro Player Stadium, Miami, FL

Fri Aug 01 1997, 7:05 PM EDT
Att: 40,669 - Unknown - 82 F

AB 41
R 3
H 10
RBI 3
BB 3
SO 10
LOB 14



Batter	1	2	3	4	5	6	7	8	9	AB	R	H	RBI	BB	SO	LOB	TOP										
Kenny Lofton, L OBP: 0.406, SLG: 0.443 (1, 8)	4-2 G6-3 BB		1-3 K		2-3 K		2-2 1-H 3B		1-1 10 WP 1-2 3-H 1B	4	0	2	2	1	2	0											
Jeff Blauer, R OBP: 0.407, SLG: 0.511 (1, 6)	3-2 G6-3		3-2 G5-3			2-3 K	1-2 L7			5	0	0	0	0	2	4											
10 Chipper Jones, S OBP: 0.380, SLG: 0.505 (1, 5)	4-2 BB		2-3 K			3-1 BB 1B		4-2 FC4 BB	3-2 G3-1 1-2 2-3	3	0	1	0	2	1	2											
Fred McGriff, L OBP: 0.371, SLG: 0.449 (1, 3)	0-3 K			0-3 K		1 SAFE 1-3 K		1 SAFE 0-3 K		4	0	0	0	0	4	4											
Andruw Jones, R OBP: 0.348, SLG: 0.450 (1, 9)	2-3 K			1-1 F7		4-2 BB		3-3 K		3	0	0	0	1	2	3											
Javy Lopez, R OBP: 0.359, SLG: 0.559 (1, 2)		2-0 HR		0-0 F8		1-1 G6-3		1-1 FC4		4	1	1	1	0	0	3											
Ryan Klesko, L OBP: 0.333, SLG: 0.504 (1, 7)		0-1 P8			2-2 SF9 3B		0-0 P3		4-2 1B 1B BB	3	2	1	0	1	0	0											
Mark Wohlers, R (9, 1)										0	0	0	0	0	0	0											
Mark Lemke, S OBP: 0.299, SLG: 0.314 (1, 4)		3-2 G6-3			0-0 SF9		2-2 E5 3B		2-2 L7	3	1	0	1	0	0	1											
Denny Neagle, L OBP: 0.245, SLG: 0.204 (1, 1)										3	0	0	0	0	0	1											
Chad Fox, R (8, 1)										0	0	0	0	0	0	0											
Danny Bautista, R OBP: 0.260, SLG: 0.490 (9, PH)									10 WP 1-3 1B	1	0	1	0	0	0	0											
Robb Nen, R (9, 7)										0	0	0	0	0	0	0											
Inning Stats	R: 0 H: 0 E: 0 K: 2 S: 14	H: 0 LOB: 2 BB: 2 P: 27	R: 1 H: 1 E: 0 K: 0 S: 8	LOB: 0 BB: 0 P: 14	R: 0 H: 0 E: 0 K: 2 S: 11	LOB: 0 BB: 0 P: 17	R: 0 H: 0 E: 0 K: 1 S: 7	LOB: 0 BB: 0 P: 8	R: 1 H: 1 E: 0 K: 2 S: 8	LOB: 2 BB: 1 P: 13	R: 0 H: 1 E: 0 K: 2 S: 15	LOB: 2 BB: 1 P: 26	R: 1 H: 1 E: 1 K: 0 S: 11	LOB: 1 BB: 0 P: 16	R: 0 H: 0 E: 0 K: 2 S: 11	LOB: 1 BB: 1 P: 19	R: 1 H: 2 E: 0 K: 1 S: 16	LOB: 2 BB: 1 P: 28	1B: 3 2B: 0 3B: 2 HR: 1	SF: 1 SAC: 0 DP: 0 HBP: 0	WP: 1 PA: 39						
PITCHER	IP	WLS	BF	H	R	ER	SO	BB	IBB	HBP	BLK	WP	HR	S	P	ERA	WHIP										
Al Leiter, L ERA: 4.19 (1, 1)	7.0	L	29	4	3	2	8	3	0	0	0	0	1	74	121	2.57	1.000										
Felix Heredia, L ERA: 3.99 (8, 1)	0.1		2	0	0	0	1	1	0	0	0	0	0	6	10	0.00	3.000										
Rob Stanifer, R ERA: 3.21 (8, 1)	0.2		2	0	0	0	1	0	0	0	0	0	0	5	9	0.00	0.000										
Dennis Cook, L ERA: 2.7 (9, 1)	0.1		4	2	1	1	0	1	0	0	0	0	0	10	18	27.00	9.000										
Robb Nen, R ERA: 4.15 (9, 1)	0.2		2	0	0	0	1	0	0	0	0	1	0	6	10	0.00	0.000										

Atlanta Braves @ Florida Marlins
Pro Player Stadium, Miami, FL
Sat Aug 02 1997, 7:05 PM EDT
Att: 41,643 - Unknown - 88 F

AB 33
R 4
H 6
RBI 4
BB 5
SO 11
LOB 18



Batter	1	2	3	4	5	6	7	8	9	AB	R	H	RBI	BB	SO	LOB	BOTTOM										
Devon White, S OBP: 0.333, SLG: 0.299 (1, 8)	2-1 P4		0-0 F9		3-2 F9			1-3 K2-3	1-3 K	5	0	0	0	0	2	0											
Edgar Renteria, R OBP: 0.322, SLG: 0.348 (1, 6)	0-1 F8		0-2 G6-3		1-3 K			0-1 FC6-4 1B	4-2 DI BB	4	0	1	0	1	1	0											
Gary Sheffield, R OBP: 0.428, SLG: 0.441 (1, 9)	3-2 1B		0-1 BB			1-1 F7		2-2 FC6-4 1B	4-1 BB	4	0	2	0	0	0	1											
John Cangelosi, S OBP: 0.351, SLG: 0.331 (9, PH)								1-2 1B		0	1	0	0	0	0	0											
Darren Daulton, L OBP: 0.382, SLG: 0.479 (9, PH)								1-2 BB		0	0	0	0	1	0	0											
Bobby Bonilla, S OBP: 0.386, SLG: 0.495 (1, 5)	0-1 BB		4-0 1B		2-2 L9			0-0 BB	1-1 F7	4	1	2	0	1	0	2											
Moises Alou, R OBP: 0.373, SLG: 0.492 (1, 7)	1-3 1B		1-2 BB					1-2 BB		4	1	2	0	1	0	2											
Jeff Conine, R OBP: 0.338, SLG: 0.363 (1, 3)	0-0 F9			1-3 K				3-1 BB	1-2 2-H 1B	3	0	1	1	1	0	2											
Charles Johnson, R OBP: 0.354, SLG: 0.476 (1, 2)				2-1 F9				4-2 2B	1-2 2-3 3-H BB	3	0	1	1	1	1	0											
Kurt Abbott, R OBP: 0.310, SLG: 0.440 (1, 4)				1-2 P6				0-0 L8		4	0	0	0	0	1	4											
Al Leiter, L OBP: 0.135, SLG: 0.086 (1, 1)										2	0	0	0	0	2	0											
Alvin Alford, R (7, PH)										1	0	0	0	0	1	1											
Felix Heredia, L (8, 1)										0	0	0	0	0	0	0											
Rob Stanifer, R (8, 1)										0	0	0	0	0	0	0											
Dennis Cook, L (9, 1)										0	0	0	0	0	0	0											
Robb Nen, R (9, 1)										0	0	0	0	0	0	0											
Jim Eisenreich, L (9, PH)										1	0	0	0	0	1	0											
Inning Stats	R: 0 H: 2 E: 0 K: 0 S: 12	H: 2 LOB: 3 BB: 1 P: 21	R: 0 H: 0 E: 0 K: 2 S: 8	LOB: 0 BB: 0 P: 13	R: 0 H: 1 E: 0 K: 0 S: 10	LOB: 2 BB: 1 P: 17	R: 0 H: 0 E: 0 K: 1 S: 8	LOB: 0 BB: 0 P: 12	R: 0 H: 0 E: 0 K: 2 S: 11	LOB: 0 BB: 0 P: 17	R: 0 H: 0 E: 0 K: 0 S: 7	LOB: 0 BB: 0 P: 11	R: 0 H: 1 E: 0 K: 2 S: 13	LOB: 1 BB: 0 P: 20	R: 2 H: 3 E: 0 K: 2 S: 20	LOB: 3 BB: 2 P: 34	R: 0 H: 0 E: 0 K: 2 S: 12	LOB: 2 BB: 2 P: 23	1B: 6 2B: 1 3B: 0 HR: 0	SF: 0 SAC: 0 DP: 0 HBP: 0	WP: 0 PA: 40						
PITCHER	IP	WLS	BF	H	R	ER	SO	BB	IBB	HBP	BLK	WP	HR	S	P	ERA	WHIP										
Denny Neagle, L ERA: 3.02 (1, 1)	7.0	W	27	4	0	0	7	2	0	0	0	0	0	69	111	0.00	0.857										
Chad Fox, R ERA: 4.63 (8, 1)	1.0		8	3	2	2	2	2	0	0	0	0	0	20	34	18.00	5.000										
Mark Wohlers, R ERA: 2.23 (9, 1)	1.0	S	5	0	0	0	2	2	0	0	0	0	0	12	23	0.00	2.000										

Atlanta Braves @ Florida Marlins
Pro Player Stadium, Miami, FL
Sat Aug 02 1997, 7:05 PM EDT
Att: 41,643 - Unknown - 88 F

AB 34
R 2
H 7
RBI 2
BB 6
SO 11
LOB 13



Batter	1	2	3	4	5	6	7	8	9	AB	R	H	RBI	BB	SO	LOB	TOP				
Kenny Lofton, L OBP: 0.403, SLG: 0.442 (1, 8)										5	0	1	0	0	3	1	Atlanta Braves @ Florida Marlins Pro Player Stadium, Miami, FL Sun Aug 03 1997, 3:33 AM EDT Att: 41,193 - Cloudy - 89 F				
Michael Tucker, L OBP: 0.348, SLG: 0.437 (1, 9)										4	1	0	0	1	3	1					
10 Chipper Jones, S OBP: 0.381, SLG: 0.517 (1, 5)										4	2	2	2	0	0	1					
Fred McGriff, L OBP: 0.370, SLG: 0.447 (1, 3)										4	0	1	1	0	0	2					
Ryan Klesko, L OBP: 0.332, SLG: 0.500 (1, 7)										3	0	0	0	1	2	3					
Javy Lopez, R OBP: 0.357, SLG: 0.554 (1, 2)										4	0	1	0	0	1	1					
Jeff Blausler, R OBP: 0.406, SLG: 0.507 (1, 6)										3	0	0	0	1	1	1					
Mark Lemke, S OBP: 0.298, SLG: 0.316 (1, 4)										4	1	1	0	0	0	3					
Kevin Millwood, R OBP: 0.289, SLG: 0.412 (4, PH)										1	0	0	0	0	1	1					
Inning Stats	R: 0 E: 1 K: 2 S: 12	H: 1 LOB: 2 BB: 0 P: 19	R: 0 E: 0 K: 1 S: 8	H: 1 LOB: 1 BB: 0 P: 10	R: 1 E: 0 K: 2 S: 12	H: 2 LOB: 1 BB: 0 P: 20	R: 1 E: 0 K: 2 S: 13	H: 2 LOB: 1 BB: 0 P: 19	R: 2 E: 0 K: 0 S: 7	H: 1 LOB: 0 BB: 1 P: 16	R: 0 E: 0 K: 0 S: 5	H: 0 LOB: 0 BB: 0 P: 7	R: 0 E: 0 K: 1 S: 9	H: 0 LOB: 0 BB: 2 P: 19	R: 0 E: 0 K: 1 S: 10	H: 0 LOB: 0 BB: 0 P: 17		1B: 2 2B: 3 3B: 1 HR: 1	SF: 0 SAC: 0 DP: 0 HBP: 0	WP: 0 PB: 0 SB: 0 CS: 0	PA: 38
PITCHER	IP	WLS	BF	H	R	ER	SO	BB	IBB	HBP	BLK	WP	HR	S	P	ERA	WHIP				
Alex Fernandez, R ERA: 3.54 (1, 1)	8.0	W	35	7	4	4	10	3	0	0	0	0	1	74	121	4.50	1.250				
Robb Nen, R ERA: 4.05 (9, 1)	1.0		3	0	0	0	2	0	0	0	0	0	0	10	17	0.00	0.000				

Atlanta Braves @ Florida Marlins
Pro Player Stadium, Miami, FL
 Sun Aug 03 1997, 3:33 AM EDT
 Att: 41,193 - Cloudy - 89 F

AB 35
 R 4
 H 7
 RBI 4
 BB 3
 SO 12
 LOB 14



Batter	1	2	3	4	5	6	7	8	9	AB	R	H	RBI	BB	SO	LOB	BOTTOM				
Devon White, S OBP: 0.353, SLG: 0.333 (1, 8)										5	2	4	3	0	1	0	Atlanta Braves @ Florida Marlins Pro Player Stadium, Miami, FL Sun Aug 03 1997, 3:33 AM EDT Att: 41,193 - Cloudy - 89 F				
Edgar Renteria, R OBP: 0.321, SLG: 0.347 (1, 6)										4	1	1	1	0	1	1					
Jim Eisenreich, L OBP: 0.343, SLG: 0.368 (1, 9)										3	1	1	0	1	0	1					
Bobby Bonilla, S OBP: 0.384, SLG: 0.493 (1, 5)										3	0	1	2	0	1	0					
Darren Daulton, L OBP: 0.384, SLG: 0.478 (1, 3)										3	0	1	1	1	0	0					
Jeff Conine, R OBP: 0.338, SLG: 0.363 (8, 3)										0	0	0	0	0	0	0					
Gregg Zaun, S OBP: 0.410, SLG: 0.420 (1, 2)										3	0	0	1	1	1	2					
Craig Counsell, L OBP: 0.400, SLG: 0.250 (1, 4)										3	1	1	0	1	0	3					
John Cangelosi, S OBP: 0.355, SLG: 0.331 (1, 7)										3	2	1	0	1	1	1					
Alex Fernandez, R OBP: 0.245, SLG: 0.295 (1, 1)										0	1	0	0	1	0	0					
Alex Arias, R OBP: 0.373, SLG: 0.356 (8, PH)										1	0	0	0	0	0	0					
Robb Nen, R ERA: 3.83 (9, 1)										0	0	0	0	0	0	0					
Inning Stats	R: 2 E: 0 K: 0 S: 11	H: 4 LOB: 1 BB: 0 P: 16	R: 4 E: 0 K: 1 S: 22	H: 3 LOB: 3 BB: 4 P: 46	R: 1 E: 0 K: 0 S: 15	H: 1 LOB: 1 BB: 1 P: 25	R: 0 E: 0 K: 1 S: 8	H: 0 LOB: 0 BB: 0 P: 12	R: 1 E: 0 K: 0 S: 9	H: 1 LOB: 0 BB: 1 P: 16	R: 0 E: 0 K: 1 S: 6	H: 0 LOB: 0 BB: 0 P: 9	R: 0 E: 0 K: 1 S: 9	H: 1 LOB: 1 BB: 0 P: 15	R: 0 E: 0 K: 1 S: 8	H: 0 LOB: 0 BB: 0 P: 11	1B: 9 2B: 1 3B: 0 HR: 0	SF: 2 SAC: 2 DP: 1 HBP: 0	WP: 0 PB: 0 SB: 1 CS: 1	PA: 39	
PITCHER	IP	WLS	BF	H	R	ER	SO	BB	IBB	HBP	BLK	WP	HR	S	P	ERA	WHIP				
Kevin Millwood, R ERA: 5.48 (4, 1)	2.0	L	7	1	1	1	1	1	0	0	0	0	0	17	28	4.50	1.000				
Paul Byrd, R ERA: 4.29 (6, 1)	2.0		7	1	0	0	2	0	0	0	0	0	0	15	24	0.00	0.500				
Alan Embree, L ERA: 2.7 (8, 1)	1.0		3	0	0	0	1	0	0	0	0	0	0	8	11	0.00	0.000				



Batter	1	2	3	4	5	6	7	8	9	AB	R	H	RBI	BB	SO	LOB	TOP					
Craig Biggio, R OBP: 0.308, SLG: 0.518 (1,4)										4	1	2	0	0	2	1						
Chuck Carr, S OBP: 0.276, SLG: 0.310 (1,8)										2	0	1	0	1	0	1						
5 Jeff Bagwell, R OBP: 0.423, SLG: 0.591 (1,3)										3	0	0	1	0	2	3						
Luis Gonzalez, L OBP: 0.364, SLG: 0.400 (1,7)										4	0	0	0	0	0	2						
Derek Bell, R OBP: 0.327, SLG: 0.383 (1,9)										3	0	0	0	1	0	1						
Sean Berry, R OBP: 0.308, SLG: 0.427 (1,5)										3	0	1	0	0	0	2						
Brad Ausmus, R OBP: 0.311, SLG: 0.357 (1,2)										3	0	0	0	0	1	1						
Tim Lincecum, R OBP: 0.282, SLG: 0.352 (8, PH)										2	0	0	0	0	1	0						
Bill Spleers, L OBP: 0.437, SLG: 0.454 (8, 6)										0	0	0	0	1	0	0						
Chris Holt, R OBP: 0.067, SLG: 0.045 (8, PH)										2	0	0	0	0	0	0						
Thomas Howard, S OBP: 0.325, SLG: 0.366 (8, PH)										1	0	0	0	0	0	1						
Russ Springer, R OBP: 0.333, SLG: 0.200 (8, 1)										0	0	0	0	0	0	0						
Inning Stats	R: 0 E: 0 K: 0 S: 8	H: 1 LOB: 0 BB: 0 P: 14	R: 0 E: 0 K: 1 S: 10	H: 1 LOB: 1 BB: 0 P: 12	R: 0 E: 0 K: 1 S: 7	H: 0 LOB: 0 BB: 0 P: 11	R: 0 E: 0 K: 1 S: 10	H: 1 LOB: 2 BB: 1 P: 22	R: 0 E: 0 K: 1 S: 8	H: 0 LOB: 0 BB: 0 P: 10	R: 1 E: 0 K: 0 S: 10	H: 1 LOB: 0 BB: 0 P: 15	R: 0 E: 0 K: 0 S: 7	H: 0 LOB: 0 BB: 0 P: 11	R: 0 E: 0 K: 1 S: 4	H: 0 LOB: 1 BB: 1 P: 11	R: 0 E: 0 K: 1 S: 7	H: 0 LOB: 1 BB: 1 P: 16	1B: 2 2B: 3 3B: 0 HR: 0	SF: 1 SAC: 1 DP: 1 HBP: 0	WP: 0 PB: 0 SB: 0 CS: 2	PA: 32
PITCHER	IP	WLS	BF	H	R	ER	SO	BB	IBB	HBP	BLK	WP	HR	S	P	ERA	WHIP					
Livan Hernandez, R ERA: 2.08 (1, 1)	7.1	W	27	4	1	1	4	2	0	0	0	0	0	61	100	1.23	0.818					
Jay Powell, R ERA: 3.54 (8, 1)	1.2	S	5	0	0	0	2	1	0	0	0	0	0	10	22	0.00	0.600					

Houston Astros @ Florida Marlins
Pro Player Stadium, Miami, FL
Mon Aug 04 1997, 7:05 PM EDT
Att: 18,323 - Unknown - 77 F

AB	27
R	1
H	4
RBI	1
BB	3
SO	6
LOB	12





Batter	1	2	3	4	5	6	7	8	9	AB	R	H	RBI	BB	SO	LOB	BOTTOM				
Devon White, S OBP: 0.350, SLG: 0.330 (1,8)										4	1	1	0	0	1	0					
Edgar Renteria, R OBP: 0.323, SLG: 0.346 (1,6)										1	1	0	0	2	0	0					
Gary Sheffield, R OBP: 0.426, SLG: 0.438 (1,9)										4	1	1	0	0	0	3					
Bobby Bonilla, S OBP: 0.385, SLG: 0.501 (1,5)										4	1	2	3	0	0	2					
Darren Daulton, L OBP: 0.381, SLG: 0.474 (1, 3)										2	0	0	1	0	0	0					
Jeff Conine, R OBP: 0.338, SLG: 0.363 (7, 3)										0	0	0	0	0	0	0					
Moises Alou, R OBP: 0.373, SLG: 0.489 (1, 7)										2	0	0	0	1	0	1					
Jay Powell, R OBP: 0.500, SLG: 0.500 (8, 1)										0	0	0	0	0	0	0					
Charles Johnson, R OBP: 0.354, SLG: 0.475 (1, 2)										3	0	1	0	0	0	1					
Craig Counsell, L OBP: 0.333, SLG: 0.200 (1, 4)										3	0	0	0	0	1	1					
Livan Hernandez, R OBP: 0.333, SLG: 0.429 (1, 1)										2	0	0	0	0	0	0					
John Cangelosi, S OBP: 0.353, SLG: 0.328 (8, 7)										1	0	0	0	0	1	0					
Inning Stats	R: 0 E: 0 K: 0 S: 9	H: 0 LOB: 0 BB: 0 P: 11	R: 0 E: 0 K: 0 S: 7	H: 0 LOB: 0 BB: 0 P: 9	R: 0 E: 0 K: 0 S: 6	H: 1 LOB: 0 BB: 0 P: 7	R: 2 E: 1 K: 0 S: 10	H: 1 LOB: 1 BB: 1 P: 21	R: 0 E: 0 K: 1 S: 6	H: 0 LOB: 0 BB: 0 P: 7	R: 2 E: 0 K: 0 S: 12	H: 2 LOB: 0 BB: 0 P: 20	R: 0 E: 0 K: 0 S: 3	H: 0 LOB: 0 BB: 1 P: 7	R: 0 E: 0 K: 2 S: 13	H: 1 LOB: 2 BB: 1 P: 24	1B: 4 2B: 1 3B: 0 HR: 1	SF: 1 SAC: 1 DP: 2 HBP: 0	WP: 0 PB: 0 SB: 0 CS: 0	PA: 31	
PITCHER	IP	WLS	BF	H	R	ER	SO	BB	IBB	HBP	BLK	WP	HR	S	P	ERA	WHIP				
Chris Holt, R ERA: 3.76 (1, 1)	7.0	L	26	4	4	2	1	2	0	0	0	0	0	53	82	2.57	0.857				
Russ Springer, R ERA: 4.5 (8, 1)	1.0		5	1	0	0	2	1	0	0	0	0	0	13	24	0.00	2.000				

Houston Astros @ Florida Marlins
Pro Player Stadium, Miami, FL
Mon Aug 04 1997, 7:05 PM EDT
Att: 18,323 - Unknown - 77 F

AB	26
R	4
H	5
RBI	4
BB	3
SO	3
LOB	8



Batter	1	2	3	4	5	6	7	8	9	AB	R	H	RBI	BB	SO	LOB	TOP											
Craig Biggio, R OBP: 0.308, SLG: 0.515 (1, 4)	4-0 BB	2-2 G1		4-1 BB		1-0 L9		0-0 FC6-4		3	0	0	1	2	0	2	Houston Astros @ Florida Marlins Pro Player Stadium, Miami, FL Tue Aug 05 1997, 7:05 PM EDT Att: 25,483 - Unknown - 85 F AB 31 R 5 H 8 RBI 5 BB 10 SO 6 LOB 16 											
James Mouton, R OBP: 0.284, SLG: 0.319 Brad Ausmus, R OBP: 0.311, SLG: 0.357 (9, 2)	0-3 K		1-1 F7	3-2 G5-3		0-0 F9		2-0 G4-3		5	0	0	0	0	1	5												
5 Jeff Bagwell, R OBP: 0.423, SLG: 0.587 (1, 3)	1-2 P4		4-2 G4-6-3 BB		1-0 G4-3	4-2 CS BB		3-2 P4		3	0	0	0	2	0	1												
Derek Bell, R OBP: 0.326, SLG: 0.378 (1, 9)	3-3 K		2-2 G4-6-3		4-2 CS 1B BB	1-0 CS		0-3 K		4	0	0	0	1	2	2												
Ricky Gutierrez, R OBP: 0.343, SLG: 0.373 (1, 5)		1-0 1B 2B		2-2 HR	1-1 1B CS		1-1 G4-3		0-0 1B	5	3	4	1	0	0	0												
Tony Eusebio, R OBP: 0.354, SLG: 0.294 Billy Wagner, L (9, 1)	1-2 2B		2-2 G5-3		4-2 1B BB		1-3 K		1-0 G5-3	4	1	1	0	1	1	1												
Tim Bogar, R OBP: 0.292, SLG: 0.363 (1, 6)	2-1 2B		4-2 SH1-4 BB		0-2 BB		0-2 G6-3			3	0	2	3	1	0	0												
Chuck Carr, S OBP: 0.288, SLG: 0.308 (1, 8)	1-3 K		4-0 SH1-4 BB		1-2 BB		4-1 1B FC6-4 BB			1	1	0	0	3	1	1												
Darryl Kile, R OBP: 0.167, SLG: 0.134 Thomas Howard, S OBP: 0.329, SLG: 0.369 Russ Springer, R (8, PH) Luis Gonzalez, L OBP: 0.364, SLG: 0.400 (9, 7)	2-2 F7		0-0 SH1-4		2-3 K		2-1 FC6-4		1-3 1B	2	0	0	0	0	1	4												
Inning Stats	R: 0 E: 0 K: 2 S: 10	H: 0 LOB: 1 BB: 1 P: 18	R: 2 E: 0 K: 1 S: 15	H: 3 LOB: 1 BB: 0 P: 24	R: 0 E: 0 K: 0 S: 8	H: 0 LOB: 0 BB: 1 P: 15	R: 1 E: 0 K: 0 S: 16	H: 1 LOB: 3 BB: 3 P: 35	R: 1 E: 0 K: 1 S: 15	H: 2 LOB: 3 BB: 3 P: 31	R: 0 E: 0 K: 0 S: 4	H: 0 LOB: 0 BB: 0 P: 10	R: 0 E: 0 K: 2 S: 8	H: 0 LOB: 0 BB: 0 P: 10	R: 1 E: 0 K: 0 S: 9	H: 1 LOB: 1 BB: 1 P: 17		R: 0 E: 0 K: 0 S: 9	H: 1 LOB: 1 BB: 0 P: 15	1B: 6 2B: 1 3B: 0 HR: 1	SF: 0 SAC: 1 DP: 1 HBP: 0	WP: 0 PB: 0 SB: 1 CS: 3	PA: 43					
PITCHER	IP	WLS	BF	H	R	ER	SO	BB	IBB	HBP	BLK	WP	HR	S	P	ERA	WHIP											
Tony Saunders, L ERA: 3.27 Rick Helling, R ERA: 4.49 Rob Stanifer, R ERA: 3.3 Robb Nen, R ERA: 3.98	(1, 1)	4.0	20	4	3	3	3	5	0	0	0	0	0	1	49	92	6.75	2.250										
	(5, 1)	2.0	10	2	1	1	1	4	0	0	0	0	0	0	19	41	4.50	3.000										
	(7, 1)	2.0	8	1	1	1	2	1	0	0	0	0	0	0	17	27	4.50	1.000										
	(9, 1)	1.0	W	4	1	0	0	0	0	0	0	0	0	9	15	0.00	1.000											

Batter	1	2	3	4	5	6	7	8	9	AB	R	H	RBI	BB	SO	LOB	BOTTOM											
Jim Eisenreich, L OBP: 0.344, SLG: 0.369 Robb Nen, R (9, 1)	3-2 SH3-4 1B	2-2 1B		1-1 G4-3		0-0 G4-3		1-2 G3		5	0	2	1	0	0	1	Houston Astros @ Florida Marlins Pro Player Stadium, Miami, FL Tue Aug 05 1997, 7:05 PM EDT Att: 25,483 - Unknown - 85 F AB 35 R 6 H 11 RBI 6 BB 6 SO 8 LOB 17 											
Edgar Renteria, R OBP: 0.325, SLG: 0.346 (1, 6)	0-0 SH3-4 1B	0-2 FC5-4 1B		1-1 F9		0-1 G1-3		4-2 BB 1B BB		3	1	1	1	1	0	0												
Gary Sheffield, R OBP: 0.425, SLG: 0.441 Kurt Abbott, R OBP: 0.310, SLG: 0.440 (9, PR)	1-3 K	0-0 FC5-4		0-0 2B		0-2 P3		2-2 BB 1B		5	0	2	0	0	1	3												
Bobby Bonilla, S OBP: 0.383, SLG: 0.496 (1, 5)	4-2 BB		1-3 K	2-3 K		3-1 G1-3		0-0 F8		4	0	0	0	1	2	3												
Darren Daulton, L OBP: 0.379, SLG: 0.475 Jeff Conine, R OBP: 0.340, SLG: 0.363 (9, PH)	1-2 F8		2-0 L9		0-1 L8		2-1 2B		4-2 1B BB	4	0	1	0	0	0	2												
Moises Alou, R OBP: 0.376, SLG: 0.489 (9, 7)		4-0 F9 1B BB	2-0 HR		0-2 F9		2-3 K		1-2 1B	4	2	2	2	1	1	1												
Charles Johnson, R OBP: 0.359, SLG: 0.488 (1, 2)	1-1 1B	1-1 1B	1-1 HR		4-2 FC6-4 BB		2-3 K			3	2	2	2	1	1	0												
Craig Counsell, L OBP: 0.364, SLG: 0.222 (1, 4)	1-0 F9		4-0 BB		0-1 FC6-4		1-2 FC6-4 1B			3	0	1	0	1	0	3												
Tony Saunders, L OBP: 0.271, SLG: 0.148 Rick Helling, R OBP: 0.289, SLG: 0.291 John Carmona, R OBP: 0.256, SLG: 0.256 Rob Stanifer, R OBP: 0.305, SLG: 0.330 Devon White, S OBP: 0.347, SLG: 0.327 (9, 8)	0-3 K		3-3 K		2-3 K		2-2 FC6-4		1-2 1B	2	0	0	0	0	2	3												
Inning Stats	R: 0 E: 0 K: 1 S: 14	H: 1 LOB: 2 BB: 1 P: 23	R: 2 E: 0 K: 1 S: 15	H: 3 LOB: 1 BB: 1 P: 23	R: 2 E: 0 K: 2 S: 10	H: 2 LOB: 1 BB: 1 P: 23	R: 0 E: 0 K: 1 S: 8	H: 1 LOB: 1 BB: 0 P: 12	R: 0 E: 0 K: 0 S: 9	H: 0 LOB: 1 BB: 1 P: 13	R: 0 E: 0 K: 1 S: 6	H: 0 LOB: 0 BB: 0 P: 8	R: 0 E: 0 K: 1 S: 10	H: 1 LOB: 1 BB: 0 P: 17	R: 0 E: 0 K: 1 S: 17	H: 1 LOB: 1 BB: 0 P: 23		R: 2 E: 0 K: 0 S: 13	H: 2 LOB: 2 BB: 2 P: 24	1B: 8 2B: 2 3B: 0 HR: 1	SF: 0 SAC: 1 DP: 0 HBP: 0	WP: 0 PB: 0 SB: 0 CS: 0	PA: 42					
PITCHER	IP	WLS	BF	H	R	ER	SO	BB	IBB	HBP	BLK	WP	HR	S	P	ERA	WHIP											
Darryl Kile, R ERA: 2.16 Russ Springer, R ERA: 4.32 Billy Wagner, L ERA: 2.32	(1, 1)	7.0	33	8	4	4	7	4	0	0	0	0	0	1	72	119	5.14	1.714										
	(8, 1)	1.0	4	1	0	0	1	0	0	0	0	0	0	0	17	23	0.00	1.000										
	(9, 1)	0.1	L	5	2	2	0	2	0	0	0	0	0	0	13	24	54.00	12.000										

Batter	1	2	3	4	5	6	7	8	9	AB	R	H	RBI	BB	SO	LOB	TOP					
Devon White, S OBP: 0.333, SLG: 0.325 (1, 8)										5	0	1	1	0	2	2						
Edgar Renteria, R OBP: 0.322, SLG: 0.342 (1, 6)										5	0	0	0	0	2	1						
Gary Sheffield, R OBP: 0.420, SLG: 0.427 (1, 9)										4	0	0	0	1	0	2						
Bobby Bonilla, S OBP: 0.385, SLG: 0.500 (1, 5)										4	2	2	0	1	0	2						
Darren Daulton, L OBP: 0.380, SLG: 0.480 (7, 1)										3	1	1	0	1	0	1						
Dennis Cook, L OBP: 0.800, SLG: 1.400 (7, 1)										1	0	0	0	0	0	1						
Jay Powell, R OBP: 0.500, SLG: 0.500 (8, 1)										0	0	0	0	0	0	0						
Robb Nen, R (9, 1)										0	0	0	0	0	0	0						
Moises Alou, R OBP: 0.384, SLG: 0.508 (1, 7)										4	1	3	1	1	0	2						
Charles Johnson, R OBP: 0.363, SLG: 0.509 (1, 2)										4	1	1	3	1	2	4						
Craig Counsell, L OBP: 0.457, SLG: 0.429 (1, 4)										4	1	3	1	1	0	1						
Alex Fernandez, R OBP: 0.231, SLG: 0.277 (7, PH)										3	0	0	0	0	2	6						
Jim Eisenreich, L OBP: 0.344, SLG: 0.368 (7, PH)										0	0	0	0	0	0	0						
Jeff Conine, R OBP: 0.339, SLG: 0.361 (7, 3)										2	0	0	0	0	0	4						
Inning Stats	R: 0 E: 0 K: 0 S: 6	H: 0 LOB: 0 BB: 0 P: 8	R: 0 E: 0 K: 2 S: 21	H: 2 LOB: 3 BB: 1 P: 28	R: 0 E: 1 K: 1 S: 9	H: 0 LOB: 1 BB: 0 P: 10	R: 3 E: 1 K: 1 S: 12	H: 4 LOB: 2 BB: 0 P: 18	R: 1 E: 0 K: 0 S: 8	H: 2 LOB: 2 BB: 1 P: 13	R: 0 E: 0 K: 2 S: 10	H: 0 LOB: 0 BB: 0 P: 14	R: 2 E: 0 K: 0 S: 13	H: 2 LOB: 2 BB: 3 P: 28	R: 0 E: 0 K: 1 S: 14	H: 0 LOB: 1 BB: 1 P: 25	R: 0 E: 0 K: 1 S: 10	H: 1 LOB: 1 BB: 0 P: 16	1B: 5 2B: 5 3B: 0 HR: 1	SF: 0 SAC: 0 DP: 1 HBP: 0	WP: 0 PB: 0 SB: 0 CS: 0	PA: 45
PITCHER	IP	WLS	BF	H	R	ER	SO	BB	IBB	HBP	BLK	WP	HR	S	P	ERA	WHIP					
Paul Byrd, R ERA: 4.73 (1, 1)	4.1	L	23	7	4	4	4	1	0	0	0	0	1	50	66	8.31	1.846					
Mike Cather, R ERA: 1.5 (5, 1)	1.2		7	1	0	0	2	0	1	0	0	0	0	16	25	0.00	0.600					
Mike Bielecki, R ERA: 4.15 (7, 1)	0.0		5	2	2	2	0	2	1	0	0	0	0	9	22	∞	∞					
Alan Embree, L ERA: 2.62 (7, 1)	1.0		2	0	0	0	0	0	0	0	0	0	0	4	6	0.00	0.000					
Kevin Millwood, R ERA: 5.04 (8, 1)	2.0		8	1	0	0	2	1	0	0	0	0	0	24	41	0.00	1.000					

Florida Marlins @ Atlanta Braves
Turner Field, Atlanta, GA
Fri Aug 08 1997, 7:05 PM EDT
Att: 49,335 - Unknown - 75 F

AB 39
R 6
H 11
RBI 6
BB 6
SO 8
LOB 26



Batter	1	2	3	4	5	6	7	8	9	AB	R	H	RBI	BB	SO	LOB	BOTTOM					
Kenny Lofton, L OBP: 0.411, SLG: 0.446 (1, 8)										5	2	3	0	0	1	1						
Jeff Blausler, R OBP: 0.404, SLG: 0.510 (1, 6)										3	2	1	2	1	2	1						
10 Chipper Jones, S OBP: 0.385, SLG: 0.513 (1, 5)										3	0	1	0	1	1	2						
Fred McGriff, L OBP: 0.365, SLG: 0.438 (1, 3)										3	0	2	1	1	0	0						
Ryan Klesko, L OBP: 0.327, SLG: 0.485 (1, 7)										4	0	1	1	0	2	4						
Andruw Jones, R OBP: 0.348, SLG: 0.444 (1, 9)										3	0	0	0	1	0	4						
Javy Lopez, R OBP: 0.357, SLG: 0.551 (1, 2)										4	0	0	0	0	1	1						
Mark Lemke, S OBP: 0.298, SLG: 0.316 (1, 4)										4	0	1	0	0	0	0						
Paul Byrd, R OBP: 0.200, SLG: 0.200 (5, 1)										1	0	0	0	0	0	0						
Mike Bielecki, R (7, 1)										0	0	0	0	0	0	0						
Alan Embree, L (7, 1)										0	0	0	0	0	0	0						
Tony Graftano, R OBP: 0.346, SLG: 0.396 (8, 1)										1	0	0	0	0	0	0						
Kevin Millwood, R (8, 1)										0	0	0	0	0	0	0						
Michael Tucker, S OBP: 0.345, SLG: 0.434 (9, 1)										1	0	0	0	0	0	1						
Inning Stats	R: 1 E: 0 K: 1 S: 13	H: 2 LOB: 2 BB: 1 P: 24	R: 0 E: 0 K: 1 S: 9	H: 2 LOB: 0 BB: 0 P: 12	R: 1 E: 0 K: 1 S: 13	H: 2 LOB: 1 BB: 1 P: 25	R: 0 E: 0 K: 0 S: 6	H: 0 LOB: 0 BB: 0 P: 6	R: 0 E: 0 K: 1 S: 11	H: 1 LOB: 2 BB: 1 P: 21	R: 0 E: 0 K: 0 S: 7	H: 0 LOB: 0 BB: 0 P: 13	R: 2 E: 0 K: 0 S: 10	H: 2 LOB: 0 BB: 0 P: 17	R: 0 E: 0 K: 1 S: 6	H: 0 LOB: 1 BB: 1 P: 13	R: 0 E: 1 K: 2 S: 12	H: 0 LOB: 1 BB: 0 P: 17	1B: 8 2B: 1 3B: 0 HR: 1	SF: 0 SAC: 1 DP: 3 HBP: 1	WP: 0 PB: 0 SB: 0 CS: 2	PA: 38
PITCHER	IP	WLS	BF	H	R	ER	SO	BB	IBB	HBP	BLK	WP	HR	S	P	ERA	WHIP					
Alex Fernandez, R ERA: 3.52 (1, 1)	6.0	W	26	7	2	2	4	3	0	0	0	0	0	59	101	3.00	1.667					
Dennis Cook, L ERA: 3.24 (7, 1)	1.1		6	2	2	2	1	0	0	0	0	0	1	13	22	13.50	1.500					
Jay Powell, R ERA: 3.5 (8, 1)	0.2		2	0	0	0	0	1	0	0	0	0	0	3	8	0.00	1.500					
Robb Nen, R ERA: 3.9 (9, 1)	1.0	S	4	0	0	0	2	0	0	0	0	0	0	12	17	0.00	0.000					

Florida Marlins @ Atlanta Braves
Turner Field, Atlanta, GA
Fri Aug 08 1997, 7:05 PM EDT
Att: 49,335 - Unknown - 75 F

AB 32
R 4
H 9
RBI 4
BB 4
SO 7
LOB 14



Batter	1	2	3	4	5	6	7	8	9	AB	R	H	RBI	BB	SO	LOB	TOP			
Devon White, S OBP: 0.329, SLG: 0.314										4	1	0	0	1	3	3	Florida Marlins @ Atlanta Braves Turner Field, Atlanta, GA Sat Aug 09 1997, 3:33 AM EDT Att: 47,552 - Overcast - 76 F			
Kurt Abbott, R OBP: 0.312, SLG: 0.449										4	0	2	1	0	1	1				
Gary Sheffield, R OBP: 0.418, SLG: 0.425										4	0	1	1	0	1	2				
Bobby Bonilla, S OBP: 0.381, SLG: 0.495										4	0	0	0	0	0	3				
Darren Daulton, L OBP: 0.379, SLG: 0.476										3	1	0	0	1	1	1				
Moises Alou, R OBP: 0.385, SLG: 0.506										3	0	1	0	1	1	0				
Charles Johnson, R OBP: 0.359, SLG: 0.502										4	0	0	0	0	3	4				
Craig Counsell, L OBP: 0.513, SLG: 0.484										3	1	3	0	1	0	0				
Livan Hernandez, R Rob Stanley, R John Carptner, S Felix Heredia, L Rick Helling, R Jim Eisenreich, L										0	0	0	0	0	0	0				
Inning Stats	R: 0 E: 0 K: 2 S: 10	H: 1 LOB: 1 BB: 0 P: 11	R: 0 E: 0 K: 2 S: 9	H: 0 LOB: 0 BB: 0 P: 12	R: 2 E: 0 K: 0 S: 14	H: 2 LOB: 1 BB: 1 P: 20	R: 0 E: 0 K: 2 S: 9	H: 0 LOB: 0 BB: 0 P: 11	R: 0 E: 0 K: 1 S: 10	H: 1 LOB: 2 BB: 1 P: 17	R: 0 E: 0 K: 1 S: 10	H: 1 LOB: 0 BB: 0 P: 14	R: 0 E: 0 K: 0 S: 6	H: 0 LOB: 0 BB: 0 P: 7	R: 1 E: 0 K: 2 S: 17	H: 2 LOB: 2 BB: 1 P: 25			1B: 5 2B: 2 3B: 0 HR: 0	SF: 0 SAC: 2 DP: 1 HBP: 0
PITCHER	IP WLS BF H R ER SO BB IBB HBP BLK WP HR S P ERA WHIP																			
29 John Smoltz, R ERA: 3.08	8.0 W 31 5 2 2 9 2 1 0 0 0 0 0 77 110 2.25 0.875																			
Mark Wohlers, R ERA: 2.28	1.0 S 6 2 1 1 2 1 0 0 0 1 0 17 25 9.00 3.000																			

Batter	1	2	3	4	5	6	7	8	9	AB	R	H	RBI	BB	SO	LOB	BOTTOM			
Kenny Lofton, L OBP: 0.411, SLG: 0.442										3	0	0	0	2	1	1	Florida Marlins @ Atlanta Braves Turner Field, Atlanta, GA Sat Aug 09 1997, 3:33 AM EDT Att: 47,552 - Overcast - 76 F			
Michael Tucker, L OBP: 0.345, SLG: 0.431										3	0	0	0	1	0	2				
10 Chipper Jones, S OBP: 0.384, SLG: 0.512										4	1	1	0	0	1	2				
Fred McGriff, L OBP: 0.368, SLG: 0.440										2	1	1	0	2	1	1				
Ryan Klesko, L OBP: 0.324, SLG: 0.481										3	0	0	0	0	1	3				
Andruw Jones, R OBP: 0.347, SLG: 0.443										1	0	0	0	0	0	1				
Javy Lopez, R OBP: 0.362, SLG: 0.553										4	1	3	2	0	0	1				
Jeff Blauser, R OBP: 0.405, SLG: 0.510										4	1	2	0	0	0	2				
Mark Lemke, S OBP: 0.297, SLG: 0.315										4	0	1	1	0	1	4				
29 John Smoltz, R OBP: 0.353, SLG: 0.317										2	0	0	1	0	1	0				
Inning Stats	R: 0 E: 0 K: 0 S: 7	H: 0 LOB: 0 BB: 0 P: 11	R: 0 E: 0 K: 1 S: 11	H: 1 LOB: 2 BB: 1 P: 24	R: 0 E: 1 K: 1 S: 7	H: 0 LOB: 0 BB: 0 P: 11	R: 1 E: 0 K: 2 S: 14	H: 3 LOB: 2 BB: 0 P: 23	R: 0 E: 0 K: 1 S: 5	H: 0 LOB: 2 BB: 2 P: 17	R: 3 E: 0 K: 0 S: 20	H: 4 LOB: 2 BB: 1 P: 38	R: 0 E: 0 K: 0 S: 8	H: 0 LOB: 1 BB: 1 P: 16	R: 0 E: 0 K: 1 S: 11	H: 1 LOB: 1 BB: 0 P: 15	1B: 7 2B: 3 3B: 0 HR: 0		SF: 0 SAC: 1 DP: 1 HBP: 0	WP: 0 PB: 0 CS: 1
PITCHER	IP WLS BF H R ER SO BB IBB HBP BLK WP HR S P ERA WHIP																			
Livan Hernandez, R ERA: 2.22	5.1 L 6 3 2 2 0 1 0 0 0 0 0 13 25 27.00 6.000																			
Rob Stanley, R ERA: 3.9	0.2 L 6 3 2 2 0 1 0 0 0 0 0 0 2 7 0.00 3.000																			
Felix Heredia, L ERA: 4.19	0.1 2 0 0 0 0 1 0 0 0 0 0 0 2 7 0.00 3.000																			
Rick Helling, R ERA: 4.38	1.2 6 1 0 0 1 0 0 0 0 0 0 0 17 24 0.00 0.600																			

Batter	1	2	3	4	5	6	7	8	9	10	AB	R	H	RBI	BB	SO	LOB	TOP				
John Cangelosi, S OBP: 0.345, SLG: 0.317	(1, 8) 2-2 BB 1B		(1, 3) K		(3, 2) F8			(1, 1) P5		(2, 2) FC6-2 1B	5	1	1	0	0	1	3					
Edgar Renteria, R OBP: 0.325, SLG: 0.344	(1, 6) 1-1 L5		(2, 3) K			(4, 2) G4-6-3 BB		(3, 2) WP S 1B		(2, 3) 3-H 1B	4	0	2	1	1	1	1					
Gary Sheffield, R OBP: 0.418, SLG: 0.423	(1, 9) 4-1 BB		(1, 0) P3			(1, 1) G4-6-3		(3, 1) G4-3		(1, 1) 1B	4	0	1	1	1	0	2					
Bobby Bonilla, S OBP: 0.380, SLG: 0.499	(1, 5) 3-2 P6			(3, 1) P3		(1, 0) HR				(2, 3) K	5	1	1	1	0	1	4					
Moises Alou, R OBP: 0.382, SLG: 0.501	(1, 7) 1-2 F7			(2, 2) L3		(1, 2) L9				(2, 1) P4	4	0	0	0	0	0	2					
Jeff Conine, R OBP: 0.340, SLG: 0.372				(1, 2) HR						(1, 3) K	4	1	2	1	0	1	0					
Charles Johnson, R OBP: 0.361, SLG: 0.505	(1, 2) G3			(3, 2) G6-3				(2, 2) G4-6-3														
Gregg Zaun, S OBP: 0.413, SLG: 0.417	(10, PR) 2B							(1, 2) G4-6-3		(1, 1) SH1-4 E 1B	4	0	2	0	0	0	1					
Kurt Abbott, R OBP: 0.307, SLG: 0.442	(1, 4) G3							(2, 3) K		(0, 0) E1	3	0	0	0	0	1	1					
Craig Counsell, L OBP: 0.500, SLG: 0.469	(7, 4) 2-3									(1, 2) FC6-2 SH1-4 1B	1	1	1	0	0	0	1					
Tony Saunders, L OBP: 0.065, SLG: 0.133	(1, 1) K									(2, 2) SH1-4	3	0	0	0	0	3	1					
Jay Powell, R OBP: 0.500, SLG: 0.500	(8, 1) K									(1, 2) 2-3	0	0	0	0	0	0	0					
Jim Eisenreich, L OBP: 0.342, SLG: 0.366	(10, PH) K										0	0	0	0	0	0	0					
Alex Arias, R OBP: 0.362, SLG: 0.344	(10, PH) K										0	0	0	0	0	0	0					
Robb Nen, R OBP: 0.344, SLG: 0.344	(10, 1) K										0	0	0	0	0	0	0					
Inning Stats	R: 0 E: 0 K: 0 S: 13	H: 1 LOB: 2 BB: 1 P: 24	R: 0 E: 0 K: 1 S: 11	H: 1 LOB: 1 BB: 0 P: 17	R: 0 E: 0 K: 2 S: 8	H: 0 LOB: 0 BB: 0 P: 14	R: 1 E: 0 K: 0 S: 19	H: 1 LOB: 0 BB: 0 P: 28	R: 0 E: 0 K: 1 S: 11	H: 0 LOB: 0 BB: 0 P: 17	R: 1 E: 0 K: 0 S: 10	H: 1 LOB: 0 BB: 0 P: 17	R: 0 E: 0 K: 1 S: 10	H: 1 LOB: 0 BB: 0 P: 19	R: 0 E: 0 K: 2 S: 8	H: 0 LOB: 0 BB: 0 P: 13	R: 2 E: 1 K: 0 S: 14	H: 3 LOB: 2 BB: 0 P: 19	1B: 6 2B: 1 3B: 0 HR: 2	SF: 0 SAC: 1 DP: 2 HBP: 0	WP: 1 PB: 0 SB: 1 CS: 0	PA: 40
PITCHER	IP WLS BF H R ER SO BB IBB HBP BLK WP HR S P ERA WHIP																					
Tom Glavine, L ERA: 3.24	(1, 1) 7.0 26 5 2 2 5 2 0 0 0 0 0 2 82 134 2.57 1.000																					
Chad Fox, R ERA: 3.86	(8, 1) 1.0 4 1 0 0 1 0 0 0 0 1 0 11 19 0.00 1.000																					
Mike Cather, R ERA: 1.42	(9, 1) 1.0 3 0 0 0 2 0 0 0 0 0 0 8 13 0.00 0.000																					
Mike Bielecki, R ERA: 4.15	(10, 1) 0.0 L 2 1 2 0 0 0 0 0 0 0 0 3 4 ∞ ∞																					
Alan Embree, L ERA: 2.97	(10, 1) 0.2 2 0 0 0 0 0 0 0 0 0 0 4 6 0.00 0.000																					

Florida Marlins @ Atlanta Braves
Turner Field, Atlanta, GA
Sun Aug 10 1997, 3:33 AM EDT
Att: 47,649 - Overcast - 70 F

AB 37
R 4
H 9
RBI 4
BB 2
SO 8
LOB 16

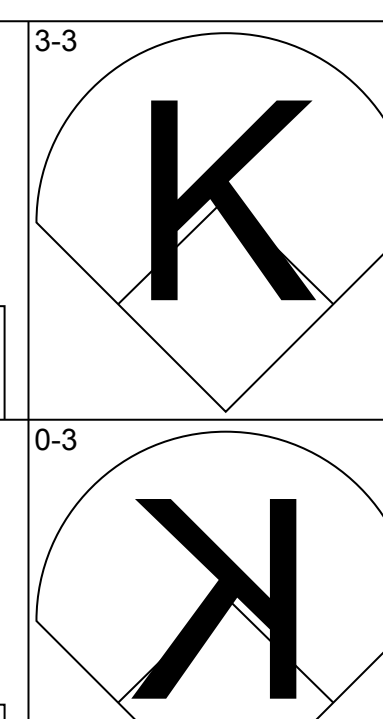
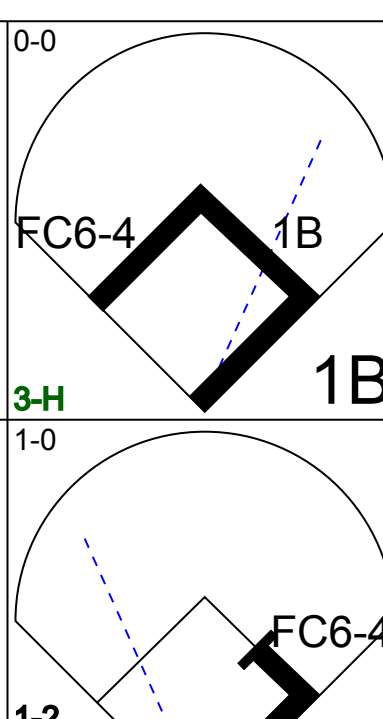
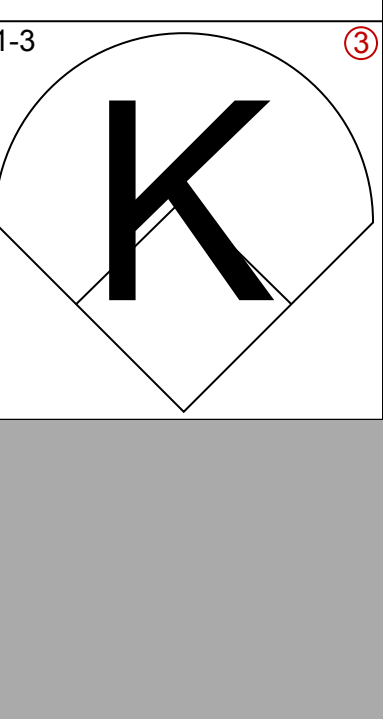
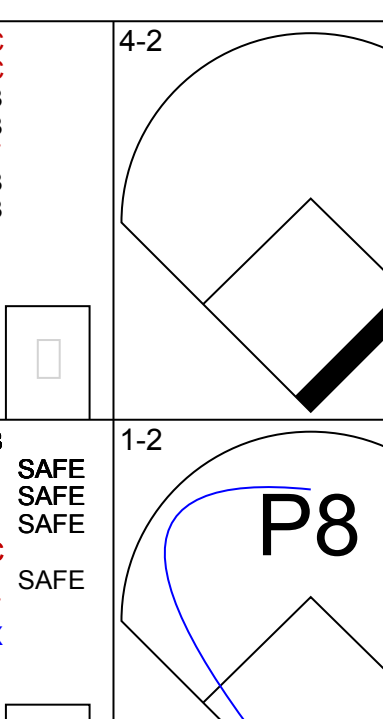
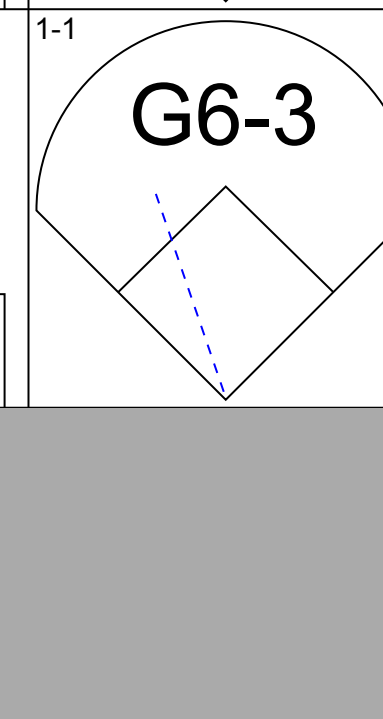
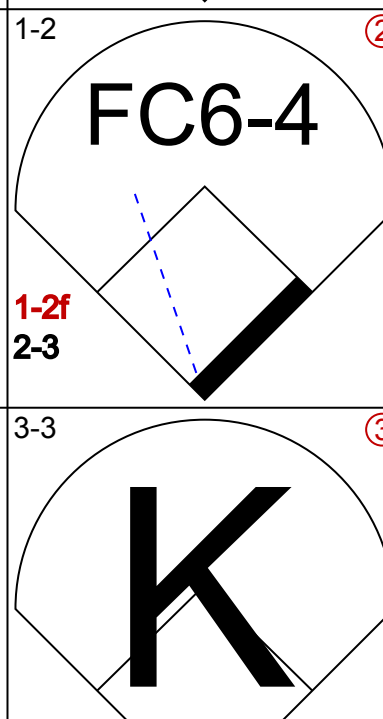
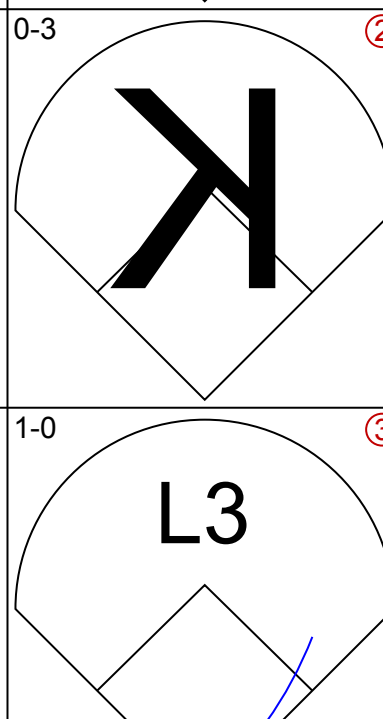




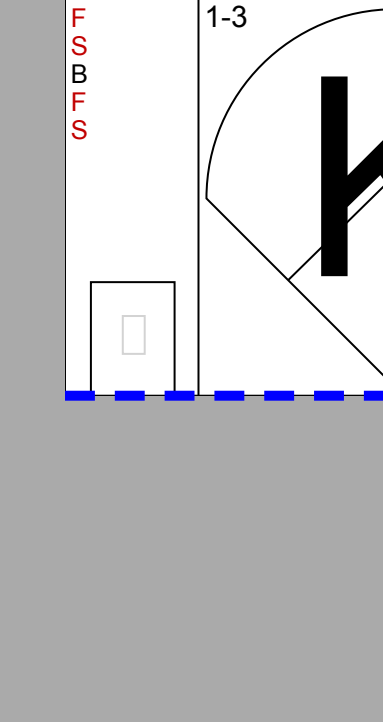
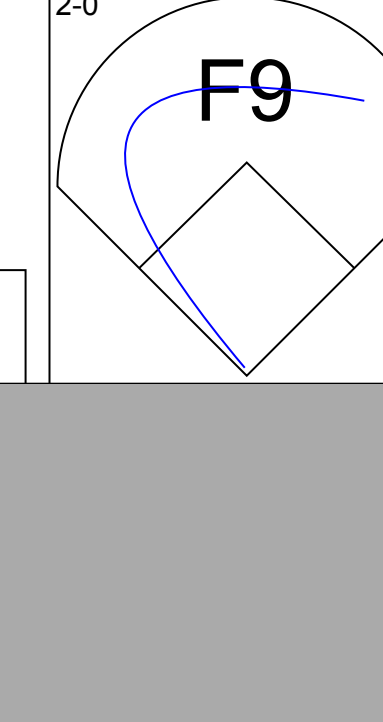
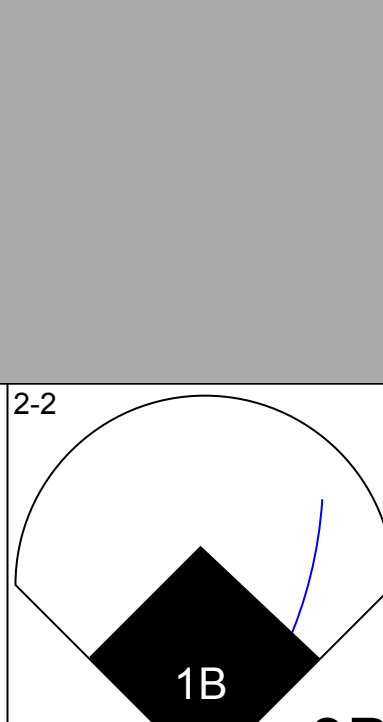


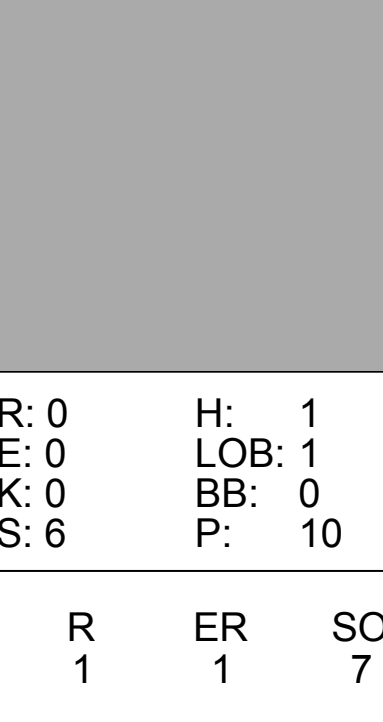


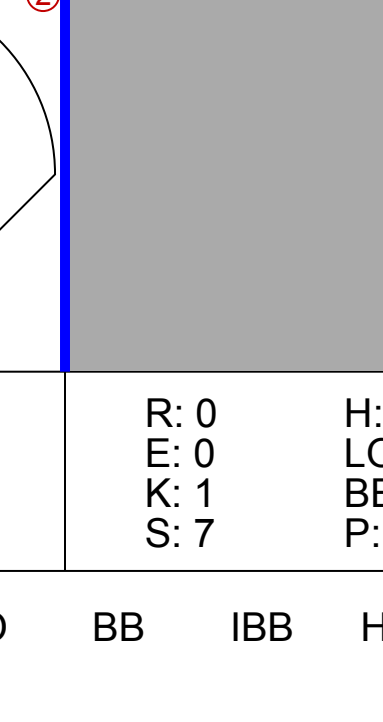
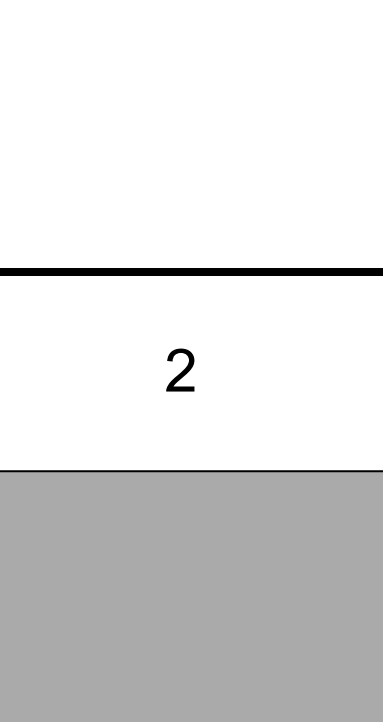
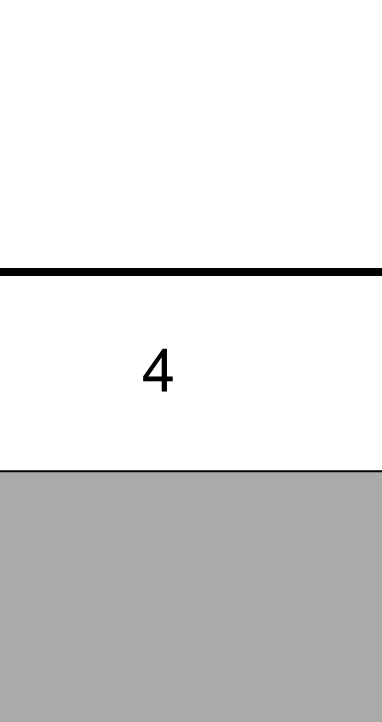
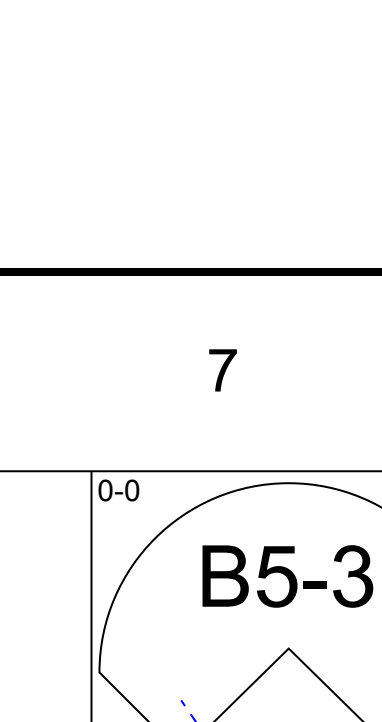



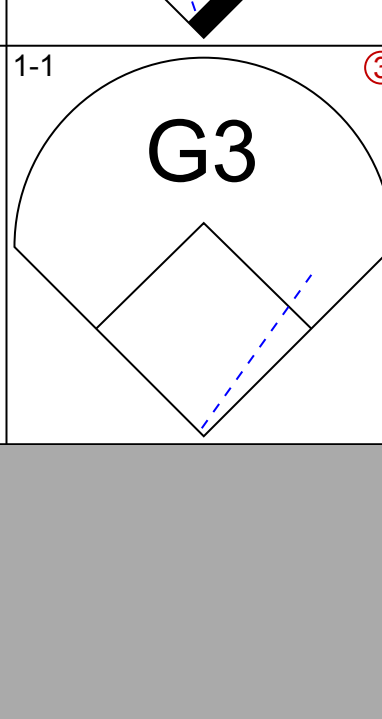

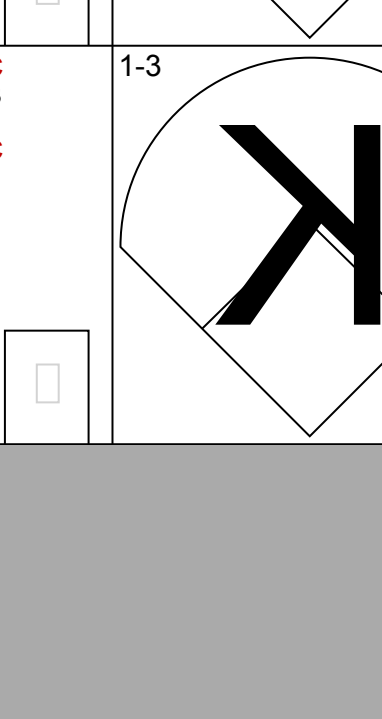





Batter	1	2	3	4	5	6	7	8	9	10	AB	R	H	RBI	BB	SO	LOB	BOTTOM						
Kenny Lofton, L OBP: 0.408, SLG: 0.438	(1, 8) 3-2 F7		(2, 2) E4 CS		(3, 2) F8			(1, 1) SH5-4 1B		(0, 3) K	5	1	1	0	0	1	1							
Tony Graffanino, R OBP: 0.358, SLG: 0.394	(1, 4) 4-2 10 BB		(1, 0) L8			(4, 0) G5-3 10 BB		(3, 1) SH5-4		(1, 3) K	2	0	0	0	2	1	1							
10 Chipper Jones, S OBP: 0.385, SLG: 0.511	(1, 5) 1-0 E4		(1, 0) F8			(4, 1) G5-3		(0, 0) G6-4-3			3	0	1	2	1	0	2							
Andrew Jones, R OBP: 0.343, SLG: 0.437	(1, 9) 0-3 K		(2, 1) CS		(0, 0) F9		(2, 1) G5-3		(1, 2) G6-4-3		4	0	0	0	0	1	5							
Fred McGriff, L OBP: 0.397, SLG: 0.438	(1, 3) 0-0 L5				(2, 3) K		(1, 2) L4			(0, 0) SH3-4 1B	4	0	1	0	0	1	3							
Michael Tucker, L OBP: 0.345, SLG: 0.431	(9, PR) 1-2										0	0	0	0	0	0	0							
Javy Lopez, R OBP: 0.359, SLG: 0.548	(1, 2) G6-3									(0, 0) SH3-4	3	0	0	0	0	0	0							
Danny Bautista, R OBP: 0.276, SLG: 0.518	(1, 7) G6-3									(1, 2) SH3-4														
Mike Bielecki, R OBP: 0.345, SLG: 0.431	(10, 1) FC5-4 1B										4	0	1	0	0	1	2							
Alan Embree, L OBP: 0.345, SLG: 0.431	(10, 1) K										0	0	0	0	0	0	0							
Kevin Millwood, R ERA: 4.97	(10, 1) K										0	0	0	0	0	0	0							
Rafael Belliard, R OBP: 0.268, SLG: 0.275	(1, 6) FC5-4										3	0	1	0	0	0	1							
Ryan Klesko, L OBP: 0.323, SLG: 0.479	(9, PH) SH2-4 1B										1	0	0	0	0	1	2							
Tom Glavine, L ERA: 3.2	(1, 1) 7.1 26 5 2 2 5 2 0 0 0 0 0 2 82 106 2.46 1.091																							
Chad Fox, R ERA: 3.86	(8, 1) 1.2 W 5 1 0 0 2 0 0 0 0 0 0 9 14 0.00 0.600																							
Jeff Blauser, R ERA: 3.4	(8, PH) 1.0 S 3 0 0 0 3 0 0 0 0 0 0 11 14 0.00 0.000																							
29 John Smoltz, R ERA: 3.83	(10, 1) 1.0 S 3 0 0 0 3 0 0 0 0 0 0 11 14 0.00 0.000																							
Mike Cather, R ERA: 1.42	(9, 1) 1.0 S 3 0 0 0 3 0 0 0 0 0 0 11 14 0.00 0.000																							
Mark Lemke, S ERA: 2.97	(10, 4) 0.2 S 2 0 0 0 0 0 0 0 0 0 0 4 6 0.00 0.000																							
Inning Stats	R: 0 E: 1 K: 1 S: 10	H: 0 LOB: 2 BB: 1 P: 18	R: 0 E: 0 K: 1 S: 10	H: 1 LOB: 1 BB: 0 P: 17	R: 0 E: 1 K: 0 S: 6	H: 0 LOB: 0 BB: 0 P: 12	R: 0 E: 0 K: 1 S: 6	H: 0 LOB: 0 BB: 0 P: 11	R: 0 E: 0 K: 0 S: 5	H: 0 LOB: 1 BB: 0 P: 7	R: 0 E: 0 K: 0 S: 6	H: 0 LOB: 1 BB: 2 P: 17	R: 0 E: 0 K: 0 S: 8	H: 0 LOB: 0 BB: 0 P: 12	R: 2 E: 0 K: 0 S: 8	H: 3 LOB: 1 BB: 0 P: 13	R: 0 E: 0 K: 2 S: 8	H: 1 LOB: 2 BB: 0 P: 13	R: 0 E: 0 K: 3 S: 11	H: 0 LOB: 0 BB: 0 P: 14	1B: 6 2B: 0 3B: 0 HR: 0	SF: 0 SAC: 3 DP: 2 HBP: 0	WP: 0 PB: 0 SB: 0 CS: 1	PA: 39
PITCHER	IP WLS BF H R ER SO BB IBB HBP BLK WP HR S P ERA WHIP																							
Tony Saunders, L ERA: 3.2	(1, 1) 7.1 26 5 2 2 5 2 0 0 0 0 0 2 82 106 2.46 1.091																							
Jay Powell, R ERA: 3.4	(8, 1) 1.2 W 5 1 0 0 2 0 0 0 0 0 0 9 14 0.00 0.600																							
Robb Nen, R ERA: 3.83	(10, 1) 1.0 S 3 0 0 0 3 0 0 0 0 0 0 11 14 0.00 0.000																							

Florida Marlins @ Atlanta Braves
Turner Field, Atlanta, GA
Sun Aug 10 1997, 3:33 AM EDT
Att: 47,649 - Overcast - 70 F

AB 32
R 2
H 6
RBI 2
BB 3
SO 8
LOB 18

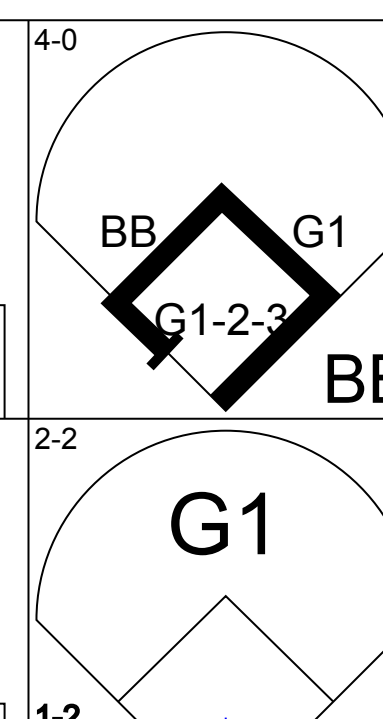
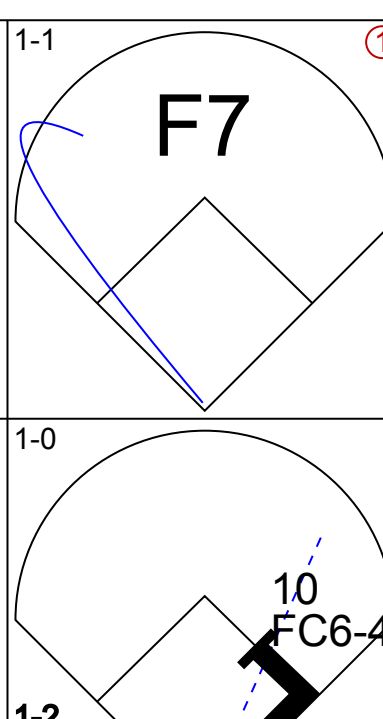
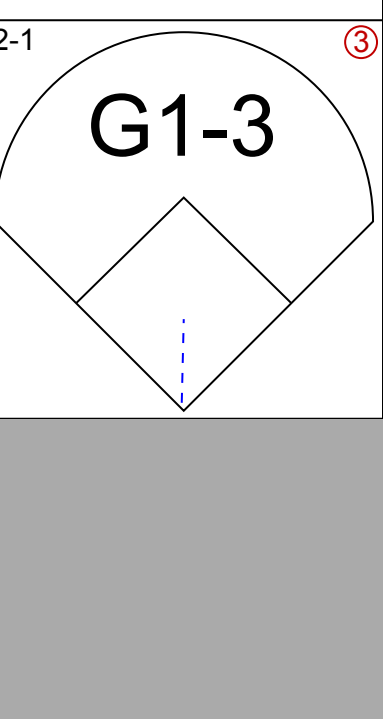
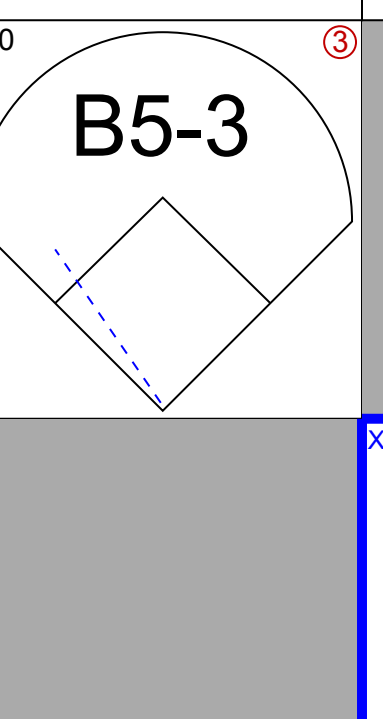
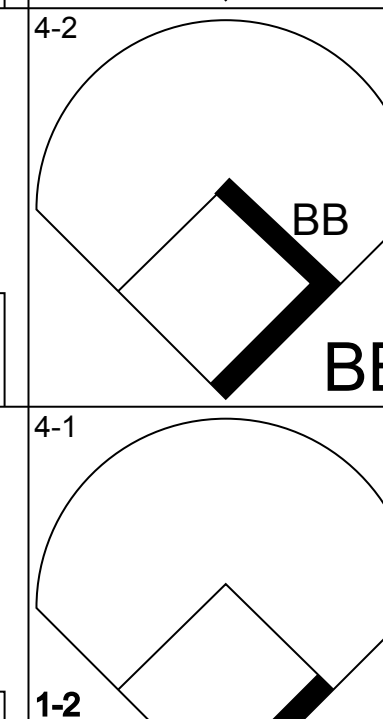
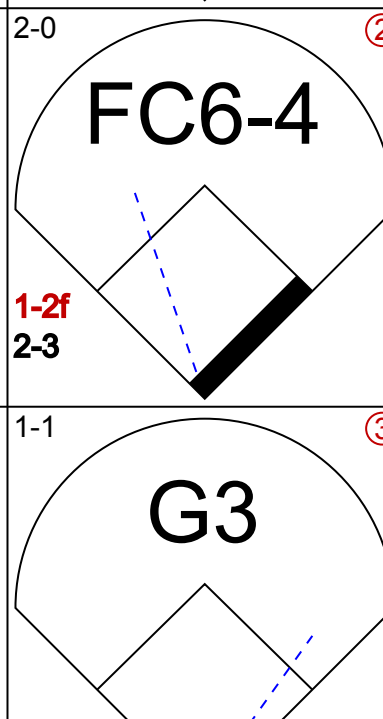
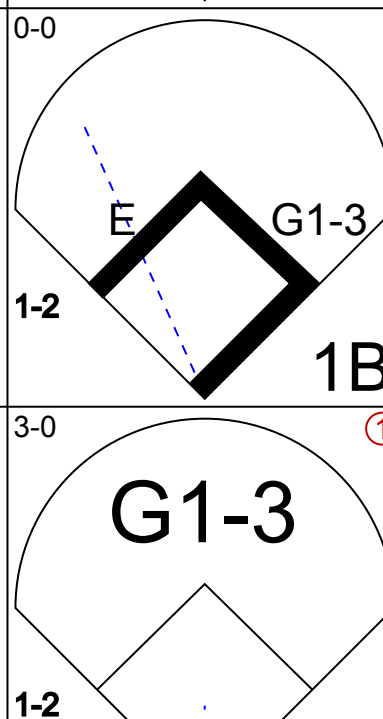
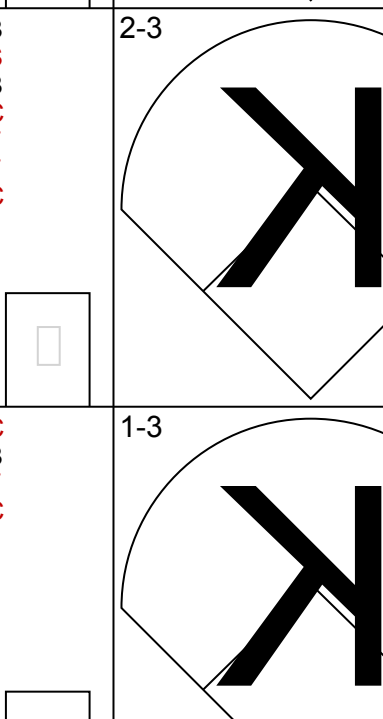
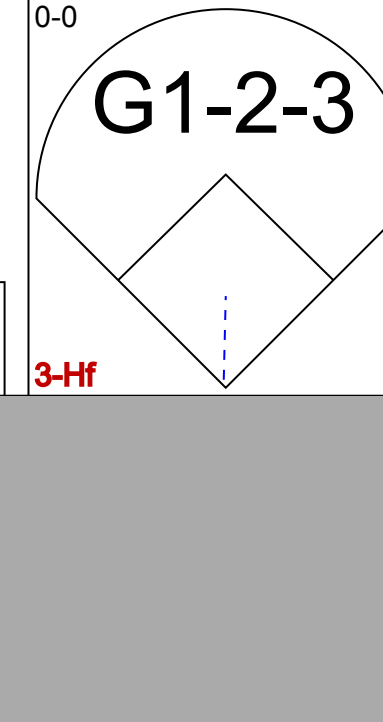

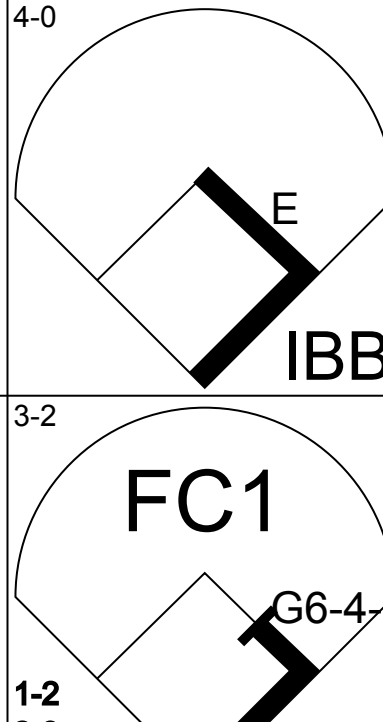



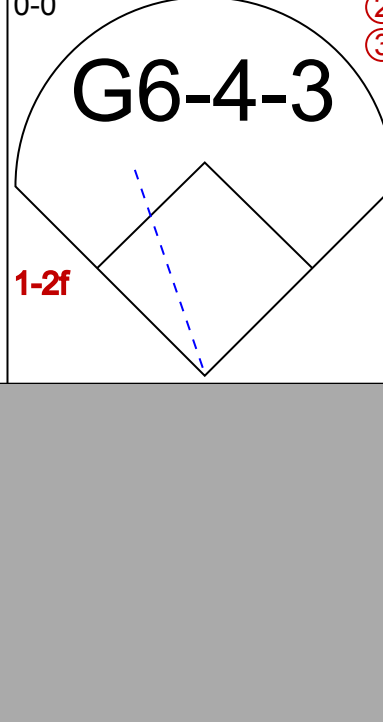

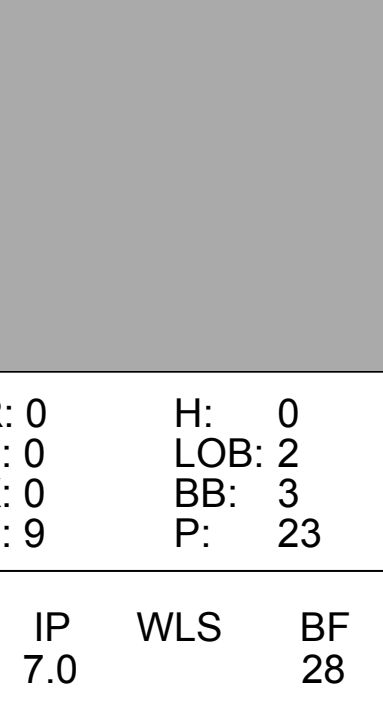
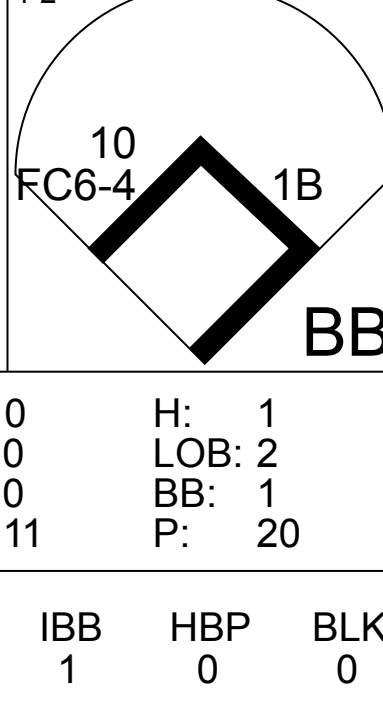
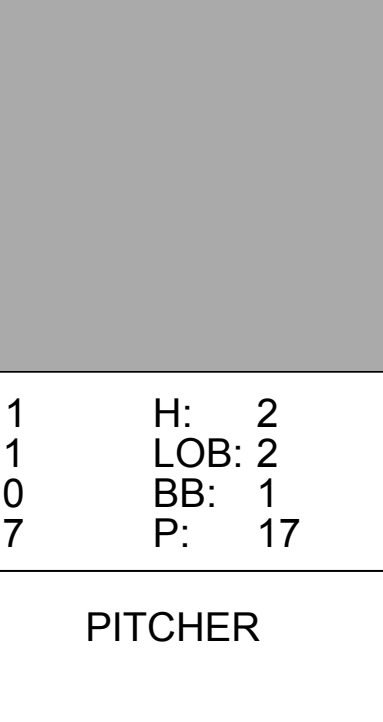
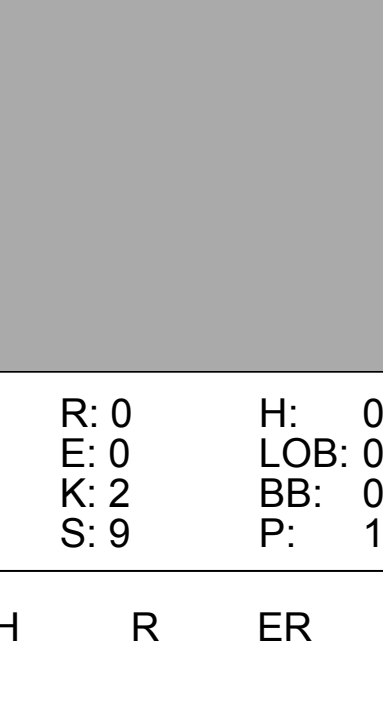






Batter	1	2	3	4	5	6	7	8	9	AB	R	H	RBI	BB	SO	LOB	TOP					
Devon White, S OBP: 0.333, SLG: 0.315										3	0	1	1	1	2	0						
Edgar Renteria, R OBP: 0.325, SLG: 0.343										4	0	1	0	0	1	1						
Gary Sheffield, R OBP: 0.414, SLG: 0.417										4	0	0	0	0	1	2						
Bobby Bonilla, S OBP: 0.378, SLG: 0.499										4	0	1	0	0	1	2						
Jeff Conine, R OBP: 0.339, SLG: 0.370										4	0	1	0	0	2	1						
Moises Alou, R OBP: 0.379, SLG: 0.497										3	0	0	0	0	0	2						
Charles Johnson, R OBP: 0.358, SLG: 0.500										3	0	0	0	0	0	1						
Craig Counsell, L OBP: 0.488, SLG: 0.514										3	1	1	0	0	0	0						
Kevin Brown, R OBP: 0.214, SLG: 0.157										2	0	0	0	0	1	1						
Darren Daulton, L OBP: 0.378, SLG: 0.474										1	0	0	0	0	0	0						
Felix Heredia, L OBP: 0.500, SLG: 0.500										0	0	0	0	0	0	0						
Jay Powell, R OBP: 0.500, SLG: 0.500										0	0	0	0	0	0	0						
Inning Stats	R: 0 E: 0 K: 2 S: 8	H: 0 LOB: 0 BB: 0 P: 12	R: 0 E: 0 K: 0 S: 6	H: 1 LOB: 1 BB: 0 P: 10	R: 1 E: 0 K: 2 S: 14	H: 3 LOB: 2 BB: 0 P: 22	R: 0 E: 0 K: 1 S: 7	H: 0 LOB: 0 BB: 0 P: 8	R: 0 E: 0 K: 1 S: 8	H: 0 LOB: 0 BB: 0 P: 10	R: 0 E: 0 K: 1 S: 7	H: 0 LOB: 0 BB: 0 P: 8	R: 0 E: 0 K: 0 S: 6	H: 1 LOB: 0 BB: 0 P: 9	R: 0 E: 0 K: 0 S: 9	H: 0 LOB: 1 BB: 0 P: 19	R: 0 E: 0 K: 1 S: 7	H: 0 LOB: 0 BB: 0 P: 8	1B: 3 2B: 1 3B: 1 HR: 0	SF: 0 SAC: 0 DP: 1 HBP: 0	WP: 0 PB: 0 CS: 0	PA: 32
PITCHER	IP	WLS	BF	H	R	ER	SO	BB	IBB	HBP	BLK	WP	HR	S	P	ERA	WHIP					
Greg Maddux, R ERA: 2.31	(1, 1)	8.0	29	5	1	1	7	1	0	0	0	0	0	65	98	1.12	0.750					
Mark Wohlers, R ERA: 2.24	(9, 1)	1.0	W	3	0	0	0	1	0	0	0	0	0	7	8	0.00	0.000					

Florida Marlins @ Atlanta Braves
Turner Field, Atlanta, GA
Mon Aug 11 1997, 7:05 PM EDT
Att: 47,870 - Unknown - 78 F

AB 31
R 1
H 5
RBI 1
BB 1
SO 8
LOB 10



Batter	1	2	3	4	5	6	7	8	9	AB	R	H	RBI	BB	SO	LOB	BOTTOM					
Kenny Lofton, L OBP: 0.406, SLG: 0.434										3	0	0	0	1	0	1						
Michael Tucker, L OBP: 0.347, SLG: 0.432										3	1	2	0	0	0	1						
Andrew Jones, R OBP: 0.342, SLG: 0.435										1	0	0	0	0	0	0						
10 Chipper Jones, S OBP: 0.386, SLG: 0.510										3	0	1	0	1	1	2						
Fred McGriff, L OBP: 0.366, SLG: 0.435										3	0	0	0	1	1	4						
Ryan Klesko, L OBP: 0.328, SLG: 0.479										2	1	1	0	2	0	3						
Mark Lemke, S OBP: 0.294, SLG: 0.311										3	0	0	0	0	1	3						
Eddie Pérez, R OBP: 0.277, SLG: 0.357										2	0	0	0	0	0	1						
Ed Giovanola, L OBP: 0.361, SLG: 0.548										1	0	0	0	0	0	3						
Javy Lopez, R OBP: 0.361, SLG: 0.548										0	0	0	0	1	0	0						
Rafael Belliard, R OBP: 0.250, SLG: 0.256										3	0	0	0	0	2	0						
Tony Gaffanino, R OBP: 0.361, SLG: 0.394										0	0	0	0	1	0	0						
Greg Maddux, R OBP: 0.151, SLG: 0.104										2	0	0	0	1	1	0						
Mark Wohlers, R OBP: 0.271, SLG: 0.518										0	0	0	0	0	0	0						
Danny Bautista, R OBP: 0.271, SLG: 0.518										0	0	0	1	0	0	0						
Inning Stats	R: 0 E: 0 K: 0 S: 9	H: 0 LOB: 2 BB: 3 P: 23	R: 0 E: 0 K: 2 S: 8	H: 0 LOB: 0 BB: 0 P: 13	R: 0 E: 0 K: 0 S: 11	H: 1 LOB: 2 BB: 1 P: 20	R: 0 E: 0 K: 0 S: 6	H: 1 LOB: 0 BB: 0 P: 12	R: 0 E: 0 K: 1 S: 7	H: 0 LOB: 0 BB: 0 P: 12	R: 1 E: 1 K: 0 S: 7	H: 2 LOB: 2 BB: 1 P: 17	R: 0 E: 0 K: 1 S: 6	H: 0 LOB: 0 BB: 0 P: 6	R: 0 E: 0 K: 2 S: 9	H: 0 LOB: 0 BB: 0 P: 12	R: 0 E: 0 K: 0 S: 4	H: 0 LOB: 2 BB: 3 P: 16	1B: 4 2B: 0 3B: 0 HR: 0	SF: 1 SAC: 1 DP: 3 HBP: 0	WP: 0 PB: 0 CS: 0	PA: 36
PITCHER	IP	WLS	BF	H	R	ER	SO	BB	IBB	HBP	BLK	WP	HR	S	P	ERA	WHIP					
Kevin Brown, R ERA: 2.91	(1, 1)	7.0	28	4	1	0	4	4	1	0	0	0	0	54	103	0.00	1.143					
Felix Heredia, L ERA: 4.29	(8, 1)	1.1	L	6	0	1	1	1	1	0	0	0	0	10	21	6.75	0.750					
Jay Powell, R ERA: 3.38	(9, 1)	0.1		2	0	0	0	1	0	0	0	0	0	3	7	0.00	3.000					

Florida Marlins @ Atlanta Braves
Turner Field, Atlanta, GA
Mon Aug 11 1997, 7:05 PM EDT
Att: 47,870 - Unknown - 78 F

AB 26
R 2
H 4
RBI 1
BB 8
SO 6
LOB 18



Batter	1	2	3	4	5	6	7	8	9	AB	R	H	RBI	BB	SO	LOB	TOP					
Devon White, S OBP: 0.336, SLG: 0.318 (1, 8)	G1-6-3		K		F9 BB		FC5-4		F8	5	0	2	0	0	1	0						
Edgar Renteria, R OBP: 0.325, SLG: 0.341 (1, 6)	BB		F9		K		FC5-4		L8	5	1	1	0	0	1	2						
Gary Sheffield, R OBP: 0.419, SLG: 0.417 John Cangelosi, S OBP: 0.345, SLG: 0.317 (7, PR) (7, 7)	G6-4-3				E BB		FC5-4			0	1	0	0	4	0	0						
Bobby Bonilla, S OBP: 0.379, SLG: 0.499 Alex Arias, R OBP: 0.362, SLG: 0.344 (7, 5)	G6-4-3				G3-1		F9			0	0	0	0	0	0	0						
Moises Alou, R OBP: 0.377, SLG: 0.494 Rob Stanifer, R OBP: 0.667, SLG: 0.500 Jim Eisenreich, L OBP: 0.341, SLG: 0.365 (7, PH) Dennis Cook, L OBP: 0.800, SLG: 1.400 Ed Vosberg, L (8, 1)		P3			L9		FC5-4			3	0	0	0	0	0	4						
Jeff Conine, R OBP: 0.338, SLG: 0.367 (1, 3)		K			G3-1					3	0	0	0	1	1	0						
Charles Johnson, R OBP: 0.359, SLG: 0.498 (1, 2)					G3-1					3	0	1	1	1	1	2						
Kurt Abbott, R OBP: 0.306, SLG: 0.436 (1, 4)										3	0	0	0	1	1	2						
Al Leiter, L OBP: 0.122, SLG: 0.077 Darren Daulton, L OBP: 0.376, SLG: 0.471 (7, 9)					G1-3		FC6-4			2	0	0	0	0	0	3						
Inning Stats	R: 0 E: 0 K: 0 S: 6	H: 1 LOB: 1 BB: 1 P: 13	R: 0 E: 0 K: 2 S: 9	H: 0 LOB: 1 BB: 1 P: 20	R: 0 E: 0 K: 1 S: 8	H: 0 LOB: 0 BB: 0 P: 10	R: 1 E: 1 K: 0 S: 10	H: 1 LOB: 3 BB: 3 P: 22	R: 0 E: 0 K: 1 S: 11	H: 0 LOB: 2 BB: 1 P: 17	R: 0 E: 0 K: 1 S: 6	H: 0 LOB: 0 BB: 0 P: 8	R: 1 E: 0 K: 1 S: 13	H: 2 LOB: 2 BB: 1 P: 22	R: 0 E: 0 K: 0 S: 7	H: 1 LOB: 0 BB: 0 P: 11	R: 0 E: 0 K: 0 S: 9	H: 0 LOB: 0 BB: 0 P: 14	1B: 6 2B: 0 3B: 0 HR: 0	SF: 0 SAC: 0 DP: 2 HBP: 0	WP: 0 PB: 0 SB: 0 CS: 0	PA: 38
PITCHER	IP	WLS	BF	H	R	ER	SO	BB	IBB	HBP	BLK	WP	HR	S	P	ERA	WHIP					
Mike Hampton, L ERA: 3.95	7.0	W	32	5	2	2	6	6	1	0	0	0	0	63	112	2.57	1.571					
Russ Springer, R ERA: 3.95	1.0		3	1	0	0	0	0	0	0	0	0	0	7	11	0.00	1.000					
Jose Cabrera, R ERA: 1.35	1.0		3	0	0	0	0	0	0	0	0	0	0	9	14	0.00	0.000					

Florida Marlins @ Houston Astros
Astrodome, Houston, TX
Tue Aug 12 1997, 8:05 PM EDT
Att: 19,296 - Dome - 68 F

AB 31
R 2
H 6
RBI 2
BB 7
SO 6
LOB 19



Batter	1	2	3	4	5	6	7	8	9	AB	R	H	RBI	BB	SO	LOB	BOTTOM				
Craig Biggio, R OBP: 0.308, SLG: 0.508 Bill Spiers, L OBP: 0.438, SLG: 0.462 (8, 4)	CS		2B	E9						2	2	2	1	0	0	0					
Derek Bell, R OBP: 0.328, SLG: 0.395 (1, 9)	L8		1B	3B						5	1	2	2	0	0	3					
5 Jeff Bagwell, R OBP: 0.427, SLG: 0.595 J.R. Phillips, L OBP: 0.133, SLG: 0.357 (9, 3)	2B		1B	P6						3	1	1	0	2	0	2					
James Mouton, R OBP: 0.297, SLG: 0.353 (1, 7)	P6		1B	F8						4	1	2	3	1	0	2					
Ricky Gutierrez, R OBP: 0.333, SLG: 0.366 (1, 5)		G4-3	FC4-6		G3		G1-6-3			5	0	1	2	0	0	2					
Brad Ausmus, R OBP: 0.317, SLG: 0.364 (1, 2)		K	G5-3				HR			5	1	3	1	0	1	1					
Tim Lincecum, R OBP: 0.321, SLG: 0.409 (1, 6)	L5			P4			HR			5	1	1	2	0	0	3					
Chuck Carr, S OBP: 0.318, SLG: 0.366 (1, 8)			SH1-4	1B	E		HR			4	3	3	1	0	1	0					
Mike Hampton, R OBP: 0.180, SLG: 0.143 Russ Springer, R ERA: 3.95 Sean Berry, R OBP: 0.302, SLG: 0.414 Jose Cabrera, R (9, 1)			SH1-4				L8		F8	1	1	0	0	1	0	0					
Inning Stats	R: 0 E: 0 K: 0 S: 6	H: 1 LOB: 0 BB: 0 P: 9	R: 0 E: 0 K: 1 S: 11	H: 0 LOB: 0 BB: 0 P: 17	R: 4 E: 0 K: 0 S: 11	H: 4 LOB: 1 BB: 1 P: 21	R: 3 E: 1 K: 0 S: 14	H: 3 LOB: 1 BB: 1 P: 24	R: 0 E: 0 K: 0 S: 12	H: 1 LOB: 0 BB: 0 P: 17	R: 1 E: 0 K: 0 S: 5	H: 1 LOB: 1 BB: 0 P: 7	R: 2 E: 0 K: 1 S: 15	H: 2 LOB: 0 BB: 1 P: 26	R: 3 E: 0 K: 0 S: 25	H: 4 LOB: 2 BB: 1 P: 40	1B: 8 2B: 5 3B: 1 HR: 2	SF: 0 SAC: 1 DP: 2 HBP: 2	WP: 0 PB: 0 SB: 0 CS: 1	PA: 43	
PITCHER	IP	WLS	BF	H	R	ER	SO	BB	IBB	HBP	BLK	WP	HR	S	P	ERA	WHIP				
Al Leiter, L ERA: 4.53	4.0	L	22	8	7	7	7	8	7	1	0	0	1	17	24	4.50	1.000				
Dennis Cook, L ERA: 4.15	1.2		12	6	5	5	1	2	0	0	0	0	1	37	61	27.00	4.800				
Ed Vosberg, L ERA: 4.57	0.1		1	0	0	0	0	0	0	0	0	0	0	3	5	0.00	0.000				

Florida Marlins @ Houston Astros
Astrodome, Houston, TX
Tue Aug 12 1997, 8:05 PM EDT
Att: 19,296 - Dome - 68 F

AB 36
R 13
H 16
RBI 12
BB 4
SO 2
LOB 13



Batter	1	2	3	4	5	6	7	8	9	AB	R	H	RBI	BB	SO	LOB	TOP								
Jim Eisenreich, L (1,7) OBP: 0.338, SLG: 0.361	L7		G4-3			E	K	K		5	1	1	0	0	2	2									
Edgar Renteria, R (1,6) OBP: 0.322, SLG: 0.340	G5-3		E5			E	K	G4-3		5	1	1	0	0	1	2									
Moises Alou, R (1,8) OBP: 0.375, SLG: 0.490	G3		FC6-4			E8	L8		L8	5	1	1	1	0	0	1									
Bobby Bonilla, S (1,5) OBP: 0.382, SLG: 0.499		FC4-6		K		K		2B	F8	4	1	2	0	1	2	2									
Darren Daulton, L (1,9) OBP: 0.375, SLG: 0.472	FC4-6			F8		G3-1		1B	F8	4	1	1	1	0	0	2									
Devon White, S (8,8) OBP: 0.333, SLG: 0.315	FC4-6					G3-1		1B	F8	1	0	0	0	0	0	1									
Jeff Conine, R (1,3) OBP: 0.342, SLG: 0.371	FC4-6			G6-3		E		1B	G5-3	5	2	3	3	0	0	1									
Gregg Zaun, S (1,2) OBP: 0.415, SLG: 0.421	FC4-6			L7		E		1B		4	1	2	0	0	0	2									
Craig Counsell, L (1,4) OBP: 0.478, SLG: 0.500	FC5-4			K		E8		1B		3	0	1	1	0	1	2									
Gary Sheffield, R (8,PH) OBP: 0.421, SLG: 0.419	FC5-4					E8		1B		1	0	1	1	0	0	0									
Jay Powell, R (8,PH) OBP: 0.500, SLG: 0.500						E8		1B		0	0	0	0	0	0	0									
Robb Nen, R (9,1)						E8		1B		0	0	0	0	0	0	0									
Alex Fernandez, R (1,1) OBP: 0.218, SLG: 0.260			G6-3			F8		G4-3		3	0	0	0	0	1	2									
Kurt Abbott, R (8,PH) OBP: 0.309, SLG: 0.439						F8		G4-3		1	0	1	1	0	0	0									
Inning Stats	R: 0 E: 0 K: 0 S: 9	H: 0 LOB: 0 BB: 0 P: 14	R: 0 E: 0 K: 0 S: 11	H: 2 LOB: 2 BB: 0 P: 19	R: 0 E: 1 K: 0 S: 6	H: 0 LOB: 1 BB: 0 P: 8	R: 0 E: 0 K: 1 S: 8	H: 0 LOB: 0 BB: 0 P: 13	R: 0 E: 0 K: 1 S: 8	H: 0 LOB: 0 BB: 0 P: 9	R: 4 E: 2 K: 2 S: 22	H: 6 LOB: 2 BB: 0 P: 34	R: 0 E: 0 K: 2 S: 8	H: 0 LOB: 0 BB: 0 P: 10	R: 4 E: 0 K: 1 S: 19	H: 5 LOB: 1 BB: 1 P: 30	R: 0 E: 0 K: 0 S: 8	H: 1 LOB: 1 BB: 0 P: 11	1B: 13 2B: 1 3B: 0 HR: 0	SF: 0 SAC: 0 DP: 1 HBP: 0	WP: 0 PB: 1 SB: 0 CS: 0	PA: 42			
PITCHER	IP	WLS	BF	H	R	ER	SO	BB	IBB	HBP	BLK	WP	HR	S	P	ERA	WHIP								
Shane Reynolds, R (1,1) ERA: 4.27	5.2		26	8	4	4	3	0	0	0	0	0	0	60	90	6.35	1.412								
Mike Magnante, L (6,1) ERA: 2.27	0.1		1	0	0	0	1	0	0	0	0	0	0	4	7	0.00	0.000								
Jose Lima, R (7,1) ERA: 5.1	1.0	L	5	1	2	2	1	0	0	0	0	0	0	11	17	18.00	2.000								
Russ Springer, R (8,1) ERA: 4.39	0.0		2	2	0	0	0	0	0	0	0	0	0	6	8	∞	∞								
Tom Martin, L (8,1) ERA: 1.87	1.0		4	2	2	2	1	0	0	0	0	0	0	10	15	18.00	2.000								
PITCHER	IP	WLS	BF	H	R	ER	SO	BB	IBB	HBP	BLK	WP	HR	S	P	ERA	WHIP								
Billy Wagner, L (9,1) ERA: 2.19	1.0		4	1	0	0	0	0	0	0	0	0	0	8	11	0.00	1.000								

Florida Marlins @ Houston Astros
Astrodome, Houston, TX
Wed Aug 13 1997, 8:05 PM EDT
Att: 22,543 - Dome - 68 F

AB	41
R	8
H	14
RBI	8
BB	1
SO	7
LOB	17



Batter	1	2	3	4	5	6	7	8	9	AB	R	H	RBI	BB	SO	LOB	BOTTOM								
Craig Biggio, R (1,4) OBP: 0.307, SLG: 0.509	E	1B		G1-3		K		E5		5	2	2	0	0	1	2									
Derek Bell, R (1,9) OBP: 0.334, SLG: 0.406	E	1B		G5-3						3	2	2	2	1	0	1									
James Mouton, R (8,FR) OBP: 0.297, SLG: 0.353	E	1B		G5-3						0	0	0	0	0	0	0									
5 Jeff Bagwell, R (1,3) OBP: 0.425, SLG: 0.598	K	K		F8				F8		5	1	1	1	0	2	5									
Luis Gonzalez, L (1,7) OBP: 0.355, SLG: 0.386	P5	L7		G4-3				G1-3		4	1	0	0	1	0	3									
Sean Berry, R (1,5) OBP: 0.305, SLG: 0.413	BB			K						3	0	1	0	1	2	0									
Bill Spiers, L (8,5) OBP: 0.440, SLG: 0.469	BB			K						1	0	1	1	0	0	0									
Brad Ausmus, R (1,2) OBP: 0.318, SLG: 0.365	E4			G5-3		F8				5	0	2	0	0	0	2									
Tim Lincecum, R (1,6) OBP: 0.320, SLG: 0.403																									
Billy Wagner, L (9,1) ERA: 2.19																									
J.R. Phillips, L (9,PH) OBP: 0.125, SLG: 0.333																									
Chuck Carr, S (1,8) OBP: 0.315, SLG: 0.361	G1-3			K				P6	P6	5	0	1	0	0	1	5									
Shane Reynolds, R (1,1) OBP: 0.122, SLG: 0.195																									
Mike Magnante, L (6,1) ERA: 2.27																									
Thomas Howard, S (8,PH) OBP: 0.245, SLG: 0.359																									
Jose Lima, R (7,1) ERA: 5.1																									
Russ Springer, R (8,1) ERA: 4.39																									
Tom Martin, L (8,1) ERA: 1.87																									
Ricky Gutierrez, R (8,6) OBP: 0.330, SLG: 0.362																									
Inning Stats	R: 2 E: 1 K: 1 S: 15	H: 1 LOB: 3 BB: 3 P: 31	R: 1 E: 0 K: 2 S: 17	H: 2 LOB: 0 BB: 0 P: 24	R: 0 E: 0 K: 2 S: 8	H: 0 LOB: 0 BB: 0 P: 11	R: 0 E: 0 K: 1 S: 11	H: 1 LOB: 1 BB: 0 P: 14	R: 0 E: 0 K: 0 S: 9	H: 1 LOB: 1 BB: 0 P: 13	R: 0 E: 0 K: 2 S: 9	H: 1 LOB: 1 BB: 0 P: 15	R: 2 E: 0 K: 2 S: 13	H: 3 LOB: 1 BB: 0 P: 16	R: 0 E: 1 K: 0 S: 9	H: 0 LOB: 2 BB: 0 P: 15	R: 1 E: 0 K: 1 S: 15	H: 2 LOB: 2 BB: 1 P: 24	1B: 6 2B: 3 3B: 0 HR: 2	SF: 0 SAC: 0 DP: 0 HBP: 1	WP: 1 PB: 0 SB: 4 CS: 0	PA: 45			
PITCHER	IP	WLS	BF	H	R	ER	SO	BB	IBB	HBP	BLK	WP	HR	S	P	ERA	WHIP								
Alex Fernandez, R (1,1) ERA: 3.53	7.0		34	9	5	3	10	3	0	0	0	1	0	9	15	0.00	0.000								
Jay Powell, R (8,1) ERA: 3.32	1.0		5	0	0	0	0	0	0	1	0	0	0	9	15	0.00	0.000								
Robb Nen, R (9,1) ERA: 3.92	1.0	S	6	2	1	1	1	1	0	0	0	0	0	15	24	9.00	3.000								

Florida Marlins @ Houston Astros
Astrodome, Houston, TX
Wed Aug 13 1997, 8:05 PM EDT
Att: 22,543 - Dome - 68 F

AB	40
R	6
H	11
RBI	4
BB	4
SO	11
LOB	24



Batter	1	2	3	4	5	6	7	8	9	AB	R	H	RBI	BB	SO	LOB	TOP					
Tony Womack, L (1.4) OBP: 0.329, SLG: 0.386	L7	K		P4		K	K		G3	6	0	0	0	0	3	0	Pittsburgh Pirates @ Florida Marlins Pro Player Stadium, Miami, FL Sat Aug 16 1997, 7:05 PM EDT Att: 40,031 - Unknown - 88 F					
Jermaine Allensworth, R (1.8) OBP: 0.349, SLG: 0.335	1B BB 1B BB	G4-3		P2		1B	K			4	2	1	0	1	1	0						
Mark Smith, R (1.7) OBP: 0.339, SLG: 0.495	1B 1B 1B SF8				2B	1B		G6-3		3	1	2	1	2	0	0						
Eddie Williams, R (1.3) OBP: 0.250, SLG: 0.379	BB 1B BB	K			FC1-5-6 1B 1B G4-3	G4-6-3		G5-3		5	2	1	0	0	1	3						
Joe Randa, R (1.5) OBP: 0.360, SLG: 0.449	BB BB 1B			G4-3	1B		HR	FC5	1B HBP	3	2	3	1	1	0	0						
18 Jason Kendall, R (1.2) OBP: 0.400, SLG: 0.439	SF8		G4-3		1B		HR			3	1	2	1	0	0	1						
Jose Guillen, R (1.9) OBP: 0.306, SLG: 0.436	BB BB		G4-3		1B		HR	FC5		4	1	2	5	1	0	4						
Kevin Polcovich, R (1.6) OBP: 0.355, SLG: 0.406	BB BB		G6-4-3		IBB		HR		P4	3	1	1	2	2	0	1						
67 Francisco Cordova, R (1.1) Matt Ruebel, L (6.1) Emil Brown, R (7.1) Clint Sodowsky, R (7.1) Keith Oak, R (9.1) Jason Christiansen, R (9.1)	G3			K		G3		F8	P3	3	0	0	0	0	1	6						
Inning Stats	R: 3 E: 0 K: 0 S: 14	H: 2 LOB: 3 BB: 4 P: 37	R: 0 E: 0 K: 2 S: 10	H: 0 LOB: 1 BB: 1 P: 19	R: 1 E: 0 K: 0 S: 7	H: 2 LOB: 0 BB: 0 P: 12	R: 0 E: 0 K: 1 S: 6	H: 0 LOB: 0 BB: 0 P: 9	R: 1 E: 0 K: 0 S: 12	H: 3 LOB: 3 BB: 1 P: 22	R: 1 E: 0 K: 1 S: 9	H: 2 LOB: 0 BB: 0 P: 14	R: 4 E: 0 K: 2 S: 15	H: 3 LOB: 0 BB: 0 P: 24	R: 0 E: 0 K: 0 S: 13	H: 0 LOB: 2 BB: 1 P: 22		R: 0 E: 0 K: 0 S: 9	H: 0 LOB: 0 BB: 0 P: 15	1B: 8 2B: 2 3B: 0 HR: 2	SF: 1 SAC: 0 DP: 2 HBP: 2	WP: 0 PB: 0 SB: 1 CS: 0
PITCHER	IP WLS BF H R ER SO BB IBB HBP BLK WP HR S P ERA WHIP																					
Tony Saunders, L (1.1) ERA: 3.91	3.0 L 17 4 4 4 2 5 0 0 0 0 0 0 31 68 12.00 3.000																					
Antonio Alfonseca, R (4.1) ERA: 3.38	2.0 0 10 3 1 1 1 0 1 0 0 0 0 0 18 31 4.50 1.500																					
Rob Stanifer, R (6.1) ERA: 5.2	1.0 8 5 5 5 1 0 0 1 0 0 2 17 28 45.00 5.000																					
Ed Vosberg, L (7.1) ERA: 4.3	2.0 8 0 0 0 2 1 0 1 0 0 0 20 32 0.00 0.500																					
Felix Heredia, L (9.1) ERA: 4.98	1.0 3 0 0 0 0 0 0 0 0 0 0 9 15 0.00 0.000																					

Batter	1	2	3	4	5	6	7	8	9	AB	R	H	RBI	BB	SO	LOB	BOTTOM					
Devon White, S (1.8) OBP: 0.342, SLG: 0.336	F8		K		F9	K		SF8		4	0	0	1	0	2	2	Pittsburgh Pirates @ Florida Marlins Pro Player Stadium, Miami, FL Sat Aug 16 1997, 7:05 PM EDT Att: 40,031 - Unknown - 88 F					
Edgar Renteria, R (1.6) OBP: 0.324, SLG: 0.337	G5-3				1B BB		G6-3	FC6-4		3	0	0	0	2	0	2						
Gary Sheffield, R (1.9) OBP: 0.418, SLG: 0.412	G5-3		K		1B		BB	G5-3		4	0	1	0	1	1	3						
Bobby Bonilla, S (1.5) OBP: 0.382, SLG: 0.502	G4-3			G3	SF7				HR	3	1	1	2	1	0	0						
Darren Daulton, L (1.3) OBP: 0.370, SLG: 0.465	2B SF7 BB		K		P3		L9		G6-3	4	1	0	0	1	1	4						
Moises Alou, R (1.7) OBP: 0.382, SLG: 0.499										2	0	1	0	2	1	2						
Kurt Abbott, R (8.7) OBP: 0.305, SLG: 0.433				1B BB		G6-3	K		K	1	0	0	0	0	1	0						
Charles Johnson, R (1.2) OBP: 0.354, SLG: 0.495										2	1	1	1	1	0	1						
Felix Heredia, L (9.1) OBP: 0.500, SLG: 0.500	SF7									0	0	0	0	0	0	0						
Jeff Conine, R (9.1) OBP: 0.343, SLG: 0.371								1B 1B SF8	K	1	0	0	0	0	1	0						
Craig Counsell, L (1.4) OBP: 0.472, SLG: 0.489	L6				L7			FC6-4	1B	4	1	2	0	0	0	3						
Tony Saunders, L (1.1) John Carrozzini, S (3.1) Antonio Alfonseca, R (4.1) Dennis Cook, L (5.1) Rob Stanifer, R (6.1) Ed Vosberg, L (7.1) Gregg Zaun, S (8.1)				L4		1B BB SF7		FC6-4	1B	0	0	0	0	0	0	0						
Inning Stats	R: 0 E: 0 K: 0 S: 4	H: 0 LOB: 0 BB: 0 P: 7	R: 1 E: 0 K: 0 S: 8	H: 1 LOB: 1 BB: 1 P: 17	R: 0 E: 0 K: 2 S: 12	H: 0 LOB: 1 BB: 1 P: 21	R: 0 E: 0 K: 1 S: 10	H: 1 LOB: 2 BB: 1 P: 20	R: 1 E: 0 K: 0 S: 16	H: 2 LOB: 1 BB: 1 P: 26	R: 1 E: 0 K: 1 S: 9	H: 2 LOB: 1 BB: 1 P: 17	R: 0 E: 0 K: 1 S: 7	H: 0 LOB: 2 BB: 2 P: 20	R: 1 E: 0 K: 0 S: 16	H: 2 LOB: 2 BB: 1 P: 27	R: 1 E: 0 K: 2 S: 13	H: 1 LOB: 0 BB: 0 P: 18	1B: 6 2B: 2 3B: 0 HR: 1	SF: 3 SAC: 0 DP: 1 HBP: 0	WP: 0 PB: 0 SB: 0 CS: 0	PA: 43
PITCHER	IP WLS BF H R ER SO BB IBB HBP BLK WP HR S P ERA WHIP																					
67 Francisco Cordova, R (1.1) ERA: 3.14	5.2 W 27 6 3 3 3 5 0 0 0 0 0 0 4 7 4.76 1.941																					
Matt Ruebel, L (6.1) ERA: 6.88	0.1 1 0 0 0 1 0 0 0 0 0 0 0 4 7 0.00 0.000																					
Clint Sodowsky, R (7.1) ERA: 0.64	2.0 11 2 1 1 1 3 0 0 0 0 0 0 23 47 4.50 2.500																					
Jason Christiansen, L (9.1) ERA: 4.91	1.0 4 1 1 1 2 0 0 0 0 0 0 1 13 18 9.00 1.000																					



Batter	1	2	3	4	5	6	7	8	9	AB	R	H	RBI	BB	SO	LOB	TOP										
Tony Womack, L (1.4) OBP: 0.328, SLG: 0.385	G6-3		G6-3				G4-3			4	0	1	0	0	0	2	Pittsburgh Pirates @ Florida Marlins Pro Player Stadium, Miami, FL Sun Aug 17 1997, 3:33 AM EDT Att: 38,221 - Sunny - 91 F										
Turner Ward, S (1.8) OBP: 0.383, SLG: 0.486	P6			G6-3	P1		G4-3			4	0	0	0	0	0	2											
Al Martin, L (1.7) OBP: 0.364, SLG: 0.445	G3-1				1B				G3-1	4	2	2	0	0	0	0											
Dale Sveum, S (1.3) OBP: 0.352, SLG: 0.500		K			1B				G1-3	4	0	1	0	0	1	1											
Joe Randa, R (1.5) OBP: 0.359, SLG: 0.447	L8				1B				G6-3	4	0	1	1	0	1	1											
18 Jason Kendall, R (1.2) OBP: 0.402, SLG: 0.443										3	0	2	1	0	0	2											
Keith Osik, R (8.2) OBP: 0.315, SLG: 0.358									F8	1	0	0	0	0	0	0											
Jose Guillen, R (1.9) OBP: 0.304, SLG: 0.432										3	0	0	0	0	1	4											
Paul Wagner, R (6.1)	G1-3								G6-3	0	0	0	0	0	0	0											
Matt Ruebel, L (7.1)										0	0	0	0	0	0	0											
Marc Wilkins, R (8.1)										0	0	0	0	0	0	0											
Emil Brown, R (9, PH) OBP: 0.299, SLG: 0.277										1	0	0	0	0	0	0											
Kevin Polcovich, R (1.6) OBP: 0.358, SLG: 0.407										4	0	2	0	0	2	0											
Steve Cooke, R (1.1) OBP: 0.071, SLG: 0.095										2	0	0	0	0	2	1											
Mark Smith, R (6.9) OBP: 0.336, SLG: 0.491										1	0	0	0	0	1	1											
Inning Stats	R: 0 E: 0 K: 0 S: 7	H: 0 LOB: 0 BB: 0 P: 10	R: 0 E: 0 K: 1 S: 7	H: 1 LOB: 1 BB: 0 P: 12	R: 0 E: 0 K: 1 S: 9	H: 1 LOB: 0 BB: 0 P: 11	R: 1 E: 0 K: 0 S: 14	H: 3 LOB: 2 BB: 0 P: 22	R: 0 E: 0 K: 2 S: 10	H: 1 LOB: 1 BB: 0 P: 15	R: 1 E: 0 K: 2 S: 13	H: 2 LOB: 1 BB: 0 P: 20	R: 0 E: 0 K: 1 S: 9	H: 1 LOB: 0 BB: 0 P: 15	R: 0 E: 0 K: 0 S: 8	H: 0 LOB: 0 BB: 0 P: 9	R: 0 E: 0 K: 1 S: 10	H: 0 LOB: 0 BB: 0 P: 11	1B: 8 2B: 1 3B: 0 HR: 0	SF: 0 SAC: 0 DP: 0 HBP: 0	WP: 1 PB: 0 SB: 0 CS: 1	PA: 35					
PITCHER	IP	WLS	BF	H	R	ER	SO	BB	IBB	HBP	BLK	WP	HR	S	P	ERA	WHIP										
Kevin Brown, R (1.1) ERA: 2.89	8.0	W	32	9	2	2	7	0	0	0	0	1	0	77	114	2.25	1.125										
Jay Powell, R (9.1) ERA: 3.24	1.0		3	0	0	0	1	0	0	0	0	0	0	10	11	0.00	0.000										

Batter	1	2	3	4	5	6	7	8	9	AB	R	H	RBI	BB	SO	LOB	BOTTOM										
Devon White, S (1.8) OBP: 0.331, SLG: 0.326	K	G1-3		G5-3		G4-3	SF8			4	0	0	1	0	1	3	Pittsburgh Pirates @ Florida Marlins Pro Player Stadium, Miami, FL Sun Aug 17 1997, 3:33 AM EDT Att: 38,221 - Sunny - 91 F										
Edgar Renteria, R (1.6) OBP: 0.324, SLG: 0.338				G5-3						5	1	2	1	0	1	4											
Gary Sheffield, R (1.9) OBP: 0.419, SLG: 0.410										2	0	0	0	2	1	1											
John Cangestosi, S (6, PR) OBP: 0.339, SLG: 0.311	F8									1	0	0	0	0	0	0											
Bobby Bonilla, S (1.5) OBP: 0.382, SLG: 0.500										4	2	1	0	1	0	3											
Alex Arias, R (9.5) OBP: 0.362, SLG: 0.344										0	0	0	0	0	0	0											
Jeff Conine, R (1.3) OBP: 0.348, SLG: 0.377										3	3	2	1	1	0	1											
Moises Alou, R (1.7) OBP: 0.385, SLG: 0.506										4	2	2	5	1	1	2											
Charles Johnson, R (1.2) OBP: 0.366, SLG: 0.505										4	1	2	1	0	2	2											
Kurt Abbott, R (1.4) OBP: 0.307, SLG: 0.433										2	0	1	0	0	0	0											
Craig Counsell, L (6, PH) OBP: 0.473, SLG: 0.489										2	1	1	0	0	0	2											
Kevin Brown, R (1.1) OBP: 0.220, SLG: 0.167										3	0	1	1	0	1	1											
Jay Powell, R (9.1) OBP: 0.500, SLG: 0.500										0	0	0	0	0	0	0											
Inning Stats	R: 3 E: 0 K: 1 S: 15	H: 3 LOB: 1 BB: 1 P: 27	R: 0 E: 0 K: 0 S: 11	H: 2 LOB: 2 BB: 0 P: 14	R: 3 E: 0 K: 2 S: 10	H: 2 LOB: 0 BB: 1 P: 23	R: 0 E: 0 K: 1 S: 8	H: 0 LOB: 0 BB: 0 P: 12	R: 0 E: 0 K: 1 S: 8	H: 0 LOB: 1 BB: 1 P: 15	R: 2 E: 0 K: 0 S: 11	H: 3 LOB: 2 BB: 1 P: 28	R: 2 E: 1 K: 2 S: 12	H: 2 LOB: 2 BB: 1 P: 21	R: 0 E: 0 K: 0 S: 8	H: 0 LOB: 1 BB: 0 P: 12	1B: 9 2B: 1 3B: 0 HR: 2	SF: 1 SAC: 1 DP: 0 HBP: 1	WP: 1 PB: 0 SB: 1 CS: 0	PA: 42							
PITCHER	IP	WLS	BF	H	R	ER	SO	BB	IBB	HBP	BLK	WP	HR	S	P	ERA	WHIP										
Steve Cooke, L (1.1) ERA: 4.0	5.0	L	24	7	6	6	5	3	0	0	0	1	1	52	91	10.80	2.000										
Paul Wagner, R (6.1) ERA: 3.94	1.0		7	3	2	2	0	1	0	0	0	1	1	11	28	18.00	4.000										
Matt Ruebel, L (7.1) ERA: 6.92	1.0		7	2	2	1	2	1	0	0	0	0	0	12	21	9.00	3.000										
Marc Wilkins, R (8.1) ERA: 4.37	1.0		4	0	0	0	0	0	0	1	0	0	0	8	12	0.00	0.000										

Batter	1	2	3	4	5	6	7	8	9	AB	R	H	RBI	BB	SO	LOB	TOP
Jermaine Allenworth, R OBP: 0.351, SLG: 0.353 (1, 8)	F8		HR	FC6-4 1B			G6-3 1B 2B	K		5	2	3	2	0	1	0	
Joe Randa, R OBP: 0.354, SLG: 0.440 (1, 4) (9, 5)	G3-1		F9	FC6-4 1-2 2-3 3-H			G6-3	G3		5	0	0	0	0	0	4	
Mark Smith, R OBP: 0.339, SLG: 0.487 (1, 7)	1B 1B		G1-6-3		F8		2B E 1B	P3		5	1	2	1	0	0	0	
Eddie Williams, R OBP: 0.297, SLG: 0.471 Tony Womack, L OBP: 0.329, SLG: 0.385 (1, 3) (9, PR) (9, 4)	1-2 1B		G4-3		G6-3		E E 2B	HR 2B		5	1	3	0	0	0	0	
Dale Sveum, S OBP: 0.353, SLG: 0.508 (1, 5) (9, 3)	F8			BB 1B BB	K		E6 E BB	HR		4	2	1	3	1	1	3	
18 Jason Kendall, R OBP: 0.400, SLG: 0.443 (1, 2)		E5 G5-4-3		F8		G6-3 2B	P4	G5-3		5	0	1	0	0	0	4	
Jose Guillen, R OBP: 0.394, SLG: 0.429 Jason Christiansen, R Marc Wilkins, R Al Martin, L OBP: 0.363, SLG: 0.444 Rich Loiselle, R (1, 9) (7, 1) (8, 1) (9, PH) (9, 1)	G5-4-3		K		G5-3		E BB	K		3	0	0	0	1	1	3	AB 40
Kevin Polcovich, R OBP: 0.359, SLG: 0.405 (1, 6)	1B		1B BB		G6-3		E5	K		4	0	1	0	1	1	4	R 7
Esteban Loaiza, R OBP: 0.191, SLG: 0.196 Turner Ward, S OBP: 0.378, SLG: 0.480 (1, 1) (7, PH) (7, 9)	G3		1B BB		G4-3		G6-3	K		2	0	0	0	1	0	2	H 11
Inning Stats	R: 0 E: 0 K: 0 S: 17	H: 2 LOB: 2 BB: 0 P: 26	R: 0 E: 1 K: 0 S: 7	H: 1 LOB: 1 BB: 0 P: 12	R: 1 E: 0 K: 0 S: 8	H: 1 LOB: 3 BB: 3 P: 14	R: 0 E: 0 K: 1 S: 9	H: 1 LOB: 1 BB: 0 P: 13	R: 3 E: 2 K: 0 S: 26	H: 3 LOB: 3 BB: 1 P: 38	R: 0 E: 0 K: 1 S: 5	H: 0 LOB: 0 BB: 0 P: 10	R: 2 E: 0 K: 2 S: 17	H: 2 LOB: 1 BB: 0 P: 20	1B: 5 2B: 4 3B: 0 HR: 2	SF: 0 SAC: 0 DP: 1 HBP: 0	WP: 0 PA: 44 PB: 0 SB: 0 CS: 0
PITCHER	IP WLS BF H R ER SO BB IBB HBP BLK WP HR S P ERA WHIP	IP WLS BF H R ER SO BB IBB HBP BLK WP HR S P ERA WHIP	IP WLS BF H R ER SO BB IBB HBP BLK WP HR S P ERA WHIP	IP WLS BF H R ER SO BB IBB HBP BLK WP HR S P ERA WHIP	IP WLS BF H R ER SO BB IBB HBP BLK WP HR S P ERA WHIP	IP WLS BF H R ER SO BB IBB HBP BLK WP HR S P ERA WHIP	IP WLS BF H R ER SO BB IBB HBP BLK WP HR S P ERA WHIP	IP WLS BF H R ER SO BB IBB HBP BLK WP HR S P ERA WHIP	IP WLS BF H R ER SO BB IBB HBP BLK WP HR S P ERA WHIP	IP WLS BF H R ER SO BB IBB HBP BLK WP HR S P ERA WHIP	IP WLS BF H R ER SO BB IBB HBP BLK WP HR S P ERA WHIP	IP WLS BF H R ER SO BB IBB HBP BLK WP HR S P ERA WHIP	IP WLS BF H R ER SO BB IBB HBP BLK WP HR S P ERA WHIP	IP WLS BF H R ER SO BB IBB HBP BLK WP HR S P ERA WHIP	IP WLS BF H R ER SO BB IBB HBP BLK WP HR S P ERA WHIP	IP WLS BF H R ER SO BB IBB HBP BLK WP HR S P ERA WHIP	IP WLS BF H R ER SO BB IBB HBP BLK WP HR S P ERA WHIP

Pittsburgh Pirates @ Florida Marlins
Pro Player Stadium, Miami, FL
Mon Aug 18 1997, 7:05 PM EDT
Att: 30,200 - Unknown - 89 F

AB 40
R 7
H 11
RBI 6
BB 4
SO 5
LOB 24



Batter	1	2	3	4	5	6	7	8	9	AB	R	H	RBI	BB	SO	LOB	BOTTOM
Devon White, S OBP: 0.329, SLG: 0.324 (1, 8)	F8 S 1B		F8	P6			G5-3			4	0	1	0	0	0	1	
Edgar Renteria, R OBP: 0.324, SLG: 0.337 (1, 6)	L4		E9 1B		L7		K			4	1	1	0	0	1	1	
Gary Sheffield, R OBP: 0.420, SLG: 0.409 (1, 9)	F8		FC4-6 1B		G5-3		G6-3 BB	BB		3	0	1	1	1	0	1	
Bobby Bonilla, S OBP: 0.383, SLG: 0.499 (1, 5)	G4-3		FC4-6 1-2		1B		G6-3 BB	BB		3	0	1	0	1	0	2	
Darren Daulton, L OBP: 0.370, SLG: 0.463 Jeff Conine, R OBP: 0.348, SLG: 0.376 (1, 3) (8, PH) (9, 3)	G4-3 S 1B		F7		K		G6-3	1-2 2-3		3	0	1	0	0	1	2	
Moises Alou, R OBP: 0.394, SLG: 0.511 Robb Nen, R (1, 7) (9, 1)	K		HR		F9		F8			4	1	1	1	0	1	2	
Charles Johnson, R OBP: 0.367, SLG: 0.503 (1, 2)	G4-3 BB		1B		F9		K			3	0	1	0	1	1	0	AB 33
Craig Counsell, L OBP: 0.441, SLG: 0.451 (1, 4)	G4-3		L4		P6		K			4	0	0	0	0	1	3	R 2
Kirt Ojala, L Antonio Alfonseca, R Felix Heredia, L John Gangelisi, S Dennis Cook, L Jim Eisenreich, L (1, 1) (4, 1) (7, 1) (7, PH) (8, 1) (9, 7)	G6-3		K		K		L7			1	0	0	0	0	0	2	H 7
Inning Stats	R: 0 E: 0 K: 0 S: 7	H: 1 LOB: 1 BB: 1 P: 13	R: 0 E: 1 K: 1 S: 13	H: 1 LOB: 2 BB: 1 P: 21	R: 1 E: 0 K: 0 S: 8	H: 2 LOB: 1 BB: 0 P: 12	R: 0 E: 0 K: 1 S: 8	H: 0 LOB: 0 BB: 0 P: 12	R: 0 E: 0 K: 2 S: 11	H: 0 LOB: 0 BB: 0 P: 20	R: 0 E: 0 K: 0 S: 9	H: 0 LOB: 1 BB: 2 P: 19	R: 0 E: 0 K: 2 S: 7	H: 0 LOB: 0 BB: 0 P: 9	1B: 6 2B: 0 3B: 0 HR: 1	SF: 0 SAC: 0 DP: 1 HBP: 0	WP: 0 PA: 36 PB: 0 SB: 2 CS: 0
PITCHER	IP WLS BF H R ER SO BB IBB HBP BLK WP HR S P ERA WHIP	IP WLS BF H R ER SO BB IBB HBP BLK WP HR S P ERA WHIP	IP WLS BF H R ER SO BB IBB HBP BLK WP HR S P ERA WHIP	IP WLS BF H R ER SO BB IBB HBP BLK WP HR S P ERA WHIP	IP WLS BF H R ER SO BB IBB HBP BLK WP HR S P ERA WHIP	IP WLS BF H R ER SO BB IBB HBP BLK WP HR S P ERA WHIP	IP WLS BF H R ER SO BB IBB HBP BLK WP HR S P ERA WHIP	IP WLS BF H R ER SO BB IBB HBP BLK WP HR S P ERA WHIP	IP WLS BF H R ER SO BB IBB HBP BLK WP HR S P ERA WHIP	IP WLS BF H R ER SO BB IBB HBP BLK WP HR S P ERA WHIP	IP WLS BF H R ER SO BB IBB HBP BLK WP HR S P ERA WHIP	IP WLS BF H R ER SO BB IBB HBP BLK WP HR S P ERA WHIP	IP WLS BF H R ER SO BB IBB HBP BLK WP HR S P ERA WHIP	IP WLS BF H R ER SO BB IBB HBP BLK WP HR S P ERA WHIP	IP WLS BF H R ER SO BB IBB HBP BLK WP HR S P ERA WHIP	IP WLS BF H R ER SO BB IBB HBP BLK WP HR S P ERA WHIP	IP WLS BF H R ER SO BB IBB HBP BLK WP HR S P ERA WHIP

Pittsburgh Pirates @ Florida Marlins
Pro Player Stadium, Miami, FL
Mon Aug 18 1997, 7:05 PM EDT
Att: 30,200 - Unknown - 89 F

AB 33
R 2
H 7
RBI 2
BB 3
SO 7
LOB 17



Batter	1	2	3	4	5	6	7	8	9	AB	R	H	RBI	BB	SO	LOB	TOP						
Lance Johnson, L (1, 8) OBP: 0.362, SLG: 0.384	0-0 FC4-6 1B		0-0 B3			3-1 F9			0-0 G4-1	4	0	1	0	0	0	0							
Doug Glanville, R (1, 7) OBP: 0.343, SLG: 0.403	1-2 FC4-6 G6-4-3 1-2		1-1 B2-3			2-2 L4			1-2 G4-3	4	0	0	0	0	0	1							
Mark Grace, L (1, 3) OBP: 0.410, SLG: 0.449	1-0 G6-4-3 1-2			0-0 G5-3		1-0 G3			0-2 G4-3	4	0	0	0	0	1								
Sammy Sosa, R (1, 9) OBP: 0.297, SLG: 0.478		3-1 HR		3-3 K		3-3 K				3	1	1	1	0	2	0							
Shawon Dunston, R (1, 6) OBP: 0.301, SLG: 0.414	2-0 G4-3		3-1 CS 1B		0-3 K					3	0	1	0	0	1	0							
Kevin Orie, R (1, 5) OBP: 0.348, SLG: 0.435	4-2 G4-3 BB		2-0 CS		1-3 K				0-1 G5-3	2	0	0	0	1	1	0							
Scott Servais, R (1, 2) OBP: 0.305, SLG: 0.349	0-0 G4-3			2-0 G6-3		0-0 F9				3	0	0	0	0	1								
Manny Alexander, R (1, 4) OBP: 0.293, SLG: 0.385	2-3 K				1-1 K				2-3 K	3	0	1	0	0	2	1							
Geremi Gonzalez, R (1, 1) OBP: 0.182, SLG: 0.100			1-1 G6-3		0-0 G5-3				0-3 K	2	0	0	0	0	1								
Ramon Tatis, L (5, 1)										0	0	0	0	0	0	0							
Kent Bottenfield, R (6, 1)										0	0	0	0	0	0	0							
Dave Clark, L (8, PH) OBP: 0.362, SLG: 0.442										1	0	0	0	0	1	0							
Miguel Batista, R (8, 1)										0	0	0	0	0	0	0							
Inning Stats	R: 0 E: 0 K: 0 S: 6	H: 1 LOB: 0 BB: 0 P: 8	R: 1 E: 0 K: 1 S: 10	H: 1 LOB: 1 BB: 1 P: 21	R: 0 E: 0 K: 0 S: 5	H: 0 LOB: 0 BB: 0 P: 7	R: 0 E: 0 K: 1 S: 7	H: 1 LOB: 0 BB: 0 P: 15	R: 0 E: 0 K: 1 S: 7	H: 1 LOB: 1 BB: 0 P: 11	R: 0 E: 0 K: 0 S: 8	H: 0 LOB: 0 BB: 0 P: 14	R: 0 E: 0 K: 2 S: 8	H: 0 LOB: 0 BB: 0 P: 11	R: 0 E: 0 K: 2 S: 7	H: 0 LOB: 0 BB: 0 P: 9	R: 0 E: 0 K: 0 S: 7	H: 0 LOB: 0 BB: 0 P: 8	1B: 3 2B: 0 3B: 0 HR: 1	SF: 0 SAC: 0 DP: 1 HBP: 0	WP: 0 PB: 0 SB: 0 CS: 1	PA: 31	
PITCHER Alex Fernandez, R (1, 1) ERA: 3.4	IP: 9.0 WLS: W BF: 30 H: 4 R: 1 ER: 1 SO: 7 BB: 1 IBB: 0 HBP: 0 BLK: 0 WP: 0 HR: 1 S: 65 P: 104 ERA: 1.00 WHIP: 0.556											PITCHER	IP: 9.0 WLS: W BF: 30 H: 4 R: 1 ER: 1 SO: 7 BB: 1 IBB: 0 HBP: 0 BLK: 0 WP: 0 HR: 1 S: 65 P: 104 ERA: 1.00 WHIP: 0.556										

Chicago Cubs @ Florida Marlins
Pro Player Stadium, Miami, FL
Tue Aug 19 1997, 7:05 PM EDT
Att: 34,720 - Unknown - 89 F

AB	29
R	1
H	4
RBI	1
BB	1
SO	7
LOB	5





Batter	1	2	3	4	5	6	7	8	9	AB	R	H	RBI	BB	SO	LOB	BOTTOM						
Devon White, S (1, 8) OBP: 0.333, SLG: 0.320	2-2 G4-3		2-1 L3		4-1 BB HR BB	4-2 BB				2	1	0	1	2	0	0							
Edgar Renteria, R (1, 6) OBP: 0.325, SLG: 0.335	1-2 G6-3		1-1 G5-3		4-0 HR BB	2-2 SF9				2	1	0	2	1	0	0							
Gary Sheffield, R (1, 9) OBP: 0.418, SLG: 0.405	3-3 K			0-2 G6-3	3-2 HR BB	0-0 P3				3	1	0	1	1	1	2							
Bobby Bonilla, S (1, 5) OBP: 0.382, SLG: 0.503		0-0 F7		2-3 K	3-2 HR		1-0 F7			4	1	1	4	0	1	0							
Alex Arias, R (9, 5) OBP: 0.362, SLG: 0.344										0	0	0	0	0	0	0							
Darren Daulton, L (1, 3) OBP: 0.370, SLG: 0.461		4-1 FC5-4 BB		0-0 F8	1-1 P4		0-0 F8			2	0	0	0	1	0	0							
Jeff Conine, R (7, 3) OBP: 0.347, SLG: 0.375										1	0	0	0	0	0	0							
Moises Alou, R (1, 7) OBP: 0.394, SLG: 0.509	4-2 FC5-4 BB				3-1 F7	1-0 1B BLK BB 1B	0-1 P2			3	1	1	0	1	0	0							
Charles Johnson, R (1, 2) OBP: 0.369, SLG: 0.502	2-2 FC5-4				1-1 FC6-4 1B	4-2 BB 1B HBP		3-1 F8		3	2	1	0	0	2								
Craig Counsell, L (1, 4) OBP: 0.460, SLG: 0.463	1-0 G4-3				0-2 FC6-4 1B	0-2 SF9 BB 1B		4-2 G6-4-3 BB		3	0	2	0	1	0	2							
Alex Fernandez, R (1, 1) OBP: 0.203, SLG: 0.241			2-3 K		1-2 FC6-4 BB BB	1-2 P3		1-0 G6-4-3		4	1	0	0	0	1	6							
Inning Stats	R: 0 E: 0 K: 1 S: 10	H: 0 LOB: 0 BB: 0 P: 16	R: 0 E: 0 K: 0 S: 10	H: 0 LOB: 2 BB: 2 P: 21	R: 0 E: 0 K: 1 S: 7	H: 0 LOB: 0 BB: 0 P: 12	R: 0 E: 0 K: 1 S: 7	H: 0 LOB: 0 BB: 0 P: 9	R: 6 E: 0 K: 0 S: 17	H: 3 LOB: 0 BB: 3 P: 38	R: 2 E: 0 K: 0 S: 20	H: 2 LOB: 2 BB: 1 P: 32	R: 0 E: 0 K: 0 S: 4	H: 0 LOB: 0 BB: 0 P: 5	R: 0 E: 0 K: 0 S: 5	H: 0 LOB: 0 BB: 1 P: 13	R: 0 E: 0 K: 0 S: 5	H: 0 LOB: 0 BB: 0 P: 8	1B: 4 2B: 0 3B: 0 HR: 1	SF: 1 SAC: 0 DP: 1 HBP: 1	WP: 0 PB: 0 SB: 0 CS: 0	PA: 36	
PITCHER Geremi Gonzalez, R (1, 1) ERA: 4.41	IP: 4.2 WLS: L BF: 21 H: 2 R: 5 ER: 5 SO: 3 BB: 5 IBB: 0 HBP: 0 BLK: 0 WP: 0 HR: 0 S: 45 P: 86 ERA: 9.64 WHIP: 1.500											PITCHER	IP: 4.2 WLS: L BF: 21 H: 2 R: 5 ER: 5 SO: 3 BB: 5 IBB: 0 HBP: 0 BLK: 0 WP: 0 HR: 0 S: 45 P: 86 ERA: 9.64 WHIP: 1.500										
Ramon Tatis, L (5, 1) ERA: 4.41	0.1 5 3 3 3 0											0.1 5 3 3 3 0											
Kent Bottenfield, R (6, 1) ERA: 2.99	2.0 7 0 0 0 0											2.0 7 0 0 0 0											
Miguel Batista, R (8, 1) ERA: 1.8	1.0 3 0 0 0 0											1.0 3 0 0 0 0											

Chicago Cubs @ Florida Marlins
Pro Player Stadium, Miami, FL
Tue Aug 19 1997, 7:05 PM EDT
Att: 34,720 - Unknown - 89 F

AB	27
R	8
H	5
RBI	8
BB	7
SO	3
LOB	12



Batter	1	2	3	4	5	6	7	8	9	AB R H RBI BB SO LOB	TOP												
Lance Johnson, L (1,8) OBP: 0.363, SLG: 0.392	1-1 HR		0-1 F9		4-1 BB		1-1 G6-3		1-2 F8	4 1 1 1 1 0 1	<p>Chicago Cubs @ Florida Marlins Pro Player Stadium, Miami, FL Wed Aug 20 1997, 7:05 PM EDT Att: 28,003 - Unknown - 82 F</p> <p>livebaseballscorecards.com</p> <p>AB 35 R 5 H 11 RBI 5 BB 2 SO 5 LOB 17</p> 												
Doug Glanville, R (1,7) OBP: 0.346, SLG: 0.404	1-1 1B SF8		4-1 BB		1-2 F8		1-2 1B		0-2 G3-1	4 1 2 0 1 0 3													
Mark Grace, L (1,3) OBP: 0.408, SLG: 0.447	1-0 1B L6-4		0-0 F8		1-1 G4-3		0-0 F7		0-0 P6	5 0 1 0 0 0 4													
Sammy Sosa, R (1,9) OBP: 0.296, SLG: 0.477	0-0 SF8		3-3 K		2-0 1B		2-2 G5-3			3 1 1 1 0 1 2													
23 Ryne Sandberg, R (1,4) OBP: 0.306, SLG: 0.384	2-2 1B		1-2 G4-3		1-0 F8		2-3 K			4 0 1 0 0 1 1													
Kevin Orie, R (1,5) OBP: 0.350, SLG: 0.434	2-2 L6-4		3-2 G6-3		2-1 1B 2B HBP		0-1 1B FC6-4			3 1 1 0 0 0 2													
Scott Servais, R (1,2) Miguel Batista, R (4,1) Dave Clark, L (6,9th) Jose Lopez, R (6,9th) Marc Pisciotta, R (6,9th) Dave Hansen, L (6,9th) Bob Patterson, R (6,9th) Terry Adams, R (6,9th)		3-3 K		0-0 F9		2-1 1B 2B		1-3 K		2 0 0 0 0 0 1 0 0 0 0 0 0 0 0 0 1 1 1 1 0 0 0 0 0 0 0 0 0 0 0 0 1 0 0 0 0 0 1 1 0 0 0 0 0 0 0 0 0 0 0 0 0 0 0 0													
Manny Alexander, R (1,6) OBP: 0.298, SLG: 0.394	3-2 1B G1-6-4		2-2 G6-3		2-2 G6-3		2-2 2B FC6-4			4 0 2 2 0 0 1													
Kevin Tapani, R (1,1) Tyler Houston, L (4,2) Shawon Dunston, R (9,PR)	0-0 G1-6-4		2-0 G4-3		2-0 G4-3		2-2 K		2-2 G3-1 PB 1B	1 0 0 0 0 0 0 1 3 0 1 0 0 0 1 1 0 0 0 0 0 0 0 0													
Inning Stats	R: 2 E: 0 K: 0 S: 16	H: 4 LOB: 1 BB: 0 P: 23	R: 0 E: 0 K: 1 S: 13	H: 1 LOB: 0 BB: 0 P: 19	R: 0 E: 0 K: 1 S: 11	H: 0 LOB: 1 BB: 1 P: 18	R: 0 E: 0 K: 0 S: 7	H: 0 LOB: 0 BB: 0 P: 11	R: 0 E: 0 K: 0 S: 8	H: 0 LOB: 1 BB: 1 P: 17		R: 3 E: 0 K: 1 S: 14	H: 3 LOB: 1 BB: 0 P: 28	R: 0 E: 0 K: 0 S: 10	H: 1 LOB: 1 BB: 0 P: 14	R: 0 E: 0 K: 2 S: 11	H: 1 LOB: 1 BB: 0 P: 16	R: 0 E: 0 K: 0 S: 10	H: 1 LOB: 2 BB: 0 P: 13	1B: 9 2B: 2 3B: 0 HR: 1	SF: 1 SAC: 0 DP: 2 HBP: 1	WP: 0 PB: 1 SB: 1 CS: 0	PA: 39
PITCHER	IP WLS BF H R ER SO BB IBB HBP BLK WP HR S P ERA WHIP											PITCHER	IP WLS BF H R ER SO BB IBB HBP BLK WP HR S P ERA WHIP										
Livan Hernandez, R (1,1) ERA: 3.09	5.2 W 24 6 4 4 2 2 0 1 0 0 1 60 99 6.35 1.412																						
Felix Heredia, L (6,1) ERA: 4.18	0.1 3 2 1 1 1 0 0 0 0 0 0 9 17 27.00 6.000																						
Ed Vosberg, L (7,1) ERA: 4.23	0.2 3 1 0 0 0 0 0 0 0 0 0 6 8 0.00 1.500																						
Jay Powell, R (7,1) ERA: 3.17	1.1 5 1 0 0 2 0 0 0 0 0 0 15 22 0.00 0.750																						
Robb Nen, R (9,1) ERA: 4.1	1.0 S 4 1 0 0 0 0 0 0 0 0 0 10 13 0.00 1.000																						

Batter	1	2	3	4	5	6	7	8	9	AB R H RBI BB SO LOB	BOTTOM										
Devon White, S (1,8) OBP: 0.335, SLG: 0.313	2-2 FC5-4 1B HBP		3-2 G6-3		4-2 2B BB		1-1 G5-3		0-3 K	3 2 0 0 1 1 2	<p>Chicago Cubs @ Florida Marlins Pro Player Stadium, Miami, FL Wed Aug 20 1997, 7:05 PM EDT Att: 28,003 - Unknown - 82 F</p> <p>livebaseballscorecards.com</p> <p>AB 32 R 6 H 9 RBI 6 BB 4 SO 2 LOB 20</p> 										
Kurt Abbott, R (1,6) OBP: 0.319, SLG: 0.447	4-2 FC5-4 1B BB		2-2 HR 2B		2-1 1H 2B		4-1 FC4-6 1B BB		1-1 G6-3	2 1 2 1 2 0 0 1 0 0 0 0 0 2											
Edgar Renteria, R (8,6) OBP: 0.323, SLG: 0.335	1-2 BB		HR 2B		1H 2B		FC4-6 1B BB		G6-3	4 2 2 2 0 0 3											
Gary Sheffield, R (1,9) OBP: 0.419, SLG: 0.415	2-2 FC5-4 1B 1-2 2-3		2-2 HR		0-1 G5-3		1-0 FC4-6 1B			4 1 2 1 0 1 2											
Bobby Bonilla, S (1,5) OBP: 0.383, SLG: 0.503	1-1 G5-3 1B 1B		L8		0-0 FC5-4 1B		3-3 K			4 1 2 1 0 1 2											
Jim Eisenreich, L (1,3) OBP: 0.338, SLG: 0.365	0-0 1B G5-3		G5-3		0-0 FC5-4 1B		1-1 FC4-6			4 0 1 1 0 0 3											
Jeff Conine, R (8,3) OBP: 0.347, SLG: 0.375	1-2 2H 1B		G5-3		1-2 FC5-4 1B		1-2 FC4-6			0 0 0 0 0 0 0											
Moises Alou, R (1,7) OBP: 0.381, SLG: 0.505	3-1 G5-3		P4		3-1 F8		2-0 G4-3			4 0 0 0 0 0 5											
Gregg Zaun, S (1,2) OBP: 0.422, SLG: 0.429	0-0 1B		F7		2-0 F9		2-1 SH1-4 BB 1B			4 0 2 1 0 0 1											
Craig Counsell, L (1,4) OBP: 0.448, SLG: 0.439	1-2 L5		F9		1-2 F9		3-1 G3		4-1 SH1-4 BB	3 0 0 0 1 0 2											
Livan Hernandez, R (1,1) Felix Heredia, L (6,1) John Santos, R (6,9th) Ed Vosberg, L (7,1) Jay Powell, R (7,1) Alex Arias, R (8,9th) Robb Nen, R (9,1)		1-2 G3-1		0-0 F8		2-1 G4-3		1-0 SH1-4 BB		2 0 0 0 0 0 0 0 0 0 0 0 0 0 0 0 1 0											
Inning Stats	R: 3 E: 0 K: 0 S: 16	H: 3 LOB: 2 BB: 1 P: 29	R: 2 E: 0 K: 0 S: 19	H: 2 LOB: 0 BB: 0 P: 30	R: 0 E: 0 K: 0 S: 8	H: 0 LOB: 0 BB: 0 P: 12	R: 1 E: 0 K: 0 S: 12	H: 1 LOB: 1 BB: 1 P: 19	R: 0 E: 0 K: 0 S: 5	H: 1 LOB: 1 BB: 0 P: 10		R: 0 E: 0 K: 0 S: 6	H: 0 LOB: 0 BB: 0 P: 12	R: 0 E: 0 K: 1 S: 9	H: 1 LOB: 2 BB: 1 P: 20	R: 0 E: 0 K: 1 S: 9	H: 1 LOB: 2 BB: 1 P: 17	1B: 6 2B: 2 3B: 0 HR: 1	SF: 0 SAC: 1 DP: 0 HBP: 1	WP: 0 PB: 0 SB: 1 CS: 0	PA: 38
PITCHER	IP WLS BF H R ER SO BB IBB HBP BLK WP HR S P ERA WHIP											PITCHER	IP WLS BF H R ER SO BB IBB HBP BLK WP HR S P ERA WHIP								
Kevin Tapani, R (1,1) ERA: 5.29	3.2 L 20 6 6 6 0 2 0 0 0 0 0 0 7 12 0.00 0.750																				
Miguel Batista, R (4,1) ERA: 1.59	1.1 5 1 0 0 0 0 0 0 0 0 0 7 12 0.00 0.750																				
Marc Pisciotta, R (6,1) ERA: 0.96	2.0 8 1 0 0 1 1 0 0 0 0 0 15 32 0.00 1.000																				
Bob Patterson, L (8,1) ERA: 3.26	0.2 4 1 0 0 1 1 0 0 0 0 0 7 14 0.00 3.000																				
Terry Adams, R (8,1) ERA: 3.9	0.1 1 0 0 0 0 0 0 0 0 0 0 2 3 0.00 0.000																				

Batter	1	2	3	4	5	6	7	8	9	AB	R	H	RBI	BB	SO	LOB	TOP										
Delino DeShields, L OBP: 0.350, SLG: 0.457 (1.4)	G4-3	K		F8		G5-4-3 1B			FC3-2 HR 2B	5	1	2	0	0	1	3											
Royce Clayton, R OBP: 0.295, SLG: 0.388 (1.6)	K		HR 2B	K		G5-4-3 1-2			FC3-2 HR	5	2	1	0	0	2	3											
Mark McGwire, R OBP: 0.384, SLG: 0.621 (1.3)	K		HR	BB			K		HR	4	2	2	5	1	2	0											
Ray Lankford, L OBP: 0.411, SLG: 0.619 (1.8)		K	BB 1B	BB			K		G3-1	3	1	0	0	2	2	0											
Ron Gant, R OBP: 0.312, SLG: 0.392 (1.7)	BB 1B	F8	F8	FC6-4			F8		F8	5	1	1	0	0	0	3											
Gary Gaetti, R OBP: 0.315, SLG: 0.404 (1.5)	F8		BB							3	0	0	0	1	0	1											
Tom Pagnozzi, R OBP: 0.200, SLG: 0.320 Mike DiFelice, R OBP: 0.295, SLG: 0.327 (5, PH) (5.2)	BB 1B	K	K				K		K	2	0	1	0	0	1	2											
Danny Sheaffer, R OBP: 0.313, SLG: 0.305 Brian Jordan, R OBP: 0.318, SLG: 0.277 Curtis King, R Rigo Beltran, L Dennis Eckersley, R (1.9) (7.9) (8.1) (9.1)	BB			P3					P4	2	0	1	1	1	0	0											
Matt Morris, R OBP: 0.283, SLG: 0.255 Tony Fossas, L Willie McGee, S OBP: 0.360, SLG: 0.425 (1.1) (8.1) (8.9)									2B FC3-2 1B	2	0	0	1	1	2	2											
Inning Stats	R: 0 E: 0 K: 2 S: 9	H: 0 LOB: 0 BB: 0 P: 14	R: 1 E: 0 K: 2 S: 16	H: 2 LOB: 3 BB: 2 P: 30	R: 3 E: 0 K: 2 S: 16	H: 3 LOB: 2 BB: 2 P: 32	R: 0 E: 0 K: 1 S: 6	H: 0 LOB: 0 BB: 0 P: 16	R: 0 E: 0 K: 1 S: 6	H: 1 LOB: 0 BB: 0 P: 6	R: 0 E: 0 K: 2 S: 8	H: 0 LOB: 0 BB: 0 P: 12	R: 0 E: 0 K: 1 S: 6	H: 0 LOB: 0 BB: 0 P: 7	R: 3 E: 0 K: 0 S: 17	H: 3 LOB: 0 BB: 0 P: 27	1B: 5 2B: 2 3B: 0 HR: 2	SF: 0 SAC: 0 DP: 1 HBP: 0	WP: 0 PB: 0 SB: 0 CS: 0	PA: 41							
PITCHER	IP	WLS	BF	H	R	ER	SO	BB	IBB	HBP	BLK	WP	HR	S	P	ERA	WHIP										
Tony Saunders, L ERA: 3.83 Antonio Alfonseca, R ERA: 3.38 Dennis Cook, L ERA: 3.72 Jay Powell, R ERA: 3.39 Robb Nen, R ERA: 4.2	2.1	L	15	4	4	4	4	4	0	0	0	0	1	34	68	15.43	3.429										

St. Louis Cardinals @ Florida Marlins
Pro Player Stadium, Miami, FL
Fri Aug 22 1997, 7:05 PM EDT
Att: 26,650 - Unknown - 88 F

AB 35
R 7
H 9
RBI 7
BB 6
SO 12
LOB 14



Batter	1	2	3	4	5	6	7	8	9	AB	R	H	RBI	BB	SO	LOB	BOTTOM										
Devon White, S OBP: 0.337, SLG: 0.316 (1.8)	G6-3 1B		K		G1-3		S 1B		F8	5	0	2	0	0	1	1											
Edgar Renteria, R OBP: 0.321, SLG: 0.332 (1.6)	G6-3 1-2			G6-3	G6-3		BB		K	4	0	0	0	1	1	2											
Gary Sheffield, R OBP: 0.417, SLG: 0.413 (1.9)	L6			BB 2B 1B	G5-3		K			4	1	1	0	0	1	2											
Bobby Bonilla, S OBP: 0.384, SLG: 0.501 (1.5)		F8		BB 2B BB			1B BB		G5-3	2	1	0	0	2	0	0											
Darren Daulton, L OBP: 0.374, SLG: 0.471 Jeff Conine, R OBP: 0.346, SLG: 0.374 (1.3) (8, PH) (9.3)				1B 2B			G6-4-3 1B		G6-3	3	1	3	2	0	0	0											
Moises Alou, R OBP: 0.380, SLG: 0.502 Robb Nen, R (1.7) (9.1)		P6		F7			F8		1B	4	0	1	0	0	0	4											
Charles Johnson, R OBP: 0.367, SLG: 0.497 (1.2)		K		BB	G6-4-3 1-2		K		K	3	0	0	0	1	2	4											
Craig Counsell, L OBP: 0.443, SLG: 0.433 Kurt Abbott, R OBP: 0.322, SLG: 0.447 (1.4) (9, PH)			G6-3	1-2 2H 1B			L4		BB	3	0	1	1	0	0	0											
Tony Saunders, L OBP: 0.085, SLG: 0.133 Antonio Alfonseca, R Dennis Cook, L OBP: 0.714, SLG: 1.143 Jay Powell, R OBP: 0.500, SLG: 0.500 Jim Eisenreich, L OBP: 0.507, SLG: 0.363 (1.1) (3.1) (6.1) (8.1) (9.7)			K	K			L9		F8	0	0	0	0	0	0	0											
Inning Stats	R: 0 E: 0 K: 0 S: 8	H: 1 LOB: 0 BB: 0 P: 13	R: 0 E: 0 K: 1 S: 11	H: 1 LOB: 1 BB: 0 P: 14	R: 0 E: 0 K: 2 S: 11	H: 0 LOB: 0 BB: 0 P: 14	R: 3 E: 0 K: 1 S: 17	H: 3 LOB: 2 BB: 2 P: 29	R: 0 E: 0 K: 0 S: 5	H: 0 LOB: 0 BB: 0 P: 8	R: 0 E: 0 K: 0 S: 9	H: 1 LOB: 2 BB: 1 P: 15	R: 0 E: 0 K: 1 S: 11	H: 1 LOB: 1 BB: 0 P: 22	R: 0 E: 0 K: 1 S: 11	H: 1 LOB: 1 BB: 1 P: 17	R: 0 E: 0 K: 1 S: 12	H: 0 LOB: 1 BB: 1 P: 21	1B: 6 2B: 2 3B: 0 HR: 0	SF: 0 SAC: 0 DP: 2 HBP: 0	WP: 0 PB: 0 SB: 1 CS: 0	PA: 38					
PITCHER	IP	WLS	BF	H	R	ER	SO	BB	IBB	HBP	BLK	WP	HR	S	P	ERA	WHIP										
Matt Morris, R ERA: 2.99 Tony Fossas, L ERA: 2.54 Curtis King, R ERA: 1.59 Rigo Beltran, L ERA: 2.77 Dennis Eckersley, R ERA: 3.46	7.0	W	30	7	3	3	5	4	0	0	0	0	0	4	5	0.00	0.000										

St. Louis Cardinals @ Florida Marlins
Pro Player Stadium, Miami, FL
Fri Aug 22 1997, 7:05 PM EDT
Att: 26,650 - Unknown - 88 F

AB 33
R 3
H 8
RBI 3
BB 5
SO 7
LOB 16



Batter	1	2	3	4	5	6	7	8	9	AB	R	H	RBI	BB	SO	LOB	TOP					
Delino DeShields, L OBP: 0.349, SLG: 0.455 (1, 4)	G4-3	G6-3						G1-3		4	0	1	0	0	0	2	St. Louis Cardinals @ Florida Marlins Pro Player Stadium, Miami, FL Sat Aug 23 1997, 7:05 PM EDT Att: 40,242 - Unknown - 86 F livebaseballscores.com					
Danny Sheaffer, R OBP: 0.311, SLG: 0.303 (7, 7)	G6-3		G5-3				G6-3	FC3-6 1B		4	0	1	0	0	0	1						
Mark McGwire, R OBP: 0.383, SLG: 0.617 (1, 3)	1B BB		K			F7		F8		3	0	0	0	1	1							
Ray Lankford, L OBP: 0.410, SLG: 0.615 (1, 8)	1-2 1B		G4-3			G4-3		FC3-6	1-2	4	0	1	0	0	0	1						
Gary Gaetti, R OBP: 0.314, SLG: 0.402 (1, 5)	K					G6-3		G6-3 1B		4	0	1	0	0	2	2						
Dmitri Young, S OBP: 0.320, SLG: 0.358 (7, 1)		G4-3				G1-3		G6-3		2	0	0	0	1	0	0						
Mark Petkovsek, R OBP: 0.182, SLG: 0.100 (9, PH)								G5-3 BB		0	0	0	0	0	0	0						
Ron Gant, R OBP: 0.312, SLG: 0.391 (9, PH)								G6-3	1-2	1	0	0	0	0	0	1						
Mike DiFelice, R OBP: 0.320, SLG: 0.327 (9, PH)		SH1-4 BB 1B				G6-3		G5-3		3	0	1	0	0	0	1						
Tom Lampkin, L OBP: 0.328, SLG: 0.375 (9, PH)								L3		1	0	0	0	0	0	0						
Royce Clayton, R OBP: 0.297, SLG: 0.387 (1, 6)		4-0 SH1-4 BB				G4-3		G6-4-3 HBP		1	0	0	0	1	0	0						
Andy Benes, R OBP: 0.229, SLG: 0.271 (7, PH)		1-1 SH1-4				G4-3		G6-4-3	1-2	1	0	0	0	0	0	0						
Willie McGee, S OBP: 0.358, SLG: 0.423 (7, 9)		1-2 2-3				G4-3		G6-4-3	1-2	1	0	0	0	0	0	2						
Inning Stats	R: 0 E: 0 K: 1 S: 12	H: 1 LOB: 2 BB: 1 P: 23	R: 0 E: 0 K: 0 S: 8	H: 1 LOB: 2 BB: 1 P: 16	R: 0 E: 0 K: 1 S: 9	H: 0 LOB: 0 BB: 0 P: 13	R: 0 E: 0 K: 1 S: 9	H: 0 LOB: 0 BB: 0 P: 14	R: 0 E: 0 K: 0 S: 10	H: 1 LOB: 1 BB: 0 P: 12	R: 0 E: 0 K: 0 S: 7	H: 0 LOB: 0 BB: 0 P: 13	R: 0 E: 0 K: 0 S: 7	H: 0 LOB: 0 BB: 1 P: 13	R: 0 E: 0 K: 0 S: 7	H: 1 LOB: 1 BB: 0 P: 8	R: 0 E: 0 K: 0 S: 7	H: 1 LOB: 0 BB: 0 P: 8	1B: 5 2B: 0 3B: 0 HR: 0	SF: 0 SAC: 1 DP: 2 HBP: 1	WP: 0 PB: 0 SB: 0 CS: 0	PA: 34
PITCHER Kevin Brown, R ERA: 2.75 (1, 1)	IP: 9.0 WLS: W BF: 34 H: 5 R: 0 ER: 0 SO: 3 BB: 3 IBB: 0 HBP: 1 BLK: 0 WP: 0 HR: 0 S: 76 P: 120 ERA: 0.00 WHIP: 0.889															PITCHER Kevin Brown, R ERA: 2.75 (1, 1)	IP: 9.0 WLS: W BF: 34 H: 5 R: 0 ER: 0 SO: 3 BB: 3 IBB: 0 HBP: 1 BLK: 0 WP: 0 HR: 0 S: 76 P: 120 ERA: 0.00 WHIP: 0.889					

Batter	1	2	3	4	5	6	7	8	9	AB	R	H	RBI	BB	SO	LOB	BOTTOM			
Devon White, S OBP: 0.335, SLG: 0.310 (1, 8)	P3		G4-3	F7			G6-4-3 HBP			3	0	0	0	0	0	2	St. Louis Cardinals @ Florida Marlins Pro Player Stadium, Miami, FL Sat Aug 23 1997, 7:05 PM EDT Att: 40,242 - Unknown - 86 F livebaseballscores.com			
Edgar Renteria, R OBP: 0.315, SLG: 0.329 (1, 6)	K		F8			K	G6-4-3 1-2			4	0	0	0	0	2	1				
Gary Sheffield, R OBP: 0.418, SLG: 0.411 (1, 9)	K		BB			G5-3	BB			2	0	0	0	2	1	0				
Bobby Bonilla, S OBP: 0.381, SLG: 0.497 (1, 5)		K2-3	K			F8	F8			4	0	0	0	0	2	2				
Darren Daulton, L OBP: 0.379, SLG: 0.479 (7, 3)		BB 1B BB		SF7 3B		1B SF7 BB		F8		1	3	1	0	2	0	0				
Moises Alou, R OBP: 0.379, SLG: 0.500 (1, 7)		1B BB		SF7		F8		K		2	0	0	1	1	1	1				
Charles Johnson, R OBP: 0.369, SLG: 0.495 (1, 2)		K		SH2-4 1B BB		1B		G6-3		3	0	1	0	1	1	2				
Craig Counsell, L OBP: 0.452, SLG: 0.452 (1, 4)		1B		SH2-4 1B		SF7		G6-3		2	0	2	2	0	0	0				
Kevin Brown, R OBP: 0.213, SLG: 0.161 (1, 1)		K		SH2-4		G6-3				2	0	0	0	0	1	3				
Inning Stats	R: 0 E: 0 K: 2 S: 11	H: 0 LOB: 0 BB: 0 P: 17	R: 1 E: 0 K: 3 S: 17	H: 1 LOB: 2 BB: 2 P: 31	R: 0 E: 0 K: 1 S: 9	H: 0 LOB: 1 BB: 1 P: 19	R: 1 E: 0 K: 0 S: 11	H: 2 LOB: 2 BB: 1 P: 19	R: 0 E: 0 K: 1 S: 8	H: 0 LOB: 0 BB: 0 P: 14	R: 1 E: 0 K: 0 S: 10	H: 1 LOB: 1 BB: 1 P: 18	R: 0 E: 0 K: 0 S: 11	H: 0 LOB: 1 BB: 1 P: 17	R: 0 E: 0 K: 1 S: 7	H: 0 LOB: 0 BB: 0 P: 10		1B: 3 2B: 0 3B: 1 HR: 0	SF: 2 SAC: 1 DP: 1 HBP: 1	WP: 0 PB: 0 SB: 0 CS: 0
PITCHER Andy Benes, R ERA: 3.13 (7, 1)	IP: 6.0 WLS: L BF: 27 H: 4 R: 3 ER: 3 SO: 7 BB: 5 IBB: 0 HBP: 1 BLK: 0 WP: 0 HR: 0 S: 66 P: 118 ERA: 4.50 WHIP: 1.500															PITCHER Mark Petkovsek, R ERA: 4.12 (7, 1)	IP: 2.0 WLS: 7 BF: 7 H: 0 R: 0 ER: 0 SO: 1 BB: 1 IBB: 0 HBP: 1 BLK: 0 WP: 0 HR: 0 S: 18 P: 27 ERA: 0.00 WHIP: 0.500			

St. Louis Cardinals @ Florida Marlins
 Pro Player Stadium, Miami, FL
 Sat Aug 23 1997, 7:05 PM EDT
 Att: 40,242 - Unknown - 86 F

AB 29
R 0
H 5
RBI 0
BB 3
SO 3
LOB 11



St. Louis Cardinals @ Florida Marlins
 Pro Player Stadium, Miami, FL
 Sat Aug 23 1997, 7:05 PM EDT
 Att: 40,242 - Unknown - 86 F

AB 24
R 3
H 4
RBI 3
BB 6
SO 8
LOB 11



Batter	1	2	3	4	5	6	7	8	9	AB	R	H	RBI	BB	SO	LOB	TOP				
Royce Clayton, R OBP: 0.297, SLG: 0.386 (1, 6)	3-3 K		1-3 K		0-0 FC5-4 1B		1-1 G6-3			4	0	1	0	0	2	2					
Willie McGee, S OBP: 0.391, SLG: 0.425 (1, 8)	0-0 G4-3		3-1 1B		1-1 FC5-4 1-2			1-2 G3-6-3 1B		4	0	2	0	0	0	1					
Mark McGwire, R OBP: 0.381, SLG: 0.612 Dmitri Young, S OBP: 0.316, SLG: 0.357 (1, 3) (6, 3)	2-3 K		2-2 G5-3			3-3 K		0-0 G3-6-3 1-2		3	0	0	0	0	2	2					
Brian Jordan, R OBP: 0.311, SLG: 0.269 (1, 9)		3-3 K		2-3 K		0-0 G5-3		1-1 G6-3		4	0	0	0	0	2	0					
Ron Gant, R OBP: 0.310, SLG: 0.388 John Frascatore, R (6, 1)		2-2 E6		2-2 F9		3-2 F9			1-1 F8	3	0	0	0	0	0	0					
Rigo Beltran, L (7, 1)										0	0	0	0	0	0	0					
Curtis King, R (8, 1)										0	0	0	0	0	0	0					
Tom Pagnozzi, R OBP: 0.192, SLG: 0.308 (9, PH)										1	0	0	0	0	0	0					
Gary Gaetti, R OBP: 0.316, SLG: 0.410 (1, 5)		1-3 K		1-0 1B					1-2 F9	4	1	2	1	0	1	1					
Mike DiFelice, R OBP: 0.293, SLG: 0.324 Tom Lampkin, L OBP: 0.333, SLG: 0.378 (1, 2) (4, 2)		0-1 P4		2-3 K		4-1 WP BB			1-1 1B	2	0	0	0	0	1	2					
David Bell, R OBP: 0.304, SLG: 0.349 (1, 4)			1-2 P4		1-0 F8		1-3 K		0-1 1B	4	0	1	0	0	1	1					
Todd Stottlemyre, L OBP: 0.339, SLG: 0.352 Danny Sheaffer, R OBP: 0.309, SLG: 0.301 Ray Lankford, L OBP: 0.409, SLG: 0.614 (1, 1) (6, 7) (9, PH)			2-1 1B		0-1 F8		0-2 G5-3		2-3 K	2	0	1	0	0	0	0					
										1	0	0	0	0	1	2					
Inning Stats	R: 0 E: 0 K: 2 S: 8	H: 0 LOB: 0 BB: 0 P: 13	R: 0 E: 1 K: 2 S: 13	H: 0 LOB: 1 BB: 0 P: 19	R: 0 E: 0 K: 1 S: 15	H: 2 LOB: 2 BB: 0 P: 24	R: 0 E: 0 K: 2 S: 10	H: 1 LOB: 1 BB: 0 P: 17	R: 0 E: 0 K: 0 S: 6	H: 0 LOB: 0 BB: 0 P: 16	R: 1 E: 0 K: 1 S: 11	H: 1 LOB: 1 BB: 1 P: 17	R: 0 E: 0 K: 0 S: 7	H: 1 LOB: 0 BB: 0 P: 9	R: 0 E: 0 K: 1 S: 12	H: 2 LOB: 2 BB: 0 P: 17	1B: 7 2B: 0 3B: 0 HR: 1	SF: 0 SAC: 0 DP: 1 HBP: 0	WP: 1 PB: 0 SB: 0 CS: 0	PA: 36	
PITCHER	IP	WLS	BF	H	R	ER	SO	BB	IBB	HBP	BLK	WP	HR	S	P	ERA	WHIP				
Kirt Ojala, L ERA: 2.79 (1, 1)	6.0	W	25	5	1	1	8	1	0	0	0	0	1	64	103	1.50	1.000				
Jay Powell, R ERA: 3.29 (7, 1)	2.0		6	1	0	0	1	0	0	0	0	1	0	16	20	0.00	0.500				
Ed Vosberg, L ERA: 4.14 (9, 1)	1.0		5	2	0	0	1	0	0	0	0	0	0	12	17	0.00	2.000				

St. Louis Cardinals @ Florida Marlins
Pro Player Stadium, Miami, FL
Sun Aug 24 1997, 7:05 PM EDT
Att: 28,713 - Overcast - 78 F

AB 35
R 1
H 8
RBI 1
BB 1
SO 10
LOB 13



Batter	1	2	3	4	5	6	7	8	9	AB	R	H	RBI	BB	SO	LOB	BOTTOM					
John Cangelosi, S OBP: 0.343, SLG: 0.318 (1, 8)	0-0 SH1-3 2B			2-1 1B		4-2 FC5 WP BB		2-3 K		4	1	2	0	1	1	0						
Edgar Renteria, R OBP: 0.322, SLG: 0.331 (1, 6)	0-0 SH1-3			1-2 F8		4-0 BB		1-1 1B		3	0	2	0	1	0	1						
Gary Sheffield, R OBP: 0.416, SLG: 0.411 (1, 9)	2-2 G6-3 BB		2-1 F9		0-3 K		1-1 FC5		0-0 F7	5	1	1	1	0	1	5						
Bobby Bonilla, S OBP: 0.380, SLG: 0.493 (1, 5)	1-0 G6-3		1-1 FC4-6		3-1 G3		4-0 1B BB			3	0	0	0	1	0	2						
Darren Daulton, L OBP: 0.379, SLG: 0.476 Jeff Conine, R OBP: 0.344, SLG: 0.371 (1, 3) (7, PH) (8, 3)	4-2 BB HR BB		2-2 G6-3		0-2 G4-3		2-0 F8			2	1	0	0	1	0	0						
Jim Eisenreich, L OBP: 0.343, SLG: 0.367 (1, 7)	4-2 BB HR BB		0-0 G4-6-3 1B		2-2 F7		0-0 1B		1-2 1B	3	1	2	0	1	0	0						
Gregg Zaun, S OBP: 0.424, SLG: 0.426 (1, 2)	4-2 HR BB		1-1 G4-6-3		0-0 SH5-3 HBP 1B		2-3 K			3	2	1	1	1	1	3						
Craig Counsell, L OBP: 0.455, SLG: 0.492 (1, 4)	1-2 HR			3-2 G3		3-0 WP SH5-3 HBP		1-1 P3		3	1	1	4	0	0	2						
Kirt Ojala, L (1, 1)	1-0 F8			1-3 K		0-0 SH5-3		2-2 G5-3		2	0	0	0	0	1	0						
Jay Powell, R OBP: 0.500, SLG: 0.500 Alex Arias, R OBP: 0.357, SLG: 0.339 Ed Vosberg, L (7, 1) (6, PH) (9, 1)										0	0	0	0	0	0	0						
										1	0	0	0	0	0	0						
										0	0	0	0	0	0	0						
Inning Stats	R: 6 E: 0 K: 0 S: 22	H: 3 LOB: 3 BB: 3 P: 39	R: 0 E: 0 K: 0 S: 9	H: 1 LOB: 0 BB: 0 P: 13	R: 0 E: 0 K: 1 S: 12	H: 1 LOB: 0 BB: 0 P: 19	R: 0 E: 0 K: 1 S: 8	H: 0 LOB: 0 BB: 0 P: 11	R: 1 E: 0 K: 0 S: 9	H: 1 LOB: 3 BB: 2 P: 23	R: 0 E: 0 K: 1 S: 7	H: 1 LOB: 2 BB: 1 P: 16	R: 0 E: 0 K: 1 S: 9	H: 1 LOB: 1 BB: 0 P: 14	1B: 6 2B: 2 3B: 0 HR: 1	SF: 0 SAC: 2 DP: 1 HBP: 1	WP: 1 PB: 0 SB: 0 CS: 0	PA: 39				
PITCHER	IP	WLS	BF	H	R	ER	SO	BB	IBB	HBP	BLK	WP	HR	S	P	ERA	WHIP					
Todd Stottlemyre, R ERA: 3.88 (1, 1)	5.2	L	28	7	7	7	2	4	0	1	0	0	0	64	107	11.12	1.941					
John Frascatore, R ERA: 2.48 (6, 1)	0.1		3	0	0	0	0	2	0	0	0	0	1	0	2	11	0.00	6.000				
Rigo Beltran, L ERA: 2.69 (7, 1)	1.0		4	1	0	0	1	0	0	0	0	0	0	7	12	0.00	1.000					
Curtis King, R ERA: 1.46 (8, 1)	1.0		4	1	0	0	1	0	0	0	0	0	0	9	14	0.00	1.000					

St. Louis Cardinals @ Florida Marlins
Pro Player Stadium, Miami, FL
Sun Aug 24 1997, 7:05 PM EDT
Att: 28,713 - Overcast - 78 F

AB 30
R 7
H 9
RBI 6
BB 6
SO 4
LOB 14



Batter	1	2	3	4	5	6	7	8	9	AB	R	H	RBI	BB	SO	LOB	TOP				
Devon White, S (1, 8) OBP: 0.332, SLG: 0.307										5	0	1	0	0	2	2	Florida Marlins @ Chicago Cubs Wrigley Field, Chicago, IL Mon Aug 25 1997, 7:05 PM CDT Att: 22,887 - Sunny - 68 F				
Edgar Renteria, R (1, 6) OBP: 0.324, SLG: 0.333										4	0	2	0	0	0	2					
Gary Sheffield, R (1, 9) OBP: 0.416, SLG: 0.408										2	1	0	0	2	1	1					
Bobby Bonilla, S (1, 5) OBP: 0.379, SLG: 0.491										4	0	1	0	0	1	3					
Darren Daulton, L (1, 3) OBP: 0.382, SLG: 0.482										4	0	3	1	0	0	0					
Moises Alou, R (1, 7) OBP: 0.376, SLG: 0.495										4	0	0	0	0	0	4					
Charles Johnson, R (1, 2) OBP: 0.365, SLG: 0.489										4	0	0	0	0	1	3					
Craig Counsell, L (1, 4) OBP: 0.457, SLG: 0.478										2	0	0	0	2	1	0					
Alex Fernandez, R (1, 1) OBP: 0.210, SLG: 0.263										3	0	1	0	0	0	3					
Antonio Alfonseca, R (8, 1) Jim Eisenreich, L (9, PH) OBP: 0.342, SLG: 0.365										0	0	0	0	0	0	1					
Inning Stats	R: 0 E: 0 K: 1 S: 10	H: 1 LOB: 1 BB: 1 P: 19	R: 0 E: 0 K: 1 S: 7	H: 0 LOB: 0 BB: 0 P: 12	R: 0 E: 0 K: 0 S: 11	H: 1 LOB: 1 BB: 0 P: 17	R: 1 E: 0 K: 0 S: 13	H: 2 LOB: 3 BB: 2 P: 22	R: 0 E: 0 K: 0 S: 8	H: 1 LOB: 1 BB: 0 P: 10	R: 0 E: 0 K: 0 S: 9	H: 1 LOB: 1 BB: 0 P: 14	R: 0 E: 0 K: 2 S: 15	H: 1 LOB: 1 BB: 0 P: 19	R: 0 E: 0 K: 0 S: 7	H: 0 LOB: 1 BB: 1 P: 14	1B: 6 2B: 3 3B: 0 HR: 0	SF: 0 SAC: 0 DP: 1 HBP: 0	WP: 0 PB: 0 SB: 1 CS: 1	PA: 37	
PITCHER	IP	WLS	BF	H	R	ER	SO	BB	IBB	HBP	BLK	WP	HR	S	P	ERA	WHIP				
Kevin Tapani, R (1, 1) ERA: 4.61	7.0	W	29	7	1	1	4	2	1	0	0	0	0	67	106	1.29	1.286				
Marc Pisciotta, R (8, 1) ERA: 1.54	1.0		4	1	0	0	2	0	0	0	0	0	0	15	19	0.00	1.000				
Terry Adams, R (9, 1) ERA: 3.82	1.0	S	4	0	0	0	0	1	0	0	0	0	0	7	14	0.00	1.000				

Batter	1	2	3	4	5	6	7	8	9	AB	R	H	RBI	BB	SO	LOB	BOTTOM				
Doug Glanville, R (1, 8) OBP: 0.343, SLG: 0.398										4	0	1	2	0	1	1	Florida Marlins @ Chicago Cubs Wrigley Field, Chicago, IL Mon Aug 25 1997, 7:05 PM CDT Att: 22,887 - Sunny - 68 F				
23 Ryne Sandberg, R (1, 4) OBP: 0.314, SLG: 0.406										4	0	2	0	0	0	0					
Mark Grace, L (1, 3) OBP: 0.408, SLG: 0.445										4	0	1	0	0	1	2					
Sammy Sosa, R (1, 9) OBP: 0.294, SLG: 0.481										4	0	0	0	0	2	2					
Shawon Dunston, R (1, 7) OBP: 0.298, SLG: 0.413										4	0	1	0	0	1	0					
Terry Adams, R (9, 1)										0	0	0	0	0	0	0					
Kevin Orie, R (1, 5) OBP: 0.349, SLG: 0.432										4	1	1	0	0	0	2					
Scott Servais, R (1, 2) OBP: 0.306, SLG: 0.350										3	1	2	0	0	1	0					
Manny Alexander, R (1, 6) OBP: 0.300, SLG: 0.393										2	0	1	0	0	0	1					
Dave Clark, L (7, PH) OBP: 0.367, SLG: 0.433										1	1	1	1	0	0	0					
Marc Pisciotta, R (8, 1) José Hernández, R (9, 6) OBP: 0.314, SLG: 0.441										0	0	0	0	0	0	0					
Kevin Tapani, R (1, 1) OBP: 0.182, SLG: 0.100										2	0	0	0	0	0	1					
Lance Johnson, L (7, PH) OBP: 0.364, SLG: 0.394										1	0	1	0	0	0	0					
Inning Stats	R: 0 E: 0 K: 1 S: 8	H: 1 LOB: 1 BB: 0 P: 10	R: 0 E: 0 K: 0 S: 6	H: 1 LOB: 1 BB: 0 P: 7	R: 0 E: 0 K: 2 S: 12	H: 1 LOB: 1 BB: 0 P: 16	R: 0 E: 0 K: 2 S: 8	H: 0 LOB: 0 BB: 0 P: 11	R: 0 E: 0 K: 1 S: 10	H: 1 LOB: 1 BB: 0 P: 13	R: 0 E: 0 K: 0 S: 8	H: 0 LOB: 0 BB: 0 P: 9	R: 3 E: 0 K: 0 S: 15	H: 5 LOB: 1 BB: 0 P: 22	R: 0 E: 0 K: 0 S: 10	H: 2 LOB: 2 BB: 0 P: 16	1B: 9 2B: 2 3B: 0 HR: 0	SF: 0 SAC: 0 DP: 0 HBP: 0	WP: 0 PB: 0 SB: 0 CS: 0	PA: 33	
PITCHER	IP	WLS	BF	H	R	ER	SO	BB	IBB	HBP	BLK	WP	HR	S	P	ERA	WHIP				
Alex Fernandez, R (1, 1) ERA: 3.42	7.0	L	28	9	3	3	6	0	0	0	0	0	0	67	88	3.86	1.286				
Antonio Alfonseca, R (8, 1) ERA: 3.0	1.0		5	2	0	0	0	0	0	0	0	0	0	10	16	0.00	2.000				

Batter	1	2	3	4	5	6	7	8	9	AB	R	H	RBI	BB	SO	LOB	TOP					
Devon White, S (1.8) OBP: 0.332, SLG: 0.320										6	1	2	0	0	2	2	Florida Marlins @ Chicago Cubs Wrigley Field, Chicago, IL Tue Aug 26 1997, 7:05 PM CDT Att: 23,646 - Unknown - 73 F livebaseballscorecards.com					
Edgar Renteria, R (1.6) OBP: 0.325, SLG: 0.335										5	2	3	2	0	0	1						
Gary Sheffield, R (1.9) Kurt Abbott, R (9.7) OBP: 0.322, SLG: 0.447										5	1	3	1	1	0	1						
Bobby Bonilla, S (1.5) Alex Arias, R (9. PH) OBP: 0.352, SLG: 0.333										2	0	0	0	3	1	0						
Darren Daulton, L (1.3) Donn Pall, R (7.1) Dennis Cook, L (9.1) OBP: 0.379, SLG: 0.477										4	0	0	0	0	1	4						
Moises Alou, R (1.7) OBP: 0.376, SLG: 0.500										4	1	1	2	1	0	5						
Charles Johnson, R (1.2) OBP: 0.363, SLG: 0.485										5	1	1	0	0	1	3						
Craig Counsell, L (1.4) OBP: 0.477, SLG: 0.514										5	2	4	0	0	1	0						
Livan Hernandez, R (1.1) John Cangelosi, S (7. PH) Jeff Conine, R (7.3) OBP: 0.238, SLG: 0.300										2	0	0	0	0	0	2						
John Cangelosi, S (7. PH) Jeff Conine, R (7.3) OBP: 0.347, SLG: 0.392										1	1	1	0	0	0	0						
John Cangelosi, S (7. PH) Jeff Conine, R (7.3) OBP: 0.347, SLG: 0.392										2	2	2	5	0	0	0						
Inning Stats	R: 2 E: 0 K: 1 S: 14	H: 2 LOB: 0 BB: 0 P: 21	R: 0 E: 0 K: 1 S: 10	H: 1 LOB: 1 BB: 0 P: 13	R: 1 E: 1 K: 1 S: 16	H: 1 LOB: 2 BB: 1 P: 27	R: 0 E: 0 K: 0 S: 7	H: 1 LOB: 1 BB: 0 P: 8	R: 0 E: 0 K: 0 S: 5	H: 0 LOB: 0 BB: 0 P: 8	R: 1 E: 0 K: 1 S: 9	H: 1 LOB: 0 BB: 0 P: 14	R: 2 E: 0 K: 2 S: 17	H: 2 LOB: 3 BB: 3 P: 36	R: 2 E: 0 K: 1 S: 14	H: 4 LOB: 3 BB: 1 P: 26	R: 3 E: 0 K: 0 S: 14	H: 5 LOB: 1 BB: 0 P: 23	1B: 9 2B: 3 3B: 1 HR: 4	SF: 1 SAC: 0 DP: 1 HBP: 0	WP: 0 PB: 0 SB: 2 CS: 0	PA: 49
PITCHER	IP WLS BF H R ER SO BB IBB HBP BLK WP HR S P ERA WHIP																					
Miguel Batista, R (1.1) ERA: 2.55	6.0 L 26 6 4 3 4 1 0 0 0 0 0 2 61 91 4.50 1.167																					
Dave Stevens, R (7.1) ERA: 9.51	0.2 7 2 2 2 2 3 0 0 0 0 0 0 16 34 27.00 7.500																					
Kent Bottenfield, R (7.1) ERA: 3.35	1.1 9 4 2 2 1 0 1 0 0 0 0 1 15 28 13.50 3.000																					
Ramon Tatis, L (9.1) ERA: 4.67	1.0 7 5 3 3 0 0 0 0 0 0 0 1 14 23 27.00 5.000																					

Batter	1	2	3	4	5	6	7	8	9	AB	R	H	RBI	BB	SO	LOB	BOTTOM			
Lance Johnson, L (1.8) Shawon Dunston, R (8.7) OBP: 0.364, SLG: 0.394										3	0	1	0	0	0	0	Florida Marlins @ Chicago Cubs Wrigley Field, Chicago, IL Tue Aug 26 1997, 7:05 PM CDT Att: 23,646 - Unknown - 73 F livebaseballscorecards.com			
Doug Glanville, R (1.7) OBP: 0.340, SLG: 0.394										4	0	0	0	0	2	1				
Mark Grace, L (1.3) OBP: 0.411, SLG: 0.445										2	0	1	0	2	0	0				
Sammy Sosa, R (1.9) Ramon Tatis, L (9.1) OBP: 0.292, SLG: 0.477										4	0	0	0	0	1	3				
Tyler Houston, L (1.2) Mike Hubbard, R (9. PH) OBP: 0.280, SLG: 0.314										2	0	1	0	1	0	1				
Kevin Orie, R (1.5) Dave Stevens, R (7.1) Kent Bottenfield, R (7.1) OBP: 0.346, SLG: 0.428										3	0	0	0	0	1	5				
Dave Clark, L (9.9) OBP: 0.365, SLG: 0.430										1	0	0	0	0	1	0				
José Hernández, R (1.4) OBP: 0.312, SLG: 0.435										4	0	1	0	0	1	3				
Manny Alexander, R (1.6) OBP: 0.293, SLG: 0.384										4	0	0	0	0	0	1				
Miguel Batista, R (1.1) Dave Hansen, L (7.5) OBP: 0.429, SLG: 0.427										2	0	0	0	0	1	0				
Inning Stats	R: 0 E: 0 K: 0 S: 8	H: 0 LOB: 0 BB: 0 P: 12	R: 0 E: 0 K: 1 S: 9	H: 0 LOB: 1 BB: 1 P: 15	R: 0 E: 0 K: 2 S: 11	H: 1 LOB: 1 BB: 0 P: 19	R: 0 E: 0 K: 1 S: 12	H: 0 LOB: 2 BB: 1 P: 21	R: 0 E: 0 K: 2 S: 12	H: 1 LOB: 0 BB: 1 P: 22	R: 0 E: 0 K: 0 S: 8	H: 0 LOB: 0 BB: 0 P: 13	R: 0 E: 0 K: 0 S: 6	H: 1 LOB: 1 BB: 0 P: 11	R: 0 E: 0 K: 2 S: 11	H: 1 LOB: 1 BB: 0 P: 18	1B: 4 2B: 0 3B: 0 HR: 0	SF: 0 SAC: 0 DP: 0 HBP: 0	WP: 0 PB: 0 SB: 0 CS: 0	PA: 35
PITCHER	IP WLS BF H R ER SO BB IBB HBP BLK WP HR S P ERA WHIP																			
Livan Hernandez, R (1.1) ERA: 2.8	6.0 W 24 2 0 0 0 3 0 0 0 0 0 0 14 24 0.00 0.833																			
Donn Pall, R (7.1) ERA: 9.51	2.0 7 1 0 0 0 0 0 0 0 0 0 0 14 24 0.00 0.500																			
Dennis Cook, L (9.1) ERA: 3.65	1.0 4 1 0 0 2 0 0 0 0 0 0 0 11 18 0.00 1.000																			



Batter	1	2	3	4	5	6	7	8	9	AB	R	H	RBI	BB	SO	LOB	TOP										
Devon White, S OBP: 0.338, SLG: 0.329										4	0	2	0	1	1	0											
Alex Arias, R OBP: 0.329, SLG: 0.309										5	0	0	0	0	1	5											
Gary Sheffield, R OBP: 0.418, SLG: 0.419										3	0	0	0	0	2	0											
Bobby Bonilla, S OBP: 0.378, SLG: 0.485										4	0	0	0	0	2												
Jeff Conine, R OBP: 0.349, SLG: 0.400										3	2	1	1	1	0	0											
Moises Alou, R OBP: 0.374, SLG: 0.496										4	1	0	0	0	1	2											
Charles Johnson, R OBP: 0.364, SLG: 0.484										3	0	1	1	1	1	0											
Gregg Zaun, S OBP: 0.424, SLG: 0.426										0	1	0	0	0	0	0											
Craig Counsell, L OBP: 0.467, SLG: 0.500										4	0	1	0	0	0	4											
Tony Saunders, L OBP: 0.281, SLG: 0.125										2	0	0	0	0	1	1											
Inning Stats	R: 0 E: 0 K: 1 S: 5	H: 0 LOB: 0 BB: 7 P: 7	R: 0 E: 0 K: 0 S: 6	H: 0 LOB: 0 BB: 0 P: 10	R: 0 E: 0 K: 1 S: 16	H: 2 LOB: 2 BB: 0 P: 20	R: 1 E: 0 K: 1 S: 14	H: 1 LOB: 0 BB: 0 P: 23	R: 0 E: 0 K: 1 S: 10	H: 0 LOB: 0 BB: 0 P: 13	R: 0 E: 0 K: 0 S: 5	H: 1 LOB: 1 BB: 0 P: 8	R: 0 E: 0 K: 2 S: 14	H: 0 LOB: 2 BB: 2 P: 28	R: 0 E: 0 K: 2 S: 10	H: 0 LOB: 0 BB: 13 P: 13	R: 3 E: 2 K: 0 S: 15	H: 2 LOB: 2 BB: 1 P: 29	1B: 4 2B: 1 3B: 0 HR: 1	SF: 0 SAC: 0 DP: 1 HBP: 1	WP: 0 PB: 0 SB: 0 CS: 0	PA: 38					
PITCHER	IP	WLS	BF	H	R	ER	SO	BB	IBB	HBP	BLK	WP	HR	S	P	ERA	WHIP										
Steve Trachsel, R ERA: 4.67	(1, 1)	6.2	26	4	1	1	5	2	0	1	0	0	1	66	103	1.35	0.900										
Bob Patterson, L ERA: 3.45	(7, 1)	0.2	2	0	0	0	1	0	0	0	0	0	0	6	8	0.00	0.000										
Marc Pisciotta, R ERA: 1.46	(8, 1)	0.2	2	0	0	0	2	0	0	0	0	0	0	8	11	0.00	0.000										
Terry Adams, R ERA: 3.76	(9, 1)	1.0	L	8	2	3	0	0	1	0	0	0	0	15	29	0.00	2.000										

Florida Marlins @ Chicago Cubs
Wrigley Field, Chicago, IL
Wed Aug 27 1997, 3:33 AM CDT
Att: 17,917 - Cloudy - 79 F

AB 34
R 4
H 6
RBI 4
BB 3
SO 8
LOB 16



Batter	1	2	3	4	5	6	7	8	9	AB	R	H	RBI	BB	SO	LOB	BOTTOM										
Doug Glanville, R OBP: 0.341, SLG: 0.395										4	1	2	0	0	0	0											
23 Ryne Sandberg, R OBP: 0.313, SLG: 0.405										3	0	1	1	0	0	2											
Mark Grace, L OBP: 0.409, SLG: 0.443										4	0	1	1	0	1	3											
Sammy Sosa, R OBP: 0.290, SLG: 0.474										4	0	0	0	0	2	2											
Shawon Dunston, R OBP: 0.295, SLG: 0.409										3	0	0	0	0	1	0											
Lance Johnson, L OBP: 0.366, SLG: 0.395										1	0	1	0	0	0	0											
Kevin Orie, R OBP: 0.348, SLG: 0.437										3	1	1	1	1	0	1											
Manny Alexander, R OBP: 0.289, SLG: 0.377										3	0	0	0	0	2	1											
Dave Hansen, L OBP: 0.432, SLG: 0.432										1	0	1	0	0	0	0											
Mike Hubbard, R OBP: 0.250, SLG: 0.278										3	1	1	0	0	1	0											
Scott Servais, R OBP: 0.305, SLG: 0.349										1	0	0	0	0	0	2											
Steve Trachsel, R ERA: 4.67	(1, 1)	6.0	22	4	2	2	5	1	0	0	0	0	0	44	73	3.00	0.833										
Bob Patterson, L ERA: 3.38	(7, 1)	1.0	4	1	1	1	2	0	0	0	0	0	1	9	11	9.00	1.000										
Jay Powell, R ERA: 4.14	(8, 1)	0.0	1	1	0	0	0	0	0	0	0	0	0	2	2	∞	∞										
Ed Vosberg, L ERA: 4.14	(8, 1)	2.0	W	8	3	0	0	0	0	0	0	1	0	17	23	0.00	1.500										
Robb Nen, R ERA: 4.06	(8, 1)																										
Inning Stats	R: 0 E: 0 K: 1 S: 9	H: 1 LOB: 1 BB: 0 P: 15	R: 0 E: 0 K: 0 S: 5	H: 0 LOB: 0 BB: 0 P: 12	R: 2 E: 0 K: 0 S: 9	H: 3 LOB: 1 BB: 0 P: 15	R: 0 E: 0 K: 1 S: 5	H: 0 LOB: 0 BB: 1 P: 9	R: 0 E: 0 K: 2 S: 8	H: 0 LOB: 0 BB: 0 P: 11	R: 0 E: 0 K: 2 S: 8	H: 0 LOB: 0 BB: 0 P: 11	R: 1 E: 0 K: 2 S: 9	H: 1 LOB: 0 BB: 0 P: 11	R: 0 E: 0 K: 0 S: 8	H: 2 LOB: 2 BB: 0 P: 11	R: 0 E: 0 K: 0 S: 11	H: 2 LOB: 2 BB: 0 P: 14	1B: 8 2B: 0 3B: 0 HR: 1	SF: 1 SAC: 1 DP: 1 HBP: 0	WP: 1 PB: 0 SB: 0 CS: 1	PA: 35					
PITCHER	IP	WLS	BF	H	R	ER	SO	BB	IBB	HBP	BLK	WP	HR	S	P	ERA	WHIP										
Tony Saunders, L ERA: 3.77	(1, 1)	6.0	22	4	2	2	5	1	0	0	0	0	1	9	11	9.00	1.000										
Jay Powell, R ERA: 3.38	(7, 1)	1.0	4	1	1	1	2	0	0	0	0	0	1	9	11	9.00	1.000										
Ed Vosberg, L ERA: 4.14	(8, 1)	0.0	1	1	0	0	0	0	0	0	0	0	0	2	2	∞	∞										
Robb Nen, R ERA: 4.06	(8, 1)	2.0	W	8	3	0	0	0	0	0	0	1	0	17	23	0.00	1.500										

Florida Marlins @ Chicago Cubs
Wrigley Field, Chicago, IL
Wed Aug 27 1997, 3:33 AM CDT
Att: 17,917 - Cloudy - 79 F

AB 32
R 3
H 9
RBI 3
BB 1
SO 7
LOB 11



Batter	1	2	3	4	5	6	7	8	9	AB	R	H	RBI	BB	SO	LOB	TOP					
Devon White, S (1, 8) OBP: 0.340, SLG: 0.328 John Cangelosi, S (8, 8) OBP: 0.345, SLG: 0.327										4	1	2	1	1	2	0	Florida Marlins @ Toronto Blue Jays SkyDome, Toronto, ON Fri Aug 29 1997, 7:05 PM EDT Att: 29,223 - Unknown - 74 F					
Edgar Renteria, R (1, 6) OBP: 0.332, SLG: 0.343										4	1	4	2	1	0	0						
Gary Sheffield, R (1, 9) OBP: 0.422, SLG: 0.414										2	1	0	0	3	0	2						
Bobby Bonilla, S (1, 10) OBP: 0.375, SLG: 0.477										4	1	0	0	1	1	6						
Darren Daulton, L (1, 3) OBP: 0.378, SLG: 0.474 Jeff Conine, R (6, 3) OBP: 0.345, SLG: 0.394										3	0	0	0	0	1	3						
Moises Alou, R (1, 7) OBP: 0.399, SLG: 0.490										4	1	0	1	0	0	3						
Charles Johnson, R (1, 2) OBP: 0.365, SLG: 0.501										5	1	2	4	0	2	0						
Craig Counsell, L (1, 4) OBP: 0.455, SLG: 0.488										4	0	1	0	0	0	1						
Alex Arias, R (1, 5) OBP: 0.346, SLG: 0.324										3	2	1	0	0	1	1						
Inning Stats	R: 0 E: 0 K: 1 S: 10	H: 1 LOB: 1 BB: 0 P: 16	R: 0 E: 0 K: 0 S: 5	H: 0 LOB: 0 BB: 0 P: 9	R: 0 E: 0 K: 1 S: 7	H: 1 LOB: 0 BB: 0 P: 8	R: 3 E: 0 K: 1 S: 21	H: 2 LOB: 1 BB: 2 P: 35	R: 0 E: 0 K: 1 S: 9	H: 0 LOB: 1 BB: 2 P: 19	R: 2 E: 1 K: 0 S: 9	H: 1 LOB: 0 BB: 0 P: 13	R: 1 E: 0 K: 2 S: 19	H: 2 LOB: 3 BB: 1 P: 29	R: 2 E: 0 K: 1 S: 13	H: 3 LOB: 2 BB: 1 P: 18		R: 0 E: 0 K: 2 S: 9	H: 0 LOB: 0 BB: 0 P: 11	1B: 5 2B: 4 3B: 0 HR: 1	SF: 1 SAC: 0 DP: 1 HBP: 1	WP: 0 PB: 0 SB: 1 CS: 1
PITCHER	IP WLS BF H R ER SO BB IBB HBP BLK WP HR S P ERA WHIP																					
Robert Person, R (1, 1) ERA: 5.55	6.0 L 30 7 6 4 4 5 0 1 0 0 0 1 72 121 6.00 2.000																					
Tim Crabtree, R (7, 1) ERA: 7.07	2.0 10 3 2 2 3 1 0 0 0 0 0 0 21 26 9.00 2.000																					
Dan Plesac, L (9, 1) ERA: 3.57	1.0 3 0 0 0 2 0 0 0 0 0 0 0 9 11 0.00 0.000																					

Batter	1	2	3	4	5	6	7	8	9	AB	R	H	RBI	BB	SO	LOB	BOTTOM					
Shannon Stewart, R (1, 8) OBP: 0.441, SLG: 0.463										2	0	1	0	3	0	1	Florida Marlins @ Toronto Blue Jays SkyDome, Toronto, ON Fri Aug 29 1997, 7:05 PM EDT Att: 29,223 - Unknown - 74 F					
Mariano Duncan, R (1, 4) OBP: 0.274, SLG: 0.292										5	0	0	0	0	1	6						
José Cruz Jr., S (1, 7) OBP: 0.327, SLG: 0.521										3	0	0	0	1	1	0						
Joe Carter, R (1, 3) OBP: 0.299, SLG: 0.420										4	0	1	0	0	0	0						
Carlos Delgado, L (1, 10) OBP: 0.342, SLG: 0.535										2	0	0	0	2	1	2						
Ed Sprague, R (1, 5) OBP: 0.308, SLG: 0.392 Carlos Garcia, R (8, FH) OBP: 0.249, SLG: 0.304										2	0	0	0	1	1	2						
Shawn Green, L (1, 9) OBP: 0.340, SLG: 0.492										4	0	1	0	0	1	1						
Benito Santiago, R (1, 2) OBP: 0.264, SLG: 0.368										4	0	2	0	0	0	1						
Tomas Perez, S (1, 6) OBP: 0.318, SLG: 0.339										4	0	0	0	0	2	3						
Inning Stats	R: 0 E: 0 K: 0 S: 7	H: 1 LOB: 0 BB: 0 P: 11	R: 0 E: 0 K: 1 S: 10	H: 0 LOB: 1 BB: 1 P: 17	R: 0 E: 0 K: 1 S: 7	H: 0 LOB: 1 BB: 1 P: 13	R: 0 E: 0 K: 1 S: 9	H: 0 LOB: 1 BB: 1 P: 17	R: 0 E: 0 K: 1 S: 13	H: 1 LOB: 2 BB: 1 P: 23	R: 0 E: 0 K: 1 S: 9	H: 0 LOB: 1 BB: 1 P: 20	R: 0 E: 0 K: 2 S: 16	H: 1 LOB: 0 BB: 0 P: 20	R: 0 E: 0 K: 0 S: 11	H: 1 LOB: 2 BB: 1 P: 19		R: 0 E: 0 K: 1 S: 17	H: 1 LOB: 2 BB: 1 P: 29	1B: 5 2B: 0 3B: 0 HR: 0	SF: 0 SAC: 0 DP: 1 HBP: 0	WP: 0 PB: 0 SB: 1 CS: 0
PITCHER	IP WLS BF H R ER SO BB IBB HBP BLK WP HR S P ERA WHIP																					
Al Leiter, L (1, 1) ERA: 4.31	6.0 W 24 2 0 0 4 5 0 0 0 0 0 0 55 101 0.00 1.167																					
Felix Heredia, L (7, 1) ERA: 4.13	0.2 3 1 0 0 2 0 0 0 0 0 0 0 13 15 0.00 1.500																					
Jay Powell, R (7, 1) ERA: 3.29	1.1 6 1 0 0 0 1 0 0 0 0 0 0 14 24 0.00 1.500																					
Ed Vosberg, L (9, 1) ERA: 3.97	1.0 5 1 0 0 1 1 0 0 0 0 0 0 17 29 0.00 2.000																					

AB	35
R	8
H	10
RBI	8
BB	6
SO	9
LOB	19



AB	31
R	0
H	5
RBI	0
BB	7
SO	7
LOB	18



Batter	1	2	3	4	5	6	7	8	9	AB	R	H	RBI	BB	SO	LOB	TOP								
John Cangelosi, S (1, 8) OBP: 0.341, SLG: 0.323	G6-3		G4-3				G4-3		P6	5	0	1	1	0	0	2									
Edgar Renteria, R (1, 6) OBP: 0.330, SLG: 0.342	G6-3		P3				G6-3		1B	5	0	1	0	0	0	4									
Gary Sheffield, R (1, 9) OBP: 0.420, SLG: 0.410	BB						G3-1		F9	4	0	0	0	1	1	1									
Darren Daulton, L (1, 10) Kurt Abbott, R (8, PR) OBP: 0.321, SLG: 0.445	G4-3						G6-3		K	4	0	1	0	0	0	1									
Jim Eisenreich, L (1, 3) Jeff Conine, R (8, 3) OBP: 0.346, SLG: 0.371 OBP: 0.345, SLG: 0.394			G4-3				G5-3		K	4	1	2	1	0	0	0									
Moises Alou, R (1, 7) OBP: 0.372, SLG: 0.491	1B								BB	0	0	0	0	0	0	0									
Charles Johnson, R (1, 2) OBP: 0.366, SLG: 0.500	1B								BB	3	0	1	0	1	0	1									
Craig Counsell, L (1, 4) OBP: 0.451, SLG: 0.483	G4-6-3								BB	3	0	1	2	0	0	2									
Alex Arias, R (1, 5) OBP: 0.353, SLG: 0.324			G6-3						BB	3	0	1	0	1	0	2									
Inning Stats	R: 0 H: 0 E: 0 K: 0 S: 8	H: 0 LOB: 1 BB: 1 P: 15	R: 0 H: 2 E: 0 K: 0 S: 6	H: 2 LOB: 1 BB: 0 P: 8	R: 0 H: 0 E: 0 K: 0 S: 8	H: 0 LOB: 0 BB: 0 P: 15	R: 0 H: 1 E: 0 K: 0 S: 8	H: 1 LOB: 1 BB: 0 P: 10	R: 0 H: 2 E: 0 K: 0 S: 12	H: 2 LOB: 2 BB: 0 P: 17	R: 0 H: 0 E: 0 K: 0 S: 5	H: 0 LOB: 0 BB: 0 P: 6	R: 1 H: 1 E: 1 K: 0 S: 11	H: 1 LOB: 2 BB: 1 P: 16	R: 3 H: 3 E: 0 K: 1 S: 17	H: 3 LOB: 2 BB: 2 P: 26	R: 0 H: 1 E: 0 K: 1 S: 9	H: 1 LOB: 1 BB: 0 P: 16	1B: 9 2B: 1 3B: 0 HR: 0	SF: 0 SAC: 1 DP: 2 HBP: 0	WP: 0 PB: 0 CS: 1	PA: 40			
PITCHER	IP	WLS	BF	H	R	ER	SO	BB	IBB	HBP	BLK	WP	HR	S	P	ERA	WHIP								
Chris Carpenter, R (1, 1) ERA: 7.36	7.1	L	33	8	4	3	1	3	0	0	0	0	0	69	103	3.68	1.500								
Paul Quantrill, R (8, 1) ERA: 2.02	0.2		3	1	0	0	0	1	0	0	0	0	0	6	10	0.00	3.000								
Kelvim Escobar, R (9, 1) ERA: 2.01	1.0		4	1	0	0	1	0	0	0	0	0	0	9	16	0.00	1.000								

Florida Marlins @ Toronto Blue Jays
SkyDome, Toronto, ON
Sat Aug 30 1997, 3:33 AM EDT
Att: 35,229 - Sunny - 78 F

AB 35
R 4
H 10
RBI 4
BB 4
SO 2
LOB 15



Batter	1	2	3	4	5	6	7	8	9	AB	R	H	RBI	BB	SO	LOB	BOTTOM								
Shannon Stewart, R (1, 8) OBP: 0.417, SLG: 0.431	K		G4-6-3				G5-3		F9	4	0	0	0	0	1	2									
Carlos Garcia, R (1, 4) OBP: 0.246, SLG: 0.300	G1-3						K		K	4	0	0	0	0	2	0									
José Cruz Jr., S (1, 7) OBP: 0.323, SLG: 0.514	F9						G3-1		K	4	0	0	0	0	1	0									
Joe Carter, R (1, 10) OBP: 0.298, SLG: 0.417			G4-3				F9		G6-3	3	0	0	0	0	0	0									
Carlos Delgado, L (1, 3) OBP: 0.340, SLG: 0.531			K				K		F7	3	0	0	0	0	2	0									
Ed Sprague, R (1, 5) OBP: 0.306, SLG: 0.389			K				F8		F7	3	0	0	0	0	1	0									
Shawn Green, L (1, 9) OBP: 0.346, SLG: 0.506			FC1-5				FC6-4		G3-1	3	1	3	0	0	0	0									
Benito Santiago, R (1, 2) OBP: 0.264, SLG: 0.366			FC1-5				FC6-4		G3-1	2	0	0	1	1	0	1									
Tomas Perez, S (1, 6) OBP: 0.304, SLG: 0.323			FC1-5				K		K2-3	3	0	0	0	0	2	2									
Inning Stats	R: 0 H: 0 E: 0 K: 1 S: 11	H: 0 LOB: 0 BB: 0 P: 17	R: 0 H: 0 E: 0 K: 2 S: 10	H: 0 LOB: 0 BB: 0 P: 15	R: 0 H: 1 E: 0 K: 0 S: 8	H: 1 LOB: 1 BB: 1 P: 15	R: 0 H: 0 E: 0 K: 0 S: 10	H: 0 LOB: 0 BB: 0 P: 14	R: 0 H: 1 E: 0 K: 1 S: 11	H: 1 LOB: 1 BB: 0 P: 14	R: 0 H: 0 E: 0 K: 2 S: 9	H: 0 LOB: 0 BB: 0 P: 11	R: 0 H: 0 E: 0 K: 0 S: 8	H: 0 LOB: 0 BB: 0 P: 11	R: 1 H: 1 E: 0 K: 1 S: 12	H: 1 LOB: 0 BB: 0 P: 17	R: 0 H: 0 E: 0 K: 2 S: 12	H: 0 LOB: 0 BB: 0 P: 16	1B: 1 2B: 1 3B: 1 HR: 0	SF: 0 SAC: 0 DP: 1 HBP: 0	WP: 0 PB: 0 CS: 0	PA: 30			
PITCHER	IP	WLS	BF	H	R	ER	SO	BB	IBB	HBP	BLK	WP	HR	S	P	ERA	WHIP								
Alex Fernandez, R (1, 1) ERA: 3.32	8.0	W	27	3	1	1	7	1	0	0	0	0	0	79	114	1.12	0.500								
Robb Nen, R (9, 1) ERA: 3.95	1.0	S	3	0	0	0	2	0	0	0	0	0	0	12	16	0.00	0.000								

Florida Marlins @ Toronto Blue Jays
SkyDome, Toronto, ON
Sat Aug 30 1997, 3:33 AM EDT
Att: 35,229 - Sunny - 78 F

AB 29
R 1
H 3
RBI 1
BB 1
SO 9
LOB 5



Batter	1	2	3	4	5	6	7	8	9	AB	R	H	RBI	BB	SO	LOB	TOP											
Devon White, S OBP: 0.345, SLG: 0.333	1-2 1B SH2-4 1B HBP	4-0 2B SF7 BB		1-2 F7		0-0 G4-3			3-2 1B 2B	3	3	1	0	1	0	0												
Edgar Renteria, R OBP: 0.335, SLG: 0.347	1-1 SH2-4	0-2 2B		1-1 G6-3			1-2 FC6-4 1B		0-1 HR 1B	4	1	3	1	0	0	0												
Gary Sheffield, R OBP: 0.423, SLG: 0.418	4-2 1B 1B SF8 BB	4-1 BB			4-2 1B BB		1-2 L8		1-0 HR HR	2	3	1	2	3	0	1												
Bobby Bonilla, S OBP: 0.375, SLG: 0.477	1-0 SF8 1B	2-2 SF7			0-0 PB 1B F7-2 1B		1-0 L7		2-2 P5	4	1	2	1	0	0	1												
Alex Arias, R OBP: 0.353, SLG: 0.324	1-2 E 1B	3-H 1-0 G4-3			1-3 1-3 F7-2 1B		1-2 FC6-4		4-1 BB BB	4	0	2	2	1	0	3												
Jim Eisenreich, L OBP: 0.351, SLG: 0.373	1-2 E 1B	1-0 G4-3			1-2 1-2 3-H 1B		1-2 FC6-4		4-1 BB BB	3	0	0	1	1	0	2												
Moises Alou, R OBP: 0.371, SLG: 0.488	1-0 SF8		0-1 P5		2-0 F8			0-2 F8	4-1 BB	3	0	0	1	1	0	2												
Gregg Zaun, S OBP: 0.421, SLG: 0.417	2-3 3-H E3		2-3 K		2-1 F7-2			2-2 G6-4-3 1B	2-3 K	5	0	1	0	0	2	5												
Jeff Conine, R OBP: 0.341, SLG: 0.390	0-0 F9		1-3 K			0-0 P2		2-2 G6-4-3		4	0	0	0	0	1	3												
Craig Counsell, L OBP: 0.434, SLG: 0.462		3-2 G6-3			0-0 G3		0-2 G3		1-2 G3	4	0	0	0	0	0	0												
Inning Stats	R: 3 E: 1 K: 0 S: 13	H: 2 LOB: 2 BB: 1 P: 23	R: 1 E: 0 K: 0 S: 12	H: 1 LOB: 2 BB: 2 P: 26	R: 0 E: 0 K: 2 S: 8	H: 0 LOB: 0 BB: 0 P: 11	R: 0 E: 0 K: 0 S: 9	H: 0 LOB: 0 BB: 0 P: 11	R: 1 E: 0 K: 0 S: 9	H: 2 LOB: 1 BB: 1 P: 18	R: 0 E: 0 K: 3 S: 10	H: 0 LOB: 0 BB: 0 P: 12	R: 0 E: 0 K: 1 S: 7	H: 1 LOB: 0 BB: 0 P: 12	R: 0 E: 0 K: 1 S: 12	H: 2 LOB: 2 BB: 0 P: 18	R: 3 E: 0 K: 1 S: 20	H: 3 LOB: 2 BB: 2 P: 37	1B: 7 2B: 3 3B: 0 HR: 1	SF: 2 SAC: 1 DP: 2 HBP: 1	WP: 0 PB: 1 CS: 0	PA: 43						
PITCHER	IP	WLS	BF	H	R	ER	SO	BB	IBB	HBP	BLK	WP	HR	S	P	ERA	WHIP											
Woody Williams, R ERA: 4.58	(1, 1)	7.0	L	32	6	5	4	2	4	0	1	0	0	65	107	5.14	1.429											
Marty Janzen, R ERA: 3.05	(8, 1)	2.0		11	4	3	3	1	2	0	0	0	0	1	29	50	13.50	3.000										

Florida Marlins @ Toronto Blue Jays
SkyDome, Toronto, ON
Sun Aug 31 1997, 3:33 AM EDT
Att: 31,125 - Sunny - 72 F

AB 33
R 8
H 10
RBI 7
BB 6
SO 3
LOB 15



Batter	1	2	3	4	5	6	7	8	9	AB	R	H	RBI	BB	SO	LOB	BOTTOM											
Shannon Stewart, R OBP: 0.395, SLG: 0.403	3-2 F7		2-1 F8		2-3 K			3-3 K		4	0	0	0	0	2	1												
Mariano Duncan, R OBP: 0.276, SLG: 0.292	2-1 1B G4-3 HBP		0-0 F7		3-3 K			1-0 1B		0	1	0	0	0	0	0												
Carlos Garcia, R OBP: 0.247, SLG: 0.300								1-0 1B		3	0	1	0	0	1	1												
José Cruz Jr., S OBP: 0.328, SLG: 0.527	0-2 G4-3 1B			3-2 HR		1-3 K		0-0 1B		4	1	3	1	0	1	0												
Joe Carter, R OBP: 0.298, SLG: 0.416	0-1 G4-3			1-1 G1 1B		1-3 K		1-0 G5-3		4	0	1	1	0	1	3												
Carlos Delgado, L OBP: 0.339, SLG: 0.531	1-2 3-H P5			2-0 G1		0-3 K		2-2 1B 2B		4	1	1	0	0	1	2												
Ed Sprague, R OBP: 0.307, SLG: 0.390		2-2 G1-6-3 1B		1-1 F7		2-3 K		0-2 FC3-6 1B		4	0	2	1	0	1	1												
Shawn Green, L OBP: 0.341, SLG: 0.500		0-0 F7		3-2 G4-3		1-0 G4-3		0-0 FC3-6 G6-3		4	0	0	0	0	0	3												
Charlie O'Brien, R OBP: 0.309, SLG: 0.350	1-2 G1-6-3			0-0 G6-3		2-2 P5		0-1 G6-3		4	0	0	0	0	0	2												
Tomas Perez, S OBP: 0.306, SLG: 0.338			1-3 K		0-2 2B			1-2 P6		3	0	1	0	0	1	0												
Inning Stats	R: 1 E: 0 K: 0 S: 10	H: 1 LOB: 1 BB: 0 P: 15	R: 0 E: 0 K: 0 S: 9	H: 1 LOB: 0 BB: 0 P: 12	R: 0 E: 0 K: 1 S: 7	H: 0 LOB: 0 BB: 0 P: 10	R: 0 E: 0 K: 0 S: 13	H: 2 LOB: 1 BB: 0 P: 23	R: 0 E: 0 K: 2 S: 10	H: 1 LOB: 1 BB: 0 P: 15	R: 0 E: 0 K: 3 S: 10	H: 0 LOB: 0 BB: 0 P: 12	R: 0 E: 0 K: 1 S: 7	H: 0 LOB: 0 BB: 0 P: 12	R: 0 E: 0 K: 1 S: 12	H: 2 LOB: 2 BB: 0 P: 18	R: 3 E: 0 K: 0 S: 10	H: 2 LOB: 0 BB: 0 P: 12	1B: 6 2B: 2 3B: 0 HR: 1	SF: 0 SAC: 0 DP: 2 HBP: 1	WP: 0 PB: 0 CS: 0	PA: 35						
PITCHER	IP	WLS	BF	H	R	ER	SO	BB	IBB	HBP	BLK	WP	HR	S	P	ERA	WHIP											
Livan Hernandez, R ERA: 2.75	(1, 1)	7.2		30	7	2	2	8	0	0	0	0	0	1	77	115	2.35	0.913										
Jay Powell, R ERA: 3.27	(8, 1)	0.1		1	0	0	0	0	0	0	0	0	0	1	2	0.00	0.000											
Dennis Cook, L ERA: 3.75	(9, 1)	0.1		3	2	1	1	0	0	0	0	0	0	8	10	27.00	6.000											
Robb Nen, R ERA: 3.92	(9, 1)	0.2		1	0	0	0	0	0	0	0	0	0	2	2	0.00	0.000											

Florida Marlins @ Toronto Blue Jays
SkyDome, Toronto, ON
Sun Aug 31 1997, 3:33 AM EDT
Att: 31,125 - Sunny - 72 F

AB 34
R 3
H 9
RBI 3
BB 0
SO 8
LOB 13



Batter	1	2	3	4	5	6	7	8	9	10	AB	R	H	RBI	BB	SO	LOB	TOP						
Brady Anderson, L OBP: 0.309, SLG: 0.473	G6-3		G3		K													3 0 0 0 2 1 0						
Jeff Reboulet, R OBP: 0.309, SLG: 0.335																		4 0 1 0 0 3 2						
Jerome Walton, R OBP: 0.471, SLG: 0.400	FC6-4									FC5-2								1 0 0 0 0 0 3						
Terry Mathews, L (10, 1)	1B																	0 0 0 0 0 0 0						
B.J. Surhoff, L OBP: 0.352, SLG: 0.471	FC6-4		L1															5 1 0 0 0 1 6						
Rafael Palmeiro, L OBP: 0.329, SLG: 0.481	HR																	4 1 1 2 0 0 0						
Cal Ripken Jr., R OBP: 0.343, SLG: 0.429	K																	4 0 2 0 0 2 0						
Tony Tarasco, L OBP: 0.315, SLG: 0.401																		2 0 0 0 0 0 1						
Armando Benitez, R (8, 1)																		0 0 0 0 0 0 0						
Gerónimo Berroa, R OBP: 0.372, SLG: 0.471																		1 0 0 0 0 0 0						
Alan Mills, R (9, 1)																		0 0 0 0 0 0 0						
Aaron Ledesma, R OBP: 0.382, SLG: 0.408																		0 0 0 0 0 0 0						
Chris Hoiles, R OBP: 0.382, SLG: 0.433																		4 0 1 0 0 1 3						
Mike Bordick, R OBP: 0.271, SLG: 0.299																		4 0 3 0 0 0 0						
35 Mike Mussina, L OBP: 0.250, SLG: 0.250																		2 0 0 0 0 0 1						
Harold Baines, L OBP: 0.304, SLG: 0.445																		1 0 1 0 0 0 0						
Shawn Boskie, R (8, PR)																		0 0 0 0 0 0 0						
Jeffrey Hammonds, R OBP: 0.316, SLG: 0.493																		0 0 0 0 1 0 0						
Inning Stats	R: 2 E: 0 K: 1 S: 12	H: 2 LOB: 0 BB: 0 P: 17	R: 0 E: 0 K: 0 S: 7	H: 2 LOB: 1 BB: 0 P: 10	R: 0 E: 0 K: 1 S: 8	H: 0 LOB: 0 BB: 0 P: 11	R: 0 E: 0 K: 2 S: 9	H: 1 LOB: 1 BB: 0 P: 10	R: 0 E: 0 K: 1 S: 7	H: 0 LOB: 0 BB: 0 P: 10	R: 0 E: 0 K: 1 S: 9	H: 0 LOB: 0 BB: 0 P: 12	R: 0 E: 1 K: 1 S: 12	H: 2 LOB: 2 BB: 0 P: 18	R: 0 E: 0 K: 1 S: 7	H: 1 LOB: 2 BB: 1 P: 14	R: 0 E: 0 K: 1 S: 8	H: 0 LOB: 0 BB: 0 P: 13	R: 0 E: 0 K: 1 S: 12	H: 1 LOB: 3 BB: 2 P: 24	1B: 6 2B: 2 3B: 0 HR: 1	SF: 0 SAC: 0 DP: 1 HBP: 1	WP: 0 PB: 0 SB: 0 CS: 0	PA: 39
PITCHER	IP	WLS	BF	H	R	ER	SO	BB	IBB	HBP	BLK	WP	HR	S	P	ERA	WHIP							
Kevin Brown, R ERA: 2.74	8.0		30	8	2	2	6	1	0	1	0	0	0	67	102	2.25	1.125							
Felix Heredia, L ERA: 4.07	0.1		1	0	0	0	0	0	0	0	0	0	0	2	5	0.00	0.000							
Robb Nen, R ERA: 3.88	0.2		2	0	0	0	1	0	0	0	0	0	0	6	8	0.00	0.000							
Kurt Miller, R ERA:	0.1		2	1	0	0	0	0	0	0	0	0	0	3	5	0.00	3.000							
Ed Vosberg, L ERA: 3.91	0.2	W	4	0	0	0	1	2	0	0	0	0	0	9	19	0.00	3.000							

Baltimore Orioles @ Florida Marlins
Pro Player Stadium, Miami, FL
Tue Sep 02 1997, 7:05 PM EDT
Att: 35,708 - Unknown - 83 F

AB 35
R 2
H 9
RBI 2
BB 3
SO 8
LOB 16

WP: 0 PA: 39
PB: 0
SB: 0
CS: 0

Batter	1	2	3	4	5	6	7	8	9	10	AB	R	H	RBI	BB	SO	LOB	BOTTOM						
Devon White, S OBP: 0.339, SLG: 0.344	G4-6-3																	5 0 1 0 0 3 2						
Edgar Renteria, R OBP: 0.331, SLG: 0.344	G4-6-3																	5 0 1 1 0 1 1						
Gary Sheffield, R OBP: 0.423, SLG: 0.416	F9																	4 0 0 0 0 1 0						
Bobby Bonilla, S OBP: 0.377, SLG: 0.476																		3 1 1 0 1 1 0						
John Wehner, R OBP: 0.304, SLG: 0.381																		0 0 0 0 0 0 0						
Cliff Floyd, L OBP: 0.336, SLG: 0.376																		4 0 0 0 0 1 2						
Moises Alou, R OBP: 0.372, SLG: 0.495																		4 1 3 2 0 0 1						
Ed Vosberg, L (10, 1)																		0 0 0 0 0 0 0						
Charles Johnson, R OBP: 0.371, SLG: 0.499																		4 0 2 0 0 2 1						
Gregg Zaun, S OBP: 0.421, SLG: 0.417																		0 1 0 0 0 0 0						
Craig Counsell, L OBP: 0.416, SLG: 0.433																		3 0 0 0 0 1 3						
Kevin Brown, R OBP: 0.209, SLG: 0.150																		2 0 0 0 0 2 1						
John Campbell, S OBP: 0.285, SLG: 0.321																		1 0 0 0 0 0 0						
Felix Heredia, L OBP: 0.304, SLG: 0.380																		0 0 0 0 0 0 0						
Robb Nen, R (9, 1)																		0 0 0 0 0 0 0						
Kurt Miller, R (10, 1)																		0 0 0 0 1 0 0						
Jeff Conine, R OBP: 0.262, SLG: 0.389																		0 0 0 0 0 0 0						
Inning Stats	R: 0 E: 0 K: 0 S: 8	H: 1 LOB: 0 BB: 0 P: 12	R: 0 E: 0 K: 0 S: 12	H: 2 LOB: 2 BB: 0 P: 15	R: 0 E: 0 K: 2 S: 8	H: 0 LOB: 0 BB: 0 P: 11	R: 0 E: 0 K: 2 S: 9	H: 0 LOB: 0 BB: 0 P: 14	R: 0 E: 0 K: 3 S: 13	H: 1 LOB: 1 BB: 0 P: 17	R: 0 E: 0 K: 1 S: 11	H: 0 LOB: 0 BB: 0 P: 17	R: 2 E: 0 K: 1 S: 12	H: 2 LOB: 0 BB: 0 P: 17	R: 0 E: 0 K: 2 S: 8	H: 0 LOB: 0 BB: 0 P: 13	R: 0 E: 0 K: 1 S: 8	H: 0 LOB: 1 BB: 1 P: 18	R: 1 E: 0 K: 0 S: 10	H: 2 LOB: 2 BB: 1 P: 18	1B: 7 2B: 0 3B: 0 HR: 1	SF: 0 SAC: 1 DP: 1 HBP: 0	WP: 0 PB: 0 SB: 1 CS: 0	PA: 38
PITCHER	IP	WLS	BF	H	R	ER	SO	BB	IBB	HBP	BLK	WP	HR	S	P	ERA	WHIP							
35 Mike Mussina, R ERA: 3.16	7.0		26	6	2	2	9	0	0	0	0	0	0	73	103	2.57	0.857							
Armando Benitez, R ERA: 2.42	1.0		3	0	0	0	2	0	0	0	0	0	0	8	13	0.00	0.000							
Alan Mills, R ERA: 4.31	1.0		4	0	0	0	1	1	0	0	0	0	0	8	18	0.00	1.000							
Terry Mathews, R ERA: 4.2	0.2	L	5	2	1	1	0	1	0	0	0	0	0	10	18	13.50	4.500							

Baltimore Orioles @ Florida Marlins
Pro Player Stadium, Miami, FL
Tue Sep 02 1997, 7:05 PM EDT
Att: 35,708 - Unknown - 83 F

AB 35
R 3
H 8
RBI 3
BB 2
SO 12
LOB 11

WP: 0 PA: 38
PB: 0
SB: 1
CS: 0

Batter	1	2	3	4	5	6	7	8	9	AB	R	H	RBI	BB	SO	LOB	TOP					
John Cangelosi, S OBP: 0.335, SLG: 0.313	F7		F9	HR		L5		G4-3		4	1	0	0	1	0	0						
Edgar Renteria, R OBP: 0.326, SLG: 0.345	G1-3		HR	L5		G5-3			G5-3	4	1	1	0	1	0	1						
Cliff Floyd, L OBP: 0.357, SLG: 0.448										3	2	2	4	1	0	0						
John Wehner, R OBP: 0.348, SLG: 0.364			HR	HR					G5-4-3	1	0	0	0	0	0	1						
Bobby Bonilla, S OBP: 0.375, SLG: 0.477	F8		HR	K					G6-3	5	1	1	1	0	1	1						
Darren Daulton, L OBP: 0.378, SLG: 0.472			F7	K						3	0	1	0	0	1	0						
Jeff Conine, R OBP: 0.340, SLG: 0.387										1	0	0	0	0	0	0						
Moises Alou, R OBP: 0.377, SLG: 0.496										3	0	3	0	1	0	0						
Gregg Zaun, S OBP: 0.416, SLG: 0.411										4	0	1	0	0	0	4						
Kurt Abbott, R OBP: 0.319, SLG: 0.442										3	0	1	0	0	1	3						
Craig Counsell, L OBP: 0.410, SLG: 0.438										1	0	0	0	0	0	0						
Livan Hernandez, R OBP: 0.298, SLG: 0.261										3	0	0	0	0	0	6						
Antonio Alfonseca, R OBP: 0.352, SLG: 0.376										0	0	0	0	0	0	0						
Jim Eisenreich, L OBP: 0.352, SLG: 0.376										1	0	0	0	0	0	0						
Kurt Miller, R OBP: 0.714, SLG: 1.143										0	0	0	0	0	0	0						
Dennis Cook, L OBP: 0.714, SLG: 1.143										0	0	0	0	0	0	0						
Inning Stats	R: 0 E: 0 K: 0 S: 8	H: 0 LOB: 1 BB: 1 P: 15	R: 0 E: 0 K: 1 S: 15	H: 2 LOB: 2 BB: 0 P: 25	R: 3 E: 0 K: 0 S: 13	H: 5 LOB: 3 BB: 1 P: 22	R: 2 E: 0 K: 2 S: 13	H: 1 LOB: 0 BB: 1 P: 23	R: 0 E: 0 K: 0 S: 7	H: 1 LOB: 1 BB: 0 P: 9	R: 0 E: 0 K: 0 S: 8	H: 0 LOB: 0 BB: 0 P: 14	R: 0 E: 0 K: 0 S: 8	H: 0 LOB: 1 BB: 1 P: 18	R: 0 E: 0 K: 0 S: 4	H: 0 LOB: 0 BB: 0 P: 6	R: 0 E: 0 K: 0 S: 13	H: 1 LOB: 0 BB: 0 P: 21	1B: 7 2B: 0 3B: 0 HR: 3	SF: 0 SAC: 0 DP: 1 HBP: 0	WP: 0 PB: 0 SB: 0 CS: 0	PA: 40
PITCHER	IP	WLS	BF	H	R	ER	SO	BB	IBB	HBP	BLK	WP	HR	S	P	ERA	WHIP					
Chan Ho Park, R ERA: 3.31	4.0		23	8	5	5	3	3	0	0	0	0	3	49	85	11.25	2.750					
Dennys Reyes, L ERA: 4.15	1.0		4	1	0	0	0	0	0	0	0	0	0	7	9	0.00	1.000					
37 Darren Dreifort, R ERA: 2.43	2.0		7	0	0	0	0	1	0	0	0	0	0	16	32	0.00	0.500					
Darren Hall, R ERA: 2.15	1.0	W	3	0	0	0	0	0	0	0	0	0	0	4	6	0.00	0.000					
Scott Radinsky, L ERA: 3.27	1.0		3	1	0	0	0	0	0	0	0	0	0	13	21	0.00	1.000					

Florida Marlins @ Los Angeles Dodgers
Dodger Stadium, Los Angeles, CA
Sat Sep 06 1997, 3:33 AM PDT
Att: 45,814 - Sunny - 86 F

AB	36
R	5
H	10
RBI	5
BB	4
SO	3
LOB	16

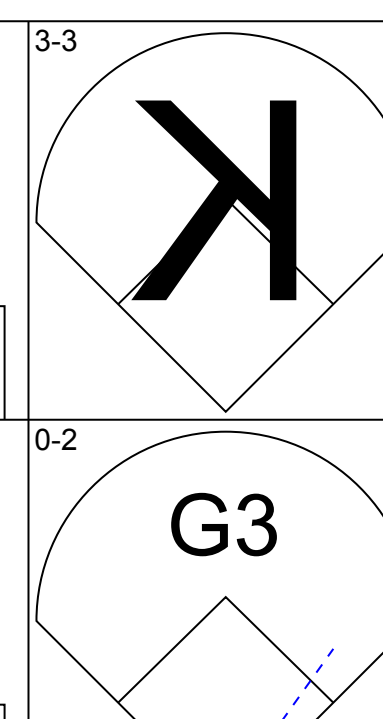
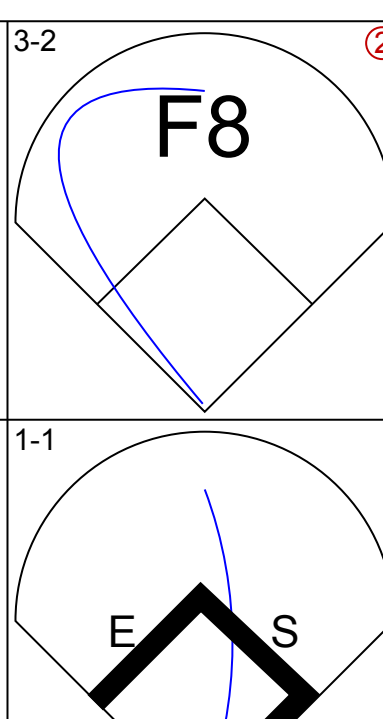
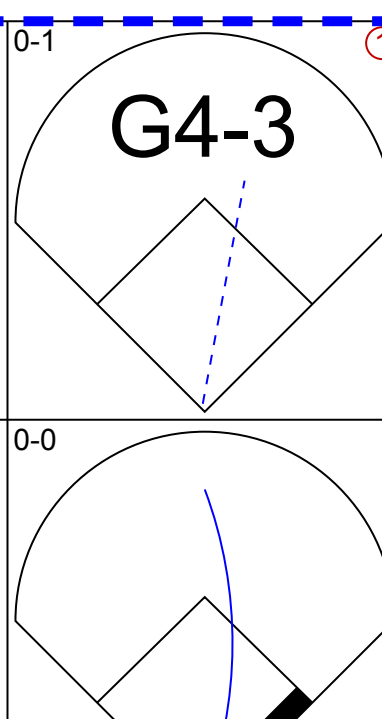
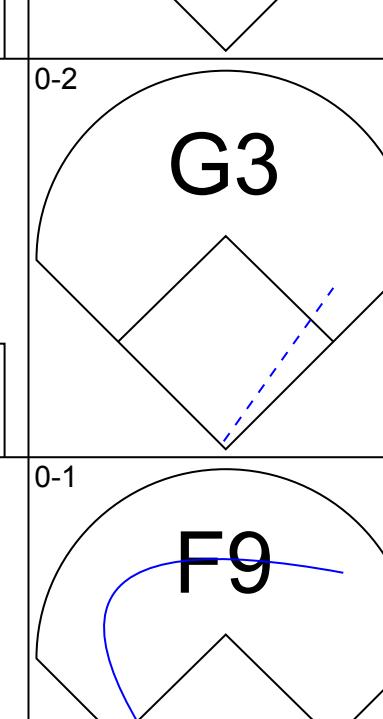
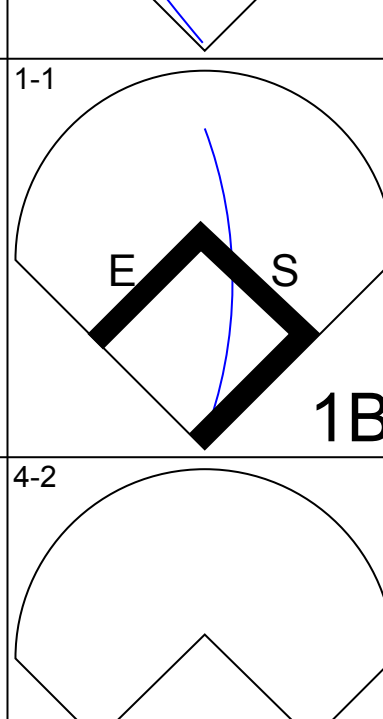
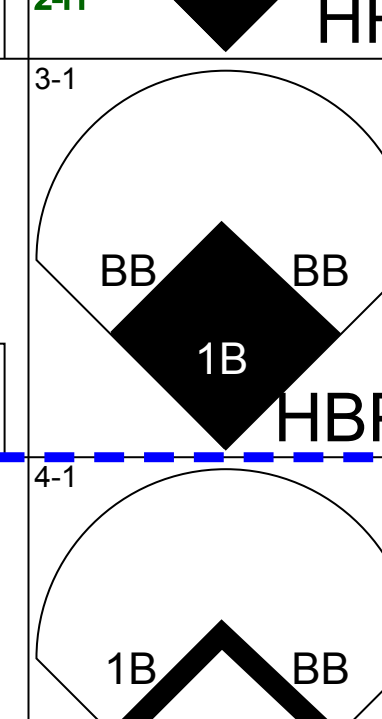
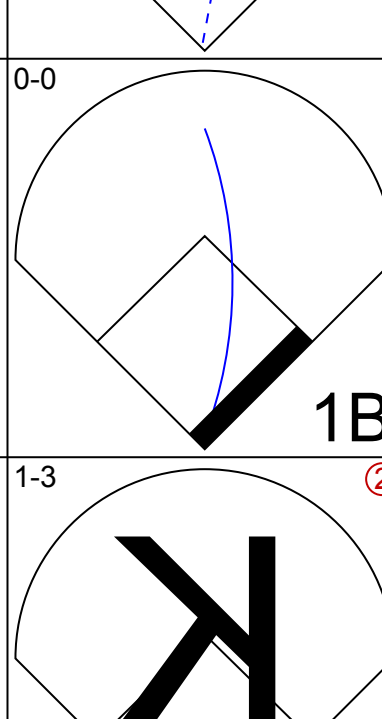
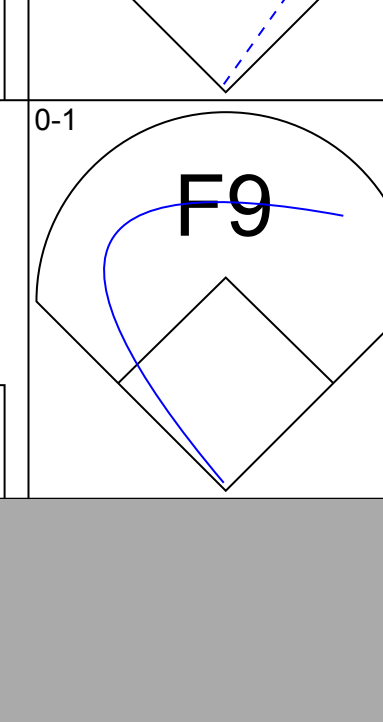
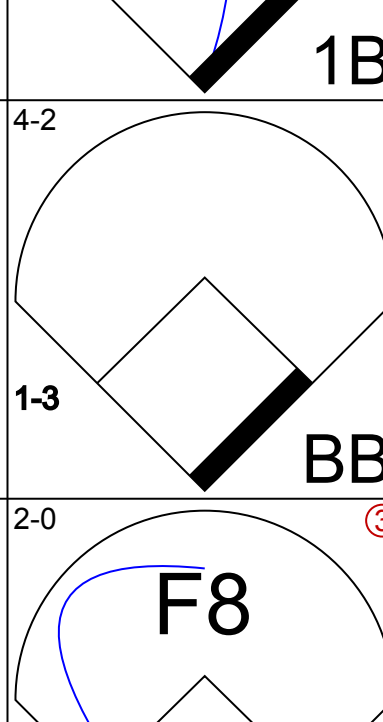
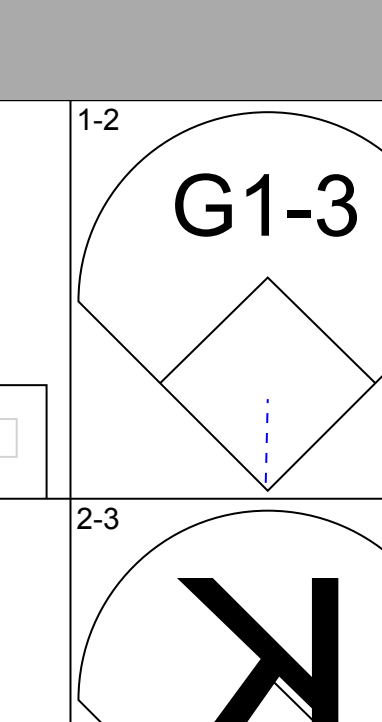
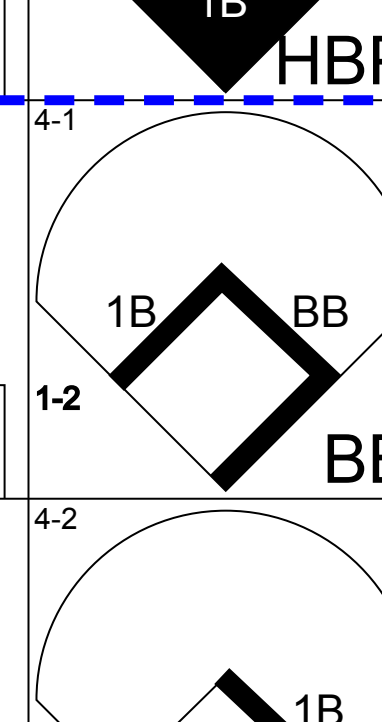
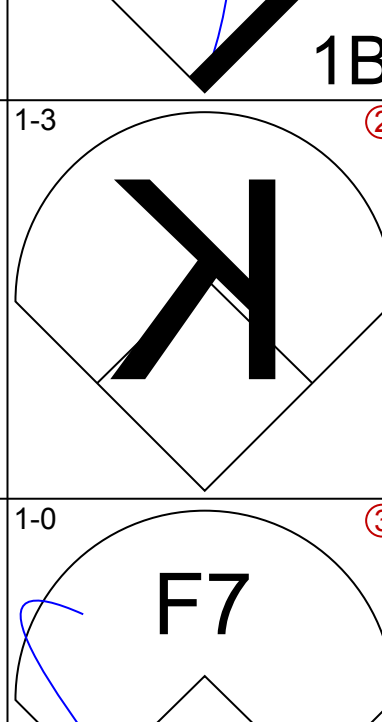
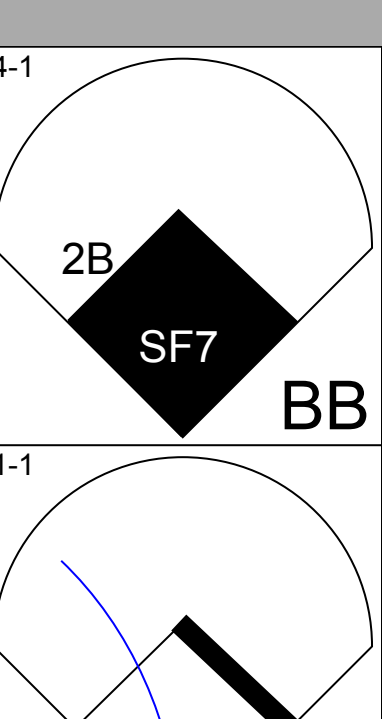
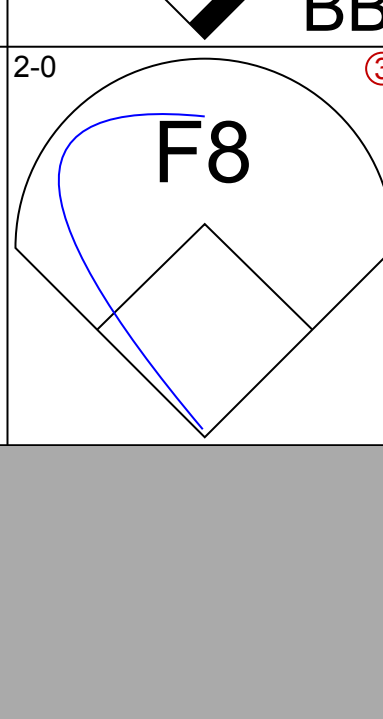
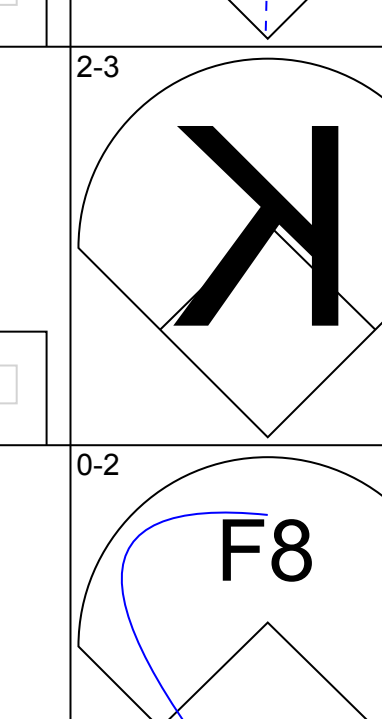
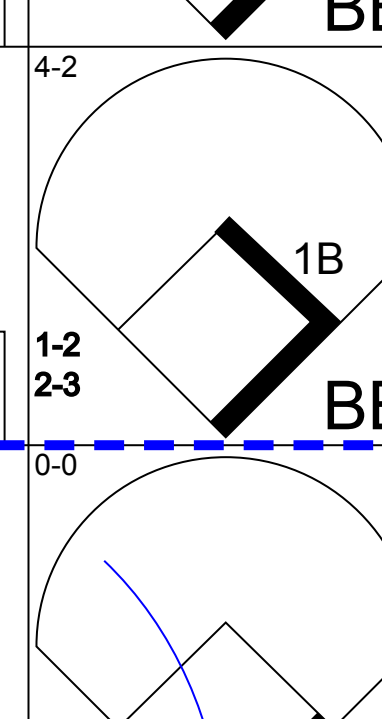
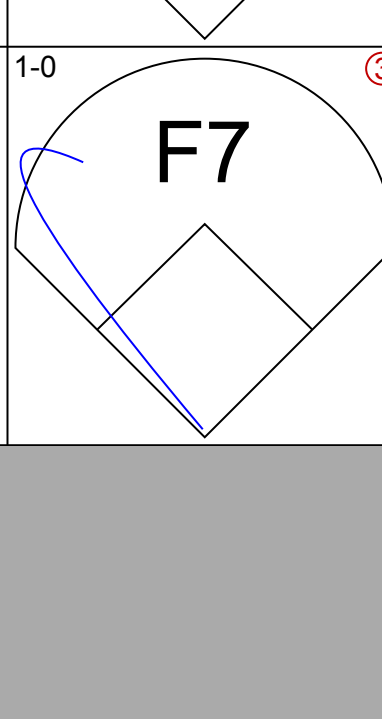
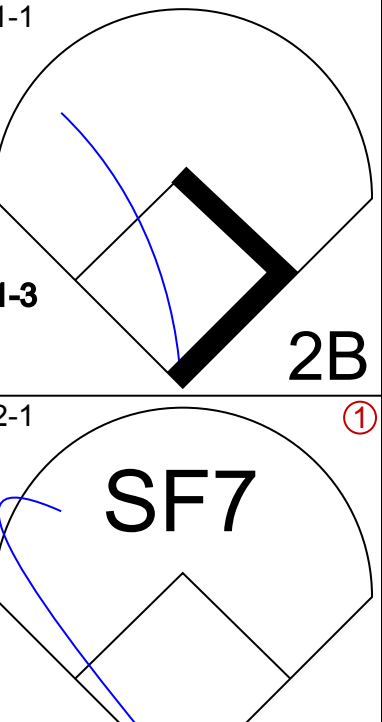
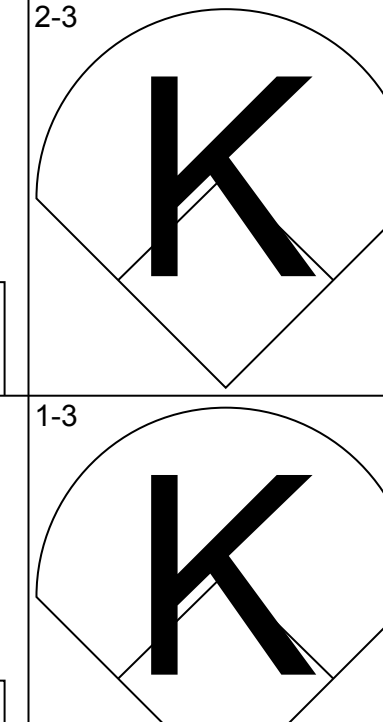
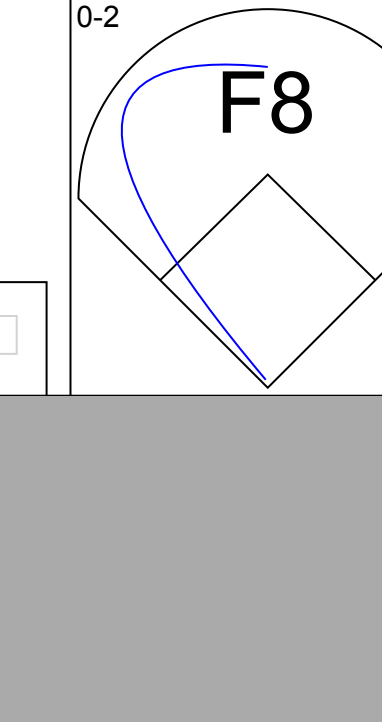
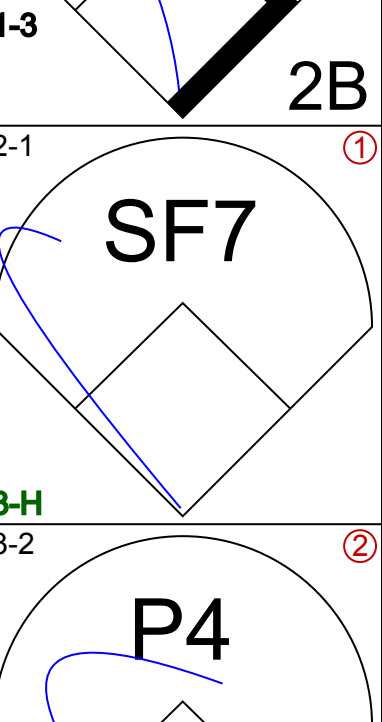
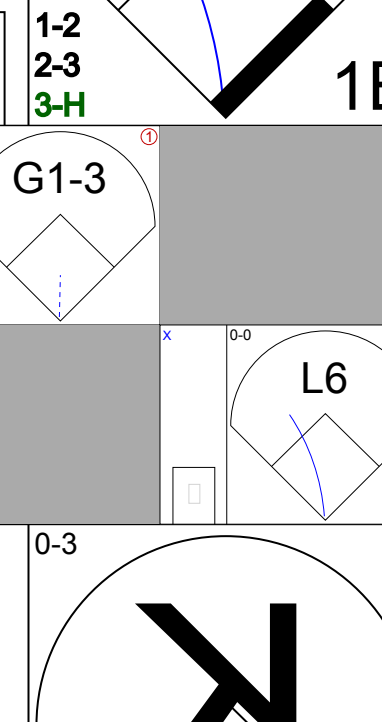
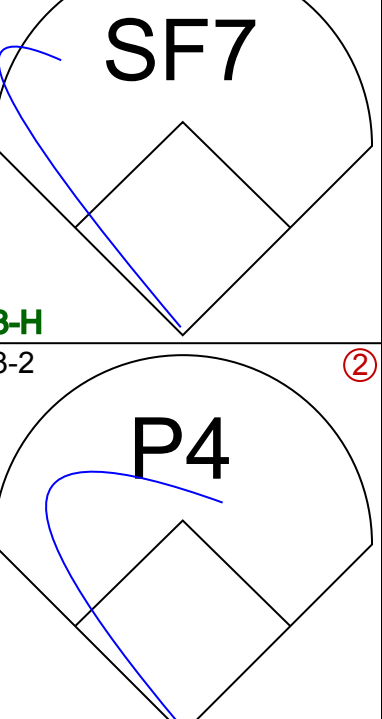
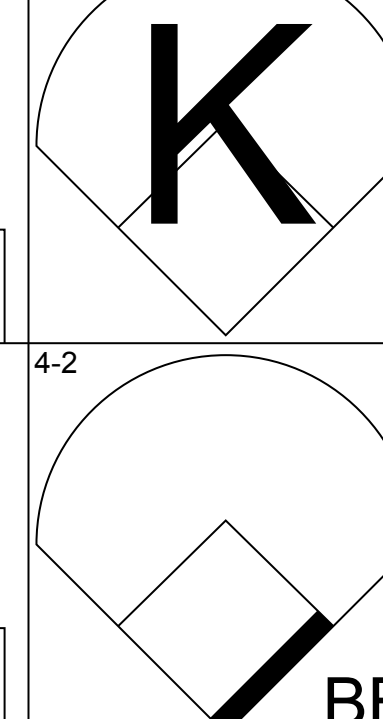
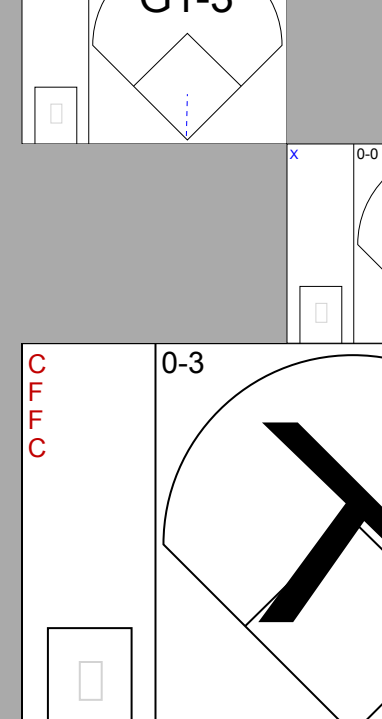
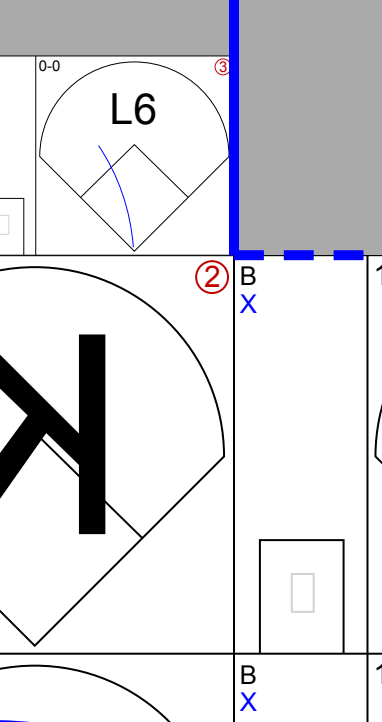
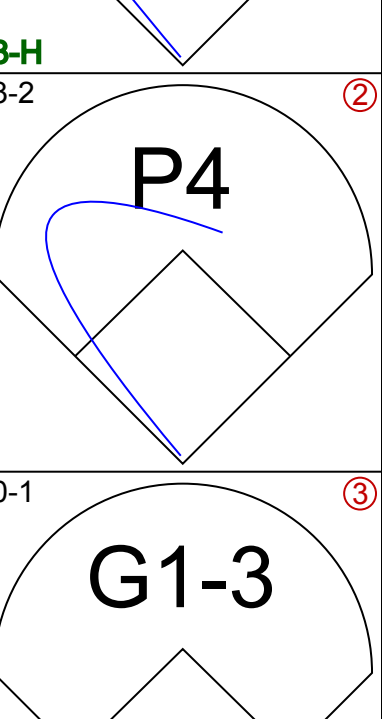
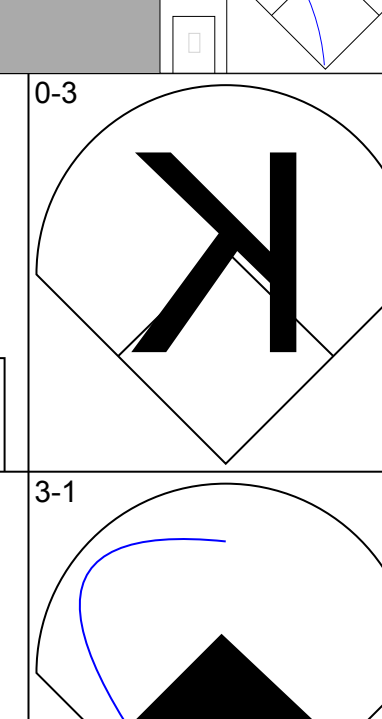

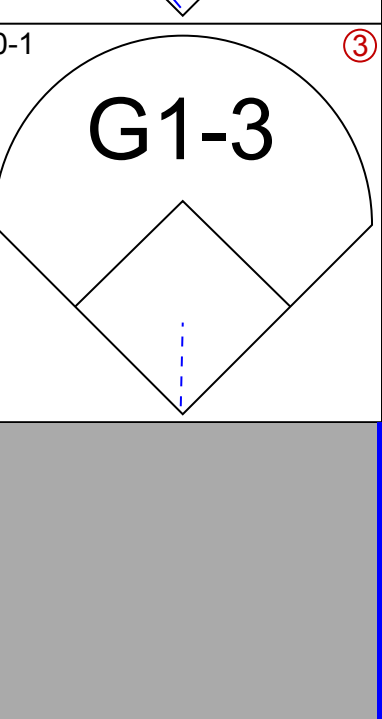

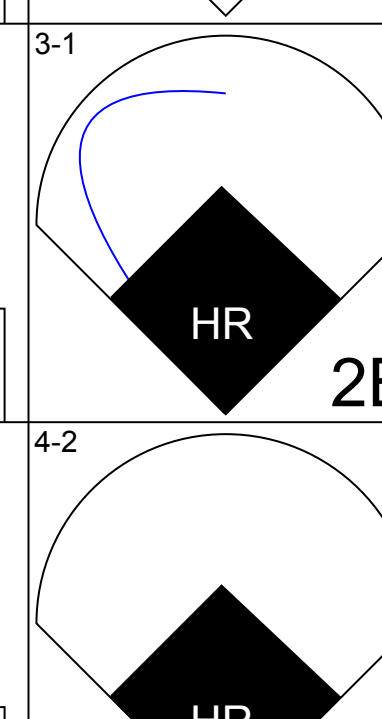

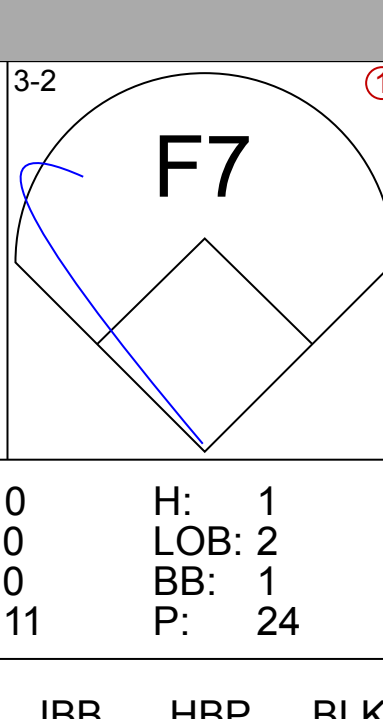
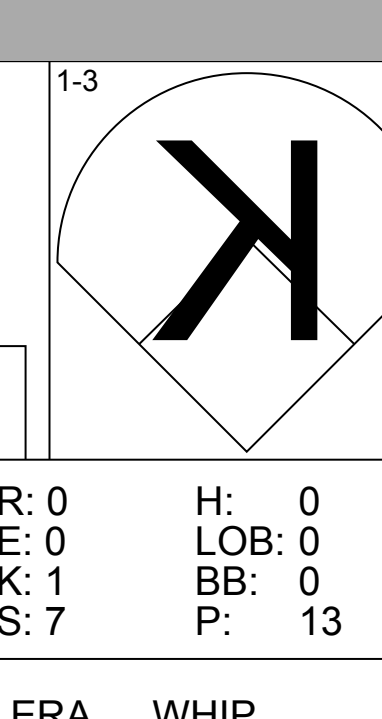



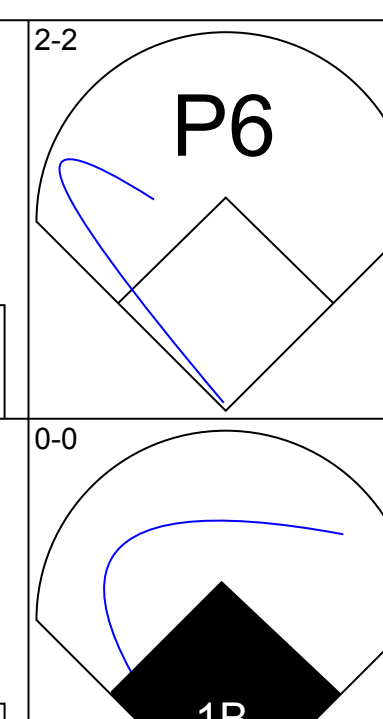
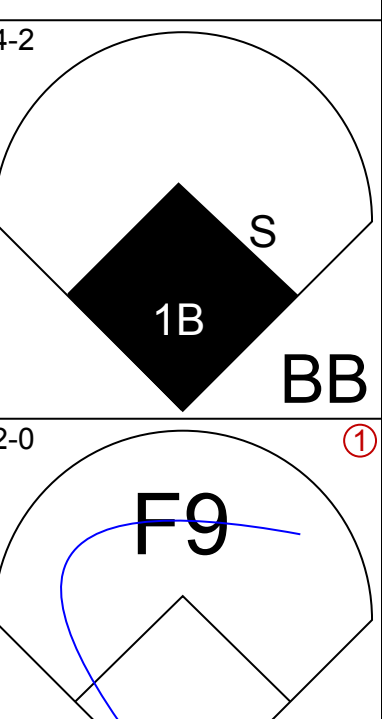
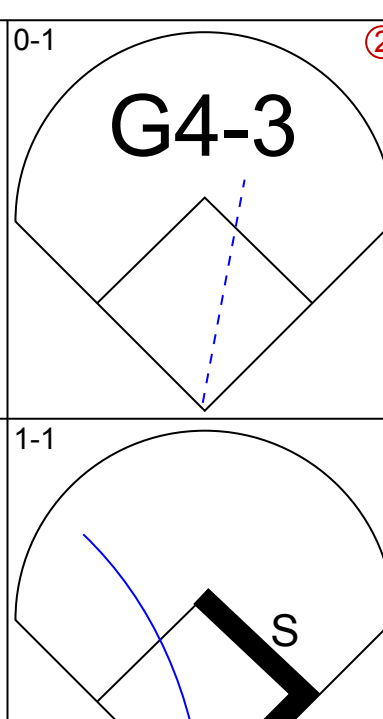
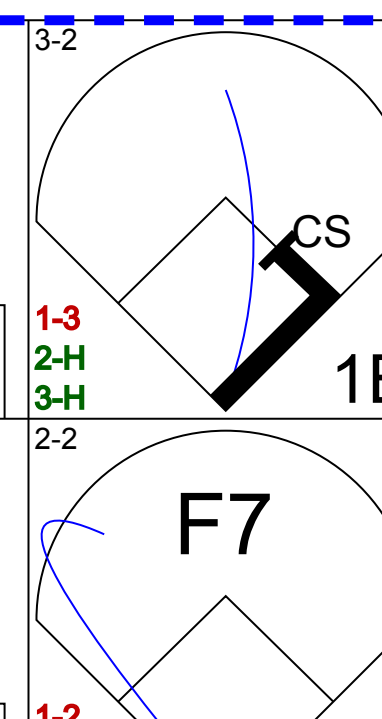
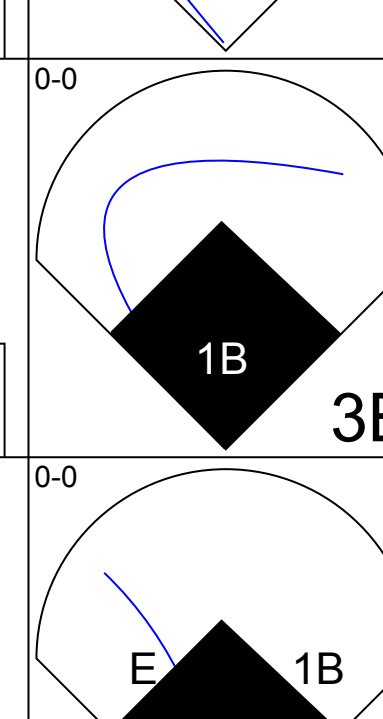
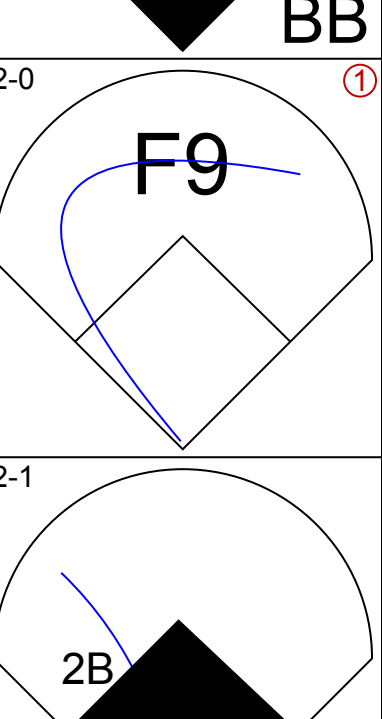
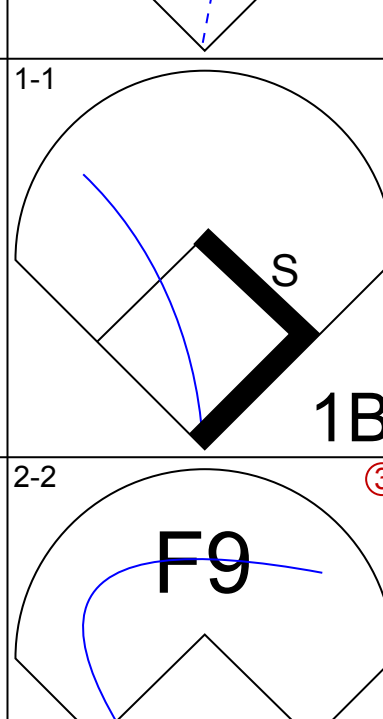
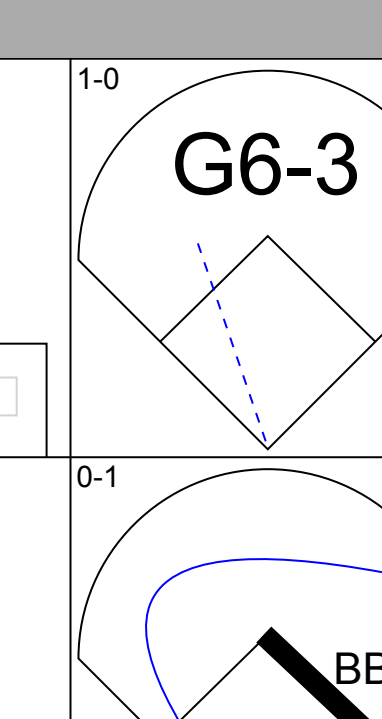
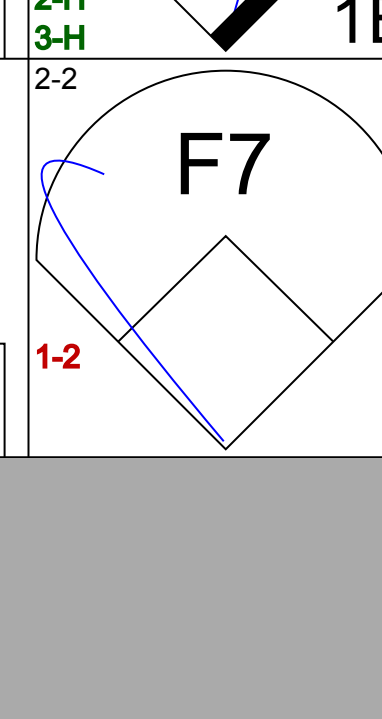
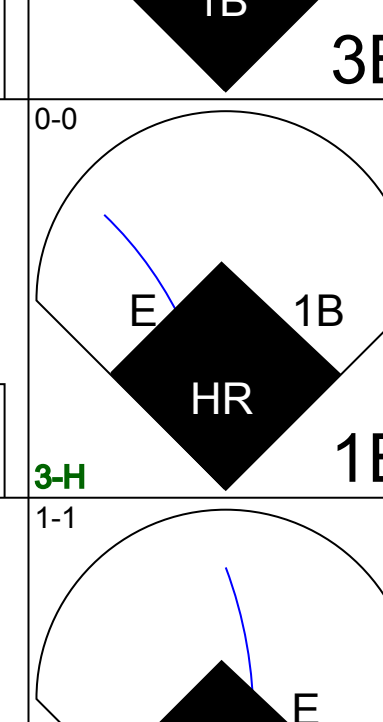
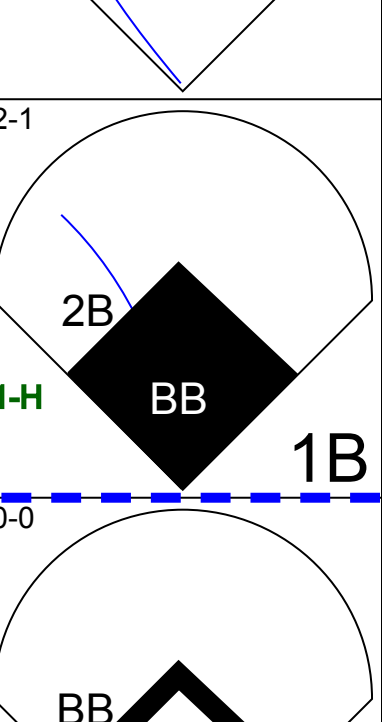
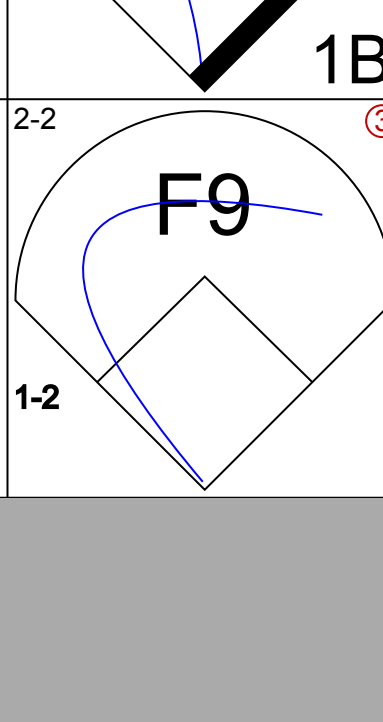
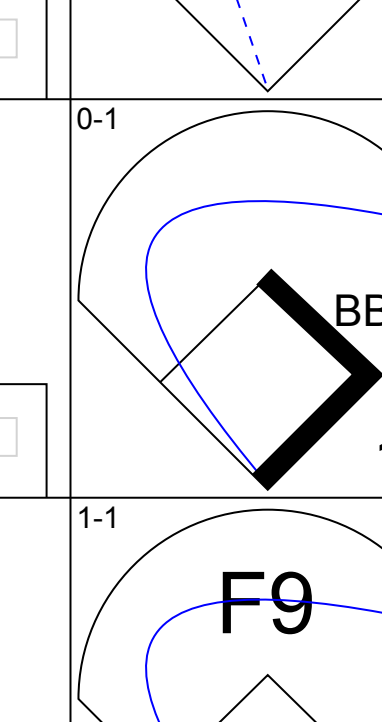

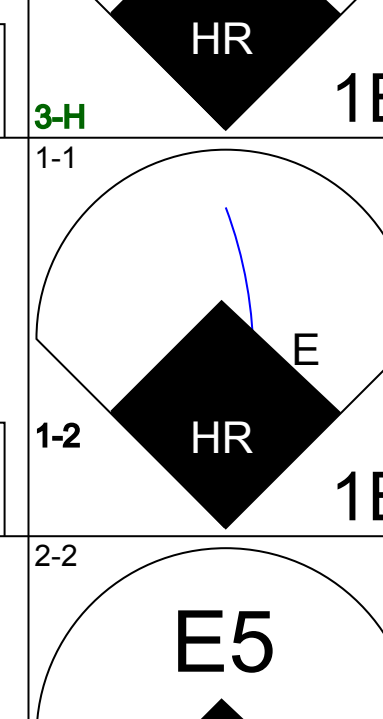
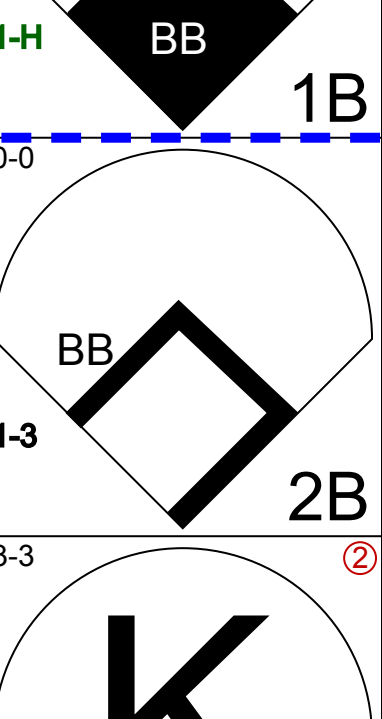

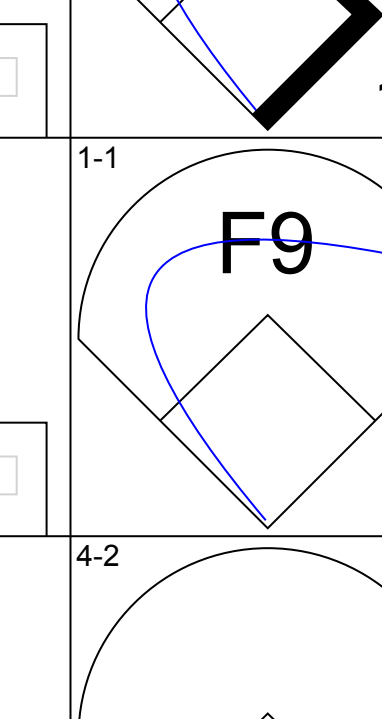

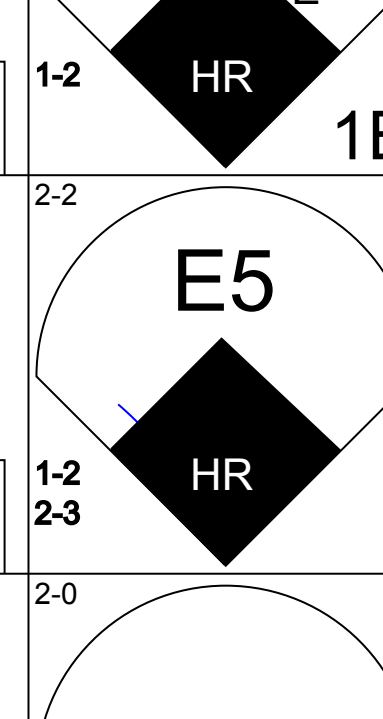
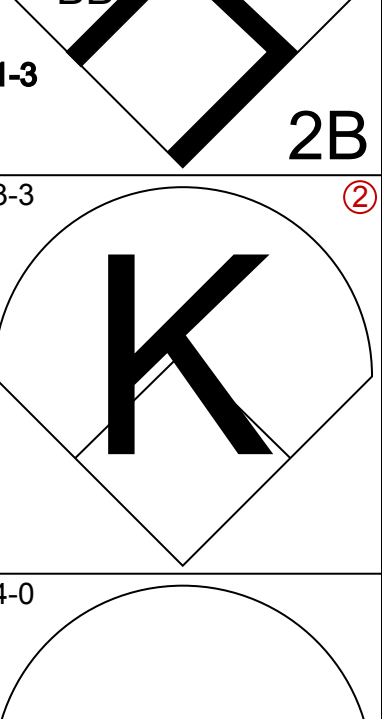
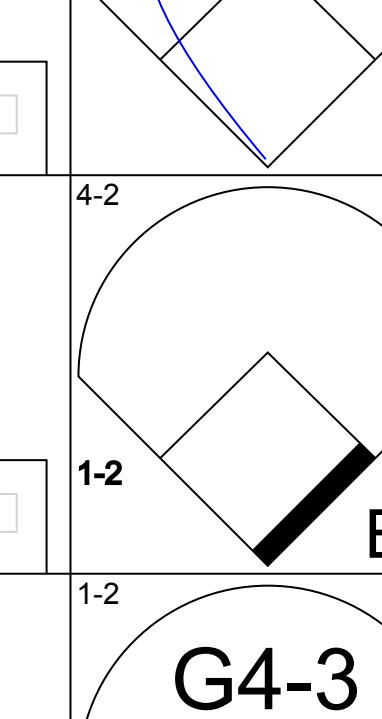

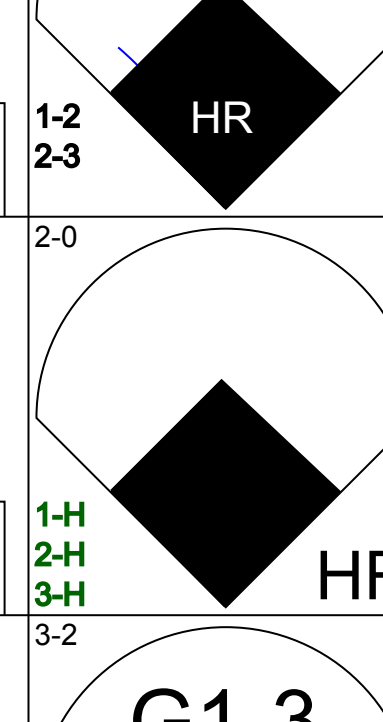
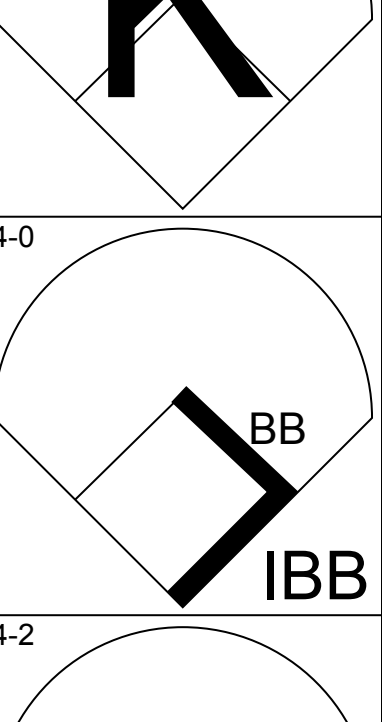
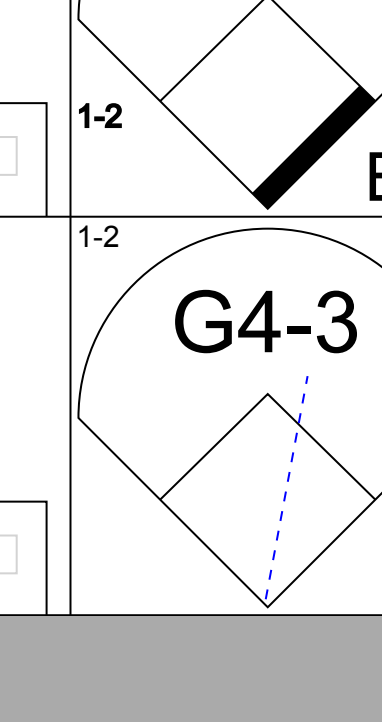

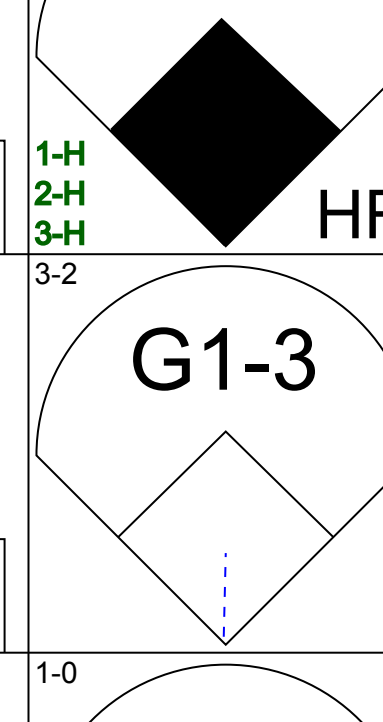

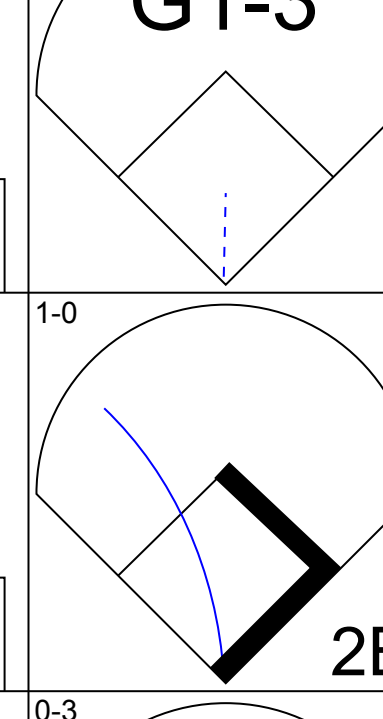

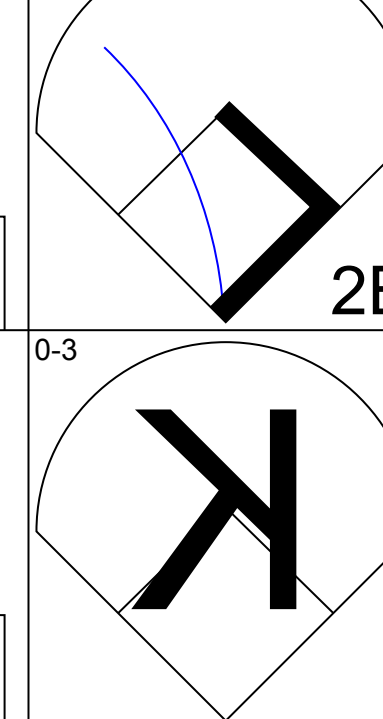
Batter	1	2	3	4	5	6	7	8	9	AB	R	H	RBI	BB	SO	LOB	BOTTOM				
Eric Young Sr., R OBP: 0.365, SLG: 0.414	G6-4-3		G5-3				SH3-4	G1-3		3	0	1	3	1	0	2					
Otis Nixon, S OBP: 0.344, SLG: 0.313	G6-4-3		G1-3			FC1				5	1	2	2	0	0	3					
Mike Piazza, R OBP: 0.432, SLG: 0.631	K						FC6-4			5	0	2	1	0	2	2					
Eric Karros, R OBP: 0.327, SLG: 0.459			K				F7			4	0	0	0	0	2	3					
Raul Mondesi, R OBP: 0.354, SLG: 0.531			K					F9		4	0	0	0	0	2	1					
Todd Zeile, R OBP: 0.356, SLG: 0.439										3	2	3	1	1	0	0					
Greg Gagne, R OBP: 0.310, SLG: 0.366										2	2	0	0	2	1	2					
Brett Butler, L OBP: 0.375, SLG: 0.329										2	1	1	0	0	0	1					
Darren Lewis, R OBP: 0.327, SLG: 0.280										1	1	1	1	0	0	0					
Chen Ho Park, R ERA: 3.31										0	0	0	0	0	0	0					
Dennys Reyes, L ERA: 4.15										0	0	0	0	0	0	0					
37 Darren Dreifort, R ERA: 2.43										0	0	0	0	0	0	0					
Darren Hall, R ERA: 2.15										0	0	0	0	0	0	0					
Scott Radinsky, L ERA: 3.27										0	0	0	0	0	0	0					
Inning Stats	R: 0 E: 0 K: 1 S: 7	H: 0 LOB: 0 BB: 1 P: 15	R: 0 E: 0 K: 2 S: 11	H: 1 LOB: 1 BB: 0 P: 14	R: 0 E: 0 K: 0 S: 8	H: 1 LOB: 1 BB: 0 P: 15	R: 0 E: 0 K: 0 S: 7	H: 1 LOB: 0 BB: 0 P: 11	R: 4 E: 0 K: 1 S: 18	H: 2 LOB: 1 BB: 2 P: 31	R: 0 E: 0 K: 2 S: 14	H: 1 LOB: 1 BB: 0 P: 17	R: 1 E: 0 K: 0 S: 13	H: 2 LOB: 1 BB: 0 P: 16	R: 4 E: 0 K: 1 S: 20	H: 4 LOB: 1 BB: 1 P: 33	1B: 7 2B: 2 3B: 2 HR: 1	SF: 0 SAC: 0 DP: 2 HBP: 0	WP: 0 PB: 0 SB: 1 CS: 0	PA: 39	
PITCHER	IP	WLS	BF	H	R	ER	SO	BB	IBB	HBP	BLK	WP	HR	S	P	ERA	WHIP				
Livan Hernandez, R ERA: 3.04	2.0		9	3	1	1	2	0	0	0	0	0	0	27	33	4.50	1.500				
Antonio Alfonseca, R ERA: 2.51	0.1	L	3	1	2	2	0	1	0	0	0	0	1	7	14	54.00	6.000				
Kurt Miller, R ERA: 13.5	0.1		3	2	2	2	1	0	0	0	0	0	0	13	19	27.00	4.500				
Dennis Cook, L ERA: 3.96	0.2		5	3	2	2	1	0	0	0	0	0	0	13	19	27.00	4.500				


Florida Marlins @ Los Angeles Dodgers
Dodger Stadium, Los Angeles, CA
Sat Sep 06 1997, 3:33 AM PDT
Att: 45,814 - Sunny - 86 F


AB	32
R	9
H	12
RBI	9
BB	4
SO	7
LOB	17

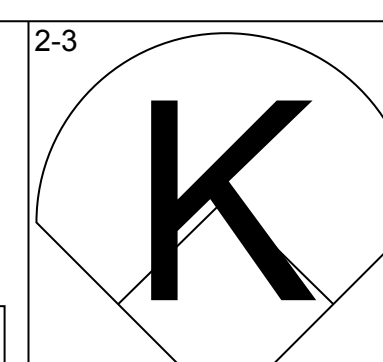
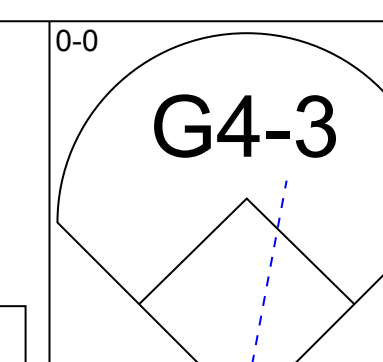
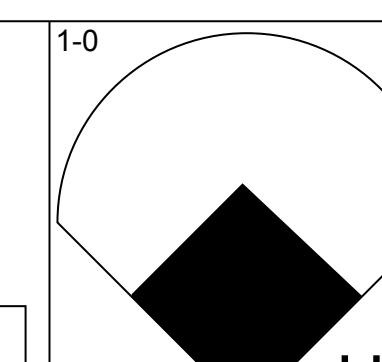
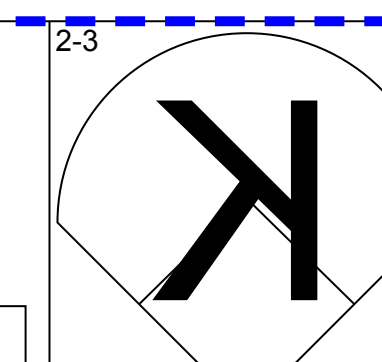
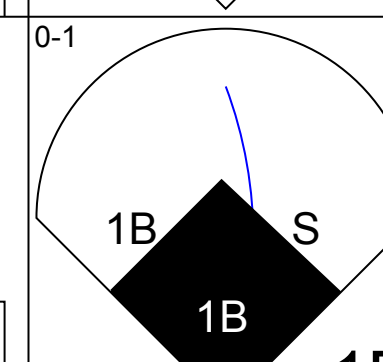
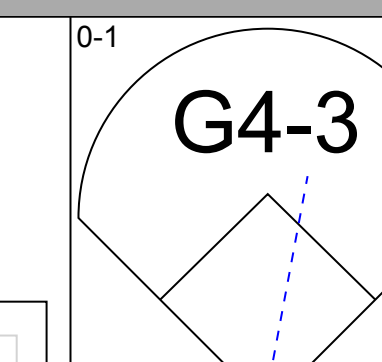
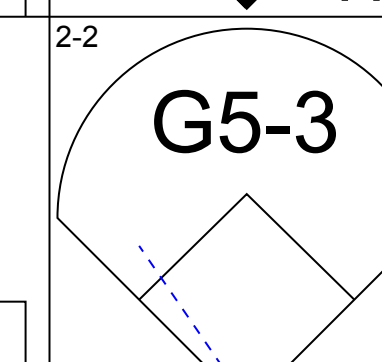
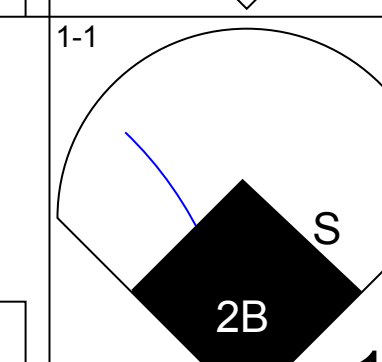
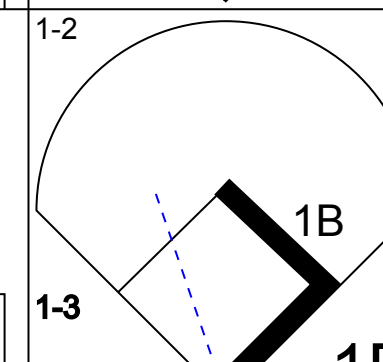
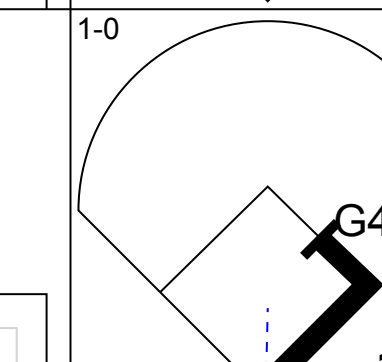
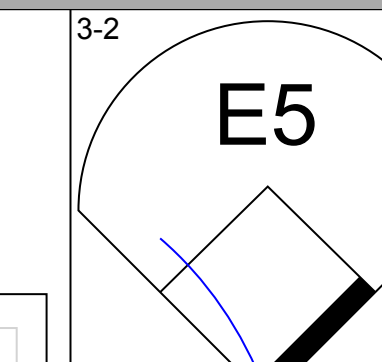
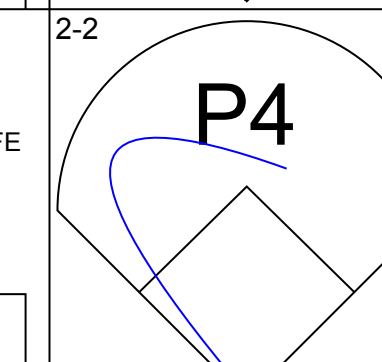
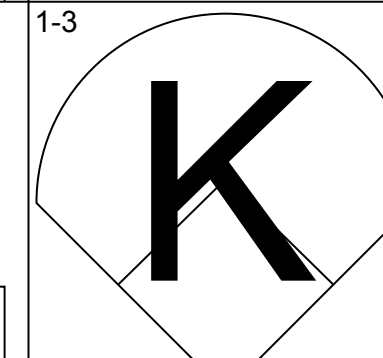
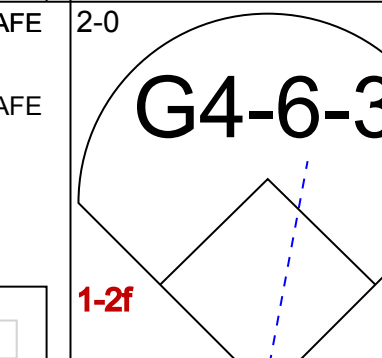
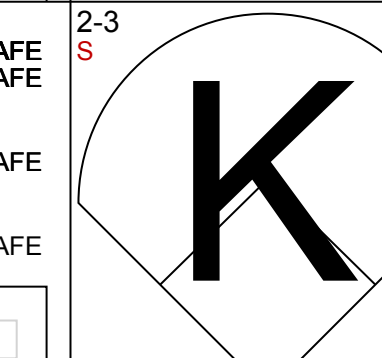
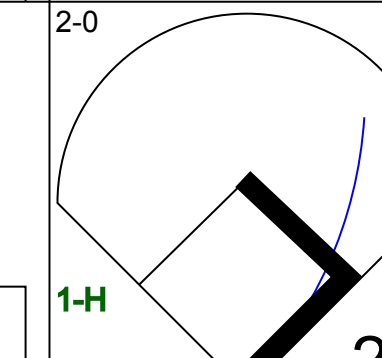
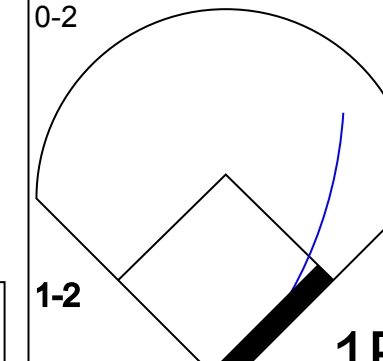
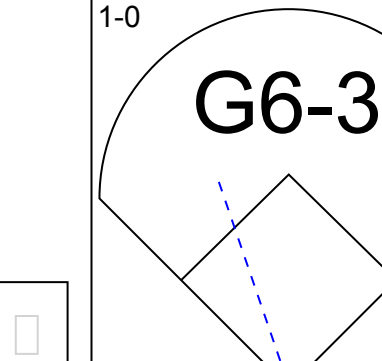
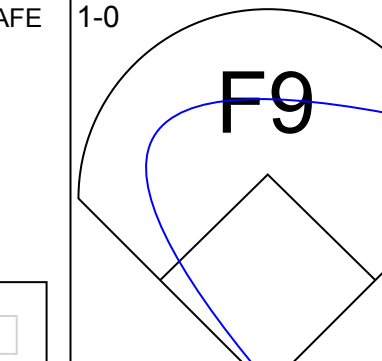
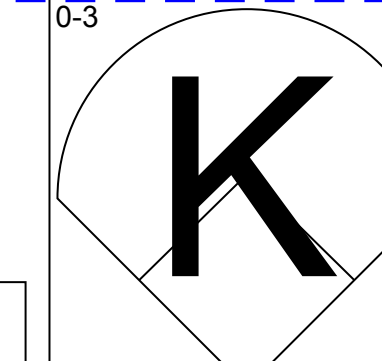
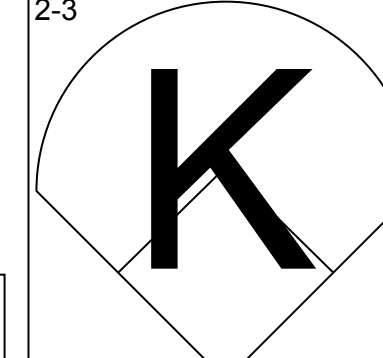
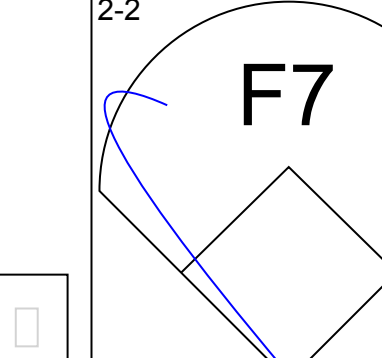
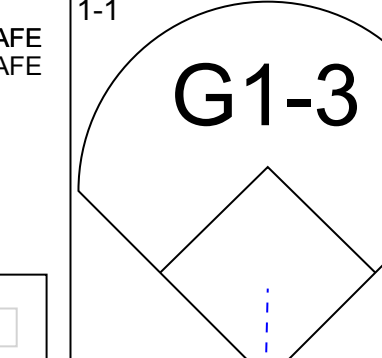

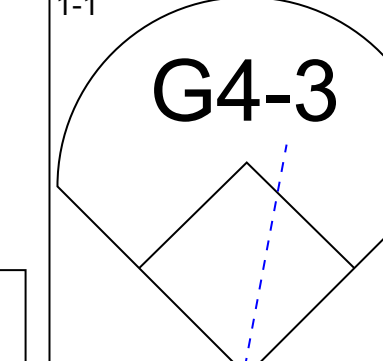
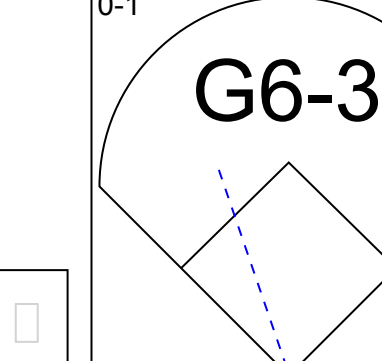


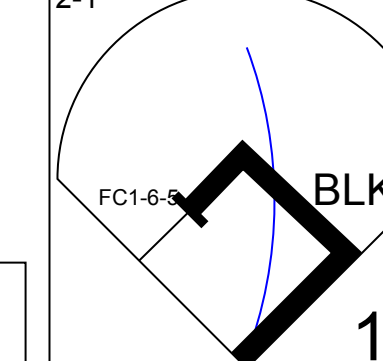
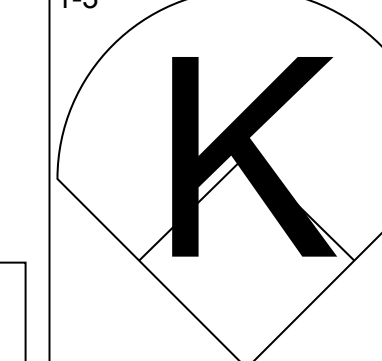


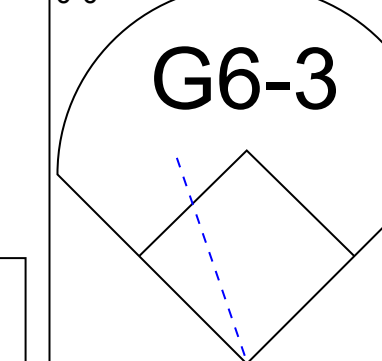




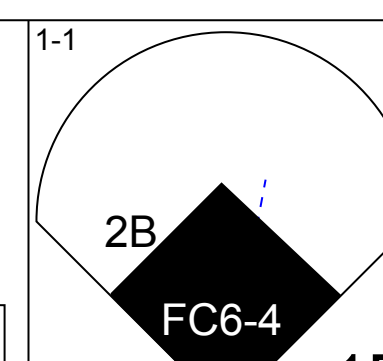
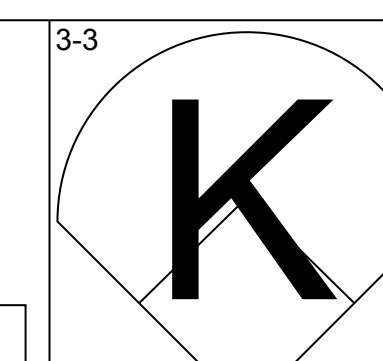
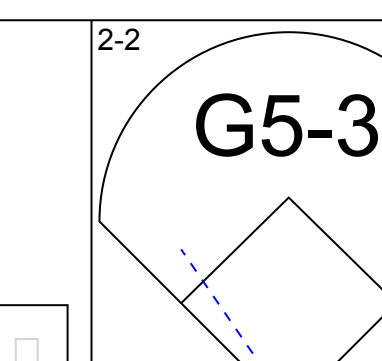
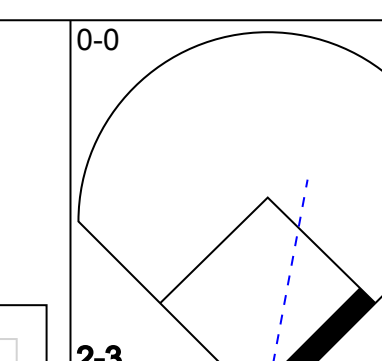

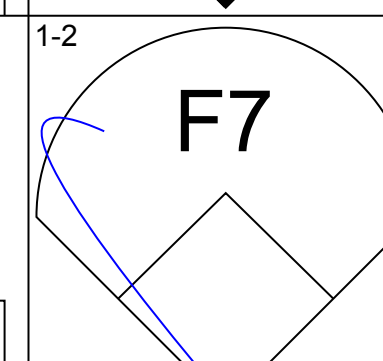
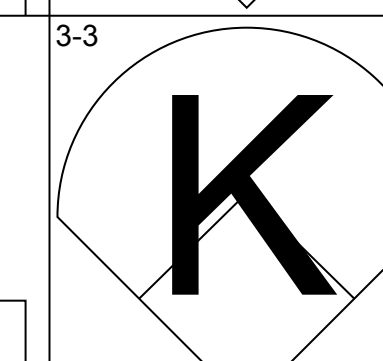
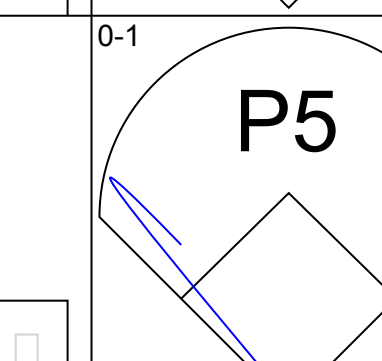
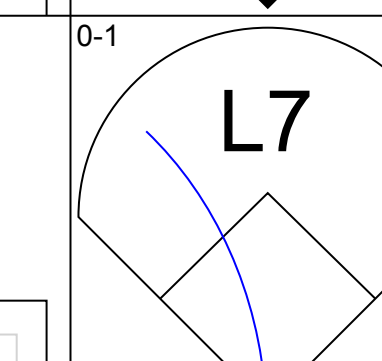

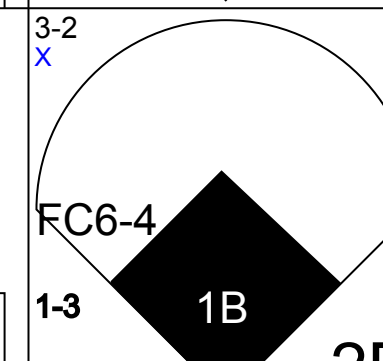
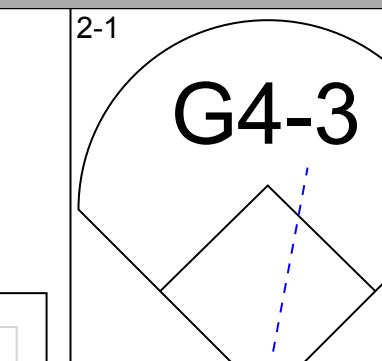
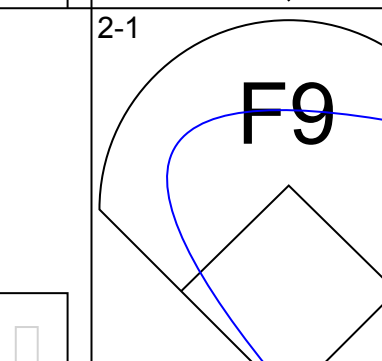


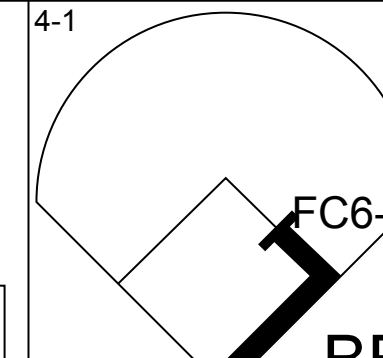
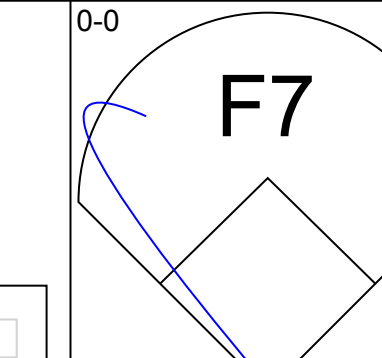
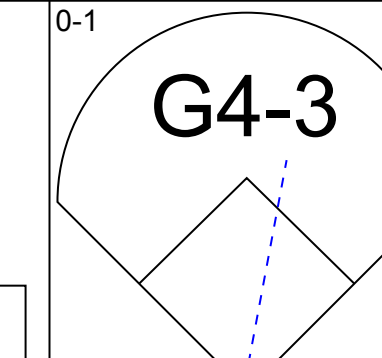

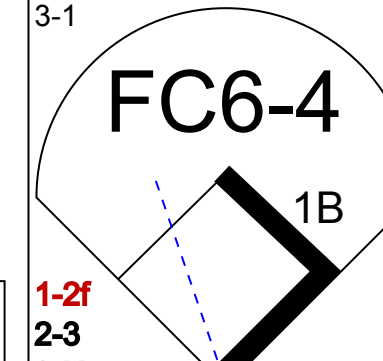
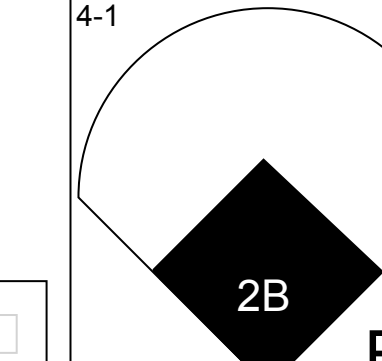

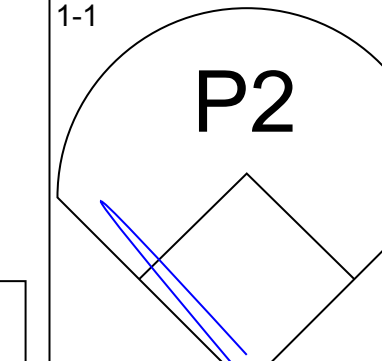

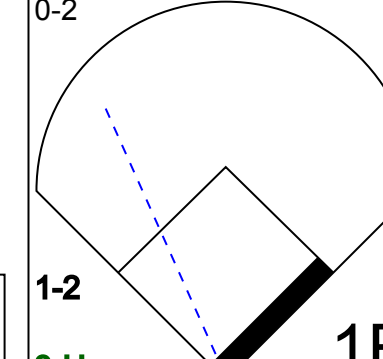
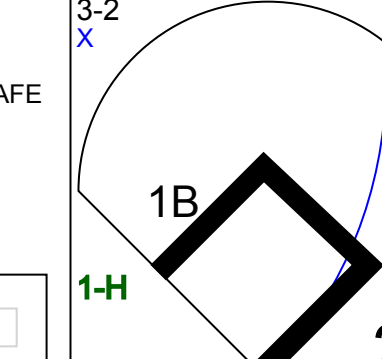
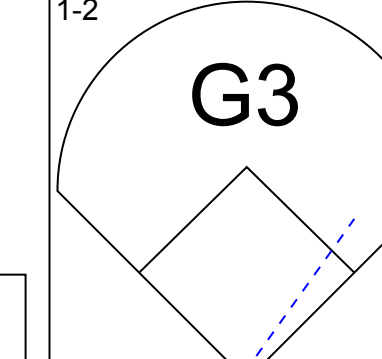
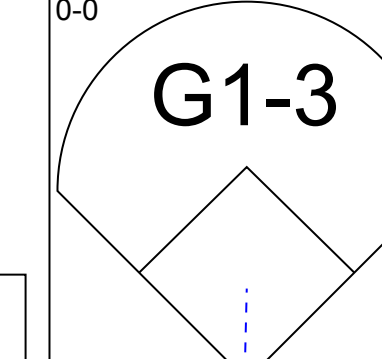
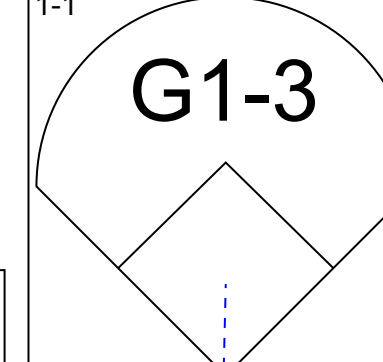
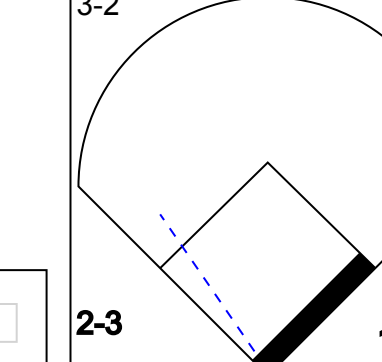
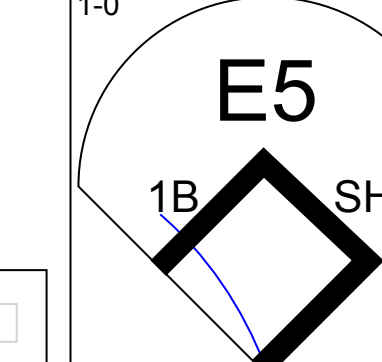
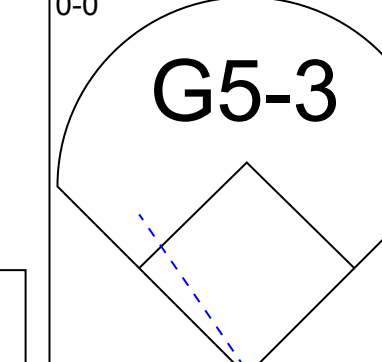

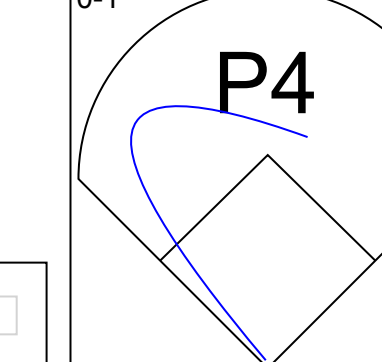
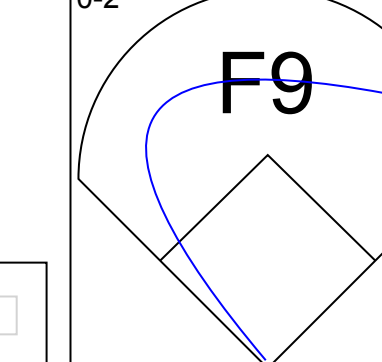
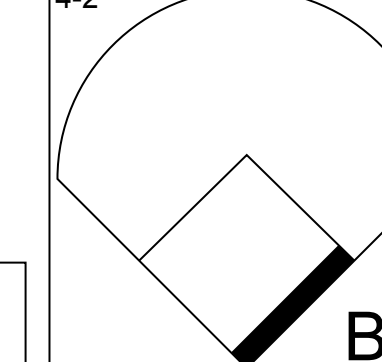

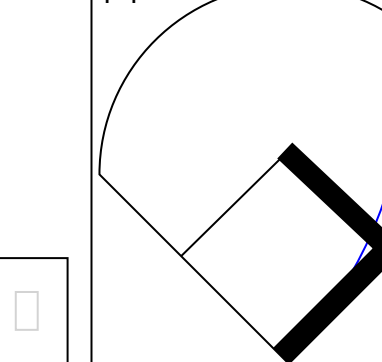
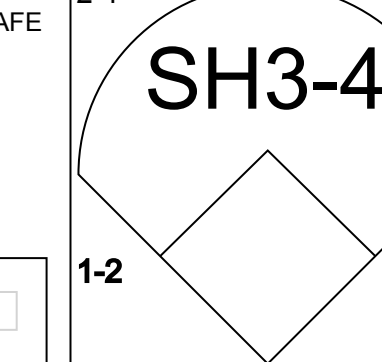
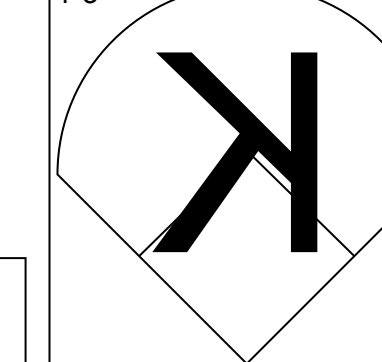
Batter	1	2	3	4	5	6	7	8	9	AB	R	H	RBI	BB	SO	LOB	TOP										
Devon White, S OBP: 0.343, SLG: 0.356 (1, 8)										5	1	1	3	0	1	0	Florida Marlins @ Los Angeles Dodgers Dodger Stadium, Los Angeles, CA Sun Sep 07 1997, 3:33 AM PDT Att: 36,757 - Sunny - 86 F livebaseballscorecards.com										
Edgar Renteria, R OBP: 0.331, SLG: 0.346 (1, 6)										4	1	2	0	0	0	0											
Gary Sheffield, R OBP: 0.427, SLG: 0.428 (1, 9)										3	0	0	0	2	1	1											
Bobby Bonilla, S OBP: 0.376, SLG: 0.474 (1, 5)										3	1	0	0	2	1	3											
Jim Eisenreich, L OBP: 0.352, SLG: 0.379 (7, PH)										3	0	1	0	0	1	0											
Moises Alou, R OBP: 0.378, SLG: 0.497 (7, 7)										1	0	1	1	0	0	0											
Jeff Conine, R OBP: 0.337, SLG: 0.384 (7, 1)										3	0	0	1	0	1	3											
Felix Heredia, L OBP: 0.500, SLG: 0.500 (7, 1)										0	0	0	0	0	0	0											
Jay Powell, R OBP: 0.500, SLG: 0.500 (7, 1)										0	0	0	0	0	0	0											
Kurt Abbott, R OBP: 0.319, SLG: 0.442 (8, 4)										0	0	0	0	0	0	0											
Charles Johnson, R OBP: 0.366, SLG: 0.486 (1, 2)										3	0	0	0	1	1	1											
Craig Counsell, L OBP: 0.405, SLG: 0.440 (8, 1)										4	1	1	0	0	1	2											
Robb Nen, R (8, 1)										0	0	0	0	0	0	0											
Tony Saunders, L OBP: 0.386, SLG: 0.193 (2, 1)										0	0	0	0	0	0	0											
Antonio Alfonseca, R OBP: 0.333, SLG: 0.331 (3, PH)										1	0	0	0	0	0	0											
John Cangelosi, S OBP: 0.325, SLG: 0.331 (3, 1)										0	0	0	0	0	0	0											
Rob Stanifer, R OBP: 0.307, SLG: 0.309 (5, PH)										1	0	0	0	0	0	0											
Alex Arias, R OBP: 0.319, SLG: 0.316 (5, 1)										0	0	0	0	0	0	0											
Kirt Ojala, L OBP: 0.333, SLG: 0.443 (7, PH)										1	1	0	0	1	0	0											
Cliff Floyd, L OBP: 0.333, SLG: 0.443 (7, 3)										1	1	0	0	1	0	0											
Inning Stats	R: 0 E: 0 K: 1 S: 8	H: 0 LOB: 0 BB: 0 P: 11	R: 1 E: 0 K: 0 S: 10	H: 1 LOB: 1 BB: 1 P: 20	R: 0 E: 0 K: 0 S: 11	H: 1 LOB: 2 BB: 1 P: 24	R: 0 E: 0 K: 3 S: 13	H: 0 LOB: 1 BB: 0 P: 22	R: 0 E: 0 K: 1 S: 7	H: 0 LOB: 0 BB: 0 P: 13	R: 4 E: 0 K: 1 S: 16	H: 3 LOB: 3 BB: 3 P: 34	R: 0 E: 0 K: 0 S: 4	H: 0 LOB: 0 BB: 0 P: 8	R: 0 E: 0 K: 1 S: 7	H: 1 LOB: 1 BB: 0 P: 9	1B: 3 2B: 2 3B: 0 HR: 1	SF: 1 SAC: 0 DP: 0 HBP: 1	WP: 0 PB: 0 SB: 1 CS: 0	PA: 40							
PITCHER	IP	WLS	BF	H	R	ER	SO	BB	IBB	HBP	BLK	WP	HR	S	P	ERA	WHIP										
Tom Candiotti, R ERA: 3.28 (1, 1)	6.2	W	29	4	5	5	7	4	0	1	0	0	1	70	124	6.75	1.200										
Darren Hall, R ERA: 2.15 (7, 1)	0.0		2	0	0	0	0	2	0	0	0	0	0	3	11	∞	∞										
Mark Guthrie, L ERA: 4.19 (7, 1)	0.1		2	1	0	0	0	0	0	0	0	0	0	2	2	0.00	3.000										
Antonio Osuna, R ERA: 1.82 (8, 1)	1.0		3	0	0	0	0	0	0	0	0	0	0	4	8	0.00	0.000										
Todd Worrell, R ERA: 5.43 (9, 1)	1.0		4	1	0	0	1	0	0	0	0	0	0	7	9	0.00	1.000										

Batter	1	2	3	4	5	6	7	8	9	AB	R	H	RBI	BB	SO	LOB	BOTTOM										
Eric Young Sr., R OBP: 0.365, SLG: 0.413 (1, 4)										4	1	1	2	1	0	0	Florida Marlins @ Los Angeles Dodgers Dodger Stadium, Los Angeles, CA Sun Sep 07 1997, 3:33 AM PDT Att: 36,757 - Sunny - 86 F livebaseballscorecards.com										
Otis Nixon, S OBP: 0.345, SLG: 0.317 (1, 8)										5	1	2	0	0	2												
Mike Piazza, R OBP: 0.433, SLG: 0.631 (1, 2)										5	2	3	2	0	0	1											
Eric Karros, R OBP: 0.329, SLG: 0.464 (1, 3)										5	1	3	0	0	0	1											
Raul Mondesi, R OBP: 0.356, SLG: 0.530 (1, 9)										3	1	1	0	2	1	4											
Todd Zeile, R OBP: 0.360, SLG: 0.445 (1, 5)										3	1	1	4	2	1	3											
Darren Lewis, R OBP: 0.275, SLG: 0.275 (8, PH)										2	1	0	1	2	1	1											
Eddie Murray, S OBP: 0.279, SLG: 0.325 (8, PH)										1	0	0	0	0	1	3											
Todd Helton, L OBP: 0.296, SLG: 0.368 (9, 7)										0	0	0	0	0	0	0											
Juan Castro, R OBP: 0.229, SLG: 0.222 (8, PH)										3	1	1	0	1	1	3											
Wayne Kirby, L OBP: 0.290, SLG: 0.217 (9, 6)										1	0	0	0	0	1	3											
Greg Gagne, R OBP: 0.310, SLG: 0.366 (9, 6)										0	0	0	0	0	0	0											
Tom Candiotti, R OBP: 0.371, SLG: 0.071 (7, 1)										3	0	0	0	0	2	1											
Darren Hall, R ERA: 2.4 (7, 1)										0	0	0	0	0	0	0											
Mark Guthrie, R ERA: 4.81 (7, PH)										0	0	0	0	0	0	0											
Brett Butler, R ERA: 4.81 (7, PH)										0	0	0	0	0	0	0											
Wilton Guerrero, S ERA: 2.31 (8, 1)										0	0	0	0	0	0	0											
Antonio Osuna, R ERA: 2.31 (8, 1)										0	0	0	0	0	0	0											
Todd Worrell, R ERA: 4.26 (9, 1)										0	0	0	0	0	0	0											
Inning Stats	R: 5 E: 1 K: 1 S: 18	H: 5 LOB: 1 BB: 0 P: 29	R: 2 E: 0 K: 2 S: 15	H: 2 LOB: 3 BB: 3 P: 34	R: 0 E: 0 K: 1 S: 11	H: 1 LOB: 1 BB: 0 P: 15	R: 0 E: 0 K: 2 S: 9	H: 1 LOB: 1 BB: 0 P: 11	R: 0 E: 0 K: 0 S: 4	H: 0 LOB: 0 BB: 0 P: 6	R: 0 E: 0 K: 0 S: 10	H: 1 LOB: 2 BB: 1 P: 17	R: 2 E: 0 K: 0 S: 15	H: 1 LOB: 1 BB: 2 P: 28	R: 0 E: 0 K: 2 S: 19	H: 1 LOB: 3 BB: 2 P: 30	1B: 7 2B: 3 3B: 1 HR: 1	SF: 0 SAC: 1 DP: 0 HBP: 0	WP: 0 PB: 0 SB: 3 CS: 1	PA: 44							
PITCHER	IP	WLS	BF	H	R	ER	SO	BB	IBB	HBP	BLK	WP	HR	S	P	ERA	WHIP										
Tony Saunders, L ERA: 2.4 (1, 1)	1.1	L	12	6	7	6	1	1	0	0	0	0	0	10	21	0.00	3.000										
Antonio Alfonseca, R ERA: 2.4 (2, 1)	0.2		5	1	0	0	2	1	1	0	0	0	0	10	21	0.00	3.000										
Rob Stanifer, R ERA: 4.81 (3, 1)	2.0		8	2	0	0	3	0	0	0	0	0	0	20	26	0.00	1.000										
Kirt Ojala, L ERA: 4.81 (5, 1)	2.0		8	1	0	0	0	1	0	0	0	0	0	14	23	0.00	1.000										
Felix Heredia, L ERA: 4.26 (7, 1)	0.0		3	0	2	2	0	2	0	0	0	0	0	7	16	∞	∞										
Jay Powell, R ERA: 3.34 (7, 1)	1.0		2	1	0	0	0	0	0	0	0	0	0	0	0	0.00	1.000										
Robb Nen, R ERA: 3.82 (8, 1)	1.0		6	1	0	0	2	1	1	0	0	0	0	19	30	0.00	2.000										

Batter	1	2	3	4	5	6	7	8	9	AB	R	H	RBI	BB	SO	LOB	TOP				
Devon White, S OBP: 0.344, SLG: 0.354	F7	BB 1B		G3-1		G5-3			F8 SH1-3 HR BB	4	1	1	0	1	0	1	Florida Marlins @ Los Angeles Dodgers Dodger Stadium, Los Angeles, CA Mon Sep 08 1997, 7:05 PM PDT Att: 45,195 - Unknown - 84 F AB 34 R 8 H 9 RBI 8 BB 6 SO 5 LOB 12 				
Edgar Renteria, R OBP: 0.330, SLG: 0.345	K	BB 1B		K		F9			SH1-3	4	0	1	0	0	2	1					
Gary Sheffield, R OBP: 0.330, SLG: 0.438 John Wehner, R OBP: 0.348, SLG: 0.364							G5-3			3	2	2	1	2	0	0					
Bobby Bonilla, S OBP: 0.374, SLG: 0.470 Robb Nen, R	HR	BB				G5-3			HR IBB	0	0	0	0	0	0	0					
Darren Daulton, L OBP: 0.380, SLG: 0.481 Jeff Conine, R OBP: 0.338, SLG: 0.392	HR	BB		HR		P6			HR	2	2	1	1	1	0	1					
Moises Alou, R OBP: 0.376, SLG: 0.501	HR			F8		FC6-4			G6-3	4	1	1	3	1	0	0					
Charles Johnson, R OBP: 0.362, SLG: 0.481	K			K		FC6-4				4	0	0	0	0	2	2					
Craig Counsell, L OBP: 0.408, SLG: 0.451				G4-3		F9				4	0	2	0	0	0	0					
Kevin Brown, R OBP: 0.194, SLG: 0.145 Cliff Floyd, L OBP: 0.356, SLG: 0.439 Dennis Cook, L OBP: 0.714, SLG: 1.143 Jay Powell, R OBP: 0.500, SLG: 0.500 Alex Arias, R OBP: 0.345, SLG: 0.316	F8			P6		SH1-4			G4-3	2	0	0	0	0	0	0					
Inning Stats	R: 4 E: 0 K: 2 S: 17	H: 2 LOB: 0 BB: 2 P: 31	R: 0 E: 0 K: 1 S: 14	H: 2 LOB: 3 BB: 1 P: 22	R: 1 E: 0 K: 1 S: 7	H: 1 LOB: 0 BB: 0 P: 13	R: 0 E: 0 K: 1 S: 7	H: 0 LOB: 0 BB: 0 P: 11	R: 0 E: 0 K: 0 S: 12	H: 1 LOB: 2 BB: 1 P: 24	R: 0 E: 0 K: 0 S: 10	H: 0 LOB: 0 BB: 0 P: 12	R: 0 E: 0 K: 0 S: 11	H: 1 LOB: 1 BB: 0 P: 13	R: 3 E: 0 K: 0 S: 7	H: 1 LOB: 0 BB: 2 P: 19		1B: 4 2B: 1 3B: 0 HR: 4	SF: 0 SAC: 2 DP: 0 HBP: 0	WP: 0 PB: 0 SB: 0 CS: 0	PA: 42
PITCHER	IP WLS BF H R ER SO BB IBB HBP BLK WP HR S P ERA WHIP																				
Hideo Nomo, R ERA: 4.3	4.0 L 20 5 5 5 5 3 0 0 0 0 0 3 45 77 11.25 2.000																				
Dennys Reyes, L ERA: 3.97	1.2 8 2 0 0 0 0 0 1 0 0 0 0 0 21 35 0.00 1.200																				
Mike Harkey, R ERA: 3.0	2.1 8 1 0 0 0 0 0 0 0 0 0 0 0 19 27 0.00 0.429																				
Mark Guthrie, L ERA: 4.52	1.0 6 1 3 3 0 1 1 0 0 0 0 1 7 19 27.00 2.000																				

Batter	1	2	3	4	5	6	7	8	9	AB	R	H	RBI	BB	SO	LOB	BOTTOM				
Eric Young Sr., R OBP: 0.367, SLG: 0.414	S G4-3		G3	FC6-4		G5-3		FC4-6		4	1	2	2	1	0	1	Florida Marlins @ Los Angeles Dodgers Dodger Stadium, Los Angeles, CA Mon Sep 08 1997, 7:05 PM PDT Att: 45,195 - Unknown - 84 F AB 41 R 4 H 15 RBI 4 BB 2 SO 5 LOB 25 				
Otis Nixon, S OBP: 0.343, SLG: 0.316	G4-3		G3	FC6-4		K		G4-6-3		5	0	1	1	0	1	3					
Mike Piazza, R OBP: 0.433, SLG: 0.628	S		1B	F9		G5-3		G4-6-3		4	0	1	1	1	0	3					
Eric Karros, R OBP: 0.330, SLG: 0.463	K		1B			G4-3		F9		5	0	2	0	0	1	2					
Todd Zeile, R OBP: 0.361, SLG: 0.444	F8		F9			G4-3		FC4-6		5	0	2	0	0	0	5					
Wayne Kirby, L OBP: 0.276, SLG: 0.206 Raul Mondesi, R OBP: 0.357, SLG: 0.532	K		F8			FC4-6		1B		3	0	0	0	0	1	3					
Greg Gagne, R OBP: 0.311, SLG: 1.000 Eric Anthony, L OBP: 0.341, SLG: 0.408	G4-3		1B	G3		1B		1B		4	1	2	0	0	0	2					
Brett Butler, L OBP: 0.373, SLG: 0.329 Mike Harkey, R Paul Konerko, R OBP: 1.000, SLG: 1.000 Todd Hollandsworth, L OBP: 0.296, SLG: 0.368 Mark Guthrie, R OBP: 0.250, SLG: 0.250	E6		G3	G4-3		G4-3		1B		3	0	1	0	0	0	3					
Hideo Nomo, R OBP: 0.180, SLG: 0.262 Wilton Guerrero, S OBP: 0.309, SLG: 0.410 Dennys Reyes, R Darren Lewis, R OBP: 0.336, SLG: 0.279	K		1B	FC6-4		G1-3		FC4-6		1	1	1	0	0	0	0					
Inning Stats	R: 0 E: 0 K: 1 S: 14	H: 0 LOB: 2 BB: 2 P: 27	R: 0 E: 1 K: 2 S: 11	H: 1 LOB: 1 BB: 0 P: 15	R: 1 E: 0 K: 0 S: 15	H: 3 LOB: 2 BB: 0 P: 23	R: 2 E: 0 K: 0 S: 11	H: 3 LOB: 1 BB: 0 P: 16	R: 0 E: 0 K: 1 S: 7	H: 2 LOB: 2 BB: 0 P: 9	R: 0 E: 0 K: 0 S: 10	H: 2 LOB: 0 BB: 0 P: 16	R: 1 E: 0 K: 0 S: 8	H: 3 LOB: 2 BB: 0 P: 13	R: 0 E: 0 K: 1 S: 9	H: 1 LOB: 1 BB: 0 P: 14		1B: 14 2B: 1 3B: 0 HR: 0	SF: 0 SAC: 0 DP: 1 HBP: 0	WP: 1 PB: 0 SB: 2 CS: 0	PA: 43
PITCHER	IP WLS BF H R ER SO BB IBB HBP BLK WP HR S P ERA WHIP																				
Kevin Brown, R ERA: 2.78	7.0 W 34 11 3 3 4 2 0 0 0 0 0 0 80 126 3.86 1.857																				
Dennis Cook, L ERA: 4.13	0.0 2 2 1 1 0 0 0 0 0 0 0 0 5 8 ∞ ∞																				
Jay Powell, R ERA: 3.3	1.0 3 1 0 0 0 0 0 0 0 0 0 0 3 5 0.00 1.000																				
Robb Nen, R ERA: 3.76	1.0 4 1 0 0 1 0 0 0 0 0 1 0 9 14 0.00 1.000																				

Batter	1	2	3	4	5	6	7	8	9	AB	R	H	RBI	BB	SO	LOB	TOP					
Devon White, S OBP: 0.341, SLG: 0.364 (1, 8)										4	1	1	1	0	2	1	Florida Marlins @ San Diego Padres Qualcomm Stadium, San Diego, CA Wed Sep 10 1997, 10:05 PM EDT Att: 10,893 - Unknown - 78 F AB 35 R 3 H 8 RBI 3 BB 1 SO 9 LOB 14					
Edgar Renteria, R OBP: 0.331, SLG: 0.346 (1, 6)										4	2	2	0	0	0	0						
Gary Sheffield, R OBP: 0.427, SLG: 0.433 (1, 9)										4	0	2	0	0	0	1						
Bobby Bonilla, S OBP: 0.373, SLG: 0.468 (1, 5)										4	0	1	1	1	0	2		4				
Darren Daulton, L OBP: 0.379, SLG: 0.476 (8, PH) Jeff Conine, R OBP: 0.336, SLG: 0.389 (8, 3)											3	0	1	1	0	0		1				
Moises Alou, R OBP: 0.376, SLG: 0.495 (1, 7)											4	0	0	0	0	1		3				
Gregg Zaun, S OBP: 0.412, SLG: 0.402 (1, 2)											3	0	0	0	1	0		0				
Craig Counsell, L OBP: 0.400, SLG: 0.443 (1, 4)										4	0	1	0	0	2	1						
Alex Fernandez, R OBP: 0.206, SLG: 0.242 (1, 1) Jay Powell, R OBP: 0.500, SLG: 0.500 (8, 1) Cliff Floyd, L OBP: 0.360, SLG: 0.448 (9, PH) Ed Vosberg, L (9, 1)											3	0	0	0	0	1	1					
Inning Stats	R: 1 E: 0 K: 3 S: 19	H: 3 LOB: 2 BB: 0 P: 25	R: 0 E: 0 K: 0 S: 8	H: 1 LOB: 1 BB: 0 P: 13	R: 0 E: 0 K: 0 S: 4	H: 1 LOB: 0 BB: 0 P: 7	R: 0 E: 0 K: 0 S: 6	H: 0 LOB: 0 BB: 0 P: 9	R: 1 E: 0 K: 1 S: 8	H: 1 LOB: 0 BB: 0 P: 12	R: 0 E: 0 K: 1 S: 11	H: 0 LOB: 0 BB: 0 P: 18	R: 0 E: 0 K: 2 S: 8	H: 0 LOB: 0 BB: 0 P: 10	R: 1 E: 0 K: 2 S: 12	H: 2 LOB: 1 BB: 0 P: 19	R: 0 E: 0 K: 0 S: 9	H: 0 LOB: 1 BB: 1 P: 18	1B: 6 2B: 1 3B: 0 HR: 1	SF: 0 SAC: 0 DP: 1 HBP: 0	WP: 0 PB: 0 SB: 2 CS: 0	PA: 36
PITCHER	IP	WLS	BF	H	R	ER	SO	BB	IBB	HBP	BLK	WP	HR	S	P	ERA	WHIP					
Pete Smith, R ERA: 4.78	(1, 1)	7.0	27	6	2	2	7	0	0	0	1	0	1	64	94	2.57	0.857					
Tim Worrell, R ERA: 4.43	(8, 1)	0.2	4	2	1	1	1	0	0	0	0	0	0	9	16	13.50	3.000					
Sterling Hitchcock, L ERA: 4.82	(8, 1)	0.1	1	0	0	0	1	0	0	0	0	0	0	3	3	0.00	0.000					
Jim Bruske, R ERA: 3.99	(9, 1)	1.0	W	4	0	0	0	1	0	0	0	0	0	9	18	0.00	1.000					

Batter	1	2	3	4	5	6	7	8	9	AB	R	H	RBI	BB	SO	LOB	BOTTOM				
Quilvio Veras, S OBP: 0.364, SLG: 0.345 (1, 4)										5	2	3	0	0	1	2	Florida Marlins @ San Diego Padres Qualcomm Stadium, San Diego, CA Wed Sep 10 1997, 10:05 PM EDT Att: 10,893 - Unknown - 78 F AB 33 R 4 H 10 RBI 4 BB 3 SO 4 LOB 16				
Steve Finley, L OBP: 0.395, SLG: 0.469 (1, 8)										4	0	0	0	0	1	5					
Tony Gwynn, L OBP: 0.407, SLG: 0.552 (1, 9)											5	1	2	1	0	0		1			
Wally Joyner, L OBP: 0.395, SLG: 0.494 (1, 3)										3	0	0	0	1	0	0					
Greg Vaughn, R OBP: 0.309, SLG: 0.370 (1, 7)										3	1	0	1	1	1	2					
Craig Shipley, R OBP: 0.314, SLG: 0.496 (1, 6)										4	0	2	2	0	0	0					
George Arias, R OBP: 0.287, SLG: 0.287 (1, 5)										4	0	1	0	0	0	2					
John Flaherty, R OBP: 0.318, SLG: 0.383 (8, PR) Ruben Rivera, R OBP: 0.325, SLG: 0.468 (9, 2)										3	0	1	0	1	0	3					
Pete Smith, R OBP: 0.208, SLG: 0.304 (8, 1) Tim Worrell, R OBP: 0.236, SLG: 0.200 (8, 1) Sterling Hitchcock, L OBP: 0.148, SLG: 0.089 (8, PH) Mark Sweeney, L OBP: 0.351, SLG: 0.361 (9, 1) Jim Bruske, R OBP: 0.197, SLG: 0.333 (9, 1)										1	0	1	0	0	0	0	0				
Inning Stats	R: 2 E: 0 K: 0 S: 17	H: 3 LOB: 2 BB: 1 P: 30	R: 0 E: 0 K: 2 S: 8	H: 1 LOB: 1 BB: 0 P: 14	R: 1 E: 0 K: 0 S: 15	H: 2 LOB: 2 BB: 1 P: 27	R: 0 E: 0 K: 0 S: 9	H: 1 LOB: 1 BB: 0 P: 14	R: 0 E: 1 K: 0 S: 9	H: 1 LOB: 2 BB: 0 P: 12	R: 0 E: 0 K: 1 S: 8	H: 0 LOB: 0 BB: 0 P: 13	R: 0 E: 0 K: 1 S: 7	H: 0 LOB: 1 BB: 1 P: 12	R: 1 E: 0 K: 0 S: 5	H: 2 LOB: 2 BB: 0 P: 11	1B: 7 2B: 3 3B: 0 HR: 0	SF: 0 SAC: 2 DP: 0 HBP: 1	WP: 0 PB: 0 SB: 0 CS: 0	PA: 39	
PITCHER	IP	WLS	BF	H	R	ER	SO	BB	IBB	HBP	BLK	WP	HR	S	P	ERA	WHIP				
Alex Fernandez, R ERA: 3.46	(1, 1)	7.0	32	8	3	3	3	2	0	0	0	0	0	73	119	3.86	1.429				
Jay Powell, R ERA: 3.25	(8, 1)	1.0	4	0	0	0	1	1	0	0	0	0	0	7	12	0.00	1.000				
Ed Vosberg, L ERA: 4.01	(9, 1)	0.0	L	3	2	1	1	0	0	0	1	0	0	5	11	∞	∞				

Batter	1	2	3	4	5	6	7	8	9	AB	R	H	RBI	BB	SO	LOB	TOP				
Darryl Hamilton, L (1, 8) OBP: 0.349, SLG: 0.359	F7		F8		F8		L8		K	5	0	0	0	0	1	1	San Francisco Giants @ Florida Marlins Pro Player Stadium, Miami, FL Fri Sep 12 1997, 7:05 PM EDT Att: 30,964 - Unknown - 77 F livebaseballscorecards.com				
Bill Mueller, S (1, 5) OBP: 0.373, SLG: 0.442	1B		1B		K		K		F8	5	0	2	0	0	2	1					
Barry Bonds, L (1, 7) OBP: 0.439, SLG: 0.557	P2		L5		BB		BB			2	0	0	0	2	0	2					
Jeff Kent, R (1, 4) OBP: 0.320, SLG: 0.480	K				G3-1		G1-3			4	0	1	0	0	1	2					
J.T. Snow, L (1, 3) OBP: 0.397, SLG: 0.509		G4-3			E				P3	2	1	0	0	2	0	0					
Glennan Hill, R (1, 9) Roberto Hernandez, R (8, 1) Rod Beck, R (9, 1)		FC4			SF9		L7		G4-3	4	0	2	0	0	0	3					
Jose Vizcaino, S (1, 6) OBP: 0.323, SLG: 0.340	FC4				E3		F8		G5-3	4	0	0	0	0	0	3					
Brian Johnson, R (1, 2) OBP: 0.302, SLG: 0.437	G6-3				SF9		F6		F9	3	0	0	1	0	0	1					
Kirk Rueter, L (1, 1) OBP: 0.188, SLG: 0.148 Julian Tavarez, L (6, 1)					F8		G1-3			3	0	0	0	0	1	2					
LeJon Powell, R (8, 9) OBP: 0.361, SLG: 0.424					F8				1B	0	0	0	0	0	0	0					
Inning Stats	R: 0 E: 0 K: 1 S: 11	H: 1 LOB: 1 BB: 0 P: 17	R: 0 E: 1 K: 0 S: 10	H: 1 LOB: 1 BB: 0 P: 16	R: 0 E: 0 K: 0 S: 11	H: 1 LOB: 1 BB: 0 P: 15	R: 1 E: 1 K: 1 S: 13	H: 1 LOB: 2 BB: 1 P: 23	R: 0 E: 0 K: 1 S: 14	H: 0 LOB: 0 BB: 0 P: 11	R: 0 E: 0 K: 1 S: 7	H: 0 LOB: 1 BB: 1 P: 14	R: 0 E: 0 K: 0 S: 7	H: 0 LOB: 0 BB: 0 P: 13	R: 0 E: 0 K: 1 S: 12	H: 1 LOB: 1 BB: 0 P: 17	1B: 6 2B: 0 3B: 0 HR: 0	SF: 1 2B: 0 3B: 0 DP: 0 HBP: 0	WP: 0 PB: 0 SB: 0 CS: 0	PA: 38	
PITCHER	IP	WLS	BF	H	R	ER	SO	BB	IBB	HBP	BLK	WP	HR	S	P	ERA	WHIP				
Livan Hernandez, R (1, 1) ERA: 2.79	7.0	L	31	5	1	0	4	4	0	0	0	0	0	75	125	0.00	1.286				
Dennis Cook, L (8, 1) ERA: 3.86	2.0		7	1	0	0	1	0	0	0	0	0	0	19	30	0.00	0.500				

Batter	1	2	3	4	5	6	7	8	9	AB	R	H	RBI	BB	SO	LOB	BOTTOM					
Devon White, S (1, 8) OBP: 0.340, SLG: 0.362	G1-4-3	G3-1			G6-3		K			4	0	1	0	0	1	3	San Francisco Giants @ Florida Marlins Pro Player Stadium, Miami, FL Fri Sep 12 1997, 7:05 PM EDT Att: 30,964 - Unknown - 77 F livebaseballscorecards.com					
Edgar Renteria, R (1, 6) OBP: 0.325, SLG: 0.344	G1-4-3				F9		G4-3		G3-6	4	0	0	0	0	0	2						
Gary Sheffield, R (1, 9) OBP: 0.427, SLG: 0.432	FC5				F8		G1-3		G3-6-3	3	0	1	0	1	0	0						
Bobby Bonilla, S (1, 5) OBP: 0.374, SLG: 0.467	BB				L4				G3-6-3	3	0	1	0	1	0	1						
Jeff Conine, R (1, 3) OBP: 0.338, SLG: 0.390 Darren Daulton, L (8, PH) OBP: 0.378, SLG: 0.474	FC5				FC5-4		FC5-2		K	2	0	1	0	1	0	2						
Moises Alou, R (1, 7) OBP: 0.377, SLG: 0.495		1B			FC5-4		FC5-2		G6-3	4	0	2	0	0	0	1						
Charles Johnson, R (1, 2) OBP: 0.358, SLG: 0.476		1B			F9		FC5-2		K	4	0	1	0	0	1	4						
Kurt Abbott, R (1, 4) OBP: 0.321, SLG: 0.447 Craig Counsell, L (6, PH) OBP: 0.357, SLG: 0.435	F9						G4-6-3		L9	2	0	1	0	0	0	2						
Livan Hernandez, R (1, 1) OBP: 0.192, SLG: 0.240 Cliff Floyd, L (7, PH) OBP: 0.357, SLG: 0.443 Dennis Cook, L (8, 1) OBP: 0.625, SLG: 1.000		K			P4				E3	2	0	0	0	0	1	4						
Inning Stats	R: 0 E: 0 K: 0 S: 7	H: 1 LOB: 2 BB: 2 P: 18	R: 0 E: 0 K: 1 S: 12	H: 2 LOB: 2 BB: 0 P: 14	R: 0 E: 0 K: 0 S: 8	H: 0 LOB: 0 BB: 0 P: 14	R: 0 E: 0 K: 0 S: 11	H: 1 LOB: 2 BB: 1 P: 19	R: 0 E: 0 K: 0 S: 10	H: 0 LOB: 0 BB: 0 P: 16	R: 0 E: 0 K: 0 S: 8	H: 3 LOB: 2 BB: 0 P: 12	R: 0 E: 1 K: 1 S: 5	H: 0 LOB: 0 BB: 0 P: 9	R: 0 E: 0 K: 1 S: 10	H: 1 LOB: 0 BB: 0 P: 14		R: 0 E: 0 K: 1 S: 8	H: 0 LOB: 0 BB: 0 P: 13	1B: 7 2B: 1 3B: 0 HR: 0	SF: 0 2B: 1 SAC: 0 DP: 4 HBP: 0	WP: 0 PB: 0 SB: 0 CS: 0
PITCHER	IP	WLS	BF	H	R	ER	SO	BB	IBB	HBP	BLK	WP	HR	S	P	ERA	WHIP					
Kirk Rueter, L (1, 1) ERA: 3.5	5.0	W	23	6	1	0	1	3	0	0	0	0	0	51	86	0.00	1.800					
Julian Tavarez, R (6, 1) ERA: 3.9	2.0		6	1	0	0	1	0	0	0	0	0	0	10	16	0.00	0.500					
Roberto Hernandez, R (8, 1) ERA: 2.15	1.0	S	3	1	0	0	1	0	0	0	0	0	0	10	14	0.00	1.000					
Rod Beck, R (9, 1) ERA: 3.29	1.0		3	0	0	0	1	0	0	0	0	0	0	8	13	0.00	0.000					

Batter	1	2	3	4	5	6	7	8	9	AB	R	H	RBI	BB	SO	LOB	TOP					
Marvin Benard, L OBP: 0.336, SLG: 0.317 (1, 9)	G5-3		G4-3			G3-6-1			HR	4	1	1	1	0	0	1	San Francisco Giants @ Florida Marlins Pro Player Stadium, Miami, FL Sat Sep 13 1997, 3:33 AM EDT Att: 30,311 - Cloudy - 88 F					
Darryl Hamilton, L LeJon Powell, R OBP: 0.348, SLG: 0.357 OBP: 0.351, SLG: 0.412 (1, 8) (8, 8)	BB			G3			G6-3		G1	2	0	0	0	1	0	0						
Barry Bonds, L Doug Mirabelli, R OBP: 0.440, SLG: 0.556 OBP: 0.167, SLG: 0.167 (1, 7) (7, 2)	SAFE			G3			S		K	1	0	0	0	2	0	0						
Jeff Kent, R Cory Bailey, R OBP: 0.319, SLG: 0.477 OBP: 0.173, SLG: 0.231 (1, 4) (7, 1) (8, 1)	G4-6-3			G5-3			K			3	0	0	0	0	1	3						
J.T. Snow, L OBP: 0.396, SLG: 0.508 (1, 3)		L5				G6-3			P5	3	0	1	0	0	0	1						
Bill Mueller, S OBP: 0.370, SLG: 0.438 (1, 5)		K				F8			G3	3	0	0	0	0	1	1						
Jose Vizcaino, S OBP: 0.322, SLG: 0.339 (1, 6) (7, 4)						G6-3			K	2	0	0	0	0	0	1						
Wilson Delgado, S (8, PH) (8, 4)										1	0	0	0	0	1	0						
Brian Johnson, R Rich Aurilia, R OBP: 0.300, SLG: 0.434 OBP: 0.330, SLG: 0.541 (1, 2) (7, 6)			L8			G4-3			G4-3	2	0	0	0	0	0	0						
Mark Gardner, R John Johnstone, R OBP: 0.143, SLG: 0.115 (5, 1)										1	0	0	0	0	1	0						
Mark Lewis, R Doug Henry, R OBP: 0.310, SLG: 0.435 (6, PH) (6, 1)						G3-6-1			K	1	0	1	0	0	0	0						
Jacob Cruz, L OBP: 0.150 (7, 9)										1	0	0	0	0	1	0						
Inning Stats	R: 0 E: 0 K: 0 S: 17	H: 0 LOB: 1 BB: 2 P: 29	R: 0 E: 0 K: 1 S: 7	H: 0 LOB: 0 BB: 0 P: 9	R: 0 E: 0 K: 1 S: 7	H: 0 LOB: 0 BB: 0 P: 10	R: 0 E: 0 K: 0 S: 6	H: 0 LOB: 0 BB: 0 P: 9	R: 0 E: 0 K: 0 S: 5	H: 1 LOB: 0 BB: 0 P: 7	R: 0 E: 0 K: 0 S: 7	H: 1 LOB: 0 BB: 0 P: 11	R: 0 E: 0 K: 1 S: 6	H: 0 LOB: 1 BB: 1 P: 12	R: 0 E: 0 K: 1 S: 7	H: 0 LOB: 0 BB: 0 P: 10	R: 1 E: 0 K: 2 S: 15	H: 1 LOB: 0 BB: 0 P: 21	1B: 2 2B: 0 3B: 0 HR: 1	SF: 0 SAC: 0 DP: 3 HBP: 0	WP: 0 PB: 0 SB: 1 CS: 0	PA: 30
PITCHER Kevin Brown, R ERA: 2.7 (1, 1)	IP: 9.0 WLS: W BF: 30 H: 3 R: 1 ER: 1 SO: 6 BB: 3 IBB: 0 HBP: 0 BLK: 0 WP: 0 HR: 1 S: 77 P: 118 ERA: 1.00 WHIP: 0.667											PITCHER	IP: 9.0 WLS: W BF: 30 H: 3 R: 1 ER: 1 SO: 6 BB: 3 IBB: 0 HBP: 0 BLK: 0 WP: 0 HR: 1 S: 77 P: 118 ERA: 1.00 WHIP: 0.667									

Batter	1	2	3	4	5	6	7	8	9	AB	R	H	RBI	BB	SO	LOB	BOTTOM			
Devon White, S OBP: 0.341, SLG: 0.389 (1, 8)	HR		B1-3			K			K	5	2	2	2	0	2	0	San Francisco Giants @ Florida Marlins Pro Player Stadium, Miami, FL Sat Sep 13 1997, 3:33 AM EDT Att: 30,311 - Cloudy - 88 F			
Edgar Renteria, R OBP: 0.330, SLG: 0.345 (1, 6)	G3		G4-3			HR			P3	4	2	2	0	0	0	0				
Gary Sheffield, R John Wehner, R OBP: 0.426, SLG: 0.429 OBP: 0.348, SLG: 0.364 (1, 9) (7, PR) (8, 9)	WP					HR			F9	3	0	0	0	1	1	2				
Bobby Bonilla, S Alex Arias, R OBP: 0.376, SLG: 0.466 OBP: 0.345, SLG: 0.316 (1, 5) (9, 5)	G5-3		K			F9			BB	0	1	0	0	0	0	0				
Darren Daulton, L Jeff Conine, R OBP: 0.376, SLG: 0.470 OBP: 0.339, SLG: 0.392 (1, 3) (6, 3)	G3			G6-3		BB			1B	1	2	0	0	3	0	1				
Moises Alou, R OBP: 0.376, SLG: 0.501 (1, 7)	2-3			G4-3		HR			BB	0	0	0	0	0	0	0				
Charles Johnson, R OBP: 0.357, SLG: 0.474 (1, 2)	G4-3			G4-3		P5			1B	3	0	0	0	0	3	0				
Craig Counsell, L OBP: 0.397, SLG: 0.438 (1, 4)				G4-3		P5			1B	1	0	1	1	0	0	0				
Kevin Brown, R OBP: 0.183, SLG: 0.136 (1, 1)	3-H			G6-3		HR			1B	4	1	2	3	0	0	1				
Inning Stats	R: 2 E: 0 K: 0 S: 11	H: 2 LOB: 0 BB: 0 P: 17	R: 0 E: 0 K: 1 S: 9	H: 1 LOB: 1 BB: 0 P: 14	R: 0 E: 0 K: 1 S: 8	H: 0 LOB: 0 BB: 0 P: 12	R: 1 E: 0 K: 0 S: 14	H: 2 LOB: 2 BB: 1 P: 21	R: 4 E: 0 K: 0 S: 13	H: 3 LOB: 0 BB: 1 P: 23	R: 0 E: 0 K: 1 S: 9	H: 0 LOB: 0 BB: 0 P: 13	R: 1 E: 0 K: 0 S: 11	H: 2 LOB: 2 BB: 2 P: 22	R: 0 E: 0 K: 1 S: 6	H: 0 LOB: 0 BB: 0 P: 6		1B: 7 2B: 0 3B: 0 HR: 3	SF: 0 SAC: 0 DP: 0 HBP: 0	WP: 1 PB: 0 SB: 0 CS: 0
PITCHER Mark Gardner, R John Johnstone, R Doug Henry, R Cory Bailey, R Terry Mulholland, L ERA: 4.25 ERA: 2.66 ERA: 4.56 ERA: 10.13 ERA: 4.17 (1, 1) (5, 1) (6, 1) (7, 1) (8, 1)	IP: 4.1 WLS: L BF: 22 H: 7 R: 6 ER: 6 SO: 2 BB: 2 IBB: 0 HBP: 0 BLK: 0 WP: 1 HR: 2 S: 47 P: 75 ERA: 12.46 WHIP: 2.077											PITCHER	IP: 4.1 WLS: L BF: 22 H: 7 R: 6 ER: 6 SO: 2 BB: 2 IBB: 0 HBP: 0 BLK: 0 WP: 1 HR: 2 S: 47 P: 75 ERA: 12.46 WHIP: 2.077							



Batter	1	2	3	4	5	6	7	8	9	AB	R	H	RBI	BB	SO	LOB	TOP										
Walt Weiss, S OBP: 0.385, SLG: 0.404	1-1 P5			3-2 HR		3-3 K		1-2 E 1B		4	2	2	2	0	1	0											
Ellis Burks, R OBP: 0.354, SLG: 0.556	2-2 F8			2-2 F8			0-0 F8	1-2 E3 1B		4	0	0	0	0	0	2											
Larry Walker, L OBP: 0.456, SLG: 0.714	1-0 G6-3			0-0 G4-3			2-1 HR	0-1 G6-4-3 1B		4	1	2	3	0	0	0											
Andres Galarraga, R OBP: 0.391, SLG: 0.578		2-1 F8		1-2 G1-3			1-0 HR	3-1 G6-4-3 1B		4	1	1	1	0	0	2											
Dante Bichette, R Mike Munoz, L Steve Reed, R John Vander Wal, L Jeff McCurry, R Curt Leskanic, R	1-0 F7				3-2 P4		0-3 K	2-2 G1-3		3	0	0	0	0	0	1											
Vinny Castilla, R OBP: 0.354, SLG: 0.558	1-1 G6-3				2-2 CS 1B		0-1 P2		1-3 K	4	0	1	0	0	1	0											
Jeff Reed, L OBP: 0.384, SLG: 0.517			2-2 P4		3-2 P4			1-2 E3 1B	2-2 F9	4	1	0	0	0	0	1											
Neffi Perez, S OBP: 0.345, SLG: 0.459			0-1 F9		1-2 CS	1-3 K		4-2 1B 1B BB	2-3 K	3	1	0	0	1	2	0											
Jamey Wright, R Quinton McCracken, S			0-2 K		0-0 G6-3			3-1 E 1B 1B		2	0	0	0	0	1	0											
Inning Stats	R: 0 H: 0 E: 0 K: 0 S: 6	H: 0 R: 0 LOB: 0 BB: 0 P: 10	R: 0 H: 0 E: 0 K: 0 S: 5	H: 0 R: 0 LOB: 0 BB: 0 P: 9	R: 0 H: 0 E: 0 K: 1 S: 9	H: 0 R: 0 LOB: 0 BB: 0 P: 11	R: 1 H: 1 E: 0 K: 0 S: 10	H: 1 R: 0 LOB: 0 BB: 0 P: 16	R: 0 H: 0 E: 0 K: 2 S: 8	H: 0 R: 0 LOB: 0 BB: 0 P: 12	R: 2 H: 2 E: 0 K: 1 S: 9	H: 2 R: 0 LOB: 0 BB: 0 P: 12	R: 4 H: 3 E: 2 K: 0 S: 22	H: 3 R: 0 LOB: 1 BB: 1 P: 37	R: 0 H: 0 E: 0 K: 2 S: 12	H: 0 R: 0 LOB: 0 BB: 0 P: 17	1B: 4 2B: 0 3B: 0 HR: 3	SF: 0 SAC: 0 DP: 1 HBP: 0	WP: 1 PA: 36 PB: 0 SB: 0 CS: 1								
PITCHER	IP	WLS	BF	H	R	ER	SO	BB	IBB	HBP	BLK	WP	HR	S	P	ERA	WHIP										
Alex Fernandez, R Ed Vosberg, L Rob Stanifer, R Kurt Miller, R	7.0 0.0 1.0 1.0	L 4 4 3	24 4 1 3	4 2 1 0	3 4 1 0	3 2 0 0	4 2 0 2	0 1 0 0	0 0 0 0	0 0 0 0	0 1 0 0	0 1 0 12	3 12 10 17	61 21 16 17	93 26 21 17	3.86 ∞ 0.00 0.00	0.571 ∞ 1.000 0.000										

Colorado Rockies @ Florida Marlins
 Pro Player Stadium, Miami, FL
 Mon Sep 15 1997, 7:05 PM EDT
 Att: 19,148 - Unknown - 80 F

AB	34
R	7
H	7
RBI	7
BB	1
SO	6
LOB	6



Batter	1	2	3	4	5	6	7	8	9	AB	R	H	RBI	BB	SO	LOB	BOTTOM										
Cliff Floyd, L OBP: 0.363, SLG: 0.447	2-0 CS 1B				2-0 F8		2-1 G6-4-3 1B		1-0 F8	5	0	2	0	0	0	2											
Edgar Renteria, R OBP: 0.325, SLG: 0.342	3-3 K		1-0 G4-3		0-0 CS 1B		1-1 G6-4-3		1-1 G4-3	5	0	1	0	0	1	3											
Gary Sheffield, R OBP: 0.429, SLG: 0.439	3-1 1B 1B		0-0 BB 1B		0-3 K			2-1 P6		4	1	2	0	0	1	1											
Bobby Bonilla, S OBP: 0.378, SLG: 0.466	3-2 1B 1B		1-0 G5-3 BB 1B		2-0 BB 1B			4-2 FC5-4 BB BB		3	0	3	0	1	0	0											
Darren Daulton, L OBP: 0.379, SLG: 0.471	3-1 1B		4-2 BB		1-1 L8			4-1 FC5-4 BB		2	0	1	1	2	0	1											
Moises Alou, R OBP: 0.376, SLG: 0.495	1-0 G5-3		0-0 G5-3		1-2 K			3-2 FC5-4		4	0	0	0	0	1	8											
Charles Johnson, R Kurt Miller, R		0-2 G5-3		3-2 P6		1-2 BB		2-3 K		3	0	0	0	1	1	2											
Craig Counsell, L OBP: 0.388, SLG: 0.421		0-1 L6		3-2 G6-3		1-2 G4-3			2-2 G6-3	4	0	0	0	0	0	2											
Alex Fernandez, R John Lott, S Ed Vosberg, L Rob Stanifer, R Rob Natal, R Jim Eisenreich, L		3-2 1B		1-3 K		1-2 G5-3			3-1 DI 1B	2	0	1	0	0	1	0											
Inning Stats	R: 1 H: 4 E: 0 K: 1 S: 14	H: 1 R: 0 LOB: 1 BB: 0 P: 14	R: 0 H: 2 E: 0 K: 0 S: 6	H: 2 R: 0 LOB: 1 BB: 1 P: 12	R: 0 H: 0 E: 0 K: 1 S: 15	H: 0 R: 0 LOB: 0 BB: 0 P: 22	R: 0 H: 1 E: 0 K: 1 S: 12	H: 1 R: 0 LOB: 1 BB: 1 P: 21	R: 0 H: 1 E: 0 K: 0 S: 7	H: 1 R: 0 LOB: 0 BB: 0 P: 11	R: 0 H: 0 E: 0 K: 1 S: 14	H: 0 R: 0 LOB: 2 BB: 2 P: 29	R: 0 H: 1 E: 0 K: 0 S: 8	H: 1 R: 0 LOB: 1 BB: 0 P: 15	1B: 11 2B: 2 3B: 0 HR: 0	SF: 0 SAC: 0 DP: 4 HBP: 0	WP: 0 PA: 38 PB: 0 SB: 0 CS: 2										
PITCHER	IP	WLS	BF	H	R	ER	SO	BB	IBB	HBP	BLK	WP	HR	S	P	ERA	WHIP										
Jamey Wright, R Mike Munoz, L Steve Reed, R Jeff McCurry, R Curt Leskanic, R	6.0 0.1 0.2 1.0 1.0	W 2 1 5 4	26 1 0 0 1	1 0 0 0 1	1 0 0 0 0	1 0 0 0 0	4 0 0 1 0	0 0 0 2 0	2 0 0 2 0	0 0 0 0 0	0 0 0 0 0	0 0 0 0 0	0 0 0 14 8	5 8 3 29 15	105 8 3 29 15	1.50 0.00 0.00 0.00 0.00	1.833 3.000 0.000 2.000 1.000										

Colorado Rockies @ Florida Marlins
 Pro Player Stadium, Miami, FL
 Mon Sep 15 1997, 7:05 PM EDT
 Att: 19,148 - Unknown - 80 F


AB	34
R	1
H	11
RBI	1
BB	4
SO	5
LOB	19



Batter	1	2	3	4	5	6	7	8	9	AB	R	H	RBI	BB	SO	LOB	TOP					
Rex Hudler, R OBP: 0.246, SLG: 0.306	F9		1B			2B	G3		K	3	0	2	0	0	0	0						
Mike Robertson, L OBP: 0.286, SLG: 0.320										0	0	0	0	0	0	0						
Mike Lieberthal, R OBP: 0.315, SLG: 0.454										1	0	0	0	0	0	2						
Ken Ryan, R										0	0	0	0	0	0	0						
Billy McMillon, L OBP: 0.210, SLG: 0.293										1	0	0	0	0	1	2						
Kevin Seifick, R OBP: 0.291, SLG: 0.349	K									4	0	0	0	0	1	2						
Rico Brogna, L OBP: 0.290, SLG: 0.427										1	0	0	0	0	0	2						
Gregg Jefferies, S OBP: 0.333, SLG: 0.391	P6									3	0	0	0	1	0	1						
Ron Blazier, R OBP: 0.400, SLG: 0.400										0	0	0	0	0	0	0						
Scott Rolen, R OBP: 0.379, SLG: 0.459										4	0	2	0	0	1	2						
23 Kevin Jordan, R OBP: 0.264, SLG: 0.390										4	0	1	0	0	1	1						
Bobby Estealella, R OBP: 0.478, SLG: 1.000										2	1	0	0	2	1	2						
Tony Barron, R OBP: 0.323, SLG: 0.434										4	1	2	1	0	2	2						
Desi Relaford, S OBP: 0.250, SLG: 0.316										3	0	1	0	1	0	0						
Mark Leiter, R OBP: 0.154, SLG: 0.120										2	0	0	0	0	2	0						
Wayne Gomes, R										0	0	0	0	0	0	0						
Ruben Amaro Jr., S OBP: 0.318, SLG: 0.316										2	0	1	1	0	0	2						
Inning Stats	R: 0 E: 0 K: 1 S: 9	H: 0 LOB: 0 BB: 0 P: 15	R: 0 E: 0 K: 2 S: 12	H: 1 LOB: 1 BB: 1 P: 20	R: 0 E: 0 K: 1 S: 9	H: 1 LOB: 1 BB: 0 P: 12	R: 0 E: 0 K: 1 S: 7	H: 0 LOB: 0 BB: 1 P: 16	R: 1 E: 0 K: 2 S: 10	H: 1 LOB: 0 BB: 0 P: 17	R: 0 E: 0 K: 0 S: 6	H: 1 LOB: 1 BB: 0 P: 13	R: 1 E: 0 K: 1 S: 11	H: 1 LOB: 2 BB: 2 P: 23	R: 0 E: 0 K: 0 S: 12	H: 2 LOB: 2 BB: 0 P: 20	R: 0 E: 0 K: 1 S: 12	H: 2 LOB: 2 BB: 0 P: 16	1B: 6 2B: 3 3B: 0 HR: 1	SF: 0 SAC: 0 DP: 1 HBP: 0	WP: 0 PB: 0 SB: 0 CS: 2	PA: 38
PITCHER	IP	WLS	BF	H	R	ER	SO	BB	IBB	HBP	BLK	WP	HR	S	P	ERA	WHIP					
Tony Saunders, L ERA: 4.31	6.0	W	22	4	1	1	7	2	0	0	0	0	1	53	93	1.50	1.000					
Rob Stanifer, R ERA: 4.75	0.2		5	1	1	1	1	2	0	0	0	0	0	10	22	13.50	4.500					
Ed Vosberg, L ERA: 4.32	0.1		1	0	0	0	0	0	0	0	0	0	0	1	1	0.00	0.000					
Jay Powell, R ERA: 3.32	1.0	S	5	2	0	0	0	0	0	0	0	0	0	12	20	0.00	2.000					
Robb Nen, R ERA: 3.66	1.0	S	5	2	0	0	1	0	0	0	0	0	0	12	16	0.00	2.000					

Philadelphia Phillies @ Florida Marlins
Pro Player Stadium, Miami, FL
Wed Sep 17 1997, 7:05 PM EDT
Att: 26,305 - Unknown - 71 F


AB 34
R 2
H 9
RBI 2
BB 4
SO 9
LOB 18



Batter	1	2	3	4	5	6	7	8	9	AB	R	H	RBI	BB	SO	LOB	BOTTOM				
John Cangelosi, S OBP: 0.338, SLG: 0.315	F8		K						L9	5	0	1	1	0	2	1					
John Wehner, R OBP: 0.376, SLG: 0.385			B5-3							4	1	2	0	0	0	3					
Jim Eisenreich, L OBP: 0.348, SLG: 0.373										3	1	0	0	1	2	4					
Kurt Abbott, R OBP: 0.329, SLG: 0.461										4	1	2	2	0	1	1					
Cliff Floyd, L OBP: 0.347, SLG: 0.451										3	1	0	1	0	0	1					
Jeff Conine, R OBP: 0.340, SLG: 0.396										3	0	0	0	1	2	1					
Gregg Zaun, S OBP: 0.420, SLG: 0.419										2	1	1	0	2	0	1					
Alex Arias, R OBP: 0.341, SLG: 0.313										3	0	1	1	0	1	1					
Edgar Renteria, R OBP: 0.326, SLG: 0.342										0	0	0	0	0	0	0					
Tony Saunders, L OBP: 0.108, SLG: 0.143										2	0	1	0	0	1	2					
Darren Daulton, R OBP: 0.381, SLG: 0.499										0	0	0	0	0	0	0					
Rob Stanifer, R OBP: 0.286, SLG: 1.000										0	0	0	0	0	0	0					
Ed Vosberg, L										0	0	0	0	0	0	0					
Jay Powell, R OBP: 0.502, SLG: 0.500										1	0	0	0	0	1	0					
Russ Morman, R										0	0	0	0	0	0	0					
Robb Nen, R										1	0	0	0	0	0	0					
Inning Stats	R: 0 E: 0 K: 1 S: 6	H: 1 LOB: 1 BB: 0 P: 10	R: 0 E: 0 K: 1 S: 9	H: 1 LOB: 1 BB: 0 P: 13	R: 0 E: 0 K: 2 S: 9	H: 1 LOB: 1 BB: 0 P: 15	R: 1 E: 0 K: 2 S: 17	H: 2 LOB: 2 BB: 1 P: 28	R: 3 E: 0 K: 1 S: 15	H: 2 LOB: 0 BB: 1 P: 28	R: 1 E: 0 K: 0 S: 12	H: 1 LOB: 2 BB: 2 P: 24	R: 0 E: 0 K: 0 S: 11	H: 0 LOB: 1 BB: 1 P: 20	R: 0 E: 0 K: 2 S: 9	H: 0 LOB: 0 BB: 0 P: 15	1B: 6 2B: 0 3B: 2 HR: 0	SF: 1 SAC: 1 DP: 0 HBP: 0	WP: 0 PB: 1 SB: 1 CS: 0	PA: 37	
PITCHER	IP	WLS	BF	H	R	ER	SO	BB	IBB	HBP	BLK	WP	HR	S	P	ERA	WHIP				
Mark Leiter, R ERA: 5.58	5.1	L	28	8	5	5	7	4	0	0	0	0	0	63	110	8.44	2.250				
Wayne Gomes, R ERA: 5.22	0.2		2	0	0	0	1	0	0	0	0	0	0	5	8	0.00	0.000				
Ken Ryan, R ERA: 10.61	1.0		4	0	0	0	0	1	0	0	0	0	0	11	20	0.00	1.000				
Ron Blazier, R ERA: 5.44	1.0		3	0	0	0	2	0	0	0	0	0	0	9	15	0.00	0.000				

Philadelphia Phillies @ Florida Marlins
Pro Player Stadium, Miami, FL
Wed Sep 17 1997, 7:05 PM EDT
Att: 26,305 - Unknown - 71 F

AB 30
R 5
H 8
RBI 5
BB 5
SO 10
LOB 15



Batter	1	2	3	4	5	6	7	8	9	AB	R	H	RBI	BB	SO	LOB	TOP
Midre Cummings, L (1, 8) <small>OBP: 0.324, SLG: 0.399</small>										5	1	1	0	0	0	3	Philadelphia Phillies @ Florida Marlins Pro Player Stadium, Miami, FL Thu Sep 18, 1997, 3:33 AM EDT Att: 16,677 - Sunny - 86 F
Mickey Morandini, L (1, 4) <small>OBP: 0.359, SLG: 0.377</small> Reggie Harris, R (3, 1) <small>OBP: 0.276, SLG: 0.308</small> Mike Robertson, L (5, PH) <small>OBP: 0.400, SLG: 0.400</small> Ron Blazier, R (5, 1) <small>OBP: 0.239, SLG: 0.300</small>										2	0	0	0	0	1		
Scott Rolen, R (1, 5) <small>OBP: 0.360, SLG: 0.458</small> Wayne Gomes, R (8, 1)										3	0	1	1	1	0	0	
Rico Brogna, L (1, 3) <small>OBP: 0.289, SLG: 0.427</small>										4	1	1	0	0	1	2	
Mike Lieberthal, R (1, 2) <small>OBP: 0.316, SLG: 0.453</small>										3	0	1	0	1	0	2	
Billy McMillon, L (1, 7) <small>OBP: 0.242, SLG: 0.323</small>										4	0	3	1	0	0	1	
Tony Barron, R (1, 9) <small>OBP: 0.327, SLG: 0.436</small>										4	0	2	0	0	0	2	
Kevin Stocker, S (1, 6) <small>OBP: 0.336, SLG: 0.359</small> Ken Ryan, R (7, 1) 23 Kevin Jordan, R (8, 5) <small>OBP: 0.269, SLG: 0.394</small>										3	0	0	0	0	1	4	
Mike Grace, R (1, 1) <small>OBP: 0.100, SLG: 0.100</small> Kevin Sefcik, R (3, PH) <small>OBP: 0.281, SLG: 0.336</small>										4	0	0	0	0	0	3	
Inning Stats	R: 1 H: 2 E: 1 LOB: 0 K: 1 BB: 0 S: 13 P: 21	R: 0 H: 2 E: 0 LOB: 1 K: 0 BB: 1 S: 6 P: 10	R: 0 H: 0 E: 0 LOB: 0 K: 0 BB: 0 S: 6 P: 11	R: 0 H: 2 E: 0 LOB: 3 K: 0 BB: 1 S: 13 P: 27	R: 0 H: 0 E: 0 LOB: 0 K: 0 BB: 0 S: 6 P: 8	R: 0 H: 0 E: 0 LOB: 1 K: 0 BB: 1 S: 6 P: 12	R: 0 H: 0 E: 0 LOB: 0 K: 1 BB: 0 S: 6 P: 10	R: 0 H: 0 E: 0 LOB: 0 K: 0 BB: 0 S: 6 P: 6	R: 1 H: 4 E: 0 LOB: 3 K: 0 BB: 0 S: 17 P: 25	1B: 9 SF: 0 2B: 1 SAC: 0 3B: 0 DP: 1 HR: 0 HBP: 0	WP: 0 PA: 38 PB: 0 SB: 0 CS: 1						
PITCHER	IP WLS BF H R ER SO BB IBB HBP BLK WP HR S P ERA WHIP Kevin Brown, R (1, 1) <small>ERA: 2.65</small> Robb Nen, R (9, 1) <small>ERA: 3.82</small>																

Batter	1	2	3	4	5	6	7	8	9	AB	R	H	RBI	BB	SO	LOB	BOTTOM
Devon White, S (1, 8) <small>OBP: 0.336, SLG: 0.384</small> John Wehner, R (9, 8) <small>OBP: 0.370, SLG: 0.385</small>										5	1	2	3	0	0	2	Philadelphia Phillies @ Florida Marlins Pro Player Stadium, Miami, FL Thu Sep 18, 1997, 3:33 AM EDT Att: 16,677 - Sunny - 86 F
Edgar Renteria, R (1, 6) <small>OBP: 0.326, SLG: 0.343</small>										5	2	2	1	0	2	2	
Cliff Floyd, L (1, 7) <small>OBP: 0.349, SLG: 0.452</small>										4	0	1	2	0	2	3	
Darren Daulton, L (1, 3) <small>OBP: 0.381, SLG: 0.467</small> Jeff Conine, R (5, 3) <small>OBP: 0.341, SLG: 0.396</small>										2	0	0	0	1	1	2	
Jim Eisenreich, L (1, 9) <small>OBP: 0.346, SLG: 0.370</small>										5	0	1	2	0	1	4	
Gregg Zaun, S (1, 2) <small>OBP: 0.429, SLG: 0.451</small>										4	1	3	0	0	0	0	
Craig Counsell, L (1, 4) <small>OBP: 0.390, SLG: 0.428</small>										4	1	2	0	0	0	1	
Alex Arias, R (1, 5) <small>OBP: 0.358, SLG: 0.325</small>										3	2	2	0	0	0	2	
Kevin Brown, R (1, 1) <small>OBP: 0.189, SLG: 0.145</small> Robb Nen, R (9, 1)										3	1	1	0	0	1	4	
Inning Stats	R: 1 H: 2 E: 0 LOB: 1 K: 0 BB: 0 S: 15 P: 19	R: 5 H: 5 E: 0 LOB: 2 K: 1 BB: 1 S: 19 P: 34	R: 0 H: 2 E: 0 LOB: 0 K: 0 BB: 0 S: 8 P: 10	R: 0 H: 0 E: 0 LOB: 1 K: 3 BB: 0 S: 11 P: 16	R: 0 H: 1 E: 0 LOB: 1 K: 1 BB: 0 S: 15 P: 20	R: 0 H: 0 E: 0 LOB: 0 K: 2 BB: 0 S: 11 P: 19	R: 0 H: 1 E: 0 LOB: 1 K: 0 BB: 0 S: 10 P: 13	R: 2 H: 4 E: 1 LOB: 2 K: 0 BB: 0 S: 17 P: 25	1B: 11 SF: 0 2B: 3 SAC: 1 3B: 1 DP: 0 HR: 0 HBP: 2	WP: 0 PA: 41 PB: 0 SB: 1 CS: 0							
PITCHER	IP WLS BF H R ER SO BB IBB HBP BLK WP HR S P ERA WHIP Mike Grace, R (1, 1) <small>ERA: 3.77</small> Reggie Harris, R (3, 1) <small>ERA: 5.09</small> Ron Blazier, R (5, 1) <small>ERA: 5.23</small> Ken Ryan, R (7, 1) <small>ERA: 10.07</small> Wayne Gomes, R (8, 1) <small>ERA: 5.53</small>																

Batter	1	2	3	4	5	6	7	8	9	AB	R	H	RBI	BB	SO	LOB	TOP					
Carl Everett, S OBP: 0.310, SLG: 0.421	G5-3		CS BB			BB		G5-3									2 0 0 0 2 0 0					
Edgardo Alfonso, R OBP: 0.397, SLG: 0.446	WP 1B		CS			F7			BB FC3-6 BB	3	1	2	0	1	0	1	3 1 2 0 1 0 1					
Bernard Gilkey, R OBP: 0.334, SLG: 0.412	WP CS 1B					K			FC3-6 BB PB 1B	4	1	2	0	0	2	2	4 1 2 0 0 2 2					
Butch Huskey, R OBP: 0.319, SLG: 0.517	FC1-5-2					K			K	4	0	0	0	0	2	6	4 0 0 0 0 2 6					
Todd Pratt, R OBP: 0.398, SLG: 0.436	CS					K			FC5-4 HBP	1	0	0	0	1	1	1	1 0 0 0 1 1 1					
John Olerud, L OBP: 0.390, SLG: 0.467		CS BB							FC3-6 BB	0	0	0	0	1	0	0	0 0 0 0 1 0 0					
Alex Ochoa, R OBP: 0.291, SLG: 0.332						G4-3			FC3-6 E PB	3	0	0	0	0	1	2	3 0 0 0 0 1 2					
Matt Franco, L OBP: 0.331, SLG: 0.390		K							FC5-4 G3-6-3	1	0	0	1	0	0	2	1 0 0 1 0 0 2					
Shawn Gilbert, R OBP: 0.200, SLG: 0.357									1-2 2-3 3-H	0	0	0	0	0	0	0	0 0 0 0 0 0 0					
Carlos Baerga, S OBP: 0.310, SLG: 0.395									1-2 2-3 3-H	4	0	0	0	0	0	2	4 0 0 0 0 0 2					
Rey Ordenez, R OBP: 0.251, SLG: 0.255									E3	3	0	1	0	0	0	0	3 0 1 0 0 0 0					
Todd Hundley, S OBP: 0.394, SLG: 0.550									P6	1	0	0	0	0	2	2	1 0 0 0 0 0 2					
Dave Milcki, R OBP: 0.231, SLG: 0.250										2	0	0	0	0	0	1	2 0 0 0 0 0 1					
Brian McRae, S OBP: 0.326, SLG: 0.383										1	0	0	0	0	1	0	1 0 0 0 0 1 0					
Cory Lidle, R OBP: 0.200, SLG: 0.357										0	0	0	0	0	0	0	0 0 0 0 0 0 0					
Inning Stats	R: 0 E: 0 K: 0 S: 12	H: 2 LOB: 1 BB: 0 P: 18	R: 0 E: 0 K: 1 S: 13	H: 0 LOB: 0 BB: 1 P: 23	R: 0 E: 0 K: 0 S: 7	H: 0 LOB: 0 BB: 1 P: 15	R: 0 E: 0 K: 3 S: 11	H: 1 LOB: 1 BB: 0 P: 17	R: 0 E: 0 K: 0 S: 8	H: 1 LOB: 1 BB: 0 P: 14	R: 0 E: 0 K: 1 S: 6	H: 0 LOB: 1 BB: 1 P: 12	R: 0 E: 0 K: 0 S: 4	H: 0 LOB: 0 BB: 0 P: 8	R: 0 E: 0 K: 1 S: 9	H: 0 LOB: 0 BB: 0 P: 16	R: 2 E: 1 K: 1 S: 17	H: 1 LOB: 2 BB: 2 P: 27	1B: 5 2B: 0 3B: 0 HR: 0	SF: 0 SAC: 0 DP: 1 HBP: 1	WP: 1 PB: 1 CS: 3	PA: 37
PITCHER	IP WLS BF H R ER SO BB IBB HBP BLK WP HR S P ERA WHIP																					
Al Leiter, L ERA: 4.31	(1, 1) 8.0 W 28 4 0 0 6 3 0 0 1 0 70 123 0.00 0.875																					
Robb Nen, R ERA: 3.89	(9, 1) 1.0 7 1 2 1 1 2 0 0 0 0 0 17 27 9.00 3.000																					

New York Mets @ Florida Marlins
Pro Player Stadium, Miami, FL
Fri Sep 19 1997, 7:05 PM EDT
Att: 30,082 - Unknown - 71 F

AB	29
R	2
H	5
RBI	1
BB	5
SO	7
LOB	19

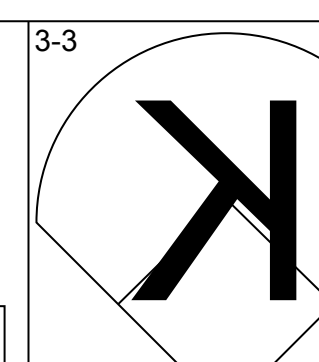
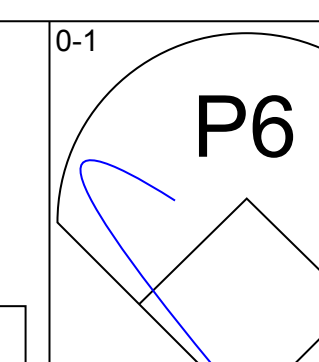
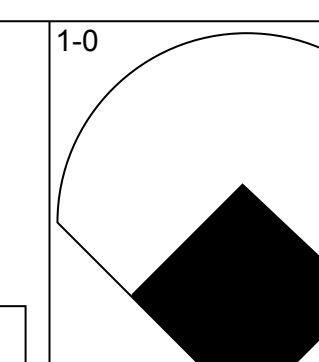
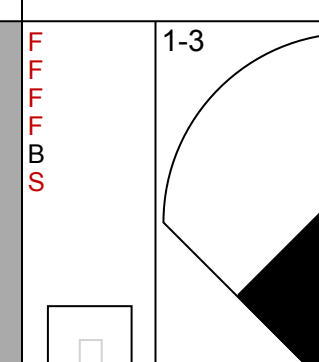
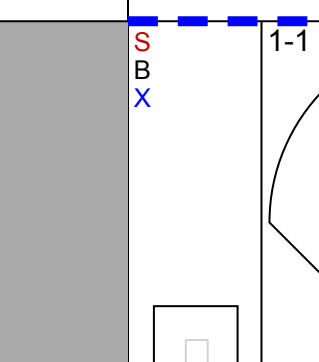
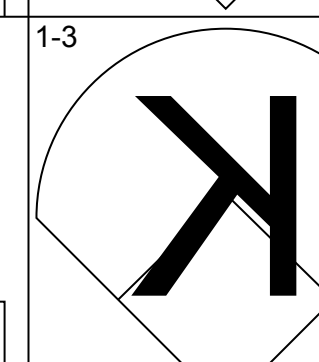
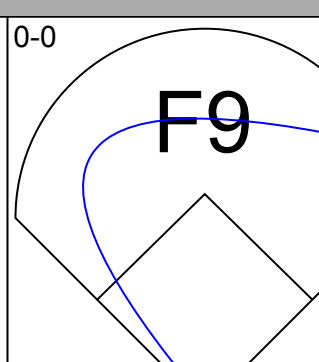
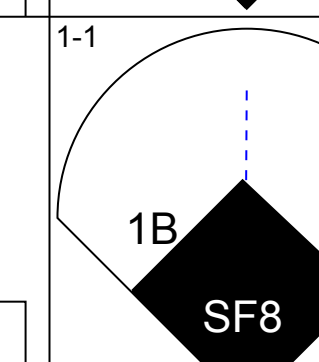
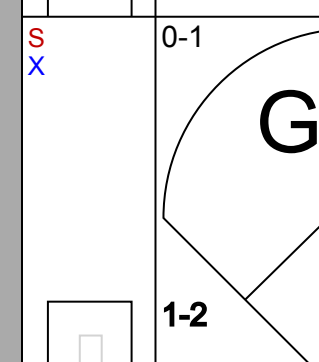
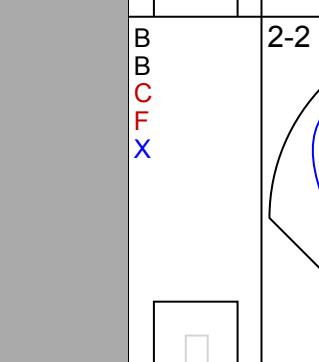
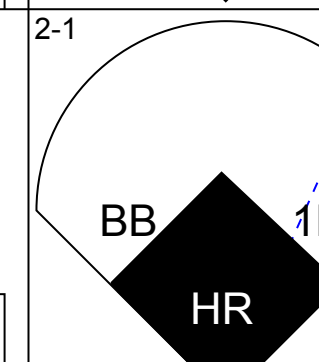
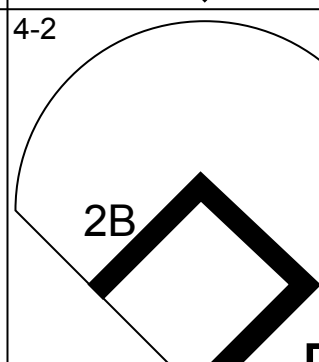
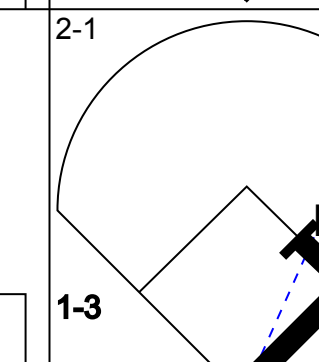
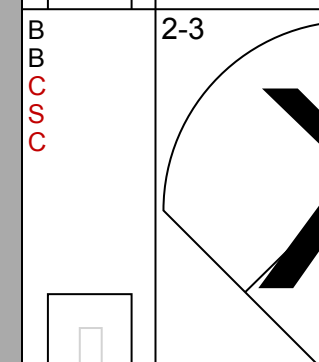
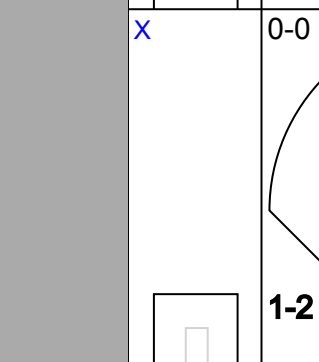
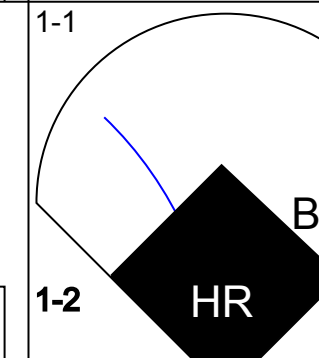
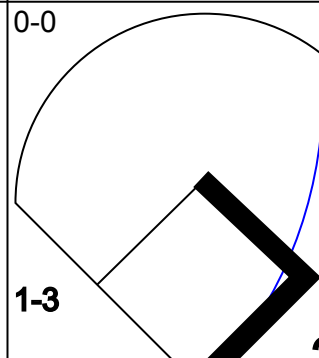
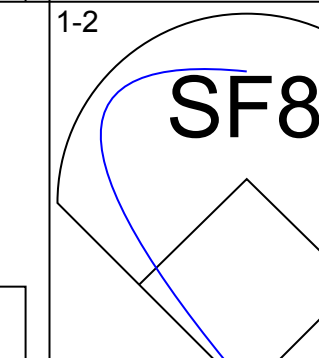
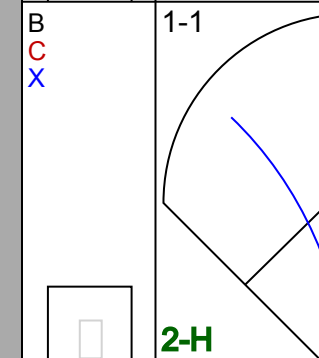
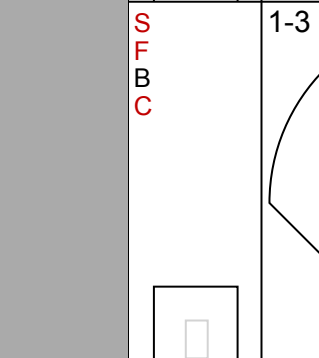
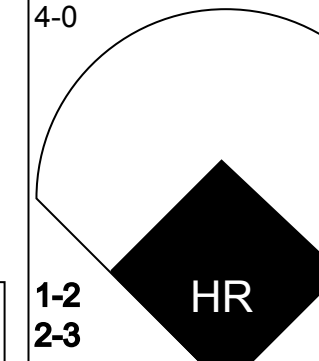
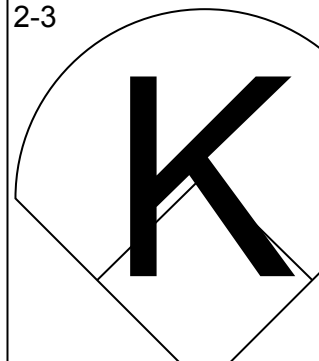
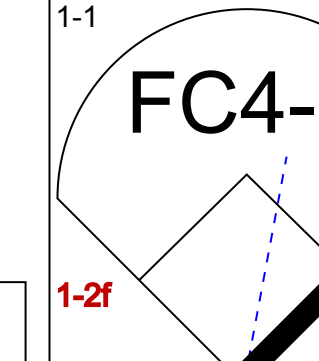
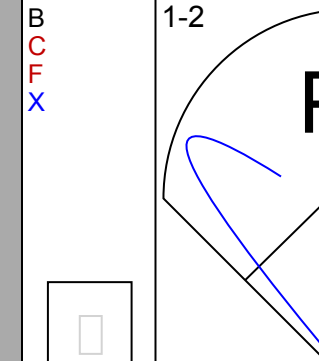
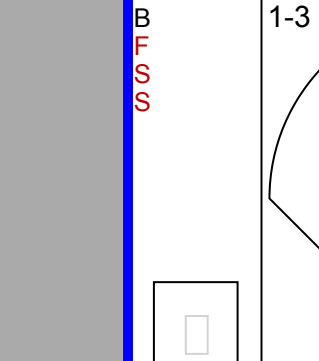
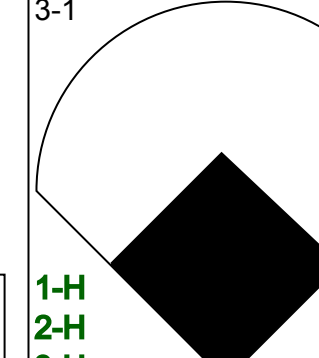
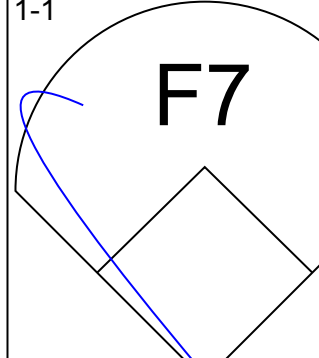
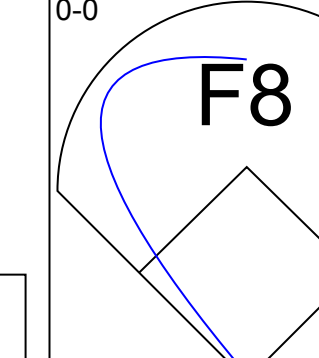
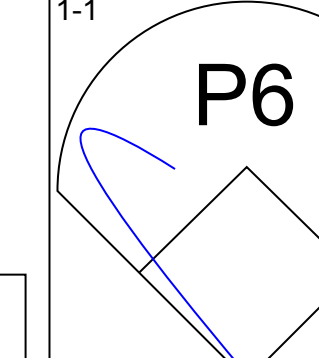
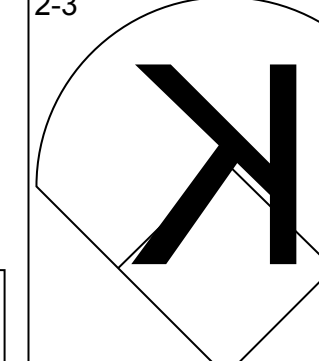
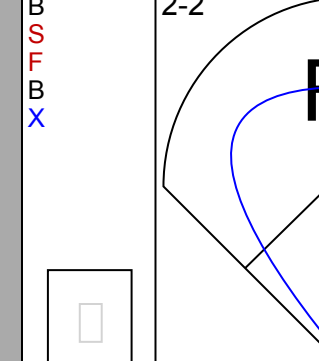
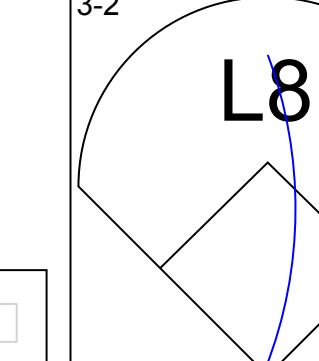
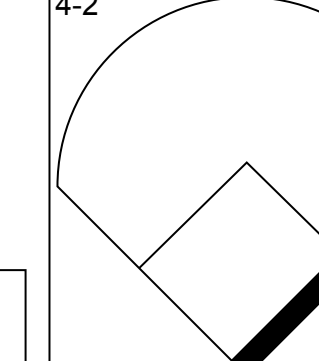
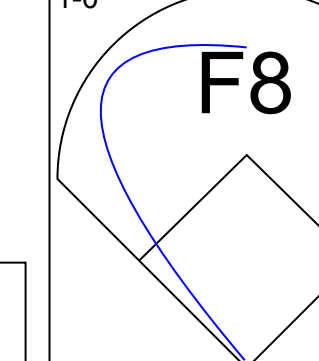
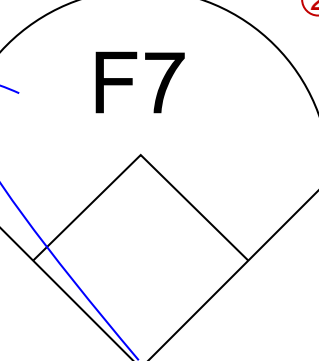
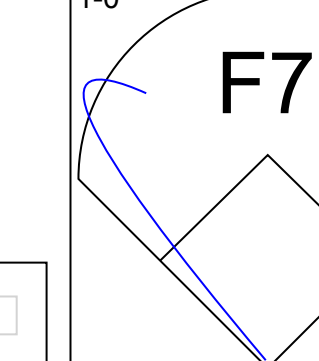
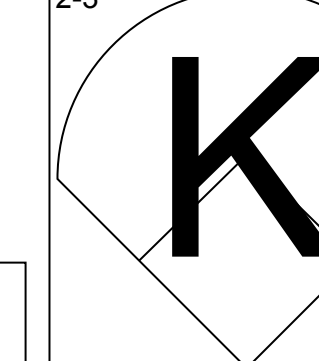
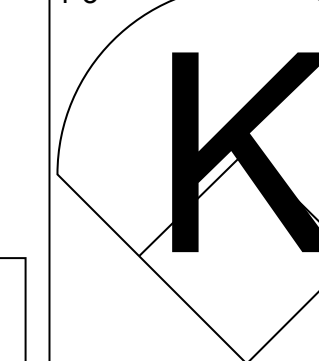
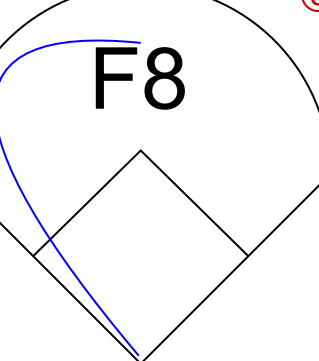
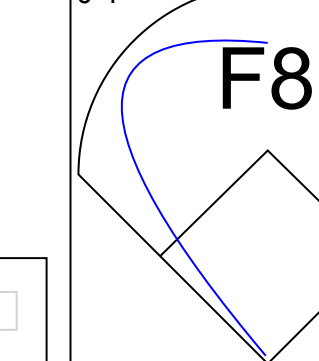
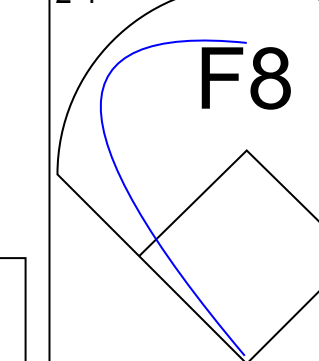

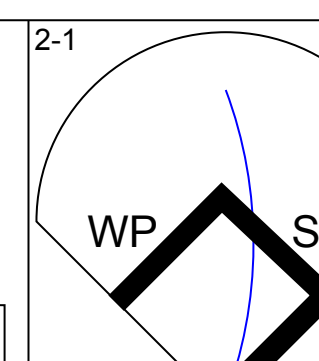
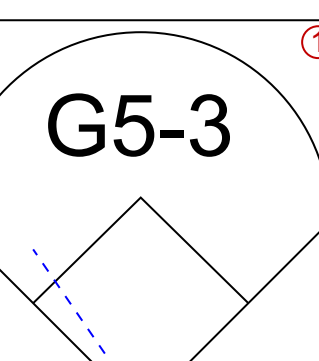
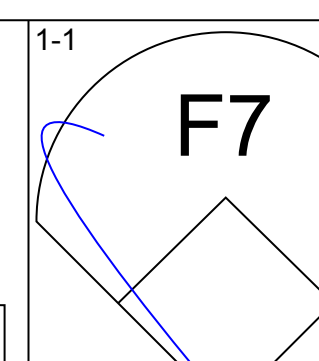
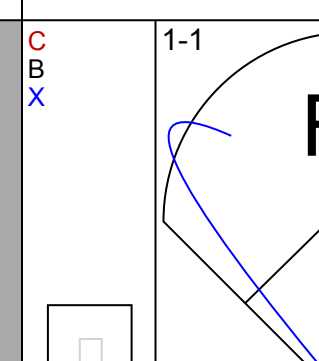
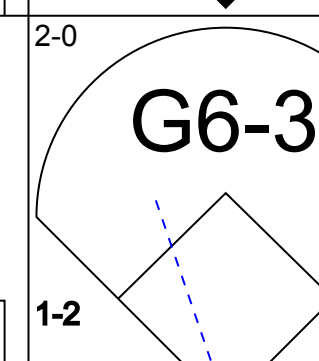
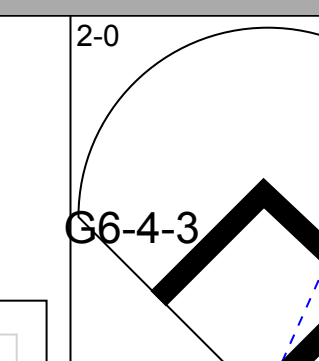
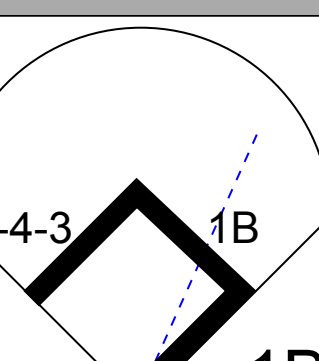
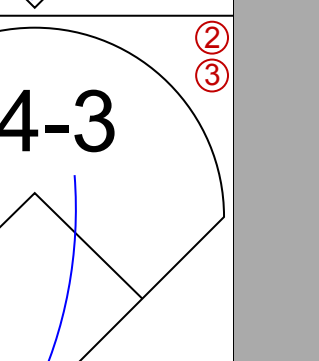
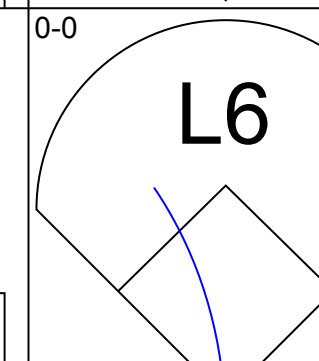
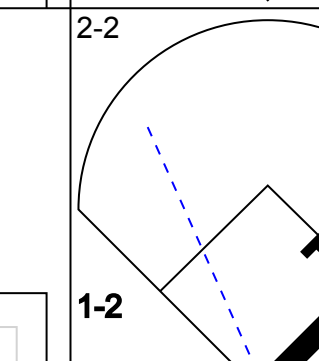
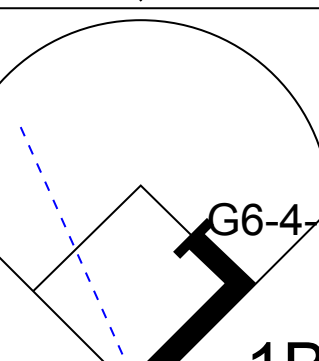
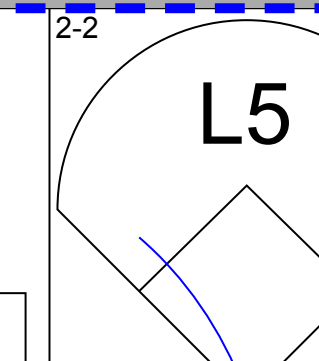
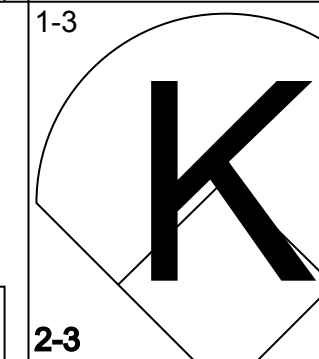
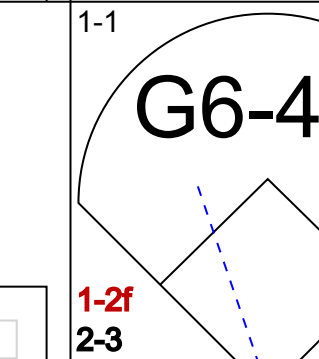

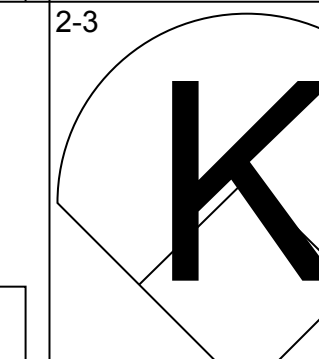
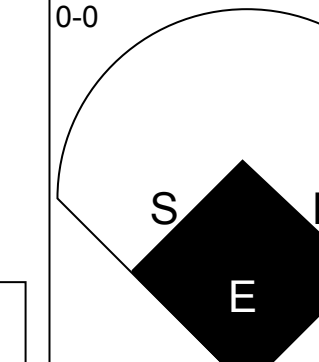
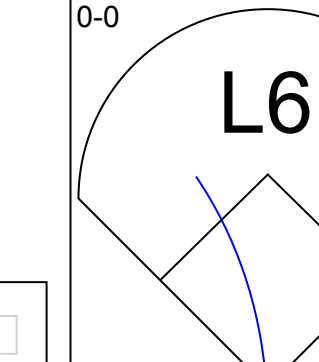
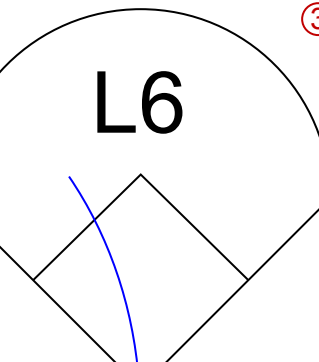
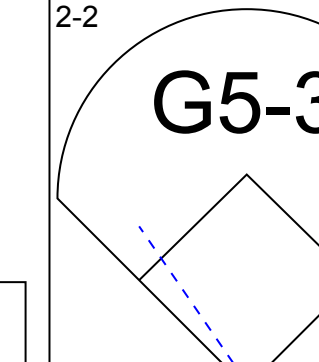
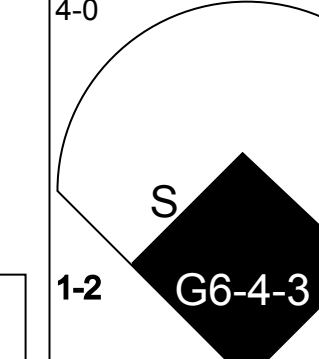

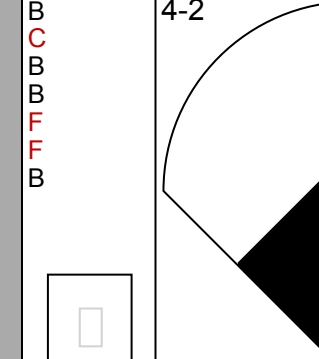
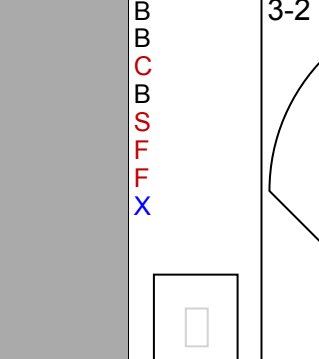
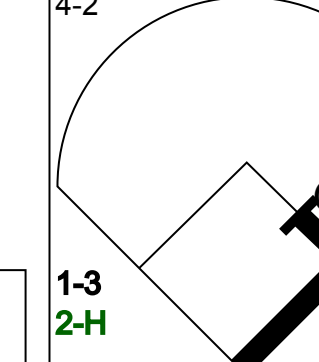

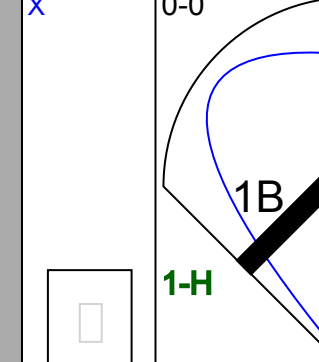
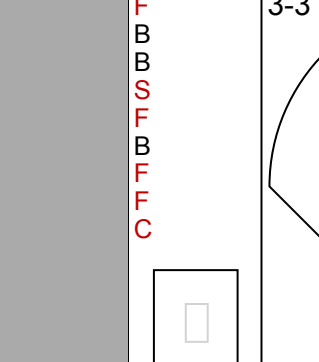
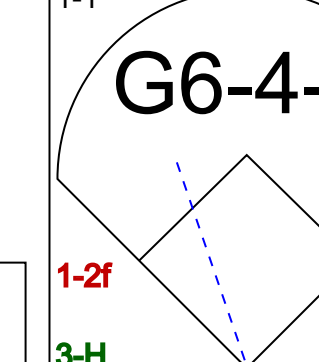
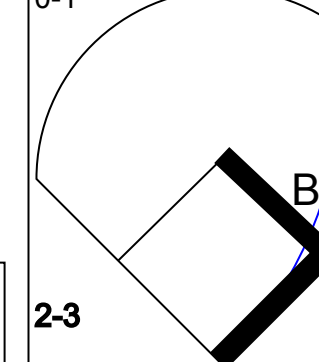
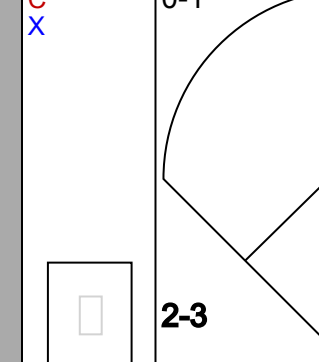
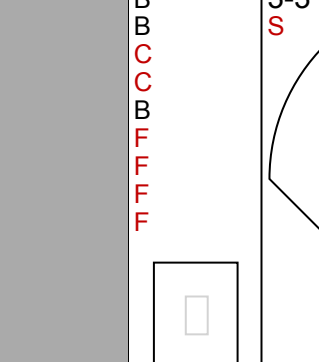
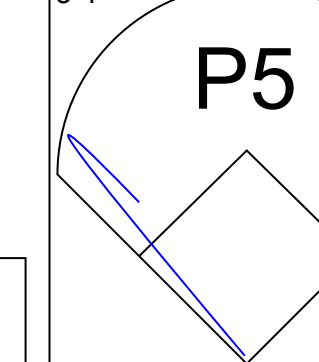
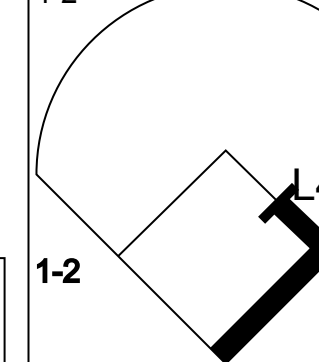
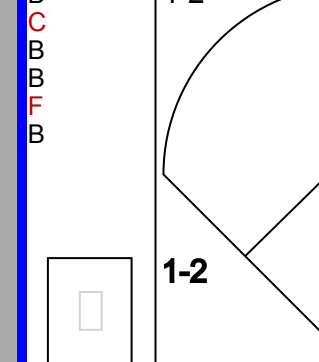

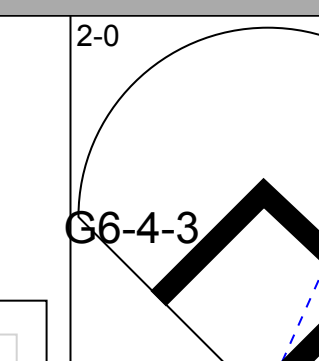
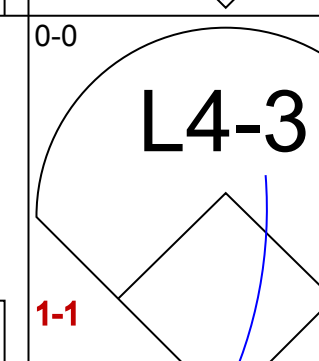
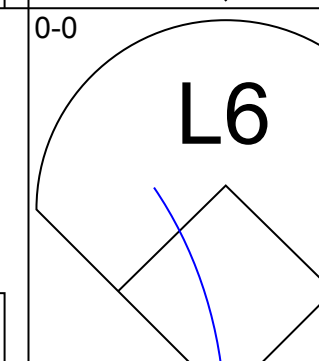
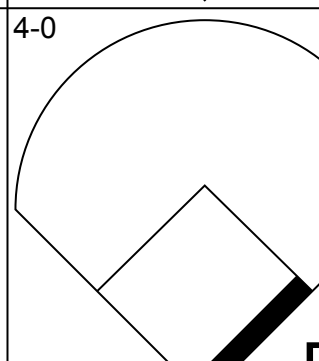
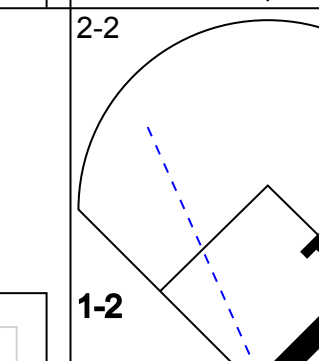
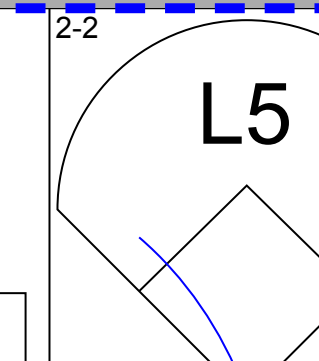
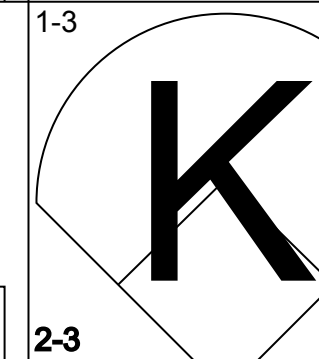
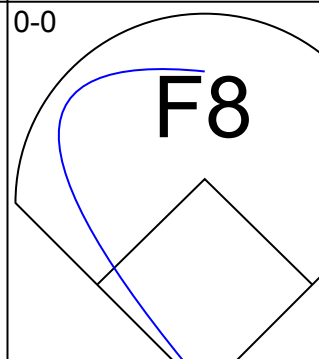
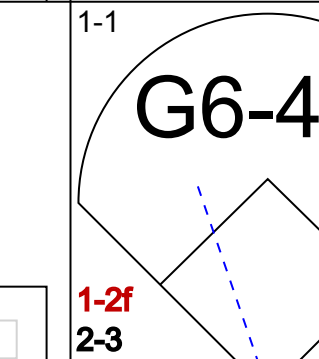
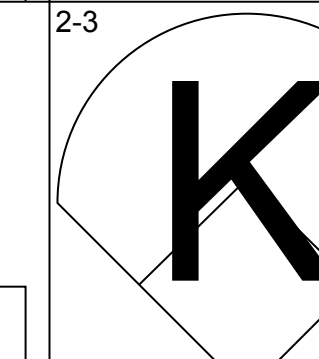
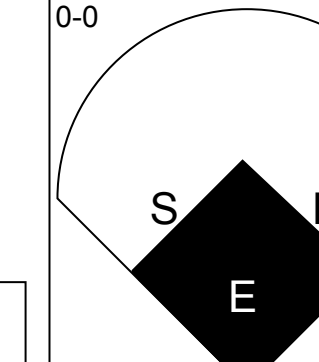
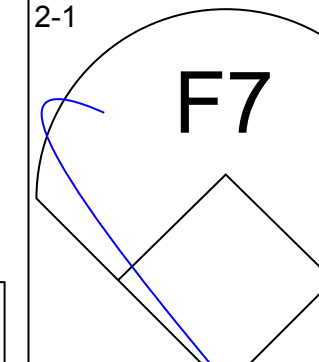
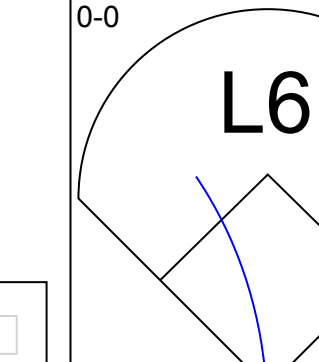
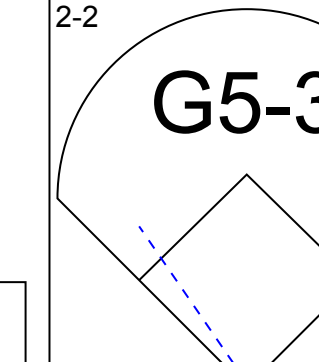
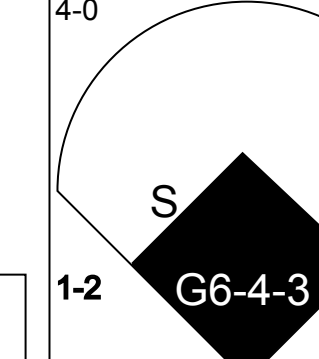
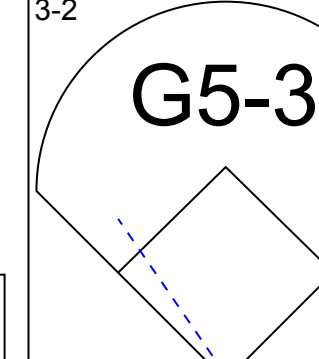

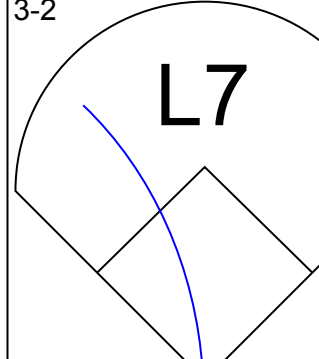
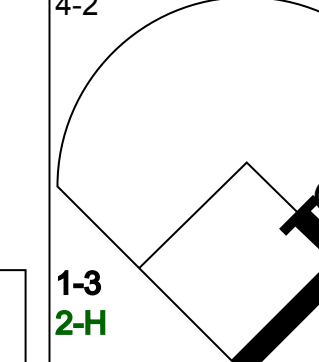
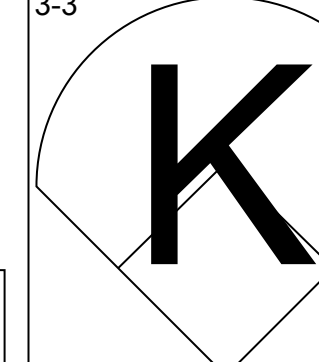

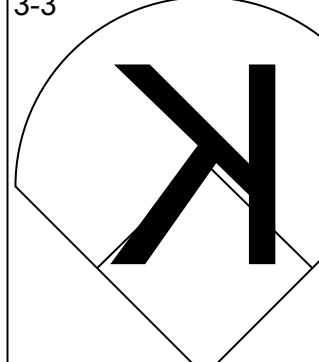
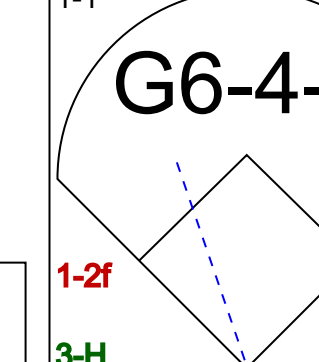
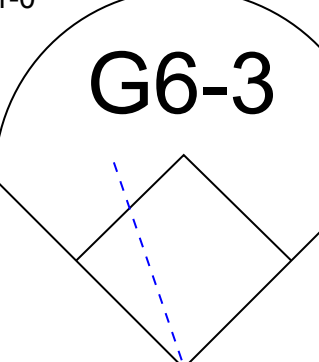
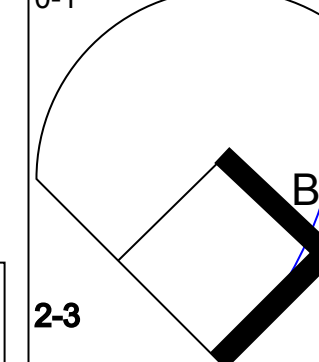
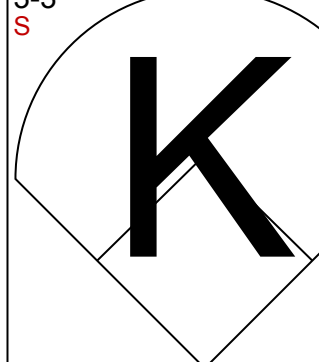
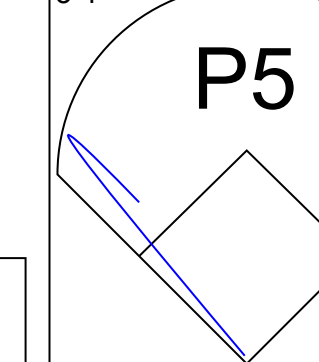
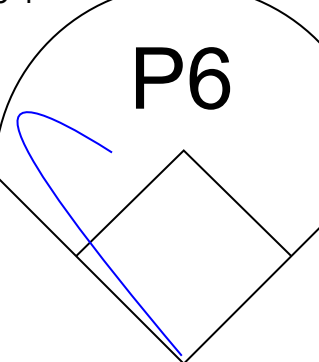
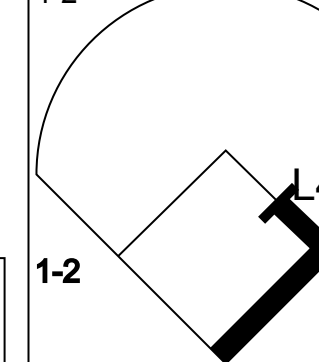


Batter	1	2	3	4	5	6	7	8	9	AB	R	H	RBI	BB	SO	LOB	BOTTOM			
Devon White, S OBP: 0.335, SLG: 0.382	G3		FC6-4 1B			F7				4	0	1	0	0	1	2	4 0 1 0 0 1 2			
Edgar Renteria, R OBP: 0.326, SLG: 0.342	G6-3 1B		FC6-4			F9			G6-3	4	0	1	0	0	3	3	4 0 1 0 0 0 3			
Jim Eisenreich, L OBP: 0.342, SLG: 0.365	G6-3		G4-3			F7			G4-3	4	0	0	0	0	4	4	4 0 0 0 0 0 4			
Bobby Bonilla, S OBP: 0.381, SLG: 0.473						F8				4	1	1	0	0	1	1	4 1 1 0 0 1 1			
Alex Arias, R OBP: 0.358, SLG: 0.325	K								HR 1B	0	0	0	0	0	0	0	0 0 0 0 0 0 0			
Darren Daulton, L OBP: 0.385, SLG: 0.467										0	2	0	0	3	0	0	0 2 0 0 3 0 0			
Jeff Conine, R OBP: 0.342, SLG: 0.406									HR	1	1	1	2	0	0	0	1 1 1 2 0 0 0			
Moises Alou, R OBP: 0.372, SLG: 0.499						F7			G4-3	4	1	1	2	0	2	2	4 1 1 2 0 0 2			
Charles Johnson, R OBP: 0.347, SLG: 0.454									G4-3	4	0	0	0	0	2	2	4 0 0 0 0 2 2			
Craig Counsell, L OBP: 0.389, SLG: 0.422									G4-3	2	0	0	0	1	0	0	2 0 0 0 1 0 0			
Al Leiter, L OBP: 0.143, SLG: 0.087										3	0	1	0	0	2	0	3 0 1 0 0 2 0			
Robb Nen, R ERA: 3.89										0	0	0	0	0	0	0	0 0 0 0 0 0 0			
Inning Stats	R: 0 E: 0 K: 1 S: 12	H: 1 LOB: 1 BB: 0 P: 16	R: 1 E: 1 K: 1 S: 12	H: 0 LOB: 0 BB: 1 P: 18	R: 0 E: 0 K: 1 S: 10	H: 1 LOB: 1 BB: 0 P: 18	R: 0 E: 0 K: 1 S: 11	H: 0 LOB: 1 BB: 1 P: 17	R: 0 E: 0 K: 0 S: 7	H: 1 LOB: 2 BB: 1 P: 11	R: 2 E: 0 K: 0 S: 16	H: 1 LOB: 0 BB: 1 P: 23	R: 0 E: 0 K: 2 S: 10	H: 0 LOB: 0 BB: 0 P: 13	R: 2 E: 0 K: 0 S: 8	H: 2 LOB: 0 BB: 0 P: 15	1B: 4 2B: 0 3B: 0 HR: 2	SF: 0 SAC: 0 DP: 0 HBP: 0	WP: 0 PB: 0 CS: 0	PA: 34
PITCHER	IP WLS BF H R ER SO BB IBB HBP BLK WP HR S P ERA WHIP																			
Dave Milcki, R ERA: 4.04	(1, 1) 7.0 L 29 4 3 2 6 4 0 0 0 0 1 78 116 2.57 1.143																			
Cory Lidle, R ERA: 3.43	(8, 1) 1.0 5 2 2 2 0 0 0 0 0 0 1 8 15 18.00 2.000																			

New York Mets @ Florida Marlins
Pro Player Stadium, Miami, FL
Fri Sep 19 1997, 7:05 PM EDT
Att: 30,082 - Unknown - 71 F

AB	30
R	5
H	6
RBI	4
BB	4
SO	6
LOB	14



Batter	1	2	3	4	5	6	7	8	9	AB	R	H	RBI	BB	SO	LOB	TOP						
Carl Everett, S OBP: 0.311, SLG: 0.427 (1, 9)										5	2	2	1	0	2	0	New York Mets @ Florida Marlins Pro Player Stadium, Miami, FL Sat Sep 20 1997, 3:33 AM EDT Att: 40,882 - Sunny - 85 F						
Edgardo Alfonzo, R OBP: 0.395, SLG: 0.444 (1, 5)										5	1	1	0	0	1	2							
John Olerud, L OBP: 0.394, SLG: 0.470 (1, 3)										4	1	3	0	1	1	1							
Bernard Gilkey, R OBP: 0.336, SLG: 0.417 (1, 7)										4	1	3	2	0	1	2							
Carlos Baerga, S OBP: 0.309, SLG: 0.392 Luis Lopez, S OBP: 0.328, SLG: 0.371 (1, 4) (8, 4)										3	1	0	0	0	1	4							
Brian McRae, S OBP: 0.325, SLG: 0.388 (1, 8)										4	1	1	4	0	0	3							
Todd Pratt, R OBP: 0.393, SLG: 0.423 (1, 2)										3	0	0	0	1	1	0							
Rey Ordenez, R OBP: 0.248, SLG: 0.252 (1, 6)										4	0	0	0	0	1	1							
Brian Bohanon, L OBP: 0.194, SLG: 0.200 Cory Lidle, R (7, 1)										3	0	0	0	0	2	0							
Matt Franco, L OBP: 0.329, SLG: 0.387 Greg McMichael, R OBP: 0.667, SLG: 0.667 (8, PH) (8, 1)										0	0	0	0	0	0	0							
Inning Stats	R: 4 E: 0 K: 3 S: 15	H: 3 LOB: 0 BB: 1 P: 31	R: 0 E: 0 K: 1 S: 6	H: 0 LOB: 0 BB: 0 P: 8	R: 0 E: 0 K: 1 S: 12	H: 1 LOB: 2 BB: 1 P: 19	R: 0 E: 0 K: 1 S: 7	H: 0 LOB: 0 BB: 0 P: 12	R: 2 E: 0 K: 0 S: 11	H: 3 LOB: 1 BB: 0 P: 17	R: 0 E: 0 K: 0 S: 6	H: 0 LOB: 1 BB: 0 P: 10	R: 1 E: 0 K: 2 S: 15	H: 1 LOB: 1 BB: 0 P: 20	R: 0 E: 0 K: 1 S: 11	H: 0 LOB: 1 BB: 1 P: 20	R: 0 E: 0 K: 2 S: 12	H: 2 LOB: 2 BB: 0 P: 17	1B: 7 2B: 1 3B: 0 HR: 2	SF: 1 SAC: 0 DP: 0 HBP: 0	WP: 1 PB: 0 CS: 0	PA: 41	
PITCHER	IP WLS BF H R ER SO BB IBB HBP BLK WP HR S P ERA WHIP	IP WLS BF H R ER SO BB IBB HBP BLK WP HR S P ERA WHIP	IP WLS BF H R ER SO BB IBB HBP BLK WP HR S P ERA WHIP	IP WLS BF H R ER SO BB IBB HBP BLK WP HR S P ERA WHIP	IP WLS BF H R ER SO BB IBB HBP BLK WP HR S P ERA WHIP	IP WLS BF H R ER SO BB IBB HBP BLK WP HR S P ERA WHIP	IP WLS BF H R ER SO BB IBB HBP BLK WP HR S P ERA WHIP	IP WLS BF H R ER SO BB IBB HBP BLK WP HR S P ERA WHIP	IP WLS BF H R ER SO BB IBB HBP BLK WP HR S P ERA WHIP	IP WLS BF H R ER SO BB IBB HBP BLK WP HR S P ERA WHIP	IP WLS BF H R ER SO BB IBB HBP BLK WP HR S P ERA WHIP	IP WLS BF H R ER SO BB IBB HBP BLK WP HR S P ERA WHIP	IP WLS BF H R ER SO BB IBB HBP BLK WP HR S P ERA WHIP	IP WLS BF H R ER SO BB IBB HBP BLK WP HR S P ERA WHIP	IP WLS BF H R ER SO BB IBB HBP BLK WP HR S P ERA WHIP	IP WLS BF H R ER SO BB IBB HBP BLK WP HR S P ERA WHIP	IP WLS BF H R ER SO BB IBB HBP BLK WP HR S P ERA WHIP	IP WLS BF H R ER SO BB IBB HBP BLK WP HR S P ERA WHIP	IP WLS BF H R ER SO BB IBB HBP BLK WP HR S P ERA WHIP	IP WLS BF H R ER SO BB IBB HBP BLK WP HR S P ERA WHIP	IP WLS BF H R ER SO BB IBB HBP BLK WP HR S P ERA WHIP	IP WLS BF H R ER SO BB IBB HBP BLK WP HR S P ERA WHIP	IP WLS BF H R ER SO BB IBB HBP BLK WP HR S P ERA WHIP
Alex Fernandez, R ERA: 3.65 Antonio Alfonseca, R ERA: 2.91 Kurt Miller, R ERA: 5.4 Felix Heredia, L ERA: 4.09	Devon White, S OBP: 0.333, SLG: 0.380 (1, 8)									4	0	1	0	0	0	3	New York Mets @ Florida Marlins Pro Player Stadium, Miami, FL Sat Sep 20 1997, 3:33 AM EDT Att: 40,882 - Sunny - 85 F						
Edgar Renteria, R OBP: 0.327, SLG: 0.342 (1, 6)										4	0	1	0	0	4								
Gary Sheffield, R OBP: 0.431, SLG: 0.445 (1, 9)										3	0	1	0	1	0	1							
Bobby Bonilla, S OBP: 0.379, SLG: 0.469 (1, 5)										4	0	0	0	0	2	4							
Jeff Conine, R OBP: 0.341, SLG: 0.404 (1, 3)										4	1	1	0	0	0	1							
Moises Alou, R OBP: 0.372, SLG: 0.497 (1, 7)										2	2	0	0	2	0	0							
Charles Johnson, R OBP: 0.349, SLG: 0.456 Greg Zaun, S OBP: 0.426, SLG: 0.448 (7, PR) (8, 2)										2	0	1	1	1	1	0							
Kurt Abbott, R OBP: 0.328, SLG: 0.458 (1, 4)										4	0	1	0	0	1	1							
Alex Fernandez, R OBP: 0.211, SLG: 0.246 John Carpten, S OBP: 0.307, SLG: 0.312 Antonio Alfonseca, R (8, 1) Cliff Floyd, L OBP: 0.452 Kurt Miller, R (8, 1) Felix Heredia, L OBP: 0.500, SLG: 0.500 (9, 1)										1	0	0	0	0	0	0							
Inning Stats	R: 0 E: 0 K: 1 S: 7	H: 1 LOB: 1 BB: 0 P: 12	R: 2 E: 0 K: 0 S: 7	H: 1 LOB: 2 BB: 2 P: 19	R: 0 E: 0 K: 0 S: 3	H: 0 LOB: 1 BB: 1 P: 10	R: 0 E: 0 K: 1 S: 10	H: 0 LOB: 0 BB: 0 P: 18	R: 0 E: 0 K: 0 S: 6	H: 2 LOB: 1 BB: 0 P: 12	R: 1 E: 0 K: 0 S: 11	H: 2 LOB: 2 BB: 2 P: 20	R: 0 E: 0 K: 1 S: 10	H: 0 LOB: 0 BB: 0 P: 16	R: 0 E: 0 K: 2 S: 18	H: 0 LOB: 0 BB: 0 P: 27		1B: 5 2B: 2 3B: 0 HR: 0	SF: 0 SAC: 0 DP: 3 HBP: 0	WP: 1 PB: 0 CS: 0	PA: 35		
PITCHER	IP WLS BF H R ER SO BB IBB HBP BLK WP HR S P ERA WHIP	IP WLS BF H R ER SO BB IBB HBP BLK WP HR S P ERA WHIP	IP WLS BF H R ER SO BB IBB HBP BLK WP HR S P ERA WHIP	IP WLS BF H R ER SO BB IBB HBP BLK WP HR S P ERA WHIP	IP WLS BF H R ER SO BB IBB HBP BLK WP HR S P ERA WHIP	IP WLS BF H R ER SO BB IBB HBP BLK WP HR S P ERA WHIP	IP WLS BF H R ER SO BB IBB HBP BLK WP HR S P ERA WHIP	IP WLS BF H R ER SO BB IBB HBP BLK WP HR S P ERA WHIP	IP WLS BF H R ER SO BB IBB HBP BLK WP HR S P ERA WHIP	IP WLS BF H R ER SO BB IBB HBP BLK WP HR S P ERA WHIP	IP WLS BF H R ER SO BB IBB HBP BLK WP HR S P ERA WHIP	IP WLS BF H R ER SO BB IBB HBP BLK WP HR S P ERA WHIP	IP WLS BF H R ER SO BB IBB HBP BLK WP HR S P ERA WHIP	IP WLS BF H R ER SO BB IBB HBP BLK WP HR S P ERA WHIP	IP WLS BF H R ER SO BB IBB HBP BLK WP HR S P ERA WHIP	IP WLS BF H R ER SO BB IBB HBP BLK WP HR S P ERA WHIP	IP WLS BF H R ER SO BB IBB HBP BLK WP HR S P ERA WHIP	IP WLS BF H R ER SO BB IBB HBP BLK WP HR S P ERA WHIP	IP WLS BF H R ER SO BB IBB HBP BLK WP HR S P ERA WHIP	IP WLS BF H R ER SO BB IBB HBP BLK WP HR S P ERA WHIP	IP WLS BF H R ER SO BB IBB HBP BLK WP HR S P ERA WHIP	IP WLS BF H R ER SO BB IBB HBP BLK WP HR S P ERA WHIP	IP WLS BF H R ER SO BB IBB HBP BLK WP HR S P ERA WHIP
Brian Bohanon, L ERA: 3.71 Cory Lidle, R ERA: 3.59 Greg McMichael, R ERA: 3.2	Devon White, S OBP: 0.333, SLG: 0.380 (1, 8)									4	0	1	0	0	0	3	New York Mets @ Florida Marlins Pro Player Stadium, Miami, FL Sat Sep 20 1997, 3:33 AM EDT Att: 40,882 - Sunny - 85 F						
Edgar Renteria, R OBP: 0.327, SLG: 0.342 (1, 6)										4	0	1	0	0	4								
Gary Sheffield, R OBP: 0.431, SLG: 0.445 (1, 9)										3	0	1	0	1	0	1							
Bobby Bonilla, S OBP: 0.379, SLG: 0.469 (1, 5)										4	0	0	0	0	2	4							
Jeff Conine, R OBP: 0.341, SLG: 0.404 (1, 3)										4	1	1	0	0	0	1							
Moises Alou, R OBP: 0.372, SLG: 0.497 (1, 7)										2	2	0	0	2	0	0							
Charles Johnson, R OBP: 0.349, SLG: 0.456 Greg Zaun, S OBP: 0.426, SLG: 0.448 (7, PR) (8, 2)										2	0	1	1	1	1	0							
Kurt Abbott, R OBP: 0.328, SLG: 0.458 (1, 4)										4	0	1	0	0	1	1							
Alex Fernandez, R OBP: 0.211, SLG: 0.246 John Carpten, S OBP: 0.307, SLG: 0.312 Antonio Alfonseca, R (8, 1) Cliff Floyd, L OBP: 0.452 Kurt Miller, R (8, 1) Felix Heredia, L OBP: 0.500, SLG: 0.500 (9, 1)										1	0	0	0	0	0	0							
Inning Stats	R: 0 E: 0 K: 1 S: 7	H: 1 LOB: 1 BB: 0 P: 12	R: 2 E: 0 K: 0 S: 7	H: 1 LOB: 2 BB: 2 P: 19	R: 0 E: 0 K: 0 S: 3	H: 0 LOB: 1 BB: 1 P: 10	R: 0 E: 0 K: 1 S: 10	H: 0 LOB: 0 BB: 0 P: 18	R: 0 E: 0 K: 0 S: 6	H: 2 LOB: 1 BB: 0 P: 12	R: 1 E: 0 K: 0 S: 11	H: 2 LOB: 2 BB: 2 P: 20	R: 0 E: 0 K: 1 S: 10	H: 0 LOB: 0 BB: 0 P: 16	R: 0 E: 0 K: 2 S: 18	H: 0 LOB: 0 BB: 0 P: 27		1B: 5 2B: 2 3B: 0 HR: 0	SF: 0 SAC: 0 DP: 3 HBP: 0	WP: 1 PB: 0 CS: 0	PA: 35		
PITCHER	IP WLS BF H R ER SO BB IBB HBP BLK WP HR S P ERA WHIP	IP WLS BF H R ER SO BB IBB HBP BLK WP HR S P ERA WHIP	IP WLS BF H R ER SO BB IBB HBP BLK WP HR S P ERA WHIP	IP WLS BF H R ER SO BB IBB																			

Batter	1	2	3	4	5	6	7	8	9	AB	R	H	RBI	BB	SO	LOB	TOP			
Carl Everett, S (1, 8) OBP: 0.310, SLG: 0.425 Brian McRae, S (5, 8) OBP: 0.325, SLG: 0.386	K	K	K			F7			FC6-4 1B	4	0	0	0	0	3	3				
Edgardo Alfonso, R (1, 5) OBP: 0.394, SLG: 0.440	G6-3		P3			1B			FC6-4 1-2f	5	0	2	1	1	0	1				
John Olerud, L (1, 3) OBP: 0.395, SLG: 0.467	2B HR					L7			G4-3	2	2	0	1	3	0	3				
Bernard Gilkey, R (1, 7) Joe Crawford, L (9, 1)	HR					G5-3			G4-3	5	2	2	0	0	0	3				
Carlos Baerga, S (1, 4) OBP: 0.312, SLG: 0.400	HR					F6			G4-3	4	2	2	3	1	0	0				
Butch Huskey, R (1, 9) OBP: 0.325, SLG: 0.518	1B					FC6-4			K	3	1	1	1	2	1	1				
Todd Pratt, R (1, 2) Alberto Castillo, R (9, 2) OBP: 0.283, SLG: 0.178	K					L8			K	5	1	1	1	0	3	3				
Rey Ordonez, R (1, 6) OBP: 0.247, SLG: 0.251		K				G1-3			G4-3	5	1	1	1	0	1	1				
Bobby Jones, R (1, 1) Alex Ochoa, R (9, PH) OBP: 0.295, SLG: 0.348	P2					G3-1			HR	4	0	0	1	0	0	2				
Inning Stats	R: 3 E: 0 K: 2 S: 18	H: 3 LOB: 1 BB: 1 P: 37	R: 0 E: 0 K: 2 S: 8	H: 0 LOB: 0 BB: 0 P: 14	R: 6 E: 1 K: 1 S: 27	H: 3 LOB: 5 BB: 5 P: 55	R: 0 E: 0 K: 0 S: 7	H: 1 LOB: 1 BB: 0 P: 11	R: 0 E: 0 K: 1 S: 16	H: 0 LOB: 1 BB: 1 P: 25	R: 0 E: 0 K: 1 S: 10	H: 1 LOB: 2 BB: 0 P: 20	R: 0 E: 0 K: 1 S: 6	H: 0 LOB: 0 BB: 0 P: 8	R: 1 E: 0 K: 1 S: 11	H: 2 LOB: 1 BB: 0 P: 18	1B: 7 2B: 2 3B: 0 HR: 2	SF: 0 SAC: 0 DP: 0 HBP: 1	WP: 0 PB: 0 SB: 0 CS: 0	PA: 47
PITCHER	IP: 2.1 WLS: L BF: 18 ERA: 3.28	H: 6 R: 9 ER: 7 SO: 4	BB: 3 IBB: 1 HBP: 0 BLK: 0	WP: 0 HR: 1 S: 42 P: 85	ERA: 27.00 WHIP: 3.857	IP: 1.0 WLS: 5 BF: 5 ERA: 4.12	H: 2 R: 1 ER: 1 SO: 1	BB: 0 IBB: 0 HBP: 0 BLK: 0	WP: 0 HR: 1 S: 11 P: 18	ERA: 9.00 WHIP: 2.000										
Livan Hernandez, R (1, 1) ERA: 3.28 Felix Hernandez, L (3, 1) ERA: 4.07 Antonio Alfonseca, R (3, 1) ERA: 2.93 Kurt Miller, R (6, 1) ERA: 3.38 Ed Vosberg, L (8, 1) ERA: 4.24																				

New York Mets @ Florida Marlins
 Pro Player Stadium, Miami, FL
 Mon Sep 22 1997, 7:05 PM EDT
 Att: 29,234 - Unknown - 87 F

AB	39
R	10
H	11
RBI	10
BB	7
SO	8
LOB	17



Batter	1	2	3	4	5	6	7	8	9	AB	R	H	RBI	BB	SO	LOB	BOTTOM					
Cliff Floyd, L (1, 8) OBP: 0.361, SLG: 0.469	K	K				1B 2B			2B	4	1	2	0	1	2	1						
Edgar Renteria, R (1, 6) OBP: 0.325, SLG: 0.339 John Wehner, R (8, 9) OBP: 0.357, SLG: 0.370	G5-3					F9			K	4	0	1	1	0	0	2						
Gary Sheffield, R (1, 9) OBP: 0.427, SLG: 0.442 Ed Vosberg, L (8, 1) Russ Morman, R (9, 9)	2B					L7			K	4	1	1	0	0	1	3						
Bobby Bonilla, S (1, 5) OBP: 0.377, SLG: 0.468 Josh Booty, R (9, 5)	2B					G3-1			G4-3	4	0	1	1	0	0	0						
Jeff Conine, R (1, 3) OBP: 0.341, SLG: 0.401	BB					G5-3			F8	3	0	0	0	1	0	0						
Moises Alou, R (1, 7) OBP: 0.371, SLG: 0.492 Dennis Cook, L (9, 1) OBP: 0.625, SLG: 1.000	K					G5-3			G6-3	3	0	0	0	1	1	2						
Charles Johnson, R (1, 2) OBP: 0.349, SLG: 0.454 Rob Natal, R (7, 2) OBP: 1.000, SLG: 4.000						K			P6	2	0	0	0	1	1	1						
Kurt Abbott, R (1, 4) OBP: 0.323, SLG: 0.450	L7					L9			G3-1	4	0	0	0	0	0	1						
Livan Hernandez, R (1, 1) ERA: 3.28 Felix Hernandez, L (3, 1) ERA: 4.07 Antonio Alfonseca, R (3, 1) ERA: 2.93 John Cangelosi, S (5, PH) Kurt Miller, R (6, 1) ERA: 3.38 Jim Eisenreich, L (7, PH) Alex Arias, R (8, 6) OBP: 0.354, SLG: 0.321																						
Inning Stats	R: 1 E: 0 K: 2 S: 15	H: 2 LOB: 2 BB: 1 P: 24	R: 0 E: 0 K: 1 S: 10	H: 0 LOB: 1 BB: 1 P: 17	R: 0 E: 0 K: 0 S: 8	H: 0 LOB: 0 BB: 0 P: 10	R: 0 E: 0 K: 1 S: 8	H: 0 LOB: 0 BB: 0 P: 13	R: 0 E: 0 K: 0 S: 11	H: 2 LOB: 1 BB: 0 P: 16	R: 0 E: 0 K: 0 S: 8	H: 0 LOB: 2 BB: 1 P: 12	R: 0 E: 0 K: 1 S: 9	H: 1 LOB: 2 BB: 1 P: 17	R: 0 E: 0 K: 0 S: 9	H: 0 LOB: 0 BB: 0 P: 12	R: 1 E: 0 K: 1 S: 11	H: 2 LOB: 1 BB: 0 P: 14	1B: 1 2B: 5 3B: 0 HR: 1	SF: 0 SAC: 0 DP: 0 HBP: 0	WP: 0 PB: 0 SB: 0 CS: 0	PA: 38
PITCHER	IP: 8.0 WLS: W BF: 33 ERA: 3.63	H: 5 R: 2 ER: 2 SO: 5	BB: 4 IBB: 0 HBP: 0 BLK: 0	WP: 0 HR: 0 S: 78 P: 121	ERA: 2.25 WHIP: 1.125	IP: 1.0 WLS: 5 BF: 2 ERA: 3.7	H: 2 R: 1 ER: 1 SO: 1	BB: 0 IBB: 0 HBP: 0 BLK: 0	WP: 0 HR: 1 S: 11 P: 14	ERA: 9.00 WHIP: 2.000												

New York Mets @ Florida Marlins
 Pro Player Stadium, Miami, FL
 Mon Sep 22 1997, 7:05 PM EDT
 Att: 29,234 - Unknown - 87 F


AB	34
R	3
H	7
RBI	3
BB	4
SO	6
LOB	12



Batter	1	2	3	4	5	6	7	8	9	AB	R	H	RBI	BB	SO	LOB	TOP									
Devon White, S OBP: 0.337, SLG: 0.375	SH1-4 E SF8 BB		1B		G3-1	G3-1		S BB		3	1	1	0	2	0	0	Florida Marlins @ Montreal Expos Olympic Stadium, Montreal, QB Tue Sep 23 1997, 7:05 PM EDT Att. 9,400 - Dome - 60 F									
Edgar Renteria, R OBP: 0.326, SLG: 0.340	SH1-4		K		BB	S		G1-3		4	1	2	0	0	1	2										
Gary Sheffield, R OBP: 0.441 John Wehner, R OBP: 0.357, SLG: 0.370	SF8		L8		1B	BB		F7		3	2	1	1	1	0	2										
Bobby Bonilla, S OBP: 0.379, SLG: 0.468	P2				1B	BB		HR		0	0	0	0	0	0	0										
Darren Daulton, L OBP: 0.381, SLG: 0.464 Jeff Conine, R OBP: 0.342, SLG: 0.410	P6				1B	BB		F8		4	1	2	1	1	0	1										
Moises Alou, R OBP: 0.373, SLG: 0.495	E8				1B	BB		HR		3	0	0	0	0	0	3										
Charles Johnson, R OBP: 0.350, SLG: 0.452	G5-4-3 BB				1B	BB		L8		1	1	1	2	0	0	0										
Craig Counsell, L OBP: 0.383, SLG: 0.409	G5-4-3				1B	BB		L8		5	0	3	1	0	0	3										
Kevin Brown, R OBP: 0.182, SLG: 0.139 Dennis Cook, L OBP: 0.350, SLG: 0.889 Jay Powell, R OBP: 0.500, SLG: 0.500 Robb Nen, R OBP: 0.500, SLG: 0.500	G5-4-3				1B	BB		L8		4	0	1	1	1	1	4										
Inning Stats	R: 1 E: 1 K: 0 S: 14	H: 0 LOB: 0 BB: 1 P: 22	R: 0 E: 1 K: 0 S: 7	H: 1 LOB: 1 BB: 1 P: 13	R: 0 E: 0 K: 1 S: 19	H: 1 LOB: 1 BB: 0 P: 20	R: 0 E: 1 K: 0 S: 14	H: 1 LOB: 3 BB: 1 P: 23	R: 3 E: 0 K: 0 S: 14	H: 4 LOB: 2 BB: 1 P: 24	R: 0 E: 0 K: 1 S: 6	H: 1 LOB: 1 BB: 0 P: 9	R: 0 E: 0 K: 1 S: 8	H: 0 LOB: 1 BB: 1 P: 18	R: 0 E: 0 K: 0 S: 9	H: 0 LOB: 1 BB: 1 P: 16		R: 2 E: 0 K: 0 S: 16	H: 3 LOB: 1 BB: 0 P: 24	1B: 9 2B: 1 3B: 0 HR: 1	SF: 1 SAC: 1 DP: 1 HBP: 0	WP: 0 PB: 0 SB: 2 CS: 0	PA: 44			
PITCHER	IP	WLS	BF	H	R	ER	SO	BB	IBB	HBP	BLK	WP	HR	S	P	ERA		WHIP								
Dustin Hermanson, R ERA: 3.5	4.2	L	24	6	4	3	1	4	0	0	0	0	0	65	97	5.79		2.143								
Jose Paniagua, R ERA: 11.83	1.1		6	2	0	0	0	0	0	0	0	0	0	9	14	0.00		1.500								
Mike Thurman, R ERA: 6.75	1.0		4	0	0	0	1	1	0	0	0	0	0	8	18	0.00		1.000								
Steve Kline, L ERA: 6.47	0.2		3	0	0	0	0	1	0	0	0	0	0	7	12	0.00		1.500								
Anthony Telford, R ERA: 3.3	1.1		7	3	2	2	0	0	0	0	0	0	1	18	28	13.50	2.250									

Batter	1	2	3	4	5	6	7	8	9	AB	R	H	RBI	BB	SO	LOB	BOTTOM									
Mark Grudzielanek, R OBP: 0.307, SLG: 0.387	G5-3		G6-3		1B	K			G3	5	0	1	0	0	1	0	Florida Marlins @ Montreal Expos Olympic Stadium, Montreal, QB Tue Sep 23 1997, 7:05 PM EDT Att. 9,400 - Dome - 60 F									
Joe Orsulak, L OBP: 0.313, SLG: 0.345	1B		BB		F9		F7		G4-3	5	2	2	0	0	2											
Jose Vidro, S OBP: 0.312, SLG: 0.377	1B		1B		L7		P5		G4-3	4	0	1	1	1	0	0										
Henry Rodriguez, L OBP: 0.305, SLG: 0.479 Steve Kline, S OBP: 0.200, SLG: 0.267	K		F7		F8		K			4	0	0	0	0	2	3										
Brad Fullmer, L OBP: 0.407, SLG: 0.769	G4-3		1B		1B				FC1-6 1B	0	0	0	0	0	0	0										
Darin Fletcher, L OBP: 0.320, SLG: 0.510 Orlando Cabrera, R OBP: 0.375, SLG: 0.375 Raul Chavez, R OBP: 0.150, SLG: 0.158	G4-3		K		1B			FC1-6 G5-3		4	0	1	0	0	1	3										
Rondell White, R OBP: 0.313, SLG: 0.470	HR		G5-3		K			G5-3		4	1	1	1	0	1	3										
Doug Strange, S OBP: 0.325, SLG: 0.422	G6-3		1B		BB		K		BB	2	0	0	0	2	1	0										
Dustin Hermanson, R OBP: 0.143, SLG: 0.191 Jose Paniagua, R OBP: 0.375, SLG: 0.500 Mike Thurman, R OBP: 0.317, SLG: 0.403	K		K		K		K		K	2	0	0	0	0	2	1										
Inning Stats	R: 1 E: 0 K: 1 S: 21	H: 2 LOB: 1 BB: 0 P: 31	R: 1 E: 0 K: 1 S: 9	H: 1 LOB: 0 BB: 0 P: 14	R: 1 E: 0 K: 1 S: 11	H: 2 LOB: 2 BB: 1 P: 19	R: 0 E: 0 K: 1 S: 11	H: 1 LOB: 2 BB: 1 P: 22	R: 0 E: 0 K: 3 S: 9	H: 0 LOB: 0 BB: 0 P: 17	R: 0 E: 0 K: 1 S: 6	H: 0 LOB: 0 BB: 0 P: 11	R: 0 E: 0 K: 1 S: 9	H: 1 LOB: 2 BB: 1 P: 15	R: 0 E: 0 K: 0 S: 6	H: 0 LOB: 0 BB: 0 P: 7		1B: 7 2B: 1 3B: 0 HR: 1	SF: 0 SAC: 0 DP: 0 HBP: 0	WP: 0 PB: 0 SB: 0 CS: 0	PA: 39					
PITCHER	IP	WLS	BF	H	R	ER	SO	BB	IBB	HBP	BLK	WP	HR	S	P	ERA		WHIP								
Kevin Brown, R ERA: 2.69	6.0	W	28	8	3	3	8	2	0	0	0	0	0	10	15	0.00		0.750								
Dennis Cook, L ERA: 4.03	1.1		5	1	0	0	1	0	0	0	0	0	0	5	11	0.00		1.500								
Jay Powell, R ERA: 3.36	0.2		3	0	0	0	1	1	0	0	0	0	0	6	7	0.00		0.000								
Robb Nen, R ERA: 3.84	1.0	S	3	0	0	0	0	0	0	0	0	0	0	6	7	0.00		0.000								

AB 35
R 6
H 11
RBI 6
BB 6
SO 2
LOB 23

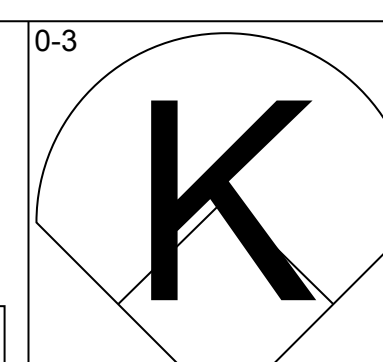
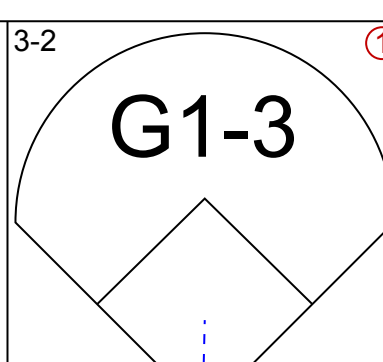
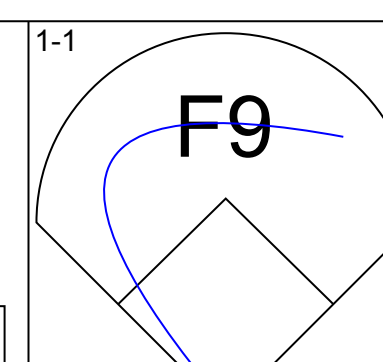
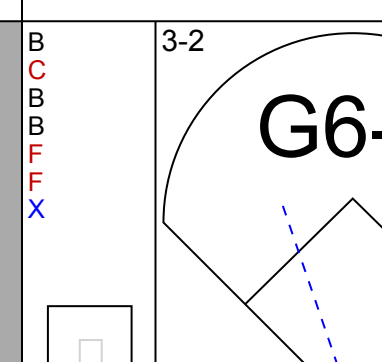
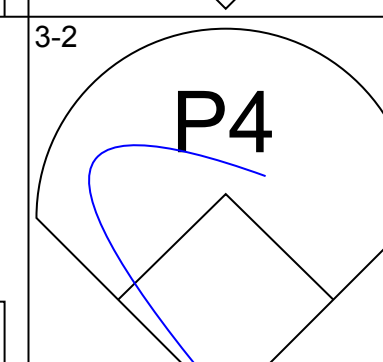
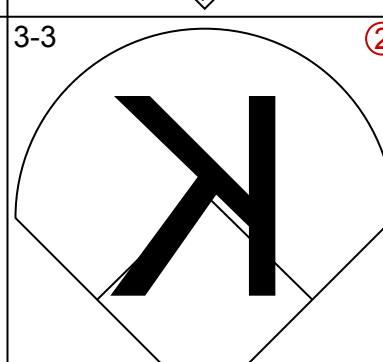
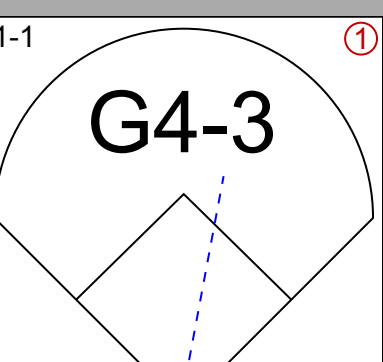
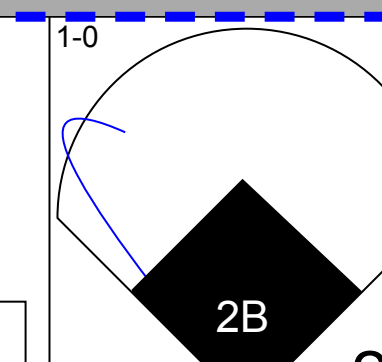
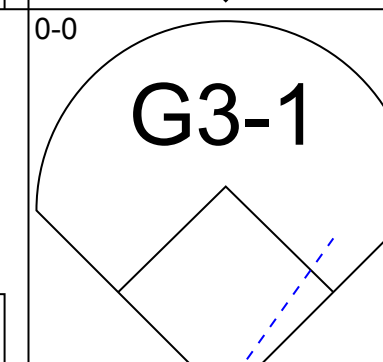
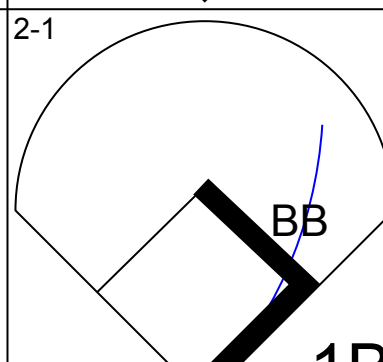
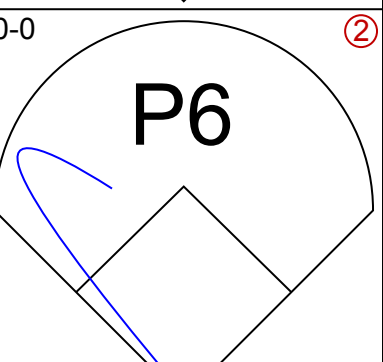
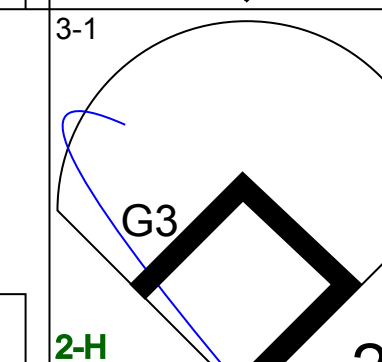
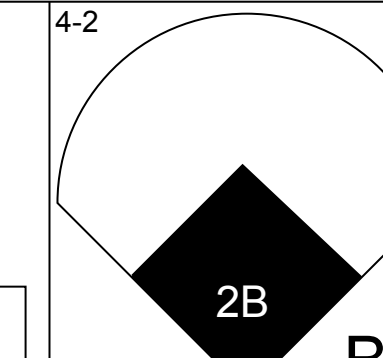
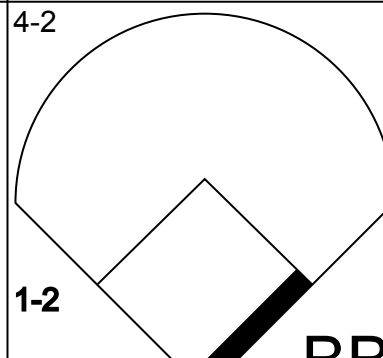
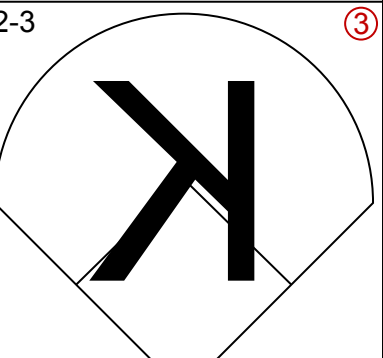
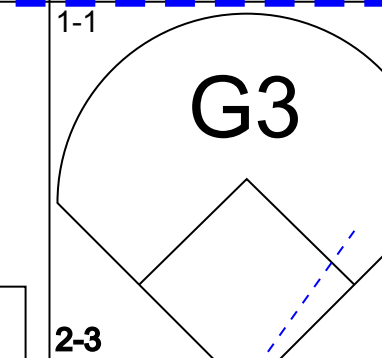
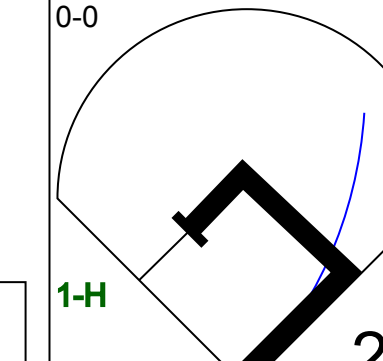
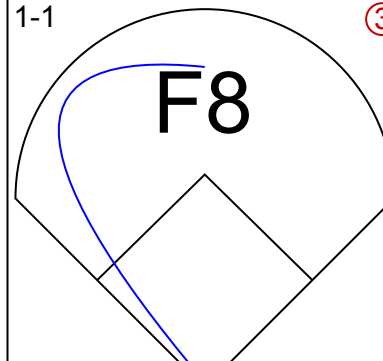
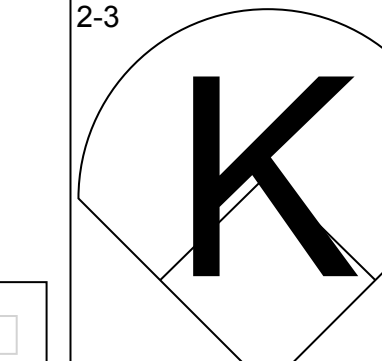
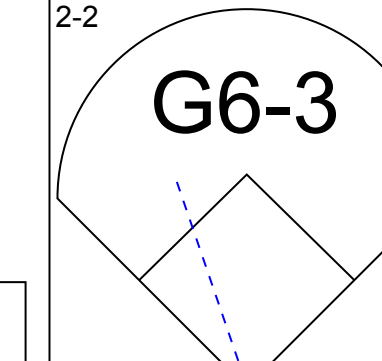
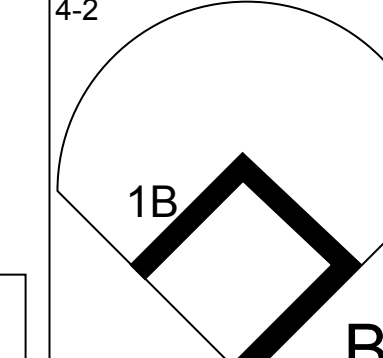
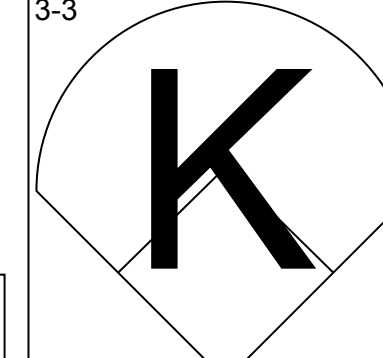
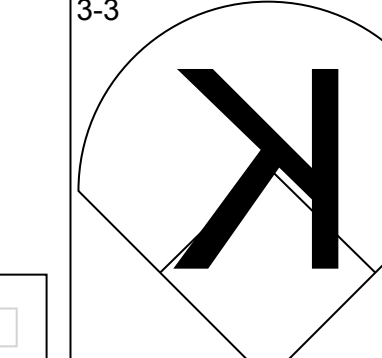
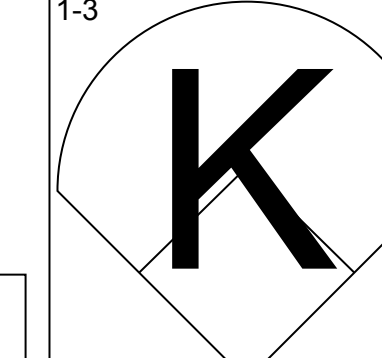
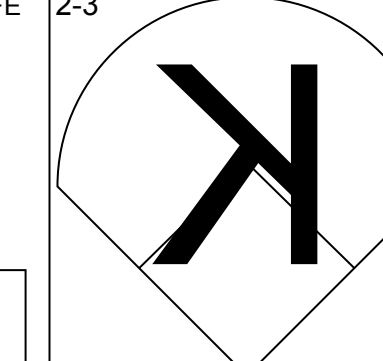
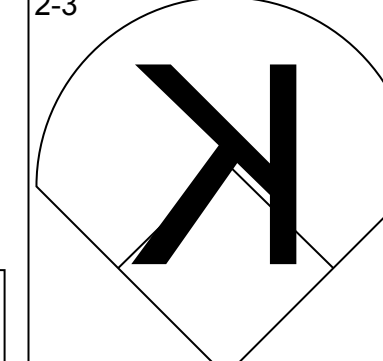
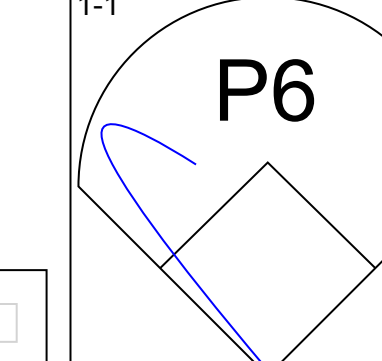
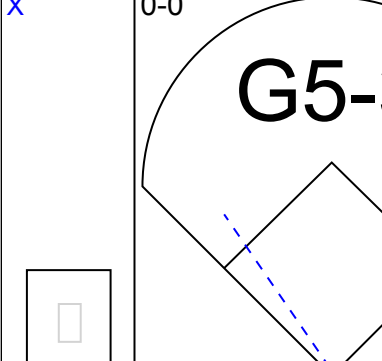
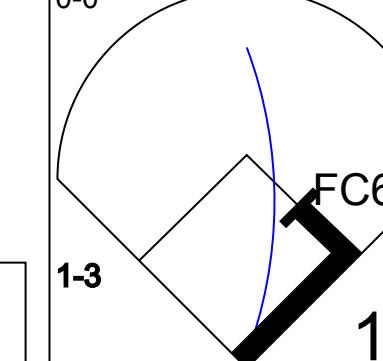
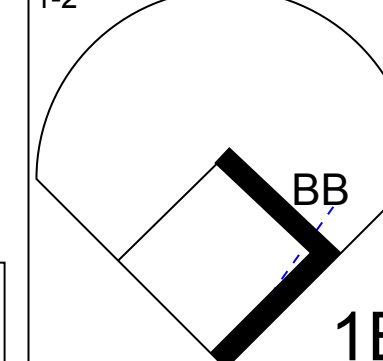
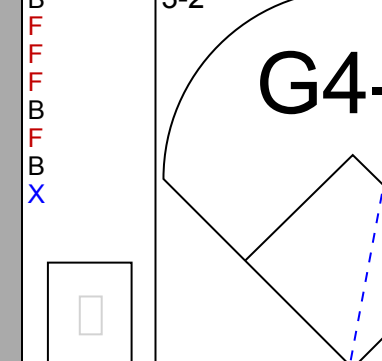
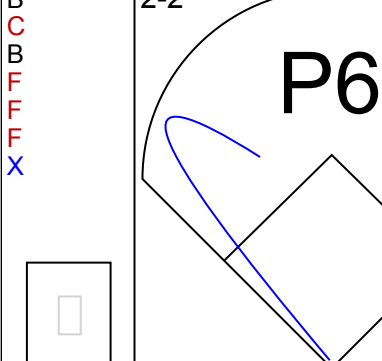
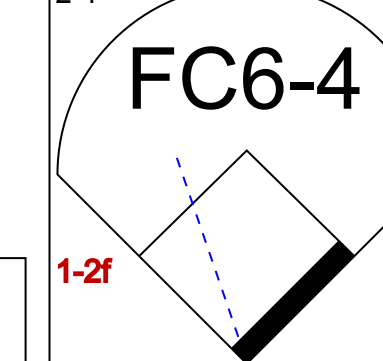
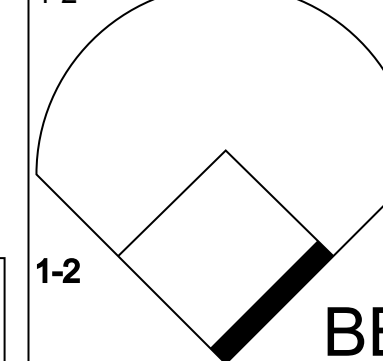

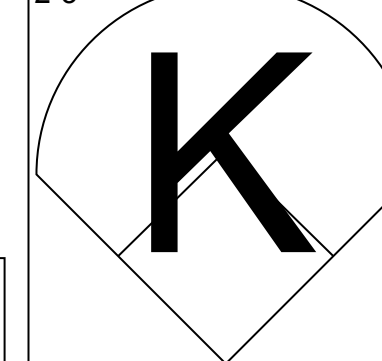
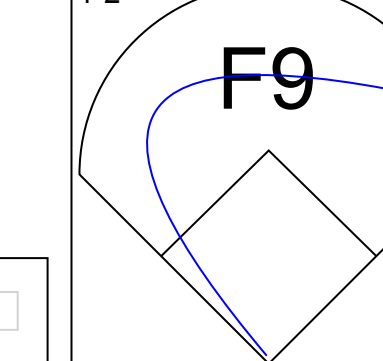


AB 36
R 3
H 9
RBI 3
BB 3
SO 10
LOB 15



Batter	1	2	3	4	5	6	7	8	9	AB	R	H	RBI	BB	SO	LOB	TOP					
John Cangelosi, S OBP: 0.330, SLG: 0.312	G1-3		G6-3			F8	K			5	0	1	1	0	1	4	Florida Marlins @ Montreal Expos Olympic Stadium, Montreal, QB Wed Sep 24, 1997, 7:05 PM EDT Att. 9,113 - Dome - 60 F					
Alex Arias, R OBP: 0.376, SLG: 0.326				FC5-4 BB				P4		2	1	1	1	3	0	0						
Kurt Abbott, R OBP: 0.317, SLG: 0.441	E5			FC5-4 G6-4-3		K		K		5	1	0	0	0	2	6						
Jeff Conine, R OBP: 0.339, SLG: 0.406 Cliff Floyd, L OBP: 0.359, SLG: 0.466	E6			G6-4-3			P8	K		4	1	0	1	0	1	4						
Russ Morman, R OBP: 0.333, SLG: 1.000		P4			G5-3		G6-3 HBP		E3 G6-3 SF9	5	3	2	2	0	0	0						
John Wehner, R OBP: 0.333, SLG: 0.323			G4-3		L6		G6-3		G6-3	4	1	0	0	1	0	2						
Rob Natal, R OBP: 0.500, SLG: 1.500				E9	F8		G6-3	HBP BB		3	1	1	2	1	0	0						
Josh Booty, R OBP: 0.600, SLG: 0.500						G1-3				4	2	2	1	1	1	0						
Al Leiter, L Jim Eisenreich, L Tony Saunders, L Dargen Clifton, L Antonio Alfonseca, R Felix Heredia, L Rob Stanley, R Ed Vosberg, L							G1-3			2	0	1	0	0	1	0						
Inning Stats	R: 7 E: 3 K: 1 S: 25	H: 5 LOB: 3 BB: 3 P: 45	R: 0 E: 0 K: 0 S: 10	H: 0 LOB: 0 BB: 0 P: 17	R: 0 E: 0 K: 1 S: 6	H: 0 LOB: 0 BB: 0 P: 10	R: 0 E: 0 K: 0 S: 4	H: 0 LOB: 0 BB: 1 P: 8	R: 0 E: 0 K: 0 S: 9	H: 0 LOB: 0 BB: 0 P: 16	R: 1 E: 0 K: 1 S: 10	H: 2 LOB: 1 BB: 0 P: 15	R: 1 E: 0 K: 1 S: 11	H: 1 LOB: 2 BB: 2 P: 21	R: 0 E: 0 K: 2 S: 8	H: 0 LOB: 0 BB: 0 P: 13		R: 1 E: 1 K: 1 S: 10	H: 0 LOB: 0 BB: 0 P: 16	1B: 4 2B: 3 3B: 0 HR: 1	SF: 1 SAC: 0 DP: 1 HBP: 1	WP: 0 PB: 0 SB: 1 CS: 0
PITCHER	IP WLS BF H R ER SO BB IBB HBP BLK WP HR S P ERA WHIP																					
Carlos Perez, L ERA: 3.88	0.1	L	10	5	7	0	0	2	0	0	0	0	0	0	0	27	49	0.00	21.000			
Jose Paniagua, R ERA: 9.5	3.2		12	0	0	2	2	0	0	0	0	0	0	0	27	49	0.00	0.545				
Jim Bullinger, R ERA: 5.56	2.2		14	3	2	2	1	2	0	1	0	0	0	0	27	49	6.75	1.875				
Rick DeHart, L ERA: 6.29	1.1		4	0	0	0	3	0	0	0	0	0	0	11	16	0.00	0.000					
Shayne Bennett, R ERA: 3.89	1.0		4	0	1	0	1	0	0	0	0	0	0	10	16	0.00	0.000					

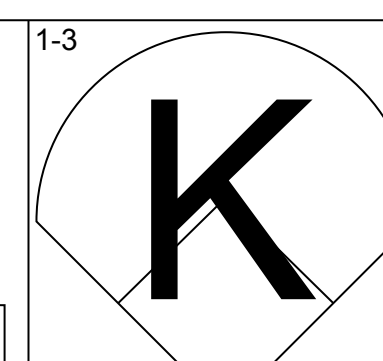
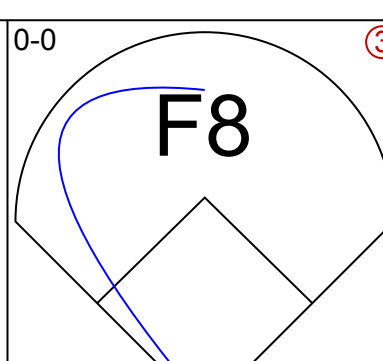
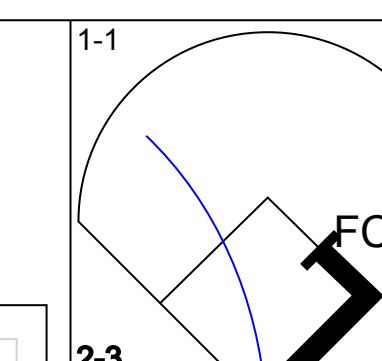
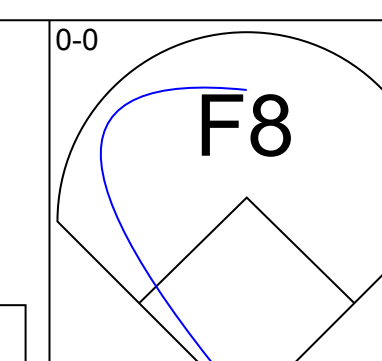
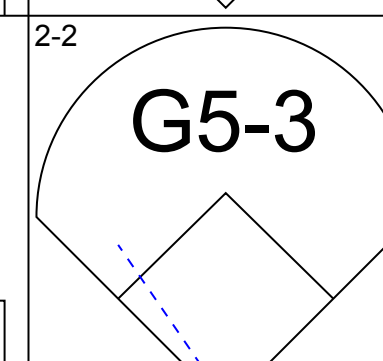
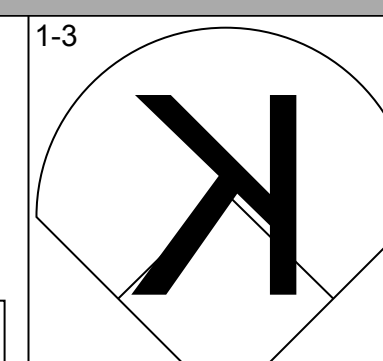
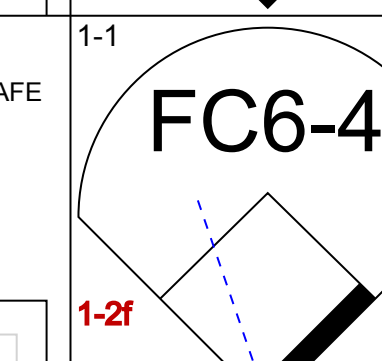
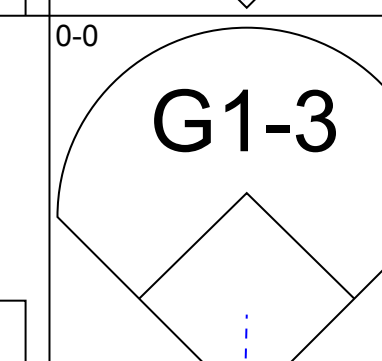
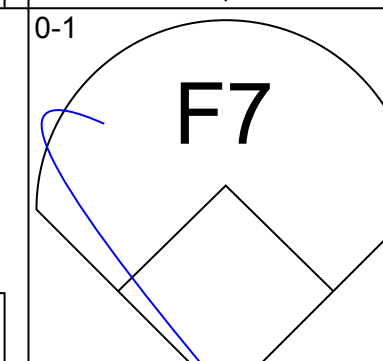
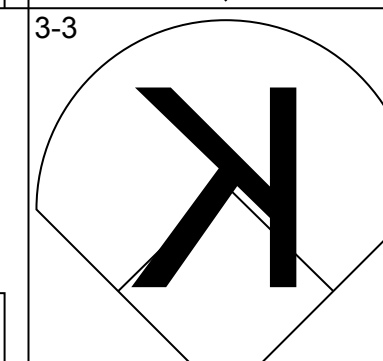
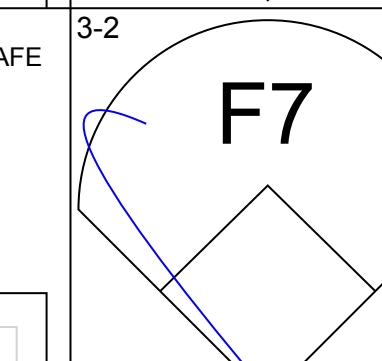
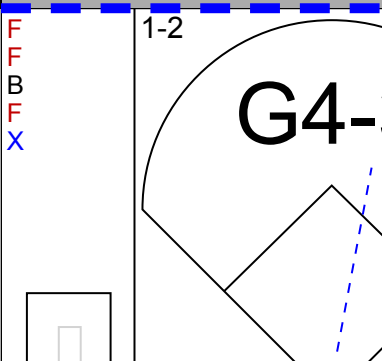
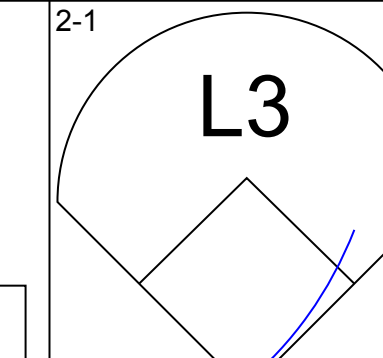
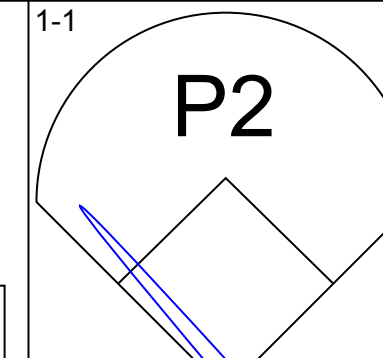
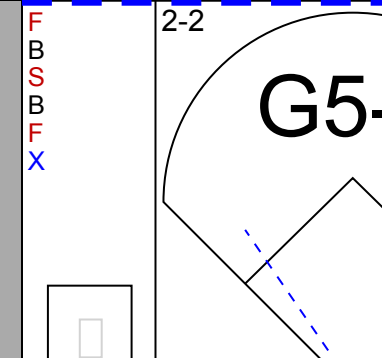
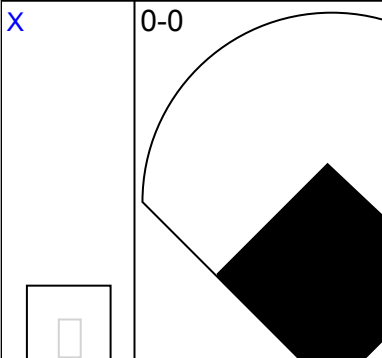
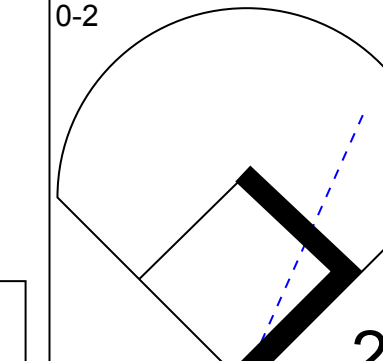
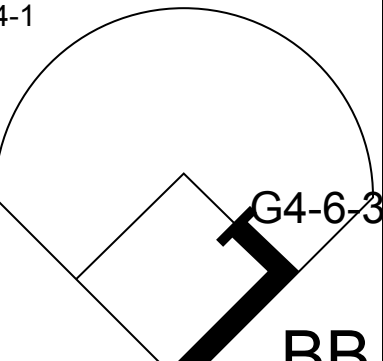
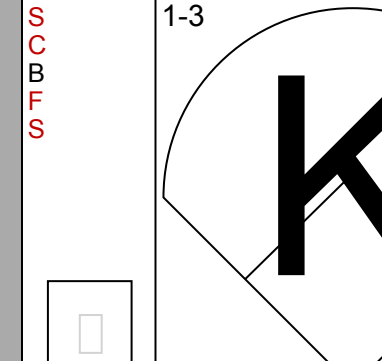
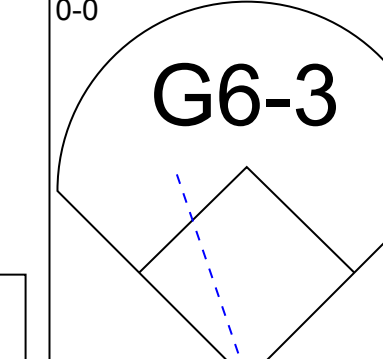
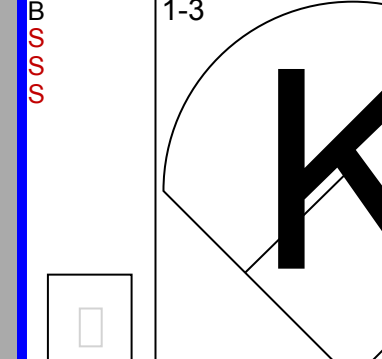
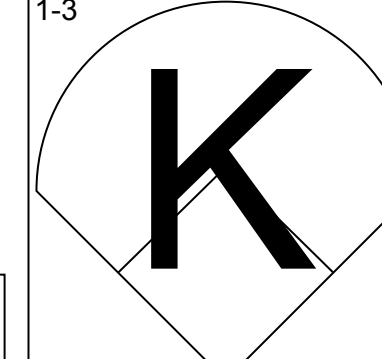
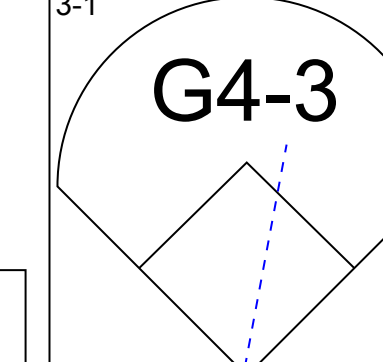
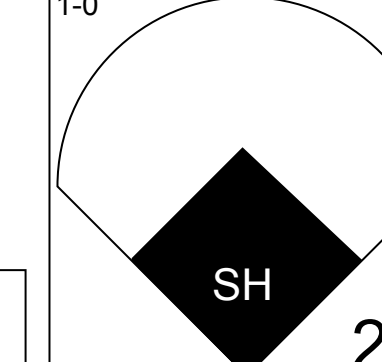
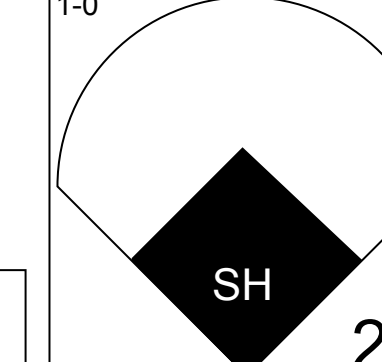
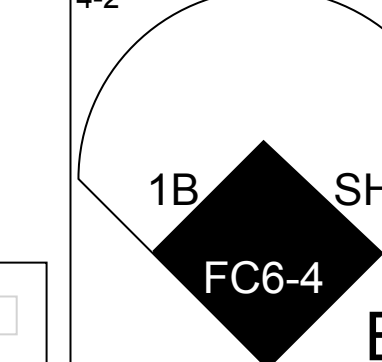
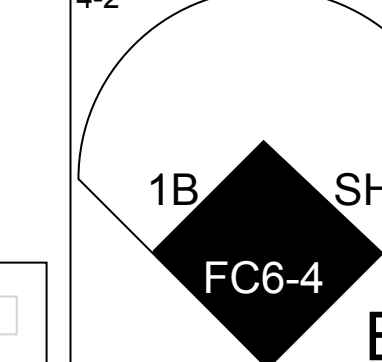

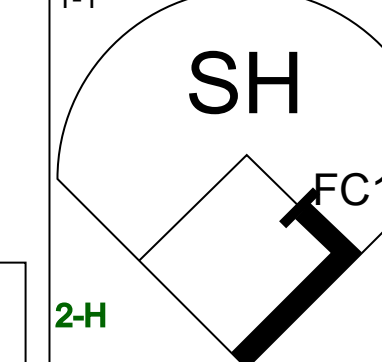
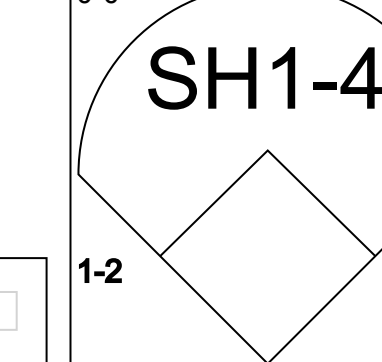
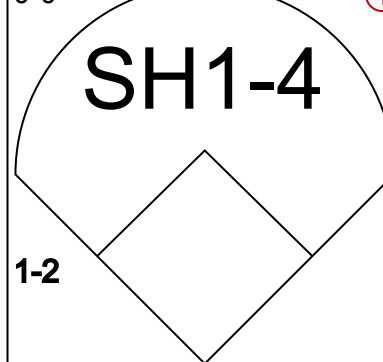
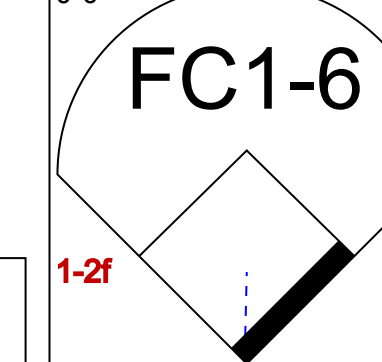
Batter	1	2	3	4	5	6	7	8	9	AB	R	H	RBI	BB	SO	LOB	BOTTOM			
Mark Grudzielanek, R OBP: 0.310, SLG: 0.389 Andy Stankiewicz, R OBP: 0.255, SLG: 0.353					F8			E5		3	0	2	1	0	0	0	Florida Marlins @ Montreal Expos Olympic Stadium, Montreal, QB Wed Sep 24, 1997, 7:05 PM EDT Att. 9,113 - Dome - 60 F			
Mike Lansing, R OBP: 0.340, SLG: 0.475 Orlando Cabrera, R OBP: 0.273, SLG: 0.273						K		G3		2	0	1	1	0	0	1				
Henry Rodriguez, L OBP: 0.306, SLG: 0.479										3	0	0	0	0	1	3				
David Segui, S OBP: 0.382, SLG: 0.501 Brad Fullmer, L OBP: 0.400, SLG: 0.714										4	1	1	2	0	2	3				
Rondell White, R OBP: 0.314, SLG: 0.471										2	0	0	0	0	0	1				
Chris Widger, R OBP: 0.281, SLG: 0.404 Shayne Bennett, R OBP: 0.350, SLG: 0.486										2	0	0	0	1	1	3				
Rondell White, R OBP: 0.314, SLG: 0.471										4	1	1	0	1	2	1				
Chris Widger, R OBP: 0.281, SLG: 0.404 Shayne Bennett, R OBP: 0.350, SLG: 0.486										4	1	1	0	0	3	2				
Doug Strange, S OBP: 0.325, SLG: 0.425 Rick DeHart, L										0	0	0	0	0	0	0				
Joe Orsulak, L OBP: 0.313, SLG: 0.345 Raul Chavez, R OBP: 0.182, SLG: 0.190										2	0	1	1	0	0	1				
Ryan McGuire, L OBP: 0.329, SLG: 0.418										3	3	2	0	2	0	2				
Carlos Perez, L OBP: 0.197, SLG: 0.250 Jose Paniagua, R										0	0	0	0	0	0	0				
Hensley Meulens, R OBP: 0.353, SLG: 0.462 Jim Bullinger, R OBP: 0.209, SLG: 0.302 Jose Vidro, S OBP: 0.314, SLG: 0.385										1	0	0	0	0	0	0				
Inning Stats	R: 0 E: 0 K: 0 S: 7	H: 0 LOB: 1 BB: 0 P: 12	R: 3 E: 0 K: 3 S: 28	H: 4 LOB: 2 BB: 1 P: 39	R: 0 E: 0 K: 1 S: 7	H: 0 LOB: 0 BB: 0 P: 10	R: 0 E: 0 K: 0 S: 5	H: 1 LOB: 0 BB: 0 P: 8	R: 0 E: 0 K: 2 S: 10	H: 0 LOB: 0 BB: 0 P: 13	R: 2 E: 0 K: 1 S: 15	H: 3 LOB: 2 BB: 0 P: 23	R: 3 E: 1 K: 1 S: 18	H: 2 LOB: 1 BB: 1 P: 28	R: 1 E: 0 K: 0 S: 7	H: 1 LOB: 2 BB: 1 P: 19	1B: 5 2B: 5 3B: 1 HR: 0	SF: 0 SAC: 0 DP: 0 HBP: 2	WP: 0 PB: 0 SB: 0 CS: 0	PA: 44
PITCHER	IP WLS BF H R ER SO BB IBB HBP BLK WP HR S P ERA WHIP																			
Ed Vosberg, L ERA: 4.33	1.0	S	6	1	1	1	0	1	0	0	0	7	19	9.00	2.000					
Al Leiter, L ERA: 4.34	5.0	W	21	5	3	3	6	1	0	1	0	0	10	16	0.00	1.000				
Tony Saunders, L ERA: 4.27	1.0		4	0	0	0	2	1	0	0	0	0	0	10	16	0.00	1.000			
Antonio Alfonseca, R ERA: 3.95	1.1		8	4	3	3	2	0	0	0	0	0	0	19	28	20.25	3.000			
Felix Heredia, L ERA: 4.2	0.1		3	1	1	1	0	1	0	0	0	0	0	5	10	27.00	6.000			
Rob Stanley, R ERA: 4.6	0.1		2	0	1	0	0	0	0	0	0	0	0	9	13	0.00	0.000			

Batter	1	2	3	4	5	6	7	8	9	AB	R	H	RBI	BB	SO	LOB	TOP					
John Cangelosi, S OBP: 0.324, SLG: 0.305										4	0	0	0	0	1	2						
Gregg Zaun, S OBP: 0.420, SLG: 0.447										4	1	1	0	0	1	0						
Jim Eisenreich, L OBP: 0.345, SLG: 0.375										4	0	2	1	0	0	0						
Cliff Floyd, L OBP: 0.363, SLG: 0.459										2	1	0	0	2	1	1						
John Wehner, R OBP: 0.324, SLG: 0.343										4	0	1	1	0	1	3						
Kurt Abbott, R OBP: 0.316, SLG: 0.435										3	0	0	0	1	3	1						
Alex Arias, R OBP: 0.362, SLG: 0.311										4	0	0	0	0	2	1						
Craig Counsell, L OBP: 0.385, SLG: 0.411										4	0	2	0	0	0	0						
Alex Fernandez, R OBP: 0.219, SLG: 0.342										1	0	0	0	1	0	2						
Darren D'Ottavio, L OBP: 0.365, SLG: 0.463										1	0	0	0	0	1	0						
Dennis Cook, L OBP: 0.352, SLG: 0.489										0	0	0	0	0	0	0						
Jay Powell, R OBP: 0.349, SLG: 0.499										0	0	0	0	0	0	0						
Charles Johnson, R OBP: 0.349, SLG: 0.451										1	0	0	0	0	0	0						
Robb Nen, R OBP: 0.349, SLG: 0.451										0	0	0	0	0	0	0						
Inning Stats	R: 0 E: 0 K: 1 S: 7	H: 0 LOB: 0 BB: 0 P: 10	R: 1 E: 0 K: 1 S: 12	H: 2 LOB: 2 BB: 2 P: 24	R: 0 E: 0 K: 1 S: 13	H: 1 LOB: 2 BB: 1 P: 26	R: 0 E: 0 K: 2 S: 19	H: 1 LOB: 0 BB: 1 P: 30	R: 0 E: 0 K: 1 S: 6	H: 0 LOB: 0 BB: 0 P: 9	R: 0 E: 0 K: 2 S: 9	H: 0 LOB: 0 BB: 0 P: 15	R: 0 E: 0 K: 1 S: 12	H: 0 LOB: 0 BB: 0 P: 20	R: 1 E: 0 K: 1 S: 11	H: 2 LOB: 1 BB: 0 P: 19	R: 0 E: 0 K: 0 S: 9	H: 0 LOB: 0 BB: 0 P: 12	1B: 3 2B: 3 3B: 0 HR: 0	SF: 0 SAC: 0 DP: 0 HBP: 0	WP: 0 PB: 0 CS: 0	PA: 36
PITCHER	IP	WLS	BF	H	R	ER	SO	BB	IBB	HBP	BLK	WP	HR	S	P	ERA	WHIP					
Pedro Martinez, R ERA: 1.9	7.0		28	4	1	1	9	4	0	0	0	0	0	78	134	1.29	1.143					
Dave Veres, R ERA: 3.12	0.0		2	2	1	1	0	0	0	0	0	0	0	3	7	∞	∞					
Steve Kline, L ERA: 6.22	2.0	W	6	0	0	0	1	0	0	0	0	0	0	17	24	0.00	0.000					

Florida Marlins @ Montreal Expos
Olympic Stadium, Montreal, QB
Thu Sep 25 1997, 7:05 PM EDT
Att: 12,094 - Dome

AB 32
R 2
H 6
RBI 2
BB 4
SO 10
LOB 10



Batter	1	2	3	4	5	6	7	8	9	AB	R	H	RBI	BB	SO	LOB	BOTTOM					
Mark Grudzielanek, R OBP: 0.310, SLG: 0.388										4	0	1	0	0	1	1						
Mike Lansing, R OBP: 0.338, SLG: 0.472										4	0	0	1	0	1	2						
Jose Vidro, S OBP: 0.307, SLG: 0.375										4	0	0	0	0	1	1						
David Segui, S OBP: 0.380, SLG: 0.505										4	1	1	1	0	0	0						
Darrin Fletcher, L OBP: 0.323, SLG: 0.513										2	0	1	0	1	1	0						
Dave Veres, R OBP: 1.000, SLG: 1.000										0	0	0	0	0	0	0						
Steve Kline, S OBP: 1.000, SLG: 1.000										0	0	0	0	0	0	0						
Joe Orsulak, L OBP: 0.310, SLG: 0.340										2	0	0	0	0	0	2						
Hensley Meulens, R OBP: 0.333, SLG: 0.429										1	0	0	0	0	1	0						
Rondell White, R OBP: 0.314, SLG: 0.472										3	1	1	0	0	0	1						
Ryan McGuire, L OBP: 0.330, SLG: 0.416										1	1	0	0	1	1	0						
Pedro Martinez, R OBP: 0.153, SLG: 0.174										1	0	0	0	0	1	0						
Chris Widger, R OBP: 0.290, SLG: 0.403										1	0	0	0	0	0	1						
Inning Stats	R: 0 E: 0 K: 1 S: 11	H: 0 LOB: 0 BB: 0 P: 14	R: 0 E: 0 K: 0 S: 8	H: 1 LOB: 1 BB: 0 P: 13	R: 0 E: 0 K: 2 S: 8	H: 0 LOB: 0 BB: 0 P: 9	R: 0 E: 0 K: 2 S: 9	H: 0 LOB: 0 BB: 0 P: 14	R: 0 E: 0 K: 0 S: 4	H: 0 LOB: 0 BB: 1 P: 9	R: 1 E: 0 K: 0 S: 13	H: 1 LOB: 1 BB: 1 P: 22	R: 0 E: 0 K: 2 S: 11	H: 0 LOB: 0 BB: 0 P: 15	R: 1 E: 1 K: 0 S: 6	H: 1 LOB: 1 BB: 0 P: 8	R: 1 E: 0 K: 0 S: 5	H: 1 LOB: 0 BB: 0 P: 6	1B: 1 2B: 2 3B: 0 HR: 1	SF: 0 SAC: 2 DP: 1 HBP: 0	WP: 0 PB: 0 CS: 0	PA: 31
PITCHER	IP	WLS	BF	H	R	ER	SO	BB	IBB	HBP	BLK	WP	HR	S	P	ERA	WHIP					
Alex Fernandez, R ERA: 3.59	6.0		21	2	1	1	5	2	0	0	0	0	0	53	81	1.50	0.667					
Dennis Cook, L ERA: 3.96	1.0		3	0	0	0	2	0	0	0	0	0	0	11	15	0.00	0.000					
Jay Powell, R ERA: 3.32	1.0		5	1	1	0	0	0	0	0	0	0	0	6	8	0.00	1.000					
Robb Nen, R ERA: 3.95	0.1	L	2	1	1	1	0	0	0	0	0	0	1	5	6	27.00	3.000					

Florida Marlins @ Montreal Expos
Olympic Stadium, Montreal, QB
Thu Sep 25 1997, 7:05 PM EDT
Att: 12,094 - Dome

AB 27
R 3
H 4
RBI 2
BB 2
SO 7
LOB 8




Batter	1	2	3	4	5	6	7	8	9	AB	R	H	RBI	BB	SO	LOB	TOP										
Devon White, S (1, 8) OBP: 0.336, SLG: 0.373										4	0	1	1	0	2	0	Florida Marlins @ Philadelphia Phillies Veterans Stadium, Philadelphia, PA Fri Sep 26 1997, 7:05 PM EDT Att: 18,007 - Unknown - 71 F										
Edgar Renteria, R (1, 6) OBP: 0.326, SLG: 0.340										4	1	1	0	0	2	2											
Gary Sheffield, R (1, 9) OBP: 0.425, SLG: 0.439										4	1	1	1	0	2	2											
Bobby Bonilla, S (1, 5) OBP: 0.380, SLG: 0.469										3	0	1	1	1	0	0											
Darren Daulton, L (1, 3) Antonio Alfonseca, R (7, 1) Rob Stanifer, R (7, 1) Jim Eisenreich, L (8, PH) OBP: 0.344, SLG: 0.373									3	0	0	0	0	0	1	2											
Moises Alou, R (1, 7) OBP: 0.372, SLG: 0.492									3	0	0	0	1	0	1												
Charles Johnson, R (1, 2) John Wehner, R (8, PH) Rob Natal, R (8, 2) Kurt Abbott, R (9, PR) OBP: 0.347, SLG: 0.449 OBP: 0.342, SLG: 0.343 OBP: 0.571, SLG: 1.500 OBP: 0.316, SLG: 0.435									2	0	0	0	0	0	0	0											
Craig Counsell, L (1, 4) Cliff Floyd, L (9, PH) OBP: 0.379, SLG: 0.404 OBP: 0.360, SLG: 0.455									3	0	0	0	0	0	1	2											
Kirt Ojala, L (1, 1) Jeff Conine, R (7, 3) OBP: 0.341, SLG: 0.410									2	0	0	0	0	1	0												
Inning Stats	R: 0 E: 0 K: 2 S: 7	H: 0 LOB: 0 BB: 0 P: 10	R: 0 E: 0 K: 1 S: 11	H: 0 LOB: 0 BB: 0 P: 17	R: 0 E: 0 K: 0 S: 10	H: 3 LOB: 1 BB: 0 P: 14	R: 0 E: 0 K: 1 S: 16	H: 0 LOB: 0 BB: 0 P: 12	R: 0 E: 0 K: 1 S: 8	H: 0 LOB: 0 BB: 1 P: 11	R: 0 E: 0 K: 0 S: 8	H: 0 LOB: 0 BB: 0 P: 16	R: 1 E: 0 K: 2 S: 12	H: 2 LOB: 0 BB: 0 P: 21	R: 0 E: 0 K: 0 S: 9	H: 0 LOB: 2 BB: 2 P: 20		1B: 3 2B: 2 3B: 0 HR: 0	SF: 0 SAC: 0 DP: 1 HBP: 1	WP: 1 PB: 0 SB: 2 CS: 0	PA: 35						
PITCHER	IP	WLS	BF	H	R	ER	SO	BB	IBB	HBP	BLK	WP	HR	S	P	ERA	WHIP										
Curt Schilling, R (1, 1) ERA: 2.97	7.0	W	25	3	3	3	6	1	0	0	0	1	0	68	111	3.86	0.571										
Jerry Spradlin, R (8, 1) ERA: 4.8	1.0		5	2	0	0	2	0	0	0	0	0	0	12	18	0.00	2.000										
Ricky Bottalico, R (9, 1) ERA: 3.7	1.0	S	5	0	0	0	0	2	0	0	0	0	0	9	20	0.00	2.000										


Batter	1	2	3	4	5	6	7	8	9	AB	R	H	RBI	BB	SO	LOB	BOTTOM										
Rex Hudler, R (1, 8) OBP: 0.248, SLG: 0.339										4	1	1	0	0	1	2	Florida Marlins @ Philadelphia Phillies Veterans Stadium, Philadelphia, PA Fri Sep 26 1997, 7:05 PM EDT Att: 18,007 - Unknown - 71 F										
Ruben Amaro Jr, S (8, PH) OBP: 0.322, SLG: 0.316										4	0	1	0	0	1	1											
23 Kevin Jordan, R (1, 3) Ricky Bottalico, L (9, 1) OBP: 0.276, SLG: 0.405										4	1	2	2	1	1	1											
Scott Rolen, R (1, 5) OBP: 0.378, SLG: 0.460										4	1	0	0	0	0	4											
Mike Lieberthal, R (1, 2) OBP: 0.316, SLG: 0.445									2	1	1	0	2	0	2												
Tony Barron, R (1, 9) OBP: 0.323, SLG: 0.420										3	1	1	1	1	0	2											
Billy McMillon, L (1, 7) OBP: 0.278, SLG: 0.369										3	0	2	2	1	0	2											
Kevin Stocker, S (1, 6) OBP: 0.336, SLG: 0.356									2	0	1	0	2	0	1												
Curt Schilling, R (1, 1) Jerry Spradlin, S (8, 1) Mike Robertson, L (9, 3) OBP: 0.181, SLG: 0.185 ERA: 4.43										4	0	0	0	0	2	8											
Inning Stats	R: 0 E: 0 K: 1 S: 10	H: 1 LOB: 2 BB: 1 P: 21	R: 0 E: 0 K: 1 S: 9	H: 2 LOB: 0 BB: 0 P: 14	R: 0 E: 0 K: 1 S: 8	H: 0 LOB: 0 BB: 0 P: 14	R: 0 E: 0 K: 0 S: 11	H: 0 LOB: 3 BB: 3 P: 25	R: 1 E: 0 K: 1 S: 12	H: 2 LOB: 2 BB: 1 P: 20	R: 0 E: 0 K: 1 S: 10	H: 0 LOB: 1 BB: 2 P: 19	R: 4 E: 1 K: 0 S: 18	H: 4 LOB: 1 BB: 0 P: 21	R: 0 E: 0 K: 0 S: 10	H: 1 LOB: 1 BB: 0 P: 16		1B: 7 2B: 2 3B: 1 HR: 1	SF: 0 SAC: 1 DP: 2 HBP: 1	WP: 0 PB: 0 SB: 0 CS: 1	PA: 40						
PITCHER	IP	WLS	BF	H	R	ER	SO	BB	IBB	HBP	BLK	WP	HR	S	P	ERA	WHIP										
Kirt Ojala, L (1, 1) ERA: 3.14	6.0		28	5	1	1	5	7	0	0	0	0	1	12	14	1.50	2.000										
Antonio Alfonseca, R (7, 1) ERA: 4.91	0.1	L	6	4	4	4	0	0	0	1	0	0	0	16	23	0.00	0.600										
Rob Stanifer, R (7, 1) ERA: 4.43	1.2		6	1	0	0	0	0	0	0	0	0	0	16	23	0.00	0.600										



Batter	1	2	3	4	5	6	7	8	9	AB	R	H	RBI	BB	SO	LOB	TOP										
Kurt Abbott, R OBP: 0.315, SLG: 0.433 (1, 4)										4	1	1	0	0	1	1	Florida Marlins @ Philadelphia Phillies Veterans Stadium, Philadelphia, PA Sun Sep 28 1997, 3:33 AM EDT Att: 26,509 - Overcast - 70 F livebaseballscorecards.com										
Edgar Renteria, R OBP: 0.327, SLG: 0.340 Alex Arias, R OBP: 0.352, SLG: 0.301 (7, PH)										3	2	2	0	0	0	0											
Gary Sheffield, R OBP: 0.424, SLG: 0.446 Felix Heredia, L OBP: 0.500, SLG: 0.500 Robb Nen, R (8, 1)										3	1	2	5	1	0	1											
Bobby Bonilla, S OBP: 0.378, SLG: 0.468 Josh Booty, R OBP: 0.697, SLG: 0.690 (8, 5)										4	0	0	0	0	1	2											
Moises Alou, R OBP: 0.373, SLG: 0.493 Jim Eisenreich, L OBP: 0.345, SLG: 0.372 (7, 9)										3	0	0	0	0	0	1											
Jeff Conine, R OBP: 0.337, SLG: 0.405 (1, 3)										4	0	0	0	0	1	0											
Charles Johnson, R OBP: 0.347, SLG: 0.454 Gregg Zaun, S OBP: 0.415, SLG: 0.441 (6, 2)										3	1	2	1	0	1	0											
Devon White, S OBP: 0.338, SLG: 0.370 John Cangelosi, S OBP: 0.321, SLG: 0.302 (7, 7)										3	1	1	0	0	0	1											
Tony Saunders, L OBP: 0.128, SLG: 0.162 Cliff Floyd, L OBP: 0.354, SLG: 0.445 (7, 8)										2	1	1	0	0	1	0											
Darren Daulton, L OBP: 0.378, SLG: 0.463 (9, PH)										1	0	0	0	0	0	0											
Inning Stats	R: 1 E: 0 K: 1 S: 18	H: 2 LOB: 1 BB: 0 P: 28	R: 0 E: 0 K: 0 S: 4	H: 1 LOB: 0 BB: 0 P: 7	R: 4 E: 0 K: 0 S: 16	H: 4 LOB: 0 BB: 0 P: 22	R: 1 E: 0 K: 1 S: 16	H: 1 LOB: 0 BB: 1 P: 24	R: 0 E: 0 K: 0 S: 10	H: 0 LOB: 0 BB: 1 P: 18	R: 0 E: 0 K: 2 S: 9	H: 0 LOB: 0 BB: 0 P: 14	R: 1 E: 1 K: 0 S: 11	H: 1 LOB: 1 BB: 0 P: 16	R: 0 E: 0 K: 1 S: 8	H: 0 LOB: 0 BB: 0 P: 8		R: 0 E: 0 K: 1 S: 8	H: 0 LOB: 0 BB: 0 P: 13	1B: 6 2B: 1 3B: 0 HR: 2	SF: 0 SAC: 0 DP: 1 HBP: 0	WP: 1 PB: 0 SB: 0 CS: 1	PA: 37				
PITCHER	IP	WLS	BF	H	R	ER	SO	BB	IBB	HBP	BLK	WP	HR	S	P	ERA		WHIP									
55 Matt Beech, L ERA: 5.07 Ron Blazier, R ERA: 5.03 Wayne Gomes, R ERA: 5.27 Darrin Winston, L ERA: 5.25 Ricky Bottalico, R ERA: 3.65	(1, 1)	5.0	22	8	6	6	2	1	0	0	0	1	2	64	99	10.80		1.800									
55 Matt Beech, L OBP: 0.264, SLG: 0.377 (1, 8)																					4	2	3	1	0	0	1
Mickey Morandini, L OBP: 0.371, SLG: 0.380 Mike Robertson, L OBP: 0.288, SLG: 0.316 (4, 3)										2	1	1	2	0	0	1											
23 Kevin Jordan, R OBP: 0.273, SLG: 0.412 (4, 4)										4	1	1	2	0	1	1											
Scott Rolen, R OBP: 0.377, SLG: 0.469 Darrin Winston, R OBP: 0.697, SLG: 0.500 Ricky Bottalico, L (9, 1)										4	0	0	0	0	2	1											
Mike Lieberthal, R OBP: 0.314, SLG: 0.442 Wayne Gomes, R (7, 1)										3	0	0	0	0	1	0											
Kevin Sefcik, R OBP: 0.298, SLG: 0.345 (8, 4)										2	3	1	1	2	0	1											
Billy McMillon, L OBP: 0.293, SLG: 0.400 (1, 7)										4	0	1	0	0	1	2											
Tony Barron, R OBP: 0.330, SLG: 0.423 (1, 6)										1	0	0	0	0	1	0											
Kevin Stocker, S OBP: 0.335, SLG: 0.355 Dest Relaford, S OBP: 0.279, SLG: 0.316 (4, 6)										3	0	1	2	0	0	2											
55 Matt Beech, L OBP: 0.167, SLG: 0.200 Ron Blazier, R OBP: 0.400, SLG: 0.400 Bobby Estealella, R OBP: 0.472, SLG: 0.793 (6, PH)	(1, 1)	6.0	27	8	7	7	8	2	0	0	0	1	2	70	114	10.50	1.667										
55 Matt Beech, L OBP: 0.330, SLG: 0.423 (1, 1)										2	1	1	0	0	1	1											
Inning Stats	R: 1 E: 0 K: 2 S: 10	H: 2 LOB: 0 BB: 0 P: 12	R: 1 E: 0 K: 3 S: 13	H: 1 LOB: 0 BB: 0 P: 20	R: 3 E: 0 K: 0 S: 12	H: 3 LOB: 0 BB: 0 P: 17	R: 1 E: 0 K: 1 S: 12	H: 1 LOB: 1 BB: 1 P: 21	R: 0 E: 0 K: 1 S: 9	H: 0 LOB: 0 BB: 0 P: 15	R: 1 E: 0 K: 1 S: 14	H: 1 LOB: 1 BB: 1 P: 29	R: 1 E: 0 K: 1 S: 10	H: 1 LOB: 0 BB: 0 P: 15	R: 0 E: 1 K: 0 S: 7	H: 1 LOB: 1 BB: 0 P: 10	1B: 6 2B: 1 3B: 0 HR: 3	SF: 0 SAC: 0 DP: 0 HBP: 0	WP: 1 PB: 0 SB: 1 CS: 1	PA: 35							
PITCHER	IP	WLS	BF	H	R	ER	SO	BB	IBB	HBP	BLK	WP	HR	S	P	ERA	WHIP										
Tony Saunders, L ERA: 4.61 Felix Heredia, L ERA: 4.29 Robb Nen, R ERA: 3.89	(1, 1)	1.0	4	1	1	1	1	0	0	0	0	0	1	10	15	9.00	1.000										
Tony Saunders, L OBP: 0.128, SLG: 0.162 Cliff Floyd, L OBP: 0.354, SLG: 0.445 (7, 8)																				1	0	0	0	0	0	0	

Batter	1	2	3	4	5	6	7	8	9	AB	R	H	RBI	BB	SO	LOB	BOTTOM					
Rex Hudler, R OBP: 0.264, SLG: 0.377 (1, 8)										4	2	3	1	0	0	1	Florida Marlins @ Philadelphia Phillies Veterans Stadium, Philadelphia, PA Sun Sep 28 1997, 3:33 AM EDT Att: 26,509 - Overcast - 70 F livebaseballscorecards.com					
Mickey Morandini, L OBP: 0.371, SLG: 0.380 Mike Robertson, L OBP: 0.288, SLG: 0.316 (4, 3)										2	1	1	2	0	0	1						
23 Kevin Jordan, R OBP: 0.273, SLG: 0.412 (4, 4)										4	1	1	2	0	1	1						
Scott Rolen, R OBP: 0.377, SLG: 0.469 Darrin Winston, R OBP: 0.697, SLG: 0.500 Ricky Bottalico, L (9, 1)										4	0	0	0	0	2	1						
Mike Lieberthal, R OBP: 0.314, SLG: 0.442 Wayne Gomes, R (7, 1)										3	0	0	0	0	1	0						
Kevin Sefcik, R OBP: 0.298, SLG: 0.345 (8, 4)										2	3	1	1	2	0	1						
Billy McMillon, L OBP: 0.293, SLG: 0.400 (1, 7)										4	0	1	0	0	1	2						
Tony Barron, R OBP: 0.330, SLG: 0.423 (1, 6)										1	0	0	0	0	1	0						
Kevin Stocker, S OBP: 0.335, SLG: 0.355 Dest Relaford, S OBP: 0.279, SLG: 0.316 (4, 6)										3	0	1	2	0	0	2						
55 Matt Beech, L OBP: 0.167, SLG: 0.200 Ron Blazier, R OBP: 0.400, SLG: 0.400 Bobby Estealella, R OBP: 0.472, SLG: 0.793 (6, PH)	(1, 1)	6.0	27	8	7	7	8	2	0	0	0	1	2	70	114	10.50		1.667				
55 Matt Beech, L OBP: 0.330, SLG: 0.423 (1, 1)										2	1	1	0	0	1	1						
Inning Stats	R: 1 E: 0 K: 2 S: 10	H: 2 LOB: 0 BB: 0 P: 12	R: 1 E: 0 K: 3 S: 13	H: 1 LOB: 0 BB: 0 P: 20	R: 3 E: 0 K: 0 S: 12	H: 3 LOB: 0 BB: 0 P: 17	R: 1 E: 0 K: 1 S: 12	H: 1 LOB: 1 BB: 1 P: 21	R: 0 E: 0 K: 1 S: 9	H: 0 LOB: 0 BB: 0 P: 15	R: 1 E: 0 K: 1 S: 14	H: 1 LOB: 1 BB: 1 P: 29	R: 1 E: 0 K: 1 S: 10	H: 1 LOB: 0 BB: 0 P: 15	R: 0 E: 1 K: 0 S: 7	H: 1 LOB: 1 BB: 0 P: 10		1B: 6 2B: 1 3B: 0 HR: 3	SF: 0 SAC: 0 DP: 0 HBP: 0	WP: 1 PB: 0 SB: 1 CS: 1	PA: 35	
PITCHER	IP	WLS	BF	H	R	ER	SO	BB	IBB	HBP	BLK	WP	HR	S	P	ERA		WHIP				
Tony Saunders, L ERA: 4.61 Felix Heredia, L ERA: 4.29 Robb Nen, R ERA: 3.89	(1, 1)	1.0	4	1	1	1	1	0	0	0	0	0	1	10	15	9.00		1.000				

Batter	1	2	3	4	5	6	7	8	9	AB	R	H	RBI	BB	SO	LOB	TOP				
Darryl Hamilton, L (1, 8)	G5-3			G6-3		G3-1			K	4	0	0	0	0	1	1	San Francisco Giants @ Florida Marlins Pro Player Stadium, Miami, FL Tue Sep 30 1997, 3:33 AM EDT Att. 42,167 - Overcast - 83 F				
Bill Mueller, S (1, 5) OBP: 0.250, SLG: 1.000	G6-3			G4-3			HR		P4	4	1	1	1	0	0	0					
Barry Bonds, L (1, 7)	L7			K					F7	4	0	1	0	0	1	0					
J.T. Snow, L (1, 3)		K			G5-3				F7	3	0	0	0	0	1	1					
Jeff Kent, R (1, 4)		G3			F9				L6	3	0	0	0	0	0	1					
Stan Javier, S (1, 9)		G1-3			CS				K	3	0	1	0	0	1	1					
Jose Vizcaino, S (1, 6)				K	CS				K	3	0	0	0	0	3	0					
Brian Johnson, R (1, 2)				F8		G3-1			G3	3	0	0	0	0	0	0					
Kirk Rueter, L (1, 1) Glenallen Hill, R (8, PH) Julian Tavarez, L (8, 1) Roberto Hernandez, R (9, 1)				G6-3					K	2	0	1	0	0	0	0					
Inning Stats	R: 0 E: 0 K: 0 S: 7	H: 0 LOB: 0 BB: 0 P: 10	R: 0 E: 0 K: 1 S: 5	H: 0 LOB: 0 BB: 0 P: 8	R: 0 E: 0 K: 1 S: 11	H: 0 LOB: 0 BB: 0 P: 16	R: 0 E: 0 K: 1 S: 7	H: 0 LOB: 0 BB: 0 P: 11	R: 0 E: 0 K: 1 S: 12	H: 1 LOB: 0 BB: 0 P: 18	R: 1 E: 0 K: 1 S: 12	H: 2 LOB: 1 BB: 0 P: 23	R: 0 E: 0 K: 2 S: 9	H: 0 LOB: 0 BB: 0 P: 12	R: 0 E: 0 K: 1 S: 10	H: 0 LOB: 0 BB: 0 P: 17	1B: 2 2B: 1 3B: 0 HR: 1	SF: 0 SAC: 0 DP: 0 HBP: 0	WP: 0 PB: 0 SB: 0 CS: 1	PA: 31	
PITCHER	IP	WLS	BF	H	R	ER	SO	BB	IBB	HBP	BLK	WP	HR	S	P	ERA	WHIP				
Kevin Brown, R (1, 1) ERA: 1.29	7.0		24	4	1	1	5	0	0	0	0	0	1	60	97	1.29	0.571				
Dennis Cook, L (8, 1) ERA:	2.0	W	6	0	0	0	3	0	0	0	0	0	0	19	29	0.00	0.000				

Batter	1	2	3	4	5	6	7	8	9	AB	R	H	RBI	BB	SO	LOB	BOTTOM				
Devon White, S (1, 8)	P4		F7		G4-3		K		FC4-2	5	0	0	0	0	1	4	San Francisco Giants @ Florida Marlins Pro Player Stadium, Miami, FL Tue Sep 30 1997, 3:33 AM EDT Att. 42,167 - Overcast - 83 F				
Edgar Renteria, R (1, 6) OBP: 0.400, SLG: 0.400	K		F9			BB		F9	5	0	2	1	0	1	0	0					
Gary Sheffield, R (1, 9) OBP: 0.750, SLG: 1.000	1B		F8			BB			2B	2	0	1	0	2	0	0					
Bobby Bonilla, S (1, 5)	1B		F9		L8				IBB	3	0	1	0	1	0	2					
Moises Alou, R (1, 7)	F8		F7		F9				G5-4-3	4	0	0	0	0	0	6					
Jeff Conine, R (1, 3) OBP: 0.250, SLG: 0.250		F9		F7		F9			SH5-4	4	0	1	0	0	0	2					
Charles Johnson, R (1, 2) OBP: 0.500, SLG: 1.333		G1-3		K		HR			FC4-2	3	2	1	1	0	1	0					
Craig Counsell, L (1, 4) OBP: 0.667, SLG: 0.500							L5		SH5-4	2	0	1	0	1	0	0					
Kevin Brown, R (1, 1) Kurt Abbott, R (7, PH) Dennis Cook, L (8, 1) Jim Eisenreich, L (9, PH)					K				1B	2	0	0	0	0	2	2					
Inning Stats	R: 0 E: 0 K: 1 S: 12	H: 1 LOB: 2 BB: 1 P: 20	R: 0 E: 0 K: 1 S: 11	H: 0 LOB: 1 BB: 1 P: 18	R: 0 E: 0 K: 0 S: 5	H: 0 LOB: 0 BB: 0 P: 10	R: 0 E: 0 K: 2 S: 13	H: 1 LOB: 1 BB: 0 P: 18	R: 0 E: 0 K: 0 S: 8	H: 1 LOB: 2 BB: 1 P: 15	R: 1 E: 0 K: 1 S: 12	H: 1 LOB: 0 BB: 0 P: 19	R: 0 E: 0 K: 0 S: 6	H: 1 LOB: 1 BB: 1 P: 16	R: 1 E: 0 K: 0 S: 12	H: 2 LOB: 3 BB: 1 P: 24	1B: 5 2B: 1 3B: 0 HR: 1	SF: 0 SAC: 1 DP: 1 HBP: 1	WP: 0 PB: 0 SB: 0 CS: 0	PA: 38	
PITCHER	IP	WLS	BF	H	R	ER	SO	BB	IBB	HBP	BLK	WP	HR	S	P	ERA	WHIP				
Kirk Rueter, L (1, 1) ERA: 1.29	7.0		28	4	1	1	5	3	0	0	0	0	1	66	107	1.29	1.000				
Julian Tavarez, R (8, 1) ERA: 9.0	1.0	L	6	2	1	1	0	0	1	1	0	0	0	10	23	9.00	2.000				
Roberto Hernandez, R (9, 1) ERA:	0.2		4	1	0	0	0	0	1	0	0	0	0	8	17	0.00	1.500				

Batter	1	2	3	4	5	6	7	8	9	AB	R	H	RBI	BB	SO	LOB	TOP			
Devon White, S OBP: 0.222, SLG: 0.313	K	K		G2-3		F7			G5-3	5	0	0	0	0	2	2				
Edgar Renteria, R OBP: 0.300, SLG: 0.176	F S 2B	F9		G1-3			1B F9-2 HBP		K	4	1	1	0	0	1	1				
Gary Sheffield, R OBP: 0.667, SLG: 0.833	E 2B		E8 G5-3	F8			1B			3	2	1	0	1	0	0				
Bobby Bonilla, S OBP: 0.389, SLG: 0.467	K		G5-3 2B		K		P8			3	1	0	0	1	2	4				
Jeff Conine, R OBP: 0.313, SLG: 0.333	E3 2B		F9		G6-3		F9-2			4	1	0	0	0	0	6				
Moises Alou, R OBP: 0.222, SLG: 0.333			G5-3		G1-3			P4		4	0	1	4	0	0	1				
Charles Johnson, R OBP: 0.438, SLG: 0.667	K					K		L4		4	0	1	1	0	2	1				
Craig Counsell, L OBP: 0.600, SLG: 0.625		SH1-4 1B				FC1-6 1B		G6-3		3	0	2	0	1	0	0				
Kevin Brown, R Dennis Cook, L Jay Powell, R Darren Daulton, L Robb Nen, R		SH1-4		K		FC1-6			K	2	0	0	0	0	1	3				
Inning Stats	R: 3 E: 1 K: 3 S: 12	H: 2 LOB: 1 BB: 1 P: 16	R: 0 E: 0 K: 1 S: 6	H: 1 LOB: 1 BB: 0 P: 6	R: 2 E: 1 K: 1 S: 7	H: 1 LOB: 2 BB: 2 P: 15	R: 0 E: 0 K: 0 S: 3	H: 0 LOB: 0 BB: 0 P: 3	R: 0 E: 0 K: 1 S: 5	H: 1 LOB: 1 BB: 0 P: 6	R: 0 E: 0 K: 0 S: 3	H: 1 LOB: 1 BB: 0 P: 4	R: 0 E: 0 K: 0 S: 3	H: 0 LOB: 0 BB: 0 P: 3	R: 0 E: 0 K: 2 S: 7	H: 0 LOB: 0 BB: 0 P: 7	1B: 4 2B: 3 3B: 0 HR: 0	SF: 0 SAC: 1 DP: 1 HBP: 1	WP: 0 PB: 0 SB: 1 CS: 0	PA: 38
PITCHER	IP WLS BF H R ER SO BB IBB HBP BLK WP HR S P ERA WHIP	IP WLS BF H R ER SO BB IBB HBP BLK WP HR S P ERA WHIP																		
Greg Maddux, R ERA: 0.6	(1, 1)	6.0	L	28	5	5	0	7	2	1	0	0	0	0	0	39	51	0.00	1.167	
Denny Neagle, L ERA:	(7, 1)	3.0		10	1	0	0	2	0	0	1	0	0	0	0	13	14	0.00	0.333	

Florida Marlins @ Atlanta Braves
Turner Field, Atlanta, GA
Tue Oct 07 1997, 7:05 PM EDT
Att: 49,244 - Unknown - 76 F

AB 33
R 5
H 6
RBI 5
BB 3
SO 9
LOB 18



Batter	1	2	3	4	5	6	7	8	9	AB	R	H	RBI	BB	SO	LOB	BOTTOM			
Kenny Lofton, L OBP: 0.158, SLG: 0.167	G6-3	G4-3		L3-6			P5		G4-3	5	0	0	0	0	0	2				
Keith Lockhart, L OBP: 0.200, SLG: 0.222	10 G3 1B	F7			G3-1		FC6-4 HBP			3	1	1	0	0	0	1				
10 Chipper Jones, S OBP: 0.500, SLG: 0.917	G3				G3		F7			4	1	1	1	0	0	2				
Fred McGriff, L OBP: 0.375, SLG: 0.231	BB BB 1B			G3		G4-3	FC6-4			4	0	1	1	0	0	1				
Ryan Klesko, L OBP: 0.333, SLG: 0.909	BB BB			K				P6		3	1	1	1	1	1	0				
Michael Tucker, L OBP: 0.444, SLG: 0.167 Andrew Jones, R						HR	FC4-6 BB		K	0	0	0	0	3	0	0				
Eddie Pérez, R Javy Lopez, R	G5-3			K			F8		G6-3	4	0	0	0	0	1	5				
Jeff Blausler, R OBP: 0.438, SLG: 0.538						FC4-6			G1-3	3	0	1	0	0	0	1				
Greg Maddux, R Tommy Gregg, L Denny Neagle, L Greg Colbrunn, R						L3-6 SH2-4 1B			F8	1	0	0	0	0	1	1				
Inning Stats	R: 1 E: 0 K: 0 S: 5	H: 2 LOB: 3 BB: 2 P: 13	R: 0 E: 0 K: 1 S: 5	H: 0 LOB: 1 BB: 0 P: 6	R: 1 E: 0 K: 2 S: 8	H: 1 LOB: 1 BB: 1 P: 12	R: 0 E: 0 K: 0 S: 3	H: 1 LOB: 0 BB: 0 P: 3	R: 0 E: 0 K: 0 S: 4	H: 1 LOB: 1 BB: 1 P: 8	R: 0 E: 0 K: 0 S: 3	H: 0 LOB: 1 BB: 0 P: 4	R: 0 E: 0 K: 1 S: 5	H: 0 LOB: 0 BB: 0 P: 5	R: 0 E: 0 K: 0 S: 3	H: 0 LOB: 0 BB: 0 P: 3	1B: 2 2B: 2 3B: 0 HR: 2	SF: 0 SAC: 1 DP: 1 HBP: 2	WP: 0 PB: 0 SB: 0 CS: 0	PA: 37
PITCHER	IP WLS BF H R ER SO BB IBB HBP BLK WP HR S P ERA WHIP	IP WLS BF H R ER SO BB IBB HBP BLK WP HR S P ERA WHIP																		
Kevin Brown, R ERA: 2.77	(1, 1)	6.0	W	27	5	3	3	3	4	0	1	0	0	0	0	28	45	4.50	1.500	
Dennis Cook, L ERA:	(7, 1)	1.1		5	0	0	0	0	0	0	1	0	0	0	4	5	0.00	0.000		
Jay Powell, R ERA:	(8, 1)	0.2		2	0	0	0	1	0	0	0	0	0	0	4	4	0.00	0.000		
Robb Nen, R ERA:	(9, 1)	1.0	S	3	0	0	0	0	0	0	0	0	0	3	3	0.00	0.000			

Florida Marlins @ Atlanta Braves
Turner Field, Atlanta, GA
Tue Oct 07 1997, 7:05 PM EDT
Att: 49,244 - Unknown - 76 F

AB 30
R 3
H 5
RBI 3
BB 4
SO 4
LOB 14



Batter	1	2	3	4	5	6	7	8	9	AB	R	H	RBI	BB	SO	LOB	TOP					
Kurt Abbott, R OBP: 0.333, SLG: 0.417	G5-3			G6-4-3 1B		G6-4-3 2B		K		4	0	2	0	0	1	1	Florida Marlins @ Atlanta Braves Turner Field, Atlanta, GA Wed Oct 08 1997, 3:33 AM EDT Att: 48,933 - Sunny - 85 F					
Edgar Renteria, R OBP: 0.292, SLG: 0.150	P8		G6-4-3 1-2f			L9		BB	3	0	0	0	1	0	2							
Gary Sheffield, R OBP: 0.591, SLG: 0.667	G5-3			BB			K	L8	3	0	0	0	1	1	1							
Bobby Bonilla, S OBP: 0.318, SLG: 0.368		K		L4			G1-3	K	4	0	0	0	0	2	2							
Jeff Conine, R OBP: 0.316, SLG: 0.294 Ed Vosberg, L (7, 1)	G6-3				G6-4-3 BB		K		2	0	0	0	1	1	0							
Craig Counsell, L OBP: 0.545, SLG: 0.556 (9, PH)								P3	0	0	0	0	0	0	0							
Jim Eisenreich, L (1, 7)	G5-3			G6-4-3 1-2f				G5-3	3	0	0	0	0	0	1							
Charles Johnson, R OBP: 0.421, SLG: 0.571 Gregg Zaun, S (8, 2)			F7		G6-3			BB	2	1	0	0	1	0	0							
Devon White, S OBP: 0.238, SLG: 0.368 (1, 8)			G3			K		2B	3	0	1	1	0	1	0							
Alex Fernandez, R (1, 1) Al Leiter, L (3, 1) John Cangelosi, S (6, PH) Felix Heredia, L (6, 1) Darren Daulton, L (7, 3)			K			P6		BB	1	0	0	0	0	1	0							
Inning Stats	R: 0 E: 0 K: 0 S: 7	H: 0 LOB: 0 BB: 0 P: 11	R: 0 E: 0 K: 1 S: 7	H: 0 LOB: 0 BB: 0 P: 9	R: 0 E: 0 K: 1 S: 9	H: 0 LOB: 0 BB: 0 P: 14	R: 0 E: 0 K: 0 S: 5	H: 1 LOB: 1 BB: 1 P: 9	R: 0 E: 0 K: 0 S: 4	H: 0 LOB: 0 BB: 0 P: 10	R: 0 E: 0 K: 1 S: 10	H: 1 LOB: 1 BB: 0 P: 17	R: 0 E: 0 K: 2 S: 10	H: 0 LOB: 0 BB: 0 P: 15	R: 1 E: 0 K: 1 S: 22	H: 1 LOB: 1 BB: 2 P: 36	R: 0 E: 0 K: 1 S: 7	H: 0 LOB: 1 BB: 1 P: 13	1B: 1 2B: 2 3B: 0 HR: 0	SF: 0 SAC: 0 DP: 2 HBP: 0	WP: 0 PB: 0 CS: 0	PA: 32
PITCHER	IP	WLS	BF	H	R	ER	SO	BB	IBB	HBP	BLK	WP	HR	S	P	ERA	WHIP					
Tom Glavine, L ERA: 2.63	(1, 1)	7.2	W	27	3	1	1	5	4	0	0	0	0	71	117	1.17	0.913					
Mike Cather, R ERA:	(8, 1)	0.1		1	0	0	0	1	0	0	0	0	0	3	4	0.00	0.000					
Mark Wohlers, R ERA:	(9, 1)	1.0		4	0	0	0	1	1	0	0	0	0	7	13	0.00	1.000					

Batter	1	2	3	4	5	6	7	8	9	AB	R	H	RBI	BB	SO	LOB	BOTTOM				
Kenny Lofton, L OBP: 0.167, SLG: 0.174 (1, 8)	E2 3B	P5		K		K		K		5	1	1	0	0	3	2	Florida Marlins @ Atlanta Braves Turner Field, Atlanta, GA Wed Oct 08 1997, 3:33 AM EDT Att: 48,933 - Sunny - 85 F				
Keith Lockhart, L OBP: 0.398, SLG: 0.500 Tony Graffanino, R OBP: 0.429, SLG: 0.400 (1, 4) (7, 4)	HR			P5				K	3	2	2	1	0	0	1						
10 Chipper Jones, S OBP: 0.524, SLG: 1.000 (1, 5)	K			HR		1B		BB	5	2	3	3	0	1	2						
Fred McGriff, L OBP: 0.400, SLG: 0.250 (1, 3)	K		L3			1B		BB	3	0	1	0	1	1	1						
Ryan Klesko, L OBP: 0.375, SLG: 1.000 Danny Bautista, R OBP: 0.333, SLG: 0.333 (1, 7) (9, 7)	HR		G4-3		P2			BB	3	1	1	2	1	0	2						
Javy Lopez, R OBP: 0.353, SLG: 0.462 (1, 2)	BB				P2			SF7	2	0	1	1	1	0	2						
Michael Tucker, L OBP: 0.354, SLG: 0.125 Andrew Jones, R OBP: 0.222, SLG: 0.125 (1, 9) (6, PH) (6, 9)	L9			P7		P2		1B	2	0	0	0	0	0	2						
Jeff Blausler, R OBP: 0.400, SLG: 0.471 (1, 6)		G5-3		SH1-4 1B		F8		G5-2-3	4	0	1	0	0	0	3						
Tom Glavine, L OBP: 0.400, SLG: 0.400 Mike Cather, R (8, 1)					SH1-4			1B	2	0	0	0	0	0	2						
Greg Colbrunn, R OBP: 0.667, SLG: 0.667 Mark Wohlers, R (9, 1)		K				K		10 FC5-4 1B	1	0	1	0	0	0	0						
Inning Stats	R: 3 E: 1 K: 2 S: 16	H: 3 LOB: 1 BB: 1 P: 26	R: 0 E: 0 K: 1 S: 6	H: 0 LOB: 0 BB: 0 P: 12	R: 2 E: 0 K: 0 S: 13	H: 3 LOB: 1 BB: 0 P: 22	R: 0 E: 0 K: 1 S: 9	H: 1 LOB: 1 BB: 0 P: 13	R: 0 E: 0 K: 2 S: 8	H: 0 LOB: 0 BB: 2 P: 12	R: 2 E: 0 K: 0 S: 14	H: 3 LOB: 2 BB: 2 P: 25	R: 0 E: 0 K: 2 S: 10	H: 1 LOB: 1 BB: 0 P: 13	1B: 8 2B: 2 3B: 1 HR: 2	SF: 1 SAC: 1 DP: 1 HBP: 0	WP: 0 PB: 0 CS: 0	PA: 39			
PITCHER	IP	WLS	BF	H	R	ER	SO	BB	IBB	HBP	BLK	WP	HR	S	P	ERA	WHIP				
Alex Fernandez, R ERA: 6.52	(1, 1)	2.2	L	15	6	5	3	1	0	0	0	0	0	21	33	0.00	1.286				
Al Leiter, L ERA: 5.68	(3, 1)	2.1		10	3	0	0	1	0	0	0	0	0	21	35	13.50	3.750				
Felix Heredia, L ERA: 13.5	(6, 1)	1.1		9	3	2	2	2	0	0	0	0	0	21	35	13.50	3.750				
Ed Vosberg, L ERA:	(7, 1)	1.2		5	1	0	0	2	0	0	0	0	0	11	15	0.00	0.600				

Batter	1	2	3	4	5	6	7	8	9	AB	R	H	RBI	BB	SO	LOB	TOP					
Kenny Lofton, L (1, 8) OBP: 0.179, SLG: 0.185	G6-3			10 SH BB SF7	B5-3		FC3-6			4	1	1	0	0	0	1						
Jeff Blauer, R (1, 6) OBP: 0.417, SLG: 0.450	K			10 SH BB BB		10 BB SF9	K			3	1	1	0	1	2	1						
10 Chipper Jones, S (1, 5) OBP: 0.500, SLG: 0.895	F8			SH BB		1B BB		G1-3		2	0	0	0	1	0	0						
Fred McGriff, L (1, 3) OBP: 0.375, SLG: 0.263		G1-3		SF7		1B BB		K		3	0	1	1	0	1	0						
Javy Lopez, R (1, 2) OBP: 0.286, SLG: 0.375		K		3-H F8		SF9		K		3	0	0	1	0	2	2						
Andruw Jones, R (1, 9) OBP: 0.333, SLG: 0.200						3-H 1-2				2	0	1	0	1	0	0						
Michael Tucker, L (9, PH) OBP: 0.333, SLG: 0.111	L6					1-2 2-3		F9		1	0	0	0	0	0	0						
Ryan Klesko, L (1, 7) OBP: 0.350, SLG: 0.833						1-2 2-3				4	0	1	0	0	0	5						
Tony Graffanino, R (1, 4) OBP: 0.333, SLG: 0.286										2	0	0	0	0	0	1						
Keith Lockhart, L (7, PH) OBP: 0.333, SLG: 0.500										2	0	1	0	0	0	0						
29 John Smoltz, R (1, 1) ERA: 3.38										2	0	0	0	0	1	0						
Tommy Gregg, L (7, PH) ERA: 1.59										1	0	0	0	0	0	1						
Mike Cather, R (7, 1) ERA: 3.38										0	0	0	0	0	0	0						
Kerry Ligtenberg, R (8, 1) ERA: 3.38										0	0	0	0	0	0	0						
Inning Stats	R: 0 H: 0 E: 0 K: 1 S: 6	H: 0 LOB: 0 BB: 0 P: 12	R: 0 H: 0 E: 0 K: 1 S: 10	H: 0 LOB: 0 BB: 0 P: 14	R: 0 H: 1 E: 0 K: 1 S: 7	H: 1 LOB: 0 BB: 2 P: 13	R: 1 H: 1 E: 1 K: 0 S: 13	H: 1 LOB: 3 BB: 2 P: 26	R: 0 H: 0 E: 0 K: 1 S: 11	H: 0 LOB: 0 BB: 0 P: 14	R: 1 H: 3 E: 0 K: 0 S: 10	H: 3 LOB: 2 BB: 1 P: 15	R: 0 H: 1 E: 0 K: 1 S: 10	H: 1 LOB: 1 BB: 0 P: 14	R: 0 H: 0 E: 0 K: 2 S: 9	H: 0 LOB: 0 BB: 0 P: 13	R: 0 H: 0 E: 0 K: 0 S: 8	H: 0 LOB: 0 BB: 0 P: 14	1B: 6 2B: 0 3B: 0 HR: 0	SF: 2 SAC: 1 DP: 1 HBP: 0	WP: 0 PB: 0 SB: 0 CS: 0	PA: 35
PITCHER	IP	WLS	BF	H	R	ER	SO	BB	IBB	HBP	BLK	WP	HR	S	P	ERA	WHIP					
Tony Saunders, L (1, 1) ERA: 3.38	5.1		22	4	2	2	3	3	0	0	0	0	0	50	86	3.38	1.312					
Livan Hernandez, R (6, 1) ERA: 1.59	1.2	W	7	2	0	0	1	0	0	0	0	0	0	17	22	0.00	1.200					
Dennis Cook, L (8, 1) ERA: 3.38	1.0		3	0	0	0	2	0	0	0	0	0	0	9	13	0.00	0.000					
Robb Nen, R (9, 1) ERA: 3.38	1.0	S	3	0	0	0	0	0	0	0	0	0	0	8	14	0.00	0.000					

Atlanta Braves @ Florida Marlins
Pro Player Stadium, Miami, FL
Fri Oct 10 1997, 7:05 PM EDT
Att: 53,857 - Unknown - 77 F

AB 29
R 2
H 6
RBI 2
BB 3
SO 6
LOB 11



Batter	1	2	3	4	5	6	7	8	9	AB	R	H	RBI	BB	SO	LOB	BOTTOM				
John Cangelosi, S (1, 7) ERA: 3.38	G6-3			L9-3 BB		L8	L9			3	0	0	0	1	0	0					
Edgar Renteria, R (1, 6) OBP: 0.286, SLG: 0.208	K			L9-3 1-1		2B	F9			4	1	1	0	0	1	1					
Gary Sheffield, R (1, 9) OBP: 0.615, SLG: 0.833	G1-3			HR		2B BB	1B			3	2	2	1	1	0	0					
Bobby Bonilla, S (1, 5) OBP: 0.308, SLG: 0.348						F7				4	0	1	0	0	1	2					
Alex Arias, R (8, 5) OBP: 1.000, SLG: 1.000				G6-3			1B			0	0	0	0	0	0	0					
Darren Daulton, L (1, 3) OBP: 0.400, SLG: 0.500						G3				3	1	1	1	0	1	0					
Jeff Conine, R (7, 3) OBP: 0.300, SLG: 0.278						2B	F9			1	0	0	0	0	0	2					
Devon White, S (1, 8) OBP: 0.320, SLG: 0.381						E 1B BB	2B			2	1	1	0	2	0	0					
Charles Johnson, R (1, 2) OBP: 0.409, SLG: 0.588							SH1-4 1B			3	0	1	3	0	2	1					
Craig Counsell, L (1, 4) OBP: 0.533, SLG: 0.500						E8 1B	F7			3	0	1	0	1	1	1					
Tony Saunders, L (1, 1) ERA: 3.38										2	0	0	0	0	2	2					
Livan Hernandez, R (6, 1) ERA: 1.59										1	0	0	0	0	1	2					
Dennis Cook, L (8, 1) ERA: 3.38										0	0	0	0	0	0	0					
Moises Alou, R (8, PH) OBP: 0.211, SLG: 0.316										1	0	0	0	0	1	1					
Robb Nen, R (9, 1) ERA: 3.38										0	0	0	0	0	0	0					
Inning Stats	R: 0 H: 0 E: 0 K: 1 S: 9	H: 0 LOB: 0 BB: 0 P: 12	R: 0 H: 0 E: 0 K: 2 S: 9	H: 0 LOB: 0 BB: 0 P: 17	R: 0 H: 0 E: 0 K: 3 S: 13	H: 0 LOB: 0 BB: 0 P: 17	R: 1 H: 1 E: 0 K: 0 S: 12	H: 1 LOB: 1 BB: 1 P: 19	R: 0 H: 1 E: 1 K: 2 S: 19	H: 1 LOB: 2 BB: 1 P: 29	R: 4 H: 3 E: 0 K: 1 S: 14	H: 3 LOB: 3 BB: 3 P: 33	R: 0 H: 2 E: 0 K: 0 S: 7	H: 2 LOB: 2 BB: 0 P: 10	R: 0 H: 1 E: 0 K: 1 S: 9	H: 1 LOB: 1 BB: 0 P: 17	1B: 4 2B: 4 3B: 0 HR: 1	SF: 0 SAC: 1 DP: 1 HBP: 0	WP: 0 PB: 0 SB: 0 CS: 0	PA: 36	
PITCHER	IP	WLS	BF	H	R	ER	SO	BB	IBB	HBP	BLK	WP	HR	S	P	ERA	WHIP				
29 John Smoltz, R (1, 1) ERA: 3.38	6.0	L	27	5	5	5	9	3	2	0	0	0	0	76	127	7.50	1.333				
Mike Cather, R (7, 1) ERA: 3.38	1.0		5	2	0	0	0	0	0	0	0	0	0	7	10	0.00	2.000				
Kerry Ligtenberg, R (8, 1) ERA: 3.38	1.0		4	1	0	0	1	0	0	0	0	0	0	9	17	0.00	1.000				

Atlanta Braves @ Florida Marlins
Pro Player Stadium, Miami, FL
Fri Oct 10 1997, 7:05 PM EDT
Att: 53,857 - Unknown - 77 F

AB 30
R 5
H 8
RBI 5
BB 5
SO 10
LOB 12



Batter	1	2	3	4	5	6	7	8	9	AB	R	H	RBI	BB	SO	LOB	TOP						
Kenny Lofton, L OBP: 0.182, SLG: 0.188	G6-3	K		G1-6-3		L8			BB	5	0	1	0	0	1	3							
Jeff Blauer, R OBP: 0.446, SLG: 0.565	1B		K		HR		G5-3		BB	3	2	1	1	2	1	0							
10 Chipper Jones, S OBP: 0.517, SLG: 0.875	1B		1B	2B	1B		F8		F9	5	2	3	0	0	0	2							
Fred McGriff, L OBP: 0.429, SLG: 0.364	1B		1B	BB	2B		K			3	0	2	2	1	1	0							
Javy Lopez, R OBP: 0.240, SLG: 0.300	K		P4		G6-3			K		4	0	0	0	0	2	4							
Andrew Jones, R OBP: 0.375, SLG: 0.286		1B	1B	1B	P6			P8		4	0	2	1	0	0	1							
Danny Bautista, R OBP: 0.286, SLG: 0.286		SH1-3	P4		G5-3			G6-3		4	0	1	0	0	0	3							
Tony Graffanino, R OBP: 0.308, SLG: 0.273		L6		G1-6-3		K			K	4	0	1	0	0	2	2							
Denny Neagle, L	SH1-3		B1			K			G5-3	3	0	0	0	0	1	1							
Inning Stats	R: 1 E: 0 K: 1 S: 8	H: 2 LOB: 1 BB: 1 P: 15	R: 0 E: 0 K: 1 S: 13	H: 2 LOB: 2 BB: 0 P: 21	R: 1 E: 0 K: 1 S: 11	H: 2 LOB: 2 BB: 1 P: 19	R: 0 E: 0 K: 0 S: 7	H: 1 LOB: 0 BB: 0 P: 11	R: 2 E: 0 K: 0 S: 22	H: 3 LOB: 1 BB: 0 P: 37	R: 0 E: 0 K: 1 S: 10	H: 0 LOB: 0 BB: 0 P: 16	R: 0 E: 0 K: 1 S: 7	H: 0 LOB: 0 BB: 0 P: 11	R: 0 E: 0 K: 1 S: 7	H: 0 LOB: 0 BB: 0 P: 10	R: 0 E: 0 K: 1 S: 13	H: 1 LOB: 2 BB: 1 P: 24	1B: 8 2B: 2 3B: 0 HR: 1	SF: 0 SAC: 1 DP: 1 HBP: 0	WP: 0 PB: 0 CS: 0	PA: 39	
PITCHER	IP	WLS	BF	H	R	ER	SO	BB	IBB	HBP	BLK	WP	HR	S	P	ERA	WHIP						
Al Leiter, L	(1, 1)	6.0	L	28	10	4	4	5	2	0	0	0	0	1	71	119	6.00	2.000					
Felix Heredia, L	(7, 1)	2.0		6	0	0	0	2	0	0	0	0	0	0	14	21	0.00	0.000					
Ed Vosberg, L	(9, 1)	1.0		5	1	0	0	1	1	0	0	0	0	0	13	24	0.00	2.000					

Atlanta Braves @ Florida Marlins
Pro Player Stadium, Miami, FL
Sat Oct 11 1997, 7:05 PM EDT
Att: 54,890 - Unknown - 81 F

AB 35
R 4
H 11
RBI 4
BB 3
SO 8
LOB 16



Batter	1	2	3	4	5	6	7	8	9	AB	R	H	RBI	BB	SO	LOB	BOTTOM					
Kurt Abbott, R OBP: 0.313, SLG: 0.375	K			1B		F8		F9		4	0	1	0	0	1	2						
Edgar Renteria, R OBP: 0.281, SLG: 0.214	P4		K			F9	FC4	1B	F9	4	0	1	0	0	1	1						
Gary Sheffield, R OBP: 0.567, SLG: 0.714	F9		P4			FC4		BB		3	0	0	0	1	0	3						
Bobby Bonilla, S OBP: 0.267, SLG: 0.296		G4-3		P4				K		4	0	0	0	0	1	2						
Jeff Conine, R OBP: 0.250, SLG: 0.227		G3-1		L7		L7		K		4	0	0	0	0	1	1						
Moises Alou, R OBP: 0.182, SLG: 0.273		F9		F7		F9				3	0	0	0	0	0	0						
Charles Johnson, R OBP: 0.360, SLG: 0.500			K		F9			K		3	0	0	0	0	2	0						
Devon White, S OBP: 0.286, SLG: 0.333			L7			G6-3		L9		3	0	0	0	0	0	0						
Al Leiter, L			K			1B		1B		1	0	0	0	0	1	0						
Alex Arias, R OBP: 1.000, SLG: 1.000										1	0	1	0	0	0	0						
Felix Heredia, L										0	0	0	0	0	0	0						
John Cangelosi, S OBP: 0.286, SLG: 0.167										1	0	1	0	0	0	0						
Ed Vosberg, L										0	0	0	0	0	0	0						
Inning Stats	R: 0 E: 0 K: 1 S: 7	H: 0 LOB: 0 BB: 0 P: 9	R: 0 E: 0 K: 0 S: 8	H: 0 LOB: 0 BB: 0 P: 10	R: 0 E: 0 K: 2 S: 8	H: 0 LOB: 0 BB: 0 P: 13	R: 0 E: 0 K: 1 S: 9	H: 1 LOB: 1 BB: 0 P: 14	R: 0 E: 0 K: 0 S: 6	H: 0 LOB: 0 BB: 0 P: 9	R: 0 E: 0 K: 0 S: 11	H: 2 LOB: 2 BB: 0 P: 15	R: 0 E: 0 K: 0 S: 4	H: 0 LOB: 0 BB: 0 P: 4	R: 0 E: 0 K: 1 S: 10	H: 1 LOB: 1 BB: 0 P: 14	R: 0 E: 0 K: 2 S: 12	H: 0 LOB: 1 BB: 1 P: 19	1B: 4 2B: 0 3B: 0 HR: 0	SF: 0 SAC: 0 DP: 0 HBP: 0	WP: 0 PB: 0 CS: 0	PA: 32
PITCHER	IP	WLS	BF	H	R	ER	SO	BB	IBB	HBP	BLK	WP	HR	S	P	ERA	WHIP					
Denny Neagle, L	(1, 1)	9.0	W	32	4	0	0	7	1	0	0	0	0	75	107	0.00	0.556					

Atlanta Braves @ Florida Marlins
Pro Player Stadium, Miami, FL
Sat Oct 11 1997, 7:05 PM EDT
Att: 54,890 - Unknown - 81 F

AB 31
R 0
H 4
RBI 0
BB 1
SO 7
LOB 9



Batter	1	2	3	4	5	6	7	8	9	AB	R	H	RBI	BB	SO	LOB	TOP	
Kenny Lofton, L (1, 8) OBP: 0.216, SLG: 0.257	0-1 3B		3-3 K		0-1 P6			4-2 CS BB		3	0	1	0	1	1	0		
Keith Lockhart, L (1, 4) OBP: 0.316, SLG: 0.412	4-1 BB		3-2 P5			0-0 G6-3		3-2 CS 1-2	0-2 K	3	0	0	0	1	1	0		
10 Chipper Jones, S (1, 5) OBP: 0.455, SLG: 0.750	2-3 K		0-0 G6-3			2-2 K			1-2 L1	4	0	0	0	0	2	2		
Fred McGriff, L (1, 3) OBP: 0.406, SLG: 0.346	2-3 K			0-1 FC5-4 1B		1-3 K			3-3 K	4	0	1	0	0	3	2		
Ryan Klesko, L (1, 7) OBP: 0.304, SLG: 0.714	SAFE K			0-0 P6			2-3 K			3	0	0	0	0	2	3		
Michael Tucker, L (1, 9) OBP: 0.333, SLG: 0.417		1-0 HR		3-3 K			1-3 K			3	1	1	1	0	2	1		
Andrew Jones, R (7, 9) OBP: 0.375, SLG: 0.286										0	0	0	0	0	0	0		
Eddie Pérez, R (1, 2)		3-1 G5-3		1-1 FC5-4 1-2			1-1 P4			3	0	0	0	0	0	1		
Jeff Blauser, R (1, 6) OBP: 0.406, SLG: 0.500		1-1 F8			1-3 K			3-3 K		3	0	0	0	0	2	0		
Greg Maddux, R (1, 1)		3-3 K			3-2 F8			2-3 K		2	0	0	0	0	1	0		
Tommy Gregg, L (8, PH)										1	0	0	0	0	1	0		
Mike Cather, R (8, 1)										0	0	0	0	0	0	0		
Inning Stats	R: 0 H: 1 E: 0 K: 3 S: 13	H: 1 LOB: 2 BB: 1 P: 23	R: 1 H: 1 E: 0 K: 1 S: 8	H: 1 LOB: 0 BB: 0 P: 16	R: 0 H: 0 E: 0 K: 1 S: 10	H: 0 LOB: 1 BB: 0 P: 12	R: 0 H: 0 E: 0 K: 2 S: 7	H: 0 LOB: 0 BB: 0 P: 10	R: 0 H: 0 E: 0 K: 2 S: 8	H: 0 LOB: 0 BB: 0 P: 12	R: 0 H: 0 E: 0 K: 2 S: 15	H: 0 LOB: 0 BB: 1 P: 26	R: 0 H: 0 E: 0 K: 2 S: 10	H: 0 LOB: 0 BB: 0 P: 14	1B: 1 2B: 0 3B: 1 HR: 1	SF: 0 SAC: 0 DP: 0 HBP: 0	WP: 0 PB: 0 SB: 0 CS: 1	PA: 32
PITCHER Livan Hernandez, R (1, 1) ERA: 1.23	IP: 9.0 WLS: W BF: 31 H: 3 R: 1 ER: 1 SO: 15 BB: 2 IBB: 0 HBP: 0 BLK: 0 WP: 0 HR: 1 S: 89 P: 143 ERA: 1.00 WHIP: 0.556															PITCHER		

Atlanta Braves @ Florida Marlins
Pro Player Stadium, Miami, FL
Sun Oct 12 1997, 3:33 AM EDT
Att: 51,982 - Cloudy - 86 F

AB 29
R 1
H 3
RBI 1
BB 2
SO 15
LOB 9



Batter	1	2	3	4	5	6	7	8	9	AB	R	H	RBI	BB	SO	LOB	BOTTOM	
Devon White, S (1, 8) OBP: 0.281, SLG: 0.296	1-2 S 1B HBP		2-3 K			3-3 K		2-0 L8		3	1	0	0	0	2	1		
Edgar Renteria, R (1, 6) OBP: 0.250, SLG: 0.188	SAFE K		3-1 G6-3			1-0 G5-3		3-3 K		4	0	0	0	0	2	2		
Gary Sheffield, R (1, 9) OBP: 0.545, SLG: 0.652	4-1 1B BB			0-2 G6-3		1-3 K				2	0	0	0	1	1	0		
Bobby Bonilla, S (1, 5) OBP: 0.333, SLG: 0.400	1-2 G1-6-3 1B			0-0 1B			1-2 1B 2B			3	1	3	1	0	0	0		
Jeff Conine, R (1, 3) OBP: 0.259, SLG: 0.240	0-2 G1-6-3 1-2			0-0 F7			0-0 K G5-3 2H 1B			3	0	1	1	0	0	3		
Moises Alou, R (1, 7) OBP: 0.160, SLG: 0.240		0-3 K		SAFE K			1-2 G5-3			3	0	0	0	0	2	2		
Charles Johnson, R (1, 2) OBP: 0.321, SLG: 0.435		1-1 G1-3			0-3 K		0-3 K 2-3			3	0	0	0	0	2	1		
Craig Counsell, L (1, 4) OBP: 0.500, SLG: 0.467		2-3 K			0-0 G6-3			2-2 SH3-4 1B		3	0	1	0	0	1	0		
Livan Hernandez, R (1, 1)			0-2 G4-3		0-2 F2			0-1 SH3-4 1-2		2	0	0	0	0	0	0		
Inning Stats	R: 1 H: 1 E: 0 K: 1 S: 12	H: 1 LOB: 1 BB: 1 P: 18	R: 0 H: 0 E: 0 K: 2 S: 8	H: 0 LOB: 0 BB: 0 P: 11	R: 0 H: 0 E: 0 K: 1 S: 10	H: 1 LOB: 1 BB: 0 P: 10	R: 0 H: 0 E: 0 K: 1 S: 8	H: 0 LOB: 0 BB: 0 P: 8	R: 0 H: 0 E: 0 K: 2 S: 7	H: 2 LOB: 0 BB: 0 P: 12	R: 1 H: 2 E: 0 K: 1 S: 10	H: 1 LOB: 1 BB: 0 P: 16	R: 0 H: 1 E: 0 K: 1 S: 9	H: 1 LOB: 1 BB: 0 P: 16	1B: 4 2B: 1 3B: 0 HR: 0	SF: 0 SAC: 1 DP: 1 HBP: 1	WP: 0 PB: 0 SB: 1 CS: 0	PA: 29
PITCHER Greg Maddux, R (1, 1) ERA: 1.23	IP: 7.0 WLS: L BF: 25 H: 4 R: 2 ER: 2 SO: 9 BB: 1 IBB: 0 HBP: 1 BLK: 0 WP: 0 HR: 0 S: 63 P: 86 ERA: 2.57 WHIP: 0.714															PITCHER		
Mike Cather, R (8, 1)	IP: 1.0 WLS: L BF: 4 H: 1 R: 0 ER: 0 SO: 1 BB: 0 IBB: 0 HBP: 0 BLK: 0 WP: 0 HR: 0 S: 9 P: 16 ERA: 0.00 WHIP: 1.000															PITCHER		

Atlanta Braves @ Florida Marlins
Pro Player Stadium, Miami, FL
Sun Oct 12 1997, 3:33 AM EDT
Att: 51,982 - Cloudy - 86 F


AB 26
R 2
H 5
RBI 2
BB 1
SO 10
LOB 9



Batter	1	2	3	4	5	6	7	8	9	AB R H RBI BB SO LOB	TOP											
Devon White, S OBP: 0.297, SLG: 0.313	0-0 1B BB 1B	2-3 K		1-0 G1-3		0-1 BB 1B 1B	0-3 K			5 2 2 0 0 2 1	Florida Marlins @ Atlanta Braves Turner Field, Atlanta, GA Tue Oct 14 1997, 7:05 PM EDT Att: 50,446 - Unknown - 61 F											
Edgar Renteria, R OBP: 0.317, SLG: 0.229	4-1 1B 1B	0-1 FC6-4 1B		4-1 BB BB		2-2 1B BB FC6-4 1B	1-3 K			3 2 2 0 2 1 0												
Gary Sheffield, R OBP: 0.553, SLG: 0.615	1-2 SH1-3 HBP 1B	3-2 P3		4-2 BB		4-0 FC6-4 1B 1B	2-3 K			3 2 1 0 2 1 1												
Bobby Bonilla, S OBP: 0.342, SLG: 0.400	1-1 HBP SH1-3 FC6-4 1B	0-1 FC6-4		1-1 L8		1-0 FC6-4 1B		1-2 E6 G1-6-3		5 1 2 3 0 0 4 0 0 0 0 0 0 0												
Alex Arias, R OBP: 1.000, SLG: 1.000																						
Jeff Conine, R OBP: 0.258, SLG: 0.241	0-0 SH1-3 1-2 2-3		1-3 K		0-0 G4-3 G1-3 1B			2-1 F9		4 0 1 0 0 2 4												
Moises Alou, R OBP: 0.167, SLG: 0.207	4-0 FC6-4 HBP IBB		0-1 F9		2-2 G1-3	1-1 FC6-4 1B IBB		1-0 G1-6-3		4 0 0 1 1 0 4												
Charles Johnson, R OBP: 0.364, SLG: 0.400	1-1 FC6-4 1-2 2-3 3-H HBP		0-0 F9		2-1 G4-3	1-2 1B IBB			4-1 CS BB	2 0 0 1 2 0 1												
Craig Counsell, L OBP: 0.522, SLG: 0.474	0-1 FC6-4 1-2 2-3 3-H		0-1 G1-3 SH2-4 1B		4-0 FC4-6 IBB	3-1 1-2 2-3 3-H 1B		3-3 K		4 0 2 2 1 1 3												
Kevin Brown, R	1-3 K		0-0 SH2-4 1-2		0-0 FC4-6 1-2	0-3 K		1-2 L6		4 0 0 0 0 2 7												
Inning Stats	R: 4 E: 0 K: 1 S: 15	H: 3 LOB: 2 BB: 2 P: 27	R: 0 E: 0 K: 1 S: 10	H: 1 LOB: 0 BB: 0 P: 15	R: 0 E: 0 K: 1 S: 6	H: 0 LOB: 0 BB: 0 P: 7	R: 0 E: 0 K: 0 S: 9	H: 1 LOB: 3 BB: 2 P: 19	R: 0 E: 0 K: 0 S: 8	H: 1 LOB: 2 BB: 1 P: 16	R: 3 E: 0 K: 2 S: 17	H: 4 LOB: 3 BB: 2 P: 35	R: 0 E: 0 K: 3 S: 9	H: 0 LOB: 0 BB: 0 P: 12	R: 0 E: 1 K: 0 S: 6	H: 0 LOB: 0 BB: 0 P: 10	R: 0 E: 0 K: 1 S: 7	H: 0 LOB: 0 BB: 1 P: 15	1B: 10 2B: 1 3B: 0 HR: 0	SF: 0 SAC: 2 DP: 2 HBP: 1	WP: 0 PB: 0 SB: 0 CS: 1	PA: 45
PITCHER	IP WLS BF H R ER SO BB IBB HBP BLK WP HR S P ERA WHIP											PITCHER	IP WLS BF H R ER SO BB IBB HBP BLK WP HR S P ERA WHIP									
Tom Glavine, L ERA: 5.12	(1, 1) 5.2 L 35 10 7 7 4 4 3 1 0 0 0 0 62 116 11.12 2.471																					
Mike Cather, R ERA:	(6, 1) 0.1 1 0 0 0 1 0 0 0 0 0 0 0 3 3 0.00 0.000																					
Kerry Ligtenberg, R ERA:	(7, 1) 2.0 6 0 0 0 3 0 0 0 0 0 0 0 15 22 0.00 0.000																					
Alan Embree, L ERA:	(9, 1) 1.0 3 0 0 0 1 1 0 0 0 0 0 0 7 15 0.00 1.000																					

Batter	1	2	3	4	5	6	7	8	9	AB R H RBI BB SO LOB	BOTTOM											
Kenny Lofton, L OBP: 0.214, SLG: 0.250	1-0 G1-3	2-2 E S 2H 1B		1-3 K			1-3 K		1-2 F8	5 1 1 1 0 2 3	Florida Marlins @ Atlanta Braves Turner Field, Atlanta, GA Tue Oct 14 1997, 7:05 PM EDT Att: 50,446 - Unknown - 61 F											
Keith Lockhart, L OBP: 0.417, SLG: 0.500	0-1 1B	2-2 10 BB 1H 1B		2-0 1B			0-0 G3-1		1-2 10 FC4-6 2H 1B	5 1 4 2 0 0 0												
10 Chipper Jones, S OBP: 0.421, SLG: 0.656	2-1 F8	4-0 BB		2-2 G4-3			0-0 F8		2-2 FC4-6 1-2	4 0 0 0 1 0 5												
Fred McGriff, L OBP: 0.389, SLG: 0.333	1-2 1B	0-3 K			2-0 F7			0-0 G4-3		4 0 1 0 0 1 2												
Ryan Klesko, L OBP: 0.296, SLG: 0.640	1-1 FC6-4 1-2 2H 1B		1-0 G6-3		2-1 F8			2-2 G5-3		4 0 1 1 0 0 0												
Javy Lopez, R OBP: 0.207, SLG: 0.250	0-0 FC6-4 1-2		0-3 K		0-0 G5-3			0-3 K		4 0 0 0 0 2 2												
Michael Tucker, L OBP: 0.263, SLG: 0.313		3-3 K	2-1 G3-1			3-3 K			1-1 P2	4 0 0 0 0 2 0												
Jeff Blausler, R OBP: 0.417, SLG: 0.500		2-2 SH1-4 1B 1B		3-2 G6-3		2-3 K			2-2 1B 1B	4 2 2 0 0 1 0												
Tom Glavine, L ERA: 5.50, SLG: 0.500	(1, 1) 9.0 W 39 11 4 4 4 8 1 0 0 0 0 0 89 140 4.00 1.333																					
Mike Cather, R ERA:	(6, 1) 0.0 0 0 0 0 0 0 0 0 0 0 0 0 3 3 0.00 0.000																					
Tommy Gregg, L ERA:	(6, PH) 0.0 0 0 0 0 0 0 0 0 0 0 0 0 3 3 0.00 0.000																					
Kerry Ligtenberg, R ERA:	(7, 1) 2.0 6 0 0 0 3 0 0 0 0 0 0 0 15 22 0.00 0.000																					
Alan Embree, L ERA:	(9, 1) 1.0 3 0 0 0 1 1 0 0 0 0 0 0 7 15 0.00 1.000																					
Greg Coltrane, R ERA: 0.750, SLG: 0.750	(9, PH) 0.0 0 0 0 0 0 0 0 0 0 0 0 0 3 3 0.00 0.000																					
Inning Stats	R: 1 E: 0 K: 0 S: 11	H: 3 LOB: 0 BB: 0 P: 16	R: 2 E: 0 K: 2 S: 18	H: 3 LOB: 2 BB: 1 P: 31	R: 0 E: 0 K: 1 S: 6	H: 0 LOB: 0 BB: 0 P: 9	R: 0 E: 0 K: 1 S: 12	H: 2 LOB: 0 BB: 0 P: 22	R: 0 E: 0 K: 0 S: 4	H: 0 LOB: 0 BB: 0 P: 8	R: 0 E: 0 K: 2 S: 7	H: 0 LOB: 0 BB: 0 P: 13	R: 0 E: 0 K: 1 S: 5	H: 0 LOB: 0 BB: 0 P: 6	R: 0 E: 0 K: 1 S: 7	H: 0 LOB: 0 BB: 0 P: 9	R: 1 E: 0 K: 0 S: 19	H: 3 LOB: 2 BB: 0 P: 26	1B: 11 2B: 0 3B: 0 HR: 0	SF: 0 SAC: 1 DP: 0 HBP: 0	WP: 0 PB: 0 SB: 1 CS: 0	PA: 39
PITCHER	IP WLS BF H R ER SO BB IBB HBP BLK WP HR S P ERA WHIP											PITCHER	IP WLS BF H R ER SO BB IBB HBP BLK WP HR S P ERA WHIP									
Kevin Brown, R ERA: 3.27	(1, 1) 9.0 W 39 11 4 4 4 8 1 0 0 0 0 0 89 140 4.00 1.333																					

AB 34
R 7
H 10
RBI 7
BB 8
SO 9
LOB 25



AB 37
R 4
H 11
RBI 4
BB 1
SO 8
LOB 12



Batter	1	2	3	4	5	6	7	8	9	AB	R	H	RBI	BB	SO	LOB	TOP											
Bip Roberts, S OBP: 0.304, SLG: 0.326 (1, 4)	1-1 SH2-3 1B 2B		2-1 L9 2B		3-2 G1-3	2-2 F9		4-2 BB		4	1	2	0	1	0	2												
Omar Vizquel, S OBP: 0.288, SLG: 0.213 (1, 6)	0-0 SH2-3		2-1 L9		2-1 G6-3		2-3 K	3-3 K		4	0	0	0	0	2	3												
Manny Ramirez, R OBP: 0.340, SLG: 0.467 (1, 9)	4-2 1B BB		4-0 BB		1-1 HR		1-1 F9		2-2 G6-3	3	1	1	1	2	0	0												
David Justice, L OBP: 0.400, SLG: 0.455 (1, 7)	1-1 1-2 3-H 1B		1-1 P7		0-1 P4		4-1 BB		0-1 1B 1B	4	0	2	1	1	0	2												
Matt Williams, R OBP: 0.327, SLG: 0.333 (1, 5)	1-1 P6		1-3 K			0-0 G5-3		F9	0-2 1B	5	0	1	0	0	1	5												
Jim Thome, L OBP: 0.256, SLG: 0.235 (1, 3)	2-2 G4-3			3-1 L3		2-1 HR		1-3 K	0-3 K	5	1	1	1	0	2	4												
Sandy Alomar Jr., R OBP: 0.224, SLG: 0.417 (1, 2)		1-3 K		0-0 G5-3		3-2 1B 1B		2-1 P3	1-3 K	5	0	1	0	0	2	2												
Marquis Grissom, R OBP: 0.326, SLG: 0.419 (1, 8)		3-3 K		0-0 2B		0-0 1B		4-2 E BB		3	1	2	0	1	1	0												
Orel Hershiser, R Jeff Juden, R Jeff Branson, L Eric Plunk, R Brian Giles, L Paul Assenmacher, L (1, 1) (5, 1) (6, PH) (6, 1) (8, PH) (8, 1)		2-3 K		1-2 B1-3		1-3 K		3-2 E9 1-H 2B		2	0	0	0	0	1	1												
Inning Stats	R: 1 E: 0 K: 0 S: 13	H: 2 LOB: 2 BB: 1 P: 22	R: 0 E: 0 K: 3 S: 10	H: 0 LOB: 0 BB: 0 P: 16	R: 0 E: 0 K: 1 S: 9	H: 1 LOB: 2 BB: 1 P: 19	R: 0 E: 0 K: 0 S: 7	H: 1 LOB: 1 BB: 0 P: 11	R: 1 E: 0 K: 0 S: 15	H: 3 LOB: 2 BB: 0 P: 23	R: 0 E: 0 K: 1 S: 10	H: 0 LOB: 1 BB: 1 P: 17	R: 1 E: 1 K: 2 S: 15	H: 1 LOB: 2 BB: 2 P: 32	R: 0 E: 0 K: 2 S: 16	H: 2 LOB: 2 BB: 0 P: 19	1B: 5 2B: 4 3B: 0 HR: 2	SF: 0 SAC: 1 DP: 0 HBP: 0	WP: 0 PB: 0 SB: 0 CS: 0	PA: 43								
PITCHER	IP	WLS	BF	H	R	ER	SO	BB	IBB	HBP	BLK	WP	HR	S	P	ERA	WHIP											
Livan Hernandez, R ERA: 2.21	(1, 1)	5.2	W	27	8	3	3	5	2	0	0	0	0	2	60	101	4.76	1.765										
Dennis Cook, L ERA:	(6, 1)	1.2		6	0	0	0	2	1	0	0	0	0	0	16	26	0.00	0.600										
Jay Powell, R ERA: 6.75	(8, 1)	0.2		5	1	1	1	1	2	0	0	0	0	0	12	28	13.50	4.500										
Robb Nen, R ERA:	(9, 1)	1.0	S	5	2	0	0	2	0	0	0	0	0	0	16	19	0.00	2.000										

Cleveland Indians @ Florida Marlins
Pro Player Stadium, Miami, FL
Sat Oct 18 1997, 7:05 PM EDT
Att: 67,245 - Unknown - 84 F

AB	37
R	4
H	11
RBI	4
BB	5
SO	10
LOB	21



Batter	1	2	3	4	5	6	7	8	9	AB	R	H	RBI	BB	SO	LOB	BOTTOM											
Devon White, S OBP: 0.286, SLG: 0.278 (1, 8)	1-1 G3-1		4-1 G3 BB	2-2 F7		3-1 P6		1-3 K2-3		4	0	0	0	1	1	0												
Edgar Renteria, R OBP: 0.285, SLG: 0.205 (1, 6)	0-1 F9		1-1 G3		1-1 G6-3	1-0 G6-3				4	0	0	1	0	0	1												
Gary Sheffield, R OBP: 0.548, SLG: 0.571 (1, 9)	4-0 BB		0-1 G5-3		4-2 1B 1B BB	1-3 K				2	1	0	0	2	1	1												
Bobby Bonilla, S OBP: 0.381, SLG: 0.421 (1, 5)	2-3 K			4-0 HR BB	0-0 FC6-4 1B WP	1-3 1B		1-1 G4-6-3 1B		3	2	2	0	1	1	1												
Darren Daulton, L OBP: 0.429, SLG: 0.500 Jeff Conine, R OBP: 0.273, SLG: 0.258 (1, 3) (5, 3)		2-2 F8		1-1 HR 1B	2-2 FC6-4 1B	1-2 3-H 1B		0-0 G4-6-3		2	1	1	0	0	0	0												
Moises Alou, R OBP: 0.206, SLG: 0.313 (1, 7)		0-3 K		0-2 HR	0-0 FC6-4 BB WP	0-0 1-2 2-3		4-0 BB		3	1	1	3	1	1	2												
Charles Johnson, R OBP: 0.378, SLG: 0.500 (1, 2)		2-0 G5-3		2-1 HR	4-2 BB BB	1-2 3-H BB		0-2 P9		3	1	1	1	1	0	1												
Craig Counsell, L OBP: 0.519, SLG: 0.500 (1, 4)			1-2 SH1-4 G3 2B	1-0 G3	1-2 2-3 BB		1-2 G3			3	1	1	0	1	0	0												
Livan Hernandez, R Dennis Cook, L Jay Powell, R John Cangelosi, S Robb Nen, R (1, 1) (6, 1) (8, 1) (8, PH) (9, 1)			0-1 SH1-4	0-0 P5	1-1 G6-3		1-3 K			2	0	0	0	0	0	3												
Inning Stats	R: 0 E: 0 K: 1 S: 9	H: 0 LOB: 0 BB: 1 P: 16	R: 0 E: 0 K: 1 S: 7	H: 0 LOB: 0 BB: 0 P: 11	R: 1 E: 0 K: 0 S: 10	H: 1 LOB: 1 BB: 1 P: 16	R: 4 E: 0 K: 0 S: 12	H: 3 LOB: 0 BB: 1 P: 22	R: 2 E: 0 K: 0 S: 18	H: 2 LOB: 3 BB: 3 P: 34	R: 0 E: 0 K: 1 S: 6	H: 0 LOB: 0 BB: 0 P: 11	R: 0 E: 0 K: 0 S: 6	H: 1 LOB: 1 BB: 1 P: 11	R: 0 E: 0 K: 2 S: 9	H: 0 LOB: 0 BB: 0 P: 12	1B: 4 2B: 1 3B: 0 HR: 2	SF: 0 SAC: 1 DP: 1 HBP: 0	WP: 1 PB: 0 SB: 0 CS: 0	PA: 37								
PITCHER	IP	WLS	BF	H	R	ER	SO	BB	IBB	HBP	BLK	WP	HR	S	P	ERA	WHIP											
Orel Hershiser, R ERA: 4.76	(1, 1)	4.1	L	23	6	7	7	2	4	0	0	0	1	0	7	16	0.00	3.000										
Eric Plunk, R ERA: 9.0	(6, 1)	2.0		7	1	0	0	1	1	0	0	0	0	0	12	22	0.00	1.000										
Paul Assenmacher, L ERA: 5.68	(8, 1)	1.0		3	0	0	0	2	0	0	0	0	0	0	9	12	0.00	0.000										

Cleveland Indians @ Florida Marlins
Pro Player Stadium, Miami, FL
Sat Oct 18 1997, 7:05 PM EDT
Att: 67,245 - Unknown - 84 F

AB	29
R	7
H	7
RBI	6
BB	7
SO	5
LOB	10



Batter	1	2	3	4	5	6	7	8	9	AB	R	H	RBI	BB	SO	LOB	TOP					
Devon White, S OBP: 0.302, SLG: 0.304 (1, 8)	G3		BB BB		F8		G4-3		K	5	0	1	0	1	1	3	Florida Marlins @ Cleveland Indians Jacobs Field, Cleveland, OH Tue Oct 21 1997, 7:05 PM EDT Att: 44,880 - Unknown - 47 F livebaseballscores.com					
Edgar Renteria, R OBP: 0.345, SLG: 0.277 (1, 6)	G1-3		BB		G6-4-3		2B	P4	WP 1B	4	2	2	1	2	0	3						
Gary Sheffield, R OBP: 0.577, SLG: 0.686 (1, 9)	HR		BB	G3-6-1	G6-4-3		G3-1	FC5	WP	5	2	3	5	1	0	4						
Bobby Bonilla, S OBP: 0.346, SLG: 0.362 (1, 5)	G3		G3-6-1				K	G3-1		5	1	1	2	1	1	4						
Darren Daulton, L OBP: 0.444, SLG: 0.727 Jeff Conine, R OBP: 0.278, SLG: 0.265 (9, 3)	L9			HR			HR		E8	4	3	2	1	2	0	1						
Moises Alou, R OBP: 0.209, SLG: 0.341 (1, 7)	K			F9			K	F8	K	5	0	0	0	0	3	4						
Jim Eisenreich, L OBP: 0.444, SLG: 0.714 Kurt Abbott, R OBP: 0.294, SLG: 0.353 Cliff Floyd, L (9, PH)	L8			FC5-4			HR		1B	3	1	2	2	0	0	0						
Charles Johnson, R OBP: 0.378, SLG: 0.472 (1, 2)			BB BB	FC5-4			G4-3		1B	5	2	3	0	0	0	1						
Craig Counsell, L OBP: 0.472, SLG: 0.433 (1, 4)			K					G4-3	FC5	5	2	2	1	0	2	3						
Inning Stats	R: 1 E: 0 K: 0 S: 7	H: 1 LOB: 0 BB: 0 P: 11	R: 0 E: 0 K: 1 S: 6	H: 0 LOB: 0 BB: 0 P: 11	R: 1 E: 0 K: 1 S: 11	H: 1 LOB: 2 BB: 3 P: 26	R: 1 E: 0 K: 1 S: 13	H: 2 LOB: 1 BB: 0 P: 18	R: 0 E: 0 K: 0 S: 7	H: 1 LOB: 0 BB: 0 P: 11	R: 2 E: 0 K: 2 S: 11	H: 1 LOB: 2 BB: 1 P: 19	R: 2 E: 0 K: 0 S: 14	H: 3 LOB: 2 BB: 1 P: 25	R: 0 E: 0 K: 1 S: 15	H: 3 LOB: 3 BB: 0 P: 23		R: 7 E: 3 K: 2 S: 26	H: 4 LOB: 1 BB: 3 P: 50	1B: 12 2B: 1 3B: 0 HR: 3	SF: 0 SAC: 0 DP: 2 HBP: 0	WP: 1 PB: 0 SB: 0 CS: 0
PITCHER	IP	WLS	BF	H	R	ER	SO	BB	IBB	HBP	BLK	WP	HR	S	P	ERA	WHIP					
Charles Nagy, R ERA: 5.16 Brian Anderson, L ERA: 2.7 Michael Jackson, R ERA: 0.84 Paul Assenmacher, L ERA: 5.14 Eric Plunk, R ERA: 18.5	6.0	26	6	5	5	5	5	4	0	0	0	0	3	55	96	7.50	1.667					
Alvin Morman, L ERA: 3.6 Jose Mesa, R ERA: 3.6	0.1	3	0	0	0	0	1	1	0	0	0	0	0	0	0	0.00	3.000					
Alvin Morman, L ERA: 3.6 Jose Mesa, R ERA: 3.6	0.1	3	2	3	0	0	0	0	0	0	0	1	0	7	12	0.00	6.000					

Batter	1	2	3	4	5	6	7	8	9	AB	R	H	RBI	BB	SO	LOB	BOTTOM				
Bip Roberts, S OBP: 0.296, SLG: 0.333 (1, 7)	E1	L1		K	L9			SH3-4		5	1	1	2	0	1	4	Florida Marlins @ Cleveland Indians Jacobs Field, Cleveland, OH Tue Oct 21 1997, 7:05 PM EDT Att: 44,880 - Unknown - 47 F livebaseballscores.com				
Omar Vizquel, S OBP: 0.317, SLG: 0.236 (1, 6)	G4-3		F8	E			G3	K	G4-3	4	0	0	1	2	1	3					
Manny Ramirez, R OBP: 0.302, SLG: 0.400 (1, 9)	G5-3		E5	E5	F9			P3		5	0	1	1	0	0	3					
David Justice, L OBP: 0.407, SLG: 0.420 (1, 10)	1B		F9	FC5-4			G3		1B	3	2	0	0	2	0	4					
Matt Williams, R OBP: 0.328, SLG: 0.333 (1, 5)	1B		FC6-4				K	G5-3	K	5	0	1	1	0	2	3					
Sandy Alomar Jr., R OBP: 0.281, SLG: 0.491 Brian Giles, L OBP: 0.296, SLG: 0.375 (9, PH)	1B		F8	F8	HR		F9		1B	3	2	2	1	1	0	0					
Jim Thome, L OBP: 0.292, SLG: 0.333 (1, 3)	K		BB	BB	HR		F9		1B	4	3	2	2	1	1	2					
Tony Fernandez, S OBP: 0.343, SLG: 0.516 (1, 4)			F8	F8	G5-3		G6-3		SF7	4	0	1	1	0	0	2					
Marquis Grissom, R OBP: 0.400, SLG: 0.460 (1, 8)	G4-6-3		1B	BB				SH3-4	2B	3	2	2	1	2	0	1					
Inning Stats	R: 2 E: 1 K: 1 S: 23	H: 2 LOB: 2 BB: 1 P: 35	R: 0 E: 0 K: 0 S: 5	H: 1 LOB: 0 BB: 0 P: 9	R: 0 E: 1 K: 0 S: 8	H: 0 LOB: 1 BB: 0 P: 14	R: 3 E: 1 K: 1 S: 19	H: 1 LOB: 2 BB: 4 P: 39	R: 2 E: 0 K: 0 S: 11	H: 2 LOB: 1 BB: 1 P: 19	R: 0 E: 0 K: 0 S: 7	H: 0 LOB: 0 BB: 0 P: 12	R: 0 E: 0 K: 1 S: 13	H: 1 LOB: 1 BB: 0 P: 17	R: 4 E: 0 K: 1 S: 26	H: 3 LOB: 1 BB: 2 P: 43		1B: 8 2B: 1 3B: 0 HR: 1	SF: 1 SAC: 1 DP: 1 HBP: 0	WP: 0 PB: 0 SB: 0 CS: 0	PA: 47
PITCHER	IP	WLS	BF	H	R	ER	SO	BB	IBB	HBP	BLK	WP	HR	S	P	ERA	WHIP				
Al Leiter, L ERA: 6.35 Felix Heredia, L ERA: 2.7 Dennis Cook, L ERA: 2.7 Robb Nen, R ERA: 6.0	4.2	8	0	0	0	0	1	0	0	0	0	0	0	20	34	0.00	0.429				
Al Leiter, L ERA: 6.35 Felix Heredia, L ERA: 2.7 Dennis Cook, L ERA: 2.7 Robb Nen, R ERA: 6.0	1.0	4	1	0	0	1	0	0	0	0	0	0	0	13	17	0.00	1.000				
Al Leiter, L ERA: 6.35 Felix Heredia, L ERA: 2.7 Dennis Cook, L ERA: 2.7 Robb Nen, R ERA: 6.0	1.0	8	3	4	4	1	2	0	0	0	0	0	0	26	43	36.00	5.000				

Batter	1	2	3	4	5	6	7	8	9	AB	R	H	RBI	BB	SO	LOB	TOP										
Devon White, S OBP: 0.281, SLG: 0.280 (1, 8)										4	0	0	0	0	4	1	Florida Marlins @ Cleveland Indians Jacobs Field, Cleveland, OH Wed Oct 22 1997, 7:05 PM EDT Att: 44,887 - Unknown - 35 F										
Edgar Renteria, R OBP: 0.335, SLG: 0.275 (1, 6)										4	0	1	0	0	0	1											
Gary Sheffield, R OBP: 0.554, SLG: 0.632 (1, 9)										3	0	0	0	1	2	1											
Bobby Bonilla, S OBP: 0.321, SLG: 0.333 (1, 5)										4	0	0	0	0	0	2											
Darren Daulton, L OBP: 0.556, SLG: 0.786 (1, 3)										3	2	0	1	0	0	0											
Moises Alou, R OBP: 0.234, SLG: 0.409 (1, 7)										3	1	1	2	1	0	1											
Jim Eisenreich, L OBP: 0.593, SLG: 0.778 (9, PH)										2	0	2	1	1	0	0											
Alex Arias, R OBP: 0.667, SLG: 0.667 (9, PH)										1	0	0	0	0	0	0											
Charles Johnson, R OBP: 0.347, SLG: 0.425 (1, 2)										4	0	0	0	0	1	4											
Craig Counsell, L OBP: 0.462, SLG: 0.406 (9, PH)										2	0	0	0	1	0	2											
Kurt Abbott, R OBP: 0.278, SLG: 0.333 (9, PH)										1	0	0	0	0	0	0											
Inning Stats	R: 0 E: 0 K: 1 S: 10	H: 1 LOB: 1 BB: 1 P: 18	R: 0 E: 0 K: 1 S: 8	H: 0 LOB: 1 BB: 1 P: 15	R: 0 E: 0 K: 2 S: 15	H: 0 LOB: 2 BB: 1 P: 26	R: 1 E: 0 K: 0 S: 8	H: 2 LOB: 2 BB: 1 P: 18	R: 0 E: 0 K: 1 S: 8	H: 0 LOB: 0 BB: 0 P: 14	R: 2 E: 0 K: 0 S: 7	H: 2 LOB: 0 BB: 1 P: 15	R: 0 E: 0 K: 1 S: 8	H: 1 LOB: 1 BB: 0 P: 11	R: 0 E: 0 K: 0 S: 11	H: 0 LOB: 1 BB: 0 P: 13	R: 0 E: 0 K: 0 S: 9	H: 0 LOB: 0 BB: 0 P: 13	1B: 4 2B: 2 3B: 0 HR: 1	SF: 0 SAC: 0 DP: 2 HBP: 0	WP: 1 PB: 0 SB: 1 CS: 0	PA: 36					
PITCHER	IP	WLS	BF	H	R	ER	SO	BB	IBB	HBP	BLK	WP	HR	S	P	ERA	WHIP										
Jaret Wright, R ERA: 5.75 (1, 1)	6.0	W	26	5	3	3	5	5	0	0	0	1	1	56	106	4.50	1.667										
Brian Anderson, L ERA: 1.95 (7, 1)	3.0	S	10	1	0	0	2	0	0	0	0	0	0	28	37	0.00	0.333										

Batter	1	2	3	4	5	6	7	8	9	AB	R	H	RBI	BB	SO	LOB	BOTTOM										
Bip Roberts, S OBP: 0.293, SLG: 0.345 (1, 7)										4	0	1	0	0	2	3	Florida Marlins @ Cleveland Indians Jacobs Field, Cleveland, OH Wed Oct 22 1997, 7:05 PM EDT Att: 44,887 - Unknown - 35 F										
Brian Giles, L OBP: 0.321, SLG: 0.400 (7, 7)										1	0	1	1	0	0	0											
Omar Vizquel, S OBP: 0.324, SLG: 0.250 (1, 6)										5	2	2	0	0	0	5											
Manny Ramirez, R OBP: 0.309, SLG: 0.441 (1, 9)										4	2	1	2	1	1	1											
David Justice, L OBP: 0.422, SLG: 0.415 (1, 10)										3	2	1	0	2	2	0											
Matt Williams, R OBP: 0.379, SLG: 0.421 (1, 5)										3	3	3	2	2	0	0											
Sandy Alomar Jr., R OBP: 0.308, SLG: 0.517 (1, 2)										5	0	3	3	0	0	2											
Jim Thome, L OBP: 0.302, SLG: 0.326 (1, 3)										4	0	1	0	1	1	5											
Tony Fernandez, S OBP: 0.350, SLG: 0.500 (1, 4)										5	1	2	1	0	0	1											
Marquis Grissom, R OBP: 0.373, SLG: 0.426 (1, 8)										4	0	0	0	0	1	4											
Inning Stats	R: 3 E: 0 K: 2 S: 16	H: 4 LOB: 1 BB: 0 P: 27	R: 0 E: 0 K: 0 S: 7	H: 1 LOB: 1 BB: 0 P: 14	R: 3 E: 2 K: 2 S: 22	H: 3 LOB: 3 BB: 3 P: 43	R: 0 E: 0 K: 2 S: 24	H: 2 LOB: 2 BB: 0 P: 36	R: 0 E: 0 K: 0 S: 3	H: 0 LOB: 0 BB: 0 P: 5	R: 1 E: 0 K: 1 S: 10	H: 1 LOB: 2 BB: 2 P: 23	R: 1 E: 0 K: 0 S: 6	H: 2 LOB: 0 BB: 0 P: 11	R: 2 E: 0 K: 0 S: 11	H: 2 LOB: 1 BB: 1 P: 23	R: 2 E: 0 K: 0 S: 11	H: 2 LOB: 1 BB: 1 P: 23	1B: 11 2B: 2 3B: 0 HR: 2	SF: 0 SAC: 0 DP: 0 HBP: 0	WP: 0 PB: 0 SB: 1 CS: 1	PA: 44					
PITCHER	IP	WLS	BF	H	R	ER	SO	BB	IBB	HBP	BLK	WP	HR	S	P	ERA	WHIP										
Tony Saunders, L ERA: 9.82 (1, 1)	2.0	L	16	7	6	6	2	3	0	0	0	0	0	33	68	27.00	5.000										
Antonio Alfonseca, R ERA: (3, 1)	3.0		12	3	0	0	4	0	0	0	0	0	0	39	57	0.00	1.000										
Ed Vosberg, L ERA: 3.68 (6, 1)	2.0		10	3	2	2	1	2	0	0	0	0	0	16	34	9.00	2.500										
Jay Powell, R ERA: 11.57 (8, 1)	1.0		6	2	2	2	0	1	0	0	0	0	1	11	23	18.00	3.000										

Batter	1	2	3	4	5	6	7	8	9	AB	R	H	RBI	BB	SO	LOB	TOP			
Devon White, S OBP: 0.306, SLG: 0.333	G4-3	1-1 2B				G4-3	4-2 BB			4	0	2	2	1	0	0	Florida Marlins @ Cleveland Indians Jacobs Field, Cleveland, OH Thu Oct 23 1997, 7:05 PM EDT Att: 44,888 - Unknown - 46 F			
Edgar Renteria, R OBP: 0.326, SLG: 0.268	1B		G6-3			K				5	0	1	0	0	2	5				
Gary Sheffield, R OBP: 0.541, SLG: 0.605	1B		L4			K				5	1	2	0	0	0	0				
Bobby Bonilla, S OBP: 0.328, SLG: 0.345 Alex Arias, R OBP: 0.697, SLG: 0.667	G4-6-3		L6			HR BB				4	1	1	0	1	0	2				
Darren Daulton, L OBP: 0.522, SLG: 0.737						HR BB				0	1	0	0	0	0	0				
Moises Alou, R OBP: 0.299, SLG: 0.490						L7				5	1	2	0	0	0	2				
Jeff Conine, R OBP: 0.268, SLG: 0.256						L7				5	2	3	4	0	1	1				
Charles Johnson, R OBP: 0.370, SLG: 0.444						HR				5	1	1	0	0	0	4				
Craig Counsell, L OBP: 0.465, SLG: 0.382						BB BB				5	1	3	2	0	2	3				
Inning Stats	R: 0 E: 0 K: 0 S: 7	H: 2 LOB: 1 BB: 0 P: 13	R: 2 E: 0 K: 0 S: 13	H: 3 LOB: 2 BB: 1 P: 27	R: 0 E: 0 K: 1 S: 9	H: 0 LOB: 0 BB: 0 P: 10	R: 0 E: 0 K: 1 S: 10	H: 0 LOB: 0 BB: 0 P: 13	R: 4 E: 0 K: 2 S: 20	H: 4 LOB: 3 BB: 3 P: 38	R: 0 E: 0 K: 0 S: 5	H: 0 LOB: 0 BB: 0 P: 9	R: 1 E: 0 K: 1 S: 20	H: 3 LOB: 2 BB: 0 P: 29	R: 1 E: 0 K: 1 S: 11	H: 3 LOB: 3 BB: 0 P: 16	1B: 10 2B: 4 3B: 0 HR: 1	SF: 0 SAC: 0 DP: 1 HBP: 0	WP: 0 PB: 0 CS: 0	PA: 44
PITCHER	IP	WLS	BF	H	R	ER	SO	BB	IBB	HBP	BLK	WP	HR	S	P	ERA	WHIP			
Orel Hershiser, R ERA: 5.72	(1, 1)	5.2	L	26	9	6	6	3	2	0	0	0	0	1	60	96	9.53	1.941		
Alvin Morman, L ERA: 12.5	(6, 1)	0.0		0	0	0	0	1	1	0	0	0	0	0	1	5	∞	∞		
Eric Plunk, R ERA: 12.5	(6, 1)	0.1		2	0	0	0	1	1	0	0	0	0	5	10	0.00	3.000			
Jeff Juden, R ERA: 3.0	(7, 1)	1.1		6	2	1	1	0	0	0	0	0	0	11	17	6.75	1.500			
Paul Assenmacher, L ERA: 4.7	(8, 1)	0.2		3	1	0	0	1	0	0	0	0	0	14	21	0.00	1.500			
PITCHER	IP	WLS	BF	H	R	ER	SO	BB	IBB	HBP	BLK	WP	HR	S	P	ERA	WHIP			
Jose Mesa, R ERA: 4.09	(9, 1)	1.0		6	3	1	1	1	0	0	0	0	0	0	11	16	9.00	3.000		

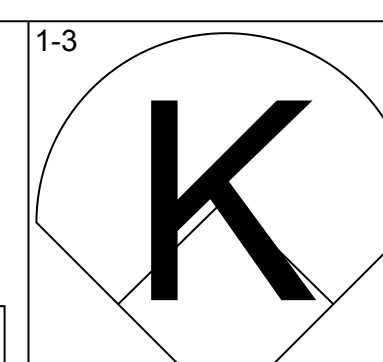
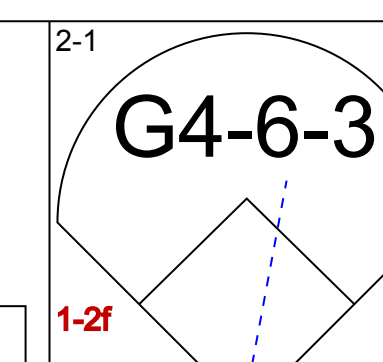
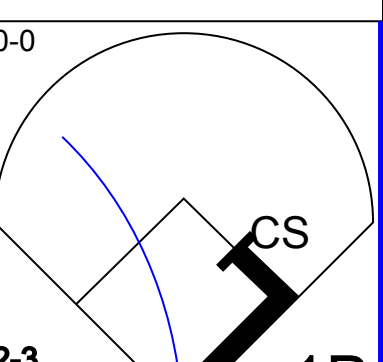
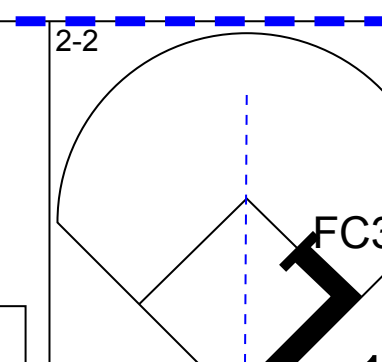
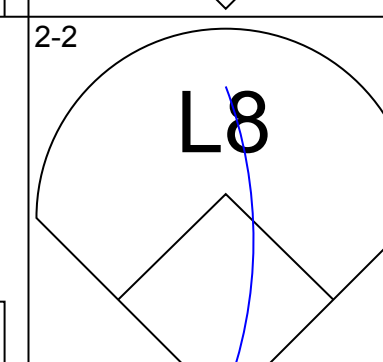
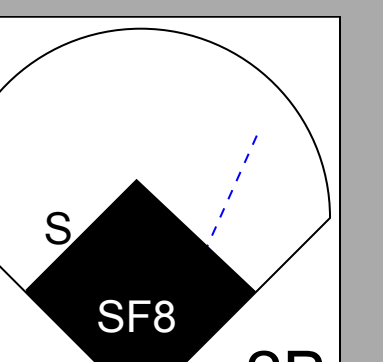
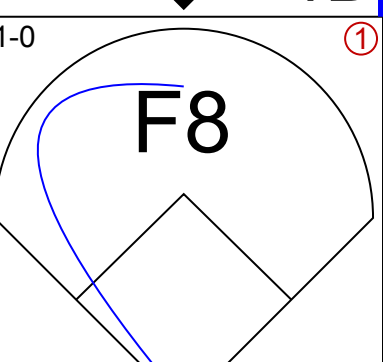
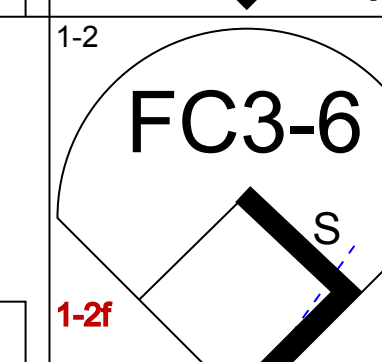
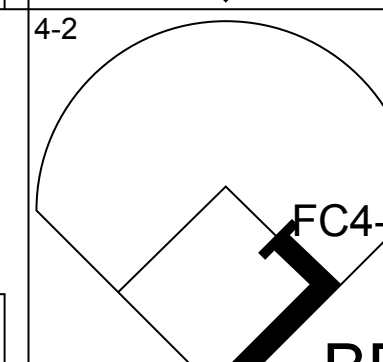
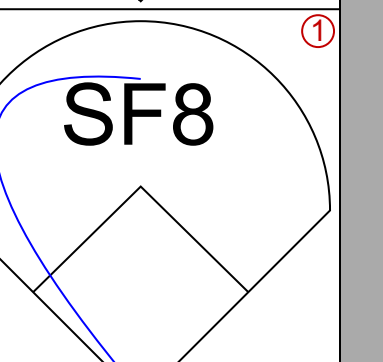
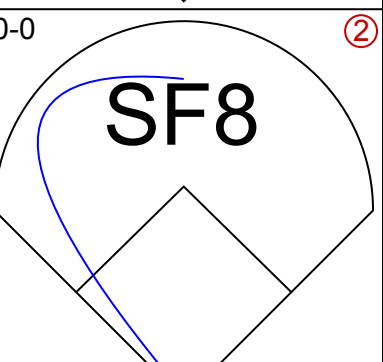
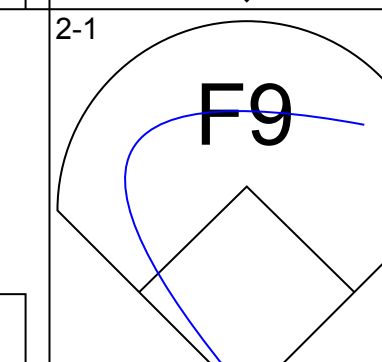
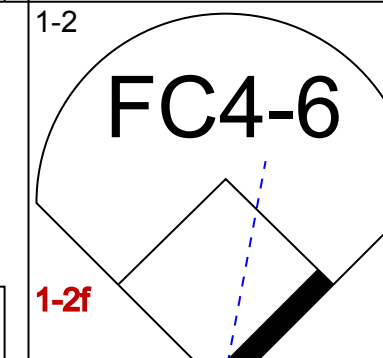
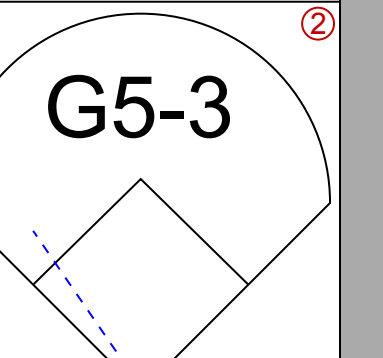
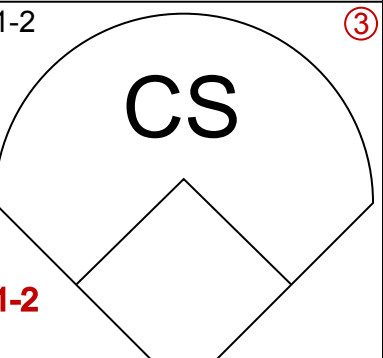
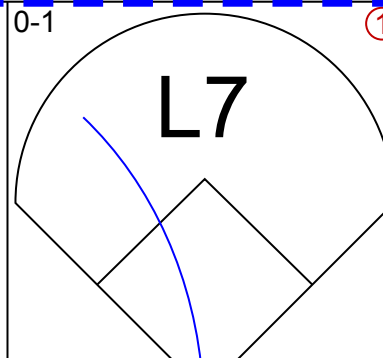
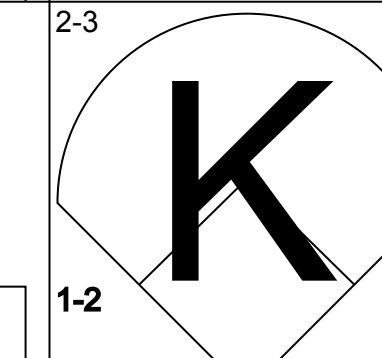
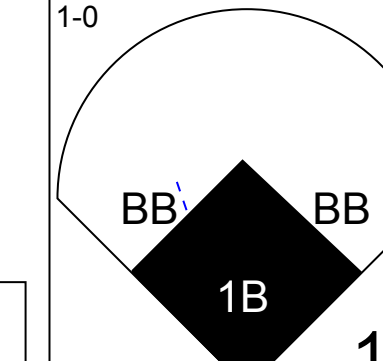
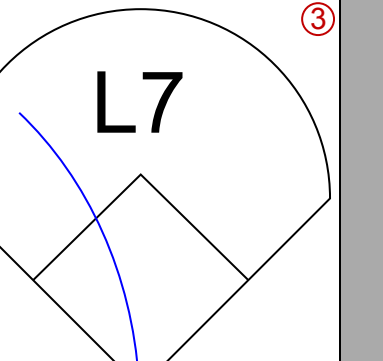
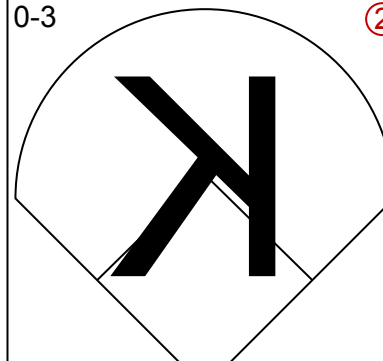
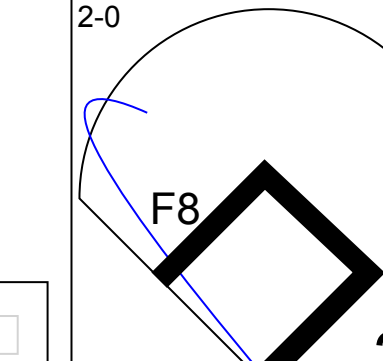
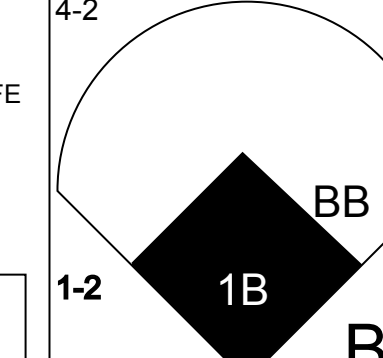
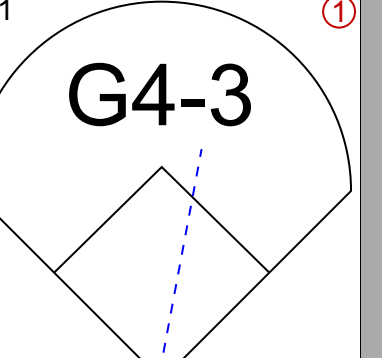
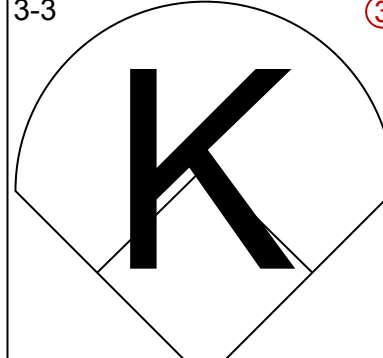
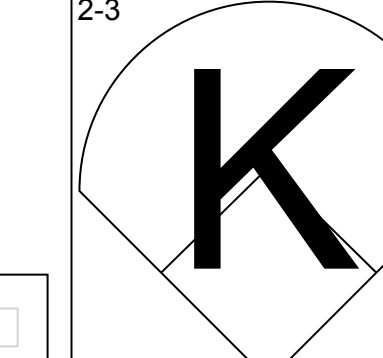
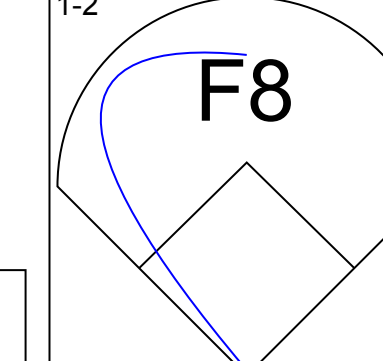
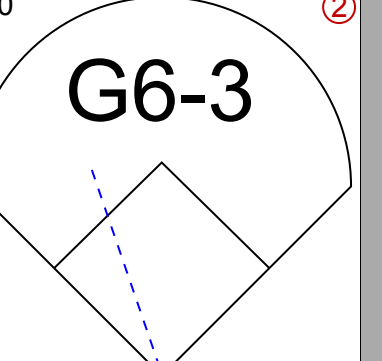
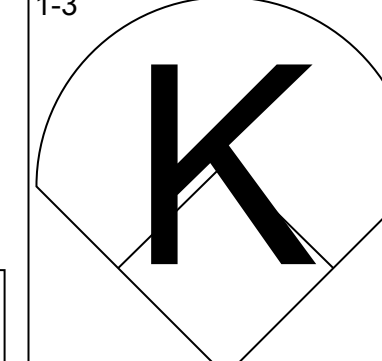
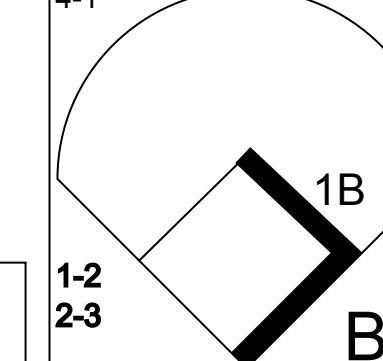

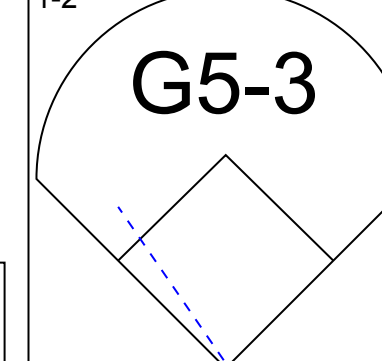
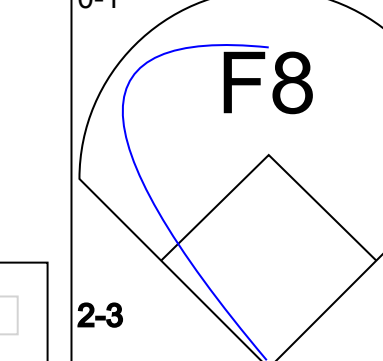
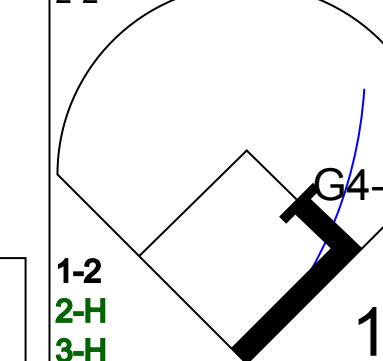
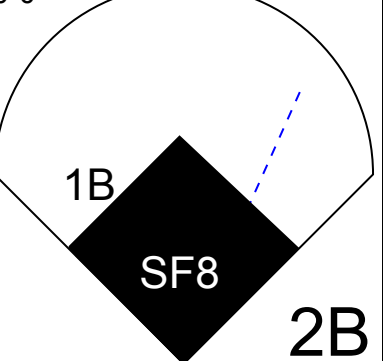
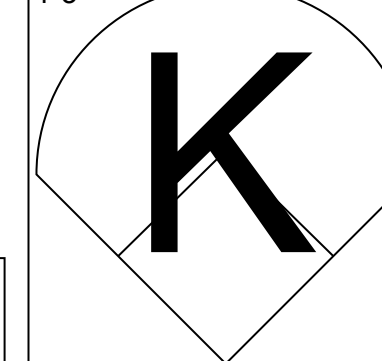
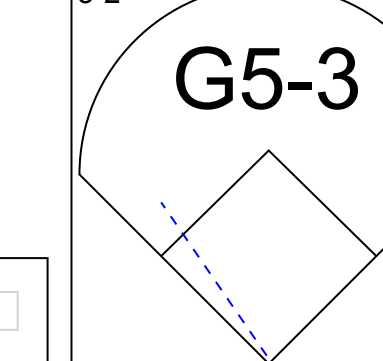
AB 40
R 8
H 15
RBI 8
BB 4
SO 6
LOB 18



Batter	1	2	3	4	5	6	7	8	9	AB	R	H	RBI	BB	SO	LOB	BOTTOM			
Bip Roberts, S OBP: 0.302, SLG: 0.328	SH5-4 BB		L6			L7				3	1	0	0	2	0	2	Florida Marlins @ Cleveland Indians Jacobs Field, Cleveland, OH Thu Oct 23 1997, 7:05 PM EDT Att: 44,888 - Unknown - 46 F			
Omar Vizquel, S OBP: 0.319, SLG: 0.250	SH5-4	L8				F9				4	1	1	0	0	0	3				
Manny Ramirez, R OBP: 0.301, SLG: 0.422	G6-3		G5-3			G5-3				5	0	1	0	0	1	3				
David Justice, L OBP: 0.406, SLG: 0.397	G1-3		K			L3				5	0	1	2	0	1	2				
Matt Williams, R OBP: 0.394, SLG: 0.417			G6-3			WP HR BB				3	2	1	0	2	0	1				
Jim Thome, L OBP: 0.328, SLG: 0.380			BB			FC6-4 BB				4	2	2	1	1	0	2				
Sandy Alomar Jr., R OBP: 0.313, SLG: 0.954			BB			G6-4-3				5	1	2	4	0	0	3				
Brian Giles, L OBP: 0.375, SLG: 0.385			HR			K				1	0	0	0	3	1	0				
Marquis Grissom, R OBP: 0.365, SLG: 0.414			BB			F8				4	0	1	0	0	0	4				
Inning Stats	R: 0 E: 0 K: 0 S: 8	H: 0 LOB: 1 BB: 1 P: 16	R: 1 E: 0 K: 0 S: 16	H: 2 LOB: 3 BB: 2 P: 27	R: 3 E: 0 K: 1 S: 9	H: 2 LOB: 2 BB: 3 P: 26	R: 0 E: 0 K: 0 S: 11	H: 0 LOB: 0 BB: 0 P: 18	R: 0 E: 0 K: 1 S: 6	H: 0 LOB: 0 BB: 0 P: 10	R: 0 E: 0 K: 0 S: 6	H: 1 LOB: 0 BB: 0 P: 9	R: 0 E: 0 K: 0 S: 10	H: 1 LOB: 2 BB: 1 P: 14	R: 3 E: 2 K: 1 S: 18	H: 3 LOB: 1 BB: 0 P: 26	1B: 7 2B: 0 3B: 1 HR: 1	SF: 0 SAC: 1 DP: 2 HBP: 0	WP: 1 PB: 0 CS: 0	PA: 43
PITCHER	IP	WLS	BF	H	R	ER	SO	BB	IBB	HBP	BLK	WP	HR	S	P	ERA	WHIP			
Livan Hernandez, R ERA: 3.18	(1, 1)	8.0	W	38	7	6	5	2	8	0	0	0	0	1	77	142	5.62	1.875		
Robb Nen, R ERA: 5.14	(9, 1)	1.0	S	5	2	1	0	1	0	0	0	0	0	14	18	0.00	2.000			

AB 34
R 7
H 9
RBI 7
BB 8
SO 3
LOB 20

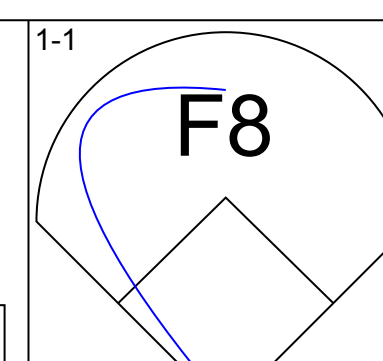
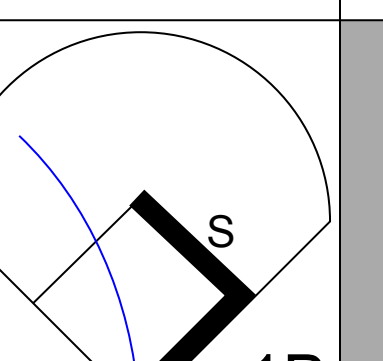
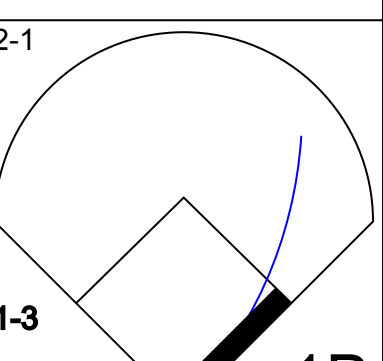
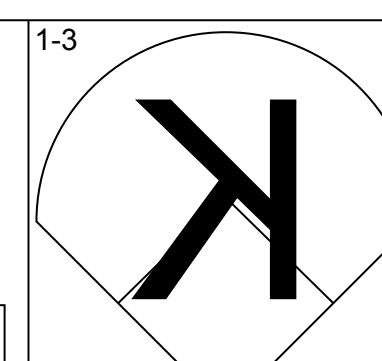
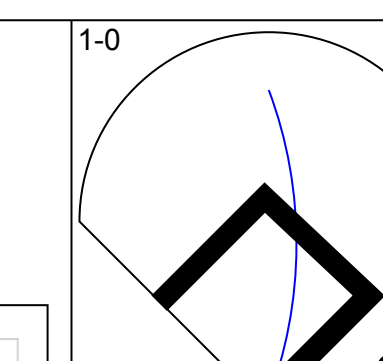
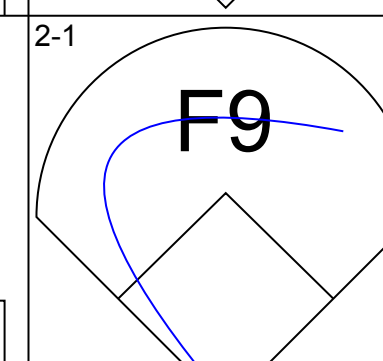
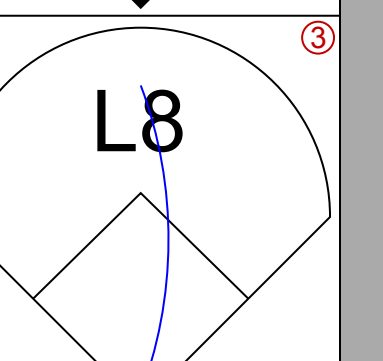
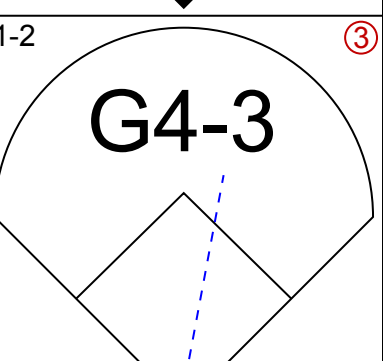
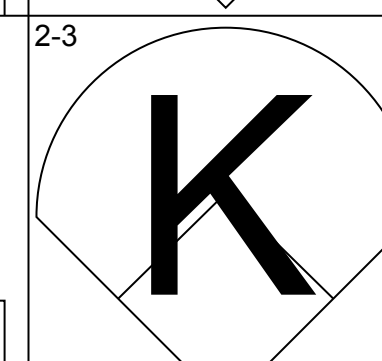
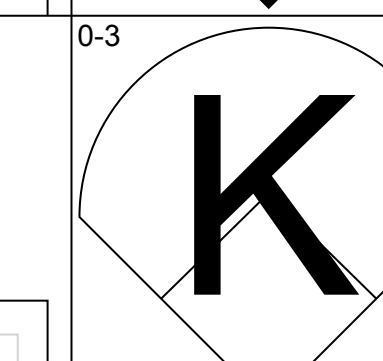
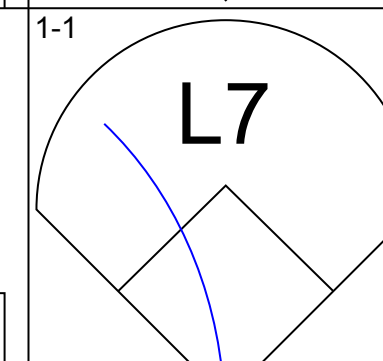
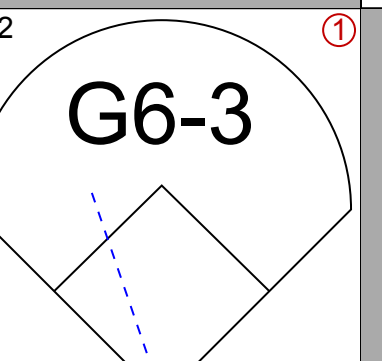
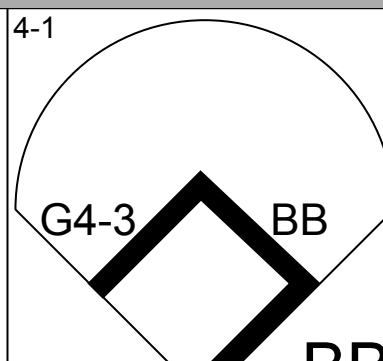
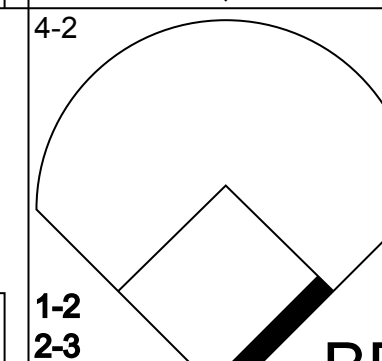

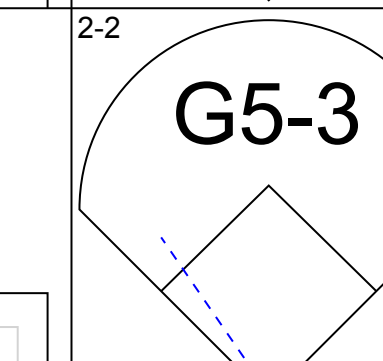
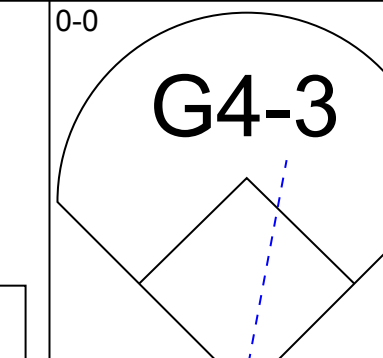
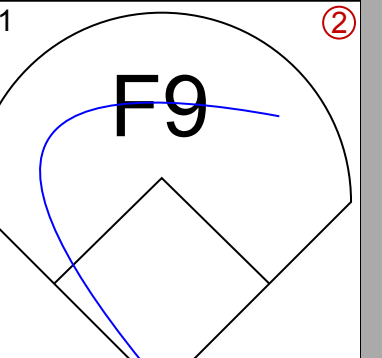
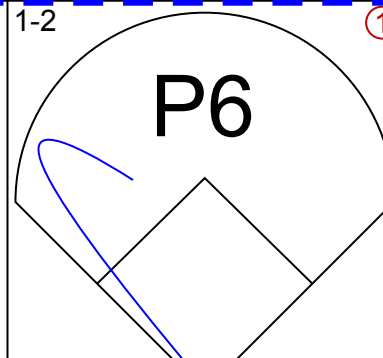
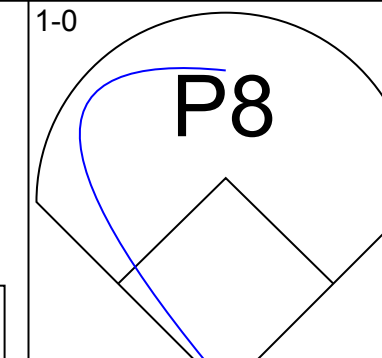
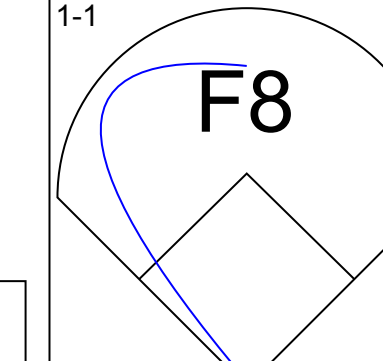
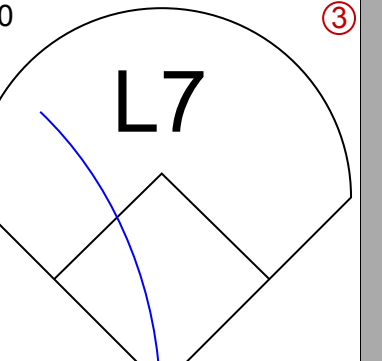
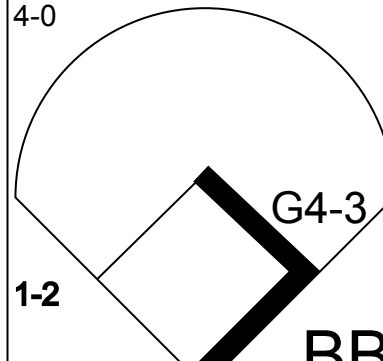


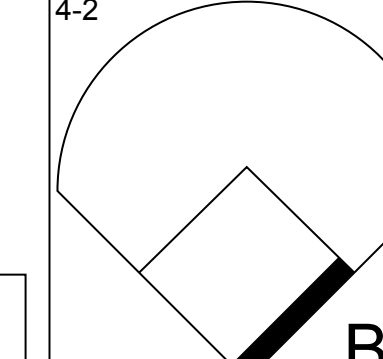
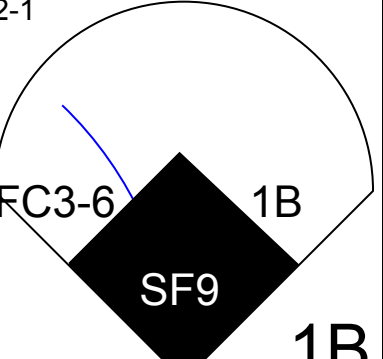
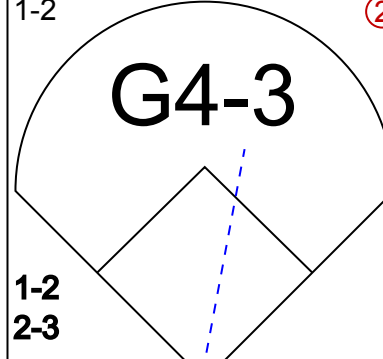


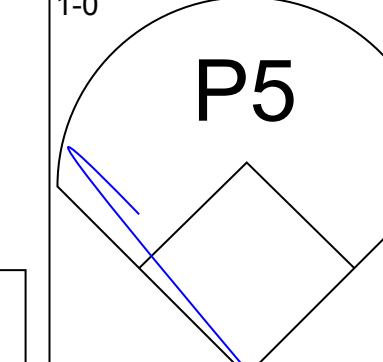
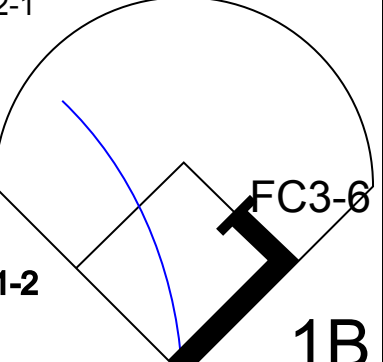
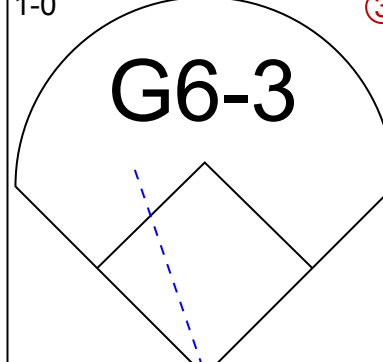


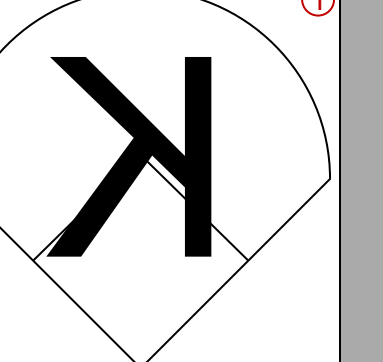
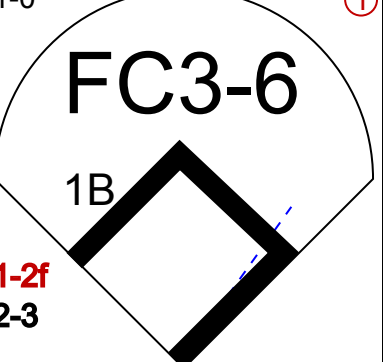

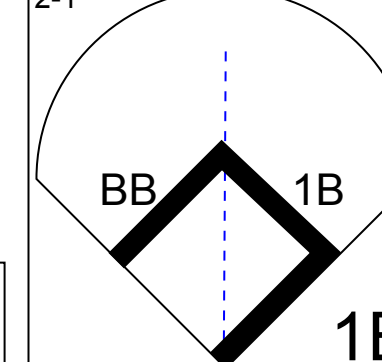

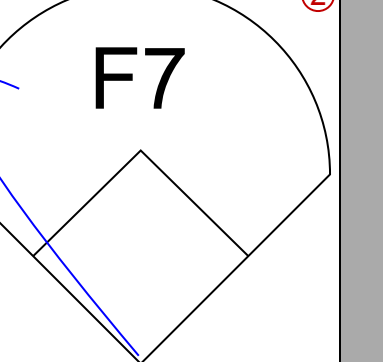
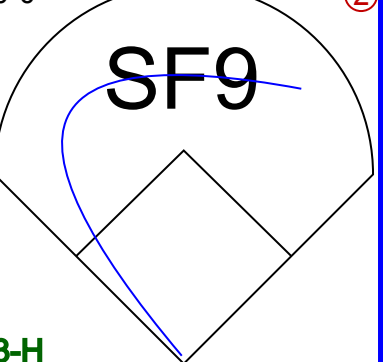

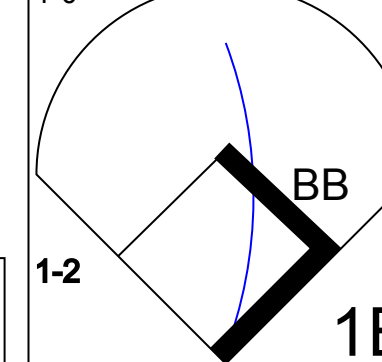
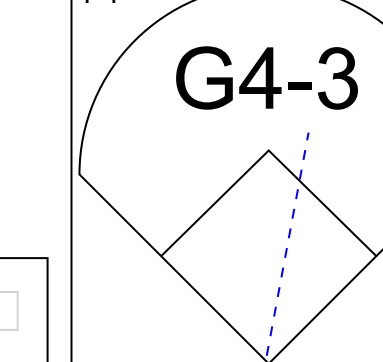


Batter	1	2	3	4	5	6	7	8	9	AB	R	H	RBI	BB	SO	LOB	TOP					
Bip Roberts, S (1,4) OBP: 0.303, SLG: 0.328 Tony Fernandez, S (5,4) OBP: 0.366, SLG: 0.514										3	0	1	0	0	1	2						
Omar Vizquel, S (1,6) OBP: 0.299, SLG: 0.265										4	1	1	0	0	0	3						
Manny Ramirez, R (1,9) OBP: 0.299, SLG: 0.415										1	0	0	2	1	0	1						
David Justice, L (1,7) OBP: 0.384, SLG: 0.371										4	0	0	0	0	1	2						
Matt Williams, R (1,5) OBP: 0.400, SLG: 0.438										4	1	2	0	0	1	0						
Jim Thome, L (1,3) OBP: 0.323, SLG: 0.358										3	1	0	0	1	2	1						
Sandy Alomar Jr., R (1,2) OBP: 0.310, SLG: 0.529										3	0	0	0	1	1	2						
Marquis Grissom, R (1,8) OBP: 0.356, SLG: 0.393										3	0	0	0	1	1	2						
Chad Ogea, R (1,1) OBP: 0.500, SLG: 0.750 Michael Jackson, R (6,1) Paul Assenmacher, L (8,1) Kevin Seitzer, R (9,PH) Jose Mesa, R (9,1)										2	1	2	2	0	0	0						
Inning Stats	R: 0 E: 0 K: 1 S: 13	H: 0 LOB: 1 BB: 1 P: 21	R: 2 E: 0 K: 0 S: 14	H: 2 LOB: 1 BB: 2 P: 28	R: 1 E: 0 K: 0 S: 14	H: 1 LOB: 0 BB: 0 P: 22	R: 0 E: 0 K: 1 S: 6	H: 0 LOB: 0 BB: 0 P: 10	R: 1 E: 0 K: 0 S: 6	H: 2 LOB: 0 BB: 0 P: 8	R: 0 E: 0 K: 2 S: 8	H: 0 LOB: 0 BB: 0 P: 11	R: 0 E: 0 K: 2 S: 11	H: 0 LOB: 0 BB: 0 P: 14	R: 0 E: 0 K: 1 S: 12	H: 1 LOB: 1 BB: 0 P: 19	R: 0 E: 0 K: 1 S: 10	H: 1 LOB: 2 BB: 1 P: 21	1B: 4 2B: 3 3B: 0 HR: 0	SF: 2 SAC: 0 DP: 1 HBP: 0	WP: 0 PB: 0 SB: 2 CS: 1	PA: 37
PITCHER	IP	WLS	BF	H	R	ER	SO	BB	IBB	HBP	BLK	WP	HR	S	P	ERA	WHIP					
Kevin Brown, R (1,1) ERA: 4.91	5.0	L	21	5	4	4	2	3	0	0	0	0	0	53	89	7.20	1.600					
Felix Heredia, L (6,1) ERA: 2.08	2.0		6	0	0	0	4	0	0	0	0	0	0	19	25	0.00	0.000					
Jay Powell, R (8,1) ERA: 8.1	1.0		5	2	0	0	1	0	0	0	0	0	0	13	22	0.00	2.000					
Ed Vosberg, L (9,1) ERA: 3.18	1.0		4	0	0	0	1	0	1	0	0	0	0	9	18	0.00	0.000					

Cleveland Indians @ Florida Marlins
Pro Player Stadium, Miami, FL
Sat Oct 25 1997, 7:05 PM EDT
Att: 67,498 - Unknown - 80 F

AB	30
R	4
H	7
RBI	4
BB	4
SO	8
LOB	15



Batter	1	2	3	4	5	6	7	8	9	AB	R	H	RBI	BB	SO	LOB	BOTTOM					
Devon White, S (1,8) OBP: 0.328, SLG: 0.390										5	0	3	0	0	1	2						
Edgar Renteria, R (1,6) OBP: 0.304, SLG: 0.246										5	0	0	0	0	2	6						
Gary Sheffield, R (1,9) OBP: 0.530, SLG: 0.565										3	0	0	0	2	0	1						
Bobby Bonilla, S (1,5) OBP: 0.308, SLG: 0.322										4	0	0	0	0	0	4						
Jeff Conine, R (1,3) OBP: 0.256, SLG: 0.244 Jim Eisenreich, L (6,PH) OBP: 0.571, SLG: 0.700										2	0	0	0	0	0	0						
Moises Alou, R (1,7) OBP: 0.286, SLG: 0.481										3	1	1	0	1	0	2						
Charles Johnson, R (1,2) OBP: 0.379, SLG: 0.449										4	0	2	0	0	0	3						
Craig Counsell, L (1,4) OBP: 0.447, SLG: 0.368										4	0	1	0	0	1	3						
Kevin Brown, R (1,1) Darren Daulton, L (5,PH) Felix Heredia, L (6,1) John Cangelosi, S (7,PH) Jay Powell, R (8,1) Ed Vosberg, L (9,1) Cliff Floyd, L (9,PH)										1	0	0	0	0	0	0						
Inning Stats	R: 0 E: 0 K: 0 S: 6	H: 0 LOB: 0 BB: 0 P: 10	R: 0 E: 0 K: 0 S: 7	H: 0 LOB: 1 BB: 1 P: 13	R: 0 E: 0 K: 1 S: 8	H: 1 LOB: 1 BB: 0 P: 14	R: 0 E: 0 K: 0 S: 7	H: 0 LOB: 0 BB: 0 P: 10	R: 0 E: 0 K: 0 S: 11	H: 3 LOB: 2 BB: 0 P: 19	R: 0 E: 0 K: 0 S: 9	H: 0 LOB: 2 BB: 2 P: 20	R: 0 E: 0 K: 2 S: 14	H: 2 LOB: 3 BB: 1 P: 25	R: 0 E: 0 K: 1 S: 8	H: 1 LOB: 1 BB: 0 P: 12	R: 0 E: 0 K: 1 S: 9	H: 1 LOB: 1 BB: 0 P: 13	1B: 7 2B: 0 3B: 1 HR: 0	SF: 1 SAC: 0 DP: 0 HBP: 0	WP: 0 PB: 0 SB: 1 CS: 0	PA: 39
PITCHER	IP	WLS	BF	H	R	ER	SO	BB	IBB	HBP	BLK	WP	HR	S	P	ERA	WHIP					
Chad Ogea, R (1,1) ERA: 2.32	5.0	W	21	4	1	1	1	2	0	0	0	0	0	40	71	1.80	1.200					
Michael Jackson, R (6,1) ERA: 0.71	2.0		10	2	0	0	2	2	0	0	0	0	0	22	40	0.00	2.000					
Paul Assenmacher, L (8,1) ERA: 4.15	1.0		4	1	0	0	1	0	0	0	0	0	0	8	12	0.00	1.000					
Jose Mesa, R (9,1) ERA: 3.75	1.0	S	4	1	0	0	1	0	0	0	0	0	0	9	13	0.00	1.000					

Cleveland Indians @ Florida Marlins
Pro Player Stadium, Miami, FL
Sat Oct 25 1997, 7:05 PM EDT
Att: 67,498 - Unknown - 80 F


AB	34
R	1
H	8
RBI	1
BB	4
SO	5
LOB	21



Batter	1	2	3	4	5	6	7	8	9	10	11	AB	R	H	RBI	BB	SO	LOB	TOP			
Omar Vizquel, S OBP: 0.309, SLG: 0.260 (1, 6)	G5-3		P6		1B		K			K		5	0	1	0	0	2	2				
Tony Fernandez, S OBP: 0.370, SLG: 0.500 (1, 4)	L8		BB		K				G1-3	1B		5	0	2	2	0	1	1				
Manny Ramirez, R OBP: 0.305, SLG: 0.397 (1, 9)	G6-3		BB							K		3	0	0	0	2	2	1				
David Justice, L OBP: 0.369, SLG: 0.343 (1, 7)	G3		K						G3-1	K		5	0	0	0	0	3	5				
Matt Williams, R OBP: 0.413, SLG: 0.424 (1, 5)	K				K							2	0	0	0	3	2	0				
Sandy Alomar Jr., R OBP: 0.303, SLG: 0.597 (1, 2)	F8				1B				P3	FC6-4		5	0	1	0	0	0	3				
Jim Thome, L OBP: 0.328, SLG: 0.351 (1, 3)			SH3-4	1B	BB				G3-6-3	FC6-2		4	1	1	0	1	0	3				
Marquis Grissom, R OBP: 0.352, SLG: 0.385 (1, 8)			SH3-4	1B						FC6-2		4	1	1	0	0	1	3				
Jaret Wright, R Paul Assenmacher, L Michael Jackson, R Brian Anderson, R Brian Giles, L Jose Mesa, R Charles Nagy, L (1, 1) (7, 1) (8, 1) (8, 1) (8, PH) (8, 1) (8, 1)	SH3-4									F7		2	0	0	0	0	2	0				
Inning Stats	R: 0 E: 0 K: 0 S: 9	H: 0 LOB: 0 BB: 0 P: 12	R: 0 E: 0 K: 1 S: 12	H: 0 LOB: 0 BB: 0 P: 20	R: 2 E: 0 K: 1 S: 14	H: 2 LOB: 2 BB: 2 P: 31	R: 0 E: 0 K: 2 S: 11	H: 1 LOB: 1 BB: 0 P: 17	R: 0 E: 0 K: 3 S: 13	H: 1 LOB: 2 BB: 1 P: 24	R: 0 E: 0 K: 2 S: 8	H: 0 LOB: 0 BB: 0 P: 12	R: 0 E: 0 K: 1 S: 7	H: 0 LOB: 0 BB: 0 P: 9	R: 0 E: 0 K: 3 S: 14	H: 1 LOB: 2 BB: 1 P: 14	R: 0 E: 0 K: 0 S: 6	H: 0 LOB: 0 BB: 1 P: 10	1B: 6 2B: 0 3B: 0 HR: 0	SF: 0 SAC: 1 DP: 2 HBP: 0	WP: 0 PB: 0 SB: 2 CS: 0	PA: 43
PITCHER	Al Leiter, L ERA: 5.48 Dennis Cook, L ERA: 7.1 Antonio Alfonseca, R ERA: 8.1 Felix Heredia, L ERA: 2.08 Robb Nen, R ERA: 4.15 (1, 1) (7, 1) (8, 1) (9, 1) (9, 1)	IP: 6.0 WLS: 25 BF: 25 H: 4 R: 2 ER: 2 SO: 7 BB: 3 IBB: 1 HBP: 0 BLK: 0 WP: 0 HR: 0 S: 65 P: 118 ERA: 3.00 WHIP: 1.167	IP: 1.0 WLS: 3 BF: 0 H: 0 R: 0 ER: 0 SO: 2 BB: 0 IBB: 0 HBP: 0 BLK: 0 WP: 0 HR: 0 S: 8 P: 12 ERA: 0.00 WHIP: 0.000	IP: 1.1 WLS: 5 BF: 0 H: 0 R: 0 ER: 0 SO: 1 BB: 0 IBB: 0 HBP: 0 BLK: 0 WP: 0 HR: 0 S: 15 P: 15 ERA: 0.00 WHIP: 0.750	IP: 0.0 WLS: 1 BF: 1 H: 0 R: 0 ER: 0 SO: 0 BB: 0 IBB: 0 HBP: 0 BLK: 0 WP: 0 HR: 1 S: 1 P: 1 ERA: = WHIP: =	IP: 1.2 WLS: 6 BF: 1 H: 0 R: 0 ER: 0 SO: 3 BB: 0 IBB: 0 HBP: 0 BLK: 0 WP: 0 HR: 0 S: 18 P: 24 ERA: 0.00 WHIP: 0.600	PITCHER	Jay Powell, R ERA: 6.23 (11, 1)	IP: 1.0 WLS: 7 BF: 9 H: 0 R: 0 ER: 0 SO: 0 BB: 1 IBB: 0 HBP: 0 BLK: 0 WP: 0 HR: 0 S: 15 P: 15 ERA: 6.23 WHIP: 1.000													

Cleveland Indians @ Florida Marlins
Pro Player Stadium, Miami, FL
Sun Oct 26 1997, 7:05 PM EST
Att: 67,204 - Unknown - 80 F

AB 36
R 2
H 6
RBI 2
BB 6
SO 13
LOB 20



Batter	1	2	3	4	5	6	7	8	9	10	11	AB	R	H	RBI	BB	SO	LOB	BOTTOM			
Devon White, S OBP: 0.301, SLG: 0.354 (1, 8)	G6-3		K		F8		K			G1-6-3	FC4-2	6	0	0	0	2	6					
Edgar Renteria, R OBP: 0.333, SLG: 0.288 (1, 6)	2B		BB				L8		G1-3	1B		5	0	3	1	1	0	0				
Gary Sheffield, R OBP: 0.521, SLG: 0.540 (1, 9)	G4-6-3		P5				K			K		4	0	1	0	1	2	2				
Darren Daulton, L OBP: 0.444, SLG: 0.636 Jeff Conine, R OBP: 0.250, SLG: 0.238 (8, PH) (9, 3)	G4-6-3		G4-3				E9			F7		3	0	0	0	0	0	2				
John Candelosi, S OBP: 0.380, SLG: 0.222 Jay Powell, R (11, 1)	1-2											1	0	0	0	0	1	2				
Moises Alou, R OBP: 0.279, SLG: 0.456 (1, 7)			P4				F8			F9		5	1	1	0	0	1	3				
Bobby Bonilla, S OBP: 0.314, SLG: 0.375 (1, 5)	G4-3									K		5	1	2	1	0	2	1				
Charles Johnson, R OBP: 0.371, SLG: 0.434 Gregg Zaun, S (10, 2)							G1-3			HR		4	0	1	0	0	2	0				
Craig Counsell, L OBP: 0.423, SLG: 0.341 (1, 4)			F8							BB		3	1	0	1	1	1	1				
Al Leiter, L Dennis Cook, L Cliff Floyd, L Kurt Abbott, R Antonio Alfonseca, R Felix Heredia, L Robb Nen, R Jim Eisenreich, L (1, 1) (7, 1) (7, PH) (8, PH) (8, 1) (8, 1) (8, 1) (8, 1)	SH3-4											0	0	0	0	2	0	0				
Inning Stats	R: 0 E: 0 K: 0 S: 5	H: 1 LOB: 1 BB: 1 P: 10	R: 0 E: 0 K: 1 S: 9	H: 0 LOB: 0 BB: 0 P: 13	R: 0 E: 0 K: 1 S: 16	H: 0 LOB: 2 BB: 2 P: 27	R: 0 E: 0 K: 2 S: 10	H: 0 LOB: 0 BB: 0 P: 14	R: 0 E: 0 K: 1 S: 10	H: 0 LOB: 1 BB: 1 P: 18	R: 1 E: 0 K: 2 S: 11	H: 1 LOB: 1 BB: 0 P: 22	R: 0 E: 0 K: 1 S: 10	H: 0 LOB: 0 BB: 0 P: 13	R: 1 E: 0 K: 1 S: 13	H: 2 LOB: 2 BB: 0 P: 20	R: 0 E: 0 K: 1 S: 11	H: 2 LOB: 3 BB: 1 P: 19	1B: 6 2B: 1 3B: 0 HR: 1	SF: 1 SAC: 0 DP: 1 HBP: 0	WP: 0 PB: 0 SB: 0 CS: 0	PA: 47
PITCHER	Jaret Wright, R ERA: 4.73 Paul Assenmacher, L ERA: 3.96 Michael Jackson, R ERA: 0.68 Brian Anderson, R ERA: 1.8 Jose Mesa, R ERA: 3.95 (1, 1) (7, 1) (7, PH) (8, 1) (8, 1) (8, 1) (8, 1)	IP: 6.1 WLS: 26 BF: 26 H: 2 R: 1 ER: 1 SO: 7 BB: 5 IBB: 0 HBP: 0 BLK: 0 WP: 0 HR: 1 S: 63 P: 108 ERA: 1.42 WHIP: 1.105	IP: 0.2 WLS: 2 BF: 0 H: 0 R: 0 ER: 0 SO: 1 BB: 0 IBB: 0 HBP: 0 BLK: 0 WP: 0 HR: 0 S: 5 P: 6 ERA: 0.00 WHIP: 0.000	IP: 0.1 WLS: 1 BF: 0 H: 0 R: 0 ER: 0 SO: 0 BB: 0 IBB: 0 HBP: 0 BLK: 0 WP: 0 HR: 0 S: 7 P: 7 ERA: 0.00 WHIP: 0.000	IP: 1.8 WLS: 4 BF: 1 H: 1 ER: 2 SO: 2 BB: 0 IBB: 0 HBP: 0 BLK: 0 WP: 0 HR: 23 S: 39 P: 540 ERA: 2.400	PITCHER	Charles Nagy, R ERA: 4.94 (10, 1)	IP: 1.0 WLS: 7 BF: 7 H: 2 R: 1 ER: 0 SO: 0 BB: 0 IBB: 1 HBP: 0 BLK: 0 WP: 0 HR: 0 S: 15 P: 21 ERA: 0.00 WHIP: 2.000														

Cleveland Indians @ Florida Marlins
Pro Player Stadium, Miami, FL
Sun Oct 26 1997, 7:05 PM EST
Att: 67,204 - Unknown - 80 F

AB 40
R 3
H 8
RBI 3
BB 6
SO 11
LOB 20

