

Florida Marlins - 1999

Batter	1	2	3	4	5	6	7	8	9	AB	R	H	RBI	BB	SO	LOB	TOP			
Rickey Henderson, R OBP: 0.400, SLG: 0.250	(1,7) 2-3 K	(1,2) 1-2		(3) 3-2 F9			(3) 4-0 G6-4-3 BB	(3) 0-0 FC5		4	0	1	0	1	1	3				
Edgardo Alfonzo, R OBP: 0.400, SLG: 0.400	(1,4) 0-1 31 2B	(3) 1-0 F7			(1) 3-2		(1) 2-2 G6-4-3	(1) 3-2 K		5	0	2	0	0	1	3				
John Olerud, L OBP: 0.600, SLG: 1.500	(1,3) 2-0 F7		(1) 0-1		(1) 0-3		(1) 4-2	(1) 0-2		4	2	2	1	1	1	2				
31 Mike Piazza, R OBP: 0.200, SLG: 0.400	(1,2) 2-2		(1) 0-0		(2) 1-3		(3) 3-1	(2) 1-1		5	0	1	0	0	1	3				
Bobby Bonilla, S (1,9)	4-1		(1) 4-2		(3) 3-1		(1) 3-2	(2) 4-0		2	0	0	0	3	0	1				
Robin Ventura, L OBP: 0.400, SLG: 0.333	(1,5) 1-0 F8		(2) 1-2		(1) 2-2		(1) 1-1	(1) 4-2		3	0	1	1	1	0	3				
Brian McRae, S OBP: 0.200, SLG: 0.200	(1,8)		(1) 1-2		(3) 1-1		(2) 0-0	(3) 0-0		5	0	1	0	0	1	3				
Rey Ordóñez, R OBP: 0.500, SLG: 0.667	(1,6)		(2) 2-1		(1) 1-1		(2) 2-1			3	0	1	0	0	0	0				
Al Leiter, L Mike Kinkade, R Josias Manzanillo, R Jermaine Allensworth, R Matt Franco, L Turk Wendell, L	(1,1) (5, Ph) (6, Ph) (8, Ph) (8, Ph) (8, Ph)	4-2		(2) 1-3		(3) 1-0		(2) 0-0		1	0	0	0	1	1	0				
Inning Stats	R: 0 E: 0 K: 1 S: 11	H: 2 LOB: 3 BB: 1 P: 22	R: 0 E: 0 K: 0 S: 12	H: 1 LOB: 2 BB: 1 P: 21	R: 1 E: 0 K: 1 S: 12	H: 1 LOB: 1 BB: 1 P: 20	R: 0 E: 0 K: 1 S: 9	H: 0 LOB: 0 BB: 0 P: 14	R: 0 E: 0 K: 2 S: 11	H: 1 LOB: 1 BB: 0 P: 18	R: 0 E: 0 K: 0 S: 8	H: 0 LOB: 1 BB: 2 P: 21	R: 0 E: 0 K: 0 S: 10	H: 2 LOB: 3 BB: 2 P: 16	R: 1 E: 0 K: 1 S: 14	H: 1 LOB: 2 BB: 2 P: 26	1B: 5 2B: 3 3B: 0 HR: 1	SF: 1 SAC: 0 DP: 1 HBP: 1	WP: 0 PB: 0 CS: 0	PA: 43
PITCHER	IP WLS BF H R ER SO BB IBB HBP BLK WP HR S P ERA WHIP																			
Alex Fernandez, R ERA: 1.8	(1,1) 5.0 W 23 5 1 1 5 3 0 0 0 0 0 0 55 95 1.80 1.600																			
Brian Edmondson, R ERA:	(6,1) 2.0 8 1 0 0 0 2 0 0 0 0 0 0 16 35 0.00 1.500																			
Vic Darenbourg, L ERA:	(8,1) 0.1 4 2 0 0 0 0 0 0 1 0 0 0 8 14 0.00 6.000																			
Antonio Alfonseca, R ERA:	(8,1) 0.2 H 2 0 0 0 0 0 0 0 0 0 0 0 2 2 0.00 0.000																			
Matt Mantei, R ERA: 9.0	(9,1) 1.0 6 1 1 1 1 2 0 0 0 0 0 1 14 26 9.00 3.000																			

New York Mets @ Florida Marlins
Pro Player Stadium, Miami, FL
Mon Apr 05 1999, 4:05 PM EDT
Att: 38,983 - Sunny - 84 F

AB	34
R	2
H	9
RBI	2
BB	7
SO	6
LOB	22



Batter	1	2	3	4	5	6	7	8	9	AB	R	H	RBI	BB	SO	LOB	BOTTOM			
Luis Castillo, S OBP: 0.400, SLG: 0.600	(1,4) 1-0 1B	(3) 0-1 G6-3		(3) 2-0		(1) 0-0		(2) 1-0		5	1	2	1	0	0	2				
Alex Gonzalez, R OBP: 0.200, SLG: 0.200	(1,6) 2-2 F8		(1) 1-0	(3) 0-2		(2) 3-2		(3) 1-3		5	0	1	0	0	2	4				
Mark Kotsay, L OBP: 0.500, SLG: 0.500	(1,9) 2-1 1B		(1) 0-0		(1) 2-2		(3) 3-2			4	1	2	0	0	0	1				
Derrek Lee, R OBP: 0.750, SLG: 1.000	(1,3) 0-1		(1) 4-2		(2) 3-2		(1) 0-3			3	2	2	1	1	1	0				
Todd Dunwoody, L OBP: 0.250, SLG: 0.250	(1,8) 0-1		(2) 1-3		(2) 2-3		(2) 3-1			4	0	1	1	0	2	3				
Preston Wilson, R OBP: 0.250, SLG: 0.333	(1,7) 3-2		(3) 2-2		(2) 3-1		(3) 0-0			3	1	1	2	0	0	2				
Kevin Orte, R OBP: 0.500, SLG: 1.000	(1,5) 2-3			(1) 2-3		(2) 2-2		(2) 2-2		4	1	2	1	0	2	1				
Mike Redmond, R (1,2)		(1) 2-2		(1) 4-2		(3) 3-2		(1) 1-3		3	0	0	0	1	1	2				
Alex Fernandez, R Brian Edmondson, R Vic Darenbourg, L Antonio Alfonseca, R Tim Hyers, L Matt Mantei, R	(1,1) (6,1) (8,1) (8,1) (8, Ph) (9,1)	3-2		(2) 1-2		(2) 1-0		(2) 4-2		2	0	0	0	0	0	1				
Inning Stats	R: 3 E: 0 K: 1 S: 18	H: 4 LOB: 1 BB: 0 P: 28	R: 0 E: 0 K: 0 S: 11	H: 0 LOB: 0 BB: 0 P: 16	R: 0 E: 0 K: 1 S: 10	H: 1 LOB: 2 BB: 1 P: 18	R: 0 E: 0 K: 2 S: 16	H: 1 LOB: 2 BB: 1 P: 25	R: 2 E: 0 K: 1 S: 22	H: 3 LOB: 1 BB: 0 P: 37	R: 0 E: 0 K: 0 S: 11	H: 2 LOB: 1 BB: 0 P: 18	R: 0 E: 0 K: 1 S: 6	H: 0 LOB: 0 BB: 0 P: 9	R: 1 E: 0 K: 2 S: 14	H: 1 LOB: 1 BB: 1 P: 23	1B: 8 2B: 4 3B: 0 HR: 0	SF: 1 SAC: 0 DP: 0 HBP: 0	WP: 1 PB: 1 CS: 1	PA: 38
PITCHER	IP WLS BF H R ER SO BB IBB HBP BLK WP HR S P ERA WHIP																			
Al Leiter, L ERA: 7.2	(1,1) 5.0 L 26 9 5 4 5 2 0 0 0 0 0 0 0 17 27 7.20 2.200																			
Josias Manzanillo, R ERA:	(6,1) 2.0 7 2 0 0 1 0 0 0 0 0 0 0 17 27 0.00 1.000																			
Turk Wendell, R ERA: 9.0	(8,1) 1.0 5 1 1 1 2 1 0 0 0 1 0 0 14 23 9.00 2.000																			

New York Mets @ Florida Marlins
Pro Player Stadium, Miami, FL
Mon Apr 05 1999, 4:05 PM EDT
Att: 38,983 - Sunny - 84 F

AB	34
R	6
H	12
RBI	6
BB	3
SO	8
LOB	16



Batter	1	2	3	4	5	6	7	8	9	AB	R	H	RBI	BB	SO	LOB	TOP								
Doug Glanville, R (1,8) OBP: 0.318, SLG: 0.235	G3		SF8		FC6-4			F9		3	0	0	1	0	0	1	Philadelphia Phillies @ Florida Marlins Pro Player Stadium, Miami, FL Fri Apr 09 1999, 7:05 PM EDT Att: 13,229 - Unknown - 81 F								
Marlon Anderson, L (1,4) OBP: 0.333, SLG: 0.368	G3		FC4-6		F7			G3		4	0	0	0	0	0	2									
Scott Rolen, R (1,5) OBP: 0.348, SLG: 0.650	F8		F9			L5			HR	4	1	1	0	0	0	1									
Rico Brogna, L (1,3)		G5-3		K		G6-3			HR	4	1	1	2	0	1	0									
Ron Gant, R (1,7) OBP: 0.130, SLG: 0.095	G3-1			K				P8		4	0	0	0	0	2	0									
Bobby Abreu, L (1,9) OBP: 0.316, SLG: 0.235	G3-1							G4-3		4	0	1	0	0	0	0									
Mike Lieberthal, R (1,2) OBP: 0.474, SLG: 0.667					P3			G4-3		4	1	1	1	0	1	1									
Desi Relaford, S (1,6) OBP: 0.412, SLG: 0.333										2	1	1	0	1	1	0									
Paul Spoljaric, R (1,1)										0	0	0	0	0	0	0									
Mike Grace, R (5,1)										0	0	0	0	0	0	0									
Rob Ducey, L (8, PH)										1	0	0	0	0	1	0									
Ken Ryan, R (8,1)										0	0	0	0	0	0	0									
Inning Stats	R: 0 E: 0 K: 0 S: 5	H: 0 LOB: 0 BB: 0 P: 7	R: 0 E: 0 K: 0 S: 7	H: 0 LOB: 0 BB: 0 P: 8	R: 2 E: 1 K: 0 S: 10	H: 2 LOB: 1 BB: 0 P: 15	R: 0 E: 0 K: 2 S: 14	H: 1 LOB: 1 BB: 0 P: 18	R: 0 E: 0 K: 0 S: 4	H: 0 LOB: 0 BB: 1 P: 8	R: 0 E: 0 K: 1 S: 6	H: 0 LOB: 0 BB: 0 P: 11	R: 0 E: 0 K: 1 S: 7	H: 0 LOB: 0 BB: 0 P: 9	R: 0 E: 0 K: 1 S: 9	H: 0 LOB: 0 BB: 0 P: 13	R: 2 E: 0 K: 1 S: 14	H: 2 LOB: 2 BB: 0 P: 19	1B: 2 2B: 1 3B: 0 HR: 2	SF: 1 SAC: 2 DP: 0 HBP: 0	WP: 0 PB: 0 SB: 0 CS: 0	PA: 34			
PITCHER	IP	WLS	BF	H	R	ER	SO	BB	IBB	HBP	BLK	WP	HR	S	P	ERA	WHIP								
Brian Meadows, R (1,1) ERA: 3.24	8.1	W	32	5	4	3	5	1	0	0	0	0	2	67	94	3.24	0.720								
Vic Darenbourg, L (9,1) ERA:	0.1		1	0	0	0	0	0	0	0	0	0	0	3	5	0.00	0.000								
Matt Mantei, R (9,1) ERA: 3.86	0.1		1	0	0	0	1	0	0	0	0	0	0	6	9	0.00	0.000								

AB	30
R	4
H	5
RBI	4
BB	1
SO	6
LOB	5



Batter	1	2	3	4	5	6	7	8	9	AB	R	H	RBI	BB	SO	LOB	BOTTOM									
Luis Castillo, S (1,4) OBP: 0.389, SLG: 0.375	G4-3 CS 1B BB		L1			FC6-4				3	2	1	1	1	0	1	Philadelphia Phillies @ Florida Marlins Pro Player Stadium, Miami, FL Fri Apr 09 1999, 7:05 PM EDT Att: 13,229 - Unknown - 81 F									
Alex Gonzalez, R (1,6) OBP: 0.111, SLG: 0.167	P3		F8					F9		4	1	1	2	0	0	1										
Mark Kotsay, L (1,9) OBP: 0.500, SLG: 0.545	G4-3									4	1	3	1	0	0	1										
Derrek Lee, R (1,3) OBP: 0.313, SLG: 0.357										3	1	0	0	1	0	3										
Todd Dunwoody, L (1,8) OBP: 0.333, SLG: 0.357										4	0	2	3	0	1	1										
Preston Wilson, R (1,7) OBP: 0.333, SLG: 0.500										4	0	0	0	0	1	2										
Kevin Orte, R (1,5) OBP: 0.188, SLG: 0.267										4	0	0	0	0	1	0										
Mike Redmond, R (1,2) OBP: 0.250, SLG: 0.286										4	1	1	0	0	0	0										
Matt Mantei, R (9,1)										0	0	0	0	0	0	0										
Brian Meadows, R (1,1) OBP: 0.667, SLG: 0.500										2	1	1	0	1	1	0										
Vic Darenbourg, L (9,1)										0	0	0	0	0	0	0										
9 Guillermo Garcia, R (9,2) OBP: 0.500, SLG: 0.500										0	0	0	0	0	0	0										
Inning Stats	R: 2 E: 0 K: 1 S: 10	H: 1 LOB: 1 BB: 2 P: 21	R: 0 E: 0 K: 2 S: 9	H: 0 LOB: 0 BB: 0 P: 12	R: 0 E: 0 K: 1 S: 9	H: 0 LOB: 0 BB: 0 P: 14	R: 0 E: 0 K: 0 S: 7	H: 0 LOB: 1 BB: 1 P: 14	R: 0 E: 0 K: 0 S: 7	H: 1 LOB: 1 BB: 0 P: 10	R: 0 E: 0 K: 0 S: 9	H: 0 LOB: 0 BB: 0 P: 12	R: 0 E: 0 K: 0 S: 9	H: 0 LOB: 0 BB: 0 P: 12	R: 2 E: 0 K: 1 S: 14	H: 6 LOB: 0 BB: 0 P: 18	R: 0 E: 0 K: 0 S: 7	H: 0 LOB: 1 BB: 1 P: 14	R: 0 E: 0 K: 0 S: 7	H: 0 LOB: 0 BB: 0 P: 10	R: 0 E: 0 K: 0 S: 9	H: 0 LOB: 0 BB: 0 P: 12	1B: 6 2B: 3 3B: 0 HR: 0	SF: 0 SAC: 0 DP: 0 HBP: 0	WP: 0 PB: 0 SB: 0 CS: 2	PA: 36
PITCHER	IP	WLS	BF	H	R	ER	SO	BB	IBB	HBP	BLK	WP	HR	S	P	ERA	WHIP									
Paul Spoljaric, L (1,1) ERA: 10.38	4.1	L	23	8	7	5	4	2	0	0	0	0	0	43	68	10.38	2.308									
Mike Grace, R (5,1) ERA: 8.75	2.2		9	1	0	0	0	1	0	0	0	0	0	17	30	0.00	0.750									
Ken Ryan, R (8,1) ERA:	1.0		3	0	0	0	0	0	0	0	0	0	0	9	12	0.00	0.000									

AB	32
R	7
H	9
RBI	7
BB	3
SO	4
LOB	9



Batter	1	2	3	4	5	6	7	8	9	AB	R	H	RBI	BB	SO	LOB	TOP				
Doug Glanville, R (1,8) OBP: 0.296, SLG: 0.190			G1-3				G3-1		G1-3	4	0	0	0	1	1	0	Philadelphia Phillies @ Florida Marlins Pro Player Stadium, Miami, FL Sat Apr 10 1999, 7:05 PM EDT Att: 22,776 - Unknown - 82 F				
Marlon Anderson, L (1,4) OBP: 0.269, SLG: 0.292	G4-3		E7				G4-3	B1-3	G6-3	5	0	0	0	0	0	1					
Scott Rolen, R (1,5) OBP: 0.370, SLG: 0.739	G4-3		F8					2B		3	2	1	1	1	0	1					
Rico Brogna, L (1,3) OBP: 0.222, SLG: 0.440		K	P4				K	2B		4	0	1	1	0	2	1					
Mike Lieberthal, R (1,2) OBP: 0.478, SLG: 0.682		2B					F8	1B	2B	4	2	2	0	0	0	0					
Bobby Abreu, L (1,9) OBP: 0.348, SLG: 0.333	E5						2B	1B		4	1	2	1	0	0	1					
Alex Arias, R (1,6) OBP: 0.667, SLG: 1.000	2B						G6-3	1B		4	0	2	2	0	1	1					
Kevin Sevcik, R (1,7)	G6-3						G6-3	G3		4	0	0	0	0	0	3					
Curt Schilling, R (1,1)							F9		K	3	0	0	0	0	2	1					
Rob Ducey, L (9,PH)										1	0	0	0	0	1	0					
Jeff Brantley, R (9,1)										0	0	0	0	0	0	0					
Inning Stats	R: 0 E: 0 K: 1 S: 8	H: 0 LOB: 0 BB: 0 P: 12	R: 2 E: 1 K: 2 S: 14	H: 2 LOB: 1 BB: 0 P: 23	R: 0 E: 1 K: 0 S: 7	H: 0 LOB: 1 BB: 0 P: 9	R: 0 E: 0 K: 1 S: 7	H: 0 LOB: 0 BB: 0 P: 9	R: 0 E: 0 K: 0 S: 12	H: 2 LOB: 1 BB: 1 P: 19	R: 0 E: 0 K: 1 S: 12	H: 0 LOB: 0 BB: 0 P: 14	R: 2 E: 0 K: 0 S: 17	H: 4 LOB: 2 BB: 1 P: 29	R: 0 E: 0 K: 1 S: 7	H: 0 LOB: 0 BB: 0 P: 11	1B: 3 2B: 4 3B: 0 HR: 1	SF: 0 SAC: 0 DP: 0 HBP: 0	WP: 0 PB: 0 SB: 0 CS: 0	PA: 38	
PITCHER	IP	WLS	BF	H	R	ER	SO	BB	IBB	HBP	BLK	WP	HR	S	P	ERA	WHIP				
Dennis Springer, R (1,1) ERA: 2.45	7.0	L	28	4	3	2	6	1	0	0	0	0	1	71	101	2.57	0.714				
Braden Looper, R (8,1) ERA: 6.75	0.2		4	2	2	2	0	1	0	0	0	0	0	9	16	27.00	4.500				
Vic Darenbourg, L (8,1) ERA: 5.4	0.0		1	1	0	0	0	0	0	0	0	0	0	5	8	∞	∞				
Brian Edmondson, R (8,1) ERA: 5.4	0.1		2	1	0	0	0	0	0	0	0	0	0	3	5	0.00	3.000				
Antonio Alfonseca, R (9,1) ERA: 5.4	1.0		3	0	0	0	1	0	0	0	0	0	0	7	11	0.00	0.000				

Batter	1	2	3	4	5	6	7	8	9	AB	R	H	RBI	BB	SO	LOB	BOTTOM					
Luis Castillo, S (1,4) OBP: 0.318, SLG: 0.300	G5-3		F7				K		K	4	0	0	0	0	1	1	Philadelphia Phillies @ Florida Marlins Pro Player Stadium, Miami, FL Sat Apr 10 1999, 7:05 PM EDT Att: 22,776 - Unknown - 82 F					
9 Guillermo Garcia, R (9,PH) OBP: 0.333, SLG: 0.333										1	0	0	0	0	1	2						
Alex Gonzalez, R (1,6) OBP: 0.136, SLG: 0.182	G6-3		E6				G6-3	P8		4	0	1	0	0	0	0						
Mark Kotsay, L (1,9) OBP: 0.438, SLG: 0.429	P4						K	G6-3		3	0	0	0	1	1	1						
Derrek Lee, R (1,3) OBP: 0.350, SLG: 0.444		2B					G6-3	1B		4	0	2	0	0	1	3						
Todd Dunwoody, L (1,8) OBP: 0.283, SLG: 0.278		FC1-5-6					G3-1	L7		4	1	0	0	0	0	3						
Antonio Alfonseca, R (9,1) ERA: 5.4		F8						P4		0	0	0	0	0	0	0						
Preston Wilson, R (1,7) OBP: 0.388, SLG: 0.429		F8					K	SH1-4	1B	2	1	0	0	2	1	1						
Kevin Orte, R (1,5) OBP: 0.300, SLG: 0.368		1B					G6-3	SH1-4	1B	4	0	3	1	0	0	0						
Jorge Fabregas, L (1,2) OBP: 0.222, SLG: 0.222		1B					G3	SH1-4	K	3	0	0	0	0	1	3						
Dennis Springer, R (1,1) ERA: 2.45							G3	SF7	K	2	0	0	0	0	1	0						
Tim Hyers, L (7,PH) OBP: 0.271, SLG: 0.800										0	0	0	0	1	0	0						
Braden Looper, R (8,1) ERA: 6.75										0	0	0	0	0	0	0						
Vic Darenbourg, L (8,1) ERA: 5.4										0	0	0	0	0	0	0						
Brian Edmondson, R (8,1) ERA: 5.4										0	0	0	0	0	0	0						
Bruce Aven, R (9,7) OBP: 0.250, SLG: 0.500										1	0	0	0	0	1	2						
Inning Stats	R: 0 E: 0 K: 0 S: 8	H: 2 LOB: 1 BB: 0 P: 10	R: 1 E: 0 K: 0 S: 7	H: 2 LOB: 1 BB: 0 P: 10	R: 0 E: 1 K: 1 S: 11	H: 0 LOB: 2 BB: 1 P: 17	R: 0 E: 0 K: 1 S: 9	H: 0 LOB: 0 BB: 0 P: 12	R: 0 E: 0 K: 1 S: 8	H: 1 LOB: 1 BB: 0 P: 9	R: 0 E: 0 K: 1 S: 11	H: 1 LOB: 1 BB: 0 P: 19	R: 1 E: 0 K: 0 S: 13	H: 1 LOB: 1 BB: 1 P: 23	R: 0 E: 0 K: 0 S: 8	H: 1 LOB: 2 BB: 0 P: 10	R: 0 E: 0 K: 3 S: 14	H: 1 LOB: 2 BB: 1 P: 21	1B: 5 2B: 1 3B: 0 HR: 0	SF: 1 SAC: 1 DP: 0 HBP: 0	WP: 0 PB: 0 SB: 0 CS: 0	PA: 37
PITCHER	IP	WLS	BF	H	R	ER	SO	BB	IBB	HBP	BLK	WP	HR	S	P	ERA	WHIP					
Curt Schilling, R (1,1) ERA: 3.86	8.0	W	32	5	2	2	5	2	0	0	0	0	0	75	110	2.25	0.875					
Jeff Brantley, R (9,1) ERA: 5.4	1.0	S	5	1	0	0	3	1	0	0	0	0	0	14	21	0.00	2.000					

AB	36
R	5
H	8
RBI	5
BB	2
SO	7
LOB	9



Batter	1	2	3	4	5	6	7	8	9	AB	R	H	RBI	BB	SO	LOB	TOP										
Luis Castillo, S OBP: 0.367, SLG: 0.407 (1, 4)	B5-3		B5-3			B5-3		P5		4	0	1	1	0	0	1	Florida Marlins @ New York Mets Shea Stadium, Flushing, NY Mon Apr 12 1999, 1:40 PM EDT Att: 52,052 - Cloudy - 50 F										
Alex Gonzalez, R OBP: 0.133, SLG: 0.167 (1, 6)	F9		G6-3			2-1		P4		4	0	1	0	0	0	2											
Mark Kotsay, L OBP: 0.417, SLG: 0.455 (1, 9)	F8			2-1		F7		1-3		4	0	2	0	0	0	1											
Derrek Lee, R OBP: 0.250, SLG: 0.308 Kirt Ojala, L (8, 1)		G5-3		G5-3		P3		K		4	0	0	0	0	1	4											
Todd Dunwoody, L OBP: 0.222, SLG: 0.200 (1, 8)	P6			F8					K	4	0	0	0	0	1	1											
Preston Wilson, R OBP: 0.333, SLG: 0.300 (1, 7)	G6-3			K					K	4	0	0	0	0	2	1											
Jorge Fabregas, L OBP: 0.250, SLG: 0.182 Bruce Aven, R OBP: 0.200, SLG: 0.400 (9, PH)			F7			K			K	2	0	0	0	1	1	0											
Dave Berg, R OBP: 0.400, SLG: 0.600 (1, 5)			SH3-4			BB			K	1	0	0	0	1	0	0											
Livan Hernandez, R (1, 1)			SH3-4							1	0	0	0	0	0	0											
Braden Looper, R (5, 1)										0	0	0	0	0	0	0											
Craig Counsell, L (8, PH)										0	0	0	0	1	0	0											
Tim Hyers, L OBP: 0.625, SLG: 0.833 (8, 3)								BB		0	0	0	0	0	0	0											
Inning Stats	R: 0 E: 0 K: 0 S: 6	H: 0 LOB: 0 BB: 0 P: 10	R: 0 E: 0 K: 0 S: 8	H: 0 LOB: 0 BB: 0 P: 14	R: 1 E: 0 K: 0 S: 9	H: 2 LOB: 1 BB: 0 P: 15	R: 0 E: 0 K: 1 S: 12	H: 1 LOB: 1 BB: 0 P: 20	R: 0 E: 0 K: 1 S: 9	H: 0 LOB: 0 BB: 0 P: 15	R: 0 E: 0 K: 0 S: 6	H: 1 LOB: 1 BB: 0 P: 10	R: 0 E: 0 K: 0 S: 8	H: 0 LOB: 1 BB: 1 P: 15	R: 0 E: 0 K: 1 S: 12	H: 1 LOB: 2 BB: 1 P: 20	R: 0 E: 0 K: 3 S: 11	H: 0 LOB: 0 BB: 0 P: 16	1B: 3 2B: 1 3B: 1 HR: 0	SF: 0 SAC: 1 DP: 0 HBP: 0	WP: 0 PB: 0 SB: 0 CS: 0	PA: 34					
PITCHER	IP	WLS	BF	H	R	ER	SO	BB	IBB	HBP	BLK	WP	HR	S	P	ERA	WHIP										
Bobby Jones, R ERA: 0.64 (1, 1)	7.0	W	26	4	1	1	2	1	0	0	0	0	0	58	99	1.29	0.714										
Turk Wendell, R ERA: 1.59 (8, 1)	1.0		5	1	0	0	1	1	0	0	0	0	0	12	20	0.00	2.000										
Rigo Beltran, L ERA: (9, 1)	1.0		3	0	0	0	3	0	0	0	0	0	0	11	16	0.00	0.000										

Batter	1	2	3	4	5	6	7	8	9	AB	R	H	RBI	BB	SO	LOB	BOTTOM										
Rickey Henderson, R OBP: 0.571, SLG: 0.792 Rigo Beltran, L (9, 1)	F8		G4-3					G5-3		4	1	0	0	1	0	1	Florida Marlins @ New York Mets Shea Stadium, Flushing, NY Mon Apr 12 1999, 1:40 PM EDT Att: 52,052 - Cloudy - 50 F										
Edgardo Alfonzo, R OBP: 0.462, SLG: 0.576 (1, 4)	F8		G3-6-3					K		3	0	0	0	1	2	1											
John Olerud, L OBP: 0.474, SLG: 0.633 (1, 3)	F7		G3-6-3					F7		3	1	0	0	1	0	1											
Bobby Bonilla, S OBP: 0.429, SLG: 0.200 Roger Cedeno, S OBP: 0.273, SLG: 0.200 (8, 9)		1B						G4-3		3	2	3	1	0	0	0											
Robin Ventura, L OBP: 0.432, SLG: 0.563 (1, 5)		1B						BB		0	1	0	0	1	0	0											
Brian McRae, S OBP: 0.286, SLG: 0.267 (1, 8)		1B						G5-3		4	0	2	2	0	0	2											
Todd Pratt, R OBP: 0.294, SLG: 0.313 (1, 2)		1B						G4-3		3	0	0	0	1	0	3											
Rey Ordenez, R OBP: 0.267, SLG: 0.231 (1, 6)								G4-3		4	1	1	1	0	0	2											
Bobby Jones, R OBP: 0.333, SLG: 0.833 Turk Wendell, L (8, 1)								1B		3	1	1	0	0	0	2											
Mike Kinkade, R OBP: 0.250, SLG: 0.500 (9, 7)								2B		1	0	1	2	0	0	0											
Inning Stats	R: 0 E: 0 K: 0 S: 7	H: 0 LOB: 0 BB: 0 P: 12	R: 1 E: 1 K: 0 S: 7	H: 2 LOB: 2 BB: 1 P: 22	R: 0 E: 0 K: 0 S: 9	H: 0 LOB: 0 BB: 1 P: 15	R: 0 E: 0 K: 0 S: 7	H: 1 LOB: 1 BB: 1 P: 15	R: 4 E: 0 K: 1 S: 19	H: 3 LOB: 1 BB: 2 P: 34	R: 0 E: 0 K: 1 S: 5	H: 0 LOB: 0 BB: 0 P: 6	R: 0 E: 0 K: 1 S: 6	H: 0 LOB: 0 BB: 0 P: 9	R: 3 E: 0 K: 0 S: 14	H: 3 LOB: 1 BB: 1 P: 24	1B: 6 2B: 2 3B: 0 HR: 1	SF: 0 SAC: 0 DP: 2 HBP: 0	WP: 0 PB: 0 SB: 1 CS: 0	PA: 37							
PITCHER	IP	WLS	BF	H	R	ER	SO	BB	IBB	HBP	BLK	WP	HR	S	P	ERA	WHIP										
Livan Hernandez, R ERA: 9.64 (1, 1)	4.2	L	23	5	4	4	1	4	1	0	0	0	0	47	95	7.71	2.143										
Braden Looper, R ERA: 3.6 (5, 1)	2.1		7	0	0	0	2	0	0	0	0	0	0	13	18	0.00	0.000										
Kirt Ojala, L ERA: 21.0 (8, 1)	1.0		7	3	3	3	0	1	0	0	0	0	0	14	24	27.00	4.000										

AB	31
R	1
H	5
RBI	1
BB	2
SO	6
LOB	11

AB	31
R	8
H	9
RBI	7
BB	6
SO	3
LOB	12



Batter	1	2	3	4	5	6	7	8	9	AB	R	H	RBI	BB	SO	LOB	TOP			
Luis Castillo, S OBP: 0.324, SLG: 0.355	G1-3			L7	FC6-4		K			4	0	0	0	0	1	3				
Alex Gonzalez, R OBP: 0.147, SLG: 0.235	F9			G6-3				P6		4	0	1	0	0	0	0				
Mark Kotsay, L OBP: 0.393, SLG: 0.423	G6-3						P5	K		4	0	1	0	0	1	1				
Derrek Lee, R OBP: 0.219, SLG: 0.267 Matt Mantei, R (8, 1)			F8	F9			K	G6-3		4	0	0	0	0	1	2				
Todd Dunwoody, L OBP: 0.226, SLG: 0.179	G4-3				G1-3				K	3	0	0	0	1	1	0				
Preston Wilson, R OBP: 0.323, SLG: 0.292	G6-3						P3		K	4	1	1	0	0	1	2				
Kevin Orte, R OBP: 0.357, SLG: 0.423																				
Jorge Fabregas, L OBP: 0.250, SLG: 0.143																				
Jesse Sanchez, L Craig Counsell, L Brian Edmondson, R Rafael Medina, R Vic Darenbourg, L Dane Berg, R Antonio Alfonseca, R Fernando Lirio, R																				
Inning Stats	R: 0 E: 0 K: 0 S: 5	H: 0 LOB: 0 BB: 0 P: 5	R: 0 E: 0 K: 0 S: 4	H: 0 LOB: 0 BB: 0 P: 5	R: 0 E: 0 K: 1 S: 6	H: 0 LOB: 0 BB: 0 P: 10	R: 0 E: 0 K: 0 S: 13	H: 1 LOB: 1 BB: 0 P: 20	R: 0 E: 0 K: 1 S: 10	H: 1 LOB: 2 BB: 1 P: 20	R: 0 E: 0 K: 2 S: 9	H: 1 LOB: 1 BB: 0 P: 14	R: 0 E: 0 K: 1 S: 5	H: 0 LOB: 0 BB: 0 P: 7	R: 0 E: 0 K: 3 S: 12	H: 1 LOB: 1 BB: 0 P: 21	1B: 3 2B: 1 3B: 1 HR: 0	SF: 1 SAC: 0 DP: 0 HBP: 1	WP: 0 PB: 0 SB: 0 CS: 0	PA: 35
PITCHER	IP	WLS	BF	H	R	ER	SO	BB	IBB	HBP	BLK	WP	HR	S	P	ERA	WHIP			
Orel Hershiser, R ERA: 4.66	5.2	W	23	3	1	1	2	2	0	1	0	0	0	45	75	1.59	0.882			
Turk Wendell, R ERA: 1.29	1.1	H	5	1	0	0	2	0	0	0	0	0	0	12	20	0.00	0.750			
Armando Benitez, R ERA:	1.0	H	3	0	0	0	1	0	0	0	0	0	0	7	0.00	0.000				
John Franco, L ERA:	1.0	S	4	1	0	0	3	0	0	0	0	0	0	12	21	0.00	1.000			

Florida Marlins @ New York Mets
Shea Stadium, Flushing, NY
Wed Apr 14 1999, 7:10 PM EDT
Att: 15,729 - Unknown - 64 F

AB 31
R 1
H 5
RBI 1
BB 2
SO 8
LOB 11



Batter	1	2	3	4	5	6	7	8	9	AB	R	H	RBI	BB	SO	LOB	BOTTOM			
Rickey Henderson, R OBP: 0.550, SLG: 0.704	G5-3			F8				K		3	1	0	0	2	1	0				
Edgardo Alfonzo, R OBP: 0.477, SLG: 0.583				F9				F9		3	0	1	1	2	0	0				
John Olerud, L OBP: 0.452, SLG: 0.576	L9			K				K		3	0	0	0	1	2	4				
Bobby Bonilla, S OBP: 0.438, SLG: 0.182 Roger Cedeno, S OBP: 0.273, SLG: 0.200																				
Robin Ventura, L OBP: 0.415, SLG: 0.611	F8																			
Jermaine Allensworth, R OBP: 0.333, SLG: 0.125 Turk Wendell, L Terrence Long, L Armando Benitez, R John Franco, L																				
Todd Pratt, R OBP: 0.333, SLG: 0.368																				
Rey Ordenez, R OBP: 0.235, SLG: 0.200																				
Orel Hershiser, R Brian McRae, S OBP: 0.297, SLG: 0.258																				
Inning Stats	R: 0 E: 0 K: 0 S: 11	H: 0 LOB: 2 BB: 2 P: 23	R: 3 E: 0 K: 0 S: 17	H: 2 LOB: 3 BB: 4 P: 42	R: 0 E: 0 K: 1 S: 8	H: 0 LOB: 1 BB: 1 P: 14	R: 0 E: 0 K: 1 S: 7	H: 0 LOB: 0 BB: 0 P: 10	R: 0 E: 0 K: 1 S: 9	H: 0 LOB: 3 BB: 3 P: 13	R: 0 E: 0 K: 2 S: 18	H: 0 LOB: 1 BB: 1 P: 36	R: 1 E: 0 K: 2 S: 12	H: 1 LOB: 1 BB: 1 P: 18	R: 0 E: 0 K: 2 S: 9	H: 0 LOB: 0 BB: 0 P: 12	1B: 0 2B: 2 3B: 0 HR: 1	SF: 0 SAC: 0 DP: 0 HBP: 0	WP: 0 PB: 0 SB: 0 CS: 0	PA: 38
PITCHER	IP	WLS	BF	H	R	ER	SO	BB	IBB	HBP	BLK	WP	HR	S	P	ERA	WHIP			
Jesus Sanchez, L ERA: 6.43	2.0	L	14	2	3	3	0	5	1	0	0	0	0	28	65	13.50	3.500			
Brian Edmondson, R ERA: 2.08	2.0		7	0	0	0	2	1	0	0	0	0	0	15	24	0.00	0.500			
Rafael Medina, R ERA:	1.2		7	0	0	0	1	2	0	0	1	0	0	19	36	0.00	1.200			
Vic Darenbourg, L ERA:	0.1		2	0	0	0	1	1	0	0	0	0	0	8	13	0.00	3.000			
Antonio Alfonseca, R ERA: 5.79	1.0		5	1	1	1	2	1	0	0	0	0	1	12	18	9.00	2.000			

Florida Marlins @ New York Mets
Shea Stadium, Flushing, NY
Wed Apr 14 1999, 7:10 PM EDT
Att: 15,729 - Unknown - 64 F

AB 27
R 4
H 3
RBI 4
BB 11
SO 8
LOB 15



Batter	1	2	3	4	5	6	7	8	9	AB	R	H	RBI	BB	SO	LOB	TOP		
Luis Castillo, S OBP: 0.425, SLG: 0.412	1-1 HBP 1B	2-0 SF7 1B		3-2 E S 1B		4-1 1B 1B BB	4-0 2B BB	4-1 1-2 2-3 BB		3	2	3	0	3	0	0			
Alex Gonzalez, R OBP: 0.225, SLG: 0.308	1-0 1B HBP	1-1 SF7 1B		3-2 G3-1		0-2 1B 1-3 2-H 1B	2-1 1-3 2B	0-3 K		5	1	3	2	0	1	4			
Mark Kotsay, L OBP: 0.382, SLG: 0.419	0-0 L6-3 1B	0-0 SF7			1-2 F8	0-0 FC6-4 1B	0-0 F8		0-3 K	5	0	2	3	0	1	2			
Derrek Lee, R OBP: 0.184, SLG: 0.222	2-1 L6-3 1-2 1B	2-0 F8			1-2 F8	1-2 FC6-4 1-2 1B		3-2 F7	2-3 K	6	0	0	0	0	1	6			
Todd Dunwoody, L OBP: 0.297, SLG: 0.265	1-0 3-H 2-2 1B		2-1 F7		2-0 1B		0-0 S E 1B	2-3 K	2-2 1B	6	1	4	1	0	1	0			
Preston Wilson, R OBP: 0.297, SLG: 0.367	2-2 F7		3-2 G5-3		1-1 F8		0-3 K	1-1 HR	2-3 K	6	1	1	1	0	2	4			
Kevin Orte, R OBP: 0.394, SLG: 0.433		4-2 2B FC5-2 BB	0-1 P4		0-0 1B	0-0 BB 1B	2-2 E9 WP HR	1-1 1B WP		4	3	2	0	1	0	0	AB 44		
Jorge Fabregas, L OBP: 0.286, SLG: 0.222		0-1 1B 1-3 2B		2-1 G4-3		0-1 F9	2-1 P3	4-1 WP 1B BB		4	1	1	0	1	0	2	R 11		
Brian Meadows, R OBP: 0.333, SLG: 0.200		0-0 FC5-2		1-3 K		1-3 K	3-2 K	0-0 1B		3	1	0	0	0	2	3	H 18		
Braden Looper, R (6, 1)										0	0	0	0	0	0	0	RBI 10		
Bruce Aven, R OBP: 0.286, SLG: 1.000										1	1	1	2	0	0	0	BB 5		
Vic Darenbourg, L (7, 1)										0	0	0	0	0	0	0	SO 8		
Brian Edmondson, R OBP: 0.097, SLG: 0.667										1	0	1	1	0	0	0	LOB 21		
Inning Stats	R: 2 E: 0 K: 0 S: 9	H: 3 LOB: 1 BB: 0 P: 16	R: 2 E: 0 K: 0 S: 12	H: 3 LOB: 2 BB: 1 P: 21	R: 0 E: 0 K: 0 S: 7	H: 0 LOB: 0 BB: 0 P: 12	R: 0 E: 0 K: 1 S: 12	H: 1 LOB: 1 BB: 0 P: 20	R: 0 E: 0 K: 1 S: 14	H: 3 LOB: 2 BB: 1 P: 20	R: 3 E: 1 K: 1 S: 17	H: 3 LOB: 2 BB: 1 P: 30	R: 2 E: 0 K: 2 S: 17	H: 3 LOB: 3 BB: 2 P: 32	R: 0 E: 0 K: 3 S: 14	H: 1 LOB: 1 BB: 0 P: 20	1B: 14 2B: 3 3B: 0 HR: 2	SF: 1 SAC: 0 DP: 1 HBP: 1	WP: 3 PA: 51
PITCHER	IP WLS BF H R ER SO BB IBB HBP BLK WP HR S P ERA WHIP	IP WLS BF H R ER SO BB IBB HBP BLK WP HR S P ERA WHIP	IP WLS BF H R ER SO BB IBB HBP BLK WP HR S P ERA WHIP	IP WLS BF H R ER SO BB IBB HBP BLK WP HR S P ERA WHIP	IP WLS BF H R ER SO BB IBB HBP BLK WP HR S P ERA WHIP	IP WLS BF H R ER SO BB IBB HBP BLK WP HR S P ERA WHIP	IP WLS BF H R ER SO BB IBB HBP BLK WP HR S P ERA WHIP	IP WLS BF H R ER SO BB IBB HBP BLK WP HR S P ERA WHIP	IP WLS BF H R ER SO BB IBB HBP BLK WP HR S P ERA WHIP	IP WLS BF H R ER SO BB IBB HBP BLK WP HR S P ERA WHIP	IP WLS BF H R ER SO BB IBB HBP BLK WP HR S P ERA WHIP	IP WLS BF H R ER SO BB IBB HBP BLK WP HR S P ERA WHIP	IP WLS BF H R ER SO BB IBB HBP BLK WP HR S P ERA WHIP	IP WLS BF H R ER SO BB IBB HBP BLK WP HR S P ERA WHIP	IP WLS BF H R ER SO BB IBB HBP BLK WP HR S P ERA WHIP	IP WLS BF H R ER SO BB IBB HBP BLK WP HR S P ERA WHIP	IP WLS BF H R ER SO BB IBB HBP BLK WP HR S P ERA WHIP	IP WLS BF H R ER SO BB IBB HBP BLK WP HR S P ERA WHIP	

Florida Marlins @ New York Mets
Shea Stadium, Flushing, NY
Thu Apr 15 1999, 7:10 PM EDT
Att: 14,165 - Cloudy - 65 F

AB 44
R 11
H 18
RBI 10
BB 5
SO 8
LOB 21



Batter	1	2	3	4	5	6	7	8	9	AB	R	H	RBI	BB	SO	LOB	BOTTOM				
Rickey Henderson, R OBP: 0.511, SLG: 0.625	0-0 F9	2-2 F8			2-1 E 1B	2-3 K		0-0 G3-1		5	1	1	0	0	1	2					
Edgardo Alfonzo, R OBP: 0.469, SLG: 0.550	0-2 1B BB 1B		1-1 G5-3		1-1 F9		4-2 BB BB	1-1 F9		4	2	1	0	1	0	1					
John Olerud, L OBP: 0.457, SLG: 0.543	4-1 1B 1B BB		1-2 P5		2-1 E4 1B		4-1 1B BB		2-0 G4-3	2	1	0	0	2	0	1					
Matt Franco, L OBP: 0.167, SLG: 0.167	1-2 BB				1-2 1B		1-2 1B BB			1	0	0	0	0	0	0					
Bobby Bonilla, S OBP: 0.432, SLG: 0.222	1-0 1B		0-0 F8		1-0 1B		1-2 2-H 1B		1-3 K	5	0	2	1	0	1	2					
Robin Ventura, L OBP: 0.422, SLG: 0.600	3-1 1B			3-1 1B	2-3 K		1-1 L5		0-2 F7	4	0	2	1	0	1	4					
Mike Kinkade, R OBP: 0.200, SLG: 0.400	1-2 2-3 3-H 1B									1	0	0	0	0	0	0					
Brian McRae, S OBP: 0.317, SLG: 0.265	3-3 K				0-3 K		4-1 1B BB	2-1 1-2 2-H 1B		3	0	1	1	1	2	4					
Todd Pratt, R OBP: 0.360, SLG: 0.391	3-2 P5				2-1 P5		0-1 1B	1-0 1-2 2-H 1B		4	0	2	1	0	0	4					
Rey Ordonez, R OBP: 0.222, SLG: 0.188		1-2 F8		1-2 G5-3		0-2 F7		0-3 K		2	0	0	0	0	0	1					
Luis Lopez, S OBP: 0.500, SLG: 0.571										2	0	0	0	0	1	4					
Masato Yoshii, R OBP: 0.220, SLG: 0.192		0-3 K			3-3 K		1-3 K		2-2 F9	1	0	0	0	0	1	0					
Roger Cedeno, S OBP: 0.220, SLG: 0.192										1	0	0	0	0	1	0					
Josias Manzanillo, R OBP: 0.220, SLG: 0.192										0	0	0	0	0	0	0					
Terrence Long, L OBP: 0.220, SLG: 0.192										0	0	0	0	0	1	2					
Rigo Beltran, L OBP: 0.220, SLG: 0.192										0	0	0	0	0	0	0					
Dennis Cook, L OBP: 0.220, SLG: 0.192										0	0	0	0	0	0	0					
Jermaine Allensworth, R OBP: 0.220, SLG: 0.192										0	0	0	0	0	0	0					
Inning Stats	R: 1 E: 0 K: 1 S: 15	H: 3 LOB: 3 BB: 1 P: 29	R: 0 E: 0 K: 1 S: 10	H: 0 LOB: 0 BB: 0 P: 13	R: 0 E: 0 K: 0 S: 9	H: 0 LOB: 0 BB: 0 P: 11	R: 0 E: 0 K: 1 S: 11	H: 1 LOB: 1 BB: 0 P: 17	R: 1 E: 1 K: 2 S: 15	H: 2 LOB: 2 BB: 0 P: 26	R: 0 E: 0 K: 2 S: 12	H: 1 LOB: 2 BB: 1 P: 19	R: 2 E: 0 K: 1 S: 15	H: 2 LOB: 2 BB: 2 P: 28	R: 0 E: 0 K: 0 S: 7	H: 0 LOB: 0 BB: 0 P: 10	R: 0 E: 0 K: 1 S: 7	H: 0 LOB: 0 BB: 0 P: 10	1B: 9 2B: 0 3B: 0 HR: 0	SF: 0 SAC: 0 DP: 0 HBP: 0	WP: 0 PA: 41
PITCHER	IP WLS BF H R ER SO BB IBB HBP BLK WP HR S P ERA WHIP	IP WLS BF H R ER SO BB IBB HBP BLK WP HR S P ERA WHIP	IP WLS BF H R ER SO BB IBB HBP BLK WP HR S P ERA WHIP	IP WLS BF H R ER SO BB IBB HBP BLK WP HR S P ERA WHIP	IP WLS BF H R ER SO BB IBB HBP BLK WP HR S P ERA WHIP	IP WLS BF H R ER SO BB IBB HBP BLK WP HR S P ERA WHIP	IP WLS BF H R ER SO BB IBB HBP BLK WP HR S P ERA WHIP	IP WLS BF H R ER SO BB IBB HBP BLK WP HR S P ERA WHIP	IP WLS BF H R ER SO BB IBB HBP BLK WP HR S P ERA WHIP	IP WLS BF H R ER SO BB IBB HBP BLK WP HR S P ERA WHIP	IP WLS BF H R ER SO BB IBB HBP BLK WP HR S P ERA WHIP	IP WLS BF H R ER SO BB IBB HBP BLK WP HR S P ERA WHIP	IP WLS BF H R ER SO BB IBB HBP BLK WP HR S P ERA WHIP	IP WLS BF H R ER SO BB IBB HBP BLK WP HR S P ERA WHIP	IP WLS BF H R ER SO BB IBB HBP BLK WP HR S P ERA WHIP	IP WLS BF H R ER SO BB IBB HBP BLK WP HR S P ERA WHIP	IP WLS BF H R ER SO BB IBB HBP BLK WP HR S P ERA WHIP	IP WLS BF H R ER SO BB IBB HBP BLK WP HR S P ERA WHIP			

Florida Marlins @ New York Mets
Shea Stadium, Flushing, NY
Thu Apr 15 1999, 7:10 PM EDT
Att: 14,165 - Cloudy - 65 F

AB 37
R 4
H 9
RBI 4
BB 4
SO 9
LOB 25




Batter	1	2	3	4	5	6	7	8	9	AB	R	H	RBI	BB	SO	LOB	TOP			
Luis Castillo, S OBP: 0.419, SLG: 0.432 Archie Corbin, R Braden Looper, R Preston Wilson, R Antonio Alfonseca, R	1-1 E PO 2B		1-2 G4-3		0-3 K			2-3 K		3	0	1	0	0	1	1	Florida Marlins @ Philadelphia Phillies Veterans Stadium, Philadelphia, PA Fri Apr 16 1999, 7:05 PM EDT Att: 12,079 - Cloudy - 51 F			
Alex Gonzalez, R Dave Berg, R	0-0 E4 PO 2-3		0-0 3-H 1B		1-2 F8			2-2 L8		3	0	1	1	0	0	1				
Mark Kotsay, L	1-3 K		1-3 K		1-0 L7			1-1 F7		4	0	0	0	0	2	3				
Derrek Lee, R	1-3 K			1-0 HR		4-2 BB		4-2 2B BB		2	2	1	1	2	1	2				
Tim Hyers, L	3-2 PO 1-2 3-H	1-3 K		2-1 L8		2-3 K		1-3 K		4	0	0	0	0	3	2				
Bruce Aven, R		2-1 G6-4-3 1B		0-3 K			1-3 K		0-3 K	4	0	1	0	0	3	1				
Kevin Orte, R		0-0 G6-4-3 1-2		2-2 G6-3			1-0 G4-3		1-2 1-H 2B	4	0	1	1	0	0	1				
Jorge Fabregas, L			0-0 G4-3 SH3 1B 1B		3-3 K		1-2 K		2-3 K	4	1	2	0	0	2	1				
Dennis Springer, R Rafael Medina, R Craig Counsell, L			0-1 SH3 1-2		0-3 K		1-0 P4			0	0	0	0	0	0	0				
Inning Stats	R: 0 E: 1 K: 2 S: 12	H: 1 LOB: 1 BB: 0 P: 18	R: 0 E: 0 K: 1 S: 6	H: 1 LOB: 1 BB: 0 P: 9	R: 1 E: 0 K: 1 S: 10	H: 2 LOB: 1 BB: 0 P: 12	R: 1 E: 0 K: 1 S: 9	H: 1 LOB: 0 BB: 0 P: 14	R: 0 E: 0 K: 1 S: 10	H: 0 LOB: 1 BB: 1 P: 18	R: 0 E: 0 K: 1 S: 8	H: 1 LOB: 1 BB: 0 P: 12	R: 0 E: 0 K: 1 S: 9	H: 0 LOB: 0 BB: 1 P: 14	R: 1 E: 0 K: 3 S: 19	H: 1 LOB: 1 BB: 1 P: 27		1B: 4 2B: 2 3B: 0 HR: 1	SF: 0 SAC: 1 DP: 1 HBP: 0	WP: 0 PB: 0 SB: 0 CS: 0
PITCHER Curt Schilling, R Jeff Brantley, R	IP: 8.0 WLS: W BF: 30 ERA: 3.27 ERA: 1.69	H: 6 R: 2 ER: 2 SO: 11	H: 6 R: 2 ER: 2 SO: 11	H: 6 R: 2 ER: 2 SO: 11	H: 6 R: 2 ER: 2 SO: 11	H: 6 R: 2 ER: 2 SO: 11	H: 6 R: 2 ER: 2 SO: 11	H: 6 R: 2 ER: 2 SO: 11	H: 6 R: 2 ER: 2 SO: 11	H: 6 R: 2 ER: 2 SO: 11	H: 6 R: 2 ER: 2 SO: 11	H: 6 R: 2 ER: 2 SO: 11	H: 6 R: 2 ER: 2 SO: 11	H: 6 R: 2 ER: 2 SO: 11	H: 6 R: 2 ER: 2 SO: 11	H: 6 R: 2 ER: 2 SO: 11	ERA: 2.25 WHIP: 0.875	ERA: 9.00 WHIP: 2.000		

Batter	1	2	3	4	5	6	7	8	9	AB	R	H	RBI	BB	SO	LOB	BOTTOM					
Doug Glanville, R	2-1 WP G3-6-1 2B	3-2 FC4-6 1B		0-1 FC6-4 1B	0-3 K		1-3 K	0-1 G6-4-3		6	1	3	2	0	2	3	Florida Marlins @ Philadelphia Phillies Veterans Stadium, Philadelphia, PA Fri Apr 16 1999, 7:05 PM EDT Att: 12,079 - Cloudy - 51 F					
Marlon Anderson, L 15 David Doster, R	0-3 K	0-0 FC4-6 1-2		1-2 FC6-4 BB HR	0-0 K		4-0 1B BB G4-3 BB		4	1	1	1	0	1	4							
Scott Rolen, R Jeff Brantley, R	4-2 G3-6-1 BB	1-0 G1-3		3-2 F8	0-0 P6		4-1 G4-3 1B HR BB		3	1	0	0	2	0	4							
Rico Brogna, L	2-1 G3-6-1 1-2 3-H		1-2 CS 1B	4-0 BB HR BB	0-2 F9		1-1 HR G4-3 1B		4	2	2	1	1	0	2							
Mike Lieberthal, R Gary Bennett, R		1-2 1B 2B 1B	1-1 2B	4-1 HR BB		1-2 G6-3	1-2 G4-3		4	2	2	2	1	0	2							
Bobby Abreu, L Rob Ducey, L		2-0 2B 1B	4-2 BB	1-1 HR		0-3 K	1-2 HR		3	2	2	4	1	1	0							
Alex Arias, R		1-2 1B 2B	3-2 F8	0-0 F8		4-1 FC6-4 BB	1-0 G4-3		4	1	1	1	1	0	2							
Kevin Sefcik, R		0-1 SH1-4 1B 1B	0-0 F8		0-0 3B 2B	1-2 FC6-4	2-1 F8		5	2	2	1	0	0	3							
Curt Schilling, R 23 Kevin Jordan, R		0-0 SH1-4		4-2 FC6-4 1B BB	1-1 1B 3B		4-0 BB 15 BB 1B BB		1	3	1	1	2	0	0							
Inning Stats	R: 1 E: 0 K: 1 S: 10	H: 1 LOB: 1 BB: 1 P: 18	R: 4 E: 0 K: 0 S: 16	H: 5 LOB: 1 BB: 0 P: 24	R: 0 E: 0 K: 0 S: 11	H: 2 LOB: 2 BB: 1 P: 20	R: 5 E: 0 K: 0 S: 14	H: 2 LOB: 0 BB: 3 P: 31	R: 2 E: 0 K: 1 S: 13	H: 3 LOB: 1 BB: 0 P: 14	R: 0 E: 0 K: 1 S: 11	H: 0 LOB: 1 BB: 1 P: 17	R: 5 E: 0 K: 1 S: 15	H: 2 LOB: 0 BB: 3 P: 32	R: 0 E: 0 K: 0 S: 5	H: 1 LOB: 0 BB: 0 P: 7		1B: 9 2B: 4 3B: 1 HR: 2	SF: 0 SAC: 1 DP: 2 HBP: 0	WP: 1 PB: 0 SB: 0 CS: 1	PA: 46	
PITCHER Dennis Springer, R Rafael Medina, R Archie Corbin, R Braden Looper, R Antonio Alfonseca, R	IP: 2.1 WLS: L BF: 15 ERA: 6.53 ERA: 4.5 ERA: 4.76	H: 2 R: 5 ER: 5 SO: 1	H: 5 R: 8 ER: 5 SO: 5	H: 5 R: 5 ER: 5 SO: 5	H: 5 R: 5 ER: 5 SO: 5	H: 5 R: 5 ER: 5 SO: 5	H: 5 R: 5 ER: 5 SO: 5	H: 5 R: 5 ER: 5 SO: 5	H: 5 R: 5 ER: 5 SO: 5	H: 5 R: 5 ER: 5 SO: 5	H: 5 R: 5 ER: 5 SO: 5	H: 5 R: 5 ER: 5 SO: 5	H: 5 R: 5 ER: 5 SO: 5	H: 5 R: 5 ER: 5 SO: 5	H: 5 R: 5 ER: 5 SO: 5	H: 5 R: 5 ER: 5 SO: 5	ERA: 27.00 WHIP: 3.000	ERA: 13.50 WHIP: 4.286	ERA: 23.14 WHIP: 3.429	ERA: 13.50 WHIP: 1.500	ERA: 0.00 WHIP: 1.000	

Batter	1	2	3	4	5	6	7	8	9	AB	R	H	RBI	BB	SO	LOB	TOP						
Luis Castillo, S OBP: 0.385, SLG: 0.400	2-1 G6-3		1-2 G1-3			0-3 K		3-2 G6-3		4	0	0	0	0	1	0	Florida Marlins @ Philadelphia Phillies Veterans Stadium, Philadelphia, PA Sun Apr 18 1999, 1:35 PM EDT Att: 17,176 - Cloudy - 56 F						
Dave Berg, R OBP: 0.250, SLG: 0.417	0-3 K			0-1 G6-3		0-0 G5-3		1-2 G6-3 2B		4	0	1	0	0	1	0							
Mark Kotsay, L OBP: 0.326, SLG: 0.349	0-0 G5-3			0-1 G3		1-0 FC5-4 1B		0-0 G6-3		4	0	1	0	0	0	1							
Derrek Lee, R OBP: 0.220, SLG: 0.267 Matt Mantei, R (8, 1)		2-1 F8		2-3 K		0-1 FC5-4 1-2		2-1 F8		4	0	0	0	0	1	2							
Todd Dunwoody, L OBP: 0.356, SLG: 0.341		1-0 G3			0-0 G4-3 SF9 2B		1-1 1B		0-2 G3	4	1	2	0	0	0	0							
Preston Wilson, R OBP: 0.311, SLG: 0.447		0-2 HR			1-0 G4-3		0-0 1B		2-2 FC6-4 1B	4	1	3	1	0	0	1							
Kevin Orte, R OBP: 0.333, SLG: 0.375		2-0 G6-3			3-1 SF9		2-3 K		1-2 FC6-4 1B	3	0	0	1	0	1	3							
Jorge Fabregas, L OBP: 0.300, SLG: 0.259			1-3 K		0-0 3H		0-1 F8		1-2 F8	4	0	1	0	0	1	3							
Kirt Ojala, L Dennis Springer, R Craig Counsell, L Brian Edmondson, R Tim Hyers, L Archie Corbin, R Bruce Aven, R			0-0 G6-3		2-1 G4-3		0-2 P5			0	0	0	0	0	0	0							
Inning Stats	R: 0 E: 0 K: 1 S: 6	H: 0 LOB: 0 BB: 0 P: 8	R: 1 E: 0 K: 0 S: 7	H: 1 LOB: 0 BB: 0 P: 12	R: 0 E: 0 K: 1 S: 8	H: 0 LOB: 0 BB: 0 P: 10	R: 0 E: 0 K: 1 S: 9	H: 0 LOB: 0 BB: 0 P: 11	R: 1 E: 0 K: 0 S: 7	H: 2 LOB: 1 BB: 0 P: 13	R: 0 E: 0 K: 1 S: 7	H: 1 LOB: 1 BB: 0 P: 8	R: 0 E: 0 K: 1 S: 13	H: 2 LOB: 2 BB: 0 P: 16	R: 0 E: 0 K: 0 S: 11	H: 1 LOB: 1 BB: 0 P: 17		R: 0 E: 0 K: 0 S: 14	H: 1 LOB: 1 BB: 0 P: 18	1B: 5 2B: 2 3B: 0 HR: 1	SF: 1 SAC: 0 DP: 0 HBP: 0	WP: 0 PB: 0 SB: 0 CS: 0	PA: 35
PITCHER Carlton Loewer, R ERA: 4.09	IP: 9.0 WLS: W BF: 35 H: 8 R: 2 ER: 2 SO: 5 BB: 0 IBB: 0 HBP: 0 BLK: 0 WP: 0 HR: 1 S: 82 P: 113 ERA: 2.00 WHIP: 0.889											PITCHER	IP: 9.0 WLS: W BF: 35 H: 8 R: 2 ER: 2 SO: 5 BB: 0 IBB: 0 HBP: 0 BLK: 0 WP: 0 HR: 1 S: 82 P: 113 ERA: 2.00 WHIP: 0.889										

Batter	1	2	3	4	5	6	7	8	9	AB	R	H	RBI	BB	SO	LOB	BOTTOM						
Doug Glanville, R OBP: 0.340, SLG: 0.362				3-2 G5-3		1-1 2B 1B		0-0 1B		5	2	3	0	0	0	1	Florida Marlins @ Philadelphia Phillies Veterans Stadium, Philadelphia, PA Sun Apr 18 1999, 1:35 PM EDT Att: 17,176 - Cloudy - 56 F						
23 Kevin Jordan, R OBP: 0.545, SLG: 0.444	0-0 1B	2-1 G1-3		1-0 2B 1B		0-1 2B 1B		1-3 K		5	1	3	0	0	1	2							
Scott Rolen, R OBP: 0.382, SLG: 0.609	0-0 1B	3-3 K		2-2 1B		1-1 P5		2-3 K		5	1	2	1	0	2	2							
Rico Brogna, L OBP: 0.352, SLG: 0.510	2-0 2B 3B	2-3 K		1-1 G4-3		3-1 2B		4-2 BB		4	1	2	3	1	1	2							
Ron Gant, R OBP: 0.227, SLG: 0.083 Kevin Sevcik, R OBP: 0.182, SLG: 0.273	4-0 F8 2B BB		0-0 P3		1-0 P5		4-2 BB		2-3 K	3	1	0	0	2	1	1							
Bobby Abreu, L OBP: 0.333, SLG: 0.386	3-2 F8		2-2 G6-3		0-1 G4-3		1-3 K		2-2 K	5	0	0	0	0	2	6							
Mike Lieberthal, R OBP: 0.523, SLG: 0.583	4-1 2B BB		2-1 1B		4-2 BB		2-2 L8			2	0	1	0	2	0	0							
Desi Relaford, S OBP: 0.355, SLG: 0.414	1-1 1B 2B		0-1 G4-3		1-0 F8		3-3 K			4	1	1	2	0	1	2							
Carlton Loewer, R OBP: 0.250, SLG: 0.250	3-2 1B			3-2 G6-3		1-1 G6-3		3-2 1B		4	0	2	1	0	0	0							
Inning Stats	R: 6 E: 0 K: 0 S: 21	H: 6 LOB: 1 BB: 2 P: 42	R: 0 E: 0 K: 2 S: 9	H: 0 LOB: 0 BB: 0 P: 16	R: 0 E: 0 K: 0 S: 8	H: 1 LOB: 1 BB: 0 P: 12	R: 0 E: 0 K: 0 S: 14	H: 2 LOB: 2 BB: 0 P: 24	R: 0 E: 0 K: 0 S: 8	H: 0 LOB: 1 BB: 1 P: 14	R: 1 E: 0 K: 1 S: 17	H: 3 LOB: 3 BB: 1 P: 28	R: 0 E: 0 K: 2 S: 16	H: 2 LOB: 2 BB: 0 P: 25	R: 0 E: 0 K: 3 S: 11	H: 0 LOB: 1 BB: 1 P: 21		1B: 9 2B: 4 3B: 1 HR: 0	SF: 0 SAC: 0 DP: 0 HBP: 0	WP: 0 PB: 0 SB: 0 CS: 0	PA: 42		
PITCHER Kirt Ojala, L ERA: 31.91 Dennis Springer, R ERA: 4.55 Brian Edmondson, R ERA: 2.08 Archie Corbin, R ERA: 16.2 Matt Mantei, R ERA: 2.08	IP: 0.2 WLS: L BF: 9 H: 6 R: 6 ER: 6 SO: 0 BB: 2 IBB: 0 HBP: 0 BLK: 0 WP: 0 HR: 0 S: 17 P: 37 ERA: 81.00 WHIP: 12.000											PITCHER	IP: 0.2 WLS: L BF: 9 H: 6 R: 6 ER: 6 SO: 0 BB: 2 IBB: 0 HBP: 0 BLK: 0 WP: 0 HR: 0 S: 17 P: 37 ERA: 81.00 WHIP: 12.000										

AB	34
R	2
H	8
RBI	2
BB	0
SO	5
LOB	13



AB	37
R	7
H	14
RBI	7
BB	5
SO	8
LOB	16



Batter	1	2	3	4	5	6	7	8	9	AB	R	H	RBI	BB	SO	LOB	TOP								
Luis Castillo, S OBP: 0.368, SLG: 0.380	0-1 1B		0-1 G4-3		1-1 F9		1-1 FC1-4-6 E		2-3 K	5	1	1	0	0	1	4	Florida Marlins @ San Francisco Giants 3Com Park at Candlestick Point, San Francisco, CA Mon Apr 19 1999, 10:05 PM EDT Att: 10,474 - Cloudy - 61 F								
Alex Gonzalez, R OBP: 0.245, SLG: 0.354	2-3 K		3-2 1B		1-3 K		2-0 E6 3B			4	1	2	1	0	2	3									
Mark Kotsay, L OBP: 0.300, SLG: 0.319	1-0 G1-3		2-0 G4-3		0-0 FC6-4		0-0 G1-3			4	0	0	0	0	0	4									
Derrek Lee, R OBP: 0.241, SLG: 0.271	4-1 FC6-4 BB			2-2 F8		2-3 K		1-2 CS 1B		3	0	1	0	1	1	0									
Todd Dunwoody, L OBP: 0.327, SLG: 0.311	0-0 FC6-4			3-3 K		2-3 K2-3		1-2 F8		4	0	0	0	0	2	3									
Preston Wilson, R OBP: 0.306, SLG: 0.500		2-3 K		1-2 HR		0-1 G5-3		0-1 G6-3		4	1	1	1	0	1	0									
Brian Edmondson, R OBP: 0.667, SLG: 0.667				2-3 K						0	0	0	0	0	0	0									
Kevin Orte, R OBP: 0.313, SLG: 0.349		3-2 G5-3		2-3 K			2-0 F8		4-1 SH1-4 BB	3	0	0	0	0	1	0									
Craig Counsell, L (9, PH)										0	0	0	0	1	0	0									
Mike Redmond, R OBP: 0.250, SLG: 0.286		1-0 G4-3			4-1 BB BB		3-2 1B 2B		0-0 SH1-4	2	1	1	0	1	0	0									
Jesus Sanchez, L OBP: 0.388, SLG: 0.790			0-3 K		4-0 FC6-4 BB		0-0 FC1-4-6 1B		0-3 K	1	0	0	0	1	1	0									
Bruc Aven, R OBP: 0.388, SLG: 0.790										1	0	1	1	0	0	0									
Braden Looper, R OBP: 0.388, SLG: 0.790										0	0	0	0	0	0	0									
Vic Darenbourg, L OBP: 0.388, SLG: 0.790										0	0	0	0	0	0	0									
Antonio Alfonseca, R OBP: 0.388, SLG: 0.790										0	0	0	0	0	0	0									
Tim Hyers, L OBP: 0.388, SLG: 0.790										1	0	0	0	0	0	1									
Inning Stats	R: 0 E: 0 K: 1 S: 9	H: 1 LOB: 2 BB: 1 P: 16	R: 0 E: 0 K: 1 S: 10	H: 0 LOB: 0 BB: 0 P: 16	R: 0 E: 0 K: 1 S: 10	H: 1 LOB: 1 BB: 0 P: 15	R: 1 E: 0 K: 2 S: 13	H: 1 LOB: 0 BB: 2 P: 21	R: 0 E: 0 K: 1 S: 7	H: 0 LOB: 0 BB: 0 P: 17	R: 0 E: 0 K: 2 S: 8	H: 0 LOB: 0 BB: 0 P: 12	R: 3 E: 1 K: 0 S: 9	H: 3 LOB: 0 BB: 0 P: 17	R: 0 E: 0 K: 0 S: 8	H: 1 LOB: 0 BB: 0 P: 10	R: 0 E: 0 K: 2 S: 8	H: 0 LOB: 1 BB: 1 P: 14	1B: 4 2B: 1 3B: 1 HR: 1	SF: 0 SAC: 1 DP: 0 HBP: 0	WP: 0 PB: 0 SB: 1 CS: 1	PA: 37			
PITCHER	IP	WLS	BF	H	R	ER	SO	BB	IBB	HBP	BLK	WP	HR	S	P	ERA	WHIP								
Shawn Estes, L ERA: 5.51	7.0		30	6	4	3	8	3	0	0	0	0	1	66	114	3.86	1.286								
John Johnstone, R ERA: 2.57	1.0	W	3	1	0	0	0	0	0	0	0	0	0	8	10	0.00	1.000								
Robb Nen, R ERA: 2.57	1.0	S	4	0	0	0	2	1	0	0	0	0	0	8	14	0.00	1.000								

AB	32
R	4
H	7
RBI	3
BB	4
SO	10
LOB	15



Batter	1	2	3	4	5	6	7	8	9	AB	R	H	RBI	BB	SO	LOB	BOTTOM								
Stan Javier, S OBP: 0.375, SLG: 0.621	1-2 HR 1B	1-0 F9		3-3 K			0-0 SH1-4	4-0 HBP IBB		3	1	1	0	1	1	2	Florida Marlins @ San Francisco Giants 3Com Park at Candlestick Point, San Francisco, CA Mon Apr 19 1999, 10:05 PM EDT Att: 10,474 - Cloudy - 61 F								
F.P. Santangelo, S OBP: 0.421, SLG: 0.083	4-0 HR BB	1-3 K			3-3 K		4-0 HBP BB	1-0 HBP		2	1	0	0	2	2	1									
Ellis Burks, R OBP: 0.429, SLG: 0.489	1-0 1H 2H HR		3-3 K		1-0 F7		2-1 P7	2-2 G4-3		5	1	1	3	0	1	6									
Jeff Kent, R OBP: 0.410, SLG: 0.404	1-3 K		1-2 P2		1-0 F9		1-1 HBP			3	0	0	1	0	1	0									
Charlie Hayes, R OBP: 0.302, SLG: 0.341	4-1 BB		4-0 WP BB			2-2 G3	0-1 G1-3			2	0	0	0	2	0	3									
Rich Aurilia, R OBP: 0.397, SLG: 0.632	1-0 F8		1-3 K			0-0 F8		2-0 S 2B 1B		4	1	1	0	0	1	2									
J.T. Snow, L OBP: 0.288, SLG: 0.296	2-0 L3			0-2 G6-3		4-2 CS BB		1 SAFE 2-2 F8		3	0	0	0	1	0	2									
Scott Servais, R OBP: 0.476, SLG: 0.588		0-0 F7		0-1 SH3-4 1B		1-1 CS	4-2 SH1-4 HBP BB	2-1 HBP 2B		3	1	2	1	1	0	0									
Shawn Estes, R OBP: 0.600, SLG: 0.667		4-1 WP		0-0 SH3-4			4-0 HBP SH1-4	0-3 K		0	0	0	0	1	0	0									
Armando Rios, L (7, PH)							1 SAFE BB			0	0	0	0	1	0	0									
John Johnstone, R (8, PH)										0	0	0	0	0	0	0									
Edwards Guzman, L (8, PH)										1	0	0	0	0	1	1									
Robb Nen, R (9, PH)										0	0	0	0	0	0	0									
Inning Stats	R: 3 E: 0 K: 1 S: 10	H: 2 LOB: 1 BB: 2 P: 24	R: 0 E: 0 K: 1 S: 6	H: 0 LOB: 1 BB: 1 P: 12	R: 0 E: 0 K: 2 S: 9	H: 0 LOB: 1 BB: 1 P: 18	R: 0 E: 0 K: 1 S: 9	H: 1 LOB: 0 BB: 0 P: 12	R: 0 E: 0 K: 1 S: 6	H: 0 LOB: 0 BB: 0 P: 11	R: 0 E: 0 K: 0 S: 7	H: 0 LOB: 0 BB: 1 P: 14	R: 1 E: 0 K: 0 S: 8	H: 0 LOB: 3 BB: 3 P: 23	R: 1 E: 0 K: 1 S: 14	H: 2 LOB: 3 BB: 1 P: 26	1B: 3 2B: 1 3B: 0 HR: 1	SF: 0 SAC: 2 DP: 0 HBP: 2	WP: 2 PB: 0 SB: 2 CS: 1	PA: 40					
PITCHER	IP	WLS	BF	H	R	ER	SO	BB	IBB	HBP	BLK	WP	HR	S	P	ERA	WHIP								
Jesus Sanchez, L ERA: 5.54	6.0		25	3	3	3	6	5	0	0	0	0	0	47	91	4.50	1.333								
Braden Looper, R ERA: 6.0	0.0		2	0	1	1	0	2	0	0	0	0	0	2	10	-	-								
Vic Darenbourg, L ERA: 5.4	0.1	H	2	0	0	0	0	1	0	0	0	0	0	1	5	0.00	3.000								
Antonio Alfonseca, R ERA: 6.14	1.0	L	6	2	1	1	0	0	0	0	1	0	0	12	20	9.00	2.000								
Brian Edmondson, R ERA: 1.98	0.2		4	0	0	0	1	0	1	1	0	0	0	7	14	0.00	0.000								



Batter	1	2	3	4	5	6	7	8	9	AB	R	H	RBI	BB	SO	LOB	TOP															
Craig Counsell, L OBP: 0.231, SLG: 0.091 (1, 4)										4	1	1	0	0	1	1	Florida Marlins @ San Francisco Giants 3Com Park at Candlestick Point, San Francisco, CA Tue Apr 20 1999, 10:05 PM EDT Att: 10,765 - Cloudy - 58 F livebaseballscorecards.com															
Alex Gonzalez, R OBP: 0.294, SLG: 0.353 (1, 6)										3	2	1	0	1	0	1																
Mark Kotsay, L OBP: 0.333, SLG: 0.380 (1, 9)										3	2	3	2	0	0	0																
Derrek Lee, R OBP: 0.259, SLG: 0.365 (1, 3)										4	1	2	4	0	1	2																
Todd Dunwoody, L OBP: 0.340, SLG: 0.313 (1, 8)										3	0	1	1	1	0	0																
Preston Wilson, R OBP: 0.302, SLG: 0.478 (1, 7)										4	0	1	0	0	2	2																
Kevin Orte, R OBP: 0.308, SLG: 0.340 Brian Edmondson, R OBP: 0.667, SLG: 0.667 (8, 1)										4	0	1	0	0	1	1																
Jorge Fabregas, L OBP: 0.265, SLG: 0.226 (1, 2)										4	0	0	0	0	0	1																
Brian Meadows, R OBP: 0.333, SLG: 0.375 Vic Darenbourg, L (8, 1) Dave Berg, R OBP: 0.231, SLG: 0.385 (8, 5)										3	1	1	0	0	1	1																
Inning Stats	R: 2 E: 0 K: 0 S: 16	H: 3 LOB: 0 BB: 0 P: 27	R: 0 E: 0 K: 2 S: 9	H: 0 LOB: 0 BB: 0 P: 13	R: 0 E: 0 K: 0 S: 8	H: 0 LOB: 0 BB: 0 P: 10	R: 0 E: 0 K: 1 S: 7	H: 1 LOB: 0 BB: 0 P: 12	R: 0 E: 0 K: 0 S: 5	H: 0 LOB: 0 BB: 0 P: 5	R: 2 E: 0 K: 0 S: 11	H: 2 LOB: 2 BB: 2 P: 23	R: 0 E: 0 K: 2 S: 12	H: 1 LOB: 1 BB: 0 P: 20	R: 3 E: 0 K: 0 S: 18	H: 4 LOB: 0 BB: 0 P: 28	R: 0 E: 0 K: 1 S: 7	H: 0 LOB: 0 BB: 0 P: 9	1B: 7 2B: 4 3B: 0 HR: 1	SF: 1 SAC: 1 DP: 2 HBP: 0	WP: 0 PB: 0 SB: 0 CS: 2	PA: 38										
PITCHER	IP WLS BF H R ER SO BB IBB HBP BLK WP HR S P ERA WHIP																															
Chris Brock, R ERA: 4.19 Rich Rodriguez, L ERA: 5.4 Julian Tavarez, R ERA: 10.8	(1, 1) (6, 1) (8, 1)	5.2 1.1 2.0	L 6 9	22 1 4	6 0 4	4 0 3	3 3 1	1 0 0	0 0 0	0 0 0	0 0 0	0 0 0	0 15 25	83 27 37	6.35 0.00 13.50	1.235 1.500 2.000																

Batter	1	2	3	4	5	6	7	8	9	AB	R	H	RBI	BB	SO	LOB	BOTTOM																
Marvin Benard, L OBP: 0.360, SLG: 0.455 (1, 8)										4	1	1	0	0	1	0	Florida Marlins @ San Francisco Giants 3Com Park at Candlestick Point, San Francisco, CA Tue Apr 20 1999, 10:05 PM EDT Att: 10,765 - Cloudy - 58 F livebaseballscorecards.com																
Rich Aurilia, R OBP: 0.387, SLG: 0.607 (1, 6)										4	0	1	0	0	0	0																	
Ellis Burks, R OBP: 0.433, SLG: 0.479 (1, 9)										3	0	1	0	1	1	0																	
Jeff Kent, R OBP: 0.431, SLG: 0.500 (1, 4)										3	1	2	2	1	0	1																	
J.T. Snow, L OBP: 0.286, SLG: 0.293 (1, 3)										4	0	1	0	0	1	4																	
Stan Javier, S OBP: 0.361, SLG: 0.576 (1, 7)										4	0	1	0	0	2	3																	
Edwards Guzman, L (1, 5) Rich Rodriguez, L (6, 1) Armando Rios, L (7, PH) Julian Tavarez, L (8, 1) F.P. Santangelo, S OBP: 0.400, SLG: 0.077 (9, PH) Brent Mayne, L OBP: 0.326, SLG: 0.310 (1, 2)										2	0	0	0	0	0	0																	
Chris Brock, R OBP: 0.167, SLG: 0.167 Ramon Martinez, R OBP: 0.333, SLG: 0.545 (6, 5)										0	0	0	0	0	0	0																	
Inning Stats	R: 0 E: 0 K: 1 S: 9	H: 1 LOB: 1 BB: 0 P: 13	R: 0 E: 0 K: 1 S: 7	H: 0 LOB: 0 BB: 0 P: 10	R: 0 E: 0 K: 1 S: 8	H: 0 LOB: 0 BB: 0 P: 13	R: 0 E: 0 K: 1 S: 6	H: 1 LOB: 1 BB: 0 P: 10	R: 0 E: 0 K: 2 S: 7	H: 0 LOB: 0 BB: 0 P: 10	R: 0 E: 0 K: 0 S: 6	H: 0 LOB: 0 BB: 0 P: 7	R: 1 E: 0 K: 0 S: 6	H: 3 LOB: 3 BB: 0 P: 8	R: 1 E: 0 K: 1 S: 11	H: 2 LOB: 3 BB: 2 P: 21		R: 0 E: 0 K: 0 S: 6	H: 0 LOB: 0 BB: 0 P: 7	1B: 5 2B: 1 3B: 0 HR: 1	SF: 0 SAC: 0 DP: 0 HBP: 0	WP: 0 PB: 0 SB: 0 CS: 0	PA: 36										
PITCHER	IP WLS BF H R ER SO BB IBB HBP BLK WP HR S P ERA WHIP																																
Brian Meadows, R ERA: 2.53 Vic Darenbourg, L ERA: 4.91 Brian Edmondson, R ERA: 1.8	(1, 1) (8, 1) (8, 1)	7.1 0.1 1.1	W H S	31 1 4	7 0 0	2 0 0	2 0 0	6 1 0	2 0 0	0 0 0	0 0 0	0 0 0	0 0 0	0 3 7	86 4 9	0.00 0.00 0.00	1.227 0.000 0.000																



Batter	1	2	3	4	5	6	7	8	9	AB	R	H	RBI	BB	SO	LOB	TOP										
Luis Castillo, S OBP: 0.377, SLG: 0.377	(1,4) K		(2-1) S 1B		(4-0) PB BB			(3-2) G5-3		3	0	1	0	1	1	0	Florida Marlins @ San Francisco Giants 3Com Park at Candlestick Point, San Francisco, CA Wed Apr 21 1999, 4:05 PM EDT Att: 10,249 - Unknown - 62 F livebaseballscorecards.com										
Alex Gonzalez, R OBP: 0.283, SLG: 0.364	(1,6) G1-3		(3-1) F8		(1-2) G6-3			(0-0) 2B		4	0	1	0	0	0	3											
Mark Kotsay, L OBP: 0.316, SLG: 0.352 Matt Mantei, R (8,1)	(1,9) G1-3			(1-1) G4-3		(1-1) P6		(0-0) G6-3		4	0	0	0	0	0	1											
Derrek Lee, R OBP: 0.274, SLG: 0.375		(2-0) G1-3 1B		(3-1) BB 1B		(3-1) F8		(1-3) K		4	0	2	0	0	1	0											
Todd Dunwoody, L OBP: 0.333, SLG: 0.294	(1,8) G1-3			(4-2) G4-3 BB		(1-2) G6-3		(1-1) G3		3	0	0	0	1	0	1											
Preston Wilson, R OBP: 0.281, SLG: 0.440	(1,7) K			(1-1) G4-3			(1-0) F8		(0-3) K	4	0	0	0	0	2	3											
Dave Berg, R OBP: 0.313, SLG: 0.533	(1,5) F8				(4-2) F9 WP BB		(3-2) F9-2 3B			2	0	1	0	1	0	1											
Mike Redmond, R OBP: 0.211, SLG: 0.235	(1,2)		(2-1) P4		(3-3) K		(0-0) F9-2 3H			3	0	0	0	0	1	2											
Dennis Springer, R (1,1)			(1-3) K		(0-1) F9			(1-2) F7		1	0	0	0	0	1	0											
Craig Counsell, L OBP: 0.214, SLG: 0.083 Braden Looper, R (5, PH) Bruce Aven, R OBP: 0.357, SLG: 0.692 Tim Hyers, L OBP: 0.333, SLG: 0.385										1	0	0	0	0	0	1											
Inning Stats	R: 0 E: 0 K: 1 S: 8	H: 0 LOB: 0 BB: 0 P: 12	R: 0 E: 0 K: 1 S: 9	H: 1 LOB: 1 BB: 0 P: 16	R: 0 E: 0 K: 1 S: 9	H: 1 LOB: 1 BB: 0 P: 17	R: 0 E: 0 K: 0 S: 9	H: 1 LOB: 1 BB: 1 P: 18	R: 0 E: 0 K: 1 S: 12	H: 0 LOB: 0 BB: 0 P: 12	R: 0 E: 0 K: 0 S: 5	H: 1 LOB: 0 BB: 0 P: 9	R: 0 E: 0 K: 2 S: 10	H: 1 LOB: 1 BB: 0 P: 13	R: 0 E: 0 K: 2 S: 8	H: 0 LOB: 0 BB: 0 P: 10	1B: 3 2B: 2 3B: 1 HR: 0	SF: 0 SAC: 0 DP: 2 HBP: 0	WP: 1 PB: 1 SB: 1 CS: 0	PA: 33							
PITCHER	IP	WLS	BF	H	R	ER	SO	BB	IBB	HBP	BLK	WP	HR	S	P	ERA	WHIP										
Joe Nathan, R ERA: 1.1	7.0	W	26	4	0	0	4	3	0	0	0	1	0	59	108	0.00	1.000										
John Johnstone, R ERA: 8.1	1.0		4	1	0	0	0	0	0	0	0	0	0	9	13	0.00	1.000										
Robb Nen, R ERA: 2.25	1.0		3	0	0	0	2	0	0	0	0	0	0	8	10	0.00	0.000										

Batter	1	2	3	4	5	6	7	8	9	AB	R	H	RBI	BB	SO	LOB	BOTTOM										
Marvin Benard, L OBP: 0.333, SLG: 0.417	(1,8) G4-3		(1-2) F7		(1-3) K			(3-3) K		4	0	0	0	0	2	0	Florida Marlins @ San Francisco Giants 3Com Park at Candlestick Point, San Francisco, CA Wed Apr 21 1999, 4:05 PM EDT Att: 10,249 - Unknown - 62 F livebaseballscorecards.com										
Rich Aurilia, R OBP: 0.384, SLG: 0.569	(1,6) P5			(1-1) G5-3	(0-3) K			(3-2) F8		4	0	0	0	1	0												
Armando Rios, L OBP: 0.429, SLG: 0.833	(1,9) HR			(3-2) 1B 2B 1B	(0-0) G6-3			(2-3) K		4	2	2	1	0	1												
Jeff Kent, R OBP: 0.426, SLG: 0.491	(1,4) G5-3			(0-0) 2B 2B 1B	(1-2) 1B			(1-2) F9		3	1	1	0	0	0												
J.T. Snow, L OBP: 0.273, SLG: 0.279			(0-3) K		(0-1) F9			(1-3) K		3	0	0	0	2	2												
Stan Javier, S OBP: 0.359, SLG: 0.583	(1,7) F7			(2-1) 2B 2B	(2-1) 2B 2B			(2-2) G6-3		3	1	1	1	0	0												
Ramon Martinez, R OBP: 0.333, SLG: 0.571	(1,5) G6-3			(1-0) 2B				(1-0) G3		3	0	1	2	0	0												
Scott Servais, R OBP: 0.458, SLG: 0.526	(1,2)		(1-1) G1-3		(0-0) IBB			(2-3) K		2	0	0	0	1	1												
Joe Nathan, R F.P. Santangelo, S OBP: 0.381, SLG: 0.071 John Johnstone, R Robb Nen, R	(1,1)		(0-0) P9		(0-1) G1-3			(0-0) B5-3		2	0	0	0	0	2												
Inning Stats	R: 1 E: 0 K: 0 S: 11	H: 1 LOB: 0 BB: 0 P: 15	R: 0 E: 0 K: 1 S: 8	H: 0 LOB: 0 BB: 0 P: 10	R: 0 E: 0 K: 0 S: 6	H: 0 LOB: 0 BB: 0 P: 8	R: 3 E: 0 K: 0 S: 14	H: 4 LOB: 2 BB: 1 P: 25	R: 0 E: 0 K: 2 S: 7	H: 0 LOB: 0 BB: 0 P: 8	R: 0 E: 0 K: 1 S: 9	H: 0 LOB: 0 BB: 0 P: 13	R: 0 E: 0 K: 1 S: 5	H: 0 LOB: 0 BB: 0 P: 8	R: 0 E: 0 K: 2 S: 10	H: 0 LOB: 0 BB: 0 P: 18		1B: 2 2B: 2 3B: 0 HR: 1	SF: 0 SAC: 0 DP: 0 HBP: 0	WP: 0 PB: 0 SB: 0 CS: 0	PA: 30						
PITCHER	IP	WLS	BF	H	R	ER	SO	BB	IBB	HBP	BLK	WP	HR	S	P	ERA	WHIP										
Dennis Springer, R ERA: 5.82	4.0	L	18	5	4	4	1	0	0	0	0	0	1	39	58	9.00	1.250										
Braden Looper, R ERA: 4.0	3.0		9	0	0	0	4	0	0	0	0	0	0	21	29	0.00	0.000										
Matt Mantei, R ERA: 1.69	1.0		3	0	0	0	2	0	0	0	0	0	0	10	18	0.00	0.000										



Batter	1	2	3	4	5	6	7	8	9	AB	R	H	RBI	BB	SO	LOB	TOP										
Gerald Williams, R OBP: 0.333, SLG: 0.520	1-2 F7	0-3 K		1-1 SF9		1-3 K		4-2 CS BB		3	0	0	1	1	2	3											
Bret Boone, R OBP: 0.293, SLG: 0.397	2-0 HR	2-1 P3		1-3 K		1-2 L4		0-0 CS	2-2 G5-3	5	1	1	1	0	1	3											
10 Chipper Jones, S OBP: 0.355, SLG: 0.559	0-0 G5-3	0-3 K		0-0 1B		2-3 K			0-1 G4-3	5	0	1	0	0	2	3											
Brian Jordan, R OBP: 0.427, SLG: 0.656	1-1 HR		1-0 G5-4-3 HBP 1B	0-0 F8				1-1 G6-3 1B 2B	4-0 BB	4	2	3	1	1	0	1											
Andrew Jones, R OBP: 0.375, SLG: 0.386	1-0 HR		1-2 G5-4-3 HBP 1B		2-1 S 2B 1B			1-1 G6-3	0-0 L5	4	2	2	1	0	0	2											
Brian Hunter, R OBP: 0.381, SLG: 0.714	0-3 K		0-2 G5-4-3		3-2 WP SF8 2B			0-0 G6-4-3 1B		4	1	2	2	0	1	2											
Eddie Pérez, R OBP: 0.444, SLG: 0.444		3-2 2B 1B	2-1 F9		1-3 K2-3			1-2 G6-4-3		4	0	1	0	0	1	3											
Walt Weiss, S OBP: 0.381, SLG: 0.385		2-0 2B		4-0 3B BB		3-2 SF8		3-2 1B		2	1	2	1	1	0	0											
Greg Maddux, R 30 Kevin McGlinchy, R Mike Remlinger, L Keith Lockhart, L Rudy Seanez, R John Rocker, R		4-0 BB		1-2 SF9 3B		0-0 F7		2-3 K		2	1	1	1	1	0	0											
Inning Stats	R: 3 E: 0 K: 1 S: 11	H: 3 LOB: 0 BB: 0 P: 16	R: 0 E: 0 K: 2 S: 13	H: 2 LOB: 3 BB: 1 P: 24	R: 0 E: 0 K: 0 S: 8	H: 1 LOB: 1 BB: 0 P: 12	R: 2 E: 0 K: 1 S: 10	H: 2 LOB: 1 BB: 1 P: 17	R: 2 E: 0 K: 1 S: 14	H: 2 LOB: 0 BB: 0 P: 23	R: 0 E: 0 K: 2 S: 10	H: 0 LOB: 0 BB: 0 P: 14	R: 1 E: 0 K: 0 S: 8	H: 2 LOB: 0 BB: 0 P: 11	R: 0 E: 0 K: 1 S: 8	H: 1 LOB: 0 BB: 1 P: 17	R: 0 E: 0 K: 0 S: 6	H: 0 LOB: 1 BB: 1 P: 12	1B: 6 2B: 3 3B: 1 HR: 3	SF: 2 SAC: 0 DP: 2 HBP: 1	WP: 1 PB: 0 SB: 1 CS: 1	PA: 42					
PITCHER	IP	WLS	BF	H	R	ER	SO	BB	IBB	HBP	BLK	WP	HR	S	P	ERA	WHIP										
Jesus Sanchez, L ERA: 7.31	3.0		18	7	5	5	3	2	0	1	0	0	3	35	60	15.00	3.000										
Brian Edmondson, R ERA: 2.65	2.0	L	9	3	2	2	2	0	0	0	0	1	0	21	32	9.00	1.500										
Braden Looper, R ERA: 3.97	2.1		8	3	1	1	2	0	0	0	0	0	0	21	31	3.86	1.286										
Vic Darenbourg, L ERA: 4.5	0.1		1	0	0	0	1	0	0	0	0	0	0	3	5	0.00	0.000										
Antonio Alfonseca, R ERA: 5.19	1.1		5	0	0	0	0	2	0	0	0	0	0	8	18	0.00	1.500										

Atlanta Braves @ Florida Marlins
Pro Player Stadium, Miami, FL
Sat Apr 24 1999, 7:05 PM EDT
Att: 32,591 - Unknown - 83 F

AB 34
R 8
H 13
RBI 8
BB 4
SO 8
LOB 17



Batter	1	2	3	4	5	6	7	8	9	AB	R	H	RBI	BB	SO	LOB	BOTTOM										
Luis Castillo, S OBP: 0.338, SLG: 0.333	1-1 G2-3 E 1B	1-0 G3	1-0 G4-3			1-2 G5-3		1-2 G4-3		5	1	1	0	0	0	4											
Alex Gonzalez, R OBP: 0.299, SLG: 0.391	0-1 G2-3	2-0 2B		3-2 F9		2-0 1B			1-2 E5 1B	5	2	2	2	0	0	1											
Mark Kotsay, L OBP: 0.324, SLG: 0.349	0-0 F8	2-2 S 1B		0-2 G1-6-3 1B		0-2 F7			1-3 K	5	0	2	1	0	1	3											
Derrek Lee, R OBP: 0.278, SLG: 0.359	3-2 E3	3-3 K		1-2 G1-6-3		0-1 F8			3-3 K	5	0	0	0	0	2	4											
Todd Dunwoody, L OBP: 0.333, SLG: 0.300	2-1 G3		1-1 1B SF7 1B		1-2 L9				3-1 BB 1B	4	1	1	0	0	1	1											
Bruce Aven, R OBP: 0.400, SLG: 0.714									2H 1B	1	0	1	1	0	0	0											
Preston Wilson, R OBP: 0.273, SLG: 0.431		1-2 1B 3B	2-1 G1-3		2-3 K		2-3 K		4-0 BB	4	1	1	0	1	2	1											
Kevin Orie, R OBP: 0.333, SLG: 0.392		1-1 SH1-4 2B 1B	0-1 1B		0-2 E1 1B		1-1 L8		2-3 K	4	1	2	1	0	0	0											
Antonio Alfonseca, R										0	0	0	0	0	0	0											
Tim Hyers, L OBP: 0.313, SLG: 0.357		3H 1B	2-3 1B							1	0	0	0	0	1	2											
Jorge Fabregas, L OBP: 0.263, SLG: 0.235		0-0 E1 SH1-4 2B	1-0 SF7		0-0 1B		1-3 1B		1-1 F8	3	1	1	1	0	0	1											
Jesus Sanchez, L Bret Boone, R Craig Counsell, R Braden Looper, R Vic Darenbourg, L Dave Berg, R		0-1 SH1-4	1-1 1B		2-0 L8				1-2 F9	1	0	1	0	0	0	0											
Inning Stats	R: 1 E: 1 K: 0 S: 10	H: 1 LOB: 1 BB: 0 P: 16	R: 4 E: 1 K: 1 S: 16	H: 4 LOB: 1 BB: 0 P: 26	R: 1 E: 0 K: 0 S: 10	H: 3 LOB: 2 BB: 0 P: 16	R: 0 E: 0 K: 0 S: 9	H: 1 LOB: 0 BB: 0 P: 13	R: 0 E: 0 K: 1 S: 11	H: 1 LOB: 2 BB: 0 P: 16	R: 0 E: 0 K: 2 S: 8	H: 0 LOB: 0 BB: 0 P: 13	R: 0 E: 0 K: 0 S: 11	H: 0 LOB: 0 BB: 0 P: 14	R: 1 E: 1 K: 3 S: 17	H: 1 LOB: 2 BB: 1 P: 31	1B: 10 2B: 1 3B: 1 HR: 0	SF: 1 SAC: 1 DP: 1 HBP: 0	WP: 0 PB: 0 SB: 1 CS: 0	PA: 43							
PITCHER	IP	WLS	BF	H	R	ER	SO	BB	IBB	HBP	BLK	WP	HR	S	P	ERA	WHIP										
Greg Maddux, R ERA: 3.24	5.0		27	10	6	2	2	0	0	0	0	0	0	11	14	0.00	1.000										
30 Kevin McGlinchy, R ERA: 0.96	1.0	H	4	1	0	0	0	0	0	0	0	0	0	8	13	0.00	0.000										
Mike Remlinger, L ERA: 1.35	1.0	H	3	0	0	0	2	0	0	0	0	0	0	11	14	0.00	0.000										
Rudy Seanez, R ERA: 1.04	1.0	H	3	0	0	0	0	0	0	0	0	0	0	11	14	0.00	0.000										
John Rocker, L ERA: 6.0	1.0	S	6	1	1	0	3	1	0	0	0	0	0	17	31	0.00	2.000										

Atlanta Braves @ Florida Marlins
Pro Player Stadium, Miami, FL
Sat Apr 24 1999, 7:05 PM EDT
Att: 32,591 - Unknown - 83 F

AB 40
R 7
H 12
RBI 6
BB 1
SO 7
LOB 19



Batter	1	2	3	4	5	6	7	8	9	AB	R	H	RBI	BB	SO	LOB	TOP				
Otis Nixon, S <small>OBP: 0.274, SLG: 0.189</small> (1, 7)											5	1	0	0	0	1	1	Atlanta Braves @ Florida Marlins Pro Player Stadium, Miami, FL Sun Apr 25 1999, 4:05 PM EDT Att: 28,636 - Sunny - 89 F			
Keith Lockhart, L <small>OBP: 0.333, SLG: 0.313</small> (1, 4) (7, 5)										4	0	2	1	1	1	1					
10 Chipper Jones, S <small>OBP: 0.350, SLG: 0.542</small> Bret Boone, R <small>OBP: 0.303, SLG: 0.397</small> (7, PR) (7, 4)										4	1	1	0	0	1	4					
Brian Jordan, R <small>OBP: 0.450, SLG: 0.716</small> (1, 9)										3	1	2	3	1	0	1					
Javy Lopez, R <small>OBP: 0.339, SLG: 0.607</small> (1, 2)										5	0	1	0	0	0	8					
Randall Simon, L <small>OBP: 0.387, SLG: 0.462</small> Brian Hunter, R <small>OBP: 0.364, SLG: 0.682</small> (7, PH) (7, 3)										3	0	0	0	0	0	4					
Andruw Jones, R <small>OBP: 0.382, SLG: 0.410</small> (1, 8)										4	1	2	0	0	0	2					
Ozzie Guillen, L <small>OBP: 0.143, SLG: 0.214</small> (1, 6)										4	0	0	0	0	1	2					
29 John Smoltz, R <small>OBP: 0.273, SLG: 0.273</small> John Rocker, R (8, 1)										4	1	1	1	0	3	1					
Inning Stats	R: 2 H: 3 E: 1 K: 0 S: 14	H: 3 LOB: 2 BB: 0 P: 17	R: 0 H: 0 E: 0 K: 1 S: 8	H: 0 LOB: 0 BB: 0 P: 13	R: 0 H: 1 E: 1 K: 0 S: 8	H: 1 LOB: 2 BB: 0 P: 14	R: 2 H: 3 E: 0 K: 2 S: 14	H: 3 LOB: 1 BB: 0 P: 19	R: 0 H: 0 E: 0 K: 0 S: 9	H: 0 LOB: 0 BB: 0 P: 7	R: 0 H: 0 E: 0 K: 2 S: 9	H: 0 LOB: 0 BB: 0 P: 14	R: 1 H: 1 E: 1 K: 0 S: 13	H: 1 LOB: 2 BB: 1 P: 21	R: 0 H: 1 E: 0 K: 1 S: 7	H: 1 LOB: 0 BB: 0 P: 10	R: 0 H: 0 E: 1 K: 1 S: 12	H: 0 LOB: 2 BB: 2 P: 23	1B: 4 2B: 4 3B: 0 HR: 1	SF: 0 SAC: 0 DP: 1 HBP: 1	WP: 0 PA: 41 CS: 2
PITCHER	IP WLS BF H R ER SO BB IBB HBP BLK WP HR S P ERA WHIP																				
Brian Meadows, R <small>ERA: 3.42</small> Archie Corbin, R <small>ERA: 10.8</small> Kirt Ojala, L <small>ERA: 23.4</small> Matt Mantei, R <small>ERA: 1.42</small> (1, 1) (6, 1) (7, 1) (9, 1)	5.0 1.2 1.1 1.0	L 8 4 5	24 1 1 0	7 1 0 0	4 1 0 0	4 0 0 0	3 2 1 1	0 1 0 0	0 0 0 0	0 0 0 0	0 0 0 0	0 0 0 0	0 0 0 0	19 19 14 23	70 31 34 23	7.20 0.00 0.00 0.00	1.400 1.200 0.750 2.000				
Batter	1	2	3	4	5	6	7	8	9	AB	R	H	RBI	BB	SO	LOB	BOTTOM				
Craig Counsell, L <small>OBP: 0.263, SLG: 0.125</small> (1, 4)										3	0	1	1	1	0	1	Atlanta Braves @ Florida Marlins Pro Player Stadium, Miami, FL Sun Apr 25 1999, 4:05 PM EDT Att: 28,636 - Sunny - 89 F				
Alex Gonzalez, R <small>OBP: 0.296, SLG: 0.382</small> (1, 6)										4	0	1	0	0	2						
Mark Kotsay, L <small>OBP: 0.319, SLG: 0.358</small> Matt Mantei, R (9, 1)										4	0	1	0	0	3						
Derrek Lee, R <small>OBP: 0.276, SLG: 0.353</small> (1, 3)										4	0	1	0	0	2						
Todd Dunwoody, L <small>OBP: 0.314, SLG: 0.281</small> (1, 8)										4	0	0	0	0	2						
Tim Lincecum, R <small>OBP: 0.300, SLG: 0.294</small> (1, 7) (9, 9)										3	0	0	0	1	0						
Dave Berg, R <small>OBP: 0.250, SLG: 0.421</small> (1, 5)										3	0	0	0	0	2						
Jorge Fabregas, L <small>OBP: 0.244, SLG: 0.216</small> (1, 2)										3	0	0	0	0	1						
Brian Meadows, R <small>OBP: 0.306, SLG: 0.333</small> Kevin Orie, R <small>OBP: 0.344, SLG: 0.411</small> Archie Corbin, R <small>OBP: 0.344, SLG: 0.411</small> Kirt Ojala, L <small>OBP: 0.344, SLG: 0.411</small> Bruce Aven, R <small>OBP: 0.438, SLG: 0.800</small> (1, 1) (5, PH) (6, 1) (7, 1) (8, PH) (9, 7)										1	0	0	0	0	1						
Inning Stats	R: 0 H: 1 E: 0 K: 1 S: 19	H: 1 LOB: 1 BB: 0 P: 24	R: 0 H: 0 E: 0 K: 1 S: 8	H: 0 LOB: 1 BB: 1 P: 16	R: 0 H: 1 E: 0 K: 1 S: 9	H: 1 LOB: 1 BB: 1 P: 16	R: 0 H: 1 E: 0 K: 1 S: 9	H: 1 LOB: 0 BB: 0 P: 14	R: 1 H: 2 E: 0 K: 1 S: 11	H: 2 LOB: 0 BB: 0 P: 15	R: 0 H: 0 E: 0 K: 1 S: 7	H: 0 LOB: 0 BB: 0 P: 9	R: 0 H: 0 E: 0 K: 1 S: 7	H: 0 LOB: 0 BB: 0 P: 9	R: 0 H: 1 E: 0 K: 0 S: 12	H: 1 LOB: 1 BB: 0 P: 18	R: 0 H: 0 E: 0 K: 0 S: 8	H: 0 LOB: 0 BB: 0 P: 15	1B: 3 2B: 4 3B: 0 HR: 0	SF: 0 SAC: 0 DP: 2 HBP: 0	WP: 0 PA: 33 CS: 0
PITCHER	IP WLS BF H R ER SO BB IBB HBP BLK WP HR S P ERA WHIP																				
29 John Smoltz, R <small>ERA: 2.03</small> John Rocker, L <small>ERA: 4.91</small> (1, 1) (8, 1)	7.2 1.1	W 29 4	6 0	1 0	0 0	7 0	0 0	0 0	0 0	0 0	0 0	0 0	0 0	9 17	119 17	0.00 0.000					

Batter	1	2	3	4	5	6	7	8	9	AB	R	H	RBI	BB	SO	LOB	TOP					
Otis Nixon, S (1, 7) <small>OBP: 0.273, SLG: 0.193</small> Ozzie Guillen, L (8, 5) <small>OBP: 0.143, SLG: 0.214</small>	F9							E1		4	0	1	1	0	0	2						
Bret Boone, R (1, 4) <small>OBP: 0.288, SLG: 0.375</small>	P8							G5-3		4	0	0	0	0	0	1						
Keith Lockhart, L (1, 5) <small>OBP: 0.289, SLG: 0.263</small> Gerald Williams, R (8, PH) <small>OBP: 0.321, SLG: 0.500</small>	G4-3							FC6-2-5-6-2		3	0	0	0	0	0	0						
Brian Jordan, R (1, 9) <small>OBP: 0.429, SLG: 0.676</small>		G5-3						G5-3		4	0	0	0	0	0	1						
Javy Lopez, R (1, 2) <small>OBP: 0.333, SLG: 0.583</small>	G1-3							G5-3		4	1	1	0	0	0	0						
Randall Simon, L (1, 3) <small>OBP: 0.441, SLG: 0.552</small> Brian Hunter, R (7, PR) <small>OBP: 0.364, SLG: 0.682</small>								SH5-4		3	0	3	0	0	0	0						
Andruw Jones, R (1, 8) <small>OBP: 0.400, SLG: 0.500</small>	CS							1B		3	3	2	2	1	0	1						
Walt Weiss, S (1, 6) <small>OBP: 0.373, SLG: 0.375</small>								1B		4	0	1	1	0	1	3						
Kevin Millwood, R (1, 1) <small>OBP: 0.300, SLG: 0.333</small> Mike Remlinger, L (8, 1) <small>ERA: 5.79</small> 30 Kevin McGlinchy, R (8, 1) Rudy Seanez, R (8, 1)	L5							K		3	0	1	0	0	1	2						
Inning Stats	R: 0 E: 0 K: 0 S: 6	H: 0 LOB: 0 BB: 0 P: 11	R: 0 E: 0 K: 0 S: 9	H: 1 LOB: 0 BB: 0 P: 16	R: 1 E: 0 K: 2 S: 13	H: 2 LOB: 1 BB: 0 P: 16	R: 0 E: 0 K: 0 S: 9	H: 0 LOB: 0 BB: 0 P: 15	R: 0 E: 0 K: 0 S: 7	H: 2 LOB: 2 BB: 0 P: 9	R: 0 E: 0 K: 0 S: 9	H: 0 LOB: 0 BB: 0 P: 15	R: 2 E: 0 K: 1 S: 9	H: 2 LOB: 1 BB: 0 P: 12	R: 0 E: 1 K: 0 S: 12	H: 0 LOB: 1 BB: 0 P: 17	R: 2 E: 0 K: 1 S: 8	H: 2 LOB: 0 BB: 1 P: 16	1B: 6 2B: 1 3B: 1 HR: 1	SF: 0 SAC: 1 DP: 0 HBP: 0	WP: 0 PB: 0 CS: 2	PA: 37
PITCHER	IP	WLS	BF	H	R	ER	SO	BB	IBB	HBP	BLK	WP	HR	S	P	ERA	WHIP					
Dennis Springer, R (1, 1)	7.1		29	7	3	3	3	0	0	0	0	0	1	67	102	3.68	0.955					
Vic Darenbourg, L (8, 1)	0.1	H	1	0	0	0	0	0	0	0	0	0	0	5	6	0.00	0.000					
Antonio Alfonseca, R (8, 1)	0.2	L	3	1	1	1	0	0	0	0	0	0	0	5	7	13.50	1.500					
Matt Mantei, R (9, 1)	0.2		3	1	1	1	1	0	1	0	0	0	0	5	12	13.50	1.500					

Atlanta Braves @ Florida Marlins
Pro Player Stadium, Miami, FL
Mon Apr 26 1999, 7:05 PM EDT
Att: 15,397 - Cloudy - 83 F

AB 34
R 5
H 9
RBI 4
BB 1
SO 4
LOB 13

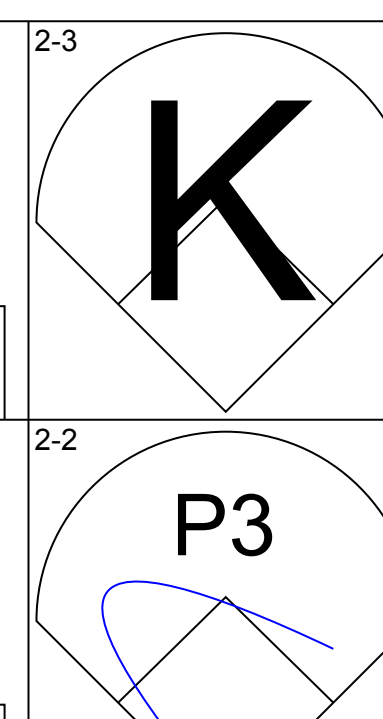
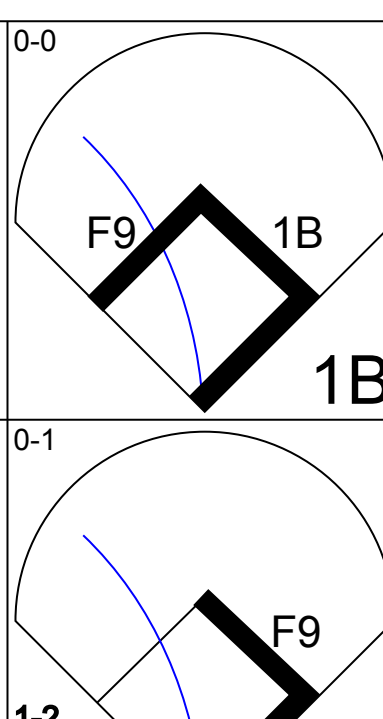
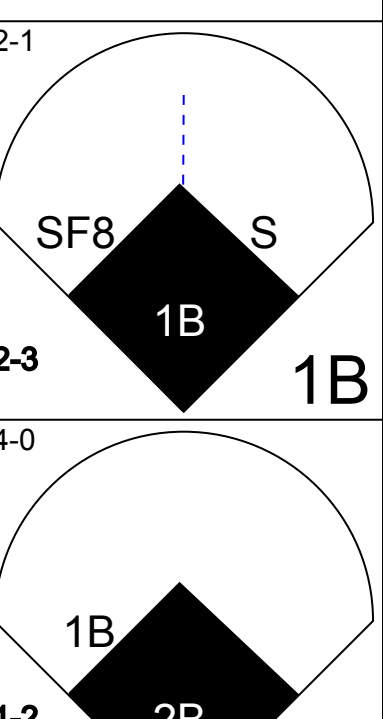
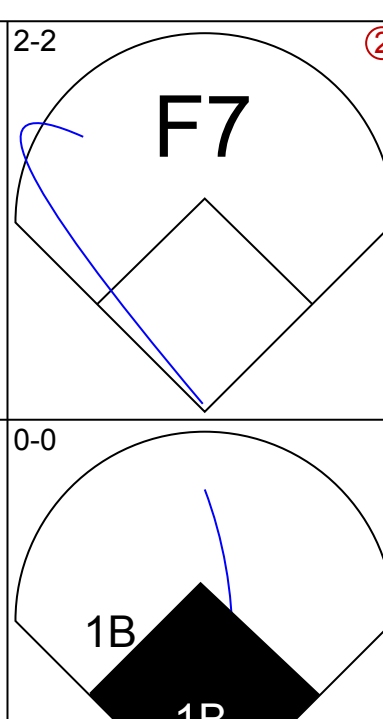
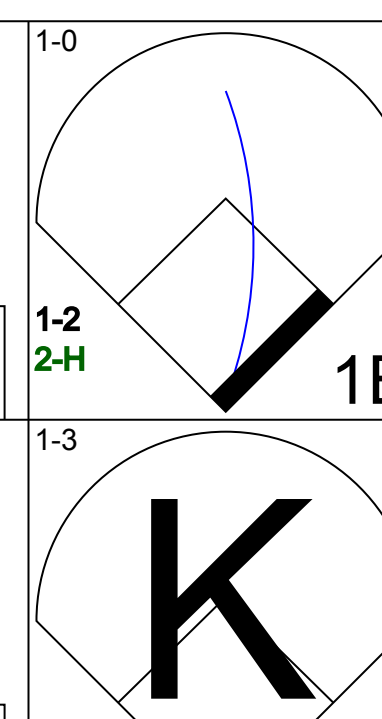
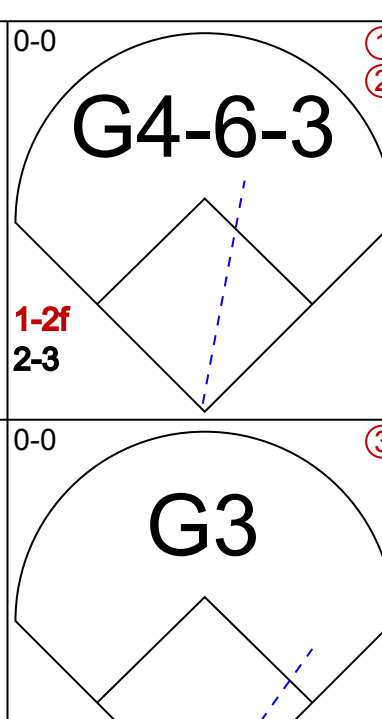

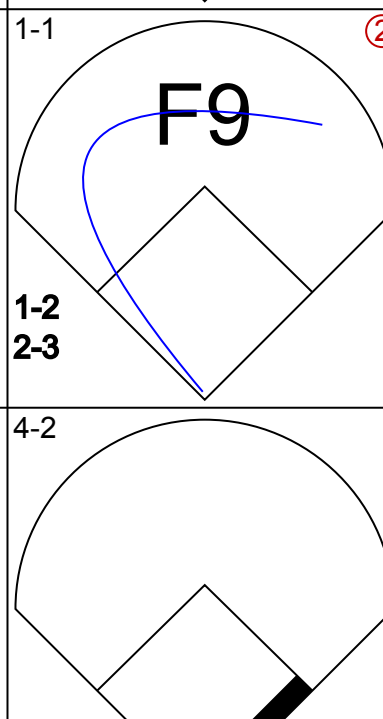
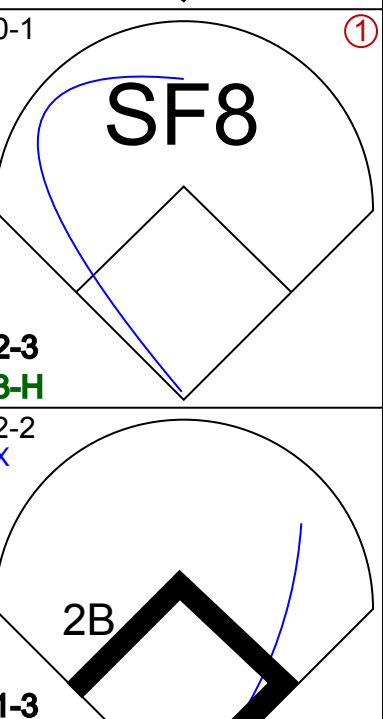
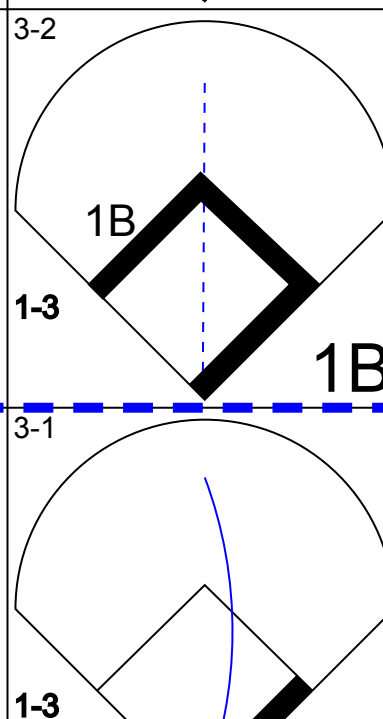



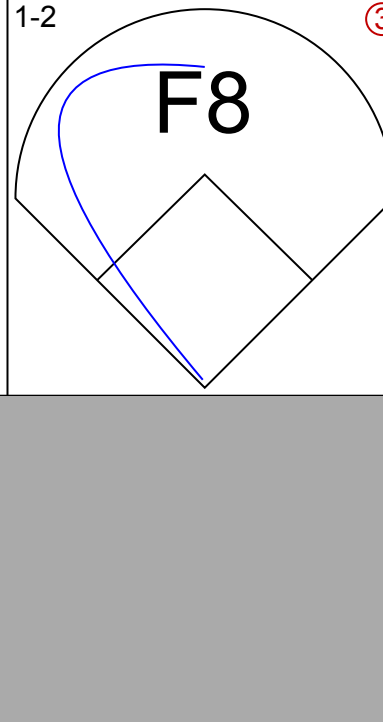
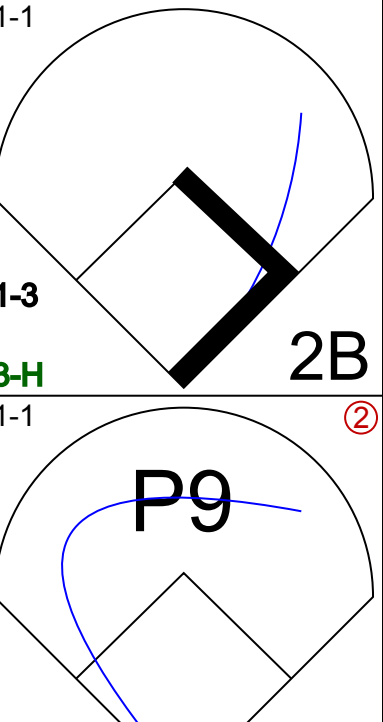
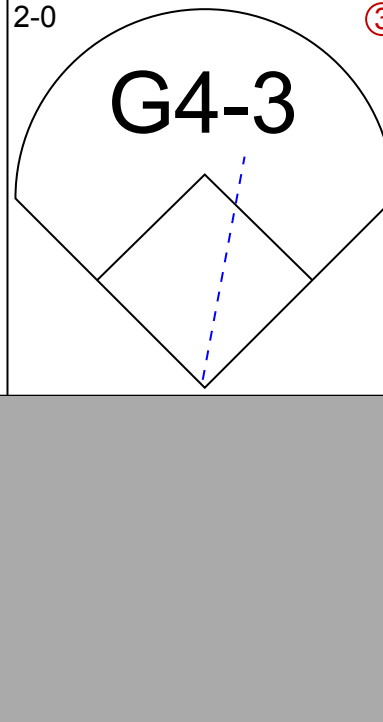
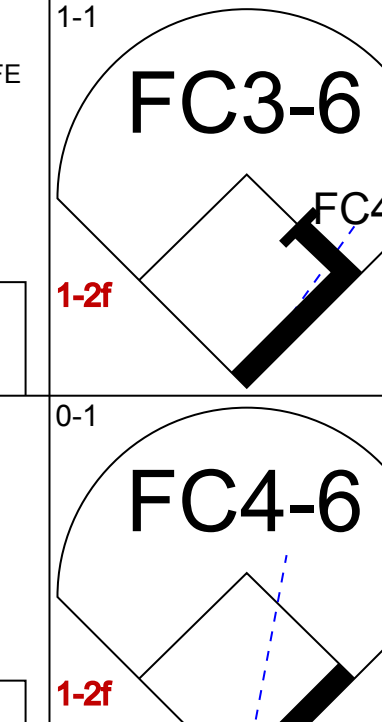
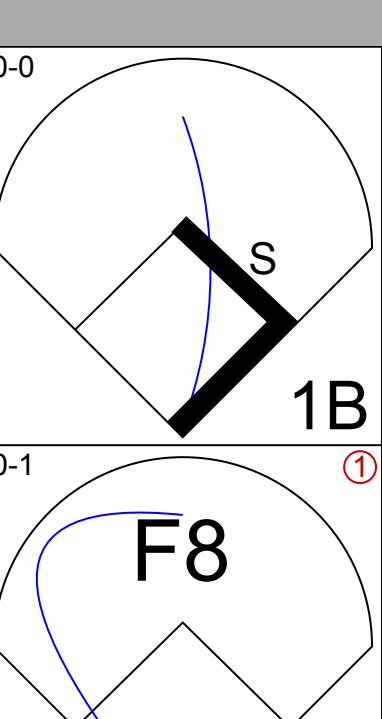

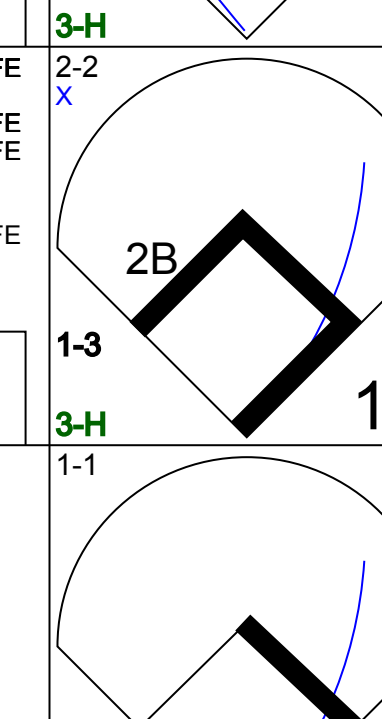
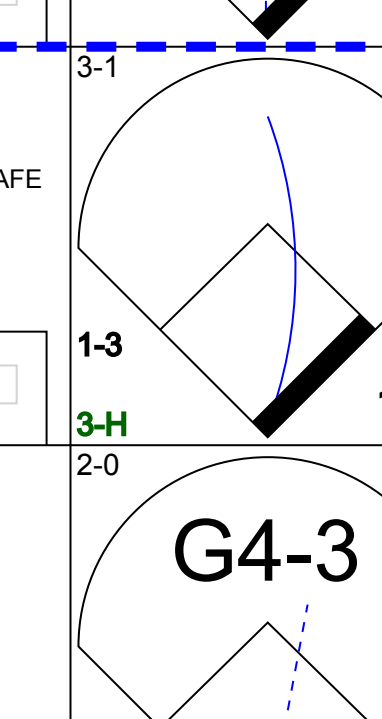
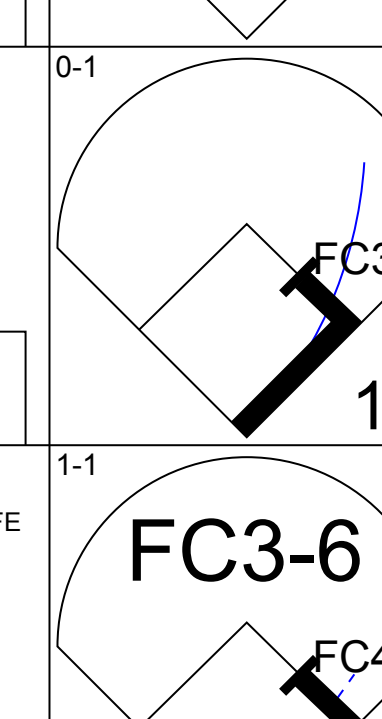
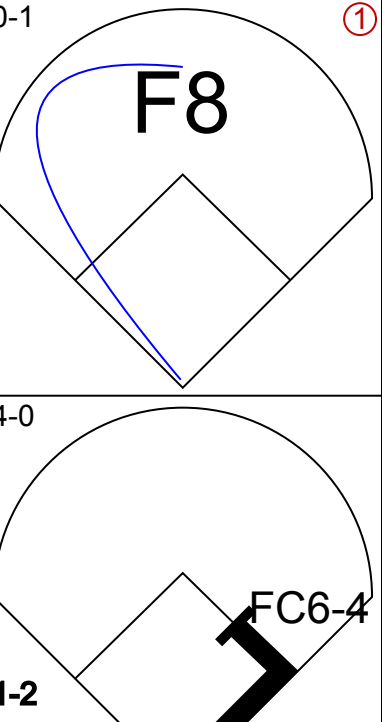
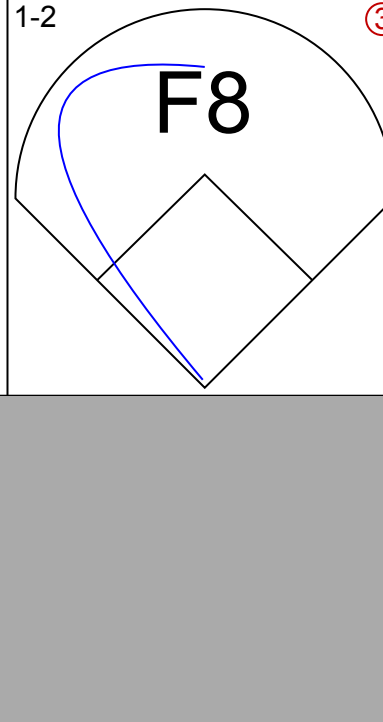
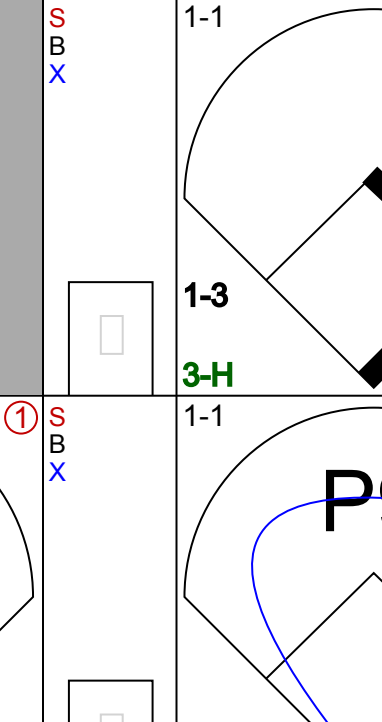
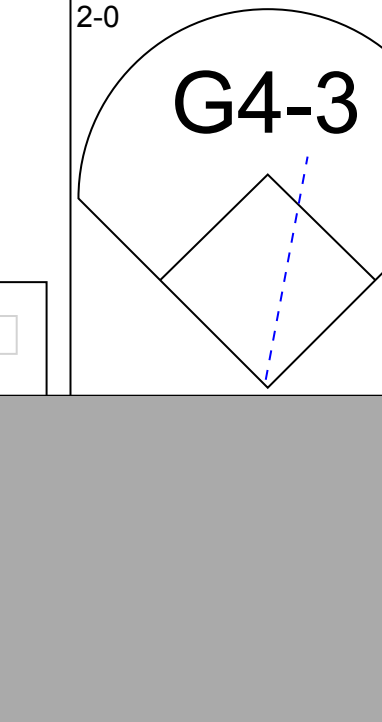
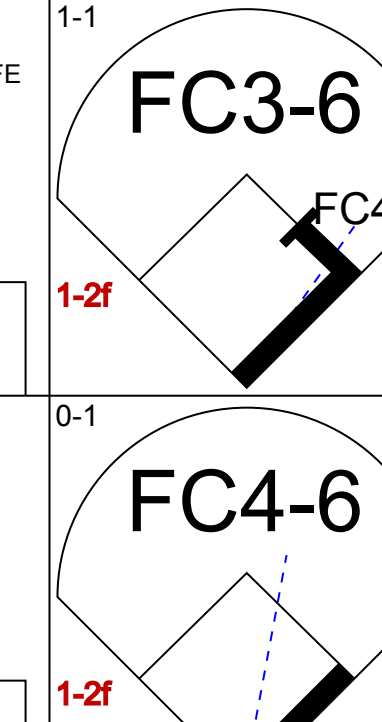
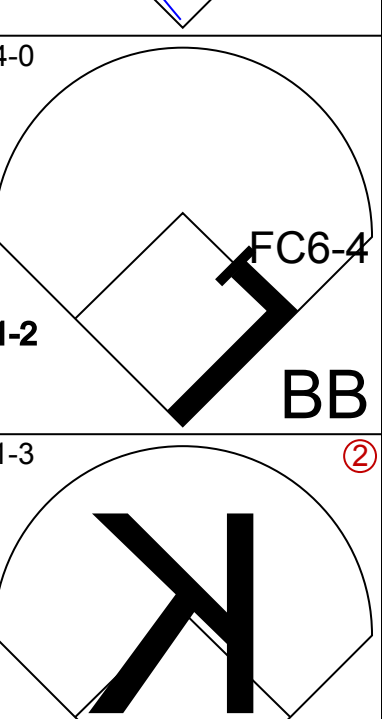
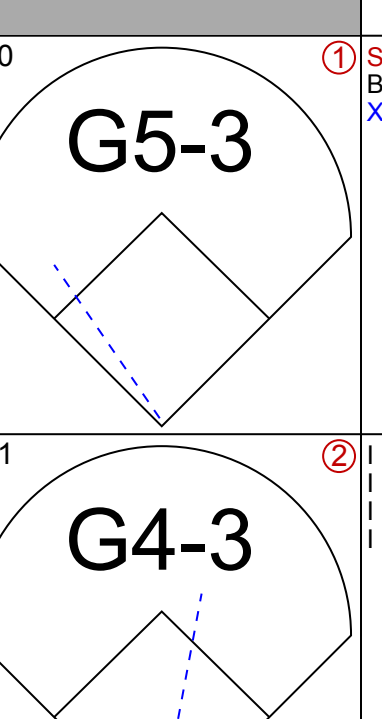
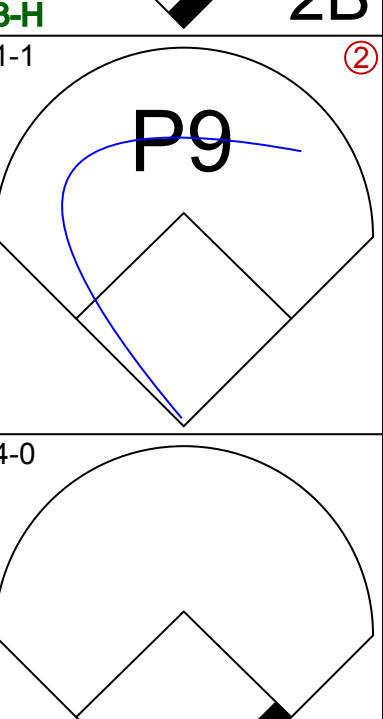
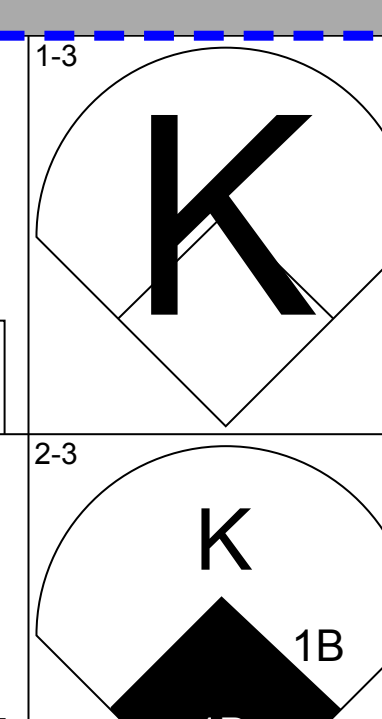
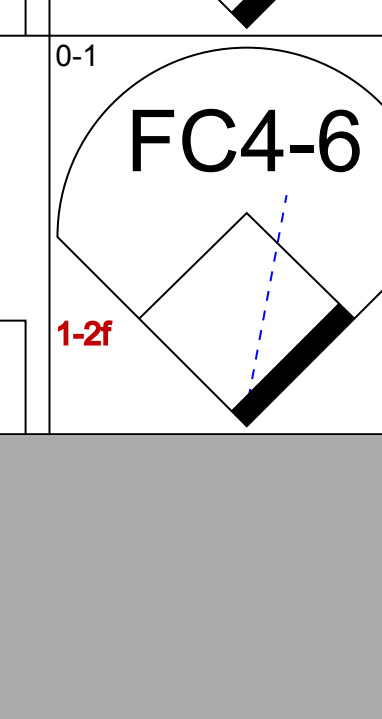

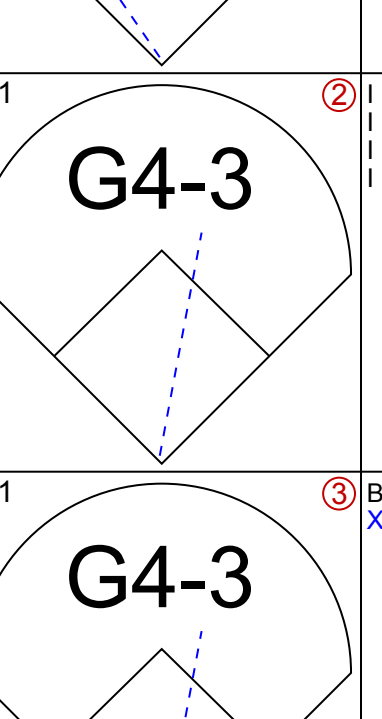
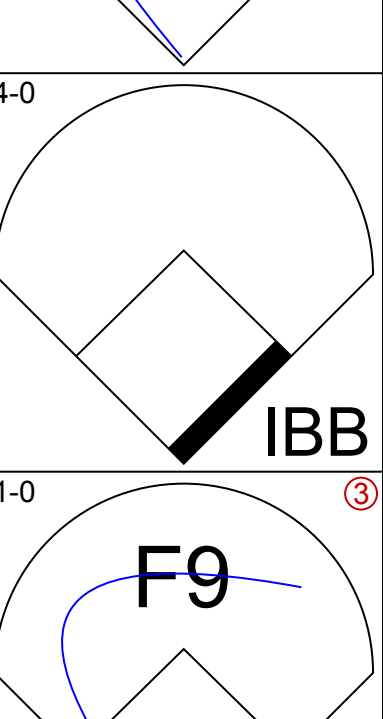
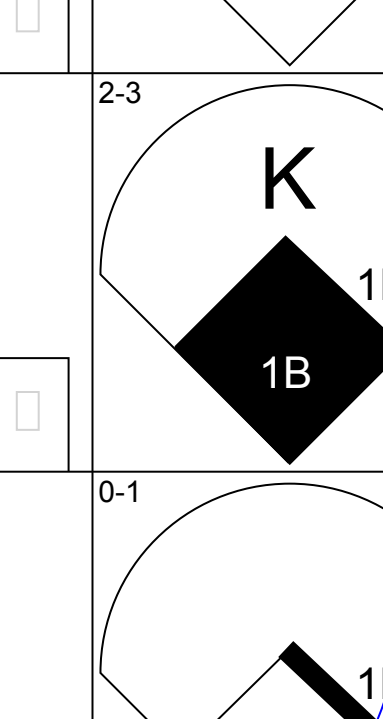
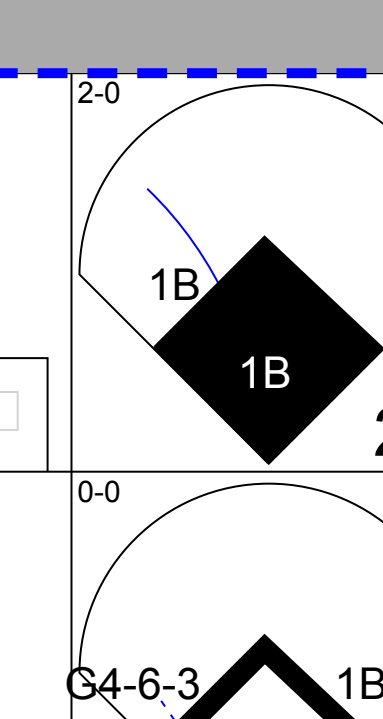
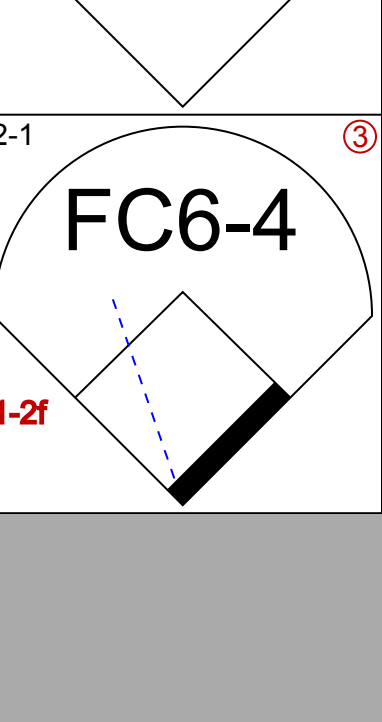
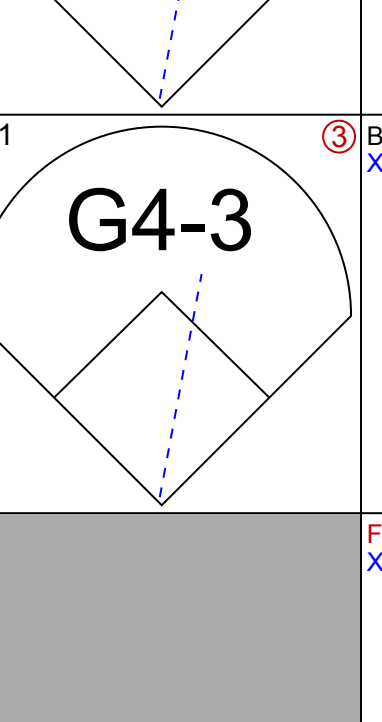
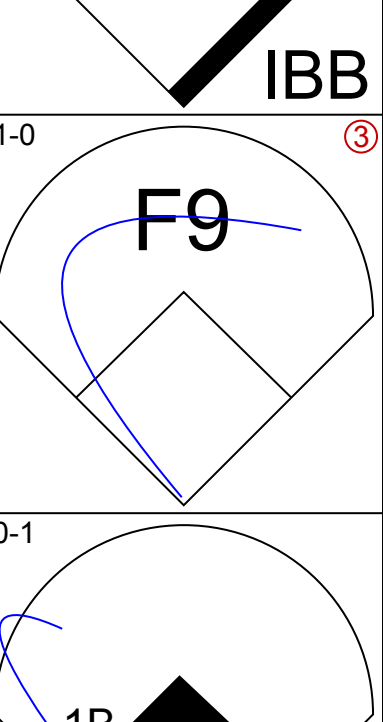
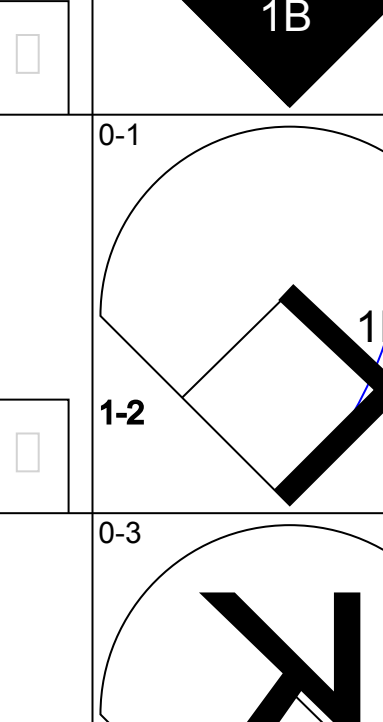
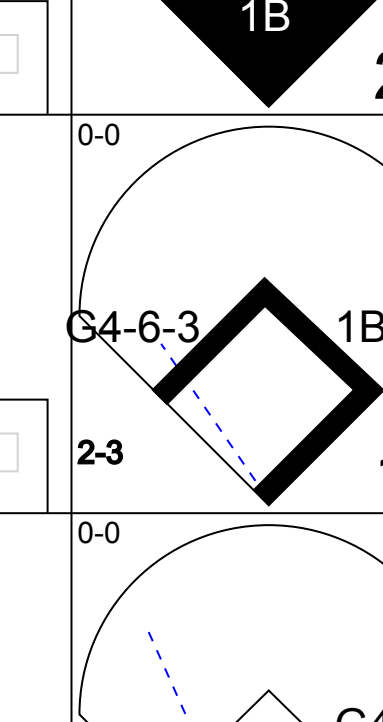
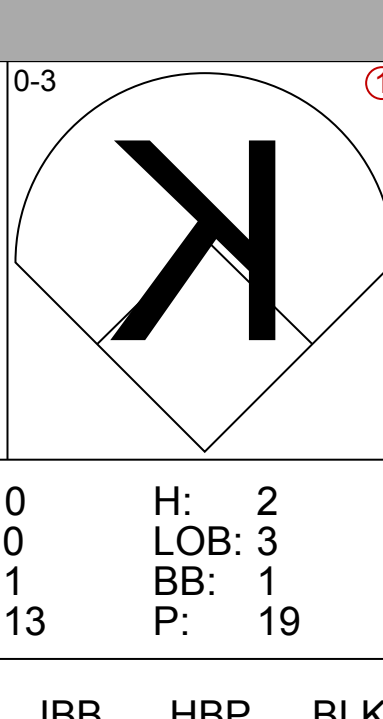
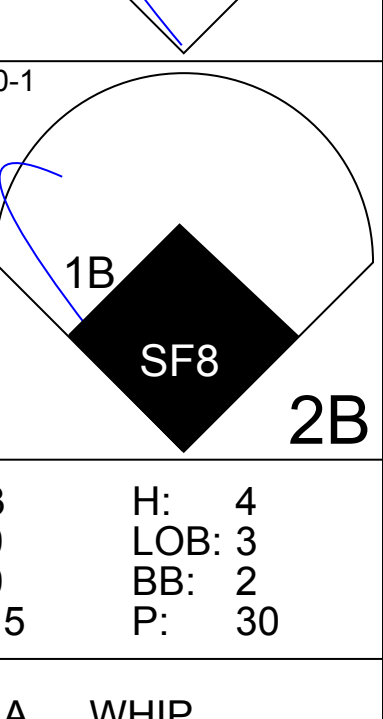
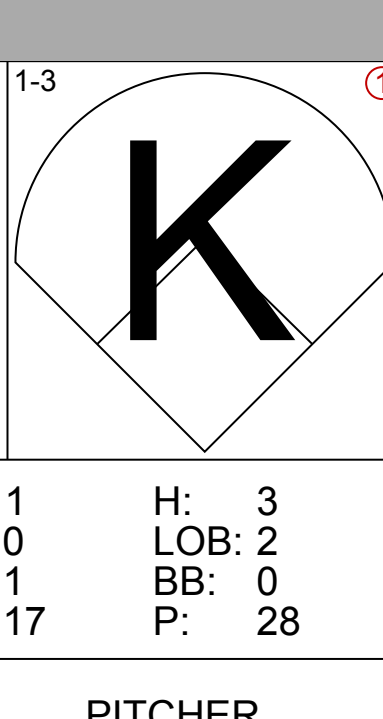
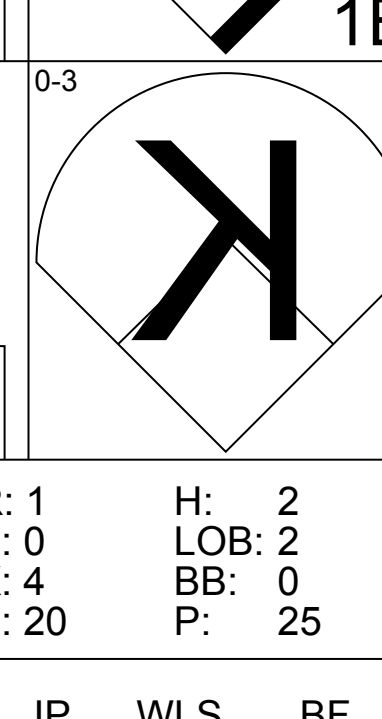
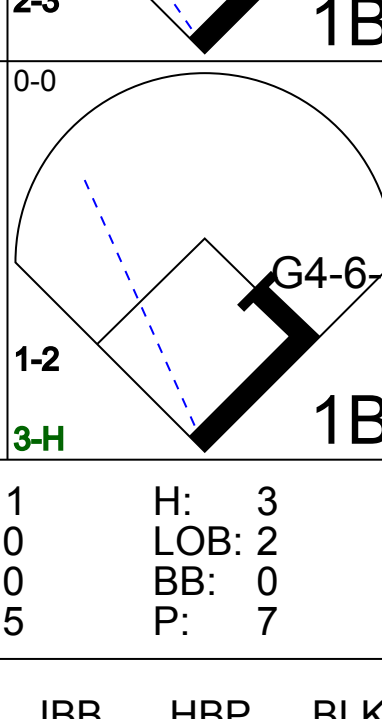


Batter	1	2	3	4	5	6	7	8	9	AB	R	H	RBI	BB	SO	LOB	BOTTOM				
Luis Castillo, S (1, 4) <small>OBP: 0.333, SLG: 0.328</small>	F7							SH5-4	FC5-4	4	0	1	0	0	0	1					
Alex Gonzalez, R (1, 6) <small>OBP: 0.293, SLG: 0.366</small>	K							BB	BB	3	0	0	0	1	1	2					
Mark Kotsay, L (1, 9) <small>OBP: 0.316, SLG: 0.343</small>	G3							F7		3	1	0	0	1	0	2					
Todd Dunwoody, L (1, 8) <small>OBP: 0.315, SLG: 0.313</small> Derrek Lee, R (8, PH) <small>OBP: 0.296, SLG: 0.353</small>	K							BB	BB	3	1	1	1	0	2	0					
Kevin Orle, R (1, 5) <small>OBP: 0.354, SLG: 0.407</small>	G6-3							BB	BB	3	0	1	2	1	1	0					
Tim Hyers, L (1, 3) <small>OBP: 0.250, SLG: 0.238</small> Matt Mantei, R (9, 1)	P6							BB	BB	4	0	0	0	0	0	4					
Preston Wilson, R (1, 7) <small>OBP: 0.291, SLG: 0.410</small> Antonio Alfonseca, R (8, 1) Dave Berg, R (9, 7) <small>OBP: 0.238, SLG: 0.400</small>	G6-3							K		3	0	0	0	0	2	1					
Jorge Fabregas, L (1, 2) <small>OBP: 0.244, SLG: 0.200</small>								P7	G3-1	3	0	0	0	1	0	1					
Dennis Springer, R (1, 1) Vic Darenbourg, L (8, 1) Bruce Aven, R (8, 7) <small>OBP: 0.500, SLG: 0.824</small>	K							BB	SH5-4	2	1	2	0	0	0	0					
Inning Stats	R: 0 E: 0 K: 1 S: 7	H: 0 LOB: 0 BB: 0 P: 9	R: 0 E: 0 K: 1 S: 13	H: 0 LOB: 0 BB: 0 P: 17	R: 0 E: 0 K: 1 S: 14	H: 1 LOB: 2 BB: 1 P: 21	R: 2 E: 0 K: 1 S: 10	H: 2 LOB: 1 BB: 1 P: 17	R: 0 E: 0 K: 2 S: 7	H: 0 LOB: 0 BB: 0 P: 9	R: 0 E: 0 K: 1 S: 6	H: 0 LOB: 0 BB: 0 P: 7	R: 1 E: 0 K: 0 S: 13	H: 1 LOB: 3 BB: 3 P: 27	R: 0 E: 0 K: 1 S: 13	H: 1 LOB: 1 BB: 0 P: 20	1B: 4 2B: 0 3B: 1 HR: 0	SF: 0 SAC: 1 DP: 0 HBP: 0	WP: 0 PB: 0 CS: 0	PA: 37	
PITCHER	IP	WLS	BF	H	R	ER	SO	BB	IBB	HBP	BLK	WP	HR	S	P	ERA	WHIP				
Kevin Millwood, R (1, 1)	7.1		29	4	3	3	7	3	0	0	0	0	0	73	104	3.68	0.955				
Mike Remlinger, L (8, 1)	0.1	H	1	0	0	0	0	0	0	0	0	0	0	1	1	0.00	0.000				
30 Kevin McGlinchy, R (8, 1)	0.0	B	2	0	0	0	0	2	0	0	0	0	0	2	10	∞	∞				
Rudy Seanez, R (8, 1)	1.1	W	5	1	0	0	1	0	0	0	0	0	0	16	23	0.00	0.750				

Atlanta Braves @ Florida Marlins
Pro Player Stadium, Miami, FL
Mon Apr 26 1999, 7:05 PM EDT
Att: 15,397 - Cloudy - 83 F

AB 31
R 3
H 5
RBI 3
BB 5
SO 8
LOB 12

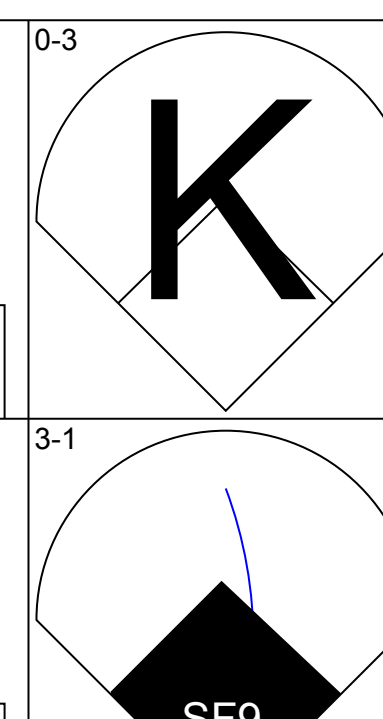
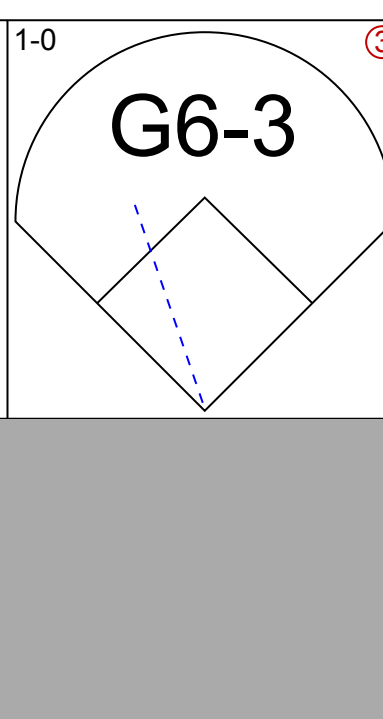
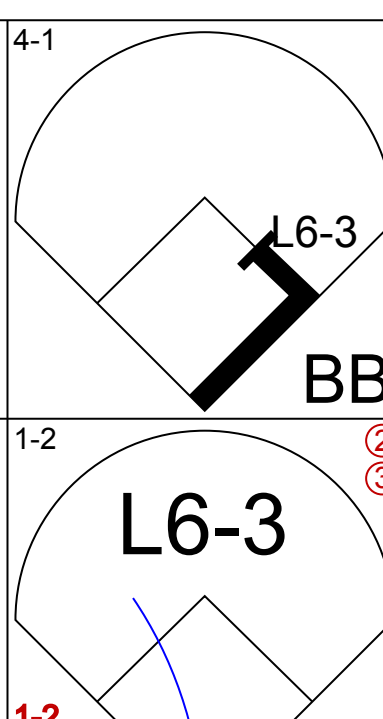
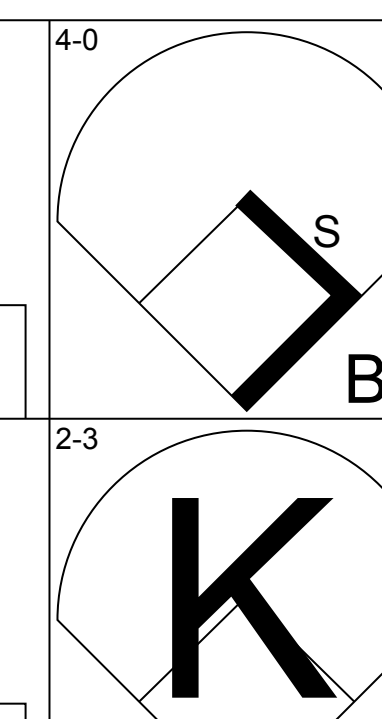

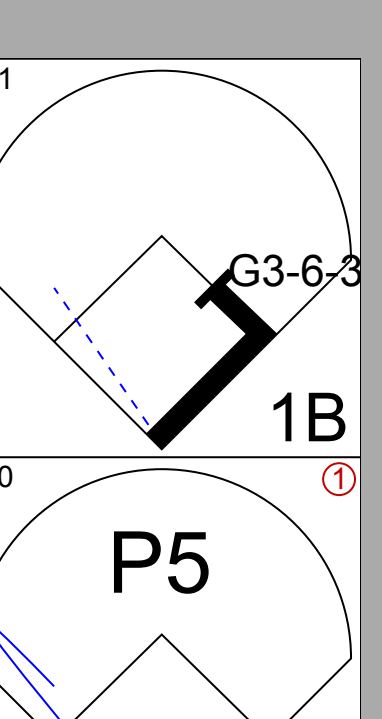
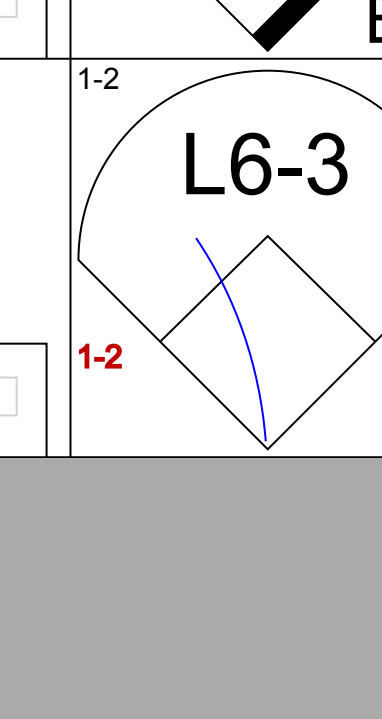
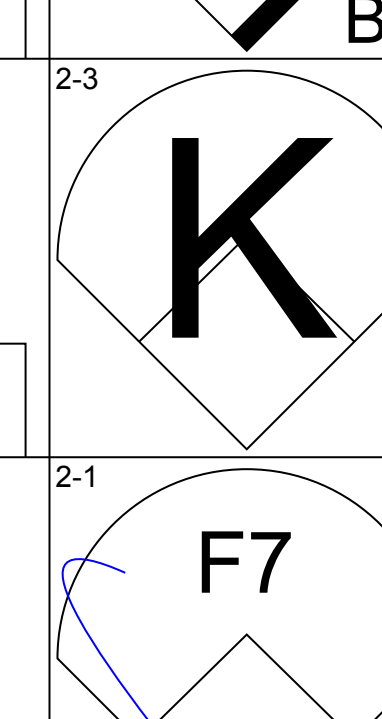

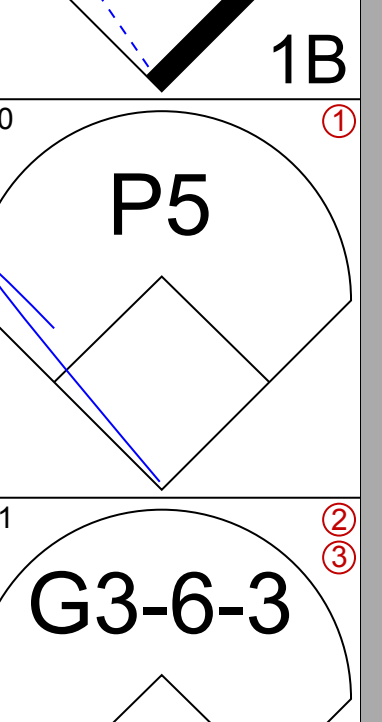
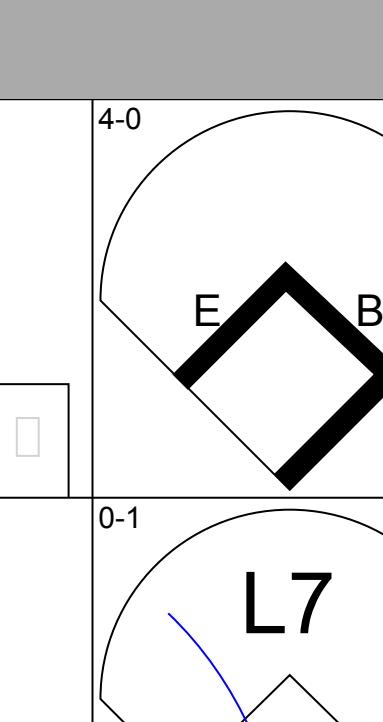
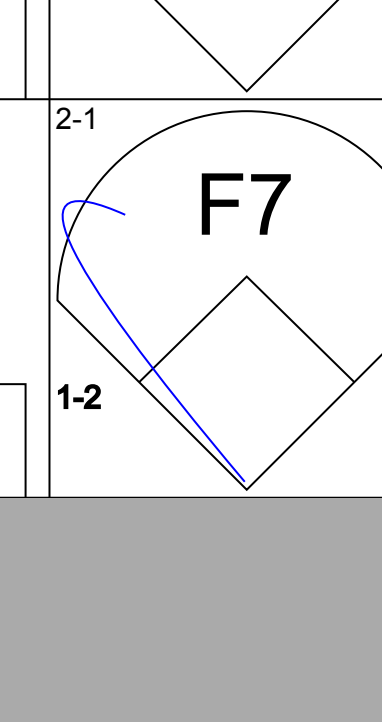
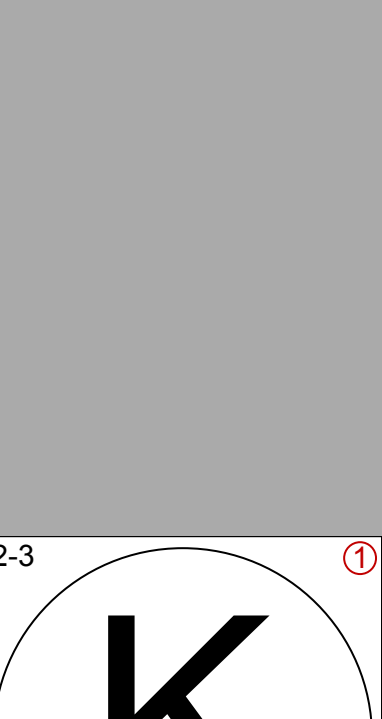
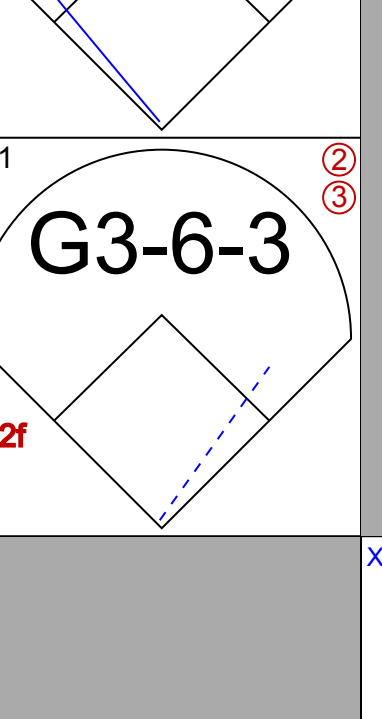
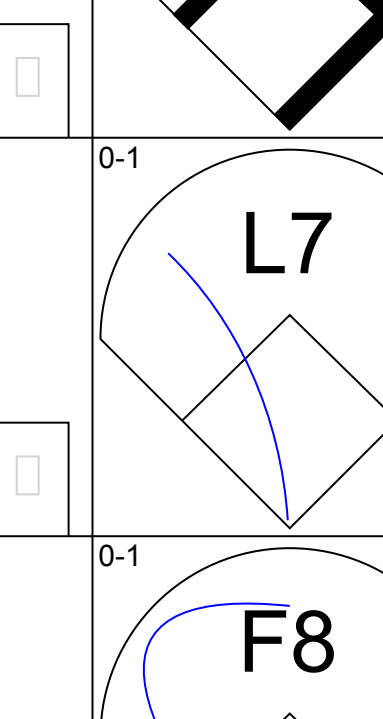
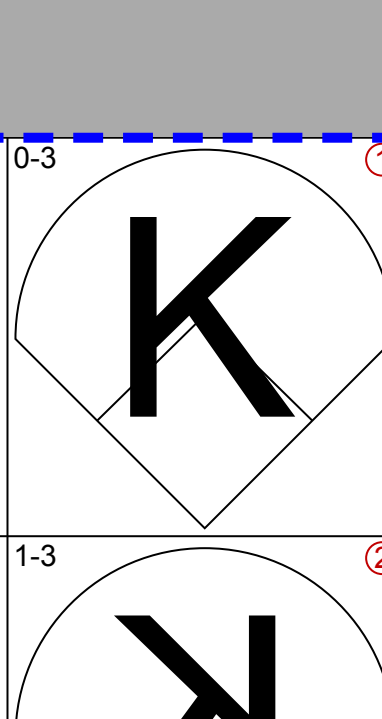
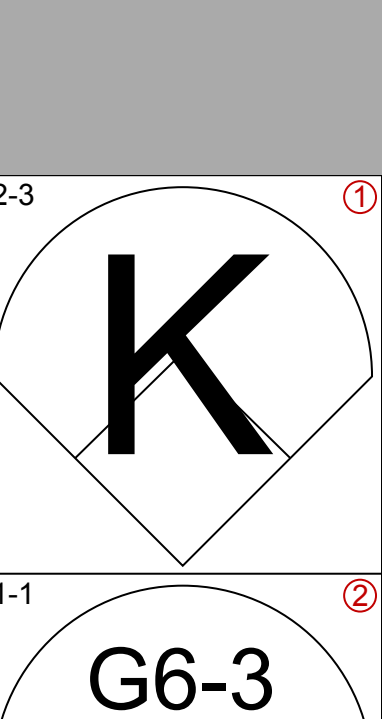
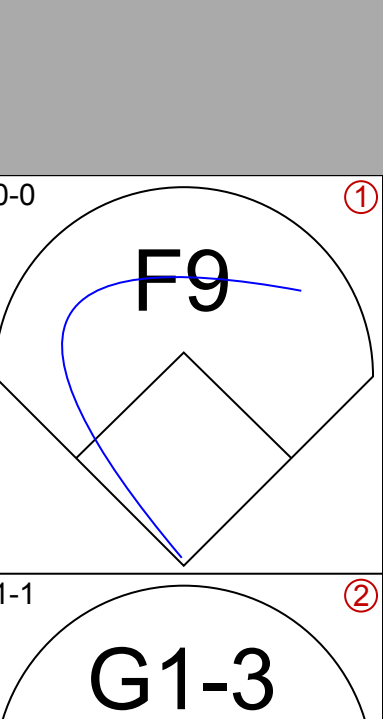
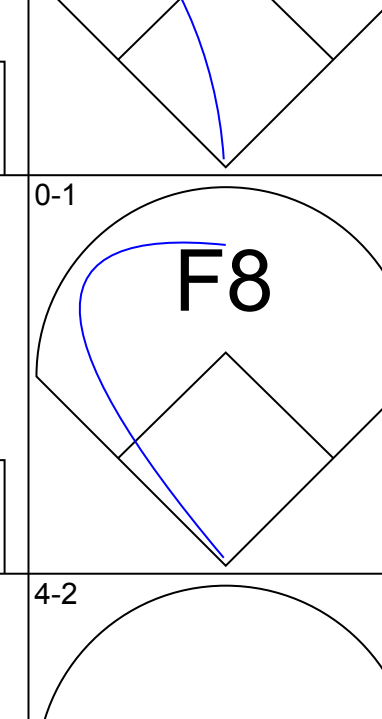
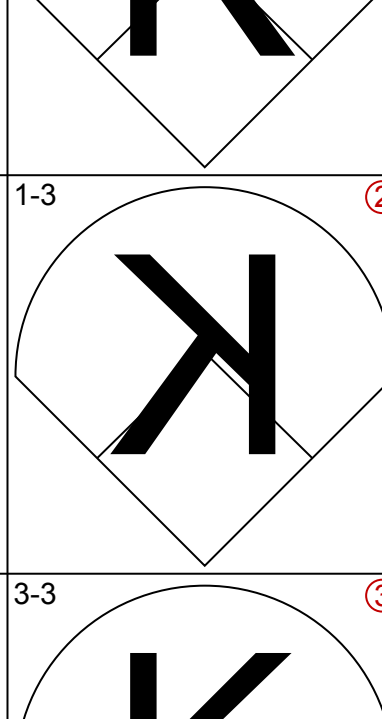
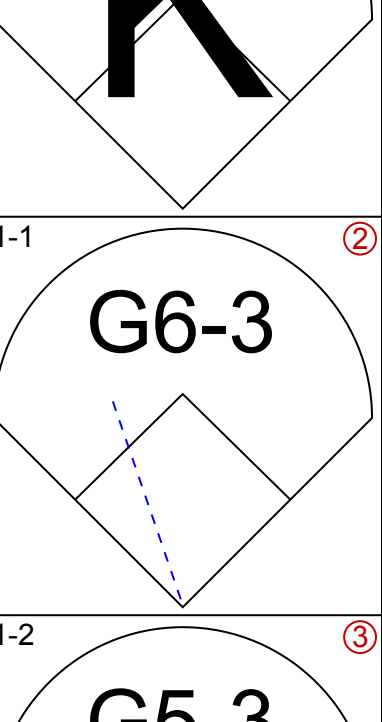
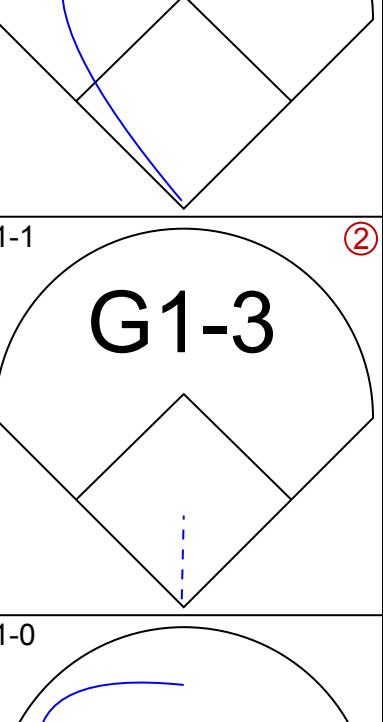
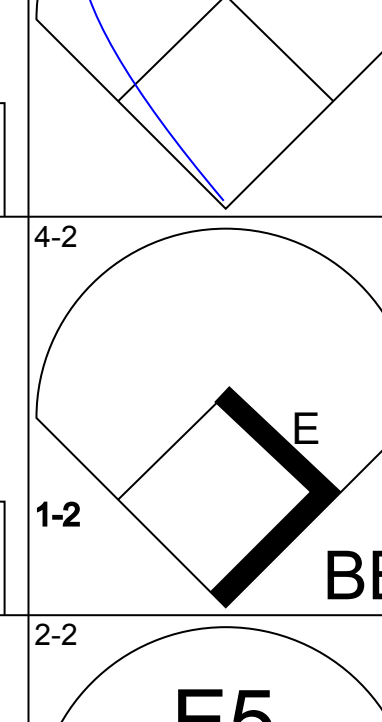
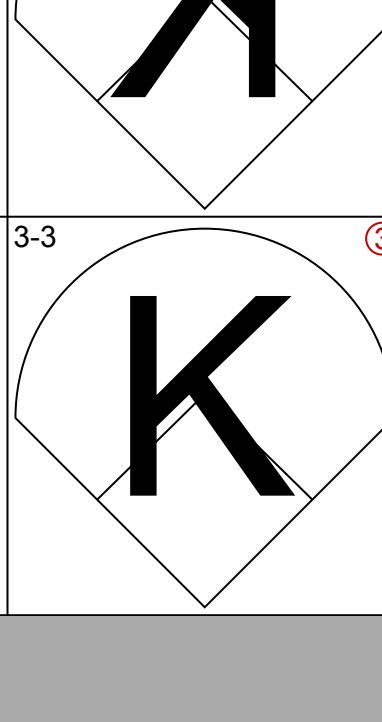
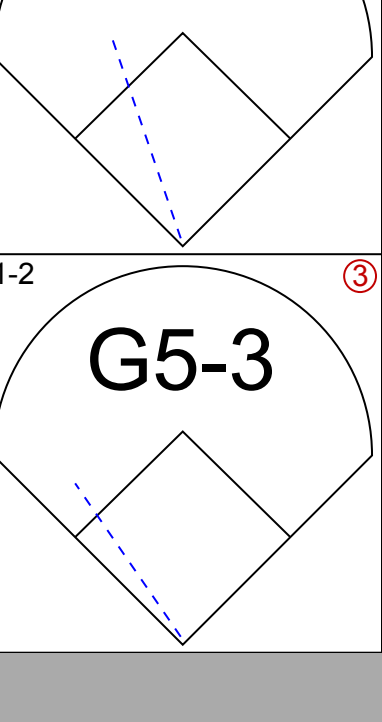
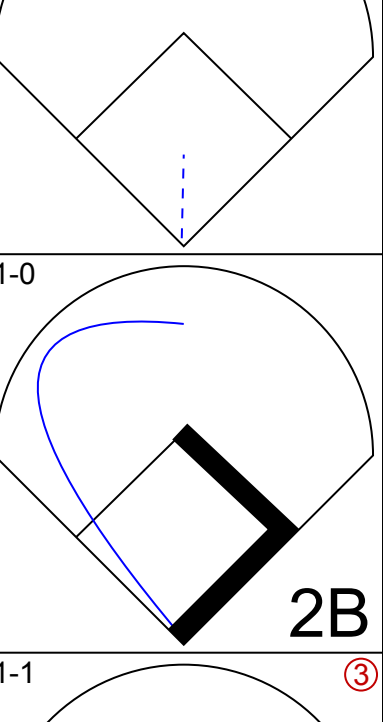
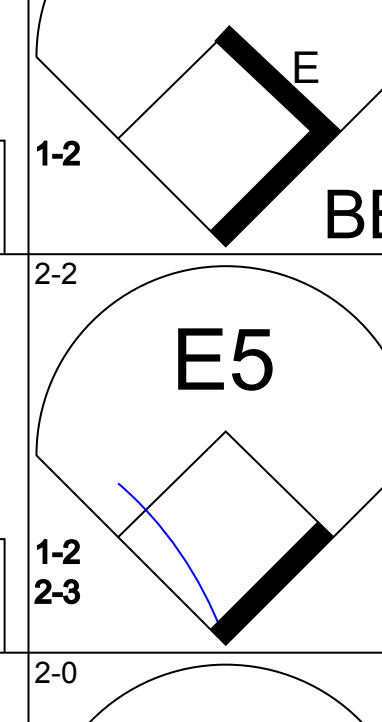
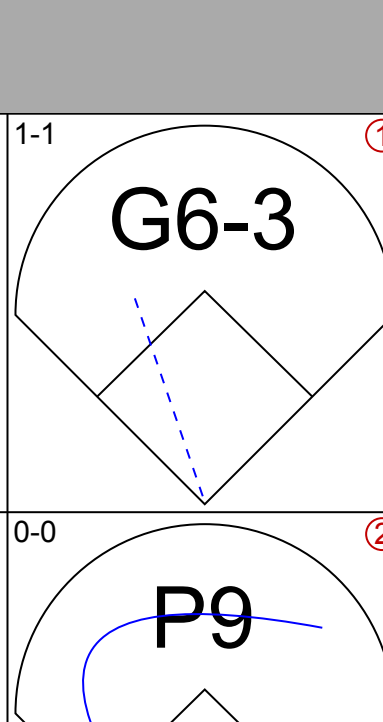
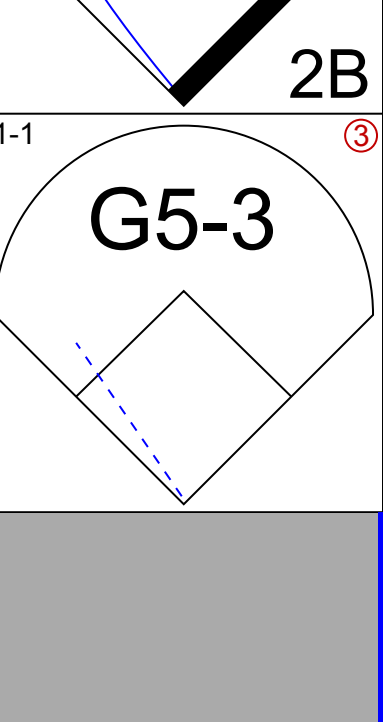
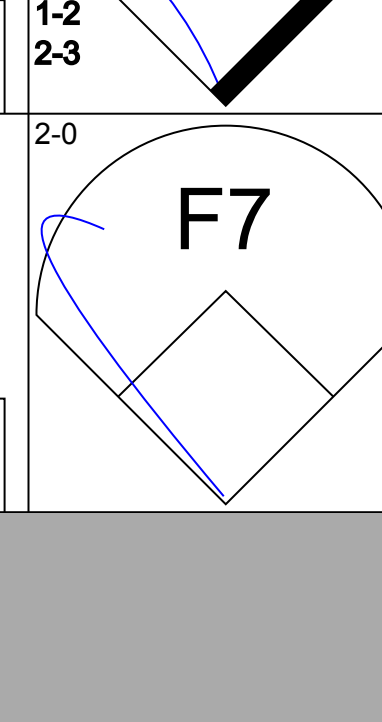
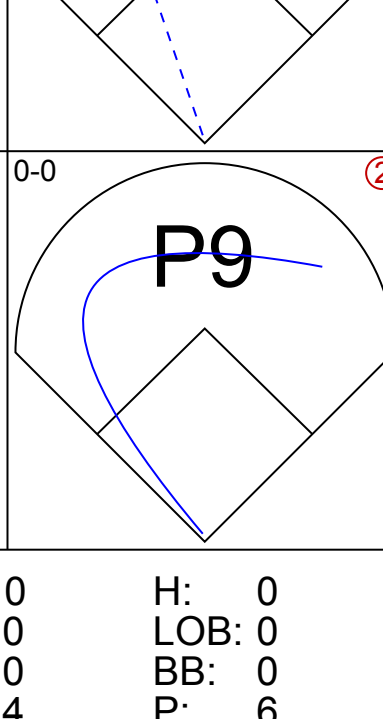


Batter	1	2	3	4	5	6	7	8	9	AB	R	H	RBI	BB	SO	LOB	TOP							
Lance Johnson, L (1, 8) OBP: 0.366, SLG: 0.361										6	1	3	1	0	1	2								
Mickey Morandini, L (1, 4) OBP: 0.351, SLG: 0.409										5	2	2	0	1	1	4								
Sammy Sosa, R (1, 9) OBP: 0.366, SLG: 0.543										4	0	1	1	0	2	2								
Mark Grace, L (1, 3) OBP: 0.430, SLG: 0.444										4	0	4	2	1	0	0								
Henry Rodriguez, L (1, 7) OBP: 0.471, SLG: 0.567										5	0	1	1	0	0	7								
Richard Barker, R (8, 1)										0	0	0	0	0	0	0								
Felix Heredia, L (9, 1)										0	0	0	0	0	0	0								
Benito Santiago, R (1, 2) OBP: 0.299, SLG: 0.441										4	0	0	0	1	1	3								
Tyler Houston, L (1, 5) OBP: 0.333, SLG: 0.538										4	1	1	0	1	2	2	AB 42							
Jeff Blauser, R (9, PR) OBP: 0.357, SLG: 0.250										0	1	0	0	0	0	0	R 6							
Gary Gaetti, R (9, 5) OBP: 0.189, SLG: 0.224										0	0	0	0	0	0	0	H 16							
Manny Alexander, R (1, 6) OBP: 0.294, SLG: 0.267										5	0	2	0	0	0	5	RBI 6							
Steve Trachsel, R (1, 1) OBP: 0.077, SLG: 0.154																	BB 4							
Curtis Goodwin, L (8, 7) OBP: 0.429, SLG: 0.571										4	1	1	0	0	3	2	SO 10							
										1	0	1	1	0	0	0	LOB 27							
Inning Stats	R: 0 E: 0 K: 2 S: 10	H: 0 LOB: 0 BB: 0 P: 15	R: 0 E: 0 K: 1 S: 8	H: 1 LOB: 2 BB: 1 P: 15	R: 0 E: 0 K: 1 S: 13	H: 2 LOB: 3 BB: 1 P: 19	R: 0 E: 0 K: 0 S: 5	H: 0 LOB: 0 BB: 0 P: 7	R: 3 E: 0 K: 0 S: 15	H: 4 LOB: 3 BB: 2 P: 30	R: 1 E: 0 K: 4 S: 17	H: 3 LOB: 2 BB: 0 P: 28	R: 1 E: 0 K: 4 S: 20	H: 2 LOB: 2 BB: 0 P: 25	R: 0 E: 0 K: 1 S: 10	H: 1 LOB: 1 BB: 0 P: 11	R: 1 E: 0 K: 0 S: 5	H: 3 LOB: 2 BB: 0 P: 7	1B: 13 2B: 3 3B: 0 HR: 0	SF: 1 SAC: 0 DP: 1 HBP: 0	WP: 1 PB: 0 SB: 2 CS: 0	PA: 47		
PITCHER	IP WLS BF H R ER SO BB IBB HBP BLK WP HR S P ERA WHIP	IP WLS BF H R ER SO BB IBB HBP BLK WP HR S P ERA WHIP	IP WLS BF H R ER SO BB IBB HBP BLK WP HR S P ERA WHIP	IP WLS BF H R ER SO BB IBB HBP BLK WP HR S P ERA WHIP	IP WLS BF H R ER SO BB IBB HBP BLK WP HR S P ERA WHIP	IP WLS BF H R ER SO BB IBB HBP BLK WP HR S P ERA WHIP	IP WLS BF H R ER SO BB IBB HBP BLK WP HR S P ERA WHIP	IP WLS BF H R ER SO BB IBB HBP BLK WP HR S P ERA WHIP	IP WLS BF H R ER SO BB IBB HBP BLK WP HR S P ERA WHIP	IP WLS BF H R ER SO BB IBB HBP BLK WP HR S P ERA WHIP	IP WLS BF H R ER SO BB IBB HBP BLK WP HR S P ERA WHIP	IP WLS BF H R ER SO BB IBB HBP BLK WP HR S P ERA WHIP	IP WLS BF H R ER SO BB IBB HBP BLK WP HR S P ERA WHIP	IP WLS BF H R ER SO BB IBB HBP BLK WP HR S P ERA WHIP	IP WLS BF H R ER SO BB IBB HBP BLK WP HR S P ERA WHIP	IP WLS BF H R ER SO BB IBB HBP BLK WP HR S P ERA WHIP	IP WLS BF H R ER SO BB IBB HBP BLK WP HR S P ERA WHIP	IP WLS BF H R ER SO BB IBB HBP BLK WP HR S P ERA WHIP	IP WLS BF H R ER SO BB IBB HBP BLK WP HR S P ERA WHIP	IP WLS BF H R ER SO BB IBB HBP BLK WP HR S P ERA WHIP	IP WLS BF H R ER SO BB IBB HBP BLK WP HR S P ERA WHIP	IP WLS BF H R ER SO BB IBB HBP BLK WP HR S P ERA WHIP	IP WLS BF H R ER SO BB IBB HBP BLK WP HR S P ERA WHIP	IP WLS BF H R ER SO BB IBB HBP BLK WP HR S P ERA WHIP

Chicago Cubs @ Florida Marlins
Pro Player Stadium, Miami, FL
Wed Apr 28 1999, 7:05 PM EDT
Att: 14,312 - Cloudy - 75 F

AB	42
R	6
H	16
RBI	6
BB	4
SO	10
LOB	27



Batter	1	2	3	4	5	6	7	8	9	AB	R	H	RBI	BB	SO	LOB	BOTTOM							
Luis Castillo, S (1, 4) OBP: 0.337, SLG: 0.315										2	0	0	0	2	1	0								
Alex Gonzalez, R (1, 6) OBP: 0.301, SLG: 0.430										4	1	2	0	0	1	2								
Mark Kotsay, L (1, 9) OBP: 0.321, SLG: 0.382										2	0	0	1	1	0	2								
Cliff Floyd, L (1, 7) OBP: 0.286, SLG: 0.286										4	0	0	0	0	1	2								
Derrek Lee, R (1, 3) OBP: 0.271, SLG: 0.355										4	0	0	0	0	2	1								
Todd Dunwoody, L (1, 8) OBP: 0.309, SLG: 0.297										3	0	0	0	1	1	0								
Kevin Orte, R (1, 5) OBP: 0.375, SLG: 0.446										3	0	1	0	0	0	2	AB 28							
Mike Redmond, R (1, 2) OBP: 0.320, SLG: 0.348										2	0	0	0	0	0	1	R 1							
Jorge Fabregas, L (7, PH) OBP: 0.250, SLG: 0.256										1	0	0	0	0	0	3	H 3							
Livan Hernandez, R (1, 1) OBP: 0.400, SLG: 0.889																	RBI 1							
Kirt Ojala, L (6, PR) OBP: 0.266, SLG: 0.118																	BB 4							
Craig Counsell, L (7, PH) OBP: 0.369, SLG: 0.392																	SO 7							
Archie Corbin, R (7, 1) OBP: 0.327, SLG: 0.392																	LOB 13							
Dave Berg, R (8, PH) OBP: 0.392, SLG: 0.392																								
Antonio Alfonseca, R (9, 1) OBP: 0.392, SLG: 0.392																								
Inning Stats	R: 1 E: 0 K: 1 S: 8	H: 1 LOB: 0 BB: 0 P: 12	R: 0 E: 0 K: 1 S: 8	H: 0 LOB: 0 BB: 0 P: 12	R: 0 E: 0 K: 0 S: 4	H: 0 LOB: 0 BB: 0 P: 6	R: 0 E: 0 K: 0 S: 5	H: 1 LOB: 0 BB: 0 P: 9	R: 0 E: 0 K: 0 S: 6	H: 1 LOB: 1 BB: 0 P: 9	R: 0 E: 0 K: 0 S: 6	H: 0 LOB: 0 BB: 1 P: 12	R: 0 E: 1 K: 0 S: 11	H: 0 LOB: 3 BB: 2 P: 23	R: 0 E: 0 K: 2 S: 11	H: 0 LOB: 1 BB: 1 P: 21	R: 0 E: 0 K: 3 S: 9	H: 0 LOB: 0 BB: 0 P: 13	1B: 1 2B: 2 3B: 1 HR: 0	SF: 1 SAC: 0 DP: 2 HBP: 0	WP: 0 PB: 0 SB: 1 CS: 0	PA: 33		
PITCHER	IP WLS BF H R ER SO BB IBB HBP BLK WP HR S P ERA WHIP	IP WLS BF H R ER SO BB IBB HBP BLK WP HR S P ERA WHIP	IP WLS BF H R ER SO BB IBB HBP BLK WP HR S P ERA WHIP	IP WLS BF H R ER SO BB IBB HBP BLK WP HR S P ERA WHIP	IP WLS BF H R ER SO BB IBB HBP BLK WP HR S P ERA WHIP	IP WLS BF H R ER SO BB IBB HBP BLK WP HR S P ERA WHIP	IP WLS BF H R ER SO BB IBB HBP BLK WP HR S P ERA WHIP	IP WLS BF H R ER SO BB IBB HBP BLK WP HR S P ERA WHIP	IP WLS BF H R ER SO BB IBB HBP BLK WP HR S P ERA WHIP	IP WLS BF H R ER SO BB IBB HBP BLK WP HR S P ERA WHIP	IP WLS BF H R ER SO BB IBB HBP BLK WP HR S P ERA WHIP	IP WLS BF H R ER SO BB IBB HBP BLK WP HR S P ERA WHIP	IP WLS BF H R ER SO BB IBB HBP BLK WP HR S P ERA WHIP	IP WLS BF H R ER SO BB IBB HBP BLK WP HR S P ERA WHIP	IP WLS BF H R ER SO BB IBB HBP BLK WP HR S P ERA WHIP	IP WLS BF H R ER SO BB IBB HBP BLK WP HR S P ERA WHIP	IP WLS BF H R ER SO BB IBB HBP BLK WP HR S P ERA WHIP	IP WLS BF H R ER SO BB IBB HBP BLK WP HR S P ERA WHIP	IP WLS BF H R ER SO BB IBB HBP BLK WP HR S P ERA WHIP	IP WLS BF H R ER SO BB IBB HBP BLK WP HR S P ERA WHIP	IP WLS BF H R ER SO BB IBB HBP BLK WP HR S P ERA WHIP	IP WLS BF H R ER SO BB IBB HBP BLK WP HR S P ERA WHIP	IP WLS BF H R ER SO BB IBB HBP BLK WP HR S P ERA WHIP	IP WLS BF H R ER SO BB IBB HBP BLK WP HR S P ERA WHIP

Chicago Cubs @ Florida Marlins
Pro Player Stadium, Miami, FL
Wed Apr 28 1999, 7:05 PM EDT
Att: 14,312 - Cloudy - 75 F

AB	28
R	1
H	3
RBI	1
BB	4
SO	7
LOB	13



Batter	1	2	3	4	5	6	7	8	9	AB	R	H	RBI	BB	SO	LOB	TOP								
Craig Biggio, R (1, 4) OBP: 0.370, SLG: 0.494 Russ Johnson, R (8, PH) (8, 4)	L9		K		1-2 2-H	K		P6		4	0	1	1	0	2	1									
Derek Bell, R (1, 9) OBP: 0.323, SLG: 0.471	K		F9		F9			K		5	1	1	1	0	2	2									
5 Jeff Bagwell, R (1, 3) OBP: 0.464, SLG: 0.675 Jack Howell, L (9, PH) OBP: 0.455, SLG: 0.556 (9, 3)	F8				F9					3	2	1	1	1	0	0									
Carl Everett, S (1, 8) OBP: 0.363, SLG: 0.446		F8			G3-1					4	0	0	0	1	0	0									
Richard Hidalgo, R (1, 7) OBP: 0.318, SLG: 0.500					K					3	2	1	1	2	1	2									
Bill Spiers, L (1, 5) OBP: 0.417, SLG: 0.548										3	2	1	0	2	1	1									
Paul Bako, L (1, 2) OBP: 0.625, SLG: 0.667										4	1	3	2	0	0	2									
Tim Bogar, R (1, 6) OBP: 0.325, SLG: 0.333										4	0	1	0	0	0	5									
Sean Bergman, R (1, 1) OBP: 0.250, SLG: 1.000										3	0	0	0	0	2	2									
Inning Stats	R: 0 E: 0 K: 1 S: 7	H: 0 LOB: 0 BB: 0 P: 11	R: 1 E: 0 K: 0 S: 11	H: 2 LOB: 1 BB: 0 P: 19	R: 0 E: 0 K: 2 S: 9	H: 0 LOB: 0 BB: 0 P: 15	R: 0 E: 0 K: 1 S: 7	H: 0 LOB: 0 BB: 0 P: 12	R: 1 E: 0 K: 1 S: 15	H: 3 LOB: 2 BB: 0 P: 23	R: 4 E: 2 K: 1 S: 15	H: 2 LOB: 1 BB: 3 P: 32	R: 2 E: 0 K: 0 S: 10	H: 2 LOB: 2 BB: 2 P: 25	R: 0 E: 0 K: 1 S: 9	H: 0 LOB: 0 BB: 0 P: 12	R: 0 E: 0 K: 2 S: 13	H: 0 LOB: 1 BB: 1 P: 20	1B: 6 2B: 0 3B: 0 HR: 3	SF: 0 SAC: 1 DP: 0 HBP: 0	WP: 0 PB: 0 SB: 1 CS: 0	PA: 42			
PITCHER	IP	WLS	BF	H	R	ER	SO	BB	IBB	HBP	BLK	WP	HR	S	P	ERA	WHIP								
Brian Meadows, R (1, 1) ERA: 4.26	5.1	L	26	7	6	5	5	2	1	0	1	0	1	59	105	8.44	1.688								
Brian Edmondson, R (6, 1) ERA: 2.95	1.0		7	2	2	2	1	2	0	0	0	0	2	11	25	18.00	4.000								
Kirt Ojala, L (7, 1) ERA: 16.71	1.2		5	0	0	0	1	0	0	0	0	0	0	13	19	0.00	0.000								
Archie Corbin, R (9, 1) ERA: 7.88	1.0		4	0	0	0	2	1	0	0	0	0	0	13	20	0.00	1.000								

Houston Astros @ Florida Marlins
Pro Player Stadium, Miami, FL
Fri Apr 30 1999, 7:05 PM EDT
Att: 19,116 - Cloudy - 83 F

AB 35
R 8
H 9
RBI 6
BB 6
SO 9
LOB 15



Batter	1	2	3	4	5	6	7	8	9	AB	R	H	RBI	BB	SO	LOB	BOTTOM								
Luis Castillo, S (1, 4) OBP: 0.322, SLG: 0.299	K	FC6-4			G6-3			FC6-4		4	0	0	0	0	1	2									
Alex Gonzalez, R (1, 6) OBP: 0.326, SLG: 0.455	1B				G6-3			G6-4-3		4	0	1	0	0	0	1									
Mark Kotsay, L (1, 9) OBP: 0.312, SLG: 0.365	1B				K					4	1	2	0	0	1	0									
Cliff Floyd, L (1, 7) OBP: 0.250, SLG: 0.250	1B				L7					4	0	1	0	0	0	1									
Derrek Lee, R (1, 3) OBP: 0.283, SLG: 0.361	1B				G4-3-6					4	0	2	1	0	1	0									
Todd Dunwoody, L (1, 8) OBP: 0.306, SLG: 0.286	G4-3				P5					3	0	0	0	0	0	3									
Kevin Orte, R (1, 5) OBP: 0.380, SLG: 0.451										3	0	1	0	0	1	0									
Jorge Fabregas, L (1, 2) OBP: 0.246, SLG: 0.240										3	0	1	0	0	0	2									
Brian Meadows, R (1, 1) OBP: 0.250, SLG: 0.273 Brian Edmondson, R (6, 1) OBP: 0.300, SLG: 1.200 Kirt Ojala, L (7, 1) OBP: 0.269, SLG: 0.174 Archie Corbin, R (9, 1)	K									2	0	0	0	0	1	1									
Inning Stats	R: 1 E: 0 K: 1 S: 9	H: 4 LOB: 2 BB: 0 P: 14	R: 0 E: 0 K: 1 S: 9	H: 1 LOB: 1 BB: 0 P: 14	R: 0 E: 0 K: 1 S: 6	H: 0 LOB: 0 BB: 0 P: 7	R: 0 E: 0 K: 0 S: 7	H: 2 LOB: 1 BB: 0 P: 12	R: 0 E: 0 K: 0 S: 5	H: 0 LOB: 0 BB: 0 P: 5	R: 0 E: 0 K: 0 S: 10	H: 1 LOB: 0 BB: 0 P: 13	R: 0 E: 0 K: 1 S: 8	H: 0 LOB: 0 BB: 0 P: 14	R: 0 E: 0 K: 0 S: 7	H: 1 LOB: 0 BB: 0 P: 9	R: 0 E: 0 K: 1 S: 8	H: 0 LOB: 0 BB: 0 P: 13	1B: 9 2B: 0 3B: 0 HR: 0	SF: 0 SAC: 0 DP: 3 HBP: 0	WP: 0 PB: 0 SB: 0 CS: 0	PA: 32			
PITCHER	IP	WLS	BF	H	R	ER	SO	BB	IBB	HBP	BLK	WP	HR	S	P	ERA	WHIP								
Sean Bergman, R (1, 1) ERA: 3.46	9.0	W	32	9	1	1	5	0	0	0	0	0	0	69	101	1.00	1.000								

Houston Astros @ Florida Marlins
Pro Player Stadium, Miami, FL
Fri Apr 30 1999, 7:05 PM EDT
Att: 19,116 - Cloudy - 83 F

AB 32
R 1
H 9
RBI 1
BB 0
SO 5
LOB 10



Batter	1	2	3	4	5	6	7	8	9	AB R H RBI BB SO LOB	TOP											
Craig Biggio, R OBP: 0.352, SLG: 0.468 (1, 4)	G4-3	E5 1B		P4		F8		G4-3		5 1 0 0 0 0 3	Houston Astros @ Florida Marlins Pro Player Stadium, Miami, FL Sat May 01 1999, 7:05 PM EDT Att: 17,604 - Unknown - 75 F livebaseballscores.com											
Derek Bell, R OBP: 0.327, SLG: 0.478 (1, 9)	G5-3	1B		K		2B		K		5 1 2 2 0 2 1												
5 Jeff Bagwell, R OBP: 0.480, SLG: 0.723 (1, 3)		1B		HBP		F8			1B S BB	3 2 2 1 2 0 1												
Ken Caminiti, S OBP: 0.357, SLG: 0.400 (1, 5)		1B		HBP		K		K	1B BB	3 0 1 2 2 2 2												
Carl Everett, S OBP: 0.375, SLG: 0.442 (1, 8)	P6	1B					G6-3		1B BB	3 0 1 1 1 0 1												
Richard Hidalgo, R OBP: 0.301, SLG: 0.471 (1, 7)							F9		F7	5 0 0 0 0 1 7												
Tony Eusebio, R OBP: 0.412, SLG: 0.349 (1, 2)		E 1B	G5-3		G5-3		F8		1B FC5-4	5 1 2 0 0 0 0												
Tim Lincecum, R OBP: 0.311, SLG: 0.341 (1, 6)	F9		P5		G4-3			G4-3	FC5-4	5 0 1 0 0 0 4												
Jose Lima, R OBP: 0.143, SLG: 0.077 (7, 1) Scott Elarton, R (7, 1) Billy Wagner, L (9, 1)		E 1B	G6-3		P3			K		3 1 1 0 0 0 0 1 0 0 0 0 1 1 0 0 0 0 0 0 0												
Inning Stats	R: 1 E: 0 K: 0 S: 12	H: 1 LOB: 1 BB: 1 P: 20	R: 5 E: 1 K: 0 S: 22	H: 5 LOB: 2 BB: 1 P: 41	R: 0 E: 0 K: 0 S: 7	H: 0 LOB: 0 BB: 1 P: 9	R: 0 E: 0 K: 2 S: 12	H: 1 LOB: 3 BB: 1 P: 22	R: 0 E: 0 K: 0 S: 7	H: 0 LOB: 0 BB: 0 P: 11	R: 0 E: 0 K: 1 S: 9	H: 1 LOB: 1 BB: 0 P: 11	R: 0 E: 0 K: 0 S: 9	H: 0 LOB: 0 BB: 0 P: 12	R: 0 E: 0 K: 2 S: 11	H: 1 LOB: 1 BB: 0 P: 16	R: 0 E: 0 K: 1 S: 10	H: 1 LOB: 3 BB: 2 P: 24	1B: 6 2B: 3 3B: 0 HR: 1	SF: 0 SAC: 0 DP: 0 HBP: 1	WP: 0 PB: 0 SB: 1 CS: 0	PA: 44
PITCHER	IP WLS BF H R ER SO BB IBB HBP BLK WP HR S P ERA WHIP											PITCHER	IP WLS BF H R ER SO BB IBB HBP BLK WP HR S P ERA WHIP									
Dennis Springer, R ERA: 4.31	(1, 1) 7.0 L 34 8 6 1 3 1 2 1 0 0 1 78 126 1.29 1.286																					
Braden Loeper, R ERA: 2.81	(8, 1) 2.0 10 2 0 0 3 2 0 0 0 0 0 21 40 0.00 2.000																					

Batter	1	2	3	4	5	6	7	8	9	AB R H RBI BB SO LOB	BOTTOM											
Luis Castillo, S OBP: 0.341, SLG: 0.321 (1, 4) Preston Wilson, R (9, FH) OBP: 0.267, SLG: 0.448	G3	1B			G2-3		S		K	4 0 3 0 0 0 0 1 0 0 0 0 1 1	Houston Astros @ Florida Marlins Pro Player Stadium, Miami, FL Sat May 01 1999, 7:05 PM EDT Att: 17,604 - Unknown - 75 F livebaseballscores.com											
Dave Berg, R OBP: 0.357, SLG: 0.462 (1, 6)		1B			G2-3		BB		FC5-4	4 1 4 1 1 0 0												
Mark Kotsay, L OBP: 0.306, SLG: 0.378 (1, 9)		1B			G2-3		K		FC5-4	5 1 1 1 0 1 8												
Cliff Floyd, L OBP: 0.250, SLG: 0.250 (1, 7)	G3-1				K		F8			4 0 1 1 0 1 4												
Derrek Lee, R OBP: 0.271, SLG: 0.345 (1, 3)	K				K			G5-3		4 0 0 0 0 3 3												
Todd Dunwoody, L OBP: 0.292, SLG: 0.272 (1, 8)		P5			G4-6-3		G4-3		K	4 0 0 0 0 1 1												
Kevin Orte, R OBP: 0.373, SLG: 0.440 (1, 5)		G4-3			G4-3		G5-3		G4-3	4 1 1 0 0 0 0												
Jorge Fabregas, L OBP: 0.233, SLG: 0.226 (1, 2) Alex Gonzalez, R (9, PH) OBP: 0.259, SLG: 0.449		G4-3			P5		F7		K	3 0 0 0 0 0 1 1 0 0 0 0 1 0												
Dennis Springer, R OBP: 0.125, SLG: 0.125 (1, 1) Craig Counsell, L (7, PH) OBP: 0.259, SLG: 0.167 Braden Loeper, R (8, 1) Bruce Aven, R (9, PH) OBP: 0.500, SLG: 0.750		E8 1B			G1-3		P5		1B BB	2 1 1 1 0 0 0 1 0 0 0 0 0 0 0 0 0 0 0 0 0 0 0 0 0 1 0 0												
Inning Stats	R: 2 E: 0 K: 1 S: 11	H: 2 LOB: 0 BB: 0 P: 16	R: 2 E: 1 K: 0 S: 12	H: 4 LOB: 0 BB: 0 P: 16	R: 0 E: 0 K: 1 S: 5	H: 1 LOB: 0 BB: 0 P: 5	R: 0 E: 0 K: 0 S: 7	H: 0 LOB: 0 BB: 0 P: 9	R: 0 E: 0 K: 2 S: 18	H: 2 LOB: 2 BB: 0 P: 25	R: 0 E: 0 K: 0 S: 6	H: 0 LOB: 0 BB: 0 P: 6	R: 0 E: 0 K: 1 S: 9	H: 1 LOB: 1 BB: 1 P: 17	R: 0 E: 0 K: 1 S: 7	H: 0 LOB: 0 BB: 0 P: 8	R: 0 E: 0 K: 2 S: 12	H: 1 LOB: 2 BB: 1 P: 17	1B: 10 2B: 0 3B: 1 HR: 0	SF: 0 SAC: 0 DP: 1 HBP: 0	WP: 0 PB: 0 SB: 1 CS: 0	PA: 39
PITCHER	IP WLS BF H R ER SO BB IBB HBP BLK WP HR S P ERA WHIP											PITCHER	IP WLS BF H R ER SO BB IBB HBP BLK WP HR S P ERA WHIP									
Jose Lima, R ERA: 3.51	(1, 1) 6.1 W 29 10 4 3 4 1 0 0 0 0 0 64 87 4.26 1.737																					
Scott Elarton, R ERA: 1.23	(7, 1) 1.2 H 5 0 0 0 2 0 0 0 0 0 0 11 15 0.00 0.000																					
Billy Wagner, L ERA: 5.0	(9, 1) 1.0 S 5 1 0 0 2 1 0 0 0 0 0 0 12 17 0.00 2.000																					

Batter	1	2	3	4	5	6	7	8	9	AB	R	H	RBI	BB	SO	LOB	TOP			
Craig Biggio, R OBP: 0.364, SLG: 0.480 (1, 4)	3-2 1B 5 SF9	1-2 L4		1-3 K		4-2 G6-4-3 S BB		1-2 5 CS 2B		4	1	2	0	1	1	3	Houston Astros @ Florida Marlins Pro Player Stadium, Miami, FL Sun May 02 1999, 4:05 PM EDT Att: 16,575 - Unknown - 75 F			
Bill Spiers, L OBP: 0.439, SLG: 0.543 (1, 6)	2-2 G6-3 5 SF9		0-0 BB	2-1 G4-3		4-2 G6-4-3		1-0 L9		4	0	2	0	1	0	2				
Tim Bogar, R OBP: 0.311, SLG: 0.341 (8, 6)	1-3 1B		1-2 1B			1-2 BB		1-0 L9		0	0	0	0	0	0	0				
5 Jeff Bagwell, R OBP: 0.477, SLG: 0.721 (1, 3)	0-0 SF9		4-2 1B 2B		2-2 2B	0-1 G6-4-3		2-3 K		3	2	1	1	1	1	3				
Derek Bell, R OBP: 0.311, SLG: 0.453 (1, 9)	3-2 G6-3		2-3 K		3-3 K	0-3 K		1-3 K		5	0	0	0	0	4	4				
Ken Caminiti, S OBP: 0.360, SLG: 0.392 (1, 5)	3-1 P7		0-0 2B 1B		4-2 2B BB		2-3 K		1-0 F7	4	0	1	0	1	1	1				
Carl Everett, S OBP: 0.386, SLG: 0.473 (1, 8)		2-2 SH2-4 1B	1-2 2B		2-0 2B		0-2 F7		1-3 K	5	0	3	2	0	1	0				
Richard Hidalgo, R OBP: 0.309, SLG: 0.466 (1, 7)		0-1 P3	0-1 F8		4-0 IBB		1-0 1B			3	0	1	0	1	0	3				
Tony Eusebio, R OBP: 0.436, SLG: 0.383 (1, 2)		2-1 SH2-4 1B		0-2 SH1-4 1B	1-3 K		1-1 1B			4	0	3	0	0	1	3				
Shane Reynolds, R OBP: 0.333, SLG: 0.364 Jay Powell, R (8, 1)		0-0 SH2-4		0-2 SH1-4	1-3 K		2-2 G6-3			2	0	0	0	0	1	5				
Billy Wagner, L (9, 1)		1-2 2-3		1-2						0	0	0	0	0	0	0				
Inning Stats	R: 1 E: 0 K: 0 S: 12	H: 2 LOB: 1 BB: 0 P: 23	R: 0 E: 0 K: 0 S: 11	H: 2 LOB: 2 BB: 0 P: 16	R: 1 E: 0 K: 1 S: 12	H: 3 LOB: 2 BB: 1 P: 19	R: 0 E: 0 K: 1 S: 12	H: 1 LOB: 1 BB: 0 P: 15	R: 1 E: 0 K: 3 S: 16	H: 2 LOB: 3 BB: 2 P: 33	R: 0 E: 0 K: 1 S: 13	H: 2 LOB: 2 BB: 0 P: 18	R: 0 E: 0 K: 1 S: 10	H: 1 LOB: 0 BB: 0 P: 14	R: 0 E: 0 K: 2 S: 10	H: 0 LOB: 0 BB: 0 P: 13	1B: 9 2B: 4 3B: 0 HR: 0	SF: 1 SAC: 2 DP: 1 HBP: 0	WP: 0 PB: 0 SB: 1 CS: 1	PA: 42
PITCHER	IP WLS BF H R ER SO	IP WLS BF H R ER SO	IP WLS BF H R ER SO	IP WLS BF H R ER SO	IP WLS BF H R ER SO	IP WLS BF H R ER SO	IP WLS BF H R ER SO	IP WLS BF H R ER SO	IP WLS BF H R ER SO	IP WLS BF H R ER SO	IP WLS BF H R ER SO	IP WLS BF H R ER SO	IP WLS BF H R ER SO	IP WLS BF H R ER SO	IP WLS BF H R ER SO	IP WLS BF H R ER SO	ERA WHIP	ERA WHIP		
Alex Fernandez, R ERA: 2.4 Brian Edmondson, R ERA: 3.24 Antonio Alfonseca, R ERA: 4.61 Matt Mantei, R ERA: 2.0	1.1 L 7 3 1 1 0	3.2 20 7 2 2 5	3.0 12 3 0 0 3	1.0 3 0 0 0 2	0.0 0 0 0 0 0	0.0 0 0 0 0 0	0.0 0 0 0 0 0	0.0 0 0 0 0 0	0.0 0 0 0 0 0	0.0 0 0 0 0 0	0.0 0 0 0 0 0	0.0 0 0 0 0 0	0.0 0 0 0 0 0	0.0 0 0 0 0 0	0.0 0 0 0 0 0	0.0 0 0 0 0 0	0.00 6.75	0.00 2.250		

Batter	1	2	3	4	5	6	7	8	9	AB	R	H	RBI	BB	SO	LOB	BOTTOM			
Luis Castillo, S OBP: 0.337, SLG: 0.318 (1, 4)	0-0 B1-3		3-2 G5-4-3 1B			3-3 K		1-2 G5-3		4	0	1	0	0	1	0	Houston Astros @ Florida Marlins Pro Player Stadium, Miami, FL Sun May 02 1999, 4:05 PM EDT Att: 16,575 - Unknown - 75 F			
Alex Gonzalez, R OBP: 0.330, SLG: 0.462 (1, 6)	1-1 G5-3		0-1 G5-4-3			1-0 G4-3 2B		1-1 2B 1B		4	1	2	0	0	0	1				
Mark Kotsay, L OBP: 0.304, SLG: 0.383 (1, 9)	3-2 G1-3					3-2 G4-3		2-2 2B 2B		4	1	1	0	0	0	1				
Cliff Floyd, L OBP: 0.250, SLG: 0.300 (1, 7)			0-3 K			1-0 G4-3		0-1 L7		4	0	1	2	0	1	1				
Derrek Lee, R OBP: 0.280, SLG: 0.352 Matt Mantei, R (9, 1)		2-1 F9 1B		2-0 1B		3-3 K		1-3 K		4	0	2	0	0	2	1				
Todd Dunwoody, L OBP: 0.293, SLG: 0.274 Bruce Aven, R OBP: 0.480, SLG: 0.714 (9, FH)		1-0 1B		0-3 K		1-3 K				3	0	1	0	0	2	1				
Dave Berg, R OBP: 0.344, SLG: 0.433 (1, 5)		2-1 F9				1-2 F8		2-1 F8		4	0	1	0	0	0	2				
Mike Redmond, R OBP: 0.276, SLG: 0.296 (1, 2)		1-1 F7				0-0 G6-3		1-3 K		4	0	0	0	0	1	3				
Alex Fernandez, R Brian Edmondson, R Craig Counsell, L Antonio Alfonseca, R Kevin Orie, R Preston Wilson, R (1, 1) (2, 1) (5, PH) (8, 1) (8, PH) (9, 9)			0-3 K		0-2 G3-1		0-0 G6-3			0	0	0	0	0	0	0				
Inning Stats	R: 0 E: 0 K: 0 S: 7	H: 0 LOB: 0 BB: 0 P: 11	R: 0 E: 0 K: 1 S: 10	H: 2 LOB: 2 BB: 0 P: 16	R: 0 E: 0 K: 1 S: 8	H: 1 LOB: 0 BB: 0 P: 11	R: 0 E: 0 K: 1 S: 6	H: 1 LOB: 1 BB: 0 P: 9	R: 0 E: 0 K: 1 S: 9	H: 1 LOB: 1 BB: 0 P: 16	R: 0 E: 0 K: 2 S: 8	H: 1 LOB: 0 BB: 0 P: 14	R: 2 E: 0 K: 1 S: 15	H: 3 LOB: 1 BB: 0 P: 21	R: 0 E: 0 K: 1 S: 10	H: 0 LOB: 0 BB: 0 P: 14		1B: 6 2B: 3 3B: 0 HR: 0	SF: 0 SAC: 0 DP: 1 HBP: 0	WP: 0 PB: 0 SB: 0 CS: 0
PITCHER	IP WLS BF H R ER SO	IP WLS BF H R ER SO	IP WLS BF H R ER SO	IP WLS BF H R ER SO	IP WLS BF H R ER SO	IP WLS BF H R ER SO	IP WLS BF H R ER SO	IP WLS BF H R ER SO	IP WLS BF H R ER SO	IP WLS BF H R ER SO	IP WLS BF H R ER SO	IP WLS BF H R ER SO	IP WLS BF H R ER SO	IP WLS BF H R ER SO	IP WLS BF H R ER SO	IP WLS BF H R ER SO	ERA WHIP	ERA WHIP		
Shane Reynolds, R ERA: 2.59 Jay Powell, R ERA: 7.04 Billy Wagner, L ERA: 4.5	1.1 H 2 1 0 0 1	0.1 H 2 1 0 0 1	1.0 S 3 0 0 0 1	0.0 0 0 0 0 0 0	0.0 0 0 0 0 0 0	0.0 0 0 0 0 0 0	0.0 0 0 0 0 0 0	0.0 0 0 0 0 0 0	0.0 0 0 0 0 0 0	0.0 0 0 0 0 0 0	0.0 0 0 0 0 0 0	0.0 0 0 0 0 0 0	0.0 0 0 0 0 0 0	0.0 0 0 0 0 0 0	0.0 0 0 0 0 0 0	0.00 2.35	0.00 1.043			

AB	34
R	3
H	13
RBI	3
BB	5
SO	10
LOB	24



Batter	1	2	3	4	5	6	7	8	9	10	11	12	13	AB R H RBI BB SO LOB	TOP							
Fernando Vina, L OBP: 0.397, SLG: 0.404	G5-3		FC4-6 1B	G4-3			B1-3	L7			F8		HR	7 1 2 2 0 0 2	Milwaukee Brewers @ Florida Marlins Pro Player Stadium, Miami, FL Mon May 03 1999, 7:05 PM EDT Att: 8,628 - Unknown - 78 F AB 49 R 6 H 12 RBI 6 BB 9 SO 12 LOB 32							
Mark Loretta, R OBP: 0.299, SLG: 0.372	F9		FC4-6 1B		K		K		P6				K	6 0 1 0 0 3 0								
Jeff Cirillo, R OBP: 0.391, SLG: 0.450			K		G6-3		F9				HBP		K	6 0 2 0 1 2 3								
Jeremy Burnitz, L OBP: 0.411, SLG: 0.624	G1-3		FC4-6 FC4-6		G4-3									5 1 0 0 2 1 5								
Sean Berry, R OBP: 0.340, SLG: 0.371			FC4-6					SH5-4 1B						5 1 1 0 2 0 6								
Dave Nilsson, L OBP: 0.333, SLG: 0.451								SH5-4 1B						6 0 3 0 0 1 2								
Marquis Grissom, R OBP: 0.284, SLG: 0.358														6 1 2 2 0 1 5								
Geoff Jenkins, L OBP: 0.299, SLG: 0.403														3 1 1 1 2 1 0 3								
Al Reyes, R OBP: 0.320, SLG: 0.338														0 0 0 0 0 0 0 0								
Brian Banks, S OBP: 0.290, SLG: 0.304														0 0 0 0 0 0 0 0								
Steve Faltisek, R OBP: 0.288, SLG: 0.318														0 0 0 0 0 0 0 0								
Alex Corbin, R OBP: 0.288, SLG: 0.318														1 0 0 0 0 1 1 1								
Bob Wickman, R OBP: 0.288, SLG: 0.318														0 0 0 0 0 0 0 0								
Steve Woodard, L OBP: 0.462, SLG: 0.364														3 0 0 0 0 2 4								
Mike Myers, L OBP: 0.464, SLG: 0.409														0 0 0 0 0 0 0 0								
Rich Becker, L OBP: 0.464, SLG: 0.409														1 1 0 0 2 1 1								
Inning Stats	R: 0 E: 0 K: 0 S: 9	H: 1 LOB: 1 BB: 0 P: 10	R: 0 E: 0 K: 1 S: 17	H: 1 LOB: 2 BB: 1 P: 28	R: 0 E: 0 K: 1 S: 11	H: 2 LOB: 2 BB: 0 P: 16	R: 2 E: 0 K: 1 S: 10	H: 2 LOB: 0 BB: 0 P: 17	R: 0 E: 0 K: 1 S: 6	H: 0 LOB: 0 BB: 0 P: 6	R: 2 E: 0 K: 0 S: 12	H: 2 LOB: 2 BB: 2 P: 21	R: 0 E: 0 K: 2 S: 7	H: 0 LOB: 1 BB: 0 P: 8	R: 0 E: 0 K: 1 S: 5	H: 1 LOB: 1 BB: 1 P: 9	R: 2 E: 0 K: 1 S: 6	H: 1 LOB: 2 BB: 3 P: 18	1B: 8 2B: 2 3B: 0 HR: 2	SF: 0 SAC: 1 DP: 2 HBP: 1	W/P: 0 PB: 0 SB: 2 CS: 0	PA: 60
PITCHER	IP WLS BF H R ER SO BB IBB HBP BLK WP HR S P ERA WHIP	Livan Hernandez, R (1, 1) ERA: 4.7 Vic Darenbourg, L (8, 1) ERA: 3.0 Braden Looper, R (8, 1) ERA: 2.55 Matt Mantei, R (10, 1) ERA: 1.64 Archie Corbin, R (12, 1) ERA: 0.88 Kirt Ojala, L (13, 1) ERA: 15.26																				

Batter	1	2	3	4	5	6	7	8	9	10	11	12	13	AB R H RBI BB SO LOB	BOTTOM															
Craig Counsell, L OBP: 0.299, SLG: 0.143	G4-3													3 0 0 0 1 0 0	Milwaukee Brewers @ Florida Marlins Pro Player Stadium, Miami, FL Mon May 03 1999, 7:05 PM EDT Att: 8,628 - Unknown - 78 F AB 49 R 4 H 11 RBI 4 BB 3 SO 8 LOB 20															
Matt Mantei, R OBP: 0.333, SLG: 0.419														0 0 0 0 0 0 0 0																
Dave Berg, R OBP: 0.333, SLG: 0.419														1 0 0 0 0 1 1																
Alex Gonzalez, R OBP: 0.320, SLG: 0.444	F7		F9		E3									6 0 1 1 0 0 4																
Mark Kotsay, L OBP: 0.306, SLG: 0.400	G3-1													6 1 2 0 0 0 4																
Cliff Floyd, L OBP: 0.231, SLG: 0.269														6 0 1 1 0 0 4																
Derrek Lee, R OBP: 0.283, SLG: 0.351														6 1 2 0 0 2 1																
Bruce Aven, R OBP: 0.387, SLG: 0.556														6 0 0 0 0 1 2																
Kevin Orie, R OBP: 0.371, SLG: 0.425														4 1 1 0 0 1 2 0																
Archie Corbin, R OBP: 0.371, SLG: 0.425														0 0 0 0 0 0 0 0																
Kirt Ojala, L OBP: 0.371, SLG: 0.425														0 0 0 0 0 0 0 0																
Preston Wilson, R OBP: 0.276, SLG: 0.456														1 0 1 0 0 0 0 0																
Mike Redmond, R OBP: 0.313, SLG: 0.333														3 1 2 1 0 0 0 0																
Luis Castillo, S OBP: 0.321, SLG: 0.307														3 0 0 0 0 1 3																
Livan Hernandez, R OBP: 0.385, SLG: 0.750														3 0 1 1 0 0 1																
Vic Darenbourg, L OBP: 0.385, SLG: 0.750														0 0 0 0 0 0 0 0																
Braden Looper, R OBP: 0.385, SLG: 0.750														0 0 0 0 0 0 0 0																
Todd Dunwoody, L OBP: 0.290, SLG: 0.271														1 0 0 0 0 1 0																
Jorge Fabregas, L OBP: 0.246, SLG: 0.226														0 0 0 0 1 0 0 0																
Inning Stats	R: 0 E: 0 K: 0 S: 7	H: 0 LOB: 0 BB: 0 P: 10	R: 2 E: 0 K: 0 S: 15	H: 3 LOB: 3 BB: 2 P: 31	R: 1 E: 0 K: 1 S: 9	H: 2 LOB: 0 BB: 0 P: 9	R: 0 E: 0 K: 1 S: 7	H: 0 LOB: 0 BB: 0 P: 8	R: 0 E: 1 K: 0 S: 9	H: 0 LOB: 1 BB: 0 P: 11	R: 0 E: 0 K: 0 S: 6	H: 0 LOB: 0 BB: 0 P: 10	R: 1 E: 1 K: 0 S: 10	H: 2 LOB: 2 BB: 0 P: 15	R: 0 E: 0 K: 3 S: 11	H: 0 LOB: 0 BB: 0 P: 13	R: 0 E: 0 K: 1 S: 12	H: 0 LOB: 0 BB: 0 P: 18	R: 0 E: 0 K: 0 S: 3	H: 1 LOB: 0 BB: 0 P: 3	R: 0 E: 0 K: 0 S: 4	H: 1 LOB: 1 BB: 0 P: 4	R: 0 E: 0 K: 1 S: 5	H: 0 LOB: 1 BB: 1 P: 9	R: 0 E: 0 K: 1 S: 7	H: 2 LOB: 2 BB: 0 P: 7	1B: 10 2B: 0 3B: 1 HR: 0	SF: 0 SAC: 1 DP: 1 HBP: 0	W/P: 0 PB: 0 SB: 0 CS: 1	PA: 53
PITCHER	IP WLS BF H R ER SO BB IBB HBP BLK WP HR S P ERA WHIP	Steve Woodard, R (1, 1) ERA: 3.53 Mike Myers, L (7, 1) ERA: 10.8 Al Reyes, R (8, 1) ERA: 1.23 Steve Faltisek, R (10, 1) ERA: 3.86 Bob Wickman, R (12, 1) ERA: 3.95																												

Batter	1	2	3	4	5	6	7	8	9	AB	R	H	RBI	BB	SO	LOB	TOP			
Fernando Vina, L (1.4) OBP: 0.392, SLG: 0.393	G5-3		F9		F8			B4-3		4	0	0	0	0	0	2	Milwaukee Brewers @ Florida Marlins Pro Player Stadium, Miami, FL Wed May 05 1999, 1:05 PM EDT Att. 13,511 - Sunny - 86 F			
Rich Becker, L (1.8) OBP: 0.424, SLG: 0.407	G3			G3		K		1B 2B		4	1	1	0	0	1	0				
Jeff Cirillo, R (1.5) OBP: 0.411, SLG: 0.462	G5-3			BB		P4		2H 1B		3	0	1	1	1	0	0				
Jeremy Burnitz, L (1.9) OBP: 0.400, SLG: 0.624		FC3-6 1B		P4		F9		P2		4	0	1	0	0	0	2				
Dave Nilsson, L (1.2) OBP: 0.329, SLG: 0.480	FC3-6 1-2			P5				P2		4	1	1	1	0	0	3				
Geoff Jenkins, L (1.7) OBP: 0.395, SLG: 0.597	K								G3	4	0	1	0	0	1	1				
Brian Banks, S (1.3) OBP: 0.263, SLG: 0.235			F9		L3				K	4	0	0	0	0	1	2				
Lou Collier, R (1.6) OBP: 0.313, SLG: 0.214			G4-3						K	4	0	2	0	0	1	0				
Bob Wickman, R (9.1)									K	0	0	0	0	0	0	0				
Scott Karl, L (1.1) OBP: 0.077, SLG: 0.154										2	0	0	0	0	1	1				
Mark Loretta, R (9.6) OBP: 0.314, SLG: 0.371										0	0	0	0	0	0	0				
Inning Stats	R: 0 E: 0 K: 0 S: 7	H: 0 LOB: 0 BB: 0 P: 12	R: 0 E: 0 K: 1 S: 9	H: 1 LOB: 1 BB: 0 P: 15	R: 0 E: 0 K: 1 S: 9	H: 0 LOB: 0 BB: 1 P: 15	R: 0 E: 0 K: 0 S: 3	H: 0 LOB: 1 BB: 1 P: 9	R: 0 E: 0 K: 0 S: 10	H: 2 LOB: 2 BB: 0 P: 12	R: 1 E: 0 K: 0 S: 12	H: 2 LOB: 1 BB: 0 P: 19	R: 1 E: 0 K: 2 S: 13	H: 2 LOB: 1 BB: 0 P: 20	R: 0 E: 0 K: 2 S: 11	H: 0 LOB: 0 BB: 0 P: 13	1B: 4 2B: 2 3B: 0 HR: 1	SF: 0 SAC: 1 DP: 0 HBP: 0	WP: 0 PB: 0 SB: 0 CS: 0	PA: 35
PITCHER	IP WLS BF H R ER SO BB IBB HBP BLK WP HR S P ERA WHIP																			
Brian Meadows, R (1.1) ERA: 3.92	7.1 L 30 7 2 2 3 1 0 0 0 0 0 1 65 107 2.46 1.091																			
Vic Darensbourg, L (8.1) ERA: 2.7	0.2 2 0 0 0 0 0 0 0 0 0 0 0 7 11 0.00 0.000																			
Matt Mantei, R (9.1) ERA: 1.5	1.0 3 0 0 0 2 0 0 0 0 0 0 0 11 13 0.00 0.000																			

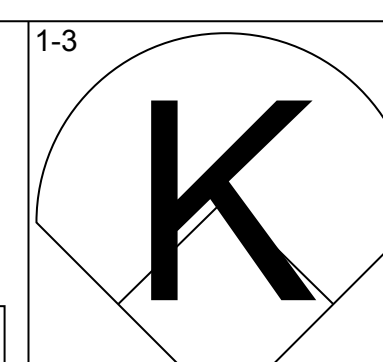
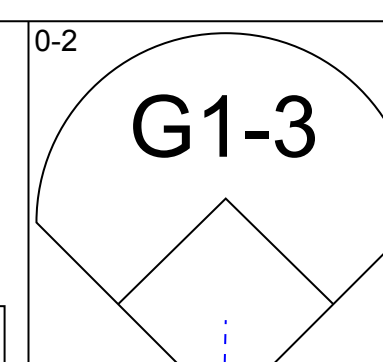
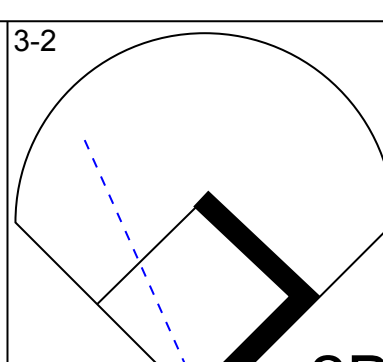
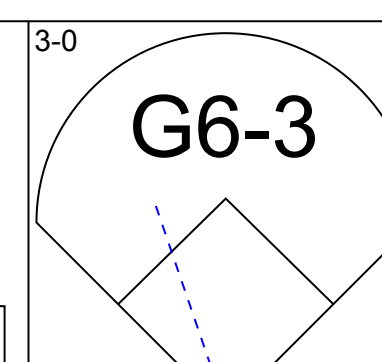
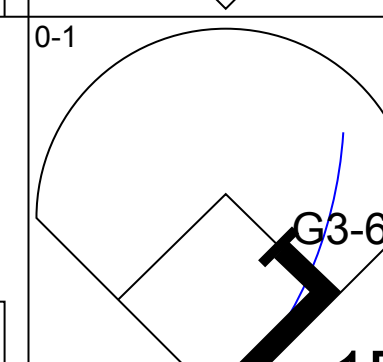
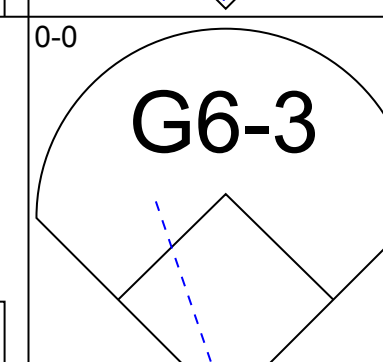
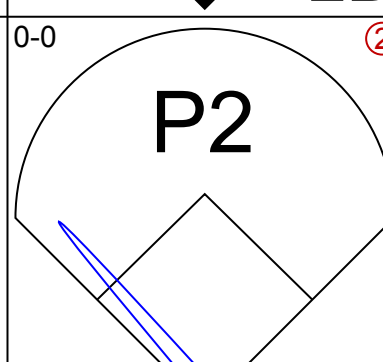
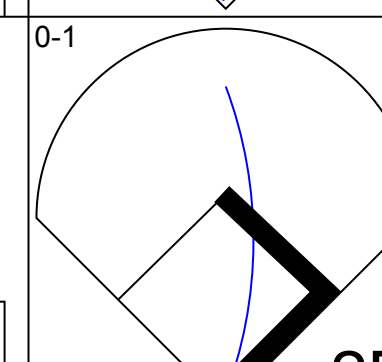
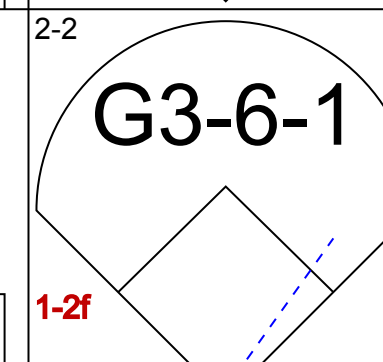
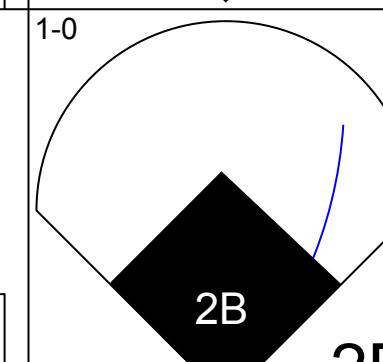
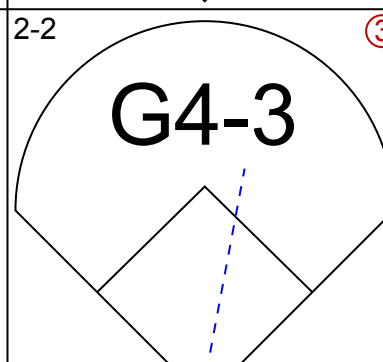
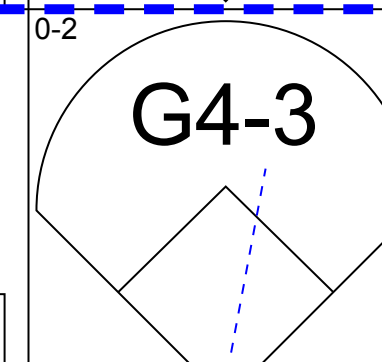

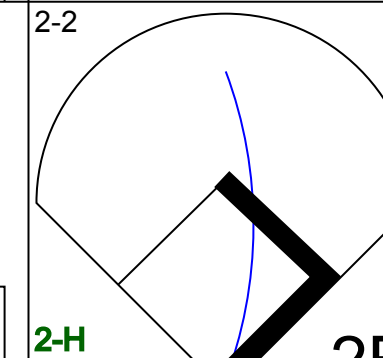
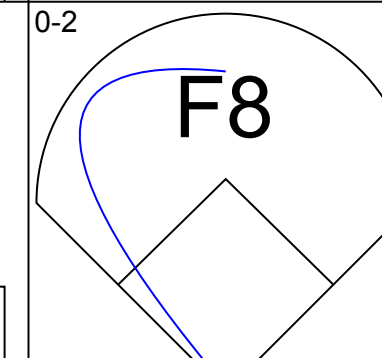
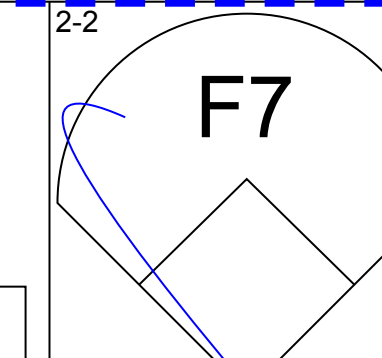

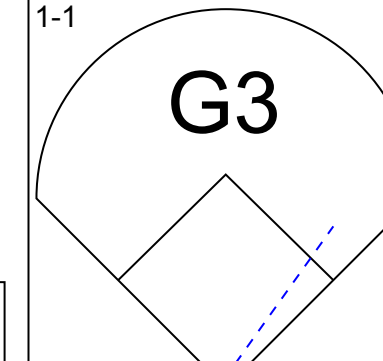
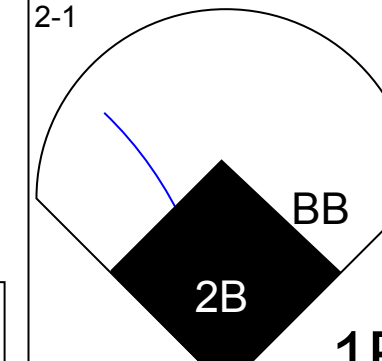
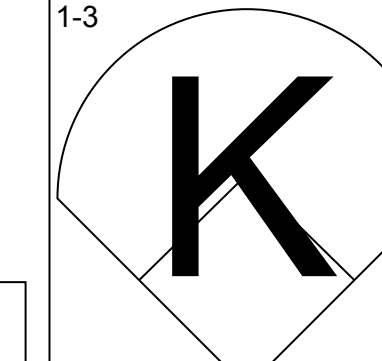

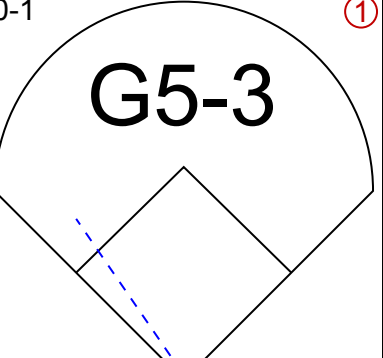
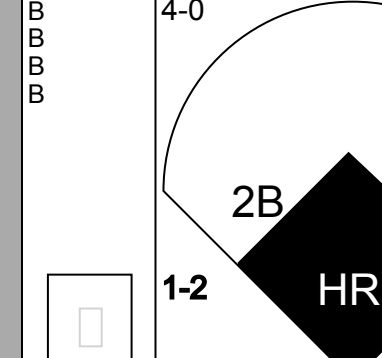
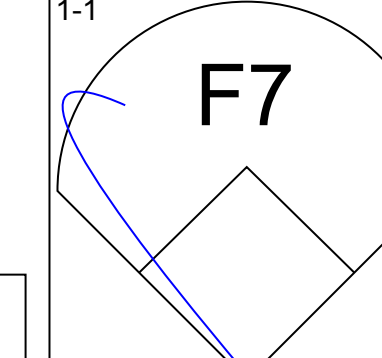
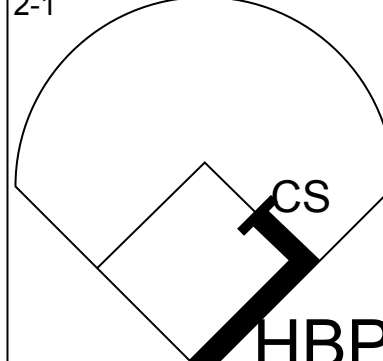
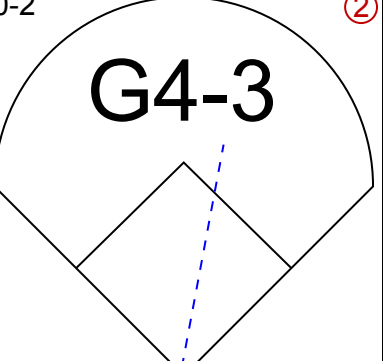
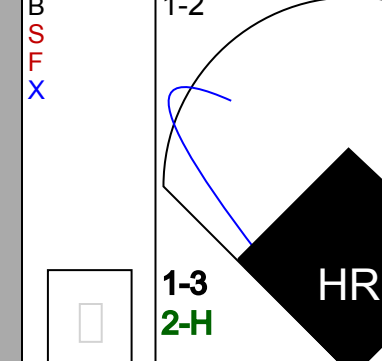
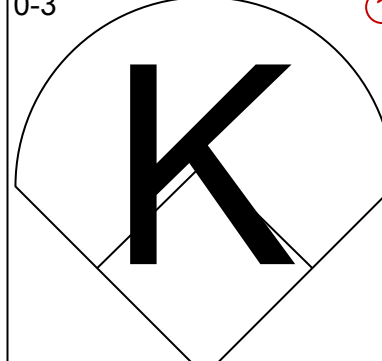
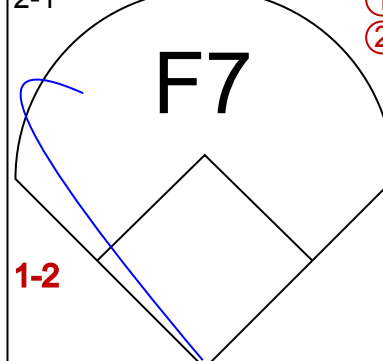
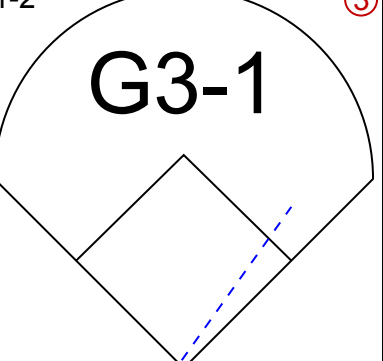
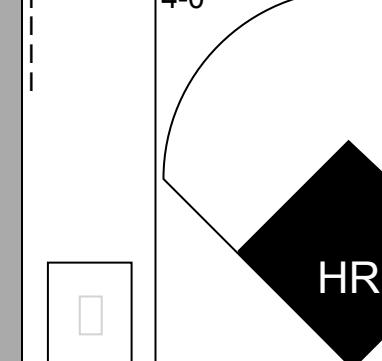
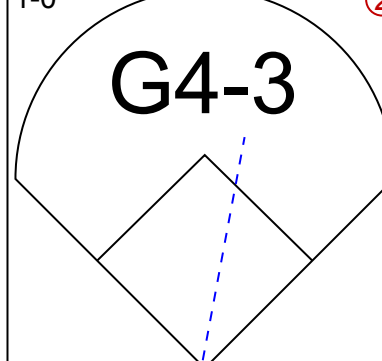
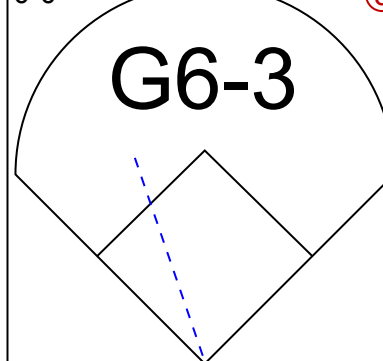
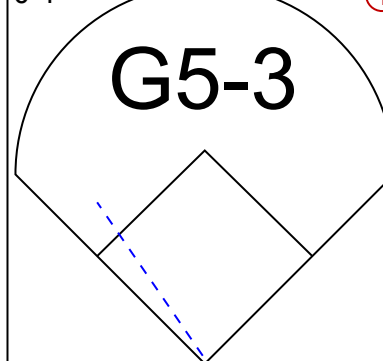
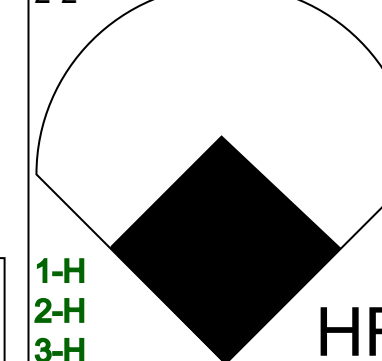
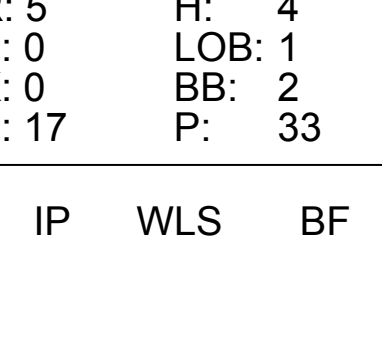
Batter	1	2	3	4	5	6	7	8	9	AB	R	H	RBI	BB	SO	LOB	BOTTOM			
Luis Castillo, S (1.4) OBP: 0.333, SLG: 0.309	F7		FC6-5					FC3-6		3	0	1	0	0	0	1	Milwaukee Brewers @ Florida Marlins Pro Player Stadium, Miami, FL Wed May 05 1999, 1:05 PM EDT Att. 13,511 - Sunny - 86 F			
Cliff Floyd, L (8. PH) OBP: 0.258, SLG: 0.267										1	0	0	0	0	0	1				
Craig Counsell, L (9.4) OBP: 0.242, SLG: 0.138										0	0	0	0	0	0	0				
Alex Gonzalez, R (1.6) OBP: 0.297, SLG: 0.411	F8			G1-3		FC6-4 1B		P5		4	0	0	0	0	0	2				
Mark Kotsay, L (1.9) OBP: 0.301, SLG: 0.400										4	0	0	0	0	0	2				
Matt Mantei, R (9.1)	G3			G4-3		F9		G3		0	0	0	0	0	0	0				
Derrek Lee, R (1.3) OBP: 0.272, SLG: 0.343		G6-3			F8				K	4	0	0	0	0	1	0				
Kevin Orte, R (1.5) OBP: 0.351, SLG: 0.398		P4			G5-3 1B				K	4	0	1	0	0	1	0				
Bruce Aven, R (1.7) OBP: 0.400, SLG: 0.581		G1-3			G5-3					4	0	2	0	0	0	1				
Preston Wilson, R (1.8) OBP: 0.262, SLG: 0.421			G4-3		G5-3					4	0	1	0	0	1	2				
Mike Redmond, R (1.2) OBP: 0.306, SLG: 0.324			G6-3		F8					3	0	1	0	0	0	1				
Brian Meadows, R (1.1) OBP: 0.286, SLG: 0.385										2	0	1	0	0	0	0				
Vic Darensbourg, L (8.1)										0	0	0	0	0	0	0				
Dave Berg, R (8. PH) OBP: 0.371, SLG: 0.455										1	0	1	0	0	0	0				
Todd Dunwoody, L (9.8) OBP: 0.292, SLG: 0.273										0	0	0	0	0	0	0				
Inning Stats	R: 0 E: 0 K: 0 S: 8	H: 0 LOB: 0 BB: 0 P: 12	R: 0 E: 0 K: 0 S: 5	H: 0 LOB: 0 BB: 0 P: 8	R: 0 E: 0 K: 0 S: 9	H: 1 LOB: 1 BB: 0 P: 15	R: 0 E: 0 K: 0 S: 6	H: 0 LOB: 0 BB: 0 P: 7	R: 0 E: 0 K: 0 S: 11	H: 1 LOB: 1 BB: 0 P: 18	R: 0 E: 0 K: 0 S: 11	H: 3 LOB: 2 BB: 0 P: 20	R: 0 E: 0 K: 3 S: 5	H: 1 LOB: 1 BB: 0 P: 9	R: 0 E: 0 K: 3 S: 11	H: 1 LOB: 1 BB: 0 P: 18	1B: 6 2B: 2 3B: 0 HR: 0	SF: 0 SAC: 0 DP: 0 HBP: 0	WP: 0 PB: 0 SB: 0 CS: 0	PA: 34
PITCHER	IP WLS BF H R ER SO BB IBB HBP BLK WP HR S P ERA WHIP																			
Scott Karl, L (1.1) ERA: 3.29	8.0 W 30 7 0 0 0 0 0 0 0 0 0 0 69 105 0.00 0.875																			
Bob Wickman, R (9.1) ERA: 3.69	1.0 S 4 1 0 0 3 0 0 0 0 0 0 0 11 18 0.00 1.000																			

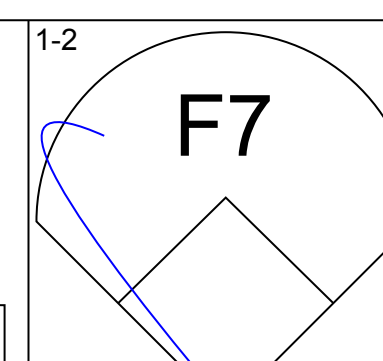
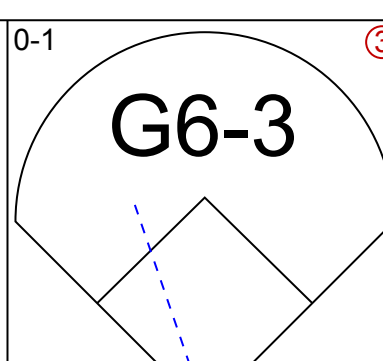
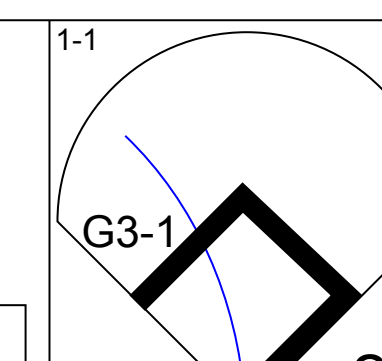
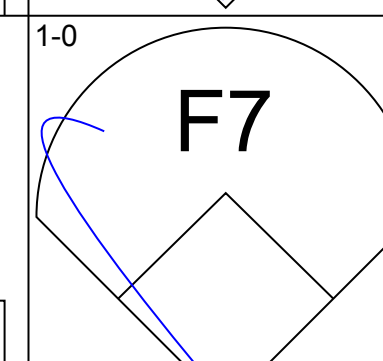
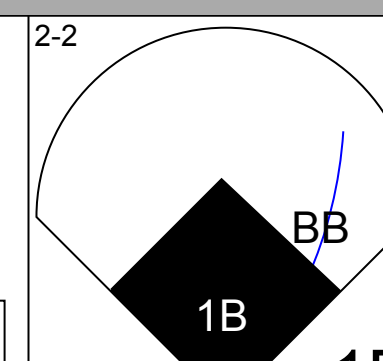
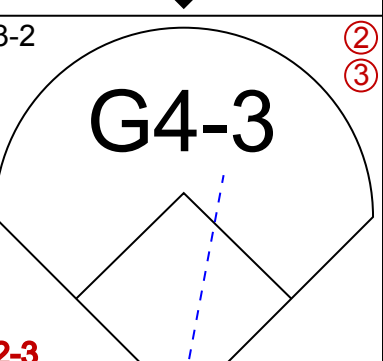
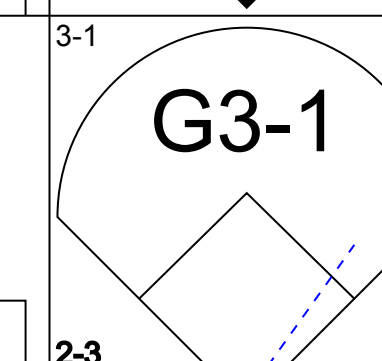
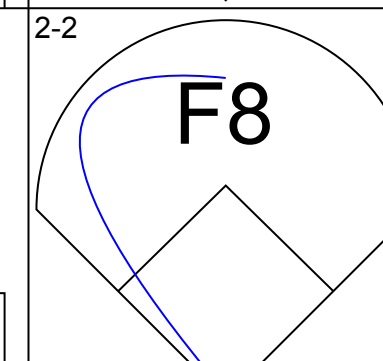
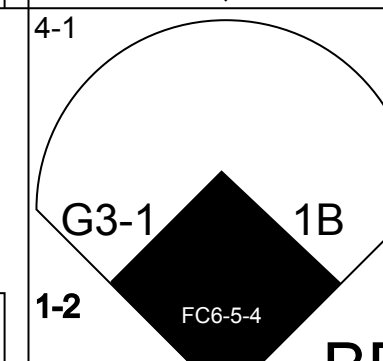

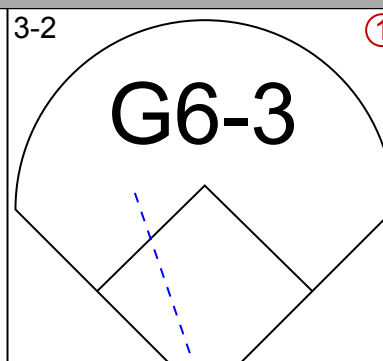
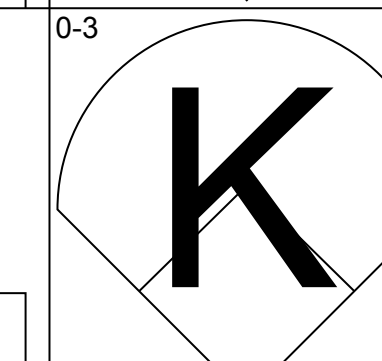
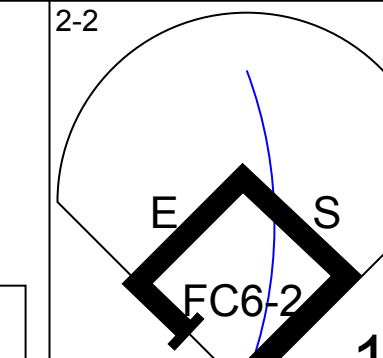
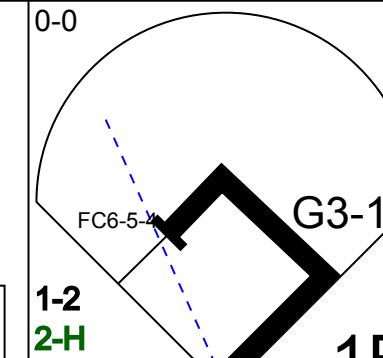
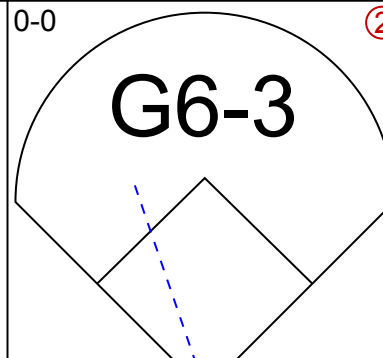
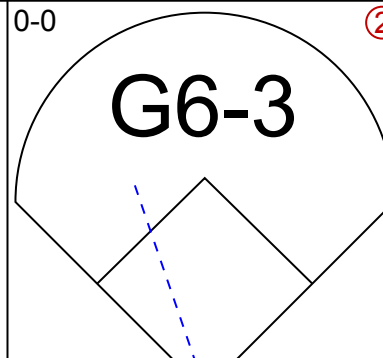
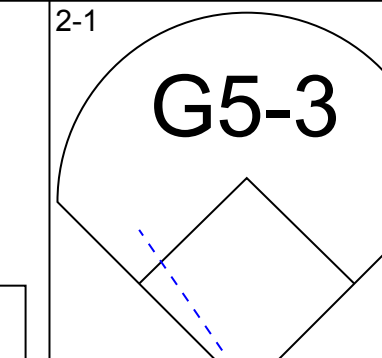
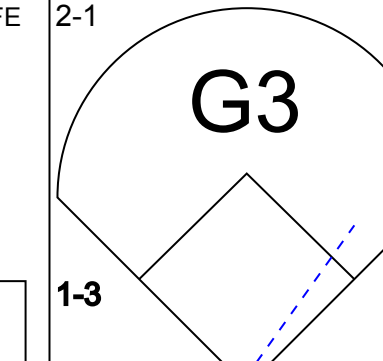
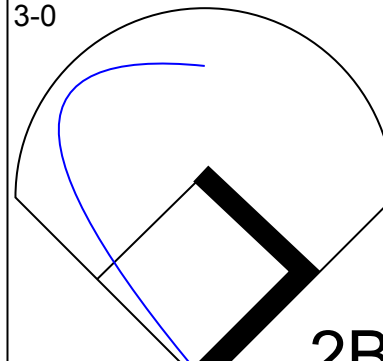

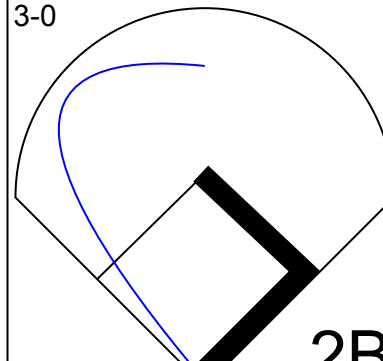
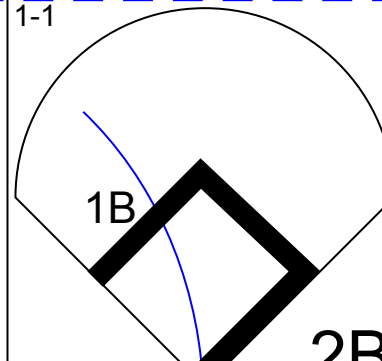
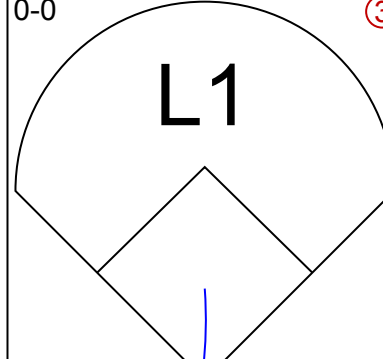

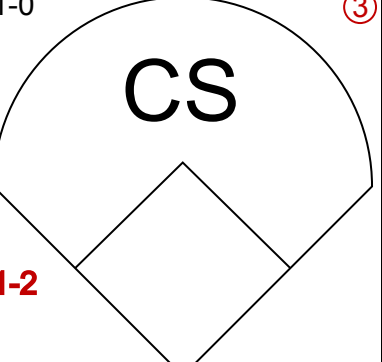
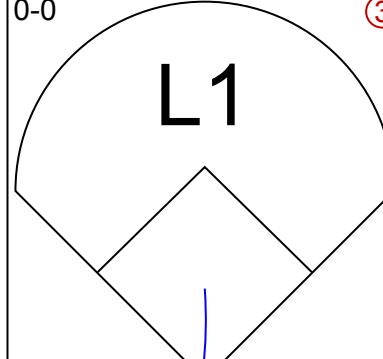
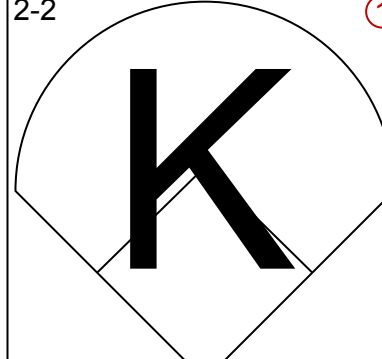
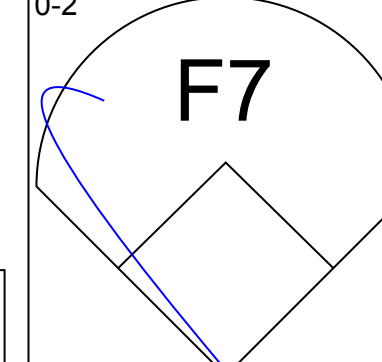
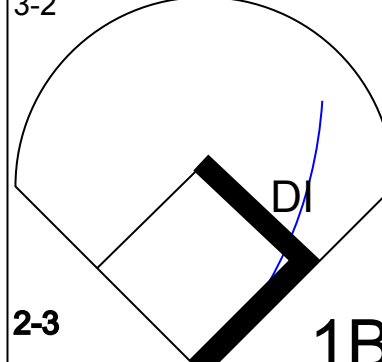
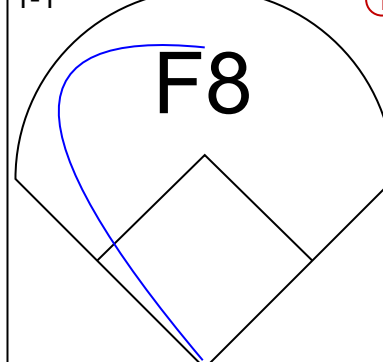
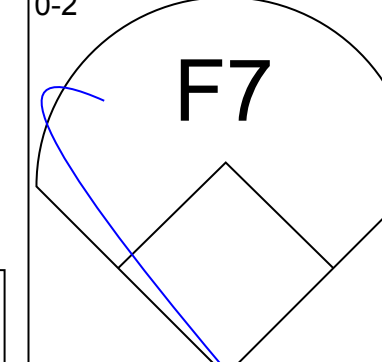
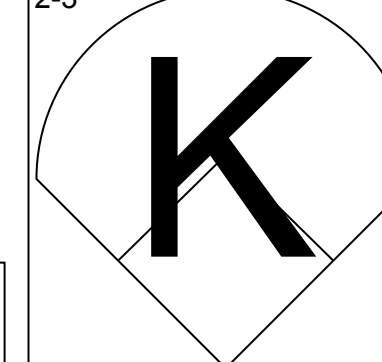
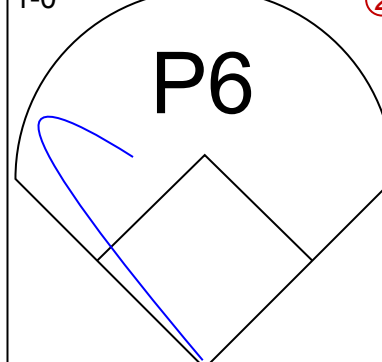
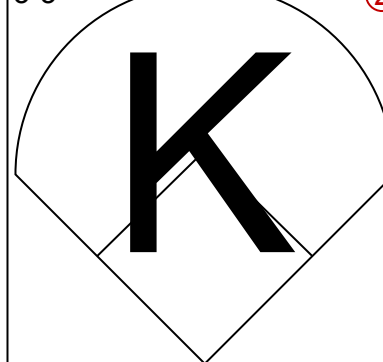

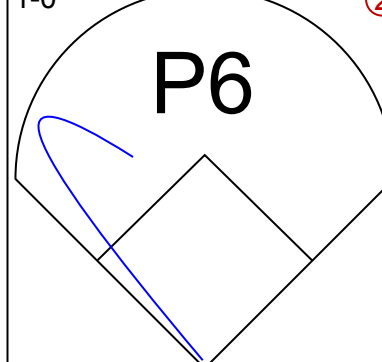
AB 33
R 2
H 7
RBI 2
BB 1
SO 5
LOB 11



AB 34
R 0
H 8
RBI 0
BB 0
SO 3
LOB 10



Batter	1	2	3	4	5	6	7	8	9	AB	R	H	RBI	BB	SO	LOB	TOP																					
Luis Castillo, S (1.4) OBP: 0.330, SLG: 0.316										4	0	1	0	0	1	0	Florida Marlins @ Los Angeles Dodgers Dodger Stadium, Los Angeles, CA Fri May 07 1999, 7:10 PM PDT Att: 54,009 - Unknown - 68 F																					
Alex Gonzalez, R (1.6) OBP: 0.304, SLG: 0.423										4	0	2	0	0	0	1																						
Cliff Floyd, L (1.7) OBP: 0.257, SLG: 0.294										4	1	1	0	0	0	3																						
Kevin Orle, R (1.5) OBP: 0.347, SLG: 0.402										4	0	1	1	0	1	0																						
Mark Kotsay, L (1.9) OBP: 0.299, SLG: 0.394										4	1	1	0	0	1	1																						
Derrek Lee, R (1.3) OBP: 0.271, SLG: 0.333										3	1	0	0	1	0	0																						
Todd Dunwoody, L (1.8) OBP: 0.300, SLG: 0.286										3	1	1	1	0	1	0																						
Jorge Fabregas, L (1.2) OBP: 0.250, SLG: 0.220										3	1	0	0	1	0	1																						
Dennis Springer, R (1.1) OBP: 0.100, SLG: 0.100										2	0	0	0	0	0	0																						
Bruce Aven, R (7, PH) OBP: 0.417, SLG: 0.688										1	1	1	4	0	0	0																						
Brian Edmondson, R (7, 1) OBP: 0.667, SLG: 1.000										0	0	0	0	0	0	0																						
Craig Counsell, L (9, PH) OBP: 0.235, SLG: 0.133										1	0	0	0	0	1	0																						
Matt Mantei, R (9, 1) OBP: 0.235, SLG: 0.133										0	0	0	0	0	0	0																						
Inning Stats	R: 0 E: 0 K: 1 S: 8	H: 1 LOB: 0 BB: 0 P: 11	R: 0 E: 0 K: 1 S: 6	H: 0 LOB: 0 BB: 0 P: 11	R: 0 E: 0 K: 0 S: 4	H: 0 LOB: 0 BB: 0 P: 8	R: 1 E: 0 K: 0 S: 12	H: 2 LOB: 1 BB: 0 P: 16	R: 0 E: 0 K: 0 S: 8	H: 0 LOB: 0 BB: 0 P: 9	R: 0 E: 0 K: 0 S: 9	H: 1 LOB: 1 BB: 0 P: 14	R: 5 E: 0 K: 0 S: 17	H: 4 LOB: 1 BB: 2 P: 33	R: 0 E: 0 K: 1 S: 8	H: 0 LOB: 0 BB: 0 P: 12	R: 0 E: 0 K: 2 S: 9	H: 0 LOB: 0 BB: 0 P: 11	1B: 2 2B: 5 3B: 0 HR: 1	SF: 0 SAC: 0 DP: 1 HBP: 1	WP: 0 PB: 0 SB: 0 CS: 1	PA: 36																
PITCHER	IP	WLS	BF	H	R	ER	SO	BB	IBB	HBP	BLK	WP	HR	S	P	ERA	WHIP	PITCHER				IP	WLS	BF	H	R	ER	SO	BB	IBB	HBP	BLK	WP	HR	S	P	ERA	WHIP
37 Darren Dreifort, R (1.1) ERA: 5.08	6.1	L	26	6	5	5	2	1	1	1	0	0	0	55	88	7.11	1.105																					
Alan Mills, R (7, 1) ERA: 1.38	0.1	B	3	2	1	1	0	0	0	0	0	0	1	6	11	27.00	6.000																					
Pedro Borbon, L (7, 1) ERA: 1.42	0.1		1	0	0	0	0	0	0	0	0	0	0	3	3	0.00	0.000																					
Mike Maddux, R (8, 1) ERA: 6.43	2.0		6	0	0	0	3	0	0	0	0	0	0	17	23	0.00	0.000																					

Batter	1	2	3	4	5	6	7	8	9	AB	R	H	RBI	BB	SO	LOB	BOTTOM																					
22 Devon White, S (1.8) OBP: 0.316, SLG: 0.385										4	0	2	0	0	0	0	Florida Marlins @ Los Angeles Dodgers Dodger Stadium, Los Angeles, CA Fri May 07 1999, 7:10 PM PDT Att: 54,009 - Unknown - 68 F																					
Jose Vizcaino, S (1.4) OBP: 0.354, SLG: 0.317										4	1	1	0	0	0	2																						
Gary Sheffield, R (1.7) OBP: 0.388, SLG: 0.509										3	1	0	0	1	1	1																						
Raul Mondesi, R (1.9) OBP: 0.364, SLG: 0.532										4	0	2	1	0	0	1																						
Todd Hundley, S (1.2) OBP: 0.319, SLG: 0.462										4	0	2	0	0	0	3																						
Eric Karros, R (1.3) OBP: 0.336, SLG: 0.455										4	0	0	1	0	1	4																						
Adrian Beltré, R (1.5) OBP: 0.442, SLG: 0.576										3	1	2	1	1	0	0																						
Mark Grudzielanek, R (1.6) OBP: 0.308, SLG: 0.360										4	0	0	0	0	1	4																						
37 Darren Dreifort, R (1.1) ERA: 5.08										2	0	0	0	0	2	0																						
Alan Mills, R (7, 1) ERA: 1.38										0	0	0	0	0	0	0																						
Pedro Borbon, R (7, 1) ERA: 1.42										0	0	0	0	0	0	0																						
Dave Hansen, L (7, PH) OBP: 0.542, SLG: 0.908										1	0	0	0	0	0	0																						
Mike Maddux, L (8, 1) ERA: 6.43										0	0	0	0	0	0	0																						
Todd Hollandsworth, L (9, PH) OBP: 0.231, SLG: 0.336										1	0	0	0	0	1	2																						
Inning Stats	R: 0 E: 0 K: 0 S: 7	H: 0 LOB: 0 BB: 0 P: 11	R: 0 E: 0 K: 0 S: 7	H: 1 LOB: 0 BB: 0 P: 13	R: 1 E: 0 K: 1 S: 10	H: 1 LOB: 0 BB: 0 P: 16	R: 2 E: 0 K: 0 S: 14	H: 2 LOB: 2 BB: 2 P: 29	R: 0 E: 1 K: 1 S: 9	H: 1 LOB: 0 BB: 0 P: 15	R: 0 E: 0 K: 0 S: 6	H: 1 LOB: 1 BB: 0 P: 12	R: 0 E: 0 K: 1 S: 7	H: 0 LOB: 0 BB: 0 P: 11	R: 0 E: 0 K: 1 S: 9	H: 1 LOB: 1 BB: 0 P: 15	R: 0 E: 0 K: 2 S: 13	H: 2 LOB: 2 BB: 0 P: 22	1B: 5 2B: 3 3B: 0 HR: 1	SF: 0 SAC: 0 DP: 0 HBP: 0	WP: 0 PB: 0 SB: 1 CS: 2	PA: 37																
PITCHER	IP	WLS	BF	H	R	ER	SO	BB	IBB	HBP	BLK	WP	HR	S	P	ERA	WHIP	PITCHER				IP	WLS	BF	H	R	ER	SO	BB	IBB	HBP	BLK	WP	HR	S	P	ERA	WHIP
Dennis Springer, R (1.1) ERA: 4.34	6.0	W	24	6	3	3	2	2	0	0	0	0	0	53	96	4.50	1.333																					
Brian Edmondson, R (7, 1) ERA: 3.0	2.0	H	7	1	0	0	2	0	0	0	0	0	0	16	26	0.00	0.500																					
Matt Mantei, R (9, 1) ERA: 1.38	1.0	S	5	2	0	0	2	0	0	0	0	0	0	13	22	0.00	2.000																					



Batter	1	2	3	4	5	6	7	8	9	AB	R	H	RBI	BB	SO	LOB	TOP					
Luis Castillo, S OBP: 0.327, SLG: 0.314										4	0	1	0	0	0	0	Florida Marlins @ Los Angeles Dodgers Dodger Stadium, Los Angeles, CA Sat May 08 1999, 7:10 PM PDT Att: 36,595 - Overcast - 68 F					
Alex Gonzalez, R OBP: 0.294, SLG: 0.409										4	0	0	0	0	1							
Cliff Floyd, L OBP: 0.256, SLG: 0.316											4	0	1	0	0	1						
Kevin Orle, R OBP: 0.333, SLG: 0.385											4	0	0	0	0	2						
Mark Kotsay, L OBP: 0.300, SLG: 0.387											2	0	0	0	1	0						
Derrek Lee, R OBP: 0.284, SLG: 0.324											3	0	0	0	0	2						
Todd Dunwoody, L OBP: 0.301, SLG: 0.309										3	1	1	0	0	0	0						
Mike Redmond, R OBP: 0.289, SLG: 0.306										2	0	0	0	0	0	0						
Craig Counsell, L OBP: 0.229, SLG: 0.129										1	0	0	1	0	0	0						
Jorge Fabregas, L OBP: 0.250, SLG: 0.220										0	0	0	0	0	0	0						
Livan Hernandez, R OBP: 0.333, SLG: 0.643										2	0	0	0	0	1	0						
Bruce Aven, R OBP: 0.465, SLG: 0.657										1	0	0	0	0	0	0						
Antonio Alfonseca, R OBP: 0.341, SLG: 0.465										0	0	0	0	0	0	0						
Vic Darenbourg, L OBP: 0.14										0	0	0	0	0	0	0						
Archie Corbin, R OBP: 0.341, SLG: 0.465										0	0	0	0	0	0	0						
Inning Stats	R: 0 E: 0 K: 0 S: 7	H: 1 LOB: 1 BB: 0 P: 13	R: 0 E: 0 K: 1 S: 13	H: 0 LOB: 0 BB: 0 P: 18	R: 0 E: 0 K: 1 S: 7	H: 0 LOB: 0 BB: 0 P: 9	R: 0 E: 0 K: 0 S: 5	H: 1 LOB: 1 BB: 0 P: 7	R: 0 E: 0 K: 0 S: 5	H: 0 LOB: 0 BB: 0 P: 9	R: 0 E: 0 K: 1 S: 8	H: 0 LOB: 0 BB: 0 P: 11	R: 0 E: 0 K: 1 S: 8	H: 0 LOB: 1 BB: 1 P: 18	R: 1 E: 0 K: 0 S: 14	H: 1 LOB: 0 BB: 0 P: 21	R: 0 E: 0 K: 0 S: 7	H: 0 LOB: 0 BB: 0 P: 9	1B: 1 2B: 1 3B: 1 HR: 0	SF: 0 SAC: 0 DP: 0 HBP: 0	WP: 0 PB: 0 SB: 0 CS: 0	PA: 31
PITCHER	IP WLS BF H R ER SO BB IBB HBP BLK WP HR S P ERA WHIP																					
Kevin Brown, R ERA: 2.96	(1, 1) 8.0 W 28 3 1 1 5 1 0 0 0 0 0 0 67 106 1.12 0.500																					
Jeff Shaw, R ERA: 1.65	(9, 1) 1.0 3 0 0 0 0 0 0 0 0 0 0 0 7 9 0.00 0.000																					

Batter	1	2	3	4	5	6	7	8	9	AB	R	H	RBI	BB	SO	LOB	BOTTOM			
22 Devon White, S OBP: 0.328, SLG: 0.394										5	0	3	3	0	2	1	Florida Marlins @ Los Angeles Dodgers Dodger Stadium, Los Angeles, CA Sat May 08 1999, 7:10 PM PDT Att: 36,595 - Overcast - 68 F			
Jose Vizcaino, S OBP: 0.325, SLG: 0.292										5	1	0	1	0	0	3				
Gary Sheffield, R OBP: 0.388, SLG: 0.514										5	1	2	1	0	0	1				
Raul Mondesi, R OBP: 0.358, SLG: 0.526										5	0	1	0	0	0	2				
Todd Hundley, S OBP: 0.337, SLG: 0.488										4	1	3	0	0	1	1				
Eric Karros, R OBP: 0.341, SLG: 0.465										4	1	2	0	0	1	3				
Adrian Beltré, R OBP: 0.444, SLG: 0.579										3	2	1	1	1	0	2				
Mark Grudzielanek, R OBP: 0.315, SLG: 0.365										4	1	2	2	0	2	3				
Kevin Brown, R OBP: 0.105, SLG: 0.056										3	0	0	0	0	1	2				
Dave Hansen, L OBP: 0.560, SLG: 0.905										0	1	0	0	0	0	0				
Jeff Shaw, R ERA: 1.65	(9, 1) 1.0 3 0 0 0 0 0 0 0 0 0 0 0 7 9 0.00 0.000																			
Inning Stats	R: 0 E: 0 K: 1 S: 9	H: 0 LOB: 0 BB: 0 P: 15	R: 0 E: 0 K: 2 S: 10	H: 1 LOB: 0 BB: 0 P: 15	R: 0 E: 1 K: 1 S: 8	H: 1 LOB: 1 BB: 0 P: 15	R: 0 E: 1 K: 0 S: 8	H: 1 LOB: 2 BB: 0 P: 18	R: 1 E: 0 K: 1 S: 9	H: 2 LOB: 1 BB: 0 P: 18	R: 1 E: 0 K: 0 S: 16	H: 3 LOB: 2 BB: 0 P: 25	R: 0 E: 0 K: 1 S: 10	H: 1 LOB: 1 BB: 0 P: 16	R: 6 E: 1 K: 0 S: 19	H: 5 LOB: 1 BB: 1 P: 31	1B: 9 2B: 5 3B: 0 HR: 0	SF: 0 SAC: 0 DP: 0 HBP: 1	WP: 0 PB: 0 SB: 0 CS: 1	PA: 40
PITCHER	IP WLS BF H R ER SO BB IBB HBP BLK WP HR S P ERA WHIP																			
Livan Hernandez, R ERA: 4.97	(1, 1) 7.0 L 30 9 2 2 7 0 0 0 0 0 0 0 10 19 2.57 1.286																			
Antonio Alfonseca, R ERA: 7.07	(8, 1) 0.1 5 3 4 4 0 0 1 0 0 0 0 0 10 19 108.00 9.000																			
Vic Darenbourg, L ERA: 5.14	(8, 1) 0.1 4 2 2 2 0 0 0 0 1 0 0 0 8 11 54.00 6.000																			
Archie Corbin, R ERA: 8.38	(8, 1) 0.1 1 0 0 0 0 0 0 0 0 0 0 0 1 1 0.00 0.000																			

Batter	1	2	3	4	5	6	7	8	9	AB	R	H	RBI	BB	SO	LOB	TOP					
Craig Counsell, L OBP: 0.225, SLG: 0.139 Luis Castillo, S OBP: 0.327, SLG: 0.314	G4-3		G3		F8		G4-3			5	0	1	0	0	0	1						
Alex Gonzalez, R OBP: 0.298, SLG: 0.403	K		G3				K			4	1	1	0	1	2	0						
Cliff Floyd, L OBP: 0.318, SLG: 0.400	BB		L5							2	2	1	2	3	0	0						
Derrek Lee, R OBP: 0.270, SLG: 0.316	BB				F9		P6			3	0	0	0	2	0	1						
Mark Kotsay, L OBP: 0.304, SLG: 0.377	BB		K2-3				F8			3	1	0	0	2	1	3						
Dave Berg, R OBP: 0.359, SLG: 0.432	K				K		L9			4	0	1	1	0	2	3						
Todd Dunwoody, L OBP: 0.299, SLG: 0.337			G1-3				G6-3			4	1	1	1	0	1	1						
Jorge Fabregas, L OBP: 0.250, SLG: 0.222			G6-3							4	0	1	0	0	2	1						
Jesus Sanchez, L OBP: 0.285, SLG: 0.143 Braden Looper, R OBP: 0.271, SLG: 0.149 Preston Wilson, R OBP: 0.271, SLG: 0.149 Brian Edmondson, R OBP: 0.271, SLG: 0.149 Bruce Aven, R OBP: 0.271, SLG: 0.149 Matt Mantei, R OBP: 0.271, SLG: 0.149			G4-3				B2			2	0	0	0	0	0	1						
Inning Stats	R: 0 H: 0 E: 0 K: 2 S: 12	H: 0 LOB: 3 BB: 3 P: 28	R: 0 H: 0 E: 0 K: 0 S: 8	H: 0 LOB: 0 BB: 0 P: 12	R: 0 H: 0 E: 0 K: 0 S: 6	H: 0 LOB: 0 BB: 0 P: 10	R: 0 H: 0 E: 0 K: 2 S: 10	H: 0 LOB: 0 BB: 0 P: 15	R: 0 H: 1 E: 0 K: 0 S: 7	H: 1 LOB: 1 BB: 0 P: 11	R: 2 H: 2 E: 0 K: 0 S: 8	H: 2 LOB: 0 BB: 0 P: 12	R: 2 H: 2 E: 0 K: 2 S: 17	H: 2 LOB: 0 BB: 0 P: 24	R: 2 H: 1 E: 1 K: 2 S: 11	H: 1 LOB: 1 BB: 2 P: 25	R: 0 H: 1 E: 0 K: 0 S: 8	H: 1 LOB: 3 BB: 3 P: 24	1B: 4 2B: 0 3B: 0 HR: 3	SF: 0 SAC: 0 DP: 0 HBP: 0	WP: 0 PB: 0 CS: 1	PA: 41
PITCHER	IP	WLS	BF	H	R	ER	SO	BB	IBB	HBP	BLK	WP	HR	S	P	ERA	WHIP					
Chan Ho Park, R ERA: 4.91	7.0		29	5	4	4	6	3	0	0	0	0	3	68	112	5.14	1.143					
Pedro Borbon, L ERA: 2.13	0.0	L	1	0	1	1	0	1	0	0	0	0	0	2	6	∞	∞					
Antonio Osuna, R ERA:	1.0		5	1	1	0	2	1	0	0	0	0	0	9	19	0.00	2.000					
Mike Maddux, R ERA: 5.87	0.2		3	1	0	0	0	1	0	0	0	0	0	4	12	0.00	3.000					
Onan Masaoka, L ERA: 4.76	0.1		3	0	0	0	0	2	0	0	0	0	0	4	12	0.00	6.000					

Florida Marlins @ Los Angeles Dodgers
Dodger Stadium, Los Angeles, CA
Sun May 09 1999, 1:10 PM PDT
Att: 29,397 - Sunny - 66 F

AB 33
R 6
H 7
RBI 5
BB 8
SO 8
LOB 11



Batter	1	2	3	4	5	6	7	8	9	AB	R	H	RBI	BB	SO	LOB	BOTTOM					
Eric Young Sr., R OBP: 0.430, SLG: 0.420	FC6-4		F7		K		F7			4	1	0	0	1	1	2						
Mark Czudzielanek, R OBP: 0.362, SLG: 0.349	F9		F8		F9		F8			5	0	0	0	0	0	3						
Gary Sheffield, R OBP: 0.399, SLG: 0.518	FC6-4		BB		BB		P5			3	2	2	0	1	0	0						
Raul Mondesi, R OBP: 0.362, SLG: 0.521	FC6-4		BB		BB		BB			3	1	1	1	1	0	2						
22 Devon White, S OBP: 0.344, SLG: 0.423 Todd Hollandsworth, L OBP: 0.214, SLG: 0.357	BB		BB		BB		BB			2	0	2	2	1	0	0						
Eric Karros, R OBP: 0.338, SLG: 0.453 Onan Masaoka, R ERA:	BB		BB		BB		BB			3	0	0	1	1	1	2						
Adrian Beltré, R OBP: 0.446, SLG: 0.571	K		K				G3-6-3			3	0	1	0	1	2	4						
Paul Lo Duca, R OBP: 0.231, SLG: 0.063 Todd Hundley, S OBP: 0.333, SLG: 0.482			G6-3		G6-3		G3-6-3			3	0	0	0	0	0	1						
Chan Ho Park, R OBP: 0.125, SLG: 0.188 Pedro Borbon, R ERA: Antonio Osuna, R ERA: Mike Maddux, L ERA: Dave Hansen, L OBP: 0.577, SLG: 0.905			G4-3		K		K			0	0	0	0	0	0	0						
Inning Stats	R: 1 H: 0 E: 0 K: 1 S: 10	H: 0 LOB: 3 BB: 4 P: 30	R: 0 H: 0 E: 0 K: 0 S: 8	H: 0 LOB: 0 BB: 0 P: 11	R: 2 H: 2 E: 0 K: 1 S: 11	H: 2 LOB: 1 BB: 1 P: 19	R: 0 H: 0 E: 0 K: 2 S: 9	H: 0 LOB: 0 BB: 0 P: 15	R: 1 H: 3 E: 0 K: 0 S: 8	H: 3 LOB: 1 BB: 0 P: 15	R: 0 H: 1 E: 0 K: 1 S: 5	H: 1 LOB: 0 BB: 0 P: 8	R: 0 H: 0 E: 0 K: 0 S: 7	H: 0 LOB: 0 BB: 0 P: 13	R: 0 H: 0 E: 0 K: 1 S: 7	H: 0 LOB: 0 BB: 0 P: 10	R: 0 H: 0 E: 0 K: 0 S: 11	H: 0 LOB: 2 BB: 2 P: 24	1B: 4 2B: 2 3B: 0 HR: 0	SF: 0 SAC: 0 DP: 1 HBP: 0	WP: 0 PB: 0 CS: 0	PA: 38
PITCHER	IP	WLS	BF	H	R	ER	SO	BB	IBB	HBP	BLK	WP	HR	S	P	ERA	WHIP					
Jesus Sanchez, L ERA: 6.68	4.2		23	5	4	4	4	5	0	0	0	0	0	44	86	7.71	2.143					
Braden Looper, R ERA: 2.37	1.1		4	1	0	0	1	0	0	0	0	0	0	7	12	0.00	0.750					
Brian Edmondson, R ERA: 2.79	2.0	W	6	0	0	0	1	0	0	0	0	0	0	14	23	0.00	0.000					
Matt Mantei, R ERA: 1.29	1.0	S	5	0	0	0	0	2	0	0	0	0	0	11	24	0.00	2.000					

Florida Marlins @ Los Angeles Dodgers
Dodger Stadium, Los Angeles, CA
Sun May 09 1999, 1:10 PM PDT
Att: 29,397 - Sunny - 66 F

AB 31
R 4
H 6
RBI 4
BB 7
SO 6
LOB 15



Batter	1	2	3	4	5	6	7	8	9	AB	R	H	RBI	BB	SO	LOB	TOP			
Luis Castillo, S OBP: 0.339, SLG: 0.336 (1,4)										5	1	3	1	0	1	0	Florida Marlins @ San Diego Padres Qualcomm Stadium, San Diego, CA Mon May 10 1999, 10:05 PM EDT Att: 12,713 - Unknown - 65 F			
Alex Gonzalez, R OBP: 0.297, SLG: 0.398 (1,6)										4	0	1	0	0	1	2				
Cliff Floyd, L OBP: 0.333, SLG: 0.477 (1,7)										4	1	2	2	0	0	3				
Kevin Orie, R OBP: 0.339, SLG: 0.394 (1,5)										3	1	1	0	1	0	0				
Mark Kotsay, L OBP: 0.295, SLG: 0.364 (1,9)										4	0	0	0	0	0	2				
Derrek Lee, R OBP: 0.269, SLG: 0.308 (1,3)										3	1	0	0	1	1	1				
Preston Wilson, R OBP: 0.253, SLG: 0.444 (1,8)										4	0	0	0	0	1	3				
Braden Looper, R (8,1)										0	0	0	0	0	0	0				
Jorge Fabregas, L OBP: 0.253, SLG: 0.242 (1,2)										3	1	1	2	0	0	0				
Dave Berg, R OBP: 0.350, SLG: 0.421 (9,PH)										1	0	0	0	0	1	0				
Brian Meadows, R OBP: 0.313, SLG: 0.357 (1,1)										1	0	0	0	1	1	0				
Vic Darenbourg, L (6,1)										0	0	0	0	0	0	0				
Craig Counsell, L OBP: 0.220, SLG: 0.135 (7,PH)										1	0	0	0	0	0	0				
Antonio Alfonseca, R (7,1)										0	0	0	0	0	0	0				
Todd Dunwoody, L OBP: 0.290, SLG: 0.333 (8,8)										1	0	0	0	0	0	0				
Inning Stats	R: 0 E: 0 K: 1 S: 10	H: 1 LOB: 0 BB: 0 P: 16	R: 3 E: 0 K: 0 S: 20	H: 3 LOB: 3 BB: 3 P: 40	R: 0 E: 0 K: 0 S: 9	H: 1 LOB: 1 BB: 0 P: 19	R: 0 E: 0 K: 2 S: 10	H: 0 LOB: 0 BB: 0 P: 14	R: 0 E: 0 K: 0 S: 5	H: 0 LOB: 0 BB: 0 P: 7	R: 2 E: 0 K: 0 S: 12	H: 2 LOB: 0 BB: 0 P: 21	R: 0 E: 0 K: 2 S: 8	H: 0 LOB: 0 BB: 0 P: 12	R: 0 E: 0 K: 1 S: 7	H: 0 LOB: 0 BB: 0 P: 12	1B: 4 2B: 3 3B: 0 HR: 1	SF: 0 SAC: 0 DP: 0 HBP: 0	WP: 0 PB: 0 SB: 0 CS: 1	PA: 38
PITCHER	IP WLS BF H R ER SO BB IBB HBP BLK WP HR S P ERA WHIP																			
Woody Williams, R ERA: 3.5 (1,1)	5.0	1.2	6	1	1	1	0	0	0	0	0	0	0	0	0	0	5.40	1.800		
Donne Wall, R ERA: 2.77 (6,1)	1.2	B	3	1	1	1	0	0	0	0	0	0	0	0	0	0	13.50	1.500		
Ed Vosberg, L ERA: 6.75 (7,1)	0.2	W	2	0	0	0	2	0	0	0	0	0	0	0	0	0	0.00	0.000		
Dan Miceli, R ERA: 4.97 (8,1)	1.0	S	3	0	0	0	1	0	0	0	0	0	0	0	0	0	0.00	0.000		
Trevor Hoffman, R ERA: 2.25 (9,1)																				

Batter	1	2	3	4	5	6	7	8	9	AB	R	H	RBI	BB	SO	LOB	BOTTOM			
QuiVivo Veras, S OBP: 0.310, SLG: 0.271 (1,4)										3	2	2	1	2	0	1	Florida Marlins @ San Diego Padres Qualcomm Stadium, San Diego, CA Mon May 10 1999, 10:05 PM EDT Att: 12,713 - Unknown - 65 F			
Reggie Sanders, R OBP: 0.410, SLG: 0.602 (1,7)										5	2	2	2	0	1	4				
Tony Gwynn, L OBP: 0.338, SLG: 0.522 (1,9)										4	1	1	1	0	0	1				
Eric Owens, R OBP: 0.255, SLG: 0.267 (8,9)										1	0	0	0	0	0	0				
Wally Joyner, L OBP: 0.393, SLG: 0.337 (1,3)										3	0	0	0	2	1	0				
Dave Magadan, L OBP: 0.333, SLG: 0.299 (1,5)										4	0	2	1	0	0	2				
Greg Myers, L OBP: 0.426, SLG: 0.447 (1,2)										4	0	1	0	0	0	2				
Ruben Rivera, R ERA: 4.5 (1,8)										0	0	0	0	0	0	0				
John Vander Wal, L OBP: 0.369, SLG: 0.466 (2,7)										3	1	1	0	1	0	2				
Chris Gomez, R OBP: 0.309, SLG: 0.260 (1,6)										3	0	1	0	1	0	1				
Dan Miceli, R (8,1)										0	0	0	0	0	0	0				
Trevor Hoffman, R (9,1)										0	0	0	0	0	0	0				
Woody Williams, R OBP: 0.313, SLG: 0.357 (1,1)										2	1	2	1	0	0	0				
Donne Wall, R (6,1)										0	0	0	0	0	0	0				
Ed Vosberg, L (7,1)										0	0	0	0	0	0	0				
Damian Jackson, R OBP: 0.284, SLG: 0.323 (8,6)										0	0	0	0	1	0	0				
Inning Stats	R: 0 E: 0 K: 0 S: 10	H: 1 LOB: 2 BB: 1 P: 22	R: 3 E: 0 K: 1 S: 14	H: 2 LOB: 1 BB: 1 P: 24	R: 0 E: 0 K: 0 S: 13	H: 2 LOB: 2 BB: 0 P: 19	R: 3 E: 1 K: 0 S: 17	H: 4 LOB: 2 BB: 1 P: 26	R: 1 E: 1 K: 0 S: 8	H: 2 LOB: 1 BB: 1 P: 16	R: 0 E: 0 K: 0 S: 7	H: 0 LOB: 0 BB: 0 P: 10	R: 0 E: 0 K: 0 S: 7	H: 0 LOB: 0 BB: 1 P: 12	R: 2 E: 0 K: 1 S: 10	H: 1 LOB: 2 BB: 2 P: 20	1B: 7 2B: 4 3B: 0 HR: 1	SF: 1 SAC: 0 DP: 1 HBP: 0	WP: 0 PB: 0 SB: 0 CS: 2	PA: 40
PITCHER	IP WLS BF H R ER SO BB IBB HBP BLK WP HR S P ERA WHIP																			
Brian Meadows, R ERA: 4.5 (1,1)	5.0	1.0	3	0	0	0	0	0	0	0	0	0	0	0	0	0	9.00	2.800		
Vic Darenbourg, L ERA: 4.5 (6,1)	1.0	L	5	0	1	1	0	3	0	0	0	0	0	0	0	0	6.75	2.250		
Antonio Alfonseca, R ERA: 7.04 (7,1)	1.1		3	1	1	1	1	0	0	0	0	0	0	0	0	0	13.50	1.500		
Braden Looper, R ERA: 2.75 (8,1)	0.2		1	1	1	1	1	0	0	0	0	0	0	0	0	0	0.00	0.000		

Batter	1	2	3	4	5	6	7	8	9	AB	R	H	RBI	BB	SO	LOB	TOP							
Luis Castillo, S OBP: 0.350, SLG: 0.348	B1-3 1		2-1 G6-4-3 1B		1-0 HR 1B		1-1 1B 1B	1-3 K		5	2	3	0	0	1	1								
Alex Gonzalez, R OBP: 0.301, SLG: 0.422	0-3 K		0-1 G6-4-3		0-1 1-H 3-H HR		1-1 1B 1B		0-1 G3	5	1	2	3	0	1	1								
Cliff Floyd, L OBP: 0.358, SLG: 0.490	0-1 1B			1-0 G3-1			1-3 K		1-2 1B	5	0	3	0	0	1	2								
Kevin Orte, R OBP: 0.342, SLG: 0.394	3-3 K			2-2 G4-3			0-1 1-2 2-H 1B		1-0 F9	5	0	2	1	0	1	2								
Todd Dunwoody, L OBP: 0.286, SLG: 0.320		1-0 L7		1-0 P6			2-3 K		3-3 K	4	0	0	0	0	1	4								
Brian Edmondson, R OBP: 0.667, SLG: 1.000					0-1 P4					0	0	0	0	0	0	0								
Bruce Aven, R OBP: 0.385, SLG: 0.629										1	0	0	0	0	1	1								
Matt Mantei, R OBP: 0.289, SLG: 0.331										0	0	0	0	0	0	0								
Derrek Lee, R OBP: 0.269, SLG: 0.447		3-1 G6-3			2-2 HR		0-3 K			4	1	1	1	0	2	2								
Preston Wilson, R OBP: 0.269, SLG: 0.447		1-2 BLK 1B			2-3 K		0-0 1B		0-0 P4	4	0	2	0	0	1	0								
Mike Redmond, R OBP: 0.286, SLG: 0.325		2-2 F8			0-1 F9		0-0 F8			4	0	1	0	0	0	2								
Ryan Dempster, R OBP: 0.333, SLG: 0.667					1-2 1B		0-3 K			3	1	1	0	0	2	1								
Vic Darenbourg, L OBP: 0.292, SLG: 0.361					1-3 K		0-0 1B HR 2B		0-0 G1-3	0	0	0	0	0	0	0								
										1	0	0	0	0	0	1								
Inning Stats	R: 0 E: 0 K: 2 S: 10	H: 1 LOB: 1 BB: 0 P: 14	R: 0 E: 0 K: 0 S: 9	H: 1 LOB: 1 BB: 0 P: 16	R: 0 E: 0 K: 1 S: 7	H: 1 LOB: 0 BB: 0 P: 10	R: 0 E: 0 K: 0 S: 5	H: 0 LOB: 0 BB: 0 P: 9	R: 4 E: 0 K: 1 S: 21	H: 6 LOB: 2 BB: 0 P: 32	R: 0 E: 0 K: 2 S: 8	H: 1 LOB: 1 BB: 0 P: 8	R: 1 E: 0 K: 3 S: 15	H: 3 LOB: 2 BB: 0 P: 23	R: 0 E: 0 K: 1 S: 6	H: 1 LOB: 1 BB: 0 P: 7	R: 0 E: 0 K: 1 S: 11	H: 1 LOB: 1 BB: 0 P: 16	1B: 11 2B: 2 3B: 0 HR: 2	SF: 0 SAC: 0 DP: 1 HBP: 0	WP: 0 PB: 0 SB: 0 CS: 0	PA: 41		
PITCHER	IP WLS BF H R ER SO BB IBB HBP BLK WP HR S P ERA WHIP	IP WLS BF H R ER SO BB IBB HBP BLK WP HR S P ERA WHIP	IP WLS BF H R ER SO BB IBB HBP BLK WP HR S P ERA WHIP	IP WLS BF H R ER SO BB IBB HBP BLK WP HR S P ERA WHIP	IP WLS BF H R ER SO BB IBB HBP BLK WP HR S P ERA WHIP	IP WLS BF H R ER SO BB IBB HBP BLK WP HR S P ERA WHIP	IP WLS BF H R ER SO BB IBB HBP BLK WP HR S P ERA WHIP	IP WLS BF H R ER SO BB IBB HBP BLK WP HR S P ERA WHIP	IP WLS BF H R ER SO BB IBB HBP BLK WP HR S P ERA WHIP	IP WLS BF H R ER SO BB IBB HBP BLK WP HR S P ERA WHIP	IP WLS BF H R ER SO BB IBB HBP BLK WP HR S P ERA WHIP	IP WLS BF H R ER SO BB IBB HBP BLK WP HR S P ERA WHIP	IP WLS BF H R ER SO BB IBB HBP BLK WP HR S P ERA WHIP	IP WLS BF H R ER SO BB IBB HBP BLK WP HR S P ERA WHIP	IP WLS BF H R ER SO BB IBB HBP BLK WP HR S P ERA WHIP	IP WLS BF H R ER SO BB IBB HBP BLK WP HR S P ERA WHIP	IP WLS BF H R ER SO BB IBB HBP BLK WP HR S P ERA WHIP	IP WLS BF H R ER SO BB IBB HBP BLK WP HR S P ERA WHIP	IP WLS BF H R ER SO BB IBB HBP BLK WP HR S P ERA WHIP	IP WLS BF H R ER SO BB IBB HBP BLK WP HR S P ERA WHIP	IP WLS BF H R ER SO BB IBB HBP BLK WP HR S P ERA WHIP	IP WLS BF H R ER SO BB IBB HBP BLK WP HR S P ERA WHIP	IP WLS BF H R ER SO BB IBB HBP BLK WP HR S P ERA WHIP	IP WLS BF H R ER SO BB IBB HBP BLK WP HR S P ERA WHIP

Florida Marlins @ San Diego Padres
Qualcomm Stadium, San Diego, CA
Tue May 11 1999, 10:05 PM EDT
Att: 14,188 - Unknown - 66 F

AB	41
R	5
H	15
RBI	5
BB	0
SO	11
LOB	17



Batter	1	2	3	4	5	6	7	8	9	AB	R	H	RBI	BB	SO	LOB	BOTTOM							
Quiuvio Veras, S OBP: 0.322, SLG: 0.287	2-1 G6-3		3-1 1B		0-0 1B		0-1 E 1B 1B		3-3 K	5	0	3	0	0	1	0								
Reggie Sanders, R OBP: 0.497, SLG: 0.593	2-1 F9		0-0 1B		2-3 K		0-0 E 1B		3-2 F7	3	0	1	0	0	1	1								
Carlos Reyes, S										0	0	0	0	0	0	0								
Jim LeVritz, R OBP: 0.333, SLG: 0.437			1-2 1B				1-2 2-H 1B			0	0	0	0	0	0	0								
Brian Boehringer, S										1	0	0	0	0	0	0								
Dave Magadan, L OBP: 0.329, SLG: 0.295										0	0	0	0	0	0	0								
John Vander Wal, L OBP: 0.362, SLG: 0.443	4-0 BB		0-0 F7		2-3 K		0-1 E6		1-2 2-3 G6-4-3	3	0	0	0	1	1	5								
Wally Joyner, L OBP: 0.380, SLG: 0.323	0-3 K						0-1 P5			4	0	0	0	0	3	4								
Phil Nevin, R OBP: 0.298, SLG: 0.548										4	0	0	0	0	0	3								
Eric Owens, R OBP: 0.294, SLG: 0.354										3	2	2	1	1	0	0								
George Arias, R OBP: 0.292, SLG: 0.458										4	0	1	1	0	1	1								
Chris Gomez, R OBP: 0.294, SLG: 0.247										4	0	0	0	0	1	1								
5B Stan Spencer, R										1	0	0	0	0	1	0								
Greg Myers, L OBP: 0.439, SLG: 0.520										3	2	2	1	0	0	0								
Inning Stats	R: 0 E: 0 K: 1 S: 7	H: 0 LOB: 1 BB: 1 P: 15	R: 0 E: 0 K: 0 S: 4	H: 1 LOB: 0 BB: 0 P: 4	R: 0 E: 0 K: 1 S: 8	H: 2 LOB: 2 BB: 0 P: 12	R: 1 E: 0 K: 2 S: 11	H: 1 LOB: 0 BB: 0 P: 12	R: 1 E: 0 K: 2 S: 9	H: 2 LOB: 1 BB: 0 P: 16	R: 1 E: 1 K: 0 S: 12	H: 1 LOB: 1 BB: 1 P: 24	R: 1 E: 1 K: 0 S: 9	H: 3 LOB: 2 BB: 0 P: 11	R: 0 E: 0 K: 0 S: 6	H: 0 LOB: 0 BB: 0 P: 12	R: 0 E: 0 K: 1 S: 11	H: 0 LOB: 0 BB: 0 P: 18	1B: 7 2B: 1 3B: 0 HR: 2	SF: 0 SAC: 0 DP: 2 HBP: 0	WP: 0 PB: 0 SB: 0 CS: 0	PA: 38		
PITCHER	IP WLS BF H R ER SO BB IBB HBP BLK WP HR S P ERA WHIP	IP WLS BF H R ER SO BB IBB HBP BLK WP HR S P ERA WHIP	IP WLS BF H R ER SO BB IBB HBP BLK WP HR S P ERA WHIP	IP WLS BF H R ER SO BB IBB HBP BLK WP HR S P ERA WHIP	IP WLS BF H R ER SO BB IBB HBP BLK WP HR S P ERA WHIP	IP WLS BF H R ER SO BB IBB HBP BLK WP HR S P ERA WHIP	IP WLS BF H R ER SO BB IBB HBP BLK WP HR S P ERA WHIP	IP WLS BF H R ER SO BB IBB HBP BLK WP HR S P ERA WHIP	IP WLS BF H R ER SO BB IBB HBP BLK WP HR S P ERA WHIP	IP WLS BF H R ER SO BB IBB HBP BLK WP HR S P ERA WHIP	IP WLS BF H R ER SO BB IBB HBP BLK WP HR S P ERA WHIP	IP WLS BF H R ER SO BB IBB HBP BLK WP HR S P ERA WHIP	IP WLS BF H R ER SO BB IBB HBP BLK WP HR S P ERA WHIP	IP WLS BF H R ER SO BB IBB HBP BLK WP HR S P ERA WHIP	IP WLS BF H R ER SO BB IBB HBP BLK WP HR S P ERA WHIP	IP WLS BF H R ER SO BB IBB HBP BLK WP HR S P ERA WHIP	IP WLS BF H R ER SO BB IBB HBP BLK WP HR S P ERA WHIP	IP WLS BF H R ER SO BB IBB HBP BLK WP HR S P ERA WHIP	IP WLS BF H R ER SO BB IBB HBP BLK WP HR S P ERA WHIP	IP WLS BF H R ER SO BB IBB HBP BLK WP HR S P ERA WHIP	IP WLS BF H R ER SO BB IBB HBP BLK WP HR S P ERA WHIP	IP WLS BF H R ER SO BB IBB HBP BLK WP HR S P ERA WHIP	IP WLS BF H R ER SO BB IBB HBP BLK WP HR S P ERA WHIP	IP WLS BF H R ER SO BB IBB HBP BLK WP HR S P ERA WHIP

Florida Marlins @ San Diego Padres
Qualcomm Stadium, San Diego, CA
Tue May 11 1999, 10:05 PM EDT
Att: 14,188 - Unknown - 66 F

AB	36
R	4
H	10
RBI	4
BB	2
SO	9
LOB	15



Batter	1	2	3	4	5	6	7	8	9	AB	R	H	RBI	BB	SO	LOB	TOP					
Craig Counsell, L OBP: 0.239, SLG: 0.167 (1, 4)	L4		K			1B		K		4	1	1	0	0	2	0	Florida Marlins @ Milwaukee Brewers Milwaukee County Stadium, Milwaukee, WI Sat May 15 1999, 8:05 PM EDT Att: 15,695 - Cloudy - 57 F					
Alex Gonzalez, R OBP: 0.299, SLG: 0.415 (1, 6)	K			G6-3		1B	CS	G5-3		4	0	1	0	0	1	0						
Cliff Floyd, L OBP: 0.373, SLG: 0.516 (1, 7)	P6			G5-3		1B		F8		4	0	1	1	0	0	0						
Kevin Orle, R OBP: 0.344, SLG: 0.441 (1, 5)		G1-3		G4-3		CS		F9		4	1	1	1	0	0	0						
Mark Kotsay, L OBP: 0.285, SLG: 0.349 (1, 9)	F7				F8			L4		3	0	0	0	0	0	0						
Derrek Lee, R OBP: 0.273, SLG: 0.333 (1, 3)		BB			K			K		2	0	0	0	1	2	0						
Todd Dunwoody, L OBP: 0.283, SLG: 0.324 (1, 8)	F9				K			G6-3		3	0	0	0	0	1	1						
Jorge Fabregas, L OBP: 0.244, SLG: 0.274 (1, 2)			G1-3			G4-3		F7		3	0	0	0	0	0	0						
Brian Meadows, R OBP: 0.236, SLG: 0.333 (4, 1)			G4-3			G1-3		G5-3		1	0	0	0	0	0	0						
Dave Berg, R OBP: 0.333, SLG: 0.400 (6, PH)										0	0	0	0	0	0	0						
Archie Corbin, R OBP: 0.333, SLG: 0.400 (6, 1)										0	0	0	0	0	0	0						
Vic Darenbourg, L OBP: 0.333, SLG: 0.400 (7, 1)										0	0	0	0	0	0	0						
Preston Wilson, R OBP: 0.333, SLG: 0.400 (8, PH)										0	0	0	0	0	0	0						
Antonio Alfonseca, R OBP: 0.333, SLG: 0.400 (8, 1)										0	0	0	0	0	0	0						
Inning Stats	R: 0 E: 0 K: 1 S: 7	H: 0 LOB: 0 BB: 0 P: 9	R: 0 E: 0 K: 0 S: 9	H: 0 LOB: 1 BB: 1 P: 14	R: 0 E: 0 K: 1 S: 6	H: 0 LOB: 0 BB: 0 P: 10	R: 0 E: 0 K: 0 S: 6	H: 0 LOB: 0 BB: 0 P: 9	R: 0 E: 0 K: 2 S: 9	H: 0 LOB: 0 BB: 0 P: 16	R: 1 E: 0 K: 0 S: 7	H: 3 LOB: 1 BB: 0 P: 11	R: 1 E: 0 K: 1 S: 7	H: 1 LOB: 0 BB: 0 P: 11	R: 0 E: 0 K: 1 S: 9	H: 0 LOB: 0 BB: 0 P: 12	R: 0 E: 0 K: 0 S: 6	H: 0 LOB: 0 BB: 0 P: 7	1B: 3 2B: 0 3B: 0 HR: 1	SF: 0 SAC: 0 DP: 0 HBP: 0	WP: 0 PB: 0 CS: 1	PA: 32
PITCHER Steve Woodard, R ERA: 3.9 (1, 1)	IP: 9.0 WLS: W BF: 31 H: 4 R: 2 ER: 2 SO: 6 BB: 1 IBB: 0 HBP: 0 BLK: 0 WP: 0 HR: 1 S: 66 P: 99 ERA: 2.00 WHIP: 0.556															PITCHER						

Batter	1	2	3	4	5	6	7	8	9	AB	R	H	RBI	BB	SO	LOB	BOTTOM			
Mark Loretta, R OBP: 0.323, SLG: 0.378 (1, 6)	G4-3		1B	FC8-5		G4-3		FC3-6		4	1	2	0	1	0	0	Florida Marlins @ Milwaukee Brewers Milwaukee County Stadium, Milwaukee, WI Sat May 15 1999, 8:05 PM EDT Att: 15,695 - Cloudy - 57 F			
Brian Banks, S OBP: 0.333, SLG: 0.419 (1, 3)	F8		BB	FC8-5		BB	2B	FC3-6		5	1	3	0	0	0	1				
Jeff Cirillo, R OBP: 0.396, SLG: 0.466 (1, 5)	G5-3		BB	FC8-5		BB	1B	L9		4	1	1	0	1	0	3				
Jeromy Burnitz, L OBP: 0.356, SLG: 0.555 (1, 9)	F7		SF8	G3		2B	BB			2	1	0	1	1	0	2				
Dave Nilsson, L OBP: 0.369, SLG: 0.602 (1, 2)	HR		F9		F8		2B			4	1	2	4	0	0	2				
Marquis Grissom, R OBP: 0.271, SLG: 0.319 (1, 8)	G5-3		G4-3		G4-3		BLK	BB		3	0	0	0	1	0	2				
Geoff Jenkins, L OBP: 0.379, SLG: 0.628 (1, 7)	BB		HR		G3		K			4	1	2	1	0	1	1				
Ronnie Belliard, R OBP: 0.250, SLG: 0.357 (1, 4)	BB		HR		HR		K	F9		3	1	1	1	1	1	1				
Steve Woodard, L OBP: 0.316, SLG: 0.235 (1, 1)	G3-1		G1-3		G1-3		G5-3	K		4	0	0	0	0	1	2				
Inning Stats	R: 0 E: 0 K: 0 S: 7	H: 2 LOB: 2 BB: 1 P: 16	R: 1 E: 0 K: 0 S: 8	H: 2 LOB: 2 BB: 1 P: 12	R: 2 E: 0 K: 0 S: 16	H: 4 LOB: 2 BB: 0 P: 25	R: 0 E: 0 K: 0 S: 8	H: 0 LOB: 0 BB: 0 P: 14	R: 0 E: 0 K: 1 S: 9	H: 0 LOB: 0 BB: 0 P: 15	R: 3 E: 0 K: 1 S: 22	H: 3 LOB: 1 BB: 2 P: 36	R: 0 E: 0 K: 1 S: 11	H: 0 LOB: 1 BB: 1 P: 20	R: 0 E: 0 K: 0 S: 6	H: 0 LOB: 1 BB: 1 P: 12		1B: 7 2B: 1 3B: 0 HR: 3	SF: 1 SAC: 0 DP: 0 HBP: 0	WP: 0 PB: 0 CS: 0
PITCHER Brian Meadows, R ERA: 4.94 (1, 1)	IP: 3.1 WLS: L BF: 20 H: 8 R: 4 ER: 4 SO: 4 BB: 2 IBB: 0 HBP: 0 BLK: 0 WP: 0 HR: 3 S: 34 P: 55 ERA: 10.80 WHIP: 3.000															PITCHER				
Rafael Medina, R ERA: 7.71 (4, 1)	IP: 1.2 WLS: 0 BF: 5 H: 0 R: 0 ER: 0 SO: 0 BB: 0 IBB: 0 HBP: 0 BLK: 0 WP: 0 HR: 0 S: 12 P: 21 ERA: 0.00 WHIP: 0.000															PITCHER				
Archie Corbin, R ERA: 9.49 (6, 1)	IP: 1.0 WLS: 2 BF: 5 H: 2 R: 2 ER: 2 SO: 1 BB: 0 IBB: 0 HBP: 0 BLK: 0 WP: 0 HR: 0 S: 14 P: 22 ERA: 18.00 WHIP: 2.000															PITCHER				
Vic Darenbourg, L ERA: 5.59 (7, 1)	IP: 1.0 WLS: 1 BF: 5 H: 1 R: 1 ER: 1 SO: 1 BB: 2 IBB: 0 HBP: 0 BLK: 0 WP: 0 HR: 0 S: 17 P: 29 ERA: 9.00 WHIP: 3.000															PITCHER				
Antonio Alfonseca, R ERA: 6.61 (8, 1)	IP: 1.0 WLS: 0 BF: 4 H: 0 R: 0 ER: 0 SO: 1 BB: 1 IBB: 0 HBP: 0 BLK: 0 WP: 0 HR: 0 S: 11 P: 20 ERA: 0.00 WHIP: 1.000															PITCHER				

Batter	1	2	3	4	5	6	7	8	9	AB	R	H	RBI	BB	SO	LOB	TOP					
Luis Castillo, S OBP: 0.365, SLG: 0.355	B4-3		G6-3		P4-6		1-2			3	0	1	0	1	0	0	Florida Marlins @ Milwaukee Brewers Milwaukee County Stadium, Milwaukee, WI Sun May 16 1999, 2:05 PM EDT Att: 16,353 - Cloudy - 72 F					
Alex Gonzalez, R OBP: 0.298, SLG: 0.411	K				K		K			4	0	1	0	0	3	3						
Cliff Floyd, L OBP: 0.366, SLG: 0.515	1B				P4-6				K	4	1	1	0	0	2	2						
Kevin Orle, R OBP: 0.341, SLG: 0.434	1B		P4				G6-3		F9	4	0	1	1	0	0	1						
Mark Kotsay, L OBP: 0.291, SLG: 0.377	1B				P6		F8			4	1	2	1	0	0	0						
Derek Lee, R Matt Mantei, R	K				G5-3		K2-3		G4-3	4	0	0	0	0	2	2						
Todd Dunwoody, L OBP: 0.282, SLG: 0.330										4	1	1	0	0	0	0						
Mike Redmond, R OBP: 0.340, SLG: 0.362										3	0	2	1	0	0	0						
Livan Hernandez, R Bruce Aven, R Preston Wilson, R	K									3	0	0	0	0	2	2						
Inning Stats	R: 1 E: 0 K: 2 S: 17	H: 3 LOB: 2 BB: 0 P: 27	R: 0 E: 0 K: 1 S: 7	H: 0 LOB: 0 BB: 0 P: 11	R: 0 E: 0 K: 1 S: 8	H: 1 LOB: 1 BB: 0 P: 13	R: 1 E: 0 K: 0 S: 10	H: 2 LOB: 1 BB: 0 P: 17	R: 0 E: 0 K: 1 S: 10	H: 0 LOB: 0 BB: 0 P: 15	R: 0 E: 0 K: 1 S: 7	H: 0 LOB: 0 BB: 0 P: 12	R: 0 E: 0 K: 2 S: 8	H: 0 LOB: 2 BB: 1 P: 17	R: 1 E: 0 K: 1 S: 11	H: 1 LOB: 0 BB: 0 P: 14	R: 0 E: 0 K: 0 S: 8	H: 1 LOB: 0 BB: 0 P: 10	1B: 6 2B: 3 3B: 0 HR: 1	SF: 0 SAC: 0 DP: 2 HBP: 1	WP: 0 PB: 0 SB: 2 CS: 0	PA: 36
PITCHER	IP WLS BF H R ER SO BB IBB HBP BLK WP HR S P ERA WHIP																					
Hideo Nomo, R ERA: 2.19	(1, 1) 6.0 L 24 7 2 2 6 0 0 0 0 0 0 0 0 59 95 3.00 1.167																					
Jim Abbott, L ERA: 8.49	(7, 1) 0.2 4 0 0 0 1 1 0 0 0 0 0 0 1 14 13 0.00 1.500																					
David Weathers, R ERA: 2.73	(7, 1) 1.1 5 1 1 1 2 0 0 0 0 0 0 0 1 14 18 6.75 0.750																					
Bob Wickman, R ERA: 3.79	(9, 1) 1.0 3 1 0 0 0 0 0 0 0 0 0 0 0 8 10 0.00 1.000																					

Batter	1	2	3	4	5	6	7	8	9	AB	R	H	RBI	BB	SO	LOB	BOTTOM					
Mark Loretta, R OBP: 0.326, SLG: 0.374	1B			FC4		G5-3				4	0	1	0	0	0	4	Florida Marlins @ Milwaukee Brewers Milwaukee County Stadium, Milwaukee, WI Sun May 16 1999, 2:05 PM EDT Att: 16,353 - Cloudy - 72 F					
Brian Banks, S OBP: 0.316, SLG: 0.389	P4									5	1	1	0	0	2	3						
Jeremy Burnitz, L OBP: 0.364, SLG: 0.553	1B									4	1	2	0	1	1	1						
Jeff Cirillo, R OBP: 0.403, SLG: 0.467	1B									4	0	2	0	1	1	3						
Dave Nilsson, L OBP: 0.380, SLG: 0.598	FC6-4									4	0	2	1	1	0	3						
Marquis Grissom, R OBP: 0.276, SLG: 0.323	FC6-4									5	0	2	1	0	0	7						
Geoff Jenkins, L OBP: 0.370, SLG: 0.615										5	0	1	0	0	0	2						
Ronnie Belliard, R OBP: 0.350, SLG: 0.412	G4-3									3	0	2	0	1	0	0						
Hideo Nomo, R Rich Sanchez, L Jim Abbott, L David Weathers, R Sean Berry, R 21 Cal Eldred, R Bob Wickman, R	1B									2	0	1	0	0	0	2						
Inning Stats	R: 0 E: 0 K: 1 S: 13	H: 2 LOB: 3 BB: 1 P: 26	R: 0 E: 0 K: 0 S: 7	H: 1 LOB: 0 BB: 0 P: 10	R: 0 E: 0 K: 1 S: 6	H: 1 LOB: 1 BB: 1 P: 14	R: 0 E: 1 K: 0 S: 9	H: 1 LOB: 2 BB: 1 P: 15	R: 0 E: 0 K: 0 S: 10	H: 2 LOB: 1 BB: 0 P: 16	R: 0 E: 0 K: 0 S: 14	H: 2 LOB: 1 BB: 0 P: 21	R: 1 E: 0 K: 0 S: 9	H: 3 LOB: 1 BB: 0 P: 14	R: 0 E: 1 K: 1 S: 11	H: 1 LOB: 2 BB: 0 P: 17	R: 1 E: 0 K: 0 S: 12	H: 1 LOB: 1 BB: 1 P: 21	1B: 13 2B: 1 3B: 0 HR: 0	SF: 0 SAC: 0 DP: 2 HBP: 1	WP: 0 PB: 0 SB: 1 CS: 0	PA: 43
PITCHER	IP WLS BF H R ER SO BB IBB HBP BLK WP HR S P ERA WHIP																					
Livan Hernandez, R ERA: 3.91	(1, 1) 7.2 W 37 13 1 1 1 3 3 0 0 0 0 0 0 75 129 1.17 2.087																					
Matt Mantei, R ERA: 1.53	(8, 1) 1.1 S 6 1 1 1 1 1 0 0 0 0 0 0 0 16 25 6.75 1.500																					

Batter	1	2	3	4	5	6	7	8	9	10	11	AB	R	H	RBI	BB	SO	LOB	TOP							
Lance Johnson, L OBP: 0.338, SLG: 0.329	G1-3			F7		G1-3		G3			G3	5	0	0	0	0	0	3								
Mickey Morandini, L OBP: 0.326, SLG: 0.359	K			P4-3 1B			G3-1		G5-3 1B		1B HR	5	1	3	0	0	1	0								
Sammy Sosa, R OBP: 0.348, SLG: 0.563	K			P4-3 1-1			K		F8		1B HR	5	1	1	0	0	2	2								
Mark Grace, L OBP: 0.450, SLG: 0.531		F8					L6		G5-3 1B		1B HR	4	1	2	3	1	0	0								
Henry Rodriguez, L OBP: 0.280, SLG: 0.311		L8					F7		FC5-6 1B		G6-3	3	0	1	0	0	0	1								
Curtis Goodwin, L OBP: 0.217, SLG: 0.227									1-2 2-3			2	0	0	0	0	0	2								
Tyler Houston, L OBP: 0.452, SLG: 0.684		F7					G3-6-3		FC5-6 E		K	5	1	0	0	0	2	2								
José Hernández, R OBP: 0.388, SLG: 0.472				K			G4-3 1B		E8 E		L7	4	0	2	0	0	1	0								
Benito Santiago, R OBP: 0.301, SLG: 0.403				G6-3			G4-3		E6 FC4			4	0	1	1	0	0	3								
Terry Mulholland, R Roosevelt Brown, L Terry Adams, R Gary Gaetti, R Felix Heredia, L Scott Sanders, R				K			P4		FC4 1-2		G6-3	2	0	0	0	0	1	1								
Inning Stats	R: 0 E: 0 K: 2 S: 9	H: 0 LOB: 0 P: 15	R: 0 E: 0 K: 0 S: 5	H: 0 LOB: 0 BB: 0 P: 9	R: 0 E: 0 K: 2 S: 8	H: 0 LOB: 0 BB: 0 P: 14	R: 0 E: 0 K: 0 S: 4	H: 1 LOB: 0 BB: 0 P: 8	R: 0 E: 0 K: 0 S: 5	H: 0 LOB: 0 BB: 1 P: 12	R: 0 E: 0 K: 1 S: 8	H: 0 LOB: 0 BB: 0 P: 9	R: 1 E: 2 K: 0 S: 11	H: 2 LOB: 2 BB: 0 P: 19	R: 0 E: 0 K: 0 S: 10	H: 2 LOB: 1 BB: 0 P: 17	R: 0 E: 0 K: 1 S: 6	H: 1 LOB: 1 BB: 0 P: 6	R: 3 E: 0 K: 1 S: 8	H: 3 LOB: 0 BB: 0 P: 8	1B: 8 2B: 2 3B: 0 HR: 1	SF: 0 SAC: 0 DP: 3 HBP: 0	WP: 0 PB: 0 SB: 0 CS: 0	PA: 42		
PITCHER	IP 7.0	WLS 22	BF 22	H 2	R 1	ER 1	SO 0	BB 0	IBB 0	HBP 0	BLK 0	WP 0	HR 0	S 4	P 7	ERA 27.00	WHIP 3.000									
Alex Fernandez, R	(1, 1)																									
Vic Darenbourg, L	(8, 1)	0.1	H	2	1	1	1	0	0	0	0	0	0	0	4	7	27.00	3.000								
Brian Edmondson, R	(8, 1)	1.0	B	6	2	0	0	0	0	0	0	0	0	12	21	0.00	2.000									
Matt Mantei, R	(9, 1)	1.2		6	2	0	0	1	0	0	0	0	0	11	14	0.00	1.200									
Dennis Springer, R	(11, 1)	1.0	L	6	3	3	3	1	0	0	0	0	1	8	8	27.00	3.000									

Chicago Cubs @ Florida Marlins
Pro Player Stadium, Miami, FL
Tue May 18 1999, 7:05 PM EDT
Att: 13,504 - Cloudy - 83 F

AB	41
R	4
H	10
RBI	4
BB	1
SO	7
LOB	17



Batter	1	2	3	4	5	6	7	8	9	10	11	AB	R	H	RBI	BB	SO	LOB	BOTTOM						
Luis Castillo, S OBP: 0.359, SLG: 0.356	F8		G4-3			G6-3					K	4	0	0	0	0	1	0							
Alex Gonzalez, R OBP: 0.302, SLG: 0.429				FC3-6 1B				HR			G1-4-3	4	1	3	1	0	0	0							
Cliff Floyd, L OBP: 0.329, SLG: 0.459	K			FC3-6 CS			G4-3				K	4	0	0	0	0	2	2							
Kevin Orie, R OBP: 0.329, SLG: 0.423		F8					F9				L6	4	0	0	0	0	1	2							
Mark Kotsay, L OBP: 0.275, SLG: 0.355				F9			CS				G4-3	4	0	0	0	0	1	0							
Dennis Springer, R OBP: 0.182, SLG: 0.273							G1-3				G4-3	0	0	0	0	0	0	0							
Derrek Lee, R OBP: 0.261, SLG: 0.324		K					G6-3				L4	4	0	0	0	0	1	0							
Preston Wilson, R OBP: 0.255, SLG: 0.447							L7				K	3	0	0	0	0	2	0							
Matt Mantei, R	(9, 1)											0	0	0	0	0	0	0							
Bruce Aven, R OBP: 0.404, SLG: 0.644	(11, 9)										BB	0	0	0	0	1	0	0							
Mike Redmond, R OBP: 0.321, SLG: 0.340	(1, 2)						G4-3				K	3	0	0	0	0	2	0							
Jorge Fabregas, L OBP: 0.233, SLG: 0.263	(11, PH)										F8	1	0	0	0	0	0	1							
Alex Fernandez, R	(1, 1)										F8	2	0	0	0	0	0	0							
Vic Darenbourg, L	(8, 1)										F8	0	0	0	0	0	0	0							
Brian Edmondson, R OBP: 0.687, SLG: 1.000	(8, 1)											0	0	0	0	0	0	0							
Todd Dunwoody, L OBP: 0.271, SLG: 0.317	(9, 8)										F8	2	0	0	0	0	1	1							
Inning Stats	R: 0 E: 0 K: 1 S: 12	H: 1 LOB: 1 P: 18	R: 0 E: 0 K: 2 S: 9	H: 0 LOB: 0 BB: 0 P: 12	R: 0 E: 0 K: 1 S: 10	H: 0 LOB: 0 BB: 0 P: 14	R: 0 E: 0 K: 0 S: 7	H: 1 LOB: 0 BB: 0 P: 10	R: 0 E: 0 K: 0 S: 4	H: 0 LOB: 0 BB: 0 P: 5	R: 1 E: 0 K: 1 S: 7	H: 1 LOB: 0 BB: 0 P: 7	R: 0 E: 0 K: 2 S: 7	H: 0 LOB: 0 BB: 0 P: 8	R: 0 E: 0 K: 2 S: 8	H: 0 LOB: 0 BB: 0 P: 16	R: 0 E: 0 K: 2 S: 7	H: 0 LOB: 0 BB: 0 P: 7	R: 0 E: 0 K: 0 S: 3	H: 0 LOB: 1 BB: 1 P: 7	1B: 2 2B: 0 3B: 0 HR: 1	SF: 0 SAC: 0 DP: 0 HBP: 0	WP: 0 PB: 0 SB: 0 CS: 1	PA: 37	
PITCHER	IP 7.0	WLS 23	BF 23	H 3	R 1	ER 1	SO 5	BB 0	IBB 0	HBP 0	BLK 0	WP 0	HR 1	S 56	P 75	ERA 1.29	WHIP 0.429								
Terry Mulholland, L	(1, 1)																								
Terry Adams, R	(8, 1)	2.0		6	0	0	4	0	0	0	0	0	0	15	24	0.00	0.000								
Felix Heredia, L	(10, 1)	1.0	W	3	0	0	2	0	0	0	0	0	0	7	7	0.00	0.000								
Scott Sanders, R	(11, 1)	1.0	S	4	0	0	0	1	0	0	0	0	0	3	7	0.00	1.000								

Chicago Cubs @ Florida Marlins
Pro Player Stadium, Miami, FL
Tue May 18 1999, 7:05 PM EDT
Att: 13,504 - Cloudy - 83 F


AB	35
R	1
H	3
RBI	1
BB	1
SO	11
LOB	6



Batter	1	2	3	4	5	6	7	8	9	10	11	12	13	14	AB	R	H	RBI	BB	SO	LOB	TOP								
Al Martin, L OBP: 0.356, SLG: 0.476 (1, 7)	P5		SF9	G3			S		K		18 WP SH2-4 BB		P6		5	1	1	0	2	1	2									
Warren Morris, L OBP: 0.361, SLG: 0.398 (1, 4)	G4-3		3B		F8		F8		1B		SH2-4		G4-3		6	0	1	0	0	1	2									
Brian Giles, L OBP: 0.418, SLG: 0.625 (1, 8)			SF9				P4		K		18 WP IBB		F7		5	1	2	2	1	1	3									
Kevin Young, R OBP: 0.425, SLG: 0.525 (1, 3)	3B		E4 WP		HR		L7		L6		L9			G1-3	7	0	1	0	0	1	6									
18 Jason Kendall, R OBP: 0.451, SLG: 0.486 (1, 2)		2B	WP				1B		G4-3		G5-3			HBP	6	1	4	0	0	0	2									
Jose Guillen, R OBP: 0.365, SLG: 0.412 (1, 9)	P4		G5-3		L4				G6-3		SH1-4		G5-3		6	0	0	0	0	0	5									
Ed Sprague, R OBP: 0.425, SLG: 0.520 (1, 5)		2B									G6-3			HBP	4	0	3	1	1	1	0									
Abraham Nunez, S OBP: 0.233, SLG: 0.268 (10, PH)	G5-3		SH1-3						G6-3		G6-3		FC5-4		3	0	0	0	0	0	2									
Turner Ward, S OBP: 0.286, SLG: 0.200 (10, PH)															1	0	0	0	0	0	2									
Brad Clontz, R OBP: 0.292, SLG: 0.323 (12, PH)															0	0	0	0	0	0	0									
Freddy Garcia, R OBP: 0.248, SLG: 0.323 (12, PH)															1	0	0	0	0	1	1									
Mike Williams, R OBP: 0.271, SLG: 0.330 (10, PH)															0	0	0	0	0	0	0									
Kris Benson, R OBP: 0.315, SLG: 0.333 (12, PH)															2	0	0	0	0	0	3									
Inning Stats	R: 0 E: 0 K: 1 S: 9	H: 1 LOB: 1 BB: 0 P: 11	R: 1 E: 0 K: 0 S: 12	H: 2 LOB: 1 BB: 0 P: 19	R: 1 E: 1 K: 1 S: 13	H: 2 LOB: 1 BB: 0 P: 22	R: 0 E: 0 K: 1 S: 6	H: 1 LOB: 1 BB: 0 P: 6	R: 1 E: 0 K: 0 S: 15	H: 3 LOB: 1 BB: 0 P: 19	R: 0 E: 0 K: 1 S: 7	H: 0 LOB: 0 BB: 0 P: 10	R: 0 E: 0 K: 0 S: 7	H: 1 LOB: 1 BB: 0 P: 9	R: 0 E: 0 K: 2 S: 11	H: 1 LOB: 2 BB: 1 P: 16	R: 0 E: 0 K: 0 S: 4	H: 0 LOB: 0 BB: 2 P: 8	R: 0 E: 0 K: 0 S: 3	H: 0 LOB: 1 BB: 0 P: 12	R: 0 E: 0 K: 0 S: 3	H: 0 LOB: 0 BB: 0 P: 3	R: 0 E: 0 K: 0 S: 2	H: 0 LOB: 0 BB: 0 P: 3	R: 0 E: 0 K: 0 S: 2	H: 0 LOB: 0 BB: 0 P: 3	1B: 8 2B: 1 3B: 2 HR: 1	SF: 1 SAC: 3 DP: 1 HBP: 3	WP: 2 PB: 0 SB: 2 CS: 0	PA: 60
PITCHER	IP	WLS	BF	H	R	ER	SO	BB	IBB	HBP	BLK	WP	HR	S	P	ERA	WHIP													
Brian Meadows, R ERA: 4.89	(1, 1)	6.0	27	9	3	3	4	0	0	0	0	0	0	6	15	0.00	1.500													
Brent Bittagsley, L ERA:	(7, 1)	0.2	3	0	0	0	0	1	0	0	0	0	0	6	15	0.00	1.500													
Brian Edmondson, R ERA: 3.99	(7, 1)	2.1	10	2	0	0	2	0	0	1	0	0	0	19	26	0.00	0.857													
Braden Looper, R ERA: 3.55	(10, 1)	2.0	10	1	0	0	0	1	2	0	0	1	0	7	20	0.00	1.000													
Antonio Alfonseca, R ERA: 5.32	(12, 1)	3.0	W	10	0	0	0	0	0	2	0	0	0	8	10	0.00	0.000													

Pittsburgh Pirates @ Florida Marlins
 Pro Player Stadium, Miami, FL
 Thu May 20 1999, 7:05 PM EDT
 Att: 11,473 - Cloudy - 78 F


AB 49
 R 13
 H 12
 RBI 3
 BB 4
 SO 6
 LOB 30



Batter	1	2	3	4	5	6	7	8	9	10	11	12	13	14	AB	R	H	RBI	BB	SO	LOB	BOTTOM					
Luis Castillo, S OBP: 0.350, SLG: 0.352 (1, 4)	B1-3		G4-3		G4-3				F8		HBP		K		7	0	1	0	0	2	1						
Alex Gonzalez, R OBP: 0.304, SLG: 0.424 (1, 6)	G3		L1-6		K		L7				K		P6		6	0	1	0	0	2	0						
Cliff Floyd, L OBP: 0.341, SLG: 0.470 (1, 7)			L1-6				G5-3				G4-3		FC6		5	1	1	0	2	0	4						
Kevin Orie, R OBP: 0.329, SLG: 0.407 (1, 5)	P4				FC6-4 BB				G6-3		G4-3		G6-3		6	0	1	0	1	0	3						
Mark Kotsay, L OBP: 0.280, SLG: 0.340 (9, 9)		F7			FC6-4 1B		FC4-6 1B		G4-3					1B	4	2	0	0	3	0	2						
Bruce Aven, R OBP: 0.439, SLG: 0.653 (1, 9)							F9							BB	4	1	3	0	0	0	1						
Derrick Lee, R OBP: 0.267, SLG: 0.327 (9, 3)			E		1B		SF7				G3			1B	3	0	2	1	0	0	2						
Preston Wilson, R OBP: 0.259, SLG: 0.440 (1, 8)			G5-3						PO					1B	6	0	2	1	0	2	3						
Jorge Fabrega, L OBP: 0.263, SLG: 0.321 (1, 2)									BLK		K		F8		1	0	0	1	3	0	0						
Ryan Dempster, R OBP: 0.250, SLG: 0.500 (11, PR)											G1-3			G4-3	1	0	0	0	0	0	0						
Mike Redmond, R OBP: 0.315, SLG: 0.333 (12, 2)													HBP	BB	1	0	0	0	0	0	2						
Brian Meadows, R ERA: 3.83	(1, 1)	6.0	27	6	3	3	2	0	0	0	0	0	0	11	21	0.00	0.500										
Jose Silva, R ERA: 1.82	(7, 1)	2.0	6	1	0	0	1	0	0	0	0	0	0	6	10	0.00	1.000										
Marc Wilkins, R ERA: 1.17	(9, 1)	1.0	4	1	0	0	1	0	0	0	0	0	0	6	10	0.00	1.000										
Braden Looper, R ERA: 0.96	(10, 1)	2.0	11	2	0	0	1	1	1	1	0	0	0	10	19	0.00	1.500										
Mike Williams, R ERA: 1.74	(12, 1)	2.1	L	12	2	1	1	3	2	1	0	0	0	15	27	3.86	1.714										
PITCHER	IP	WLS	BF	H	R	ER	SO	BB	IBB	HBP	BLK	WP	HR	S	P	ERA	WHIP										
Kris Benson, R	(1, 1)	6.0	27	6	3	3	2	0	0	0	0	0	0	11	21	0.00	0.500										
Jose Silva, R	(7, 1)	2.0	6	1	0	0	1	0	0	0	0	0	0	6	10	0.00	1.000										
Marc Wilkins, R	(9, 1)	1.0	4	1	0	0	1	0	0	0	0	0	0	6	10	0.00	1.000										
Braden Looper, R	(10, 1)	2.0	11	2	0	0	1	1	1	1	0	0	0	10	19	0.00	1.500										
Mike Williams, R	(12, 1)	2.1	L	12	2	1	1	3	2	1	0	0	0	15	27	3.86	1.714										

Pittsburgh Pirates @ Florida Marlins
 Pro Player Stadium, Miami, FL
 Thu May 20 1999, 7:05 PM EDT
 Att: 11,473 - Cloudy - 78 F

AB 49
 R 4
 H 12
 RBI 3
 BB 9
 SO 8
 LOB 24



Batter	1	2	3	4	5	6	7	8	9	AB	R	H	RBI	BB	SO	LOB	TOP			
Al Martin, L OBP: 0.361, SLG: 0.472 (1, 7)	E5						G4-3			3	0	1	0	1	0	1	Pittsburgh Pirates @ Florida Marlins Pro Player Stadium, Miami, FL Fri May 21 1999, 7:05 PM EDT Att: 16,782 - Cloudy - 79 F			
Mike Benjamin, R OBP: 0.299, SLG: 0.316 (1, 6)	K	BB			FC5-4	1B	P9			4	0	0	0	0	2	6				
Brian Giles, L OBP: 0.409, SLG: 0.608 (1, 8)	F8				G4-3		F8			4	0	0	0	0	0	2				
Kevin Young, R OBP: 0.422, SLG: 0.516 (1, 3)	F8				F8		P4			3	0	0	0	1	0	2				
1B Jason Kendall, R OBP: 0.452, SLG: 0.483 (1, 2)		E8			G4-3		G6-3			3	1	1	0	1	0	0				
Brant Brown, L OBP: 0.280, SLG: 0.398 (1, 9)	P6				G1-3					4	0	0	0	0	2	2				
Ed Sprague, R OBP: 0.413, SLG: 0.504 (1, 5)	E6				G5-3		F9			4	0	0	0	0	0	1				
Warren Morris, L OBP: 0.356, SLG: 0.393 (1, 4)					F9		G3-1			4	0	1	1	0	0	0				
Pete Schourek, L (1, 1)										2	0	0	0	0	2	2				
Scott Sauerbeck, R (6, 1)										0	0	0	0	0	0	0				
Freddy Garcia, R OBP: 0.258, SLG: 0.333 (7, PH)										1	0	1	0	0	0	0				
Chris Peters, L OBP: 0.222, SLG: 0.125 (7, 1)										0	0	0	0	0	0	0				
Inning Stats	R: 0 E: 1 K: 1 S: 10	H: 0 LOB: 1 BB: 0 P: 13	R: 1 E: 2 K: 2 S: 13	H: 2 LOB: 3 BB: 1 P: 21	R: 0 E: 0 K: 1 S: 8	H: 0 LOB: 0 BB: 2 P: 19	R: 0 E: 0 K: 0 S: 8	H: 1 LOB: 1 BB: 0 P: 17	R: 0 E: 0 K: 0 S: 8	H: 0 LOB: 0 BB: 0 P: 13	R: 0 E: 0 K: 0 S: 9	H: 1 LOB: 1 BB: 0 P: 13	R: 0 E: 0 K: 0 S: 5	H: 0 LOB: 0 BB: 0 P: 7	R: 0 E: 0 K: 1 S: 8	H: 0 LOB: 0 BB: 0 P: 10	1B: 4 2B: 0 3B: 0 HR: 0	SF: 0 SAC: 0 DP: 0 HBP: 0	WP: 0 PB: 0 SB: 1 CS: 1	PA: 35
PITCHER Livan Hernandez, R ERA: 3.34 (1, 1)	IP: 9.0 WLS: W BF: 35 H: 4 R: 1 ER: 0 SO: 6 BB: 3 IBB: 0 HBP: 0 BLK: 0 WP: 0 HR: 0 S: 80 P: 124 ERA: 0.00 WHIP: 0.778											PITCHER	IP: 9.0 WLS: W BF: 35 H: 4 R: 1 ER: 0 SO: 6 BB: 3 IBB: 0 HBP: 0 BLK: 0 WP: 0 HR: 0 S: 80 P: 124 ERA: 0.00 WHIP: 0.778							

AB	32
R	1
H	4
RBI	1
BB	3
SO	6
LOB	16




Batter	1	2	3	4	5	6	7	8	9	AB	R	H	RBI	BB	SO	LOB	BOTTOM			
Craig Counsell, L OBP: 0.204, SLG: 0.140 (1, 4)	G4-3									5	1	0	0	0	1	3	Pittsburgh Pirates @ Florida Marlins Pro Player Stadium, Miami, FL Fri May 21 1999, 7:05 PM EDT Att: 16,782 - Cloudy - 79 F			
Alex Gonzalez, R OBP: 0.307, SLG: 0.441 (1, 6)	K				F7		HBP			5	2	2	2	0	1	1				
Bruce Aven, R OBP: 0.443, SLG: 0.635 (1, 9)	F8				G5-3					3	1	1	0	0	0	0				
Kevin Millar, R OBP: 0.500, SLG: 1.250 (1, 7)										4	1	2	2	0	0	2				
Mark Kotsay, L OBP: 0.260, SLG: 0.340 (7, PR)										0	0	0	0	0	0	0				
Derrek Lee, R OBP: 0.261, SLG: 0.318 (1, 3)										4	0	0	1	0	2	1				
Dave Berg, R OBP: 0.292, SLG: 0.348 (1, 5)										4	1	0	0	0	0	1				
Preston Wilson, R OBP: 0.277, SLG: 0.485 (1, 8)										3	1	2	2	1	0	0				
Mike Redmond, R OBP: 0.328, SLG: 0.333 (1, 2)										3	1	1	0	1	0	3				
Livan Hernandez, R OBP: 0.318, SLG: 0.524 (1, 1)										4	0	2	0	0	0	1				
Inning Stats	R: 0 E: 0 K: 1 S: 6	H: 0 LOB: 0 BB: 0 P: 8	R: 0 E: 0 K: 0 S: 6	H: 0 LOB: 0 BB: 0 P: 10	R: 3 E: 1 K: 1 S: 11	H: 2 LOB: 0 BB: 0 P: 17	R: 2 E: 0 K: 0 S: 17	H: 2 LOB: 0 BB: 0 P: 25	R: 0 E: 0 K: 0 S: 11	H: 2 LOB: 2 BB: 0 P: 17	R: 1 E: 1 K: 1 S: 10	H: 2 LOB: 1 BB: 1 P: 19	R: 2 E: 1 K: 1 S: 10	H: 2 LOB: 2 BB: 1 P: 20	R: 0 E: 0 K: 0 S: 8	H: 0 LOB: 0 BB: 0 P: 10	1B: 5 2B: 2 3B: 1 HR: 2	SF: 0 SAC: 0 DP: 1 HBP: 1	WP: 0 PB: 0 SB: 0 CS: 1	PA: 38
PITCHER Pete Schourek, L ERA: 5.01 (1, 1)	IP: 5.2 WLS: L BF: 26 H: 7 R: 6 ER: 2 SO: 3 BB: 0 IBB: 0 HBP: 0 BLK: 0 WP: 0 HR: 2 S: 57 P: 91 ERA: 3.18 WHIP: 1.235											PITCHER Scott Sauerbeck, L ERA: 2.11 (6, 1)	IP: 0.1 WLS: 2 BF: 1 H: 0 R: 0 ER: 0 SO: 0 BB: 0 IBB: 0 HBP: 0 BLK: 0 WP: 0 HR: 4 S: 5 P: 5 ERA: 0.00 WHIP: 3.000							
Chris Peters, L ERA: 7.52 (7, 1)	IP: 2.0 WLS: 10 BF: 2 H: 2 R: 2 ER: 2 SO: 1 BB: 1 IBB: 0 HBP: 0 BLK: 0 WP: 0 HR: 18 S: 30 P: 30 ERA: 9.00 WHIP: 1.500											PITCHER Chris Peters, L ERA: 7.52 (7, 1)	IP: 2.0 WLS: 10 BF: 2 H: 2 R: 2 ER: 2 SO: 1 BB: 1 IBB: 0 HBP: 0 BLK: 0 WP: 0 HR: 18 S: 30 P: 30 ERA: 9.00 WHIP: 1.500							



Batter	1	2	3	4	5	6	7	8	9	AB	R	H	RBI	BB	SO	LOB	TOP							
Al Martin, L OBP: 0.359, SLG: 0.460 (1, 7)	4-1 CS BB		2-1 P6					0-3 K		5	1	2	1	1	7									
Warren Morris, L OBP: 0.394, SLG: 0.402 (1, 4)	3-3 K		1-0 G4-3						0-0 G3-1	5	1	2	0	1	1	2								
Brian Giles, L OBP: 0.409, SLG: 0.601 Marc Wilkins, R (7, 1)	0-0 G3									5	1	2	1	0	1	3								
Keith Osik, R OBP: 0.350, SLG: 0.278 (9, FH) (9, 2)										0	0	0	0	0	0	0								
Kevin Young, R OBP: 0.424, SLG: 0.509 (1, 3)										1	0	1	0	0	0	0								
1B Jason Kendall, R OBP: 0.499, SLG: 0.506 Jose Silva, R OBP: 0.200, SLG: 0.200 (9, 1)										4	1	1	0	1	0	3								
Ed Sprague, R OBP: 0.418, SLG: 0.500 Freddy Garcia, R OBP: 0.258, SLG: 0.333 (9, 5)										5	2	3	3	0	0	1								
Jose Guillen, R OBP: 0.387, SLG: 0.418 (1, 9)										0	0	0	0	0	0	0								
Abraham Nunez, S OBP: 0.271, SLG: 0.273 (1, 6)										1	2	0	1	1	0	0								
Todd Ritchie, R OBP: 0.333, SLG: 0.333 Brant Brown, L OBP: 0.277, SLG: 0.394 Turner Ward, S OBP: 0.297, SLG: 0.200 (7, PH) (7, 8)										0	0	0	0	0	0	0								
Inning Stats	R: 0 E: 0 K: 1 S: 6	H: 0 LOB: 0 BB: 1 P: 13	R: 0 E: 0 K: 0 S: 5	H: 1 LOB: 1 BB: 0 P: 11	R: 0 E: 0 K: 0 S: 4	H: 0 LOB: 1 BB: 1 P: 11	R: 1 E: 0 K: 0 S: 11	H: 1 LOB: 2 BB: 0 P: 23	R: 6 E: 1 K: 1 S: 19	H: 4 LOB: 2 BB: 3 P: 41	R: 0 E: 0 K: 0 S: 4	H: 1 LOB: 0 BB: 1 P: 11	R: 4 E: 0 K: 1 S: 17	H: 5 LOB: 2 BB: 0 P: 30	R: 0 E: 0 K: 1 S: 12	H: 1 LOB: 1 BB: 2 P: 22	R: 0 E: 0 K: 0 S: 8	H: 1 LOB: 1 BB: 0 P: 9	1B: 11 2B: 3 3B: 1 HR: 0	SF: 1 SAC: 1 DP: 1 HBP: 4	WP: 1 PB: 0 SB: 2 CS: 3	PA: 51		
PITCHER	IP	WLS	BF	H	R	ER	SO	BB	IBB	HBP	BLK	WP	HR	S	P	ERA	WHIP							
Ryan Dempster, R ERA: 4.5 (1, 1)	3.0		14	2	1	1	1	2	0	3	0	0	0	20	49	3.00	1.333							
Dennis Springer, R ERA: 4.8 (4, 1)	2.0	L	14	4	6	0	1	3	0	0	0	0	0	25	50	0.00	3.500							
Brent Billingsley, L ERA: 16.2 (6, 1)	1.0		6	3	3	3	0	1	0	1	0	1	0	10	24	27.00	4.000							
Braden Looper, R ERA: 3.71 (7, 1)	2.0		12	4	1	1	2	2	0	0	0	0	0	23	39	4.50	3.000							
Antonio Alfonseca, R ERA: 5.95 (9, 1)	1.0		4	1	0	0	0	0	0	0	0	0	0	8	9	0.00	1.000							

Pittsburgh Pirates @ Florida Marlins
Pro Player Stadium, Miami, FL
Sat May 22 1999, 7:05 PM EDT
Att: 23,121 - Cloudy - 77 F


AB 36
R 11
H 14
RBI 11
BB 8
SO 4
LOB 26



Batter	1	2	3	4	5	6	7	8	9	AB	R	H	RBI	BB	SO	LOB	BOTTOM							
Luis Castillo, S OBP: 0.356, SLG: 0.349 (1, 4)	3-2 G6-3		1-2 G4-3							4	0	1	0	0	1	1								
Dave Berg, R OBP: 0.327, SLG: 0.354 (3, 5)	4-2 G6-3 BB									2	0	1	1	1	0	0								
Cliff Floyd, L OBP: 0.336, SLG: 0.448 Antonio Alfonseca, R (9, 1)	0-0 G6-3									4	0	0	0	0	0	4								
Kevin Millar, R OBP: 0.500, SLG: 0.857 (1, 3)										0	0	0	0	0	0	0								
Mark Kotsay, L OBP: 0.285, SLG: 0.351 (1, 9)										3	1	1	0	1	0	1								
Kevin Orie, R OBP: 0.327, SLG: 0.404 Alex Gonzalez, R OBP: 0.313, SLG: 0.459 (3, 6)										4	1	2	0	0	0	0								
Preston Wilson, R OBP: 0.276, SLG: 0.486 (1, 8)										1	0	0	0	0	0	2								
Jorge Fabregas, L OBP: 0.263, SLG: 0.318 (1, 2)										2	1	1	1	0	0	1								
Ryan Dempster, R OBP: 0.200, SLG: 0.400 Dennis Springer, R OBP: 0.231, SLG: 0.333 Derrek Lee, L OBP: 0.286, SLG: 0.318 Brent Billingsley, L (8, 1) Braden Looper, R OBP: 0.313, SLG: 0.459 Bruce Aven, R OBP: 0.452, SLG: 0.635 (9, 7)										1	0	0	0	0	0	0								
Inning Stats	R: 0 E: 0 K: 0 S: 7	H: 0 LOB: 0 BB: 1 P: 14	R: 1 E: 0 K: 1 S: 12	H: 2 LOB: 0 BB: 0 P: 22	R: 0 E: 0 K: 0 S: 6	H: 0 LOB: 0 BB: 0 P: 7	R: 0 E: 0 K: 0 S: 6	H: 0 LOB: 0 BB: 1 P: 12	R: 1 E: 0 K: 1 S: 13	H: 2 LOB: 1 BB: 0 P: 19	R: 0 E: 0 K: 0 S: 7	H: 1 LOB: 1 BB: 0 P: 17	R: 0 E: 0 K: 0 S: 7	H: 0 LOB: 0 BB: 0 P: 9	R: 1 E: 0 K: 1 S: 14	H: 1 LOB: 1 BB: 1 P: 24	R: 1 E: 0 K: 0 S: 9	H: 2 LOB: 1 BB: 0 P: 13	1B: 5 2B: 3 3B: 0 HR: 1	SF: 0 SAC: 0 DP: 4 HBP: 2	WP: 2 PB: 0 SB: 0 CS: 0	PA: 36		
PITCHER	IP	WLS	BF	H	R	ER	SO	BB	IBB	HBP	BLK	WP	HR	S	P	ERA	WHIP							
Todd Ritchie, R ERA: 3.58 (1, 1)	6.0	W	22	5	2	2	2	2	0	1	0	0	0	51	91	3.00	1.167							
Marc Wilkins, R ERA: 1.85 (7, 1)	2.0		8	1	1	1	1	1	0	1	0	1	0	21	33	4.50	1.000							
Jose Silva, R ERA: 7.67 (9, 1)	1.0		5	2	1	1	0	0	0	0	0	0	1	9	13	9.00	2.000							

Pittsburgh Pirates @ Florida Marlins
Pro Player Stadium, Miami, FL
Sat May 22 1999, 7:05 PM EDT
Att: 23,121 - Cloudy - 77 F

AB 30
R 4
H 8
RBI 3
BB 3
SO 3
LOB 13



Batter	1	2	3	4	5	6	7	8	9	AB	R	H	RBI	BB	SO	LOB	TOP								
Al Martin, L OBP: 0.361, SLG: 0.475 (1, 7)	1-1 F7		1-2 L3		1-0 E7 1B 2B		0-0 F8		2-2 2B	5	1	2	1	0	0	0	Pittsburgh Pirates @ Florida Marlins Pro Player Stadium, Miami, FL Sun May 23 1999, 4:05 PM EDT Att: 19,321 - Unknown - 89 F								
Warren Morris, L OBP: 0.365, SLG: 0.409 (1, 4)	2-2 G3 2B		2-3 K		0-1 1B		0-0 B5-3		0-1 P8	5	0	2	1	0	1	1									
Brian Giles, L OBP: 0.403, SLG: 0.589 (1, 8)	1-1 G3			0-0 18 HBP SF9 1B	1-3 K		1-2 G3-1		2-2 G6-3	5	1	1	0	0	1	3									
Kevin Young, R OBP: 0.421, SLG: 0.500 (1, 3)	0-2 G5-3			4-2 SF9 18 HBP FC6-4 BB	1-3 K				2-3 K	3	1	0	0	1	2	2									
1B Jason Kendall, R OBP: 0.465, SLG: 0.506 (1, 2)				1-2 FC6-4 HBP		4-1 1B E BB			0-1 F8	2	1	1	0	1	0	0									
Ed Sprague, R OBP: 0.421, SLG: 0.504 (1, 5)				2-2 SF9		0-1 1B PB G4-6-3 1B			2-2 1B	3	1	2	1	0	0	1									
Jose Guillen, R OBP: 0.379, SLG: 0.407 (1, 9)				2-3 3-H FC6-4		3-2 G4-6-3 1B			0-0 F7	4	0	1	1	0	0	3									
Abraham Nunez, S OBP: 0.255, SLG: 0.255 (9, PH)				1-2 1-2 3-H L6		1-3 3-H G4-6-3			1-0 F9 BLK 2B 1B	3	0	0	0	0	0	3									
Mike Benjamin, R OBP: 0.306, SLG: 0.323 (9, 6)				0-0 L6		1-2 3-H G4-6-3			1-2 F9 1B	1	1	1	0	0	0	0									
Jason Schmidt, R ERA: 3.79 (1, 1)				0-3 K		1-1 G1-3			1-2 F9	0	0	0	0	0	0	0									
Inning Stats	R: 0 E: 0 K: 0 S: 10	H: 1 LOB: 1 BB: 0 P: 14	R: 0 E: 0 K: 0 S: 8	H: 1 LOB: 1 BB: 0 P: 11	R: 0 E: 0 K: 2 S: 10	H: 0 LOB: 0 BB: 0 P: 13	R: 2 E: 0 K: 0 S: 17	H: 1 LOB: 1 BB: 0 P: 24	R: 1 E: 1 K: 3 S: 12	H: 2 LOB: 1 BB: 0 P: 16	R: 2 E: 0 K: 0 S: 12	H: 2 LOB: 0 BB: 0 P: 21	R: 0 E: 0 K: 1 S: 5	H: 0 LOB: 0 BB: 0 P: 6	R: 0 E: 0 K: 1 S: 10	H: 1 LOB: 1 BB: 0 P: 14	R: 1 E: 0 K: 0 S: 14	H: 2 LOB: 1 BB: 0 P: 20	1B: 7 2B: 3 3B: 0 HR: 0	SF: 1 SAC: 0 DP: 1 HBP: 1	WP: 1 PB: 1 SB: 0 CS: 0	PA: 39			
PITCHER	IP	WLS	BF	H	R	ER	SO	BB	IBB	HBP	BLK	WP	HR	S	P	ERA	WHIP								
Alex Fernandez, R ERA: 2.33 (1, 1)	5.0		22	5	3	3	5	1	0	1	0	1	0	57	78	5.40	1.200								
Brian Edmondson, R ERA: 3.79 (6, 1)	3.0	B	12	3	2	1	1	1	0	0	0	0	0	27	41	3.00	1.333								
Vic Darenburg, L ERA: 6.94 (9, 1)	1.0	L	5	2	1	1	0	0	0	0	1	0	0	14	20	9.00	2.000								

AB	35
R	6
H	10
RBI	4
BB	2
SO	6
LOB	14



Batter	1	2	3	4	5	6	7	8	9	AB	R	H	RBI	BB	SO	LOB	BOTTOM								
Luis Castillo, S OBP: 0.345, SLG: 0.338 (1, 4)	3-1 G6-3	3-1 G6-3		2-1 G6-3		2-1 L5		1-3 K		5	0	0	0	0	1	1	Pittsburgh Pirates @ Florida Marlins Pro Player Stadium, Miami, FL Sun May 23 1999, 4:05 PM EDT Att: 19,321 - Unknown - 89 F								
Alex Gonzalez, R OBP: 0.310, SLG: 0.452 (1, 6)	1-0 2B 1B	2-2 G4-3		3-2 P9		0-3 K			0-3 K	5	1	1	0	0	2	0									
Cliff Floyd, L OBP: 0.330, SLG: 0.457 (1, 7)	2-0 2B	1-1 1B		1-3 K			2-2 G3		2-3 K	5	1	2	0	0	2	0									
Kevin Millar, R OBP: 0.615, SLG: 0.900 (1, 5)	0-0 1B	2-0 1B			4-1 G6-4-3 BB		2-3 K		4-1 BB	3	1	2	2	2	1	0									
Dave Berg, R OBP: 0.327, SLG: 0.354 (9, PR)	2-H 3-H G6-3 2B	1-2 1B							2-1 BB	0	0	0	0	0	0	0									
Mark Kotsay, L OBP: 0.288, SLG: 0.348 (1, 9)	1-1 G6-3	0-2 G3-1		1-1 G6-4-3		4-2 BB			2-1 F8	4	0	1	0	1	0	4									
Derrek Lee, R OBP: 0.259, SLG: 0.314 (1, 3)	2-1 G6-3		2-3 K		3-2 1B		0-3 K			4	0	1	1	0	2	2									
Preston Wilson, R OBP: 0.283, SLG: 0.495 (1, 8)	1-2 3-H G6-3		3-2 E3 G1-3		3-2 1B			0-1 SH5-3 2B		4	0	2	0	0	0	1									
Mike Redmond, R OBP: 0.328, SLG: 0.333 (1, 2)		3-2 HR 1B		0-0 G1-3		2-3 K		0-0 SH5-3		3	1	1	0	0	1	3									
Alex Fernandez, R OBP: 0.125, SLG: 0.500 (1, 1)		2-0 HR		0-0 G1-3			0-0 G1-3		1-3 K	2	1	1	2	0	0	1									
Brian Edmondson, R OBP: 0.371, SLG: 0.857 (6, 1)										1	0	0	0	0	0	0									
Bruce Aven, R OBP: 0.444, SLG: 0.623 (6, PH)										1	0	0	0	0	1	1									
Vic Darenburg, L ERA: 1.69 (9, 1)		1-H HR								0	0	0	0	0	0	0									
Inning Stats	R: 3 E: 0 K: 0 S: 12	H: 4 LOB: 1 BB: 0 P: 24	R: 2 E: 0 K: 0 S: 15	H: 4 LOB: 2 BB: 0 P: 28	R: 0 E: 1 K: 1 S: 11	H: 0 LOB: 1 BB: 0 P: 16	R: 0 E: 0 K: 1 S: 9	H: 0 LOB: 0 BB: 0 P: 15	R: 0 E: 0 K: 1 S: 14	H: 2 LOB: 2 BB: 1 P: 27	R: 0 E: 0 K: 1 S: 6	H: 0 LOB: 0 BB: 0 P: 8	R: 0 E: 0 K: 2 S: 17	H: 0 LOB: 1 BB: 1 P: 25	R: 0 E: 0 K: 2 S: 9	H: 1 LOB: 1 BB: 0 P: 11	R: 0 E: 0 K: 2 S: 11	H: 0 LOB: 1 BB: 1 P: 19	1B: 7 2B: 3 3B: 0 HR: 1	SF: 0 SAC: 1 DP: 1 HBP: 0	WP: 0 PB: 0 SB: 0 CS: 0	PA: 41			
PITCHER	IP	WLS	BF	H	R	ER	SO	BB	IBB	HBP	BLK	WP	HR	S	P	ERA	WHIP								
Jason Schmidt, R ERA: 4.42 (1, 1)	1.2		13	8	5	5	0	0	0	0	0	0	0	24	49	27.00	4.800								
Chris Peters, L ERA: 6.89 (2, 1)	3.0		12	2	0	0	2	1	0	0	0	0	0	34	56	0.00	1.000								
Brad Clontz, R ERA: 0.84 (5, 1)	1.1		4	0	0	0	2	0	0	0	0	0	0	9	13	0.00	0.000								
Jeff Wallace, L ERA: 1.84 (7, 1)	2.0	W	8	1	0	0	4	1	0	0	0	0	0	26	36	0.00	1.000								
Mike Williams, R ERA: 1.69 (9, 1)	1.0	S	4	0	0	0	2	1	0	0	0	0	0	11	19	0.00	1.000								



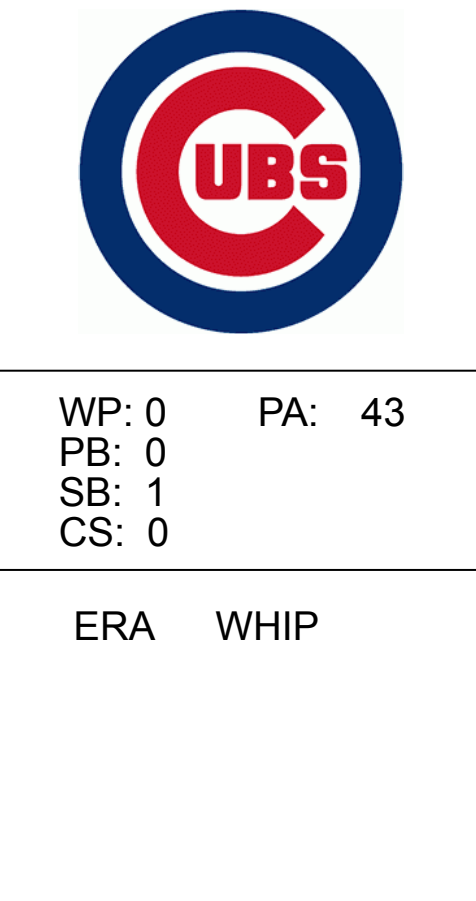
Batter	1	2	3	4	5	6	7	8	9	AB	R	H	RBI	BB	SO	LOB	TOP										
Luis Castillo, S OBP: 0.341, SLG: 0.333	G6-3		B5-3		K		K		1B IHR	5	1	1	0	0	2	1											
Alex Gonzalez, R OBP: 0.312, SLG: 0.473	K		HR				K		P4	5	1	2	1	0	2	3											
Cliff Floyd, L OBP: 0.324, SLG: 0.443	G6-3		G6-3		F7				F9	5	1	1	1	0	0	1											
Kevin Millar, R OBP: 0.556, SLG: 0.933		K			G4-3				G6-3	5	1	2	3	0	1	0											
Mark Kotsay, L OBP: 0.286, SLG: 0.356	G6-3				K		FC4-6		IHR	5	0	1	0	0	1	1											
Preston Wilson, R OBP: 0.290, SLG: 0.491					G6-3		G3			3	0	1	0	1	0	1											
Matt Mantei, R	BB								WP	0	0	0	0	0	0	0											
Jorge Fabregas, L OBP: 0.272, SLG: 0.352									BB	3	1	1	1	1	0	3											
Dave Berg, R OBP: 0.339, SLG: 0.423	FC6-4								F8	4	1	2	1	0	0	2											
Jesus Sanchez, L Craig Counsell, L Braden Looper, R Vic Darenbourg, L Derek Lee, R Antonio Alfonseca, R Bruce Aven, R			B5-3		G3		K		1B	1	0	0	0	0	0	0											
Inning Stats	R: 0 E: 0 K: 1 S: 7	H: 0 LOB: 0 BB: 0 P: 9	R: 0 E: 0 K: 1 S: 10	H: 1 LOB: 2 BB: 1 P: 16	R: 1 E: 0 K: 0 S: 9	H: 1 LOB: 0 BB: 0 P: 12	R: 0 E: 0 K: 1 S: 6	H: 0 LOB: 1 BB: 0 P: 10	R: 2 E: 0 K: 1 S: 21	H: 3 LOB: 1 BB: 0 P: 28	R: 0 E: 0 K: 0 S: 9	H: 1 LOB: 1 BB: 0 P: 11	R: 0 E: 0 K: 3 S: 14	H: 1 LOB: 1 BB: 0 P: 17	R: 0 E: 0 K: 0 S: 9	H: 1 LOB: 2 BB: 1 P: 19	R: 4 E: 0 K: 0 S: 16	H: 4 LOB: 0 BB: 0 P: 26	1B: 6 2B: 1 3B: 1 HR: 4	SF: 0 SAC: 0 DP: 0 HBP: 0	WP: 1 PB: 0 SB: 0 CS: 0	PA: 41					
PITCHER	IP	WLS	BF	H	R	ER	SO	BB	IBB	HBP	BLK	WP	HR	S	P	ERA	WHIP										
Jon Lieber, R ERA: 3.47	7.0		29	7	3	3	7	1	0	0	0	0	3	76	103	3.86	1.143										
Felix Heredia, L ERA: 3.18	0.2	H	3	1	0	0	0	0	0	0	0	0	0	6	10	0.00	1.500										
Terry Adams, R ERA: 3.6	0.1	H	2	0	0	0	0	1	0	0	0	1	0	3	9	0.00	3.000										
Rick Aguilera, R ERA: 2.7	1.0	L	7	4	4	4	0	0	0	0	0	0	0	16	26	36.00	4.000										
Batter	1	2	3	4	5	6	7	8	9	AB	R	H	RBI	BB	SO	LOB	BOTTOM										
Jeff Blauser, R OBP: 0.413, SLG: 0.513	P3		HR		1B					5	1	2	1	0	1	2											
José Hernández, R OBP: 0.356, SLG: 0.448	G5-3		K		K					5	0	1	1	0	3	2											
Mark Grace, L OBP: 0.418, SLG: 0.510	G4-3		G3		F8					5	0	0	0	0	0	3											
Sammy Sosa, R OBP: 0.359, SLG: 0.607					L9					4	2	3	1	1	0	1											
Gary Gaetti, R OBP: 0.271, SLG: 0.327										2	1	0	0	2	0	1											
Tyler Houston, L OBP: 0.437, SLG: 0.646										1	0	0	0	0	1	1											
Henry Rodriguez, L OBP: 0.400, SLG: 0.584										2	0	0	0	2	0	2											
Curtis Goodwin, L OBP: 0.208, SLG: 0.217										0	0	0	0	0	0	0											
Glenallen Hill, R OBP: 0.490, SLG: 0.860										1	0	0	0	0	1	1											
Benito Santiago, R OBP: 0.294, SLG: 0.385										5	0	2	2	0	0	3											
Mickey Morandini, L OBP: 0.340, SLG: 0.361										2	1	1	0	2	0	2											
Jon Lieber, L OBP: 0.056, SLG: 0.056										2	0	0	0	0	2	5											
Felix Heredia, L										0	0	0	0	0	0	0											
Terry Adams, R										0	0	0	0	0	0	0											
Roosevelt Brown, L										0	0	0	0	1	0	0											
Rick Aguilera, R										0	0	0	0	0	0	0											
Inning Stats	R: 0 E: 0 K: 0 S: 6	H: 0 LOB: 0 BB: 0 P: 6	R: 1 E: 0 K: 1 S: 9	H: 2 LOB: 2 BB: 2 P: 22	R: 3 E: 0 K: 2 S: 19	H: 3 LOB: 3 BB: 3 P: 38	R: 0 E: 0 K: 1 S: 7	H: 1 LOB: 1 BB: 0 P: 9	R: 0 E: 0 K: 0 S: 7	H: 0 LOB: 0 BB: 0 P: 10	R: 1 E: 0 K: 0 S: 14	H: 2 LOB: 1 BB: 0 P: 20	R: 0 E: 0 K: 0 S: 8	H: 1 LOB: 2 BB: 1 P: 16	R: 0 E: 0 K: 2 S: 10	H: 0 LOB: 1 BB: 1 P: 17	R: 0 E: 0 K: 2 S: 12	H: 0 LOB: 1 BB: 1 P: 18	1B: 4 2B: 3 3B: 0 HR: 2	SF: 0 SAC: 1 DP: 1 HBP: 0	WP: 0 PB: 0 SB: 1 CS: 0	PA: 43					
PITCHER	IP	WLS	BF	H	R	ER	SO	BB	IBB	HBP	BLK	WP	HR	S	P	ERA	WHIP										
Jesus Sanchez, L ERA: 6.98	4.0		22	6	4	4	4	4	1	0	0	0	0	19	27	5.40	1.200										
Braden Looper, R ERA: 3.81	1.2		7	2	1	1	0	0	0	0	0	0	0	2	3	0.00	0.000										
Vic Darenbourg, L ERA: 6.75	0.1		1	0	0	0	0	0	0	0	0	0	0	2	3	0.00	0.000										
Antonio Alfonseca, R ERA: 4.88	1.0		5	1	0	0	0	0	1	0	0	0	0	8	16	0.00	1.000										
Matt Mantei, R ERA: 2.01	2.0	W	8	0	0	0	4	2	0	0	0	0	0	22	35	0.00	1.000										

Florida Marlins @ Chicago Cubs
Wrigley Field, Chicago, IL
Mon May 24 1999, 7:05 PM CDT
Att: 31,987 - Unknown - 49 F

AB 39
R 7
H 12
RBI 7
BB 2
SO 7
LOB 13

Florida Marlins @ Chicago Cubs
Wrigley Field, Chicago, IL
Mon May 24 1999, 7:05 PM CDT
Att: 31,987 - Unknown - 49 F

AB 34
R 5
H 9
RBI 5
BB 8
SO 8
LOB 23



Batter	1	2	3	4	5	6	7	8	9	AB	R	H	RBI	BB	SO	LOB	TOP										
Luis Castillo, S OBP: 0.346, SLG: 0.348	G5-3		K		K	K			G2-4-3 1B	5	0	1	0	0	3	2											
Alex Gonzalez, R OBP: 0.507, SLG: 0.455	K		P4						G2-4-3 1-2	4	1	1	0	1	1	2											
Cliff Floyd, L OBP: 0.342, SLG: 0.456	K			P5					G6-4-3 BB	3	1	1	1	1	1	0											
Kevin Millar, R OBP: 0.500, SLG: 0.773		F8		F9					G6-4-3 1-2 2-3	4	1	2	1	0	0	2											
Mark Kotsay, L OBP: 0.290, SLG: 0.371	L7			BB					P2	3	0	0	0	1	0	2											
Preston Wilson, R OBP: 0.303, SLG: 0.566				F9					K	4	1	2	1	0	1	2											
Dave Berg, R OBP: 0.344, SLG: 0.397	K2-3								F8	2	0	0	0	2	1	0											
Mike Redmond, R OBP: 0.344, SLG: 0.328									L8	1	0	0	1	2	0	0											
Braden Looper, R (8, 1)				WP						0	0	0	0	0	0	0											
Livan Hernandez, R OBP: 0.280, SLG: 0.458				G6-3					G6-3	3	0	0	0	0	0	5											
Vic Darenbourg, L (7, 1)				G6-3					G6-3	0	0	0	0	0	0	0											
Jorge Fabregas, L OBP: 0.259, SLG: 0.333				G6-3					G6-3	1	0	0	0	0	0	0											
Inning Stats	R: 0 E: 0 K: 2 S: 9	H: 0 LOB: 0 BB: 0 P: 11	R: 1 E: 0 K: 1 S: 11	H: 1 LOB: 0 BB: 0 P: 15	R: 0 E: 0 K: 1 S: 8	H: 0 LOB: 1 BB: 1 P: 15	R: 1 E: 0 K: 0 S: 10	H: 1 LOB: 3 BB: 3 P: 25	R: 2 E: 0 K: 1 S: 16	H: 4 LOB: 2 BB: 0 P: 25	R: 0 E: 0 K: 1 S: 11	H: 0 LOB: 1 BB: 1 P: 18	R: 0 E: 0 K: 0 S: 6	H: 0 LOB: 2 BB: 2 P: 15	R: 0 E: 0 K: 1 S: 7	H: 0 LOB: 0 BB: 0 P: 12	R: 0 E: 0 K: 0 S: 7	H: 1 LOB: 0 BB: 0 P: 8	1B: 4 2B: 1 3B: 1 HR: 1	SF: 0 SAC: 1 DP: 2 HBP: 0	WP: 2 PA: 38 PB: 0 SB: 0 CS: 0						
PITCHER	IP	WLS	BF	H	R	ER	SO	BB	IBB	HBP	BLK	WP	HR	S	P	ERA	WHIP										
Kyle Farnsworth, R ERA: 5.19	5.0		24	6	4	4	5	4	0	0	0	2	1	54	91	7.20	2.000										
Scott Sanders, R ERA: 4.79	1.2		7	0	0	0	1	3	0	0	0	0	0	15	30	0.00	1.800										
Felix Heredia, L ERA: 3.12	0.1		1	0	0	0	0	0	0	0	0	0	0	2	3	0.00	0.000										
Terry Adams, R ERA: 3.27	1.0		3	0	0	0	1	0	0	0	0	0	0	7	12	0.00	0.000										
Rick Aguilera, R ERA: 2.59	1.0	W	3	1	0	0	0	0	0	0	0	0	0	7	8	0.00	1.000										

Florida Marlins @ Chicago Cubs
Wrigley Field, Chicago, IL
Wed May 26 1999, 1:20 PM CDT
Att: 38,708 - Sunny - 68 F

AB 30
R 4
H 7
RBI 4
BB 7
SO 7
LOB 15



Batter	1	2	3	4	5	6	7	8	9	AB	R	H	RBI	BB	SO	LOB	BOTTOM										
Lance Johnson, L OBP: 0.330, SLG: 0.353	G3		P8		F7				G4-3	5	1	1	0	0	0	3											
Mickey Morandini, L OBP: 0.339, SLG: 0.353	L3		F7						G4-3 HR	3	1	0	0	2	0	1											
Sammy Sosa, R OBP: 0.358, SLG: 0.610	G6-3		K						G4-3 HR	5	1	3	4	0	1	1											
Mark Grace, L OBP: 0.411, SLG: 0.494		G4-3							P7	3	0	1	0	1	0	2											
Henry Rodriguez, L OBP: 0.406, SLG: 0.580										4	0	1	0	0	1	3											
Roosevelt Brown, L (8, PR) (9, 7)		K							SH5-4 1B	0	1	0	0	0	0	0											
Tyler Houston, L OBP: 0.442, SLG: 0.671									SH5-4	3	1	1	1	0	0	3											
José Hernández, R OBP: 0.368, SLG: 0.457									G4-3 E	4	0	2	1	0	0	1											
Jeff Blauser, R OBP: 0.392, SLG: 0.477		F8							E4	4	1	1	0	0	0	3											
Kyle Farnsworth, R OBP: 0.154, SLG: 0.083									FC5-2-5-1	1	0	1	0	0	0	0											
Gary Garret, R OBP: 0.299, SLG: 0.324										1	0	0	0	0	0	0											
Scott Sanders, R OBP: 0.192, SLG: 0.273										0	0	0	0	0	0	0											
Felix Heredia, L (7, 1)										0	0	0	0	0	0	0											
Curtis Goodwin, L OBP: 0.329, SLG: 0.326										1	0	0	0	0	0	1											
Terry Adams, R (8, 1)										0	0	0	0	0	0	0											
Glenallen Hill, R OBP: 0.271, SLG: 0.622										1	0	0	0	0	0	3											
Rick Aguilera, R (9, 1)										0	0	0	0	0	0	0											
Inning Stats	R: 0 E: 0 K: 0 S: 7	H: 0 LOB: 0 BB: 0 P: 13	R: 1 E: 0 K: 1 S: 17	H: 2 LOB: 1 BB: 0 P: 27	R: 0 E: 0 K: 1 S: 9	H: 1 LOB: 1 BB: 0 P: 13	R: 0 E: 0 K: 0 S: 9	H: 0 LOB: 1 BB: 1 P: 18	R: 0 E: 0 K: 0 S: 3	H: 0 LOB: 0 BB: 0 P: 5	R: 0 E: 0 K: 0 S: 10	H: 2 LOB: 2 BB: 0 P: 16	R: 2 E: 0 K: 1 S: 21	H: 3 LOB: 2 BB: 1 P: 34	R: 1 E: 1 K: 0 S: 14	H: 2 LOB: 2 BB: 0 P: 22	R: 2 E: 0 K: 0 S: 1	H: 1 LOB: 0 BB: 1 P: 7	1B: 8 2B: 1 3B: 0 HR: 2	SF: 0 SAC: 1 DP: 0 HBP: 0	WP: 0 PA: 39 PB: 0 SB: 0 CS: 0						
PITCHER	IP	WLS	BF	H	R	ER	SO	BB	IBB	HBP	BLK	WP	HR	S	P	ERA	WHIP										
Livan Hernandez, R ERA: 3.41	6.2		30	8	3	3	3	2	0	0	0	0	0	75	124	4.05	1.500										
Vic Darenbourg, L ERA: 6.75	0.2	H	3	1	1	1	0	0	0	0	0	0	0	7	12	13.50	1.500										
Braden Looper, R ERA: 4.34	0.2	L	6	2	2	2	0	1	0	0	0	0	1	9	19	27.00	4.500										

Florida Marlins @ Chicago Cubs
Wrigley Field, Chicago, IL
Wed May 26 1999, 1:20 PM CDT
Att: 38,708 - Sunny - 68 F

AB 35
R 6
H 11
RBI 6
BB 3
SO 3
LOB 21



Batter	1	2	3	4	5	6	7	8	9	AB	R	H	RBI	BB	SO	LOB	TOP			
Pokey Reese, R OBP: 0.325, SLG: 0.403 (1,4) 										5	0	1	0	0	0	3	Cincinnati Reds @ Florida Marlins Pro Player Stadium, Miami, FL Fri May 28, 1999, 7:05 PM EDT Att. 14,975 - Overcast - 76 F			
Michael Tucker, L OBP: 0.322, SLG: 0.450 (1,9) 										4	0	1	0	0	1	2				
Sean Casey, L OBP: 0.433, SLG: 0.685 (1,3) 										3	1	2	0	1	0	1				
Dmitri Young, S OBP: 0.273, SLG: 0.311 (1,7) 										4	0	1	0	0	1	4				
Barry Larkin, R OBP: 0.321, SLG: 0.388 Chris Stynes, R OBP: 0.231, SLG: 0.048 (6,4) 										3	0	1	0	0	1	2				
Eddie Taubensee, L OBP: 0.351, SLG: 0.442 (1,2) 										4	0	2	1	0	1	2				
Mike Cameron, R Hal Morris, L OBP: 0.441, SLG: 0.429 (6,7) 										2	0	0	0	0	2	2				
Aaron Boone, R OBP: 0.232, SLG: 0.270 (1,5) 										4	0	0	0	0	0	4				
Steve Avery, L OBP: 0.063, SLG: 0.063 Ron Villone, L OBP: 0.507, SLG: 0.500 Mark Lewis, R OBP: 0.255, SLG: 0.478 Gabe White, L OBP: 0.290, SLG: 0.375 Jeffrey Hammonds, R OBP: 0.256, SLG: 0.375 (1,1) 										0	0	0	0	0	0	0				
Inning Stats	R: 0 H: 1 E: 0 K: 2 S: 10	H: 1 LOB: 1 BB: 0 P: 14	R: 0 H: 0 E: 0 K: 2 S: 10	H: 0 LOB: 0 BB: 0 P: 16	R: 0 H: 0 E: 0 K: 0 S: 8	H: 0 LOB: 1 BB: 1 P: 17	R: 1 H: 3 E: 0 K: 2 S: 14	H: 3 LOB: 2 BB: 0 P: 20	R: 0 H: 0 E: 0 K: 0 S: 9	H: 2 LOB: 2 BB: 0 P: 17	R: 0 H: 0 E: 0 K: 0 S: 7	H: 0 LOB: 0 BB: 0 P: 10	R: 0 H: 1 E: 0 K: 1 S: 7	H: 1 LOB: 1 BB: 1 P: 11	R: 0 H: 2 E: 0 K: 1 S: 15	H: 2 LOB: 2 BB: 0 P: 21		1B: 7 2B: 1 3B: 1 HR: 0	SF: 0 SAC: 0 DP: 1 HBP: 0	WP: 0 PB: 0 SB: 0 CS: 0
PITCHER	IP WLS BF H R ER SO BB IBB HBP BLK WP HR S P ERA WHIP	IP WLS BF H R ER SO BB IBB HBP BLK WP HR S P ERA WHIP	IP WLS BF H R ER SO BB IBB HBP BLK WP HR S P ERA WHIP	IP WLS BF H R ER SO BB IBB HBP BLK WP HR S P ERA WHIP	IP WLS BF H R ER SO BB IBB HBP BLK WP HR S P ERA WHIP	IP WLS BF H R ER SO BB IBB HBP BLK WP HR S P ERA WHIP	IP WLS BF H R ER SO BB IBB HBP BLK WP HR S P ERA WHIP	IP WLS BF H R ER SO BB IBB HBP BLK WP HR S P ERA WHIP	IP WLS BF H R ER SO BB IBB HBP BLK WP HR S P ERA WHIP	IP WLS BF H R ER SO BB IBB HBP BLK WP HR S P ERA WHIP	IP WLS BF H R ER SO BB IBB HBP BLK WP HR S P ERA WHIP	IP WLS BF H R ER SO BB IBB HBP BLK WP HR S P ERA WHIP	IP WLS BF H R ER SO BB IBB HBP BLK WP HR S P ERA WHIP	IP WLS BF H R ER SO BB IBB HBP BLK WP HR S P ERA WHIP	IP WLS BF H R ER SO BB IBB HBP BLK WP HR S P ERA WHIP	IP WLS BF H R ER SO BB IBB HBP BLK WP HR S P ERA WHIP	IP WLS BF H R ER SO BB IBB HBP BLK WP HR S P ERA WHIP	IP WLS BF H R ER SO BB IBB HBP BLK WP HR S P ERA WHIP	IP WLS BF H R ER SO BB IBB HBP BLK WP HR S P ERA WHIP	IP WLS BF H R ER SO BB IBB HBP BLK WP HR S P ERA WHIP

AB	35
R	1
H	9
RBI	1
BB	2
SO	7
LOB	25



Batter	1	2	3	4	5	6	7	8	9	AB	R	H	RBI	BB	SO	LOB	BOTTOM			
Luis Castillo, S OBP: 0.353, SLG: 0.343 (1,4) 										2	2	0	0	3	1	1	Cincinnati Reds @ Florida Marlins Pro Player Stadium, Miami, FL Fri May 28, 1999, 7:05 PM EDT Att. 14,975 - Overcast - 76 F			
Alex Gonzalez, R OBP: 0.305, SLG: 0.456 (1,6) 										4	1	1	1	0	2	1				
Cliff Floyd, L OBP: 0.339, SLG: 0.477 Mark Kotsay, L OBP: 0.290, SLG: 0.371 (1,7) 										4	1	1	2	0	0	1				
Kevin Millar, R OBP: 0.467, SLG: 0.680 (1,3) 										3	1	0	0	1	2	0				
Bruce Aven, R OBP: 0.456, SLG: 0.614 (1,9) 										3	1	1	1	1	1	0				
Preston Wilson, R OBP: 0.316, SLG: 0.571 (1,8) 										4	0	3	2	0	1	0				
Dave Berg, R OBP: 0.336, SLG: 0.387 (1,5) 										4	1	1	0	0	0	3				
Mike Redmond, R OBP: 0.338, SLG: 0.323 (1,2) 										4	0	1	1	0	2	0				
Ryan Dempster, R OBP: 0.250, SLG: 0.286 Antonio Alfonseca, R ERA: 4.5 (1,1) 										2	1	0	0	1	2	0				
Inning Stats	R: 2 H: 2 E: 1 K: 1 S: 15	H: 2 LOB: 2 BB: 2 P: 28	R: 5 H: 3 E: 1 K: 0 S: 13	H: 3 LOB: 1 BB: 3 P: 27	R: 0 H: 0 E: 0 K: 2 S: 11	H: 0 LOB: 0 BB: 0 P: 14	R: 0 H: 0 E: 0 K: 0 S: 8	H: 0 LOB: 0 BB: 0 P: 12	R: 0 H: 1 E: 0 K: 2 S: 11	H: 1 LOB: 1 BB: 0 P: 16	R: 0 H: 0 E: 0 K: 3 S: 11	H: 0 LOB: 1 BB: 1 P: 18	R: 0 H: 0 E: 0 K: 1 S: 7	H: 0 LOB: 0 BB: 0 P: 9	R: 1 H: 2 E: 1 K: 3 S: 14	H: 2 LOB: 1 BB: 0 P: 16		1B: 6 2B: 1 3B: 0 HR: 1	SF: 0 SAC: 0 DP: 0 HBP: 0	WP: 0 PB: 0 SB: 2 CS: 0
PITCHER	IP WLS BF H R ER SO BB IBB HBP BLK WP HR S P ERA WHIP	IP WLS BF H R ER SO BB IBB HBP BLK WP HR S P ERA WHIP	IP WLS BF H R ER SO BB IBB HBP BLK WP HR S P ERA WHIP	IP WLS BF H R ER SO BB IBB HBP BLK WP HR S P ERA WHIP	IP WLS BF H R ER SO BB IBB HBP BLK WP HR S P ERA WHIP	IP WLS BF H R ER SO BB IBB HBP BLK WP HR S P ERA WHIP	IP WLS BF H R ER SO BB IBB HBP BLK WP HR S P ERA WHIP	IP WLS BF H R ER SO BB IBB HBP BLK WP HR S P ERA WHIP	IP WLS BF H R ER SO BB IBB HBP BLK WP HR S P ERA WHIP	IP WLS BF H R ER SO BB IBB HBP BLK WP HR S P ERA WHIP	IP WLS BF H R ER SO BB IBB HBP BLK WP HR S P ERA WHIP	IP WLS BF H R ER SO BB IBB HBP BLK WP HR S P ERA WHIP	IP WLS BF H R ER SO BB IBB HBP BLK WP HR S P ERA WHIP	IP WLS BF H R ER SO BB IBB HBP BLK WP HR S P ERA WHIP	IP WLS BF H R ER SO BB IBB HBP BLK WP HR S P ERA WHIP	IP WLS BF H R ER SO BB IBB HBP BLK WP HR S P ERA WHIP	IP WLS BF H R ER SO BB IBB HBP BLK WP HR S P ERA WHIP	IP WLS BF H R ER SO BB IBB HBP BLK WP HR S P ERA WHIP	IP WLS BF H R ER SO BB IBB HBP BLK WP HR S P ERA WHIP	IP WLS BF H R ER SO BB IBB HBP BLK WP HR S P ERA WHIP



Batter	1	2	3	4	5	6	7	8	9	AB	R	H	RBI	BB	SO	LOB	TOP					
Pokey Reese, R OBP: 0.339, SLG: 0.428 (1, 4)	2-2 1B	0-2 1B		2-2 F8		3-2 1B		0-0 E		5	2	4	1	0	0	0	Cincinnati Reds @ Florida Marlins Pro Player Stadium, Miami, FL Sat May 29 1999, 7:05 PM EDT Att: 16,870 - Cloudy - 73 F					
Hal Morris, L OBP: 0.447, SLG: 0.438 (1, 7)	1-2 2B	2-3 1B		2-1 F7		1-1 1B		4-0 E		4	1	2	2	0	1	2						
Mike Cameron, R OBP: 0.342, SLG: 0.433 (6, FR)	2B 1B					1-3 2H				0	1	0	0	1	0	0						
Sean Casey, L OBP: 0.432, SLG: 0.689 (1, 3)	K			G4-3		K		E9		5	0	2	2	0	2	3						
Dmitri Young, S OBP: 0.282, SLG: 0.330 (1, 9)	1-0 1B			0-0 F7		0-0 P8		L4		4	0	2	0	0	0	1						
Jeffrey Hammonds, R OBP: 0.254, SLG: 0.368 (7, 7)	1-3 2B							1B		1	0	0	0	0	0	1						
Barry Larkin, R OBP: 0.323, SLG: 0.388 (8, 1)	2-1 1B			3-2 1B		1-2 G5-3		L4		5	1	2	1	0	0	2						
Danny Graves, R (8, 1)	2-3 3H			1B				G3		0	0	0	0	0	0	0						
Michael Tucker, L OBP: 0.315, SLG: 0.435 (1, 8)	K			2-2 1B		2-3 K		F8		5	0	1	0	0	2	2						
Eddie Taubensee, L OBP: 0.370, SLG: 0.454 (1, 2)		0-1 1B		2-0 1B		1-0 G4-3		SH 2B		4	1	3	1	1	0	0						
Aaron Boone, R OBP: 0.219, SLG: 0.254 (1, 5)		1-1 P9		0-1 P9		0-1 G5-3		SH 2B		4	1	0	0	0	0	4						
Jason Bere, R OBP: 0.333, SLG: 0.286 (6, 1)		1-3 K				0-1 F9		B2		3	1	1	0	0	1	1						
Scott Sullivan, R (6, PH)								E		0	0	0	0	0	0	0						
Chris Stynes, R OBP: 0.214, SLG: 0.043 (8, 4)						1B		K		2	0	0	0	0	1	3						
Inning Stats	R: 2 E: 0 K: 2 S: 16	H: 4 LOB: 1 BB: 0 P: 24	R: 0 E: 0 K: 2 S: 13	H: 2 LOB: 2 BB: 0 P: 17	R: 1 E: 0 K: 0 S: 14	H: 3 LOB: 2 BB: 0 P: 24	R: 0 E: 0 K: 0 S: 8	H: 0 LOB: 0 BB: 0 P: 12	R: 0 E: 0 K: 1 S: 9	H: 1 LOB: 1 BB: 0 P: 13	R: 1 E: 0 K: 1 S: 13	H: 3 LOB: 2 BB: 0 P: 20	R: 0 E: 0 K: 0 S: 4	H: 1 LOB: 0 BB: 0 P: 8	R: 4 E: 2 K: 0 S: 8	H: 3 LOB: 1 BB: 1 P: 15	R: 0 E: 0 K: 1 S: 6	H: 0 LOB: 1 BB: 1 P: 10	1B: 12 2B: 5 3B: 0 HR: 0	SF: 0 SAC: 1 DP: 0 HBP: 0	WP: 0 PB: 0 SB: 0 CS: 0	PA: 45
PITCHER	IP WLS BF H R ER SO BB IBB HBP BLK WP HR S P ERA WHIP																					
Alex Fernandez, R ERA: 2.81	(1, 1) 5.0 L 24 10 3 3 5 0 0 0 0 0 0 0 60 90 5.40 2.000																					
Braden Looper, R ERA: 4.55	(6, 1) 0.2 5 3 1 1 0 0 0 0 0 0 0 0 10 15 13.50 4.500																					
Jesus Sanchez, L ERA: 6.75	(6, 1) 1.1 4 1 0 0 1 0 0 0 0 0 0 7 13 0.00 0.750																					
Brian Edmondson, R ERA: 4.2	(8, 1) 1.0 8 3 4 2 0 1 0 0 0 0 0 8 15 18.00 4.000																					
Matt Mantei, R ERA: 1.89	(9, 1) 1.0 4 0 0 0 1 1 0 0 0 0 0 6 10 0.00 1.000																					



Batter	1	2	3	4	5	6	7	8	9	AB	R	H	RBI	BB	SO	LOB	BOTTOM					
Luis Castillo, S OBP: 0.349, SLG: 0.335 (1, 4)	1-1 B1		4-1 BB		1-1 G6-3		1-0 F7		1-3 K	4	0	0	0	1	1	3	Cincinnati Reds @ Florida Marlins Pro Player Stadium, Miami, FL Sat May 29 1999, 7:05 PM EDT Att: 16,870 - Cloudy - 73 F					
Alex Gonzalez, R OBP: 0.308, SLG: 0.460 (1, 6)	0-0 G4-6-3 1B		2-0 F9		1-1 2B		0-0 P3		1-1 FC6-4	5	0	2	0	0	0	5						
Cliff Floyd, L OBP: 0.336, SLG: 0.495 (1, 7)	0-0 G4-6-3 1-2		3-2 L5		1-2 G1-3		0-2 HR			4	1	1	1	0	0	4						
Kevin Millar, R OBP: 0.471, SLG: 0.643 (1, 3)		1-0 1B		1-1 P6		4-2 1B		2-2 F7		3	0	1	0	1	0	0						
Mark Kotsay, L OBP: 0.289, SLG: 0.365 (1, 9)		1-0 F7		4-2 BB		3-1 F9		0-0 G3		3	0	0	0	1	0	2						
Preston Wilson, R OBP: 0.329, SLG: 0.574 (1, 8)		1 SAFE K		1 SAFE K		3-2 G6-4-3 1B				3	0	2	0	1	1	1						
Mike Lowell, R (1, 5)		1 SAFE K		0-0 F8		0-0 G6-4-3 1-2				4	0	0	0	0	2	6						
Jorge Fabregas, L OBP: 0.268, SLG: 0.344 (1, 2)			1-1 SH1-4 2B		3-3 K		2-2 G3		4-1 BB	3	0	1	0	1	1	2						
Alex Fernandez, R ERA: 0.125, SLG: 0.050 (5, PH)			1-1 SH1-4		1-2 F7		0-1 G6-3		4-1 FC6-4 BB	0	0	0	0	0	0	0						
Craig Counsell, L OBP: 0.196, SLG: 0.135 (8, 1)										1	0	0	0	0	0	0						
Braden Looper, R ERA: 4.55 (8, 1)										0	0	0	0	0	0	0						
Jesus Sanchez, L ERA: 6.75 (7, PH)										1	0	0	0	0	0	0						
Dave Berg, R OBP: 0.197, SLG: 0.099 (8, 1)										0	0	0	0	0	0	0						
Brian Edmondson, R ERA: 4.2 (9, 1)										0	0	0	0	0	0	0						
Matt Mantei, R ERA: 1.89 (9, 1)										0	0	0	0	0	0	0						
Bruce Aven, R OBP: 0.468, SLG: 0.654 (9, PH)										0	0	0	0	0	0	0						
Inning Stats	R: 0 E: 0 K: 0 S: 4	H: 1 LOB: 0 BB: 0 P: 5	R: 0 E: 0 K: 2 S: 9	H: 1 LOB: 1 BB: 0 P: 15	R: 0 E: 0 K: 0 S: 9	H: 1 LOB: 2 BB: 1 P: 20	R: 0 E: 0 K: 1 S: 13	H: 0 LOB: 2 BB: 2 P: 25	R: 0 E: 0 K: 0 S: 10	H: 1 LOB: 1 BB: 0 P: 14	R: 0 E: 0 K: 0 S: 11	H: 1 LOB: 1 BB: 1 P: 21	R: 0 E: 0 K: 0 S: 6	H: 0 LOB: 0 BB: 0 P: 9	R: 1 E: 0 K: 0 S: 8	H: 1 LOB: 0 BB: 0 P: 10	R: 0 E: 0 K: 2 S: 17	H: 1 LOB: 2 BB: 2 P: 31	1B: 4 2B: 2 3B: 0 HR: 1	SF: 0 SAC: 1 DP: 2 HBP: 0	WP: 0 PB: 0 SB: 0 CS: 0	PA: 38
PITCHER	IP WLS BF H R ER SO BB IBB HBP BLK WP HR S P ERA WHIP																					
Jason Bere, R ERA: 5.65	(1, 1) 5.1 W 23 4 0 0 3 4 0 0 0 0 0 0 11 17 0.00 0.600																					
Scott Sullivan, R ERA: 1.75	(6, 1) 1.2 5 1 0 0 0 0 0 0 0 0 0 11 17 0.00 0.600																					
Danny Graves, R ERA: 3.58	(8, 1) 2.0 10 2 1 1 2 2 0 0 0 0 0 1 25 41 4.50 2.000																					



Batter	1	2	3	4	5	6	7	8	9	AB	R	H	RBI	BB	SO	LOB	TOP			
Pokey Reese, R OBP: 0.335, SLG: 0.427	G1-3		F9		FC6-5 2B		F7		K	5	0	1	0	0	1	1	Cincinnati Reds @ Florida Marlins Pro Player Stadium, Miami, FL Sun May 30, 1999, 4:05 PM EDT Att: 13,851 - Cloudy - 82 F			
Hal Morris, L OBP: 0.429, SLG: 0.417 Jeffrey Hammonds, R OBP: 0.266, SLG: 0.431	F8 1B 1B		F7		FC6-5 2-3		F7		HR	4	1	1	0	0	0	2				
Sean Casey, L OBP: 0.431, SLG: 0.680	1B 1B		FC6-4 1-2f		K		E4 2B		1B	5	1	2	0	0	1	2				
Dmitri Young, S OBP: 0.274, SLG: 0.320 Mike Cameron, R OBP: 0.344, SLG: 0.430	F8 2-3		G4-3		K		K		F9	3	0	0	0	0	1	2				
Barry Larkin, R OBP: 0.337, SLG: 0.405	CS 1-3 3-H 1B		1B FC1-6 BB		L3-6 1B		L3-6 1B		1B 2B	3	2	3	2	1	0	0				
Michael Tucker, L OBP: 0.333, SLG: 0.443	CS 1-2	G4-3	FC1-6 1B		1B		1B		1B IBB	3	0	2	0	1	0	0				
Eddie Taubensee, L OBP: 0.366, SLG: 0.446		K	FC1-6 1-2f 3-H 1B		L3-6 2-3		L3-6 2-3		G6-4-3 1B	4	0	1	3	0	1	3				
Mark Lewis, R OBP: 0.283, SLG: 0.457		K	L6		G6-3		G6-4-3 1-2f		G6-4-3 1-2f	4	0	0	0	0	1	3				
Steve Parris, R OBP: 0.331, SLG: 0.320 Scott Williamson, R ERA: 4.91 Aaron Boone, R OBP: 0.276, SLG: 0.250 Scott Sullivan, R ERA: 1.72 Dennys Reyes, R ERA: 1.71 Danny Graves, R ERA: 3.34	FC6-4 1B		K		K		F7		K2-3	2	0	1	0	0	1	0				
Inning Stats	R: 1 E: 0 K: 0 S: 9	H: 3 LOB: 1 BB: 0 P: 16	R: 0 E: 0 K: 2 S: 9	H: 0 LOB: 0 BB: 0 P: 12	R: 0 E: 0 K: 0 S: 6	H: 1 LOB: 1 BB: 0 P: 10	R: 1 E: 0 K: 0 S: 13	H: 1 LOB: 1 BB: 1 P: 22	R: 0 E: 0 K: 1 S: 10	H: 2 LOB: 1 BB: 0 P: 14	R: 0 E: 0 K: 0 S: 5	H: 0 LOB: 0 BB: 0 P: 9	R: 3 E: 1 K: 0 S: 11	H: 2 LOB: 1 BB: 2 P: 24	R: 1 E: 0 K: 2 S: 14	H: 2 LOB: 1 BB: 0 P: 22		1B: 9 2B: 3 3B: 0 HR: 1	SF: 0 SAC: 0 DP: 2 HBP: 0	WP: 0 PB: 0 SB: 0 CS: 1
PITCHER	IP WLS BF H R ER SO BB IBB HBP BLK WP HR S P ERA WHIP																			
Dennis Springer, R ERA: 4.91	6.0 25 8 2 2 5 1 0 0 0 0 0 0 59 92 3.00 1.500																			
Antonio Alfonseca, R ERA: 4.33	1.0 H 3 0 0 0 0 0 0 0 0 0 0 0 5 9 0.00 0.000																			
Vic Darenbourg, L ERA: 7.24	0.1 H 3 0 2 2 0 1 0 0 0 0 0 0 7 13 54.00 3.000																			
Brian Edmondson, R ERA: 4.46	1.2 L 9 4 2 1 2 0 1 0 0 0 0 1 18 33 5.40 2.400																			

Batter	1	2	3	4	5	6	7	8	9	AB	R	H	RBI	BB	SO	LOB	BOTTOM					
Luis Castillo, S OBP: 0.345, SLG: 0.331	G1-3		G5-3		L5		G4-3 WP 1B		E5	5	0	1	0	0	0	1	Cincinnati Reds @ Florida Marlins Pro Player Stadium, Miami, FL Sun May 30, 1999, 4:05 PM EDT Att: 13,851 - Cloudy - 82 F					
Alex Gonzalez, R OBP: 0.310, SLG: 0.459	1B 1B		F8		F9		F9		K	5	1	2	0	0	1	2						
Cliff Floyd, L OBP: 0.346, SLG: 0.496	S 1B		G6-3		G6-3 1B		G4-3 BB		L8	4	1	2	0	1	0	1						
Kevin Millar, R OBP: 0.474, SLG: 0.613 Vic Darenbourg, L ERA: 7.24 Brian Edmondson, R OBP: 0.571, SLG: 0.857 Dave Berg, R OBP: 0.329, SLG: 0.375	K		G6-4-3 BB		G6-4-3 1B		G4-3 1B		K	3	1	1	1	1	1	4						
Mark Kotsay, L OBP: 0.288, SLG: 0.358	P5		G6-4-3 1-2f		F7		F7		BB	3	0	0	0	1	0	5						
Preston Wilson, R OBP: 0.326, SLG: 0.564	B2-3		K		K		K		K	4	0	1	1	0	2	3						
Mike Lowell, R OBP: 0.250, SLG: 0.429	K		K		1B 2B		SF9 1B		G4-3 1B	3	1	2	1	0	1	0						
Jorge Fabregas, L OBP: 0.276, SLG: 0.343	L5		L5		2H 1B		IBB		G4-3 1-2f	3	0	1	1	1	0	1						
Dennis Springer, R OBP: 0.200, SLG: 0.286 Bruce Aven, R OBP: 0.457, SLG: 0.603 Antonio Alfonseca, R ERA: 1.72 Tim Hyers, L OBP: 0.240, SLG: 0.227	K2-3		K		K		K		F7	2	0	0	0	0	2	1						
Inning Stats	R: 0 E: 0 K: 1 S: 12	H: 2 LOB: 2 BB: 0 P: 21	R: 0 E: 0 K: 1 S: 7	H: 0 LOB: 0 BB: 0 P: 11	R: 0 E: 0 K: 1 S: 9	H: 0 LOB: 0 BB: 0 P: 12	R: 0 E: 0 K: 0 S: 7	H: 0 LOB: 1 BB: 1 P: 14	R: 1 E: 0 K: 2 S: 15	H: 2 LOB: 1 BB: 0 P: 23	R: 3 E: 0 K: 1 S: 15	H: 4 LOB: 3 BB: 1 P: 29	R: 0 E: 0 K: 1 S: 16	H: 1 LOB: 2 BB: 2 P: 29	R: 0 E: 0 K: 0 S: 7	H: 1 LOB: 0 BB: 0 P: 11		R: 0 E: 1 K: 2 S: 10	H: 0 LOB: 1 BB: 0 P: 13	1B: 9 2B: 1 3B: 0 HR: 0	SF: 1 SAC: 0 DP: 2 HBP: 0	WP: 1 PB: 0 SB: 1 CS: 0
PITCHER	IP WLS BF H R ER SO BB IBB HBP BLK WP HR S P ERA WHIP																					
Steve Parris, R ERA: 4.33	5.0 22 7 4 4 4 1 0 0 0 0 0 0 57 93 7.20 1.600																					
Scott Williamson, R ERA: 1.82	1.0 5 1 0 0 1 0 1 0 0 0 0 0 8 17 0.00 1.000																					
Scott Sullivan, R ERA: 1.72	0.2 4 1 0 0 0 1 0 0 0 0 1 0 13 21 0.00 3.000																					
Dennys Reyes, L ERA: 1.71	0.0 1 0 0 0 0 1 0 0 0 0 0 0 0 4 = =																					
Danny Graves, R ERA: 3.34	2.1 W 8 1 0 0 3 0 0 0 0 0 0 0 20 28 0.00 0.429																					

Batter	1	2	3	4	5	6	7	8	9	AB	R	H	RBI	BB	SO	LOB	TOP					
Darren Bragg, L (1, 8) OBP: 0.370, SLG: 0.353	1-3 K	1-2 1B		0-0 G4-3		4-1 2B BB		2-3 K		4	1	1	1	1	2	0						
Edgar Renteria, R (1, 6) OBP: 0.332, SLG: 0.400	2-0 1B 2B	2-3 K			2-2 F9	1-1 G6-3		3-3 K		5	1	1	1	0	2	3						
Mark McGwire, R (1, 3) OBP: 0.413, SLG: 0.613	3-2 G5-3			4-1 HR BB		2-2 HR		1-3 K		4	2	2	3	1	1	1						
Ray Lankford, L (1, 7) OBP: 0.402, SLG: 0.725	2-1 2H 1B			3-2 HR		1-0 F7		1-3 K		4	1	2	3	1	1	0						
Fernando Tatis, R (1, 5) OBP: 0.415, SLG: 0.584	3-2 HBP			1-3 K		2-2 1B		4-1 BB		3	0	1	0	1	1	2						
Willie McGee, S (1, 9) OBP: 0.329, SLG: 0.273	3-3 K			3-2 CS 1B		0-0 L7		1-1 G1-3		5	0	2	0	0	1	4						
Eli Marrero, R (1, 2) OBP: 0.261, SLG: 0.359		0-3 K		1-2 L9		4-2 SH1-4 1B BB		1-1 G6-4-3		3	1	0	0	1	1	2						
Placido Polanco, R (1, 4) OBP: 0.333, SLG: 0.351		1-2 1B		1-2 F9		3-2 G6-3 SH1-4 2B 1B		1-0 F9		4	2	2	0	0	0	0						
Manny Aybar, R (9, 1) OBP: 0.125, SLG: 0.125		1-2 1B 3B		1-2 F9		1-2 G6-3 SH1-4 2B 1B		1-0 F9		0	0	0	0	0	0	0						
Juan Acevedo, R (1, 1)		1-3 K		2-3 K		2-1 SH1-4		1-3 K		2	0	0	0	0	2	1						
Scott Radinsky, L (6, 1)										0	0	0	0	0	0	0						
Rick Croushore, R (7, 1) OBP: 0.500, SLG: 0.500										0	0	0	0	0	0	0						
Joe McEwing, R (7, 4) OBP: 0.377, SLG: 0.448										1	0	0	0	0	1	0						
Inning Stats	R: 1 E: 0 K: 2 S: 14	H: 2 LOB: 2 BB: 0 P: 28	R: 1 E: 0 K: 3 S: 15	H: 2 LOB: 1 BB: 0 P: 20	R: 2 E: 0 K: 1 S: 15	H: 2 LOB: 0 BB: 1 P: 27	R: 0 E: 0 K: 1 S: 8	H: 0 LOB: 0 BB: 0 P: 11	R: 1 E: 0 K: 0 S: 12	H: 2 LOB: 1 BB: 0 P: 19	R: 0 E: 0 K: 0 S: 5	H: 1 LOB: 0 BB: 0 P: 9	R: 0 E: 0 K: 3 S: 10	H: 0 LOB: 1 BB: 1 P: 15	R: 0 E: 0 K: 2 S: 10	H: 0 LOB: 1 BB: 1 P: 17	1B: 6 2B: 2 3B: 1 HR: 2	SF: 0 SAC: 1 DP: 1 HBP: 1	WP: 0 PB: 0 SB: 0 CS: 1	PA: 42		
PITCHER	IP WLS BF H R ER SO BB IBB HBP BLK WP HR S P ERA WHIP	IP WLS BF H R ER SO BB IBB HBP BLK WP HR S P ERA WHIP	IP WLS BF H R ER SO BB IBB HBP BLK WP HR S P ERA WHIP	IP WLS BF H R ER SO BB IBB HBP BLK WP HR S P ERA WHIP	IP WLS BF H R ER SO BB IBB HBP BLK WP HR S P ERA WHIP	IP WLS BF H R ER SO BB IBB HBP BLK WP HR S P ERA WHIP	IP WLS BF H R ER SO BB IBB HBP BLK WP HR S P ERA WHIP	IP WLS BF H R ER SO BB IBB HBP BLK WP HR S P ERA WHIP	IP WLS BF H R ER SO BB IBB HBP BLK WP HR S P ERA WHIP	IP WLS BF H R ER SO BB IBB HBP BLK WP HR S P ERA WHIP	IP WLS BF H R ER SO BB IBB HBP BLK WP HR S P ERA WHIP	IP WLS BF H R ER SO BB IBB HBP BLK WP HR S P ERA WHIP	IP WLS BF H R ER SO BB IBB HBP BLK WP HR S P ERA WHIP	IP WLS BF H R ER SO BB IBB HBP BLK WP HR S P ERA WHIP	IP WLS BF H R ER SO BB IBB HBP BLK WP HR S P ERA WHIP	IP WLS BF H R ER SO BB IBB HBP BLK WP HR S P ERA WHIP	IP WLS BF H R ER SO BB IBB HBP BLK WP HR S P ERA WHIP					
Livan Hernandez, R (1, 1) ERA: 4.12	5.2 L	30 10	8 8	7 7	3 3	0 0	1 1	0 0	0 0	0 0	0 0	0 0	0 0	0 0	0 0	0 0	12.71 2.294					
Archie Corbin, R (6, 1) ERA: 8.49	0.0	0	0	0	0	0	0	0	0	0	0	0	0	0	0	0	∞					
Brian Edmondson, R (6, 1) ERA: 4.33	1.1	5	1	0	0	1	0	0	0	0	0	10	20	0.00	1.500							
Vic Darensbourg, L (8, 1) ERA: 6.75	1.0	3	0	0	0	3	0	0	0	0	0	10	15	0.00	0.000							
Matt Mantei, R (9, 1) ERA: 1.6	1.0	4	0	0	0	2	1	0	0	0	0	10	17	0.00	1.000							
Batter	1	2	3	4	5	6	7	8	9	AB	R	H	RBI	BB	SO	LOB	BOTTOM					
Luis Castillo, S (1, 4) OBP: 0.357, SLG: 0.350	2-1 CS 1B		1-2 G5-3			2-1 HR 1B		1-2 G3 G3-1 1B		4	1	3	0	0	0	0						
Alex Gonzalez, R (1, 6) OBP: 0.311, SLG: 0.472	2-3 K		3-1 G4-3			0-2 HR		1-1 G3-1		4	1	1	2	0	1	2						
Cliff Floyd, L (1, 7) OBP: 0.338, SLG: 0.480	1-0 L7			4-2 CS BB		2-1 F7		0-1 G3		3	0	0	0	1	0	1						
Kevin Millar, R (1, 3) OBP: 0.457, SLG: 0.564		2-0 2B 1B G3 1B		3-1 F8		1-1 L7		1-3 K		4	1	1	0	0	1	2						
Mark Kotsay, L (1, 9) OBP: 0.291, SLG: 0.359		2-1 G3		0-0 F7			0-1 BB 1B		0-0 F9	4	0	1	0	0	0	2						
Preston Wilson, R (1, 8) OBP: 0.322, SLG: 0.550		2-0 1B 2B		2-0 CS		3-2 G6-3		2-3 K		4	1	1	0	0	1	1						
Mike Lowell, R (1, 5) OBP: 0.250, SLG: 0.333		0-0 2H 3H 2-2		0-0 P9		2-2 L9		1-3 K		4	0	1	2	0	2	1						
Mike Redmond, R (1, 2) OBP: 0.329, SLG: 0.313										2	0	0	0	0	0	1						
Brian Edmondson, R (6, 1) OBP: 0.571, SLG: 0.857										0	0	0	0	0	0	0						
Bruce Aven, R (7, PH) OBP: 0.465, SLG: 0.603										0	0	0	0	1	0	0						
Vic Darensbourg, L (8, 1) ERA: 1.2										0	0	0	0	0	0	0						
Matt Mantei, R (9, 1) ERA: 1.2										0	0	0	0	0	0	0						
Livan Hernandez, R (1, 1) OBP: 0.269, SLG: 0.440										1	0	0	0	0	0	0						
Archie Corbin, R (6, 1) ERA: 5.29										0	0	0	0	0	0	0						
Jorge Fabregas, L (6, 2) OBP: 0.270, SLG: 0.333										2	0	0	0	0	0	2						
Inning Stats	R: 0 E: 0 K: 1 S: 6	H: 1 LOB: 0 BB: 0 P: 11	R: 2 E: 0 K: 0 S: 8	H: 3 LOB: 0 BB: 0 P: 16	R: 0 E: 0 K: 0 S: 8	H: 0 LOB: 0 BB: 0 P: 13	R: 0 E: 0 K: 0 S: 5	H: 0 LOB: 0 BB: 1 P: 14	R: 0 E: 0 K: 0 S: 9	H: 0 LOB: 0 BB: 0 P: 16	R: 2 E: 0 K: 0 S: 12	H: 2 LOB: 0 BB: 0 P: 18	R: 0 E: 0 K: 2 S: 11	H: 1 LOB: 2 BB: 1 P: 19	R: 0 E: 0 K: 1 S: 10	H: 1 LOB: 1 BB: 0 P: 13	R: 0 E: 0 K: 1 S: 5	H: 0 LOB: 0 BB: 0 P: 7	1B: 6 2B: 1 3B: 0 HR: 1	SF: 0 SAC: 0 DP: 1 HBP: 0	WP: 0 PB: 0 SB: 0 CS: 2	PA: 35
PITCHER	IP WLS BF H R ER SO BB IBB HBP BLK WP HR S P ERA WHIP	IP WLS BF H R ER SO BB IBB HBP BLK WP HR S P ERA WHIP	IP WLS BF H R ER SO BB IBB HBP BLK WP HR S P ERA WHIP	IP WLS BF H R ER SO BB IBB HBP BLK WP HR S P ERA WHIP	IP WLS BF H R ER SO BB IBB HBP BLK WP HR S P ERA WHIP	IP WLS BF H R ER SO BB IBB HBP BLK WP HR S P ERA WHIP	IP WLS BF H R ER SO BB IBB HBP BLK WP HR S P ERA WHIP	IP WLS BF H R ER SO BB IBB HBP BLK WP HR S P ERA WHIP	IP WLS BF H R ER SO BB IBB HBP BLK WP HR S P ERA WHIP	IP WLS BF H R ER SO BB IBB HBP BLK WP HR S P ERA WHIP	IP WLS BF H R ER SO BB IBB HBP BLK WP HR S P ERA WHIP	IP WLS BF H R ER SO BB IBB HBP BLK WP HR S P ERA WHIP	IP WLS BF H R ER SO BB IBB HBP BLK WP HR S P ERA WHIP	IP WLS BF H R ER SO BB IBB HBP BLK WP HR S P ERA WHIP	IP WLS BF H R ER SO BB IBB HBP BLK WP HR S P ERA WHIP	IP WLS BF H R ER SO BB IBB HBP BLK WP HR S P ERA WHIP						
Juan Acevedo, R (1, 1) ERA: 5.3	5.1	20	4	4	1	0	0	0	0	0	0	6	9	0.00	1.500							
Scott Radinsky, L (6, 1) ERA: 5.29	0.2	3	1	0	0	0	0	0	0	0	0	6	9	0.00	1.500							
Rick Croushore, R (7, 1) ERA: 1.2	2.0	8	1	0	0	3	1	0	0	0	0	19	30	0.00	1.000							
Manny Aybar, R (9, 1) ERA: 4.25	1.0	3	0	0	0	1	0	0	0	0	0	5	7	0.00	0.000							

St. Louis Cardinals @ Florida Marlins
Pro Player Stadium, Miami, FL
Tue Jun 01 1999, 7:05 PM EDT
Att: 18,747 - Cloudy - 77 F

AB 35
R 8
H 11
RBI 8
BB 5
SO 12
LOB 13



St. Louis Cardinals @ Florida Marlins
Pro Player Stadium, Miami, FL
Tue Jun 01 1999, 7:05 PM EDT
Att: 18,747 - Cloudy - 77 F


AB 32
R 4
H 8
RBI 4
BB 2
SO 5
LOB 12




Batter	1	2	3	4	5	6	7	8	9	AB	R	H	RBI	BB	SO	LOB	TOP								
Darren Bragg, L OBP: 0.365, SLG: 0.343	1-3 K		1-3 K	1 SAFE 0-0 F7			4-2 BB BB		3-3 K	4	0	0	0	1	3	2	St. Louis Cardinals @ Florida Marlins Pro Player Stadium, Miami, FL Wed Jun 02 1999, 7:05 PM EDT Att: 16,733 - Cloudy - 83 F								
Edgar Renteria, R OBP: 0.340, SLG: 0.401 Alberto Castillo, R OBP: 0.299, SLG: 0.333	4-0 BB BB		4-2 1B BB BB		1-1 S 1B		1-2 K		2-2 1B	2	1	1	0	2	1	1									
Mark McGwire, R OBP: 0.419, SLG: 0.610 Mike Mohler, R	4-1 SAFE		4-2 1B BB		1-3 K		4-1 G4-6-3 BB		1-1 F8	1	0	0	0	3	1	1									
Kent Mercker, L OBP: 0.250, SLG: 0.143 Ray Lankford, L OBP: 0.398, SLG: 0.718	1-2 BB		1-2 BB		1-3 K		2-1 G4-6-3		1-1 F8	0	0	0	0	0	0	0									
Thomas Howard, S OBP: 0.500, SLG: 0.500	2-1 L8		1-1 1B		1-2 K		1-2 G4-6-3			4	0	1	0	0	1	5									
Fernando Tatis, R OBP: 0.414, SLG: 0.579 Shawon Dunston, R OBP: 0.362, SLG: 0.520	0-3 K		0-1 1B		0-1 G4-3				1-3 K	3	0	1	1	0	1	3									
Willie McGee, S OBP: 0.326, SLG: 0.272		1-3 K	0-0 F7			3-2 L7		2-2 G6-4-3 1B		4	0	1	0	0	1	3									
Eli Marrero, R OBP: 0.267, SLG: 0.359	1-1 G5-3		4-0 BB		0-1 CS 1B		3-1 G6-4-3 1B		2-1 F8 1B 2B	3	0	1	0	1	0	1									
Joe McEwing, R OBP: 0.380, SLG: 0.455	1-1 P4		0-1 L9		2-1 1B		1-2 1B			4	1	2	0	0	0	1									
Lance Painter, L Heathcliff Slocumb, R Placido Polanco, R OBP: 0.327, SLG: 0.344			0-3 K	1 SAFE 0-3 K		0-2 G4-3		2-1 F8		2	0	0	0	0	2	1									
Inning Stats	R: 0 E: 0 K: 2 S: 9	H: 0 LOB: 2 BB: 2 P: 20	R: 0 E: 0 K: 1 S: 7	H: 0 LOB: 0 BB: 0 P: 10	R: 1 E: 0 K: 2 S: 19	H: 2 LOB: 3 BB: 2 P: 29	R: 0 E: 0 K: 1 S: 6	H: 0 LOB: 1 BB: 1 P: 10	R: 0 E: 0 K: 2 S: 10	H: 2 LOB: 1 BB: 0 P: 13	R: 0 E: 0 K: 0 S: 11	H: 2 LOB: 1 BB: 0 P: 16	R: 0 E: 0 K: 1 S: 10	H: 0 LOB: 1 BB: 2 P: 21	R: 0 E: 0 K: 1 S: 8	H: 1 LOB: 0 BB: 0 P: 14	R: 1 E: 0 K: 1 S: 13	H: 2 LOB: 1 BB: 0 P: 23	1B: 7 2B: 1 3B: 0 HR: 0	SF: 0 SAC: 0 DP: 2 HBP: 0	WP: 0 PB: 0 SB: 1 CS: 1	PA: 39			
PITCHER	IP	WLS	BF	H	R	ER	SO	BB	IBB	HBP	BLK	WP	HR	S	P	ERA	WHIP								
Ryan Dempster, R ERA: 2.99	7.0	W	31	5	1	1	9	7	0	0	0	0	0	72	119	1.29	1.714								
Antonio Alfonseca, R ERA: 4.4	1.0		3	1	0	0	1	0	0	0	0	0	0	8	14	0.00	1.000								
Rafael Medina, R ERA: 7.88	1.0		5	2	1	1	1	0	0	0	0	0	0	13	23	9.00	2.000								

Batter	1	2	3	4	5	6	7	8	9	AB	R	H	RBI	BB	SO	LOB	BOTTOM								
Luis Castillo, S OBP: 0.363, SLG: 0.373	0-2 1B 3B		0-0 F9		3-1 SF 1B 2B	2-2 E6 3B 1B		2-2 F9		5	3	3	0	0	0	0	St. Louis Cardinals @ Florida Marlins Pro Player Stadium, Miami, FL Wed Jun 02 1999, 7:05 PM EDT Att: 16,733 - Cloudy - 83 F								
Alex Gonzalez, R OBP: 0.313, SLG: 0.477	1-0 G6-4-3 BB 1B		3-2 G5-3		1-2 SF 1B HR	0-2 G6-3		1-0 2B		4	2	2	2	0	0	1									
Cliff Floyd, L OBP: 0.367, SLG: 0.488 Mark Kotsay, L OBP: 0.295, SLG: 0.368	4-1 G6-4-3 BB		0-2 1B		3-2 3H 1B	4-0 3B IBB		0-1 1B 2B		2	2	2	1	2	0	0									
Kevin Millar, R OBP: 0.451, SLG: 0.545	1-2 G6-4-3		2-0 1B		3-3 K	2-0 F7		2-1 G5-4-3 1B		5	0	2	0	0	1	6									
Bruce Aven, R OBP: 0.447, SLG: 0.603	2-3 K		0-0 L7		0-1 P4	1-0 1H 2H 3B		1-0 G5-4-3		5	0	1	2	0	1	7									
Preston Wilson, R OBP: 0.327, SLG: 0.583		0-0 SF9 3B		2-2 G4-3	3-2 1H 3H HR	3-2 G5-3				4	2	2	3	0	0	1									
Mike Lowell, R OBP: 0.250, SLG: 0.294	1-2 SF9		1-2 F7		1-2 1B BB		1-0 F7			2	0	0	1	1	0	0									
Mike Redmond, R OBP: 0.324, SLG: 0.309	3-1 G1-3		0-0 G4-3		0-2 1B		0-1 G4-3			4	0	1	0	0	0	0									
Ryan Dempster, R ERA: 6.68 Craig Counsell, L OBP: 0.157, SLG: 0.125 Antonio Alfonseca, R Rafael Medina, R	1-3 K				2-2 E6 SF		2-2 F7			3	1	0	0	0	2	2									
Inning Stats	R: 1 E: 0 K: 1 S: 11	H: 2 LOB: 1 BB: 1 P: 19	R: 1 E: 0 K: 1 S: 9	H: 1 LOB: 0 BB: 0 P: 14	R: 0 E: 0 K: 0 S: 10	H: 2 LOB: 2 BB: 0 P: 15	R: 0 E: 0 K: 0 S: 8	H: 0 LOB: 0 BB: 0 P: 11	R: 5 E: 2 K: 2 S: 27	H: 4 LOB: 2 BB: 1 P: 45	R: 2 E: 1 K: 0 S: 13	H: 2 LOB: 1 BB: 1 P: 25	R: 0 E: 0 K: 0 S: 6	H: 0 LOB: 0 BB: 0 P: 9	R: 1 E: 0 K: 0 S: 11	H: 3 LOB: 1 BB: 0 P: 17		1B: 7 2B: 3 3B: 3 HR: 1	SF: 2 SAC: 0 DP: 2 HBP: 0	WP: 0 PB: 0 SB: 0 CS: 0	PA: 41				
PITCHER	IP	WLS	BF	H	R	ER	SO	BB	IBB	HBP	BLK	WP	HR	S	P	ERA	WHIP								
Lance Painter, L	4.0	L	21	7	6	4	2	1	0	0	0	0	1	30	53	9.00	2.500								
Heathcliff Slocumb, R ERA: 9.19	2.0		12	4	3	2	2	1	1	0	0	0	0	6	9	0.00	0.000								
Mike Mohler, L ERA: 4.5	1.0		3	0	0	0	0	0	0	0	0	0	0	6	9	0.00	0.000								
Kent Mercker, L ERA: 8.01	1.0		5	3	1	1	0	0	0	0	0	0	0	11	17	9.00	3.000								

AB 32
R 2
H 8
RBI 2
BB 7
SO 11
LOB 22



AB 36
R 10
H 14
RBI 10
BB 3
SO 4
LOB 17




Batter	1	2	3	4	5	6	7	8	9	AB	R	H	RBI	BB	SO	LOB	TOP			
Joe McEwing, R OBP: 0.380, SLG: 0.453 (1, 8)										5	0	2	0	0	1	1	St. Louis Cardinals @ Florida Marlins Pro Player Stadium, Miami, FL Thu Jun 03 1999, 7:05 PM EDT Att: 15,751 - Cloudy - 80 F			
Edgar Renteria, R OBP: 0.337, SLG: 0.396 (1, 6)										5	0	1	0	0	0	2				
Mark McGwire, R OBP: 0.427, SLG: 0.630 Willie McGee, S OBP: 0.319, SLG: 0.265 (1, 3) (6, 8)										1	2	1	1	2	0	0				
Ray Lankford, L OBP: 0.393, SLG: 0.710 (1, 7)										4	0	1	0	0	1	1				
Fernando Tatis, R OBP: 0.411, SLG: 0.571 (1, 5)										4	0	1	0	0	1	2				
Eric Davis, R OBP: 0.382, SLG: 0.429 (1, 9)										1	0	0	0	3	0	0				
Alberto Castillo, R Eli Marrero, R OBP: 0.265, SLG: 0.357 (8, PH) (8, 2)										3	0	0	1	0	0	3				
Placido Polanco, R OBP: 0.327, SLG: 0.343 Darren Bragg, L OBP: 0.353, SLG: 0.341 (9, PH)										3	0	1	0	0	0	3				
Darren Oliver, R OBP: 0.357, SLG: 0.407 Scott Radinsky, L (7, 1)										3	0	1	0	0	0	4				
Rick Croushore, R OBP: 0.500, SLG: 0.500 Thomas Howard, S OBP: 0.478, SLG: 0.471 (9, PH)										0	0	0	0	0	0	0				
Inning Stats	R: 1 E: 0 K: 2 S: 11	H: 1 LOB: 0 BB: 0 P: 14	R: 0 E: 0 K: 0 S: 7	H: 1 LOB: 1 BB: 0 P: 13	R: 0 E: 0 K: 0 S: 9	H: 1 LOB: 3 BB: 2 P: 16	R: 1 E: 1 K: 0 S: 15	H: 1 LOB: 2 BB: 1 P: 26	R: 0 E: 0 K: 0 S: 6	H: 1 LOB: 1 BB: 1 P: 11	R: 0 E: 0 K: 0 S: 5	H: 1 LOB: 0 BB: 0 P: 6	R: 0 E: 0 K: 0 S: 8	H: 0 LOB: 1 BB: 1 P: 18	R: 0 E: 0 K: 1 S: 12	H: 2 LOB: 2 BB: 0 P: 17	1B: 5 2B: 2 3B: 0 HR: 1	SF: 0 SAC: 0 DP: 2 HBP: 0	WP: 0 PB: 0 SB: 0 CS: 0	PA: 39
PITCHER	IP WLS BF H R ER SO BB IBB HBP BLK WP HR S P ERA WHIP																			
Alex Fernandez, R ERA: 2.92 (1, 1)	5.0 W 23 4 2 2 3 3 0 0 0 0 0 1 52 87 3.60 1.400																			
Braden Looper, R ERA: 4.18 (6, 1)	2.0 W 7 2 0 0 0 1 0 0 0 0 0 0 5 17 0.00 1.500																			
Jesus Sanchez, L ERA: 6.41 (8, 1)	0.2 H 3 0 0 0 0 1 0 0 0 0 0 0 1 12 0.00 1.500																			
Brian Edmondson, R ERA: 4.3 (8, 1)	0.1 H 1 0 0 0 0 0 0 0 0 0 0 0 3 6 0.00 0.000																			
Matt Mantei, R ERA: 1.73 (9, 1)	1.0 S 5 2 0 0 1 0 0 0 0 0 0 0 12 17 0.00 2.000																			

AB	34
R	2
H	8
RBI	2
BB	5
SO	4
LOB	19



Batter	1	2	3	4	5	6	7	8	9	AB	R	H	RBI	BB	SO	LOB	BOTTOM			
Luis Castillo, S OBP: 0.356, SLG: 0.367 (1, 4)										3	0	0	1	0	0	0	St. Louis Cardinals @ Florida Marlins Pro Player Stadium, Miami, FL Thu Jun 03 1999, 7:05 PM EDT Att: 15,751 - Cloudy - 80 F			
Alex Gonzalez, R OBP: 0.307, SLG: 0.468 (1, 6)										4	0	0	0	0	1	1				
Cliff Floyd, L OBP: 0.354, SLG: 0.481 (1, 7)										4	0	1	0	0	1	1				
Kevin Millar, R OBP: 0.436, SLG: 0.511 (1, 3)										3	1	0	0	1	2	0				
Bruce Aven, R OBP: 0.438, SLG: 0.582 (1, 9)										4	0	1	0	0	1	1				
Preston Wilson, R OBP: 0.325, SLG: 0.571 (1, 8)										3	1	0	0	0	2	2				
Mike Lowell, R OBP: 0.348, SLG: 0.500 (1, 5)										1	1	1	2	2	0	0				
Mike Redmond, R OBP: 0.338, SLG: 0.314 (1, 2)										2	1	1	1	1	1	2				
Alex Fernandez, R Craig Counsell, L Braden Looper, R Tim Hyers, L Jesus Sanchez, R Brian Edmondson, R Matt Mantei, R OBP: 0.115, SLG: 0.444 OBP: 0.194, SLG: 0.123 OBP: 0.194, SLG: 0.123 OBP: 0.259, SLG: 0.259 OBP: 0.194, SLG: 0.123 OBP: 0.271, SLG: 0.357 (1, 1) (5, PH) (8, 1) (7, PH) (8, 1) (8, 1) (9, 1)										1	0	0	0	0	0	2				
Inning Stats	R: 0 E: 0 K: 1 S: 9	H: 0 LOB: 0 BB: 0 P: 15	R: 1 E: 0 K: 2 S: 18	H: 1 LOB: 2 BB: 2 P: 36	R: 0 E: 0 K: 0 S: 9	H: 1 LOB: 0 BB: 0 P: 14	R: 0 E: 0 K: 2 S: 14	H: 1 LOB: 2 BB: 1 P: 24	R: 0 E: 0 K: 0 S: 9	H: 0 LOB: 0 BB: 0 P: 12	R: 0 E: 0 K: 0 S: 3	H: 0 LOB: 0 BB: 0 P: 5	R: 3 E: 0 K: 1 S: 16	H: 2 LOB: 1 BB: 1 P: 28	R: 0 E: 0 K: 2 S: 10	H: 0 LOB: 0 BB: 0 P: 15		1B: 4 2B: 0 3B: 0 HR: 1	SF: 1 SAC: 0 DP: 0 HBP: 1	WP: 1 PB: 0 SB: 0 CS: 1
PITCHER	IP WLS BF H R ER SO BB IBB HBP BLK WP HR S P ERA WHIP																			
Darren Oliver, L ERA: 3.57 (1, 1)	6.0 L 26 4 4 4 4 4 0 1 0 0 1 65 115 6.00 1.333																			
Scott Radinsky, L ERA: 4.98 (7, 1)	1.0 4 1 0 0 1 0 0 0 0 1 1 0 13 19 0.00 1.000																			
Rick Croushore, R ERA: 1.13 (8, 1)	1.0 3 0 0 0 2 0 0 0 0 0 0 0 10 15 0.00 0.000																			

AB	27
R	4
H	5
RBI	4
BB	4
SO	8
LOB	9



Batter	1	2	3	4	5	6	7	8	9	AB	R	H	RBI	BB	SO	LOB	TOP					
Luis Castillo, S OBP: 0.361, SLG: 0.369 (1, 4)										5	1	2	1	0	1	1	Florida Marlins @ Tampa Bay Devil Rays Tropicana Field, St. Petersburg, FL Sat Jun 05 1999, 6:35 PM EDT Att: 20,706 - Dome - 72 F livebaseballscorecards.com					
Alex Gonzalez, R OBP: 0.314, SLG: 0.470 (1, 6)										4	2	2	1	0	1	1						
Cliff Floyd, L OBP: 0.377, SLG: 0.489 (1, 10)										5	1	2	1	0	0	2						
Kevin Millar, R OBP: 0.470, SLG: 0.500 (1, 3)										4	0	2	0	1	0	1						
Bruce Aven, R OBP: 0.418, SLG: 0.577 (6, 8)										5	1	1	1	0	2	4						
Preston Wilson, R OBP: 0.329, SLG: 0.579 Tim Hyers, L OBP: 0.290, SLG: 0.259 (6, PH) (6, 7)											1	0	0	0	0	0		0				
Mark Kotsay, L OBP: 0.300, SLG: 0.377 (1, 9)											5	1	2	1	0	0		4				
Mike Lowell, R OBP: 0.303, SLG: 0.464 (1, 5)											5	1	1	1	0	3		2				
Jorge Fabregas, L OBP: 0.267, SLG: 0.336 (1, 2)										4	1	1	2	0	0	1						
Inning Stats	R: 0 E: 0 K: 1 S: 9	H: 1 LOB: 1 BB: 0 P: 10	R: 0 E: 0 K: 0 S: 7	H: 1 LOB: 1 BB: 0 P: 8	R: 0 E: 0 K: 0 S: 9	H: 0 LOB: 1 BB: 0 P: 17	R: 0 E: 0 K: 0 S: 7	H: 0 LOB: 1 BB: 0 P: 14	R: 0 E: 0 K: 1 S: 7	H: 0 LOB: 0 BB: 0 P: 8	R: 8 E: 2 K: 1 S: 32	H: 9 LOB: 2 BB: 1 P: 55	R: 1 E: 0 K: 2 S: 19	H: 2 LOB: 1 BB: 0 P: 28	R: 0 E: 1 K: 1 S: 13	H: 1 LOB: 2 BB: 0 P: 20		R: 0 E: 0 K: 1 S: 7	H: 0 LOB: 0 BB: 1 P: 14	1B: 10 2B: 3 3B: 2 HR: 0	SF: 0 SAC: 0 DP: 2 HBP: 2	WP: 0 PB: 0 SB: 0 CS: 1
PITCHER	IP WLS BF H R ER SO BB IBB HBP BLK WP HR S P ERA WHIP																					
Bryan Rekar, R ERA: 5.32 Mike Duvall, L ERA: 3.48 Rick White, R ERA: 4.29 Scott Aldred, L ERA: 3.52 Esteban Yan, R ERA: 4.59	(1, 1) (6, 1) (6, 1) (7, 1) (8, 1)	5.0 0.2 0.1 1.0 2.0	WLS L 4 5 7	BF 23 4 5 7	H 6 2 3 1	R 4 1 2 0	ER 4 1 3 1 0	SO 2 0 0 2 2	BB 0 0 1 0 1	IBB 0 0 0 0 0	HBP 2 0 0 0 0	BLK 0 0 0 0 0	WP 0 0 0 0 0	HR 0 8 15 19 20	S 48 8 13 28 34	P 72 13 27 28 34	ERA 7.20 13.50 54.00 9.00 0.00	WHIP 1.200 3.000 12.000 2.000 1.000				

Batter	1	2	3	4	5	6	7	8	9	AB	R	H	RBI	BB	SO	LOB	BOTTOM					
Randy Winn, S OBP: 0.320, SLG: 0.373 (1, 8)										5	1	1	0	0	1	2	Florida Marlins @ Tampa Bay Devil Rays Tropicana Field, St. Petersburg, FL Sat Jun 05 1999, 6:35 PM EDT Att: 20,706 - Dome - 72 F livebaseballscorecards.com					
Dave Martinez, L OBP: 0.413, SLG: 0.492 (1, 9)										4	2	1	2	1	1	0						
Jose Canseco, R OBP: 0.371, SLG: 0.660 (1, 10)										5	1	1	2	0	2	1						
Fred McGriff, L OBP: 0.418, SLG: 0.619 (1, 3)										4	2	2	0	0	1	0						
Herbert Perry, R OBP: 0.435, SLG: 0.542 (9, 7)										3	0	1	1	0	0	0						
Paul Sorrento, L OBP: 0.385, SLG: 0.429 Terrell Lowery, R (8, PH) Wade Boggs, L OBP: 0.298, SLG: 0.310 (8, PH) (9, 5)										2	1	1	1	1	0	0		0				
John Flaherty, R OBP: 0.306, SLG: 0.455 (1, 2)										3	0	0	1	0	0	0						
Miguel Cairo, R OBP: 0.373, SLG: 0.438 (1, 4)										4	0	1	0	0	1	2						
Kevin Stocker, S OBP: 0.389, SLG: 0.398 (1, 6)										4	0	1	0	0	1	2						
Inning Stats	R: 0 E: 0 K: 1 S: 6	H: 0 LOB: 0 BB: 0 P: 11	R: 1 E: 0 K: 0 S: 14	H: 1 LOB: 2 BB: 1 P: 24	R: 2 E: 0 K: 1 S: 13	H: 2 LOB: 0 BB: 0 P: 20	R: 0 E: 0 K: 0 S: 9	H: 2 LOB: 2 BB: 0 P: 14	R: 1 E: 0 K: 0 S: 6	H: 1 LOB: 1 BB: 0 P: 8	R: 2 E: 1 K: 0 S: 11	H: 1 LOB: 0 BB: 0 P: 19	R: 0 E: 0 K: 1 S: 7	H: 0 LOB: 0 BB: 0 P: 12	R: 0 E: 0 K: 3 S: 16	H: 0 LOB: 1 BB: 1 P: 26		1B: 4 2B: 2 3B: 0 HR: 3	SF: 1 SAC: 0 DP: 0 HBP: 1	WP: 0 PB: 0 SB: 1 CS: 0	PA: 39	
PITCHER	IP WLS BF H R ER SO BB IBB HBP BLK WP HR S P ERA WHIP																					
Brian Meadows, R ERA: 5.07 Jesus Sanchez, L ERA: 6.42 Brian Edmondson, R ERA: 4.2 Matt Mantei, R ERA: 1.67	(1, 1) (6, 1) (8, 1) (9, 1)	5.2 1.1 1.0 1.0	WLS W H S	BF 26 6 3 4	H 8 1 0	R 5 2 0	ER 5 1 0 0	SO 3 0 1 3	BB 1 0 0 0	IBB 0 0 0 0	HBP 0 0 0 0	BLK 0 0 0 0	WP 0 0 0 0	HR 2 12 7 16	S 56 12 12 26	P 90 20 12 26	ERA 7.94 6.75 0.00 0.00	WHIP 1.588 0.750 0.000 1.000				

Batter	1	2	3	4	5	6	7	8	9	AB	R	H	RBI	BB	SO	LOB	TOP								
Craig Counsell, L (1,4) OBP: 0.224, SLG: 0.177 Alex Gonzalez, R (8,6) OBP: 0.313, SLG: 0.468	3-2 WP 1B 2B	1-0 FC6-4		2-1 F8			0-0 1B	1-1 FC5-4 1B	2-3 K	5	1	3	0	0	0	2									
Dave Berg, R (1,6) OBP: 0.325, SLG: 0.357	2-3 K	0-3 K			2-2 L9		0-0 1B	1-2 FC5-4 HR	4-2 FC4-6 BB	5	1	1	0	1	2	4									
Cliff Floyd, L (1,10) OBP: 0.375, SLG: 0.486	4-2 1B SF9 BB		0-0 1B 2B		0-3 K		1-0 L4	1-2 E6 HR	2-2 FC4-6	5	2	1	1	1	1	4									
Kevin Millar, R (1,3) OBP: 0.486, SLG: 0.500	0-0 SF9 1B		3-3 K		0-2 FC6-4 1B		4-0 1B	4-1 HR BB	0-0 L5	4	2	2	1	2	1	2									
Bruce Aven, R (1,8) OBP: 0.417, SLG: 0.610	3-0 SF9		1-0 G4-6-3 1B		2-2 FC6-4 1B		1-3 1B	0-0 HR		4	1	2	5	0	1	4									
Mark Kotsay, L (1,9) OBP: 0.296, SLG: 0.372	0-1 1B		1-2 G4-6-3		2-3 K		2-2 F7	1-0 G4-3		5	0	1	1	0	1	6									
Mike Lowell, R (1,5) OBP: 0.438, SLG: 0.438 Luis Castillo, S (8,PR) OBP: 0.364, SLG: 0.372	2-0 F7		3-2 F7		3-2 G5-3			1-1 HR 1B		4	0	1	0	0	0	1									
Tim Hyers, L (1,7) OBP: 0.361, SLG: 0.531		2-2 P5		0-2 1B		1-2 HR		1-1 HR		5	2	4	3	0	0	0									
Mike Redmond, R (1,2) OBP: 0.341, SLG: 0.311		3-2 FC6-4 1B		1-3 K		2-0 F9		0-1 HR 1B		4	1	1	0	0	1	3									
Inning Stats	R: 3 E: 0 K: 1 S: 13	H: 3 LOB: 1 BB: 1 P: 27	R: 0 E: 0 K: 1 S: 13	H: 1 LOB: 1 BB: 0 P: 19	R: 0 E: 0 K: 1 S: 8	H: 2 LOB: 1 BB: 0 P: 13	R: 0 E: 0 K: 1 S: 12	H: 1 LOB: 1 BB: 0 P: 18	R: 0 E: 0 K: 1 S: 12	H: 1 LOB: 1 BB: 0 P: 16	R: 1 E: 0 K: 1 S: 11	H: 1 LOB: 0 BB: 0 P: 19	R: 0 E: 0 K: 1 S: 10	H: 2 LOB: 3 BB: 1 P: 18	R: 7 E: 1 K: 0 S: 24	H: 6 LOB: 2 BB: 1 P: 35	R: 0 E: 0 K: 1 S: 9	H: 0 LOB: 1 BB: 1 P: 17	1B: 12 2B: 2 3B: 0 HR: 3	SF: 1 SAC: 0 DP: 1 HBP: 1	WP: 1 PB: 0 SB: 0 CS: 0	PA: 49			
PITCHER	IP	WLS	BF	H	R	ER	SO	BB	IBB	HBP	BLK	WP	HR	S	P	ERA	WHIP								
Bobby Witt, R (1,1) ERA: 6.21	7.0		33	11	4	4	7	2	0	0	0	1	1	79	130	5.14	1.857								
Esteban Yan, R (8,1) ERA: 5.6	0.0	L	4	3	4	4	0	0	0	1	0	0	1	8	11	∞	∞								
Julio Santana, R (8,1) ERA: 9.42	0.2		6	2	3	2	0	1	0	0	0	0	1	12	19	27.00	4.500								
Mike Duvall, L (8,1) ERA: 3.38	0.1		2	1	0	0	0	0	0	0	0	0	0	4	5	0.00	3.000								
Roberto Hernandez, R (9,1) ERA: 4.45	1.0		4	0	0	0	1	1	0	0	0	0	0	9	17	0.00	1.000								

Florida Marlins @ Tampa Bay Devil Rays
Tropicana Field, St. Petersburg, FL
Sun Jun 06 1999, 1:35 PM EDT
Att: 19,256 - Dome - 72 F

AB 43
R 11
H 17
RBI 11
BB 4
SO 8
LOB 26



Batter	1	2	3	4	5	6	7	8	9	AB	R	H	RBI	BB	SO	LOB	BOTTOM								
Randy Winn, S (1,8) OBP: 0.322, SLG: 0.374	2-1 F7		2-3 K	3-1 1B			0-0 E4 PB 3B 1B	1-2 FC1-5 E		5	1	2	0	0	1	3									
Dave Martinez, L (1,9) OBP: 0.413, SLG: 0.500	0-0 F9		1-1 BB 1B	2-2 G1-3			2-2 SF8 3B	0-1 FC5		5	2	2	1	0	0	4									
Jose Canseco, R (1,10) OBP: 0.363, SLG: 0.647	0-0 P9		1-3 K		1-3 K		2-0 SF8	0-0 F8		4	0	0	1	0	2	4									
Fred McGriff, L (1,3) OBP: 0.422, SLG: 0.637		0-0 HR	4-1 1B BB		0-1 G5-3		1-0 L4 2B		2-3 K	4	1	2	1	1	1	0									
Herbert Perry, R (1,5) OBP: 0.446, SLG: 0.532		1-2 G6-3	3-2 1B		4-2 BB		4-0 IBB		0-0 G5-3	3	0	1	2	2	0	0									
Paul Sorrento, L (1,7) OBP: 0.385, SLG: 0.421 Aaron Ledesma, R (7,PH) OBP: 0.289, SLG: 0.306 Terrell Lowery, R (8,7) OBP: 1.000, SLG: 1.000		4-2 FC4 BB	2-3 K		2-3 K		1-1 L4		0-1 1B	2	0	0	0	1	2	3									
Miguel Cairo, R (1,4) OBP: 0.367, SLG: 0.424		2-2 FC4 FC5-4 1-2		2-2 G1-3		0-0 G6-3		2-2 BB HBP	1-3 K	4	1	0	0	0	1	2									
Mike DiFelice, R (1,2) OBP: 0.265, SLG: 0.391		0-2 FC5-4 1-2		2-3 K2-3		0-1 G4-3		4-0 FC1-5 1B BB		3	0	0	0	1	1	1									
Kevin Stocker, S (1,6) OBP: 0.397, SLG: 0.399			4-0 BB 1B BB		4-2 1B		0-0 G3-1		2-2 FC5 FC1-5 1B	2	1	1	1	2	0	0									
Inning Stats	R: 0 E: 0 K: 0 S: 4	H: 0 LOB: 0 BB: 0 P: 6	R: 1 E: 0 K: 0 S: 15	H: 1 LOB: 1 BB: 1 P: 22	R: 2 E: 0 K: 3 S: 16	H: 2 LOB: 2 BB: 2 P: 33	R: 0 E: 0 K: 1 S: 15	H: 1 LOB: 1 BB: 1 P: 28	R: 0 E: 0 K: 2 S: 11	H: 0 LOB: 0 BB: 1 P: 18	R: 0 E: 0 K: 0 S: 4	H: 0 LOB: 0 BB: 0 P: 4	R: 2 E: 1 K: 0 S: 8	H: 3 LOB: 1 BB: 1 P: 18	R: 1 E: 1 K: 0 S: 11	H: 1 LOB: 2 BB: 1 P: 20	R: 0 E: 0 K: 2 S: 13	H: 1 LOB: 1 BB: 0 P: 16	1B: 6 2B: 2 3B: 1 HR: 1	SF: 1 SAC: 0 DP: 1 HBP: 1	WP: 0 PB: 1 SB: 0 CS: 0	PA: 43			
PITCHER	IP	WLS	BF	H	R	ER	SO	BB	IBB	HBP	BLK	WP	HR	S	P	ERA	WHIP								
Livan Hernandez, R (1,1) ERA: 4.35	6.1		30	6	5	5	6	5	0	0	0	0	1	70	120	7.11	1.737								
Jesus Sanchez, L (7,1) ERA: 6.42	0.0		2	1	0	0	0	0	1	0	0	0	0	1	6	∞	∞								
Antonio Alfonseca, R (7,1) ERA: 4.3	0.2	W	1	0	0	0	0	0	0	0	0	0	0	2	3	0.00	0.000								
Vic Darenbourg, L (8,1) ERA: 7.04	0.2		5	1	1	1	0	1	0	1	0	0	0	10	19	13.50	3.000								
Braden Looper, R (8,1) ERA: 4.01	1.1		5	1	0	0	2	0	0	0	0	0	0	14	17	0.00	0.750								

Florida Marlins @ Tampa Bay Devil Rays
Tropicana Field, St. Petersburg, FL
Sun Jun 06 1999, 1:35 PM EDT
Att: 19,256 - Dome - 72 F

AB 34
R 6
H 9
RBI 6
BB 7
SO 8
LOB 19



Batter	1	2	3	4	5	6	7	8	9	AB	R	H	RBI	BB	SO	LOB	TOP				
Brady Anderson, L (1, 8) OBP: 0.425, SLG: 0.510										2	0	1	0	1	0	0	Baltimore Orioles @ Florida Marlins Pro Player Stadium, Miami, FL Tue Jun 08 1999, 4:05 PM EDT Cloudy - 75 F				
Delino DeShields, L (1, 4) OBP: 0.333, SLG: 0.376 Jeff Conine, R (8, PH) OBP: 0.353, SLG: 0.464 Jeff Reboulet, R (8, 4) OBP: 0.370, SLG: 0.246										3	0	0	0	0	0	2					
B.J. Surhoff, L (1, 7) OBP: 0.364, SLG: 0.539										4	1	2	1	0	0	2					
Albert Belle, R (1, 9) OBP: 0.382, SLG: 0.417										4	0	1	0	0	0	3					
Will Clark, L (1, 3) OBP: 0.373, SLG: 0.455										4	0	2	0	0	0	1					
Cal Ripken Jr., R (1, 5) OBP: 0.311, SLG: 0.491										4	0	0	0	0	1	3					
Charles Johnson, R (1, 2) OBP: 0.351, SLG: 0.523										2	0	0	0	1	0	1					
Mike Bordick, R (1, 6) OBP: 0.324, SLG: 0.369										3	0	0	0	0	0	1					
35 Mike Mussina, L (1, 1) Doug Johns, R (6, 1) Mike Timlin, R (8, 1) Jesse Orosco, R (9, 1)										2	0	0	0	0	0	0					
Inning Stats	R: 0 E: 0 K: 0 S: 7	H: 0 LOB: 1 BB: 0 P: 13	R: 0 E: 0 K: 0 S: 9	H: 0 LOB: 1 BB: 1 P: 21	R: 0 E: 0 K: 0 S: 8	H: 0 LOB: 0 BB: 0 P: 14	R: 1 E: 0 K: 0 S: 6	H: 2 LOB: 0 BB: 0 P: 7	R: 0 E: 0 K: 0 S: 8	H: 1 LOB: 1 BB: 0 P: 12	R: 0 E: 0 K: 1 S: 9	H: 1 LOB: 0 BB: 0 P: 12	R: 0 E: 0 K: 1 S: 9	H: 0 LOB: 1 BB: 1 P: 18	R: 0 E: 0 K: 0 S: 9	H: 2 LOB: 1 BB: 0 P: 14		1B: 4 2B: 1 3B: 0 HR: 1	SF: 0 SAC: 0 DP: 3 HBP: 1	WP: 0 PB: 0 SB: 0 CS: 0	PA: 33
PITCHER	IP	WLS	BF	H	R	ER	SO	BB	IBB	HBP	BLK	WP	HR	S	P	ERA	WHIP				
Ryan Dempster, R (1, 1) ERA: 2.7	5.1		20	3	1	1	0	1	0	1	0	0	1	38	69	1.69	0.750				
Braden Looper, R (6, 1) ERA: 3.75	2.1		8	1	0	0	2	1	0	0	0	0	0	20	33	0.00	0.857				
Vic Darenbourg, L (8, 1) ERA: 6.89	0.1		2	1	0	0	0	0	0	0	0	0	0	6	8	0.00	3.000				
Brian Edmondson, R (9, 1) ERA: 4.11	1.0	W	3	1	0	0	0	0	0	0	0	0	0	7	12	0.00	1.000				

Batter	1	2	3	4	5	6	7	8	9	AB	R	H	RBI	BB	SO	LOB	BOTTOM					
Luis Castillo, S (1, 4) OBP: 0.364, SLG: 0.374										4	0	1	1	1	1	2	Baltimore Orioles @ Florida Marlins Pro Player Stadium, Miami, FL Tue Jun 08 1999, 4:05 PM EDT Cloudy - 75 F					
Alex Gonzalez, R (1, 6) OBP: 0.308, SLG: 0.462										3	0	0	1	0	3	0						
Cliff Floyd, L (1, 7) OBP: 0.378, SLG: 0.479										2	0	0	0	2	1	0						
Kevin Millar, R (1, 3) OBP: 0.461, SLG: 0.468										4	0	0	0	0	0	3						
Bruce Aven, R (1, 8) OBP: 0.410, SLG: 0.593										4	1	1	0	0	1	0						
Mark Kotsay, L (1, 9) OBP: 0.298, SLG: 0.372										3	0	1	0	0	1	0						
Mike Lowell, R (1, 5) OBP: 0.300, SLG: 0.429 Vic Darenbourg, L (8, 1) Brian Edmondson, R (9, 1) Tim Hyers, L (9, 3) OBP: 0.378, SLG: 0.531										3	0	1	0	0	0	2						
Jorge Fabregas, L (1, 2) OBP: 0.271, SLG: 0.339 Preston Wilson, R (7, PH) OBP: 0.327, SLG: 0.575 Mike Redmond, R (8, 2) OBP: 0.337, SLG: 0.307										2	0	1	0	0	0	1						
Ryan Dempster, R (1, 1) OBP: 0.154, SLG: 0.167 Braden Looper, R (6, 1) Dave Berg, R (8, 5) OBP: 0.342, SLG: 0.366										1	1	1	0	0	0	0						
Inning Stats	R: 0 E: 0 K: 2 S: 14	H: 0 LOB: 1 BB: 1 P: 20	R: 0 E: 0 K: 1 S: 10	H: 1 LOB: 0 BB: 0 P: 19	R: 0 E: 0 K: 1 S: 8	H: 0 LOB: 0 BB: 0 P: 12	R: 0 E: 0 K: 0 S: 5	H: 0 LOB: 0 BB: 0 P: 7	R: 0 E: 0 K: 1 S: 11	H: 1 LOB: 2 BB: 0 P: 13	R: 0 E: 0 K: 2 S: 8	H: 0 LOB: 0 BB: 0 P: 10	R: 0 E: 0 K: 1 S: 6	H: 1 LOB: 1 BB: 0 P: 11	R: 1 E: 0 K: 0 S: 10	H: 2 LOB: 1 BB: 1 P: 18		R: 1 E: 0 K: 0 S: 13	H: 1 LOB: 2 BB: 2 P: 29	1B: 5 2B: 1 3B: 0 HR: 0	SF: 1 SAC: 1 DP: 1 HBP: 1	WP: 0 PB: 0 SB: 0 CS: 0
PITCHER	IP	WLS	BF	H	R	ER	SO	BB	IBB	HBP	BLK	WP	HR	S	P	ERA	WHIP					
35 Mike Mussina, R (1, 1) ERA: 4.01	5.0		19	2	0	0	5	1	0	0	0	0	0	48	71	0.00	0.600					
Doug Johns, L (6, 1) ERA: 8.23	2.0	H	9	3	1	1	3	0	0	0	0	0	0	21	30	4.50	1.500					
Mike Timlin, R (8, 1) ERA: 6.45	1.0	L	4	1	1	1	0	0	1	0	0	0	0	6	14	9.00	1.000					
Jesse Orosco, L (9, 1) ERA: 6.75	0.2		5	0	0	0	0	2	0	1	0	0	0	10	24	0.00	3.000					

Batter	1	2	3	4	5	6	7	8	9	AB	R	H	RBI	BB	SO	LOB	TOP			
Brady Anderson, L (1, 8) OBP: 0.425, SLG: 0.515										5	0	3	2	0	1	0	Baltimore Orioles @ Florida Marlins Pro Player Stadium, Miami, FL Wed Jun 09 1999, 7:05 PM EDT Att: 12,851 - Cloudy - 84 F			
Mike Bordick, R (1, 6) OBP: 0.317, SLG: 0.364										4	0	0	0	0	0	2				
B.J. Surhoff, L (1, 7) OBP: 0.370, SLG: 0.554										5	1	3	1	0	0	1				
Albert Belle, R (1, 9) OBP: 0.379, SLG: 0.408 Arthur Rhodes, L (9, 1)										5	0	0	0	0	0	3				
Jeff Conine, R (1, 3) OBP: 0.352, SLG: 0.478										4	1	1	1	0	0	0				
Delino DeShields, L (1, 4) OBP: 0.341, SLG: 0.376										3	0	1	0	1	0	0				
Cal Ripken Jr., R (1, 5) OBP: 0.331, SLG: 0.512										4	1	3	0	0	0	1				
Charles Johnson, R (1, 2) OBP: 0.352, SLG: 0.516										3	1	1	0	1	1	3				
Scott Erickson, R (1, 1) Harold Baines, L (8, PH) Ricky Bones, R (8, 1) Rich Amaral, R (9, 9) OBP: 0.338, SLG: 0.345										3	0	0	0	0	1	5				
Inning Stats	R: 0 E: 0 K: 0 S: 8	H: 2 LOB: 1 BB: 0 P: 9	R: 3 E: 0 K: 0 S: 12	H: 4 LOB: 1 BB: 0 P: 18	R: 0 E: 0 K: 0 S: 8	H: 0 LOB: 0 BB: 0 P: 12	R: 0 E: 1 K: 2 S: 12	H: 0 LOB: 1 BB: 1 P: 21	R: 0 E: 0 K: 0 S: 7	H: 1 LOB: 2 BB: 0 P: 7	R: 1 E: 0 K: 1 S: 8	H: 1 LOB: 0 BB: 0 P: 12	R: 0 E: 0 K: 0 S: 9	H: 2 LOB: 2 BB: 0 P: 11	R: 0 E: 0 K: 0 S: 10	H: 1 LOB: 1 BB: 0 P: 14		1B: 8 2B: 1 3B: 1 HR: 2	SF: 0 SAC: 1 DP: 1 HBP: 0	WP: 0 PB: 0 SB: 0 CS: 0
PITCHER	IP WLS BF H R ER SO BB IBB HBP BLK WP HR S P ERA WHIP																			
Dennis Springer, R (1, 1) ERA: 4.09	7.0 L 31 9 4 4 3 1 1 0 0 0 0 2 66 100 5.14 1.429																			
Antonio Alfonseca, R (8, 1) ERA: 4.06	0.2 4 2 0 0 0 0 0 0 0 0 0 0 7 8 0.00 3.000																			
Vic Darenbourg, L (8, 1) ERA: 6.48	1.0 4 1 0 0 0 0 0 0 0 0 0 0 10 14 0.00 1.000																			
Braden Loooper, R (9, 1) ERA: 3.72	0.1 1 0 0 0 0 0 0 0 0 0 0 0 2 3 0.00 0.000																			

Batter	1	2	3	4	5	6	7	8	9	AB	R	H	RBI	BB	SO	LOB	BOTTOM			
Luis Castillo, S (1, 4) OBP: 0.358, SLG: 0.367										4	0	0	0	0	1	1	Baltimore Orioles @ Florida Marlins Pro Player Stadium, Miami, FL Wed Jun 09 1999, 7:05 PM EDT Att: 12,851 - Cloudy - 84 F			
Alex Gonzalez, R (1, 6) OBP: 0.315, SLG: 0.464										3	1	2	0	1	0	0				
Cliff Floyd, L (1, 7) OBP: 0.375, SLG: 0.469										3	0	0	0	1	0	3				
Bruce Aven, R (1, 9) OBP: 0.407, SLG: 0.596										4	1	1	1	0	1	1				
Tim Hyers, L (1, 3) Braden Loooper, R (9, 1) OBP: 0.400, SLG: 0.615										3	0	0	1	1	0	1				
Preston Wilson, R (1, 8) OBP: 0.318, SLG: 0.553										4	0	0	0	0	2	1				
Mike Lowell, R (1, 5) OBP: 0.295, SLG: 0.410										4	0	1	0	0	1	0				
Jorge Fabregas, L (1, 2) OBP: 0.272, SLG: 0.347 Kevin Orte, R (9, PH) OBP: 0.323, SLG: 0.393										3	0	1	0	0	0	2				
Dennis Springer, R (1, 1) OBP: 0.176, SLG: 0.250 Dave Berg, R (7, PH) OBP: 0.359, SLG: 0.395 Antonio Alfonseca, R (8, 1) Vic Darenbourg, L (8, 1) Kevin Millar, R (9, 3) OBP: 0.455, SLG: 0.460										2	0	0	0	0	2	1				
Inning Stats	R: 1 E: 0 K: 1 S: 13	H: 1 LOB: 1 BB: 1 P: 21	R: 0 E: 0 K: 0 S: 6	H: 0 LOB: 0 BB: 0 P: 11	R: 0 E: 0 K: 1 S: 7	H: 1 LOB: 0 BB: 0 P: 10	R: 1 E: 0 K: 0 S: 5	H: 1 LOB: 0 BB: 0 P: 9	R: 0 E: 0 K: 1 S: 9	H: 1 LOB: 2 BB: 1 P: 19	R: 0 E: 0 K: 2 S: 14	H: 0 LOB: 0 BB: 0 P: 10	R: 0 E: 0 K: 0 S: 5	H: 0 LOB: 0 BB: 0 P: 6	R: 0 E: 0 K: 3 S: 13	H: 0 LOB: 0 BB: 0 P: 16		1B: 3 2B: 1 3B: 1 HR: 0	SF: 0 SAC: 0 DP: 0 HBP: 0	WP: 2 PB: 0 SB: 0 CS: 0
PITCHER	IP WLS BF H R ER SO BB IBB HBP BLK WP HR S P ERA WHIP																			
Scott Erickson, R (1, 1) ERA: 6.69	7.0 W 29 9 0 0 0 0 3 0 0 0 0 0 60 101 2.57 1.143																			
Ricky Bones, R (8, 1) ERA: 4.02	1.0 H 3 0 0 0 0 0 0 0 0 0 0 0 5 6 0.00 0.000																			
Arthur Rhodes, L (9, 1) ERA: 4.85	1.0 S 3 0 0 0 0 3 0 0 0 0 0 0 0 13 16 0.00 0.000																			

Batter	1	2	3	4	5	6	7	8	9	AB	R	H	RBI	BB	SO	LOB	TOP										
Chuck Knoblauch R (1,4) OBP: 0.366, SLG: 0.389	F9			G6-3			SF9			3	1	1	1	1	0	0	New York Yankees @ Florida Marlins Pro Player Stadium, Miami, FL Fri Jun 11 1999, 7:05 PM EDT Att: 40,161 - Cloudy - 74 F										
2 Derek Jeter R (1,6) OBP: 0.472, SLG: 0.658	G4-3			FC6-4 1B		F7	FC6-4 1B		1B	5	0	3	1	0	0	1											
Bernie Williams, S (1,8) OBP: 0.399, SLG: 0.469	F7			FC6-4 1-2		K	FC6-4 1-2		K	5	0	0	0	0	2	5											
Tino Martinez, L (1,3) OBP: 0.347, SLG: 0.449		L4		P4			1B 20 HR	K	P4	4	1	0	0	1	1	3											
Paul O'Neill, L (1,9) OBP: 0.345, SLG: 0.440 Shane Spencer, R (9, PR) OBP: 0.288, SLG: 0.362	G1-3				20 WP 20 G4-3 2B		20 HR 1B	20 BB 2B	1B	4	3	3	1	1	0	0											
20 Jorge Posada, S (1,2) OBP: 0.301, SLG: 0.379	G5-3				G4-3		HR	2B	K	5	1	2	5	0	1	2											
Tony Tarasco, L (1,7) OBP: 0.276, SLG: 0.280 Chad Curtis, R (7, PH) OBP: 0.359, SLG: 0.350			F8		F7		P6	L9		2	0	0	0	0	0	0											
Scott Brosius, R (1,5) OBP: 0.285, SLG: 0.415			P5		K		WP SF9 1B	1B	BB	3	1	1	0	1	1	0											
Orlando Hernandez R (1,1) OBP: 0.333, SLG: 0.333 Mike Stanton, L (7,1) Jason Grimsley, R (9,1) Todd Erdos, R (9,1) 42 Mariano Rivera, R (9,1)			G5-3			L9	WP 2 1B	1B	K	3	1	1	0	0	0	0											
Inning Stats	R: 0 E: 0 K: 0 S: 7	H: 0 LOB: 0 BB: 0 P: 11	R: 0 E: 0 K: 0 S: 7	H: 0 LOB: 0 BB: 0 P: 10	R: 0 E: 0 K: 0 S: 7	H: 0 LOB: 0 BB: 0 P: 9	R: 0 E: 0 K: 0 S: 8	H: 1 LOB: 1 BB: 0 P: 13	R: 1 E: 0 K: 1 S: 8	H: 1 LOB: 0 BB: 0 P: 14	R: 0 E: 0 K: 1 S: 14	H: 0 LOB: 1 BB: 1 P: 25	R: 5 E: 0 K: 0 S: 17	H: 5 LOB: 1 BB: 1 P: 29	R: 1 E: 0 K: 2 S: 11	H: 1 LOB: 2 BB: 2 P: 23		R: 1 E: 0 K: 2 S: 14	H: 3 LOB: 2 BB: 0 P: 18	1B: 8 2B: 2 3B: 0 HR: 1	SF: 1 SAC: 0 DP: 0 HBP: 0	WP: 2 PB: 0 SB: 1 CS: 0	PA: 42				
PITCHER	IP	WLS	BF	H	R	ER	SO	BB	IBB	HBP	BLK	WP	HR	S	P	ERA	WHIP										
Brian Meadows, R (1,1) ERA: 5.14	6.0	L	24	4	4	4	2	2	0	0	0	1	1	58	94	6.00	1.000										
Vic Darenbourg, L (7,1) ERA: 7.13	1.0		6	3	2	2	0	0	0	0	0	1	0	10	17	18.00	3.000										
Jesus Sanchez, L (8,1) ERA: 6.96	0.1		3	1	1	1	1	1	0	0	0	0	0	6	14	27.00	6.000										
Antonio Alfonseca, R (8,1) ERA: 4.13	1.2		9	3	1	1	3	1	0	0	0	0	0	19	27	5.40	2.400										
Batter	1	2	3	4	5	6	7	8	9	AB	R	H	RBI	BB	SO	LOB	BOTTOM										
Luis Castillo, S (1,4) OBP: 0.363, SLG: 0.371	G6-3			1B BB			FC6-4 HBP		BB	3	0	1	0	2	0	1	New York Yankees @ Florida Marlins Pro Player Stadium, Miami, FL Fri Jun 11 1999, 7:05 PM EDT Att: 40,161 - Cloudy - 74 F										
Alex Gonzalez, R (1,6) OBP: 0.313, SLG: 0.459	P2		P4		F8		2-1 HBP		SF9	3	0	0	1	0	0	3											
Cliff Floyd, L (1,7) OBP: 0.376, SLG: 0.463	G3		BB 1B		P6		G4-3		FC6-4 BB	4	0	1	1	1	0	3											
Kevin Millar, R (1,3) OBP: 0.439, SLG: 0.433		F8		BB		F9		F8	FC6-4	4	0	0	0	1	0	2											
Preston Wilson, R (1,8) OBP: 0.311, SLG: 0.539		G5-3		F7		B1-3		K		4	0	0	0	0	1	3											
Mark Kotsay, L (1,9) OBP: 0.293, SLG: 0.369 Bruce Aven, R (8, PH) OBP: 0.404, SLG: 0.589				G6-3		F8		P2		3	0	1	0	0	0	0											
Mike Lowell, R (1,5) OBP: 0.292, SLG: 0.381			F8		K		K		1B PB SF7 BB	3	1	0	0	1	2	1											
Jorge Fabregas, L (1,2) OBP: 0.279, SLG: 0.352 Danny Bautista, R (9, PR)			P5		G3		1B E 1B		WP BB SF9 1B	4	1	2	0	0	0	0											
Brian Meadows, R (1,1) ERA: 4.48 Tim Hyers, L (7, PH) ERA: 9.93 Jesus Sanchez, L (8,1) OBP: 0.376, SLG: 0.463 Antonio Alfonseca, R (8,1) OBP: 0.321, SLG: 0.393			E4 1B		K		FC6-4 1B		SF7	2	1	0	0	0	1	0											
Inning Stats	R: 0 E: 0 K: 0 S: 5	H: 0 LOB: 0 BB: 0 P: 8	R: 0 E: 0 K: 0 S: 7	H: 1 LOB: 1 BB: 0 P: 9	R: 1 E: 1 K: 0 S: 15	H: 1 LOB: 3 BB: 2 P: 29	R: 0 E: 0 K: 1 S: 10	H: 0 LOB: 0 BB: 0 P: 13	R: 0 E: 0 K: 1 S: 9	H: 1 LOB: 1 BB: 0 P: 16	R: 0 E: 0 K: 0 S: 11	H: 0 LOB: 0 BB: 0 P: 16	R: 1 E: 1 K: 1 S: 10	H: 2 LOB: 2 BB: 0 P: 19	R: 0 E: 0 K: 1 S: 6	H: 0 LOB: 0 BB: 0 P: 8		R: 2 E: 0 K: 0 S: 12	H: 1 LOB: 2 BB: 3 P: 31	1B: 4 2B: 2 3B: 0 HR: 0	SF: 2 SAC: 0 DP: 0 HBP: 1	WP: 1 PB: 1 SB: 0 CS: 0	PA: 40				
PITCHER	IP	WLS	BF	H	R	ER	SO	BB	IBB	HBP	BLK	WP	HR	S	P	ERA	WHIP										
Orlando Hernandez, R (1,1) ERA: 4.48	6.2	W	29	5	2	0	3	2	0	1	0	0	0	66	108	0.00	1.050										
Mike Stanton, L (7,1) ERA: 4.24	1.1	H	4	0	0	0	1	0	0	0	0	0	0	7	10	0.00	0.000										
Jason Grimsley, R (9,1) ERA: 9.93	0.1		4	1	2	1	0	2	0	0	0	0	0	6	18	27.00	9.000										
Todd Erdos, R (9,1) ERA: 9.93	0.1		2	0	0	0	0	1	0	0	0	1	0	4	11	0.00	3.000										
42 Mariano Rivera, R (9,1) ERA: 1.46	0.1	S	1	0	0	0	0	0	0	0	0	0	0	2	2	0.00	0.000										

Batter	1	2	3	4	5	6	7	8	9	AB	R	H	RBI	BB	SO	LOB	TOP					
Chuck Knoblauch R (1.4) OBP: 0.367, SLG: 0.384	G3-1		G6-3		FC4-6 BB		G6-3		G6-3 BB	3	1	0	0	2	0	0	New York Yankees @ Florida Marlins Pro Player Stadium, Miami, FL Sat Jun 12 1999, 7:05 PM EDT Att: 42,110 - Cloudy - 84 F					
2 Derek Jeter R (1.6) OBP: 0.471, SLG: 0.657	HR		F9		FC4-6 BB		G1-6-3		K	5	1	2	0	0	1	1						
Bernie Williams S (1.8) OBP: 0.405, SLG: 0.483	HR				FC4-6					2	1	1	3	2	0	1						
Tino Martinez L (1.3) OBP: 0.345, SLG: 0.450	2B		P4		G4-3		F8			4	0	1	0	0	0	3						
Paul O'Neill L (1.9) OBP: 0.352, SLG: 0.454 Chad Curtis R (8.7) OBP: 0.359, SLG: 0.350	G5-3				HR				20 BB	2	1	1	1	2	0	1						
20 Jorge Posada S (1.2) OBP: 0.293, SLG: 0.368	G4-3				G4-3		F7		K	4	0	0	0	0	1	4						
Tony Tarasco L (1.7) OBP: 0.242, SLG: 0.241			F9				G3-1		K	4	0	0	0	0	2	0						
Scott Brosius R (1.5) OBP: 0.284, SLG: 0.429			G5-3		HR		F7		P6	4	1	1	1	0	0	0						
Roger Clemens R (1.1) Ramiro Mendoza R (7.1) Chili Davis S (9. PH) OBP: 0.426, SLG: 0.534 42 Mariano Rivera R (9.1)			K		K		K		F7	3	0	0	0	0	3	0						
										0	0	0	0	0	0	0						
										0	0	0	0	0	0	0						
Inning Stats	R: 2 E: 0 K: 0 S: 12	H: 3 LOB: 1 BB: 0 P: 21	R: 0 E: 0 K: 1 S: 9	H: 0 LOB: 0 BB: 0 P: 11	R: 0 E: 0 K: 0 S: 12	H: 0 LOB: 1 BB: 1 P: 20	R: 2 E: 0 K: 2 S: 15	H: 2 LOB: 0 BB: 0 P: 23	R: 1 E: 0 K: 0 S: 7	H: 1 LOB: 2 BB: 2 P: 20	R: 0 E: 0 K: 1 S: 6	H: 0 LOB: 0 BB: 0 P: 9	R: 0 E: 0 K: 2 S: 13	H: 0 LOB: 1 BB: 1 P: 22	R: 0 E: 0 K: 2 S: 10	H: 0 LOB: 0 BB: 1 P: 18	R: 0 E: 0 K: 1 S: 11	H: 0 LOB: 1 BB: 1 P: 22	1B: 1 2B: 2 3B: 0 HR: 3	SF: 0 SAC: 0 DP: 0 HBP: 0	WP: 0 PB: 0 CS: 0	PA: 38
PITCHER	IP WLS BF H R ER SO BB IBB HBP BLK WP HR S P ERA WHIP																					
Livan Hernandez R (1.1) ERA: 4.48	7.2 L 33 6 5 5 5 5 0 0 0 0 0 3 81 139 5.87 1.435																					
Vic Darensbourg L (8.1) ERA: 7.0	0.1 1 0 0 0 1 0 0 0 0 0 0 3 5 0.00 0.000																					
Matt Mantei R (9.1) ERA: 1.55	1.0 4 0 0 0 1 1 0 0 0 0 0 0 11 22 0.00 1.000																					
Batter	1	2	3	4	5	6	7	8	9	AB	R	H	RBI	BB	SO	LOB	BOTTOM					
Luis Castillo S (1.4) OBP: 0.364, SLG: 0.366	G6-3								K	3	0	0	0	2	2	2	New York Yankees @ Florida Marlins Pro Player Stadium, Miami, FL Sat Jun 12 1999, 7:05 PM EDT Att: 42,110 - Cloudy - 84 F					
Alex Gonzalez R (1.6) OBP: 0.310, SLG: 0.457	1B		G4-6-3		K2-3		G6-4-3		G6-3	5	1	1	0	0	1	4						
Cliff Floyd L (1.7) OBP: 0.376, SLG: 0.461	1B		G1-3				G4-3		K	5	1	2	1	0	1	0						
Bruce Aven R (1.9) OBP: 0.412, SLG: 0.596	1B		F9		K		G3		BB	4	1	2	0	1	1	1						
Tim Hyers L (1.3) OBP: 0.431, SLG: 0.605	1B						G3		BB	3	0	1	1	2	0	2						
Preston Wilson R (1.8) OBP: 0.304, SLG: 0.527	FC5-4		F8		K		K			4	0	0	1	0	2	5						
Kevin Orte R (1.5) OBP: 0.325, SLG: 0.412	G5-3				HR				G6-3	3	1	1	1	1	0	1						
Jorge Fabregas L (1.2) OBP: 0.273, SLG: 0.344 Mark Kotsay L (8. PH) OBP: 0.265, SLG: 0.372 Mike Redmond R (9.2) OBP: 0.345, SLG: 0.308			F8		L8		K			3	0	0	0	0	1	3						
Livan Hernandez R (1.1) OBP: 0.276, SLG: 0.429 Vic Darensbourg L (8.1) Kevin Millar R (8. PH) OBP: 0.434, SLG: 0.426 Matt Mantei R (9.1)					P4				E4	3	0	1	0	0	0	0						
										1	0	0	0	0	0	1						
										0	0	0	0	0	0	0						
Inning Stats	R: 3 E: 0 K: 0 S: 16	H: 4 LOB: 1 BB: 0 P: 23	R: 0 E: 0 K: 0 S: 9	H: 1 LOB: 1 BB: 1 P: 15	R: 0 E: 0 K: 0 S: 7	H: 0 LOB: 1 BB: 1 P: 15	R: 1 E: 0 K: 1 S: 9	H: 1 LOB: 1 BB: 1 P: 17	R: 0 E: 0 K: 3 S: 15	H: 1 LOB: 3 BB: 2 P: 26	R: 0 E: 1 K: 1 S: 9	H: 0 LOB: 0 BB: 0 P: 12	R: 0 E: 0 K: 1 S: 9	H: 1 LOB: 1 BB: 0 P: 15	R: 0 E: 0 K: 1 S: 8	H: 1 LOB: 1 BB: 0 P: 14	R: 0 E: 0 K: 1 S: 15	H: 0 LOB: 1 BB: 1 P: 21	1B: 6 2B: 2 3B: 0 HR: 1	SF: 0 SAC: 0 DP: 2 HBP: 0	WP: 0 PB: 1 CS: 0	PA: 41
PITCHER	IP WLS BF H R ER SO BB IBB HBP BLK WP HR S P ERA WHIP																					
Roger Clemens R (1.1) ERA: 5.27	6.0 W 29 7 4 4 4 5 0 0 0 0 0 1 65 108 6.00 2.000																					
Ramiro Mendoza R (7.1) ERA: 4.72	2.0 H 8 2 0 0 2 0 0 0 0 0 0 0 17 29 0.00 1.000																					
42 Mariano Rivera R (9.1) ERA: 1.42	1.0 S 4 0 0 0 1 1 0 0 0 0 0 0 15 21 0.00 1.000																					

Batter	1	2	3	4	5	6	7	8	9	AB	R	H	RBI	BB	SO	LOB	TOP			
Chuck Knoblauch, R (1, 4) OBP: 0.369, SLG: 0.380	L7		G4-3			FC6 HBP		G3 BB		2	0	0	0	1	0	0	New York Yankees @ Florida Marlins Pro Player Stadium, Miami, FL Sun Jun 13 1999, 4:05 PM EDT Att: 39,639 - Cloudy - 86 F			
2 Derek Jeter, R (1, 6) OBP: 0.471, SLG: 0.658	S 1B			E 2B	K			K		4	1	2	0	0	2	3				
Bernie Williams, S (1, 8) OBP: 0.398, SLG: 0.474	L4			F7	FC6			G3		4	0	0	0	0	0	5				
Tino Martinez, L (1, 3) OBP: 0.344, SLG: 0.446	G4-1			E8 SF9 1B		G4-3		K		4	1	1	1	0	1	2				
Paul O'Neill, L (1, 9) OBP: 0.354, SLG: 0.452		CS 1B			BB	F8		G5-3		3	0	1	0	1	0	0				
Scott Brosius, R (1, 5) OBP: 0.276, SLG: 0.421	K			SF9		P4		P4		3	0	0	1	0	1	1				
Shane Spencer, R (1, 7) OBP: 0.286, SLG: 0.340	K			K			G3		BB	3	0	0	0	1	2	1				
Joe Girardi, R (1, 2) Chili Davis, S (9, PH) OBP: 0.221, SLG: 0.289 OBP: 0.424, SLG: 0.531			G5-3		F9		G4-3		G4-3	3	0	0	0	0	0	0				
Andy Pettitte, L (1, 1) Dan Naulty, R (6, 1)			K				F7			2	0	1	0	0	1	0				
Tony Tarasco, L (7, PH) Todd Erdos, R (7, 1)					HBP 1B					0	0	0	0	0	0	0				
Inning Stats	R: 0 E: 0 K: 0 S: 6	H: 1 LOB: 1 BB: 0 P: 9	R: 0 E: 0 K: 2 S: 9	H: 1 LOB: 0 BB: 0 P: 13	R: 0 E: 0 K: 1 S: 7	H: 0 LOB: 0 BB: 0 P: 8	R: 2 E: 1 K: 1 S: 16	H: 2 LOB: 1 BB: 1 P: 29	R: 0 E: 0 K: 0 S: 10	H: 0 LOB: 0 BB: 0 P: 17	R: 0 E: 0 K: 0 S: 6	H: 0 LOB: 0 BB: 0 P: 8	R: 0 E: 0 K: 2 S: 11	H: 0 LOB: 1 BB: 1 P: 20	R: 0 E: 0 K: 0 S: 8	H: 0 LOB: 1 BB: 1 P: 16	1B: 4 2B: 1 3B: 0 HR: 0	SF: 1 SAC: 0 DP: 0 HBP: 1	WP: 0 PB: 0 CS: 1	PA: 35
PITCHER	IP WLS BF H R ER SO BB IBB HBP BLK WP HR S P ERA WHIP																			
Alex Fernandez, R (1, 1) ERA: 2.44	6.0 W 24 5 2 1 5 1 0 1 0 0 0 0 61 98 1.50 1.000																			
Brian Edmondson, R (7, 1) ERA: 4.32	2.0 7 0 0 0 2 1 0 0 0 0 0 0 17 28 0.00 0.500																			
Antonio Alfonseca, R (9, 1) ERA: 4.01	1.0 4 0 0 0 0 1 0 0 0 0 0 0 8 16 0.00 1.000																			

Batter	1	2	3	4	5	6	7	8	9	AB	R	H	RBI	BB	SO	LOB	BOTTOM			
Luis Castillo, S (1, 4) OBP: 0.357, SLG: 0.358	G5-3	FC6		G3		L7		K		5	0	0	0	0	1	5	New York Yankees @ Florida Marlins Pro Player Stadium, Miami, FL Sun Jun 13 1999, 4:05 PM EDT Att: 39,639 - Cloudy - 86 F			
Alex Gonzalez, R (1, 6) OBP: 0.312, SLG: 0.454	G5-3		L5		HR 1B	1B 2B BB		G6-3		4	2	1	0	1	0	0				
Bruce Aven, R (1, 7) OBP: 0.429, SLG: 0.663	FC5-4 1B		P4		1 SAFE 1-H HR	2B 1B		HR		5	2	4	4	0	0	0				
Kevin Millar, R (1, 3) Antonio Alfonseca, R (9, 1) OBP: 0.420, SLG: 0.425 ERA: 4.32	FC5-4 1-2		G5-3		F7	F7		G5-3		5	0	1	1	0	0	1				
Preston Wilson, R (1, 8) OBP: 0.298, SLG: 0.514		G6-3		K	K	K				4	0	0	0	0	3	2				
Kevin Orie, R (1, 5) OBP: 0.323, SLG: 0.414		K		1B 2B	L7		L4			4	1	1	0	0	1	0				
Danny Bautista, R (1, 9) OBP: 0.750, SLG: 1.000		BB 1B		G1-3		E 2B		1B		4	2	3	0	0	0	1				
Mike Redmond, R (1, 2) OBP: 0.363, SLG: 0.313	1B BB			1B BB		E8 1B 1B		L6		2	1	1	1	2	0	1				
Alex Fernandez, R (1, 1) Mike Lowell, R (6, PH) Brian Edmondson, R (7, 1) Tim Hyers, L (9, 3) OBP: 0.250, SLG: 0.500 OBP: 0.286, SLG: 0.372 OBP: 0.444, SLG: 0.667 OBP: 0.431, SLG: 0.605						P6		K		2	0	2	2	0	0	0				
Inning Stats	R: 0 E: 0 K: 0 S: 7	H: 1 LOB: 1 BB: 0 P: 12	R: 1 E: 0 K: 1 S: 14	H: 2 LOB: 1 BB: 1 P: 23	R: 0 E: 0 K: 0 S: 11	H: 0 LOB: 0 BB: 0 P: 17	R: 1 E: 0 K: 1 S: 16	H: 2 LOB: 2 BB: 1 P: 25	R: 2 E: 1 K: 1 S: 21	H: 2 LOB: 0 BB: 0 P: 26	R: 3 E: 1 K: 1 S: 13	H: 4 LOB: 2 BB: 1 P: 23	R: 0 E: 0 K: 1 S: 7	H: 1 LOB: 1 BB: 0 P: 8	R: 1 E: 0 K: 1 S: 10	H: 1 LOB: 0 BB: 0 P: 16		1B: 8 2B: 3 3B: 0 HR: 2	SF: 0 SAC: 0 DP: 0 HBP: 0	WP: 0 PB: 0 CS: 0
PITCHER	IP WLS BF H R ER SO BB IBB HBP BLK WP HR S P ERA WHIP																			
Andy Pettitte, L (1, 1) ERA: 5.9	5.0 L 26 9 6 6 3 2 0 0 0 0 0 0 10 17 10.80 2.200																			
Dan Naulty, R (6, 1) ERA: 4.59	1.0 6 2 1 1 1 1 0 0 0 0 0 0 10 17 9.00 3.000																			
Todd Erdos, R (7, 1) ERA: 1.42	2.0 8 2 1 1 2 0 0 0 0 0 0 1 17 24 4.50 1.000																			

Batter	1	2	3	4	5	6	7	8	9	AB	R	H	RBI	BB	SO	LOB	TOP										
Luis Castillo, S OBP: 0.351, SLG: 0.351	G6-3		G4-3			B1-3			K	4	0	0	0	0	1	0	Florida Marlins @ Arizona Diamondbacks Bank One Ballpark, Phoenix, AZ Mon Jun 14 1999, 10:05 PM EDT Att: 39,314 - Unknown - 102 F livebaseballscorecards.com										
Dave Berg, R OBP: 0.375, SLG: 0.413	F7				2B	P9			1B	4	0	2	0	0	0	0											
Bruce Aven, R OBP: 0.423, SLG: 0.648	P4				K			G5-3	1B	4	0	1	0	0	1	1											
Kevin Millar, R OBP: 0.407, SLG: 0.408 Tim Hyers, L (9, PH) OBP: 0.423, SLG: 0.591		K			P3			K	G1-3	3	0	0	0	0	2	1											
Preston Wilson, R OBP: 0.293, SLG: 0.506 Braden Looper, R OBP: 0.374, SLG: 0.458		K			K			F8		3	0	0	0	0	2	1											
Jesus Sanchez, L OBP: 0.167, SLG: 0.091										0	0	0	0	0	0	0											
Kevin Orie, R OBP: 0.324, SLG: 0.413		1B				P3			K	3	0	1	0	0	1	0											
Danny Bautista, R OBP: 0.429, SLG: 0.571		K				G6-3			G4-3	3	0	0	0	0	1	1											
Mike Redmond, R OBP: 0.355, SLG: 0.305 Cliff Floyd, L (8, PH) OBP: 0.374, SLG: 0.458 Jorge Fabregas, L OBP: 0.273, SLG: 0.344			K			F8			F7	2	0	0	0	0	1	0											
Ryan Dempster, R OBP: 0.133, SLG: 0.143 Vic Darensbourg, L OBP: 0.295, SLG: 0.370			K			G5-3			G1-3	2	0	0	0	0	1	0											
Inning Stats	R: 0 E: 0 K: 0 S: 10	H: 0 LOB: 0 BB: 0 P: 16	R: 0 E: 0 K: 3 S: 13	H: 1 LOB: 1 BB: 0 P: 16	R: 0 E: 0 K: 2 S: 12	H: 0 LOB: 0 BB: 0 P: 15	R: 0 E: 0 K: 2 S: 14	H: 1 LOB: 1 BB: 0 P: 17	R: 0 E: 0 K: 0 S: 7	H: 0 LOB: 0 BB: 0 P: 9	R: 0 E: 0 K: 1 S: 13	H: 0 LOB: 0 BB: 0 P: 13	R: 0 E: 0 K: 1 S: 8	H: 0 LOB: 0 BB: 0 P: 13	R: 0 E: 0 K: 1 S: 13	H: 2 LOB: 2 BB: 0 P: 20	1B: 3 2B: 1 3B: 0 HR: 0	SF: 0 SAC: 0 DP: 0 HBP: 0	WP: 0 PB: 0 SB: 0 CS: 0	PA: 31							
PITCHER	IP	WLS	BF	H	R	ER	SO	BB	IBB	HBP	BLK	WP	HR	S	P	ERA	WHIP										
Randy Johnson, L ERA: 2.96	7.0	W	23	2	0	0	8	0	0	0	0	0	0	75	93	0.00	0.286										
Byung-Hyun Kim, R ERA: 3.39	0.2	H	2	0	0	0	1	0	0	0	0	0	0	5	10	0.00	0.000										
Dan Plesac, L ERA: 7.88	1.0	H	3	0	0	0	1	0	0	0	0	0	0	9	10	0.00	0.000										
Gregg Olson, R ERA: 4.63	0.1	S	3	2	0	0	0	0	0	0	0	0	0	7	13	0.00	6.000										

Batter	1	2	3	4	5	6	7	8	9	AB	R	H	RBI	BB	SO	LOB	BOTTOM											
Tony Womack, L OBP: 0.325, SLG: 0.360	G5-3		FC6-4			HR			BLK	4	2	2	1	0	0	1	Florida Marlins @ Arizona Diamondbacks Bank One Ballpark, Phoenix, AZ Mon Jun 14 1999, 10:05 PM EDT Att: 39,314 - Unknown - 102 F livebaseballscorecards.com											
Jay Bell, R OBP: 0.368, SLG: 0.595	G5-3				1B	G5-3		G5-3		3	0	0	0	1	0	1												
Luis Gonzalez, L OBP: 0.430, SLG: 0.617	G4-3				L9			1B		4	0	2	1	0	0	1												
Matt Williams, R OBP: 0.366, SLG: 0.627		F9			L1-3	K			2B	3	0	1	0	1	1	1												
Steve Finley, L OBP: 0.336, SLG: 0.532		G3			L1-3			F7	P5	4	0	0	0	0	0	5												
Travis Lee, L OBP: 0.354, SLG: 0.434		G3			F8				K	4	0	1	0	0	1	2												
Damian Miller, R OBP: 0.331, SLG: 0.467			K			K			K	3	0	0	0	0	3	1												
Andy Fox, L OBP: 0.360, SLG: 0.440			G3					F9		3	0	1	0	0	0	1												
Randy Johnson, R OBP: 0.170, SLG: 0.213 Greg Colbrunn, R (7, PH) OBP: 0.349, SLG: 0.488 Byung-Hyun Kim, R OBP: 0.374, SLG: 0.458 Dan Plesac, L OBP: 0.295, SLG: 0.370 Gregg Olson, R			FC6-4			K			K	2	0	1	0	0	0	0												
Inning Stats	R: 0 E: 0 K: 0 S: 5	H: 0 LOB: 0 BB: 0 P: 8	R: 0 E: 0 K: 0 S: 7	H: 0 LOB: 0 BB: 0 P: 11	R: 0 E: 0 K: 1 S: 8	H: 1 LOB: 1 BB: 0 P: 12	R: 0 E: 0 K: 0 S: 6	H: 1 LOB: 1 BB: 1 P: 13	R: 0 E: 0 K: 2 S: 8	H: 1 LOB: 1 BB: 0 P: 11	R: 1 E: 0 K: 1 S: 14	H: 2 LOB: 1 BB: 0 P: 21	R: 0 E: 0 K: 2 S: 11	H: 1 LOB: 1 BB: 0 P: 12	R: 1 E: 0 K: 1 S: 9	H: 2 LOB: 2 BB: 1 P: 17		1B: 6 2B: 2 3B: 0 HR: 1	SF: 0 SAC: 0 DP: 1 HBP: 0	WP: 0 PB: 0 SB: 0 CS: 0	PA: 33							
PITCHER	IP	WLS	BF	H	R	ER	SO	BB	IBB	HBP	BLK	WP	HR	S	P	ERA	WHIP											
Ryan Dempster, R ERA: 2.5	6.1	L	25	6	1	1	5	1	0	0	0	0	0	1	53	81	1.42	1.105										
Vic Darensbourg, L ERA: 6.87	0.1		1	0	0	0	0	0	0	0	0	0	0	1	1	0.00	0.000											
Braden Looper, R ERA: 3.89	0.2	3	1	1	1	1	1	0	0	0	1	0	0	9	11	13.50	1.500											
Jesus Sanchez, L ERA: 6.47	0.2	4	1	0	0	0	1	0	1	0	0	0	0	5	12	0.00	1.500											

Batter	1	2	3	4	5	6	7	8	9	AB	R	H	RBI	BB	SO	LOB	TOP					
Dave Berg, R OBP: 0.376, SLG: 0.412 (1,4)	F8		G6-3		G5-4-3			G4-3	G4-3	5	1	2	1	0	0	2	Florida Marlins @ Arizona Diamondbacks Bank One Ballpark, Phoenix, AZ Tue Jun 15 1999, 10:05 PM EDT Att: 30,096 - Cloudy - 104 F					
Alex Gonzalez, R OBP: 0.314, SLG: 0.455 (1,6)	F8		K			G5-3		G4-3	G4-3	4	0	1	0	0	1	0						
Cliff Floyd, L OBP: 0.375, SLG: 0.463 (1,7)	G3-1						G5-3	K	FC6	5	0	2	0	0	1	5						
Bruce Aven, R OBP: 0.417, SLG: 0.634 (1,9)		F8		F9				G4-3		4	0	1	1	0	0	2						
Kevin Orle, R OBP: 0.322, SLG: 0.405 (1,5)		K				G6-4-3		G5-3		3	0	0	0	1	1	3						
Kevin Millar, R OBP: 0.400, SLG: 0.400 (1,3)				G1-3				F9	G4-3	4	0	1	0	0	0	1						
Danny Bautista, R OBP: 0.455, SLG: 0.545 (1,8)					G1-3			K	BB	4	1	2	0	0	1	0						
Mike Redmond, R OBP: 0.354, SLG: 0.306 (9, PH)								F9	BB	3	0	1	0	0	0	2						
Tim Hyers, L OBP: 0.434, SLG: 0.591 (9, FR)									BB	0	0	0	0	1	0	0						
Luis Castillo, S OBP: 0.351, SLG: 0.351 (9, FR)									BB	0	0	0	0	0	0	0						
Dennis Springer, R OBP: 0.167, SLG: 0.235 (5, PH)										1	0	0	0	0	0	0						
Mike Lowell, R OBP: 0.306, SLG: 0.386 (5, PH)										1	0	1	0	0	0	0						
Braden Looper, R OBP: 0.306, SLG: 0.386 (5, PH)										0	0	0	0	0	0	0						
Jesus Sanchez, L OBP: 0.157, SLG: 0.157 (7, 1)										0	0	0	0	0	0	0						
Preston Wilson, R OBP: 0.157, SLG: 0.157 (8, PH)										1	1	1	1	0	0	0						
Antonio Alfonseca, R OBP: 0.157, SLG: 0.157 (8, 1)										0	0	0	0	0	0	0						
Mark Kotsay, L OBP: 0.264, SLG: 0.368 (9, PH)										1	0	0	0	0	1	2						
Inning Stats	R: 0 E: 0 K: 0 S: 6	H: 0 LOB: 0 BB: 0 P: 9	R: 0 E: 0 K: 1 S: 11	H: 2 LOB: 2 BB: 0 P: 18	R: 0 E: 0 K: 1 S: 9	H: 0 LOB: 0 BB: 0 P: 11	R: 0 E: 0 K: 0 S: 10	H: 1 LOB: 1 BB: 1 P: 19	R: 0 E: 0 K: 0 S: 7	H: 2 LOB: 1 BB: 0 P: 10	R: 0 E: 0 K: 0 S: 8	H: 2 LOB: 1 BB: 0 P: 10	R: 0 E: 0 K: 1 S: 5	H: 0 LOB: 0 BB: 0 P: 7	R: 2 E: 0 K: 1 S: 13	H: 3 LOB: 1 BB: 0 P: 23	R: 1 E: 0 K: 1 S: 12	H: 2 LOB: 3 BB: 1 P: 20	1B: 9 2B: 2 3B: 0 HR: 1	SF: 0 SAC: 0 DP: 2 HBP: 1	WP: 0 PB: 0 SB: 0 CS: 0	PA: 39
PITCHER	IP	WLS	BF	H	R	ER	SO	BB	IBB	HBP	BLK	WP	HR	S	P	ERA	WHIP					
Brian Anderson, L ERA: 8.0 (1, 1)	7.0	W	28	9	2	2	3	1	0	0	0	0	1	61	93	2.57	1.429					
Darren Holmes, R ERA: 2.77 (8, 1)	1.0	H	4	1	0	0	1	0	0	0	0	0	0	8	14	0.00	1.000					
Vladimir Nunez, R ERA: 2.08 (9, 1)	0.1	H	3	1	1	0	0	1	0	0	0	0	0	5	9	27.00	6.000					
Dan Plesac, L ERA: 7.77 (9, 1)	0.1	H	1	0	0	0	1	0	0	0	0	0	0	3	4	0.00	0.000					
Gregg Olson, R ERA: 4.59 (9, 1)	0.1	S	3	1	0	0	0	0	0	1	0	0	0	4	7	0.00	3.000					

Batter	1	2	3	4	5	6	7	8	9	AB	R	H	RBI	BB	SO	LOB	BOTTOM				
Tony Womack, L OBP: 0.324, SLG: 0.357 (1,9)	G6-3		SF9	P4						2	0	0	1	1	0	2	Florida Marlins @ Arizona Diamondbacks Bank One Ballpark, Phoenix, AZ Tue Jun 15 1999, 10:05 PM EDT Att: 30,096 - Cloudy - 104 F				
Jay Bell, R OBP: 0.363, SLG: 0.586 (1,4)	F7		F8		G5-3					4	0	0	0	0	1	1					
Luis Gonzalez, L OBP: 0.423, SLG: 0.607 (1,7)	F8			G3-1	F7					4	0	0	0	0	1	0					
Matt Williams, R OBP: 0.367, SLG: 0.625 (1,5)										4	1	2	0	0	0	0					
Steve Finley, L OBP: 0.338, SLG: 0.528 (1,8)										2	1	0	0	2	1	1					
Travis Lee, L OBP: 0.360, SLG: 0.443 (1,3)										4	1	3	1	0	0	1					
Damian Miller, R OBP: 0.329, SLG: 0.461 (1,2)										4	0	1	1	0	1	4					
Andy Fox, L OBP: 0.376, SLG: 0.461 (1,6)										2	1	2	1	1	0	0					
Brian Anderson, R OBP: 0.182, SLG: 0.182 (1, 1)										2	0	0	0	0	0	4					
Darren Holmes, R ERA: 4.34 (8, 1)										0	0	0	0	0	0	0					
Vladimir Nunez, R ERA: 3.69 (9, 1)										0	0	0	0	0	0	0					
Dan Plesac, L ERA: 0.94 (9, 1)										0	0	0	0	0	0	0					
Gregg Olson, R ERA: 3.89 (9, 1)										0	0	0	0	0	0	0					
Inning Stats	R: 0 E: 0 K: 0 S: 13	H: 0 LOB: 0 BB: 0 P: 19	R: 0 E: 0 K: 1 S: 9	H: 1 LOB: 1 BB: 0 P: 17	R: 1 E: 0 K: 0 S: 8	H: 1 LOB: 0 BB: 0 P: 11	R: 3 E: 0 K: 0 S: 16	H: 4 LOB: 2 BB: 1 P: 29	R: 0 E: 0 K: 0 S: 4	H: 0 LOB: 0 BB: 0 P: 6	R: 0 E: 0 K: 2 S: 8	H: 1 LOB: 2 BB: 2 P: 14	R: 0 E: 0 K: 2 S: 8	H: 0 LOB: 0 BB: 1 P: 15	R: 0 E: 0 K: 1 S: 10	H: 1 LOB: 1 BB: 0 P: 11	1B: 6 2B: 3 3B: 0 HR: 0	SF: 1 SAC: 1 DP: 1 HBP: 0	WP: 0 PB: 0 SB: 3 CS: 0	PA: 34	
PITCHER	IP	WLS	BF	H	R	ER	SO	BB	IBB	HBP	BLK	WP	HR	S	P	ERA	WHIP				
Dennis Springer, R ERA: 4.34 (1, 1)	4.0	L	19	6	4	4	1	1	0	0	0	0	0	46	76	9.00	1.750				
Braden Looper, R ERA: 3.69 (5, 1)	2.0		8	1	0	0	0	1	1	0	0	0	0	10	20	0.00	1.000				
Jesus Sanchez, L ERA: 0.94 (7, 1)	1.0		3	0	0	0	2	1	0	0	0	0	0	8	15	0.00	1.000				
Antonio Alfonseca, R ERA: 3.89 (8, 1)	1.0		4	1	0	0	1	0	0	0	0	0	0	10	11	0.00	1.000				

Batter	1	2	3	4	5	6	7	8	9	AB	R	H	RBI	BB	SO	LOB	TOP			
Luis Castillo, S OBP: 0.357, SLG: 0.359										5	2	2	1	0	1	4				
Alex Gonzalez, R OBP: 0.321, SLG: 0.460										4	1	3	0	0	1	1				
Cliff Floyd, L OBP: 0.370, SLG: 0.473										3	0	1	3	0	1	2				
Danny Bautista, R OBP: 0.353, SLG: 0.412										1	0	0	0	0	0	1				
Bruce Aven, R OBP: 0.414, SLG: 0.615										4	0	1	1	1	0	3				
Preston Wilson, R OBP: 0.313, SLG: 0.546										4	2	1	1	0	1	3				
Jesus Sanchez, L OBP: 0.167, SLG: 0.091										0	0	0	0	0	0	0				
Mike Redmond, R OBP: 0.354, SLG: 0.306										0	0	0	0	0	0	0				
Mark Kotsay, L OBP: 0.300, SLG: 0.373										4	2	2	0	1	0	2				
Kevin Orte, R OBP: 0.322, SLG: 0.417										4	1	1	2	1	1	3				
Jorge Fabregas, L OBP: 0.291, SLG: 0.346										2	1	0	0	2	0	0				
Mike Lowell, R OBP: 0.291, SLG: 0.362										1	0	0	0	0	0	1				
Matt Mantei, R OBP: 0.291, SLG: 0.362										0	0	0	0	0	0	0				
Livan Hernandez, R OBP: 0.303, SLG: 0.438										4	1	2	1	0	1	2				
Vic Darenbourg, L OBP: 0.303, SLG: 0.438										0	0	0	0	0	0	0				
Antonio Alfonseca, R OBP: 0.303, SLG: 0.438										0	0	0	0	0	0	0				
Kevin Millar, R OBP: 0.400, SLG: 0.400										0	0	0	0	0	0	0				
Inning Stats	R: 0 E: 0 K: 1 S: 7	H: 1 LOB: 1 BB: 0 P: 9	R: 2 E: 0 K: 1 S: 10	H: 2 LOB: 0 BB: 0 P: 14	R: 1 E: 0 K: 0 S: 7	H: 2 LOB: 0 BB: 0 P: 11	R: 5 E: 2 K: 0 S: 22	H: 3 LOB: 1 BB: 2 P: 40	R: 1 E: 0 K: 2 S: 12	H: 1 LOB: 2 BB: 1 P: 22	R: 0 E: 0 K: 1 S: 12	H: 1 LOB: 0 BB: 0 P: 11	R: 1 E: 0 K: 0 S: 10	H: 2 LOB: 0 BB: 0 P: 16	R: 0 E: 0 K: 0 S: 7	H: 0 LOB: 0 BB: 1 P: 13	1B: 9 2B: 3 3B: 0 HR: 2	SF: 1 SAC: 0 DP: 3 HBP: 2	WP: 2 PB: 1 CS: 0	PA: 44
PITCHER	IP WLS BF H R ER SO BB IBB HBP BLK WP HR S P ERA WHIP																			
Pedro Astacio, R ERA: 5.2	3.1 20 7 8 7 2 2 0 1 0 0 2 41 67 18.90 2.700																			
Jerry Dipoto, R ERA: 4.23	0.2 2 1 0 0 0 0 0 0 0 0 1 0 5 7 0.00 1.500																			
Curt Leskanic, R ERA: 4.86	3.0 15 3 1 0 4 1 1 1 0 0 1 0 33 55 0.00 1.333																			
Mike DeJean, R ERA: 6.53	1.0 4 2 1 1 0 0 0 0 0 0 0 0 10 16 9.00 2.000																			
Chuck McElroy, L ERA: 6.2	1.0 W 3 0 0 0 0 1 0 0 0 0 0 0 7 13 0.00 1.000																			

Florida Marlins @ Colorado Rockies
Coors Field, Denver, CO
Fri Jun 18 1999, 7:05 PM MDT
Att: 46,394 - Unknown - 78 F

AB 36
R 10
H 13
RBI 9
BB 5
SO 6
LOB 22



Batter	1	2	3	4	5	6	7	8	9	AB	R	H	RBI	BB	SO	LOB	BOTTOM					
Darryl Hamilton, L OBP: 0.373, SLG: 0.406										4	1	1	0	1	0	1						
Neftali Perez, S OBP: 0.308, SLG: 0.399										5	1	2	1	0	0	4						
Larry Walker, L OBP: 0.433, SLG: 0.668										5	1	2	1	0	0	3						
Dante Bichette, R OBP: 0.322, SLG: 0.496										5	2	3	0	0	0	3						
Vinny Castilla, R OBP: 0.341, SLG: 0.485										5	2	2	2	0	1	3						
17 Todd Helton, L OBP: 0.360, SLG: 0.521										5	2	3	5	0	0	1						
7 Kurt Abbott, R OBP: 0.311, SLG: 0.464										4	1	2	1	0	0	0						
Henry Blanco, R OBP: 0.356, SLG: 0.435										3	0	1	0	0	0	0						
Jeff Reed, L OBP: 0.370, SLG: 0.371										1	0	1	1	0	0	0						
Pedro Astacio, R ERA: 5.2										1	0	0	0	0	1	2						
Jerry Dipoto, R ERA: 4.23										0	0	0	0	0	0	0						
Edgard Clemente, R ERA: 4.86										1	0	0	0	0	0	0						
Curt Leskanic, R ERA: 4.23										0	0	0	0	0	0	0						
Lenny Harris, L ERA: 6.2										1	1	1	0	0	0	0						
Mike DeJean, R ERA: 6.53										0	0	0	0	0	0	0						
Angel Echevarria, R ERA: 6.2										1	0	0	0	0	0	1						
Chuck McElroy, L ERA: 6.2										0	0	0	0	0	0	0						
Inning Stats	R: 0 E: 0 K: 0 S: 4	H: 1 LOB: 0 BB: 0 P: 5	R: 2 E: 1 K: 1 S: 18	H: 5 LOB: 3 BB: 1 P: 29	R: 2 E: 0 K: 0 S: 6	H: 2 LOB: 0 BB: 0 P: 10	R: 0 E: 0 K: 0 S: 7	H: 0 LOB: 0 BB: 0 P: 10	R: 0 E: 0 K: 1 S: 12	H: 1 LOB: 1 BB: 0 P: 18	R: 0 E: 0 K: 0 S: 9	H: 0 LOB: 0 BB: 0 P: 12	R: 3 E: 0 K: 0 S: 8	H: 4 LOB: 1 BB: 0 P: 10	R: 1 E: 0 K: 0 S: 12	H: 2 LOB: 1 BB: 0 P: 19	R: 3 E: 0 K: 0 S: 5	H: 3 LOB: 0 BB: 0 P: 7	1B: 10 2B: 5 3B: 0 HR: 3	SF: 0 SAC: 0 DP: 1 HBP: 0	WP: 0 PB: 0 CS: 0	PA: 42
PITCHER	IP WLS BF H R ER SO BB IBB HBP BLK WP HR S P ERA WHIP																					
Livan Hernandez, R ERA: 4.83	0.1 H 1 0 0 0 0 0 0 0 0 0 0 1 2 0.00 0.000																					
Vic Darenbourg, L ERA: 7.11	0.1 H 3 2 1 1 0 0 0 0 0 0 0 9 14 27.00 6.000																					
Antonio Alfonseca, R ERA: 4.11	0.2 H 2 0 0 0 0 0 0 0 0 0 0 3 5 0.00 0.000																					
Jesus Sanchez, L ERA: 6.26	0.1 L 4 3 3 3 0 0 0 0 0 0 0 2 5 7 81.00 9.000																					
Matt Mantei, R ERA: 2.67																						

Florida Marlins @ Colorado Rockies
Coors Field, Denver, CO
Fri Jun 18 1999, 7:05 PM MDT
Att: 46,394 - Unknown - 78 F


AB 41
R 11
H 18
RBI 11
BB 1
SO 2
LOB 18



Batter	1	2	3	4	5	6	7	8	9	AB	R	H	RBI	BB	SO	LOB	TOP					
Luis Castillo, S (1.4) OBP: 0.355, SLG: 0.357										4	0	1	0	0	2	0	Florida Marlins @ Colorado Rockies Coors Field, Denver, CO Sat Jun 19 1999, 6:05 PM MDT Att: 47,051 - Cloudy - 83 F					
Alex Gonzalez, R (1.6) OBP: 0.317, SLG: 0.453										4	0	0	0	0	1	1						
Cliff Floyd, L (1.7) OBP: 0.362, SLG: 0.462										4	0	0	0	0	0	1						
Danny Bautista, R (1.9) OBP: 0.333, SLG: 0.381										4	0	1	0	0	0	0						
Preston Wilson, R (1.8) OBP: 0.307, SLG: 0.534										4	0	0	0	0	1	1						
Kevin Oris, R (1.5) OBP: 0.326, SLG: 0.419										4	1	2	0	0	0	1						
Kevin Millar, R (1.3) OBP: 0.404, SLG: 0.417										4	1	2	0	0	1	1						
Mike Redmond, R (1.2) OBP: 0.354, SLG: 0.307										3	0	1	2	0	0	2						
Alex Fernandez, R (1.1) OBP: 0.231, SLG: 0.462										1	0	0	0	0	0	0						
Mike Lowell, R (6, PH) OBP: 0.286, SLG: 0.354										1	0	0	0	0	0	0						
Braden Looper, R (6, 1) OBP: 0.368, SLG: 0.402										0	0	0	0	0	0	0						
Dave Berg, R (7, PH) OBP: 0.368, SLG: 0.402										1	0	0	0	0	0	1						
Brian Edmondson, R (7, 1) OBP: 0.444, SLG: 0.667										0	0	0	0	0	0	0						
Inning Stats	R: 0 E: 0 K: 1 S: 8	H: 0 LOB: 0 BB: 0 P: 14	R: 0 E: 0 K: 0 S: 11	H: 2 LOB: 2 BB: 0 P: 21	R: 0 E: 0 K: 0 S: 4	H: 0 LOB: 0 BB: 0 P: 7	R: 0 E: 0 K: 0 S: 7	H: 0 LOB: 0 BB: 0 P: 10	R: 0 E: 0 K: 0 S: 10	H: 0 LOB: 0 BB: 0 P: 13	R: 0 E: 0 K: 0 S: 6	H: 1 LOB: 1 BB: 0 P: 12	R: 2 E: 0 K: 0 S: 12	H: 3 LOB: 1 BB: 0 P: 22	R: 0 E: 0 K: 2 S: 8	H: 0 LOB: 0 BB: 0 P: 14	R: 0 E: 0 K: 2 S: 13	H: 1 LOB: 1 BB: 0 P: 20	1B: 6 2B: 1 3B: 0 HR: 0	SF: 0 SAC: 0 DP: 0 HBP: 0	WP: 0 PB: 0 SB: 0 CS: 0	PA: 34
PITCHER	IP WLS BF H R ER SO BB IBB HBP BLK WP HR S P ERA WHIP																					
Bobby Jones, L (1, 1) ERA: 4.69	7.0 W 27 6 2 2 1 0 0 0 0 0 0 0 58 99 2.57 0.857																					
Jerry Dipoto, R (8, 1) ERA: 4.04	2.0 7 1 0 0 4 0 0 0 0 0 0 0 21 34 0.00 0.500																					

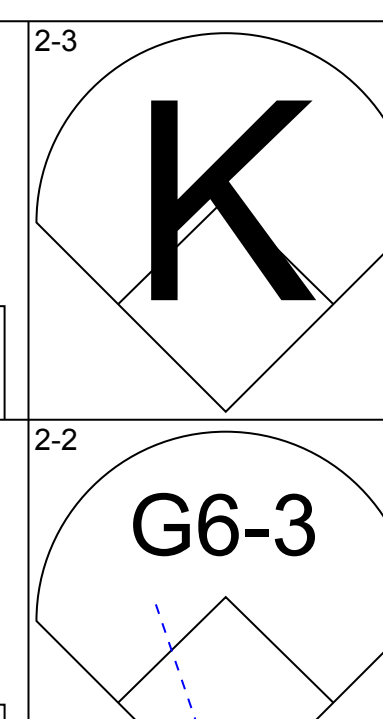
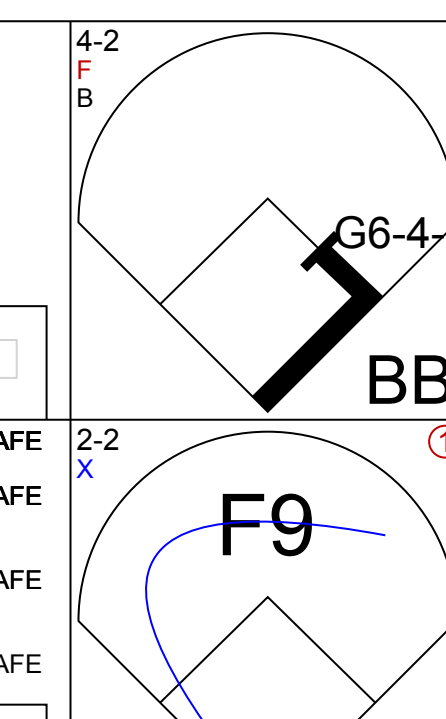
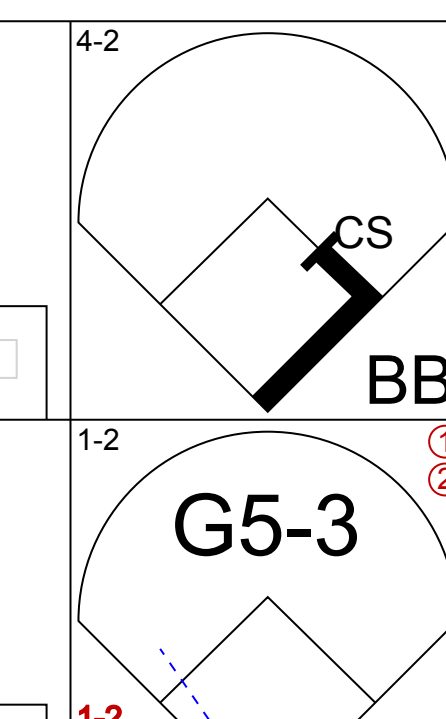
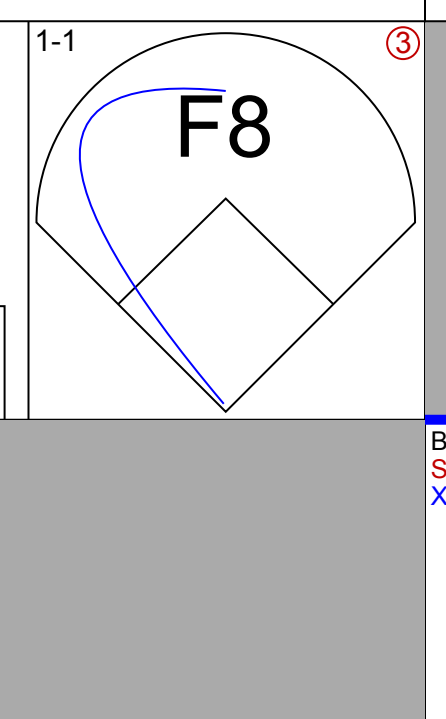
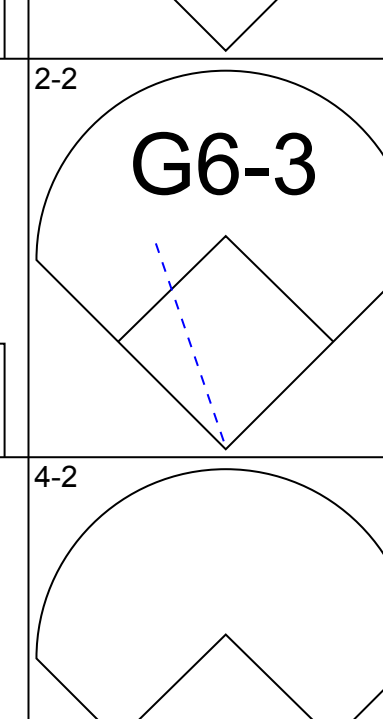
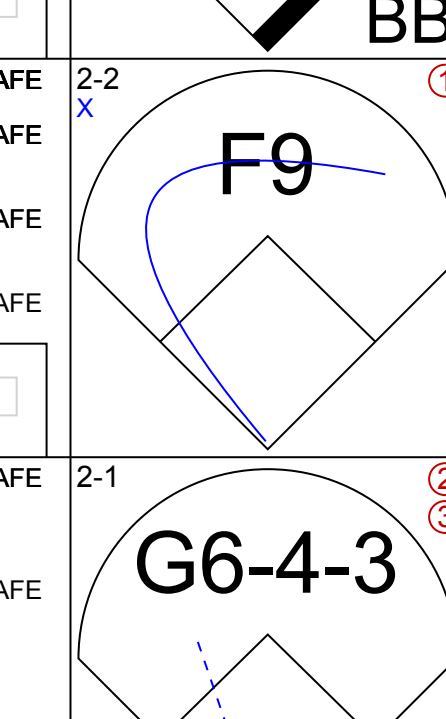
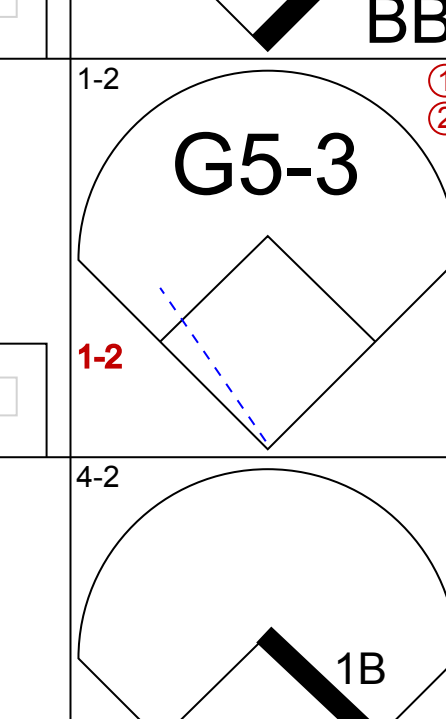
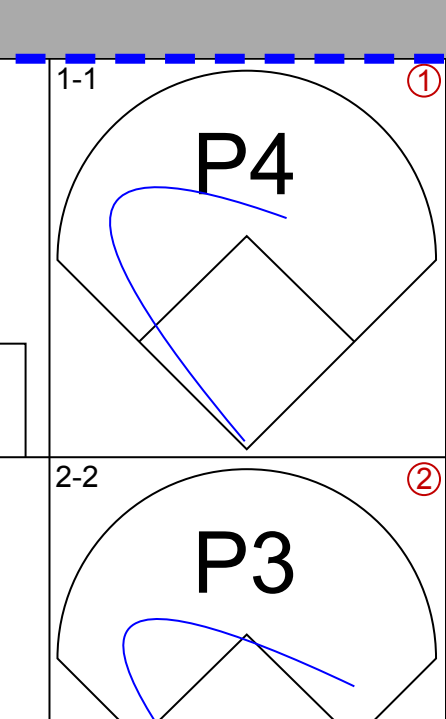
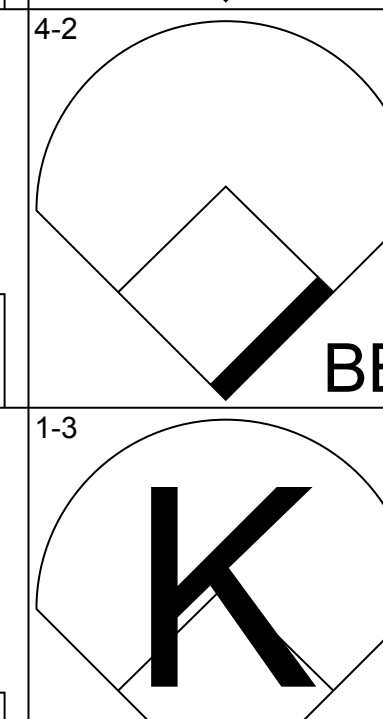
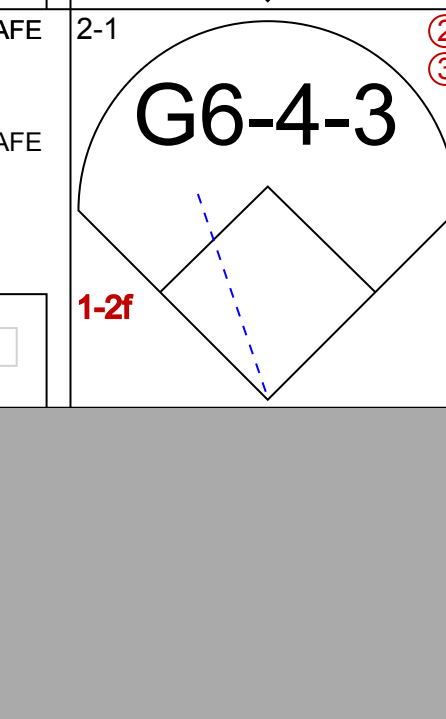
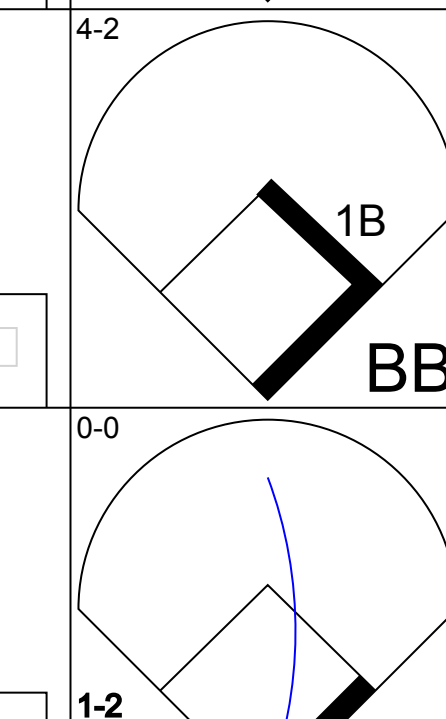
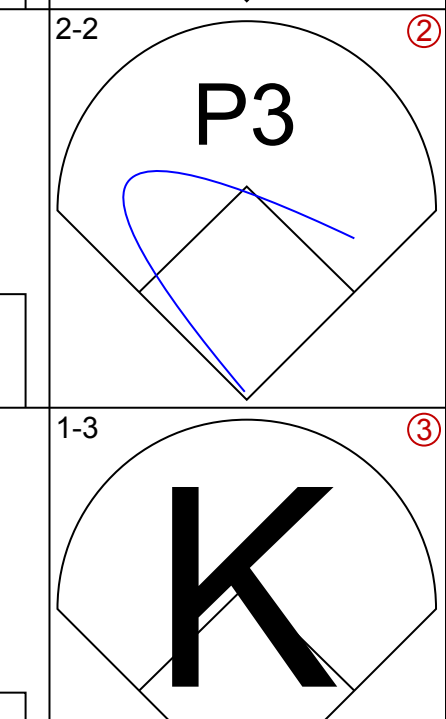
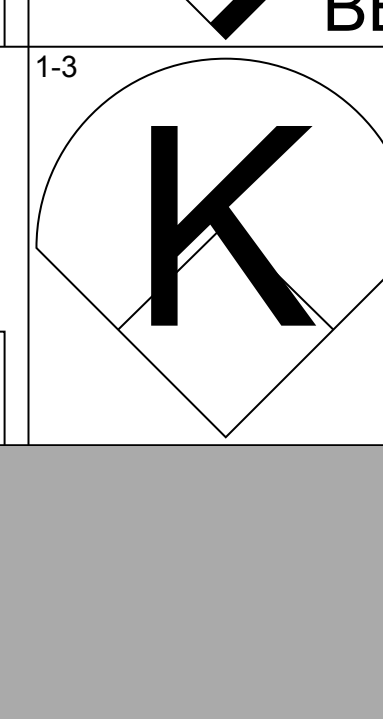
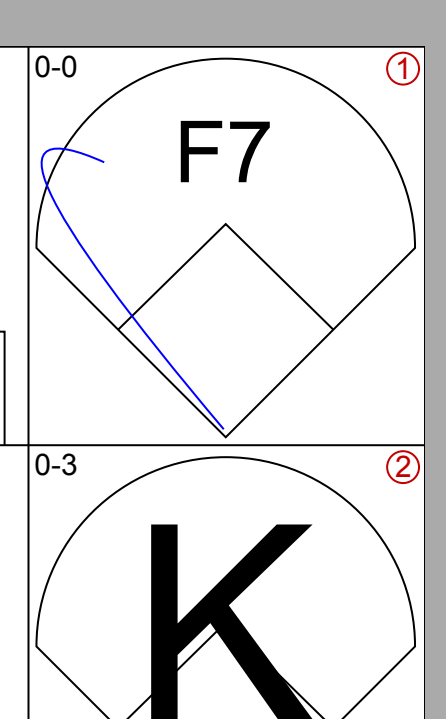
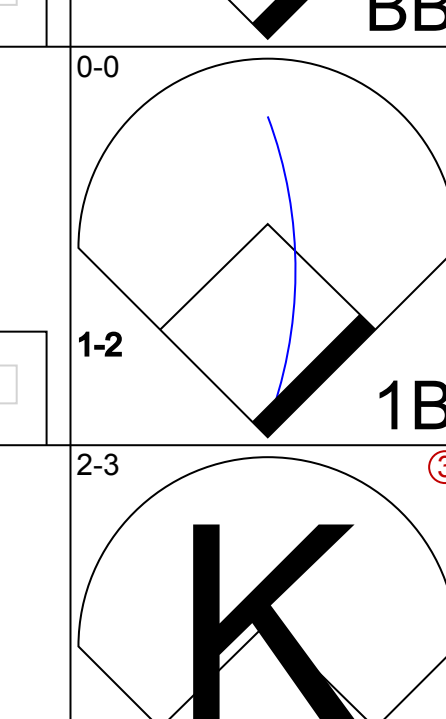
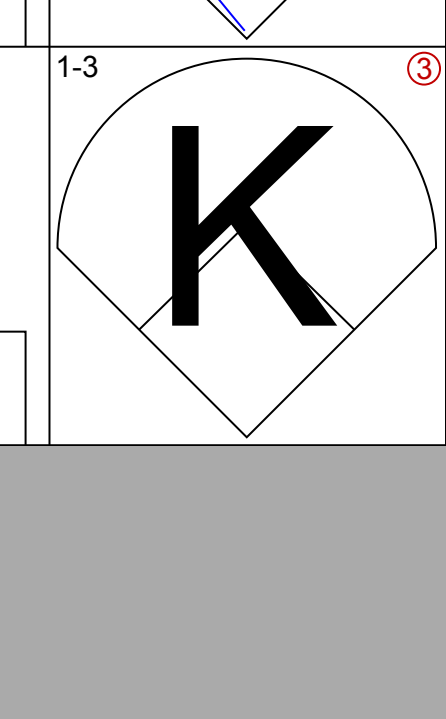
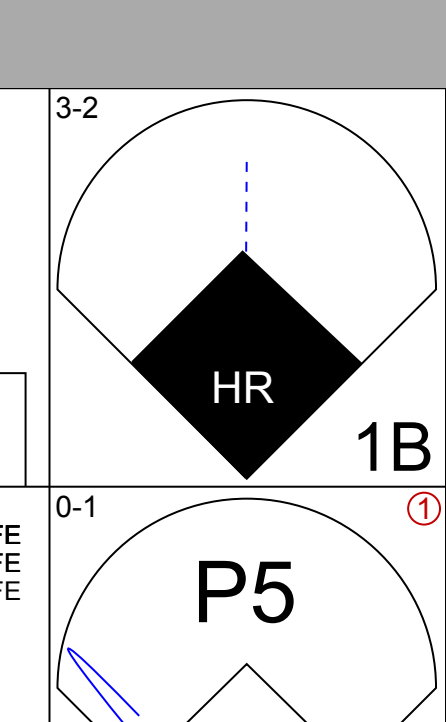
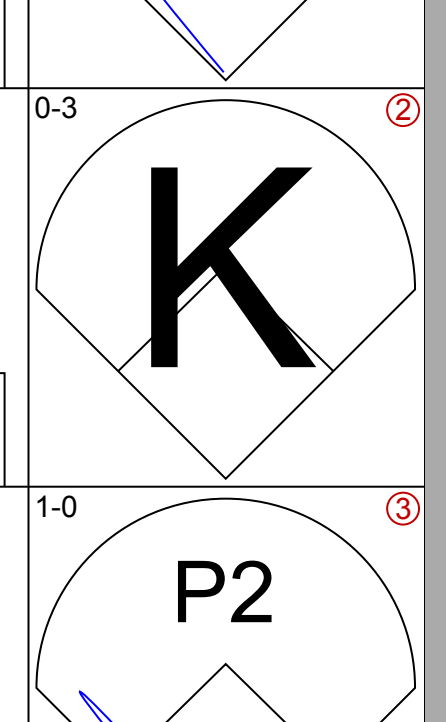
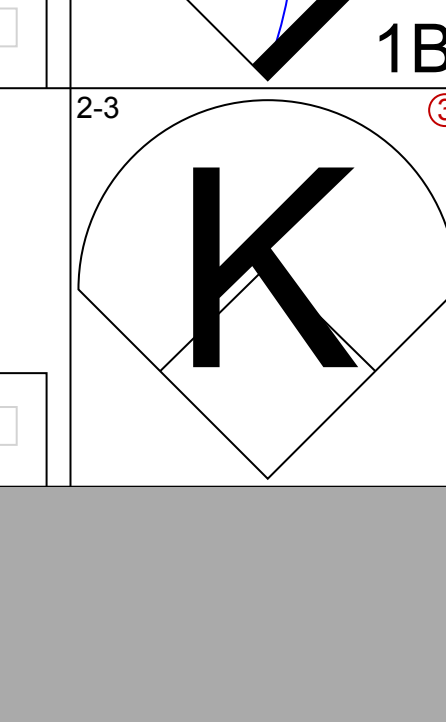
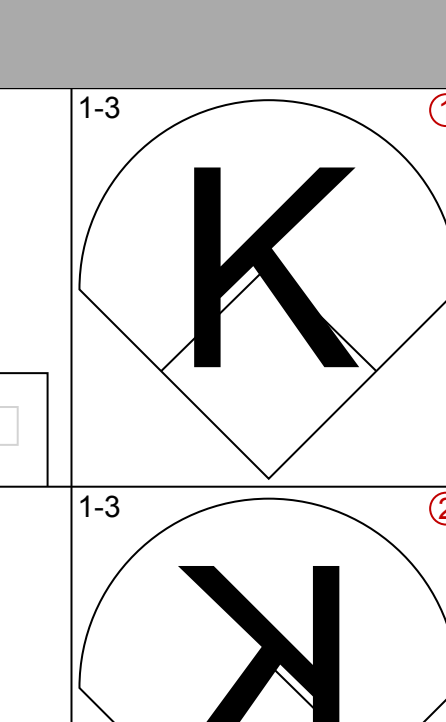
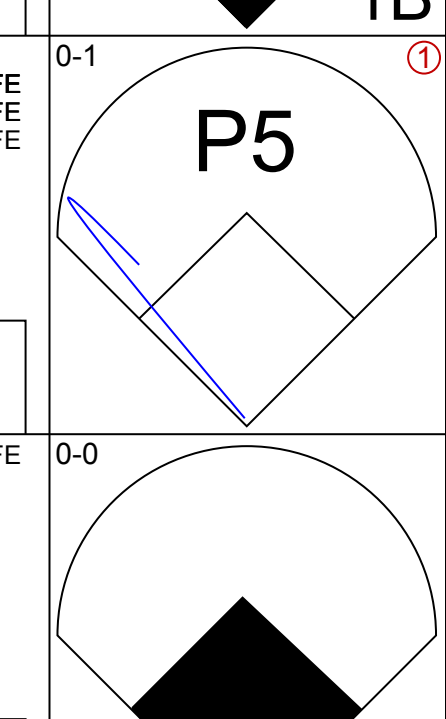
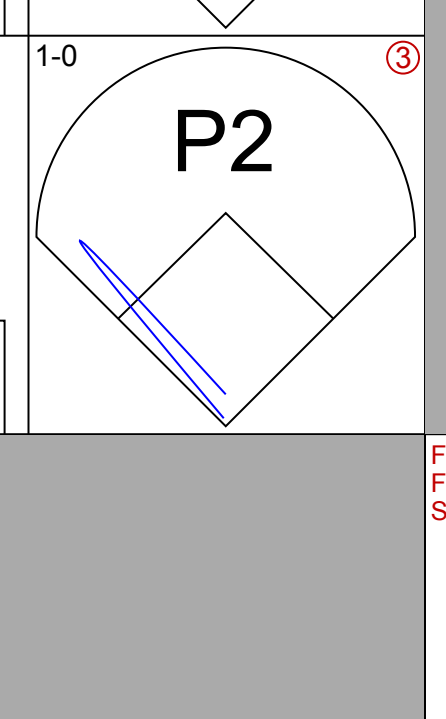
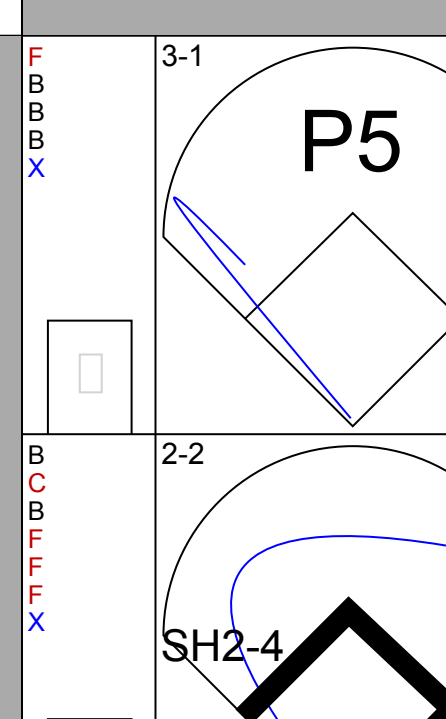
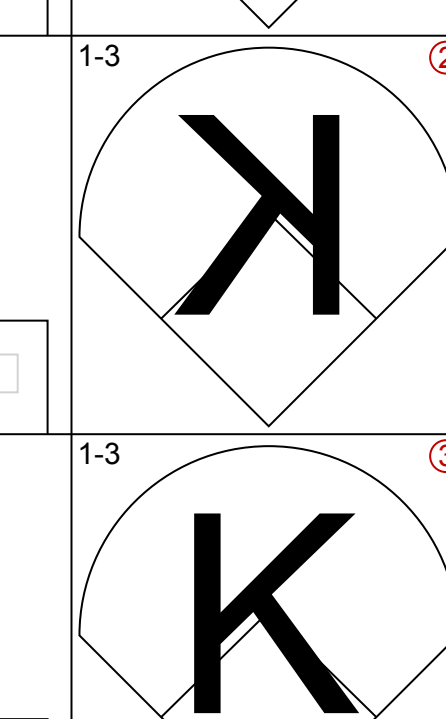
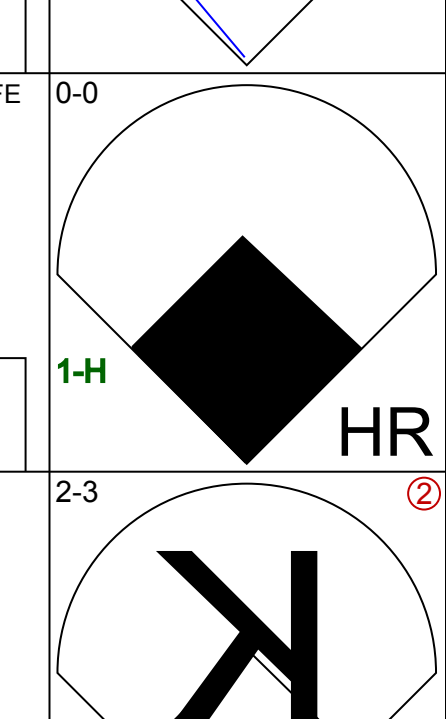
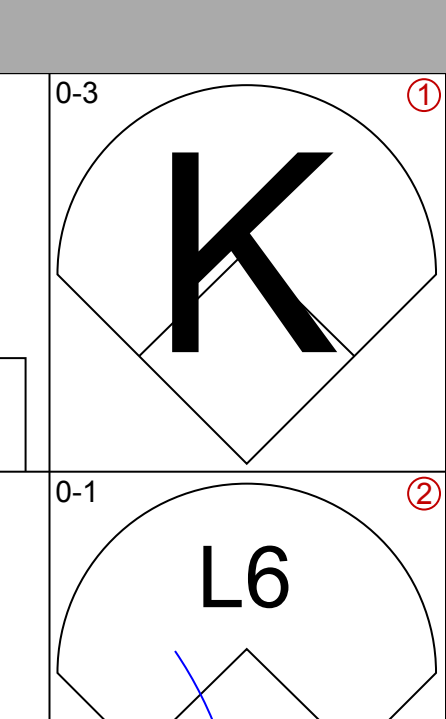
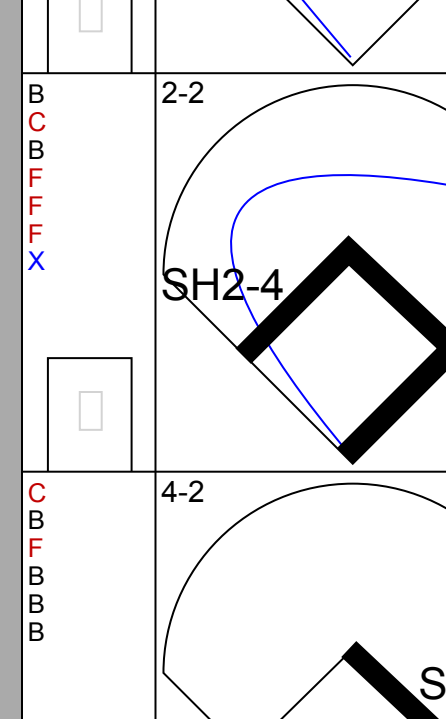
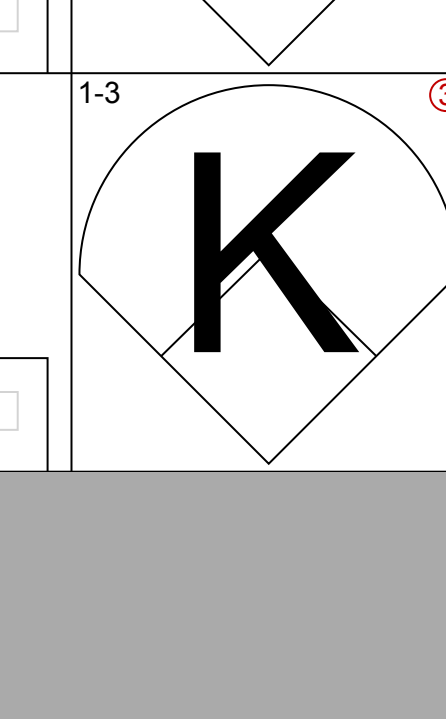
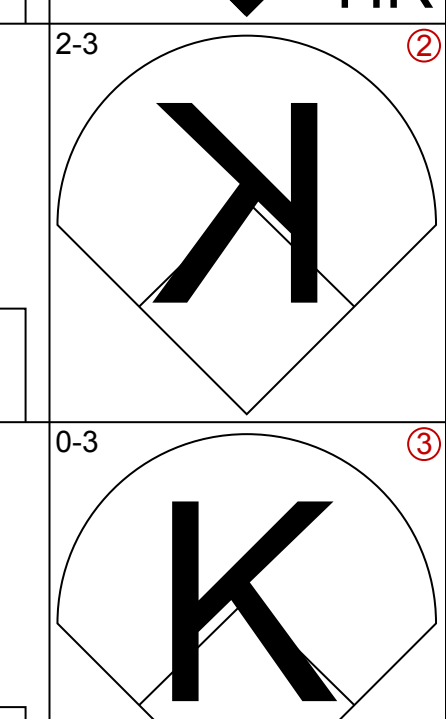
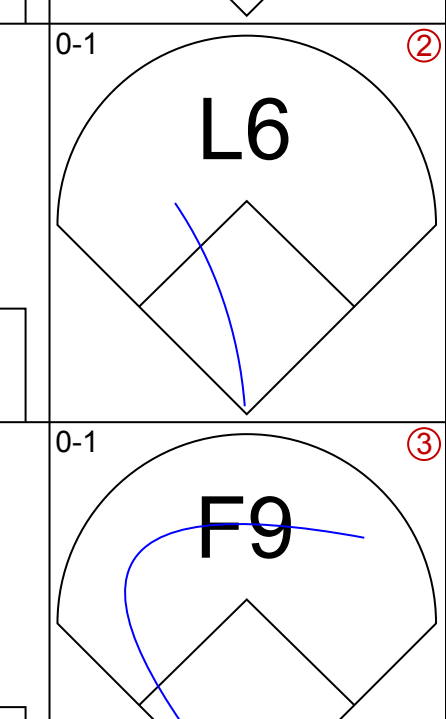
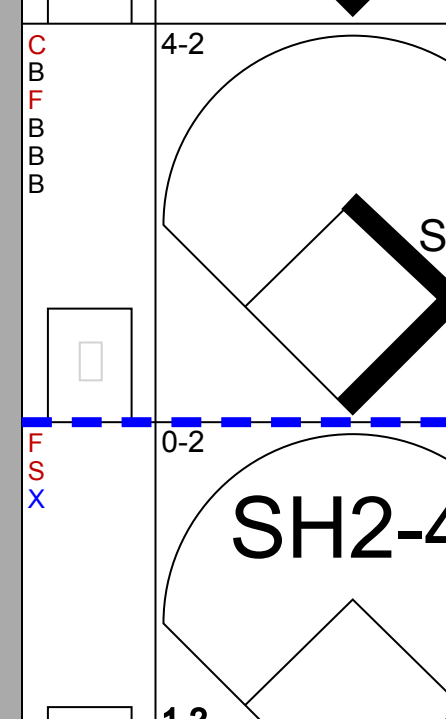
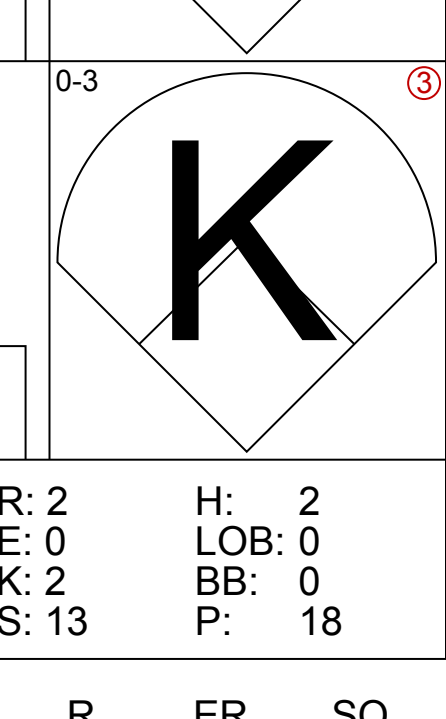
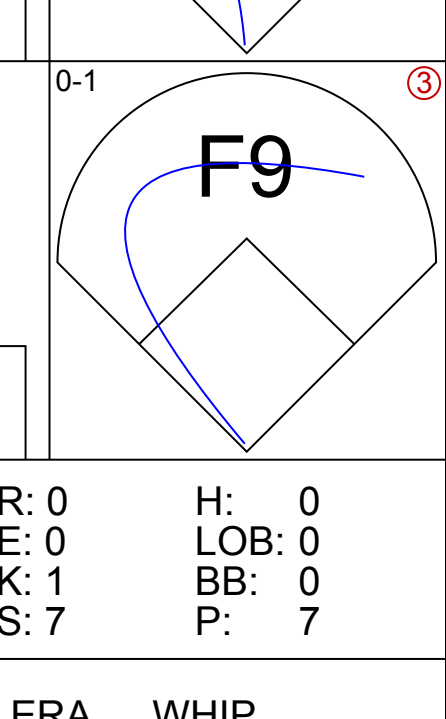
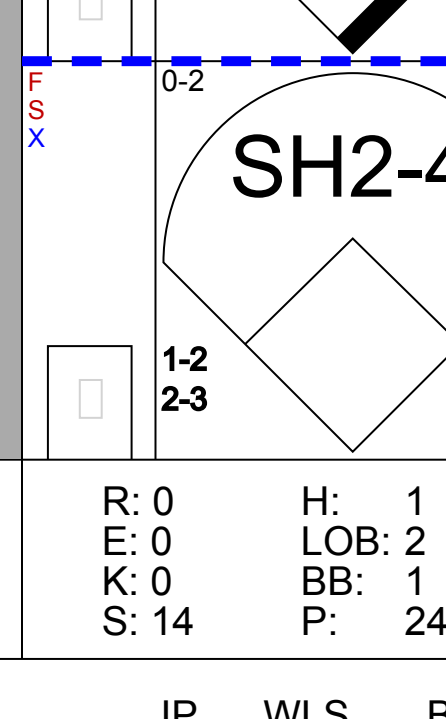

Batter	1	2	3	4	5	6	7	8	9	AB	R	H	RBI	BB	SO	LOB	BOTTOM			
Darryl Hamilton, L (1.8) OBP: 0.374, SLG: 0.406										5	3	2	1	0	0	2	Florida Marlins @ Colorado Rockies Coors Field, Denver, CO Sat Jun 19 1999, 6:05 PM MDT Att: 47,051 - Cloudy - 83 F			
Neftali Perez, S (1.6) OBP: 0.306, SLG: 0.395										5	1	1	0	0	0	3				
Larry Walker, L (1.9) OBP: 0.437, SLG: 0.690										4	1	3	5	0	0	0				
Edgard Clemente, R (9, 9) OBP: 0.333, SLG: 0.500										5	0	1	0	0	1	2				
Dante Bichette, R (1, 7) OBP: 0.320, SLG: 0.490										0	0	0	0	0	0	0				
Angel Echevarria, R (9, 7) OBP: 0.373, SLG: 0.618										0	0	0	0	0	0	0				
Vinny Castilla, R (1, 5) OBP: 0.335, SLG: 0.475										5	0	0	0	0	2	4				
17 Todd Helton, L (1, 3) OBP: 0.371, SLG: 0.557										4	2	4	1	0	0	0				
7 Kurt Abbott, R (1, 4) OBP: 0.308, SLG: 0.483										4	1	1	0	0	1	3				
Henry Blanco, R (1, 2) OBP: 0.361, SLG: 0.448										4	1	2	1	0	0	2				
Bobby Jones, R (1, 1) OBP: 0.231, SLG: 0.182										3	1	1	1	0	0	2				
Lenny Harris, L (7, PH) OBP: 0.244, SLG: 0.244										1	0	0	0	0	0	1				
Jerry Dipoto, R (8, 1) ERA: 4.67										0	0	0	0	0	0	0				
Inning Stats	R: 1 E: 1 K: 0 S: 7	H: 2 LOB: 1 BB: 0 P: 7	R: 0 E: 0 K: 0 S: 11	H: 1 LOB: 1 BB: 0 P: 17	R: 0 E: 0 K: 1 S: 13	H: 2 LOB: 2 BB: 0 P: 20	R: 0 E: 0 K: 1 S: 14	H: 4 LOB: 1 BB: 0 P: 19	R: 2 E: 0 K: 0 S: 14	H: 3 LOB: 1 BB: 0 P: 25	R: 0 E: 0 K: 0 S: 3	H: 0 LOB: 0 BB: 0 P: 3	R: 0 E: 0 K: 1 S: 7	H: 1 LOB: 1 BB: 0 P: 12	R: 2 E: 0 K: 1 S: 10	H: 2 LOB: 0 BB: 0 P: 11	1B: 8 2B: 3 3B: 2 HR: 2	SF: 1 SAC: 0 DP: 0 HBP: 0	WP: 1 PB: 0 SB: 0 CS: 0	PA: 41
PITCHER	IP WLS BF H R ER SO BB IBB HBP BLK WP HR S P ERA WHIP																			
Alex Fernandez, R (1, 1) ERA: 3.23	5.0 L 29 12 8 6 2 0 0 0 0 0 0 0 59 88 10.80 2.400																			
Braden Looper, R (6, 1) ERA: 3.5	1.0 3 0 0 0 0 0 0 0 0 0 0 0 3 3 0.00 0.000																			
Brian Edmondson, R (7, 1) ERA: 4.67	2.0 9 3 2 2 2 0 0 0 0 0 0 1 17 23 9.00 1.500																			

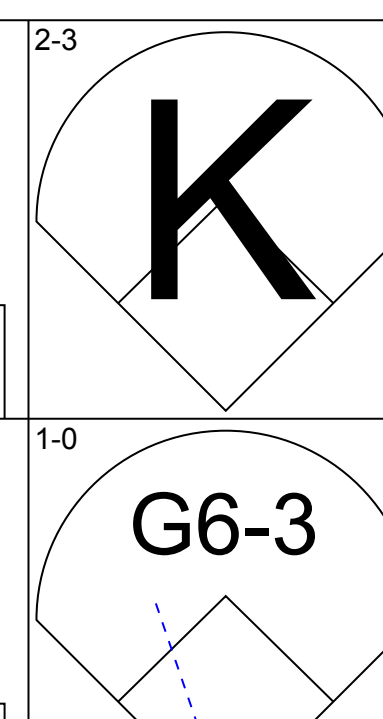
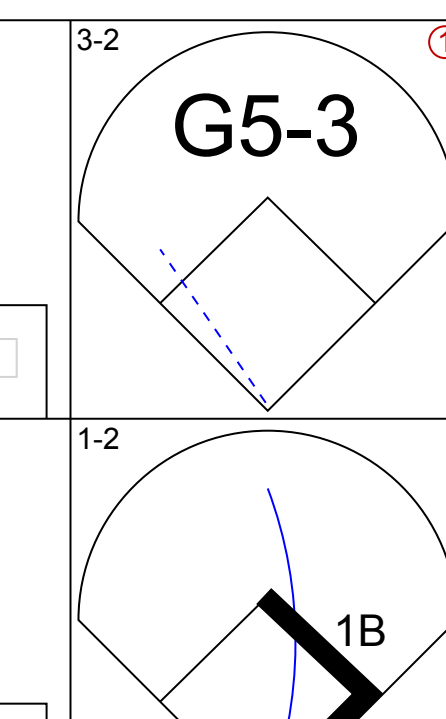
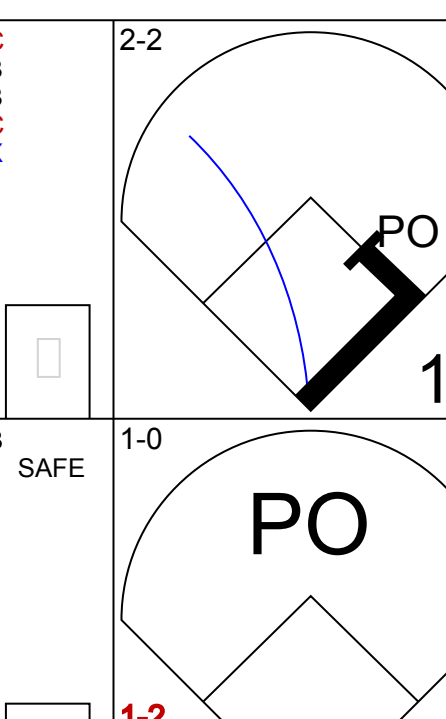
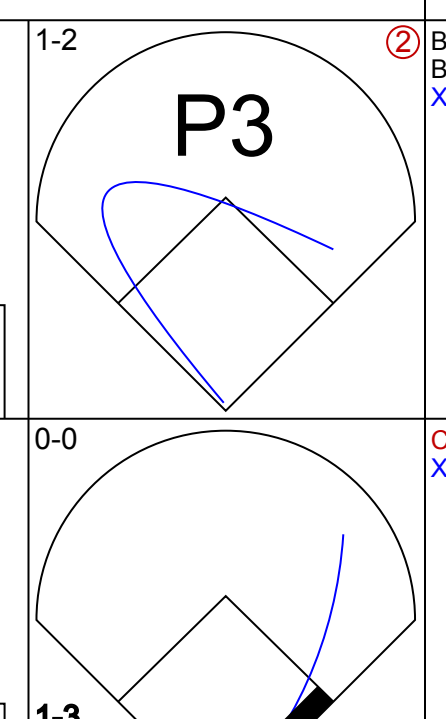

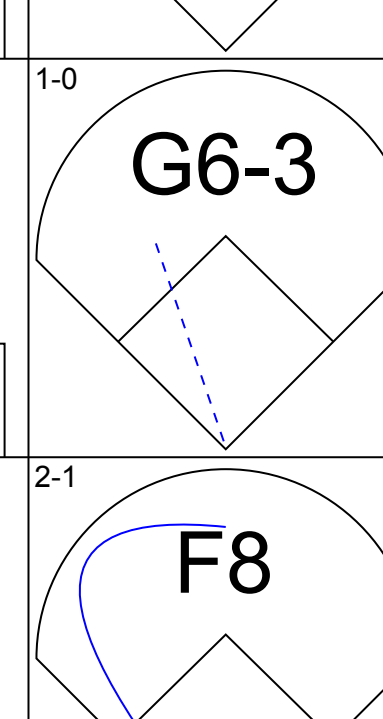
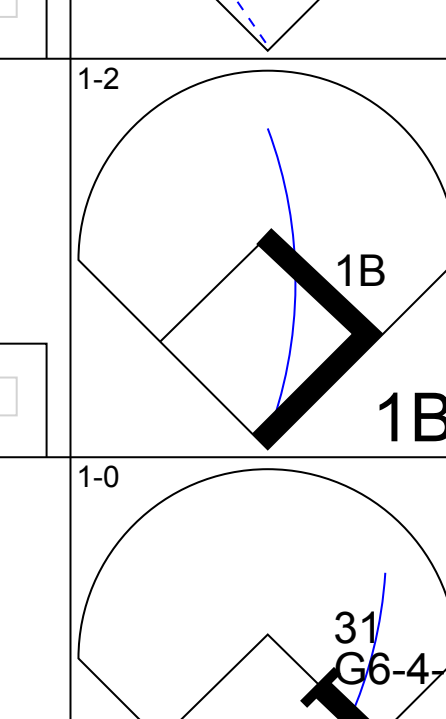
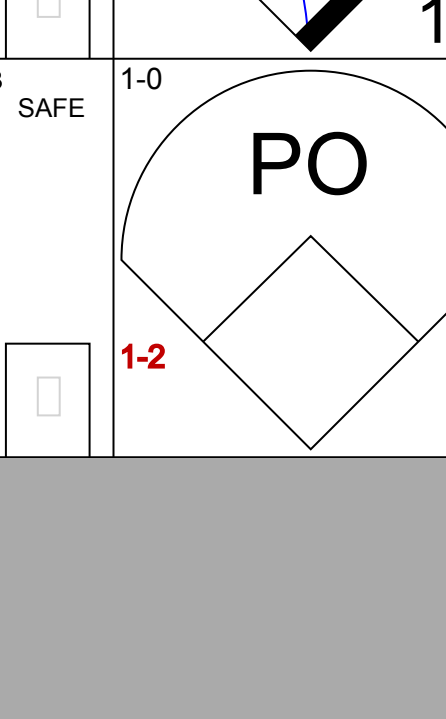
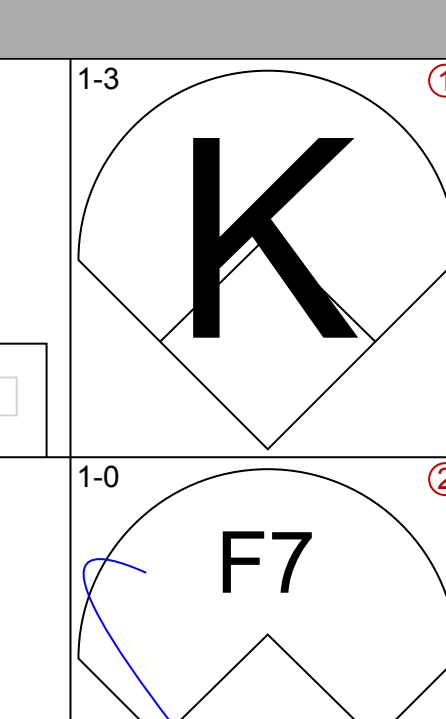
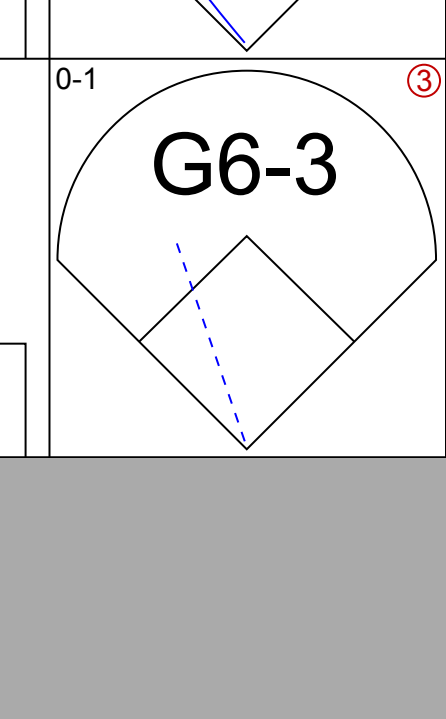

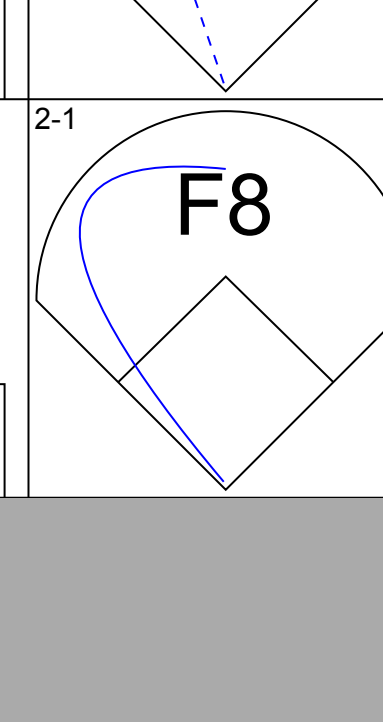
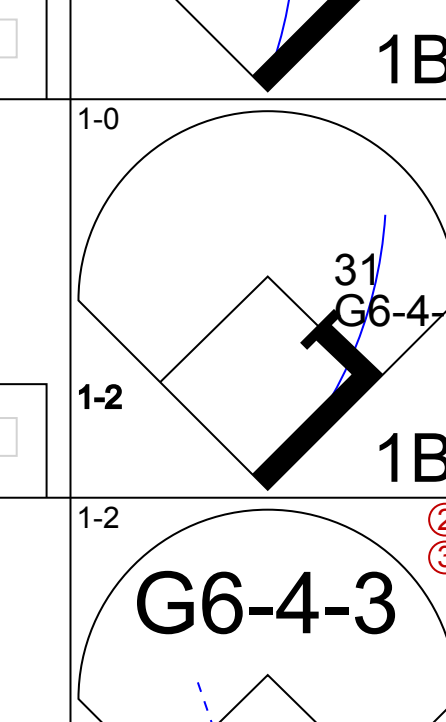

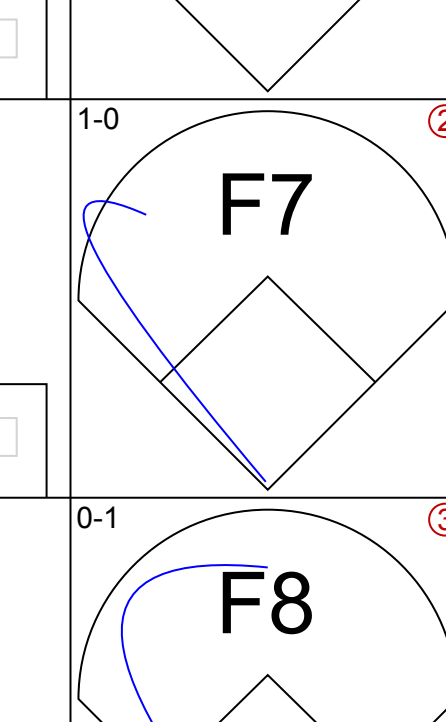
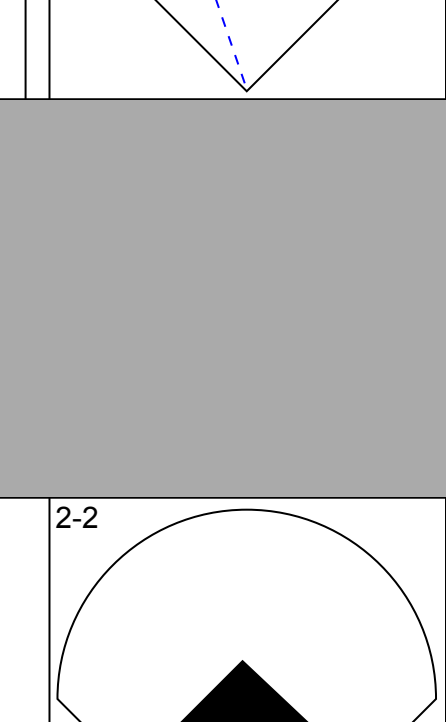
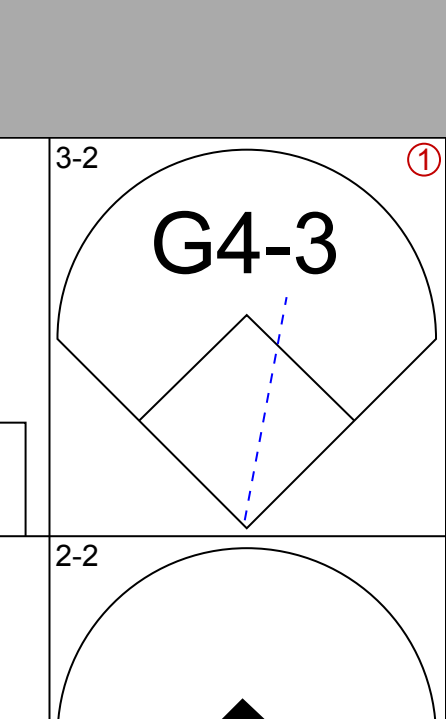
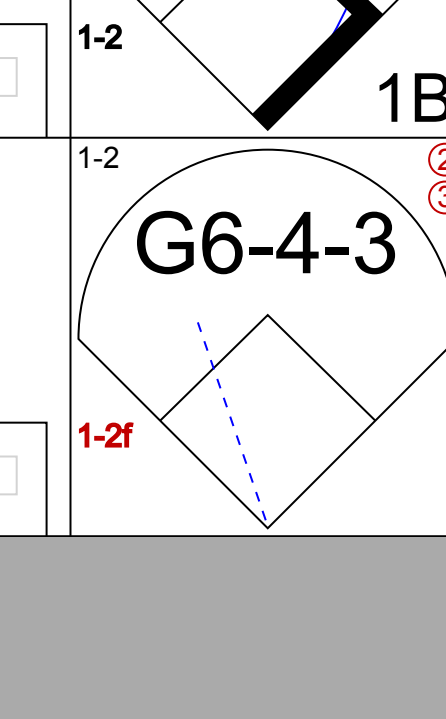
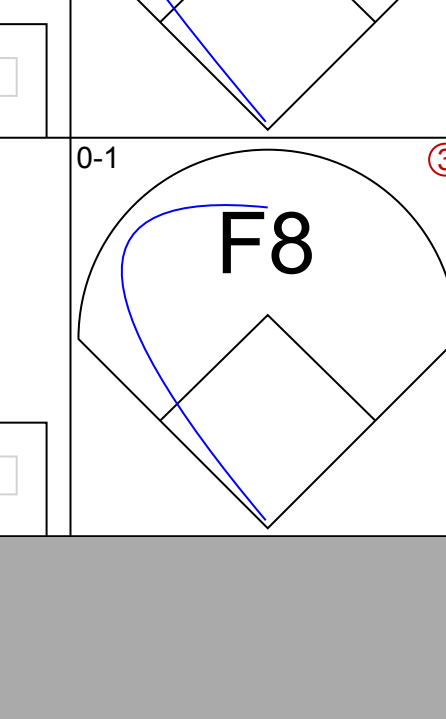
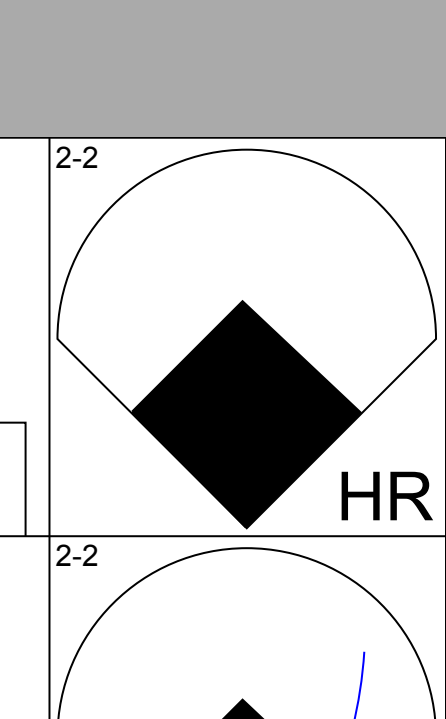
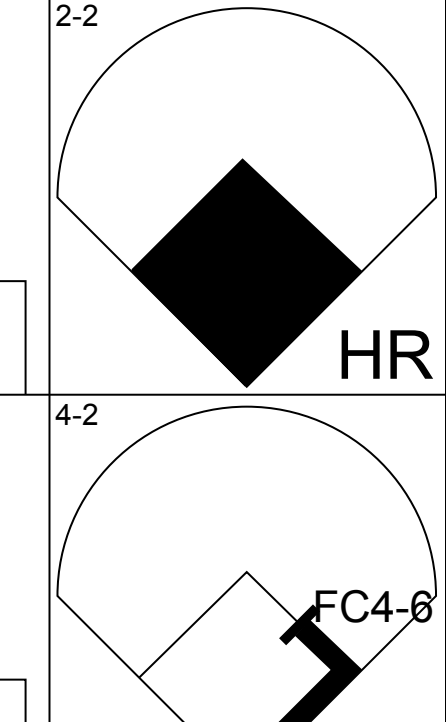
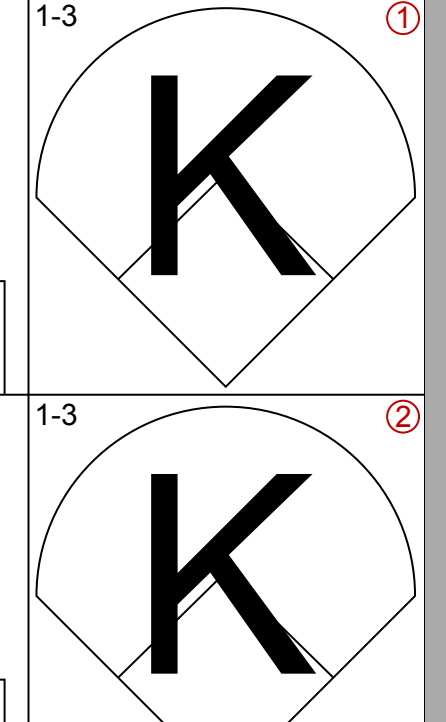
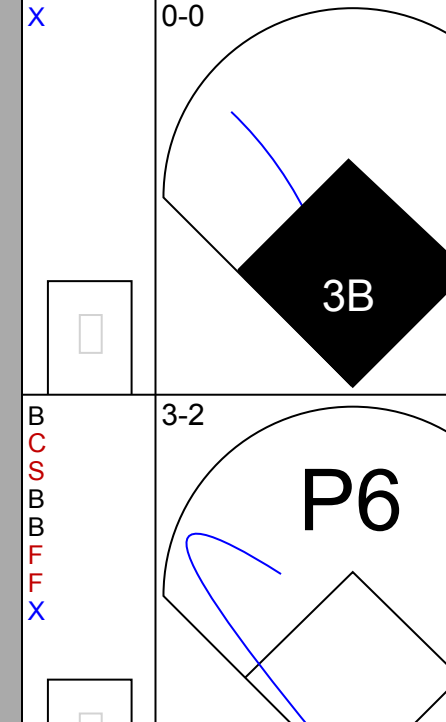

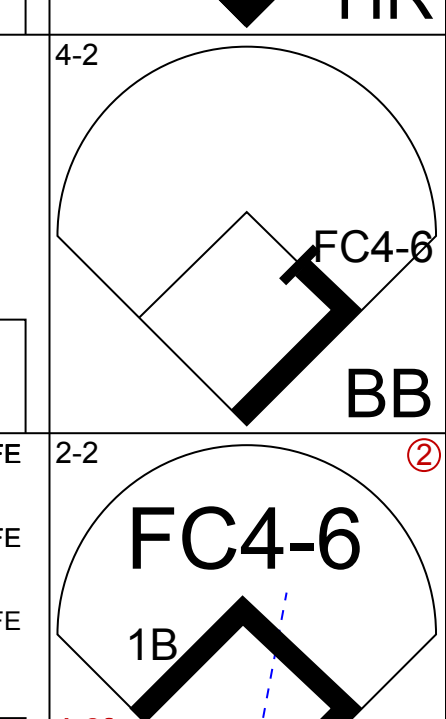
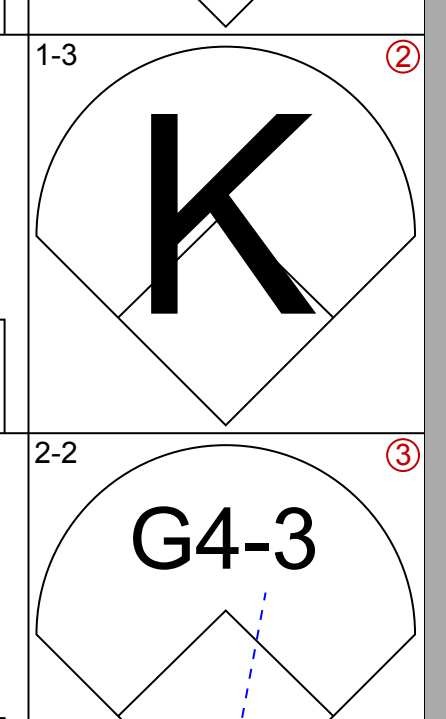
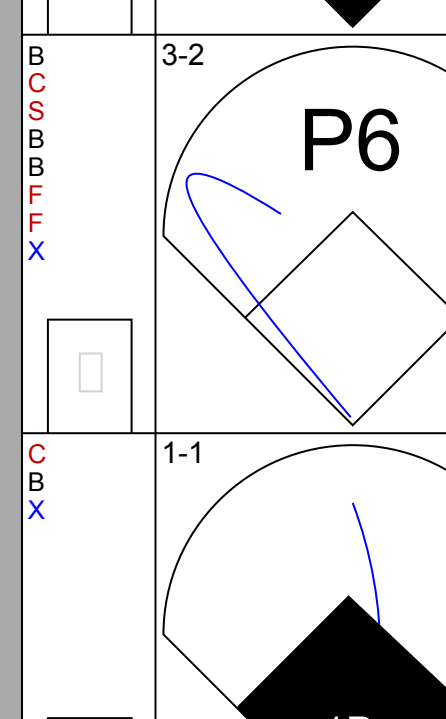

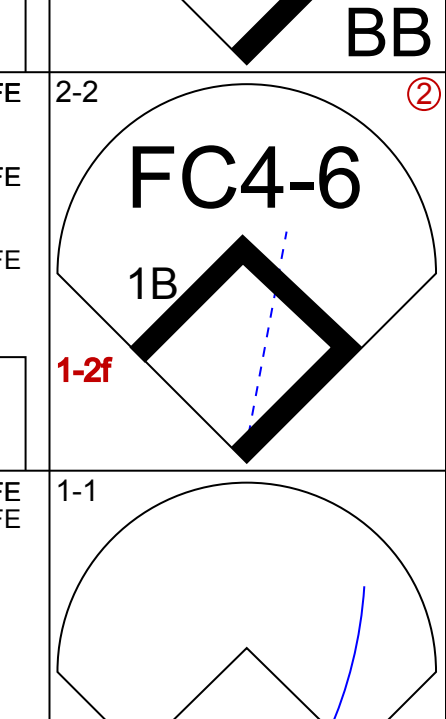
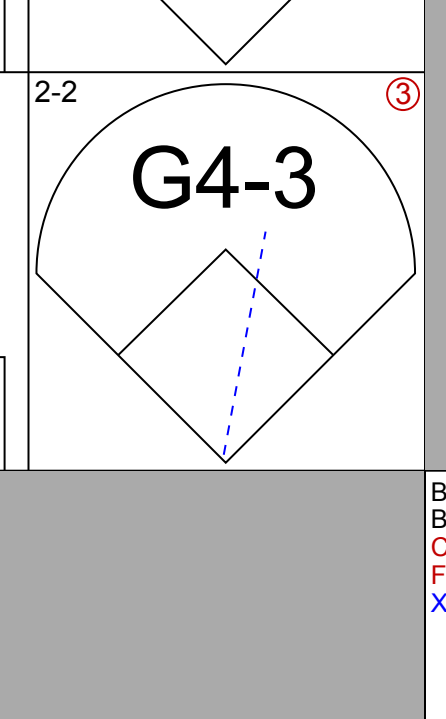
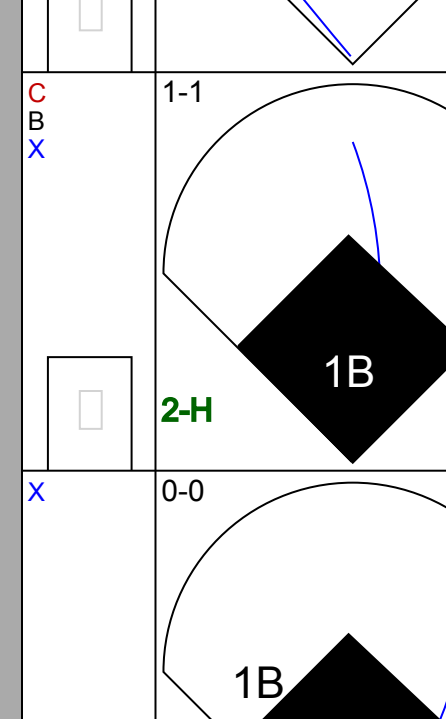

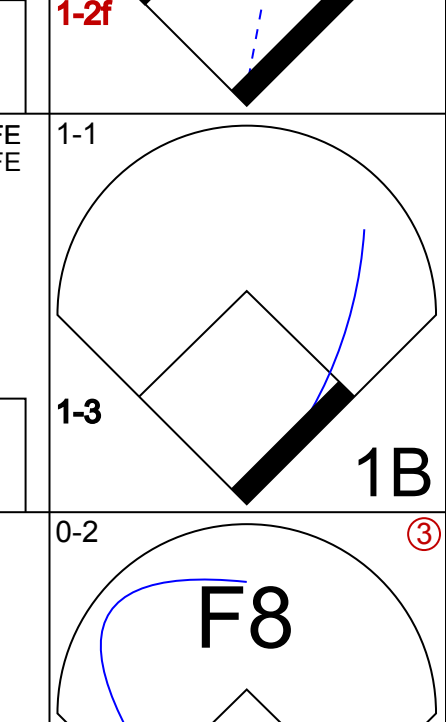
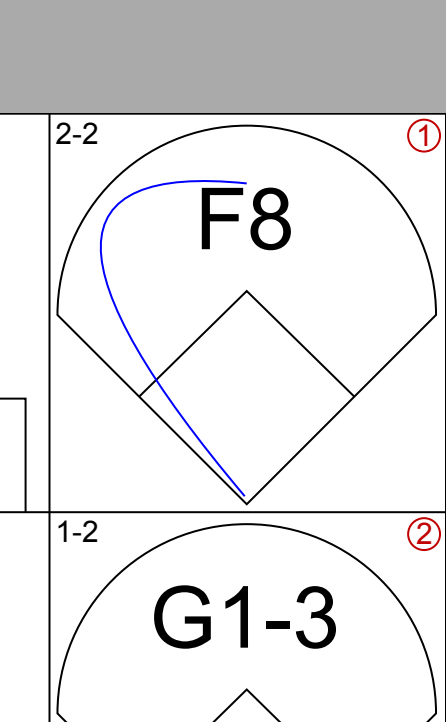
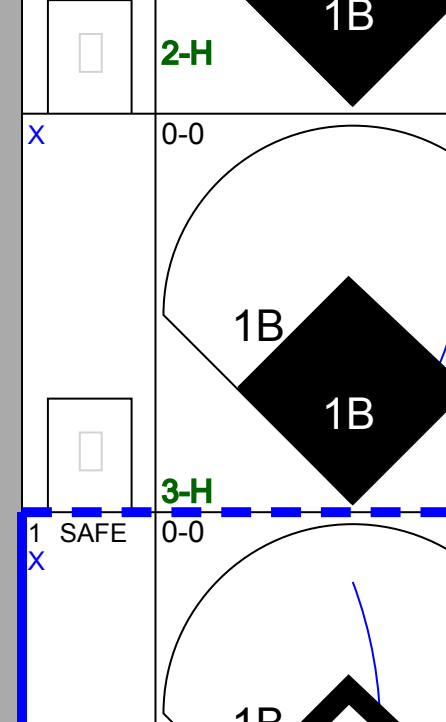


AB 34
R 2
H 7
RBI 2
BB 0
SO 5
LOB 8



AB 40
R 10
H 15
RBI 9
BB 0
SO 4
LOB 19



Batter	1	2	3	4	5	6	7	8	9	AB	R	H	RBI	BB	SO	LOB	TOP				
Luis Castillo, S (1,4) OBP: 0.357, SLG: 0.354										2	0	0	0	2	1	2	Florida Marlins @ New York Mets Shea Stadium, Flushing, NY Tue Jun 22 1999, 7:40 PM EDT Att: 30,773 - Unknown - 82 F				
Alex Gonzalez, R (1,6) OBP: 0.314, SLG: 0.457										4	0	0	0	0	0	2					
Tim Hyers, L (1,3) OBP: 0.424, SLG: 0.542										2	0	0	0	2	0	1					
Danny Bautista, R (1,7) OBP: 0.367, SLG: 0.400										4	0	1	0	0	2	1					
Preston Wilson, R (1,8) OBP: 0.308, SLG: 0.530										4	1	1	0	0	3	2					
Mark Kotsay, L (1,9) OBP: 0.295, SLG: 0.383										4	0	0	0	0	1	1					
Kevin Orte, R (1,5) OBP: 0.326, SLG: 0.438										4	1	2	2	0	2	0					
Jorge Fabregas, L (1,2) OBP: 0.290, SLG: 0.338										2	0	0	0	1	1	0					
Dennis Springer, R (1,1) OBP: 0.150, SLG: 0.211										2	0	0	0	0	1	0					
Antonio Alfonseca, R (7,1) Vic Darenbourg, L (7,1) Braden Looper, R (8,1)										0	0	0	0	0	0	0					
Inning Stats	R: 0 E: 0 K: 2 S: 14	H: 0 LOB: 1 BB: 1 P: 23	R: 2 E: 0 K: 2 S: 13	H: 2 LOB: 0 BB: 0 P: 18	R: 0 E: 0 K: 0 S: 14	H: 0 LOB: 0 BB: 1 P: 21	R: 0 E: 0 K: 1 S: 5	H: 0 LOB: 0 BB: 0 P: 6	R: 0 E: 0 K: 1 S: 7	H: 1 LOB: 2 BB: 2 P: 7	R: 0 E: 0 K: 0 S: 13	H: 1 LOB: 2 BB: 1 P: 24	R: 0 E: 0 K: 3 S: 8	H: 0 LOB: 0 BB: 0 P: 12	R: 0 E: 0 K: 3 S: 11	H: 0 LOB: 0 BB: 0 P: 14		1B: 2 2B: 1 3B: 0 HR: 1	SF: 0 SAC: 1 DP: 1 HBP: 0	WP: 0 PB: 0 SB: 0 CS: 1	PA: 34
PITCHER	IP WLS BF H R ER SO BB IBB HBP BLK WP HR S P ERA WHIP																				
Masato Yoshii, R (1,1) ERA: 4.78	6.1	26	4	2	2	7	5	0	0	0	0	0	0	1	75	117		2.84	1.421		
Greg McMichael, R (7,1) ERA: 3.0	0.2	W	2	0	0	0	0	0	0	0	0	0	0	0	5	6		0.00	0.000		
Armando Benitez, R (8,1) ERA: 1.45	2.0	S	6	0	0	0	4	0	0	0	0	0	0	0	19	26		0.00	0.000		

Batter	1	2	3	4	5	6	7	8	9	AB	R	H	RBI	BB	SO	LOB	BOTTOM				
Rickey Henderson, R (1,7) OBP: 0.435, SLG: 0.476										5	0	1	0	0	1	3	Florida Marlins @ New York Mets Shea Stadium, Flushing, NY Tue Jun 22 1999, 7:40 PM EDT Att: 30,773 - Unknown - 82 F				
Edgardo Alfonzo, R (1,4) OBP: 0.370, SLG: 0.456										5	0	2	1	0	1	1					
John Olerud, L (1,3) OBP: 0.442, SLG: 0.522										4	0	1	0	0	0	2					
31 Mike Piazza, R (1,2) OBP: 0.370, SLG: 0.606										4	1	1	1	0	0	2					
Robin Ventura, L (1,5) OBP: 0.359, SLG: 0.516										4	3	3	1	0	1	0					
Brian McRae, S (1,8) OBP: 0.354, SLG: 0.410										3	1	1	0	1	1	1					
Roger Cedeno, S (1,9) OBP: 0.437, SLG: 0.435										3	2	1	1	1	0	1					
Rey Ordenez, R (1,6) OBP: 0.348, SLG: 0.383										4	1	3	3	0	0	0					
Masato Yoshii, R (1,1) ERA: 4.34	6.1	L	25	7	3	3	4	1	0	0	0	0	0	0	0	0					
Antonio Alfonseca, R (7,1) ERA: 4.21	0.1		4	3	1	1	0	0	0	0	0	6	7	27.00	9.000						
Vic Darenbourg, L (7,1) ERA: 8.84	0.1		5	3	4	4	0	0	1	0	13	25	108.00	9.000							
Braden Looper, R (8,1) ERA: 3.77	1.0		4	1	0	0	0	0	0	0	8	12	0.00	1.000							
Inning Stats	R: 0 E: 0 K: 1 S: 6	H: 0 LOB: 0 BB: 0 P: 11	R: 1 E: 0 K: 0 S: 17	H: 2 LOB: 2 BB: 1 P: 29	R: 0 E: 0 K: 0 S: 10	H: 2 LOB: 1 BB: 0 P: 16	R: 0 E: 0 K: 2 S: 10	H: 0 LOB: 0 BB: 0 P: 14	R: 0 E: 0 K: 0 S: 10	H: 1 LOB: 0 BB: 0 P: 16	R: 0 E: 0 K: 1 S: 6	H: 0 LOB: 0 BB: 0 P: 8	R: 3 E: 0 K: 0 S: 16	H: 5 LOB: 2 BB: 0 P: 24	R: 4 E: 0 K: 0 S: 19	H: 4 LOB: 1 BB: 1 P: 32		1B: 9 2B: 2 3B: 1 HR: 2	SF: 0 SAC: 0 DP: 1 HBP: 0	WP: 0 PB: 0 SB: 0 CS: 0	PA: 39
PITCHER	IP WLS BF H R ER SO BB IBB HBP BLK WP HR S P ERA WHIP																				
Dennis Springer, R (1,1) ERA: 4.21	0.1		4	3	1	1	0	0	0	0	6	7	27.00	9.000							
Vic Darenbourg, L (7,1) ERA: 8.84	0.1		5	3	4	4	0	0	1	0	13	25	108.00	9.000							
Braden Looper, R (8,1) ERA: 3.77	1.0		4	1	0	0	0	0	0	0	8	12	0.00	1.000							

Batter	1	2	3	4	5	6	7	8	9	AB	R	H	RBI	BB	SO	LOB	TOP					
Luis Castillo, S (1,4) OBP: 0.356, SLG: 0.350	G5-3	FC6-5					G4-6-3			3	0	0	0	1	0	3	Florida Marlins @ New York Mets Shea Stadium, Flushing, NY Wed Jun 23 1999, 7:40 PM EDT Att: 25,116 - Unknown - 85 F					
Alex Gonzalez, R (1,6) OBP: 0.316, SLG: 0.457	BB 1B	F8					BB			4	1	2	1	0	1	2						
Bruce Aven, R (1,7) OBP: 0.401, SLG: 0.587	BB 1B									4	1	1	0	0	2	2						
Kevin Orie, R (1,5) OBP: 0.325, SLG: 0.430	BB									3	0	0	0	1	1	0						
Danny Bautista, R (1,9) OBP: 0.324, SLG: 0.353	K									4	0	0	0	0	2	3						
Preston Wilson, R (1,8) OBP: 0.317, SLG: 0.532	BB									3	0	2	2	1	1	0						
Kevin Millar, R (1,3) OBP: 0.402, SLG: 0.413	P5									4	0	0	0	0	1	4						
Mike Redmond, R (1,2) OBP: 0.349, SLG: 0.305										4	1	2	0	0	0	1						
Brian Meadows, R (1,1) OBP: 0.185, SLG: 0.200										1	0	0	0	0	1	0						
Dave Berg, R (7, PH) OBP: 0.376, SLG: 0.407										0	0	0	0	1	0	0						
Brian Edmondson, R (7,1) OBP: 0.444, SLG: 0.667										0	0	0	0	0	0	0						
Matt Mantei, R (8,1) OBP: 0.276, SLG: 0.340										1	0	0	0	0	0	0						
Inning Stats	R: 2 E: 0 K: 1 S: 15	H: 3 LOB: 2 BB: 1 P: 23	R: 0 E: 0 K: 0 S: 7	H: 1 LOB: 1 BB: 0 P: 9	R: 0 E: 0 K: 2 S: 8	H: 0 LOB: 0 BB: 0 P: 12	R: 0 E: 0 K: 1 S: 7	H: 1 LOB: 1 BB: 0 P: 9	R: 0 E: 0 K: 2 S: 8	H: 0 LOB: 1 BB: 1 P: 13	R: 0 E: 0 K: 0 S: 7	H: 0 LOB: 1 BB: 1 P: 15	R: 1 E: 0 K: 1 S: 16	H: 2 LOB: 1 BB: 1 P: 25	R: 0 E: 0 K: 2 S: 10	H: 0 LOB: 0 BB: 0 P: 14	R: 0 E: 0 K: 0 S: 9	H: 0 LOB: 0 BB: 0 P: 14	1B: 7 2B: 2 3B: 0 HR: 0	SF: 0 SAC: 1 DP: 2 HBP: 0	WP: 0 PB: 0 SB: 0 CS: 0	PA: 36
PITCHER	IP WLS BF H R ER SO BB IBB HBP BLK WP HR S P ERA WHIP																					
Al Leiter, L (1,1) ERA: 5.1	7.0 W 30 7 3 3 7 4 0 0 0 0 0 0 68 106 3.86 1.571																					
Armando Benitez, R (8,1) ERA: 1.41	1.0 H 3 0 0 0 2 0 0 0 0 0 0 0 10 14 0.00 0.000																					
John Franco, L (9,1) ERA: 2.83	1.0 S 3 0 0 0 0 0 0 0 0 0 0 0 9 14 0.00 0.000																					

Batter	1	2	3	4	5	6	7	8	9	AB	R	H	RBI	BB	SO	LOB	BOTTOM			
Rickey Henderson, R (1,7) OBP: 0.431, SLG: 0.466	G5-3									3	1	0	0	1	0	1	Florida Marlins @ New York Mets Shea Stadium, Flushing, NY Wed Jun 23 1999, 7:40 PM EDT Att: 25,116 - Unknown - 85 F			
Edgardo Alfonzo, R (1,4) OBP: 0.375, SLG: 0.471	F7									4	2	3	3	0	0	0				
John Olerud, L (1,3) OBP: 0.439, SLG: 0.522	F7									4	0	1	2	0	0	0				
31 Mike Piazza, R (1,2) OBP: 0.364, SLG: 0.595										4	0	0	0	0	0	1				
Todd Pratt, R (9,2) OBP: 0.344, SLG: 0.405										0	0	0	0	0	0	0				
Robin Ventura, L (1,5) OBP: 0.361, SLG: 0.514	L7									3	0	1	0	1	0	0				
Brian McRae, S (1,8) OBP: 0.349, SLG: 0.402	G3									4	0	0	0	0	0	2				
Roger Cedeno, S (1,9) OBP: 0.440, SLG: 0.439										3	2	2	0	0	0	0				
Rey Ordenez, R (1,6) OBP: 0.345, SLG: 0.379										2	0	0	0	0	0	1				
Al Leiter, L (1,1) OBP: 0.080, SLG: 0.042										2	0	0	1	0	0	1				
Bobby Bonilla, S (7, PH) OBP: 0.280, SLG: 0.320										1	0	1	0	0	0	0				
Melvin Mora, R (7, PR) OBP: 0.475										0	1	0	0	0	0	0				
Armando Benitez, R (8,1) ERA: 4.75										0	0	0	0	0	0	0				
John Franco, L (9,1) ERA: 2.59										0	0	0	0	0	0	0				
Inning Stats	R: 0 E: 0 K: 0 S: 7	H: 0 LOB: 0 BB: 0 P: 11	R: 0 E: 0 K: 0 S: 6	H: 0 LOB: 0 BB: 0 P: 11	R: 1 E: 0 K: 0 S: 10	H: 1 LOB: 0 BB: 0 P: 15	R: 1 E: 0 K: 0 S: 11	H: 2 LOB: 1 BB: 0 P: 20	R: 3 E: 0 K: 0 S: 14	H: 3 LOB: 1 BB: 1 P: 21	R: 0 E: 0 K: 0 S: 7	H: 0 LOB: 0 BB: 0 P: 9	R: 1 E: 0 K: 0 S: 10	H: 2 LOB: 2 BB: 0 P: 15	R: 0 E: 0 K: 0 S: 5	H: 0 LOB: 1 BB: 1 P: 11	1B: 5 2B: 2 3B: 0 HR: 1	SF: 0 SAC: 1 DP: 0 HBP: 0	WP: 0 PB: 0 SB: 2 CS: 0	PA: 33
PITCHER	IP WLS BF H R ER SO BB IBB HBP BLK WP HR S P ERA WHIP																			
Brian Meadows, R (1,1) ERA: 5.85	6.0 L 25 6 5 5 0 1 0 0 0 0 0 0 55 87 7.50 1.167																			
Brian Edmondson, R (7,1) ERA: 4.75	1.0 4 2 1 1 0 0 0 0 0 0 0 0 10 15 9.00 2.000																			
Matt Mantei, R (8,1) ERA: 2.59	1.0 4 0 0 0 0 1 0 0 0 0 0 0 5 11 0.00 1.000																			

Batter	1	2	3	4	5	6	7	8	9	AB	R	H	RBI	BB	SO	LOB	TOP									
Luis Castillo, S OBP: 0.354, SLG: 0.347 Dave Berg, R OBP: 0.373, SLG: 0.402	0-1 G3		4-2 BB		1-3 K		3-2 SF8		2-3 K	2	0	0	1	1	1	1										
Alex Gonzalez, R OBP: 0.318, SLG: 0.456	0-2 G1-3		1-1 G5-3		0-0 1B		0-0 BB		3-2 F8	5	0	2	1	0	0	1										
Tim Hyers, L OBP: 0.419, SLG: 0.529 Danny Bautista, R OBP: 0.306, SLG: 0.333	3-2 G3-1			0-0 P4	0-1 1B		2-3 SAFE SAFE		2-3 K	3	0	1	0	0	0	0										
Bruce Aven, R OBP: 0.404, SLG: 0.589		2-1 G5-3		3-2 2B	2-3 K		4-2 1-2			3	0	1	0	1	1	2										
Preston Wilson, R OBP: 0.315, SLG: 0.525		0-0 G5-3		2-3 K		4-1 G6-3		2-3 K		3	0	0	0	1	2	3										
Mark Kotsay, L OBP: 0.301, SLG: 0.382		0-0 1B		4-1 BB		1-1 G6-3		0-0 G4-3		3	0	1	0	1	0	1										
Mike Lowell, R OBP: 0.274, SLG: 0.333		1-3 K		2-3 K		2-1 1B		1-3 K		4	0	1	0	0	3	3										
Jorge Fabregas, L OBP: 0.302, SLG: 0.360			1-1 G6-4-3 HBP		2-2 1B		2-2 G5-3		1-2 1B	3	1	2	0	0	0	1										
Livan Hernandez, R OBP: 0.297, SLG: 0.444 Jesus Sanchez, L OBP: 0.167, SLG: 0.091			0-0 G6-4-3		1-1 G6-3		0-0 PB		0-0 F7	4	1	1	0	0	0	3										
Inning Stats	R: 0 E: 0 K: 0 S: 8	H: 0 LOB: 0 BB: 0 P: 11	R: 0 E: 0 K: 1 S: 7	H: 1 LOB: 1 BB: 0 P: 10	R: 0 E: 0 K: 0 S: 6	H: 0 LOB: 1 BB: 1 P: 12	R: 0 E: 0 K: 2 S: 11	H: 1 LOB: 2 BB: 1 P: 22	R: 1 E: 0 K: 2 S: 15	H: 3 LOB: 2 BB: 0 P: 21	R: 0 E: 0 K: 0 S: 8	H: 1 LOB: 1 BB: 1 P: 17	R: 1 E: 0 K: 2 S: 15	H: 2 LOB: 2 BB: 1 P: 26	R: 0 E: 0 K: 1 S: 9	H: 1 LOB: 1 BB: 0 P: 11	R: 0 E: 0 K: 2 S: 9	H: 0 LOB: 0 BB: 0 P: 16	1B: 6 2B: 2 3B: 1 HR: 0	SF: 1 SAC: 0 DP: 2 HBP: 1	WP: 0 PB: 1 SB: 0 CS: 0	PA: 39				
PITCHER	IP	WLS	BF	H	R	ER	SO	BB	IBB	HBP	BLK	WP	HR	S	P	ERA	WHIP									
Orel Hershiser, R ERA: 4.86	(1, 1)	6.0		26	6	1	1	5	3	0	1	0	0	0	55	93	1.50	1.500								
Greg McMichael, R ERA: 4.29	(7, 1)	0.1	B	3	2	1	1	0	0	0	0	0	0	5	8	27.00	6.000									
Dennis Cook, L ERA: 2.36	(7, 1)	1.2	W	7	1	0	0	3	1	0	0	0	0	19	29	0.00	1.200									
John Franco, L ERA: 2.73	(9, 1)	1.0	S	3	0	0	0	2	0	0	0	0	0	9	16	0.00	0.000									

Florida Marlins @ New York Mets
Shea Stadium, Flushing, NY
Thu Jun 24 1999, 1:40 PM EDT
Att: 29,567 - Sunny - 82 F

AB 33
R 2
H 9
RBI 2
BB 4
SO 10
LOB 16



Batter	1	2	3	4	5	6	7	8	9	AB	R	H	RBI	BB	SO	LOB	BOTTOM								
Roger Cedeno, S OBP: 0.432, SLG: 0.430	0-0 G4-3		1-1 F9		2-2 G1-3		2-1 G5-3			4	0	0	0	0	0	0									
Edgardo Alfonzo, R OBP: 0.373, SLG: 0.468	2-3 K		2-3 K			1-0 1B		3-2 F9		4	1	1	0	0	2	0									
John Olerud, L OBP: 0.440, SLG: 0.524 Luis Lopez, S OBP: 0.367, SLG: 0.348 Matt Franco, L OBP: 0.347, SLG: 0.446	4-0 BB		3-1 G4-3			2-2 SAFE		0-1 1B		3	1	1	0	1	0	1									
Robin Ventura, L OBP: 0.366, SLG: 0.517	2-2 G3			0-1 F9		3-1 1B		2-1 1B		4	0	3	2	0	0	1									
Brian McRae, S OBP: 0.347, SLG: 0.401		0-1 L6		0-0 L1-3		2-1 SF7		1-1 L9		3	0	1	1	0	0	2									
Benny Agbayani, R OBP: 0.415, SLG: 0.731 Dennis Cook, L	1-3 K		1-1 F9		1-1 F9		0-0 F9		0-0 F8	3	0	0	0	0	1	3									
Bobby Bonilla, S OBP: 0.277, SLG: 0.317 John Franco, L				2-3 1B		1-2 1B		1-3 2H		1	0	0	0	0	0	2									
Todd Pratt, R OBP: 0.344, SLG: 0.402		2-2 1B		0-0 L1-3		1-1 F8				3	0	1	0	0	0	3									
Rey Ordonez, R OBP: 0.345, SLG: 0.379		1-1 SAFE		1-2 1B		3-2 F9		1-0 F9		3	0	1	0	0	0	0									
Orel Hershiser, R OBP: 0.172, SLG: 0.185 Greg McMichael, R Melvin Mora, R	3-1 P6				0-3 K		1-1 B1-3			2	0	0	0	0	1	2									
Inning Stats	R: 0 E: 0 K: 1 S: 8	H: 0 LOB: 1 BB: 1 P: 16	R: 0 E: 0 K: 1 S: 14	H: 2 LOB: 2 BB: 0 P: 21	R: 0 E: 0 K: 1 S: 9	H: 0 LOB: 0 BB: 0 P: 15	R: 0 E: 0 K: 0 S: 6	H: 2 LOB: 1 BB: 0 P: 7	R: 0 E: 0 K: 0 S: 9	H: 0 LOB: 0 BB: 0 P: 14	R: 2 E: 1 K: 0 S: 11	H: 2 LOB: 1 BB: 0 P: 20	R: 0 E: 0 K: 0 S: 5	H: 0 LOB: 0 BB: 0 P: 9	R: 1 E: 0 K: 0 S: 12	H: 2 LOB: 2 BB: 0 P: 18	1B: 7 2B: 2 3B: 0 HR: 0	SF: 1 SAC: 0 DP: 1 HBP: 0	WP: 0 PB: 0 SB: 0 CS: 0	PA: 33					
PITCHER	IP	WLS	BF	H	R	ER	SO	BB	IBB	HBP	BLK	WP	HR	S	P	ERA	WHIP								
Livan Hernandez, R ERA: 4.66	(1, 1)	7.1	L	31	8	3	2	4	1	0	0	0	0	71	116	2.46	1.227								
Jesus Sanchez, L ERA: 5.94	(8, 1)	0.2		2	0	0	0	0	0	0	0	0	0	3	4	0.00	0.000								

Florida Marlins @ New York Mets
Shea Stadium, Flushing, NY
Thu Jun 24 1999, 1:40 PM EDT
Att: 29,567 - Sunny - 82 F

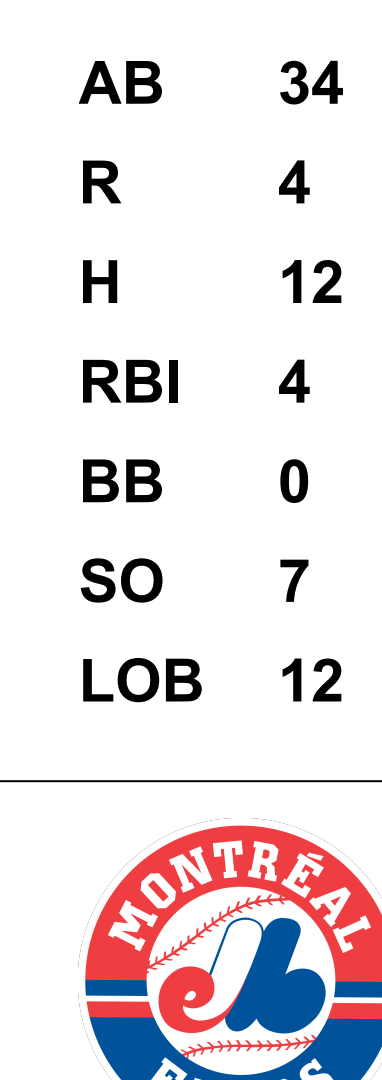
AB 31
R 3
H 8
RBI 3
BB 1
SO 4
LOB 14



Batter	1	2	3	4	5	6	7	8	9	AB	R	H	RBI	BB	SO	LOB	TOP			
Luis Castillo, S OBP: 0.353, SLG: 0.346 (1, 4)	F7		HR		G6-3			K		4	1	1	0	0	1	1	Florida Marlins @ Montreal Expos Olympic Stadium, Montreal, QB Fri Jun 25 1999, 7:05 PM EDT Att. 6,630 - Dome - 72 F			
Alex Gonzalez, R OBP: 0.317, SLG: 0.464 (1, 6)	K		HR			G5-3		G6-4-3		4	1	1	3	0	1	1				
Tim Hyers, L OBP: 0.409, SLG: 0.500 (1, 3)	F7		G1-3			G4-3			G4-3 BB	3	0	0	0	1	0	0				
Kevin Orie, R OBP: 0.323, SLG: 0.423 (1, 5)		F8	K				G4-3 BB		G4-3 1-2	3	0	0	0	1	1	1				
Bruce Aven, R OBP: 0.400, SLG: 0.579 (1, 7)		1B		K			F8		K	4	0	1	0	0	2	1				
Mark Kotsay, L OBP: 0.301, SLG: 0.382 (1, 9)	F7				G4-6-3 1B			L7		3	0	1	0	0	0	1				
Danny Bautista, R OBP: 0.282, SLG: 0.308 (1, 8)	G1-3			G4-6-3 1-2			F8			3	0	0	0	0	0	2				
Jorge Fabregas, L OBP: 0.302, SLG: 0.360 (1, 2)			E7 HR 1B		F7			F9		3	1	1	0	0	0	0				
Alex Fernandez, R OBP: 0.200, SLG: 0.400 Braden Looper, R (7, 1) Dave Berg, R OBP: 0.389, SLG: 0.398 (8, PH) Antonio Alfonseca, R (8, 1)	G5-3		G5-3		K			E5 G6-4-3		2	0	0	0	0	1	1				
										0	0	0	0	0	0	0				
										0	0	0	0	0	0	0				
										0	0	0	0	0	0	0				
										0	0	0	0	0	0	0				
Inning Stats	R: 0 E: 0 K: 1 S: 8	H: 0 LOB: 0 BB: 0 P: 10	R: 0 E: 0 K: 0 S: 8	H: 1 LOB: 1 BB: 0 P: 12	R: 3 E: 1 K: 1 S: 12	H: 3 LOB: 0 BB: 0 P: 17	R: 0 E: 0 K: 1 S: 7	H: 1 LOB: 0 BB: 0 P: 7	R: 0 E: 0 K: 0 S: 11	H: 0 LOB: 1 BB: 1 P: 16	R: 0 E: 0 K: 0 S: 6	H: 0 LOB: 0 BB: 0 P: 8	R: 0 E: 1 K: 1 S: 11	H: 0 LOB: 0 BB: 0 P: 15	R: 0 E: 0 K: 1 S: 9	H: 0 LOB: 0 BB: 1 P: 15	1B: 4 2B: 0 3B: 0 HR: 1	SF: 0 SAC: 0 DP: 3 HBP: 0	WP: 0 PB: 0 CS: 0	PA: 32
PITCHER	IP WLS BF H R ER SO BB IBB HBP BLK WP HR S P ERA WHIP																			
Carl Pavano, R ERA: 5.34 Ugueth Urbina, R ERA: 4.62	(1, 1) 8.0 W 29 5 3 3 5 1 0 0 0 0 0 1 68 96 3.38 0.750																			
(9, 1) 1.0 S 3 0 0 0 1 1 0 0 0 0 0 0 9 15 0.00 1.000																				

Batter	1	2	3	4	5	6	7	8	9	AB	R	H	RBI	BB	SO	LOB	BOTTOM			
Manny Martinez, R OBP: 0.275, SLG: 0.396 (1, 8)	K		F9		G5-4-3 1B		1B			4	0	2	0	0	1	0	Florida Marlins @ Montreal Expos Olympic Stadium, Montreal, QB Fri Jun 25 1999, 7:05 PM EDT Att. 6,630 - Dome - 72 F			
Orlando Cabrera, R OBP: 0.307, SLG: 0.412 (1, 6)	F8		2B		G5-4-3 1-2		1B			4	0	2	0	0	0	1				
Orlando Merced, S OBP: 0.365, SLG: 0.517 Ryan McGuire, L OBP: 0.376, SLG: 0.408 (7, 7)	2B		P6			2B	K			3	2	2	0	0	0	1				
						2B				1	0	0	0	0	1	2				
Vladimir Guerrero, R OBP: 0.368, SLG: 0.529 (1, 9)	2B				G5-3		F9			4	0	2	1	0	0	3				
Jose Vidro, S OBP: 0.353, SLG: 0.545 Shane Andrews, R OBP: 0.324, SLG: 0.361 (8, 5)	K				F8		1B 2B		F7	3	1	1	1	0	1	2				
										1	0	0	0	0	0	0				
Fernando Seguinol, S OBP: 0.176, SLG: 0.125 (1, 3)	G1-3				3B 1B		K		G4-3	4	1	1	0	0	1	1				
Chris Widger, R OBP: 0.365, SLG: 0.549 (1, 2)	G6-3				3B		1B		G5-3	4	0	2	2	0	0	0				
Mike Mordecai, R OBP: 0.315, SLG: 0.439 (8, 4)	F9				K		P3			3	0	0	0	0	1	2				
Carl Pavano, R OBP: 0.103, SLG: 0.071 Ugueth Urbina, R (9, 1)	K				F9		K			3	0	0	0	0	2	0				
										0	0	0	0	0	0	0				
Inning Stats	R: 1 E: 0 K: 2 S: 12	H: 2 LOB: 1 BB: 0 P: 20	R: 0 E: 0 K: 0 S: 5	H: 0 LOB: 0 BB: 0 P: 7	R: 0 E: 0 K: 1 S: 10	H: 1 LOB: 1 BB: 0 P: 16	R: 1 E: 0 K: 1 S: 12	H: 3 LOB: 1 BB: 0 P: 17	R: 0 E: 0 K: 0 S: 7	H: 1 LOB: 0 BB: 0 P: 11	R: 2 E: 0 K: 1 S: 9	H: 3 LOB: 1 BB: 0 P: 17	R: 0 E: 0 K: 2 S: 17	H: 2 LOB: 2 BB: 0 P: 22	R: 0 E: 0 K: 0 S: 6	H: 0 LOB: 0 BB: 0 P: 11	1B: 6 2B: 4 3B: 2 HR: 0	SF: 0 SAC: 0 DP: 1 HBP: 0	WP: 0 PB: 0 CS: 0	PA: 34
PITCHER	IP WLS BF H R ER SO BB IBB HBP BLK WP HR S P ERA WHIP																			
Alex Fernandez, R ERA: 3.49 Braden Looper, R ERA: 3.71 Antonio Alfonseca, R ERA: 4.1	(1, 1) 6.1 L 28 11 4 4 6 0 0 0 0 0 0 0 11 14 0.00 1.500																			
(8, 1) 1.0 3 0 0 0 0 0 0 0 0 0 0 6 11 0.00 0.000																				

AB 30
R 3
H 5
RBI 3
BB 2
SO 6
LOB 8



Batter	1	2	3	4	5	6	7	8	9	AB	R	H	RBI	BB	SO	LOB	TOP				
Dave Berg, R (1.4) OBP: 0.361, SLG: 0.388										5	1	1	0	0	1	1					
Alex Gonzalez, R (1.6) OBP: 0.325, SLG: 0.469										5	3	4	0	0	0	0					
Bruce Aven, R (1.7) OBP: 0.400, SLG: 0.580										5	2	2	1	0	2	3					
Preston Wilson, R (1.8) OBP: 0.317, SLG: 0.529										4	1	1	2	0	0	3					
Mark Kotsay, L (1.9) OBP: 0.303, SLG: 0.381										3	0	1	1	1	0	3					
Kevin Millar, R (1.3) OBP: 0.405, SLG: 0.411										3	1	1	2	0	1	1					
Mike Lowell, R (1.5) OBP: 0.273, SLG: 0.316										3	1	0	0	0	1	3					
Mike Redmond, R (1.2) OBP: 0.355, SLG: 0.323										4	0	2	3	0	0	0					
Ryan Dempster, R (1.1) OBP: 0.158, SLG: 0.167										3	0	0	0	0	2	1					
Matt Mantei, R (9.1)										0	0	0	0	0	0	0					
Inning Stats	R: 0 E: 0 K: 1 S: 8	H: 0 LOB: 0 BB: 0 P: 13	R: 0 E: 0 K: 1 S: 8	H: 1 LOB: 0 BB: 0 P: 11	R: 0 E: 0 K: 1 S: 8	H: 0 LOB: 0 BB: 0 P: 9	R: 3 E: 0 K: 1 S: 15	H: 3 LOB: 0 BB: 0 P: 18	R: 0 E: 0 K: 0 S: 7	H: 1 LOB: 1 BB: 0 P: 8	R: 4 E: 0 K: 1 S: 16	H: 4 LOB: 1 BB: 0 P: 24	R: 2 E: 0 K: 0 S: 11	H: 2 LOB: 2 BB: 1 P: 18	R: 0 E: 0 K: 1 S: 6	H: 0 LOB: 0 BB: 0 P: 8	R: 0 E: 0 K: 1 S: 11	H: 1 LOB: 1 BB: 0 P: 14	1B: 9 2B: 2 3B: 1 HR: 0	SF: 1 SAC: 1 DP: 1 HBP: 3	WP: 0 PA: 41
PITCHER	IP WLS BF H R ER SO BB IBB HBP BLK WP HR S P ERA WHIP																				
Dan Smith, R (1.1) ERA: 5.16	5.2 L 24 8 6 6 4 0 0 0 0 0 0 0 55 72 9.53 1.412																				
Bobby Ayala, R (6.1) ERA: 3.25	0.1 3 1 1 1 1 0 0 1 0 0 0 7 11 27.00 3.000																				
Mel Rojas, R (7.1) ERA: 19.29	0.1 6 2 2 2 0 1 0 0 2 0 0 0 10 17 54.00 9.000																				
Steve Kline, L (7.1) ERA: 4.94	1.2 4 0 0 0 1 0 0 0 0 0 0 7 9 0.00 0.000																				
Anthony Telford, R (9.1) ERA: 2.72	1.0 4 1 0 0 1 0 0 0 0 0 0 11 14 0.00 1.000																				

Florida Marlins @ Montreal Expos
Olympic Stadium, Montreal, QB
Sat Jun 26 1999, 7:05 PM EDT
Att: 6,540 - Dome - 72 F

AB	35
R	9
H	12
RBI	9
BB	1
SO	7
LOB	15



Batter	1	2	3	4	5	6	7	8	9	AB	R	H	RBI	BB	SO	LOB	BOTTOM				
Manny Martinez, R (1.8) OBP: 0.283, SLG: 0.398										4	0	2	2	1	0	0					
Brad Fullmer, L (1.3) OBP: 0.280, SLG: 0.412										5	0	1	0	0	0	3					
Fernando Seguinol, S (1.7) OBP: 0.230, SLG: 0.211										3	0	1	0	1	1	0					
Vladimir Guerrero, R (1.9) OBP: 0.367, SLG: 0.523										3	1	0	0	1	0	4					
James Houston, R (6.7) OBP: 0.410, SLG: 0.424										0	0	0	0	0	0	0					
Jose Vidro, S (1.4) OBP: 0.356, SLG: 0.549										4	1	2	0	0	0	0					
Chris Widger, R (1.2) OBP: 0.357, SLG: 0.536										4	0	0	0	0	0	3					
Anthony Telford, R (9.1)										0	0	0	0	0	0	0					
Shane Andrews, R (1.5) OBP: 0.322, SLG: 0.358										4	0	1	1	0	0	1					
Orlando Cabrera, R (1.6) OBP: 0.306, SLG: 0.409										4	1	1	0	0	1	2					
Dan Smith, R (1.1) Bobby Ayala, R (6.1) Wilton Guerrero, S (6.9) Mel Rojas, R (7.1) Steve Kline, S (7.1) Darron Cox, R (9.2)										1	0	0	0	1	1	0					
Inning Stats	R: 0 E: 0 K: 0 S: 7	H: 1 LOB: 1 BB: 0 P: 12	R: 0 E: 0 K: 0 S: 4	H: 0 LOB: 0 BB: 0 P: 6	R: 0 E: 0 K: 2 S: 13	H: 1 LOB: 3 BB: 2 P: 24	R: 2 E: 0 K: 0 S: 21	H: 3 LOB: 2 BB: 1 P: 28	R: 1 E: 0 K: 0 S: 11	H: 2 LOB: 2 BB: 1 P: 19	R: 0 E: 0 K: 0 S: 6	H: 0 LOB: 0 BB: 0 P: 11	R: 0 E: 0 K: 1 S: 8	H: 0 LOB: 0 BB: 0 P: 11	R: 0 E: 0 K: 0 S: 6	H: 0 LOB: 0 BB: 0 P: 8	R: 0 E: 0 K: 0 S: 11	H: 1 LOB: 0 BB: 0 P: 15	1B: 6 2B: 2 3B: 0 HR: 0	SF: 0 SAC: 0 DP: 1 HBP: 0	WP: 1 PA: 38
PITCHER	IP WLS BF H R ER SO BB IBB HBP BLK WP HR S P ERA WHIP																				
Ryan Dempster, R (1.1) ERA: 3.55	8.0 W 35 7 3 3 3 4 0 0 0 0 0 0 76 119 3.38 1.375																				
Matt Mantei, R (9.1) ERA: 2.51	1.0 3 1 0 0 0 0 0 0 0 0 0 0 11 15 0.00 1.000																				

Florida Marlins @ Montreal Expos
Olympic Stadium, Montreal, QB
Sat Jun 26 1999, 7:05 PM EDT
Att: 6,540 - Dome - 72 F


AB	34
R	3
H	8
RBI	3
BB	4
SO	3
LOB	13



Batter	1	2	3	4	5	6	7	8	9	AB	R	H	RBI	BB	SO	LOB	TOP								
Luis Castillo, S OBP: 0.351, SLG: 0.341 (1, 4)	G6-3			L6		K		2B BB		3	1	0	0	1	1	0									
Dave Berg, R OBP: 0.366, SLG: 0.402 (1, 6) (8, 5)	K			FC5-4 1B		G6-3		1-H 2-H 1B 2B		4	1	2	2	0	1	0									
Bruce Aven, R OBP: 0.396, SLG: 0.570 (1, 7)	G1-3			F7			P6	2-H 1B		4	0	1	1	0	0	1									
Preston Wilson, R OBP: 0.312, SLG: 0.519 (1, 8)		P3		FC5-4 1-2			K	K		4	0	0	0	0	2	2									
Mark Kotsay, L OBP: 0.302, SLG: 0.379 (1, 3)	F7				P6				F7	4	0	1	0	0	0	0									
Danny Bautista, R OBP: 0.279, SLG: 0.372 (1, 9)	G6-3				HR		G4-3		G1-3	4	1	1	1	0	0	1									
Mike Lowell, R OBP: 0.275, SLG: 0.317 Alex Gonzalez, R OBP: 0.324, SLG: 0.468 (8, PR) (8, 6)			L9		F9			SH5-4 1B	G5-3	3	0	1	0	0	0	0									
Jorge Fabregas, L OBP: 0.299, SLG: 0.355 (1, 2)			G4-3		G5-3			SH5-4		2	0	0	0	0	0	0									
Dennis Springer, R OBP: 0.136, SLG: 0.190 Tim Hyers, L OBP: 0.463, SLG: 0.491 Antonio Alfonseca, R Matt Mantei, R (8, PH) (8, 1) (9, 1)			G5-3			K2-3		F9		2	0	0	0	0	1	0									
Inning Stats	R: 0 E: 0 K: 1 S: 10	H: 0 LOB: 0 BB: 0 P: 13	R: 0 E: 0 K: 0 S: 4	H: 0 LOB: 0 BB: 0 P: 8	R: 0 E: 0 K: 0 S: 4	H: 0 LOB: 0 BB: 0 P: 7	R: 0 E: 0 K: 0 S: 7	H: 1 LOB: 1 BB: 0 P: 11	R: 1 E: 0 K: 0 S: 10	H: 1 LOB: 0 BB: 0 P: 17	R: 0 E: 0 K: 1 S: 9	H: 0 LOB: 0 BB: 0 P: 13	R: 0 E: 0 K: 1 S: 9	H: 1 LOB: 1 BB: 0 P: 11	R: 3 E: 0 K: 1 S: 13	H: 3 LOB: 1 BB: 1 P: 23	R: 0 E: 0 K: 0 S: 5	H: 0 LOB: 0 BB: 0 P: 6	1B: 4 2B: 1 3B: 0 HR: 1	SF: 0 SAC: 1 DP: 0 HBP: 0	WP: 0 PB: 0 SB: 0 CS: 0	PA: 34			
PITCHER	IP	WLS	BF	H	R	ER	SO	BB	IBB	HBP	BLK	WP	HR	S	P	ERA	WHIP								
Mike Thurman, R ERA: 4.68 (1, 1)	7.2	L	29	5	4	4	4	1	0	0	0	0	1	62	97	4.70	0.783								
Guillermo Mota, R ERA: 1.59 (8, 1)	0.1		2	1	0	0	1	0	0	0	0	0	0	4	6	0.00	3.000								
Bobby Ayala, R ERA: 3.16 (9, 1)	1.0	S	3	0	0	0	0	0	0	0	0	0	0	5	6	0.00	0.000								

Florida Marlins @ Montreal Expos
Olympic Stadium, Montreal, QB
Sun Jun 27 1999, 1:35 PM EDT
Att: 10,208 - Dome - 72 F


AB 32
R 4
H 6
RBI 4
BB 1
SO 5
LOB 5



Batter	1	2	3	4	5	6	7	8	9	AB	R	H	RBI	BB	SO	LOB	BOTTOM								
Manny Martinez, R OBP: 0.282, SLG: 0.392 (1, 8)	S 1B BB		G5-3		F9			G6-4-3 1-2		3	1	0	0	1	0	1									
Brad Fullmer, L OBP: 0.276, SLG: 0.430 (1, 3)	FC6-4 1-H 1B					G4-3			2B 1B BB	3	1	2	1	1	0	0									
Jose Vidro, S OBP: 0.354, SLG: 0.543 (1, 4)	FC6-4 1-2 G1-4-3		G4-3				CS 1B		F8	4	0	1	0	0	0	3									
Vladimir Guerrero, R OBP: 0.365, SLG: 0.522 (1, 9)	G1-4-3 1-2				P3		P8		1B 2B	4	1	1	0	0	0	2									
Chris Widger, R OBP: 0.355, SLG: 0.526 (1, 2)		P8		K		CS	G5-3		1B HBP	3	0	0	0	0	1	0									
Fernando Seguignol, S OBP: 0.280, SLG: 0.227 (1, 7)		1B HBP						K	L5	3	0	1	0	0	1	3									
Shane Andrews, R OBP: 0.322, SLG: 0.357 Orlando Merced, S OBP: 0.370, SLG: 0.521 Mike Mordecai, R OBP: 0.315, SLG: 0.439 (1, 5) (9, PH) (9, PR)		G5-4-3 1B		G5-3			L6		1B	3	0	1	0	0	0	1									
Orlando Cabrera, R OBP: 0.301, SLG: 0.403 (1, 6)		G5-4-3 1-2			G4-3			L7	F9	4	0	0	0	0	4										
Mike Thurman, R OBP: 0.053, SLG: 0.053 Guillermo Mota, R OBP: 1.000, SLG: 4.000 Wilton Guerrero, S OBP: 0.322, SLG: 0.378 Bobby Ayala, R (1, 1) (8, 1) (9, PH) (9, 1)			G5-3		G1-4-3			G6-4-3 1B		2	0	0	0	0	0	0									
Inning Stats	R: 1 E: 0 K: 0 S: 9	H: 1 LOB: 1 BB: 1 P: 17	R: 0 E: 0 K: 0 S: 7	H: 1 LOB: 1 BB: 0 P: 11	R: 0 E: 0 K: 0 S: 8	H: 1 LOB: 1 BB: 0 P: 13	R: 0 E: 0 K: 1 S: 10	H: 1 LOB: 0 BB: 0 P: 15	R: 0 E: 0 K: 0 S: 7	H: 0 LOB: 0 BB: 0 P: 12	R: 0 E: 0 K: 0 S: 12	H: 1 LOB: 0 BB: 0 P: 19	R: 0 E: 0 K: 1 S: 9	H: 0 LOB: 0 BB: 0 P: 11	R: 0 E: 0 K: 0 S: 5	H: 1 LOB: 0 BB: 0 P: 6	R: 2 E: 0 K: 0 S: 19	H: 2 LOB: 2 BB: 1 P: 30	1B: 6 2B: 2 3B: 0 HR: 0	SF: 0 SAC: 0 DP: 3 HBP: 2	WP: 0 PB: 0 SB: 1 CS: 1	PA: 36			
PITCHER	IP	WLS	BF	H	R	ER	SO	BB	IBB	HBP	BLK	WP	HR	S	P	ERA	WHIP								
Dennis Springer, R ERA: 4.1 (1, 1)	7.0	W	25	5	1	1	2	1	0	1	0	0	0	62	98	1.29	0.857								
Antonio Alfonseca, R ERA: 3.99 (8, 1)	1.0	H	3	1	0	0	0	0	0	0	0	0	0	5	6	0.00	1.000								
Matt Mantei, R ERA: 2.97 (9, 1)	1.0	S	7	2	2	2	0	1	0	1	0	0	0	19	30	18.00	3.000								

Florida Marlins @ Montreal Expos
Olympic Stadium, Montreal, QB
Sun Jun 27 1999, 1:35 PM EDT
Att: 10,208 - Dome - 72 F

AB 31
R 3
H 8
RBI 3
BB 2
SO 2
LOB 14



Batter	1	2	3	4	5	6	7	8	9	AB	R	H	RBI	BB	SO	LOB	TOP					
Roger Cedeno, S OBP: 0.428, SLG: 0.424 (1, 9)										4	1	2	0	0	0	1	New York Mets @ Florida Marlins Pro Player Stadium, Miami, FL Mon Jun 28 1999, 7:05 PM EDT Att: 12,444 - Cloudy - 86 F					
Edgardo Alfonso, R OBP: 0.371, SLG: 0.485 Luis Lopez, S OBP: 0.370, SLG: 0.368 (7, 4)										3	1	2	2	0	1	1						
John Olerud, L OBP: 0.443, SLG: 0.526 (1, 3)										2	2	1	1	3	0	0						
31 Mike Piazza, R OBP: 0.366, SLG: 0.580 Todd Pratt, R OBP: 0.364, SLG: 0.419 (8, 2)										4	2	1	1	0	0	3						
Robin Ventura, L OBP: 0.361, SLG: 0.520 Matt Franco, L OBP: 0.347, SLG: 0.433 (9, 5)										4	2	2	6	0	1	2						
Brian McRae, S OBP: 0.342, SLG: 0.390 (1, 8)										5	0	1	0	0	1	3						
Benny Agbavani, R OBP: 0.432, SLG: 0.745 Bobby Bonilla, S OBP: 0.270, SLG: 0.308 (9, 7)										3	0	1	0	1	0	1						
Rey Ordenez, R OBP: 0.346, SLG: 0.376 Melvin Mora, R (8, 4)										3	1	1	0	0	0	1						
Al Leiter, L OBP: 0.111, SLG: 0.077 Turk Wendell, L (7, 1)										2	0	1	0	0	1	0						
Armando Benitez, R OBP: 0.344, SLG: 0.487 John Franco, L (9, 1)										1	0	0	0	0	1	2						
Inning Stats	R: 0 E: 0 K: 1 S: 8	H: 1 LOB: 0 BB: 0 P: 9	R: 0 E: 1 K: 1 S: 10	H: 0 LOB: 0 BB: 0 P: 12	R: 0 E: 0 K: 0 S: 10	H: 2 LOB: 1 BB: 0 P: 17	R: 3 E: 1 K: 0 S: 12	H: 3 LOB: 0 BB: 1 P: 22	R: 6 E: 0 K: 0 S: 19	H: 4 LOB: 0 BB: 1 P: 32	R: 0 E: 0 K: 1 S: 9	H: 0 LOB: 0 BB: 0 P: 12	R: 0 E: 0 K: 1 S: 10	H: 0 LOB: 1 BB: 1 P: 17	R: 0 E: 0 K: 1 S: 9	H: 1 LOB: 2 BB: 0 P: 18	R: 1 E: 0 K: 2 S: 14	H: 3 LOB: 2 BB: 0 P: 19	1B: 8 2B: 3 3B: 1 HR: 2	SF: 0 SAC: 1 DP: 2 HBP: 1	WP: 2 PB: 0 CS: 2	PA: 43
PITCHER	IP	WLS	BF	H	R	ER	SO	BB	IBB	HBP	BLK	WP	HR	S	P	ERA	WHIP					
Brian Meadows, R ERA: 5.89 (1, 1)	4.0	L	16	6	3	3	2	1	0	0	0	0	1	40	60	6.75	1.750					
Brian Edmondson, R ERA: 5.2 (5, 1)	0.1		4	2	3	3	0	0	0	1	0	1	0	8	13	81.00	6.000					
Vic Darenbourg, L ERA: 9.0 (5, 1)	2.2		12	2	3	3	2	2	0	0	0	0	1	30	48	10.12	1.500					
Archie Corbin, R ERA: 7.82 (8, 1)	1.0		5	1	0	0	1	2	0	0	0	1	0	9	18	0.00	3.000					
Braden Looper, R ERA: 3.93 (9, 1)	1.0		6	3	1	1	2	0	0	0	0	0	0	14	19	9.00	3.000					

AB 36
R 10
H 14
RBI 10
BB 5
SO 7
LOB 18



Batter	1	2	3	4	5	6	7	8	9	AB	R	H	RBI	BB	SO	LOB	BOTTOM					
Luis Castillo, S OBP: 0.355, SLG: 0.346 (1, 4)										5	1	3	0	0	1	2	New York Mets @ Florida Marlins Pro Player Stadium, Miami, FL Mon Jun 28 1999, 7:05 PM EDT Att: 12,444 - Cloudy - 86 F					
Alex Gonzalez, R OBP: 0.325, SLG: 0.467 (1, 6)										5	0	2	1	0	3	3						
Bruce Aven, R OBP: 0.390, SLG: 0.558 (1, 7)										5	0	1	1	0	0	2						
Kevin Orie, R OBP: 0.330, SLG: 0.430 (1, 5)										4	0	2	1	1	1	0						
Preston Wilson, R OBP: 0.305, SLG: 0.507 (1, 8)										5	0	0	0	0	4	6						
Danny Bautista, R OBP: 0.298, SLG: 0.435 (1, 9)										3	1	1	1	1	0	0						
Kevin Millar, R OBP: 0.400, SLG: 0.414 (1, 3)										4	1	1	0	0	2	2						
Mike Redmond, R OBP: 0.368, SLG: 0.327 (1, 2)										2	1	1	0	2	0	2						
Brian Meadows, R OBP: 0.179, SLG: 0.192 Mike Lowell, R OBP: 0.271, SLG: 0.311 Brian Edmondson, S OBP: 0.444, SLG: 0.687 Vic Darenbourg, L (5, 1)										1	0	0	0	0	1	2						
Tim Hyers, L OBP: 0.397, SLG: 0.482 Archie Corbin, R (8, 1)										1	0	0	0	0	0	1						
Mark Kotsay, L OBP: 0.261, SLG: 0.377 Braden Looper, R (9, 1)										1	0	0	0	0	0	1						
Inning Stats	R: 0 E: 0 K: 1 S: 12	H: 1 LOB: 0 BB: 0 P: 17	R: 0 E: 0 K: 1 S: 8	H: 0 LOB: 0 BB: 0 P: 12	R: 2 E: 0 K: 3 S: 26	H: 3 LOB: 3 BB: 2 P: 42	R: 0 E: 0 K: 0 S: 9	H: 1 LOB: 1 BB: 0 P: 15	R: 0 E: 0 K: 1 S: 5	H: 0 LOB: 0 BB: 0 P: 6	R: 0 E: 0 K: 1 S: 9	H: 1 LOB: 2 BB: 1 P: 14	R: 1 E: 1 K: 2 S: 25	H: 3 LOB: 2 BB: 0 P: 33	R: 1 E: 0 K: 2 S: 14	H: 2 LOB: 1 BB: 1 P: 26	R: 0 E: 0 K: 2 S: 9	H: 0 LOB: 0 BB: 0 P: 14	1B: 8 2B: 2 3B: 0 HR: 1	SF: 0 SAC: 0 DP: 0 HBP: 0	WP: 0 PB: 0 CS: 1	PA: 41
PITCHER	IP	WLS	BF	H	R	ER	SO	BB	IBB	HBP	BLK	WP	HR	S	P	ERA	WHIP					
Al Leiter, L ERA: 5.04 (7, 1)	1.1		9	4	1	1	2	1	0	0	0	0	1	22	37	6.75	3.750					
Turk Wendell, R ERA: 3.35 (8, 1)	0.1		1	0	0	0	1	0	0	0	0	0	0	3	3	0.00	0.000					
Armando Benitez, R ERA: 1.36 (9, 1)	1.0		3	0	0	0	2	0	0	0	0	0	0	9	14	0.00	0.000					

AB 37
R 4
H 11
RBI 4
BB 4
SO 13
LOB 21



Batter	1	2	3	4	5	6	7	8	9	10	AB	R	H	RBI	BB	SO	LOB	TOP									
Rickey Henderson, R OBP: 0.434, SLG: 0.463 Armando Benitez, R (9, 1)	1-3 K		4-1 BB		1-2 G3		4-1 S 1B BB		3-3 K		3	1	0	0	2	2	2										
Edgardo Alfonso, R OBP: 0.375, SLG: 0.474 (1, 4)	3-2 HBP		2-1 F7		1-2 G6-3		1-2 1B		0-0 SH3-4 1B		4	0	2	1	0	0	1										
Matt Franco, L OBP: 0.346, SLG: 0.429 Benny Agbayani, R OBP: 0.431, SLG: 0.726 Turk Wendell, L (7, 1) Melvin Mora, R (9, 7)	2-2 F8		1-2 G4-3		0-1 31 2B G4-3 1B		1-3 K		0-0 SH3-4 1B		3	1	1	0	0	0	2										
31 Mike Piazza, R OBP: 0.367, SLG: 0.571 (1, 2)	0-3 K			4-0 BB G6-4-3		1-1 G4-3 1B 2B		0-0 F7		0-0 F9		4	1	1	0	1	1	2									
Robin Ventura, L OBP: 0.359, SLG: 0.510 (1, 5)		1-0 P6		0-1 G6-4-3		3-1 G4-3		2-2 P3		4-0 IBB		4	0	0	1	1	0	2									
Brian McRae, S OBP: 0.333, SLG: 0.378 (1, 8)		3-2 P5		1-2 G3		2-3 3H FC6-4 1B		3-1 F9		0-3 K		5	0	1	1	0	1	2									
Roger Cedeno, S OBP: 0.433, SLG: 0.438 (1, 9)		2-2 3B			1-2 S 1B		1-2 FC6-4 1B		4-2 BB		3	0	2	0	1	0	1										
Rey Ordonez, R OBP: 0.339, SLG: 0.367 (1, 6)		1-1 G6-3			1-1 F7		2-2 G4-3		1-3 K		4	0	0	0	0	1	3										
Rick Reed, R OBP: 0.269, SLG: 0.240 Dennis Cook, L (6, 1)			1-1 F7		0-2 G5-3		0-0 G4-3		3-2 1B		2	0	0	0	0	0	1										
Bobby Bonilla, S OBP: 0.268, SLG: 0.305 John Olerud, L OBP: 0.444, SLG: 0.522 (7, 3)					1-2 G4-3						1	0	0	0	0	0	0										
Inning Stats	R: 0 E: 0 K: 2 S: 16	H: 0 LOB: 1 BB: 0 P: 22	R: 0 E: 0 K: 0 S: 9	H: 1 LOB: 1 BB: 0 P: 16	R: 0 E: 0 K: 0 S: 8	H: 0 LOB: 1 BB: 1 P: 16	R: 0 E: 0 K: 0 S: 5	H: 1 LOB: 0 BB: 0 P: 15	R: 2 E: 0 K: 0 S: 13	H: 3 LOB: 1 BB: 0 P: 21	R: 1 E: 0 K: 1 S: 13	H: 1 LOB: 1 BB: 1 P: 21	R: 0 E: 0 K: 0 S: 8	H: 0 LOB: 0 BB: 0 P: 13	R: 0 E: 1 K: 2 S: 14	H: 1 LOB: 1 BB: 1 P: 25	R: 0 E: 0 K: 1 S: 6	H: 1 LOB: 2 BB: 1 P: 10	1B: 6 2B: 1 3B: 1 HR: 0	SF: 0 SAC: 1 DP: 1 HBP: 1	WP: 0 PB: 0 SB: 2 CS: 0	PA: 42					
PITCHER	IP 6.0	WLS B	BF 25	H 5	R 2	ER 2	SO 2	BB 2	IBB 0	HBP 0	BLK 0	WP 0	HR 0	S 63	P 100	ERA 3.00	WHIP 1.167										
Alex Fernandez, R ERA: 3.44 Braden Looper, R ERA: 3.97 Jesus Sanchez, L ERA: 5.73 Matt Mantle, R ERA: 2.88 Antonio Alfonseca, R ERA: 3.79	(1, 1) (7, 1) (7, 1) (9, 1) (10, 1)																										

New York Mets @ Florida Marlins
Pro Player Stadium, Miami, FL
Wed Jun 30 1999, 7:05 PM EDT
Att. 16,660 - Cloudy - 82 F

AB	35
R	3
H	8
RBI	3
BB	5
SO	6
LOB	17



Batter	1	2	3	4	5	6	7	8	9	10	AB	R	H	RBI	BB	SO	LOB	BOTTOM									
Luis Castillo, S OBP: 0.345, SLG: 0.335 (1, 4)	0-1 G6-3		0-1 P5		0-1 FC4-6		0-1 G6-3		1-3 K		5	0	0	0	0	1	1										
Alex Gonzalez, R OBP: 0.328, SLG: 0.476 (1, 6)	2-1 3B		1-1 G6-3		4-2 1B SAFE BB		2-2 HBP		2-3 K		3	0	1	0	1	1	0										
Bruce Aven, R OBP: 0.362, SLG: 0.538 (1, 7)	0-0 G5-3		2-2 G6-3		2-3 K		0-0 F8		0-0 P3		5	0	0	0	0	1	4										
Kevin Orie, R OBP: 0.325, SLG: 0.427 Mike Lowell, R OBP: 0.274, SLG: 0.313 (1, 5) (5, 5)	2-2 G4-3			0-1 G4-3		0-2 G5-3 1B 1B		1-3 K		0-3 K		2	0	0	0	0	1										
Mark Kotsay, L OBP: 0.295, SLG: 0.381 (1, 9)		3-2 E1 CS		1-3 K		1-0 F7		4-1 CS BB		0-0 HR		4	1	1	1	1	1										
Preston Wilson, R OBP: 0.313, SLG: 0.509 (1, 8)		1-2 HR BB		2-2 2B		0-2 G5-3		0-3 K			3	1	1	0	1	1	2										
Kevin Millar, R OBP: 0.412, SLG: 0.456 (1, 3)		1-2 HR		0-1 L9		2-2 1B		2-1 1B		1-2 1B		4	1	3	3	0	1										
Jorge Fabregas, L OBP: 0.292, SLG: 0.345 (1, 2)		0-1 F7			0-2 G4-3		1-1 1B		3-2 P5		4	0	1	0	0	0	1										
Alex Fernandez, R OBP: 0.299, SLG: 0.412 Tim Lincecum, R OBP: 0.345, SLG: 0.466 Braden Looper, R ERA: 2.27 Jesus Sanchez, L OBP: 0.301 Matt Mantle, R OBP: 0.282, SLG: 0.382 Antonio Alfonseca, R (6, 9) (7, 1) (7, 1) (9, 1) (9, 9) (10, 1)	(1, 1) (6, 9) (7, 1) (7, 1) (9, 1) (9, 9) (10, 1)		1-3 K		2-1 FC4-6 1B		2-1 P3		3-2 F8		2	0	1	0	0	1	0										
Inning Stats	R: 0 E: 0 K: 0 S: 8	H: 1 LOB: 1 BB: 0 P: 12	R: 2 E: 1 K: 1 S: 17	H: 1 LOB: 0 BB: 1 P: 26	R: 0 E: 0 K: 0 S: 9	H: 0 LOB: 0 BB: 0 P: 12	R: 0 E: 0 K: 1 S: 10	H: 1 LOB: 1 BB: 0 P: 13	R: 0 E: 0 K: 1 S: 14	H: 3 LOB: 2 BB: 0 P: 20	R: 1 E: 0 K: 1 S: 8	H: 0 LOB: 1 BB: 0 P: 11	R: 0 E: 0 K: 1 S: 9	H: 1 LOB: 1 BB: 1 P: 18	R: 0 E: 0 K: 2 S: 9	H: 0 LOB: 0 BB: 0 P: 15	R: 1 E: 0 K: 1 S: 5	H: 1 LOB: 0 BB: 0 P: 5	1B: 5 2B: 1 3B: 1 HR: 2	SF: 0 SAC: 0 DP: 0 HBP: 1	WP: 0 PB: 0 SB: 1 CS: 2	PA: 41					
PITCHER	IP 5.2	WLS 1	BF 26	H 7	R 3	ER 3	SO 3	BB 2	IBB 0	HBP 0	BLK 0	WP 0	HR 1	S 70	P 101	ERA 4.76	WHIP 1.588										
Rick Reed, R ERA: 4.95 Dennis Cook, L ERA: 2.27 Turk Wendell, R ERA: 3.21 Armando Benitez, R ERA: 1.5	(1, 1) (6, 1) (7, 1) (9, 1)																										

New York Mets @ Florida Marlins
Pro Player Stadium, Miami, FL
Wed Jun 30 1999, 7:05 PM EDT
Att. 16,660 - Cloudy - 82 F

AB	37
R	4
H	9
RBI	4
BB	3
SO	8
LOB	14



Batter	1	2	3	4	5	6	7	8	9	AB	R	H	RBI	BB	SO	LOB	TOP				
Manny Martinez, R OBP: 0.303, SLG: 0.395			G6-3					G6-4-3 1B		4	0	2	0	0	1	0	Montreal Expos @ Florida Marlins Pro Player Stadium, Miami, FL Sat Jul 03 1999, 7:05 PM EDT Att: 24,186 - Cloudy - 79 F				
Wilton Guerrero, S OBP: 0.316, SLG: 0.368 Anthony Telford, R (5, 1)	G3			F8	F8			G6-4-3 1-2		3	0	0	0	0	0	1					
Ryan McGuire, L OBP: 0.366, SLG: 0.394 Steve Kline, S (8, PH)										0	0	0	0	0	0	0					
Fernando Segunol, S OBP: 0.319, SLG: 0.342				F8 1B		F8		L3		4	1	1	0	0	1	0					
Vladimir Guerrero, R OBP: 0.368, SLG: 0.531				F8		L5		F9		3	0	0	0	1	0	1					
Jose Vidro, S OBP: 0.364, SLG: 0.537						F9		P6		3	0	1	0	1	0	0					
Chris Widger, R OBP: 0.351, SLG: 0.516										4	0	2	1	0	0	2					
Jose Fernandez, R OBP: 0.250, SLG: 0.500										4	0	1	0	0	0	5					
Orlando Cabrera, R OBP: 0.300, SLG: 0.404				F8		G6-3		F8		3	0	0	0	0	0	1					
Mike Thurman, R OBP: 0.053, SLG: 0.053 Miguel Batista, R OBP: 0.276, SLG: 0.370 Terry Jones, S (5, PH)				F9				G6-3		0	0	0	0	0	0	0					
										1	0	0	0	0	0	0					
										2	0	0	0	0	0	1					
Inning Stats	R: 0 E: 0 K: 2 S: 8	H: 0 LOB: 0 BB: 0 P: 12	R: 0 E: 0 K: 0 S: 5	H: 1 LOB: 1 BB: 1 P: 11	R: 0 E: 0 K: 0 S: 9	H: 0 LOB: 0 BB: 0 P: 12	R: 1 E: 0 K: 0 S: 13	H: 2 LOB: 2 BB: 1 P: 22	R: 0 E: 0 K: 0 S: 4	H: 0 LOB: 0 BB: 0 P: 7	R: 0 E: 0 K: 0 S: 6	H: 1 LOB: 1 BB: 0 P: 8	R: 0 E: 0 K: 0 S: 5	H: 1 LOB: 0 BB: 0 P: 7	R: 0 E: 0 K: 0 S: 6	H: 1 LOB: 1 BB: 0 P: 8	1B: 4 2B: 3 3B: 0 HR: 0	SF: 0 SAC: 0 DP: 2 HBP: 0	WP: 0 PB: 0 SB: 0 CS: 0	PA: 34	
PITCHER	IP	WLS	BF	H	R	ER	SO	BB	IBB	HBP	BLK	WP	HR	S	P	ERA	WHIP				
Brian Meadows, R ERA: 3.56	(1, 1)	7.0	W	27	5	1	1	2	2	0	0	0	0	53	85	1.29	1.000				
Antonio Alfonseca, R ERA: 3.61	(8, 1)	2.0		7	2	0	0	0	0	0	0	0	0	11	15	0.00	1.000				

AB	32
R	1
H	7
RBI	1
BB	2
SO	2
LOB	12



Batter	1	2	3	4	5	6	7	8	9	AB	R	H	RBI	BB	SO	LOB	BOTTOM				
Luis Castillo, S OBP: 0.349, SLG: 0.335								L9	FC6-4	3	2	1	0	2	0	3	Montreal Expos @ Florida Marlins Pro Player Stadium, Miami, FL Sat Jul 03 1999, 7:05 PM EDT Att: 24,186 - Cloudy - 79 F				
Alex Gonzalez, R OBP: 0.322, SLG: 0.465										4	0	0	0	0	3	4					
Bruce Aven, R OBP: 0.376, SLG: 0.525 Antonio Alfonseca, R (8, 1)										3	1	0	0	1	1	1					
										0	0	0	0	0	0	0					
Kevin Millar, R OBP: 0.430, SLG: 0.527										4	2	3	5	0	0	0					
Mark Kotsay, L OBP: 0.300, SLG: 0.385										3	0	2	1	0	1	0					
Danny Bautista, R OBP: 0.279, SLG: 0.400										4	0	0	0	0	1	1					
Mike Lowell, R OBP: 0.296, SLG: 0.329										2	0	1	0	1	1	0					
Jorge Fabregas, L OBP: 0.295, SLG: 0.353										4	0	1	0	0	1	5					
Brian Meadows, R OBP: 0.194, SLG: 0.207 Preston Wilson, R OBP: 0.315, SLG: 0.504										3	1	1	0	0	1	1					
										0	0	0	0	1	0	0					
Inning Stats	R: 0 E: 0 K: 2 S: 8	H: 0 LOB: 0 BB: 1 P: 17	R: 0 E: 0 K: 0 S: 10	H: 1 LOB: 2 BB: 1 P: 20	R: 4 E: 0 K: 1 S: 13	H: 2 LOB: 0 BB: 2 P: 23	R: 0 E: 0 K: 1 S: 5	H: 0 LOB: 0 BB: 0 P: 9	R: 1 E: 0 K: 1 S: 11	H: 3 LOB: 2 BB: 0 P: 23	R: 0 E: 0 K: 2 S: 11	H: 1 LOB: 1 BB: 0 P: 16	R: 0 E: 0 K: 0 S: 7	H: 0 LOB: 0 BB: 0 P: 9	R: 1 E: 1 K: 2 S: 17	H: 2 LOB: 3 BB: 1 P: 26	1B: 5 2B: 3 3B: 0 HR: 1	SF: 1 SAC: 0 DP: 1 HBP: 1	WP: 0 PB: 0 SB: 1 CS: 1	PA: 37	
PITCHER	IP	WLS	BF	H	R	ER	SO	BB	IBB	HBP	BLK	WP	HR	S	P	ERA	WHIP				
Mike Thurman, R ERA: 4.59	(1, 1)	1.1		4	0	0	0	2	1	0	0	0	0	10	21	0.00	0.750				
Miguel Batista, R ERA: 4.92	(2, 1)	2.2	L	14	3	4	4	2	3	0	1	0	0	26	48	13.50	2.250				
Anthony Telford, R ERA: 3.19	(5, 1)	3.0		12	4	1	1	3	0	0	0	0	0	29	48	3.00	1.333				
Steve Kline, L ERA: 4.94	(8, 1)	1.0		7	2	1	1	2	1	0	0	0	1	17	26	9.00	3.000				



Batter	1	2	3	4	5	6	7	8	9	AB	R	H	RBI	BB	SO	LOB	TOP			
Manny Martinez, R (1, 8) OBP: 0.305, SLG: 0.395	P4		1B			G5-3		1B	K	5	0	2	0	0	1	1				
Terry Jones, S (1, 7) OBP: 0.167, SLG: 0.167	K		K			G6-3		1B		4	0	1	0	0	2	1				
Jose Fernandez, R (1, 5) OBP: 0.375, SLG: 0.429	F9							1B		3	0	1	0	1	1	0				
Vladimir Guerrero, R (1, 9) OBP: 0.362, SLG: 0.528		P9								4	0	1	0	0	0	4				
Jose Vidro, S (1, 4) OBP: 0.362, SLG: 0.532										4	0	1	0	0	1	4				
Fernando Seguinol, S (1, 3) OBP: 0.292, SLG: 0.310										4	0	0	0	0	2	5				
Orlando Cabrera, R (1, 6) OBP: 0.299, SLG: 0.408										4	1	1	0	0	0	1				
Robert Machado, R (1, 2) OBP: 0.125, SLG: 0.125			L9							4	0	1	0	0	1	0				
Jeremy Powell, R (1, 1) OBP: 0.314, SLG: 0.366			K							2	0	0	0	0	2	0				
Wilton Guerrero, S (7, PH) OBP: 0.314, SLG: 0.366										1	0	0	0	0	0	1				
Bobby Ayala, R (7, 1) OBP: 0.371, SLG: 0.394										0	0	0	0	0	0	0				
Ryan McGuire, L (9, PH) OBP: 0.371, SLG: 0.394										0	0	0	0	1	0	0				
Inning Stats	R: 0 E: 0 K: 1 S: 9	H: 0 LOB: 0 BB: 0 P: 12	R: 0 E: 0 K: 0 S: 11	H: 1 LOB: 1 BB: 0 P: 16	R: 0 E: 0 K: 2 S: 11	H: 1 LOB: 1 BB: 0 P: 14	R: 0 E: 0 K: 2 S: 10	H: 1 LOB: 0 BB: 0 P: 19	R: 0 E: 0 K: 1 S: 9	H: 0 LOB: 0 BB: 0 P: 11	R: 1 E: 0 K: 0 S: 10	H: 2 LOB: 1 BB: 0 P: 16	R: 0 E: 0 K: 2 S: 16	H: 2 LOB: 3 BB: 1 P: 25	R: 0 E: 0 K: 2 S: 10	H: 0 LOB: 1 BB: 1 P: 18	1B: 7 2B: 0 3B: 1 HR: 0	SF: 0 SAC: 0 DP: 0 HBP: 0	WP: 1 PA: 37 PB: 0 SB: 0 CS: 0	
PITCHER	IP	WLS	BF	H	R	ER	SO	BB	IBB	HBP	BLK	WP	HR	S	P	ERA	WHIP			
Livan Hernandez, R (1, 1) ERA: 4.59	7.1	W	31	8	1	1	6	1	0	0	0	1	0	79	114	1.23	1.227			
Jesus Sanchez, L (8, 1) ERA: 5.66	0.2	H	2	0	0	0	2	0	0	0	0	0	0	6	9	0.00	0.000			
Matt Mantei, R (9, 1) ERA: 2.8	1.0		4	0	0	0	2	1	0	0	0	0	0	10	18	0.00	1.000			

Montreal Expos @ Florida Marlins
Pro Player Stadium, Miami, FL
 Sun Jul 04 1999, 4:05 PM EDT
 Att: 16,971 - Sunny - 82 F

AB	35
R	1
H	8
RBI	0
BB	2
SO	10
LOB	17



Batter	1	2	3	4	5	6	7	8	9	AB	R	H	RBI	BB	SO	LOB	BOTTOM			
Luis Castillo, S (1, 4) OBP: 0.346, SLG: 0.330	HBP BB		L7	FC6-4		G5-3		FC4-6		4	0	0	0	1	0	3				
Alex Gonzalez, R (1, 6) OBP: 0.327, SLG: 0.472	G6-3 HBP		HBP 1B HBP	G6-3				2B 3B		2	2	1	0	0	0	1				
Bruce Aven, R (1, 7) OBP: 0.379, SLG: 0.519	F7		1B 1B HBP			G4-3		2B BB		2	1	0	0	1	0	2				
Danny Bautista, R (9, 7) OBP: 0.279, SLG: 0.400										0	0	0	0	0	0	0				
Kevin Millar, R (1, 3) OBP: 0.424, SLG: 0.526	G6-3		P5			L7		2B		4	0	1	1	0	0	4				
Mark Kotsay, L (1, 9) OBP: 0.302, SLG: 0.387			G3	1B BB E 1B				F7		4	1	2	1	0	0	2				
Preston Wilson, R (1, 8) OBP: 0.317, SLG: 0.515			HR	BB BB		PO 1B		F8		3	1	1	1	1	0	0				
Mike Lowell, R (1, 5) OBP: 0.329, SLG: 0.347			E 1B	E5		G6-3 BB				2	0	2	1	2	0	0				
Jorge Fabregas, L (1, 2) OBP: 0.300, SLG: 0.348			G4-6-3 BB			F7		G6-3 BB		2	0	0	0	2	0	1				
Livan Hernandez, R (1, 1) OBP: 0.286, SLG: 0.415			G4-6-3 BB							3	0	1	0	0	0	2				
Jesus Sanchez, L (8, 1) OBP: 0.167, SLG: 0.091										0	0	0	0	0	0	0				
Tim Hyers, L (6, PH) OBP: 0.389, SLG: 0.458										1	0	0	0	0	1	2				
Matt Mantei, R (9, 1) OBP: 0.371, SLG: 0.394										0	0	0	0	0	0	0				
Inning Stats	R: 0 E: 0 K: 0 S: 6	H: 0 LOB: 1 BB: 1 P: 14	R: 1 E: 1 K: 0 S: 13	H: 2 LOB: 1 BB: 1 P: 24	R: 3 E: 1 K: 0 S: 10	H: 2 LOB: 2 BB: 1 P: 22	R: 0 E: 0 K: 0 S: 6	H: 1 LOB: 0 BB: 0 P: 10	R: 0 E: 0 K: 0 S: 5	H: 0 LOB: 0 BB: 1 P: 10	R: 1 E: 0 K: 0 S: 9	H: 2 LOB: 2 BB: 1 P: 17	R: 0 E: 0 K: 1 S: 11	H: 0 LOB: 2 BB: 2 P: 21	1B: 5 2B: 1 3B: 1 HR: 1	SF: 0 SAC: 0 DP: 3 HBP: 3	WP: 0 PA: 38 PB: 0 SB: 0 CS: 0			
PITCHER	IP	WLS	BF	H	R	ER	SO	BB	IBB	HBP	BLK	WP	HR	S	P	ERA	WHIP			
Jeremy Powell, R (1, 1) ERA: 4.5	6.0	L	26	6	4	3	0	4	0	0	0	0	0	46	90	4.50	1.667			
Bobby Ayala, R (7, 1) ERA: 3.09	2.0		11	2	1	1	1	3	0	0	0	0	0	20	38	4.50	2.500			

Montreal Expos @ Florida Marlins
Pro Player Stadium, Miami, FL
 Sun Jul 04 1999, 4:05 PM EDT
 Att: 16,971 - Sunny - 82 F

AB	27
R	5
H	8
RBI	4
BB	7
SO	1
LOB	17



Batter	1	2	3	4	5	6	7	8	9	AB	R	H	RBI	BB	SO	LOB	TOP									
Luis Castillo, S OBP: 0.354, SLG: 0.337				G4-3				K		5	0	3	0	0	1	2										
Dave Berg, R OBP: 0.362, SLG: 0.383	G4-6-3					F9-3		K		5	1	2	1	0	1	3										
Bruce Aven, R OBP: 0.380, SLG: 0.512	G6-3			FC6-4		G6-3				4	1	1	0	1	0	1										
Kevin Millar, R OBP: 0.423, SLG: 0.508		G4-3						K	K	5	1	2	0	0	2	2										
Preston Wilson, R OBP: 0.326, SLG: 0.519		K								4	0	2	1	1	2	0										
Danny Bautista, R OBP: 0.271, SLG: 0.426			SF9			G1-3				4	1	1	2	0	0	3										
Mike Lowell, R OBP: 0.372, SLG: 0.410			K							4	0	3	0	1	1	2										
Mike Redmond, R OBP: 0.378, SLG: 0.330										4	1	2	1	1	1	3										
Alex Fernandez, R OBP: 0.250, SLG: 0.450										3	0	1	0	0	0	5										
Matt Mantei, R	G4-3			SH1-4		G1-2-3				0	0	0	0	0	0	0										
Inning Stats	R: 0 E: 0 K: 0 S: 4	H: 1 LOB: 0 BB: 0 P: 7	R: 1 E: 0 K: 1 S: 14	H: 3 LOB: 2 BB: 0 P: 19	R: 2 E: 0 K: 1 S: 15	H: 4 LOB: 2 BB: 1 P: 25	R: 1 E: 0 K: 0 S: 10	H: 1 LOB: 1 BB: 1 P: 17	R: 1 E: 0 K: 0 S: 10	H: 3 LOB: 2 BB: 1 P: 18	R: 0 E: 0 K: 0 S: 3	H: 1 LOB: 0 BB: 0 P: 5	R: 0 E: 0 K: 1 S: 11	H: 2 LOB: 2 BB: 0 P: 13	R: 0 E: 0 K: 3 S: 20	H: 1 LOB: 2 BB: 1 P: 31	R: 0 E: 0 K: 2 S: 11	H: 1 LOB: 1 BB: 0 P: 15	1B: 15 2B: 2 3B: 0 HR: 1	SF: 1 SAC: 1 DP: 3 HBP: 0	WP: 0 PB: 1 SB: 0 CS: 1	PA: 44				
PITCHER	IP	WLS	BF	H	R	ER	SO	BB	IBB	HBP	BLK	WP	HR	S	P	ERA	WHIP									
Tom Glavine, L ERA: 4.38	(1, 1)	7.0	L	35	15	5	5	3	2	1	0	0	0	1	67	104	6.43	2.429								
Russ Springer, R ERA: 5.8	(8, 1)	1.0		5	1	0	0	3	1	0	0	0	0	20	31	0.00	2.000									
John Hudek, R ERA: 7.9	(9, 1)	1.0		4	1	0	0	2	0	0	0	0	0	11	15	0.00	1.000									

Florida Marlins @ Atlanta Braves
Turner Field, Atlanta, GA
Tue Jul 06 1999, 7:40 PM EDT
Att: 32,665 - Overcast - 70 F

AB 38
R 5
H 17
RBI 5
BB 4
SO 8
LOB 21



Batter	1	2	3	4	5	6	7	8	9	AB	R	H	RBI	BB	SO	LOB	BOTTOM									
Walt Weiss, S OBP: 0.323, SLG: 0.322	G6-3		F8			G4-3		K		4	0	0	0	0	1	0										
Bret Boone, R OBP: 0.324, SLG: 0.414	G1-3			K		G6-3				4	0	0	0	0	1	0										
10 Chipper Jones, S OBP: 0.415, SLG: 0.561						G3-1				3	1	2	1	1	0	0										
Brian Jordan, R OBP: 0.359, SLG: 0.511			F8							4	0	1	0	0	0	2										
Ryan Klesko, L OBP: 0.365, SLG: 0.512				P5						4	1	1	0	0	1	2										
Andruw Jones, R OBP: 0.350, SLG: 0.478				K		G5-3				4	0	0	1	0	1	3										
Randall Simon, L OBP: 0.391, SLG: 0.460										3	0	0	0	0	0	0										
Eddie Pérez, R OBP: 0.264, SLG: 0.316										3	0	0	0	0	1	0										
Tom Glavine, L OBP: 0.158, SLG: 0.135										2	0	0	0	0	0	0										
Russ Springer, R	(8, 1)									0	0	0	0	0	0	0										
Keith Lockhart, L OBP: 0.293, SLG: 0.270	(8, PH)									1	0	0	0	0	0	0										
John Hudek, S	(9, 1)									0	0	0	0	0	0	0										
Inning Stats	R: 0 E: 0 K: 0 S: 11	H: 0 LOB: 1 BB: 1 P: 19	R: 0 E: 0 K: 1 S: 8	H: 0 LOB: 0 BB: 0 P: 14	R: 0 E: 0 K: 1 S: 6	H: 0 LOB: 0 BB: 0 P: 9	R: 1 E: 0 K: 2 S: 11	H: 2 LOB: 1 BB: 0 P: 20	R: 0 E: 0 K: 0 S: 6	H: 0 LOB: 0 BB: 0 P: 6	R: 0 E: 0 K: 0 S: 7	H: 0 LOB: 0 BB: 0 P: 10	R: 1 E: 0 K: 0 S: 6	H: 1 LOB: 0 BB: 0 P: 11	R: 0 E: 0 K: 1 S: 7	H: 0 LOB: 0 BB: 0 P: 9	R: 0 E: 1 K: 0 S: 12	H: 1 LOB: 2 BB: 0 P: 21	1B: 1 2B: 1 3B: 1 HR: 1	SF: 0 SAC: 0 DP: 0 HBP: 0	WP: 0 PB: 0 SB: 0 CS: 0	PA: 33				
PITCHER	IP	WLS	BF	H	R	ER	SO	BB	IBB	HBP	BLK	WP	HR	S	P	ERA	WHIP									
Alex Fernandez, R ERA: 3.31	(1, 1)	8.0	W	28	3	2	2	5	1	0	0	0	0	1	62	98	2.25	0.500								
Matt Mantei, R ERA: 2.72	(9, 1)	1.0	S	5	1	0	0	0	0	0	0	0	0	12	21	0.00	1.000									

Florida Marlins @ Atlanta Braves
Turner Field, Atlanta, GA
Tue Jul 06 1999, 7:40 PM EDT
Att: 32,665 - Overcast - 70 F


AB 32
R 2
H 4
RBI 2
BB 1
SO 5
LOB 7



Batter	1	2	3	4	5	6	7	8	9	AB	R	H	RBI	BB	SO	LOB	TOP					
Luis Castillo, S (1,4) OBP: 0.354, SLG: 0.337	G6-3		SF8 1B		2B 1B		G6-3			4	1	2	0	0	0	0	Florida Marlins @ Atlanta Braves Turner Field, Atlanta, GA Thu Jul 08 1999, 7:40 PM EDT Att: 36,606 - Cloudy - 85 F					
Alex Gonzalez, R (1,6) OBP: 0.329, SLG: 0.469	L8		1B		K		K			4	0	1	0	0	2	1						
Bruce Aven, R (1,7) OBP: 0.370, SLG: 0.503	P3		SF8		1B 1H			K		3	0	1	2	0	1	0						
Kevin Millar, R (1,3)		P4	F7		1B			F9		4	0	1	0	0	0	2						
Mark Kotsay, L (1,9) OBP: 0.301, SLG: 0.383		1B		K	G3			F7		4	0	1	0	0	1	2						
Preston Wilson, R (1,8) OBP: 0.323, SLG: 0.520	F9			S BB		K			B1-3	3	0	0	0	1	1	1						
Mike Lowell, R (1,5) OBP: 0.343, SLG: 0.372	K			K		K			K	4	0	0	0	0	4	2						
Jorge Fabregas, L (1,2) OBP: 0.294, SLG: 0.335			F7	F8		K			F9	4	0	0	0	0	1	1						
Brian Meadows, R (1,1) OBP: 0.212, SLG: 0.226										2	1	1	0	0	0	0						
Tim Hyers, L (7, PH) OBP: 0.373, SLG: 0.435			1B SF8 1B							1	0	0	0	0	0	0						
Brian Edmondson, R (7, 1) OBP: 0.400, SLG: 0.600										0	0	0	0	0	0	0						
Vic Darenbourg, L (8, 1)										0	0	0	0	0	0	0						
Inning Stats	R: 0 E: 0 K: 0 S: 6	H: 0 LOB: 0 BB: 0 P: 9	R: 0 E: 0 K: 1 S: 9	H: 1 LOB: 1 BB: 0 P: 10	R: 1 E: 0 K: 0 S: 15	H: 3 LOB: 2 BB: 0 P: 26	R: 0 E: 0 K: 2 S: 11	H: 0 LOB: 1 BB: 1 P: 17	R: 1 E: 0 K: 1 S: 10	H: 3 LOB: 2 BB: 0 P: 14	R: 0 E: 0 K: 3 S: 10	H: 0 LOB: 0 BB: 0 P: 13	R: 0 E: 0 K: 1 S: 8	H: 0 LOB: 0 BB: 0 P: 12	R: 0 E: 0 K: 1 S: 8	H: 0 LOB: 0 BB: 0 P: 11	R: 0 E: 0 K: 1 S: 6	H: 0 LOB: 0 BB: 0 P: 7	1B: 6 2B: 1 3B: 0 HR: 0	SF: 1 SAC: 0 DP: 0 HBP: 0	WP: 0 PB: 0 SB: 1 CS: 0	PA: 35
PITCHER Kevin Millwood, R (1,1) ERA: 3.2	IP: 9.0 WLS: W BF: 35 H: 7 R: 2 ER: 2 SO: 10 BB: 1 IBB: 0 HBP: 0 BLK: 0 WP: 0 HR: 0 S: 83 P: 119 ERA: 2.00 WHIP: 0.889															PITCHER						

Batter	1	2	3	4	5	6	7	8	9	AB	R	H	RBI	BB	SO	LOB	BOTTOM			
Ozzie Guillen, L (1,6) OBP: 0.273, SLG: 0.287	F8		L3		F8		G6-3			4	0	0	0	0	0	1	Florida Marlins @ Atlanta Braves Turner Field, Atlanta, GA Thu Jul 08 1999, 7:40 PM EDT Att: 36,606 - Cloudy - 85 F			
Bret Boone, R (1,4) OBP: 0.322, SLG: 0.414	10 2B		F8		F9		G4-3			4	1	1	0	0	0	1				
10 Chipper Jones, S (1,5) OBP: 0.417, SLG: 0.580	G3 1H			G3		HR		K		4	1	2	2	0	1	0				
Brian Jordan, R (1,9) OBP: 0.362, SLG: 0.518	G3			S HR		L8		HR		4	2	2	1	0	0	1				
Ryan Klesko, L (1,7) OBP: 0.371, SLG: 0.530										3	1	2	2	0	0	1				
Gerald Williams, R (8, PH) OBP: 0.335, SLG: 0.422	P5			1H HR				L6		1	0	0	0	0	0	0				
Andruw Jones, R (1,8) OBP: 0.348, SLG: 0.484		F9		G6-3		F9		F8		4	0	0	0	0	0	1				
Randall Simon, L (1,3) OBP: 0.386, SLG: 0.442		P5		F8		FC5-4 IBB				2	0	0	0	1	0	0				
Eddie Pérez, R (1,2) OBP: 0.265, SLG: 0.321		P3				FC5-4				3	0	1	0	0	0	2				
Kevin Millwood, R (1,1) OBP: 0.195, SLG: 0.179			K		B5		G5-3			3	0	0	0	0	1	1				
Inning Stats	R: 1 E: 0 K: 0 S: 13	H: 2 LOB: 1 BB: 0 P: 20	R: 0 E: 0 K: 0 S: 4	H: 0 LOB: 0 BB: 0 P: 7	R: 0 E: 0 K: 1 S: 10	H: 0 LOB: 0 BB: 0 P: 13	R: 2 E: 0 K: 0 S: 7	H: 2 LOB: 0 BB: 0 P: 13	R: 0 E: 0 K: 0 S: 5	H: 1 LOB: 1 BB: 0 P: 8	R: 1 E: 0 K: 0 S: 7	H: 2 LOB: 2 BB: 1 P: 15	R: 0 E: 0 K: 0 S: 6	H: 0 LOB: 0 BB: 0 P: 7	R: 1 E: 0 K: 1 S: 10	H: 1 LOB: 0 BB: 0 P: 18	1B: 2 2B: 3 3B: 0 HR: 3	SF: 0 SAC: 0 DP: 0 HBP: 0	WP: 0 PB: 0 SB: 1 CS: 0	PA: 33
PITCHER Brian Meadows, R (1,1) ERA: 5.59 Brian Edmondson, R (7, 1) ERA: 5.59 Vic Darenbourg, L (8, 1) ERA: 7.43	IP: 6.0 WLS: L BF: 26 H: 7 R: 4 ER: 4 SO: 1 BB: 0 IBB: 0 HBP: 0 BLK: 0 WP: 0 HR: 2 S: 46 P: 76 ERA: 6.00 WHIP: 1.167															PITCHER				

AB	33
R	2
H	7
RBI	2
BB	1
SO	10
LOB	9



AB	32
R	5
H	8
RBI	5
BB	1
SO	2
LOB	8




Batter	1	2	3	4	5	6	7	8	9	AB	R	H	RBI	BB	SO	LOB	TOP					
Miguel Cairo, R OBP: 0.361, SLG: 0.409	F9		G4-6-3			G6-3				4	1	1	0	1	0	1	Tampa Bay Devil Rays @ Florida Marlins Pro Player Stadium, Miami, FL Sat Jul 10 1999, 7:05 PM EDT Att: 26,516 - Cloudy - 86 F					
Dave Martinez, L OBP: 0.376, SLG: 0.438	F7			2B	3B			1B		5	3	4	0	0	0	0						
Wade Boggs, L OBP: 0.379, SLG: 0.370 Albie Lopez, R Roberto Hernandez, R	1B			2B	3B	FC5-4		1B		3	2	2	0	2	0	1						
Fred McGriff, L OBP: 0.411, SLG: 0.582	P4			SF	1B			1B		0	0	0	0	0	0	0						
John Flaherty, R OBP: 0.319, SLG: 0.418	K			SF	1B			G4-3		5	2	4	4	0	0	1						
Paul Sorrento, L OBP: 0.359, SLG: 0.441 Randy Winn, S OBP: 0.296, SLG: 0.337	F8-4-3			FC6-4				K		2	0	1	2	2	1	0						
Bubba Trammell, R OBP: 0.321, SLG: 0.453	F8-4-3			P5				K		1	0	0	0	0	1	0						
Kevin Stocker, S OBP: 0.378, SLG: 0.384			K	K	K			P6		4	0	0	0	1	1	4						
Bryan Rekar, R OBP: 0.200, SLG: 0.200 Rick White, R										5	0	0	0	0	3	4						
David Lamb, S OBP: 0.263, SLG: 0.270 Aaron Ledesma, R OBP: 0.320, SLG: 0.323				FC6-4				F8		3	0	1	0	0	1	3						
Inning Stats	R: 0 E: 0 K: 0 S: 14	H: 1 LOB: 1 BB: 0 P: 22	R: 0 E: 0 K: 1 S: 7	H: 0 LOB: 0 BB: 1 P: 12	R: 0 E: 0 K: 1 S: 7	H: 1 LOB: 0 BB: 0 P: 11	R: 4 E: 1 K: 3 S: 13	H: 3 LOB: 1 BB: 1 P: 25	R: 4 E: 0 K: 3 S: 25	H: 4 LOB: 2 BB: 2 P: 43	R: 0 E: 0 K: 1 S: 10	H: 2 LOB: 2 BB: 0 P: 15	R: 0 E: 0 K: 1 S: 7	H: 0 LOB: 0 BB: 0 P: 12	R: 1 E: 0 K: 0 S: 12	H: 3 LOB: 2 BB: 1 P: 21	R: 0 E: 0 K: 1 S: 11	H: 0 LOB: 1 BB: 1 P: 18	1B: 11 2B: 3 3B: 1 HR: 0	SF: 1 SAC: 0 DP: 2 HBP: 0	WP: 0 PB: 1 CS: 0	PA: 45
PITCHER	IP WLS BF H R ER SO BB IBB HBP BLK WP HR S P ERA WHIP																					
Dennis Springer, R ERA: 4.5	4.0 L 20 7 6 5 3 2 0 0 0 0 0 0 51 82 11.25 2.250																					
Vic Darenbourg, L ERA: 8.1	0.0 4 2 2 2 0 2 0 0 0 0 0 0 5 16 ∞ ∞																					
Archie Corbin, R ERA: 7.98	1.0 3 0 0 0 3 0 0 0 0 0 0 0 10 15 0.00 0.000																					
Brian Edmondson, R ERA: 5.4	2.0 8 2 0 0 1 0 0 0 0 0 0 0 17 27 0.00 1.000																					
Braden Looper, R ERA: 3.81	2.0 10 3 1 1 1 2 0 0 0 0 0 0 23 40 4.50 2.500																					
Batter	1	2	3	4	5	6	7	8	9	AB	R	H	RBI	BB	SO	LOB	BOTTOM					
Luis Castillo, S OBP: 0.364, SLG: 0.340	K		B2-3							4	2	2	1	1	1	1	Tampa Bay Devil Rays @ Florida Marlins Pro Player Stadium, Miami, FL Sat Jul 10 1999, 7:05 PM EDT Att: 26,516 - Cloudy - 86 F					
Alex Gonzalez, R OBP: 0.328, SLG: 0.467	K			G6-3						5	1	3	2	0	1	0						
Bruce Aven, R OBP: 0.381, SLG: 0.505	K2-3			F8						5	1	1	2	0	2	3						
Kevin Millar, R OBP: 0.431, SLG: 0.536										5	1	3	1	0	2	1						
Mark Kotsay, L OBP: 0.304, SLG: 0.385	G4-3			FC4-6						5	0	1	1	0	0	2						
Preston Wilson, R OBP: 0.325, SLG: 0.516 Danny Bautista, R OBP: 0.288, SLG: 0.437	P3									3	1	1	0	0	0	1						
Mike Lowell, R OBP: 0.339, SLG: 0.362										2	0	1	1	0	1	0						
Jorge Fabregas, L OBP: 0.286, SLG: 0.325										5	1	0	0	0	1	7						
Dennis Springer, R ERA: 4.18 Vic Darenbourg, L Archie Corbin, R Amaury Garcia, R Brian Edmondson, R Tim Hyers, L Braden Looper, R Dave Berg, R										1	0	1	0	0	0	0						
Inning Stats	R: 0 E: 0 K: 3 S: 10	H: 0 LOB: 0 BB: 0 P: 13	R: 0 E: 0 K: 1 S: 11	H: 0 LOB: 0 BB: 0 P: 16	R: 0 E: 0 K: 1 S: 10	H: 1 LOB: 1 BB: 0 P: 13	R: 0 E: 0 K: 0 S: 13	H: 1 LOB: 1 BB: 0 P: 21	R: 2 E: 0 K: 1 S: 15	H: 4 LOB: 2 BB: 0 P: 21	R: 0 E: 0 K: 0 S: 9	H: 2 LOB: 2 BB: 0 P: 13	R: 1 E: 0 K: 2 S: 12	H: 1 LOB: 1 BB: 1 P: 21	R: 0 E: 0 K: 1 S: 8	H: 0 LOB: 0 BB: 0 P: 10		R: 5 E: 0 K: 2 S: 30	H: 6 LOB: 3 BB: 1 P: 46	1B: 14 2B: 1 3B: 0 HR: 0	SF: 0 SAC: 0 DP: 0 HBP: 1	WP: 1 PB: 0 CS: 0
PITCHER	IP WLS BF H R ER SO BB IBB HBP BLK WP HR S P ERA WHIP																					
Bryan Rekar, R ERA: 5.18	5.0 W 21 6 2 2 6 1 0 0 0 0 0 0 21 34 4.50 2.000																					
Rick White, R ERA: 4.05	2.0 10 3 1 1 2 1 0 0 0 0 0 0 23 34 27.00 3.000																					
Albie Lopez, R ERA: 6.88	1.1 8 3 4 4 1 1 0 0 0 0 0 0 15 22 13.50 4.500																					
Roberto Hernandez, R ERA: 3.72	0.2 S 6 3 1 1 2 0 0 0 1 0 0 0 0 15 22 13.50 4.500																					

Batter	1	2	3	4	5	6	7	8	9	AB	R	H	RBI	BB	SO	LOB	TOP										
Luis Castillo, S OBP: 0.363, SLG: 0.337	4-2 E BB		1-2 G6-3			0-2 G6-3		2-2 G6-3	0-0 SH G5-3	3	0	0	1	1	0	0	Florida Marlins @ Toronto Blue Jays SkyDome, Toronto, ON Thu Jul 15 1999, 7:05 PM EDT Att: 25,072 - Unknown - 75 F										
Alex Gonzalez, R OBP: 0.320, SLG: 0.455	2-1 F7		0-0 L9			0-0 F8		2-2 G6-3	0-0 G5-3	5	0	0	0	0	0	3											
Bruce Aven, R OBP: 0.375, SLG: 0.495	0-1 E6		0-1 G5-3			2-2 F8		0-1 G5-3	0-1 G6-3	5	0	0	0	0	0	3											
Kevin Millar, R OBP: 0.435, SLG: 0.551	2-1 F8			1-0 1B			0-0 1B G6-4-3		2-2 HR	4	2	3	1	0	0	2											
Mark Kotsay, L OBP: 0.304, SLG: 0.393	1-2 L4			0-0 G4-3-6-3			2-1 G6-4-3 1B WP		2-2 F7	4	1	1	0	0	0	3											
Preston Wilson, R OBP: 0.327, SLG: 0.514		1-2 G4-3		3-1 P4			0-1 G6-4-3 1B		0-2 2B 1B	4	1	2	0	0	0	0											
Danny Bautista, R OBP: 0.272, SLG: 0.418	0-1 E5 1B				3-2 P3		1-0 G6-4-3		1-2 1B 2B	4	2	1	0	0	0	2											
Mike Lowell, R OBP: 0.353, SLG: 0.394	2-2 G5-3				2-1 F9		1-2 2-3 3-H		1-0 1B SH	4	2	2	2	0	0	1											
Mike Redmond, R OBP: 0.377, SLG: 0.328	1-0 2-H 1B				1-0 G6-3		1-0 F9		1-2 G5-3 SH 1B	4	0	2	2	0	0	0											
Inning Stats	R: 0 E: 1 K: 0 S: 13	H: 0 LOB: 2 BB: 1 P: 22	R: 1 E: 1 K: 0 S: 9	H: 1 LOB: 1 BB: 0 P: 13	R: 0 E: 0 K: 0 S: 7	H: 0 LOB: 0 BB: 0 P: 8	R: 0 E: 0 K: 0 S: 4	H: 1 LOB: 0 BB: 0 P: 8	R: 0 E: 0 K: 0 S: 7	H: 0 LOB: 0 BB: 0 P: 13	R: 0 E: 0 K: 0 S: 7	H: 0 LOB: 0 BB: 0 P: 9	R: 3 E: 0 K: 0 S: 13	H: 4 LOB: 0 BB: 0 P: 20	R: 0 E: 0 K: 0 S: 9	H: 0 LOB: 0 BB: 0 P: 13	R: 4 E: 1 K: 0 S: 22	H: 5 LOB: 2 BB: 0 P: 29	1B: 8 2B: 1 3B: 0 HR: 2	SF: 0 SAC: 1 DP: 2 HBP: 0	WP: 1 PB: 0 SB: 0 CS: 0	PA: 39					
PITCHER	IP	WLS	BF	H	R	ER	SO	BB	IBB	HBP	BLK	WP	HR	S	P	ERA	WHIP										
Chris Carpenter, R ERA: 3.3	(1, 1)	6.2	26	6	4	3	0	1	0	0	0	1	1	59	91	4.05	1.050										
Paul Quantrill, R ERA: 2.2	(7, 1)	1.1	4	0	0	0	0	0	0	0	0	0	0	10	15	0.00	0.000										
Billy Koch, R ERA: 2.38	(9, 1)	0.1	1	6	5	4	0	0	0	0	0	0	1	18	25	108.00	15.000										
Graeme Lloyd, L ERA: 2.93	(9, 1)	0.2	3	0	0	0	0	0	0	0	0	0	0	4	4	0.00	0.000										


Batter	1	2	3	4	5	6	7	8	9	AB	R	H	RBI	BB	SO	LOB	BOTTOM										
Shannon Stewart, R OBP: 0.370, SLG: 0.420	1-3 K		2-1 HR		0-2 L4-3		1-0 F8		1-3 K	5	1	1	3	0	2	2	Florida Marlins @ Toronto Blue Jays SkyDome, Toronto, ON Thu Jul 15 1999, 7:05 PM EDT Att: 25,072 - Unknown - 75 F										
Willie Greene, L OBP: 0.294, SLG: 0.370	3-2 G4-3		4-2 1B BB			0-0 F7		1-1 F7	0-1 1B	2	0	0	0	1	0	0											
Craig Grebeck, R OBP: 0.469, SLG: 0.469			3-1 1B			1-2 HR 1B		3-3 K	1-1 1B	2	0	1	0	0	0	0											
Shawn Green, L OBP: 0.411, SLG: 0.638	1-0 L4		3-1 1B			1-2 HR 1B		1-1 BB	1-1 F8	5	1	3	1	0	1	0											
Carlos Delgado, L OBP: 0.351, SLG: 0.504		0-1 G3-1	3-0 P6			1-0 HR		1-1 BB	1-1 F8	5	1	2	2	0	0	3											
Tony Fernandez, S OBP: 0.464, SLG: 0.512	2-1 F7			1-2 G6-3		3-1 FC3-6 1B		4-0 BB		3	0	1	0	1	0	0											
Darin Fletcher, L OBP: 0.348, SLG: 0.513	1-3 K			1-0 F8		3-1 FC3-6		4-0 BB	1-2 2-3 BB	3	0	0	0	1	1	1											
Tony Batista, R OBP: 0.333, SLG: 0.480			0-1 1B HR		1-1 F7		2-2 F9		1-3 K	4	1	1	0	0	1	4											
José Cruz Jr., S OBP: 0.348, SLG: 0.409			2-0 F8		1-0 E6 FC4-6		1-0 F7		2-2 1B 1B	4	1	1	0	0	0	1											
Homer Bush, R OBP: 0.321, SLG: 0.357	1-1 HR			1-2 HR		2-2 FC4-6		3-2 G6-3	0-3 K	4	1	1	0	0	1	2											
Inning Stats	R: 0 E: 0 K: 1 S: 7	H: 0 LOB: 0 BB: 0 P: 12	R: 0 E: 0 K: 1 S: 7	H: 0 LOB: 0 BB: 0 P: 10	R: 3 E: 0 K: 0 S: 12	H: 4 LOB: 1 BB: 1 P: 27	R: 0 E: 0 K: 0 S: 7	H: 0 LOB: 0 BB: 0 P: 10	R: 0 E: 0 K: 0 S: 7	H: 0 LOB: 0 BB: 0 P: 10	R: 2 E: 0 K: 0 S: 14	H: 3 LOB: 1 BB: 0 P: 26	R: 0 E: 0 K: 0 S: 6	H: 0 LOB: 0 BB: 0 P: 11	R: 0 E: 0 K: 2 S: 13	H: 1 LOB: 3 BB: 2 P: 27	R: 1 E: 0 K: 2 S: 20	H: 3 LOB: 2 BB: 0 P: 25	1B: 8 2B: 2 3B: 0 HR: 2	SF: 0 SAC: 0 DP: 1 HBP: 0	WP: 0 PB: 0 SB: 0 CS: 0	PA: 40					
PITCHER	IP	WLS	BF	H	R	ER	SO	BB	IBB	HBP	BLK	WP	HR	S	P	ERA	WHIP										
Livan Hernandez, R ERA: 4.65	(1, 1)	6.0	25	7	5	5	2	1	0	0	0	0	0	6	11	0.00	0.000										
Vladimir Nunez, R ERA: 2.75	(7, 1)	1.0	3	0	0	0	0	0	0	0	0	0	0	6	11	0.00	0.000										
Jesus Sanchez, L ERA: 0.74	(8, 1)	0.2	5	1	0	0	1	1	1	0	0	0	0	10	23	0.00	3.000										
Braden Looper, R ERA: 3.78	(8, 1)	0.1	W	1	0	0	1	0	0	0	0	0	0	3	4	0.00	0.000										
Antonio Alfonseca, R ERA: 3.74	(9, 1)	1.0	S	6	3	1	2	0	0	0	0	0	0	20	25	9.00	3.000										


AB 37
R 8
H 11
RBI 6
BB 1
SO 0
LOB 14




AB 37
R 6
H 11
RBI 6
BB 3
SO 6
LOB 13



Batter	1	2	3	4	5	6	7	8	9	AB R H RBI BB SO LOB	TOP											
Luis Castillo, S (1.4) OBP: 0.364, SLG: 0.346	0-1 G5-3 3B		2-1 G4-3		0-0 SF7		2-2 S 2B 1B		1-2 E5	4 2 2 1 0 0 1	Florida Marlins @ Toronto Blue Jays SkyDome, Toronto, ON Fri Jul 16 1999, 7:05 PM EDT Att: 22,449 - Unknown - 90 F livebaseballscorecards.com AB 37 R 4 H 10 RBI 4 BB 1 SO 7 LOB 15 											
Alex Gonzalez, R (1.6) OBP: 0.318, SLG: 0.454	1-2 G5-3		2-3 K		1-1 F9		3-1 2B 2B		0-2 F8	5 1 1 2 0 1 2												
Bruce Aven, R (1.10) OBP: 0.380, SLG: 0.503	1-0 1B		1-3 K			2-1 1B 1B		0-0 2B 2B	2-1 F9	5 0 3 1 0 1 2												
Kevin Millar, R (1.3) OBP: 0.424, SLG: 0.536	1-1 F9		1-3 K			1-2 F8 1B		2-2 G5-3		4 0 0 0 0 1 3												
Mark Kotsay, L (1.9) OBP: 0.300, SLG: 0.387	0-1 F8		0-0 G4-3			3-3 K 1-2 1B		1-1 G1-3		4 0 0 0 0 1 2												
Preston Wilson, R (1.8) OBP: 0.330, SLG: 0.512		3-3 K		4-1 BB		0-1 1B		1-1 G5-3		3 0 1 0 1 1 0												
Danny Bautista, R (1.7) OBP: 0.271, SLG: 0.410		2-3 K		3-2 F9		2-3 1B G6-3		1-0 FC4-6 1B		4 0 1 0 0 1 3												
Mike Lowell, R (1.5) OBP: 0.350, SLG: 0.398	2-2 F8				1-0 G4-3 SF7 2B		1-2 G6-3	0-1 FC4-6		4 1 1 0 0 0 1												
Jorge Fabregas, L (1.2) OBP: 0.286, SLG: 0.329			1-1 G4-3 2B		1-0 G4-3		2-0 G4-3		1-3 K	4 0 1 0 0 1 1												
Inning Stats	R: 1 E: 0 K: 0 S: 10	H: 2 LOB: 1 BB: 0 P: 13	R: 0 E: 0 K: 2 S: 10	H: 0 LOB: 0 BB: 0 P: 17	R: 0 E: 0 K: 2 S: 11	H: 1 LOB: 1 BB: 0 P: 17	R: 0 E: 0 K: 1 S: 10	H: 0 LOB: 1 BB: 1 P: 18	R: 1 E: 0 K: 0 S: 5	H: 1 LOB: 0 BB: 0 P: 8	R: 0 E: 0 K: 1 S: 11	H: 2 LOB: 2 BB: 0 P: 19	R: 2 E: 0 K: 0 S: 13	H: 3 LOB: 1 BB: 0 P: 23	R: 0 E: 0 K: 0 S: 7	H: 1 LOB: 1 BB: 0 P: 10	R: 0 E: 1 K: 1 S: 11	H: 0 LOB: 1 BB: 0 P: 15	1B: 5 2B: 4 3B: 1 HR: 0	SF: 1 SAC: 0 DP: 0 HBP: 0	WP: 0 PB: 1 SB: 1 CS: 0	PA: 39
PITCHER	IP WLS BF H R ER SO BB IBB HBP BLK WP HR S P ERA WHIP											PITCHER	IP WLS BF H R ER SO BB IBB HBP BLK WP HR S P ERA WHIP									
Pat Hentgen, R (1.1) ERA: 5.71	7.0 L 31 9 4 4 6 1 0 0 0 0 0 0 70 115 5.14 1.429																					
Paul Spoljaric, L (8.1) ERA: 6.53	1.1 6 1 0 0 1 0 0 0 0 0 0 0 13 18 0.00 0.750																					
John Frascatore, R (9.1) ERA: 3.92	0.2 2 0 0 0 0 0 0 0 0 0 0 0 5 7 0.00 0.000																					

Batter	1	2	3	4	5	6	7	8	9	AB R H RBI BB SO LOB	BOTTOM											
Shannon Stewart, R (1.7) OBP: 0.373, SLG: 0.421	0-3 K	1-0 FC6-4 1B		1-1 F9-3 1B		0-0 F7			4-2 G5-3 BB	4 0 2 0 1 1 1	Florida Marlins @ Toronto Blue Jays SkyDome, Toronto, ON Fri Jul 16 1999, 7:05 PM EDT Att: 22,449 - Unknown - 90 F livebaseballscorecards.com AB 34 R 2 H 11 RBI 2 BB 3 SO 5 LOB 16 											
Homer Bush, R (1.4) OBP: 0.323, SLG: 0.358	0-2 S 1B	1-0 FC6-4		0-1 F9-3		1-0 1B			0-2 G5-3	5 1 2 0 0 0 5												
Shawn Green, L (1.9) OBP: 0.411, SLG: 0.633	2-1 FC4-6 1B		1-1 CS HBP		0-0 F8		0-0 F7		1-1 F7	4 0 1 1 0 0 1												
Carlos Delgado, L (1.3) OBP: 0.355, SLG: 0.504	4-1 FC4-6 BB		2-1 1B HBP		3-2 BB 1B		2-3 K			2 1 1 0 1 1 0												
Tony Fernandez, S (1.5) OBP: 0.462, SLG: 0.508	1-1 FC4-6		1-2 1B		1-0 F7		1-3 K			4 0 1 0 0 1 3												
Darin Fletcher, L (1.2) OBP: 0.352, SLG: 0.510	2-2 G3		3-1 G4-6-3 1B		4-2 BB				2-1 F9	3 0 1 1 1 0 2												
Tony Batista, R (1.6) OBP: 0.329, SLG: 0.472		1-2 F7	1-2 G4-6-3		1-3 K				2-2 P5	4 0 0 0 0 1 4												
Willie Greene, L (1.10) OBP: 0.285, SLG: 0.357		3-2 F8		2-1 G4-3		1-3 K			1-1 G2-3	4 0 0 0 0 1 0												
José Cruz Jr., S (1.8) OBP: 0.353, SLG: 0.415			2-1 1B		1-0 1B		0-0 1B		0-0 F7	4 0 3 0 0 0 0												
Inning Stats	R: 1 E: 0 K: 1 S: 20	H: 2 LOB: 2 BB: 1 P: 29	R: 0 E: 0 K: 0 S: 12	H: 2 LOB: 0 BB: 0 P: 19	R: 1 E: 0 K: 0 S: 9	H: 2 LOB: 1 BB: 0 P: 16	R: 0 E: 0 K: 0 S: 7	H: 2 LOB: 1 BB: 0 P: 11	R: 0 E: 0 K: 1 S: 10	H: 1 LOB: 2 BB: 1 P: 19	R: 0 E: 0 K: 1 S: 6	H: 2 LOB: 2 BB: 0 P: 8	R: 0 E: 0 K: 2 S: 12	H: 0 LOB: 0 BB: 0 P: 15	R: 0 E: 0 K: 0 S: 8	H: 0 LOB: 0 BB: 0 P: 13	R: 0 E: 0 K: 0 S: 9	H: 0 LOB: 1 BB: 1 P: 14	1B: 11 2B: 1 3B: 0 HR: 0	SF: 0 SAC: 0 DP: 2 HBP: 2	WP: 0 PB: 0 SB: 3 CS: 1	PA: 39
PITCHER	IP WLS BF H R ER SO BB IBB HBP BLK WP HR S P ERA WHIP											PITCHER	IP WLS BF H R ER SO BB IBB HBP BLK WP HR S P ERA WHIP									
Dennis Springer, R (1.1) ERA: 4.33	8.0 W 35 11 2 2 2 2 0 2 0 0 0 0 84 130 2.25 1.625																					
Antonio Alfonseca, R (9.1) ERA: 3.66	1.0 S 4 0 0 0 0 1 0 0 0 0 0 0 9 14 0.00 1.000																					

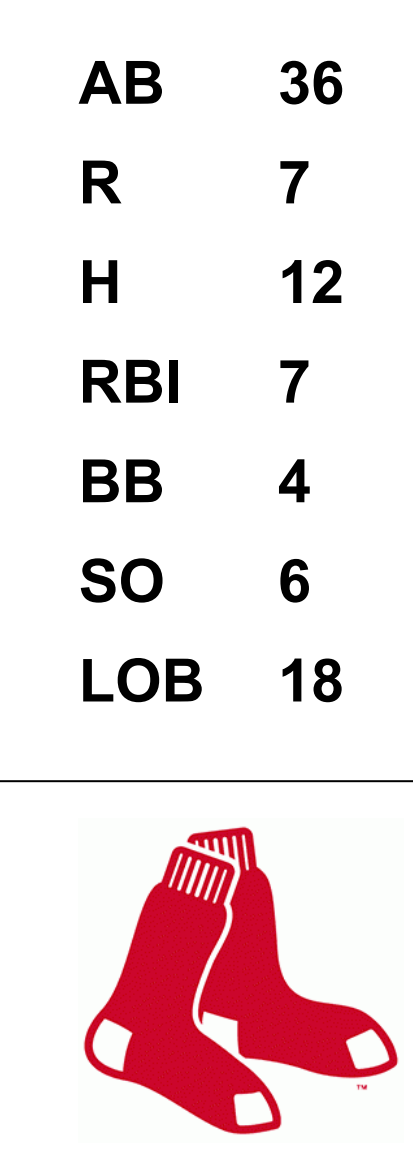
Batter	1	2	3	4	5	6	7	8	9	AB	R	H	RBI	BB	SO	LOB	TOP			
Luis Castillo, S OBP: 0.364, SLG: 0.350	G4-3		1B E	1B S	G4-3			K		5	2	2	2	0	1	0	Florida Marlins @ Boston Red Sox Fenway Park, Boston, MA Sun Jul 18 1999, 1:05 PM EDT Att: 30,288 - Sunny - 95 F			
Alex Gonzalez, R OBP: 0.318, SLG: 0.451	E5 2B 1B		1B	1B		P6		L5-3 1B		5	3	3	0	0	0	0				
Bruce Aven, R OBP: 0.380, SLG: 0.502	1B SF8 2B		E2 G6-3 2B	1B		L4		L5-3		5	2	2	1	0	0	2				
Kevin Millar, R OBP: 0.420, SLG: 0.522	1B		G6-3 1B	1B		P4		L1		4	0	2	2	1	0	2				
Mark Kotsay, L OBP: 0.296, SLG: 0.381	SF8		G6-3 1B	1B		BB		P5		4	0	0	1	0	1	5				
Preston Wilson, R OBP: 0.334, SLG: 0.519	K		G6-3 2B	1B		G3		K		5	0	3	2	0	2	1				
Danny Bautista, R OBP: 0.281, SLG: 0.407			P6	FC3-6		FC4-6 1B				0	0	0	0	0	0	0				
Tim Hyers, L OBP: 0.363, SLG: 0.418			HBP			FC4-6				3	0	0	0	0	0	4				
Mike Lowell, R OBP: 0.336, SLG: 0.385	K			2B 1B		F8				4	1	1	0	0	2	2				
Jorge Fabregas, L OBP: 0.285, SLG: 0.333	G4-6-3			1B 2B		F8		F8		4	1	1	0	0	0	2				
Inning Stats	R: 2 E: 1 K: 1 S: 12	H: 2 LOB: 1 BB: 0 P: 16	R: 0 E: 0 K: 1 S: 6	H: 0 LOB: 1 BB: 0 P: 8	R: 3 E: 1 K: 0 S: 18	H: 4 LOB: 1 BB: 0 P: 25	R: 4 E: 0 K: 1 S: 21	H: 6 LOB: 2 BB: 0 P: 31	R: 0 E: 0 K: 0 S: 9	H: 0 LOB: 0 BB: 0 P: 13	R: 0 E: 0 K: 0 S: 6	H: 1 LOB: 1 BB: 0 P: 10	R: 0 E: 0 K: 1 S: 7	H: 1 LOB: 0 BB: 0 P: 10	R: 0 E: 0 K: 1 S: 9	H: 0 LOB: 0 BB: 0 P: 12	1B: 10 2B: 5 3B: 0 HR: 0	SF: 1 SAC: 0 DP: 3 HBP: 1	WP: 0 PB: 0 SB: 1 CS: 0	PA: 42
PITCHER	IP WLS BF H R ER SO BB IBB HBP BLK WP HR S P ERA WHIP	IP WLS BF H R ER SO BB IBB HBP BLK WP HR S P ERA WHIP															IP WLS BF H R ER SO BB IBB HBP BLK WP HR S P ERA WHIP			
Pedro Martinez, R ERA: 2.51	3.2	24	12	9	7	3	0	0	1	0	0	0	0	0	16	26	0.00	0.429		
Rich Garcias, R ERA:	2.1	8	0	0	0	1	1	0	0	0	0	0	0	0	16	26	0.00	1.000		
Derek Lowe, R ERA: 2.97	2.0	W	7	2	0	1	0	0	0	0	0	0	0	15	20	0.00	1.000			
49 Tim Wakefield, R ERA: 4.97	1.0	S	3	0	0	1	0	0	0	0	0	0	0	9	12	0.00	0.000			
Batter	1	2	3	4	5	6	7	8	9	AB	R	H	RBI	BB	SO	LOB	BOTTOM			
Jose Offerman, S OBP: 0.360, SLG: 0.415	G4-6-3 BB		2B 1B	1H 2B		CS 1B		3B BB		3	3	3	1	2	0	0	Florida Marlins @ Boston Red Sox Fenway Park, Boston, MA Sun Jul 18 1999, 1:05 PM EDT Att: 30,288 - Sunny - 95 F			
John Valentin, R OBP: 0.315, SLG: 0.409	G4-6-3		SF8 2B	2B		SF8		SF8 3B		4	2	3	4	0	0	1				
Brian Daubach, L OBP: 0.375, SLG: 0.613	K		SF8 2B	K		SF8 1B		SF8 3B		4	0	2	1	0	2	1				
Lou Merloni, R OBP: 0.314, SLG: 0.312			2B			1B		SF8		0	0	0	1	0	0	0				
Nomar Garciaparra, R OBP: 0.404, SLG: 0.616		L9	SF8			G4-3		G3-1		4	0	0	1	0	0	1				
Troy O'Leary, L OBP: 0.351, SLG: 0.518		L3	K			G6-3		F9		4	0	0	0	0	1	1				
Mike Stanley, R OBP: 0.390, SLG: 0.478		HR BB	P4			1B BB		K		2	1	0	0	2	1	1				
Jason Varitek, S OBP: 0.315, SLG: 0.478						G3-1		K		4	1	2	2	0	1	0				
Damon Buford, R OBP: 0.317, SLG: 0.387		HR				L1		FC6-4		4	1	1	1	0	1	2				
Trot Nixon, L OBP: 0.341, SLG: 0.380	G4-3					1B SF8 BB		3B 2B		2	3	1	0	2	0	0				
Inning Stats	R: 0 E: 0 K: 1 S: 8	H: 0 LOB: 0 BB: 1 P: 12	R: 3 E: 0 K: 0 S: 13	H: 2 LOB: 1 BB: 1 P: 26	R: 2 E: 0 K: 1 S: 15	H: 3 LOB: 1 BB: 0 P: 20	R: 2 E: 0 K: 1 S: 14	H: 2 LOB: 1 BB: 1 P: 23	R: 0 E: 0 K: 0 S: 9	H: 1 LOB: 2 BB: 1 P: 17	R: 1 E: 0 K: 0 S: 9	H: 2 LOB: 1 BB: 1 P: 23	R: 0 E: 0 K: 2 S: 8	H: 0 LOB: 0 BB: 0 P: 13	R: 3 E: 0 K: 1 S: 11	H: 2 LOB: 0 BB: 1 P: 21	1B: 4 2B: 5 3B: 1 HR: 2	SF: 3 SAC: 0 DP: 1 HBP: 0	WP: 0 PB: 0 SB: 0 CS: 1	PA: 40
PITCHER	IP WLS BF H R ER SO BB IBB HBP BLK WP HR S P ERA WHIP	IP WLS BF H R ER SO BB IBB HBP BLK WP HR S P ERA WHIP															IP WLS BF H R ER SO BB IBB HBP BLK WP HR S P ERA WHIP			
Ryan Dempster, R ERA: 5.81	3.2	20	7	7	7	2	0	0	0	0	0	0	16	33	5.40	2.400				
Brian Edmondson, R ERA: 5.65	1.2	9	2	1	1	1	2	0	0	0	0	0	16	33	5.40	2.400				
Vladimir Nunez, R ERA: 3.32	2.0	L	9	3	3	3	1	0	0	0	0	0	20	40	13.50	2.000				
Jesus Sanchez, L ERA: 6.14	0.1	1	0	0	0	0	0	0	0	0	0	3	3	0.00	0.000					
Braden Looper, R ERA: 3.73	0.1	1	0	0	0	0	0	0	0	0	0	1	2	0.00	0.000					

Batter	1	2	3	4	5	6	7	8	9	AB	R	H	RBI	BB	SO	LOB	TOP										
Luis Castillo, S OBP: 0.362, SLG: 0.345 (1, 4)	E6 1B	E S BB	K		L9			G1-3		4	1	0	0	1	1	3	Florida Marlins @ Boston Red Sox Fenway Park, Boston, MA Mon Jul 19 1999, 7:05 PM EDT Att: 23,282 - Overcast - 72 F										
Alex Gonzalez, R OBP: 0.319, SLG: 0.451 (1, 6)	1B SF9	P3	F9			F9		1B		5	1	2	1	0	0	4											
Bruce Aven, R OBP: 0.380, SLG: 0.500 (1, 10)	1B 2B	F8			L9	K		1B		5	1	2	0	0	1	2											
Kevin Millar, R OBP: 0.409, SLG: 0.509 (1, 3)	SF9	K			P3	F7		F9		4	0	0	1	0	1	3											
Mark Kotsay, L OBP: 0.300, SLG: 0.385 (1, 9)	2B G1-3		1B FC4				G4-3	K		5	2	3	0	0	1	2											
Preston Wilson, R OBP: 0.342, SLG: 0.538 (1, 8)	2B		1B FC4		F8		2B 1B	HR		5	2	4	2	0	0	1											
Tim Hyers, L OBP: 0.353, SLG: 0.417 Danny Bautista, R OBP: 0.281, SLG: 0.407 (9, 7)	G1-3		FC4 2B		G6-3		1B 2B	G4-3		5	2	1	3	0	0	2											
Mike Lowell, R OBP: 0.341, SLG: 0.395 (1, 5)	L8		2B		G6-3		2B 1B	K2-3		5	0	2	2	0	1	1											
Mike Redmond, R OBP: 0.377, SLG: 0.326 (1, 2)		E 1B	HBP			F9		K		4	1	2	0	0	1	0											
Inning Stats	R: 4 E: 1 K: 0 S: 17	H: 4 LOB: 1 BB: 0 P: 27	R: 1 E: 1 K: 1 S: 7	H: 1 LOB: 1 BB: 1 P: 16	R: 2 E: 0 K: 1 S: 16	H: 3 LOB: 2 BB: 0 P: 26	R: 0 E: 0 K: 0 S: 7	H: 1 LOB: 1 BB: 0 P: 17	R: 0 E: 0 K: 1 S: 6	H: 1 LOB: 0 BB: 0 P: 11	R: 0 E: 0 K: 1 S: 10	H: 0 LOB: 0 BB: 0 P: 15	R: 2 E: 0 K: 0 S: 14	H: 3 LOB: 0 BB: 0 P: 23	R: 0 E: 0 K: 1 S: 10	H: 2 LOB: 2 BB: 0 P: 13		R: 1 E: 0 K: 2 S: 9	H: 1 LOB: 0 BB: 0 P: 10	1B: 12 2B: 3 3B: 0 HR: 1	SF: 1 SAC: 0 DP: 0 HBP: 1	WP: 0 PB: 0 SB: 3 CS: 0	PA: 45				
PITCHER	IP	WLS	BF	H	R	ER	SO	BB	IBB	HBP	BLK	WP	HR	S	P	ERA	WHIP										
Tomo Ohka, R ERA: 18.0 (1, 1)	1.0	L	10	5	5	2	0	1	0	0	0	0	0	18	33	18.00	6.000										
Pat Rapp, R ERA: 5.03 (2, 1)	3.0		14	4	2	2	2	0	0	1	0	0	0	29	53	6.00	1.333										
Rheal Cormier, L ERA: 4.34 (5, 1)	2.1		10	3	2	2	1	0	0	0	0	0	0	26	42	7.71	1.286										
Marino Santana, R ERA: (7, 1)	1.2		7	3	0	0	1	0	0	0	0	0	0	14	20	0.00	1.800										
49 Tim Wakefield, R ERA: 5.02 (9, 1)	1.0		4	1	1	1	2	0	0	0	0	0	1	9	10	9.00	1.000										
Batter	1	2	3	4	5	6	7	8	9	AB	R	H	RBI	BB	SO	LOB	BOTTOM										
Jose Offerman, S OBP: 0.360, SLG: 0.415 (1, 4)	G6-3		F9		G1-6-3			1B		5	0	2	1	0	0	3	Florida Marlins @ Boston Red Sox Fenway Park, Boston, MA Mon Jul 19 1999, 7:05 PM EDT Att: 23,282 - Overcast - 72 F										
John Valentin, R OBP: 0.313, SLG: 0.410 (1, 5)	F8		1B 2B		K		SF8	F8		4	1	1	3	0	1	2											
Brian Daubach, L OBP: 0.376, SLG: 0.607 (1, 10)	P4		1B			G4-3				5	0	2	1	0	0	0											
Mike Stanley, R OBP: 0.387, SLG: 0.473 (1, 3)		K	P3			F8	F7			5	0	1	0	0	1	3											
Jason Varitek, S OBP: 0.316, SLG: 0.477 (1, 2)	F7		G6-3			1B		E 2B 1B		5	1	2	0	0	0	2											
Lou Merlani, R OBP: 0.306, SLG: 0.306 (1, 6)		1B			G5-3		F8	E6 2B 1B		5	1	1	0	0	0	3											
Damon Buford, R OBP: 0.315, SLG: 0.389 (9, 8)		G5-3			G6-3			K		4	1	1	0	0	1	3											
Darren Lewis, R OBP: 0.334, SLG: 0.332 18 Reggie Jefferson, S OBP: 0.341, SLG: 0.444 Troy O'Leary, L OBP: 0.351, SLG: 0.518 (9, 7)			1B 2B 1B		G5-3			1B SF8 1B		3	2	2	0	0	0	0											
Trot Nixon, L OBP: 0.348, SLG: 0.394 (1, 9)			1B 2B 1B				SF9	1B		3	1	3	2	0	0	0											
Inning Stats	R: 0 E: 0 K: 0 S: 8	H: 0 LOB: 0 BB: 0 P: 11	R: 0 E: 0 K: 1 S: 7	H: 1 LOB: 1 BB: 0 P: 11	R: 3 E: 0 K: 0 S: 18	H: 4 LOB: 1 BB: 0 P: 28	R: 0 E: 0 K: 0 S: 6	H: 0 LOB: 0 BB: 0 P: 10	R: 0 E: 0 K: 1 S: 6	H: 1 LOB: 0 BB: 0 P: 8	R: 0 E: 0 K: 0 S: 7	H: 1 LOB: 1 BB: 0 P: 10	R: 2 E: 0 K: 0 S: 17	H: 4 LOB: 2 BB: 0 P: 29	R: 2 E: 1 K: 2 S: 21	H: 3 LOB: 2 BB: 0 P: 33	R: 0 E: 0 K: 0 S: 10	H: 1 LOB: 1 BB: 0 P: 15	1B: 12 2B: 3 3B: 0 HR: 0	SF: 2 SAC: 0 DP: 1 HBP: 0	WP: 0 PB: 0 SB: 0 CS: 0	PA: 42					
PITCHER	IP	WLS	BF	H	R	ER	SO	BB	IBB	HBP	BLK	WP	HR	S	P	ERA	WHIP										
Brian Meadows, R ERA: 9.68 (1, 1)	6.1	W	28	10	5	5	2	0	0	0	0	0	0	63	96	7.11	1.579										
Braden Looper, R ERA: 3.63 (7, 1)	1.1		9	4	2	0	2	0	0	0	0	0	0	20	35	0.00	3.000										
Antonio Alfonseca, R ERA: 3.56 (8, 1)	1.1	S	5	1	0	0	0	0	0	0	0	0	0	17	24	0.00	0.750										

Batter	1	2	3	4	5	6	7	8	9	AB	R	H	RBI	BB	SO	LOB	TOP										
Luis Castillo, S OBP: 0.358, SLG: 0.341	1-1 B2		0-0 G4-3		3-2 G6-3			2-2 G3		4	0	0	0	0	0	1	Florida Marlins @ Boston Red Sox Fenway Park, Boston, MA Tue Jul 20 1999, 7:05 PM EDT Att: 25,346 - Unknown - 76 F										
Alex Gonzalez, R OBP: 0.316, SLG: 0.446	0-0 F9		1-3 K		2-0 F8			2-2 G6-3		4	0	0	0	0	1	1											
Bruce Aven, R OBP: 0.374, SLG: 0.491	0-0 P6			1-1 F8	3-3 K			1-2 G5-3		4	0	0	0	0	1	0											
Kevin Millar, R OBP: 0.405, SLG: 0.503		3-1 L9		0-1 1B		0-0 P8		1-2 K		4	1	1	0	0	1	0											
Mark Kotsay, L OBP: 0.303, SLG: 0.390	0-0 L8		1-0 L9		0-1 FC5-4			0-1 2B		4	0	2	0	0	0	1											
Preston Wilson, R OBP: 0.344, SLG: 0.536	4-2 FC5-4		1-0 BB	1-2 1B		1-1 FC5-4		1-3 K		3	0	1	0	1	1	2											
Danny Bautista, R OBP: 0.280, SLG: 0.400	0-1 FC5-4		0-1 1B		2-0 CS		0-1 G5-3		0-0 G6-3	4	0	1	1	0	0	2											
Mike Lowell, R OBP: 0.348, SLG: 0.391		4-2 G4-3	4-1 SH1-3	1-2 2B		3-2 F8				1	0	0	0	2	0												
Jorge Fabregas, L OBP: 0.282, SLG: 0.330		0-0 SH1-3	0-0 G3-1			3-2 L8				2	0	0	0	0	0	3											
Inning Stats	R: 0 E: 0 K: 0 S: 4	H: 0 LOB: 0 BB: 0 P: 5	R: 0 E: 0 K: 0 S: 9	H: 0 LOB: 1 BB: 1 P: 16	R: 0 E: 0 K: 1 S: 10	H: 0 LOB: 1 BB: 1 P: 15	R: 1 E: 0 K: 0 S: 10	H: 3 LOB: 3 BB: 1 P: 17	R: 0 E: 0 K: 0 S: 5	H: 1 LOB: 0 BB: 0 P: 8	R: 0 E: 0 K: 0 S: 10	H: 0 LOB: 0 BB: 0 P: 16	R: 0 E: 0 K: 2 S: 13	H: 0 LOB: 0 BB: 0 P: 18	R: 0 E: 0 K: 2 S: 10	H: 1 LOB: 1 BB: 0 P: 12	1B: 4 2B: 1 3B: 0 HR: 0	SF: 0 SAC: 1 DP: 0 HBP: 0	WP: 0 PB: 0 SB: 0 CS: 1	PA: 35							
PITCHER	IP	WLS	BF	H	R	ER	SO	BB	IBB	HBP	BLK	WP	HR	S	P	ERA	WHIP										
Brian Rose, R ERA: 3.64	(1, 1)	7.0	W	27	4	1	1	2	3	0	0	0	0	58	95	1.29	1.000										
Derek Lowe, R ERA: 2.92	(8, 1)	1.0		3	0	0	0	0	0	0	0	0	0	13	18	0.00	0.000										
Rich Garces, R ERA:	(9, 1)	1.0		4	1	0	0	2	0	0	0	0	0	10	12	0.00	1.000										

Batter	1	2	3	4	5	6	7	8	9	AB	R	H	RBI	BB	SO	LOB	BOTTOM										
Jose Offerman, S OBP: 0.356, SLG: 0.409	2-2 G5-3		1-1 F9		0-0 G5-3	2-0 L8		3-2 F8		5	0	0	0	0	0	4	Florida Marlins @ Boston Red Sox Fenway Park, Boston, MA Tue Jul 20 1999, 7:05 PM EDT Att: 25,346 - Unknown - 76 F										
John Valentin, R OBP: 0.320, SLG: 0.423	2-2 HR		4-1 BB		4-1 BB		3-2 FC5-4	3-3 K		3	1	2	1	2	1	0											
Brian Daubach, L OBP: 0.372, SLG: 0.597	3-2 G4-3		2-3 K		1-3 K		1-0 FC5-4	0-1 1B		5	1	1	0	0	2	5											
Nomar Garciaparra, R OBP: 0.401, SLG: 0.607	0-0 F7			1-2 G6-3	1-3 K		4-1 1B	0-1 G6-3		4	1	0	0	1	1	3											
Troy O'Leary, L OBP: 0.350, SLG: 0.514		2-1 L4		3-2 F9		3-2 L5	1-0 1B	1-2 2B		4	1	1	0	0	0	0											
18 Reggie Jefferson, S OBP: 0.348, SLG: 0.450		1-3 K		0-0 HR		2-2 1B	2-0 F7			3	2	2	0	0	1	0											
Mike Stanley, R OBP: 0.380, SLG: 0.471				1-1 1B		2-0 1B				1	0	0	0	0	0	3											
Jason Varitek, S OBP: 0.318, SLG: 0.488		1-0 G3		2-1 HR		3-0 L7	2-1 1B			4	1	2	4	0	0	1											
Darren Lewis, R OBP: 0.337, SLG: 0.335			2-1 G6-3	2-3 HR		0-1 1B	0-1 1B			4	0	2	2	0	1	0											
Trot Nixon, L OBP: 0.354, SLG: 0.398			0-0 BB		1-2 G5-3	1-2 BB		4-1 G4-3		3	0	2	0	1	0	2											
Inning Stats	R: 1 E: 0 K: 0 S: 11	H: 1 LOB: 0 BB: 0 P: 18	R: 0 E: 0 K: 1 S: 6	H: 0 LOB: 0 BB: 0 P: 10	R: 0 E: 0 K: 1 S: 10	H: 1 LOB: 2 BB: 1 P: 19	R: 2 E: 0 K: 1 S: 12	H: 2 LOB: 0 BB: 0 P: 20	R: 0 E: 0 K: 2 S: 12	H: 1 LOB: 2 BB: 1 P: 19	R: 1 E: 1 K: 0 S: 12	H: 2 LOB: 2 BB: 1 P: 26	R: 3 E: 0 K: 0 S: 15	H: 4 LOB: 2 BB: 1 P: 31	R: 0 E: 0 K: 1 S: 11	H: 1 LOB: 1 BB: 0 P: 17	1B: 10 2B: 0 3B: 0 HR: 2	SF: 0 SAC: 0 DP: 0 HBP: 0	WP: 0 PB: 0 SB: 1 CS: 0	PA: 40							
PITCHER	IP	WLS	BF	H	R	ER	SO	BB	IBB	HBP	BLK	WP	HR	S	P	ERA	WHIP										
Livan Hernandez, R ERA: 4.76	(1, 1)	6.1	L	31	8	6	5	5	4	0	0	0	0	68	125	7.11	1.895										
Vic Darenbourg, L ERA: 8.23	(7, 1)	0.2		5	3	1	1	0	0	0	0	0	0	10	18	13.50	4.500										
Archie Corbin, R ERA: 7.47	(8, 1)	1.0		4	1	0	0	1	0	0	0	0	0	11	17	0.00	1.000										

AB	30
R	1
H	5
RBI	1
BB	3
SO	4
LOB	10



Batter	1	2	3	4	5	6	7	8	9	AB	R	H	RBI	BB	SO	LOB	TOP					
Ozzie Guillen, L OBP: 0.270, SLG: 0.280	1-1 1B		1-3 K		1-0 P2		2-1 G5-3			4	0	1	0	0	1	0						
Keith Lockhart, L OBP: 0.311, SLG: 0.320	2-2 F7		1-0 3B		3-2 1B			2-1 F7		4	0	2	0	0	0	1						
10 Chipper Jones, S OBP: 0.430, SLG: 0.594	2-2 F8		4-0 G6-4-3 BB		3-2 L7			1-2 1B		3	0	1	0	1	0	2						
Brian Jordan, R OBP: 0.363, SLG: 0.512	1-2 F8		0-0 G6-4-3			2-1 P3		0-0 F8		4	0	0	0	0	0	4						
Ryan Klesko, L OBP: 0.380, SLG: 0.578		0-0 2B		2-0 G5-3 1B		2-2 1B		2-2 G6-3		4	0	3	0	0	0	1						
Andruw Jones, R OBP: 0.354, SLG: 0.494		3-2 F8		2-2 G5-3		0-0 F7			0-0 G6-3	4	0	0	0	0	0	3						
Brian Hunter, R OBP: 0.340, SLG: 0.457		4-1 BB		1-3 K		1-2 L7		0-1 G5-3		3	0	0	0	1	1	2						
Eddie Pérez, R OBP: 0.280, SLG: 0.331		0-0 P4		1-1 F9			0-1 F7		0-1 G6-3	4	0	0	0	0	0	3						
Greg Maddux, R OBP: 0.282, SLG: 0.486		2-3 K			0-0 G6-3			0-0 F8		3	0	0	0	0	1	2						
Inning Stats	R: 0 E: 0 K: 0 S: 11	H: 1 LOB: 1 BB: 0 P: 17	R: 0 E: 0 K: 1 S: 9	H: 1 LOB: 2 BB: 1 P: 18	R: 0 E: 0 K: 1 S: 6	H: 1 LOB: 1 BB: 1 P: 12	R: 0 E: 0 K: 1 S: 9	H: 1 LOB: 1 BB: 0 P: 15	R: 0 E: 0 K: 0 S: 10	H: 1 LOB: 1 BB: 0 P: 17	R: 0 E: 0 K: 0 S: 9	H: 0 LOB: 0 BB: 0 P: 14	R: 0 E: 0 K: 0 S: 5	H: 0 LOB: 0 BB: 0 P: 7	R: 0 E: 0 K: 0 S: 10	H: 1 LOB: 1 BB: 0 P: 15	R: 0 E: 0 K: 0 S: 5	H: 0 LOB: 0 BB: 0 P: 5	1B: 5 2B: 1 3B: 1 HR: 0	SF: 0 SAC: 0 DP: 1 HBP: 0	WP: 0 PB: 0 SB: 0 CS: 0	PA: 35
PITCHER Dennis Springer, R ERA: 4.0	IP: 9.0 WLS: W BF: 35 H: 7 R: 0 ER: 0 SO: 3 BB: 2 IBB: 0 HBP: 0 BLK: 0 WP: 0 HR: 0 S: 74 P: 120 ERA: 0.00 WHIP: 1.000																					

Atlanta Braves @ Florida Marlins
Pro Player Stadium, Miami, FL
Wed Jul 21 1999, 7:05 PM EDT
Att: 15,509 - Unknown - 87 F

AB 33
R 0
H 7
RBI 0
BB 2
SO 3
LOB 18



Batter	1	2	3	4	5	6	7	8	9	AB	R	H	RBI	BB	SO	LOB	BOTTOM			
Luis Castillo, S OBP: 0.357, SLG: 0.340	1-1 S 1B		1-0 G1-3		2-3 K		0-1 G1-3			4	0	1	0	0	1	1				
Alex Gonzalez, R OBP: 0.313, SLG: 0.441	3-2 F8		0-0 G4-3		1-2 F8			2-2 G4-3		4	0	0	0	0	0	1				
Danny Bautista, R OBP: 0.289, SLG: 0.398	4-1 1-2 BB		1-0 G6-3			1-1 FC5-4 1B		1-1 F9		3	0	1	0	1	0	0				
Kevin Millar, R OBP: 0.402, SLG: 0.497	1-1 F9		0-1 F9			0-0 FC5-4 1B		2-1 1B		4	1	1	0	0	0	3				
Mark Kotsay, L OBP: 0.305, SLG: 0.391	3-2 F9			3-2 G4-3		1-0 1B		0-0 FC4-6 1B		4	0	2	0	0	0	2				
Preston Wilson, R OBP: 0.346, SLG: 0.539		2-2 G4-3 1B		1-3 K		1-2 1B		1-2 FC4-6 1B		4	1	2	1	0	1	2				
Mike Lowell, R OBP: 0.348, SLG: 0.390		1-1 G4-3		1-1 1B		2-1 L3			2-1 L3	3	0	1	0	0	0	3				
Mike Redmond, R OBP: 0.376, SLG: 0.326		1-0 SH2-4 1B		2-1 G6-3			0-1 G4-3			3	0	1	1	0	0	1				
Dennis Springer, R OBP: 0.148, SLG: 0.192		3-H 0-2 SH2-4			0-2 G1-3		0-3 K			2	0	0	0	0	1	0				
Inning Stats	R: 0 E: 0 K: 0 S: 13	H: 1 LOB: 2 BB: 1 P: 25	R: 1 E: 0 K: 0 S: 10	H: 2 LOB: 1 BB: 0 P: 15	R: 0 E: 0 K: 0 S: 4	H: 0 LOB: 0 BB: 0 P: 5	R: 0 E: 0 K: 1 S: 10	H: 1 LOB: 1 BB: 0 P: 17	R: 0 E: 0 K: 1 S: 10	H: 0 LOB: 0 BB: 0 P: 13	R: 1 E: 0 K: 0 S: 12	H: 3 LOB: 1 BB: 0 P: 17	R: 0 E: 0 K: 1 S: 8	H: 0 LOB: 0 BB: 0 P: 8	R: 0 E: 0 K: 0 S: 10	H: 2 LOB: 2 BB: 0 P: 18	1B: 8 2B: 2 3B: 0 HR: 0	SF: 0 SAC: 1 DP: 1 HBP: 0	WP: 0 PB: 0 SB: 1 CS: 0	PA: 33
PITCHER Greg Maddux, R ERA: 3.58	IP: 8.0 WLS: L BF: 33 H: 9 R: 2 ER: 2 SO: 3 BB: 1 IBB: 0 HBP: 0 BLK: 0 WP: 0 HR: 0 S: 77 P: 118 ERA: 2.25 WHIP: 1.250																			

Atlanta Braves @ Florida Marlins
Pro Player Stadium, Miami, FL
Wed Jul 21 1999, 7:05 PM EDT
Att: 15,509 - Unknown - 87 F

AB 31
R 2
H 9
RBI 2
BB 1
SO 3
LOB 13



Batter	1	2	3	4	5	6	7	8	9	AB	R	H	RBI	BB	SO	LOB	TOP				
Walt Weiss, S OBP: 0.315, SLG: 0.307	3-2 SF9 3B	4-1 1B BB		0-0 G1-3		0-2 G4-3		4-2 BB		3	1	1	0	2	0	0					
Keith Lockhart, L OBP: 0.315, SLG: 0.327	1-1 SF9	0-0 G3 1B		2-1 G6-3 1B		1-2 G4-3		1-3 K		4	0	2	1	0	1	1					
10 Chipper Jones, S Ozzie Guillen, L OBP: 0.270, SLG: 0.279	1-1 E BB 1B HBP	0-0 G3		1-1 G6-3			0-0 E7 G3 1B	0-0 F7		0	1	0	0	0	0	0					
Brian Jordan, R OBP: 0.361, SLG: 0.507	4-0 E 1B BB	3-2 F9			0-0 G1-3		2-1 G3		3-1 F9	4	1	0	0	1	0	2					
Ryan Klesko, L Mike Remlinger, L Rudy Seanez, R Brian Hunter, R John Rocker, R	0-0 E4 1B		2-0 F7		2-2 1B E 1B		1-1 PB S 1B		1-0 F8	4	1	2	1	0	0	2					
Javy Lopez, R OBP: 0.370, SLG: 0.529	1-1 E 1B		0-2 2B 1B		1-0 E6 1B		4-1 3-H BB		1-0 L7	4	1	2	2	1	0	1					
Andruw Jones, R OBP: 0.353, SLG: 0.492	0-1 F9		1-0 P4		1-1 G4-6-3 1B		0-3 K			4	0	1	0	0	1	5					
Randall Simon, L OBP: 0.367, SLG: 0.413	1-1 E2 1B		1-1 2B		1-0 G4-6-3		2-3 K			4	0	2	2	0	1	5					
Odalis Perez, L 30 Kevin McGlinchy, R Otis Nixon, S Russ Springer, R Gerald Williams, R OBP: 0.328, SLG: 0.432	0-0 G4-3		2-3 K			1-0 B1-3		0-3 K		1	0	0	0	0	0	2					
Inning Stats	R: 4 E: 2 K: 0 S: 14	H: 3 LOB: 2 BB: 1 P: 25	R: 0 E: 0 K: 0 S: 6	H: 1 LOB: 1 BB: 1 P: 13	R: 1 E: 0 K: 1 S: 11	H: 2 LOB: 1 BB: 0 P: 17	R: 0 E: 0 K: 0 S: 5	H: 1 LOB: 0 BB: 0 P: 8	R: 0 E: 0 K: 0 S: 7	H: 0 LOB: 0 BB: 0 P: 9	R: 1 E: 1 K: 2 S: 12	H: 2 LOB: 2 BB: 1 P: 21	R: 0 E: 0 K: 2 S: 9	H: 0 LOB: 1 BB: 1 P: 14	R: 0 E: 0 K: 0 S: 4	H: 0 LOB: 0 BB: 0 P: 9	1B: 9 2B: 1 3B: 1 HR: 0	SF: 1 SAC: 0 DP: 2 HBP: 1	WP: 0 PB: 1 SB: 1 CS: 0	PA: 42	
PITCHER	IP WLS BF H R ER SO BB IBB HBP BLK WP HR S P ERA WHIP	6.1 L 33 11 6 3 1 3 0 1 0 0 0 57 98 4.26 2.211	1.2 6 0 0 0 4 1 0 0 0 0 0 15 22 0.00 0.600	1.0 3 0 0 0 0 0 0 0 0 0 0 4 9 0.00 0.000																	
Batter	1	2	3	4	5	6	7	8	9	AB	R	H	RBI	BB	SO	LOB	BOTTOM				
Luis Castillo, S OBP: 0.360, SLG: 0.344	2-1 1B 2B 1B	1-1 1B			3-2 S 1B		0-3 K		2-2 G4-3 1-2	5	1	3	0	0	1	1					
Alex Gonzalez, R OBP: 0.310, SLG: 0.436	2-3 K	1-2 F9			0-1 B1		0-1 F9			4	0	0	0	0	1	4					
Danny Bautista, R OBP: 0.287, SLG: 0.392	0-1 2B 1B	3-2 G6-3			0-2 K		2-3 K			4	1	1	0	0	2	3					
Kevin Millar, R OBP: 0.404, SLG: 0.491	4-0 2B SF7 BB		2-1 L5		4-1 BB		3-2 P7			2	1	0	0	2	0	0					
Mark Kotsay, L OBP: 0.304, SLG: 0.393	3-1 2B		1-1 F8		0-3 K		1-1 F8			4	0	1	2	0	1	2					
Preston Wilson, R OBP: 0.345, SLG: 0.541	2-2 SF7		2-2 F9			2-2 2B		1-3 K		3	0	1	1	0	1	0					
Mike Lowell, R OBP: 0.345, SLG: 0.380	3-H G6-3			1-0 F7		1-1 G1-3			4-2 WP BB	3	0	0	0	1	0	2					
Mike Redmond, R OBP: 0.373, SLG: 0.319		4-2 FC6-4 BB		1-1 F9		3-2 P9		1-3 K		3	0	0	0	1	1	2					
Alex Fernandez, R Vladimir Nunez, R Braden Looper, R Chris Clapinski, S OBP: 0.500, SLG: 0.500		1-0 FC6-4 1B		1-0 P8		0-0 P5		1-3 K		3	0	0	0	0	0	2					
Inning Stats	R: 3 E: 0 K: 1 S: 17	H: 3 LOB: 1 BB: 1 P: 31	R: 0 E: 0 K: 0 S: 12	H: 1 LOB: 2 BB: 1 P: 22	R: 0 E: 0 K: 0 S: 7	H: 0 LOB: 0 BB: 0 P: 12	R: 0 E: 0 K: 0 S: 4	H: 0 LOB: 0 BB: 0 P: 7	R: 0 E: 0 K: 2 S: 10	H: 1 LOB: 1 BB: 0 P: 16	R: 0 E: 0 K: 2 S: 8	H: 0 LOB: 0 BB: 0 P: 10	R: 0 E: 0 K: 1 S: 8	H: 0 LOB: 0 BB: 0 P: 13	R: 0 E: 0 K: 2 S: 14	H: 0 LOB: 1 BB: 1 P: 22	1B: 4 2B: 2 3B: 0 HR: 0	SF: 1 SAC: 0 DP: 0 HBP: 0	WP: 1 PB: 0 SB: 2 CS: 0	PA: 37	
PITCHER	IP WLS BF H R ER SO BB IBB HBP BLK WP HR S P ERA WHIP	1.1 W 13 1 0 0 2 1 0 0 0 0 0 23 43 0.00 0.545	3.2 6 10 4 1 0 0 2 0 0 0 0 0 10 16 0.00 1.000	1.0 H 3 0 0 0 2 0 0 0 0 0 8 10 0.00 0.000	1.0 H 3 0 0 0 1 0 0 0 0 0 8 13 0.00 0.000																
PITCHER	IP WLS BF H R ER SO BB IBB HBP BLK WP HR S P ERA WHIP	9.1 S 4 0 0 0 2 1 0 0 0 1 0 14 22 0.00 1.000	1.0 S 4 0 0 0 2 1 0 0 0 1 0 14 22 0.00 1.000																		

Atlanta Braves @ Florida Marlins
Pro Player Stadium, Miami, FL
Thu Jul 22 1999, 7:05 PM EDT
Att: 17,759 - Unknown - 86 F

AB 36
R 6
H 11
RBI 6
BB 4
SO 5
LOB 22

Atlanta Braves @ Florida Marlins
Pro Player Stadium, Miami, FL
Thu Jul 22 1999, 7:05 PM EDT
Att: 17,759 - Unknown - 86 F

AB 32
R 3
H 6
RBI 3
BB 4
SO 8
LOB 17

Batter	1	2	3	4	5	6	7	8	9	AB	R	H	RBI	BB	SO	LOB	TOP					
Mark Loretta, R (1.3) OBP: 0.368, SLG: 0.429										4	0	0	0	1	2	2						
Ronnie Belliard, R (1.4) OBP: 0.417, SLG: 0.464										3	0	0	0	1	0	1						
Jeff Cirillo, R (1.5) OBP: 0.392, SLG: 0.434										4	0	0	0	0	1	1						
Dave Nilsson, L (1.2) OBP: 0.390, SLG: 0.590										3	1	3	0	1	0	0						
Alex Ochoa, R (1.9) OBP: 0.435, SLG: 0.584										4	0	0	0	0	2	5						
Geoff Jenkins, L (1.7) OBP: 0.384, SLG: 0.583										4	1	2	1	0	0	1						
Bob Wickman, R (8.1)										0	0	0	0	0	0	0						
Marquis Grissom, R (1.8) OBP: 0.347, SLG: 0.408										4	1	1	0	0	1	0						
Jose Valentin, S (1.6) OBP: 0.394, SLG: 0.540										3	1	1	2	0	1	0						
Bill Pulsipher, L (1.1) OBP: 0.143, SLG: 0.143										2	0	0	0	0	2	0						
Reggie Harris, R (6.1)										0	0	0	0	0	0	0						
Sean Berry, R (7. PH) OBP: 0.300, SLG: 0.322										1	0	1	1	0	0	0						
Eric Plunk, R (7.1)										0	0	0	0	0	0	0						
Rich Becker, L (8.7) OBP: 0.393, SLG: 0.398										0	0	0	0	1	0	0						
Inning Stats	R: 0 E: 0 K: 2 S: 8	H: 0 LOB: 0 BB: 0 P: 11	R: 0 E: 0 K: 0 S: 3	H: 1 LOB: 0 BB: 0 P: 6	R: 1 E: 0 K: 1 S: 12	H: 1 LOB: 1 BB: 1 P: 23	R: 0 E: 0 K: 1 S: 8	H: 1 LOB: 0 BB: 0 P: 14	R: 0 E: 0 K: 3 S: 12	H: 0 LOB: 0 BB: 0 P: 15	R: 0 E: 0 K: 1 S: 7	H: 0 LOB: 0 BB: 0 P: 9	R: 3 E: 1 K: 1 S: 14	H: 4 LOB: 1 BB: 0 P: 23	R: 0 E: 0 K: 0 S: 6	H: 1 LOB: 2 BB: 2 P: 18	R: 0 E: 0 K: 0 S: 7	H: 0 LOB: 1 BB: 1 P: 15	1B: 6 2B: 1 3B: 0 HR: 1	SF: 1 SAC: 0 DP: 1 HBP: 0	WP: 0 PB: 0 SB: 0 CS: 0	PA: 37
PITCHER	IP	WLS	BF	H	R	ER	SO	BB	IBB	HBP	BLK	WP	HR	S	P	ERA	WHIP					
Ryan Dempster, R (1.1) ERA: 5.8	6.1		25	6	4	4	9	1	0	0	0	0	1	59	94	5.68	1.105					
Jesus Sanchez, L (7.1) ERA: 6.07	0.2		3	1	0	0	0	0	0	0	0	0	0	5	7	0.00	1.500					
Braden Looper, R (8.1) ERA: 3.5	1.0		5	1	0	0	0	1	1	0	1	0	0	6	18	0.00	2.000					
Vladimir Nunez, R (9.1) ERA: 3.1	1.0	W	4	0	0	0	0	1	0	0	0	0	0	7	15	0.00	1.000					

Milwaukee Brewers @ Florida Marlins
Pro Player Stadium, Miami, FL
Fri Jul 23 1999, 7:05 PM EDT
Att: 19,745 - Cloudy - 88 F

AB 32
R 4
H 8
RBI 4
BB 4
SO 9
LOB 10



Batter	1	2	3	4	5	6	7	8	9	AB	R	H	RBI	BB	SO	LOB	BOTTOM					
Luis Castillo, S (1.4) OBP: 0.363, SLG: 0.344										3	0	1	1	2	0	0						
Dave Berg, R (1.6) OBP: 0.354, SLG: 0.357										3	1	0	0	2	0	4						
Danny Bautista, R (1.7) OBP: 0.292, SLG: 0.422										5	2	2	1	0	0	2						
Kevin Millar, R (1.3) OBP: 0.401, SLG: 0.486										4	0	1	1	0	1	2						
Mark Kotsay, L (1.9) OBP: 0.306, SLG: 0.393										5	1	2	1	0	0	1						
Preston Wilson, R (1.8) OBP: 0.352, SLG: 0.545										5	1	4	0	0	0	1						
Mike Lowell, R (1.5) OBP: 0.347, SLG: 0.376										4	0	1	0	1	1	4						
Mike Redmond, R (1.2) OBP: 0.378, SLG: 0.321										2	0	1	0	1	1	3						
Bruce Aven, R (8. PH) OBP: 0.377, SLG: 0.491										0	0	0	0	1	0	0						
Jorge Fabregas, L (9.2) OBP: 0.286, SLG: 0.333										1	0	1	1	0	0	0						
Ryan Dempster, R (1.1) ERA: 5.8	5.2		24	7	2	2	2	3	0	0	0	0	0	0	0	0						
Reggie Harris, R (6.1) ERA: 4.74	0.1		2	0	0	0	1	1	0	0	0	0	0	4	8	0.00	3.000					
Eric Plunk, R (7.1) ERA: 2.9	1.2	H	9	2	1	1	1	2	0	0	0	1	0	24	41	5.40	2.400					
Bob Wickman, R (8.1) ERA: 3.15	1.0	L	9	4	2	1	0	2	0	0	0	0	0	17	33	9.00	6.000					
Inning Stats	R: 0 E: 0 K: 0 S: 3	H: 0 LOB: 1 BB: 1 P: 10	R: 0 E: 0 K: 0 S: 9	H: 1 LOB: 0 BB: 0 P: 13	R: 0 E: 0 K: 0 S: 3	H: 0 LOB: 0 BB: 1 P: 7	R: 0 E: 0 K: 1 S: 10	H: 0 LOB: 0 BB: 0 P: 16	R: 0 E: 0 K: 1 S: 16	H: 3 LOB: 2 BB: 0 P: 24	R: 2 E: 0 K: 1 S: 19	H: 3 LOB: 3 BB: 2 P: 35	R: 0 E: 0 K: 0 S: 13	H: 1 LOB: 2 BB: 1 P: 23	R: 1 E: 0 K: 1 S: 16	H: 1 LOB: 3 BB: 3 P: 33	R: 2 E: 1 K: 0 S: 12	H: 4 LOB: 2 BB: 0 P: 18	1B: 11 2B: 2 3B: 1 HR: 0	SF: 0 SAC: 1 DP: 3 HBP: 0	WP: 1 PB: 0 SB: 1 CS: 0	PA: 44
PITCHER	IP	WLS	BF	H	R	ER	SO	BB	IBB	HBP	BLK	WP	HR	S	P	ERA	WHIP					
Bill Pulsipher, L (1.1) ERA: 4.74	5.2		24	7	2	2	2	3	0	0	0	0	0	56	97	3.18	1.765					

Milwaukee Brewers @ Florida Marlins
Pro Player Stadium, Miami, FL
Fri Jul 23 1999, 7:05 PM EDT
Att: 19,745 - Cloudy - 88 F

AB 35
R 5
H 13
RBI 5
BB 8
SO 4
LOB 20



Batter	1	2	3	4	5	6	7	8	9	AB	R	H	RBI	BB	SO	LOB	TOP			
Dave Berg, R OBP: 0.367, SLG: 0.392 (1, 4)	G1-3		G5-3			G1-6-3 1B		1B 1-H		4	1	2	1	0	0	0	Florida Marlins @ Philadelphia Phillies Veterans Stadium, Philadelphia, PA Wed Jul 28 1999, 7:35 PM EDT Att: 17,497 - Cloudy - 90 F			
Alex Gonzalez, R OBP: 0.305, SLG: 0.431 (1, 6)	L1		K			K		2B 2-3		4	1	1	0	0	2	1				
Bruce Aven, R OBP: 0.379, SLG: 0.489 (1, 7)	1B WP		F7			G1-6-3 1-2		F7 1-2		4	0	1	0	0	0	3				
Kevin Millar, R OBP: 0.408, SLG: 0.503 (1, 3)	1B				G5-3		HR	1B 2H 3H		4	1	3	3	0	0	0				
Mark Kotsay, L OBP: 0.307, SLG: 0.398 Archie Corbin, R (8, 1)	L6				G4-3		L9	L7		4	0	0	0	0	0	3				
Danny Bautista, R OBP: 0.274, SLG: 0.392 (1, 8)		G4-3			P6		L4		F8	4	0	0	0	0	0	0				
Mike Lowell, R OBP: 0.333, SLG: 0.355 Braden Looper, R Hector Almonte, R Tim Hyers, L OBP: 0.344, SLG: 0.395 (1, 5) (7, 1) (7, 1) (8, 9)	G4-3				G5-3		P3		G4-3	3	0	0	0	0	0	0				
Jorge Fabregas, L OBP: 0.288, SLG: 0.326 (1, 2)					F7			G4-3	G3	4	0	1	0	0	0	0				
Ryan Dempster, R OBP: 0.125, SLG: 0.130 Chris Clapinski, S OBP: 0.500, SLG: 0.333 (1, 1) (7, 5)	L9				F8			2B BB		2	0	0	0	0	0	1				
Inning Stats	R: 0 E: 0 K: 0 S: 16	H: 2 LOB: 2 BB: 0 P: 25	R: 0 E: 0 K: 0 S: 7	H: 1 LOB: 1 BB: 0 P: 8	R: 0 E: 0 K: 1 S: 6	H: 0 LOB: 0 BB: 0 P: 8	R: 0 E: 0 K: 0 S: 6	H: 0 LOB: 0 BB: 0 P: 6	R: 0 E: 0 K: 1 S: 6	H: 1 LOB: 0 BB: 0 P: 8	R: 1 E: 0 K: 0 S: 7	H: 1 LOB: 0 BB: 0 P: 10	R: 3 E: 0 K: 0 S: 14	H: 3 LOB: 1 BB: 1 P: 20	R: 0 E: 0 K: 0 S: 6	H: 0 LOB: 0 BB: 0 P: 10		1B: 6 2B: 1 3B: 0 HR: 1	SF: 0 SAC: 0 DP: 1 HBP: 0	WP: 1 PB: 0 SB: 0 CS: 0
PITCHER	IP	WLS	BF	H	R	ER	SO	BB	IBB	HBP	BLK	WP	HR	S	P	ERA	WHIP			
Steve Schrenk, R ERA: 1.76 Amaury Telemaco, R ERA: 2.96 Jim Poole, L ERA: 3.99 Wayne Gomes, R ERA: 3.28	(1, 1) (7, 1) (8, 1) (9, 1)	6.0 1.0 1.0 1.0	W H H 3	21 4 1 3	4 1 1 0	0 1 3 0	2 0 3 0	0 0 1 0	0 0 0 0	0 0 0 0	0 0 0 0	1 0 0 0	0 1 7 14	47 10 20 6	63 10 20 10	0.00 9.00 27.00 0.00	0.667 1.000 4.000 0.000			

Batter	1	2	3	4	5	6	7	8	9	AB	R	H	RBI	BB	SO	LOB	BOTTOM			
Doug Glanville, R OBP: 0.383, SLG: 0.462 (1, 8)	K					F9		L9		4	0	1	1	1	1	2	Florida Marlins @ Philadelphia Phillies Veterans Stadium, Philadelphia, PA Wed Jul 28 1999, 7:35 PM EDT Att: 17,497 - Cloudy - 90 F			
Ron Gant, R OBP: 0.351, SLG: 0.424 (1, 7)	BB 23 1B	L7			K		K			4	1	0	0	1	2	4				
Bobby Abreu, L OBP: 0.418, SLG: 0.541 Wayne Gomes, R (9, 1)	BB 23 1B				G4-3		BB 23 1B	F8		4	1	1	0	1	1	0				
23 Kevin Jordan, R OBP: 0.372, SLG: 0.461 (1, 5)	1B 2H				G6-3		BB 1B	F8		5	1	2	1	0	0	0				
Rico Brogna, L OBP: 0.333, SLG: 0.429 (1, 3)	K				F7		BB 1B	F9		4	1	1	1	1	1	2				
Mike Lieberthal, R OBP: 0.381, SLG: 0.577 (1, 2)	K				HR		BB 1B	F9		4	2	2	2	0	1	3				
Marlon Anderson, L OBP: 0.286, SLG: 0.363 Jim Poole, L Kevin Sefcik, R OBP: 0.360, SLG: 0.405 (1, 4) (8, 1) (9, 9)					F7		BB 1B	15 WP 15 1B		4	1	2	1	0	1	0				
Alex Arias, R OBP: 0.381, SLG: 0.412 (1, 6)	G5-3				BB 3B		BB 15 WP 15 1B			4	2	2	1	0	1	1				
Steve Schrenk, R Rob Ducey, L Amaury Telemaco, R 15 David Doster, R (6, PH) (7, 1) (7, PH) (8, 4)					K		BB 1B			2	0	0	0	0	2	2				
Inning Stats	R: 1 E: 0 K: 3 S: 12	H: 1 LOB: 2 BB: 2 P: 25	R: 0 E: 1 K: 1 S: 8	H: 1 LOB: 2 BB: 1 P: 13	R: 0 E: 0 K: 1 S: 9	H: 0 LOB: 0 BB: 0 P: 15	R: 2 E: 0 K: 2 S: 13	H: 3 LOB: 1 BB: 0 P: 19	R: 0 E: 0 K: 0 S: 12	H: 0 LOB: 1 BB: 1 P: 19	R: 0 E: 0 K: 2 S: 11	H: 1 LOB: 1 BB: 0 P: 15	R: 6 E: 0 K: 1 S: 27	H: 7 LOB: 1 BB: 0 P: 39	R: 0 E: 0 K: 0 S: 6	H: 0 LOB: 0 BB: 0 P: 8		1B: 11 2B: 0 3B: 1 HR: 1	SF: 0 SAC: 0 DP: 0 HBP: 0	WP: 1 PB: 0 SB: 0 CS: 0
PITCHER	IP	WLS	BF	H	R	ER	SO	BB	IBB	HBP	BLK	WP	HR	S	P	ERA	WHIP			
Ryan Dempster, R ERA: 5.91 Braden Looper, R ERA: 4.17 Hector Almonte, R ERA: 5.4 Archie Corbin, R ERA: 7.58	(1, 1) (7, 1) (7, 1) (8, 1)	6.1 0.0 0.2 1.0	L L 3 3	31 4 1 0	5 2 2 0	5 2 2 0	10 0 0 0	0 0 0 0	0 0 0 0	0 0 0 0	0 0 0 0	0 1 0 0	0 9 14 6	72 11 14 8	11 17 14 8	0.00 7.11 27.00 0.000	1.895 1.500 0.000 0.000			

AB	34
R	4
H	8
RBI	4
BB	1
SO	2
LOB	8

AB	37
R	9
H	13
RBI	9
BB	4
SO	10
LOB	14



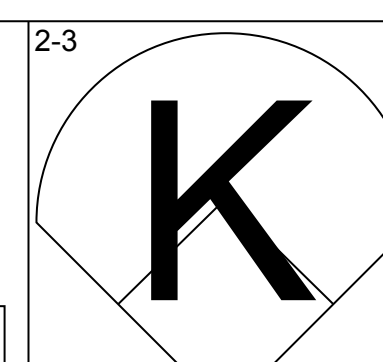
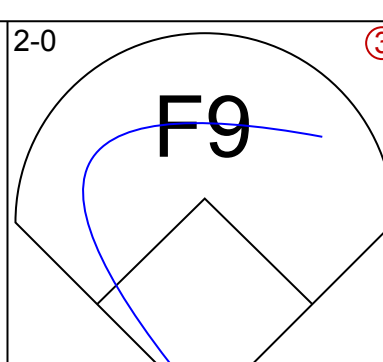
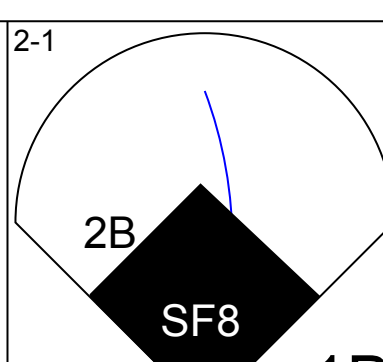
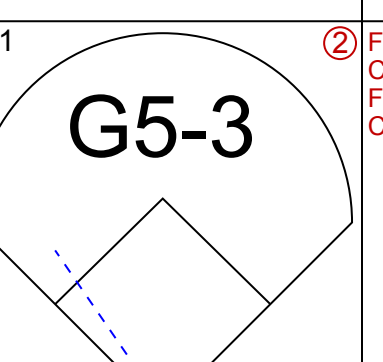
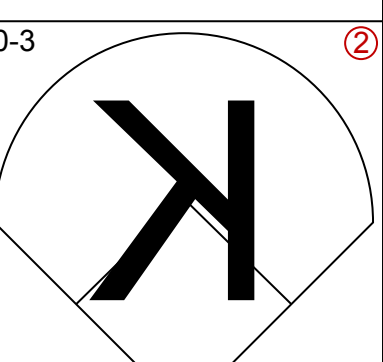
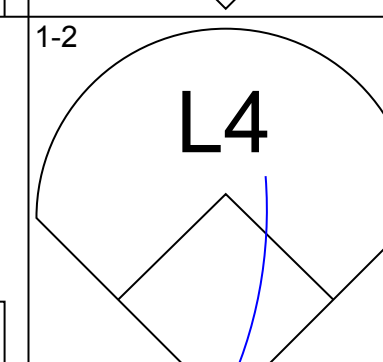
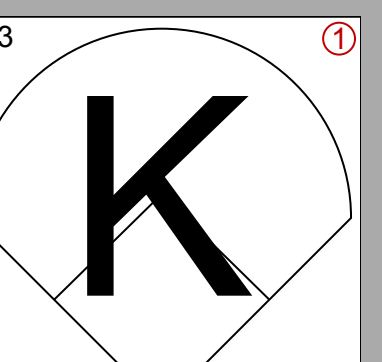
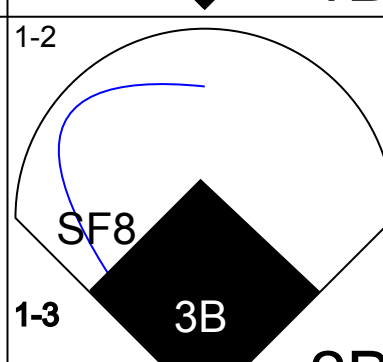
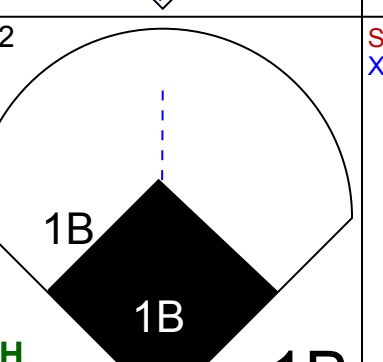
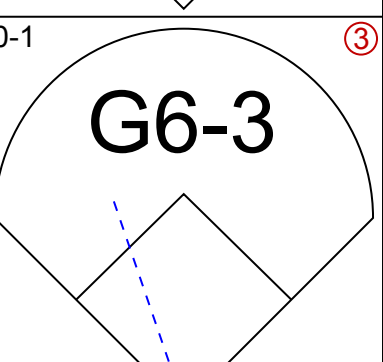
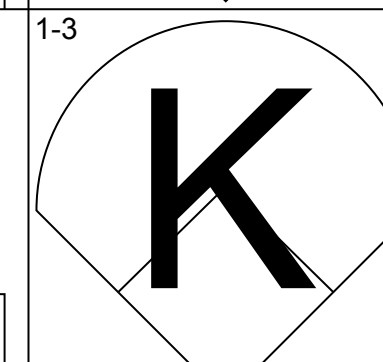
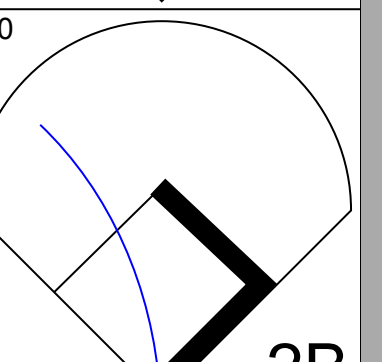
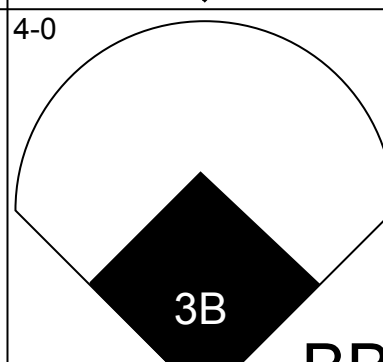
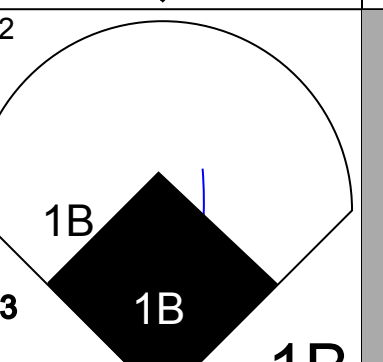
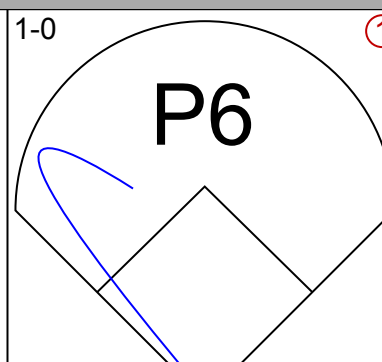
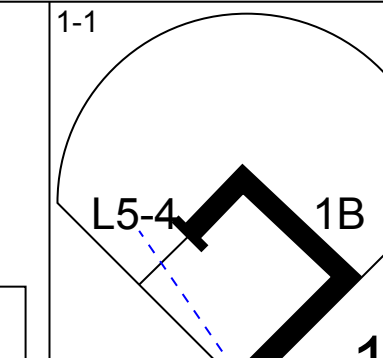
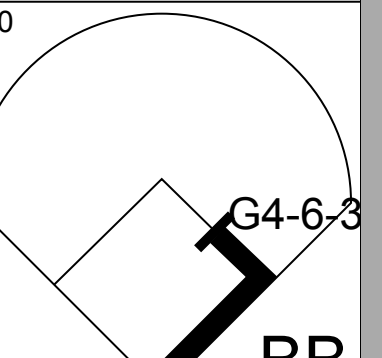
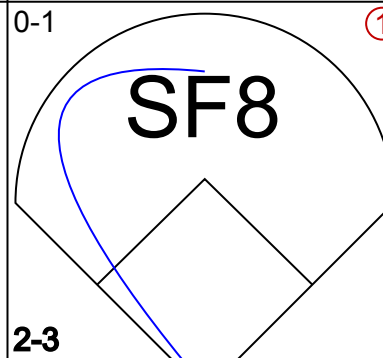
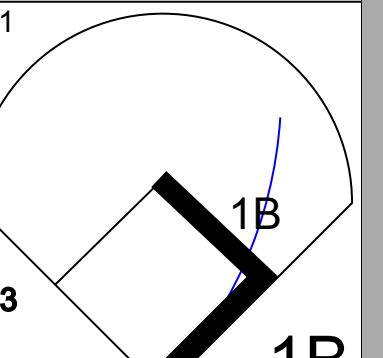
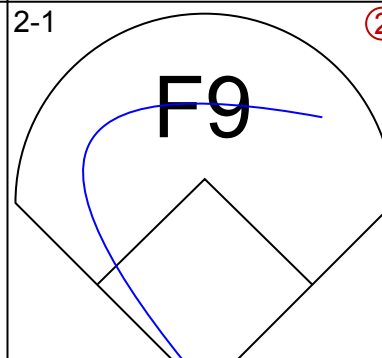
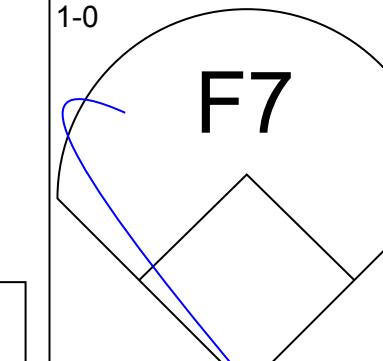
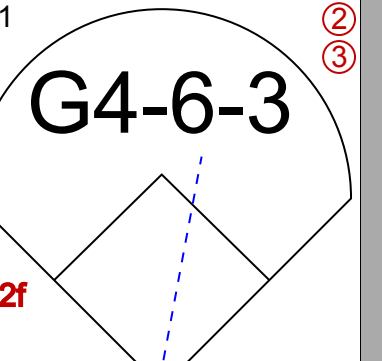
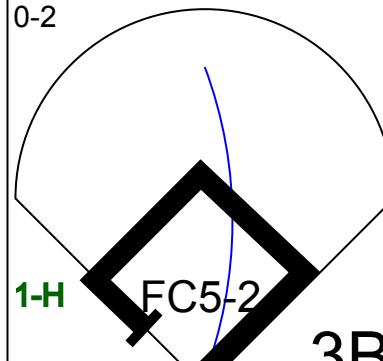
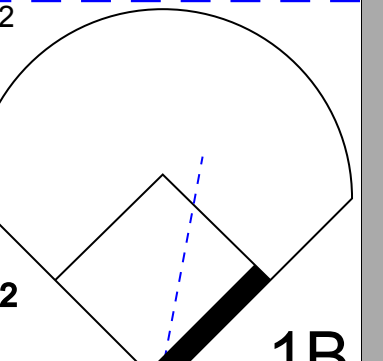
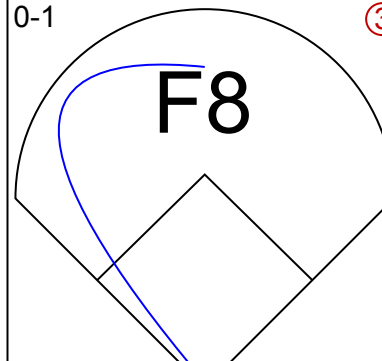
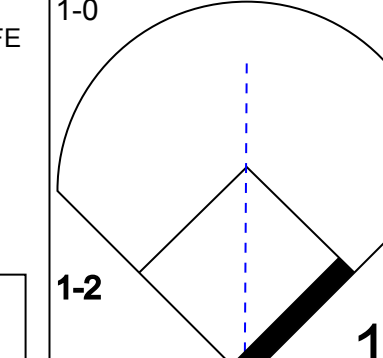
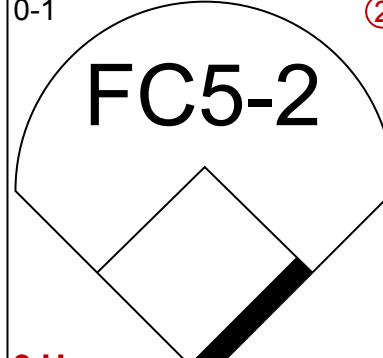
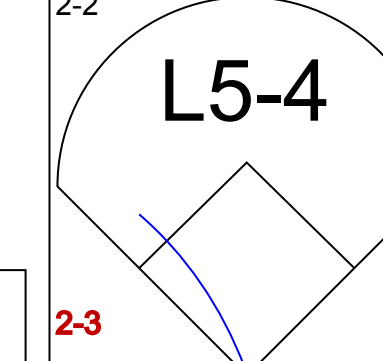
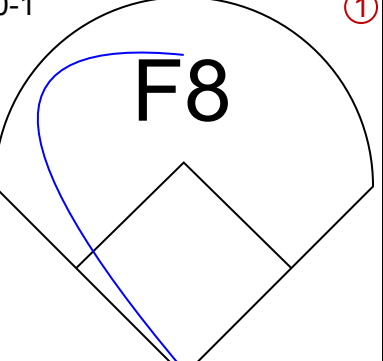
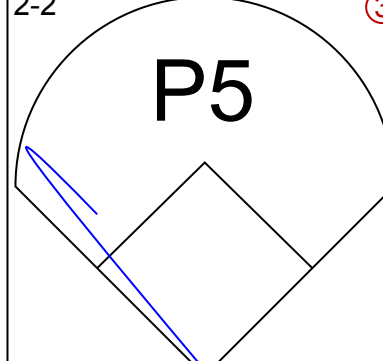
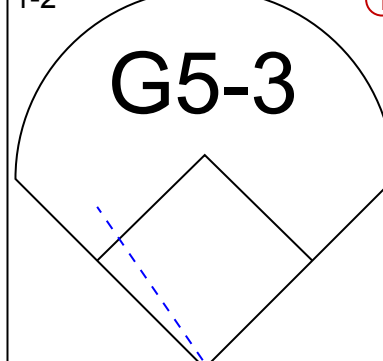
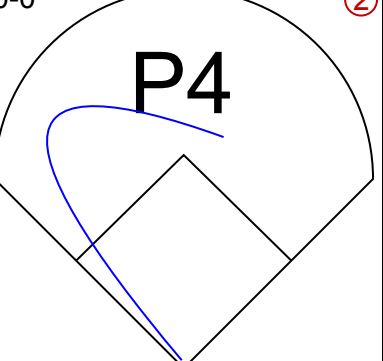
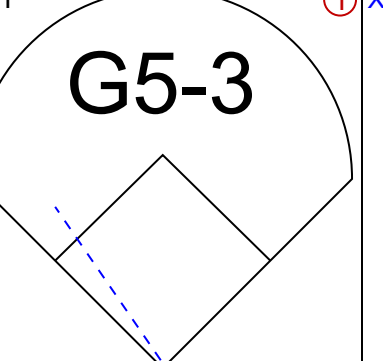
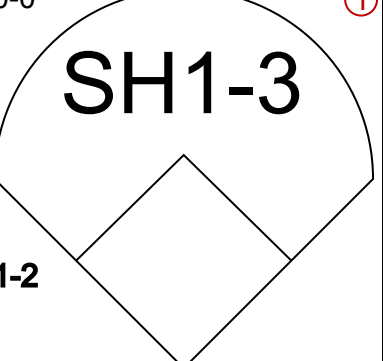
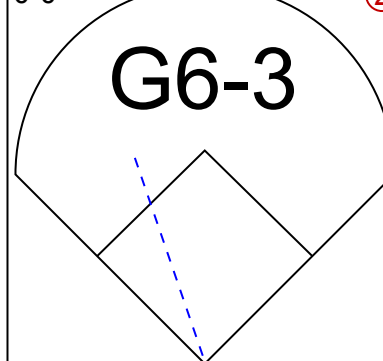
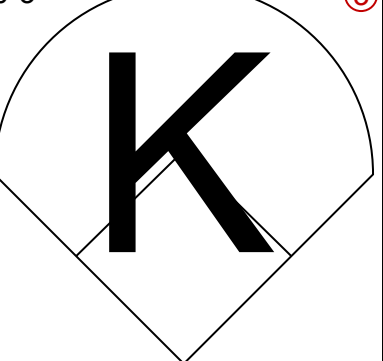
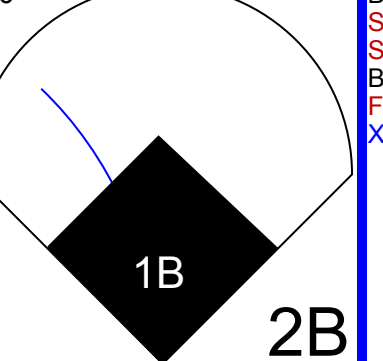
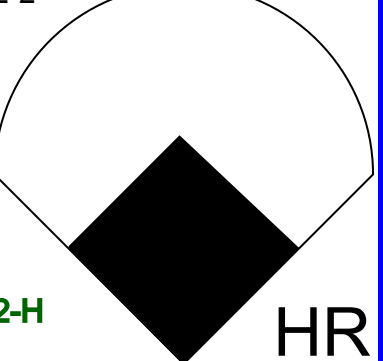
Batter	1	2	3	4	5	6	7	8	9	AB	R	H	RBI	BB	SO	LOB	TOP									
Luis Castillo, S OBP: 0.370, SLG: 0.346 (1, 4)										3	1	1	0	1	0	3	Florida Marlins @ Philadelphia Phillies Veterans Stadium, Philadelphia, PA Thu Jul 29 1999, 1:05 PM EDT Att: 26,834 - Cloudy - 88 F									
Dave Berg, R OBP: 0.358, SLG: 0.381 (1, 6)										4	0	0	0	0	1	4										
Bruce Aven, R OBP: 0.377, SLG: 0.483 (1, 7)										3	0	0	0	1	2	3										
Kevin Millar, R OBP: 0.410, SLG: 0.507 (1, 3)										4	0	2	1	0	1	1										
Danny Bautista, R OBP: 0.266, SLG: 0.379 (1, 8)										4	0	0	0	0	2	3										
Tim Hyers, L OBP: 0.330, SLG: 0.375 (1, 9)										4	0	0	0	0	0	1										
Chris Clapinski, S OBP: 0.417, SLG: 0.222 (1, 5)										3	0	0	0	1	1	1										
Mike Redmond, R OBP: 0.381, SLG: 0.338 (1, 2)										4	0	3	0	0	0	1										
Brian Meadows, R OBP: 0.206, SLG: 0.212 (3, 1)										0	0	0	0	0	0	0										
Archie Corbin, R OBP: 0.351, SLG: 0.353 (5, PH)										1	0	0	0	0	1	1										
Mark Kotsay, L OBP: 0.297, SLG: 0.307 (7, PH)										0	0	0	0	0	0	0										
Braden Looper, R OBP: 0.287, SLG: 0.284 (7, PH)										0	0	0	0	0	0	0										
Jorge Fabreaga, L OBP: 0.287, SLG: 0.284 (9, PH)										1	0	0	0	0	0	1										
Inning Stats	R: 1 E: 0 K: 3 S: 17	H: 2 LOB: 1 BB: 0 P: 24	R: 0 E: 0 K: 0 S: 11	H: 1 LOB: 2 BB: 1 P: 18	R: 0 E: 0 K: 1 S: 7	H: 0 LOB: 0 BB: 0 P: 8	R: 0 E: 0 K: 1 S: 10	H: 0 LOB: 0 BB: 0 P: 13	R: 0 E: 0 K: 1 S: 13	H: 1 LOB: 2 BB: 1 P: 18	R: 0 E: 0 K: 1 S: 11	H: 1 LOB: 1 BB: 0 P: 17	R: 0 E: 0 K: 0 S: 11	H: 0 LOB: 0 BB: 1 P: 16	R: 0 E: 0 K: 1 S: 11	H: 0 LOB: 0 BB: 1 P: 17	R: 0 E: 1 K: 0 S: 6	H: 0 LOB: 1 BB: 0 P: 10	1B: 2 2B: 4 3B: 0 HR: 0	SF: 0 SAC: 1 DP: 1 HBP: 0	WP: 0 PB: 0 SB: 0 CS: 0	PA: 36				
PITCHER	IP	WLS	BF	H	R	ER	SO	BB	IBB	HBP	BLK	WP	HR	S	P	ERA	WHIP									
Chad Ogea, R ERA: 4.99	(1, 1)	7.0	W	29	6	1	1	7	2	0	0	0	0	0	80	114	1.29	1.143								
Amaury Telemaco, R ERA: 2.86	(8, 1)	1.0		3	0	0	0	1	1	0	0	0	0	0	11	17	0.00	1.000								
Steve Montgomery, R ERA: 3.03	(9, 1)	1.0		4	0	0	0	0	0	0	0	0	0	6	10	0.00	0.000									

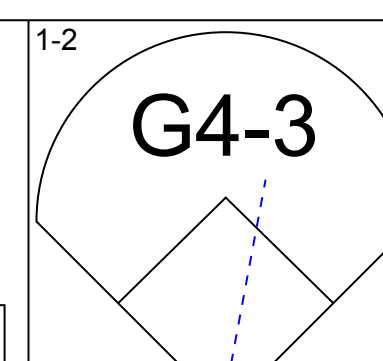
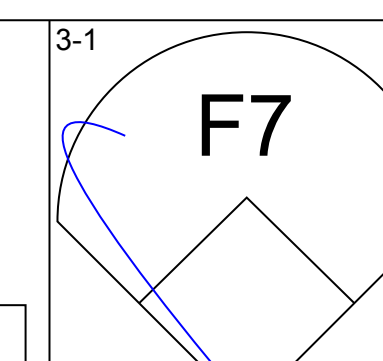
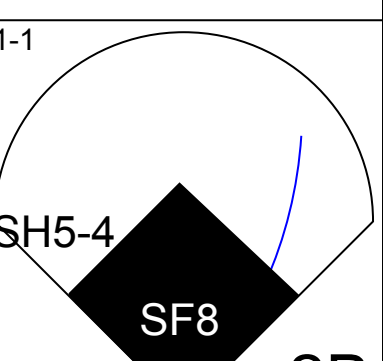
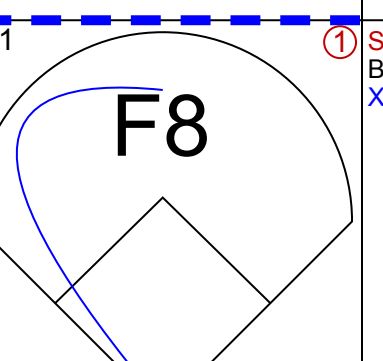
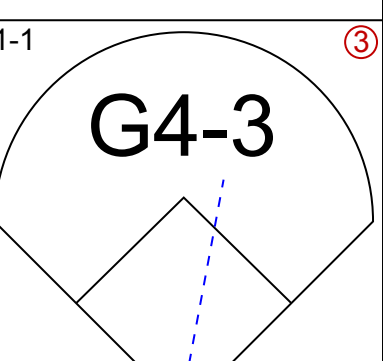
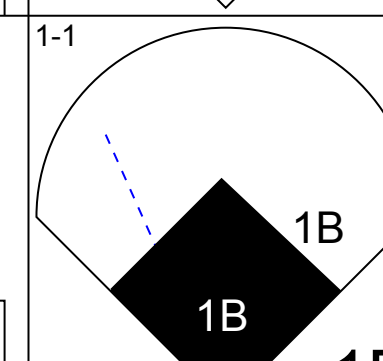
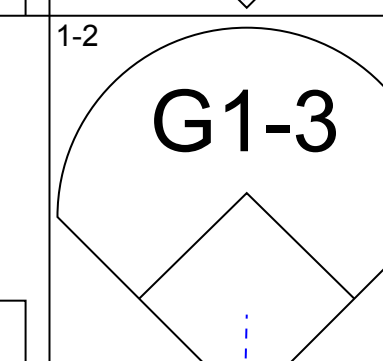
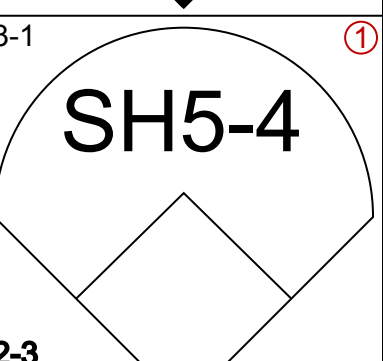
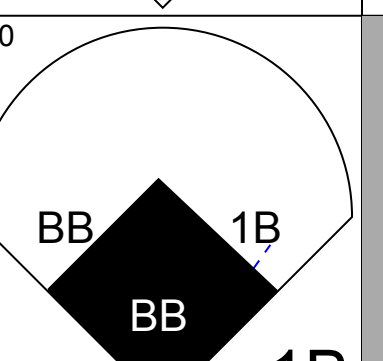
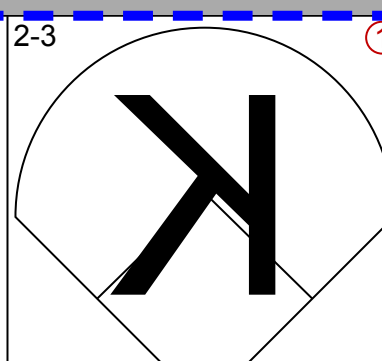
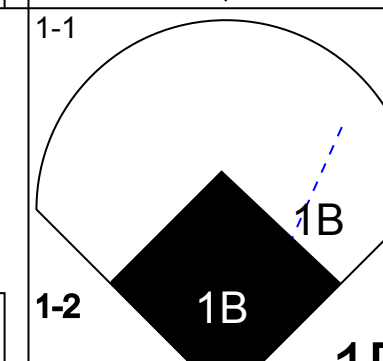
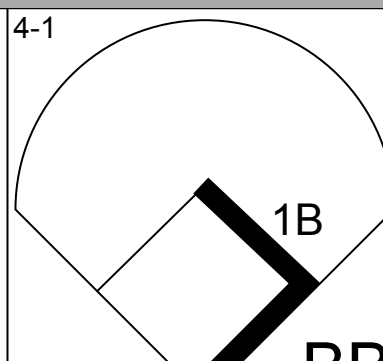
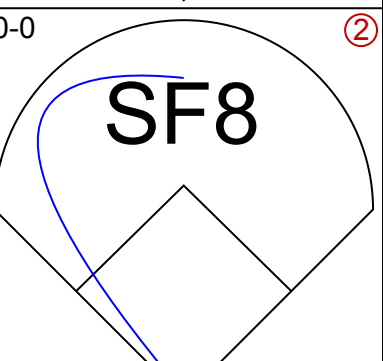
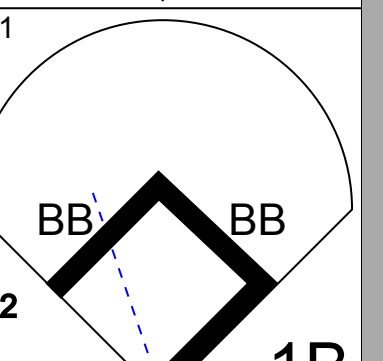
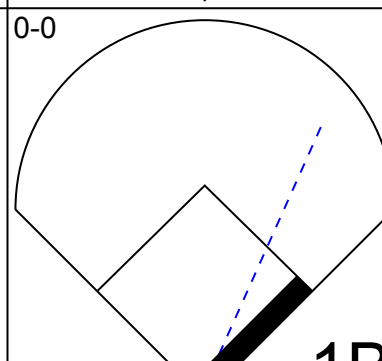
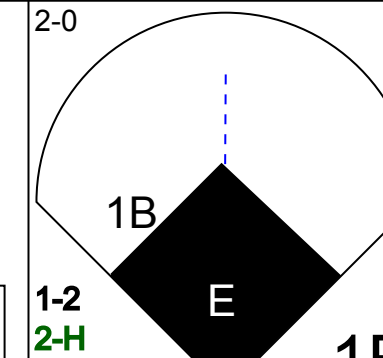
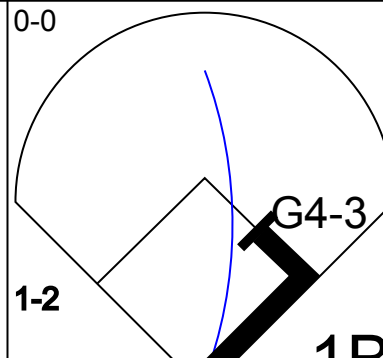
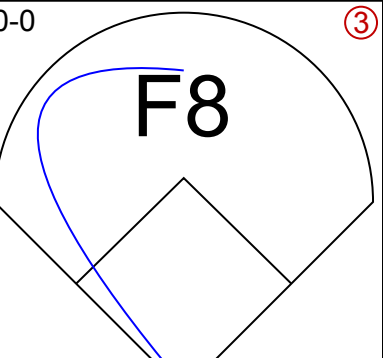
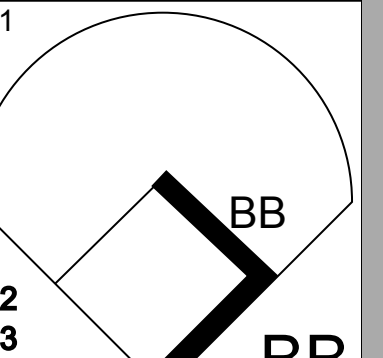
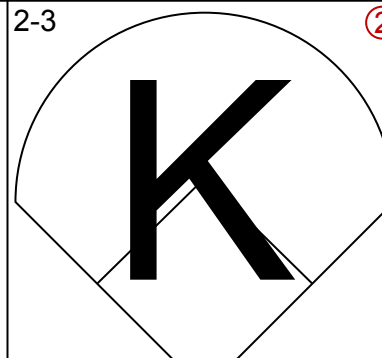
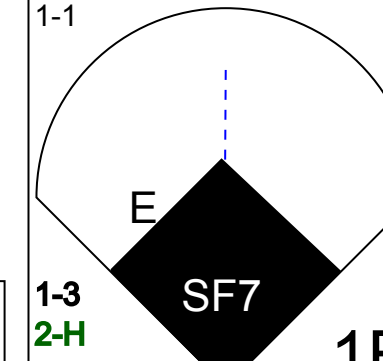
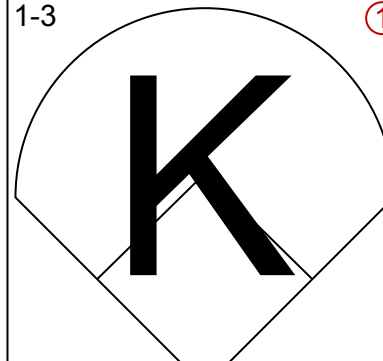
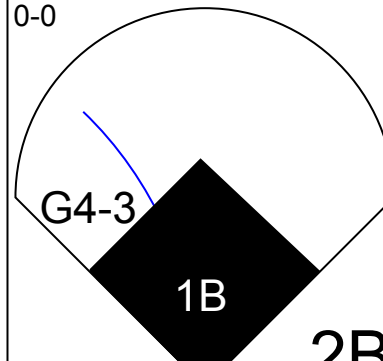

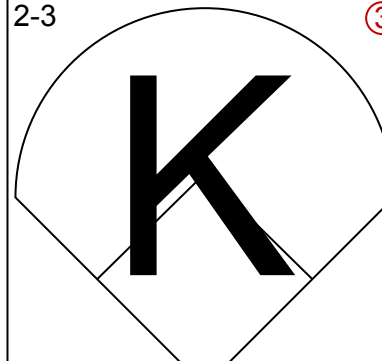
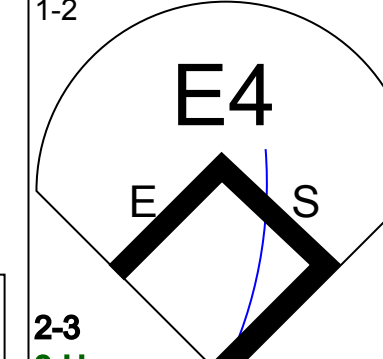
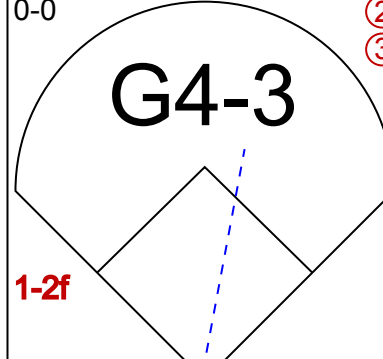
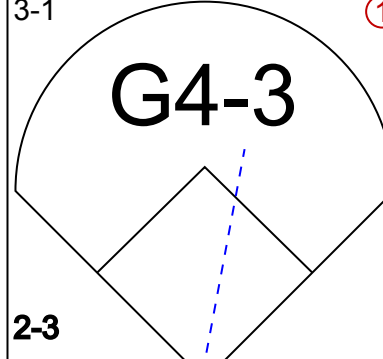
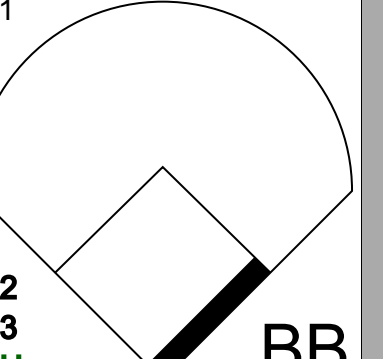
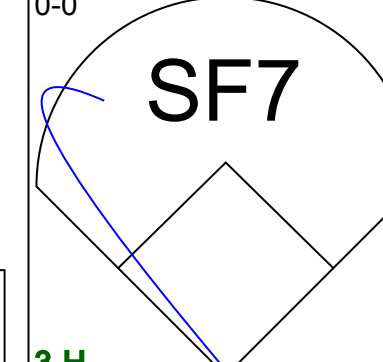
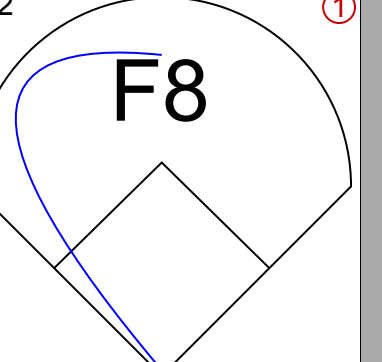
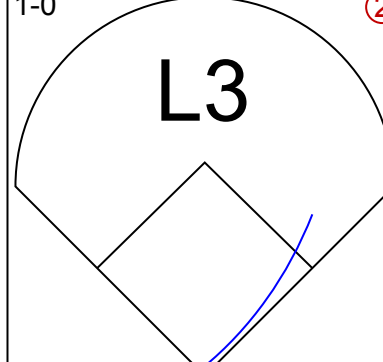
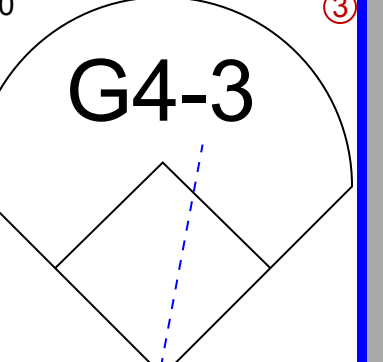
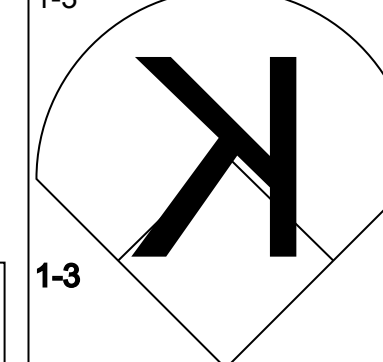
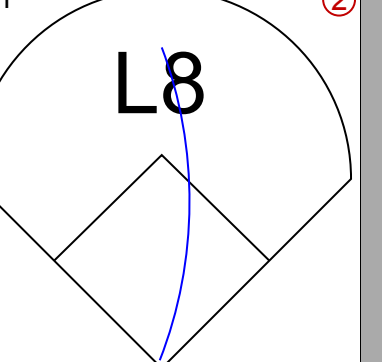
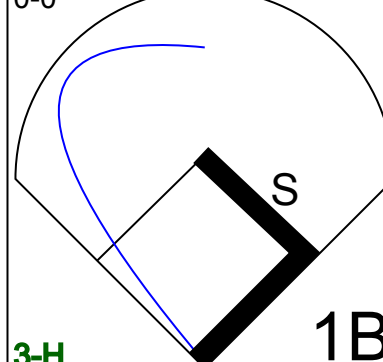
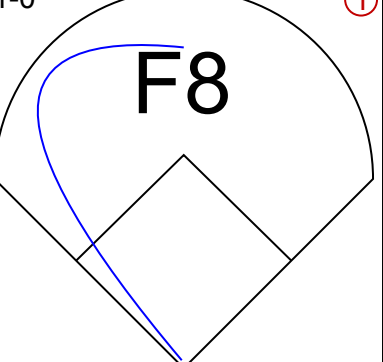
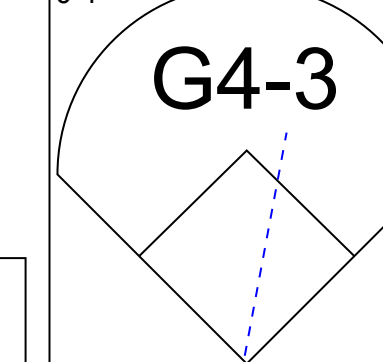
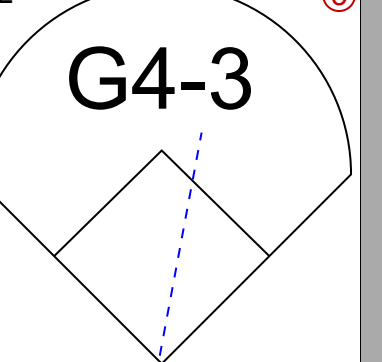
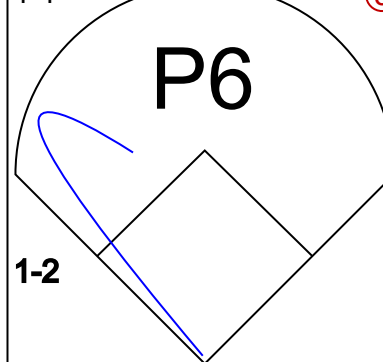
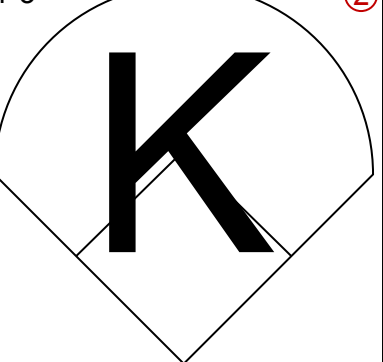
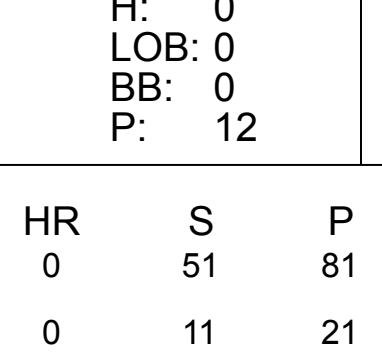
Batter	1	2	3	4	5	6	7	8	9	AB	R	H	RBI	BB	SO	LOB	BOTTOM									
Doug Glanville, R OBP: 0.385, SLG: 0.471 (1, 8)										5	2	3	4	0	1	1	Florida Marlins @ Philadelphia Phillies Veterans Stadium, Philadelphia, PA Thu Jul 29 1999, 1:05 PM EDT Att: 26,834 - Cloudy - 88 F									
Anaury Telemaco, R (8, 1)										0	0	0	0	0	0	0										
Domingo Caden, S OBP: 0.310, SLG: 0.391 (9, 6)										0	0	0	0	0	0	0										
Rob Ducey, L OBP: 0.377, SLG: 0.472 (1, 7)										5	0	0	0	0	2	2										
Bobby Abreu, L OBP: 0.425, SLG: 0.561 (1, 9)										4	4	4	2	1	0	0										
23 Kevin Jordan, R OBP: 0.379, SLG: 0.468 (1, 5)										4	1	2	1	1	0	1										
Rico Brogna, L OBP: 0.331, SLG: 0.426 (1, 3)										5	1	1	1	0	2	4										
Steve Montgomery, R OBP: 1.000, SLG: 1.000 (9, 1)										0	0	0	0	0	0	0										
Alex Arias, R OBP: 0.381, SLG: 0.424 (1, 6)										4	1	1	3	0	0	1										
Marlon Anderson, L OBP: 0.289, SLG: 0.364 (1, 4)										2	2	1	1	1	0	0										
Gary Bennett, R OBP: 0.254, SLG: 0.281 (1, 2)										4	1	1	0	0	1	4										
Chad Ogea, R OBP: 0.189, SLG: 0.091 (1, 1)										0	0	0	0	0	0	0										
Kevin Sefcik, R OBP: 0.358, SLG: 0.402 (7, PH)										1	0	0	0	0	0	0										
Inning Stats	R: 1 E: 0 K: 1 S: 14	H: 2 LOB: 1 BB: 0 P: 19	R: 2 E: 0 K: 0 S: 12	H: 2 LOB: 1 BB: 1 P: 21	R: 4 E: 0 K: 0 S: 15	H: 5 LOB: 1 BB: 0 P: 26	R: 1 E: 0 K: 1 S: 11	H: 1 LOB: 1 BB: 1 P: 22	R: 2 E: 1 K: 2 S: 9	H: 1 LOB: 2 BB: 0 P: 10	R: 1 E: 0 K: 0 S: 13	H: 1 LOB: 0 BB: 1 P: 28	R: 0 E: 0 K: 1 S: 7	H: 0 LOB: 0 BB: 0 P: 13	R: 1 E: 0 K: 0 S: 9	H: 1 LOB: 0 BB: 0 P: 14	1B: 7 2B: 3 3B: 0 HR: 3	SF: 1 SAC: 3 DP: 0 HBP: 1	WP: 0 PB: 0 SB: 0 CS: 0	PA: 42						
PITCHER	IP	WLS	BF	H	R	ER	SO	BB	IBB	HBP	BLK	WP	HR	S	P	ERA	WHIP									
Brian Meadows, R ERA: 5.87	(1, 1)	2.2	L	18	9	7	7	1	1	0	0	0	0	0	14	27	6.75	1.500								
Armando Almanza, L ERA: 6.75	(3, 1)	1.1		6	1	1	1	1	1	0	0	0	0	1	22	38	4.50	1.500								
Archie Corbin, R ERA: 7.29	(5, 1)	2.0		11	2	3	1	3	1	0	1	0	0	1	16	27	4.50	0.500								
Braden Looper, R ERA: 4.18	(7, 1)	2.0		7	1	1	1	1	0	0	0	0	0	1	16	27	4.50	0.500								

AB	32
R	1
H	6
RBI	1
BB	3
SO	8
LOB	20

AB	34
R	12
H	13
RBI	12
BB	3
SO	6
LOB	13




Batter	1	2	3	4	5	6	7	8	9	AB	R	H	RBI	BB	SO	LOB	TOP				
Luis Castillo, S OBP: 0.368, SLG: 0.344 (1, 4)										5	1	1	0	0	2	1	Florida Marlins @ Pittsburgh Pirates Three Rivers Stadium, Pittsburgh, PA Fri Jul 30 1999, 7:05 PM EDT Att: 25,163 - Unknown - 92 F				
Alex Gonzalez, R OBP: 0.307, SLG: 0.433 (1, 6)										5	2	2	1	0	1	0					
Bruce Aven, R OBP: 0.382, SLG: 0.487 (1, 7)										4	2	2	0	1	1	0					
Kevin Millar, R OBP: 0.414, SLG: 0.510 Antonio Alfonseca, R (9, 1)										3	0	2	2	1	0	0					
Mark Kotsay, L OBP: 0.308, SLG: 0.403 (1, 9)										5	0	2	3	0	0	3					
Danny Bautista, R OBP: 0.273, SLG: 0.383 (1, 8)										4	0	2	0	0	0	3					
Mike Lowell, R OBP: 0.329, SLG: 0.350 (1, 5)										4	1	1	0	0	0	4					
Mike Redmond, R OBP: 0.374, SLG: 0.331 (1, 2)										3	0	0	0	0	0	1					
Dennis Springer, R OBP: 0.228, SLG: 0.187 Chris Cramer, S OBP: 0.462, SLG: 0.492 Brian Edmondson, R OBP: 0.340, SLG: 0.500 Preston Wilson, S OBP: 0.354, SLG: 0.354 Jesus Sanchez, L OBP: 0.307, SLG: 0.391 Tim Hyers, L OBP: 0.330, SLG: 0.373 (1, 1) (7, PH) (7, 1) (8, PH) (8, 1) (9, 3)										2	0	0	0	0	0	1					
Inning Stats	R: 0 E: 0 K: 2 S: 10	H: 0 LOB: 0 BB: 0 P: 14	R: 0 E: 0 K: 0 S: 7	H: 2 LOB: 1 BB: 0 P: 12	R: 0 E: 0 K: 1 S: 5	H: 0 LOB: 0 BB: 0 P: 8	R: 0 E: 0 K: 1 S: 6	H: 1 LOB: 1 BB: 1 P: 12	R: 0 E: 0 K: 1 S: 10	H: 1 LOB: 1 BB: 0 P: 10	R: 3 E: 0 K: 0 S: 15	H: 3 LOB: 1 BB: 1 P: 24	R: 3 E: 0 K: 0 S: 17	H: 5 LOB: 2 BB: 0 P: 24	R: 2 E: 0 K: 1 S: 12	H: 2 LOB: 0 BB: 0 P: 14		R: 0 E: 0 K: 0 S: 5	H: 0 LOB: 0 BB: 0 P: 8	1B: 9 2B: 4 3B: 1 HR: 1	SF: 1 SAC: 1 DP: 2 HBP: 0
PITCHER	IP	WLS	BF	H	R	ER	SO	BB	IBB	HBP	BLK	WP	HR	S	P	ERA	WHIP				
Pete Schourek, L ERA: 5.12 (1, 1)	6.0		25	7	3	3	4	2	0	0	0	0	0	53	80	4.50	1.500				
Marc Wilkins, R ERA: 5.14 (7, 1)	0.2	H	6	4	3	3	0	0	0	0	0	0	0	13	18	40.50	6.000				
Scott Sauerbeck, L ERA: 2.28 (7, 1)	0.0	B	1	1	0	0	0	0	0	0	0	0	0	3	4	∞	∞				
Brad Clontz, R ERA: 2.32 (7, 1)	0.1		1	0	0	0	0	0	0	0	0	0	0	1	2	0.00	0.000				
Greg Hansell, R ERA: 3.8 (8, 1)	2.0	L	8	2	2	2	1	0	0	0	0	0	1	17	22	9.00	1.000				

Batter	1	2	3	4	5	6	7	8	9	AB	R	H	RBI	BB	SO	LOB	BOTTOM				
Al Martin, L OBP: 0.342, SLG: 0.547 (1, 7)										5	1	1	0	0	0	0	Florida Marlins @ Pittsburgh Pirates Three Rivers Stadium, Pittsburgh, PA Fri Jul 30 1999, 7:05 PM EDT Att: 25,163 - Unknown - 92 F				
Abraham Nunez, S OBP: 0.303, SLG: 0.252 (1, 6)										4	2	2	0	0	1	0					
Brian Giles, L OBP: 0.406, SLG: 0.565 (1, 8)										3	1	3	1	1	0	0					
Kevin Young, R OBP: 0.403, SLG: 0.537 (1, 3)										4	1	2	1	1	1	1					
Ed Sprague, R OBP: 0.389, SLG: 0.527 (1, 5)										5	2	2	1	0	3	6					
Warren Morris, L OBP: 0.374, SLG: 0.437 (1, 4)										3	0	0	2	1	0	4					
Brant Brown, L OBP: 0.302, SLG: 0.400 Marc Wilkins, R ERA: 5.4 Scott Sauerbeck, L ERA: 2.28 Brad Clontz, R ERA: 2.32 Dale Sveum, S ERA: 5.84 Greg Hansell, R ERA: 3.8 (1, 9) (7, 1) (7, 1) (7, PH) (8, 1) (8, 1)										2	0	0	1	0	0	1					
Joe Oliver, R OBP: 0.346, SLG: 0.348 (1, 2)										4	0	1	1	0	1	1					
Pete Schourek, L ERA: 4.18 (1, 1)										2	0	0	0	0	0	0					
Adrian Brown, S OBP: 0.343, SLG: 0.336 (6, PH) (7, 9)										2	0	0	0	0	1	1					
Inning Stats	R: 4 E: 1 K: 1 S: 17	H: 4 LOB: 1 BB: 0 P: 25	R: 0 E: 0 K: 0 S: 7	H: 0 LOB: 0 BB: 0 P: 11	R: 0 E: 0 K: 1 S: 6	H: 1 LOB: 1 BB: 1 P: 11	R: 0 E: 0 K: 0 S: 8	H: 0 LOB: 0 BB: 0 P: 12	R: 1 E: 0 K: 0 S: 6	H: 1 LOB: 0 BB: 0 P: 10	R: 1 E: 0 K: 0 S: 7	H: 2 LOB: 1 BB: 0 P: 12	R: 1 E: 0 K: 1 S: 11	H: 2 LOB: 3 BB: 2 P: 21	R: 0 E: 0 K: 1 S: 6	H: 0 LOB: 0 BB: 0 P: 9	R: 0 E: 0 K: 3 S: 17	H: 1 LOB: 1 BB: 0 P: 23	1B: 9 2B: 2 3B: 0 HR: 0	SF: 2 SAC: 1 DP: 1 HBP: 0	WP: 0 PA: 41 PB: 0 SB: 0 CS: 0
PITCHER	IP	WLS	BF	H	R	ER	SO	BB	IBB	HBP	BLK	WP	HR	S	P	ERA	WHIP				
Dennis Springer, R ERA: 4.18 (1, 1)	6.0		27	8	6	5	2	1	0	0	0	0	0	51	81	7.50	1.500				
Brian Edmondson, R ERA: 5.4 (7, 1)	1.0	W	7	2	1	1	1	2	0	0	0	0	0	11	21	9.00	4.000				
Jesus Sanchez, L ERA: 5.84 (8, 1)	1.0	H	3	0	0	0	1	0	0	0	0	0	0	6	9	0.00	0.000				
Antonio Alfonseca, R ERA: 3.33 (9, 1)	1.0	S	4	1	0	0	3	0	0	0	0	0	0	17	23	0.00	1.000				

Batter	1	2	3	4	5	6	7	8	9	AB	R	H	RBI	BB	SO	LOB	TOP										
Luis Castillo, S (1,4) OBP: 0.364, SLG: 0.340	G6-3		G4-3		FC4-6			F7		4	0	0	0	0	0	1	Florida Marlins @ Pittsburgh Pirates Three Rivers Stadium, Pittsburgh, PA Sat Jul 31 1999, 7:05 PM EDT Att: 33,862 - Unknown - 95 F										
Alex Gonzalez, R (1,6) OBP: 0.304, SLG: 0.429	K		F8			G5-3		P2		4	0	0	0	0	1	0											
Bruce Aven, R (1,7) OBP: 0.383, SLG: 0.489	2B		K			1B SF8 BB		P4		3	1	1	0	1	1	0											
Kevin Millar, R (1,3) OBP: 0.415, SLG: 0.507	BB		K			1B		K		3	0	1	0	1	2	0											
Mark Kotsay, L (1,9) OBP: 0.307, SLG: 0.405	G3		G6-3			SF8		1B 2B		3	1	1	1	0	0	2											
Danny Bautista, R (1,8) OBP: 0.272, SLG: 0.379		G4-3		F9		G4-3		1B		4	0	1	1	0	0	1											
Mike Lowell, R (1,5) OBP: 0.333, SLG: 0.354						G4-6-3 1B		F8		4	0	2	0	0	0	1											
Jorge Fabregas, L (1,2) OBP: 0.283, SLG: 0.319						G4-6-3				3	0	0	0	0	2	2											
Preston Wilson, R (9, PH) OBP: 0.354, SLG: 0.551	K					1-2		1B		1	0	1	0	0	0	0											
Vladimir Nunez, R (1,1) OBP: 0.167, SLG: 0.167								F8		2	0	1	0	0	1	1											
Brian Edmondson, R (6,1) OBP: 0.364, SLG: 0.545										1	0	0	0	0	1	0											
Jesus Sanchez, L (7,1) OBP: 0.167, SLG: 0.091										0	0	0	0	0	0	0											
Braden Looper, R (8,1) OBP: 0.167, SLG: 0.091						FC4-6 1B				0	0	0	0	0	0	0											
Chris Clapinski, S (9, PH) OBP: 0.423, SLG: 0.364										1	0	0	0	0	0	2											
Inning Stats	R: 0 E: 0 K: 1 S: 14	H: 1 LOB: 2 BB: 1 P: 23	R: 0 E: 0 K: 2 S: 9	H: 1 LOB: 1 BB: 0 P: 11	R: 0 E: 0 K: 1 S: 6	H: 0 LOB: 0 BB: 0 P: 11	R: 0 E: 0 K: 1 S: 9	H: 0 LOB: 0 BB: 0 P: 12	R: 0 E: 0 K: 0 S: 10	H: 2 LOB: 1 BB: 0 P: 13	R: 1 E: 0 K: 0 S: 14	H: 1 LOB: 1 BB: 1 P: 20	R: 0 E: 0 K: 2 S: 7	H: 0 LOB: 0 BB: 0 P: 10	R: 0 E: 0 K: 0 S: 6	H: 0 LOB: 2 BB: 0 P: 6	R: 1 E: 0 K: 1 S: 14	H: 3 LOB: 2 BB: 0 P: 21	1B: 6 2B: 2 3B: 0 HR: 0	SF: 1 SAC: 0 DP: 1 HBP: 0	WP: 0 PB: 0 SB: 0 CS: 0	PA: 36					
PITCHER	IP	WLS	BF	H	R	ER	SO	BB	IBB	HBP	BLK	WP	HR	S	P	ERA	WHIP										
Jason Schmidt, R (1,1) ERA: 3.94	7.0	W	27	5	1	1	7	2	0	0	0	0	0	69	100	1.29	1.000										
Jose Silva, R (8,1) ERA: 5.72	1.0	H	3	0	0	0	0	0	0	0	0	0	0	6	6	0.00	0.000										
Mike Williams, R (9,1) ERA: 2.45	1.0	S	6	3	1	1	1	0	0	0	0	0	0	14	21	9.00	3.000										

Batter	1	2	3	4	5	6	7	8	9	AB	R	H	RBI	BB	SO	LOB	BOTTOM										
Al Martin, L (1,7) OBP: 0.339, SLG: 0.541	G4-3		P7			K	K			4	0	0	0	0	2	2	Florida Marlins @ Pittsburgh Pirates Three Rivers Stadium, Pittsburgh, PA Sat Jul 31 1999, 7:05 PM EDT Att: 33,862 - Unknown - 95 F										
Abraham Nunez, S (1,6) OBP: 0.236, SLG: 0.245	F7		G3			G6-3		G1-3		4	0	0	0	0	1	0											
Brian Giles, L (1,8) OBP: 0.409, SLG: 0.573					F9		HR	WP 1B BB		2	2	1	1	2	0	0											
Kevin Young, R (1,3) OBP: 0.404, SLG: 0.535	K							1B		3	0	1	1	0	2	1											
Ed Sprague, R (1,5) OBP: 0.385, SLG: 0.521		G6-3						P3		4	0	0	0	0	1	2											
Warren Morris, L (1,4) OBP: 0.373, SLG: 0.438		G3-1				K2-3		F8		4	1	1	0	0	1	1											
Brant Brown, L (1,9) OBP: 0.305, SLG: 0.466										1	1	0	0	2	1	0											
Adrian Brown, S (8,9) OBP: 0.343, SLG: 0.336										0	0	0	0	0	0	0											
Joe Oliver, R (1,2) OBP: 0.345, SLG: 0.346										3	0	1	0	0	0	3											
Jason Schmidt, R (1,1) ERA: 2.98										2	0	0	0	0	0	2											
Dale Sveum, S (7, PH) OBP: 0.333, SLG: 0.286										1	0	1	2	0	0	0											
Jose Silva, R (8,1) OBP: 0.105, SLG: 0.105										0	0	0	0	0	0	0											
Mike Williams, R (9,1) ERA: 4.13										0	0	0	0	0	0	0											
Inning Stats	R: 0 E: 0 K: 1 S: 9	H: 0 LOB: 1 BB: 1 P: 17	R: 0 E: 0 K: 1 S: 9	H: 0 LOB: 0 BB: 0 P: 12	R: 0 E: 0 K: 0 S: 6	H: 0 LOB: 0 BB: 0 P: 12	R: 0 E: 0 K: 1 S: 10	H: 0 LOB: 1 BB: 1 P: 19	R: 1 E: 0 K: 2 S: 12	H: 1 LOB: 0 BB: 0 P: 18	R: 2 E: 0 K: 1 S: 12	H: 2 LOB: 1 BB: 1 P: 20	R: 1 E: 0 K: 0 S: 13	H: 1 LOB: 1 BB: 1 P: 22	1B: 2 2B: 2 3B: 0 HR: 1	SF: 0 SAC: 0 DP: 0 HBP: 1	WP: 1 PB: 0 SB: 1 CS: 1	PA: 33									
PITCHER	IP	WLS	BF	H	R	ER	SO	BB	IBB	HBP	BLK	WP	HR	S	P	ERA	WHIP										
Vladimir Nunez, R (6,1) ERA: 5.65	1.2	L	8	2	3	3	2	1	0	0	0	0	1	20	33	16.20	1.800										
Jesus Sanchez, L (7,1) ERA: 5.92	0.2		4	1	1	1	1	1	0	0	0	0	0	6	11	13.50	3.000										
Braden Looper, R (8,1) ERA: 4.13	0.2		3	1	0	0	0	0	0	0	0	1	0	11	16	0.00	1.500										

AB 33
R 2
H 8
RBI 2
BB 2
SO 8
LOB 10



AB 28
R 4
H 5
RBI 4
BB 4
SO 7
LOB 12



Batter	1	2	3	4	5	6	7	8	9	AB	R	H	RBI	BB	SO	LOB	TOP					
Luis Castillo, S OBP: 0.363, SLG: 0.339	G4-3		FC6-4			F7				4	0	1	1	0	0	1	Florida Marlins @ Pittsburgh Pirates Three Rivers Stadium, Pittsburgh, PA Sun Aug 01 1999, 1:35 PM EDT Att: 19,071 - Sunny - 84 F					
Dave Berg, R OBP: 0.349, SLG: 0.371	K			K		G3		K		4	0	0	0	0	3	1						
Bruce Aven, R OBP: 0.381, SLG: 0.485	K			G6-3		G5-3				4	0	1	0	0	1	0						
Kevin Millar, R OBP: 0.413, SLG: 0.500		K			BB		P2		K	3	0	0	0	1	2	1						
Mark Kotsay, L OBP: 0.304, SLG: 0.401	F7			G3-1		F7		K		4	0	0	0	0	1	2						
Danny Bautista, R OBP: 0.271, SLG: 0.375	P4					F9			P6	4	0	1	0	0	0	1						
Chris Clapinski, S OBP: 0.412, SLG: 0.500			K			FC4-6				3	1	1	0	0	1	1						
Mike Redmond, R OBP: 0.368, SLG: 0.325		L3				P6		G6-3		3	0	0	0	0	0	2						
Alex Fernandez, R OBP: 0.267, SLG: 0.400										2	0	1	0	0	1	1						
Armando Almanza, L OBP: 0.353, SLG: 0.549										0	0	0	0	0	0	0						
Preston Wilson, R OBP: 0.167, SLG: 0.091										0	0	0	0	0	0	0						
Hector Almonte, R										0	0	0	0	0	0	0						
Jesus Sanchez, L										0	0	0	0	0	0	0						
Inning Stats	R: 0 H: 0 E: 0 K: 2 S: 9	H: 0 LOB: 0 BB: 0 P: 11	R: 0 H: 0 E: 0 K: 1 S: 7	H: 0 LOB: 0 BB: 0 P: 8	R: 0 H: 1 E: 0 K: 1 S: 13	H: 1 LOB: 1 BB: 0 P: 17	R: 0 H: 0 E: 0 K: 1 S: 9	H: 0 LOB: 1 BB: 1 P: 16	R: 0 H: 1 E: 0 K: 1 S: 14	H: 1 LOB: 1 BB: 0 P: 18	R: 0 H: 0 E: 0 K: 0 S: 9	H: 0 LOB: 0 BB: 0 P: 14	R: 0 H: 0 E: 0 K: 0 S: 7	H: 0 LOB: 0 BB: 0 P: 11	R: 1 H: 2 E: 0 K: 2 S: 10	H: 2 LOB: 1 BB: 0 P: 16	R: 0 H: 1 E: 0 K: 2 S: 14	H: 1 LOB: 1 BB: 0 P: 18	1B: 4 2B: 0 3B: 1 HR: 0	SF: 0 SAC: 0 DP: 0 HBP: 0	WP: 0 PB: 0 SB: 1 CS: 0	PA: 33
PITCHER 67 Francisco Cordova, R ERA: 4.35	IP: 9.0 WLS: W BF: 33 H: 5 R: 1 ER: 1 SO: 10 BB: 1 IBB: 0 HBP: 0 BLK: 0 WP: 0 HR: 0 S: 92 P: 129 ERA: 1.00 WHIP: 0.667															PITCHER						

Batter	1	2	3	4	5	6	7	8	9	AB	R	H	RBI	BB	SO	LOB	BOTTOM			
Al Martin, L OBP: 0.342, SLG: 0.541	2B	G6-4-3				SH1-3		K		4	1	2	0	1	1	3	Florida Marlins @ Pittsburgh Pirates Three Rivers Stadium, Pittsburgh, PA Sun Aug 01 1999, 1:35 PM EDT Att: 19,071 - Sunny - 84 F			
Abraham Nunez, S OBP: 0.296, SLG: 0.253	2B	G4-3			SH1-3	K				3	1	1	1	0	1	3				
Brian Giles, L OBP: 0.412, SLG: 0.575	2B		K			BB				2	0	1	1	2	1	0				
Brant Brown, L OBP: 0.300, SLG: 0.458	L6		L1		F7		FC1-6			4	0	0	0	0	0	4				
Dale Sveum, S OBP: 0.231, SLG: 0.182	F7		F7		K		K			4	0	0	0	0	2	4				
Warren Morris, L OBP: 0.374, SLG: 0.437	BB			1B		G4-3		F7		3	0	1	0	1	0	0				
Adrian Brown, S OBP: 0.348, SLG: 0.342	FC		F8			1B		1B		4	0	2	0	0	0	3				
Joe Oliver, R OBP: 0.333, SLG: 0.333	G4-3		F8			1B		F8		4	0	1	0	0	0	5				
67 Francisco Cordova, R OBP: 0.259, SLG: 0.200		G6-4-3		G4-3		G4-3		SH3-4		3	0	2	0	0	0	1				
Inning Stats	R: 2 H: 3 E: 0 K: 0 S: 20	H: 3 LOB: 3 BB: 1 P: 33	R: 0 H: 1 E: 0 K: 0 S: 12	H: 1 LOB: 0 BB: 0 P: 16	R: 0 H: 0 E: 0 K: 1 S: 9	H: 0 LOB: 0 BB: 0 P: 12	R: 0 H: 1 E: 0 K: 0 S: 4	H: 1 LOB: 1 BB: 0 P: 6	R: 0 H: 2 E: 0 K: 1 S: 10	H: 2 LOB: 3 BB: 1 P: 18	R: 0 H: 0 E: 0 K: 1 S: 5	H: 0 LOB: 0 BB: 1 P: 11	R: 0 H: 2 E: 0 K: 1 S: 11	H: 2 LOB: 2 BB: 0 P: 15	R: 0 H: 1 E: 0 K: 1 S: 11	H: 1 LOB: 0 BB: 0 P: 15		1B: 8 2B: 2 3B: 0 HR: 0	SF: 0 SAC: 2 DP: 1 HBP: 0	WP: 0 PB: 0 SB: 0 CS: 1
PITCHER Alex Fernandez, R ERA: 2.98	IP: 6.0 WLS: L BF: 29 H: 8 R: 2 ER: 2 SO: 3 BB: 3 IBB: 0 HBP: 0 BLK: 0 WP: 0 HR: 0 S: 62 P: 97 ERA: 3.00 WHIP: 1.833															PITCHER				
Armando Almanza, L ERA: 3.86	1.0	3	0	0	0	1	1	0	0	0	0	5	11	0.00	1.000					
Hector Almonte, R ERA: 3.86	0.2	4	2	0	0	0	0	0	0	0	0	8	11	0.00	3.000					
Jesus Sanchez, L ERA: 5.89	0.1	1	0	0	0	1	0	0	0	0	0	3	4	0.00	0.000					

Batter	1	2	3	4	5	6	7	8	9	AB	R	H	RBI	BB	SO	LOB	TOP										
Doug Glanville, R (1, 8) OBP: 0.378, SLG: 0.458	1-1 BB 1B		0-1 G6-3 2			2-3 K 1 X	0-0 F9 1		0-0 2B SF7 1B	5	1	2	0	0	1	2											
Ron Gant, R (1, 7) OBP: 0.355, SLG: 0.421	4-2 BB 1-2 BB		3-2 P6 3			4-2 1B WP SF8 BB	3-2 SF9 2		1-1 SF7 1B 1-3 2B	2	2	1	1	2	0	0											
Bobby Abreu, L (1, 9) OBP: 0.430, SLG: 0.570	2-3 K 1			0-0 G1-6-3 1B		4-2 BB 1B 1-2 BB	4-0 BB 1-2 BB		3-2 SF7 1	2	0	1	1	2	1	2											
Scott Rolen, R (1, 5) OBP: 0.365, SLG: 0.546	3-3 K 2			1-3 K 1		3-2 BB 1B	4-2 BB 3		2-3 P4 1-0	4	0	1	0	1	2	4											
Rico Brogna, L (1, 3) OBP: 0.333, SLG: 0.441	3-3 K 3			0-0 G1-6-3 1-2		0-0 SF8 2		0-2 HR	3-2 1B 3-H	4	1	2	3	0	1	3											
Mike Lieberthal, R (1, 2) OBP: 0.383, SLG: 0.589		2-1 L6-3 HBP			0-0 G5-3 1	3-H 4-2 BB 1-2 2-3		1-1 HR	0-0 F9 3	3	1	1	1	1	0	1											
Marlon Anderson, L (1, 4) 15 David Doster, R (8, 6) OBP: 0.348, SLG: 0.411		2-1 F8 1			1-1 L7 2	1-2 F9 3		3-3 K 1		4	0	0	0	0	1	4											
Alex Arias, R (1, 6) Steve Montgomery, R (8, 1) Scott Aldred, L (8, 1) Wayne Gomes, R (9, 1)		1-1 L6-3 1-2			1-1 K X		1-2 F9 SF9 1B	1-0 23 CS 1B		4	1	3	0	0	0	1											
Chad Ogea, R (1, 1) Rob Ducey, L (7, PH) Amaury Telemaco, R (7, 1) 23 Kevin Jordan, R (8, PH) OBP: 0.386, SLG: 0.473			0-3 K 1		0-3 K 3		2-2 BB 1B	3-2 G4-3 2		2	0	0	0	0	2	1											
Inning Stats	R: 0 E: 0 K: 3 S: 14	H: 1 LOB: 2 BB: 1 P: 27	R: 0 E: 0 K: 0 S: 5	H: 0 LOB: 0 BB: 0 P: 10	R: 0 E: 0 K: 1 S: 8	H: 0 LOB: 0 BB: 0 P: 11	R: 0 E: 0 K: 1 S: 5	H: 1 LOB: 1 BB: 0 P: 6	R: 0 E: 0 K: 1 S: 8	H: 1 LOB: 1 BB: 0 P: 10	R: 1 E: 0 K: 1 S: 23	H: 1 LOB: 3 BB: 3 P: 41	R: 1 E: 0 K: 0 S: 18	H: 2 LOB: 2 BB: 2 P: 32	R: 2 E: 0 K: 1 S: 12	H: 3 LOB: 0 BB: 0 P: 20	R: 2 E: 0 K: 0 S: 14	H: 3 LOB: 1 BB: 0 P: 22	1B: 9 2B: 2 3B: 0 HR: 2	SF: 3 SAC: 0 DP: 2 HBP: 1	WP: 1 PB: 0 SB: 0 CS: 1	PA: 42					
PITCHER	IP	WLS	BF	H	R	ER	SO	BB	IBB	HBP	BLK	WP	HR	S	P	ERA	WHIP										
Ryan Dempster, R (1, 1) ERA: 5.58	6.0		25	4	1	1	7	4	0	1	0	1	0	63	105	1.50	1.333										
Braden Looper, R (7, 1) ERA: 4.24	0.2	H	4	2	1	1	0	0	0	0	0	0	0	16	22	13.50	3.000										
Jesus Sanchez, L (7, 1) ERA: 6.0	0.1	B	3	1	1	1	0	2	0	0	0	0	1	5	13	27.00	9.000										
Brian Edmondson, R (8, 1) ERA: 5.7	1.0	L	4	2	1	1	1	0	0	0	0	0	1	9	17	9.00	2.000										
Hector Almonte, R (9, 1) ERA: 8.1	1.0		6	3	2	2	0	0	0	0	0	0	0	14	22	18.00	3.000										

Philadelphia Phillies @ Florida Marlins
Pro Player Stadium, Miami, FL
Tue Aug 03 1999, 7:05 PM EDT
Att: 10,223 - Overcast - 81 F

AB 32
R 6
H 12
RBI 6
BB 6
SO 8
LOB 19



Batter	1	2	3	4	5	6	7	8	9	AB	R	H	RBI	BB	SO	LOB	BOTTOM										
Luis Castillo, S (1, 4) OBP: 0.361, SLG: 0.340	2-2 G5-3 1			0-0 F7 1		1-0 1B WP 2B	2-3 K 3		3-2 L8 2	5	1	1	0	0	1	2											
Alex Gonzalez, R (1, 6) Dave Berg, R (8, 6) OBP: 0.351, SLG: 0.373	0-1 G3 2			1-3 K 2		0-0 FC WP SF7 1B		2-1 F8 1	1-2 1B 2-H	3	1	1	1	0	1	0											
Bruce Aven, R (1, 7) OBP: 0.382, SLG: 0.482	0-1 P6 3			3-1 P6 3		2-3 3-H 4-0 FC BB		3-1 G6-3 1B	0-3 K 3	4	0	1	0	1	1	1											
Kevin Millar, R (1, 3) Tim Hyers, L (8, PR) OBP: 0.330, SLG: 0.375		1-0 P3 1			2-2 F7 1	3-2 FC 3-2		0-2 G6-3 1B		4	0	1	0	0	0	2											
Mark Kotsay, L (1, 9) OBP: 0.301, SLG: 0.397		2-2 P6 2			2-2 F8 2	1-0 SF7 2		2-2 G6-3 2		3	0	0	1	0	0	2											
Preston Wilson, R (1, 8) Braden Looper, R (7, 1) Jesus Sanchez, L (7, 1) Brian Edmondson, R (8, 1) Chris Cramer, S (8, PH) Hector Almonte, R (9, 1)		1-0 P3 3			3-1 E5 1	1-0 F8 3		2-2 G6-3 3		3	0	0	0	0	0	2											
Mike Lowell, R (1, 5) OBP: 0.331, SLG: 0.371			0-0 P3 1		0-1 F8 3		3-3 K 1		0-0 HR 1	4	1	1	1	0	1	1											
Jorge Fabregas, L (1, 2) OBP: 0.287, SLG: 0.323			1-2 F9 2			0-2 FC3-6 1B		1-2 1B		4	0	2	0	0	0	0											
Ryan Dempster, R (1, 1) Danny Bautista, R (7, 8) OBP: 0.275, SLG: 0.384			0-0 P4 3			1-0 FC3-6 2B 1B		0-1 F7 2		2	1	0	0	0	0	1											
Inning Stats	R: 0 E: 0 K: 0 S: 7	H: 0 LOB: 0 BB: 0 P: 9	R: 0 E: 0 K: 0 S: 6	H: 0 LOB: 0 BB: 0 P: 10	R: 0 E: 0 K: 1 S: 6	H: 0 LOB: 0 BB: 0 P: 10	R: 0 E: 0 K: 1 S: 6	H: 0 LOB: 1 BB: 0 P: 17	R: 3 E: 0 K: 0 S: 11	H: 3 LOB: 1 BB: 1 P: 22	R: 0 E: 0 K: 2 S: 11	H: 1 LOB: 1 BB: 0 P: 17	R: 0 E: 0 K: 0 S: 13	H: 2 LOB: 2 BB: 0 P: 22	R: 2 E: 0 K: 1 S: 14	H: 3 LOB: 1 BB: 0 P: 20	1B: 6 2B: 2 3B: 0 HR: 1	SF: 1 SAC: 0 DP: 0 HBP: 0	WP: 1 PB: 1 SB: 0 CS: 0	PA: 39							
PITCHER	IP	WLS	BF	H	R	ER	SO	BB	IBB	HBP	BLK	WP	HR	S	P	ERA	WHIP										
Chad Ogea, R (1, 1) ERA: 4.97	6.0		24	3	3	3	1	1	0	0	0	0	0	45	74	4.50	0.667										
Amaury Telemaco, R (7, 1) ERA: 2.59	1.0	W	4	1	0	0	2	0	0	0	0	0	0	11	17	0.00	1.000										
Steve Montgomery, R (8, 1) ERA: 3.15	0.1	H	3	2	0	0	0	0	0	0	0	0	0	7	12	0.00	6.000										
Scott Aldred, L (8, 1) ERA: 4.31	0.2	H	2	0	0	0	0	0	0	0	0	0	0	6	10	0.00	0.000										
Wayne Gomes, R (9, 1) ERA: 3.88	1.0	S	6	3	2	2	1	0	0	0	0	0	1	14	20	18.00	3.000										

Philadelphia Phillies @ Florida Marlins
Pro Player Stadium, Miami, FL
Tue Aug 03 1999, 7:05 PM EDT
Att: 10,223 - Overcast - 81 F

AB 37
R 5
H 9
RBI 4
BB 1
SO 4
LOB 14



Batter	1	2	3	4	5	6	7	8	9	AB	R	H	RBI	BB	SO	LOB	TOP					
Doug Glanville, R OBP: 0.381, SLG: 0.463	1-2 G1-6-3 1B		0-1 G4-3		1-1 2H 2B		1-2 1B			4	0	3	1	0	0	0	Philadelphia Phillies @ Florida Marlins Pro Player Stadium, Miami, FL Wed Aug 04 1999, 7:05 PM EDT Att: 10,445 - Unknown - 86 F					
Ron Cant, R OBP: 0.351, SLG: 0.416	1-3 SAFE K		0-1 G4-3		0-0 L7		0-0 SAFE F8			4	0	0	0	0	1	3						
Bobby Abreu, L OBP: 0.428, SLG: 0.567	2-2 G1-6-3 1-2			2-0 F7		2-1 1B		0-2 G4-3		4	0	1	0	0	0	1						
Scott Rolen, R OBP: 0.363, SLG: 0.542		4-1 HR BB		2-1 F7		0-1 F9		2-3 K		3	1	0	0	1	1	1						
Rico Brogna, L OBP: 0.334, SLG: 0.449		0-1 1-H HR		2-1 L7		0-0 1B		2-0 G4-3		4	1	2	2	0	0	0						
Mike Lieberthal, R OBP: 0.387, SLG: 0.593		0-0 15 G5-4-3 1B		0-1 23 1B 15 SF8 2B		2-0 P3		4-2 BB		3	1	2	0	1	0	2						
23 Kevin Jordan, R OBP: 0.383, SLG: 0.467		0-1 P6		0-0 SH3-4 2B		0-3 K		1-2 P4		4	1	1	0	0	1	4						
15 David Doster, R OBP: 0.329, SLG: 0.390		1-0 G5-4-3 1-2		2-2 SF8		0-1 P2		3-2 F8		3	0	0	1	0	0	2						
Paul Byrd, R Amaury Telemaco, R Rob Ducey, L Kevin Seick, R Wayne Gomes, R Steve Schrenk, R		0-2 G3-1		0-0 SH3-4 1-2		0-2 F9		0-3 K		2	0	0	0	0	0	0						
Inning Stats	R: 0 E: 0 K: 1 S: 9	H: 1 LOB: 0 BB: 0 P: 13	R: 2 E: 0 K: 0 S: 7	H: 2 LOB: 0 BB: 1 P: 12	R: 0 E: 0 K: 0 S: 7	H: 0 LOB: 0 BB: 0 P: 7	R: 0 E: 0 K: 0 S: 5	H: 0 LOB: 0 BB: 0 P: 11	R: 2 E: 0 K: 0 S: 10	H: 3 LOB: 1 BB: 0 P: 13	R: 0 E: 0 K: 1 S: 9	H: 2 LOB: 2 BB: 0 P: 13	R: 0 E: 0 K: 0 S: 9	H: 1 LOB: 1 BB: 0 P: 10	R: 0 E: 0 K: 1 S: 7	H: 0 LOB: 0 BB: 0 P: 11		R: 0 E: 0 K: 1 S: 11	H: 0 LOB: 1 BB: 1 P: 19	1B: 6 2B: 2 3B: 0 HR: 1	SF: 1 SAC: 1 DP: 2 HBP: 0	WP: 0 PB: 0 SB: 0 CS: 0
PITCHER	IP WLS BF H R ER SO BB IBB HBP BLK WP HR S P ERA WHIP	7.0 L 29 9 4 4 2 1 0 0 0 0 1 56 79 5.14 1.429	1.2 6 0 0 0 1 1 0 0 0 0 0 15 27 0.00 0.600	0.1 1 0 0 0 1 0 0 0 0 0 0 3 3 0.00 0.000	PITCHER										IP WLS BF H R ER SO BB IBB HBP BLK WP HR S P ERA WHIP							

AB 32
R 4
H 9
RBI 4
BB 2
SO 4
LOB 14



Batter	1	2	3	4	5	6	7	8	9	AB	R	H	RBI	BB	SO	LOB	BOTTOM			
Luis Castillo, S OBP: 0.364, SLG: 0.340	1-2 G3-1		2-1 SH1-3 BLK SF9 1B		2-3 K		4-2 G4-6-3 BB		4-0 G6-4-3 BB	3	1	1	0	2	1	1	Philadelphia Phillies @ Florida Marlins Pro Player Stadium, Miami, FL Wed Aug 04 1999, 7:05 PM EDT Att: 10,445 - Unknown - 86 F			
Dave Berg, R OBP: 0.355, SLG: 0.376	1-2 1B		0-0 SH1-3 1-3		0-1 FC5-4 1B		3-1 G4-6-3 1-2		1-0 G6-4-3 1-2	4	0	2	0	0	0	5				
Bruce Aven, R OBP: 0.376, SLG: 0.476	0-1 F7		2-2 SF9 3-H		2-1 FC5-4 1-2 2-3		1-1 L6			3	0	0	1	0	0	3				
Kevin Millar, R OBP: 0.407, SLG: 0.491	0-1 1-2 1B		0-0 G5-3		0-3 K		0-0 F7			4	0	1	0	0	1	2				
Mark Kotsay, L OBP: 0.305, SLG: 0.401	1-1 G4-3			0-0 G5-4-3 1B		3-2 G6-4-3 1B		1-0 1B		4	0	3	0	0	0	2				
Preston Wilson, R OBP: 0.345, SLG: 0.536		3-1 P9		1-1 G5-4-3 1-2		2-1 G6-4-3 1-2		1-0 F8		4	0	0	0	0	0	3				
Mike Lowell, R OBP: 0.335, SLG: 0.370		0-1 P3		2-0 1B		1-1 F7		4-0 BB BB BB		3	0	1	0	1	0	0				
Mike Redmond, R OBP: 0.367, SLG: 0.325 Chris Ciapinski, S OBP: 0.421, SLG: 0.467		2-0 FC5-4 1B		0-0 G4-3			2-3 K		4-1 BB BB	3	0	1	0	0	1	1				
Dennis Springer, R OBP: 0.152, SLG: 0.188 Tim Hyers, L Rafael Medina, R Armando Almanza, L Danny Bautista, R		1-2 FC5-4 1B		1-2 FC5-4 1B		0-2 FC5-4 1B		4-2 BB BB		3-1 F7	2	0	1	0	0	0		1		
Inning Stats	R: 0 E: 0 K: 0 S: 13	H: 2 LOB: 2 BB: 0 P: 16	R: 0 E: 0 K: 0 S: 8	H: 1 LOB: 1 BB: 0 P: 14	R: 1 E: 0 K: 0 S: 8	H: 1 LOB: 0 BB: 0 P: 12	R: 0 E: 0 K: 2 S: 14	H: 2 LOB: 1 BB: 0 P: 8	R: 0 E: 0 K: 0 S: 7	H: 1 LOB: 0 BB: 0 P: 13	R: 0 E: 0 K: 1 S: 11	H: 0 LOB: 2 BB: 2 P: 24	R: 0 E: 0 K: 0 S: 5	H: 1 LOB: 1 BB: 0 P: 8	R: 0 E: 0 K: 0 S: 4	H: 0 LOB: 2 BB: 3 P: 20		1B: 10 2B: 0 3B: 0 HR: 0	SF: 1 SAC: 1 DP: 4 HBP: 0	WP: 0 PB: 0 SB: 0 CS: 0
PITCHER	IP WLS BF H R ER SO BB IBB HBP BLK WP HR S P ERA WHIP	7.2 W 32 10 1 1 3 2 0 0 0 0 0 1 70 11 1.17 1.565	0.1 H 1 0 0 0 0 0 0 0 0 0 0 1 2 0.00 0.000	0.1 H 4 0 0 0 0 3 0 0 0 0 0 3 18 0.00 9.000	0.2 S 1 0 0 0 0 0 0 0 0 0 0 1 2 0.00 0.000	PITCHER										IP WLS BF H R ER SO BB IBB HBP BLK WP HR S P ERA WHIP				



Batter	1	2	3	4	5	6	7	8	9	AB	R	H	RBI	BB	SO	LOB	TOP		
Neft Perez, S OBP: 0.320, SLG: 0.413 (1,6)	G6-3		F7			P4			F7	4	0	0	0	0	0	1	Colorado Rockies @ Florida Marlins Pro Player Stadium, Miami, FL Fri Aug 06 1999, 7:05 PM EDT Att: 14,032 - Unknown - 83 F livebaseballscores.com		
17 Todd Helton, L OBP: 0.374, SLG: 0.524 (1,3)	K			K		G4-3			F7	4	0	0	0	0	2	0			
Larry Walker, L OBP: 0.433, SLG: 0.686 (1,9) Jeff Barry, S OBP: 0.333, SLG: 0.514 (8,9)	F7			G4-3					L9	3	0	0	0	0	0	0			
Dante Bichette, R OBP: 0.336, SLG: 0.529 (1,7) Dave Veres, R (8,1)		P6		G5-3					F8	3	0	0	0	0	0	0			
Vinny Castilla, R OBP: 0.326, SLG: 0.477 (1,5)	G6-3					F9			G1-3	3	0	0	0	0	0	0			
Brian McRae, S OBP: 0.322, SLG: 0.357 (1,8)	F7								G4-3	3	1	1	1	0	0	0			
Lenny Harris, L OBP: 0.299, SLG: 0.320 (1,4)			L9			G6-3			G4-6-3 1B	3	0	1	0	0	0	0			
Kirt Manwaring, R OBP: 0.391, SLG: 0.427 (1,2)			FC1-6 1B			G1-3			G4-6-3 1-2	3	0	1	0	0	0	1			
Bobby Jones, R OBP: 0.214, SLG: 0.200 (4,1) David Lee, R OBP: 0.200, SLG: 0.200 (4,1) Chris Seaton, R OBP: 0.340, SLG: 0.533 (6,PH) Mike DeJean, R (8,1) Terry Shumpert, R OBP: 0.408, SLG: 0.573 (8,7) Angel Echevarria, R OBP: 0.341, SLG: 0.523 (8,PH)	FC1-6 1-2		FC1-6 1-2			F8			G5-3	1	0	0	0	0	0	1			
Inning Stats	R: 0 E: 0 K: 1 S: 8	H: 0 LOB: 0 BB: 0 P: 10	R: 0 E: 0 K: 0 S: 5	H: 0 LOB: 0 BB: 0 P: 8	R: 0 E: 0 K: 0 S: 6	H: 1 LOB: 1 BB: 0 P: 10	R: 0 E: 0 K: 1 S: 12	H: 0 LOB: 0 BB: 0 P: 19	R: 1 E: 0 K: 0 S: 10	H: 1 LOB: 0 BB: 0 P: 15	R: 0 E: 0 K: 0 S: 5	H: 0 LOB: 0 BB: 0 P: 5	R: 0 E: 0 K: 0 S: 10	H: 1 LOB: 0 BB: 0 P: 12	R: 0 E: 0 K: 0 S: 7	H: 0 LOB: 0 BB: 0 P: 9		1B: 2 2B: 0 3B: 0 HR: 1	SF: 0 SAC: 0 DP: 1 HBP: 0
PITCHER Alex Fernandez, R ERA: 2.83 (1,1)	IP: 9.0 WLS: W BF: 29 H: 3 R: 1 ER: 1 SO: 2 BB: 0 IBB: 0 HBP: 0 BLK: 0 WP: 0 HR: 1 S: 67 P: 98 ERA: 1.00 WHIP: 0.333																		

Batter	1	2	3	4	5	6	7	8	9	AB	R	H	RBI	BB	SO	LOB	BOTTOM
Luis Castillo, S OBP: 0.370, SLG: 0.350 (1,4)	S 1B		S 1B	WP HR 2B		K			G4-3	5	2	3	2	0	1	0	Colorado Rockies @ Florida Marlins Pro Player Stadium, Miami, FL Fri Aug 06 1999, 7:05 PM EDT Att: 14,032 - Unknown - 83 F livebaseballscores.com
Dave Berg, R OBP: 0.356, SLG: 0.379 (1,6)	F8		K	WP HR BB		G6-3				4	1	1	0	1	1	2	
Bruce Aven, R OBP: 0.370, SLG: 0.477 (1,7)	1H 1B		K	HR		G6-3			K	5	1	2	4	0	2	2	
Kevin Millar, R OBP: 0.403, SLG: 0.480 (1,3)	P6		BB	1B					P4	4	0	2	0	1	0	2	
Preston Wilson, R OBP: 0.343, SLG: 0.529 (1,8) Mark Kotsay, L OBP: 0.305, SLG: 0.405 (8,9)	BB		K	K		FC4-6 HR				3	1	0	0	1	2	4	
Danny Bautista, R OBP: 0.270, SLG: 0.375 (1,9) (8,8)	F8			G5-3		F8				4	0	1	0	0	0	3	
Mike Lowell, R OBP: 0.337, SLG: 0.395 (1,5)		P7		G1-3 2B		P3			HR	4	2	2	2	0	0	1	
Mike Redmond, R OBP: 0.365, SLG: 0.323 (1,2)	L7			G1-3 2B		G5-3			G5-3	4	1	1	0	0	0	1	
Alex Fernandez, R OBP: 0.265, SLG: 0.471 (1,1)	G5-3			G1-3		G5-3			HR	4	1	1	1	0	0	3	
Inning Stats	R: 1 E: 0 K: 0 S: 11	H: 2 LOB: 2 BB: 1 P: 21	R: 0 E: 0 K: 0 S: 6	H: 0 LOB: 0 BB: 0 P: 10	R: 0 E: 0 K: 3 S: 15	H: 1 LOB: 2 BB: 1 P: 27	R: 5 E: 0 K: 1 S: 24	H: 5 LOB: 1 BB: 1 P: 38	R: 0 E: 0 K: 1 S: 6	H: 0 LOB: 0 BB: 0 P: 8	R: 2 E: 0 K: 0 S: 7	H: 2 LOB: 0 BB: 0 P: 11	R: 1 E: 0 K: 1 S: 12	H: 2 LOB: 1 BB: 0 P: 19	1B: 7 2B: 3 3B: 0 HR: 3	SF: 0 SAC: 0 DP: 0 HBP: 0	
PITCHER Bobby Jones, L ERA: 6.04 (1,1) David Lee, R ERA: 4.66 (4,1) Mike DeJean, R ERA: 6.84 (6,1) Dave Veres, R ERA: 4.12 (8,1)	IP: 3.2 WLS: L BF: 22 H: 8 R: 6 ER: 6 SO: 3 BB: 3 IBB: 0 HBP: 0 BLK: 0 WP: 0 HR: 1 S: 53 P: 91 ERA: 14.73 WHIP: 3.000																

Batter	1	2	3	4	5	6	7	8	9	AB	R	H	RBI	BB	SO	LOB	TOP										
Nelf Perez, S (1, 6) OBP: 0.321, SLG: 0.414	1-2 G4-6-3 1B		0-1 G3-1 17 S G4-3 1B		0-1 F8		0-0 G6-3			4	1	2	0	0	0	1											
17 Todd Helton, L (1, 3) OBP: 0.370, SLG: 0.518	1-0 G4-6-3 1-2f		2-1 G3-1		1-0 P6			0-1 F9		4	0	0	0	0	0	2											
Larry Walker, L (1, 9) OBP: 0.431, SLG: 0.681	1-2 1B		1-0 G4-3			2-1 G3		2-3 K2-3		4	0	1	1	0	1	0											
Dante Bichette, R (1, 7) OBP: 0.336, SLG: 0.526	1-2 G1-3		1-0 G6-3			0-2 1B		1-2 F9		4	0	1	0	0	0	1											
Vinny Castilla, R (1, 5) OBP: 0.323, SLG: 0.473		1-3 K		1-0 P6		0-3 K		0-0 G6-3		4	0	0	0	0	2	1											
Brian McRae, S (1, 8) OBP: 0.324, SLG: 0.360		2-2 F8 7 1B HBP		2-2 2B		1-2 L8		0-3 K		3	0	1	0	0	1	1											
7 Kurt Abbott, R (1, 4) OBP: 0.311, SLG: 0.456		3-2 FC4-6 1B		0-2 G1-3			1-1 G6-3 HBP 1B	2-3 K		4	0	2	0	0	1	1											
Henry Blanco, R (1, 2) OBP: 0.354, SLG: 0.451		3-1 F8		2-2 G4-3			1-0 G6-3 HBP			2	0	0	0	0	0	3											
Brian Bohanon, L (1, 1) OBP: 0.185, SLG: 0.157		0-2 FC4-6		1-2 G3			1-2 G6-3			2	0	0	0	0	0	2											
Terry Shumpert, R (7, PH) OBP: 0.401, SLG: 0.567										1	0	0	0	0	0	2											
Curt Leskanc, R (7, 1) OBP: 0.667, SLG: 1.667										0	0	0	0	0	0	0											
Inning Stats	R: 0 E: 0 K: 0 S: 11	H: 2 LOB: 1 BB: 0 P: 15	R: 0 E: 0 K: 1 S: 15	H: 1 LOB: 2 BB: 0 P: 24	R: 1 E: 0 K: 0 S: 6	H: 1 LOB: 0 BB: 0 P: 10	R: 0 E: 0 K: 0 S: 12	H: 1 LOB: 1 BB: 0 P: 17	R: 0 E: 0 K: 1 S: 13	H: 0 LOB: 0 BB: 0 P: 8	R: 0 E: 0 K: 1 S: 13	H: 1 LOB: 1 BB: 0 P: 16	R: 0 E: 0 K: 1 S: 10	H: 0 LOB: 0 BB: 0 P: 13	R: 0 E: 0 K: 2 S: 8	H: 0 LOB: 0 BB: 0 P: 10	1B: 6 2B: 1 3B: 0 HR: 0	SF: 0 SAC: 0 DP: 2 HBP: 2	WP: 0 PA: 34 PB: 0 SB: 1 CS: 0								
PITCHER	IP	WLS	BF	H	R	ER	SO	BB	IBB	HBP	BLK	WP	HR	S	P	ERA	WHIP										
Brian Meadows, R (1, 1) ERA: 5.91	7.0	W	28	7	1	1	2	0	0	2	0	0	0	69	99	1.29	1.000										
Jesus Sanchez, L (8, 1) ERA: 5.91	1.0	H	3	0	0	0	1	0	0	0	0	0	0	10	13	0.00	0.000										
Antonio Alfonseca, R (9, 1) ERA: 3.38	1.0	S	3	0	0	0	2	0	0	0	0	0	0	8	10	0.00	0.000										

Colorado Rockies @ Florida Marlins
 Pro Player Stadium, Miami, FL
 Sat Aug 07 1999, 7:05 PM EDT
 Att: 18,469 - Unknown - 89 F

AB	32
R	1
H	7
RBI	1
BB	0
SO	5
LOB	14



Batter	1	2	3	4	5	6	7	8	9	AB	R	H	RBI	BB	SO	LOB	BOTTOM										
Luis Castillo, S (1, 4) OBP: 0.373, SLG: 0.357	1-1 1B 2B		1-0 CS 1B		2-2 F9		2-1 S 1B			4	1	3	1	0	0	0											
Alex Gonzalez, R (1, 6) OBP: 0.302, SLG: 0.425	1-0 B1		2-2 F8		0-3 K		3-H 4-0 1B			3	0	0	0	0	1	2											
Dave Berg, R (7, 6) OBP: 0.360, SLG: 0.379			1-2				1-2 BB			0	0	0	0	1	0	0											
Bruce Aven, R (1, 7) OBP: 0.372, SLG: 0.475	2-1 2-H 1B			4-1 HR BB		0-0 G6-3		0-3 K		3	1	1	1	1	1	2											
Jesus Sanchez, L (8, 1) OBP: 0.167, SLG: 0.091										0	0	0	0	0	0	0											
Antonio Alfonseca, R (9, 1)										0	0	0	0	0	0	0											
Kevin Millar, R (1, 3) OBP: 0.405, SLG: 0.494	0-1 G5-3			1-1 HR		1-1 1B		1-1 P3		4	1	2	2	0	0	1											
Preston Wilson, R (1, 8) OBP: 0.339, SLG: 0.522	2-3 K2-3			2-2 G6-3		0-3 K		1-3 K		4	0	0	0	0	3	2											
Danny Bautista, R (1, 9) OBP: 0.283, SLG: 0.365		2-3 K		1-0 L7		1-0 G4-3		0-1 F8		4	0	0	0	0	1	1											
Mike Lowell, R (1, 5) OBP: 0.342, SLG: 0.396		2-2 L5		4-2 BB			0-2 G3-1 SH3 1B			2	1	1	0	1	0	0											
Mike Redmond, R (1, 2) OBP: 0.361, SLG: 0.319		1-1 F9		0-3 K			3-1 SH3			2	0	0	0	0	1	1											
Brian Meadows, R (1, 1) OBP: 0.189, SLG: 0.200					3-3 K					2	0	0	0	0	2	0											
Chris Clapinski, S (7, PH) OBP: 0.480, SLG: 0.500										1	0	0	0	0	0	1											
Mark Kotsay, L (8, 9) OBP: 0.305, SLG: 0.405								2-3 G3-1		0	0	0	0	0	0	0											
Inning Stats	R: 1 E: 0 K: 1 S: 10	H: 2 LOB: 1 BB: 0 P: 16	R: 0 E: 0 K: 1 S: 8	H: 0 LOB: 0 BB: 0 P: 13	R: 0 E: 0 K: 1 S: 8	H: 1 LOB: 1 BB: 0 P: 14	R: 2 E: 0 K: 1 S: 13	H: 1 LOB: 1 BB: 2 P: 25	R: 0 E: 0 K: 2 S: 10	H: 0 LOB: 0 BB: 0 P: 15	R: 0 E: 0 K: 1 S: 7	H: 1 LOB: 1 BB: 0 P: 9	R: 1 E: 0 K: 1 S: 15	H: 2 LOB: 2 BB: 1 P: 27	R: 0 E: 0 K: 1 S: 7	H: 0 LOB: 0 BB: 0 P: 9	1B: 5 2B: 1 3B: 0 HR: 1	SF: 0 SAC: 1 DP: 0 HBP: 0	WP: 0 PA: 33 PB: 0 SB: 1 CS: 1								
PITCHER	IP	WLS	BF	H	R	ER	SO	BB	IBB	HBP	BLK	WP	HR	S	P	ERA	WHIP										
Brian Bohanon, L (1, 1) ERA: 6.7	6.0	L	24	5	3	3	7	2	0	0	0	0	0	56	92	4.50	1.167										
Curt Leskanc, R (7, 1) ERA: 4.91	2.0		9	2	1	1	2	1	0	0	0	0	0	22	36	4.50	1.500										

Colorado Rockies @ Florida Marlins
 Pro Player Stadium, Miami, FL
 Sat Aug 07 1999, 7:05 PM EDT
 Att: 18,469 - Unknown - 89 F

AB	29
R	4
H	7
RBI	4
BB	3
SO	9
LOB	10



Batter	1	2	3	4	5	6	7	8	9	AB	R	H	RBI	BB	SO	LOB	TOP											
Nefti Perez, S OBP: 0.319, SLG: 0.410 (1, 6)	F8		B5-3		P5			G6-3		4	0	0	0	0	0	1	Colorado Rockies @ Florida Marlins Pro Player Stadium, Miami, FL Sun Aug 08 1999, 4:05 PM EDT Att: 17,691 - Unknown - 90 F											
Terry Shumpert, R OBP: 0.404, SLG: 0.569 (1, 5)	K			17 1B	G5-3			F S BB		3	1	1	0	1	1	0												
Larry Walker, L OBP: 0.432, SLG: 0.681 (1, 9)										0	0	0	0	1	0	0												
Jeff Barry, S OBP: 0.321, SLG: 0.494 (4, PH)										3	0	0	0	0	2	2												
Jerry Dipoto, R (8, 1)										0	0	0	0	0	0	0												
Angel Echevarria, R OBP: 0.331, SLG: 0.504 (1, 7)	P3									4	0	0	0	0	1	2												
17 Todd Helton, L OBP: 0.369, SLG: 0.516 (1, 3)										4	0	1	1	0	1	0												
Brian McRae, S OBP: 0.323, SLG: 0.358 (1, 8)										4	0	1	0	0	2	1												
7 Kurt Abbott, R OBP: 0.306, SLG: 0.447 (1, 4)										3	0	0	0	0	1	1												
Henry Blanco, R OBP: 0.349, SLG: 0.443 (1, 2)										3	0	0	0	0	0	1												
Jamey Wright, R OBP: 0.111, SLG: 0.222 (1, 1)										2	0	1	0	0	1	0												
Lenny Harris, L OBP: 0.297, SLG: 0.317 (8, PH)										1	0	0	0	0	0	0												
Inning Stats	R: 0 E: 0 K: 1 S: 11	H: 0 LOB: 1 BB: 1 P: 20	R: 0 E: 0 K: 2 S: 9	H: 0 LOB: 0 BB: 0 P: 13	R: 0 E: 0 K: 1 S: 5	H: 0 LOB: 0 BB: 0 P: 8	R: 1 E: 0 K: 3 S: 15	H: 2 LOB: 1 BB: 0 P: 23	R: 0 E: 0 K: 1 S: 10	H: 1 LOB: 1 BB: 0 P: 18	R: 0 E: 0 K: 0 S: 4	H: 0 LOB: 0 BB: 0 P: 6	R: 0 E: 0 K: 0 S: 9	H: 1 LOB: 1 BB: 0 P: 10	R: 0 E: 0 K: 1 S: 9	H: 0 LOB: 1 BB: 1 P: 19	R: 0 E: 0 K: 0 S: 5	H: 0 LOB: 0 BB: 0 P: 7	1B: 2 2B: 2 3B: 0 HR: 0	SF: 0 SAC: 0 DP: 0 HBP: 0	WP: 0 PB: 0 SB: 1 CS: 0	PA: 33						
PITCHER	IP	WLS	BF	H	R	ER	SO	BB	IBB	HBP	BLK	WP	HR	S	P	ERA	WHIP											
Ryan Dempster, R ERA: 5.16	(1, 1)	8.0	W	30	4	1	1	9	2	0	0	0	0	0	72	117	1.12	0.750										
Antonio Alfonseca, R ERA: 3.31	(9, 1)	1.0	S	3	0	0	0	0	0	0	0	0	0	0	5	7	0.00	0.000										

Batter	1	2	3	4	5	6	7	8	9	AB	R	H	RBI	BB	SO	LOB	BOTTOM											
Luis Castillo, S OBP: 0.370, SLG: 0.353 (1, 4)	G3		G4-3		F7			G6-3		4	0	0	0	0	0	0	Colorado Rockies @ Florida Marlins Pro Player Stadium, Miami, FL Sun Aug 08 1999, 4:05 PM EDT Att: 17,691 - Unknown - 90 F											
Dave Berg, R OBP: 0.357, SLG: 0.382 (1, 6)	P2		F7		PB 2B			P6		4	0	1	0	0	0	0												
Bruce Aven, R OBP: 0.374, SLG: 0.471 (1, 7)										2	0	0	0	2	0	0												
Antonio Alfonseca, R ERA: 3.31 (9, 1)										0	0	0	0	0	0	0												
Kevin Millar, R OBP: 0.410, SLG: 0.500 (1, 3)										3	1	2	0	1	0	2												
Mark Kotsay, L OBP: 0.304, SLG: 0.409 (1, 9)										4	1	1	1	0	0	3												
Preston Wilson, R OBP: 0.339, SLG: 0.521 (1, 8)										1	0	0	1	1	0	0												
Mike Lowell, R OBP: 0.337, SLG: 0.389 (1, 5)										3	0	0	0	0	2	3												
Jorge Fabregas, L OBP: 0.291, SLG: 0.320 (1, 2)										3	0	0	0	0	0	3												
Ryan Dempster, R OBP: 0.103, SLG: 0.107 (1, 1)										3	0	0	0	0	1	0												
Danny Bautista, R OBP: 0.263, SLG: 0.365 (9, 7)										0	0	0	0	0	0	0												
Inning Stats	R: 0 E: 0 K: 0 S: 8	H: 0 LOB: 0 BB: 0 P: 14	R: 2 E: 0 K: 0 S: 10	H: 2 LOB: 0 BB: 0 P: 19	R: 0 E: 0 K: 0 S: 10	H: 0 LOB: 0 BB: 0 P: 16	R: 0 E: 0 K: 1 S: 13	H: 1 LOB: 3 BB: 2 P: 30	R: 0 E: 0 K: 1 S: 9	H: 1 LOB: 2 BB: 1 P: 17	R: 0 E: 0 K: 1 S: 7	H: 0 LOB: 0 BB: 0 P: 14	R: 0 E: 0 K: 0 S: 4	H: 0 LOB: 0 BB: 0 P: 9	R: 0 E: 0 K: 0 S: 12	H: 0 LOB: 1 BB: 1 P: 21	1B: 1 2B: 2 3B: 1 HR: 0	SF: 1 SAC: 0 DP: 0 HBP: 0	WP: 0 PB: 1 SB: 0 CS: 0	PA: 32								
PITCHER	IP	WLS	BF	H	R	ER	SO	BB	IBB	HBP	BLK	WP	HR	S	P	ERA	WHIP											
Jamey Wright, R ERA: 5.34	(1, 1)	7.0	L	28	4	2	2	3	2	1	0	0	0	0	61	119	2.57	0.857										
Jerry Dipoto, R ERA: 5.09	(8, 1)	1.0		4	0	0	0	0	1	0	0	0	0	12	21	0.00	1.000											



Batter	1	2	3	4	5	6	7	8	9	10	AB	R	H	RBI	BB	SO	LOB	TOP						
Marvin Benard, L OBP: 0.357, SLG: 0.466	G6-3							FC4		G4-3	5	1	1	0	1	0	5							
Ramon Martinez, R OBP: 0.314, SLG: 0.375 F.P. Santangelo, S OBP: 0.424, SLG: 0.382	G1-3		L9			SH	F7			P7	3	1	0	0	0	0	2							
J.T. Snow, L OBP: 0.362, SLG: 0.440	P7				G1-3		F8			K	4	1	0	0	1	1	0							
Barry Bonds, L OBP: 0.415, SLG: 0.575		G4-3									3	1	2	1	2	0	0							
Charlie Hayes, R Robb Nen, R		F8									5	0	1	0	0	1	5							
Stan Javier, S OBP: 0.327, SLG: 0.356		K									5	1	1	2	0	2	3							
Brent Mayne, L OBP: 0.380, SLG: 0.430											3	0	1	0	2	1	0							
Rich Aurilia, R OBP: 0.340, SLG: 0.434											5	0	2	2	0	0	1							
Shawn Estes, R Jerry Spradlin, S Ellis Burks, R John Johnstone, R Alan Embree, L Bill Mueller, S											3	0	1	0	0	1	2							
Inning Stats	R: 0 E: 0 K: 0 S: 11	H: 0 LOB: 0 BB: 0 P: 15	R: 0 E: 0 K: 1 S: 5	H: 0 LOB: 0 BB: 0 P: 6	R: 0 E: 0 K: 1 S: 11	H: 1 LOB: 1 BB: 1 P: 20	R: 0 E: 0 K: 1 S: 9	H: 1 LOB: 1 BB: 0 P: 16	R: 0 E: 0 K: 0 S: 5	H: 0 LOB: 0 BB: 0 P: 6	R: 5 E: 2 K: 0 S: 14	H: 3 LOB: 2 BB: 3 P: 30	R: 0 E: 0 K: 0 S: 6	H: 1 LOB: 1 BB: 0 P: 8	R: 0 E: 0 K: 1 S: 14	H: 1 LOB: 2 BB: 1 P: 23	R: 0 E: 0 K: 1 S: 10	H: 1 LOB: 2 BB: 1 P: 19	R: 0 E: 0 K: 0 S: 4	H: 1 LOB: 1 BB: 0 P: 4	1B: 9 2B: 0 3B: 0 HR: 0	SF: 0 SAC: 1 DP: 0 HBP: 0	WP: 0 PB: 0 SB: 0 CS: 0	PA: 46
PITCHER	IP	WLS	BF	H	R	ER	SO	BB	IBB	HBP	BLK	WP	HR	S	P	ERA	WHIP							
Alex Fernandez, R ERA: 2.98	6.0		28	5	5	4	4	4	0	0	0	0	0	55	93	6.00	1.500							
Brian Edmondson, R ERA: 5.35	1.0		4	1	0	0	0	0	0	0	0	0	0	6	8	0.00	1.000							
Armando Almanza, L ERA: 3.38	0.1		3	1	0	0	1	1	0	0	0	0	0	12	18	0.00	6.000							
Braden Looper, R ERA: 3.96	1.0		3	0	0	0	0	0	0	0	0	0	0	5	9	0.00	0.000							
Jesus Sanchez, L ERA: 5.64	1.2	W	8	2	0	0	1	1	0	0	1	0	0	11	19	0.00	1.800							

San Francisco Giants @ Florida Marlins
Pro Player Stadium, Miami, FL
Wed Aug 11 1999, 1:05 PM EDT
Att. 16,709 - Cloudy - 95 F

AB 39
R 5
H 9
RBI 5
BB 6
SO 6
LOB 21



Batter	1	2	3	4	5	6	7	8	9	10	AB	R	H	RBI	BB	SO	LOB	BOTTOM						
Luis Castillo, S OBP: 0.370, SLG: 0.356	G3-1										5	0	1	0	0	1	3							
Dave Berg, R OBP: 0.378, SLG: 0.410 Brian Edmondson, R OBP: 0.364, SLG: 0.545 Mark Kotsay, L OBP: 0.302, SLG: 0.406 Jesus Sanchez, L OBP: 0.167, SLG: 0.091	K2-3		G4-3								3	0	0	0	1	1	0							
Bruce Aven, R OBP: 0.375, SLG: 0.471	G6-3										4	1	1	0	1	1	1							
Kevin Millar, R OBP: 0.393, SLG: 0.474											4	0	0	0	0	1	3							
Preston Wilson, R OBP: 0.340, SLG: 0.526											4	1	1	0	1	1	2							
Danny Bautista, R OBP: 0.289, SLG: 0.383 Armando Almanza, L Braden Looper, R Todd Dunwoody, L OBP: 0.278, SLG: 0.321											3	1	3	1	1	0	0							
Chris Caginski, S OBP: 0.500, SLG: 0.480											4	2	2	0	1	0	3							
Jorge Fabregas, L OBP: 0.290, SLG: 0.317											4	0	1	0	0	0	4							
Alex Fernandez, R OBP: 0.250, SLG: 0.444 Mike Lowell, R OBP: 0.337, SLG: 0.425											2	0	0	0	0	0	4							
Inning Stats	R: 1 E: 0 K: 1 S: 8	H: 3 LOB: 2 BB: 0 P: 12	R: 1 E: 0 K: 1 S: 15	H: 3 LOB: 2 BB: 0 P: 19	R: 1 E: 1 K: 0 S: 14	H: 2 LOB: 3 BB: 0 P: 20	R: 0 E: 0 K: 1 S: 7	H: 0 LOB: 1 BB: 2 P: 21	R: 3 E: 0 K: 0 S: 18	H: 2 LOB: 0 BB: 1 P: 30	R: 0 E: 0 K: 1 S: 8	H: 1 LOB: 2 BB: 0 P: 12	R: 0 E: 0 K: 0 S: 8	H: 1 LOB: 1 BB: 0 P: 13	R: 1 E: 0 K: 0 S: 9	H: 2 LOB: 1 BB: 0 P: 14	R: 1 E: 0 K: 0 S: 2	H: 1 LOB: 1 BB: 1 P: 6	1B: 10 2B: 0 3B: 1 HR: 1	SF: 0 SAC: 1 DP: 0 HBP: 1	WP: 0 PB: 1 SB: 3 CS: 1	PA: 46		
PITCHER	IP	WLS	BF	H	R	ER	SO	BB	IBB	HBP	BLK	WP	HR	S	P	ERA	WHIP							
Shawn Estes, L ERA: 5.01	6.0		29	7	4	4	4	4	0	0	0	0	0	72	118	6.00	1.833							
Jerry Spradlin, R ERA: 4.7	1.0	H	5	1	0	0	1	0	0	0	0	0	0	8	12	0.00	1.000							
John Johnstone, R ERA: 1.77	0.2	H	3	1	0	0	0	0	0	0	0	0	0	7	12	0.00	1.500							
Alan Embree, L ERA: 3.23	0.1	H	1	0	0	0	0	0	0	0	0	0	0	1	1	0.00	0.000							
Robb Nen, R ERA: 4.19	1.1	L	7	3	2	1	0	1	0	0	0	0	0	11	20	6.75	3.000							

San Francisco Giants @ Florida Marlins
Pro Player Stadium, Miami, FL
Wed Aug 11 1999, 1:05 PM EDT
Att. 16,709 - Cloudy - 95 F

AB 38
R 6
H 12
RBI 6
BB 5
SO 5
LOB 21



Batter	1	2	3	4	5	6	7	8	9	AB	R	H	RBI	BB	SO	LOB	TOP					
Luis Castillo, S OBP: 0.368, SLG: 0.355	0-0 CS 1B		3-2 G1-3		0-2 G3		0-0 FC5-6		3-2 1B	5	0	2	0	0	0	3	Florida Marlins @ San Diego Padres Qualcomm Stadium, San Diego, CA Sat Aug 14 1999, 10:05 PM EDT Att: 61,355 - Unknown - 71 F livebaseballscorecards.com					
Dave Berg, R OBP: 0.376, SLG: 0.407 Kevin Millar, R OBP: 0.386, SLG: 0.466	3-2 F9 1-2			0-1 G5-3 2B 1B		0-1 HR 1B	1-3 K		0-3 K	4	2	2	0	0	1	3						
Bruce Aven, R OBP: 0.378, SLG: 0.493	1-3 K			2-1 G5-3 1-2		0-0 HR 1B	1-1 L8			4	1	1	2	0	1	3						
Mark Kotsay, L OBP: 0.301, SLG: 0.403		0-0 G4-3		1-1 G6-3		0-0 L9		3-2 G4-3		4	0	0	0	0	0	1						
Preston Wilson, R OBP: 0.338, SLG: 0.526		2-3 K		0-1 G6-3 2H 1B 2B		0-1 2B		1-3 K		4	1	2	1	0	2	0						
Todd Dumwoody, L OBP: 0.286, SLG: 0.321 Jesus Sanchez, L OBP: 0.167, SLG: 0.091		1-0 G3		2-1 G6-3 2H 1B		4-1 BB G6-4-3		4-2 BB		2	0	1	1	2	0	0						
Mike Lowell, R OBP: 0.338, SLG: 0.422			1-2 1B	0-3 K2-3		1-1 G6-4-3 1-2		0-0 P4		4	0	1	0	0	1	4						
Jorge Fabregas, L OBP: 0.290, SLG: 0.314 Chris Clapsinski, S OBP: 0.465, SLG: 0.462			1-1 F8		1-0 F8		4-1 BB FC5-6		2-1 G3	2	0	0	0	1	0	1						
Ryan Dempster, R OBP: 0.094, SLG: 0.097 Danny Bautista, R OBP: 0.288, SLG: 0.381			0-3 K		1-3 K		0-0 E6 FC5-6		1-1 L9	3	0	0	0	0	2	2						
Inning Stats	R: 0 E: 0 K: 1 S: 9	H: 1 LOB: 0 BB: 0 P: 13	R: 0 E: 0 K: 1 S: 5	H: 0 LOB: 0 BB: 0 P: 8	R: 0 E: 0 K: 1 S: 11	H: 1 LOB: 1 BB: 0 P: 16	R: 2 E: 0 K: 1 S: 13	H: 3 LOB: 1 BB: 0 P: 18	R: 0 E: 0 K: 0 S: 7	H: 0 LOB: 0 BB: 1 P: 9	R: 2 E: 0 K: 0 S: 9	H: 3 LOB: 1 BB: 1 P: 14	R: 0 E: 1 K: 1 S: 9	H: 0 LOB: 2 BB: 1 P: 15	R: 0 E: 0 K: 1 S: 11	H: 0 LOB: 1 BB: 0 P: 19		R: 0 E: 0 K: 1 S: 10	H: 1 LOB: 1 BB: 0 P: 16	1B: 6 2B: 2 3B: 0 HR: 1	SF: 0 SAC: 0 DP: 1 HBP: 0	WP: 0 PB: 0 SB: 0 CS: 1
PITCHER	IP WLS BF H R ER SO BB IBB HBP BLK WP HR S P ERA WHIP	IP WLS BF H R ER SO BB IBB HBP BLK WP HR S P ERA WHIP																				
Matt Clement, R ERA: 4.96	(1, 1)	8.0	W	34	8	4	4	7	3	0	0	0	0	0	0	0	0	1	74	112	4.50	1.375
Trevor Hoffman, R ERA: 2.76	(9, 1)	1.0	S	4	1	0	0	1	0	0	0	0	0	0	0	0	0	0	10	16	0.00	1.000

Batter	1	2	3	4	5	6	7	8	9	AB	R	H	RBI	BB	SO	LOB	BOTTOM				
Eric Owens, R OBP: 0.342, SLG: 0.423	0-0 G6-3	1-2 FC3-6 HR		0-0 L9		0-1 G4-3		2-2 HR 1B		5	2	1	0	0	0	1	Florida Marlins @ San Diego Padres Qualcomm Stadium, San Diego, CA Sat Aug 14 1999, 10:05 PM EDT Att: 61,355 - Unknown - 71 F livebaseballscorecards.com				
Tony Gwynn, L OBP: 0.376, SLG: 0.463	4-2 G1-3 1B BB	3-1 HR		3-1 G6-3		1-0 G1-3		1-0 HR		4	3	2	4	1	0	0					
John Vander Wal, L OBP: 0.374, SLG: 0.454 Trevor Hoffman, R OBP: 0.500, SLG: 1.000	4-0 G1-3 1B BB	4-1 BB		0-1 L7		0-0 F8		3-3 K		3	1	0	0	2	1	0					
Phil Nevin, R OBP: 0.351, SLG: 0.545	0-1 G1-3	1-1 F8		4-2 BB FC5-4		1-2 G6-3				3	0	0	0	1	0	3					
Carlos Baerga, S OBP: 0.313, SLG: 0.293	1-0 1B		0-1 E6 1B 1B		1-0 FC5-4 BB 1B		0-1 G6-3			4	0	1	2	0	0	1					
Wiki Gonzalez, R OBP: 0.750, SLG: 1.250	0-1 1B		0-1 1B		1-0 F8		1-1 1B			4	0	3	0	0	0	1					
Ruben Rivera, R OBP: 0.301, SLG: 0.454	3-3 K		1-0 L5		0-0 BB 1B		2-2 G5-3			4	0	1	0	0	1	5					
Chris Gomez, R OBP: 0.327, SLG: 0.295		2-1 FC3-6 1B		1-0 G4-6-3 1B		4-1 BB		3-1 G6-3		3	0	2	0	1	0	0					
Matt Clement, R OBP: 0.128, SLG: 0.081 Dave Magadan, L OBP: 0.366, SLG: 0.353 Reggie Sanders, R OBP: 0.389, SLG: 0.536 Wally Joyner, L OBP: 0.360, SLG: 0.328		0-0 B1		1-0 G4-6-3		0-2 G3		3-3 K		3	0	0	0	0	0	7					
Inning Stats	R: 2 E: 0 K: 1 S: 13	H: 2 LOB: 2 BB: 2 P: 25	R: 2 E: 0 K: 0 S: 11	H: 2 LOB: 1 BB: 1 P: 22	R: 0 E: 1 K: 0 S: 7	H: 2 LOB: 2 BB: 0 P: 10	R: 0 E: 0 K: 0 S: 5	H: 0 LOB: 0 BB: 0 P: 8	R: 0 E: 0 K: 0 S: 12	H: 1 LOB: 3 BB: 2 P: 22	R: 0 E: 0 K: 0 S: 4	H: 0 LOB: 0 BB: 0 P: 5	R: 0 E: 0 K: 0 S: 10	H: 1 LOB: 1 BB: 0 P: 14	R: 2 E: 0 K: 2 S: 12	H: 2 LOB: 0 BB: 0 P: 24		1B: 7 2B: 0 3B: 1 HR: 2	SF: 0 SAC: 0 DP: 1 HBP: 0	WP: 0 PB: 0 SB: 0 CS: 0	PA: 39
PITCHER	IP WLS BF H R ER SO BB IBB HBP BLK WP HR S P ERA WHIP	IP WLS BF H R ER SO BB IBB HBP BLK WP HR S P ERA WHIP																			
Ryan Dempster, R ERA: 5.16	(1, 1)	7.1	L	35	8	4	4	1	5	0	0	0	0	0	0	0	1	64	111	4.91	1.773
Jesus Sanchez, L ERA: 5.65	(8, 1)	0.2	L	4	2	2	2	2	0	0	0	0	0	0	0	0	1	10	19	27.00	3.000

Batter	1	2	3	4	5	6	7	8	9	AB	R	H	RBI	BB	SO	LOB	TOP					
Luis Castillo, S OBP: 0.369, SLG: 0.354	G4-3		G4-3			WP 1B PB 1B	CS 1B		G6-3	5	1	2	0	0	0	0						
Alex Gonzalez, R OBP: 0.308, SLG: 0.435	L8			P6		SAFE 1B SAFE 1B	CS 1B	BB 1B		4	2	2	0	1	0	0						
Todd Dunwoody, L OBP: 0.287, SLG: 0.319	F7			G3		SAFE 1B SAFE 1B			K	3	0	1	1	0	0	0						
Bruce Aven, R OBP: 0.376, SLG: 0.484									K	2	0	0	0	0	2	2						
Antonio Alfonseca, R									K	0	0	0	0	0	0	0						
Kevin Millar, R OBP: 0.391, SLG: 0.480						SF9				1	2	1	2	2	0	0						
Mark Kotsay, L OBP: 0.304, SLG: 0.404	F7			HR		SAFE 1B SAFE 1B	FC6-5			3	1	1	0	1	0	2						
Preston Wilson, R OBP: 0.339, SLG: 0.531	K			1B						3	1	1	4	1	2	2						
Mike Lowell, R OBP: 0.330, SLG: 0.411	P9									4	0	0	0	0	1	3						
Jorge Fabregas, L OBP: 0.285, SLG: 0.307			G3-1							4	0	0	0	0	1	0						
Vladimir Nunez, R OBP: 0.077, SLG: 0.077			G6-3							3	0	0	0	0	1	0						
Armando Almanza, L										0	0	0	0	0	0	0						
Braden Looper, R										0	0	0	0	0	0	0						
Chris Clapinski, S OBP: 0.447, SLG: 0.400										1	0	0	0	0	0	0						
Danny Bautista, R OBP: 0.297, SLG: 0.377										0	0	0	0	0	0	0						
Inning Stats	R: 0 E: 0 K: 0 S: 5	H: 0 LOB: 0 BB: 0 P: 8	R: 0 E: 0 K: 1 S: 9	H: 0 LOB: 1 BB: 1 P: 18	R: 0 E: 0 K: 0 S: 6	H: 2 LOB: 0 BB: 0 P: 7	R: 1 E: 0 K: 1 S: 9	H: 2 LOB: 1 BB: 0 P: 15	R: 0 E: 0 K: 0 S: 4	H: 0 LOB: 0 BB: 0 P: 5	R: 2 E: 2 K: 0 S: 17	H: 2 LOB: 2 BB: 2 P: 33	R: 0 E: 0 K: 1 S: 10	H: 1 LOB: 0 BB: 0 P: 17	R: 4 E: 0 K: 3 S: 18	H: 2 LOB: 0 BB: 2 P: 32	R: 0 E: 0 K: 1 S: 9	H: 1 LOB: 1 BB: 0 P: 13	1B: 5 2B: 1 3B: 0 HR: 2	SF: 1 SAC: 0 DP: 0 HBP: 0	WP: 1 PB: 1 SB: 1 CS: 1	PA: 40
PITCHER	IP WLS BF H R ER SO BB IBB HBP BLK WP HR S P ERA WHIP																					
Chan Ho Park, R ERA: 5.77	7.0 L 28 5 3 2 3 3 0 0 0 0 1 1 60 103 2.57 1.143																					
Onan Masaoka, L ERA: 4.1	0.1 4 1 3 3 1 1 1 0 0 0 0 0 8 19 81.00 6.000																					
Mike Maddux, R ERA: 2.89	1.2 7 2 1 1 3 0 0 0 0 0 0 1 19 26 5.40 1.200																					

Florida Marlins @ Los Angeles Dodgers
Dodger Stadium, Los Angeles, CA
Mon Aug 16 1999, 7:10 PM PDT
Att: 26,754 - Unknown - 71 F

AB 33
R 7
H 8
RBI 7
BB 5
SO 7
LOB 9



Batter	1	2	3	4	5	6	7	8	9	AB	R	H	RBI	BB	SO	LOB	BOTTOM					
Eric Young Sr., R OBP: 0.356, SLG: 0.341	F7		1-H 1B				G4-3		F8 2B	4	0	2	2	1	0	3						
Mark Grudzielanek, R OBP: 0.362, SLG: 0.400	G6-3			K					F8 2B	5	1	1	0	0	1	4						
Gary Sheffield, R OBP: 0.413, SLG: 0.498	G4-3			G3-6-1 1B			L4		F8 2B	5	0	1	0	0	1	2						
Eric Karros, R OBP: 0.356, SLG: 0.558			K	G3-6-1					F8 2B	4	0	1	0	0	2	1						
22 Devon White, S OBP: 0.356, SLG: 0.419									F8 2B	4	0	0	1	0	0	1						
Raul Mondesi, R OBP: 0.329, SLG: 0.466									F8 2B	3	0	0	0	1	1	1						
Todd Hundley, S OBP: 0.299, SLG: 0.448									P3	2	1	0	0	2	1	0						
Adrian Beltré, R OBP: 0.355, SLG: 0.439									P3	4	2	3	0	0	0	1						
Chan Ho Park, R OBP: 0.336, SLG: 0.446									P3	2	0	1	0	0	1	1						
Dave Hansen, L OBP: 0.271, SLG: 0.442									P3	0	0	0	0	0	0	0						
Trenidad Hudson, S OBP: 0.346, SLG: 0.380									P3	1	0	1	0	0	0	0						
Onan Masaoka, R									P3	0	0	0	0	0	0	0						
Mike Maddux, R									P3	0	0	0	0	0	0	0						
Todd Hollandsworth, L OBP: 0.355, SLG: 0.539									P3	1	1	1	1	0	0	0						
Inning Stats	R: 0 E: 0 K: 0 S: 7	H: 0 LOB: 0 BB: 0 P: 9	R: 0 E: 0 K: 1 S: 7	H: 0 LOB: 0 BB: 0 P: 11	R: 1 E: 0 K: 2 S: 10	H: 2 LOB: 1 BB: 0 P: 15	R: 0 E: 0 K: 1 S: 5	H: 1 LOB: 0 BB: 0 P: 9	R: 1 E: 0 K: 1 S: 15	H: 1 LOB: 3 BB: 2 P: 32	R: 0 E: 0 K: 1 S: 7	H: 0 LOB: 0 BB: 0 P: 13	R: 0 E: 0 K: 0 S: 10	H: 2 LOB: 2 BB: 2 P: 23	R: 1 E: 0 K: 1 S: 11	H: 2 LOB: 1 BB: 0 P: 18	R: 2 E: 0 K: 0 S: 12	H: 3 LOB: 1 BB: 0 P: 16	1B: 9 2B: 2 3B: 0 HR: 0	SF: 0 SAC: 0 DP: 2 HBP: 0	WP: 1 PB: 0 SB: 1 CS: 1	PA: 39
PITCHER	IP WLS BF H R ER SO BB IBB HBP BLK WP HR S P ERA WHIP																					
Vladimir Nunez, R ERA: 3.52	6.1 W 26 5 2 1 6 4 0 0 0 0 0 0 2 4 1.42 1.421																					
Armando Almanza, L ERA: 2.84	0.0 1 1 0 0 0 0 0 0 0 0 0 0 2 4 1.42 1.421																					
Braden Looper, R ERA: 3.9	1.2 H 6 2 1 1 1 0 0 0 0 0 0 0 12 21 5.40 1.200																					
Antonio Alfonseca, R ERA: 3.7	1.0 6 3 2 2 0 0 0 0 0 0 0 0 12 16 18.00 3.000																					

Florida Marlins @ Los Angeles Dodgers
Dodger Stadium, Los Angeles, CA
Mon Aug 16 1999, 7:10 PM PDT
Att: 26,754 - Unknown - 71 F

AB 35
R 5
H 11
RBI 4
BB 4
SO 7
LOB 14



Batter	1	2	3	4	5	6	7	8	9	AB	R	H	RBI	BB	SO	LOB	TOP					
Luis Castillo, S (1,4) OBP: 0.368, SLG: 0.352										4	0	1	0	0	1	1	Florida Marlins @ Los Angeles Dodgers Dodger Stadium, Los Angeles, CA Wed Aug 18 1999, 7:35 PM PDT Att: 36,463 - Unknown - 74 F					
Alex Gonzalez, R (1,6) OBP: 0.309, SLG: 0.432										4	0	1	0	0	0	3						
Bruce Aven, R (1,7) OBP: 0.378, SLG: 0.490										4	0	1	0	0	1	1						
Kevin Millar, R (1,3) OBP: 0.389, SLG: 0.473										4	0	1	0	0	1	1						
Mark Kotsay, L (1,9) OBP: 0.298, SLG: 0.394										4	0	0	0	0	1	2						
Preston Wilson, R (1,8) OBP: 0.339, SLG: 0.531										3	0	0	0	0	0	0						
Mike Lowell, R (1,5) OBP: 0.325, SLG: 0.402										3	0	0	0	0	0	0						
Mike Redmond, R (1,2) OBP: 0.374, SLG: 0.341										3	0	2	0	0	0	0						
Brian Meadows, R (1,1) OBP: 0.190, SLG: 0.200										2	0	0	0	0	0	2						
Jesus Sanchez, L (7,1) OBP: 0.167, SLG: 0.091										0	0	0	0	0	0	0						
Todd Durwood, L (8,PH) OBP: 0.291, SLG: 0.324										1	0	1	0	0	0	0						
Brent Billingsley, L (8,1) OBP: 0.291, SLG: 0.324										0	0	0	0	0	0	0						
Inning Stats	R: 0 E: 0 K: 1 S: 10	H: 1 LOB: 1 BB: 0 P: 15	R: 0 E: 0 K: 1 S: 7	H: 0 LOB: 0 BB: 0 P: 12	R: 0 E: 0 K: 0 S: 12	H: 2 LOB: 1 BB: 0 P: 14	R: 0 E: 0 K: 0 S: 4	H: 0 LOB: 0 BB: 0 P: 6	R: 0 E: 0 K: 0 S: 7	H: 1 LOB: 1 BB: 0 P: 10	R: 0 E: 0 K: 0 S: 8	H: 2 LOB: 2 BB: 0 P: 10	R: 0 E: 0 K: 0 S: 11	H: 0 LOB: 0 BB: 0 P: 16	R: 0 E: 0 K: 0 S: 6	H: 1 LOB: 0 BB: 0 P: 10	R: 0 E: 0 K: 2 S: 7	H: 0 LOB: 0 BB: 0 P: 10	1B: 7 2B: 0 3B: 0 HR: 0	SF: 0 SAC: 0 DP: 2 HBP: 0	WP: 0 PB: 0 SB: 0 CS: 0	PA: 32
PITCHER 37 Darren Dreifort, R (1,1) ERA: 5.3	IP: 9.0 WLS: W BF: 32 H: 7 R: 0 ER: 0 SO: 4 BB: 0 IBB: 0 HBP: 0 BLK: 1 WP: 0 HR: 0 S: 72 P: 103 ERA: 0.00 WHIP: 0.778															PITCHER						

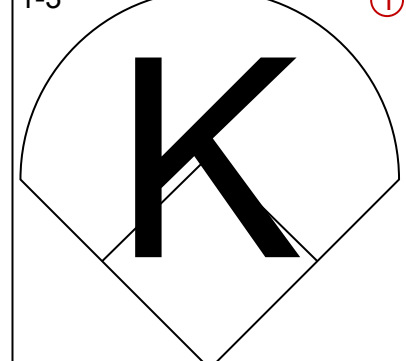
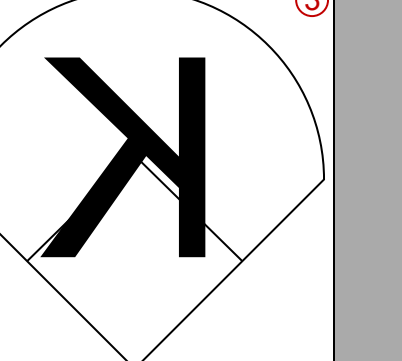
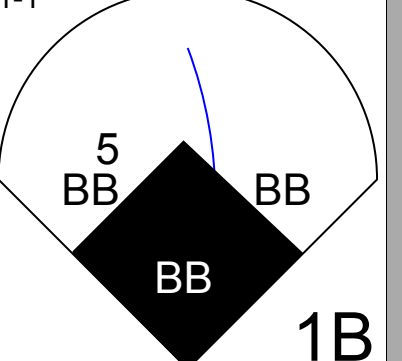
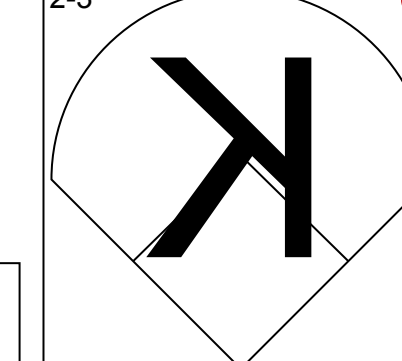
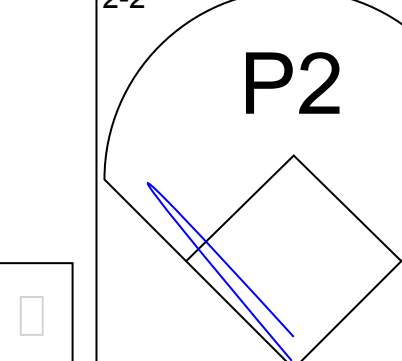
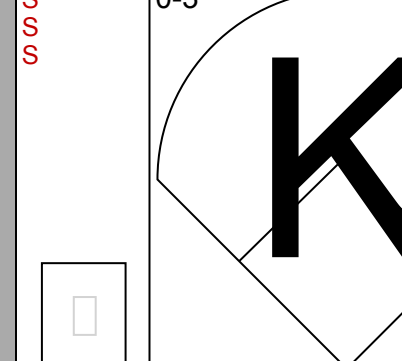
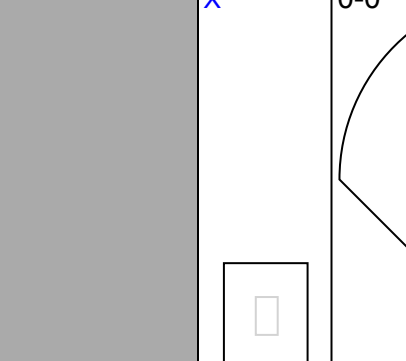
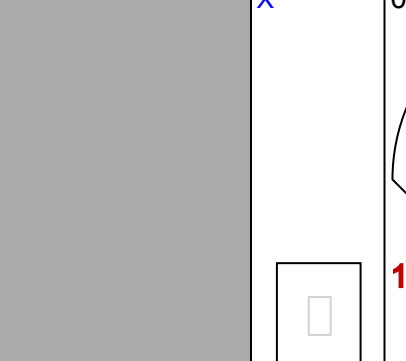
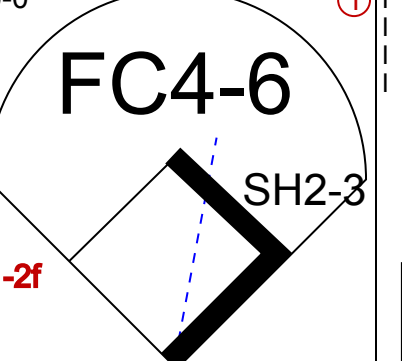
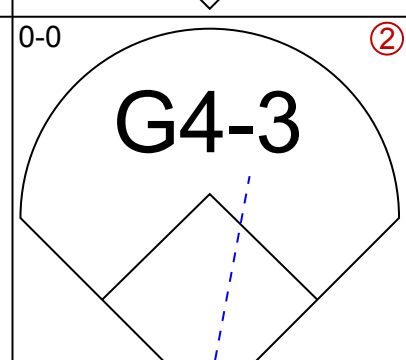
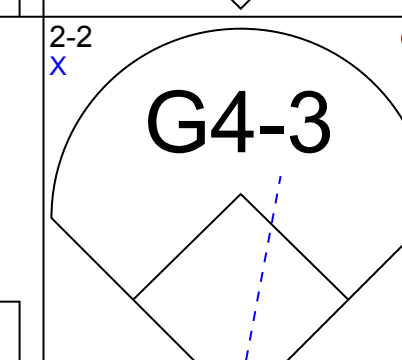
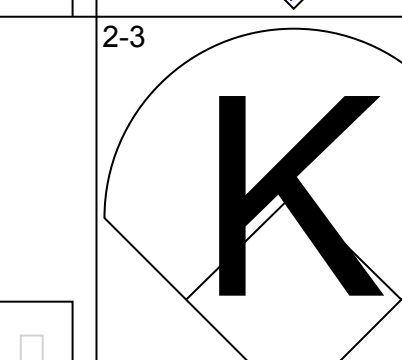

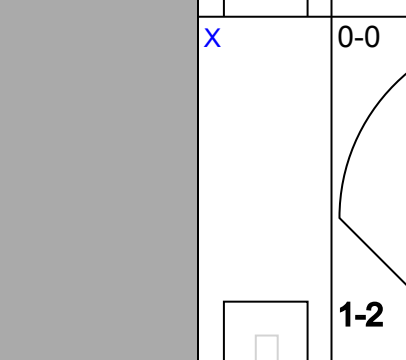
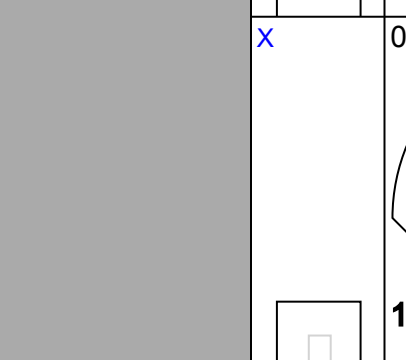
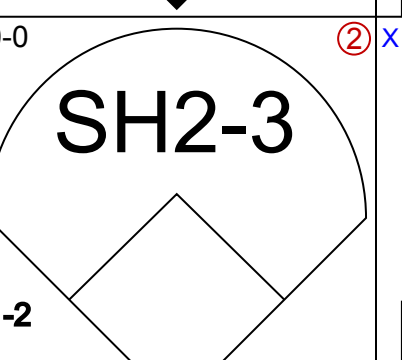
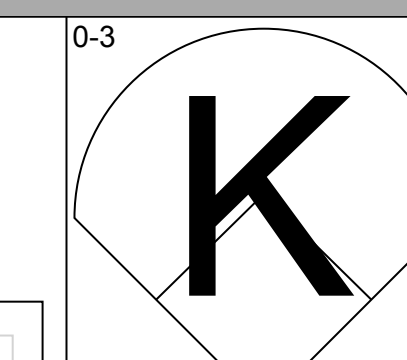
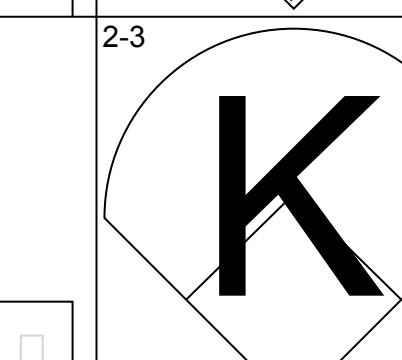

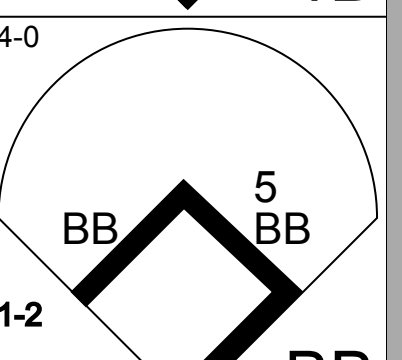
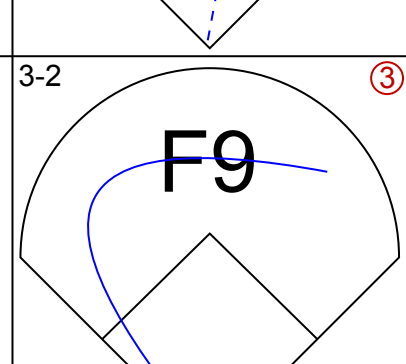
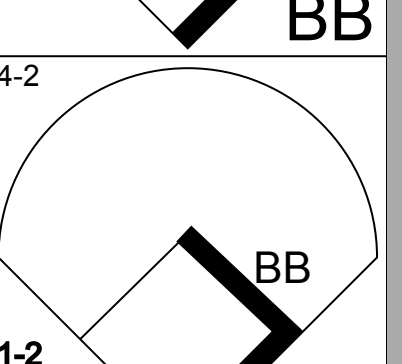
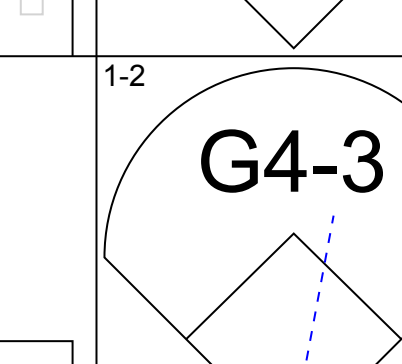
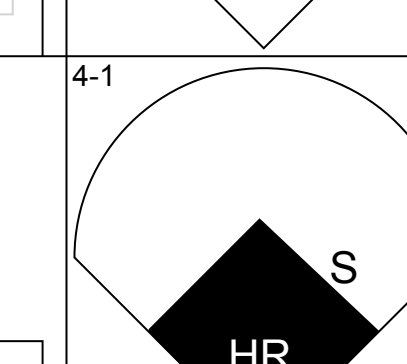
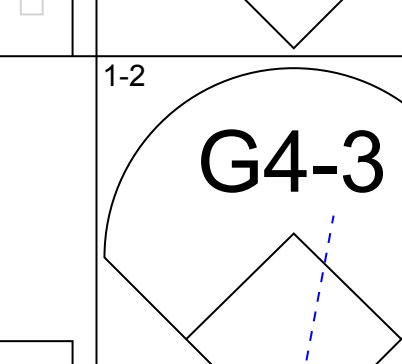
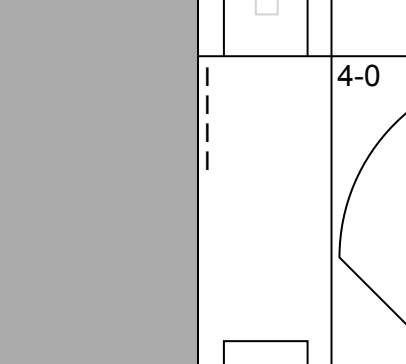
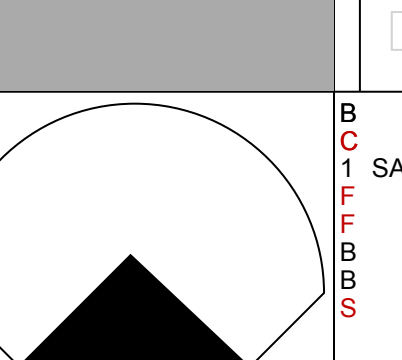
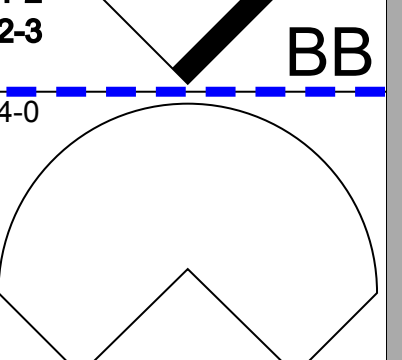
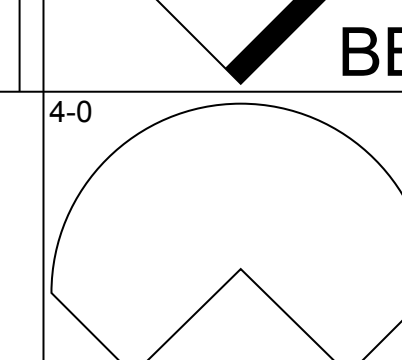
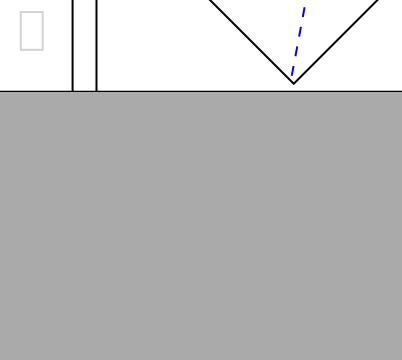
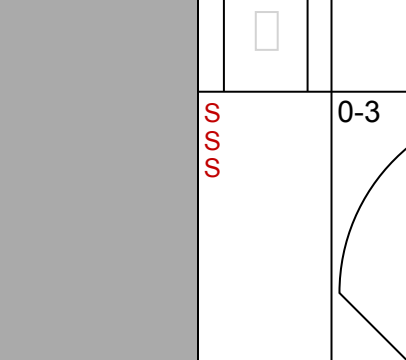
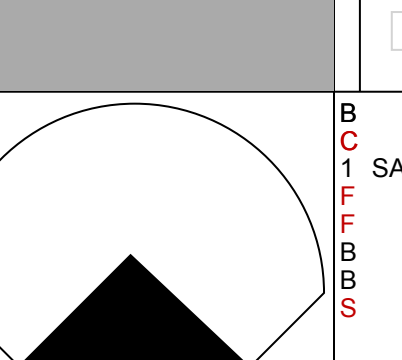
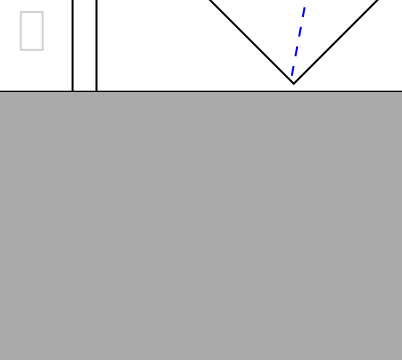
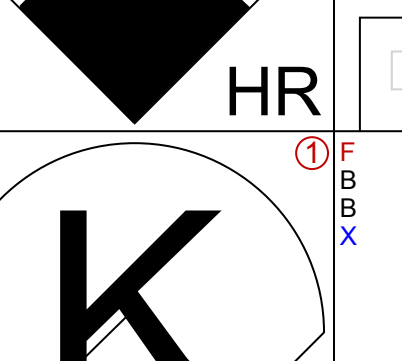

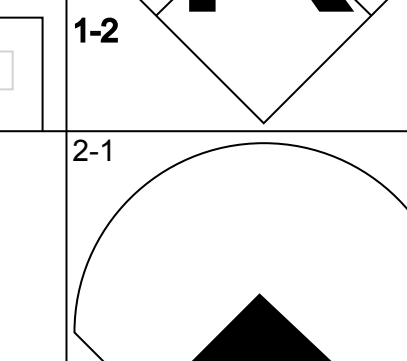
Batter	1	2	3	4	5	6	7	8	9	AB	R	H	RBI	BB	SO	LOB	BOTTOM			
Mark Grudzielanek, R (1,6) OBP: 0.361, SLG: 0.396										4	1	1	1	0	0	2	Florida Marlins @ Los Angeles Dodgers Dodger Stadium, Los Angeles, CA Wed Aug 18 1999, 7:35 PM PDT Att: 36,463 - Unknown - 74 F			
Craig Counsell, L (1,4) OBP: 0.294, SLG: 0.257										3	0	1	2	0	0	1				
Gary Sheffield, R (1,7) OBP: 0.410, SLG: 0.492										4	0	1	0	0	0	1				
Trenidad Hubbard, R (7,PR) OBP: 0.400, SLG: 0.380										0	0	0	0	0	0	0				
Eric Karros, R (1,3) OBP: 0.356, SLG: 0.554										3	0	0	0	1	0	0				
Todd Hollandsworth, L (1,8) OBP: 0.361, SLG: 0.539										4	1	2	2	0	0	0				
Raul Mondesi, R (1,9) OBP: 0.329, SLG: 0.463										3	0	0	0	1	0	0				
Todd Hundley, S (1,2) OBP: 0.301, SLG: 0.466										4	2	2	2	0	0	1				
Adrián Beltré, R (1,5) OBP: 0.353, SLG: 0.435										4	2	2	0	0	0	0				
37 Darren Dreifort, R (1,1) OBP: 0.269, SLG: 0.347										2	1	2	0	0	0	0				
Inning Stats	R: 0 E: 0 K: 0 S: 5	H: 0 LOB: 0 BB: 0 P: 7	R: 0 E: 0 K: 0 S: 9	H: 0 LOB: 0 BB: 0 P: 14	R: 1 E: 0 K: 0 S: 12	H: 2 LOB: 1 BB: 0 P: 15	R: 1 E: 0 K: 0 S: 9	H: 1 LOB: 0 BB: 0 P: 14	R: 2 E: 0 K: 0 S: 16	H: 3 LOB: 1 BB: 0 P: 20	R: 0 E: 0 K: 0 S: 5	H: 0 LOB: 0 BB: 0 P: 8	R: 3 E: 0 K: 0 S: 14	H: 5 LOB: 3 BB: 1 P: 23	R: 0 E: 0 K: 0 S: 5	H: 0 LOB: 0 BB: 1 P: 12	1B: 7 2B: 1 3B: 0 HR: 3	SF: 1 SAC: 1 DP: 1 HBP: 0	WP: 0 PB: 0 SB: 0 CS: 0	PA: 35
PITCHER Brian Meadows, R (1,1) ERA: 9.52	IP: 6.1 WLS: L BF: 27 H: 8 R: 6 ER: 6 SO: 0 BB: 0 IBB: 0 HBP: 0 BLK: 0 WP: 0 HR: 3 S: 64 P: 90 ERA: 8.53 WHIP: 1.263															PITCHER				
Jesus Sanchez, L (7,1) ERA: 5.93	0.2 5 3 1 1 0 1 0 0 0 0 0 6 11 13.50 6.000																			
Brent Billingsley, L (8,1) ERA: 10.13	1.0 3 0 0 0 0 1 0 0 0 0 0 5 12 0.00 1.000																			

AB	32
R	0
H	7
RBI	0
BB	0
SO	4
LOB	10



AB	31
R	7
H	11
RBI	7
BB	2
SO	0
LOB	5

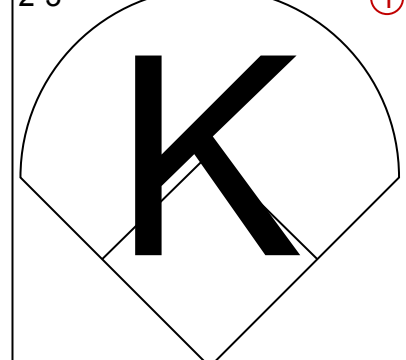
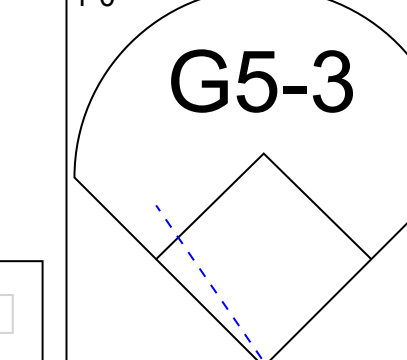


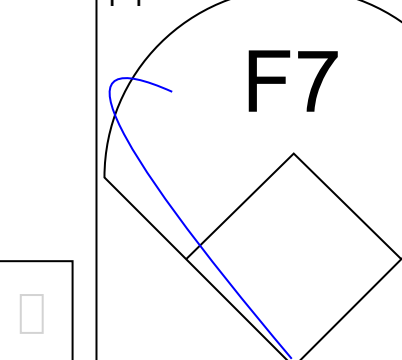

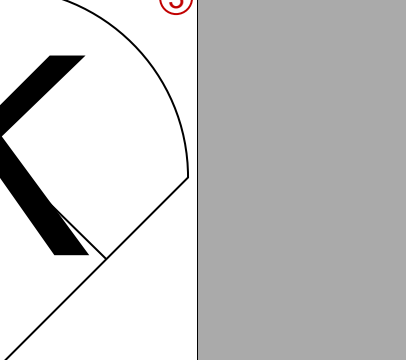
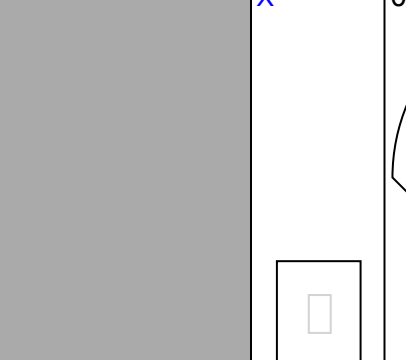
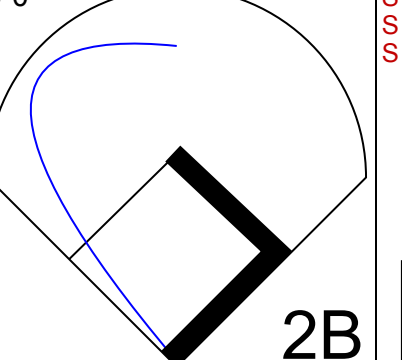
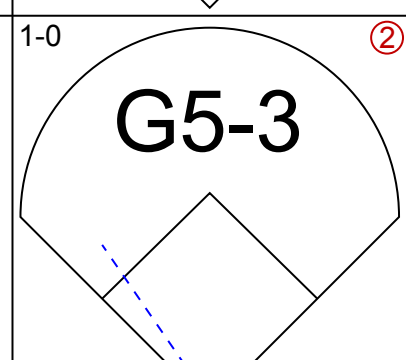
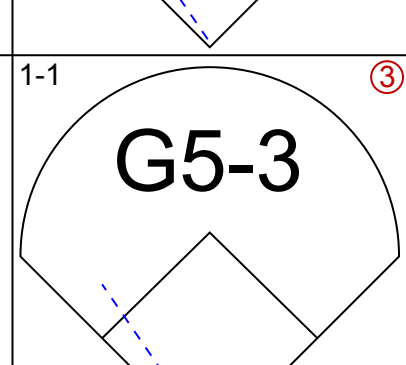


Batter	1	2	3	4	5	6	7	8	9	10	11	12	13	14	15	16	AB	R	H	RBI	BB	SO	LOB	TOP										
Craig Biggio, R OBP: 0.391, SLG: 0.470 (1.4)				 1B									 SH2-4		 SH2-3	 IBB	8	1	1	0	1	4	4											
Glen Barker, S OBP: 0.368, SLG: 0.322 (1.8)																	5	0	0	0	1	3	0											
Trever Miller, R OBP: 0.368, SLG: 0.451 (1.8)																	1	0	0	0	0	2	0											
Billy Wagner, L OBP: 0.368, SLG: 0.451 (1.8)				 5													0	0	0	0	0	0	0											
5 Jeff Bagwell, R OBP: 0.451, SLG: 0.620 (1.3)				 5													2	1	0	0	6	0	0											
Carl Everett, S OBP: 0.388, SLG: 0.561 (1.9)								 2					 IBB				5	1	2	2	3	2	5											
Ken Caminiti, S OBP: 0.390, SLG: 0.393 (1.5)									 2B				 1-2				8	2	2	3	0	3	10											
17 Lance Berkman, S OBP: 0.323, SLG: 0.358 (1.7)									 2B								5	1	0	0	3	0	6											
Paul Bako, L OBP: 0.365, SLG: 0.388 (1.2)									 2B								4	0	0	0	1	2	2											
Russ Johnson, R OBP: 0.396, SLG: 0.451 (12. PH)																	0	0	0	0	0	0	1											
Jay Powell, R OBP: 0.381, SLG: 0.600 (13.9)																	2	0	1	0	0	0	0											
Matt Lieseke, R OBP: 0.381, SLG: 0.600 (13.9)																	2	0	0	1	0	0	0											
Ricky Gutierrez, R OBP: 0.344, SLG: 0.364 (10. PH)																	3	0	1	0	1	0	2											
Bill Spillers, L OBP: 0.367, SLG: 0.400 (10. PH)																	1	0	0	0	0	0	0											
Tim Bogar, R OBP: 0.331, SLG: 0.349 (10.6)																	2	0	0	1	0	1	0											
Shang Reynolds, R OBP: 0.350, SLG: 0.390 (11.1)																	4	0	0	0	0	4	4											
Doug Henry, R OBP: 0.350, SLG: 0.390 (11.1)																	0	0	0	0	0	0	0											
Brian Williams, R OBP: 0.350, SLG: 0.390 (11.1)																	1	0	0	0	0	0	0											
Danny Valencia, R OBP: 0.350, SLG: 0.390 (11.1)																	0	0	0	0	0	0	0											
Sean Bergman, R OBP: 0.350, SLG: 0.390 (11.1)																	2	0	0	0	0	0	0											
Tim Lincecum, R OBP: 0.350, SLG: 0.390 (11.1)																	0	0	0	0	0	0	0											
Inning Stats	R: 0 E: 0 K: 1 S: 7	H: 0 LOB: 0 BB: 0 P: 11	R: 1 E: 0 K: 3 S: 18	H: 1 LOB: 3 BB: 3 P: 36	R: 2 E: 0 K: 3 S: 15	H: 1 LOB: 2 BB: 2 P: 30	R: 1 E: 0 K: 1 S: 10	H: 1 LOB: 3 BB: 3 P: 26	R: 0 E: 0 K: 2 S: 17	H: 0 LOB: 2 BB: 2 P: 32	R: 0 E: 0 K: 1 S: 11	H: 0 LOB: 0 BB: 0 P: 16	R: 0 E: 0 K: 1 S: 6	H: 0 LOB: 0 BB: 0 P: 5	R: 0 E: 0 K: 2 S: 7	H: 0 LOB: 0 BB: 0 P: 7	R: 0 E: 1 K: 1 S: 6	H: 0 LOB: 2 BB: 1 P: 10	R: 0 E: 0 K: 0 S: 3	H: 0 LOB: 0 BB: 0 P: 3	R: 0 E: 0 K: 1 S: 7	H: 0 LOB: 2 BB: 2 P: 11	R: 2 E: 0 K: 1 S: 7	H: 2 LOB: 2 BB: 2 P: 15	1B: 2 2B: 2 3B: 0 HR: 3	SF: 1 SAC: 2 DP: 0 HBP: 0	WP: 2 PB: 0 SB: 0 CS: 0	PA: 74						
PITCHER	IP 21	WLS 3	BF 31	H 9	R 3	ER 3	SO 4	BB 7	IBB 2	HBP 0	BLK 0	WP 2	HR 2	S 47	P 95	ERA 0.00	WHIP 0.600																	
Ryan Dempster, R ERA: 3.25 (1.1)																	PITCHER	IP 2.0	WLS L	BF 12	H 2	R 2	ER 2	SO 1	BB 2	IBB 2	HBP 0	BLK 0	WP 0	HR 1	S 10	P 26	ERA 9.00	WHIP 2.000
Brian Edmondson, R ERA: 5.19 (4.1)																	Armando Almanza, L ERA: 1.95 (12.1)																	
Rafael Medina, R ERA: 4.73 (6.1)																	Jesus Sanchez, L ERA: 6.01 (15.1)																	
Braden Looper, R ERA: 4.73 (8.1)																																		
Antonio Alfonseca, R ERA: 3.58 (10.1)																																		

Houston Astros @ Florida Marlins
Pro Player Stadium, Miami, FL
Fri Aug 20 1999, 7:05 PM EDT
Att: 19,845 - Unknown - 77 F

AB 54
R 6
H 7
RBI 6
BB 17
SO 21
LOB 36



Batter	1	2	3	4	5	6	7	8	9	10	11	12	13	14	15	16	AB	R	H	RBI	BB	SO	LOB	BOTTOM										
Luis Castillo, S OBP: 0.366, SLG: 0.357 (1.4)					 3B										 2B		9	1	2	0	0	4	6											
Alex Gonzalez, R OBP: 0.312, SLG: 0.432 (1.6)																	7	0	3	1	0	1	1											
Bruce Aven, R OBP: 0.375, SLG: 0.482 (1.7)																	7	0	1	0	1	0	5											
Kevin Millar, R OBP: 0.392, SLG: 0.470 (1.3)																	6	0	2	1	2	0	3											
Todd Dunne, L OBP: 0.300, SLG: 0.315 (11.6)																	4	0	0	0	0	1	3											
Braden Looper, R ERA: 4.73 (11.6)																	0	0	0	0	0	0	0											
Dave Berg, R ERA: 4.73 (11.6)																	1	0	0	0	0	0	1											
Antonio Alfonseca, R ERA: 3.58 (11.6)																	1	0	0	0	0	0	0											
Armando Almanza, L ERA: 1.95 (12.1)																	1	0	0	0	0	0	1											
Jesus Sanchez, L ERA: 6.01 (15.1)																	1	0	0	0	0	0	2											
Preston Wilson, R OBP: 0.343, SLG: 0.528 (1.8)																	5	2	1	0	2	3	0											
Mike Lowell, R OBP: 0.326, SLG: 0.398 (1.5)																	7	0	2	0	1	1	3											
Mike Redmond, R OBP: 0.369, SLG: 0.335 (1.2)																	3	0	0	0	0	0	5											
Danny Bautista, R OBP: 0.291, SLG: 0.388 (8. PH)																	1	0	1	1	0	0	0											
Jorge Fabregas, L OBP: 0.298, SLG: 0.312 (9.2)																	3	0	1	0	1	0	1											
Ryan Dempster, R ERA: 3.25 (11.1)																	1	0	0	0	0	0	0											
Braden Looper, R ERA: 4.73 (11.6)																	1	0	0	0	0	0	0											
Chris Young, R ERA: 3.58 (11.6)																	0	0	0	0	0	0	0											
Rafael Medina, R ERA: 4.73 (11.6)																	5	1	2	0	1	0	2											
Mark Kolby, L ERA: 3.58 (11.6)																	1	0	0	0	0	0	0											
Inning Stats	R: 0 E: 0 K: 1 S: 7	H: 0 LOB: 0 BB: 0 P: 11	R: 0 E: 0 K: 1 S: 10	H: 2 LOB: 2 BB: 0 P: 12	R: 0 E: 0 K: 0 S: 10	H: 1 LOB: 1 BB: 0 P: 15	R: 0 E: 0 K: 0 S: 12	H: 1 LOB: 2 BB: 1 P: 21	R: 1 E: 1 K: 0 S: 12	H: 1 LOB: 1 BB: 1 P: 17	R: 1 E: 0 K: 1 S: 15	H: 3 LOB: 2 BB: 0 P: 20	R: 1 E: 0 K: 0 S: 12	H: 1 LOB: 1 BB: 0 P: 20	R: 0 E: 0 K: 0 S: 7	H: 0 LOB: 0 BB: 0 P: 3	R: 0 E: 0 K: 2 S: 8	H: 1 LOB: 2 BB: 1 P: 12	R: 0 E: 0 K: 1 S: 6	H: 0 LOB: 1 BB: 0 P: 6	R: 0 E: 0 K: 2 S: 7	H: 0 LOB: 0 BB: 0 P: 11	R: 0 E: 0 K: 1 S: 6	H: 1 LOB: 2 BB: 1 P: 10	R: 0 E: 0 K: 2 S: 8	H: 1 LOB: 2 BB: 2 P: 12	1B: 11 2B: 3 3B: 1 HR: 0	SF: 0 SAC: 3 DP: 1 HBP: 2	WP: 0 PB: 0 SB: 0 CS: 0	PA: 73				
PITCHER	IP 6.2	WLS 6	BF 31	H 9	R 3	ER 2	SO 4	BB 2	IBB 0	HBP 0	BLK 0	WP 2	HR 1	S 15	P 105	ERA 2.70	WHIP 1.650																	
Shane Reynolds, R ERA: 3.47 (7.1)																	PITCHER	IP 3.0	WLS W	BF 13	H 1	R 0	ER 0	SO 4	BB 1	IBB 1	HBP 1	BLK 0	WP 0	HR 1	S 11	P 27	ERA 0.00	WHIP 0.667
Doug Henry, R ERA: 3.33 (7.1)																	Trever Miller, L ERA: 5.5 (13.1)																	
Brian Williams, R ERA: 4.14 (9.1)																	Billy Wagner, L ERA: 2.00 (16.1)																	
Sean Bergman, R ERA: 4.14 (10.1)																																		
Jay Powell, R ERA: 3.72 (12.1)																																		

Batter	1	2	3	4	5	6	7	8	9	AB R H RBI BB SO LOB	TOP											
Tony Womack, L (1, 9) OBP: 0.337, SLG: 0.374										5 1 2 0 0 2 1	Arizona Diamondbacks @ Florida Marlins Pro Player Stadium, Miami, FL Wed Aug 25 1999, 7:05 PM EDT Att: 14,409 - Unknown - 81 F											
Jay Bell, R (1, 4) OBP: 0.352, SLG: 0.531										2 0 0 2 0 1 0												
Luis Gonzalez, L (1, 7) OBP: 0.406, SLG: 0.566										4 1 2 0 0 1 1												
Matt Williams, R (1, 5) OBP: 0.347, SLG: 0.547										4 1 1 1 0 0 1												
Erubiel Durazo, L (1, 3)										4 1 1 1 0 2 2												
Steve Finley, L (1, 8) OBP: 0.336, SLG: 0.506										3 1 0 0 1 1 0												
Kelly Stinnett, R (1, 2) OBP: 0.289, SLG: 0.429										4 1 1 1 0 1 0												
Hanley Frias, S (1, 6) OBP: 0.314, SLG: 0.233										2 1 1 2 2 0 0												
Todd Stottlemyre, L (1, 1) OBP: 0.308, SLG: 0.227										1 0 0 0 0 1 1												
Bobby Chouinard, R (8, 1)										1 0 0 0 0 1 0												
Inning Stats	R: 1 E: 1 K: 0 S: 8	H: 2 LOB: 0 BB: 0 P: 11	R: 0 E: 0 K: 2 S: 12	H: 0 LOB: 0 BB: 0 P: 16	R: 1 E: 0 K: 1 S: 17	H: 1 LOB: 1 BB: 1 P: 25	R: 0 E: 1 K: 0 S: 6	H: 0 LOB: 0 BB: 0 P: 11	R: 0 E: 0 K: 1 S: 9	H: 0 LOB: 1 BB: 1 P: 17	R: 4 E: 0 K: 2 S: 20	H: 4 LOB: 1 BB: 1 P: 30	R: 0 E: 0 K: 1 S: 9	H: 0 LOB: 0 BB: 0 P: 15	R: 1 E: 0 K: 1 S: 10	H: 1 LOB: 0 BB: 0 P: 13	R: 0 E: 0 K: 2 S: 8	H: 0 LOB: 0 BB: 0 P: 10	1B: 4 2B: 4 3B: 0 HR: 1	SF: 2 SAC: 2 DP: 2 HBP: 0	WP: 0 PB: 1 SB: 0 CS: 0	PA: 37
PITCHER	IP WLS BF H R ER SO BB IBB HBP BLK WP HR S P ERA WHIP											IP WLS BF H R ER SO BB IBB HBP BLK WP HR S P ERA WHIP										
Vladimir Nunez, R (1, 1) ERA: 3.88	5.2 L 25 6 6 5 5 3 0 0 0 0 0 0 66 102 7.94 1.588																					
Braden Looper, R (8, 1) ERA: 3.71	1.1 5 1 0 0 2 0 0 0 0 0 0 0 15 23 0.00 0.750																					
Brent Billingsley, L (8, 1) ERA: 9.82	1.0 4 1 1 1 1 0 0 0 0 0 0 1 10 13 9.00 1.000																					
Antonio Alfonseca, R (9, 1) ERA: 3.52	1.0 3 0 0 0 2 0 0 0 0 0 0 0 8 10 0.00 0.000																					

Batter	1	2	3	4	5	6	7	8	9	AB R H RBI BB SO LOB	BOTTOM											
Luis Castillo, S (1, 4) OBP: 0.365, SLG: 0.355										3 0 1 0 1 1 0	Arizona Diamondbacks @ Florida Marlins Pro Player Stadium, Miami, FL Wed Aug 25 1999, 7:05 PM EDT Att: 14,409 - Unknown - 81 F											
Alex Gonzalez, R (1, 6) OBP: 0.309, SLG: 0.426										4 0 1 0 0 1 1												
Todd Dunwoody, L (1, 7) OBP: 0.287, SLG: 0.348										4 1 1 1 0 0 1												
Kevin Millar, R (1, 3) OBP: 0.390, SLG: 0.464										3 0 0 0 1 0 0												
Preston Wilson, R (1, 8) OBP: 0.345, SLG: 0.532										4 0 2 0 0 0 1												
Danny Bautista, R (1, 9) OBP: 0.295, SLG: 0.411										4 1 1 0 0 0 2												
Mike Lowell, R (1, 5) OBP: 0.324, SLG: 0.387										2 0 0 0 1 2 1												
Jorge Fabregas, L (1, 2) OBP: 0.289, SLG: 0.309										2 0 1 1 0 0 0												
Mike Redmond, R (8, 2) OBP: 0.354, SLG: 0.330										1 0 0 0 0 1 1												
Vladimir Nunez, R (1, 1) OBP: 0.067, SLG: 0.067										2 0 0 0 0 0 2												
Braden Looper, R (8, 1) ERA: 3.89										0 0 0 0 0 0 0												
Brent Billingsley, L (8, 1) ERA: 9.82										0 0 0 0 0 0 0												
Mark Kotsay, L (8, PH) OBP: 0.301, SLG: 0.392										1 0 0 0 0 0 0												
Antonio Alfonseca, R (9, 1) ERA: 3.52										0 0 0 0 0 0 0												
Inning Stats	R: 0 E: 0 K: 1 S: 8	H: 0 LOB: 0 BB: 0 P: 11	R: 1 E: 0 K: 0 S: 9	H: 2 LOB: 2 BB: 2 P: 22	R: 1 E: 0 K: 0 S: 12	H: 2 LOB: 0 BB: 0 P: 19	R: 0 E: 0 K: 1 S: 6	H: 0 LOB: 0 BB: 0 P: 8	R: 0 E: 0 K: 1 S: 7	H: 0 LOB: 0 BB: 1 P: 12	R: 0 E: 0 K: 1 S: 7	H: 0 LOB: 0 BB: 0 P: 9	R: 0 E: 0 K: 2 S: 9	H: 1 LOB: 1 BB: 0 P: 15	R: 0 E: 0 K: 0 S: 6	H: 1 LOB: 1 BB: 0 P: 9	R: 0 E: 0 K: 0 S: 6	H: 1 LOB: 0 BB: 0 P: 8	1B: 5 2B: 1 3B: 0 HR: 1	SF: 0 SAC: 0 DP: 2 HBP: 0	WP: 0 PB: 0 SB: 0 CS: 2	PA: 34
PITCHER	IP WLS BF H R ER SO BB IBB HBP BLK WP HR S P ERA WHIP											IP WLS BF H R ER SO BB IBB HBP BLK WP HR S P ERA WHIP										
Todd Stottlemyre, R (1, 1) ERA: 3.89	7.0 W 26 5 2 2 5 3 0 0 0 0 0 0 58 96 2.57 1.143																					
Bobby Chouinard, R (8, 1) ERA: 2.3	2.0 7 2 0 0 0 0 0 0 0 0 0 0 12 17 0.00 1.000																					

AB	30
R	7
H	8
RBI	7
BB	3
SO	10
LOB	6



AB	30
R	2
H	7
RBI	2
BB	3
SO	5
LOB	9



Batter	1	2	3	4	5	6	7	8	9	AB	R	H	RBI	BB	SO	LOB	TOP										
Tony Womack, L (1, 9) OBP: 0.339, SLG: 0.377	4-1 S 1B BB		2-2 S 1B 2B		2-1 2B 1B		1-0 F8		2-0 P7	4	3	2	0	1	0	2	Arizona Diamondbacks @ Florida Marlins Pro Player Stadium, Miami, FL Thu Aug 26 1999, 1:05 PM EDT Att: 13,521 - Cloudy - 89 F										
Jay Bell, R (1, 4) OBP: 0.354, SLG: 0.534	2-3 SAFE K		4-2 1B SF9 BB		1-1 P6		2-2 3B		4-2 1B HBP SF7 BB	3	2	1	0	2	1	2											
Luis Gonzalez, L (1, 7) OBP: 0.406, SLG: 0.564	3-3 SAFE K		2-0 1-3 1B		0-0 L8		2-3 K		2-1 BB 1B HR HBP	4	1	1	2	0	2	3											
Matt Williams, R (1, 5) OBP: 0.350, SLG: 0.550	0-1 2H 1B		0-0 SF9		0-0 1H 2B				1-0 F8 HR BB 1B	4	1	3	4	0	0	0											
Erubiel Durazo, L (1, 3) OBP: 0.423, SLG: 0.563	2-2 L4		0-1 F8		0-1 G4-3				2-3 K SF7	4	0	0	1	0	1	3											
Steve Finley, L (1, 8)		1-1 F9		1-0 G6-3		0-1 G4-3			0-1 L5 HR BB	4	1	0	0	1	0	0											
Damian Miller, R (1, 2)		0-1 F7		2-2 F8		1-0 F9			4-2 1B HBP HR	4	2	1	4	0	0	0											
Andy Fox, L (1, 6) OBP: 0.358, SLG: 0.386		0-1 L5		1-1 1B		0-0 F8			1-2 HBP 1B L4	5	1	2	0	0	0	0											
Randy Johnson, R (1, 1) OBP: 0.113, SLG: 0.150			1-2 P3		2-3 K		2-2 G6-3		1-1 HBP BB 1B 1B	3	0	0	0	0	1	1											
Gregg Olson, R (8, 1) Rob Ryan, L (9, PH) OBP: 0.250, SLG: 0.625 Darren Holmes, R (9, 1)									1-3 HBP 1B 1B	0	0	0	0	0	0	0											
Inning Stats	R: 1 E: 0 K: 2 S: 17	H: 1 LOB: 1 BB: 1 P: 26	R: 0 E: 0 K: 0 S: 6	H: 0 LOB: 0 BB: 0 P: 7	R: 2 E: 0 K: 0 S: 15	H: 2 LOB: 1 BB: 1 P: 24	R: 0 E: 0 K: 1 S: 11	H: 1 LOB: 1 BB: 0 P: 17	R: 1 E: 0 K: 0 S: 8	H: 2 LOB: 1 BB: 0 P: 11	R: 0 E: 0 K: 0 S: 4	H: 0 LOB: 0 BB: 0 P: 5	R: 0 E: 0 K: 1 S: 10	H: 1 LOB: 0 BB: 0 P: 17	R: 0 E: 0 K: 1 S: 6	H: 0 LOB: 0 BB: 0 P: 9	R: 8 E: 0 K: 0 S: 17	H: 4 LOB: 0 BB: 2 P: 41	1B: 7 2B: 2 3B: 1 HR: 1	SF: 2 SAC: 0 DP: 0 HBP: 2	WP: 0 PB: 0 SB: 0 CS: 0	PA: 44					
PITCHER	IP	WLS	BF	H	R	ER	SO	BB	IBB	HBP	BLK	WP	HR	S	P	ERA	WHIP										
Brian Meadows, R (1, 1) ERA: 5.51	6.2	L	29	7	4	4	3	2	0	0	0	0	0	68	102	5.40	1.350										
Vic Darenbourg, L (7, 1) ERA: 8.49	0.1		1	0	0	0	1	0	0	0	0	0	0	3	5	0.00	0.000										
Armando Almanza, L (8, 1) ERA: 2.13	1.0		3	0	0	0	1	0	0	0	0	0	0	6	9	0.00	0.000										
Brian Edmondson, R (9, 1) ERA: 5.64	0.1		5	2	4	4	0	1	0	1	0	0	0	7	20	108.00	9.000										
Brent Billingsley, L (9, 1) ERA: 16.82	0.2		6	2	4	4	0	1	0	1	0	0	1	10	21	54.00	4.500										

Batter	1	2	3	4	5	6	7	8	9	AB	R	H	RBI	BB	SO	LOB	BOTTOM										
Luis Castillo, S (1, 4) OBP: 0.369, SLG: 0.358	4-2 S BB		1-1 1B 2B 1B		0-0 P9		1-2 1B		3-2 1B	4	1	3	0	1	0	0	Arizona Diamondbacks @ Florida Marlins Pro Player Stadium, Miami, FL Thu Aug 26 1999, 1:05 PM EDT Att: 13,521 - Cloudy - 89 F										
Dave Berg, R (1, 6) OBP: 0.366, SLG: 0.394	2-3 SAFE K		0-1 2B 1B		1-1 FC5-4 1B		0-3 K		1-2 G6-3	5	0	2	0	0	2	4											
Bruce Aven, R (1, 7) OBP: 0.368, SLG: 0.476	1-3 K		0-1 1-3 2B		1-2 FC5-4 1-2 K		0-0 L7			4	0	1	1	0	1	4											
Kevin Millar, R (1, 3) OBP: 0.388, SLG: 0.459	4-1 BB		1-2 K		2-3 K				2-3 K	3	0	0	0	1	3	3											
Preston Wilson, R (1, 8) OBP: 0.344, SLG: 0.528	0-3 K		0-0 P2		1-2 G6-3				4-2 2B BB	3	1	0	0	1	1	4											
Danny Bautista, R (1, 9) OBP: 0.294, SLG: 0.413		1-0 F9		0-0 F9		3-2 F7		2-2 2B		4	0	1	1	0	0	0											
Chris Clapinski, S (1, 5) OBP: 0.354, SLG: 0.300		1-3 K		0-2 P5		1-1 G6-3		1-3 K		4	0	0	0	0	2	0											
Mike Redmond, R (1, 2) OBP: 0.366, SLG: 0.330		1-3 K		4-1 BB		1-0 1B 1B		1-2 G6-3		3	0	1	0	1	1	0											
Brian Meadows, R (1, 1) Vic Darenbourg, L (7, 1) Mike Lowell, R (7, PH) Armando Almanza, L (8, 1) Brian Edmondson, R (9, 1) Brent Billingsley, L (9, 1) Todd Dunwoody, L (9, PH) OBP: 0.182, SLG: 0.190 OBP: 3.92, SLG: 0.938 OBP: 0.374, SLG: 0.545 OBP: 0.285, SLG: 0.346			0-3 K		2-2 F8		1-1 P7		1-1 G6-3	2	0	0	0	0	1	1											
Inning Stats	R: 0 E: 0 K: 3 S: 12	H: 0 LOB: 2 BB: 2 P: 23	R: 0 E: 0 K: 2 S: 7	H: 0 LOB: 0 BB: 0 P: 10	R: 1 E: 0 K: 2 S: 13	H: 3 LOB: 2 BB: 0 P: 15	R: 0 E: 0 K: 0 S: 8	H: 0 LOB: 1 BB: 1 P: 14	R: 0 E: 0 K: 0 S: 9	H: 1 LOB: 1 BB: 0 P: 13	R: 0 E: 0 K: 0 S: 9	H: 0 LOB: 0 BB: 0 P: 14	R: 0 E: 0 K: 1 S: 11	H: 2 LOB: 2 BB: 0 P: 14	R: 1 E: 0 K: 2 S: 11	H: 1 LOB: 1 BB: 1 P: 20		R: 0 E: 0 K: 0 S: 11	H: 1 LOB: 1 BB: 0 P: 17	1B: 6 2B: 2 3B: 0 HR: 0	SF: 0 SAC: 0 DP: 0 HBP: 0	WP: 0 PB: 0 SB: 1 CS: 0	PA: 38				
PITCHER	IP	WLS	BF	H	R	ER	SO	BB	IBB	HBP	BLK	WP	HR	S	P	ERA	WHIP										
Randy Johnson, L (1, 1) ERA: 2.51	7.0	W	30	6	1	1	9	3	0	0	0	0	0	69	103	1.29	1.286										
Gregg Olson, R (8, 1) ERA: 3.74	1.0	H	4	1	1	1	2	1	0	0	0	0	0	11	20	9.00	2.000										
Darren Holmes, R (9, 1) ERA: 2.65	1.0		4	1	0	0	0	0	0	0	0	0	0	11	17	0.00	1.000										

Batter	1	2	3	4	5	6	7	8	9	AB	R	H	RBI	BB	SO	LOB	TOP					
Luis Castillo, S OBP: 0.369, SLG: 0.358 (1, 4)	G6-3		G6-3					F 1B		4	1	1	0	0	1	0						
Dave Berg, R OBP: 0.369, SLG: 0.396 (1, 6)	G6-3		1B					1-H 1B		4	0	2	1	0	0	0						
Bruce Aven, R OBP: 0.365, SLG: 0.473 (1, 7)	G6-3		F8					K		4	0	0	0	0	1	2						
Todd Dunwoody, L OBP: 0.277, SLG: 0.335 (1, 8)		G4-3	G4-3					K		4	0	0	0	0	1	2						
Danny Bautista, R OBP: 0.291, SLG: 0.407 (1, 9)		1B 2B		G6-3				G6-3		4	1	1	0	0	1	1						
Mark Kotsay, L OBP: 0.302, SLG: 0.397 (1, 3)		2B 1B		FC1-2				F8		4	1	3	0	0	0	0						
Ramon Castro, R OBP: 0.750, SLG: 1.000 (1, 2)		1B 2B		FC1-2				F7		3	0	2	1	1	0	0						
Chris Clapinski, S OBP: 0.365, SLG: 0.364 (1, 5)		1B		FC1-2				3B		4	0	2	1	0	0	3						
Ryan Dempster, R OBP: 0.081, SLG: 0.083 Antonio Alfonseca, R (9, 1)		1B		1-2 3-H				K		4	0	0	0	0	4	4						
				3-H				K		0	0	0	0	0	0	0						
Inning Stats	R: 0 E: 0 K: 0 S: 3	H: 0 LOB: 0 BB: 0 P: 3	R: 2 E: 0 K: 1 S: 16	H: 4 LOB: 1 BB: 0 P: 21	R: 0 E: 0 K: 0 S: 10	H: 1 LOB: 1 BB: 0 P: 15	R: 0 E: 0 K: 1 S: 9	H: 1 LOB: 2 BB: 1 P: 17	R: 0 E: 0 K: 1 S: 8	H: 0 LOB: 0 BB: 0 P: 13	R: 0 E: 0 K: 1 S: 6	H: 1 LOB: 1 BB: 0 P: 9	R: 0 E: 0 K: 1 S: 7	H: 1 LOB: 0 BB: 0 P: 10	R: 1 E: 1 K: 2 S: 13	H: 2 LOB: 1 BB: 0 P: 18	R: 0 E: 0 K: 1 S: 9	H: 1 LOB: 1 BB: 0 P: 16	1B: 8 2B: 1 3B: 2 HR: 0	SF: 0 SAC: 0 DP: 1 HBP: 0	WP: 0 PB: 0 SB: 0 CS: 0	PA: 36
PITCHER	IP	WLS	BF	H	R	ER	SO	BB	IBB	HBP	BLK	WP	HR	S	P	ERA	WHIP					
Chris Holt, R ERA: 4.15 Doug Henry, R ERA: 4.85	(1, 1) (8, 1)	7.0 2.0	L 9	27 3	8 1	2 0	5 3	1 0	0 0	0 0	0 0	0 0	0 0	59 22	88 34	2.57 0.00	1.286 1.500					

Florida Marlins @ Houston Astros
Astrodome, Houston, TX
Fri Aug 27 1999, 8:05 PM EDT
Att: 39,885 - Dome - 72 F

AB 35
R 3
H 11
RBI 3
BB 1
SO 8
LOB 12



Batter	1	2	3	4	5	6	7	8	9	AB	R	H	RBI	BB	SO	LOB	BOTTOM					
Craig Biggio, R OBP: 0.390, SLG: 0.465 (1, 4)	G6-3		BB					F9	P6	4	0	0	0	1	1	2						
Tim Lincecum, R OBP: 0.328, SLG: 0.342 (1, 6)	G5-3		BB					G4-3		3	0	0	0	1	0	0						
5 Jeff Bagwell, R OBP: 0.449, SLG: 0.622 (1, 3)	BB		K					FC6-4 1B		3	0	1	0	1	2	3						
Carl Everett, S OBP: 0.394, SLG: 0.579 (1, 8)	G5-3		G6-3					FC6-4 2B		4	0	1	0	0	0	5						
Ken Caminiti, S OBP: 0.352, SLG: 0.369 (1, 5)		G5-4-3 1B		L4				G3-1		4	1	2	0	0	0	1						
Daryle Ward, L OBP: 0.269, SLG: 0.378 (1, 7)		K		F9				G4-3		4	0	0	0	0	1	2						
Ryan Thompson, R (1, 9)		G5-4-3 1-2		P5				G6-3		4	0	0	0	0	1	2						
Tony Eusebio, R OBP: 0.349, SLG: 0.340 (1, 2)			BB SH2-4 1B					F9		3	0	2	0	1	0	0						
Chris Holt, R OBP: 0.122, SLG: 0.077 17 Lance Berkman, S (7, PH) Doug Henry, R Matt Mieske, R (8, PH) OBP: 0.370, SLG: 0.597	(1, 1) (8, 1)	8.0 1.0	W S	32 5	3 1	1 0	1 0	4 1	3 1	0 0	0 0	0 0	0 0	0 0	0 0	0 0						
Inning Stats	R: 0 E: 0 K: 0 S: 6	H: 0 LOB: 1 BB: 1 P: 15	R: 0 E: 0 K: 1 S: 7	H: 1 LOB: 0 BB: 0 P: 11	R: 0 E: 0 K: 1 S: 12	H: 1 LOB: 3 BB: 2 P: 24	R: 0 E: 0 K: 0 S: 5	H: 0 LOB: 0 BB: 0 P: 9	R: 0 E: 0 K: 1 S: 6	H: 0 LOB: 0 BB: 0 P: 9	R: 0 E: 0 K: 1 S: 7	H: 1 LOB: 1 BB: 0 P: 15	R: 0 E: 0 K: 0 S: 8	H: 1 LOB: 1 BB: 0 P: 12	R: 0 E: 0 K: 0 S: 6	H: 1 LOB: 1 BB: 0 P: 9	R: 1 E: 0 K: 1 S: 14	H: 2 LOB: 2 BB: 1 P: 25	1B: 6 2B: 1 3B: 0 HR: 0	SF: 0 SAC: 1 DP: 1 HBP: 0	WP: 0 PB: 0 SB: 0 CS: 0	PA: 37
PITCHER	IP	WLS	BF	H	R	ER	SO	BB	IBB	HBP	BLK	WP	HR	S	P	ERA	WHIP					
Ryan Dempster, R ERA: 5.03 Antonio Alfonseca, R ERA: 3.47	(1, 1) (8, 1)	8.0 1.0	W S	32 5	3 1	1 0	1 0	4 1	3 1	0 0	0 0	0 0	0 0	0 13	106 23	1.12 0.00	1.125 2.000					

Florida Marlins @ Houston Astros
Astrodome, Houston, TX
Fri Aug 27 1999, 8:05 PM EDT
Att: 39,885 - Dome - 72 F

AB 32
R 1
H 7
RBI 1
BB 4
SO 5
LOB 16



Batter	1	2	3	4	5	6	7	8	9	AB	R	H	RBI	BB	SO	LOB	TOP					
Luis Castillo, S OBP: 0.375, SLG: 0.365 (1, 4)										4	3	4	0	1	0	0	Florida Marlins @ Houston Astros Astrodome, Houston, TX Sat Aug 28 1999, 8:05 PM EDT Att: 42,968 - Dome - 72 F					
Dave Berg, R OBP: 0.371, SLG: 0.398 (1, 6)										4	0	2	0	0	1	2						
Bruce Aven, R OBP: 0.363, SLG: 0.470 Antonio Alfonseca, R (9, 1)										2	1	0	1	2	1	1						
Kevin Millar, R OBP: 0.381, SLG: 0.455 (1, 3)										5	1	0	1	0	2	4						
Preston Wilson, R OBP: 0.347, SLG: 0.523 (1, 8)										3	0	1	0	1	1	3						
Todd Dunwoody, L OBP: 0.276, SLG: 0.333 (1, 9)										4	0	1	0	0	2	4						
Mike Lowell, R OBP: 0.324, SLG: 0.389 (1, 5)										4	0	2	2	0	1	1						
Ramon Castro, R OBP: 0.375, SLG: 0.429 (1, 2)										4	0	0	0	0	1	4						
A.J. Burnett, R OBP: 0.250, SLG: 0.250 (6, PH)											2	0	0	0	0	2		0				
Mark Kotsay, L OBP: 0.302, SLG: 0.396 Braden Looper, R (6, 1)										1	0	0	0	0	0	1						
Armando Almanza, L (7, 1)										0	0	0	0	0	0	0						
Danny Bautista, R OBP: 0.291, SLG: 0.407 (9, 9)										1	0	0	0	0	1	1						
Danny Bautista, R OBP: 0.291, SLG: 0.407 (9, 9)										0	0	0	0	0	0	0						
Inning Stats	R: 3 E: 1 K: 1 S: 18	H: 2 LOB: 2 BB: 2 P: 33	R: 0 E: 0 K: 2 S: 12	H: 1 LOB: 1 BB: 0 P: 13	R: 0 E: 0 K: 0 S: 4	H: 1 LOB: 0 BB: 0 P: 9	R: 0 E: 0 K: 2 S: 8	H: 0 LOB: 0 BB: 0 P: 11	R: 1 E: 0 K: 1 S: 16	H: 2 LOB: 1 BB: 0 P: 21	R: 0 E: 0 K: 1 S: 7	H: 1 LOB: 1 BB: 0 P: 8	R: 0 E: 0 K: 1 S: 12	H: 2 LOB: 2 BB: 1 P: 25	R: 0 E: 0 K: 2 S: 10	H: 1 LOB: 1 BB: 0 P: 14	R: 1 E: 0 K: 1 S: 7	H: 0 LOB: 0 BB: 1 P: 14	1B: 8 2B: 2 3B: 0 HR: 0	SF: 1 SAC: 1 DP: 0 HBP: 0	WP: 2 PB: 0 SB: 2 CS: 2	PA: 40
PITCHER	IP WLS BF H R ER SO BB IBB HBP BLK WP HR S P ERA WHIP	IP WLS BF H R ER SO BB IBB HBP BLK WP HR S P ERA WHIP																				
Scott Elarton, R ERA: 3.12 (1, 1)	6.0 L 27 7 4 1 8 2 0 0 0 0 0 65 95 1.50 1.500																					
Brian Williams, R ERA: 3.95 (7, 1)	2.0 9 3 0 0 3 1 0 0 0 1 0 22 39 0.00 2.000																					
Jay Powell, R ERA: 3.86 (9, 1)	1.0 4 0 1 1 1 1 0 0 0 1 0 7 14 9.00 1.000																					
Batter	1	2	3	4	5	6	7	8	9	AB	R	H	RBI	BB	SO	LOB	BOTTOM					
Craig Biggio, R OBP: 0.390, SLG: 0.464 (1, 4)										4	2	1	0	1	0	1	Florida Marlins @ Houston Astros Astrodome, Houston, TX Sat Aug 28 1999, 8:05 PM EDT Att: 42,968 - Dome - 72 F					
Bill Spiers, L OBP: 0.369, SLG: 0.412 (1, 7)										4	0	2	0	1	0	0						
5 Jeff Bagwell, R OBP: 0.350, SLG: 0.619 (1, 3)										2	0	0	0	3	1	2						
Carl Everett, S OBP: 0.394, SLG: 0.579 Darby Ward, L OBP: 0.317, SLG: 0.314 Russ Johnson, R OBP: 0.355, SLG: 0.430 (7, PH)										0	0	0	0	0	0	0						
Ken Caminiti, S OBP: 0.359, SLG: 0.368 (1, 5)										3	0	1	0	2	0	4						
Matt Mieske, R OBP: 0.359, SLG: 0.577 (1, 9)										4	0	0	0	0	1	8						
Paul Bako, L ERA: 1.89 Ryan Thompson, R (8, PH)										3	0	1	0	0	0	0						
Ricky Gutierrez, R OBP: 0.335, SLG: 0.348 (1, 6)										3	0	1	0	1	2	2						
Scott Elarton, R OBP: 0.150, SLG: 0.150 17 Lance Berkman, S OBP: 0.317, SLG: 0.314 Brian Williams, R OBP: 0.500, SLG: 0.500 Tony Eusebio, R OBP: 0.348, SLG: 0.339 (9, 2)										2	0	0	0	0	1	3						
Inning Stats	R: 1 E: 1 K: 0 S: 11	H: 0 LOB: 3 BB: 3 P: 27	R: 0 E: 0 K: 1 S: 10	H: 0 LOB: 1 BB: 1 P: 19	R: 0 E: 0 K: 1 S: 11	H: 0 LOB: 2 BB: 1 P: 19	R: 0 E: 0 K: 2 S: 12	H: 2 LOB: 0 BB: 0 P: 20	R: 1 E: 0 K: 1 S: 11	H: 2 LOB: 3 BB: 0 P: 20	R: 0 E: 0 K: 1 S: 6	H: 0 LOB: 0 BB: 0 P: 11	R: 0 E: 0 K: 1 S: 12	H: 1 LOB: 3 BB: 2 P: 25	R: 0 E: 0 K: 1 S: 12	H: 1 LOB: 1 BB: 0 P: 14		R: 0 E: 0 K: 0 S: 12	H: 1 LOB: 1 BB: 0 P: 18	1B: 6 2B: 1 3B: 0 HR: 0	SF: 0 SAC: 0 DP: 1 HBP: 0	WP: 0 PB: 0 SB: 0 CS: 1
PITCHER	IP WLS BF H R ER SO BB IBB HBP BLK WP HR S P ERA WHIP	IP WLS BF H R ER SO BB IBB HBP BLK WP HR S P ERA WHIP																				
A.J. Burnett, R ERA: 1.89 (1, 1)	5.0 W 24 4 2 1 5 6 0 0 0 0 0 55 105 1.80 2.000																					
Braden Looper, R ERA: 3.65 (6, 1)	1.0 H 6 1 0 0 1 2 0 0 0 0 0 0 11 25 0.00 3.000																					
Armando Almanza, L ERA: 1.84 (7, 1)	2.0 H 7 1 0 0 2 0 0 0 0 0 0 19 25 0.00 0.500																					
Antonio Alfonseca, R ERA: 3.41 (9, 1)	1.0 S 4 1 0 0 0 0 0 0 0 0 0 0 12 18 0.00 1.000																					
Houston Astros Logo																						

Batter	1	2	3	4	5	6	7	8	9	AB	R	H	RBI	BB	SO	LOB	TOP											
Luis Castillo, S OBP: 0.379, SLG: 0.370										3	1	2	2	2	0	1												
Alex Gonzalez, R OBP: 0.306, SLG: 0.421										5	0	1	0	0	1	8												
Bruce Aven, R OBP: 0.366, SLG: 0.468										4	0	1	1	1	1	3												
Kevin Millar, R OBP: 0.378, SLG: 0.449										4	0	0	0	1	1	5												
Preston Wilson, R OBP: 0.348, SLG: 0.519										3	1	0	0	2	3	1												
Danny Bautista, R OBP: 0.289, SLG: 0.401										5	0	1	0	0	1	3												
Mike Lowell, R OBP: 0.329, SLG: 0.388										3	1	1	0	2	0	2												
Mike Redmond, R OBP: 0.382, SLG: 0.350										3	1	3	0	1	0	0												
Alex Fernandez, R OBP: 0.225, SLG: 0.400										1	0	0	0	0	1	1												
Dave Berg, R OBP: 0.374, SLG: 0.401										1	0	1	0	0	0	0												
Rafael Medina, R OBP: 0.374, SLG: 0.401										0	0	0	0	0	0	0												
Vic Darenbourg, L OBP: 0.276, SLG: 0.393										0	0	0	0	0	0	0												
Todd Dunwoody, L OBP: 0.276, SLG: 0.393										1	0	0	0	1	3													
Brian Edmondson, R OBP: 0.304, SLG: 0.340										0	0	0	0	0	0	0												
Inning Stats	R: 1 E: 0 K: 0 S: 11	H: 2 LOB: 2 BB: 1 P: 18	R: 0 E: 0 K: 0 S: 6	H: 1 LOB: 2 BB: 2 P: 14	R: 0 E: 0 K: 1 S: 6	H: 1 LOB: 0 BB: 0 P: 7	R: 1 E: 1 K: 1 S: 8	H: 1 LOB: 1 BB: 1 P: 16	R: 0 E: 0 K: 0 S: 4	H: 0 LOB: 1 BB: 1 P: 12	R: 0 E: 0 K: 1 S: 6	H: 0 LOB: 0 BB: 0 P: 8	R: 1 E: 0 K: 2 S: 13	H: 2 LOB: 2 BB: 1 P: 28	R: 1 E: 0 K: 2 S: 19	H: 2 LOB: 3 BB: 2 P: 33	R: 0 E: 0 K: 2 S: 13	H: 1 LOB: 2 BB: 1 P: 20	1B: 8 2B: 2 3B: 0 HR: 0	SF: 0 SAC: 1 DP: 2 HBP: 0	WP: 1 PB: 0 SB: 0 CS: 0	PA: 43						
PITCHER	IP	WLS	BF	H	R	ER	SO	BB	IBB	HBP	BLK	WP	HR	S	P	ERA	WHIP											
Mike Hampton, L ERA: 2.97	(1, 1)	7.1	W	35	8	4	3	6	7	0	0	0	1	0	63	120	3.68	2.045										
Jay Powell, R ERA: 3.82	(8, 1)	0.2		4	1	0	0	1	1	0	0	0	0	0	10	16	0.00	3.000										
Doug Henry, R ERA: 4.71	(9, 1)	1.0		5	1	0	0	2	1	0	0	0	0	0	13	20	0.00	2.000										

Florida Marlins @ Houston Astros
Astrodome, Houston, TX
Sun Aug 29 1999, 2:35 PM EDT
Att: 33,666 - Dome - 72 F

AB 33
R 4
H 10
RBI 3
BB 9
SO 9
LOB 27





Batter	1	2	3	4	5	6	7	8	9	AB	R	H	RBI	BB	SO	LOB	BOTTOM											
Craig Biggio, R OBP: 0.393, SLG: 0.474										5	4	4	1	0	0	0												
Bill Sciers, L OBP: 0.369, SLG: 0.412										5	0	2	0	0	0	2												
5 Jeff Bagwell, R OBP: 0.452, SLG: 0.617										2	2	0	0	3	0	1												
Ken Caminiti, S OBP: 0.355, SLG: 0.381										5	1	1	3	0	1	4												
Daryle Ward, L OBP: 0.274, SLG: 0.413										3	1	2	3	0	0	0												
Ryan Thompson, R OBP: 0.274, SLG: 0.413										1	1	0	0	1	0	1												
17 Lance Berkman, S OBP: 0.314, SLG: 0.351										4	1	1	1	0	2	2												
Tony Eusebio, R OBP: 0.354, SLG: 0.354										4	0	3	1	0	1	0												
Ricky Gutierrez, R OBP: 0.343, SLG: 0.346										1	0	0	0	3	0	0												
Mike Hampton, R OBP: 0.328, SLG: 0.431										4	0	1	0	0	0	5												
Jay Powell, R ERA: 5.68	(8, 1)									0	0	0	0	0	0	0												
Doug Henry, R ERA: 5.68	(9, 1)									0	0	0	0	0	0	0												
Inning Stats	R: 1 E: 0 K: 1 S: 8	H: 1 LOB: 0 BB: 0 P: 12	R: 0 E: 0 K: 1 S: 8	H: 2 LOB: 2 BB: 1 P: 17	R: 0 E: 0 K: 0 S: 8	H: 1 LOB: 0 BB: 0 P: 10	R: 0 E: 0 K: 0 S: 7	H: 0 LOB: 0 BB: 0 P: 8	R: 0 E: 0 K: 1 S: 9	H: 0 LOB: 0 BB: 0 P: 16	R: 4 E: 0 K: 0 S: 13	H: 4 LOB: 2 BB: 2 P: 25	R: 4 E: 0 K: 1 S: 19	H: 4 LOB: 2 BB: 3 P: 37	R: 1 E: 0 K: 0 S: 9	H: 2 LOB: 1 BB: 1 P: 19	1B: 7 2B: 3 3B: 0 HR: 4	SF: 0 SAC: 0 DP: 3 HBP: 0	WP: 1 PB: 0 SB: 0 CS: 0	PA: 41								
PITCHER	IP	WLS	BF	H	R	ER	SO	BB	IBB	HBP	BLK	WP	HR	S	P	ERA	WHIP											
Alex Fernandez, R ERA: 3.3	(1, 1)	6.0	L	27	8	5	3	3	2	1	0	0	1	1	8	16	81.00	6.000										
Rafael Medina, R ERA: 8.6	(7, 1)	0.1		4	2	3	3	0	0	1	0	0	0	0	11	21	13.50	6.000										
Vic Darenbourg, L ERA: 8.6	(7, 1)	0.2		5	2	1	1	1	2	0	0	0	0	0	9	19	9.00	3.000										
Brian Edmondson, R ERA: 5.68	(8, 1)	1.0		5	2	1	1	0	1	0	0	0	0	0	9	19	9.00	3.000										

Florida Marlins @ Houston Astros
Astrodome, Houston, TX
Sun Aug 29 1999, 2:35 PM EDT
Att: 33,666 - Dome - 72 F

AB 34
R 10
H 14
RBI 9
BB 7
SO 4
LOB 15



Batter	1	2	3	4	5	6	7	8	9	AB	R	H	RBI	BB	SO	LOB	TOP										
Luis Castillo, S OBP: 0.381, SLG: 0.369 (1, 4)	F7	1B		G1-3		BB		BB		3	0	1	0	2	0	0	Florida Marlins @ St. Louis Cardinals Busch Stadium, St. Louis, MO Mon Aug 30 1999, 7:10 PM CDT Att: 33,157 - Cloudy - 80 F										
Alex Gonzalez, R OBP: 0.307, SLG: 0.425 (1, 6)	1B	2B		2B				F8		5	1	2	0	0	1	5											
Todd Dunwoody, L OBP: 0.267, SLG: 0.322 (1, 7)	E4			K				G4-3		5	1	0	0	0	1	4											
Preston Wilson, R OBP: 0.351, SLG: 0.520 (1, 8)	1B			1B		F8		1B	F9	5	0	3	1	0	0	0											
Mark Kotsay, L OBP: 0.298, SLG: 0.391 (1, 3)	F7			FC6		F7		F9	E3	5	1	0	0	0	0	4											
Danny Bautista, R OBP: 0.302, SLG: 0.417 (1, 9)	1B			2B		G6-3		1B	G6-4-3	5	1	4	1	0	0	0											
Mike Lowell, R OBP: 0.331, SLG: 0.397 (1, 5)	F9			2B		2B		G5-3	G6-4-3	5	0	2	2	0	0	6											
Ramon Castro, R OBP: 0.333, SLG: 0.364 (1, 2)				F8		F8		F8	SH3	4	0	1	0	0	1	2											
Vladimir Nunez, R OBP: 0.056, SLG: 0.056 (1, 1)										3	0	0	0	0	0	1											
Armando Almanza, L (8, 1)										0	0	0	0	0	0	0											
Antonio Alfonseca, R (9, 1)										0	0	0	0	0	0	0											
Inning Stats	R: 2 H: 3 E: 1 K: 0 S: 21	H: 3 R: 4 ER: 0 LOB: 2 BB: 0 P: 33	R: 0 H: 1 E: 0 K: 2 S: 12	H: 1 R: 0 ER: 0 LOB: 1 BB: 0 P: 16	R: 2 H: 3 E: 0 K: 1 S: 12	H: 3 R: 0 ER: 0 LOB: 1 BB: 0 P: 14	R: 0 H: 1 E: 0 K: 1 S: 9	H: 1 R: 0 ER: 0 LOB: 1 BB: 0 P: 15	R: 0 H: 0 E: 0 K: 0 S: 6	H: 0 R: 0 ER: 0 LOB: 0 BB: 0 P: 10	R: 0 H: 1 E: 0 K: 0 S: 8	H: 1 R: 0 ER: 0 LOB: 2 BB: 1 P: 19	R: 0 H: 2 E: 0 K: 0 S: 10	H: 2 R: 0 ER: 0 LOB: 2 BB: 0 P: 16	R: 0 H: 1 E: 0 K: 0 S: 9	H: 1 R: 0 ER: 0 LOB: 2 BB: 1 P: 16	R: 0 H: 1 E: 1 K: 0 S: 10	H: 1 R: 0 ER: 0 LOB: 1 BB: 0 P: 13	1B: 8 2B: 5 3B: 0 HR: 0	SF: 0 SAC: 1 DP: 1 HBP: 0	WP: 0 PB: 0 SB: 1 CS: 0	PA: 43					
PITCHER	IP	WLS	BF	H	R	ER	SO	BB	IBB	HBP	BLK	WP	HR	S	P	ERA	WHIP										
Kent Bottenfield, R (1, 1)	7.0	L	34	11	4	3	3	1	0	0	0	0	0	78	123	3.86	1.714										
Heathcliff Slocumb, R ERA: 5.0 (8, 1)	2.0		9	2	0	0	0	1	0	0	0	0	0	19	29	0.00	1.500										


Batter	1	2	3	4	5	6	7	8	9	AB	R	H	RBI	BB	SO	LOB	BOTTOM										
Edgar Renteria, R OBP: 0.331, SLG: 0.382 (1, 6)	G3			E6		L3		CS	F9	4	0	1	0	1	0	0	Florida Marlins @ St. Louis Cardinals Busch Stadium, St. Louis, MO Mon Aug 30 1999, 7:10 PM CDT Att: 33,157 - Cloudy - 80 F										
J.D. Drew, L OBP: 0.352, SLG: 0.455 (1, 8)	FC1-6			L5		G5-3		CS	E1	4	1	1	0	0	0	1											
Mark McGwire, R OBP: 0.425, SLG: 0.688 (1, 3)	FC1-6			K		FC4-6		BB	E7	2	0	1	0	2	1	1											
Ray Lankford, L OBP: 0.374, SLG: 0.513 (1, 7)	FC1-6			E		G6-3		BB	FC4-6	2	1	1	0	2	0	2											
Thomas Howard, S OBP: 0.333, SLG: 0.373 (1, 9)	G1-3			L5		FC4-6		BB	SF9	3	0	0	1	0	0	5											
Fernando Tatis, R OBP: 0.403, SLG: 0.535 (1, 5)				B1		G6-3		BB	K	3	0	0	1	1	1	2											
Adam Kennedy, L OBP: 0.250, SLG: 0.379 (1, 4)				G3		P6		BB	K	3	0	0	0	0	0	3											
Craig Paquette, R OBP: 0.286, SLG: 0.539 (8, PH) (9, 4)									F7	1	0	0	0	0	1	2											
Eli Marrero, R OBP: 0.231, SLG: 0.298 (1, 2)				K		B1-3			K	3	0	0	0	0	2	0											
David Howard, S OBP: 0.289, SLG: 0.267 (9, PH)									L3	1	0	0	0	0	0	0											
Kent Bottenfield, R OBP: 0.155, SLG: 0.193 (1, 1)										2	0	0	0	0	0	0											
Joe McEwing, R OBP: 0.336, SLG: 0.407 (7, PH)										1	0	0	0	0	0	0											
Heathcliff Slocumb, R (8, 1)										0	0	0	0	0	0	0											
Willie McGee, S OBP: 0.296, SLG: 0.283 (9, PH)									1B	1	0	1	0	0	0	0											
Inning Stats	R: 0 H: 1 E: 0 K: 0 S: 9	H: 0 R: 0 ER: 0 LOB: 0 BB: 0 P: 14	R: 0 H: 1 E: 1 K: 1 S: 7	H: 1 R: 0 ER: 0 LOB: 1 BB: 0 P: 10	R: 1 H: 0 E: 0 K: 0 S: 6	H: 0 R: 0 ER: 0 LOB: 0 BB: 1 P: 12	R: 0 H: 0 E: 0 K: 0 S: 4	H: 0 R: 0 ER: 0 LOB: 0 BB: 0 P: 7	R: 0 H: 1 E: 0 K: 0 S: 9	H: 0 R: 0 ER: 0 LOB: 3 BB: 2 P: 23	R: 0 H: 0 E: 0 K: 1 S: 7	H: 0 R: 0 ER: 0 LOB: 0 BB: 1 P: 15	R: 1 H: 1 E: 2 K: 2 S: 15	H: 1 R: 0 ER: 0 LOB: 2 BB: 1 P: 27	R: 0 H: 1 E: 0 K: 0 S: 5	H: 1 R: 0 ER: 0 LOB: 0 BB: 0 P: 5	1B: 5 2B: 0 3B: 0 HR: 0	SF: 1 SAC: 0 DP: 0 HBP: 0	WP: 0 PB: 0 SB: 2 CS: 1	PA: 38							
PITCHER	IP	WLS	BF	H	R	ER	SO	BB	IBB	HBP	BLK	WP	HR	S	P	ERA	WHIP										
Vladimir Nunez, R (1, 1)	7.0	W	30	4	2	0	3	5	0	0	0	0	0	57	104	0.00	1.286										
Armando Almanza, L ERA: 1.72 (8, 1)	1.0	H	4	0	0	0	2	1	0	0	0	0	0	10	19	0.00	1.000										
Antonio Alfonseca, R ERA: 3.36 (9, 1)	1.0	S	3	1	0	0	0	0	0	0	0	0	0	5	5	0.00	1.000										


Batter	1	2	3	4	5	6	7	8	9	AB	R	H	RBI	BB	SO	LOB	TOP					
Luis Castillo, S (1,4) OBP: 0.380, SLG: 0.368 Chris Clapinski, S (8,4) OBP: 0.365, SLG: 0.364	G1-3		G6-3					G6-3		4	0	1	0	0	0	1	Florida Marlins @ St. Louis Cardinals Busch Stadium, St. Louis, MO Tue Aug 31 1999, 7:10 PM CDT Att: 27,476 - Cloudy - 81 F					
Alex Gonzalez, R (1,6) OBP: 0.305, SLG: 0.422	G6-3			G5-3		P3		E5		4	0	0	0	0	0	1						
Bruce Aven, R (1,7) OBP: 0.365, SLG: 0.463	K			G5-3			G4-3 HBP	P4		3	0	0	0	0	1	1						
Preston Wilson, R (1,8) OBP: 0.348, SLG: 0.515		L6		G1-3		G4-3			K	4	0	0	0	0	1	2						
Mark Kotsay, L (1,3) OBP: 0.298, SLG: 0.392	G4-3				E9 G6-3 2B		G4-3		F7	4	1	1	0	0	0	0						
Danny Bautista, R (1,9) OBP: 0.301, SLG: 0.414	G6-3				G6-3		WP G5-3 1B		K	4	0	1	1	0	1	0						
Mike Lowell, R (1,5) OBP: 0.331, SLG: 0.397			SH1-4 1B		K		G5-3			3	0	1	0	0	1	1						
Ramon Castro, R (1,2) OBP: 0.333, SLG: 0.357			K				G5-3			3	0	1	0	0	1	2						
Brian Meadows, R (1,1) OBP: 0.182, SLG: 0.190 Todd Dunwoody, L (5, PH) OBP: 0.266, SLG: 0.320 Dennis Springer, R (5,1) OBP: 0.150, SLG: 0.179 Dave Berg, R (8, PH) OBP: 0.372, SLG: 0.399 Braden Looper, R (8,1) OBP: 0.372, SLG: 0.399			SH1-4			F7		G4-3		0	0	0	0	0	0	0						
Inning Stats	R: 0 E: 0 K: 1 S: 7	H: 0 LOB: 0 BB: 0 P: 10	R: 0 E: 0 K: 0 S: 7	H: 0 LOB: 0 BB: 0 P: 9	R: 0 E: 0 K: 1 S: 13	H: 1 LOB: 0 BB: 0 P: 19	R: 0 E: 0 K: 0 S: 5	H: 0 LOB: 0 BB: 0 P: 8	R: 1 E: 1 K: 1 S: 11	H: 2 LOB: 1 BB: 0 P: 20	R: 0 E: 0 K: 0 S: 9	H: 1 LOB: 1 BB: 0 P: 13	R: 0 E: 0 K: 0 S: 7	H: 1 LOB: 1 BB: 0 P: 11	R: 0 E: 1 K: 0 S: 9	H: 0 LOB: 1 BB: 0 P: 13		R: 0 E: 0 K: 2 S: 8	H: 0 LOB: 0 BB: 0 P: 11	1B: 4 2B: 1 3B: 0 HR: 0	SF: 0 SAC: 1 DP: 1 HBP: 1	WP: 1 PA: 33 PB: 0 SB: 0 CS: 0
PITCHER Larry Luebbers, R (1,1) ERA: 4.1	IP: 9.0 WLS: W BF: 33 H: 5 R: 1 ER: 1 SO: 5 BB: 0 IBB: 0 HBP: 1 BLK: 0 WP: 1 HR: 0 S: 76 P: 114 ERA: 1.00 WHIP: 0.556															PITCHER						

Batter	1	2	3	4	5	6	7	8	9	AB	R	H	RBI	BB	SO	LOB	BOTTOM			
Edgar Renteria, R (1,6) OBP: 0.336, SLG: 0.388	SH3 2B	1-2 2H 1B		F8 1B		2H 1B		G4-3		5	0	4	1	0	0	0	Florida Marlins @ St. Louis Cardinals Busch Stadium, St. Louis, MO Tue Aug 31 1999, 7:10 PM CDT Att: 27,476 - Cloudy - 81 F			
J.D. Drew, L (1,8) OBP: 0.348, SLG: 0.448	SH3		L6	P6		F8		G4-3		4	0	0	0	0	2					
Mark McGwire, R (1,3) OBP: 0.425, SLG: 0.684 David Howard, S (9,3) OBP: 0.289, SLG: 0.267	BB		1B BB	F8		F9		F9		3	1	0	0	2	2	0				
Ray Lankford, L (1,7) OBP: 0.378, SLG: 0.514 Joe McEwing, R (9,7) OBP: 0.336, SLG: 0.407	BB		1B BB	G3		G5-4-3 HR 1B				3	2	2	0	1	0	1				
Fernando Tatis, R (1,5) OBP: 0.402, SLG: 0.533	G6-4-3		1B E 1B		G4-3		E1 G5-4-3			4	1	1	1	0	0	4				
Craig Parquette, R (1,9) OBP: 0.296, SLG: 0.538		FC5-4 1B	FC3-6 1B		G5-3		G5-4-3			4	0	2	1	0	0	2				
Alberto Castillo, R (1,2) OBP: 0.341, SLG: 0.381		FC5-4 1B	FC3-6 HR		P3		HR			4	2	1	2	0	0	2				
Adam Kennedy, L (1,4) OBP: 0.306, SLG: 0.500		F8				SH3-4 1B				3	2	2	2	1	0	1				
Larry Luebbers, R (1,1) OBP: 0.167, SLG: 0.091		1B BB	G6-3			SH3-4 1B		L8		2	0	0	0	1	0	1				
Inning Stats	R: 0 E: 0 K: 0 S: 7	H: 1 LOB: 2 BB: 2 P: 15	R: 0 E: 0 K: 0 S: 13	H: 2 LOB: 1 BB: 1 P: 20	R: 5 E: 1 K: 0 S: 17	H: 4 LOB: 0 BB: 1 P: 25	R: 0 E: 0 K: 0 S: 7	H: 1 LOB: 1 BB: 0 P: 9	R: 0 E: 0 K: 0 S: 6	H: 0 LOB: 0 BB: 0 P: 10	R: 1 E: 0 K: 0 S: 9	H: 2 LOB: 1 BB: 0 P: 15	R: 2 E: 1 K: 0 S: 12	H: 2 LOB: 1 BB: 1 P: 20	R: 0 E: 0 K: 0 S: 4	H: 0 LOB: 0 BB: 0 P: 6		1B: 9 2B: 1 3B: 0 HR: 2	SF: 0 SAC: 2 DP: 2 HBP: 0	WP: 0 PA: 39 PB: 0 SB: 0 CS: 0
PITCHER Brian Meadows, R (1,1) ERA: 5.66 Dennis Springer, R (5,1) ERA: 4.45 Braden Looper, R (8,1) ERA: 3.6	IP: 4.0 WLS: L BF: 22 H: 8 R: 5 ER: 5 SO: 0 BB: 4 IBB: 0 HBP: 0 BLK: 0 WP: 0 HR: 1 S: 44 P: 69 ERA: 11.25 WHIP: 3.000															PITCHER				

Batter	1	2	3	4	5	6	7	8	9	AB	R	H	RBI	BB	SO	LOB	TOP										
Quilvio Veras, S OBP: 0.365, SLG: 0.356	4-0 BB G6-4-3		1-2 P6			0-1 G6-3		0-2 1B		3	0	1	1	1	0	1	San Diego Padres @ Florida Marlins Pro Player Stadium, Miami, FL Sat Sep 04 1999, 7:05 PM EDT Att: 25,478 - Unknown - 92 F										
Tony Gwynn, L OBP: 0.372, SLG: 0.459	1-1 SAFE F7			0-1 G3		2-2 F8		0-1 SAFE L7		4	0	0	0	0	2												
Reggie Sanders, R OBP: 0.390, SLG: 0.546	1-0 SAFE G6-4-3			2-3 K			1-1 G1-3	0-3 K		4	0	0	0	0	2												
Phil Nevin, R OBP: 0.352, SLG: 0.569		2-2 P5		0-1 P3			1-1 G5-3		1-3 K	4	0	0	0	0	1												
Wally Joyner, L OBP: 0.356, SLG: 0.321		0-3 K			0-0 G4-3		1-3 K		0-0 L7	4	0	0	0	0	2												
Ben Davis, S OBP: 0.297, SLG: 0.374		1-3 K			2-1 HR			4-1 BB 3B	0-2 G1-3	3	2	1	1	1	0												
Ruben Rivera, R OBP: 0.294, SLG: 0.405			0-1 G1		1-3 K			4-2 BB 3B		2	1	0	0	1	1												
Chris Gomez, R OBP: 0.329, SLG: 0.293			2-2 F8		2-3 K			0-0 BB 1B 3B		3	1	1	2	0	1												
Buddy Carlyle, L OBP: 0.287, SLG: 0.500 Matt Whiteside, R OBP: 0.307, SLG: 0.432 John Vander Wal, L OBP: 0.307, SLG: 0.432 Carlos Reyes, S OBP: 0.312, SLG: 0.347 Dave Magadan, L OBP: 0.299, SLG: 0.347 Matt Whisenant, R OBP: 0.312, SLG: 0.347	0-2 E6			1-3 K				3-2 L7		1	0	0	0	0	0												
Inning Stats	R: 0 E: 0 K: 0 S: 3	H: 0 LOB: 0 BB: 1 P: 9	R: 0 E: 0 K: 2 S: 10	H: 0 LOB: 0 BB: 0 P: 13	R: 0 E: 1 K: 0 S: 11	H: 0 LOB: 1 BB: 0 P: 14	R: 0 E: 0 K: 1 S: 7	H: 0 LOB: 0 BB: 0 P: 9	R: 1 E: 0 K: 2 S: 9	H: 1 LOB: 0 BB: 0 P: 14	R: 0 E: 0 K: 1 S: 8	H: 0 LOB: 0 BB: 0 P: 11	R: 0 E: 0 K: 1 S: 7	H: 0 LOB: 0 BB: 0 P: 10	R: 3 E: 0 K: 1 S: 16	H: 2 LOB: 1 BB: 2 P: 27	R: 0 E: 0 K: 1 S: 8	H: 0 LOB: 0 BB: 0 P: 9	1B: 1 2B: 0 3B: 1 HR: 1	SF: 0 SAC: 0 DP: 1 HBP: 0	WP: 0 PB: 0 SB: 1 CS: 0	PA: 33					
PITCHER	IP	WLS	BF	H	R	ER	SO	BB	IBB	HBP	BLK	WP	HR	S	P	ERA	WHIP										
Alex Fernandez, R ERA: 3.38	7.1	W	27	2	4	4	7	3	0	0	0	0	1	63	99	4.91	0.682										
Braden Looper, R ERA: 3.66	0.1	H	2	1	0	0	0	0	0	0	0	0	0	5	5	0.00	3.000										
Antonio Alfonseca, R ERA: 3.24	1.1	S	4	0	0	0	2	0	0	0	0	0	0	11	12	0.00	0.000										

Batter	1	2	3	4	5	6	7	8	9	AB	R	H	RBI	BB	SO	LOB	BOTTOM										
Luis Castillo, S OBP: 0.381, SLG: 0.366	4-2 S SF9 BB	4-1 BB		4-2 2B BB		0-0 G4-3		3-2 G4-6-3		2	2	0	0	3	0	2	San Diego Padres @ Florida Marlins Pro Player Stadium, Miami, FL Sat Sep 04 1999, 7:05 PM EDT Att: 25,478 - Unknown - 92 F										
Alex Gonzalez, R OBP: 0.304, SLG: 0.425	2-2 SAFE L6	0-1 G6-3		0-1 P2		1-2 F8				4	0	0	0	0	4												
Bruce Aven, R OBP: 0.370, SLG: 0.466	4-0 S BB		4-2 G4-3 1B BB	1-1 F9 1H 2B		0-3 K				2	1	1	1	2	1												
Kevin Millar, R OBP: 0.373, SLG: 0.440	1-2 SAFE SF9		1-2 G4-3 1B BB	1-1 F9			1-3 K			3	1	1	1	0	1												
Preston Wilson, R OBP: 0.347, SLG: 0.505	3-1 HBP		0-2 G4-3	1-1 G5-3			2-3 K			3	0	0	0	0	1												
Danny Bautista, R OBP: 0.302, SLG: 0.422 Antonio Alfonseca, R	2-2 P3		0-2 S 1B		0-2 G4-3		1-1 G1-3			4	1	1	2	0	0												
Mike Lowell, R OBP: 0.327, SLG: 0.391		0-3 K	1-1 SAFE G6-3 1B		1-1 G5-3			1-0 F8		4	0	1	1	0	1												
Mike Redmond, R OBP: 0.384, SLG: 0.350		0-1 BB 1B	1-1 G6-3		0-1 G4-3			4-2 BB BB		3	0	1	0	1	0												
Alex Fernandez, R OBP: 0.233, SLG: 0.465 Braden Looper, R Mark Kotsay, L OBP: 0.298, SLG: 0.390	1-1 SAFE P5	1-2 G6-3	3-2 G6-3		3-1 HR			4-1 BB G4-6-3		3	1	1	1	0	0												
Inning Stats	R: 1 E: 0 K: 0 S: 15	H: 0 LOB: 2 BB: 2 P: 31	R: 0 E: 0 K: 1 S: 11	H: 1 LOB: 2 BB: 1 P: 16	R: 3 E: 0 K: 0 S: 20	H: 3 LOB: 1 BB: 1 P: 30	R: 1 E: 0 K: 0 S: 10	H: 1 LOB: 1 BB: 1 P: 17	R: 0 E: 0 K: 0 S: 7	H: 0 LOB: 0 BB: 0 P: 8	R: 1 E: 0 K: 1 S: 9	H: 1 LOB: 0 BB: 0 P: 13	R: 0 E: 0 K: 2 S: 8	H: 0 LOB: 0 BB: 0 P: 12	R: 0 E: 0 K: 0 S: 7	H: 0 LOB: 1 BB: 2 P: 19	1B: 4 2B: 1 3B: 0 HR: 1	SF: 1 SAC: 0 DP: 1 HBP: 1	WP: 0 PB: 0 SB: 4 CS: 0	PA: 37							
PITCHER	IP	WLS	BF	H	R	ER	SO	BB	IBB	HBP	BLK	WP	HR	S	P	ERA	WHIP										
Buddy Carlyle, R ERA: 5.23	3.1	L	21	5	5	5	1	5	0	0	0	0	0	11	14	0.00	0.000										
Matt Whiteside, R ERA: 25.07	1.2		5	0	0	0	0	0	0	0	0	0	0	1	17	4.50	0.500										
Carlos Reyes, R ERA: 3.12	2.0		7	1	1	1	3	0	0	0	0	0	1	17	25	4.50	0.500										
Matt Whisenant, L ERA: 5.44	1.0		4	0	0	0	0	2	0	0	0	0	0	7	19	0.00	2.000										

Batter	1	2	3	4	5	6	7	8	9	AB	R	H	RBI	BB	SO	LOB	TOP										
Damian Jackson, R OBP: 0.330, SLG: 0.367 (1, 4)	F7		K				K		P4	5	0	1	1	0	2	1	San Diego Padres @ Florida Marlins Pro Player Stadium, Miami, FL Sun Sep.05.1999, 4:05 PM EDT Att: 15,875 - Cloudy - 89 F										
Tony Gwynn, L OBP: 0.370, SLG: 0.455 Trevor Hoffman, R OBP: 0.500, SLG: 1.000 (1, 9)	F7			G3	F7		G4-3		E 1B	5	0	1	0	0	0	2											
Reggie Sanders, R OBP: 0.386, SLG: 0.539 (1, 7)	F7			G3-1	L9			G5-3	P4	5	0	0	0	0	0	4											
Phil Nevin, R OBP: 0.355, SLG: 0.572 (1, 5)		K								4	1	2	1	1	1	0											
Dave Magadan, L OBP: 0.361, SLG: 0.353 (1, 3)	G4-3									5	1	2	1	0	1	3											
Eric Owens, R OBP: 0.335, SLG: 0.408 (1, 8)										4	0	2	1	0	0	1											
Ben Davis, S OBP: 0.300, SLG: 0.370 (1, 2)										2	1	0	0	2	2	1											
Chris Gomez, R OBP: 0.327, SLG: 0.293 (1, 6)										4	1	1	0	0	1	4											
Matt Clement, R OBP: 0.170, SLG: 0.099 (7, 1) Donnie Wall, R OBP: 0.346, SLG: 0.594 (7, 1) Dan Miceli, R OBP: 0.364, SLG: 0.545 (9, 1) John Vander Wal, L OBP: 0.154, SLG: 0.083 (9, 1) Ruben Rivera, R OBP: 0.296, SLG: 0.405 (9, 1)										3	0	0	0	0	0	1											
Inning Stats	R: 0 E: 0 K: 0 S: 8	H: 0 LOB: 0 BB: 0 P: 14	R: 0 E: 0 K: 2 S: 10	H: 1 LOB: 1 BB: 0 P: 14	R: 0 E: 0 K: 1 S: 9	H: 0 LOB: 0 BB: 0 P: 11	R: 1 E: 0 K: 0 S: 8	H: 1 LOB: 1 BB: 1 P: 18	R: 2 E: 1 K: 1 S: 12	H: 2 LOB: 2 BB: 0 P: 20	R: 0 E: 0 K: 0 S: 7	H: 1 LOB: 2 BB: 1 P: 15	R: 0 E: 0 K: 1 S: 9	H: 0 LOB: 0 BB: 0 P: 12	R: 1 E: 0 K: 1 S: 16	H: 2 LOB: 2 BB: 1 P: 27		R: 1 E: 1 K: 1 S: 17	H: 2 LOB: 2 BB: 1 P: 27	1B: 6 2B: 3 3B: 0 HR: 0	SF: 0 SAC: 0 DP: 0 HBP: 0	WP: 0 PB: 1 SB: 1 CS: 0	PA: 41				
PITCHER	IP	WLS	BF	H	R	ER	SO	BB	IBB	HBP	BLK	WP	HR	S	P	ERA	WHIP										
Vladimir Nunez, R ERA: 3.33 (1, 1)	7.0	L	29	5	3	1	5	1	1	0	0	0	0	63	104	1.29	0.857										
Brian Edmondson, R ERA: 5.75 (8, 1)	1.0		6	2	1	1	1	0	1	0	0	0	0	16	27	9.00	2.000										
Jesus Sanchez, L ERA: 6.11 (9, 1)	0.1		3	1	1	1	0	1	0	0	0	0	0	9	16	27.00	6.000										
Rafael Medina, R ERA: 6.0 (9, 1)	0.2		3	1	0	0	1	0	0	0	0	0	0	8	11	0.00	1.500										

Batter	1	2	3	4	5	6	7	8	9	AB	R	H	RBI	BB	SO	LOB	BOTTOM										
Luis Castillo, S OBP: 0.383, SLG: 0.367 (1, 4)	K									3	1	2	1	1	1	0	San Diego Padres @ Florida Marlins Pro Player Stadium, Miami, FL Sun Sep.05.1999, 4:05 PM EDT Att: 15,875 - Cloudy - 89 F										
Dave Berg, R OBP: 0.370, SLG: 0.394 (1, 6)	G6-3									4	0	1	1	0	1	3											
Bruce Aven, R OBP: 0.372, SLG: 0.465 (1, 7)										3	0	1	0	0	1	1											
Danny Bautista, R OBP: 0.301, SLG: 0.419 (1, 9)	K									4	0	1	0	0	2	2											
Mark Kotsay, L OBP: 0.298, SLG: 0.388 Rafael Medina, R OBP: 0.346, SLG: 0.594 (9, 1)	K									4	0	1	0	0	1	0											
Ramon Castro, R OBP: 0.370, SLG: 0.478 (1, 2)	G5-3									3	0	0	0	1	0	1											
Todd Dunwoody, L OBP: 0.264, SLG: 0.313 (1, 8)	F9									4	1	0	0	0	0	2											
Chris Clapinski, S OBP: 0.357, SLG: 0.340 (1, 5)										3	0	0	0	1	1	0											
Vladimir Nunez, R OBP: 0.050, SLG: 0.050 (1, 1) Preston Wilson, R OBP: 0.346, SLG: 0.594 (7, PH) Brian Edmondson, R OBP: 0.364, SLG: 0.545 (9, 1) Jesus Sanchez, L OBP: 0.154, SLG: 0.083 (9, 1) Kevin Miller, R OBP: 0.373, SLG: 0.440 (9, 3)										2	0	0	0	0	1	0											
Inning Stats	R: 0 E: 0 K: 2 S: 9	H: 0 LOB: 1 BB: 0 P: 14	R: 0 E: 0 K: 1 S: 5	H: 0 LOB: 0 BB: 0 P: 9	R: 1 E: 0 K: 1 S: 12	H: 2 LOB: 1 BB: 0 P: 20	R: 0 E: 0 K: 0 S: 10	H: 2 LOB: 1 BB: 0 P: 17	R: 0 E: 0 K: 1 S: 11	H: 0 LOB: 1 BB: 1 P: 20	R: 0 E: 0 K: 0 S: 5	H: 1 LOB: 0 BB: 0 P: 7	R: 1 E: 0 K: 1 S: 12	H: 1 LOB: 2 BB: 2 P: 27	R: 0 E: 0 K: 1 S: 6	H: 0 LOB: 0 BB: 0 P: 10		R: 0 E: 0 K: 1 S: 7	H: 0 LOB: 0 BB: 0 P: 10	1B: 6 2B: 0 3B: 0 HR: 0	SF: 0 SAC: 0 DP: 1 HBP: 1	WP: 0 PB: 0 SB: 1 CS: 0	PA: 35				
PITCHER	IP	WLS	BF	H	R	ER	SO	BB	IBB	HBP	BLK	WP	HR	S	P	ERA	WHIP										
Matt Clement, R ERA: 4.89 (7, 1) Donnie Wall, R ERA: 3.1 (7, 1) Dan Miceli, R ERA: 4.35 (9, 1) Trevor Hoffman, R ERA: 2.26 (9, 1)	6.1	H	26	5	2	2	5	3	0	1	0	0	0	5	9	0.00	3.000										
	0.1		2	1	0	0	0	0	0	0	0	0	0	5	9	0.00	3.000										
	1.1	H	4	0	0	0	2	0	0	0	0	0	0	9	16	0.00	0.000										
	1.0	S	3	0	0	0	1	0	0	0	0	0	0	7	10	0.00	0.000										

Batter	1	2	3	4	5	6	7	8	9	AB	R	H	RBI	BB	SO	LOB	TOP			
Todd Hollandsworth, L OBP: 0.345, SLG: 0.483	1-2 P6		0-1 FC4-6		0-3 K		0-0 P5		0-2 F7	5	0	0	0	0	1	3				
Mark Grudzielanek, R OBP: 0.371, SLG: 0.430	1-3 K		0-1 F9		0-1 BB		1-2 1B	2-1 G4-3	1B	4	0	2	0	0	1	1				
Gary Sheffield, R OBP: 0.400, SLG: 0.485	2-1 BB		2-3 K		4-2 BB		1-2 BB	2-2 G4-3	1-2 BB	3	0	1	0	1	1	2				
Eric Karros, R OBP: 0.355, SLG: 0.556	4-2 FC4-6		1-2 BB	2-0 P6		2-3 K		0-0 F9		3	0	0	0	1	1	4				
Todd Hundley, S OBP: 0.307, SLG: 0.459	1-1 FC4-6		1-2 BB	0-0 F9		2-3 K		1-3 K		4	0	0	0	0	2	3				
Raul Mondesi, R OBP: 0.330, SLG: 0.475		1-3 K		3-1 BB		1-0 P5		2-2 G5-3		4	0	1	0	0	1	0				
Adrián Beltré, R OBP: 0.351, SLG: 0.435		4-2 BB		0-3 K2-3		3-1 P4		0-0 G4-3	22 1B	3	1	1	0	1	1	1	AB 34			
Craig Counsell, L OBP: 0.267, SLG: 0.253	1-2 G4-3		1-2 BB		0-1 G4-3			1-1 G4-3		3	0	0	0	0	0	1	R 1			
Dave Hansen, L OBP: 0.403, SLG: 0.404	1-2 G4-3							1-2 G4-3		1	0	0	0	0	0	1	H 7			
Eric Gagne, R OBP: 0.500, SLG: 0.500			3-2 FC4-6		3-2 E6		0-1 G4-3		0-1 BB	2	0	1	0	0	0	0	RBI 1			
Jose Vizcaino, S OBP: 0.302, SLG: 0.290										1	0	0	0	0	0	0	BB 3			
Alan Mills, R OBP: 0.341, SLG: 0.389										1	0	1	1	0	0	0	SO 8			
Matt Herges, L OBP: 0.341, SLG: 0.389										1	0	1	1	0	0	0	LOB 16			
22 Devon White, S OBP: 0.341, SLG: 0.389										1	0	1	1	0	0	0				
Inning Stats	R: 0 E: 0 K: 1 S: 14	H: 1 LOB: 2 BB: 1 P: 23	R: 0 E: 0 K: 1 S: 10	H: 0 LOB: 0 BB: 1 P: 16	R: 0 E: 0 K: 1 S: 10	H: 1 LOB: 1 BB: 0 P: 15	R: 0 E: 0 K: 1 S: 7	H: 1 LOB: 1 BB: 0 P: 12	R: 0 E: 1 K: 2 S: 19	H: 1 LOB: 3 BB: 1 P: 28	R: 0 E: 0 K: 0 S: 5	H: 0 LOB: 0 BB: 0 P: 5	R: 0 E: 0 K: 1 S: 9	H: 1 LOB: 1 BB: 0 P: 14	R: 1 E: 0 K: 0 S: 11	H: 2 LOB: 1 BB: 0 P: 14	1B: 6 2B: 0 3B: 1 HR: 0	SF: 0 SAC: 0 DP: 1 HBP: 0	WP: 0 PB: 0 SB: 0 CS: 0	PA: 37
PITCHER	IP WLS BF H R ER SO BB IBB HBP BLK WP HR S P ERA WHIP																			
Ryan Dempster, R ERA: 5.05	(1, 1) 7.0 28 4 0 0 7 3 0 0 0 0 0 0 72 112 0.00 1.000																			
Braden Looper, R ERA: 3.63	(8, 1) 0.2 3 1 0 0 0 0 0 0 0 0 0 0 6 10 0.00 1.500																			
Jesus Sanchez, L ERA: 6.08	(8, 1) 0.1 W 1 0 0 0 1 0 0 0 0 0 0 0 3 4 0.00 0.000																			
Antonio Alfonseca, R ERA: 3.28	(9, 1) 1.0 S 5 2 1 1 0 0 0 0 0 0 0 0 0 11 14 9.00 2.000																			

Los Angeles Dodgers @ Florida Marlins
Pro Player Stadium, Miami, FL
Tue Sep 07 1999, 7:05 PM EDT
Att: 13,644 - Cloudy - 85 F

AB 34
R 1
H 7
RBI 1
BB 3
SO 8
LOB 16



Batter	1	2	3	4	5	6	7	8	9	AB	R	H	RBI	BB	SO	LOB	BOTTOM			
Luis Castillo, S OBP: 0.383, SLG: 0.367	0-3 K		2-2 G3			3-2 G4-3		1 SAFE 0-0 SH5-3		3	0	0	0	0	1	0				
Alex Gonzalez, R OBP: 0.305, SLG: 0.430	1-3 K		2-2 G5-3			1-3 K		1-1 E	3B	4	1	1	1	0	2	0				
Mark Kotsay, L OBP: 0.299, SLG: 0.394	0-2 BB			0-3 K		2-2 L3		2-3 K		4	0	1	0	0	2	1				
Kevin Millar, R OBP: 0.359, SLG: 0.432	1-0 G5-3			1-1 G3		1-1 P3		2-2 E3	BB	4	0	0	0	0	0	1				
Chris Cagleski, S OBP: 0.357, SLG: 0.340								3-H 1B		0	0	0	0	0	0	0				
Antonio Alfonseca, R OBP: 0.357, SLG: 0.340								1-2 BB		0	0	0	0	0	0	0				
Preston Wilson, R OBP: 0.353, SLG: 0.511		2-3 K		4-0 BB		2-1 1B		4-1 1B	1-2 BB	2	0	1	0	2	1	0				
Mike Lowell, R OBP: 0.326, SLG: 0.389		2-3 K		0-3 K		3-1 F8		0-1 F9		4	0	0	0	0	2	4				
Todd Dunwoody, L OBP: 0.270, SLG: 0.319		2-2 BB				1-2 P5		1-3 1B		3	0	2	0	0	0	0				
Braden Looper, R OBP: 0.357, SLG: 0.340										0	0	0	0	0	0	0	AB 30			
Jesus Sanchez, L OBP: 0.154, SLG: 0.083										0	0	0	0	0	0	0	R 2			
Derek Lee, R OBP: 0.256, SLG: 0.310										0	0	0	0	0	0	0	H 6			
Ramon Castro, R OBP: 0.333, SLG: 0.423		1-2 G4-3				3-3 K				3	0	0	0	0	1	3	RBI 1			
Ryan Dempster, R OBP: 0.098, SLG: 0.100			3-2 G5-3							2	0	0	0	0	1	0	BB 2			
Danny Bautista, R OBP: 0.305, SLG: 0.422										1	1	1	0	0	0	0	SO 10			
																	LOB 9			
Inning Stats	R: 0 E: 0 K: 2 S: 11	H: 1 LOB: 1 BB: 0 P: 13	R: 0 E: 0 K: 2 S: 13	H: 1 LOB: 0 BB: 0 P: 20	R: 0 E: 0 K: 0 S: 10	H: 0 LOB: 0 BB: 0 P: 17	R: 0 E: 0 K: 2 S: 9	H: 0 LOB: 1 BB: 1 P: 14	R: 0 E: 0 K: 1 S: 9	H: 0 LOB: 0 BB: 0 P: 15	R: 0 E: 0 K: 1 S: 15	H: 0 LOB: 0 BB: 0 P: 21	R: 0 E: 0 K: 1 S: 14	H: 2 LOB: 2 BB: 0 P: 23	R: 2 E: 1 K: 1 S: 14	H: 2 LOB: 2 BB: 1 P: 25	1B: 5 2B: 0 3B: 1 HR: 0	SF: 0 SAC: 1 DP: 0 HBP: 0	WP: 0 PB: 0 SB: 0 CS: 0	PA: 33
PITCHER	IP WLS BF H R ER SO BB IBB HBP BLK WP HR S P ERA WHIP																			
Eric Gagne, R ERA: 3.27	(1, 1) 6.0 21 2 0 0 8 1 0 0 0 0 0 0 67 100 0.00 0.500																			
Alan Mills, R ERA: 3.27	(7, 1) 1.0 5 2 0 0 1 0 0 0 0 0 0 0 14 23 0.00 2.000																			
Matt Herges, R ERA: 3.72	(8, 1) 1.0 L 7 2 2 1 1 1 0 0 0 0 0 0 0 14 25 9.00 3.000																			

Los Angeles Dodgers @ Florida Marlins
Pro Player Stadium, Miami, FL
Tue Sep 07 1999, 7:05 PM EDT
Att: 13,644 - Cloudy - 85 F

AB 30
R 2
H 6
RBI 1
BB 2
SO 10
LOB 9



Batter	1	2	3	4	5	6	7	8	9	AB	R	H	RBI	BB	SO	LOB	TOP										
Dave Berg, R OBP: 0.366, SLG: 0.380 Derrek Lee, R OBP: 0.257, SLG: 0.305	1-3 K		1-2 P3			0-0 F9	1-1 F8		0-0 G4-3	4	0	0	0	0	1	1											
Alex Gonzalez, R OBP: 0.308, SLG: 0.431	0-2 P4		1-3 K			0-2 F9 WP 2B		1-2 2B	3-2 L1	5	1	2	0	0	1	1											
Cliff Floyd, L OBP: 0.365, SLG: 0.472	1-1 WP 2B		1-3 K			3-2 F9		0-0 2B		4	0	2	0	0	1	1											
Kevin Millar, R OBP: 0.370, SLG: 0.433	4-0 WP BB			1-1 G6-3		2-2 2B		0-3 K		3	0	1	1	1	1	2											
Bruce Aven, R OBP: 0.373, SLG: 0.460	3-3 K			2-3 K		3-H 0-1 F9		4-2 FC6-4 BB		3	0	0	0	1	2	3											
Preston Wilson, R OBP: 0.380, SLG: 0.526		4-0 BB		0-1 L6			2-2 HR	1-3 K		3	1	1	1	1	1	3											
Mike Lowell, R OBP: 0.381, SLG: 0.381 Jesus Sanchez, L OBP: 0.154, SLG: 0.083	0-1 F8			0-1 L9			0-1 G6-3	2-0 FC6-4		4	0	0	0	0	0	4	AB 34										
Ramon Castro, R OBP: 0.306, SLG: 0.355	2-0 SAFE P6			1-3 K			3-1 F7		1-1 G5-3	4	0	0	0	0	1	1	R 2										
Dennis Springer, R OBP: 0.440, SLG: 0.187 Rafael Medina, R OBP: 0.200, SLG: 1.000 John Roskos, R OBP: 0.200, SLG: 1.000 Julio Ramirez, R OBP: 0.200, SLG: 1.000 Hector Almonte, R OBP: 0.200, SLG: 1.000 Kevin Orte, R OBP: 0.200, SLG: 0.418	0-0 F9			1-0 P3			0-0 2B		4-0 G4-3 BB	2	0	0	0	0	0	1	H 7										
Inning Stats	R: 0 E: 0 K: 2 S: 15	H: 1 LOB: 2 BB: 1 P: 24	R: 0 E: 0 K: 0 S: 4	H: 0 LOB: 1 BB: 1 P: 10	R: 0 E: 0 K: 2 S: 12	H: 0 LOB: 0 BB: 0 P: 15	R: 0 E: 0 K: 1 S: 7	H: 0 LOB: 0 BB: 0 P: 10	R: 0 E: 0 K: 1 S: 6	H: 0 LOB: 0 BB: 0 P: 8	R: 1 E: 0 K: 0 S: 12	H: 2 LOB: 1 BB: 0 P: 17	R: 1 E: 0 K: 0 S: 10	H: 2 LOB: 1 BB: 0 P: 16	R: 0 E: 0 K: 2 S: 13	H: 2 LOB: 3 BB: 1 P: 21	R: 0 E: 0 K: 0 S: 7	H: 0 LOB: 1 BB: 1 P: 15	1B: 2 2B: 4 3B: 0 HR: 1	SF: 0 SAC: 0 DP: 0 HBP: 0	WP: 2 PB: 0 SB: 0 CS: 0	PA: 38					
PITCHER	IP	WLS	BF	H	R	ER	SO	BB	IBB	HBP	BLK	WP	HR	S	P	ERA	WHIP										
Denny Neagle, L ERA: 5.14	7.0	W	28	5	2	2	6	2	0	0	0	2	1	66	100	2.57	1.000										
Scott Sullivan, R ERA: 2.55	0.1	H	4	2	0	0	1	1	0	0	0	0	0	9	14	0.00	9.000										
Danny Graves, R ERA: 3.0	1.2	S	6	0	0	0	1	1	0	0	0	0	0	11	22	0.00	0.600										

Florida Marlins @ Cincinnati Reds
Cinergy Field, Cincinnati, OH
Fri Sep 10 1999, 7:05 PM EDT
Att: 23,262 - Unknown - 78 F

AB 34
R 2
H 7
RBI 2
BB 4
SO 8
LOB 18



Batter	1	2	3	4	5	6	7	8	9	AB	R	H	RBI	BB	SO	LOB	BOTTOM										
Pokey Reese, R OBP: 0.326, SLG: 0.420	0-3 K		0-0 G6-3		3-2 G6-3		2-1 G4-3			4	0	0	0	0	1	1											
Barry Larkin, R OBP: 0.385, SLG: 0.420	3-1 HR			2-2 G3		2-0 E BB 1B	0-1 G6-3			4	2	2	1	0	0	0											
Sean Casey, L OBP: 0.403, SLG: 0.559	1-1 G6-3			1-1 F8		3-1 L9		0-0 F7		4	0	0	0	0	0	1											
Greg Vaughn, R OBP: 0.339, SLG: 0.506	0-2 G5-3			2-2 F8		4-1 BB E BB		0-2 G5-3		3	0	0	0	1	0	0											
Dmitri Young, S OBP: 0.345, SLG: 0.498 Michael Tucker, L OBP: 0.336, SLG: 0.423		1-0 G4-6-3 1B			2-1 HR 1B	0-0 E6 BB		2-1 F7		4	1	2	0	0	0	2											
Eddie Taubensee, L OBP: 0.350, SLG: 0.513	1-1 G4-6-3			2-0 HR		4-2 BB		1-2 2-3 3B		2	1	1	3	1	0	1											
Mike Cameron, R OBP: 0.358, SLG: 0.478	1-0 F8			4-0 G4-3 BB		3-3 K				2	0	0	0	1	1	3	AB 29										
Aaron Boone, R OBP: 0.341, SLG: 0.469			2-2 P2		2-2 F8		2-3 K			3	0	0	0	0	1	4	R 4										
Denny Neagle, L OBP: 0.185, SLG: 0.192 Mark Sweeney, L OBP: 0.300, SLG: 0.810 Scott Sullivan, R OBP: 0.200, SLG: 1.000 Danny Graves, R OBP: 0.200, SLG: 1.000			1-1 F8		3-2 G4-3		0-2 G4-3			2	0	0	0	0	0	1	H 5										
Inning Stats	R: 1 E: 0 K: 1 S: 12	H: 1 LOB: 0 BB: 0 P: 16	R: 0 E: 0 K: 0 S: 4	H: 1 LOB: 0 BB: 0 P: 7	R: 0 E: 0 K: 0 S: 6	H: 0 LOB: 0 BB: 0 P: 9	R: 0 E: 0 K: 0 S: 8	H: 0 LOB: 0 BB: 0 P: 13	R: 2 E: 0 K: 0 S: 14	H: 2 LOB: 1 BB: 1 P: 30	R: 1 E: 1 K: 2 S: 17	H: 1 LOB: 3 BB: 2 P: 34	R: 0 E: 0 K: 0 S: 7	H: 0 LOB: 0 BB: 0 P: 9	R: 0 E: 0 K: 0 S: 7	H: 0 LOB: 0 BB: 0 P: 9	1B: 3 2B: 0 3B: 0 HR: 2	SF: 0 SAC: 0 DP: 1 HBP: 0	WP: 0 PB: 0 SB: 1 CS: 0	PA: 32							
PITCHER	IP	WLS	BF	H	R	ER	SO	BB	IBB	HBP	BLK	WP	HR	S	P	ERA	WHIP										
Dennis Springer, R ERA: 4.5	5.1	L	24	5	4	3	1	3	0	0	0	0	0	9	14	0.00	0.000										
Rafael Medina, R ERA: 5.49	0.2		2	0	0	0	2	0	0	0	0	0	0	9	14	0.00	0.000										
Hector Almonte, R ERA: 3.38	1.2		5	0	0	0	0	0	0	0	0	0	0	12	14	0.00	0.000										
Jesus Sanchez, L ERA: 6.03	0.1		1	0	0	0	0	0	0	0	0	0	0	2	4	0.00	0.000										

Florida Marlins @ Cincinnati Reds
Cinergy Field, Cincinnati, OH
Fri Sep 10 1999, 7:05 PM EDT
Att: 23,262 - Unknown - 78 F

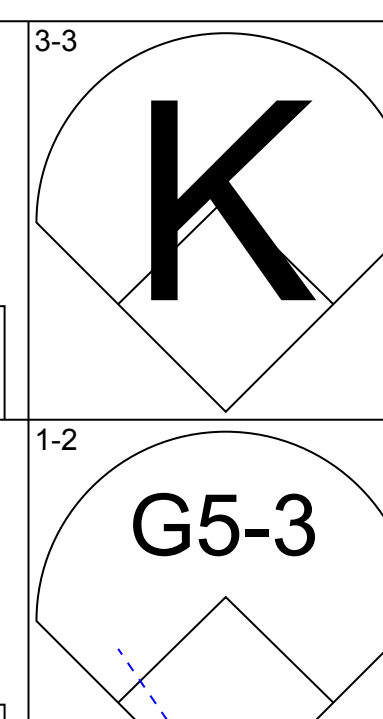
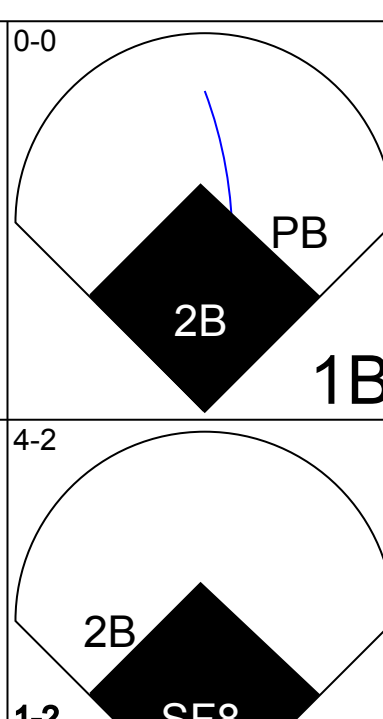
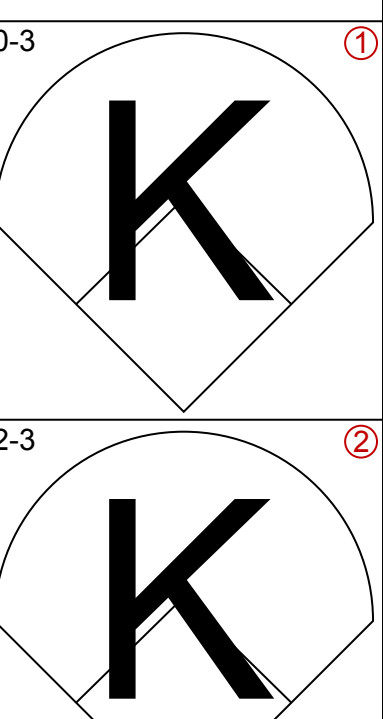
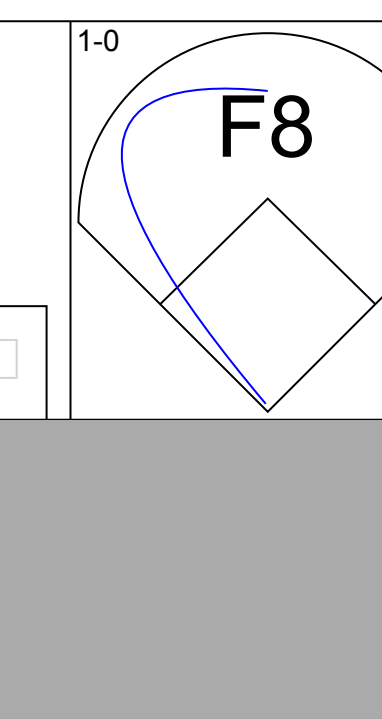
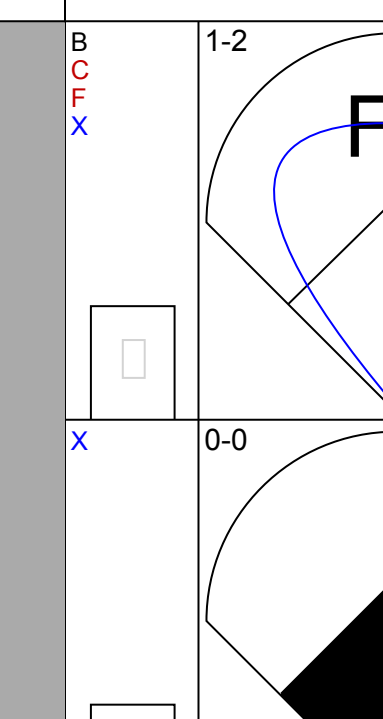
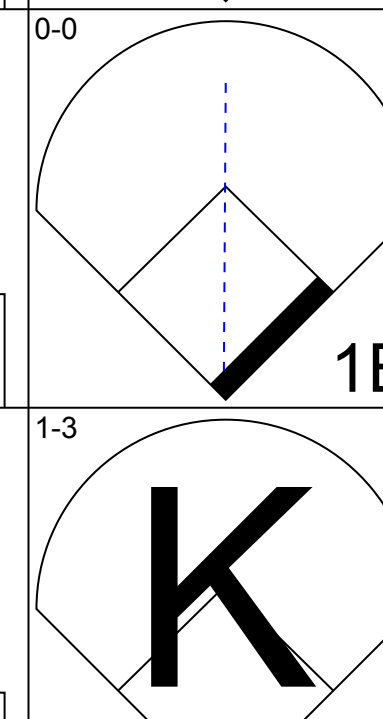
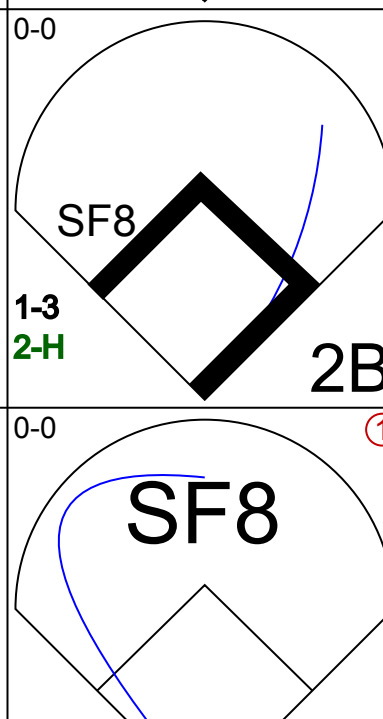
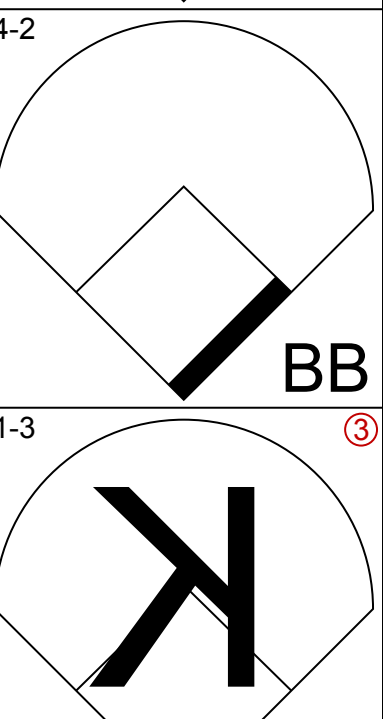
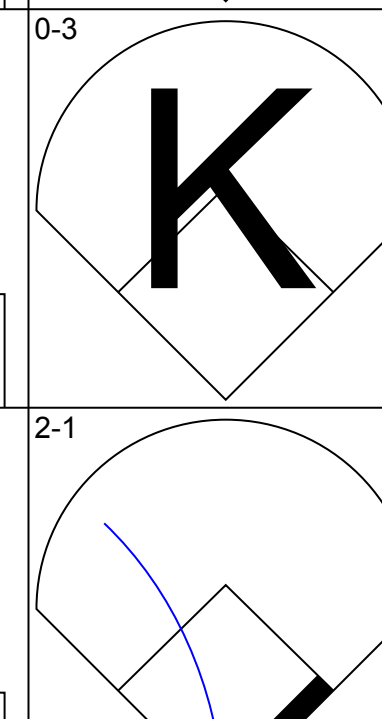
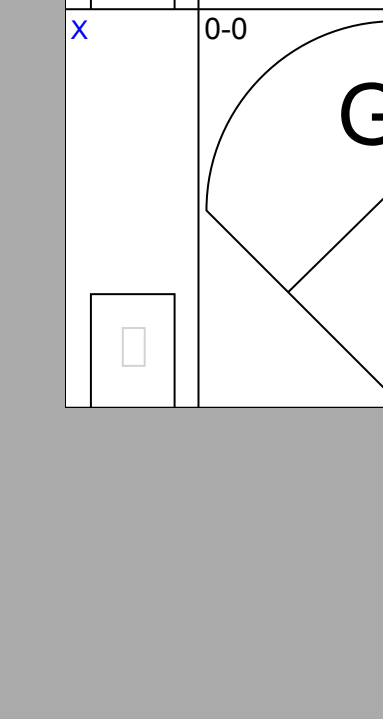

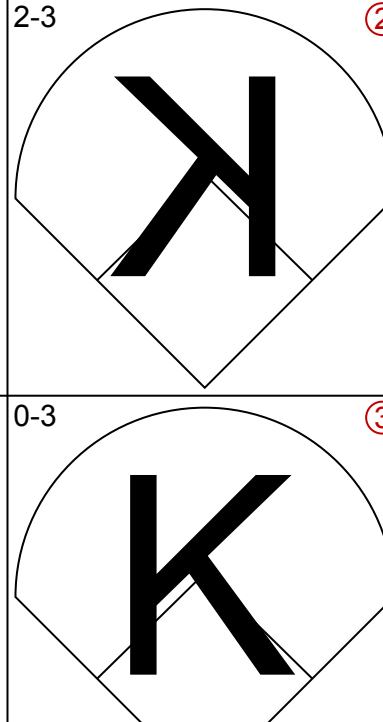







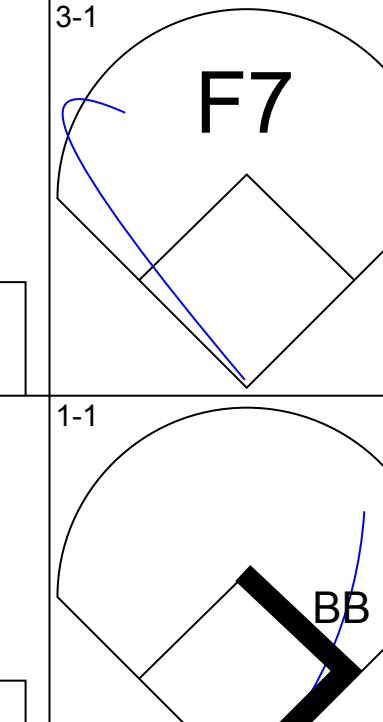
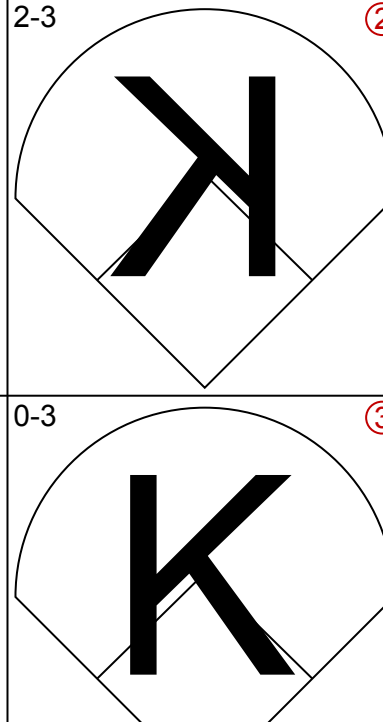
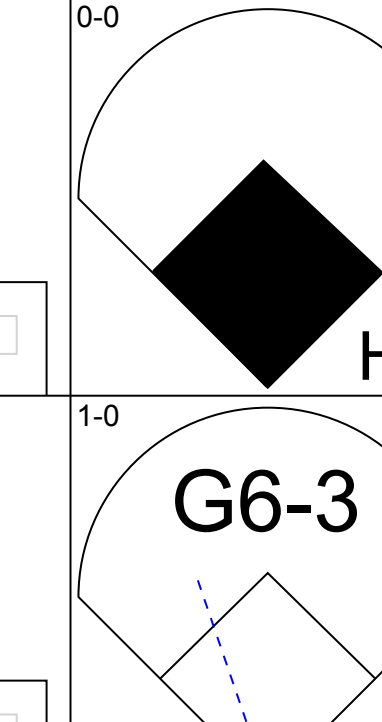

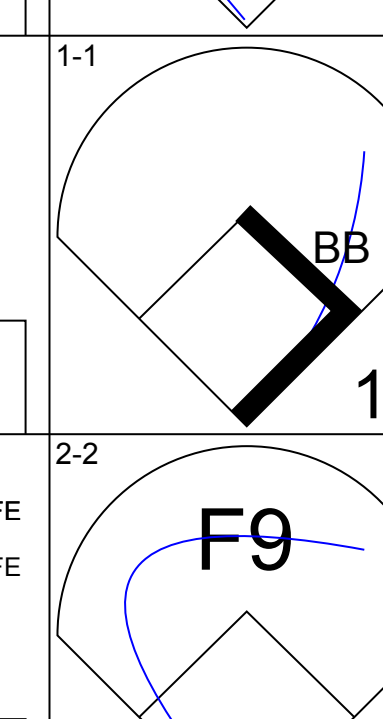

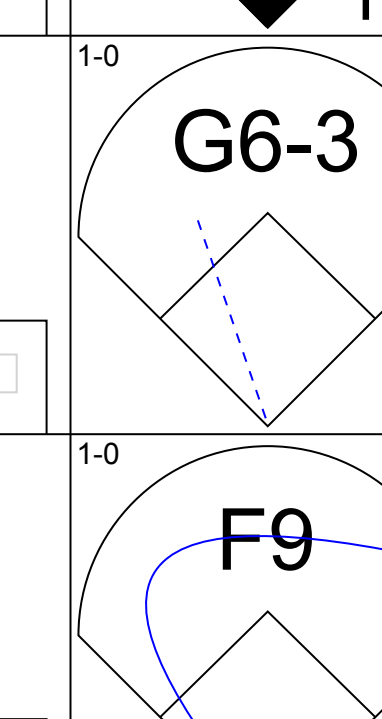
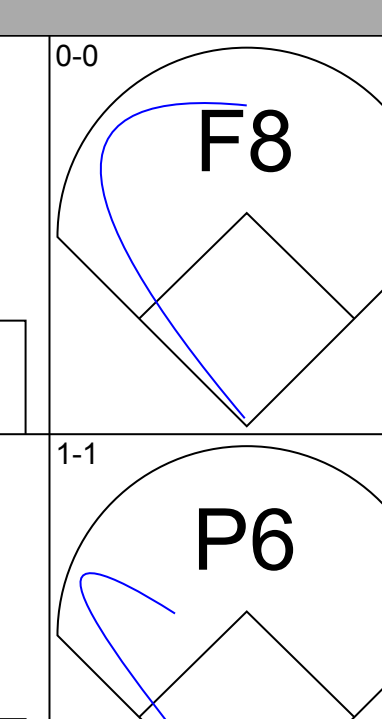
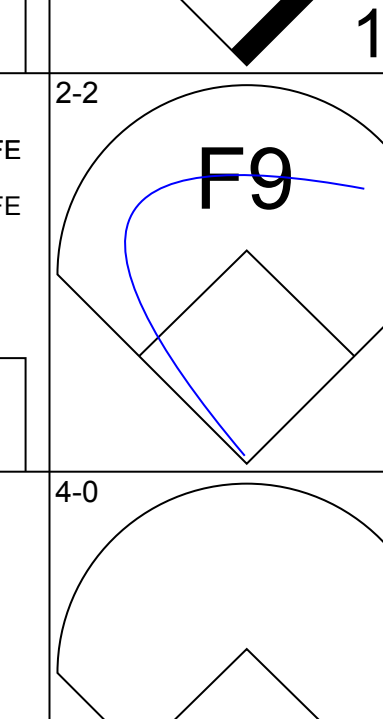
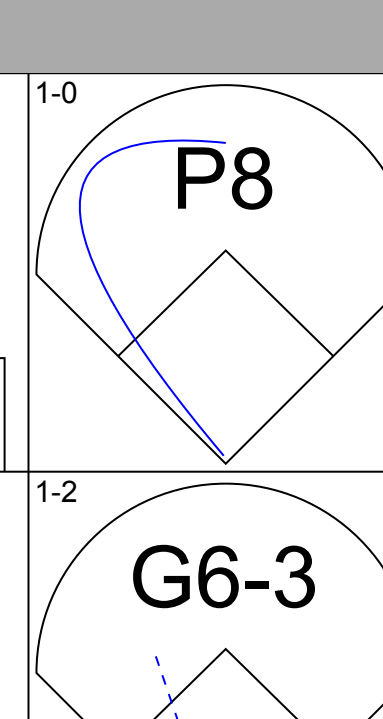
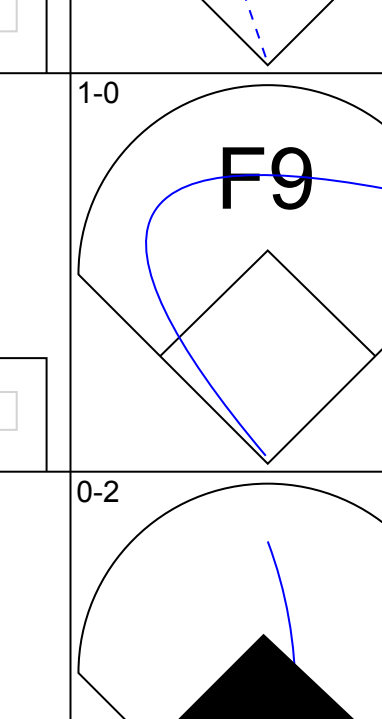
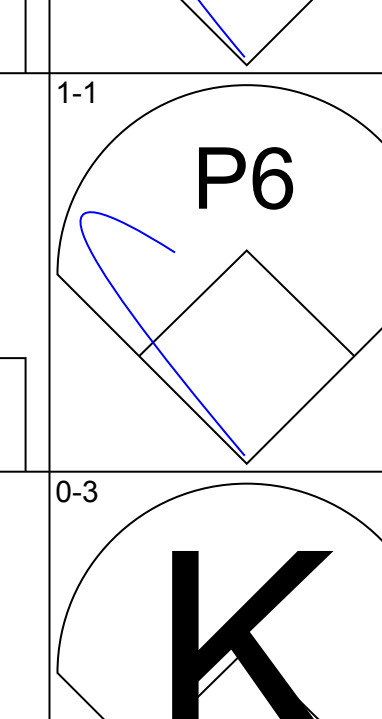
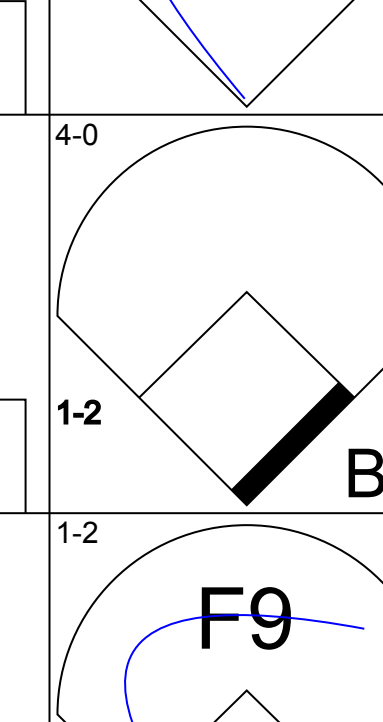
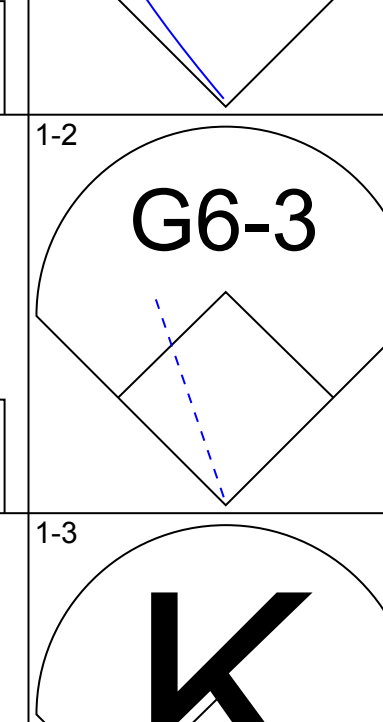
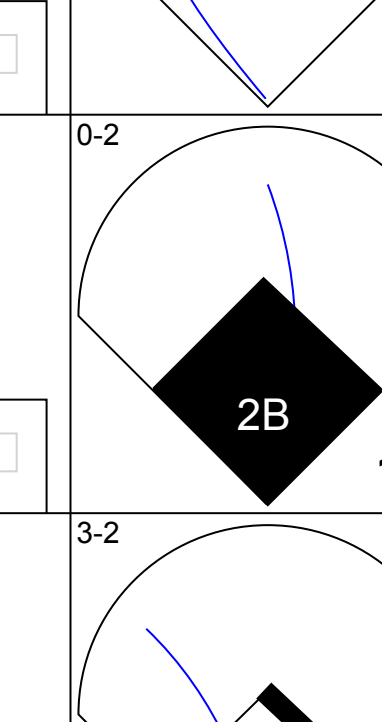
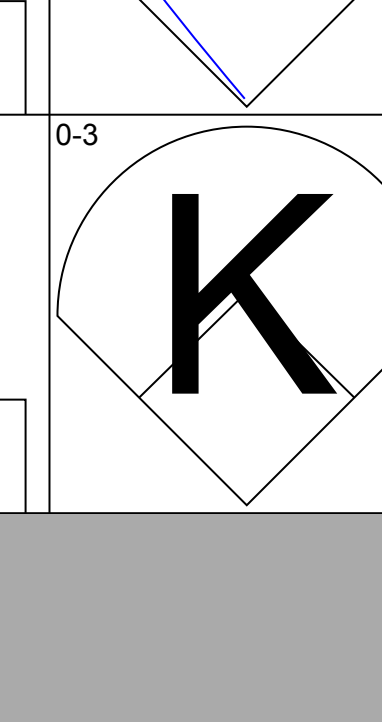
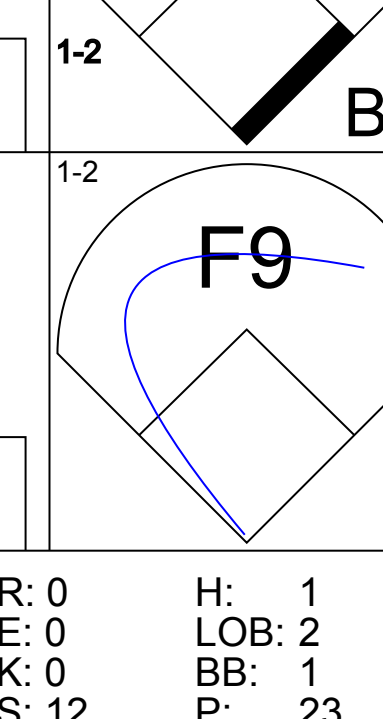
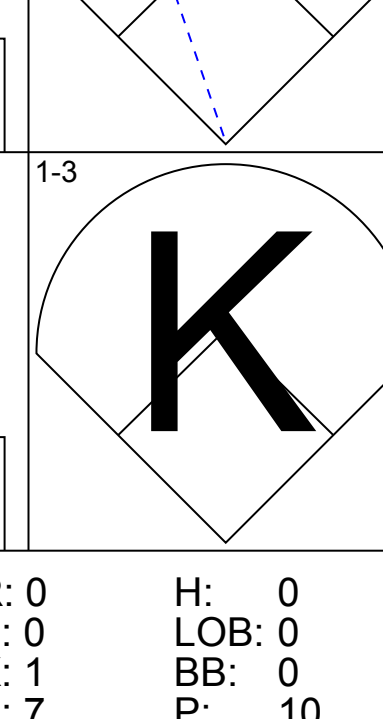
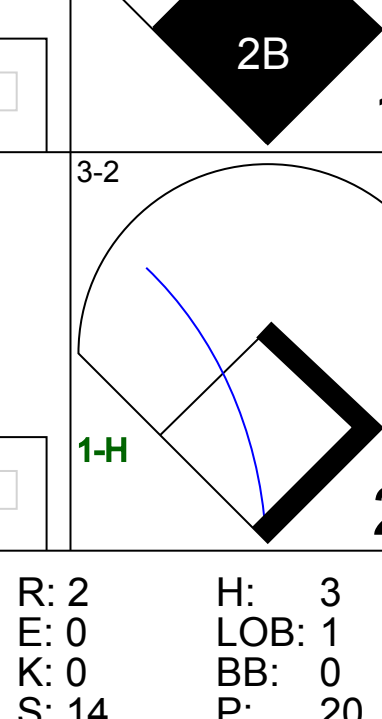

AB 29
R 4
H 5
RBI 4
BB 3
SO 3
LOB 13

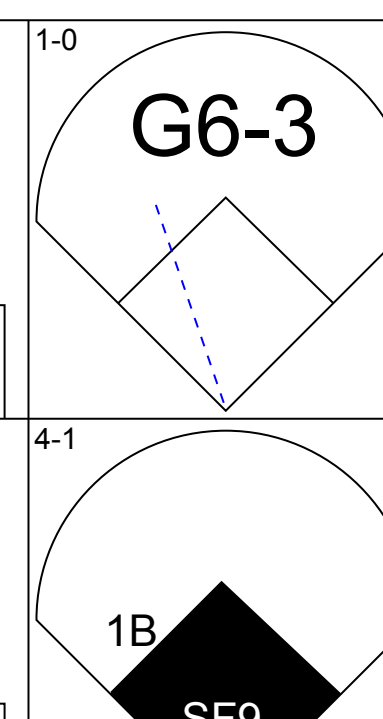
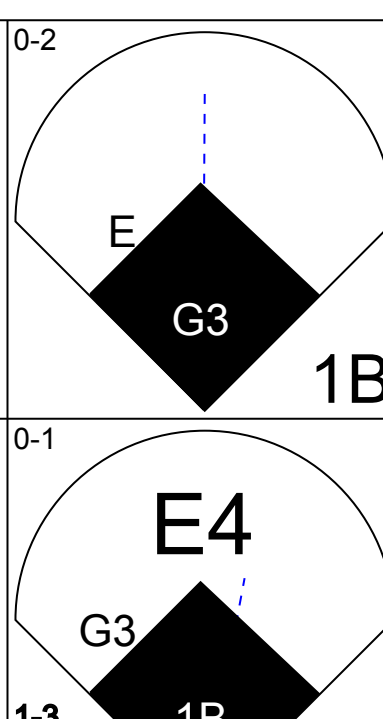
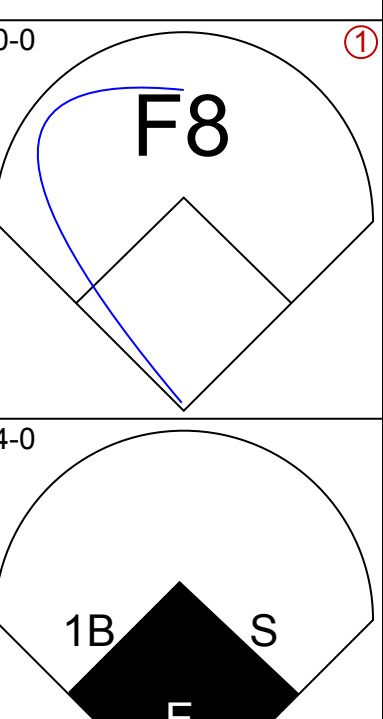
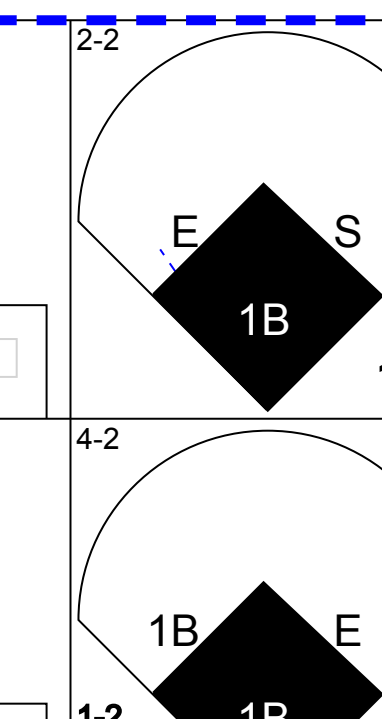
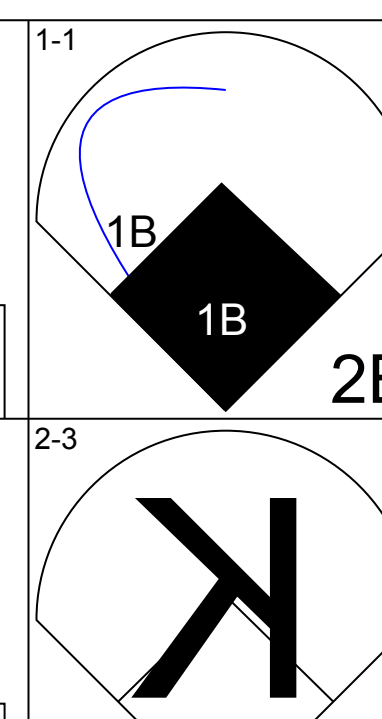

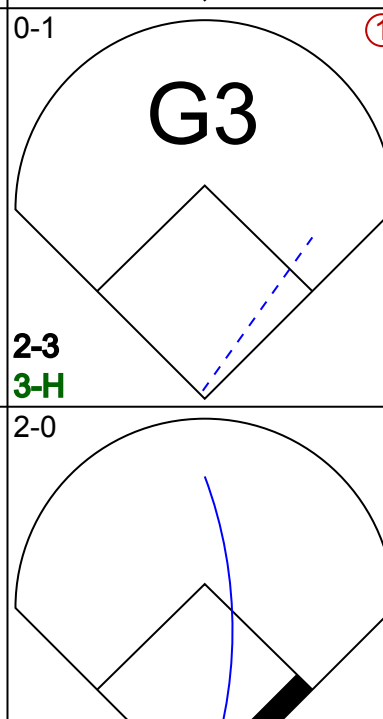
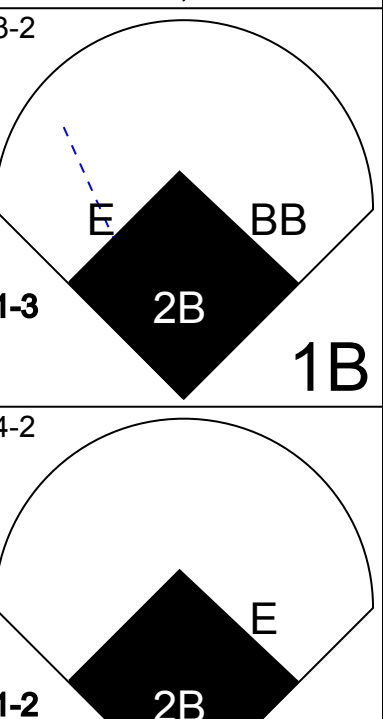
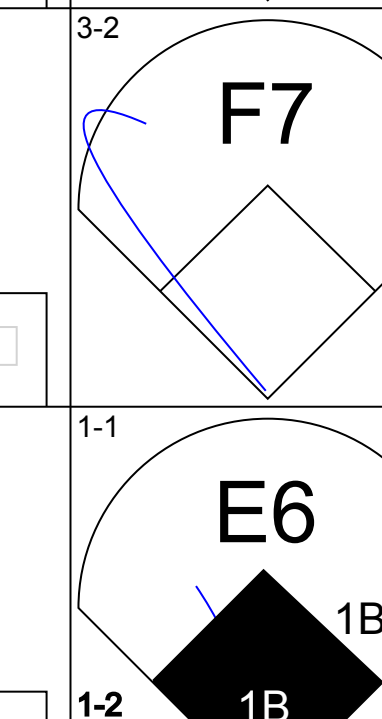
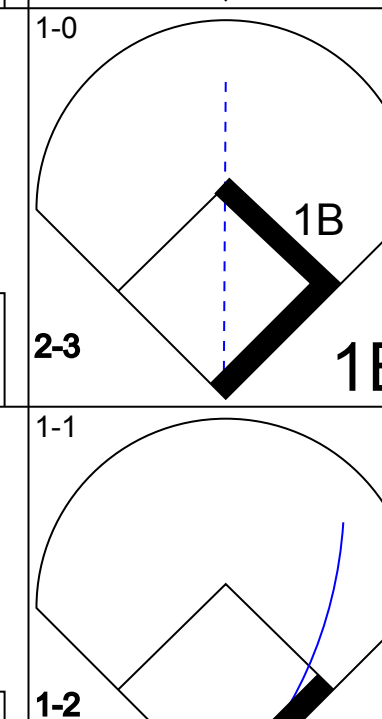

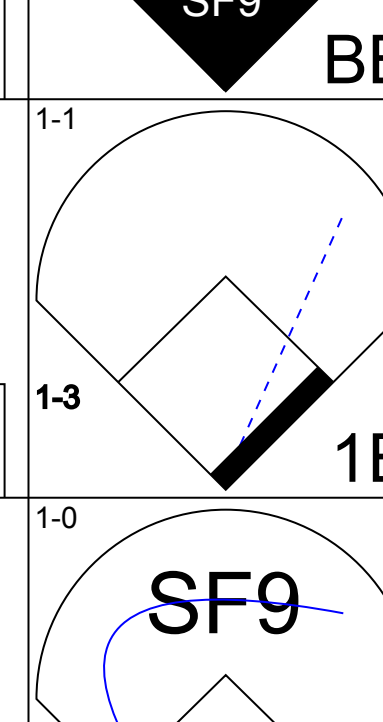
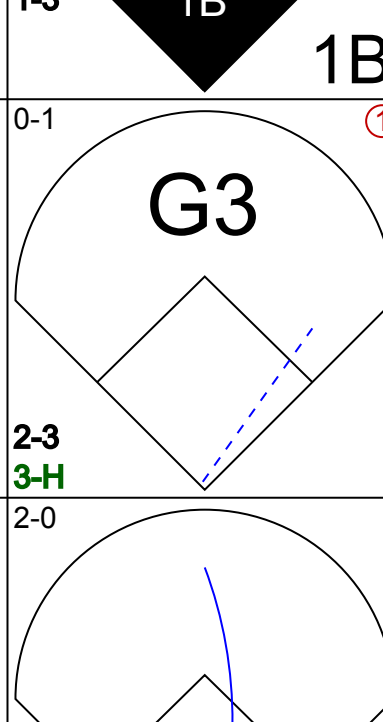
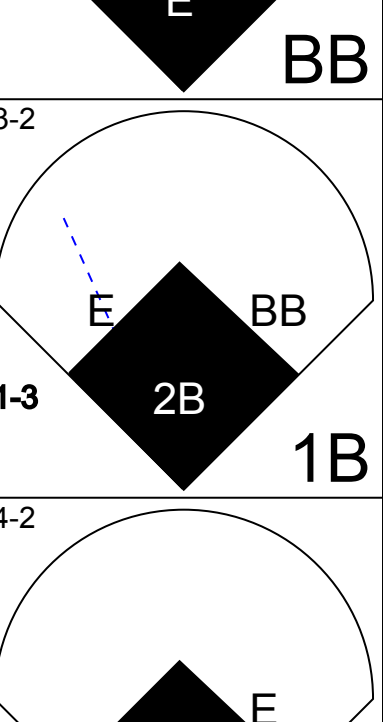
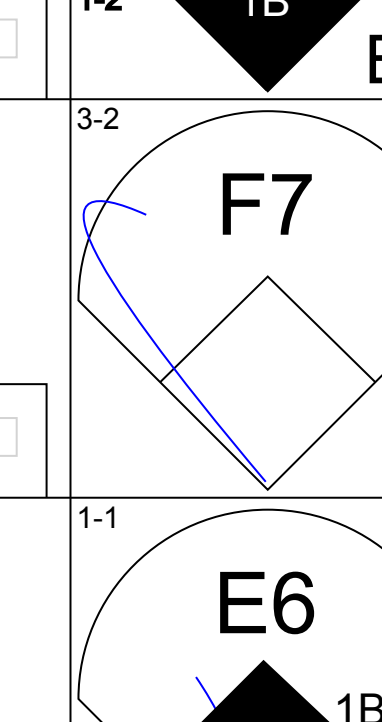
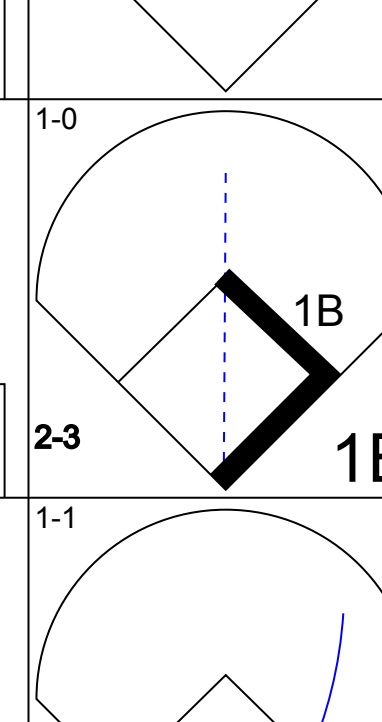
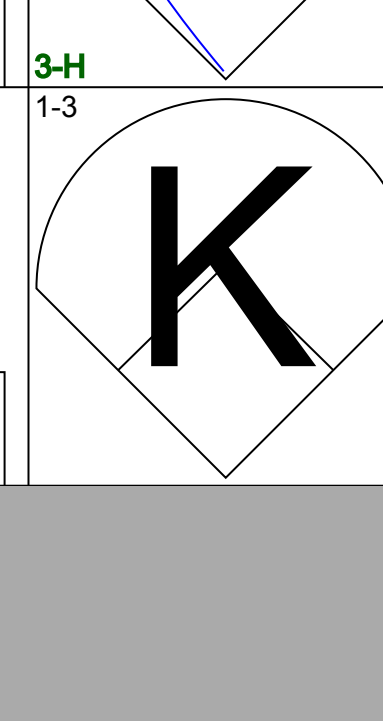
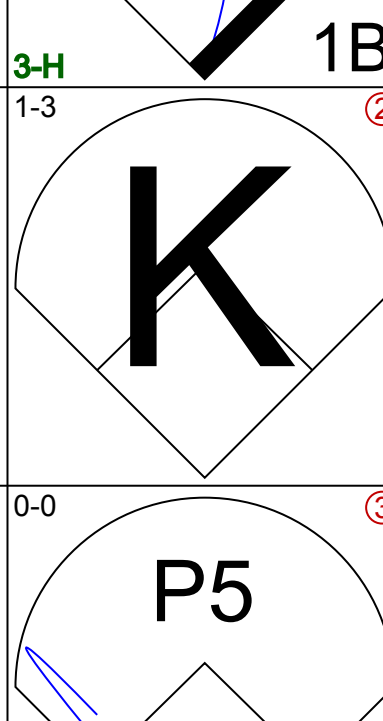
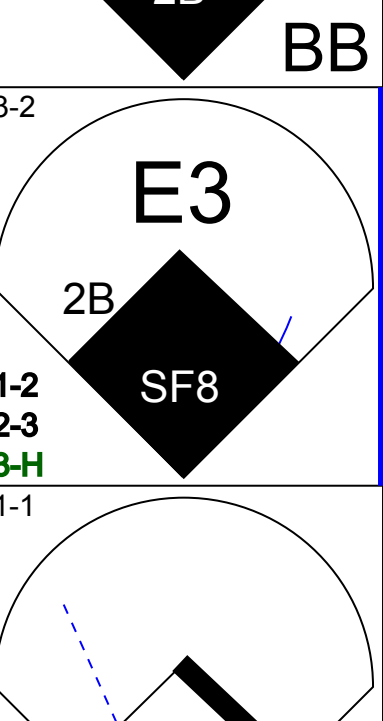
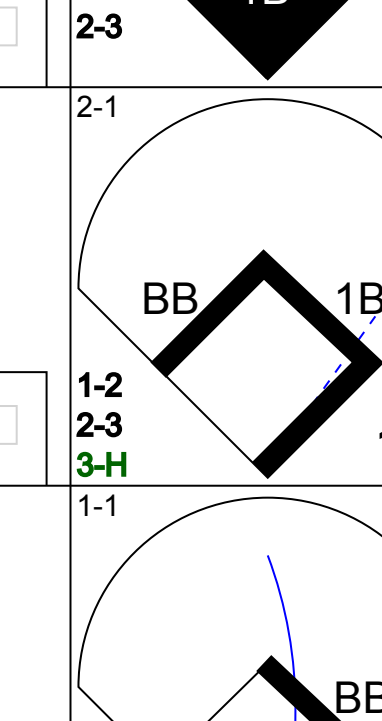
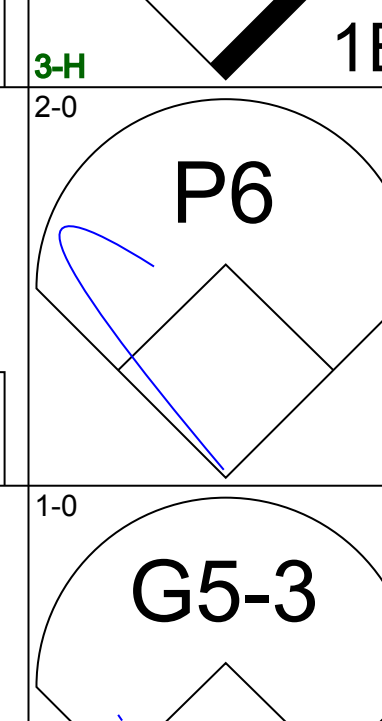


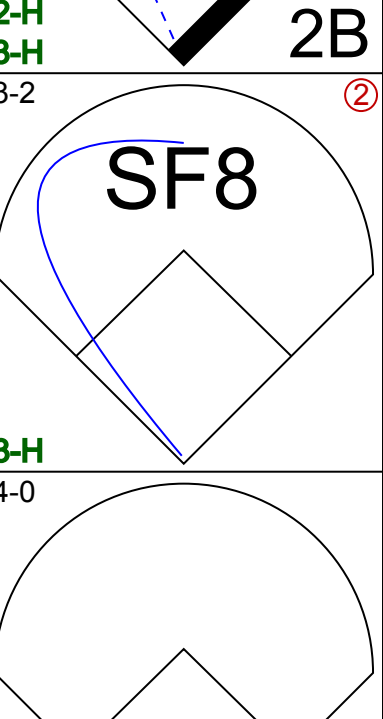
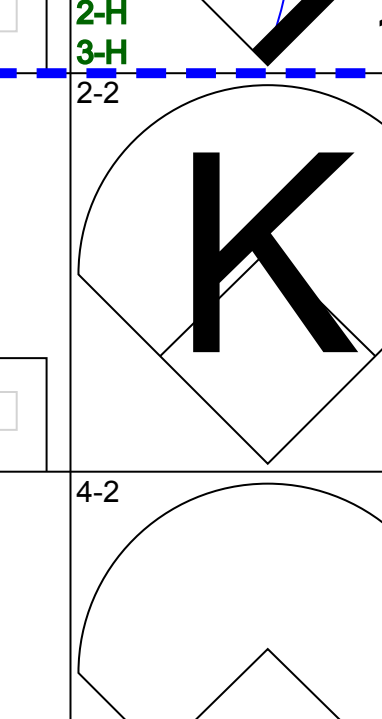


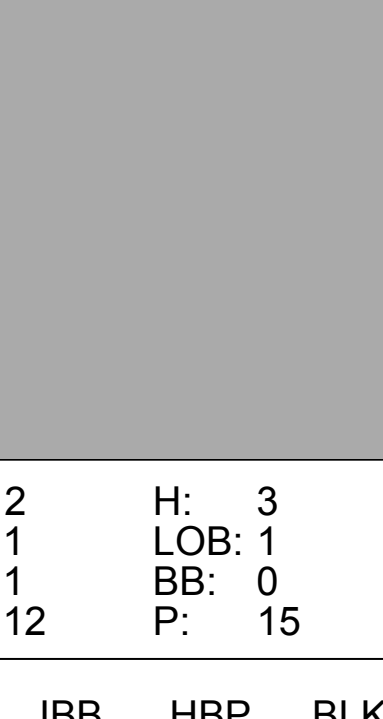
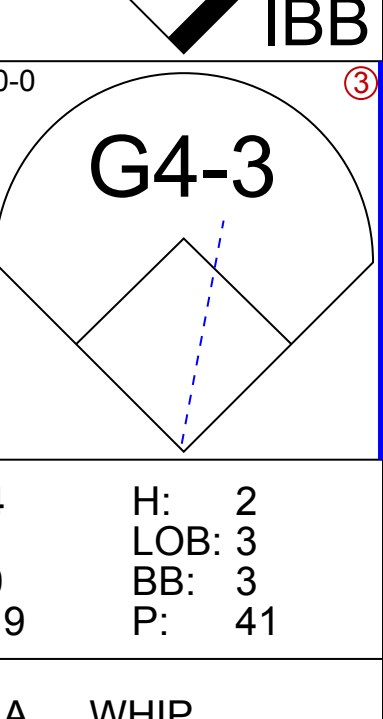
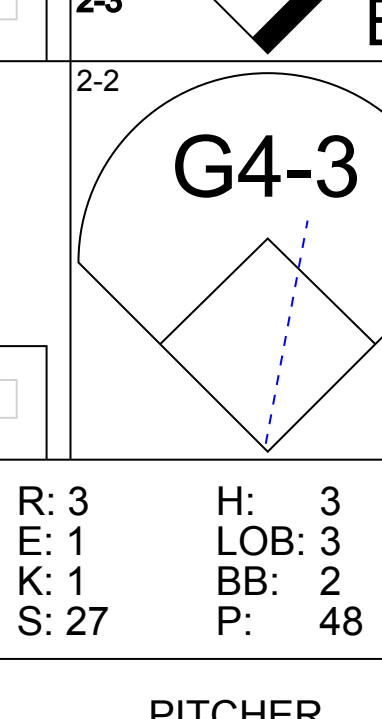
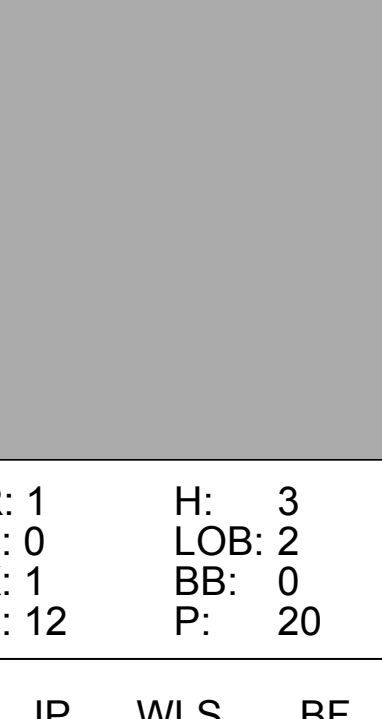







Batter	1	2	3	4	5	6	7	8	9	AB	R	H	RBI	BB	SO	LOB	TOP					
Dave Berg, R OBP: 0.371, SLG: 0.403 (1,4)	G3	FC5			1B			HR	2B	5	1	3	1	0	0	3	Florida Marlins @ Cincinnati Reds Cinergy Field, Cincinnati, OH Sat Sep 11 1999, 7:05 PM EDT Att: 25,743 - Unknown - 89 F					
Alex Gonzalez, R OBP: 0.307, SLG: 0.435 (1,6)	K		F8		G5-3			HR	P3	5	1	1	1	0	1	2						
Cliff Floyd, L OBP: 0.369, SLG: 0.464 (1,7)	G3-1		K							3	0	0	0	0	2	0						
Julio Ramirez, R OBP: 1.000, SLG: 1.000 (6,8)								1B	SF8	1	1	1	0	0	0	0						
Preston Wilson, R OBP: 0.361, SLG: 0.526 (6,7)		K2-3	P4							4	0	2	0	0	1	0						
Chris Clapinski, S OBP: 0.368, SLG: 0.354 (8,7)										0	0	0	0	0	0	0						
Mark Kotsay, L OBP: 0.301, SLG: 0.400 (1,9)										3	1	1	1	0	0	1						
Kevin Oris, R OBP: 0.326, SLG: 0.410 (1,5)										3	0	0	0	1	0	2						
Derrek Lee, R OBP: 0.251, SLG: 0.298 (1,3)										4	0	0	0	0	1	4						
Ramon Castro, R OBP: 0.300, SLG: 0.324 (1,2)										3	0	0	0	1	1	0						
Vladimir Nunez, R OBP: 0.295, SLG: 0.295 (5, PH)										1	0	1	1	0	0	0						
John Rocker, R OBP: 0.335, SLG: 0.687 (5, L)										1	0	0	0	0	1	0						
Brent Billingsley, L OBP: 0.321, SLG: 0.320 (5, L)										0	0	0	0	0	0	0						
Mike Lowell, R OBP: 0.321, SLG: 0.320 (7, PH)										1	0	0	0	0	1	0						
Vic Darenbourg, L OBP: 0.321, SLG: 0.320 (7, L)										0	0	0	0	0	0	0						
Michael Tejera, L OBP: 0.321, SLG: 0.320 (7, L)										0	0	0	0	0	0	0						
Kevin Millar, R OBP: 0.321, SLG: 0.320 (9, PH)										1	0	0	0	0	0	0						
Inning Stats	R: 0 E: 0 K: 1 S: 10	H: 0 LOB: 0 BB: 0 P: 13	R: 1 E: 0 K: 2 S: 14	H: 2 LOB: 3 BB: 2 P: 26	R: 0 E: 0 K: 1 S: 5	H: 0 LOB: 0 BB: 0 P: 9	R: 0 E: 0 K: 0 S: 7	H: 0 LOB: 0 BB: 0 P: 10	R: 0 E: 0 K: 1 S: 7	H: 1 LOB: 1 BB: 0 P: 12	R: 0 E: 0 K: 1 S: 12	H: 1 LOB: 1 BB: 0 P: 16	R: 0 E: 0 K: 1 S: 9	H: 0 LOB: 0 BB: 0 P: 13	R: 3 E: 0 K: 0 S: 12	H: 4 LOB: 2 BB: 0 P: 22	R: 0 E: 0 K: 1 S: 11	H: 1 LOB: 1 BB: 0 P: 15	1B: 5 2B: 2 3B: 0 HR: 2	SF: 1 SAC: 0 DP: 0 HBP: 0	WP: 0 PB: 0 SB: 2 CS: 0	PA: 38
PITCHER	IP	WLS	BF	H	R	ER	SO	BB	IBB	HBP	BLK	WP	HR	S	P	ERA	WHIP					
Juan Guzman, R ERA: 3.81 (1, 1)	7.0	W	27	4	1	1	7	1	1	0	0	0	0	64	99	1.29	0.714					
Stan Belinda, R ERA: 5.7 (8, 1)	1.0		7	4	3	3	0	0	0	0	0	0	2	12	22	27.00	4.000					
Gabe White, L ERA: 4.48 (9, 1)	1.0		4	1	0	0	1	0	0	0	0	0	0	11	15	0.00	1.000					

Batter	1	2	3	4	5	6	7	8	9	AB	R	H	RBI	BB	SO	LOB	BOTTOM				
Pokey Reese, R OBP: 0.324, SLG: 0.417 (1,4)	F7		F8	P4				K		4	0	0	0	0	0	1	Florida Marlins @ Cincinnati Reds Cinergy Field, Cincinnati, OH Sat Sep 11 1999, 7:05 PM EDT Att: 25,743 - Unknown - 89 F				
Chris Stynes, R OBP: 0.288, SLG: 0.272 (8,4)								K		1	0	0	0	0	1	0					
Barry Larkin, R OBP: 0.385, SLG: 0.420 (1,6)	G5-3							K		3	1	1	0	0	0	0					
Gookie Dawkins, R OBP: 0.333, SLG: 0.200 (6, PH)			1B	HR				K		2	0	0	0	0	1	1					
Sean Casey, L OBP: 0.406, SLG: 0.559 (1,3)	G4-3									2	3	1	0	3	0	0					
Greg Vaughn, R OBP: 0.341, SLG: 0.512 (1,7)										3	2	1	2	1	2	2					
Michael Tucker, L OBP: 0.334, SLG: 0.422 (8,9)		K	K					P4		1	0	0	0	0	0	1					
Dmitri Young, S OBP: 0.352, SLG: 0.514 (1,9)										2	3	2	4	2	0	0					
Kerry Robinson, L (8,7)										0	0	0	0	0	0	0					
Eddie Taubensee, L OBP: 0.350, SLG: 0.519 (1,2)										3	1	1	1	0	1	2					
Brian Johnson, R OBP: 0.287, SLG: 0.430 (7, PH)										1	0	0	0	0	0	2					
Mike Cameron, R OBP: 0.359, SLG: 0.476 (1,8)										2	1	0	0	1	2	1					
Stan Belinda, R OBP: 0.250, SLG: 0.250 (8,1)										0	0	0	0	0	0	0					
Gabe White, L (9,1)										0	0	0	0	0	0	0					
Aaron Boone, R OBP: 0.341, SLG: 0.475 (1,5)										3	1	1	3	0	0	0					
Mark Lewis, R OBP: 0.235, SLG: 0.481 (7, PH)										1	0	1	2	0	0	0					
Juan Guzman, R OBP: 0.179, SLG: 0.148 (1,1)										3	0	1	0	0	1	0					
Jeffrey Hammonds, R OBP: 0.338, SLG: 0.509 (7, PH)										1	0	0	0	0	0	2					
Inning Stats	R: 0 E: 0 K: 0 S: 5	H: 0 LOB: 0 BB: 0 P: 10	R: 3 E: 0 K: 2 S: 10	H: 1 LOB: 0 BB: 2 P: 21	R: 4 E: 0 K: 2 S: 14	H: 4 LOB: 0 BB: 0 P: 20	R: 0 E: 0 K: 1 S: 8	H: 0 LOB: 0 BB: 0 P: 11	R: 2 E: 0 K: 1 S: 12	H: 1 LOB: 1 BB: 2 P: 28	R: 0 E: 0 K: 0 S: 9	H: 1 LOB: 1 BB: 0 P: 14	R: 3 E: 0 K: 0 S: 13	H: 2 LOB: 1 BB: 2 P: 27	R: 0 E: 0 K: 2 S: 14	H: 0 LOB: 1 BB: 1 P: 24	1B: 4 2B: 2 3B: 0 HR: 4	SF: 0 SAC: 0 DP: 1 HBP: 1	WP: 0 PB: 0 SB: 0 CS: 0	PA: 40	
PITCHER	IP	WLS	BF	H	R	ER	SO	BB	IBB	HBP	BLK	WP	HR	S	P	ERA	WHIP				
Vladimir Nunez, R ERA: 3.9 (1, 1)	4.0	L	19	5	7	7	5	2	0	0	0	0	0	3	37	6.2	1.750				
Brent Billingsley, L ERA: 14.21 (5, 1)	2.0		10	2	2	2	1	2	0	0	0	0	1	21	42	9.00	2.000				
Vic Darenbourg, L ERA: 9.48 (7, 1)	0.1		6	2	3	3	0	2	0	1	0	0	0	10	22	81.00	12.000				
Michael Tejera, L ERA: 4.91 (7, 1)	1.2		5	0	0	0	2	1	0	0	0	0	0	17	29	0.00	0.600				



Batter	1	2	3	4	5	6	7	8	9	AB	R	H	RBI	BB	SO	LOB	TOP					
Julio Ramirez, R OBP: 0.333, SLG: 0.333 (1, 8)										5	1	1	0	0	2	1	Florida Marlins @ Cincinnati Reds Cinergy Field, Cincinnati, OH Sun Sep 12 1999, 1:15 PM EDT Att: 20,363 - Unknown - 81 F					
Amaury Garcia, R OBP: 0.286, SLG: 0.667 (1, 4)										4	2	1	1	1	1	0						
Cliff Floyd, L OBP: 0.365, SLG: 0.470 (1, 7)										4	0	2	1	1	1	0						
Kevin Millar, R OBP: 0.367, SLG: 0.430 (1, 3)										3	0	1	1	0	2	2						
Preston Wilson, R OBP: 0.360, SLG: 0.531 (1, 9)										4	1	1	1	0	2	2						
Mike Lowell, R OBP: 0.320, SLG: 0.378 (1, 5)										4	0	1	0	0	1	1						
Chris Clapinski, S OBP: 0.344, SLG: 0.327 (1, 6)										4	0	0	0	0	0	1						
Mike Redmond, R OBP: 0.390, SLG: 0.349 (1, 2)										3	1	1	0	1	1	0						
A.J. Burnett, R OBP: 0.111, SLG: 0.111 (5, PH)										2	0	0	0	0	1	2						
Inning Stats	R: 0 E: 0 K: 2 S: 11	H: 1 LOB: 1 BB: 0 P: 16	R: 0 E: 0 K: 0 S: 12	H: 1 LOB: 2 BB: 1 P: 23	R: 2 E: 0 K: 2 S: 11	H: 2 LOB: 1 BB: 1 P: 17	R: 0 E: 0 K: 1 S: 7	H: 0 LOB: 0 BB: 0 P: 10	R: 0 E: 0 K: 3 S: 11	H: 0 LOB: 1 BB: 1 P: 18	R: 2 E: 0 K: 0 S: 14	H: 3 LOB: 1 BB: 0 P: 20	R: 0 E: 0 K: 2 S: 9	H: 1 LOB: 1 BB: 0 P: 15	R: 0 E: 0 K: 1 S: 6	H: 0 LOB: 0 BB: 0 P: 7		R: 1 E: 0 K: 0 S: 8	H: 1 LOB: 0 BB: 0 P: 10	1B: 5 2B: 2 3B: 0 HR: 2	SF: 1 SAC: 0 DP: 0 HBP: 0	WP: 0 PB: 1 SB: 0 CS: 0
PITCHER	IP	WLS	BF	H	R	ER	SO	BB	IBB	HBP	BLK	WP	HR	S	P	ERA	WHIP					
Ron Villone, L ERA: 4.12 (1, 1)	6.0	W	28	7	4	4	8	3	0	0	0	0	1	66	104	6.00	1.667					
Scott Sullivan, R ERA: 2.5 (7, 1)	2.0		7	1	0	0	3	0	0	0	0	0	0	15	22	0.00	0.500					
Dennys Reyes, L ERA: 3.5 (9, 1)	1.0		4	1	1	1	0	0	0	0	0	0	1	8	10	9.00	1.000					

Batter	1	2	3	4	5	6	7	8	9	AB	R	H	RBI	BB	SO	LOB	BOTTOM					
Pokey Reese, R OBP: 0.323, SLG: 0.416 (1, 4)										1	0	0	0	0	0	0	Florida Marlins @ Cincinnati Reds Cinergy Field, Cincinnati, OH Sun Sep 12 1999, 1:15 PM EDT Att: 20,363 - Unknown - 81 F					
Chris Stynes, R OBP: 0.306, SLG: 0.302 (2, 4)										4	3	3	0	0	0	0						
Barry Larkin, R OBP: 0.389, SLG: 0.421 (1, 6)										1	4	1	0	3	0	0						
Gookie Dawkins, R OBP: 0.286, SLG: 0.167 (7, PH)										1	0	0	0	0	1	1						
Sean Casey, L OBP: 0.408, SLG: 0.559 (1, 3)										5	1	3	1	0	0	3						
Greg Vaughn, R OBP: 0.342, SLG: 0.512 (1, 7)										2	2	1	2	1	0	2						
Jeffrey Hammonds, R OBP: 0.341, SLG: 0.511 (7, 7)										1	0	1	1	0	0	0						
Dmitri Young, S OBP: 0.349, SLG: 0.509 (5, PR)										3	0	0	1	0	2	4						
Michael Tucker, L OBP: 0.335, SLG: 0.422 (5, PR)										2	1	1	1	0	0	2						
Aaron Boone, R OBP: 0.342, SLG: 0.477 (1, 5)										5	0	2	4	0	1	3						
Mike Cameron, R OBP: 0.358, SLG: 0.476 (1, 8)										4	0	1	1	0	2	2						
Jason LaRue, R OBP: 0.295, SLG: 0.359 (1, 2)										3	0	0	0	2	1	1						
Ron Villone, L OBP: 0.105, SLG: 0.081 (1, 1)										3	0	0	0	0	1	4						
Mark Sweeney, L OBP: 0.460, SLG: 0.773 (6, PH)										1	0	0	0	0	3							
Scott Sullivan, R ERA: 5.84 (7, 1)										0	0	0	0	0	0	0						
Mark Lewis, R OBP: 0.293, SLG: 0.478 (8, PH)										1	0	0	0	0	0	0						
Dennys Reyes, R ERA: 3.6 (9, 1)										0	0	0	0	0	0	0						
Inning Stats	R: 1 E: 0 K: 1 S: 8	H: 1 LOB: 1 BB: 1 P: 16	R: 0 E: 0 K: 2 S: 10	H: 1 LOB: 0 BB: 0 P: 16	R: 2 E: 1 K: 1 S: 12	H: 3 LOB: 1 BB: 0 P: 15	R: 0 E: 0 K: 2 S: 8	H: 0 LOB: 0 BB: 0 P: 14	R: 4 E: 1 K: 0 S: 19	H: 2 LOB: 3 BB: 3 P: 41	R: 3 E: 1 K: 1 S: 27	H: 3 LOB: 3 BB: 2 P: 48	R: 1 E: 0 K: 1 S: 12	H: 3 LOB: 2 BB: 0 P: 20	R: 0 E: 0 K: 0 S: 5	H: 0 LOB: 0 BB: 0 P: 7	R: 0 E: 0 K: 0 S: 5	H: 0 LOB: 0 BB: 0 P: 7	1B: 10 2B: 3 3B: 0 HR: 0	SF: 2 SAC: 0 DP: 0 HBP: 0	WP: 0 PB: 0 SB: 2 CS: 0	PA: 45
PITCHER	IP	WLS	BF	H	R	ER	SO	BB	IBB	HBP	BLK	WP	HR	S	P	ERA	WHIP					
A.J. Burnett, R ERA: 4.84 (1, 1)	5.0	L	27	7	3	3	2	0	1	0	0	0	0	16	29	54.00	12.000					
Brian Edmondson, R ERA: 5.84 (6, 1)	0.1		6	3	3	2	0	1	0	0	0	0	0	23	39	5.40	2.400					
Rafael Medina, R ERA: 5.48 (6, 1)	1.2		9	3	1	1	2	1	0	0	0	0	0	5	7	0.00	0.000					
Braden Looper, R ERA: 3.6 (8, 1)	1.0		3	0	0	0	0	0	0	0	0	0	0	5	7	0.00	0.000					

AB 35
R 5
H 9
RBI 5
BB 3
SO 11
LOB 9



AB 37
R 11
H 13
RBI 11
BB 6
SO 8
LOB 25



Batter	1	2	3	4	5	6	7	8	9	AB	R	H	RBI	BB	SO	LOB	TOP			
Dave Berg, R OBP: 0.362, SLG: 0.389 (1, 6)	1-1 B1		1-0 F9			2-0 F9			1-3 K	4	0	0	0	0	1	1	Florida Marlins @ San Francisco Giants 3Com Park at Candlestick Point, San Francisco, CA Tue Sep 14 1999, 10:05 PM EDT Att: 16,335 - Cloudy - 60 F livebaseballscorecards.com			
Bruce Aven, R OBP: 0.373, SLG: 0.458 (1, 9)	4-2 G4-6-3 BB			1-3 K		1-0 FC4-6			0-1 G6-4-3 1B	3	0	1	0	1	1	1				
Cliff Floyd, L OBP: 0.364, SLG: 0.466 (1, 7)	0-0 G4-6-3			3-2 F9			2-2 K		0-0 G6-4-3	4	0	0	0	0	1	2				
Preston Wilson, R OBP: 0.363, SLG: 0.530 (1, 8)		1-1 G6-3		1-1 CS 1B			4-1 FC6-4 BB			2	0	1	0	1	0	0				
Derrek Lee, R OBP: 0.267, SLG: 0.335 (1, 3)		2-2 2B		1-2 CS	1-0 G3		1-3 K			3	0	1	0	0	1	1				
Mike Lowell, R OBP: 0.317, SLG: 0.374 (1, 5)		2-3 K			3-2 G6-3		1-1 FC6-4			3	0	0	0	0	1	2				
Amaury Garcia, R OBP: 0.333, SLG: 0.700 (1, 4)		1-3 K2-3			3-3 K			0-3 K		3	0	0	0	0	3	1				
Ramon Castro, R OBP: 0.255, SLG: 0.268 (1, 2)			1-0 G4-3			1-0 G6-3		0-0 L6		3	0	0	0	0	0	0				
Ryan Dempster, R OBP: 0.116, SLG: 0.119 (8, PH)			0-0 G5-3			0-1 FC4-6 1B		0-1 G6-3		2	0	1	0	0	0	0				
Kevin Orie, R OBP: 0.319, SLG: 0.400 (8, 1)										1	0	0	0	0	0	0				
Antonio Alfonseca, R (8, 1)										0	0	0	0	0	0	0				
Inning Stats	R: 0 H: 0 E: 0 K: 0 S: 6	H: 0 LOB: 0 BB: 1 P: 11	R: 0 H: 1 E: 0 K: 2 S: 11	LOB: 1 BB: 0 P: 17	R: 0 H: 0 E: 0 K: 0 S: 3	H: 0 LOB: 0 BB: 0 P: 5	R: 0 H: 1 E: 0 K: 1 S: 11	LOB: 0 BB: 0 P: 17	R: 0 H: 0 E: 0 K: 1 S: 10	H: 0 LOB: 0 BB: 0 P: 17	R: 0 H: 0 E: 0 K: 2 S: 9	H: 0 LOB: 1 BB: 1 P: 17	R: 0 H: 0 E: 0 K: 1 S: 6	H: 0 LOB: 0 BB: 0 P: 6	R: 0 H: 1 E: 0 K: 1 S: 7	LOB: 0 BB: 0 P: 8	1B: 3 2B: 1 3B: 0 HR: 0	SF: 0 SAC: 0 DP: 2 HBP: 0	WP: 0 PB: 0 SB: 0 CS: 1	PA: 31
PITCHER Shawn Estes, L ERA: 4.5 (1, 1)	IP: 9.0 WLS: W BF: 30 H: 4 R: 0 ER: 0 SO: 8 BB: 2 IBB: 0 HBP: 0 BLK: 0 WP: 0 HR: 0 S: 68 P: 107 ERA: 0.00 WHIP: 0.667															PITCHER				

Batter	1	2	3	4	5	6	7	8	9	AB	R	H	RBI	BB	SO	LOB	BOTTOM			
Marvin Benard, L OBP: 0.362, SLG: 0.458 (1, 8)	4-2 1B WP BB						0-0 G3-6-1 1B		4-0 CS BB	2	1	1	0	2	1	0	Florida Marlins @ San Francisco Giants 3Com Park at Candlestick Point, San Francisco, CA Tue Sep 14 1999, 10:05 PM EDT Att: 16,335 - Cloudy - 60 F livebaseballscorecards.com			
Bill Mueller, S OBP: 0.397, SLG: 0.356 (1, 5)	1 SAFE 3-2 WP 1B		0-0 P6		0-0 G3-6-1		0-2 P7			4	1	1	0	0	0	2				
Armando Rios, L OBP: 0.415, SLG: 0.491 (1, 7)	1-1 P6		1-1 G4-3		0-1 1B		2-3 K			4	0	1	0	0	1	2				
Jeff Kent, R OBP: 0.379, SLG: 0.521 (1, 4)	4-2 1B BB		0-1 F9		3-2 G6-3			1-3 K		3	0	0	0	1	1	1				
J.T. Snow, L OBP: 0.373, SLG: 0.441 (1, 3)	2-3 K			0-0 P8		4-2 CS BB		1-2 G5-4-3 1B		3	0	1	0	1	1	2				
Ellis Burks, R OBP: 0.393, SLG: 0.575 (1, 9)	2-0 1B		1-3 2H 1B		1-3 K		3-3 K		0-0 G5-4-3	4	0	1	1	0	2	2				
Brent Mayne, L OBP: 0.393, SLG: 0.440 (1, 2)	1-3 K			2-0 2B 1B		2-2 HR				3	1	2	1	0	1	2				
Rich Aurilia, R OBP: 0.332, SLG: 0.431 (1, 6)		1-0 P4		1-0 2B		4-1 BB				2	0	1	0	1	0	0				
Shawn Estes, R OBP: 0.200, SLG: 0.196 (1, 1)		2-2 K		1-3 K		2-3 K				3	0	0	0	0	3	3				
Inning Stats	R: 2 H: 2 E: 0 K: 2 S: 17	H: 2 LOB: 2 BB: 2 P: 34	R: 0 H: 0 E: 0 K: 2 S: 7	H: 0 LOB: 0 BB: 0 P: 12	R: 0 H: 0 E: 0 K: 0 S: 5	H: 0 LOB: 0 BB: 0 P: 6	R: 0 H: 2 E: 0 K: 2 S: 9	LOB: 2 BB: 0 P: 14	R: 0 H: 2 E: 0 K: 0 S: 7	H: 2 LOB: 1 BB: 0 P: 10	R: 1 H: 1 E: 0 K: 2 S: 13	H: 1 LOB: 1 BB: 2 P: 28	R: 0 H: 0 E: 0 K: 1 S: 7	H: 0 LOB: 0 BB: 1 P: 12	R: 0 H: 1 E: 0 K: 1 S: 9	LOB: 1 BB: 0 P: 11	1B: 6 2B: 2 3B: 0 HR: 1	SF: 0 SAC: 0 DP: 3 HBP: 0	WP: 1 PB: 0 SB: 0 CS: 2	PA: 33
PITCHER Ryan Dempster, R ERA: 4.96 (1, 1)	IP: 7.0 WLS: L BF: 30 H: 7 R: 3 ER: 3 SO: 9 BB: 5 IBB: 0 HBP: 0 BLK: 0 WP: 1 HR: 1 S: 65 P: 116 ERA: 3.86 WHIP: 1.714															PITCHER				
Antonio Alfonseca, R ERA: 3.31 (8, 1)	IP: 1.0 WLS: L BF: 3 H: 1 R: 0 ER: 0 SO: 1 BB: 0 IBB: 0 HBP: 0 BLK: 0 WP: 0 HR: 0 S: 9 P: 11 ERA: 0.00 WHIP: 1.000															PITCHER				

Batter	1	2	3	4	5	6	7	8	9	AB	R	H	RBI	BB	SO	LOB	TOP					
Dave Berg, R OBP: 0.356, SLG: 0.382	P3		K		L4		F8			4	0	0	0	0	1	1	Florida Marlins @ San Francisco Giants 3Com Park at Candlestick Point, San Francisco, CA Wed Sep 15 1999, 10:05 PM EDT Att: 11,996 - Unknown - 57 F livebaseballscorecards.com					
Mark Kotsay, L OBP: 0.307, SLG: 0.401	F7			HR	F9		L3			4	1	1	0	0	0	1						
Cliff Floyd, L OBP: 0.371, SLG: 0.482				HR				K		2	1	1	2	2	1	0						
Preston Wilson, R OBP: 0.360, SLG: 0.525	F9			K	K			K		4	0	0	0	0	3	2						
Derrek Lee, R OBP: 0.262, SLG: 0.328 Braden Looper, R (8, 1)		F7		G1-3		G6-3		G5-3		4	0	0	0	0	0	0						
Kevin Orte, R OBP: 0.322, SLG: 0.399 Julio Ramirez, R OBP: 0.250, SLG: 0.250		G6-3		BB	BB	F8			CS	3	0	1	0	1	0	0						
Amaury Garcia, R OBP: 0.374, SLG: 0.583 John Roskos, R OBP: 0.333, SLG: 0.667		G1-3		BB	BB		K		BB	2	0	0	0	1	1	0						
Ramon Castro, R OBP: 0.275, SLG: 0.341			F8							3	1	1	1	1	1	1						
Dennis Springer, R OBP: 0.133, SLG: 0.159 Bruce Aven, R OBP: 0.374, SLG: 0.459 Jesus Sanchez, L OBP: 0.154, SLG: 0.083 Kevin Millar, R OBP: 0.367, SLG: 0.430			L6		P3		L3			2	0	0	0	0	0	3						
Inning Stats	R: 0 E: 0 K: 0 S: 7	H: 0 LOB: 1 BB: 1 P: 12	R: 0 E: 0 K: 0 S: 5	H: 0 LOB: 0 BB: 0 P: 6	R: 0 E: 0 K: 1 S: 9	H: 0 LOB: 0 BB: 0 P: 13	R: 2 E: 0 K: 1 S: 17	H: 3 LOB: 3 BB: 2 P: 32	R: 0 E: 0 K: 1 S: 9	H: 0 LOB: 1 BB: 1 P: 13	R: 0 E: 0 K: 1 S: 10	H: 0 LOB: 0 BB: 0 P: 14	R: 1 E: 0 K: 0 S: 6	H: 2 LOB: 0 BB: 0 P: 10	R: 0 E: 0 K: 2 S: 9	H: 0 LOB: 0 BB: 0 P: 10		R: 0 E: 0 K: 2 S: 10	H: 0 LOB: 1 BB: 1 P: 15	1B: 3 2B: 1 3B: 0 HR: 2	SF: 0 SAC: 0 DP: 1 HBP: 0	WP: 0 PB: 0 SB: 0 CS: 1
PITCHER	IP	WLS	BF	H	R	ER	SO	BB	IBB	HBP	BLK	WP	HR	S	P	ERA	WHIP					
Russ Ortiz, R ERA: 3.74	7.0	W	29	5	3	3	4	4	0	0	0	0	2	63	100	3.86	1.286					
Alan Embree, L ERA: 3.02	1.0	H	3	0	0	0	2	0	0	0	0	0	0	9	10	0.00	0.000					
Robb Nen, R ERA: 3.65	1.0	S	3	0	0	0	2	1	0	0	0	0	0	10	15	0.00	1.000					

Batter	1	2	3	4	5	6	7	8	9	AB	R	H	RBI	BB	SO	LOB	BOTTOM				
Marvin Benard, L OBP: 0.361, SLG: 0.457			K	G4-3			F7			4	0	1	0	0	1	4	Florida Marlins @ San Francisco Giants 3Com Park at Candlestick Point, San Francisco, CA Wed Sep 15 1999, 10:05 PM EDT Att: 11,996 - Unknown - 57 F livebaseballscorecards.com				
Bill Mueller, S OBP: 0.398, SLG: 0.360			SF9		G4-3	L5	P4			2	0	1	1	1	0	0					
Barry Bonds, L OBP: 0.405, SLG: 0.635			G4-1		G4-3		G6-3			4	0	0	0	0	0	3					
Jeff Kent, R OBP: 0.378, SLG: 0.525			F7		L5			K		4	1	1	1	0	1	2					
J.T. Snow, L OBP: 0.375, SLG: 0.448			G1-6-3	BB		HR		K		3	2	2	1	0	1	0					
Ellis Burks, R OBP: 0.394, SLG: 0.572 Jay Canizaro, R (8, FR) Robb Nen, R (9, 1)			P9	SH5-4	BB	HR	P6			2	0	0	0	2	0	1					
Rich Aurilia, R OBP: 0.332, SLG: 0.430			G1-6-3	P9			FC6-4	BB		4	0	1	0	0	0	4					
Doug Mirabeli, R OBP: 0.347, SLG: 0.394			SF9	SH5-4			P8			3	1	2	1	0	0	1					
Russ Ortiz, R OBP: 0.227, SLG: 0.281 Alan Embree, L (8, 1) Armando Rios, L OBP: 0.415, SLG: 0.491				SH5-4						2	0	1	0	0	1	1					
Inning Stats	R: 0 E: 0 K: 0 S: 10	H: 1 LOB: 1 BB: 1 P: 18	R: 0 E: 0 K: 0 S: 5	H: 1 LOB: 0 BB: 0 P: 9	R: 1 E: 0 K: 1 S: 12	H: 2 LOB: 1 BB: 0 P: 17	R: 2 E: 0 K: 0 S: 12	H: 2 LOB: 2 BB: 1 P: 23	R: 0 E: 0 K: 1 S: 6	H: 1 LOB: 0 BB: 0 P: 7	R: 1 E: 0 K: 1 S: 9	H: 2 LOB: 1 BB: 0 P: 15	R: 0 E: 0 K: 0 S: 7	H: 0 LOB: 0 BB: 0 P: 10	R: 0 E: 0 K: 2 S: 11	H: 0 LOB: 1 BB: 1 P: 20		1B: 6 2B: 2 3B: 0 HR: 2	SF: 1 SAC: 1 DP: 2 HBP: 1	WP: 0 PB: 0 SB: 0 CS: 1	PA: 34
PITCHER	IP	WLS	BF	H	R	ER	SO	BB	IBB	HBP	BLK	WP	HR	S	P	ERA	WHIP				
Dennis Springer, R ERA: 4.55	6.0	L	27	9	4	4	2	2	0	1	0	0	0	54	89	6.00	1.833				
Jesus Sanchez, L ERA: 6.07	1.0		3	0	0	0	0	0	0	0	0	0	0	7	10	0.00	0.000				
Braden Looper, R ERA: 3.55	1.0		4	0	0	0	2	1	0	0	0	0	0	11	20	0.00	1.000				



Batter	1	2	3	4	5	6	7	8	9	AB	R	H	RBI	BB	SO	LOB	TOP			
Dave Berg, R OBP: 0.358, SLG: 0.383 (1, 4)	G6-3	1B		1B		2B	1B			5	2	4	1	0	0	0	Florida Marlins @ Arizona Diamondbacks Bank One Ballpark, Phoenix, AZ Fri Sep 17 1999, 9:35 PM EDT Att: 34,127 - Dome - 72 F AB 39 R 10 H 16 RBI 10 BB 2 SO 6 LOB 14			
Alex Gonzalez, R OBP: 0.398, SLG: 0.436 (1, 6)	F8	1B		F7		SF9	F7			5	2	3	0	0	0	2				
Cliff Floyd, L OBP: 0.378, SLG: 0.485 (1, 7)	1B	1B		1B						3	1	2	2	2	0	0				
Kevin Millar, R OBP: 0.369, SLG: 0.441 Braden Looper, R (8, 1)	F8			F9		SF9				4	0	1	1	0	0	4				
Mike Redmond, R OBP: 0.388, SLG: 0.362 (9, 2)										0	0	0	0	0	0	0				
Preston Wilson, R OBP: 0.362, SLG: 0.528 (1, 8)	1B	G5-4-3				SF9				4	2	2	2	0	1	2				
Mark Kotsay, L OBP: 0.302, SLG: 0.402 (1, 9)	1B			G3		G3				5	0	1	1	0	0	2				
Kevin Orte, R OBP: 0.326, SLG: 0.413 (1, 5)	1B			F9						4	2	2	3	0	1	0				
Ramon Castro, R OBP: 0.250, SLG: 0.306 Antonio Alfonseca, R (9, 1)	K			K		F7				5	0	0	0	0	3	3				
A.J. Burnett, R OBP: 0.167, SLG: 0.167 Hector Almonte, R (6, 1)		1B								3	1	1	0	0	1	0				
John Roskos, R OBP: 0.250, SLG: 0.500 Jesus Sanchez, L OBP: 0.154, SLG: 0.083 Derek Lee, R OBP: 0.262, SLG: 0.328 (8, 3)		1B				K				1	0	0	0	0	0	0				
Inning Stats	R: 3 E: 0 K: 1 S: 19	H: 4 LOB: 2 BB: 1 P: 29	R: 2 E: 0 K: 0 S: 10	H: 5 LOB: 1 BB: 0 P: 15	R: 0 E: 0 K: 1 S: 6	H: 0 LOB: 0 BB: 0 P: 12	R: 0 E: 0 K: 0 S: 10	H: 2 LOB: 2 BB: 0 P: 16	R: 2 E: 0 K: 1 S: 13	H: 2 LOB: 0 BB: 1 P: 26	R: 1 E: 0 K: 0 S: 10	H: 1 LOB: 1 BB: 0 P: 15	R: 0 E: 0 K: 1 S: 10	H: 0 LOB: 0 BB: 0 P: 17	R: 0 E: 0 K: 2 S: 12	H: 0 LOB: 0 BB: 0 P: 17	1B: 13 2B: 2 3B: 0 HR: 1	SF: 2 SAC: 0 DP: 1 HBP: 1	WP: 0 PB: 0 SB: 1 CS: 0	PA: 44
PITCHER	IP WLS BF H R ER SO BB IBB HBP BLK WP HR S P ERA WHIP																			
Andy Benes, R ERA: 4.96 (1, 1)	4.1 L 25 13 7 7 2 1 0 0 0 0 0 1 50 78 14.54 3.231																			
Darren Holmes, R ERA: 3.39 (5, 1)	0.2 2 0 0 0 1 0 0 0 0 0 0 5 8 0.00 0.000																			
Bobby Chouinard, R ERA: 2.8 (6, 1)	1.0 6 2 2 2 0 1 0 0 0 0 0 0 13 26 18.00 3.000																			
Erik Sabel, R ERA: 6.52 Dan Plesac, L ERA: 6.15 (8, 1)	1.0 3 0 0 0 1 0 0 0 0 0 0 0 10 15 9.00 1.000																			

Batter	1	2	3	4	5	6	7	8	9	AB	R	H	RBI	BB	SO	LOB	BOTTOM			
Tony Womack, L OBP: 0.330, SLG: 0.363 (1, 9)	G4-3	K		K		E7		F8		4	0	1	0	1	2	3	Florida Marlins @ Arizona Diamondbacks Bank One Ballpark, Phoenix, AZ Fri Sep 17 1999, 9:35 PM EDT Att: 34,127 - Dome - 72 F AB 35 R 6 H 7 RBI 5 SO 9 LOB 17			
Jay Bell, R OBP: 0.359, SLG: 0.537 (1, 4)	K	E7		HR						4	2	2	3	1	2	1				
Luis Gonzalez, L OBP: 0.397, SLG: 0.545 (1, 7)	G4-3	1B		G4-3		P4		F7		4	0	0	0	1	0	3				
Matt Williams, R OBP: 0.345, SLG: 0.547 (1, 5)	G4-3			G4-3		K				5	0	2	2	0	1	3				
Erubiel Durazo, L OBP: 0.390, SLG: 0.598 (1, 3)		K				F9		F7		5	0	0	0	0	2	3				
Steve Finley, L OBP: 0.330, SLG: 0.512 (1, 8)		E		G3-1		F8		F8		3	1	0	0	1	0	0				
Hanley Frias, S OBP: 0.366, SLG: 0.319 (1, 6)		E				FC6-4		F9		3	1	2	0	1	0	0				
Kelly Stinetz, R OBP: 0.299, SLG: 0.419 Rob Ryan, L OBP: 0.299, SLG: 0.409 Bobby Chouinard, R (8, 1) Erik Sabel, R (7, 1) Dan Plesac, L (8, 1) Lenny Harris, L OBP: 0.299, SLG: 0.392 Byung-Hyun Kim, R (8, 1)		E5		K		FC6-4				2	1	0	0	0	1	2				
Andy Benes, R OBP: 0.204, SLG: 0.200 Darren Holmes, R (5, 1)		SH								1	1	0	0	0	0	1				
Damian Miller, R OBP: 0.316, SLG: 0.421 (6, 2)		1B		F7		G3-1		K		2	0	0	0	0	1	0				
Inning Stats	R: 0 E: 0 K: 1 S: 8	H: 0 LOB: 1 BB: 1 P: 18	R: 5 E: 2 K: 2 S: 17	H: 2 LOB: 3 BB: 3 P: 38	R: 0 E: 0 K: 1 S: 13	H: 1 LOB: 1 BB: 0 P: 24	R: 1 E: 0 K: 1 S: 10	H: 1 LOB: 0 BB: 0 P: 15	R: 0 E: 1 K: 1 S: 11	H: 1 LOB: 2 BB: 1 P: 18	R: 0 E: 0 K: 0 S: 8	H: 0 LOB: 0 BB: 0 P: 12	R: 0 E: 0 K: 1 S: 7	H: 0 LOB: 0 BB: 0 P: 12	R: 0 E: 0 K: 2 S: 11	H: 1 LOB: 1 BB: 0 P: 13	1B: 6 2B: 0 3B: 0 HR: 1	SF: 0 SAC: 1 DP: 0 HBP: 0	WP: 0 PB: 0 SB: 1 CS: 0	PA: 41
PITCHER	IP WLS BF H R ER SO BB IBB HBP BLK WP HR S P ERA WHIP																			
A.J. Burnett, R ERA: 4.28 (1, 1)	5.0 W 26 5 0 0 0 4 0 0 0 0 0 0 11 18 0.00 2.000																			
Hector Almonte, R ERA: 2.7 (6, 1)	1.0 H 5 1 0 0 1 1 0 0 0 0 0 0 11 18 0.00 2.000																			
Jesus Sanchez, L ERA: 5.93 (7, 1)	1.0 3 0 0 0 0 0 0 0 0 0 0 0 8 12 0.00 0.000																			
Braden Looper, R ERA: 3.51 Antonio Alfonseca, R ERA: 3.27 (9, 1)	1.0 3 0 0 0 1 0 0 0 0 0 0 0 7 12 0.00 0.000																			
Antonio Alfonseca, R ERA: 3.27 (9, 1)	1.0 4 1 0 0 2 0 0 0 0 0 0 0 11 13 0.00 1.000																			

Batter	1	2	3	4	5	6	7	8	9	10	AB	R	H	RBI	BB	SO	LOB	TOP								
Dave Berg, R OBP: 0.361, SLG: 0.387 (1, 4)	F8					G6-3			FC6-4									5	1	2	0	1	0	2		
Alex Gonzalez, R OBP: 0.308, SLG: 0.434 (1, 6)	P2																		6	0	2	0	0	3	2	
Bruce Aven, R OBP: 0.375, SLG: 0.455 (1, 7)																			5	0	1	0	1	0	5	
Preston Wilson, R OBP: 0.362, SLG: 0.527 (1, 9)	F9																		5	1	2	0	0	2	3	
Derrek Lee, R OBP: 0.275, SLG: 0.341 (1, 3)																			5	2	4	1	0	0	2	
Mike Lowell, R OBP: 0.320, SLG: 0.398 (1, 5)	F8																		5	2	3	5	0	1	3	
Julio Ramirez, R OBP: 0.273, SLG: 0.200 Mark Kotsay, L OBP: 0.300, SLG: 0.400 (8, PH) (8, 9)	F9																		2	0	0	0	1	1	3	
Mike Redmond, R OBP: 0.384, SLG: 0.358 (1, 2)	K																		2	0	0	0	0	0	1	
Mike Redmond, R OBP: 0.384, SLG: 0.358 (1, 2)	K																		5	0	1	0	0	2	4	
Brian Meadows, R John Romano, R Rafael Medina, R Kevin Miller, R Brian Edmondson, R Vic Darenbourg, L Antonio Alfonseca, R Kevin Goss, R Hector Almonte, R	L4																		1	0	0	0	0	0	0	
Inning Stats	R: 0 E: 0 K: 0 S: 9	H: 0 LOB: 1 BB: 1 P: 19	R: 0 E: 0 K: 1 S: 12	H: 1 LOB: 1 BB: 0 P: 15	R: 0 E: 0 K: 1 S: 7	H: 1 LOB: 1 BB: 0 P: 12	R: 0 E: 0 K: 3 S: 14	H: 2 LOB: 2 BB: 0 P: 20	R: 0 E: 0 K: 1 S: 6	H: 1 LOB: 1 BB: 0 P: 11	R: 2 E: 0 K: 2 S: 16	H: 3 LOB: 2 BB: 1 P: 29	R: 0 E: 0 K: 1 S: 12	H: 1 LOB: 1 BB: 0 P: 17	R: 0 E: 0 K: 1 S: 7	H: 1 LOB: 1 BB: 0 P: 10	R: 4 E: 0 K: 1 S: 23	H: 3 LOB: 0 BB: 1 P: 36	R: 0 E: 0 K: 0 S: 5	H: 2 LOB: 2 BB: 0 P: 5	1B: 12 2B: 1 3B: 0 HR: 2	SF: 0 SAC: 0 DP: 1 HBP: 0	WP: 1 PB: 0 SB: 1 CS: 0	PA: 48		
PITCHER	IP WLS BF H R ER SO BB IBB HBP BLK WP HR S P ERA WHIP	IP WLS BF H R ER SO BB IBB HBP BLK WP HR S P ERA WHIP	IP WLS BF H R ER SO BB IBB HBP BLK WP HR S P ERA WHIP	IP WLS BF H R ER SO BB IBB HBP BLK WP HR S P ERA WHIP	IP WLS BF H R ER SO BB IBB HBP BLK WP HR S P ERA WHIP	IP WLS BF H R ER SO BB IBB HBP BLK WP HR S P ERA WHIP	IP WLS BF H R ER SO BB IBB HBP BLK WP HR S P ERA WHIP	IP WLS BF H R ER SO BB IBB HBP BLK WP HR S P ERA WHIP	IP WLS BF H R ER SO BB IBB HBP BLK WP HR S P ERA WHIP	IP WLS BF H R ER SO BB IBB HBP BLK WP HR S P ERA WHIP	IP WLS BF H R ER SO BB IBB HBP BLK WP HR S P ERA WHIP	IP WLS BF H R ER SO BB IBB HBP BLK WP HR S P ERA WHIP	IP WLS BF H R ER SO BB IBB HBP BLK WP HR S P ERA WHIP	IP WLS BF H R ER SO BB IBB HBP BLK WP HR S P ERA WHIP	IP WLS BF H R ER SO BB IBB HBP BLK WP HR S P ERA WHIP	IP WLS BF H R ER SO BB IBB HBP BLK WP HR S P ERA WHIP	IP WLS BF H R ER SO BB IBB HBP BLK WP HR S P ERA WHIP	IP WLS BF H R ER SO BB IBB HBP BLK WP HR S P ERA WHIP	IP WLS BF H R ER SO BB IBB HBP BLK WP HR S P ERA WHIP	IP WLS BF H R ER SO BB IBB HBP BLK WP HR S P ERA WHIP	IP WLS BF H R ER SO BB IBB HBP BLK WP HR S P ERA WHIP	IP WLS BF H R ER SO BB IBB HBP BLK WP HR S P ERA WHIP	IP WLS BF H R ER SO BB IBB HBP BLK WP HR S P ERA WHIP	IP WLS BF H R ER SO BB IBB HBP BLK WP HR S P ERA WHIP	IP WLS BF H R ER SO BB IBB HBP BLK WP HR S P ERA WHIP	
Randy Johnson, L ERA: 2.53 (1, 1)	6.0	WLS: 8	BF: 28	H: 8	R: 2	ER: 2	SO: 7	BB: 2	IBB: 0	HBP: 0	BLK: 0	WP: 0	HR: 1	S: 64	P: 106	ERA: 3.00	WHIP: 1.667									
Gregg Olson, R ERA: 3.29 (7, 1)	2.0	H: 8	BF: 8	H: 2	R: 0	ER: 0	SO: 3	BB: 0	IBB: 0	HBP: 0	BLK: 0	WP: 1	HR: 0	S: 19	P: 27	ERA: 0.00	WHIP: 1.000									
Matt Mantel, R ERA: 2.93 (9, 1)	1.0	B: 7	BF: 3	H: 4	R: 4	ER: 1	SO: 1	BB: 0	IBB: 0	HBP: 0	BLK: 0	WP: 0	HR: 1	S: 23	P: 36	ERA: 36.00	WHIP: 4.000									
Greg Swindell, L ERA: 2.24 (10, 1)	1.0	W: 5	BF: 2	H: 0	R: 0	ER: 0	SO: 0	BB: 0	IBB: 0	HBP: 0	BLK: 0	WP: 0	HR: 0	S: 5	P: 5	ERA: 0.00	WHIP: 2.000									

Florida Marlins @ Arizona Diamondbacks
Bank One Ballpark, Phoenix, AZ
Sat Sep 18 1999, 4:05 PM EDT
Alt. 40,903 - Dome - 72 F

livebaseballscorecards.com

AB 45
R 6
H 15
RBI 6
BB 3
SO 11
LOB 28




Batter	1	2	3	4	5	6	7	8	9	10	AB	R	H	RBI	BB	SO	LOB	BOTTOM							
Tony Womack, L OBP: 0.330, SLG: 0.363 (1, 9)	G5-3																	5	0	2	0	0	0	0	
Jay Bell, R OBP: 0.357, SLG: 0.534 LeJon Powell, R OBP: 0.273, SLG: 0.350 (10, PR)	G5-3																		5	0	1	0	0	1	1
Luis Gonzalez, L OBP: 0.397, SLG: 0.548 (1, 7)	G4-3																		4	2	1	2	1	0	0
Matt Williams, R OBP: 0.346, SLG: 0.546 (1, 5)																			3	1	1	0	1	0	0
Erubiel Durazo, L OBP: 0.333, SLG: 0.611 (1, 3)																			4	1	2	2	0	0	3
Steve Finley, L OBP: 0.330, SLG: 0.516 (1, 8)	F7																		4	1	1	2	0	0	1
Hanley Frías, S OBP: 0.370, SLG: 0.342 (1, 6)	G4-3																		4	1	2	0	0	0	1
Damian Miller, R OBP: 0.315, SLG: 0.431 (1, 2)																			3	1	1	2	0	0	1
Randy Johnson, R Rob Ryan, L Gregg Olson, R Matt Mantel, R Lenny Harris, L Greg Swindell, L (8, PH) (7, 1) (9, 1) (8, PH) (10, 1)	K																		2	0	0	0	0	1	0
Inning Stats	R: 0 E: 0 K: 0 S: 7	H: 0 LOB: 0 BB: 0 P: 11	R: 0 E: 0 K: 0 S: 9	H: 1 LOB: 1 BB: 0 P: 15	R: 0 E: 0 K: 1 S: 8	H: 0 LOB: 0 BB: 0 P: 12	R: 4 E: 1 K: 0 S: 14	H: 4 LOB: 0 BB: 0 P: 24	R: 0 E: 0 K: 1 S: 13	H: 1 LOB: 3 BB: 2 P: 29	R: 1 E: 0 K: 0 S: 12	H: 1 LOB: 0 BB: 0 P: 19	R: 0 E: 0 K: 0 S: 6	H: 0 LOB: 0 BB: 0 P: 8	R: 0 E: 0 K: 0 S: 5	H: 0 LOB: 0 BB: 0 P: 8	R: 1 E: 0 K: 0 S: 8	H: 2 LOB: 0 BB: 0 P: 13	R: 2 E: 0 K: 0 S: 2	H: 2 LOB: 1 BB: 0 P: 2	1B: 6 2B: 0 3B: 2 HR: 3	SF: 1 SAC: 0 DP: 1 HBP: 0	WP: 0 PB: 0 SB: 1 CS: 1	PA: 40	
PITCHER	IP WLS BF H R ER SO BB IBB HBP BLK WP HR S P ERA WHIP	IP WLS BF H R ER SO BB IBB HBP BLK WP HR S P ERA WHIP	IP WLS BF H R ER SO BB IBB HBP BLK WP HR S P ERA WHIP	IP WLS BF H R ER SO BB IBB HBP BLK WP HR S P ERA WHIP	IP WLS BF H R ER SO BB IBB HBP BLK WP HR S P ERA WHIP	IP WLS BF H R ER SO BB IBB HBP BLK WP HR S P ERA WHIP	IP WLS BF H R ER SO BB IBB HBP BLK WP HR S P ERA WHIP	IP WLS BF H R ER SO BB IBB HBP BLK WP HR S P ERA WHIP	IP WLS BF H R ER SO BB IBB HBP BLK WP HR S P ERA WHIP	IP WLS BF H R ER SO BB IBB HBP BLK WP HR S P ERA WHIP	IP WLS BF H R ER SO BB IBB HBP BLK WP HR S P ERA WHIP	IP WLS BF H R ER SO BB IBB HBP BLK WP HR S P ERA WHIP	IP WLS BF H R ER SO BB IBB HBP BLK WP HR S P ERA WHIP	IP WLS BF H R ER SO BB IBB HBP BLK WP HR S P ERA WHIP	IP WLS BF H R ER SO BB IBB HBP BLK WP HR S P ERA WHIP	IP WLS BF H R ER SO BB IBB HBP BLK WP HR S P ERA WHIP	IP WLS BF H R ER SO BB IBB HBP BLK WP HR S P ERA WHIP	IP WLS BF H R ER SO BB IBB HBP BLK WP HR S P ERA WHIP	IP WLS BF H R ER SO BB IBB HBP BLK WP HR S P ERA WHIP	IP WLS BF H R ER SO BB IBB HBP BLK WP HR S P ERA WHIP	IP WLS BF H R ER SO BB IBB HBP BLK WP HR S P ERA WHIP	IP WLS BF H R ER SO BB IBB HBP BLK WP HR S P ERA WHIP	IP WLS BF H R ER SO BB IBB HBP BLK WP HR S P ERA WHIP	IP WLS BF H R ER SO BB IBB HBP BLK WP HR S P ERA WHIP	IP WLS BF H R ER SO BB IBB HBP BLK WP HR S P ERA WHIP
Brian Meadows, R ERA: 5.77 (1, 1)	4.0	WLS: 17	BF: 5	H: 4	R: 4	ER: 3	SO: 1	BB: 0	IBB: 0	HBP: 0	BLK: 0	WP: 0	HR: 0	S: 38	P: 62	ERA: 6.75	WHIP: 3.000								
Rafael Medina, R ERA: 5.24 (8, 1)	1.0	H: 6	BF: 1	H: 0	R: 0	ER: 0	SO: 1	BB: 2	IBB: 0	HBP: 0	BLK: 0	WP: 0	HR: 0	S: 13	P: 29	ERA: 0.00	WHIP: 3.000								
Brian Edmondson, R ERA: 5.04 (8, 1)	2.0	H: 7	BF: 1	H: 1	R: 1	ER: 0	SO: 0	BB: 0	IBB: 0	HBP: 0	BLK: 0	WP: 0	HR: 1	S: 18	P: 27	ERA: 4.50	WHIP: 0.500								
Vic Darenbourg, L ERA: 9.19 (8, 1)	1.0	H: 3	BF: 0	H: 0	R: 0	ER: 0	SO: 0	BB: 0	IBB: 0	HBP: 0	BLK: 0	WP: 0	HR: 0	S: 5	P: 8	ERA: 0.00	WHIP: 0.000								
Antonio Alfonseca, R ERA: 3.24 (8, 1)	1.0	B: 4	BF: 2	H: 1	R: 1	ER: 0	SO: 0	BB: 0	IBB: 0	HBP: 0	BLK: 0	WP: 0	HR: 0	S: 8	P: 13	ERA: 9.00	WHIP: 2.000								

Florida Marlins @ Arizona Diamondbacks
Bank One Ballpark, Phoenix, AZ
Sat Sep 18 1999, 4:05 PM EDT
Alt. 40,903 - Dome - 72 F

livebaseballscorecards.com

AB 36
R 8
H 11
RBI 8
BB 2
SO 2
LOB 7



Batter	1	2	3	4	5	6	7	8	9	AB	R	H	RBI	BB	SO	LOB	TOP					
Dave Berg, R OBP: 0.354, SLG: 0.380 (1, 4)										5	0	0	0	0	1	3						
Alex Gonzalez, R OBP: 0.309, SLG: 0.434 (1, 6)										5	1	2	0	0	1	1						
Cliff Floyd, L OBP: 0.381, SLG: 0.500 (1, 7)										5	2	3	2	0	0	2						
Preston Wilson, R OBP: 0.363, SLG: 0.533 (1, 8)										4	1	2	2	0	2	1						
Derrek Lee, R OBP: 0.270, SLG: 0.333 (1, 3)										4	0	0	0	0	3	1						
Mark Kotsay, L OBP: 0.301, SLG: 0.402 (8, PH)										3	1	1	0	0	0	0						
Bruce Aven, R OBP: 0.374, SLG: 0.453 (8, 9)										1	0	0	0	0	0	0						
Mike Lowell, R OBP: 0.408, SLG: 0.408 Braden Looper, R (8, 1)										3	2	1	1	1	0	0						
Ramon Castro, R OBP: 0.250, SLG: 0.288 (1, 2)										3	0	0	0	1	1	0						
Ryan Dempster, R Vic Darenbourg, L John Roskos, R Brent Billingsley, L Rafael Medina, R Jesus Sanchez, L Kevin Orte, R (1, 1) (6, 1) (7, PH) (7, 1) (7, 1) (7, 1) (8, 9)										2	0	1	2	0	0	0						
Inning Stats	R: 0 E: 0 K: 2 S: 11	H: 1 LOB: 1 BB: 0 P: 20	R: 0 E: 0 K: 0 S: 6	H: 0 LOB: 0 BB: 0 P: 11	R: 0 E: 0 K: 0 S: 6	H: 0 LOB: 0 BB: 0 P: 8	R: 4 E: 0 K: 2 S: 33	H: 4 LOB: 2 BB: 2 P: 55	R: 0 E: 0 K: 1 S: 10	H: 2 LOB: 1 BB: 0 P: 16	R: 0 E: 0 K: 0 S: 6	H: 0 LOB: 0 BB: 0 P: 9	R: 0 E: 0 K: 2 S: 10	H: 0 LOB: 0 BB: 0 P: 14	R: 3 E: 0 K: 2 S: 17	H: 3 LOB: 0 BB: 0 P: 30	R: 0 E: 0 K: 0 S: 8	H: 1 LOB: 1 BB: 0 P: 15	1B: 7 2B: 1 3B: 0 HR: 3	SF: 0 SAC: 0 DP: 0 HBP: 0	WP: 0 PB: 0 SB: 1 CS: 1	PA: 39
PITCHER	IP WLS BF H R ER SO BB IBB HBP BLK WP HR S P ERA WHIP																					
Todd Stottliemere, R ERA: 4.03 Darren Holmes, R ERA: 3.22 Bobby Chounard, R ERA: 2.72 Greg Swindell, L ERA: 2.64 Gregg Olson, R ERA: 3.25	(1, 1) (5, 1) (7, 1) (8, 1) (9, 1)	4.0 2.0 1.0 1.0 1.0	19 7 H B W	5 2 0 3 1	4 0 0 3 0	4 0 0 3 0	4 1 0 2 0	2 0 0 0 0	0 0 0 0 0	0 0 0 2 0	1 16 10 17 8	56 25 14 30 15	94 25 14 30 15	9.00 0.00 0.00 27.00 0.00	1.750 1.000 1.000 3.000 1.000							

Florida Marlins @ Arizona Diamondbacks
Bank One Ballpark, Phoenix, AZ
Sun Sep 19 1999, 4:05 PM EDT
Att: 34,752 - Dome - 72 F

AB	37
R	7
H	11
RBI	7
BB	2
SO	9
LOB	8



Batter	1	2	3	4	5	6	7	8	9	AB	R	H	RBI	BB	SO	LOB	BOTTOM					
Tony Womack, L OBP: 0.333, SLG: 0.363 (1, 9)										3	2	1	0	3	1	1						
Jay Bell, R OBP: 0.360, SLG: 0.540 (1, 4)										6	1	4	3	0	0	3						
Luis Gonzalez, L OBP: 0.398, SLG: 0.547 (1, 7)										5	0	2	1	1	0	2						
Matt Williams, R OBP: 0.346, SLG: 0.545 (1, 5)										5	0	2	1	0	0	3						
Erubiel Durazo, L OBP: 0.400, SLG: 0.612 LeJon Powell, R OBP: 0.273, SLG: 0.350 Travis Lee, L OBP: 0.336, SLG: 0.364 (1, 3) (8, PR) (9, 3)										3	0	1	0	2	1	1						
Steve Finley, L OBP: 0.332, SLG: 0.515 (1, 8)										4	1	2	0	1	0	3						
Hanley Frias, S OBP: 0.347, SLG: 0.347 Gregg Olson, R (9, 1)										4	1	1	1	1	0	6						
Damian Miller, R OBP: 0.313, SLG: 0.425 (1, 2)										4	1	0	0	1	0	4						
Todd Stottliemere, L Rob Ryan, L Darren Holmes, R Turner Ward, S Bobby Chounard, R Bernard Gilkey, R Greg Swindell, L Andy Fox, L (1, 1) (4, PH) (5, 1) (6, PH) (7, 1) (7, PH) (8, 1) (8, 6)										0	0	0	0	1	0	0						
Inning Stats	R: 0 E: 0 K: 0 S: 11	H: 1 LOB: 1 BB: 0 P: 18	R: 1 E: 0 K: 1 S: 17	H: 2 LOB: 2 BB: 2 P: 32	R: 0 E: 0 K: 0 S: 8	H: 1 LOB: 2 BB: 1 P: 18	R: 0 E: 0 K: 0 S: 14	H: 2 LOB: 0 BB: 0 P: 21	R: 0 E: 0 K: 0 S: 5	H: 1 LOB: 1 BB: 1 P: 12	R: 4 E: 0 K: 0 S: 21	H: 3 LOB: 1 BB: 2 P: 41	R: 2 E: 0 K: 0 S: 10	H: 2 LOB: 2 BB: 2 P: 20	R: 0 E: 0 K: 0 S: 6	H: 1 LOB: 2 BB: 1 P: 17	R: 1 E: 0 K: 1 S: 16	H: 2 LOB: 2 BB: 1 P: 28	1B: 11 2B: 2 3B: 0 HR: 2	SF: 1 SAC: 0 DP: 1 HBP: 0	WP: 1 PB: 0 SB: 1 CS: 0	PA: 49
PITCHER	IP WLS BF H R ER SO BB IBB HBP BLK WP HR S P ERA WHIP																					
Ryan Dempster, R Vic Darenbourg, L Brent Billingsley, L Rafael Medina, R Jesus Sanchez, L (1, 1) (6, 1) (7, 1) (7, 1) (7, 1)	(1, 1) (6, 1) (7, 1) (7, 1) (7, 1)	5.0 1.0 0.1 0.1 1.0	29 4 2 3 5	5 1 0 1 2	5 0 1 0 1	5 0 0 0 1	1 0 0 0 0	0 0 0 0 0	0 0 0 0 0	0 0 0 0 0	2 12 2 5 8	64 19 6 11 17	23 19 6 6 17	9.00 0.00 27.00 0.00 9.00	2.800 1.000 3.000 6.000 3.000							

Florida Marlins @ Arizona Diamondbacks
Bank One Ballpark, Phoenix, AZ
Sun Sep 19 1999, 4:05 PM EDT
Att: 34,752 - Dome - 72 F

AB	38
R	8
H	15
RBI	8
BB	10
SO	2
LOB	24



Batter	1	2	3	4	5	6	7	8	9	AB	R	H	RBI	BB	SO	LOB	TOP					
Rondell White, R OBP: 0.359, SLG: 0.511	0-1 1B	1-2 G5-3			2-0 SF9 3B		0-0 F7		1-2 G4-6-3	5	1	2	1	0	0	4						
Manny Martinez, R OBP: 0.282, SLG: 0.346	1-1 P4		1-0 G5-3		1-1 SF9		0-1 P3			3	0	0	1	0	0	1						
Jose Vidro, S OBP: 0.360, SLG: 0.504	2-1 1B		4-1 PB BB		3-H L7		0-0 F8			3	0	1	0	1	0	0						
Vladimir Guerrero, R OBP: 0.374, SLG: 0.593	0-0 1B		1-2 F9		1-0 G6-3			0-0 HR		4	1	2	1	0	0	1						
Brad Fullmer, L OBP: 0.328, SLG: 0.481	0-0 F8		1-0 G4-3		2-1 F8			0-1 F9		4	0	0	0	0	0	3						
Michael Barrett, R OBP: 0.345, SLG: 0.437		0-0 1B		0-0 F8		4-1 1B		3-2 G4-3		3	0	1	0	1	0	0						
Mike Mordecai, R OBP: 0.294, SLG: 0.351										0	0	0	0	0	0	0						
Chris Widger, R OBP: 0.326, SLG: 0.451		1-1 G5-3 1B		3-2 F8		3-2 F8		0-0 G5-3		4	0	1	0	0	0	1						
Geoff Blum, S OBP: 0.339, SLG: 0.542		0-1 G5-3 1B		2-2 F9		2-2 F9			1-0 F7	4	0	2	0	0	0	0						
Javier Vazquez, R OBP: 0.317, SLG: 0.316		1-0 P9		3-2 3B		0-2 P3			0-0 G4-6-3 1B	2	1	1	0	0	0	3						
Orlando Merced, S OBP: 0.357, SLG: 0.464										1	0	0	0	0	0	2						
Guillermo Mota, R OBP: 1.000, SLG: 4.000										0	0	0	0	0	0	0						
Anthony Telford, R OBP: 0.328, SLG: 0.407										0	0	0	0	0	0	0						
Wilton Guerrero, S OBP: 0.328, SLG: 0.407										1	0	1	0	0	0	0						
Inning Stats	R: 0 E: 0 K: 0 S: 8	H: 3 LOB: 2 BB: 0 P: 11	R: 0 E: 0 K: 0 S: 9	H: 3 LOB: 2 BB: 0 P: 12	R: 0 E: 0 K: 0 S: 6	H: 0 LOB: 1 BB: 1 P: 13	R: 0 E: 0 K: 0 S: 8	H: 0 LOB: 0 BB: 0 P: 13	R: 2 E: 0 K: 0 S: 14	H: 2 LOB: 0 BB: 0 P: 23	R: 0 E: 0 K: 0 S: 12	H: 1 LOB: 2 BB: 1 P: 23	R: 0 E: 0 K: 0 S: 4	H: 0 LOB: 0 BB: 0 P: 4	R: 1 E: 0 K: 0 S: 7	H: 1 LOB: 0 BB: 0 P: 10	R: 0 E: 0 K: 0 S: 5	H: 1 LOB: 0 BB: 0 P: 7	1B: 8 2B: 1 3B: 1 HR: 1	SF: 1 SAC: 0 DP: 2 HBP: 0	WP: 0 PB: 1 SB: 0 CS: 0	PA: 37
PITCHER	IP WLS BF H R ER SO BB IBB HBP BLK WP HR S P ERA WHIP																					
Dennis Springer, R ERA: 4.9	(1, 1)	8.0 W 34 10 3 3 0 2 0 0 0 0 0 1 68 109 3.38 1.500																				
Antonio Alfonseca, R ERA: 3.3	(9, 1)	1.0 S 3 1 0 0 0 0 0 0 0 0 0 0 5 7 0.00 1.000																				

Montreal Expos @ Florida Marlins
Pro Player Stadium, Miami, FL
Tue Sep 21 1999, 4:05 PM EDT
Cloudy - 80 F

AB 34
R 3
H 11
RBI 3
BB 2
SO 0
LOB 15



Batter	1	2	3	4	5	6	7	8	9	AB	R	H	RBI	BB	SO	LOB	BOTTOM				
Dave Berg, R OBP: 0.349, SLG: 0.374	3-2 G4-3		2-2 G6-3		1-2 G5-3			2-1 F9		4	0	0	0	0	0	2					
Alex Gonzalez, R OBP: 0.310, SLG: 0.442	0-1 P6			1-0 E6 2B	0-0 HR			0-0 F9		4	1	2	3	0	0	0					
Cliff Floyd, L OBP: 0.379, SLG: 0.495	2-3 K			0-0 L4	2-H 3-H K			1-2 1B 1B		4	1	1	0	0	2	1					
Preston Wilson, R OBP: 0.362, SLG: 0.531		1-3 K		1-1 G4-3		1-3 K		3-2 1B 1B		4	1	1	0	0	2	1					
Derrek Lee, R OBP: 0.269, SLG: 0.332		2-3 K		2-0 E6 FC1-6		1-2 F9		3-2 1B		4	0	1	1	0	1	1					
Mark Kotsay, L OBP: 0.302, SLG: 0.403		0-0 1B		1-2 FC1-6		0-0 F8		1-3 2-H 1B		4	0	2	1	0	0	2					
Mike Lowell, R OBP: 0.322, SLG: 0.409		3-3 K		1-2 FC1-5 2B	1-0 FC1-5 2B		0-1 G5-3	1-2 F8		4	0	1	0	0	1	3					
Ramon Castro, R OBP: 0.254, SLG: 0.278			0-0 P8		4-1 G5-3 FC1-5 HR BB		3-2 F7			2	1	0	0	1	0	0					
Dennis Springer, R OBP: 0.125, SLG: 0.149			0-0 G5-3		1-1 FC1-5 HR		0-1 G1-3			3	1	0	0	0	0	2					
Antonio Alfonseca, R ERA: 3.81	(9, 1)				1-2 2-3 HR					0	0	0	0	0	0	0					
Inning Stats	R: 0 E: 0 K: 1 S: 9	H: 0 LOB: 0 BB: 0 P: 14	R: 0 E: 0 K: 3 S: 10	H: 1 LOB: 1 BB: 0 P: 16	R: 0 E: 0 K: 0 S: 5	H: 0 LOB: 0 BB: 0 P: 7	R: 0 E: 1 K: 0 S: 8	H: 1 LOB: 2 BB: 0 P: 13	R: 3 E: 0 K: 1 S: 11	H: 2 LOB: 0 BB: 1 P: 21	R: 0 E: 0 K: 1 S: 9	H: 0 LOB: 0 BB: 0 P: 11	R: 0 E: 0 K: 0 S: 8	H: 0 LOB: 0 BB: 0 P: 11	R: 2 E: 0 K: 0 S: 20	H: 4 LOB: 2 BB: 0 P: 32	1B: 5 2B: 2 3B: 0 HR: 1	SF: 0 SAC: 0 DP: 0 HBP: 0	WP: 0 PB: 0 SB: 0 CS: 0	PA: 34	
PITCHER	IP WLS BF H R ER SO BB IBB HBP BLK WP HR S P ERA WHIP																				
Javier Vazquez, R ERA: 5.07	(1, 1)	5.0 21 4 3 3 5 1 0 0 0 0 0 0 17 22 0.00 0.000																			
Guillermo Mota, R ERA: 3.02	(6, 1)	2.0 6 0 0 0 1 0 0 0 0 0 0 0 17 22 0.00 0.000																			
Anthony Telford, R ERA: 3.81	(8, 1)	1.0 L 7 4 2 2 0 0 0 0 0 0 0 0 20 32 18.00 4.000																			

Montreal Expos @ Florida Marlins
Pro Player Stadium, Miami, FL
Tue Sep 21 1999, 4:05 PM EDT
Cloudy - 80 F


AB 33
R 5
H 8
RBI 5
BB 1
SO 6
LOB 12



Batter	1	2	3	4	5	6	7	8	9	AB	R	H	RBI	BB	SO	LOB	TOP										
Rondell White, R OBP: 0.358, SLG: 0.509 Steve Kline, S (8, 1)	2-2 G4-6-3 1B		1-2 F7			0-3 K		0-0 P8		4	0	1	0	0	1	0											
Wilton Guerrero, S OBP: 0.324, SLG: 0.401 (1, 7)	0-3 K		1-1 G4-3			1-1 G4-3		1-2 G6-3		4	0	0	0	0	1	1											
Jose Vidro, S OBP: 0.359, SLG: 0.502 (1, 4)	0-0 G4-6-3 1-2			1-0 G3		0-2 1B		0-0 G4-3		4	0	1	0	0	0	1											
Vladimir Guerrero, R OBP: 0.373, SLG: 0.591 (1, 9)		0-3 K		1-2 G4-3		2-2 1B		0-1 F9		4	0	1	0	0	1	0											
Fernando Seguin, S OBP: 0.300, SLG: 0.380 James Mouton, R OBP: 0.346, SLG: 0.359 (8, 8)		2-3 K		1-3 K		0-1 F8		1-0 F8		3	0	0	0	0	2	2											
Michael Barrett, R OBP: 0.347, SLG: 0.439 Robert Machado, R OBP: 0.273, SLG: 0.250 (7, 2)	2-1 WP 1B				1-1 G6-3		1-2 G6-3 1B		1-2 G1-3		3	0	2	0	0	0											
Trace Coquille, R OBP: 0.323, SLG: 0.259 (1, 5)	4-2 BB				0-0 G3 2B		2-2 G6-3 1-2				2	0	1	0	1	0											
Geoff Blum, S OBP: 0.339, SLG: 0.536 (1, 6)	1-3 K				1-2 G3		1-2 1B				3	0	1	0	0	1											
Jeremy Powell, R OBP: 0.214, SLG: 0.120 Scott Strickland, R OBP: 0.346, SLG: 0.346 (6, 3)			2-2 P9		1-1 L8		1-3 K				2	0	0	0	0	1											
Inning Stats	R: 0 E: 0 K: 1 S: 10	H: 1 LOB: 0 BB: 0 P: 12	R: 0 E: 0 K: 3 S: 15	H: 1 LOB: 2 BB: 1 P: 24	R: 0 E: 0 K: 0 S: 9	H: 0 LOB: 0 BB: 0 P: 13	R: 0 E: 0 K: 1 S: 7	H: 0 LOB: 0 BB: 0 P: 10	R: 0 E: 0 K: 0 S: 10	H: 1 LOB: 1 BB: 0 P: 13	R: 0 E: 0 K: 1 S: 14	H: 2 LOB: 2 BB: 0 P: 17	R: 0 E: 0 K: 1 S: 12	H: 2 LOB: 1 BB: 0 P: 17	R: 0 E: 0 K: 0 S: 5	H: 0 LOB: 0 BB: 0 P: 6	R: 0 E: 0 K: 0 S: 6	H: 0 LOB: 0 BB: 0 P: 8	1B: 6 2B: 1 3B: 0 HR: 0	SF: 0 SAC: 0 DP: 2 HBP: 0	WP: 1 PB: 0 SB: 0 CS: 0	PA: 33					
PITCHER	IP	WLS	BF	H	R	ER	SO	BB	IBB	HBP	BLK	WP	HR	S	P	ERA	WHIP										
38 Reid Cornelius, R ERA: 1.8 Braden Looper, R ERA: 3.49 Brian Edmondson, R ERA: 5.58	6.0	W	23	5	0	0	6	1	0	0	0	1	0	65	89	0.00	1.000										

Montreal Expos @ Florida Marlins
Pro Player Stadium, Miami, FL
 Tue Sep 21 1999, 7:05 PM EDT
 Att: 8,468 - Cloudy - 79 F


AB 32
 R 0
 H 7
 RBI 0
 BB 1
 SO 7
 LOB 10



Batter	1	2	3	4	5	6	7	8	9	AB	R	H	RBI	BB	SO	LOB	BOTTOM										
Julio Ramirez, R OBP: 0.267, SLG: 0.286 (1, 8)	0-2 L1		1-0 2B		1-3 K		3-2 L3			4	0	1	2	0	1	1											
Alex Gonzalez, R OBP: 0.308, SLG: 0.439 (1, 6)	0-3 K		1-3 2H 3H K		1-2 G6-3		0-0 G6-3			4	0	0	0	0	2	3											
Bruce Aven, R OBP: 0.373, SLG: 0.450 (1, 7)	1-0 G5-3		2-3 K			1-1 3B HBP		3-2 F8		3	1	0	0	0	1	2											
Kevin Millar, R OBP: 0.370, SLG: 0.446 Dave Berg, R OBP: 0.346, SLG: 0.374 (9, 4)		3-2 G4-3	1-1 P3			0-0 1B 3B		1-1 1B 1B		4	1	2	1	0	0	2											
Preston Wilson, R OBP: 0.361, SLG: 0.528 (1, 9)		1-1 G6-3		3-2 G4-3		0-1 S 1B		0-3 K		4	0	1	1	0	1	1											
Kevin Orie, R OBP: 0.327, SLG: 0.411 (1, 5)		1-2 G5-3		1-2 G6-3		0-3 K		1-1 1B 1B		4	0	1	0	0	1	1											
Amaury Garcia, R OBP: 0.364, SLG: 0.526 Brian Edmondson, R OBP: 0.364, SLG: 0.545 (9, 1)			3-2 38 1B 2B		2-3 K		3-3 K		1-1 G5-4-3 1B	4	1	2	0	0	2	1											
Mike Redmond, R OBP: 0.390, SLG: 0.356 (1, 2)		4-2 38 1B 2B		1-2 2B BB		1-1 38 SH3 HBP		4-0 BB		1	1	0	0	2	0	3											
38 Reid Cornelius, R OBP: 0.500, SLG: 0.500 Cliff Floyd, L OBP: 0.377, SLG: 0.493 Braden Looper, R OBP: 0.269, SLG: 0.332 (9, 3)			0-1 2B 1B		2-1 SH3		0-3 K			1	0	1	0	0	0	0											
Inning Stats	R: 0 E: 0 K: 1 S: 7	H: 0 LOB: 0 BB: 0 P: 8	R: 0 E: 0 K: 0 S: 11	H: 0 LOB: 0 BB: 0 P: 16	R: 0 E: 0 K: 2 S: 18	H: 3 LOB: 2 BB: 1 P: 32	R: 0 E: 0 K: 1 S: 12	H: 0 LOB: 0 BB: 0 P: 18	R: 0 E: 0 K: 1 S: 10	H: 0 LOB: 1 BB: 0 P: 15	R: 2 E: 0 K: 3 S: 13	H: 2 LOB: 2 BB: 1 P: 21	R: 0 E: 0 K: 0 S: 11	H: 0 LOB: 0 BB: 0 P: 17	R: 0 E: 0 K: 1 S: 11	H: 3 LOB: 2 BB: 0 P: 14	1B: 6 2B: 1 3B: 1 HR: 0	SF: 0 SAC: 1 DP: 1 HBP: 2	WP: 0 PB: 0 SB: 1 CS: 0	PA: 35							
PITCHER	IP	WLS	BF	H	R	ER	SO	BB	IBB	HBP	BLK	WP	HR	S	P	ERA	WHIP										
Jeremy Powell, R ERA: 6.35 Scott Strickland, R ERA: 6.35 Steve Kline, L ERA: 3.43	5.0	L	23	5	4	4	5	1	0	2	0	0	0	20	33	0.00	0.500										

Montreal Expos @ Florida Marlins
Pro Player Stadium, Miami, FL
 Tue Sep 21 1999, 7:05 PM EDT
 Att: 8,468 - Cloudy - 79 F

AB 30
 R 4
 H 8
 RBI 4
 BB 2
 SO 9
 LOB 16




Batter	1	2	3	4	5	6	7	8	9	AB	R	H	RBI	BB	SO	LOB	TOP																					
Rondell White, R OBP: 0.359, SLG: 0.508	F9		2B			K		2B		3	2	1	0	1	1	0																						
Orlando Merced, S OBP: 0.357, SLG: 0.468	F8		2B			G4-3		2B		3	0	1	2	0	0	0																						
James Mouton, R OBP: 0.353, SLG: 0.373	F8		2B			G4-3		2B		1	0	1	2	0	0	0																						
Steve Kline, S OBP: 0.347, SLG: 0.346	F8		2B			G4-3		2B		0	0	0	0	0	0	0																						
Ugueth Urbina, R OBP: 0.346, SLG: 0.346	F8		2B			G4-3		K		0	0	0	0	0	0	0																						
Jose Vidro, S OBP: 0.356, SLG: 0.498	F8		F7			G4-3		K		4	0	0	0	0	1	2																						
Viadimir Guerrero, R OBP: 0.372, SLG: 0.588		G5-3			P3			P9		4	1	1	0	0	0	0																						
Brad Fullmer, L OBP: 0.325, SLG: 0.477		P6			F8			G3		3	0	0	0	0	0	0																						
Ryan McGuire, L OBP: 0.346, SLG: 0.346		P6			F8			G3		0	0	0	0	0	0	0																						
Michael Barrett, R OBP: 0.347, SLG: 0.436		F9			G3			F9		3	0	0	0	1	0	0																						
Chris Widger, R OBP: 0.327, SLG: 0.452				K		G3-1				4	0	2	1	0	1	0																						
Geoff Blum, S OBP: 0.336, SLG: 0.532				K		K		FC1-6		1	0	0	0	0	1	0																						
Mike Mordecai, R OBP: 0.290, SLG: 0.346				K		K		FC1-6		3	1	0	0	0	2	2																						
Miguel Batista, R OBP: 0.257, SLG: 0.333				K		G1-3		L8		2	1	1	0	0	0	0																						
Anthony Telford, R OBP: 0.323, SLG: 0.400				2B		G1-3				0	0	0	0	0	0	0																						
Wilton Guerrero, S OBP: 0.323, SLG: 0.400				2B		G1-3				1	0	0	0	0	0	1																						
Manny Martinez, R OBP: 0.282, SLG: 0.346				2B		G1-3				0	0	0	0	0	0	0																						
Inning Stats	R: 0 H: 0 E: 0 K: 0 S: 6	H: 0 LOB: 0 BB: 0 P: 7	R: 0 H: 0 E: 0 K: 0 S: 6	H: 0 LOB: 0 BB: 0 P: 9	R: 2 H: 3 E: 0 K: 2 S: 20	H: 3 LOB: 1 BB: 0 P: 27	R: 0 H: 0 E: 0 K: 0 S: 6	H: 0 LOB: 0 BB: 0 P: 8	R: 0 H: 0 E: 0 K: 1 S: 7	H: 0 LOB: 0 BB: 0 P: 10	R: 0 H: 0 E: 0 K: 1 S: 9	H: 0 LOB: 0 BB: 0 P: 10	R: 0 H: 0 E: 0 K: 0 S: 4	H: 0 LOB: 0 BB: 0 P: 7	R: 2 H: 2 E: 0 K: 1 S: 14	H: 2 LOB: 1 BB: 1 P: 23	R: 1 H: 2 E: 0 K: 1 S: 11	H: 2 LOB: 1 BB: 1 P: 18	1B: 5 2B: 2 3B: 0 HR: 0	SF: 0 SAC: 1 DP: 0 HBP: 0	WP: 0 PA: 35 PB: 0 SB: 1 CS: 0																	
PITCHER	IP	WLS	BF	H	R	ER	SO	BB	IBB	HBP	BLK	WP	HR	S	P	ERA	WHIP	PITCHER				IP	WLS	BF	H	R	ER	SO	BB	IBB	HBP	BLK	WP	HR	S	P	ERA	WHIP
Vladimir Nunez, R ERA: 4.2	7.2	L	28	4	4	4	4	1	0	0	0	0	0	68	95	4.70	0.652																					
Jesus Sanchez, L ERA: 5.83	0.1		2	1	0	0	1	0	0	0	0	0	0	4	6	0.00	3.000																					
Hector Almonte, R ERA: 4.91	1.0		5	2	1	1	1	0	1	0	0	0	0	11	18	9.00	2.000																					

Batter	1	2	3	4	5	6	7	8	9	AB	R	H	RBI	BB	SO	LOB	BOTTOM																					
Dave Berg, R OBP: 0.352, SLG: 0.380	2B		G4-6-3			G6-3		FC3-6		4	0	2	1	0	0	1																						
Alex Gonzalez, R OBP: 0.307, SLG: 0.438	P7				P5	K2-3		FC3-6		4	0	1	0	0	1	1																						
Cliff Floyd, L OBP: 0.375, SLG: 0.493	K				F8			FC3-6		4	0	1	1	0	1	3																						
Preston Wilson, R OBP: 0.358, SLG: 0.523	G1-4-3				G1-3			FC3-6		4	0	0	0	0	1	4																						
Derrek Lee, R OBP: 0.269, SLG: 0.327			G6-3			K		FC6-4		3	0	0	0	1	1	3																						
Mark Kotsay, L OBP: 0.302, SLG: 0.403			K			K		FC6-4		3	0	1	0	0	1	1																						
Jesus Sanchez, L OBP: 0.154, SLG: 0.083			K			F8		K		0	0	0	0	0	0	0																						
Hector Almonte, R OBP: 0.325, SLG: 0.409			K			F8		K		0	0	0	0	0	0	0																						
Kevin Orie, R OBP: 0.325, SLG: 0.409			K			F8		K		1	0	0	0	0	1	0																						
Mike Lowell, R OBP: 0.321, SLG: 0.418			P3			F8		HR		4	1	1	1	0	0	2																						
Ramon Castro, R OBP: 0.246, SLG: 0.268			G3			G6-4-3		BB		2	0	0	0	0	0	2																						
Kevin Miller, R OBP: 0.371, SLG: 0.446			G3			G6-4-3		BB		0	0	0	0	1	0	0																						
Julio Ramirez, R OBP: 0.267, SLG: 0.286			G3			G6-4-3		BB		0	1	0	0	0	0	0																						
Mike Redmond, R OBP: 0.388, SLG: 0.355			G3			G6-4-3		BB		1	0	0	0	0	1	0																						
Viadimir Nunez, R OBP: 0.120, SLG: 0.120			G3			G6-4-3		BB		2	0	1	0	0	1	0																						
Bruce Aven, R OBP: 0.374, SLG: 0.450			G3			G6-4-3		BB		0	1	0	0	1	0	0																						
Inning Stats	R: 0 H: 1 E: 0 K: 1 S: 15	H: 0 LOB: 1 BB: 0 P: 20	R: 0 H: 0 E: 0 K: 1 S: 8	H: 0 LOB: 0 BB: 0 P: 12	R: 0 H: 1 E: 0 K: 0 S: 9	H: 1 LOB: 0 BB: 0 P: 12	R: 0 H: 0 E: 0 K: 0 S: 3	H: 0 LOB: 0 BB: 0 P: 5	R: 0 H: 1 E: 0 K: 0 S: 6	H: 1 LOB: 1 BB: 1 P: 12	R: 0 H: 0 E: 0 K: 2 S: 12	H: 0 LOB: 0 BB: 0 P: 16	R: 0 H: 1 E: 0 K: 1 S: 8	H: 1 LOB: 1 BB: 0 P: 10	R: 3 H: 3 E: 0 K: 1 S: 15	H: 3 LOB: 2 BB: 2 P: 29	R: 0 H: 0 E: 0 K: 2 S: 10	H: 0 LOB: 0 BB: 0 P: 14	1B: 4 2B: 2 3B: 0 HR: 1	SF: 0 SAC: 0 DP: 2 HBP: 0	WP: 0 PA: 35 PB: 0 SB: 0 CS: 0																	
PITCHER	IP	WLS	BF	H	R	ER	SO	BB	IBB	HBP	BLK	WP	HR	S	P	ERA	WHIP	PITCHER				IP	WLS	BF	H	R	ER	SO	BB	IBB	HBP	BLK	WP	HR	S	P	ERA	WHIP
Miguel Batista, R ERA: 4.97	5.0	W	17	3	0	0	2	1	0	0	0	0	0	41	61	0.00	0.800																					
Anthony Telford, R ERA: 3.73	2.0	H	7	1	0	0	3	0	0	0	0	0	0	20	26	0.00	0.500																					
Steve Kline, L ERA: 3.84	0.0		3	1	3	3	0	2	0	0	0	0	1	3	11	∞	∞																					
Ugueth Urbina, R ERA: 3.88	2.0	S	8	2	0	0	3	0	0	0	0	0	0	22	32	0.00	1.000																					


Montreal Expos @ Florida Marlins
Pro Player Stadium, Miami, FL
Wed Sep 22 1999, 7:05 PM EDT
Alt. 9.524 - Unknown - 84 F

AB 32
R 5
H 7
RBI 5
BB 2
SO 6
LOB 5



Montreal Expos @ Florida Marlins
Pro Player Stadium, Miami, FL
Wed Sep 22 1999, 7:05 PM EDT
Alt. 9.524 - Unknown - 84 F

AB 32
R 3
H 7
RBI 3
BB 3
SO 8
LOB 17



Batter	1	2	3	4	5	6	7	8	9	AB	R	H	RBI	BB	SO	LOB	TOP										
Rondell White, R OBP: 0.358, SLG: 0.506 (1, 8)	G6-3		F7			G5-3		G3 SH1-4 1B		4	0	1	0	0	0	1											
Trace Coquillette, R OBP: 0.354, SLG: 0.267 (1, 5)	K			P5		1B		SH1-4		3	0	1	0	0	1	0											
Jose Vidro, S OBP: 0.353, SLG: 0.494 (1, 4)	G6-3			F9		F8		G3		4	0	0	0	0	0	2											
Vladimir Guerrero, R OBP: 0.370, SLG: 0.584 (1, 9)		G6-3		G3-1		K2-3		G4-3		4	0	0	0	0	1	2											
Brad Fullmer, L OBP: 0.327, SLG: 0.480 (1, 3)	G6-3				FC1-5 2B		L9-3 1B		F7	4	0	2	0	0	0	0											
Michael Barrett, R OBP: 0.346, SLG: 0.434 Manny Martinez, R OBP: 0.282, SLG: 0.346 (9, PR)	L7				FC1-5 1B 2-3		L9-3		CS 1B	4	0	1	0	0	0	2											
Fernando Seguinol, S OBP: 0.359, SLG: 0.410 (1, 7)			G6-3 2B		K		3B 2B		F8	4	1	2	0	0	1	2											
Mike Mordecai, R OBP: 0.295, SLG: 0.360 (1, 6)	G6-3									3	0	2	1	0	0	1											
Dustin Hermanson, R OBP: 0.095, SLG: 0.050 Orlando Merced, S OBP: 0.355, SLG: 0.465 Guillermo Mota, R OBP: 1.000, SLG: 4.000 Scott Strickland, R (8, 1)										2	0	0	0	0	2	3											
Inning Stats	R: 0 E: 0 K: 1 S: 7	H: 0 LOB: 0 BB: 0 P: 9	R: 0 E: 0 K: 0 S: 8	H: 0 LOB: 0 BB: 0 P: 10	R: 0 E: 0 K: 1 S: 11	H: 1 LOB: 1 BB: 0 P: 18	R: 0 E: 0 K: 0 S: 8	H: 0 LOB: 0 BB: 0 P: 13	R: 0 E: 0 K: 2 S: 12	H: 2 LOB: 2 BB: 0 P: 17	R: 0 E: 0 K: 1 S: 7	H: 1 LOB: 1 BB: 0 P: 7	R: 1 E: 0 K: 1 S: 9	H: 3 LOB: 1 BB: 0 P: 13	R: 0 E: 0 K: 0 S: 11	H: 1 LOB: 1 BB: 0 P: 16	R: 0 E: 0 K: 0 S: 5	H: 1 LOB: 1 BB: 0 P: 8	1B: 5 2B: 4 3B: 1 HR: 0	SF: 0 SAC: 1 DP: 1 HBP: 0	WP: 0 PB: 0 SB: 0 CS: 1	PA: 34					
PITCHER	IP	WLS	BF	H	R	ER	SO	BB	IBB	HBP	BLK	WP	HR	S	P	ERA	WHIP										
A.J. Burnett, R ERA: 3.67 Brian Edmondson, R ERA: 5.56 Jesus Sanchez, L ERA: 5.8 Braden Looper, R ERA: 3.47 Antonio Alfonseca, R ERA: 3.25	7.0	W	27	7	1	1	6	0	0	0	0	0	0	62	87	1.29	1.000										

Montreal Expos @ Florida Marlins
Pro Player Stadium, Miami, FL
Thu Sep 23 1999, 1:05 PM EDT
Att: 8,886 - Cloudy - 83 F

AB	33
R	1
H	9
RBI	1
BB	0
SO	6
LOB	14



Batter	1	2	3	4	5	6	7	8	9	AB	R	H	RBI	BB	SO	LOB	BOTTOM										
Dave Berg, R OBP: 0.350, SLG: 0.378 (1, 4)	F9		L5		FC6-4 FC4 1-2 3-H			FC4-6 BB 1B		4	0	1	1	0	0	1											
Alex Gonzalez, R OBP: 0.307, SLG: 0.435 (1, 6)	G6-3		F7		FC4 1-2			FC4-6 BB		3	0	0	0	1	0	1											
Cliff Floyd, L OBP: 0.369, SLG: 0.494 Antonio Alfonseca, R (9, 1)	P5		K			G3		FC4-6 1-2 2-3		4	0	0	0	0	1	2											
Kevin Millar, R OBP: 0.368, SLG: 0.442 Derrek Lee, R OBP: 0.298, SLG: 0.325 (8, 3)		L5		F7		G1-3		K		3	0	0	0	0	0	0											
Bruce Aven, R OBP: 0.374, SLG: 0.447 Brian Edmondson, R OBP: 0.364, SLG: 0.545 Jesus Sanchez, L OBP: 0.154, SLG: 0.083 Braden Looper, R (8, 1)		G4-3 E BB		G6-3		G4-3				2	1	0	0	1	0	0											
Preston Wilson, R OBP: 0.358, SLG: 0.523 Mark Kotsay, L OBP: 0.301, SLG: 0.400 (1, 9)		G4-3		F8			G6-3			3	0	0	0	0	1												
Kevin Orte, R OBP: 0.325, SLG: 0.408 (1, 5)		E6 1B 2-H			FC6-4 1B		G6-3			3	1	1	0	0	0	0											
Mike Redmond, R OBP: 0.391, SLG: 0.359 (1, 2)							G4-3			3	0	2	0	0	0	0											
A.J. Burnett, R OBP: 0.143, SLG: 0.143 Julio Ramirez, R OBP: 0.250, SLG: 0.267 (8, 8)			K					K		2	0	0	0	0	2	4											
Inning Stats	R: 0 E: 0 K: 0 S: 6	H: 0 LOB: 0 BB: 0 P: 9	R: 1 E: 1 K: 1 S: 12	H: 1 LOB: 2 BB: 1 P: 23	R: 0 E: 0 K: 1 S: 7	H: 0 LOB: 0 BB: 0 P: 12	R: 0 E: 0 K: 0 S: 6	H: 0 LOB: 0 BB: 0 P: 12	R: 1 E: 0 K: 1 S: 12	H: 2 LOB: 1 BB: 0 P: 19	R: 0 E: 0 K: 0 S: 8	H: 0 LOB: 0 BB: 0 P: 11	R: 0 E: 0 K: 0 S: 9	H: 0 LOB: 0 BB: 0 P: 12	R: 0 E: 0 K: 2 S: 11	H: 1 LOB: 2 BB: 1 P: 18	1B: 4 2B: 0 3B: 0 HR: 0	SF: 0 SAC: 0 DP: 0 HBP: 0	WP: 0 PB: 0 SB: 0 CS: 0	PA: 31							
PITCHER	IP	WLS	BF	H	R	ER	SO	BB	IBB	HBP	BLK	WP	HR	S	P	ERA	WHIP										
Dustin Hermanson, R ERA: 4.25 Guillermo Mota, R ERA: 2.94 Scott Strickland, R ERA: 6.0	6.0	L	23	3	2	1	3	1	0	0	0	0	0	16	26	0.00	1.500										

Montreal Expos @ Florida Marlins
Pro Player Stadium, Miami, FL
Thu Sep 23 1999, 1:05 PM EDT
Att: 8,886 - Cloudy - 83 F

AB	29
R	2
H	4
RBI	1
BB	2
SO	5
LOB	11



Batter	1	2	3	4	5	6	7	8	9	AB	R	H	RBI	BB	SO	LOB	TOP										
Neft Perez, S (1, 6) OBP: 0.313, SLG: 0.413	L7	K			K			G1-3	F8	5	0	0	0	0	2	3											
Terry Shupert, R (1, 9) OBP: 0.423, SLG: 0.695	P4		F8					P4		4	0	1	1	0	0	0											
7 Kurt Abbott, R (1, 4) OBP: 0.319, SLG: 0.445	FC5-4 1B		P4					F8		4	1	2	0	0	0	1											
Dante Bichette, R (1, 7) OBP: 0.350, SLG: 0.530	FC5-4 1-2		F7					17 3B	2B	3	1	1	0	1	0	1											
17 Todd Helton, L (1, 3) OBP: 0.395, SLG: 0.595								17 G6-4-3 1B	1B	4	2	2	3	0	0	1											
Vinny Castilla, R (1, 5) OBP: 0.328, SLG: 0.477								1B 2H	3B	4	0	2	1	0	0	0											
Edgard Clemente, R (1, 8) OBP: 0.303, SLG: 0.510								3B 2H	1B	4	0	0	0	0	1	2											
Ben Petrick, R (1, 2) OBP: 0.368, SLG: 0.588								1-2		2	1	0	0	2	1	0											
Pedro Astacio, R (1, 1) OBP: 0.250, SLG: 0.289										2	0	0	0	0	0	2											
J.R. Phillips, L (9, PH) OBP: 0.263, SLG: 0.556										1	0	0	0	0	0	0											
Dave Veres, R (9, 1)										0	0	0	0	0	0	0											
Inning Stats	R: 0 E: 0 K: 0 S: 11	H: 1 LOB: 1 BB: 0 P: 14	R: 1 E: 0 K: 1 S: 15	H: 2 LOB: 2 BB: 1 P: 24	R: 0 E: 0 K: 1 S: 4	H: 0 LOB: 0 BB: 0 P: 5	R: 0 E: 0 K: 1 S: 8	H: 0 LOB: 0 BB: 0 P: 13	R: 1 E: 0 K: 1 S: 7	H: 1 LOB: 1 BB: 1 P: 12	R: 0 E: 0 K: 0 S: 7	H: 1 LOB: 0 BB: 0 P: 8	R: 0 E: 0 K: 1 S: 7	H: 0 LOB: 0 BB: 0 P: 10	R: 3 E: 0 K: 0 S: 15	H: 3 LOB: 1 BB: 1 P: 25	R: 0 E: 0 K: 0 S: 7	H: 0 LOB: 0 BB: 0 P: 9	1B: 3 2B: 3 3B: 1 HR: 1	SF: 0 SAC: 1 DP: 1 HBP: 0	WP: 0 PA: 37 PB: 0 SB: 0 CS: 0						
PITCHER	IP	WLS	BF	H	R	ER	SO	BB	IBB	HBP	BLK	WP	HR	S	P	ERA	WHIP										
Brian Meadows, R (1, 1) ERA: 5.64	7.0		27	5	2	2	4	2	0	0	0	0	1	59	86	2.57	1.000										
Brian Edmondson, R (8, 1) ERA: 5.71	0.2	L	4	1	2	2	0	0	1	0	0	0	0	8	15	27.00	1.500										
Jesus Sanchez, L (8, 1) ERA: 5.92	0.1		1	1	0	0	0	0	0	0	0	0	0	1	1	∞	∞										
Braden Looper, R (8, 1) ERA: 3.46	0.1		2	1	1	1	0	0	0	0	0	0	0	6	9	27.00	3.000										
Hector Almonte, R (9, 1) ERA: 4.5	1.0		3	0	0	0	0	0	0	0	0	0	0	7	9	0.00	0.000										

Colorado Rockies @ Florida Marlins
 Pro Player Stadium, Miami, FL
 Fri Sep 24 1999, 7:05 PM EDT
 Att: 18,941 - Cloudy - 77 F

AB	33
R	5
H	8
RBI	5
BB	3
SO	4
LOB	10



Batter	1	2	3	4	5	6	7	8	9	AB	R	H	RBI	BB	SO	LOB	BOTTOM										
Dave Berg, R (1, 4) OBP: 0.348, SLG: 0.375	G5-3		K		K				G6-3	5	0	1	0	0	2	1											
Alex Gonzalez, R (1, 6) OBP: 0.304, SLG: 0.431	G4-3		P3						G5-3	5	0	0	0	0	1	2											
Cliff Floyd, L (1, 7) OBP: 0.375, SLG: 0.496	2B		P4							3	1	2	0	1	0	0											
Preston Wilson, R (1, 8) OBP: 0.356, SLG: 0.519	F7									4	0	0	0	0	2	3											
Mike Lowell, R (1, 5) OBP: 0.323, SLG: 0.429										4	1	2	2	0	1	1											
Mark Kotsay, L (1, 9) OBP: 0.302, SLG: 0.404										3	1	1	0	1	0	1											
Derrek Lee, R (1, 3) Hector Almonte, R (9, 1)										3	0	1	1	0	0	1											
Ramon Castro, R (1, 2) OBP: 0.246, SLG: 0.268										0	0	0	0	0	0	0											
Mike Redmond, R (2, PH) OBP: 0.389, SLG: 0.357										4	0	1	0	0	0	3											
Brian Meadows, R (1, 1) OBP: 0.178, SLG: 0.204										2	0	1	0	0	0	1											
Kevin Ciri, R (7, PH) OBP: 0.334, SLG: 0.492										1	0	0	0	0	0	1											
Brian Edmondson, R (8, 1) OBP: 0.304, SLG: 0.431										0	0	0	0	0	0	0											
Jesus Sanchez, L (8, 1) OBP: 0.263, SLG: 0.556										0	0	0	0	0	0	0											
Braden Looper, R (8, 1) ERA: 3.46										0	0	0	0	0	0	0											
Kevin Millar, R (9, 3) OBP: 0.307, SLG: 0.441										1	0	0	0	0	0	0											
Inning Stats	R: 0 E: 0 K: 0 S: 8	H: 1 LOB: 1 BB: 0 P: 11	R: 1 E: 0 K: 0 S: 8	H: 1 LOB: 1 BB: 1 P: 16	R: 0 E: 0 K: 1 S: 8	H: 0 LOB: 0 BB: 0 P: 13	R: 0 E: 0 K: 0 S: 6	H: 0 LOB: 0 BB: 0 P: 9	R: 0 E: 0 K: 1 S: 11	H: 1 LOB: 1 BB: 0 P: 16	R: 0 E: 0 K: 2 S: 11	H: 0 LOB: 1 BB: 1 P: 18	R: 1 E: 0 K: 2 S: 14	H: 3 LOB: 2 BB: 0 P: 17	R: 1 E: 0 K: 1 S: 12	H: 3 LOB: 2 BB: 0 P: 17	R: 0 E: 0 K: 0 S: 10	H: 0 LOB: 0 BB: 0 P: 15	1B: 4 2B: 3 3B: 1 HR: 1	SF: 1 SAC: 0 DP: 0 HBP: 0	WP: 1 PA: 38 PB: 0 SB: 1 CS: 0						
PITCHER	IP	WLS	BF	H	R	ER	SO	BB	IBB	HBP	BLK	WP	HR	S	P	ERA	WHIP										
Pedro Astacio, R (1, 1) ERA: 5.21	8.0		35	9	3	3	7	2	0	0	0	0	1	78	117	3.38	1.375										
Dave Veres, R (9, 1) ERA: 5.16	1.0	S	3	0	0	0	0	0	0	0	0	0	0	10	15	0.00	0.000										

Colorado Rockies @ Florida Marlins
 Pro Player Stadium, Miami, FL
 Fri Sep 24 1999, 7:05 PM EDT
 Att: 18,941 - Cloudy - 77 F

AB	35
R	3
H	9
RBI	3
BB	2
SO	7
LOB	14



Batter	1	2	3	4	5	6	7	8	9	AB	R	H	RBI	BB	SO	LOB	TOP		
Neft Perez, S OBP: 0.313, SLG: 0.411 (1,6)										2	0	0	1	1	0	1			
7 Kurt Abbott, R OBP: 0.315, SLG: 0.438 (1,4)										4	0	0	0	0	1	3			
Jeff Barry, S OBP: 0.339, SLG: 0.440 (1,8)										4	0	0	0	0	1	3			
Dante Bichette, R OBP: 0.350, SLG: 0.528 (1,7)										4	0	1	0	0	0	0			
17 Todd Helton, L OBP: 0.396, SLG: 0.594 (1,3)										4	0	2	0	0	0	0			
Vinny Castilla, R OBP: 0.329, SLG: 0.476 (1,5)										3	1	1	0	1	0	1			
J.R. Phillips, L OBP: 0.261, SLG: 0.500 (1,9)										4	1	1	0	0	0	3			
Ben Petrick, R OBP: 0.383, SLG: 0.585 (1,2)										2	0	1	0	1	0	3			
John Thomson, R OBP: 0.250, SLG: 0.222 (1,1)										1	0	0	1	1	1	0			
David Lee, R ERA: 4.98 (5,1)										0	0	0	0	0	0	0			
Terry Shumpert, R OBP: 0.422, SLG: 0.603 (7, PH)										1	0	0	0	0	1	1			
Mike DeJean, R OBP: 0.261, SLG: 0.500 (7,1)										0	0	0	0	0	0	0			
Inning Stats	R: 0 E: 0 K: 0 S: 5	H: 0 LOB: 0 BB: 1 P: 10	R: 0 E: 0 K: 0 S: 12	H: 2 LOB: 2 BB: 1 P: 21	R: 0 E: 0 K: 2 S: 10	H: 0 LOB: 0 BB: 0 P: 13	R: 0 E: 0 K: 0 S: 8	H: 0 LOB: 1 BB: 0 P: 14	R: 2 E: 0 K: 0 S: 16	H: 3 LOB: 2 BB: 1 P: 25	R: 0 E: 0 K: 0 S: 8	H: 0 LOB: 1 BB: 1 P: 13	R: 0 E: 0 K: 1 S: 10	H: 0 LOB: 0 BB: 0 P: 15	R: 0 E: 0 K: 0 S: 8	H: 0 LOB: 0 BB: 0 P: 11	1B: 6 2B: 0 3B: 0 HR: 0	SF: 1 SAC: 0 DP: 3 HBP: 0	WP: 0 PA: 34 PB: 0 SB: 0 CS: 0
PITCHER	IP WLS BF H R ER SO BB IBB HBP BLK WP HR S P ERA WHIP																		
Ryan Dempster, R ERA: 4.98 (1,1)	7.0 W 28 6 2 2 3 4 0 0 0 0 0 0 69 113 2.57 1.429																		
Hector Almonte, R ERA: 4.15 (8,1)	1.0 H 3 0 0 0 1 0 0 0 0 0 0 0 10 15 0.00 0.000																		
Antonio Alfonseca, R ERA: 3.21 (9,1)	1.0 3 0 0 0 0 0 0 0 0 0 0 0 8 11 0.00 0.000																		

Colorado Rockies @ Florida Marlins
Pro Player Stadium, Miami, FL
 Sat Sep 25 1999, 7:05 PM EDT
 Att: 27,271 - Cloudy - 77 F

AB 29
 R 2
 H 6
 RBI 2
 BB 4
 SO 4
 LOB 15

Batter	1	2	3	4	5	6	7	8	9	AB	R	H	RBI	BB	SO	LOB	BOTTOM		
Dave Berg, R OBP: 0.352, SLG: 0.376 (1,4)										4	2	2	0	1	0	0			
Alex Gonzalez, R OBP: 0.307, SLG: 0.433 (1,6)										5	2	3	0	0	0	1			
Cliff Floyd, L OBP: 0.372, SLG: 0.502 (1,7)										5	1	1	3	0	1	5			
Julio Ramirez, R OBP: 0.250, SLG: 0.267 (9,8)										0	0	0	0	0	0	0			
Kevin Millar, R OBP: 0.356, SLG: 0.439 (1,3)										4	1	1	0	0	1	3			
Hector Almonte, R ERA: 4.15 (8,1)										0	0	0	0	0	0	0			
Bruce Aven, R OBP: 0.373, SLG: 0.446 (8, PH)										1	0	0	0	0	0	0			
Antonio Alfonseca, R ERA: 3.21 (9,1)										0	0	0	0	0	0	0			
Preston Wilson, R OBP: 0.356, SLG: 0.520 (1,8)										5	2	2	2	0	1	2			
Mike Lowell, R OBP: 0.326, SLG: 0.437 (1,5)										4	0	3	2	0	0	0			
Mark Kotsay, L OBP: 0.304, SLG: 0.402 (1,9)										2	0	0	0	2	0	1			
Mike Redmond, R OBP: 0.391, SLG: 0.357 (1,2)										3	0	1	1	1	0	4			
Ryan Dempster, R OBP: 0.125, SLG: 0.128 (1,1)										3	0	0	0	0	2	4			
Derrek Lee, R OBP: 0.266, SLG: 0.323 (8,3)										1	0	0	0	0	0	0			
Inning Stats	R: 0 E: 0 K: 0 S: 9	H: 2 LOB: 2 BB: 0 P: 18	R: 0 E: 0 K: 1 S: 9	H: 0 LOB: 1 BB: 1 P: 20	R: 4 E: 0 K: 2 S: 21	H: 4 LOB: 2 BB: 2 P: 35	R: 0 E: 0 K: 1 S: 9	H: 1 LOB: 1 BB: 0 P: 10	R: 1 E: 0 K: 0 S: 9	H: 3 LOB: 1 BB: 0 P: 14	R: 0 E: 0 K: 0 S: 8	H: 0 LOB: 0 BB: 0 P: 12	R: 0 E: 0 K: 0 S: 11	H: 1 LOB: 2 BB: 1 P: 18	R: 3 E: 1 K: 1 S: 11	H: 2 LOB: 0 BB: 0 P: 17	1B: 10 2B: 2 3B: 0 HR: 1	SF: 0 SAC: 0 DP: 0 HBP: 0	WP: 0 PA: 41 PB: 0 SB: 1 CS: 0
PITCHER	IP WLS BF H R ER SO BB IBB HBP BLK WP HR S P ERA WHIP																		
John Thomson, R ERA: 7.8 (1,1)	4.1 L 25 9 0 0 0 0 0 0 0 0 0 0 54 92 10.38 2.769																		
David Lee, R ERA: 3.8 (5,1)	1.2 5 1 0 0 0 0 0 0 0 0 0 0 11 17 0.00 0.600																		
Mike DeJean, R ERA: 7.99 (7,1)	2.0 11 3 3 3 2 1 0 1 0 0 0 0 1 22 35 9.00 1.500																		

Colorado Rockies @ Florida Marlins
Pro Player Stadium, Miami, FL
 Sat Sep 25 1999, 7:05 PM EDT
 Att: 27,271 - Cloudy - 77 F

AB 37
 R 8
 H 13
 RBI 8
 BB 4
 SO 5
 LOB 20

Batter	1	2	3	4	5	6	7	8	9	AB	R	H	RBI	BB	SO	LOB	TOP										
Nefti Perez, S OBP: 0.310, SLG: 0.408	G4-3		G5-3			F9	G4-3	G1-3		5	0	0	0	0	0	3	Colorado Rockies @ Florida Marlins Pro Player Stadium, Miami, FL Sun Sep 26 1999, 4:05 PM EDT Att: 26,012 - Sunny - 84 F										
Terry Shumpert, R OBP: 0.414, SLG: 0.590	L5			K		F8	L3	L3		5	0	0	0	0	1	2											
7 Kurt Abbott, R OBP: 0.316, SLG: 0.439	K			G6-3		1B 17 HR	17 WP 1B		G1-3	4	2	1	0	1	1	0											
Dante Bichette, R OBP: 0.352, SLG: 0.527 Dave Veres, R OBP: 0.316, SLG: 0.439		G6-4-3 BB		G5-3		17 HR 1B	17 1B BB		G4-3	3	1	1	0	2	0	0											
17 Todd Helton, L OBP: 0.397, SLG: 0.599	L8				G4-3 1B BB	HR	1B		P5	4	2	2	4	1	0	1											
Vinny Castilla, R OBP: 0.329, SLG: 0.475 Roberto Ramirez, L OBP: 0.250, SLG: 0.143 Jerry Dipoto, R OBP: 0.339, SLG: 0.440	G6-4-3				32 G4-3 1B BB	E6	L4			4	1	1	0	0	0	3											
32 Derrick Gibson, R OBP: 0.207, SLG: 0.429 Angel Echevarria, R OBP: 0.357, SLG: 0.486			L4		G4-3	K		G4-3		4	0	0	0	0	1	3											
Henry Blanco, R OBP: 0.323, SLG: 0.379				SH1-4 BB		P4 1B BB		HR 1B		2	1	1	0	2	0	1											
Jamey Wright, R OBP: 0.133, SLG: 0.167 Curt Leskanic, R OBP: 0.500, SLG: 1.250 Chris Sexton, R OBP: 0.344, SLG: 0.327 J.R. Phillips, L OBP: 0.292, SLG: 0.652 Juan Sosa, R OBP: 0.200, SLG: 0.200			SH1-4		2-1 1B	G6-3		HR		2	0	1	2	0	0	1											
Inning Stats	R: 0 E: 0 K: 1 S: 7	H: 0 LOB: 0 BB: 0 P: 10	R: 0 E: 0 K: 0 S: 4	H: 0 LOB: 0 BB: 1 P: 12	R: 0 E: 0 K: 0 S: 8	H: 0 LOB: 1 BB: 1 P: 13	R: 0 E: 0 K: 1 S: 5	H: 0 LOB: 0 BB: 0 P: 8	R: 2 E: 0 K: 0 S: 13	H: 2 LOB: 2 BB: 2 P: 27	R: 3 E: 1 K: 1 S: 10	H: 3 LOB: 1 BB: 0 P: 12	R: 1 E: 0 K: 0 S: 16	H: 1 LOB: 2 BB: 2 P: 27	R: 2 E: 0 K: 0 S: 10	H: 2 LOB: 0 BB: 0 P: 15		R: 0 E: 0 K: 0 S: 9	H: 0 LOB: 0 BB: 0 P: 13	1B: 5 2B: 1 3B: 0 HR: 2	SF: 0 SAC: 1 DP: 1 HBP: 0	WP: 1 PB: 0 SB: 0 CS: 0	PA: 41				
PITCHER	IP	WLS	BF	H	R	ER	SO	BB	IBB	HBP	BLK	WP	HR	S	P	ERA	WHIP										
Dennis Springer, R ERA: 4.59	6.0		27	5	5	5	3	4	0	0	0	0	1	47	82	7.50	1.500										
Rafael Medina, R ERA: 5.79	0.2	L	4	0	1	1	0	2	0	0	0	0	0	11	20	13.50	3.000										
Jesus Sanchez, L ERA: 5.9	0.1		2	1	0	0	0	0	0	0	0	0	0	5	7	0.00	3.000										
Braden Looper, R ERA: 3.64	1.0		5	2	2	2	0	0	0	0	0	0	1	10	15	18.00	2.000										
Vic Darenborg, L ERA: 8.65	1.0		3	0	0	0	0	0	0	0	0	0	0	9	13	0.00	0.000										

Batter	1	2	3	4	5	6	7	8	9	AB	R	H	RBI	BB	SO	LOB	BOTTOM										
Dave Berg, R OBP: 0.356, SLG: 0.387	1B SF8 2B	P9			L4	1B			1B 2B	5	2	3	2	0	0	1	Colorado Rockies @ Florida Marlins Pro Player Stadium, Miami, FL Sun Sep 26 1999, 4:05 PM EDT Att: 26,012 - Sunny - 84 F										
Alex Gonzalez, R OBP: 0.309, SLG: 0.433	1B		CS 1B		BB	K		G6-3	4	0	2	0	1	1	3												
Cliff Floyd, L OBP: 0.368, SLG: 0.498	SF8		K		F7		P7	G4-6-3 1B	4	0	1	2	0	1	2												
Preston Wilson, R OBP: 0.356, SLG: 0.517	K		BB		F8	E2 1B		G4-6-3	4	0	1	0	1	1	2												
Bruce Aven, R OBP: 0.372, SLG: 0.442 Braden Looper, R OBP: 0.154, SLG: 0.083 Vic Darenborg, L OBP: 0.303, SLG: 0.401	K		G1-3		1B HBP	K		K	3	1	0	0	0	2	3												
Kevin Orie, R OBP: 0.327, SLG: 0.408	G4-3			FC5-4 1B		1B 1B	L7		4	1	2	0	0	0	1												
Derrek Lee, R OBP: 0.266, SLG: 0.322		2B 1B		FC5-4 G1-6-3		K		K	4	1	1	0	0	2	3												
Mike Redmond, R OBP: 0.392, SLG: 0.363		1B		G1-6-3		BB 1B	P4		4	1	2	2	0	0	1												
Dennis Springer, R OBP: 0.120, SLG: 0.143 John Roskos, R OBP: 0.273, SLG: 0.400 Rafael Medina, R OBP: 0.154, SLG: 0.083 Mark Kotsay, L OBP: 0.303, SLG: 0.401		2B		G1		1B BB	L4		2	0	0	0	0	1	1												
Inning Stats	R: 1 E: 0 K: 2 S: 14	H: 2 LOB: 1 BB: 0 P: 22	R: 1 E: 0 K: 1 S: 11	H: 2 LOB: 1 BB: 0 P: 17	R: 0 E: 0 K: 1 S: 9	H: 1 LOB: 1 BB: 1 P: 17	R: 0 E: 0 K: 0 S: 8	H: 1 LOB: 0 BB: 0 P: 13	R: 0 E: 0 K: 2 S: 17	H: 3 LOB: 2 BB: 1 P: 30	R: 0 E: 1 K: 1 S: 15	H: 1 LOB: 1 BB: 0 P: 21	R: 0 E: 0 K: 1 S: 6	H: 0 LOB: 0 BB: 0 P: 13	R: 1 E: 0 K: 0 S: 7	H: 2 LOB: 0 BB: 0 P: 9		1B: 9 2B: 4 3B: 0 HR: 0	SF: 1 SAC: 0 DP: 3 HBP: 1	WP: 0 PB: 0 SB: 0 CS: 1	PA: 40						
PITCHER	IP	WLS	BF	H	R	ER	SO	BB	IBB	HBP	BLK	WP	HR	S	P	ERA	WHIP										
Jamey Wright, R ERA: 4.53	0.1	W	2	1	0	0	1	0	0	0	0	0	0	7	10	0.00	3.000										
Curt Leskanic, R ERA: 4.68	0.1	H	1	0	0	0	0	0	0	0	0	0	0	2	2	0.00	0.000										
Jerry Dipoto, R ERA: 4.25	1.2	H	6	1	0	0	2	0	0	0	0	0	0	19	32	0.00	0.600										
Dave Veres, R ERA: 5.21	1.0	S	4	2	1	1	0	0	0	0	0	0	0	7	9	9.00	2.000										

Batter	1	2	3	4	5	6	7	8	9	AB	R	H	RBI	BB	SO	LOB	TOP					
Dave Berg, R OBP: 0.356, SLG: 0.391 (1, 4)	2-2 2B E 1B		3-2 2B		1-2 F9		0-1 L4		1-2 P6	5	2	2	0	0	0	1						
Alex Gonzalez, R OBP: 0.309, SLG: 0.437 (1, 6)	1-0 F8		3-3 K		2-2 HR		3-2 F8			4	1	1	1	0	1	2						
Cliff Floyd, L OBP: 0.374, SLG: 0.504 (1, 7)	3-2 E7 1-H 2B		1-0 2B HBP		3-2 G4-3			2-0 G6-3 1B		3	1	2	0	0	0	0						
Kevin Millar, R OBP: 0.368, SLG: 0.441 (1, 3)	3-3 K		3-2 2B		4-1 BB			0-3 K		3	0	1	2	1	2	2						
Derrek Lee, R OBP: 0.296, SLG: 0.322 (8, 3)	K		1-H 2-H 2B					K		0	0	0	0	0	0	0						
Preston Wilson, R OBP: 0.354, SLG: 0.513 (1, 8)	K		0-0 L7		3-3 K			G6-3		4	0	0	0	0	2	4						
Mike Lowell, R OBP: 0.324, SLG: 0.431 (8, 1)		2-3 K		2-3 K		1-3 K		G6-3		4	0	0	0	0	3	1						
Vic Darenbourg, L (8, 1)										0	0	0	0	0	0	0						
Hector Almonte, R (8, 1)										0	0	0	0	0	0	0						
Jesus Sanchez, L OBP: 0.154, SLG: 0.083 (8, 1)										0	0	0	0	0	0	0						
Brian Edmondson, R OBP: 0.364, SLG: 0.545 (8, 1)										0	0	0	0	0	0	0						
Mark Kotsay, L OBP: 0.303, SLG: 0.402 (1, 9)	3-2 G4-3		0-0 G4-3 2B		2-2 P6				1-3 K	4	0	1	0	0	1	0						
Mike Redmond, R OBP: 0.387, SLG: 0.357 (1, 2)	0-1 L7		0-1 G4-3		1-0 G4-3			0-2 F8		4	0	0	0	0	0	1						
3B Reid Cornelius, R OBP: 0.200, SLG: 0.200 (1, 1)			2-2 G5-3		1-3 K				1-1 1B	3	0	0	0	0	2	1						
Kevin Orte, R OBP: 0.329, SLG: 0.410 (8, 5)										1	0	1	0	0	0	0						
Inning Stats	R: 1 E: 1 K: 2 S: 15	H: 2 LOB: 1 BB: 0 P: 27	R: 0 E: 0 K: 1 S: 11	H: 0 LOB: 0 BB: 0 P: 16	R: 2 E: 0 K: 1 S: 19	H: 2 LOB: 1 BB: 0 P: 31	R: 0 E: 0 K: 2 S: 9	H: 1 LOB: 1 BB: 0 P: 12	R: 1 E: 0 K: 1 S: 18	H: 1 LOB: 1 BB: 1 P: 31	R: 0 E: 0 K: 1 S: 7	H: 0 LOB: 0 BB: 0 P: 11	R: 0 E: 0 K: 1 S: 8	H: 0 LOB: 0 BB: 0 P: 12	R: 0 E: 0 K: 1 S: 8	H: 1 LOB: 1 BB: 0 P: 11	R: 0 E: 0 K: 1 S: 15	H: 1 LOB: 1 BB: 0 P: 18	1B: 3 2B: 4 3B: 0 HR: 1	SF: 0 SAC: 0 DP: 0 HBP: 1	WP: 0 PB: 0 SB: 0 CS: 0	PA: 37
PITCHER	IP	WLS	BF	H	R	ER	SO	BB	IBB	HBP	BLK	WP	HR	S	P	ERA	WHIP					
Miguel Batista, R ERA: 4.85 (1, 1)	5.0		23	6	4	3	7	1	0	1	0	0	1	72	117	5.40	1.400					
Scott Strickland, R ERA: 4.6 (8, 1)	2.0		6	0	0	0	2	0	0	0	0	0	0	15	23	0.00	0.000					
Anthony Telford, R ERA: 3.77 (8, 1)	1.0	W	4	1	0	0	1	0	0	0	0	0	0	8	11	0.00	1.000					
Steve Kline, L ERA: 3.67 (9, 1)	1.0		4	1	0	0	1	0	0	0	0	0	0	15	18	0.00	1.000					

Florida Marlins @ Montreal Expos
Olympic Stadium, Montreal, QB
Mon Sep 27 1999, 7:05 PM EDT
Att. 5,156 - Dome - 72 F

AB 35
R 4
H 8
RBI 3
BB 1
SO 11
LOB 12



Batter	1	2	3	4	5	6	7	8	9	AB	R	H	RBI	BB	SO	LOB	BOTTOM				
Rondell White, R OBP: 0.360, SLG: 0.512 (1, 8)	1-0 P6			1-1 FC5-4 1B		4-2 G5-3 1B BB		0-0 F8		3	1	1	0	1	0	0					
Peter Baragona, L OBP: 0.356, SLG: 0.278 (1, 7)	4-2 G3-6-3 BB			0-0 FC5-4		0-0 G5-3		2-2 WP BB 1B		3	1	1	0	1	0	3					
Trace Coquillette, R OBP: 0.341, SLG: 0.306 (9, 4)				1-2		1-2 2-3		BB 1B		0	0	0	0	0	0	0					
Jose Vidro, S OBP: 0.347, SLG: 0.483 (1, 4)	0-0 G3-6-3			2-1 F8		0-0 G1-3		4-1 BB WP 2B BB		3	0	0	0	1	0	4					
Manny Martinez, R OBP: 0.282, SLG: 0.346 (8, PR)	1-2 G3-6-3							1-2 2B BB		0	1	0	0	0	0	0					
Vladimir Guerrero, R OBP: 0.372, SLG: 0.582 (1, 9)		1-0 P3		0-0 P3		1-0 1B		4-0 BB 2B IBB		3	1	1	2	1	0	1					
Brad Fullmer, L OBP: 0.320, SLG: 0.467 (8, PH)		2-1 F8			0-1 P5		2-2 P7	4-0 2B BB		3	0	0	0	0	0	1					
James Mouton, R OBP: 0.355, SLG: 0.370 (8, PH)								1-2 2-3 3-H		0	1	0	1	1	0	0					
Ryan McGuire, L OBP: 0.344, SLG: 0.343 (9, 3)								1-2 2-3 3-H		0	0	0	0	0	0	0					
Michael Barrett, R OBP: 0.342, SLG: 0.431 (1, 5)		3-1 G6-3			0-1 G5-3		0-0 L4	0-0 WP 2B 2B		4	1	1	3	0	0	0					
Chris Widger, R OBP: 0.325, SLG: 0.446 (1, 2)			1-0 P6		1-0 2B		1-1 G1-3	4-2 2B BB		3	1	1	0	1	0	0					
Geoff Blum, S OBP: 0.325, SLG: 0.512 (1, 6)			2-3 K		0-0 G5-3		0-0 G4-3	0-1 1-H 2-H 3-H		2	0	0	0	0	1	1					
Scott Strickland, R OBP: 0.325, SLG: 0.355 (8, 1)										0	0	0	0	0	0	0					
Wilton Guerrero, S OBP: 0.325, SLG: 0.355 (7, PH)										0	0	0	0	0	0	0					
Anthony Telford, R OBP: 0.344, SLG: 0.343 (8, 1)										0	0	0	0	0	0	0					
Orlando Merced, S OBP: 0.325, SLG: 0.464 (8, PH)										1	0	1	2	0	0	0					
Steve Kline, S ERA: 3.67 (9, 1)										0	0	0	0	0	0	0					
Miguel Batista, R OBP: 0.250, SLG: 0.324 (1, 1)						2-1 G5-3 1B 1B			0-0 P4 G6-3	1	0	0	0	0	1	0					
Mike Mordecai, R OBP: 0.295, SLG: 0.355 (6, 6)										3	1	1	0	0	0	2					
Inning Stats	R: 0 E: 0 K: 0 S: 4	H: 0 LOB: 0 BB: 1 P: 9	R: 0 E: 0 K: 0 S: 5	H: 0 LOB: 0 BB: 0 P: 11	R: 0 E: 0 K: 2 S: 10	H: 0 LOB: 0 BB: 0 P: 13	R: 0 E: 0 K: 0 S: 6	H: 1 LOB: 1 BB: 0 P: 9	R: 0 E: 0 K: 0 S: 6	H: 2 LOB: 1 BB: 1 P: 7	R: 2 E: 0 K: 0 S: 10	H: 2 LOB: 1 BB: 1 P: 19	R: 0 E: 0 K: 0 S: 4	H: 0 LOB: 0 BB: 0 P: 5	R: 6 E: 0 K: 0 S: 17	H: 3 LOB: 2 BB: 4 P: 36	1B: 4 2B: 3 3B: 0 HR: 0	SF: 0 SAC: 0 DP: 1 HBP: 0	WP: 2 PB: 0 SB: 0 CS: 0	PA: 36	
PITCHER	IP	WLS	BF	H	R	ER	SO	BB	IBB	HBP	BLK	WP	HR	S	P	ERA	WHIP				
3B Reid Cornelius, R ERA: 2.55 (1, 1)	7.2		29	5	3	3	2	2	0	0	0	0	0	53	83	3.52	0.913				
Vic Darenbourg, L ERA: 8.91 (8, 1)	0.0		1	0	0	0	0	1	0	0	0	0	0	1	5	∞	∞				
Hector Almonte, R ERA: 4.85 (8, 1)	0.0	L	1	0	0	0	0	0	1	0	0	1	0	0	4	∞	∞				
Jesus Sanchez, L ERA: 6.01 (8, 1)	0.0		1	0	0	0	0	1	0	0	0	0	0	0	4	∞	∞				
Brian Edmondson, R ERA: 5.88 (8, 1)	0.1	B	4	2	5	5	0	1	0	0	0	1	0	8	13	135.00	9.000				

Florida Marlins @ Montreal Expos
Olympic Stadium, Montreal, QB
Mon Sep 27 1999, 7:05 PM EDT
Att. 5,156 - Dome - 72 F

AB 30
R 8
H 7
RBI 8
BB 6
SO 2
LOB 12



Batter	1	2	3	4	5	6	7	8	9	AB	R	H	RBI	BB	SO	LOB	TOP								
Dave Berg, R OBP: 0.354, SLG: 0.386 (1, 4)										4	0	0	0	1	2	4									
Alex Gonzalez, R OBP: 0.309, SLG: 0.435 (1, 6)										3	0	0	0	1	0	2									
Cliff Floyd, L OBP: 0.373, SLG: 0.506 Antonio Alfonseca, R (9, 1)										5	1	2	0	0	1	1									
Preston Wilson, R OBP: 0.354, SLG: 0.514 (9, 7)										5	1	2	0	0	3	3									
Kevin Orte, R OBP: 0.331, SLG: 0.408 (1, 5)										4	1	1	0	1	0	3									
Mark Kotsay, L OBP: 0.305, SLG: 0.403 (1, 9)										4	1	2	1	1	0	2									
Derrek Lee, R OBP: 0.270, SLG: 0.322 (1, 3)										3	0	1	0	1	1	3									
Ramon Castro, R OBP: 0.261, SLG: 0.305 (1, 2)										3	1	2	1	0	0	0									
Vladimir Nunez, R OBP: 0.143, SLG: 0.143 Julio Ramirez, R OBP: 0.250, SLG: 0.267 (9, 8)										3	0	1	1	0	0	1									
Inning Stats	R: 0 E: 0 K: 2 S: 10	H: 0 LOB: 1 BB: 1 P: 18	R: 2 E: 1 K: 0 S: 9	H: 2 LOB: 1 BB: 1 P: 18	R: 2 E: 0 K: 0 S: 15	H: 3 LOB: 1 BB: 0 P: 23	R: 0 E: 0 K: 1 S: 10	H: 2 LOB: 2 BB: 0 P: 15	R: 0 E: 0 K: 1 S: 10	H: 0 LOB: 0 BB: 0 P: 14	R: 1 E: 0 K: 1 S: 17	H: 2 LOB: 1 BB: 0 P: 21	R: 0 E: 0 K: 1 S: 13	H: 1 LOB: 3 BB: 2 P: 24	R: 0 E: 0 K: 1 S: 9	H: 0 LOB: 0 BB: 1 P: 12	R: 0 E: 0 K: 0 S: 6	H: 1 LOB: 2 BB: 1 P: 11	1B: 8 2B: 3 3B: 0 HR: 0	SF: 1 SAC: 2 DP: 0 HBP: 0	WP: 0 PB: 1 SB: 0 CS: 0	PA: 42			
PITCHER	IP	WLS	BF	H	R	ER	SO	BB	IBB	HBP	BLK	WP	HR	S	P	ERA	WHIP								
Dustin Hermanson, R ERA: 4.26 (1, 1)	6.0	L	28	9	5	3	5	2	0	0	0	0	0	71	109	4.50	1.833								
Mike Johnson, R ERA: 8.64 (7, 1)	2.0		9	1	0	0	2	1	1	0	0	0	0	22	36	0.00	1.000								
Guillermo Mota, R ERA: 2.93 (9, 1)	1.0		5	1	0	0	0	1	0	0	0	0	0	6	11	0.00	2.000								

Florida Marlins @ Montreal Expos
Olympic Stadium, Montreal, QB
Tue Sep 28 1999, 7:05 PM EDT
Att: 5,785 - Dome - 72 F

AB 34
R 5
H 11
RBI 3
BB 5
SO 7
LOB 19



Batter	1	2	3	4	5	6	7	8	9	AB	R	H	RBI	BB	SO	LOB	BOTTOM								
Rondell White, R OBP: 0.357, SLG: 0.509 (1, 8)										4	0	0	0	0	0	2									
Peter Bergeron, L OBP: 0.375, SLG: 0.300 (1, 7)										4	0	1	0	0	0	1									
Brad Fuller, L OBP: 0.321, SLG: 0.466 Mike Johnson, L OBP: 0.250, SLG: 0.250 Orlando Merced, S OBP: 0.355, SLG: 0.466 Guillermo Mota, R OBP: 1.000, SLG: 4.000 (9, 1)										3	0	1	0	0	1	2									
Vladimir Guerrero, R OBP: 0.371, SLG: 0.580 (1, 9)										4	0	1	0	0	0	4									
Jose Vidro, S OBP: 0.347, SLG: 0.481 Trace Cogullette, R OBP: 0.341, SLG: 0.306 Wilton Guerrero, S OBP: 0.321, SLG: 0.396 (9, PH)										2	1	0	0	1	0	0									
Michael Barrett, R OBP: 0.344, SLG: 0.439 (1, 5)										4	1	2	1	0	2	0									
Chris Widger, R OBP: 0.324, SLG: 0.447 (1, 2)										4	0	1	0	0	2	2									
Geoff Blum, S OBP: 0.329, SLG: 0.512 Mike Mordecai, R OBP: 0.291, SLG: 0.350 (3, PH)										0	0	0	0	0	0	0									
Ryan McGuire, L OBP: 0.348, SLG: 0.343 (9, PH)										0	0	0	0	1	0	0									
Dustin Hermanson, R OBP: 0.094, SLG: 0.049 Fernando Seguinol, S OBP: 0.314, SLG: 0.460 (7, 3)										1	0	0	0	0	1	0									
Inning Stats	R: 0 E: 0 K: 0 S: 9	H: 1 LOB: 0 BB: 0 P: 12	R: 0 E: 0 K: 2 S: 8	H: 0 LOB: 0 BB: 0 P: 10	R: 0 E: 0 K: 1 S: 7	H: 0 LOB: 0 BB: 0 P: 9	R: 0 E: 0 K: 0 S: 7	H: 1 LOB: 1 BB: 0 P: 10	R: 1 E: 0 K: 0 S: 7	H: 1 LOB: 0 BB: 1 P: 18	R: 0 E: 0 K: 1 S: 14	H: 2 LOB: 2 BB: 0 P: 22	R: 0 E: 0 K: 1 S: 7	H: 1 LOB: 1 BB: 0 P: 9	R: 1 E: 0 K: 0 S: 8	H: 1 LOB: 1 BB: 0 P: 15	R: 1 E: 0 K: 1 S: 8	H: 1 LOB: 1 BB: 1 P: 13	1B: 5 2B: 2 3B: 0 HR: 1	SF: 0 SAC: 0 DP: 0 HBP: 1	WP: 1 PB: 0 SB: 0 CS: 0	PA: 36			
PITCHER	IP	WLS	BF	H	R	ER	SO	BB	IBB	HBP	BLK	WP	HR	S	P	ERA	WHIP								
Vladimir Nunez, R ERA: 4.08 (1, 1)	8.0	W	31	7	2	2	5	1	0	1	0	0	0	1	105	2.25	1.000								
Antonio Alfonseca, R ERA: 3.29 (9, 1)	1.0	S	5	1	1	1	1	1	0	0	0	0	1	8	13	9.00	2.000								

Florida Marlins @ Montreal Expos
Olympic Stadium, Montreal, QB
Tue Sep 28 1999, 7:05 PM EDT
Att: 5,785 - Dome - 72 F

AB 33
R 3
H 8
RBI 2
BB 2
SO 6
LOB 14



Batter	1	2	3	4	5	6	7	8	9	AB	R	H	RBI	BB	SO	LOB	TOP																	
Julio Ramirez, R OBP: 0.200, SLG: 0.211 (1, 8)										4	0	0	0	0	0	2																		
Amaury Garcia, R OBP: 0.346, SLG: 0.609 (1, 4)										4	1	1	1	0	2	2																		
Bruce Aven, R OBP: 0.373, SLG: 0.449 (1, 7)										3	1	1	1	1	0	0																		
Preston Wilson, R OBP: 0.353, SLG: 0.512 (1, 9)										4	0	1	0	0	2	0																		
Mike Lowell, R OBP: 0.323, SLG: 0.429 (1, 5)										4	0	1	0	0	1	2																		
Derrek Lee, R OBP: 0.270, SLG: 0.335 (1, 3)										4	1	1	1	0	1	3																		
Chris Clapinski, S OBP: 0.359, SLG: 0.333 (9, PH)										2	0	1	0	0	0	0																		
Ramon Castro, R OBP: 0.264, SLG: 0.295 (9, PH)										2	0	0	0	1	0	1																		
Kevin Miller, R OBP: 0.307, SLG: 0.439 (9, PH)										1	0	0	0	0	0	0																		
A.J. Burnett, R OBP: 0.118, SLG: 0.118 (8, 1)										3	0	0	0	0	3	2																		
Braden Looper, R (8, 1)										0	0	0	0	0	0	0																		
Brian Edmondson, R OBP: 0.364, SLG: 0.545 (8, 1)										0	0	0	0	0	0	0																		
Inning Stats	R: 1 E: 0 K: 1 S: 16	H: 2 LOB: 2 BB: 1 P: 30	R: 0 E: 0 K: 2 S: 14	H: 0 LOB: 2 BB: 1 P: 22	R: 0 E: 0 K: 1 S: 8	H: 0 LOB: 0 BB: 0 P: 12	R: 1 E: 0 K: 1 S: 14	H: 1 LOB: 0 BB: 0 P: 22	R: 1 E: 0 K: 1 S: 10	H: 1 LOB: 0 BB: 0 P: 14	R: 0 E: 0 K: 0 S: 10	H: 2 LOB: 1 BB: 0 P: 17	R: 0 E: 0 K: 2 S: 9	H: 0 LOB: 0 BB: 0 P: 10	R: 0 E: 0 K: 1 S: 6	H: 0 LOB: 0 BB: 0 P: 10	R: 0 E: 0 K: 1 S: 6	H: 0 LOB: 0 BB: 0 P: 9	1B: 3 2B: 0 3B: 0 HR: 3	SF: 0 SAC: 0 DP: 1 HBP: 1	WP: 0 PB: 0 SB: 0 CS: 0	PA: 35												
PITCHER	IP WLS BF H R ER SO BB IBB HBP BLK WP HR S P ERA WHIP																																	
Ted Lilly, L ERA: 7.51	(1, 1)	5.0	22	4	3	3	6	2	0	1	0	0	0	3	62	100	5.40	1.200																
Scott Strickland, R ERA: 4.32	(6, 1)	1.0	4	2	0	0	0	0	0	0	0	0	0	0	10	17	0.00	2.000																
Anthony Telford, R ERA: 3.73	(7, 1)	1.0	3	0	0	0	2	0	0	0	0	0	0	9	10	0.00	0.000																	
Steve Kline, L ERA: 3.62	(8, 1)	1.0	W	3	0	0	0	1	0	0	0	0	0	6	10	0.00	0.000																	
Ugueth Urbina, R ERA: 3.77	(9, 1)	1.0	S	3	0	0	0	1	0	0	0	0	0	6	9	0.00	0.000																	

Florida Marlins @ Montreal Expos
Olympic Stadium, Montreal, QB
Wed Sep 29 1999, 7:05 PM EDT
Att: 11,689 - Dome - 72 F

AB 32
R 3
H 6
RBI 3
BB 2
SO 10
LOB 12



Batter	1	2	3	4	5	6	7	8	9	AB	R	H	RBI	BB	SO	LOB	BOTTOM																
Rondell White, R OBP: 0.358, SLG: 0.508 (9, 7)										3	1	1	0	1	0	1																	
Trace Coquillette, R OBP: 0.311, SLG: 0.275 (1, 5)										4	0	0	1	0	0	2																	
Brad Fullmer, L OBP: 0.320, SLG: 0.466 (9, 8)										4	2	1	0	0	0	2																	
Manny Martinez, R OBP: 0.282, SLG: 0.346 (9, 8)										0	0	0	0	0	0	0																	
Vladimir Guerrero, R OBP: 0.372, SLG: 0.579 (1, 9)										4	0	2	1	0	0	0																	
Jose Vidro, S OBP: 0.340, SLG: 0.479 (8, 1)										2	0	0	0	0	0	0																	
Scott Strickland, R ERA: 4.32 (7, 1)										0	0	0	0	0	0	0																	
Anthony Telford, R ERA: 3.73 (7, 1)										1	0	0	0	0	0	0																	
Orlando Merced, S OBP: 0.267, SLG: 0.264 (8, 1)										0	0	0	0	0	0	0																	
Steve Kline, S ERA: 3.62 (8, 1)										0	0	0	0	0	0	0																	
Ryan McGuire, L OBP: 0.302, SLG: 0.348 (9, 3)										1	0	1	0	0	0	0																	
Fernando Seguignol, S OBP: 0.321, SLG: 0.446 (9, 1)										2	1	2	3	0	0	0																	
Ugueth Urbina, R ERA: 3.77 (9, 1)										0	0	0	0	0	0	0																	
Michael Barrett, R OBP: 0.343, SLG: 0.436 (8, 6)										3	0	0	0	1	0	3																	
Mike Mordecai, R OBP: 0.293, SLG: 0.348 (7, PH)										1	0	0	0	1	0	0																	
Peter Bergeron, L OBP: 0.307, SLG: 0.293 (8, 2)										1	0	0	0	0	0	2																	
Chris Widger, R OBP: 0.324, SLG: 0.447 (8, 2)										0	0	0	0	0	0	0																	
Ted Lilly, L OBP: 0.200, SLG: 0.200 (6, 4)										1	0	0	0	0	0	0																	
Wilton Guerrero, S OBP: 0.322, SLG: 0.397 (6, 4)										2	1	1	0	0	0	1																	
Inning Stats	R: 0 E: 0 K: 0 S: 5	H: 0 LOB: 0 BB: 0 P: 9	R: 1 E: 0 K: 0 S: 10	H: 1 LOB: 0 BB: 0 P: 17	R: 0 E: 0 K: 0 S: 7	H: 0 LOB: 0 BB: 1 P: 15	R: 0 E: 0 K: 0 S: 4	H: 0 LOB: 0 BB: 0 P: 5	R: 0 E: 1 K: 0 S: 8	H: 0 LOB: 0 BB: 1 P: 17	R: 1 E: 0 K: 0 S: 13	H: 2 LOB: 2 BB: 1 P: 26	R: 3 E: 1 K: 0 S: 11	H: 4 LOB: 2 BB: 0 P: 18	R: 0 E: 0 K: 1 S: 6	H: 0 LOB: 0 BB: 0 P: 9	1B: 6 2B: 1 3B: 0 HR: 1	SF: 2 SAC: 0 DP: 1 HBP: 0	WP: 0 PB: 0 SB: 0 CS: 1	PA: 35													
PITCHER	IP WLS BF H R ER SO BB IBB HBP BLK WP HR S P ERA WHIP																																
A.J. Burnett, R ERA: 3.48	(1, 1)	7.0	26	4	2	2	0	2	0	0	0	0	0	9	14	54.00	12.000																
Braden Looper, R ERA: 3.64	(8, 1)	0.1	L	6	4	3	2	0	0	0	0	0	0	9	14	54.00	12.000																
Brian Edmondson, R ERA: 5.84	(8, 1)	0.2		2	0	0	0	0	0	0	0	0	0	2	4	0.00	0.000																

Florida Marlins @ Montreal Expos
Olympic Stadium, Montreal, QB
Wed Sep 29 1999, 7:05 PM EDT
Att: 11,689 - Dome - 72 F

AB 29
R 5
H 8
RBI 5
BB 3
SO 0
LOB 13



Batter	1	2	3	4	5	6	7	8	9	AB	R	H	RBI	BB	SO	LOB	TOP								
Dave Berg, R OBP: 0.356, SLG: 0.391	0-1 CS 1B		0-1 1B 2B		3-3 K			2-3 K		4	1	2	0	0	2	1	Florida Marlins @ Atlanta Braves Turner Field, Atlanta, GA Fri Oct 01 1999, 7:40 PM EDT Att: 38,413 - Unknown - 63 F								
Alex Gonzalez, R OBP: 0.310, SLG: 0.433	3-3 K 1-2		4-0 1B BB		2-2 F8			4-2 BB		2	0	0	0	2	1	2									
Cliff Floyd, L OBP: 0.373, SLG: 0.502	0-1 F9		2-1 G6-4-3 1-3 2-H 1B		0-0 F9			0-3 K		4	0	1	1	0	1	1									
Kevin Millar, R OBP: 0.363, SLG: 0.434		1-3 K	0-1 G6-4-3 1-2		2-3 K			1-1 P3		4	0	0	0	0	2	3									
Preston Wilson, R OBP: 0.354, SLG: 0.509		1-3 K		2-3 K			1-2 HBP		4-1 1B BB	2	0	0	0	1	2	0									
Mark Kotsay, L OBP: 0.305, SLG: 0.402		1-0 E 1B		2-3 K			0-0 F9		0-3 K	3	0	1	0	0	1	1									
Bruce Aven, R OBP: 0.372, SLG: 0.448										1	0	0	0	0	1	1									
Kevin Orte, R OBP: 0.325, SLG: 0.399		3-1 E6 1-2		2-3 K				0-3 K		4	0	0	0	0	3	2									
Ramon Castro, R OBP: 0.276, SLG: 0.323		1-0 F7			1-1 SH2-4 2B			2-2 G6-3		4	0	2	0	0	0	2									
Julio Ramirez, R OBP: 0.200, SLG: 0.211					0-1 SH2-4 2-3			0-3 K		0	0	0	0	0	0	0									
Brian Meadows, R OBP: 0.173, SLG: 0.200			0-3 K		0-1 SH2-4			2-2 F8		1	0	0	0	0	1	0									
John Roskos, R OBP: 0.250, SLG: 0.364										1	0	0	0	0	1	0									
Hector Almonte, R OBP: 0.322, SLG: 0.427										0	0	0	0	0	0	0									
Mike Lowell, R OBP: 0.322, SLG: 0.427										1	0	0	0	0	0	2									
Inning Stats	R: 0 E: 0 K: 1 S: 8	H: 1 LOB: 0 BB: 0 P: 11	R: 0 E: 1 K: 2 S: 10	H: 1 LOB: 2 BB: 0 P: 17	R: 1 E: 0 K: 1 S: 9	H: 2 LOB: 1 BB: 1 P: 15	R: 0 E: 0 K: 3 S: 12	H: 0 LOB: 0 BB: 0 P: 18	R: 0 E: 0 K: 1 S: 10	H: 1 LOB: 1 BB: 0 P: 16	R: 0 E: 0 K: 1 S: 7	H: 0 LOB: 1 BB: 0 P: 10	R: 0 E: 0 K: 2 S: 11	H: 0 LOB: 0 BB: 0 P: 13	R: 0 E: 0 K: 2 S: 10	H: 0 LOB: 1 BB: 1 P: 17	R: 0 E: 0 K: 2 S: 14	H: 1 LOB: 2 BB: 1 P: 22	1B: 4 2B: 3 3B: 0 HR: 0	SF: 0 SAC: 1 DP: 2 HBP: 1	WP: 0 PB: 0 SB: 0 CS: 1	PA: 36			
PITCHER	IP	WLS	BF	H	R	ER	SO	BB	IBB	HBP	BLK	WP	HR	S	P	ERA	WHIP								
29 John Smoltz, R ERA: 3.19	7.0	W	27	5	1	1	11	1	0	1	0	0	0	67	100	1.29	0.857								
Russ Springer, R ERA: 3.5	1.0	H	4	0	0	0	2	1	0	0	0	0	0	10	17	0.00	1.000								
John Rocker, L ERA: 2.52	1.0	S	5	1	0	0	2	1	0	0	0	0	0	14	22	0.00	2.000								

Batter	1	2	3	4	5	6	7	8	9	AB	R	H	RBI	BB	SO	LOB	BOTTOM								
Otis Nixon, S OBP: 0.299, SLG: 0.222	4-2 F8 10 1B BB		0-0 10 CS BB 1B		0-0 SH1-3			1-1 G5-4-3 1B		2	1	2	0	1	0	0	Florida Marlins @ Atlanta Braves Turner Field, Atlanta, GA Fri Oct 01 1999, 7:40 PM EDT Att: 38,413 - Unknown - 63 F								
Bret Boone, R OBP: 0.309, SLG: 0.414	3-2 F8 1-3		4-0 1B BB		1-1 E8 2-H 1B			2-0 G5-4-3 1-2		3	0	1	0	1	0	2									
10 Chipper Jones, S OBP: 0.441, SLG: 0.634	1-2 G4-6-3 3-H 1B		0-1 CS 2-3	1-0 G4-3	4-0 1B			1-2 BB 1B		2	0	1	1	1	0	0									
Howard Battle, R OBP: 0.462, SLG: 0.364										1	0	1	0	0	0	0									
Ryan Klesko, L OBP: 0.379, SLG: 0.539	1-1 G4-6-3 1-2			0-0 HR	2-1 F7			0-0 F7		4	1	1	1	0	0	4									
Brian Hunter, R OBP: 0.305, SLG: 0.432										0	0	0	0	0	0	0									
Brian Jordan, R OBP: 0.347, SLG: 0.467		1-1 L6		1-1 E6 1B G3	0-0 G6-3			4-2 G1-6-3 BB		3	1	0	0	0	0	2									
George Lombard, L OBP: 0.364, SLG: 0.480								1-2 BB		0	0	0	0	1	0	0									
Andruw Jones, R OBP: 0.364, SLG: 0.480		1-2 G5-3		1-0 G3 1B				1-0 G1-6-3		4	0	1	0	0	0	2									
Greg Myers, L OBP: 0.351, SLG: 0.374										3	0	0	1	0	0	1									
Walt Weiss, S OBP: 0.309, SLG: 0.321										3	0	0	0	0	1	1									
29 John Smoltz, R OBP: 0.338, SLG: 0.387			2-2 G4-3		3-2 SH1-3 E 1B			0-1 G6-3		2	1	1	0	0	0	0									
Ozzie Guillen, L OBP: 0.279, SLG: 0.314										1	0	0	0	0	0	0									
Russ Springer, R OBP: 0.351, SLG: 0.374										0	0	0	0	0	0	0									
John Rocker, R OBP: 0.351, SLG: 0.374										0	0	0	0	0	0	0									
Inning Stats	R: 1 E: 0 K: 0 S: 10	H: 1 LOB: 0 BB: 1 P: 19	R: 0 E: 0 K: 0 S: 9	H: 0 LOB: 0 BB: 0 P: 12	R: 0 E: 0 K: 0 S: 7	H: 1 LOB: 1 BB: 1 P: 16	R: 2 E: 1 K: 0 S: 8	H: 2 LOB: 1 BB: 0 P: 12	R: 1 E: 1 K: 0 S: 13	H: 2 LOB: 2 BB: 1 P: 23	R: 0 E: 0 K: 1 S: 6	H: 0 LOB: 0 BB: 0 P: 10	R: 0 E: 0 K: 0 S: 6	H: 1 LOB: 0 BB: 0 P: 8	R: 0 E: 0 K: 0 S: 9	H: 1 LOB: 1 BB: 1 P: 15	1B: 7 2B: 0 3B: 0 HR: 1	SF: 0 SAC: 1 DP: 3 HBP: 0	WP: 0 PB: 0 SB: 1 CS: 1	PA: 34					
PITCHER	IP	WLS	BF	H	R	ER	SO	BB	IBB	HBP	BLK	WP	HR	S	P	ERA	WHIP								
Brian Meadows, R ERA: 5.6	6.0	L	26	6	4	3	1	2	0	0	0	0	0	53	92	4.50	1.333								
Hector Almonte, R ERA: 4.2	2.0		7	2	0	0	0	1	0	0	0	0	0	15	23	0.00	1.500								

AB	31
R	1
H	6
RBI	1
BB	3
SO	15
LOB	15



Batter	1	2	3	4	5	6	7	8	9	10	AB	R	H	RBI	BB	SO	LOB	TOP			
Dave Berg, R OBP: 0.352, SLG: 0.385 (1,4)	F9		L8			K			P3		4	0	0	0	0	1	0				
Alex Gonzalez, R OBP: 0.308, SLG: 0.430 (1,6)	K			K			K			K	4	0	0	0	0	4	0				
Cliff Floyd, L OBP: 0.375, SLG: 0.514 Antonio Alfonseca, R (10,1)			F7				K			◆	4	1	2	1	0	1	0				
Preston Wilson, R OBP: 0.352, SLG: 0.505 (10,7)	K			K			K			K	4	0	0	0	0	4	1				
Bruce Aven, R OBP: 0.370, SLG: 0.445 Mark Kotsay, L OBP: 0.305, SLG: 0.402 (8,9)		L7			G5-3			K		P5	3	0	0	0	0	1	0				
Mike Lowell, R OBP: 0.320, SLG: 0.423 (1,5)		P4			F8			G5-3			3	0	0	0	0	0	0				
Derrek Lee, R OBP: 0.266, SLG: 0.330 (1,3)		L6			K			G5-3			3	0	0	0	0	1	0				
Mike Redmond, R OBP: 0.382, SLG: 0.353 (1,2)			L8			G6-3			K		3	0	0	0	0	1	0				
Ryan Dempster, R OBP: 0.120, SLG: 0.122 Kevin Orte, R OBP: 0.323, SLG: 0.397 Braden Looper, R (9,1) Julio Ramirez, R OBP: 0.200, SLG: 0.211 (10,8)			G1-3			F8			F7		2	0	0	0	0	0	0				
Inning Stats	R: 0 E: 0 K: 2 S: 10	H: 1 LOB: 1 BB: 0 P: 18	R: 0 E: 0 K: 0 S: 7	H: 0 LOB: 0 BB: 0 P: 12	R: 0 E: 0 K: 0 S: 7	H: 0 LOB: 0 BB: 0 P: 10	R: 0 E: 0 K: 2 S: 11	H: 0 LOB: 0 BB: 0 P: 13	R: 0 E: 0 K: 1 S: 5	H: 0 LOB: 0 BB: 0 P: 8	R: 0 E: 0 K: 3 S: 11	H: 0 LOB: 0 BB: 0 P: 16	R: 0 E: 0 K: 1 S: 9	H: 0 LOB: 0 BB: 0 P: 13	R: 0 E: 0 K: 1 S: 6	H: 0 LOB: 0 BB: 0 P: 10	R: 1 E: 0 K: 2 S: 8	H: 1 LOB: 0 BB: 0 P: 8	1B: 1 2B: 0 3B: 0 HR: 1	SF: 0 SAC: 0 DP: 0 HBP: 0	WP: 0 PA: 32
PITCHER	IP	WLS	BF	H	R	ER	SO	BB	IBB	HBP	BLK	WP	HR	S	P	ERA	WHIP				
Bruce Chen, L ERA: 5.47 30 Kevin McGlinchy, R ERA: 2.82 Sean Bergman, R ERA: 5.21 50 Derrin Ebert, L ERA: 5.63	6.0		19	1	0	0	6	0	0	0	0	0	0	50	73	0.00	0.167				

Florida Marlins @ Atlanta Braves
Turner Field, Atlanta, GA
Sat Oct 02 1999, 1:15 PM EDT
Att. 45,394 - Sunny - 71 F

AB 32
R 1
H 2
RBI 1
BB 0
SO 13
LOB 1



Batter	1	2	3	4	5	6	7	8	9	10	AB	R	H	RBI	BB	SO	LOB	BOTTOM					
Gerald Williams, R OBP: 0.333, SLG: 0.453 (5,9)	F7		K			G4-3				F7	5	0	1	0	0	1	1						
Bret Boone, R OBP: 0.309, SLG: 0.414 Keith Lockhart, L OBP: 0.328, SLG: 0.308 (4,4)	1B		F8			1B		G4-3			2	0	1	0	0	0	0						
10 Chipper Jones, S OBP: 0.441, SLG: 0.633 Howard Battle, R OBP: 0.400, SLG: 0.308 (5,5)	1B		P4			L6			G4-3		2	0	1	0	0	0	1						
Ryan Klesko, L OBP: 0.377, SLG: 0.535 (8,7) 30 Kevin McGlinchy, R OBP: 0.309, SLG: 0.414 Sean Bergman, R OBP: 0.323, SLG: 0.397 Ozzie Guillen, L OBP: 0.292, SLG: 0.317 Randy Simon, L OBP: 0.302, SLG: 0.449 (10,3)	L7			K		G4-3			1B		3	0	0	0	0	1	3						
Brian Jordan, R OBP: 0.246, SLG: 0.465 Otis Nixon, S OBP: 0.302, SLG: 0.221 (6,8)	K			K			CS		K		2	0	0	0	0	2	2						
Andruw Jones, R OBP: 0.364, SLG: 0.481 Brian Hunter, R OBP: 0.362, SLG: 0.427 50 Derrin Ebert, R (10,1)	K				1B		F8		P4		2	0	1	0	0	1	0						
José Hernández, R OBP: 0.337, SLG: 0.423 Walt Weiss, S OBP: 0.311, SLG: 0.321 (8,6)	G1-3				L9			F9		G1-6-3	3	0	0	0	0	2	2						
Jorge Fabregas, L OBP: 0.281, SLG: 0.300 (1,2)	F8				F8			G1-3		G1-6-3	4	0	0	0	0	2	2						
Bruce Chen, L (1,1) George Lombard, L OBP: 0.500, SLG: 0.333 (7,7)			F8			K				1B	2	0	0	0	0	1	1						
Inning Stats	R: 0 E: 0 K: 1 S: 8	H: 2 LOB: 2 BB: 0 P: 14	R: 0 E: 0 K: 1 S: 9	H: 0 LOB: 0 BB: 0 P: 13	R: 0 E: 0 K: 1 S: 7	H: 0 LOB: 0 BB: 0 P: 10	R: 0 E: 0 K: 2 S: 7	H: 0 LOB: 0 BB: 0 P: 10	R: 0 E: 0 K: 1 S: 9	H: 1 LOB: 1 BB: 0 P: 11	R: 0 E: 0 K: 0 S: 8	H: 1 LOB: 1 BB: 0 P: 12	R: 0 E: 0 K: 0 S: 6	H: 0 LOB: 0 BB: 1 P: 16	R: 0 E: 0 K: 1 S: 7	H: 1 LOB: 1 BB: 0 P: 13	R: 0 E: 0 K: 1 S: 9	H: 1 LOB: 1 BB: 0 P: 14	R: 0 E: 0 K: 0 S: 3	H: 1 LOB: 1 BB: 1 P: 7	1B: 7 2B: 0 3B: 0 HR: 0	SF: 0 SAC: 0 DP: 1 HBP: 0	WP: 0 PA: 37
PITCHER	IP	WLS	BF	H	R	ER	SO	BB	IBB	HBP	BLK	WP	HR	S	P	ERA	WHIP						
Ryan Dempster, R ERA: 4.71 Braden Looper, R ERA: 3.8 Antonio Alfonseca, R ERA: 3.24	8.0		4	1	0	0	7	1	0	0	0	0	0	61	99	0.00	0.750						

Florida Marlins @ Atlanta Braves
Turner Field, Atlanta, GA
Sat Oct 02 1999, 1:15 PM EDT
Att. 45,394 - Sunny - 71 F

AB 35
R 0
H 7
RBI 0
BB 2
SO 8
LOB 16



Batter	1	2	3	4	5	6	7	8	9	AB	R	H	RBI	BB	SO	LOB	TOP										
Dave Berg, R OBP: 0.348, SLG: 0.382 Amaury Garcia, R OBP: 0.333, SLG: 0.583										3	0	0	0	0	3	1											
Alex Gonzalez, R OBP: 0.308, SLG: 0.430 Chris Clapinski, S OBP: 0.348, SLG: 0.321										2	0	1	0	0	0	0											
Cliff Floyd, L OBP: 0.379, SLG: 0.518 Bruce Aven, R OBP: 0.370, SLG: 0.444										2	0	2	0	0	0	0											
Preston Wilson, R OBP: 0.350, SLG: 0.502 Mike Redmond, R OBP: 0.381, SLG: 0.351										3	0	0	0	0	1	3											
Mark Kotsay, L OBP: 0.306, SLG: 0.402 Julio Ramirez, R OBP: 0.182, SLG: 0.190										2	0	1	0	0	0	2											
Mike Lowell, R OBP: 0.317, SLG: 0.419										3	0	0	0	0	1	1											
Derrek Lee, R OBP: 0.283, SLG: 0.326										3	0	0	0	0	1	0											
Ramon Castro, R OBP: 0.282, SLG: 0.328 John Roskos, R OBP: 0.231, SLG: 0.333										2	0	1	0	0	1	0											
Dennis Springer, R ERA: 4.12 38 Reid Cornelius, R ERA: 3.26 Kevin Millar, R ERA: 3.52 Michael Tejera, L ERA: 4.28 Vic Darenbourg, L ERA: 8.83 Kevin Orie, R ERA: 16.43 Brent Billingsley, L ERA: 16.43										1	0	0	0	0	0	0											
Inning Stats	R: 0 E: 0 K: 1 S: 12	H: 2 LOB: 2 BB: 0 P: 22	R: 0 E: 0 K: 3 S: 10	H: 0 LOB: 0 BB: 1 P: 15	R: 0 E: 0 K: 1 S: 9	H: 0 LOB: 0 BB: 0 P: 14	R: 0 E: 0 K: 0 S: 5	H: 2 LOB: 1 BB: 0 P: 6	R: 0 E: 0 K: 1 S: 8	H: 1 LOB: 1 BB: 0 P: 9	R: 0 E: 0 K: 2 S: 9	H: 0 LOB: 0 BB: 0 P: 13	R: 0 E: 0 K: 1 S: 7	H: 0 LOB: 0 BB: 0 P: 9	R: 0 E: 0 K: 1 S: 7	H: 0 LOB: 1 BB: 1 P: 10	R: 0 E: 0 K: 1 S: 8	H: 0 LOB: 1 BB: 1 P: 12	1B: 5 2B: 0 3B: 0 HR: 0	SF: 0 SAC: 0 DP: 1 HBP: 0	WP: 0 PB: 0 SB: 0 CS: 0	PA: 32					
PITCHER	IP	WLS	BF	H	R	ER	SO	BB	IBB	HBP	BLK	WP	HR	S	P	ERA	WHIP										
Tom Glavine, L ERA: 4.12	(1, 1)	5.0	W	19	5	0	6	0	0	0	0	0	0	44	66	0.00	1.000										
Russ Springer, R ERA: 3.42	(6, 1)	1.0		3	0	0	2	0	0	0	0	0	0	9	13	0.00	0.000										
Terry Mulholland, L ERA: 4.28	(7, 1)	1.0		3	0	0	0	0	0	0	0	0	0	7	9	0.00	0.000										
Mike Remlinger, L ERA: 2.37	(8, 1)	1.0		3	0	0	1	0	0	0	0	0	0	7	10	0.00	0.000										
John Rocker, L ERA: 2.48	(9, 1)	1.0		4	0	0	1	1	0	0	0	0	0	8	12	0.00	1.000										

Florida Marlins @ Atlanta Braves
Turner Field, Atlanta, GA
Sun Oct 03 1999, 1:10 PM EDT
Att: 40,570 - Sunny - 80 F

AB 31
R 0
H 5
RBI 0
BB 1
SO 10
LOB 10



Batter	1	2	3	4	5	6	7	8	9	AB	R	H	RBI	BB	SO	LOB	BOTTOM										
Gerald Williams, R OBP: 0.335, SLG: 0.457 George Lombard, L OBP: 0.429, SLG: 0.333										3	1	2	1	0	0	2											
Otis Nixon, S OBP: 0.309, SLG: 0.232										6	2	3	1	0	0	5											
Bret Boone, R OBP: 0.310, SLG: 0.416 Keith Lockhart, L OBP: 0.337, SLG: 0.311										2	1	1	0	0	0	1											
Ryan Klecko, L ERA: 4.88 Terry Mulholland, R ERA: 3.52 Freddie Garcia, R ERA: 3.52 Mike Remlinger, L ERA: 2.37 Jorge Fajardo, L ERA: 16.43										4	1	1	1	0	1	4											
Andruw Jones, R OBP: 0.365, SLG: 0.483 Brian Hunter, R OBP: 0.367, SLG: 0.425										1	1	1	0	0	0	0											
Ozzie Guillen, L OBP: 0.284, SLG: 0.323 Howard Battle, R OBP: 0.421, SLG: 0.529										2	1	1	1	0	0	2											
Eddie Pérez, R OBP: 0.299, SLG: 0.372 Greg Myers, L OBP: 0.348, SLG: 0.370										3	1	1	2	0	1	1											
Walt Weiss, S OBP: 0.315, SLG: 0.323 Russ Springer, R ERA: 11.37 Randall Simon, L OBP: 0.367, SLG: 0.459 John Rocker, R ERA: 8.83										2	1	1	0	1	0	0											
Tom Glavine, L OBP: 0.200, SLG: 0.154 José Hernández, R OBP: 0.339, SLG: 0.425										2	2	1	1	1	1	0											
Inning Stats	R: 0 E: 0 K: 0 S: 7	H: 1 LOB: 1 BB: 0 P: 11	R: 2 E: 0 K: 0 S: 9	H: 3 LOB: 2 BB: 1 P: 18	R: 7 E: 1 K: 0 S: 18	H: 7 LOB: 1 BB: 1 P: 28	R: 0 E: 0 K: 1 S: 6	H: 0 LOB: 0 BB: 0 P: 7	R: 0 E: 0 K: 2 S: 15	H: 2 LOB: 0 BB: 1 P: 23	R: 3 E: 1 K: 1 S: 18	H: 5 LOB: 3 BB: 1 P: 32	R: 3 E: 0 K: 1 S: 15	H: 3 LOB: 2 BB: 3 P: 37	1B: 13 2B: 7 3B: 0 HR: 1	SF: 0 SAC: 0 DP: 1 HBP: 0	WP: 0 PB: 0 SB: 0 CS: 0	PA: 51									
PITCHER	IP	WLS	BF	H	R	ER	SO	BB	IBB	HBP	BLK	WP	HR	S	P	ERA	WHIP										
Dennis Springer, R ERA: 4.88	(1, 1)	2.1	L	17	8	7	7	0	0	0	0	0	0	26	45	27.00	4.286										
38 Reid Cornelius, R ERA: 3.26	(3, 1)	1.2		8	3	2	2	1	0	0	0	0	0	14	19	10.80	1.800										
Michael Tejera, L ERA: 11.37	(5, 1)	2.2		15	5	6	6	4	2	0	0	0	1	36	58	20.25	2.625										
Vic Darenbourg, L ERA: 8.83	(7, 1)	0.1		3	2	0	0	0	0	0	0	0	0	5	9	0.00	6.000										
Brent Billingsley, L ERA: 16.43	(8, 1)	1.0		8	3	3	3	1	3	0	0	0	0	15	37	27.00	6.000										

Florida Marlins @ Atlanta Braves
Turner Field, Atlanta, GA
Sun Oct 03 1999, 1:10 PM EDT
Att: 40,570 - Sunny - 80 F

AB 44
R 18
H 21
RBI 16
BB 7
SO 6
LOB 26

