

# Florida Marlins - 2000

Batter	1	2	3	4	5	6	7	8	9	AB	R	H	RBI	BB	SO	LOB	TOP			
Marvin Benard, L (1, 8) OBP: 0.500, SLG: 0.500	F8		1-0 3B				0-1 G4-3			4	1	2	0	0	0	0	<b>San Francisco Giants @ Florida Marlins</b> Pro Player Stadium, Miami, FL Mon Apr 03 2000, 7:05 PM EDT Att: 35,101 - Cloudy - 78 F			
Bill Mueller, S (1, 5) OBP: 0.250, SLG: 0.750	K		0-1 3B			0-0 G4-3		2-1 G6-3		4	0	1	2	0	1	1				
Barry Bonds, L (1, 7) OBP: 0.250, SLG: 0.500	P6		3-1 G6-3				2-1 2B	2-3 K		4	0	1	0	0	1	1				
Jeff Kent, R (1, 4) OBP: 0.500, SLG: 1.250		1-1 FC6-5 2B		0-0 G4-3 3B			2-3 K	3-3 K		4	1	2	0	0	2	1				
J.T. Snow, L (1, 3)		2-2 FC6-5 G5-4-3 2-3		1-1 G4-3			0-0 G5-3		1-3 K		4	0	0	1	0	1		2		
Ellis Burks, R (1, 9) OBP: 0.500, SLG: 1.333		1-0 G5-4-3 1-2		3-3 K			4-0 BB	2-1 HR		3	1	1	1	1	1	1				
Rich Aurilia, R (1, 6) OBP: 0.250, SLG: 0.250			2-3 K	0-0 G1-3			3-3 K	0-1 G1-3 1B		4	0	1	0	0	2	2				
Bobby Estalella, R (1, 2) OBP: 0.250, SLG: 0.250			1-2 L6		2-2 G4-3		0-1 G4-6-3 1B	0-1 G1-3		4	0	1	0	0	0	1				
Livan Hernandez, R (1, 1) OBP: 0.500, SLG: 0.500					2-0 G4-3		1-1 G4-6-3	0-0 F7		2	1	1	0	0	0	0				
Armando Rios, L (7, PH)										1	0	0	0	0	0	1				
Ben Weber, R (7, 1)										0	0	0	0	0	0	0				
Felipe Crespo, S (9, PH)										1	0	0	0	0	0	1				
<b>Inning Stats</b>	R: 0 E: 0 K: 1 S: 9	H: 0 LOB: 0 BB: 0 P: 11	R: 0 E: 0 K: 0 S: 7	H: 1 LOB: 0 BB: 0 P: 11	R: 2 E: 0 K: 1 S: 15	H: 3 LOB: 1 BB: 0 P: 22	R: 1 E: 0 K: 1 S: 7	H: 1 LOB: 0 BB: 0 P: 10	R: 0 E: 0 K: 2 S: 9	H: 1 LOB: 2 BB: 1 P: 20	R: 0 E: 0 K: 0 S: 6	H: 1 LOB: 0 BB: 0 P: 7	R: 0 E: 0 K: 2 S: 10	H: 0 LOB: 0 BB: 0 P: 17	R: 1 E: 0 K: 1 S: 10	H: 2 LOB: 1 BB: 0 P: 13	1B: 5 2B: 2 3B: 2 HR: 1	SF: 0 SAC: 0 DP: 2 HBP: 0	WP: 0 PB: 0 SB: 0 CS: 0	PA: 36
<b>PITCHER</b>	IP WLS BF H R ER SO BB IBB HBP BLK WP HR S P ERA WHIP																			
Alex Fernandez, R (1, 1) ERA: 3.86	7.0 W 28 8 3 3 5 1 0 0 0 0 0 0 61 94 3.86 1.286																			
Dan Miceli, R (8, 1) ERA: 0.00	1.0 H 3 0 0 0 2 0 0 0 0 0 0 0 10 17 0.00 0.000																			
Antonio Alfonseca, R (9, 1) ERA: 9.0	1.0 S 5 2 1 1 1 1 0 0 0 0 0 0 1 10 13 9.00 2.000																			

Batter	1	2	3	4	5	6	7	8	9	AB	R	H	RBI	BB	SO	LOB	BOTTOM			
Luis Castillo, S (1, 4) OBP: 0.200, SLG: 0.200	G4-3		0-0 1B			2-2 L6		3-2 FC5-4		5	0	1	0	0	1	5	<b>San Francisco Giants @ Florida Marlins</b> Pro Player Stadium, Miami, FL Mon Apr 03 2000, 7:05 PM EDT Att: 35,101 - Cloudy - 78 F			
Alex Gonzalez, R (1, 6)	G5-3		0-1 F7			0-0 E6 1B BB		1-3 K		5	1	0	0	0	2	6				
Cliff Floyd, L (1, 7) OBP: 0.500, SLG: 0.667		2-0 2B	1-2 P3		4-2 BB		1-0 F8			3	1	1	0	1	0	1				
Dan Miceli, R (8, 1)					1-2 2-3 BB					0	0	0	0	0	0	0				
Antonio Alfonseca, R (9, 1)										0	0	0	0	0	0	0				
Preston Wilson, R (1, 8) OBP: 0.500, SLG: 0.750		0-1 2B	1-0 F7		1-1 E7		1-2 G5-3			4	1	2	2	0	0	1				
Mike Lowell, R (1, 5) OBP: 0.250, SLG: 0.500		2H 2B			1-2 2-3 3H 1B		1-0 F9			4	0	1	1	0	0	2				
Kevin Millar, R (1, 3) OBP: 0.333, SLG: 0.333					1-2 F8					3	0	1	0	0	1	1				
Derrek Lee, R (6, FR) OBP: 1.000, SLG: 1.000						0-0 1B 1B		2-2 1B 1B		1	2	1	0	0	0	0				
Brant Brown, L (1, 9)										3	0	0	0	0	1	1				
Mark Kotsay, L (7, 9) OBP: 1.000, SLG: 1.000			1-1 G1-3		1-1 F9		1-3 K	0-0 FC5-4 1B		1	0	1	0	0	0	0				
Mike Redmond, R (1, 2) OBP: 0.750, SLG: 0.667			2-2 HBP			0-1 BB 1B		0-0 1B 1B		3	1	2	0	0	1	2				
Alex Fernandez, R (1, 1) OBP: 0.333, SLG: 0.333			2-2 G6-4-3 HBP			2-3 BB 1B		1-2 1B 1B		3	0	1	1	0	1	2				
Danny Bautista, R (8, 7) OBP: 1.000, SLG: 1.000			1-2 G6-4-3			1-2 3H 1B		1-2 FC5-4 1B		1	0	1	1	0	0	0				
<b>Inning Stats</b>	R: 2 E: 0 K: 1 S: 18	H: 3 LOB: 1 BB: 0 P: 28	R: 0 E: 0 K: 0 S: 8	H: 0 LOB: 0 BB: 0 P: 14	R: 0 E: 0 K: 0 S: 7	H: 1 LOB: 1 BB: 0 P: 9	R: 0 E: 0 K: 0 S: 6	H: 0 LOB: 0 BB: 0 P: 8	R: 2 E: 2 K: 1 S: 17	H: 2 LOB: 2 BB: 1 P: 27	R: 1 E: 0 K: 3 S: 14	H: 3 LOB: 2 BB: 0 P: 23	R: 0 E: 0 K: 0 S: 5	H: 0 LOB: 0 BB: 0 P: 8	R: 1 E: 0 K: 2 S: 19	H: 3 LOB: 2 BB: 0 P: 26	1B: 9 2B: 3 3B: 0 HR: 0	SF: 0 SAC: 0 DP: 1 HBP: 1	WP: 0 PB: 0 SB: 1 CS: 0	PA: 38
<b>PITCHER</b>	IP WLS BF H R ER SO BB IBB HBP BLK WP HR S P ERA WHIP																			
Livan Hernandez, R (1, 1) ERA: 4.5	6.0 L 29 9 5 3 5 1 0 0 0 0 0 0 70 109 4.50 1.667																			
Ben Weber, R (7, 1) ERA: 4.5	2.0 9 3 1 1 2 0 0 0 0 0 0 0 24 34 4.50 1.500																			



Batter	1	2	3	4	5	6	7	8	9	AB	R	H	RBI	BB	SO	LOB	TOP				
<b>Marvin Benard, L</b> OBP: 0.286, SLG: 0.231 <b>Robb Nen, R</b> (1, 8)	F9	FC1-6			E3	F7		G2-3	B2-3	6	1	0	1	0	0	4					
<b>Bill Mueller, S</b> OBP: 0.385, SLG: 0.545 (1, 5)	2B	2B			F8			F9		4	1	1	0	1	1	3					
<b>Barry Bonds, L</b> OBP: 0.462, SLG: 0.455 (1, 7)	2B	SF7			HR	K			1B	4	3	2	0	1	1	3					
<b>Jeff Kent, R</b> OBP: 0.385, SLG: 1.000 (1, 4)	WP	1B			P6			G5-3		5	3	3	4	0	0	0					
<b>Ellis Burks, R</b> OBP: 0.500, SLG: 1.111 <b>John Johnstone, R</b> (7, 1)	SF7				K	HR			FC3-6	3	0	2	1	0	1	0					
<b>Felipe Crespo, S</b> OBP: 0.500, SLG: 0.500 <b>Calvin Murray, R</b> (9, 8)					K	S			FC3-6	1	0	1	1	0	0	0					
<b>J.T. Snow, L</b> OBP: 0.154, SLG: 0.167 (1, 3)					K	1B			1B	5	1	1	1	0	1	4					
<b>Rich Aurilia, R</b> OBP: 0.231, SLG: 0.462 (1, 6)	F9				F8	K			HR	5	1	1	3	0	1	3					
<b>Bobby Estalella, R</b> OBP: 0.222, SLG: 0.333 (1, 2)					F8				P5	5	1	1	0	0	1	0					
<b>Kirk Rueter, L</b> (1, 1)					F5					1	0	0	0	0	0	0					
<b>Aaron Fultz, L</b> OBP: 1.000, SLG: 1.000 <b>Armando Rios, L</b> OBP: 0.667, SLG: 1.333 <b>Felix Rodriguez, R</b> (7, 1)		SH				BB			G2-3	2	0	2	0	0	0	0					
<b>Inning Stats</b>	R: 3 E: 0 K: 0 S: 14	H: 3 LOB: 1 BB: 1 P: 27	R: 1 E: 2 K: 1 S: 12	H: 1 LOB: 0 BB: 0 P: 20	R: 0 E: 0 K: 2 S: 9	H: 0 LOB: 0 BB: 0 P: 15	R: 0 E: 0 K: 0 S: 6	H: 0 LOB: 0 BB: 0 P: 9	R: 3 E: 1 K: 1 S: 15	H: 3 LOB: 1 BB: 1 P: 20	R: 0 E: 0 K: 0 S: 12	H: 1 LOB: 1 BB: 0 P: 19	R: 0 E: 0 K: 1 S: 9	H: 1 LOB: 1 BB: 0 P: 14	R: 4 E: 0 K: 0 S: 15	H: 5 LOB: 1 BB: 0 P: 19	1B: 8 2B: 5 3B: 0 HR: 2	SF: 1 SAC: 1 DP: 0 HBP: 0	WP: 1 PB: 0 SB: 1 CS: 0	PA: 46	
<b>PITCHER</b>	IP	WLS	BF	H	R	ER	SO	BB	IBB	HBP	BLK	WP	HR	S	P	ERA	WHIP				
<b>Vladimir Nunez, R</b> ERA: 10.38	(1, 1)	4.1	22	6	7	5	3	1	0	0	0	1	1	49	88	10.38	1.615				
<b>Vic Darensbourg, L</b> ERA: 1.800	(5, 1)	1.2	8	2	0	0	2	1	0	0	0	0	0	21	31	0.00	1.800				
<b>Braden Looper, R</b> ERA: 1.000	(7, 1)	1.0	4	1	0	0	0	0	0	0	0	0	0	12	19	0.00	1.000				
<b>Dan Miceli, R</b> ERA: 1.000	(8, 1)	1.0	H	4	1	0	0	1	0	0	0	0	0	9	14	0.00	1.000				
<b>Antonio Alfonseca, R</b> ERA: 22.5	(9, 1)	1.0	L	8	5	4	4	0	0	0	0	0	1	15	19	36.00	5.000				

San Francisco Giants @ Florida Marlins  
Pro Player Stadium, Miami, FL  
Wed Apr 05 2000, 7:05 PM EDT  
Att: 8,365 - Sunny - 72 F

AB	42
R	11
H	15
RBI	11
BB	2
SO	6
LOB	17



Batter	1	2	3	4	5	6	7	8	9	AB	R	H	RBI	BB	SO	LOB	BOTTOM				
<b>Luis Castillo, S</b> OBP: 0.400, SLG: 0.417 (1, 4)	1B	F8				CS			K	4	1	2	0	2	1	0					
<b>Alex Gonzalez, R</b> (1, 6)	F7	G5-3			FC5-4	K			FC6-4	5	0	0	0	0	1	7					
<b>Cliff Floyd, L</b> OBP: 0.462, SLG: 0.545 <b>Antonio Alfonseca, R</b> (9, 1)	F7				HR	BB			2B	4	3	3	0	1	0	1					
<b>Preston Wilson, R</b> OBP: 0.462, SLG: 0.545 (1, 8)	1B				F9				SF9	3	1	1	1	2	1	2					
<b>Mike Lowell, R</b> OBP: 0.231, SLG: 0.333 (1, 5)	BB				F8				1B	4	0	1	2	0	0	5					
<b>Kevin Millar, R</b> OBP: 0.400, SLG: 0.667 <b>Derrek Lee, R</b> OBP: 1.000, SLG: 1.000 (7, FR)	1B				F9				2B	3	1	2	3	1	0	0					
<b>Danny Bautista, R</b> OBP: 0.333, SLG: 0.200 (1, 9)	BB				G6-3				FC4-6	1	1	1	1	0	0	0					
<b>Danny Bautista, R</b> OBP: 0.333, SLG: 0.200 (1, 9)	K				HR				1B	4	0	0	0	1	1	4					
<b>Mike Redmond, R</b> OBP: 0.625, SLG: 0.833 <b>Sandy Martinez, L</b> OBP: 0.500, SLG: 0.750 (9, PH)		G5-3			FC5-4				F8	3	2	1	0	1	1	2					
<b>Vladimir Nunez, R</b> Vic Darensbourg, L Mark Smith, R Braden Looper, R Mark Kotsay, L Dan Miceli, R Brant Brown, L (1, 1)		G5-3			SH3-4				G3-1	1	0	0	0	0	0	0					
<b>Inning Stats</b>	R: 1 E: 0 K: 1 S: 15	H: 2 LOB: 3 BB: 2 P: 32	R: 1 E: 0 K: 0 S: 10	H: 1 LOB: 0 BB: 0 P: 16	R: 2 E: 0 K: 0 S: 13	H: 2 LOB: 0 BB: 0 P: 18	R: 1 E: 0 K: 0 S: 9	H: 0 LOB: 3 BB: 4 P: 28	R: 0 E: 0 K: 1 S: 10	H: 0 LOB: 0 BB: 0 P: 15	R: 0 E: 0 K: 1 S: 9	H: 3 LOB: 3 BB: 2 P: 33	R: 1 E: 0 K: 1 S: 14	H: 2 LOB: 1 BB: 0 P: 22	R: 0 E: 0 K: 1 S: 8	H: 0 LOB: 0 BB: 0 P: 12	1B: 7 2B: 3 3B: 2 HR: 1	SF: 1 SAC: 1 DP: 1 HBP: 0	WP: 0 PB: 1 SB: 0 CS: 1	PA: 46	
<b>PITCHER</b>	IP	WLS	BF	H	R	ER	SO	BB	IBB	HBP	BLK	WP	HR	S	P	ERA	WHIP				
<b>Kirk Rueter, L</b> ERA: 12.27	(1, 1)	3.2	21	5	5	5	1	5	0	0	0	0	0	45	86	12.27	2.727				
<b>Aaron Fultz, L</b> ERA: 3.86	(4, 1)	2.1	9	3	1	1	2	1	0	0	0	0	0	22	37	3.86	1.714				
<b>Felix Rodriguez, R</b> ERA: 13.5	(7, 1)	0.2	B	7	2	2	1	2	0	0	0	0	0	14	28	13.50	6.000				
<b>John Johnstone, R</b> ERA: 8.75	(7, 1)	1.1	W	6	2	1	1	0	0	0	0	0	0	17	26	6.75	1.500				
<b>Robb Nen, R</b> ERA: 8.75	(9, 1)	1.0	S	3	0	0	0	1	0	0	0	0	0	8	12	0.00	0.000				

San Francisco Giants @ Florida Marlins  
Pro Player Stadium, Miami, FL  
Wed Apr 05 2000, 7:05 PM EDT  
Att: 8,365 - Sunny - 72 F

AB	36
R	9
H	12
RBI	8
BB	8
SO	6
LOB	23



Batter	1	2	3	4	5	6	7	8	9	AB	R	H	RBI	BB	SO	LOB	TOP				
Marvin Benard, L (1,9) OBP: 0.263, SLG: 0.222	K		PO	G4-3			G1-3		G4-3	5	0	1	0	0	1	3	<b>San Francisco Giants @ Florida Marlins</b> Pro Player Stadium, Miami, FL Thu Apr 06 2000, 1:05 PM EDT Att: 7,741 - Sunny - 73 F				
Calvin Murray, R (1,8) OBP: 0.800, SLG: 1.000	F7		PO	HR	FC5-4		FC4-6		BB	4	1	3	0	1	0	0					
Barry Bonds, L (1,7) OBP: 0.389, SLG: 0.563	F9			HR	F8		FC4-6		F9	5	1	1	2	0	0	3					
Jeff Kent, R (1,4) OBP: 0.333, SLG: 0.750		G6-3		BB	BB		F8		K	4	1	0	0	1	2	3					
Russ Davis, R (1,5) OBP: 0.200, SLG: 0.800		HR		K	FC5-4				F4	4	1	1	1	0	1	2					
J.T. Snow, L (1,3) OBP: 0.235, SLG: 0.200	F7			BB	FC5-2		F7		BB	3	0	1	0	1	0	0					
Rich Aurilia, R (1,6) OBP: 0.235, SLG: 0.375	F7			FC5-2	BB		F9		F9	3	0	0	0	1	0	1					
Doug Mirabeli, R (1,2) OBP: 0.500, SLG: 0.200			F9	FC5-2	BB		BB		BB	1	0	0	1	3	0	0					
Joe Nathan, R (1,1) (8, PH)			K	FC5-2			F9		F8	3	0	0	0	0	1	4					
Ellis Burks, R (8, PH) OBP: 0.462, SLG: 1.000										1	0	0	0	0	0	2					
Ben Weber, R (8, 1)										0	0	0	0	0	0	0					
Alan Embree, L (8, 1)										0	0	0	0	0	0	0					
John Johnstone, R (8, 1)										0	0	0	0	0	0	0					
<b>Inning Stats</b>	R: 0 E: 0 K: 1 S: 5	H: 0 LOB: 0 BB: 0 P: 5	R: 1 E: 0 K: 0 S: 8	H: 1 LOB: 0 BB: 0 P: 13	R: 0 E: 0 K: 1 S: 5	H: 1 LOB: 0 BB: 0 P: 7	R: 3 E: 0 K: 1 S: 21	H: 3 LOB: 3 BB: 3 P: 42	R: 0 E: 0 K: 0 S: 10	H: 0 LOB: 1 BB: 1 P: 16	R: 0 E: 0 K: 0 S: 10	H: 1 LOB: 1 BB: 0 P: 14	R: 0 E: 0 K: 0 S: 11	H: 0 LOB: 2 BB: 2 P: 23	R: 0 E: 0 K: 1 S: 11	H: 0 LOB: 1 BB: 1 P: 21	1B: 4 2B: 1 3B: 0 HR: 2	SF: 0 SAC: 0 DP: 0 HBP: 0	WP: 0 PB: 0 SB: 0 CS: 0	PA: 41	
<b>PITCHER</b>	IP	WLS	BF	H	R	ER	SO	BB	IBB	HBP	BLK	WP	HR	S	P	ERA	WHIP				
Jesus Sanchez, L (1, 1) ERA: 5.14	7.0		31	7	4	4	4	4	0	0	0	0	2	66	114	5.14	1.571				
Armando Almanza, L (8, 1) ERA:	1.2		8	0	0	0	0	3	0	0	0	0	0	19	39	0.00	1.800				
Dan Miceli, R (9, 1) ERA:	0.1	W	1	0	0	0	1	0	0	0	0	0	0	3	5	0.00	0.000				

Batter	1	2	3	4	5	6	7	8	9	AB	R	H	RBI	BB	SO	LOB	BOTTOM					
Luis Castillo, S (1,4) OBP: 0.526, SLG: 0.571	SH5-3		BB		BB			1B	SH5-3	2	1	2	0	2	0	0	<b>San Francisco Giants @ Florida Marlins</b> Pro Player Stadium, Miami, FL Thu Apr 06 2000, 1:05 PM EDT Att: 7,741 - Sunny - 73 F					
Alex Gonzalez, R (1,6)	SH5-3		K		G5-3		K	F3	4	0	0	0	0	2	6							
Cliff Floyd, L (1,7) OBP: 0.389, SLG: 0.625	K		K				F8	P6	5	1	1	2	0	2	4							
Preston Wilson, R (1,8) OBP: 0.412, SLG: 0.467	K			G6-3			K	BB	4	1	1	1	0	2	1							
Mike Lowell, R (1,5) OBP: 0.235, SLG: 0.267		G6-3		K			F8	1B	3	0	0	0	1	1	0							
Mark Kotsay, L (1,9) OBP: 0.333, SLG: 0.833										3	1	1	1	0	0							
Mark Smith, R (8, PH) OBP: 1.000, SLG: 1.000		F8					G4-3			1	0	1	1	0	0							
Danny Bautista, R (8, PR) OBP: 0.333, SLG: 0.200				HR				BB		0	0	0	0	0	0							
Derrek Lee, R (1,3) OBP: 0.500					F7			BB		2	0	0	0	2	1							
Dan Miceli, R (9, 1)								BB		0	0	0	0	0	0							
Sandy Martinez, L (1,2) OBP: 0.250, SLG: 0.375			F7		G6-3		F9	F7	4	0	0	0	0	0	4							
Jesus Sanchez, L (1, 1) OBP: 0.500, SLG: 0.500										2	0	1	0	0	1							
Brant Brown, L (7, PH)										1	0	0	0	0	1							
Armando Almanza, L (8, 1)									SH5-3	0	0	0	0	0	0							
Kevin Millar, R (9, 3) OBP: 0.455, SLG: 0.700										1	0	1	0	0	0							
Chris Clapinski, S (9, PR)										0	1	0	0	0	0							
<b>Inning Stats</b>	R: 0 E: 0 K: 2 S: 12	H: 1 LOB: 1 BB: 0 P: 17	R: 0 E: 0 K: 1 S: 10	H: 0 LOB: 0 BB: 0 P: 18	R: 0 E: 0 K: 2 S: 12	H: 1 LOB: 2 BB: 1 P: 20	R: 1 E: 0 K: 1 S: 6	H: 1 LOB: 0 BB: 0 P: 11	R: 0 E: 0 K: 1 S: 11	H: 0 LOB: 1 BB: 1 P: 18	R: 0 E: 0 K: 1 S: 7	H: 0 LOB: 0 BB: 0 P: 12	R: 0 E: 0 K: 1 S: 16	H: 0 LOB: 1 BB: 1 P: 27	R: 2 E: 0 K: 1 S: 20	H: 3 LOB: 3 BB: 2 P: 40	R: 2 E: 0 K: 0 S: 12	H: 2 LOB: 1 BB: 0 P: 15	1B: 5 2B: 1 3B: 0 HR: 2	SF: 0 SAC: 2 DP: 0 HBP: 0	WP: 0 PB: 0 SB: 1 CS: 0	PA: 39
<b>PITCHER</b>	IP	WLS	BF	H	R	ER	SO	BB	IBB	HBP	BLK	WP	HR	S	P	ERA	WHIP					
Joe Nathan, R (1, 1) ERA: 1.29	7.0		27	3	1	1	9	3	0	0	0	0	0	13	23	27.00	4.500					
Ben Weber, R (8, 1) ERA: 10.13	0.2	H	5	2	2	2	1	1	0	0	0	0	0	3	6							
Alan Embree, L (8, 1) ERA:	0.0		1	1	0	0	0	0	0	0	0	0	0	3	6							
John Johnstone, R (8, 1) ERA: 11.57	1.0	L	6	2	2	2	0	1	0	0	0	0	1	16	26	18.00	3.000					

Batter	1	2	3	4	5	6	7	8	9	AB	R	H	RBI	BB	SO	LOB	TOP			
Tom Goodwin, L (1.8) OBP: 0.333, SLG: 0.588	G3-1		G4-3		F7			3 HR		3	1	0	0	1	0	2	<b>Colorado Rockies @ Florida Marlins</b> Pro Player Stadium, Miami, FL Fri Apr 07 2000, 7:05 PM EDT Att: 13,803 - Cloudy - 83 F			
3 Mike Lansing, R (1.4) OBP: 0.333, SLG: 0.625	HR		G1-6-3			F9 BB		1B		4	2	3	3	0	0	0				
Larry Walker, L (1.9) OBP: 0.375, SLG: 0.286	K			G6-3			17 G4-6-3	F8		3	0	0	0	1	1	0				
Jeff Cirillo, R (1.5) OBP: 0.176, SLG: 0.353	F8			L7			F9			4	0	0	0	0	1	2				
17 Todd Helton, L (1.3) OBP: 0.412, SLG: 0.600		1B		F8			G4-6-3		F8	4	0	1	0	0	0	2				
Darren Bragg, L (1.7) OBP: 0.375, SLG: 0.625 Julian Tavaréz, L (7.1)		2B			F8				K	3	0	1	0	0	0	0				
Aaron Ledesma, R (9. PH) OBP: 0.333, SLG: 0.333		G3-6-3							K	0	0	0	0	0	0	0				
Neifi Pérez, S (1.6) OBP: 0.353, SLG: 0.267		1B							K	1	0	0	0	0	1	0				
Brent Mayne, L (1.2) OBP: 0.300, SLG: 0.143		G3-6-3							K	3	0	1	0	0	0	3				
Masato Yoshii, R (1.1) Stan Belinda, R (6.1) Terry Shumpert, R (7.7) OBP: 0.125, SLG: 0.125									K	2	0	0	0	0	1	2				
<b>Inning Stats</b>	R: 1 E: 0 K: 1 S: 9	H: 1 LOB: 0 BB: 0 P: 12	R: 0 E: 0 K: 1 S: 14	H: 2 LOB: 1 BB: 0 P: 22	R: 0 E: 0 K: 1 S: 9	H: 0 LOB: 0 BB: 0 P: 12	R: 0 E: 0 K: 0 S: 5	H: 0 LOB: 0 BB: 0 P: 6	R: 0 E: 0 K: 0 S: 7	H: 1 LOB: 2 BB: 1 P: 14	R: 0 E: 0 K: 0 S: 6	H: 1 LOB: 0 BB: 0 P: 12	R: 0 E: 0 K: 2 S: 14	H: 1 LOB: 0 BB: 0 P: 21	R: 0 E: 0 K: 1 S: 9	H: 0 LOB: 0 BB: 0 P: 15	1B: 4 2B: 1 3B: 0 HR: 2	SF: 0 SAC: 0 DP: 3 HBP: 0	WP: 0 PB: 0 SB: 0 CS: 0	PA: 34
<b>PITCHER</b>	IP WLS BF H R ER SO BB IBB HBP BLK WP HR S P ERA WHIP																			
Brad Penny, R (1.1) ERA: 1.29	7.0 W 26 6 1 1 3 2 0 0 0 0 0 1 56 95 1.29 1.143																			
Dan Miceli, R (8.1) ERA: 5.4	1.0 H 5 1 2 2 2 1 0 0 0 0 0 1 14 21 18.00 2.000																			
Antonio Alfonseca, R (9.1) ERA: 15.0	1.0 S 3 0 0 0 1 0 0 0 0 0 0 0 9 15 0.00 0.000																			

Batter	1	2	3	4	5	6	7	8	9	AB	R	H	RBI	BB	SO	LOB	BOTTOM			
Luis Castillo, S (1.4) OBP: 0.565, SLG: 0.563	CS		G4-3			2B				2	1	1	0	2	0	0	<b>Colorado Rockies @ Florida Marlins</b> Pro Player Stadium, Miami, FL Fri Apr 07 2000, 7:05 PM EDT Att: 13,803 - Cloudy - 83 F			
Alex Gonzalez, R (1.6) OBP: 0.136, SLG: 0.150	1B		F8			2B		F8		3	1	1	0	1	0	1				
Cliff Floyd, L (1.7) Antonio Alfonseca, R (9.1)	3B			G3-1		F9		G1-3		4	0	0	0	0	3					
Preston Wilson, R (1.8) OBP: 0.381, SLG: 0.474	F3			K				F8		4	1	1	1	0	2	1				
Mike Lowell, R (1.5) OBP: 0.286, SLG: 0.333		FC1-6		K		2B		F8		3	1	1	0	1	1	0				
Kevin Millar, R (1.3) Derrek Lee, R (7.3) OBP: 0.426, SLG: 0.769 OBP: 0.667, SLG: 0.500		2B		K		3B		G4-3		3	0	1	3	0	0	1				
Mark Kotsay, L (1.9) OBP: 0.333, SLG: 0.625		P6		K		3B				0	0	0	0	0	0	0				
Sandy Martínez, L (1.2) OBP: 0.182, SLG: 0.273		FC1-6		K		K				2	0	0	0	1	1	2				
Brad Penny, R (1.1) Mark Smith, R (7. PH) Dan Miceli, R (8.1) Danny Bautista, R (9.7) OBP: 0.333, SLG: 0.200				K		K				3	0	0	0	0	3	2				
<b>Inning Stats</b>	R: 0 E: 0 K: 1 S: 11	H: 2 LOB: 1 BB: 0 P: 16	R: 0 E: 0 K: 1 S: 10	H: 1 LOB: 0 BB: 0 P: 14	R: 0 E: 0 K: 0 S: 7	H: 0 LOB: 0 BB: 0 P: 13	R: 0 E: 0 K: 2 S: 9	H: 0 LOB: 0 BB: 0 P: 12	R: 0 E: 0 K: 1 S: 6	H: 0 LOB: 1 BB: 1 P: 12	R: 4 E: 0 K: 1 S: 15	H: 2 LOB: 3 BB: 1 P: 31	R: 0 E: 0 K: 1 S: 6	H: 0 LOB: 1 BB: 1 P: 13	R: 0 E: 0 K: 0 S: 5	H: 0 LOB: 0 BB: 0 P: 8		1B: 1 2B: 2 3B: 2 HR: 0	SF: 0 SAC: 0 DP: 0 HBP: 0	WP: 0 PB: 0 SB: 0 CS: 2
<b>PITCHER</b>	IP WLS BF H R ER SO BB IBB HBP BLK WP HR S P ERA WHIP																			
Masato Yoshii, R (1.1) ERA: 4.76	5.2 L 22 4 3 3 3 5 3 0 0 0 0 0 0 52 86 4.76 1.235																			
Stan Belinda, R (6.1) ERA: 3.66	0.1 3 1 1 1 1 1 0 0 0 0 0 0 6 12 27.00 6.000																			
Julian Tavaréz, R (7.1) ERA:	2.0 7 0 0 0 1 1 0 0 0 0 0 0 11 21 0.00 0.500																			

Batter	1	2	3	4	5	6	7	8	9	AB	R	H	RBI	BB	SO	LOB	TOP				
Tom Goodwin, L (1,8) OBP: 0.304, SLG: 0.500	G3-1		K			F9		BB	P5	5	1	1	0	0	1	2	<b>Colorado Rockies @ Florida Marlins</b> Pro Player Stadium, Miami, FL Sat Apr 08 2000, 7:05 PM EDT Att: 20,077 - Cloudy - 81 F				
3 Mike Lansing, R (1,4) OBP: 0.318, SLG: 0.550	F8							E6		4	0	1	1	0	0	1					
Larry Walker, L (1,9) OBP: 0.333, SLG: 0.200	F8					G4-6-3		BB		3	0	0	0	1	0	1					
17 Todd Helton, L (1,3) OBP: 0.524, SLG: 0.778		SF7						BB		3	1	3	1	1	0	0					
Darren Bragg, L (1,7) OBP: 0.250, SLG: 0.455 Julian Tavarez, L (8,1) Mike Myers, L (8,1) David Lee, R (9,1)		SF7						BB		3	0	0	1	0	1	5					
Terry Shumpert, R (1,5) OBP: 0.083, SLG: 0.083								BB		0	0	0	0	0	0	0					
Neifi Perez, S (1,6) OBP: 0.286, SLG: 0.211								BB		0	0	0	0	0	0	0					
Brent Mayne, L (1,2) OBP: 0.462, SLG: 0.400 Brian Hunter, R (8, PR) OBP: 0.286, SLG: 0.286								BB		3	0	2	0	0	0	0					
Scott Karl, L (1,1) OBP: 0.500, SLG: 0.500 Jose Jimenez, R (7,1) Aaron Ledesma, R (8, PH) OBP: 0.500, SLG: 0.500 Scott Servais, R (8,2)								BB		1	1	1	0	0	0	0					
<b>Inning Stats</b>	R: 0 E: 0 K: 0 S: 5	H: 0 LOB: 0 BB: 0 P: 6	R: 1 E: 0 K: 0 S: 11	H: 1 LOB: 0 BB: 0 P: 16	R: 0 E: 0 K: 1 S: 8	H: 1 LOB: 1 BB: 0 P: 14	R: 0 E: 0 K: 0 S: 11	H: 1 LOB: 1 BB: 0 P: 19	R: 0 E: 0 K: 1 S: 10	H: 1 LOB: 1 BB: 0 P: 15	R: 0 E: 0 K: 0 S: 6	H: 1 LOB: 0 BB: 0 P: 12	R: 0 E: 0 K: 0 S: 6	H: 1 LOB: 0 BB: 0 P: 9	R: 3 E: 1 K: 1 S: 15	H: 3 LOB: 3 BB: 2 P: 31		R: 0 E: 0 K: 0 S: 8	H: 1 LOB: 1 BB: 0 P: 12	1B: 8 2B: 2 3B: 1 HR: 0	SF: 1 SAC: 0 DP: 3 HBP: 0
<b>PITCHER</b>	IP	WLS	BF	H	R	ER	SO	BB	IBB	HBP	BLK	WP	HR	S	P	ERA	WHIP				
Alex Fernandez, R (1,1) ERA: 3.77	7.1	L	30	9	4	3	2	0	1	0	0	0	0	66	110	3.68	1.227				
Vic Darenbourg, L (8,1) ERA:	0.1		2	0	0	0	1	1	0	0	0	0	0	5	11	0.00	3.000				
Braden Looper, R (8,1) ERA:	1.1		5	1	0	0	0	0	0	0	0	0	0	9	13	0.00	0.750				

Batter	1	2	3	4	5	6	7	8	9	AB	R	H	RBI	BB	SO	LOB	BOTTOM				
Luis Castillo, S (1,4) OBP: 0.571, SLG: 0.526	F9		S							3	1	1	0	2	1	0	<b>Colorado Rockies @ Florida Marlins</b> Pro Player Stadium, Miami, FL Sat Apr 08 2000, 7:05 PM EDT Att: 20,077 - Cloudy - 81 F				
Alex Gonzalez, R (1,6) OBP: 0.154, SLG: 0.167 Brant Brown, L (9, PH)			P4							4	0	1	0	0	0	2					
Mark Smith, R (1,7) OBP: 0.571, SLG: 0.400 Mark Kotsay, L (5, PR) OBP: 0.364, SLG: 0.600			F2							2	0	0	0	1	1	2					
Preston Wilson, R (1,8) OBP: 0.360, SLG: 0.435			F8							4	0	1	1	0	2	3					
Mike Lowell, R (1,5) OBP: 0.320, SLG: 0.500			G5-3							4	1	2	1	0	0	1					
Kevin Millar, R (1,3) OBP: 0.412, SLG: 0.688 Derrek Lee, R (7,3) OBP: 0.571, SLG: 0.400										3	0	1	0	0	0	0					
Danny Bautista, R (1,9) OBP: 0.400, SLG: 0.444			P4							4	0	2	0	0	0	2					
Mike Redmond, R (1,2) OBP: 0.545, SLG: 0.625 Cliff Floyd, L (8, PH) OBP: 0.304, SLG: 0.476 Sandy Martinez, L (9,2) OBP: 0.182, SLG: 0.273			FC5-4							2	0	0	0	1	0	2					
Alex Fernandez, R (1,1) OBP: 0.167, SLG: 0.167 Vic Darenbourg, L (8,1) Braden Looper, R (8,1) Chris Clapinski, S (9, PH)										3	0	0	0	0	1	4					
<b>Inning Stats</b>	R: 0 E: 0 K: 1 S: 8	H: 1 LOB: 1 BB: 0 P: 11	R: 1 E: 0 K: 1 S: 11	H: 2 LOB: 1 BB: 0 P: 17	R: 1 E: 0 K: 0 S: 12	H: 2 LOB: 1 BB: 0 P: 16	R: 0 E: 0 K: 0 S: 7	H: 1 LOB: 1 BB: 0 P: 11	R: 0 E: 0 K: 2 S: 8	H: 0 LOB: 1 BB: 1 P: 15	R: 0 E: 0 K: 0 S: 12	H: 1 LOB: 2 BB: 1 P: 23	R: 0 E: 0 K: 1 S: 7	H: 1 LOB: 1 BB: 1 P: 14	R: 0 E: 0 K: 1 S: 10	H: 1 LOB: 1 BB: 0 P: 16		R: 0 E: 0 K: 2 S: 9	H: 0 LOB: 1 BB: 1 P: 14	1B: 7 2B: 1 3B: 0 HR: 1	SF: 0 SAC: 0 DP: 1 HBP: 0
<b>PITCHER</b>	IP	WLS	BF	H	R	ER	SO	BB	IBB	HBP	BLK	WP	HR	S	P	ERA	WHIP				
Scott Karl, L (1,1) ERA: 3.0	6.0		27	7	2	2	4	1	0	0	0	0	0	7	14	0.00	2.000				
Jose Jimenez, R (7,1) ERA:	1.0	W	4	1	0	0	1	1	0	0	0	0	0	7	12	0.00	1.500				
Julian Tavarez, R (8,1) ERA:	0.2	H	3	1	0	0	0	0	0	0	0	0	0	3	4	0.00	0.000				
Mike Myers, L (8,1) ERA:	0.1	H	1	0	0	0	1	0	0	0	0	0	0	3	4	0.00	0.000				
David Lee, R (9,1) ERA:	1.0	S	4	0	0	0	2	1	0	0	0	0	0	9	14	0.00	1.000				

Batter	1	2	3	4	5	6	7	8	9	AB	R	H	RBI	BB	SO	LOB	TOP											
Tom Goodwin, L (1, 8) OBP: 0.286, SLG: 0.444				L4				FC4-6		5	0	1	0	0	2	4	Colorado Rockies @ Florida Marlins Pro Player Stadium, Miami, FL Sun Apr 09 2000, 1:05 PM EDT Att: 16,463 - Cloudy - 75 F											
3 Mike Lansing, R (1, 4) OBP: 0.333, SLG: 0.478	F8	FC5			G6-3			17 HR BB	17 G5-3 BB	3	2	0	0	2	0	3												
Larry Walker, L (1, 9) OBP: 0.235, SLG: 0.133	G4-3				G5-3			F7	G4-3	5	0	0	0	0	1	2												
17 Todd Helton, L (1, 3) OBP: 0.500, SLG: 0.682		2B SF9 BB	F2					HR	G5-3	4	2	1	0	1	1	1												
Darren Bragg, L (1, 7) OBP: 0.267, SLG: 0.429 Jeff Manto, R (8, PH) OBP: 0.667, SLG: 2.000										3	0	1	0	0	2	1												
Brian Hunter, R (9, PR) OBP: 0.286, SLG: 0.286								HR		1	1	1	3	1	0	0												
Terry Shumpert, R (1, 5) OBP: 0.235, SLG: 0.294		SF9 1B	F5					1B WP		0	0	0	0	0	0	0												
Neill Perez, S (1, 6) OBP: 0.289, SLG: 0.217		SF9						G2-3	G1-3	4	0	1	1	0	1	3												
Scott Servais, R (1, 2) Brent Mayne, L (8, PH) OBP: 0.333, SLG: 0.400		1B BB						F9	1B BB	2	0	0	0	1	1	1												
Pedro Astacio, R (1, 1) Gabe White, L (5, 1) Jeff Cirillo, R (7, PH) Stan Belinda, R (7, 1) Aaron Ledesma, R (8, PH) Jose Jimenez, R (8, 1)		3 FC5 1B	G4-3		G4-3			P3	FC4-6 1B	2	0	1	1	0	0	1												
<b>Inning Stats</b>	R: 0 E: 0 K: 1 S: 5	H: 0 LOB: 0 BB: 0 P: 7	R: 2 E: 0 K: 1 S: 17	H: 3 LOB: 3 BB: 2 P: 28	R: 0 E: 0 K: 1 S: 12	H: 1 LOB: 1 BB: 0 P: 19	R: 0 E: 0 K: 1 S: 9	H: 1 LOB: 1 BB: 0 P: 15	R: 0 E: 0 K: 3 S: 13	H: 0 LOB: 0 BB: 0 P: 17	R: 0 E: 0 K: 1 S: 6	H: 0 LOB: 0 BB: 0 P: 8	R: 3 E: 0 K: 0 S: 22	H: 4 LOB: 3 BB: 2 P: 44	R: 1 E: 0 K: 0 S: 16	H: 1 LOB: 2 BB: 2 P: 25	1B: 8 2B: 1 3B: 0 HR: 1	SF: 1 SAC: 0 DP: 0 HBP: 0	WP: 1 PB: 0 SB: 0 CS: 0	PA: 43								
<b>PITCHER</b>	IP	WLS	BF	H	R	ER	SO	BB	IBB	HBP	BLK	WP	HR	S	P	ERA	WHIP											
Ryan Dempster, R (1, 1) ERA: 4.38	7.1	W	30	5	3	3	9	3	0	0	0	0	0	0	4	5	3.68	1.091										
Armando Almanza, L (8, 1) ERA: 5.4	0.0		1	1	0	0	0	0	0	0	0	0	0	0	4	5	∞	∞										
Braden Looper, R (8, 1) ERA: 2.45	0.1	H	3	2	2	2	0	0	0	0	0	1	1	11	17	54.00	6.000											
Vic Darenbourg, L (8, 1) ERA	0.0		1	0	0	0	0	1	0	0	0	0	0	0	4	∞	∞	∞										
Ricky Bones, R (8, 1) ERA	0.1	H	2	1	0	0	0	0	0	0	0	0	0	3	7	0.00	3.000											
Luis Castillo, S (1, 4) OBP: 0.594, SLG: 0.591				G1-3 2B				1B BB 2B		G5-3							3	2	0	1	0	0						
Mark Kotsay, L (1, 9) OBP: 0.333, SLG: 0.462	G6-3			G1-3				1B BB									3	1	0	0	1	1	2					
Brant Brown, L (1, 7) OBP: 0.194, SLG: 0.231 Armando Almanza, L (8, 1) Braden Looper, R (8, 1) Vic Darenbourg, L (8, 1) Ricky Bones, R (8, 1) Mike Redmond, R (9, 2) OBP: 0.548, SLG: 0.625	HR			F8													4	1	2	1	0	2	2					
Preston Wilson, R (1, 8) OBP: 0.414, SLG: 0.577	HR							2B 1B									3	2	2	2	1	1	0					
Mike Lowell, R (1, 5) OBP: 0.379, SLG: 0.692				F8				F8									4	1	3	4	0	0	2					
Kevin Millar, R (1, 3) OBP: 0.350, SLG: 0.579 Derrek Lee, R (6, 3) OBP: 0.500, SLG: 0.333	F8							1H 2H 3H		2B							3	0	0	0	0	1	4					
Sandy Martinez, L (1, 2) OBP: 0.143, SLG: 0.214 Cliff Floyd, L (8, PH) OBP: 0.333, SLG: 0.476 Antonio Alfonseca, R (9, 1)																	3	0	0	0	0	3	1					
Alex Gonzalez, R (1, 6) OBP: 0.133, SLG: 0.143	G6-3																4	0	0	0	0	2	1					
Ryan Dempster, R (1, 1) Danny Bautista, R (8, 7) OBP: 0.364, SLG: 0.400	L6			G5-3													3	0	0	0	0	1	0					
<b>Inning Stats</b>	R: 2 E: 0 K: 0 S: 12	H: 3 LOB: 1 BB: 1 P: 26	R: 0 E: 0 K: 1 S: 9	H: 0 LOB: 0 BB: 0 P: 14	R: 1 E: 0 K: 1 S: 16	H: 2 LOB: 1 BB: 1 P: 30	R: 0 E: 0 K: 2 S: 8	H: 0 LOB: 0 BB: 0 P: 11	R: 3 E: 0 K: 2 S: 13	H: 3 LOB: 1 BB: 1 P: 23	R: 0 E: 0 K: 2 S: 11	H: 0 LOB: 0 BB: 0 P: 14	R: 0 E: 0 K: 3 S: 9	H: 0 LOB: 0 BB: 0 P: 16	R: 1 E: 0 K: 1 S: 11	H: 1 LOB: 1 BB: 1 P: 19	1B: 4 2B: 3 3B: 0 HR: 2	SF: 0 SAC: 0 DP: 0 HBP: 0	WP: 0 PB: 0 SB: 0 CS: 1	PA: 36								
<b>PITCHER</b>	IP	WLS	BF	H	R	ER	SO	BB	IBB	HBP	BLK	WP	HR	S	P	ERA	WHIP											
Pedro Astacio, R (1, 1) ERA: 8.17	4.1	L	23	8	6	6	5	3	0	0	0	0	0	15	19	0.00	0.000											
Gabe White, L (5, 1) ERA: 6.75	1.2		5	0	0	0	3	0	0	0	0	0	0	9	16	0.00	0.000											
Stan Belinda, R (7, 1) ERA: 2.7	1.0		3	0	0	0	3	0	0	0	0	0	0	9	16	0.00	0.000											
Jose Jimenez, R (8, 1) ERA: 1.8	1.0		5	1	1	1	1	1	0	0	0	0	1	11	19	9.00	2.000											

Colorado Rockies @ Florida Marlins  
Pro Player Stadium, Miami, FL  
Sun Apr 09 2000, 1:05 PM EDT  
Att: 16,463 - Cloudy - 75 F

AB	36
R	6
H	10
RBI	6
BB	6
SO	9
LOB	17



Colorado Rockies @ Florida Marlins  
Pro Player Stadium, Miami, FL  
Sun Apr 09 2000, 1:05 PM EDT  
Att: 16,463 - Cloudy - 75 F

AB	32
R	7
H	9
RBI	7
BB	4
SO	12
LOB	13





Batter	1	2	3	4	5	6	7	8	9	AB	R	H	RBI	BB	SO	LOB	TOP										
Luis Castillo, S OBP: 0.568, SLG: 0.538 (1,4)	G5-3	G1-3				G5-3			G4-6-3	4	1	1	0	1	0	3	<b>Florida Marlins @ Milwaukee Brewers</b> <b>Milwaukee County Stadium, Milwaukee, WI</b> Mon Apr 10 2000, 2:05 PM EDT Att: 53,509 - Cloudy - 34 F <a href="http://livebaseballscorecards.com">livebaseballscorecards.com</a>										
Mark Kotsay, L OBP: 0.300, SLG: 0.389 (1,9)	G1-3		G6-3			L4			G4-6-3	5	1	1	0	0	0	1											
Brant Brown, L OBP: 0.294, SLG: 0.267 Vic Darenbourg, L (7,1)			P4							2	0	1	1	2	0	0											
Derrek Lee, R OBP: 0.444, SLG: 0.286 (8,3)	FC6-4								K	0	0	0	0	0	0	0											
Preston Wilson, R OBP: 0.394, SLG: 0.533 (1,8)	FC6-4									1	0	0	0	0	1	0											
Mike Lowell, R OBP: 0.364, SLG: 0.655 (1,5)										4	0	1	0	0	1	4											
Kevin Millar, R OBP: 0.292, SLG: 0.478 Dan Miceli, R (8,1)										3	1	1	1	0	0	2											
Alex Gonzalez, R OBP: 0.152, SLG: 0.161 Cliff Floyd, L OBP: 0.320, SLG: 0.455 Chris Clapinski, S (8,6)										4	0	0	0	0	0	2											
Mike Redmond, R OBP: 0.571, SLG: 0.636 Mark Smith, R OBP: 0.625, SLG: 0.500 Sandy Martinez, L OBP: 0.143, SLG: 0.214 (8,2)										0	0	0	0	0	0	0											
Vladimir Nunez, R (1,1)										3	0	1	0	0	0	1											
Armando Almanza, L (5,1)										1	0	0	0	0	0	0											
Ricky Bones, R (7,1)										0	0	0	0	0	0	0											
Danny Bautista, R OBP: 0.333, SLG: 0.364 (7,7)										0	0	0	0	0	0	0											
Danny Bautista, R OBP: 0.333, SLG: 0.364 (7,7)										1	0	0	0	0	0	1											
<b>Inning Stats</b>	R: 0 E: 0 K: 0 S: 9	H: 0 LOB: 1 BB: 1 P: 15	R: 1 E: 1 K: 0 S: 15	H: 2 LOB: 2 BB: 0 P: 25	R: 0 E: 0 K: 0 S: 10	H: 1 LOB: 1 BB: 0 P: 15	R: 0 E: 0 K: 0 S: 11	H: 1 LOB: 1 BB: 0 P: 14	R: 2 E: 0 K: 0 S: 10	H: 2 LOB: 1 BB: 1 P: 18	R: 0 E: 0 K: 1 S: 9	H: 1 LOB: 1 BB: 0 P: 16	R: 0 E: 0 K: 1 S: 13	H: 0 LOB: 1 BB: 1 P: 19	R: 0 E: 0 K: 0 S: 7	H: 1 LOB: 1 BB: 0 P: 11		R: 0 E: 0 K: 1 S: 7	H: 1 LOB: 0 BB: 0 P: 12	1B: 9 2B: 0 3B: 0 HR: 0	SF: 1 SAC: 1 DP: 1 HBP: 0	WP: 0 PB: 0 CS: 0	PA: 39				
<b>PITCHER</b>	IP	WLS	BF	H	R	ER	SO	BB	IBB	HBP	BLK	WP	HR	S	P	ERA	WHIP										
Jimmy Haynes, R ERA: 5.4 (1,1)	6.0	W	28	7	3	2	0	2	0	0	0	0	0	64	103	3.00	1.500										
Matt Williams, L ERA: (7,1)	0.1	H	2	0	0	0	0	1	0	0	0	0	0	5	11	0.00	3.000										
David Weathers, R ERA: 1.42 (7,1)	1.2	H	6	1	0	0	1	0	0	0	0	0	0	15	19	0.00	0.600										
Bob Wickman, R ERA: (9,1)	1.0	S	3	1	0	0	1	0	0	0	0	0	0	7	12	0.00	1.000										

Batter	1	2	3	4	5	6	7	8	9	AB	R	H	RBI	BB	SO	LOB	BOTTOM										
Marquis Grissom, R OBP: 0.387, SLG: 0.483 (1,8)	F6									2	1	1	0	1	0	0	<b>Florida Marlins @ Milwaukee Brewers</b> <b>Milwaukee County Stadium, Milwaukee, WI</b> Mon Apr 10 2000, 2:05 PM EDT Att: 53,509 - Cloudy - 34 F <a href="http://livebaseballscorecards.com">livebaseballscorecards.com</a>										
Mark Loretta, R OBP: 0.200, SLG: 0.250 (1,6)	L3									3	1	0	0	1	0	2											
Jeromy Burnitz, L OBP: 0.529, SLG: 1.000 (1,9)	G3-1									2	0	1	2	2	0	0											
Geoff Jenkins, L OBP: 0.267, SLG: 0.500 (1,7)										3	1	1	2	0	2	4											
José Hernández, R OBP: 0.265, SLG: 0.167 (1,5)										4	0	0	0	0	0	1											
Kevin Barker, L OBP: 0.500, SLG: 0.571 David Weathers, R (7,1)										3	0	0	0	0	1	0											
Sean Berry, R (8,PH)										0	0	0	0	0	0	0											
Bob Wickman, R (9,1)										1	0	0	0	0	0	0											
Ronnie Belliard, R OBP: 0.485, SLG: 0.552 (1,4)										4	0	2	0	0	1	0											
Henry Blanco, R OBP: 0.391, SLG: 0.421 (1,2)										3	1	0	0	1	1	2											
Jimmy Haynes, R OBP: 0.250, SLG: 0.500 Matt Williams, S (7,1)										1	0	0	0	0	1	0											
Charlie Hayes, R OBP: 0.500, SLG: 0.692 (7,3)										0	0	0	0	0	0	0											
Charlie Hayes, R OBP: 0.500, SLG: 0.692 (7,3)										1	0	1	0	0	0	0											
<b>Inning Stats</b>	R: 0 E: 0 K: 0 S: 4	H: 0 LOB: 0 BB: 0 P: 7	R: 1 E: 0 K: 1 S: 11	H: 1 LOB: 0 BB: 0 P: 17	R: 3 E: 0 K: 0 S: 15	H: 1 LOB: 1 BB: 3 P: 32	R: 0 E: 0 K: 0 S: 5	H: 0 LOB: 0 BB: 0 P: 10	R: 0 E: 0 K: 2 S: 13	H: 1 LOB: 2 BB: 1 P: 21	R: 0 E: 0 K: 1 S: 10	H: 1 LOB: 1 BB: 0 P: 17	R: 0 E: 0 K: 1 S: 11	H: 1 LOB: 2 BB: 1 P: 22	R: 0 E: 0 K: 1 S: 9	H: 1 LOB: 1 BB: 0 P: 15		1B: 3 2B: 2 3B: 0 HR: 1	SF: 1 SAC: 2 DP: 0 HBP: 0	WP: 0 PB: 0 CS: 0	PA: 35						
<b>PITCHER</b>	IP	WLS	BF	H	R	ER	SO	BB	IBB	HBP	BLK	WP	HR	S	P	ERA		WHIP									
Vladimir Nunez, R ERA: 9.0 (1,1)	4.2	L	21	3	4	4	2	4	0	0	0	0	0	14	21	0.00	0.750										
Armando Almanza, L ERA: 3.0 (5,1)	1.1		5	1	0	0	2	0	0	0	0	0	0	5	9	0.00	1.500										
Ricky Bones, R ERA: (7,1)	0.2		3	1	0	0	0	0	0	0	0	0	0	6	13	0.00	0.000										
Vic Darenbourg, L ERA: (7,1)	0.1		2	0	0	0	1	0	1	0	0	0	0	6	13	0.00	0.000										
Dan Miceli, R ERA: 4.15 (8,1)	1.0		4	1	0	0	1	0	0	0	0	0	0	9	15	0.00	1.000										

Batter	1	2	3	4	5	6	7	8	9	AB	R	H	RBI	BB	SO	LOB	TOP								
<b>Luis Castillo, S</b> (1.4) OBP: 0.581, SLG: 0.567	1-2 F8 G6-3 2B		4-2 BB		1-2 E5 SF7	3-2 3B 1B		4-0 CS BB	2-0 L5	4	3	2	0	2	0	0	<b>Florida Marlins @ Milwaukee Brewers</b> Milwaukee County Stadium, Milwaukee, WI Wed Apr 12 2000, 7:05 PM EDT Att: 7,007 - Sunny - 41 F								
<b>Mark Kotsay, L</b> (1.9) OBP: 0.280, SLG: 0.455	0-2 F8 2-3		1-1 F8		2-2 SF7	2-2 SF7 3B		0-0 L3		4	1	1	2	0	0	3									
<b>Cliff Floyd, L</b> (1.7) OBP: 0.310, SLG: 0.440	1-0 G6-3			0-1 F2	1-2 BB	3-2 SF7 1B		0-2 HR		3	1	1	2	0	0	0									
<b>Ricky Bones, R</b> (6.1) Derrek Lee, R (7.3) OBP: 0.500, SLG: 0.750	0-0 CS 1B			4-1 F9 BB	4-2 1B 1B	0-3 K		3-1 G4-3		3	1	1	0	2	1	0									
<b>Preston Wilson, R</b> (1.8) OBP: 0.421, SLG: 0.515	2-2 CS 1-2			4-1 FC5 BB	2-0 BB 1B			0-1 F9		4	1	1	1	1	1	0									
<b>Mike Lowell, R</b> (1.5) OBP: 0.368, SLG: 0.606		0-0 F9		1-2 FC5 BB	1-3 2H 1B			1-3 K		3	0	2	0	1	0	2									
<b>Kevin Millar, R</b> (1.3) OBP: 0.357, SLG: 0.538		2-0		2-0 F9	4-0			2-0		3	0	2	0	1	0	2									
<b>Armando Almanza, L</b> (7.1)				1-2 1B	1-2 BB			0-0 FC1-6		0	0	0	0	0	0	0									
<b>Dan Miceli, R</b> (8.1)				2-3 1B				4-2 FC1-6		0	0	0	0	0	0	0									
<b>Mark Smith, R</b> (9. PH) OBP: 0.667, SLG: 0.500								0-2 FC6-4 HBP		0	0	0	0	0	0	0									
<b>Antonio Alfonseca, R</b> (9.1)								0-2 FC6-4 HR		3	1	1	2	2	0	1									
<b>Alex Gonzalez, R</b> (1.6) OBP: 0.211, SLG: 0.176		3-2 F2		4-1 FC5 BB	1-1 1B			4-2 FC1-6 BB		4	1	0	0	1	1	7									
<b>Mike Redmond, R</b> (1.2) OBP: 0.474, SLG: 0.467			0-1 G6-3	0-2 FC5	0-1 K			0-1 FC1-6		4	1	0	0	1	1	7									
<b>Jesus Sanchez, L</b> (1.1) OBP: 0.250, SLG: 0.250			0-2 F7		1-2 G2-3	2-3 K		2-3 K		2	0	0	0	0	0	0									
<b>Brant Brown, L</b> (6. PH) OBP: 0.278, SLG: 0.250								1-0 HR		1	0	0	0	0	1	0									
<b>Danny Bautista, R</b> (6.7) OBP: 0.357, SLG: 0.615								1-0 HR		2	1	1	3	0	1	2									
<b>Inning Stats</b>	R: 1 E: 0 K: 0 S: 11	H: 2 LOB: 0 BB: 0 P: 14	R: 0 E: 0 K: 0 S: 5	H: 1 LOB: 0 BB: 0 P: 10	R: 0 E: 0 K: 0 S: 10	H: 0 LOB: 1 BB: 1 P: 15	R: 0 E: 0 K: 0 S: 9	H: 0 LOB: 3 BB: 3 P: 23	R: 4 E: 1 K: 1 S: 23	H: 3 LOB: 2 BB: 2 P: 41	R: 2 E: 0 K: 2 S: 15	H: 2 LOB: 0 BB: 0 P: 25	R: 0 E: 0 K: 1 S: 11	H: 1 LOB: 2 BB: 1 P: 17	R: 1 E: 0 K: 0 S: 6	H: 1 LOB: 0 BB: 1 P: 13	R: 3 E: 0 K: 1 S: 9	H: 1 LOB: 1 BB: 1 P: 19	1B: 6 2B: 2 3B: 1 HR: 2	SF: 2 SAC: 0 DP: 0 HBP: 1	WP: 0 PB: 0 SB: 1 CS: 2	PA: 47			
<b>PITCHER</b>	IP	WLS	BF	H	R	ER	SO	BB	IBB	HBP	BLK	WP	HR	S	P	ERA	WHIP								
<b>Jaime Navarro, R</b> (1.1) ERA: 6.23	4.2	L	24	5	5	1	0	6	0	0	0	0	0	51	93	1.93	2.357								
<b>Jim Bruske, R</b> (5.1) ERA: 8.31	0.2		4	2	1	1	2	0	0	0	0	0	0	13	21	13.50	3.000								
<b>Valerio De Los Santos, L</b> (6.1) ERA: 9.64	0.2		3	1	1	1	1	0	0	0	0	0	0	9	14	13.50	1.500								
<b>Curt Leskanic, R</b> (7.1) ERA: 3.6	1.0		5	1	0	0	1	1	0	0	0	0	0	11	17	0.00	2.000								
<b>Matt Williams, L</b> (8.1) ERA: 3.38	1.0		4	1	1	1	0	1	0	0	0	0	1	6	13	9.00	2.000								

AB 34  
R 11  
H 11  
RBI 11  
BB 9  
SO 5  
LOB 15



Batter	1	2	3	4	5	6	7	8	9	AB	R	H	RBI	BB	SO	LOB	BOTTOM								
<b>Marquis Grissom, R</b> (1.8) OBP: 0.417, SLG: 0.545	2-1 G5-3		2-1 F9		1-0 SF8 3B	4-2 FC5 BB			2-1 G5-3 1B	4	1	2	0	1	0	0	<b>Florida Marlins @ Milwaukee Brewers</b> Milwaukee County Stadium, Milwaukee, WI Wed Apr 12 2000, 7:05 PM EDT Att: 7,007 - Sunny - 41 F								
<b>Mark Loretta, R</b> (1.6) OBP: 0.200, SLG: 0.222	4-1 E BB		1-1 F9		1-0 F9	0-1 FC5		1-2 2-3		4	0	0	0	1	0	5									
<b>Jeremy Burnitz, L</b> (1.9) OBP: 0.487, SLG: 0.931	3-3 K			2-2 P6	2-2 SF8			3-1 G4-3 2B		4	0	1	1	0	2	2									
<b>Charlie Hayes, R</b> (1.3) OBP: 0.522, SLG: 0.625	2-1 F2			0-0 1B 1B	4-2 BB			4-0 G4-3 BB		3	1	1	0	2	0	2									
<b>Geoff Jenkins, L</b> (1.7) OBP: 0.265, SLG: 0.469		0-1 G3-1		0-0 1B 1B	0-1 F8			1-1 G4-3		4	1	1	0	0	0	3									
<b>José Hernández, R</b> (1.5) OBP: 0.316, SLG: 0.303		2-1 HR		2-2 1B 1B				4-2 BB E BB		3	1	2	2	1	0	1									
<b>Ronnie Belliard, R</b> (1.4) OBP: 0.459, SLG: 0.515		1-0 F3		1-3 2H 1B				0-1 E6 FC5 BB		4	0	1	1	0	0	1									
<b>Everett Stull, R</b> (9.1)								1-2 F8		0	0	0	0	0	0	0									
<b>Henry Blanco, R</b> (1.2) OBP: 0.333, SLG: 0.348		1-0 P6		0-1 P6				1-3 K		4	0	0	0	0	2	4									
<b>Jaime Navarro, R</b> (1.1) Jim Bruske, R (5.1) Valerio De Los Santos, L (6.1) Kevin Barker, L (6. PH) Curt Leskanic, R (7.1) Matt Williams, S (8.1) Tyler Houston, L (8. PH) OBP: 0.125, SLG: 0.500				1-3 K	1-0 G4-3			0-3 K		2	0	0	0	0	1	2									
<b>Inning Stats</b>	R: 0 E: 1 K: 1 S: 8	H: 0 LOB: 1 BB: 1 P: 19	R: 1 E: 0 K: 0 S: 6	H: 1 LOB: 0 BB: 0 P: 10	R: 0 E: 0 K: 1 S: 7	H: 0 LOB: 0 BB: 0 P: 11	R: 2 E: 0 K: 0 S: 15	H: 4 LOB: 2 BB: 0 P: 23	R: 1 E: 1 K: 0 S: 10	H: 1 LOB: 1 BB: 1 P: 18	R: 0 E: 1 K: 2 S: 15	H: 0 LOB: 2 BB: 2 P: 24	R: 0 E: 0 K: 0 S: 7	H: 1 LOB: 1 BB: 1 P: 18	R: 0 E: 0 K: 2 S: 11	H: 0 LOB: 0 BB: 0 P: 15		R: 0 E: 0 K: 1 S: 9	H: 1 LOB: 1 BB: 0 P: 13	1B: 5 2B: 1 3B: 1 HR: 1	SF: 1 SAC: 0 DP: 1 HBP: 0	WP: 0 PB: 0 SB: 0 CS: 0	PA: 40		
<b>PITCHER</b>	IP	WLS	BF	H	R	ER	SO	BB	IBB	HBP	BLK	WP	HR	S	P	ERA		WHIP							
<b>Jesus Sanchez, L</b> (1.1) ERA: 6.0	5.0	W	23	6	4	4	2	2	0	0	0	0	0	15	24	0.00	2.000								
<b>Ricky Bones, R</b> (6.1) ERA: 2.25	1.0	H	6	0	0	0	2	2	0	0	0	0	0	7	18	0.00	2.000								
<b>Armando Almanza, L</b> (7.1) ERA: 2.25	1.0	H	4	1	0	0	0	1	0	0	0	0	0	7	18	0.00	2.000								
<b>Dan Miceli, R</b> (8.1) ERA: 3.38	1.0		3	0	0	0	2	0	0	0	0	0	0	11	15	0.00	0.000								
<b>Antonio Alfonseca, R</b> (9.1) ERA: 10.8	1.0		4	1	0	0	1	0	0	0	0	0	0	9	13	0.00	1.000								

AB 34  
R 4  
H 8  
RBI 4  
BB 5  
SO 7  
LOB 22



Batter	1	2	3	4	5	6	7	8	9	AB	R	H	RBI	BB	SO	LOB	TOP				
Luis Castillo, S OBP: 0.553, SLG: 0.515 (1,4)	G1-3		G6-3			E5		BB		3	0	0	0	1	0	0	<b>Florida Marlins @ Milwaukee Brewers</b> Milwaukee County Stadium, Milwaukee, WI Thu Apr 13 2000, 7:05 PM EDT Att. 7,023 - Overcast - 50 F				
Brant Brown, L OBP: 0.273, SLG: 0.250 (1,9)	F8					K		L8		4	0	1	0	0	1	2					
Cliff Floyd, L OBP: 0.273, SLG: 0.379 (1,7)	K							F7		4	0	0	0	0	2	2					
Preston Wilson, R OBP: 0.405, SLG: 0.472 (1,8)			L5			K		F9		3	0	0	0	1	1	2					
Mike Lowell, R OBP: 0.333, SLG: 0.541 (1,5)					G5-3			G5-3		4	0	0	0	0	1	1					
Derrek Lee, R OBP: 0.500, SLG: 0.750 (1,3)					K			G6-3		4	0	2	0	0	2	0					
Alex Gonzalez, R OBP: 0.214, SLG: 0.184 (1,6)					G1-6-3			G6-3		4	0	1	0	0	0	1					
Paul Bako, L (1,2)								K		2	0	0	0	2	1	1					
Brad Penny, R (1,1)								G1		2	0	0	0	0	2	3					
Mark Kotsay, L (7, PH) Braden Looper, R (7, 1) Vic Darenbourg, L (8, 1)										1	0	0	0	0	0	1					
<b>Inning Stats</b>	R: 0 E: 0 K: 1 S: 11	H: 0 LOB: 0 BB: 0 P: 14	R: 0 E: 0 K: 2 S: 17	H: 2 LOB: 3 BB: 2 P: 31	R: 0 E: 0 K: 1 S: 11	H: 1 LOB: 1 BB: 0 P: 18	R: 0 E: 0 K: 1 S: 7	H: 0 LOB: 0 BB: 0 P: 11	R: 0 E: 1 K: 2 S: 14	H: 0 LOB: 1 BB: 0 P: 21	R: 0 E: 0 K: 1 S: 5	H: 0 LOB: 1 BB: 1 P: 6	R: 0 E: 0 K: 1 S: 10	H: 0 LOB: 1 BB: 1 P: 19	R: 0 E: 0 K: 0 S: 10	H: 1 LOB: 1 BB: 0 P: 14	1B: 3 2B: 1 3B: 0 HR: 0	SF: 0 SAC: 0 DP: 0 HBP: 0	WP: 0 PB: 0 CS: 1	PA: 35	
<b>PITCHER</b>	IP	WLS	BF	H	R	ER	SO	BB	IBB	HBP	BLK	WP	HR	S	P	ERA	WHIP				
Jason Bere, R (1, 1) ERA: 0.69	7.0	W	27	3	0	0	9	3	0	0	0	0	0	75	120	0.00	0.857				
David Weathers, R (8, 1) ERA: 1.23	1.0		4	0	0	0	0	1	0	0	0	0	0	10	19	0.00	1.000				
Bob Wickman, R (9, 1) ERA:	1.0		4	1	0	0	1	0	0	0	0	0	0	10	14	0.00	1.000				

Batter	1	2	3	4	5	6	7	8	9	AB	R	H	RBI	BB	SO	LOB	BOTTOM				
Marquis Grissom, R (1,8)	G6-3	P4			G6-3		G6-3			4	0	0	0	0	0	2	<b>Florida Marlins @ Milwaukee Brewers</b> Milwaukee County Stadium, Milwaukee, WI Thu Apr 13 2000, 7:05 PM EDT Att. 7,023 - Overcast - 50 F				
Ronnie Belliard, R (1,4) Mark Loretta, R (8, FR) OBP: 0.483, SLG: 0.583 OBP: 0.200, SLG: 0.222 (9,6)	G3-1		G1-3			HR		CS HBP		3	1	1	1	0	0	0					
Jeromy Burnitz, L (1,9)	G4-3		G3			K		F8		4	0	0	0	0	1	1					
Geoff Jenkins, L (1,7)		G4-3 WP 2B	K			G4-3		F7		4	1	1	0	0	1	1					
José Hernández, R (1,5)		K			G1-3					3	0	1	0	0	1	1					
Tyler Houston, L (1,2)		G4-3 2B			F8		F9			2	1	0	0	1	0	1					
Kevin Barker, L (1,3)		G4-3			G6-3			WP 1B		3	0	1	0	0	0	2					
Luis Lopez, S (1,6) (9,4)		E 2B			K		L8			3	1	1	2	0	1	1					
Jason Bere, R (1,1) Lyle Mouton, R (7, PH) David Weathers, R (8, 1) Bob Wickman, R (9, 1)		E9 1B			K		G5-3			2	0	1	1	0	1	0					
<b>Inning Stats</b>	R: 0 E: 0 K: 0 S: 5	H: 3 LOB: 1 BB: 1 P: 25	R: 0 E: 0 K: 1 S: 6	H: 0 LOB: 0 BB: 0 P: 13	R: 0 E: 0 K: 0 S: 5	H: 0 LOB: 0 BB: 0 P: 9	R: 0 E: 0 K: 2 S: 8	H: 0 LOB: 0 BB: 0 P: 10	R: 1 E: 0 K: 1 S: 12	H: 2 LOB: 1 BB: 0 P: 23	R: 0 E: 0 K: 0 S: 5	H: 1 LOB: 1 BB: 0 P: 10	R: 0 E: 0 K: 0 S: 6	H: 0 LOB: 1 BB: 0 P: 10	1B: 4 2B: 1 3B: 0 HR: 1	SF: 0 SAC: 0 DP: 0 HBP: 1		WP: 2 PB: 0 CS: 1	PA: 31		
<b>PITCHER</b>	IP	WLS	BF	H	R	ER	SO	BB	IBB	HBP	BLK	WP	HR	S	P	ERA	WHIP				
Brad Penny, R (1, 1) ERA: 3.46	6.0	L	24	4	4	4	5	1	1	0	0	0	0	50	86	6.00	1.000				
Braden Looper, R (7, 1) ERA: 1.93	1.0		5	1	0	0	0	0	0	1	0	1	0	7	13	0.00	1.000				
Vic Darenbourg, L (8, 1) ERA:	1.0		2	0	0	0	0	0	0	0	0	0	0	4	7	0.00	0.000				

Batter	1	2	3	4	5	6	7	8	9	AB	R	H	RBI	BB	SO	LOB	TOP								
Luis Castillo, S OBP: 0.500, SLG: 0.447	E6 HR		K			F9	K	G6-3		5	1	0	0	0	2	2									
Alex Gonzalez, R OBP: 0.234, SLG: 0.279	G4-3 HR		G4-3			G6-3	HBP 1B	K		5	2	2	2	0	1	0									
Cliff Floyd, L OBP: 0.270, SLG: 0.344 Mark Kotsay, L OBP: 0.296, SLG: 0.458	G4-3		L7			L3	1B G6-3 HBP	FC5-4 1B		3	0	0	0	0	0	0									
Preston Wilson, R OBP: 0.426, SLG: 0.512	K				F9 2B	BB 1B	WP G6-3 1B	FC5-4 2B		5	2	3	1	0	1	1									
Mike Lowell, R OBP: 0.340, SLG: 0.537	K				F9	1B HR	G6-3	2B		4	1	1	2	1	1	2									
Kevin Millar, R OBP: 0.387, SLG: 0.536 Derrek Lee, R OBP: 0.500, SLG: 0.692					K	HR 1B	K	BB		2	1	1	1	1	1	1									
Danny Bautista, R OBP: 0.316, SLG: 0.667			K		K	HR	F4	P4		5	1	1	3	0	2	6									
Mike Redmond, R OBP: 0.435, SLG: 0.421	F8				F9	BB 1B	F8			4	0	1	0	0	0	1									
Alex Fernandez, R OBP: 0.222, SLG: 0.125 Mark Smith, R OBP: 0.600, SLG: 0.429 Dan Miceli, R Antonio Alfonseca, R	K				K	1-2 BB	F8			2	0	0	0	1	2	1									
<b>Inning Stats</b>	R: 2 E: 1 K: 2 S: 16	H: 1 LOB: 0 BB: 0 P: 25	R: 0 E: 0 K: 2 S: 10	H: 0 LOB: 1 BB: 1 P: 18	R: 0 E: 0 K: 1 S: 9	H: 0 LOB: 0 BB: 0 P: 13	R: 0 E: 0 K: 2 S: 8	H: 1 LOB: 1 BB: 0 P: 12	R: 0 E: 0 K: 1 S: 6	H: 0 LOB: 0 BB: 0 P: 10	R: 4 E: 0 K: 1 S: 16	H: 4 LOB: 2 BB: 2 P: 36	R: 2 E: 0 K: 1 S: 12	H: 2 LOB: 2 BB: 0 P: 21	R: 0 E: 0 K: 0 S: 9	H: 0 LOB: 0 BB: 0 P: 15	R: 1 E: 0 K: 1 S: 12	H: 2 LOB: 2 BB: 1 P: 19	1B: 6 2B: 2 3B: 0 HR: 2	SF: 0 SAC: 0 DP: 0 HBP: 1	WP: 1 PB: 0 SB: 0 CS: 0	PA: 43			
<b>PITCHER</b>	IP	WLS	BF	H	R	ER	SO	BB	IBB	HBP	BLK	WP	HR	S	P	ERA	WHIP								
Andrew Lorraine, L ERA: 5.79	5.2	L	24	4	5	4	8	2	0	0	0	0	1	57	98	6.35	1.059								
Brian Williams, R ERA: 19.9	0.1	B	6	3	3	3	1	1	0	1	0	0	1	10	22	81.00	12.000								
Ruben Quevedo, R ERA: 19.9	1.0	4	1	0	0	1	0	0	0	0	0	1	0	10	15	0.00	1.000								
76 Daniel Garibay, L ERA: 1.42	1.0	3	0	0	0	0	0	0	0	0	0	0	0	9	15	0.00	0.000								
Rick Aguilera, R ERA: 1.42	1.0	6	2	1	1	1	1	1	0	0	0	0	0	12	19	9.00	3.000								

Florida Marlins @ Chicago Cubs  
Wrigley Field, Chicago, IL  
Fri Apr 14, 2000, 2:20 PM CDT  
Att: 21,324 - Sunny - 70 F

AB 38  
R 9  
H 10  
RBI 9  
BB 4  
SO 11  
LOB 16



Batter	1	2	3	4	5	6	7	8	9	AB	R	H	RBI	BB	SO	LOB	BOTTOM								
Eric Young Sr., R OBP: 0.352, SLG: 0.400	G1-3	G6-3 1B			G3					4	0	2	0	0	0	0									
Ricky Gutierrez, R OBP: 0.415, SLG: 0.605	BB 2B	G6-3			G1-3		L1-6			4	1	1	0	0	0	3									
Sammy Sosa, R OBP: 0.327, SLG: 0.444	BB 2B	G3			HR			G5-3		3	2	1	1	1	0	1									
Mark Grace, L OBP: 0.412, SLG: 0.538	F8 1B 2B		G4-3		F7			F7		4	1	1	2	0	0	0									
Henry Rodriguez, L OBP: 0.184, SLG: 0.118	FC5 1B BB		K		F8			G4-3		3	0	0	0	1	1	0									
Shane Andrews, R OBP: 0.380, SLG: 0.643	F8		K		K			1B		4	0	1	0	0	1	2									
Damon Buford, R OBP: 0.314, SLG: 0.326	FC5 1B		K		L5			G5-3		3	0	1	1	0	1	0									
Joe Girardi, R OBP: 0.306, SLG: 0.226 Tarrk Brock, L OBP: 0.429, SLG: 0.200	FC5		G5-3		G5-3			G6-3		3	0	0	0	0	0	2									
Andrew Lorraine, L Brian Williams, R Ruben Quevedo, R Roosevelt Brown, L 76 Daniel Garibay, L Rick Aguilera, R Jeff Reed, L	G4-3				G5-3			L1-6 1B		0	0	0	0	0	0	0									
<b>Inning Stats</b>	R: 3 E: 0 K: 0 S: 18	H: 3 LOB: 2 BB: 2 P: 34	R: 0 E: 0 K: 0 S: 11	H: 1 LOB: 1 BB: 0 P: 16	R: 0 E: 0 K: 2 S: 8	H: 0 LOB: 0 BB: 0 P: 11	R: 0 E: 0 K: 1 S: 8	H: 0 LOB: 0 BB: 0 P: 14	R: 1 E: 0 K: 0 S: 8	H: 1 LOB: 0 BB: 0 P: 11	R: 0 E: 0 K: 0 S: 9	H: 1 LOB: 1 BB: 0 P: 11	R: 0 E: 0 K: 0 S: 5	H: 2 LOB: 1 BB: 0 P: 12	R: 0 E: 0 K: 0 S: 5	H: 0 LOB: 0 BB: 0 P: 8	R: 0 E: 0 K: 0 S: 6	H: 0 LOB: 1 BB: 1 P: 13	1B: 6 2B: 2 3B: 0 HR: 1	SF: 0 SAC: 0 DP: 2 HBP: 1	WP: 0 PB: 0 SB: 0 CS: 0	PA: 36			
<b>PITCHER</b>	IP	WLS	BF	H	R	ER	SO	BB	IBB	HBP	BLK	WP	HR	S	P	ERA	WHIP								
Alex Fernandez, R ERA: 4.22	7.0	W	29	8	4	4	3	2	0	0	0	0	1	72	109	5.14	1.429								
Dan Miceli, R ERA: 2.84	1.0	3	0	0	0	0	0	0	0	0	0	0	0	5	8	0.00	0.000								
Antonio Alfonseca, R ERA: 9.0	1.0	4	0	0	0	0	0	1	0	1	0	0	0	6	13	0.00	1.000								

Florida Marlins @ Chicago Cubs  
Wrigley Field, Chicago, IL  
Fri Apr 14, 2000, 2:20 PM CDT  
Att: 21,324 - Sunny - 70 F

AB 32  
R 4  
H 8  
RBI 4  
BB 3  
SO 3  
LOB 10



Batter	1	2	3	4	5	6	7	8	9	AB	R	H	RBI	BB	SO	LOB	TOP								
Luis Castillo, S OBP: 0.500, SLG: 0.476	1-0 SH1-3 G6-3 2B		0-1 CS 1B			1-2 G6-3		1-2 G5-3		4	1	2	0	0	0	1									
Alex Gonzalez, R OBP: 0.220, SLG: 0.261	0-0 SH1-3 2-3		2-1 P4 1-2			2-3 K		0-1 L6		3	0	0	0	0	1	2									
Mark Smith, R OBP: 0.429, SLG: 0.273	1-0 G6-3			0-3 K		0-0 L9			0-0 G5-3	4	0	0	1	0	1	0									
Preston Wilson, R OBP: 0.392, SLG: 0.467	0-1 F9			1-3 K			0-3 K		1-1 G6-3	4	0	0	0	0	2	0									
Mike Lowell, R OBP: 0.333, SLG: 0.511		2-2 1B		0-0 G4-3			2-3 K		1-3 K	4	0	1	0	0	2	0									
Kevin Millar, R OBP: 0.412, SLG: 0.633 Vic Darenbourg, L Braden Looper, R Armando Almanza, L Ricky Bones, R		1-1 F9			3-1 HR		4-1 BB			2	1	1	1	1	0	1									
Danny Bautista, R OBP: 0.273, SLG: 0.571		2-1 F9			3-2 F7		3-2 F7			3	0	0	0	0	0	2									
Mike Redmond, R OBP: 0.385, SLG: 0.364		0-0 F8			1-1 G1-3			0-3 K		3	0	0	0	0	1	1									
Ryan Dempster, R Derrek Lee, R				1-3 K				4-2 G5-3 BB		2	0	0	0	0	1	0									
<b>Inning Stats</b>	R: 1 E: 0 K: 0 S: 5	H: 1 LOB: 1 BB: 0 P: 7	R: 0 E: 0 K: 0 S: 8	H: 1 LOB: 1 BB: 0 P: 13	R: 0 E: 0 K: 1 S: 7	H: 1 LOB: 0 BB: 0 P: 10	R: 0 E: 0 K: 2 S: 10	H: 0 LOB: 0 BB: 0 P: 11	R: 1 E: 0 K: 0 S: 14	H: 1 LOB: 0 BB: 0 P: 21	R: 0 E: 0 K: 1 S: 7	H: 0 LOB: 0 BB: 0 P: 10	R: 0 E: 0 K: 2 S: 11	H: 0 LOB: 1 BB: 1 P: 20	R: 0 E: 0 K: 1 S: 10	H: 0 LOB: 1 BB: 1 P: 15	R: 0 E: 0 K: 1 S: 6	H: 0 LOB: 0 BB: 0 P: 8	1B: 2 2B: 1 3B: 0 HR: 1	SF: 0 SAC: 1 DP: 0 HBP: 0	WP: 0 PB: 0 SB: 0 CS: 1	PA: 32			
<b>PITCHER</b>	IP	WLS	BF	H	R	ER	SO	BB	IBB	HBP	BLK	WP	HR	S	P	ERA	WHIP								
Scott Downs, L ERA: 3.38	7.0	W	25	4	2	2	6	1	0	0	0	0	1	62	92	2.57	0.714								
Mark Guthrie, L ERA: 1.13	1.0	H	4	0	0	0	1	1	0	0	0	0	0	10	15	0.00	1.000								
Rick Aguilera, R ERA: 1.23	1.0	S	3	0	0	0	1	0	0	0	0	0	0	6	8	0.00	0.000								

Florida Marlins @ Chicago Cubs  
Wrigley Field, Chicago, IL  
Sat Apr 15 2000, 1:20 PM CDT  
Att: 37,976 - Sunny - 67 F

AB 29  
R 2  
H 4  
RBI 2  
BB 2  
SO 8  
LOB 7



Batter	1	2	3	4	5	6	7	8	9	AB	R	H	RBI	BB	SO	LOB	BOTTOM								
Eric Young Sr., R OBP: 0.345, SLG: 0.389	2-2 1B SF7 1B				0-0 G6-3		1-1 FC6 1-2			4	1	1	0	0	0	2									
Ricky Gutierrez, R OBP: 0.400, SLG: 0.571	0-0 1B E 1B		0-2 G6-3			0-0 G1-3		0-0 G3-1		4	1	1	0	0	0	0									
Sammy Sosa, R OBP: 0.339, SLG: 0.469	1-0 E 1B		1-0 G1-3			2-3 K		3-2 G3 2B		4	1	2	0	0	1	0									
Mark Grace, L OBP: 0.382, SLG: 0.500	0-0 SF7		3-2 G6-3			1-1 P6		1-0 G3		3	0	0	1	0	0	1									
Glenallen Hill, R OBP: 0.417, SLG: 0.909 Tarrik Brock, L OBP: 0.500, SLG: 0.200	0-1 E1			1-2 P6		2-3 K		4-2 S BB		3	0	0	0	0	1	0									
Shane Andrews, R OBP: 0.370, SLG: 0.600	3-3 K			2-3 K		0-3 K		4-1 FC6-4 BB		3	0	0	0	1	3	1									
Damon Buford, R OBP: 0.309, SLG: 0.306	1-3 K			2-3 K			4-2 1B BB	2-2 FC6-4		3	1	0	0	1	2	4									
Joe Girardi, R OBP: 0.308, SLG: 0.235		1-3 K			1-3 K		0-0 1B			3	0	1	0	0	2	0									
Scott Downs, L Roosevelt Brown, L Jose Nieves, R Mark Guthrie, R Rick Aguilera, R		1-2 G4-3			0-1 G6-3		0-0 1B			2	0	0	0	0	0	0									
<b>Inning Stats</b>	R: 3 E: 2 K: 2 S: 14	H: 3 LOB: 1 BB: 0 P: 20	R: 0 E: 0 K: 1 S: 10	H: 0 LOB: 0 BB: 0 P: 12	R: 0 E: 0 K: 0 S: 8	H: 0 LOB: 0 BB: 0 P: 12	R: 0 E: 0 K: 2 S: 10	H: 0 LOB: 0 BB: 0 P: 15	R: 0 E: 0 K: 1 S: 6	H: 0 LOB: 0 BB: 0 P: 7	R: 0 E: 0 K: 1 S: 8	H: 0 LOB: 0 BB: 0 P: 11	R: 1 E: 0 K: 2 S: 13	H: 2 LOB: 2 BB: 1 P: 20	R: 0 E: 0 K: 0 S: 16	H: 1 LOB: 3 BB: 2 P: 30	1B: 5 2B: 1 3B: 0 HR: 0	SF: 1 SAC: 0 DP: 0 HBP: 0	WP: 0 PB: 0 SB: 1 CS: 0	PA: 34					
<b>PITCHER</b>	IP	WLS	BF	H	R	ER	SO	BB	IBB	HBP	BLK	WP	HR	S	P	ERA	WHIP								
Ryan Dempster, R ERA: 3.79	6.2	L	26	4	4	2	9	1	0	0	0	0	0	66	93	2.70	0.750								
Vic Darenbourg, L ERA: 1.69	0.0		1	1	0	0	0	0	0	0	0	0	0	1	1										
Braden Looper, R ERA: 1.69	0.2		3	1	0	0	0	0	0	0	0	0	0	9	13	0.00	1.500								
Armando Almanza, L ERA: 2.08	0.1		2	0	0	0	0	1	0	0	0	0	0	4	9	0.00	3.000								
Ricky Bones, R ERA: 1.23	0.1		2	0	0	0	0	1	0	0	0	0	0	5	11	0.00	3.000								

Florida Marlins @ Chicago Cubs  
Wrigley Field, Chicago, IL  
Sat Apr 15 2000, 1:20 PM CDT  
Att: 37,976 - Sunny - 67 F

AB 30  
R 4  
H 6  
RBI 2  
BB 3  
SO 9  
LOB 8



Batter	1	2	3	4	5	6	7	8	9	10	AB	R	H	RBI	BB	SO	LOB	TOP							
Brant Brown, L OBP: 0.269, SLG: 0.292	1-1 SH5-3 2B		1-3 K	0-3 K			2-3 K		1-0 G6-4-3 1-2		4	0	1	0	0	3	2								
Bradén Looper, R Vic Darenbourg, L Derrek Lee, R OBP: 0.500, SLG: 0.643											0	0	0	0	0	0	0								
Alex Gonzalez, R OBP: 0.204, SLG: 0.240	0-1 SH5-3 2-3			1-2 G4-3	2-0 G5-3		0-2 F8		2-2 G6-3		4	0	0	0	0	0	1								
Cliff Floyd, L Antonio Alfonseca, R OBP: 0.285, SLG: 0.417	0-0 G4-3			4-1 G6-3 1B	0-0 G6-3		1-0 P6		2-1 HR		4	2	1	1	1	0	2								
Preston Wilson, R OBP: 0.375, SLG: 0.440	0-3 K			1-3 K	0-1 1B		0-0 F8		0-0 F7		5	0	1	0	0	2	2								
Mike Lowell, R OBP: 0.339, SLG: 0.500		0-1 F9		0-1 1B	0-1 F3		0-2 1B		0-1 L1		5	1	2	0	0	0	1								
Kevin Miller, R Dan Micelli, R		0-0 G6-3		4-2 1B			0-1 F7		0-3 K		3	1	0	0	1	1	1								
Danny Bautista, R OBP: 0.273, SLG: 0.571				1-2 2B							0	0	0	0	0	0	0								
Paul Bako, L OBP: 0.300, SLG: 0.125	1-2 G4-3			1-1 2B			0-0 F7		0-3 K		4	1	1	2	0	1	1								
Chris Clapinski, S OBP: 0.200, SLG: 0.400				1-2 F7			1-3 K		3-2 F5		4	1	1	1	0	1	0								
Vladimir Nunez, R Mark Smith, R Ricky Bones, R Mark Kotsay, L OBP: 0.310, SLG: 0.440				0-0 G4-3			0-0 E4		4-2 G6-4-3 BB		1	0	0	0	0	0	0								
				2-3 2H 3H							1	0	1	2	0	0	0								
											1	0	0	0	1	0	0								
<b>Inning Stats</b>	R: 0 E: 0 K: 1 S: 8	H: 1 LOB: 1 BB: 0 P: 9	R: 0 E: 0 K: 0 S: 6	H: 0 LOB: 0 BB: 0 P: 7	R: 0 E: 0 K: 1 S: 9	H: 0 LOB: 0 BB: 0 P: 11	R: 5 E: 0 K: 2 S: 19	H: 4 LOB: 1 BB: 2 P: 32	R: 0 E: 0 K: 1 S: 7	H: 0 LOB: 0 BB: 0 P: 8	R: 0 E: 1 K: 1 S: 9	H: 0 LOB: 1 BB: 0 P: 12	R: 0 E: 0 K: 2 S: 11	H: 1 LOB: 1 BB: 0 P: 11	R: 0 E: 0 K: 0 S: 7	H: 0 LOB: 0 BB: 1 P: 15	R: 1 E: 0 K: 0 S: 9	H: 1 LOB: 0 BB: 0 P: 13	1B: 5 2B: 2 3B: 0 HR: 1	SF: 0 SAC: 1 DP: 1 HBP: 0	WP: 0 PB: 0 SB: 0 CS: 0	PA: 41			
<b>PITCHER</b>	IP 8.0	WLS 34	BF 7	H 5	R 5	ER 5	SO 8	BB 2	IBB 0	HBP 0	BLK 0	WP 0	HR 0	S 75	P 98	ERA 5.62	WHIP 1.125								
Jon Lieber, R ERA: 4.18																									
Felix Heredia, L ERA: 1.13		1.0	3	0	0	0	0	1	0	0	0	0	0	7	15	0.00	1.000								
Ruben Quevedo, R ERA: 4.5		1.0	L	4	1	1	0	0	0	0	0	0	1	9	13	9.00	1.000								

Florida Marlins @ Chicago Cubs  
Wrigley Field, Chicago, IL  
Sun Apr 16 2000, 1:20 PM CDT  
Att: 27,769 - Overcast - 42 F

AB 37  
R 6  
H 8  
RBI 6  
BB 3  
SO 8  
LOB 11



Batter	1	2	3	4	5	6	7	8	9	10	AB	R	H	RBI	BB	SO	LOB	BOTTOM							
Eric Young Sr., R OBP: 0.344, SLG: 0.383	0-2 P3	1-1 G3-1		1-1 1B		2-2 G6-3 1-2		3-2 F8		3-1 1B	6	0	2	0	0	4									
Ricky Gutierrez, R OBP: 0.412, SLG: 0.543	2-3 K	2-2 1B		4-1 1B		1-2 G4-3		4-1 WP BB		2-2 G5-3	4	0	1	1	2	1	2								
Sammy Sosa, R OBP: 0.359, SLG: 0.462	1-0 1B	3-2 G6-3		2-3 K		2-1 HBP		4-2 BB		1-2 BB	3	1	1	0	1	1	3								
Mark Grace, L OBP: 0.367, SLG: 0.468	3-1 1B			1-1 G3		2-1 L3		2-0 F9		3-3 K	5	0	1	1	0	1	3								
Henry Rodriguez, L OBP: 0.195, SLG: 0.205	2-0 F7			0-1 HR		3-2 G4-3		1-1 L6		3-3 K	5	1	1	1	0	1	4								
Shane Andrews, R OBP: 0.390, SLG: 0.612		0-0 PB 2B		1-1 F9		0-1 1B		4-0 BB BB		2-2 F9	4	1	2	0	1	0	2								
Jeff Reed, L OBP: 0.409, SLG: 0.353		2-2 1B WP 1B		0-1 F7		2-1 G6-3		4-0 BB		1-0 G1-3	4	1	1	1	1	0	1								
Tarrick Brock, L OBP: 0.545, SLG: 0.286		1-2 1B						3-3 K		2-3 K	2	1	1	0	1	0	0								
Damon Buford, R OBP: 0.298, SLG: 0.294		WP SH2-4 1B		1-3 G4-3		4-1 G6-3 BB		3-3 K		2-3 K	2	0	0	0	0	2	2								
Jon Lieber, L OBP: 0.111, SLG: 0.111		1-0 SH2-4		0-1 G6-3		2-3 K		2-3 K		1-0 E4 1B	2	0	0	0	0	1	1								
Glenn Hill, R OBP: 0.385, SLG: 0.833											1	0	0	0	0	1	2								
Felix Heredia, L											0	0	0	0	0	0	0								
Ruben Quevedo, R											0	0	0	0	0	0	0								
Roosevelt Brown, L OBP: 0.375, SLG: 0.429											1	0	0	0	0	0	0								
<b>Inning Stats</b>	R: 1 E: 0 K: 1 S: 10	H: 2 LOB: 1 BB: 0 P: 18	R: 3 E: 0 K: 0 S: 17	H: 4 LOB: 1 BB: 0 P: 27	R: 1 E: 0 K: 0 S: 8	H: 1 LOB: 0 BB: 0 P: 10	R: 0 E: 0 K: 1 S: 10	H: 1 LOB: 2 BB: 1 P: 17	R: 0 E: 0 K: 0 S: 9	H: 1 LOB: 1 BB: 0 P: 16	R: 0 E: 0 K: 1 S: 7	H: 0 LOB: 0 BB: 0 P: 15	R: 0 E: 0 K: 2 S: 8	H: 0 LOB: 1 BB: 0 P: 14	R: 0 E: 0 K: 2 S: 9	H: 0 LOB: 2 BB: 2 P: 25	R: 0 E: 0 K: 2 S: 14	H: 0 LOB: 2 BB: 2 P: 30	R: 0 E: 1 K: 1 S: 10	H: 1 LOB: 2 BB: 0 P: 19	1B: 8 2B: 1 3B: 0 HR: 1	SF: 0 SAC: 1 DP: 1 HBP: 1	WP: 2 PB: 1 SB: 2 CS: 0	PA: 47	
<b>PITCHER</b>	IP 3.0	WLS 16	BF 7	H 5	R 5	ER 5	SO 1	BB 0	IBB 0	HBP 0	BLK 0	WP 0	HR 1	S 35	P 55	ERA 15.00	WHIP 2.333								
Vladimir Nunez, R ERA: 10.5																									
Ricky Bones, R ERA: 1.42		3.0	12	2	0	0	2	2	0	0	0	0	0	26	48	0.00	1.333								
Braden Looper, R ERA: 1.42		1.0	6	0	0	0	0	2	0	1	0	0	0	8	22	0.00	2.000								
Vic Darenbourg, L ERA:		0.1	1	0	0	0	1	0	0	0	0	0	0	3	6	0.00	0.000								
Dan Micelli, R ERA: 2.25		1.2	W	7	0	0	3	2	0	0	0	1	0	20	41	0.00	1.200								

Florida Marlins @ Chicago Cubs  
Wrigley Field, Chicago, IL  
Sun Apr 16 2000, 1:20 PM CDT  
Att: 27,769 - Overcast - 42 F

AB 39  
R 5  
H 10  
RBI 4  
BB 6  
SO 8  
LOB 24



Batter	1	2	3	4	5	6	7	8	9	AB	R	H	RBI	BB	SO	LOB	TOP							
Mark Kotsay, L (1.9) OBP: 0.324, SLG: 0.433	F9		1B	P6			G5-3	CS		5	1	2	0	0	0	0								
Alex Gonzalez, R (1.6) OBP: 0.220, SLG: 0.273	K		FC5-4 1B	G6-3			1B	CS	F9	5	2	2	0	0	1	0								
Cliff Floyd, L (1.7) Antonio Alfonseca, R (9.1)	BB		FC5-4 1B	G4-3			1B	BB	G3	3	1	1	1	2	0	0								
Preston Wilson, R (1.8) OBP: 0.344, SLG: 0.400	K		FC5-4 1B		F8		K		K	5	1	0	0	0	3	5								
Mike Lowell, R (1.5) OBP: 0.367, SLG: 0.519		1B	1B	G6-3			1B			4	1	3	2	0	0	0								
Derrek Lee, R (1.3) OBP: 0.500, SLG: 0.611	F9		E		K		1B			4	0	2	2	0	1	1								
Paul Bako, L (1.2) Mark Smith, R (7.7) Mike Redmond, R (7.2)	1B		E7			F7	P3			3	0	2	1	0	0	0	AB 38 R 6 H 12 RBI 6 BB 2 SO 6 LOB 16							
Chris Clapinski, S (1.4) OBP: 0.111, SLG: 0.222	P4		F8			P6		F8		4	0	0	0	0	0	4								
Jesus Sanchez, L (1.1) Braden Looper, R (7.1) Danny Bautista, R (9.7)	L6		G6-3			G4-3		K		3	0	0	0	0	0	4								
<b>Inning Stats</b>	R: 0 E: 0 K: 2 S: 12	H: 0 LOB: 1 BB: 1 P: 20	R: 0 E: 0 K: 0 S: 8	H: 2 LOB: 2 BB: 0 P: 10	R: 4 E: 1 K: 0 S: 24	H: 6 LOB: 2 BB: 0 P: 28	R: 0 E: 0 K: 0 S: 5	H: 0 LOB: 0 BB: 0 P: 9	R: 0 E: 0 K: 1 S: 10	H: 0 LOB: 0 BB: 0 P: 15	R: 0 E: 0 K: 0 S: 7	H: 0 LOB: 0 BB: 0 P: 10	R: 2 E: 0 K: 1 S: 15	H: 3 LOB: 2 BB: 1 P: 30	R: 0 E: 0 K: 1 S: 7	H: 1 LOB: 0 BB: 0 P: 9	R: 0 E: 0 K: 1 S: 7	H: 0 LOB: 0 BB: 0 P: 12	1B: 11 2B: 1 3B: 0 HR: 0	SF: 0 SAC: 0 DP: 0 HBP: 0	WP: 0 PB: 0 SB: 0 CS: 1	PA: 41		
<b>PITCHER</b>	IP	WLS	BF	H	R	ER	SO	BB	IBB	HBP	BLK	WP	HR	S	P	ERA	WHIP							
Kyle Farnsworth, R (1.1) ERA: 7.66	6.2	L	33	11	6	6	4	2	0	0	0	0	0	78	116	8.10	1.950							
Mark Guthrie, L (7.1) ERA: 9.99	1.1		4	1	0	0	1	0	0	0	0	0	0	10	15	0.00	0.750							
Felix Heredia, L (9.1) ERA: 1.0	1.0		3	0	0	0	1	0	0	0	0	0	0	7	12	0.00	0.000							

Florida Marlins @ Chicago Cubs  
Wrigley Field, Chicago, IL  
Mon Apr 17 2000, 1:20 PM CDT  
Att: 17,572 - Overcast - 40 F

AB	38
R	6
H	12
RBI	6
BB	2
SO	6
LOB	16



Batter	1	2	3	4	5	6	7	8	9	AB	R	H	RBI	BB	SO	LOB	BOTTOM							
Eric Young Sr., R (1.4) OBP: 0.377, SLG: 0.397	SH3-1 BB		2B				E7		G5-3	3	1	2	0	2	0	0								
Ricky Gutierrez, R (1.6) OBP: 0.418, SLG: 0.551	SH3-1		2B		K		1B		G6-3	3	1	1	2	1	1	1								
Sammy Sosa, R (1.9) OBP: 0.338, SLG: 0.429	K		K		K		G6-4-3			4	0	0	0	0	3	5								
Mark Grace, L (1.3) OBP: 0.391, SLG: 0.490	G4-3		2B			HR	BB	FC6-4	IBB	2	1	1	1	2	0	1								
Glenallen Hill, R (1.7) OBP: 0.353, SLG: 0.688		CS	K			F8	FC6-4			4	0	1	0	0	1	4								
Shane Andrews, R (1.5) OBP: 0.381, SLG: 0.642	F9			G6-3			HR		K	4	1	1	2	0	1	1								
Damon Buford, R (1.8) OBP: 0.279, SLG: 0.273	G6-3			K			K		L1	4	0	0	0	0	2	0								
Joe Girardi, R (1.2) OBP: 0.302, SLG: 0.216			E1 BB 2B	G6-3			BB		G4-3	3	1	0	0	1	0	0								
Kyle Farnsworth, R (1.1) Mark Guthrie, R (7.1) Felix Heredia, L (9.1) Jeff Reed, L (9.7) OBP: 0.391, SLG: 0.333			K		K		G6-3		G6-3	3	0	0	0	0	2	2								
<b>Inning Stats</b>	R: 0 E: 0 K: 1 S: 9	H: 0 LOB: 1 BB: 1 P: 15	R: 0 E: 0 K: 0 S: 10	H: 1 LOB: 0 BB: 0 P: 16	R: 3 E: 1 K: 3 S: 15	H: 2 LOB: 1 BB: 1 P: 28	R: 0 E: 0 K: 1 S: 5	H: 0 LOB: 0 BB: 0 P: 7	R: 0 E: 0 K: 3 S: 10	H: 1 LOB: 1 BB: 0 P: 15	R: 2 E: 0 K: 1 S: 12	H: 1 LOB: 2 BB: 2 P: 25	R: 0 E: 1 K: 0 S: 8	H: 1 LOB: 2 BB: 2 P: 18	R: 0 E: 0 K: 1 S: 6	H: 0 LOB: 0 BB: 0 P: 9	R: 0 E: 0 K: 0 S: 8	H: 0 LOB: 0 BB: 0 P: 9	1B: 3 2B: 2 3B: 0 HR: 1	SF: 0 SAC: 1 DP: 1 HBP: 0	WP: 0 PB: 0 SB: 1 CS: 1	PA: 38		
<b>PITCHER</b>	IP	WLS	BF	H	R	ER	SO	BB	IBB	HBP	BLK	WP	HR	S	P	ERA	WHIP							
Jesus Sanchez, L (1.1) ERA: 5.9	6.0	W	28	6	5	3	9	4	0	0	0	0	0	65	110	4.50	1.667							
Braden Looper, R (7.1) ERA: 1.08	2.0	H	7	0	0	0	1	1	1	0	0	0	0	10	23	0.00	0.500							
Antonio Alfonseca, R (9.1) ERA: 6.75	1.0	S	3	0	0	0	0	0	0	0	0	0	0	8	9	0.00	0.000							

Florida Marlins @ Chicago Cubs  
Wrigley Field, Chicago, IL  
Mon Apr 17 2000, 1:20 PM CDT  
Att: 17,572 - Overcast - 40 F

AB	31
R	5
H	6
RBI	5
BB	6
SO	10
LOB	14



Batter	1	2	3	4	5	6	7	8	9	AB	R	H	RBI	BB	SO	LOB	TOP					
18 Jason Kendall, R OBP: 0.411, SLG: 0.370 Keith Osik, R OBP: 0.500, SLG: 1.250	4-0 G1-6-3 BB		1-2 L9-6 E 1B		2-2 G4-3		2-2 G6-3		2-1 HR	3	0	1	0	1	0	1	<b>Pittsburgh Pirates @ Florida Marlins</b> Pro Player Stadium, Miami, FL Tue Apr 18 2000, 7:05 PM EDT Att: 9,494 - Sunny - 84 F					
Pat Meares, R OBP: 0.504, SLG: 0.404	0-2 G1-6-3		0-1 E5		1-3 K		1-0 F7		3-2 F9	5	0	0	0	0	1	2						
Brian Giles, L Jose Silva, R Mike Benjamin, R OBP: 0.471, SLG: 0.588	2-3 K		0-2 L3		2-0 F8		0-0 BB 1B		0-2 G6-3	4	0	1	0	0	1	2						
Kevin Young, R John Vander Wal, L OBP: 0.265, SLG: 0.391 OBP: 0.436, SLG: 1.000		3-2 BB 1B	0-2 L9-6			2-3 K		3-2 F7		3	1	1	0	0	1	2						
Wil Cordero, R Adrian Brown, S OBP: 0.269, SLG: 0.408 OBP: 0.300, SLG: 0.450		2-1 F8		1-3 K		1-0 G4-3 2B		1-0 F7		4	0	1	0	0	1	2						
Warren Morris, L OBP: 0.500, SLG: 0.438		4-0 1B BB		4-2 1B HBP		1-0 G4-3		4-2 BB		1	1	0	0	2	0	1						
Aramis Ramirez, R Marc Wilkins, R Scott Sauerbeck, R Bruce Aven, R OBP: 0.267, SLG: 0.400		3-1 F3		0-1 1B		2-0 F7		2-3 K		3	0	1	0	0	0	3						
Chad Hermansen, R OBP: 0.303, SLG: 0.300		2-0 BB 1B		3-2 BB 1B		3-2 BB 3B		2-1 F3		4	1	3	2	0	0	0						
67 Francisco Cordova, R Chris Peters, L Luis Sojo, R OBP: 0.357, SLG: 0.308		0-3 K		0-3 K		0-0 BB G6-3 1B		4-1 HR BB		2	0	0	0	0	2	3						
<b>Inning Stats</b>	R: 0 E: 0 K: 1 S: 6	H: 0 LOB: 0 BB: 1 P: 12	R: 1 E: 0 K: 0 S: 12	H: 2 LOB: 2 BB: 1 P: 26	R: 0 E: 1 K: 0 S: 11	H: 1 LOB: 1 BB: 0 P: 12	R: 1 E: 0 K: 2 S: 15	H: 2 LOB: 1 BB: 0 P: 23	R: 0 E: 0 K: 1 S: 7	H: 1 LOB: 0 BB: 0 P: 13	R: 1 E: 0 K: 0 S: 8	H: 2 LOB: 0 BB: 0 P: 14	R: 0 E: 0 K: 1 S: 12	H: 1 LOB: 2 BB: 1 P: 22	R: 2 E: 0 K: 0 S: 12	H: 1 LOB: 0 BB: 1 P: 23		1B: 7 2B: 2 3B: 1 HR: 1	SF: 0 SAC: 0 DP: 3 HBP: 1	WP: 0 PB: 0 SB: 0 CS: 0	PA: 39	
<b>PITCHER</b>	IP	WLS	BF	H	R	ER	SO	BB	IBB	HBP	BLK	WP	HR	S	P	ERA		WHIP				
Brad Penny, R ERA: 3.6	7.0	W	29	8	3	3	6	2	0	1	0	0	0	66	112	3.86		1.429				
Armando Almanza, L ERA: 1.59	1.0		5	1	0	0	1	1	0	0	0	0	0	12	22	0.00	2.000					
Vic Darenbourg, L ERA: 3.86	1.0		5	1	2	2	0	1	0	0	0	0	1	12	23	18.00	2.000					

AB	34
R	5
H	10
RBI	5
BB	4
SO	7
LOB	19



Batter	1	2	3	4	5	6	7	8	9	AB	R	H	RBI	BB	SO	LOB	BOTTOM					
Mark Kotsay, L OBP: 0.350, SLG: 0.429	2-1 G3	0-0 BB SF7 1B		0-0 E S 2B 1B	1-2 FC1-6	4-0 BB 1B		2-2 G1-3		5	2	2	1	1	0	1	<b>Pittsburgh Pirates @ Florida Marlins</b> Pro Player Stadium, Miami, FL Tue Apr 18 2000, 7:05 PM EDT Att: 9,494 - Sunny - 84 F					
Alex Gonzalez, R OBP: 0.231, SLG: 0.267	0-2 E8 PB	4-1 SF7 BB BB		1-2 F9		1-2 L4 BB BB		1-1 G6-3		5	0	1	1	1	0	1						
Cliff Floyd, L Danny Bautista, R OBP: 0.261, SLG: 0.545	4-1 BB	4-2 SF7 BB BB		3-2 1B 2B		1-1 BB BB K		1-3 K		2	2	2	2	3	0	0						
Preston Wilson, R Mark Smith, R OBP: 0.348, SLG: 0.424 OBP: 0.436, SLG: 0.308	2-3 K	0-2 SF7		1-1 1B		2-1 BB K				4	1	2	2	0	2	5						
Mike Lowell, R OBP: 0.369, SLG: 0.525	1-1 F8	0-0 F8		0-1 F7		0-0 1B 2B	1-0 G4-6-3 BB 1B			5	1	2	2	0	0	5						
Kevin Millar, R Derrek Lee, R OBP: 0.425, SLG: 0.583 OBP: 0.522, SLG: 0.611		0-0 1B 3B 1B	4-0 G6-4-3 BB	0-1 F9		2-1 1B 1B	4-2 BB BB			3	2	2	1	1	0	1						
Paul Bako, L OBP: 0.389, SLG: 0.313		2-1 BB 1B	0-1 G6-4-3		0-0 F9	0-0 BB 1B	1-1 G4-6-3			5	2	2	0	0	0	3						
Chris Clapinski, S OBP: 0.286, SLG: 0.462		3-2 1B 3B	0-0 G4-3		0-2 G4-3	0-3 K	4-1 BB			4	1	2	2	1	1	2						
Brad Penny, R Brant Brown, L Armando Almanza, L Vic Darenbourg, L OBP: 0.250, SLG: 0.250 OBP: 0.259, SLG: 0.280 OBP: 0.357, SLG: 0.308		0-3 K	1-2 G6-3		0-0 FC1-6 1B	0-1 1B BB 1B	2-3 K			4	1	2	1	0	1	2						
<b>Inning Stats</b>	R: 0 E: 1 K: 1 S: 11	H: 0 LOB: 2 BB: 1 P: 20	R: 4 E: 0 K: 1 S: 20	H: 4 LOB: 2 BB: 2 P: 32	R: 0 E: 0 K: 0 S: 6	H: 1 LOB: 1 BB: 1 P: 11	R: 2 E: 0 K: 0 S: 13	H: 3 LOB: 0 BB: 0 P: 18	R: 0 E: 0 K: 2 S: 9	H: 1 LOB: 1 BB: 0 P: 10	R: 6 E: 0 K: 2 S: 24	H: 7 LOB: 3 BB: 2 P: 43	R: 0 E: 0 K: 1 S: 9	H: 1 LOB: 2 BB: 2 P: 21	R: 0 E: 0 K: 1 S: 8	H: 0 LOB: 0 BB: 0 P: 12		1B: 13 2B: 3 3B: 1 HR: 0	SF: 1 SAC: 0 DP: 2 HBP: 0	WP: 0 PB: 1 SB: 2 CS: 0	PA: 48	
<b>PITCHER</b>	IP	WLS	BF	H	R	ER	SO	BB	IBB	HBP	BLK	WP	HR	S	P	ERA		WHIP				
67 Francisco Cordova, R ERA: 5.19	4.0	L	24	8	6	6	2	4	0	0	0	0	0	50	81	13.50		3.000				
Chris Peters, L ERA: 8.44	1.1		7	3	2	2	0	0	0	0	0	0	0	18	25	13.50	2.250					
Marc Wilkins, R ERA: 9.82	0.2		9	5	4	4	2	2	0	0	0	0	0	15	28	54.00	10.500					
Scott Sauerbeck, L ERA: 7.56	1.0		5	1	0	0	1	2	0	0	0	0	0	9	21	0.00	3.000					
Jose Silva, R ERA: 4.7	1.0		3	0	0	0	1	0	0	0	0	0	0	8	12	0.00	0.000					





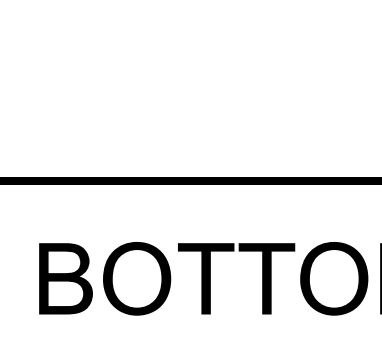
Batter	1	2	3	4	5	6	7	8	9	AB	R	H	RBI	BB	SO	LOB	TOP								
18 Jason Kendall, R OBP: 0.443, SLG: 0.388	G5-3		FC5-4 BB		S 1B		1B BB		FC1-6 1B	3	0	2	0	2	0	0									
Pat Meares, R OBP: 0.295, SLG: 0.386	F8		F2		F8		1B		FC1-6 FC4-6	5	0	1	1	0	0	5									
Brian Giles, L OBP: 0.328, SLG: 0.607	G4-3		FC5-4 2B		K		K		FC4-6 FC5-4	5	1	0	1	0	2	6									
Kevin Young, R OBP: 0.299, SLG: 0.392		F7	2B		G4-3		P4		FC5-4	5	0	1	2	0	0	3									
Wil Cordero, R OBP: 0.250, SLG: 0.377	F9		G6-3		F9				G5-3	4	0	0	0	0	0	1									
Warren Morris, L OBP: 0.522, SLG: 0.424				G4-3					G5-3 BB	1	0	0	0	3	0	0									
Aramis Ramirez, R OBP: 0.227, SLG: 0.195	F8		F9		FC6-4		G5-3		G5-3	4	0	0	0	0	0	3									
Chad Hermansen, R OBP: 0.324, SLG: 0.324			18 BB FC5-4 1B		K		SH3-4 1B		G6-3	4	2	2	0	0	1	1									
Todd Ritchie, R OBP: 0.167, SLG: 0.167					F9					2	1	1	0	0	0	0									
Jason Christiansen, R OBP: 0.471, SLG: 1.000			18 BB FC5-4 2B 1B				SH3-4			0	0	0	0	0	0	0									
John Vander Wal, L OBP: 0.471, SLG: 1.000										1	1	1	0	0	0	0									
Mike Williams, R										0	0	0	0	0	0	0									
<b>Inning Stats</b>	R: 0 E: 0 K: 0 S: 6	H: 0 LOB: 0 BB: 0 P: 8	R: 0 E: 0 K: 0 S: 11	H: 0 LOB: 1 BB: 1 P: 20	R: 3 E: 0 K: 0 S: 17	H: 3 LOB: 1 BB: 1 P: 31	R: 0 E: 0 K: 1 S: 7	H: 0 LOB: 0 BB: 0 P: 10	R: 0 E: 0 K: 0 S: 12	H: 1 LOB: 1 BB: 1 P: 17	R: 0 E: 0 K: 0 S: 8	H: 0 LOB: 1 BB: 1 P: 19	R: 1 E: 0 K: 1 S: 13	H: 2 LOB: 2 BB: 1 P: 24	R: 0 E: 0 K: 0 S: 7	H: 0 LOB: 1 BB: 1 P: 13	R: 1 E: 1 K: 0 S: 13	H: 2 LOB: 1 BB: 0 P: 19	1B: 7 2B: 1 3B: 0 HR: 0	SF: 0 SAC: 1 DP: 0 HBP: 0	WP: 0 PB: 0 SB: 1 CS: 0	PA: 40			
<b>PITCHER</b>	IP	WLS	BF	H	R	ER	SO	BB	IBB	HBP	BLK	WP	HR	S	P	ERA	WHIP								
Alex Fernandez, R ERA: 4.55	6.1	L	29	6	4	4	2	4	0	0	0	0	0	68	121	5.68	1.579								
Armando Almanza, L ERA: 1.59	0.1		1	0	0	0	1	0	0	0	0	0	0	3	4	0.00	0.000								
Ricky Bones, R ERA:	0.1		1	0	0	0	0	0	0	0	0	0	0	3	4	0.00	0.000								
Braden Loooper, R ERA: 1.74	2.0		9	2	1	1	0	1	0	0	0	0	0	20	32	4.50	1.500								

Pittsburgh Pirates @ Florida Marlins  
Pro Player Stadium, Miami, FL

Wed Apr 19 2000, 7:05 PM EDT  
Att: 10,911 - Sunny - 78 F

livebaseballscorecards.com

AB 34  
R 5  
H 8  
RBI 4  
BB 5  
SO 3  
LOB 19




Batter	1	2	3	4	5	6	7	8	9	AB	R	H	RBI	BB	SO	LOB	BOTTOM								
Mark Kotsay, L OBP: 0.341, SLG: 0.410	G3-1		G1-3 1B		G6-3		G4-3			4	0	1	0	0	0	0									
Alex Gonzalez, R OBP: 0.246, SLG: 0.297	G4-3 2B		G1-3				F9			4	0	2	0	0	0	1									
Cliff Floyd, L OBP: 0.375, SLG: 0.444	G4-3		K		FC5-4 BB 1B				K	4	0	1	0	0	2	2									
Preston Wilson, R OBP: 0.357, SLG: 0.419	K				FC5-4 1B		FC5-4 BB		K	3	0	1	0	1	2	1									
Mike Lowell, R OBP: 0.362, SLG: 0.524		G4-3 2B			F7		FC5-4		F5	4	0	1	0	0	0	3									
Kevin Millar, R OBP: 0.391, SLG: 0.525		G4-3			FC5-4 1B 2B				K	4	1	0	0	0	1	2									
Chris Clapinski, S OBP: 0.294, SLG: 0.438							G3			3	0	1	0	0	1	1									
Derrek Lee, R OBP: 0.542, SLG: 0.611		K			1B				FC6-4 BB	0	0	0	0	1	0	0									
Mike Redmond, R OBP: 0.379, SLG: 0.360		G4-3							FC6-4	3	0	1	1	0	0	1									
Danny Bautista, R OBP: 0.250, SLG: 0.522							G3		FC6-4	1	0	0	0	0	0	1									
Alex Fernandez, R ERA: 1.8										2	0	0	0	0	1	2									
Armando Almanza, L										0	0	0	0	0	0	0									
Ricky Bones, R										0	0	0	0	0	0	0									
Brant Brown, L OBP: 0.294, SLG: 0.299										1	0	0	0	0	0	0									
Braden Loooper, R										0	0	0	0	0	0	0									
Mark Smith, R OBP: 0.412, SLG: 0.296										1	0	0	0	0	1	1									
<b>Inning Stats</b>	R: 0 E: 0 K: 1 S: 12	H: 1 LOB: 1 BB: 0 P: 21	R: 0 E: 0 K: 1 S: 10	H: 1 LOB: 1 BB: 0 P: 16	R: 0 E: 0 K: 1 S: 11	H: 1 LOB: 1 BB: 0 P: 17	R: 1 E: 0 K: 1 S: 14	H: 3 LOB: 2 BB: 0 P: 21	R: 0 E: 0 K: 0 S: 12	H: 2 LOB: 2 BB: 1 P: 19	R: 0 E: 0 K: 0 S: 8	H: 0 LOB: 0 BB: 0 P: 14	R: 0 E: 0 K: 2 S: 11	H: 0 LOB: 0 BB: 0 P: 17	R: 0 E: 0 K: 2 S: 10	H: 0 LOB: 1 BB: 1 P: 18	1B: 6 2B: 2 3B: 0 HR: 0	SF: 0 SAC: 0 DP: 0 HBP: 0	WP: 0 PB: 0 SB: 0 CS: 0	PA: 36					
<b>PITCHER</b>	IP	WLS	BF	H	R	ER	SO	BB	IBB	HBP	BLK	WP	HR	S	P	ERA	WHIP								
Todd Ritchie, R ERA: 1.8	7.0	W	29	8	1	1	4	1	0	0	0	0	0	74	118	1.29	1.286								
Jason Christiansen, L ERA: 1.42	1.0	H	3	0	0	0	2	0	0	0	0	0	0	11	17	0.00	0.000								
Mike Williams, R ERA:	1.0		4	0	0	0	2	1	0	0	0	0	0	10	18	0.00	1.000								

Pittsburgh Pirates @ Florida Marlins  
Pro Player Stadium, Miami, FL

Wed Apr 19 2000, 7:05 PM EDT  
Att: 10,911 - Sunny - 78 F

livebaseballscorecards.com


AB 34  
R 1  
H 8  
RBI 1  
BB 2  
SO 8  
LOB 15



Batter	1	2	3	4	5	6	7	8	9	10	11	12	13	14	AB	R	H	RBI	BB	SO	LOB	TOP	
<b>18 Jason Kendall, R</b> OBP: 0.463, SLG: 0.407 (1, 2)															5	1	3	0	1	1	1		
<b>Pat Meares, R</b> OBP: 0.318, SLG: 0.419 (1, 6)															5	1	3	0	0	1	1		
<b>Brian Giles, L</b> OBP: 0.343, SLG: 0.600 (1, 9)															4	0	1	1	2	1	3		
<b>Kevin Young, R</b> OBP: 0.278, SLG: 0.418 <b>Scott Sauerbeck, R</b> (8, 1) <b>Jose Silva, R</b> (8, 1) <b>Bruce Aven, R</b> OBP: 0.235, SLG: 0.353 (10, 8)															4	0	2	1	0	1	4		
<b>Wil Cordero, R</b> OBP: 0.242, SLG: 0.356 (1, 7)															6	0	1	0	0	0	4		
<b>Warren Morris, L</b> OBP: 0.471, SLG: 0.368 (1, 4)															5	0	0	0	0	2	0		
<b>Luis Sojo, R</b> OBP: 0.250, SLG: 0.211 (1, 5)															6	0	0	0	0	1	1		
<b>Chad Hermansen, R</b> (1, 8) <b>Adrian Brown, R</b> (10, PH) <b>David Clontz, R</b> (12, 1) <b>Azarias Ramirez, R</b> (12, PH) <b>Jason Christiansen, R</b> (12, 1) <b>Mike Benjamin, R</b> (14, PH) <b>Mike Williams, R</b> (14, 1)															3	0	0	0	0	2	0		
<b>Jimmy Anderson, L</b> (1, 1) <b>Mike Garcia, R</b> (7, 1) <b>John Vander Wal, L</b> (8, PH) OBP: 0.429, SLG: 0.842 (8, 3)																2	0	0	0	0	0		
<b>Inning Stats</b>	R: 2 E: 0 K: 0 S: 11	H: 3 LOB: 0 BB: 0 P: 16	R: 0 E: 0 K: 1 S: 7	H: 0 LOB: 0 BB: 0 P: 8	R: 0 E: 0 K: 1 S: 13	H: 1 LOB: 0 BB: 0 P: 16	R: 0 E: 0 K: 1 S: 6	H: 0 LOB: 0 BB: 0 P: 14	R: 0 E: 0 K: 1 S: 10	H: 1 LOB: 0 BB: 0 P: 10	R: 0 E: 0 K: 1 S: 8	H: 0 LOB: 0 BB: 0 P: 12	R: 0 E: 0 K: 1 S: 7	H: 1 LOB: 0 BB: 0 P: 7	R: 0 E: 0 K: 1 S: 9	H: 1 LOB: 2 BB: 0 P: 18	R: 0 E: 0 K: 1 S: 8	H: 1 LOB: 2 BB: 1 P: 14	R: 0 E: 0 K: 1 S: 15	H: 1 LOB: 1 BB: 0 P: 19	1B: 7 2B: 6 3B: 0 HR: 0	SF: 0 SAC: 2 DP: 2 HBP: 0	WP: 0 PA: 55 PB: 0 SB: 0 CS: 2
<b>PITCHER</b>	IP 7.2	WLS 28	BF 7	H 2	R 2	ER 2	SO 5	BB 2	IBB 0	HBP 0	BLK 0	WP 0	HR 0	S 76	P 114	ERA 3.38	WHIP 2.35						
<b>Vic Darenzburg, L</b> ERA: 3.18 (14, 1)	IP 1.0	WLS 0	BF 4	H 1	R 0	ER 0	SO 1	BB 0	IBB 0	HBP 0	BLK 0	WP 0	HR 0	S 15	P 19	ERA 0.00	WHIP 1.000						

Pittsburgh Pirates @ Florida Marlins  
Pro Player Stadium, Miami, FL  
Thu Apr 20 2000, 7:05 PM EDT  
Att: 9,396 - Sunny - 81 F


AB 48  
R 2  
H 11  
RBI 2  
BB 4  
SO 10  
LOB 22



Batter	1	2	3	4	5	6	7	8	9	10	11	12	13	14	AB	R	H	RBI	BB	SO	LOB	BOTTOM	
<b>Danny Bautista, R</b> OBP: 0.226, SLG: 0.467 (1, 9) (8, 7)															7	1	1	0	0	3	4		
<b>Alex Gonzalez, R</b> OBP: 0.240, SLG: 0.275 (1, 6)															5	1	0	0	1	2	0		
<b>Mark Smith, R</b> OBP: 0.400, SLG: 0.294 (1, 7) <b>Mark Kotsay, L</b> OBP: 0.354, SLG: 0.405 (8, 9)															3	0	1	0	0	1	2		
<b>Preston Wilson, R</b> OBP: 0.351, SLG: 0.397 (1, 8)															6	0	1	1	1	3	3		
<b>Mike Lowell, R</b> OBP: 0.368, SLG: 0.507 (1, 5)																4	1	1	1	2	2		
<b>Derrek Lee, R</b> OBP: 0.500, SLG: 0.822 (1, 3)															5	0	1	0	1	0	4		
<b>Chris Clapinski, S</b> OBP: 0.348, SLG: 0.500 (1, 4)															6	0	3	0	0	2			
<b>Mike Redmond, R</b> OBP: 0.375, SLG: 0.357 (1, 2) <b>Brant Brown, L</b> OBP: 0.241, SLG: 0.259 (9, PH) <b>Paul Bako, L</b> OBP: 0.400, SLG: 0.294 (10, 2)															3	0	1	1	0	0	1		
<b>Ryan Dempster, R</b> ERA: 3.44 (11, 1) <b>Mike Garcia, R</b> ERA: 7.27 (7, 1) <b>Scott Sauerbeck, L</b> ERA: 3.86 (8, 1) <b>Jose Silva, R</b> ERA: 3.86 (8, 1) <b>Brad Clontz, R</b> ERA: (10, 1)	R: 0 E: 1 K: 1 S: 13	H: 0 LOB: 1 BB: 0 P: 20	R: 1 E: 0 K: 0 S: 14	H: 2 LOB: 1 BB: 0 P: 24	R: 1 E: 0 K: 0 S: 9	H: 1 LOB: 2 BB: 2 P: 23	R: 0 E: 0 K: 1 S: 7	H: 1 LOB: 1 BB: 0 P: 10	R: 0 E: 0 K: 3 S: 8	H: 0 LOB: 0 BB: 0 P: 14	R: 0 E: 1 K: 3 S: 9	H: 0 LOB: 1 BB: 0 P: 12	R: 0 E: 0 K: 3 S: 10	H: 1 LOB: 1 BB: 2 P: 11	R: 0 E: 0 K: 3 S: 12	H: 1 LOB: 3 BB: 2 P: 25	R: 0 E: 0 K: 3 S: 18	H: 2 LOB: 2 BB: 0 P: 26	R: 1 E: 0 K: 0 S: 7	H: 1 LOB: 2 BB: 2 P: 19	1B: 8 2B: 2 3B: 0 HR: 0	SF: 1 SAC: 1 DP: 1 HBP: 0	WP: 0 PA: 59 PB: 1 SB: 1 CS: 0
<b>PITCHER</b>	IP 6.0	WLS 26	BF 5	H 2	R 2	ER 2	SO 2	BB 2	IBB 0	HBP 0	BLK 0	WP 0	HR 0	S 60	P 103	ERA 3.00	WHIP 1.167						
<b>Jason Christiansen, L</b> ERA: 1.08 (12, 1) <b>Mike Williams, R</b> ERA: 1.29 (14, 1)	IP 2.0	WLS 0	BF 5	H 1	R 1	ER 1	SO 0	BB 1	IBB 0	HBP 0	BLK 0	WP 0	HR 0	S 9	P 19	ERA 0.00	WHIP 3.000						

Pittsburgh Pirates @ Florida Marlins  
Pro Player Stadium, Miami, FL  
Thu Apr 20 2000, 7:05 PM EDT  
Att: 9,396 - Sunny - 81 F

AB 50  
R 3  
H 10  
RBI 3  
BB 7  
SO 16  
LOB 26



Batter	1	2	3	4	5	6	7	8	9	AB	R	H	RBI	BB	SO	LOB	TOP										
Doug Glanville, R OBP: 0.328, SLG: 0.361 (1, 8)	G6-3		G5-3			G1-3			G5-3	5	0	1	1	0	0	1	Philadelphia Phillies @ Florida Marlins Pro Player Stadium, Miami, FL Fri Apr 21 2000, 7:05 PM EDT Att: 15,478 - Cloudy - 83 F										
Ron Gant, R OBP: 0.242, SLG: 0.300 (1, 7)	2B		1B			F8			G6-3	5	1	2	0	0	0	1											
Bobby Abreu, L OBP: 0.476, SLG: 0.577 (1, 9)	2B		1B			HR			BB	4	2	4	1	1	0	0											
Scott Rolen, R OBP: 0.338, SLG: 0.603 (1, 5)	F9		2B			F8			G6-3	5	0	1	1	0	0	4											
Rico Brogna, L OBP: 0.254, SLG: 0.316 23 Kevin Jordan, R OBP: 0.143, SLG: 0.150 (1, 3)	HBP		2B			K				2	0	0	1	0	1	1											
Mike Lieberthal, R OBP: 0.317, SLG: 0.389 (1, 2)	F9		P6			G6-3				4	0	0	0	0	0	4											
Mickey Morandini, L OBP: 0.404, SLG: 0.308 (1, 4)						P6				3	0	0	0	1	0	0											
Desi Relaford, S OBP: 0.364, SLG: 0.333 (1, 6)	G3-4-1					SH3-4			G1-6-3	2	1	0	0	2	0	1											
Andy Ashby, R OBP: 0.143, SLG: 0.143 (1, 1)	K					SH3-4			G4-3	2	0	0	0	0	1	1											
<b>Inning Stats</b>	R: 0 E: 0 K: 0 S: 8	H: 2 LOB: 3 BB: 0 P: 14	R: 0 E: 0 K: 1 S: 7	H: 0 LOB: 0 BB: 0 P: 12	R: 2 E: 0 K: 0 S: 12	H: 3 LOB: 1 BB: 0 P: 21	R: 1 E: 0 K: 0 S: 5	H: 1 LOB: 1 BB: 1 P: 9	R: 1 E: 0 K: 1 S: 8	H: 1 LOB: 0 BB: 0 P: 14	R: 0 E: 0 K: 1 S: 10	H: 0 LOB: 1 BB: 1 P: 18	R: 0 E: 0 K: 1 S: 9	H: 1 LOB: 0 BB: 0 P: 13	R: 0 E: 0 K: 0 S: 7	H: 0 LOB: 1 BB: 1 P: 13		R: 0 E: 0 K: 1 S: 12	H: 0 LOB: 1 BB: 1 P: 21	1B: 5 2B: 2 3B: 0 HR: 1	SF: 0 SAC: 2 DP: 0 HBP: 1	WP: 0 PB: 0 SB: 3 CS: 0	PA: 40				
<b>PITCHER</b>	IP	WLS	BF	H	R	ER	SO	BB	IBB	HBP	BLK	WP	HR	S	P	ERA	WHIP										
Vladimir Nunez, R ERA: 8.53 (1, 1)	7.0	L	32	8	4	4	3	2	0	1	0	0	1	59	101	5.14	1.429										
Ricky Bones, R ERA: (8, 1)	2.0		8	0	0	0	0	2	0	0	0	0	0	19	34	0.00	1.000										

Batter	1	2	3	4	5	6	7	8	9	AB	R	H	RBI	BB	SO	LOB	BOTTOM										
Mark Kotsay, L OBP: 0.346, SLG: 0.378 (1, 9)	G6-3	E1				G1			SH1-3	3	0	0	0	1	0	2	Philadelphia Phillies @ Florida Marlins Pro Player Stadium, Miami, FL Fri Apr 21 2000, 7:05 PM EDT Att: 15,478 - Cloudy - 83 F										
Alex Gonzalez, R OBP: 0.228, SLG: 0.264 Mark Smith, R OBP: 0.381, SLG: 0.278 (1, 6)	G3	SF8				G5-3			G6-3	3	0	0	1	0	0	1											
Cliff Floyd, L OBP: 0.361, SLG: 0.408 (1, 7)	2B	F7				F8			G1-3	3	0	0	0	1	0	2											
Preston Wilson, R OBP: 0.358, SLG: 0.408 (1, 8)	2B					G4-3			F8	3	0	1	0	1	0	0											
Mike Lowell, R OBP: 0.350, SLG: 0.479 (1, 5)	F8					G4-3			G5-3	4	0	0	0	0	0	3											
Kevin Millar, R OBP: 0.373, SLG: 0.511 (1, 3)		SH1-3				K			G4-3	4	1	1	0	0	2	0											
Chris Clapinski, S OBP: 0.346, SLG: 0.480 (1, 4)		SH1-3				G4-3			L4	3	0	1	0	0	0	0											
Paul Bako, L OBP: 0.435, SLG: 0.350 (1, 2)		1B				SH3-4			F7	3	1	2	1	0	0	0											
Vladimir Nunez, R OBP: 0.200, SLG: 0.200 Brant Brown, L OBP: 0.287, SLG: 0.321 Ricky Bones, R (7, PH) Derrek Lee, R OBP: 0.484, SLG: 0.500 (8, PH)		1B				SH3-4			SH1-3	1	1	1	0	0	0	0											
<b>Inning Stats</b>	R: 0 E: 0 K: 0 S: 8	H: 1 LOB: 2 BB: 1 P: 18	R: 3 E: 1 K: 0 S: 15	H: 3 LOB: 1 BB: 0 P: 23	R: 0 E: 0 K: 1 S: 8	H: 0 LOB: 0 BB: 0 P: 9	R: 0 E: 0 K: 0 S: 12	H: 1 LOB: 1 BB: 0 P: 15	R: 0 E: 0 K: 0 S: 5	H: 0 LOB: 0 BB: 1 P: 11	R: 0 E: 0 K: 0 S: 4	H: 0 LOB: 0 BB: 0 P: 7	R: 0 E: 0 K: 0 S: 6	H: 1 LOB: 1 BB: 0 P: 9	R: 0 E: 0 K: 1 S: 7	H: 0 LOB: 0 BB: 0 P: 9		R: 0 E: 0 K: 1 S: 13	H: 1 LOB: 2 BB: 1 P: 23	1B: 4 2B: 3 3B: 0 HR: 0	SF: 1 SAC: 4 DP: 0 HBP: 0	WP: 0 PB: 0 SB: 0 CS: 0	PA: 38				
<b>PITCHER</b>	IP	WLS	BF	H	R	ER	SO	BB	IBB	HBP	BLK	WP	HR	S	P	ERA	WHIP										
Andy Ashby, R ERA: 4.18 (1, 1)	9.0	W	38	7	3	1	3	3	0	0	0	0	0	78	124	1.00	1.111										


Batter	1	2	3	4	5	6	7	8	9	AB	R	H	RBI	BB	SO	LOB	TOP					
Doug Glanville, R (1, 8) OBP: 0.324, SLG: 0.354	G3		L4-3			F7	G6-4-3			4	0	1	2	0	0	1	Philadelphia Phillies @ Florida Marlins Pro Player Stadium, Miami, FL Sat Apr 22 2000, 7:05 PM EDT Att: 22,787 - Sunny - 83 F					
Ron Gant, R (1, 7) OBP: 0.257, SLG: 0.328	2B		P5			2B	G6-4-3			4	0	2	0	0	0	2						
Bobby Abreu, L (1, 9) OBP: 0.478, SLG: 0.589	F8				G4-3					4	0	2	0	0	0	1						
Scott Rolen, R (1, 5) OBP: 0.333, SLG: 0.574	K				G1-6-3	K				3	0	0	0	0	3	4						
23 Kevin Jordan, R (1, 4) OBP: 0.120, SLG: 0.125		E4			G1-6-3	P4				4	0	0	0	0	0	4						
Brian Hunter, R (1, 3) OBP: 0.400, SLG: 1.000	F8									3	0	1	0	0	0	1						
Rico Brogna, L (8, PH) OBP: 0.250, SLG: 0.310						CS				1	0	0	0	0	0	1						
Tom Prince, R (1, 2) OBP: 0.200, SLG: 0.200	K					G5-3	1B			2	1	0	0	0	1	2						
Mickey Morandini, L (9, PH) OBP: 0.396, SLG: 0.300		K					1B			1	0	0	0	0	0	0						
Desi Relaford, S (1, 6) OBP: 0.378, SLG: 0.310		FC5-4				WP	1B			2	1	0	0	2	0	1						
Paul Byrd, R (1, 1) OBP: 0.333, SLG: 0.333																						
Kevin Seick, R (7, PH) OBP: 0.214, SLG: 0.357																						
Trevor Miller, R (7, 1) OBP: 0.400, SLG: 0.182																						
Amaury Telemaco, R (8, 1) OBP: 0.400, SLG: 0.182																						
Rob Ducey, L (9, PH) OBP: 0.400, SLG: 0.182																						
<b>Inning Stats</b>	R: 0 E: 0 K: 1 S: 9	H: 1 LOB: 1 BB: 0 P: 16	R: 0 E: 1 K: 1 S: 9	H: 0 LOB: 1 BB: 0 P: 14	R: 0 E: 0 K: 0 S: 9	H: 1 LOB: 0 BB: 0 P: 14	R: 0 E: 0 K: 0 S: 6	H: 0 LOB: 0 BB: 0 P: 9	R: 0 E: 0 K: 1 S: 14	H: 1 LOB: 1 BB: 1 P: 23	R: 0 E: 0 K: 1 S: 10	H: 2 LOB: 2 BB: 0 P: 15	R: 2 E: 0 K: 0 S: 14	H: 2 LOB: 1 BB: 1 P: 26	R: 0 E: 0 K: 1 S: 11	H: 1 LOB: 1 BB: 0 P: 15	R: 0 E: 0 K: 1 S: 13	H: 0 LOB: 0 BB: 0 P: 21	1B: 6 2B: 3 3B: 0 HR: 0	SF: 0 SAC: 0 DP: 3 HBP: 2	WP: 1 PB: 0 SB: 0 CS: 1	PA: 36
<b>PITCHER</b>	IP WLS BF H R ER SO BB IBB HBP BLK WP HR S P ERA WHIP																					
Jesus Sanchez, L (1, 1) ERA: 4.91	6.1 W 28 7 2 2 4 2 0 2 0 1 0 69 115 2.84 1.421																					
Braden Looper, R (7, 1) ERA: 1.64	0.2 H 1 0 0 0 0 0 0 0 0 0 0 0 2 2 0.00 0.000																					
Dan Miceli, R (8, 1) ERA: 1.74	1.0 H 4 1 0 0 1 0 0 0 0 0 0 0 11 15 0.00 1.000																					
Antonio Alfonseca, R (9, 1) ERA: 4.91	1.0 S 3 0 0 0 1 0 0 0 0 0 0 0 13 21 0.00 0.000																					

Batter	1	2	3	4	5	6	7	8	9	AB	R	H	RBI	BB	SO	LOB	BOTTOM			
Mark Kotsay, L (1, 9) OBP: 0.357, SLG: 0.469	HR	P6				F8	G3-1			4	1	2	2	0	0	1	Philadelphia Phillies @ Florida Marlins Pro Player Stadium, Miami, FL Sat Apr 22 2000, 7:05 PM EDT Att: 22,787 - Sunny - 83 F			
Alex Gonzalez, R (1, 6) OBP: 0.229, SLG: 0.253	CS		G3			F8				3	0	0	0	1	1	1				
Brant Brown, L (1, 7) OBP: 0.242, SLG: 0.290	K					F7				3	0	0	0	0	2	2				
Danny Bautista, R (6, 7) OBP: 0.219, SLG: 0.452	K		K							1	0	0	0	0	0	0				
Preston Wilson, R (1, 8) OBP: 0.341, SLG: 0.387	K		K							4	0	0	0	0	3	1				
Mike Lowell, R (1, 5) OBP: 0.349, SLG: 0.473		F9				F8				3	0	1	0	0	0	0				
Derrek Lee, R (1, 3) OBP: 0.471, SLG: 0.462		2B				K	FC5-4			2	1	0	0	1	1	1				
Chris Clapinski, S (1, 4) OBP: 0.345, SLG: 0.500		G4-3				F8				3	1	1	0	0	1	1				
Paul Bako, L (1, 2) OBP: 0.385, SLG: 0.304		G4-3								3	0	0	1	0	1	1				
Jesus Sanchez, L (1, 1) OBP: 0.333, SLG: 0.333																				
Braden Looper, R (7, 1) ERA: 1.64																				
Kevin Miller, R (7, PH) OBP: 0.355, SLG: 0.500																				
Dan Miceli, R (8, 1) ERA: 1.74																				
Antonio Alfonseca, R (9, 1) ERA: 4.91																				
<b>Inning Stats</b>	R: 1 E: 0 K: 2 S: 10	H: 1 LOB: 0 BB: 1 P: 18	R: 2 E: 0 K: 0 S: 11	H: 2 LOB: 1 BB: 1 P: 19	R: 0 E: 0 K: 2 S: 11	H: 0 LOB: 0 BB: 0 P: 15	R: 0 E: 0 K: 1 S: 9	H: 0 LOB: 0 BB: 0 P: 11	R: 1 E: 0 K: 0 S: 9	H: 2 LOB: 1 BB: 0 P: 12	R: 0 E: 0 K: 2 S: 10	H: 1 LOB: 1 BB: 0 P: 15	R: 0 E: 0 K: 1 S: 10	H: 0 LOB: 0 BB: 0 P: 14	R: 0 E: 0 K: 1 S: 9	H: 0 LOB: 0 BB: 0 P: 12	1B: 3 2B: 2 3B: 0 HR: 1	SF: 0 SAC: 0 DP: 0 HBP: 0	WP: 0 PB: 0 SB: 0 CS: 1	PA: 31
<b>PITCHER</b>	IP WLS BF H R ER SO BB IBB HBP BLK WP HR S P ERA WHIP																			
Paul Byrd, R (1, 1) ERA: 13.91	6.0 L 25 6 4 4 7 2 0 0 0 0 0 0 1 60 6.00 1.333																			
Trevor Miller, L (7, 1) ERA: 4.73	1.0 3 0 0 0 1 0 0 0 0 0 0 0 10 14 0.00 0.000																			
Amaury Telemaco, R (8, 1) ERA: 6.48	1.0 3 0 0 0 1 0 0 0 0 0 0 0 9 12 0.00 0.000																			

Batter	1	2	3	4	5	6	7	8	9	AB	R	H	RBI	BB	SO	LOB	TOP					
Doug Glanville, R (1,8) OBP: 0.307, SLG: 0.333	2-1 P4		1-2 F9			1-2 F7		0-2 F3		4	0	0	0	0	0	2	Philadelphia Phillies @ Florida Marlins Pro Player Stadium, Miami, FL Sun Apr 23 2000, 1:05 PM EDT Att: 11,442 - Sunny - 75 F					
Ron Cant, R (1,7) OBP: 0.243, SLG: 0.309	2-3 K			0-0 F7		2-0 P3		1-3 K		4	0	0	0	0	2	1						
Bobby Abreu, L (1,9) OBP: 0.465, SLG: 0.567	3-2 G4-3			3-2 F8			2-1 1B	2-2 G3-1		4	1	1	0	0	0	0						
Scott Rolen, R (1,5) OBP: 0.329, SLG: 0.554		3-2 P3		1-1 G4-3			3-2 1B		3-2 F7	4	1	1	1	0	0	0						
Rico Brogna, L (1,3) OBP: 0.265, SLG: 0.328		3-2 F7			1-1 G6-3		3-2 1B		4-0 BB	3	0	1	1	1	0	0						
Mike Lieberthal, R (1,2) OBP: 0.297, SLG: 0.362		2-2 F3			0-0 G6-3		2-1 L9		2-3 K	4	0	0	0	0	1	2						
Mickey Morandini, L (1,4) OBP: 0.380, SLG: 0.286 Brian Hunter, R (7,PH) OBP: 0.500, SLG: 1.000 23 Kevin Jordan, R (7,4) OBP: 0.115, SLG: 0.120			1-3 K				2-2 1B		0-1 G4-3	2	0	0	0	0	1	0						
Desi Relaford, S (1,6) OBP: 0.375, SLG: 0.313			3-1 G6-3			2-1 SH5-4		0-1 L7		3	0	1	0	0	0	2						
Robert Person, R (1,1) OBP: 0.250, SLG: 0.375 Rob Ducey, L (7,PH) OBP: 0.375, SLG: 0.167 Scott Aldred, L (7,1) Carlos Reyes, S (7,1)			3-2 1B			1-2 SH5-4		2-1 F7		1	0	1	0	0	0	0						
<b>Inning Stats</b>	R: 0 E: 0 K: 1 S: 8	H: 0 LOB: 0 BB: 0 P: 15	R: 0 E: 0 K: 0 S: 12	H: 0 LOB: 0 BB: 0 P: 20	R: 0 E: 0 K: 1 S: 12	H: 1 LOB: 1 BB: 0 P: 20	R: 0 E: 0 K: 0 S: 6	H: 0 LOB: 0 BB: 0 P: 10	R: 0 E: 0 K: 0 S: 6	H: 0 LOB: 0 BB: 0 P: 9	R: 0 E: 0 K: 0 S: 10	H: 1 LOB: 1 BB: 0 P: 16	R: 2 E: 0 K: 0 S: 19	H: 4 LOB: 2 BB: 0 P: 33	R: 0 E: 0 K: 1 S: 13	H: 0 LOB: 0 BB: 0 P: 16		R: 0 E: 0 K: 1 S: 9	H: 0 LOB: 1 BB: 1 P: 18	1B: 5 2B: 1 3B: 0 HR: 0	SF: 0 SAC: 1 DP: 0 HBP: 0	WP: 0 PB: 0 SB: 1 CS: 0
<b>PITCHER</b>	IP WLS BF H R ER SO BB IBB HBP BLK WP HR S P ERA WHIP																					
Brad Penny, R (1,1) ERA: 3.42	6.1 W 24 5 2 2 2 0 0 0 0 0 0 0 65 111 2.84 0.789																					
Armando Almanza, L (7,1) ERA: 1.59	0.0 1 1 0 0 0 0 0 0 0 0 0 0 4 6 ∞ ∞																					
Braden Looper, R (7,1) ERA: 1.54	0.2 H 2 0 0 0 0 0 0 0 0 0 0 0 4 6 0.00 0.000																					
Dan Miceli, R (8,1) ERA: 1.59	1.0 H 3 0 0 0 1 0 0 0 0 0 0 0 13 16 0.00 0.000																					
Antonio Alfonseca, R (9,1) ERA: 4.5	1.0 S 4 0 0 0 1 1 0 0 0 0 0 0 9 18 0.00 1.000																					

Batter	1	2	3	4	5	6	7	8	9	AB	R	H	RBI	BB	SO	LOB	BOTTOM			
Mark Kotsay, L (1,9) OBP: 0.350, SLG: 0.472	3-2 G4-3	1-0 F7				3-3 K		1-1 2B		4	0	1	1	0	1	1	Philadelphia Phillies @ Florida Marlins Pro Player Stadium, Miami, FL Sun Apr 23 2000, 1:05 PM EDT Att: 11,442 - Sunny - 75 F			
Alex Gonzalez, R (1,6) OBP: 0.230, SLG: 0.244	1-2 F7		4-2 E S BB		0-0 G6-3		3-3 K			3	0	0	0	1	1	1				
Brant Brown, L (1,7) OBP: 0.270, SLG: 0.382 Dan Miceli, R (8,1) Antonio Alfonseca, R (9,1)	1-2 HR		2-3 K			2-2 G5-3	4-1 BB			3	1	1	1	1	1	1				
Kevin Millar, R (1,3) OBP: 0.364, SLG: 0.479 Derrek Lee, R (7,3) OBP: 0.437, SLG: 0.444	4-2 HR BB		1-2 L5			0-1 F7	2-1 F9			2	1	0	0	1	0	1				
Mike Lowell, R (1,5) OBP: 0.356, SLG: 0.506	1-0 HR		1-2 P6			4-1 1B BB E BB		3-2 F7		3	2	1	2	1	0	1				
Danny Bautista, R (1,8) OBP: 0.222, SLG: 0.412	0-2 P4			2-2 G6-3		4-2 1B BB E BB		1-0 F9		3	0	0	0	1	0	0				
Pablo Ozuna, R (1,4) OBP: 0.250, SLG: 0.250		0-0 P6		1-1 G5-3		0-0 E5		0-1 F7		4	0	1	0	0	0	0				
Mike Redmond, R (1,2) OBP: 0.371, SLG: 0.355		0-2 1B		1-3 K		1-2 1B BB		1-2 F8		3	0	1	0	0	1	0				
Brad Penny, R (1,1) OBP: 0.200, SLG: 0.200 Armando Almanza, L (7,1) Braden Looper, R (7,1) Mark Smith, R (7,PH) OBP: 0.409, SLG: 0.278 Preston Wilson, R (8,8) OBP: 0.341, SLG: 0.387		1-3 K			0-0 L7		4-1 2B BB			2	0	0	0	0	1	1				
<b>Inning Stats</b>	R: 3 E: 0 K: 0 S: 17	H: 2 LOB: 1 BB: 1 P: 27	R: 0 E: 0 K: 1 S: 8	H: 1 LOB: 1 BB: 0 P: 10	R: 0 E: 0 K: 1 S: 12	H: 0 LOB: 1 BB: 1 P: 20	R: 0 E: 0 K: 1 S: 9	H: 0 LOB: 0 BB: 0 P: 13	R: 0 E: 0 K: 1 S: 5	H: 0 LOB: 0 BB: 0 P: 8	R: 1 E: 0 K: 0 S: 10	H: 1 LOB: 2 BB: 2 P: 20	R: 1 E: 0 K: 1 S: 16	H: 1 LOB: 1 BB: 2 P: 30	R: 0 E: 0 K: 0 S: 6	H: 0 LOB: 0 BB: 0 P: 10		1B: 2 2B: 1 3B: 0 HR: 2	SF: 0 SAC: 0 DP: 0 HBP: 0	WP: 0 PB: 0 SB: 1 CS: 0
<b>PITCHER</b>	IP WLS BF H R ER SO BB IBB HBP BLK WP HR S P ERA WHIP																			
Robert Person, R (1,1) ERA: 3.0	6.0 L 25 4 4 3 4 4 0 0 0 0 0 0 2 61 98 4.50 1.333																			
Scott Aldred, L (7,1) ERA: 5.4	0.2 5 1 1 1 1 2 0 0 0 0 0 0 14 26 13.50 4.500																			
Carlos Reyes, R (7,1) ERA: 3.18	1.1 4 0 0 0 0 0 0 0 0 0 0 0 8 14 0.00 0.000																			

AB	32
R	2
H	6
RBI	2
BB	1
SO	4
LOB	10



Batter	1	2	3	4	5	6	7	8	9	AB	R	H	RBI	BB	SO	LOB	TOP					
Doug Glanville, R (1, 8) OBP: 0.304, SLG: 0.319	F8		FC6-4 BB		G6-3		G3			3	0	0	0	1	0	4	Philadelphia Phillies @ Florida Marlins Pro Player Stadium, Miami, FL Mon Apr 24 2000, 7:05 PM EDT Att: 9,344 - Sunny - 86 F					
Ron Cant, R (1, 7) OBP: 0.244, SLG: 0.347	G5-3		FC6-4 1-2			HR		G5-3		4	1	1	1	0	0	1						
Bobby Abreu, L (1, 9) OBP: 0.440, SLG: 0.531	F7			K		F8		G3-1		4	0	0	0	0	1	0						
Scott Rolen, R (1, 5) OBP: 0.325, SLG: 0.536		F9		K		L7		1B	1B	4	0	1	0	0	1	0						
Rico Brogna, L (1, 3) OBP: 0.264, SLG: 0.323	G5-3		G3			K		1B	1B	4	0	1	0	0	1	0						
Mike Lieberthal, R (1, 2) OBP: 0.324, SLG: 0.387		1B			FC3-6 1B		BB	1B	FC6-4 1B	4	0	3	0	0	0	2						
Mickey Morandini, L (1, 4) OBP: 0.370, SLG: 0.283	B1-3				FC3-6 1B		F7		G1-3	4	0	1	0	0	0	2						
Desi Relaford, S (1, 6) OBP: 0.364, SLG: 0.286			F7		FC3-6 SH3-4 1-2 2-3		P5		BB 23 G4-6-3	3	0	0	0	1	0	3						
Randy Wolf, L (1, 1) OBP: 0.412, SLG: 0.167	G5-3				SH3-4				G4-6-3	1	0	0	0	0	0	0						
Rob Ducey, L (7, PH) OBP: 0.345, SLG: 0.451					1-2		BB			0	0	0	0	0	0	0						
Carlos Reyes, S (7, 1) OBP: 0.111, SLG: 0.115										0	0	0	0	0	0	0						
Wayne Gomes, R (8, 1) OBP: 0.344, SLG: 0.429										0	0	0	0	0	0	0						
23 Kevin Jordan, R (9, PH) OBP: 0.333, SLG: 0.333										1	0	0	0	0	0	1						
<b>Inning Stats</b>	R: 0 E: 0 K: 0 S: 8	H: 0 LOB: 0 BB: 0 P: 12	R: 0 E: 0 K: 0 S: 6	H: 1 LOB: 1 BB: 0 P: 8	R: 0 E: 0 K: 0 S: 7	H: 0 LOB: 1 BB: 1 P: 12	R: 0 E: 0 K: 2 S: 8	H: 0 LOB: 0 BB: 0 P: 12	R: 0 E: 0 K: 0 S: 8	H: 2 LOB: 2 BB: 0 P: 9	R: 1 E: 0 K: 1 S: 7	H: 1 LOB: 0 BB: 0 P: 10	R: 0 E: 0 K: 0 S: 15	H: 1 LOB: 2 BB: 1 P: 27	R: 0 E: 0 K: 0 S: 13	H: 2 LOB: 2 BB: 0 P: 16	R: 0 E: 0 K: 0 S: 4	H: 0 LOB: 0 BB: 1 P: 9	1B: 6 2B: 0 3B: 0 HR: 1	SF: 0 SAC: 1 DP: 1 HBP: 0	WP: 0 PB: 0 SB: 0 CS: 0	PA: 36
<b>PITCHER</b>	IP WLS BF H R ER SO BB IBB HBP BLK WP HR S P ERA WHIP																					
Alex Fernandez, R (1, 1) ERA: 3.82	7.2 W 32 7 1 1 3 2 0 0 0 0 0 1 71 105 1.17 1.174																					
Braden Looper, R (8, 1) ERA: 1.5	0.1 H 1 0 0 0 0 0 0 0 0 0 0 0 1 1 0.00 0.000																					
Antonio Alfonseca, R (9, 1) ERA: 4.15	1.0 S 3 0 0 0 0 1 0 0 0 0 0 0 0 4 9 0.00 1.000																					

Philadelphia Phillies @ Florida Marlins  
Pro Player Stadium, Miami, FL  
Mon Apr 24 2000, 7:05 PM EDT  
Att: 9,344 - Sunny - 86 F


AB 32  
R 1  
H 7  
RBI 1  
BB 3  
SO 3  
LOB 13



Batter	1	2	3	4	5	6	7	8	9	AB	R	H	RBI	BB	SO	LOB	BOTTOM			
Mark Kotsay, L (1, 9) OBP: 0.375, SLG: 0.482	HR 1B		G6-3 1B		K			S BB		3	1	2	0	1	1	1	Philadelphia Phillies @ Florida Marlins Pro Player Stadium, Miami, FL Mon Apr 24 2000, 7:05 PM EDT Att: 9,344 - Sunny - 86 F			
Alex Gonzalez, R (1, 6) OBP: 0.231, SLG: 0.244	F9		G6-3 1B		P6			G1-3		4	0	1	0	0	0	3				
Kevin Millar, R (1, 3) OBP: 0.345, SLG: 0.451	F3		G6-3		F7			K		3	0	0	0	0	0	3				
Derrek Lee, R (7, 3) OBP: 0.444, SLG: 0.429			1-2 2-3					K		1	0	0	0	0	1	1				
Preston Wilson, R (1, 8) OBP: 0.337, SLG: 0.418	HR		K		L9			K		4	1	1	2	0	2	3				
Mike Lowell, R (1, 5) OBP: 0.344, SLG: 0.488	F7			L5		F8				3	0	0	0	0	0	0				
Danny Bautista, R (1, 7) OBP: 0.231, SLG: 0.432	F8			K				SH1-3 1B 2B		3	1	1	0	0	1	0				
Pablo Ozuna, R (1, 4) OBP: 0.333, SLG: 0.333			G4-3 1B		G4-3			SH1-3		2	0	1	0	0	0	0				
Mike Redmond, R (1, 2) OBP: 0.368, SLG: 0.353	L4-3				G6-3			G6-4-3 1B		3	0	1	1	0	0	1				
Alex Fernandez, R (1, 1) OBP: 0.200, SLG: 0.077								G6-4-3		2	0	0	0	1	1	1				
Braden Looper, R (8, 1) ERA: 4.05										0	0	0	0	0	0	0				
Antonio Alfonseca, R (9, 1) ERA: 0.82								G6-4-3		0	0	0	0	0	0	0				
<b>Inning Stats</b>	R: 2 E: 0 K: 0 S: 11	H: 2 LOB: 0 BB: 0 P: 16	R: 0 E: 0 K: 0 S: 5	H: 1 LOB: 0 BB: 0 P: 8	R: 0 E: 0 K: 2 S: 14	H: 2 LOB: 2 BB: 0 P: 20	R: 0 E: 0 K: 1 S: 11	H: 0 LOB: 0 BB: 0 P: 17	R: 0 E: 0 K: 1 S: 12	H: 0 LOB: 1 BB: 1 P: 20	R: 0 E: 0 K: 0 S: 5	H: 0 LOB: 0 BB: 0 P: 8	R: 1 E: 0 K: 0 S: 6	H: 2 LOB: 0 BB: 0 P: 9	R: 0 E: 0 K: 2 S: 11	H: 0 LOB: 1 BB: 1 P: 21	1B: 5 2B: 2 3B: 0 HR: 1	SF: 0 SAC: 1 DP: 2 HBP: 0	WP: 0 PB: 0 SB: 1 CS: 0	PA: 31
<b>PITCHER</b>	IP WLS BF H R ER SO BB IBB HBP BLK WP HR S P ERA WHIP																			
Randy Wolf, L (1, 1) ERA: 2.67	6.0 L 23 5 2 2 4 1 0 0 0 0 0 0 0 6 9 3.00 1.000																			
Carlos Reyes, R (7, 1) ERA: 4.05	1.0 4 2 1 1 0 0 0 0 0 0 0 0 6 9 9.00 2.000																			
Wayne Gomes, R (8, 1) ERA: 0.82	1.0 4 0 0 0 2 1 0 0 0 0 0 0 11 21 0.00 1.000																			

Philadelphia Phillies @ Florida Marlins  
Pro Player Stadium, Miami, FL  
Mon Apr 24 2000, 7:05 PM EDT  
Att: 9,344 - Sunny - 86 F

AB 28  
R 3  
H 7  
RBI 3  
BB 2  
SO 6  
LOB 13





Batter	1	2	3	4	5	6	7	8	9	10	11	12	AB	R	H	RBI	BB	SO	LOB	TOP							
<b>Marvin Benard, L</b> OBP: 0.296, SLG: 0.324 <b>Ramon Martinez, R</b> OBP: 0.333, SLG: 0.667	4-0 BB BB	3-3 K	3-2 F8		3-3 K		3-2 F8			0-0 E3		4-1 BB	5	1	0	0	2	2	3								
<b>Bill Mueller, S</b> OBP: 0.338, SLG: 0.424	0-1 BB BB 1B	1-2 HR 2B		2-3 K		4-2 BB 1B			0-1 G4-3		1-1 G4-3	0-0 F8	6	2	2	0	1	1	3								
<b>Barry Bonds, L</b> OBP: 0.437, SLG: 0.671	4-1 1B BB SF7	4-0 HR IBB		0-0 BB 1B		0-1 F9		3-3 K				0-1 F8	4	3	1	0	2	1	1								
<b>Jeff Kent, R</b> OBP: 0.322, SLG: 0.563	4-0 1B BB	0-0 HR		4-0 FC6-4 1B BB		0-0 F9		0-0 G6-3				2-3 K	4	1	1	4	2	1	1								
<b>Ellis Burks, R</b> OBP: 0.423, SLG: 0.532	1-1 FC6-4 1B	1-1 F7		2-2 FC6-4 1B		2-1 1B			0-1 E5			3-3 K	6	0	3	2	0	1	0								
<b>J.T. Snow, L</b> OBP: 0.316, SLG: 0.333 <b>Calvin Murray, R</b> OBP: 0.515, SLG: 0.556	0-3 K		1-2 2B FC1-5 1B		3-3 K			1-0 G4-3		3-1 G4-3		0-1 BLK 3B 1B	6	0	2	0	0	2	8								
<b>Rich Aurilia, R</b> OBP: 0.256, SLG: 0.384	0-1 SF7		1-2 F9		0-1 FC6-4		0-0 F8		1-1 F9			1-2 G6-3	5	0	0	1	0	0	4	AB 46							
<b>Bobby Estalella, R</b> OBP: 0.350, SLG: 0.543	0-1 FC6-4		0-0 FC1-5 2B		1-3 K		4-1 SH3-4 BB			3-3 K		2-3 K	5	0	1	0	1	3	4	R 8							
<b>Livan Hernandez, R</b> ROB: 0.379 <b>Rocky Elsom, S</b> ERA: 2.08 <b>Felix Crespo, S</b> ERA: 1.35 <b>Felix Rodriguez, R</b> ERA: 1.29 <b>Aaron Fultz, L</b> ERA: 3.38 <b>Armando Almonzo, R</b> ERA: 2.4		1-3 K	0-1 FC1-5		1-3 K		0-1 SH3-4			1-1 F9		0-0 3B	3	0	0	0	0	2	2	H 11							
<b>Inning Stats</b>	R: 3 E: 0 K: 1 S: 14	H: 2 LOB: 2 BB: 3 P: 27	R: 3 E: 0 K: 2 S: 13	H: 2 LOB: 0 BB: 1 P: 23	R: 0 E: 0 K: 0 S: 14	H: 2 LOB: 2 BB: 0 P: 19	R: 1 E: 0 K: 2 S: 14	H: 2 LOB: 2 BB: 1 P: 25	R: 0 E: 0 K: 3 S: 14	H: 0 LOB: 0 BB: 0 P: 19	R: 0 E: 0 K: 1 S: 9	H: 0 LOB: 0 BB: 0 P: 10	R: 0 E: 1 K: 0 S: 6	H: 0 LOB: 0 BB: 0 P: 10	R: 0 E: 1 K: 1 S: 10	H: 0 LOB: 1 BB: 0 P: 15	R: 0 E: 0 K: 2 S: 10	H: 0 LOB: 0 BB: 0 P: 15	R: 1 E: 1 K: 2 S: 13	H: 2 LOB: 2 BB: 1 P: 20	1B: 7 2B: 2 3B: 1 HR: 1	SF: 1 SAC: 1 DP: 0 HBP: 0	WP: 0 PB: 0 SB: 1 CS: 1	PA: 56			
<b>PITCHER</b> <b>Vladimir Nunez, R</b> ERA: 10.07 <b>Vic Darensbourg, L</b> ERA: 2.08 <b>Armando Almonzo, L</b> ERA: 1.35 <b>Braden Looper, R</b> ERA: 1.29 <b>Dan Miceli, R</b> ERA: 2.4	IP	WLS	BF	H	R	ER	SO	BB	IBB	HBP	BLK	WP	HR	S	P	ERA	WHIP										
<b>PITCHER</b> <b>Antonio Alfonseca, R</b> ERA: 4.5	IP	WLS	BF	H	R	ER	SO	BB	IBB	HBP	BLK	WP	HR	S	P	ERA	WHIP										

San Francisco Giants @ Florida Marlins  
Pro Player Stadium, Miami, FL  
Wed Apr 26 2000, 1:05 PM EDT  
Att: 15,296 - Sunny - 78 F


AB 46  
R 8  
H 11  
RBI 8  
BB 8  
SO 13  
LOB 26



Batter	1	2	3	4	5	6	7	8	9	10	11	12	AB	R	H	RBI	BB	SO	LOB	BOTTOM							
<b>Mark Kotsay, L</b> OBP: 0.397, SLG: 0.522	0-1 G4-6-3 1B		1-1 E6 1B		1-0 L1-3 1B		0-2 P4		2-2 HR		0-0 SH1-4		5	2	4	3	0	0	0								
<b>Dave Berg, R</b> OBP: 0.364, SLG: 0.333	1-2 G4-6-3		4-1 E BB		0-0 L1-3		3-2 1B		4-0 BB S		0-0 L9		4	1	1	0	2	0	3								
<b>Cliff Floyd, L</b> OBP: 0.348, SLG: 0.377 <b>Danny Bautista, R</b> OBP: 0.220, SLG: 0.410	0-3 K		1-0 E6		2-0 F8		2-3 K		0-2 F5		2-0 P6		4	0	0	0	0	2	1								
<b>Preston Wilson, R</b> OBP: 0.327, SLG: 0.382		2-2 G5-3	0-1 P4		0-3 K		3-3 K		2-0 F5			3-2 F8	6	0	0	0	0	2	2								
<b>Mike Lowell, R</b> OBP: 0.354, SLG: 0.535		2-0 F8		2-0 1B 1B		2-1 1B 2B		1-1 HR		1-2 G5-3		0-3 K	6	1	3	1	0	1	1								
<b>Kevin Millar, R</b> OBP: 0.329, SLG: 0.410		0-0 F8		1-2 1B 1B		0-0 SH1-3 1B		3-2 L3		4-2 BB 3B-4		1-3 K	5	0	2	0	1	1	0								
<b>Pablo Ozuna, R</b> OBP: 0.133, SLG: 0.133			1-0 G5-3		2-3 K		0-1 SH1-3		1-1 G6-3		0-1 B3-4		4	0	0	0	0	1	3	AB 45							
<b>Paul Bako, L</b> OBP: 0.400, SLG: 0.308 <b>Mike Redmond, R</b> OBP: 0.386, SLG: 0.359		0-2 SH3-4 1B		0-1 1B 1B		1-2 G6-3		1-2 1B HR		1-2 G3		0-0 1B	1	1	1	0	0	0	0	R 7							
<b>Valerie Murray, R</b> ERA: 5.08 <b>W. Rodriguez, L</b> ERA: 3.13 <b>Armando Almonzo, L</b> ERA: 1.35 <b>Braden Looper, R</b> ERA: 1.29 <b>Dan Miceli, R</b> ERA: 2.4 <b>Mark Kotsay, L</b> ERA: 3.38 <b>Antonio Alfonseca, R</b> ERA: 4.5			0-1 SH3-4		0-1 1B		0-3 K		2-1 HR 1B		2-1 SH1-4 1B		0	0	0	0	0	0	0	H 16							
<b>Inning Stats</b>	R: 0 E: 0 K: 1 S: 9	H: 1 LOB: 0 BB: 0 P: 10	R: 0 E: 0 K: 0 S: 5	H: 0 LOB: 0 BB: 0 P: 9	R: 3 E: 2 K: 0 S: 12	H: 2 LOB: 1 BB: 1 P: 19	R: 0 E: 0 K: 1 S: 12	H: 4 LOB: 2 BB: 0 P: 17	R: 0 E: 0 K: 0 S: 12	H: 1 LOB: 0 BB: 0 P: 6	R: 0 E: 0 K: 1 S: 12	H: 1 LOB: 0 BB: 0 P: 15	R: 1 E: 0 K: 1 S: 11	H: 1 LOB: 0 BB: 0 P: 19	R: 3 E: 0 K: 0 S: 15	H: 3 LOB: 1 BB: 1 P: 27	R: 0 E: 0 K: 0 S: 5	H: 0 LOB: 0 BB: 0 P: 9	R: 0 E: 0 K: 0 S: 5	H: 1 LOB: 1 BB: 0 P: 9	R: 0 E: 0 K: 2 S: 11	H: 0 LOB: 0 BB: 0 P: 15	1B: 13 2B: 3 3B: 0 HR: 2	SF: 0 SAC: 3 DP: 3 HBP: 0	WP: 0 PB: 0 SB: 1 CS: 0	PA: 51	
<b>PITCHER</b> <b>Livan Hernandez, R</b> ERA: 5.08 <b>Robb Nen, R</b> ERA: 2.57 <b>Felix Rodriguez, R</b> ERA: 2.13 <b>Aaron Fultz, L</b> ERA: 3.38	IP	WLS	BF	H	R	ER	SO	BB	IBB	HBP	BLK	WP	HR	S	P	ERA	WHIP										
<b>PITCHER</b> <b>Antonio Alfonseca, R</b> ERA: 4.5	IP	WLS	BF	H	R	ER	SO	BB	IBB	HBP	BLK	WP	HR	S	P	ERA	WHIP										

San Francisco Giants @ Florida Marlins  
Pro Player Stadium, Miami, FL  
Wed Apr 26 2000, 1:05 PM EDT  
Att: 15,296 - Sunny - 78 F

AB 45  
R 7  
H 16  
RBI 4  
BB 3  
SO 8  
LOB 14





Batter	1	2	3	4	5	6	7	8	9	AB	R	H	RBI	BB	SO	LOB	TOP			
Mark Kotsay, L (1, 9) OBP: 0.392, SLG: 0.529	1-2 2B	1-2 FC9-2			0-0 F7		4-1 BB			3	0	1	0	1	0	2	<b>Florida Marlins @ Los Angeles Dodgers</b> Dodger Stadium, Los Angeles, CA Fri Apr 28 2000, 7:10 PM PDT Att: 46,012 - Cloudy - 64 F			
Alex Gonzalez, R (1, 6) OBP: 0.232, SLG: 0.247	3-3 K		3-2 F8		1-1 E8		1-2 G6-4-3			4	0	0	0	0	1	3				
Cliff Floyd, L (1, 7) OBP: 0.329, SLG: 0.351	0-0 F7		0-2 L9		3-2 PO	0-0 G3		1-1 G3		4	0	0	0	0	0	1				
Preston Wilson, R (1, 8) OBP: 0.314, SLG: 0.366	3-3 K		1-3 K			3-3 K		3-2 G4-3		4	0	0	0	0	3	1				
Mike Lowell, R (1, 5) OBP: 0.360, SLG: 0.539		1-1 1B HBP		0-0 G5-3		1-0 2B		1-3 K		3	1	1	0	0	1	0				
Kevin Millar, R (1, 3) OBP: 0.336, SLG: 0.406		1-1 1B 1B		4-2 BB		0-1 G6-3		1-1 P4		3	1	1	0	1	0	1				
Dave Berg, R (1, 4) OBP: 0.467, SLG: 0.538		0-2 1B FC9-2 1B		2-3 K		1-1 1B		0-0 2B		4	1	3	1	0	1	1				
Mike Redmond, R (1, 2) OBP: 0.383, SLG: 0.357		3-2 1B		0-1 F9		1-0 E4		1-3 K		3	0	1	1	0	0	1				
Mark Smith, R (9, PH) OBP: 0.477, SLG: 0.348		1-3 2H 1B				1-0 E4		1-3 K		1	0	0	0	0	1	1				
Brad Penny, R (1, 1) OBP: 0.143, SLG: 0.143		2-3 K		0-0 G5-3		2-2 L3		1-0 P4		3	0	0	0	0	1	3				
Armando Almanza, L (7, 1)										0	0	0	0	0	0	0				
Braden Looper, R (8, 1)										0	0	0	0	0	0	0				
Derrek Lee, R (9, PH) OBP: 0.475, SLG: 0.452										1	0	0	0	0	0	1				
<b>Inning Stats</b>	R: 0 E: 0 K: 13 S: 13	H: 1 LOB: 1 BB: 0 P: 20	R: 2 E: 0 K: 16 S: 16	H: 3 LOB: 1 BB: 0 P: 24	R: 0 E: 0 K: 1 S: 9	H: 0 LOB: 0 BB: 0 P: 13	R: 0 E: 0 K: 1 S: 8	H: 0 LOB: 1 BB: 1 P: 14	R: 0 E: 0 K: 0 S: 8	H: 1 LOB: 1 BB: 0 P: 11	R: 1 E: 1 K: 10 S: 10	H: 1 LOB: 1 BB: 1 P: 19	R: 0 E: 0 K: 10 S: 10	H: 0 LOB: 0 BB: 0 P: 15	R: 0 E: 0 K: 7 S: 7	H: 1 LOB: 1 BB: 0 P: 10	1B: 4 2B: 4 3B: 0 HR: 0	SF: 0 SAC: 0 DP: 2 HBP: 1	WP: 0 PB: 0 SB: 1 CS: 1	PA: 37
<b>PITCHER</b>	IP WLS BF H R ER SO BB IBB HBP BLK WP HR S P ERA WHIP	IP WLS BF H R ER SO BB IBB HBP BLK WP HR S P ERA WHIP	IP WLS BF H R ER SO BB IBB HBP BLK WP HR S P ERA WHIP	IP WLS BF H R ER SO BB IBB HBP BLK WP HR S P ERA WHIP	IP WLS BF H R ER SO BB IBB HBP BLK WP HR S P ERA WHIP	IP WLS BF H R ER SO BB IBB HBP BLK WP HR S P ERA WHIP	IP WLS BF H R ER SO BB IBB HBP BLK WP HR S P ERA WHIP	IP WLS BF H R ER SO BB IBB HBP BLK WP HR S P ERA WHIP	IP WLS BF H R ER SO BB IBB HBP BLK WP HR S P ERA WHIP	IP WLS BF H R ER SO BB IBB HBP BLK WP HR S P ERA WHIP	IP WLS BF H R ER SO BB IBB HBP BLK WP HR S P ERA WHIP	IP WLS BF H R ER SO BB IBB HBP BLK WP HR S P ERA WHIP	IP WLS BF H R ER SO BB IBB HBP BLK WP HR S P ERA WHIP	IP WLS BF H R ER SO BB IBB HBP BLK WP HR S P ERA WHIP	IP WLS BF H R ER SO BB IBB HBP BLK WP HR S P ERA WHIP	IP WLS BF H R ER SO BB IBB HBP BLK WP HR S P ERA WHIP	IP WLS BF H R ER SO BB IBB HBP BLK WP HR S P ERA WHIP			

AB	33
R	3
H	7
RBI	2
BB	2
SO	8
LOB	15



Batter	1	2	3	4	5	6	7	8	9	AB	R	H	RBI	BB	SO	LOB	BOTTOM			
22 Devon White, S (1, 8) OBP: 0.315, SLG: 0.443	1-1 CS 1B		2-2 G4-3	1-0 G3			0-1 SH3 1B			4	1	2	0	0	0	2	<b>Florida Marlins @ Los Angeles Dodgers</b> Dodger Stadium, Los Angeles, CA Fri Apr 28 2000, 7:10 PM PDT Att: 46,012 - Cloudy - 64 F			
F.P. Santangelo, S (1, 4) OBP: 0.286, SLG: 0.063	4-0 1B 1B BB		0-2 G2-3		1-2 G3		0-0 SH3			2	0	0	0	1	0	0				
Gary Sheffield, R (1, 7) OBP: 0.422, SLG: 0.675	1-1 1B		3-2 G6-3		1-0 F9		4-2 E BB			3	1	1	0	1	0	0				
Shawn Green, L (1, 9) OBP: 0.366, SLG: 0.494	1-0 1B			1-1 BB 1B	1-1 G4-3		2-0 E3 2B			4	2	3	2	0	0	0				
Eric Karros, R (1, 3) OBP: 0.322, SLG: 0.458	2-3 K			3-2 G5-3		0-2 G4-3	1-3 K			4	0	0	0	0	2	4				
Todd Hundley, S (1, 2) OBP: 0.371, SLG: 0.577	1-0 F8			4-0 BB 1B BB		3-2 BB 1B	2-1 F8			3	1	1	0	1	0	3				
Adrian Beltré, R (1, 5) OBP: 0.348, SLG: 0.420		2-3 K		4-0 SH3 1B BB		1-0 F9		1-1 G6-3		3	0	0	0	1	1	1				
Kevin Elster, R (1, 6) OBP: 0.424, SLG: 0.679		0-1 P3		0-0 SH3 1B		4-1 BB	2-2 G4-6-3 1B			3	0	2	2	1	0	0				
Carlos Perez, L (1, 1) OBP: 0.143, SLG: 0.286		2-2 L4		2-2 SH3		2-2 BB		1-1 G4-6-3		1	0	0	0	0	0	0				
Dave Hansen, L (6, PH) OBP: 0.600, SLG: 0.909				1-2 2H 3H		0-1 SH3		1-1 G4-6-3		1	0	0	0	0	0	2				
Terry Adams, R (7, 1)				1-2 2-3						0	0	0	0	0	0	0				
Todd Hollandsworth, L (8, PH) OBP: 0.326, SLG: 0.415				1-2 2-3						0	0	0	0	0	0	1				
Jeff Shaw, R (9, 1)										0	0	0	0	0	0	0				
<b>Inning Stats</b>	R: 0 E: 0 K: 1 S: 11	H: 3 LOB: 3 BB: 1 P: 21	R: 0 E: 0 K: 1 S: 8	H: 0 LOB: 0 BB: 0 P: 12	R: 0 E: 0 K: 0 S: 9	H: 0 LOB: 0 BB: 0 P: 14	R: 2 E: 0 K: 0 S: 9	H: 2 LOB: 2 BB: 2 P: 22	R: 0 E: 0 K: 0 S: 7	H: 0 LOB: 0 BB: 0 P: 10	R: 0 E: 0 K: 0 S: 11	H: 1 LOB: 2 BB: 1 P: 21	R: 3 E: 1 K: 1 S: 12	H: 2 LOB: 0 BB: 1 P: 21	R: 0 E: 0 K: 0 S: 7	H: 1 LOB: 0 BB: 0 P: 11	1B: 8 2B: 1 3B: 0 HR: 0	SF: 0 SAC: 2 DP: 1 HBP: 0	WP: 0 PB: 0 SB: 1 CS: 1	PA: 36
<b>PITCHER</b>	IP WLS BF H R ER SO BB IBB HBP BLK WP HR S P ERA WHIP	IP WLS BF H R ER SO BB IBB HBP BLK WP HR S P ERA WHIP	IP WLS BF H R ER SO BB IBB HBP BLK WP HR S P ERA WHIP	IP WLS BF H R ER SO BB IBB HBP BLK WP HR S P ERA WHIP	IP WLS BF H R ER SO BB IBB HBP BLK WP HR S P ERA WHIP	IP WLS BF H R ER SO BB IBB HBP BLK WP HR S P ERA WHIP	IP WLS BF H R ER SO BB IBB HBP BLK WP HR S P ERA WHIP	IP WLS BF H R ER SO BB IBB HBP BLK WP HR S P ERA WHIP	IP WLS BF H R ER SO BB IBB HBP BLK WP HR S P ERA WHIP	IP WLS BF H R ER SO BB IBB HBP BLK WP HR S P ERA WHIP	IP WLS BF H R ER SO BB IBB HBP BLK WP HR S P ERA WHIP	IP WLS BF H R ER SO BB IBB HBP BLK WP HR S P ERA WHIP	IP WLS BF H R ER SO BB IBB HBP BLK WP HR S P ERA WHIP	IP WLS BF H R ER SO BB IBB HBP BLK WP HR S P ERA WHIP	IP WLS BF H R ER SO BB IBB HBP BLK WP HR S P ERA WHIP	IP WLS BF H R ER SO BB IBB HBP BLK WP HR S P ERA WHIP				

AB	29
R	5
H	9
RBI	4
BB	5
SO	3
LOB	13



Batter	1	2	3	4	5	6	7	8	9	AB	R	H	RBI	BB	SO	LOB								
Mark Kotsay, L (1.9) OBP: 0.381, SLG: 0.507											5	1	1	0	0	1	0							
Dave Berg, R (1.4) OBP: 0.450, SLG: 0.471											4	2	1	0	1	0	0							
Cliff Floyd, L (1.7) OBP: 0.307, SLG: 0.323											5	1	0	1	0	2	1							
Preston Wilson, R (1.8) OBP: 0.327, SLG: 0.381												4	3	2	0	1	2	0						
Mike Lowell, R (1.5) OBP: 0.371, SLG: 0.585											5	2	3	4	0	0	0							
Derrek Lee, R (1.3) OBP: 0.511, SLG: 0.657											4	2	3	3	0	0	1							
Alex Gonzalez, R (1.6) OBP: 0.231, SLG: 0.245											5	0	1	0	0	0	1							
Paul Bako, L (1.2) Antonio Alfonseca, R (9.1)										5	0	0	0	0	1	4	0							
Jesus Sanchez, L (1.1) Ricky Bones, R (2.1) Brant Brown, L (6. PH) Vic Darenbourg, L (6.1) Kevin Millar, R (7. PH) Dan Miceli, R (7.1) Mike Redmond, R (9.2)										1	0	0	0	0	0	0	0							
Inning Stats	R: 2, H: 3, E: 0, K: 2, S: 17	H: 3, LOB: 1, BB: 0, P: 23	R: 0, H: 0, E: 0, K: 0, S: 9	H: 0, LOB: 0, BB: 0, P: 14	R: 0, H: 0, E: 0, K: 0, S: 4	H: 0, LOB: 1, BB: 0, P: 18	R: 7, H: 3, E: 2, K: 0, S: 14	H: 3, LOB: 0, BB: 0, P: 30	R: 0, H: 0, E: 0, K: 1, S: 6	H: 0, LOB: 2, BB: 0, P: 9	R: 2, H: 5, E: 0, K: 1, S: 14	H: 5, LOB: 2, BB: 0, P: 19	R: 0, H: 0, E: 0, K: 1, S: 8	H: 0, LOB: 1, BB: 0, P: 11	R: 1, H: 1, E: 1, K: 1, S: 16	H: 1, LOB: 1, BB: 0, P: 21	1B: 7, 2B: 2, 3B: 0, HR: 3	SF: 0, SAC: 0, DP: 0, HBP: 1	WP: 1, PB: 1, SB: 0, CS: 0	PA: 44				
PITCHER	IP	WLS	BF	H	R	ER	SO	BB	IBB	HBP	BLK	WP	HR	S	P	ERA	WHIP							
37 Darren Dreifort, R (1.1) ERA: 2.67	5.0		26	6	9	2	3	2	0	1	0	1	2	55	91	3.60	1.600							
Matt Herges, R (6.1) ERA	1.0	H	3	0	0	0	1	0	0	0	0	0	0	6	9	0.00	0.000							
Mike Fetters, R (7.1) ERA: 3.12	1.0	H	7	5	2	2	1	0	0	0	0	0	0	14	19	18.00	5.000							
Orel Hershiser, R (8.1) ERA: 8.16	1.0	H	3	0	0	0	1	0	0	0	0	0	0	8	11	0.00	0.000							
Jeff Shaw, R (9.1) ERA: 3.52	1.0	W	5	1	1	1	1	0	0	0	0	0	1	16	21	9.00	1.000							

**TOP**

Florida Marlins @ Los Angeles Dodgers  
Dodger Stadium, Los Angeles, CA  
Sat Apr 29 2000, 5:10 PM PDT  
Att: 35,583 - Cloudy - 72 F

AB	41
R	12
H	12
RBI	9
BB	2
SO	7
LOB	7

Batter	1	2	3	4	5	6	7	8	9	AB	R	H	RBI	BB	SO	LOB								
22 Devon White, S (1.8) OBP: 0.342, SLG: 0.461										6	2	4	0	0	2	2								
Mark Cuddehale, R (1.4) OBP: 0.225, SLG: 0.302										5	2	2	2	1	1	3								
Shawn Green, L (1.9) OBP: 0.374, SLG: 0.489										5	3	2	0	1	0	4								
Gary Sheffield, R (1.7) OBP: 0.448, SLG: 0.765										4	2	3	5	2	1	0								
Eric Karros, R (1.3) OBP: 0.323, SLG: 0.487										6	1	2	2	0	0	3								
Adrian Beltré, R (1.5) OBP: 0.371, SLG: 0.434 Orel Hershiser, R (8.1) Jeff Shaw, R (9.1)										2	2	1	0	3	1	0								
Todd Hundley, S (1.2) OBP: 0.358, SLG: 0.544										5	0	1	1	0	3	3								
Kevin Elster, R (1.6) OBP: 0.423, SLG: 0.649										4	1	1	0	1	1	3								
37 Darren Dreifort, R (1.1) Matt Herges, L (6.1) Gerónimo Berroa, R (6. PH) Mike Vizcaino, S (7.1) Jose Vizcaino, S (8.5) OBP: 0.357, SLG: 0.304										3	0	0	0	0	1	4								
Inning Stats	R: 5, H: 5, E: 0, K: 0, S: 21	H: 5, LOB: 1, BB: 1, P: 37	R: 4, H: 4, E: 1, K: 2, S: 28	H: 4, LOB: 2, BB: 1, P: 49	R: 1, H: 2, E: 1, K: 1, S: 10	H: 2, LOB: 1, BB: 0, P: 18	R: 0, H: 1, E: 0, K: 3, S: 14	H: 1, LOB: 1, BB: 0, P: 20	R: 0, H: 1, E: 0, K: 2, S: 8	H: 1, LOB: 2, BB: 1, P: 36	R: 0, H: 0, E: 0, K: 2, S: 12	H: 0, LOB: 1, BB: 1, P: 20	R: 0, H: 1, E: 0, K: 0, S: 12	H: 1, LOB: 1, BB: 0, P: 15	R: 1, H: 2, E: 0, K: 0, S: 6	H: 2, LOB: 2, BB: 1, P: 14	1B: 11, 2B: 2, 3B: 0, HR: 4	SF: 0, SAC: 0, DP: 0, HBP: 0	WP: 1, PB: 1, SB: 3, CS: 0	PA: 50				
PITCHER	IP	WLS	BF	H	R	ER	SO	BB	IBB	HBP	BLK	WP	HR	S	P	ERA	WHIP							
Jesus Sanchez, L (1.1) ERA: 7.36	1.1		13	8	8	8	1	1	0	0	0	0	1	49	84	2.46	1.636							
Ricky Bones, R (2.1) ERA: 0.47	3.2		19	5	2	1	5	1	1	0	0	0	0	21	36	18.00	4.000							
Vic Darenbourg, L (6.1) ERA: 3.72	1.0	H	7	1	2	2	2	3	0	0	0	1	0	21	36	18.00	4.000							
Dan Miceli, R (7.1) ERA: 2.12	2.0		8	1	0	0	2	1	0	0	0	0	0	24	35	0.00	1.000							
Antonio Alfonseca, R (9.1) ERA: 5.14	0.0	L	3	2	1	1	0	1	0	0	0	0	0	6	14									

**BOTTOM**

Florida Marlins @ Los Angeles Dodgers  
Dodger Stadium, Los Angeles, CA  
Sat Apr 29 2000, 5:10 PM PDT  
Att: 35,583 - Cloudy - 72 F

AB	42
R	13
H	17
RBI	11
BB	8
SO	10
LOB	22

Batter	1	2	3	4	5	6	7	8	9	AB	R	H	RBI	BB	SO	LOB	TOP										
Mark Kotsay, L (1, 9) OBP: 0.364, SLG: 0.481	G1-3		F7		G3-1		K			4	0	0	0	0	1	4	<b>Florida Marlins @ Los Angeles Dodgers</b> Dodger Stadium, Los Angeles, CA Sun Apr 30 2000, 1:10 PM PDT Att: 31,940 - Sunny - 82 F										
Alex Gonzalez, R (1, 6) OBP: 0.222, SLG: 0.235	G6-3		F8			G4-3		G5-3		4	0	0	0	0	0	0											
Cliff Floyd, L (1, 7) OBP: 0.304, SLG: 0.308					F8		K		F8	3	0	0	0	1	1	0											
Preston Wilson, R (1, 8) OBP: 0.316, SLG: 0.366	G5-3				P3		K		G1-3	4	0	0	0	0	1	1											
Mike Lowell, R (1, 5) OBP: 0.358, SLG: 0.561		G6-3			G6-3				K									4	0	0	0	1	0				
Derrek Lee, R (1, 3) OBP: 0.490, SLG: 0.692		G6-3					K			4	1	1	1	0	1	0											
Pablo Ozuna, R (1, 4) OBP: 0.222, SLG: 0.222 (9, PH)																		3	0	2	0	0	0	0			
Brant Brown, L (9, PH) OBP: 0.244, SLG: 0.342																		1	0	0	0	0	0	0			
Mike Redmond, R (1, 2) OBP: 0.360, SLG: 0.333																		3	0	0	0	0	1	3			
Alex Fernandez, R (1, 1) OBP: 0.235, SLG: 0.071 (7, PH)																		1	0	0	0	1	1	0			
Kevin Millar, R (7, PH) OBP: 0.355, SLG: 0.415																	0	0	0	0	1	0	0				
Armando Almanza, L (7, 1)																	0	0	0	0	0	0	0				
<b>Inning Stats</b>	R: 0 E: 0 K: 0 S: 11	H: 0 LOB: 1 BB: 1 P: 16	R: 0 E: 0 K: 1 S: 9	H: 1 LOB: 1 BB: 0 P: 12	R: 0 E: 0 K: 1 S: 8	H: 0 LOB: 0 BB: 0 P: 10	R: 0 E: 0 K: 0 S: 9	H: 0 LOB: 0 BB: 0 P: 15	R: 0 E: 0 K: 1 S: 9	H: 1 LOB: 2 BB: 1 P: 15	R: 0 E: 0 K: 2 S: 8	H: 0 LOB: 0 BB: 0 P: 11	R: 1 E: 1 K: 2 S: 21	H: 1 LOB: 2 BB: 1 P: 29	R: 0 E: 0 K: 0 S: 6	H: 0 LOB: 0 BB: 0 P: 9	R: 0 E: 0 K: 0 S: 7	H: 0 LOB: 0 BB: 0 P: 11	1B: 2 2B: 0 3B: 0 HR: 1	SF: 0 SAC: 0 DP: 0 HBP: 0	WP: 0 PB: 0 SB: 1 CS: 0	PA: 34					
<b>PITCHER</b>	IP	WLS	BF	H	R	ER	SO	BB	IBB	HBP	BLK	WP	HR	S	P	ERA	WHIP										
Kevin Brown, R (1, 1) ERA: 2.88	7.0	W	28	3	1	1	7	3	0	0	0	0	1	75	108	1.29	0.857										
Terry Adams, R (8, 1) ERA: 1.35	2.0		6	0	0	0	0	0	0	0	0	0	0	13	20	0.00	0.000										

AB	31
R	1
H	3
RBI	1
BB	3
SO	7
LOB	8



Batter	1	2	3	4	5	6	7	8	9	AB	R	H	RBI	BB	SO	LOB	BOTTOM										
Todd Hollandsworth, L (1, 8) OBP: 0.294, SLG: 0.370	K		G6-3				G3-1			5	0	0	0	0	3	2	<b>Florida Marlins @ Los Angeles Dodgers</b> Dodger Stadium, Los Angeles, CA Sun Apr 30 2000, 1:10 PM PDT Att: 31,940 - Sunny - 82 F										
Mark Czudzielanek, R (1, 4) OBP: 0.274, SLG: 0.330	G5-3									4	3	3	0	0	0	0											
Gary Sheffield, R (1, 7) OBP: 0.460, SLG: 0.795										2	2	1	1	2	0	1											
Terry Adams, R (8, 1)										0	0	0	0	0	0	0											
Shawn Green, L (1, 9) OBP: 0.387, SLG: 0.557										3	2	2	3	1	0	2											
Eric Karros, R (1, 3) OBP: 0.340, SLG: 0.494										3	0	2	3	1	0	0											
Adrián Beltré, R (1, 5) OBP: 0.356, SLG: 0.414										4	0	0	0	0	1	5											
Chad Kreuter, S (1, 2) OBP: 0.500, SLG: 0.481										3	0	1	0	1	0	0											
Jose Vizcaino, S (1, 6) OBP: 0.313, SLG: 0.259										4	0	0	0	0	1	2											
Kevin Brown, R (1, 1) F.P. Santangelo, S (7, PH) OBP: 0.261, SLG: 0.056 (8, 7)										2	0	0	0	0	0	1											
<b>Inning Stats</b>	R: 2 E: 0 K: 2 S: 12	H: 2 LOB: 1 BB: 1 P: 21	R: 0 E: 0 K: 0 S: 9	H: 1 LOB: 0 BB: 0 P: 12	R: 1 E: 0 K: 0 S: 9	H: 2 LOB: 1 BB: 1 P: 18	R: 0 E: 0 K: 0 S: 7	H: 0 LOB: 0 BB: 0 P: 10	R: 2 E: 0 K: 0 S: 9	H: 2 LOB: 0 BB: 0 P: 14	R: 0 E: 0 K: 1 S: 9	H: 0 LOB: 0 BB: 0 P: 13	R: 2 E: 0 K: 1 S: 13	H: 2 LOB: 2 BB: 2 P: 29	R: 0 E: 1 K: 1 S: 8	H: 0 LOB: 1 BB: 1 P: 12	1B: 4 2B: 2 3B: 0 HR: 3	SF: 0 SAC: 0 DP: 2 HBP: 0	WP: 0 PB: 0 SB: 0 CS: 0	PA: 37							
<b>PITCHER</b>	IP	WLS	BF	H	R	ER	SO	BB	IBB	HBP	BLK	WP	HR	S	P	ERA	WHIP										
Alex Fernandez, R (1, 1) ERA: 4.35	6.0	L	26	7	5	5	3	2	0	0	0	0	0	55	88	7.50	1.500										
Armando Almanza, L (7, 1) ERA: 2.89	2.0		11	2	2	2	2	2	1	0	0	0	0	21	41	9.00	2.000										





Batter	1	2	3	4	5	6	7	8	9	AB	R	H	RBI	BB	SO	LOB	TOP										
Mark Kotsay, L (1, 9) OBP: 0.340, SLG: 0.477	0-0 HR		0-2 G4-3		2-2 G4-3		1-3 K		0-0 FC4-6	5	1	1	1	0	1	4	<b>Florida Marlins @ San Diego Padres</b> Qualcomm Stadium, San Diego, CA Tue May 02 2000, 10:05 PM EDT Att: 24,139 - Sunny - 73 F										
Dave Berg, R (1, 4) OBP: 0.429, SLG: 0.520	1-0 G5-3		2-1 G3-1		1-2 2B		0-3 K			4	0	1	0	0	1	3											
Cliff Floyd, L (1, 7) OBP: 0.310, SLG: 0.315	1-1 P5			2-1 1B	3-3 K		2-1 G3			4	0	1	0	0	1	3											
Preston Wilson, R (1, 8) OBP: 0.311, SLG: 0.394	2-0 F9			2-3 K		0-3 K		1-1 G6-3		4	0	0	0	0	2	1											
Mike Lowell, R (1, 5) OBP: 0.333, SLG: 0.519		0-1 L7		0-0 F9	1-1 G5-3		0-0 G1-3			4	0	0	0	0	0	1											
Derrek Lee, R (1, 3) OBP: 0.456, SLG: 0.609		2-1 G6-3		2-3 K	4-2 FC5-4 BB		0-2 G6-3			3	0	0	0	1	1	1											
Alex Gonzalez, R (1, 6) OBP: 0.207, SLG: 0.217		0-0 G6-3			1-1 L4	0-1 FC5-4		0-0 P4		4	0	0	0	0	0	1											
Paul Bako, L (1, 2) OBP: 0.390, SLG: 0.343 Mark Smith, R (9, PH) OBP: 0.456, SLG: 0.333			1-1 G4-3 2B		4-2 HR BB		4-0 E BB		0-3 K	1	1	1	0	2	0	0											
Vladimir Nunez, R (1, 1) OBP: 0.286, SLG: 0.714 Brant Brown, L (7, PH) OBP: 0.238, SLG: 0.333 Armando Almanza, L (7, 1) Vic Darenbourg, L (8, 1) Kevin Millar, R (9, PH) OBP: 0.364, SLG: 0.424			2-3 K 2B		1-2 HR BB		2-1 E6		1-1 FC4-6 1B	2	1	1	2	0	1	1											
<b>Inning Stats</b>	R: 1 E: 0 K: 0 S: 5	H: 1 LOB: 0 BB: 0 P: 9	R: 0 E: 0 K: 0 S: 5	H: 0 LOB: 0 BB: 0 P: 7	R: 0 E: 0 K: 1 S: 10	H: 1 LOB: 1 BB: 0 P: 15	R: 0 E: 0 K: 2 S: 10	H: 1 LOB: 1 BB: 0 P: 16	R: 2 E: 0 K: 1 S: 17	H: 2 LOB: 1 BB: 1 P: 29	R: 0 E: 0 K: 1 S: 9	H: 0 LOB: 1 BB: 1 P: 14	R: 0 E: 1 K: 2 S: 10	H: 0 LOB: 2 BB: 1 P: 19	R: 0 E: 0 K: 0 S: 7	H: 0 LOB: 0 BB: 0 P: 8		R: 0 E: 0 K: 1 S: 7	H: 1 LOB: 1 BB: 0 P: 8	1B: 2 2B: 2 3B: 0 HR: 2	SF: 0 SAC: 0 DP: 0 HBP: 0	WP: 0 PB: 0 SB: 0 CS: 0	PA: 37				
<b>PITCHER</b>	IP	WLS	BF	H	R	ER	SO	BB	IBB	HBP	BLK	WP	HR	S	P	ERA	WHIP										
Matt Clement, R (1, 1) ERA: 4.31	8.0	W	33	5	3	3	7	3	0	0	0	0	2	73	117	3.38	1.000										
Carlos Almanzar, R (9, 1) ERA: 5.29	0.2		3	1	0	0	1	0	0	0	0	0	0	6	7	0.00	1.500										
Matt Whisenant, L (9, 1) ERA: 1.5	0.1		1	0	0	0	0	0	0	0	0	0	0	1	1	0.00	0.000										

Batter	1	2	3	4	5	6	7	8	9	AB	R	H	RBI	BB	SO	LOB	BOTTOM										
Al Martin, L (1, 7) OBP: 0.394, SLG: 0.538	0-0 P5		3-3 K	1-1 HR 1B		0-0 HR				4	2	2	1	0	1	0	<b>Florida Marlins @ San Diego Padres</b> Qualcomm Stadium, San Diego, CA Tue May 02 2000, 10:05 PM EDT Att: 24,139 - Sunny - 73 F										
Damian Jackson, R (1, 6) OBP: 0.404, SLG: 0.520	0-2 SF8 2B		0-0 2B 1B	2-1 HR 1B		3-1 F7				4	3	3	2	0	0	0											
Ryan Klesko, L (1, 3) OBP: 0.343, SLG: 0.549 Ed Sprague, R (7, PH) OBP: 0.342, SLG: 0.714	4-2 BB		1-1 HR 2B	0-0 G1-3		2-1 F8				2	1	1	1	1	0	0											
Phil Nevin, R (1, 5) OBP: 0.372, SLG: 0.598	1-2 SF8		3-2 HR 1B		0-0 FC5-4 1B		1-2 F8			3	1	2	3	0	0	0											
Eric Owens, R (1, 8) OBP: 0.420, SLG: 0.462	1-3 K		3-2 1B 1B		2-0 F7		0-1 L4			4	1	1	0	0	1	2											
Bret Boone, R (1, 4) OBP: 0.327, SLG: 0.387		1-2 F9	1-1 1B		1-3 K		1-2 F9			4	0	1	1	0	1	1											
Carlos Hernandez, R (1, 2) OBP: 0.378, SLG: 0.385		2-2 G4-3	3-3 K		2-0 FC5-4		3-1 1B			4	0	1	0	0	1	2											
29 Kory DeHaan, L (1, 9) OBP: 0.182, SLG: 0.200		2-0 L4		2-3 K		0-0 F7		1-1 F8		4	0	0	0	0	1	1											
Matt Clement, R (1, 1) OBP: 0.133, SLG: 0.214 Chris Gomez, R (8, PH) OBP: 0.400, SLG: 0.200 Carlos Almanzar, R (9, 1) Matt Whisenant, R (9, 1)			1-0 G5-3	1-0 G1-6-3		3-3 K		0-1 F7		3	0	0	0	0	1	0											
<b>Inning Stats</b>	R: 1 E: 0 K: 1 S: 14	H: 1 LOB: 1 BB: 1 P: 20	R: 0 E: 0 K: 0 S: 7	H: 0 LOB: 0 BB: 0 P: 12	R: 4 E: 0 K: 2 S: 21	H: 5 LOB: 1 BB: 0 P: 36	R: 2 E: 0 K: 1 S: 9	H: 2 LOB: 0 BB: 0 P: 15	R: 0 E: 0 K: 1 S: 7	H: 1 LOB: 1 BB: 0 P: 12	R: 1 E: 0 K: 1 S: 7	H: 1 LOB: 0 BB: 0 P: 13	R: 0 E: 0 K: 0 S: 8	H: 0 LOB: 0 BB: 0 P: 11	R: 0 E: 0 K: 0 S: 9	H: 1 LOB: 1 BB: 0 P: 14		1B: 6 2B: 2 3B: 0 HR: 3	SF: 1 SAC: 0 DP: 0 HBP: 0	WP: 0 PB: 0 SB: 3 CS: 0	PA: 36						
<b>PITCHER</b>	IP	WLS	BF	H	R	ER	SO	BB	IBB	HBP	BLK	WP	HR	S	P	ERA	WHIP										
Vladimir Nunez, R (1, 1) ERA: 10.48	6.0	L	29	10	8	8	6	1	0	0	0	0	3	65	108	12.00	1.833										
Armando Almanza, L (7, 1) ERA: 2.51	1.0		3	0	0	0	0	0	0	0	0	0	0	8	11	0.00	0.000										
Vic Darenbourg, L (8, 1) ERA: 3.27	1.0		4	1	0	0	0	0	0	0	0	0	0	9	14	0.00	1.000										

Batter	1	2	3	4	5	6	7	8	9	AB	R	H	RBI	BB	SO	LOB	TOP										
Mark Kotsay, L (1,9) OBP: 0.327, SLG: 0.457	G6-3		G4-3		G4-3			G4-6-3		4	0	0	0	0	0	3	<b>Florida Marlins @ San Diego Padres</b> Qualcomm Stadium, San Diego, CA Wed May 03 2000, 10:05 PM EDT Att: 14,586 - Sunny - 70 F										
Dave Berg, R (1,4) OBP: 0.375, SLG: 0.448	G4-3		G6-3			G3		F9		4	0	0	0	0	0	0											
Cliff Floyd, L (1,7) OBP: 0.319, SLG: 0.364	G4-3			G6-4-3 1B		P5		HR		4	1	2	1	0	0	0											
Preston Wilson, R (1,8) OBP: 0.310, SLG: 0.384		1B HBP		K		F5		K		3	0	0	0	0	2	1											
Mike Lowell, R (1,5) OBP: 0.322, SLG: 0.500	L5		G6-4-3			F8		K		4	0	0	0	0	1	2											
Derrek Lee, R (1,3) OBP: 0.467, SLG: 0.612					SH5-4 1B	F9				3	0	2	0	0	0	0											
Alex Gonzalez, R (1,6) OBP: 0.202, SLG: 0.211	F8				E6 SH5-4	K2-3				3	0	0	0	0	1	3											
Paul Bako, L (1,2) OBP: 0.364, SLG: 0.316	K				K			G6-3		3	0	0	0	0	2	4											
Brad Penny, R (1,1) OBP: 0.133, SLG: 0.133			G5-3		SH5-4					1	0	0	0	0	0	0											
Armando Almanza, L (7,1)								G4-6-3 1B		0	0	0	0	0	0	0											
Brant Brown, L (8, PH) OBP: 0.256, SLG: 0.350										1	0	1	0	0	0	0											
Dan Miceli, R (8,1)										0	0	0	0	0	0	0											
<b>Inning Stats</b>	R: 0 E: 0 K: 0 S: 7	H: 0 LOB: 0 BB: 0 P: 11	R: 0 E: 0 K: 1 S: 8	H: 1 LOB: 2 BB: 0 P: 15	R: 0 E: 0 K: 0 S: 7	H: 0 LOB: 0 BB: 0 P: 11	R: 0 E: 0 K: 1 S: 8	H: 1 LOB: 0 BB: 0 P: 12	R: 0 E: 1 K: 1 S: 11	H: 1 LOB: 2 BB: 0 P: 16	R: 0 E: 0 K: 0 S: 6	H: 0 LOB: 0 BB: 0 P: 11	R: 0 E: 0 K: 1 S: 6	H: 0 LOB: 0 BB: 0 P: 6	R: 0 E: 0 K: 0 S: 6	H: 1 LOB: 0 BB: 0 P: 8	R: 1 E: 0 K: 2 S: 8	H: 1 LOB: 0 BB: 0 P: 11	1B: 4 2B: 0 3B: 0 HR: 1	SF: 0 SAC: 1 DP: 2 HBP: 1	WP: 0 PB: 0 SB: 0 CS: 0	PA: 32					
<b>PITCHER</b>	IP	WLS	BF	H	R	ER	SO	BB	IBB	HBP	BLK	WP	HR	S	P	ERA	WHIP										
Brian Meadows, R (1,1) ERA: 4.62	8.1	W	30	5	1	1	4	0	0	1	0	0	1	61	93	1.08	0.600										
Trevor Hoffman, R (9,1) ERA: 0.77	0.2	S	2	0	0	0	2	0	0	0	0	0	0	6	8	0.00	0.000										

Batter	1	2	3	4	5	6	7	8	9	AB	R	H	RBI	BB	SO	LOB	BOTTOM										
Al Martin, L (1,7) OBP: 0.389, SLG: 0.525	P6		2B BB		P5		L6			3	1	0	0	1	0	0	<b>Florida Marlins @ San Diego Padres</b> Qualcomm Stadium, San Diego, CA Wed May 03 2000, 10:05 PM EDT Att: 14,586 - Sunny - 70 F										
Damian Jackson, R (1,6) OBP: 0.415, SLG: 0.533	K		E 2B		E FC5-2 BB		1B			3	1	2	1	1	1	0											
Ryan Klesko, L (1,3) OBP: 0.349, SLG: 0.547	K2-3		E1 FC5-4 1B		E9 FC5-2 1B		K			4	0	2	0	0	2	1											
Phil Nevin, R (1,5) OBP: 0.376, SLG: 0.619		HR	FC5-4 1-2		FC5-2 IBB		K			3	1	1	1	1	1	1											
Eric Owens, R (1,8) OBP: 0.414, SLG: 0.449	F9			G4-3 S BB	FC5-2 1-2 2-3 3-H		E6 CS			3	0	0	0	1	0	3											
Bret Boone, R (1,4) OBP: 0.316, SLG: 0.373	G5-3			G4-3		L4		G6-3		4	0	0	0	0	0	2											
Carlos Hernandez, R (1,2) OBP: 0.354, SLG: 0.357	G6-3			G6-3		G6-3				3	0	0	0	0	0	1											
David Newhan, L (1,9) OBP: 0.346, SLG: 0.350			K			G4-3				2	0	0	0	1	1	0											
Brian Meadows, R (1,1) ERA: 3.66			F8							3	0	0	0	0	2	2											
Trevor Hoffman, R (9,1) ERA: 2.0								K		0	0	0	0	0	0	0											
<b>Inning Stats</b>	R: 0 E: 0 K: 2 S: 8	H: 0 LOB: 0 BB: 0 P: 13	R: 1 E: 0 K: 0 S: 8	H: 1 LOB: 0 BB: 0 P: 10	R: 2 E: 1 K: 1 S: 13	H: 2 LOB: 1 BB: 1 P: 24	R: 0 E: 0 K: 1 S: 9	H: 0 LOB: 2 BB: 2 P: 20	R: 0 E: 1 K: 0 S: 4	H: 1 LOB: 2 BB: 2 P: 12	R: 0 E: 0 K: 0 S: 10	H: 0 LOB: 0 BB: 0 P: 15	R: 0 E: 0 K: 2 S: 12	H: 1 LOB: 0 BB: 0 P: 13	R: 0 E: 1 K: 1 S: 7	H: 0 LOB: 0 BB: 0 P: 11	1B: 3 2B: 1 3B: 0 HR: 1	SF: 0 SAC: 0 DP: 1 HBP: 0	WP: 0 PB: 0 SB: 1 CS: 1	PA: 33							
<b>PITCHER</b>	IP	WLS	BF	H	R	ER	SO	BB	IBB	HBP	BLK	WP	HR	S	P	ERA	WHIP										
Brad Penny, R (1,1) ERA: 3.66	6.2	L	29	5	3	2	5	3	2	0	0	0	0	61	104	2.70	1.200										
Armando Almanza, L (7,1) ERA: 2.53	0.1		1	0	0	0	1	0	0	0	0	0	0	3	3	0.00	0.000										
Dan Miceli, R (8,1) ERA: 2.0	1.0		3	0	0	0	1	0	0	0	0	0	0	7	11	0.00	0.000										

Batter	1	2	3	4	5	6	7	8	9	AB	R	H	RBI	BB	SO	LOB	TOP							
Rickey Henderson, R OBP: 0.366, SLG: 0.215 John Franco, L (9, 1)	4-1 1B SF8 BB		0-3 K		1-3 K			4-1 FC5-2 SH1-3 BB BB	4-2 G4-6-3 BB	2	2	0	0	3	2	0								
Derek Bell, R OBP: 0.417, SLG: 0.508	2-2 31 G6-4-3 1B		2-3 K		1-1 F9			0-0 SH1-3	0-1 G4-6-3	4	0	1	0	0	1	3								
Edgardo Alfonso, R OBP: 0.463, SLG: 0.570	1-1 SF8		1-1 F8		2-3 K			0-1 FC5-2 BB BB		3	0	0	1	0	1	2								
31 Mike Piazza, R OBP: 0.452, SLG: 0.798	1-0 G6-4-3			2-1 HR		1-1 F9		2-3 3H BB	1-2 BB BB	3	1	1	1	1	0	1								
Robin Ventura, L OBP: 0.352, SLG: 0.500		1-0 2B 1B		0-0 P6			2-2 P4	4-1 BB		3	1	1	1	1	0	0								
Todd Zeile, R OBP: 0.372, SLG: 0.437 Pat Mahomes, R OBP: 0.143, SLG: 0.143 Melvin Mora, R OBP: 0.333, SLG: 0.467		0-2 P4		3-2 G5-3		1-2 F8		2-2 F9		4	0	0	0	0	0	4								
Jay Payton, R OBP: 0.305, SLG: 0.413		1-2 F8		0-0 G4-3		4-0 BB		2-2 G6-3		3	0	0	0	1	0	1								
Rey Ordóñez, R OBP: 0.300, SLG: 0.226		3-2 1H 2B		0-1 F9		3-3 K		2-2 E6 1B		4	0	1	1	0	1	1								
Al Leiter, L OBP: 0.143, SLG: 0.077 Jon Nunnally, L OBP: 0.404, SLG: 0.512 Matt Franco, L OBP: 0.286, SLG: 0.138		3-3 K		1-3 K		4-2 SH1-3 FC5-2 BB BB		0-0 BB	1-3 1B	2	0	0	0	0	2	1								
<b>Inning Stats</b>	R: 1 E: 0 K: 0 S: 7	H: 1 LOB: 0 BB: 1 P: 15	R: 1 E: 0 K: 1 S: 18	H: 2 LOB: 1 BB: 0 P: 26	R: 0 E: 0 K: 2 S: 10	H: 0 LOB: 0 BB: 0 P: 13	R: 1 E: 0 K: 0 S: 7	H: 1 LOB: 0 BB: 0 P: 12	R: 0 E: 0 K: 1 S: 8	H: 0 LOB: 0 BB: 0 P: 10	R: 0 E: 0 K: 1 S: 7	H: 0 LOB: 1 BB: 1 P: 11	R: 0 E: 0 K: 1 S: 12	H: 0 LOB: 1 BB: 1 P: 22	R: 1 E: 0 K: 0 S: 10	H: 0 LOB: 3 BB: 4 P: 28	R: 0 E: 1 K: 0 S: 11	H: 1 LOB: 2 BB: 1 P: 19	1B: 3 2B: 1 3B: 0 HR: 1	SF: 1 SAC: 1 DP: 2 HBP: 0	WP: 0 PB: 0 SB: 0 CS: 0	PA: 38		
<b>PITCHER</b>	IP	WLS	BF	H	R	ER	SO	BB	IBB	HBP	BLK	WP	HR	S	P	ERA	WHIP							
Jesus Sanchez, L ERA: 6.61	7.0	L	26	4	3	3	7	2	0	0	0	0	1	69	109	3.86	0.857							
Braden Looper, R ERA: 1.69	0.2	5	0	1	1	0	0	3	0	0	0	0	0	6	18	13.50	4.500							
Armando Almanza, L ERA: 2.45	0.1	2	0	0	0	0	0	1	0	0	0	0	0	4	10	0.00	3.000							
Ricky Bones, R ERA: 0.44	1.0	5	1	0	0	0	0	1	0	0	0	0	0	11	19	0.00	2.000							

New York Mets @ Florida Marlins  
Pro Player Stadium, Miami, FL  
Fri May 05 2000, 7:05 PM EDT  
Att: 30,229 - Sunny - 79 F

AB 29  
R 4  
H 5  
RBI 4  
BB 7  
SO 7  
LOB 13



Batter	1	2	3	4	5	6	7	8	9	AB	R	H	RBI	BB	SO	LOB	BOTTOM							
Luis Castillo, S OBP: 0.483, SLG: 0.457	1-2 E5 G4-3 S		0-1 G6-3			1-1 BB S 1B	0-1 F9			4	0	1	0	0	0	2								
Mark Kotsay, L OBP: 0.314, SLG: 0.438	1-0 P4		3-3 K			0-3 K	1-3 K			4	0	0	0	0	3	4								
Cliff Floyd, L OBP: 0.326, SLG: 0.354	3-2 G4-3		0-1 F5			4-0 BB BB	1-2 BB BB	4-1 S BB		2	0	0	0	2	0	1								
Preston Wilson, R OBP: 0.308, SLG: 0.374	2-3 K			2-3 K		4-0 BB BB	1-2 BB BB	1-3 K		3	0	0	0	1	3	2								
Mike Lowell, R OBP: 0.312, SLG: 0.482		2-2 G3		1-2 P4		2-3 K		2-1 F5		4	0	0	0	0	1	4								
Derrek Lee, R OBP: 0.438, SLG: 0.566		3-1 G5-3		2-3 K		2-3 K		2-2 L6		4	0	0	0	0	2	4								
Alex Gonzalez, R OBP: 0.203, SLG: 0.221		1-2 1B 2B			0-1 P4			0-1 F2		4	1	1	0	0	1	0								
Mike Redmond, R OBP: 0.377, SLG: 0.375 Danny Bautista, R OBP: 0.214, SLG: 0.400		0-1 2H 1B		3-2 F3		3-2 K		1-2 2B		3	0	2	1	0	0	0								
Jesus Sanchez, L OBP: 0.286, SLG: 0.250 Mark Smith, R OBP: 0.408, SLG: 0.333 Braden Looper, R OBP: 0.143, SLG: 0.143 Armando Almanza, L OBP: 0.333, SLG: 0.467 Ricky Bones, R OBP: 0.305, SLG: 0.413 Kevin Millar, R OBP: 0.300, SLG: 0.226		0-1 G5-3		0-3 K		0-3 K		4-2 BB		2	0	0	0	0	1	1								
<b>Inning Stats</b>	R: 0 E: 1 K: 1 S: 10	H: 0 LOB: 1 BB: 0 P: 17	R: 1 E: 0 K: 0 S: 12	H: 2 LOB: 1 BB: 0 P: 18	R: 0 E: 0 K: 1 S: 7	H: 0 LOB: 0 BB: 0 P: 10	R: 0 E: 0 K: 2 S: 10	H: 0 LOB: 0 BB: 0 P: 15	R: 0 E: 0 K: 1 S: 13	H: 0 LOB: 0 BB: 0 P: 16	R: 0 E: 0 K: 3 S: 15	H: 1 LOB: 3 BB: 2 P: 28	R: 0 E: 0 K: 1 S: 13	H: 1 LOB: 2 BB: 1 P: 19	R: 0 E: 0 K: 1 S: 10	H: 0 LOB: 1 BB: 1 P: 19	R: 0 E: 0 K: 1 S: 8	H: 0 LOB: 0 BB: 0 P: 14	1B: 2 2B: 2 3B: 0 HR: 0	SF: 0 SAC: 0 DP: 0 HBP: 0	WP: 0 PB: 0 SB: 3 CS: 0	PA: 36		
<b>PITCHER</b>	IP	WLS	BF	H	R	ER	SO	BB	IBB	HBP	BLK	WP	HR	S	P	ERA	WHIP							
Al Leiter, L ERA: 3.92	7.0	W	29	4	1	1	9	3	0	0	0	0	0	80	123	1.29	1.000							
Pat Mahomes, R ERA: 2.05	1.0	H	4	0	0	0	1	1	0	0	0	0	0	10	19	0.00	1.000							
John Franco, L ERA: 3.21	1.0	S	3	0	0	0	1	0	0	0	0	0	0	8	14	0.00	0.000							

New York Mets @ Florida Marlins  
Pro Player Stadium, Miami, FL  
Fri May 05 2000, 7:05 PM EDT  
Att: 30,229 - Sunny - 79 F

AB 32  
R 1  
H 4  
RBI 1  
BB 4  
SO 11  
LOB 18



Batter	1	2	3	4	5	6	7	8	9	AB	R	H	RBI	BB	SO	LOB	TOP					
Rickey Henderson, R OBP: 0.362, SLG: 0.217										4	0	1	0	0	1	1	<p><b>New York Mets @ Florida Marlins</b> Pro Player Stadium, Miami, FL</p> <p>Sat May 06 2000, 7:05 PM EDT Att: 33,401 - Sunny - 80 F</p>					
Derek Bell, R OBP: 0.427, SLG: 0.535										3	1	2	1	1	1	0						
Edgardo Alfonzo, R OBP: 0.457, SLG: 0.559										4	0	1	0	0	0	3						
31 Mike Piazza, R OBP: 0.454, SLG: 0.784										4	0	2	0	0	1	0						
Robin Ventura, L OBP: 0.344, SLG: 0.487										3	0	0	0	0	1	3						
Turk Wendell, L										0	0	0	0	0	0	0						
Armando Benitez, R										0	0	0	0	0	0	0						
20 Kurt Abbott, R OBP: 0.333, SLG: 0.364										1	0	1	0	0	0	0						
Todd Zeile, R OBP: 0.376, SLG: 0.429										2	0	0	0	2	1	1						
Jay Payton, R OBP: 0.298, SLG: 0.403										2	0	0	0	0	0	3						
Rich Rodriguez, L										0	0	0	0	0	0	0						
Matt Franco, L OBP: 0.270, SLG: 0.129										2	0	0	0	0	0	1						
Rey Ordonez, R OBP: 0.301, SLG: 0.230										3	0	1	0	0	0	0						
Bill Pulsipher, L										1	0	0	0	0	1	0						
Jon Nunnally, L OBP: 0.390, SLG: 0.489										2	0	0	0	0	0	1						
<b>Inning Stats</b>	R: 0 E: 0 K: 1 S: 7	H: 0 LOB: 0 BB: 1 P: 12	R: 0 E: 0 K: 0 S: 8	H: 0 LOB: 1 BB: 1 P: 14	R: 0 E: 0 K: 1 S: 7	H: 0 LOB: 0 BB: 0 P: 10	R: 1 E: 0 K: 1 S: 11	H: 3 LOB: 2 BB: 1 P: 22	R: 0 E: 0 K: 0 S: 9	H: 1 LOB: 0 BB: 0 P: 14	R: 0 E: 0 K: 1 S: 9	H: 1 LOB: 1 BB: 0 P: 10	R: 0 E: 0 K: 1 S: 11	H: 0 LOB: 0 BB: 0 P: 15	R: 0 E: 0 K: 0 S: 11	H: 2 LOB: 1 BB: 0 P: 14	R: 0 E: 0 K: 1 S: 10	H: 1 LOB: 1 BB: 0 P: 12	1B: 6 2B: 2 3B: 0 HR: 1	SF: 0 SAC: 0 DP: 3 HBP: 0	WP: 0 PB: 0 CS: 3	PA: 34
<b>PITCHER</b>	IP WLS BF H R ER SO BB IBB HBP BLK WP HR S P ERA WHIP																					
Alex Fernandez, R ERA: 3.99	6.0 W 23 5 1 1 4 3 0 0 0 0 0 1 51 82 1.50 1.333																					
Braden Looper, R ERA: 1.59	1.0 3 0 0 0 1 0 0 0 0 0 0 0 11 15 0.00 0.000																					
Dan Miceli, R ERA: 1.89	1.0 4 2 0 0 0 0 0 0 0 0 0 0 11 14 0.00 2.000																					
Antonio Alfonseca, R ERA: 4.5	1.0 4 1 0 0 1 0 0 0 0 0 0 0 10 12 0.00 1.000																					


AB	R	H	RBI	BB	SO	LOB
31	1	8	1	3	6	13




Batter	1	2	3	4	5	6	7	8	9	AB	R	H	RBI	BB	SO	LOB	BOTTOM			
Luis Castillo, S OBP: 0.508, SLG: 0.469										3	2	2	0	2	0	2	<p><b>New York Mets @ Florida Marlins</b> Pro Player Stadium, Miami, FL</p> <p>Sat May 06 2000, 7:05 PM EDT Att: 33,401 - Sunny - 80 F</p>			
Mark Kotsay, L OBP: 0.318, SLG: 0.430										4	2	1	1	1	0	3				
Cliff Floyd, L OBP: 0.340, SLG: 0.373										4	1	2	1	1	1	3				
Danny Bautista, R OBP: 0.214, SLG: 0.400										0	0	0	0	0	0	0				
Preston Wilson, R OBP: 0.319, SLG: 0.398										3	1	1	4	2	1	3				
Mike Lowell, R OBP: 0.308, SLG: 0.470										3	0	0	1	1	0	3				
Derek Lee, R OBP: 0.448, SLG: 0.554										3	1	1	0	2	1	1				
Alex Gonzalez, R OBP: 0.211, SLG: 0.229										5	1	2	0	0	1	3				
Mike Redmond, R OBP: 0.368, SLG: 0.365										4	0	1	0	0	2	3				
Alex Fernandez, R OBP: 0.283, SLG: 0.188										2	1	1	2	0	1	2				
Mark Smith, R OBP: 0.285, SLG: 0.320										1	0	0	0	0	0	0				
Braden Looper, R										0	0	0	0	0	0	0				
Dan Miceli, R										0	0	0	0	0	0	0				
Brant Brown, L OBP: 0.372, SLG: 0.390										1	0	1	0	0	0	0				
Antonio Alfonseca, R										0	0	0	0	0	0	0				
<b>Inning Stats</b>	R: 0 E: 0 K: 0 S: 9	H: 2 LOB: 2 BB: 0 P: 17	R: 0 E: 0 K: 2 S: 13	H: 2 LOB: 0 BB: 0 P: 17	R: 0 E: 0 K: 1 S: 8	H: 1 LOB: 1 BB: 0 P: 12	R: 5 E: 0 K: 1 S: 16	H: 6 LOB: 1 BB: 1 P: 28	R: 0 E: 0 K: 0 S: 6	H: 0 LOB: 0 BB: 1 P: 12	R: 0 E: 0 K: 1 S: 9	H: 1 LOB: 2 BB: 1 P: 17	R: 0 E: 0 K: 2 S: 15	H: 0 LOB: 1 BB: 1 P: 20	R: 4 E: 0 K: 0 S: 19	H: 2 LOB: 1 BB: 3 P: 34	1B: 8 2B: 4 3B: 0 HR: 1	SF: 1 SAC: 0 DP: 2 HBP: 0	WP: 0 PB: 0 CS: 0	PA: 43
<b>PITCHER</b>	IP WLS BF H R ER SO BB IBB HBP BLK WP HR S P ERA WHIP																			
Bill Pulsipher, L ERA: 12.15	3.1 L 21 5 5 4 2 0 0 0 0 0 0 0 16 35 0.00 1.714																			
Rich Rodriguez, L ERA: 8.0	2.1 9 1 0 0 1 3 0 0 0 0 0 0 16 35 0.00 1.714																			
Turk Wendell, R ERA: 3.92	1.1 5 0 0 0 2 1 0 0 0 0 0 0 17 22 0.00 0.750																			
Armando Benitez, R ERA: 6.88	1.0 8 2 4 4 0 3 0 0 0 0 0 1 19 34 36.00 5.000																			





Batter	1	2	3	4	5	6	7	8	9	AB	R	H	RBI	BB	SO	LOB	TOP			
Jon Nunnally, L (1, 7) OBP: 0.365, SLG: 0.449	1-1 P6		1-3 K		2-0 G4-3			1-1 F9		4	0	0	0	0	1	0	<p>New York Mets @ Florida Marlins Pro Player Stadium, Miami, FL Sun May 07 2000, 1:05 PM EDT Att: 25,147 - Cloudy - 75 F</p> <p>livebaseballscores.com</p> <p>AB 28 R 0 H 1 RBI 0 BB 4 SO 8 LOB 11</p> 			
Derek Bell, R (1, 9) OBP: 0.415, SLG: 0.519	0-0 E4		1-0 G6-3				0-3 K	0-1 L7		4	0	0	0	0	1	0				
Edgardo Alfonzo, R (1, 4) OBP: 0.458, SLG: 0.549	4-0 BB			4-2 BB			0-3 K		0-1 F8	2	0	0	0	2	1	0				
31 Mike Piazza, R (1, 2) OBP: 0.446, SLG: 0.772	0-3 K			1-2 FC4			0-0 BB		1-1 F8	4	0	1	0	0	1	3				
Robin Ventura, L (1, 5) OBP: 0.341, SLG: 0.474	2-0 P6			4-2 BB			0-1 G4-3		3-1 P4	3	0	0	0	1	0	3				
Todd Zeile, R (1, 3) OBP: 0.367, SLG: 0.417		3-2 G6-3		1-1 P4					0-0 F8	3	0	0	0	0	0	2				
Melvin Mora, R (1, 8) OBP: 0.333, SLG: 0.447		1-3 K		0-3 K				4-2 BB	1-5-3 BB	2	0	0	0	1	2	2				
Rey Ordonez, R (1, 6) OBP: 0.292, SLG: 0.222		1-2 F9			2-3 K			0-0 L5-3	1-2	3	0	0	0	0	1	1				
Glendon Rusch, L (1, 1) Matt Franco, L (8, PH) Dennis Cook, L (8, 1) Pat Mahomes, R (8, 1)			0-1 G4-3		2-3 K			0-0 G4-3		2	0	0	0	0	1	0				
<b>Inning Stats</b>	R: 0 E: 1 K: 1 S: 7	H: 0 LOB: 2 BB: 1 P: 14	R: 0 E: 0 K: 1 S: 13	H: 0 LOB: 0 BB: 0 P: 18	R: 0 E: 0 K: 1 S: 6	H: 0 LOB: 0 BB: 0 P: 8	R: 0 E: 0 K: 1 S: 17	H: 0 LOB: 2 BB: 2 P: 27	R: 0 E: 0 K: 2 S: 8	H: 1 LOB: 1 BB: 0 P: 14	R: 0 E: 0 K: 0 S: 4	H: 0 LOB: 0 BB: 1 P: 8	R: 0 E: 0 K: 0 S: 5	H: 0 LOB: 0 BB: 0 P: 6	R: 0 E: 0 K: 0 S: 6	H: 0 LOB: 0 BB: 0 P: 10		1B: 0 2B: 2 3B: 0 HR: 0	SF: 0 SAC: 0 DP: 1 HBP: 0	WP: 0 PB: 0 CS: 0
<b>PITCHER</b> Ryan Dempster, R (1, 1) ERA: 2.39	IP: 9.0 WLS: W BF: 32 H: 1 R: 0 ER: 0 SO: 8 BB: 4 IBB: 0 HBP: 0 BLK: 0 WP: 0 HR: 0 S: 75 P: 114 ERA: 0.00 WHIP: 0.556															<b>PITCHER</b>				

Batter	1	2	3	4	5	6	7	8	9	AB	R	H	RBI	BB	SO	LOB	BOTTOM			
Luis Castillo, S (1, 4) OBP: 0.493, SLG: 0.453	0-1 1B		1-0 G4-3		1-1 P3			2-0 F8		4	1	1	0	0	0	2	<p>New York Mets @ Florida Marlins Pro Player Stadium, Miami, FL Sun May 07 2000, 1:05 PM EDT Att: 25,147 - Cloudy - 75 F</p> <p>livebaseballscores.com</p> <p>AB 32 R 3 H 9 RBI 3 BB 1 SO 7 LOB 10</p> 			
Dave Berg, R (1, 6) OBP: 0.389, SLG: 0.438	3-2 G5-4-3		1-1 F9		4-2 BB			2-1 F9		3	0	1	0	1	0	0				
Cliff Floyd, L (1, 7) Mark Kotsay, L (9, 9)	0-1 G5-4-3		1-2 L7		3-3 K			0-0 2B		4	1	2	1	0	1	1				
Preston Wilson, R (1, 8) OBP: 0.317, SLG: 0.402	2-2 G5-4-3		1-1 L7					0-2 2B		4	1	1	1	0	0	2				
Mike Lowell, R (1, 5) OBP: 0.306, SLG: 0.471	2-1 F8			1-3 K				1-1 2B		4	0	1	1	0	1	1				
Kevin Millar, R (1, 3) Derrek Lee, R (7, 3)		3-2 F9		1-2 F5				2-3 K		3	0	0	0	0	0	0				
Danny Bautista, R (1, 9) OBP: 0.244, SLG: 0.419		1-0 1B		2-1 1B				1-3 K		3	0	2	0	0	1	0				
Mike Redmond, R (1, 2) OBP: 0.367, SLG: 0.364		3-2 1B		3-2 F3				0-0 F9		3	0	1	0	0	0	1				
Ryan Dempster, R (1, 1) OBP: 0.059, SLG: 0.118		1-3 K			1-3 K			2-3 K		3	0	0	0	0	3	2				
<b>Inning Stats</b>	R: 1 E: 0 K: 0 S: 13	H: 3 LOB: 1 BB: 0 P: 20	R: 0 E: 0 K: 1 S: 15	H: 2 LOB: 2 BB: 0 P: 24	R: 0 E: 0 K: 0 S: 7	H: 0 LOB: 0 BB: 0 P: 10	R: 0 E: 0 K: 1 S: 14	H: 1 LOB: 1 BB: 0 P: 21	R: 0 E: 0 K: 2 S: 12	H: 0 LOB: 1 BB: 1 P: 21	R: 0 E: 0 K: 0 S: 5	H: 0 LOB: 0 BB: 0 P: 8	R: 0 E: 0 K: 2 S: 7	H: 0 LOB: 0 BB: 0 P: 10	R: 2 E: 0 K: 1 S: 12	H: 3 LOB: 1 BB: 0 P: 19		1B: 6 2B: 3 3B: 0 HR: 0	SF: 0 SAC: 0 DP: 1 HBP: 0	WP: 0 PB: 0 CS: 0
<b>PITCHER</b> Glendon Rusch, L (1, 1) ERA: 3.28 Dennis Cook, L (8, 1) ERA: 3.69 Pat Mahomes, R (8, 1) ERA: 2.36	IP: 7.0 WLS: L BF: 27 H: 1 R: 1 ER: 1 SO: 6 BB: 1 IBB: 0 HBP: 0 BLK: 0 WP: 0 HR: 0 S: 44 P: 73 ERA: 1.29 WHIP: 1.000															<b>PITCHER</b>				

Batter	1	2	3	4	5	6	7	8	9	AB	R	H	RBI	BB	SO	LOB	TOP										
Quilvio Veras, S OBP: 0.403, SLG: 0.387	1-2 1B		0-0 L7		0-0 SAFE CS	4-2 10 BB WP G6-4-3 BB		0-0 SH3-4		2	1	1	0	1	0	0											
Andruw Jones, R OBP: 0.418, SLG: 0.571	3-3 SAFE K			0-0 10 S 1B		4-0 G6-4-3 10 BB BB		0-0 F2		3	0	1	0	1	1	2											
10 Chipper Jones, S OBP: 0.398, SLG: 0.531	0-0 G3			2-3 K		4-0 G6-4-3 BB		1-1 BB 1B		3	0	1	0	1	1	1											
Andres Galarraga, R OBP: 0.383, SLG: 0.610		2-0 BB 1B		1-3 K		2-1 G6-4-3 BB		4-2 BB 1B		3	0	1	0	1	1	3											
Brian Jordan, R OBP: 0.294, SLG: 0.311	1-1 F8		0-2 G5-3		0-2 G5-3			0-0 L3		4	0	0	0	0	0	6											
Bobby Bonilla, S OBP: 0.384, SLG: 0.469	4-2 G4-6-3 BB			0-3 K		2-3 K		3-2 G4-3		3	0	0	0	1	2	0											
Rafael Furcal, S OBP: 0.397, SLG: 0.328	0-0 G4-6-3			4-1 G6-3 BB		4-2 CS BB		0-0 1B		2	1	1	0	2	0	2											
Fernando Lunar, R Javy Lopez, R OBP: 0.314, SLG: 0.400			0-2 G5-3		2-2 G6-3		0-3 K		1-1 F8	3	0	0	0	0	1	2											
Greg Maddux, R Trenidat Hudson, R Mike Remlinger, L Wally Joyner, L Rudy Seanez, R John Rocker, R			2-3 K		0-1 CS 1B		3-2 CS		0-1 F7	2	0	1	1	0	1	0											
<b>Inning Stats</b>	R: 0 E: 0 K: 1 S: 9	H: 1 LOB: 0 BB: 0 P: 12	R: 0 E: 0 K: 0 S: 6	H: 1 LOB: 1 BB: 1 P: 13	R: 0 E: 0 K: 1 S: 8	H: 0 LOB: 0 BB: 0 P: 10	R: 0 E: 0 K: 2 S: 11	H: 1 LOB: 1 BB: 0 P: 14	R: 1 E: 0 K: 1 S: 13	H: 1 LOB: 0 BB: 1 P: 18	R: 1 E: 0 K: 0 S: 6	H: 0 LOB: 1 BB: 3 P: 21	R: 0 E: 0 K: 2 S: 14	H: 0 LOB: 0 BB: 1 P: 23	R: 0 E: 0 K: 1 S: 10	H: 2 LOB: 3 BB: 1 P: 18	R: 0 E: 0 K: 0 S: 8	H: 1 LOB: 1 BB: 0 P: 12	1B: 7 2B: 0 3B: 0 HR: 0	SF: 0 SAC: 1 DP: 2 HBP: 0	WP: 1 PB: 0 CS: 2	PA: 38					
<b>PITCHER</b>	IP	WLS	BF	H	R	ER	SO	BB	IBB	HBP	BLK	WP	HR	S	P	ERA	WHIP										
Vladimir Nunez, R ERA: 9.17	(1, 1)	6.0	23	4	2	2	5	5	0	0	0	1	0	53	88	3.00	1.500										
Armando Almanza, L ERA: 2.13	(7, 1)	1.2	7	2	0	0	2	1	0	0	0	0	0	21	34	0.00	1.800										
Dan Miceli, R ERA: 1.77	(8, 1)	1.1	W	6	1	0	0	1	0	0	0	0	0	11	19	0.00	1.500										

Atlanta Braves @ Florida Marlins  
Pro Player Stadium, Miami, FL  
Mon May 08 2000, 7:05 PM EDT  
Att: 14,024 - Cloudy - 81 F

AB 28  
R 2  
H 7  
RBI 1  
BB 7  
SO 7  
LOB 18



Batter	1	2	3	4	5	6	7	8	9	AB	R	H	RBI	BB	SO	LOB	BOTTOM										
Luis Castillo, S OBP: 0.459, SLG: 0.414	0-1 G5-3	3-2 G6-3		1-1 E5		0-3 K			3-2 G5-3	5	0	0	0	0	1	7											
Mark Kotsay, L OBP: 0.316, SLG: 0.423	0-0 S E 1B		0-0 G6-3	1-3 K		1-1 G4-3			4-0 BLK DI IBB	4	1	1	0	0	1	3											
Mark Smith, R OBP: 0.471, SLG: 0.320									2-2 BLK	4	1	1	0	1	3	1											
Cliff Floyd, L OBP: 0.352, SLG: 0.389	4-0 E G4-3 BB		2-3 K		0-1 CS 1B		3-3 K		2-2 BLK	4	1	1	0	1	3	1											
Preston Wilson, R OBP: 0.315, SLG: 0.397	2-2 G4-3 S 2H		3-2 K		2-3 K		3-3 K			4	0	1	0	0	2	2											
Mike Lowell, R OBP: 0.297, SLG: 0.456	1-2 G4-3		0-1 G4-3		0-0 F9				0-0 G5-3	4	0	0	1	0	0	2											
Derek Lee, R OBP: 0.418, SLG: 0.508	1-3 K			2-0 G6-3		2-3 K		2-3 K		4	0	0	0	0	3	1											
Alex Gonzalez, R OBP: 0.220, SLG: 0.238		0-2 P6		0-1 E 1B		1-2 2B 1B		1-2 F9		4	0	2	0	0	0	0											
Paul Bako, L OBP: 0.396, SLG: 0.357		2-2 SH3-4 1B		0-0 E 1B		2-3 K			1-2 G5-3 BLK 1B	4	0	3	0	0	1	1											
Danny Bautista, R OBP: 0.244, SLG: 0.419				1-2 1B					2-1 F2	1	0	1	0	0	0	0											
Vladimir Nunez, R OBP: 0.250, SLG: 0.625		3-2 SH3-4		0-3 K		0-0 2B				1	0	0	0	0	1	2											
Brant Brown, L OBP: 0.289, SLG: 0.429										1	0	1	0	0	0	0											
Armando Almanza, L ERA: 1.4										0	0	0	0	0	0	0											
Dan Miceli, R ERA: 1.77										0	0	0	0	0	0	0											
Dave Berg, R OBP: 0.378, SLG: 0.424										1	0	0	0	0	1												
<b>Inning Stats</b>	R: 2 E: 1 K: 1 S: 12	H: 1 LOB: 1 BB: 1 P: 20	R: 0 E: 0 K: 0 S: 15	H: 1 LOB: 1 BB: 0 P: 23	R: 0 E: 0 K: 1 S: 10	H: 1 LOB: 1 BB: 0 P: 15	R: 0 E: 1 K: 2 S: 12	H: 2 LOB: 3 BB: 0 P: 16	R: 0 E: 0 K: 1 S: 6	H: 1 LOB: 0 BB: 0 P: 8	R: 0 E: 0 K: 3 S: 13	H: 2 LOB: 2 BB: 0 P: 18	R: 0 E: 0 K: 2 S: 8	H: 0 LOB: 0 BB: 0 P: 15	R: 0 E: 0 K: 1 S: 7	H: 0 LOB: 0 BB: 0 P: 10	R: 1 E: 1 K: 1 S: 14	H: 1 LOB: 2 BB: 1 P: 26	1B: 8 2B: 1 3B: 0 HR: 0	SF: 0 SAC: 1 DP: 0 HBP: 0	WP: 0 PB: 0 CS: 1	PA: 39					
<b>PITCHER</b>	IP	WLS	BF	H	R	ER	SO	BB	IBB	HBP	BLK	WP	HR	S	P	ERA	WHIP										
Greg Maddux, R ERA: 2.62	(1, 1)	7.0	31	8	2	0	10	1	0	0	0	0	0	76	115	0.00	1.286										
Mike Remlinger, L ERA: 1.4	(8, 1)	1.0	3	0	0	0	1	0	0	0	0	0	0	7	10	0.00	0.000										
Rudy Seanez, R ERA: 4.5	(9, 1)	0.2	L	3	1	1	0	0	0	0	0	0	0	12	18	0.00	1.500										
John Rocker, L ERA: 4.5	(9, 1)	0.0	2	0	0	0	0	0	1	0	1	0	0	2	8	∞	∞										

Atlanta Braves @ Florida Marlins  
Pro Player Stadium, Miami, FL  
Mon May 08 2000, 7:05 PM EDT  
Att: 14,024 - Cloudy - 81 F

AB 36  
R 3  
H 9  
RBI 1  
BB 2  
SO 12  
LOB 20



Batter	1	2	3	4	5	6	7	8	9	AB	R	H	RBI	BB	SO	LOB	TOP						
Quilvio Veras, S OBP: 0.411, SLG: 0.391 Keith Lockhart, L OBP: 0.259, SLG: 0.360	G1-3	BB	BB				F8			4	0	2	2	1	0	1	<b>Atlanta Braves @ Florida Marlins</b> Pro Player Stadium, Miami, FL Tue May 09 2000, 7:05 PM EDT Att. 12,564 - Sunny - 83 F						
Andruw Jones, R OBP: 0.407, SLG: 0.547	BB	P6	F2				E5		G6-3	5	2	0	0	0	0	5							
10 Chipper Jones, S OBP: 0.413, SLG: 0.543 Kerry Ligtenberg, R	HBP		P4						F8	3	2	2	0	2	0	3							
Wally Joyner, L OBP: 0.381, SLG: 0.400	HBP					G4-3				0	0	0	0	0	0	0							
Andres Galarraga, R OBP: 0.392, SLG: 0.612 Bruce Chen, L	HR									3	1	1	1	2	0	1							
Brian Jordan, R OBP: 0.288, SLG: 0.297	HR	F9				SF7			F9	3	1	0	2	0	0	5							
Javy Lopez, R OBP: 0.336, SLG: 0.444 Fernando Lunar, R	HR		BB						G3	4	2	3	4	1	0	0							
Bobby Bonilla, S OBP: 0.377, SLG: 0.456 Trenidad Hubbard, R OBP: 0.286, SLG: 0.278	F8		BB				F8		K	4	0	1	0	0	0	2							
Rafael Furcal, S OBP: 0.410, SLG: 0.338	G3-1		BB						K	4	2	2	0	1	1	0							
John Burkett, R Steve Sisco, R		K	K				F3		G5-3	3	0	0	0	0	3	4							
<b>Inning Stats</b>	R: 5 E: 0 K: 0 S: 11	H: 1 LOB: 0 BB: 2 P: 29	R: 0 E: 0 K: 1 S: 17	H: 1 LOB: 3 BB: 2 P: 29	R: 1 E: 0 K: 1 S: 16	H: 1 LOB: 3 BB: 3 P: 34	R: 0 E: 0 K: 1 S: 8	H: 1 LOB: 1 BB: 0 P: 11	R: 1 E: 0 K: 0 S: 9	H: 2 LOB: 0 BB: 0 P: 14	R: 1 E: 0 K: 0 S: 8	H: 2 LOB: 1 BB: 0 P: 12	R: 2 E: 1 K: 0 S: 17	H: 3 LOB: 2 BB: 0 P: 26	R: 0 E: 0 K: 2 S: 11	H: 0 LOB: 0 BB: 0 P: 16	R: 0 E: 0 K: 0 S: 7	H: 1 LOB: 1 BB: 0 P: 9	1B: 8 2B: 2 3B: 1 HR: 1	SF: 1 SAC: 0 DP: 0 HBP: 2	WP: 1 PB: 0 CS: 0	PA: 48	
<b>PITCHER</b>	IP	WLS	BF	H	R	ER	SO	BB	IBB	HBP	BLK	WP	HR	S	P	ERA	WHIP						
Brad Penny, R ERA: 4.75	2.1	L	19	3	6	6	2	7	0	2	1	1	1	38	81	23.14	4.286						
Vic Darensbourg, L ERA: 3.45	4.2		22	8	4	2	1	0	0	0	0	0	0	48	74	3.86	1.714						
Braden Looper, R ERA: 1.42	2.0		7	1	0	0	2	0	0	0	0	0	0	18	25	0.00	0.500						

AB 38  
R 10  
H 12  
RBI 9  
BB 7  
SO 5  
LOB 23



Batter	1	2	3	4	5	6	7	8	9	AB	R	H	RBI	BB	SO	LOB	BOTTOM						
Luis Castillo, S OBP: 0.468, SLG: 0.435	BB		BB				F7		E5	4	3	2	0	1	0	1	<b>Atlanta Braves @ Florida Marlins</b> Pro Player Stadium, Miami, FL Tue May 09 2000, 7:05 PM EDT Att. 12,564 - Sunny - 83 F						
Mark Kotsay, L OBP: 0.322, SLG: 0.444 Mark Smith, R OBP: 0.486, SLG: 0.462	BB		BB				FC6-4		HR	4	0	2	2	0	0	3							
Cliff Floyd, L OBP: 0.348, SLG: 0.376 Braden Looper, R	BB		BB				F6		F9	3	0	0	0	1	1	4							
Derrek Lee, R OBP: 0.413, SLG: 0.500	BB		K				F8			1	0	0	0	0	0	0							
Preston Wilson, R OBP: 0.313, SLG: 0.400 Danny Bautista, R OBP: 0.244, SLG: 0.419	BB		K							4	0	1	0	0	1	3							
Mike Lowell, R OBP: 0.296, SLG: 0.473	P4						G6-3		HR	4	1	1	1	0	1	2							
Kevin Millar, R OBP: 0.341, SLG: 0.384		F7					BB		P6	3	0	0	0	1	1	1							
Alex Gonzalez, R OBP: 0.213, SLG: 0.230	F4						F8		K	4	0	0	0	0	1	2							
Paul Bako, L OBP: 0.385, SLG: 0.348	K						K		P6	4	0	1	0	0	2	1							
Brad Penny, R OBP: 0.133, SLG: 0.133 Vic Darensbourg, L OBP: 0.697, SLG: 0.667 Brant Brown, L OBP: 0.277, SLG: 0.409			K				FC6-4		G3	0	0	0	0	0	0	0							
<b>Inning Stats</b>	R: 1 E: 0 K: 0 S: 12	H: 2 LOB: 1 BB: 1 P: 24	R: 0 E: 0 K: 1 S: 12	H: 0 LOB: 0 BB: 0 P: 15	R: 1 E: 0 K: 3 S: 16	H: 2 LOB: 1 BB: 0 P: 21	R: 0 E: 0 K: 1 S: 6	H: 0 LOB: 1 BB: 1 P: 12	R: 0 E: 0 K: 2 S: 8	H: 1 LOB: 1 BB: 0 P: 10	R: 0 E: 0 K: 1 S: 14	H: 1 LOB: 2 BB: 1 P: 22	R: 0 E: 0 K: 1 S: 9	H: 1 LOB: 0 BB: 0 P: 10	R: 2 E: 1 K: 0 S: 11	H: 1 LOB: 0 BB: 0 P: 18	1B: 4 2B: 2 3B: 1 HR: 2	SF: 0 SAC: 0 DP: 1 HBP: 0	WP: 0 PB: 0 CS: 0	PA: 39			
<b>PITCHER</b>	IP	WLS	BF	H	R	ER	SO	BB	IBB	HBP	BLK	WP	HR	S	P	ERA	WHIP						
John Burkett, R ERA: 6.86	6.0	W	25	6	2	2	7	2	0	0	0	0	0	60	92	3.00	1.333						
Kerry Ligtenberg, R ERA: 6.48	2.0		9	2	1	1	2	1	0	0	0	0	1	23	32	4.50	1.500						
Bruce Chen, L ERA: 1.8	1.0		5	1	2	0	0	0	0	0	0	0	1	11	18	0.00	1.000						

AB 36  
R 5  
H 9  
RBI 5  
BB 3  
SO 9  
LOB 18



Batter	1	2	3	4	5	6	7	8	9	AB	R	H	RBI	BB	SO	LOB	TOP								
Quilvio Veras, S OBP: 0.410, SLG: 0.400	G5-3		G6-4-3						G6-3	5	0	2	0	0	0	4	<b>Atlanta Braves @ Florida Marlins</b> Pro Player Stadium, Miami, FL Wed May 10 2000, 7:05 PM EDT Att: 15,249 - Sunny - 83 F								
Andruw Jones, R OBP: 0.417, SLG: 0.546	K			G6-4-3						2	0	1	0	2	1	0									
10 Chipper Jones, S OBP: 0.401, SLG: 0.525	F9			F3						4	0	0	0	0	0	7									
Andres Galarraga, R OBP: 0.379, SLG: 0.589		G5-3		G6-4-3						4	0	0	0	0	1	6									
Brian Jordan, R OBP: 0.312, SLG: 0.382										4	2	3	1	0	1	3									
Javy Lopez, R OBP: 0.324, SLG: 0.427		G5-3								4	0	0	0	0	0	1									
Bobby Bonilla, S OBP: 0.393, SLG: 0.507										3	1	2	1	1	0	0									
Trenidad Hubbard, R OBP: 0.286, SLG: 0.278										0	0	0	0	0	0	0									
Rafael Furcal, S OBP: 0.402, SLG: 0.333										4	0	1	0	0	1	1									
Tom Glavine, L OBP: 0.333, SLG: 0.278										1	0	1	1	1	0	0									
Wally Joyner, L OBP: 0.378, SLG: 0.400										0	0	0	0	1	0	0									
Steve Sisco, R OBP: 0.250, SLG: 0.346										0	0	0	0	0	0	0									
Rudy Seanez, R OBP: 0.250, SLG: 0.346										1	0	0	0	0	0	2									
<b>Inning Stats</b>	R: 0 E: 0 K: 1 S: 9	H: 0 LOB: 0 BB: 0 P: 12	R: 0 E: 0 K: 0 S: 8	H: 1 LOB: 0 BB: 0 P: 10	R: 1 E: 0 K: 1 S: 9	H: 2 LOB: 0 BB: 0 P: 12	R: 0 E: 0 K: 0 S: 6	H: 1 LOB: 0 BB: 0 P: 8	R: 1 E: 0 K: 0 S: 8	H: 2 LOB: 0 BB: 0 P: 12	R: 0 E: 0 K: 0 S: 5	H: 1 LOB: 2 BB: 2 P: 14	R: 1 E: 0 K: 0 S: 5	H: 1 LOB: 0 BB: 0 P: 9	R: 0 E: 0 K: 2 S: 16	H: 1 LOB: 3 BB: 2 P: 30	R: 0 E: 0 K: 0 S: 12	H: 1 LOB: 3 BB: 1 P: 17	1B: 5 2B: 4 3B: 1 HR: 1	SF: 0 SAC: 0 DP: 3 HBP: 0	WP: 0 PB: 0 SB: 0 CS: 0	PA: 37			
<b>PITCHER</b>	IP	WLS	BF	H	R	ER	SO	BB	IBB	HBP	BLK	WP	HR	S	P	ERA	WHIP								
Jesus Sanchez, L ERA: 6.13	7.0	W	26	8	3	3	2	2	0	0	0	0	1	50	77	3.86	1.429								
Dan Miceli, R ERA: 1.77	0.0		3	1	0	0	0	2	0	0	0	0	0	6	14	∞	∞								
Amando Almanza, L ERA: 2.03	0.2	H	2	0	0	0	1	0	0	0	0	0	0	7	12	0.00	0.000								
Braden Looper, R ERA: 1.4	0.1	H	1	0	0	0	1	0	0	0	0	0	0	3	4	0.00	0.000								
Antonio Alfonseca, R ERA: 4.24	1.0	S	5	1	0	0	0	1	0	0	0	0	0	12	17	0.00	2.000								

AB 32  
R 3  
H 10  
RBI 3  
BB 5  
SO 4  
LOB 24



Batter	1	2	3	4	5	6	7	8	9	AB	R	H	RBI	BB	SO	LOB	BOTTOM								
Luis Castillo, S OBP: 0.458, SLG: 0.424	G6-3		F7							4	1	1	0	0	1	1	<b>Atlanta Braves @ Florida Marlins</b> Pro Player Stadium, Miami, FL Wed May 10 2000, 7:05 PM EDT Att: 15,249 - Sunny - 83 F								
Dave Berg, R OBP: 0.366, SLG: 0.432	K									4	1	1	0	0	2	1									
Cliff Floyd, L OBP: 0.353, SLG: 0.392										4	0	2	3	0	0	0									
Dan Miceli, R ERA: 1.77										0	0	0	0	0	0	0									
Amando Almanza, L ERA: 2.03										0	0	0	0	0	0	0									
Braden Looper, R ERA: 1.4										0	0	0	0	0	0	0									
Antonio Alfonseca, R ERA: 4.24										0	0	0	0	0	0	0									
Preston Wilson, R OBP: 0.311, SLG: 0.418										4	1	1	1	0	2	2									
Mike Lowell, R OBP: 0.295, SLG: 0.489										4	1	1	1	0	1	0									
Derrek Lee, R OBP: 0.405, SLG: 0.485										4	0	1	0	0	0	0									
Danny Bautista, R OBP: 0.224, SLG: 0.383										4	0	0	0	0	1	1									
Mike Redmond, R OBP: 0.381, SLG: 0.379										3	0	2	0	0	0	1									
Jesus Sanchez, L OBP: 0.214, SLG: 0.214										2	1	0	0	0	0	2									
Mark Smith, R OBP: 0.472, SLG: 0.444										1	0	0	0	0	0	0									
Mark Kotsay, L OBP: 0.322, SLG: 0.444										0	0	0	0	0	0	0									
<b>Inning Stats</b>	R: 0 E: 0 K: 1 S: 7	H: 0 LOB: 0 BB: 0 P: 10	R: 0 E: 0 K: 0 S: 10	H: 1 LOB: 1 BB: 0 P: 13	R: 2 E: 0 K: 1 S: 12	H: 3 LOB: 1 BB: 0 P: 20	R: 1 E: 0 K: 0 S: 12	H: 2 LOB: 1 BB: 0 P: 17	R: 0 E: 0 K: 2 S: 9	H: 0 LOB: 0 BB: 0 P: 13	R: 1 E: 0 K: 0 S: 10	H: 1 LOB: 1 BB: 0 P: 17	R: 1 E: 0 K: 1 S: 15	H: 2 LOB: 1 BB: 0 P: 23	R: 0 E: 0 K: 2 S: 10	H: 0 LOB: 0 BB: 0 P: 13	1B: 5 2B: 2 3B: 0 HR: 2	SF: 0 SAC: 0 DP: 0 HBP: 0	WP: 0 PB: 0 SB: 0 CS: 0	PA: 34					
<b>PITCHER</b>	IP	WLS	BF	H	R	ER	SO	BB	IBB	HBP	BLK	WP	HR	S	P	ERA	WHIP								
Tom Glavine, L ERA: 2.29	7.0	L	31	9	5	5	5	0	0	0	0	0	0	75	113	6.43	1.286								
Rudy Seanez, R ERA:	1.0		3	0	0	0	2	0	0	0	0	0	0	10	13	0.00	0.000								

AB 34  
R 5  
H 9  
RBI 5  
BB 0  
SO 7  
LOB 8



Batter	1	2	3	4	5	6	7	8	9	AB	R	H	RBI	BB	SO	LOB	TOP			
<b>Quilvio Veras, S</b> OBP: 0.417, SLG: 0.403 (1, 4)	G4-3	HBP 1B		FC4-6 BB 1B	FC6-4			G6-4-3 BB		4	0	2	1	1	0	2				
<b>Andruw Jones, R</b> OBP: 0.423, SLG: 0.541 (1, 8)	FC5-4 1B	HBP		FC4-6 BB 1B		G5-3		G6-4-3		3	1	1	0	1	0	1				
<b>10 Chipper Jones, S</b> OBP: 0.401, SLG: 0.528 (1, 5)	FC5-4 1B	P6		FC4-6				G4-3		5	0	2	0	0	0	5				
<b>Andres Galarraga, R</b> OBP: 0.380, SLG: 0.580 (1, 3)	FC5-4 1B		F9	G6-3		F8				5	0	2	0	0	0	3				
<b>Brian Jordan, R</b> OBP: 0.293, SLG: 0.356 (1, 9)	FC5-4		K		G5-3	G5-3		F9		5	0	0	1	0	1	4				
<b>Bobby Bonilla, S</b> OBP: 0.384, SLG: 0.487 (1, 7)	G5-3		F9		K		SH1-3 1B			5	0	1	0	0	1	3				
<b>Rafael Furcal, S</b> OBP: 0.407, SLG: 0.333 (1, 6)		L4		SH3-4 BB 1B	HBP 1B		SH1-3			3	2	1	0	1	0	1	AB 36			
<b>Fernando Lumar, R</b> OBP: 0.286, SLG: 0.167 (1, 2)		K		SH3-4 1B	FC6-4 1B		G5-3			3	1	1	0	0	1	1	R 4			
<b>Kevin Millwood, R</b> OBP: 0.214, SLG: 0.231 <b>Greg McMichael, R</b> (5, 1)				SH3-4 1B	HBP					2	0	2	2	0	0	0	H 12			
<b>Wally Joyner, L</b> OBP: 0.368, SLG: 0.387 <b>Mike Remlinger, L</b> (7, 1)	1B				FC6-4 1B		F7			0	0	0	0	0	0	0	RBI 4			
<b>Inning Stats</b>	R: 1 E: 0 K: 0 S: 12	H: 3 LOB: 2 BB: 0 P: 20	R: 0 E: 0 K: 1 S: 12	H: 2 LOB: 3 BB: 0 P: 21	R: 0 E: 0 K: 1 S: 5	H: 0 LOB: 0 BB: 0 P: 7	R: 2 E: 0 K: 0 S: 16	H: 2 LOB: 2 BB: 2 P: 29	R: 1 E: 0 K: 1 S: 10	H: 2 LOB: 1 BB: 0 P: 14	R: 0 E: 0 K: 0 S: 6	H: 1 LOB: 1 BB: 0 P: 14	R: 0 E: 0 K: 0 S: 6	H: 0 LOB: 0 BB: 1 P: 11	R: 0 E: 0 K: 0 S: 7	H: 1 LOB: 1 BB: 0 P: 7	1B: 10 2B: 2 3B: 0 HR: 0	SF: 0 SAC: 2 DP: 1 HBP: 2	WP: 0 PB: 0 SB: 1 CS: 0	PA: 43
<b>PITCHER</b>	IP WLS BF H R ER SO BB IBB HBP BLK WP HR S P ERA WHIP	IP WLS BF H R ER SO BB IBB HBP BLK WP HR S P ERA WHIP	IP WLS BF H R ER SO BB IBB HBP BLK WP HR S P ERA WHIP	IP WLS BF H R ER SO BB IBB HBP BLK WP HR S P ERA WHIP	IP WLS BF H R ER SO BB IBB HBP BLK WP HR S P ERA WHIP	IP WLS BF H R ER SO BB IBB HBP BLK WP HR S P ERA WHIP	IP WLS BF H R ER SO BB IBB HBP BLK WP HR S P ERA WHIP	IP WLS BF H R ER SO BB IBB HBP BLK WP HR S P ERA WHIP	IP WLS BF H R ER SO BB IBB HBP BLK WP HR S P ERA WHIP	IP WLS BF H R ER SO BB IBB HBP BLK WP HR S P ERA WHIP	IP WLS BF H R ER SO BB IBB HBP BLK WP HR S P ERA WHIP	IP WLS BF H R ER SO BB IBB HBP BLK WP HR S P ERA WHIP	IP WLS BF H R ER SO BB IBB HBP BLK WP HR S P ERA WHIP	IP WLS BF H R ER SO BB IBB HBP BLK WP HR S P ERA WHIP	IP WLS BF H R ER SO BB IBB HBP BLK WP HR S P ERA WHIP					
<b>Jason Grilli, R</b> ERA: 5.4	6.2	W	35	11	4	4	3	2	0	2	0	0	0	0	0	67	107	5.40	1.950	
<b>Joe Strong, R</b> ERA: 5.4	1.1	H	4	0	0	0	0	1	0	0	0	0	0	0	0	9	17	0.00	0.750	
<b>Antonio Alfonseca, R</b> ERA: 4.0	1.0	S	4	1	0	0	0	0	0	0	0	0	0	0	0	7	7	0.00	1.000	
<b>Luis Castillo, S</b> OBP: 0.460, SLG: 0.429 (1, 4)	SF9 1B	G5-3		1-2 3H 1B			K			4	1	2	1	0	1	1				
<b>Mark Kotsay, L</b> OBP: 0.320, SLG: 0.438 (1, 9)	HR 1B		P4	F9			G4-3			4	1	1	0	0	0	2				
<b>Cliff Floyd, L</b> OBP: 0.350, SLG: 0.394 <b>Antonio Alfonseca, R</b> (9, 1)	SF9		K		5-4-3 1B BB		G3-1			2	0	0	1	1	1	0				
<b>Preston Wilson, R</b> OBP: 0.329, SLG: 0.449 (1, 8)	HR		CS HBP		5-4-3 1B					2	1	2	2	1	0	0				
<b>Mike Lowell, R</b> OBP: 0.293, SLG: 0.478 (1, 5)	P4		CS	1B 1B FC6-4 BB	5-4-3		K			3	1	0	0	1	1	3				
<b>Derek Lee, R</b> OBP: 0.398, SLG: 0.471 (1, 3)	F3			FC6-4 1B 1B			F8			4	1	1	0	0	1	1				
<b>Alex Gonzalez, R</b> OBP: 0.209, SLG: 0.225 <b>Joe Strong, S</b> (7, 1)			K		F3		G4-3			3	0	0	0	0	1	2	AB 28			
<b>Danny Bautista, R</b> OBP: 0.224, SLG: 0.383 (9, 7)										0	0	0	0	0	0	0	R 5			
<b>Paul Bako, L</b> OBP: 0.382, SLG: 0.347 (1, 2)	G3			FC6-4 1B						3	0	1	0	0	0	0	H 8			
<b>Jason Grilli, R</b> OBP: 0.500, SLG: 0.500 <b>Dave Berg, R</b> OBP: 0.357, SLG: 0.421 (7, 6)				FC6-4 1B			G6-3			2	0	1	1	0	0	2	RBI 5			
<b>Inning Stats</b>	R: 3 E: 0 K: 0 S: 11	H: 3 LOB: 0 BB: 0 P: 20	R: 0 E: 0 K: 1 S: 10	H: 1 LOB: 1 BB: 0 P: 14	R: 0 E: 0 K: 1 S: 7	H: 0 LOB: 0 BB: 0 P: 14	R: 2 E: 0 K: 0 S: 12	H: 3 LOB: 2 BB: 1 P: 24	R: 0 E: 0 K: 0 S: 14	H: 1 LOB: 0 BB: 1 P: 23	R: 0 E: 0 K: 1 S: 7	H: 0 LOB: 0 BB: 0 P: 10	R: 0 E: 0 K: 1 S: 5	H: 0 LOB: 0 BB: 0 P: 8	R: 0 E: 0 K: 1 S: 11	H: 0 LOB: 1 BB: 1 P: 18	1B: 7 2B: 0 3B: 1 HR: 1	SF: 1 SAC: 0 DP: 0 HBP: 1	WP: 0 PB: 0 SB: 0 CS: 1	PA: 34
<b>PITCHER</b>	IP WLS BF H R ER SO BB IBB HBP BLK WP HR S P ERA WHIP	IP WLS BF H R ER SO BB IBB HBP BLK WP HR S P ERA WHIP	IP WLS BF H R ER SO BB IBB HBP BLK WP HR S P ERA WHIP	IP WLS BF H R ER SO BB IBB HBP BLK WP HR S P ERA WHIP	IP WLS BF H R ER SO BB IBB HBP BLK WP HR S P ERA WHIP	IP WLS BF H R ER SO BB IBB HBP BLK WP HR S P ERA WHIP	IP WLS BF H R ER SO BB IBB HBP BLK WP HR S P ERA WHIP	IP WLS BF H R ER SO BB IBB HBP BLK WP HR S P ERA WHIP	IP WLS BF H R ER SO BB IBB HBP BLK WP HR S P ERA WHIP	IP WLS BF H R ER SO BB IBB HBP BLK WP HR S P ERA WHIP	IP WLS BF H R ER SO BB IBB HBP BLK WP HR S P ERA WHIP	IP WLS BF H R ER SO BB IBB HBP BLK WP HR S P ERA WHIP	IP WLS BF H R ER SO BB IBB HBP BLK WP HR S P ERA WHIP	IP WLS BF H R ER SO BB IBB HBP BLK WP HR S P ERA WHIP	IP WLS BF H R ER SO BB IBB HBP BLK WP HR S P ERA WHIP					
<b>Kevin Millwood, R</b> ERA: 4.04	4.0	L	22	8	5	5	2	2	0	1	0	0	0	0	0	45	83	11.25	2.500	
<b>Greg McMichael, R</b> ERA: 2.89	2.0		4	0	0	0	1	0	0	0	0	0	0	0	0	16	22	0.00	0.000	
<b>Mike Remlinger, L</b> ERA: 1.27	2.0		7	0	0	0	2	1	0	0	0	0	0	0	0	16	26	0.00	0.500	

Atlanta Braves @ Florida Marlins  
Pro Player Stadium, Miami, FL

Thu May 11 2000, 7:05 PM EDT  
Att: 14,587 - Sunny - 84 F

AB	36
R	4
H	12
RBI	4
BB	3
SO	3
LOB	21



Atlanta Braves @ Florida Marlins  
Pro Player Stadium, Miami, FL

Thu May 11 2000, 7:05 PM EDT  
Att: 14,587 - Sunny - 84 F

AB	28
R	5
H	8
RBI	5
BB	3
SO	5
LOB	11



Batter	1	2	3	4	5	6	7	8	9	AB	R	H	RBI	BB	SO	LOB	TOP										
Luis Castillo, S OBP: 0.457, SLG: 0.419	G4-3	K				FC3-6 1B		G5-3		4	0	1	0	1	1	1	<b>Florida Marlins @ New York Mets</b> Shea Stadium, Flushing, NY Fri May 12 2000, 7:10 PM EDT Att: 30,828 - Cloudy - 59 F										
Danny Bautista, R OBP: 0.222, SLG: 0.365	1B		F9			FC3-6 1B HR		G6-3		5	1	1	0	0	0	2											
Cliff Floyd, L OBP: 0.300, SLG: 0.388 Antonio Alfonseca, R (9.1)									K	4	2	2	0	0	2	1											
Preston Wilson, R OBP: 0.331, SLG: 0.475	P6								K	5	1	2	4	0	1	3											
Mike Lowell, R OBP: 0.286, SLG: 0.464 Dave Berg, R OBP: 0.357, SLG: 0.421	F9									4	0	0	0	0	2	3											
Derrek Lee, R OBP: 0.402, SLG: 0.514										0	0	0	0	0	0	0											
Alex Gonzalez, R OBP: 0.217, SLG: 0.233										4	1	2	1	0	1	1											
Mike Redmond, R OBP: 0.373, SLG: 0.371										4	1	2	0	0	0	0											
Ryan Dempster, R OBP: 0.100, SLG: 0.200 Armando Almanza, L (6.1) Braden Looper, R (8.1) Mark Kotsay, L OBP: 0.320, SLG: 0.438 (9.9)										4	0	1	0	0	1	2											
										3	0	1	1	0	1	2											
										1	0	0	0	0	0	0											
										0	0	0	0	0	0	0											
										0	0	0	0	0	0	0											
<b>Inning Stats</b>	R: 0 E: 0 K: 0 S: 15	H: 2 LOB: 2 BB: 0 P: 20	R: 1 E: 0 K: 1 S: 11	H: 3 LOB: 1 BB: 0 P: 15	R: 1 E: 0 K: 2 S: 14	H: 1 LOB: 1 BB: 0 P: 19	R: 0 E: 0 K: 0 S: 5	H: 0 LOB: 0 BB: 0 P: 8	R: 4 E: 0 K: 2 S: 25	H: 6 LOB: 2 BB: 0 P: 36	R: 0 E: 0 K: 1 S: 11	H: 0 LOB: 0 BB: 0 P: 21	R: 0 E: 0 K: 1 S: 9	H: 0 LOB: 0 BB: 0 P: 11	R: 0 E: 0 K: 2 S: 7	H: 0 LOB: 0 BB: 0 P: 11	R: 0 E: 0 K: 2 S: 9	H: 0 LOB: 0 BB: 0 P: 14	1B: 8 2B: 2 3B: 0 HR: 2	SF: 0 SAC: 0 DP: 1 HBP: 1	WP: 0 PB: 0 SB: 1 CS: 0	PA: 40					
<b>PITCHER</b>	IP	WLS	BF	H	R	ER	SO	BB	IBB	HBP	BLK	WP	HR	S	P	ERA	WHIP										
Glendon Rusch, L ERA: 4.2	5.0	L	27	12	6	6	5	0	0	1	0	0	2	70	98	10.80	2.400										
Turk Wendell, R ERA: 3.47	2.0		7	0	0	0	1	1	0	0	0	0	0	20	32	0.00	0.500										
John Franco, L ERA: 3.94	1.0		3	0	0	0	1	0	0	0	0	0	0	7	11	0.00	0.000										
Armando Benitez, R ERA: 6.27	1.0		3	0	0	0	2	0	0	0	0	0	0	9	14	0.00	0.000										

Batter	1	2	3	4	5	6	7	8	9	AB	R	H	RBI	BB	SO	LOB	BOTTOM										
Rickey Henderson, R OBP: 0.387, SLG: 0.229	G6-3 1B		F7			S 2B BB		K		3	1	1	0	2	1	1	<b>Florida Marlins @ New York Mets</b> Shea Stadium, Flushing, NY Fri May 12 2000, 7:10 PM EDT Att: 30,828 - Cloudy - 59 F										
Derek Bell, R OBP: 0.422, SLG: 0.551	G6-3		F6			31 HR 2B		BB		4	1	2	1	1	0	1											
31 Mike Piazza, R OBP: 0.445, SLG: 0.769	G6-3							2B		5	1	2	2	0	1	5											
Robin Ventura, L OBP: 0.333, SLG: 0.485	F8		K			2H HR		K		5	1	1	1	0	3	4											
Todd Zeile, R OBP: 0.370, SLG: 0.435										5	0	2	0	0	1	0											
Jon Nunnally, L OBP: 0.382, SLG: 0.426										4	0	0	0	1	2	2											
Melvin Mora, R OBP: 0.228, SLG: 0.415 Turk Wendell, L (6.1) Benny Agbavani, R OBP: 0.381, SLG: 0.526 (7, PH) John Franco, L (8.1) Matt Franco, L OBP: 0.282, SLG: 0.152 (9.4) 20 Kurt Abbott, R OBP: 0.295, SLG: 0.317 (6.6)										3	0	1	0	0	1	2											
										0	0	0	0	0	0	0											
										1	0	0	0	0	1	0											
										0	0	0	0	0	0	0											
										0	0	0	0	0	0	0											
<b>Inning Stats</b>	R: 0 E: 0 K: 0 S: 11	H: 1 LOB: 1 BB: 0 P: 17	R: 0 E: 0 K: 2 S: 12	H: 2 LOB: 2 BB: 0 P: 18	R: 0 E: 0 K: 1 S: 9	H: 1 LOB: 1 BB: 0 P: 14	R: 0 E: 0 K: 2 S: 10	H: 1 LOB: 1 BB: 0 P: 15	R: 4 E: 0 K: 0 S: 18	H: 4 LOB: 2 BB: 2 P: 30	R: 0 E: 0 K: 2 S: 11	H: 1 LOB: 2 BB: 1 P: 19	R: 0 E: 0 K: 1 S: 8	H: 0 LOB: 0 BB: 0 P: 14	R: 0 E: 0 K: 2 S: 10	H: 0 LOB: 2 BB: 2 P: 23	R: 0 E: 0 K: 3 S: 11	H: 0 LOB: 0 BB: 0 P: 16	1B: 6 2B: 2 3B: 0 HR: 2	SF: 0 SAC: 0 DP: 0 HBP: 0	WP: 0 PB: 0 SB: 1 CS: 0	PA: 42					
<b>PITCHER</b>	IP	WLS	BF	H	R	ER	SO	BB	IBB	HBP	BLK	WP	HR	S	P	ERA	WHIP										
Ryan Dempster, R ERA: 2.8	5.2	W	30	10	4	4	6	3	0	0	0	0	2	68	107	6.35	2.294										
Armando Almanza, L ERA: 1.76	2.0	H	8	0	0	0	4	2	0	0	0	0	0	19	40	0.00	1.000										
Braden Looper, R ERA: 1.37	0.1	H	1	0	0	0	0	0	0	0	0	0	0	2	3	0.00	0.000										
Antonio Alfonseca, R ERA: 3.79	1.0	S	3	0	0	0	3	0	0	0	0	0	0	11	16	0.00	0.000										

AB	38
R	6
H	12
RBI	6
BB	1
SO	9
LOB	15



Batter	1	2	3	4	5	6	7	8	9	AB	R	H	RBI	BB	SO	LOB	TOP						
<b>Luis Castillo, S</b> OBP: 0.443, SLG: 0.405 (1, 4)	L5		L7		E4		G4-3			5	1	1	0	0	0	0	<b>Florida Marlins @ New York Mets</b> Shea Stadium, Flushing, NY Sat May 13 2000, 1:10 PM EDT Att: 32,772 - Cloudy - 64 F						
<b>Mark Kotsay, L</b> OBP: 0.323, SLG: 0.444 (1, 9)	G4-3				G3-6-1		F7	FC6		5	0	2	0	0	0	2							
<b>Cliff Floyd, L</b> OBP: 0.362, SLG: 0.377 <b>Braden Looper, R</b> OBP: 0.218, SLG: 0.358 <b>Antonio Alfonseca, R</b> (8, 1) (9, 1)	K		K				F7			3	2	0	0	1	2	2							
<b>Preston Wilson, R</b> OBP: 0.345, SLG: 0.517 (1, 8)		F8			HR					4	3	3	4	1	0	0							
<b>Kevin Millar, R</b> OBP: 0.348, SLG: 0.421 <b>Joe Strong, S</b> (7, 1)		K			2B		G5-3	FC6		3	1	1	2	1	1	1							
<b>Danny Bautista, R</b> OBP: 0.218, SLG: 0.358 (8, 7) (8, 7)					HR					0	0	0	0	0	0	0							
<b>Derrek Lee, R</b> OBP: 0.402, SLG: 0.494 (1, 3)					L1		F2	FC6-4		1	0	0	0	2	0	1							
<b>Dave Berg, R</b> OBP: 0.362, SLG: 0.390 (7, 5)					G6-3					3	0	0	0	2	1	2							
<b>Paul Bako, L</b> OBP: 0.383, SLG: 0.340 (1, 2)										4	0	1	1	0	2	2							
<b>Vladimir Nunez, R</b> OBP: 0.200, SLG: 0.500 <b>Brant Brown, L</b> OBP: 0.271, SLG: 0.400 <b>Ron Mahay, L</b> (6, 1) (6, 1)										2	0	0	0	0	0	0							
<b>Alex Gonzalez, R</b> OBP: 0.215, SLG: 0.231 (7, 6) (7, 6)										1	0	0	0	0	0	0							
<b>Inning Stats</b>	R: 0 E: 0 K: 1 S: 10	H: 0 LOB: 0 BB: 0 P: 17	R: 0 E: 0 K: 2 S: 14	H: 0 LOB: 2 BB: 2 P: 26	R: 0 E: 0 K: 1 S: 10	H: 1 LOB: 1 BB: 0 P: 14	R: 2 E: 0 K: 1 S: 15	H: 2 LOB: 0 BB: 0 P: 21	R: 0 E: 1 K: 0 S: 7	H: 0 LOB: 0 BB: 0 P: 7	R: 2 E: 0 K: 0 S: 13	H: 2 LOB: 2 BB: 2 P: 28	R: 3 E: 0 K: 0 S: 21	H: 2 LOB: 3 BB: 2 P: 37	R: 0 E: 0 K: 1 S: 11	H: 1 LOB: 2 BB: 1 P: 18		R: 0 E: 0 K: 1 S: 14	H: 0 LOB: 0 BB: 0 P: 19	1B: 3 2B: 3 3B: 0 HR: 2	SF: 0 SAC: 0 DP: 1 HBP: 2	WP: 0 PB: 0 CS: 0	PA: 44
<b>PITCHER</b>	IP	WLS	BF	H	R	ER	SO	BB	IBB	HBP	BLK	WP	HR	S	P	ERA		WHIP					
<b>Pat Mahomes, R</b> ERA: 3.98 (1, 1)	5.0	B	22	4	4	4	5	3	0	0	0	0	1	60	96	7.20	1.400						
<b>Turk Wendell, R</b> ERA: 3.33 (6, 1)	1.0	B	5	1	0	0	0	1	0	0	0	0	0	9	17	0.00	2.000						
<b>Dennis Cook, L</b> ERA: 6.35 (7, 1)	0.1	L	6	2	3	3	0	2	0	1	0	0	1	15	27	81.00	12.000						
<b>Rich Rodriguez, L</b> ERA: 7.08 (7, 1)	1.1		6	1	0	0	0	0	0	1	0	0	0	12	18	0.00	0.750						
<b>Aramando Benitez, R</b> ERA: 5.65 (8, 1)	1.1		5	0	0	0	1	1	0	0	0	0	0	19	29	0.00	0.750						

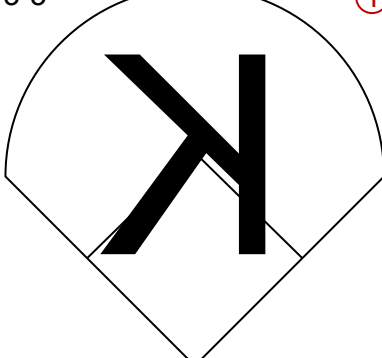
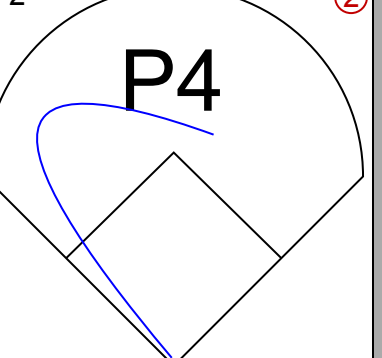
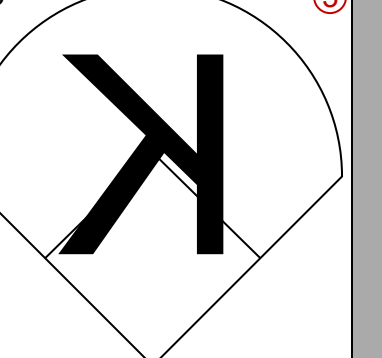
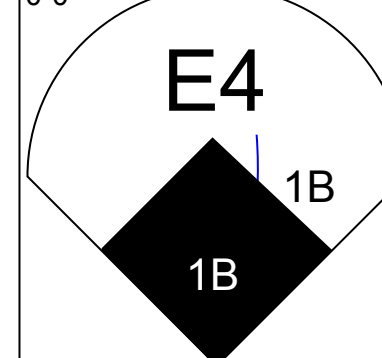
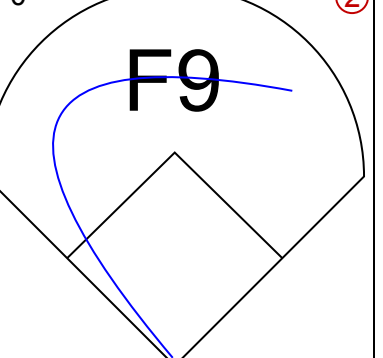
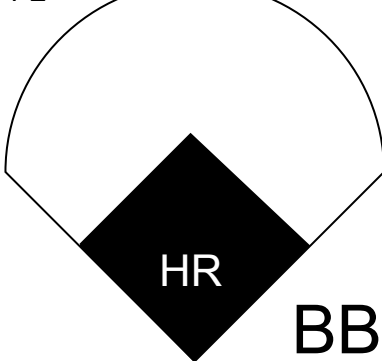
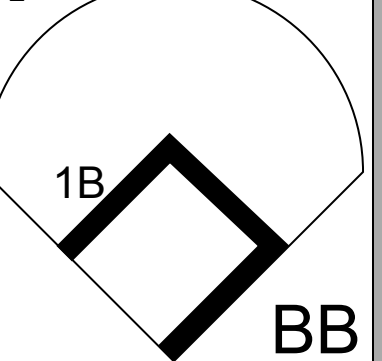
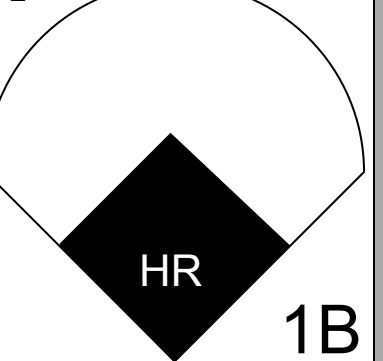
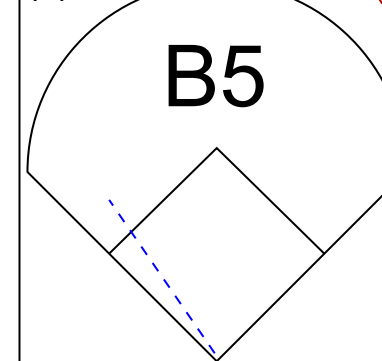
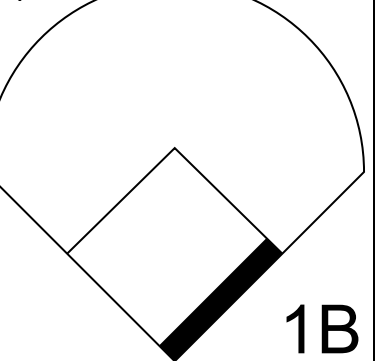
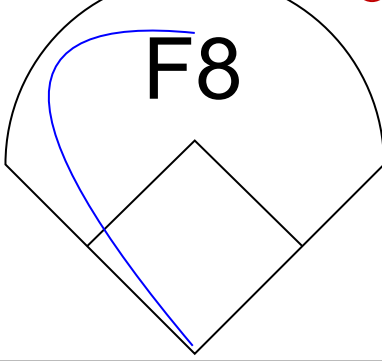
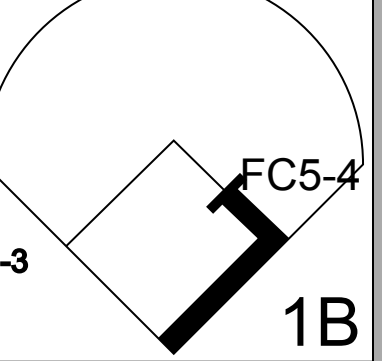
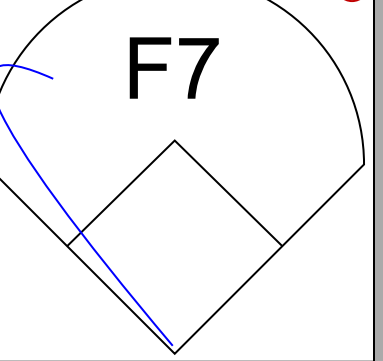
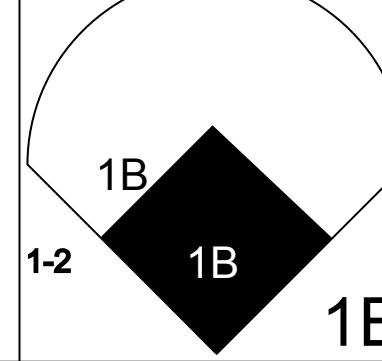
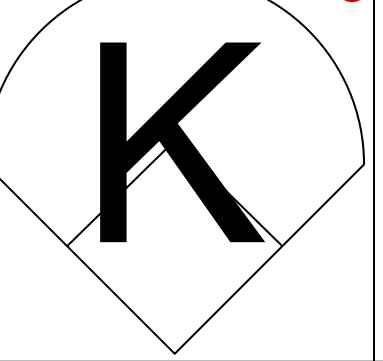
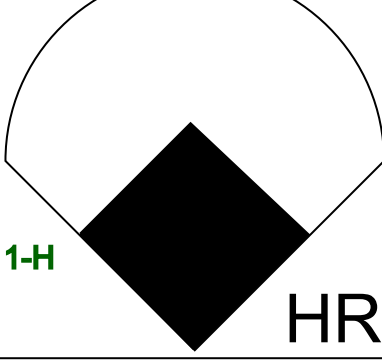
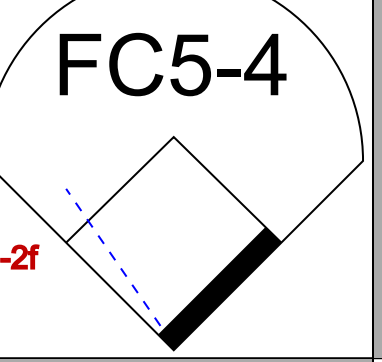
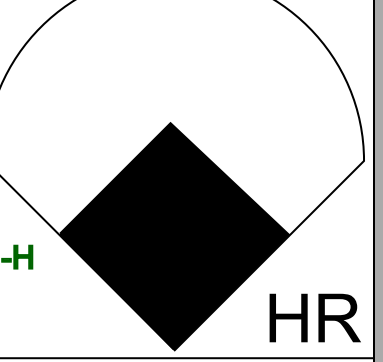
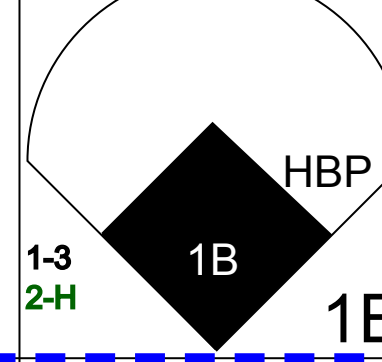
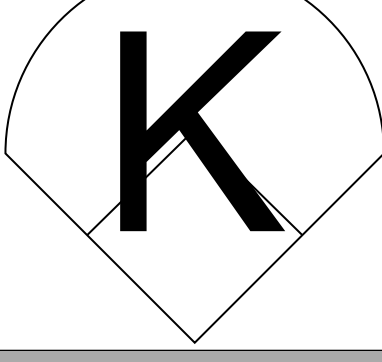
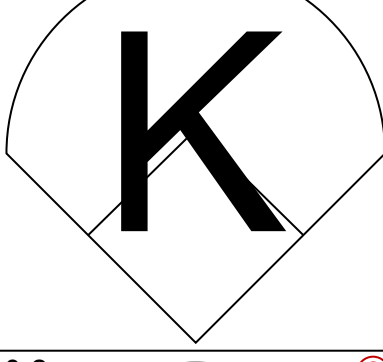
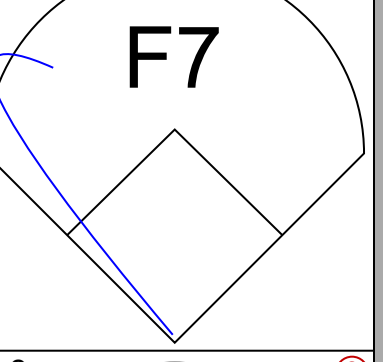
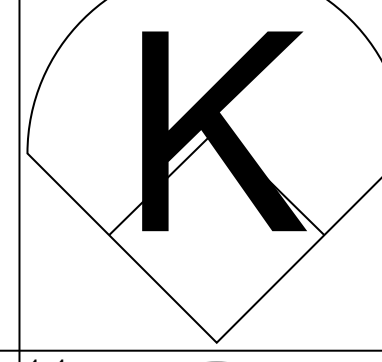
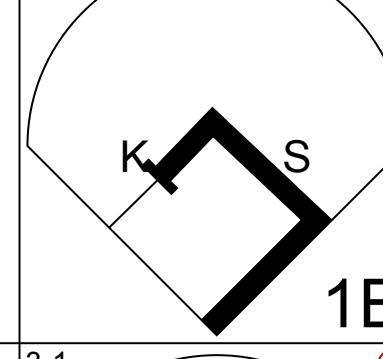
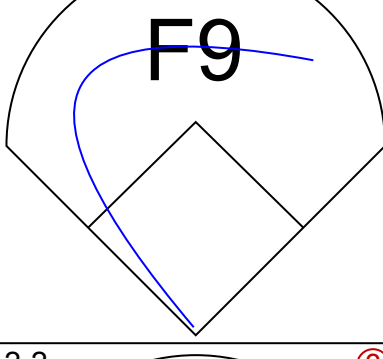
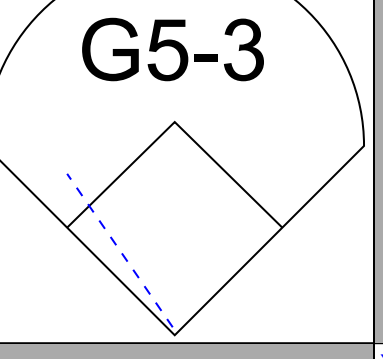
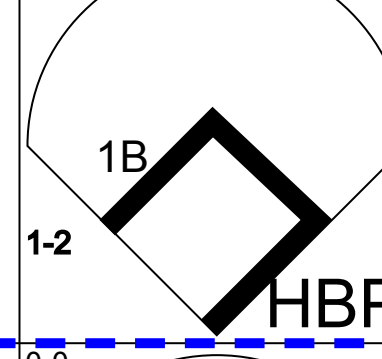
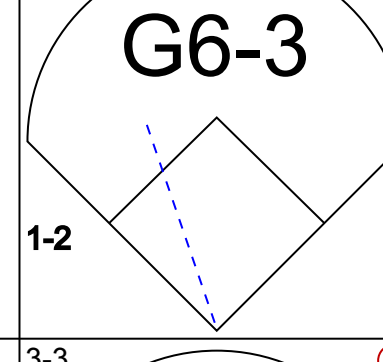
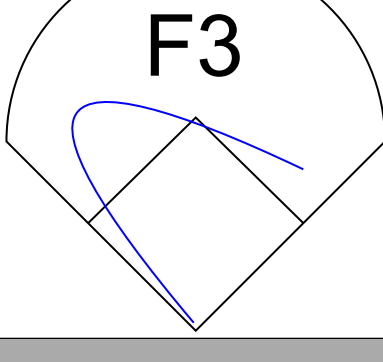
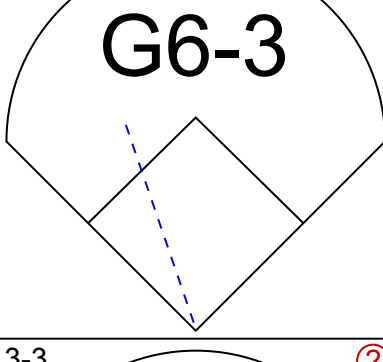
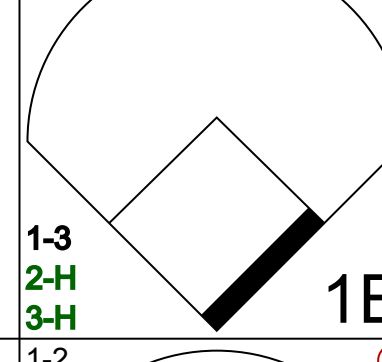
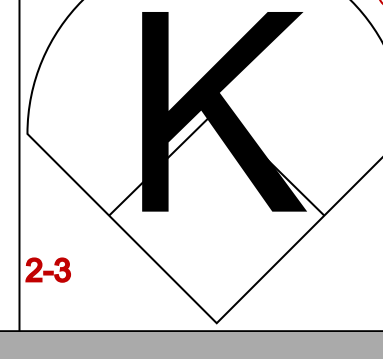
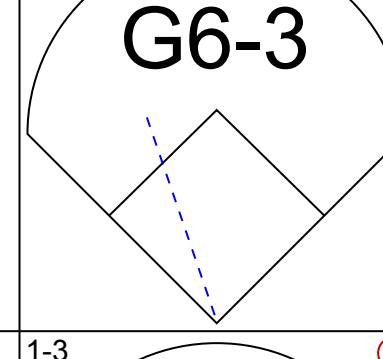
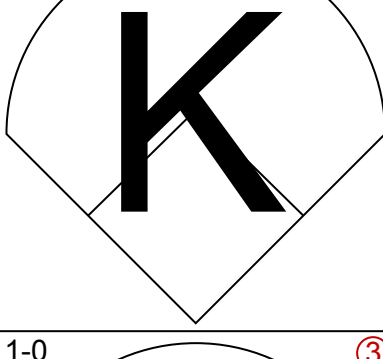
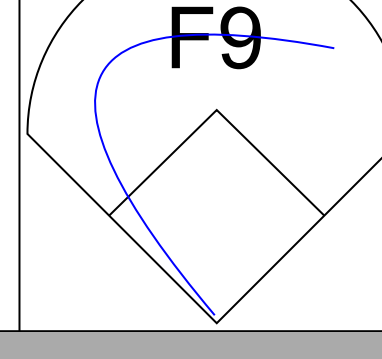
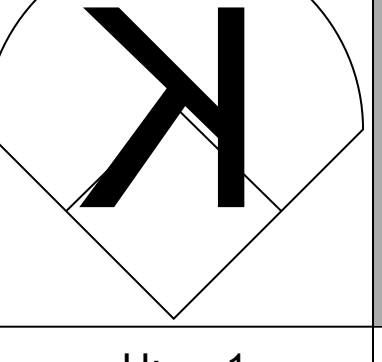
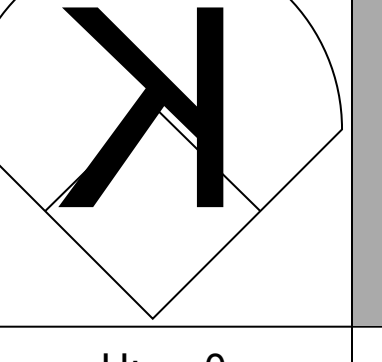
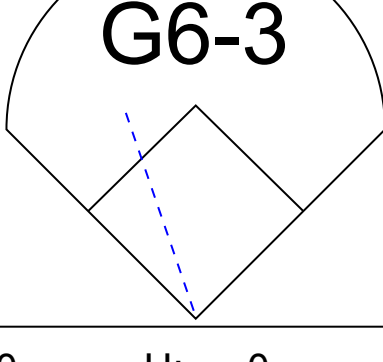

Batter	1	2	3	4	5	6	7	8	9	AB	R	H	RBI	BB	SO	LOB	BOTTOM						
<b>Joe McEwing, R</b> OBP: 0.400, SLG: 0.500 (1, 8) (7, 7) (9, 6)	F8	P6		G5-3			G5-3			4	1	1	0	1	0	2	<b>Florida Marlins @ New York Mets</b> Shea Stadium, Flushing, NY Sat May 13 2000, 1:10 PM EDT Att: 32,772 - Cloudy - 64 F						
<b>Derek Bell, R</b> OBP: 0.421, SLG: 0.566 (1, 9)							P4			5	2	2	1	0	0	2							
<b>Edgardo Alfonzo, R</b> OBP: 0.457, SLG: 0.558 (1, 4)							G5-3			3	1	1	1	2	1	1							
<b>Robin Ventura, L</b> OBP: 0.338, SLG: 0.481 <b>Armando Benitez, R</b> (8, 1)							L4			3	0	1	1	1	0	2							
<b>Mike Hampton, R</b> OBP: 0.333, SLG: 0.222 (9, 7) (9, 7)							G4-3			0	0	0	0	0	0	0							
<b>Todd Zeile, R</b> OBP: 0.384, SLG: 0.469 (1, 3)										1	0	0	0	0	1	1							
<b>Benny Agbayani, R</b> OBP: 0.396, SLG: 0.488 <b>Dennis Cook, L</b> (7, 1)										4	1	3	2	1	0	0							
<b>Rich Rodriguez, L</b> (7, 1)										0	0	0	0	0	0	0							
<b>Matt Franco, L</b> OBP: 0.268, SLG: 0.143 (8, 5)										2	0	0	0	0	0	3							
<b>Todd Pratt, R</b> OBP: 0.423, SLG: 0.556 (1, 2)										4	0	2	0	0	0	0							
<b>20 Kurt Abbott, R</b> OBP: 0.288, SLG: 0.318 <b>31 Mike Piazza, R</b> OBP: 0.442, SLG: 0.761 <b>Rickey Henderson, R</b> OBP: 0.387, SLG: 0.223 (8, 7) (9, 7)										3	1	1	0	0	1	1							
<b>Pat Mahomes, R</b> OBP: 0.222, SLG: 0.333 <b>Turk Wendell, L</b> (6, 1)										1	0	0	0	0	0	0							
<b>Jay Payton, R</b> OBP: 0.280, SLG: 0.369 <b>Jon Nunnally, L</b> OBP: 0.357, SLG: 0.418 (8, 7) (9, 8)										1	0	0	0	0	0	0							
<b>Inning Stats</b>	R: 2 E: 0 K: 0 S: 9	H: 2 LOB: 1 BB: 2 P: 20	R: 0 E: 0 K: 1 S: 8	H: 1 LOB: 0 BB: 0 P: 13	R: 1 E: 0 K: 0 S: 12	H: 1 LOB: 0 BB: 0 P: 17	R: 1 E: 0 K: 0 S: 15	H: 2 LOB: 1 BB: 0 P: 21	R: 0 E: 0 K: 1 S: 8	H: 1 LOB: 0 BB: 0 P: 16	R: 1 E: 0 K: 0 S: 15	H: 1 LOB: 0 BB: 0 P: 21	R: 0 E: 0 K: 2 S: 12	H: 1 LOB: 2 BB: 1 P: 21	R: 1 E: 0 K: 1 S: 17	H: 3 LOB: 2 BB: 0 P: 23	1B: 8 2B: 2 3B: 0 HR: 2	SF: 0 SAC: 0 DP: 1 HBP: 0	WP: 1 PB: 0 CS: 1	PA: 43			
<b>PITCHER</b>	IP	WLS	BF	H	R	ER	SO	BB	IBB	HBP	BLK	WP	HR	S	P	ERA	WHIP						
<b>Vladimir Nunez, R</b> ERA: 8.65 (1, 1)	5.0		22	7	4	3	2	2	0	0	0	0	1	52	87	5.40	1.800						
<b>Ron Mahay, L</b> ERA: 9.0 (8, 1)	1.0	W	4	1	1	1	1	0	0	0	0	0	1	15	21	9.00	1.000						
<b>Joe Strong, R</b> ERA: 9.0 (7, 1)	1.0	H	5	0	0	0	0	2	0	0	0	0	0	8	18	0.00	2.000						
<b>Braden Looper, R</b> ERA: 1.31 <b>Antonio Alfonseca, R</b> ERA: 4.05 (8, 1) (9, 1)	1.0	H	5	1	0	0	2	1	0	0	0	0	0	12	21	0.00	2.000						

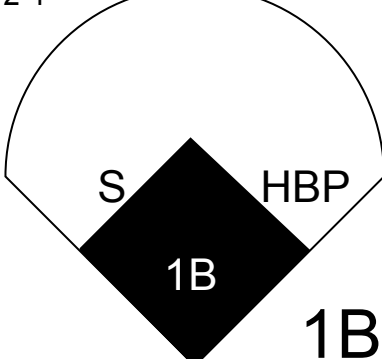
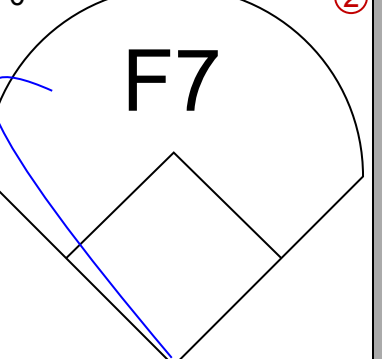
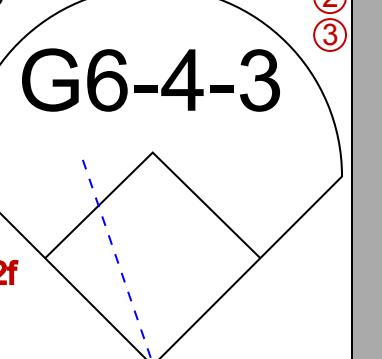
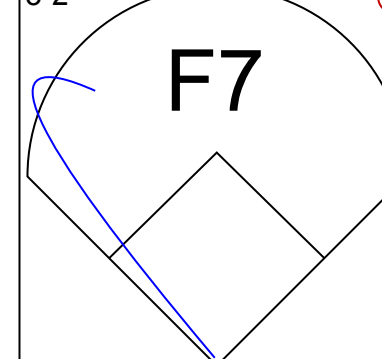
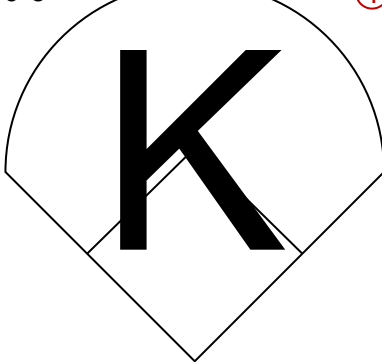
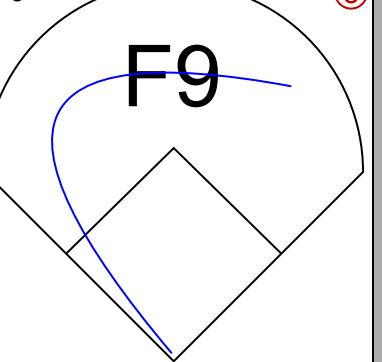
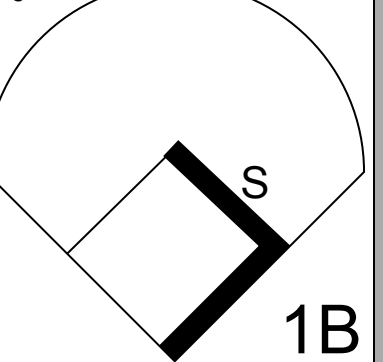
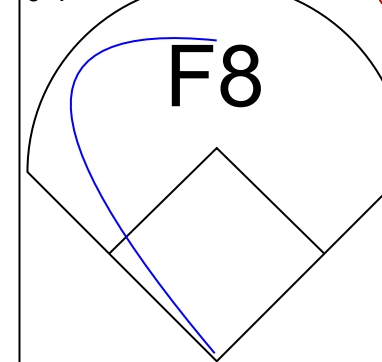
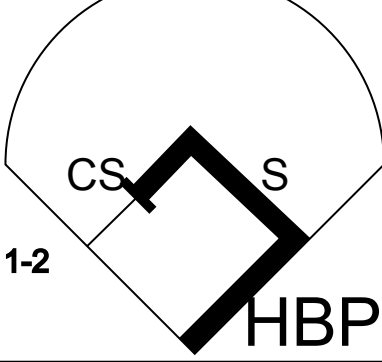
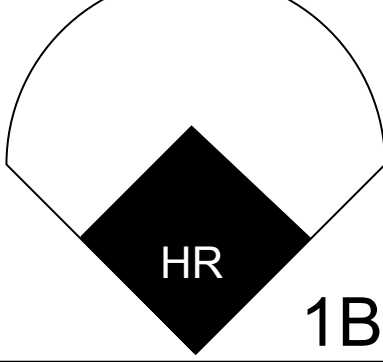
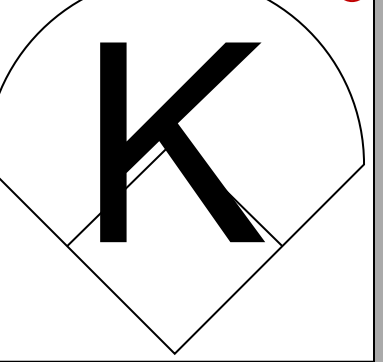
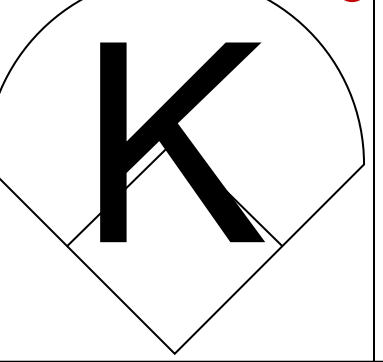
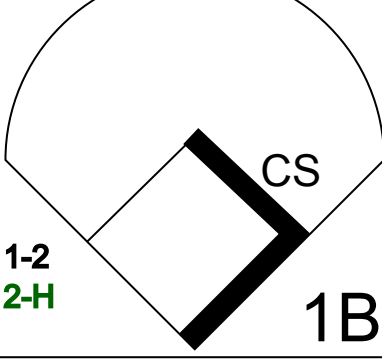
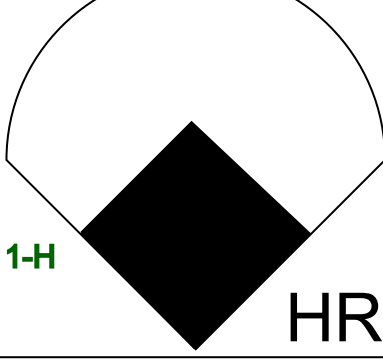
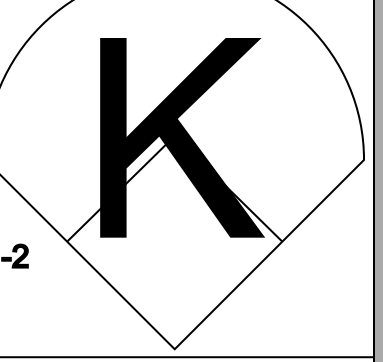

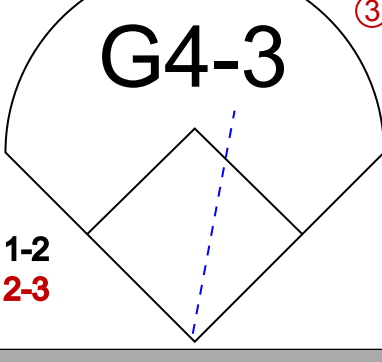
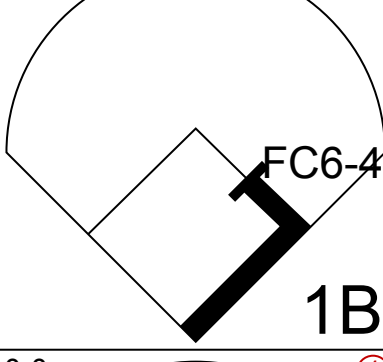
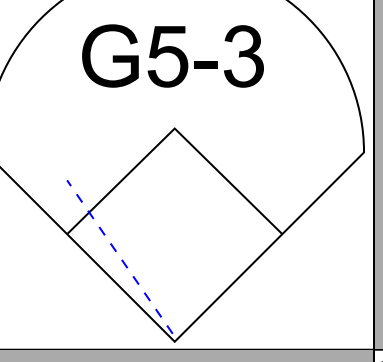

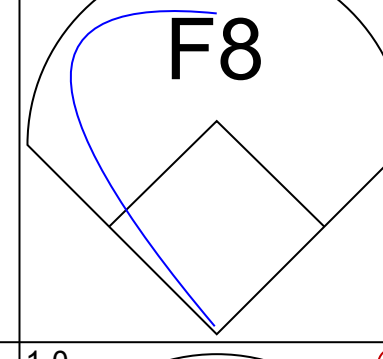
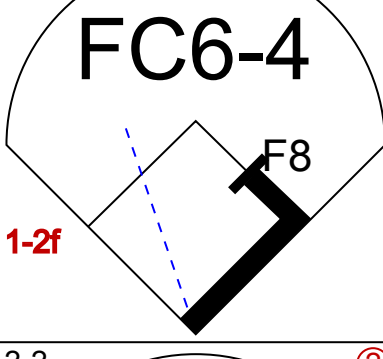
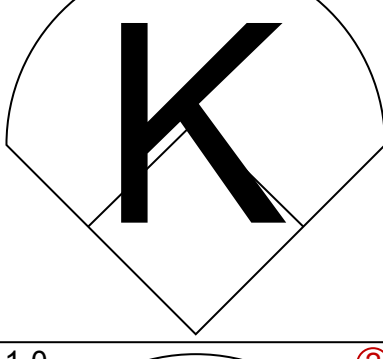
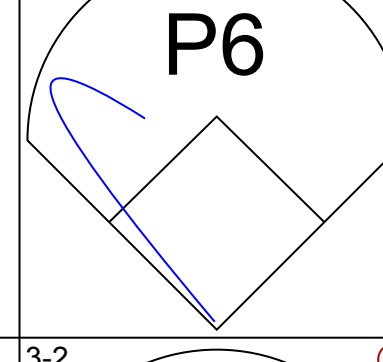
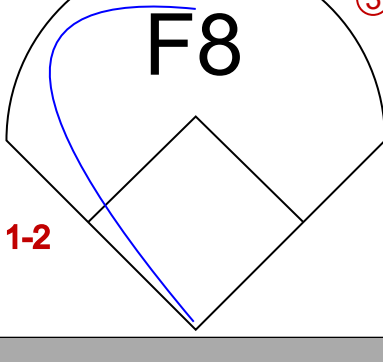
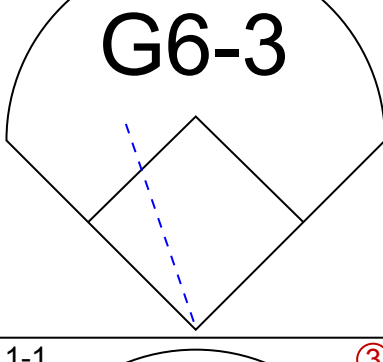
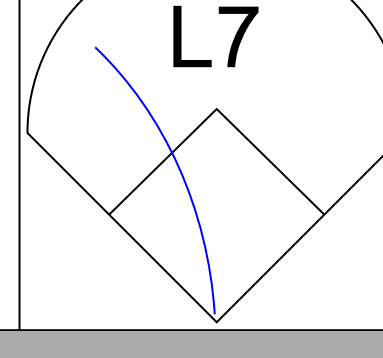
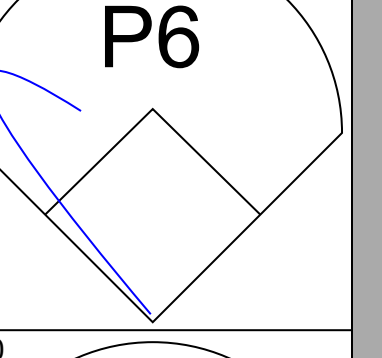
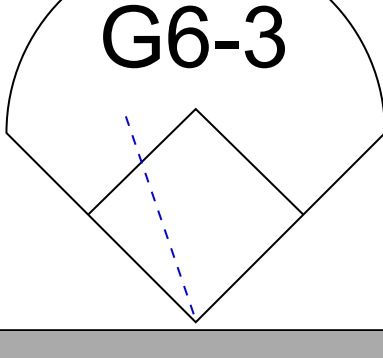
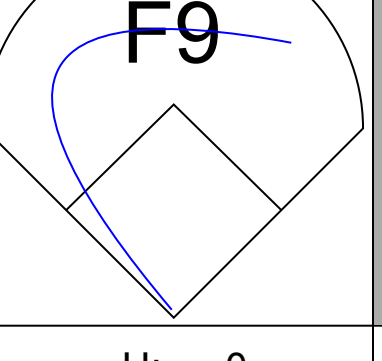
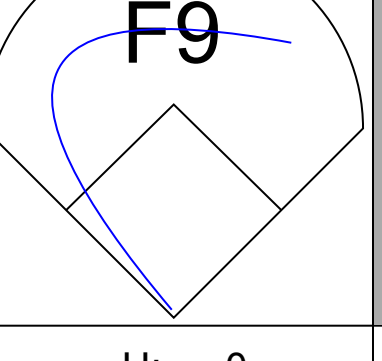
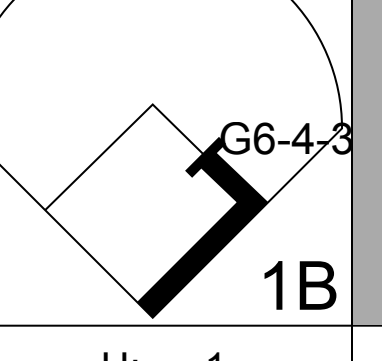
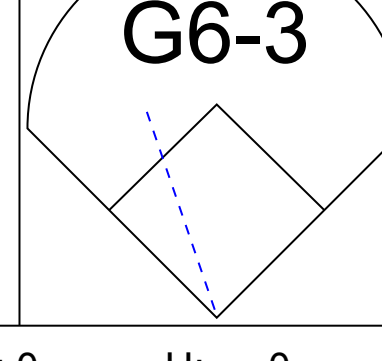
Batter	1	2	3	4	5	6	7	8	9	AB	R	H	RBI	BB	SO	LOB	TOP			
Mark Kotsay, L (1,9) OBP: 0.321, SLG: 0.438										4	0	1	0	0	0	2	<b>Florida Marlins @ New York Mets</b> Shea Stadium, Flushing, NY Sun May 14 2000, 1:10 PM EDT Att: 36,162 - Sunny - 65 F			
Chris Clapinski, S (1,4) OBP: 0.333, SLG: 0.469										4	0	1	0	0	1	2				
Kevin Millar, R (1,5) OBP: 0.344, SLG: 0.413										4	0	1	0	0	0	2				
Preston Wilson, R (1,8) OBP: 0.337, SLG: 0.503										4	0	0	0	0	1	3				
Derrek Lee, R (1,3) OBP: 0.385, SLG: 0.469										4	0	0	0	0	1	3				
Danny Bautista, R (1,7) OBP: 0.237, SLG: 0.368										4	0	2	0	0	0	0				
Alex Gonzalez, R (1,6) OBP: 0.216, SLG: 0.232										4	1	1	0	0	1	2				
Mike Redmond, R (1,2) OBP: 0.371, SLG: 0.369										3	0	1	0	0	0	1				
Brad Penny, R (1,1) OBP: 0.118, SLG: 0.118 (8, PH)										2	0	0	0	0	1	1				
Brant Brown, L (8, PH) OBP: 0.288, SLG: 0.413										1	0	1	1	0	0	0				
Vic Darenburg, L (8,1) OBP: 0.667, SLG: 0.667										0	0	0	0	0	0	0				
<b>Inning Stats</b>	R: 0 E: 0 K: 1 S: 11	H: 3 LOB: 2 BB: 0 P: 13	R: 0 E: 0 K: 0 S: 4	H: 0 LOB: 0 BB: 0 P: 6	R: 0 E: 0 K: 1 S: 8	H: 0 LOB: 0 BB: 0 P: 11	R: 0 E: 0 K: 0 S: 7	H: 0 LOB: 0 BB: 0 P: 12	R: 0 E: 0 K: 1 S: 12	H: 1 LOB: 1 BB: 0 P: 15	R: 0 E: 0 K: 0 S: 7	H: 0 LOB: 0 BB: 0 P: 14	R: 0 E: 0 K: 0 S: 11	H: 3 LOB: 2 BB: 0 P: 17	R: 0 E: 0 K: 2 S: 12	H: 1 LOB: 1 BB: 0 P: 18	1B: 8 2B: 0 3B: 0 HR: 0	SF: 0 SAC: 0 DP: 1 HBP: 0	WP: 0 PB: 0 SB: 0 CS: 0	PA: 34
<b>PITCHER</b> Mike Hampton, L (1,1) ERA: 4.66	IP: 9.0 WLS: W BF: 34 H: 8 R: 1 ER: 1 SO: 5 BB: 0 IBB: 0 HBP: 0 BLK: 0 WP: 0 HR: 0 S: 79 P: 118 ERA: 1.00 WHIP: 0.889																			

Batter	1	2	3	4	5	6	7	8	9	AB	R	H	RBI	BB	SO	LOB	BOTTOM			
Joe McEwing, R (1,7) OBP: 0.333, SLG: 0.500										4	1	1	1	0	0	0	<b>Florida Marlins @ New York Mets</b> Shea Stadium, Flushing, NY Sun May 14 2000, 1:10 PM EDT Att: 36,162 - Sunny - 65 F			
Derek Bell, R (1,9) OBP: 0.423, SLG: 0.561										3	1	1	0	1	1	0				
Edgardo Alfonzo, R (1,4) OBP: 0.458, SLG: 0.553										3	1	1	0	1	0	1				
31 Mike Piazza, R (1,2) OBP: 0.435, SLG: 0.770										4	1	1	4	0	1	3				
Robin Ventura, L (1,5) OBP: 0.331, SLG: 0.471										3	0	0	0	0	1	0				
Todd Zeile, R (1,3) OBP: 0.377, SLG: 0.458										3	0	0	0	0	0	0				
Jay Payton, R (1,8) OBP: 0.271, SLG: 0.356										3	0	0	0	0	1	0				
20 Kurt Abbott, R (1,6) OBP: 0.280, SLG: 0.298										3	0	0	0	0	1	0				
Mike Hampton, R (1,1) OBP: 0.333, SLG: 0.238										3	1	1	0	0	1	0				
<b>Inning Stats</b>	R: 0 E: 0 K: 1 S: 11	H: 1 LOB: 1 BB: 0 P: 16	R: 0 E: 0 K: 0 S: 8	H: 0 LOB: 0 BB: 0 P: 11	R: 0 E: 0 K: 0 S: 6	H: 0 LOB: 0 BB: 0 P: 10	R: 0 E: 0 K: 1 S: 9	H: 0 LOB: 0 BB: 0 P: 13	R: 0 E: 0 K: 2 S: 9	H: 0 LOB: 0 BB: 0 P: 11	R: 5 E: 1 K: 1 S: 21	H: 3 LOB: 0 BB: 2 P: 37	R: 0 E: 0 K: 1 S: 8	H: 0 LOB: 0 BB: 0 P: 10	R: 0 E: 1 K: 0 S: 12	H: 1 LOB: 1 BB: 0 P: 17	1B: 3 2B: 1 3B: 0 HR: 1	SF: 0 SAC: 0 DP: 1 HBP: 0	WP: 0 PB: 0 SB: 1 CS: 0	PA: 31
<b>PITCHER</b> Brad Penny, R (1,1) ERA: 4.99	IP: 7.0 WLS: L BF: 27 H: 4 R: 5 ER: 5 SO: 6 BB: 1 IBB: 1 HBP: 0 BLK: 0 WP: 0 HR: 1 S: 72 P: 108 ERA: 6.43 WHIP: 0.714																			
<b>PITCHER</b> Vic Darenburg, L (8,1) ERA: 3.24	IP: 1.0 WLS: L BF: 4 H: 1 R: 0 ER: 0 SO: 0 BB: 0 IBB: 0 HBP: 0 BLK: 0 WP: 0 HR: 0 S: 12 P: 17 ERA: 0.00 WHIP: 1.000																			





Batter	1	2	3	4	5	6	7	8	9	AB	R	H	RBI	BB	SO	LOB	TOP					
<b>Eric Owens, R</b> OBP: 0.375, SLG: 0.420 (1, 7)										5	1	0	0	0	2	0	<b>San Diego Padres @ Florida Marlins</b> Pro Player Stadium, Miami, FL Tue May 16 2000, 7:05 PM EDT Att: 7,101 - Cloudy - 80 F					
<b>Damian Jackson, R</b> OBP: 0.401, SLG: 0.489 (1, 6)										3	2	2	0	2	0	1						
<b>Tony Gwynn, L</b> OBP: 0.259, SLG: 0.277 (1, 9) <b>29 Kory DeHaan, L</b> OBP: 0.160, SLG: 0.174 (8, PR) (8, 9)										4	0	2	0	0	0	2						
<b>Phil Nevin, R</b> OBP: 0.355, SLG: 0.571 (1, 5)										4	3	3	5	0	0	2						
<b>Ed Sprague, R</b> OBP: 0.343, SLG: 0.738 (1, 3) <b>Ryan Kiesko, L</b> OBP: 0.349, SLG: 0.513 (8, PH) (8, 3)										3	0	0	0	0	2	0						
<b>Bret Boone, R</b> OBP: 0.340, SLG: 0.421 (1, 4)										3	0	1	0	0	0	0						
<b>Carlos Hernandez, R</b> OBP: 0.312, SLG: 0.300 (1, 2)										4	0	1	2	0	0	1						
<b>Ruben Rivera, R</b> OBP: 0.263, SLG: 0.385 (1, 8)										4	0	0	0	0	2	3						
<b>Sterling Hitchcock, L</b> Donne Wall, R (8, 1)										3	0	0	0	0	2	0						
<b>Inning Stats</b>	R: 2 E: 0 K: 2 S: 15	H: 1 LOB: 0 BB: 1 P: 24	R: 0 E: 0 K: 1 S: 8	H: 1 LOB: 0 BB: 0 P: 15	R: 0 E: 0 K: 1 S: 16	H: 1 LOB: 2 BB: 1 P: 24	R: 0 E: 0 K: 1 S: 12	H: 0 LOB: 0 BB: 0 P: 16	R: 0 E: 0 K: 2 S: 9	H: 0 LOB: 0 BB: 0 P: 12	R: 2 E: 0 K: 0 S: 14	H: 2 LOB: 0 BB: 0 P: 16	R: 0 E: 0 K: 1 S: 6	H: 0 LOB: 0 BB: 0 P: 10	R: 3 E: 1 K: 1 S: 19	H: 3 LOB: 2 BB: 0 P: 27	R: 0 E: 0 K: 2 S: 9	H: 1 LOB: 1 BB: 0 P: 16	1B: 7 2B: 0 3B: 0 HR: 2	SF: 0 SAC: 0 DP: 0 HBP: 1	WP: 0 PB: 0 SB: 1 CS: 0	PA: 39
<b>PITCHER</b>	IP	WLS	BF	H	R	ER	SO	BB	IBB	HBP	BLK	WP	HR	S	P	ERA	WHIP					
<b>Jesus Sanchez, L</b> ERA: 5.98 (1, 1)	7.0	L	27	5	4	4	8	2	0	0	0	0	0	2	80	117	5.14	1.000				
<b>Braden Looper, R</b> ERA: 1.23 (8, 1)	0.1		2	2	3	0	0	0	0	0	0	0	0	11	16	0.00	6.000					
<b>Vic Darenbourg, L</b> ERA: 3.18 (8, 1)	0.1		2	0	0	0	1	0	0	1	0	0	0	4	6	0.00	0.000					
<b>Joe Strong, R</b> ERA: 8.5 (8, 1)	0.1		2	1	0	0	0	0	0	0	0	0	0	4	5	0.00	3.000					
<b>Ron Mahay, L</b> ERA: 8.5 (9, 1)	1.0		4	1	0	0	2	0	0	0	0	0	0	9	16	0.00	1.000					

Batter	1	2	3	4	5	6	7	8	9	AB	R	H	RBI	BB	SO	LOB	BOTTOM				
<b>Luis Castillo, S</b> OBP: 0.436, SLG: 0.398 (1, 4)										4	1	1	0	0	0	1	<b>San Diego Padres @ Florida Marlins</b> Pro Player Stadium, Miami, FL Tue May 16 2000, 7:05 PM EDT Att: 7,101 - Cloudy - 80 F				
<b>Danny Bautista, R</b> OBP: 0.238, SLG: 0.361 (1, 9)										4	0	1	0	0	1	1					
<b>Cliff Floyd, L</b> OBP: 0.366, SLG: 0.376 (1, 7)										3	1	1	0	0	2	1					
<b>Preston Wilson, R</b> OBP: 0.341, SLG: 0.523 (1, 8)										4	1	2	3	0	1	1					
<b>Kevin Millar, R</b> OBP: 0.340, SLG: 0.405 (1, 5)										4	0	1	0	0	0	3					
<b>Derrek Lee, R</b> OBP: 0.374, SLG: 0.452 (1, 3)										3	0	0	0	0	1	1					
<b>Alex Gonzalez, R</b> OBP: 0.212, SLG: 0.227 (1, 6)										3	0	0	0	0	0	1					
<b>Mike Redmond, R</b> OBP: 0.356, SLG: 0.353 (1, 2)										3	0	0	0	0	0	0					
<b>Jesus Sanchez, L</b> ERA: 4.85 (1, 1) <b>Braden Looper, R</b> ERA: 1.23 (8, 1) <b>Vic Darenbourg, L</b> ERA: 3.18 (8, 1) <b>Joe Strong, R</b> ERA: 8.5 (8, 1) <b>Dave Berg, R</b> ERA: 8.5 (8, PH) <b>Ron Mahay, L</b> ERA: 8.5 (9, 1)										2	0	1	0	0	0	0					
<b>Inning Stats</b>	R: 1 E: 0 K: 1 S: 11	H: 2 LOB: 1 BB: 0 P: 16	R: 0 E: 0 K: 0 S: 6	H: 0 LOB: 0 BB: 0 P: 12	R: 0 E: 0 K: 0 S: 4	H: 0 LOB: 0 BB: 0 P: 4	R: 2 E: 0 K: 0 S: 14	H: 3 LOB: 0 BB: 0 P: 22	R: 0 E: 0 K: 2 S: 12	H: 1 LOB: 1 BB: 0 P: 19	R: 0 E: 0 K: 1 S: 6	H: 0 LOB: 0 BB: 0 P: 10	R: 0 E: 0 K: 0 S: 10	H: 0 LOB: 0 BB: 0 P: 16	R: 0 E: 0 K: 1 S: 7	H: 0 LOB: 0 BB: 0 P: 9	1B: 6 2B: 0 3B: 0 HR: 1	SF: 0 SAC: 0 DP: 1 HBP: 1	WP: 0 PB: 0 SB: 3 CS: 2	PA: 32	
<b>PITCHER</b>	IP	WLS	BF	H	R	ER	SO	BB	IBB	HBP	BLK	WP	HR	S	P	ERA	WHIP				
<b>Sterling Hitchcock, L</b> ERA: 3.32 (1, 1)	7.0	W	26	7	3	3	4	0	0	0	0	0	0	17	25	0.00	0.000				
<b>Donne Wall, R</b> ERA: 3.32 (8, 1)	2.0		6	0	0	0	1	0	0	0	0	0	0	17	25	0.00	0.000				

Batter	1	2	3	4	5	6	7	8	9	AB	R	H	RBI	BB	SO	LOB	TOP								
<b>Eric Owens, R</b> OBP: 0.372, SLG: 0.416 (1, 8)	G5-3	K					G4-3			4	0	1	0	0	1	3	<b>San Diego Padres @ Florida Marlins</b> Pro Player Stadium, Miami, FL Wed May 17 2000, 7:05 PM EDT Att: 6,955 - Cloudy - 83 F								
<b>Al Martin, L</b> OBP: 0.364, SLG: 0.470 (1, 7)	G4-3		F8			G2-3		G4-6-3		4	0	1	0	0	0	1									
<b>Tony Gwynn, L</b> OBP: 0.241, SLG: 0.255 (1, 9)	F7		F8			F7		G4-6-3		4	0	0	0	0	0	2									
<b>Phil Nevin, R</b> OBP: 0.365, SLG: 0.573 (1, 5)		1B BB	1B			G6-3		1B		3	1	2	0	1	0	0									
<b>Ryan Klesko, L</b> OBP: 0.362, SLG: 0.543 (1, 3)		BB 1B	1B			HR		K		3	1	2	1	1	1	1									
<b>Bret Boone, R</b> OBP: 0.337, SLG: 0.430 (1, 4)	K					F5		3B		4	0	1	0	0	1	2									
<b>Damian Jackson, R</b> OBP: 0.391, SLG: 0.474 (1, 6)	K					K		G5-3		4	0	0	0	0	2	3									
<b>Carlos Hernandez, R</b> OBP: 0.309, SLG: 0.297 (1, 2)	BB					F7		P6		4	0	1	0	0	0	1									
<b>Matt Clement, R</b> OBP: 0.143, SLG: 0.156 (6, 1)						L1		G4-3		1	0	0	1	1	1	0									
<b>Kevin Walker, L</b> OBP: 0.233, SLG: 0.333 (6, 1)										0	0	0	0	0	0	0									
<b>Brandon Kolb, R</b> OBP: 0.149, SLG: 0.204 (7, PH)										0	0	0	0	0	0	0									
<b>Chris Gomez, R</b> OBP: 0.149, SLG: 0.204 (7, PH)										0	0	0	0	0	0	0									
<b>Matt Whiteside, R</b> OBP: 0.149, SLG: 0.204 (7, PH)										0	0	0	0	0	0	0									
<b>Matt Whisenant, R</b> OBP: 0.149, SLG: 0.204 (8, PH)										0	0	0	0	0	0	0									
<b>Dave Magadan, R</b> OBP: 0.149, SLG: 0.204 (9, PH)										1	0	0	0	0	0	1									
<b>Inning Stats</b>	R: 0 E: 0 K: 0 S: 4	H: 0 LOB: 0 BB: 0 P: 7	R: 1 E: 0 K: 3 S: 15	H: 1 LOB: 3 BB: 3 P: 33	R: 0 E: 0 K: 0 S: 9	H: 2 LOB: 2 BB: 0 P: 13	R: 0 E: 0 K: 0 S: 5	H: 0 LOB: 0 BB: 0 P: 11	R: 0 E: 0 K: 1 S: 17	H: 1 LOB: 1 BB: 0 P: 22	R: 1 E: 0 K: 1 S: 8	H: 1 LOB: 0 BB: 0 P: 16	R: 0 E: 0 K: 0 S: 6	H: 0 LOB: 0 BB: 0 P: 11	R: 0 E: 0 K: 1 S: 12	H: 2 LOB: 1 BB: 0 P: 18	R: 0 E: 0 K: 0 S: 7	H: 1 LOB: 1 BB: 0 P: 11	1B: 6 2B: 0 3B: 1 HR: 1	SF: 0 SAC: 0 DP: 1 HBP: 0	WP: 0 PB: 0 SB: 0 CS: 0	PA: 36			
<b>PITCHER</b>	IP	WLS	BF	H	R	ER	SO	BB	IBB	HBP	BLK	WP	HR	S	P	ERA	WHIP								
<b>Ryan Dempster, R</b> ERA: 2.74 (1, 1)	7.2	W	31	7	2	2	5	3	0	0	0	0	1	72	124	2.35	1.304								
<b>Amanda Almanza, L</b> ERA: 1.72 (8, 1)	0.1	H	1	0	0	0	1	0	0	0	0	0	0	4	7	0.00	0.000								
<b>Antonio Alfonseca, R</b> ERA: 0.86 (9, 1)	1.0	S	4	1	0	0	0	0	0	0	0	0	0	7	11	0.00	1.000								

Batter	1	2	3	4	5	6	7	8	9	AB	R	H	RBI	BB	SO	LOB	BOTTOM								
<b>Luis Castillo, S</b> OBP: 0.462, SLG: 0.412 (1, 4)	G3					WP				2	1	2	0	3	0	0	<b>San Diego Padres @ Florida Marlins</b> Pro Player Stadium, Miami, FL Wed May 17 2000, 7:05 PM EDT Att: 6,955 - Cloudy - 83 F								
<b>Mark Kotsay, L</b> OBP: 0.316, SLG: 0.424 (1, 9)	G3	G6-3				K				4	0	0	0	1	1	5									
<b>Cliff Floyd, L</b> OBP: 0.360, SLG: 0.363 (1, 7)	F5		G5-3			F9		G3		4	0	0	0	1	0	3									
<b>Preston Wilson, R</b> OBP: 0.345, SLG: 0.519 (1, 8)	1B		1B			FC5-4				3	0	1	1	1	1	2									
<b>Kevin Millar, R</b> OBP: 0.356, SLG: 0.414 (1, 5)	1B		BB			HR				3	1	2	0	0	0	0									
<b>Brant Brown, L</b> OBP: 0.283, SLG: 0.460 (1, 3)	1B		1B			HBP				4	1	1	2	0	1	4									
<b>Armando Almanza, L</b> ERA: 1.72 (8, 1)	G4-3		K			HR				0	0	0	0	0	0	0									
<b>Antonio Alfonseca, R</b> ERA: 0.86 (9, 1)										0	0	0	0	0	0	0									
<b>Alex Gonzalez, R</b> OBP: 0.219, SLG: 0.241 (1, 6)		G4-3	F8			G6-3				4	1	2	0	0	0	2									
<b>Paul Bako, L</b> OBP: 0.375, SLG: 0.351 (1, 2)		G4-3				K		F9		4	0	1	1	0	1	1									
<b>Ryan Dempster, R</b> OBP: 0.087, SLG: 0.174 (1, 1)										3	0	0	0	0	2	1									
<b>Derrek Lee, R</b> OBP: 0.370, SLG: 0.447 (8, 3)								F3		1	0	0	0	0	0	0									
<b>Inning Stats</b>	R: 1 E: 0 K: 0 S: 10	H: 3 LOB: 2 BB: 0 P: 17	R: 0 E: 0 K: 1 S: 13	H: 1 LOB: 1 BB: 1 P: 22	R: 0 E: 0 K: 1 S: 14	H: 1 LOB: 2 BB: 1 P: 24	R: 0 E: 0 K: 1 S: 10	H: 1 LOB: 1 BB: 0 P: 14	R: 3 E: 0 K: 2 S: 10	H: 3 LOB: 1 BB: 0 P: 20	R: 0 E: 0 K: 0 S: 7	H: 0 LOB: 2 BB: 0 P: 8	R: 0 E: 0 K: 0 S: 11	H: 0 LOB: 2 BB: 2 P: 25	1B: 6 2B: 2 3B: 0 HR: 1	SF: 0 SAC: 0 DP: 0 HBP: 1	WP: 1 PB: 0 SB: 4 CS: 0	PA: 39							
<b>PITCHER</b>	IP	WLS	BF	H	R	ER	SO	BB	IBB	HBP	BLK	WP	HR	S	P	ERA	WHIP								
<b>Matt Clement, R</b> ERA: 5.2 (6, 1)	5.0	L	26	9	4	4	4	2	0	0	0	1	0	8	17	0.00	3.000								
<b>Kevin Walker, L</b> ERA: 6.75 (6, 1)	0.2		4	0	0	0	2	2	0	0	0	0	0	2	2	0.00	0.000								
<b>Brandon Kolb, R</b> ERA: 6.75 (6, 1)	0.1		1	0	0	0	0	0	0	0	0	0	0	2	2	0.00	0.000								
<b>Matt Whiteside, R</b> ERA: 3.06 (7, 1)	1.2		6	0	0	0	0	1	0	0	0	0	0	15	25	0.00	0.600								
<b>Matt Whisenant, L</b> ERA: 3.06 (8, 1)	0.1		2	0	0	0	0	1	0	0	0	0	0	3	8	0.00	3.000								

Batter	1	2	3	4	5	6	7	8	9	AB	R	H	RBI	BB	SO	LOB	TOP												
<b>Eric Owens, R</b> OBP: 0.373, SLG: 0.421 (1, 9)	2-2 P6	3-2 1B		0-1 P4		3-2 2B		0-0 F9		5	0	2	2	0	0	3	<b>San Diego Padres @ Florida Marlins</b> Pro Player Stadium, Miami, FL Thu May 18 2000, 7:05 PM EDT Att: 7,832 - Sunny - 81 F												
<b>Al Martin, L</b> OBP: 0.359, SLG: 0.461 (1, 7)	1-1 1B	0-0 F7		0-3 K		3-1 F8		1-0 F7		5	0	1	0	0	1	5													
<b>Ryan Klesko, L</b> OBP: 0.370, SLG: 0.579 (1, 3)	2-2 P5		1-0 1B		1-1 HR		2-3 K		0-1 E7 3B 2B	5	2	3	1	0	1	1													
<b>Phil Nevin, R</b> OBP: 0.372, SLG: 0.585 (1, 5)	4-2 1B		1-2 F7		1-1 1B		2-3 K		1-2 1B 3B	4	0	2	1	1	1	1													
<b>Bret Boone, R</b> OBP: 0.333, SLG: 0.422 (1, 4)	3-2 P4		0-3 K		0-0 F7		1-3 K		3-2 CS 1B	5	0	1	0	0	2	4													
<b>Damian Jackson, R</b> OBP: 0.391, SLG: 0.468 (1, 6)		3-2 SH1-4 1B	2-3 K		2-3 K			4-2 2B 1B	3-3 K	4	2	1	0	1	3	3													
<b>Wiki Gonzalez, R</b> OBP: 0.338, SLG: 0.391 (1, 2)		3-1 SH1-4 1B		0-1 G1-4-3	1-1 G5-3			1-2 1B 2B		4	2	2	0	0	0	1													
<b>Ruben Rivera, R</b> OBP: 0.279, SLG: 0.393 (1, 8)		3-3 K		1-0 32 1B		3-1 F3		0-1 F9 SH1-4 1B		4	0	2	2	0	1	2													
<b>32 Stan Spencer, R</b> OBP: 0.750, SLG: 0.750 <b>Matt Whisenant, R</b> ERA: 7.55 <b>Donne Wall, R</b> ERA: 3.1 <b>Trevor Hoffman, R</b> ERA: 2.45	0-0 SH1-4		0-0 SH1-4		0-0 1B		0-3 K		1-2 SH1-4	2	0	1	0	0	1	0													
<b>Inning Stats</b>	R: 0 E: 0 K: 0 S: 17	H: 1 LOB: 2 BB: 1 P: 29	R: 2 E: 0 K: 1 S: 15	H: 3 LOB: 1 BB: 0 P: 27	R: 0 E: 0 K: 1 S: 13	H: 1 LOB: 2 BB: 0 P: 17	R: 0 E: 0 K: 1 S: 9	H: 2 LOB: 2 BB: 0 P: 10	R: 1 E: 0 K: 1 S: 11	H: 2 LOB: 1 BB: 0 P: 16	R: 0 E: 0 K: 3 S: 10	H: 0 LOB: 0 BB: 0 P: 14	R: 2 E: 0 K: 0 S: 14	H: 2 LOB: 1 BB: 0 P: 21	R: 1 E: 1 K: 1 S: 13	H: 3 LOB: 1 BB: 0 P: 20		1B: 10 2B: 4 3B: 1 HR: 1	SF: 0 SAC: 2 DP: 1 HBP: 0	WP: 0 PB: 0 SB: 2 CS: 1	PA: 42								
<b>PITCHER</b>	IP	WLS	BF	H	R	ER	SO	BB	IBB	HBP	BLK	WP	HR	S	P	ERA	WHIP												
<b>Alex Fernandez, R</b> ERA: 4.13	(1, 1)	5.0	L	25	9	3	3	5	1	0	0	0	0	0	1	65	99	5.40	2.000										
<b>Ron Mahay, L</b> ERA: 7.55	(6, 1)	2.0		7	1	0	0	4	0	0	0	0	0	0	19	33	0.00	0.500											
<b>Vic Darenburg, L</b> ERA: 4.5	(8, 1)	1.0		8	4	3	0	0	1	0	0	0	0	0	21	29	27.00	5.000											
<b>Joe Strong, R</b> ERA:	(9, 1)	1.0		2	1	0	0	1	0	0	0	0	0	0	6	12	0.00	1.000											

Batter	1	2	3	4	5	6	7	8	9	AB	R	H	RBI	BB	SO	LOB	BOTTOM											
<b>Luis Castillo, S</b> OBP: 0.468, SLG: 0.409 (1, 4)	4-2 F9 1B BB		1-0 F7		0-0 S 1B		4-2 FC1-2 1B BB		2-1 G6-3	3	2	1	0	2	0	0	<b>San Diego Padres @ Florida Marlins</b> Pro Player Stadium, Miami, FL Thu May 18 2000, 7:05 PM EDT Att: 7,832 - Sunny - 81 F											
<b>Mark Kotsay, L</b> OBP: 0.321, SLG: 0.426 (1, 9)	0-2 F9		0-0 S 1B		3-2 F5		1-2 FC1-2 1B			4	0	2	0	0	0	2												
<b>Cliff Floyd, L</b> OBP: 0.364, SLG: 0.368 (1, 7)	1-1 S 1B		1-3 K		3-2 S 1B		1-1 FC1-2		1-2 2-3 3-H	4	0	2	2	0	1	4												
<b>Preston Wilson, R</b> OBP: 0.348, SLG: 0.513 (1, 8)	4-2 S BB		4-2 S BB		3-3 K		1-2 K			2	0	0	0	2	2	4												
<b>Kevin Millar, R</b> OBP: 0.343, SLG: 0.396 <b>Dave Berg, R</b> OBP: 0.354, SLG: 0.381	0-2 P3		2-2 G5-3		2-0 F7		0-1 F8			4	0	0	0	0	0	4												
<b>Brant Brown, L</b> OBP: 0.283, SLG: 0.426 (1, 3)	2-3 K			1-1 F5		0-2 P4		1-1 F7		4	0	0	0	0	1	2												
<b>Alex Gonzalez, R</b> OBP: 0.214, SLG: 0.235 (1, 6)		1-1 G3-1		1-3 K		2-2 G4-3		0-1 F2		4	0	0	0	0	1	0												
<b>Mike Redmond, R</b> OBP: 0.338, SLG: 0.333 (1, 2)		1-1 G1-4-3		0-2 P4		2-2 F8		1-3 K		4	0	0	0	0	1	0												
<b>Alex Fernandez, R</b> Chris Caramazza, S Ron Mahay, L Danny Bautista, R Vic Darenburg, L Joe Strong, R Derek Lee, R	1-1 K		1-3 K		0-3 K		0-0 1B FC1-2 2B		2-1 L5	1	0	0	0	0	1	0												
<b>Inning Stats</b>	R: 1 E: 0 K: 1 S: 15	H: 1 LOB: 2 BB: 2 P: 26	R: 0 E: 0 K: 1 S: 7	H: 0 LOB: 0 BB: 0 P: 10	R: 0 E: 0 K: 1 S: 8	H: 1 LOB: 2 BB: 1 P: 18	R: 0 E: 0 K: 1 S: 8	H: 0 LOB: 0 BB: 0 P: 10	R: 1 E: 0 K: 2 S: 17	H: 2 LOB: 1 BB: 0 P: 24	R: 0 E: 0 K: 0 S: 7	H: 0 LOB: 0 BB: 0 P: 11	R: 0 E: 0 K: 1 S: 16	H: 2 LOB: 3 BB: 1 P: 26	R: 0 E: 0 K: 0 S: 6	H: 0 LOB: 0 BB: 0 P: 7		R: 0 E: 0 K: 1 S: 7	H: 0 LOB: 0 BB: 0 P: 12	1B: 5 2B: 1 3B: 0 HR: 0	SF: 0 SAC: 0 DP: 0 HBP: 0	WP: 0 PB: 0 SB: 10 CS: 0	PA: 37					
<b>PITCHER</b>	IP	WLS	BF	H	R	ER	SO	BB	IBB	HBP	BLK	WP	HR	S	P	ERA	WHIP											
<b>32 Stan Spencer, R</b> ERA: 2.7	(1, 1)	6.1	W	27	6	2	2	6	3	0	0	0	0	0	70	106	2.84	1.263										
<b>Matt Whisenant, L</b> ERA: 3.0	(7, 1)	0.1	H	3	1	0	0	0	1	0	0	0	0	0	8	14	0.00	6.000										
<b>Donne Wall, R</b> ERA: 3.1	(7, 1)	1.1	H	4	0	0	0	1	0	0	0	0	0	9	12	0.00	0.000											
<b>Trevor Hoffman, R</b> ERA: 2.45	(9, 1)	1.0		3	0	0	0	1	0	0	0	0	0	7	12	0.00	0.000											

AB	38
R	6
H	15
RBI	6
BB	2
SO	10
LOB	20




Batter	1	2	3	4	5	6	7	8	9	AB	R	H	RBI	BB	SO	LOB	TOP										
Todd Hollandsworth, L (1.8)	G4-3		G3-1 2B		K		G4-3		G4-3	5	0	1	0	0	1	1	<b>Los Angeles Dodgers @ Florida Marlins</b> Pro Player Stadium, Miami, FL Fri May 19 2000, 7:05 PM EDT Att: 16,467 - Cloudy - 81 F										
Mark Grudzielanek, R (1.4)	E5		G3-1 2-3		1B 3B		G6-3		F9	5	1	1	1	0	0	1											
Gary Sheffield, R (1.7)	E5		G5-3		1B				G5-3 2B	4	1	2	1	0	0	1											
Shawn Green, L (1.9)					P6				G5-3 2B	2	1	0	0	2	0	1											
Eric Karros, R (1.3)					F2				G5-3 IBB	4	0	0	0	0	1	4											
Adrian Beltré, R (1.5)					2B				1B	4	1	2	2	0	0	0											
Chad Kreuter, S (1.2)					G3-1				FC6-4 1B	4	0	1	1	0	0	1											
Alex Cora, L (1.6)					G6-3				FC6-4 1-2	4	0	0	0	0	0	1											
Chan Ho Park, R (1.1)					F7				F9	2	1	1	0	0	0	0											
F. J. Martinez, S (7. PH)										1	0	0	0	0	0	0											
Matt Herges, L (7.1)										0	0	0	0	0	0	0											
Terry Adams, R (8.1)										0	0	0	0	0	0	0											
Dave Hansen, L (9. PH)										0	0	0	0	0	0	0											
Gerónimo Berroa, R (9. PH)										1	0	0	0	0	0	0											
Jeff Shaw, R (9.1)										0	0	0	0	0	0	0											
<b>Inning Stats</b>	R: 0 E: 2 K: 1 S: 13	H: 0 LOB: 2 BB: 1 P: 24	R: 0 E: 0 K: 0 S: 9	H: 0 LOB: 0 BB: 0 P: 15	R: 0 E: 0 K: 0 S: 12	H: 1 LOB: 1 BB: 0 P: 15	R: 0 E: 0 K: 0 S: 9	H: 1 LOB: 1 BB: 0 P: 16	R: 2 E: 0 K: 1 S: 11	H: 3 LOB: 1 BB: 0 P: 17	R: 0 E: 0 K: 0 S: 5	H: 0 LOB: 0 BB: 0 P: 7	R: 0 E: 0 K: 0 S: 9	H: 0 LOB: 0 BB: 0 P: 15	R: 3 E: 0 K: 0 S: 12	H: 3 LOB: 1 BB: 0 P: 19	R: 0 E: 0 K: 0 S: 8	H: 0 LOB: 0 BB: 0 P: 12	1B: 3 2B: 4 3B: 1 HR: 0	SF: 0 SAC: 0 DP: 0 HBP: 0	WP: 0 PB: 0 SB: 0 CS: 0	PA: 38					
<b>PITCHER</b>	IP	WLS	BF	H	R	ER	SO	BB	IBB	HBP	BLK	WP	HR	S	P	ERA	WHIP										
Vladimir Nunez, R (1.1)	7.0		28	5	2	2	2	1	0	0	0	0	0	68	109	2.57	0.857										
Braden Looper, R (8.1)	1.0	L	7	3	3	3	0	0	1	0	0	0	0	12	19	27.00	3.000										
Armando Almanza, L (9.1)	1.0		3	0	0	0	0	0	0	0	0	0	0	8	12	0.00	0.000										

AB 36  
R 5  
H 8  
RBI 5  
BB 2  
SO 2  
LOB 10



Batter	1	2	3	4	5	6	7	8	9	AB	R	H	RBI	BB	SO	LOB	BOTTOM										
Luis Castillo, S (1.4)	G1-3		CS BB						G3	3	1	0	0	2	1	3	<b>Los Angeles Dodgers @ Florida Marlins</b> Pro Player Stadium, Miami, FL Fri May 19 2000, 7:05 PM EDT Att: 16,467 - Cloudy - 81 F										
Mark Kotsay, L (1.9)	G5-3		CS 1-2		F8				F9	5	1	1	1	0	0	3											
Cliff Floyd, L (1.7)	F7				FC5-4 BB				G4-3	2	0	0	0	2	0	0											
Preston Wilson, R (1.8)					K				FC6-2 1B IBB	4	0	1	0	0	1	2											
Kevin Millar, R (1.5)					FC5-4				1B	3	1	2	1	0	0	1											
Dave Berg, R (7.5)					HR				1B	1	0	1	0	0	0	0											
Brant Brown, L (1.3)					K				P5	4	0	0	0	0	2	4											
Armando Almanza, L (9.1)					K					0	0	0	0	0	0	0											
Alex Gonzalez, R (1.6)					K				F7	4	0	0	0	0	3	0											
Paul Bako, L (1.2)					G4-3				G3 1B	4	0	1	0	0	1	0											
Chris Ciapinski, S (9. PR)					G5-3				1B	0	0	0	0	0	0	0											
Vladimir Nunez, R (1.1)					G4-3				G3 1B	2	0	0	0	0	0	0											
Danny Bautista, R (7. PH)					G4-3					0	0	0	0	0	1	0											
Braden Looper, R (8.1)										0	0	0	0	0	0	0											
Derrek Lee, R (9.3)										1	0	1	0	0	0	0											
<b>Inning Stats</b>	R: 0 E: 0 K: 0 S: 5	H: 0 LOB: 0 BB: 0 P: 8	R: 1 E: 0 K: 2 S: 14	H: 1 LOB: 0 BB: 0 P: 22	R: 0 E: 0 K: 0 S: 12	H: 0 LOB: 0 BB: 1 P: 22	R: 0 E: 0 K: 1 S: 11	H: 0 LOB: 1 BB: 1 P: 17	R: 0 E: 0 K: 1 S: 11	H: 0 LOB: 0 BB: 0 P: 17	R: 2 E: 0 K: 1 S: 19	H: 2 LOB: 2 BB: 2 P: 37	R: 0 E: 0 K: 3 S: 13	H: 0 LOB: 1 BB: 1 P: 21	R: 0 E: 0 K: 0 S: 7	H: 2 LOB: 2 BB: 0 P: 14	R: 0 E: 0 K: 0 S: 20	H: 2 LOB: 3 BB: 0 P: 26	1B: 5 2B: 0 3B: 1 HR: 1	SF: 0 SAC: 0 DP: 0 HBP: 0	WP: 0 PB: 2 SB: 0 CS: 1	PA: 39					
<b>PITCHER</b>	IP	WLS	BF	H	R	ER	SO	BB	IBB	HBP	BLK	WP	HR	S	P	ERA	WHIP										
Chan Ho Park, R (1.1)	6.0		24	3	3	3	3	1	0	0	0	0	0	13	21	0.00	1.000										
Matt Herges, R (7.1)	1.0	W	4	0	0	0	3	1	0	0	0	0	0	7	14	0.00	2.000										
Terry Adams, R (8.1)	1.0	H	5	2	0	0	0	0	0	0	0	0	0	7	14	0.00	2.000										
Jeff Shaw, R (9.1)	1.0	S	5	2	0	0	0	0	0	0	0	0	0	20	26	0.00	2.000										

AB 33  
R 3  
H 7  
RBI 2  
BB 5  
SO 8  
LOB 13



Batter	1	2	3	4	5	6	7	8	9	AB	R	H	RBI	BB	SO	LOB	TOP					
Todd Hollandsworth, L OBP: 0.333, SLG: 0.469	3-1 L7	1-0		4-0 G6-4-3 BB		0-1 WP 1B BB 1B	0-0 F7		0-0	5	1	3	0	1	0	2						
Mark Grudzielanek, R OBP: 0.319, SLG: 0.385	0-2 3B 1B	0-0 P4		3-1 G6-4-3 1-2		0-0 BB WP 1B	4-2 HR BB		2-3	5	2	2	0	1	1	3						
Gary Sheffield, R Antonio Osuna, R Alan Mills, R	1-3 K			1-0 L7		0-1 G6-3	F5		3-2 HR	5	1	1	4	0	1	3						
Shawn Green, L OBP: 0.443, SLG: 0.584	3-1 1-H 1B 3B			1-2 G1-3 3B 1B		2-1 HR 2B	4-0 BB BB		K	4	3	3	1	1	1	0						
Eric Karros, R OBP: 0.348, SLG: 0.572	4-1 1B BB			3-2 G1-3 1-2		2-1 2-H HR	4-0 BB BB		2-3 K	3	1	1	3	2	1	1						
Todd Hundley, S OBP: 0.371, SLG: 0.651	1-2 1-2 1B			4-2 3B BB		0-2 F7	K		3-3 K	4	1	1	1	1	2	3						
Adrian Beltré, R OBP: 0.335, SLG: 0.436	3-H 2-3 K			1-0 1-H 2-H 3B		2-2 1B S	G1-3		0-0 G5-3	5	1	2	2	0	1	2						
Alex Cora, L OBP: 0.333, SLG: 0.378				2-1 G1-3		3-2 1-H 1B	G5-3		0-1 G5-3	5	1	2	1	0	0	1						
Carlos Perez, L F.P. Santangelo, S OBP: 0.063, SLG: 0.125 OBP: 0.277, SLG: 0.083	0-0 G4-3			1-3 K		0-3 K	K		4-2 WP HR BB	3	0	0	0	0	2	0						
<b>Inning Stats</b>	R: 2 E: 0 K: 2 S: 17	H: 3 LOB: 2 BB: 1 P: 31	R: 0 E: 0 K: 0 S: 5	H: 1 LOB: 1 BB: 0 P: 8	R: 2 E: 0 K: 0 S: 17	H: 2 LOB: 1 BB: 1 P: 30	R: 0 E: 0 K: 1 S: 5	H: 0 LOB: 0 BB: 1 P: 13	R: 3 E: 0 K: 0 S: 17	H: 4 LOB: 3 BB: 0 P: 26	R: 1 E: 0 K: 2 S: 12	H: 2 LOB: 1 BB: 2 P: 23	R: 4 E: 0 K: 1 S: 17	H: 2 LOB: 0 BB: 2 P: 31	R: 0 E: 0 K: 2 S: 10	H: 0 LOB: 0 BB: 0 P: 15	R: 0 E: 0 K: 2 S: 10	H: 1 LOB: 1 BB: 0 P: 13	1B: 8 2B: 3 3B: 2 HR: 2	SF: 0 SAC: 0 DP: 1 HBP: 0	WP: 2 PB: 0 SB: 1 CS: 0	PA: 47
<b>PITCHER</b>	IP WLS BF H R ER SO BB IBB HBP BLK WP HR S P ERA WHIP																					
Brad Penny, R ERA: 5.4	(1, 1) 3.0 L 17 6 4 4 2 2 0 0 0 0 0 0 39 69 12.00 2.667																					
Ron Mahay, L ERA: 8.34	(4, 1) 2.2 15 6 4 4 2 3 0 0 0 1 1 29 54 13.50 3.375																					
Joe Strong, R ERA: 6.0	(6, 1) 2.1 11 2 4 4 2 2 0 0 0 1 1 32 54 15.43 1.714																					
Vic Darenburg, L ERA: 4.26	(9, 1) 1.0 4 1 0 0 2 0 0 0 0 0 0 10 13 0.00 1.000																					

Los Angeles Dodgers @ Florida Marlins  
Pro Player Stadium, Miami, FL  
Sat May 20 2000, 7:05 PM EDT  
Att: 21,142 - Sunny - 81 F

livebaseballscores.com

**AB 40**  
**R 12**  
**H 15**  
**RBI 12**  
**BB 7**  
**SO 10**  
**LOB 15**



Batter	1	2	3	4	5	6	7	8	9	AB	R	H	RBI	BB	SO	LOB	BOTTOM			
Luis Castillo, S OBP: 0.463, SLG: 0.400	3-2 1B SF9 2B	0-0 F3		2-1 G6-4-3 1-2		3-3 K		4-1		4	1	1	0	1	1	5				
Vic Darenburg, L OBP: 0.667, SLG: 0.667								BB		0	0	0	0	0	0	0				
Dave Berg, R OBP: 0.370, SLG: 0.396	0-0 1B 2-3 1B	2-1 G4-3				0-0 G5-3		1-2 1B 1B 2B 1B	1-3 K	5	1	2	0	0	1	3				
Cliff Floyd, L Brant Brown, L OBP: 0.377, SLG: 0.397 OBP: 0.242, SLG: 0.390	2-2 SF9 3-H			4-1 S BB		1-1 HR		3-1 1B 2B 1B	1-3 K	2	2	2	2	1	0	0				
Preston Wilson, R OBP: 0.342, SLG: 0.497	2-3 K			0-1 F7		1-2 F9		0-3 K	0-2 BB 1B	5	0	1	0	0	2	4				
Derrek Lee, R OBP: 0.374, SLG: 0.446	1-2 1-3 1B			1-3 K		1-1 L3		3-2 2B 1B	2-3 K	5	1	2	0	0	2	2				
Danny Bautista, R OBP: 0.271, SLG: 0.424	1-0 F8			1-2 G1-3		1-0 HR		2-2 P2	4-1 1-2 BB	4	1	1	1	1	0	6				
Alex Gonzalez, R OBP: 0.214, SLG: 0.241				1-2 F9		1-1 G6-3		0-1 1-H 2-H 3-H 2B	0-0 F7	5	0	2	3	0	0	2				
Mike Redmond, R OBP: 0.358, SLG: 0.347				1-2 1B		2-1 1B		1-1 F8		3	0	2	0	0	0	0				
Brad Penny, R Ron Mahay, L Joe Strong, S Chris Clapinski, S OBP: 0.111, SLG: 0.111 OBP: 1.000, SLG: 1.000 ERA: 3.52 OBP: 0.314, SLG: 0.441	(1, 1) 6.0 W 28 9 3 3 4 1 0 0 0 0 0 0 22 35 0.00 1.500																			
<b>Inning Stats</b>	R: 1 E: 0 K: 1 S: 20	H: 3 LOB: 2 BB: 0 P: 29	R: 0 E: 0 K: 0 S: 9	H: 1 LOB: 2 BB: 0 P: 12	R: 0 E: 0 K: 1 S: 9	H: 0 LOB: 1 BB: 1 P: 15	R: 0 E: 0 K: 0 S: 12	H: 2 LOB: 1 BB: 0 P: 18	R: 1 E: 0 K: 2 S: 12	H: 1 LOB: 1 BB: 0 P: 19	R: 3 E: 0 K: 1 S: 20	H: 4 LOB: 1 BB: 0 P: 29	R: 0 E: 0 K: 1 S: 9	H: 0 LOB: 1 BB: 1 P: 15	R: 0 E: 0 K: 2 S: 13	H: 1 LOB: 2 BB: 1 P: 20	1B: 10 2B: 2 3B: 0 HR: 2	SF: 1 SAC: 0 DP: 1 HBP: 1	WP: 0 PB: 0 SB: 1 CS: 0	PA: 43
<b>PITCHER</b>	IP WLS BF H R ER SO BB IBB HBP BLK WP HR S P ERA WHIP																			
Carlos Perez, L ERA: 5.74	(1, 1) 1.0 6 4 3 3 1 0 0 0 0 0 0 20 29 27.00 4.000																			
Antonio Osuna, R ERA: 3.52	(7, 1) 1.0 6 4 3 3 1 0 0 0 0 0 0 20 29 27.00 4.000																			
Alan Mills, R ERA: 3.98	(8, 1) 2.0 9 1 0 0 3 2 0 0 0 0 0 22 35 0.00 1.500																			

Los Angeles Dodgers @ Florida Marlins  
Pro Player Stadium, Miami, FL  
Sat May 20 2000, 7:05 PM EDT  
Att: 21,142 - Sunny - 81 F

livebaseballscores.com

**AB 38**  
**R 6**  
**H 14**  
**RBI 6**  
**BB 3**  
**SO 8**  
**LOB 25**



Batter	1	2	3	4	5	6	7	8	9	AB R H RBI BB SO LOB	TOP						
F.P. Santangelo, S OBP: 0.283, SLG: 0.119	F8			F7		F8	FC6-4		1B HR	6 1 2 1 0 0 4	<b>Los Angeles Dodgers @ Florida Marlins</b> Pro Player Stadium, Miami, FL Sun May 21 2000, 1:05 PM EDT Att. 15,538 - Sunny - 73 F						
Mark Crutzele, R OBP: 0.330, SLG: 0.394	BB BB 1B	G6-3			BB HBP BB 1B	F8 S 1B		F7	HR 1B	6 2 4 0 0 0 2							
Shawn Green, L OBP: 0.439, SLG: 0.591	K		G4-3		BB HR HBP 1B	F8		G1-3	HR	5 2 1 4 0 1 2							
Gary Sheffield, R OBP: 0.438, SLG: 0.676 Todd Hollandsworth, L OBP: 0.333, SLG: 0.469	BB BB 1B		F7		BB HR BB	K		G6-3	HR	4 2 1 1 2 1 1 0 0 0 0 0 0 0							
Eric Karros, R OBP: 0.371, SLG: 0.592	BB BB 1B				HR BB					4 2 4 1 2 0 0							
Adrian Beltré, R OBP: 0.341, SLG: 0.471	P6		F8		HR					6 2 3 4 0 0 5							
Chad Kreuter, S OBP: 0.456, SLG: 0.395		F9		SH3-4 1B	F6		G1-3	1B HR 1B		5 1 2 1 0 0 2							
Kevin Elster, R OBP: 0.368, SLG: 0.528		G6-3		F9	G5-3		FC6-4 IBB	P4		4 0 0 0 1 0 3							
Kevin Brown, R OBP: 0.125, SLG: 0.067		1B BB		SH3-4 1-2	K		K	F7		3 0 0 0 1 2 5							
<b>Inning Stats</b>	R: 0 E: 0 K: 1 S: 10	H: 1 LOB: 3 BB: 2 P: 25	R: 0 E: 0 K: 0 S: 13	H: 1 LOB: 2 BB: 1 P: 23	R: 0 E: 0 K: 0 S: 8	H: 1 LOB: 1 BB: 0 P: 12	R: 5 E: 0 K: 1 S: 12	H: 2 LOB: 3 BB: 1 P: 29	R: 0 E: 0 K: 1 S: 10	H: 2 LOB: 3 BB: 1 P: 20		R: 0 E: 0 K: 0 S: 11	H: 0 LOB: 0 BB: 0 P: 14	R: 7 E: 0 K: 0 S: 20	H: 8 LOB: 1 BB: 0 P: 28	1B: 11 2B: 3 3B: 0 HR: 3	SF: 0 SAC: 1 DP: 0 HBP: 1
<b>PITCHER</b>	IP WLS BF H R ER SO BB IBB HBP BLK WP HR S P ERA WHIP											IP WLS BF H R ER SO BB IBB HBP BLK WP HR S P ERA WHIP					
Jesus Sanchez, L ERA: 6.27	(1, 1) 5.0 L 27 6 5 5 2 5 0 1 0 0 1 48 95 9.00 2.200																
Ricky Bones, R ERA: 0.4	(6, 1) 2.0 0 3 0 0 0 2 0 1 0 0 0 0 22 32 0.00 1.500																
Vic Darenbourg, L ERA: 4.05	(8, 1) 1.0 3 0 0 0 0 0 0 0 0 0 0 11 14 0.00 0.000																
Antonio Alfonseca, R ERA: 6.55	(9, 1) 1.0 11 8 7 7 0 0 0 0 0 0 2 20 28 63.00 8.000																

Batter	1	2	3	4	5	6	7	8	9	AB R H RBI BB SO LOB	BOTTOM								
Luis Castillo, S OBP: 0.472, SLG: 0.414	E5 1B		G4-6-3 1B			K			E1 HR 1B	4 1 3 0 0 1 0	<b>Los Angeles Dodgers @ Florida Marlins</b> Pro Player Stadium, Miami, FL Sun May 21 2000, 1:05 PM EDT Att. 15,538 - Sunny - 73 F								
Mark Kotsay, L OBP: 0.305, SLG: 0.420	E5 1B G3 1B		G4-6-3 1-2			G6-3			P6	4 1 0 0 0 0 3									
Cliff Floyd, L OBP: 0.374, SLG: 0.416	G3 1-2		F5			P4			HR	4 1 1 2 0 0 1									
Preston Wilson, R OBP: 0.345, SLG: 0.497	FC5 1B 2-3 1B					G6-3			FC6-4 1B	4 0 2 0 0 1 0									
Derrek Lee, R OBP: 0.369, SLG: 0.438	FC5 1-2 3H 1B					K			FC6-4 1-2	4 0 1 1 0 2 1									
Dave Berg, R OBP: 0.345, SLG: 0.365	FC5 1-2 2-3		G5-3			F9			F8	4 0 0 0 0 0 3									
Alex Gonzalez, R OBP: 0.211, SLG: 0.236			F9			F9			F8	3 0 0 0 0 0 0									
Mike Redmond, R OBP: 0.345, SLG: 0.333			G5-3			G1-3			G6-3	3 0 0 0 0 0 0									
Jesus Sanchez, L OBP: 0.235, SLG: 0.235 Brant Brown, L OBP: 0.238, SLG: 0.383 Ricky Bones, R OBP: 0.341, SLG: 0.420 Vic Darenbourg, L OBP: 0.345, SLG: 0.497 Danny Bautista, R OBP: 0.330, SLG: 0.423 Antonio Alfonseca, R OBP: 0.125, SLG: 0.067			K			K			G5-3	1 0 0 0 0 1 0 1 0 0 0 0 1 0 0 0 0 0 0 0 0 0 0 0 0 0 0 0 1 0 0 0 0 0 0 0 0 0 0 0 0 0									
<b>Inning Stats</b>	R: 1 E: 1 K: 0 S: 16	H: 3 LOB: 2 BB: 0 P: 23	R: 0 E: 0 K: 1 S: 9	H: 0 LOB: 0 BB: 0 P: 12	R: 0 E: 0 K: 2 S: 8	H: 0 LOB: 0 BB: 0 P: 11	R: 0 E: 0 K: 1 S: 9	H: 0 LOB: 0 BB: 0 P: 13	R: 0 E: 0 K: 1 S: 6	H: 0 LOB: 0 BB: 0 P: 7		R: 0 E: 0 K: 0 S: 8	H: 0 LOB: 0 BB: 0 P: 14	R: 0 E: 0 K: 0 S: 6	H: 0 LOB: 0 BB: 0 P: 7	R: 2 E: 1 K: 0 S: 16	H: 3 LOB: 1 BB: 0 P: 23	1B: 6 2B: 0 3B: 0 HR: 1	SF: 0 SAC: 0 DP: 1 HBP: 0
<b>PITCHER</b>	IP WLS BF H R ER SO BB IBB HBP BLK WP HR S P ERA WHIP											IP WLS BF H R ER SO BB IBB HBP BLK WP HR S P ERA WHIP							
Kevin Brown, R ERA: 2.41	(1, 1) 9.0 W 33 7 3 2 6 0 0 0 0 0 1 82 115 2.00 0.778																		

Batter	1	2	3	4	5	6	7	8	9	AB	R	H	RBI	BB	SO	LOB	TOP										
Luis Castillo, S OBP: 0.473, SLG: 0.422 Chris Clapinski, S OBP: 0.314, SLG: 0.441	G1-3		G6-3			G2-3 BB		SF8 1-3 2B		3	0	1	0	1	0	0	<b>Florida Marlins @ St. Louis Cardinals</b> Busch Stadium, St. Louis, MO Tue May 23 2000, 7:10 PM CDT Att: 37,495 - Cloudy - 88 F										
Mark Kotsay, L OBP: 0.307, SLG: 0.437	HR		G4-3			F7		K		4	1	1	1	0	1	3											
Cliff Floyd, L OBP: 0.377, SLG: 0.425 Danny Bautista, R OBP: 0.268, SLG: 0.418	BB					G2-3		SF8		2	0	1	1	1	0	1											
Preston Wilson, R OBP: 0.343, SLG: 0.489 Ron Mahay, L OBP: 1.000, SLG: 1.000	K					BB		K		3	0	0	0	1	3	3											
Kevin Millar, R OBP: 0.348, SLG: 0.459	P4					BB		K		4	1	1	1	0	0	4											
Derrek Lee, R OBP: 0.357, SLG: 0.420			G5-3					F8		4	0	0	0	0	1	1											
Alex Gonzalez, R OBP: 0.206, SLG: 0.230	K							F9		4	0	0	0	0	3	0											
Paul Bako, L OBP: 0.347, SLG: 0.323	K							G3		4	0	0	0	0	2	0											
Ryan Dempster, R OBP: 0.080, SLG: 0.160 Joe Strong, S										2	0	0	0	0	1	0											
Brant Brown, L OBP: 0.250, SLG: 0.393								2B SF8 1B		0	0	0	0	0	0	0											
<b>Inning Stats</b>	R: 1 E: 0 K: 1 S: 11	H: 1 LOB: 1 BB: 1 P: 20	R: 0 E: 0 K: 2 S: 9	H: 0 LOB: 0 BB: 0 P: 11	R: 0 E: 0 K: 1 S: 7	H: 0 LOB: 0 BB: 0 P: 10	R: 0 E: 0 K: 2 S: 10	H: 1 LOB: 1 BB: 0 P: 15	R: 0 E: 0 K: 1 S: 7	H: 0 LOB: 0 BB: 0 P: 10	R: 0 E: 0 K: 0 S: 8	H: 0 LOB: 2 BB: 2 P: 21	R: 0 E: 0 K: 1 S: 8	H: 0 LOB: 0 BB: 0 P: 9	R: 1 E: 0 K: 2 S: 15	H: 2 LOB: 1 BB: 0 P: 21	R: 1 E: 0 K: 0 S: 4	H: 1 LOB: 0 BB: 0 P: 6	1B: 1 2B: 2 3B: 0 HR: 2	SF: 1 SAC: 0 DP: 0 HBP: 0	WP: 0 PB: 0 SB: 0 CS: 0	PA: 35					
<b>PITCHER</b>	IP	WLS	BF	H	R	ER	SO	BB	IBB	HBP	BLK	WP	HR	S	P	ERA	WHIP										
Darryl Kile, R ERA: 5.14	8.0	W	31	4	2	2	11	3	0	0	0	0	1	75	117	2.25	0.875										
Mark Thompson, R ERA: 2.64	1.0		4	1	1	1	0	0	0	0	0	0	1	4	6	9.00	1.000										

Batter	1	2	3	4	5	6	7	8	9	AB	R	H	RBI	BB	SO	LOB	BOTTOM										
Fernando Vina, L OBP: 0.423, SLG: 0.479	G6-3		F9			2B 1B		BB SF7 BB		4	2	1	0	1	0	2	<b>Florida Marlins @ St. Louis Cardinals</b> Busch Stadium, St. Louis, MO Tue May 23 2000, 7:10 PM CDT Att: 37,495 - Cloudy - 88 F										
Edgar Renteria, R OBP: 0.320, SLG: 0.478	G5-3		F9			15 F8 1-H 2B		WP BB 1B		5	0	2	1	0	1	2											
15 Jim Edmonds, L OBP: 0.492, SLG: 0.724	K					F8		K		5	1	1	1	0	3	3											
Mark McGwire, R OBP: 0.507, SLG: 0.915 Eli Marrero, R OBP: 0.302, SLG: 0.568			G5-3			F9 1B 1B		WP BB		4	2	2	1	1	1	1											
Ray Lankford, L OBP: 0.329, SLG: 0.427 Mark Thompson, R			HR			G3		SF7		0	0	0	0	0	0	0											
Craig Paquette, R OBP: 0.343, SLG: 0.524	G5-3					F9		F7		5	1	1	0	0	0	4											
J.D. Drew, L OBP: 0.429, SLG: 0.538	BB					F7				2	1	1	1	2	0	0											
Mike Matheny, R OBP: 0.338, SLG: 0.397	F2					1B 2B				4	0	2	2	0	1	4											
Darryl Kile, R OBP: 0.043, SLG: 0.043 Placido Polanco, R OBP: 0.379, SLG: 0.561	K					G5-3		G4-3		4	0	1	2	0	1	3											
<b>Inning Stats</b>	R: 0 E: 0 K: 1 S: 9	H: 0 LOB: 0 BB: 0 P: 12	R: 2 E: 0 K: 1 S: 11	H: 2 LOB: 1 BB: 1 P: 22	R: 1 E: 0 K: 0 S: 10	H: 1 LOB: 0 BB: 0 P: 13	R: 2 E: 0 K: 2 S: 18	H: 2 LOB: 2 BB: 2 P: 29	R: 3 E: 0 K: 1 S: 14	H: 4 LOB: 1 BB: 0 P: 18	R: 1 E: 0 K: 1 S: 8	H: 2 LOB: 1 BB: 0 P: 11	R: 0 E: 0 K: 0 S: 8	H: 1 LOB: 1 BB: 0 P: 11	R: 1 E: 0 K: 1 S: 16	H: 1 LOB: 3 BB: 2 P: 29		1B: 7 2B: 3 3B: 0 HR: 3	SF: 1 SAC: 0 DP: 0 HBP: 0	WP: 1 PB: 0 SB: 0 CS: 0	PA: 42						
<b>PITCHER</b>	IP	WLS	BF	H	R	ER	SO	BB	IBB	HBP	BLK	WP	HR	S	P	ERA	WHIP										
Ryan Dempster, R ERA: 3.61	1.1		9	3	1	1	1	0	0	0	0	0	0	16	22	4.50	1.500										
Joe Strong, R ERA: 5.63	6.1		3	1	1	1	1	0	0	0	0	0	0	16	22	4.50	1.500										
Ron Mahay, L ERA: 8.37	8.1		6	1	1	1	1	2	0	0	0	1	0	16	29	9.00	3.000										

AB 31  
R 3  
H 5  
RBI 3  
BB 3  
SO 11  
LOB 12



AB 36  
R 10  
H 13  
RBI 10  
BB 5  
SO 7  
LOB 20



Batter	1	2	3	4	5	6	7	8	9	AB	R	H	RBI	BB	SO	LOB	TOP			
Luis Castillo, S (1,4) OBP: 0.477, SLG: 0.423 Alex Gonzalez, R (5,6) OBP: 0.205, SLG: 0.229	4-2 CS BB		0-3 K		2-2 CS 1B		0-0 F9			2	0	1	0	1	1	0				
Mark Kotsay, L (1,9) OBP: 0.438, SLG: 0.438	1-2 P4		0-0 F		2-0 F8 1-2		0-0 G1-3			4	0	1	0	0	0	2				
Cliff Floyd, L (1,7) OBP: 0.374, SLG: 0.427	1-3 K		0-2 F2		1-2 2B		2-2 F9			4	0	1	0	0	1	2				
Preston Wilson, R (1,8) OBP: 0.347, SLG: 0.492		1-1 1B E 2B	4-2 BB		1-1 G5-3		1-1 G4-3			3	1	1	0	1	0	1				
Kevin Millar, R (1,5) OBP: 0.353, SLG: 0.455		0-0 E 1B	4-0 BB		0-2 F7		1-1 F7			3	0	1	0	1	0	0				
Brant Brown, L (1,3) OBP: 0.235, SLG: 0.369		0-3 K	3-2 F8		0-0 P6		0-0 G1-3			4	0	0	0	0	1	5				
Dave Berg, R (1,6) OBP: 0.323, SLG: 0.339 (5,4)		3-2 E4 1-2 3-H		0-2 F9		0-1 L8		1-1 G6-3		4	0	0	1	0	0	1				
Paul Bako, L (1,2) OBP: 0.333, SLG: 0.309		1-1 F8		1-2 F2		1-1 G4-3				3	0	0	0	0	2					
Vladimir Nunez, R (1,1) OBP: 0.143, SLG: 0.357 Derrek Lee, R (7,PH) OBP: 0.353, SLG: 0.416 Armando Almanza, L (7,1) Braden Looper, R (8,1)		1-3 K		0-0 G3		1-3 K				2	0	0	0	0	1	2				
<b>Inning Stats</b>	R: 0 E: 0 K: 1 S: 10	H: 0 LOB: 0 BB: 1 P: 16	R: 1 E: 1 K: 2 S: 14	H: 2 LOB: 2 BB: 0 P: 20	R: 0 E: 1 K: 1 S: 13	H: 1 LOB: 3 BB: 2 P: 24	R: 0 E: 0 K: 0 S: 7	H: 0 LOB: 0 BB: 0 P: 8	R: 0 E: 0 K: 0 S: 10	H: 2 LOB: 1 BB: 0 P: 16	R: 0 E: 0 K: 1 S: 6	H: 0 LOB: 0 BB: 0 P: 8	R: 0 E: 0 K: 0 S: 6	H: 0 LOB: 0 BB: 0 P: 9	R: 0 E: 0 K: 0 S: 5	H: 0 LOB: 0 BB: 0 P: 7	1B: 2 2B: 3 HR: 0	SF: 0 SAC: 0 DP: 0 HBP: 0	WP: 0 PB: 0 SB: 0 CS: 2	PA: 34
<b>PITCHER</b> Garrett Stephenson, R (1,1) ERA: 4.34	IP: 9.0 WLS: W BF: 34 H: 5 R: 1 ER: 1 SO: 5 BB: 3 IBB: 0 HBP: 0 BLK: 0 WP: 0 HR: 0 S: 78 P: 115 ERA: 1.00 WHIP: 0.889																			

Florida Marlins @ St. Louis Cardinals  
Busch Stadium, St. Louis, MO  
Wed May 24, 2000, 7:10 PM CDT  
Att: 34,105 - Cloudy - 87 F

AB 31  
R 1  
H 5  
RBI 1  
BB 3  
SO 5  
LOB 15



Batter	1	2	3	4	5	6	7	8	9	AB	R	H	RBI	BB	SO	LOB	BOTTOM			
Fernando Vina, L (1,4) OBP: 0.420, SLG: 0.480	0-0 F8		0-1 FC4-6 1-2 3-H		0-0 G3		0-0 G4-3 2B			4	0	1	1	0	0	1				
Edgar Renteria, R (1,6) OBP: 0.316, SLG: 0.472	0-0 P5		1-3 K		2-1 15 1B HR		2-1 G4-3 2-3			4	1	1	0	0	1	2				
15 Jim Edmonds, L (1,8) OBP: 0.492, SLG: 0.718	1-1 F8			0-0 1B BB 1B		1-0 1B HR		1-0 G4-3		4	1	2	0	0	0	1				
Mark McGwire, R (1,3) OBP: 0.513, SLG: 0.935		1-1 G5-3		4-2 1B BB		0-0 HR		4-1 2B BB		2	1	1	3	2	0	0				
Ray Lankford, L (1,7) OBP: 0.333, SLG: 0.453		1-1 CS 1B		0-3 K		0-1 HR		1-2 L7		4	1	2	1	0	1	3				
Craig Paquette, R (1,5) OBP: 0.340, SLG: 0.515		0-0 F9		0-1 G6-4-3 1B		2-2 L7		1-1 F9		4	0	1	0	0	0	2				
J.D. Drew, L (1,9) OBP: 0.431, SLG: 0.557		1-0 CS		3-2 G4-3 FC4-6 2B		2-0 G6-4-3 1B		2-0 2B		4	1	2	0	0	1	3				
Eli Marrero, R (1,2) OBP: 0.298, SLG: 0.542			0-0 G4-3		1-2 G1-3 1B		0-1 F9		0-0 G5-3		4	0	1	0	0	3				
Garrett Stephenson, R (1,1) ERA: 4.34			4-2 FC4-6 BB		1-2 G1-3		1-3 K			2	0	0	0	1	1	1				
<b>Inning Stats</b>	R: 0 E: 0 K: 0 S: 4	H: 0 LOB: 0 BB: 0 P: 5	R: 0 E: 0 K: 0 S: 5	H: 1 LOB: 0 BB: 0 P: 8	R: 1 E: 0 K: 1 S: 16	H: 1 LOB: 1 BB: 1 P: 23	R: 0 E: 0 K: 1 S: 9	H: 2 LOB: 2 BB: 1 P: 15	R: 0 E: 0 K: 0 S: 6	H: 1 LOB: 0 BB: 0 P: 7	R: 4 E: 0 K: 1 S: 14	H: 4 LOB: 0 BB: 0 P: 21	R: 0 E: 0 K: 1 S: 7	H: 1 LOB: 1 BB: 0 P: 11	R: 0 E: 0 K: 0 S: 8	H: 1 LOB: 2 BB: 1 P: 16	1B: 6 2B: 3 3B: 0 HR: 2	SF: 0 SAC: 0 DP: 1 HBP: 0	WP: 0 PB: 0 SB: 0 CS: 1	PA: 36
<b>PITCHER</b> Vladimir Nunez, R (1,1) ERA: 7.74 Armando Almanza, L (7,1) ERA: 1.53 Braden Looper, R (8,1) ERA: 2.35	IP: 6.0 WLS: L BF: 26 H: 9 R: 5 ER: 5 SO: 3 BB: 2 IBB: 0 HBP: 0 BLK: 0 WP: 0 HR: 2 S: 54 P: 79 ERA: 7.50 WHIP: 1.833																			

Florida Marlins @ St. Louis Cardinals  
Busch Stadium, St. Louis, MO  
Wed May 24, 2000, 7:10 PM CDT  
Att: 34,105 - Cloudy - 87 F

AB 32  
R 5  
H 11  
RBI 5  
BB 3  
SO 4  
LOB 16





Batter	1	2	3	4	5	6	7	8	9	AB	R	H	RBI	BB	SO	LOB	TOP					
Luis Castillo, S OBP: 0.467, SLG: 0.413	L9		F2		FC6-4				B2-3	5	0	1	1	0	0	1						
Danny Bautista, R OBP: 0.250, SLG: 0.389	G6-3			L6			K	P5	G6-3	5	0	0	0	0	1	2						
Cliff Floyd, L OBP: 0.377, SLG: 0.459	G3						K			4	1	2	1	0	1	0						
Preston Wilson, R OBP: 0.345, SLG: 0.503		K		K					HR	4	1	1	1	0	3	1						
Kevin Millar, R OBP: 0.350, SLG: 0.476		HR		P4					K	4	1	1	1	0	2	1						
Derrek Lee, R OBP: 0.358, SLG: 0.448		K							G6-3	4	2	2	1	0	1	0						
Alex Gonzalez, R OBP: 0.356, SLG: 0.346										3	0	0	0	0	3	1						
Dave Berg, R OBP: 0.333, SLG: 0.351										1	0	1	0	0	0	0						
Mike Redmond, R OBP: 0.356, SLG: 0.346										3	1	2	0	0	0	0						
Mark Kotzay, L OBP: 0.304, SLG: 0.435										1	0	0	0	0	0	1						
Paul Bako, L OBP: 0.333, SLG: 0.309										0	0	0	0	0	0	0						
3B Reid Cornelius, R OBP: 0.300, SLG: 0.500										1	0	0	0	0	1	0						
Vic Darenbourg, L OBP: 0.333, SLG: 0.457										1	0	0	0	0	0	1						
Chris Clapinski, S OBP: 0.333, SLG: 0.457										1	0	1	1	0	0	0						
Ricky Bones, R OBP: 0.333, SLG: 0.309										0	0	0	0	0	0	0						
Brant Brown, L OBP: 0.232, SLG: 0.364										1	0	0	0	0	1	0						
<b>Inning Stats</b>	R: 0 E: 0 K: 0 S: 9	H: 0 LOB: 0 BB: 0 P: 14	R: 1 E: 0 K: 3 S: 11	H: 1 LOB: 0 BB: 0 P: 16	R: 0 E: 0 K: 1 S: 10	H: 0 LOB: 0 BB: 0 P: 16	R: 0 E: 0 K: 1 S: 12	H: 1 LOB: 1 BB: 0 P: 21	R: 1 E: 0 K: 1 S: 9	H: 2 LOB: 1 BB: 0 P: 17	R: 0 E: 0 K: 3 S: 9	H: 0 LOB: 0 BB: 0 P: 15	R: 2 E: 0 K: 2 S: 18	H: 4 LOB: 2 BB: 0 P: 28	R: 2 E: 0 K: 1 S: 15	H: 3 LOB: 1 BB: 0 P: 22	R: 0 E: 0 K: 1 S: 6	H: 0 LOB: 0 BB: 0 P: 10	1B: 6 2B: 1 3B: 0 HR: 4	SF: 0 SAC: 0 DP: 0 HBP: 0	WP: 0 PB: 0 SB: 0 CS: 0	PA: 38
<b>PITCHER</b>	IP	WLS	BF	H	R	ER	SO	BB	IBB	HBP	BLK	WP	HR	S	P	ERA	WHIP					
Rick Ankiel, L ERA: 4.13	6.2	W	27	7	4	4	11	0	0	0	0	0	2	73	120	5.40	1.050					
Mike James, R ERA: 4.5	0.1	H	4	3	2	2	0	0	0	0	0	0	2	10	12	54.00	9.000					
Dave Veres, R ERA: 3.13	2.0	S	7	1	0	0	2	0	0	0	0	0	0	16	27	0.00	0.500					

Florida Marlins @ St. Louis Cardinals  
Busch Stadium, St. Louis, MO  
Thu May 25 2000, 12:10 PM CDT  
Att: 44,337 - Sunny - 73 F

AB 38  
R 6  
H 11  
RBI 6  
BB 0  
SO 13  
LOB 8



Batter	1	2	3	4	5	6	7	8	9	AB	R	H	RBI	BB	SO	LOB	BOTTOM					
Fernando Vina, L OBP: 0.426, SLG: 0.483	15 2B									3	1	2	0	1	0	2						
Placido Polanco, R OBP: 0.373, SLG: 0.552										1	0	0	0	0	1	0						
Edgar Renteria, R OBP: 0.315, SLG: 0.464	F9									5	1	1	0	0	0	2						
15 Jim Edmonds, L OBP: 0.497, SLG: 0.745	1B									4	3	3	3	0	1	0						
Mark McGwire, R OBP: 0.519, SLG: 0.927	1B									1	1	0	0	3	1	0						
Ray Lankford, L OBP: 0.338, SLG: 0.450										3	0	1	1	1	0	1						
Craig Parquette, R OBP: 0.345, SLG: 0.538	G5-3									2	1	1	3	0	0	2						
J.D. Drew, L OBP: 0.417, SLG: 0.535										4	0	0	0	0	2	3						
Mike Matheny, R OBP: 0.336, SLG: 0.392										4	0	1	0	0	1	0						
Rick Ankiel, L OBP: 0.348, SLG: 0.682										3	0	0	0	0	1	1						
Mike James, R ERA: 3.57										0	0	0	0	0	0	0						
Eric Davis, R OBP: 0.404, SLG: 0.525										1	0	0	0	0	1	0						
Dave Veres, R ERA: 0.37										0	0	0	0	0	0	0						
<b>Inning Stats</b>	R: 1 E: 0 K: 0 S: 9	H: 3 LOB: 2 BB: 1 P: 17	R: 0 E: 0 K: 1 S: 8	H: 0 LOB: 0 BB: 0 P: 11	R: 5 E: 1 K: 0 S: 20	H: 4 LOB: 2 BB: 2 P: 38	R: 1 E: 0 K: 1 S: 10	H: 1 LOB: 2 BB: 2 P: 23	R: 0 E: 0 K: 1 S: 7	H: 1 LOB: 1 BB: 0 P: 7	R: 0 E: 0 K: 2 S: 8	H: 0 LOB: 0 BB: 0 P: 12	R: 0 E: 0 K: 1 S: 5	H: 0 LOB: 0 BB: 0 P: 8	R: 0 E: 0 K: 2 S: 7	H: 0 LOB: 0 BB: 0 P: 9	1B: 6 2B: 2 3B: 0 HR: 2	SF: 1 SAC: 0 DP: 1 HBP: 1	WP: 0 PB: 0 SB: 1 CS: 0	PA: 38		
<b>PITCHER</b>	IP	WLS	BF	H	R	ER	SO	BB	IBB	HBP	BLK	WP	HR	S	P	ERA	WHIP					
3B Reid Cornelius, R ERA: 18.9	3.1	L	22	8	7	7	1	3	0	0	0	0	2	40	74	18.90	3.300					
Vic Darenbourg, L ERA: 3.57	2.2		10	1	0	0	4	1	0	0	0	0	0	22	34	0.00	0.750					
Ricky Bones, R ERA: 0.37	2.0		6	0	0	0	3	0	0	1	0	0	0	12	17	0.00	0.000					

Florida Marlins @ St. Louis Cardinals  
Busch Stadium, St. Louis, MO  
Thu May 25 2000, 12:10 PM CDT  
Att: 44,337 - Sunny - 73 F

AB 31  
R 7  
H 9  
RBI 7  
BB 5  
SO 8  
LOB 11



Batter	1	2	3	4	5	6	7	8	9	AB	R	H	RBI	BB	SO	LOB	TOP										
Luis Castillo, S OBP: 0.472, SLG: 0.425 (1, 4)										4	1	2	0	1	2	1											
Danny Bautista, R OBP: 0.250, SLG: 0.382 (1, 9)										4	0	1	1	0	1	4											
Cliff Floyd, L OBP: 0.374, SLG: 0.449 (1, 7)										3	0	0	0	0	1	1											
Preston Wilson, R OBP: 0.343, SLG: 0.495 (1, 8)										3	0	0	0	1	1	1											
Kevin Millar, R OBP: 0.339, SLG: 0.459 (1, 5)										4	0	0	0	0	1	3											
Derrek Lee, R OBP: 0.363, SLG: 0.477 (1, 3)										4	1	2	1	0	0	2											
Alex Gonzalez, R OBP: 0.202, SLG: 0.225 (1, 6)										4	0	1	0	0	0	2											
Mike Redmond, R OBP: 0.356, SLG: 0.345 (1, 2)										3	0	1	0	0	0	0											
Jesus Sanchez, L Dave Berg, R Braden Looper, R Armando Almanza, L Mark Kotsay, L Dan Miceli, R (1, 1) (7, PH) (7, 1) (8, 1) (9, PH) (9, 1)										2	0	0	0	0	2	1											
<b>Inning Stats</b>	R: 1 E: 0 K: 0 S: 12	H: 2 LOB: 1 BB: 0 P: 16	R: 0 E: 0 K: 1 S: 12	H: 2 LOB: 1 BB: 0 P: 18	R: 0 E: 0 K: 2 S: 9	H: 0 LOB: 0 BB: 0 P: 16	R: 0 E: 0 K: 0 S: 6	H: 0 LOB: 1 BB: 1 P: 12	R: 0 E: 0 K: 1 S: 8	H: 1 LOB: 1 BB: 0 P: 9	R: 0 E: 0 K: 0 S: 9	H: 0 LOB: 0 BB: 0 P: 12	R: 1 E: 0 K: 0 S: 9	H: 2 LOB: 2 BB: 2 P: 21	R: 0 E: 0 K: 3 S: 11	H: 0 LOB: 1 BB: 0 P: 15	R: 0 E: 0 K: 1 S: 15	H: 1 LOB: 1 BB: 0 P: 21	1B: 6 2B: 1 3B: 0 HR: 1	SF: 0 SAC: 1 DP: 1 HBP: 1	WP: 1 PB: 0 SB: 0 CS: 1	PA: 38					
<b>PITCHER</b>	IP	WLS	BF	H	R	ER	SO	BB	IBB	HBP	BLK	WP	HR	S	P	ERA	WHIP										
Ron Villone, L ERA: 3.72 Scott Williamson, R ERA: 1.58 Danny Graves, R ERA: 2.12	(1, 1) (7, 1) (9, 1)	6.1 1.2 1.0	28 5 4	7 0 1	2 0 0	2 0 0	4 3 1	3 0 0	0 0 0	1 0 0	0 0 0	0 1 0	1 0 15	63 13 21	102 17 21	2.84 0.00 0.00	1.579 0.000 1.000										

Florida Marlins @ Cincinnati Reds  
Cinergy Field, Cincinnati, OH  
Fri May 26 2000, 7:35 PM EDT  
Att: 33,018 - Cloudy - 73 F

AB 32  
R 2  
H 8  
RBI 2  
BB 3  
SO 8  
LOB 15



Batter	1	2	3	4	5	6	7	8	9	AB	R	H	RBI	BB	SO	LOB	BOTTOM										
Pokey Reese, R OBP: 0.386, SLG: 0.428 (1, 4)										3	1	2	0	1	0	0											
Barry Larkin, R OBP: 0.448, SLG: 0.551 (1, 6)										3	1	1	2	1	0	2											
Ken Griffey Jr., L OBP: 0.394, SLG: 0.512 (1, 8)										3	0	1	0	1	1	1											
Dante Bichette, R OBP: 0.311, SLG: 0.392 (1, 9)										3	0	0	0	1	0	3											
Dmitri Young, S OBP: 0.324, SLG: 0.426 (1, 3)										4	0	1	0	0	1	2											
Alex Ochoa, R OBP: 0.379, SLG: 0.526 Scott Williamson, R Sean Casey, L Danny Graves, R (1, 7) (7, 1) (8, PH) (9, 1)										3	0	0	0	0	0	3											
Aaron Boone, R OBP: 0.374, SLG: 0.503 (1, 5)										4	1	2	1	0	0	0											
Benito Santiago, R OBP: 0.339, SLG: 0.429 (1, 2)										3	0	1	0	0	1	0											
Ron Villone, L OBP: 0.167, SLG: 0.222 Michael Tucker, L OBP: 0.397, SLG: 0.600 (1, 1) (7, 7)										2	0	0	0	0	1	2											
<b>Inning Stats</b>	R: 2 E: 0 K: 1 S: 14	H: 1 LOB: 1 BB: 2 P: 27	R: 0 E: 0 K: 1 S: 11	H: 3 LOB: 1 BB: 0 P: 18	R: 0 E: 0 K: 1 S: 7	H: 0 LOB: 0 BB: 1 P: 13	R: 0 E: 0 K: 0 S: 5	H: 0 LOB: 0 BB: 0 P: 10	R: 0 E: 0 K: 0 S: 10	H: 2 LOB: 2 BB: 0 P: 17	R: 0 E: 0 K: 1 S: 12	H: 1 LOB: 1 BB: 1 P: 19	R: 0 E: 0 K: 0 S: 9	H: 0 LOB: 1 BB: 1 P: 19	R: 1 E: 0 K: 0 S: 1	H: 1 LOB: 0 BB: 0 P: 1	1B: 6 2B: 0 3B: 0 HR: 2	SF: 0 SAC: 0 DP: 1 HBP: 0	WP: 0 PB: 0 SB: 0 CS: 1	PA: 35							
<b>PITCHER</b>	IP	WLS	BF	H	R	ER	SO	BB	IBB	HBP	BLK	WP	HR	S	P	ERA	WHIP										
Jesus Sanchez, L ERA: 5.93 Braden Looper, R ERA: 2.19 Armando Almanza, L ERA: 1.5 Dan Miceli, R ERA: 2.21	(1, 1) (7, 1) (8, 1) (9, 1)	6.0 1.2 0.1 0.0	24 8 1 1	6 1 0 1	2 0 0 1	2 0 0 1	3 2 0 0	3 2 0 0	0 0 0 0	0 0 0 0	0 0 0 0	0 0 0 1	0 0 1 1	20 36 2 1	100 36 2 1	3.00 0.00 0.00 ∞	1.500 1.800 0.000 ∞										

Florida Marlins @ Cincinnati Reds  
Cinergy Field, Cincinnati, OH  
Fri May 26 2000, 7:35 PM EDT  
Att: 33,018 - Cloudy - 73 F

AB 29  
R 3  
H 8  
RBI 3  
BB 5  
SO 4  
LOB 14





Batter	1	2	3	4	5	6	7	8	9	AB	R	H	RBI	BB	SO	LOB	TOP				
Luis Castillo, S OBP: 0.484, SLG: 0.447	G6-3		S						K	5	0	2	0	0	1	1	<b>Florida Marlins @ Cincinnati Reds</b> Cinergy Field, Cincinnati, OH Sun May 28 2000, 1:15 PM EDT Att: 36,754 - Cloudy - 64 F				
Dave Berg, R OBP: 0.366, SLG: 0.344	K		S						F8	4	0	1	0	1	1	2					
Cliff Floyd, L OBP: 0.363, SLG: 0.493 Antonio Alfonseca, R (9, 1)	BB		S							4	1	2	0	1	2	3					
Preston Wilson, R OBP: 0.348, SLG: 0.503	BB		S						HR	0	0	0	0	0	0	0					
Kevin Millar, R OBP: 0.348, SLG: 0.461 Alex Gonzalez, R OBP: 0.196, SLG: 0.218	P4		S						IBB	4	0	0	0	1	3	5					
Derrek Lee, R OBP: 0.348, SLG: 0.448										4	0	0	0	0	2	3					
Danny Bautista, R OBP: 0.256, SLG: 0.407	K									4	1	1	3	0	1	1					
Mike Redmond, R OBP: 0.351, SLG: 0.333	FC4-6									3	0	0	0	1	0	0					
Ryan Dempster, R OBP: 0.071, SLG: 0.143 Vic Darenbourg, L OBP: 0.500, SLG: 0.500 Mark Kotsay, L OBP: 0.307, SLG: 0.439	FC4-6									3	0	0	0	0	1	1					
Inning Stats	R: 0 E: 0 K: 1 S: 10	H: 1 LOB: 2 BB: 1 P: 19	R: 0 E: 0 K: 1 S: 5	H: 0 LOB: 1 BB: 1 P: 11	R: 0 E: 0 K: 2 S: 13	H: 1 LOB: 2 BB: 1 P: 25	R: 0 E: 0 K: 0 S: 8	H: 0 LOB: 0 BB: 0 P: 13	R: 0 E: 0 K: 1 S: 10	H: 1 LOB: 1 BB: 1 P: 15	R: 0 E: 0 K: 0 S: 15	H: 1 LOB: 0 BB: 0 P: 19	R: 3 E: 0 K: 2 S: 16	H: 3 LOB: 0 BB: 0 P: 22	R: 0 E: 0 K: 2 S: 12	H: 1 LOB: 2 BB: 1 P: 19		1B: 6 2B: 1 3B: 0 HR: 1	SF: 0 SAC: 0 DP: 0 HBP: 0	WP: 0 PB: 1 SB: 4 CS: 0	PA: 40
PITCHER	IP	WLS	BF	H	R	ER	SO	BB	IBB	HBP	BLK	WP	HR	S	P	ERA	WHIP				
Denny Neagle, L ERA: 3.39	(1, 1)	7.0	30	5	1	1	7	4	0	0	0	0	0	74	120	1.29	1.286				
Scott Sullivan, R ERA: 4.65	(8, 1)	2.0	L 10	3	2	2	4	0	1	0	0	0	1	25	37	9.00	1.500				

Batter	1	2	3	4	5	6	7	8	9	AB	R	H	RBI	BB	SO	LOB	BOTTOM					
Pokey Reese, R OBP: 0.376, SLG: 0.421	G5-3								G6-4-3	5	0	0	0	0	1	4	<b>Florida Marlins @ Cincinnati Reds</b> Cinergy Field, Cincinnati, OH Sun May 28 2000, 1:15 PM EDT Att: 36,754 - Cloudy - 64 F					
Barry Larkin, R OBP: 0.440, SLG: 0.533	BB									4	1	3	0	0	0	0						
Ken Griffey Jr., L OBP: 0.388, SLG: 0.491	BB									3	0	0	0	1	1	4						
Dante Bichette, R OBP: 0.314, SLG: 0.387	P6									4	0	1	0	0	0	2						
Dmitri Young, S OBP: 0.325, SLG: 0.424	BB									3	0	1	1	1	1	2						
Eddie Taubensee, L OBP: 0.374, SLG: 0.443	K2-3									4	0	1	0	0	1	5						
Sean Casey, L OBP: 0.331, SLG: 0.317										4	0	1	0	0	2	1						
Aaron Boone, R OBP: 0.367, SLG: 0.494	K									4	0	1	0	0	2	0						
Denny Neagle, L OBP: 0.261, SLG: 0.238 Scott Sullivan, R OBP: 0.250, SLG: 0.250 Michael Tucker, L OBP: 0.400, SLG: 0.597	E8									3	0	1	0	0	0	2						
Inning Stats	R: 1 E: 0 K: 1 S: 16	H: 2 LOB: 2 BB: 1 P: 29	R: 0 E: 1 K: 2 S: 12	H: 1 LOB: 0 BB: 0 P: 16	R: 0 E: 0 K: 1 S: 11	H: 2 LOB: 2 BB: 0 P: 16	R: 0 E: 0 K: 0 S: 4	H: 0 LOB: 0 BB: 0 P: 5	R: 0 E: 0 K: 1 S: 5	H: 0 LOB: 0 BB: 0 P: 8	R: 0 E: 0 K: 0 S: 6	H: 0 LOB: 0 BB: 1 P: 14	R: 0 E: 0 K: 1 S: 13	H: 3 LOB: 3 BB: 0 P: 21	R: 0 E: 0 K: 1 S: 6	H: 1 LOB: 1 BB: 0 P: 10		R: 0 E: 0 K: 1 S: 8	H: 1 LOB: 0 BB: 0 P: 9	1B: 9 2B: 2 3B: 0 HR: 0	SF: 0 SAC: 0 DP: 2 HBP: 0	WP: 0 PB: 0 SB: 0 CS: 0
PITCHER	IP	WLS	BF	H	R	ER	SO	BB	IBB	HBP	BLK	WP	HR	S	P	ERA	WHIP					
Ryan Dempster, R ERA: 3.36	(1, 1)	7.2	W 33	3	0	0	0	2	0	0	0	0	0	70	114	1.17	1.435					
Vic Darenbourg, L ERA: 3.52	(8, 1)	0.1	H 1	0	0	0	1	0	0	0	0	0	0	3	5	0.00	0.000					
Antonio Alfonseca, R ERA: 5.76	(9, 1)	1.0	S 3	1	0	0	1	0	0	0	0	0	0	8	9	0.00	1.000					



Batter	1	2	3	4	5	6	7	8	9	AB	R	H	RBI	BB	SO	LOB	TOP						
Luis Castillo, S (1,4) OBP: 0.484, SLG: 0.449 Dave Berg, R (7,FR) OBP: 0.361, SLG: 0.339 (7,4)										4	0	2	0	0	1	2	<b>Florida Marlins @ Pittsburgh Pirates</b> Three Rivers Stadium, Pittsburgh, PA Mon May 29 2000, 7:05 PM EDT Att: 17,282 - Sunny - 66 F						
Mark Kotsay, L (1,9) OBP: 0.316, SLG: 0.453										4	2	2	1	1	0	1							
Cliff Floyd, L (1,7) OBP: 0.382, SLG: 0.487 Brant Brown, L (7,7) OBP: 0.236, SLG: 0.377										4	0	1	0	0	2	4							
Preston Wilson, R (1,8) OBP: 0.351, SLG: 0.500 Danny Bautista, R (7,8) OBP: 0.253, SLG: 0.402										3	0	1	1	1	0	2							
Mike Lowell, R (1,5) OBP: 0.285, SLG: 0.458										4	1	1	0	0	1	3							
Derrek Lee, R (1,3) OBP: 0.346, SLG: 0.442										4	0	1	0	0	0	1							
Alex Gonzalez, R (1,6) OBP: 0.197, SLG: 0.219										4	0	1	0	0	0	1							
Paul Bako, L (1,2) OBP: 0.376, SLG: 0.315										2	0	1	1	2	0	0							
Vladimir Nunez, R (1,1) OBP: 0.125, SLG: 0.313 Dan Miceli, R (6,1)										2	0	0	0	0	1	4							
Ron Mahay, L (6,1) OBP: 0.500, SLG: 0.500 Kevin Millar, R (8,PH) OBP: 0.346, SLG: 0.457 Vic Darenbourg, L (8,1) OBP: 0.500, SLG: 0.500										0	0	0	0	0	0	0							
<b>Inning Stats</b>	R: 0 E: 0 K: 2 S: 14	H: 0 LOB: 2 BB: 2 P: 29	R: 0 E: 0 K: 0 S: 6	H: 1 LOB: 1 BB: 1 P: 16	R: 0 E: 0 K: 0 S: 9	H: 1 LOB: 1 BB: 0 P: 15	R: 1 E: 0 K: 1 S: 15	H: 3 LOB: 2 BB: 0 P: 23	R: 1 E: 0 K: 0 S: 10	H: 2 LOB: 0 BB: 0 P: 17	R: 0 E: 0 K: 0 S: 5	H: 0 LOB: 0 BB: 0 P: 11	R: 2 E: 0 K: 2 S: 16	H: 3 LOB: 1 BB: 0 P: 23	R: 0 E: 0 K: 0 S: 4	H: 0 LOB: 1 BB: 1 P: 8		R: 0 E: 0 K: 2 S: 9	H: 1 LOB: 1 BB: 0 P: 13	1B: 8 2B: 3 3B: 0 HR: 0	SF: 0 SAC: 0 DP: 1 HBP: 0	WP: 0 PB: 0 SB: 1 CS: 0	PA: 40
<b>PITCHER</b>	IP WLS BF H R ER SO BB IBB HBP BLK WP HR S P ERA WHIP																						
Jason Schmidt, R (1,1) ERA: 5.09	6.2 W 31	H 10 R 4 ER 4 SO 4	BB 3 IBB 0 HBP 0 BLK 0	WP 0 HR 0 S 72 P 131	ERA 5.40 WHIP 1.950																		
Jose Silva, R (7,1) ERA: 4.3	1.1	5 0 0 0 1	1 0 0 0	0 0 7 11	0.00 0.750																		
Mike Williams, R (9,1) ERA: 1.77	1.0	4 1 0 0 2	0 0 0 0	0 0 9 13	0.00 1.000																		

Batter	1	2	3	4	5	6	7	8	9	AB	R	H	RBI	BB	SO	LOB	BOTTOM				
Warren Morris, L (1,4) OBP: 0.339, SLG: 0.288										4	2	2	0	1	0	3	<b>Florida Marlins @ Pittsburgh Pirates</b> Three Rivers Stadium, Pittsburgh, PA Mon May 29 2000, 7:05 PM EDT Att: 17,282 - Sunny - 66 F				
18 Jason Kendall, R (1,2) OBP: 0.485, SLG: 0.491										3	1	0	1	1	0	1					
Wil Cordero, R (1,7) OBP: 0.339, SLG: 0.503										5	1	2	0	0	0	3					
Brian Giles, L (1,8) OBP: 0.433, SLG: 0.681										4	2	1	0	1	0	1					
Kevin Young, R (1,3) OBP: 0.302, SLG: 0.433										5	2	3	3	0	0	2					
John Vander Wal, L (1,9) OBP: 0.421, SLG: 0.575 Adrian Brown, S (8,PH) OBP: 0.294, SLG: 0.415										3	1	2	3	1	1	0					
Pat Meares, R (1,6) OBP: 0.294, SLG: 0.378										5	0	2	2	0	1	2					
Luis Sojo, R (1,5) OBP: 0.336, SLG: 0.458										3	0	1	0	2	0	4					
Jason Schmidt, R (1,1) Jose Silva, R (7,1) Bruce Aven, R (8,PH) OBP: 0.278, SLG: 0.477 Mike Williams, R (9,1)										3	1	0	0	1	1	5					
<b>Inning Stats</b>	R: 4 E: 0 K: 1 S: 18	H: 4 LOB: 2 BB: 2 P: 37	R: 0 E: 0 K: 0 S: 10	H: 1 LOB: 0 BB: 0 P: 13	R: 0 E: 0 K: 2 S: 12	H: 0 LOB: 0 BB: 0 P: 19	R: 1 E: 0 K: 0 S: 11	H: 2 LOB: 1 BB: 0 P: 16	R: 1 E: 0 K: 0 S: 14	H: 2 LOB: 1 BB: 1 P: 23	R: 4 E: 0 K: 0 S: 17	H: 3 LOB: 3 BB: 4 P: 39	R: 0 E: 0 K: 0 S: 4	H: 0 LOB: 0 BB: 0 P: 6	R: 0 E: 1 K: 1 S: 11	H: 1 LOB: 2 BB: 0 P: 15		1B: 9 2B: 4 3B: 0 HR: 0	SF: 1 SAC: 0 DP: 0 HBP: 0	WP: 1 PB: 0 SB: 1 CS: 0	PA: 45
<b>PITCHER</b>	IP WLS BF H R ER SO BB IBB HBP BLK WP HR S P ERA WHIP																				
Vladimir Nunez, R (1,1) ERA: 8.01	5.0 L 27	H 9 R 3 ER 4 SO 3	BB 2 IBB 1 HBP 0 BLK 0	WP 0 HR 0 S 15 P 36	ERA 54.00 WHIP 9.000																
Dan Miceli, R (6,1) ERA: 3.74	0.2	9 3 4 4 0	3 1 0 0	0 0 6 9	0.00 0.000																
Ron Mahay, L (6,1) ERA: 7.92	1.1	4 0 0 0 0	0 0 0 0	0 0 11 15	0.00 1.000																
Vic Darenbourg, L (8,1) ERA: 3.38	1.0	5 1 0 0 1	0 0 0 0	0 0 0 0	0.00 1.000																

Batter	1	2	3	4	5	6	7	8	9	10	AB	R	H	RBI	BB	SO	LOB	TOP								
Luis Castillo, S OBP: 0.472, SLG: 0.435	(1,4) 0-3 K		(1) 3-3 K		(1) 3-3 K			(1) 1-2 G5-3			4	0	0	0	0	3	1									
Mark Kotsay, L OBP: 0.309, SLG: 0.442	(1,9) 1-3 K		(2) 3-1 P6		(2) 1-0 L9			(2) 3-2 P6			4	0	0	0	0	1	1									
Cliff Floyd, L OBP: 0.384, SLG: 0.523 Armando Almanza, L Antonio Alfonseca, R	(1,7) 4-2 E S BB (8,1) 1-0 (9,1) 0-0		(3) 1-0 HR		(3) 2-3 K			(3) 0-0 G5-3			3	1	1	2	1	1	0									
Preston Wilson, R OBP: 0.354, SLG: 0.497	(1,8) 4-2 BB (1,8) 1-3 BB		(4) 0-0 1B		(4) 1-3 K			(4) 2-0 G5-3			3	0	1	0	1	1	0									
Mike Lowell, R OBP: 0.278, SLG: 0.446	(1,5) 0-0 L8		(5) 1-2 G1-3		(5) 3-2 P4			(5) 1-0 F8			4	0	0	0	0	0	3									
Derek Lee, R OBP: 0.338, SLG: 0.427	(1,3) 2-3 K		(6) 1-3 K		(6) 1-2 G5-3			(6) 3-1 G6-3			4	0	0	0	0	2	0									
Alex Gonzalez, R OBP: 0.198, SLG: 0.219	(1,6) 2-2 F8		(7) 1-3 K		(7) 2-1 F9			(7) 0-1 G6-3 1B			4	0	1	0	0	1	0									
Paul Bako, L OBP: 0.371, SLG: 0.312	(1,2) 2-2 G6-3		(8) 0-0 1B		(8) 0-1 F9			(8) 2-2 G6-3 1-2			4	0	1	0	0	0	1									
38 Reid Cornelius, R Braden Looper, R Danny Bautista, R	(1,1) 0-2 HR 1B (8,1) 1-3 K (8,7) 1-3 K		(9) 1-3 K		(9) 1-3 K			(9) 1-3 K			3	1	1	0	0	2	1									
<b>Inning Stats</b>	R: 0 E: 0 K: 2 S: 12	H: 0 LOB: 2 BB: 2 P: 21	R: 0 E: 0 K: 1 S: 12	H: 0 LOB: 0 BB: 0 P: 18	R: 2 E: 1 K: 1 S: 14	H: 3 LOB: 1 BB: 0 P: 22	R: 0 E: 0 K: 3 S: 10	H: 1 LOB: 1 BB: 0 P: 13	R: 0 E: 0 K: 2 S: 7	H: 0 LOB: 0 BB: 0 P: 13	R: 0 E: 0 K: 1 S: 9	H: 0 LOB: 0 BB: 0 P: 14	R: 0 E: 0 K: 1 S: 7	H: 0 LOB: 0 BB: 0 P: 10	R: 0 E: 0 K: 0 S: 8	H: 0 LOB: 0 BB: 0 P: 12	R: 0 E: 0 K: 0 S: 4	H: 0 LOB: 0 BB: 0 P: 10	R: 0 E: 0 K: 1 S: 8	H: 1 LOB: 0 BB: 0 P: 11	1B: 4 2B: 0 3B: 0 HR: 1	SF: 0 SAC: 0 DP: 1 HBP: 0	WP: 0 PB: 0 SB: 1 CS: 0	PA: 36		
<b>PITCHER</b>	IP 8.0	WLS 0	BF 30	H 4	R 2	ER 2	SO 11	BB 2	IBB 0	HBP 0	BLK 0	WP 0	HR 1	S 79	P 123	ERA 2.25	WHIP 0.750									
<b>PITCHER</b>	IP 2.0	WLS 0	BF 6	H 1	R 0	ER 0	SO 1	BB 0	IBB 0	HBP 0	BLK 0	WP 0	HR 0	S 12	P 21	ERA 0.00	WHIP 0.500									

Florida Marlins @ Pittsburgh Pirates  
Three Rivers Stadium, Pittsburgh, PA  
Tue May 30 2000, 7:05 PM EDT  
Att. 14,742 - Sunny - 68 F

AB 34  
R 2  
H 5  
RBI 2  
BB 2  
SO 12  
LOB 7



Batter	1	2	3	4	5	6	7	8	9	10	AB	R	H	RBI	BB	SO	LOB	BOTTOM							
Warren Morris, L OBP: 0.351, SLG: 0.310	(1,4) 1-0 18 WP 1B		(1) 1-1 F9 18 1B		(1) 0-1 F7			(1) 2-1 18 2B			5	0	4	1	0	0	1								
18 Jason Kendall, R OBP: 0.463, SLG: 0.494	(1,2) 3-1 G6-3		(2) 1-1 1B		(2) 1-1 FC6-4			(2) 1-0 1B			5	0	2	1	0	1	3								
Wil Cordero, R OBP: 0.330, SLG: 0.488	(1,7) 3-1 F8		(3) 1-0 F9		(3) 0-3 K			(3) 1-3 2B			5	0	0	0	0	1	5								
Brian Giles, L OBP: 0.432, SLG: 0.688	(1,8) 1-1 P6		(4) 2-3 K		(4) 2-1 G6-3			(4) 4-0 2B			4	1	1	1	1	1	3								
Kevin Young, R OBP: 0.296, SLG: 0.423		(1) 2-2 G5-3		(1) 2-2 G5-3				(1) 1-2 F9			4	0	0	0	0	0	3								
John Vander Wal, L OBP: 0.429, SLG: 0.578 Bruce Aven, R Mike Williams, R	(1,9) 3-1 WP 1B (8,PH) 1-2 (9,1) 1-1		(2) 3-1 F9		(2) 0-0 G4-6-3 1B			(2) 3-3 K			3	0	2	0	0	0	0								
Pat Meares, R OBP: 0.293, SLG: 0.372	(1,6) 4-2 WP 1B 1-2 G6-3 BB		(3) 0-0 F7		(3) 1-0 G4-6-3 1-2			(3) 1-1 G6-3			3	0	0	0	1	0	1								
Luis Sojo, R OBP: 0.325, SLG: 0.441	(1,5) 1-0 G6-3 1-2		(4) 1-0 G5-3		(4) 0-0 F8			(4) 2-2 G5-3			4	0	0	0	0	0	2								
Kris Benson, R Adrian Brown, S	(1,1) 1-1 G6-3 (8,PH) 4-2 (9,9) 1-1		(5) 1-1 G6-3		(5) 4-2 18 FC6-4 1B BB			(5) 0-1 1B 18 2B 1B			1	0	0	0	1	0	0								
<b>Inning Stats</b>	R: 0 E: 0 K: 0 S: 7	H: 1 LOB: 1 BB: 0 P: 15	R: 0 E: 0 K: 0 S: 8	H: 1 LOB: 1 BB: 1 P: 18	R: 0 E: 0 K: 1 S: 11	H: 2 LOB: 2 BB: 0 P: 17	R: 0 E: 0 K: 0 S: 6	H: 0 LOB: 0 BB: 0 P: 11	R: 0 E: 0 K: 0 S: 9	H: 0 LOB: 0 BB: 0 P: 14	R: 0 E: 0 K: 1 S: 7	H: 1 LOB: 0 BB: 0 P: 12	R: 1 E: 0 K: 1 S: 18	H: 3 LOB: 3 BB: 1 P: 31	R: 1 E: 0 K: 1 S: 16	H: 2 LOB: 1 BB: 0 P: 22	R: 1 E: 0 K: 0 S: 3	H: 1 LOB: 0 BB: 0 P: 4	1B: 7 2B: 3 3B: 0 HR: 1	SF: 0 SAC: 0 DP: 2 HBP: 0	WP: 2 PB: 0 SB: 0 CS: 0	PA: 40			
<b>PITCHER</b>	IP 7.0	WLS 0	BF 29	H 8	R 1	ER 1	SO 2	BB 2	IBB 0	HBP 0	BLK 0	WP 2	HR 0	S 57	P 102	ERA 1.29	WHIP 1.429								
<b>PITCHER</b>	IP 0.2	WLS 0	BF 3	H 0	R 0	ER 0	SO 0	BB 0	IBB 0	HBP 0	BLK 0	WP 0	HR 0	S 9	P 16	ERA 0.00	WHIP 0.000								
<b>PITCHER</b>	IP 0.1	WLS 0	BF 1	H 0	R 0	ER 0	SO 0	BB 0	IBB 0	HBP 0	BLK 0	WP 0	HR 0	S 4	P 7	ERA 0.00	WHIP 0.000								
<b>PITCHER</b>	IP 1.1	WLS 0	BF 7	H 3	R 2	ER 2	SO 1	BB 0	IBB 0	HBP 0	BLK 0	WP 0	HR 1	S 19	P 26	ERA 13.50	WHIP 2.250								

Florida Marlins @ Pittsburgh Pirates  
Three Rivers Stadium, Pittsburgh, PA  
Tue May 30 2000, 7:05 PM EDT  
Att. 14,742 - Sunny - 68 F

AB 37  
R 3  
H 11  
RBI 3  
BB 3  
SO 4  
LOB 21



Batter	1	2	3	4	5	6	7	8	9	AB	R	H	RBI	BB	SO	LOB	TOP										
Luis Castillo, S OBP: 0.470, SLG: 0.434	1-0 1B		1-3 K		0-0 G4-3		1-0 1B		2-3 K	5	0	2	0	0	2	2											
Mark Kotsay, L OBP: 0.313, SLG: 0.449	2-2 1B		0-1 2B		0-0 G4-3		3-3 K			4	0	2	0	0	1	1											
Cliff Floyd, L OBP: 0.387, SLG: 0.503	1-1 1B		2-1 F8		1-0 1B			0-2 F8		4	0	2	0	0	0	1											
Preston Wilson, R OBP: 0.348, SLG: 0.488	2-1 G5-4-3			0-2 F8	2-1 G1-3			3-2 G5-3		4	0	0	0	0	0	3											
Mike Lowell, R OBP: 0.277, SLG: 0.447		0-1 G5-3		1-1 1B		0-0 G5-3		1-1 F7		4	1	1	0	0	0	0											
Derrek Lee, R OBP: 0.347, SLG: 0.457		2-2 HR		4-2 1B		3-3 K			3-2 F7-4-3	3	1	2	1	1	1	0											
Alex Gonzalez, R OBP: 0.199, SLG: 0.220		1-3 K		0-1 1B		2-3 K			3-2 F7-4-3	4	0	1	1	0	2	1											
Paul Bako, L OBP: 0.376, SLG: 0.321		1-0 F8		0-0 F7			1-2 1B		0-2 BB	4	0	2	0	0	0	2											
Jesus Sanchez, L OBP: 0.190, SLG: 0.190			0-3 K	0-2 G1-3			3-2 G5-4-3		4-0 BB	2	0	0	0	0	1	2											
Brant Brown, L OBP: 0.233, SLG: 0.371										1	0	0	0	0	0	1											
Ricky Bones, R OBP: 0.351, SLG: 0.457										0	0	0	0	0	0	0											
Kevin Millar, R OBP: 0.351, SLG: 0.457										0	0	0	0	1	0	0											
<b>Inning Stats</b>	R: 0 E: 0 K: 0 S: 9	H: 3 LOB: 1 BB: 0 P: 14	R: 1 E: 0 K: 1 S: 10	H: 1 LOB: 0 BB: 0 P: 14	R: 0 E: 0 K: 2 S: 12	H: 1 LOB: 1 BB: 0 P: 15	R: 1 E: 0 K: 0 S: 14	H: 2 LOB: 2 BB: 1 P: 19	R: 0 E: 0 K: 0 S: 5	H: 0 LOB: 0 BB: 0 P: 12	R: 0 E: 0 K: 1 S: 10	H: 2 LOB: 1 BB: 0 P: 18	R: 0 E: 0 K: 0 S: 9	H: 0 LOB: 0 BB: 0 P: 13	R: 0 E: 0 K: 1 S: 17	H: 2 LOB: 2 BB: 1 P: 29	1B: 9 2B: 3 3B: 0 HR: 1	SF: 0 SAC: 0 DP: 3 HBP: 0	WP: 0 PB: 0 SB: 1 CS: 0	PA: 37							
<b>PITCHER</b>	IP	WLS	BF	H	R	ER	SO	BB	IBB	HBP	BLK	WP	HR	S	P	ERA	WHIP										
67 Francisco Cordova, R ERA: 4.53	(1, 1)	6.2	W 28	10	2	2	5	1	0	0	0	0	1	64	94	2.70	1.650										
Scott Sauerbeck, L ERA: 3.68	(7, 1)	0.1	H 1	0	0	0	1	0	0	0	0	0	0	3	6	0.00	0.000										
Jose Silva, R ERA: 4.56	(8, 1)	1.2	H 6	2	0	0	0	0	0	0	0	0	0	23	33	0.00	1.200										
Mike Williams, R ERA: 1.59	(9, 1)	0.1	S 2	0	0	0	1	1	0	0	0	0	0	3	9	0.00	3.000										

Florida Marlins @ Pittsburgh Pirates  
Three Rivers Stadium, Pittsburgh, PA  
Wed May 31 2000, 7:05 PM EDT  
Att. 17,731 - Sunny - 85 F

AB 35  
R 2  
H 12  
RBI 2  
BB 2  
SO 7  
LOB 13



Batter	1	2	3	4	5	6	7	8	9	AB	R	H	RBI	BB	SO	LOB	BOTTOM										
Warren Morris, L OBP: 0.349, SLG: 0.309	0-1 HR		0-2 G4-3	1-3 K			2-2 G6-3			4	1	1	0	0	1	1											
18 Jason Kendall, R OBP: 0.456, SLG: 0.595	2-1 L4		0-0 HR	2-3	2-2 G6-3		1-3 K			4	1	1	1	0	1	1											
Wil Cordero, R OBP: 0.333, SLG: 0.506	2-0 HR		0-3 K		0-0 1B		0-3 K			4	1	2	2	0	2	0											
Jose Silva, R OBP: 0.351, SLG: 0.457	1-1 HR									0	0	0	0	0	0	0											
Mike Williams, R OBP: 0.351, SLG: 0.457										0	0	0	0	0	0	0											
Brian Giles, L OBP: 0.429, SLG: 0.677	4-2 FC4		1-0 G3-1		3-2 F8			1-2 G3		3	0	0	0	1	0	1											
Kevin Young, R OBP: 0.295, SLG: 0.416	2-0 F9			4-1 E	1-3 K			0-3 K		3	1	0	0	1	2	2											
Bruce Aven, R OBP: 0.274, SLG: 0.449	0-0 FC4			4-0 SF9		0-0 G5-3		1-2 F8		3	1	0	0	1	0	1											
Pat Meares, R OBP: 0.294, SLG: 0.376		1-3 K		0-1 E		1-1 G4-3				3	0	1	0	0	1	2											
Mike Benjamin, R OBP: 0.378, SLG: 0.494		0-0 G6-3		0-1 E		2-0 G4-3				2	0	0	1	0	0	1											
67 Francisco Cordova, R OBP: 0.087, SLG: 0.045			0-1 F9		2-3 G4-3					3	0	0	1	0	0	2											
Scott Sauerbeck, L ERA: 5.94	(7, 1)	2.0	L 6	0	0	0	3	0	0	0	0	0	0	0	0	0											
Adrian Brown, S OBP: 0.314, SLG: 0.448	(8, 7)									0	0	0	0	0	0	0											
<b>Inning Stats</b>	R: 2 E: 0 K: 0 S: 9	H: 2 LOB: 1 BB: 1 P: 19	R: 0 E: 0 K: 1 S: 6	H: 0 LOB: 0 BB: 0 P: 7	R: 1 E: 0 K: 1 S: 8	H: 1 LOB: 0 BB: 0 P: 9	R: 2 E: 1 K: 1 S: 10	H: 0 LOB: 1 BB: 2 P: 19	R: 0 E: 0 K: 0 S: 5	H: 1 LOB: 1 BB: 0 P: 8	R: 0 E: 0 K: 2 S: 9	H: 0 LOB: 0 BB: 0 P: 12	R: 0 E: 0 K: 1 S: 10	H: 0 LOB: 0 BB: 0 P: 12	R: 0 E: 0 K: 1 S: 10	H: 0 LOB: 0 BB: 0 P: 12	1B: 2 2B: 1 3B: 0 HR: 2	SF: 1 SAC: 0 DP: 0 HBP: 0	WP: 1 PB: 0 SB: 0 CS: 0	PA: 33							
<b>PITCHER</b>	IP	WLS	BF	H	R	ER	SO	BB	IBB	HBP	BLK	WP	HR	S	P	ERA	WHIP										
Jesus Sanchez, L ERA: 5.94	(1, 1)	6.0	L 27	10	2	4	4	3	0	0	0	0	0	19	24	6.00	1.333										
Ricky Bones, R ERA: 1.32	(7, 1)	2.0	6	0	0	0	3	0	0	0	0	0	0	19	24	0.00	0.000										

Florida Marlins @ Pittsburgh Pirates  
Three Rivers Stadium, Pittsburgh, PA  
Wed May 31 2000, 7:05 PM EDT  
Att. 17,731 - Sunny - 85 F

AB 29  
R 5  
H 5  
RBI 5  
BB 3  
SO 7  
LOB 11







Batter	1	2	3	4	5	6	7	8	9	AB	R	H	RBI	BB	SO	LOB	TOP										
Shannon Stewart, R (1, 7) OBP: 0.406, SLG: 0.602	1-0 S 1B		1-2 G4-3		3-3 K			1-1 P4		4	0	1	0	0	1	0	<b>Toronto Blue Jays @ Florida Marlins</b> Pro Player Stadium, Miami, FL Sat Jun 03 2000, 7:05 PM EDT Att: 17,546 - Cloudy - 82 F										
Craig Grebeck, R (1, 4) OBP: 0.340, SLG: 0.448	2-1 F8		1-3 K			2-2 G6-3 2B		1-1 G6-3		4	0	1	0	0	1	1											
Raul Mondesi, R (1, 9) OBP: 0.312, SLG: 0.485	1-1 G5-3		3-1 F8			1-0 P3		3-3 K		4	0	0	0	0	1	2											
Carlos Delgado, L (1, 3) OBP: 0.432, SLG: 0.679	1-3 K			0-0 F9		1-0 G6-3		0-0 F7		4	0	0	0	0	1	2											
Darrin Fletcher, L (1, 2) OBP: 0.359, SLG: 0.572 Dewayne Wise, L (9, PR) OBP: 0.150, SLG: 0.105	2-1 F9			1-1 F7		2-2 P4		3-2 1B		4	0	1	0	0	0	1											
Jose Cruz Jr., S (1, 8) OBP: 0.331, SLG: 0.493	2-0 HR			2-1 1B			0-0 G3-1		0-3 K	4	1	2	1	0	1	1											
Alex Gonzalez, R (1, 6) OBP: 0.296, SLG: 0.335	2-2 F8			1-3 K			1-2 G6-3			3	0	0	0	0	1	1											
Chris Woodward, R (1, 5) OBP: 0.368, SLG: 0.611	0-0 E6				2-2 F7		1-0 P4			3	0	0	0	0	0	0											
Chris Carpenter, R (1, 1) Todd Greene, R (8, PH) Billy Koch, R (8, 1)	0-3 K				1-1 G3-1			0-0 G6-3		2	0	0	0	0	1	1											
<b>Inning Stats</b>	R: 0 E: 0 K: 1 S: 8	H: 1 LOB: 1 BB: 0 P: 13	R: 1 E: 1 K: 1 S: 10	H: 1 LOB: 1 BB: 0 P: 16	R: 0 E: 0 K: 1 S: 8	H: 0 LOB: 0 BB: 0 P: 13	R: 0 E: 0 K: 1 S: 8	H: 1 LOB: 1 BB: 0 P: 12	R: 0 E: 0 K: 1 S: 9	H: 0 LOB: 0 BB: 0 P: 15	R: 0 E: 0 K: 0 S: 11	H: 1 LOB: 1 BB: 0 P: 17	R: 0 E: 0 K: 0 S: 5	H: 0 LOB: 0 BB: 0 P: 7	R: 0 E: 0 K: 0 S: 5	H: 0 LOB: 0 BB: 0 P: 7	R: 0 E: 0 K: 2 S: 11	H: 1 LOB: 1 BB: 0 P: 17	1B: 3 2B: 1 3B: 0 HR: 1	SF: 0 SAC: 0 DP: 0 HBP: 0	WP: 0 PB: 0 SB: 1 CS: 0	PA: 33					
<b>PITCHER</b>	IP	WLS	BF	H	R	ER	SO	BB	IBB	HBP	BLK	WP	HR	S	P	ERA	WHIP										
Ryan Dempster, R (1, 1) ERA: 3.18	7.0		26	4	1	1	5	0	0	0	0	0	1	59	93	1.29	0.571										
Braden Looper, R (8, 1) ERA: 3.0	1.0	W	3	0	0	0	0	0	0	0	0	0	0	5	7	0.00	0.000										
Antonio Alfonseca, R (9, 1) ERA: 5.72	1.0	S	4	1	0	0	2	0	0	0	0	0	0	11	17	0.00	1.000										

Batter	1	2	3	4	5	6	7	8	9	AB	R	H	RBI	BB	SO	LOB	BOTTOM										
Luis Castillo, S (1, 4) OBP: 0.474, SLG: 0.441	1-1 G4-6-3 1B		2-1 1B		1-2 FC5-2 FC4-6		1-1 2B			4	0	3	0	0	0	3	<b>Toronto Blue Jays @ Florida Marlins</b> Pro Player Stadium, Miami, FL Sat Jun 03 2000, 7:05 PM EDT Att: 17,546 - Cloudy - 82 F										
Mark Kotsay, L (1, 9) OBP: 0.303, SLG: 0.432	1-0 G4-6-3 1-2		1-3 K		1-2 FC4-6 1-2		2-2 F8			4	0	0	0	0	1	6											
Cliff Floyd, L (1, 7) OBP: 0.389, SLG: 0.503	4-1 BB			2-1 F7		3-2 G3-1		0-0 F7		3	0	0	0	1	0	0											
Preston Wilson, R (1, 8) OBP: 0.347, SLG: 0.500	2-2 G1-3			0-1 L5		3-1 FC6-4 1B		1-3 K		4	0	1	0	0	1	1											
Mike Lowell, R (1, 5) OBP: 0.291, SLG: 0.475		1-2 L7		1-3 K		1-0 F8		3-1 HR		4	1	1	1	0	1	1											
Kevin Millar, R (1, 3) Antonio Alfonseca, R (9, 1) OBP: 0.387, SLG: 0.483		0-0 F7			4-2 1B FC5-2 BB		4-2 FC6-4 BB		0-0 HR	2	1	1	1	2	0	0											
Dave Berg, R (1, 6) OBP: 0.355, SLG: 0.323		2-2 F8			4-2 FC5-2 1B FC5-2 BB		1-1 FC6-4 1-2 2-3		0-3 HR	3	0	0	0	1	1	2											
Mike Redmond, R (1, 2) OBP: 0.351, SLG: 0.333			0-2 G4-3		1-0 FC5-2 FC5-2 1B		3-2 F9			3	0	1	0	0	0	0											
Ryan Dempster, R (1, 1) Brant Brown, L (7, PH) Braden Looper, R (8, 1) Derrek Lee, R (9, 3) OBP: 0.067, SLG: 0.133 OBP: 0.227, SLG: 0.361 OBP: 0.349, SLG: 0.458			1-2 F2		1-1 FC5-2 FC5-2		1-3 K			2	0	0	0	0	0	3											
<b>Inning Stats</b>	R: 0 E: 0 K: 0 S: 7	H: 1 LOB: 1 BB: 1 P: 15	R: 0 E: 0 K: 0 S: 7	H: 0 LOB: 0 BB: 0 P: 10	R: 0 E: 0 K: 1 S: 12	H: 1 LOB: 1 BB: 0 P: 16	R: 0 E: 0 K: 1 S: 7	H: 0 LOB: 0 BB: 0 P: 10	R: 0 E: 0 K: 0 S: 16	H: 1 LOB: 3 BB: 2 P: 28	R: 0 E: 0 K: 0 S: 12	H: 1 LOB: 2 BB: 1 P: 24	R: 0 E: 0 K: 1 S: 11	H: 1 LOB: 1 BB: 0 P: 18	R: 2 E: 0 K: 2 S: 11	H: 2 LOB: 0 BB: 0 P: 15	1B: 4 2B: 1 3B: 0 HR: 2	SF: 0 SAC: 0 DP: 1 HBP: 0	WP: 0 PB: 0 SB: 0 CS: 0	PA: 34							
<b>PITCHER</b>	IP	WLS	BF	H	R	ER	SO	BB	IBB	HBP	BLK	WP	HR	S	P	ERA	WHIP										
Chris Carpenter, R (1, 1) ERA: 4.85	7.0		29	5	0	0	3	4	0	0	0	0	2	11	15	18.00	2.000										
Billy Koch, R (8, 1) ERA: 4.23	1.0	L	5	2	2	2	2	0	0	0	0	0	2	11	15	18.00	2.000										



Batter	1	2	3	4	5	6	7	8	9	AB	R	H	RBI	BB	SO	LOB	TOP					
<b>Shannon Stewart, R</b> (1, 7) OBP: 0.412, SLG: 0.606	2-1 	1-0 		2-2 			0-0 	1-2 		4	2	2	1	0	0	0	<b>Toronto Blue Jays @ Florida Marlins</b> Pro Player Stadium, Miami, FL Sun Jun 04 2000, 4:05 PM EDT Att: 11,007 - Cloudy - 84 F					
<b>Craig Grebeck, R</b> (1, 4) OBP: 0.394, SLG: 0.456	4-2 		1-1 		0-2 		0-2 	4-2 		3	2	2	1	2	0	0						
<b>Raul Mondesi, R</b> (1, 9) OBP: 0.306, SLG: 0.475	2-1 		2-3 		1-3 		2-2 	0-2 		5	0	0	0	0	2	6						
<b>Carlos Delgado, L</b> (1, 3) OBP: 0.431, SLG: 0.687	3-0 		2-2 		2-3 		1-1 		0-0 	5	2	2	3	0	1	1						
<b>Darrin Fletcher, L</b> (1, 2) <b>Alberto Castillo, R</b> (4, 2) OBP: 0.361, SLG: 0.571 OBP: 0.292, SLG: 0.283	0-2 		2-3 		1-0 		1-2 		2-3 	2	0	1	0	0	1	2						
<b>José Cruz Jr., S</b> (1, 8) OBP: 0.332, SLG: 0.496	3-3 		1-0 		0-0 		0-0 		3-2 	5	0	2	1	0	1	3						
<b>Alex Gonzalez, R</b> (1, 6) OBP: 0.300, SLG: 0.343	1-3 		0-1 		1-3 		1-0 			4	1	2	1	0	2	2						
<b>Chris Woodward, R</b> (1, 5) OBP: 0.348, SLG: 0.524		0-1 		1-1 		4-0 		0-0 		3	0	0	0	1	0	1						
<b>Kelvim Escobar, R</b> (1, 1)		0-0 		1-3 		0-1 		1-3 		4	0	0	0	0	2	3						
<b>Inning Stats</b>	R: 3 E: 0 K: 2 S: 15	H: 2 LOB: 1 BB: 1 P: 30	R: 0 E: 0 K: 0 S: 4	H: 0 LOB: 0 BB: 0 P: 5	R: 2 E: 0 K: 2 S: 14	H: 4 LOB: 2 BB: 0 P: 22	R: 0 E: 0 K: 1 S: 9	H: 0 LOB: 0 BB: 0 P: 13	R: 0 E: 0 K: 1 S: 7	H: 1 LOB: 2 BB: 1 P: 13	R: 1 E: 1 K: 0 S: 13	H: 3 LOB: 2 BB: 0 P: 17	R: 1 E: 0 K: 1 S: 13	H: 2 LOB: 2 BB: 1 P: 20	R: 0 E: 0 K: 1 S: 7	H: 0 LOB: 0 BB: 0 P: 12		1B: 8 2B: 3 3B: 0 HR: 1	SF: 0 SAC: 0 DP: 0 HBP: 1	WP: 0 PB: 0 SB: 2 CS: 0	PA: 42	
<b>PITCHER</b>	IP	WLS	BF	H	R	ER	SO	BB	IBB	HBP	BLK	WP	HR	S	P	ERA	WHIP					
<b>Vladimir Nunez, R</b> (1, 1) ERA: 8.35	3.0	L	16	6	5	5	4	1	0	1	0	0	1	33	57	15.00	2.3333					
<b>Ron Mahay, L</b> (4, 1) ERA: 7.14	4.0		17	4	1	1	4	0	1	0	0	0	0	38	55	2.25	1.000					
<b>Joe Strong, R</b> (8, 1) ERA: 5.4	2.0		9	2	1	1	2	1	0	0	0	0	0	20	32	4.50	1.500					

AB 38  
R 7  
H 12  
RBI 7  
BB 3  
SO 10  
LOB 18



Batter	1	2	3	4	5	6	7	8	9	AB	R	H	RBI	BB	SO	LOB	BOTTOM					
<b>Mark Kotsay, L</b> (1, 9) OBP: 0.307, SLG: 0.433	1-0 		0-1 		2-1 			0-0 		4	0	2	0	0	0	0	<b>Toronto Blue Jays @ Florida Marlins</b> Pro Player Stadium, Miami, FL Sun Jun 04 2000, 4:05 PM EDT Att: 11,007 - Cloudy - 84 F					
<b>Dave Berg, R</b> (1, 4) OBP: 0.350, SLG: 0.319	1-2 		0-0 		0-3 		2-2 			4	0	1	0	0	1	1						
<b>Cliff Floyd, L</b> (1, 7) OBP: 0.386, SLG: 0.497	1-0 		1-1 		1-3 		1-2 			4	1	1	0	0	1	3						
<b>Preston Wilson, R</b> (1, 8) OBP: 0.350, SLG: 0.498	0-2 		4-1 		1-1 		0-0 			3	1	1	1	1	0	2						
<b>Mike Lowell, R</b> (1, 5) OBP: 0.296, SLG: 0.476	2-0 		1-1 		0-2 		2-2 			4	0	2	1	0	0	2						
<b>Kevin Millar, R</b> (1, 3) OBP: 0.394, SLG: 0.475	2-2 			3-2 		1-3 		0-1 		4	0	1	0	0	1	2						
<b>Alex Gonzalez, R</b> (1, 6) OBP: 0.205, SLG: 0.226		1-3 		2-2 		3-1 		1-0 		4	0	0	0	0	1	1						
<b>Paul Bako, L</b> (1, 2) OBP: 0.386, SLG: 0.330		1-3 		1-3 		1-3 				3	0	0	0	0	3	1						
<b>Vladimir Nunez, R</b> (1, 1) OBP: 0.118, SLG: 0.294		1-3 		3-3 						1	0	0	0	0	1	0						
<b>Ron Mahay, L</b> (4, 1) OBP: 0.333, SLG: 0.333										1	0	0	0	0	1	1						
<b>Brant Brown, L</b> (7, PH) OBP: 0.224, SLG: 0.356										1	0	0	0	0	1	0						
<b>Joe Strong, S</b> (8, 1)										0	0	0	0	0	0	0						
<b>Inning Stats</b>	R: 2 E: 0 K: 0 S: 12	H: 3 LOB: 1 BB: 0 P: 19	R: 0 E: 0 K: 3 S: 9	H: 0 LOB: 0 BB: 0 P: 12	R: 0 E: 0 K: 0 S: 8	H: 1 LOB: 2 BB: 1 P: 14	R: 0 E: 0 K: 2 S: 13	H: 1 LOB: 1 BB: 0 P: 22	R: 0 E: 0 K: 2 S: 8	H: 0 LOB: 0 BB: 0 P: 11	R: 0 E: 0 K: 1 S: 10	H: 0 LOB: 0 BB: 0 P: 12	R: 0 E: 0 K: 2 S: 8	H: 0 LOB: 0 BB: 0 P: 13	R: 0 E: 0 K: 0 S: 10	H: 2 LOB: 1 BB: 0 P: 13	R: 0 E: 0 K: 0 S: 8	H: 1 LOB: 0 BB: 0 P: 11	1B: 8 2B: 0 3B: 0 HR: 0	SF: 0 SAC: 0 DP: 2 HBP: 0	WP: 0 PB: 1 SB: 2 CS: 0	PA: 34
<b>PITCHER</b>	IP	WLS	BF	H	R	ER	SO	BB	IBB	HBP	BLK	WP	HR	S	P	ERA	WHIP					
<b>Kelvim Escobar, R</b> (1, 1) ERA: 4.65	9.0	W	34	8	2	2	10	1	0	0	0	0	0	86	127	2.00	1.000					

AB 33  
R 2  
H 8  
RBI 2  
BB 1  
SO 10  
LOB 13



Batter	1	2	3	4	5	6	7	8	9	AB	R	H	RBI	BB	SO	LOB	TOP								
<b>Darren Lewis, R</b> OBP: 0.373, SLG: 0.421 (1, 7)	1-0 SH1-3 2B		1-1 P4		2-0 F8		0-1 CS	1-2 E4 2B BB	1-2 S 1B	5	1	2	0	0	0	0									
<b>Jeff Eves, R</b> OBP: 0.400, SLG: 0.380 (1, 4)	0-0 SH1-3 2-3		0-0 S HBP 1B		2-2 G6-3			2-2 BB 1-3 2B	1-0 L9	4	0	2	0	0	0	1									
<b>Trot Nixon, L</b> OBP: 0.384, SLG: 0.529 <b>Mike Stanley, R</b> OBP: 0.348, SLG: 0.463 (6, PH) (8, 3)	3-3 K		2-1 1-2 HBP		0-0 G6-3			1-0 F2	3-3 K	2	0	0	0	0	1	1									
<b>Nomar Garciaparra, R</b> OBP: 0.430, SLG: 0.552 (1, 6)	1-0 F7		0-0 F9					4-0 BB IBB		3	0	0	0	1	0	3									
<b>Brian Daubach, L</b> OBP: 0.362, SLG: 0.508 <b>Troy O'Leary, L</b> OBP: 0.294, SLG: 0.357 (8, 7)		3-3 K	3-3 K					1-3 K G1-6-3 1B	1-3 K	4	0	1	0	0	3	5									
<b>Jason Varitek, S</b> OBP: 0.413, SLG: 0.415 (1, 2)		4-0 2B SF8 BB		2-1 F8				4-1 1-2 2-3 3-H BB		2	1	0	1	2	0	1									
<b>Manny Alexander, R</b> OBP: 0.200, SLG: 0.286 (1, 5)		2-1 1-3 1B 2B		1-1 G5-3 1B				1-3 K F3		4	0	2	0	0	1	3									
<b>Donnie Sadler, R</b> OBP: 0.258, SLG: 0.339 <b>49 Tim Wakefield, R</b> (7, 1)		1-0 SF8		1-0 G5-3				4-0 FC4-6 BB	1-0 P6	1	0	0	1	1	0	1									
<b>Scott Hatteberg, L</b> OBP: 0.306, SLG: 0.352 <b>Derek Lowe, R</b> (9, PH) (9, 1)		3-H 1-2 1B		1-2 G6-3				2-1 FC4-6 CS	0-0 HR	2	0	1	0	0	0	1									
<b>Pete Schourek, L</b> OBP: 0.500, SLG: 0.500 <b>Carl Everett, S</b> OBP: 0.391, SLG: 0.708 (7, PH) (7, 8)										2	1	1	1	0	0	1									
<b>Inning Stats</b>	R: 0 E: 0 K: 1 S: 6	H: 1 LOB: 1 BB: 0 P: 11	R: 1 E: 0 K: 1 S: 9	H: 2 LOB: 2 BB: 1 P: 20	R: 0 E: 0 K: 1 S: 8	H: 1 LOB: 2 BB: 0 P: 14	R: 0 E: 0 K: 0 S: 8	H: 1 LOB: 1 BB: 0 P: 12	R: 0 E: 0 K: 0 S: 6	H: 0 LOB: 0 BB: 0 P: 10	R: 0 E: 0 K: 0 S: 8	H: 1 LOB: 0 BB: 0 P: 12	R: 0 E: 0 K: 1 S: 6	H: 0 LOB: 0 BB: 1 P: 13	R: 1 E: 1 K: 1 S: 13	H: 1 LOB: 3 BB: 2 P: 27	R: 1 E: 0 K: 1 S: 11	H: 2 LOB: 1 BB: 0 P: 17	1B: 5 2B: 3 3B: 0 HR: 1	SF: 1 SAC: 1 DP: 1 HBP: 1	WP: 0 PB: 0 SB: 2 CS: 1	PA: 40			
<b>PITCHER</b>	IP	WLS	BF	H	R	ER	SO	BB	IBB	HBP	BLK	WP	HR	S	P	ERA	WHIP								
<b>38 Reid Cornelius, R</b> ERA: 4.86 <b>Braden Loooper, R</b> ERA: 2.93 <b>Armando Almanza, L</b> ERA: 1.69 <b>Ricky Bones, R</b> ERA: 1.45	6.1	0.2	26	6	1	1	4	2	0	1	0	0	0	10	15	1.42	1.263								
<b>Inning Stats</b>	R: 2 E: 0 K: 1 S: 13	H: 2 LOB: 0 BB: 0 P: 21	R: 0 E: 0 K: 0 S: 6	H: 0 LOB: 0 BB: 0 P: 8	R: 0 E: 0 K: 0 S: 5	H: 1 LOB: 0 BB: 0 P: 10	R: 0 E: 0 K: 0 S: 5	H: 0 LOB: 0 BB: 0 P: 8	R: 0 E: 0 K: 2 S: 11	H: 1 LOB: 1 BB: 0 P: 14	R: 0 E: 0 K: 0 S: 6	H: 0 LOB: 0 BB: 1 P: 11	R: 0 E: 0 K: 1 S: 10	H: 1 LOB: 1 BB: 0 P: 13	R: 0 E: 0 K: 2 S: 11	H: 0 LOB: 0 BB: 0 P: 17	1B: 4 2B: 1 3B: 0 HR: 1	SF: 0 SAC: 0 DP: 1 HBP: 0	WP: 0 PB: 1 SB: 2 CS: 1	PA: 32					
<b>PITCHER</b>	IP	WLS	BF	H	R	ER	SO	BB	IBB	HBP	BLK	WP	HR	S	P	ERA	WHIP								
<b>Pete Schourek, L</b> ERA: 3.76 <b>49 Tim Wakefield, R</b> ERA: 4.59 <b>Derek Lowe, R</b> ERA: 2.18	6.0	2.0	22	5	2	2	3	0	0	0	0	0	0	16	24	3.00	0.833								

**Boston Red Sox @ Florida Marlins**  
Pro Player Stadium, Miami, FL  
Mon Jun 05 2000, 7:05 PM EDT  
Att: 12,523 - Sunny - 87 F

AB 32  
R 3  
H 9  
RBI 3  
BB 4  
SO 6  
LOB 20



**Boston Red Sox @ Florida Marlins**  
Pro Player Stadium, Miami, FL  
Mon Jun 05 2000, 7:05 PM EDT  
Att: 12,523 - Sunny - 87 F

AB 31  
R 2  
H 6  
RBI 2  
BB 1  
SO 6  
LOB 8



Batter	1	2	3	4	5	6	7	8	9	AB	R	H	RBI	BB	SO	LOB	TOP				
Darren Lewis, R (1, 9) OBP: 0.375, SLG: 0.413	4-2 CS BB			1-2 F8	0-1 P4	2-1 G6-3			1-0 S 1B	4	0	1	0	1	0	3	<b>Boston Red Sox @ Florida Marlins</b> Pro Player Stadium, Miami, FL Tue Jun 06 2000, 7:05 PM EDT Att: 14,225 - Cloudy - 79 F				
Jeff Frye, R (1, 4) OBP: 0.400, SLG: 0.375	1 SAFE K			4-1 HR BB	0-1 1B 1B	2-1 G6-3			2-1 F7	4	2	1	0	1	1	4					
Nomar Garciaparra, R (1, 6) OBP: 0.429, SLG: 0.588	2-3 K			1-1 HR 1B	2-0 1B 1B				3-1 F9	5	1	2	3	0	2	1					
Mike Stanley, R (1, 3) OBP: 0.350, SLG: 0.461		1-2 F7		1-1 2B 1B	1-2 1B 1B				2-2 G6-3	5	0	2	1	0	0	1					
Carl Everett, S (1, 8) OBP: 0.393, SLG: 0.692		0-2 G4-3		2-3 K K	3-3 K K					4	0	0	0	0	3	3					
Jason Varitek, S (1, 2) OBP: 0.409, SLG: 0.418		2-1 F9		2-1 2B	3-2 F9				1-0 G6-3	4	0	1	0	0	0	2					
Manny Alexander, R (1, 5) OBP: 0.241, SLG: 0.308			2-2 G1-6-3 1B	4-0 BB		2-2 G6-3 SH1-4 1B			3-2 G5-3	3	0	2	0	1	0	0					
Donnie Sadler, R (1, 7) OBP: 0.246, SLG: 0.323			0-2 G1-6-3 1-2	3-2 F8		0-1 SH1-4 1-2			3-1 E6	3	0	0	0	0	0	4					
Ramon Martinez, R (1, 1) Trot Nixon, L (5, PH) Hippolito Pichardo, R (6, 1) Rheal Cormier, L (7, 1) Brian Dautbach, L (8, PH) 49 Tim Wakefield, R (8, 1) Rich Garcés, R (8, 1) Derek Lowe, R (8, 1)			0-2 G4-3		2-2 1B 1B	4-0 G6-3 1B			2-2 G4-3	2	1	1	0	0	0	0					
<b>Inning Stats</b>	R: 0 E: 0 K: 2 S: 10	H: 0 LOB: 0 BB: 1 P: 16	R: 0 E: 0 K: 0 S: 9	H: 0 LOB: 0 BB: 0 P: 12	R: 0 E: 0 K: 0 S: 10	H: 1 LOB: 0 BB: 0 P: 12	R: 2 E: 0 K: 1 S: 16	H: 3 LOB: 3 BB: 2 P: 34	R: 2 E: 0 K: 1 S: 23	H: 4 LOB: 2 BB: 1 P: 35	R: 0 E: 0 K: 2 S: 8	H: 0 LOB: 0 BB: 0 P: 12	R: 0 E: 1 K: 0 S: 10	H: 0 LOB: 1 BB: 0 P: 19	R: 0 E: 0 K: 0 S: 8	H: 1 LOB: 1 BB: 0 P: 16		1B: 8 2B: 1 3B: 0 HR: 1	SF: 0 SAC: 1 DP: 1 HBP: 0	WP: 0 PA: 40 PB: 0 SB: 1 CS: 1	
<b>PITCHER</b>	IP WLS BF H R ER SO BB IBB HBP BLK WP HR S P ERA WHIP																				
Jesus Sanchez, L (1, 1) ERA: 6.03	5.0 L 24 8 4 4 4 4 3 0 0 0 0 0 1 68 109 7.20 2.200																				
Joe Strong, R (6, 1) ERA: 4.5	2.0 8 1 0 0 2 0 1 0 0 0 0 0 17 31 0.00 0.500																				
Ricky Bones, R (8, 1) ERA: 1.36	2.0 8 1 0 0 0 0 0 0 0 0 0 0 0 18 35 0.00 0.500																				
Luis Castillo, S (1, 4) OBP: 0.481, SLG: 0.447	1-1 G4-3		1-2 L7		4-2 2B BB		1-2 G6-4-3 1B			3	0	1	0	1	0	0	<b>Boston Red Sox @ Florida Marlins</b> Pro Player Stadium, Miami, FL Tue Jun 06 2000, 7:05 PM EDT Att: 14,225 - Cloudy - 79 F				
Mark Kotsay, L (1, 9) OBP: 0.305, SLG: 0.435	1-0 G4-3		3-1 G3-1		L8-4 2B		1-0 G6-4-3 1-2			3	0	1	0	0	0	0					
Kevin Millar, R (7, PH) OBP: 0.361, SLG: 0.472										1	0	0	0	0	0	0					
Ricky Bones, R (8, 1)										0	0	0	0	0	0	0					
Cliff Floyd, L (1, 7) OBP: 0.391, SLG: 0.534	3-1 HR		4-2 S 3B BB		L8-4 2-3				2-2 P6	3	2	1	1	1	0	2					
Preston Wilson, R (1, 8) OBP: 0.346, SLG: 0.498	1-3 K		3-2 1-H 3B				2-3 K		1-2 CS 1B	4	0	2	1	0	2	0					
Mike Lowell, R (1, 5) OBP: 0.283, SLG: 0.453		1-2 G6-3		0-1 F7		2-2 L4			1-1 P5	4	0	0	0	0	0	2					
Derek Lee, R (1, 3) OBP: 0.365, SLG: 0.463		4-2 1B BB		0-0 L6		2-2 2B 1B			1-2 FC1-6 1B	3	1	2	0	1	0	0					
Dave Berg, R (1, 6) OBP: 0.346, SLG: 0.329		1-1 F7		1-1 F8		0-2 1-H 2B			0-0 FC1-6 FC3-6	4	0	1	1	0	0	2					
Paul Bako, L (1, 2) OBP: 0.381, SLG: 0.326		3-2 1B		2-3 K		0-1 G1-3			0-0 FC3-6	4	0	1	0	0	1	2					
Alex Gonzalez, R (9, PR) OBP: 0.202, SLG: 0.223		1-2 1B							1-2 K	0	0	0	0	0	0	0					
Jesus Sanchez, L (1, 1) OBP: 0.182, SLG: 0.182		0-3 K		1-2 G4-3					1-2 F9	1	0	0	0	0	1	2					
Mark Smith, R (5, PH) OBP: 0.447, SLG: 0.414										1	0	0	0	0	0	0					
Joe Strong, S (6, 1) ERA: 4.56										0	0	0	0	0	0	0					
Danny Bautista, R (7, PH) OBP: 0.234, SLG: 0.371										2	0	0	0	0	1	1					
<b>Inning Stats</b>	R: 1 E: 0 K: 1 S: 9	H: 1 LOB: 0 BB: 0 P: 15	R: 0 E: 0 K: 1 S: 14	H: 1 LOB: 1 BB: 1 P: 23	R: 1 E: 0 K: 0 S: 16	H: 1 LOB: 1 BB: 1 P: 26	R: 0 E: 0 K: 1 S: 6	H: 0 LOB: 0 BB: 0 P: 9	R: 0 E: 0 K: 0 S: 11	H: 1 LOB: 1 BB: 1 P: 21	R: 1 E: 0 K: 1 S: 20	H: 2 LOB: 1 BB: 0 P: 26	R: 0 E: 0 K: 0 S: 5	H: 1 LOB: 0 BB: 0 P: 7	R: 0 E: 0 K: 0 S: 10	H: 1 LOB: 0 BB: 0 P: 14	R: 0 E: 0 K: 1 S: 9	H: 1 LOB: 1 BB: 0 P: 12	1B: 5 2B: 3 3B: 1 HR: 1	SF: 0 SAC: 0 DP: 2 HBP: 0	WP: 0 PA: 36 PB: 0 SB: 1 CS: 1
<b>PITCHER</b>	IP WLS BF H R ER SO BB IBB HBP BLK WP HR S P ERA WHIP																				
Ramon Martinez, R (1, 1) ERA: 5.61	5.0 W 21 4 2 2 3 3 0 0 0 0 0 0 0 21 27 6.75 1.500																				
Hippolito Pichardo, R (6, 1) ERA: 3.6	1.1 H 6 2 1 1 1 1 0 0 0 0 0 0 0 4 6 0.00 1.500																				
Rheal Cormier, L (7, 1) ERA: 3.61	0.2 H 2 1 0 0 0 0 0 0 0 0 0 0 0 4 6 0.00 1.500																				
49 Tim Wakefield, R (8, 1) ERA: 4.56	0.1 H 1 0 0 0 0 0 0 0 0 0 0 0 0 5 7 0.00 0.000																				
Rich Garcés, R (8, 1) ERA: 2.57	0.2 H 2 1 0 0 0 0 0 0 0 0 0 0 0 5 7 0.00 1.500																				

Batter	1	2	3	4	5	6	7	8	9	AB	R	H	RBI	BB	SO	LOB	TOP				
Jeff Frye, R OBP: 0.391, SLG: 0.376 (1, 4)	F8		F9				F9		G5-3	5	0	1	0	0	0	1					
Trot Nixon, L OBP: 0.396, SLG: 0.545 (1, 9)	FC3-2 1B BB		SF9 3B				F9		1B 1B	4	2	3	0	1	0	1					
Nomar Garciaparra, R OBP: 0.435, SLG: 0.573 (1, 6)	E7 FC3-2 1B		SF9			F8		E 1B	1B	4	0	3	1	0	0	0					
Carl Everett, S OBP: 0.389, SLG: 0.688 (1, 8)	FC3-2 1B BB		G5-3			1B		E9 1B	G3	4	0	2	1	1	0	2					
Troy O'Leary, L OBP: 0.293, SLG: 0.351 (1, 7)	FC3-2					F8		BB		3	0	0	0	1	0	4					
Brian Daubach, L OBP: 0.395, SLG: 0.497 Dan Smith, R (6, 1)	G3					G3		K		3	0	0	0	0	1	4					
Darren Lewis, R OBP: 0.371, SLG: 0.407 Rob Stanifer, R (8, PH) (8, 1)								K		1	0	0	0	0	1	3					
Scott Hatteberg, L OBP: 0.297, SLG: 0.339 Jason Varitek, S OBP: 0.410, SLG: 0.426 (7, PH) (7, 2)			K			G4-3		K		2	0	0	0	0	1	0					
Manny Alexander, R OBP: 0.224, SLG: 0.286 (1, 5)						F9		P4	P3	4	0	0	0	0	0	4					
Brian Rose, R OBP: 0.346, SLG: 0.455 Mike Stanley, R (6, 3)						P3		G5-3	F9	2	0	0	0	0	0	0					
										2	0	0	0	0	0	1					
<b>Inning Stats</b>	R: 0 E: 1 K: 0 S: 12	H: 1 LOB: 3 BB: 2 P: 26	R: 0 E: 0 K: 1 S: 8	H: 0 LOB: 0 BB: 0 P: 13	R: 1 E: 0 K: 0 S: 10	H: 1 LOB: 0 BB: 0 P: 15	R: 0 E: 0 K: 1 S: 5	H: 0 LOB: 0 BB: 0 P: 9	R: 0 E: 0 K: 0 S: 10	H: 1 LOB: 1 BB: 0 P: 12	R: 0 E: 0 K: 0 S: 11	H: 1 LOB: 1 BB: 0 P: 17	R: 1 E: 1 K: 2 S: 13	H: 3 LOB: 3 BB: 1 P: 26	R: 0 E: 0 K: 0 S: 10	H: 2 LOB: 2 BB: 0 P: 10	1B: 7 2B: 2 3B: 1 HR: 0	SF: 1 SAC: 0 DP: 0 HBP: 0	WP: 0 PB: 0 SB: 0 CS: 0	PA: 40	
<b>PITCHER</b>	IP	WLS	BF	H	R	ER	SO	BB	IBB	HBP	BLK	WP	HR	S	P	ERA	WHIP				
Brad Penny, R ERA: 5.48 Vic Darenbourg, L ERA: 3.21 Braden Looper, R ERA: 3.14 Armando Almanza, L ERA: 1.61 Antonio Alfonseca, R ERA: 5.52	2.0		9	1	0	0	1	2	0	0	0	0	0	20	39	0.00	1.500				
	4.0	W	15	3	1	1	1	0	0	0	0	0	0	33	49	2.25	0.750				
	1.0		7	4	1	1	0	0	0	0	0	0	0	16	28	9.00	4.000				
	1.0	H	4	0	0	0	2	1	0	0	0	0	0	8	15	0.00	1.000				
	1.0		5	2	0	0	0	0	0	0	0	0	0	10	10	0.00	2.000				

**Boston Red Sox @ Florida Marlins**  
Pro Player Stadium, Miami, FL  
Wed Jun 07 2000, 7:05 PM EDT  
Att: 17,088 - Cloudy - 80 F

AB 36  
R 2  
H 10  
RBI 2  
BB 3  
SO 4  
LOB 23



Batter	1	2	3	4	5	6	7	8	9	AB	R	H	RBI	BB	SO	LOB	BOTTOM				
Luis Castillo, S OBP: 0.478, SLG: 0.444 (1, 4)	K		HR 1B				SH1-3			3	1	1	0	0	1	0					
Mark Kotsay, L OBP: 0.305, SLG: 0.430 (1, 9)	F8		HR BB			G4-3	SF9			2	1	0	1	1	0	1					
Cliff Floyd, L OBP: 0.397, SLG: 0.553 (1, 7)	S 1B		HR			2B SF7 BB	G6-3			3	2	2	3	1	0	0					
Preston Wilson, R OBP: 0.345, SLG: 0.498 (1, 8)	P4		K			SF7 SF8 2B	G6-3			4	1	1	0	0	1	1					
Mike Lowell, R OBP: 0.283, SLG: 0.446 (1, 5)						SF7 BB	L4			3	0	0	0	1	1	0					
Derrek Lee, R OBP: 0.356, SLG: 0.453 (1, 3)						SF7	E5			3	0	0	1	0	0	0					
Dave Berg, R OBP: 0.330, SLG: 0.316 Antonio Alfonseca, R (9, 1)						F8	F9			3	0	0	1	0	0	1					
Paul Bako, L OBP: 0.370, SLG: 0.316 Braden Looper, R Armando Almanza, L Alex Gonzalez, R OBP: 0.202, SLG: 0.223 (9, 6)						K	F8			3	0	0	0	0	1	1					
Brad Penny, R OBP: 0.087, SLG: 0.087 Vic Darenbourg, L OBP: 0.333, SLG: 0.333 Mike Redmond, R OBP: 0.350, SLG: 0.344 (7, 2)						K	SH1-3 SF9 2B			0	0	0	0	0	0	0					
										1	1	1	0	0	0	0					
<b>Inning Stats</b>	R: 0 E: 0 K: 1 S: 10	H: 1 LOB: 1 BB: 0 P: 11	R: 0 E: 0 K: 0 S: 7	H: 0 LOB: 0 BB: 0 P: 11	R: 3 E: 0 K: 1 S: 13	H: 2 LOB: 1 BB: 1 P: 23	R: 0 E: 0 K: 1 S: 7	H: 0 LOB: 0 BB: 0 P: 9	R: 0 E: 1 K: 2 S: 11	H: 0 LOB: 1 BB: 0 P: 14	R: 2 E: 0 K: 0 S: 8	H: 1 LOB: 1 BB: 2 P: 21	R: 1 E: 0 K: 0 S: 5	H: 1 LOB: 0 BB: 0 P: 10	R: 0 E: 1 K: 0 S: 6	H: 0 LOB: 1 BB: 0 P: 13	1B: 2 2B: 2 3B: 0 HR: 1	SF: 3 SAC: 1 DP: 0 HBP: 0	WP: 0 PB: 0 SB: 2 CS: 0	PA: 34	
<b>PITCHER</b>	IP	WLS	BF	H	R	ER	SO	BB	IBB	HBP	BLK	WP	HR	S	P	ERA	WHIP				
Brian Rose, R ERA: 5.23 Dan Smith, R ERA: 8.1 Rob Stanifer, R ERA: 8.71	5.0	L	20	3	3	3	5	1	0	0	0	0	0	13	31	13.50	2.000				
	2.0		10	2	3	3	0	2	0	0	0	0	0	6	13	0.00	0.000				
	1.0		4	0	0	0	0	0	0	0	0	0	0	6	13	0.00	0.000				

**Boston Red Sox @ Florida Marlins**  
Pro Player Stadium, Miami, FL  
Wed Jun 07 2000, 7:05 PM EDT  
Att: 17,088 - Cloudy - 80 F

AB 27  
R 6  
H 5  
RBI 6  
BB 3  
SO 5  
LOB 4



Batter	1	2	3	4	5	6	7	8	9	AB	R	H	RBI	BB	SO	LOB	TOP											
Luis Castillo, S OBP: 0.471, SLG: 0.437	G4-3		G6-3			L6			G5-3 1B	5	0	1	0	0	0	3	<b>Florida Marlins @ Tampa Bay Devil Rays</b> Tropicana Field, St. Petersburg, FL Fri Jun 09 2000, 7:15 PM EDT Att: 16,035 - Dome - 72 F  <b>AB 34</b> <b>R 4</b> <b>H 7</b> <b>RBI 4</b> <b>BB 3</b> <b>SO 4</b> <b>LOB 14</b>											
Mark Kotsay, L OBP: 0.302, SLG: 0.424	F7		F8			BB 1B 3B	G3		G5-3 1-2	5	1	1	0	0	1													
Cliff Floyd, L OBP: 0.393, SLG: 0.543	G4-3		P4			BB 3B	F8		K	5	1	1	0	0	1													
Preston Wilson, R OBP: 0.340, SLG: 0.489		K		G5-3		K	G1-3			4	0	0	0	0	2													
Mike Lowell, R OBP: 0.287, SLG: 0.449		BB 2B		K		BB 3B		F2		3	1	1	0	1	1													
Kevin Millar, R OBP: 0.372, SLG: 0.492		BB HBP		F7		BB 2B 3B				3	1	2	3	0	0													
Derrek Lee, R OBP: 0.354, SLG: 0.455		P3			F8	HBP 2B		P4		4	0	1	1	0	0													
Alex Gonzalez, R OBP: 0.207, SLG: 0.221					F9	HBP BB		F9		2	0	0	0	2	0													
Mike Redmond, R OBP: 0.350, SLG: 0.337					F9				G4-3	2	0	0	0	0	0	3												
Mark Smith, R OBP: 0.436, SLG: 0.400		L5				HBP				1	0	0	0	0	0	0												
<b>Inning Stats</b>	R: 0 E: 0 K: 0 S: 11	H: 0 LOB: 0 BB: 0 P: 16	R: 0 E: 0 K: 1 S: 15	H: 1 LOB: 3 BB: 1 P: 26	R: 0 E: 0 K: 0 S: 4	H: 0 LOB: 0 BB: 0 P: 7	R: 0 E: 0 K: 1 S: 6	H: 0 LOB: 0 BB: 0 P: 10	R: 0 E: 0 K: 0 S: 6	H: 0 LOB: 0 BB: 0 P: 10	R: 4 E: 0 K: 1 S: 25	H: 4 LOB: 3 BB: 2 P: 39	R: 0 E: 0 K: 0 S: 6	H: 0 LOB: 0 BB: 0 P: 11	R: 0 E: 0 K: 0 S: 7	H: 1 LOB: 1 BB: 0 P: 13	R: 0 E: 0 K: 1 S: 12	H: 1 LOB: 1 BB: 0 P: 19	1B: 4 2B: 2 3B: 1 HR: 0	SF: 0 SAC: 0 DP: 0 HBP: 2	WP: 0 PB: 0 SB: 0 CS: 0	PA: 39						
<b>PITCHER</b>	IP	WLS	BF	H	R	ER	SO	BB	IBB	HBP	BLK	WP	HR	S	P	ERA	WHIP											
Steve Trachsel, R ERA: 5.22	(1, 1)	5.2	W	25	5	4	4	3	2	0	1	0	0	0	60	96	6.35	1.235										
Jim Meder, R ERA: 2.66	(6, 1)	2.1	H	10	1	0	0	0	1	0	1	0	0	0	20	36	0.00	0.857										
Roberto Hernandez, R ERA: 4.7	(9, 1)	1.0	S	4	1	0	0	1	0	0	0	0	0	0	12	19	0.00	1.000										

Batter	1	2	3	4	5	6	7	8	9	AB	R	H	RBI	BB	SO	LOB	BOTTOM											
Randy Winn, S OBP: 0.396, SLG: 0.325	BB 3B	G6-3		G5-3		B1	K			4	1	0	0	1	1	5	<b>Florida Marlins @ Tampa Bay Devil Rays</b> Tropicana Field, St. Petersburg, FL Fri Jun 09 2000, 7:15 PM EDT Att: 16,035 - Dome - 72 F  <b>AB 33</b> <b>R 6</b> <b>H 9</b> <b>RBI 6</b> <b>BB 8</b> <b>SO 8</b> <b>LOB 23</b>											
Gerald Williams, R OBP: 0.321, SLG: 0.418	P6		G1-3 BB	FC1-2		BB 2B		F7		5	0	2	1	0	0	2												
Greg Vaughn, R OBP: 0.387, SLG: 0.563	F8		K		BB	BB		G6-3		3	0	0	0	2	1	2												
Fred McGriff, L OBP: 0.352, SLG: 0.442	BB 3B		G1-3 BB	F9		BB		FC6-4 BB		1	1	0	0	4	0	2												
Vinny Castilla, R OBP: 0.259, SLG: 0.329	BB 3B		G1-3		K	K		FC6-4		5	0	1	2	0	2	5												
Jose Guillen, R OBP: 0.348, SLG: 0.452	K		P4		K	K				4	0	0	0	0	3	3												
John Flaherty, R OBP: 0.317, SLG: 0.406		E6 FC1-5		BB 1B 2B	HR	BB 2B		1B		4	2	3	1	0	0	0												
Miguel Cairo, R OBP: 0.327, SLG: 0.351		FC1-5		BB 2B	F9			2B		4	1	2	0	0	0	1												
Felix Martinez, S OBP: 0.429, SLG: 0.439		K		WP FC1-2 2B		BB		G6-3		3	1	1	2	1	1	3												
<b>Inning Stats</b>	R: 2 E: 0 K: 1 S: 13	H: 1 LOB: 1 BB: 2 P: 27	R: 0 E: 1 K: 1 S: 8	H: 0 LOB: 1 BB: 0 P: 13	R: 0 E: 0 K: 1 S: 7	H: 1 LOB: 2 BB: 1 P: 15	R: 2 E: 0 K: 0 S: 14	H: 3 LOB: 2 BB: 1 P: 26	R: 1 E: 0 K: 2 S: 11	H: 1 LOB: 0 BB: 0 P: 14	R: 1 E: 0 K: 1 S: 13	H: 1 LOB: 2 BB: 3 P: 27	R: 0 E: 0 K: 2 S: 11	H: 2 LOB: 2 BB: 0 P: 16	R: 0 E: 0 K: 0 S: 11	H: 0 LOB: 1 BB: 1 P: 18	1B: 3 2B: 4 3B: 1 HR: 1	SF: 0 SAC: 0 DP: 0 HBP: 0	WP: 1 PB: 0 SB: 1 CS: 0	PA: 41								
<b>PITCHER</b>	IP	WLS	BF	H	R	ER	SO	BB	IBB	HBP	BLK	WP	HR	S	P	ERA	WHIP											
Ryan Dempster, R ERA: 3.52	(1, 1)	5.0	L	26	6	5	5	5	4	0	0	0	0	0	10	22	13.50	6.000										
Ron Mahay, L ERA: 7.29	(6, 1)	0.2		5	1	1	1	0	3	0	0	0	0	0	14	21	0.00	1.500										
Ricky Bones, R ERA: 1.31	(6, 1)	1.1		6	2	0	0	3	0	0	0	0	0	0	11	18	0.00	1.000										
Braden Loper, R ERA: 3.03	(8, 1)	1.0		4	0	0	0	0	1	0	0	0	0	0	11	18	0.00	1.000										

Batter	1	2	3	4	5	6	7	8	9	AB	R	H	RBI	BB	SO	LOB	TOP					
Luis Castillo, S OBP: 0.469, SLG: 0.451	(1, 4)		(4-2)		(3-1)	(2-1)		(2-3)		4	2	1	1	1	2	0	<b>Florida Marlins @ Tampa Bay Devil Rays</b> Tropicana Field, St. Petersburg, FL Sat Jun 10 2000, 4:15 PM EDT Att: 42,823 - Dome - 72 F					
Mark Kotsay, L OBP: 0.305, SLG: 0.423	(1, 9)		(3-1)		(0-1)	(3-3)		(1-1)		5	1	2	0	0	1	0						
Cliff Floyd, L OBP: 0.393, SLG: 0.545	(1, 7)		(0-0)		(0-0)	(2-3)		(0-0)		5	1	2	2	0	1	0						
Preston Wilson, R OBP: 0.337, SLG: 0.481		(1-2)	(0-3)		(3-3)		(0-3)		(4-0)	4	0	0	0	1	3	3						
Mike Lowell, R OBP: 0.300, SLG: 0.473		(1-2)	(1-2)		(0-0)		(1-2)		(4-1)	4	1	3	2	1	0	2						
Kevin Millar, R OBP: 0.373, SLG: 0.485		(3-2)		(0-1)	(3-2)		(0-2)		(0-0)	4	0	1	0	0	0	3						
Derrek Lee, R OBP: 0.357, SLG: 0.459		(0-1)		(2-2)	(4-2)		(1-3)			3	0	1	0	1	1	3						
Alex Gonzalez, R OBP: 0.204, SLG: 0.216		(2-2)		(2-0)	(0-2)			(0-0)		4	0	0	0	0	0	5						
Paul Bako, L OBP: 0.357, SLG: 0.303			(0-2)	(0-1)		(1-1)		(2-1)		4	0	0	0	0	0	1						
<b>Inning Stats</b>	R: 0 E: 0 K: 1 S: 6	H: 0 LOB: 0 BB: 0 P: 8	R: 0 E: 0 K: 0 S: 14	H: 1 LOB: 2 BB: 0 P: 21	R: 1 E: 0 K: 1 S: 19	H: 2 LOB: 2 BB: 1 P: 27	R: 0 E: 0 K: 0 S: 8	H: 1 LOB: 1 BB: 0 P: 12	R: 3 E: 0 K: 1 S: 23	H: 4 LOB: 2 BB: 1 P: 36	R: 1 E: 0 K: 2 S: 10	H: 1 LOB: 0 BB: 0 P: 18	R: 0 E: 0 K: 2 S: 13	H: 1 LOB: 1 BB: 0 P: 15	R: 0 E: 0 K: 1 S: 6	H: 0 LOB: 0 BB: 0 P: 10	R: 0 E: 0 K: 0 S: 5	H: 0 LOB: 2 BB: 2 P: 14	1B: 6 2B: 2 3B: 0 HR: 2	SF: 0 SAC: 0 DP: 0 HBP: 1	WP: 0 PB: 0 SB: 1 CS: 0	PA: 42
<b>PITCHER</b>	IP WLS BF H R ER SO BB IBB HBP BLK WP HR S P ERA WHIP																					
Esteban Yan, R ERA: 6.15	(1, 1) 5.0 L 26 8 4 4 3 2 0 0 1 0 0 1 70 104 7.20 2.000																					
Doug Creek, L ERA: 3.52	(6, 1) 3.0 11 2 1 1 5 0 0 0 0 0 1 29 43 3.00 0.667																					
Tanyon Sturtze, R ERA: 11.21	(9, 1) 1.0 5 0 0 0 0 2 0 0 0 0 0 0 5 14 0.00 2.000																					

Batter	1	2	3	4	5	6	7	8	9	AB	R	H	RBI	BB	SO	LOB	BOTTOM					
Gerald Williams, R OBP: 0.317, SLG: 0.412	(1, 8)		(0-2)			(2-1)		(2-2)		4	0	0	1	0	0	1	<b>Florida Marlins @ Tampa Bay Devil Rays</b> Tropicana Field, St. Petersburg, FL Sat Jun 10 2000, 4:15 PM EDT Att: 42,823 - Dome - 72 F					
Jose Guillen, R OBP: 0.344, SLG: 0.443	(1, 9)			(1-2)		(1-1)		(3-H)		4	0	1	0	0	0	0						
Greg Vaughn, R OBP: 0.389, SLG: 0.560	(1, 10)			(4-2)		(0-1)		(3-1)		3	0	1	0	1	0	1						
Fred McGriff, L OBP: 0.346, SLG: 0.434		(0-0)		(1-2)		(3-1)		(2-1)		4	0	0	0	0	0	2						
Vinny Castilla, R OBP: 0.254, SLG: 0.322		(1-0)		(1-0)		(3-2)		(1-0)		4	0	0	0	0	0	2						
Steve Cox, L OBP: 0.420, SLG: 0.474		(1-0)			(1-1)		(4-2)		(4-1)	2	0	0	0	2	0	0						
John Flaherty, R OBP: 0.315, SLG: 0.399			(1-0)		(2-1)		(1-0)		(4-1)	3	0	0	0	1	0	2						
Miguel Cairo, R OBP: 0.330, SLG: 0.347			(4-0)		(2-1)			(1-1)		2	0	0	0	2	0	0						
Felix Martinez, S OBP: 0.423, SLG: 0.477			(1-1)			(1-0)		(3-2)		3	1	1	0	0	0	1						
Bubba Trammell, R OBP: 0.325, SLG: 0.493									(1-1)	1	0	0	0	0	0	3						
<b>Inning Stats</b>	R: 0 E: 0 K: 0 S: 5	H: 0 LOB: 0 BB: 0 P: 6	R: 0 E: 0 K: 0 S: 3	H: 0 LOB: 0 BB: 0 P: 5	R: 0 E: 0 K: 0 S: 6	H: 0 LOB: 1 BB: 1 P: 12	R: 0 E: 0 K: 0 S: 10	H: 0 LOB: 1 BB: 1 P: 17	R: 0 E: 0 K: 0 S: 6	H: 0 LOB: 0 BB: 0 P: 11	R: 0 E: 0 K: 0 S: 5	H: 0 LOB: 0 BB: 0 P: 9	R: 0 E: 0 K: 0 S: 11	H: 1 LOB: 2 BB: 1 P: 22	R: 1 E: 0 K: 0 S: 13	H: 2 LOB: 1 BB: 0 P: 22	R: 0 E: 0 K: 0 S: 7	H: 0 LOB: 3 BB: 3 P: 23	1B: 2 2B: 0 3B: 1 HR: 0	SF: 0 SAC: 0 DP: 0 HBP: 0	WP: 3 PB: 0 SB: 0 CS: 0	PA: 36
<b>PITCHER</b>	IP WLS BF H R ER SO BB IBB HBP BLK WP HR S P ERA WHIP																					
38 Reid Cornelius, R ERA: 3.65	(1, 1) 8.0 W 30 3 1 1 1 0 3 0 0 0 0 3 0 59 104 1.12 0.750																					
Armando Almanza, L ERA: 1.57	(9, 1) 0.2 4 0 0 0 0 2 0 0 0 0 0 0 5 16 0.00 3.000																					
Antonio Alfonseca, R ERA: 5.46	(9, 1) 0.1 S 2 0 0 0 0 1 0 0 0 0 0 0 2 7 0.00 3.000																					

Batter	1	2	3	4	5	6	7	8	9	AB R H RBI BB SO LOB	TOP																
Luis Castillo, S (1,4) OBP: 0.473, SLG: 0.452	G4-3		CS 1B		WP 1B		1B BB		K	4 0 2 0 1 1 1	<b>Florida Marlins @ Tampa Bay Devil Rays</b> Tropicana Field, St. Petersburg, FL Sun Jun 11 2000, 1:15 PM EDT Att: 20,647 - Dome - 72 F  <b>livebaseballscorecards.com</b>  AB 39 R 6 H 13 RBI 6 BB 2 SO 7 LOB 17																
Mark Kotsay, L (1,8) OBP: 0.307, SLG: 0.428	G5-3		CS	G4-3 HR 1B	G6-3		F7		1B 2B	5 2 2 1 0 0 2																	
Cliff Floyd, L (1,7) OBP: 0.397, SLG: 0.546									1B	5 0 3 1 0 0 1																	
Preston Wilson, R (9, PR) OBP: 0.337, SLG: 0.481	P6			F9		FC4-6 1B	1-3 1B		1B	0 0 0 0 0 0 0																	
Mark Smith, R (1,10) OBP: 0.409, SLG: 0.371		G6-3		G4-3		FC4-6 G5-3 E 1B	F8		1B	5 1 1 0 0 0 4																	
Mike Lowell, R (1,5) OBP: 0.302, SLG: 0.473		1B 2B		HR BB		FC 1B G5-3		K	K	4 1 1 0 1 2 3																	
Derrek Lee, R (1,3) OBP: 0.360, SLG: 0.480		1B		HR		G5-3		K		4 1 2 3 0 1 2																	
Andy Fox, L (1,9) OBP: 0.245, SLG: 0.289	G4-3			HR				F6		4 0 1 1 0 1 1																	
Dave Berg, R (1,6) OBP: 0.326, SLG: 0.313			G1-3		K	K			FC5-4 1B	4 0 1 0 0 2 2																	
Mike Redmond, R (1,2) OBP: 0.340, SLG: 0.327			G4-3		G6-3		G4-3		FC5-4 2B	3 0 0 0 0 0 0																	
Kevin Millar, R (9, PH) OBP: 0.370, SLG: 0.481										1 0 0 0 0 0 1																	
Alex Gonzalez, R (9, PR) OBP: 0.204, SLG: 0.216										0 1 0 0 0 0 0																	
<b>Inning Stats</b>	R: 0 E: 0 K: 0 S: 4	H: 0 LOB: 0 BB: 0 P: 6	R: 0 E: 0 K: 0 S: 9	H: 2 LOB: 1 BB: 0 P: 13	R: 0 E: 0 K: 0 S: 10	H: 1 LOB: 0 BB: 0 P: 14	R: 3 E: 0 K: 1 S: 12	H: 2 LOB: 0 BB: 1 P: 19	R: 0 E: 0 K: 1 S: 9	H: 1 LOB: 1 BB: 0 P: 13	R: 1 E: 1 K: 1 S: 12	H: 2 LOB: 2 BB: 0 P: 17	R: 0 E: 0 K: 0 S: 9	H: 1 LOB: 2 BB: 1 P: 16	R: 0 E: 0 K: 2 S: 7	H: 0 LOB: 0 BB: 0 P: 11	R: 2 E: 0 K: 2 S: 21	H: 4 LOB: 2 BB: 0 P: 30	1B: 10 2B: 2 3B: 0 HR: 1	SF: 0 SAC: 0 DP: 0 HBP: 0	WP: 1 PA: 42						
<b>PITCHER</b>	IP WLS BF H R ER SO BB IBB HBP BLK WP HR S P ERA WHIP											<b>PITCHER</b>	IP WLS BF H R ER SO BB IBB HBP BLK WP HR S P ERA WHIP														
Cory Lidle, R (1,1) ERA: 3.25	5.0		20	6	3	3	2	1	0	0	0	1	1	44	65	5.40	1.400										
Rick White, R (6,1) ERA: 3.56	1.1	B	8	2	1	0	1	1	0	0	0	0	0	16	25	0.00	2.250										
Mark Guthrie, L (7,1) ERA: 3.78	0.1		2	1	0	0	0	0	0	0	0	0	0	3	4	0.00	3.000										
Jim Mecir, R (7,1) ERA: 2.52	1.1	W	4	0	0	0	2	0	0	0	0	0	0	9	15	0.00	0.000										
Roberto Hernandez, R (9,1) ERA: 5.12	1.0	S	7	4	2	2	2	0	0	0	0	0	0	21	30	18.00	4.000										

Batter	1	2	3	4	5	6	7	8	9	AB R H RBI BB SO LOB	BOTTOM																
Gerald Williams, R (1,8) OBP: 0.315, SLG: 0.408	F8		F7	P5		F8		WP 1B 1B		5 1 1 0 0 0 2	<b>Florida Marlins @ Tampa Bay Devil Rays</b> Tropicana Field, St. Petersburg, FL Sun Jun 11 2000, 1:15 PM EDT Att: 20,647 - Dome - 72 F  <b>livebaseballscorecards.com</b>  AB 35 R 7 H 13 RBI 7 BB 4 SO 5 LOB 20																
Jose Guillen, R (1,9) OBP: 0.356, SLG: 0.440	1B BB		G6-3	P5		HBP		WP 1B 1B		3 0 1 0 1 0 1																	
Greg Vaughn, R (1,10) OBP: 0.390, SLG: 0.558	F8		2B BB	FC5-4 1H 2B		K		K		4 1 1 1 1 2 4																	
Fred McGriff, L (1,3) OBP: 0.355, SLG: 0.444			1B BB	FC5-4 BB		G1-3				4 1 3 2 1 0 1																	
Vinny Castilla, R (1,5) OBP: 0.258, SLG: 0.324	F8		1B	FC5-4		HR 1B		G5-3		5 1 2 0 0 0 5																	
Bubba Trammell, R (1,7) OBP: 0.345, SLG: 0.538		P4								3 1 2 3 1 0 0																	
Randy Winn, S (8,7) OBP: 0.396, SLG: 0.325			1B		S BB		HR			0 0 0 0 0 0 0																	
Mike DiFelice, R (1,2) OBP: 0.321, SLG: 0.410		SF8 3B	K		G5-3		G5-3			4 1 1 0 0 1 3																	
Russ Johnson, R (1,4) OBP: 0.221, SLG: 0.205		SF8	G6-3		K		K			3 0 0 1 0 2 3																	
Felix Martinez, S (1,6) OBP: 0.429, SLG: 0.479				2B 1B		F7		G6-3		4 1 2 0 0 0 1																	
<b>Inning Stats</b>	R: 0 E: 0 K: 0 S: 8	H: 1 LOB: 2 BB: 1 P: 16	R: 1 E: 0 K: 0 S: 10	H: 2 LOB: 1 BB: 0 P: 16	R: 2 E: 0 K: 1 S: 18	H: 3 LOB: 2 BB: 1 P: 30	R: 1 E: 0 K: 0 S: 14	H: 2 LOB: 1 BB: 1 P: 23	R: 0 E: 0 K: 1 S: 10	H: 0 LOB: 0 BB: 0 P: 16	R: 2 E: 0 K: 1 S: 13	H: 2 LOB: 0 BB: 0 P: 22	R: 1 E: 0 K: 1 S: 14	H: 3 LOB: 1 BB: 0 P: 23	1B: 9 2B: 2 3B: 1 HR: 1	SF: 1 SAC: 0 DP: 0 HBP: 1	WP: 1 PA: 41										
<b>PITCHER</b>	IP WLS BF H R ER SO BB IBB HBP BLK WP HR S P ERA WHIP											<b>PITCHER</b>	IP WLS BF H R ER SO BB IBB HBP BLK WP HR S P ERA WHIP														
Jesus Sanchez, L (1,1) ERA: 6.22	3.2		22	8	4	4	1	3	0	0	0	0	0	17	32	0.00	0.500										
Joe Strong, R (4,1) ERA: 3.56	2.0		8	0	0	0	2	1	0	1	0	0	0	17	32	0.00	0.500										
Vic Darenbourg, L (6,1) ERA: 3.18	0.1		1	0	0	0	0	0	0	0	0	0	0	3	4	0.00	0.000										
Ricky Bones, R (7,1) ERA: 2.04	1.0	L	7	4	3	3	1	0	0	0	0	0	1	20	34	27.00	4.000										
Ron Mahay, L (8,1) ERA: 7.04	1.0		3	1	0	0	1	0	0	0	1	0	7	11	0.00	1.000											



Batter	1	2	3	4	5	6	7	8	9	AB	R	H	RBI	BB	SO	LOB	TOP										
Luis Castillo, S OBP: 0.461, SLG: 0.439	G5-3	G5-3			K	K			K	5	0	0	0	0	3	3	<b>Florida Marlins @ Philadelphia Phillies</b> Veterans Stadium, Philadelphia, PA Mon Jun 12 2000, 7:35 PM EDT Att: 11,926 - Cloudy - 66 F										
Mark Kotsay, L OBP: 0.318, SLG: 0.442	G6-3									5	0	4	0	0	0	0											
Mark Smith, R OBP: 0.367, SLG: 0.325	K									5	0	0	0	0	3	4											
Preston Wilson, R OBP: 0.338, SLG: 0.492										5	2	2	0	0	1	3											
Mike Lowell, R OBP: 0.301, SLG: 0.468										4	0	1	0	0	0	3											
Derrek Lee, R OBP: 0.364, SLG: 0.474										2	2	0	0	2	2	1											
Alex Gonzalez, R OBP: 0.204, SLG: 0.226										4	1	1	2	0	2	3											
Paul Bako, L OBP: 0.371, SLG: 0.343										3	0	2	2	1	0	0											
Brad Penny, R Vic Darenburg, L Kevin Millar, R Ron Mahay, L Andy Fox, L Braden Loooper, R Antonio Alfonseca, R	FC1-6									1	0	0	0	0	0	1											
<b>Inning Stats</b>	R: 0 E: 0 K: 1 S: 7	H: 0 LOB: 0 BB: 0 P: 13	R: 3 E: 0 K: 0 S: 14	H: 2 LOB: 1 BB: 2 P: 27	R: 0 E: 0 K: 1 S: 9	H: 1 LOB: 0 BB: 0 P: 14	R: 0 E: 0 K: 1 S: 8	H: 0 LOB: 0 BB: 0 P: 14	R: 0 E: 0 K: 2 S: 10	H: 1 LOB: 2 BB: 0 P: 16	R: 2 E: 0 K: 2 S: 13	H: 2 LOB: 2 BB: 2 P: 27	R: 0 E: 0 K: 2 S: 9	H: 1 LOB: 0 BB: 0 P: 11	R: 0 E: 0 K: 2 S: 15	H: 2 LOB: 2 BB: 0 P: 24		R: 0 E: 0 K: 1 S: 8	H: 1 LOB: 1 BB: 0 P: 14	1B: 4 2B: 3 3B: 3 HR: 0	SF: 0 SAC: 0 DP: 0 HBP: 0	WP: 1 PB: 0 SB: 0 CS: 1	PA: 40				
<b>PITCHER</b>	IP	WLS	BF	H	R	ER	SO	BB	IBB	HBP	BLK	WP	HR	S	P	ERA	WHIP										
Cliff Politte, R ERA: 5.4	3.0	L	14	3	3	3	2	2	0	0	0	1	0	30	54	9.00	1.667										
Jason Boyd, R ERA: 3.66	2.0		7	1	0	0	2	0	0	0	0	0	0	18	30	0.00	0.500										
Wayne Gomes, R ERA: 3.41	2.0		10	3	2	2	4	2	0	0	0	0	0	22	38	9.00	2.500										
Chris Brock, R ERA: 3.73	2.0		9	3	0	0	3	0	0	0	0	0	0	23	38	0.00	1.500										

Batter	1	2	3	4	5	6	7	8	9	AB	R	H	RBI	BB	SO	LOB	BOTTOM										
Kevin Sefcik, R OBP: 0.317, SLG: 0.364	G5-3	L3								4	0	0	0	0	0	2	<b>Florida Marlins @ Philadelphia Phillies</b> Veterans Stadium, Philadelphia, PA Mon Jun 12 2000, 7:35 PM EDT Att: 11,926 - Cloudy - 66 F										
Ron Gant, R OBP: 0.312, SLG: 0.431	G1-3									3	0	2	0	1	0	1											
Bobby Abreu, L OBP: 0.402, SLG: 0.525	G1-3									4	0	1	0	0	2	2											
Scott Rolen, R OBP: 0.332, SLG: 0.563	G1-3									4	0	0	0	0	1	4											
Mike Lieberthal, R OBP: 0.346, SLG: 0.478	F9									4	0	0	0	0	2	3											
Pat Burrell, R OBP: 0.297, SLG: 0.400										4	0	0	0	0	2	0											
Mickey Morandini, L OBP: 0.309, SLG: 0.261										4	1	1	0	0	2	0											
Desi Relaford, S OBP: 0.395, SLG: 0.376										3	0	0	0	1	2	1											
Cliff Politte, R Jason Boyd, R Doug Glanville, R Wayne Gomes, R Brian Hunter, R Chris Brock, R										1	0	1	1	0	0	0											
<b>Inning Stats</b>	R: 0 E: 0 K: 0 S: 11	H: 2 LOB: 2 BB: 0 P: 17	R: 1 E: 0 K: 1 S: 11	H: 2 LOB: 1 BB: 0 P: 18	R: 0 E: 0 K: 1 S: 12	H: 1 LOB: 1 BB: 0 P: 20	R: 0 E: 0 K: 2 S: 9	H: 0 LOB: 0 BB: 0 P: 15	R: 1 E: 0 K: 1 S: 16	H: 1 LOB: 1 BB: 1 P: 26	R: 0 E: 0 K: 3 S: 10	H: 0 LOB: 0 BB: 0 P: 15	R: 0 E: 0 K: 0 S: 7	H: 0 LOB: 1 BB: 1 P: 14	R: 0 E: 0 K: 2 S: 10	H: 0 LOB: 0 BB: 0 P: 14		R: 0 E: 0 K: 1 S: 10	H: 0 LOB: 0 BB: 0 P: 14	1B: 4 2B: 1 3B: 0 HR: 1	SF: 0 SAC: 0 DP: 0 HBP: 0	WP: 0 PB: 0 SB: 0 CS: 0	PA: 35				
<b>PITCHER</b>	IP	WLS	BF	H	R	ER	SO	BB	IBB	HBP	BLK	WP	HR	S	P	ERA	WHIP										
Brad Penny, R Vic Darenburg, L Ron Mahay, L Braden Loooper, R Antonio Alfonseca, R	2.0	W	11	1	1	1	4	1	0	0	0	0	1	34	56	3.00	0.667										
Cliff Politte, R Jason Boyd, R Doug Glanville, R Wayne Gomes, R Brian Hunter, R Chris Brock, R	3.0		7	0	0	0	3	1	0	0	0	0	0	17	29	0.00	0.500										
Cliff Politte, R Jason Boyd, R Doug Glanville, R Wayne Gomes, R Brian Hunter, R Chris Brock, R	1.0	H	3	0	0	0	2	0	0	0	0	0	0	10	14	0.00	0.000										
Cliff Politte, R Jason Boyd, R Doug Glanville, R Wayne Gomes, R Brian Hunter, R Chris Brock, R	1.0	S	3	0	0	0	1	0	0	0	0	0	0	10	14	0.00	0.000										

Batter	1	2	3	4	5	6	7	8	9	AB	R	H	RBI	BB	SO	LOB	TOP										
Luis Castillo, S OBP: 0.452, SLG: 0.429	G6-3	K			F8		SH3-4		G4-3	4	0	0	0	0	1	2	<b>Florida Marlins @ Philadelphia Phillies</b> Veterans Stadium, Philadelphia, PA Tue Jun 13 2000, 7:35 PM EDT Att: 13,316 - Overcast - 63 F										
Mark Kotsay, L OBP: 0.324, SLG: 0.448	2B		F9		F9		1B		FC6-4 BB	4	0	2	1	1	0	0											
Cliff Floyd, L OBP: 0.389, SLG: 0.533	L4		F8		K		K		FC6-4	5	0	0	0	0	2	3											
Preston Wilson, R OBP: 0.336, SLG: 0.486	K		K		FC5 1B		F7		K	5	0	1	0	0	3	3											
Kevin Millar, R OBP: 0.384, SLG: 0.507		HR			G5-3 G3 BB		FC5 1B		P4	3	1	2	1	1	0	0											
Andy Fox, L OBP: 0.242, SLG: 0.284	L9				G3		F7		1B	4	0	1	0	0	0	3											
Dave Berg, R OBP: 0.323, SLG: 0.321	PB 2B				G5-3		FC5		K	4	0	1	0	0	1	4											
Paul Bako, L OBP: 0.367, SLG: 0.333					K		K		G4-3	3	0	0	0	1	2	5											
23 Chuck Smith, R Mark Smith, R Joe Strong, S Armando Almanza, L Ricky Bones, R Derrek Lee, R	K				G6-3		SH3-4 1B 2B		HR	2	0	0	0	0	1	2											
<b>Inning Stats</b>	R: 0 E: 0 K: 1 S: 13	H: 1 LOB: 1 BB: 0 P: 19	R: 1 E: 0 K: 2 S: 19	H: 2 LOB: 2 BB: 1 P: 31	R: 0 E: 0 K: 1 S: 8	H: 0 LOB: 0 BB: 0 P: 10	R: 0 E: 0 K: 1 S: 13	H: 0 LOB: 1 BB: 1 P: 23	R: 0 E: 0 K: 0 S: 4	H: 2 LOB: 3 BB: 0 P: 35	R: 1 E: 0 K: 1 S: 9	H: 2 LOB: 1 BB: 0 P: 11	R: 0 E: 0 K: 1 S: 13	H: 1 LOB: 1 BB: 0 P: 23	R: 1 E: 0 K: 1 S: 13	H: 1 LOB: 1 BB: 1 P: 22		1B: 4 2B: 3 3B: 0 HR: 2	SF: 0 SAC: 1 DP: 0 HBP: 0	WP: 0 PB: 1 SB: 0 CS: 0	PA: 40						
<b>PITCHER</b>	IP	WLS	BF	H	R	ER	SO	BB	IBB	HBP	BLK	WP	HR	S	P	ERA	WHIP										
Robert Person, R ERA: 3.25	6.0		26	5	1	1	7	2	0	0	0	0	1	82	123	1.50	1.167										
Mark Holzemer, L ERA: 3.0	0.2	4	2	1	1	1	1	0	0	0	0	0	0	7	8	13.50	3.000										
Wayne Gomes, R ERA: 3.29	1.1	W	5	1	0	0	1	0	0	0	0	0	0	15	26	0.00	0.750										
Jeff Brantley, R ERA: 5.29	1.0	S	5	1	1	1	1	1	0	0	0	0	1	13	22	9.00	2.000										

Batter	1	2	3	4	5	6	7	8	9	AB	R	H	RBI	BB	SO	LOB	BOTTOM										
Doug Glanville, R OBP: 0.321, SLG: 0.396	G5-3		F3				1B WP 1B		G6-4-3 IBB	4	1	2	0	1	0	0	<b>Florida Marlins @ Philadelphia Phillies</b> Veterans Stadium, Philadelphia, PA Tue Jun 13 2000, 7:35 PM EDT Att: 13,316 - Overcast - 63 F										
Ron Gant, R OBP: 0.318, SLG: 0.449 Jeff Brantley, R	HR		1B		K		1B BB 1B		G6-4-3	5	2	3	2	0	1	4											
Bobby Abreu, L OBP: 0.407, SLG: 0.525	L8		1B		1B		1B		1B	2	0	1	0	2	0	0											
Scott Rolen, R OBP: 0.330, SLG: 0.556	K		K		K		F8		1B	4	0	1	2	0	2	3											
Mike Lieberthal, R OBP: 0.349, SLG: 0.476			G6-4-3 1B		G6-3		1B BB		F7	3	0	1	0	1	0	2											
Pat Burrell, R OBP: 0.282, SLG: 0.377	G6-4-3		G6-3		G6-3		L8		K	4	0	0	0	0	1	5											
Mickey Morandini, L OBP: 0.309, SLG: 0.278 Wayne Gomes, R					K		G1-3		23 G4-3 BB BB	2	0	0	0	0	1	2											
Kevin Sefcik, R OBP: 0.328, SLG: 0.364					K				23 G4-3 BB	0	0	0	0	0	0	0											
Alex Arias, R OBP: 0.227, SLG: 0.230 Dest Relaford, S					G5-3		1B 1B 2B		23 G4-3 BB	3	0	2	0	0	0	0											
Robert Person, R OBP: 0.133, SLG: 0.207 Mark Holzemer, L					K		G6-3		G4-3	0	0	0	0	0	0	0											
23 Kevin Jordan, R OBP: 0.279, SLG: 0.346					K				G4-3	2	0	0	0	0	0	3											
<b>Inning Stats</b>	R: 1 E: 0 K: 1 S: 8	H: 1 LOB: 0 BB: 0 P: 13	R: 0 E: 0 K: 0 S: 4	H: 2 LOB: 2 BB: 1 P: 11	R: 0 E: 0 K: 2 S: 10	H: 2 LOB: 0 BB: 0 P: 15	R: 0 E: 0 K: 1 S: 10	H: 0 LOB: 0 BB: 0 P: 15	R: 0 E: 0 K: 2 S: 11	H: 1 LOB: 1 BB: 0 P: 16	R: 0 E: 0 K: 0 S: 6	H: 0 LOB: 2 BB: 2 P: 16	R: 3 E: 0 K: 1 S: 20	H: 4 LOB: 2 BB: 1 P: 31	R: 0 E: 0 K: 0 S: 5	H: 0 LOB: 2 BB: 3 P: 19	1B: 7 2B: 2 3B: 0 HR: 1	SF: 0 SAC: 0 DP: 2 HBP: 0	WP: 1 PB: 0 SB: 2 CS: 0	PA: 38							
<b>PITCHER</b>	IP	WLS	BF	H	R	ER	SO	BB	IBB	HBP	BLK	WP	HR	S	P	ERA	WHIP										
23 Chuck Smith, R ERA: 1.5	6.0		25	6	1	1	6	3	0	0	0	1	0	49	86	1.50	1.500										
Joe Strong, R ERA: 5.65	0.1	L	4	3	3	3	0	0	0	0	0	0	0	13	19	81.00	9.000										
Armando Almanza, L ERA: 1.52	0.2	5	1	0	0	1	2	0	0	0	0	0	0	9	18	0.00	4.500										
Ricky Bones, R ERA: 1.98	1.0	4	0	0	0	0	1	1	0	0	0	0	0	3	13	0.00	1.000										

AB	36
R	3
H	9
RBI	3
BB	3
SO	10
LOB	22



AB	31
R	4
H	10
RBI	4
BB	7
SO	7
LOB	19



Batter	1	2	3	4	5	6	7	8	9	AB	R	H	RBI	BB	SO	LOB	TOP																					
Luis Castillo, S OBP: 0.456, SLG: 0.430	F3		F8							4	2	2	0	1	0	0	<b>Florida Marlins @ Philadelphia Phillies</b> Veterans Stadium, Philadelphia, PA Wed Jun 14 2000, 7:35 PM EDT Att: 14,472 - Cloudy - 64 F																					
Alex Gonzalez, R OBP: 0.213, SLG: 0.253	K		F7							5	0	3	5	0	1	0																						
Cliff Floyd, L OBP: 0.381, SLG: 0.520	P5			G4-3						5	0	0	0	0	1	4																						
Preston Wilson, R OBP: 0.344, SLG: 0.506		HR		G5-3						4	2	3	1	1	1	0																						
Mike Lowell, R OBP: 0.308, SLG: 0.469		1B		G5-3						4	1	2	0	1	0	1																						
Derrek Lee, R OBP: 0.383, SLG: 0.484	F9			F9						4	0	0	0	1	1	6																						
Mark Smith, R OBP: 0.382, SLG: 0.391		1B			P5					5	1	2	2	0	0	3																						
Mike Redmond, R OBP: 0.342, SLG: 0.333		G6-4-3								4	1	1	0	1	0	4																						
Ryan Dempster, R OBP: 0.059, SLG: 0.118			K							4	1	0	0	0	1	3																						
<b>Inning Stats</b>	R: 0 E: 0 K: 1 S: 12	H: 0 LOB: 0 BB: 0 P: 19	R: 1 E: 0 K: 0 S: 13	H: 3 LOB: 1 BB: 0 P: 18	R: 0 E: 0 K: 1 S: 8	H: 0 LOB: 0 BB: 0 P: 10	R: 0 E: 0 K: 0 S: 12	H: 1 LOB: 1 BB: 0 P: 17	R: 2 E: 0 K: 1 S: 16	H: 3 LOB: 1 BB: 0 P: 25	R: 0 E: 0 K: 1 S: 8	H: 0 LOB: 1 BB: 1 P: 15	R: 0 E: 0 K: 0 S: 16	H: 2 LOB: 2 BB: 0 P: 20	R: 5 E: 0 K: 1 S: 23	H: 3 LOB: 1 BB: 3 P: 41	R: 0 E: 0 K: 0 S: 12	H: 1 LOB: 2 BB: 1 P: 20	1B: 6 2B: 5 3B: 1 HR: 1	SF: 0 SAC: 0 DP: 1 HBP: 0	WP: 0 PB: 1 SB: 0 CS: 0	PA: 44																
<b>PITCHER</b>	IP	WLS	BF	H	R	ER	SO	BB	IBB	HBP	BLK	WP	HR	S	P	ERA	WHIP	<b>PITCHER</b>				IP	WLS	BF	H	R	ER	SO	BB	IBB	HBP	BLK	WP	HR	S	P	ERA	WHIP
Randy Wolf, L ERA: 3.95	(1, 1)	7.0	L	30	9	3	3	4	1	0	0	0	0	1	85	124	3.86	1.429																				
Jason Boyd, R ERA: 6.05	(8, 1)	0.2		8	3	5	5	1	3	0	0	0	0	0	20	37	67.50	9.000																				
Mark Holzemer, L ERA: 2.7	(8, 1)	0.1		1	0	0	0	0	0	0	0	0	0	0	3	4	0.00	0.000																				
Bryan Ward, L ERA: 2.84	(9, 1)	1.0		5	1	0	0	0	1	0	0	0	0	0	12	20	0.00	2.000																				

AB	39
R	8
H	13
RBI	8
BB	5
SO	5
LOB	21



Batter	1	2	3	4	5	6	7	8	9	AB	R	H	RBI	BB	SO	LOB	BOTTOM																					
Doug Glanville, R OBP: 0.320, SLG: 0.391	G3		G4-3							3	1	0	0	1	0	1	<b>Florida Marlins @ Philadelphia Phillies</b> Veterans Stadium, Philadelphia, PA Wed Jun 14 2000, 7:35 PM EDT Att: 14,472 - Cloudy - 64 F																					
Ron Gant, R OBP: 0.317, SLG: 0.454			G4-3							4	0	1	0	0	1	1																						
Bobby Abreu, L OBP: 0.401, SLG: 0.516				F7						4	0	0	0	0	2	3																						
Scott Rolen, R OBP: 0.328, SLG: 0.554										4	0	1	1	0	2	1																						
Mike Lieberthal, R OBP: 0.347, SLG: 0.477										4	0	1	0	0	0	1																						
Pat Burrell, R OBP: 0.293, SLG: 0.389										3	0	1	0	1	0	1																						
Mickey Morandini, L OBP: 0.299, SLG: 0.272										4	0	0	0	0	0	3																						
Alex Arias, R OBP: 0.217, SLG: 0.219										3	0	0	0	0	1	2																						
Randy Wolf, L OBP: 0.160, SLG: 0.240	(1, 1)									2	0	0	0	0	1	1																						
Jason Boyd, R ERA: 6.05	(8, 1)									0	0	0	0	0	0	0																						
Mark Holzemer, L ERA: 2.7	(8, 1)									0	0	0	0	0	0	0																						
Rob Ducey, L OBP: 0.367, SLG: 0.477	(8, PH)									0	0	0	0	1	0	0																						
Bryan Ward, L ERA: 2.84	(9, 1)									0	0	0	0	0	0	0																						
<b>Inning Stats</b>	R: 0 E: 0 K: 2 S: 10	H: 1 LOB: 1 BB: 0 P: 14	R: 0 E: 0 K: 0 S: 8	H: 0 LOB: 1 BB: 1 P: 15	R: 0 E: 0 K: 0 S: 7	H: 0 LOB: 0 BB: 0 P: 13	R: 0 E: 0 K: 1 S: 7	H: 0 LOB: 0 BB: 0 P: 7	R: 0 E: 0 K: 2 S: 9	H: 1 LOB: 1 BB: 0 P: 10	R: 1 E: 0 K: 1 S: 10	H: 1 LOB: 1 BB: 1 P: 20	R: 0 E: 0 K: 0 S: 7	H: 0 LOB: 0 BB: 0 P: 11	R: 0 E: 1 K: 1 S: 8	H: 0 LOB: 1 BB: 1 P: 15	R: 0 E: 0 K: 0 S: 5	H: 1 LOB: 1 BB: 0 P: 6	1B: 0 2B: 3 3B: 1 HR: 0	SF: 0 SAC: 0 DP: 1 HBP: 0	WP: 0 PB: 0 SB: 0 CS: 0	PA: 34																
<b>PITCHER</b>	IP	WLS	BF	H	R	ER	SO	BB	IBB	HBP	BLK	WP	HR	S	P	ERA	WHIP	<b>PITCHER</b>				IP	WLS	BF	H	R	ER	SO	BB	IBB	HBP	BLK	WP	HR	S	P	ERA	WHIP
Ryan Dempster, R ERA: 3.28	(1, 1)	9.0	W	34	4	1	1	7	3	0	0	0	0	0	71	111	1.00	0.778																				



Batter	1	2	3	4	5	6	7	8	9	AB R H RBI BB SO LOB	TOP																	
<b>Luis Castillo, S</b> OBP: 0.455, SLG: 0.423 (1, 4)										3 2 0 0 2 1 1	<b>Florida Marlins @ Pittsburgh Pirates</b> <b>Three Rivers Stadium, Pittsburgh, PA</b> Fri Jun 16 2000, 7:05 PM EDT Att: 29,737 - Sunny - 84 F <a href="http://livebaseballscorecards.com">livebaseballscorecards.com</a>																	
<b>Mark Kotsay, L</b> OBP: 0.317, SLG: 0.437 (1, 9)										5 0 0 0 0 0 2																		
<b>Cliff Floyd, L</b> OBP: 0.390, SLG: 0.526 (1, 7)										5 1 4 2 0 0 0																		
<b>Preston Wilson, R</b> OBP: 0.341, SLG: 0.500 (1, 8)										5 1 1 0 0 4 5																		
<b>Mike Lowell, R</b> OBP: 0.315, SLG: 0.472 (1, 5)										3 2 1 0 2 0 3																		
<b>Derrek Lee, R</b> OBP: 0.364, SLG: 0.519 (1, 3)										5 2 2 6 0 1 4																		
<b>Alex Gonzalez, R</b> OBP: 0.214, SLG: 0.258 (1, 6)										4 0 1 0 0 0 0																		
<b>Paul Bako, L</b> OBP: 0.363, SLG: 0.330 (1, 2)										4 0 1 0 0 2 2																		
<b>38 Reid Cornelius, R</b> OBP: 0.111, SLG: 0.111 (1, 1)										3 0 0 0 0 0 3																		
<b>Ricky Bones, R</b> (6, 1)										1 0 0 0 0 0 0																		
<b>Braden Looper, R</b> (8, 1)										0 0 0 0 0 0 0																		
<b>Inning Stats</b>	R: 0 E: 0 K: 2 S: 14	H: 1 LOB: 1 BB: 0 P: 22	R: 0 E: 0 K: 1 S: 10	H: 1 LOB: 2 BB: 1 P: 22	R: 1 E: 0 K: 1 S: 7	H: 1 LOB: 0 BB: 1 P: 14	R: 2 E: 0 K: 0 S: 10	H: 3 LOB: 1 BB: 0 P: 18	R: 4 E: 1 K: 1 S: 13	H: 2 LOB: 0 BB: 1 P: 24	R: 0 E: 0 K: 0 S: 4	H: 0 LOB: 1 BB: 0 P: 8	R: 0 E: 0 K: 1 S: 10	H: 1 LOB: 1 BB: 0 P: 15	R: 0 E: 0 K: 1 S: 14	H: 0 LOB: 2 BB: 1 P: 19	R: 1 E: 1 K: 1 S: 14	H: 1 LOB: 2 BB: 1 P: 25	1B: 6 2B: 2 3B: 0 HR: 2	SF: 0 SAC: 0 DP: 0 HBP: 0	WP: 0 PB: 0 CS: 0	PA: 42						
<b>PITCHER</b>	IP WLS BF H R ER SO BB IBB HBP BLK WP HR S P ERA WHIP											<b>PITCHER</b>	IP WLS BF H R ER SO BB IBB HBP BLK WP HR S P ERA WHIP															
<b>67 Francisco Cordova, R</b> ERA: 4.82	(1, 1)	4.1	L	24	8	7	6	4	3	0	0	1	0	2	49	92	12.46	2.538										
<b>Chris Peters, L</b> ERA: 5.63	(5, 1)	2.2		9	1	0	0	2	0	0	0	0	0	0	19	31	0.00	0.375										
<b>Marc Wilkins, R</b> ERA: 5.64	(8, 1)	1.0		3	0	0	0	1	0	0	0	0	0	0	14	19	0.00	0.000										
<b>Jeff Wallace, L</b> ERA: 5.28	(9, 1)	1.0		6	1	1	0	1	1	0	0	0	0	0	14	25	0.00	2.000										

Batter	1	2	3	4	5	6	7	8	9	AB R H RBI BB SO LOB	BOTTOM																
<b>Warren Morris, L</b> OBP: 0.355, SLG: 0.352 (1, 4)										4 0 1 0 0 0 0	<b>Florida Marlins @ Pittsburgh Pirates</b> <b>Three Rivers Stadium, Pittsburgh, PA</b> Fri Jun 16 2000, 7:05 PM EDT Att: 29,737 - Sunny - 84 F <a href="http://livebaseballscorecards.com">livebaseballscorecards.com</a>																
<b>18 Jason Kendall, R</b> OBP: 0.436, SLG: 0.448 (1, 2)										4 1 0 0 0 0 1																	
<b>Wil Cordero, R</b> OBP: 0.339, SLG: 0.500 (1, 7)										4 0 2 0 0 0 0																	
<b>Brian Giles, L</b> OBP: 0.445, SLG: 0.682 (1, 8)										4 1 3 1 0 0 0																	
<b>Kevin Young, R</b> OBP: 0.313, SLG: 0.440 (1, 3)										2 1 0 0 1 0 2																	
<b>Bruce Aven, R</b> OBP: 0.253, SLG: 0.410 (1, 9)										4 0 1 2 0 0 3																	
<b>Pat Meares, R</b> OBP: 0.295, SLG: 0.378 (1, 6)										3 0 1 0 1 0 1																	
<b>Mike Benjamin, R</b> OBP: 0.323, SLG: 0.425 (1, 5)										4 0 0 0 0 1 3																	
<b>67 Francisco Cordova, R</b> OBP: 0.143, SLG: 0.077	(1, 1)									1 0 0 0 0 0 1																	
<b>Chris Peters, L</b> ERA: 3.9	(5, 1)									1 0 0 0 0 1 1																	
<b>Abraham Nunez, S</b> OBP: 0.260, SLG: 0.174	(7, PH)									1 0 0 0 0 0 0																	
<b>Marc Wilkins, R</b> ERA: 1.89	(8, 1)									0 0 0 0 0 0 0																	
<b>Jeff Wallace, L</b> ERA: 2.81	(9, 1)									0 0 0 0 0 0 0																	
<b>Inning Stats</b>	R: 0 E: 0 K: 0 S: 4	H: 0 LOB: 0 BB: 0 P: 7	R: 0 E: 0 K: 0 S: 7	H: 0 LOB: 0 BB: 0 P: 10	R: 0 E: 0 K: 0 S: 3	H: 0 LOB: 0 BB: 1 P: 9	R: 0 E: 0 K: 0 S: 7	H: 0 LOB: 0 BB: 0 P: 10	R: 2 E: 0 K: 1 S: 12	H: 2 LOB: 1 BB: 0 P: 20	R: 1 E: 0 K: 0 S: 9	H: 3 LOB: 2 BB: 1 P: 22	R: 0 E: 0 K: 0 S: 6	H: 1 LOB: 0 BB: 0 P: 8	R: 0 E: 1 K: 0 S: 11	H: 2 LOB: 2 BB: 0 P: 19	R: 0 E: 0 K: 1 S: 6	H: 0 LOB: 0 BB: 0 P: 11	1B: 7 2B: 1 3B: 0 HR: 0	SF: 0 SAC: 0 DP: 3 HBP: 1	WP: 1 PB: 0 CS: 0	PA: 35					
<b>PITCHER</b>	IP WLS BF H R ER SO BB IBB HBP BLK WP HR S P ERA WHIP											<b>PITCHER</b>	IP WLS BF H R ER SO BB IBB HBP BLK WP HR S P ERA WHIP														
<b>38 Reid Cornelius, R</b> ERA: 3.9	(1, 1)	5.1	W	22	5	3	3	1	1	0	0	0	0	39	68	5.06	1.125										
<b>Ricky Bones, R</b> ERA: 1.89	(6, 1)	2.1	H	9	3	0	0	0	1	0	0	0	0	19	34	0.00	1.714										
<b>Braden Looper, R</b> ERA: 2.81	(8, 1)	1.1	S	4	0	0	0	1	0	0	0	0	0	7	14	0.00	0.000										





Batter	1	2	3	4	5	6	7	8	9	AB	R	H	RBI	BB	SO	LOB	TOP					
Ronnie Belliard, R (1.4) OBP: 0.386, SLG: 0.451	F8		K					K		3	0	0	0	1	2	0	<b>Milwaukee Brewers @ Florida Marlins</b> Pro Player Stadium, Miami, FL Mon Jun 19 2000, 7:05 PM EDT Att: 7,612 - Sunny - 84 F					
Santiago Perez, S (1.6) OBP: 0.359, SLG: 0.333	K				2B		G3-1	K		3	1	0	0	0	2	1						
Geoff Jenkins, L (1.7) OBP: 0.349, SLG: 0.583	K				1B					4	1	2	1	0	2	0						
Jeremy Burnitz, L (1.9) OBP: 0.352, SLG: 0.429					2B					3	0	1	1	0	1	1						
Charlie Hayes, R (1.3) OBP: 0.394, SLG: 0.433					1B					4	0	0	0	0	1	3						
Marquis Grissom, R (1.8) OBP: 0.298, SLG: 0.359										4	0	0	0	0	1	3						
José Hernández, R (1.5) OBP: 0.296, SLG: 0.381										4	0	1	0	0	1	2						
Henry Blanco, R (1.2) OBP: 0.343, SLG: 0.393										3	0	1	0	0	1	1						
Jamey Wright, R (1.1) Bob Wickman, R (9.1)										3	0	0	0	0	1	2						
										0	0	0	0	0	0	0						
<b>Inning Stats</b>	R: 0 H: 0 E: 0 K: 2 S: 10	H: 0 LOB: 0 BB: 0 P: 15	R: 0 H: 0 E: 0 K: 0 S: 6	H: 0 LOB: 1 BB: 0 P: 11	R: 0 H: 0 E: 0 K: 1 S: 7	H: 0 LOB: 0 BB: 0 P: 12	R: 2 H: 2 E: 0 K: 2 S: 13	H: 2 LOB: 1 BB: 0 P: 21	R: 0 H: 1 E: 0 K: 1 S: 11	H: 1 LOB: 0 BB: 0 P: 18	R: 0 H: 0 E: 0 K: 2 S: 12	H: 0 LOB: 1 BB: 0 P: 17	R: 0 H: 1 E: 0 K: 1 S: 7	H: 1 LOB: 0 BB: 0 P: 9	R: 0 H: 1 E: 0 K: 3 S: 16	H: 1 LOB: 1 BB: 0 P: 19	R: 0 H: 0 E: 1 K: 0 S: 15	H: 0 LOB: 0 BB: 0 P: 26	1B: 4 2B: 2 3B: 0 HR: 0	SF: 0 SAC: 0 DP: 1 HBP: 2	WP: 0 PB: 0 SB: 2 CS: 3	PA: 35
<b>PITCHER</b>	IP	WLS	BF	H	R	ER	SO	BB	IBB	HBP	BLK	WP	HR	S	P	ERA	WHIP					
23 Chuck Smith, R (1.1) ERA: 1.98	7.2	L	29	4	2	2	11	1	0	2	0	0	0	73	111	2.35	0.652					
Vic Darenbourg, L (8.1) ERA: 3.13	0.1		2	1	0	0	1	0	0	0	0	0	0	9	11	0.00	3.000					
Braden Looper, R (9.1) ERA: 2.7	1.0		3	0	0	0	0	0	0	0	0	0	0	15	26	0.00	0.000					

Batter	1	2	3	4	5	6	7	8	9	AB	R	H	RBI	BB	SO	LOB	BOTTOM					
Luis Castillo, S (1.4) OBP: 0.457, SLG: 0.433	G4-3		G1-3					F8		3	0	0	0	1	0	0	<b>Milwaukee Brewers @ Florida Marlins</b> Pro Player Stadium, Miami, FL Mon Jun 19 2000, 7:05 PM EDT Att: 7,612 - Sunny - 84 F					
Mark Kotsay, L (1.9) OBP: 0.317, SLG: 0.433	G4-3		G4-3							3	0	0	0	1	0	1						
Cliff Floyd, L (1.7) OBP: 0.380, SLG: 0.514										3	0	0	0	0	1	2						
Preston Wilson, R (1.8) OBP: 0.346, SLG: 0.508										4	0	1	0	0	1	1						
Mike Lowell, R (1.5) OBP: 0.313, SLG: 0.463										3	0	1	0	0	1	1						
Derrek Lee, R (1.3) OBP: 0.362, SLG: 0.512										3	0	1	0	0	1	1						
Alex Gonzalez, R (1.6) OBP: 0.211, SLG: 0.250										3	0	0	0	0	1	2						
Paul Bako, L (1.2) OBP: 0.371, SLG: 0.325										2	0	0	0	1	1	0						
23 Chuck Smith, R (1.1) Vic Darenbourg, L (8.1) Kevin Millar, R (6. PH) Braden Looper, R (9.1)										2	0	0	0	0	1	2						
										0	0	0	0	0	0	0						
										1	0	0	0	0	1	0						
										0	0	0	0	0	0	0						
<b>Inning Stats</b>	R: 0 H: 0 E: 0 K: 1 S: 9	H: 1 LOB: 2 BB: 1 P: 15	R: 0 H: 1 E: 0 K: 1 S: 6	H: 0 LOB: 0 BB: 0 P: 13	R: 0 H: 0 E: 0 K: 1 S: 7	H: 0 LOB: 0 BB: 0 P: 12	R: 0 H: 1 E: 0 K: 2 S: 13	H: 1 LOB: 0 BB: 0 P: 18	R: 0 H: 0 E: 0 K: 1 S: 7	H: 0 LOB: 0 BB: 0 P: 9	R: 0 H: 0 E: 0 K: 0 S: 4	H: 0 LOB: 0 BB: 1 P: 10	R: 0 H: 1 E: 0 K: 1 S: 10	H: 1 LOB: 1 BB: 0 P: 14	R: 0 H: 0 E: 0 K: 1 S: 7	H: 0 LOB: 0 BB: 0 P: 11	R: 0 H: 0 E: 0 K: 0 S: 5	H: 0 LOB: 0 BB: 1 P: 12	1B: 3 2B: 1 3B: 0 HR: 0	SF: 0 SAC: 0 DP: 2 HBP: 1	WP: 0 PB: 0 SB: 0 CS: 0	PA: 31
<b>PITCHER</b>	IP	WLS	BF	H	R	ER	SO	BB	IBB	HBP	BLK	WP	HR	S	P	ERA	WHIP					
Jamey Wright, R (1.1) ERA: 3.4	8.0	W	29	3	0	0	8	3	0	1	0	0	0	64	107	0.00	0.750					
Bob Wickman, R (9.1) ERA: 1.11	1.0	S	2	0	0	0	0	0	0	0	0	0	0	4	7	0.00	0.000					

Batter	1	2	3	4	5	6	7	8	9	AB	R	H	RBI	BB	SO	LOB	TOP			
Ronnie Belliard, R OBP: 0.389, SLG: 0.450 (1, 4)	G4-3 ①		G6-4-3 1B		BB		BB		K	3	0	1	0	2	1	2	<b>Milwaukee Brewers @ Florida Marlins</b> Pro Player Stadium, Miami, FL Tue Jun 20 2000, 7:05 PM EDT Att: 7,743 - Cloudy - 86 F			
Santiago Perez, S OBP: 0.333, SLG: 0.306 Mark Sweeney, L OBP: 0.375, SLG: 0.333 Valerio De Los Santos, L (7, PH) David Weathers, R (8, 1) James Mouton, R OBP: 0.293, SLG: 0.256 (9, PH)	K		G6-4-3 ①		P4		G4-3 ③		K	3	0	0	0	0	1	2				
Geoff Jenkins, L OBP: 0.347, SLG: 0.592 (1, 7)	K		F8			HR		G4-3		4	1	1	1	0	1	0				
Jeremy Burnitz, L OBP: 0.350, SLG: 0.426 (1, 9)			F9 BB 1B		F8		G3-1		K	4	0	1	0	0	1	0				
Charlie Hayes, R OBP: 0.395, SLG: 0.430 Tyler Houston, L OBP: 0.315, SLG: 0.400 (4, 3)			BB BB 1-2		K		F8		G4-3	1	0	0	0	1	1	0				
Marquis Grissom, R OBP: 0.297, SLG: 0.355 (1, 8)			F8				G6-3		G6-3	3	0	0	0	1	0	2				
José Hernández, R OBP: 0.295, SLG: 0.379 (1, 5)			F9		G4-3		P4		BB 1B	4	1	1	0	0	0	3				
Raul Casanova, S OBP: 0.303, SLG: 0.391 (1, 2)			F9				P4		BB 1B	2	0	0	0	2	0	0				
Steve Woodard, L OBP: 0.130, SLG: 0.048 Lyle Mouton, R OBP: 0.340, SLG: 0.422 Allen Levrault, R (5, PH) Luis Lopez, S OBP: 0.258, SLG: 0.286 (7, 6)	L5				G6-3		BB BB		1-2 2-H 1B	1	0	0	0	0	0	3				
<b>Inning Stats</b>	R: 0 E: 0 K: 2 S: 8	H: 0 LOB: 0 BB: 0 P: 12	R: 0 E: 0 K: 0 S: 13	H: 1 LOB: 3 BB: 2 P: 27	R: 0 E: 0 K: 0 S: 9	H: 1 LOB: 0 BB: 0 P: 10	R: 0 E: 0 K: 1 S: 8	H: 0 LOB: 1 BB: 1 P: 12	R: 0 E: 0 K: 0 S: 7	H: 0 LOB: 1 BB: 0 P: 11	R: 0 E: 0 K: 0 S: 10	H: 0 LOB: 2 BB: 2 P: 21	R: 0 E: 0 K: 1 S: 5	H: 0 LOB: 0 BB: 0 P: 8	R: 1 E: 0 K: 2 S: 16	H: 2 LOB: 2 BB: 1 P: 26		1B: 4 2B: 0 3B: 0 HR: 1	SF: 0 SAC: 0 DP: 1 HBP: 0	WP: 0 PB: 0 SB: 0 CS: 0
<b>PITCHER</b>	IP WLS BF H R ER SO BB IBB HBP BLK WP HR S P ERA WHIP	IP WLS BF H R ER SO BB IBB HBP BLK WP HR S P ERA WHIP	IP WLS BF H R ER SO BB IBB HBP BLK WP HR S P ERA WHIP	IP WLS BF H R ER SO BB IBB HBP BLK WP HR S P ERA WHIP	IP WLS BF H R ER SO BB IBB HBP BLK WP HR S P ERA WHIP	IP WLS BF H R ER SO BB IBB HBP BLK WP HR S P ERA WHIP	IP WLS BF H R ER SO BB IBB HBP BLK WP HR S P ERA WHIP	IP WLS BF H R ER SO BB IBB HBP BLK WP HR S P ERA WHIP	IP WLS BF H R ER SO BB IBB HBP BLK WP HR S P ERA WHIP	IP WLS BF H R ER SO BB IBB HBP BLK WP HR S P ERA WHIP	IP WLS BF H R ER SO BB IBB HBP BLK WP HR S P ERA WHIP	IP WLS BF H R ER SO BB IBB HBP BLK WP HR S P ERA WHIP	IP WLS BF H R ER SO BB IBB HBP BLK WP HR S P ERA WHIP	IP WLS BF H R ER SO BB IBB HBP BLK WP HR S P ERA WHIP	IP WLS BF H R ER SO BB IBB HBP BLK WP HR S P ERA WHIP	IP WLS BF H R ER SO BB IBB HBP BLK WP HR S P ERA WHIP	IP WLS BF H R ER SO BB IBB HBP BLK WP HR S P ERA WHIP			

AB 31  
R 2  
H 5  
RBI 2  
BB 7  
SO 6  
LOB 16



Batter	1	2	3	4	5	6	7	8	9	AB	R	H	RBI	BB	SO	LOB	BOTTOM	
Luis Castillo, S OBP: 0.460, SLG: 0.437 (1, 4)	1B HR	S 1B		G4-6-3 1B			K	K		5	2	3	0	0	2	1	<b>Milwaukee Brewers @ Florida Marlins</b> Pro Player Stadium, Miami, FL Tue Jun 20 2000, 7:05 PM EDT Att: 7,743 - Cloudy - 86 F	
Mark Kotsay, L OBP: 0.322, SLG: 0.437 (1, 9)	HR	S 1B		G4-6-3 ①			1B	K		5	1	3	1	0	1	2		
Cliff Floyd, L OBP: 0.382, SLG: 0.527 (1, 7)	HR	G1-3			G3-1		1B			4	1	2	3	0	0	1		
Preston Wilson, R OBP: 0.344, SLG: 0.504 (1, 8)	K		S HR 1B		L4		F3			4	1	1	0	0	1	2		
Mike Lowell, R OBP: 0.307, SLG: 0.455 (1, 5)	G5-3		G1-3		F7		K			4	0	0	0	0	1	3		
Derrek Lee, R OBP: 0.365, SLG: 0.511 (1, 3)	1B		K			FC5-4 1B		E6 HR		4	1	2	0	0	1	1		
Alex Gonzalez, R OBP: 0.215, SLG: 0.280 (1, 6)	P5		HR			FC5-4 ①		HR		4	2	2	4	0	0	2		
Paul Bako, L OBP: 0.360, SLG: 0.314 (1, 2)		F8	K			K		G4-3		4	0	0	0	0	2	1		
Ryan Dempster, R OBP: 0.054, SLG: 0.108 Armando Almanza, L (8, 1) Andy Fox, L OBP: 0.255, SLG: 0.280 (8, PH) Joe Strong, S (9, 1)	F7				G5-3		K		E5	3	0	0	0	0	1	1		
<b>Inning Stats</b>	R: 3 E: 0 K: 1 S: 21	H: 4 LOB: 1 BB: 0 P: 27	R: 1 E: 0 K: 0 S: 13	H: 2 LOB: 1 BB: 0 P: 22	R: 2 E: 0 K: 2 S: 13	H: 2 LOB: 0 BB: 0 P: 20	R: 0 E: 0 K: 0 S: 6	H: 1 LOB: 0 BB: 0 P: 9	R: 0 E: 0 K: 2 S: 14	H: 1 LOB: 1 BB: 0 P: 20	R: 0 E: 0 K: 2 S: 14	H: 2 LOB: 2 BB: 0 P: 17	R: 2 E: 2 K: 2 S: 15	H: 1 LOB: 1 BB: 0 P: 24	1B: 10 2B: 0 3B: 0 HR: 3	SF: 0 SAC: 0 DP: 1 HBP: 0		WP: 0 PB: 0 SB: 4 CS: 0
<b>PITCHER</b>	IP WLS BF H R ER SO BB IBB HBP BLK WP HR S P ERA WHIP	IP WLS BF H R ER SO BB IBB HBP BLK WP HR S P ERA WHIP	IP WLS BF H R ER SO BB IBB HBP BLK WP HR S P ERA WHIP	IP WLS BF H R ER SO BB IBB HBP BLK WP HR S P ERA WHIP	IP WLS BF H R ER SO BB IBB HBP BLK WP HR S P ERA WHIP	IP WLS BF H R ER SO BB IBB HBP BLK WP HR S P ERA WHIP	IP WLS BF H R ER SO BB IBB HBP BLK WP HR S P ERA WHIP	IP WLS BF H R ER SO BB IBB HBP BLK WP HR S P ERA WHIP	IP WLS BF H R ER SO BB IBB HBP BLK WP HR S P ERA WHIP	IP WLS BF H R ER SO BB IBB HBP BLK WP HR S P ERA WHIP	IP WLS BF H R ER SO BB IBB HBP BLK WP HR S P ERA WHIP	IP WLS BF H R ER SO BB IBB HBP BLK WP HR S P ERA WHIP	IP WLS BF H R ER SO BB IBB HBP BLK WP HR S P ERA WHIP	IP WLS BF H R ER SO BB IBB HBP BLK WP HR S P ERA WHIP	IP WLS BF H R ER SO BB IBB HBP BLK WP HR S P ERA WHIP	IP WLS BF H R ER SO BB IBB HBP BLK WP HR S P ERA WHIP		

AB 38  
R 8  
H 13  
RBI 8  
BB 0  
SO 9  
LOB 14







Batter	1	2	3	4	5	6	7	8	9	AB	R	H	RBI	BB	SO	LOB	TOP	
Ronnie Belliard, R OBP: 0.337, SLG: 0.444 (1, 4)	0-2 CS 1B		1-1 G1-3		3-3 K			0-0 G3 SH1-3 1B	4-1 BB	4	0	2	0	1	1	0	<b>Milwaukee Brewers @ Florida Marlins</b> Pro Player Stadium, Miami, FL Thu Jun 22 2000, 7:05 PM EDT Att: 8,285 - Sunny - 87 F	
Luis Lopez, S OBP: 0.273, SLG: 0.350 (1, 6)	3-2 1-2 HR			0-1 HR 1B		1-1 G5-3		0-0 SH1-3 1-2	2-3 K	4	2	2	1	0	1	2		
Charlie Hayes, R OBP: 0.394, SLG: 0.445 (1, 3)	3-2 F9			0-2 1-H HR		1-2 F9		2-2 G3 2-3		4	1	1	2	0	0	1		
Jeremy Burnitz, L OBP: 0.345, SLG: 0.429 (1, 9)	0-0 G4-3			2-0 F7		1-3 K		1-0 L4		4	0	0	0	0	1	1		
Marquis Grissom, R OBP: 0.293, SLG: 0.359 (1, 8)		2-3 K		1-1 G5-3			0-1 G4-3		3-3 K	4	0	0	0	0	2	0		
José Hernández, R OBP: 0.301, SLG: 0.388 (1, 5)		3-3 K		0-0 2B			4-2 1B BB		1-0 2B 2B	3	1	2	0	1	1	0		
Lyle Mouton, R OBP: 0.337, SLG: 0.414 Juan Acevedo, R Curt Lesknic, R James Mouton, R Bob Wickman, R (7, 1) (8, 1) (9, PH) (9, 1)		3-3 K		0-3 K2-3			3-2 G5-4-3 1-3 1B		4-2 2B BB	3	0	1	0	0	2	1		AB 34 R 6 H 10 RBI 6 BB 3 SO 10 LOB 8
Henry Blanco, R OBP: 0.333, SLG: 0.387 (1, 2)			2-2 F3		2-1 F9		2-1 G5-4-3 1-2		0-1 2B	4	0	1	2	0	0	2		
John Snyder, R Geoff Jenkins, L OBP: 0.347, SLG: 0.600 (7, 7) (1, 1)			3-2 G6-3		2-3 K			0-0 HR	1-3 K2-3	2	0	0	0	0	1	0		WP: 0 PA: 38 FB: 0 SB: 0 CS: 1
<b>Inning Stats</b>	R: 1 E: 0 K: 0 S: 12	H: 2 LOB: 0 BB: 0 P: 18	R: 0 E: 0 K: 3 S: 10	H: 0 LOB: 0 BB: 0 P: 18	R: 0 E: 0 K: 0 S: 8	H: 0 LOB: 0 BB: 0 P: 14	R: 2 E: 0 K: 1 S: 12	H: 3 LOB: 1 BB: 0 P: 15	R: 0 E: 0 K: 1 S: 11	H: 0 LOB: 0 BB: 0 P: 18	R: 0 E: 0 K: 0 S: 8	H: 1 LOB: 1 BB: 1 P: 19	R: 1 E: 0 K: 0 S: 8	H: 2 LOB: 1 BB: 0 P: 11	R: 2 E: 0 K: 3 S: 22	H: 2 LOB: 2 BB: 2 P: 37		1B: 4 2B: 3 3B: 0 HR: 3
<b>PITCHER</b>	IP WLS BF H R ER SO BB IBB HBP BLK WP HR S P ERA WHIP																	
Jesus Sanchez, L ERA: 5.76 Joe Strong, R ERA: 5.51 Vic Darenbourg, L ERA: 3.82 Ron Mahay, L ERA: 6.35 (1, 1) (7, 1) (8, 1) (9, 1)	6.1 0.2 1.1 0.2	L L 9 3	25 0 4 0	6 0 1 0	3 0 3 0	7 0 1 2	1 0 1 0	0 0 0 0	0 0 0 0	0 0 0 0	0 0 1 0	2 2 3 8	69 2 22 15	109 4 33 15	4.26 0.00 20.25 0.00	1.105 0.000 3.750 1.500		

Batter	1	2	3	4	5	6	7	8	9	AB	R	H	RBI	BB	SO	LOB	BOTTOM	
Mark Kotsay, L OBP: 0.340, SLG: 0.468 (1, 9)	0-0 G3		4-0 BB		4-2 G4-3 BB		2-0 1-H 3B			2	0	1	1	2	0	0	<b>Milwaukee Brewers @ Florida Marlins</b> Pro Player Stadium, Miami, FL Thu Jun 22 2000, 7:05 PM EDT Att: 8,285 - Sunny - 87 F	
Dave Berg, R OBP: 0.314, SLG: 0.315 (1, 4)	4-2 G1-3 BB		0-1 G5-3		3-1 G4-3 1-2 2-3		2-0 F9			3	0	0	0	1	0	4		
Mark Smith, R OBP: 0.391, SLG: 0.389 (1, 7)	0-2 G1-3 1-2			2-2 BB F8 1B		2-3 K		2-2 G4-6-3 1B		4	0	2	0	0	1	2		
Preston Wilson, R OBP: 0.335, SLG: 0.489 (1, 8)	1-2 G6-3			1-0 F8 1-2		1-1 P4		0-2 G4-6-3 1-2		4	0	0	0	0	0	3		
Mike Lowell, R OBP: 0.310, SLG: 0.451 (1, 5)		4-0 L5-3 BB		4-0 BB BB		3-3 K		2-1 F9		2	0	0	0	2	1	0		
Kevin Millar, R OBP: 0.373, SLG: 0.483 (1, 3)		3-2 L5-3 1-2		4-1 BB 1-2 2-3 BB		1-2 F7			0-0 G6-3	3	0	0	0	1	0	1		
Andy Fox, L OBP: 0.255, SLG: 0.272 (1, 6)		3-1 F7		1-3 K			1-0 G4-3		4-2 1B BB	3	0	0	0	1	1	3		
Paul Bako, L OBP: 0.371, SLG: 0.323 (1, 2)			1-1 G5-3		1-3 K		1-0 3B 1B		1-1 G4-6-3 1B	4	1	2	0	0	1	3		
Jesus Sanchez, L Joe Strong, S Cliff Floyd, L Vic Darenbourg, L Ron Mahay, L Derrek Lee, R (1, 1) (7, 1) (7, PH) (8, 1) (9, 1) (9, PH)			0-0 P5		1-1 G4-3 BB 1B		2-2 F7		1-1 G4-6-3 1-2	2	0	1	0	0	0	0		AB 29 R 1 H 6 RBI 1 BB 7 SO 4 LOB 19
<b>Inning Stats</b>	R: 0 E: 0 K: 0 S: 10	H: 0 LOB: 1 BB: 1 P: 15	R: 0 E: 0 K: 0 S: 5	H: 0 LOB: 1 BB: 1 P: 15	R: 0 E: 0 K: 2 S: 12	H: 1 LOB: 3 BB: 2 P: 25	R: 0 E: 0 K: 1 S: 11	H: 1 LOB: 1 BB: 1 P: 21	R: 0 E: 0 K: 1 S: 8	H: 0 LOB: 0 BB: 0 P: 13	R: 1 E: 0 K: 0 S: 8	H: 2 LOB: 1 BB: 0 P: 16	R: 0 E: 0 K: 0 S: 8	H: 1 LOB: 0 BB: 0 P: 12	R: 0 E: 0 K: 0 S: 8	H: 1 LOB: 1 BB: 1 P: 14		1B: 5 2B: 1 3B: 1 HR: 0
<b>PITCHER</b>	IP WLS BF H R ER SO BB IBB HBP BLK WP HR S P ERA WHIP																	
John Snyder, R ERA: 5.82 Juan Acevedo, R ERA: 4.19 Curt Lesknic, R ERA: 3.38 Bob Wickman, R ERA: 1.08 (1, 1) (7, 1) (8, 1) (9, 1)	6.0 1.0 1.0 1.0	W H H 4	24 5 3 1	2 1 0 0	0 1 0 0	4 0 0 0	0 0 0 0	0 0 0 0	0 0 0 0	0 0 0 0	0 0 0 0	8 8 8 8	16 12 14	9.00 0.00 0.00 0.00	2.000 1.000 2.000			

Batter	1	2	3	4	5	6	7	8	9	AB	R	H	RBI	BB	SO	LOB	TOP										
<b>Eric Young Sr. R</b> OBP: 0.382, SLG: 0.460 (1,4)										4	0	0	0	1	1	2											
<b>Ricky Gutierrez R</b> OBP: 0.407, SLG: 0.491 (1,6)										4	0	1	0	0	0	0											
<b>Jose Nieves R</b> OBP: 0.218, SLG: 0.307 (8,6)										1	0	0	0	0	1	0											
<b>Sammy Sosa R</b> OBP: 0.404, SLG: 0.599 (1,9)										4	0	1	0	0	0	2											
<b>Mark Grace L</b> OBP: 0.425, SLG: 0.495 (1,3)										2	0	1	0	2	0	0											
<b>Willie Greene L</b> OBP: 0.313, SLG: 0.436 (1,5)										3	0	0	0	1	2	3											
<b>Henny Rodriguez L</b> OBP: 0.299, SLG: 0.497 (1,7)										4	0	0	0	0	0	3											
<b>Felix Heredia L</b> (8,1)										0	0	0	0	0	0	0											
<b>Damon Buford R</b> OBP: 0.338, SLG: 0.454 (1,8)										4	1	2	1	0	0	0											
<b>Joe Girardi R</b> OBP: 0.374, SLG: 0.416 (1,2)										4	0	3	0	0	0	0											
<b>Jon Lieber L</b> OBP: 0.132, SLG: 0.158 (1,1)										2	0	0	0	0	2	3											
<b>Gary Matthews S</b> OBP: 0.267, SLG: 0.385 (8,7)										1	0	0	0	0	0	0											
<b>Inning Stats</b>	R: 0 E: 0 K: 0 S: 13	H: 1 LOB: 3 BB: 3 P: 29	R: 0 E: 0 K: 1 S: 12	H: 1 LOB: 1 BB: 0 P: 19	R: 0 E: 0 K: 0 S: 6	H: 0 LOB: 0 BB: 0 P: 8	R: 0 E: 0 K: 1 S: 9	H: 2 LOB: 2 BB: 0 P: 16	R: 0 E: 0 K: 1 S: 15	H: 1 LOB: 1 BB: 0 P: 23	R: 1 E: 0 K: 1 S: 10	H: 2 LOB: 1 BB: 0 P: 16	R: 0 E: 0 K: 0 S: 5	H: 0 LOB: 0 BB: 0 P: 9	R: 0 E: 0 K: 1 S: 8	H: 0 LOB: 0 BB: 0 P: 14	1B: 6 2B: 1 3B: 0 HR: 1	SF: 0 SAC: 1 DP: 1 HBP: 0	WP: 0 PB: 0 SB: 0 CS: 0	PA: 38							
<b>PITCHER</b>	IP	WLS	BF	H	R	ER	SO	BB	IBB	HBP	BLK	WP	HR	S	P	ERA	WHIP										
<b>Brad Penny R</b> ERA: 4.81 (1,1)	6.0	W	28	7	1	1	4	4	0	0	0	0	1	65	111	1.50	1.833										
<b>Braden Looper R</b> ERA: 2.57 (7,1)	1.0		4	1	0	0	1	0	0	0	0	0	0	9	16	0.00	1.000										
<b>Ricky Bones R</b> ERA: 1.87 (8,1)	2.0		6	0	0	0	1	0	0	0	0	0	0	13	23	0.00	0.000										

Chicago Cubs @ Florida Marlins  
Pro Player Stadium, Miami, FL  
Fri Jun 23 2000, 7:05 PM EDT  
Att: 24,144 - Cloudy - 88 F

AB 33  
R 1  
H 8  
RBI 1  
BB 4  
SO 6  
LOB 13



Batter	1	2	3	4	5	6	7	8	9	AB	R	H	RBI	BB	SO	LOB	BOTTOM										
<b>Luis Castillo S</b> OBP: 0.468, SLG: 0.447 (1,4)										5	2	4	0	0	0	0											
<b>Mark Kotsay L</b> OBP: 0.345, SLG: 0.473 (1,9)										4	1	2	1	1	0	1											
<b>Cliff Floyd L</b> OBP: 0.375, SLG: 0.511 (1,7)										4	1	1	2	1	0	2											
<b>Preston Wilson R</b> OBP: 0.331, SLG: 0.484 (1,8)										3	0	0	1	0	0	4											
<b>Mike Lowell R</b> OBP: 0.313, SLG: 0.463 (1,5)										3	1	1	2	1	2	1											
<b>Derrek Lee R</b> OBP: 0.388, SLG: 0.503 (1,3)										3	0	1	0	1	1	0											
<b>Alex Gonzalez R</b> OBP: 0.217, SLG: 0.280 (1,6)										4	0	2	0	0	0	2											
<b>Paul Bako L</b> OBP: 0.361, SLG: 0.313 (1,2)										4	0	0	0	0	2	5											
<b>Brad Penny R</b> OBP: 0.069, SLG: 0.069 (1,1)										2	0	0	0	0	1	0											
<b>Kevin Millar R</b> OBP: 0.376, SLG: 0.486 (6,PH)										1	1	1	0	0	0	0											
<b>Braden Looper R</b> (7,1)										0	0	0	0	0	0	0											
<b>Mark Smith R</b> OBP: 0.385, SLG: 0.382 (7,PH)										1	0	0	0	0	0	2											
<b>Ricky Bones R</b> (8,1)										0	0	0	0	0	0	0											
<b>Inning Stats</b>	R: 1 E: 0 K: 1 S: 14	H: 2 LOB: 1 BB: 0 P: 23	R: 0 E: 0 K: 2 S: 10	H: 0 LOB: 0 BB: 0 P: 12	R: 0 E: 0 K: 1 S: 14	H: 1 LOB: 1 BB: 1 P: 24	R: 0 E: 0 K: 1 S: 6	H: 1 LOB: 0 BB: 0 P: 10	R: 4 E: 0 K: 0 S: 12	H: 4 LOB: 2 BB: 2 P: 22	R: 1 E: 0 K: 0 S: 11	H: 3 LOB: 1 BB: 0 P: 16	R: 0 E: 0 K: 1 S: 10	H: 0 LOB: 2 BB: 1 P: 18	R: 0 E: 0 K: 0 S: 6	H: 0 LOB: 0 BB: 0 P: 7	1B: 10 2B: 1 3B: 0 HR: 1	SF: 1 SAC: 0 DP: 0 HBP: 0	WP: 0 PB: 0 SB: 2 CS: 0	PA: 39							
<b>PITCHER</b>	IP	WLS	BF	H	R	ER	SO	BB	IBB	HBP	BLK	WP	HR	S	P	ERA	WHIP										
<b>Jon Lieber R</b> ERA: 3.95 (1,1)	7.0	L	36	12	6	6	6	4	0	0	0	0	1	77	125	7.71	2.286										
<b>Felix Heredia L</b> ERA: 4.6 (8,1)	1.0		3	0	0	0	0	0	0	0	0	0	0	6	7	0.00	0.000										

Chicago Cubs @ Florida Marlins  
Pro Player Stadium, Miami, FL  
Fri Jun 23 2000, 7:05 PM EDT  
Att: 24,144 - Cloudy - 88 F


AB 34  
R 6  
H 12  
RBI 6  
BB 4  
SO 6  
LOB 17



Batter	1	2	3	4	5	6	7	8	9	AB	R	H	RBI	BB	SO	LOB	TOP				
Eric Young Sr. R OBP: 0.389, SLG: 0.464	4-0 BB G5-4-3		0-1 S 1B		1-2 1B		2-1 1B SF7		0-2 P4	4	1	3	2	1	0	0					
Ricky Gutierrez R OBP: 0.402, SLG: 0.483	0-1 G5-4-3 1-2		1-0 F7		1-1 F8		1-2 1B		0-1 G3	5	0	1	0	0	0	4					
Sammy Sosa R OBP: 0.401, SLG: 0.594	3-0 1B		1-1 G3				0-3 K		0-3 K	4	0	1	1	0	2	1					
Mark Grace L OBP: 0.422, SLG: 0.488	0-0 F9			3-2 G4-3			4-0 G5-3 BB		3-2 G5-3	3	0	0	0	1	0	2					
Damon Buford R OBP: 0.345, SLG: 0.456		3-1 G4-3 1B		1-2 G6-3			4-2 G5-3 BB		1-0 CS 1B	3	0	2	0	1	0	0					
Brant Brown L OBP: 0.252, SLG: 0.366		1-2 F8		0-1 G3			0-0 G5-3		1-1 2B 1B	3	0	0	0	0	0	3					
Gary Matthews S OBP: 0.313, SLG: 0.429							1-2 2-3		1-2 2B 1B	1	1	1	0	0	0	0					
Jeff Reed L OBP: 0.353, SLG: 0.333					0-0 1B 1B		3-2 G4-3		1-3 K	4	0	1	0	0	1	5					
Jose Nieves R OBP: 0.244, SLG: 0.380			3-1 1B 3B		2-0 P4		2-0 SH3-4 1B 2B		1-0 2B	4	2	3	1	0	0	1					
Kevin Tapani R OBP: 0.147, SLG: 0.265			1-3 K		0-3 K		1-0 SH3-4		1-0 G5-3	2	0	0	0	0	2	2					
Glenallen Hill R OBP: 0.280, SLG: 0.484							2-3			1	0	0	0	0	0	1					
Tim Worrell R OBP: 0.280, SLG: 0.484										0	0	0	0	0	0	0					
Felix Heredia L OBP: 0.280, SLG: 0.484										0	0	0	0	0	0	0					
Rick Aguilera R OBP: 0.280, SLG: 0.484										0	0	0	0	0	0	0					
<b>Inning Stats</b>	R: 0 E: 0 K: 0 S: 4	H: 1 LOB: 1 BB: 1 P: 11	R: 0 E: 0 K: 0 S: 7	H: 1 LOB: 0 BB: 0 P: 13	R: 1 E: 0 K: 1 S: 10	H: 2 LOB: 1 BB: 0 P: 16	R: 0 E: 0 K: 0 S: 9	H: 0 LOB: 0 BB: 0 P: 13	R: 0 E: 0 K: 1 S: 10	H: 2 LOB: 2 BB: 0 P: 14	R: 0 E: 0 K: 1 S: 11	H: 0 LOB: 1 BB: 2 P: 22	R: 2 E: 0 K: 0 S: 14	H: 3 LOB: 1 BB: 0 P: 25	R: 1 E: 0 K: 1 S: 9	H: 3 LOB: 1 BB: 0 P: 14	R: 0 E: 0 K: 1 S: 8	H: 0 LOB: 0 BB: 0 P: 8	1B: 9 2B: 2 3B: 1 HR: 0	SF: 1 SAC: 1 DP: 2 HBP: 0	WP: 0 PA: 39 PB: 0 SB: 1 CS: 1
<b>PITCHER</b>	IP WLS BF H R ER SO BB IBB HBP BLK WP HR S P ERA WHIP																				
23 Chuck Smith, R ERA: 2.61	7.0 31 9 3 3 3 3 0 0 0 0 0 0 65 114 3.86 1.714																				
Vic Darenbourg, L ERA: 4.01	0.2 3 2 1 1 1 0 0 0 0 0 0 0 7 10 13.50 3.000																				
Joe Strong, R ERA: 5.4	0.1 W 2 1 0 0 0 0 0 0 0 0 2 4 0.00 3.000																				
Antonio Alfonseca, R ERA: 5.05	1.0 S 3 0 0 0 1 0 0 0 0 0 0 0 8 8 0.00 0.000																				

Chicago Cubs @ Florida Marlins  
Pro Player Stadium, Miami, FL  
Sat Jun 24 2000, 7:05 PM EDT  
Att: 35,140 - Sunny - 86 F


AB 34  
R 4  
H 12  
RBI 4  
BB 3  
SO 5  
LOB 19



Batter	1	2	3	4	5	6	7	8	9	AB	R	H	RBI	BB	SO	LOB	BOTTOM				
Luis Castillo S OBP: 0.464, SLG: 0.443	1-1 CS S 1B			0-1 G6-3		2-2 F7		2-2 G6-3		4	0	1	0	0	0	1					
Mark Kotsay L OBP: 0.351, SLG: 0.477	0-1 F9			1-0 CS 1B		0-0 1B		2-2 HR 1B		4	1	3	1	0	0	1					
Cliff Floyd L OBP: 0.374, SLG: 0.504	3-3 K			3-3 K		3-2 P4		4-1 HR BB		3	1	0	0	1	2	3					
Preston Wilson R OBP: 0.333, SLG: 0.505		3-3 K			0-0 HR		0-0 F9		2-0 HR	4	2	2	4	0	1	0					
Derrek Lee R OBP: 0.376, SLG: 0.538		2-2 F7			4-0 FC5-4 BB		2-2 HR		0-0 HR	3	2	2	2	1	0	0					
Andy Fox L OBP: 0.248, SLG: 0.264			1-1 F9		1-3 K		2-3 K		4-2 BB	3	0	0	0	0	2	1					
Joe Strong, R OBP: 0.380, SLG: 0.486										0	0	0	0	0	0	0					
Kevin Millar R OBP: 0.380, SLG: 0.486										0	0	0	0	0	0	0					
Antonio Alfonseca, R ERA: 5.05										0	0	0	0	0	0	0					
Alex Gonzalez R OBP: 0.214, SLG: 0.276			1-0 G4-3		0-2 FC5-4 FC4-6		0-3 K		0-2 P3	4	0	0	0	0	1	2					
Paul Bako L OBP: 0.356, SLG: 0.308			1-3 K		0-1 FC4-6				2-2 G5-3	2	0	0	0	0	1	1					
Mark Smith R OBP: 0.379, SLG: 0.375										1	0	0	0	0	0	0					
Mike Redmond R OBP: 0.339, SLG: 0.330										0	0	0	0	0	0	0					
23 Chuck Smith, R OBP: 0.356, SLG: 0.308			1-3 K				2-3 K		1-2 1B 2B	2	0	0	0	0	2	0					
Vic Darenbourg, L OBP: 0.286, SLG: 0.286										0	0	0	0	0	0	0					
Dave Berg R OBP: 0.321, SLG: 0.333										1	1	1	0	0	0	0					
<b>Inning Stats</b>	R: 0 E: 0 K: 1 S: 7	H: 1 LOB: 0 BB: 0 P: 11	R: 0 E: 0 K: 1 S: 13	H: 0 LOB: 0 BB: 0 P: 19	R: 0 E: 0 K: 2 S: 7	H: 0 LOB: 0 BB: 0 P: 10	R: 0 E: 0 K: 1 S: 9	H: 1 LOB: 1 BB: 0 P: 13	R: 1 E: 0 K: 1 S: 11	H: 1 LOB: 1 BB: 1 P: 16	R: 0 E: 0 K: 1 S: 12	H: 1 LOB: 0 BB: 0 P: 19	R: 1 E: 0 K: 2 S: 11	H: 1 LOB: 0 BB: 0 P: 15	R: 5 E: 0 K: 0 S: 23	H: 4 LOB: 1 BB: 2 P: 40	R: 0 E: 0 K: 1 S: 8	H: 0 LOB: 0 BB: 0 P: 8	1B: 4 2B: 3 3B: 0 HR: 4	SF: 0 SAC: 0 DP: 2 HBP: 0	WP: 0 PA: 34 PB: 0 SB: 1 CS: 2
<b>PITCHER</b>	IP WLS BF H R ER SO BB IBB HBP BLK WP HR S P ERA WHIP																				
Kevin Tapani R ERA: 4.91	7.0 25 5 2 2 9 1 0 0 0 0 0 0 70 103 2.57 0.857																				
Tim Worrell R ERA: 3.39	0.2 H 3 1 1 1 0 0 0 0 0 0 0 12 17 13.50 1.500																				
Felix Heredia L ERA: 5.22	0.0 L 2 1 0 0 0 1 0 0 0 0 0 0 4 10 ∞ ∞																				
Rick Aguilera R ERA: 5.47	0.1 B 4 2 4 4 0 1 0 0 0 0 0 2 7 13 108.00 9.000																				

Chicago Cubs @ Florida Marlins  
Pro Player Stadium, Miami, FL  
Sat Jun 24 2000, 7:05 PM EDT  
Att: 35,140 - Sunny - 86 F

AB 31  
R 7  
H 9  
RBI 7  
BB 3  
SO 9  
LOB 9

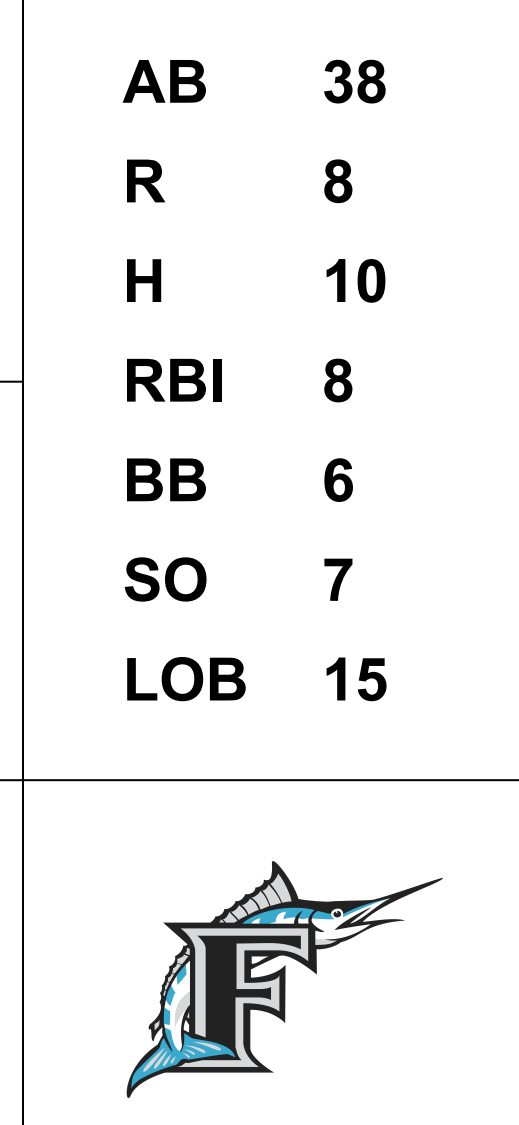


Batter	1	2	3	4	5	6	7	8	9	10	AB	R	H	RBI	BB	SO	LOB	TOP						
<b>Brant Brown, L</b> OBP: 0.259, SLG: 0.396 (1, 3) (8, 7)	2-2 CS 1B		1-0 HR		0-0 F7			0-1 E6 1B	3-3 K		5	2	2	1	0	1	1	<b>Chicago Cubs @ Florida Marlins</b> Pro Player Stadium, Miami, FL Sun Jun 25 2000, 1:05 PM EDT Att: 16,512 - Cloudy - 85 F						
<b>Damon Buford, R</b> OBP: 0.342, SLG: 0.451 (1, 8)	1-3 K		2-0 CS 1B		1-3 K			1-0 P4		0-3 K	5	0	1	0	0	3	2							
<b>Sammy Sosa, R</b> OBP: 0.395, SLG: 0.583 (1, 9) (8, 6)	3-3 K		3-3 K		2-1 F9			2-2 E6 1B SF7		1-0 G6-3	5	1	0	0	0	2	3							
<b>Henry Rodriguez, L</b> OBP: 0.304, SLG: 0.497 (8, PH)																								
<b>Glenallen Hill, R</b> OBP: 0.286, SLG: 0.488 (8, 3)																								
<b>Mark Grace, L</b> OBP: 0.420, SLG: 0.485 (8, 3)																								
<b>Jose Nieves, R</b> OBP: 0.256, SLG: 0.420 (1, 6)																								
<b>Willie Greene, L</b> OBP: 0.313, SLG: 0.434 Todd Van Poppel, R (7, 1)																								
<b>Ricky Gutierrez, R</b> OBP: 0.400, SLG: 0.480 Steve Rain, R (8, 1)																								
<b>Felix Heredia, L</b> (10, 1)																								
<b>Joe Girardi, R</b> OBP: 0.372, SLG: 0.409 (1, 2)																								
<b>Jeff Huson, L</b> OBP: 0.289, SLG: 0.298 (7, 5)																								
<b>Ruben Quevedo, R</b> OBP: 0.250, SLG: 0.250 Eric Young Sr., R OBP: 0.387, SLG: 0.463 (7, 4)																								
<b>Inning Stats</b>	R: 0 E: 0 K: 2 S: 9	H: 1 LOB: 1 BB: 0 P: 15	R: 2 E: 0 K: 1 S: 9	H: 2 LOB: 0 BB: 0 P: 12	R: 1 E: 0 K: 1 S: 9	H: 2 LOB: 1 BB: 0 P: 17	R: 2 E: 0 K: 1 S: 11	H: 2 LOB: 1 BB: 2 P: 20	R: 0 E: 0 K: 1 S: 6	H: 0 LOB: 0 BB: 0 P: 9	R: 0 E: 0 K: 1 S: 7	H: 0 LOB: 0 BB: 1 P: 14	R: 0 E: 0 K: 1 S: 5	H: 0 LOB: 0 BB: 0 P: 7	R: 2 E: 0 K: 0 S: 15	H: 1 LOB: 1 BB: 0 P: 22	R: 0 E: 0 K: 2 S: 8	H: 1 LOB: 1 BB: 0 P: 12	R: 0 E: 0 K: 1 S: 6	H: 0 LOB: 0 BB: 0 P: 10	1B: 6 2B: 2 3B: 1 HR: 2	SF: 1 SAC: 0 DP: 4 HBP: 0	WP: 1 PB: 0 SB: 0 CS: 2	PA: 40
<b>PITCHER</b>	IP WLS BF H R ER SO BB IBB HBP BLK WP HR S P ERA WHIP	7.0 3.35 27 7 5 5 8 3 0 0 0 1 2 56 94 6.43 1.429	0.1 3.25 3 0 2 0 0 0 0 0 0 0 0 8 11 0.00 0.000	0.1 1.4 2 1 0 0 0 0 0 0 0 0 0 4 6 0.00 3.000	1.1 1.81 5 1 0 0 2 0 0 0 0 0 0 11 17 0.00 0.750	1.0 4.91 3 0 0 0 1 0 0 0 0 0 0 6 10 0.00 0.000											ERA WHIP							
<b>Ryan Dempster, R</b> ERA: 3.35																								
<b>Braden Looper, R</b> ERA: 3.25																								
<b>Armando Almanza, L</b> ERA: 1.4																								
<b>Ricky Bones, R</b> ERA: 1.81																								
<b>Antonio Alfonseca, R</b> ERA: 4.91																								

AB	36
R	7
H	9
RBI	7
BB	3
SO	11
LOB	11



Batter	1	2	3	4	5	6	7	8	9	10	AB	R	H	RBI	BB	SO	LOB	BOTTOM						
<b>Luis Castillo, S</b> OBP: 0.471, SLG: 0.447 (1, 4)	4-2 BB 1B BB	3-2 CS 1B		4-1 BB							3	2	2	0	2	1	3	<b>Chicago Cubs @ Florida Marlins</b> Pro Player Stadium, Miami, FL Sun Jun 25 2000, 1:05 PM EDT Att: 16,512 - Cloudy - 85 F						
<b>Mark Kotsay, L</b> OBP: 0.345, SLG: 0.488 (1, 9)	1-0 F8	0-0 F8		0-0 F7				1-0 F8	2-2 F8		5	0	0	0	0	0	6							
<b>Mark Smith, R</b> OBP: 0.366, SLG: 0.410 (1, 7)	1-1 F8	0-1 CS	1-3 K		2-2 F7			2-2 F8	2-3 K		5	1	1	2	0	2	1							
<b>Preston Wilson, R</b> OBP: 0.331, SLG: 0.500 (1, 8)	2-1 BB 1B		0-0 G5-3		2-3 K			2-1 P4	1-2 P4		5	1	1	0	0	1	0							
<b>Mike Lowell, R</b> OBP: 0.315, SLG: 0.459 (1, 5)	4-2 BB 1B BB		0-0 F2		3-2 1B			2-0 E3 HR		3-2 F7	4	2	1	0	1	0	0							
<b>Derek Lee, R</b> OBP: 0.381, SLG: 0.551 (1, 3)	4-0 1B BB			4-2 FC4-6 BB				2-2 HR		3-1 P6	3	1	1	3	2	1	1							
<b>Dave Berg, R</b> OBP: 0.327, SLG: 0.340 Alex Gonzalez, R OBP: 0.214, SLG: 0.278 Andy Fox, L OBP: 0.246, SLG: 0.282 (8, 6)	1-2 2-3 3-H			1-2 FC4-6 BB 1B				0-1 P3	1-2 BB HBP 1B	2-3 K	4	0	2	2	0	0	1							
<b>Mike Redmond, R</b> OBP: 0.333, SLG: 0.318 (1, 2)	0-1 G3			2-3 K				0-0 F7	4-1 BB HBP	1-0 F3	4	0	0	0	0	1	3							
<b>Ryan Dempster, R</b> ERA: 11.57 Kevin Millar, R OBP: 0.279, SLG: 0.125 Braden Looper, R ERA: 3.25 Armando Almanza, L ERA: 1.91 Ricky Bones, R ERA: 1.81 Antonio Alfonseca, R ERA: 4.91 Cliff Floyd, L OBP: 0.376, SLG: 0.519 (10, PH)				0-1 BB 1B				2-1 F9	4-2 BB	0-0 HR	3	0	1	0	0	0	0							
<b>Inning Stats</b>	R: 3 E: 0 K: 0 S: 15	H: 2 LOB: 2 BB: 3 P: 32	R: 0 E: 0 K: 0 S: 6	H: 1 LOB: 0 BB: 0 P: 9	R: 0 E: 0 K: 1 S: 7	H: 0 LOB: 0 BB: 0 P: 8	R: 0 E: 0 K: 1 S: 13	H: 1 LOB: 3 BB: 2 P: 24	R: 0 E: 0 K: 2 S: 14	H: 1 LOB: 1 BB: 0 P: 21	R: 0 E: 0 K: 0 S: 5	H: 0 LOB: 0 BB: 0 P: 7	R: 4 E: 1 K: 1 S: 22	H: 4 LOB: 3 BB: 1 P: 42	R: 0 E: 0 K: 1 S: 10	H: 0 LOB: 0 BB: 0 P: 15	R: 0 E: 0 K: 1 S: 9		H: 0 LOB: 0 BB: 0 P: 17	R: 1 E: 0 K: 0 S: 2	H: 1 LOB: 0 BB: 0 P: 3	1B: 7 2B: 0 3B: 0 HR: 3	SF: 0 SAC: 0 DP: 0 HBP: 1	WP: 0 PB: 0 SB: 0 CS: 1
<b>PITCHER</b>	IP WLS BF H R ER SO BB IBB HBP BLK WP HR S P ERA WHIP	6.2 11.57 34 9 7 5 4 5 0 0 0 0 2 75 127 6.75 2.100	0.1 7.1 3 0 0 0 1 1 0 1 0 0 0 7 16 0.00 3.000	2.1 1.91 7 0 0 0 2 0 0 0 0 0 0 20 34 0.00 0.000	0.0 5.52 1 1 1 1 0 0 0 0 0 0 1 1 1 ∞ ∞											ERA WHIP								



Batter	1	2	3	4	5	6	7	8	9	AB	R	H	RBI	BB	SO	LOB	TOP					
Luis Castillo, S OBP: 0.469, SLG: 0.443	1-2 E6 BB		1-2 G5-3			0-0 CS 1B		3-3 K	4-1 1B BB								4 0 1 0 1 1 0					
Dave Berg, R OBP: 0.357, SLG: 0.380	4-2 G5-4-3 BB		2-1 1B			3-1 1B 3B		1-0 BB HBP	0-2 1B								3 1 3 1 1 0 0					
Cliff Floyd, L OBP: 0.376, SLG: 0.514	2-2 L9		0-0 F8			1-1 FC5-4 1B		4-2 BB	1-3 K								4 0 1 1 1 1 6					
Preston Wilson, R OBP: 0.326, SLG: 0.492	1-1 G5-4-3		1-3 K			1-0 FC5-4 1B		2-3 K	1-3 K								5 0 0 0 0 3 6					
Mike Lowell, R OBP: 0.316, SLG: 0.469					2-1 G5-3			2-0 G6-3	4-2 1B BB								4 1 1 1 1 1 1					
Derrek Lee, R OBP: 0.386, SLG: 0.563					1-1 K			4-2 G1-4-3 BB	4-1 1B BB								3 2 1 1 2 2 1					
Mark Smith, R OBP: 0.368, SLG: 0.400					2-3 K			1-0 G1-4-3	1-3 K								4 0 1 0 1 2 2					
Mike Redmond, R OBP: 0.336, SLG: 0.330					0-0 2B			1-2 G4-3	2-0 1B 1B								5 1 2 0 0 1 3					
38 Reid Cornelius, R Joe Strong, S Andy Fox, L Ron Mahay, L Kevin Miller, R Vic Darenbourg, L	1-3 K		1-2 F9					0-1 G4-3	2-2 1B BB								2 0 0 0 0 0 1 2 0 0 0 0 0 0 0 0 1 0 0 0 0 0 0 0 0 0 0 0 0 0 0 0 1 0 0 1 1 0 0 0 0 0 0 0 0 0 0 0					
<b>Inning Stats</b>	R: 0 E: 1 K: 0 S: 10	H: 0 LOB: 1 BB: 1 P: 18	R: 1 E: 0 K: 2 S: 14	H: 1 LOB: 1 BB: 24	R: 0 E: 0 K: 1 S: 9	H: 1 LOB: 1 BB: 0 P: 13	R: 1 E: 0 K: 1 S: 12	H: 2 LOB: 1 BB: 0 P: 18	R: 1 E: 0 K: 1 S: 9	H: 3 LOB: 1 BB: 0 P: 16	R: 0 E: 0 K: 0 S: 7	H: 0 LOB: 2 BB: 1 P: 13	R: 0 E: 0 K: 2 S: 11	H: 0 LOB: 1 BB: 1 P: 21	R: 2 E: 0 K: 2 S: 19	H: 3 LOB: 3 BB: 2 P: 35	R: 0 E: 0 K: 3 S: 16	H: 1 LOB: 2 BB: 1 P: 21	1B: 7 2B: 1 3B: 1 HR: 2	SF: 0 SAC: 0 DP: 2 HBP: 1	WP: 1 PB: 0 SB: 1 CS: 1	PA: 44
<b>PITCHER</b>	IP WLS BF H R ER SO BB IBB HBP BLK WP HR S P ERA WHIP	6.0 W 26 7 3 3 5 3 0 0 0 1 2 61 102 4.50 1.667	1.0 H 5 0 0 0 2 1 0 1 0 0 0 11 21 0.00 1.000	0.1 1 0 0 0 0 0 0 0 0 0 0 0 1 3 0.00 0.000	0.1 6 3 2 2 1 2 0 0 0 0 0 0 14 27 54.00 15.000	0.1 H 1 0 0 0 1 0 0 0 0 0 0 4 5 0.00 0.000	1.0 0 5 1 0 0 3 1 0 0 0 0 0 16 21 0.00 2.000															

Florida Marlins @ New York Mets  
Shea Stadium, Flushing, NY  
Mon Jun 26 2000, 7:10 PM EDT  
Att: 19,657 - Sunny - 86 F

AB	36
R	5
H	11
RBI	5
BB	7
SO	12
LOB	21



Batter	1	2	3	4	5	6	7	8	9	AB	R	H	RBI	BB	SO	LOB	BOTTOM			
Melvin Mora, R OBP: 0.336, SLG: 0.459	0-2 G4-3		0-0 G5-3 1B			1-1 G6-3		4-2 FC5-4 S BB	1-2 HR								4 2 2 2 1 0 0			
Derek Bell, R OBP: 0.386, SLG: 0.462	2-2 G5-3		1-2 G5-3			2-2 31 BB G4-3 1B		2-2 FC5-4 HBP	3-1 P5								3 1 1 0 0 0 1			
Joe McEwing, R OBP: 0.306, SLG: 0.500			1-2 1B			1-2 2-3 BB		1-2 2-3 BB									1 0 0 0 0 0 0			
Edgardo Alfonzo, R OBP: 0.435, SLG: 0.585	1-2 L6		4-1 31 BB BB			4-1 G4-3 31 BB BB		2-3 K	1-1 P4								3 0 0 0 2 1 2			
31 Mike Piazza, R OBP: 0.429, SLG: 0.720			2-1 1B			4-1 G4-3 BB		0-0 FC5-4	0-0 F9								3 0 2 1 1 0 2			
Todd Pratt, R OBP: 0.370, SLG: 0.586			1-2 2H 1B			1-2 2-3 BB		1-2 2-3 BB									1 0 0 0 0 0 0			
Robin Ventura, L OBP: 0.366, SLG: 0.512			2-2 G1-6-3			0-0 G4-3		4-2 BB	4-0 BB								3 0 0 1 2 1 5			
Todd Zeile, R OBP: 0.375, SLG: 0.521	1-2 G6-3				2-2 P6			2-1 G6-3	1-2 G6-4-3								5 0 0 0 0 0 4			
Jay Payton, R OBP: 0.338, SLG: 0.506			1-2 HR 1B			1-0 F2		2-1 HR 1B	1-0 HR								4 3 3 1 0 0 0			
Benny Agbayani, R OBP: 0.361, SLG: 0.518			0-1 HR			1-0 HBP		2-2 P4	3-2 HR								3 2 2 3 0 0 1			
Al Leiter, L Mark Johnson, L Turk Wendell, L 20 Kurt Abbott, R John Franco, L Rich Rodriguez, L Dennis Cook, L Armando Benitez, R	0-1 G4-3		0-0 G4-3			2-0 HR		0-0 HR	2B								2 0 0 0 0 0 0 1 1 1 1 2 0 1 1 1 0			
<b>Inning Stats</b>	R: 0 E: 0 K: 0 S: 9	H: 0 LOB: 0 BB: 0 P: 12	R: 0 E: 0 K: 0 S: 8	H: 1 LOB: 0 BB: 0 P: 13	R: 3 E: 0 K: 1 S: 16	H: 4 LOB: 2 BB: 1 P: 25	R: 0 E: 0 K: 0 S: 6	H: 0 LOB: 1 BB: 0 P: 10	R: 1 E: 0 K: 0 S: 10	H: 1 LOB: 2 BB: 2 P: 23	R: 2 E: 0 K: 1 S: 17	H: 2 LOB: 2 BB: 1 P: 31	R: 4 E: 0 K: 0 S: 14	H: 4 LOB: 0 BB: 1 P: 27	R: 0 E: 0 K: 0 S: 7	H: 0 LOB: 1 BB: 1 P: 13	1B: 6 2B: 1 3B: 0 HR: 5	SF: 0 SAC: 0 DP: 2 HBP: 2	WP: 1 PB: 0 SB: 1 CS: 0	PA: 42
<b>PITCHER</b>	IP WLS BF H R ER SO BB IBB HBP BLK WP HR S P ERA WHIP	5.1 L 26 7 5 5 1 3 0 1 0 0 1 9 19 13.50 3.000	0.2 5 1 1 1 1 1 0 1 0 0 0 3 14 27 36.00 5.000	1.0 7 4 4 4 0 1 0 0 0 0 0 3 14 27 36.00 5.000	1.0 4 0 0 0 0 1 0 0 0 0 0 7 13 0.00 1.000															

Florida Marlins @ New York Mets  
Shea Stadium, Flushing, NY  
Mon Jun 26 2000, 7:10 PM EDT  
Att: 19,657 - Sunny - 86 F

AB	34
R	10
H	12
RBI	10
BB	6
SO	2
LOB	16



Batter	1	2	3	4	5	6	7	8	9	AB	R	H	RBI	BB	SO	LOB	TOP	
Luis Castillo, S (1,4) OBP: 0.482, SLG: 0.435	G6-3		FC6-4			G6-3		F9		4	0	0	0	0	0	2	<b>Florida Marlins @ New York Mets</b> Shea Stadium, Flushing, NY Tue Jun 27 2000, 7:10 PM EDT Att: 22,103 - Cloudy - 75 F	
Mark Kotsay, L (1,9) OBP: 0.351, SLG: 0.472	G6-3			2B SF9 1B			1B	1B		4	1	3	0	0	0	0		
Cliff Floyd, L (1,7) OBP: 0.378, SLG: 0.518	F7			SF9 2B		G6-3		1B		4	1	2	0	0	0	1		
Preston Wilson, R (1,8) OBP: 0.322, SLG: 0.487		P4		SF9		P4		K		3	0	0	1	0	1	4		
Mike Lowell, R (1,5) OBP: 0.311, SLG: 0.463		K		SF9		G6-3		G5-3		3	0	0	1	0	1	0		
Derrek Lee, R (1,3) OBP: 0.378, SLG: 0.552		K		F9		K		G6-3		4	0	0	0	0	2	0		
Dave Berg, R (1,6) OBP: 0.353, SLG: 0.369			L8			F9		P6		3	0	0	0	1	0	0		
Mike Redmond, R (1,2) OBP: 0.331, SLG: 0.325			G6-3			G4-3		E5 1B 1B		2	0	0	0	0	0	0		
Mark Smith, R (8, PH) OBP: 0.394, SLG: 0.394										1	0	0	0	0	0	0		
Paul Bako, L (8, 2) OBP: 0.353, SLG: 0.305								K		1	0	0	0	0	1	1		
Jesus Sanchez, L (1,1) OBP: 0.214, SLG: 0.214										2	0	1	0	0	1	0		
Braden Looper, R (7, 1)										0	0	0	0	0	0	0		
Kevin Millar, R (8, PH) OBP: 0.385, SLG: 0.486										1	0	0	0	0	1	1		
Armando Almanza, L (8, 1)				FC6-4 1B				K		0	0	0	0	0	0	0		
<b>Inning Stats</b>	R: 0 H: 0 E: 0 LOB: 0 K: 0 BB: 0 S: 6 P: 8	R: 0 H: 0 E: 0 LOB: 0 K: 2 BB: 0 S: 10 P: 16	R: 0 H: 1 E: 0 LOB: 1 K: 0 BB: 0 S: 8 P: 13	R: 2 H: 2 E: 0 LOB: 0 K: 0 BB: 0 S: 12 P: 16	R: 0 H: 0 E: 0 LOB: 0 K: 1 BB: 0 S: 9 P: 17	R: 0 H: 1 E: 0 LOB: 1 K: 0 BB: 0 S: 11 P: 17	R: 0 H: 0 E: 0 LOB: 0 K: 1 BB: 0 S: 7 P: 11	R: 0 H: 2 E: 1 LOB: 3 K: 2 BB: 0 S: 19 P: 29	R: 0 H: 0 E: 0 LOB: 1 K: 1 BB: 1 S: 10 P: 19	1B: 5 SF: 2 2B: 1 SAC: 0 3B: 0 DP: 0 HR: 0 HBP: 0	WP: 0 PA: 35 PB: 1 SB: 0 CS: 0							
<b>PITCHER</b>	IP WLS BF H R ER SO BB IBB HBP BLK WP HR S P ERA WHIP															<b>PITCHER</b>	IP WLS BF H R ER SO BB IBB HBP BLK WP HR S P ERA WHIP	
Glendon Rusch, L (1,1) ERA: 3.96	7.2 W 29 5 2 2 5 0 0 0 0 0 0 0 77 120 2.35 0.652																	
John Franco, L (8, 1) ERA: 3.98	0.1 H 2 1 0 0 1 0 0 0 0 0 0 0 5 7 0.00 3.000																	
Armando Benitez, R (9, 1) ERA: 3.72	1.0 S 4 0 0 0 1 1 0 0 0 0 0 0 0 10 19 0.00 1.000																	

Batter	1	2	3	4	5	6	7	8	9	AB	R	H	RBI	BB	SO	LOB	BOTTOM	
Melvin Mora, R (1,6) OBP: 0.340, SLG: 0.476	G4-3 2B		G6-3		G3-1		1B 2B			4	1	2	0	0	0	0	<b>Florida Marlins @ New York Mets</b> Shea Stadium, Flushing, NY Tue Jun 27 2000, 7:10 PM EDT Att: 22,103 - Cloudy - 75 F	
Derek Bell, R (1,9) OBP: 0.384, SLG: 0.463	G4-3			BB SF9 2B	P4		L4			4	1	1	0	0	0	2		
Edgardo Alfonzo, R (1,4) OBP: 0.439, SLG: 0.584	FC6-5-2			BB BB	BB		1B			2	1	1	1	2	0	1		
Todd Zeile, R (1,3) OBP: 0.376, SLG: 0.517		F9 1B BB		BB BB	BB		1B BB			2	1	0	0	2	0	2		
Jay Payton, R (1,8) OBP: 0.347, SLG: 0.508		G5-4-3 1B		SF9		BB		CS BB		1	0	1	1	2	0	0		
Benny Agbayani, R (1,7) OBP: 0.357, SLG: 0.509	F9			G6-3 1B 1B		F9		P3		4	1	1	1	0	0	4		
Todd Pratt, R (1,2) OBP: 0.353, SLG: 0.554	G5-4-3			G6-3		F7		G6-3		4	0	0	1	0	0	4		
Joe McEwing, R (1,5) OBP: 0.307, SLG: 0.493			G5-3		1B		P4			3	0	1	1	0	0	1		
Glendon Rusch, L (1,1) ERA: 5.85			F7		G4-3					3	0	0	0	0	1	1		
John Franco, L (8, 1) ERA: 2.5								K		0	0	0	0	0	0	0		
Armando Benitez, R (9, 1) ERA: 1.35										0	0	0	0	0	0	0		
<b>Inning Stats</b>	R: 0 H: 1 E: 0 LOB: 0 K: 0 BB: 0 S: 6 P: 8	R: 0 H: 1 E: 0 LOB: 1 K: 0 BB: 1 S: 10 P: 19	R: 0 H: 0 E: 0 LOB: 0 K: 0 BB: 0 S: 6 P: 10	R: 4 H: 3 E: 0 LOB: 1 K: 0 BB: 2 S: 20 P: 34	R: 0 H: 0 E: 0 LOB: 1 K: 0 BB: 1 S: 8 P: 16	R: 0 H: 0 E: 0 LOB: 1 K: 0 BB: 1 S: 6 P: 12	R: 1 H: 2 E: 0 LOB: 1 K: 1 BB: 0 S: 13 P: 16	R: 0 H: 0 E: 0 LOB: 0 K: 0 BB: 1 S: 9 P: 17	1B: 4 SF: 1 2B: 4 SAC: 0 3B: 0 DP: 2 HR: 0 HBP: 0	WP: 0 PA: 34 PB: 0 SB: 0 CS: 1								
<b>PITCHER</b>	IP WLS BF H R ER SO BB IBB HBP BLK WP HR S P ERA WHIP															<b>PITCHER</b>	IP WLS BF H R ER SO BB IBB HBP BLK WP HR S P ERA WHIP	
Jesus Sanchez, L (1,1)	6.1 L 28 6 5 5 1 5 0 0 0 0 0 0 7 9 0.00 1.500																	
Braden Looper, R (7, 1)	0.2 3 1 0 0 0 0 0 0 0 0 0 0 7 9 0.00 1.500																	
Armando Almanza, L (8, 1)	1.0 3 0 0 0 0 0 1 0 0 0 0 0 9 17 0.00 1.000																	

Batter	1	2	3	4	5	6	7	8	9	AB	R	H	RBI	BB	SO	LOB	TOP					
Luis Castillo, S OBP: 0.459, SLG: 0.432	G5-3		L7				K		SH3	4	0	1	1	0	1	0	<b>Florida Marlins @ New York Mets</b> Shea Stadium, Flushing, NY Wed Jun 28 2000, 7:10 PM EDT Att: 37,252 - Cloudy - 75 F					
Mark Kotsay, L OBP: 0.351, SLG: 0.473	F7			B5-3	F8		1B	2B	FC6-4 BB	4	1	1	0	1	0	1						
Cliff Floyd, L OBP: 0.378, SLG: 0.526	HR			P6			K		F3	4	1	1	1	1	1	3						
Preston Wilson, R OBP: 0.324, SLG: 0.485	F9			HR 1B	G6-3				FC6-4	5	1	2	1	0	0	4						
Mike Lowell, R OBP: 0.310, SLG: 0.472		G6-3			HR		F7			4	1	1	2	0	0	1						
Derrek Lee, R OBP: 0.377, SLG: 0.545	F3			FC6-4 1B		G5-3			F8	4	0	1	0	0	0	0						
Andy Fox, L OBP: 0.244, SLG: 0.259	K			FC6-4 1-2		WP E 1B			K	4	0	1	0	0	2	1						
Paul Bako, L OBP: 0.351, SLG: 0.311			G1-3		G4-3 1B 2B	E5 WP		G3-1		4	1	1	0	0	0	1						
Brad Penny, R OBP: 0.063, SLG: 0.063			K		G4-3		K		FC6-4 SH3 1B	3	0	0	0	0	2	3						
Ricky Bones, R OBP: 0.314, SLG: 0.276										0	0	0	0	0	0	0						
Braden Looper, R OBP: 0.389, SLG: 0.490										0	0	0	0	0	0	0						
Kevin Millar, R OBP: 0.389, SLG: 0.490										1	0	1	0	0	0	0						
Alex Gonzalez, R OBP: 0.276, SLG: 0.276										0	0	0	0	0	0	0						
<b>Inning Stats</b>	R: 1 E: 0 K: 0 S: 16	H: 1 LOB: 0 BB: 0 P: 22	R: 0 E: 0 K: 1 S: 6	H: 0 LOB: 0 BB: 0 P: 10	R: 0 E: 0 K: 1 S: 9	H: 0 LOB: 0 BB: 0 P: 11	R: 2 E: 0 K: 0 S: 9	H: 3 LOB: 1 BB: 0 P: 13	R: 1 E: 0 K: 0 S: 14	H: 2 LOB: 2 BB: 1 P: 24	R: 0 E: 1 K: 1 S: 16	H: 1 LOB: 1 BB: 0 P: 21	R: 1 E: 0 K: 2 S: 12	H: 2 LOB: 1 BB: 0 P: 18	R: 0 E: 0 K: 1 S: 6	H: 0 LOB: 0 BB: 0 P: 10	R: 0 E: 0 K: 0 S: 13	H: 1 LOB: 2 BB: 1 P: 25	1B: 6 2B: 2 3B: 0 HR: 2	SF: 0 SAC: 1 DP: 0 HBP: 0	WP: 1 PB: 0 SB: 3 CS: 0	PA: 40
<b>PITCHER</b>	IP WLS BF H R ER SO BB IBB HBP BLK WP HR S P ERA WHIP																					
Bobby Jones, R ERA: 8.1	(1, 1) 6.0 W 27 7 4 4 3 0 0 1 0 0 1 2 70 101 6.00 1.167																					
Dennis Cook, L ERA: 6.52	(7, 1) 0.2 H 4 2 1 1 2 0 0 0 0 0 0 0 11 14 13.50 3.000																					
Pat Mahomes, R ERA: 4.32	(7, 1) 1.1 H 4 0 0 0 1 0 0 0 0 0 0 0 7 14 0.00 0.000																					
John Franco, L ERA: 3.86	(9, 1) 1.0 S 5 1 0 0 0 1 0 0 0 0 0 0 13 25 0.00 2.000																					

AB	37
R	5
H	10
RBI	5
BB	2
SO	6
LOB	14



Batter	1	2	3	4	5	6	7	8	9	AB	R	H	RBI	BB	SO	LOB	BOTTOM			
Melvin Mora, R OBP: 0.356, SLG: 0.492	CS 1B		G4-3 31 G6-3 2B	FC5 1-2 2-3		G4-3 31 E BB 1B				4	2	3	1	1	0	3	<b>Florida Marlins @ New York Mets</b> Shea Stadium, Flushing, NY Wed Jun 28 2000, 7:10 PM EDT Att: 37,252 - Cloudy - 75 F			
Derek Bell, R OBP: 0.385, SLG: 0.460	K 1-2		G4-3		G3-6-3 1B	G4-3 31 E BB 1B		F8		4	1	1	1	1	1	2				
31 Mike Piazza, R OBP: 0.429, SLG: 0.713	BB 1B		G6-3		F8	E6 1B		FC6 1B		5	0	2	1	0	0	3				
Mark Johnson, L OBP: 0.333, SLG: 0.462			G3-1		G3-6-3			FC6 1B		3	0	1	2	1	0	1				
Pat Mahomes, R OBP: 0.200, SLG: 0.300										0	0	0	0	0	0	0				
Lenny Harris, L OBP: 0.198, SLG: 0.250										1	0	1	0	0	0	0				
John Franco, L OBP: 0.198, SLG: 0.250	BB									0	0	0	0	0	0	0				
Jay Payton, R OBP: 0.343, SLG: 0.500	F9					K		FC6		5	0	1	0	0	2	6				
Matt Franco, L OBP: 0.338, SLG: 0.261				FC3-6 2B		K		G4-3		4	0	1	0	0	1	1				
Benny Agbavani, R OBP: 0.369, SLG: 0.521										3	1	2	0	1	0	1				
Joe McEwing, R OBP: 0.307, SLG: 0.493	F9			FC5 2B		BB 20 1B BB		20 G6-3 20 PB 1B		0	0	0	0	0	0	0				
20 Kurt Abbott, R OBP: 0.304, SLG: 0.380				P6				G6-3		3	1	1	0	1	0	2				
Bobby Jones, R ERA: 4.81	(1, 1) 5.2 L 28 8 5 3 3 4 1 0 0 0 0 0 65 113 4.76 2.118																			
Ricky Bones, R ERA: 1.75	(6, 1) 1.1 B 8 2 1 0 1 1 0 0 0 0 0 0 14 24 0.00 2.250																			
Braden Looper, R ERA: 2.43	(8, 1) 1.0 5 3 0 0 0 0 0 0 0 0 0 0 9 14 0.00 3.000																			
<b>Inning Stats</b>	R: 0 E: 0 K: 1 S: 18	H: 2 LOB: 2 BB: 1 P: 29	R: 0 E: 0 K: 1 S: 10	H: 1 LOB: 1 BB: 0 P: 16	R: 1 E: 0 K: 0 S: 8	H: 1 LOB: 0 BB: 0 P: 14	R: 0 E: 0 K: 1 S: 11	H: 2 LOB: 3 BB: 1 P: 17	R: 0 E: 0 K: 0 S: 3	H: 1 LOB: 0 BB: 0 P: 6	R: 5 E: 1 K: 3 S: 23	H: 2 LOB: 2 BB: 4 P: 48	R: 0 E: 0 K: 0 S: 6	H: 1 LOB: 1 BB: 0 P: 7	R: 0 E: 0 K: 0 S: 9	H: 3 LOB: 2 BB: 0 P: 14	1B: 10 2B: 3 3B: 0 HR: 0	SF: 0 SAC: 0 DP: 1 HBP: 0	WP: 0 PB: 1 SB: 0 CS: 1	PA: 41
<b>PITCHER</b>	IP WLS BF H R ER SO BB IBB HBP BLK WP HR S P ERA WHIP																			
Bobby Jones, R ERA: 4.81	(1, 1) 5.2 L 28 8 5 3 3 4 1 0 0 0 0 0 65 113 4.76 2.118																			
Ricky Bones, R ERA: 1.75	(6, 1) 1.1 B 8 2 1 0 1 1 0 0 0 0 0 0 14 24 0.00 2.250																			
Braden Looper, R ERA: 2.43	(8, 1) 1.0 5 3 0 0 0 0 0 0 0 0 0 0 9 14 0.00 3.000																			

AB	35
R	6
H	13
RBI	5
BB	6
SO	6
LOB	24

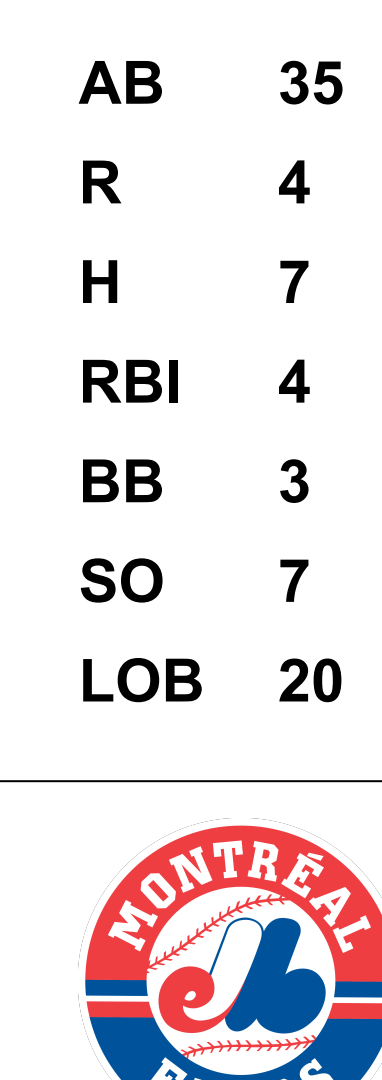




Batter	1	2	3	4	5	6	7	8	9	AB	R	H	RBI	BB	SO	LOB	TOP			
Luis Castillo, S OBP: 0.482, SLG: 0.435 (1, 4)										5	3	3	0	0	0	3	<b>Florida Marlins @ Montreal Expos</b> Olympic Stadium, Montreal, QB Fri Jun 30 2000, 7:05 PM EDT Att. 8,047 - Dome - 72 F			
Mark Kotsay, L OBP: 0.352, SLG: 0.475 (1, 9)										5	0	2	1	0	0	2				
Cliff Floyd, L OBP: 0.372, SLG: 0.516 (1, 7)										5	0	0	0	0	1	5				
Preston Wilson, R OBP: 0.322, SLG: 0.490 (1, 8)										5	1	1	2	0	2	4				
Mike Lowell, R OBP: 0.313, SLG: 0.477 (1, 5)										4	0	2	0	0	0	1				
Derrek Lee, R OBP: 0.370, SLG: 0.535 (1, 3)										4	0	0	0	0	1	2				
Andy Fox, L OBP: 0.244, SLG: 0.284 (1, 6)										4	1	1	1	0	1	2				
Paul Bako, L OBP: 0.354, SLG: 0.312 (1, 2)										3	0	1	0	1	1	0				
23 Chuck Smith, R OBP: 0.111, SLG: 0.111 Braden Looper, R Armando Almanza, L Kevin Millar, R Alex Gonzalez, F Antonio Alfonseca, R										3	0	1	0	0	1	2				
<b>Inning Stats</b>	R: 2 E: 0 K: 0 S: 19	H: 3 LOB: 1 BB: 0 P: 23	R: 0 E: 0 K: 1 S: 10	H: 0 LOB: 0 BB: 0 P: 14	R: 0 E: 0 K: 1 S: 8	H: 1 LOB: 2 BB: 1 P: 14	R: 1 E: 0 K: 2 S: 15	H: 2 LOB: 1 BB: 0 P: 19	R: 0 E: 1 K: 1 S: 12	H: 2 LOB: 2 BB: 0 P: 16	R: 0 E: 0 K: 0 S: 9	H: 0 LOB: 0 BB: 0 P: 13	R: 1 E: 0 K: 1 S: 11	H: 1 LOB: 0 BB: 0 P: 16	R: 1 E: 1 K: 1 S: 10	H: 2 LOB: 2 BB: 0 P: 16	1B: 8 2B: 2 3B: 0 HR: 2	SF: 0 SAC: 0 DP: 0 HBP: 0	WP: 0 PB: 0 SB: 1 CS: 0	PA: 40
<b>PITCHER</b>	IP WLS BF H R ER SO BB IBB HBP BLK WP HR S P ERA WHIP																			
Javier Vazquez, R ERA: 4.05 Anthony Telford, R ERA: 4.24 Steve Kline, L ERA: 1.8	(1, 1) (8, 1) (9, 1)	7.0 1.0 1.0	31 4 5	9 1 2	3 1 1	3 1 0	5 1 1	0 0 0	1 0 0	0 0 0	0 0 0	0 0 0	0 1 0	84 11 10	119 16 16	3.86 9.00 0.00	1.286 1.000 2.000			

Batter	1	2	3	4	5	6	7	8	9	AB	R	H	RBI	BB	SO	LOB	BOTTOM					
Peter Bergeron, L OBP: 0.313, SLG: 0.351 (1, 8)										4	1	0	0	1	1	1	<b>Florida Marlins @ Montreal Expos</b> Olympic Stadium, Montreal, QB Fri Jun 30 2000, 7:05 PM EDT Att. 8,047 - Dome - 72 F					
Jose Vidro, S OBP: 0.406, SLG: 0.605 (1, 4)										5	1	1	0	0	0	3						
Rondell White, R OBP: 0.369, SLG: 0.504 (1, 7)										4	0	2	2	0	1	1						
Vladimir Guerrero, R OBP: 0.430, SLG: 0.713 (1, 9)										3	1	0	0	1	1	2						
Lee Stevens, L OBP: 0.347, SLG: 0.527 (1, 3)										3	0	0	0	1	1	2						
Mike Moncay, R OBP: 0.379, SLG: 0.550 (1, 5)										4	0	1	0	0	1	5						
Chris Widger, R OBP: 0.307, SLG: 0.444 (1, 2)										4	0	1	2	0	1	3						
Orlando Cabrera, R OBP: 0.286, SLG: 0.363 Fernando Seguinol, S OBP: 0.500, SLG: 0.500 Steve Kline, S										3	0	0	0	0	1	1						
Javier Vazquez, R OBP: 0.265, SLG: 0.281 Wilton Guerrero, S OBP: 0.293, SLG: 0.293 Anthony Telford, R Geoff Blum, S OBP: 0.359, SLG: 0.409 Terry Jones, S OBP: 0.224, SLG: 0.200	(1, 1) (7, PH) (8, 1) (9, 6) (9, PR)	7.0 0.2 0.1 1.0	29 5 1 3	5 1 0 0	3 2 0 0	2 2 0 0	5 2 8 13	0 0 0 0	0 0 0 0	0 0 0 0	0 0 0 0	0 0 0 0	0 0 0 0	0 0 0 0	0 0 0 0	0 0 0 0						
<b>Inning Stats</b>	R: 0 E: 0 K: 0 S: 6	H: 0 LOB: 0 BB: 0 P: 9	R: 0 E: 0 K: 0 S: 8	H: 1 LOB: 1 BB: 0 P: 13	R: 2 E: 0 K: 1 S: 13	H: 2 LOB: 1 BB: 1 P: 22	R: 0 E: 1 K: 1 S: 11	H: 0 LOB: 1 BB: 0 P: 14	R: 0 E: 0 K: 1 S: 8	H: 0 LOB: 0 BB: 0 P: 14	R: 0 E: 0 K: 1 S: 12	H: 1 LOB: 2 BB: 1 P: 20	R: 0 E: 0 K: 1 S: 6	H: 0 LOB: 0 BB: 0 P: 10	R: 2 E: 1 K: 2 S: 14	H: 2 LOB: 2 BB: 1 P: 22	R: 0 E: 0 K: 0 S: 8	H: 1 LOB: 1 BB: 0 P: 13	1B: 6 2B: 1 3B: 0 HR: 0	SF: 0 SAC: 0 DP: 1 HBP: 0	WP: 2 PB: 0 SB: 0 CS: 0	PA: 38
<b>PITCHER</b>	IP WLS BF H R ER SO BB IBB HBP BLK WP HR S P ERA WHIP																					
23 Chuck Smith, R ERA: 2.6 Braden Looper, R ERA: 2.39 Armando Almanza, L ERA: 1.33 Antonio Alfonseca, R ERA: 4.78	(1, 1) (8, 1) (8, 1) (9, 1)	7.0 0.2 0.1 1.0	29 5 1 3	5 1 0 0	3 2 0 0	2 2 0 0	5 2 8 13	0 0 0 0	0 0 0 0	0 0 0 0	0 0 0 0	0 0 0 0	0 0 0 0	0 0 0 0	0 0 0 0	0 0 0 0	0.00 0.00 0.00 0.00	3.000 1.000 0.000 1.000				

AB 39  
R 5  
H 12  
RBI 4  
BB 1  
SO 7  
LOB 21



Batter	1	2	3	4	5	6	7	8	9	AB	R	H	RBI	BB	SO	LOB	TOP			
Luis Castillo, S OBP: 0.461, SLG: 0.430	E6		F8			FC4-6		F7		3	1	0	0	2	0	1				
Mark Kotsay, L OBP: 0.357, SLG: 0.489			K						L4	5	1	3	1	0	1	1				
Cliff Floyd, L OBP: 0.373, SLG: 0.521	F9					FC4-6			G4-3	5	1	2	1	0	0	3				
Preston Wilson, R OBP: 0.320, SLG: 0.486	K								G5-3	5	0	1	0	0	1	3				
Mike Lowell, R OBP: 0.320, SLG: 0.481										2	1	2	1	0	0	0				
Derrek Lee, R OBP: 0.368, SLG: 0.527										3	1	0	0	1	2	3				
Dave Berg, R OBP: 0.350, SLG: 0.377										3	1	1	1	1	1	1				
Braden Looper, R OBP: 0.368, SLG: 0.527										0	0	0	0	0	0	0				
Antonio Alfonseca, R OBP: 0.368, SLG: 0.527										0	0	0	0	0	0	0				
Mike Redmond, R OBP: 0.321, SLG: 0.317										3	0	0	1	0	0	3				
Ryan Dempster, R OBP: 0.093, SLG: 0.140										3	0	1	1	0	1	0				
Andy Fox, L OBP: 0.242, SLG: 0.282										1	0	0	0	0	1	0				
<b>Inning Stats</b>	R: 0 E: 1 K: 1 S: 13	H: 1 LOB: 1 BB: 0 P: 19	R: 0 E: 0 K: 2 S: 10	H: 0 LOB: 1 BB: 0 P: 15	R: 1 E: 0 K: 2 S: 10	H: 1 LOB: 1 BB: 1 P: 16	R: 3 E: 0 K: 0 S: 12	H: 3 LOB: 1 BB: 1 P: 23	R: 2 E: 0 K: 1 S: 18	H: 3 LOB: 2 BB: 1 P: 29	R: 0 E: 0 K: 0 S: 8	H: 1 LOB: 0 BB: 0 P: 17	R: 0 E: 0 K: 0 S: 12	H: 0 LOB: 0 BB: 0 P: 16	R: 0 E: 0 K: 0 S: 7	H: 0 LOB: 0 BB: 0 P: 11	1B: 6 2B: 3 3B: 0 HR: 1	SF: 2 SAC: 0 DP: 1 HBP: 1	WP: 0 PB: 0 SB: 1 CS: 1	PA: 40
<b>PITCHER</b>	IP WLS BF H R ER SO BB IBB HBP BLK WP HR S P ERA WHIP																			
Mike Johnson, R ERA: 5.77	(1, 1) 4.0 L 22 8 6 6 5 2 0 0 1 0 0 1 53 85 13.50 2.500																			
Yovanny Lara, R ERA:	(5, 1) 1.1 6 0 0 0 1 2 0 0 0 0 0 0 13 26 0.00 1.500																			
51 Scott Forster, L ERA: 12.0	(6, 1) 0.1 2 1 0 0 0 0 0 0 0 0 0 0 3 4 0.00 3.000																			
Guillermo Mota, R ERA: 11.12	(6, 1) 1.1 4 1 0 0 0 0 0 0 0 0 0 0 10 13 0.00 0.750																			
Felipe Lira, R ERA: 4.91	(8, 1) 2.0 6 0 0 0 1 0 0 0 0 0 0 0 19 27 0.00 0.000																			

Florida Marlins @ Montreal Expos  
Olympic Stadium, Montreal, QB  
Sat Jul 01 2000, 7:05 PM EDT  
Att: 8,529 - Dome - 72 F

AB	33
R	6
H	10
RBI	6
BB	4
SO	7
LOB	15



Batter	1	2	3	4	5	6	7	8	9	AB	R	H	RBI	BB	SO	LOB	BOTTOM			
Peter Bergeron, L OBP: 0.311, SLG: 0.346	L6	G6-3				F7		L6		4	0	0	0	1	0	3				
Jose Vidro, S OBP: 0.409, SLG: 0.608						G3-1				5	1	3	0	0	1	3				
Rondell White, R OBP: 0.373, SLG: 0.504										4	1	2	0	1	1	2				
Vladimir Guerrero, R OBP: 0.430, SLG: 0.706										4	1	1	0	1	1	2				
Lee Stevens, L OBP: 0.348, SLG: 0.525										5	0	2	1	0	2	5				
Geoff Blum, S OBP: 0.348, SLG: 0.396										3	0	0	0	0	0	5				
Guillermo Mota, R OBP: 0.290, SLG: 0.290										0	0	0	0	0	0	0				
Wilton Guerrero, S OBP: 0.250, SLG: 0.250										1	0	0	0	0	1	2				
Felipe Lira, R OBP: 0.220, SLG: 0.196										0	0	0	0	0	0	0				
Terry Jones, S OBP: 0.220, SLG: 0.196										1	1	0	0	0	0	2				
Chris Widger, R OBP: 0.317, SLG: 0.464										1	1	1	1	2	0	0				
Michael Barrett, R OBP: 0.286, SLG: 0.311										2	0	2	2	0	0	0				
Mike Mordecai, R OBP: 0.380, SLG: 0.541										5	0	2	1	0	1	3				
Mike Johnson, L OBP: 0.182, SLG: 0.182										1	0	0	0	0	1	0				
Yovanny Lara, R ERA: 3.39										0	0	0	0	0	0	0				
51 Scott Forster, R ERA: 2.31										0	0	0	0	0	0	0				
Orlando Cabrera, R OBP: 0.317, SLG: 0.464										0	0	0	0	0	0	0				
Fernando Segundo, S OBP: 0.182, SLG: 0.182										1	0	0	0	0	0	2				
15 Lenny Webster, R OBP: 0.182, SLG: 0.182										2	0	0	0	0	0	2				
<b>Inning Stats</b>	R: 0 E: 0 K: 1 S: 13	H: 2 LOB: 3 BB: 1 P: 22	R: 0 E: 0 K: 1 S: 9	H: 0 LOB: 1 BB: 1 P: 17	R: 1 E: 0 K: 1 S: 12	H: 2 LOB: 1 BB: 0 P: 17	R: 1 E: 0 K: 2 S: 9	H: 1 LOB: 1 BB: 1 P: 16	R: 0 E: 0 K: 1 S: 12	H: 0 LOB: 1 BB: 1 P: 19	R: 1 E: 0 K: 2 S: 14	H: 3 LOB: 2 BB: 0 P: 20	R: 0 E: 0 K: 0 S: 10	H: 1 LOB: 1 BB: 0 P: 15	R: 2 E: 1 K: 0 S: 12	H: 3 LOB: 1 BB: 0 P: 18	1B: 11 2B: 1 3B: 0 HR: 1	SF: 0 SAC: 1 DP: 1 HBP: 0	WP: 0 PB: 0 SB: 0 CS: 0	PA: 45
<b>PITCHER</b>	IP WLS BF H R ER SO BB IBB HBP BLK WP HR S P ERA WHIP																			
Ryan Dempster, R ERA: 3.99	(1, 1) 6.2 W 34 9 3 3 8 5 0 0 0 0 0 0 75 122 4.05 2.100																			
Braden Looper, R ERA: 2.31	(7, 1) 1.1 H 5 1 0 0 0 0 0 0 0 0 0 0 13 20 0.00 0.750																			
Antonio Alfonseca, R ERA: 4.88	(9, 1) 1.0 S 6 3 2 1 0 0 0 0 0 0 0 0 12 18 9.00 3.000																			

Florida Marlins @ Montreal Expos  
Olympic Stadium, Montreal, QB  
Sat Jul 01 2000, 7:05 PM EDT  
Att: 8,529 - Dome - 72 F

AB	39
R	5
H	13
RBI	5
BB	5
SO	8
LOB	31



Batter	1	2	3	4	5	6	7	8	9	AB	R	H	RBI	BB	SO	LOB	TOP										
Luis Castillo, S OBP: 0.454, SLG: 0.423										4	0	0	0	0	2	1											
Mark Kotsay, L OBP: 0.355, SLG: 0.485										4	0	1	0	0	0	0											
Cliff Floyd, L OBP: 0.368, SLG: 0.513										4	0	0	0	0	3	1											
Kevin Millar, R OBP: 0.383, SLG: 0.480 Antonio Alfonseca, R (9, 1)										4	0	0	0	0	2	1											
Mike Lowell, R OBP: 0.319, SLG: 0.477										4	0	1	0	0	1	1											
Mark Smith, R OBP: 0.375, SLG: 0.493 Preston Wilson, R OBP: 0.319, SLG: 0.484											3	2	2	2	0	1											
Andy Fox, L OBP: 0.236, SLG: 0.275										3	0	0	0	0	1	1											
Paul Bako, L OBP: 0.354, SLG: 0.307										2	0	0	0	1	2	0											
3B Reid Cornelius, R OBP: 0.133, SLG: 0.200 Derrek Lee, R OBP: 0.368, SLG: 0.527											3	0	1	0	0	1	3										
<b>Inning Stats</b>	R: 0 H: 0 E: 0 K: 2 S: 8	H: 0 LOB: 0 BB: 0 P: 13	R: 1 H: 1 E: 0 K: 3 S: 13	LOB: 0 BB: 0 P: 18	R: 0 H: 0 E: 0 K: 2 S: 12	H: 0 LOB: 0 BB: 0 P: 17	R: 0 H: 1 E: 0 K: 0 S: 10	LOB: 1 BB: 0 P: 16	R: 1 H: 2 E: 0 K: 1 S: 11	LOB: 1 BB: 0 P: 18	R: 0 H: 0 E: 0 K: 1 S: 10	H: 0 LOB: 0 BB: 0 P: 12	R: 0 H: 1 E: 1 K: 0 S: 16	LOB: 2 BB: 1 P: 25	R: 0 H: 0 E: 0 K: 2 S: 9	H: 0 LOB: 0 BB: 0 P: 10	R: 0 H: 0 E: 0 K: 2 S: 8	H: 0 LOB: 0 BB: 0 P: 10	1B: 2 2B: 1 3B: 0 HR: 2	SF: 0 SAC: 0 DP: 1 HBP: 0	WP: 0 PB: 0 CS: 0	PA: 33					
<b>PITCHER</b>	IP	WLS	BF	H	R	ER	SO	BB	IBB	HBP	BLK	WP	HR	S	P	ERA	WHIP										
Julio Santana, R ERA: 4.35	(1, 1)	5.0	L	19	4	2	2	8	0	0	0	0	2	54	82	3.60	0.800										
Anthony Telford, R ERA: 4.04	(6, 1)	2.0		8	1	0	0	1	1	0	0	0	0	26	37	0.00	1.000										
Steve Kline, L ERA: 1.72	(8, 1)	2.0		6	0	0	0	4	0	0	0	0	0	17	21	0.00	0.000										

Florida Marlins @ Montreal Expos  
Olympic Stadium, Montreal, QB  
Sun Jul 02 2000, 1:35 PM EDT  
Att. 9,076 - Dome - 72 F

AB 32  
R 2  
H 5  
RBI 2  
BB 1  
SO 13  
LOB 9



Batter	1	2	3	4	5	6	7	8	9	AB	R	H	RBI	BB	SO	LOB	BOTTOM										
Peter Bergeron, L OBP: 0.306, SLG: 0.341										4	0	0	0	0	0	2											
Michael Barrett, R OBP: 0.285, SLG: 0.309										4	1	1	0	0	0	0											
Jose Vidro, S OBP: 0.404, SLG: 0.600										4	0	0	0	0	1	1											
Vladimir Guerrero, R OBP: 0.434, SLG: 0.705										2	0	1	1	2	0	0											
Lee Stevens, L OBP: 0.343, SLG: 0.517										4	0	0	0	0	1	3											
Fernando Seguignol, S OBP: 0.333, SLG: 0.333											4	0	1	0	0	1	1										
Chris Widger, R OBP: 0.316, SLG: 0.459											4	0	1	0	0	1	2										
Orlando Cabrera, R OBP: 0.263, SLG: 0.359										3	0	0	0	0	0	3											
Julio Santana, R Anthony Telford, R Geoff Blum, S Steve Kline, S	(1, 1) (6, 1) (7, PH) (8, 1)									2	0	0	0	0	0	3											
<b>Inning Stats</b>	R: 1 H: 2 E: 0 K: 1 S: 8	H: 2 LOB: 1 BB: 0 P: 13	R: 0 H: 2 E: 0 K: 0 S: 10	H: 2 LOB: 2 BB: 0 P: 14	R: 0 H: 0 E: 0 K: 1 S: 7	H: 0 LOB: 1 BB: 1 P: 14	R: 0 H: 0 E: 1 K: 0 S: 12	H: 0 LOB: 0 BB: 0 P: 18	R: 0 H: 0 E: 0 K: 0 S: 9	H: 0 LOB: 0 BB: 0 P: 16	R: 0 H: 0 E: 0 K: 0 S: 5	H: 0 LOB: 0 BB: 0 P: 6	R: 0 H: 0 E: 0 K: 2 S: 10	H: 0 LOB: 0 BB: 0 P: 15	R: 0 H: 0 E: 0 K: 0 S: 5	H: 0 LOB: 0 BB: 0 P: 10	R: 0 H: 0 E: 0 K: 1 S: 15	H: 0 LOB: 1 BB: 1 P: 22	1B: 4 2B: 0 3B: 0 HR: 0	SF: 0 SAC: 0 DP: 0 HBP: 0	WP: 1 PB: 0 CS: 0	PA: 34					
<b>PITCHER</b>	IP	WLS	BF	H	R	ER	SO	BB	IBB	HBP	BLK	WP	HR	S	P	ERA	WHIP										
3B Reid Cornelius, R ERA: 3.99	(1, 1)	8.0	W	30	4	1	1	4	1	0	0	0	0	66	106	1.12	0.625										
Antonio Alfonseca, R ERA: 4.76	(9, 1)	1.0	S	4	0	0	0	1	1	0	0	0	0	15	22	0.00	1.000										

Florida Marlins @ Montreal Expos  
Olympic Stadium, Montreal, QB  
Sun Jul 02 2000, 1:35 PM EDT  
Att. 9,076 - Dome - 72 F

AB 32  
R 1  
H 4  
RBI 1  
BB 2  
SO 5  
LOB 15



Batter	1	2	3	4	5	6	7	8	9	AB	R	H	RBI	BB	SO	LOB	TOP		
<b>Melvin Mora, R</b> OBP: 0.341, SLG: 0.454 (1, 6)	1-1 P3		2-1 E5 1B		2-3 K		2-2 G1-3		2-3 K	5	0	1	0	0	2	2			
<b>Derek Bell, R</b> OBP: 0.392, SLG: 0.475 (1, 9)	4-1 BB BB		1-3 K		2-3 K		2-0 G5-3			3	0	0	0	1	2	2			
<b>Edgardo Alfonzo, R</b> OBP: 0.434, SLG: 0.561 (1, 4)	4-2 BB		4-2 BB		1-1 F7		1-0 F8			2	0	0	0	2	0	1			
<b>31 Mike Piazza, R</b> OBP: 0.423, SLG: 0.721 (1, 2)	1-0 F9		1-1 F9		0-1 F7		2-1 2B			4	0	1	0	0	0	4			
<b>Todd Zeile, R</b> OBP: 0.373, SLG: 0.511 (1, 3)	0-1 L4		1-2 P6		0-0 F7		4-0 2B			3	0	0	0	1	0	4			
<b>Robin Ventura, L</b> OBP: 0.384, SLG: 0.496 (1, 5)		1-2 G1-4-3 2B		2-2 G3-1		3-1 1B		1-0 F8		4	0	2	0	0	0	2			
<b>Benny Agbayani, R</b> OBP: 0.349, SLG: 0.493 <b>Turk Wendell, L</b> (9, 1)	1-1 F3		1-1 P4		1-0 F9		4-1 SH1-4 BB			3	0	0	0	1	0	2			
<b>Joe McEwing, R</b> OBP: 0.284, SLG: 0.455 (9, 7)	0-1 G1-4-3		1-0 F8		0-1 G6-3		0-0 SH1-4			3	0	0	0	0	0	1			
<b>Bobby Jones, R</b> <b>Mark Johnson, L</b> <b>Dennis Cook, L</b> <b>John Franco, L</b> <b>Matt Franco, L</b> <b>Todd Pratt, R</b> <b>Jay Payton, L</b> (1, 1) (7, PH) (7, 1) (8, 1) (9, PH) (9, PH) (9, 8)	2-3 K		1-1 HBP		1-0 G1-3		1-2 G6-3			1	0	0	0	0	1	1			
<b>Inning Stats</b>	R: 0 E: 0 K: 0 S: 9	H: 0 LOB: 2 BB: 2 P: 19	R: 0 E: 0 K: 1 S: 10	H: 1 LOB: 1 BB: 0 P: 14	R: 0 E: 1 K: 1 S: 12	H: 1 LOB: 2 BB: 1 P: 21	R: 0 E: 0 K: 0 S: 6	H: 0 LOB: 0 BB: 0 P: 10	R: 0 E: 0 K: 2 S: 9	H: 1 LOB: 1 BB: 0 P: 15	R: 0 E: 0 K: 0 S: 7	H: 0 LOB: 0 BB: 0 P: 10	R: 0 E: 0 K: 0 S: 5	H: 1 LOB: 2 BB: 1 P: 15	R: 0 E: 0 K: 1 S: 8	H: 0 LOB: 1 BB: 1 P: 15	1B: 2 2B: 2 3B: 0 HR: 0	SF: 0 SAC: 1 DP: 0 HBP: 1	WP: 0 PA: 37 CS: 0
<b>PITCHER</b>	IP	WLS	BF	H	R	ER	SO	BB	IBB	HBP	BLK	WP	HR	S	P	ERA	WHIP		
<b>Jesus Sanchez, L</b> ERA: 5.38	8.0		33	4	0	0	4	3	1	1	0	0	0	64	114	0.00	0.875		
<b>Ricky Bones, R</b> ERA: 1.75	0.1	W	2	0	0	0	0	1	0	0	0	0	0	2	6	0.00	3.000		
<b>Armando Almanza, L</b> ERA: 1.3	0.2		2	0	0	0	1	0	0	0	0	0	0	6	9	0.00	0.000		

New York Mets @ Florida Marlins  
Pro Player Stadium, Miami, FL  
Mon Jul 03 2000, 7:05 PM EDT  
Att: 15,844 - Cloudy - 81 F

AB 30  
R 0  
H 4  
RBI 0  
BB 5  
SO 5  
LOB 20



Batter	1	2	3	4	5	6	7	8	9	AB	R	H	RBI	BB	SO	LOB	BOTTOM				
<b>Luis Castillo, S</b> OBP: 0.455, SLG: 0.421 (1, 4)	2-2 S 1B		0-0 B5-3		1-3 K		4-1 BB			3	0	1	0	1	1	2					
<b>Mark Kotsay, L</b> OBP: 0.350, SLG: 0.478 (1, 9)	1-0 F7		3-2 F9		2-1 F9		2-2 P6			4	0	0	0	0	0	2					
<b>Cliff Floyd, L</b> OBP: 0.363, SLG: 0.506 (1, 7)	2-1 F9		3-2 G3		2-2 G1-3		0-0 G4-3			4	0	0	0	0	0	2					
<b>Preston Wilson, R</b> OBP: 0.321, SLG: 0.483 (1, 8)	1-3 K		2-2 S 1B		2-1 S HBP		1-3 K			3	0	1	0	0	2	1					
<b>Mike Lowell, R</b> OBP: 0.318, SLG: 0.474 (1, 5)	2-0 F3		1-1 G3		1-2 F8		1-0 HR 1B			4	1	1	0	0	0	2					
<b>Derrek Lee, R</b> OBP: 0.370, SLG: 0.545 (1, 3)	1-1 F3		3-2 1B 2B		3-3 K 2B		1-1 HR 1B			4	1	2	2	0	1	0					
<b>Alex Gonzalez, R</b> OBP: 0.215, SLG: 0.276 (1, 6)	0-1 G6-3		0-3 K 1B		0-3 K		2-3 K			3	0	1	0	0	1	0					
<b>Paul Bako, L</b> OBP: 0.350, SLG: 0.303 <b>Mark Smith, R</b> OBP: 0.370, SLG: 0.486 <b>Mike Redmond, R</b> OBP: 0.321, SLG: 0.317 (1, 2) (7, PH) (8, 2)			1-3 K		1-2 K		3-3 K			2	0	0	0	0	2	2					
<b>Jesus Sanchez, L</b> OBP: 0.200, SLG: 0.200 <b>Kevin Millar, R</b> OBP: 0.381, SLG: 0.477 <b>Ricky Bones, R</b> <b>Armando Almanza, L</b> (1, 1) (8, PH) (9, 1) (9, 1)			1-2 G4-3		1-3 K		2-3 K			2	0	0	0	0	1	2					
<b>Inning Stats</b>	R: 0 E: 0 K: 1 S: 14	H: 1 LOB: 0 BB: 0 P: 19	R: 0 E: 0 K: 0 S: 5	H: 0 LOB: 0 BB: 0 P: 8	R: 0 E: 0 K: 1 S: 10	H: 0 LOB: 0 BB: 0 P: 12	R: 0 E: 0 K: 0 S: 15	H: 1 LOB: 1 BB: 0 P: 24	R: 0 E: 0 K: 3 S: 16	H: 2 LOB: 2 BB: 0 P: 21	R: 0 E: 0 K: 0 S: 10	H: 0 LOB: 1 BB: 0 P: 17	R: 0 E: 0 K: 3 S: 12	H: 0 LOB: 0 BB: 0 P: 18	R: 0 E: 0 K: 1 S: 9	H: 0 LOB: 1 BB: 1 P: 17	R: 2 E: 0 K: 1 S: 7	H: 2 LOB: 0 BB: 0 P: 10	1B: 4 2B: 1 3B: 0 HR: 1	SF: 0 SAC: 0 DP: 0 HBP: 1	WP: 0 PA: 33 CS: 0
<b>PITCHER</b>	IP	WLS	BF	H	R	ER	SO	BB	IBB	HBP	BLK	WP	HR	S	P	ERA	WHIP				
<b>Bobby Jones, R</b> ERA: 7.18	6.0		23	4	0	0	5	0	0	0	0	0	0	12	18	0.00	0.667				
<b>Dennis Cook, L</b> ERA: 6.1	1.0		3	0	0	0	3	0	0	0	0	0	0	12	18	0.00	0.000				
<b>John Franco, L</b> ERA: 3.74	1.0		4	0	0	0	1	1	0	0	0	0	0	9	17	0.00	1.000				
<b>Turk Wendell, R</b> ERA: 3.72	0.1	L	3	2	2	2	1	0	0	0	0	0	1	7	10	54.00	6.000				

New York Mets @ Florida Marlins  
Pro Player Stadium, Miami, FL  
Mon Jul 03 2000, 7:05 PM EDT  
Att: 15,844 - Cloudy - 81 F

AB 31  
R 2  
H 6  
RBI 2  
BB 1  
SO 10  
LOB 13





Batter	1	2	3	4	5	6	7	8	9	AB R H RBI BB SO LOB	TOP																	
<b>Melvin Mora, R</b> OBP: 0.344, SLG: 0.456 <b>David Lamb, S</b> (9, PH) (9, 6)	1-2 31 1B	3-2 F3		0-1 G5-3		4-0 HR BB	0-1 SF8		2-3 K	3 2 1 1 1 0 1 1 0 0 0 0 1 1	<b>New York Mets @ Florida Marlins</b> Pro Player Stadium, Miami, FL Wed Jul 05 2000, 7:05 PM EDT Att: 14,765 - Sunny - 86 F																	
<b>Derek Bell, R</b> OBP: 0.397, SLG: 0.494 (1, 9)	1-0 31 1B		1-0 BB 31 1B	3-2 F8		3-2 HR	2-3 K	0-0 F8	6 3 3 3 0 1 3																			
<b>Edgardo Alfonzo, R</b> OBP: 0.427, SLG: 0.559 <b>Matt Franco, L</b> OBP: 0.329, SLG: 0.257 (1, 4) (9, 5)	3-2 P4		1-1 F9	2-2 G5-3		1-0 F9	2-2 P6		5 0 0 0 0 0 5 0 0 0 0 0 0 0																			
<b>31 Mike Piazza, R</b> OBP: 0.423, SLG: 0.715 <b>Joe McEwing, R</b> OBP: 0.290, SLG: 0.449 (8, PH) (8, 5) (9, 4)	1-2 G4-3 PB 1B		1-0 E BB 1B		1-1 G4-3	0-1 F9		1-3 K	4 1 2 1 0 0 0 1 0 0 0 0 1 0																			
<b>Robin Ventura, L</b> OBP: 0.357, SLG: 0.484 <b>Todd Pratt, R</b> OBP: 0.333, SLG: 0.506 (1, 5) (8, PH) (8, 2)	0-2 G4-3		0-3 K		0-0 G3-1	0-3 K		1-2 G4-3	4 0 0 1 0 2 3 1 0 0 0 0 0 0																			
<b>Todd Zeile, R</b> OBP: 0.381, SLG: 0.530 (1, 3)	1-2 G6-3		4-1 1B BB		3-2 2B		4-1 1B 1B BB	1-1 G1-3	3 2 1 0 2 0 1																			
<b>Jay Payton, R</b> OBP: 0.345, SLG: 0.481 (1, 8)		0-0 G6-3	3-2 E1 1B		4-0 BB		1-0 1B 1B SF8 1B	1-1 G5-3	4 1 1 0 1 0 2																			
<b>Benny Agbayani, R</b> OBP: 0.359, SLG: 0.507 (1, 7)	1-2 F9		0-1 1B		1-3 K		0-1 PB 1B	2-1 2B 3B	5 1 3 2 0 1 2																			
<b>Mike Hampton, R</b> OBP: 0.354, SLG: 0.318 <b>Dennis Cook, L</b> (7, 1)	2-1 1B		3-2 G6-3		2-2 HR 1B		2-2 PB 1B	0-0 3B	4 1 3 1 0 0 2 0 0 0 0 0 0 0 1 0 1 1 0 0 0																			
<b>29 Eric Cammack, R</b> OBP: 1.000, SLG: 3.000 (8, 1)																												
<b>Inning Stats</b>	R: 2 E: 0 K: 0 S: 19	H: 3 LOB: 1 BB: 0 P: 26	R: 0 E: 0 K: 0 S: 10	H: 1 LOB: 1 BB: 0 P: 16	R: 3 E: 1 K: 1 S: 16	H: 3 LOB: 2 BB: 1 P: 29	R: 0 E: 0 K: 0 S: 11	H: 0 LOB: 0 BB: 0 P: 16	R: 0 E: 0 K: 1 S: 9	H: 1 LOB: 2 BB: 1 P: 18	R: 3 E: 0 K: 1 S: 13	H: 2 LOB: 2 BB: 1 P: 23	R: 2 E: 0 K: 1 S: 15	H: 3 LOB: 1 BB: 1 P: 26	R: 0 E: 0 K: 1 S: 8	H: 0 LOB: 0 BB: 0 P: 11	R: 1 E: 0 K: 1 S: 11	H: 2 LOB: 1 BB: 0 P: 16	1B: 11 2B: 1 3B: 2 HR: 1	SF: 1 SAC: 0 DP: 0 HBP: 0	WP: 0 PA: 47 SB: 2 CS: 0							
<b>PITCHER</b>	IP WLS BF H R ER SO BB IBB HBP BLK WP HR S P ERA WHIP	5.0 L 26 8 5 2 2 2 2 0 0 0 0 0 65 105 3.60 2.000	1.0 10 5 5 5 1 2 0 0 0 0 0 1 20 37 45.00 7.000	2.0 6 0 0 0 2 0 0 0 0 0 0 0 16 23 0.00 0.000	1.0 5 2 1 1 1 0 0 0 0 0 0 0 11 16 9.00 2.000																							
<b>23 Chuck Smith, R</b> ERA: 2.76 <b>Joe Strong, R</b> ERA: 7.55 <b>Vic Darenbourg, L</b> ERA: 3.58 <b>Ron Mahay, L</b> ERA: 7.88																												

AB 42  
R 11  
H 15  
RBI 10  
BB 4  
SO 6  
LOB 20



Batter	1	2	3	4	5	6	7	8	9	AB R H RBI BB SO LOB	BOTTOM																	
<b>Mark Kotsay, L</b> OBP: 0.349, SLG: 0.479 (1, 9)	0-2 E6 2B		1-1 G4-3		1-2 1B		0-1 G1-6-3		3-1 P4	5 1 1 0 0 0 2	<b>New York Mets @ Florida Marlins</b> Pro Player Stadium, Miami, FL Wed Jul 05 2000, 7:05 PM EDT Att: 14,765 - Sunny - 86 F																	
<b>Dave Berg, R</b> OBP: 0.352, SLG: 0.369 (1, 4)	1-0 F8		0-1 1B		0-0 F8		0-0 F9		3-2 L8	5 0 1 0 0 0 3																		
<b>Cliff Floyd, L</b> OBP: 0.362, SLG: 0.504 (1, 7)	1-1 FC5 1H 2B		1-3 K		0-1 G1-3			2-2 BB BB 1B	4 0 2 1 0 1 2																			
<b>Preston Wilson, R</b> OBP: 0.331, SLG: 0.500 (1, 8)	4-2 FC5 BB		3-3 K			1-1 HR		4-2 BB BB	2 1 1 1 2 1 1																			
<b>Mike Lowell, R</b> OBP: 0.312, SLG: 0.461 (1, 5)	3-3 K			1-1 F9		0-0 G6-3		3-1 F8	4 0 0 0 0 1 4																			
<b>Derek Lee, R</b> OBP: 0.375, SLG: 0.535 (1, 3)	2-1 FC5			4-2 BB		0-1 G6-3		1-0 L3	3 0 0 0 1 0 4																			
<b>Alex Gonzalez, R</b> OBP: 0.213, SLG: 0.285 <b>Ron Mahay, L</b> OBP: 0.333, SLG: 0.333 (1, 6) (9, 1)		0-0 G6-3		0-3 K		0-1 G4-3		4-0 BB	3 0 0 0 0 1 1 0 0 0 0 0 0 0																			
<b>Mike Redmond, R</b> OBP: 0.317, SLG: 0.302 (1, 2)		0-2 G4-3		1-1 L4			4-2 G1-6-3 1B BB	0-2 G3	3 0 0 0 1 0 4																			
<b>23 Chuck Smith, R</b> OBP: 0.100, SLG: 0.100 <b>Mark Smith, R</b> OBP: 0.281, SLG: 0.486 <b>Joe Strong, S</b> (5, PH) (8, 1) (7, 1) (7, 6) <b>Vic Darenbourg, L</b> OBP: 0.349, SLG: 0.326 <b>Andy Fox, L</b> OBP: 0.355, SLG: 0.474 <b>Kevin Millar, R</b> OBP: 0.333, SLG: 0.474 (8, PH)		0-3 K			0-0 G3		2-2 G1-6-3 1B	2-3 K	1 0 0 0 0 1 0 1 0 2 0 1 0 0 1 0 0 0 0 0 1 0 0																			
<b>Inning Stats</b>	R: 1 E: 1 K: 1 S: 14	H: 1 LOB: 2 BB: 1 P: 25	R: 0 E: 0 K: 1 S: 7	H: 0 LOB: 0 BB: 0 P: 7	R: 0 E: 0 K: 2 S: 11	H: 1 LOB: 1 BB: 0 P: 16	R: 0 E: 0 K: 1 S: 9	H: 0 LOB: 1 BB: 1 P: 15	R: 0 E: 0 K: 0 S: 7	H: 1 LOB: 1 BB: 0 P: 8	R: 1 E: 0 K: 0 S: 7	H: 1 LOB: 0 BB: 0 P: 8	R: 0 E: 0 K: 0 S: 9	H: 1 LOB: 1 BB: 1 P: 15	R: 0 E: 0 K: 0 S: 11	H: 1 LOB: 3 BB: 2 P: 25	R: 0 E: 0 K: 1 S: 9	H: 0 LOB: 0 BB: 0 P: 17	1B: 4 2B: 1 3B: 0 HR: 1	SF: 0 SAC: 0 DP: 1 HBP: 0	WP: 0 PA: 38 SB: 0 CS: 0							
<b>PITCHER</b>	IP WLS BF H R ER SO BB IBB HBP BLK WP HR S P ERA WHIP	6.0 W 25 4 2 1 5 2 0 0 0 0 0 0 9 15 0.00 2.000	1.0 4 1 0 0 0 1 0 0 0 0 0 0 9 15 0.00 2.000	2.0 9 1 0 0 1 2 0 0 0 0 0 0 20 42 0.00 1.500																								
<b>Mike Hampton, L</b> ERA: 3.56 <b>Dennis Cook, L</b> ERA: 5.91 <b>29 Eric Cammack, R</b> ERA: 7.88																												

AB 33  
R 2  
H 6  
RBI 2  
BB 5  
SO 6  
LOB 21



Batter	1	2	3	4	5	6	7	8	9	AB	R	H	RBI	BB	SO	LOB	TOP					
Randy Winn, S (1, 8) OBP: 0.346, SLG: 0.259	F8		P4		K		F9		WP S 1B HBP	4	1	0	0	0	1	0						
Miguel Cairo, R (1, 4) OBP: 0.315, SLG: 0.329	F9		G2-3			K	K		G4-3 S 1-H G5-3 1B	5	1	1	1	1	0	2						
Greg Vaughn, R (1, 7) OBP: 0.389, SLG: 0.550 Jose Guillen, R (9, 9) OBP: 0.317, SLG: 0.448	P3		K						G4-3 1-3	5	2	2	0	0	1	1						
Fred McGriff, L (1, 3) OBP: 0.363, SLG: 0.481										3	2	2	2	2	0	1						
Bubba Trammell, R (1, 9) OBP: 0.369, SLG: 0.506										5	1	2	3	0	2	1						
Vinny Castilla, R (1, 5) OBP: 0.284, SLG: 0.322	E6 HBP									5	1	2	1	0	0	1						
John Flaherty, R (1, 2) OBP: 0.301, SLG: 0.364										3	0	1	0	0	1	1						
Felix Martinez, S (1, 6) OBP: 0.371, SLG: 0.365										3	0	1	1	0	2	1						
Albie Lopez, R (1, 1) Rick White, R (6, 1) Gerald Williams, R (8, PH) Jim Mecer, S (8, 1)										3	0	0	0	0	3	4						
<b>Inning Stats</b>	R: 0 E: 0 K: 0 S: 7	H: 0 LOB: 0 BB: 0 P: 9	R: 1 E: 1 K: 3 S: 14	H: 1 LOB: 2 BB: 0 P: 19	R: 0 E: 0 K: 1 S: 8	H: 0 LOB: 0 BB: 0 P: 13	R: 1 E: 0 K: 1 S: 7	H: 1 LOB: 0 BB: 0 P: 10	R: 0 E: 0 K: 3 S: 9	H: 0 LOB: 0 BB: 0 P: 12	R: 3 E: 0 K: 2 S: 22	H: 5 LOB: 2 BB: 0 P: 34	R: 1 E: 0 K: 1 S: 8	H: 2 LOB: 2 BB: 1 P: 14	R: 0 E: 0 K: 2 S: 9	H: 1 LOB: 1 BB: 0 P: 12	R: 2 E: 0 K: 0 S: 14	H: 1 LOB: 1 BB: 1 P: 26	1B: 6 2B: 2 3B: 1 HR: 2	SF: 0 SAC: 1 DP: 0 HBP: 2	WP: 1 PB: 0 CS: 0	PA: 42
<b>PITCHER</b>	IP	WLS	BF	H	R	ER	SO	BB	IBB	HBP	BLK	WP	HR	S	P	ERA	WHIP					
Ryan Dempster, R (1, 1) ERA: 3.65	6.2	L	30	8	6	6	11	0	0	1	0	0	2	73	105	8.10	1.200					
Armando Almanza, L (7, 1) ERA: 1.24	0.1		2	1	0	0	0	1	0	0	0	0	0	2	6	0.00	6.000					
Ricky Bones, R (8, 1) ERA: 1.65	1.0		4	1	0	0	2	0	0	0	0	0	0	9	12	0.00	1.000					
Braden Looper, R (9, 1) ERA: 2.7	1.0		6	1	2	2	0	0	1	1	0	1	0	14	26	18.00	1.000					

Tampa Bay Devil Rays @ Florida Marlins  
Pro Player Stadium, Miami, FL  
Fri Jul 07 2000, 7:05 PM EDT  
Att: 13,067 - Overcast - 88 F

AB 37  
R 8  
H 11  
RBI 8  
BB 2  
SO 13  
LOB 11





Batter	1	2	3	4	5	6	7	8	9	AB	R	H	RBI	BB	SO	LOB	BOTTOM					
Luis Castillo, S (1, 4) OBP: 0.461, SLG: 0.434	G6-3 1B			E S SF9 1B	K					4	1	3	0	0	1	1						
Mark Kotsay, L (1, 9) OBP: 0.347, SLG: 0.477	G6-3 1-2			SF9 1-H		G6-3				3	0	1	1	0	0	1						
Cliff Floyd, L (1, 7) OBP: 0.358, SLG: 0.496	K			G4-3		F8				4	0	0	0	0	2	2						
Preston Wilson, R (1, 8) OBP: 0.327, SLG: 0.494				K		G6-3				4	0	0	0	0	3	2						
Mike Lowell, R (1, 5) OBP: 0.311, SLG: 0.457										4	1	1	0	0	1	0						
Derrek Lee, R (1, 3) OBP: 0.376, SLG: 0.546										3	1	1	2	1	1	0						
Alex Gonzalez, R (1, 6) OBP: 0.214, SLG: 0.288										4	0	1	0	0	0	1						
Paul Bako, L (1, 2) OBP: 0.352, SLG: 0.301 Mark Smith, R (7, PH) OBP: 0.376, SLG: 0.479 Mike Redmond, R (8, 2) OBP: 0.317, SLG: 0.302 Kevin Millar, R (9, PH) OBP: 0.380, SLG: 0.471										1	0	0	0	1	0	0						
Ryan Dempster, R (1, 1) OBP: 0.091, SLG: 0.136 Armando Almanza, L (7, 1) Ricky Bones, R (8, 1) Dave Berg, R (8, PH) OBP: 0.349, SLG: 0.366 Braden Looper, R (9, 1)										0	0	0	0	0	0	0						
<b>Inning Stats</b>	R: 0 E: 0 K: 1 S: 7	H: 1 LOB: 0 BB: 0 P: 9	R: 0 E: 0 K: 1 S: 11	H: 0 LOB: 0 BB: 0 P: 16	R: 0 E: 0 K: 0 S: 8	H: 0 LOB: 0 BB: 0 P: 10	R: 1 E: 0 K: 1 S: 11	H: 1 LOB: 0 BB: 0 P: 19	R: 2 E: 0 K: 1 S: 12	H: 2 LOB: 1 BB: 1 P: 22	R: 0 E: 0 K: 0 S: 7	H: 0 LOB: 0 BB: 0 P: 12	R: 0 E: 0 K: 2 S: 10	H: 1 LOB: 1 BB: 0 P: 14	R: 0 E: 0 K: 2 S: 12	H: 2 LOB: 2 BB: 0 P: 21	R: 0 E: 0 K: 1 S: 12	H: 0 LOB: 1 BB: 1 P: 18	1B: 5 2B: 1 3B: 0 HR: 1	SF: 1 SAC: 1 DP: 1 HBP: 0	WP: 0 PB: 0 CS: 0	PA: 35
<b>PITCHER</b>	IP	WLS	BF	H	R	ER	SO	BB	IBB	HBP	BLK	WP	HR	S	P	ERA	WHIP					
Albie Lopez, R (1, 1) ERA: 4.32	5.2	W	21	4	3	2	4	1	0	0	0	0	0	13	20	0.00	0.750					
Rick White, R (6, 1) ERA: 3.14	1.1	H	5	1	0	0	2	0	0	0	0	0	0	13	20	0.00	0.750					
Jim Mecer, R (8, 1) ERA: 2.23	2.0	S	9	2	0	0	3	1	0	0	0	0	0	24	39	0.00	1.500					

Tampa Bay Devil Rays @ Florida Marlins  
Pro Player Stadium, Miami, FL  
Fri Jul 07 2000, 7:05 PM EDT  
Att: 13,067 - Overcast - 88 F

AB 31  
R 3  
H 7  
RBI 3  
BB 2  
SO 9  
LOB 9



Batter	1	2	3	4	5	6	7	8	9	AB	R	H	RBI	BB	SO	LOB	TOP				
<b>Gerald Williams, R</b> (1.8) OBP: 0.319, SLG: 0.420	1-1 G6-3		2-2 FC8-2			0-0 E7	1-1 F9	0-0 L3		5	1	1	0	0	0	6	<b>Tampa Bay Devil Rays @ Florida Marlins</b> Pro Player Stadium, Miami, FL Sat Jul 08 2000, 7:05 PM EDT Att: 21,157 - Cloudy - 83 F 				
<b>Miguel Cairo, R</b> (1.4) OBP: 0.314, SLG: 0.329	2-1 F8			1-0 G5-3		0-0 E7	3-2 SF8		1-0 F6	3	1	1	1	0	0	0					
<b>Rick White, R</b> (7.1)						BB E				0	0	0	0	0	0	0					
<b>Mark Guthrie, R</b> (8.1)						2-H E				0	0	0	0	0	0	0					
<b>Ozzie Guillen, L</b> (8.4) OBP: 0.328, SLG: 0.429							2-3 3-H			1	0	0	0	0	0	0					
<b>Greg Vaughn, R</b> (1.7) OBP: 0.366, SLG: 0.542	2-3 K			0-0 G5-3		1-1 F7			1-1 K	5	0	1	0	0	2	1					
<b>Randy Winn, S</b> (9. PR)										0	0	0	0	0	0	0					
<b>Fred McGriff, L</b> (1.3) OBP: 0.366, SLG: 0.479		4-0 G5-4-3 BB		0-0 G4-3		4-1 BB		3-H F9		3	0	1	0	2	0	1					
<b>Bubba Trammell, R</b> (1.9) OBP: 0.364, SLG: 0.494	0-1 F7					1-1 G6-3			2-0 F8	4	0	0	0	1	0	3					
<b>Vinny Castilla, R</b> (1.5) OBP: 0.297, SLG: 0.325	0-1 G5-4-3					1-2 2-3 BB				4	0	2	0	0	0	3					
<b>John Flaherty, R</b> (1.2) OBP: 0.309, SLG: 0.376			2-0 G4-3 FC8-2 2B		1-0 1B	1-0 G5-3			2-1 FC5 WP 1B	4	1	3	0	0	0	2					
<b>Felix Martinez, S</b> (1.6) OBP: 0.368, SLG: 0.361			1-2 G4-3		1-2 F8				0-0 FC5 WP 2-3 3-F	4	1	1	0	0	0	5					
<b>Steve Trachsel, R</b> (1.1) OBP: 0.426, SLG: 0.350			4-0 BB		1-3 K				4-2 BB	1	0	0	0	0	1	2					
<b>Tanyon Sturtze, R</b> (5.1)										0	0	0	0	0	0	0					
<b>Doug Creek, L</b> (6.1)										0	0	0	0	0	0	0					
<b>Jose Guillen, R</b> (7. PH)										1	1	1	0	0	0	0					
<b>Russ Johnson, R</b> (7.4) OBP: 0.369, SLG: 0.353										0	0	0	0	1	0	0					
<b>Esteban Yan, R</b> (8.1) OBP: 1.000, SLG: 4.000										0	0	0	0	0	0	0					
<b>Inning Stats</b>	R: 0 E: 0 K: 1 S: 7	H: 0 LOB: 0 BB: 0 P: 12	R: 0 E: 0 K: 0 S: 4	H: 0 LOB: 0 BB: 1 P: 8	R: 0 E: 0 K: 0 S: 7	H: 1 LOB: 1 BB: 1 P: 16	R: 0 E: 0 K: 0 S: 3	H: 0 LOB: 0 BB: 0 P: 4	R: 0 E: 0 K: 1 S: 11	H: 2 LOB: 2 BB: 0 P: 15	R: 2 E: 3 K: 0 S: 10	H: 2 LOB: 2 BB: 2 P: 23	R: 2 E: 1 K: 1 S: 17	H: 2 LOB: 1 BB: 0 P: 25	R: 1 E: 0 K: 0 S: 8	H: 2 LOB: 2 BB: 1 P: 16	R: 0 E: 0 K: 0 S: 7	H: 2 LOB: 2 BB: 0 P: 9	1B: 10 2B: 2 3B: 0 HR: 0	SF: 1 SAC: 0 DP: 3 HBP: 0	WP: 3 PA: 41 PB: 1 SB: 0 CS: 0
<b>PITCHER</b>	IP WLS BF H R ER SO BB IBB HBP BLK WP HR S P ERA WHIP																				
<b>38 Reid Cornelius, R</b> (1.1) ERA: 3.78	5.1	23	5	2	1	2	4	0	0	0	0	0	0	38	70	1.69	1.688				
<b>Ricky Bones, R</b> (6.1) ERA: 1.61	1.1	B	7	2	0	1	0	0	0	0	0	0	0	19	30	0.00	1.500				
<b>Armando Almanza, L</b> (7.1) ERA: 1.52	0.2	3	1	1	1	0	0	0	0	0	0	0	4	7	13.50	1.500					
<b>Braden Looper, R</b> (8.1) ERA: 2.66	0.2	W	4	1	0	0	1	0	0	0	1	0	6	12	0.00	3.000					
<b>Antonio Alfonseca, R</b> (9.1) ERA: 4.75	1.0	S	4	2	0	0	0	0	0	0	0	0	7	9	0.00	2.000					

Batter	1	2	3	4	5	6	7	8	9	AB	R	H	RBI	BB	SO	LOB	BOTTOM		
<b>Luis Castillo, S</b> (1.4) OBP: 0.467, SLG: 0.447	1-1 G4-3 SF7 2B		0-0 1B 1B	3-1 1-3 2B		0-1 G1-4-6-3		4-0 BB E BB		4	2	3	0	1	0	1	<b>Tampa Bay Devil Rays @ Florida Marlins</b> Pro Player Stadium, Miami, FL Sat Jul 08 2000, 7:05 PM EDT Att: 21,157 - Cloudy - 83 F 		
<b>Mark Kotsay, L</b> (1.9) OBP: 0.345, SLG: 0.473	1-1 G4-3		0-0 F9 1B	0-0 F8		2-1 F2		2-2 E5 BB		5	0	1	0	0	0	5			
<b>Cliff Floyd, L</b> (1.7) OBP: 0.352, SLG: 0.490	1-0 SF7		0-0 F8		1-3 K		1-2 G4-3		1-3 K	4	0	0	1	0	2	5			
<b>Preston Wilson, R</b> (1.8) OBP: 0.333, SLG: 0.495	3-2 HBP		0-2 F9 1B	1-2 3-H 1B		3-2 1B 2B 1B		4-2 BB		3	1	2	2	1	0	0			
<b>Mike Lowell, R</b> (1.5) OBP: 0.313, SLG: 0.460	0-1 G5-3		2-2 F9		1-1 2B 1B		2-2 FC5 2B		0-0 L6	5	1	2	0	0	0	6			
<b>Antonio Alfonseca, R</b> (9.1)			1-2 2-3		1-2 1B					0	0	0	0	0	0	0			
<b>Derrek Lee, R</b> (1.3) OBP: 0.377, SLG: 0.545		0-0 F9	0-0 F8		1-2 1B FC9-2 2B		4-0 FC5 IBB		0-3 K	4	0	1	1	1	1	5			
<b>Alex Gonzalez, R</b> (1.6) OBP: 0.218, SLG: 0.291		2-0 3B F9 HBP 1B		0-0 F8		1-2 FC9-2		1-0 FC5		4	0	2	1	0	0	2			
<b>Braden Looper, R</b> (8.1)										0	0	0	0	0	0	0			
<b>Andy Fox, L</b> (9.5) OBP: 0.240, SLG: 0.279										0	0	0	0	0	0	0			
<b>Mike Redmond, R</b> (1.2) OBP: 0.324, SLG: 0.305		1-0 HBP 1B		1-2 FC1-6		0-0 FC9-2		0-0 BB BB E 1B		2	0	1	0	0	0	2			
<b>Mark Smith, R</b> (8. PH)										1	1	1	0	0	0	0			
<b>Paul Bako, L</b> (9.2) OBP: 0.352, SLG: 0.301										0	0	0	0	0	0	0			
<b>38 Reid Cornelius, R</b> (1.1) OBP: 0.118, SLG: 0.176		3-2 F8		2-2 FC1-6		4-2 BB		4-0 E BB BB		2	0	0	0	0	0	3			
<b>Ricky Bones, R</b> (6.1)										0	0	0	0	1	0	0			
<b>Armando Almanza, L</b> (7.1)										0	0	0	0	0	0	0			
<b>Dave Berg, R</b> (8.6) OBP: 0.354, SLG: 0.366										0	1	0	0	1	0	0			
<b>Inning Stats</b>	R: 1 E: 0 K: 0 S: 10	H: 1 LOB: 1 BB: 0 P: 16	R: 0 E: 0 K: 0 S: 5	H: 1 LOB: 1 BB: 0 P: 11	R: 1 E: 0 K: 0 S: 10	H: 3 LOB: 2 BB: 0 P: 12	R: 0 E: 0 K: 0 S: 10	H: 2 LOB: 2 BB: 0 P: 16	R: 2 E: 0 K: 1 S: 16	H: 4 LOB: 1 BB: 0 P: 23	R: 0 E: 0 K: 0 S: 6	H: 0 LOB: 0 BB: 1 P: 12	R: 0 E: 0 K: 0 S: 10	H: 1 LOB: 2 BB: 1 P: 18	R: 2 E: 1 K: 2 S: 17	H: 1 LOB: 3 BB: 3 P: 32	1B: 9 2B: 5 3B: 0 HR: 0	SF: 1 SAC: 0 DP: 2 HBP: 2	WP: 0 PA: 42 PB: 0 SB: 0 CS: 0
<b>PITCHER</b>	IP WLS BF H R ER SO BB IBB HBP BLK WP HR S P ERA WHIP																		
<b>Steve Trachsel, R</b> (1.1) ERA: 4.76	4.1	24	10	4	4	1	0	0	0	0	0	0	6	11	0.00	3.000			
<b>Tanyon Sturtze, R</b> (5.1) ERA: 7.39	0.2	3	1	0	0	0	1	0	0	0	0	0	6	11	0.00	3.000			
<b>Doug Creek, L</b> (6.1) ERA: 2.55	1.0	2	0	0	0	0	0	0	0	0	0	0	4	6	0.00	0.000			
<b>Rick White, R</b> (7.1) ERA: 3.23	1.0	L	8	2	2	1	0	2	1	0	0	0	11	27	9.00	4.000			
<b>Mark Guthrie, L</b> (8.1) ERA: 4.4	0.1	B	2	0	0	0	1	0	0	0	0	0	6	9	0.00	0.000			







Batter	1	2	3	4	5	6	7	8	9	AB	R	H	RBI	BB	SO	LOB	TOP								
<b>Luis Castillo, S</b> OBP: 0.466, SLG: 0.445 (1, 4)										5	0	2	1	0	1	3	<b>Florida Marlins @ New York Yankees</b> Yankee Stadium, Bronx, NY Thu Jul 13 2000, 7:05 PM EDT Att: 33,323 - Overcast - 80 F								
<b>Mark Kotsay, L</b> OBP: 0.351, SLG: 0.473 (1, 9)										4	2	2	0	1	0	1									
<b>Cliff Floyd, L</b> OBP: 0.357, SLG: 0.497 (1, 7)										4	0	0	0	1	1	3									
<b>Preston Wilson, R</b> OBP: 0.338, SLG: 0.507 (1, 8)										5	3	2	0	0	0	3									
<b>Mike Lowell, R</b> OBP: 0.317, SLG: 0.468 (1, 5)										3	2	1	3	2	0	1									
<b>Derrek Lee, R</b> OBP: 0.377, SLG: 0.560 (1, 3)										5	1	2	3	0	1	2									
<b>Kevin Millar, R</b> OBP: 0.392, SLG: 0.491 (1, 10)										4	2	1	1	0	1	1									
<b>Alex Gonzalez, R</b> OBP: 0.221, SLG: 0.297 (1, 6)										5	1	2	1	0	2	0									
<b>Paul Bako, L</b> OBP: 0.343, SLG: 0.303 (1, 2)										5	0	2	0	0	0	2									
<b>Inning Stats</b>	R: 3 E: 0 K: 1 S: 16	H: 3 LOB: 1 BB: 1 P: 26	R: 0 E: 0 K: 1 S: 10	H: 1 LOB: 1 BB: 0 P: 12	R: 3 E: 0 K: 1 S: 12	H: 2 LOB: 0 BB: 1 P: 20	R: 0 E: 0 K: 0 S: 8	H: 1 LOB: 0 BB: 0 P: 12	R: 0 E: 0 K: 0 S: 11	H: 0 LOB: 0 BB: 0 P: 15	R: 2 E: 1 K: 1 S: 12	H: 2 LOB: 2 BB: 1 P: 22	R: 2 E: 0 K: 0 S: 12	H: 4 LOB: 2 BB: 0 P: 17	R: 1 E: 0 K: 0 S: 12	H: 1 LOB: 1 BB: 1 P: 21	R: 0 E: 0 K: 1 S: 6	H: 0 LOB: 0 BB: 0 P: 8	1B: 8 2B: 5 3B: 0 HR: 2	SF: 0 SAC: 0 DP: 1 HBP: 1	WP: 3 PB: 0 SB: 2 CS: 0	PA: 45			
<b>PITCHER</b>	IP	WLS	BF	H	R	ER	SO	BB	IBB	HBP	BLK	WP	HR	S	P	ERA	WHIP								
<b>Orlando Hernandez, R</b> ERA: 4.97 (1, 1)	5.2	L	29	9	8	7	5	3	0	1	0	0	2	67	103	11.12	2.118								
<b>Craig Dingman, R</b> ERA: 3.16 (6, 1)	1.0		6	3	2	2	0	0	0	0	0	0	0	11	15	18.00	3.000								
<b>Randy Choate, L</b> ERA: 3.0 (7, 1)	0.2		4	2	1	1	0	0	0	0	0	1	0	8	13	13.50	3.000								
<b>Jason Grimsley, R</b> ERA: 3.98 (8, 1)	1.2		6	0	0	0	1	1	0	0	0	2	0	13	22	0.00	0.600								
<b>Batter</b>	<b>1</b>	<b>2</b>	<b>3</b>	<b>4</b>	<b>5</b>	<b>6</b>	<b>7</b>	<b>8</b>	<b>9</b>	<b>AB</b>	<b>R</b>	<b>H</b>	<b>RBI</b>	<b>BB</b>	<b>SO</b>	<b>LOB</b>	<b>BOTTOM</b>								
<b>Chuck Knoblauch, R</b> OBP: 0.346, SLG: 0.399 (1, 4)										4	0	0	0	0	0	3	<b>Florida Marlins @ New York Yankees</b> Yankee Stadium, Bronx, NY Thu Jul 13 2000, 7:05 PM EDT Att: 33,323 - Overcast - 80 F								
<b>Jose Vizcaino, S</b> OBP: 0.291, SLG: 0.277 (8, 4)										6	2	2	0	0	3	1									
<b>2 Derek Jeter, R</b> OBP: 0.370, SLG: 0.479 (1, 6)										6	2	2	0	0	3	1									
<b>Paul O'Neill, L</b> OBP: 0.351, SLG: 0.441 (1, 9)										3	3	1	0	2	0	0									
<b>Bernie Williams, S</b> OBP: 0.399, SLG: 0.600 (1, 8)										4	1	2	0	1	0	2									
<b>David Justice, L</b> OBP: 0.361, SLG: 0.563 (1, 10)										4	2	3	2	1	0	1									
<b>Tino Martinez, L</b> OBP: 0.331, SLG: 0.431 (1, 3)										5	0	1	2	0	2	8									
<b>20 Jorge Posada, S</b> OBP: 0.446, SLG: 0.531 (1, 2)										2	0	0	2	2	0	1									
<b>Ryan Thompson, R</b> OBP: 0.400, SLG: 0.500 (1, 7)										4	0	1	2	1	2	2									
<b>Scott Brosius, R</b> OBP: 0.315, SLG: 0.407 (1, 5)										4	1	1	1	1	1	3									
<b>Inning Stats</b>	R: 0 E: 0 K: 0 S: 8	H: 0 LOB: 0 BB: 0 P: 13	R: 1 E: 0 K: 1 S: 15	H: 2 LOB: 3 BB: 2 P: 33	R: 2 E: 0 K: 1 S: 21	H: 3 LOB: 2 BB: 1 P: 35	R: 0 E: 0 K: 2 S: 11	H: 0 LOB: 0 BB: 0 P: 19	R: 0 E: 0 K: 0 S: 12	H: 1 LOB: 1 BB: 0 P: 18	R: 1 E: 0 K: 1 S: 10	H: 1 LOB: 0 BB: 0 P: 15	R: 2 E: 0 K: 1 S: 14	H: 1 LOB: 3 BB: 4 P: 35	R: 3 E: 0 K: 1 S: 18	H: 3 LOB: 1 BB: 1 P: 28	R: 0 E: 0 K: 1 S: 13	H: 1 LOB: 1 BB: 0 P: 20	1B: 8 2B: 3 3B: 0 HR: 1	SF: 1 SAC: 0 DP: 0 HBP: 0	WP: 1 PB: 0 SB: 0 CS: 0	PA: 47			
<b>PITCHER</b>	IP	WLS	BF	H	R	ER	SO	BB	IBB	HBP	BLK	WP	HR	S	P	ERA	WHIP								
<b>Brad Penny, R</b> ERA: 5.32 (1, 1)	5.0	W	24	6	3	3	4	3	0	0	0	0	1	17	29	20.25	2.250								
<b>Ricky Bones, R</b> ERA: 2.09 (6, 1)	1.1		7	2	3	3	1	1	0	0	0	0	1	17	29	20.25	2.250								
<b>Armando Almanza, L</b> ERA: 1.5 (7, 1)	0.1		3	0	0	0	1	2	0	0	0	0	0	4	13	0.00	6.000								
<b>Braden Looper, R</b> ERA: 3.24 (7, 1)	1.0	H	8	3	3	3	1	2	0	0	0	0	0	19	34	27.00	5.000								
<b>Antonio Alfonseca, R</b> ERA: 4.47 (8, 1)	1.1	S	5	1	0	0	1	0	0	0	0	0	0	15	22	0.00	0.750								

Batter	1	2	3	4	5	6	7	8	9	AB	R	H	RBI	BB	SO	LOB	TOP										
Luis Castillo, S (1,4) OBP: 0.464, SLG: 0.442	2-1 S S 1B		1-2 G1-3		1-0 L7		2-2 G6-3			4	0	1	0	0	0	0	<b>Florida Marlins @ New York Yankees</b> Yankee Stadium, Bronx, NY Fri Jul 14, 2000, 7:05 PM EDT Att: 35,332 - Cloudy - 72 F										
Mark Kotsay, L (1,9) OBP: 0.350, SLG: 0.468	0-0 F8		2-2 F7		0-2 G6-3		4-2 BB			3	0	0	0	1	0	1											
Cliff Floyd, L (1,7) OBP: 0.358, SLG: 0.500	3-3 K		0-0 HR		1-1 S		1-3 K			4	1	2	0	0	2	2											
Preston Wilson, R (1,8) OBP: 0.339, SLG: 0.515	4-2 S BB		2-2 HR		1-3 K			1-3 K		3	1	1	2	1	2	1											
Mike Lowell, R (1,5) OBP: 0.313, SLG: 0.461	2-3 K		1-1 L6		0-1 G4-3			0-0 P4		4	0	0	0	0	1	2											
Derrek Lee, R (1,3) OBP: 0.378, SLG: 0.563		0-1 G6-3		0-2 G6-4-3 BB 1B		1-0 2B		2-2 F8		4	0	2	0	0	0	0											
Kevin Millar, R (1,10) OBP: 0.389, SLG: 0.482		1-2 G6-3		4-0 G6-4-3 BB		0-0 F8		2-2 F8		3	0	0	0	1	0	1											
Alex Gonzalez, R (1,6) OBP: 0.222, SLG: 0.300		0-2 2B		1-0 G6-4-3		0-1 F8		0-1 P3		4	0	1	0	0	0	3											
Paul Bako, L (1,2) OBP: 0.335, SLG: 0.295		3-1 G3-1		2-2 G1-3			1-1 G3		1-3 K	4	0	0	0	0	1	2											
<b>Inning Stats</b>	R: 0 H: 1 E: 0 K: 2 S: 22	H: 1 LOB: 2 BB: 1 P: 33	R: 0 H: 1 E: 0 K: 0 S: 11	H: 1 LOB: 1 BB: 0 P: 15	R: 2 H: 2 E: 0 K: 0 S: 13	H: 2 LOB: 0 BB: 0 P: 19	R: 0 H: 1 E: 0 K: 0 S: 7	H: 1 LOB: 1 BB: 0 P: 14	R: 0 H: 1 E: 0 K: 1 S: 9	H: 1 LOB: 1 BB: 0 P: 12	R: 0 H: 0 E: 0 K: 1 S: 13	H: 0 LOB: 1 BB: 1 P: 21	R: 0 H: 0 E: 0 K: 1 S: 7	H: 0 LOB: 0 BB: 0 P: 10	R: 0 H: 0 E: 0 K: 1 S: 10	H: 0 LOB: 0 BB: 0 P: 13		1B: 3 2B: 3 3B: 0 HR: 1	SF: 0 SAC: 0 DP: 1 HBP: 0	WP: 0 PA: 36 PB: 0 SB: 4 CS: 0							
<b>PITCHER</b>	IP WLS BF H R ER SO BB IBB HBP BLK WP HR S P ERA WHIP	7.0 W 30 7 2 2 4 3 0 0 0 0 1 81 121 2.57 1.429	2.0 L 6 0 0 0 2 0 0 0 0 0 0 17 23 0.00 0.000														ERA WHIP										
Roger Clemens, R (1,1) ERA: 4.21														2.57 1.429													
Jeff Nelson, R (8,1) ERA: 1.62														0.00 0.000													

Batter	1	2	3	4	5	6	7	8	9	AB	R	H	RBI	BB	SO	LOB	BOTTOM										
Jose Vizcaino, S (1,4) OBP: 0.297, SLG: 0.284	1-3 K		0-0 L8		1-0 1B		1-0 1B			4	0	2	0	0	1	0	<b>Florida Marlins @ New York Yankees</b> Yankee Stadium, Bronx, NY Fri Jul 14, 2000, 7:05 PM EDT Att: 35,332 - Cloudy - 72 F										
Derek Jeter, R (1,6) OBP: 0.372, SLG: 0.477	4-2 G4-3 HR BB		0-1 G4-6-3 1B		3-3 K		1-2 F9			3	1	1	0	1	1	4											
Paul O'Neill, L (1,9) OBP: 0.350, SLG: 0.438	3-1 G4-3		2-1 G4-6-3 1B		0-0 S 1B		0-3 K			4	0	1	0	0	1	2											
Bernie Williams, S (1,8) OBP: 0.397, SLG: 0.605	2-2 HR		2-1 F7		0-3 K		1-0 G6-3			4	1	1	2	0	1	1											
David Justice, L (1,10) OBP: 0.363, SLG: 0.571	3-2 HR		4-0 20 G5-3 1B HR BB		2-1 F7		1-2 F9			3	2	1	1	1	0	1											
Tino Martinez, L (1,3) OBP: 0.330, SLG: 0.429	1-3 K		1-1 20 G5-3 1B HR		2-1 F9			0-2 G1-3		4	1	1	0	0	1	1											
Jorge Posada, S (1,2) OBP: 0.444, SLG: 0.531		3-2 F7		1-1 G5-3		1-0 G1-3		2-2 2B		4	0	1	0	0	0	2											
Ryan Thompson, R (1,7) OBP: 0.333, SLG: 0.750		3-3 K		2-0 2H 3H HR		2-2 G6-3		1-2 G5-3		4	1	1	3	0	1	1											
Scott Brosius, R (1,5) OBP: 0.318, SLG: 0.403		1-0 G1-3		4-2 1B BB		4-2 1B BB		0-0 F9		2	0	0	0	2	0	1											
<b>Inning Stats</b>	R: 3 H: 2 E: 0 K: 2 S: 17	H: 0 LOB: 0 BB: 1 P: 31	R: 0 H: 0 E: 0 K: 1 S: 10	H: 0 LOB: 0 BB: 0 P: 17	R: 0 H: 1 E: 0 K: 0 S: 5	H: 1 LOB: 0 BB: 0 P: 7	R: 3 H: 3 E: 0 K: 1 S: 13	H: 3 LOB: 2 BB: 2 P: 31	R: 0 H: 1 E: 0 K: 1 S: 8	H: 1 LOB: 1 BB: 0 P: 12	R: 0 H: 1 E: 0 K: 0 S: 12	H: 1 LOB: 2 BB: 1 P: 21	R: 0 H: 0 E: 0 K: 1 S: 8	H: 0 LOB: 0 BB: 0 P: 10	R: 0 H: 1 E: 0 K: 0 S: 14	H: 1 LOB: 1 BB: 0 P: 17		1B: 5 2B: 1 3B: 0 HR: 3	SF: 0 SAC: 0 DP: 1 HBP: 0	WP: 0 PA: 36 PB: 0 SB: 1 CS: 0							
<b>PITCHER</b>	IP WLS BF H R ER SO BB IBB HBP BLK WP HR S P ERA WHIP	6.0 L 29 8 6 6 5 4 0 0 0 0 3 65 119 9.00 2.000	2.0 L 7 1 0 0 1 0 0 0 0 0 0 22 27 0.00 0.500														ERA WHIP										
Ryan Dempster, R (1,1) ERA: 3.9														9.00 2.000													
Vic Darensbourg, L (7,1) ERA: 3.54														0.00 0.500													

Batter	1	2	3	4	5	6	7	8	9	AB R H RBI BB SO LOB	TOP																								
												<b>Florida Marlins @ New York Yankees</b> Yankee Stadium, Bronx, NY Sat Jul 15 2000, 4:35 PM EDT  <a href="http://livebaseballscorecards.com">livebaseballscorecards.com</a>																							
		<b>AB 0</b> <b>R 0</b> <b>H 0</b> <b>RBI 0</b> <b>BB 0</b> <b>SO 0</b> <b>LOB 0</b>																																	
																																			
Inning Stats											1B: 0 SF: 0 WP: 0 PA: 0 2B: 0 SAC: 0 FB: 0 3B: 0 DP: 0 SB: 0 HR: 0 HBP: 0 CS: 0																								
PITCHER	IP	WLS	BF	H	R	ER	SO	BB	IBB	HBP	BLK	WP	HR	S	P	ERA	WHIP	PITCHER	IP	WLS	BF	H	R	ER	SO	BB	IBB	HBP	BLK	WP	HR	S	P	ERA	WHIP

Batter	1	2	3	4	5	6	7	8	9	AB R H RBI BB SO LOB	BOTTOM																								
												<b>Florida Marlins @ New York Yankees</b> Yankee Stadium, Bronx, NY Sat Jul 15 2000, 4:35 PM EDT  <a href="http://livebaseballscorecards.com">livebaseballscorecards.com</a>																							
		<b>AB 0</b> <b>R 0</b> <b>H 0</b> <b>RBI 0</b> <b>BB 0</b> <b>SO 0</b> <b>LOB 0</b>																																	
																																			
Inning Stats											1B: 0 SF: 0 WP: 0 PA: 0 2B: 0 SAC: 0 FB: 0 3B: 0 DP: 0 SB: 0 HR: 0 HBP: 0 CS: 0																								
PITCHER	IP	WLS	BF	H	R	ER	SO	BB	IBB	HBP	BLK	WP	HR	S	P	ERA	WHIP	PITCHER	IP	WLS	BF	H	R	ER	SO	BB	IBB	HBP	BLK	WP	HR	S	P	ERA	WHIP



Batter	1	2	3	4	5	6	7	8	9	AB	R	H	RBI	BB	SO	LOB	TOP											
Luis Castillo, S OBP: 0.462, SLG: 0.441	1-2 G4-3		0-2 1B		3-2 FC3-6			0-0 F9		4	1	2	0	0	0	0	<b>Florida Marlins @ Baltimore Orioles</b> Oriole Park at Camden Yards, Baltimore, MD Mon Jul 17 2000, 7:35 PM EDT Att: 37,591 - Cloudy - 87 F											
Mark Kotsay, L OBP: 0.345, SLG: 0.469	2-1 E		1-1 1B		1-2 FC3-6			2-0 G4-3		4	1	2	0	0	0	1												
Cliff Floyd, L OBP: 0.369, SLG: 0.508	3-1 F7		0-0 2B		0-0 F9			0-1 1B		4	1	2	1	0	0	2												
Preston Wilson, R OBP: 0.342, SLG: 0.517	1-1 E6		0-1 2B		1-0 CS			3-1 F3		4	0	1	2	0	0	2												
Mike Lowell, R OBP: 0.310, SLG: 0.454	2-0 FC4-6		1-0 G6-3		2-2 1B			0-2 F9		4	0	1	0	0	0	3												
Derrek Lee, R OBP: 0.371, SLG: 0.550		0-2 G5-3	0-0 L8		0-0 G5-3			2-1 L9		4	0	0	0	0	0	1												
Mark Smith, R OBP: 0.375, SLG: 0.444		0-3 K		2-3 K				0-1 P2		4	0	0	0	0	0	2												
Andy Fox, L OBP: 0.241, SLG: 0.271		0-1 F8		0-0 F7				2-2 G6-3		3	0	0	0	0	0	0												
Paul Bako, L OBP: 0.333, SLG: 0.294			2-2 F7	1-2 G4-3				0-0 G4-3		3	0	0	0	0	0	0												
<b>Inning Stats</b>	R: 0 E: 1 K: 0 S: 10	H: 1 LOB: 2 BB: 0 P: 19	R: 0 E: 0 K: 1 S: 8	H: 0 LOB: 0 BB: 0 P: 8	R: 3 E: 0 K: 0 S: 15	H: 4 LOB: 1 BB: 0 P: 19	R: 0 E: 0 K: 1 S: 9	H: 0 LOB: 0 BB: 0 P: 12	R: 0 E: 0 K: 0 S: 12	H: 1 LOB: 0 BB: 0 P: 16	R: 0 E: 0 K: 0 S: 7	H: 0 LOB: 0 BB: 0 P: 9	R: 0 E: 0 K: 0 S: 6	H: 0 LOB: 0 BB: 0 P: 8	R: 0 E: 0 K: 0 S: 6	H: 1 LOB: 1 BB: 0 P: 11	R: 0 E: 0 K: 0 S: 7	H: 0 LOB: 0 BB: 0 P: 11	1B: 6 2B: 2 3B: 0 HR: 0	SF: 0 SAC: 0 DP: 0 HBP: 0	WP: 0 PB: 0 SB: 1 CS: 1	PA: 35						
<b>PITCHER</b>	IP	WLS	BF	H	R	ER	SO	BB	IBB	HBP	BLK	WP	HR	S	P	ERA	WHIP											
Jose Mercedes, R ERA: 5.92	(1, 1)	7.0	W	27	7	3	3	2	0	0	0	0	0	0	67	91	3.86	1.000										
Buddy Groom, L ERA: 4.37	(8, 1)	0.2	H	3	1	0	0	0	0	0	0	0	0	4	6	0.00	1.500											
Mike Trombley, R ERA: 4.15	(8, 1)	0.1	H	1	0	0	0	0	0	0	0	0	0	2	5	0.00	0.000											
Mike Timlin, R ERA: 4.78	(9, 1)	1.0	S	3	0	0	0	0	0	0	0	0	0	7	11	0.00	0.000											

Batter	1	2	3	4	5	6	7	8	9	AB	R	H	RBI	BB	SO	LOB	BOTTOM											
Brady Anderson, L OBP: 0.353, SLG: 0.420	2-2 FC6-4		1-1 E		2-2 F7			1-0 HR		4	2	3	1	0	0	0	<b>Florida Marlins @ Baltimore Orioles</b> Oriole Park at Camden Yards, Baltimore, MD Mon Jul 17 2000, 7:35 PM EDT Att: 37,591 - Cloudy - 87 F											
Mike Bordick, R OBP: 0.356, SLG: 0.500	1-2 FC6-4		1-1 E4		1-2 F9			1-1 G6-3		4	2	1	0	0	0	1												
Delino DeShields, L OBP: 0.369, SLG: 0.440	3-2 1H		0-0 SF8		0-1 G4-3			4-2 L3		2	1	1	3	1	0	0												
Albert Belle, R OBP: 0.363, SLG: 0.514	1-1 G6-3		3-1 1B		2-1 F8			1-0 L3		4	0	1	1	0	0	1												
Luis Matos, R OBP: 0.290, SLG: 0.308			1-0 1B					1-2 1B		0	0	0	0	0	0	0												
B.J. Surhoff, L OBP: 0.339, SLG: 0.453	1-0 F7			2-0 F7				0-0 G3		3	0	0	0	0	0	0												
Will Clark, L OBP: 0.416, SLG: 0.450		0-0 G4-3		1-0 F8				2-3 K		3	0	0	0	0	1	0												
Harold Baines, L OBP: 0.336, SLG: 0.429		0-3 K		0-2 1B				0-0 G3		3	0	1	0	0	1	0												
Charles Johnson, R OBP: 0.369, SLG: 0.594		2-0 G5-3		4-2 1B				2-1 13 G3-6-3		2	0	1	0	1	0	0												
13 Ivanon Coffie, L OBP: 0.286, SLG: 0.167			2-1 G3	1-3 K				1-2 G3-6-3		3	0	0	0	0	1	3												
<b>Inning Stats</b>	R: 2 E: 0 K: 0 S: 14	H: 2 LOB: 0 BB: 0 P: 21	R: 0 E: 0 K: 1 S: 5	H: 0 LOB: 0 BB: 0 P: 7	R: 2 E: 1 K: 0 S: 8	H: 3 LOB: 1 BB: 0 P: 13	R: 0 E: 0 K: 1 S: 17	H: 1 LOB: 2 BB: 1 P: 25	R: 0 E: 0 K: 0 S: 8	H: 0 LOB: 0 BB: 0 P: 11	R: 0 E: 0 K: 1 S: 8	H: 0 LOB: 0 BB: 0 P: 12	R: 0 E: 0 K: 0 S: 6	H: 1 LOB: 0 BB: 0 P: 9	R: 1 E: 0 K: 0 S: 6	H: 1 LOB: 0 BB: 1 P: 13	1B: 6 2B: 1 3B: 0 HR: 2	SF: 1 SAC: 0 DP: 2 HBP: 0	WP: 0 PB: 0 SB: 0 CS: 0	PA: 31								
<b>PITCHER</b>	IP	WLS	BF	H	R	ER	SO	BB	IBB	HBP	BLK	WP	HR	S	P	ERA	WHIP											
38 Reid Cornelius, R ERA: 3.9	(1, 1)	7.1	L	29	4	4	3	1	0	0	0	0	0	0	63	103	4.91	1.227										
Armando Almanza, L ERA: 1.47	(8, 1)	0.2		2	0	0	0	1	0	0	0	0	0	3	8	0.00	1.500											

AB	34
R	3
H	8
RBI	3
BB	0
SO	2
LOB	9



AB	28
R	5
H	8
RBI	5
BB	2
SO	3
LOB	5



Batter	1	2	3	4	5	6	7	8	9	AB	R	H	RBI	BB	SO	LOB	TOP										
Luis Castillo, S OBP: 0.461, SLG: 0.440 (1, 4)	L7	FC3-6 1B			B1-3		G6-3		FC6-4 1B	5	0	2	1	0	0	0	<b>Florida Marlins @ Baltimore Orioles</b> Oriole Park at Camden Yards, Baltimore, MD Tue Jul 18 2000, 7:35 PM EDT Att: 38,828 - Cloudy - 88 F										
Mark Kotsay, L OBP: 0.343, SLG: 0.462 (1, 9)	G4-3	FC3-6			L9		F8		F7	5	0	0	0	0	0	3											
Cliff Floyd, L OBP: 0.372, SLG: 0.508 (1, 7)		G4-3 1B						HR 1B	FC6-4 FC5-4	4	1	2	0	1	0	3											
Preston Wilson, R OBP: 0.340, SLG: 0.521 (1, 8)	F9				G1-3			HR 1B	FC5-4	5	1	1	2	0	0	3											
Derrek Lee, R OBP: 0.376, SLG: 0.558 (1, 3)								HR 1B		4	2	3	0	0	1	0											
Kevin Millar, R OBP: 0.391, SLG: 0.497 (1, 10)								HR 1B		4	2	2	3	0	0	1											
Dave Berg, R OBP: 0.360, SLG: 0.361 (1, 5)										4	0	1	0	0	2	1											
Alex Gonzalez, R OBP: 0.222, SLG: 0.305 (1, 6)										4	1	1	1	1	0	0											
Mike Redmond, R OBP: 0.329, SLG: 0.301 (1, 2)										4	0	1	0	0	1	0											
<b>Inning Stats</b>	R: 0 E: 0 K: 0 S: 14	H: 1 LOB: 1 BB: 0 P: 20	R: 3 E: 0 K: 0 S: 10	H: 5 LOB: 2 BB: 0 P: 13	R: 0 E: 0 K: 0 S: 6	H: 1 LOB: 0 BB: 0 P: 11	R: 0 E: 0 K: 1 S: 6	H: 0 LOB: 0 BB: 0 P: 8	R: 0 E: 0 K: 1 S: 3	H: 1 LOB: 1 BB: 0 P: 10	R: 0 E: 0 K: 0 S: 7	H: 0 LOB: 0 BB: 0 P: 12	R: 4 E: 0 K: 2 S: 16	H: 4 LOB: 0 BB: 0 P: 22	R: 0 E: 0 K: 0 S: 13	H: 1 LOB: 1 BB: 0 P: 19	1B: 9 2B: 2 3B: 0 HR: 2	SF: 0 SAC: 0 DP: 1 HBP: 0	WP: 0 PB: 0 SB: 1 CS: 0	PA: 40							
<b>PITCHER</b>	IP	WLS	BF	H	R	ER	SO	BB	IBB	HBP	BLK	WP	HR	S	P	ERA	WHIP										
35 Mike Mussina, R ERA: 3.82 (1, 1)	7.0	L	29	8	3	3	2	1	0	0	0	0	0	54	83	3.86	1.286										
Darren Holmes, R ERA: 14.87 (8, 1)	1.0		7	4	4	4	2	0	0	0	0	0	2	16	22	36.00	4.000										
Gabe Molina, R ERA: 7.5 (9, 1)	1.0		4	1	0	0	0	0	0	0	0	0	0	13	19	0.00	1.000										


Batter	1	2	3	4	5	6	7	8	9	AB	R	H	RBI	BB	SO	LOB	BOTTOM										
Brady Anderson, L OBP: 0.355, SLG: 0.421 (1, 9)	F4					G4-3			FC5-4 1B	4	0	2	0	0	0	1	<b>Florida Marlins @ Baltimore Orioles</b> Oriole Park at Camden Yards, Baltimore, MD Tue Jul 18 2000, 7:35 PM EDT Att: 38,828 - Cloudy - 88 F										
Mike Bordick, R OBP: 0.353, SLG: 0.494 (1, 6)	K2-3				F8	K2-3		FC5-4		4	0	0	0	0	2	4											
Will Clark, L OBP: 0.410, SLG: 0.441 (1, 3)	K				G1-3	F8		L6		4	0	0	0	0	1	3											
Albert Belle, R OBP: 0.364, SLG: 0.517 (1, 10)										4	0	2	0	0	0	0											
Jeff Conine, R OBP: 0.325, SLG: 0.450 (1, 5)										4	0	1	0	0	0	2											
B.J. Surhoff, L OBP: 0.338, SLG: 0.451 (1, 7)										4	0	1	0	0	0	2											
Charles Johnson, R OBP: 0.364, SLG: 0.585 (1, 2)										4	0	0	0	0	2	3											
Mark Lewis, R OBP: 0.262, SLG: 0.313 (1, 4)										3	0	1	0	0	0	0											
Luis Matos, R OBP: 0.294, SLG: 0.345 (1, 8)										3	0	1	0	0	0	1											
<b>Inning Stats</b>	R: 0 E: 0 K: 2 S: 9	H: 0 LOB: 0 BB: 0 P: 15	R: 0 E: 0 K: 1 S: 9	H: 1 LOB: 1 BB: 0 P: 16	R: 0 E: 0 K: 0 S: 7	H: 1 LOB: 1 BB: 0 P: 14	R: 0 E: 0 K: 0 S: 6	H: 1 LOB: 0 BB: 0 P: 8	R: 0 E: 0 K: 1 S: 4	H: 0 LOB: 0 BB: 0 P: 6	R: 0 E: 0 K: 1 S: 7	H: 1 LOB: 1 BB: 0 P: 10	R: 0 E: 0 K: 1 S: 7	H: 1 LOB: 1 BB: 0 P: 13	R: 0 E: 0 K: 0 S: 11	H: 2 LOB: 2 BB: 0 P: 22	R: 0 E: 0 K: 0 S: 6	H: 1 LOB: 1 BB: 0 P: 9	1B: 6 2B: 2 3B: 0 HR: 0	SF: 0 SAC: 0 DP: 1 HBP: 0	WP: 0 PB: 0 SB: 0 CS: 0	PA: 34					
<b>PITCHER</b>	IP	WLS	BF	H	R	ER	SO	BB	IBB	HBP	BLK	WP	HR	S	P	ERA	WHIP										
Jesus Sanchez, L ERA: 5.04 (1, 1)	9.0	W	34	8	0	0	5	0	0	0	0	0	0	66	113	0.00	0.889										


AB	39
R	7
H	13
RBI	7
BB	1
SO	4
LOB	12



AB	34
R	0
H	8
RBI	0
BB	0
SO	5
LOB	16



Batter	1	2	3	4	5	6	7	8	9	AB R H RBI BB SO LOB	TOP																								
												<p style="text-align: center;">Atlanta Braves @ Florida Marlins Pro Player Stadium, Miami, FL Wed Jul 19 2000, 7:05 PM EDT</p> <p style="text-align: right;"><a href="http://livebaseballscorecards.com">livebaseballscorecards.com</a></p> <p style="text-align: right;"> <b>AB</b> 0  <b>R</b> 0  <b>H</b> 0  <b>RBI</b> 0  <b>BB</b> 0  <b>SO</b> 0  <b>LOB</b> 0 </p> <p style="text-align: right;"></p>																							
Inning Stats											1B: 0 SF: 0 WP: 0 PA: 0 2B: 0 SAC: 0 FB: 0 3B: 0 DP: 0 SB: 0 HR: 0 HBP: 0 CS: 0																								
PITCHER	IP	WLS	BF	H	R	ER	SO	BB	IBB	HBP	BLK	WP	HR	S	P	ERA	WHIP	PITCHER	IP	WLS	BF	H	R	ER	SO	BB	IBB	HBP	BLK	WP	HR	S	P	ERA	WHIP

Batter	1	2	3	4	5	6	7	8	9	AB R H RBI BB SO LOB	BOTTOM																								
												<p style="text-align: center;">Atlanta Braves @ Florida Marlins Pro Player Stadium, Miami, FL Wed Jul 19 2000, 7:05 PM EDT</p> <p style="text-align: right;"><a href="http://livebaseballscorecards.com">livebaseballscorecards.com</a></p> <p style="text-align: right;"> <b>AB</b> 0  <b>R</b> 0  <b>H</b> 0  <b>RBI</b> 0  <b>BB</b> 0  <b>SO</b> 0  <b>LOB</b> 0 </p> <p style="text-align: right;"></p>																							
Inning Stats											1B: 0 SF: 0 WP: 0 PA: 0 2B: 0 SAC: 0 FB: 0 3B: 0 DP: 0 SB: 0 HR: 0 HBP: 0 CS: 0																								
PITCHER	IP	WLS	BF	H	R	ER	SO	BB	IBB	HBP	BLK	WP	HR	S	P	ERA	WHIP	PITCHER	IP	WLS	BF	H	R	ER	SO	BB	IBB	HBP	BLK	WP	HR	S	P	ERA	WHIP



Batter	1	2	3	4	5	6	7	8	9	AB	R	H	RBI	BB	SO	LOB	TOP										
Rafael Furcal, S OBP: 0.387, SLG: 0.367 (1, 4)	G4-3		FC5-4 BB		G1-3		CS BB		1B	3	0	1	0	2	0	0	<b>Atlanta Braves @ Florida Marlins</b> Pro Player Stadium, Miami, FL Thu Jul 20 2000, 4:05 PM EDT Sunny - 91 F										
Andruw Jones, R OBP: 0.383, SLG: 0.568 (1, 8)	G4-3		FC5-4 1-2			10 2B	K		G5-3	5	1	1	0	0	1	3											
10 Chipper Jones, S OBP: 0.412, SLG: 0.605 (1, 5)	G6-3				G1-3				F8	4	1	1	1	0	0	0											
Brian Jordan, R OBP: 0.334, SLG: 0.466 (1, 9)		G5-4-3 1B			G5-3				F8	3	1	1	0	1	0	0											
Andres Galarraga, R OBP: 0.366, SLG: 0.542 (1, 3)	G5-4-3 1-2				BB 1B				G4-3	4	0	1	0	0	0	3											
Javy Lopez, R OBP: 0.348, SLG: 0.491 (1, 2)	G5-3				BB 1B				G5-3	3	0	1	1	1	0	0											
Reggie Sanders, R OBP: 0.264, SLG: 0.312 (1, 7)					F3				1B SF8 2B	3	2	2	1	1	0	2											
Walt Weiss, S OBP: 0.380, SLG: 0.331 (6, PH)					G5-3					2	0	0	0	0	1	0											
Wally Joyner, L OBP: 0.303, SLG: 0.312 (6, PR)										1	0	0	1	0	0	2											
Keith Lockhart, L OBP: 0.319, SLG: 0.398 (6, 4)									CS 1B	1	0	1	0	0	0	0											
Tom Glavine, L OBP: 0.238, SLG: 0.184 (7, 1)					G6-3				SF8	3	0	0	0	0	1	2											
Bobby Bonilla, S OBP: 0.376, SLG: 0.430 (9, PH)					G4-3					0	0	0	0	0	0	0											
Kerry Ligtenberg, R (9, 1)										0	0	0	0	0	0	0											
<b>Inning Stats</b>	R: 0 E: 0 K: 0 S: 7	H: 0 LOB: 0 BB: 0 P: 12	R: 0 E: 0 K: 0 S: 6	H: 1 LOB: 0 BB: 0 P: 10	R: 1 E: 0 K: 0 S: 9	H: 1 LOB: 1 BB: 1 P: 13	R: 0 E: 0 K: 0 S: 10	H: 1 LOB: 2 BB: 1 P: 19	R: 0 E: 0 K: 1 S: 6	H: 0 LOB: 0 BB: 0 P: 7	R: 3 E: 0 K: 1 S: 11	H: 3 LOB: 2 BB: 2 P: 24	R: 0 E: 0 K: 1 S: 7	H: 0 LOB: 0 BB: 1 P: 14	R: 0 E: 0 K: 0 S: 4	H: 0 LOB: 0 BB: 0 P: 8	R: 1 E: 0 K: 0 S: 12	H: 3 LOB: 1 BB: 0 P: 19	1B: 4 2B: 4 3B: 0 HR: 1	SF: 1 SAC: 0 DP: 1 HBP: 0	WP: 0 PB: 0 SB: 1 CS: 2	PA: 38					
<b>PITCHER</b>	IP	WLS	BF	H	R	ER	SO	BB	IBB	HBP	BLK	WP	HR	S	P	ERA	WHIP										
Ryan Dempster, R ERA: 3.96 (1, 1)	7.0	L	30	6	4	4	3	5	0	0	0	0	1	56	99	5.14	1.571										
Braden Looper, R ERA: 3.3 (8, 1)	2.0		8	3	1	1	0	0	0	0	0	0	0	16	27	4.50	1.500										

Batter	1	2	3	4	5	6	7	8	9	AB	R	H	RBI	BB	SO	LOB	BOTTOM										
Luis Castillo, S OBP: 0.460, SLG: 0.439 (1, 4)	F8		G6-4-3 1-2			FC1-6 1B			G6-3	5	0	2	0	0	0	2	<b>Atlanta Braves @ Florida Marlins</b> Pro Player Stadium, Miami, FL Thu Jul 20 2000, 4:05 PM EDT Sunny - 91 F										
Mark Kotsay, L OBP: 0.342, SLG: 0.459 (1, 9)	G6-3				E FC5-4 1B				K	4	1	1	0	0	1	2											
Cliff Floyd, L OBP: 0.368, SLG: 0.502 (1, 7)	G3				E6 FC5-4				F8	4	0	0	0	0	0	3											
Preston Wilson, R OBP: 0.337, SLG: 0.515 (1, 8)					FC5-4 2B				L8	4	1	0	1	0	0	1											
Mike Lowell, R OBP: 0.315, SLG: 0.461 (1, 5)					1-2 3-H				F8	4	1	3	1	0	0	0											
Derrek Lee, R OBP: 0.378, SLG: 0.555 (1, 3)					1-H 2B				F8	4	1	3	1	0	0	0											
Alex Gonzalez, R OBP: 0.219, SLG: 0.300 (1, 6)					2B BB				K	3	0	1	0	1	1	1											
Mike Redmond, R OBP: 0.336, SLG: 0.316 (1, 2)					2B BB					4	0	0	0	0	2	5											
Dave Berg, R OBP: 0.354, SLG: 0.375 (9, PH)					FC2-6 1B				F3	3	0	2	1	0	0	2											
Ryan Dempster, R OBP: 0.087, SLG: 0.130 (7, PH)					1-2 2B					1	0	0	0	0	0	0											
Mark Smith, R OBP: 0.371, SLG: 0.439 (8, 1)					FC2-6 G6-4-3				K	0	0	0	0	0	0	0											
Kevin Millar, R OBP: 0.389, SLG: 0.494 (9, PH)					1-2					1	0	0	0	0	1	1											
<b>Inning Stats</b>	R: 0 E: 0 K: 0 S: 4	H: 0 LOB: 0 BB: 0 P: 5	R: 0 E: 1 K: 0 S: 7	H: 1 LOB: 1 BB: 0 P: 10	R: 0 E: 0 K: 0 S: 6	H: 1 LOB: 0 BB: 0 P: 8	R: 3 E: 1 K: 2 S: 28	H: 3 LOB: 2 BB: 1 P: 40	R: 0 E: 0 K: 0 S: 4	H: 1 LOB: 0 BB: 0 P: 6	R: 0 E: 0 K: 1 S: 11	H: 2 LOB: 2 BB: 0 P: 16	R: 0 E: 0 K: 1 S: 10	H: 1 LOB: 1 BB: 0 P: 14	R: 0 E: 0 K: 1 S: 6	H: 0 LOB: 0 BB: 0 P: 11	R: 0 E: 0 K: 1 S: 23	H: 1 LOB: 1 BB: 0 P: 30	1B: 7 2B: 3 3B: 0 HR: 0	SF: 0 SAC: 0 DP: 1 HBP: 0	WP: 0 PB: 0 SB: 1 CS: 1	PA: 38					
<b>PITCHER</b>	IP	WLS	BF	H	R	ER	SO	BB	IBB	HBP	BLK	WP	HR	S	P	ERA	WHIP										
Tom Glavine, L ERA: 3.41 (1, 1)	6.1	W	28	9	3	1	3	1	0	0	0	0	0	66	95	1.42	1.579										
Mike Remlinger, L ERA: 3.5 (7, 1)	1.2	H	5	0	0	0	2	0	0	0	0	0	0	10	15	0.00	0.000										
Kerry Ligtenberg, R ERA: 3.48 (9, 1)	1.0	S	4	1	0	0	1	0	0	0	0	0	0	23	30	0.00	1.000										



Batter	1	2	3	4	5	6	7	8	9	AB	R	H	RBI	BB	SO	LOB	TOP					
Rafael Furcal, S OBP: 0.384, SLG: 0.362 (1, 6)	G6-3		B3				F7			3	0	0	0	1	0	1	Atlanta Braves @ Florida Marlins Pro Player Stadium, Miami, FL Thu Jul 20 2000, 7:05 PM EDT Att: 28,978 - Sunny - 87 F					
Andruw Jones, R OBP: 0.382, SLG: 0.563 (1, 8)	10 1B HBP		G5-3				F7		F7	3	1	0	0	0	0	1						
10 Chipper Jones, S OBP: 0.413, SLG: 0.602 (1, 5)	1B		2B				G6-3		G6-3	3	0	1	0	1	0	1						
Wally Joyner, L OBP: 0.315, SLG: 0.328 (1, 3)	1B		2B				F8		FC5-4 BB	3	0	2	1	1	0	0						
Bobby Bonilla, S OBP: 0.371, SLG: 0.423 Trenidad Hubbard, R OBP: 0.287, SLG: 0.276 (1, 7) (6, 7)	P6		G4-3				F7		FC5-4 BB	3	0	0	0	0	0	4						
Reggie Sanders, R OBP: 0.260, SLG: 0.307 (1, 9)	K						F8		K	4	0	0	0	0	2	2						
Keith Lockhart, L OBP: 0.309, SLG: 0.384 (1, 4)			K				F5		G5-3	4	0	0	0	0	1	0						
Fernando Lunar, R OBP: 0.267, SLG: 0.204 (1, 2)			K				K		K	4	0	0	0	0	4	0						
Kevin Millwood, R OBP: 0.114, SLG: 0.118 Brian Jordan, R OBP: 0.336, SLG: 0.466 Scott Kamieniecki, R John Rocker, R (1, 1) (7, PH) (7, 1) (8, 1)			K				F9			2	0	0	0	0	1	0						
							HBP			0	0	0	0	0	0	0						
										0	0	0	0	0	0	0						
										0	0	0	0	0	0	0						
										0	0	0	0	0	0	0						
<b>Inning Stats</b>	R: 1 E: 0 K: 1 S: 14	H: 2 LOB: 2 BB: 0 P: 25	R: 0 E: 0 K: 3 S: 10	H: 0 LOB: 0 BB: 13 P: 13	R: 0 E: 0 K: 0 S: 8	H: 1 LOB: 2 BB: 1 P: 14	R: 0 E: 0 K: 1 S: 5	H: 0 LOB: 0 BB: 0 P: 9	R: 0 E: 0 K: 0 S: 10	H: 0 LOB: 1 BB: 1 P: 19	R: 0 E: 0 K: 0 S: 7	H: 0 LOB: 0 BB: 0 P: 11	R: 0 E: 0 K: 1 S: 5	H: 0 LOB: 1 BB: 0 P: 8	R: 0 E: 0 K: 0 S: 18	H: 0 LOB: 1 BB: 1 P: 25	R: 0 E: 0 K: 2 S: 13	H: 0 LOB: 0 BB: 0 P: 17	1B: 2 2B: 1 3B: 0 HR: 0	SF: 0 SAC: 0 DP: 0 HBP: 2	WP: 0 PB: 0 SB: 1 CS: 0	PA: 35
<b>PITCHER</b>	IP WLS BF H R ER SO BB IBB HBP BLK WP HR S P ERA WHIP																					
A.J. Burnett, R ERA: 1.29 (1, 1)	7.0 W 28 3 1 1 6 2 0 2 0 0 0 0 59 99 1.29 0.714																					
Armando Almanza, L ERA: 1.42 (8, 1)	1.0 4 0 0 0 0 1 0 0 0 0 0 0 0 18 25 0.00 1.000																					
Antonio Alfonseca, R ERA: 4.37 (9, 1)	1.0 3 0 0 0 0 2 0 0 0 0 0 0 0 0 13 17 0.00 0.000																					

AB	30
R	1
H	3
RBI	1
BB	3
SO	8
LOB	10



Batter	1	2	3	4	5	6	7	8	9	AB	R	H	RBI	BB	SO	LOB	BOTTOM			
Luis Castillo, S OBP: 0.463, SLG: 0.440 (1, 4)	F7									2	1	1	0	2	0	0	Atlanta Braves @ Florida Marlins Pro Player Stadium, Miami, FL Thu Jul 20 2000, 7:05 PM EDT Att: 28,978 - Sunny - 87 F			
Mark Kotsay, L OBP: 0.335, SLG: 0.453 (1, 9)	G6-3		F7				G3-5-2		E4 2B	4	1	0	0	0	4					
Mark Smith, R OBP: 0.376, SLG: 0.465 (1, 7)	K						FC9-5 2B		K	4	0	2	2	0	2	0				
Preston Wilson, R OBP: 0.333, SLG: 0.510 (1, 8)			F7				FC9-5		F9	4	0	0	0	0	0	2				
Kevin Millar, R OBP: 0.389, SLG: 0.508 Derrek Lee, R OBP: 0.380, SLG: 0.569 (1, 3) (7, 3)			K				K		P4	3	1	1	1	0	1	0				
Dave Berg, R OBP: 0.368, SLG: 0.374 (1, 6)							HR		G6-3	1	1	1	1	0	0	0				
Dave Berg, R OBP: 0.368, SLG: 0.374 (1, 6)			1B				HR		F9	3	0	1	0	1	0	0				
Andy Fox, L OBP: 0.234, SLG: 0.263 (1, 5)			P6				G1-3		G1-3	4	0	0	0	0	1	2				
Paul Bako, L OBP: 0.332, SLG: 0.288 (1, 2)			G1-6-3				K		K	3	1	0	0	1	2	0				
A.J. Burnett, R OBP: 0.500, SLG: 1.000 Cliff Floyd, L OBP: 0.370, SLG: 0.513 Armando Almanza, L Antonio Alfonseca, R (1, 1) (7, PH) (8, 1) (9, 1)			K				K		HR	2	0	1	0	0	1	0				
							1B G3-5-2 2B		HR	1	1	2	0	0	0	0				
										0	0	0	0	0	0	0				
										0	0	0	0	0	0	0				
<b>Inning Stats</b>	R: 0 E: 0 K: 1 S: 9	H: 0 LOB: 0 BB: 0 P: 14	R: 0 E: 0 K: 1 S: 9	H: 1 LOB: 0 BB: 0 P: 16	R: 0 E: 0 K: 1 S: 13	H: 0 LOB: 1 BB: 1 P: 21	R: 1 E: 0 K: 0 S: 10	H: 2 LOB: 1 BB: 1 P: 19	R: 0 E: 0 K: 1 S: 9	H: 2 LOB: 1 BB: 0 P: 12	R: 0 E: 0 K: 1 S: 7	H: 0 LOB: 0 BB: 0 P: 11	R: 4 E: 1 K: 0 S: 12	H: 2 LOB: 1 BB: 2 P: 23	R: 1 E: 0 K: 2 S: 15	H: 1 LOB: 0 BB: 0 P: 21	1B: 2 2B: 5 3B: 0 HR: 3	SF: 0 SAC: 0 DP: 2 HBP: 0	WP: 0 PB: 0 SB: 0 CS: 0	PA: 35
<b>PITCHER</b>	IP WLS BF H R ER SO BB IBB HBP BLK WP HR S P ERA WHIP																			
Kevin Millwood, R ERA: 5.16 (1, 1)	6.0 23 5 1 1 5 2 0 0 0 0 0 0 1 57 93 1.50 1.167																			
Scott Kamieniecki, R ERA: 5.4 (7, 1)	1.0 L 8 2 4 2 0 2 0 0 0 0 0 0 1 12 23 18.00 4.000																			
John Rocker, L ERA: 4.94 (8, 1)	1.0 4 1 1 1 2 0 0 0 0 0 0 0 1 15 21 9.00 1.000																			









Batter	1	2	3	4	5	6	7	8	9	AB	R	H	RBI	BB	SO	LOB	TOP						
<b>Milton Bradley, S</b> OBP: 0.423, SLG: 0.391 (1, 8)	0-0 FC1 1B 2B	1-0 PB 1B	2-3 K		2-1 S 2B 1B		0-0 G1-3		0-3 K	6	2	3	2	0	2	2	<b>Montreal Expos @ Florida Marlins</b> Pro Player Stadium, Miami, FL Sun Jul 23 2000, 4:05 PM EDT Att: 11,307 - Cloudy - 90 F						
<b>Wilton Guerrero, S</b> OBP: 0.394, SLG: 0.300 (1, 9)	1-0 1B FC1 1B	1-1 P3		2-2 G5-3	2-H 3-H 1-1 2B 1B		0-1 1B 1B	1-3 K	6	1	3	1	0	1	2								
<b>Andy Tracy, L</b> OBP: 0.319, SLG: 0.355 <b>Anthony Telford, R</b> OBP: 0.381, SLG: 0.497 <b>Scott Strickland, R</b> OBP: 0.321, SLG: 0.474 (1, 3) (7, 1) (7, 1)	0-0 F9	4-1 BB		1-3 K	4-0 BB		0-0 1B	2-3 K	3	0	1	0	2	1	2								
<b>Jose Vidro, S</b> OBP: 0.400, SLG: 0.576 (1, 4)	2-1 FC1 1B 1B	1-3 K		0-1 1B	3-2 F8		3-2 F8		5	0	1	0	0	1	9								
<b>Geoff Blum, S</b> OBP: 0.350, SLG: 0.472 (1, 5) (7, 3)	2-1 1B 1B		1-2 F9	2-0 F8		1-2 HR	0-2 P6		5	1	2	2	0	0	3								
<b>Fernando Seguignol, S</b> OBP: 0.429, SLG: 0.643 <b>Peter Bergeron, L</b> OBP: 0.319, SLG: 0.344 (1, 7) (7, 7)	1-0 1B		0-1 HR		0-1 P4	3-2 1B	2-1 G1-3		4	1	3	2	0	0	0								
<b>Tomas De La Rosa, R</b> OBP: 0.412, SLG: 0.563 (1, 6)	1-1 G5-3		2-0 15 1B		3-2 F8	2-1 P4	0-0 15 G4-3 1B		5	0	2	0	0	0	3								
<b>15 Lenny Webster, R</b> OBP: 0.226, SLG: 0.220 <b>Chris Widger, R</b> OBP: 0.321, SLG: 0.474 (1, 2) (8, 2)		3-2 F8	1-1 SH2-4 1B		4-1 E 1B BB	1-0 F9	0-1 G4-3		4	1	1	0	1	0	2								
<b>Javier Vazquez, R</b> OBP: 0.256, SLG: 0.270 <b>Mike Mordecai, R</b> OBP: 0.333, SLG: 0.474 (1, 1) (7, 5)		1-1 PB 1B 1B	1-3 SH2-4 1B		1-2 E5 1B	1-3 K	1-2 G5-3		3	1	1	0	0	1	2								
<b>Inning Stats</b>	R: 2 E: 0 K: 0 S: 10	H: 4 LOB: 2 BB: 0 P: 17	R: 0 E: 0 K: 1 S: 13	H: 2 LOB: 3 BB: 1 P: 24	R: 1 E: 0 K: 1 S: 12	H: 3 LOB: 2 BB: 0 P: 18	R: 0 E: 0 K: 1 S: 10	H: 1 LOB: 1 BB: 0 P: 15	R: 3 E: 1 K: 0 S: 17	H: 2 LOB: 2 BB: 2 P: 35	R: 1 E: 0 K: 1 S: 13	H: 2 LOB: 1 BB: 0 P: 21	R: 0 E: 0 K: 0 S: 14	H: 2 LOB: 2 BB: 0 P: 17	R: 0 E: 0 K: 0 S: 6	H: 1 LOB: 1 BB: 0 P: 10		R: 0 E: 0 K: 3 S: 11	H: 0 LOB: 0 BB: 0 P: 14	1B: 13 2B: 2 3B: 0 HR: 2	SF: 0 SAC: 1 DP: 0 HBP: 0	WP: 0 PB: 1 SB: 1 CS: 0	PA: 48
<b>PITCHER</b>	IP WLS BF H R ER SO BB IBB HBP BLK WP HR S P ERA WHIP																						
<b>Jesus Sanchez, L</b> ERA: 5.13 (1, 1)	5.0 L 33 14 7 4 3 3 0 0 0 0 0 2 69 120 7.20 3.400																						
<b>Dan Miceli, R</b> ERA: 3.29 (6, 1)	2.0 8 2 0 0 1 0 0 0 0 0 0 0 20 27 0.00 1.000																						
<b>Braden Looper, R</b> ERA: 3.15 (8, 1)	2.0 7 1 0 0 3 0 0 0 0 0 0 0 17 24 0.00 0.500																						

**AB 44**  
**R 7**  
**H 17**  
**RBI 7**  
**BB 3**  
**SO 7**  
**LOB 26**



Batter	1	2	3	4	5	6	7	8	9	AB	R	H	RBI	BB	SO	LOB	BOTTOM		
<b>Luis Castillo, S</b> OBP: 0.461, SLG: 0.439 (1, 4)	2-2 E7 1B 1B		0-0 FC4-6 G5-3 1B	3-3 K		0-0 G6-3		3-2 G6-3		5	1	2	0	0	1	2	<b>Montreal Expos @ Florida Marlins</b> Pro Player Stadium, Miami, FL Sun Jul 23 2000, 4:05 PM EDT Att: 11,307 - Cloudy - 90 F		
<b>Mark Kotsay, L</b> OBP: 0.341, SLG: 0.447 <b>Andy Fox, L</b> OBP: 0.240, SLG: 0.268 (1, 9) (4, 9)	0-1 BB 1B		1-2 G5-3	0-0 FC6		0-1 2B 1B	3-3 K		2	1	1	0	0	0	1				
<b>Mark Smith, R</b> OBP: 0.367, SLG: 0.452 (1, 7)	0-2 P6		4-2 FC4-6 BB		3-2 F7		0-1 1B 2B	0-1 P6	4	1	1	1	1	0	2				
<b>Preston Wilson, R</b> OBP: 0.329, SLG: 0.503 (1, 8)	0-3 K		2-2 FC4-6		3-2 2B		2-3 K	1-3 K	5	0	1	0	0	3	5				
<b>Mike Lowell, R</b> OBP: 0.326, SLG: 0.466 (1, 5)	4-0 1B		0-1 G5-3		4-0 BB		1-1 G5-3	1-2 F9	3	0	0	0	2	0	3				
<b>Derek Lee, R</b> OBP: 0.378, SLG: 0.556 <b>Braden Looper, R</b> OBP: 0.321, SLG: 0.474 (1, 3) (8, 1)	2-1 1B		1-2 1B	1-2 E6 1B 1B	1-1 G6-4-3		1-1 PB 1B		3	1	1	2	0	0	2				
<b>Dave Berg, R</b> OBP: 0.371, SLG: 0.367 (1, 6)		2-2 F9		1-1 F7		1-3 K2-3	4-2 BB		3	0	0	0	1	1	1				
<b>Mike Redmond, R</b> OBP: 0.340, SLG: 0.329 (1, 2)		1-2 G5-3		1-1 1B		2-2 E9 G6-3 2B	2-3 K		4	1	2	0	0	1	2				
<b>Jesus Sanchez, L</b> OBP: 0.235, SLG: 0.235 <b>Kevin Millar, R</b> OBP: 0.381, SLG: 0.497 <b>Dan Miceli, R</b> OBP: 0.321, SLG: 0.474 <b>Alex Gonzalez, R</b> OBP: 0.226, SLG: 0.316 (1, 1) (6, 3) (6, 1) (7, PH)		0-3 K		1-2 FC6 1B		0-0 G6-3	3-3 K		2	0	1	1	0	1	0				
<b>Inning Stats</b>	R: 2 E: 1 K: 1 S: 17	H: 3 LOB: 1 BB: 1 P: 25	R: 0 E: 0 K: 1 S: 14	H: 0 LOB: 0 BB: 0 P: 17	R: 0 E: 1 K: 1 S: 16	H: 1 LOB: 2 BB: 0 P: 23	R: 0 E: 0 K: 1 S: 8	H: 1 LOB: 1 BB: 0 P: 11	R: 2 E: 0 K: 2 S: 16	H: 3 LOB: 2 BB: 1 P: 26	R: 0 E: 0 K: 2 S: 13	H: 0 LOB: 0 BB: 0 P: 22	R: 0 E: 0 K: 1 S: 8	H: 0 LOB: 0 BB: 0 P: 10	1B: 8 2B: 3 3B: 0 HR: 0	SF: 0 SAC: 0 DP: 1 HBP: 0		WP: 0 PB: 1 SB: 0 CS: 0	PA: 41
<b>PITCHER</b>	IP WLS BF H R ER SO BB IBB HBP BLK WP HR S P ERA WHIP																		
<b>Javier Vazquez, R</b> ERA: 4.11 (1, 1)	6.0 W 28 4 2 2 4 3 0 0 0 0 0 0 75 114 3.00 1.833																		
<b>Anthony Telford, R</b> ERA: 4.53 (7, 1)	0.2 H 5 3 2 2 1 0 0 0 0 0 0 0 11 15 27.00 4.500																		
<b>Scott Strickland, R</b> ERA: 3.13 (7, 1)	2.1 S 8 0 0 0 4 1 0 0 0 0 0 0 26 43 0.00 0.429																		

**AB 37**  
**R 6**  
**H 11**  
**RBI 6**  
**BB 4**  
**SO 9**  
**LOB 20**



Batter	1	2	3	4	5	6	7	8	9	AB R H RBI BB SO LOB	TOP									
Luis Castillo, S OBP: 0.460, SLG: 0.439 (1, 4)										5 1 2 0 0 1 2	<h3>Florida Marlins @ Atlanta Braves</h3> <p>Turner Field, Atlanta, GA</p> <p>Tue Jul 25 2000, 7:40 PM EDT Att. 41,990 - Overcast - 75 F</p>									
Alex Gonzalez, R OBP: 0.229, SLG: 0.318 (1, 6)										5 1 2 1 0 0 4										
Cliff Floyd, L OBP: 0.365, SLG: 0.511 (1, 7)										5 1 3 3 0 0 1										
Preston Wilson, R OBP: 0.333, SLG: 0.503 (1, 8)										4 0 2 0 1 1 2										
Mike Lowell, R OBP: 0.327, SLG: 0.465 (1, 5)										5 0 2 1 0 0 3										
Derrek Lee, R OBP: 0.382, SLG: 0.563 (1, 3)										4 0 2 0 1 2 2										
Mark Smith, R OBP: 0.351, SLG: 0.429 (1, 9)										5 0 0 0 0 1 7										
Mike Redmond, R OBP: 0.340, SLG: 0.329 (8, PH)										3 1 1 0 0 1 3										
Ramon Castro, R (8, 2)										1 0 0 0 0 0 1										
Ryan Dempster, R OBP: 0.085, SLG: 0.128 (7, PH)										1 1 1 0 0 0 0										
Dave Soth, P OBP: 0.376, SLG: 0.372 (7, 1)										0 0 0 0 0 0 0										
Braden Looper, R OBP: 0.356, SLG: 0.497 (8, PH)										0 0 0 0 1 0 0										
Kevin Millar, R OBP: 0.259, SLG: 0.325 (8, PH)										0 0 0 0 0 0 0										
Jesus Sanchez, P OBP: 0.325, SLG: 0.325 (8, 1)										0 0 0 0 0 0 0										
Antonio Alfonseca, R (8, 1)										0 0 0 0 0 0 0										
<b>Inning Stats</b>	R: 2 H: 4 E: 0 K: 2 S: 18	LOB: 2 BB: 0 P: 27	R: 1 H: 2 E: 0 K: 1 S: 8	LOB: 1 BB: 0 P: 10	R: 0 H: 1 E: 0 K: 1 S: 10	LOB: 0 BB: 0 P: 19	R: 0 H: 0 E: 0 K: 2 S: 11	LOB: 0 BB: 0 P: 16	R: 0 H: 3 E: 0 K: 0 S: 7	H: 0 LOB: 0 BB: 0 P: 13	R: 1 H: 2 E: 0 K: 0 S: 13	LOB: 2 BB: 1 P: 24	R: 0 H: 1 E: 0 K: 0 S: 13	LOB: 3 BB: 2 P: 26	R: 1 H: 2 E: 0 K: 1 S: 9	LOB: 1 BB: 0 BB: 12	1B: 13 2B: 0 3B: 1 HR: 1	SF: 0 SAC: 1 DP: 1 HBP: 0	WP: 1 PB: 0 SB: 0 CS: 1	PA: 43
<b>PITCHER</b>	IP WLS BF H R ER SO BB IBB HBP BLK WP HR S P ERA WHIP	IP WLS BF H R ER SO BB IBB HBP BLK WP HR S P ERA WHIP																	ERA WHIP	
Tom Glavine, L ERA: 3.49 (1, 1)	6.2 W 29 H 11 R 4 ER 4 SO 6 BB 0 IBB 0 HBP 0 BLK 0 WP 0 HR 0 S 68 P 107 ERA 5.40 WHIP 1.650																			
Mike Reminger, L ERA: 3.3 (7, 1)	0.2 H 5 H 1 R 0 ER 0 SO 2 BB 0 IBB 0 HBP 0 BLK 1 WP 0 HR 11 S 24 P 24 ERA 0.00 WHIP 4.500																			
Scott Kamieniecki, R ERA: 5.18 (8, 1)	0.2 H 4 H 1 R 0 ER 0 SO 1 BB 0 IBB 0 HBP 0 BLK 0 WP 0 HR 9 S 16 P 16 ERA 0.00 WHIP 3.000																			
Kerry Ligtenberg, R ERA: 3.66 (9, 1)	1.0 S 5 H 2 R 1 ER 1 SO 0 BB 0 IBB 0 HBP 0 BLK 0 WP 1 HR 9 S 12 P 12 ERA 9.00 WHIP 2.000																			

Batter	1	2	3	4	5	6	7	8	9	AB R H RBI BB SO LOB	BOTTOM									
Rafael Furcal, S OBP: 0.385, SLG: 0.363 (1, 6)										2 2 1 0 1 1 0	<h3>Florida Marlins @ Atlanta Braves</h3> <p>Turner Field, Atlanta, GA</p> <p>Tue Jul 25 2000, 7:40 PM EDT Att. 41,990 - Overcast - 75 F</p>									
Andruw Jones, R OBP: 0.554 (1, 8)										4 2 1 0 0 0 4										
10 Chipper Jones, S OBP: 0.414, SLG: 0.598 (1, 5)										3 0 1 2 1 0 2										
Brian Jordan, R OBP: 0.329, SLG: 0.450 (1, 9)										3 1 0 0 1 0 4										
Kerry Ligtenberg, R (9, 1)										0 0 0 0 0 0 0										
Wally Joyner, L OBP: 0.312, SLG: 0.326 (1, 3)										3 0 0 0 1 0 2										
Javy Lopez, R OBP: 0.347, SLG: 0.503 (1, 2)										4 1 2 3 0 0 2										
Bobby Bonilla, S OBP: 0.394, SLG: 0.401 (7, 7)										2 0 0 0 1 0 0										
Trenidad Hubbard, R OBP: 0.278, SLG: 0.266 (9, 9)										1 0 0 0 0 0 1										
Keith Lockhart, L OBP: 0.299, SLG: 0.361 (1, 4)										4 0 1 0 0 0 3										
Tom Glavine, L OBP: 0.227, SLG: 0.175 (7, 1)										2 0 0 0 0 0 0										
Mike Reminger, L ERA: 4.08 (7, 1)										0 0 0 0 1 0 0										
Scott Kamieniecki, R (8, 1)										0 0 0 0 0 0 0										
Steve Sisco, R OBP: 0.214, SLG: 0.385 (9, 7)										1 0 0 0 0 1 2										
<b>Inning Stats</b>	R: 2 H: 2 E: 2 K: 0 S: 13	H: 2 LOB: 1 BB: 1 P: 22	R: 0 H: 0 E: 0 K: 0 S: 5	H: 0 LOB: 0 BB: 1 P: 13	R: 1 H: 0 E: 0 K: 0 S: 6	H: 0 LOB: 0 BB: 1 P: 13	R: 0 H: 0 E: 0 K: 0 S: 6	H: 0 LOB: 0 BB: 0 P: 10	R: 0 H: 0 E: 0 K: 1 S: 9	H: 0 LOB: 0 BB: 0 P: 12		R: 3 H: 2 E: 0 K: 0 S: 14	H: 2 LOB: 0 BB: 1 P: 25	R: 0 H: 1 E: 0 K: 0 S: 9	H: 1 LOB: 3 BB: 2 P: 20	R: 0 H: 1 E: 1 K: 1 S: 10	LOB: 2 BB: 0 BB: 6	1B: 4 2B: 2 3B: 0 HR: 1	SF: 0 SAC: 1 DP: 1 HBP: 0	WP: 0 PB: 0 SB: 1 CS: 1
<b>PITCHER</b>	IP WLS BF H R ER SO BB IBB HBP BLK WP HR S P ERA WHIP	IP WLS BF H R ER SO BB IBB HBP BLK WP HR S P ERA WHIP																	ERA WHIP	
Ryan Dempster, R ERA: 4.08 (1, 1)	6.0 L 25 H 4 R 6 ER 4 SO 4 BB 0 IBB 0 HBP 0 BLK 0 WP 0 HR 9 S 20 P 20 ERA 0.00 WHIP 2.000																			
Braden Looper, R ERA: 3.09 (7, 1)	1.0 H 6 H 1 R 0 ER 0 SO 1 BB 1 IBB 0 HBP 0 BLK 0 WP 0 HR 9 S 20 P 20 ERA 0.00 WHIP 2.000																			
Antonio Alfonseca, R ERA: 4.27 (8, 1)	1.0 H 5 H 1 R 0 ER 0 SO 0 BB 0 IBB 0 HBP 0 BLK 0 WP 0 HR 10 S 17 P 17 ERA 0.00 WHIP 1.000																			

Batter	1	2	3	4	5	6	7	8	9	AB	R	H	RBI	BB	SO	LOB	TOP										
Luis Castillo, S (1, 4) OBP: 0.459, SLG: 0.438	G1-3		1B		K		1B		G1-3	5	0	2	0	0	1	4	<b>Florida Marlins @ Atlanta Braves</b> Turner Field, Atlanta, GA Wed Jul 26 2000, 7:40 PM EDT Att: 34,325 - Sunny - 80 F										
Mark Kotsay, L (1, 9) OBP: 0.335, SLG: 0.446	F9		G1-3		2B		G3			4	0	1	2	0	0	3											
Cliff Floyd, L (1, 7) OBP: 0.361, SLG: 0.505	L8				F8		F9		K	4	0	0	0	0	1	1											
Preston Wilson, R (1, 8) OBP: 0.329, SLG: 0.497		K			G5-3		F3		K	4	0	0	0	0	2	0											
Mike Lowell, R (1, 5) OBP: 0.326, SLG: 0.460		F8			F8		G6-4-3 HBP		F7	3	0	0	0	0	0	0											
Derrek Lee, R (1, 3) OBP: 0.383, SLG: 0.562		E5					G6-4-3 1-2		1B	4	1	2	0	0	0	1											
Alex Gonzalez, R (1, 6) OBP: 0.232, SLG: 0.320		K					1B		1B	4	1	2	0	0	2	2											
Ramon Castro, R (1, 2) OBP: 0.231, SLG: 0.167 23 Chuck Smith, R (9, PR) OBP: 0.100, SLG: 0.100			F4				F9		1B	4	1	2	1	0	0	1											
A.J. Burnett, R (1, 1) OBP: 0.333, SLG: 0.667 Andy Tonry, L (5, PH) OBP: 0.238, SLG: 0.286 Manny Aybar, R (5, 1) Kevin Millar, R (7, PH) Jesus Sanchez, L (7, PH) Ricky Bones, R (7, 1) Mark Smith, R (9, PH) OBP: 0.348, SLG: 0.424			K				P6		K	1	0	0	0	0	1	0		<b>AB 36</b> <b>R 3</b> <b>H 9</b> <b>RBI 3</b> <b>BB 0</b> <b>SO 8</b> <b>LOB 17</b>									
<b>Inning Stats</b>	R: 0 E: 0 K: 0 S: 8	H: 0 LOB: 0 BB: 0 P: 10	R: 0 E: 1 K: 2 S: 14	H: 0 LOB: 1 BB: 0 P: 22	R: 0 E: 0 K: 1 S: 17	H: 1 LOB: 1 BB: 0 P: 25	R: 0 E: 0 K: 0 S: 4	H: 0 LOB: 0 BB: 0 P: 7	R: 3 E: 0 K: 1 S: 23	H: 4 LOB: 1 BB: 0 P: 34	R: 0 E: 0 K: 0 S: 4	H: 0 LOB: 0 BB: 0 P: 7	R: 0 E: 0 K: 0 S: 13	H: 2 LOB: 2 BB: 0 P: 18	R: 0 E: 0 K: 2 S: 8	H: 0 LOB: 0 BB: 0 P: 10			R: 0 E: 0 K: 2 S: 14	H: 2 LOB: 2 BB: 0 P: 23	1B: 8 2B: 1 3B: 0 HR: 0	SF: 0 SAC: 0 DP: 1 HBP: 1	WP: 1 PB: 0 CS: 1	PA: 37			
<b>PITCHER</b>	IP	WLS	BF	H	R	ER	SO	BB	IBB	HBP	BLK	WP	HR	S	P	ERA	WHIP										
Kevin Millwood, R (1, 1) ERA: 5.1	6.2	W	28	7	3	3	4	0	0	1	0	1	0	79	118	4.05	1.050										
Mike Remlinger, L (7, 1) ERA: 3.29	0.1	H	1	0	0	0	0	0	0	0	0	0	0	4	5	0.00	0.000										
John Rocker, L (8, 1) ERA: 4.6	2.0	S	8	2	0	0	4	0	0	0	0	0	0	22	33	0.00	1.000										

Batter	1	2	3	4	5	6	7	8	9	AB	R	H	RBI	BB	SO	LOB	BOTTOM										
Rafael Furcal, S (1, 6) OBP: 0.390, SLG: 0.366	G3-1	G2-3 1B		10 G3 SF7 1B				K		4	1	2	1	1	1	0	<b>Florida Marlins @ Atlanta Braves</b> Turner Field, Atlanta, GA Wed Jul 26 2000, 7:40 PM EDT Att: 34,325 - Sunny - 80 F										
Andruw Jones, R (1, 8) OBP: 0.382, SLG: 0.551	L8	G2-3		10 G3 BB			G4-3	10 2B		4	0	1	1	1	0	3											
10 Chipper Jones, S (1, 5) OBP: 0.416, SLG: 0.599					G3					3	1	1	0	2	0	2											
Wally Joyner, L (1, 3) OBP: 0.321, SLG: 0.348		G3					F7			3	1	1	2	2	0	2											
Javy Lopez, R (1, 2) OBP: 0.347, SLG: 0.511				SF7			F8			3	1	1	2	1	1	3											
Bobby Bonilla, S (1, 7) OBP: 0.380, SLG: 0.396	G3		L3		F9			F5		5	0	1	0	0	0	6											
Keith Lockhart, L (1, 4) OBP: 0.299, SLG: 0.368		SH1-4 1B						SH3-4 1B		3	1	1	0	0	1	0		<b>AB 31</b> <b>R 6</b> <b>H 10</b> <b>RBI 6</b> <b>BB 8</b> <b>SO 4</b> <b>LOB 19</b>									
Trenidad Hubbard, R (1, 9) OBP: 0.290, SLG: 0.272 Brian Jordan, R (6, 9) OBP: 0.328, SLG: 0.449		1B SH1-4 G2-3 BB					G4-3		F9	2	1	1	0	1	0	0											
Kevin Millwood, R (1, 1) OBP: 0.135, SLG: 0.139 Mike Remlinger, L (7, 1) Steve Sisco, R (7, PH) OBP: 0.200, SLG: 0.357 John Rocker, R (8, 1)		SH1-4						G6-3		2	0	1	0	0	1	1		<b>Braves</b>									
<b>Inning Stats</b>	R: 2 E: 0 K: 0 S: 15	H: 1 LOB: 1 BB: 2 P: 29	R: 2 E: 0 K: 0 S: 9	H: 2 LOB: 2 BB: 2 P: 21	R: 1 E: 0 K: 2 S: 13	H: 2 LOB: 1 BB: 0 P: 18	R: 1 E: 0 K: 0 S: 15	H: 1 LOB: 2 BB: 2 P: 30	R: 0 E: 0 K: 0 S: 6	H: 0 LOB: 0 BB: 0 P: 12	R: 0 E: 0 K: 0 S: 10	H: 1 LOB: 1 BB: 0 P: 16	R: 0 E: 0 K: 2 S: 15	H: 2 LOB: 3 BB: 1 P: 26	1B: 6 2B: 2 3B: 0 HR: 2	SF: 1 SAC: 2 DP: 0 HBP: 0			WP: 0 PB: 0 CS: 0	PA: 42							
<b>PITCHER</b>	IP	WLS	BF	H	R	ER	SO	BB	IBB	HBP	BLK	WP	HR	S	P	ERA	WHIP										
A.J. Burnett, R (1, 1) ERA: 5.73	4.0	L	24	6	6	6	2	5	0	0	0	0	0	17	30	0.00	1.000										
Manny Aybar, R (5, 1) ERA: 5.0	2.0		8	1	0	0	0	1	0	0	0	0	0	25	42	0.00	1.500										
Ricky Bones, R (7, 1) ERA: 3.02	2.0		10	3	0	0	2	0	1	0	0	0	0	25	42	0.00	1.500										

Batter	1	2	3	4	5	6	7	8	9	AB	R	H	RBI	BB	SO	LOB	TOP					
Luis Castillo, S (1, 4) OBP: 0.456, SLG: 0.434										5	1	1	0	0	2	2	Florida Marlins @ Atlanta Braves Turner Field, Atlanta, GA Thu Jul 27 2000, 7:40 PM EDT Att: 37,535 - Sunny - 83 F livebaseballscorecards.com					
Mark Kotsay, L (1, 9) OBP: 0.335, SLG: 0.447										6	1	2	1	0	1	2						
Cliff Floyd, L (1, 7) OBP: 0.364, SLG: 0.513										4	2	2	1	1	1	1						
Preston Wilson, R (1, 8) OBP: 0.330, SLG: 0.495										4	2	1	2	1	0	1						
Mike Lowell, R (1, 5) OBP: 0.333, SLG: 0.474										4	3	3	4	1	0	1						
Derrek Lee, R (1, 3) OBP: 0.383, SLG: 0.559										5	1	2	0	0	1	1						
Alex Gonzalez, R (1, 6) Dan Miceli, R (6, 1) Kevin Millar, R (7, PH) Braden Looper, R (7, 1) Armando Almanza, L (9, 1)										3	0	1	1	0	0	1						
Ramon Castro, R (1, 2) OBP: 0.333, SLG: 0.294										5	1	3	1	0	0	0						
23 Chuck Smith, R (1, 1) Mark Smith, R (6, PH) Dave Berg, R (6, 6)										2	0	0	0	0	0	2						
<b>Inning Stats</b>	R: 0 E: 0 K: 2 S: 8	H: 0 LOB: 0 BB: 0 P: 14	R: 0 E: 0 K: 1 S: 11	H: 1 LOB: 1 BB: 0 P: 13	R: 0 E: 0 K: 0 S: 8	H: 0 LOB: 0 BB: 0 P: 12	R: 0 E: 0 K: 1 S: 9	H: 1 LOB: 1 BB: 0 P: 12	R: 3 E: 0 K: 0 S: 22	H: 5 LOB: 2 BB: 0 P: 29	R: 3 E: 1 K: 1 S: 14	H: 2 LOB: 1 BB: 1 P: 22	R: 5 E: 0 K: 2 S: 16	H: 3 LOB: 1 BB: 2 P: 32	R: 1 E: 0 K: 0 S: 8	H: 2 LOB: 1 BB: 0 P: 14	1B: 12 2B: 1 3B: 0 HR: 2	SF: 0 SAC: 1 DP: 0 HBP: 1	WP: 0 PB: 0 SB: 2 CS: 0	PA: 47		
<b>PITCHER</b>	IP WLS BF H R ER SO	IP WLS BF H R ER SO	IP WLS BF H R ER SO	IP WLS BF H R ER SO	IP WLS BF H R ER SO	IP WLS BF H R ER SO	IP WLS BF H R ER SO	IP WLS BF H R ER SO	IP WLS BF H R ER SO	ERA WHIP	IP WLS BF H R ER SO	IP WLS BF H R ER SO	IP WLS BF H R ER SO	IP WLS BF H R ER SO	IP WLS BF H R ER SO	IP WLS BF H R ER SO	ERA WHIP					
Greg Maddux, R (1, 1) ERA: 3.36	6.2 L 33 10 6 4 4									5.40 1.500												
Terry Mulholland, L (7, 1) ERA: 5.78	0.1 1 0 0 0 1									0.00 0.000												
Jason Marquis, R (8, 1) ERA: 4.05	2.0 13 5 6 6 2									27.00 3.000												
Rafael Furcal, S (1, 6) OBP: 0.395, SLG: 0.379										3	0	2	1	1	0	1						
Andruw Jones, R (1, 8) OBP: 0.383, SLG: 0.550										3	0	1	1	1	0	2						
10 Chipper Jones, S (1, 5) OBP: 0.415, SLG: 0.594										3	1	0	0	1	0	3						
Wally Joyner, L (1, 3) OBP: 0.319, SLG: 0.340										3	0	0	0	1	2	0						
Bobby Bonilla, S (1, 7) OBP: 0.362, SLG: 0.395										3	0	1	1	1	0	0						
Keith Lockhart, L (1, 4) OBP: 0.291, SLG: 0.357										4	0	0	0	0	1	1						
Reggie Sanders, R (1, 9) Jason Marquis, L (8, 1) Javy Lopez, R (9, PH) OBP: 0.346, SLG: 0.510										3	0	1	0	0	0	0						
Paul Bako, L (1, 2) OBP: 0.332, SLG: 0.314										4	1	2	1	0	1	1						
Greg Maddux, R (1, 1) Terry Mulholland, R (7, 1) Steve Sisco, R (7, PH) OBP: 0.176, SLG: 0.313										2	1	1	0	0	0	1						
<b>Inning Stats</b>	R: 1 E: 0 K: 0 S: 10	H: 1 LOB: 2 BB: 3 P: 25	R: 0 E: 0 K: 1 S: 8	H: 1 LOB: 0 BB: 0 P: 11	R: 0 E: 0 K: 0 S: 5	H: 1 LOB: 0 BB: 0 P: 9	R: 0 E: 0 K: 1 S: 9	H: 0 LOB: 0 BB: 0 P: 13	R: 1 E: 0 K: 0 S: 9	H: 3 LOB: 2 BB: 1 P: 20	R: 2 E: 1 K: 0 S: 10	H: 2 LOB: 1 BB: 0 P: 17	R: 2 E: 0 K: 1 S: 12	H: 2 LOB: 1 BB: 0 P: 16	R: 0 E: 0 K: 1 S: 5	H: 0 LOB: 0 BB: 0 P: 6	R: 0 E: 0 K: 0 S: 8	H: 0 LOB: 0 BB: 0 P: 13	1B: 4 2B: 2 3B: 1 HR: 1	SF: 0 SAC: 0 DP: 2 HBP: 0	WP: 0 PB: 1 SB: 0 CS: 1	PA: 36
<b>PITCHER</b>	IP WLS BF H R ER SO	IP WLS BF H R ER SO	IP WLS BF H R ER SO	IP WLS BF H R ER SO	IP WLS BF H R ER SO	IP WLS BF H R ER SO	IP WLS BF H R ER SO	IP WLS BF H R ER SO	IP WLS BF H R ER SO	ERA WHIP	IP WLS BF H R ER SO	IP WLS BF H R ER SO	IP WLS BF H R ER SO	IP WLS BF H R ER SO	IP WLS BF H R ER SO	IP WLS BF H R ER SO	ERA WHIP					
23 Chuck Smith, R (1, 1) ERA: 3.66	5.0 W 21 4 2 2									3.60 2.000												
Dan Miceli, R (6, 1) ERA: 3.16	1.0 H 3 0 0 0									0.00 1.000												
Braden Looper, R (7, 1) ERA: 3.14	2.0 9 2 2 1 1									4.50 1.000												
Armando Almanza, L (9, 1) ERA: 2.14	1.0 3 0 0 0 0									0.00 0.000												



Batter	1	2	3	4	5	6	7	8	9	AB R H RBI BB SO LOB	TOP											
<b>Tony Womack, L</b> OBP: 0.300, SLG: 0.390 (1, 6)	1-3 <b>K</b>		1-1 SAFE <b>CS</b> 1B		3-2 <b>E6</b>		1-3 <b>K</b>		0-0 <b>F8</b>	5 0 1 0 0 2 3	<b>Arizona Diamondbacks @ Florida Marlins</b> Pro Player Stadium, Miami, FL Fri Jul 28, 2000, 7:05 PM EDT Att: 12,548 - Cloudy - 86 F											
<b>Danny Bautista, R</b> OBP: 0.303, SLG: 0.462 (1, 9)	2-1 <b>2B</b> 1B		2-2 <b>P3</b>		0-1 <b>G1-6-3</b>			1-3 <b>K</b>		4 1 1 0 0 1 2												
<b>Luis Gonzalez, L</b> OBP: 0.403, SLG: 0.547 (1, 7)	1-2 <b>L8</b>			1-3 <b>K</b>		4-2 <b>CS</b> BB		1-2 <b>P6</b>		3 0 0 0 1 1 1												
<b>Matt Williams, R</b> OBP: 0.327, SLG: 0.422 (1, 5)	1-0 <b>1-H</b> 2B			1-1 <b>F7</b>		3-1 <b>F9</b>		4-2 BB		3 0 1 1 1 0 1												
<b>Steve Finley, L</b> OBP: 0.365, SLG: 0.578 (1, 8)	0-1 <b>G4-3</b>			1-2 <b>F7</b>		2-3 <b>K</b> 1-2		1-3 BB		4 0 0 0 0 2 3												
<b>Erubiel Durazo, L</b> OBP: 0.384, SLG: 0.461 (1, 3)		2-0 <b>G4-3</b>			0-2 <b>SH5-4</b> <b>E</b> 1B <b>G5-3</b>		0-2 <b>G3</b>		0-1 <b>F8</b>	4 1 1 0 0 0 0												
<b>Jay Bell, R</b> OBP: 0.349, SLG: 0.424 (1, 4)		0-0 <b>G5-3</b>			3-2 <b>G5-3</b> 1-2		4-2 <b>SH1-4</b> BB		0-1 <b>L6</b>	3 0 0 0 1 0 1												
<b>Damian Miller, R</b> OBP: 0.369, SLG: 0.488 (1, 2)		3-1 <b>G5-3</b>			4-0 <b>SH5-4</b> <b>E</b> BB		4-1 <b>SH1-4</b> BB		4-1 <b>2B</b> BB	1 2 0 0 3 0 0												
<b>Curt Schilling, R</b> OBP: 0.219, SLG: 0.258 (1, 1)					0-1 <b>SH5-4</b>		0-0 <b>SH1-4</b>		0-1 <b>2B</b> 1-H	1 0 1 0 0 0 0												
<b>Rob Ryan, L</b> OBP: 0.375, SLG: 0.750 (9, PH)					1-2 2-3		1-2 2-3			1 0 1 1 0 0 0												
<b>Matt Mantei, R</b> (9, 1)										0 0 0 0 0 0 0												
<b>Inning Stats</b>	R: 1 E: 0 K: 1 S: 11	H: 2 LOB: 1 BB: 0 P: 16	R: 0 E: 0 K: 0 S: 4	H: 0 LOB: 0 BB: 0 P: 9	R: 0 E: 0 K: 0 S: 7	H: 2 LOB: 0 BB: 0 P: 9	R: 0 E: 0 K: 1 S: 9	H: 0 LOB: 0 BB: 0 P: 12	R: 2 E: 1 K: 0 S: 14	H: 1 LOB: 1 BB: 1 P: 24	R: 0 E: 0 K: 1 S: 7	H: 0 LOB: 1 BB: 1 P: 16	R: 0 E: 0 K: 1 S: 10	H: 0 LOB: 2 BB: 2 P: 19	R: 0 E: 0 K: 2 S: 13	H: 0 LOB: 1 BB: 1 P: 20	R: 1 E: 0 K: 0 S: 8	H: 1 LOB: 1 BB: 1 P: 12	1B: 3 2B: 4 3B: 0 HR: 0	SF: 0 SAC: 2 DP: 1 HBP: 0	WP: 0 PB: 0 CS: 3	PA: 37
<b>PITCHER</b>	IP WLS BF H R ER SO BB IBB HBP BLK WP HR S P ERA WHIP											IP WLS BF H R ER SO BB IBB HBP BLK WP HR S P ERA WHIP										
<b>38 Reid Cornelius, R</b> ERA: 4.29 (1, 1)	6.2 L 27 5 3 1 3 4 0 0 0 0 0 0 59 101 1.35 1.350																					
<b>Vic Darenbourg, L</b> ERA: 4.5 (7, 1)	0.1 1 0 0 0 1 0 0 0 0 0 0 3 4 0.00 0.000																					
<b>Manny Aybar, R</b> ERA: 4.98 (8, 1)	2.0 9 1 1 1 2 2 0 0 0 0 0 0 21 32 4.50 1.500																					

Batter	1	2	3	4	5	6	7	8	9	AB R H RBI BB SO LOB	BOTTOM											
<b>Luis Castillo, S</b> OBP: 0.456, SLG: 0.433 (1, 4)	2-2 <b>G1-3</b>		4-1 BB		1-1 BB 2-H 1B		1-2 <b>G5-3</b>			3 0 1 1 1 0 0	<b>Arizona Diamondbacks @ Florida Marlins</b> Pro Player Stadium, Miami, FL Fri Jul 28, 2000, 7:05 PM EDT Att: 12,548 - Cloudy - 86 F											
<b>Mark Kotsay, L</b> OBP: 0.338, SLG: 0.445 (1, 9)	2-3 <b>K</b>		2-2 <b>G1-3</b>		0-1 BB 1B			0-0 <b>F5</b>		4 0 1 0 0 1 2												
<b>Cliff Floyd, L</b> OBP: 0.368, SLG: 0.518 (1, 7)	1-1 <b>G3-1</b>			3-2 <b>F8</b> 2B	4-1 BB 1B			2-1 BB		3 0 2 0 1 0 0												
<b>Dave Berg, R</b> OBP: 0.377, SLG: 0.369 (9, 6)				1-2 2-3 BB				1B		0 0 0 0 0 0 0												
<b>Preston Wilson, R</b> OBP: 0.327, SLG: 0.490 (1, 8)		1-3 <b>K</b>		1-0 <b>G5-3</b>	0-3 <b>K</b>			0-0 <b>F9</b>		4 0 0 0 0 2 5												
<b>Mike Lowell, R</b> OBP: 0.330, SLG: 0.468 (1, 5)		1-3 <b>K</b>		1-2 <b>F8</b> 2-3			0-0 <b>F9</b>		0-1 <b>F9</b>	4 0 0 0 0 1 2												
<b>Derek Lee, R</b> OBP: 0.379, SLG: 0.551 (1, 3)		0-0 <b>F8</b>		0-1 <b>P4</b>			1-1 <b>G6-3</b>		2-3 <b>K</b>	4 0 0 0 0 1 1												
<b>Andy Fox, L</b> OBP: 0.232, SLG: 0.259 (9, 7)			0-0 <b>F8</b>		0-1 <b>G4-3</b>		0-3 <b>K</b>		0-3 <b>K</b>	4 0 0 0 0 2 0												
<b>Ramon Castro, R</b> OBP: 0.364, SLG: 0.333 (1, 2)			1-1 <b>38 SH3-4</b> 1B		2-1 <b>38 SH1-4</b> 1B			2-1 <b>L8</b>		4 1 2 0 0 1 0												
<b>38 Reid Cornelius, R</b> OBP: 0.111, SLG: 0.167 (1, 1)			0-0 <b>SH3-4</b>		0-0 <b>SH1-4</b>			2-2 <b>F7</b>		0 0 0 0 0 0 0												
<b>Vic Darenbourg, L</b> OBP: 0.286, SLG: 0.286 (7, 1)										0 0 0 0 0 0 0												
<b>Kevin Millar, R</b> OBP: 0.379, SLG: 0.489 (7, PH)										1 0 0 0 0 0 0												
<b>Manny Aybar, R</b> (8, 1)										0 0 0 0 0 0 0												
<b>Inning Stats</b>	R: 0 E: 0 K: 1 S: 8	H: 0 LOB: 0 BB: 0 P: 13	R: 0 E: 0 K: 2 S: 9	H: 0 LOB: 0 BB: 0 P: 11	R: 0 E: 0 K: 0 S: 9	H: 1 LOB: 1 BB: 1 P: 16	R: 0 E: 0 K: 0 S: 9	H: 1 LOB: 1 BB: 0 P: 14	R: 1 E: 0 K: 1 S: 13	H: 3 LOB: 3 BB: 1 P: 20	R: 0 E: 0 K: 1 S: 6	H: 0 LOB: 0 BB: 0 P: 7	R: 0 E: 0 K: 0 S: 10	H: 0 LOB: 0 BB: 0 P: 15	R: 0 E: 0 K: 0 S: 6	H: 1 LOB: 1 BB: 0 P: 8	R: 0 E: 0 K: 3 S: 10	H: 0 LOB: 0 BB: 0 P: 14	1B: 5 2B: 1 3B: 0 HR: 0	SF: 0 SAC: 2 DP: 0 HBP: 0	WP: 0 PB: 0 CS: 0	PA: 35
<b>PITCHER</b>	IP WLS BF H R ER SO BB IBB HBP BLK WP HR S P ERA WHIP											IP WLS BF H R ER SO BB IBB HBP BLK WP HR S P ERA WHIP										
<b>Curt Schilling, R</b> ERA: 3.73 (1, 1)	8.0 W 32 6 1 1 5 2 0 0 0 0 0 0 70 104 1.12 1.000																					
<b>Matt Mantei, R</b> ERA: 6.33 (9, 1)	1.0 S 3 0 0 0 3 0 0 0 0 0 0 0 10 14 0.00 0.000																					

Batter	1	2	3	4	5	6	7	8	9	AB	R	H	RBI	BB	SO	LOB	TOP										
Tony Womack, L (1, 6) OBP: 0.300, SLG: 0.388	1-3 K		4-1 G4-3 WP BB	0-0 G1-3			2-2 F9			3	1	0	0	1	1	1											
Danny Bautista, R (1, 8) OBP: 0.302, SLG: 0.454	4-0 BB BB		2-2 G4-3		1-0 G5-3		0-3 K			3	0	0	0	1	1	1											
Luis Gonzalez, L (1, 7) OBP: 0.406, SLG: 0.546	4-1 BB BB		4-2 BB		4-0 BB			1-2 G4-3		1	0	0	0	3	0	0											
Matt Williams, R (1, 5) OBP: 0.319, SLG: 0.411	0-0 F8		1-1 F8		0-1 F9			0-0 F7		4	0	0	0	0	0	4											
Greg Colbrunn, R (1, 3) OBP: 0.429, SLG: 0.507	1-3 K		1-3 K		2-0 F7			2-2 G6-3		3	0	0	0	0	2	4											
Steve Finley, L (7, 8) OBP: 0.364, SLG: 0.577										1	0	0	0	0	0	0											
39 Alex Cabrera, R (1, 9) OBP: 0.381, SLG: 0.763										3	0	0	0	0	1	0											
Erubiel Durazo, L (9, PH) OBP: 0.392, SLG: 0.459										1	0	0	0	0	0	0											
Jay Bell, R (1, 4) OBP: 0.348, SLG: 0.420										3	0	0	0	1	0	0											
Damian Miller, R (1, 2) OBP: 0.367, SLG: 0.498										4	1	1	1	0	0	1											
Brian Anderson, R (1, 1) OBP: 0.224, SLG: 0.255										3	0	1	0	0	0	1											
Byung-Hyun Kim, R (7, 1)										0	0	0	0	0	0	0											
Mike Morgan, R (8, 1) OBP: 0.500, SLG: 0.500										0	0	0	0	0	0	0											
<b>Inning Stats</b>	R: 0 H: 0 E: 0 K: 2 S: 8	H: 0 R: 2 LOB: 2 BB: 2 P: 18	R: 0 H: 0 E: 0 K: 0 S: 12	H: 0 R: 1 LOB: 1 BB: 2 P: 20	R: 1 H: 0 E: 0 K: 1 S: 11	H: 2 R: 1 LOB: 1 BB: 0 P: 23	R: 0 H: 0 E: 0 K: 0 S: 13	H: 0 R: 1 LOB: 1 BB: 1 P: 18	R: 0 H: 0 E: 0 K: 1 S: 8	H: 0 R: 0 LOB: 0 BB: 0 P: 10	R: 0 H: 0 E: 0 K: 1 S: 12	H: 0 R: 0 LOB: 0 BB: 0 P: 16	R: 0 H: 0 E: 0 K: 0 S: 7	H: 0 R: 0 LOB: 0 BB: 0 P: 10	R: 0 H: 0 E: 0 K: 0 S: 8	H: 0 R: 0 LOB: 0 BB: 0 P: 11	1B: 0 2B: 1 3B: 0 HR: 1	SF: 0 SAC: 0 DP: 0 HBP: 0	WP: 1 PB: 0 SB: 1 CS: 0	PA: 35							
<b>PITCHER</b>	IP	WLS	BF	H	R	ER	SO	BB	IBB	HBP	BLK	WP	HR	S	P	ERA	WHIP										
Jesus Sanchez, L (1, 1) ERA: 4.99	7.0		29	2	2	2	5	6	0	0	0	1	1	68	116	2.57	1.143										
Dan Miceli, R (8, 1) ERA: 3.04	1.0	W	3	0	0	0	0	0	0	0	0	0	0	7	10	0.00	0.000										
Antonio Alfonseca, R (9, 1) ERA: 4.18	1.0	S	3	0	0	0	0	0	0	0	0	0	0	8	11	0.00	0.000										

Arizona Diamondbacks @ Florida Marlins  
Pro Player Stadium, Miami, FL  
Sat Jul 29 2000, 7:05 PM EDT  
Att: 15,860 - Cloudy - 83 F

AB	29
R	2
H	2
RBI	1
BB	6
SO	5
LOB	12



Batter	1	2	3	4	5	6	7	8	9	AB	R	H	RBI	BB	SO	LOB	BOTTOM										
Luis Castillo, S (1, 4) OBP: 0.451, SLG: 0.428	3-1 F9		0-1 G1-3							4	0	0	0	0	0	2											
Mark Kotsay, L (1, 9) OBP: 0.340, SLG: 0.446	0-0 F9									4	0	2	0	0	0	0											
Mark Smith, R (1, 7) OBP: 0.342, SLG: 0.413	1-0 F9									4	1	1	0	0	0	2											
Preston Wilson, R (1, 8) OBP: 0.327, SLG: 0.486	1-1 G3									3	1	0	0	1	1	2											
Mike Lowell, R (1, 5) OBP: 0.331, SLG: 0.473										3	2	2	1	0	0	0											
Derrek Lee, R (1, 3) OBP: 0.380, SLG: 0.547										2	0	0	0	2	0	1											
Dave Berg, R (1, 6) OBP: 0.380, SLG: 0.373										4	0	2	2	0	0	1											
Ramon Castro, R (1, 2) OBP: 0.346, SLG: 0.304										2	0	0	1	1	1	2											
Jesus Sanchez, L (1, 1) OBP: 0.222, SLG: 0.222										2	0	0	0	0	0	2											
Kevin Millar, R (7, PH) OBP: 0.377, SLG: 0.486										1	0	0	0	0	1	2											
Dan Miceli, R (8, 1)										0	0	0	0	0	0	0											
Mendy López, R (8, PH)										1	0	0	0	0	0	2											
Antonio Alfonseca, R (9, 1)										0	0	0	0	0	0	0											
<b>Inning Stats</b>	R: 0 H: 1 E: 0 K: 0 S: 6	H: 0 R: 1 LOB: 0 BB: 0 P: 11	R: 0 H: 0 E: 0 K: 0 S: 6	H: 0 R: 1 LOB: 0 BB: 0 P: 8	R: 0 H: 0 E: 0 K: 1 S: 8	H: 0 R: 0 LOB: 0 BB: 0 P: 10	R: 0 H: 0 E: 0 K: 1 S: 6	H: 0 R: 0 LOB: 0 BB: 0 P: 9	R: 0 H: 1 E: 0 K: 0 S: 5	H: 1 R: 0 LOB: 2 BB: 1 P: 11	R: 0 H: 1 E: 0 K: 0 S: 9	H: 1 R: 2 LOB: 2 BB: 1 P: 16	R: 1 H: 2 E: 0 K: 1 S: 13	H: 2 R: 3 LOB: 2 BB: 2 P: 17	R: 3 H: 2 E: 1 K: 0 S: 17	H: 2 R: 0 LOB: 2 BB: 2 P: 31	1B: 6 2B: 1 3B: 0 HR: 0	SF: 2 SAC: 0 DP: 0 HBP: 0	WP: 1 PB: 0 SB: 1 CS: 0	PA: 36							
<b>PITCHER</b>	IP	WLS	BF	H	R	ER	SO	BB	IBB	HBP	BLK	WP	HR	S	P	ERA	WHIP										
Brian Anderson, L (1, 1) ERA: 3.96	6.1		26	5	1	1	2	1	0	0	0	0	0	47	81	1.42	0.947										
Byung-Hyun Kim, R (7, 1) ERA: 3.28	1.0	L	7	1	3	2	1	2	0	0	0	1	0	14	28	18.00	3.000										
Mike Morgan, R (8, 1) ERA: 4.24	0.2		3	1	0	0	0	0	0	0	0	0	0	9	12	0.00	1.500										

Arizona Diamondbacks @ Florida Marlins  
Pro Player Stadium, Miami, FL  
Sat Jul 29 2000, 7:05 PM EDT  
Att: 15,860 - Cloudy - 83 F

AB	30
R	4
H	7
RBI	4
BB	4
SO	3
LOB	16





Batter	1	2	3	4	5	6	7	8	9	AB	R	H	RBI	BB	SO	LOB	TOP								
Tony Womack, L (1, 6) OBP: 0.299, SLG: 0.385	P4		BB		G4-3		K			3	0	0	0	1	1	1	<b>Arizona Diamondbacks @ Florida Marlins</b> Pro Player Stadium, Miami, FL Sun Jul 30 2000, 4:05 PM EDT Att: 16,770 - Overcast - 89 F <a href="http://livebaseballscorecards.com">livebaseballscorecards.com</a>								
Danny Bautista, R (1, 9) OBP: 0.295, SLG: 0.444	G1-3		P4			E6	G1-3			4	1	0	0	0	0	2									
Luis Gonzalez, L (1, 7) OBP: 0.409, SLG: 0.565				HR		HR		F8		4	2	3	3	0	0	0									
Matt Williams, R (1, 5) OBP: 0.317, SLG: 0.406	G4-3			G5-3		HR		F9		4	0	1	0	0	0	1									
Steve Finley, L (1, 8) OBP: 0.366, SLG: 0.575								K		3	0	1	0	1	2	1									
Jay Bell, R (1, 4) OBP: 0.345, SLG: 0.416										4	0	0	0	0	2	3									
Erubiel Durazo, L (1, 3) OBP: 0.376, SLG: 0.449										4	0	0	0	0	3	2									
Kelly Stinnett, R (1, 2) OBP: 0.297, SLG: 0.409										2	0	0	0	1	0	0									
Rob Ryan, L (9, PH) OBP: 0.444, SLG: 0.778										1	0	1	0	0	0	0									
Hanley Frias, S (9, PR) OBP: 0.313, SLG: 0.318										0	0	0	0	0	0	0									
Randy Johnson, R (1, 1) OBP: 0.217, SLG: 0.224										2	0	0	0	0	0	0									
Mike Morgan, R (8, 1) OBP: 0.500, SLG: 0.500										0	0	0	0	0	0	0									
Greg Swindell, L (8, 1) OBP: 0.426, SLG: 0.503										1	0	0	0	0	0	1									
<b>Inning Stats</b>	R: 0 E: 0 K: 0 S: 10	H: 1 LOB: 1 BB: 0 P: 13	R: 0 E: 0 K: 2 S: 9	H: 1 LOB: 0 BB: 0 P: 15	R: 0 E: 0 K: 0 S: 13	H: 0 LOB: 1 BB: 1 P: 22	R: 1 E: 0 K: 2 S: 12	H: 1 LOB: 1 BB: 1 P: 19	R: 0 E: 0 K: 0 S: 4	H: 0 LOB: 0 BB: 0 P: 5	R: 2 E: 1 K: 2 S: 18	H: 2 LOB: 1 BB: 0 P: 27	R: 0 E: 0 K: 1 S: 7	H: 0 LOB: 1 BB: 1 P: 14	R: 0 E: 0 K: 1 S: 8	H: 0 LOB: 0 BB: 0 P: 11	R: 0 E: 0 K: 0 S: 9	H: 1 LOB: 1 BB: 0 P: 18	1B: 3 2B: 1 3B: 0 HR: 2	SF: 0 SAC: 1 DP: 0 HBP: 0	WP: 0 PB: 0 CS: 1	PA: 36			
<b>PITCHER</b>	IP	WLS	BF	H	R	ER	SO	BB	IBB	HBP	BLK	WP	HR	S	P	ERA	WHIP								
Ryan Dempster, R (1, 1) ERA: 3.98	7.0		29	5	3	2	7	3	0	0	0	0	2	73	115	2.57	1.143								
Armando Almanza, L (8, 1) ERA: 2.08	1.0	W	3	0	0	0	1	0	0	0	0	0	0	8	11	0.00	0.000								
Antonio Alfonseca, R (9, 1) ERA: 4.1	1.0	S	4	1	0	0	0	0	0	0	0	0	0	9	18	0.00	1.000								

Batter	1	2	3	4	5	6	7	8	9	AB	R	H	RBI	BB	SO	LOB	BOTTOM								
Luis Castillo, S (1, 4) OBP: 0.451, SLG: 0.431	S		G5-3		F9		K	K		5	1	2	0	0	2	4	<b>Arizona Diamondbacks @ Florida Marlins</b> Pro Player Stadium, Miami, FL Sun Jul 30 2000, 4:05 PM EDT Att: 16,770 - Overcast - 89 F <a href="http://livebaseballscorecards.com">livebaseballscorecards.com</a>								
Dave Berg, R (1, 6) OBP: 0.370, SLG: 0.362	K		L9		K		L6			4	0	0	0	0	2	3									
Mark Smith, R (1, 9) OBP: 0.339, SLG: 0.407	G5-3		G5-3							4	1	1	0	0	1	2									
Preston Wilson, R (1, 8) OBP: 0.326, SLG: 0.486	F7		K							4	0	1	0	0	1	2									
Mike Lowell, R (1, 5) OBP: 0.331, SLG: 0.468										3	0	0	0	1	2	2									
Derrek Lee, R (1, 3) OBP: 0.378, SLG: 0.543										4	1	1	1	1	0	3									
Kevin Millar, R (1, 7) OBP: 0.340, SLG: 0.524										4	1	4	2	0	0	0									
Mark Kotsay, L (8, PR) OBP: 0.340, SLG: 0.446										0	0	0	0	0	0	0									
Mike Redmond, R (1, 2) OBP: 0.340, SLG: 0.329										3	0	1	0	0	1	3									
Jesus Sanchez, L (7, PR) OBP: 0.222, SLG: 0.222										0	0	0	0	0	0	0									
Ramon Castro, R (8, 2) OBP: 0.370, SLG: 0.304										0	0	0	0	1	0	0									
Ryan Dempster, R (1, 1) OBP: 0.080, SLG: 0.120										3	0	0	0	0	1	3									
Armando Almanza, L (8, 1) ERA: 4.44										0	0	0	0	0	0	0									
Mendy López, R (8, PH)										0	0	0	0	1	0	0									
Antonio Alfonseca, R (9, 1) ERA: 2.23										0	0	0	0	0	0	0									
<b>Inning Stats</b>	R: 1 E: 0 K: 1 S: 16	H: 1 LOB: 0 BB: 0 P: 24	R: 0 E: 0 K: 2 S: 19	H: 1 LOB: 2 BB: 1 P: 28	R: 0 E: 0 K: 1 S: 11	H: 1 LOB: 1 BB: 0 P: 17	R: 0 E: 0 K: 3 S: 15	H: 1 LOB: 1 BB: 0 P: 20	R: 0 E: 0 K: 1 S: 9	H: 0 LOB: 0 BB: 0 P: 14	R: 0 E: 0 K: 2 S: 12	H: 1 LOB: 1 BB: 0 P: 18	R: 1 E: 0 K: 1 S: 16	H: 2 LOB: 1 BB: 0 P: 24	R: 2 E: 1 K: 2 S: 20	H: 3 LOB: 3 BB: 2 P: 35	1B: 5 2B: 4 3B: 0 HR: 1	SF: 0 SAC: 0 DP: 0 HBP: 0	WP: 1 PB: 0 CS: 0	PA: 37					
<b>PITCHER</b>	IP	WLS	BF	H	R	ER	SO	BB	IBB	HBP	BLK	WP	HR	S	P	ERA	WHIP								
Randy Johnson, L (1, 1) ERA: 2.18	7.0		29	7	2	2	11	1	1	0	0	0	0	17	31	27.00	6.000								
Mike Morgan, R (8, 1) ERA: 4.44	0.2	L	7	3	2	2	1	1	1	0	0	0	0	3	4	0.00	0.000								
Greg Swindell, L (8, 1) ERA: 2.23	0.1		1	0	0	0	1	0	0	0	0	0	0	3	4	0.00	0.000								

Batter	1	2	3	4	5	6	7	8	9	AB R H RBI BB SO LOB	TOP									
<b>Bill Spiers, L</b> OBP: 0.391, SLG: 0.417 (1, 5)	G6-3		F8		P4		SF9 2-3 1B		G3	5 0 1 0 0 0 1	<b>Houston Astros @ Florida Marlins</b> Pro Player Stadium, Miami, FL Mon Jul 31 2000, 7:05 PM EDT Att: 8,044 - Sunny - 87 F									
<b>Craig Biggio, R</b> OBP: 0.390, SLG: 0.396 (1, 4)	F9		HR				SF9 1-3 1B			3 1 2 3 1 0 0										
<b>5 Jeff Bagwell, R</b> OBP: 0.412, SLG: 0.572 (1, 3)			F3		G5-3		FC5-2-5-4 3-H 1-2		F8	5 0 1 0 0 0 3										
<b>17 Lance Berkman, S</b> OBP: 0.373, SLG: 0.573 <b>Octavio Dotel, R</b> OBP: 0.095, SLG: 0.033 (8, 1)	F7		F7			G1-3 BB G6-3 BB				3 1 1 0 1 0 1 0 0 0 0 0 0 0										
<b>Moises Alou, R</b> OBP: 0.415, SLG: 0.598 (1, 7)		FC4-6 BB 1B		F8		G6-3 G1-3 BB		F3		3 0 1 0 1 0 1										
<b>Richard Hidalgo, R</b> OBP: 0.377, SLG: 0.605 (1, 8) (8, 9)	P5			F9		G1-3		F7		4 0 0 0 0 0 4										
<b>Tony Eusebio, R</b> OBP: 0.333, SLG: 0.393 (1, 2)		FC4-6 BB				G6-3		G3-1		3 0 1 1 1 0 2										
<b>Julio Lugo, R</b> OBP: 0.321, SLG: 0.361 (1, 6)		FC4-6 S		F8		F8			G4-3	4 0 0 0 0 0 4										
<b>Jose Lima, R</b> OBP: 0.125, SLG: 0.150 <b>Marc Valdes, R</b> (7, 1) <b>Glen Barker, S</b> OBP: 0.298, SLG: 0.293 (8, 8)	G6-3				P6		1B SF9 2B		G3 S 1B BB	3 1 1 0 0 0 2 0 0 0 0 0 0 0 0 1 0 0 1 0 0										
<b>Inning Stats</b>	R: 0 E: 0 K: 0 S: 9	H: 1 LOB: 1 BB: 0 P: 15	R: 0 E: 0 K: 0 S: 13	H: 1 LOB: 2 BB: 1 P: 27	R: 1 E: 0 K: 0 S: 13	H: 1 LOB: 0 BB: 0 P: 21	R: 0 E: 0 K: 0 S: 10	H: 1 LOB: 1 BB: 0 P: 16	R: 0 E: 0 K: 0 S: 8	H: 0 LOB: 1 BB: 1 P: 25		R: 1 E: 0 K: 0 S: 11	H: 2 LOB: 0 BB: 0 P: 13	R: 0 E: 0 K: 0 S: 5	H: 1 LOB: 1 BB: 0 P: 8	R: 1 E: 0 K: 0 S: 8	H: 1 LOB: 1 BB: 1 P: 14	1B: 5 2B: 3 3B: 0 HR: 1	SF: 1 SAC: 0 DP: 1 HBP: 0	WP: 0 PB: 0 SB: 3 CS: 0
<b>PITCHER</b>	IP WLS BF H R ER SO BB IBB HBP BLK WP HR S P ERA WHIP											IP WLS BF H R ER SO BB IBB HBP BLK WP HR S P ERA WHIP								
<b>A.J. Burnett, R</b> ERA: 5.06 (1, 1)	5.0 L 23 4 2 2 0 4 0 0 0 0 0 1 56 106 3.60 1.600																			
<b>Ricky Bones, R</b> ERA: 3.07 (6, 1)	2.0 7 2 1 1 0 0 0 0 0 0 0 0 16 27 4.50 1.000																			
<b>Braden Looper, R</b> ERA: 3.2 (8, 1)	2.0 9 2 1 1 0 1 0 0 0 0 0 0 13 22 4.50 1.500																			

Batter	1	2	3	4	5	6	7	8	9	AB R H RBI BB SO LOB	BOTTOM									
<b>Luis Castillo, S</b> OBP: 0.451, SLG: 0.432 (1, 4)	FC3-6 1B		E S 1B		G1-6-3		G6-3			4 0 2 0 0 0 1	<b>Houston Astros @ Florida Marlins</b> Pro Player Stadium, Miami, FL Mon Jul 31 2000, 7:05 PM EDT Att: 8,044 - Sunny - 87 F									
<b>Mark Kotsay, L</b> OBP: 0.336, SLG: 0.441 (1, 9)	FC3-6 S 1B		F9		G4-3			G1-3		4 1 0 0 0 0 2										
<b>Kevin Millar, R</b> OBP: 0.366, SLG: 0.518 <b>Jesus Sanchez, L</b> OBP: 0.222, SLG: 0.222 (6, PR) <b>Dave Berg, R</b> OBP: 0.370, SLG: 0.362 (9, 6)	K		F8			G5-3		G1-3 1B		4 0 1 0 0 1 2 0 0 0 0 0 0 0 0 0 0 0 0 0 0										
<b>Preston Wilson, R</b> OBP: 0.327, SLG: 0.485 (1, 8)	G3-1 1B			G3-1		FC6-4 BB		G1-3		3 0 1 1 1 0 1										
<b>Mike Lowell, R</b> OBP: 0.332, SLG: 0.467 (1, 5)	G5-3			1B 1B		F9			BB	3 0 1 0 1 0 2										
<b>Derrek Lee, R</b> OBP: 0.380, SLG: 0.542 (1, 3)		L1-3 1B		1B 1B		FC6-4		K		4 0 2 0 0 1 3										
<b>Andy Fox, L</b> OBP: 0.239, SLG: 0.279 (1, 6) (9, 7)	L1-3			1B			SF7 3B		K	4 1 2 0 0 1 1										
<b>Ramon Castro, R</b> OBP: 0.323, SLG: 0.269 (1, 2)		K		F8			SF7 3-H 2-1		K	3 0 0 1 0 2 2										
<b>A.J. Burnett, R</b> OBP: 0.400, SLG: 0.500 (1, 1) <b>Ricky Bones, R</b> (6, 1) <b>Mendy López, R</b> (7, PH) <b>Braden Looper, R</b> (8, 1) <b>Mark Smith, R</b> OBP: 0.336, SLG: 0.404 (9, PH)			K			G1-6-3 BB		F9		1 0 0 0 1 1 0 0 0 0 0 0 0 0 1 0 0 0 0 0 0 0 0 0 0 0 0 0 1 0 0 0 0 0 0										
<b>Inning Stats</b>	R: 1 E: 0 K: 1 S: 13	H: 2 LOB: 1 BB: 0 P: 18	R: 0 E: 0 K: 1 S: 11	H: 1 LOB: 0 BB: 0 P: 12	R: 0 E: 0 K: 0 S: 9	H: 1 LOB: 1 BB: 0 P: 14	R: 0 E: 0 K: 0 S: 11	H: 3 LOB: 2 BB: 0 P: 15	R: 0 E: 0 K: 0 S: 6	H: 0 LOB: 0 BB: 1 P: 12		R: 0 E: 0 K: 0 S: 8	H: 1 LOB: 0 BB: 0 P: 13	R: 0 E: 0 K: 1 S: 10	H: 1 LOB: 2 BB: 1 P: 21	R: 0 E: 0 K: 2 S: 8	H: 0 LOB: 0 BB: 0 P: 14	1B: 8 2B: 1 3B: 1 HR: 0	SF: 1 SAC: 0 DP: 2 HBP: 0	WP: 0 PB: 0 SB: 2 CS: 0
<b>PITCHER</b>	IP WLS BF H R ER SO BB IBB HBP BLK WP HR S P ERA WHIP											IP WLS BF H R ER SO BB IBB HBP BLK WP HR S P ERA WHIP								
<b>Jose Lima, R</b> ERA: 6.78 (1, 1)	6.1 W 26 8 2 2 3 2 0 0 0 0 0 0 61 90 2.84 1.579																			
<b>Marc Valdes, R</b> ERA: 2.64 (7, 1)	1.1 H 6 1 0 0 0 1 0 0 0 0 0 0 13 23 0.00 1.500																			
<b>Octavio Dotel, R</b> ERA: 5.21 (8, 1)	1.1 S 4 0 0 0 3 0 0 0 0 0 0 0 11 20 0.00 0.000																			

Batter	1	2	3	4	5	6	7	8	9	AB	R	H	RBI	BB	SO	LOB	TOP										
Julio Lugo, R OBP: 0.320, SLG: 0.355	G6-3			K		E 5 BB 17 BB		G6-3		3	1	0	0	1	1	0	<b>Houston Astros @ Florida Marlins</b> Pro Player Stadium, Miami, FL Tue Aug 01 2000, 7:05 PM EDT Att: 9,568 - Cloudy - 82 F										
Craig Biggio, R OBP: 0.388, SLG: 0.393 Bill Spiers, L OBP: 0.389, SLG: 0.416	K			G5-3		E2 17 BB 5 BB		K		3	1	0	0	0	1	2											
5 Jeff Bagwell, R OBP: 0.410, SLG: 0.568	G5-3			F8		17 BB 1B		F8		3	1	0	1	1	0	0											
17 Lance Berkman, S OBP: 0.371, SLG: 0.565 Glen Barker, S OBP: 0.296, SLG: 0.293		G4-3			G3	1B		P4		3	0	0	1	1	0	0											
Moises Alou, R OBP: 0.416, SLG: 0.595		F8			G6-4-3 BB	1B		E8		3	0	1	2	1	0	0											
Richard Hidalgo, R OBP: 0.374, SLG: 0.598		L6			G6-4-3 1-2f			G6-3		4	0	0	0	0	1	2											
Chris Truby, R OBP: 0.263, SLG: 0.344				F9						3	0	0	0	0	1	0											
Raul Chavez, R OBP: 0.333, SLG: 0.333				K		E 5 BB 1B		G1-3		3	1	1	0	0	1	0											
Scott Elarton, R OBP: 0.243, SLG: 0.250 Octavio Dotel, R OBP: 0.065, SLG: 0.033				K				G5-3		3	0	0	0	0	2	1											
										0	0	0	0	0	0	0											
<b>Inning Stats</b>	R: 0 E: 0 K: 1 S: 9	H: 0 LOB: 0 BB: 0 P: 13	R: 0 E: 0 K: 0 S: 5	H: 0 LOB: 0 BB: 0 P: 10	R: 0 E: 0 K: 2 S: 9	H: 0 LOB: 0 BB: 0 P: 9	R: 0 E: 0 K: 1 S: 7	H: 0 LOB: 0 BB: 0 P: 13	R: 0 E: 0 K: 0 S: 7	H: 0 LOB: 0 BB: 1 P: 12	R: 4 E: 1 K: 2 S: 17	H: 2 LOB: 2 BB: 3 P: 34	R: 0 E: 0 K: 1 S: 9	H: 0 LOB: 0 BB: 0 P: 10	R: 0 E: 0 K: 1 S: 8	H: 0 LOB: 0 BB: 0 P: 9	R: 0 E: 1 K: 0 S: 6	H: 0 LOB: 1 BB: 0 P: 8	1B: 2 2B: 0 3B: 0 HR: 0	SF: 0 SAC: 0 DP: 1 HBP: 0	WP: 0 PB: 0 SB: 0 CS: 0	PA: 33					
<b>PITCHER</b>	IP	WLS	BF	H	R	ER	SO	BB	IBB	HBP	BLK	WP	HR	S	P	ERA	WHIP										
23 Chuck Smith, R ERA: 3.19	7.0	L	26	2	4	0	7	4	0	0	0	0	0	63	101	0.00	0.857										
Manny Aybar, R ERA: 4.59	1.0		3	0	0	0	1	0	0	0	0	0	0	8	9	0.00	0.000										
Vic Darenbourg, L ERA: 4.5	1.0		4	0	0	0	0	0	0	0	0	0	0	6	8	0.00	0.000										


Batter	1	2	3	4	5	6	7	8	9	AB	R	H	RBI	BB	SO	LOB	BOTTOM										
Luis Castillo, S OBP: 0.452, SLG: 0.431	G1-3					G1-3				3	0	1	0	1	0	0	<b>Houston Astros @ Florida Marlins</b> Pro Player Stadium, Miami, FL Tue Aug 01 2000, 7:05 PM EDT Att: 9,568 - Cloudy - 82 F										
Mark Kotsay, L OBP: 0.332, SLG: 0.436	F7			BB		G4-3		G6-4-3 1B		4	0	0	0	0	2												
Mark Smith, R OBP: 0.341, SLG: 0.402				G5-3		K				3	1	1	0	0	1	0											
Preston Wilson, R OBP: 0.329, SLG: 0.485				G6-3						4	1	2	0	0	1	1											
Mike Lowell, R OBP: 0.329, SLG: 0.461				F3		FC5-4 1B		P4		4	0	0	0	0	1	3											
Derrek Lee, R OBP: 0.378, SLG: 0.545				K						4	1	1	2	0	2	1											
Dave Berg, R OBP: 0.373, SLG: 0.364				F8						2	0	1	1	1	0	0											
Ramon Castro, R OBP: 0.294, SLG: 0.241 Kevin Miller, R OBP: 0.389, SLG: 0.518 Jesus Sanchez, L OBP: 0.222, SLG: 0.222				G5-3		F3				3	0	0	0	0	3												
23 Chuck Smith, R OBP: 0.071, SLG: 0.071 Manny Aybar, R				K						0	0	0	0	0	0	0											
Andy Fox, L OBP: 0.237, SLG: 0.277 Vic Darenbourg, L OBP: 0.286, SLG: 0.286 Mendy López, R				K						1	0	0	0	0	0	0											
										0	0	0	0	0	0	0											
<b>Inning Stats</b>	R: 0 E: 0 K: 1 S: 11	H: 1 LOB: 1 BB: 0 P: 14	R: 0 E: 0 K: 1 S: 5	H: 0 LOB: 0 BB: 0 P: 7	R: 0 E: 0 K: 1 S: 8	H: 0 LOB: 1 BB: 1 P: 16	R: 0 E: 0 K: 1 S: 7	H: 0 LOB: 0 BB: 0 P: 7	R: 0 E: 0 K: 1 S: 7	H: 1 LOB: 1 BB: 0 P: 9	R: 0 E: 0 K: 1 S: 13	H: 0 LOB: 0 BB: 0 P: 14	R: 0 E: 0 K: 1 S: 9	H: 1 LOB: 2 BB: 1 P: 16	R: 0 E: 0 K: 0 S: 8	H: 1 LOB: 0 BB: 0 P: 14	R: 3 E: 0 K: 1 S: 18	H: 2 LOB: 1 BB: 1 P: 28	1B: 5 2B: 0 3B: 1 HR: 0	SF: 1 SAC: 0 DP: 1 HBP: 1	WP: 0 PB: 0 SB: 0 CS: 0	PA: 36					
<b>PITCHER</b>	IP	WLS	BF	H	R	ER	SO	BB	IBB	HBP	BLK	WP	HR	S	P	ERA	WHIP										
Scott Elarton, R ERA: 5.06	8.1	W	33	6	3	3	7	2	0	1	0	0	0	79	111	3.24	0.960										
Octavio Dotel, R ERA: 5.17	0.2	S	3	0	0	0	1	1	0	0	0	0	0	7	14	0.00	1.500										

Batter	1	2	3	4	5	6	7	8	9	AB	R	H	RBI	BB	SO	LOB	TOP										
<b>Bill Spiers, L</b> OBP: 0.393, SLG: 0.415 (1, 5)	4-0 BB G6-4-3		4-1 BLK BB		2-2 G1-3	1-3 K			0-0 1B	3	0	1	0	2	1	1	<b>Houston Astros @ Florida Marlins</b> Pro Player Stadium, Miami, FL Wed Aug 02 2000, 7:05 PM EDT Att: 8,867 - Cloudy - 80 F										
<b>Julio Lugo, R</b> OBP: 0.327, SLG: 0.362 (1, 4)	0-2 G6-4-3 1-2		0-1 F9		1-1 1B			0-2 17 G3-6 1B	5	0	3	0	0	0	2												
<b>5 Jeff Bagwell, R</b> OBP: 0.410, SLG: 0.576 (1, 3)	1-1 2B			2-2 HR	3-2 P3			1-2 G5-3	5	1	2	1	0	0	4												
<b>17 Lance Berkman, S</b> OBP: 0.372, SLG: 0.574 <b>Glen Barker, S</b> OBP: 0.296, SLG: 0.293 (9, 8)	2-1 G5-3			2-1 HR	2-3 K			1-1 BB 1B	5	1	2	1	0	1	4												
<b>Moises Alou, R</b> OBP: 0.420, SLG: 0.598 (1, 7)		0-1 F8		2-2 F9 2B		4-2 1B 2B BB		4-2 1-2 BB	2	1	1	0	2	0	0												
<b>Richard Hidalgo, R</b> OBP: 0.373, SLG: 0.594 (1, 8) (9, 9)	1-0 F7		1-1 F8		0-1 2B 1B			0-3 K	4	1	1	0	0	1	3												
<b>Tony Eusebio, R</b> OBP: 0.331, SLG: 0.396 (1, 2)	0-1 P4		0-1 F9		3-2 1B 2B			1-3 K	4	0	1	2	0	1	1												
<b>Tim Bogar, R</b> OBP: 0.223, SLG: 0.205 (1, 6)			2-1 F9	4-0 IBB		4-2 F8		2-1 F8	3	0	0	0	1	0	1												
<b>Wade Miller, R</b> OBP: 0.100, SLG: 0.100 <b>Joe Slusarski, R</b> (6, 1)	2-1 G5-3		1-1 G1-3		2-3 K			2-3 K	3	0	0	0	0	1	3												
<b>Daryle Ward, L</b> OBP: 0.278, SLG: 0.490 <b>Marc Valdes, R</b> (8, 1)									0	0	0	0	0	0	0												
<b>Inning Stats</b>	R: 0 E: 0 K: 0 S: 8	H: 1 LOB: 1 BB: 1 P: 15	R: 0 E: 0 K: 0 S: 5	H: 0 LOB: 0 BB: 0 P: 6	R: 0 E: 0 K: 0 S: 7	H: 0 LOB: 1 BB: 1 P: 15	R: 2 E: 0 K: 0 S: 16	H: 3 LOB: 2 BB: 1 P: 28	R: 0 E: 0 K: 1 S: 11	H: 1 LOB: 1 BB: 0 P: 19	R: 2 E: 0 K: 2 S: 18	H: 2 LOB: 1 BB: 1 P: 29	R: 0 E: 0 K: 1 S: 14	H: 2 LOB: 2 BB: 1 P: 21	R: 0 E: 0 K: 2 S: 9	H: 0 LOB: 0 BB: 0 P: 14	R: 0 E: 0 K: 0 S: 7	H: 2 LOB: 1 BB: 0 P: 9	1B: 6 2B: 3 3B: 0 HR: 2	SF: 0 SAC: 0 DP: 2 HBP: 0	WP: 0 PB: 0 SB: 1 CS: 1	PA: 40					
<b>PITCHER</b>	IP	WLS	BF	H	R	ER	SO	BB	IBB	HBP	BLK	WP	HR	S	P	ERA	WHIP										
<b>38 Reid Cornelius, R</b> ERA: 4.48 (1, 1)	5.0		25	7	4	4	1	3	1	0	1	0	2	55	98	7.20	2.000										
<b>Manny Aybar, R</b> ERA: 4.73 (6, 1)	2.0	W	8	2	0	0	3	1	0	0	0	0	0	24	35	0.00	1.500										
<b>Dan Miceli, R</b> ERA: 2.83 (8, 1)	2.0		7	2	0	0	2	0	0	0	0	0	0	16	23	0.00	1.000										

AB	35
R	4
H	11
RBI	4
BB	5
SO	6
LOB	19



Batter	1	2	3	4	5	6	7	8	9	AB	R	H	RBI	BB	SO	LOB	BOTTOM										
<b>Luis Castillo, S</b> OBP: 0.451, SLG: 0.429 (1, 4)	3-2 G6-3		3-2 G1-3			4-0 1B G6-3 BB	3-2 F7		0-0 1-2 2-H 3-H 1B	4	1	1	2	1	0	0	<b>Houston Astros @ Florida Marlins</b> Pro Player Stadium, Miami, FL Wed Aug 02 2000, 7:05 PM EDT Att: 8,867 - Cloudy - 80 F										
<b>Mark Kotsay, L</b> OBP: 0.334, SLG: 0.436 (1, 9)	0-1 G4-3			1-0 L5		1-0 G6-3 BB 1B	1-2		4	1	2	0	0	0	0												
<b>Kevin Millar, R</b> OBP: 0.362, SLG: 0.508 <b>Dan Miceli, R</b> (8, 1)	2-3 K			0-0 F7		0-1 P4	1-2 P4		4	0	0	0	0	1	3												
<b>Preston Wilson, R</b> OBP: 0.326, SLG: 0.480 (1, 8)		2-0 G4-3		1-2 G5-3		1-1 G6-3		2-1 F8	4	0	0	1	0	0	1												
<b>Derrek Lee, R</b> OBP: 0.377, SLG: 0.540 (1, 3)	1-0 F7			3-2 G5-3		4-1 BB BB BB		2-0 G5-3	3	0	0	0	1	0	0												
<b>Andy Fox, L</b> OBP: 0.250, SLG: 0.305 (8, 7)	0-0 E5 1B			1-0 HR		4-1 FC5 BB 1-2 BB		2-1 G3	3	1	2	1	1	0	0												
<b>Dave Berg, R</b> OBP: 0.376, SLG: 0.364 (1, 6)	0-1 G3-1			0-1 F9		4-0 1-2 2-3 3-H BB FC5 BB		0-0 2B 1B 1B	3	1	1	1	1	0	1												
<b>Ramon Castro, R</b> OBP: 0.297, SLG: 0.250 <b>Henny Rodriguez, L</b> OBP: 0.316, SLG: 0.531 <b>Jesus Sanchez, L</b> OBP: 0.222, SLG: 0.222 (9, PH)			0-3 K		1-1 1B	1-1 FC5		2-1 1B 2B	3	0	1	0	0	1	3												
<b>38 Reid Cornelius, R</b> OBP: 0.100, SLG: 0.150 <b>Manny Aybar, R</b> (6, 1)	3-1 G5-3			1-2 F8		1-2 G6-3		2-1 1B HBP	2	0	0	0	0	0	1												
<b>Mark Smith, R</b> OBP: 0.338, SLG: 0.398 <b>Mike Lowell, R</b> OBP: 0.331, SLG: 0.461 (7, PH)									1	0	0	0	0	0	0												
<b>Inning Stats</b>	R: 0 E: 0 K: 1 S: 12	H: 0 LOB: 0 BB: 0 P: 17	R: 0 E: 1 K: 0 S: 5	H: 1 LOB: 1 BB: 0 P: 8	R: 0 E: 0 K: 0 S: 5	H: 0 LOB: 0 BB: 0 P: 7	R: 1 E: 0 K: 0 S: 14	H: 2 LOB: 1 BB: 0 P: 20	R: 2 E: 0 K: 0 S: 9	H: 1 LOB: 3 BB: 4 P: 28	R: 0 E: 0 K: 0 S: 16	H: 1 LOB: 1 BB: 0 P: 22	R: 0 E: 0 K: 0 S: 5	H: 0 LOB: 0 BB: 0 P: 11	R: 2 E: 0 K: 0 S: 5	H: 3 LOB: 2 BB: 0 P: 9	1B: 6 2B: 1 3B: 0 HR: 1	SF: 0 SAC: 0 DP: 0 HBP: 1	WP: 0 PB: 0 SB: 0 CS: 0	PA: 37							
<b>PITCHER</b>	IP	WLS	BF	H	R	ER	SO	BB	IBB	HBP	BLK	WP	HR	S	P	ERA	WHIP										
<b>Wade Miller, R</b> ERA: 6.54 (1, 1)	5.2		24	4	3	3	2	3	0	0	0	0	1	51	87	4.76	1.235										
<b>Joe Slusarski, R</b> ERA: 3.99 (6, 1)	1.1	H	6	1	0	0	0	1	0	0	0	0	0	18	29	0.00	1.500										
<b>Marc Valdes, R</b> ERA: 3.31 (8, 1)	1.0	L	7	3	2	2	0	0	0	1	0	0	0	10	20	18.00	3.000										



Batter	1	2	3	4	5	6	7	8	9	AB	R	H	RBI	BB	SO	LOB	TOP										
Julio Lugo, R (1.4) Wayne Franklin, L (7.1) Joe Slusarski, R (8.1)	G5-3	G6-4-3			F8		G3			4	0	0	0	0	0	3											
Tim Bogar, R (1.6) OBP: 0.223, SLG: 0.206	1B		K		K			G6-3		4	0	1	0	0	2	0											
5 Jeff Bagwell, R (1.3) OBP: 0.409, SLG: 0.573	F9		F9		FC5-4 1B			E6 L6-4 E		4	0	1	0	0	0	1											
Richard Hidalgo, R (1.8) OBP: 0.369, SLG: 0.587	K		K		FC5-4 HR			E1		4	1	0	0	0	2	3											
Moises Alou, R (1.7) OBP: 0.421, SLG: 0.607		BB 17 SF7 1B			F8			L6-4		4	2	2	2	0	0	2											
17 Lance Berkman, S (1.9) OBP: 0.374, SLG: 0.571		1B BB 1B			K			G3		3	0	1	0	1	1	0											
Chris Truby, R (1.5) OBP: 0.262, SLG: 0.333		1B BB			F3			G6-3		3	0	0	0	1	1	1											
Raul Chavez, R (1.2) OBP: 0.167, SLG: 0.200 Daryle Ward, L (9, PH) OBP: 0.377, SLG: 0.487	SF7				G1-3			P6		2	0	0	1	0	0	1											
Brian Powell, R (1.1) OBP: 0.500, SLG: 0.500 Bill Spiers, L (7, PH) OBP: 0.391, SLG: 0.413					L3			L9		2	0	1	0	0	0	0											
										1	0	0	0	0	0	0											
<b>Inning Stats</b>	R: 0 E: 0 K: 1 S: 9	H: 1 LOB: 1 BB: 0 P: 12	R: 1 E: 0 K: 0 S: 9	H: 3 LOB: 2 BB: 1 P: 15	R: 0 E: 0 K: 2 S: 8	H: 0 LOB: 0 BB: 0 P: 9	R: 0 E: 0 K: 0 S: 5	H: 0 LOB: 1 BB: 1 P: 13	R: 0 E: 0 K: 1 S: 7	H: 0 LOB: 0 BB: 0 P: 9	R: 2 E: 0 K: 2 S: 13	H: 2 LOB: 0 BB: 0 P: 18	R: 0 E: 0 K: 0 S: 7	H: 0 LOB: 0 BB: 0 P: 11	R: 0 E: 2 K: 0 S: 6	H: 0 LOB: 1 BB: 0 P: 9	R: 0 E: 0 K: 0 S: 6	H: 0 LOB: 0 BB: 0 P: 8	R: 0 E: 0 K: 0 S: 6	H: 0 LOB: 0 BB: 0 P: 8	1B: 5 2B: 1 3B: 0 HR: 1	SF: 1 SAC: 0 DP: 2 HBP: 0	WP: 0 PB: 0 SB: 0 CS: 0	PA: 35			
<b>PITCHER</b>	IP	WLS	BF	H	R	ER	SO	BB	IBB	HBP	BLK	WP	HR	S	P	ERA	WHIP										
Jesus Sanchez, L (1.1) ERA: 4.98	6.0		25	6	3	3	6	2	0	0	0	0	1	51	76	4.50	1.333										
Braden Looper, R (7.1) ERA: 3.08	2.0	W	7	0	0	0	0	0	0	0	0	0	0	13	20	0.00	0.000										
Antonio Alfonseca, R (9.1) ERA: 4.01	1.0	S	3	0	0	0	0	0	0	0	0	0	0	6	8	0.00	0.000										

Houston Astros @ Florida Marlins  
Pro Player Stadium, Miami, FL  
Thu Aug 03 2000, 1:05 PM EDT  
Att: 14,641 - Sunny - 88 F

AB 32  
R 3  
H 6  
RBI 3  
BB 2  
SO 6  
LOB 11



Batter	1	2	3	4	5	6	7	8	9	AB	R	H	RBI	BB	SO	LOB	BOTTOM										
Luis Castillo, S (1.4) OBP: 0.451, SLG: 0.429	G4-3		S 1B		G3-6-3 1B		F8			4	0	2	0	0	0	0											
Mark Kotsay, L (1.9) OBP: 0.333, SLG: 0.434	1B		K		G3-6-3 1B		F9			4	0	1	0	0	1	2											
Henry Rodriguez, L (1.7) OBP: 0.312, SLG: 0.523	F9		K		F8		G1-3			4	0	0	0	0	1	2											
Preston Wilson, R (1.8) OBP: 0.328, SLG: 0.479	1B		S 1B BB		G5-3		F2			3	1	1	0	1	0	0											
Derrek Lee, R (1.3) OBP: 0.378, SLG: 0.539	P4		K		1B SF7 1B		1B SF8 1B			4	2	2	0	0	1	3											
Andy Fox, L (1.5) OBP: 0.288, SLG: 0.318		L5-3 HBP		S 1B 1B		1B	S 1B			3	1	3	1	0	0	0											
Dave Berg, R (1.6) OBP: 0.379, SLG: 0.370 Antonio Alfonseca, R (9.1)	L5-3		1B		1B		SF8			3	0	2	2	0	0	1											
Mike Redmond, R (1.2) OBP: 0.331, SLG: 0.322	G3		L9		SF7		F8			0	0	0	0	0	0	0											
Jesus Sanchez, L (1.1) OBP: 0.211, SLG: 0.211 Mark Smith, R (6, PH) OBP: 0.336, SLG: 0.395 Braden Looper, R (7.1) Chris Clapinski, S (9.5) OBP: 0.333, SLG: 0.457			F8		B5-3		F8			2	0	0	0	0	0	1											
										1	0	0	0	0	0	2											
										0	0	0	0	0	0	0											
										0	0	0	0	0	0	0											
<b>Inning Stats</b>	R: 0 E: 0 K: 0 S: 12	H: 2 LOB: 2 BB: 0 P: 18	R: 0 E: 0 K: 0 S: 7	H: 0 LOB: 0 BB: 0 P: 8	R: 0 E: 0 K: 2 S: 11	H: 1 LOB: 1 BB: 0 P: 18	R: 2 E: 0 K: 1 S: 10	H: 2 LOB: 1 BB: 1 P: 17	R: 0 E: 0 K: 0 S: 3	H: 1 LOB: 0 BB: 0 P: 4	R: 1 E: 0 K: 0 S: 12	H: 3 LOB: 2 BB: 0 P: 13	R: 0 E: 0 K: 0 S: 4	H: 0 LOB: 0 BB: 0 P: 4	R: 1 E: 0 K: 0 S: 11	H: 2 LOB: 1 BB: 0 P: 16	R: 0 E: 0 K: 0 S: 11	H: 0 LOB: 0 BB: 0 P: 16	1B: 11 2B: 1 3B: 0 HR: 0	SF: 2 SAC: 0 DP: 2 HBP: 1	WP: 0 PB: 0 SB: 4 CS: 0	PA: 35					
<b>PITCHER</b>	IP	WLS	BF	H	R	ER	SO	BB	IBB	HBP	BLK	WP	HR	S	P	ERA	WHIP										
Brian Powell, R (1.1) ERA: 4.5	6.0		27	9	3	3	3	1	0	1	0	0	0	4	4	0.00	0.000										
Wayne Franklin, L (7.1) ERA: 3.86	1.0	L	5	2	1	1	0	0	0	0	0	0	0	11	16	9.00	2.000										
Joe Slusarski, R (8.1) ERA: 4.09	1.0																										

Houston Astros @ Florida Marlins  
Pro Player Stadium, Miami, FL  
Thu Aug 03 2000, 1:05 PM EDT  
Att: 14,641 - Sunny - 88 F


AB 31  
R 4  
H 11  
RBI 4  
BB 1  
SO 3  
LOB 13



Batter	1	2	3	4	5	6	7	8	9	AB	R	H	RBI	BB	SO	LOB	TOP										
Luis Castillo, S OBP: 0.452, SLG: 0.430 Dave Berg, R OBP: 0.375, SLG: 0.365	1-1 B4-3		2-2 G4-6-3 1B		3-2 F9			3-1 F8		2	0	1	0	0	0	0											
Mark Kotsay, L OBP: 0.330, SLG: 0.430	1-0 L8		1-0 G4-6-3 1-2			2-1 G4-3		1-0 L7		4	0	0	0	0	0	1											
Henry Rodriguez, L OBP: 0.311, SLG: 0.519 Chris Clapinski, S OBP: 0.333, SLG: 0.457	0-2 F9		2-0 G4-3			1-3 K		2-2 1B		4	0	1	0	0	1	0											
Preston Wilson, R OBP: 0.325, SLG: 0.475		2-2 G1-3		0-3 K		0-0 G5-3		2-3 K		4	0	0	0	0	2	1											
Mike Lowell, R OBP: 0.332, SLG: 0.465		2-0 P4		3-2 WP 2B				1-0 F8		4	0	2	0	0	0	0											
Derrek Lee, R OBP: 0.380, SLG: 0.538		0-2 1B 2B		2-2 G4-3				1-1 1B		4	1	2	0	0	0	2											
Andy Fox, L OBP: 0.280, SLG: 0.329		2-2 1B 2B		2-1 F5				1-1 1B		4	1	3	0	0	0	1											
Mike Redmond, R OBP: 0.341, SLG: 0.331		2-2 1B 2B			0-0 G4-3			4-0 IBB		2	0	1	2	2	0	0											
Ryan Dempster, R OBP: 0.075, SLG: 0.113 Kevin Millar, R OBP: 0.350, SLG: 0.505 Antonio Alfonseca, R OBP: 0.350, SLG: 0.505		0-0 F7			2-2 L6			1-1 P6		3	0	0	0	0	0	3											
<b>Inning Stats</b>	R: 0 E: 0 K: 0 S: 6	H: 0 LOB: 0 BB: 0 P: 8	R: 2 E: 0 K: 0 S: 17	H: 3 LOB: 1 BB: 0 P: 25	R: 0 E: 0 K: 0 S: 5	H: 1 LOB: 0 BB: 0 P: 10	R: 0 E: 0 K: 1 S: 12	H: 1 LOB: 1 BB: 0 P: 19	R: 0 E: 0 K: 0 S: 8	H: 0 LOB: 0 BB: 0 P: 13	R: 0 E: 0 K: 0 S: 6	H: 0 LOB: 0 BB: 0 P: 9	R: 0 E: 0 K: 0 S: 7	H: 2 LOB: 2 BB: 1 P: 15	R: 0 E: 0 K: 1 S: 11	H: 1 LOB: 1 BB: 0 P: 19	R: 0 E: 0 K: 0 S: 6	H: 2 LOB: 2 BB: 1 P: 13	1B: 8 2B: 2 3B: 0 HR: 0	SF: 0 SAC: 0 DP: 2 HBP: 0	WP: 1 PA: 36 PB: 0 SB: 0 CS: 0						
<b>PITCHER</b>	IP	WLS	BF	H	R	ER	SO	BB	IBB	HBP	BLK	WP	HR	S	P	ERA	WHIP										
Pete Harnisch, R ERA: 4.97 Danny Graves, R ERA: 2.17	(1, 1) (9, 1)	8.0 L	31 31	8 8	2 2	2 2	3 3	0 0	1 1	0 0	0 0	1 0	0 0	72 6	118 13	2.25 0.00	1.000 3.000										

**Florida Marlins @ Cincinnati Reds**  
Cinergy Field, Cincinnati, OH  
Fri Aug 04 2000, 7:35 PM EDT  
Att: 34,849 - Sunny - 78 F


AB 34  
R 2  
H 10  
RBI 2  
BB 2  
SO 3  
LOB 11



Batter	1	2	3	4	5	6	7	8	9	AB	R	H	RBI	BB	SO	LOB	BOTTOM										
Chris Stynes, R OBP: 0.422, SLG: 0.559	1-1 G4-6-3 1B		0-3 K			0-0 G4-3		3-3 K		4	0	1	0	0	2	2											
Barry Larkin, R OBP: 0.394, SLG: 0.504 Danny Graves, R OBP: 0.667, SLG: 2.000	0-0 G4-6-3 1-2			0-1 S 1B		0-0 G6-3		0-0 L8		4	0	1	1	0	0	2											
Ken Griffey Jr., L OBP: 0.375, SLG: 0.541	3-2 1B		2-3 K			3-H F7			0-1 G4-3	4	0	1	0	0	1	1											
Dante Bichette, R OBP: 0.344, SLG: 0.467	1-3 K			0-0 F8			1-2 G4-3		0-1 2B 1B	4	0	1	0	0	1	2											
Sean Casey, L OBP: 0.369, SLG: 0.431		4-0 G6-4-3 BB		0-1 F8			0-0 G3-1 2B		0-0 F7	3	0	1	0	1	0	2											
Dmitri Young, S OBP: 0.326, SLG: 0.465		2-3 K			0-0 F8		2-2 G3-1		1-1 2B	4	0	1	0	0	1	2											
Benito Santiago, R OBP: 0.284, SLG: 0.354 Alex Ochoa, R OBP: 0.370, SLG: 0.473		2-0 G6-4-3 1-2			2-2 F9		1-1 G4-3		1-0 G5-3	3	0	0	0	0	0	2											
Pokey Reese, R OBP: 0.319, SLG: 0.393			2-1 F2			2-3 K			0-1 F8	3	0	0	0	0	1	0											
Pete Harnisch, S ERA: 3.83 Michael Tucker, L OBP: 0.372, SLG: 0.535 Juan Castro, R OBP: 0.307, SLG: 0.426			1-3 K			0-0 G4-3 G6-3 2B		1-2 WP 1B		2	1	1	0	0	1	0											
<b>Inning Stats</b>	R: 0 E: 0 K: 1 S: 10	H: 2 LOB: 1 BB: 0 P: 15	R: 0 E: 0 K: 1 S: 6	H: 0 LOB: 0 BB: 1 P: 14	R: 0 E: 0 K: 2 S: 11	H: 0 LOB: 0 BB: 0 P: 14	R: 0 E: 0 K: 1 S: 8	H: 1 LOB: 1 BB: 0 P: 10	R: 0 E: 0 K: 0 S: 7	H: 0 LOB: 0 BB: 0 P: 11	R: 1 E: 0 K: 0 S: 6	H: 1 LOB: 0 BB: 0 P: 8	R: 0 E: 0 K: 0 S: 9	H: 1 LOB: 1 BB: 0 P: 13	R: 0 E: 0 K: 1 S: 10	H: 1 LOB: 1 BB: 0 P: 14	R: 0 E: 0 K: 0 S: 8	H: 2 LOB: 2 BB: 0 P: 10	1B: 5 2B: 3 3B: 0 HR: 0	SF: 0 SAC: 0 DP: 2 HBP: 0	WP: 1 PA: 34 PB: 0 SB: 1 CS: 0						
<b>PITCHER</b>	IP	WLS	BF	H	R	ER	SO	BB	IBB	HBP	BLK	WP	HR	S	P	ERA	WHIP										
Ryan Dempster, R ERA: 3.92 Antonio Alfonseca, R ERA: 3.92	(1, 1) (9, 1)	8.0 S	29 5	6 2	1 0	1 0	7 0	1 0	0 0	0 0	0 0	0 0	0 0	8 8	10 10	0.00 0.00	2.000 2.000										

**Florida Marlins @ Cincinnati Reds**  
Cinergy Field, Cincinnati, OH  
Fri Aug 04 2000, 7:35 PM EDT  
Att: 34,849 - Sunny - 78 F

AB 33  
R 1  
H 8  
RBI 1  
BB 1  
SO 7  
LOB 15







Batter	1	2	3	4	5	6	7	8	9	AB	R	H	RBI	BB	SO	LOB	TOP								
<b>Chris Clapinski, S</b> OBP: 0.381, SLG: 0.487 (1, 4)	4-2 HR BB	3-1 F8			1-0 2B 1B	4-2 BB		2-0 P4		3	2	1	0	2	0	1									
<b>Mark Kotsay, L</b> OBP: 0.333, SLG: 0.447 (1, 8) (7, 9)	0-0 HR	2-3 3-H F2			1-2 2B 1B	1-0 F7			1-1 G1-3	5	1	2	3	0	0	2									
<b>Henry Rodriguez, L</b> OBP: 0.308, SLG: 0.513 (1, 7)	3-1 F8		2-1 F8		1-0 2B		1-0 F7		1-1 F7	5	0	1	1	1	0	0									
<b>Mark Smith, R</b> OBP: 0.341, SLG: 0.400 <b>Armando Almanza, L</b> (9, 1) <b>Braden Looper, R</b> (9, 1)	1-3 K		3-3 K		1-3 K		3-2 F7		2-1 E6 2B	4	0	0	0	0	3	2									
<b>Mike Lowell, R</b> OBP: 0.336, SLG: 0.481 (1, 5)	2-3 K		0-3 K		4-1 IBB		0-1 G6-3		1-1 2B	4	0	1	1	1	2	0									
<b>Derrek Lee, R</b> OBP: 0.378, SLG: 0.539 (1, 3)		4-1 BB 2B		1-1 P4	3-2 F3			2-2 HR	0-0 F9	4	2	1	1	1	0	4									
<b>Andy Fox, L</b> OBP: 0.292, SLG: 0.341 (1, 6)		4-2 2B E BB		2-3 K	1-3 K			1-1 HR		3	2	1	1	1	2	3									
<b>Ramon Castro, R</b> OBP: 0.311, SLG: 0.263 (1, 2)		2-0 E 2B		0-1 P4			0-1 G5-3	1-0 F9		4	0	1	1	0	0	0									
<b>23 Chuck Smith, R</b> Vic Darenburg, L Preston Wilson, R Manny Aybar, R Kevin Millar, R Jesus Sanchez, L	0-2 G6-3		0-2 G6-3		0-2 1B 1B		0-0 B3	1-3 K		3	1	1	0	0	0	2									
<b>Inning Stats</b>	R: 2 E: 0 K: 2 S: 11	H: 1 LOB: 1 BB: 1 P: 21	R: 2 E: 1 K: 0 S: 12	H: 1 LOB: 1 BB: 2 P: 27	R: 0 E: 0 K: 2 S: 9	H: 0 LOB: 0 BB: 0 P: 14	R: 0 E: 0 K: 1 S: 7	H: 0 LOB: 0 BB: 0 P: 10	R: 2 E: 0 K: 2 S: 16	H: 4 LOB: 3 BB: 1 P: 27	R: 0 E: 0 K: 0 S: 8	H: 0 LOB: 1 BB: 1 P: 13	R: 0 E: 0 K: 0 S: 6	H: 0 LOB: 0 BB: 0 P: 10	R: 2 E: 0 K: 1 S: 10	H: 2 LOB: 0 BB: 0 P: 17	R: 1 E: 1 K: 0 S: 9	H: 1 LOB: 1 BB: 0 P: 14	1B: 3 2B: 3 3B: 0 HR: 3	SF: 0 SAC: 0 DP: 0 HBP: 0	WP: 0 PB: 0 SB: 0 CS: 0	PA: 42			
<b>PITCHER</b>	IP	WLS	BF	H	R	ER	SO	BB	IBB	HBP	BLK	WP	HR	S	P	ERA	WHIP								
<b>Scott Williamson, R</b> ERA: 3.61	4.0		21	6	6	5	5	3	0	0	0	0	1	45	30	11.25	2.250								
<b>Scott Sullivan, R</b> ERA: 3.61	2.0		8	0	0	0	2	1	1	0	0	0	0	18	82	0.00	0.500								
<b>Ron Villone, L</b> ERA: 0.04	1.0		3	0	0	0	0	0	0	0	0	0	0	6	10	0.00	0.000								
<b>Danny Graves, R</b> ERA: 2.47	2.0	L	10	3	3	2	1	0	0	0	0	0	2	19	31	9.00	1.500								

Florida Marlins @ Cincinnati Reds  
Cinergy Field, Cincinnati, OH  
Sun Aug.06 2000, 1:15 PM EDT  
Att: 39,815 - Cloudy - 77 F

AB 37  
R 9  
H 9  
RBI 8  
BB 5  
SO 8  
LOB 14



Batter	1	2	3	4	5	6	7	8	9	AB	R	H	RBI	BB	SO	LOB	BOTTOM								
<b>Chris Stynes, R</b> OBP: 0.419, SLG: 0.546 (1, 5)	1-1 1B 1B	0-0 FC6-4			0-0 G5-3		0-2 F7	1-1 G4-3		5	1	1	0	0	0	1									
<b>Juan Castro, R</b> OBP: 0.306, SLG: 0.408 (1, 6)	0-0 1B		2-1 E 1B SF9		0-0 F3		2-1 F8	1-1 P5		5	1	2	0	0	0	0									
<b>Ken Griffey Jr., L</b> OBP: 0.377, SLG: 0.537 (1, 8)	0-2 1B		0-0 E1 FC4 1B		1-3 K		4-1 2B 1B BB	0-0 F8		4	1	2	1	1	1	0									
<b>Dante Bichette, R</b> OBP: 0.350, SLG: 0.474 (1, 9)	1-3 K		1-0 SF9		1-2 BB 1B		1-0 1B 2B		4-1 BB	3	1	2	1	1	1	2									
<b>Sean Casey, L</b> OBP: 0.377, SLG: 0.441 (1, 3)	1-3 K		1-0 FC4 1B 2B		3-2 BB 1B		4-1 FC5 1B BB		4-0 BB	3	1	1	0	2	1	3									
<b>Michael Tucker, L</b> OBP: 0.373, SLG: 0.528 <b>Dmitri Young, S</b> OBP: 0.333, SLG: 0.467 (7, PH) (8, 7)	0-3 K		3-1 2B 1B		0-3 K		1-1 FC5 1B		2-3 K	3	1	1	0	0	2	4									
<b>Benito Santiago, R</b> OBP: 0.288, SLG: 0.358 (1, 2)		0-1 F8		2-0 G6-4-3 1B		4-2 G6-4-3 BB		0-0 FC5	2-3 K	4	0	1	2	1	1	4									
<b>Pokey Reese, R</b> OBP: 0.315, SLG: 0.385 (1, 4)		1-3 K		4-0 IBB		0-1 G6-4-3		0-1 F9	2-1 F9	4	0	0	0	1	1	7									
<b>Scott Williamson, R</b> ERA: 3.77 <b>Scott Sullivan, R</b> ERA: 4.5 <b>Brooks Kieschnick, L</b> (6, PH) <b>Ron Villone, L</b> ERA: 0.12 <b>Alex Ochoa, R</b> ERA: 0.46 <b>Danny Graves, R</b> ERA: 2.00	2-2 FC6-4 1B		0-3 K		2-0 G3		0-1 G6-3			2	0	1	0	0	1	2									
<b>Inning Stats</b>	R: 1 E: 0 K: 3 S: 15	H: 3 LOB: 2 BB: 0 P: 18	R: 0 E: 0 K: 1 S: 10	H: 1 LOB: 1 BB: 0 P: 13	R: 3 E: 1 K: 1 S: 11	H: 4 LOB: 2 BB: 1 P: 24	R: 0 E: 0 K: 1 S: 5	H: 0 LOB: 0 BB: 0 P: 6	R: 0 E: 0 K: 0 S: 6	H: 0 LOB: 0 BB: 0 P: 10	R: 2 E: 0 K: 0 S: 10	H: 2 LOB: 2 BB: 2 P: 20	R: 0 E: 0 K: 0 S: 5	H: 0 LOB: 0 BB: 0 P: 7	R: 0 E: 0 K: 2 S: 12	H: 0 LOB: 2 BB: 2 P: 26	1B: 10 2B: 2 3B: 0 HR: 0	SF: 1 SAC: 0 DP: 1 HBP: 0	WP: 0 PB: 0 SB: 0 CS: 0	PA: 44					
<b>PITCHER</b>	IP	WLS	BF	H	R	ER	SO	BB	IBB	HBP	BLK	WP	HR	S	P	ERA	WHIP								
<b>23 Chuck Smith, R</b> ERA: 3.77	6.0		31	11	6	6	7	2	1	0	0	0	0	1	5	9.00	2.167								
<b>Vic Darenburg, L</b> ERA: 4.5	0.0		1	0	0	0	0	1	0	0	0	0	0	1	5	∞	∞								
<b>Manny Aybar, R</b> ERA: 4.5	2.0	W	7	1	0	0	0	0	0	0	0	0	0	12	15	0.00	0.500								
<b>Armando Almanza, L</b> ERA: 2.04	0.0		2	0	0	0	0	2	0	0	0	0	0	1	9	∞	∞								
<b>Braden Looper, R</b> ERA: 3.0	1.0	S	3	0	0	0	2	0	0	0	0	0	0	11	17	0.00	0.000								

Florida Marlins @ Cincinnati Reds  
Cinergy Field, Cincinnati, OH  
Sun Aug.06 2000, 1:15 PM EDT  
Att: 39,815 - Cloudy - 77 F

AB 37  
R 6  
H 12  
RBI 6  
BB 6  
SO 9  
LOB 27



Batter	1	2	3	4	5	6	7	8	9	10	11	AB	R	H	RBI	BB	SO	LOB	TOP										
Chris Clapinski, S OBP: 0.383, SLG: 0.452	4-2 1B E BB		4-2 BB		1-0 F9			3-2 F9		3-1 P6		3	1	0	0	2	0	0											
Dave Berg, R OBP: 0.333, SLG: 0.340	3-1 F9		1-2 L8		3-3 K			1-0 F3		2-1 G1-3		5	0	0	0	0	1	2											
Henry Rodriguez, L OBP: 0.306, SLG: 0.507	2-2 E 1B		3-2 F9			0-3 K			1-3 K		1-2 G3		5	0	1	0	0	2	1										
Preston Wilson, R OBP: 0.323, SLG: 0.467	2-2 E1 F9-3		0-3 K			0-0 F2			2-2 HBP 1B		0-1 FC6 1B		5	0	2	1	0	1	2										
Mike Lowell, R OBP: 0.334, SLG: 0.476	3-H 0-0 F9-3			1-2 1B			0-0 F9		2-3 K		2-2 G5-3		5	0	1	0	0	1	4										
Derrick Lee, R OBP: 0.380, SLG: 0.534		1-0 G6-3		2-3 K			0-3 K		4-2 HBP BB		4-0 FC6 1B		3	0	0	0	2	2	1										
Mark Smith, R OBP: 0.333, SLG: 0.390		2-3 K		2-3 K			1-3 K		2-1 HBP		0-1 FC6		3	0	0	0	0	0	3	1									
Armando Almanza, L (7, 1)													0	0	0	0	0	0	0										
Kevin Millar, R OBP: 0.384, SLG: 0.505													0	0	0	0	0	0	0										
Jesus Sanchez, L OBP: 0.271, SLG: 0.211													0	0	0	0	0	0	0										
Mike Redmond, R OBP: 0.347, SLG: 0.333													1	0	0	0	0	0	2										
Ramon Castro, R OBP: 0.313, SLG: 0.250		4-2 BB		1-0 F9			1-0 F8		1-2 2-3 HBP		1-2 G4-3		2	0	0	0	1	0	1										
Andy Fox, L OBP: 0.291, SLG: 0.339													1	0	0	0	0	0	3										
Dan Miceli, R (9, 1)													0	0	0	0	0	0	0										
Vic Darenbourg, L OBP: 0.286, SLG: 0.286													0	0	0	0	0	0	0										
38 Reid Cornelius, R OBP: 0.323, SLG: 0.445		0-3 K		2-3 K			1-3 K		1-3 K		0-0 G4-3		2	0	0	0	0	2	1										
Mark Kotsay, L (7, 9)													2	0	0	0	0	1	0										
<b>Inning Stats</b>	R: 1 E: 1 K: 0 S: 13	H: 1 LOB: 1 BB: 1 P: 24	R: 0 E: 0 K: 2 S: 13	H: 0 LOB: 1 BB: 1 P: 20	R: 0 E: 0 K: 2 S: 14	H: 0 LOB: 1 BB: 1 P: 22	R: 0 E: 0 K: 2 S: 10	H: 1 LOB: 1 BB: 0 P: 16	R: 0 E: 0 K: 2 S: 15	H: 0 LOB: 0 BB: 0 P: 21	R: 0 E: 0 K: 1 S: 6	H: 0 LOB: 0 BB: 0 P: 6	R: 0 E: 0 K: 2 S: 7	H: 0 LOB: 0 BB: 0 P: 9	R: 0 E: 0 K: 1 S: 8	H: 0 LOB: 0 BB: 0 P: 13	R: 0 E: 0 K: 2 S: 20	H: 1 LOB: 3 BB: 1 P: 32	R: 0 E: 0 K: 0 S: 5	H: 0 LOB: 0 BB: 0 P: 10	R: 0 E: 0 K: 0 S: 11	H: 1 LOB: 2 BB: 1 P: 18	1B: 4 2B: 1 3B: 0 HR: 0	SF: 0 SAC: 0 DP: 1 HBP: 1	WP: 0 PB: 0 SB: 2 CS: 0	PA: 43			
<b>PITCHER</b>	IP WLS BF H R ER SO BB IBB HBP BLK WP HR S P ERA WHIP	5.0 2.0 6 2 0 0 3 0 0 0 0 0 0 0 0 13 15 0.00 0.000	1.0 0.2 2 0 0 0 1 0 0 0 0 0 0 0 0 7 11 0.00 0.000	0.1 1 1 0 0 0 0 0 0 0 0 0 0 0 1 2 0.00 0.000	2.0 9 1 0 0 0 2 1 0 1 0 0 0 0 25 42 0.00 1.000	11.1 1.0 W 5 H 1 R 0 ER 0 SO 0 BB 0 IBB 0 HBP 0 BLK 0 WP 0 HR 0 S 11 P 18 ERA 0.00 WHIP 1.000																							

Florida Marlins @ St. Louis Cardinals  
 Busch Stadium, St. Louis, MO  
 Mon Aug 07 2000, 7:10 PM CDT  
 Att: 40,377 - Cloudy - 86 F

AB 37  
 R 1  
 H 4  
 RBI 1  
 BB 5  
 SO 13  
 LOB 18



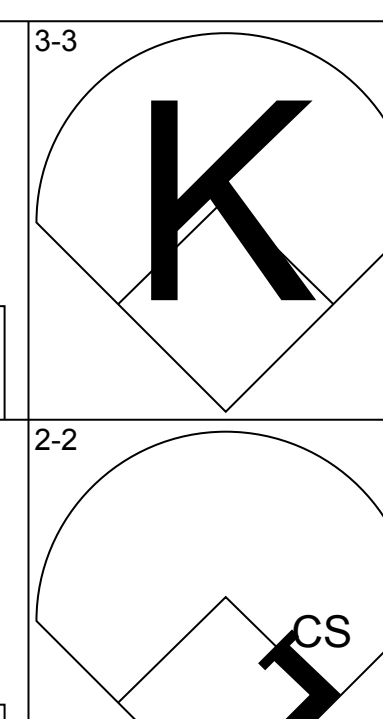
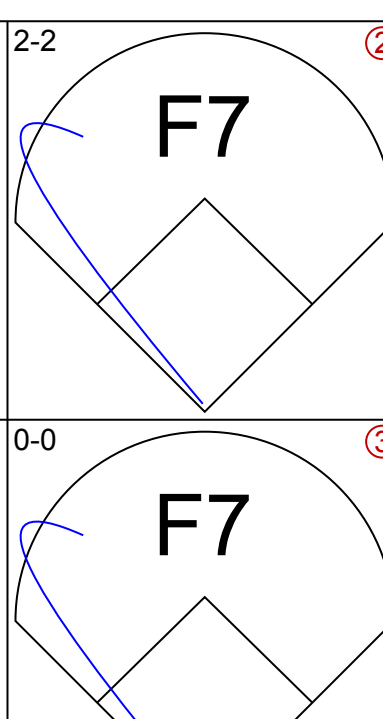
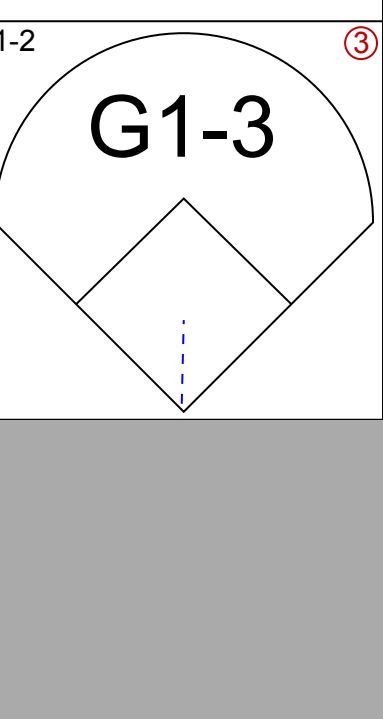
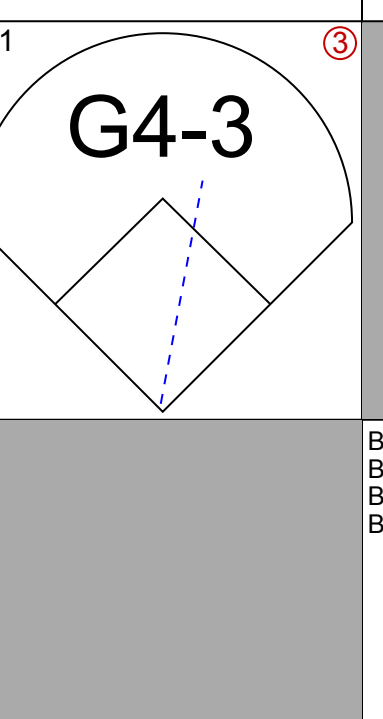
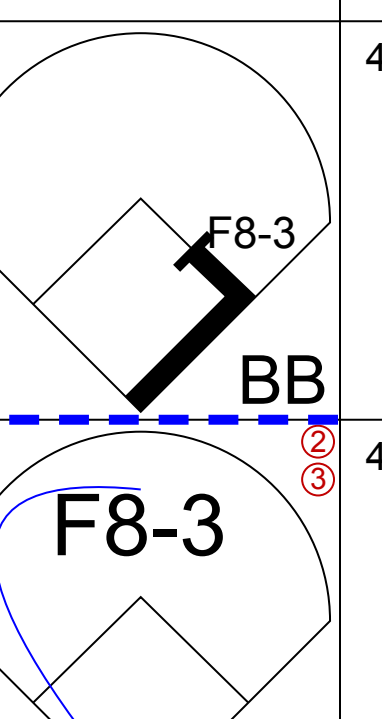
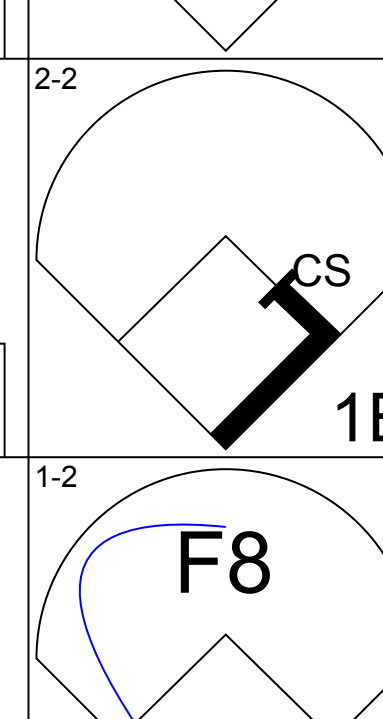
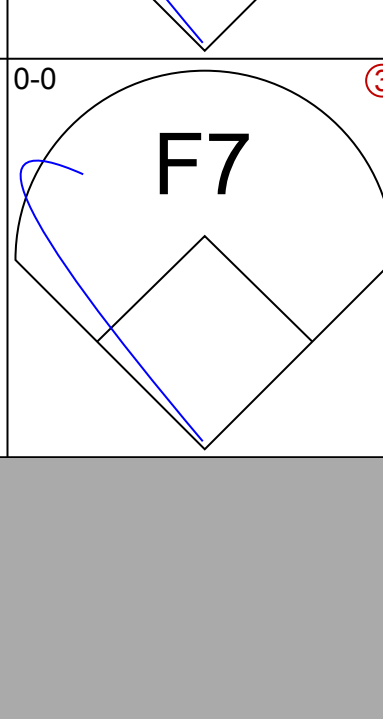
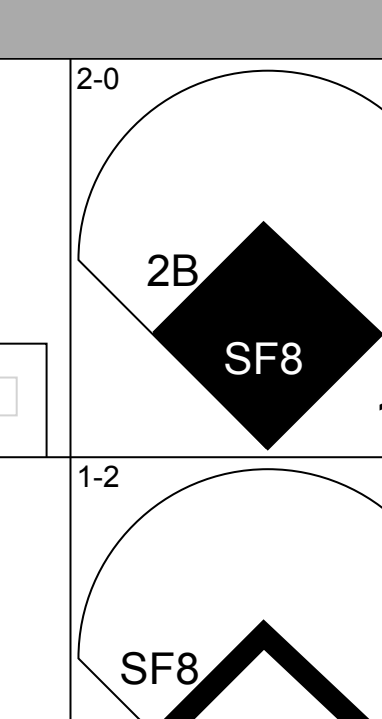
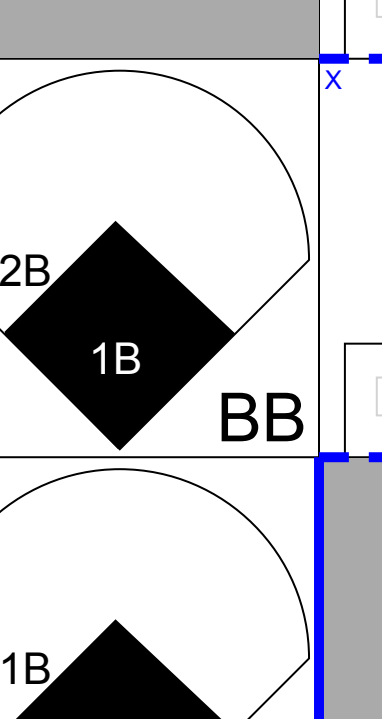
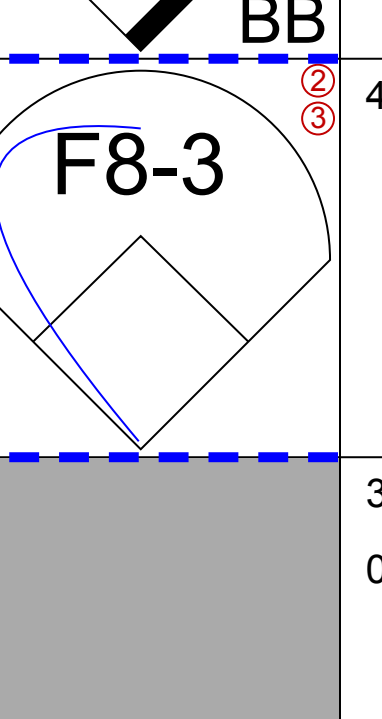
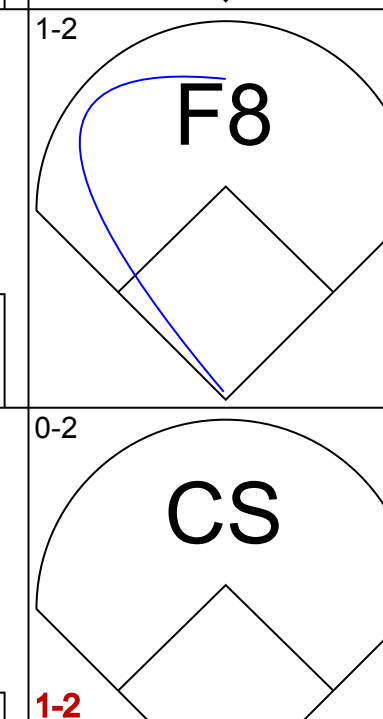
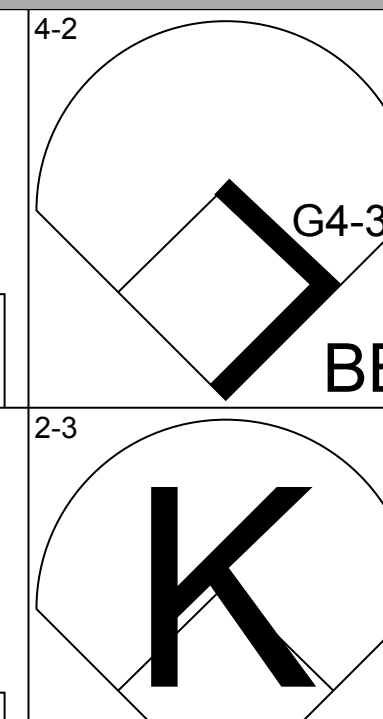
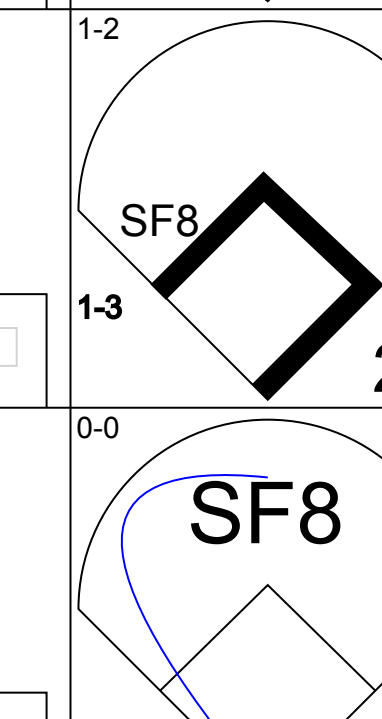
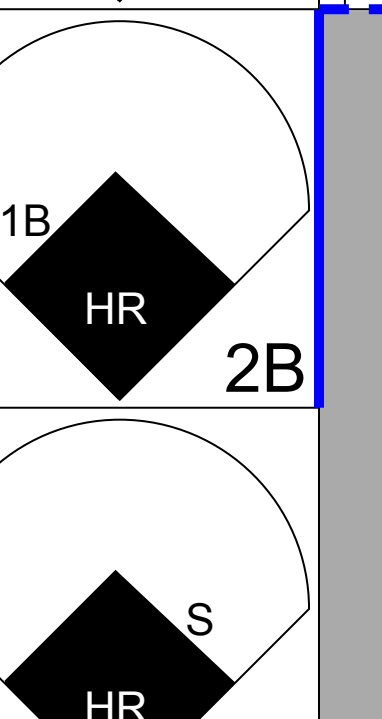
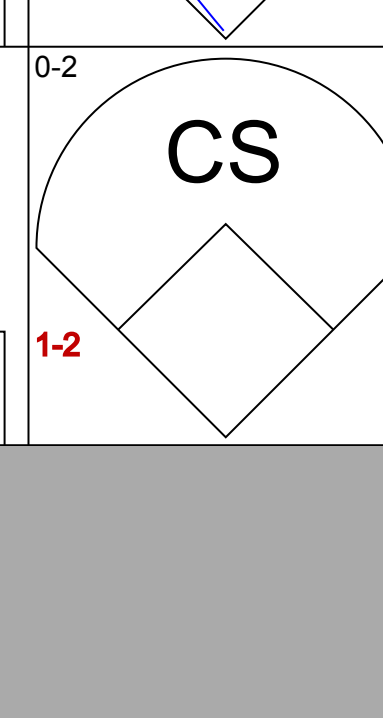
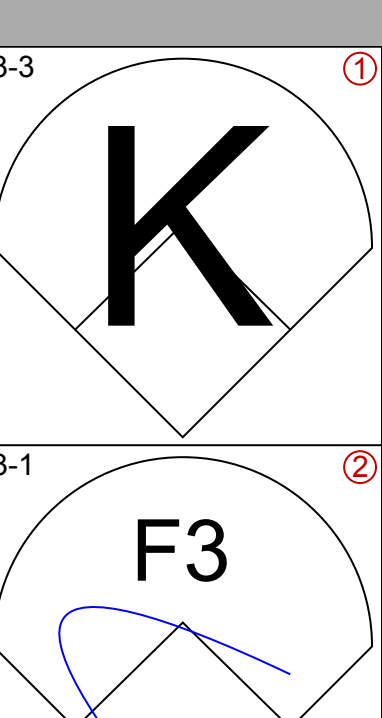
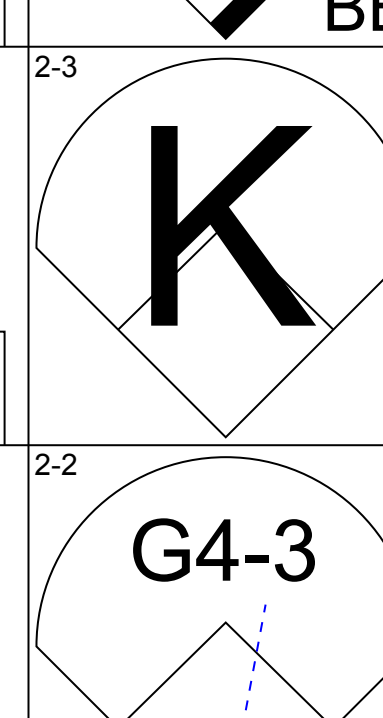
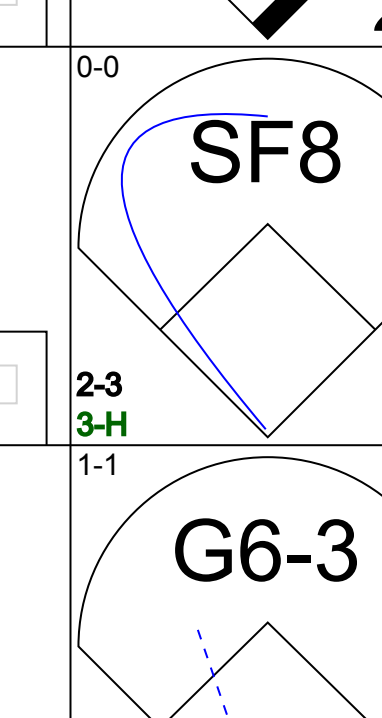
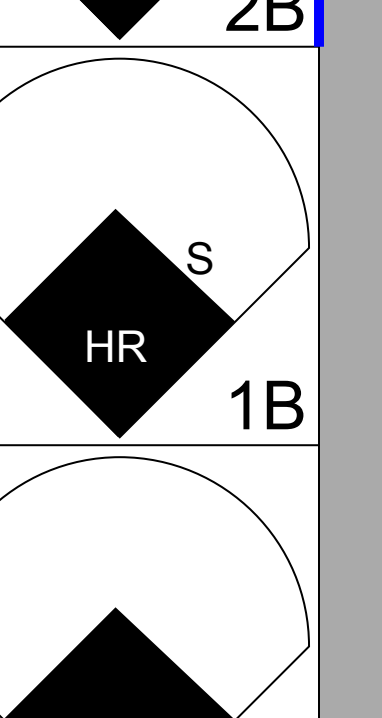
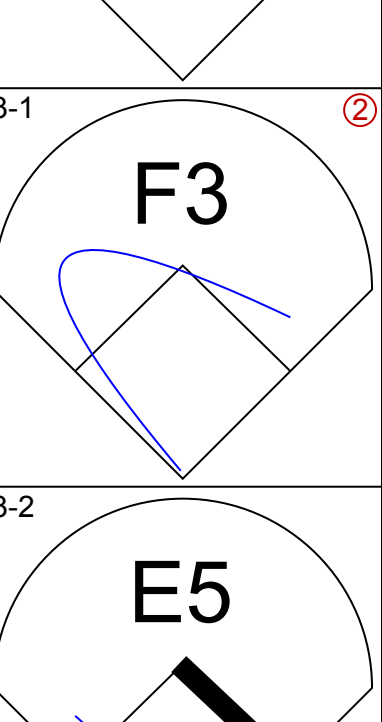
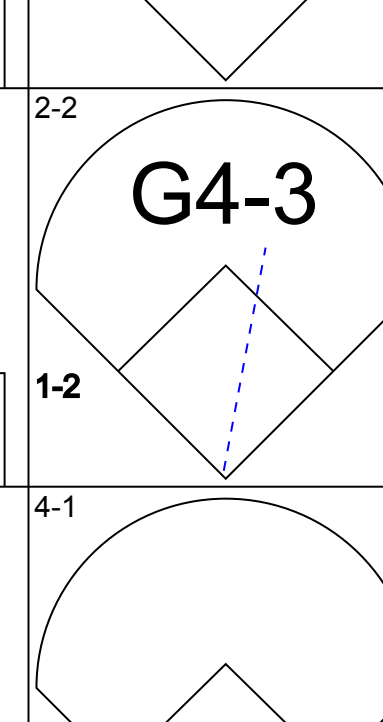
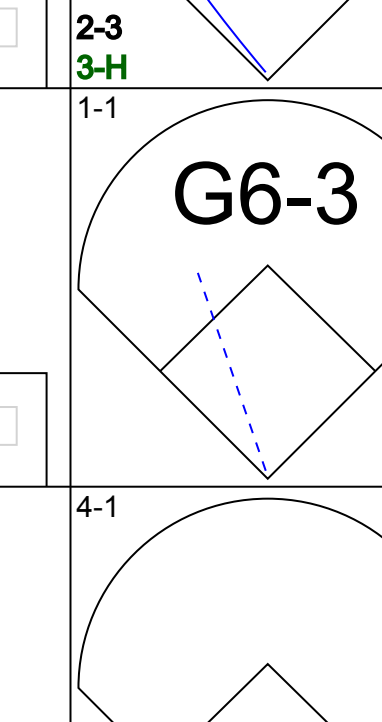
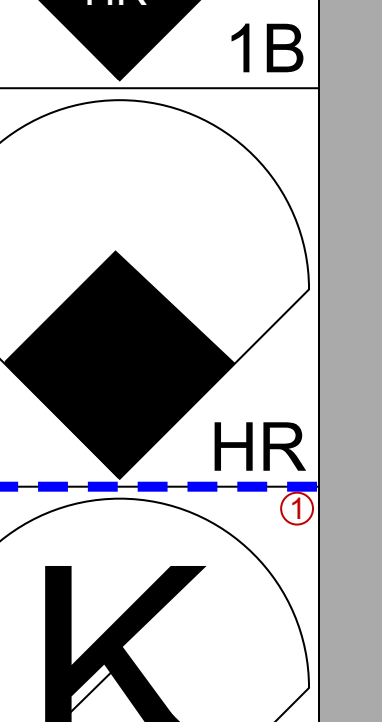

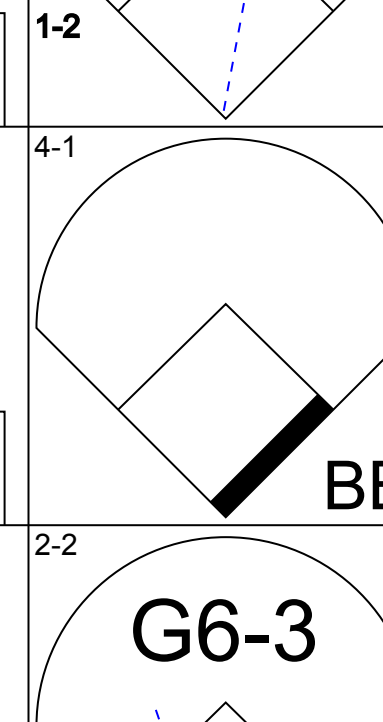
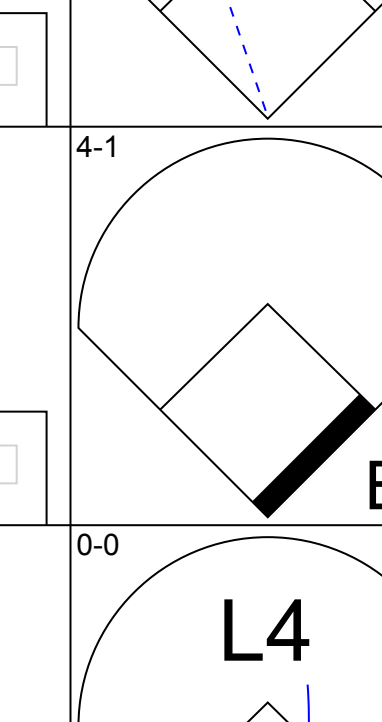
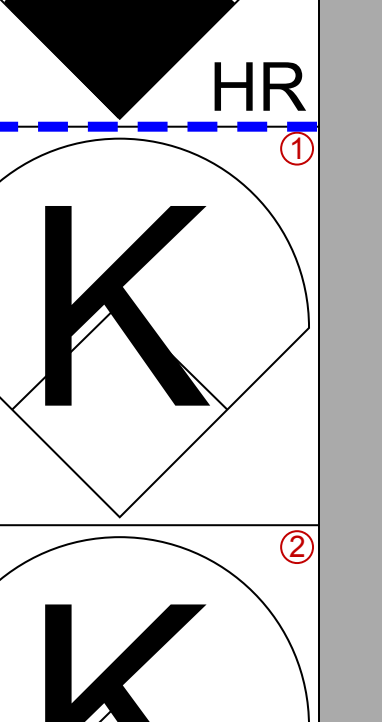

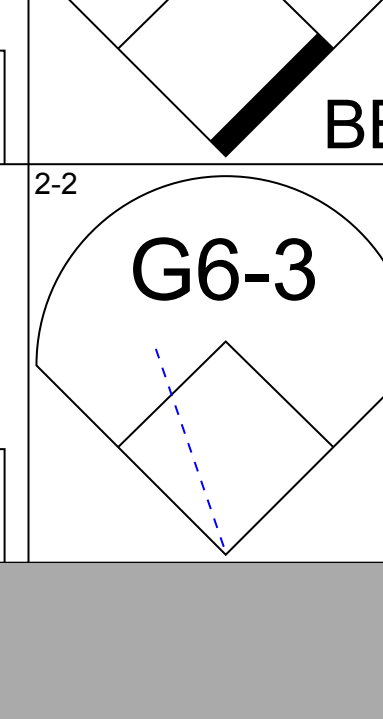
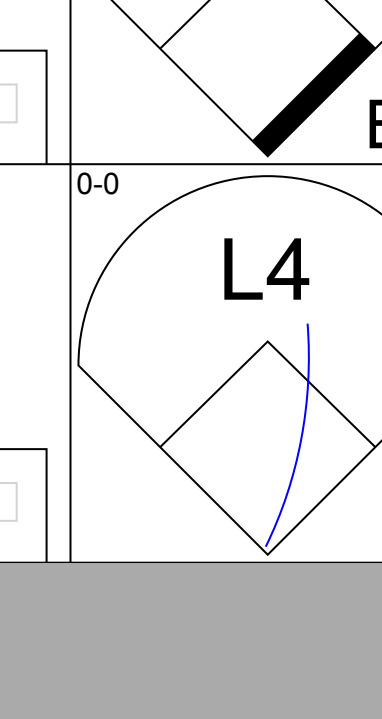
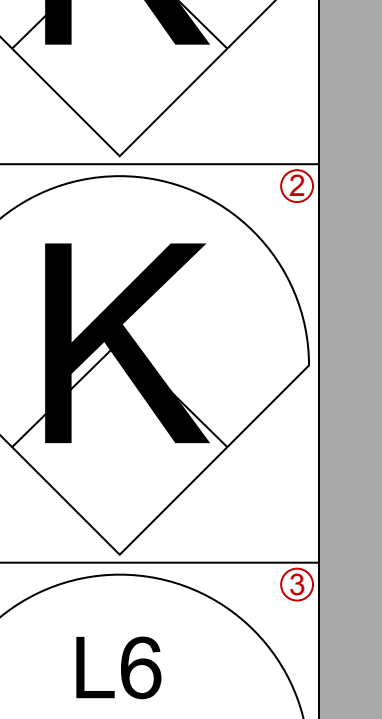
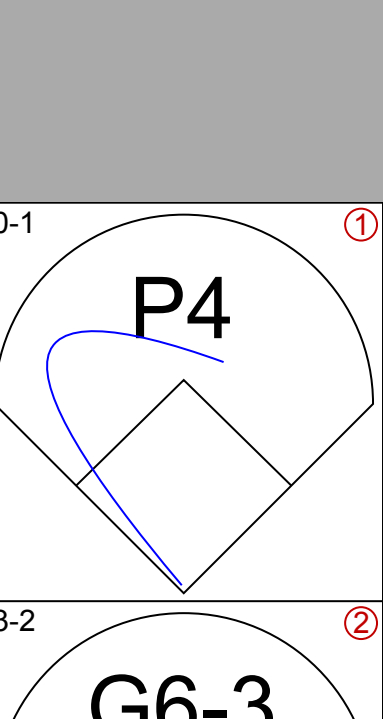
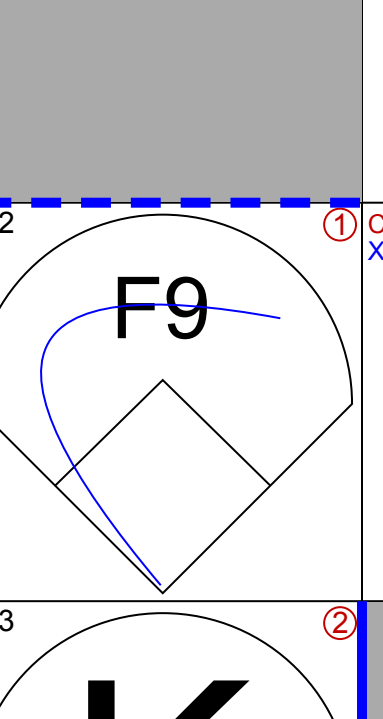

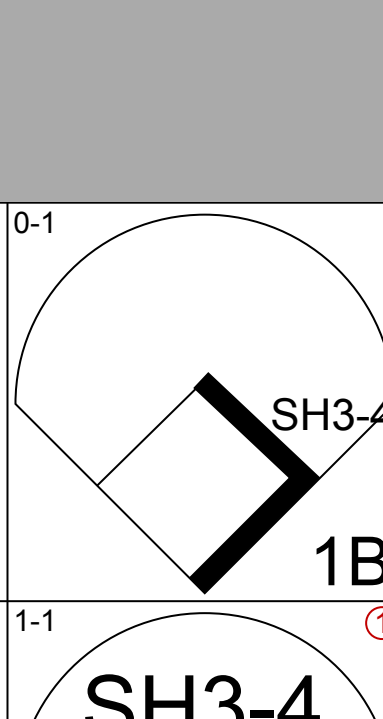
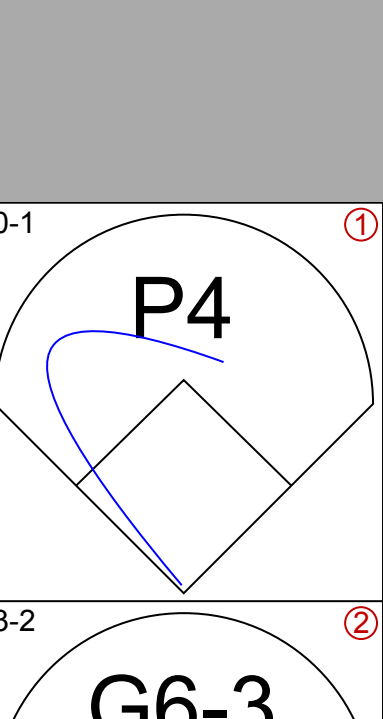
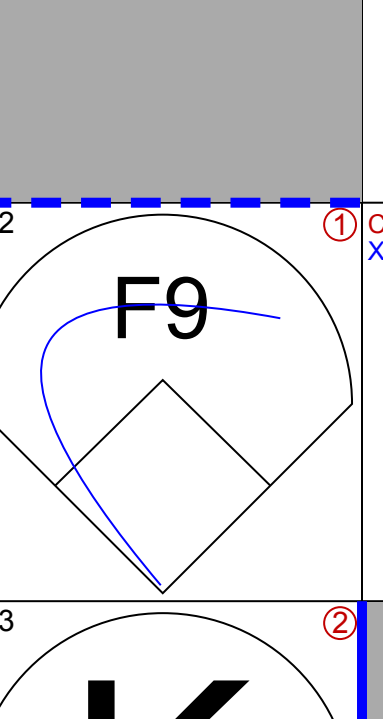

Batter	1	2	3	4	5	6	7	8	9	10	11	AB	R	H	RBI	BB	SO	LOB	BOTTOM		
Fernando Vina, L OBP: 0.385, SLG: 0.406	2-1 F7		0-0 G4-3		0-0 L6				1-3 K		2-3 K		5	0	0	0	0	2	2		
Edgar Renteria, R OBP: 0.339, SLG: 0.423	0-0 P4		1-2 L9		1-0 CS 1B				0-0 F3		0-1 G6-3		5	0	1	0	0	0	2		
15 Jim Edmonds, L OBP: 0.443, SLG: 0.647	4-2 BB		0-0 1B		0-1 P6			3-3 K		0-1 F9		4	0	1	0	1	1	1			
Will Clark, L OBP: 0.425, SLG: 0.520	0-3 K		0-0 F7		1-1 CS 1-2		2-2 G5-3		2-1 G4-3		1-3 K		5	0	0	0	0	2	2		
Ray Lankford, L OBP: 0.350, SLG: 0.494		3-2 E SF7 1B		1-3 K			2-2 1B		3-2 F8		1-2 1B 1B		4	1	2	0	0	1	0		
Dave Veres, R (9, 1)												0	0	0	0	0	0	0			
Eric Davis, R OBP: 0.406, SLG: 0.470												1	1	1	0	0	0	0			
Fernando Tatis, R OBP: 0.415, SLG: 0.608		0-1 F9		4-2 E FC5-2 BB		0-0 P6			0-1 SH5-3 1B		4-1 1B BB		3	0	1	0	2	0	2		
J.D. Drew, L OBP: 0.395, SLG: 0.520		2-2 E4		2-2 E4		3-2 G4-3			0-1 SH5-3		0-0 1B		4	0	2	1	0	0	2		
Carlos Hernandez, R OBP: 0.323, SLG: 0.355			1-1 SF7		3-2 FC5-2				1-3 K		1-3 K		2	0	1	1	0	0	2		
Shawon Dunston, R OBP: 0.275, SLG: 0.484												0	0	0	0	0	0	0			
Mike Matheny, R OBP: 0.293, SLG: 0.319												1	0	0	0	0	1	1			
Rick Ankiel, L OBP: 0.277, SLG: 0.478			3-H 1-1 G3		3-H 1-3 K				0-0 SH1-3		1-3 K		2	0	0	0	0	1	3		
Mike James, R (7, 9)												0	0	0	0	0	0	0			
Francis Proby, R OBP: 0.344, SLG: 0.429												0	0	0	0	0	0	0			
Jason Christensen, R (8, 1)												0	0	0	0	0	0	0			
Matt Morris, R (8, 1)												1	0	0	0	0	0	1	1		
Craig Paquette, R OBP: 0.293, SLG: 0.421												0	0	0	0	0	0	0			
Mike Timlin, R (11, 1)							2-3 SH1-3					0	0	0	0	0	0	0			
<b>Inning Stats</b>	R: 0 E: 0 K: 1 S: 9	H: 0 LOB: 1 BB: 1 P: 15	R: 1 E: 1 K: 0 S: 13	H: 1 LOB: 1 BB: 0 P: 20	R: 0 E: 0 K: 0 S: 6	H: 1 LOB: 1 BB: 0 P: 7	R: 0 E: 1 K: 2 S: 15	H: 1 LOB: 2 BB: 1 P: 26	R: 0 E: 0 K: 0 S: 5	H: 1 LOB: 2 BB: 0 P: 8	R: 0 E: 0 K: 1 S: 10	H: 0 LOB: 0 BB: 0 P: 18	R: 0 E: 0 K: 1 S: 10	H: 0 LOB: 0 BB: 0 P: 12	R: 0 E: 0 K: 1 S: 10	H: 2 LOB: 2 BB: 1 P: 15	1B: 8 2B: 1 3B: 0 HR: 0	SF: 1 SAC: 2 DP: 0 HBP: 0	WP: 0 PB: 0 SB: 0 CS: 1	PA: 44	
<b>PITCHER</b>	IP WLS BF H R ER SO BB IBB HBP BLK WP HR S P ERA WHIP	6.1 1.2 1.0 1.1	6 0 1 2	6 0 0 2	2 0 0 0	2 0 0 0	0 0 0 0	0 0 10 12 0.00 1.000	0 0 19 27 6.75 2.250												

Florida Marlins @ St. Louis Cardinals  
 Busch Stadium, St. Louis, MO  
 Mon Aug 07 2000, 7:10 PM CDT  
 Att: 40,377 - Cloudy - 86 F

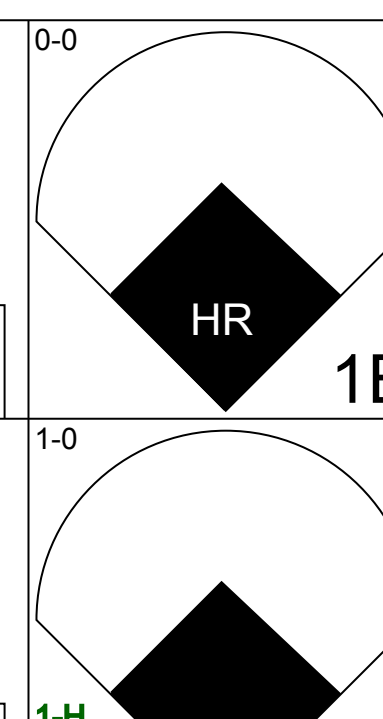
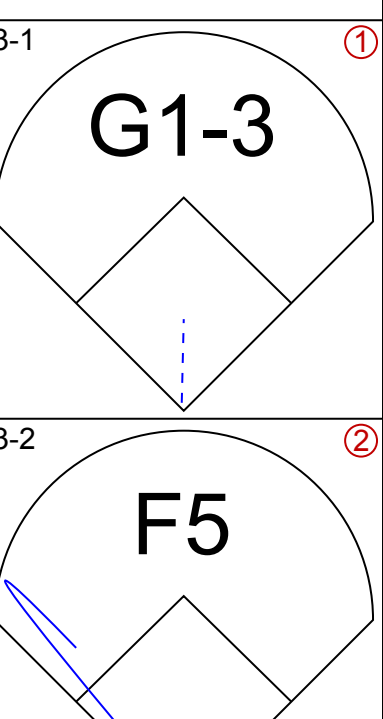
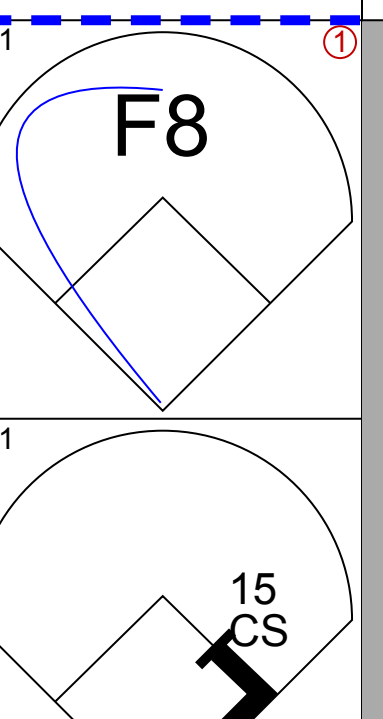
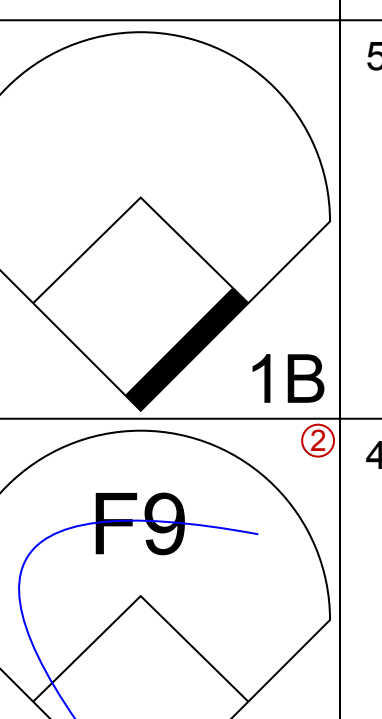
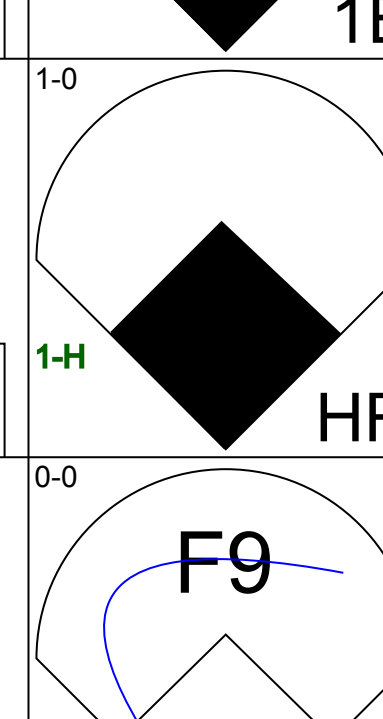
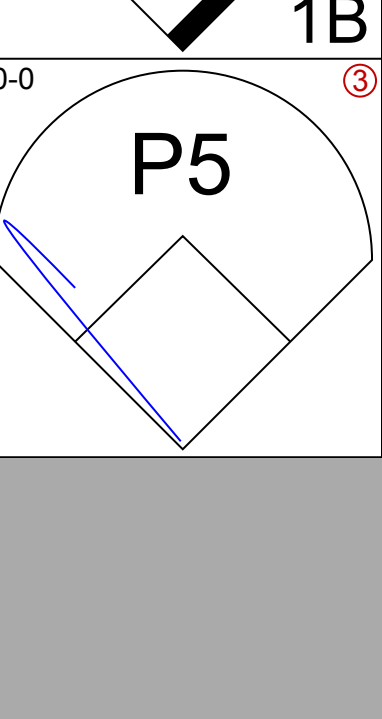
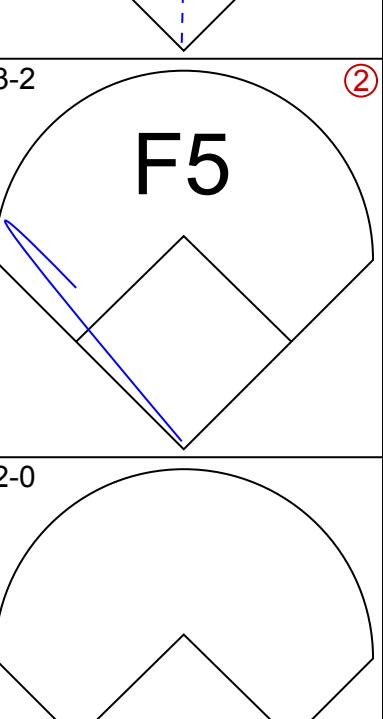
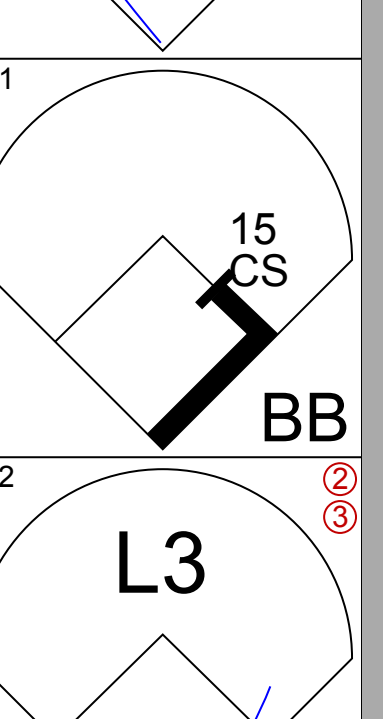
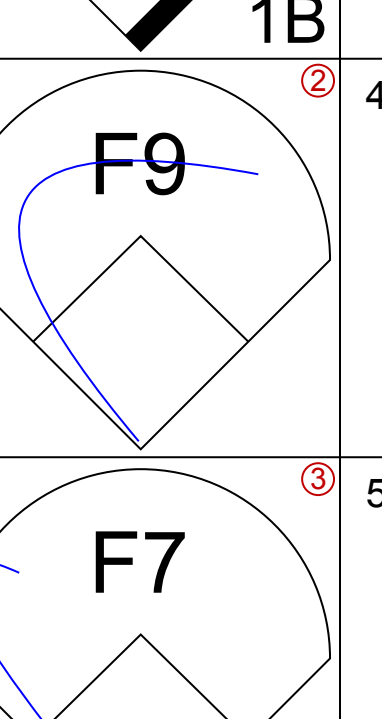
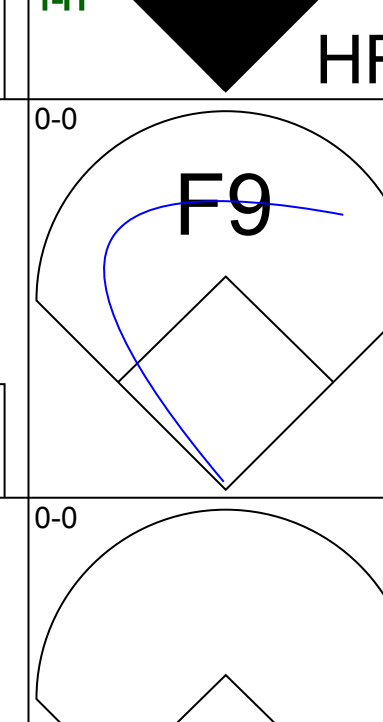
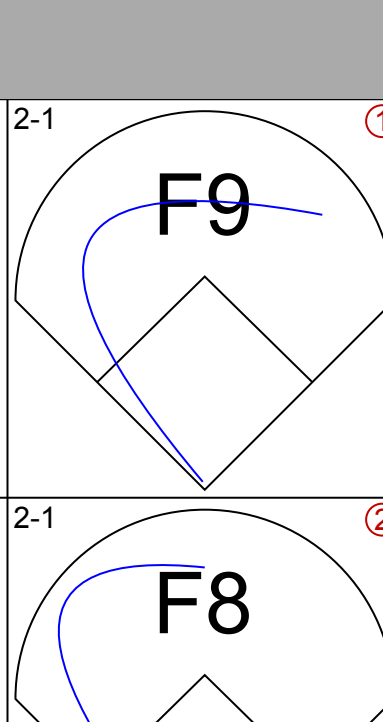
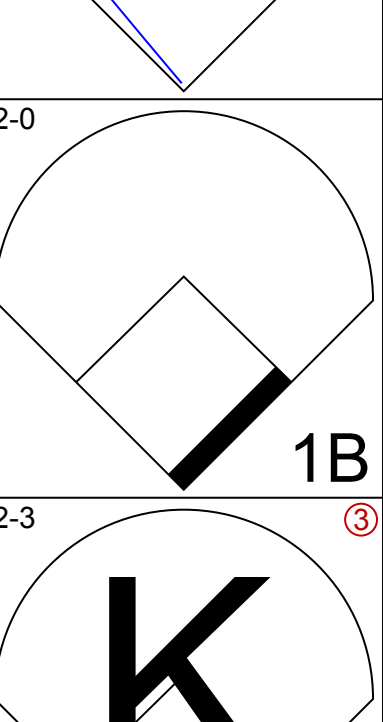
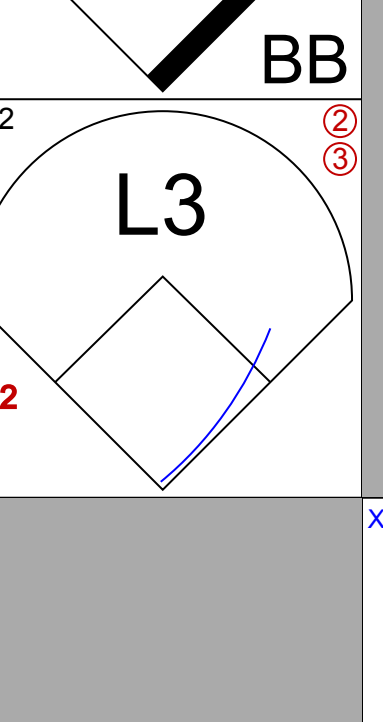
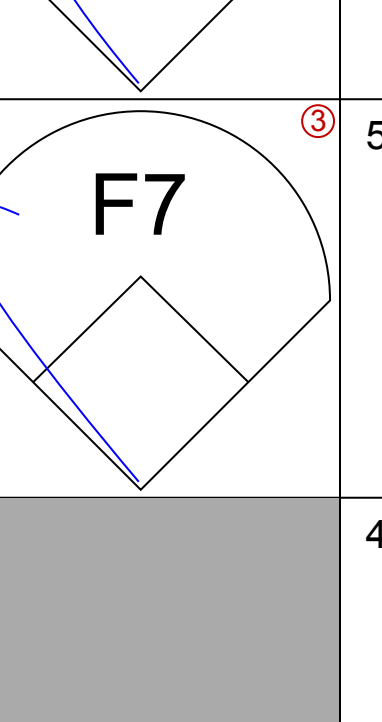
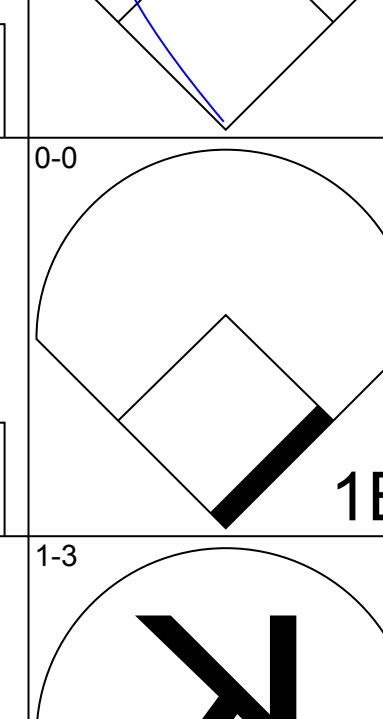
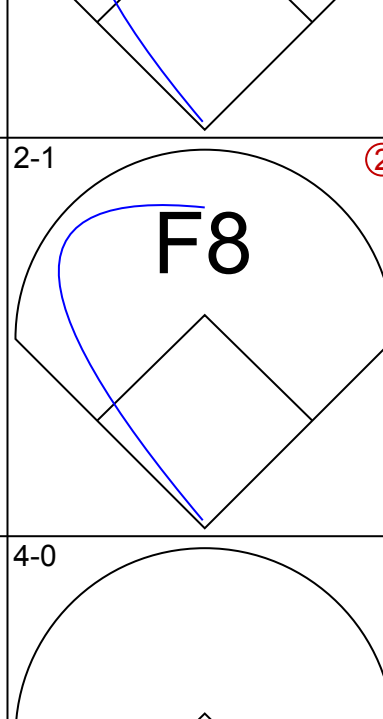
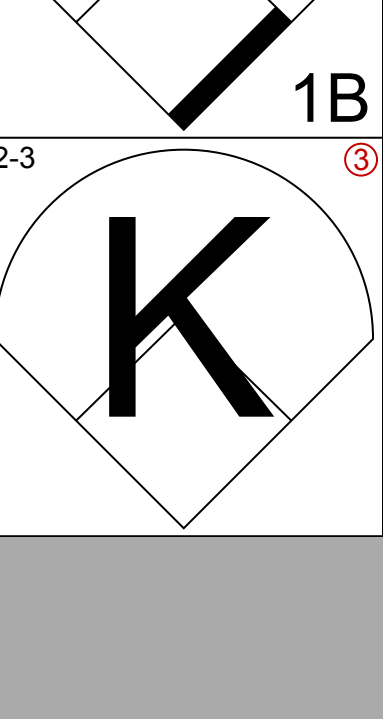

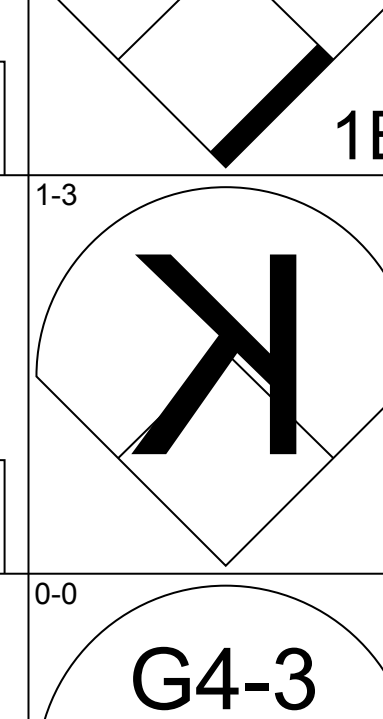
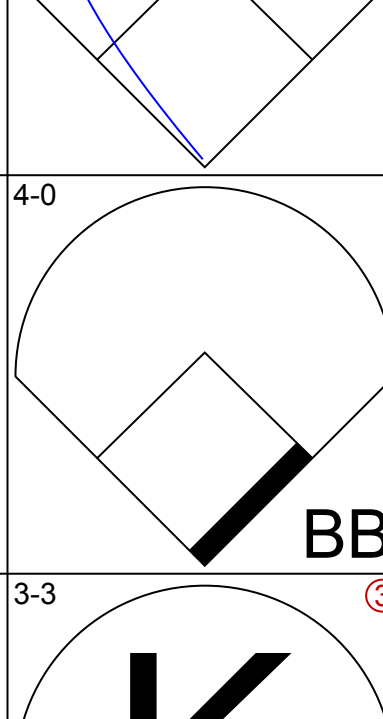
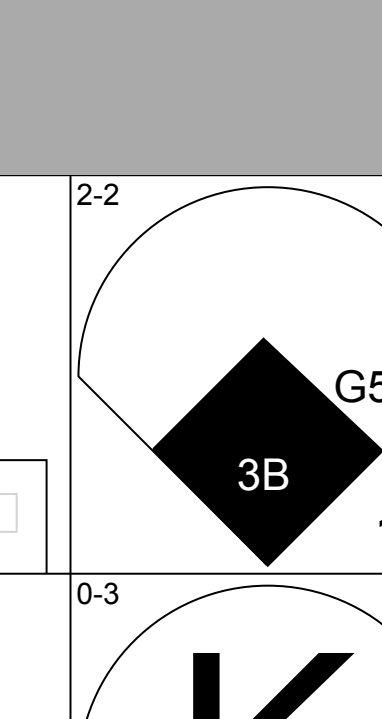
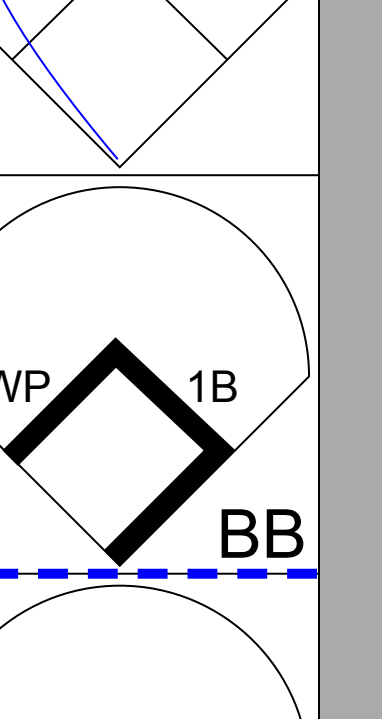
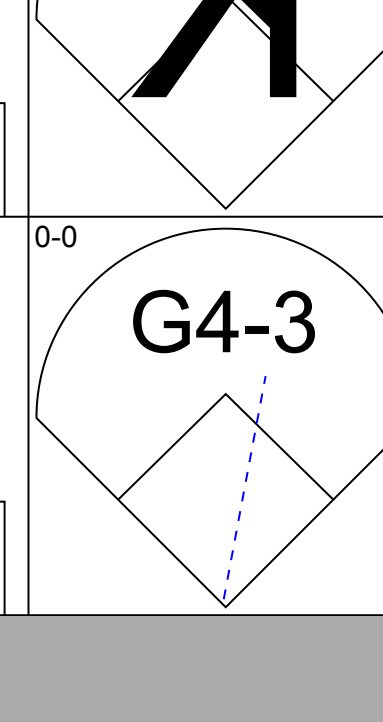
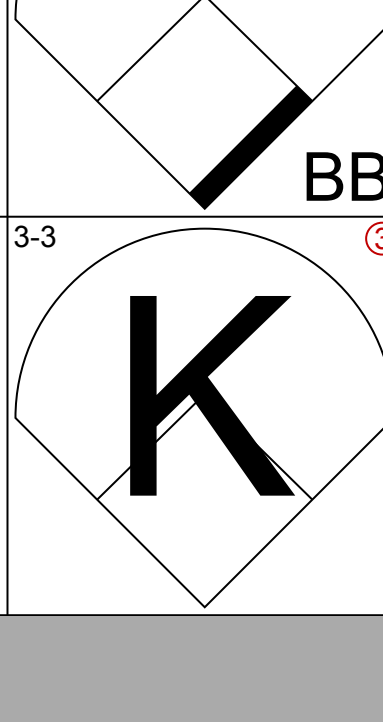
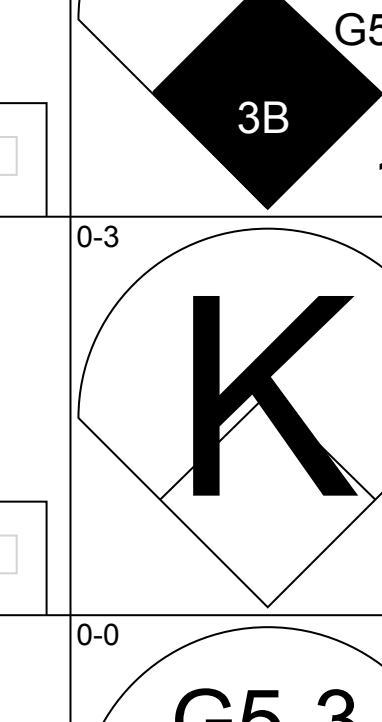
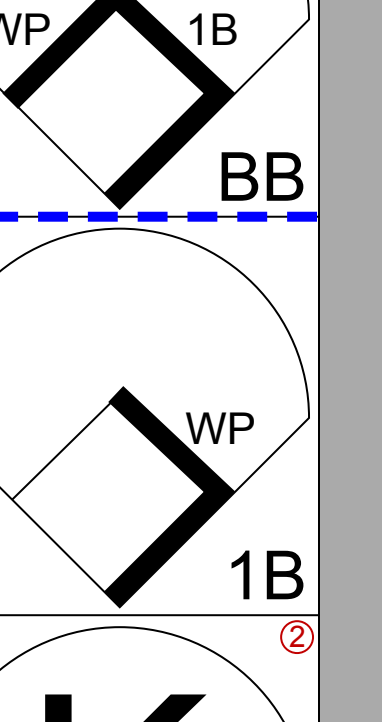
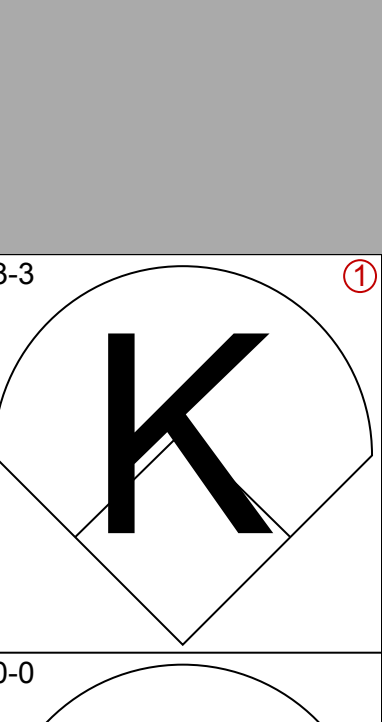
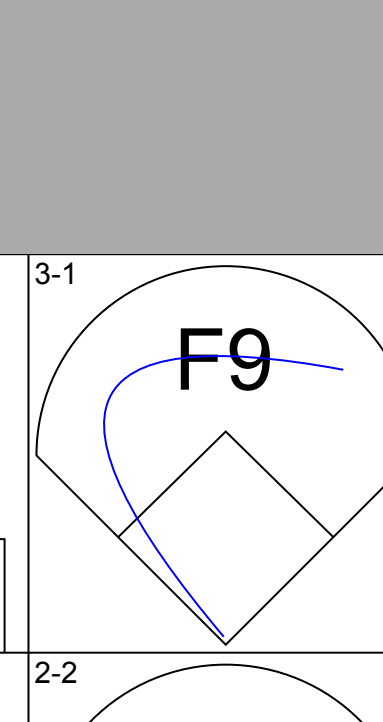
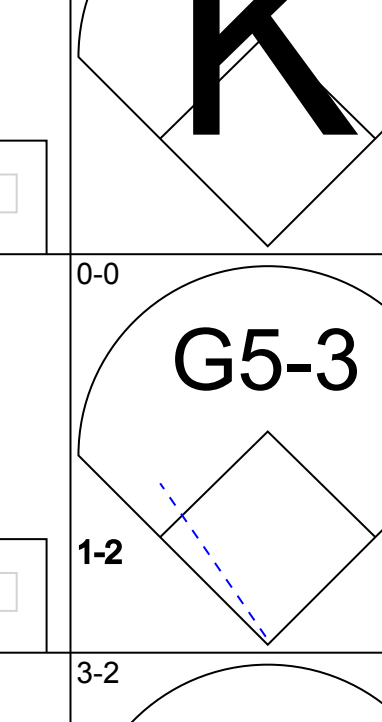
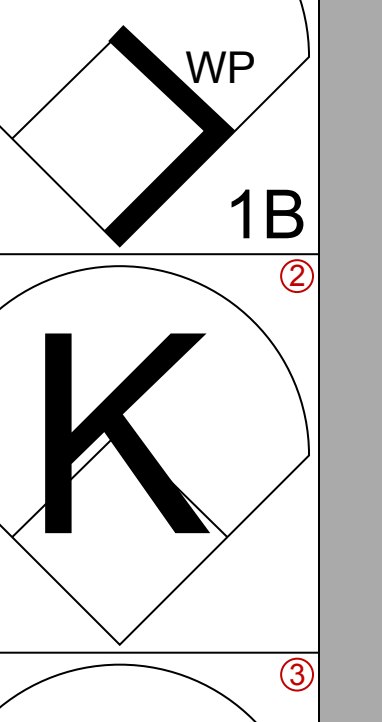
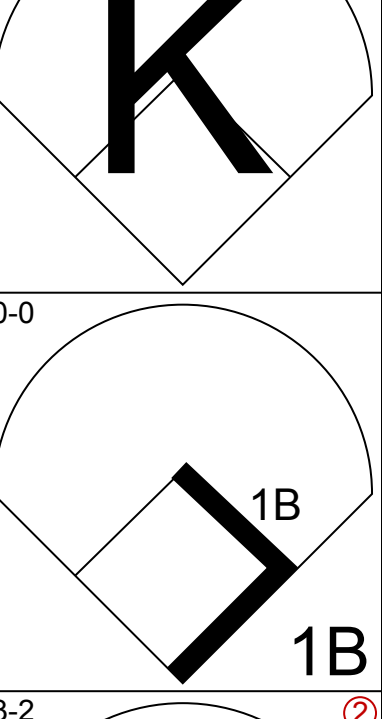
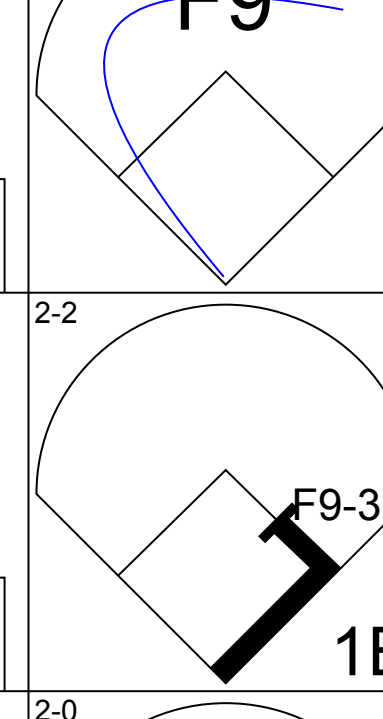
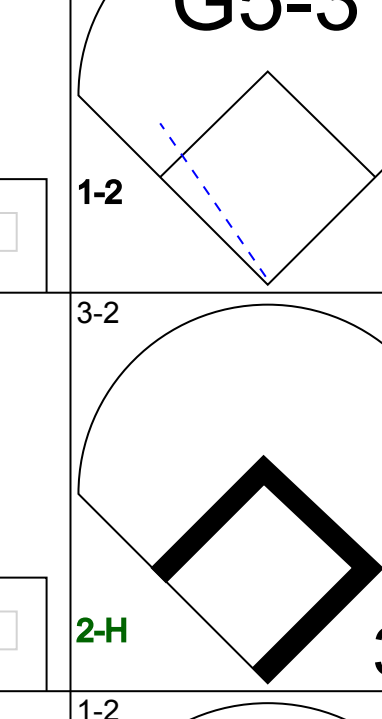
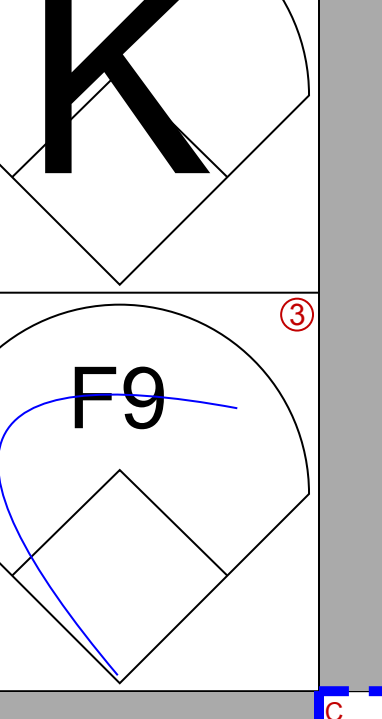
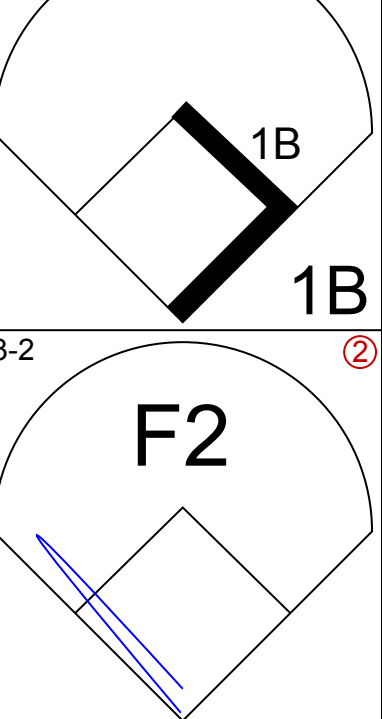
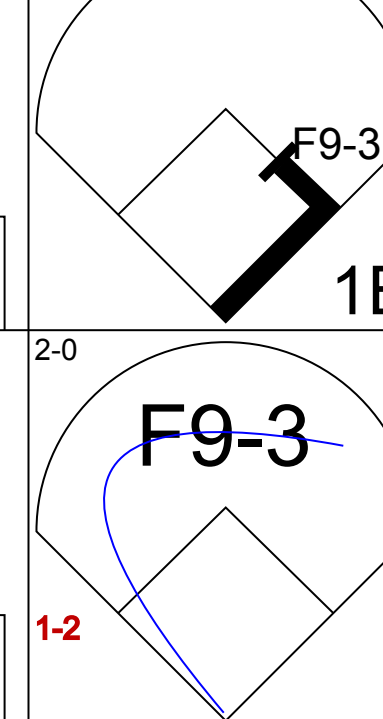
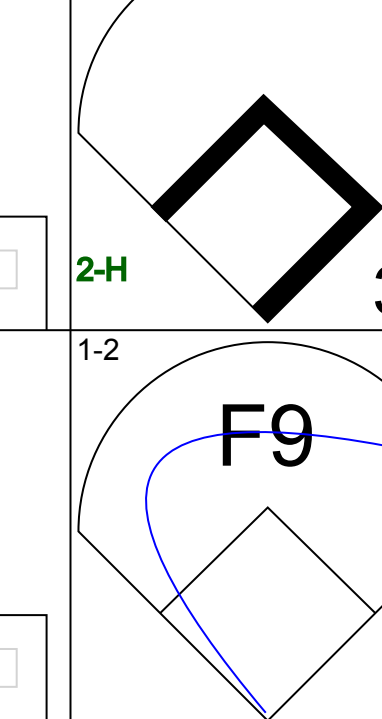
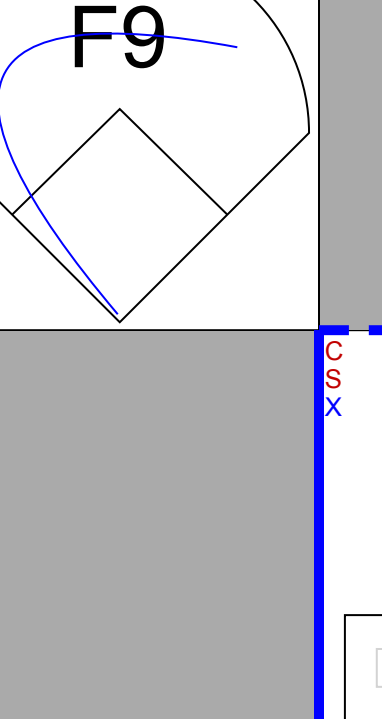
AB 37  
 R 2  
 H 9  
 RBI 2  
 BB 3  
 SO 9  
 LOB 18





Batter	1	2	3	4	5	6	7	8	9	AB	R	H	RBI	BB	SO	LOB	TOP				
<b>Luis Castillo, S</b> OBP: 0.444, SLG: 0.420										4	0	0	0	1	1	1	<b>Florida Marlins @ St. Louis Cardinals</b> Busch Stadium, St. Louis, MO Wed Aug 09 2000, 12:10 PM CDT Att: 41,187 - Sunny - 93 F				
<b>Mark Kotsay, L</b> OBP: 0.333, SLG: 0.442										4	2	2	0	1	0	2					
<b>Kevin Millar, R</b> OBP: 0.369, SLG: 0.517 <b>Chris Clapinski, S</b> OBP: 0.383, SLG: 0.452										3	0	2	0	1	0	1					
<b>Preston Wilson, R</b> OBP: 0.321, SLG: 0.463										3	1	1	2	0	2	1					
<b>Mike Lowell, R</b> OBP: 0.334, SLG: 0.483										4	1	1	3	0	0	2					
<b>Derrek Lee, R</b> OBP: 0.384, SLG: 0.533										2	0	0	0	2	1	1					
<b>Andy Fox, L</b> OBP: 0.289, SLG: 0.347										4	0	0	0	0	1	6					
<b>Mike Redmond, R</b> OBP: 0.345, SLG: 0.331										4	0	1	0	0	0	1					
<b>Ryan Dempster, R</b> OBP: 0.074, SLG: 0.111 <b>Dave Berg, R</b> OBP: 0.301, SLG: 0.339 <b>Armando Almanza, L</b> OBP: 0.362 <b>Dan Miceli, R</b> OBP: 0.358, SLG: 0.415 <b>Mark Smith, R</b> OBP: 0.358, SLG: 0.415 <b>Antonio Alfonseca, R</b> OBP: 0.358, SLG: 0.415										1	0	0	0	0	0	0					
<b>Inning Stats</b>	R: 0 E: 0 K: 1 S: 15	H: 1 LOB: 0 BB: 0 P: 21	R: 0 E: 1 K: 1 S: 12	H: 0 LOB: 1 BB: 0 P: 23	R: 0 E: 0 K: 0 S: 8	H: 1 LOB: 1 BB: 0 P: 11	R: 0 E: 0 K: 1 S: 12	H: 0 LOB: 2 BB: 0 P: 26	R: 0 E: 0 K: 0 S: 8	H: 0 LOB: 0 BB: 0 P: 12	R: 1 E: 0 K: 0 S: 9	H: 2 LOB: 2 BB: 1 P: 17	R: 0 E: 0 K: 1 S: 10	H: 0 LOB: 0 BB: 0 P: 15	R: 4 E: 0 K: 2 S: 14	H: 3 LOB: 1 BB: 1 P: 25		R: 0 E: 0 K: 0 S: 2	H: 0 LOB: 0 BB: 1 P: 6	1B: 4 2B: 3 3B: 0 HR: 1	SF: 1 SAC: 1 DP: 1 HBP: 0
<b>PITCHER</b>	IP WLS BF H R ER SO BB IBB HBP BLK WP HR S P ERA WHIP																				
<b>Andy Benes, R</b> ERA: 4.71	(1, 1) 6.0 25 4 1 1 3 3 0 0 0 0 0 0 64 110 1.50 1.167																				
<b>Matt Morris, R</b> ERA: 3.63	(7, 1) 1.0 L 7 3 4 4 1 1 0 0 0 0 1 15 28 36.00 4.000																				
<b>Mike James, R</b> ERA: 3.62	(8, 1) 1.1 5 0 0 0 2 1 0 0 0 0 0 10 17 0.00 0.750																				
<b>Jason Christiansen, L</b> ERA: 5.8	(9, 1) 0.2 1 0 0 0 0 0 0 0 0 0 0 0 1 1 0.00 0.000																				

Batter	1	2	3	4	5	6	7	8	9	AB	R	H	RBI	BB	SO	LOB	BOTTOM				
<b>Fernando Vina, L</b> OBP: 0.386, SLG: 0.407										5	1	3	0	0	0	0	<b>Florida Marlins @ St. Louis Cardinals</b> Busch Stadium, St. Louis, MO Wed Aug 09 2000, 12:10 PM CDT Att: 41,187 - Sunny - 93 F				
<b>J.D. Drew, L</b> OBP: 0.395, SLG: 0.528										4	1	1	2	1	0	3					
<b>15 Jim Edmonds, L</b> OBP: 0.436, SLG: 0.634										5	0	1	0	0	0	2					
<b>Will Clark, L</b> OBP: 0.423, SLG: 0.516										4	0	1	0	0	1	1					
<b>Ray Lankford, L</b> OBP: 0.354, SLG: 0.493										2	1	1	0	2	1	1					
<b>Fernando Tatis, R</b> OBP: 0.404, SLG: 0.590 <b>Craig Paquette, R</b> OBP: 0.304, SLG: 0.423										3	0	0	0	0	2	3					
<b>Carlos Hernandez, R</b> OBP: 0.317, SLG: 0.348										4	0	0	0	0	2	3					
<b>Placido Polanco, R</b> OBP: 0.355, SLG: 0.441										4	0	3	1	0	0	2					
<b>Andy Benes, R</b> OBP: 0.176, SLG: 0.163 <b>Eduardo Perez, R</b> OBP: 0.389, SLG: 0.516 <b>Matt Morris, R</b> ERA: 1.88 <b>Mike James, R</b> ERA: 3.16 <b>Jason Christiansen, R</b> ERA: 5.75 <b>Shawon Dunston, R</b> OBP: 0.273, SLG: 0.475										2	0	0	0	0	0	2					
<b>Inning Stats</b>	R: 2 E: 0 K: 1 S: 10	H: 3 LOB: 1 BB: 0 P: 12	R: 0 E: 0 K: 1 S: 15	H: 2 LOB: 2 BB: 0 P: 22	R: 0 E: 0 K: 1 S: 7	H: 0 LOB: 1 BB: 1 P: 18	R: 0 E: 0 K: 0 S: 8	H: 1 LOB: 0 BB: 0 P: 14	R: 0 E: 0 K: 1 S: 9	H: 1 LOB: 1 BB: 0 P: 19	R: 1 E: 0 K: 0 S: 15	H: 2 LOB: 1 BB: 0 P: 21	R: 0 E: 0 K: 0 S: 6	H: 0 LOB: 0 BB: 1 P: 11	R: 0 E: 0 K: 1 S: 12	H: 1 LOB: 2 BB: 1 P: 20		R: 0 E: 0 K: 0 S: 10	H: 1 LOB: 1 BB: 0 P: 10	1B: 9 2B: 1 3B: 1 HR: 1	SF: 0 SAC: 0 DP: 1 HBP: 0
<b>PITCHER</b>	IP WLS BF H R ER SO BB IBB HBP BLK WP HR S P ERA WHIP																				
<b>Ryan Dempster, R</b> ERA: 3.98	(1, 1) 6.0 27 9 3 3 5 1 0 0 0 0 0 0 64 106 4.50 1.667																				
<b>Armando Almanza, L</b> ERA: 1.88	(7, 1) 1.1 W 5 0 0 0 0 2 0 0 0 0 0 0 8 17 0.00 1.500																				
<b>Dan Miceli, R</b> ERA: 3.16	(8, 1) 0.2 H 3 1 0 0 1 0 0 0 0 0 1 0 10 14 0.00 1.500																				
<b>Antonio Alfonseca, R</b> ERA: 3.96	(9, 1) 1.0 S 4 1 0 0 0 0 0 0 0 0 0 0 0 10 10 0.00 1.000																				

Batter	1	2	3	4	5	6	7	8	9	AB	R	H	RBI	BB	SO	LOB	TOP					
<b>Eric Owens, R</b> OBP: 0.363, SLG: 0.404 (1, 7)										4	2	1	0	0	0	0	<b>San Diego Padres @ Florida Marlins</b> Pro Player Stadium, Miami, FL Fri Aug 11 2000, 7:05 PM EDT Att: 14,663 - Cloudy - 88 F					
<b>Mike Darr, L</b> OBP: 0.339, SLG: 0.472 (1, 9)										3	0	2	0	1	0	0						
<b>Ryan Klesko, L</b> OBP: 0.400, SLG: 0.586 (1, 3)										4	0	0	0	0	1	5						
<b>Phil Nevin, R</b> OBP: 0.361, SLG: 0.547 (1, 5)										3	1	1	1	1	2	1						
<b>Bret Boone, R</b> OBP: 0.333, SLG: 0.440 (1, 4)										3	0	0	1	0	0	1						
<b>Ben Davis, S</b> OBP: 0.210, SLG: 0.243 (1, 2)										4	0	0	0	0	1	2						
<b>Ruben Rivera, R</b> OBP: 0.313, SLG: 0.445 (1, 8)										2	0	1	0	2	0	0						
<b>Damian Jackson, R</b> OBP: 0.343, SLG: 0.355 (1, 6)										3	0	0	0	1	1	2						
<b>Adam Eaton, R</b> OBP: 0.414, SLG: 0.333 (1, 1)										3	0	0	0	0	1	2						
<b>John Mabry, L</b> OBP: 0.312, SLG: 0.345 (9, PH)										0	0	0	0	0	0	0						
<b>Joe Vitello, R</b> OBP: 0.313, SLG: 0.586 (9, PH)										1	0	0	0	0	1	1						
<b>Trevor Hoffman, R</b> (9, 1)										0	0	0	0	0	0	0						
<b>Inning Stats</b>	R: 1 E: 2 K: 1 S: 10	H: 1 LOB: 1 BB: 0 P: 16	R: 0 E: 0 K: 1 S: 6	H: 0 LOB: 0 BB: 0 P: 12	R: 0 E: 0 K: 1 S: 5	H: 0 LOB: 1 BB: 1 P: 11	R: 1 E: 0 K: 0 S: 10	H: 1 LOB: 2 BB: 2 P: 22	R: 0 E: 0 K: 1 S: 6	H: 0 LOB: 0 BB: 0 P: 11	R: 0 E: 0 K: 0 S: 7	H: 1 LOB: 0 BB: 0 P: 11	R: 1 E: 0 K: 2 S: 15	H: 2 LOB: 2 BB: 1 P: 26	R: 0 E: 0 K: 1 S: 5	H: 0 LOB: 0 BB: 1 P: 13	1B: 4 2B: 0 3B: 0 HR: 1	SF: 1 SAC: 0 DP: 0 HBP: 0	WP: 0 PB: 0 SB: 4 CS: 2	PA: 37		
<b>PITCHER</b>	IP	WLS	BF	H	R	ER	SO	BB	IBB	HBP	BLK	WP	HR	S	P	ERA	WHIP					
<b>A.J. Burnett, R</b> ERA: 4.03	(1, 1)	7.0	L	28	4	3	2	4	2	1	0	0	0	1	50	93	2.57	0.857				
<b>Armando Almanza, L</b> ERA: 1.99	(8, 1)	0.1		3	1	0	0	1	0	1	0	0	0	0	4	11	0.00	3.000				
<b>Ricky Bones, R</b> ERA: 2.98	(8, 1)	0.2		2	0	0	0	1	0	0	0	0	0	9	13	0.00	0.000					
<b>Manny Aybar, R</b> ERA: 4.48	(9, 1)	0.1		2	0	0	0	0	1	0	0	0	0	2	8	0.00	3.000					
<b>Vic Darensbourg, L</b> ERA: 4.5	(9, 1)	0.2		1	0	0	0	1	0	0	0	0	0	3	5	0.00	0.000					

Batter	1	2	3	4	5	6	7	8	9	AB	R	H	RBI	BB	SO	LOB	BOTTOM				
<b>Luis Castillo, S</b> OBP: 0.442, SLG: 0.418 (1, 4)										4	0	1	0	0	1	0	<b>San Diego Padres @ Florida Marlins</b> Pro Player Stadium, Miami, FL Fri Aug 11 2000, 7:05 PM EDT Att: 14,663 - Cloudy - 88 F				
<b>Mark Kotsay, L</b> OBP: 0.335, SLG: 0.446 (1, 9)										4	0	2	0	0	1	1					
<b>Henry Rodriguez, L</b> OBP: 0.308, SLG: 0.500 (1, 7)										3	0	1	0	1	0	1					
<b>Chris Clapinski, S</b> OBP: 0.383, SLG: 0.452 (6, PR) (9, 7)										0	0	0	0	0	0	0					
<b>Preston Wilson, R</b> OBP: 0.320, SLG: 0.460 (1, 8)										3	0	0	0	1	3	5					
<b>Mike Lowell, R</b> OBP: 0.331, SLG: 0.477 (1, 5)										4	0	0	0	0	2	3					
<b>Derrek Lee, R</b> OBP: 0.382, SLG: 0.530 (1, 3)											4	0	1	0	0	0					
<b>Andy Fox, L</b> OBP: 0.288, SLG: 0.345 (1, 6)											4	0	1	0	0	1					
<b>Ramon Castro, R</b> OBP: 0.339, SLG: 0.261 (1, 2)											4	0	1	0	0	2					
<b>A.J. Burnett, R</b> OBP: 0.426, SLG: 0.375 (8, 1)										2	0	0	0	0	0	1					
<b>Armando Almanza, L</b> (8, 1)										0	0	0	0	0	0	0					
<b>Ricky Bones, R</b> (8, 1)										0	0	0	0	0	0	0					
<b>Mark Smith, R</b> OBP: 0.339, SLG: 0.413 (9, 1)										1	0	0	0	0	0	0					
<b>Manny Aybar, R</b> (9, 1)										0	0	0	0	0	0	0					
<b>Vic Darensbourg, L</b> OBP: 0.296, SLG: 0.266 (9, 1)										0	0	0	0	0	0	0					
<b>Inning Stats</b>	R: 0 E: 1 K: 1 S: 10	H: 2 LOB: 2 BB: 0 P: 14	R: 0 E: 0 K: 0 S: 4	H: 0 LOB: 0 BB: 0 P: 8	R: 0 E: 0 K: 2 S: 8	H: 0 LOB: 0 BB: 0 P: 14	R: 0 E: 0 K: 0 S: 6	H: 0 LOB: 0 BB: 1 P: 14	R: 0 E: 0 K: 1 S: 9	H: 1 LOB: 1 BB: 0 P: 12	R: 0 E: 0 K: 1 S: 11	H: 1 LOB: 1 BB: 0 P: 16	R: 0 E: 0 K: 1 S: 11	H: 1 LOB: 2 BB: 1 P: 22	R: 0 E: 0 K: 2 S: 14	H: 1 LOB: 1 BB: 0 P: 20	1B: 6 2B: 1 3B: 0 HR: 0	SF: 0 SAC: 0 DP: 0 HBP: 0	WP: 1 PB: 1 SB: 0 CS: 1	PA: 35	
<b>PITCHER</b>	IP	WLS	BF	H	R	ER	SO	BB	IBB	HBP	BLK	WP	HR	S	P	ERA	WHIP				
<b>Adam Eaton, R</b> ERA: 3.1	(1, 1)	8.0		31	1	0	0	6	2	0	0	0	0	69	117	0.00	1.000				
<b>Trevor Hoffman, R</b> ERA: 3.83	(9, 1)	1.0	S	4	1	0	0	2	0	0	0	0	0	14	20	0.00	1.000				



Batter	1	2	3	4	5	6	7	8	9	AB	R	H	RBI	BB	SO	LOB	TOP										
<b>Eric Owens, R</b> OBP: 0.364, SLG: 0.403 (1, 7)	F2	FC6-4			G3			FC1-2 1B	G3	5	1	1	0	0	0	1	<b>San Diego Padres @ Florida Marlins</b> Pro Player Stadium, Miami, FL Sun Aug 13 2000, 4:05 PM EDT Att: 11,496 - Sunny - 90 F <a href="http://livebaseballscorecards.com">livebaseballscorecards.com</a>										
<b>Mike Darr, L</b> OBP: 0.336, SLG: 0.459 (1, 8) (8, 9)					G4-3			L4		3	0	0	0	1	1	2											
<b>Ryan Klesko, L</b> OBP: 0.400, SLG: 0.586 (1, 3)					K			FC1-2 1B		3	1	1	0	1	1	2											
<b>Phil Nevin, R</b> OBP: 0.366, SLG: 0.545 (1, 5)	P6				G3			1B HR		2	1	0	0	2	0	2											
<b>Bret Boone, R</b> OBP: 0.333, SLG: 0.439 (1, 4)					K			1B HR		4	2	2	2	0	1	2											
<b>John Mabry, L</b> OBP: 0.375, SLG: 0.381 Heathcliff Slocumb, R Carlos Almanzar, R Donne Wall, R Trevor Hoffman, R (1, 9) (8, 1) (9, 1) (9, 1) (9, 1)					K			HR		4	2	2	4	0	1	0											
<b>Wiki Gonzalez, R</b> OBP: 0.294, SLG: 0.328 (1, 2)					K			G6-3		4	0	0	0	0	1	1											
<b>Damian Jackson, R</b> OBP: 0.340, SLG: 0.352 Kevin Viker, L Ruben Rivera, R (1, 6) (7, 1) (8, 8)					K					3	0	0	0	0	1	1											
<b>Brian Tollberg, R</b> OBP: 0.105, SLG: 0.105 Desi Relaford, S (1, 1) (7, 6)					G4-3			1B FC1-2 2B		2	0	1	1	0	0	0											
<b>Inning Stats</b>	R: 0 E: 0 K: 0 S: 4	H: 0 LOB: 1 BB: 2 P: 14	R: 2 E: 0 K: 0 S: 13	H: 3 LOB: 1 BB: 0 P: 23	R: 0 E: 0 K: 3 S: 14	H: 0 LOB: 1 BB: 1 P: 22	R: 0 E: 0 K: 3 S: 9	H: 0 LOB: 0 BB: 0 P: 11	R: 0 E: 0 K: 0 S: 6	H: 1 LOB: 0 BB: 0 P: 14	R: 0 E: 0 K: 0 S: 8	H: 0 LOB: 0 BB: 0 P: 10	R: 5 E: 0 K: 0 S: 19	H: 4 LOB: 0 BB: 1 P: 34	R: 0 E: 0 K: 2 S: 7	H: 0 LOB: 0 BB: 0 P: 11		1B: 3 2B: 4 3B: 1 HR: 1	SF: 0 SAC: 0 DP: 1 HBP: 0	WP: 0 PB: 0 SB: 0 CS: 1	PA: 37						
<b>PITCHER</b>	IP	WLS	BF	H	R	ER	SO	BB	IBB	HBP	BLK	WP	HR	S	P	ERA	WHIP										
<b>38 Reid Cornelius, R</b> ERA: 4.01 (1, 1)	7.0		26	4	2	2	6	3	0	0	0	0	0	62	100	2.57	1.000										
<b>Armando Almanza, L</b> ERA: 2.52 (8, 1)	0.2	L	5	2	3	3	0	0	1	0	0	0	0	9	20	40.50	3.000										
<b>Braden Looper, R</b> ERA: 3.29 (8, 1)	0.1		3	2	2	2	0	0	0	0	0	0	1	10	14	54.00	6.000										
<b>Vic Darenburg, L</b> ERA: 4.41 (9, 1)	1.0		3	0	0	0	2	0	0	0	0	0	0	7	11	0.00	0.000										

Batter	1	2	3	4	5	6	7	8	9	AB	R	H	RBI	BB	SO	LOB	BOTTOM										
<b>Luis Castillo, S</b> OBP: 0.437, SLG: 0.412 (1, 4)			G6-3		K				FC4-6	5	1	2	0	0	1	3	<b>San Diego Padres @ Florida Marlins</b> Pro Player Stadium, Miami, FL Sun Aug 13 2000, 4:05 PM EDT Att: 11,496 - Sunny - 90 F <a href="http://livebaseballscorecards.com">livebaseballscorecards.com</a>										
<b>Mark Kotsay, L</b> OBP: 0.332, SLG: 0.440 (1, 9)	G4-3				1B			G1-3		5	1	1	1	0	1	5											
<b>Henry Rodriguez, L</b> OBP: 0.313, SLG: 0.497 (1, 7)					1B			K		3	0	1	0	1	2	0											
<b>Preston Wilson, R</b> OBP: 0.319, SLG: 0.456 (1, 8)					1B			F9		4	0	1	1	0	1	1											
<b>Mike Lowell, R</b> OBP: 0.327, SLG: 0.468 (1, 5)					G6-4-3			F7		4	0	0	0	0	0	3											
<b>Derrek Lee, R</b> OBP: 0.382, SLG: 0.541 (1, 3)					F9			HR		4	1	2	1	0	0	1											
<b>Andy Fox, L</b> OBP: 0.301, SLG: 0.350 (1, 6)					1B			FC4-6 1B		3	0	2	0	1	0	0											
<b>Mike Redmond, R</b> OBP: 0.346, SLG: 0.333 Chris Clapinski, S (1, 2) (9, PR)					L6			FC4-6 1B		4	0	1	0	0	0	3											
<b>38 Reid Cornelius, R</b> ERA: 3.91 Kevin Miller, R Armando Almanza, L Braden Looper, R Vic Darenburg, L Mark Smith, R (1, 1) (7, PH) (8, 1) (8, 1) (9, 1) (9, PH)					K			F8		2	0	1	0	0	1	0											
<b>Inning Stats</b>	R: 1 E: 0 K: 2 S: 11	H: 1 LOB: 0 BB: 0 P: 17	R: 0 E: 0 K: 0 S: 5	H: 0 LOB: 0 BB: 0 P: 9	R: 0 E: 0 K: 1 S: 9	H: 0 LOB: 0 BB: 0 P: 12	R: 1 E: 0 K: 0 S: 8	H: 3 LOB: 1 BB: 0 P: 11	R: 0 E: 0 K: 1 S: 9	H: 2 LOB: 1 BB: 0 P: 13	R: 0 E: 0 K: 0 S: 10	H: 0 LOB: 1 BB: 1 P: 16	R: 0 E: 0 K: 1 S: 10	H: 2 LOB: 3 BB: 1 P: 19	R: 0 E: 0 K: 1 S: 10	H: 0 LOB: 0 BB: 0 P: 14		R: 1 E: 0 K: 0 S: 11	H: 3 LOB: 2 BB: 0 P: 19	1B: 9 2B: 2 3B: 0 HR: 1	SF: 0 SAC: 0 DP: 2 HBP: 0	WP: 0 PB: 0 SB: 1 CS: 0	PA: 38				
<b>PITCHER</b>	IP	WLS	BF	H	R	ER	SO	BB	IBB	HBP	BLK	WP	HR	S	P	ERA	WHIP										
<b>Brian Tollberg, R</b> ERA: 3.91 (1, 1)	6.2		28	8	2	1	4	2	0	0	0	0	0	59	92	1.35	1.500										
<b>Kevin Walker, L</b> ERA: 4.32 (7, 1)	0.2	W	2	0	0	0	2	0	0	0	0	0	0	7	11	0.00	0.000										
<b>Heathcliff Slocumb, R</b> ERA: 5.4 (8, 1)	0.2		2	0	0	0	0	0	0	0	0	0	0	6	8	0.00	0.000										
<b>Carlos Almanzar, R</b> ERA: 4.69 (9, 1)	0.0		3	3	1	1	0	0	0	0	0	0	1	6	9	=	=										
<b>Donne Wall, R</b> ERA: 3.57 (9, 1)	0.2	H	2	0	0	0	0	0	0	0	0	0	0	4	7	0.00	0.000										




Batter	1	2	3	4	5	6	7	8	9	AB	R	H	RBI	BB	SO	LOB	TOP				
22 Devon White, S OBP: 0.310, SLG: 0.358	3-2 BB 2B	2-2 G5-3		1-0 G6-3			0-1 F8		1-2 F7	5	1	1	0	0	0	1	<b>Los Angeles Dodgers @ Florida Marlins</b> Pro Player Stadium, Miami, FL Mon Aug 14 2000, 7:05 PM EDT Att: 8,345 - Cloudy - 74 F				
Mark Grudzielanek, R OBP: 0.347, SLG: 0.402	4-1 2B	0-1 F9			0-1 F7		1-0 F9		4-1 1B BB	3	1	0	0	2	0	1					
Gary Sheffield, R OBP: 0.443, SLG: 0.666 Tom Goodwin, L OBP: 0.372, SLG: 0.390	3-2 F8		0-2 G6-3		1-0 F7		0-3 K		4-2 1B BB	4	0	0	0	0	1	2					
Eric Karros, R OBP: 0.342, SLG: 0.503	0-1 G3-1 1H 2H		0-0 G6-3		3-2 2B			0-1 G6-3	2-2 1B	5	0	3	2	0	0	0					
Shawn Green, L OBP: 0.385, SLG: 0.512	1-0 G3-1		1-0 1B		2-3 K			0-0 1B DI 1B	0-1 F8	5	0	2	0	0	1	5					
Adrian Beltré, R OBP: 0.337, SLG: 0.437	4-0 BB		2-2 1B		0-1 P4			1-3 K	0-0 G3-1	4	0	1	0	1	1	4					
Todd Hundley, S OBP: 0.408, SLG: 0.648	3-1 F7		3-2 F8		3-1 2B			3-1 BB 1B		4	0	2	0	0	0	4					
Kevin Elster, R OBP: 0.331, SLG: 0.437		1-2 SH1-4 1B		1-1 G4-3		3-3 K		4-2 1B	1-2 BB	3	0	1	0	1	1	1					
Kevin Brown, R OBP: 0.115, SLG: 0.098 Carlos Pérez, L OBP: 0.287, SLG: 0.198 Gregg Olson, R OBP: 0.257, SLG: 0.255 Dave Hansen, L OBP: 0.306, SLG: 0.554 Antonio Osuna, R OBP: 0.354, SLG: 0.554	1-2 SH1-4		2-2 F7		2-2 P3			3-2 P5		0	0	0	0	0	0	0					
<b>Inning Stats</b>	R: 2 H: 2 E: 0 K: 0 S: 12	L: 2 W: 30 BB: 2	R: 0 H: 1 E: 0 K: 0 S: 13	L: 1 W: 17 BB: 0	R: 0 H: 2 E: 0 K: 0 S: 15	L: 2 W: 21 BB: 0	R: 0 H: 0 E: 0 K: 1 S: 7	L: 0 W: 11 BB: 0	R: 0 H: 1 E: 0 K: 1 S: 12	L: 1 W: 20 BB: 0	R: 0 H: 0 E: 0 K: 1 S: 6	L: 0 W: 7 BB: 0	R: 0 H: 2 E: 0 K: 1 S: 18	L: 2 W: 29 BB: 1	R: 0 H: 1 E: 0 K: 0 S: 12	L: 1 W: 23 BB: 2		1B: 7 2B: 3 3B: 0 HR: 0	SF: 0 SAC: 1 DP: 0 HBP: 0	WP: 0 PB: 0 SB: 0 CS: 0	PA: 42
<b>PITCHER</b>	IP WLS BF H R ER SO BB IBB HBP BLK WP HR S P ERA WHIP	6.0 W 27 7 2 2 2 2 0 0 0 0 0 0 68 114 3.00 1.500	2.0 9 2 0 0 2 1 0 0 0 0 0 0 24 36 0.00 1.500	1.0 6 1 0 0 0 2 0 0 0 0 0 0 12 23 0.00 3.000																	

AB	36
R	2
H	10
RBI	2
BB	5
SO	4
LOB	22



Batter	1	2	3	4	5	6	7	8	9	AB	R	H	RBI	BB	SO	LOB	BOTTOM				
Luis Castillo, S OBP: 0.437, SLG: 0.410 Dave Berg, R OBP: 0.352, SLG: 0.354	4-1 1B 2B BB	3-2 E5 1B 2B	4-0 CS BB			2-2 G4-3		3-2 HR		2	2	0	0	2	0	1	<b>Los Angeles Dodgers @ Florida Marlins</b> Pro Player Stadium, Miami, FL Mon Aug 14 2000, 7:05 PM EDT Att: 8,345 - Cloudy - 74 F				
Mark Kotsay, L OBP: 0.333, SLG: 0.440 Mark Smith, R OBP: 0.333, SLG: 0.422	1-1 2B E	0-1 2B	1-1 P5			3-1 G3		3-2 2B		4	2	2	1	0	0	1					
Henry Rodriguez, L OBP: 0.316, SLG: 0.517 Ricky Bones, R OBP: 0.344, SLG: 0.331 Manny Aybar, R OBP: 0.344, SLG: 0.331	1-1 E 2B	1-0 2B		1-2 F8		3-1 HR		1-2 F7		4	3	3	4	0	0	0					
Preston Wilson, R OBP: 0.317, SLG: 0.452	0-1 E6 2B	1-3 K		0-1 L5		2-2 F8				4	1	0	1	0	1	2					
Mike Lowell, R OBP: 0.326, SLG: 0.468 Chris Clapinski, S OBP: 0.393, SLG: 0.452	0-3 K	0-0 E 2B		1-1 F8			3-2 G6-3			4	1	1	1	0	1	2					
Derrek Lee, R OBP: 0.383, SLG: 0.539	3-1 F9	1-1 F9			2-2 1B		4-2 L4-3 BB			3	0	1	0	1	0	3					
Andy Fox, L OBP: 0.305, SLG: 0.359	2-1 S 2B	1-2 E4 1B			3-3 K		0-0 L4-3			4	0	2	2	0	1	2					
Ramon Castro, R OBP: 0.306, SLG: 0.231	0-1 G4-3	1-0 P6			2-3 K			2-3 K		4	0	0	0	0	2	3					
Jesus Sanchez, L OBP: 0.227, SLG: 0.227 Kevin Millar, R OBP: 0.387, SLG: 0.512		0-2 E 1B		1-3 K		0-1 P4		1-2 F3		3	1	1	0	0	1	1					
<b>Inning Stats</b>	R: 4 H: 3 E: 1 K: 1 S: 16	L: 3 W: 27 BB: 1	R: 5 H: 5 E: 2 K: 1 S: 21	L: 5 W: 29 BB: 0	R: 0 H: 0 E: 0 K: 1 S: 7	L: 0 W: 13 BB: 1	R: 0 H: 0 E: 0 K: 0 S: 7	L: 0 W: 9 BB: 0	R: 0 H: 1 E: 0 K: 2 S: 12	L: 1 W: 19 BB: 0	R: 1 H: 1 E: 0 K: 0 S: 10	L: 1 W: 20 BB: 0	R: 0 H: 0 E: 0 K: 0 S: 9	L: 0 W: 16 BB: 1	R: 1 H: 2 E: 0 K: 1 S: 19	L: 2 W: 29 BB: 0		1B: 5 2B: 6 3B: 0 HR: 2	SF: 0 SAC: 0 DP: 1 HBP: 0	WP: 0 PB: 0 SB: 2 CS: 1	PA: 39
<b>PITCHER</b>	IP WLS BF H R ER SO BB IBB HBP BLK WP HR S P ERA WHIP	1.1 L 14 1 0 0 0 1 0 0 0 0 0 33 51 0.00 0.818	3.2 13 2 0 0 3 1 0 0 0 0 0 1 19 36 4.50 1.000	2.0 7 1 1 1 0 1 0 0 0 0 1 19 29 9.00 2.000																	

AB	36
R	11
H	12
RBI	10
BB	3
SO	6
LOB	16



Batter	1	2	3	4	5	6	7	8	9	AB	R	H	RBI	BB	SO	LOB	TOP								
Tom Goodwin, L (1, 8) OBP: 0.370, SLG: 0.386	F7		K		G4-3			FC4-6 BB	F8	4	0	0	0	1	1	1	<b>Los Angeles Dodgers @ Florida Marlins</b> Pro Player Stadium, Miami, FL Tue Aug 15 2000, 7:05 PM EDT Att: 9,380 - Cloudy - 82 F								
Mark Grudzielanek, R (1, 4) OBP: 0.344, SLG: 0.399	E6 FC6-4		F9			G1-6-3		FC4-6 1-2		4	0	0	0	0	0	1									
Gary Sheffield, R (1, 7) OBP: 0.439, SLG: 0.659 Ismael Valdez, R (8, 1) OBP: 0.278, SLG: 0.353	E6 FC6-4		F8			P3		K		4	0	0	0	0	1	2									
Shawn Green, L (1, 9) OBP: 0.382, SLG: 0.508	K					G3		G4-3		4	0	0	0	0	2	3									
Eric Karros, R (1, 3) OBP: 0.341, SLG: 0.501	FC6-4 1-2 2-3					F9				4	1	1	0	0	0	2									
Adrian Beltré, R (1, 5) OBP: 0.338, SLG: 0.440		L9						K		4	1	2	0	0	1	0									
Chad Kreuter, S (1, 2) OBP: 0.420, SLG: 0.422						P5				3	0	2	2	1	0	1									
Alex Cora, L (1, 6) OBP: 0.326, SLG: 0.416										4	0	0	0	0	2	3									
Matt Herges, L (1, 1) Terry Adams, R (7, 1) F.P. Santangelo, S (8, PH) OBP: 0.310, SLG: 0.233										2	0	0	0	0	1	1									
										2	1	1	1	0	0	1									
<b>Inning Stats</b>	R: 0 E: 2 K: 1 S: 11	H: 0 LOB: 2 BB: 0 P: 18	R: 0 E: 0 K: 1 S: 14	H: 1 LOB: 1 BB: 0 P: 20	R: 0 E: 0 K: 1 S: 8	H: 0 LOB: 0 BB: 0 P: 12	R: 0 E: 0 K: 1 S: 9	H: 1 LOB: 1 BB: 0 P: 15	R: 0 E: 0 K: 2 S: 8	H: 0 LOB: 0 BB: 0 P: 10	R: 0 E: 0 K: 1 S: 10	H: 0 LOB: 1 BB: 1 P: 14	R: 0 E: 0 K: 1 S: 10	H: 0 LOB: 1 BB: 1 P: 15	R: 1 E: 0 K: 1 S: 11	H: 1 LOB: 1 BB: 0 P: 20	R: 2 E: 0 K: 0 S: 15	H: 3 LOB: 1 BB: 0 P: 25	1B: 2 2B: 3 3B: 0 HR: 1	SF: 0 SAC: 0 DP: 0 HBP: 0	WP: 0 PB: 0 SB: 0 CS: 0	PA: 37			
<b>PITCHER</b>	IP	WLS	BF	H	R	ER	SO	BB	IBB	HBP	BLK	WP	HR	S	P	ERA	WHIP								
Ryan Dempster, R (1, 1) ERA: 3.75	8.0	W	31	3	1	1	8	2	0	0	0	0	1	81	124	1.12	0.625								
Braden Looper, R (9, 1) ERA: 3.62	0.0		3	3	2	2	0	0	0	0	0	0	0	10	16	*	*								
Antonio Alfonseca, R (9, 1) ERA: 4.17	1.0		3	0	0	0	0	0	0	0	0	0	0	5	9	0.00	0.000								

Batter	1	2	3	4	5	6	7	8	9	AB	R	H	RBI	BB	SO	LOB	BOTTOM								
Luis Castillo, S (1, 4) OBP: 0.441, SLG: 0.414										4	1	3	0	1	1	0	<b>Los Angeles Dodgers @ Florida Marlins</b> Pro Player Stadium, Miami, FL Tue Aug 15 2000, 7:05 PM EDT Att: 9,380 - Cloudy - 82 F								
Mark Kotsay, L (1, 9) OBP: 0.332, SLG: 0.436										4	2	0	0	1	0	3									
Henry Rodriguez, L (1, 7) OBP: 0.323, SLG: 0.518 Mark Smith, R (8, 7) OBP: 0.338, SLG: 0.442										3	2	2	2	1	0	1									
Preston Wilson, R (1, 8) OBP: 0.318, SLG: 0.455										1	0	1	0	0	0	0									
Mike Lowell, R (1, 5) OBP: 0.325, SLG: 0.466										4	1	2	2	0	1	2									
Derrek Lee, R (1, 3) OBP: 0.387, SLG: 0.540										4	0	1	0	0	1	3									
Andy Fox, L (1, 6) OBP: 0.304, SLG: 0.353										3	0	0	0	1	1	4									
Mike Redmond, R (1, 2) OBP: 0.337, SLG: 0.323										4	0	0	1	0	0	5									
Ryan Dempster, R (1, 1) OBP: 0.086, SLG: 0.121 Braden Looper, R (9, 1) ERA: 3.55 Antonio Alfonseca, R (9, 1)										4	1	1	0	0	1	5									
										0	0	0	0	0	0	0									
										0	0	0	0	0	0	0									
<b>Inning Stats</b>	R: 1 E: 0 K: 0 S: 11	H: 1 LOB: 1 BB: 2 P: 23	R: 0 E: 0 K: 0 S: 5	H: 1 LOB: 0 BB: 0 P: 7	R: 4 E: 1 K: 1 S: 25	H: 4 LOB: 3 BB: 2 P: 42	R: 0 E: 0 K: 0 S: 9	H: 1 LOB: 1 BB: 0 P: 14	R: 0 E: 0 K: 2 S: 7	H: 0 LOB: 0 BB: 0 P: 9	R: 0 E: 0 K: 0 S: 8	H: 1 LOB: 1 BB: 0 P: 13	R: 2 E: 0 K: 1 S: 14	H: 3 LOB: 2 BB: 1 P: 22	R: 0 E: 0 K: 2 S: 11	H: 1 LOB: 1 BB: 0 P: 13	1B: 10 2B: 1 3B: 1 HR: 0	SF: 1 SAC: 0 DP: 1 HBP: 0	WP: 1 PB: 0 SB: 0 CS: 1	PA: 40					
<b>PITCHER</b>	IP	WLS	BF	H	R	ER	SO	BB	IBB	HBP	BLK	WP	HR	S	P	ERA	WHIP								
Matt Herges, R (1, 1) ERA: 3.38	6.0	L	29	8	5	4	3	4	0	0	0	0	0	65	108	6.00	2.000								
Terry Adams, R (7, 1) ERA: 3.55	1.0		7	3	2	2	1	1	0	0	0	0	0	14	22	18.00	4.000								
Ismael Valdez, R (8, 1) ERA: 5.79	1.0		4	1	0	0	2	0	0	0	0	0	0	11	13	0.00	1.000								



Batter	1	2	3	4	5	6	7	8	9	AB	R	H	RBI	BB	SO	LOB	TOP										
Luis Castillo, S OBP: 0.444, SLG: 0.414	G4-3	G1-3	G1-3					SH1-4		3	0	0	0	1	0	2	<b>Florida Marlins @ Colorado Rockies</b> Coors Field, Denver, CO Fri Aug 18 2000, 7:05 PM MDT Att: 40,205 - Sunny - 83 F										
Mark Kotsay, L OBP: 0.336, SLG: 0.446	HR	HR	1B	1B	1B	G3		G1-3		5	3	3	1	0	0	4											
Henry Rodriguez, L Dan Miceli, R Antonio Alfonseca, R	FC6-4	HR		1B		F8		K		4	1	2	2	1	1	3											
Preston Wilson, R OBP: 0.318, SLG: 0.452	FC6-4	K		K		K		K	G5-3	5	0	0	0	0	3	2											
Mike Lowell, R OBP: 0.323, SLG: 0.461	K		F8	WP	1B	K		K	G6-3	5	1	1	1	0	2	1											
Derrek Lee, R OBP: 0.388, SLG: 0.543		1B	G4-3	23	1B	1B		K	K	5	2	3	1	0	2	0											
Andy Fox, L OBP: 0.300, SLG: 0.347	HR	1B	G4-3	G4-3				K		4	1	1	0	0	1	2											
Ramon Castro, R OBP: 0.314, SLG: 0.288	HR	HR	23	1B	IBB		F8	G5-3		3	1	1	3	1	0	0											
23 Chuck Smith, R Brent Loofer, R Kevin Miller, R Jesus Sanchez, R Chris Clapsnik, R Mark Smith, R	G4-3	G4-3	1-2	1B			G1-3	SH1-4	BB	3	0	1	1	0	0	0											
Inning Stats	R: 1 E: 0 K: 1 S: 8	H: 1 LOB: 1 BB: 1 P: 15	R: 5 E: 0 K: 1 S: 16	H: 5 LOB: 0 BB: 20 P: 25	R: 1 E: 0 K: 0 S: 11	H: 2 LOB: 2 BB: 1 P: 21	R: 2 E: 0 K: 1 S: 14	H: 4 LOB: 1 BB: 0 P: 22	R: 0 E: 0 K: 2 S: 9	H: 0 LOB: 1 BB: 1 P: 13	R: 0 E: 0 K: 2 S: 8	H: 0 LOB: 0 BB: 0 P: 12	R: 0 E: 0 K: 1 S: 9	H: 0 LOB: 3 BB: 1 P: 17	R: 0 E: 0 K: 1 S: 9	H: 0 LOB: 0 BB: 0 P: 14		1B: 8 2B: 1 3B: 0 HR: 3	SF: 0 SAC: 1 DP: 0 HBP: 0	WP: 1 PB: 1 SB: 0 CS: 0	PA: 42						
PITCHER	IP	WLS	BF	H	R	ER	SO	BB	IBB	HBP	BLK	WP	HR	S	P	ERA	WHIP										
Brian Rose, R ERA: 5.92	3.0	L	20	9	8	8	2	1	1	0	0	0	3	36	64	24.00	3.333										
John Wasdin, R ERA: 5.43	2.0		9	3	1	1	1	1	0	0	0	1	0	21	32	4.50	2.000										
Mike DeJean, R ERA: 3.79	2.0		6	0	0	0	4	0	0	0	0	0	0	17	25	0.00	0.000										
Mike Myers, L ERA: 1.59	1.0		4	0	0	0	1	1	0	0	0	0	0	9	17	0.00	1.000										
Jose Jimenez, R ERA: 3.39	1.0		3	0	0	0	1	0	0	0	0	0	0	9	14	0.00	0.000										

Batter	1	2	3	4	5	6	7	8	9	AB	R	H	RBI	BB	SO	LOB	BOTTOM										
Juan Pierre, L OBP: 0.404, SLG: 0.395	G4-3			F8	WP	1B		K		5	0	2	1	0	1	0	<b>Florida Marlins @ Colorado Rockies</b> Coors Field, Denver, CO Fri Aug 18 2000, 7:05 PM MDT Att: 40,205 - Sunny - 83 F										
Neftali Perez, S OBP: 0.313, SLG: 0.429	L4	F8		F8		F7				5	0	1	0	0	0	2											
17 Todd Helton, L OBP: 0.487, SLG: 0.724	1B		1B	1B	G4-3			G3		5	1	3	0	0	0	2											
Jeffrey Hammonds, R OBP: 0.417, SLG: 0.591	1B		1B	SF9	1B	G6-3	1B	G5-3		5	3	4	0	0	0	1											
Larry Walker, L OBP: 0.409, SLG: 0.506	G6-3			1B		F5		G6-3		5	0	1	1	0	0	4											
Jeff Cirillo, R OBP: 0.386, SLG: 0.492	G6-3		K		G6-3		G6-3		G4-3	5	1	1	1	0	1	3											
Todd Walker, L OBP: 0.323, SLG: 0.411		1B	SF9		1B		1B	G4-3		4	1	2	2	0	0	1											
Ben Petrick, R OBP: 0.379, SLG: 0.431		G4-3		K			1B	G4-3		5	1	3	2	0	1	1											
Brian Rose, R John Wasdin, R Butch Huschen, R Mike DeJean, R Mike Myers, L Todd Hollandsworth, L Jose Jimenez, R Terry Shumpert, R	G4-3						K		G6-3	1	0	0	0	0	0	1											
Inning Stats	R: 0 E: 0 K: 0 S: 9	H: 2 LOB: 2 BB: 0 P: 13	R: 2 E: 0 K: 0 S: 15	H: 3 LOB: 1 BB: 0 P: 23	R: 2 E: 0 K: 2 S: 19	H: 3 LOB: 1 BB: 0 P: 28	R: 0 E: 0 K: 1 S: 10	H: 1 LOB: 1 BB: 0 P: 16	R: 1 E: 0 K: 0 S: 12	H: 3 LOB: 2 BB: 0 P: 21	R: 0 E: 0 K: 0 S: 13	H: 1 LOB: 1 BB: 0 P: 19	R: 0 E: 0 K: 0 S: 9	H: 0 LOB: 0 BB: 0 P: 15	R: 1 E: 0 K: 1 S: 11	H: 2 LOB: 1 BB: 0 P: 14		R: 2 E: 0 K: 0 S: 15	H: 3 LOB: 1 BB: 0 P: 21	1B: 13 2B: 4 3B: 0 HR: 1	SF: 0 SAC: 0 DP: 0 HBP: 0	WP: 1 PB: 0 SB: 0 CS: 0	PA: 45				
PITCHER	IP	WLS	BF	H	R	ER	SO	BB	IBB	HBP	BLK	WP	HR	S	P	ERA	WHIP										
23 Chuck Smith, R ERA: 3.87	6.0	W	31	13	5	5	4	0	0	0	0	0	0	9	15	0.00	0.000										
Braden Loofer, R ERA: 3.56	1.0		3	0	0	0	0	0	0	0	0	0	0	9	15	0.00	0.000										
Dan Miceli, R ERA: 4.5	1.0		5	2	1	1	1	0	0	0	0	0	1	11	14	9.00	2.000										
Antonio Alfonseca, R ERA: 4.42	1.0	S	6	3	2	2	0	0	0	0	0	0	0	15	21	18.00	3.000										

Batter	1	2	3	4	5	6	7	8	9	AB	R	H	RBI	BB	SO	LOB	TOP					
Luis Castillo, S OBP: 0.443, SLG: 0.414 (1,4)	L5		F7		BB BB 1B		G5-3		G4-6-3 1B	5	0	2	0	0	0	0	<b>Florida Marlins @ Colorado Rockies</b> Coors Field, Denver, CO Sat Aug 19 2000, 6:05 PM MDT Att: 40,232 - Cloudy - 86 F					
Mark Kotsay, L OBP: 0.337, SLG: 0.446 (1,9)	CS 1B		G1-3		F7		1B 1B		G4-6-3 1-2	5	1	2	0	0	0	2						
Henry Rodriguez, L OBP: 0.326, SLG: 0.518 (1,7)	K 1-2		G3-1		BB BB 1-2		K			3	0	0	0	1	2	2						
Preston Wilson, R OBP: 0.319, SLG: 0.453 (1,8)		G6-3		2B 1B	K		1B 1B			4	1	2	1	0	1	2						
Mike Lowell, R OBP: 0.327, SLG: 0.468 (1,5)		1B 2B		G6-3 1-H	FC5-4 BB		F7 1-2			3	1	2	1	1	0	1						
Derrek Lee, R OBP: 0.388, SLG: 0.539 (1,3)	E3 1B		G6-3		FC5-4 1-2			G6-4-3 1B		4	0	1	0	0	0	5						
Andy Fox, L OBP: 0.295, SLG: 0.340 (1,6)	K		G6-3		F8		F8			4	0	0	0	0	1	4						
Ramon Castro, R OBP: 0.329, SLG: 0.295 (8, PH)								G6-4-3 1-2		2	0	1	1	1	0	0						
Kevin Millar, R OBP: 0.390, SLG: 0.529 (8, PH)										1	0	0	0	0	0	1						
Mike Redmond, R OBP: 0.337, SLG: 0.323 (8, 2)										0	0	0	0	0	0	0						
38 Reid Cornelius, R Vic Darenzbourg, L Ricky Bones, R Armando Almanza, L Manny Aybar, R Mark Smith, R OBP: 0.340, SLG: 0.438 (11, 1)									G6-3	3	0	0	0	0	1	4						
<b>Inning Stats</b>	R: 0 E: 0 K: 1 S: 14	H: 1 LOB: 1 BB: 0 P: 22	R: 1 E: 1 K: 2 S: 15	H: 2 LOB: 2 BB: 0 P: 26	R: 0 E: 0 K: 0 S: 6	H: 0 LOB: 0 BB: 0 P: 11	R: 1 E: 0 K: 0 S: 8	H: 2 LOB: 2 BB: 1 P: 19	R: 0 E: 0 K: 1 S: 10	H: 1 LOB: 3 BB: 2 P: 24	R: 0 E: 0 K: 0 S: 5	H: 0 LOB: 0 BB: 0 P: 10	R: 1 E: 0 K: 1 S: 15	H: 2 LOB: 1 BB: 0 P: 25	R: 0 E: 0 K: 0 S: 10	H: 1 LOB: 0 BB: 0 P: 11	R: 0 E: 0 K: 0 S: 7	H: 1 LOB: 0 BB: 0 P: 11	1B: 8 2B: 3 3B: 0 HR: 0	SF: 0 SAC: 0 DP: 3 HBP: 0	WP: 0 PB: 0 SB: 2 CS: 1	PA: 38
<b>PITCHER</b>	IP WLS BF H R ER SO BB IBB HBP BLK WP HR S P ERA WHIP																					
Julian Tavarez, R ERA: 3.98 (1, 1)	6.0 W 27 6 2 1 4 2 1 0 0 0 0 0 58 112 1.50 1.333																					
Mike Myers, L ERA: 1.82 (7, 1)	0.2 H 3 1 1 1 1 0 0 0 0 0 0 0 11 16 13.50 1.500																					
Bobby Chouinard, R ERA: 4.67 (7, 1)	0.1 H 2 1 0 0 0 0 0 0 0 0 0 0 4 9 0.00 3.000																					
Mike DeJean, R ERA: 3.89 (8, 1)	1.0 H 3 1 0 0 0 0 0 0 0 0 0 0 10 11 0.00 1.000																					
48 Craig House, R ERA: 8.1 (9, 1)	1.0 3 1 0 0 0 0 0 0 0 0 0 0 7 11 0.00 1.000																					

AB	35
R	3
H	10
RBI	3
BB	3
SO	5
LOB	21



Batter	1	2	3	4	5	6	7	8	9	AB	R	H	RBI	BB	SO	LOB	BOTTOM			
Juan Pierre, L OBP: 0.423, SLG: 0.417 (1,8)	E G4-3 1B		G1-6-3 17 SF9 1B		G4-3	FC6-4 1-2 2-3		1B 1B		5	3	3	2	0	0	2	<b>Florida Marlins @ Colorado Rockies</b> Coors Field, Denver, CO Sat Aug 19 2000, 6:05 PM MDT Att: 40,232 - Cloudy - 86 F			
Neftali Perez, S OBP: 0.312, SLG: 0.427 (1,6)	E6 17 G4-3 1B		G1-6-3		G3-1		P6	1B 1B		5	2	1	0	0	0	2				
17 Todd Helton, L OBP: 0.485, SLG: 0.719 (1,3)	G4-3		SF9		G1-3		G4-3	1B 1B		4	0	1	3	0	0	1				
Jeffrey Hammonds, R OBP: 0.417, SLG: 0.588 (1,7)	1B		F8		F8	P4		F9		4	0	1	1	1	0	2				
Todd Hollandsworth, L OBP: 0.304, SLG: 0.368 (1,9)	K				F9	F7	P6	E4		5	0	0	0	0	1	3				
Jeff Cirillo, R OBP: 0.384, SLG: 0.488 (1,5)	F3				G6-3			G4-3		4	1	0	0	1	1	3				
48 Craig House, R ERA: 8.1 (9, 1)						HR BB		K		0	0	0	0	0	0	0				
Todd Walker, L OBP: 0.333, SLG: 0.434 (1,4)		G1-3						1B 2B BB		2	2	1	2	2	0	0				
Ben Petrick, R OBP: 0.400, SLG: 0.459 (1,2)	F3							1B 2B 1B		3	1	2	0	1	0	0				
Julian Tavarez, L Vic Darenzbourg, L Mike Myers, L Bobby Chouinard, R Mike DeJean, R Larry Walker, L Terry Shumpert, R OBP: 0.143, SLG: 0.143 OBP: 0.327, SLG: 0.371 ERA: 4.53 (11, 1)								1B 2B		2	0	0	0	0	0	2				
<b>Inning Stats</b>	R: 2 E: 1 K: 1 S: 16	H: 2 LOB: 1 BB: 0 P: 19	R: 0 E: 0 K: 0 S: 5	H: 0 LOB: 0 BB: 0 P: 7	R: 1 E: 0 K: 0 S: 7	H: 1 LOB: 0 BB: 0 P: 11	R: 0 E: 0 K: 0 S: 6	H: 0 LOB: 2 BB: 2 P: 19	R: 0 E: 0 K: 0 S: 10	H: 0 LOB: 0 BB: 0 P: 13	R: 2 E: 0 K: 0 S: 15	H: 2 LOB: 2 BB: 2 P: 28	R: 0 E: 0 K: 0 S: 8	H: 0 LOB: 1 BB: 1 P: 16	R: 5 E: 1 K: 1 S: 19	H: 5 LOB: 2 BB: 1 P: 36	1B: 7 2B: 2 3B: 0 HR: 1	SF: 1 SAC: 0 DP: 0 HBP: 0	WP: 0 PB: 0 SB: 2 CS: 0	PA: 42
<b>PITCHER</b>	IP WLS BF H R ER SO BB IBB HBP BLK WP HR S P ERA WHIP																			
38 Reid Cornelius, R ERA: 4.15 (1, 1)	5.2 L 27 5 5 4 1 3 1 0 0 0 0 0 14 23 6.35 1.412																			
Vic Darenzbourg, L ERA: 4.53 (6, 1)	1.1 5 0 0 0 0 1 0 0 0 0 0 0 14 23 0.00 0.750																			
Ricky Bones, R ERA: 3.16 (8, 1)	0.1 3 1 2 2 0 1 0 0 0 0 0 0 2 9 54.00 6.000																			
Armando Almanza, L ERA: 2.97 (8, 1)	0.0 4 4 2 2 0 0 0 0 0 0 0 0 10 14 ∞ ∞																			
Manny Aybar, R ERA: 4.36 (8, 1)	0.2 3 0 1 0 1 0 0 0 0 0 0 0 7 13 0.00 0.000																			

AB	35
R	10
H	10
RBI	9
BB	6
SO	2
LOB	15



Batter	1	2	3	4	5	6	7	8	9	AB	R	H	RBI	BB	SO	LOB	TOP			
Luis Castillo, S (1.4) OBP: 0.441, SLG: 0.411										5	1	1	0	0	2	1	<b>Florida Marlins @ Colorado Rockies</b> Coors Field, Denver, CO Sun Aug 20 2000, 1:05 PM MDT Att: 38,498 - Cloudy - 84 F			
Mark Kotsay, L (1.9) OBP: 0.336, SLG: 0.445										5	1	1	2	0	1	1				
Henry Rodriguez, L (1.7) OBP: 0.328, SLG: 0.517										4	0	2	1	0	1	0				
Preston Wilson, R (1.8) OBP: 0.317, SLG: 0.449										4	0	0	0	0	1	2				
Mike Lowell, R (1.5) OBP: 0.329, SLG: 0.467										3	0	1	0	0	1	1				
Derrek Lee, R (1.3) OBP: 0.384, SLG: 0.533										4	0	0	0	0	1	3				
Andy Fox, L (1.6) OBP: 0.303, SLG: 0.350										3	1	2	0	1	0	0				
Mike Redmond, R (1.2) OBP: 0.340, SLG: 0.329										3	1	1	1	1	0	4				
Chris Clapinski, S (9, PR) OBP: 0.383, SLG: 0.452										0	0	0	0	0	0	0				
Jesus Sanchez, L (1.1) OBP: 0.222, SLG: 0.222										1	0	0	0	0	0	2				
Manny Aybar, R (4.1)										0	0	0	0	0	0	0				
Kevin Millar, R (7, PH) OBP: 0.388, SLG: 0.526										1	0	0	0	0	0	0				
Ricky Bones, R (7.1)										0	0	0	0	0	0	0				
Mark Smith, R (9, PH) OBP: 0.338, SLG: 0.433										1	0	0	0	0	1	1				
<b>Inning Stats</b>	R: 0 E: 0 K: 2 S: 8	H: 0 LOB: 0 BB: 0 P: 10	R: 0 E: 0 K: 0 S: 7	H: 0 LOB: 0 BB: 0 P: 10	R: 3 E: 0 K: 0 S: 10	H: 3 LOB: 1 BB: 1 P: 21	R: 0 E: 0 K: 1 S: 7	H: 2 LOB: 0 BB: 0 P: 8	R: 0 E: 0 K: 0 S: 10	H: 0 LOB: 2 BB: 1 P: 20	R: 0 E: 0 K: 0 S: 10	H: 0 LOB: 0 BB: 0 P: 10	R: 0 E: 0 K: 2 S: 12	H: 1 LOB: 1 BB: 0 P: 14	R: 1 E: 0 K: 1 S: 9	H: 2 LOB: 1 BB: 0 P: 16	1B: 5 2B: 3 3B: 0 HR: 0	SF: 0 SAC: 1 DP: 0 HBP: 1	WP: 0 PB: 0 SB: 0 CS: 0	PA: 38
<b>PITCHER</b>	IP WLS BF H R ER SO BB IBB HBP BLK WP HR S P ERA WHIP																			
Pedro Astacio, R (1.1) ERA: 5.14	9.0 W 38 8 4 4 8 2 0 1 0 0 0 79 122 4.00 1.111																			

Batter	1	2	3	4	5	6	7	8	9	AB	R	H	RBI	BB	SO	LOB	BOTTOM			
Juan Pierre, L (1.8) OBP: 0.429, SLG: 0.412										3	1	1	0	1	0	3	<b>Florida Marlins @ Colorado Rockies</b> Coors Field, Denver, CO Sun Aug 20 2000, 1:05 PM MDT Att: 38,498 - Cloudy - 84 F			
Neftali Feliz, S (1.6) OBP: 0.313, SLG: 0.427										5	3	2	1	0	1	4				
Jeff Cirillo, R (1.5) OBP: 0.386, SLG: 0.497										4	2	3	3	0	0	2				
17 Todd Helton, L (1.3) OBP: 0.486, SLG: 0.726										4	1	2	3	1	0	1				
Todd Hollandsworth, L (8, PR) OBP: 0.304, SLG: 0.368										0	1	0	0	0	0	0				
Jeffrey Hammonds, R (1.9) OBP: 0.417, SLG: 0.584										4	0	1	2	1	0	1				
Butch Huskey, R (1.7) OBP: 0.319, SLG: 0.365										4	1	0	0	1	0	4				
Ben Petrick, R (1.2) OBP: 0.400, SLG: 0.508										4	2	2	2	0	0	0				
Jeff Frye, R (1.4) OBP: 0.348, SLG: 0.339										4	1	2	0	1	0	0				
Pedro Astacio, R (1.1) OBP: 0.105, SLG: 0.093										4	1	1	1	1	1	3				
<b>Inning Stats</b>	R: 1 E: 0 K: 0 S: 6	H: 1 LOB: 1 BB: 1 P: 11	R: 0 E: 0 K: 0 S: 4	H: 0 LOB: 0 BB: 0 P: 5	R: 2 E: 0 K: 0 S: 12	H: 3 LOB: 2 BB: 1 P: 24	R: 5 E: 0 K: 0 S: 17	H: 4 LOB: 0 BB: 1 P: 27	R: 2 E: 1 K: 1 S: 9	H: 1 LOB: 2 BB: 2 P: 22	R: 0 E: 0 K: 0 S: 4	H: 0 LOB: 0 BB: 0 P: 9	R: 0 E: 0 K: 0 S: 5	H: 1 LOB: 1 BB: 0 P: 9	R: 3 E: 0 K: 1 S: 16	H: 4 LOB: 2 BB: 1 P: 28	1B: 7 2B: 5 3B: 0 HR: 2	SF: 2 SAC: 1 DP: 0 HBP: 0	WP: 0 PB: 0 SB: 1 CS: 0	PA: 45
<b>PITCHER</b>	IP WLS BF H R ER SO BB IBB HBP BLK WP HR S P ERA WHIP																			
Jesus Sanchez, L (1.1) ERA: 4.95	3.2 L 22 8 8 8 0 2 1 0 0 0 0 2 36 64 19.64 2.727																			
Manny Aybar, R (4.1) ERA: 4.48	2.1 11 1 2 2 1 2 0 0 0 0 0 0 16 34 7.71 1.286																			
Ricky Bones, R (7.1) ERA: 3.48	2.0 12 5 3 3 1 0 1 0 0 0 0 0 21 37 13.50 2.500																			



Batter	1	2	3	4	5	6	7	8	9	AB	R	H	RBI	BB	SO	LOB	TOP			
<b>Luis Castillo, S</b> OBP: 0.441, SLG: 0.410 (1, 4)										4	0	1	0	1	0	3	<b>Florida Marlins @ San Francisco Giants</b> PacBell Park, San Francisco, CA Tue Aug 22, 2000, 10:15 PM EDT Att: 40,930 - Sunny - 62 F			
<b>Dave Berg, R</b> OBP: 0.350, SLG: 0.347 (1, 6)										5	1	2	0	0	1	3				
<b>Kevin Millar, R</b> OBP: 0.396, SLG: 0.540 (1, 7) (5, 3)										2	3	1	2	2	1	1				
<b>Preston Wilson, R</b> OBP: 0.317, SLG: 0.447 (1, 8)										5	2	2	0	0	1	5				
<b>Mike Lowell, R</b> OBP: 0.333, SLG: 0.469 (1, 5)										4	0	2	3	1	1	1				
<b>Derek Lee, R</b> OBP: 0.382, SLG: 0.528 <b>Mark Kotsay, L</b> OBP: 0.333, SLG: 0.440 (1, 3) (5, 9)										3	0	0	1	0	2	3				
<b>Mark Smith, R</b> OBP: 0.331, SLG: 0.421 (1, 9) (5, 7)										5	0	1	1	0	4	2				
<b>Antonio Alfonseca, R</b> (9, 1)										0	0	0	0	0	0	0				
<b>Ramon Castro, R</b> OBP: 0.333, SLG: 0.318 (1, 2)										5	0	2	0	0	1	3				
<b>A.J. Burnett, R</b> OBP: 0.467, SLG: 0.417 <b>Dan Miceli, R</b> (8, 1) <b>Andy Fox, L</b> OBP: 0.302, SLG: 0.348 (9, 7)										3	1	2	0	0	0	0				
<b>Inning Stats</b>	R: 3 E: 0 K: 1 S: 13	H: 2 LOB: 1 BB: 2 P: 26	R: 0 E: 0 K: 0 S: 7	H: 1 LOB: 1 BB: 0 P: 11	R: 2 E: 0 K: 1 S: 16	H: 3 LOB: 1 BB: 1 P: 28	R: 2 E: 0 K: 0 S: 13	H: 4 LOB: 1 BB: 0 P: 25	R: 0 E: 0 K: 2 S: 13	H: 2 LOB: 2 BB: 1 P: 23	R: 0 E: 0 K: 1 S: 10	H: 0 LOB: 0 BB: 0 P: 15	R: 0 E: 0 K: 1 S: 8	H: 0 LOB: 1 BB: 0 P: 15	R: 0 E: 0 K: 3 S: 14	H: 0 LOB: 1 BB: 1 P: 22	1B: 10 2B: 2 3B: 0 HR: 1	SF: 0 SAC: 1 DP: 2 HBP: 1	WP: 0 PB: 0 SB: 0 CS: 0	PA: 44
<b>PITCHER</b>	IP WLS BF H R ER SO BB IBB HBP BLK WP HR S P ERA WHIP																			
<b>Shawn Estes, L</b> ERA: 4.1 (1, 1)	3.2 L 21 9 7 7 2 3 0 0 0 0 0 1 45 82 17.18 3.273																			
<b>Aaron Fultz, L</b> ERA: 5.46 (4, 1)	2.1 12 4 0 0 4 1 0 0 0 0 0 0 26 48 0.00 2.143																			
<b>Alan Embree, L</b> ERA: 4.81 (7, 1)	2.0 7 0 0 0 2 0 0 1 0 0 0 0 18 30 0.00 0.000																			
<b>Doug Henry, R</b> ERA: 4.35 (9, 1)	1.0 4 0 0 0 3 1 0 0 0 0 0 0 14 22 0.00 1.000																			

Batter	1	2	3	4	5	6	7	8	9	AB	R	H	RBI	BB	SO	LOB	BOTTOM					
<b>Marvin Benard, L</b> OBP: 0.335, SLG: 0.392 (1, 8)										3	1	1	0	1	0	1	<b>Florida Marlins @ San Francisco Giants</b> PacBell Park, San Francisco, CA Tue Aug 22, 2000, 10:15 PM EDT Att: 40,930 - Sunny - 62 F					
<b>Bill Mueller, S</b> OBP: 0.328, SLG: 0.372 (1, 5)										2	0	0	0	2	0	2						
<b>Barry Bonds, L</b> OBP: 0.435, SLG: 0.676 (1, 7)										4	1	1	2	0	1	2						
<b>Jeff Kent, R</b> OBP: 0.421, SLG: 0.613 (1, 4)										4	0	1	0	0	2	1						
<b>J.T. Snow, L</b> OBP: 0.380, SLG: 0.470 <b>Doug Henry, R</b> (9, 1)										4	0	0	0	0	2	1						
<b>Ellis Burks, R</b> OBP: 0.414, SLG: 0.621 (1, 9)										4	2	2	1	0	0	0						
<b>Rich Aurilia, R</b> OBP: 0.342, SLG: 0.441 (1, 6)										4	0	1	1	0	1	0						
<b>Bobby Estalella, R</b> OBP: 0.390, SLG: 0.529 <b>Armando Rios, L</b> (9, PH)										3	0	1	0	0	1	0						
<b>Shawn Estes, R</b> OBP: 0.250, SLG: 0.352 <b>Aaron Fultz, L</b> OBP: 0.333, SLG: 0.333 <b>Alan Embree, L</b> (7, 1) <b>Felipe Crespo, S</b> (8, PH)										1	0	0	0	0	0	1						
<b>Inning Stats</b>	R: 1 E: 0 K: 0 S: 8	H: 1 LOB: 0 BB: 1 P: 17	R: 1 E: 0 K: 1 S: 16	H: 3 LOB: 1 BB: 0 P: 24	R: 0 E: 0 K: 2 S: 9	H: 0 LOB: 1 BB: 1 P: 21	R: 0 E: 0 K: 1 S: 5	H: 0 LOB: 0 BB: 0 P: 7	R: 0 E: 0 K: 0 S: 7	H: 0 LOB: 1 BB: 1 P: 16	R: 0 E: 0 K: 2 S: 10	H: 0 LOB: 0 BB: 0 P: 17	R: 0 E: 0 K: 1 S: 7	H: 0 LOB: 0 BB: 0 P: 12	R: 2 E: 0 K: 0 S: 14	H: 3 LOB: 1 BB: 0 P: 17		R: 1 E: 0 K: 0 S: 7	H: 1 LOB: 0 BB: 0 P: 11	1B: 3 2B: 2 3B: 1 HR: 2	SF: 0 SAC: 0 DP: 1 HBP: 0	WP: 0 PB: 0 SB: 0 CS: 0
<b>PITCHER</b>	IP WLS BF H R ER SO BB IBB HBP BLK WP HR S P ERA WHIP																					
<b>A.J. Burnett, R</b> ERA: 3.77 (1, 1)	7.0 W 26 4 2 2 7 3 0 0 0 0 0 0 114 2.57 1.000																					
<b>Dan Miceli, R</b> ERA: 4.89 (8, 1)	1.0 6 3 2 2 0 0 0 0 0 0 0 1 14 17 18.00 3.000																					
<b>Antonio Alfonseca, R</b> ERA: 4.5 (9, 1)	1.0 S 4 1 1 1 0 0 0 0 0 0 0 1 7 11 9.00 1.000																					

AB	37
R	7
H	13
RBI	7
BB	5
SO	11
LOB	23





Batter	1	2	3	4	5	6	7	8	9	AB	R	H	RBI	BB	SO	LOB	TOP				
Luis Castillo, S (1,4) OBP: 0.439, SLG: 0.409	G4-3		G5-3			G4-3		FC3-6 BB 1B		4	0	1	0	0	0	0	<b>Florida Marlins @ San Francisco Giants</b> PacBell Park, San Francisco, CA Wed Aug 23 2000, 3:35 PM EDT Att: 40,930 - Overcast - 63 F				
Mark Kotsay, L (1,9) OBP: 0.333, SLG: 0.437	G4-3			G3		G4-3		FC3-6 BB		3	0	0	0	1	0	0					
Henry Rodriguez, L (1,7) OBP: 0.329, SLG: 0.509				G4-3		1B BB		FC3-6		2	0	0	0	2	0	2					
Preston Wilson, R (1,8) OBP: 0.319, SLG: 0.447	K			1B		1B		K		4	0	2	0	0	2	3					
Mike Lowell, R (1,5) OBP: 0.333, SLG: 0.467		L9		1B		F9			F9	4	0	1	0	0	0	2					
Derrek Lee, R (1,3) OBP: 0.378, SLG: 0.522	G5-3			K			K		F9	4	0	0	0	0	2	2					
Andy Fox, L (1,6) OBP: 0.296, SLG: 0.341	P6				F8		K		F8	4	0	0	0	0	1	0					
Mike Redmond, R (1,2) OBP: 0.332, SLG: 0.320			G6-3		G3		G1-3			3	0	0	0	0	0	0					
23 Chuck Smith, R (1,1) OBP: 0.125, SLG: 0.125			F3		G3				F9	2	0	0	0	0	0	0					
Dave Berg, R (8, PH) OBP: 0.348, SLG: 0.345										1	0	0	0	0	0	0					
Manny Aybar, R (8, 1)										0	0	0	0	0	0	0					
<b>Inning Stats</b>	R: 0 E: 0 K: 1 S: 9	H: 0 LOB: 1 BB: 1 P: 18	R: 0 E: 0 K: 0 S: 9	H: 0 LOB: 0 BB: 0 P: 13	R: 0 E: 0 K: 0 S: 9	H: 0 LOB: 0 BB: 0 P: 10	R: 0 E: 0 K: 1 S: 10	H: 2 LOB: 2 BB: 0 P: 15	R: 0 E: 0 K: 0 S: 10	H: 0 LOB: 2 BB: 0 P: 14	R: 0 E: 0 K: 0 S: 10	H: 1 LOB: 2 BB: 1 P: 17	R: 0 E: 0 K: 2 S: 7	H: 0 LOB: 0 BB: 0 P: 12	R: 0 E: 0 K: 1 S: 12	H: 1 LOB: 2 BB: 1 P: 20	R: 0 E: 0 K: 0 S: 10	H: 0 LOB: 0 BB: 0 P: 11	1B: 4 2B: 0 3B: 0 HR: 0	SF: 0 SAC: 0 DP: 0 HBP: 0	WP: 0 PA: 34 SB: 0 CS: 0
<b>PITCHER</b> Livan Hernandez, R (1,1) ERA: 3.56	IP: 9.0 WLS: W BF: 34 H: 4 R: 0 ER: 0 SO: 5 BB: 3 IBB: 0 HBP: 0 BLK: 0 WP: 0 HR: 0 S: 86 P: 130 ERA: 0.00 WHIP: 0.778															<b>PITCHER</b>					

Batter	1	2	3	4	5	6	7	8	9	AB	R	H	RBI	BB	SO	LOB	BOTTOM		
Marvin Benard, L (1,8) OBP: 0.334, SLG: 0.390	K		K		1B BB		G4-3			3	1	0	0	1	2	0	<b>Florida Marlins @ San Francisco Giants</b> PacBell Park, San Francisco, CA Wed Aug 23 2000, 3:35 PM EDT Att: 40,930 - Overcast - 63 F		
Bill Mueller, S (1,5) OBP: 0.327, SLG: 0.371	G4-3		K		1B		G1-3			4	0	1	0	0	1	0			
Barry Bonds, L (1,7) OBP: 0.436, SLG: 0.682	G4-3			G4-3	1B			HR		4	1	2	2	0	0	0			
Jeff Kent, R (1,4) OBP: 0.422, SLG: 0.612		S SF7 1B		FC3-6 1B	L4			F9		4	1	2	0	0	0	2			
J.T. Snow, L (1,3) OBP: 0.377, SLG: 0.466		K		FC3-6 HR		G3		F4		4	1	0	0	0	1	2			
Ellis Burks, R (1,9) OBP: 0.415, SLG: 0.632		SF7 2-H		HR				P4		3	1	2	3	0	0	0			
Rich Aurilia, R (1,6) OBP: 0.342, SLG: 0.439				L5		F8				2	0	0	0	1	0	1			
Bobby Estalella, R (1,2) OBP: 0.386, SLG: 0.522					L8		K			3	0	0	0	0	2	2			
Livan Hernandez, R (1,1) OBP: 0.282, SLG: 0.357				F8		G6-3		F8		3	0	0	0	0	0	0			
<b>Inning Stats</b>	R: 0 E: 0 K: 1 S: 8	H: 0 LOB: 0 BB: 0 P: 12	R: 1 E: 0 K: 2 S: 13	H: 1 LOB: 1 BB: 1 P: 25	R: 0 E: 0 K: 2 S: 9	H: 0 LOB: 0 BB: 0 P: 15	R: 2 E: 0 K: 0 S: 7	H: 2 LOB: 0 BB: 0 P: 11	R: 1 E: 0 K: 0 S: 9	H: 2 LOB: 2 BB: 1 P: 20	R: 0 E: 0 K: 1 S: 11	H: 1 LOB: 0 BB: 0 P: 19	R: 0 E: 0 K: 0 S: 3	H: 0 LOB: 0 BB: 0 P: 4	R: 1 E: 0 K: 0 S: 12	H: 1 LOB: 0 BB: 0 P: 18		1B: 5 2B: 0 3B: 0 HR: 2	SF: 1 SAC: 0 DP: 0 HBP: 0
<b>PITCHER</b> 23 Chuck Smith, R (1,1) ERA: 3.79	IP: 7.0 WLS: L BF: 29 H: 6 R: 4 ER: 4 SO: 6 BB: 2 IBB: 0 HBP: 0 BLK: 0 WP: 0 HR: 1 S: 60 P: 106 ERA: 5.14 WHIP: 1.143															<b>PITCHER</b>			
Manny Aybar, R (8, 1) ERA: 4.54	IP: 1.0 WLS: L BF: 4 H: 1 R: 1 ER: 1 SO: 0 BB: 0 IBB: 0 HBP: 0 BLK: 0 WP: 0 HR: 1 S: 12 P: 18 ERA: 9.00 WHIP: 1.000															<b>PITCHER</b>			



Batter	1	2	3	4	5	6	7	8	9	AB	R	H	RBI	BB	SO	LOB	TOP											
Chris Stynes, R OBP: 0.391, SLG: 0.491 (1.5)	K		FC6-4	FC6-4			K	FC6-4		5	1	1	0	0	2	2	Cincinnati Reds @ Florida Marlins Pro Player Stadium, Miami, FL Fri Aug 25, 2000, 7:05 PM EDT Att: 25,042 - Sunny - 86 F											
Barry Larkin, R OBP: 0.386, SLG: 0.481 (1.6)	G5-3		1B		1B				G6-3	5	2	3	0	0	0													
Ken Griffey Jr., L OBP: 0.381, SLG: 0.542 (1.8)			1B				1B		P4	5	0	3	1	0	1													
Dmitri Young, S OBP: 0.344, SLG: 0.492 Alex Ochoa, R OBP: 0.357, SLG: 0.500 (8.7)	F9		L4-3		F2		K		HR	4	0	0	0	0	1	6												
Sean Casey, L OBP: 0.376, SLG: 0.449 (1.3)		G4-3			SF9			BB	K	4	1	2	2	0	1	0												
Michael Tucker, L OBP: 0.382, SLG: 0.539 (1.9)			K		G3					4	0	1	0	0	2	3												
Juan Castro, R OBP: 0.277, SLG: 0.356 (1.4)		FC1-6		F7		P3		1B	FC6-4	3	1	0	0	1	0	1												
Jason LaRue, R OBP: 0.208, SLG: 0.311 (1.2)				E5		K			FC6-4	4	0	2	1	0	1	0												
Elmer Dessens, R OBP: 0.233, SLG: 0.115 Dante Bichette, R OBP: 0.357, SLG: 0.466 Ron Villone, L OBP: 0.138, SLG: 0.172 (8.1)	F8		K		G9-3			FC6-4		3	0	0	0	0	1	3												
										1	0	0	1	0	0	1												
										0	0	0	0	0	0	0												
<b>Inning Stats</b>	R: 0 E: 0 K: 1 S: 11	H: 1 LOB: 1 BB: 0 P: 16	R: 0 E: 0 K: 0 S: 8	H: 2 LOB: 2 BB: 0 P: 12	R: 2 E: 0 K: 1 S: 18	H: 4 LOB: 1 BB: 0 P: 28	R: 0 E: 1 K: 1 S: 9	H: 0 LOB: 1 BB: 0 P: 13	R: 1 E: 0 K: 0 S: 7	H: 2 LOB: 1 BB: 0 P: 9	R: 0 E: 0 K: 1 S: 6	H: 0 LOB: 0 BB: 0 P: 8	R: 0 E: 0 K: 3 S: 12	H: 1 LOB: 1 BB: 0 P: 22	R: 2 E: 0 K: 1 S: 16	H: 2 LOB: 1 BB: 1 P: 25	R: 1 E: 0 K: 1 S: 14	H: 1 LOB: 0 BB: 0 P: 21	1B: 10 2B: 3 3B: 0 HR: 1	SF: 1 SAC: 0 DP: 1 HBP: 0	WP: 0 PB: 0 SB: 0 CS: 0	PA: 41						
<b>PITCHER</b>	IP	WLS	BF	H	R	ER	SO	BB	IBB	HBP	BLK	WP	HR	S	P	ERA	WHIP											
38 Reid Cornelius, R ERA: 4.22 (1.1)	5.0	L	24	9	3	3	3	0	0	0	0	0	0	53	78	5.40	1.800											
Ricky Bones, R ERA: 3.39 (6.1)	2.0		7	1	0	0	4	0	0	0	0	0	0	18	30	0.00	0.500											
Vic Darenzbourg, L ERA: 4.67 (8.1)	0.1		2	1	1	1	1	0	0	0	0	0	0	6	9	27.00	3.000											
Braden Loeper, R ERA: 4.13 (8.1)	0.2		4	1	1	1	0	1	0	0	0	0	0	10	16	13.50	3.000											
Manny Aybar, R ERA: 4.61 (9.1)	1.0		4	1	1	1	1	0	0	0	0	0	1	14	21	9.00	1.000											

Batter	1	2	3	4	5	6	7	8	9	AB	R	H	RBI	BB	SO	LOB	BOTTOM											
Luis Castillo, S OBP: 0.439, SLG: 0.408 (1.4)			G5-3		G1-2-3			G4-6-3		3	0	1	0	1	0	3	Cincinnati Reds @ Florida Marlins Pro Player Stadium, Miami, FL Fri Aug 25, 2000, 7:05 PM EDT Att: 25,042 - Sunny - 86 F											
Mark Kotsay, L OBP: 0.330, SLG: 0.433 (1.9)	G5-3		G4-3		F5		F5	G4-6-3		4	0	0	0	0	2													
Henry Rodriguez, L OBP: 0.325, SLG: 0.503 (1.7)	F7			K		F8		F9		4	0	0	0	0	1													
Preston Wilson, R OBP: 0.316, SLG: 0.444 (1.8)	G6-3			F8		F7			K	4	0	0	0	0	1													
Mike Lowell, R OBP: 0.336, SLG: 0.475 (1.5)		G3-1		K		G4-6-3				4	0	3	0	0	1	0												
Derrek Lee, R OBP: 0.375, SLG: 0.516 (1.3)		G3-1			P4		G4-6-3		G5-3	4	0	0	0	0	3													
Andy Fox, L OBP: 0.300, SLG: 0.341 (1.6)		K			1B		1B		G3	3	0	1	0	1	1	2												
Ramon Castro, R OBP: 0.346, SLG: 0.333 (1.2)		K			1B		1B			3	0	2	0	0	1													
38 Reid Cornelius, R OBP: 0.103, SLG: 0.138 Mark Smith, R OBP: 0.338, SLG: 0.426 Ricky Bones, R OBP: 0.345, SLG: 0.437 Kevin Millar, R OBP: 0.366, SLG: 0.537 Vic Darenzbourg, L OBP: 0.269, SLG: 0.356 Braden Loeper, R OBP: 0.336, SLG: 0.386 Manny Aybar, R OBP: 0.336, SLG: 0.386 (8.1)		G6-3			G6-3					1	0	0	0	0	0													
										1	0	1	0	0	0	0												
										0	0	0	0	0	0	0												
										1	0	0	0	0	1	2												
										0	0	0	0	0	0	0												
										0	0	0	0	0	0	0												
										0	0	0	0	0	0	0												
<b>Inning Stats</b>	R: 0 E: 0 K: 0 S: 8	H: 1 LOB: 1 BB: 0 P: 13	R: 0 E: 0 K: 2 S: 14	H: 1 LOB: 0 BB: 0 P: 24	R: 0 E: 0 K: 0 S: 5	H: 0 LOB: 0 BB: 0 P: 6	R: 0 E: 0 K: 2 S: 11	H: 0 LOB: 0 BB: 0 P: 14	R: 0 E: 0 K: 0 S: 10	H: 3 LOB: 2 BB: 0 P: 19	R: 0 E: 0 K: 0 S: 8	H: 0 LOB: 0 BB: 0 P: 14	R: 0 E: 0 K: 1 S: 16	H: 2 LOB: 2 BB: 1 P: 26	R: 0 E: 0 K: 0 S: 3	H: 0 LOB: 1 BB: 1 P: 9	R: 0 E: 0 K: 1 S: 11	H: 1 LOB: 0 BB: 0 P: 15	1B: 6 2B: 2 3B: 0 HR: 0	SF: 0 SAC: 0 DP: 3 HBP: 0	WP: 0 PB: 0 SB: 1 CS: 0	PA: 34						
<b>PITCHER</b>	IP	WLS	BF	H	R	ER	SO	BB	IBB	HBP	BLK	WP	HR	S	P	ERA	WHIP											
Elmer Dessens, R ERA: 4.63 (8.1)	7.0	W	27	7	0	0	5	1	0	0	0	0	0	72	116	0.00	1.143											
Ron Villone, L ERA: 5.57 (8.1)	2.0		7	1	0	0	1	1	0	0	0	0	0	14	24	0.00	1.000											



Batter	1	2	3	4	5	6	7	8	9	AB	R	H	RBI	BB	SO	LOB	TOP										
<b>Brian Hunter, R</b> OBP: 0.345, SLG: 0.307 (1, 7)	 C S: 2-3		 C X 0-1			 B 0-2		 B 4-0		3	0	0	0	1	1	1	<p>Cincinnati Reds @ Florida Marlins</p> <p>Pro Player Stadium, Miami, FL</p> <p>Sat Aug 26 2000, 7:05 PM EDT</p> <p>Att: 35,392 - Cloudy - 84 F</p>										
<b>Barry Larkin, R</b> OBP: 0.387, SLG: 0.487 (1, 6)	 B X 2-1		 C X 0-1			 B X 4-1	 B X 2-1			3	2	1	1	1	0	1											
<b>Ken Griffey Jr., L</b> OBP: 0.379, SLG: 0.537 (1, 8)	 S X 0-1			 S 1-3		 X 0-0		 B X 2-0		4	0	0	0	0	1	1											
<b>Dmitri Young, S</b> OBP: 0.341, SLG: 0.487 (1, 3)	 S 0-3			 S 3-3		 X 0-2		 S X 0-0		4	0	0	0	0	2	1											
<b>Alex Ochoa, R</b> OBP: 0.360, SLG: 0.500 <b>Danny Graves, R</b> OBP: 0.667, SLG: 2.000 (8, 1)		 S 1-3		 B 1-1		 B 1-2		 S X 0-2		4	1	2	0	0	1	0											
<b>Chris Stynes, R</b> OBP: 0.389, SLG: 0.487 (1, 5)		 S 1-3		 F X 0-1		 S X 0-0		 S X 3-2		4	0	1	1	0	1	1											
<b>Juan Castro, R</b> OBP: 0.277, SLG: 0.349 (1, 4)		 B 4-0			 F X 0-1	 X 0-0			 S 0-3	3	0	0	0	1	1	1											
<b>Jason LaRue, R</b> OBP: 0.231, SLG: 0.313 (1, 2)		 S 1-3			 X 0-2		 H 1-0		 S 1-3	3	0	1	0	0	2	1											
<b>Pete Harnisch, S</b> OBP: 0.206, SLG: 0.353 <b>Larry Luebbers, R</b> <b>Dennys Reyes, R</b> <b>Michael Tucker, L</b> OBP: 0.382, SLG: 0.539 (8, 9)			 S 2-3			 X 0-0		 X 1-2		2	0	0	0	0	1	1											
<b>Inning Stats</b>	R: 1 E: 0 K: 2 S: 16	H: 1 LOB: 0 BB: 0 P: 20	R: 0 E: 0 K: 3 S: 10	H: 0 LOB: 1 BB: 1 P: 17	R: 0 E: 0 K: 1 S: 7	H: 0 LOB: 0 BB: 0 P: 9	R: 0 E: 0 K: 2 S: 11	H: 1 LOB: 1 BB: 0 P: 16	R: 0 E: 0 K: 0 S: 12	H: 1 LOB: 1 BB: 0 P: 15	R: 2 E: 1 K: 0 S: 12	H: 2 LOB: 1 BB: 1 P: 17	R: 0 E: 0 K: 0 S: 5	H: 0 LOB: 0 BB: 0 P: 7	R: 0 E: 0 K: 2 S: 13	H: 0 LOB: 0 BB: 0 P: 17		1B: 4 2B: 0 3B: 0 HR: 1	SF: 0 SAC: 1 DP: 1 HBP: 1	WP: 0 PB: 0 SB: 1 CS: 0	PA: 35						
<b>PITCHER</b>	IP	WLS	BF	H	R	ER	SO	BB	IBB	HBP	BLK	WP	HR	S	P	ERA	WHIP										
<b>Jesus Sanchez, L</b> ERA: 4.84 <b>Vic Darenbourg, L</b> ERA: 4.53 <b>Braden Looper, R</b> ERA: 4.03 <b>Dan Miceli, R</b> ERA: 4.75 <b>Antonio Alfonseca, R</b> ERA: 4.42 (9, 1)	2.0		8	1	1	1	5	1	0	0	0	0	1	26	37	4.50	1.000										

Batter	1	2	3	4	5	6	7	8	9	AB	R	H	RBI	BB	SO	LOB	BOTTOM										
<b>Luis Castillo, S</b> OBP: 0.436, SLG: 0.404 (1, 4)	 S 2-3		 F X 0-2			 S 2-3		 F 1-2		4	1	0	0	0	2	1	<p>Cincinnati Reds @ Florida Marlins</p> <p>Pro Player Stadium, Miami, FL</p> <p>Sat Aug 26 2000, 7:05 PM EDT</p> <p>Att: 35,392 - Cloudy - 84 F</p>										
<b>Mark Kotsay, L</b> OBP: 0.331, SLG: 0.440 (1, 9)	 F X 1-2		 F X 1-1			 X 1-2		 B 1-2		4	1	2	1	0	0	0											
<b>Henry Rodriguez, L</b> OBP: 0.334, SLG: 0.550 <b>Antonio Alfonseca, R</b> (9, 1)	 S 3-3		 X 0-0			 B X 1-0		 B X 1-0		4	0	1	0	0	1	2											
<b>Preston Wilson, R</b> OBP: 0.318, SLG: 0.444 (1, 8)	 B X 2-2			 X 0-1		 S 0-3		 B X 1-1		4	0	2	1	0	1	1											
<b>Mike Lowell, R</b> OBP: 0.336, SLG: 0.472 (1, 5)	 F X 1-1	 S 0-2		 X 0-2		 X 0-1		 B X 1-2		4	0	1	0	0	0	3											
<b>Derrek Lee, R</b> OBP: 0.374, SLG: 0.512 (1, 3)		 B X 1-2		 B X 4-1		 F X 0-1			 S 2-3	3	0	0	0	1	1	0											
<b>Dave Berg, R</b> OBP: 0.346, SLG: 0.343 (1, 6)		 B X 1-0		 X 0-0		 C X 0-1			 C X 0-1	4	0	1	0	0	2												
<b>Ramon Castro, R</b> OBP: 0.357, SLG: 0.338 <b>Kevin Millar, R</b> OBP: 0.395, SLG: 0.535 (9, PH)			 B 0-0		 S 1-1		 S 1-1			 S X 2-1	2	0	1	0	1	1		0									
<b>Jesus Sanchez, L</b> ERA: 2.25, SLG: 0.222 <b>Chris Chatfield, S</b> OBP: 0.376, SLG: 0.442 <b>Vic Darenbourg, L</b> OBP: 0.266, SLG: 0.326 <b>Braden Looper, R</b> <b>Dan Miceli, R</b> <b>Mark Smith, R</b> OBP: 0.340, SLG: 0.430 (9, 7)		 B X 0-0		 S X 1-1			 B X 1-1			0	0	0	0	0	0	0											
<b>Inning Stats</b>	R: 1 E: 0 K: 2 S: 15	H: 2 LOB: 2 BB: 0 P: 24	R: 0 E: 1 K: 0 S: 10	H: 1 LOB: 1 BB: 1 P: 16	R: 0 E: 0 K: 0 S: 6	H: 1 LOB: 1 BB: 1 P: 11	R: 0 E: 0 K: 1 S: 9	H: 1 LOB: 1 BB: 0 P: 11	R: 0 E: 0 K: 0 S: 5	H: 1 LOB: 1 BB: 0 P: 6	R: 1 E: 0 K: 0 S: 11	H: 3 LOB: 2 BB: 0 P: 17	R: 0 E: 0 K: 1 S: 7	H: 0 LOB: 0 BB: 0 P: 11	1B: 8 2B: 0 3B: 0 HR: 1	SF: 0 SAC: 0 DP: 1 HBP: 0		WP: 0 PB: 0 SB: 0 CS: 1	PA: 36								
<b>PITCHER</b>	IP	WLS	BF	H	R	ER	SO	BB	IBB	HBP	BLK	WP	HR	S	P	ERA	WHIP										
<b>Pete Harnisch, R</b> ERA: 4.62 <b>Larry Luebbers, R</b> ERA: 4.75 <b>Dennys Reyes, L</b> ERA: 5.55 <b>Danny Graves, R</b> ERA: 2.45 (8, 1)	6.0		23	5	1	1	5	2	0	0	0	0	0	9	13	6.75	1.500										

Batter	1	2	3	4	5	6	7	8	9	AB	R	H	RBI	BB	SO	LOB								
<b>Chris Stynes, R</b> OBP: 0.385, SLG: 0.484 (1, 5)										6	1	1	0	0	1	4								
<b>Barry Larkin, R</b> OBP: 0.389, SLG: 0.487 <b>Pokey Reese, R</b> OBP: 0.309, SLG: 0.382 (5, 4)										2	1	1	0	1	1	0								
<b>Ken Griffey Jr., L</b> OBP: 0.381, SLG: 0.539 (1, 8)										4	1	2	0	1	0	1								
<b>Sean Casey, L</b> OBP: 0.377, SLG: 0.449 (1, 3)										5	1	2	1	0	2	4								
<b>Dante Bichette, R</b> OBP: 0.357, SLG: 0.473 <b>Danny Graves, R</b> OBP: 0.667, SLG: 2.000 (1, 9)										4	1	2	5	0	1	2								
<b>Michael Tucker, L</b> OBP: 0.382, SLG: 0.530 (8, 9)										3	0	0	0	1	1	4								
<b>Juan Castro, R</b> OBP: 0.274, SLG: 0.344 (5, 6)										5	0	1	0	0	1	4								
<b>Benito Santiago, R</b> OBP: 0.302, SLG: 0.348 (1, 2)										3	0	2	0	2	0	0								
<b>Rob Bell, R</b> OBP: 0.088, SLG: 0.061 <b>Alex Ochoa, R</b> OBP: 0.358, SLG: 0.497 <b>Dennys Reyes, R</b> <b>Larry Luebbers, R</b> <b>Brian Hunter, R</b> OBP: 0.347, SLG: 0.310 (7, PH)										3	0	0	0	0	3	4								
<b>Inning Stats</b>	R: 0 E: 0 K: 3 S: 12	H: 2 LOB: 2 BB: 0 P: 19	R: 0 E: 0 K: 1 S: 11	H: 2 LOB: 2 BB: 0 P: 15	R: 1 E: 0 K: 1 S: 9	H: 2 LOB: 2 BB: 1 P: 19	R: 0 E: 0 K: 1 S: 8	H: 0 LOB: 0 BB: 0 P: 12	R: 0 E: 0 K: 2 S: 10	H: 0 LOB: 2 BB: 2 P: 23	R: 4 E: 1 K: 0 S: 12	H: 3 LOB: 2 BB: 1 P: 21	R: 1 E: 0 K: 1 S: 11	H: 2 LOB: 2 BB: 1 P: 23	R: 0 E: 0 K: 0 S: 12	H: 2 LOB: 2 BB: 0 P: 18	1B: 10 2B: 2 3B: 0 HR: 1	SF: 1 SAC: 0 DP: 0 HBP: 1	WP: 0 PB: 0 SB: 2 CS: 0	PA: 47				
<b>PITCHER</b>	IP WLS BF H R ER SO BB IBB HBP BLK WP HR S P ERA WHIP	7.0 36 9 5 4 9 2 2 1 0 0 1 71 121 5.14 1.571	1.0 6 2 1 1 1 0 1 0 0 0 0 11 23 9.00 2.000	1.0 W 5 2 0 0 0 0 0 0 0 0 0 12 18 0.00 2.000																				

**Cincinnati Reds @ Florida Marlins**  
Pro Player Stadium, Miami, FL  
Sun Aug 27 2000, 4:05 PM EDT  
Att: 21,920 - Cloudy - 85 F

AB	40
R	6
H	13
RBI	6
BB	5
SO	10
LOB	28

Batter	1	2	3	4	5	6	7	8	9	AB	R	H	RBI	BB	SO	LOB							
<b>Luis Castillo, S</b> OBP: 0.435, SLG: 0.403 (1, 4)										4	0	1	1	1	1	1							
<b>Mark Kotsay, L</b> OBP: 0.332, SLG: 0.438 (1, 9)										3	0	0	0	2	0	2							
<b>Henry Rodriguez, L</b> OBP: 0.325, SLG: 0.500 <b>Dan Miceli, R</b> ERA: 4.62 (1, 7)										4	1	1	0	1	0	3							
<b>Preston Wilson, R</b> OBP: 0.318, SLG: 0.448 (1, 8)										4	2	1	1	1	1	3							
<b>Mike Lowell, R</b> OBP: 0.336, SLG: 0.479 (1, 5)										5	2	2	1	0	0	4							
<b>Derrek Lee, R</b> OBP: 0.377, SLG: 0.515 (1, 3)										4	1	3	1	0	0	0							
<b>Andy Fox, L</b> OBP: 0.303, SLG: 0.341 (1, 6)										3	0	1	0	1	0	3							
<b>Mike Redmond, R</b> OBP: 0.327, SLG: 0.316 <b>Mark Smith, R</b> ERA: 5.65 (8, PH)										2	0	0	1	0	0	2							
<b>Ryan Dempster, R</b> OBP: 0.095, SLG: 0.113 <b>Armando Almanza, L</b> (8, 1)										0	0	0	0	0	0	0							
<b>Kevin Millar, R</b> OBP: 0.391, SLG: 0.532 <b>Jesus Sanchez, L</b> OBP: 0.222, SLG: 0.222 <b>Ramon Castro, R</b> OBP: 0.357, SLG: 0.338 (8, PH)										1	0	0	1	0	0	1							
<b>Inning Stats</b>	R: 0 E: 0 K: 1 S: 10	H: 0 LOB: 2 BB: 2 P: 20	R: 0 E: 0 K: 0 S: 11	H: 1 LOB: 1 BB: 0 P: 15	R: 0 E: 0 K: 0 S: 3	H: 0 LOB: 0 BB: 0 P: 3	R: 1 E: 0 K: 0 S: 9	H: 2 LOB: 1 BB: 0 P: 16	R: 0 E: 0 K: 1 S: 6	H: 0 LOB: 0 BB: 1 P: 15	R: 2 E: 0 K: 1 S: 9	H: 2 LOB: 2 BB: 2 P: 24	R: 0 E: 0 K: 0 S: 5	H: 0 LOB: 1 BB: 1 P: 11	R: 3 E: 1 K: 0 S: 17	H: 4 LOB: 2 BB: 1 P: 32	R: 1 E: 0 K: 0 S: 3	H: 1 LOB: 0 BB: 0 P: 7	1B: 6 2B: 2 3B: 0 HR: 2	SF: 1 SAC: 0 DP: 1 HBP: 0	WP: 0 PB: 0 SB: 0 CS: 0	PA: 41	
<b>PITCHER</b>	IP WLS BF H R ER SO BB IBB HBP BLK WP HR S P ERA WHIP	6.0 27 9 3 3 3 3 4 1 0 0 0 48 93 4.50 1.500	0.2 H 3 0 0 0 0 1 0 0 0 0 0 3 8 0.00 1.500	0.2 H 5 3 3 3 0 0 0 0 0 0 0 12 17 40.50 4.500	1.0 L 6 2 1 1 0 0 0 1 0 0 0 1 10 25 9.00 2.000																		

**Cincinnati Reds @ Florida Marlins**  
Pro Player Stadium, Miami, FL  
Sun Aug 27 2000, 4:05 PM EDT  
Att: 21,920 - Cloudy - 85 F

AB	33
R	7
H	10
RBI	7
BB	7
SO	3
LOB	22



Batter	1	2	3	4	5	6	7	8	9	AB	R	H	RBI	BB	SO	LOB	TOP				
<b>Placido Polanco, R</b> OBP: 0.352, SLG: 0.434 (1, 4)	F9		G6-3		K			G6-3		4	0	0	0	0	1	0	<b>St. Louis Cardinals @ Florida Marlins</b> Pro Player Stadium, Miami, FL Tue Aug 29 2000, 7:05 PM EDT Att: 15,220 - Cloudy - 86 F				
<b>J.D. Drew, L</b> OBP: 0.410, SLG: 0.510 (1, 8)	FC6-5 2B		G6-4-3 BB			F8		K		3	0	1	0	1	1	0					
<b>Shawon Dunston, R</b> OBP: 0.270, SLG: 0.460 (1, 9)	FC6-5 BLK 2-3		G6-4-3 1-2f			K		F8		4	0	0	0	0	1	2					
<b>Will Clark, L</b> OBP: 0.427, SLG: 0.540 (1, 3)				FC5-4 1B					P5	2	0	1	0	2	0	0					
<b>Ray Lankford, L</b> OBP: 0.360, SLG: 0.492 (1, 7)	K			K				K		4	0	0	0	0	4	4					
<b>Craig Paquette, R</b> OBP: 0.293, SLG: 0.401 (1, 5)			K		F8			G6-3		4	0	0	0	0	1	1					
<b>Edgar Renteria, R</b> OBP: 0.338, SLG: 0.440 (1, 6)			G4-3		FC5-4 1-2f					3	1	1	1	0	0	1					
<b>Mike Matheny, R</b> OBP: 0.304, SLG: 0.334 (1, 2)					F8			K2-3		3	0	1	0	0	1	0					
<b>Pat Hentgen, R</b> OBP: 0.245, SLG: 0.178 (7, PH)			F7		G5-3			K		2	0	0	0	0	0	1					
<b>Fernando Tatis, R</b> OBP: 0.402, SLG: 0.546 (7, 1)										1	0	0	0	0	1	0					
<b>Mike Timlin, R</b> (7, 1)										0	0	0	0	0	0	0					
<b>Inning Stats</b>	R: 0 H: 1 E: 0 K: 1 S: 13	H: 1 LOB: 2 BB: 1 P: 19	R: 0 H: 1 E: 0 K: 1 S: 11	H: 1 LOB: 1 BB: 0 P: 18	R: 0 H: 0 E: 0 K: 0 S: 7	H: 0 LOB: 0 BB: 1 P: 12	R: 0 H: 1 E: 0 K: 1 S: 9	H: 1 LOB: 1 BB: 0 P: 12	R: 0 H: 0 E: 0 K: 2 S: 8	H: 0 LOB: 1 BB: 1 P: 17	R: 1 H: 1 E: 0 K: 2 S: 9	H: 1 LOB: 0 BB: 0 P: 12	R: 0 H: 0 E: 0 K: 1 S: 5	H: 0 LOB: 0 BB: 0 P: 6	R: 0 H: 0 E: 0 K: 1 S: 8	H: 0 LOB: 0 BB: 0 P: 9	1B: 2 2B: 1 3B: 0 HR: 1	SF: 0 SAC: 0 DP: 1 HBP: 0	WP: 0 PB: 0 SB: 0 CS: 0	PA: 33	
<b>PITCHER</b>	IP	WLS	BF	H	R	ER	SO	BB	IBB	HBP	BLK	WP	HR	S	P	ERA	WHIP				
<b>23 Chuck Smith, R</b> ERA: 3.95	(1, 1)	8.0	W	30	4	1	1	9	3	0	0	1	0	1	70	108	1.12	0.875			
<b>Antonio Alfonseca, R</b> ERA: 4.34	(9, 1)	1.0	S	3	0	0	0	1	0	0	0	0	0	0	8	9	0.00	0.000			

Batter	1	2	3	4	5	6	7	8	9	AB	R	H	RBI	BB	SO	LOB	BOTTOM				
<b>Luis Castillo, S</b> OBP: 0.434, SLG: 0.401 (1, 4)	G6-3	G4-3			1B SF8 1B			K		4	1	1	0	0	1	1	<b>St. Louis Cardinals @ Florida Marlins</b> Pro Player Stadium, Miami, FL Tue Aug 29 2000, 7:05 PM EDT Att: 15,220 - Cloudy - 86 F				
<b>Mark Kotsay, L</b> OBP: 0.335, SLG: 0.437 (1, 8)	G3				S 1B					2	0	1	0	2	0	0					
<b>Mark Smith, R</b> OBP: 0.335, SLG: 0.429 (8, 9)				BB	1B					0	0	0	0	0	0	0					
<b>Cliff Floyd, L</b> OBP: 0.369, SLG: 0.518 (1, 7)					SF8					2	1	1	1	0	1	1					
<b>Preston Wilson, R</b> OBP: 0.319, SLG: 0.448 (6, 8)	HR 1B				3H			K		1	0	0	0	0	1	1					
<b>Mike Lowell, R</b> OBP: 0.338, SLG: 0.485 (1, 5)	HR				P4			G4-3		3	1	1	2	1	0	1					
<b>Henry Rodriguez, L</b> OBP: 0.324, SLG: 0.497 (1, 9)					BB			G4-3		4	0	1	0	0	0	3					
<b>Antonio Alfonseca, R</b> (9, 1)					F7			G4-3		0	0	0	0	0	0	0					
<b>Derek Lee, R</b> OBP: 0.379, SLG: 0.515 (1, 3)	K				G6-3			CS 1B		3	0	1	0	0	1	1					
<b>Andy Fox, L</b> OBP: 0.305, SLG: 0.339 (9, 7)					G4-3			CS 1B		3	0	1	0	1	0	1					
<b>Ramon Castro, R</b> OBP: 0.333, SLG: 0.312 (1, 2)					F8			G6-3		3	0	0	0	0	1	2					
<b>23 Chuck Smith, R</b> OBP: 0.111, SLG: 0.111 (9, 6)					G4-3					3	0	0	0	0	2	1					
<b>Dave Berg, R</b> OBP: 0.340, SLG: 0.335 (9, 6)								K		0	0	0	0	0	0	0					
<b>Inning Stats</b>	R: 2 H: 3 E: 0 K: 1 S: 15	H: 3 LOB: 1 BB: 0 P: 26	R: 0 H: 0 E: 0 K: 2 S: 10	H: 0 LOB: 1 BB: 1 P: 20	R: 0 H: 0 E: 0 K: 1 S: 11	H: 0 LOB: 0 BB: 1 P: 18	R: 0 H: 0 E: 0 K: 0 S: 6	H: 0 LOB: 0 BB: 0 P: 9	R: 1 H: 2 E: 0 K: 0 S: 18	H: 2 LOB: 2 BB: 1 P: 30	R: 0 H: 2 E: 0 K: 3 S: 13	H: 0 LOB: 1 BB: 1 P: 18	R: 0 H: 0 E: 0 K: 0 S: 7	H: 0 LOB: 1 BB: 0 P: 13	R: 0 H: 0 E: 0 K: 0 S: 13	H: 0 LOB: 1 BB: 0 P: 13	1B: 6 2B: 0 3B: 0 HR: 1	SF: 1 SAC: 0 DP: 0 HBP: 1	WP: 0 PB: 0 SB: 3 CS: 2	PA: 34	
<b>PITCHER</b>	IP	WLS	BF	H	R	ER	SO	BB	IBB	HBP	BLK	WP	HR	S	P	ERA	WHIP				
<b>Pat Hentgen, R</b> ERA: 4.84	(1, 1)	6.0	L	26	7	3	3	4	3	0	0	0	0	1	66	113	4.50	1.667			
<b>Mike Timlin, R</b> ERA: 4.8	(7, 1)	2.0		8	0	0	0	3	1	0	1	0	0	20	31	0.00	0.500				

**AB** 30  
**R** 1  
**H** 4  
**RBI** 1  
**BB** 3  
**SO** 10  
**LOB** 9



Batter	1	2	3	4	5	6	7	8	9	AB	R	H	RBI	BB	SO	LOB	TOP								
Plácido Polanco, R OBP: 0.346, SLG: 0.427	F9		F9		G6-3			G6-3		4	0	0	0	0	0	1									
J.D. Drew, L OBP: 0.406, SLG: 0.503	G3		K				F7	K		4	0	0	0	0	2	0									
15 Jim Edmonds, L OBP: 0.410, SLG: 0.592	K		F7				BLK 1B		2B 1B	4	1	2	0	0	1	0									
Will Clark, L OBP: 0.427, SLG: 0.551		HR		K			K		SH5-3 1B 2B	4	2	2	2	0	2	1									
Craig Paquette, R OBP: 0.293, SLG: 0.410		HR		G5-3			F8		SH5-3	3	1	1	1	0	0	1									
Ray Lankford, L OBP: 0.381, SLG: 0.491		BLK BB		F7			K		G4-6-3 1B	3	0	1	1	1	1	0									
Edgar Renteria, R OBP: 0.336, SLG: 0.436	P5		F8		F8		K		G4-6-3 1B	4	0	0	0	0	1	2									
Mike Matheny, R OBP: 0.304, SLG: 0.334	F9				SH1-4 1B		K			3	0	1	0	0	1	1									
Britt Reames, R Jason Christiansen, R Eric Davis, R Matt Morris, R Dave Veres, R	K		SH1-4		SH1-4		K			1	0	0	0	0	1	1									
<b>Inning Stats</b>	R: 0 E: 0 K: 1 S: 6	H: 0 LOB: 0 BB: 0 P: 11	R: 2 E: 0 K: 1 S: 10	H: 2 LOB: 1 BB: 1 P: 21	R: 0 E: 0 K: 1 S: 7	H: 0 LOB: 0 BB: 0 P: 10	R: 0 E: 0 K: 1 S: 8	H: 0 LOB: 0 BB: 0 P: 10	R: 0 E: 0 K: 0 S: 8	H: 1 LOB: 1 BB: 0 P: 11	R: 0 E: 0 K: 3 S: 9	H: 1 LOB: 1 BB: 0 P: 11	R: 0 E: 0 K: 3 S: 10	H: 0 LOB: 0 BB: 0 P: 13	R: 0 E: 0 K: 2 S: 8	H: 0 LOB: 0 BB: 0 P: 14	R: 2 E: 0 K: 0 S: 9	H: 3 LOB: 0 BB: 0 P: 12	1B: 4 2B: 1 3B: 0 HR: 2	SF: 0 SAC: 2 DP: 1 HBP: 0	WP: 0 PB: 0 SB: 0 CS: 0	PA: 34			
<b>PITCHER</b>	IP	WLS	BF	H	R	ER	SO	BB	IBB	HBP	BLK	WP	HR	S	P	ERA	WHIP								
38 Reid Cornelius, R ERA: 4.15	6.0		23	4	2	2	5	1	0	0	2	0	2	48	74	3.00	0.833								
Ricky Bones, R ERA: 3.33	1.0		3	0	0	0	3	0	0	0	0	0	0	10	13	0.00	0.000								
Dan Miceli, R ERA: 4.5	1.0		3	0	0	0	2	0	0	0	0	0	0	8	14	0.00	0.000								
Antonio Alfonseca, R ERA: 4.63	0.1	L	4	3	2	2	0	0	0	0	0	0	0	8	11	54.00	9.000								
Braden Looper, R ERA: 3.97	0.2		1	0	0	0	0	0	0	0	0	0	0	1	1	0.00	0.000								

St. Louis Cardinals @ Florida Marlins  
Pro Player Stadium, Miami, FL  
Wed Aug 30 2000, 7:05 PM EDT  
Att: 13,681 - Cloudy - 89 F

AB 31  
R 4  
H 7  
RBI 4  
BB 1  
SO 10  
LOB 7



Batter	1	2	3	4	5	6	7	8	9	AB	R	H	RBI	BB	SO	LOB	BOTTOM								
Luis Castillo, S OBP: 0.434, SLG: 0.401	G6-3		G1-6-3 1B		K		K		DI 1B	5	0	2	0	0	2	0									
Andy Fox, L OBP: 0.303, SLG: 0.336	BB FC6-4 1B		K		K		K		K	5	1	1	0	0	4	3									
Cliff Floyd, L Ricky Bones, R Dave Berg, R Dan Miceli, R Antonio Alfonseca, R Braden Looper, R	FC6-4 BB		G1-6-3			BLK 2B				2	1	1	0	1	0	2									
Preston Wilson, R OBP: 0.317, SLG: 0.444	FC6-4 CS			G5-3		K		K		4	0	0	1	0	2	2									
Mike Lowell, R OBP: 0.341, SLG: 0.488	CS	F2			FC6-4 1B BB			FC5-4 BB		2	0	1	0	2	0	0									
Henry Rodriguez, L Mark Smith, R	F7			K		FC6-4 1B		FC5-4		2	0	0	0	0	1	1									
Derrek Lee, R OBP: 0.380, SLG: 0.513						FC6-4 HBP		P5		3	0	1	0	1	0	3									
Ramon Castro, R OBP: 0.330, SLG: 0.300					K				K	3	0	0	0	0	3	3									
38 Reid Cornelius, R Kevin Millar, R			1B 2B		F3		K		G6-3	2	0	1	0	0	0	0									
<b>Inning Stats</b>	R: 1 E: 0 K: 0 S: 9	H: 1 LOB: 0 BB: 1 P: 17	R: 0 E: 0 K: 1 S: 11	H: 1 LOB: 1 BB: 0 P: 15	R: 0 E: 0 K: 2 S: 10	H: 1 LOB: 2 BB: 1 P: 19	R: 0 E: 0 K: 2 S: 9	H: 0 LOB: 0 BB: 0 P: 13	R: 1 E: 0 K: 2 S: 13	H: 2 LOB: 3 BB: 1 P: 27	R: 0 E: 0 K: 3 S: 9	H: 0 LOB: 0 BB: 0 P: 10	R: 0 E: 0 K: 1 S: 7	H: 0 LOB: 1 BB: 1 P: 14	R: 0 E: 0 K: 2 S: 12	H: 1 LOB: 1 BB: 0 P: 19	1B: 5 2B: 3 3B: 0 HR: 0	SF: 0 SAC: 0 DP: 1 HBP: 1	WP: 0 PB: 0 SB: 0 CS: 1	PA: 39					
<b>PITCHER</b>	IP	WLS	BF	H	R	ER	SO	BB	IBB	HBP	BLK	WP	HR	S	P	ERA	WHIP								
Britt Reames, R ERA: 3.8	6.0		27	7	2	2	8	2	1	1	0	0	0	60	106	3.00	1.500								
Jason Christiansen, L ERA: 5.56	1.0		3	0	0	0	3	0	0	0	0	0	0	9	10	0.00	0.000								
Matt Morris, R ERA: 3.35	1.0	W	4	0	0	0	1	1	0	0	0	0	0	7	14	0.00	1.000								
Dave Veres, R ERA: 2.63	1.0	S	4	1	0	0	2	0	0	0	0	0	0	12	19	0.00	1.000								

St. Louis Cardinals @ Florida Marlins  
Pro Player Stadium, Miami, FL  
Wed Aug 30 2000, 7:05 PM EDT  
Att: 13,681 - Cloudy - 89 F


AB 33  
R 2  
H 8  
RBI 2  
BB 4  
SO 14  
LOB 18



Batter	1	2	3	4	5	6	7	8	9	10	11	AB	R	H	RBI	BB	SO	LOB	TOP			
<b>Luis Castillo, S</b> OBP: 0.437, SLG: 0.403	2-2 1B		0-1 FC6-4 1B		0-0 FC6-4 1B	1-0 FC6-4	1-2 1-2f 2-3 3-H	4-2 BB		2-3		5	2	3	1	1	1	2				
<b>Mark Smith, R</b> OBP: 0.331, SLG: 0.419	0-0 1B		1-2 P4		1-1 FC6-4 1B	1-1 FC6-4	0-3 K	0-3 K		1-1	F7	6	1	1	0	0	2	7				
<b>Cliff Floyd, L</b> OBP: 0.375, SLG: 0.524 <b>Antonio Alfonseca, R</b> (11, 1)	0-2 G6-3 HR 2B		4-0 FC6-4 BB		2-1 G6-3 1B	2-2 G5-3			0-0 F9 F8 1B	1-3 K	5	0	3	2	1	1	0					
<b>Preston Wilson, R</b> OBP: 0.317, SLG: 0.443	1-0 G6-3		1-2 FC6-4 1B		1-2 G6-3	1-1 CS 1B			2-1 F8	3-2 HR 1B	6	1	2	0	0	0	6					
<b>Mike Lowell, R</b> OBP: 0.345, SLG: 0.504	3-2 HR		1-2 1B		0-2 G4-3	1-3 K			4-1 BB	1-2 HR	5	2	3	4	1	1	1					
<b>Derrek Lee, R</b> OBP: 0.378, SLG: 0.506	0-0 G4-3		3-2 F9		4-0 2B BB	1-0 P5			1-2 F9	1-3 K	5	1	0	0	1	1	4					
<b>Alex Gonzalez, R</b> OBP: 0.233, SLG: 0.321 <b>Vic Darenburg, L</b> OBP: 0.250, SLG: 0.250 <b>Dave Berg, R</b> OBP: 0.338, SLG: 0.333		0-0 G6-3		1-0 P4		2-1 BB FC6-4 2B			2-3 K	0-3 K	5	1	1	0	0	2	2	AB 44				
<b>Ramon Castro, R</b> OBP: 0.347, SLG: 0.305 <b>23 Chuck Smith, R</b> OBP: 0.111, SLG: 0.111 <b>Mike Redmond, R</b> OBP: 0.323, SLG: 0.313		1-0 F8		1-2 G6-4-3 1B		4-0 FC6-4 BB			4-2 1B BB	2-2 L4	2	0	1	0	2	0	0	R 8				
<b>Jesus Sanchez, L</b> OBP: 0.111, SLG: 0.111 <b>Mike Morgan, R</b> OBP: 0.111, SLG: 0.111 <b>Braden Loper, R</b> OBP: 0.111, SLG: 0.111 <b>Dan Miceli, R</b> OBP: 0.111, SLG: 0.111		0-1 G1-3		0-0 G6-4-3		4-1 FC6-4 BB			3-2 BB	0-0 P6	2	0	0	0	0	0	0	H 15				
<b>Inning Stats</b>	R: 3 E: 0 K: 0 S: 15	H: 4 LOB: 0 BB: 0 P: 21	R: 0 E: 0 K: 0 S: 4	H: 0 LOB: 0 BB: 0 P: 5	R: 1 E: 0 K: 0 S: 17	H: 2 LOB: 2 BB: 1 P: 27	R: 0 E: 0 K: 0 S: 5	H: 1 LOB: 0 BB: 0 P: 7	R: 0 E: 0 K: 0 S: 8	H: 2 LOB: 1 BB: 0 P: 12	R: 2 E: 0 K: 1 S: 10	H: 1 LOB: 2 BB: 3 P: 26	R: 0 E: 0 K: 2 S: 18	H: 1 LOB: 3 BB: 2 P: 32	R: 0 E: 0 K: 1 S: 11	H: 0 LOB: 0 BB: 0 P: 11	R: 2 E: 0 K: 2 S: 15	H: 2 LOB: 0 BB: 0 P: 22	1B: 11 2B: 2 3B: 0 HR: 2	SF: 0 SAC: 0 DP: 2 HBP: 0	WP: 0 PB: 0 SB: 1 CS: 1	PA: 51
<b>PITCHER</b>	IP WLS BF H R ER SO	4 21 5 9 4 4 0	<b>Brian Anderson, L</b> ERA: 4.45	<b>Armando Reynoso, R</b> ERA: 5.32	<b>Dan Plesac, L</b> ERA: 3.05	<b>Mike Morgan, R</b> ERA: 4.84	<b>Byung-Hyun Kim, R</b> ERA: 5.12	2 2 0 2	1 2 0 2	4 2 0 2	1 2 0 2	<b>Greg Swindell, L</b> ERA: 3.21	1 5 2 2	2 2 2 2	0 0 0 0	0 0 0 0	0 1 15 22	2 29 18 22	18.00 2.000			

**Florida Marlins @ Arizona Diamondbacks**  
Bank One Ballpark, Phoenix, AZ  
Fri Sep 01 2000, 10:05 PM EDT  
Att: 31,791 - Sunny - 92 F

livebaseballscorecards.com  
AB 44  
R 8  
H 15  
RBI 8  
BB 7  
SO 8  
LOB 23



Batter	1	2	3	4	5	6	7	8	9	10	11	AB	R	H	RBI	BB	SO	LOB	BOTTOM					
<b>Tony Womack, L</b> OBP: 0.311, SLG: 0.390	1-1 SF8 1B		4-0 BB 2B BB		2-2 P4		1-3 1B 2B		3-2 G4-3		4-0 G4-3 SH5-3 BB	4	3	2	0	2	0	0						
<b>Jay Bell, R</b> OBP: 0.356, SLG: 0.432	3-3 K		4-1 2B BB		2-2 HR		2-1 G4-3 1B		0-1 FC4-6 1B		0-0 SH5-3	4	2	3	3	1	1							
<b>Luis Gonzalez, L</b> OBP: 0.396, SLG: 0.560	2-2 SF8		1-0 P6		1-1 F9		1-0 G4-3 1B		1-1 F8		0-1 G4-3	5	0	1	2	0	4							
<b>Greg Colbrunn, R</b> OBP: 0.441, SLG: 0.572	1-1 1B		1-1 2B		2-1 1B		0-0 G4-3		2-2 FC4-6		2-3 G4-3	6	0	3	2	0	5							
<b>Steve Finley, L</b> OBP: 0.373, SLG: 0.580	0-2 G4-3		0-0 G4-3		2-0 F9		3-2 G4-3		1-3 K		1-3 K	5	0	0	0	0	1	5						
<b>Matt Williams, R</b> OBP: 0.307, SLG: 0.396		0-0 F9		1-0 F9		0-1 F9		2-1 CS 1B		2-3 K	5	0	1	0	0	1	1							
<b>Danny Bautista, R</b> OBP: 0.336, SLG: 0.472		1-1 P4		0-2 F9		3-2 G1-3		1-2 F9		0-0 FC6-4 1B	5	0	1	0	0	2								
<b>Garrin Miller, R</b> OBP: 0.111, SLG: 0.111 <b>Armando Reynoso, R</b> OBP: 0.111, SLG: 0.111 <b>Mike Morgan, R</b> OBP: 0.111, SLG: 0.111 <b>Byung-Hyun Kim, R</b> OBP: 0.111, SLG: 0.111 <b>Braden Loper, R</b> OBP: 0.111, SLG: 0.111 <b>Dan Miceli, R</b> OBP: 0.111, SLG: 0.111		3-1 G6-3		1-1 P4			2-2 2B 1B		1-2 2B		2-2 FC6-4	2	0	0	0	0	0	AB 43						
<b>Brian Anderson, R</b> OBP: 0.207, SLG: 0.232 <b>Kelly Stinner, R</b> OBP: 0.294, SLG: 0.386 <b>Rob Ryan, L</b> OBP: 0.357, SLG: 0.538 <b>Hanley Frías, S</b> OBP: 0.321, SLG: 0.298		1-2 G6-3		1-2 G6-3		1-2 F9		1-2 F5		4-0 SH5-3 PB G4-3 BB	1	0	0	0	0	0	0	R 7						
<b>Inning Stats</b>	R: 1 E: 1 K: 1 S: 13	H: 2 LOB: 1 BB: 0 P: 20	R: 0 E: 0 K: 0 S: 5	H: 0 LOB: 0 BB: 0 P: 9	R: 2 E: 0 K: 0 S: 8	H: 1 LOB: 1 BB: 2 P: 19	R: 0 E: 0 K: 0 S: 6	H: 0 LOB: 0 BB: 0 P: 8	R: 1 E: 0 K: 0 S: 10	H: 1 LOB: 0 BB: 0 P: 17	R: 2 E: 0 K: 0 S: 17	H: 4 LOB: 2 BB: 0 P: 28	R: 0 E: 0 K: 0 S: 12	H: 2 LOB: 1 BB: 0 P: 17	R: 0 E: 0 K: 2 S: 11	H: 1 LOB: 1 BB: 0 P: 17	R: 0 E: 0 K: 2 S: 11	H: 1 LOB: 1 BB: 0 P: 16	R: 1 E: 0 K: 0 S: 6	H: 0 LOB: 2 BB: 2 P: 14	1B: 9 2B: 3 3B: 0 HR: 1	SF: 1 SAC: 1 DP: 0 HBP: 0	WP: 0 PB: 1 SB: 1 CS: 1	PA: 49
<b>PITCHER</b>	IP WLS BF H R ER SO	5 21 6 4 4 0	<b>Jesus Sanchez, L</b> ERA: 5.01	<b>Ricky Bones, R</b> ERA: 3.39	<b>Armando Almanza, L</b> ERA: 4.1	<b>Braden Loper, R</b> ERA: 3.92	<b>Dan Miceli, R</b> ERA: 4.38	1 1 0 2	1 1 0 2	4 4 0 2	1 2 0 2	<b>Vic Darenburg, L</b> ERA: 4.37	2 5 8	0 0 1	0 1 1	0 0 0	0 6 14	0.00 2.000						

**Florida Marlins @ Arizona Diamondbacks**  
Bank One Ballpark, Phoenix, AZ  
Fri Sep 01 2000, 10:05 PM EDT  
Att: 31,791 - Sunny - 92 F

livebaseballscorecards.com  
AB 43  
R 7  
H 13  
RBI 7  
BB 4  
SO 3  
LOB 21





Batter	1	2	3	4	5	6	7	8	9	AB	R	H	RBI	BB	SO	LOB	TOP				
<b>Luis Castillo, S</b> OBP: 0.435, SLG: 0.405	G4-3		G3		G5-3		SF8 3B		G6-3	5	1	1	1	0	0	1	<b>Florida Marlins @ Arizona Diamondbacks</b> Bank One Ballpark, Phoenix, AZ Sat Sep 02 2000, 10:05 PM EDT Att: 38,422 - Cloudy - 84 F  <b>AB 41</b> <b>R 10</b> <b>H 17</b> <b>RBI 10</b> <b>BB 0</b> <b>SO 4</b> <b>LOB 11</b>				
<b>Mark Kotsay, L</b> OBP: 0.337, SLG: 0.444	G4-3			G6-4-3 1B		SF8		1B HR	4	1	3	2	0	0	0						
<b>Henry Rodriguez, L</b> OBP: 0.324, SLG: 0.493 <b>Mark Smith, R</b> OBP: 0.335, SLG: 0.423	K			G6-4-3 1B	K		K	2B HR	4	0	1	0	0	3	1						
<b>Preston Wilson, R</b> OBP: 0.319, SLG: 0.456		P4		G6-4-3			HR	1B HR	5	2	3	4	0	0	2						
<b>Mike Lowell, R</b> OBP: 0.348, SLG: 0.506	L5			F9		HR		1B HBP	4	1	2	0	0	0	1						
<b>Derrek Lee, R</b> OBP: 0.380, SLG: 0.515						1B		F9	5	2	3	2	0	0	3						
<b>Alex Gonzalez, R</b> OBP: 0.235, SLG: 0.323						1B		F8	5	1	2	0	0	1	1						
<b>Mike Redmond, R</b> OBP: 0.320, SLG: 0.310			F7		G5-3 SH2-4		F9	L4 F3	5	1	1	1	0	0	2						
<b>Ryan Dempster, R</b> OBP: 0.091, SLG: 0.108 <b>Ricky Bones, R</b> (9, 1)			G4-3		SH2-4		G5-3	G6-3	3	0	0	0	0	0	0						
<b>Inning Stats</b>	R: 0 E: 0 K: 1 S: 9	H: 0 LOB: 0 BB: 0 P: 11	R: 0 E: 0 K: 0 S: 9	H: 1 LOB: 1 BB: 0 P: 11	R: 0 E: 0 K: 0 S: 9	H: 0 LOB: 0 BB: 0 P: 12	R: 0 E: 0 K: 0 S: 9	H: 2 LOB: 1 BB: 0 P: 10	R: 3 E: 0 K: 1 S: 16	H: 3 LOB: 0 BB: 0 P: 12	R: 1 E: 0 K: 1 S: 16	H: 3 LOB: 2 BB: 0 P: 21	R: 0 E: 0 K: 0 S: 6	H: 0 LOB: 0 BB: 0 P: 8	R: 3 E: 0 K: 0 S: 18	H: 4 LOB: 2 BB: 0 P: 25	1B: 10 2B: 3 3B: 1 HR: 3	SF: 1 SAC: 1 DP: 1 HBP: 1	WP: 0 PB: 0 SB: 0 CS: 0	PA: 44	
<b>PITCHER</b>	IP	WLS	BF	H	R	ER	SO	BB	IBB	HBP	BLK	WP	HR	S	P	ERA	WHIP				
<b>Curt Schilling, R</b> ERA: 3.86	(1, 1)	6.0	L	27	10	6	6	3	0	0	0	0	0	2	62	80	9.00	1.667			
<b>Greg Swindell, L</b> ERA: 3.32	(7, 1)	0.2		4	2	1	1	1	0	0	0	0	0	9	13	13.50	3.000				
<b>Russ Springer, R</b> ERA: 5.15 <b>40 Darren Holmes, R</b> ERA: 15.43	(7, 1) (9, 1)	1.1 1.0		5 8	1 4	0 3	0 3	0	0	0	1	0	0	1	18	25	27.00	4.000			

Batter	1	2	3	4	5	6	7	8	9	AB	R	H	RBI	BB	SO	LOB	BOTTOM					
<b>Tony Womack, L</b> OBP: 0.310, SLG: 0.392 <b>Craig Counsell, L</b> (9, FH) OBP: 0.369, SLG: 0.429	F5		P4		K				G4-6-3	4	0	1	0	0	1	1	<b>Florida Marlins @ Arizona Diamondbacks</b> Bank One Ballpark, Phoenix, AZ Sat Sep 02 2000, 10:05 PM EDT Att: 38,422 - Cloudy - 84 F  <b>AB 36</b> <b>R 1</b> <b>H 9</b> <b>RBI 1</b> <b>BB 1</b> <b>SO 9</b> <b>LOB 25</b>					
<b>Jay Bell, R</b> OBP: 0.357, SLG: 0.430 <b>39 Alex Cabrera, R</b> (9, FH) OBP: 0.308, SLG: 0.542	E			E3 1B	F7		FC4-6 HBP		G6-3	2	1	0	0	1	0							
<b>Luis Gonzalez, L</b> OBP: 0.397, SLG: 0.559	E1			G5-3 1B			FC4-6			4	0	2	0	0	3							
<b>Greg Colbrunn, R</b> OBP: 0.442, SLG: 0.571	G1-6-3			G5-3 1B				F8	4	0	2	0	0	0	2							
<b>Steve Finley, L</b> OBP: 0.372, SLG: 0.577		G6-3		K			K	1B	4	0	1	0	0	2	5							
<b>Matt Williams, R</b> OBP: 0.302, SLG: 0.390		K		G5-3			L9	F8	4	0	0	1	0	1	5							
<b>Danny Bautista, R</b> OBP: 0.332, SLG: 0.467 <b>Russ Springer, R</b> OBP: 0.200, SLG: 0.200 <b>Rob Ryan, L</b> (8, FH) OBP: 0.400, SLG: 0.571 <b>Rod Barajas, R</b> (9, 2)		G5-3		G4-3			F9		3	0	0	0	0	0	4							
<b>Damian Miller, R</b> OBP: 0.353, SLG: 0.458 <b>40 Darren Holmes, R</b> (9, 1)				K			F9	K	4	0	1	0	0	2	2							
<b>Curt Schilling, R</b> OBP: 0.200, SLG: 0.224 <b>Greg Swindell, L</b> (7, 1) <b>David Dellucci, L</b> OBP: 0.526, SLG: 0.500				K			K	G4-6-3 1B	2	0	0	0	0	2	1							
<b>Inning Stats</b>	R: 0 E: 1 K: 0 S: 5	H: 0 LOB: 1 BB: 1 P: 12	R: 0 E: 0 K: 1 S: 9	H: 0 LOB: 0 BB: 0 P: 12	R: 0 E: 2 K: 2 S: 9	H: 0 LOB: 0 BB: 0 P: 13	R: 1 E: 1 K: 1 S: 9	H: 2 LOB: 2 BB: 0 P: 14	R: 0 E: 0 K: 2 S: 18	H: 1 LOB: 1 BB: 0 P: 22	R: 0 E: 0 K: 1 S: 10	H: 2 LOB: 2 BB: 0 P: 18	R: 0 E: 0 K: 1 S: 7	H: 1 LOB: 2 BB: 0 P: 12	R: 0 E: 0 K: 1 S: 8	H: 2 LOB: 2 BB: 0 P: 10	R: 0 E: 0 K: 0 S: 4	H: 1 LOB: 0 BB: 0 P: 9	1B: 8 2B: 0 3B: 1 HR: 0	SF: 0 SAC: 0 DP: 2 HBP: 1	WP: 0 PB: 0 SB: 0 CS: 0	PA: 38
<b>PITCHER</b>	IP	WLS	BF	H	R	ER	SO	BB	IBB	HBP	BLK	WP	HR	S	P	ERA	WHIP					
<b>Ryan Dempster, R</b> ERA: 3.58 <b>Ricky Bones, R</b> ERA: 3.34	(1, 1) (9, 1)	8.0 1.0	W 3	35 1	8 0	1 0	0 0	0	0	0	0	0	0	4	9	0.00	1.000					

Batter	1	2	3	4	5	6	7	8	9	AB	R	H	RBI	BB	SO	LOB	TOP					
Luis Castillo, S OBP: 0.434, SLG: 0.405		G3				1B		FC4-6		5	1	2	1	0	1	2						
Mark Kotsay, L OBP: 0.334, SLG: 0.439	G4-3	G1-3				1B		L8		5	0	0	0	0	2	4						
Cliff Floyd, L Manny Aybar, R	1B				1B			G5-3		4	2	2	0	1	0	2						
Preston Wilson, R OBP: 0.322, SLG: 0.458	1B				1B					5	1	3	1	0	1	1						
Mike Lowell, R OBP: 0.391, SLG: 0.505	1B				1B			G6-3		3	0	1	2	1	0	1						
Derrek Lee, R OBP: 0.380, SLG: 0.513	K				K					4	0	1	1	1	3	5						
Andy Fox, L Armando Almanza, L		E6			G6-3			G5-3		3	1	0	0	0	0	2						
Kevin Millar, R OBP: 0.385, SLG: 0.518		G3			G3					0	0	0	0	0	0	0						
Ramon Castro, R Henry Rodriguez, L					F7			K		3	0	1	0	0	1	0						
Mike Redmond, R OBP: 0.320, SLG: 0.310								K		1	0	0	0	1	3	0						
A.J. Burnett, R Dave Berg, R		F8			K					3	0	0	0	0	2	2						
Inning Stats	R: 1 E: 0 K: 2 S: 13	H: 2 LOB: 2 BB: 1 P: 21	R: 1 E: 1 K: 0 S: 11	H: 1 LOB: 1 BB: 0 P: 16	R: 1 E: 0 K: 1 S: 11	H: 2 LOB: 0 BB: 0 P: 16	R: 0 E: 0 K: 1 S: 8	H: 0 LOB: 2 BB: 1 P: 12	R: 2 E: 0 K: 1 S: 14	H: 3 LOB: 2 BB: 1 P: 26	R: 0 E: 0 K: 3 S: 10	H: 1 LOB: 1 BB: 0 P: 17	R: 0 E: 0 K: 2 S: 14	H: 1 LOB: 3 BB: 0 P: 21	R: 0 E: 0 K: 0 S: 8	H: 1 LOB: 1 BB: 0 P: 11	R: 0 E: 0 K: 1 S: 9	H: 0 LOB: 1 BB: 1 P: 17	1B: 11 2B: 0 3B: 0 HR: 0	SF: 0 SAC: 0 DP: 0 HBP: 2	WP: 0 PB: 0 SB: 5 CS: 1	PA: 43
PITCHER	IP	WLS	BF	H	R	ER	SO	BB	IBB	HBP	BLK	WP	HR	S	P	ERA	WHIP					
Todd Stottlemyre, R ERA: 4.44	(1.1)	4.2	24	8	5	4	5	2	0	0	0	0	0	55	88	7.71	2.143					
Mike Morgan, R ERA: 4.78	(5.1)	1.0	4	1	0	0	2	0	0	0	0	0	0	9	16	0.00	1.000					
Dan Plesac, L ERA: 3.03	(6.1)	0.1	1	0	0	0	1	0	0	0	0	0	0	3	4	0.00	0.000					
Byung-Hyun Kim, R ERA: 3.06	(7.1)	1.0	W	6	1	0	2	0	0	2	0	0	0	14	21	0.00	1.000					
Greg Swindell, L ERA: 3.27	(8.1)	1.0	4	1	0	0	0	0	0	0	0	0	0	8	11	0.00	1.000					
PITCHER	IP	WLS	BF	H	R	ER	SO	BB	IBB	HBP	BLK	WP	HR	S	P	ERA	WHIP					
Matt Mantei, R ERA: 4.7	(9.1)	1.0	4	1	0	0	1	1	0	0	0	0	0	9	17	0.00	1.000					

Florida Marlins @ Arizona Diamondbacks  
Bank One Ballpark, Phoenix, AZ  
Sun Sep 03 2000, 4:35 PM EDT  
Att: 36,039 - Dome - 72 F

AB 38  
R 5  
H 11  
RBI 5  
BB 3  
SO 11  
LOB 23



Batter	1	2	3	4	5	6	7	8	9	AB	R	H	RBI	BB	SO	LOB	BOTTOM					
Tony Womack, L OBP: 0.314, SLG: 0.394						G3-1				3	1	2	2	2	0	1						
Jay Bell, R OBP: 0.397, SLG: 0.431										4	0	2	3	0	1	2						
Luis Gonzalez, L OBP: 0.399, SLG: 0.560						G4-3				5	1	3	1	0	0	2						
Greg Colbrunn, R OBP: 0.441, SLG: 0.567										5	0	2	0	0	0	2						
Steve Finley, L OBP: 0.376, SLG: 0.589										4	2	3	2	1	0	1						
Matt Williams, R OBP: 0.301, SLG: 0.387										5	1	1	0	0	0	5						
Danny Bautista, R OBP: 0.333, SLG: 0.473										5	2	2	1	0	1	4						
Kelly Stinnett, R OBP: 0.293, SLG: 0.383										4	0	1	1	0	1	2						
Todd Stottlemyre, L Mike Morgan, R Dan Plesac, L	(1.1) (5.1) (6.1)	6.1 L	31 12	6 6	2 2	4 6	2 2	4 6	2 2	0 0	0 0	0 0	0 0	0 0	0 0	0 0	0 0					
David Dellucci, L Byung-Hyun Kim, R Rob Ryan, L Greg Swindell, L Matt Mantei, R	(6. PH) (7.1) (7. PH) (8.1) (9.1)	6.1 L	31 12	6 6	2 2	4 6	2 2	4 6	2 2	0 0	0 0	0 0	0 0	0 0	0 0	0 0	0 0					
Inning Stats	R: 0 E: 1 K: 1 S: 6	H: 1 LOB: 1 BB: 1 P: 15	R: 0 E: 0 K: 1 S: 8	H: 1 LOB: 1 BB: 0 P: 10	R: 2 E: 0 K: 0 S: 12	H: 3 LOB: 1 BB: 0 P: 17	R: 3 E: 0 K: 0 S: 16	H: 4 LOB: 2 BB: 2 P: 30	R: 0 E: 0 K: 0 S: 8	H: 1 LOB: 1 BB: 0 P: 12	R: 5 E: 0 K: 1 S: 18	H: 6 LOB: 2 BB: 0 P: 27	R: 0 E: 0 K: 0 S: 4	H: 1 LOB: 1 BB: 0 P: 7	1B: 12 2B: 4 3B: 1 HR: 1	SF: 1 SAC: 0 DP: 0 HBP: 1	WP: 0 PB: 0 SB: 1 CS: 1	PA: 43				
PITCHER	IP	WLS	BF	H	R	ER	SO	BB	IBB	HBP	BLK	WP	HR	S	P	ERA	WHIP					
A.J. Burnett, R ERA: 4.15	(1.1)	0.0	2	2	1	1	0	0	0	0	0	0	0	1	4	8	∞	∞				
Armando Almanza, L ERA: 4.18	(7.1)	0.2	6	3	3	3	1	0	0	1	0	0	0	11	16	40.50	4.500					
Manny Aybar, R ERA: 4.48	(8.1)	1.0	4	1	0	0	0	0	0	0	0	0	0	4	7	0.00	1.000					
PITCHER	IP	WLS	BF	H	R	ER	SO	BB	IBB	HBP	BLK	WP	HR	S	P	ERA	WHIP					

Florida Marlins @ Arizona Diamondbacks  
Bank One Ballpark, Phoenix, AZ  
Sun Sep 03 2000, 4:35 PM EDT  
Att: 36,039 - Dome - 72 F

AB 37  
R 10  
H 18  
RBI 10  
BB 4  
SO 3  
LOB 19





Batter	1	2	3	4	5	6	7	8	9	AB	R	H	RBI	BB	SO	LOB	TOP																																																																																																																
Luis Castillo, S (1,4) OBP: 0.434, SLG: 0.404	2-1 S 1B		0-0 G1-3		0-1 S 2B 1B		3-3 S K		1-2 G5-3	5	1	2	0	0	1	0	<div style="text-align: center;"> <b>Florida Marlins @ Houston Astros</b>            Enron Field, Houston, TX            Tue Sep 05 2000, 8:05 PM EDT            Att: 27,408 - Dome - 72 F         </div> <table border="1"> <thead> <tr> <th>AB</th><th>R</th><th>H</th><th>RBI</th><th>BB</th><th>SO</th><th>LOB</th></tr> </thead> <tbody> <tr><td>5</td><td>1</td><td>2</td><td>0</td><td>0</td><td>1</td><td>0</td></tr> <tr><td>5</td><td>2</td><td>1</td><td>0</td><td>0</td><td>0</td><td>1</td></tr> <tr><td>3</td><td>0</td><td>1</td><td>0</td><td>1</td><td>1</td><td>1</td></tr> <tr><td>0</td><td>0</td><td>0</td><td>0</td><td>0</td><td>0</td><td>0</td></tr> <tr><td>1</td><td>0</td><td>0</td><td>0</td><td>0</td><td>0</td><td>0</td></tr> <tr><td>3</td><td>1</td><td>1</td><td>2</td><td>0</td><td>1</td><td>3</td></tr> <tr><td>3</td><td>0</td><td>1</td><td>0</td><td>1</td><td>0</td><td>4</td></tr> <tr><td>4</td><td>1</td><td>1</td><td>1</td><td>0</td><td>0</td><td>2</td></tr> <tr><td>4</td><td>0</td><td>1</td><td>0</td><td>0</td><td>1</td><td>0</td></tr> <tr><td>4</td><td>0</td><td>0</td><td>0</td><td>0</td><td>1</td><td>1</td></tr> <tr><td>1</td><td>0</td><td>0</td><td>0</td><td>0</td><td>1</td><td>1</td></tr> <tr><td>0</td><td>0</td><td>0</td><td>0</td><td>0</td><td>0</td><td>0</td></tr> <tr><td>1</td><td>0</td><td>0</td><td>0</td><td>0</td><td>1</td><td>0</td></tr> <tr><td>0</td><td>0</td><td>0</td><td>0</td><td>0</td><td>1</td><td>0</td></tr> <tr><td>1</td><td>0</td><td>0</td><td>0</td><td>0</td><td>1</td><td>0</td></tr> </tbody> </table>	AB	R	H	RBI	BB	SO	LOB	5	1	2	0	0	1	0	5	2	1	0	0	0	1	3	0	1	0	1	1	1	0	0	0	0	0	0	0	1	0	0	0	0	0	0	3	1	1	2	0	1	3	3	0	1	0	1	0	4	4	1	1	1	0	0	2	4	0	1	0	0	1	0	4	0	0	0	0	1	1	1	0	0	0	0	1	1	0	0	0	0	0	0	0	1	0	0	0	0	1	0	0	0	0	0	0	1	0	1	0	0	0	0	1	0
AB	R	H	RBI	BB	SO	LOB																																																																																																																											
5	1	2	0	0	1	0																																																																																																																											
5	2	1	0	0	0	1																																																																																																																											
3	0	1	0	1	1	1																																																																																																																											
0	0	0	0	0	0	0																																																																																																																											
1	0	0	0	0	0	0																																																																																																																											
3	1	1	2	0	1	3																																																																																																																											
3	0	1	0	1	0	4																																																																																																																											
4	1	1	1	0	0	2																																																																																																																											
4	0	1	0	0	1	0																																																																																																																											
4	0	0	0	0	1	1																																																																																																																											
1	0	0	0	0	1	1																																																																																																																											
0	0	0	0	0	0	0																																																																																																																											
1	0	0	0	0	1	0																																																																																																																											
0	0	0	0	0	1	0																																																																																																																											
1	0	0	0	0	1	0																																																																																																																											
Mark Kotsay, L (1,8) OBP: 0.335, SLG: 0.439	0-0 F7		1-1 G4-3		2-0 E 2B		1-2 WP HR 1B		0-0 G1-3	5	2	2	1	0	0	1																																																																																																																	
Cliff Floyd, L (1,7) OBP: 0.381, SLG: 0.524 Vic Darenzbourg, L (7,1) OBP: 0.250, SLG: 0.250 Derrek Lee, R (9, FH) OBP: 0.377, SLG: 0.506	4-0 BB		1-1 S 1B		0-0 E3 2H		1-3 K		3-2 F7	3	0	1	0	1	1	1																																																																																																																	
Mike Lowell, R (1,5) OBP: 0.353, SLG: 0.511	0-0 F7		3-2 S 1B		2-3 K		0-1 K		0-1 HR	3	1	1	2	0	1	3																																																																																																																	
Henry Rodriguez, L (1,9) OBP: 0.325, SLG: 0.490	3-2 F9		1-2 HBP		4-2 BB		1-1 BB		1-1 BB	3	0	1	0	1	0	4																																																																																																																	
Kevin Millar, R (1,3) OBP: 0.383, SLG: 0.527		0-0 G5-3		1-2 G6-3		1-2 P5		2-0 HR	4	1	1	1	0	0	2																																																																																																																		
Alex Gonzalez, R (1,6) OBP: 0.235, SLG: 0.321		0-1 1B		2-3 K		0-0 G5-3		1-0 G6-3	4	0	1	0	0	1	0																																																																																																																		
Ramon Castro, R (1,2) OBP: 0.330, SLG: 0.290		2-1 F7		0-2 G6-3		0-2 G6-3		2-3 K	4	0	0	0	0	1	1																																																																																																																		
38 Reid Cornelius, R Joe Strong, S Mark Smith, R Manny Aybar, R Preston Wilson, R Ricky Bones, R 26 Nate Rollison, L		0-3 K2-3		1-0 P3		1-3 K		1-3 K	1	0	0	0	0	1	1																																																																																																																		
<b>Inning Stats</b>	R: 0 E: 0 K: 0 S: 7	H: 1 LOB: 2 BB: 1 P: 16	R: 0 E: 0 K: 1 S: 8	H: 1 LOB: 1 BB: 0 P: 10	R: 0 E: 0 K: 0 S: 11	H: 1 LOB: 2 BB: 0 P: 17	R: 0 E: 0 K: 1 S: 9	H: 0 LOB: 0 BB: 0 P: 12	R: 2 E: 1 K: 1 S: 17	H: 2 LOB: 2 BB: 1 P: 27	R: 0 E: 0 K: 1 S: 8	H: 0 LOB: 0 BB: 0 P: 9	R: 2 E: 0 K: 2 S: 17	H: 3 LOB: 1 BB: 0 P: 23	R: 1 E: 0 K: 2 S: 9	H: 1 LOB: 0 BB: 0 P: 15	R: 0 E: 0 K: 0 S: 8	H: 0 LOB: 0 BB: 0 P: 12	1B: 6 2B: 1 3B: 0 HR: 2	SF: 0 SAC: 0 DP: 0 HBP: 1	WP: 1 PB: 0 SB: 4 CS: 0	PA: 39																																																																																																											
<b>PITCHER</b>	IP	WLS	BF	H	R	ER	SO	BB	IBB	HBP	BLK	WP	HR	S	P	ERA	WHIP	<b>PITCHER</b> IP WLS BF H R ER SO BB IBB HBP BLK WP HR S P ERA WHIP																																																																																																															
Tony McKnight, R ERA: 3.27	(1,1) 5.0 W 24 5 2 1 3 2 0 0 1 0 0 0 0 52 82 1.80 1.400																																																																																																																																
Joe Slusarski, R ERA: 3.93	(6,1) 2.0 8 3 2 2 3 0 0 0 0 1 1 25 32 9.00 1.500																																																																																																																																
Marc Valdes, R ERA: 4.44	(8,1) 2.0 7 1 1 1 2 0 0 0 0 0 0 1 17 27 4.50 0.500																																																																																																																																
<b>Batter</b>	<b>1</b>	<b>2</b>	<b>3</b>	<b>4</b>	<b>5</b>	<b>6</b>	<b>7</b>	<b>8</b>	<b>9</b>	<b>AB</b>	<b>R</b>	<b>H</b>	<b>RBI</b>	<b>BB</b>	<b>SO</b>	<b>LOB</b>	<b>BOTTOM</b>																																																																																																																
Julio Lugo, R (1,4) OBP: 0.325, SLG: 0.388	2-1 B3	1-0 HR		1-0 3B 1B		3-1 S 5 1B 1B		0-3 K		5	3	3	2	0	1	2	<div style="text-align: center;"> <b>Florida Marlins @ Houston Astros</b>            Enron Field, Houston, TX            Tue Sep 05 2000, 8:05 PM EDT            Att: 27,408 - Dome - 72 F         </div> <table border="1"> <thead> <tr> <th>AB</th><th>R</th><th>H</th><th>RBI</th><th>BB</th><th>SO</th><th>LOB</th></tr> </thead> <tbody> <tr><td>5</td><td>3</td><td>3</td><td>2</td><td>0</td><td>1</td><td>2</td></tr> <tr><td>4</td><td>1</td><td>3</td><td>2</td><td>1</td><td>0</td><td>0</td></tr> <tr><td>5</td><td>1</td><td>3</td><td>1</td><td>0</td><td>1</td><td>1</td></tr> <tr><td>4</td><td>1</td><td>0</td><td>0</td><td>1</td><td>1</td><td>5</td></tr> <tr><td>0</td><td>0</td><td>0</td><td>0</td><td>0</td><td>0</td><td>0</td></tr> <tr><td>5</td><td>0</td><td>1</td><td>1</td><td>0</td><td>0</td><td>4</td></tr> <tr><td>5</td><td>1</td><td>2</td><td>2</td><td>0</td><td>0</td><td>2</td></tr> <tr><td>4</td><td>1</td><td>2</td><td>1</td><td>0</td><td>0</td><td>1</td></tr> <tr><td>2</td><td>0</td><td>1</td><td>0</td><td>2</td><td>0</td><td>2</td></tr> <tr><td>4</td><td>1</td><td>2</td><td>1</td><td>0</td><td>0</td><td>1</td></tr> <tr><td>2</td><td>1</td><td>0</td><td>0</td><td>0</td><td>0</td><td>2</td></tr> <tr><td>1</td><td>0</td><td>0</td><td>0</td><td>0</td><td>1</td><td>0</td></tr> <tr><td>1</td><td>0</td><td>0</td><td>0</td><td>0</td><td>1</td><td>2</td></tr> <tr><td>0</td><td>0</td><td>0</td><td>0</td><td>0</td><td>0</td><td>0</td></tr> </tbody> </table>	AB	R	H	RBI	BB	SO	LOB	5	3	3	2	0	1	2	4	1	3	2	1	0	0	5	1	3	1	0	1	1	4	1	0	0	1	1	5	0	0	0	0	0	0	0	5	0	1	1	0	0	4	5	1	2	2	0	0	2	4	1	2	1	0	0	1	2	0	1	0	2	0	2	4	1	2	1	0	0	1	2	1	0	0	0	0	2	1	0	0	0	0	1	0	1	0	0	0	0	1	2	0	0	0	0	0	0	0							
AB	R	H	RBI	BB	SO	LOB																																																																																																																											
5	3	3	2	0	1	2																																																																																																																											
4	1	3	2	1	0	0																																																																																																																											
5	1	3	1	0	1	1																																																																																																																											
4	1	0	0	1	1	5																																																																																																																											
0	0	0	0	0	0	0																																																																																																																											
5	0	1	1	0	0	4																																																																																																																											
5	1	2	2	0	0	2																																																																																																																											
4	1	2	1	0	0	1																																																																																																																											
2	0	1	0	2	0	2																																																																																																																											
4	1	2	1	0	0	1																																																																																																																											
2	1	0	0	0	0	2																																																																																																																											
1	0	0	0	0	1	0																																																																																																																											
1	0	0	0	0	1	2																																																																																																																											
0	0	0	0	0	0	0																																																																																																																											
Bill Seiers, L (1,5) OBP: 0.394, SLG: 0.409	4-0 5 1B BB	1-1 F7		2-2 S 3B		1-1 G3-1 5 1B 1B		0-0 5 1B	4	1	3	2	1	0	0																																																																																																																		
5 Jeff Bagwell, R (1,3) OBP: 0.428, SLG: 0.613	0-0 1B 17 BB 1B		3-2 G6-3		2-3 K		2-1 G3-1 17		1-1 1B	5	1	3	1	0	1																																																																																																																		
17 Lance Berkman, S Glen Barker, S	4-0 1B BB		1-1 G4-3		0-1 G4-3		2-2 G3-1		1-3 K	4	1	0	0	1	1																																																																																																																		
Moises Alou, R (1,9) OBP: 0.425, SLG: 0.634	2-2 1B		1-0 G5-3		0-0 P6		3-2 G4-3		0-0 F9	5	0	1	1	0	0																																																																																																																		
Richard Hidalgo, R (1,8) OBP: 0.355, SLG: 0.555	1-1 G3-6 1B		0-0 1B		3-2 G1-4-3		0-1 F9		0-0 F9	5	1	2	2	0	0																																																																																																																		
Mitch Meluskey, S (1,2) OBP: 0.404, SLG: 0.516	0-0 G3-6-1		3-1 FC1-5 1B		4-2 BB		4-0 1B BB			2	0	1	0	2	0																																																																																																																		
Tim Bogar, R (1,6) OBP: 0.271, SLG: 0.294		0-0 F8		0-1 FC1-5 1B		2-1 P6		1-1 1B	4	1	2	1	0	0	1																																																																																																																		
Tony McKnight, L Joe Slusarski, R Frank Charles, R Marc Valdes, R	(1,1) 3.1 L 19 8 8 0 1 0 0 0 0 0 0 0 9 13 0.00 1.500 (6,1) 0.2 3 1 0 0 1 0 0 0 0 0 0 9 18 0.00 1.000 (5,1) 1.0 4 0 0 0 0 1 0 0 0 0 0 9 16 0.00 3.000 (6,1) 1.0 6 3 1 1 1 0 0 0 0 0 0 16 28 9.00 3.000 (7,1) 2.0 10 3 0 0 3 1 0 0 0 0 0 19 26 0.00 2.000	(1,1) 1-2 G4-3	(1,1) 1-1 FC1-5 1B	(1,1) 1-1 FC1-5 1B	(1,1) 1-1 FC1-5 1B	(1,1) 1-1 FC1-5 1B	(1,1) 1-3 K	(1,1) 0-3 K	(1,1) 2-0 K	(1,1) 2-0 K	(1,1) 2	(1,1) 1	(1,1) 0	(1,1) 0	(1,1) 0	(1,1) 0	<table border="1"> <thead> <tr> <th>AB</th><th>R</th><th>H</th><th>RBI</th><th>BB</th><th>SO</th><th>LOB</th></tr> </thead> <tbody> <tr><td>2</td><td>1</td><td>0</td><td>0</td><td>0</td><td>0</td><td>2</td></tr> <tr><td>1</td><td>0</td><td>0</td><td>0</td><td>0</td><td>1</td><td>0</td></tr> <tr><td>1</td><td>0</td><td>0</td><td>0</td><td>1</td><td>2</td><td></td></tr> <tr><td>0</td><td>0</td><td>0</td><td>0</td><td>0</td><td>0</td><td>0</td></tr> </tbody> </table>	AB	R	H	RBI	BB	SO	LOB	2	1	0	0	0	0	2	1	0	0	0	0	1	0	1	0	0	0	1	2		0	0	0	0	0	0	0																																																																													
AB	R	H	RBI	BB	SO	LOB																																																																																																																											
2	1	0	0	0	0	2																																																																																																																											
1	0	0	0	0	1	0																																																																																																																											
1	0	0	0	1	2																																																																																																																												
0	0	0	0	0	0	0																																																																																																																											
<b>Inning Stats</b>	R: 3 E: 0 K: 0 S: 9	H: 3 LOB: 1 BB: 2 P: 22	R: 1 E: 0 K: 0 S: 7	H: 1 LOB: 0 BB: 0 P: 10	R: 0 E: 0 K: 0 S: 6	H: 0 LOB: 0 BB: 0 P: 11	R: 4 E: 0 K: 1 S: 17	H: 5 LOB: 1 BB: 0 P: 26	R: 0 E: 0 K: 0 S: 9	H: 0 LOB: 1 BB: 1 P: 18	R: 1 E: 0 K: 1 S: 16	H: 3 LOB: 2 BB: 0 P: 28	R: 0 E: 0 K: 2 S: 10	H: 1 LOB: 2 BB: 1 P: 15	R: 0 E: 0 K: 1 S: 9	H: 2 LOB: 2 BB: 0 P: 11	1B: 12 2B: 1 3B: 1 HR: 1	SF: 0 SAC: 0 DP: 1 HBP: 0	WP: 0 PB: 0 SB: 0 CS: 0	PA: 42																																																																																																													

Batter	1	2	3	4	5	6	7	8	9	AB	R	H	RBI	BB	SO	LOB	TOP							
<b>Luis Castillo, S</b> (1, 4) OBP: 0.432, SLG: 0.401 <b>Pablo Ozuna, R</b> (9, FH) OBP: 0.211, SLG: 0.211	K								FC5-4 FC6-4	3	0	0	0	1	2	0	<b>Florida Marlins @ Houston Astros</b> Enron Field, Houston, TX Wed Sep 06 2000, 8:05 PM EDT Att: 30,130 - Dome - 72 F  <a href="http://livebaseballscores.com">livebaseballscores.com</a>							
<b>Alex Gonzalez, R</b> (1, 6) OBP: 0.235, SLG: 0.319	P5		F6						FC6-4	5	1	1	0	0	0	3								
<b>Cliff Floyd, L</b> (1, 7) OBP: 0.380, SLG: 0.519	F9									3	1	0	0	1	1	0								
<b>Preston Wilson, R</b> (1, 8) OBP: 0.323, SLG: 0.463		G4-3							G4-3	4	1	1	3	0	1	0								
<b>Mike Lowell, R</b> (1, 5) OBP: 0.352, SLG: 0.507	G6-3								K	3	1	0	0	1	1	0								
<b>Henry Rodriguez, L</b> (1, 9) OBP: 0.327, SLG: 0.493	F5									4	0	2	0	0	0	0								
<b>Derrek Lee, R</b> (1, 3) OBP: 0.376, SLG: 0.504			F3						F8	4	0	1	1	0	1	1								
<b>Ramon Castro, R</b> (1, 2) OBP: 0.319, SLG: 0.278			F8						F7	4	0	0	0	0	1	2								
<b>Jesus Sanchez, L</b> (1, 1) Manny Aybar, R Chris Clapski, S Ricky Bones, R Braden Looper, R Dave Berg, R										2	0	1	0	0	0	0								
<b>Inning Stats</b>	R: 0 E: 0 K: 1 S: 6	H: 0 LOB: 0 BB: 0 P: 11	R: 0 E: 0 K: 0 S: 7	H: 0 LOB: 0 BB: 0 P: 7	R: 0 E: 0 K: 0 S: 9	H: 1 LOB: 2 BB: 1 P: 13	R: 1 E: 0 K: 1 S: 12	H: 2 LOB: 2 BB: 1 P: 23	R: 3 E: 0 K: 0 S: 13	H: 2 LOB: 0 BB: 1 P: 22	R: 0 E: 0 K: 0 S: 6	H: 0 LOB: 0 BB: 0 P: 11	R: 1 E: 0 K: 2 S: 10	H: 1 LOB: 0 BB: 0 P: 12	R: 0 E: 0 K: 2 S: 12	H: 1 LOB: 1 BB: 0 P: 18		R: 0 E: 0 K: 1 S: 9	H: 0 LOB: 1 BB: 0 P: 14	1B: 4 2B: 1 3B: 0 HR: 2	SF: 0 SAC: 0 DP: 0 HBP: 1	WP: 0 PB: 0 SB: 0 CS: 0	PA: 38	
<b>PITCHER</b>	IP	WLS	BF	H	R	ER	SO	BB	IBB	HBP	BLK	WP	HR	S	P	ERA	WHIP						ERA	WHIP
<b>Jose Lima, R</b> (1, 1) ERA: 6.58	8.0	W	34	7	5	5	6	3	0	0	0	0	2	75	117	5.62	1.250							
<b>Scott Linebrink, R</b> (9, 1) ERA: 8.1	1.0		4	0	0	0	1	0	0	1	0	0	0	9	14	0.00	0.000							

Batter	1	2	3	4	5	6	7	8	9	AB	R	H	RBI	BB	SO	LOB	BOTTOM							
<b>Roger Cedeno, S</b> (1, 7) OBP: 0.366, SLG: 0.367	F8									4	2	1	0	1	0	1	<b>Florida Marlins @ Houston Astros</b> Enron Field, Houston, TX Wed Sep 06 2000, 8:05 PM EDT Att: 30,130 - Dome - 72 F  <a href="http://livebaseballscores.com">livebaseballscores.com</a>							
<b>Julio Lugo, R</b> (1, 4) OBP: 0.325, SLG: 0.396	F9									4	2	2	2	1	0	0								
<b>5 Jeff Bagwell, R</b> (1, 3) OBP: 0.429, SLG: 0.616 <b>17 Lance Berkman, S</b> (6, PR) OBP: 0.382, SLG: 0.552	K									4	1	2	3	1	1	0								
<b>Richard Hidalgo, R</b> (1, 8) OBP: 0.355, SLG: 0.558										3	2	2	3	0	0	0								
<b>Moises Alou, R</b> (1, 9) OBP: 0.422, SLG: 0.636 <b>Scott Linebrink, R</b> (9, 1) ERA: 8.1	F7									5	1	1	2	0	0	5								
<b>Chris Truby, R</b> (1, 5) OBP: 0.307, SLG: 0.500										5	1	3	3	0	0	0								
<b>Tim Lincecum, R</b> (1, 6) OBP: 0.270, SLG: 0.289										4	0	0	0	1	0	3								
<b>Raul Chavez, R</b> (1, 2) OBP: 0.259, SLG: 0.250										3	1	2	0	1	0	1								
<b>Jose Lima, R</b> (1, 1) ERA: 5.33 <b>Glen Barker, S</b> (9, 8) ERA: 4.54										3	2	1	0	1	1	3								
<b>Inning Stats</b>	R: 0 E: 0 K: 1 S: 12	H: 0 LOB: 0 BB: 0 P: 14	R: 1 E: 0 K: 0 S: 12	H: 2 LOB: 1 BB: 1 P: 22	R: 0 E: 0 K: 0 S: 6	H: 0 LOB: 0 BB: 0 P: 9	R: 1 E: 0 K: 0 S: 5	H: 1 LOB: 0 BB: 0 P: 8	R: 7 E: 0 K: 0 S: 18	H: 5 LOB: 0 BB: 3 P: 37	R: 1 E: 0 K: 0 S: 20	H: 2 LOB: 2 BB: 1 P: 34	R: 0 E: 0 K: 1 S: 9	H: 1 LOB: 1 BB: 0 P: 12	R: 3 E: 0 K: 0 S: 17	H: 3 LOB: 2 BB: 1 P: 25		1B: 6 2B: 5 3B: 1 HR: 2	SF: 2 SAC: 0 DP: 1 HBP: 0	WP: 0 PB: 0 SB: 1 CS: 0	PA: 43			
<b>PITCHER</b>	IP	WLS	BF	H	R	ER	SO	BB	IBB	HBP	BLK	WP	HR	S	P	ERA	WHIP						ERA	WHIP
<b>Jesus Sanchez, L</b> (1, 1) ERA: 5.33	4.0	L	22	7	8	8	1	2	1	0	0	0	1	44	72	18.00	2.250							
<b>Manny Aybar, R</b> (5, 1) ERA: 4.54	2.0		10	3	2	2	0	1	1	0	0	0	1	29	52	9.00	2.000							
<b>Ricky Bones, R</b> (7, 1) ERA: 3.38	1.0		4	1	0	0	1	0	0	0	0	0	0	9	12	0.00	1.000							
<b>Braden Looper, R</b> (8, 1) ERA: 4.55	1.0		7	3	3	3	0	1	0	0	0	0	0	17	25	27.00	4.000							





Batter	1	2	3	4	5	6	7	8	9	AB	R	H	RBI	BB	SO	LOB	TOP		
Tony Womack, L (1,6) OBP: 0.311, SLG: 0.389	F7		G5-3			G4-3		G4-3	F9	5	0	0	0	0	0	3	<b>Arizona Diamondbacks @ Florida Marlins</b> Pro Player Stadium, Miami, FL Fri Sep 08 2000, 7:05 PM EDT Att: 10,929 - Cloudy - 80 F		
Jay Bell, R (1,4) OBP: 0.355, SLG: 0.428	K		G6-3			P3		2B		4	0	1	0	0	1				
Luis Gonzalez, L (1,7) OBP: 0.396, SLG: 0.554	G4-3			G6-3		2B		BB		3	0	1	0	1	0				
Greg Colbrunn, R (1,3) OBP: 0.431, SLG: 0.567		G3-6 1B		G5-3		P6		F8		4	0	1	0	0	3				
Steve Finley, L (1,8) OBP: 0.373, SLG: 0.580	G3-6		F9				F9		PB SF7 2B	4	1	1	0	0	0	1			
Matt Williams, R (1,5) OBP: 0.300, SLG: 0.390					G5-3		HR		PB HBP	3	1	2	1	0	0	0			
Danny Bautista, R (1,9) OBP: 0.331, SLG: 0.462		G1-3				G5-3			HBP	3	0	1	0	0	0	1			
Damian Miller, R (1,2) OBP: 0.342, SLG: 0.442			F9		F3		F9		K	4	0	0	0	0	1	4			
Brian Anderson, R (1,1) Dan Plesac, L (8,1) Byung-Hyun Kim, R (8,1) David Dellucci, L (8,PH) Matt Mieske, R (8,PH) Matt Mantei, R (8,1)									G1-3 SF7	3	0	1	0	0	0	1	<b>AB</b> 33 <b>R</b> 2 <b>H</b> 8 <b>RBI</b> 2 <b>BB</b> 1 <b>SO</b> 2 <b>LOB</b> 14		
<b>Inning Stats</b>	R: 0 E: 0 K: 1 S: 10	H: 0 LOB: 0 BB: 0 P: 15	R: 0 E: 0 K: 0 S: 7	H: 2 LOB: 1 BB: 0 P: 10	R: 0 E: 0 K: 0 S: 8	H: 1 LOB: 1 BB: 0 P: 10	R: 0 E: 0 K: 0 S: 8	H: 0 LOB: 0 BB: 0 P: 11	R: 0 E: 0 K: 0 S: 11	H: 1 LOB: 1 BB: 0 P: 16	R: 1 E: 0 K: 0 S: 8	H: 1 LOB: 0 BB: 0 P: 13	R: 0 E: 0 K: 0 S: 11	H: 1 LOB: 2 BB: 1 P: 19	R: 1 E: 0 K: 1 S: 10	H: 1 LOB: 2 BB: 0 P: 19	<b>1B:</b> 3 <b>2B:</b> 4 <b>3B:</b> 0 <b>HR:</b> 1 <b>SF:</b> 1 <b>SAC:</b> 0 <b>DP:</b> 1 <b>HBP:</b> 2	<b>WP:</b> 0 <b>PB:</b> 1 <b>CS:</b> 0	<b>PA:</b> 37
<b>PITCHER</b>	IP	WLS	BF	H	R	ER	SO	BB	IBB	HBP	BLK	WP	HR	S	P	ERA	WHIP		
Brad Penny, R (1,1) ERA: 5.01	7.2		29	7	1	1	1	0	0	0	0	0	1	65	97	1.17	0.913		
Armando Almanza, L (8,1) ERA: 4.43	0.1		2	0	0	0	0	1	0	0	0	0	0	6	12	0.00	3.000		
Ricky Bones, R (9,1) ERA: 3.48	0.1	L	4	1	1	1	1	0	0	2	0	0	0	7	13	27.00	3.000		
Vic Darensbourg, L (9,1) ERA: 4.18	0.2		2	0	0	0	0	0	0	0	0	0	0	3	6	0.00	0.000		

Batter	1	2	3	4	5	6	7	8	9	AB	R	H	RBI	BB	SO	LOB	BOTTOM				
Luis Castillo, S (1,4) OBP: 0.426, SLG: 0.395	G5-3		K			G4-3		SH1-4		3	0	0	0	0	1	2	<b>Arizona Diamondbacks @ Florida Marlins</b> Pro Player Stadium, Miami, FL Fri Sep 08 2000, 7:05 PM EDT Att: 10,929 - Cloudy - 80 F				
Alex Gonzalez, R (1,6) OBP: 0.235, SLG: 0.326	G5-3			S 1B		G6-3		K		4	0	1	0	0	1	2					
Cliff Floyd, L (1,7) OBP: 0.381, SLG: 0.519	FC6-4 1B			K		F9		S 1B		4	0	2	1	0	1	1					
Preston Wilson, R (1,8) OBP: 0.324, SLG: 0.460	FC6-4 1-2			G5-3		G5-3		HBP		3	0	0	0	0	0	2					
Mike Lowell, R (1,5) OBP: 0.351, SLG: 0.502		F9		F9			E5 1B	K		4	0	1	0	0	1	3					
Derrek Lee, R (1,3) OBP: 0.374, SLG: 0.506		F8			FC5-4 1B		F7		K	4	0	1	0	0	1	1					
Mark Smith, R (1,9) OBP: 0.341, SLG: 0.415							G6-3		K	3	0	1	0	0	0	1					
Mark Kotsay, L (8,PH) OBP: 0.334, SLG: 0.437		F8			FC5-4 1B				K	1	0	0	0	0	1	0					
Ramon Castro, R (1,2) OBP: 0.313, SLG: 0.273							F8		P6	2	0	0	0	0	1	2					
Kevin Miller, R (7,PH) OBP: 0.380, SLG: 0.522							FC5-4 G1-3			1	0	0	0	0	0	1					
Mike Redmond, R (8,2) OBP: 0.316, SLG: 0.305										0	0	0	0	0	0	0					
Henry Rodriguez, L (8,PH) OBP: 0.330, SLG: 0.492										1	0	0	0	0	0	0					
Brad Penny, R (1,1) Armando Almanza, L (8,1) Dave Berg, R (8,PH) Andy Fox, L (8,PH) Ricky Bones, R (8,1) Vic Darensbourg, L (9,1)									SH1-4 1B BB	2	0	0	0	0	1	2	<b>AB</b> 32 <b>R</b> 1 <b>H</b> 6 <b>RBI</b> 1 <b>BB</b> 1 <b>SO</b> 8 <b>LOB</b> 17				
<b>Inning Stats</b>	R: 0 E: 0 K: 0 S: 6	H: 1 LOB: 1 BB: 0 P: 8	R: 0 E: 0 K: 0 S: 4	H: 0 LOB: 0 BB: 0 P: 6	R: 0 E: 0 K: 3 S: 12	H: 0 LOB: 0 BB: 0 P: 16	R: 0 E: 0 K: 1 S: 11	H: 1 LOB: 1 BB: 0 P: 14	R: 0 E: 0 K: 0 S: 13	H: 2 LOB: 2 BB: 0 P: 19	R: 0 E: 0 K: 0 S: 8	H: 0 LOB: 0 BB: 0 P: 10	R: 0 E: 1 K: 0 S: 7	H: 1 LOB: 1 BB: 0 P: 13	R: 1 E: 0 K: 2 S: 19	H: 1 LOB: 2 BB: 1 P: 29	R: 0 E: 0 K: 2 S: 14	H: 0 LOB: 0 BB: 0 P: 21	<b>1B:</b> 6 <b>2B:</b> 0 <b>3B:</b> 0 <b>HR:</b> 0 <b>SF:</b> 0 <b>SAC:</b> 1 <b>DP:</b> 0 <b>HBP:</b> 1	<b>WP:</b> 0 <b>PB:</b> 0 <b>CS:</b> 0	<b>PA:</b> 35
<b>PITCHER</b>	IP	WLS	BF	H	R	ER	SO	BB	IBB	HBP	BLK	WP	HR	S	P	ERA	WHIP				
Brian Anderson, L (1,1) ERA: 4.31	7.2		29	5	1	1	5	1	0	0	0	0	0	74	104	1.17	0.783				
Dan Plesac, L (8,1) ERA: 2.94	0.0	B	1	1	0	0	0	0	0	0	0	0	0	1	1	∞	∞				
Byung-Hyun Kim, R (8,1) ERA: 3.48	0.1	W	2	0	0	0	1	0	0	1	0	0	0	5	10	0.00	0.000				
Matt Mantei, R (9,1) ERA: 4.88	1.0	S	3	0	0	0	2	0	0	0	0	0	0	14	21	0.00	0.000				





Batter	1	2	3	4	5	6	7	8	9	10	11	12	AB	R	H	RBI	BB	SO	LOB	TOP								
Tony Womack, L (1.6) OBP: 0.313, SLG: 0.389	1-1 L4		4-2 G4-6-3 BB			1-2 P3		3-2 F7			1-3 K		4	0	0	0	1	1	1									
Jay Bell, R (1.4) OBP: 0.355, SLG: 0.428	2-3 K		0-2 G4-6-3 1-2f			1-2 HR 2B		1-2 P6			4-0 G4-3 BB		4	1	1	0	1	1	1									
Luis Gonzalez, L (1.7) OBP: 0.394, SLG: 0.548	1-0 F8			4-1 G6-4-3 BB		2-0 SF7			1-1 G4-3		0-1 G4-3		3	0	0	1	1	0	1									
Greg Colbrunn, R (1.3) OBP: 0.428, SLG: 0.589		4-0 1B BB		1-0 G6-4-3 1-2f		3-H 2-2 HR			3-1 F8		1-3 K		4	1	1	2	1	1	2									
Steve Finley, L (1.8) OBP: 0.376, SLG: 0.580	1-3 K		2-2 G4-3			1-1 F8			0-1 F8			0-2 G4-3		5	0	0	0	0	1	1								
Matt Williams, R (1.5) OBP: 0.302, SLG: 0.390	3-1 K				0-2 F9		0-0 G6-3			0-1 SH3 1B		4-2 BB BB		4	0	2	0	0	0	0								
Craig Counsell, L (10, PR) OBP: 0.366, SLG: 0.424														0	0	0	0	0	0	0								
Matt Mieske, R (12, PH) OBP: 0.247, SLG: 0.285	1-2 1B													0	0	0	0	0	1	0								
Russ Springer, R (12, 1) OBP: 0.200, SLG: 0.200														0	0	0	0	0	0	0								
Danny Bautista, R (1.9) OBP: 0.323, SLG: 0.448	0-0 P3				3-3 K		2-3 K			0-1 SH3		1-3 K		4	0	0	0	0	3	3								
Kelly Stinnett, R (1.2) OBP: 0.284, SLG: 0.369	2-3 K									2-2 P6		4-0 K		3	0	0	0	0	2	2								
Rob Ryan, L (10, PH) OBP: 0.412, SLG: 0.553									2-2 F9					1	0	0	0	0	0	2								
Damian Miller, R (10, 2) OBP: 0.344, SLG: 0.442											1-2 BB			0	0	0	0	1	0	0								
Randy Johnson, L (1.1) ERA: 3.47			1-3 K			4-2 2B SF7 BB		0-0 G3		0-1 F8		2-3 K		1	0	0	0	0	0	0								
Byung-Hyun Kim, R (8, 1) ERA: 4.89														1	0	0	0	0	0	0								
Greg Swindell, L (10, 1) ERA: 3.38														0	0	0	0	0	0	0								
Mike Morgan, R (10, 1) ERA: 4.63														0	0	0	0	0	0	0								
Dan Plesac, L (11, 1) ERA: 2.86														0	0	0	0	0	0	0								
Inning Stats	R: 0 E: 0 K: 1 S: 6	H: 0 LOB: 0 BB: 0	R: 0 E: 0 K: 2 S: 9	H: 1 LOB: 2 BB: 1 P: 19	R: 0 E: 0 K: 1 S: 9	H: 0 LOB: 0 BB: 1 P: 14	R: 0 E: 0 K: 0 S: 5	H: 0 LOB: 0 BB: 1 P: 12	R: 0 E: 0 K: 2 S: 9	H: 0 LOB: 0 BB: 0 P: 13	R: 3 E: 0 K: 0 S: 17	H: 2 LOB: 0 BB: 1 P: 28	R: 0 E: 0 K: 1 S: 7	H: 0 LOB: 0 BB: 0 P: 11	R: 0 E: 0 K: 0 S: 8	H: 0 LOB: 0 BB: 0 P: 12	R: 0 E: 0 K: 0 S: 6	H: 0 LOB: 0 BB: 0 P: 10	R: 0 E: 0 K: 2 S: 10	H: 1 LOB: 2 BB: 0 P: 12	R: 0 E: 0 K: 1 S: 9	H: 0 LOB: 1 BB: 1 P: 15	R: 0 E: 0 K: 2 S: 11	H: 0 LOB: 2 BB: 2 P: 22	1B: 2 2B: 1 3B: 0 HR: 1	SF: 1 SAC: 1 DP: 2 HBP: 0	WP: 0 PB: 0 CS: 0	PA: 45
PITCHER	IP	WLS	BF	H	R	ER	SO	BB	IBB	HBP	BLK	WP	HR	S	P	ERA	WHIP											
23 Chuck Smith, R (1.1) ERA: 3.47	7.0		26	3	3	3	7	4	0	0	0	0	0	14	22	0.00	0.000											
Dan Miceli, R (8, 1) ERA: 4.89	2.0		6	0	0	0	0	0	0	0	0	0	0	19	27	0.00	1.000											
Antonio Alfonseca, R (10, 1) ERA: 4.48	2.0		8	1	0	0	2	1	0	0	0	0	0	3	3	0.00	0.000											
Armando Almanza, L (12, 1) ERA: 4.4	0.1		1	0	0	0	0	0	0	0	0	0	0	3	3	0.00	0.000											
Braden Looper, R (12, 1) ERA: 4.43	0.2	W	4	0	0	0	2	2	0	0	0	0	0	8	19	0.00	3.000											

Arizona Diamondbacks @ Florida Marlins  
Pro Player Stadium, Miami, FL

Sun Sep 10 2000, 4:05 PM EDT  
Att. 13,117 - Overcast - 84 F

AB 36  
R 3  
H 4  
RBI 3  
BB 7  
SO 11  
LOB 17



Batter	1	2	3	4	5	6	7	8	9	10	11	12	AB	R	H	RBI	BB	SO	LOB	BOTTOM							
Luis Castillo, S (1.4) OBP: 0.423, SLG: 0.392	2-3 K		1-2 FC3-6 CS 1-2f		1-1 G3		3-3 K			2-2 G4-3 SH1-3 1B		0-0 SH1-3		5	0	1	0	0	2	4							
Dave Berg, R (1.6) OBP: 0.351, SLG: 0.347	1-1 K		1-1 CS		0-1 K		1-3 K			0-0 SH1-3		0-3 K		3	0	2	2	0	1	0							
Henry Rodriguez, L (8, PH) OBP: 0.329, SLG: 0.490					2-H 3-H 2B					1-2 K				1	0	0	0	0	1	0							
Alex Gonzalez, R (9, 6) OBP: 0.232, SLG: 0.322	1B													1	0	0	0	0	1	1							
Kevin Millar, R (1.7) OBP: 0.378, SLG: 0.515	1-3 K				4-2 BB					2-2 G4-3		4-0 1B IBB		2	0	0	0	1	1	2							
Cliff Floyd, L (8, PH) OBP: 0.382, SLG: 0.523					2-2 P5					2-3 K				2	0	0	0	1	1	1							
Preston Wilson, R (1.8) OBP: 0.322, SLG: 0.454	1-1 G4-3					1-3 K		4-1 BB		3-3 K		1-2 1B		5	0	1	1	1	3	3							
Mike Lowell, R (1.5) OBP: 0.350, SLG: 0.497		1-3 K				4-1 PB S BB		2-2 F8			4-1 FC5-4 BB			3	0	0	0	2	2	2							
Derek Lee, R (1.3) OBP: 0.370, SLG: 0.499		2-3 K									3-2 F9			5	0	0	0	0	3	2							
Mark Smith, R (1.9) OBP: 0.328, SLG: 0.408			0-3 K							2-3 K				5	1	1	0	0	3	2							
Armando Almanza, L (12, 1) ERA: 4.63														0	0	0	0	0	0	0							
Braden Looper, R (12, 1) ERA: 2.86					1B 23 E									0	0	0	0	0	0	0							
Mike Redmond, R (1.2) OBP: 0.321, SLG: 0.311			1-2 L9											3	1	2	0	0	0	0							
Andy Fox, L (7, PR) ERA: 3.31, SLG: 0.330														0	0	0	0	0	0	0							
Ramon Castro, R (8, 2) OBP: 0.314, SLG: 0.267														0	0	0	0	0	1	0							
Pablo Ozuna, R (9, PR) OBP: 0.211, SLG: 0.211														0	0	0	0	0	0	0							
Sandy Martinez, L (10, 2) OBP: 0.133, SLG: 0.200														1	0	0	0	0	1	1							
23 Chuck Smith, R (1.1) ERA: 3.47														2	1	1	1	0	0	1							
Dan Miceli, R (8, 1) ERA: 4.89														1	0	0	0	0	1	1							
26 Nate Rollison, L (9, PH) ERA: 4.63														1	0	0	0	0	1	1							
Antonio Alfonseca, R (10, 1) ERA: 4.48														0	0	0	0	0	0	0							
Mark Kobayashi, L (12, 9) ERA: 5.09														1	1	1	0	0	0	0							
Inning Stats	R: 0 E: 0 K: 2 S: 10	H: 1 LOB: 1 BB: 0	R: 0 E: 0 K: 3 S: 10	H: 0 LOB: 0 BB: 0 P: 13	R: 0 E: 0 K: 0 S: 10	H: 1 LOB: 0 BB: 0 P: 13	R: 0 E: 0 K: 0 S: 11	H: 0 LOB: 1 BB: 1 P: 19	R: 3 E: 1 K: 3 S: 16	H: 3 LOB: 1 BB: 0 P: 22	R: 0 E: 0 K: 3 S: 11	H: 0 LOB: 1 BB: 1 P: 20	R: 0 E: 0 K: 2 S: 12	H: 1 LOB: 1 BB: 1 P: 17	R: 0 E: 0 K: 2 S: 10	H: 0 LOB: 1 BB: 1 P: 18	R: 0 E: 0 K: 1 S: 9	H: 1 LOB: 1 BB: 0 P: 17	R: 0 E: 0 K: 1 S: 9	H: 0 LOB: 1 BB: 1 P: 18	R: 0 E: 0 K: 1 S: 12	H: 2 LOB: 2 BB: 1 P: 17	1B: 8 2B: 1 3B: 0 HR: 0	SF: 0 SAC: 2 DP: 0 HBP: 0	WP: 0 PB: 1 CS: 1	PA: 50	
PITCHER	IP	WLS	BF	H	R	ER	SO	BB	IBB	HBP	BLK	WP	HR	S	P	ERA	WHIP										
Randy Johnson, L (1.1) ERA: 3.47	7.0		28	6	3	1	14	2	0	0	0	0	0	79	119	1.29	1.143										
Byung-Hyun Kim, R (8, 1) ERA: 3.38	2.0		8	0	0	0	4	2	0	0	0	0	0	19	36	0.00	1.000										
Greg Swindell, L (10, 1) ERA: 3.38	0.2		3	1	0	0	0	0	0	0	0	0	0	7	11	0.00	1.500										
Mike Morgan, R (10, 1) ERA: 4.63	1.0		4	0	0	0	1	1	0	0	0	0	0	9	20	0.00	1.000										
Dan Plesac, L (11, 1) ERA: 2.86	0.1		1	0	0	0	1	0	0	0	0	0	0	3	4	0.00	0.000										

Arizona Diamondbacks @ Florida Marlins  
Pro Player Stadium, Miami, FL

Sun Sep 10 2000, 4:05 PM EDT  
Att. 13,117 - Overcast - 84 F

AB 41  
R 4  
H 9  
RBI 4  
BB 6  
SO 21  
LOB 21





Batter	1	2	3	4	5	6	7	8	9	AB	R	H	RBI	BB	SO	LOB	TOP			
Luis Castillo, S OBP: 0.322, SLG: 0.390 (1,4)			G4-3						L6-4-3	4	0	1	0	0	1	2				
Alex Gonzalez, R OBP: 0.227, SLG: 0.315 (1,6)				F8			G6-3			4	0	0	0	0	2	0				
Cliff Floyd, L OBP: 0.380, SLG: 0.520 (1,7)				G3-1			F8			3	0	0	0	0	0	0				
Preston Wilson, R OBP: 0.322, SLG: 0.460 (1,8)		G6-3		G4-3				L6		3	0	0	0	0	0	0				
Mike Lowell, R OBP: 0.391, SLG: 0.496 (1,5)		G1-3			F8			G5-3		3	0	1	0	0	0	0				
Henry Rodriguez, L OBP: 0.328, SLG: 0.487 (1,9)		G3-1			G6-4-3			L3		3	0	1	0	0	0	1				
Derrek Lee, R OBP: 0.369, SLG: 0.494 (1,3)			G1-3		G6-4-3			G5-3		3	0	0	0	0	0	2				
Mike Redmond, R OBP: 0.322, SLG: 0.309 (1,2)						G1-3				1	0	0	0	0	0	0				
Andy Fox, L OBP: 0.300, SLG: 0.329 (8, PH)									P6	1	0	0	0	0	0	1				
Sandy Martinez, L OBP: 0.133, SLG: 0.200 (8,2)				HBP						0	0	0	0	0	0	0				
Ryan Dempster, R OBP: 0.100, SLG: 0.116 (1,1)										2	0	0	0	0	1	1				
Armando Almanza, L (7,1)										0	0	0	0	0	0	0				
Vladimir Nunez, R OBP: 0.118, SLG: 0.294 (8,1)										0	0	0	0	0	0	0				
Mark Kotsay, L OBP: 0.338, SLG: 0.441 (9, PH)									L6-4-3	1	0	1	0	0	0	0				
<b>Inning Stats</b>	R: 0 H: 0 E: 0 K: 2 S: 10	H: 0 LOB: 0 BB: 0 P: 14	R: 0 H: 0 E: 0 K: 0 S: 4	H: 0 LOB: 0 BB: 0 P: 8	R: 0 H: 0 E: 0 K: 1 S: 11	H: 0 LOB: 1 BB: 0 P: 16	R: 0 H: 0 E: 0 K: 0 S: 5	H: 0 LOB: 0 BB: 0 P: 7	R: 0 H: 1 E: 0 K: 0 S: 7	H: 1 LOB: 0 BB: 0 P: 8	R: 0 H: 0 E: 0 K: 0 S: 4	H: 0 LOB: 0 BB: 0 P: 5	R: 0 H: 1 E: 0 K: 0 S: 4	H: 1 LOB: 1 BB: 0 P: 5	R: 0 H: 1 E: 0 K: 1 S: 10	H: 1 LOB: 0 BB: 0 P: 16	1B: 3 2B: 2 3B: 0 HR: 0	SF: 0 SAC: 0 DP: 2 HBP: 1	WP: 0 PB: 0 CS: 1	PA: 30
<b>PITCHER</b> Greg Maddux, R ERA: 3.09 (1,1)	IP: 9.0 WLS: W BF: 29 H: 4 R: 0 ER: 0 SO: 4 BB: 0 IBB: 0 HBP: 1 BLK: 0 WP: 0 HR: 0 S: 60 P: 89 ERA: 0.00 WHIP: 0.444																			

Florida Marlins @ Atlanta Braves  
Turner Field, Atlanta, GA  
Wed Sep 13 2000, 7:40 PM EDT  
Att: 29,573 - Cloudy - 77 F

AB 28  
R 0  
H 4  
RBI 0  
BB 0  
SO 4  
LOB 7



Batter	1	2	3	4	5	6	7	8	9	AB	R	H	RBI	BB	SO	LOB	BOTTOM			
Rafael Furcal, S OBP: 0.392, SLG: 0.366 (1,6)	G4-3		FC5-4		SH1-3					3	0	2	1	2	0	0				
Reggie Sanders, R OBP: 0.279, SLG: 0.355 (1,7)	F5		L9		SH1-3		2-1			4	1	1	0	0	1	2				
Andruw Jones, R OBP: 0.370, SLG: 0.528 (1,8)	G6-3		FC5-4		G1-3					4	1	0	0	1	0	3				
10 Chipper Jones, S OBP: 0.390, SLG: 0.553 (1,5)		F9	F8				F5			3	1	1	0	1	0	3				
Andres Galarraga, R OBP: 0.370, SLG: 0.528 (1,3)		SF7			K		K			3	0	0	0	1	3	4				
Brian Jordan, R OBP: 0.322, SLG: 0.434 (1,9)		F9					F8			4	0	2	2	0	0	2				
Keith Lockhart, L OBP: 0.330, SLG: 0.367 (1,4)		SF7			P6					2	1	1	1	1	0	1				
Paul Bako, L OBP: 0.319, SLG: 0.314 (1,2)										2	0	0	0	2	2	3				
Greg Maddux, R OBP: 0.227, SLG: 0.250 (1,1)									G4-3	4	0	1	0	0	2	4				
<b>Inning Stats</b>	R: 0 H: 0 E: 0 K: 0 S: 5	H: 1 LOB: 2 BB: 2 P: 29	R: 1 H: 1 E: 0 K: 1 S: 13	H: 1 LOB: 1 BB: 1 P: 11	R: 0 H: 0 E: 0 K: 2 S: 12	H: 1 LOB: 2 BB: 1 P: 19	R: 0 H: 1 E: 0 K: 1 S: 14	H: 1 LOB: 2 BB: 1 P: 23	R: 1 H: 3 E: 0 K: 1 S: 9	H: 3 LOB: 0 BB: 0 P: 13	R: 2 H: 2 E: 0 K: 2 S: 15	H: 2 LOB: 2 BB: 2 P: 29	R: 0 H: 0 E: 0 K: 1 S: 9	H: 0 LOB: 1 BB: 1 P: 19	R: 0 H: 1 E: 0 K: 1 S: 10	H: 1 LOB: 0 BB: 0 P: 16	1B: 4 2B: 4 3B: 0 HR: 0	SF: 1 SAC: 1 DP: 0 HBP: 0	WP: 1 PB: 0 SB: 6 CS: 0	PA: 39
<b>PITCHER</b> Ryan Dempster, R ERA: 3.67 (1,1)	IP: 6.2 WLS: L BF: 34 H: 4 R: 4 ER: 4 SO: 6 BB: 4 IBB: 2 HBP: 0 BLK: 0 WP: 1 HR: 0 S: 71 P: 124 ERA: 5.40 WHIP: 1.800																			
Armando Almanza, L ERA: 4.36 (7,1)	0.1	2	0	0	0	1	1	0	0	0	0	3	8	0.00	3.000					
Vladimir Nunez, R ERA: 8.22 (8,1)	1.0	4	0	0	0	1	1	0	0	0	0	9	19	0.00	1.000					

Florida Marlins @ Atlanta Braves  
Turner Field, Atlanta, GA  
Wed Sep 13 2000, 7:40 PM EDT  
Att: 29,573 - Cloudy - 77 F

AB 29  
R 4  
H 8  
RBI 4  
BB 8  
SO 8  
LOB 22



Batter	1	2	3	4	5	6	7	8	9	AB	R	H	RBI	BB	SO	LOB	TOP					
<b>Luis Castillo, S</b> OBP: 0.418, SLG: 0.386 (1,4)	1-1 G6-3	0-2 L6			1-2 G6-3			3-2 F7		4	0	0	0	0	0	1	<b>Florida Marlins @ Atlanta Braves</b> Turner Field, Atlanta, GA Thu Sep 14 2000, 1:10 PM EDT Att: 33,298 - Cloudy - 84 F					
<b>Mark Kotsay, L</b> OBP: 0.340, SLG: 0.441 (1,9)	0-0 1B	1-1 F8			2-1 1B			3-1 G6-3		4	1	2	0	0	0	1						
<b>Henry Rodriguez, L</b> OBP: 0.330, SLG: 0.488 (1,7)	0-0 1B			1-0 F7				0-0 2B		4	2	2	0	0	0	1						
<b>Preston Wilson, R</b> OBP: 0.324, SLG: 0.461 (1,8)	4-1 1B			0-0 G3-1				0-0 1H		3	0	1	1	1	0	0						
<b>Mike Lowell, R</b> OBP: 0.350, SLG: 0.493 (1,5)	3-2 1B			1-0 F9				0-0 2B		4	0	1	2	0	1	1						
<b>Derek Lee, R</b> OBP: 0.370, SLG: 0.493 (1,3)	2-3 K			1-0 1B				0-3 K		3	0	1	0	1	2	2						
<b>Pablo Ozuna, R</b> OBP: 0.211, SLG: 0.211 (9, PR)								4-0 BB		0	0	0	0	0	0	0						
<b>Alex Gonzalez, R</b> OBP: 0.225, SLG: 0.312 (9, PH)	2-1 F8			0-2 P6				1-3 K		3	0	0	0	0	0	3						
<b>Cliff Floyd, L</b> OBP: 0.379, SLG: 0.518 (9, PH)				0-2 P6				1-3 K		1	0	0	0	0	1	1						
<b>Ramon Castro, R</b> OBP: 0.309, SLG: 0.264 (1,2)				1-0 F8				3-3 K		2	0	1	0	0	0	1						
<b>Andy Fox, L</b> OBP: 0.299, SLG: 0.328 (7, PH)				1-0 F8				3-3 K		1	0	0	0	0	0	0						
<b>Mike Redmond, R</b> OBP: 0.322, SLG: 0.309 (9, PH)				0-1 F9				0-3 K		0	0	0	0	0	0	0						
<b>Kevin Millar, R</b> OBP: 0.377, SLG: 0.513 (9, PH)				0-1 F9				0-3 K		1	0	0	0	0	1	1						
<b>38 Reid Cornelius, R</b> Vic Darenburg, L Mark Smith, L Ricky Bones, R Manny Aybar, R Armando Almanza, L Braden Looper, R Dave Berg, R OBP: 0.360, SLG: 0.346 (1,1)				1-0 SH5-4				0-3 K		1	0	0	0	0	0	1	<b>AB 33</b> <b>R 3</b> <b>H 8</b> <b>RBI 3</b> <b>BB 2</b> <b>SO 6</b> <b>LOB 14</b>					
<b>Inning Stats</b>	R: 2 E: 0 K: 1 S: 13	H: 3 LOB: 2 BB: 1 P: 25	R: 0 E: 0 K: 0 S: 7	H: 1 LOB: 1 BB: 0 P: 9	R: 0 E: 0 K: 0 S: 3	H: 0 LOB: 0 BB: 0 P: 5	R: 0 E: 0 K: 0 S: 7	H: 1 LOB: 1 BB: 0 P: 9	R: 0 E: 0 K: 1 S: 5	H: 0 LOB: 0 BB: 0 P: 5	R: 0 E: 0 K: 0 S: 5	H: 0 LOB: 0 BB: 0 P: 9	R: 1 E: 0 K: 1 S: 10	H: 2 LOB: 1 BB: 0 P: 18	R: 0 E: 0 K: 3 S: 10	H: 0 LOB: 1 BB: 1 P: 18		1B: 7 2B: 2 3B: 0 HR: 0	SF: 0 SAC: 1 DP: 1 HBP: 0	WP: 0 PB: 0 SB: 0 CS: 0	PA: 36	
<b>PITCHER</b>	IP WLS BF H R ER SO BB IBB HBP BLK WP HR S P ERA WHIP	IP WLS BF H R ER SO BB IBB HBP BLK WP HR S P ERA WHIP																				
<b>Andy Ashby, R</b> ERA: 3.15 (1,1)	7.2 W 31 8 3 3 2 1 0 0 0 0 0 0 56 88 3.52 1.174																					
<b>Kerry Ligtenberg, R</b> ERA: 3.28 (8,1)	0.1 H 1 0 0 0 1 0 0 0 0 0 0 0 3 5 0.00 0.000																					
<b>John Rocker, L</b> ERA: 3.23 (9,1)	1.0 S 4 0 0 0 3 1 0 0 0 0 0 0 0 10 18 0.00 1.000																					
<b>Rafael Furcal, S</b> OBP: 0.392, SLG: 0.365 (1,6)	0-3 K			2-0 BB			0-1 G1-3			0-0 F3			4-0 BB		4	0		1	0	1	1	4
<b>Reggie Sanders, R</b> OBP: 0.277, SLG: 0.350 (1,7)	3-1 G5-3			4-1 1B			0-0 F9			1-1 F8			1-0 G6-3		4	0		0	0	1	0	2
<b>Andruw Jones, R</b> OBP: 0.367, SLG: 0.525 (1,8)	1-1 G5-3			2-3 BB			1-1 G5-3			2-3 K					4	0		0	0	0	2	3
<b>10 Chipper Jones, S</b> OBP: 0.391, SLG: 0.552 (1,5)				1-2 F8			1-0 BB			1-1 P6			1-0 1B		4	2		2	0	0	0	0
<b>Wally Joyner, L</b> OBP: 0.359, SLG: 0.399 (1,3)				1-1 G4-3			4-2 1B			4-1 1B			2-2 1B		1	1	0	0	2	0	0	
<b>George Lombard, L</b> OBP: 0.179, SLG: 0.125 (6, PR)							1-2 1B						1-H 1B		0	1	0	0	0	0	0	
<b>Andres Galarraga, R</b> OBP: 0.371, SLG: 0.529 (7,3)							1-2 BB								1	0	1	1	0	0	0	
<b>Brian Jordan, R</b> OBP: 0.323, SLG: 0.434 (1,9)				0-0 1B			2-1 P6			0-0 1B			2-1 G6-3		4	1	2	0	0	0	3	
<b>Javy Lopez, R</b> OBP: 0.326, SLG: 0.473 (1,2)							0-0 P5			2-1 SH1-4			4-1 SH1-3		3	0	2	2	1	0	0	
<b>Keith Lockhart, L</b> OBP: 0.330, SLG: 0.368 (1,4)				2-2 L7			0-0 SH1-4			0-0 SF9			0-0 SH1-3		2	0	1	2	0	0	0	
<b>Andy Ashby, R</b> OBP: 0.169, SLG: 0.157 (1,1)				1-1 SH1-4			0-0 SH1-4			3-H SH1-4			1-2 F5		1	0	1	0	0	0	0	
<b>Kerry Ligtenberg, R</b> ERA: 4.15 (8,1)															0	0	0	0	0	0	0	
<b>Bobby Bonilla, S</b> OBP: 0.371, SLG: 0.400 (8, PH)				BB			1-2 1B			1-2 1B					1	0	0	0	0	0	1	
<b>John Rocker, R</b> ERA: 4.33 (9,1)							1-2 1B								0	0	0	0	0	0	0	
<b>Inning Stats</b>	R: 0 E: 0 K: 1 S: 7	H: 0 LOB: 0 BB: 0 P: 11	R: 0 E: 0 K: 0 S: 6	H: 1 LOB: 1 BB: 0 P: 8	R: 0 E: 0 K: 1 S: 11	H: 2 LOB: 3 BB: 1 P: 22	R: 2 E: 0 K: 0 S: 12	H: 3 LOB: 2 BB: 1 P: 21	R: 0 E: 0 K: 0 S: 5	H: 0 LOB: 0 BB: 0 P: 7	R: 2 E: 0 K: 0 S: 8	H: 2 LOB: 2 BB: 1 P: 14	R: 1 E: 0 K: 1 S: 11	H: 2 LOB: 1 BB: 0 P: 19	R: 0 E: 0 K: 0 S: 6	H: 0 LOB: 2 BB: 2 P: 16	1B: 10 2B: 0 3B: 0 HR: 0	SF: 1 SAC: 3 DP: 0 HBP: 0	WP: 0 PB: 0 SB: 1 CS: 0	PA: 38		
<b>PITCHER</b>	IP WLS BF H R ER SO BB IBB HBP BLK WP HR S P ERA WHIP	IP WLS BF H R ER SO BB IBB HBP BLK WP HR S P ERA WHIP																				
<b>38 Reid Cornelius, R</b> ERA: 4.76 (1,1)	5.2 L 27 8 4 4 2 3 0 0 0 0 0 0 0 48 82 6.35 1.941																					
<b>Vic Darenburg, L</b> ERA: 4.15 (6,1)	0.1 1 0 0 0 0 0 0 0 0 0 0 0 1 1 0.00 0.000																					
<b>Ricky Bones, R</b> ERA: 3.56 (7,1)	1.0 5 2 1 1 1 0 0 0 0 0 0 0 11 19 9.00 2.000																					
<b>Manny Aybar, R</b> ERA: 4.52 (8,1)	0.1 2 0 0 0 0 1 0 0 0 0 0 0 2 6 0.00 3.000																					
<b>Armando Almanza, L</b> ERA: 4.33 (8,1)	0.1 2 0 0 0 0 1 0 0 0 0 0 0 3 8 0.00 3.000																					
<b>PITCHER</b>	IP WLS BF H R ER SO BB IBB HBP BLK WP HR S P ERA WHIP	IP WLS BF H R ER SO BB IBB HBP BLK WP HR S P ERA WHIP																				
<b>Braden Looper, R</b> ERA: 4.41 (8,1)	0.1 1 0 0 0 0 0 0 0 0 0 0 0 1 2 0.00 0.000																					





Batter	1	2	3	4	5	6	7	8	9	AB	R	H	RBI	BB	SO	LOB	TOP					
Luis Castillo, S (1,4) OBP: 0.419, SLG: 0.386	F3		1-2 1B			G1-3		G6-3									4 0 1 0 0 0 2					
Alex Gonzalez, R (1,6) OBP: 0.228, SLG: 0.317	K		F8			F9		1B 2B									4 1 1 0 0 1 3					
Kevin Millar, R (1,7) OBP: 0.372, SLG: 0.504 Pablo Ozuna, R (9, PR) OBP: 0.211, SLG: 0.211	G5-3			P6		K		1B 2B 1B									4 0 1 0 0 1 0 0 1 0 0 0 0 0					
Preston Wilson, R (1,8) OBP: 0.325, SLG: 0.472		F9		G5-3			HR	K									4 1 1 1 0 1 2					
Mike Lowell, R (1,5) OBP: 0.344, SLG: 0.484 Chris Clapinski, S (9, PR) OBP: 0.358, SLG: 0.479		F9		F7			K	1B 2B 1B									4 0 1 1 0 1 0 0 1 0 0 0 0 0					
Derrek Lee, R (1,3) OBP: 0.367, SLG: 0.491		F9			G5-3		F8	P3									4 0 0 0 0 0 2					
Mark Smith, R (1,9) Ricky Bones, R (7, 1) Manny Aybar, R (8, 1) Cliff Floyd, L (9, PH) OBP: 0.373, SLG: 0.512			1-1 1B			K		P4									3 0 1 0 0 1 0 0 0 0 0 0 0 0 0 0 0 0 0 0 0 1 0 1 2 0 0 0					
Mike Redmond, R (1,2) Andy Fox, L (9, PH) OBP: 0.323, SLG: 0.309 OBP: 0.297, SLG: 0.322			2-2 1B 1B			F7		F3									3 0 1 0 0 0 0 0 0 0 0 1 0 0					
23 Chuck Smith, R (1,1) Dave Berg, R (6, PH) Vladimir Nunez, R (6, 1) Mark Kotsay, L (7, 9) Armando Almanza, L (7, 1) OBP: 0.118, SLG: 0.118 OBP: 0.353, SLG: 0.354 OBP: 0.118, SLG: 0.294 OBP: 0.344, SLG: 0.448			0-3 K					F9 WP 2B									1 0 0 0 0 1 1 1 1 1 0 0 0 0 0 0 0 0 0 0 0 2 0 1 0 0 1 2 0 0 0 0 0 0 0					
<b>Inning Stats</b>	R: 0 E: 0 K: 1 S: 9	H: 0 LOB: 0 BB: 0 P: 13	R: 0 E: 0 K: 0 S: 9	H: 0 LOB: 0 BB: 0 P: 13	R: 0 E: 0 K: 1 S: 16	H: 3 LOB: 2 BB: 0 P: 24	R: 0 E: 0 K: 0 S: 11	H: 0 LOB: 0 BB: 0 P: 18	R: 0 E: 0 K: 1 S: 8	H: 0 LOB: 0 BB: 0 P: 12	R: 1 E: 0 K: 1 S: 13	H: 1 LOB: 0 BB: 0 P: 18	R: 1 E: 0 K: 1 S: 13	H: 1 LOB: 0 BB: 0 P: 23	R: 0 E: 0 K: 0 S: 5	H: 1 LOB: 0 BB: 0 P: 9	R: 3 E: 0 K: 2 S: 24	H: 4 LOB: 2 BB: 1 P: 37	1B: 6 2B: 3 3B: 0 HR: 1	SF: 0 SAC: 0 DP: 1 HBP: 0	WP: 1 PB: 0 SB: 0 CS: 0	PA: 36
<b>PITCHER</b>	IP WLS BF H R ER SO BB IBB HBP BLK WP HR S P ERA WHIP																					
Randy Wolf, L (1, 1) ERA: 4.31	7.0 W 25 5 2 2 5 0 0 0 0 0 1 1 79 121 2.57 0.714																					
Ed Vosberg, L (8, 1) ERA: 4.3	1.0 3 1 0 0 0 0 0 0 0 0 0 0 5 9 0.00 1.000																					
Jeff Brantley, R (9, 1) ERA: 5.44	0.2 7 4 3 3 1 1 0 0 0 0 0 0 21 33 40.50 7.500																					
43 Thomas Jacquez, L (9, 1) ERA:	0.1 S 1 0 0 0 1 0 0 0 0 0 0 0 3 4 0.00 0.000																					

Florida Marlins @ Philadelphia Phillies  
Veterans Stadium, Philadelphia, PA  
Sun Sep 17 2000, 1:35 PM EDT  
Att. 15,486 - Sunny - 70 F

AB 35  
R 5  
H 10  
RBI 4  
BB 1  
SO 7  
LOB 12



Batter	1	2	3	4	5	6	7	8	9	AB	R	H	RBI	BB	SO	LOB	BOTTOM	
Reggie Taylor, L (1,8)	K	G3-1		K		K		G4-3									5 0 0 0 0 3 6	
11 Jimmy Rollins, S (1,6) OBP: 0.600, SLG: 1.000	HR BB			K			S 1B	G3-1									4 2 2 0 1 1 2	
Bobby Abreu, L (1,9) OBP: 0.415, SLG: 0.564	1-H HR			K		L8		1B 1B BB									4 2 2 2 1 1 1	
Pat Burrell, R (1,7) OBP: 0.346, SLG: 0.451 Kevin Seifick, R (9,7) OBP: 0.303, SLG: 0.319	L7			K		G5-3		K									5 1 1 1 0 2 2 0 0 0 0 0 0 0	
Travis Lee, L (1,3) OBP: 0.333, SLG: 0.351 Brian Hunter, R (7, PH) OBP: 0.324, SLG: 0.456	K			K		G3-1		E2 1B									3 0 0 0 0 2 1 1 0 1 0 0 0 0	
23 Kevin Jordan, R (1,5) OBP: 0.258, SLG: 0.317		SH1-4 HBP 1B				G5-3		FC3-6 1B									3 1 2 1 1 0 0	
Marlon Anderson, L (1,4) OBP: 0.317, SLG: 0.338		F8		SH5-4 1-H 2B		G4-3		FC3-6 G5-3									4 0 1 1 0 0 3	
Gary Bennett, R (1,2) OBP: 0.404, SLG: 0.447		SH1-4 HBP		SH5-4 BB				G5-3									1 0 0 0 2 0 2	
Randy Wolf, L (1, 1) OBP: 0.250, SLG: 0.250 Rob Ducey, L (7, PH) OBP: 0.312, SLG: 0.348 Ed Vosberg, L (8, 1) Jeff Brantley, R (9, 1) 43 Thomas Jacquez, L (9, 1)		SH1-4		SH5-4				F7									0 0 0 0 1 0 0 1 0 0 0 0 0 2 0	
<b>Inning Stats</b>	R: 2 E: 0 K: 2 S: 10	H: 1 LOB: 1 BB: 1 P: 23	R: 0 E: 0 K: 0 S: 6	H: 1 LOB: 2 BB: 0 P: 15	R: 0 E: 0 K: 3 S: 12	H: 1 LOB: 1 BB: 0 P: 14	R: 1 E: 0 K: 2 S: 10	H: 1 LOB: 2 BB: 2 P: 23	R: 0 E: 0 K: 1 S: 7	H: 0 LOB: 2 BB: 2 P: 17	R: 3 E: 1 K: 0 S: 17	H: 4 LOB: 2 BB: 1 P: 27	R: 0 E: 0 K: 1 S: 10	H: 1 LOB: 1 BB: 0 P: 14	1B: 6 2B: 1 3B: 1 HR: 1	SF: 0 SAC: 2 DP: 0 HBP: 1	WP: 0 PB: 0 SB: 1 CS: 0	PA: 40
<b>PITCHER</b>	IP WLS BF H R ER SO BB IBB HBP BLK WP HR S P ERA WHIP																	
23 Chuck Smith, R (1, 1) ERA: 3.56	5.0 L 23 4 3 3 3 1 3 0 0 0 0 0 0 15 31 27.00 5.000																	
Vladimir Nunez, R (6, 1) ERA: 8.52	1.0 8 2 3 3 1 3 0 0 0 0 0 0 0 15 31 27.00 5.000																	
Armando Almanza, L (7, 1) ERA: 4.3	0.1 3 2 0 0 0 0 0 0 0 0 0 0 0 4 7 0.00 6.000																	
Ricky Bones, R (7, 1) ERA: 3.7	0.2 2 0 0 0 0 0 0 0 0 0 0 0 0 5 6 0.00 0.000																	
Manny Aybar, R (8, 1) ERA: 4.46	1.0 4 1 0 0 1 0 0 0 0 0 0 0 0 10 14 0.00 1.000																	

Florida Marlins @ Philadelphia Phillies  
Veterans Stadium, Philadelphia, PA  
Sun Sep 17 2000, 1:35 PM EDT  
Att. 15,486 - Sunny - 70 F


AB 31  
R 6  
H 9  
RBI 5  
BB 6  
SO 9  
LOB 19



Batter	1	2	3	4	5	6	7	8	9	AB	R	H	RBI	BB	SO	LOB	TOP					
Luis Castillo, S OBP: 0.419, SLG: 0.385 (1, 4)										4	1	1	0	1	1	2						
Mark Kotsay, L OBP: 0.343, SLG: 0.446 (1, 9)										4	1	1	0	0	1	2						
Cliff Floyd, L OBP: 0.370, SLG: 0.506 (1, 7)										4	0	0	0	0	0	1						
Preston Wilson, R OBP: 0.325, SLG: 0.469 (1, 8)										3	0	0	0	1	1	1						
Mike Lowell, R OBP: 0.343, SLG: 0.481 (1, 5)										3	1	0	0	0	0	1						
Derrek Lee, R OBP: 0.368, SLG: 0.493 (1, 3)										4	0	2	2	0	0	0						
Alex Gonzalez, R OBP: 0.229, SLG: 0.315 (1, 6)										3	0	0	0	0	2	2						
Ramon Castro, R OBP: 0.308, SLG: 0.287 (1, 2)										3	1	1	1	1	2	2						
Jesus Sanchez, L OBP: 0.250, SLG: 0.236 (1, 1)										3	0	1	0	0	0	3						
Braden Looper, R (7, 1)										0	0	0	0	0	0	0						
Armando Almanza, L (8, 1)										0	0	0	0	0	0	0						
Ricky Bones, R (8, 1)										0	0	0	0	0	0	0						
Mark Smith, R OBP: 0.325, SLG: 0.397 (9, PH)										0	0	0	0	1	0	0						
<b>Inning Stats</b>	R: 3 E: 1 K: 0 S: 11	H: 3 LOB: 3 BB: 1 P: 23	R: 0 E: 0 K: 0 S: 7	H: 0 LOB: 0 BB: 1 P: 13	R: 0 E: 0 K: 1 S: 14	H: 1 LOB: 2 BB: 1 P: 26	R: 0 E: 0 K: 0 S: 3	H: 1 LOB: 0 BB: 0 P: 3	R: 0 E: 0 K: 1 S: 11	H: 0 LOB: 0 BB: 0 P: 18	R: 1 E: 0 K: 0 S: 10	H: 1 LOB: 0 BB: 0 P: 12	R: 0 E: 0 K: 2 S: 10	H: 0 LOB: 0 BB: 0 P: 13	R: 0 E: 0 K: 0 S: 6	H: 0 LOB: 0 BB: 0 P: 11	R: 0 E: 0 K: 2 S: 9	H: 0 LOB: 1 BB: 1 P: 18	1B: 4 2B: 1 3B: 0 HR: 1	SF: 0 SAC: 0 DP: 1 HBP: 2	WP: 0 PB: 1 SB: 0 CS: 1	PA: 37
<b>PITCHER</b>	IP WLS BF H R ER SO BB IBB HBP BLK WP HR S P ERA WHIP	IP WLS BF H R ER SO BB IBB HBP BLK WP HR S P ERA WHIP																				
Mike Johnson, R ERA: 6.11 (1, 1)	2.1 15 4 3 3 0 3 0 2 0 0 0 0 27 53 11.57 3.000																					
Felipe Lira, R ERA: 5.17 (3, 1)	3.2 W 12 2 1 1 3 0 0 0 0 0 0 1 29 42 2.46 0.545																					
Steve Kline, L ERA: 3.24 (7, 1)	1.0 H 3 0 0 0 2 0 0 0 0 0 0 0 10 13 0.00 0.000																					
Guillermo Mota, R ERA: 6.57 (8, 1)	1.0 H 3 0 0 0 0 0 0 0 0 0 0 0 6 11 0.00 0.000																					
Scott Strickland, R ERA: 3.32 (9, 1)	1.0 4 0 0 0 2 1 0 0 0 0 0 0 9 18 0.00 1.000																					

**Florida Marlins @ Montreal Expos**  
**Olympic Stadium, Montreal, QB**  
 Mon Sep 18 2000, 7:05 PM EDT  
 Att. 4,769 - Dome - 72 F


AB	31
R	4
H	6
RBI	3
BB	4
SO	7
LOB	14



Batter	1	2	3	4	5	6	7	8	9	AB	R	H	RBI	BB	SO	LOB	BOTTOM				
Peter Bergeron, L OBP: 0.329, SLG: 0.355 Scott Strickland, R (9, 1)										3	2	1	3	2	1	0					
Orlando Cabrera, R OBP: 0.279, SLG: 0.386 (1, 6)										5	0	1	0	0	1	3					
Fernando Seguinol, S OBP: 0.354, SLG: 0.560 56 Talmadge Nunnari, L (7, 3)										3	0	0	0	0	2	2					
Vladimir Guerrero, R OBP: 0.424, SLG: 0.683 (1, 9)										4	3	3	3	0	0	1					
Jose Vidro, S OBP: 0.386, SLG: 0.546 (1, 4)										4	1	2	1	0	0	0					
Wilton Guerrero, S OBP: 0.312, SLG: 0.329 (1, 7)										4	1	1	1	0	1	3					
Trace Cogullette, R OBP: 0.217, SLG: 0.152 Guillermo Mota, R (8, 1)										2	1	1	0	1	1	0					
Terry Jones, S OBP: 0.299, SLG: 0.313 (8, PH)										0	0	0	0	0	0	0					
Yohanny Valera, R (1, 2)										2	1	0	1	0	1	1					
Mike Johnson, L OBP: 0.217, SLG: 0.152 Felipe Lira, R OBP: 0.236, SLG: 0.625 Steve Kline, L ERA: 4.59 (7, 1)										1	0	0	1	0	0	0					
Tomas De La Rosa, R OBP: 0.226, SLG: 0.453 Geoff Blum, S (8, 9)										1	0	0	0	0	0	1					
<b>Inning Stats</b>	R: 2 E: 0 K: 0 S: 9	H: 2 LOB: 1 BB: 1 P: 17	R: 0 E: 0 K: 1 S: 10	H: 1 LOB: 0 BB: 0 P: 14	R: 0 E: 0 K: 1 S: 7	H: 1 LOB: 0 BB: 0 P: 9	R: 1 E: 0 K: 2 S: 13	H: 1 LOB: 0 BB: 0 P: 16	R: 0 E: 0 K: 2 S: 11	H: 0 LOB: 0 BB: 0 P: 15	R: 1 E: 0 K: 2 S: 10	H: 1 LOB: 0 BB: 0 P: 15	R: 0 E: 0 K: 0 S: 9	H: 0 LOB: 2 BB: 2 P: 18	R: 6 E: 0 K: 0 S: 19	H: 3 LOB: 0 BB: 2 P: 30	1B: 3 2B: 2 3B: 0 HR: 4	SF: 1 SAC: 1 DP: 1 HBP: 1	WP: 0 PB: 0 SB: 0 CS: 0	PA: 38	
<b>PITCHER</b>	IP WLS BF H R ER SO BB IBB HBP BLK WP HR S P ERA WHIP	IP WLS BF H R ER SO BB IBB HBP BLK WP HR S P ERA WHIP																			
Jesus Sanchez, L ERA: 5.22 (1, 1)	6.1 L 26 6 5 5 8 2 0 0 0 0 0 0 63 93 7.11 1.263																				
Braden Looper, R ERA: 4.59 (7, 1)	0.2 5 1 2 2 0 2 0 0 0 0 0 0 16 25 27.00 4.500																				
Armando Almanza, L ERA: 4.87 (8, 1)	0.1 4 1 0 0 0 0 1 1 0 0 0 0 4 10 0.00 3.000																				
Ricky Bones, R ERA: 3.79 (8, 1)	0.2 3 1 4 4 0 0 0 0 0 0 0 0 5 6 54.00 1.500																				

**Florida Marlins @ Montreal Expos**  
**Olympic Stadium, Montreal, QB**  
 Mon Sep 18 2000, 7:05 PM EDT  
 Att. 4,769 - Dome - 72 F

AB	30
R	11
H	9
RBI	11
BB	5
SO	8
LOB	11





Batter	1	2	3	4	5	6	7	8	9	AB	R	H	RBI	BB	SO	LOB	TOP		
Luis Castillo, S OBP: 0.419, SLG: 0.385	0-1 S 2B 1B		1-2 S E 1B	2-2 FC5-4			0-0 G4-3		0-1 G6-3	5	2	2	0	0	0	1			
Mark Kotsay, L OBP: 0.344, SLG: 0.446	4-0 2B 1-2 BB		1-1 L9				0-0 F7			3	0	1	0	1	0	1			
Kevin Millar, R OBP: 0.371, SLG: 0.504 Mark Smith, R OBP: 0.325, SLG: 0.397	3-1 1-3 2-H 2B		2-3 K 1-H				2-3 K		1-2 G6-3	4	0	1	1	0	2	1			
Preston Wilson, R OBP: 0.326, SLG: 0.474	1-0 L4		1-0 HR				4-0 BB		3-3 K	3	1	1	1	1	1	3			
Mike Lowell, R OBP: 0.343, SLG: 0.478	3-2 F9		4-1 BB				0-2 P6		2-1 F8	3	0	0	0	1	0	3			
Derrek Lee, R OBP: 0.365, SLG: 0.489	1-3 K		3-3 K				1-0 E6 G5-4-3 1B		1-3 K	4	0	0	0	0	3	3			
Dave Berg, R OBP: 0.351, SLG: 0.352							0-0 G1-3 G5-4-3 1B		2-1 G1-3	4	0	1	0	0	1	0			
Mike Redmond, R OBP: 0.321, SLG: 0.308							0-1 G5-4-3		2-2 G6-3	4	0	1	0	0	0	2			
Ryan Dempster, R OBP: 0.095, SLG: 0.110 Antonio Alfonseca, R (9, 1)							0-2 G5-3		2-3 K	4	0	0	0	0	3	2			
<b>Inning Stats</b>	R: 1 H: 2 E: 0 K: 1 S: 11	H: 2 LOB: 2 BB: 1 P: 23	R: 0 H: 0 E: 0 K: 2 S: 9	H: 0 LOB: 0 BB: 0 P: 12	R: 2 H: 2 E: 0 K: 2 S: 15	H: 2 LOB: 1 BB: 1 P: 27	R: 0 H: 1 E: 0 K: 1 S: 11	H: 1 LOB: 1 BB: 0 P: 17	R: 0 H: 0 E: 0 K: 0 S: 7	H: 0 LOB: 1 BB: 1 P: 13	R: 0 H: 1 E: 0 K: 1 S: 8	H: 1 LOB: 1 BB: 0 P: 12	R: 0 H: 0 E: 0 K: 1 S: 7	H: 0 LOB: 0 BB: 0 P: 12	R: 0 H: 0 E: 0 K: 1 S: 14	H: 0 LOB: 0 BB: 0 P: 18	1B: 5 2B: 1 3B: 0 HR: 1	SF: 0 SAC: 0 DP: 1 HBP: 0	WP: 0 PA: 37 PB: 0 SB: 4 CS: 0
<b>PITCHER</b>	IP WLS BF L	H R ER SO	BB IBB HBP BLK	WP HR S P	ERA WHIP	<b>PITCHER</b>	IP WLS BF H	R ER SO	BB IBB HBP BLK	WP HR S P	ERA WHIP								
Mike Thurman, R ERA: 5.36	(1, 1) 7.0	31 7 3 3 8	3 0 0 0 0	0 1 69 113	3.86 1.429														
Julio Santana, R ERA: 5.25	(8, 1) 2.0	6 0 0 0 2	0 0 0 0 0	0 0 21 30	0.00 0.000														

Florida Marlins @ Montreal Expos  
Olympic Stadium, Montreal, QB  
Tue Sep 19 2000, 7:05 PM EDT  
Att. 5,283 - Dome - 72 F

AB	34
R	3
H	7
RBI	2
BB	3
SO	10
LOB	16



Batter	1	2	3	4	5	6	7	8	9	AB	R	H	RBI	BB	SO	LOB	BOTTOM				
Peter Bergeron, L OBP: 0.326, SLG: 0.352	2-2 F8		2-2 G3				2-1 F7		2-3 K	4	0	0	0	0	1	0					
Geoff Blum, S OBP: 0.328, SLG: 0.453	2-1 1B		2-2 1B				1-1 P5		1-2 G4-3	4	0	2	0	0	0	0					
Andy Tracy, L OBP: 0.330, SLG: 0.481	2-3 K		0-3 K				3-3 K		0-0 HR	4	1	1	1	0	3	2					
Vladimir Guerrero, R OBP: 0.421, SLG: 0.678	1-2 G4-3		1-2 F9				1-3 K		0-2 F9	4	0	0	0	0	1	1					
Jose Vidro, S OBP: 0.387, SLG: 0.547			3-2 1B				0-0 G3-1 2B		1-1 G6-3	4	0	2	0	0	0	0					
Wilton Guerrero, S OBP: 0.359, SLG: 0.325 Julio Santana, R (8, 1) 56 Talmadge Nunnari, L (9, PH)			1-2 L4				3-2 G3-1		4-2 BB	3	0	0	0	0	0	2					
Orlando Cabrera, R OBP: 0.277, SLG: 0.382			0-2 F8				2-2 F7		0-0 G1-3	4	0	0	0	0	0	3					
Brian Schneider, L OBP: 0.287, SLG: 0.299			3-1 P4				0-0 G4-3		0-1 G3	3	0	0	0	0	0	2					
Mike Thurman, R ERA: 3.97 Fernando Segundo, S OBP: 0.351, SLG: 0.562			1-3 K				0-3 K		2-3 K	2	0	0	0	0	2	0					
<b>Inning Stats</b>	R: 0 H: 1 E: 0 K: 1 S: 11	H: 1 LOB: 1 BB: 0 P: 18	R: 0 H: 1 E: 0 K: 0 S: 14	H: 1 LOB: 0 BB: 0 P: 21	R: 0 H: 1 E: 0 K: 2 S: 16	H: 1 LOB: 1 BB: 0 P: 21	R: 0 H: 1 E: 0 K: 0 S: 9	H: 1 LOB: 0 BB: 0 P: 16	R: 0 H: 0 E: 0 K: 1 S: 6	H: 0 LOB: 0 BB: 0 P: 8	R: 0 H: 0 E: 0 K: 2 S: 9	H: 0 LOB: 1 BB: 0 P: 14	R: 0 H: 0 E: 1 K: 0 S: 6	H: 0 LOB: 1 BB: 0 P: 7	R: 0 H: 0 E: 0 K: 2 S: 14	H: 0 LOB: 0 BB: 0 P: 19	R: 1 H: 1 E: 0 K: 0 S: 9	H: 1 LOB: 1 BB: 1 P: 14	1B: 3 2B: 1 3B: 0 HR: 1	SF: 0 SAC: 0 DP: 0 HBP: 0	WP: 0 PA: 34 PB: 0 SB: 0 CS: 0
<b>PITCHER</b>	IP WLS BF L	H R ER SO	BB IBB HBP BLK	WP HR S P	ERA WHIP	<b>PITCHER</b>	IP WLS BF H	R ER SO	BB IBB HBP BLK	WP HR S P	ERA WHIP										
Ryan Dempster, R ERA: 3.97	(1, 1) 8.1	31 5 1 1 8	0 0 0 0 0	0 1 89 128	1.08 0.600																
Antonio Alfonseca, R ERA: 4.57	(9, 1) 0.2	3 0 0 0 0	1 0 0 0 0	0 0 5 10	0.00 1.500																

Florida Marlins @ Montreal Expos  
Olympic Stadium, Montreal, QB  
Tue Sep 19 2000, 7:05 PM EDT  
Att. 5,283 - Dome - 72 F

AB	33
R	1
H	5
RBI	1
BB	1
SO	8
LOB	10






Batter	1	2	3	4	5	6	7	8	9	AB	R	H	RBI	BB	SO	LOB	TOP					
Luis Castillo, S (1,4) OBP: 0.422, SLG: 0.391 Pablo Ozuna, R (8,4) OBP: 0.211, SLG: 0.211	2-2 FC3-6 1B		0-2 S 1B		0-2 G4-3			1-0 G6-3		4	0	2	1	0	0	1						
Andy Fox, L (1,6) OBP: 0.295, SLG: 0.324	1-2 FC3-6 1B		2-2 F7			2-2 G4-3		2-2 G4-3		4	1	0	0	0	0	2						
Cliff Floyd, L (1,7) OBP: 0.370, SLG: 0.504 Chris Clapinski, S (8,7) OBP: 0.358, SLG: 0.479	3-2 PB 1B		1-3 K			4-2 G5-4-3 BB		0-0 F8		3	0	1	1	1	1	1						
Preston Wilson, R (1,8) OBP: 0.323, SLG: 0.468	2-1 G5-3			1-3 K		0-1 G5-4-3			0-1 G4-3	4	0	0	0	0	1	2						
Mike Lowell, R (1,5) OBP: 0.339, SLG: 0.473	0-1 G1-6-3			0-1 F7			0-2 G5-3		1-1 F8	4	0	0	0	0	0	1						
Derrek Lee, R (1,3) OBP: 0.364, SLG: 0.493		2-2 G6-3		2-0 L7			1-1 HR		0-0 F7	4	1	1	1	0	0	0						
Mark Smith, R (1,9) OBP: 0.324, SLG: 0.393 Vladimir Nunez, R (7,1) OBP: 0.118, SLG: 0.294		1-0 G5-3			3-2 G5-3		1-2 G6-4-3 1B			3	0	1	0	0	0	0						
Mike Redmond, R (1,2) OBP: 0.321, SLG: 0.308		1-1 G6-3			0-1 SH3 1B		2-1 G6-4-3			3	0	1	0	0	0	1						
A.J. Burnett, R (1,1) OBP: 0.360, SLG: 0.455 Ricky Bones, R (6,1) Kevin Millar, R (7,9) OBP: 0.368, SLG: 0.508				2-1 F9		0-0 SH3		0-0 G6-3 3B		1	0	0	0	0	0	0						
<b>Inning Stats</b>	R: 1 E: 1 K: 0 S: 16	H: 2 LOB: 1 BB: 0 P: 24	R: 0 E: 0 K: 0 S: 8	H: 0 LOB: 0 BB: 0 P: 12	R: 0 E: 0 K: 1 S: 12	H: 1 LOB: 1 BB: 0 P: 17	R: 0 E: 0 K: 1 S: 6	H: 0 LOB: 0 BB: 0 P: 9	R: 0 E: 0 K: 0 S: 9	H: 1 LOB: 1 BB: 0 P: 12	R: 0 E: 0 K: 0 S: 8	H: 0 LOB: 0 BB: 1 P: 14	R: 1 E: 0 K: 0 S: 10	H: 2 LOB: 0 BB: 0 P: 14	R: 1 E: 0 K: 0 S: 6	H: 1 LOB: 0 BB: 0 P: 9	R: 0 E: 0 K: 0 S: 5	H: 0 LOB: 0 BB: 0 P: 6	1B: 5 2B: 0 3B: 1 HR: 1	SF: 0 SAC: 1 DP: 2 HBP: 0	WP: 0 PB: 1 SB: 1 CS: 0	PA: 33
<b>PITCHER</b> Dustin Hermanson, R (1,1) ERA: 4.82	IP: 9.0 WLS: W BF: 33 H: 7 R: 3 ER: 2 SO: 2 BB: 1 IBB: 0 HBP: 0 BLK: 0 WP: 0 HR: 1 S: 80 P: 117 ERA: 2.00 WHIP: 0.889											<b>PITCHER</b>	IP: WLS: BF: H: R: ER: SO: BB: IBB: HBP: BLK: WP: HR: S: P: ERA: WHIP:									

**Florida Marlins @ Montreal Expos**  
Olympic Stadium, Montreal, QB  
Thu Sep 21 2000, 1:35 PM EDT  
Att. 4,801 - Dome - 72 F


**AB 31**  
**R 3**  
**H 7**  
**RBI 3**  
**BB 1**  
**SO 2**  
**LOB 8**



Batter	1	2	3	4	5	6	7	8	9	AB	R	H	RBI	BB	SO	LOB	BOTTOM			
Peter Bergeron, L (1,8) OBP: 0.326, SLG: 0.352	4-0 SH1-3 BB	1-1 G5-3		0-2 2B		0-0 G3	1-3 K			4	0	1	0	1	1	3				
Wilton Guerrero, S (1,7) OBP: 0.312, SLG: 0.328	1-1 SH1-3		1-1 G6-3	1-0 G6-3		3-2 1B 2B	2-2 1B			4	1	2	0	0	0	1				
Andy Tracy, L (1,3) OBP: 0.330, SLG: 0.491	2-2 F7		1-2 G4-3		1-1 HR 1B	0-0 BB 2B	1-2 F8			5	2	2	0	0	0	3				
Vladimir Guerrero, R (1,9) OBP: 0.421, SLG: 0.684 Terry Jones, S (8,7) OBP: 0.297, SLG: 0.310	4-0 IBB		1-1 G1-3		1-0 HR	4-1 2B BB	0-0 F9			3	2	1	2	2	0	2				
Jose Vidro, S (1,4) OBP: 0.387, SLG: 0.546 Trace Cogullette, R (8,4) OBP: 0.296, SLG: 0.352	0-0 G4-3			1-1 HR 1B	1-1 G1-3	2-2 HR 2B 2B		1-1 F9		4	2	2	3	0	0	2				
Geoff Blum, S (1,5) OBP: 0.337, SLG: 0.465		4-0 FC5 1B BB		1-0 HR 1B	1-2 1B	4-2 2B BB		1-1 G4-3		3	2	2	0	2	0	0				
Orlando Cabrera, R (1,6) OBP: 0.280, SLG: 0.399		1-1 F8		1-1 HR	1-1 F7	3-2 2B		2-2 G5-3		5	1	2	5	0	0	2				
Brian Schneider, L (1,2) OBP: 0.284, SLG: 0.287		2-2 FC5 1B		0-0 G4-3	0-0 F7	0-1 G4-3				4	0	1	0	0	0	2				
Dustin Hermanson, R (1,1) OBP: 0.170, SLG: 0.157		0-0 FC5		0-0 P3		0-3 K				4	0	1	0	0	1	2				
<b>Inning Stats</b>	R: 0 E: 0 K: 0 S: 6	H: 0 LOB: 2 BB: 2 P: 17	R: 0 E: 0 K: 0 S: 10	H: 1 LOB: 1 BB: 1 P: 18	R: 0 E: 0 K: 0 S: 7	H: 0 LOB: 0 BB: 0 P: 10	R: 3 E: 0 K: 0 S: 11	H: 4 LOB: 1 BB: 0 P: 15	R: 2 E: 0 K: 1 S: 11	H: 3 LOB: 1 BB: 0 P: 16	R: 5 E: 0 K: 1 S: 19	H: 4 LOB: 1 BB: 2 P: 35	R: 0 E: 0 K: 1 S: 13	H: 2 LOB: 2 BB: 0 P: 17	R: 0 E: 0 K: 0 S: 8	H: 0 LOB: 0 BB: 0 P: 12	1B: 9 2B: 3 3B: 0 HR: 2	SF: 0 SAC: 1 DP: 0 HBP: 0	WP: 0 PB: 0 SB: 0 CS: 0	PA: 43
<b>PITCHER</b> A.J. Burnett, R (1,1) ERA: 5.09 Ricky Bones, R (6,1) ERA: 4.01 Vladimir Nunez, R (7,1) ERA: 8.25	IP: 5.2 WLS: L BF: 31 H: 10 R: 8 ER: 8 SO: 8 BB: 1 IBB: 0 HBP: 0 BLK: 0 WP: 0 HR: 2 S: 54 P: 92 ERA: 12.71 WHIP: 2.294											<b>PITCHER</b>	IP: WLS: BF: H: R: ER: SO: BB: IBB: HBP: BLK: WP: HR: S: P: ERA: WHIP:							

**Florida Marlins @ Montreal Expos**  
Olympic Stadium, Montreal, QB  
Thu Sep 21 2000, 1:35 PM EDT  
Att. 4,801 - Dome - 72 F

**AB 37**  
**R 10**  
**H 14**  
**RBI 10**  
**BB 5**  
**SO 2**  
**LOB 17**



Batter	1	2	3	4	5	6	7	8	9	AB	R	H	RBI	BB	SO	LOB	TOP								
<b>Luis Castillo, S</b> OBP: 0.422, SLG: 0.390 (1, 4)	G4-3				FC6-4 1B			F7									4 0 1 1 1 0 2								
<b>Mark Kotsay, L</b> OBP: 0.345, SLG: 0.444 (1, 9)	2B	K			FC6-4 1B		F5	F8									4 1 1 0 1 1 2								
<b>Cliff Floyd, L</b> OBP: 0.369, SLG: 0.504 (1, 7)	1-H 2B				SF7			G6-3	K								4 0 1 2 0 1 0								
<b>Preston Wilson, R</b> OBP: 0.326, SLG: 0.475 (1, 8)	F3				FC6-4			2B	CS BB								4 2 2 1 1 0 3								
<b>Mike Lowell, R</b> OBP: 0.338, SLG: 0.472 (1, 5)	G6-3				F9			G3	1B 2B								5 1 1 1 0 0 1								
<b>Derrek Lee, R</b> OBP: 0.367, SLG: 0.493 (1, 3)		2B G6-3 BB			K			G2-3	2H 1B								4 1 2 1 1 1 0								
<b>Dave Berg, R</b> OBP: 0.352, SLG: 0.358 (1, 6)		2B			E6 FC5-4			1B	F8								5 1 2 0 0 0 2								
<b>Ramon Castro, R</b> OBP: 0.312, SLG: 0.293 (1, 2)		G6-3			FC5-4 1B BLK			FC6-4 1B									4 1 1 1 0 1 2								
<b>Brad Penny, R</b> OBP: 0.116, SLG: 0.116 (1, 1)					1B SF7 1B			1B FC6-4 1B									4 1 2 1 0 1 1								
<b>Dan Miceli, R</b> (8, 1)		K			1-3 SF7 1B			1-2 2H 1B									0 0 0 0 0 0 0								
<b>Antonio Alfonseca, R</b> (9, 1)									P3								0 0 0 0 0 0 0								
<b>Inning Stats</b>	R: 1 E: 0 K: 0 S: 11	H: 1 LOB: 1 BB: 1 P: 23	R: 1 E: 0 K: 2 S: 14	H: 1 LOB: 2 BB: 2 P: 27	R: 1 E: 0 K: 1 S: 6	H: 1 LOB: 0 BB: 0 P: 9	R: 2 E: 1 K: 0 S: 13	H: 3 LOB: 2 BB: 0 P: 23	R: 1 E: 0 K: 0 S: 16	H: 3 LOB: 1 BB: 0 P: 24	R: 2 E: 0 K: 0 S: 8	H: 3 LOB: 1 BB: 0 P: 12	R: 0 E: 0 K: 1 S: 5	H: 0 LOB: 0 BB: 1 P: 8	R: 0 E: 0 K: 1 S: 10	H: 0 LOB: 0 BB: 0 P: 19	R: 0 E: 0 K: 0 S: 8	H: 1 LOB: 0 BB: 0 P: 14	1B: 8 2B: 4 3B: 0 HR: 1	SF: 1 SAC: 0 DP: 1 HBP: 0	WP: 0 PB: 0 SB: 0 CS: 1	PA: 44			
<b>PITCHER</b>	IP	WLS	BF	H	R	ER	SO	BB	IBB	HBP	BLK	WP	HR	S	P	ERA	WHIP								
<b>Julian Tavarez, R</b> ERA: 4.46 (1, 1)	5.0	L	28	9	6	4	3	3	0	0	1	0	1	60	106	7.20	2.400								
<b>Mike DeJean, R</b> ERA: 5.09 (6, 1)	2.0		9	3	2	2	1	0	0	0	0	0	0	13	20	9.00	1.500								
<b>Mike Myers, L</b> ERA: 2.08 (8, 1)	0.2		2	0	0	0	1	0	0	0	0	0	0	6	10	0.00	0.000								
<b>Jerry Dipoto, R</b> ERA: 3.97 (8, 1)	1.1		4	1	0	0	0	1	0	0	0	0	0	12	23	0.00	1.500								

**Florida Marlins @ Colorado Rockies**  
Coors Field, Denver, CO  
Fri Sep 22 2000, 7:05 PM MDT  
Att: 45,529 - Cloudy - 37 F

AB 38  
R 8  
H 13  
RBI 8  
BB 4  
SO 5  
LOB 13



Batter	1	2	3	4	5	6	7	8	9	AB	R	H	RBI	BB	SO	LOB	BOTTOM								
<b>Juan Pierre, L</b> OBP: 0.365, SLG: 0.328 (1, 8)	1B 17 2B	K			FC6-4 1B			G6-3	L6								4 1 1 1 1 1 2								
<b>Neftali Perez, S</b> OBP: 0.319, SLG: 0.434 (1, 6)	F8				FC6-4 1B			G5-3									4 0 0 0 0 0 2								
<b>Jeff Cirillo, R</b> OBP: 0.388, SLG: 0.478 (1, 5)	1B				G4-3			G4-3									4 1 1 0 0 0 1								
<b>17 Todd Helton, L</b> OBP: 0.464, SLG: 0.690 (1, 3)	2B				G1-4-3			HR	F9								4 1 2 3 0 0 0								
<b>Todd Hollandsworth, L</b> OBP: 0.333, SLG: 0.433 (1, 9)					1B BB			P5	G4-3								2 0 0 0 2 0 0								
<b>Butch Huskey, R</b> OBP: 0.344, SLG: 0.415 (1, 7)	F8				K			G3-1	G1-3 BB								4 0 1 0 0 1 3								
<b>Todd Walker, L</b> OBP: 0.337, SLG: 0.474 (1, 4)	F7				G6-4-3 1B			G4-3	K								4 0 1 0 0 1 3								
<b>Ben Petrick, R</b> OBP: 0.412, SLG: 0.484 (1, 2)		CS HBP			G6-4-3			G1-3 G6-3 2B	G1-3 BB								2 1 1 0 1 0 2								
<b>Julian Tavarez, L</b> ERA: 4.79 (5, PH)								G1-3									1 0 0 0 0 0 1								
<b>Carlos Merino, L</b> ERA: 5.125 (5, PH)								G1-3									1 0 0 0 0 0 1								
<b>Adam Melhuse, S</b> OBP: 0.226, SLG: 0.276 (8, 1)																	0 0 0 0 0 0 0								
<b>Mike Myers, L</b> (8, 1)																	0 0 0 0 0 0 0								
<b>Jerry Dipoto, R</b> (8, 1)																	0 0 0 0 0 0 0								
<b>Brent Mayne, L</b> OBP: 0.281, SLG: 0.421 (8, PH)																	1 0 0 0 0 0 2								
<b>Inning Stats</b>	R: 2 E: 0 K: 0 S: 23	H: 2 LOB: 2 BB: 2 P: 40	R: 0 E: 0 K: 2 S: 7	H: 0 LOB: 0 BB: 0 P: 12	R: 0 E: 0 K: 0 S: 7	H: 0 LOB: 0 BB: 0 P: 11	R: 0 E: 0 K: 1 S: 13	H: 1 LOB: 1 BB: 1 P: 21	R: 0 E: 0 K: 1 S: 13	H: 1 LOB: 1 BB: 0 P: 18	R: 1 E: 0 K: 0 S: 5	H: 1 LOB: 0 BB: 0 P: 6	R: 1 E: 0 K: 0 S: 5	H: 1 LOB: 0 BB: 0 P: 5	R: 0 E: 0 K: 0 S: 13	H: 0 LOB: 0 BB: 0 P: 19	R: 0 E: 0 K: 1 S: 15	H: 1 LOB: 2 BB: 1 P: 22	1B: 4 2B: 3 3B: 0 HR: 1	SF: 0 SAC: 0 DP: 2 HBP: 1	WP: 0 PB: 0 SB: 0 CS: 1	PA: 37			
<b>PITCHER</b>	IP	WLS	BF	H	R	ER	SO	BB	IBB	HBP	BLK	WP	HR	S	P	ERA	WHIP								
<b>Brad Penny, R</b> ERA: 4.79 (1, 1)	7.0	W	29	6	4	4	4	3	0	1	0	0	0	73	113	5.14	1.286								
<b>Dan Miceli, R</b> ERA: 4.63 (8, 1)	1.0		3	0	0	0	0	0	0	0	0	0	0	13	19	0.00	0.000								
<b>Antonio Alfonseca, R</b> ERA: 4.5 (9, 1)	1.0		5	1	0	0	1	1	0	0	0	0	0	15	22	0.00	2.000								

**Florida Marlins @ Colorado Rockies**  
Coors Field, Denver, CO  
Fri Sep 22 2000, 7:05 PM MDT  
Att: 45,529 - Cloudy - 37 F

AB 32  
R 4  
H 7  
RBI 4  
BB 4  
SO 5  
LOB 17



Batter	1	2	3	4	5	6	7	8	9	AB	R	H	RBI	BB	SO	LOB	TOP
<b>Dave Berg, R</b> OBP: 0.346, SLG: 0.351 (1, 4)	0-3 K		0-3 K		0-3 K		0-3 K			4	0	0	0	0	4	0	<b>Florida Marlins @ Colorado Rockies</b> Coors Field, Denver, CO Sat Sep 23 2000, 1:05 PM MDT Att: 36,355 - Cloudy - 44 F
<b>Mark Kotsay, L</b> OBP: 0.344, SLG: 0.441 (1, 9)	2-1 F9		3-2 G3		1-2 F8					3	0	0	0	0	0		
<b>Kevin Millar, R</b> OBP: 0.364, SLG: 0.502 (1, 7)	2-2 G6-3			0-0 G1-3	0-3 K					3	0	0	0	0	1	0	
<b>Preston Wilson, R</b> OBP: 0.327, SLG: 0.483 (1, 8)		2-3 K		0-0 1B		0-0 HR				3	2	2	1	0	1	0	
<b>Mike Lowell, R</b> OBP: 0.340, SLG: 0.473 (1, 5)	0-1 1B			0-0 2B		1-3 K				3	1	2	1	0	1	0	
<b>Derrek Lee, R</b> OBP: 0.366, SLG: 0.495 (1, 3)	0-0 F8			1-1 G6-3		0-1 F7				3	0	1	1	0	0	1	
<b>Andy Fox, L</b> OBP: 0.296, SLG: 0.324 (1, 6)	0-0 1B			2-1 G6-3		0-1 F9				3	0	1	0	0	0	1	
<b>Mike Redmond, R</b> OBP: 0.322, SLG: 0.305 (1, 2)	0-3 K			4-0 IBB		0-0 F8				2	0	0	0	1	1	2	
<b>23 Chuck Smith, R</b> OBP: 0.108, SLG: 0.108 (1, 1)			1-3 K	0-3 K		2-3 K				3	0	0	0	0	3	2	
<b>Inning Stats</b>	R: 0 E: 0 K: 1 S: 10	H: 0 LOB: 0 BB: 0 P: 14	R: 0 E: 0 K: 2 S: 13	H: 2 LOB: 2 BB: 0 P: 15	R: 0 E: 0 K: 2 S: 10	H: 0 LOB: 0 BB: 0 P: 14	R: 2 E: 0 K: 1 S: 10	H: 3 LOB: 2 BB: 1 P: 17	R: 0 E: 0 K: 2 S: 9	H: 0 LOB: 0 BB: 0 P: 10	R: 1 E: 0 K: 1 S: 8	H: 1 LOB: 0 BB: 0 P: 9	R: 0 E: 0 K: 2 S: 7	H: 0 LOB: 0 BB: 0 P: 9			
<b>PITCHER</b> <b>John Wasdin, R</b> ERA: 5.45 (1, 1)	IP: 7.0 WLS: L BF: 28 H: 6 R: 3 ER: 3 SO: 11 BB: 0 IBB: 1 HBP: 0 BLK: 0 WP: 0 HR: 1 S: 67 P: 88 ERA: 3.86 WHIP: 0.857															<b>PITCHER</b> <b>John Wasdin, R</b> ERA: 5.45 (1, 1)	

AB	27
R	3
H	6
RBI	3
BB	1
SO	11
LOB	6



1B:	3	SF:	0	WP:	0	PA:	28
2B:	2	SAC:	0	FB:	0		
3B:	0	DP:	0	SB:	1		
HR:	1	HBP:	0	CS:	0		

Batter	1	2	3	4	5	6	7	8	9	AB	R	H	RBI	BB	SO	LOB	BOTTOM
<b>Terry Shupert, R</b> OBP: 0.342, SLG: 0.444 (1, 7)	1-2 G6-3		0-1 CS		0-3 K					3	0	1	0	0	1	1	<b>Florida Marlins @ Colorado Rockies</b> Coors Field, Denver, CO Sat Sep 23 2000, 1:05 PM MDT Att: 36,355 - Cloudy - 44 F
<b>Neftali Feliz, S</b> OBP: 0.317, SLG: 0.432 (1, 6)	3-1 F5		1-3 K		1-0 G1-3					3	0	0	0	0	1	1	
<b>Jeff Cirillo, R</b> OBP: 0.386, SLG: 0.475 (1, 5)	2-1 F7		1-0 CS	0-0 F9		2-2 G6-3				3	0	0	0	0	0	0	
<b>17 Todd Helton, L</b> OBP: 0.464, SLG: 0.687 (1, 3)		2-2 G4-3		4-2 BB		3-1 F5				2	0	0	0	1	0	0	
<b>Todd Hollandsworth, L</b> OBP: 0.335, SLG: 0.436 (1, 8)		4-0 S		1-3 K		3-2 2B				2	1	1	0	1	1	1	
<b>Butch Huskey, R</b> OBP: 0.344, SLG: 0.418 (1, 9)	2-3 K		1-0 F8		1-0 F8		1-0 2B			3	0	1	1	0	1	2	
<b>Todd Walker, L</b> OBP: 0.342, SLG: 0.474 (1, 4)	4-1 BB				4-2 G6-4-3					0	0	0	0	2	0	0	
<b>Brent Mayne, L</b> OBP: 0.379, SLG: 0.418 (1, 2)	1-2 F7				0-1 G6-4-3					2	0	0	0	0	0	3	
<b>John Wasdin, R</b> OBP: 0.333, SLG: 0.333 (1, 1)			0-3 K		2-2 1B					2	0	1	0	0	1	0	
<b>Inning Stats</b>	R: 0 E: 0 K: 0 S: 7	H: 0 LOB: 0 BB: 0 P: 13	R: 0 E: 0 K: 1 S: 13	H: 0 LOB: 2 BB: 2 P: 26	R: 0 E: 0 K: 2 S: 8	H: 1 LOB: 0 BB: 0 P: 10	R: 0 E: 0 K: 1 S: 7	H: 0 LOB: 1 BB: 1 P: 13	R: 0 E: 0 K: 1 S: 12	H: 1 LOB: 1 BB: 1 P: 18	R: 0 E: 0 K: 0 S: 6	H: 0 LOB: 0 BB: 0 P: 12	R: 1 E: 0 K: 0 S: 4	H: 2 LOB: 1 BB: 0 P: 8			
<b>PITCHER</b> <b>23 Chuck Smith, R</b> ERA: 3.45 (1, 1)	IP: 6.0 WLS: W BF: 24 H: 4 R: 1 ER: 1 SO: 5 BB: 4 IBB: 0 HBP: 0 BLK: 0 WP: 0 HR: 0 S: 57 P: 100 ERA: 1.50 WHIP: 1.333															<b>PITCHER</b> <b>23 Chuck Smith, R</b> ERA: 3.45 (1, 1)	

AB	20
R	1
H	4
RBI	1
BB	4
SO	5
LOB	8



1B:	2	SF:	0	WP:	0	PA:	25
2B:	2	SAC:	0	FB:	0		
3B:	0	DP:	1	SB:	1		
HR:	0	HBP:	0	CS:	1		

Batter	1	2	3	4	5	6	7	8	9	AB	R	H	RBI	BB	SO	LOB	TOP			
Luis Castillo, S OBP: 0.420, SLG: 0.387	4-2 1B BB	1-1 G6-3			0-1 G5-4-3		1-2 G6-3		0-2 G6-3	4	1	0	0	1	0	3				
Alex Gonzalez, R OBP: 0.235, SLG: 0.322	2-1 BB 1B			0-1 G5-3		1-0 2B	1-2 1B			4	0	3	2	0	0	0				
Kevin Millar, R OBP: 0.362, SLG: 0.498	0-1 BB 1B		3-3 K		0-1 G5-3		0-0 F9			4	0	1	1	0	1	2				
Preston Wilson, R OBP: 0.325, SLG: 0.480	2-3 K		2-2 G5-3			0-3 K		3-3 K		4	0	0	0	0	3	2				
Mike Lowell, R OBP: 0.339, SLG: 0.471	2-0 F2			2-2 F9		2-1 G4-3		2-2 1B		4	0	1	0	0	0	2				
Derrek Lee, R OBP: 0.367, SLG: 0.498	4-1 BB			2-2 F9		2-2 3B		1-3 K		3	0	1	0	1	1	1				
Mark Smith, R OBP: 0.317, SLG: 0.385	0-2 G1-3			1-1 G6-3		1-3 K		0-2 F9		4	0	0	0	0	1	5				
Ramon Castro, R OBP: 0.303, SLG: 0.283		3-2 F7			1-2 E5 G5-4-3 1B 2B		3-1 F7		1-1 F3	4	1	0	0	0	0	0				
Jesus Sanchez, L OBP: 0.246, SLG: 0.232		0-0 G5-3			0-1 G5-4-3 1B		0-1 G6-3 1B		2-0 G4-3	1	0	0	0	0	0	0				
Fabio Cruz, R OBP: 0.296, SLG: 0.250										1	0	1	0	0	0	0				
Ricky Bones, R OBP: 0.296, SLG: 0.250										0	0	0	0	0	0	0				
Manny Aybar, R OBP: 0.296, SLG: 0.250										0	0	0	0	0	0	0				
Chris Clapski, S OBP: 0.270, SLG: 0.260										0	0	0	0	0	0	0				
Vladimir Nunez, R OBP: 0.178, SLG: 0.206										0	0	0	0	0	0	0				
26 Nate Rollson, L OBP: 0.178, SLG: 0.206										1	0	0	0	0	0	0				
<b>Inning Stats</b>	R: 1 E: 0 K: 1 S: 14	H: 2 LOB: 3 BB: 2 P: 28	R: 0 E: 0 K: 0 S: 8	H: 0 LOB: 0 BB: 0 P: 12	R: 0 E: 0 K: 1 S: 12	H: 0 LOB: 0 BB: 0 P: 17	R: 0 E: 0 K: 0 S: 10	H: 0 LOB: 0 BB: 0 P: 15	R: 1 E: 1 K: 2 S: 13	H: 1 LOB: 1 BB: 0 P: 18	R: 1 E: 0 K: 0 S: 11	H: 2 LOB: 1 BB: 0 P: 16	R: 0 E: 0 K: 2 S: 15	H: 1 LOB: 1 BB: 0 P: 21	R: 0 E: 0 K: 0 S: 6	H: 0 LOB: 0 BB: 0 P: 9	1B: 6 2B: 1 3B: 1 HR: 0	SF: 0 SAC: 0 DP: 1 HBP: 0	WP: 0 PB: 0 SB: 0 CS: 0	PA: 37
<b>PITCHER</b>	IP WLS BF H R ER SO BB IBB HBP BLK WP HR S P ERA WHIP	IP WLS BF H R ER SO BB IBB HBP BLK WP HR S P ERA WHIP																		
Brian Bohanon, L ERA: 4.76	(1, 1) 6.2 W 29 7 3 2 4 2 0 0 0 0 0 0 77 117 2.70 1.350	(7, 1) 1.1 5 1 0 0 2 0 0 0 0 0 0 0 0 16 22 0.00 0.750	(9, 1) 1.0 3 0 0 0 0 0 0 0 0 0 0 0 0 6 9 0.00 0.000																	

**Florida Marlins @ Colorado Rockies**  
 Coors Field, Denver, CO  
 Sun Sep 24 2000, 1:05 PM MDT  
 Att: 35,071 - Cloudy - 38 F

AB	35
R	3
H	8
RBI	3
BB	2
SO	6
LOB	15



Batter	1	2	3	4	5	6	7	8	9	AB	R	H	RBI	BB	SO	LOB	BOTTOM			
Terry Shupert, R OBP: 0.339, SLG: 0.447	2-2 E5 2B	0-0 L7		2-2 SF7 3B	1-0 F8			2-2 G5-3		5	2	1	1	0	0	2				
Neftali Perez, S OBP: 0.316, SLG: 0.432	0-0 1B 17 G1-4-3 2B		0-0 G1-3	3-2 SF7		3-2 F8		1-0 G3		4	1	1	2	0	0	0				
Jeff Cirillo, R OBP: 0.388, SLG: 0.475	2-1 17 G1-4-3 1B		1-1 1B	3-2 F9		0-1 G6-3		4-2 BB		4	1	2	0	1	0	0				
17 Todd Helton, L OBP: 0.465, SLG: 0.694	3-2 G1-4-3		0-0 1B	1-2 S 1B		0-0 HR		1-3 2B		5	2	3	2	0	1	2				
Butch Huskey, R OBP: 0.346, SLG: 0.419	0-3 K		2-1 S		2-2 F8 1B		1-2 G4-3			4	1	2	1	0	1	2				
Bobby Chouinard, R OBP: 0.333, SLG: 0.333										0	0	0	0	0	0	0				
Jose Jimenez, R OBP: 0.500, SLG: 0.500			1-3 2H 1B							0	0	0	0	0	0	0				
Ben Petrick, R OBP: 0.408, SLG: 0.477	0-3 K		3-3 K		0-1 1B			1-2 F8		4	1	1	0	0	2	2				
Todd Hollandsworth, L OBP: 0.332, SLG: 0.432		0-1 G4-3		1-2 1B		2-2 F8		1-2 G3		4	0	0	0	0	1	3				
Jeff Frye, R OBP: 0.371, SLG: 0.367		1-1 1B		1-2 SH1-4 3B 1B		1-3 K		2-0 1B		4	1	3	0	0	1	2				
Brian Bohanon, L OBP: 0.241, SLG: 0.392		0-0 F2			0-0 SH1-4		2-0 1B		1-3 K	2	0	1	2	0	0	1				
Juan Pierre, L OBP: 0.363, SLG: 0.326				1-2 1B						1	0	0	0	0	1	1				
<b>Inning Stats</b>	R: 2 E: 1 K: 2 S: 17	H: 2 LOB: 1 BB: 0 P: 24	R: 0 E: 0 K: 0 S: 6	H: 1 LOB: 1 BB: 0 P: 7	R: 2 E: 0 K: 2 S: 13	H: 3 LOB: 1 BB: 0 P: 20	R: 2 E: 0 K: 0 S: 12	H: 2 LOB: 0 BB: 0 P: 20	R: 3 E: 0 K: 1 S: 16	H: 4 LOB: 1 BB: 0 P: 24	R: 0 E: 0 K: 0 S: 15	H: 1 LOB: 1 BB: 0 P: 19	R: 0 E: 0 K: 1 S: 12	H: 1 LOB: 1 BB: 0 P: 17	R: 0 E: 0 K: 1 S: 9	H: 0 LOB: 1 BB: 1 P: 17	1B: 10 2B: 2 3B: 1 HR: 1	SF: 1 SAC: 1 DP: 0 HBP: 0	WP: 0 PB: 0 SB: 0 CS: 0	PA: 40
<b>PITCHER</b>	IP WLS BF H R ER SO BB IBB HBP BLK WP HR S P ERA WHIP	IP WLS BF H R ER SO BB IBB HBP BLK WP HR S P ERA WHIP																		
Jesus Sanchez, L ERA: 5.35	(1, 1) 4.0 L 21 8 6 5 4 0 0 0 0 0 0 1 16 24 27.00 4.000	(5, 1) 1.0 7 4 3 3 1 0 0 0 0 0 0 0 0 15 19 0.00 1.000	(7, 1) 2.0 8 1 0 0 2 1 0 0 0 0 0 0 0 21 34 0.00 1.000																	

**Florida Marlins @ Colorado Rockies**  
 Coors Field, Denver, CO  
 Sun Sep 24 2000, 1:05 PM MDT  
 Att: 35,071 - Cloudy - 38 F

AB	37
R	9
H	14
RBI	8
BB	1
SO	7
LOB	15



Batter	1	2	3	4	5	6	7	8	9	10	AB	R	H	RBI	BB	SO	LOB	TOP										
Peter Bergeron, L OBP: 0.323, SLG: 0.351 (1, 8)	F9		K		K		FC3-5				5	0	1	0	0	2	1	<b>Montreal Expos @ Florida Marlins</b> Pro Player Stadium, Miami, FL Tue Sep 26 2000, 7:05 PM EDT Att. 8,538 - Cloudy - 84 F										
Wilton Guerrero, S OBP: 0.312, SLG: 0.335 Terry Jones, S OBP: 0.297, SLG: 0.311 (1, 7) (7, 7)	K			G5-3		P6	G4-3		G4-3		4	0	0	0	0	1	1											
Andy Tracy, L OBP: 0.336, SLG: 0.486 (1, 3) (8, 5)					HR	1B			G1-3		3	2	1	0	1	0	1											
Vladimir Guerrero, R OBP: 0.416, SLG: 0.676 (1, 9)	K				HR	1B					5	2	2	2	0	1	1											
Jose Vidro, S OBP: 0.351, SLG: 0.536 (1, 4)				G3		G3-1			F9		5	0	0	0	0	0	2											
Geoff Blum, S OBP: 0.340, SLG: 0.462 Scott Strickland, R Steve Kline, S (1, 5) (8, 1) (10, 1)				K							3	0	1	0	1	2	0											
Orlando Cabrera, R OBP: 0.280, SLG: 0.402 (1, 6)						1B					0	0	0	0	0	0	0											
Brian Schneider, L OBP: 0.274, SLG: 0.275 (1, 2)											4	0	1	0	0	2	2											
Dustin Hermanson, R OBP: 0.179, SLG: 0.185 Fernando Seguin, S OBP: 0.348, SLG: 0.538 (1, 1) (8, 3)				L5							3	0	1	0	0	0	0											
											1	0	0	0	0	1	1											
<b>Inning Stats</b>	R: 0 E: 0 K: 2 S: 10	H: 0 LOB: 1 BB: 1 P: 20	R: 0 E: 0 K: 1 S: 6	H: 0 LOB: 0 BB: 0 P: 11	R: 0 E: 0 K: 2 S: 8	H: 0 LOB: 0 BB: 0 P: 12	R: 2 E: 0 K: 0 S: 12	H: 3 LOB: 1 BB: 0 P: 20	R: 0 E: 0 K: 1 S: 6	H: 0 LOB: 0 BB: 0 P: 10	R: 2 E: 0 K: 1 S: 13	H: 2 LOB: 2 BB: 1 P: 24	R: 0 E: 0 K: 0 S: 6	H: 1 LOB: 1 BB: 0 P: 9	R: 0 E: 0 K: 1 S: 6	H: 0 LOB: 0 BB: 0 P: 10	R: 0 E: 0 K: 1 S: 13	H: 2 LOB: 2 BB: 0 P: 18	R: 0 E: 0 K: 0 S: 4	H: 0 LOB: 0 BB: 0 P: 6	1B: 6 2B: 1 3B: 0 HR: 1	SF: 0 SAC: 0 DP: 0 HBP: 1	WP: 0 PB: 0 SB: 1 CS: 0	PA: 41				
<b>PITCHER</b>	IP WLS BF H R ER SO ERA WHIP	IP WLS BF H R ER SO ERA WHIP	IP WLS BF H R ER SO ERA WHIP	IP WLS BF H R ER SO ERA WHIP	IP WLS BF H R ER SO ERA WHIP	IP WLS BF H R ER SO ERA WHIP	IP WLS BF H R ER SO ERA WHIP	IP WLS BF H R ER SO ERA WHIP	IP WLS BF H R ER SO ERA WHIP	IP WLS BF H R ER SO ERA WHIP	IP WLS BF H R ER SO ERA WHIP	IP WLS BF H R ER SO ERA WHIP	IP WLS BF H R ER SO ERA WHIP	IP WLS BF H R ER SO ERA WHIP	IP WLS BF H R ER SO ERA WHIP	IP WLS BF H R ER SO ERA WHIP	IP WLS BF H R ER SO ERA WHIP	IP WLS BF H R ER SO ERA WHIP	IP WLS BF H R ER SO ERA WHIP	IP WLS BF H R ER SO ERA WHIP	IP WLS BF H R ER SO ERA WHIP	IP WLS BF H R ER SO ERA WHIP	IP WLS BF H R ER SO ERA WHIP	IP WLS BF H R ER SO ERA WHIP	IP WLS BF H R ER SO ERA WHIP	IP WLS BF H R ER SO ERA WHIP	IP WLS BF H R ER SO ERA WHIP	
Ryan Dempster, R ERA: 3.62 Dan Miceli, R ERA: 4.44 Antonio Alfonseca, R ERA: 4.43 (1, 1) (8, 1) (10, 1)	7.0 2.0 1.0	30 8 3	6 2 0	4 0 0	4 0 0	7 2 0	0 0 0	0 0 0	0 0 0	0 0 0	0 0 0	0 0 0	0 0 0	0 0 0	0 0 0	0 0 0	0 0 0	0 0 0	0 0 0	0 0 0	0 0 0	0 0 0	0 0 0	0 0 0	0 0 0	0 0 0	0 0 0	0 0 0

AB	38
R	4
H	8
RBI	4
BB	2
SO	9
LOB	12



Batter	1	2	3	4	5	6	7	8	9	10	AB	R	H	RBI	BB	SO	LOB	BOTTOM									
Luis Castillo, S OBP: 0.420, SLG: 0.384 (1, 4)	G5-3				G6-3		G1-3				3	1	0	0	2	0	1	<b>Montreal Expos @ Florida Marlins</b> Pro Player Stadium, Miami, FL Tue Sep 26 2000, 7:05 PM EDT Att. 8,538 - Cloudy - 84 F									
Mark Kotsay, L OBP: 0.343, SLG: 0.439 (1, 9)	G5-3			F8		G4-3			F7		5	0	1	0	0	0	1										
Cliff Floyd, L OBP: 0.371, SLG: 0.504 (1, 7)	L7			K							4	1	2	1	1	1	1										
Preston Wilson, R OBP: 0.325, SLG: 0.477 (1, 8)	G6-3			G5-3							3	0	0	0	0	0	2										
Mike Lowell, R OBP: 0.340, SLG: 0.474 (1, 5)											4	1	2	1	0	1	2										
Derrek Lee, R OBP: 0.367, SLG: 0.496 (1, 3)											4	1	1	0	0	1	3										
Alex Gonzalez, R OBP: 0.235, SLG: 0.330 (1, 6)											4	1	1	3	0	0	0										
Mike Redmond, R OBP: 0.317, SLG: 0.301 Andy Fox, L OBP: 0.255, SLG: 0.322 Ramon Castro, R OBP: 0.303, SLG: 0.283 (1, 2) (9, PH) (10, 2)											3	0	0	0	0	0	0										
Ryan Dempster, R Kevin Millar, R Pablo Ozuna, R Dan Miceli, R 2B Nate Rollison, L Antonio Alfonseca, R (1, 1) (7, PH) (7, PH) (8, 1) (8, PH) (10, 1)											2	0	0	0	0	1	0										
											1	0	1	0	0	0	0										
<b>Inning Stats</b>	R: 0 E: 0 K: 0 S: 6	H: 0 LOB: 1 BB: 1 P: 11	R: 3 E: 0 K: 0 S: 10	H: 3 LOB: 0 BB: 0 P: 16	R: 0 E: 0 K: 1 S: 9	H: 0 LOB: 0 BB: 0 P: 12	R: 0 E: 0 K: 0 S: 5	H: 0 LOB: 0 BB: 0 P: 9	R: 0 E: 0 K: 0 S: 7	H: 2 LOB: 1 BB: 0 P: 11	R: 0 E: 0 K: 0 S: 11	H: 1 LOB: 1 BB: 0 P: 17	R: 0 E: 0 K: 2 S: 13	H: 0 LOB: 2 BB: 1 P: 29	R: 0 E: 0 K: 0 S: 8	H: 0 LOB: 0 BB: 0 P: 11	R: 1 E: 0 K: 0 S: 5	H: 2 LOB: 2 BB: 1 P: 11	1B: 6 2B: 1 3B: 0 HR: 1	SF: 0 SAC: 0 DP: 0 HBP: 1	WP: 1 PB: 0 SB: 2 CS: 0	PA: 39					
<b>PITCHER</b>	IP WLS BF H R ER SO ERA WHIP	IP WLS BF H R ER SO ERA WHIP	IP WLS BF H R ER SO ERA WHIP	IP WLS BF H R ER SO ERA WHIP	IP WLS BF H R ER SO ERA WHIP	IP WLS BF H R ER SO ERA WHIP	IP WLS BF H R ER SO ERA WHIP	IP WLS BF H R ER SO ERA WHIP	IP WLS BF H R ER SO ERA WHIP	IP WLS BF H R ER SO ERA WHIP	IP WLS BF H R ER SO ERA WHIP	IP WLS BF H R ER SO ERA WHIP	IP WLS BF H R ER SO ERA WHIP	IP WLS BF H R ER SO ERA WHIP	IP WLS BF H R ER SO ERA WHIP	IP WLS BF H R ER SO ERA WHIP	IP WLS BF H R ER SO ERA WHIP	IP WLS BF H R ER SO ERA WHIP	IP WLS BF H R ER SO ERA WHIP	IP WLS BF H R ER SO ERA WHIP	IP WLS BF H R ER SO ERA WHIP	IP WLS BF H R ER SO ERA WHIP	IP WLS BF H R ER SO ERA WHIP	IP WLS BF H R ER SO ERA WHIP	IP WLS BF H R ER SO ERA WHIP	IP WLS BF H R ER SO ERA WHIP	
Dustin Hermanson, R ERA: 4.82 Scott Strickland, R Steve Kline, L ERA: 3.54 (1, 1) (8, 1) (10, 1)	7.1 1.2 0.0	31 5 3	6 0 2	4 0 1	4 0 0	2 0 0	0 0 0	0 0 0	0 0 0	0 0 0	0 0 0	0 0 0	0 0 0	0 0 0	0 0 0	0 0 0	0 0 0	0 0 0	0 0 0	0 0 0	0 0 0	0 0 0	0 0 0	0 0 0	0 0 0	0 0 0	0 0 0

AB	35
R	5
H	8
RBI	5
BB	3
SO	4
LOB	10



Batter	1	2	3	4	5	6	7	8	9	AB	R	H	RBI	BB	SO	LOB	TOP					
<b>Peter Bergeron, L</b> (1.8) OBP: 0.322, SLG: 0.352	G4-3		K		K		E9		G4-6-3	5	0	1	0	0	2	4	<b>Montreal Expos @ Florida Marlins</b> Pro Player Stadium, Miami, FL Wed Sep 27 2000, 7:05 PM EDT Att: 10,269 - Cloudy - 85 F					
<b>Geoff Blum, S</b> (1.5) OBP: 0.339, SLG: 0.458	G4-3		BB		F8		G3-1			3	0	0	0	1	0	2						
<b>Andy Tracy, L</b> (1.3) OBP: 0.335, SLG: 0.484	K		BB		BB		BB		1B S	1	0	0	0	0	1	0						
<b>Wilton Guerrero, S</b> (1.7) OBP: 0.319, SLG: 0.335	K		BB		BB		BB		BB	0	1	0	1	3	0	0						
<b>Vladimir Guerrero, R</b> (1.9) OBP: 0.413, SLG: 0.671		F2	F3			P6			K	4	0	0	0	0	1	5						
<b>Jose Vidro, S</b> (1.4) OBP: 0.380, SLG: 0.536	G6-3				K		F9		G3	4	0	1	0	0	1	1						
<b>Fernando Seguignol, S</b> (1.7) OBP: 0.340, SLG: 0.523	F7				K		K		G3	4	0	0	1	0	2	2						
<b>Orlando Cabrera, R</b> (1.6) OBP: 0.280, SLG: 0.399			BB		F3				G6-3	3	1	0	0	1	1	1						
<b>Michael Barrett, R</b> (1.2) OBP: 0.279, SLG: 0.293			BB				G4-3		G6-3	3	0	1	0	1	0	0						
<b>Tony Armas, R</b> (1.1) OBP: 0.074, SLG: 0.038										1B	3	0	0	0	0	2						
<b>Julio Santana, R</b> (5.1) ERA: 4.79										0	0	0	0	0	0	0						
<b>56 Talmadge Nunnari, L</b> (7. PH) ERA: 5.0										1	1	1	0	0	0	0						
<b>51 Scott Forster, L</b> (7.1) ERA: 8.13										0	0	0	0	0	0	0						
<b>Mike Johnson, L</b> (7.1) ERA: 6.5										0	0	0	0	0	0	0						
<b>53 Sean Spencer, L</b> (8.1) ERA: 7.2										1	0	1	0	0	0	0						
<b>Terry Jones, S</b> (9. PH) ERA: 4.37										1	0	1	0	0	0	0						
<b>Inning Stats</b>	R: 0 E: 0 K: 1 S: 8	H: 0 LOB: 0 BB: 0 P: 11	R: 0 E: 0 K: 0 S: 6	H: 0 LOB: 0 BB: 0 P: 10	R: 1 E: 0 K: 2 S: 13	H: 1 LOB: 3 BB: 3 P: 29	R: 0 E: 0 K: 2 S: 8	H: 0 LOB: 0 BB: 0 P: 14	R: 0 E: 0 K: 1 S: 7	H: 0 LOB: 1 BB: 1 P: 17	R: 0 E: 0 K: 1 S: 7	H: 0 LOB: 1 BB: 1 P: 15	R: 1 E: 1 K: 0 S: 9	H: 2 LOB: 1 BB: 0 P: 14	R: 1 E: 0 K: 2 S: 13	H: 1 LOB: 1 BB: 0 P: 24	R: 0 E: 0 K: 0 S: 6	H: 1 LOB: 0 BB: 0 P: 7	1B: 3 2B: 2 3B: 0 HR: 0	SF: 0 SAC: 1 DP: 1 HBP: 0	WP: 0 PB: 0 SB: 1 CS: 0	PA: 37
<b>PITCHER</b>	IP	WLS	BF	H	R	ER	SO	BB	IBB	HBP	BLK	WP	HR	S	P	ERA	WHIP					
<b>A.J. Burnett, R</b> (1.1) ERA: 4.79	6.2	W	28	3	2	1	7	5	0	0	0	0	0	56	106	1.35	1.200					
<b>Armando Almanza, L</b> (7.1) ERA: 5.0	0.1	H	2	0	1	1	0	1	0	0	0	0	0	4	10	27.00	3.000					
<b>Braden Looper, R</b> (8.1) ERA: 4.52	1.0		4	1	0	0	2	0	0	0	0	0	0	11	18	0.00	1.000					
<b>Antonio Alfonseca, R</b> (9.1) ERA: 4.37	1.0	S	3	1	0	0	0	0	0	0	0	0	0	6	7	0.00	1.000					

Batter	1	2	3	4	5	6	7	8	9	AB	R	H	RBI	BB	SO	LOB	BOTTOM				
<b>Luis Castillo, S</b> (1.4) OBP: 0.420, SLG: 0.383	K			G4-3	BB	G4-3		G6-4-3		4	2	1	1	1	1	2	<b>Montreal Expos @ Florida Marlins</b> Pro Player Stadium, Miami, FL Wed Sep 27 2000, 7:05 PM EDT Att: 10,269 - Cloudy - 85 F				
<b>Mark Kotsay, L</b> (1.8) OBP: 0.344, SLG: 0.442	K			G4-3	BB	BB		SF7		3	2	1	0	1	1	1					
<b>Cliff Floyd, L</b> (1.7) OBP: 0.372, SLG: 0.504	K			SF8	BB	BB		SF7		2	0	1	2	0	1	0					
<b>Mike Lowell, R</b> (1.5) OBP: 0.342, SLG: 0.474		K		BB	BB	BB		SF7		2	0	1	2	1	1	0					
<b>26 Nate Rolison, L</b> (1.3) OBP: 0.366, SLG: 0.495		G6-3		BB	BB	BB		K		2	0	0	0	1	0	2					
<b>Derrek Lee, R</b> (7. PH) OBP: 0.366, SLG: 0.495				BB	BB	BB		K		1	0	0	0	0	1	1					
<b>Andy Fox, L</b> (1.9) OBP: 0.298, SLG: 0.323				BB	BB	BB				3	0	1	0	1	1	4					
<b>Mike Redmond, R</b> (9.2) OBP: 0.317, SLG: 0.301		CS		G3-1	BB	BB		S		0	0	0	0	0	0	0					
<b>Alex Gonzalez, R</b> (1.6) OBP: 0.233, SLG: 0.326	CS		F8		G6-3	G4-3		K		4	0	0	0	0	1	2					
<b>Sandy Martinez, L</b> (1.2) OBP: 0.222, SLG: 0.333										3	1	2	0	0	1	0					
<b>Mark Smith, R</b> (8. PH) OBP: 0.316, SLG: 0.383										1	0	0	0	0	0	0					
<b>Antonio Alfonseca, R</b> (9.1) ERA: 4.37										0	0	0	0	0	0	0					
<b>A.J. Burnett, R</b> (1.1) OBP: 0.357, SLG: 0.520										3	1	1	1	0	2	1					
<b>Armando Almanza, L</b> (7.1) ERA: 5.0										0	0	0	0	0	0	0					
<b>Braden Looper, R</b> (8.1) ERA: 4.52										0	0	0	0	0	0	0					
<b>Preston Wilson, R</b> (8.8) OBP: 0.326, SLG: 0.478										1	0	1	0	0	0	0					
<b>Inning Stats</b>	R: 0 E: 0 K: 3 S: 10	H: 0 LOB: 0 BB: 0 P: 15	R: 0 E: 0 K: 1 S: 7	H: 1 LOB: 0 BB: 0 P: 11	R: 0 E: 0 K: 2 S: 7	H: 0 LOB: 0 BB: 0 P: 11	R: 1 E: 0 K: 0 S: 6	H: 0 LOB: 2 BB: 3 P: 22	R: 4 E: 0 K: 1 S: 19	H: 5 LOB: 2 BB: 1 P: 34	R: 0 E: 0 K: 1 S: 6	H: 1 LOB: 1 BB: 0 P: 11	R: 1 E: 0 K: 2 S: 12	H: 1 LOB: 2 BB: 1 P: 22	R: 0 E: 0 K: 0 S: 6	H: 1 LOB: 0 BB: 0 P: 7	1B: 6 2B: 1 3B: 2 HR: 0	SF: 2 SAC: 0 DP: 1 HBP: 1	WP: 0 PB: 1 SB: 3 CS: 1	PA: 38	
<b>PITCHER</b>	IP	WLS	BF	H	R	ER	SO	BB	IBB	HBP	BLK	WP	HR	S	P	ERA	WHIP				
<b>Tony Armas, R</b> (1.1) ERA: 4.36	4.1	L	20	4	5	5	6	4	0	0	0	0	0	14	25	0.00	1.846				
<b>Julio Santana, R</b> (5.1) ERA: 5.04	1.2		8	3	0	0	2	0	0	0	0	0	0	5	8	27.00	3.000				
<b>51 Scott Forster, L</b> (7.1) ERA: 8.13	0.1		3	1	1	1	0	0	0	1	0	0	0	5	8	27.00	3.000				
<b>Mike Johnson, R</b> (7.1) ERA: 6.5	0.2		3	0	0	0	2	1	0	0	0	0	0	7	14	0.00	1.500				
<b>53 Sean Spencer, L</b> (8.1) ERA: 7.2	1.0		3	1	0	0	0	0	0	0	0	0	0	6	7	0.00	1.000				





Batter	1	2	3	4	5	6	7	8	9	AB	R	H	RBI	BB	SO	LOB	TOP				
Wilton Guerrero, S OBP: 0.315, SLG: 0.330 53 Sean Spencer, L (6.1) Jeremy Powell, R OBP: 0.600, SLG: 0.800 Peter Bergeron, L (9, PH) OBP: 0.321, SLG: 0.351	2-1 P4		2-0 G6-3		3-3 K	1-3 K			0-0 F7	4	0	0	0	0	2	3					
Terry Jones, S OBP: 0.305, SLG: 0.325	2-3 K		2-0 S 1B		0-0 B5			3-2 G4-3 2B	0-2 G3	5	1	2	1	0	1	1					
Geoff Blum, S OBP: 0.340, SLG: 0.456	2-2 1B		3-H 3-3 1-2 K		4-2 3-3 1B BB			0-1 G4-3	0-1 P6	4	0	1	0	1	1	3					
Vladimir Guerrero, R OBP: 0.413, SLG: 0.669 Mike Mordica, R OBP: 0.347, SLG: 0.463	2-3 K			1-0 F8	0-1 1-2 1B			1-1 G4-3		3	0	1	0	0	1	1					
Jose Vidro, S OBP: 0.380, SLG: 0.537 Mike Johnson, L OBP: 0.217, SLG: 0.182 Trace Cogullette, R OBP: 0.281, SLG: 0.333		3-2 E1 L5-3		2-2 G4-3 1B 2B	1-0 G6-3			3-H 2-3 K		3	1	1	0	0	0	2					
Fernando Seguignol, S OBP: 0.331, SLG: 0.510	0-0 F9			0-0 G4-3				2-2 F8	0-1 G3-1	4	0	0	0	0	0	2					
Brian Schneider, L OBP: 0.273, SLG: 0.274	2-1 L5-3			2-2 2B 1B				1-2 G4-3	2-2 F8	4	1	1	1	0	0	1					
Tomas De La Rosa, R OBP: 0.358, SLG: 0.488			0-0 G6-3 1B 2B	1-0 1-H 2B				4-2 56 BB	1-1 G4-3	3	1	2	1	1	0	0					
Felipe Lira, R OBP: 0.200, SLG: 0.526 56 Talmadge Nunnari, L OBP: 0.687, SLG: 0.333			0-3 K	1-3 K				4-0 BB	4-2 G3 BB	2	0	0	0	0	2	2					
<b>Inning Stats</b>	R: 0 E: 0 K: 2 S: 11	H: 1 LOB: 1 BB: 0 P: 19	R: 0 E: 1 K: 0 S: 7	H: 0 LOB: 0 BB: 0 P: 12	R: 1 E: 0 K: 2 S: 9	H: 2 LOB: 1 BB: 0 P: 16	R: 2 E: 0 K: 1 S: 13	H: 3 LOB: 1 BB: 0 P: 20	R: 0 E: 0 K: 1 S: 12	H: 0 LOB: 0 BB: 2 P: 24	R: 1 E: 0 K: 1 S: 10	H: 1 LOB: 0 BB: 0 P: 16	R: 0 E: 0 K: 0 S: 8	H: 0 LOB: 0 BB: 0 P: 11	R: 0 E: 0 K: 0 S: 8	H: 0 LOB: 1 BB: 1 P: 12	1B: 4 2B: 5 3B: 0 HR: 0	SF: 0 SAC: 0 DP: 1 HBP: 0	WP: 0 PB: 0 SB: 1 CS: 0	PA: 39	
<b>PITCHER</b>	IP	WLS	BF	H	R	ER	SO	BB	IBB	HBP	BLK	WP	HR	S	P	ERA	WHIP				
Brad Penny, R ERA: 4.81	5.0	W 23	7	3	3	6	6	1	0	0	0	0	0	51	86	5.40	1.600				
Vladimir Nunez, R ERA: 7.9	2.0	H 9	1	1	1	2	2	2	0	0	0	0	0	22	40	4.50	1.500				
Dan Miceli, R ERA: 4.34	1.0	H 3	0	0	0	0	0	0	0	0	0	0	0	8	11	0.00	0.000				
Antonio Alfonseca, R ERA: 4.3	1.0	S 4	0	0	0	0	0	1	0	0	0	0	0	8	12	0.00	1.000				
Batter	1	2	3	4	5	6	7	8	9	AB	R	H	RBI	BB	SO	LOB	BOTTOM				
Luis Castillo, S OBP: 0.418, SLG: 0.384	1-1 F8		0-0 B2-3		1-2 1B 2B	2-1 F8				4	1	1	0	0	0	0					
Mark Kotsay, L OBP: 0.345, SLG: 0.444	1-0 2B 2B		3-1 F8		1-0 2B SF8 1B	3-H 2-3 K				4	2	2	1	0	1	0					
Cliff Floyd, L OBP: 0.375, SLG: 0.510	3-2 HR 2B		4-2 BB		0-0 SF8 SF9 2B	0-3 K				3	2	2	1	1	1	0					
Mike Lowell, R OBP: 0.339, SLG: 0.471	0-1 F8		3-1 G4-3		1-0 SF8	1-0 F8				3	0	0	1	0	0	2					
Derrek Lee, R OBP: 0.367, SLG: 0.502	3-2 HR			2-2 CS 1B	1-2 SF9	2-3 K				3	1	2	3	0	1	0					
Andy Fox, L OBP: 0.302, SLG: 0.328 Vladimir Nunez, R OBP: 0.118, SLG: 0.294 Dan Miceli, R	1-1 F8			1-0 E7 2B	1-2 HBP				1-1 P5	2	0	1	0	0	0	0					
Kevin Millar, R OBP: 0.383, SLG: 0.498 Antonio Alfonseca, R				1-2 2B						0	0	0	0	0	0	0					
Alex Gonzalez, R OBP: 0.230, SLG: 0.323		1-2 F8		3-3 K	1-0 P3				1-2 G6-3	4	0	0	0	0	1	2					
Ramon Castro, R OBP: 0.309, SLG: 0.292		0-1 G5-3		4-0 IBB				0-2 WP 2B	0-2 P3	3	1	1	0	1	0	0					
Brad Penny, R OBP: 0.111, SLG: 0.111 Preston Wilson, R OBP: 0.325, SLG: 0.477			0-3 K		0-0 F3			2-3 K		2	0	0	0	0	1	2					
<b>Inning Stats</b>	R: 3 E: 0 K: 0 S: 14	H: 3 LOB: 0 BB: 0 P: 23	R: 0 E: 0 K: 1 S: 8	H: 0 LOB: 0 BB: 0 P: 9	R: 0 E: 0 K: 0 S: 7	H: 0 LOB: 1 BB: 1 P: 17	R: 0 E: 1 K: 1 S: 9	H: 2 LOB: 2 BB: 1 P: 19	R: 3 E: 0 K: 0 S: 13	H: 3 LOB: 1 BB: 0 P: 19	R: 1 E: 0 K: 2 S: 14	H: 1 LOB: 0 BB: 0 P: 20	R: 0 E: 0 K: 2 S: 8	H: 0 LOB: 0 BB: 0 P: 11	R: 0 E: 0 K: 0 S: 8	H: 0 LOB: 0 BB: 0 P: 10	1B: 2 2B: 6 3B: 0 HR: 1	SF: 2 SAC: 0 DP: 0 HBP: 1	WP: 2 PB: 0 SB: 0 CS: 1	PA: 35	
<b>PITCHER</b>	IP	WLS	BF	H	R	ER	SO	BB	IBB	HBP	BLK	WP	HR	S	P	ERA	WHIP				
Felipe Lira, R ERA: 5.4	4.1	L 22	22	6	6	2	2	1	1	0	0	0	0	45	78	12.46	2.077				
Mike Johnson, R ERA: 6.52	1.0	5	1	1	1	1	1	0	0	1	0	1	0	15	20	9.00	1.000				
53 Sean Spencer, L ERA: 5.4	1.2	5	0	0	0	3	3	0	0	0	0	1	0	13	20	0.00	0.000				
Jeremy Powell, R ERA: 8.63	1.0	3	0	0	0	0	0	0	0	0	0	0	0	8	10	0.00	0.000				

Montreal Expos @ Florida Marlins  
Pro Player Stadium, Miami, FL  
Thu Sep 28 2000, 1:05 PM EDT  
Att: 7,864 - Cloudy - 86 F

AB 35  
R 4  
H 8  
RBI 4  
BB 4  
SO 8  
LOB 16



Montreal Expos @ Florida Marlins  
Pro Player Stadium, Miami, FL  
Thu Sep 28 2000, 1:05 PM EDT  
Att: 7,864 - Cloudy - 86 F

AB 30  
R 7  
H 9  
RBI 6  
BB 2  
SO 6  
LOB 7







Batter	1	2	3	4	5	6	7	8	9	AB	R	H	RBI	BB	SO	LOB	TOP																			
11 Jimmy Rollins, S OBP: 0.345, SLG: 0.377	F9		K					F7		5	1	2	1	0	1	0	<b>Philadelphia Phillies @ Florida Marlins</b> Pro Player Stadium, Miami, FL Sun Oct 01 2000, 4:05 PM EDT Att: 21,055 - Cloudy - 87 F																			
Rob Ducey, L OBP: 0.318, SLG: 0.345 Kevin Seick, R OBP: 0.300, SLG: 0.301	2B		F9		G4-3			G4-3		3	1	1	0	0	0	1																				
Bobby Abreu, L OBP: 0.416, SLG: 0.554	2B		HBP		BB			G6-3		2	1	0	1	3	0	1																				
Pat Burrell, R OBP: 0.359, SLG: 0.463	1B		HBP		BB					4	0	3	2	1	1	1																				
Travis Lee, L OBP: 0.342, SLG: 0.366	1B		HBP		BB					3	0	1	1	1	1	1																				
23 Kevin Jordan, R OBP: 0.257, SLG: 0.323	F7		FC5		P6			FC5-4		4	0	0	0	1	1	8																				
David Newhan, L OBP: 0.311, SLG: 0.270 Jason Boyd, R	F7				F7			FC5-4		3	0	0	0	0	1	3																				
Brian Hunter, R OBP: 0.313, SLG: 0.421 Vicente Padilla, R OBP: 1.000, SLG: 1.000 Ed Vosberg, L	F7							G4-3		3	1	1	0	0	1	0																				
Clemente Alvarez, R OBP: 0.200, SLG: 0.200 Gary Bennett, R OBP: 0.371, SLG: 0.392	F7									1	0	0	0	0	0	1																				
Amaury Telemaco, R Alex Arias, R OBP: 0.271, SLG: 0.284	P6				F8			K		2	0	0	0	0	0	0																				
										2	1	1	0	0	1	0																				
<b>Inning Stats</b>	R: 2 E: 0 K: 0 S: 13	H: 3 LOB: 1 BB: 1 P: 27	R: 0 E: 0 K: 0 S: 6	H: 0 LOB: 0 BB: 0 P: 11	R: 0 E: 0 K: 1 S: 15	H: 0 LOB: 3 BB: 2 P: 29	R: 0 E: 0 K: 2 S: 8	H: 0 LOB: 0 BB: 0 P: 10	R: 1 E: 0 K: 0 S: 16	H: 2 LOB: 3 BB: 2 P: 32	R: 2 E: 0 K: 2 S: 18	H: 3 LOB: 1 BB: 0 P: 29	R: 0 E: 0 K: 1 S: 7	H: 0 LOB: 1 BB: 1 P: 9	R: 0 E: 0 K: 2 S: 10	H: 1 LOB: 1 BB: 0 P: 14	1B: 7 2B: 2 3B: 0 HR: 0	SF: 0 SAC: 0 DP: 0 HBP: 1	WP: 1 PB: 0 SB: 1 CS: 0	PA: 42																
<b>PITCHER</b>	IP	WLS	BF	H	R	ER	SO	BB	IBB	HBP	BLK	WP	HR	S	P	ERA	WHIP																			
Ryan Dempster, R ERA: 3.66	5.0	W	25	5	3	3	3	5	0	1	0	0	0	58	109	5.40	2.000																			
Ricky Bones, R ERA: 4.54	0.0		3	3	2	2	0	0	0	0	0	0	0	8	13	∞	∞																			
Armando Almanza, L ERA: 4.86	1.1	H	4	0	0	0	2	0	0	0	0	1	0	11	19	0.00	0.000																			
Braden Looper, R ERA: 4.41	0.2	H	3	0	0	0	0	1	0	0	0	0	0	7	14	0.00	1.500																			
Dan Miceli, R ERA: 4.25	1.0	H	3	0	0	0	1	0	0	0	0	0	0	7	9	0.00	0.000																			

AB	35
R	5
H	9
RBI	5
BB	6
SO	8
LOB	19



Batter	1	2	3	4	5	6	7	8	9	AB	R	H	RBI	BB	SO	LOB	BOTTOM																				
Luis Castillo, S OBP: 0.418, SLG: 0.388	G4-3			L6						4	0	1	0	1	1	0	<b>Philadelphia Phillies @ Florida Marlins</b> Pro Player Stadium, Miami, FL Sun Oct 01 2000, 4:05 PM EDT Att: 21,055 - Cloudy - 87 F																				
Mark Kotsay, L OBP: 0.347, SLG: 0.443	2B							FC4-6		5	1	2	0	0	0	2																					
Kevin Millar, R OBP: 0.364, SLG: 0.498 Andy Fox, L OBP: 0.302, SLG: 0.328	3B							FC4-6		4	2	1	0	0	0	2																					
Preston Wilson, R OBP: 0.331, SLG: 0.486	1B									4	2	3	2	0	1	1																					
Mike Lowell, R OBP: 0.344, SLG: 0.474	E									2	1	1	2	1	1	0																					
Derrek Lee, R OBP: 0.368, SLG: 0.507	E9									4	1	2	2	0	2	3																					
Alex Gonzalez, R OBP: 0.229, SLG: 0.319 Braden Looper, R	K									3	0	0	0	0	2	2																					
Cliff Floyd, L OBP: 0.378, SLG: 0.529 Dan Miceli, R Antonio Alfonseca, R	K									0	0	0	0	0	0	0																					
Mike Redmond, R OBP: 0.316, SLG: 0.300										4	0	1	1	0	0	0																					
Ryan Dempster, R OBP: 0.090, SLG: 0.104 Ricky Bones, R	K									2	0	0	0	0	1	2																					
Armando Almanza, L Dave Berg, R OBP: 0.340, SLG: 0.343	K									0	0	0	0	0	0	0																					
										2	0	0	0	0	2	0																					
<b>Inning Stats</b>	R: 4 E: 1 K: 2 S: 25	H: 6 LOB: 2 BB: 0 P: 36	R: 0 E: 0 K: 1 S: 7	H: 1 LOB: 1 BB: 0 P: 11	R: 0 E: 0 K: 2 S: 8	H: 0 LOB: 0 BB: 0 P: 9	R: 0 E: 0 K: 0 S: 8	H: 0 LOB: 0 BB: 0 P: 11	R: 3 E: 1 K: 1 S: 11	H: 2 LOB: 0 BB: 0 P: 20	R: 0 E: 0 K: 2 S: 9	H: 0 LOB: 0 BB: 0 P: 11	R: 0 E: 0 K: 1 S: 12	H: 2 LOB: 3 BB: 1 P: 16	R: 0 E: 0 K: 1 S: 10	H: 0 LOB: 1 BB: 1 P: 15	1B: 7 2B: 2 3B: 1 HR: 1	SF: 1 SAC: 0 DP: 0 HBP: 0	WP: 0 PB: 0 SB: 2 CS: 0	PA: 38																	
<b>PITCHER</b>	IP	WLS	BF	H	R	ER	SO	BB	IBB	HBP	BLK	WP	HR	S	P	ERA	WHIP																				
Amaury Telemaco, R ERA: 6.66	4.2	L	24	9	7	3	5	9	0	0	0	0	0	56	83	5.79	1.929																				
Jason Boyd, R ERA: 6.55	1.1		4	0	0	0	3	0	0	0	0	0	0	12	15	0.00	0.000																				
Vicente Padilla, R ERA: 3.72	1.2		9	2	0	0	2	1	1	0	0	0	0	20	29	0.00	1.800																				
Ed Vosberg, L ERA: 4.13	0.1		1	0	0	0	0	0	0	0	0	0	0	2	2	0.00	0.000																				

