



# Florida Marlins - 2001



Batter	1	2	3	4	5	6	7	8	9	AB	R	H	RBI	BB	SO	LOB	TOP					
Doug Glanville, R OBP: 0.333, SLG: 0.727	L3		K		G4-3 1B 2B		SF8		F9	4	1	1	1	0	1	1	<b>Philadelphia Phillies @ Florida Marlins</b> Pro Player Stadium, Miami, FL Tue Apr 03 2001, 7:05 PM EDT Att: 10,257 - Sunny - 77 F					
11 Jimmy Rollins, S Ricky Bottalico, L Jose Mesa, R	4-1		G3		G4-3		F5			3	0	0	0	1	0	1						
Bobby Abreu, L OBP: 0.400, SLG: 0.600	2-1		1-2		0-0		G6-3			4	1	3	1	0	0	0						
Scott Rolen, R OBP: 0.500, SLG: 1.000	1-1		1-2		3-H		F7		F8	4	0	1	1	0	0	3						
Pat Burrell, R	1-3		1-3		1-1		CS		F7	4	0	0	0	0	3	3						
Travis Lee, L OBP: 0.444, SLG: 0.375					4-2				K	3	0	1	0	1	1	0						
Mike Lieberthal, R OBP: 0.500, SLG: 0.714	1-2				4-2		F3		P3	3	1	1	1	1	0	1						
Marlon Anderson, L OBP: 0.111, SLG: 0.111	1-1				0-2		G5-3		F7	4	0	0	0	0	0	3						
Robert Person, R Chris Brock, R Brian Hunter, R Eddie Oropesa, L Tomas Perez, S	3-3				1-3					2	0	0	0	0	2	1						
<b>Inning Stats</b>	R: 0 E: 0 K: 1 S: 11	H: 1 LOB: 2 BB: 1 P: 20	R: 1 E: 0 K: 1 S: 11	H: 1 LOB: 0 BB: 0 P: 17	R: 1 E: 0 K: 2 S: 15	H: 2 LOB: 1 BB: 2 P: 21	R: 0 E: 0 K: 1 S: 11	H: 0 LOB: 1 BB: 2 P: 20	R: 1 E: 0 K: 0 S: 12	H: 2 LOB: 0 BB: 0 P: 19	R: 0 E: 0 K: 0 S: 7	H: 1 LOB: 1 BB: 0 P: 12	R: 1 E: 0 K: 0 S: 16	H: 1 LOB: 0 BB: 0 P: 25	R: 0 E: 0 K: 2 S: 10	H: 0 LOB: 0 BB: 0 P: 12		R: 0 E: 0 K: 0 S: 10	H: 1 LOB: 1 BB: 0 P: 13	1B: 6 2B: 2 3B: 0 HR: 1	SF: 1 SAC: 0 DP: 1 HBP: 0	WP: 0 PB: 0 SB: 2 CS: 1
<b>PITCHER</b>	IP	WLS	BF	H	R	ER	SO	BB	IBB	HBP	BLK	WP	HR	S	P	ERA	WHIP					
Matt Clement, R ERA: 5.4	5.0		22	6	3	3	5	3	0	0	0	0	1	60	97	5.40	1.800					
Ricky Bones, R ERA:	1.0	L	4	1	0	0	0	0	0	0	0	0	0	7	12	0.00	1.000					
Braden Looper, R ERA: 9.0	1.0		4	1	1	1	0	0	0	0	0	0	0	16	25	9.00	1.000					
Vic Darenburg, L ERA:	2.0		7	1	0	0	2	0	0	0	0	0	0	20	25	0.00	0.500					

Batter	1	2	3	4	5	6	7	8	9	AB	R	H	RBI	BB	SO	LOB	BOTTOM					
Luis Castillo, S OBP: 0.333, SLG: 0.500	F9 HR	F7			F7		G6-3			5	1	2	0	0	0	1	<b>Philadelphia Phillies @ Florida Marlins</b> Pro Player Stadium, Miami, FL Tue Apr 03 2001, 7:05 PM EDT Att: 10,257 - Sunny - 77 F					
Eric Owens, R OBP: 0.273, SLG: 0.800	F9		F8						K	4	1	1	1	1	1	2						
Cliff Floyd, L OBP: 0.500, SLG: 1.143									BB	3	1	1	2	1	2	1						
Preston Wilson, R OBP: 0.500, SLG: 0.500										3	0	1	0	1	2	1						
Mike Lowell, R OBP: 0.300, SLG: 0.250	F8									4	0	0	0	0	3	3						
Charles Johnson, R OBP: 0.100, SLG: 0.200										4	0	1	0	0	2	1						
Derrek Lee, R										3	0	0	0	1	0	1						
Alex Gonzalez, R OBP: 0.400, SLG: 0.143										3	0	0	0	1	0	2						
Matt Clement, R Lyle Moulton, R Ricky Bones, R Kevin Millar, R Braden Looper, R Vic Darenburg, L Andy Fox, L										0	0	0	0	0	0	0						
<b>Inning Stats</b>	R: 2 E: 0 K: 1 S: 17	H: 3 LOB: 1 BB: 0 P: 27	R: 0 E: 0 K: 0 S: 4	H: 0 LOB: 1 BB: 1 P: 11	R: 0 E: 0 K: 2 S: 8	H: 0 LOB: 0 BB: 0 P: 12	R: 0 E: 0 K: 1 S: 9	H: 0 LOB: 1 BB: 1 P: 16	R: 1 E: 0 K: 2 S: 13	H: 1 LOB: 2 BB: 2 P: 26	R: 0 E: 0 K: 0 S: 9	H: 1 LOB: 1 BB: 0 P: 11	R: 0 E: 0 K: 2 S: 12	H: 0 LOB: 1 BB: 1 P: 20	R: 0 E: 0 K: 2 S: 10	H: 0 LOB: 0 BB: 0 P: 16		R: 0 E: 0 K: 2 S: 11	H: 1 LOB: 1 BB: 0 P: 19	1B: 2 2B: 2 3B: 0 HR: 2	SF: 0 SAC: 1 DP: 0 HBP: 0	WP: 0 PB: 0 SB: 0 CS: 0
<b>PITCHER</b>	IP	WLS	BF	H	R	ER	SO	BB	IBB	HBP	BLK	WP	HR	S	P	ERA	WHIP					
Robert Person, R ERA: 5.79	4.2		21	4	3	3	5	3	0	0	0	0	0	45	80	5.79	1.500					
Chris Brock, R ERA:	1.1	W	6	1	0	0	1	1	0	0	0	0	0	15	23	0.00	1.500					
Eddie Oropesa, L ERA:	0.2	H	3	0	0	0	1	1	0	0	0	0	0	7	13	0.00	1.500					
Ricky Bottalico, R ERA:	1.1	H	4	0	0	0	3	0	0	0	0	0	0	15	23	0.00	0.000					
Jose Mesa, R ERA: 4.5	1.0	S	4	1	0	0	2	0	0	0	0	0	0	11	19	0.00	1.000					

Batter	1	2	3	4	5	6	7	8	9	AB	R	H	RBI	BB	SO	LOB	TOP										
Doug Glanville, R OBP: 0.353, SLG: 0.625	F9									5	0	2	0	0	0	0	Philadelphia Phillies @ Florida Marlins Pro Player Stadium, Miami, FL Wed Apr 04 2001, 7:05 PM EDT Att: 8,493 - Cloudy - 76 F										
11 Jimmy Rollins, S OBP: 0.287, SLG: 0.154	1B									5	0	2	1	0	1	2											
Bobby Abreu, L OBP: 0.400, SLG: 0.733	F8									5	1	2	1	0	1	3											
Scott Rolen, R OBP: 0.467, SLG: 0.818	K									4	2	1	0	1	1	2											
Pat Burrell, R OBP: 0.333, SLG: 0.250										4	1	2	1	1	1	1											
Travis Lee, L OBP: 0.286, SLG: 0.231	K									5	0	0	0	0	2	4											
Mike Lieberthal, R OBP: 0.467, SLG: 0.500	L4									3	1	0	0	2	2	1											
Marlon Anderson, L OBP: 0.154, SLG: 0.083										3	1	0	0	1	0	2											
Bruce Chen, L Vicente Padilla, R 23 Kevin Jordan, R Rheal Cormier, L David Newhan, L Ricky Bottalico, L Jose Mesa, R										2	0	0	0	0	0	0											
Inning Stats	R: 0 E: 0 K: 1 S: 10	H: 1 LOB: 1 BB: 0 P: 14	R: 0 E: 0 K: 2 S: 12	H: 0 LOB: 0 BB: 0 P: 17	R: 0 E: 0 K: 0 S: 8	H: 1 LOB: 1 BB: 0 P: 11	R: 1 E: 0 K: 0 S: 11	H: 2 LOB: 2 BB: 1 P: 23	R: 0 E: 0 K: 1 S: 7	H: 0 LOB: 0 BB: 0 P: 10	R: 0 E: 0 K: 1 S: 9	H: 1 LOB: 1 BB: 0 P: 11	R: 1 E: 0 K: 2 S: 18	H: 3 LOB: 2 BB: 0 P: 25	R: 4 E: 1 K: 2 S: 17	H: 1 LOB: 1 BB: 3 P: 38		R: 1 E: 0 K: 1 S: 16	H: 1 LOB: 1 BB: 1 P: 25	1B: 7 2B: 2 3B: 0 HR: 1	SF: 1 SAC: 0 DP: 0 HBP: 0	WP: 2 PB: 0 SB: 2 CS: 0	PA: 43				
PITCHER	IP	WLS	BF	H	R	ER	SO	BB	IBB	HBP	BLK	WP	HR	S	P	ERA	WHIP										
Brad Penny, R ERA: 2.7	(1, 1)	6.2		29	8	2	2	5	0	1	0	0	0	72	106	2.70	1.200										
Armando Almanza, L ERA:	(7, 1)	0.1		1	0	0	0	1	0	0	0	0	0	3	5	0.00	0.000										
Dan Miceli, R ERA: 9.0	(8, 1)	1.0	L	8	1	4	2	2	3	0	0	2	0	17	38	18.00	4.000										
Vladimir Nunez, R ERA: 6.0	(9, 1)	1.0		5	1	1	1	1	1	0	0	0	1	16	25	9.00	2.000										

Batter	1	2	3	4	5	6	7	8	9	AB	R	H	RBI	BB	SO	LOB	BOTTOM										
Luis Castillo, S OBP: 0.353, SLG: 0.471	G4-3									5	0	2	0	0	0	0	Philadelphia Phillies @ Florida Marlins Pro Player Stadium, Miami, FL Wed Apr 04 2001, 7:05 PM EDT Att: 8,493 - Cloudy - 76 F										
Eric Owens, R OBP: 0.375, SLG: 0.733	G1-3									5	0	3	0	0	0	0											
Cliff Floyd, L OBP: 0.400, SLG: 0.750	1B									5	0	1	1	0	0	5											
Preston Wilson, R OBP: 0.500, SLG: 0.750	1B									4	1	2	1	0	1	2											
Mike Lowell, R OBP: 0.357, SLG: 0.417	K									4	0	2	0	0	1	2											
Charles Johnson, R OBP: 0.143, SLG: 0.214										4	0	1	0	0	1	2											
Derrek Lee, R OBP: 0.357, SLG: 0.400										4	1	1	1	0	1	4											
Alex Gonzalez, R OBP: 0.357, SLG: 0.182	F9									4	0	1	0	0	0	2											
Brad Penny, R Armando Almanza, L Dave Berg, R Dan Miceli, R Vladimir Nunez, R Kevin Millar, R										2	0	0	0	0	2	0											
Inning Stats	R: 0 E: 0 K: 1 S: 16	H: 2 LOB: 2 BB: 0 P: 21	R: 1 E: 0 K: 1 S: 12	H: 1 LOB: 0 BB: 0 P: 18	R: 0 E: 0 K: 0 S: 4	H: 1 LOB: 0 BB: 0 P: 9	R: 0 E: 0 K: 2 S: 12	H: 1 LOB: 2 BB: 0 P: 19	R: 0 E: 0 K: 1 S: 9	H: 0 LOB: 0 BB: 0 P: 12	R: 1 E: 0 K: 0 S: 9	H: 2 LOB: 1 BB: 0 P: 14	R: 1 E: 0 K: 0 S: 8	H: 3 LOB: 2 BB: 0 P: 14	R: 0 E: 0 K: 1 S: 7	H: 1 LOB: 2 BB: 0 P: 9		R: 0 E: 0 K: 0 S: 11	H: 2 LOB: 2 BB: 0 P: 18	1B: 10 2B: 1 3B: 0 HR: 2	SF: 0 SAC: 0 DP: 2 HBP: 0	WP: 0 PB: 0 SB: 0 CS: 0	PA: 39				
PITCHER	IP	WLS	BF	H	R	ER	SO	BB	IBB	HBP	BLK	WP	HR	S	P	ERA	WHIP										
Bruce Chen, L ERA: 3.38	(1, 1)	5.1		23	7	2	2	5	0	0	0	0	0	4	4	0.00	0.000										
Vicente Padilla, R ERA:	(6, 1)	0.2		2	0	0	0	0	0	0	0	0	0	4	4	0.00	0.000										
Rheal Cormier, L ERA: 9.0	(7, 1)	1.0	W	6	3	1	1	0	0	0	0	0	0	8	14	9.00	3.000										
Ricky Bottalico, R ERA:	(8, 1)	1.0	H	3	1	0	0	1	0	0	0	0	0	7	9	0.00	1.000										
Jose Mesa, R ERA: 3.0	(9, 1)	1.0		5	2	0	0	0	0	0	0	0	0	11	18	0.00	2.000										



Batter	1	2	3	4	5	6	7	8	9	AB	R	H	RBI	BB	SO	LOB	TOP							
Rafael Furcal, S OBP: 0.296, SLG: 0.478 11 Kurt Abbott, R OBP: 0.200, SLG: 0.200	2-1 G6-3 2B		4-1 BB BB		0-0 F7		3-2 G4-3 1B		1-3 K	2	0	1	0	1	0	1								
Quilvio Veras, S OBP: 0.160, SLG: 0.091	2-3 K		4-2 BB		2-0 F8		0-2 G4-3 1-2f			3	0	0	0	1	1	3								
Andruw Jones, R OBP: 0.296, SLG: 0.400	2-0 G6-3 2-3		0-2 G1-2-3 3-Hf		0-2 E6 10 BB 1-2		3-3 K			4	0	0	0	0	1	5								
10 Chipper Jones, S OBP: 0.360, SLG: 0.400	1-2 F8			3-2 F7		4-1 BB 1-2 2-3		4-0 G1-4-3 BB		2	0	0	0	2	0	1								
Dave Martinez, L OBP: 0.385, SLG: 0.417		0-0 G4-3		3-2 P6		2-1 G3		2-2 G1-4-3 1-2f		4	0	0	0	0	0	4								
Brian Jordan, R OBP: 0.250, SLG: 0.222	2-1 G1-3		4-1 1B BB		2-3 K		2-2 L3			3	0	0	0	1	1	0								
Javy Lopez, R OBP: 0.318, SLG: 0.545	0-2 G5-3		2-0 1B		2-0 F9		2-2 F7			4	0	1	0	0	0	0								
Rico Brogna, L OBP: 0.526, SLG: 0.588 Chris Seelbach, R OBP: 0.429, SLG: 0.500 Jason Marquis, L OBP: 0.200, SLG: 0.200 Paul Bako, L OBP: 0.200, SLG: 0.200			1-2 BB SH3-4 G1-2-3 1B		0-1 1B		1-0 P6			3	0	2	0	0	1	2								
John Burkett, R OBP: 1.000, SLG: 1.000 Keith Lockhart, L OBP: 0.429, SLG: 0.500 Joe Slusarski, R OBP: 0.200, SLG: 0.200 Wes Helms, R OBP: 0.200, SLG: 0.200			2-1 SH3-4 1-2		4-2 10 BB E BB		1-3 K		1-1 1B	0	0	0	0	0	0	0								
<b>Inning Stats</b>	R: 0 E: 0 K: 1 S: 9	H: 1 LOB: 1 BB: 0 P: 16	R: 0 E: 0 K: 0 S: 6	H: 0 LOB: 0 BB: 0 P: 8	R: 0 E: 0 K: 0 S: 11	H: 1 LOB: 2 BB: 2 P: 22	R: 0 E: 0 K: 1 S: 12	H: 1 LOB: 2 BB: 1 P: 24	R: 0 E: 1 K: 2 S: 12	H: 0 LOB: 3 BB: 2 P: 24	R: 0 E: 0 K: 2 S: 9	H: 1 LOB: 1 BB: 0 P: 14	R: 0 E: 0 K: 1 S: 11	H: 1 LOB: 0 BB: 1 P: 17	R: 0 E: 0 K: 0 S: 6	H: 0 LOB: 0 BB: 1 P: 14	R: 0 E: 0 K: 1 S: 9	H: 1 LOB: 1 BB: 0 P: 14	1B: 5 2B: 1 3B: 0 HR: 0	SF: 0 SAC: 1 DP: 3 HBP: 0	WP: 0 PB: 0 CS: 0	PA: 37		
<b>PITCHER</b>	IP WLS BF H R ER SO BB IBB HBP BLK WP HR S P ERA WHIP	6.0 W 27 4 0 0 4 5 0 0 0 0 0 59 108 0.00 1.500	2.0 6 1 0 0 1 1 0 0 0 0 0 0 17 31 0.00 1.000	1.0 4 1 0 0 1 0 0 0 0 0 0 0 9 14 0.00 1.000																				

Atlanta Braves @ Florida Marlins  
Pro Player Stadium, Miami, FL  
Sat Apr 07 2001, 7:05 PM EDT  
Att: 27,224 - Sunny - 80 F

AB 30  
R 0  
H 6  
RBI 0  
BB 6  
SO 6  
LOB 18



Batter	1	2	3	4	5	6	7	8	9	AB	R	H	RBI	BB	SO	LOB	BOTTOM							
Luis Castillo, S OBP: 0.296, SLG: 0.320	1-0 F7		2-1 G4-3		2-0 F7		0-1 G4-3		1-3 K	5	0	0	0	0	1	1								
Eric Owens, R OBP: 0.458, SLG: 0.650 Lyle Mouton, R	2-2 F8		4-1 1B 2B BB		2-1 FC3-6 1B		4-1 S 1B BB		3-2 F9	2	2	1	0	2	0	0								
Cliff Floyd, L OBP: 0.478, SLG: 0.667 Ricky Bones, R Kevin Millar, R Vladimir Nunez, R	4-1 1B BB		0-1 2B 1B		2-0 FC3-6 1B 1-2f		2-0 2B 1B		1-0 G6-3	3	3	2	1	1	0	1								
Preston Wilson, R OBP: 0.478, SLG: 0.650	0-0 1B 1B		2-1 2B 1B		1-0 1B		1-2 F8		4-0 FC6-4 BB	4	2	3	1	1	0	1								
Mike Lowell, R OBP: 0.348, SLG: 0.500	1-0 1B		1-3 2B IBB		0-3 K		2-2 P3		1-2 FC6-4	4	0	1	2	1	1	4								
Charles Johnson, R OBP: 0.227, SLG: 0.364	0-3 K		3-2 2B		2-3 K		0-0 K		1-2 FC6-4	4	0	2	3	0	2	1								
Derrek Lee, R OBP: 0.364, SLG: 0.353		2-0 F9		3-2 IBB		0-0 S 2B 1B		3-3 K		3	1	1	0	1	1	1								
Alex Gonzalez, R OBP: 0.364, SLG: 0.368		3-2 F5		2-0 F8		3-2 2B		3-3 K		4	0	1	1	0	1	3								
Ryan Dempster, R Andy Fox, L	1-2 G5-3		1-3 K		3-3 K		3-1 L6			3	0	0	0	0	2	4								
<b>Inning Stats</b>	R: 2 E: 0 K: 1 S: 10	H: 2 LOB: 1 BB: 1 P: 18	R: 0 E: 0 K: 0 S: 7	H: 0 LOB: 0 BB: 0 P: 13	R: 3 E: 0 K: 1 S: 14	H: 3 LOB: 3 BB: 3 P: 36	R: 0 E: 0 K: 1 S: 8	H: 2 LOB: 2 BB: 0 P: 15	R: 1 E: 0 K: 2 S: 12	H: 2 LOB: 1 BB: 0 P: 20	R: 2 E: 0 K: 1 S: 13	H: 2 LOB: 1 BB: 1 P: 25	R: 0 E: 0 K: 2 S: 8	H: 0 LOB: 0 BB: 0 P: 15	R: 0 E: 0 K: 0 S: 11	H: 0 LOB: 1 BB: 1 P: 20	1B: 7 2B: 4 3B: 0 HR: 0	SF: 0 SAC: 0 DP: 0 HBP: 0	WP: 0 PB: 0 CS: 0	PA: 41				
<b>PITCHER</b>	IP WLS BF H R ER SO BB IBB HBP BLK WP HR S P ERA WHIP	4.0 L 23 7 5 5 3 2 0 0 0 0 0 0 12 20 9.00 2.250	1.0 5 2 1 1 2 0 0 0 0 0 0 0 0 21 40 9.00 1.500	2.0 9 2 2 2 3 1 0 0 0 0 0 0 11 20 0.00 1.000																				

Atlanta Braves @ Florida Marlins  
Pro Player Stadium, Miami, FL  
Sat Apr 07 2001, 7:05 PM EDT  
Att: 27,224 - Sunny - 80 F

AB 35  
R 8  
H 11  
RBI 8  
BB 6  
SO 8  
LOB 16





Batter	1	2	3	4	5	6	7	8	9	AB	R	H	RBI	BB	SO	LOB	TOP			
Luis Castillo, S OBP: 0.314, SLG: 0.387	F8		E HR BB		L1					2	1	0	0	2	0	0	<b>Florida Marlins @ Philadelphia Phillies</b> Veterans Stadium, Philadelphia, PA Mon Apr 09 2001, 7:05 PM EDT Att. 11,311 - Overcast - 79 F			
Eric Owens, R OBP: 0.375, SLG: 0.500	K		E8 HR		G5-3		G6-3			4	1	0	0	0	1	3				
Cliff Floyd, L OBP: 0.548, SLG: 0.917	G3		1-3 2-H HR		K			G6-3 1B		4	1	2	3	0	1	0				
Preston Wilson, R OBP: 0.387, SLG: 0.536		F9	F8		G1-3			F9		4	0	0	0	0	0	1				
Charles Johnson, R OBP: 0.231, SLG: 0.385	K			1B 2B	F3			G6-3		4	0	1	0	0	1	1				
Derrek Lee, R OBP: 0.300, SLG: 0.280	G1-3			2-3 1B	P4			K		4	0	1	0	0	1	1				
Dave Berg, R OBP: 0.111, SLG: 0.444			F9		K			G6-3	G1-3	4	0	0	0	0	1	1				
Alex Gonzalez, R OBP: 0.423, SLG: 0.429			SH3 E BB	FC5-4 IBB		G6-3 2B		G5-3		2	1	1	0	2	0	0				
Brad Penny, R Braden Loper, R Armando Almanza, L Dan Miceli, R Kevin Millar, R Ricky Bones, R			SH3	FC5-4 1-2		G6-3 2-3		G5-3		2	0	0	0	0	0	3				
<b>Inning Stats</b>	R: 0 E: 0 K: 1 S: 7	H: 0 LOB: 0 BB: 0 P: 13	R: 0 E: 0 K: 1 S: 10	H: 0 LOB: 0 BB: 0 P: 15	R: 4 E: 1 K: 0 S: 14	H: 1 LOB: 0 BB: 2 P: 29	R: 0 E: 0 K: 1 S: 6	H: 2 LOB: 2 BB: 1 P: 14	R: 0 E: 0 K: 0 S: 4	H: 0 LOB: 0 BB: 0 P: 5	R: 0 E: 0 K: 0 S: 9	H: 1 LOB: 2 BB: 1 P: 17	R: 0 E: 0 K: 1 S: 13	H: 1 LOB: 1 BB: 0 P: 22	R: 0 E: 0 K: 0 S: 8	H: 0 LOB: 0 BB: 0 P: 13	1B: 2 2B: 2 3B: 0 HR: 1	SF: 0 SAC: 1 DP: 0 HBP: 0	WP: 0 PB: 0 SB: 0 CS: 0	PA: 36
<b>PITCHER</b>	IP WLS BF H R ER SO	IP WLS BF H R ER SO	IP WLS BF H R ER SO	IP WLS BF H R ER SO	IP WLS BF H R ER SO	IP WLS BF H R ER SO	IP WLS BF H R ER SO	IP WLS BF H R ER SO	IP WLS BF H R ER SO	IP WLS BF H R ER SO	IP WLS BF H R ER SO	IP WLS BF H R ER SO	IP WLS BF H R ER SO	IP WLS BF H R ER SO	IP WLS BF H R ER SO	IP WLS BF H R ER SO	ERA WHIP	ERA WHIP		
Bruce Chen, L ERA: 1.5	6.2	28	4	4	0	4	3	1	0	0	0	0	0	0	0	0	0.00	1.050		
Wayne Gomes, R ERA:	0.1	1	0	0	0	0	0	0	0	0	0	0	0	0	0	0	0.00	0.000		
Ricky Bottalico, R ERA:	2.0	W	7	1	0	0	1	0	0	0	0	0	0	0	0	0	0.00	0.500		

AB 31  
R 4  
H 5  
RBI 3  
BB 4  
SO 5  
LOB 10




Batter	1	2	3	4	5	6	7	8	9	AB	R	H	RBI	BB	SO	LOB	BOTTOM					
Doug Glanville, R OBP: 0.257, SLG: 0.441	11 1B G6-3 2B		P4			F7		G4-3		4	1	1	0	0	0	0	<b>Florida Marlins @ Philadelphia Phillies</b> Veterans Stadium, Philadelphia, PA Mon Apr 09 2001, 7:05 PM EDT Att. 11,311 - Overcast - 79 F					
11 Jimmy Rollins, S OBP: 0.303, SLG: 0.207	G6-3 1B		F8			P5		K		4	0	1	0	0	1	0						
Bobby Abreu, L OBP: 0.394, SLG: 0.733	G6-3 1-2 3-H		K			HR		1B		4	1	2	1	0	1	1						
Scott Rolen, R OBP: 0.281, SLG: 0.346	G5-3			K		F8		F7		4	0	0	0	0	1	1						
Mike Lieberthal, R OBP: 0.433, SLG: 0.478		G6-3		K		2B G4-3 BB		1B 1B		3	2	1	0	1	1	0						
Travis Lee, L OBP: 0.433, SLG: 0.375		1B BB		F8		G4-3 SF7 2B		1B 1B		3	1	2	0	1	0	0						
Pat Burrell, R OBP: 0.300, SLG: 0.259		1B			G1-3		G4-3	1B		4	0	2	1	0	0	1						
Marlon Anderson, L OBP: 0.261, SLG: 0.158		K			G3		SF7	1B		3	0	1	2	0	1	2						
Bruce Chen, L Wayne Gomes, R Jason Michaels, R Ricky Bones, L		K			G6-3		G4-3	1B		2	0	0	0	0	1	2						
<b>Inning Stats</b>	R: 1 E: 0 K: 0 S: 9	H: 2 LOB: 0 BB: 0 P: 14	R: 0 E: 0 K: 2 S: 14	H: 1 LOB: 1 BB: 1 P: 23	R: 0 E: 0 K: 1 S: 6	H: 0 LOB: 0 BB: 0 P: 11	R: 0 E: 0 K: 2 S: 7	H: 0 LOB: 0 BB: 0 P: 10	R: 0 E: 0 K: 0 S: 6	H: 0 LOB: 0 BB: 0 P: 7	R: 1 E: 0 K: 0 S: 9	H: 1 LOB: 0 BB: 0 P: 12	R: 2 E: 0 K: 0 S: 8	H: 1 LOB: 0 BB: 1 P: 16	R: 0 E: 0 K: 1 S: 12	H: 1 LOB: 1 BB: 0 P: 16	R: 1 E: 0 K: 0 S: 10	H: 4 LOB: 3 BB: 0 P: 13	1B: 7 2B: 2 3B: 0 HR: 1	SF: 1 SAC: 0 DP: 1 HBP: 0	WP: 0 PB: 0 SB: 0 CS: 0	PA: 35
<b>PITCHER</b>	IP WLS BF H R ER SO	IP WLS BF H R ER SO	IP WLS BF H R ER SO	IP WLS BF H R ER SO	IP WLS BF H R ER SO	IP WLS BF H R ER SO	IP WLS BF H R ER SO	IP WLS BF H R ER SO	IP WLS BF H R ER SO	IP WLS BF H R ER SO	IP WLS BF H R ER SO	IP WLS BF H R ER SO	IP WLS BF H R ER SO	IP WLS BF H R ER SO	IP WLS BF H R ER SO	IP WLS BF H R ER SO	ERA WHIP	ERA WHIP				
Brad Penny, R ERA: 4.26	6.0	24	5	4	4	5	2	0	0	0	0	0	0	0	0	0	6.00	1.167				
Braden Loper, R ERA: 9.0	1.2	B	5	0	0	0	0	0	0	0	0	0	0	0	0	0	0.00	0.000				
Armando Almanza, L ERA:	0.0	1	1	0	0	0	0	0	0	0	0	0	0	0	0	0	∞	∞				
Dan Miceli, R ERA: 5.4	0.1	1	0	0	0	0	0	0	0	0	0	0	0	0	0	0	0.00	0.000				
Ricky Bones, R ERA: 2.25	0.0	L	4	4	1	1	0	0	0	0	0	0	0	0	0	0	∞	∞				


AB 32  
R 5  
H 10  
RBI 4  
BB 2  
SO 6  
LOB 7








Batter	1	2	3	4	5	6	7	8	9	AB R H RBI BB SO LOB	TOP																								
											<p>Florida Marlins @ Philadelphia Phillies Veterans Stadium, Philadelphia, PA Wed Apr 11 2001, 7:05 PM EDT</p> <p><a href="http://livebaseballscorecards.com">livebaseballscorecards.com</a></p> <p>AB 0 R 0 H 0 RBI 0 BB 0 SO 0 LOB 0</p> 																								
Inning Stats										1B: 0 SF: 0 2B: 0 SAC: 0 3B: 0 DP: 0 HR: 0 HBP: 0	WP: 0 PA: 0 FB: 0 SB: 0 CS: 0																								
PITCHER	IP	WLS	BF	H	R	ER	SO	BB	IBB	HBP	BLK	WP	HR	S	P	ERA	WHIP	PITCHER	IP	WLS	BF	H	R	ER	SO	BB	IBB	HBP	BLK	WP	HR	S	P	ERA	WHIP

Batter	1	2	3	4	5	6	7	8	9	AB R H RBI BB SO LOB	BOTTOM																								
											<p>Florida Marlins @ Philadelphia Phillies Veterans Stadium, Philadelphia, PA Wed Apr 11 2001, 7:05 PM EDT</p> <p><a href="http://livebaseballscorecards.com">livebaseballscorecards.com</a></p> <p>AB 0 R 0 H 0 RBI 0 BB 0 SO 0 LOB 0</p> 																								
Inning Stats										1B: 0 SF: 0 2B: 0 SAC: 0 3B: 0 DP: 0 HR: 0 HBP: 0	WP: 0 PA: 0 FB: 0 SB: 0 CS: 0																								
PITCHER	IP	WLS	BF	H	R	ER	SO	BB	IBB	HBP	BLK	WP	HR	S	P	ERA	WHIP	PITCHER	IP	WLS	BF	H	R	ER	SO	BB	IBB	HBP	BLK	WP	HR	S	P	ERA	WHIP


Batter	1	2	3	4	5	6	7	8	9	AB	R	H	RBI	BB	SO	LOB	TOP										
Luis Castillo, S OBP: 0.311, SLG: 0.385	G1-3		G4-3	FC6-4 BB	G4-3		G6-3			4	0	0	1	1	0	3	<b>Florida Marlins @ Montreal Expos</b> Olympic Stadium, Montreal, QB Fri Apr 13 2001, 7:05 PM EDT Att: 12,554 - Dome - 72 F										
Eric Owens, R OBP: 0.333, SLG: 0.405	K		BB	FC6-4		G6-3	K			4	0	0	0	1	2	3											
Cliff Floyd, L Lyle Mouton, R	P4		F9		1B E		K		G6-4-3 1B	5	1	2	0	0	1	2											
Preston Wilson, R OBP: 0.415, SLG: 0.605		K		WP 2B	E				P6	5	3	3	0	0	1	1											
Mike Lowell, R OBP: 0.344, SLG: 0.571	K		F8	E4	2B				G6-4-3	5	2	2	4	0	1	2											
Charles Johnson, R Mike Redmond, R	HR		G5-3	G5-3	HR				K	5	2	2	1	0	1	2											
Derrek Lee, R OBP: 0.333, SLG: 0.471	K		BB 2B	WP 2B	1B				G6-3	5	1	3	3	0	1	0											
Alex Gonzalez, R OBP: 0.457, SLG: 0.464			G4-3 SH1-4 1B	BB IBB	WP BB				G5-3	3	0	1	0	2	0	1											
Ryan Dempster, R Dan Miceli, R Antonio Alfonseca, R	SH1-4		BB BB	1-2 2-3 BB	K				P6	2	0	0	0	1	1	2											
<b>Inning Stats</b>	R: 0 E: 0 K: 1 S: 10	H: 0 LOB: 0 BB: 0 P: 12	R: 1 E: 0 K: 3 S: 11	H: 1 LOB: 0 BB: 0 P: 17	R: 0 E: 0 K: 0 S: 11	H: 1 LOB: 2 BB: 1 P: 16	R: 2 E: 0 K: 0 S: 20	H: 2 LOB: 3 BB: 3 P: 39	R: 3 E: 1 K: 1 S: 22	H: 4 LOB: 2 BB: 1 P: 33	R: 3 E: 0 K: 1 S: 15	H: 4 LOB: 1 BB: 0 P: 22	R: 0 E: 0 K: 1 S: 9	H: 0 LOB: 0 BB: 0 P: 14	R: 0 E: 0 K: 0 S: 5	H: 1 LOB: 1 BB: 0 P: 6		R: 0 E: 0 K: 1 S: 8	H: 0 LOB: 0 BB: 0 P: 9	1B: 6 2B: 5 3B: 0 HR: 2	SF: 0 SAC: 1 DP: 1 HBP: 0	WP: 2 PB: 0 SB: 1 CS: 0	PA: 44				
<b>PITCHER</b>	IP	WLS	BF	H	R	ER	SO	BB	IBB	HBP	BLK	WP	HR	S	P	ERA	WHIP										
Javier Vazquez, R ERA: 5.29	4.1	L	25	8	6	6	4	3	1	0	0	1	1	63	98	12.46	2.538										
Mike Johnson, R ERA: 3.99	0.2		3	0	0	0	1	1	0	0	0	0	0	11	19	0.00	1.500										
Masato Yoshii, R ERA: 13.5	2.0		10	4	3	3	2	0	0	0	0	0	1	24	36	13.50	2.000										
Chris Peters, L ERA: 1.5	1.0		3	1	0	0	0	0	0	0	0	0	0	5	6	0.00	1.000										
Ugueth Urbina, R ERA:	1.0		3	0	0	0	1	0	0	0	0	0	0	8	9	0.00	0.000										

Batter	1	2	3	4	5	6	7	8	9	AB	R	H	RBI	BB	SO	LOB	BOTTOM										
Peter Bergeron, L OBP: 0.209, SLG: 0.250	G6-3		F7		G1-3			FC4-6 1B BB		3	1	0	0	1	0	2	<b>Florida Marlins @ Montreal Expos</b> Olympic Stadium, Montreal, QB Fri Apr 13 2001, 7:05 PM EDT Att: 12,554 - Dome - 72 F										
Jose Vidro, S OBP: 0.348, SLG: 0.622	F7		F7		F9		F9		F9	4	0	0	0	0	0	2											
Fernando Tatis, R OBP: 0.326, SLG: 0.316	G5-3				K		F9		FC4-6 1B	4	0	1	0	0	1	0											
Vladimir Guerrero, R Ugueth Urbina, R		G3 S BB		G4-3		L6		FC4-6 1B		3	0	0	1	1	0	2											
Lee Stevens, L Geoff Blum, S		K			G3 2B		G4-3		1B	4	1	2	1	0	1	1											
Milton Bradley, S OBP: 0.143, SLG: 0.143		G3			G3		DI 1B		G4-3	4	0	1	0	0	0	4											
Orlando Cabrera, R OBP: 0.410, SLG: 0.455		G5-3			G3-1 2B		K		G6-3	4	0	1	1	0	1	2											
Michael Barrett, R Chris Peters, L Fernando Seguinoli, S			F8		G3-1		G5-3		K	3	0	0	0	0	0	2											
Javier Vazquez, R Mike Johnson, L			K						K	1	0	0	0	0	0	0											
Tim Raines, S Masato Yoshii, R Randy Knorr, R								1B BB FC4-6 1B	K	0	0	0	0	1	0	0											
<b>Inning Stats</b>	R: 0 E: 0 K: 0 S: 3	H: 0 LOB: 0 BB: 0 P: 6	R: 0 E: 0 K: 1 S: 9	H: 0 LOB: 1 BB: 1 P: 17	R: 0 E: 0 K: 1 S: 6	H: 0 LOB: 0 BB: 0 P: 9	R: 0 E: 0 K: 1 S: 8	H: 0 LOB: 0 BB: 0 P: 13	R: 1 E: 0 K: 0 S: 11	H: 2 LOB: 2 BB: 1 P: 18	R: 0 E: 0 K: 0 S: 6	H: 0 LOB: 0 BB: 0 P: 10	R: 0 E: 0 K: 1 S: 12	H: 1 LOB: 1 BB: 0 P: 22	R: 2 E: 0 K: 0 S: 11	H: 3 LOB: 2 BB: 1 P: 21	R: 0 E: 0 K: 2 S: 8	H: 0 LOB: 0 BB: 0 P: 10	1B: 4 2B: 2 3B: 0 HR: 0	SF: 0 SAC: 0 DP: 0 HBP: 0	WP: 0 PB: 0 SB: 1 CS: 0	PA: 36					
<b>PITCHER</b>	IP	WLS	BF	H	R	ER	SO	BB	IBB	HBP	BLK	WP	HR	S	P	ERA	WHIP										
Ryan Dempster, R ERA: 2.89	7.2	W	31	5	3	3	4	3	0	0	0	0	0	64	114	3.52	1.043										
Dan Miceli, R ERA: 4.91	0.1		2	1	0	0	0	0	0	0	0	0	0	2	2	0.00	3.000										
Antonio Alfonseca, R ERA: 2.25	1.0		3	0	0	0	2	0	0	0	0	0	0	8	10	0.00	0.000										



Batter	1	2	3	4	5	6	7	8	9	AB	R	H	RBI	BB	SO	LOB	TOP			
Luis Castillo, S OBP: 0.320, SLG: 0.357										3	1	0	0	2	1	3	<b>Florida Marlins @ Montreal Expos</b> Olympic Stadium, Montreal, QB Sat Apr 14 2001, 7:05 PM EDT Alt. 9:514 - Dome - 72 F			
Eric Owens, R OBP: 0.326, SLG: 0.390										4	0	1	0	0	0	3				
Cliff Floyd, L OBP: 0.467, SLG: 0.676										4	0	0	1	0	0	1				
Preston Wilson, R OBP: 0.400, SLG: 0.571										4	0	1	0	0	0	1				
Mike Lowell, R OBP: 0.333, SLG: 0.563										4	1	1	0	0	0	2				
Charles Johnson, R OBP: 0.308, SLG: 0.595										4	0	1	1	0	2	0				
Derrek Lee, R OBP: 0.326, SLG: 0.432										3	0	0	0	1	1	1				
Alex Gonzalez, R OBP: 0.462, SLG: 0.469										4	0	2	0	0	0	1				
Matt Clement, R Ricky Bones, R Vic Darenbourg, L John Mabry, L Joe Strong, S Kevin Millar, R										2	0	0	0	0	1	1				
<b>Inning Stats</b>	R: 1 E: 0 K: 0 S: 11	H: 1 LOB: 1 BB: 1 P: 21	R: 0 E: 0 K: 2 S: 9	H: 1 LOB: 1 BB: 0 P: 13	R: 0 E: 0 K: 1 S: 11	H: 0 LOB: 0 BB: 0 P: 16	R: 0 E: 0 K: 1 S: 5	H: 0 LOB: 0 BB: 2 P: 7	R: 0 E: 1 K: 0 S: 6	H: 2 LOB: 1 BB: 0 P: 11	R: 0 E: 0 K: 0 S: 8	H: 1 LOB: 0 BB: 0 P: 10	R: 0 E: 0 K: 0 S: 4	H: 1 LOB: 1 BB: 0 P: 7	R: 0 E: 0 K: 1 S: 14	H: 2 LOB: 2 BB: 0 P: 19		1B: 6 2B: 2 3B: 0 HR: 0	SF: 0 SAC: 0 DP: 2 HBP: 0	WP: 0 PB: 1 SB: 2 CS: 0
<b>PITCHER</b>	IP WLS BF H R ER SO BB IBB HBP BLK WP HR S P ERA WHIP																			
Britt Reames, R ERA: 2.65	(1, 1) 6.0 W 25 4 2 2 4 3 0 0 0 0 0 0 47 85 3.00 1.167																			
Guillermo Mota, R ERA: 2.7	(7, 1) 1.0 3 1 0 0 0 0 0 0 0 0 0 0 8 10 0.00 1.000																			
Graeme Lloyd, L ERA:	(8, 1) 1.0 4 1 0 0 0 0 0 0 0 0 0 0 4 7 0.00 1.000																			
Scott Strickland, R ERA:	(9, 1) 1.0 5 2 0 0 1 0 0 0 0 0 0 0 14 19 0.00 2.000																			

Batter	1	2	3	4	5	6	7	8	9	AB	R	H	RBI	BB	SO	LOB	BOTTOM			
Orlando Cabrera, R OBP: 0.395, SLG: 0.432										4	0	1	0	0	0	2	<b>Florida Marlins @ Montreal Expos</b> Olympic Stadium, Montreal, QB Sat Apr 14 2001, 7:05 PM EDT Alt. 9:514 - Dome - 72 F			
Jose Vidro, S OBP: 0.373, SLG: 0.633										4	2	2	1	0	0	1				
Fernando Tatis, R OBP: 0.354, SLG: 0.317										3	2	1	1	2	0	3				
Vladimir Guerrero, R OBP: 0.447, SLG: 0.526										5	2	2	2	0	1	7				
Lee Stevens, L OBP: 0.333, SLG: 0.683										4	1	3	3	0	1	0				
Milton Bradley, S OBP: 0.333, SLG: 0.294										3	0	3	1	1	0	0				
Peter Bergeron, L OBP: 0.191, SLG: 0.227										4	0	0	0	0	2	5				
Michael Barrett, R OBP: 0.297, SLG: 0.344										2	1	1	0	2	0	1				
Britt Reames, R ERA: 4.5	(1, 1) 5.0 L 27 4 3 1 1 0 4 0 0 0 0 0 0 7 12 13.50 4.500																			
Ricky Bones, R ERA: 7.71	(6, 1) 0.2 4 3 1 1 0 0 0 0 0 0 0 0 3 6 27.00 3.000																			
Vic Darenbourg, L ERA: 9.0	(6, 1) 0.1 1 1 1 1 0 0 0 0 0 0 0 0 3 6 27.00 3.000																			
Joe Strong, R ERA:	(7, 1) 2.0 8 1 0 0 0 2 0 0 0 0 0 0 15 28 0.00 1.500																			
<b>Inning Stats</b>	R: 3 E: 1 K: 1 S: 18	H: 3 LOB: 1 BB: 1 P: 29	R: 0 E: 0 K: 1 S: 11	H: 1 LOB: 3 BB: 1 P: 21	R: 0 E: 0 K: 1 S: 9	H: 2 LOB: 2 BB: 1 P: 15	R: 0 E: 0 K: 0 S: 8	H: 0 LOB: 0 BB: 0 P: 14	R: 1 E: 0 K: 1 S: 8	H: 2 LOB: 0 BB: 0 P: 12	R: 4 E: 0 K: 0 S: 12	H: 5 LOB: 1 BB: 1 P: 27	R: 0 E: 0 K: 0 S: 7	H: 0 LOB: 0 BB: 1 P: 13	R: 0 E: 0 K: 0 S: 8	H: 1 LOB: 2 BB: 1 P: 15	1B: 9 2B: 4 3B: 0 HR: 1	SF: 0 SAC: 1 DP: 3 HBP: 1	WP: 0 PB: 0 SB: 0 CS: 0	PA: 40
<b>PITCHER</b>	IP WLS BF H R ER SO BB IBB HBP BLK WP HR S P ERA WHIP																			
Matt Clement, R ERA: 4.5	(1, 1) 5.0 L 27 4 3 1 1 0 4 0 0 0 0 0 0 7 12 13.50 4.500																			
Ricky Bones, R ERA: 7.71	(6, 1) 0.2 4 3 1 1 0 0 0 0 0 0 0 0 3 6 27.00 3.000																			
Vic Darenbourg, L ERA: 9.0	(6, 1) 0.1 1 1 1 1 0 0 0 0 0 0 0 0 3 6 27.00 3.000																			
Joe Strong, R ERA:	(7, 1) 2.0 8 1 0 0 0 2 0 0 0 0 0 0 15 28 0.00 1.500																			



Batter	1	2	3	4	5	6	7	8	9	AB	R	H	RBI	BB	SO	LOB	TOP					
Luis Castillo, S OBP: 0.309, SLG: 0.326	(1,4) SF8 BB		(2) K		(1) G1-3		(2) G4-3		(2) G1-3	4	1	0	0	1	1	0						
Dave Berg, R OBP: 0.133, SLG: 0.533	(1,6) F9		(3) F8		(2) G6-3		HR		(3) F8	5	1	1	1	0	0	1						
Cliff Floyd, L OBP: 0.469, SLG: 0.675	(1,7) SF8 1-H			(1) E S 1B	(3) FC5-4 1B					3	1	2	1	0	1	0						
Preston Wilson, R OBP: 0.388, SLG: 0.543	(1,8) G6-3			(1) F8 S 1B	(3) FC5-4 1-2				(1) G6-3	4	1	1	1	0	0	1						
Mike Lowell, R OBP: 0.325, SLG: 0.556		(1) G6-3		(1) F8 1-3		(1) F7			(1) 2B 2B	4	1	1	0	0	0	1						
Derrek Lee, R OBP: 0.298, SLG: 0.390	(1,3) F8			(2) K		(2) K			(2) G5-3	4	0	0	0	0	2	2						
John Mabry, L OBP: 0.162, SLG: 0.182	(6, PH) K			(2) K S 1B		(3) E9 2B			(2) 2B 2B	2	0	1	0	0	1	0						
Eric Owens, R OBP: 0.354, SLG: 0.465	(6, PH) K			(3-H) K S 1B		(3) E9 2B			(2) 2B 2B	2	0	2	1	0	0	0						
Mike Redmond, R OBP: 0.375, SLG: 0.714			(1) F8	(1) F8 1-2		(3) G4-3			(3) F9	3	0	0	0	1	0	2						
Jason Grilli, R OBP: 0.250, SLG: 1.000	(1,1) K			(3) K					(1) G1-3	2	1	1	1	0	1	2						
Braden Looper, R	(8,1) K									1	0	0	0	0	1	0						
Dan Miceli, R	(8,1) K									0	0	0	0	0	0	0						
Kevin Millar, R OBP: 0.111, SLG: 0.111	(9, PH) K									1	0	0	0	0	0	0						
Antonio Alfonseca, R	(9,1) K									0	0	0	0	0	0	0						
<b>Inning Stats</b>	R: 1 E: 1 K: 0 S: 9	H: 0 LOB: 0 BB: 1 P: 18	R: 0 E: 0 K: 1 S: 6	H: 0 LOB: 0 BB: 0 P: 9	R: 1 E: 0 K: 1 S: 8	H: 1 LOB: 0 BB: 0 P: 11	R: 2 E: 0 K: 2 S: 20	H: 3 LOB: 2 BB: 1 P: 34	R: 0 E: 0 K: 0 S: 6	H: 1 LOB: 1 BB: 0 P: 8	R: 0 E: 1 K: 1 S: 9	H: 1 LOB: 0 BB: 0 P: 16	R: 1 E: 0 K: 2 S: 9	H: 1 LOB: 0 BB: 0 P: 14	R: 1 E: 0 K: 0 S: 10	H: 2 LOB: 1 BB: 0 P: 17	R: 0 E: 0 K: 0 S: 10	H: 0 LOB: 0 BB: 0 P: 13	1B: 4 2B: 3 3B: 0 HR: 2	SF: 1 SAC: 0 DP: 0 HBP: 0	WP: 0 PB: 0 SB: 5 CS: 0	PA: 38
<b>PITCHER</b>	IP WLS BF H R ER SO BB IBB HBP BLK WP HR S P ERA WHIP																					
Tony Armas, R ERA: 4.41	(1,1) 6.0 L 26 6 4 3 5 2 0 0 0 0 0 1 58 96 4.50 1.333																					
Mike Johnson, R ERA: 5.4	(7,1) 2.0 9 3 2 2 2 0 0 0 0 0 0 1 19 31 9.00 1.500																					
Scott Stewart, L ERA:	(9,1) 1.0 3 0 0 0 0 0 0 0 0 0 0 0 10 13 0.00 0.000																					

Florida Marlins @ Montreal Expos  
Olympic Stadium, Montreal, QB  
Sun Apr 15 2001, 1:35 PM EDT  
Att: 8,090 - Dome - 72 F

AB 35  
R 6  
H 9  
RBI 5  
BB 2  
SO 7  
LOB 9



Batter	1	2	3	4	5	6	7	8	9	AB	R	H	RBI	BB	SO	LOB	BOTTOM					
Orlando Cabrera, R OBP: 0.404, SLG: 0.439	(1,6) HBP 1B		(3) F8			(1) G5-3 BB 1B			(2) G6-3	4	0	2	0	0	0	0						
Jose Vidro, S OBP: 0.382, SLG: 0.615	(1,4) P4			(1) F8-6-4 1B		(1) G5-3 BB			(3) F8	3	0	1	0	1	0	1						
Scott Stewart, R	(9,1) P4									0	0	0	0	0	0	0						
Fernando Tatis, R OBP: 0.365, SLG: 0.318	(1,5) G6-4-3 HBP			(1) K		(2) G5-3				3	0	1	0	0	1	3						
Vladimir Guerrero, R OBP: 0.412, SLG: 0.476	(1,9) G6-4-3 1-2			(2) F8-6-4 1-2		(3) G1-3			(1) FC5-4 1B	4	0	0	0	0	0	5						
Lee Stevens, L OBP: 0.306, SLG: 0.622		(1) G5-3			(1) K				(2) G6-3	4	0	0	0	0	1	1						
Milton Bradley, S OBP: 0.273, SLG: 0.238	(1,7) K			(2) K		(2) K			(3) F8	4	0	0	0	0	2	1						
Peter Bergeron, L OBP: 0.180, SLG: 0.213	(1,8) F8			(3) K		(3) K			(3) G5-3	3	0	0	0	0	1	0						
Randy Knorr, R OBP: 0.444, SLG: 1.444			(1) G5-3			(1) HR			(2) HR	3	2	2	2	0	0	0						
Tony Armas, R OBP: 0.333, SLG: 0.333	(1,1) K			(2) K		(1) HR			(1) K	1	0	0	0	0	1	0						
Tim Lincecum, S ERA: 4.22	(6, PH) K									1	1	1	0	0	0	0						
Mike Johnson, L	(7,1) K									0	0	0	0	0	0	0						
Fernando Seguignol, S OBP: 0.286, SLG: 0.429	(8, PH) K									1	0	0	0	0	1	0						
Geoff Blum, S OBP: 0.218, SLG: 0.333	(9,4) K									0	0	0	0	0	0	0						
<b>Inning Stats</b>	R: 0 E: 0 K: 0 S: 5	H: 1 LOB: 1 BB: 0 P: 9	R: 0 E: 0 K: 1 S: 9	H: 0 LOB: 0 BB: 0 P: 15	R: 0 E: 0 K: 1 S: 7	H: 0 LOB: 0 BB: 0 P: 7	R: 0 E: 0 K: 1 S: 7	H: 1 LOB: 0 BB: 0 P: 9	R: 0 E: 0 K: 3 S: 9	H: 0 LOB: 0 BB: 0 P: 10	R: 2 E: 0 K: 0 S: 12	H: 3 LOB: 1 BB: 1 P: 21	R: 0 E: 0 K: 0 S: 4	H: 0 LOB: 0 BB: 0 P: 8	R: 1 E: 0 K: 1 S: 9	H: 1 LOB: 1 BB: 0 P: 13	R: 0 E: 0 K: 0 S: 7	H: 1 LOB: 1 BB: 0 P: 7	1B: 5 2B: 1 3B: 0 HR: 2	SF: 0 SAC: 0 DP: 3 HBP: 1	WP: 0 PB: 0 SB: 0 CS: 0	PA: 33
<b>PITCHER</b>	IP WLS BF H R ER SO BB IBB HBP BLK WP HR S P ERA WHIP																					
Jason Grilli, R ERA: 4.22	(1,1) 5.0 W 20 5 2 2 6 1 0 1 0 0 0 0 46 66 3.60 1.200																					
Braden Looper, R ERA: 5.4	(6,1) 2.0 H 5 0 0 0 0 0 0 0 0 0 0 0 7 13 0.00 0.000																					
Dan Miceli, R ERA: 5.7	(8,1) 1.0 4 1 1 1 1 0 0 0 0 0 0 1 9 13 9.00 1.000																					
Antonio Alfonseca, R ERA: 1.8	(9,1) 1.0 S 4 1 0 0 0 0 0 0 0 0 0 0 7 7 0.00 1.000																					

Florida Marlins @ Montreal Expos  
Olympic Stadium, Montreal, QB  
Sun Apr 15 2001, 1:35 PM EDT  
Att: 8,090 - Dome - 72 F

AB 31  
R 3  
H 7  
RBI 2  
BB 1  
SO 7  
LOB 11



Batter	1	2	3	4	5	6	7	8	9	AB	R	H	RBI	BB	SO	LOB	TOP									
Luis Castillo, S OBP: 0.305, SLG: 0.320	3-1 P6 1B		1-1 FC6-4			1-3 K		2-2 G4-3		4	0	1	0	0	1	1										
Eric Owens, R OBP: 0.346, SLG: 0.447	1-2 P6 1-2			0-3 K		0-0 G5-3		1-2 1B WP		4	1	1	0	0	1	1										
Cliff Floyd, L OBP: 0.472, SLG: 0.682	0-0 G1-3			1-2 G3		0-0		3-1 PB WP 1-3 G1-3 1B		4	1	2	0	0	0	0										
Preston Wilson, R OBP: 0.377, SLG: 0.520		0-0 G6-3		1-1 PB 1B		3-2 G5-3		2-3 K		4	1	1	0	0	1	2										
Mike Lowell, R OBP: 0.318, SLG: 0.525	1-2 F7			3-1 1B		0-0 G5-3		0-0 G1-3		4	0	1	2	0	0	0										
Charles Johnson, R OBP: 0.302, SLG: 0.550	3-1 F8			1-2 1B		2-3 K		3-H 4-1		3	0	0	0	1	1	1										
Derrek Lee, R OBP: 0.275, SLG: 0.356			1-1 G4-3		2-2 G6-3		0-0 F9	0-3 K		4	0	0	0	0	1	1										
Alex Gonzalez, R OBP: 0.452, SLG: 0.457			1-0 FC6-4 1B		0-0 F7			0-3 K		3	0	1	0	0	1	0										
Brad Penny, R (8, PH)			1-3 K		0-3 K			0-1 L1		2	0	0	0	0	2	1										
Ryan McGuire, L OBP: 0.302, SLG: 0.550										1	0	0	0	0	0	0										
Armando Almanza, L OBP: 0.302, SLG: 0.550										0	0	0	0	0	0	0										
Dan Miceli, R OBP: 0.302, SLG: 0.550										0	0	0	0	0	0	0										
<b>Inning Stats</b>	R: 0 E: 0 K: 0 S: 7	H: 1 LOB: 0 BB: 0 P: 11	R: 0 E: 0 K: 0 S: 6	H: 0 LOB: 0 BB: 0 P: 10	R: 0 E: 0 K: 1 S: 8	H: 1 LOB: 1 BB: 0 P: 12	R: 1 E: 0 K: 1 S: 17	H: 2 LOB: 1 BB: 0 P: 21	R: 0 E: 0 K: 1 S: 7	H: 0 LOB: 0 BB: 0 P: 9	R: 0 E: 0 K: 1 S: 8	H: 1 LOB: 1 BB: 0 P: 12	R: 0 E: 0 K: 1 S: 6	H: 0 LOB: 0 BB: 0 P: 8	R: 0 E: 0 K: 1 S: 8	H: 0 LOB: 0 BB: 0 P: 10	R: 2 E: 0 K: 2 S: 14	H: 2 LOB: 1 BB: 1 P: 24	1B: 6 2B: 2 3B: 0 HR: 0	SF: 0 SAC: 0 DP: 1 HBP: 0	WP: 1 PB: 2 CS: 0	PA: 34				
<b>PITCHER</b>	IP	WLS	BF	H	R	ER	SO	BB	IBB	HBP	BLK	WP	HR	S	P	ERA	WHIP									
Greg Maddux, R ERA: 3.52	(1, 1)	8.0	28	5	1	0	6	0	0	0	0	0	0	67	93	0.00	0.625									
John Rocker, L ERA: 3.52	(9, 1)	1.0	W	6	2	2	1	2	1	0	0	0	1	0	14	24	9.00	3.000								

Florida Marlins @ Atlanta Braves  
Turner Field, Atlanta, GA  
Mon Apr 16 2001, 7:35 PM EDT  
Att: 24,015 - Sunny - 67 F

AB 33  
R 3  
H 7  
RBI 2  
BB 1  
SO 8  
LOB 7



Batter	1	2	3	4	5	6	7	8	9	AB	R	H	RBI	BB	SO	LOB	BOTTOM								
Rafael Furcal, S OBP: 0.254, SLG: 0.362	0-2 L7	0-0 G6-3		1-1 G4-3			1-1 G3		1-1 SH5-4	4	0	0	0	0	0	3									
Dave Martinez, L OBP: 0.364, SLG: 0.368	2-1 1B 2B		1-1 L6		0-1 F7		0-3 K		4-1 1B BB	4	1	1	0	1	1	0									
Rico Brogna, L OBP: 0.439, SLG: 0.541	0-0 10 PB 1B		1-1 G4-3		4-2 BB		1-1 E9 10 1B 2B		1-1 1B	4	1	3	2	1	0	0									
10 Chipper Jones, S OBP: 0.386, SLG: 0.378	2-0 G6-3		0-1 1B		3-2 F7		1-2 1B			4	0	2	1	0	0	2									
Brian Jordan, R OBP: 0.235, SLG: 0.333	0-0 G5-3		1-0 1B		1-2 F8		0-0 L9			4	0	1	0	0	0	3									
Andruw Jones, R OBP: 0.305, SLG: 0.446		1-1 SH1-4 G4-3 1B		0-0 G5-3		0-1 HR		2-3 K		4	1	2	1	0	1	2									
Keith Lockhart, L OBP: 0.450, SLG: 0.375		0-0 G4-3		4-1 SH3-4 BB		0-0 G4-3		4-2 B2-6-4 BB		2	0	0	0	2	0	1									
Paul Bako, L		4-1 SH1-4 BB		1-3 K		1-0 G4-3		2-0 B2-6-4		3	0	0	0	1	1	2									
Greg Maddux, R OBP: 0.250, SLG: 0.250		0-0 SH1-4		0-0 SH3-4		1-2 G4-3		4-2 SH5-4 1B BB		1	0	0	0	0	0	0									
John Rocker, R ERA: 7.2	(9, 1)									0	0	0	0	0	0	0									
B.J. Surhoff, L OBP: 0.209, SLG: 0.317	(9, PH)									0	1	0	0	1	0	0									
<b>Inning Stats</b>	R: 1 E: 0 K: 0 S: 8	H: 2 LOB: 1 BB: 0 P: 12	R: 0 E: 0 K: 0 S: 6	H: 1 LOB: 2 BB: 1 P: 11	R: 0 E: 0 K: 1 S: 8	H: 2 LOB: 2 BB: 0 P: 11	R: 0 E: 0 K: 1 S: 8	H: 0 LOB: 1 BB: 1 P: 14	R: 0 E: 0 K: 0 S: 11	H: 0 LOB: 1 BB: 1 P: 19	R: 1 E: 0 K: 0 S: 7	H: 1 LOB: 0 BB: 0 P: 9	R: 1 E: 1 K: 1 S: 11	H: 2 LOB: 1 BB: 0 P: 14	R: 0 E: 0 K: 1 S: 7	H: 0 LOB: 0 BB: 1 P: 15	R: 1 E: 0 K: 0 S: 7	H: 1 LOB: 2 BB: 2 P: 17	1B: 6 2B: 2 3B: 0 HR: 1	SF: 0 SAC: 3 DP: 1 HBP: 0	WP: 0 PB: 1 CS: 0	PA: 39			
<b>PITCHER</b>	IP	WLS	BF	H	R	ER	SO	BB	IBB	HBP	BLK	WP	HR	S	P	ERA	WHIP								
Brad Penny, R ERA: 3.66	(1, 1)	7.0	32	8	3	2	2	3	0	0	0	0	0	7	15	0.00	1.000								
Armando Almanza, L ERA: 7.2	(8, 1)	1.0	3	0	0	0	1	1	0	0	0	0	0	7	15	0.00	1.000								
Dan Miceli, R ERA: 7.2	(9, 1)	0.1	L	4	1	1	1	0	2	0	0	0	0	7	17	27.00	9.000								

Florida Marlins @ Atlanta Braves  
Turner Field, Atlanta, GA  
Mon Apr 16 2001, 7:35 PM EDT  
Att: 24,015 - Sunny - 67 F

AB 30  
R 4  
H 9  
RBI 4  
BB 6  
SO 3  
LOB 13



Batter	1	2	3	4	5	6	7	8	9	AB	R	H	RBI	BB	SO	LOB	TOP	
Luis Castillo, S OBP: 0.317, SLG: 0.321	1-3 K		3-3 K					4-2 E BB		3	0	1	0	1	2	0	<b>Florida Marlins @ Atlanta Braves</b> Turner Field, Atlanta, GA Tue Apr 17 2001, 7:35 PM EDT Att: 27,522 - Cloudy - 49 F	
Eric Owens, R OBP: 0.357, SLG: 0.451	3-2 1B 1B		0-2 G4-3				3-2 FC3-6 1B	2-3 K		4	1	2	0	0	1	1		
Cliff Floyd, L OBP: 0.456, SLG: 0.646	0-0 PB 1B SF8 1B		2-3 K				0-0 FC3-6 1-2	1-1 F8		4	1	1	0	0	1	3		
Preston Wilson, R OBP: 0.368, SLG: 0.500	1-2 PB 1B			2-3 K			3-3 K	2-3 K		4	0	1	1	0	3	3		
Mike Lowell, R OBP: 0.292, SLG: 0.488	3-2 SF8			1-1 F4			0-3 K		1-1 G5-3	3	0	0	1	0	1	2		
Charles Johnson, R OBP: 0.319, SLG: 0.614	3-3 K			1-3 K			2-1 HR		1-0 1B	4	1	2	1	0	2	1		
Derrek Lee, R OBP: 0.253, SLG: 0.327		2-3 K			1-0 F8		0-2 F9		2-0 L9	4	0	0	0	0	1	1		
Antonio Alfonseca, R ERA: 4.18										0	0	0	0	0	0	0		
Alex Gonzalez, R OBP: 0.413, SLG: 0.410		1-3 K			1-2 F9		1-0 L1		0-0 G5-3	4	0	0	0	0	1	1		
Vladimir Nunez, R Armando Almanza, L Braden Looper, R Ryan McGuire, L		1-0 F8			1-1 G6-3		1-3 K			3	0	0	0	0	1	0		
<b>Inning Stats</b>	R: 2 H: 3 E: 0 K: 2 S: 19	H: 3 LOB: 1 BB: 0 P: 30	R: 0 H: 0 E: 0 K: 2 S: 7	H: 0 LOB: 0 BB: 0 P: 11	R: 0 H: 0 E: 0 K: 2 S: 9	H: 0 LOB: 0 BB: 0 P: 14	R: 0 H: 0 E: 0 K: 2 S: 8	H: 0 LOB: 0 BB: 0 P: 12	R: 0 H: 2 E: 0 K: 1 S: 13	H: 1 LOB: 0 BB: 0 P: 14	R: 0 H: 0 E: 1 K: 2 S: 12	H: 0 LOB: 1 BB: 0 P: 21	R: 0 H: 1 E: 0 K: 0 S: 5	H: 1 LOB: 1 BB: 0 P: 9	1B: 6 2B: 0 3B: 0 HR: 1	SF: 1 2B: 0 3B: 0 DP: 0 HBP: 0	WP: 0 PA: 35 RBI: 1 BB: 2 CS: 0	
<b>PITCHER</b>	IP	WLS	BF	H	R	ER	SO	BB	IBB	HBP	BLK	WP	HR	S	P	ERA	WHIP	
John Burkett, R	7.0	L	27	6	3	2	11	0	0	0	0	0	1	72	110	2.57	0.857	
Jason Marquis, R	1.0		4	0	0	0	2	1	0	0	0	0	0	12	21	0.00	1.000	
Marc Valdes, R	1.0		4	1	0	0	0	0	0	0	0	0	0	5	9	0.00	1.000	

Batter	1	2	3	4	5	6	7	8	9	AB	R	H	RBI	BB	SO	LOB	BOTTOM		
Rafael Furcal, S OBP: 0.254, SLG: 0.344	1-3 K	0-1 P6			3-2 G3-1			4-2 CS WP BB		3	0	0	0	1	1	1	<b>Florida Marlins @ Atlanta Braves</b> Turner Field, Atlanta, GA Tue Apr 17 2001, 7:35 PM EDT Att: 27,522 - Cloudy - 49 F		
B.J. Surhoff, L OBP: 0.234, SLG: 0.302	4-1 10 HR BB		0-0 G5-3		1-3 K		4-0 10 FC6-4 CS BB	1-2 10 FC6-4 BB		2	1	0	0	2	1	0			
Rico Brogna, L OBP: 0.422, SLG: 0.500	0-1 F8		1-0 G1-4-3			1-0 G4-3	4-0 10 FC6-4 BB	1-2 2-3 BB		3	0	0	0	1	0	1			
10 Chipper Jones, S OBP: 0.393, SLG: 0.438	1-0 1H HR		4-1 BB			1-3 K	2-2 FC6-4 FC4	1-2 2-3 FC4		3	1	1	2	1	1	2			
Marc Valdes, R										0	0	0	0	0	0	0			
Brian Jordan, R OBP: 0.236, SLG: 0.327	2-1 1B		0-1 F7			2-2 G3	3-1 FC4	1-2		4	0	1	0	0	0	3			
Andruw Jones, R OBP: 0.302, SLG: 0.450	2-3 K			1-2 G5-3			2-2 BLK 2B		1-3 K	4	0	1	0	0	2	1			
Javy Lopez, R OBP: 0.327, SLG: 0.432		4-1 G5-4-3 BB			2-0 G6-3		0-1 L8		0-0 G6-3	3	0	0	0	1	0	1			
Marcus Giles, R																			
Keith Lockhart, L OBP: 0.455, SLG: 0.389		1-0 G5-4-3			3-2 F9		1-1 P6	3-2 WP		2	0	0	0	0	0	1			
John Burkett, R OBP: 0.429, SLG: 0.333										2	0	1	0	0	1	0			
Dave Martinez, L OBP: 0.348, SLG: 0.350										1	0	0	0	0	0	1			
Jason Marquis, L										0	0	0	0	0	0	0			
Wes Helms, R OBP: 0.211, SLG: 0.526									1-2	1	0	0	0	0	1				
<b>Inning Stats</b>	R: 2 H: 2 E: 0 K: 2 S: 16	H: 2 LOB: 1 BB: 1 P: 26	R: 0 H: 1 E: 0 K: 0 S: 5	H: 1 LOB: 1 BB: 1 P: 10	R: 0 H: 0 E: 0 K: 0 S: 5	H: 0 LOB: 0 BB: 1 P: 10	R: 0 H: 0 E: 0 K: 2 S: 10	H: 0 LOB: 0 BB: 0 P: 14	R: 0 H: 0 E: 0 K: 1 S: 7	H: 1 LOB: 1 BB: 0 P: 11	R: 0 H: 1 E: 0 K: 0 S: 11	H: 1 LOB: 1 BB: 0 P: 15	R: 0 H: 0 E: 0 K: 0 S: 7	H: 0 LOB: 2 BB: 3 P: 24	R: 0 H: 1 E: 0 K: 1 S: 11	H: 1 LOB: 1 BB: 0 P: 16	1B: 3 2B: 1 3B: 0 HR: 1	SF: 0 2B: 1 3B: 0 DP: 1 HBP: 0	WP: 2 PA: 36 RBI: 0 BB: 0 CS: 2
<b>PITCHER</b>	IP	WLS	BF	H	R	ER	SO	BB	IBB	HBP	BLK	WP	HR	S	P	ERA	WHIP		
Vladimir Nunez, R	7.0	W	28	4	2	2	5	4	0	1	0	0	0	8	105	0.00	6.000		
Armando Almanza, L	0.1	H	2	0	0	0	0	2	0	0	0	0	0	5	10	0.00	0.000		
Braden Looper, R	0.2	H	2	0	0	0	0	0	0	0	0	0	0	11	16	0.00	1.000		
Antonio Alfonseca, R ERA: 1.5	1.0	S	4	1	0	0	1	0	0	0	0	1	0	11	16	0.00	1.000		

Batter	1	2	3	4	5	6	7	8	9	AB	R	H	RBI	BB	SO	LOB	TOP	
Eric Owens, R OBP: 0.350, SLG: 0.426 (1,9)	F9		F9			F9		F9		3	0	0	0	1	0	0	<b>Florida Marlins @ Atlanta Braves</b> Turner Field, Atlanta, GA Wed Apr 18 2001, 1:05 PM EDT Att: 30,233 - Sunny - 51 F	
Dave Berg, R OBP: 0.105, SLG: 0.421 (1,4)	F8		L7			K		K		4	0	0	0	0	2	1		
Cliff Floyd, L OBP: 0.443, SLG: 0.608 (1,7)	S			G4-3				K		3	0	0	0	1	1	0		
Preston Wilson, R OBP: 0.361, SLG: 0.474 (1,8)				K			F8		K	3	0	0	0	1	2	0		
Mike Lowell, R OBP: 0.288, SLG: 0.468 (1,5)	G6-3			G1-3			E		F8	4	0	1	0	0	0	2		
Derrek Lee, R OBP: 0.259, SLG: 0.327 (1,3)		G4-3			K		E6			3	0	1	0	0	1	0		
Mike Redmond, R OBP: 0.455, SLG: 0.667 (1,2)		G4-6-3		G6-3			1B			2	0	1	0	1	0	0		
Alex Gonzalez, R OBP: 0.388, SLG: 0.381 (1,6)		G4-6-3		F8			F8			3	0	0	0	0	0	4		
Ryan Dempster, R (1,1)				K					K	2	0	0	0	0	2	0		
Kevin Millar, R (8,PH)										1	0	0	0	0	1	0		
Vic Darenbourg, L (8,1)										0	0	0	0	0	0	0		
Ricky Bones, R (8,1)										0	0	0	0	0	0	0		
<b>Inning Stats</b>	R: 0 H: 0 E: 0 K: 0 S: 14	H: 0 LOB: 2 BB: 2 P: 26	R: 0 H: 1 E: 0 K: 0 S: 8	H: 1 LOB: 0 BB: 0 P: 12	R: 0 H: 0 E: 0 K: 1 S: 8	H: 0 LOB: 0 BB: 0 P: 10	R: 0 H: 0 E: 0 K: 1 S: 7	H: 0 LOB: 0 BB: 0 P: 10	R: 0 H: 2 E: 1 K: 2 S: 18	H: 2 LOB: 3 BB: 1 P: 30	R: 0 H: 0 E: 0 K: 1 S: 7	H: 0 LOB: 0 BB: 0 P: 10	R: 0 H: 0 E: 0 K: 1 S: 7	H: 0 LOB: 0 BB: 0 P: 10	1B: 3 2B: 0 3B: 0 HR: 0	SF: 0 SAC: 0 DP: 1 HBP: 0	WP: 0 PB: 0 CS: 1	PA: 32
<b>PITCHER</b>	IP WLS BF H R ER SO BB IBB HBP BLK WP HR S P ERA WHIP																	
Tom Glavine, L (1,1)	7.0 W 26 3 0 0 6 3 1 0 0 0 0 67 107 0.00 0.857																	
Mike Remlinger, L (8,1)	1.0 H 3 0 0 0 2 0 0 0 0 0 0 8 12 0.00 0.000																	
John Rocker, L (9,1)	1.0 S 3 0 0 0 1 0 0 0 0 0 0 7 10 0.00 0.000																	

Batter	1	2	3	4	5	6	7	8	9	AB	R	H	RBI	BB	SO	LOB	BOTTOM	
Rafael Furcal, S (1,6)	1B	G4-3			B1-3		K			3	0	0	0	1	1	2	<b>Florida Marlins @ Atlanta Braves</b> Turner Field, Atlanta, GA Wed Apr 18 2001, 1:05 PM EDT Att: 30,233 - Sunny - 51 F	
B.J. Surhoff, L (1,7)	1B		F9		G3		K			3	1	0	0	1	1	1		
Rico Brogna, L (1,3)	1B		HBP		K			F7		4	0	2	0	0	1	0		
10 Chipper Jones, S (1,5)	FC3-2		F8		G3			E4		4	0	0	0	0	0	4		
Wes Helms, R (8,PR)	FC6-4							2B		0	0	0	0	0	0	0		
Brian Jordan, R (1,9)	FC6-4		HBP		F8					3	0	1	1	0	0	2		
Andruw Jones, R (1,8)	F3		K					2B		3	0	1	0	1	1	4		
Javy Lopez, R (1,2)		G6-3			K			K		4	0	0	0	0	2	4		
Keith Lockhart, L (1,4)	SH1-4		F2					P6		3	0	1	0	1	0	3		
Tom Glavine, L (1,1)										1	0	0	0	0	1	0		
Mike Remlinger, L (8,1)	SH1-4									0	0	0	0	0	0	0		
John Rocker, R (9,1)										0	0	0	0	0	0	0		
<b>Inning Stats</b>	R: 1 H: 1 E: 0 K: 0 S: 12	H: 1 LOB: 1 BB: 0 P: 22	R: 0 H: 1 E: 0 K: 0 S: 13	H: 1 LOB: 0 BB: 0 P: 18	R: 0 H: 1 E: 0 K: 1 S: 8	H: 0 LOB: 0 BB: 0 P: 12	R: 0 H: 0 E: 0 K: 2 S: 8	H: 0 LOB: 0 BB: 0 P: 10	R: 0 H: 1 E: 0 K: 0 S: 9	H: 1 LOB: 1 BB: 1 P: 14	R: 0 H: 0 E: 0 K: 2 S: 18	H: 0 LOB: 1 BB: 1 P: 28	R: 0 H: 1 E: 1 K: 1 S: 9	H: 1 LOB: 3 BB: 1 P: 18	1B: 4 2B: 1 3B: 0 HR: 0	SF: 0 SAC: 2 DP: 0 HBP: 1	WP: 0 PB: 0 CS: 0	PA: 35
<b>PITCHER</b>	IP WLS BF H R ER SO BB IBB HBP BLK WP HR S P ERA WHIP																	
Ryan Dempster, R (1,1)	7.0 L 29 4 1 1 6 3 0 1 0 0 0 74 114 1.29 1.000																	
Vic Darenbourg, L (8,1)	0.1 2 0 0 0 0 0 0 0 0 0 0 3 4 0.00 0.000																	
Ricky Bones, R (8,1)	0.2 4 1 0 0 1 0 1 0 0 0 0 6 14 0.00 1.500																	



Batter	1	2	3	4	5	6	7	8	9	AB	R	H	RBI	BB	SO	LOB	TOP																
<b>Peter Bergeron, L</b> (1, 8) OBP: 0.206, SLG: 0.207	0-1 G6-3		2-1 G6-3		0-0 F7			1-0 G6-3		4	0	0	0	0	0	1	<b>Montreal Expos @ Florida Marlins</b> Pro Player Stadium, Miami, FL Thu Apr 19 2001, 7:05 PM EDT Att: 10,940 - Sunny - 72 F																
<b>Geoff Blum, S</b> (1, 7) OBP: 0.345, SLG: 0.304	4-2 PB 2B BB		2-2 HBP			2-3 K		2-3 K		2	1	0	0	1	2	0																	
<b>Fernando Tatis, R</b> (1, 5) OBP: 0.353, SLG: 0.310	3-3 K		0-0 F8			1-3 K		1-2 F8 BB 1B		4	0	1	0	0	2	2																	
<b>Lee Stevens, L</b> (1, 3) OBP: 0.273, SLG: 0.581	2-2 1-H 2B			2-1 G3-1		3-2 HR		1-0 F9		4	1	2	2	0	0	1																	
<b>Jose Vidro, S</b> (1, 4) OBP: 0.361, SLG: 0.574	1-1 G2-3			3-3 K		3-3 K		4-2 BB		3	0	0	0	1	2	1																	
<b>Milton Bradley, S</b> (1, 9) OBP: 0.278, SLG: 0.212		4-0 CS BB		2-3 K		1-3 K		0-1 F8		3	0	0	0	1	2	2																	
<b>Orlando Cabrera, R</b> (1, 6) OBP: 0.381, SLG: 0.464		2-2 L4 1-2		1-0 G5-3		2-1 F3		0-0 F8		4	0	0	0	0	0	3																	
<b>Michael Barrett, R</b> (1, 2) OBP: 0.269, SLG: 0.298		2-1 G5-3		3-2 F5		0-3 K				3	0	0	0	0	1	0																	
<b>Britt Reames, R</b> (1, 1) OBP: 0.333, SLG: 0.143			1-1 G5-3		4-1 BB			1-0 F9		1	0	0	0	1	0	0																	
<b>Mike Johnson, L</b> (6, 1) <b>Graeme Lloyd, L</b> (7, 1) <b>Tim Raines, S</b> (8, PH) <b>Scott Strickland, R</b> (8, 1)										0	0	0	0	0	0	0																	
<b>Inning Stats</b>	R: 1 E: 0 K: 1 S: 15	H: 1 LOB: 1 BB: 1 P: 25	R: 0 E: 0 K: 0 S: 5	H: 0 LOB: 0 BB: 1 P: 13	R: 0 E: 0 K: 0 S: 7	H: 0 LOB: 1 BB: 0 P: 12	R: 0 E: 0 K: 2 S: 8	H: 0 LOB: 0 BB: 0 P: 15	R: 0 E: 0 K: 0 S: 6	H: 1 LOB: 1 BB: 1 P: 14	R: 0 E: 0 K: 3 S: 13	H: 1 LOB: 0 BB: 0 P: 22	R: 0 E: 0 K: 2 S: 8	H: 0 LOB: 0 BB: 0 P: 11	R: 0 E: 0 K: 1 S: 5	H: 1 LOB: 2 BB: 1 P: 18	1B: 1 2B: 1 3B: 0 HR: 1	SF: 0 SAC: 0 DP: 0 HBP: 1	WP: 0 PB: 1 SB: 0 CS: 1	PA: 34													
<b>PITCHER</b>	IP WLS BF H R ER SO BB IBB HBP BLK WP HR S P ERA WHIP																																
<b>Matt Clement, R</b> (1, 1) ERA: 3.75	6.0	23	2	2	1	6	3	0	1	0	0	0	1	54	101	1.50	0.833																
<b>Braden Looper, R</b> (7, 1) ERA: 4.09	2.0	6	0	0	0	3	0	0	0	0	0	0	0	13	20	0.00	0.000																
<b>Antonio Alfonseca, R</b> (9, 1) ERA: 1.29	1.0	5	1	0	0	0	1	0	0	0	0	0	0	12	18	0.00	2.000																

AB	29
R	2
H	3
RBI	2
BB	4
SO	9
LOB	10



Batter	1	2	3	4	5	6	7	8	9	AB	R	H	RBI	BB	SO	LOB	BOTTOM																
<b>Luis Castillo, S</b> (1, 4) OBP: 0.324, SLG: 0.316	2-2 G6-3	4-2 BB			2-2 G5-3	3-3 K		1-1 1B		4	0	1	2	1	1	1	<b>Montreal Expos @ Florida Marlins</b> Pro Player Stadium, Miami, FL Thu Apr 19 2001, 7:05 PM EDT Att: 10,940 - Sunny - 72 F																
<b>Eric Owens, R</b> (1, 9) OBP: 0.338, SLG: 0.397	4-2 S BB	0-0 G1-3			0-2 G1-3		1-3 K	0-0 F3		4	0	0	0	1	1	4																	
<b>Cliff Floyd, L</b> (1, 7) OBP: 0.431, SLG: 0.574	2-1 P6 1-2		3-1 G4-3		4-2 BB BB		0-1 G3-1			3	0	0	0	1	0	1																	
<b>Preston Wilson, R</b> (1, 8) OBP: 0.369, SLG: 0.458	0-2 G6-3		4-1 2B BB		4-2 BB BB		1-1 G4-3			2	0	0	0	2	0	1																	
<b>Mike Lowell, R</b> (1, 5) OBP: 0.304, SLG: 0.490		2-3 K	0-2 SAFE 2B		2-0 G6-3			2-0 1B WP 1B 1B		4	1	2	0	0	1	2																	
<b>Charles Johnson, R</b> (1, 2) OBP: 0.333, SLG: 0.729		2-1 HR	1-3 K			0-0 HR		1-3 K		4	2	2	2	0	2	2																	
<b>Kevin Millar, R</b> (1, 3) OBP: 0.231, SLG: 0.167		4-1 SH5-4 BB		1-2 F9		0-1 HR		2-2 WP 1B 1B		2	0	1	0	1	0	0																	
<b>Braden Looper, R</b> (7, 1) <b>Ryan McGuire, L</b> (8, PH) <b>Antonio Alfonseca, R</b> (9, 1)										0	0	0	0	0	0	0																	
<b>Alex Gonzalez, R</b> (1, 6) OBP: 0.396, SLG: 0.378		4-2 SH5-4 BB		1-3 K		0-1 P6		0-0 WP 1B 1B		3	1	1	0	1	1	0																	
<b>Matt Clement, R</b> (1, 1) <b>Derrek Lee, R</b> (6, PH) (7, 3)		0-0 SH5-4		2-3 K		1-0 HBP		3-3 K		1	0	0	0	0	1	0																	
<b>Inning Stats</b>	R: 0 E: 0 K: 0 S: 10	H: 0 LOB: 1 BB: 1 P: 18	R: 1 E: 0 K: 1 S: 15	H: 1 LOB: 3 BB: 3 P: 31	R: 0 E: 0 K: 1 S: 9	H: 1 LOB: 1 BB: 1 P: 17	R: 0 E: 0 K: 2 S: 10	H: 0 LOB: 0 BB: 0 P: 14	R: 0 E: 0 K: 0 S: 15	H: 2 LOB: 1 BB: 2 P: 26	R: 1 E: 0 K: 1 S: 8	H: 2 LOB: 1 BB: 0 P: 12	R: 0 E: 0 K: 1 S: 7	H: 0 LOB: 0 BB: 0 P: 9	R: 3 E: 0 K: 2 S: 15	H: 4 LOB: 1 BB: 0 P: 24	1B: 5 2B: 1 3B: 0 HR: 2	SF: 0 SAC: 1 DP: 0 HBP: 1	WP: 1 PB: 0 SB: 1 CS: 0	PA: 38													
<b>PITCHER</b>	IP WLS BF H R ER SO BB IBB HBP BLK WP HR S P ERA WHIP																																
<b>Britt Reames, R</b> (1, 1) ERA: 2.45	5.0	23	2	1	1	4	7	0	0	0	0	0	1	59	106	1.80	1.800																
<b>Mike Johnson, R</b> (6, 1) ERA: 4.66	1.1	6	2	1	1	2	0	0	1	0	0	1	11	16	6.75	1.500																	
<b>Graeme Lloyd, L</b> (7, 1) ERA:	0.2	2	0	0	0	0	0	0	0	0	0	0	4	5	0.00	0.000																	
<b>Scott Strickland, R</b> (8, 1) ERA: 3.48	1.0	7	4	3	3	2	0	0	0	0	1	0	15	24	27.00	4.000																	

AB	29
R	5
H	8
RBI	4
BB	7
SO	8
LOB	13



Batter	1	2	3	4	5	6	7	8	9	AB	R	H	RBI	BB	SO	LOB	TOP					
<b>Orlando Cabrera, R</b> OBP: 0.373, SLG: 0.441 (1, 6)	4-1 BB G6-4-3		2-3 K			2-2 F9			1-1 G5-3	3	0	0	0	1	1	1						
<b>Tim Lincecum, S</b> OBP: 0.375, SLG: 0.381 (1, 7)	2-2 G6-4-3 1-2f			2-0 F9			1-0 F5		1-1 1B 1B	4	0	1	0	0	0	1						
<b>Fernando Tatis, R</b> OBP: 0.361, SLG: 0.371 (1, 5)	1-2 F8			3-2 G4-3			0-0 HR		1-0 G6-4-3 1B	4	1	2	1	0	0	0						
<b>Lee Stevens, L</b> OBP: 0.271, SLG: 0.576 (1, 3)		1-0 G1-3		0-0 L5			3-2 G4-3 2B		0-0 G6-4-3 1-2f	4	0	1	0	0	0	2						
<b>Jose Vidro, S</b> OBP: 0.360, SLG: 0.557 (1, 4)		4-2 BB G4-6-3			2-1 F9		2-0 G4-3			2	0	0	0	1	0	1						
<b>Milton Bradley, S</b> OBP: 0.256, SLG: 0.194 (1, 9)		2-0 G4-6-3 1-2f			0-0 F7		1-2 G6-3			3	0	0	0	0	0	2						
<b>Peter Bergeron, L</b> OBP: 0.197, SLG: 0.197 (1, 8)			2-2 F9		0-1 F5			1-2 G3-1		3	0	0	0	0	0	0						
<b>Michael Barrett, R</b> OBP: 0.255, SLG: 0.280 (1, 2)			3-2 G1-5-3			0-0 F8		1-2 G4-3		3	0	0	0	0	0	0						
<b>Tony Armas, R</b> OBP: 0.500, SLG: 0.500 (1, 1)			1-2 1B			0-2 P6		1-3 K		1	0	1	0	0	0	0						
<b>Geoff Blum, S</b> OBP: 0.333, SLG: 0.292 (6, PH)										1	0	0	0	0	0	0						
<b>Masato Yoshii, R</b> OBP: 0.222, SLG: 0.333 (6, PH)										0	0	0	0	0	0	0						
<b>Fernando Seguignol, S</b> OBP: 0.222, SLG: 0.333 (8, PH)										1	0	0	0	0	1	0						
<b>Ugueth Urbina, R</b> OBP: 0.222, SLG: 0.333 (8, PH)										0	0	0	0	0	0	0						
<b>Inning Stats</b>	R: 0 E: 0 K: 0 S: 9	H: 0 LOB: 0 BB: 1 P: 16	R: 0 E: 0 K: 0 S: 4	H: 0 LOB: 0 BB: 1 P: 11	R: 0 E: 0 K: 1 S: 13	H: 1 LOB: 1 BB: 0 P: 21	R: 0 E: 0 K: 0 S: 5	H: 0 LOB: 0 BB: 0 P: 10	R: 0 E: 0 K: 0 S: 5	H: 0 LOB: 0 BB: 0 P: 7	R: 0 E: 0 K: 0 S: 7	H: 0 LOB: 0 BB: 0 P: 9	R: 1 E: 0 K: 0 S: 9	H: 2 LOB: 1 BB: 0 P: 16	R: 0 E: 0 K: 1 S: 9	H: 0 LOB: 0 BB: 0 P: 12	R: 0 E: 0 K: 0 S: 6	H: 2 LOB: 1 BB: 0 P: 9	1B: 3 2B: 1 3B: 0 HR: 1	SF: 0 SAC: 0 DP: 3 HBP: 0	WP: 0 PB: 0 SB: 0 CS: 0	PA: 31
<b>PITCHER</b>	IP	WLS	BF	H	R	ER	SO	BB	IBB	HBP	BLK	WP	HR	S	P	ERA	WHIP					
<b>Jason Grilli, R</b> ERA: 3.06 (1, 1)	7.0	W	24	3	1	1	1	2	0	0	0	0	1	52	90	1.29	0.714					
<b>Dan Miceli, R</b> ERA: 6.0 (8, 1)	1.0	H	3	0	0	0	1	0	0	0	0	0	0	9	12	0.00	0.000					
<b>Antonio Alfonseca, R</b> ERA: 1.13 (9, 1)	1.0		4	2	0	0	0	0	0	0	0	0	0	6	9	0.00	2.000					

**Montreal Expos @ Florida Marlins**  
Pro Player Stadium, Miami, FL  
Fri Apr 20 2001, 7:05 PM EDT  
Att: 11,551 - Cloudy - 75 F

AB	29
R	1
H	5
RBI	1
BB	2
SO	2
LOB	7



Batter	1	2	3	4	5	6	7	8	9	AB	R	H	RBI	BB	SO	LOB	BOTTOM					
<b>Luis Castillo, S</b> OBP: 0.319, SLG: 0.311 (1, 4)	0-0 BB G6-4-3 1B			2-0 F9			3-2 F7			4	0	1	0	0	1	3						
<b>Eric Owens, R</b> OBP: 0.319, SLG: 0.371 (1, 9)	2-1 G6-4-3 1-2f		2-3 K		3-3 K		1-1 L1			4	0	0	0	0	2	1						
<b>Cliff Floyd, L</b> OBP: 0.426, SLG: 0.554 (1, 7)	4-2 BB FC5-4		0-0 E3 HR		0-0 P3			1-3 K		2	1	0	0	1	0	0						
<b>Lyle Mouton, R</b> OBP: 0.377, SLG: 0.556 (6, 7)										1	0	0	0	0	1	0						
<b>Preston Wilson, R</b> OBP: 0.377, SLG: 0.556 (1, 8)	0-0 FC5-4 1-2f		1-1 HR		0-1 F2			0-0 HR		4	2	2	3	0	0	1						
<b>Mike Lowell, R</b> OBP: 0.333, SLG: 0.537 (1, 5)		2-2 1B 2B	4-2 BB G4-6-3			3-2 F7		1-2 1B 2B		3	2	2	0	1	0	0						
<b>Charles Johnson, R</b> OBP: 0.345, SLG: 0.706 (1, 2)		3-3 K	0-2 G4-6-3 1-2f			4-2 BB		0-1 1B		3	0	1	1	1	1	2						
<b>Derrek Lee, R</b> OBP: 0.250, SLG: 0.298 (1, 3)		2-3 K		2-2 F8		1-3 K		3-3 K		4	0	0	0	0	3	3						
<b>Alex Gonzalez, R</b> OBP: 0.404, SLG: 0.375 (1, 6)		4-0 1B IBB		1-2 SH1-3 1B		0-1 F6		0-3 K		3	0	1	0	1	1	2						
<b>Jason Grilli, R</b> OBP: 0.400, SLG: 1.000 (1, 1)			0-0 1B		0-2 SH1-3					1	0	1	1	0	0	0						
<b>Ryan McGuire, L</b> OBP: 0.333, SLG: 0.333 (7, PH)										1	0	0	0	0	1	0						
<b>Dan Miceli, R</b> OBP: 0.222, SLG: 0.333 (8, 1)										0	0	0	0	0	0	0						
<b>Antonio Alfonseca, R</b> OBP: 0.222, SLG: 0.333 (9, 1)		1-2 2H 1B		1-2						0	0	0	0	0	0	0						
<b>Inning Stats</b>	R: 0 E: 0 K: 0 S: 9	H: 1 LOB: 1 BB: 1 P: 15	R: 1 E: 0 K: 3 S: 13	H: 2 LOB: 2 BB: 1 P: 25	R: 2 E: 1 K: 1 S: 11	H: 1 LOB: 0 BB: 1 P: 17	R: 0 E: 0 K: 0 S: 11	H: 1 LOB: 1 BB: 0 P: 16	R: 0 E: 0 K: 1 S: 6	H: 0 LOB: 0 BB: 0 P: 9	R: 0 E: 0 K: 1 S: 13	H: 0 LOB: 1 BB: 1 P: 21	R: 0 E: 0 K: 1 S: 9	H: 0 LOB: 0 BB: 0 P: 14	R: 2 E: 0 K: 3 S: 18	H: 3 LOB: 1 BB: 0 P: 23	R: 2 E: 0 K: 3 S: 18	H: 3 LOB: 1 BB: 0 P: 23	1B: 4 2B: 2 3B: 0 HR: 2	SF: 0 SAC: 1 DP: 2 HBP: 0	WP: 0 PB: 0 SB: 0 CS: 0	PA: 35
<b>PITCHER</b>	IP	WLS	BF	H	R	ER	SO	BB	IBB	HBP	BLK	WP	HR	S	P	ERA	WHIP					
<b>Tony Armas, R</b> ERA: 4.22 (1, 1)	5.0	L	22	5	3	2	5	2	1	0	0	0	0	50	82	3.60	1.400					
<b>Masato Yoshii, R</b> ERA: 4.76 (6, 1)	2.0		7	0	0	0	2	1	0	0	0	0	0	22	35	0.00	0.500					
<b>Ugueth Urbina, R</b> ERA: 2.25 (8, 1)	1.0		6	3	2	2	3	0	0	0	0	0	1	18	23	18.00	3.000					


**Montreal Expos @ Florida Marlins**  
Pro Player Stadium, Miami, FL  
Fri Apr 20 2001, 7:05 PM EDT  
Att: 11,551 - Cloudy - 75 F

AB	30
R	5
H	8
RBI	5
BB	4
SO	10
LOB	12




Batter	1	2	3	4	5	6	7	8	9	AB R H RBI BB SO LOB	TOP											
<b>Orlando Cabrera, R</b> (1, 6) OBP: 0.366, SLG: 0.419	4-0 G6-3 BB			3-2 F8		1-1 F9			0-3 K	3 0 0 0 1 1 0	<b>Montreal Expos @ Florida Marlins</b> Pro Player Stadium, Miami, FL Sat Apr 21 2001, 7:05 PM EDT Att: 17,587 - Sunny - 78 F											
<b>Jose Vidro, S</b> (1, 4) OBP: 0.380, SLG: 0.568	2-1 G6-3 1-2			1-1 1B		2-1 CS 1B			2-2 G6-4-3 1B	4 0 3 0 0 0 1												
<b>Fernando Tatis, R</b> (1, 5) OBP: 0.342, SLG: 0.348	1-2 G4-3			0-0 L6		3-3 K 1-2			2-1 G6-4-3 1-2	4 0 0 0 0 1 3												
<b>Vladimir Guerrero, R</b> (1, 9) OBP: 0.388, SLG: 0.421		1-1 CS 1B		0-1 F9			0-0 G5-3			3 0 1 0 0 0 1												
<b>Lee Stevens, L</b> (1, 3) OBP: 0.260, SLG: 0.551		1-3 K 1-2			1-3 K		1-0 G4-3			3 0 0 0 0 2 1												
<b>Milton Bradley, S</b> (1, 7) OBP: 0.282, SLG: 0.184		2-1 G4-3			4-0 BB HBP		1-0 G4-3			2 0 0 0 0 0 0												
<b>Michael Barrett, R</b> (1, 2) OBP: 0.241, SLG: 0.264			0-1 G5-3		0-3 K			0-1 L7		3 0 0 0 0 1 1												
<b>Peter Bergeron, L</b> (1, 8) OBP: 0.203, SLG: 0.190			2-1 F7		4-2 BB		0-0 L6			2 0 0 0 1 0 0												
<b>Mike Thurman, R</b> (1, 1) <b>Geoff Blum, S</b> (8, PH) <b>Guillermo Mota, R</b> (8, 1) OBP: 0.500, SLG: 0.500			2-3 K		1-3 K			0-3 K		2 0 0 0 0 2 2 1 0 0 0 0 1 0 0 0 0 0 0 0 0												
<b>Inning Stats</b>	R: 0 H: 0 E: 0 K: 0 S: 5	H: 0 LOB: 0 BB: 1 P: 12	R: 0 H: 1 E: 0 K: 1 S: 7	LOB: 0 BB: 0 P: 11	R: 0 H: 0 E: 0 K: 1 S: 7	LOB: 0 BB: 0 P: 11	R: 0 H: 1 E: 0 K: 0 S: 8	LOB: 1 BB: 0 P: 12	R: 0 H: 0 E: 0 K: 3 S: 13	LOB: 2 BB: 1 P: 23	R: 0 H: 1 E: 0 K: 1 S: 7	LOB: 1 BB: 0 P: 13	R: 0 H: 0 E: 0 K: 0 S: 3	LOB: 0 BB: 0 P: 5	R: 0 H: 0 E: 0 K: 1 S: 6	LOB: 0 BB: 0 P: 6	R: 0 H: 1 E: 0 K: 1 S: 8	LOB: 0 BB: 0 P: 12	1B: 4 2B: 1 3B: 0 HR: 0	SF: 0 SAC: 0 DP: 3 HBP: 1	WP: 0 PB: 0 SB: 0 CS: 2	PA: 30
<b>PITCHER</b> <b>Brad Penny, R</b> (1, 1) ERA: 2.51	IP: 9.0 WLS: W BF: 30 H: 4 R: 0 ER: 0 SO: 8 BB: 2 IBB: 0 HBP: 1 BLK: 0 WP: 0 HR: 0 S: 64 P: 105 ERA: 0.00 WHIP: 0.667											<b>PITCHER</b>										

AB	27
R	0
H	4
RBI	0
BB	2
SO	8
LOB	9



Batter	1	2	3	4	5	6	7	8	9	AB R H RBI BB SO LOB	BOTTOM							
<b>Luis Castillo, S</b> (1, 4) OBP: 0.316, SLG: 0.338	1-2 F8			0-0 2B 3B	0-1 L7		0-0 F9			4 1 1 0 0 0 1	<b>Montreal Expos @ Florida Marlins</b> Pro Player Stadium, Miami, FL Sat Apr 21 2001, 7:05 PM EDT Att: 17,587 - Sunny - 78 F							
<b>Eric Owens, R</b> (1, 9) OBP: 0.301, SLG: 0.348	0-0 P4			2-3 K		0-1 G3-1		0-2 P3		4 0 0 0 0 1 1								
<b>Cliff Floyd, L</b> (1, 7) OBP: 0.431, SLG: 0.542	1-1 P4			4-2 2B BB		2-2 F7		0-2 G6-4-3 1B		3 1 1 0 1 0 0								
<b>Preston Wilson, R</b> (1, 8) OBP: 0.356, SLG: 0.522		1-0 P4		0-0 L6		1-0 F5		0-0 G6-4-3 1-2		4 0 0 0 0 0 3								
<b>Mike Lowell, R</b> (1, 5) OBP: 0.333, SLG: 0.544		0-0 F9		2-2 1-H 3-H 2B		0-1 F7				3 0 1 2 0 0 0								
<b>Charles Johnson, R</b> (1, 2) OBP: 0.345, SLG: 0.704		2-1 G6-3		1-0 P3		3-2 2B				3 1 1 0 0 0 1								
<b>Derrek Lee, R</b> (1, 3) OBP: 0.254, SLG: 0.317			2-2 G5-3		0-1 F3		0-0 2H HR 2B			3 1 1 1 0 0 0								
<b>Alex Gonzalez, R</b> (1, 6) OBP: 0.400, SLG: 0.431			1-0 F3		0-0 F7		1-2 2H HR			3 1 1 2 0 0 0								
<b>Brad Penny, R</b> (1, 1) OBP: 0.111, SLG: 0.111			0-3 K		0-1 1B		0-0 F9			3 0 1 0 0 1 0								
<b>Inning Stats</b>	R: 0 H: 0 E: 0 K: 0 S: 7	H: 0 LOB: 0 BB: 0 P: 9	R: 0 H: 0 E: 0 K: 0 S: 4	LOB: 0 BB: 0 P: 7	R: 0 H: 0 E: 0 K: 1 S: 7	LOB: 0 BB: 0 P: 10	R: 2 H: 2 E: 0 K: 1 S: 12	LOB: 1 BB: 1 P: 21	R: 0 H: 1 E: 0 K: 0 S: 7	LOB: 1 BB: 0 P: 7	R: 3 H: 3 E: 0 K: 0 S: 11	LOB: 0 BB: 0 P: 15	R: 0 H: 1 E: 0 K: 0 S: 9	LOB: 0 BB: 0 P: 9	1B: 2 2B: 3 3B: 1 HR: 1	SF: 0 SAC: 0 DP: 1 HBP: 0	WP: 0 PB: 0 SB: 0 CS: 0	PA: 31
<b>PITCHER</b> <b>Mike Thurman, R</b> (1, 1) ERA: 6.85 <b>Guillermo Mota, R</b> (8, 1) ERA: 1.64	IP: 7.0 WLS: L BF: 28 H: 6 R: 5 ER: 5 SO: 2 BB: 1 IBB: 0 HBP: 0 BLK: 0 WP: 0 HR: 1 S: 54 P: 78 ERA: 6.43 WHIP: 1.000											<b>PITCHER</b>						

AB	30
R	5
H	7
RBI	5
BB	1
SO	2
LOB	6



Batter	1	2	3	4	5	6	7	8	9	AB	R	H	RBI	BB	SO	LOB	TOP										
<b>Orlando Cabrera, R</b> OBP: 0.368, SLG: 0.448 (1, 6)	0-2 1B 3B		1-2 1B		2-2 G5-3		1-0 G3		2-1 G6-3	5	1	2	1	0	0	0											
<b>Jose Vidro, S</b> OBP: 0.365, SLG: 0.544 (1, 4)	0-0 1B		2-2 P6		0-0 F7		2-2 F7		0-0 G1-4-3	5	0	1	1	0	0	2											
<b>Fernando Tatis, R</b> OBP: 0.363, SLG: 0.362 (1, 5)	2-2 F9		2-1 1B		4-2 2B HBP		1-0 PB 1B			3	2	2	1	0	0	1											
<b>Vladimir Guerrero, R</b> OBP: 0.394, SLG: 0.443 (1, 9)	0-0 L1-3		1-1 F9		0-0 SF9 3B 2B		1-1 FC4-6 1B CS 1B			4	1	2	1	0	0	3											
<b>Lee Stevens, L</b> OBP: 0.260, SLG: 0.534 (1, 3)		2-3 K	0-1 F9		1-3 K		1-2 FC4-6 1B			4	0	1	0	0	2	4											
<b>Geoff Blum, S</b> OBP: 0.286, SLG: 0.250 <b>Peter Bergeron, L</b> OBP: 0.203, SLG: 0.190 (8, 8)		3-1 L3		2-0 F8		1-1 SF9		0-0 FC4-6 BB		3	0	0	1	0	0	2											
<b>Milton Bradley, S</b> OBP: 0.283, SLG: 0.244 (8, 7)		1-2 P6		0-3 K		2-3 3-H 1-1		1-2 BB		3	0	1	1	1	1	0											
<b>Randy Knorr, R</b> OBP: 0.385, SLG: 1.083 (1, 2)			1-0 E 1B HBP		0-0 F5		3-H 0-0 F7		0-1 F3	3	1	0	0	0	0	3											
<b>Chris Peters, L</b> Guillermo Mota, R Fernando Segura, S Scott Strickland, R Tim Raines, S Ugueth Urbina, R (1, 1) (6, 1) (7, 9) (7, 1) (9, 9)			1-0 FC3 1B 1B		3-2 F7		0-3 K		1-0 L6	2	1	0	0	0	0	1											
<b>Inning Stats</b>	R: 1 E: 0 K: 0 S: 8	H: 2 LOB: 0 BB: 0 P: 10	R: 0 E: 0 K: 1 S: 9	H: 0 LOB: 0 BB: 0 P: 15	R: 2 E: 1 K: 0 S: 14	H: 2 LOB: 2 BB: 0 P: 22	R: 0 E: 0 K: 1 S: 5	H: 0 LOB: 0 BB: 0 P: 7	R: 0 E: 0 K: 1 S: 11	H: 0 LOB: 1 BB: 0 P: 16	R: 2 E: 0 K: 1 S: 13	H: 2 LOB: 1 BB: 0 P: 20	R: 0 E: 0 K: 1 S: 8	H: 0 LOB: 0 BB: 0 P: 11	R: 1 E: 0 K: 0 S: 10	H: 3 LOB: 2 BB: 1 P: 17	R: 0 E: 0 K: 0 S: 4	H: 0 LOB: 0 BB: 0 P: 7	1B: 6 2B: 2 3B: 2 HR: 0	SF: 1 SAC: 0 DP: 1 HBP: 2	WP: 0 PB: 1 SB: 0 CS: 1	PA: 38					
<b>PITCHER</b>	IP	WLS	BF	H	R	ER	SO	BB	IBB	HBP	BLK	WP	HR	S	P	ERA	WHIP										
<b>Vladimir Nunez, R</b> ERA: 4.15 <b>Ricky Bones, R</b> ERA: 5.4 <b>Braden Looper, R</b> ERA: 4.91 <b>Armando Almanza, L</b> ERA: <b>Joe Strong, R</b> ERA:	(1, 1) (6, 1) (8, 1) (8, 1) (9, 1)	5.2 1.1 0.0 1.0 1.0	L 4 0 3 0	25 0 3 0 0	6 0 1 0 0	5 0 1 0 0	4 1 0 0 0	3 0 0 0 0	0 0 0 1 0	0 0 0 0 0	2 0 0 0 0	0 0 0 0 0	0 0 0 0 0	0 0 6 4 4	12 9 8 7	0.00 0.00 ∞ 0.00 0.00	1.059 0.000 ∞ 1.000 0.000										

**Montreal Expos @ Florida Marlins**  
 Pro Player Stadium, Miami, FL  
 Sun Apr 22 2001, 1:05 PM EDT  
 Att: 10,609 - Sunny - 82 F

AB	34
R	6
H	9
RBI	6
BB	1
SO	4
LOB	16



Batter	1	2	3	4	5	6	7	8	9	AB	R	H	RBI	BB	SO	LOB	BOTTOM										
<b>Luis Castillo, S</b> OBP: 0.313, SLG: 0.324 (1, 4)	2-3 K	4-1 BB			3-2 F7		0-3 K			3	0	0	0	1	2	1											
<b>Eric Owens, R</b> OBP: 0.299, SLG: 0.333 (1, 9)	4-1 PB 1B BB	2-3 K			3-2 F9		1-3 K		1-2 K	3	1	0	0	1	2	3											
<b>Cliff Floyd, L</b> OBP: 0.408, SLG: 0.508 (1, 7)	3-3 K		0-0 P6		0-2 G6-3		1-3 K			4	0	0	0	0	2	1											
<b>Preston Wilson, R</b> OBP: 0.377, SLG: 0.543 (1, 8)	1-1 1B 2H 1B		0-0 F8		0-0 S 2B		4-2 CS BB			3	1	2	1	1	0	0											
<b>Mike Lowell, R</b> OBP: 0.328, SLG: 0.525 (1, 5)	2-1 1B		3-2 P6		2-2 F9		0-2 F9		1-2 F9	4	0	1	0	0	0	2											
<b>Derrek Lee, R</b> OBP: 0.254, SLG: 0.313 (1, 3)	2-1 1B		1-2 L5		1-3 K		1-2 L7			4	0	1	1	0	1	1											
<b>Mike Redmond, R</b> OBP: 0.333, SLG: 0.462 (1, 2)		1-2 F8		3-2 F7		3-3 K		0-2 G6-3		4	0	0	0	0	1	1											
<b>Alex Gonzalez, R</b> OBP: 0.406, SLG: 0.455 (1, 6)		0-1 SH1-4 1B		1-1 2B		0-1 G5-3		3-3 K		4	0	2	0	0	1	0											
<b>Vladimir Nunez, R</b> <b>Ricky Bones, R</b> <b>Ryan McGuire, L</b> <b>Braden Looper, R</b> <b>Armando Almanza, L</b> <b>Joe Strong, S</b> (1, 1) (6, 1) (7, 9) (8, 1) (9, 1)		2-0 SH1-4		0-3 K		0-1 S 1B				1	0	0	0	0	1	1											
<b>Inning Stats</b>	R: 2 E: 0 K: 2 S: 14	H: 3 LOB: 2 BB: 1 P: 28	R: 0 E: 0 K: 1 S: 11	H: 1 LOB: 1 BB: 1 P: 20	R: 0 E: 0 K: 0 S: 5	H: 0 LOB: 0 BB: 0 P: 8	R: 0 E: 0 K: 1 S: 13	H: 1 LOB: 1 BB: 0 P: 18	R: 0 E: 0 K: 2 S: 10	H: 1 LOB: 1 BB: 0 P: 16	R: 0 E: 0 K: 2 S: 11	H: 1 LOB: 1 BB: 0 P: 12	R: 0 E: 0 K: 1 S: 8	H: 0 LOB: 0 BB: 1 P: 13	R: 0 E: 0 K: 1 S: 11	H: 0 LOB: 0 BB: 0 P: 15	1B: 5 2B: 2 3B: 0 HR: 0	SF: 0 SAC: 1 DP: 0 HBP: 0	WP: 0 PB: 1 SB: 2 CS: 1	PA: 35							
<b>PITCHER</b>	IP	WLS	BF	H	R	ER	SO	BB	IBB	HBP	BLK	WP	HR	S	P	ERA	WHIP										
<b>Chris Peters, L</b> ERA: 3.38 <b>Guillermo Mota, R</b> ERA: 1.5 <b>Scott Strickland, R</b> ERA: 2.92 <b>Ugueth Urbina, R</b> ERA: 2.0	(1, 1) (6, 1) (7, 1) (9, 1)	5.0 1.0 2.0 1.0	W H H 3	22 3 7 0	2 0 1 0	2 0 0 0	4 2 3 1	0 0 0 0	0 0 0 0	0 0 0 0	0 0 0 0	0 0 0 0	0 0 19 11	55 9 25 15	3.60 0.00 0.00 0.00	1.600 0.000 1.000 0.000											

**Montreal Expos @ Florida Marlins**  
 Pro Player Stadium, Miami, FL  
 Sun Apr 22 2001, 1:05 PM EDT  
 Att: 10,609 - Sunny - 82 F

AB	31
R	2
H	7
RBI	2
BB	3
SO	10
LOB	10



Batter	1	2	3	4	5	6	7	8	9	AB	R	H	RBI	BB	SO	LOB	TOP					
Luis Castillo, S OBP: 0.298, SLG: 0.306	(1,4) G3		(1,3) K			(2,3) K		(2,3) K		4	0	0	0	0	3	2						
Eric Owens, R OBP: 0.296, SLG: 0.329	(1,9) G6-3			(1,1) 1B		(3,3) K			(3,1) L6	4	0	1	0	0	1	0						
Kevin Millar, R OBP: 0.176, SLG: 0.125	(1,7) G5-3			(0,1) P5			(1,1) G4-3		(1,2) P6	4	0	0	0	0	0	1						
Preston Wilson, R OBP: 0.383, SLG: 0.541		(0,3) K		(1,0) P4			(1,0) 1B		(2,1) 1B	4	0	2	0	0	1	1						
Mike Lowell, R OBP: 0.324, SLG: 0.508	(1,5) F8			(1,0) G5-3			(1,0) F8		(0,0) 1B	4	0	1	0	0	0	2						
Charles Johnson, R OBP: 0.323, SLG: 0.655	(1,2) K			(1,0) F8			(0,0) P3		(0,3) K	4	0	0	0	0	2	3						
Derrek Lee, R OBP: 0.243, SLG: 0.299			(1,3) K		(2,0) F5			(1,2) G5-3		3	0	0	0	0	1	0	AB 33					
Alex Gonzalez, R OBP: 0.418, SLG: 0.483	(1,6) 2B			(1,0) F8				(0,0) FC5-4		3	0	2	0	0	0	0	R 0					
Ryan Dempster, R Joe Strong, S Lyle Mouton, R Vic Darenbourg, L	(1,1) K (5,1) S (8, PH) S (8,1) L			(1,3) K		(2,3) K		(0,1) FC5-4		1	0	0	0	0	1	1	H 6					
<b>Inning Stats</b>	R: 0 E: 0 K: 0 S: 9	H: 0 LOB: 0 BB: 0 P: 14	R: 0 E: 0 K: 2 S: 7	H: 0 LOB: 0 BB: 0 P: 10	R: 0 E: 0 K: 3 S: 15	H: 1 LOB: 1 BB: 0 P: 20	R: 0 E: 0 K: 0 S: 6	H: 1 LOB: 1 BB: 0 P: 9	R: 0 E: 0 K: 0 S: 3	H: 0 LOB: 0 BB: 0 P: 7	R: 0 E: 0 K: 3 S: 10	H: 0 LOB: 1 BB: 0 P: 17	R: 0 E: 0 K: 0 S: 5	H: 1 LOB: 1 BB: 0 P: 8	R: 0 E: 0 K: 1 S: 9	H: 1 LOB: 1 BB: 0 P: 12	R: 0 E: 0 K: 1 S: 12	H: 2 LOB: 2 BB: 0 P: 18	1B: 5 2B: 1 3B: 0 HR: 0	SF: 0 SAC: 0 DP: 0 HBP: 0	WP: 0 PB: 0 SB: 0 CS: 0	PA: 33
<b>PITCHER</b> Randy Johnson, L ERA: 4.17	IP: 9.0 WLS: W BF: 33 H: 6 R: 0 ER: 0 SO: 10 BB: 0 IBB: 0 HBP: 0 BLK: 0 WP: 0 HR: 0 S: 76 P: 115 ERA: 0.00 WHIP: 0.667											<b>PITCHER</b>	IP: 9.0 WLS: W BF: 33 H: 6 R: 0 ER: 0 SO: 10 BB: 0 IBB: 0 HBP: 0 BLK: 0 WP: 0 HR: 0 S: 76 P: 115 ERA: 0.00 WHIP: 0.667									

Florida Marlins @ Arizona Diamondbacks  
Bank One Ballpark, Phoenix, AZ  
Mon Apr 23 2001, 9:35 PM EDT  
Att: 23,328 - Cloudy - 80 F

AB	33
R	0
H	6
RBI	0
BB	0
SO	10
LOB	11



Batter	1	2	3	4	5	6	7	8	9	AB	R	H	RBI	BB	SO	LOB	BOTTOM			
Tony Womack, L OBP: 0.321, SLG: 0.342	(1,6) F8		(4,1) BB 1B		(1,1) SH1-3	(2,1) G1-4-3				2	1	0	0	1	0	0				
Jay Bell, R OBP: 0.441, SLG: 0.491	(1,4) F9		(4,2) BB 1B 2B		(2,2) E9 BB 1B 2H	(0,3) K				3	2	1	1	1	1	0				
Luis Gonzalez, L OBP: 0.439, SLG: 0.836	(1,7) BB		(3,1) BB 1B 2B 2H		(1,2) BB 1B HBP		(2,0) 1B			2	2	2	1	1	0	0				
Matt Williams, R OBP: 0.320, SLG: 0.514	(1,5) P3		(1,1) BB 2B		(4,1) BB 1B HR BB		(3,3) K			3	1	1	2	1	1	2				
Steve Finley, L OBP: 0.254, SLG: 0.138			(3,3) K		(1,2) HR 1B		(2,1) F7			4	1	1	2	0	2	2				
Reggie Sanders, R OBP: 0.428, SLG: 0.955	(1,9) G1-3			(2,1) F9	(1,1) HR		(0,0) L7			4	1	1	3	0	0	1				
Mark Grace, L OBP: 0.281, SLG: 0.310	(1,3) F7			(1,0) G3	(0,0) F9			(3,2) G3		4	0	0	0	0	0	0	AB 29			
Damian Miller, R OBP: 0.229, SLG: 0.222			(1,1) P4	(2,2) F9	(3,3) K			(4,2) G6-4-3 BB		3	0	0	0	1	1	0	R 9			
Randy Johnson, R OBP: 0.214, SLG: 0.154	(1,1) G1-3		(1,2) G1-3		(0,1) SH1-3 E 1B	(1,3) K		(0,2) G6-4-3		4	1	1	0	0	1	1	H 7			
<b>Inning Stats</b>	R: 0 E: 0 K: 0 S: 12	H: 0 LOB: 1 BB: 1 P: 22	R: 0 E: 0 K: 1 S: 5	H: 0 LOB: 0 BB: 0 P: 9	R: 3 E: 0 K: 1 S: 15	H: 2 LOB: 1 BB: 2 P: 32	R: 0 E: 0 K: 0 S: 6	H: 0 LOB: 0 BB: 0 P: 11	R: 6 E: 1 K: 1 S: 23	H: 4 LOB: 0 BB: 1 P: 36	R: 0 E: 0 K: 2 S: 9	H: 0 LOB: 0 BB: 0 P: 12	R: 0 E: 0 K: 1 S: 7	H: 1 LOB: 1 BB: 0 P: 14	R: 0 E: 0 K: 0 S: 9	H: 0 LOB: 0 BB: 1 P: 16	1B: 5 2B: 1 3B: 0 HR: 1	SF: 0 SAC: 1 DP: 1 HBP: 1	WP: 0 PB: 0 SB: 0 CS: 0	PA: 36
<b>PITCHER</b> Ryan Dempster, R Joe Strong, R Vic Darenbourg, L	IP: 4.1 WLS: L BF: 23 H: 5 R: 8 ER: 8 SO: 2 BB: 4 IBB: 0 HBP: 1 BLK: 0 WP: 0 HR: 0 S: 52 P: 97 ERA: 16.61 WHIP: 2.077											<b>PITCHER</b>	IP: 4.1 WLS: L BF: 23 H: 5 R: 8 ER: 8 SO: 2 BB: 4 IBB: 0 HBP: 1 BLK: 0 WP: 0 HR: 0 S: 52 P: 97 ERA: 16.61 WHIP: 2.077							

Florida Marlins @ Arizona Diamondbacks  
Bank One Ballpark, Phoenix, AZ  
Mon Apr 23 2001, 9:35 PM EDT  
Att: 23,328 - Cloudy - 80 F

AB	29
R	9
H	7
RBI	9
BB	5
SO	6
LOB	6




Batter	1	2	3	4	5	6	7	8	9	AB	R	H	RBI	BB	SO	LOB	TOP					
Luis Castillo, S OBP: 0.303, SLG: 0.312	0-1 E S SF9 1B		1-3 K		3-2 S 1B	3-2 F9		2-2 F7		5	1	2	0	0	1	1						
Eric Owens, R OBP: 0.302, SLG: 0.316	4-1 SF9 S BB		0-1 F9		0-2 G4-3	4-0 1B		3-2 F9		3	0	0	0	2	0	1						
Cliff Floyd, L OBP: 0.420, SLG: 0.559	2-0 P6		0-0 CS 1B							5	2	3	1	0	1	4						
Preston Wilson, R OBP: 0.372, SLG: 0.526	0-0 SF9		0-1 CS	1-2 G3		3-2 1B S 1B	1-2 G6-3		0-3 K	4	1	1	1	0	1	0						
Mike Lowell, R OBP: 0.342, SLG: 0.500	2-2 G4-3			1-1 G5-3 1B HBP		1-2 1B 1B FC5-2 1B	1-1 F9		4-0 BB	3	0	1	1	1	0	1						
Charles Johnson, R OBP: 0.373, SLG: 0.726		0-0 HR		1-1 1B		1-2 FC5-2 1B	0-2 1B		4-1 BB	4	2	4	2	1	0	0						
Lyle Mouton, R (9, PR)				1-2 1B		1-2 FC5-2 1B	0-2 1B		1-2 BB	0	0	0	0	0	0	0						
Derrek Lee, R OBP: 0.241, SLG: 0.292		3-1 F8		2-1 G5-3		0-1 FC5-2 2B 1B	2-1 F8		0-0 F7	5	1	1	0	0	0	5						
Alex Gonzalez, R OBP: 0.394, SLG: 0.452		1-2 L6				1-2 F8	0-1 FC5-2 2B		2-1 G1-3	4	1	0	0	0	0	3						
Matt Clement, R Kevin Millar, R Vic Darenburg, L Ryan McGuire, L Dan Miceli, R Armando Almanza, L Antonio Alfonseca, R		0-0 L9				0-1 G3	2-1 1B 2B		1-1 F9	2	0	0	0	0	0	0						
<b>Inning Stats</b>	R: 1 E: 0 K: 0 S: 8	H: 1 LOB: 1 BB: 1 P: 16	R: 1 E: 0 K: 0 S: 8	H: 1 LOB: 0 BB: 0 P: 12	R: 0 E: 0 K: 1 S: 7	H: 1 LOB: 0 BB: 0 P: 8	R: 0 E: 0 K: 0 S: 8	H: 1 LOB: 1 BB: 0 P: 13	R: 0 E: 0 K: 1 S: 13	H: 1 LOB: 1 BB: 0 P: 17	R: 0 E: 0 K: 0 S: 10	H: 1 LOB: 1 BB: 0 P: 14	R: 0 E: 0 K: 0 S: 7	H: 0 LOB: 0 BB: 0 P: 12	R: 1 E: 0 K: 1 S: 9	H: 1 LOB: 2 BB: 2 P: 20	1B: 10 2B: 1 3B: 0 HR: 2	SF: 1 SAC: 0 DP: 1 HBP: 1	WP: 0 PB: 0 SB: 4 CS: 1	PA: 44		
<b>PITCHER</b>	IP WLS BF H R ER SO BB IBB HBP BLK WP HR S P ERA WHIP	IP WLS BF H R ER SO BB IBB HBP BLK WP HR S P ERA WHIP	IP WLS BF H R ER SO BB IBB HBP BLK WP HR S P ERA WHIP	IP WLS BF H R ER SO BB IBB HBP BLK WP HR S P ERA WHIP	IP WLS BF H R ER SO BB IBB HBP BLK WP HR S P ERA WHIP	IP WLS BF H R ER SO BB IBB HBP BLK WP HR S P ERA WHIP	IP WLS BF H R ER SO BB IBB HBP BLK WP HR S P ERA WHIP	IP WLS BF H R ER SO BB IBB HBP BLK WP HR S P ERA WHIP	IP WLS BF H R ER SO BB IBB HBP BLK WP HR S P ERA WHIP	IP WLS BF H R ER SO BB IBB HBP BLK WP HR S P ERA WHIP	IP WLS BF H R ER SO BB IBB HBP BLK WP HR S P ERA WHIP	IP WLS BF H R ER SO BB IBB HBP BLK WP HR S P ERA WHIP	IP WLS BF H R ER SO BB IBB HBP BLK WP HR S P ERA WHIP	IP WLS BF H R ER SO BB IBB HBP BLK WP HR S P ERA WHIP	IP WLS BF H R ER SO BB IBB HBP BLK WP HR S P ERA WHIP	IP WLS BF H R ER SO BB IBB HBP BLK WP HR S P ERA WHIP	IP WLS BF H R ER SO BB IBB HBP BLK WP HR S P ERA WHIP	IP WLS BF H R ER SO BB IBB HBP BLK WP HR S P ERA WHIP	IP WLS BF H R ER SO BB IBB HBP BLK WP HR S P ERA WHIP	IP WLS BF H R ER SO BB IBB HBP BLK WP HR S P ERA WHIP	IP WLS BF H R ER SO BB IBB HBP BLK WP HR S P ERA WHIP	IP WLS BF H R ER SO BB IBB HBP BLK WP HR S P ERA WHIP

Florida Marlins @ Arizona Diamondbacks  
Bank One Ballpark, Phoenix, AZ  
Tue Apr 24 2001, 9:35 PM EDT  
Att: 24,135 - Sunny - 85 F

livebaseballscorecards.com

AB 37  
R 8  
H 13  
RBI 8  
BB 4  
SO 3  
LOB 15




Batter	1	2	3	4	5	6	7	8	9	AB	R	H	RBI	BB	SO	LOB	BOTTOM						
Steve Finley, L OBP: 0.264, SLG: 0.145	2-2 F9		4-0 SH5-4 3B BB	1-1 2B 1B		1-2 G3-1		1-2 G4-3		4	1	1	0	1	0	2							
Jay Bell, R OBP: 0.444, SLG: 0.550	2-1 F7		0-0 SH5-4	0-1 SF9			1-2 G6-3 1B	0-0 HR		3	1	2	4	0	0	0							
Luis Gonzalez, L OBP: 0.448, SLG: 0.831	1-1 P5		4-0 3B BB	1-1 2B			1-2 G6-3	0-2 FC6-4 1B		4	1	2	0	1	0	1							
Matt Williams, R OBP: 0.313, SLG: 0.486		1-1 F8	1-3 K		4-2 FC5 BB BB		0-0 G5-3	0-1 FC6-4		4	0	0	0	1	1	4							
Mark Grace, L OBP: 0.324, SLG: 0.367		1-1 FC5-4 HBP 1B	2-1 1B 3B		4-0 FC5 BB			4-1 1B WP BB		2	1	2	3	2	0	0							
Reggie Sanders, R OBP: 0.434, SLG: 0.913		1-1 FC5-4 HBP	4-0 FC5 BB		0-0 FC5		1-2 G5-4-3	2-3 K		2	0	0	0	1	1	3							
Greg Colbrunn, R Eric Byrnes, L Greg Swindell, L Bret Prinz, R David DeJesus, L Matt Williams, R Russ Springer, R		0-3 K	0-1 P6		0-0 G5-4-3			1-0 1B WP 1B		3	0	0	0	0	1	6							
Damian Miller, R OBP: 0.235, SLG: 0.229		0-2 FC5-4		0-1 1B SH1-4			0-1 G4-3	1-0 WP BB HR 1B		3	1	1	0	0	0	2							
Erubiel Durazo, L OBP: 0.409, SLG: 0.864				1B SH1-4				1-3 HR 1B		1	1	1	1	0	0	0							
Rod Barajas, R OBP: 0.364, SLG: 0.750		1-2 2-3		4-1 SH5-4 BB 3B BB				3-1 HR BB		0	0	0	0	0	0	0							
Miguel Batista, R Byung-Hyun Kim, R Craig Counsell, L OBP: 0.360, SLG: 0.350				0-0 SH1-4				4-2 HR BB		0	0	0	0	0	0	0							
<b>Inning Stats</b>	R: 0 E: 0 K: 0 S: 7	H: 0 LOB: 0 BB: 0 P: 12	R: 0 E: 0 K: 1 S: 12	H: 1 LOB: 2 BB: 0 P: 15	R: 3 E: 0 K: 1 S: 9	H: 1 LOB: 4 BB: 2 P: 28	R: 1 E: 0 K: 0 S: 9	H: 3 LOB: 0 BB: 0 P: 11	R: 0 E: 0 K: 0 S: 5	H: 0 LOB: 2 BB: 2 P: 13	R: 0 E: 0 K: 0 S: 6	H: 0 LOB: 0 BB: 0 P: 8	R: 0 E: 0 K: 0 S: 8	H: 1 LOB: 0 BB: 0 P: 10	R: 5 E: 0 K: 1 S: 19	H: 4 LOB: 1 BB: 2 P: 32	1B: 7 2B: 1 3B: 1 HR: 1	SF: 1 SAC: 2 DP: 2 HBP: 1	WP: 2 PB: 0 SB: 0 CS: 0	PA: 40			
<b>PITCHER</b>	IP WLS BF H R ER SO BB IBB HBP BLK WP HR S P ERA WHIP	IP WLS BF H R ER SO BB IBB HBP BLK WP HR S P ERA WHIP	IP WLS BF H R ER SO BB IBB HBP BLK WP HR S P ERA WHIP	IP WLS BF H R ER SO BB IBB HBP BLK WP HR S P ERA WHIP	IP WLS BF H R ER SO BB IBB HBP BLK WP HR S P ERA WHIP	IP WLS BF H R ER SO BB IBB HBP BLK WP HR S P ERA WHIP	IP WLS BF H R ER SO BB IBB HBP BLK WP HR S P ERA WHIP	IP WLS BF H R ER SO BB IBB HBP BLK WP HR S P ERA WHIP	IP WLS BF H R ER SO BB IBB HBP BLK WP HR S P ERA WHIP	IP WLS BF H R ER SO BB IBB HBP BLK WP HR S P ERA WHIP	IP WLS BF H R ER SO BB IBB HBP BLK WP HR S P ERA WHIP	IP WLS BF H R ER SO BB IBB HBP BLK WP HR S P ERA WHIP	IP WLS BF H R ER SO BB IBB HBP BLK WP HR S P ERA WHIP	IP WLS BF H R ER SO BB IBB HBP BLK WP HR S P ERA WHIP	IP WLS BF H R ER SO BB IBB HBP BLK WP HR S P ERA WHIP	IP WLS BF H R ER SO BB IBB HBP BLK WP HR S P ERA WHIP	IP WLS BF H R ER SO BB IBB HBP BLK WP HR S P ERA WHIP	IP WLS BF H R ER SO BB IBB HBP BLK WP HR S P ERA WHIP	IP WLS BF H R ER SO BB IBB HBP BLK WP HR S P ERA WHIP	IP WLS BF H R ER SO BB IBB HBP BLK WP HR S P ERA WHIP	IP WLS BF H R ER SO BB IBB HBP BLK WP HR S P ERA WHIP	IP WLS BF H R ER SO BB IBB HBP BLK WP HR S P ERA WHIP	IP WLS BF H R ER SO BB IBB HBP BLK WP HR S P ERA WHIP

Florida Marlins @ Arizona Diamondbacks  
Bank One Ballpark, Phoenix, AZ  
Tue Apr 24 2001, 9:35 PM EDT  
Att: 24,135 - Sunny - 85 F

livebaseballscorecards.com

AB 28  
R 9  
H 10  
RBI 8  
BB 8  
SO 3  
LOB 18



Batter	1	2	3	4	5	6	7	8	9	AB	R	H	RBI	BB	SO	LOB	TOP				
<b>Luis Castillo, S</b> OBP: 0.330, SLG: 0.333 (1, 4)	1-1 SH5-3 1B		0-1 S 1B	2-2 2H 1B			1-3 K		4-2 E S BB	4	1	3	1	1	1	0					
<b>Eric Owens, R</b> OBP: 0.300, SLG: 0.325 (1, 9)	0-1 SH5-3		3-3 K		0-2 G4-3		2-2 G4-3 2B		1-3 K	4	0	1	0	0	2	2					
<b>Cliff Floyd, L</b> OBP: 0.407, SLG: 0.534 (1, 7)	0-3 K		1-1 1B		1-3 K		0-0 G4-3		0-1 F7	5	0	1	1	0	2	3					
<b>Preston Wilson, R</b> OBP: 0.363, SLG: 0.542 (1, 8)	0-3 K		2-3 K		1-2 HR		1-3 K		0-1 E5	5	1	1	1	0	3	4					
<b>Mike Lowell, R</b> OBP: 0.333, SLG: 0.493 (1, 5)		1-2 F9	1-0 F8		0-0 F8			0-2 HR 2B	1-2 F8	5	1	1	0	0	0	3					
<b>Charles Johnson, R</b> OBP: 0.380, SLG: 0.773 (1, 2)		2-3 K		0-0 1B 2B		1-3 K		1-0 HR		4	2	2	2	0	2	0					
<b>Derrek Lee, R</b> OBP: 0.253, SLG: 0.342 (1, 3)		0-0 HR		2-3 K		0-0 1B		0-0 G1-3		4	1	2	1	0	1	1					
<b>Alex Gonzalez, R</b> OBP: 0.405, SLG: 0.462 <b>Dave Berg, R</b> OBP: 0.100, SLG: 0.400 (7, 6)		0-0 1B		0-0 SH3 1B 1B		1-0 F4		0-2 F9		3	1	2	1	0	0	1					
<b>Jason Grilli, R</b> OBP: 0.333, SLG: 0.833 <b>Ricky Bones, R</b> OBP: 0.333, SLG: 0.833 <b>Ryan McGuire, L</b> OBP: 0.333, SLG: 0.833 <b>Armando Almanza, L</b> OBP: 0.333, SLG: 0.833 <b>Lyle Mouton, R</b> OBP: 0.333, SLG: 0.833 <b>Dan Miceli, R</b> OBP: 0.333, SLG: 0.833 (1, 1)		2-3 K		0-0 SH3		2-3 K		0-0 G6-3		1	0	0	0	0	1	1					
<b>Inning Stats</b>	R: 0 E: 0 K: 2 S: 10	H: 1 LOB: 1 BB: 0 P: 11	R: 1 E: 0 K: 2 S: 12	H: 2 LOB: 1 BB: 0 P: 17	R: 1 E: 0 K: 2 S: 12	H: 2 LOB: 1 BB: 0 P: 19	R: 2 E: 0 K: 1 S: 9	H: 3 LOB: 1 BB: 0 P: 13	R: 1 E: 0 K: 2 S: 11	H: 1 LOB: 1 BB: 0 P: 12	R: 0 E: 0 K: 2 S: 8	H: 1 LOB: 1 BB: 0 P: 15	R: 2 E: 0 K: 0 S: 9	H: 2 LOB: 0 BB: 0 P: 10	R: 0 E: 1 K: 1 S: 18	H: 0 LOB: 2 BB: 1 P: 24	1B: 7 2B: 3 3B: 0 HR: 3	SF: 0 SAC: 1 DP: 0 HBP: 0	WP: 0 PB: 0 SB: 2 CS: 0	PA: 41	
<b>PITCHER</b>	IP WLS BF H R ER SO BB IBB HBP BLK WP HR S P ERA WHIP	IP WLS BF H R ER SO BB IBB HBP BLK WP HR S P ERA WHIP	IP WLS BF H R ER SO BB IBB HBP BLK WP HR S P ERA WHIP	IP WLS BF H R ER SO BB IBB HBP BLK WP HR S P ERA WHIP	IP WLS BF H R ER SO BB IBB HBP BLK WP HR S P ERA WHIP	IP WLS BF H R ER SO BB IBB HBP BLK WP HR S P ERA WHIP	IP WLS BF H R ER SO BB IBB HBP BLK WP HR S P ERA WHIP	IP WLS BF H R ER SO BB IBB HBP BLK WP HR S P ERA WHIP	IP WLS BF H R ER SO BB IBB HBP BLK WP HR S P ERA WHIP	IP WLS BF H R ER SO BB IBB HBP BLK WP HR S P ERA WHIP	IP WLS BF H R ER SO BB IBB HBP BLK WP HR S P ERA WHIP	IP WLS BF H R ER SO BB IBB HBP BLK WP HR S P ERA WHIP	IP WLS BF H R ER SO BB IBB HBP BLK WP HR S P ERA WHIP	IP WLS BF H R ER SO BB IBB HBP BLK WP HR S P ERA WHIP	IP WLS BF H R ER SO BB IBB HBP BLK WP HR S P ERA WHIP	IP WLS BF H R ER SO BB IBB HBP BLK WP HR S P ERA WHIP	IP WLS BF H R ER SO BB IBB HBP BLK WP HR S P ERA WHIP	IP WLS BF H R ER SO BB IBB HBP BLK WP HR S P ERA WHIP	IP WLS BF H R ER SO BB IBB HBP BLK WP HR S P ERA WHIP	IP WLS BF H R ER SO BB IBB HBP BLK WP HR S P ERA WHIP	IP WLS BF H R ER SO BB IBB HBP BLK WP HR S P ERA WHIP

Florida Marlins @ Arizona Diamondbacks  
Bank One Ballpark, Phoenix, AZ  
Wed Apr 25 2001, 9:35 PM EDT  
Att: 23,097 - Sunny - 93 F

AB 38  
R 7  
H 13  
RBI 7  
BB 1  
SO 13  
LOB 16



Batter	1	2	3	4	5	6	7	8	9	AB	R	H	RBI	BB	SO	LOB	BOTTOM				
<b>Steve Finley, L</b> OBP: 0.260, SLG: 0.149 (1, 8)	2-1 F7	2-2 G3-1		2-1 2H 1B	3-3 K		1-1 P5			5	0	1	2	0	1	2					
<b>Jay Bell, R</b> OBP: 0.468, SLG: 0.603 (1, 4)	1-1 HR		0-0 P6		1-1 1B		4-0 BB			3	2	2	1	2	0	0					
<b>Luis Gonzalez, L</b> OBP: 0.446, SLG: 0.803 (1, 7)	0-1 1B		3-3 K		1-1 1B		1-3 K			5	1	2	0	0	2	4					
<b>Matt Williams, R</b> OBP: 0.318, SLG: 0.468 (1, 5)	1-3 K		2-2 G5-3		1-0 1B 2B		4-0 BB BB		2-2 F8	3	1	0	0	1	1	2					
<b>Mark Grace, L</b> OBP: 0.342, SLG: 0.375 (1, 3)	2-0 1B			4-1 1B BB	0-0 2B 1B		3-2 P6		1-0 G4-3	4	2	2	1	1	0	1					
<b>Reggie Sanders, R</b> OBP: 0.431, SLG: 0.882 (1, 9)	1-0 F9			0-0 1B 1B	1-1 1B 2B		3-3 K		2-1 F7	5	2	2	2	0	1	3					
<b>Craig Counsell, L</b> OBP: 0.400, SLG: 0.478 (1, 6)		3-1 HR		1-0 F8	1-0 G5-3 1B		4-0 BB BB		0-0 G6-3	3	1	1	1	2	0	2					
<b>Damian Miller, R</b> OBP: 0.273, SLG: 0.255 (1, 2)		1-0 F8		3-1 1B 1B	1-0 G5-3 1B		4-0 BB BB			3	1	2	3	1	0	0					
<b>Curt Schilling, R</b> OBP: 0.143, SLG: 0.214 <b>Byung-Hyun Kim, R</b> OBP: 0.143, SLG: 0.214 <b>Bret Prinz, R</b> OBP: 0.143, SLG: 0.214 (1, 1)		2-3 K		0-1 SH1-4 1B	0-1 G5-3		3-3 K			3	0	0	0	0	2	5					
<b>Inning Stats</b>	R: 1 E: 0 K: 1 S: 11	H: 3 LOB: 2 BB: 0 P: 18	R: 1 E: 0 K: 1 S: 9	H: 1 LOB: 0 BB: 0 P: 17	R: 0 E: 0 K: 1 S: 7	H: 0 LOB: 0 BB: 0 P: 12	R: 3 E: 0 K: 0 S: 9	H: 3 LOB: 1 BB: 1 P: 19	R: 5 E: 0 K: 1 S: 23	H: 5 LOB: 3 BB: 2 P: 45	R: 0 E: 0 K: 2 S: 9	H: 0 LOB: 3 BB: 3 P: 30	R: 0 E: 0 K: 1 S: 9	H: 0 LOB: 1 BB: 1 P: 17	R: 0 E: 0 K: 0 S: 4	H: 0 LOB: 0 BB: 0 P: 7	1B: 9 2B: 1 3B: 0 HR: 2	SF: 0 SAC: 1 DP: 0 HBP: 1	WP: 0 PB: 0 SB: 0 CS: 0	PA: 43	
<b>PITCHER</b>	IP WLS BF H R ER SO BB IBB HBP BLK WP HR S P ERA WHIP	IP WLS BF H R ER SO BB IBB HBP BLK WP HR S P ERA WHIP	IP WLS BF H R ER SO BB IBB HBP BLK WP HR S P ERA WHIP	IP WLS BF H R ER SO BB IBB HBP BLK WP HR S P ERA WHIP	IP WLS BF H R ER SO BB IBB HBP BLK WP HR S P ERA WHIP	IP WLS BF H R ER SO BB IBB HBP BLK WP HR S P ERA WHIP	IP WLS BF H R ER SO BB IBB HBP BLK WP HR S P ERA WHIP	IP WLS BF H R ER SO BB IBB HBP BLK WP HR S P ERA WHIP	IP WLS BF H R ER SO BB IBB HBP BLK WP HR S P ERA WHIP	IP WLS BF H R ER SO BB IBB HBP BLK WP HR S P ERA WHIP	IP WLS BF H R ER SO BB IBB HBP BLK WP HR S P ERA WHIP	IP WLS BF H R ER SO BB IBB HBP BLK WP HR S P ERA WHIP	IP WLS BF H R ER SO BB IBB HBP BLK WP HR S P ERA WHIP	IP WLS BF H R ER SO BB IBB HBP BLK WP HR S P ERA WHIP	IP WLS BF H R ER SO BB IBB HBP BLK WP HR S P ERA WHIP	IP WLS BF H R ER SO BB IBB HBP BLK WP HR S P ERA WHIP	IP WLS BF H R ER SO BB IBB HBP BLK WP HR S P ERA WHIP	IP WLS BF H R ER SO BB IBB HBP BLK WP HR S P ERA WHIP	IP WLS BF H R ER SO BB IBB HBP BLK WP HR S P ERA WHIP	IP WLS BF H R ER SO BB IBB HBP BLK WP HR S P ERA WHIP	IP WLS BF H R ER SO BB IBB HBP BLK WP HR S P ERA WHIP

Florida Marlins @ Arizona Diamondbacks  
Bank One Ballpark, Phoenix, AZ  
Wed Apr 25 2001, 9:35 PM EDT  
Att: 23,097 - Sunny - 93 F

AB 34  
R 10  
H 12  
RBI 10  
BB 7  
SO 7  
LOB 19







Batter	1	2	3	4	5	6	7	8	9	AB	R	H	RBI	BB	SO	LOB	TOP	
Luis Castillo, S (1.4) OBP: 0.333, SLG: 0.315	2-2 G1-6-3 1B		4-2 1B BB		1-0 G4-3		4-2 G1-3 BB		4-2 BB S BB	2	0	1	0	3	0	0		
Eric Owens, R (1.9) OBP: 0.327, SLG: 0.385	2-2 G1-6-3		0-0 1-2 2H 1B		0-0 G5-3		3-2 G1-3		0-3 K	5	0	1	1	0	1	5		
Cliff Floyd, L (1.7) OBP: 0.402, SLG: 0.542	0-3 K		1-3 K		1-1 F8		1-1 G4-3		0-0 G6-3	5	0	0	1	0	2	5		
Preston Wilson, R (1.8) OBP: 0.373, SLG: 0.527		0-1 L7		3-1 P5		2-2 1B 2B		1-1 F7	4-1 BB BB	4	0	1	0	1	0	0		
Mike Lowell, R (1.5) OBP: 0.341, SLG: 0.494	1-2 F7		3-2 F9		2-1 E 1B		1-1 F8 2B		4-1 1-2 2-3 BB	4	0	2	0	1	0	0		
Derrek Lee, R (1.3) OBP: 0.238, SLG: 0.310	3-3 K		1-1 E5 2B		0-0 E5 G1-6-3		1-1 F8		3-1 F8	4	1	0	0	0	1	2		
Dan Miceli, R (8.1)										0	0	0	0	0	0	0		
Dave Berg, R (9, PH) OBP: 0.095, SLG: 0.381										1	0	0	0	0	0	3		
Mike Redmond, R (1.2) OBP: 0.333, SLG: 0.590			0-1 G3		3-2 1H 2B		0-0 G1-6-3		2-3 K	3	0	1	1	0	0	2		
Charles Johnson, R (8, PH) OBP: 0.390, SLG: 0.743										1	0	0	0	0	1	1		
Alex Gonzalez, R (1.6) OBP: 0.434, SLG: 0.486			4-2 S 1B BB		4-0 IBB		4-1 G1-3 SH3-4 BB		0-0 2B 2B	1	2	1	0	3	0	0		
Ryan Dempster, R (1.1)			0-3 K		3-2 G1-3		2-1 SH3-4		1-1 PB G6-3 2B	2	0	0	0	0	1	3		
Joe Strong, S (7.1)										0	0	0	0	0	0	0		
Ryan McGuire, L (8, PH) OBP: 0.286, SLG: 0.286										0	0	0	0	0	0	0		
Kevin Millar, R (9, PH) OBP: 0.250, SLG: 0.316										1	1	1	1	0	0	0		
<b>Inning Stats</b>	R: 0 H: 1 E: 0 K: 1 S: 9	H: 0 R: 0 ER: 0 SO: 11	H: 0 R: 0 ER: 0 SO: 15	H: 1 R: 1 ER: 1 SO: 23	H: 1 R: 1 ER: 1 SO: 33	H: 0 R: 0 ER: 0 SO: 6	H: 2 R: 1 ER: 1 SO: 11	H: 0 R: 0 ER: 0 SO: 26	H: 1 R: 0 ER: 0 SO: 14	H: 2 R: 2 ER: 0 SO: 29	1B: 3 2B: 5 3B: 0 HR: 0	SF: 0 SAC: 1 DP: 2 HBP: 0	WP: 0 PB: 1 SB: 2 CS: 0	PA: 42				
<b>PITCHER</b>	IP: 7.0 WLS: W BF: 30 ERA: 2.15	IP: 1.0 WLS: L BF: 4 ERA: 5.4	IP: 1.0 WLS: L BF: 8 ERA: 4.09	IP: 1.0 WLS: L BF: 2 ERA: 4.09	IP: 1.0 WLS: L BF: 2 ERA: 4.09	IP: 1.0 WLS: L BF: 2 ERA: 4.09	IP: 1.0 WLS: L BF: 2 ERA: 4.09	IP: 1.0 WLS: L BF: 2 ERA: 4.09	IP: 1.0 WLS: L BF: 2 ERA: 4.09	IP: 1.0 WLS: L BF: 2 ERA: 4.09	IP: 1.0 WLS: L BF: 2 ERA: 4.09	IP: 1.0 WLS: L BF: 2 ERA: 4.09	IP: 1.0 WLS: L BF: 2 ERA: 4.09	IP: 1.0 WLS: L BF: 2 ERA: 4.09	IP: 1.0 WLS: L BF: 2 ERA: 4.09	IP: 1.0 WLS: L BF: 2 ERA: 4.09	IP: 1.0 WLS: L BF: 2 ERA: 4.09	IP: 1.0 WLS: L BF: 2 ERA: 4.09
Wade Miller, R (1.1) ERA: 2.15	1.0 Michael Jackson, R (8.1) ERA: 5.4	1.0 Billy Wagner, L (9.1) ERA: 4.09	1.0 Michael Jackson, R (8.1) ERA: 5.4	1.0 Billy Wagner, L (9.1) ERA: 4.09	1.0 Michael Jackson, R (8.1) ERA: 5.4	1.0 Billy Wagner, L (9.1) ERA: 4.09	1.0 Michael Jackson, R (8.1) ERA: 5.4	1.0 Billy Wagner, L (9.1) ERA: 4.09	1.0 Michael Jackson, R (8.1) ERA: 5.4	1.0 Billy Wagner, L (9.1) ERA: 4.09	1.0 Michael Jackson, R (8.1) ERA: 5.4	1.0 Billy Wagner, L (9.1) ERA: 4.09	1.0 Michael Jackson, R (8.1) ERA: 5.4	1.0 Billy Wagner, L (9.1) ERA: 4.09	1.0 Michael Jackson, R (8.1) ERA: 5.4	1.0 Billy Wagner, L (9.1) ERA: 4.09	1.0 Michael Jackson, R (8.1) ERA: 5.4	

Florida Marlins @ Houston Astros  
Enron Field, Houston, TX  
Sat Apr 28 2001, 2:35 PM EDT  
Att: 33,274 - Sunny - 79 F

AB 33  
R 4  
H 8  
RBI 4  
BB 8  
SO 6  
LOB 21



Batter	1	2	3	4	5	6	7	8	9	AB	R	H	RBI	BB	SO	LOB	BOTTOM	
Julio Lugo, R (1.6) OBP: 0.349, SLG: 0.526	0-3 K		1-1 FC5-2-5 E		2-0 F8		2-1 G6-4-3 1B		0-3 K	5	1	1	0	0	2	1		
Craig Biggio, R (1.4) OBP: 0.406, SLG: 0.405	2-3 K		0-0 E6		1-2 G5-3		0-1 G6-4-3			4	0	0	0	0	1	1		
5 Jeff Bagwell, R (1.3) OBP: 0.420, SLG: 0.580	2-3 K		4-2 BB		1-1 G5-3		1-0 17 HR 1B			3	1	1	0	1	1	0		
17 Lance Berkman, S (1.7) OBP: 0.439, SLG: 0.598		0-0 G4-3	3-2 F3			4-0 2B BB	1-1 1H HR			3	2	1	2	1	0	2		
Moises Alou, R (1.9) OBP: 0.500, SLG: 0.794		0-1 1B		0-2 F8		0-0 3B 2B	2-2 S 2B			4	1	3	1	0	0	0		
Glen Barker, S (7, PR) OBP: 0.300, SLG: 0.250										0	0	0	0	0	0	0		
Richard Hidalgo, R (1.8) OBP: 0.381, SLG: 0.640		1-2 1B	2-1 F3		1-0 F3	1-0 3B HBP	4-1 BB			2	1	1	0	1	0	0		
Chris Truby, R (1.5) OBP: 0.333, SLG: 0.573		0-2 G3-6-1		0-0 1B		1-0 1H 2H CS 3B	2-1 G5-3			4	0	2	2	0	0	5		
Brad Ausmus, R (1.2) OBP: 0.263, SLG: 0.247			0-1 SH1-4 2B		2-2 1B			1-1 G4-3		4	0	2	0	0	0	1		
Wade Miller, R (1.1)										2	0	0	0	0	2	3		
Michael Jackson, R (8.1)										0	0	0	0	0	0	0		
Orlando Merced, S (8, PH) OBP: 0.250, SLG: 0.526										1	0	0	0	0	0	0		
Billy Wagner, L (9.1)										0	0	0	0	0	0	0		
<b>Inning Stats</b>	R: 0 H: 0 E: 0 K: 3 S: 10	H: 2 R: 0 ER: 0 SO: 11	H: 2 R: 0 ER: 0 SO: 11	H: 1 R: 1 ER: 1 SO: 20	H: 2 R: 0 ER: 0 SO: 21	H: 0 R: 0 ER: 0 SO: 6	H: 2 R: 3 ER: 0 SO: 15	H: 4 R: 2 ER: 0 SO: 25	H: 0 R: 0 ER: 0 SO: 10	H: 0 R: 0 ER: 0 SO: 10	1B: 6 2B: 3 3B: 1 HR: 1	SF: 0 SAC: 1 DP: 2 HBP: 1	WP: 0 PB: 0 SB: 1 CS: 1	PA: 37				
<b>PITCHER</b>	IP: 6.2 WLS: L BF: 32 ERA: 4.91	IP: 0.1 WLS: L BF: 2 ERA: 1.5	IP: 1.0 WLS: L BF: 3 ERA: 7.56	IP: 1.0 WLS: L BF: 2 ERA: 4.09	IP: 1.0 WLS: L BF: 2 ERA: 4.09	IP: 1.0 WLS: L BF: 2 ERA: 4.09	IP: 1.0 WLS: L BF: 2 ERA: 4.09	IP: 1.0 WLS: L BF: 2 ERA: 4.09	IP: 1.0 WLS: L BF: 2 ERA: 4.09	IP: 1.0 WLS: L BF: 2 ERA: 4.09	IP: 1.0 WLS: L BF: 2 ERA: 4.09	IP: 1.0 WLS: L BF: 2 ERA: 4.09	IP: 1.0 WLS: L BF: 2 ERA: 4.09	IP: 1.0 WLS: L BF: 2 ERA: 4.09	IP: 1.0 WLS: L BF: 2 ERA: 4.09	IP: 1.0 WLS: L BF: 2 ERA: 4.09	IP: 1.0 WLS: L BF: 2 ERA: 4.09	IP: 1.0 WLS: L BF: 2 ERA: 4.09
Ryan Dempster, R (1.1) ERA: 4.91	0.1 Joe Strong, R (7.1) ERA: 1.5	1.0 Dan Miceli, R (8.1) ERA: 7.56	1.0 Joe Strong, R (7.1) ERA: 1.5	1.0 Dan Miceli, R (8.1) ERA: 7.56	1.0 Joe Strong, R (7.1) ERA: 1.5	1.0 Dan Miceli, R (8.1) ERA: 7.56	1.0 Joe Strong, R (7.1) ERA: 1.5	1.0 Dan Miceli, R (8.1) ERA: 7.56	1.0 Joe Strong, R (7.1) ERA: 1.5	1.0 Dan Miceli, R (8.1) ERA: 7.56	1.0 Joe Strong, R (7.1) ERA: 1.5	1.0 Dan Miceli, R (8.1) ERA: 7.56	1.0 Joe Strong, R (7.1) ERA: 1.5	1.0 Dan Miceli, R (8.1) ERA: 7.56	1.0 Joe Strong, R (7.1) ERA: 1.5	1.0 Dan Miceli, R (8.1) ERA: 7.56	1.0 Joe Strong, R (7.1) ERA: 1.5	

Florida Marlins @ Houston Astros  
Enron Field, Houston, TX  
Sat Apr 28 2001, 2:35 PM EDT  
Att: 33,274 - Sunny - 79 F

AB 32  
R 6  
H 11  
RBI 5  
BB 3  
SO 6  
LOB 13



Batter	1	2	3	4	5	6	7	8	9	AB	R	H	RBI	BB	SO	LOB	TOP							
Luis Castillo, S OBP: 0.336, SLG: 0.312 Dave Berg, R OBP: 0.091, SLG: 0.364	G4-3				F7				K	4	1	1	0	1	0	3								
Eric Owens, R OBP: 0.336, SLG: 0.392	G4-3 1B		2B 1B	2B 1B	G2-3		P4		L9	6	2	3	0	0	0	2								
Cliff Floyd, L OBP: 0.412, SLG: 0.563 Lyle Mouton, R	G4-6-3		1B 2B	1B 2B		G3				4	2	2	2	1	0	1								
Preston Wilson, R OBP: 0.383, SLG: 0.563		HR 1B	F9			HR			K	5	2	3	3	0	1	3								
Mike Lowell, R OBP: 0.354, SLG: 0.547		HR 1B	HR 1B	K		L7			2B	5	2	3	3	0	1	1								
Charles Johnson, R OBP: 0.390, SLG: 0.800	F9		HR	K		HR			K	5	2	2	3	0	2	2								
Kevin Millar, R OBP: 0.320, SLG: 0.417 Braden Looper, R Vic Darenbourg, L	G5-3 2B		1B	G5-3		1B			G6-3	5	0	3	0	0	0	2	AB R H RBI BB SO LOB							
Alex Gonzalez, R OBP: 0.409, SLG: 0.453	G5-3		F8		K	F7			F8	5	0	0	0	0	1	4								
Matt Clement, R OBP: 0.111, SLG: 0.111 Ricky Bones, R OBP: 0.500, SLG: 0.500 Ryan McGuire, L OBP: 0.250, SLG: 0.250	K		1B		1B				F7	2	0	1	0	0	1	1								
<b>Inning Stats</b>	R: 0 E: 0 K: 0 S: 5	H: 1 LOB: 0 BB: 0 P: 7	R: 2 E: 0 K: 1 S: 15	H: 3 LOB: 1 BB: 0 P: 22	R: 5 E: 0 K: 0 S: 26	H: 7 LOB: 2 BB: 0 P: 36	R: 2 E: 0 K: 2 S: 17	H: 3 LOB: 1 BB: 0 P: 19	R: 0 E: 0 K: 1 S: 9	H: 1 LOB: 1 BB: 0 P: 14	R: 0 E: 0 K: 2 S: 14	H: 3 LOB: 2 BB: 0 P: 18	R: 0 E: 0 K: 1 S: 9	H: 0 LOB: 2 BB: 2 P: 19	R: 0 E: 0 K: 1 S: 14	H: 1 LOB: 1 BB: 0 P: 20	R: 0 E: 0 K: 1 S: 5	H: 0 LOB: 0 BB: 0 P: 8	1B: 11 2B: 4 3B: 0 HR: 4	SF: 0 SAC: 0 DP: 1 HBP: 0	WP: 0 PB: 0 SB: 0 CS: 0	PA: 47		
<b>PITCHER</b>	IP WLS BF H R ER SO BB IBB HBP BLK WP HR S P ERA WHIP	IP WLS BF H R ER SO BB IBB HBP BLK WP HR S P ERA WHIP	IP WLS BF H R ER SO BB IBB HBP BLK WP HR S P ERA WHIP	IP WLS BF H R ER SO BB IBB HBP BLK WP HR S P ERA WHIP	IP WLS BF H R ER SO BB IBB HBP BLK WP HR S P ERA WHIP	IP WLS BF H R ER SO BB IBB HBP BLK WP HR S P ERA WHIP	IP WLS BF H R ER SO BB IBB HBP BLK WP HR S P ERA WHIP	IP WLS BF H R ER SO BB IBB HBP BLK WP HR S P ERA WHIP	IP WLS BF H R ER SO BB IBB HBP BLK WP HR S P ERA WHIP	IP WLS BF H R ER SO BB IBB HBP BLK WP HR S P ERA WHIP	IP WLS BF H R ER SO BB IBB HBP BLK WP HR S P ERA WHIP	IP WLS BF H R ER SO BB IBB HBP BLK WP HR S P ERA WHIP	IP WLS BF H R ER SO BB IBB HBP BLK WP HR S P ERA WHIP	IP WLS BF H R ER SO BB IBB HBP BLK WP HR S P ERA WHIP	IP WLS BF H R ER SO BB IBB HBP BLK WP HR S P ERA WHIP	IP WLS BF H R ER SO BB IBB HBP BLK WP HR S P ERA WHIP	IP WLS BF H R ER SO BB IBB HBP BLK WP HR S P ERA WHIP	IP WLS BF H R ER SO BB IBB HBP BLK WP HR S P ERA WHIP	IP WLS BF H R ER SO BB IBB HBP BLK WP HR S P ERA WHIP	IP WLS BF H R ER SO BB IBB HBP BLK WP HR S P ERA WHIP	IP WLS BF H R ER SO BB IBB HBP BLK WP HR S P ERA WHIP	IP WLS BF H R ER SO BB IBB HBP BLK WP HR S P ERA WHIP	IP WLS BF H R ER SO BB IBB HBP BLK WP HR S P ERA WHIP	IP WLS BF H R ER SO BB IBB HBP BLK WP HR S P ERA WHIP

Florida Marlins @ Houston Astros  
Enron Field, Houston, TX  
Sun Apr 29 2001, 2:35 PM EDT  
Att: 31,376 - Cloudy - 83 F

AB 45  
R 11  
H 19  
RBI 11  
BB 2  
SO 8  
LOB 19



Batter	1	2	3	4	5	6	7	8	9	AB	R	H	RBI	BB	SO	LOB	BOTTOM							
Jose Vizcaino, S OBP: 0.344, SLG: 0.357	17 BB 2B	G6-3		5 1B 3B		E6 G6-4-3		L7	G5-3	6	2	2	0	0	0	3								
Craig Biggio, R OBP: 0.419, SLG: 0.400 Julio Lugo, R OBP: 0.353, SLG: 0.526	BB 17 BB HBP	5 BB HBP		17 BB 5 1B BB		G6-4-3		5 BB 1B	G5-3	1	1	0	0	1	0	1								
5 Jeff Bagwell, R OBP: 0.438, SLG: 0.583 Octavio Dotel, R	K			BB 17 BB 1B		1B			BB	3	0	2	1	2	1	2								
17 Lance Berkman, S OBP: 0.437, SLG: 0.576	BB 1-2 2-3	F8		G1-2-3 BB		G3-1			K	3	0	0	0	2	1	6								
Moises Alou, R OBP: 0.500, SLG: 0.750 Nelson Cruz, R			G4-3				P4		1B 1B	2	0	0	2	2	0	0								
Daryle Ward, L OBP: 0.409, SLG: 0.525	FC4-6 BB			G1-2-3 BB					1B 1B	1	1	1	0	0	0	0								
Richard Hidalgo, R OBP: 0.373, SLG: 0.615	K		K	G1-2-3			K		1B 1B	5	1	1	0	0	3	6								
Tony Eusebio, R OBP: 0.333, SLG: 0.529	FC4-6			1B		G5-3			1B 1B	5	0	3	1	0	0	3	AB R H RBI BB SO LOB							
Chris Truby, R OBP: 0.326, SLG: 0.550		5 BB SH3-4 1B	P4			G4-3			P4	5	0	1	0	0	0	4								
Shane Reynolds, R Jose Lima, R Glen Barker, S OBP: 0.273, SLG: 0.222 Wayne Franklin, L Orlando Merced, S OBP: 0.273, SLG: 0.524		SH3-4		G6-3		G6-3			G1-3	0	0	0	0	0	0	0								
<b>Inning Stats</b>	R: 1 E: 0 K: 2 S: 15	H: 1 LOB: 3 BB: 2 P: 29	R: 0 E: 0 K: 1 S: 7	H: 1 LOB: 1 BB: 0 P: 9	R: 2 E: 0 K: 0 S: 11	H: 2 LOB: 2 BB: 3 P: 27	R: 0 E: 0 K: 0 S: 4	H: 0 LOB: 0 BB: 0 P: 8	R: 0 E: 1 K: 0 S: 9	H: 1 LOB: 1 BB: 0 P: 14	R: 0 E: 0 K: 1 S: 8	H: 1 LOB: 1 BB: 0 P: 9	R: 0 E: 0 K: 1 S: 13	H: 1 LOB: 2 BB: 1 P: 24	R: 2 E: 0 K: 0 S: 16	H: 4 LOB: 2 BB: 0 P: 20	1B: 10 2B: 1 3B: 1 HR: 0	SF: 0 SAC: 1 DP: 2 HBP: 2	WP: 0 PB: 0 SB: 0 CS: 0	PA: 47				
<b>PITCHER</b>	IP WLS BF H R ER SO BB IBB HBP BLK WP HR S P ERA WHIP	IP WLS BF H R ER SO BB IBB HBP BLK WP HR S P ERA WHIP	IP WLS BF H R ER SO BB IBB HBP BLK WP HR S P ERA WHIP	IP WLS BF H R ER SO BB IBB HBP BLK WP HR S P ERA WHIP	IP WLS BF H R ER SO BB IBB HBP BLK WP HR S P ERA WHIP	IP WLS BF H R ER SO BB IBB HBP BLK WP HR S P ERA WHIP	IP WLS BF H R ER SO BB IBB HBP BLK WP HR S P ERA WHIP	IP WLS BF H R ER SO BB IBB HBP BLK WP HR S P ERA WHIP	IP WLS BF H R ER SO BB IBB HBP BLK WP HR S P ERA WHIP	IP WLS BF H R ER SO BB IBB HBP BLK WP HR S P ERA WHIP	IP WLS BF H R ER SO BB IBB HBP BLK WP HR S P ERA WHIP	IP WLS BF H R ER SO BB IBB HBP BLK WP HR S P ERA WHIP	IP WLS BF H R ER SO BB IBB HBP BLK WP HR S P ERA WHIP	IP WLS BF H R ER SO BB IBB HBP BLK WP HR S P ERA WHIP	IP WLS BF H R ER SO BB IBB HBP BLK WP HR S P ERA WHIP	IP WLS BF H R ER SO BB IBB HBP BLK WP HR S P ERA WHIP	IP WLS BF H R ER SO BB IBB HBP BLK WP HR S P ERA WHIP	IP WLS BF H R ER SO BB IBB HBP BLK WP HR S P ERA WHIP	IP WLS BF H R ER SO BB IBB HBP BLK WP HR S P ERA WHIP	IP WLS BF H R ER SO BB IBB HBP BLK WP HR S P ERA WHIP	IP WLS BF H R ER SO BB IBB HBP BLK WP HR S P ERA WHIP	IP WLS BF H R ER SO BB IBB HBP BLK WP HR S P ERA WHIP	IP WLS BF H R ER SO BB IBB HBP BLK WP HR S P ERA WHIP	IP WLS BF H R ER SO BB IBB HBP BLK WP HR S P ERA WHIP

Florida Marlins @ Houston Astros  
Enron Field, Houston, TX  
Sun Apr 29 2001, 2:35 PM EDT  
Att: 31,376 - Cloudy - 83 F

AB 37  
R 5  
H 12  
RBI 5  
BB 7  
SO 5  
LOB 27



Batter	1	2	3	4	5	6	7	8	9	AB	R	H	RBI	BB	SO	LOB	TOP			
Fernando Vina, L (1,4) OBP: 0.336, SLG: 0.350	4-1 BB G6-4-3	3-2 F7			4-0 BB G6-4-3		1-3 K	0-1 G4-3		3	0	0	0	2	1	4				
Edgar Renteria, R (1,6) OBP: 0.275, SLG: 0.341	0-1 G6-4-3		4-1 BB FC5-4		1-1 G6-4-3		0-3 K		0-0 F8	4	0	0	0	1	1	3				
15 Jim Edmonds, L (1,8) OBP: 0.464, SLG: 0.740	4-0 BB 5 1B		1-0 FC5-4		3-1 HBP		1-0 BB 5 1B		1-2 2B	3	0	2	0	1	0	1				
5 Albert Pujols, R (1,5) OBP: 0.430, SLG: 0.719	2-1 BB		0-0 G5-4-3		1-0 HBP		4-2 BB		1-0 F3	4	0	1	0	1	0	3				
Ray Lankford, L (1,7) Mike Timlin, R (7,1)	1-3 K			1-1 HR		2-3 K		0-3 K	2-0 F8	4	1	1	1	0	3	5				
Larry Sutton, L (9,PH) OBP: 0.080, SLG: 0.120										0	0	0	0	0	0	0				
Bobby Bonilla, S (1,3)		4-2 BB 2B CS		0-3 K		4-2 HBP G4-3		0-1 F8		2	0	0	0	1	1	0				
J.D. Drew, L (1,9) OBP: 0.409, SLG: 0.686		2-0 BB 2B		1-0 HR		1-2 G4-3		1-2 2B	1-3 1B	4	2	3	1	0	0	1				
Mike Matheny, R (1,2) Craig Paquette, R (8,PH) Eli Marrero, R (8,2) OBP: 0.343, SLG: 0.455		0-0 P6		0-2 P4		2-2 G6-3		1-3 K		3	0	0	0	0	0	3				
Andy Benes, R (1,1) Mike James, R (5,1) Kerry Robinson, L (7,PH) OBP: 0.556, SLG: 0.571		3-2 BB 2B		1-1 F9			4-1 BB 15 1B	2-1 2B		2	0	1	1	0	0	0				
<b>Inning Stats</b>	R: 0 E: 0 K: 1 S: 8	H: 1 LOB: 2 BB: 2 P: 19	R: 1 E: 0 K: 0 S: 16	H: 2 LOB: 1 BB: 1 P: 27	R: 0 E: 0 K: 0 S: 3	H: 0 LOB: 0 BB: 1 P: 8	R: 2 E: 0 K: 1 S: 11	H: 2 LOB: 0 BB: 0 P: 14	R: 0 E: 0 K: 0 S: 5	H: 0 LOB: 1 BB: 1 P: 23	R: 0 E: 0 K: 3 S: 19	H: 1 LOB: 3 BB: 2 P: 29	R: 0 E: 0 K: 1 S: 12	H: 2 LOB: 2 BB: 0 P: 16	R: 0 E: 0 K: 0 S: 6	H: 1 LOB: 1 BB: 0 P: 10	1B: 3 2B: 4 3B: 0 HR: 2	SF: 0 SAC: 0 DP: 3 HBP: 2	WP: 0 PB: 0 SB: 0 CS: 1	PA: 41
<b>PITCHER</b>	IP WLS BF H R ER SO BB IBB HBP BLK WP HR S P ERA WHIP																			
Jason Grilli, R (1,1) ERA: 6.31	4.0	18	5	3	3	2	4	0	0	0	0	0	2	38	68	6.75	2.250			
Vladimir Nunez, R (5,1) ERA: 3.65	2.0	9	0	0	0	1	2	0	2	0	0	0	0	20	41	0.00	1.000			
Vic Darenbourg, L (7,1) ERA: 6.3	0.2	3	1	0	0	2	0	0	0	0	0	0	0	8	10	0.00	1.500			
Dan Miceli, R (7,1) ERA: 6.52	1.1	7	2	0	0	2	1	0	0	0	0	0	0	22	30	0.00	2.250			
Antonio Alfonseca, R (9,1) ERA: 1.99	1.0	4	1	0	0	0	0	0	0	0	0	0	0	6	10	0.00	1.000			

St. Louis Cardinals @ Florida Marlins  
Pro Player Stadium, Miami, FL  
Tue May 01 2001, 7:05 PM EDT  
Att: 10,377 - Overcast - 75 F

AB 32  
R 3  
H 9  
RBI 3  
BB 7  
SO 7  
LOB 22



Batter	1	2	3	4	5	6	7	8	9	AB	R	H	RBI	BB	SO	LOB	BOTTOM			
Luis Castillo, S (1,4) OBP: 0.351, SLG: 0.316	4-2 BB CS		4-0 BB		0-1 BB 2B	3-2 WP E6				2	1	1	0	2	0	0				
Eric Owens, R (1,9) OBP: 0.351, SLG: 0.400	1-2 BB CS		1-1 F9		1-2 BB 2B	4-2 BB				3	1	2	0	1	0	1				
Cliff Floyd, L (1,7) Lyle Mouton, R (6,7) OBP: 0.400, SLG: 0.544	2-3 K		0-2 F9		0-1 L6	0-3 K				3	0	0	0	0	1	4				
Preston Wilson, R (1,8) OBP: 0.396, SLG: 0.580		1-0 BB CS		1-2 HR 1B	0-0 BB 2B	2-2 G5-3				4	1	3	1	0	0	0				
Mike Lowell, R (1,5) OBP: 0.360, SLG: 0.573		1-2 F3		2-1 HR	4-1 BB	1-0 G5-3				3	1	1	2	1	0	1				
Charles Johnson, R (1,2) OBP: 0.395, SLG: 0.779		4-2 BB 1B		2-1 F9	4-1 BB G6-4-3	2-1 G6-3				2	0	0	1	2	0	0				
Derrek Lee, R (1,3) OBP: 0.250, SLG: 0.318		2-0 BB		1-0 P4	1-0 G6-4-3					4	0	2	0	0	0	3				
Alex Gonzalez, R (1,6) OBP: 0.402, SLG: 0.443		2-3 K		1-1 BB		1-0 G1-4-3		2-2 G5-4-3		4	0	1	0	0	1	3				
Jason Grilli, R (1,1) Ryan McCutchen, L (4,PH) Vladimir Nunez, R (5,1) Vic Darenbourg, L (7,1) Dan Miceli, R (7,1) Kevin Millar, R (8,PH) Antonio Alfonseca, R (9,1)			2-1 G1-6-3		2-3 K		3-3 K	2-3 K		1	0	0	0	0	0	0				
<b>Inning Stats</b>	R: 0 E: 0 K: 1 S: 10	H: 1 LOB: 1 BB: 1 P: 17	R: 0 E: 0 K: 1 S: 13	H: 2 LOB: 2 BB: 1 P: 23	R: 0 E: 0 K: 0 S: 7	H: 0 LOB: 1 BB: 1 P: 14	R: 2 E: 0 K: 1 S: 15	H: 3 LOB: 1 BB: 0 P: 24	R: 2 E: 0 K: 2 S: 12	H: 3 LOB: 2 BB: 1 P: 23	R: 0 E: 0 K: 0 S: 9	H: 0 LOB: 0 BB: 0 P: 14	R: 0 E: 0 K: 1 S: 15	H: 1 LOB: 0 BB: 0 P: 21	R: 0 E: 0 K: 0 S: 6	H: 0 LOB: 0 BB: 0 P: 10	1B: 8 2B: 1 3B: 0 HR: 1	SF: 0 SAC: 0 DP: 2 HBP: 0	WP: 1 PB: 0 SB: 0 CS: 3	PA: 36
<b>PITCHER</b>	IP WLS BF H R ER SO BB IBB HBP BLK WP HR S P ERA WHIP																			
Andy Benes, R (1,1) ERA: 8.1	4.1	24	9	4	4	3	5	0	0	0	0	1	55	97	8.31	3.231				
Mike James, R (5,1) ERA: 6.09	1.2	6	0	0	0	2	1	0	0	0	1	0	13	25	0.00	0.600				
Mike Timlin, R (7,1) ERA: 2.03	2.0	6	1	0	0	1	0	0	0	0	0	0	24	35	0.00	0.500				

St. Louis Cardinals @ Florida Marlins  
Pro Player Stadium, Miami, FL  
Tue May 01 2001, 7:05 PM EDT  
Att: 10,377 - Overcast - 75 F

AB 30  
R 4  
H 10  
RBI 4  
BB 6  
SO 6  
LOB 15



Batter	1	2	3	4	5	6	7	8	9	10	11	AB	R	H	RBI	BB	SO	LOB	TOP			
Fernando Vina, L OBP: 0.357, SLG: 0.371	FC4-6 1B		G5-4-3 1B		1B		G5-3			SH2-4 1B		5	0	4	0	0	0	0				
Placido Polanco, R OBP: 0.418, SLG: 0.386	FC4-6 5 1B		G5-4-3		1B			F9		SH2-4		4	0	1	0	0	0	2				
15 Jim Edmonds, L OBP: 0.449, SLG: 0.701	K		G6-3		G4-3			K		G5-4-3 IBB		4	0	0	0	1	2	3				
5 Albert Pujols, R OBP: 0.429, SLG: 0.703	1B				G4-6-3 1B			G6-3		G5-4-3		5	0	2	0	0	0	2				
J.D. Drew, L OBP: 0.409, SLG: 0.662	K				G4-6-3			G4-3				4	1	1	0	1	1	3				
Edgar Renteria, R OBP: 0.253, SLG: 0.326			K		P3			K		CS 1B		4	0	0	0	0	3	1				
Ray Lankford, L OBP: 0.379, SLG: 0.622												4	1	2	2	1	0	0				
Eli Marrero, R OBP: 0.375, SLG: 0.595			G6-3									4	2	2	1	1	0	1				
Matt Morris, R OBP: 0.143, SLG: 0.214												4	0	1	1	0	3	3				
Gene Stechschulte, R OBP: 1.000, SLG: 4.000												0	0	0	0	0	0	0				
Steve Kline, S												0	0	0	0	0	0	0				
Larry Sutton, L OBP: 0.077, SLG: 0.115												1	0	0	0	0	0	0				
Dave Veres, R												0	0	0	0	0	0	0				
<b>Inning Stats</b>	R: 0 E: 0 K: 2 S: 16	H: 2 LOB: 2 BB: 0 P: 23	R: 0 E: 0 K: 2 S: 13	H: 1 LOB: 1 BB: 0 P: 17	R: 0 E: 0 K: 0 S: 7	H: 1 LOB: 0 BB: 0 P: 8	R: 0 E: 0 K: 0 S: 5	H: 1 LOB: 0 BB: 0 P: 11	R: 1 E: 0 K: 1 S: 11	H: 1 LOB: 0 BB: 0 P: 15	R: 0 E: 0 K: 1 S: 6	H: 0 LOB: 0 BB: 0 P: 9	R: 0 E: 0 K: 2 S: 15	H: 1 LOB: 2 BB: 1 P: 27	R: 0 E: 0 K: 0 S: 9	H: 1 LOB: 1 BB: 1 P: 16	R: 2 E: 0 K: 0 S: 9	H: 1 LOB: 0 BB: 1 P: 16	1B: 9 2B: 1 3B: 1 HR: 2	SF: 0 SAC: 2 DP: 3 HBP: 0	WP: 0 PB: 0 SB: 2 CS: 1	PA: 45
<b>PITCHER</b>	IP WLS BF H R ER SO BB IBB HBP BLK WP HR S P ERA WHIP																					
Brad Penny, R ERA: 3.89	(1.1) 8.0 31 10 2 2 7 0 0 0 0 0 0 1 18 32 9.00 1.500																					
Braden Looper, R ERA: 3.0	(9.1) 1.0 5 1 0 0 2 2 0 0 0 0 0 0 15 27 0.00 3.000																					
Antonio Alfonseca, R ERA: 2.7	(10.1) 2.0 L 9 2 2 2 0 1 1 0 0 0 0 1 18 32 9.00 1.500																					

St. Louis Cardinals @ Florida Marlins  
Pro Player Stadium, Miami, FL  
Wed May 02 2001, 7:05 PM EDT  
Att: 10,308 - Sunny - 78 F


livebaseballscorecards.com  
AB 39  
R 4  
H 13  
RBI 4  
BB 4  
SO 9  
LOB 15





Batter	1	2	3	4	5	6	7	8	9	10	11	AB	R	H	RBI	BB	SO	LOB	BOTTOM			
Luis Castillo, S OBP: 0.353, SLG: 0.320	G6-4-3 1B		E6							F9		2	0	1	0	0	0	0				
Dave Berg, R OBP: 0.077, SLG: 0.308			CS							F9		4	0	0	0	0	0	2				
Eric Owens, R OBP: 0.353, SLG: 0.400	G6-4-3		CS							G6-3		5	0	2	0	0	1	1				
Cliff Floyd, L OBP: 0.400, SLG: 0.568												5	1	2	1	0	2	1				
Preston Wilson, R OBP: 0.397, SLG: 0.567												4	1	1	0	0	2	3				
Mike Lowell, R OBP: 0.352, SLG: 0.553												5	0	1	0	0	2	3				
Charles Johnson, R OBP: 0.396, SLG: 0.756												5	0	2	1	0	1	2				
Derrek Lee, R OBP: 0.267, SLG: 0.337												4	0	2	0	1	1	2				
Alex Gonzalez, R OBP: 0.402, SLG: 0.427												3	0	0	0	1	2	5				
Brad Penny, R ERA: 3.89	(1.1) 8.0 31 10 2 2 7 0 0 0 0 0 0 1 18 32 9.00 1.500																					
Kevin Millar, R OBP: 0.258, SLG: 0.385	(8.1) 0.2 3 0 0 0 1 1 0 0 0 0 0 0 6 13 0.00 1.500																					
Braden Looper, R ERA: 3.0	(9.1) 1.1 W 6 2 0 0 1 0 0 0 0 0 0 0 16 26 0.00 1.500																					
Lyle Modina, R ERA: 1.76	(10.1) 1.0 S 5 2 0 0 1 0 0 0 0 0 0 0 13 21 0.00 2.000																					
Antonio Alfonseca, R ERA: 2.7	(11.1) 1.0 S 5 2 0 0 1 0 0 0 0 0 0 0 13 21 0.00 2.000																					
Mike Redmond, R ERA: 3.0	(11.1) 1.0 S 5 2 0 0 1 0 0 0 0 0 0 0 13 21 0.00 2.000																					
Vic Darenbourg, L ERA: 3.0	(11.1) 1.0 S 5 2 0 0 1 0 0 0 0 0 0 0 13 21 0.00 2.000																					
<b>Inning Stats</b>	R: 0 E: 0 K: 1 S: 7	H: 1 LOB: 0 BB: 0 P: 13	R: 1 E: 1 K: 1 S: 6	H: 1 LOB: 0 BB: 0 P: 12	R: 0 E: 1 K: 1 S: 7	H: 0 LOB: 0 BB: 0 P: 12	R: 0 E: 0 K: 1 S: 5	H: 0 LOB: 0 BB: 0 P: 7	R: 0 E: 0 K: 2 S: 12	H: 1 LOB: 1 BB: 0 P: 17	R: 0 E: 0 K: 1 S: 7	H: 0 LOB: 0 BB: 0 P: 10	R: 1 E: 0 K: 1 S: 15	H: 3 LOB: 3 BB: 1 P: 26	R: 0 E: 0 K: 1 S: 14	H: 2 LOB: 2 BB: 0 P: 22	R: 0 E: 0 K: 1 S: 13	H: 2 LOB: 2 BB: 0 P: 21	1B: 10 2B: 1 3B: 0 HR: 1	SF: 0 SAC: 0 DP: 2 HBP: 2	WP: 1 PB: 0 SB: 1 CS: 1	PA: 47
<b>PITCHER</b>	IP WLS BF H R ER SO BB IBB HBP BLK WP HR S P ERA WHIP																					
Matt Morris, R ERA: 2.77	(1.1) 8.0 32 10 2 1 11 0 1 2 0 0 0 1 18 32 2.77 1.000																					
Gene Stechschulte, R ERA: 2.7	(9.1) 0.2 3 0 0 0 1 1 0 0 0 0 0 0 6 13 0.00 1.500																					
Steve Kline, L ERA: 1.76	(9.1) 1.1 W 6 2 0 0 1 0 0 0 0 0 0 0 16 26 0.00 1.500																					
Dave Veres, R ERA: 3.0	(11.1) 1.0 S 5 2 0 0 1 0 0 0 0 0 0 0 13 21 0.00 2.000																					

St. Louis Cardinals @ Florida Marlins  
Pro Player Stadium, Miami, FL  
Wed May 02 2001, 7:05 PM EDT  
Att: 10,308 - Sunny - 78 F

livebaseballscorecards.com  
AB 42  
R 2  
H 12  
RBI 2  
BB 2  
SO 14  
LOB 25



Batter	1	2	3	4	5	6	7	8	9	AB R H RBI BB SO LOB	TOP																								
											<b>St. Louis Cardinals @ Florida Marlins</b> Pro Player Stadium, Miami, FL Thu May 03 2001, 7:05 PM EDT <a href="http://livebaseballscorecards.com">livebaseballscorecards.com</a>																								
		<b>AB 0</b> <b>R 0</b> <b>H 0</b> <b>RBI 0</b> <b>BB 0</b> <b>SO 0</b> <b>LOB 0</b>																																	
																																			
Inning Stats		1B: 0 SF: 0 2B: 0 SAC: 0 3B: 0 DP: 0 HR: 0 HBP: 0	WP: 0 PA: 0 FB: 0 SB: 0 CS: 0																																
PITCHER	IP	WLS	BF	H	R	ER	SO	BB	IBB	HBP	BLK	WP	HR	S	P	ERA	WHIP	PITCHER	IP	WLS	BF	H	R	ER	SO	BB	IBB	HBP	BLK	WP	HR	S	P	ERA	WHIP

Batter	1	2	3	4	5	6	7	8	9	AB R H RBI BB SO LOB	BOTTOM																								
											<b>St. Louis Cardinals @ Florida Marlins</b> Pro Player Stadium, Miami, FL Thu May 03 2001, 7:05 PM EDT <a href="http://livebaseballscorecards.com">livebaseballscorecards.com</a>																								
		<b>AB 0</b> <b>R 0</b> <b>H 0</b> <b>RBI 0</b> <b>BB 0</b> <b>SO 0</b> <b>LOB 0</b>																																	
																																			
Inning Stats		1B: 0 SF: 0 2B: 0 SAC: 0 3B: 0 DP: 0 HR: 0 HBP: 0	WP: 0 PA: 0 FB: 0 SB: 0 CS: 0																																
PITCHER	IP	WLS	BF	H	R	ER	SO	BB	IBB	HBP	BLK	WP	HR	S	P	ERA	WHIP	PITCHER	IP	WLS	BF	H	R	ER	SO	BB	IBB	HBP	BLK	WP	HR	S	P	ERA	WHIP

Batter	1	2	3	4	5	6	7	8	9	AB	R	H	RBI	BB	SO	LOB	TOP		
<b>Devon White, S</b> OBP: 0.395, SLG: 0.529										5	0	0	0	0	2	1	<b>Milwaukee Brewers @ Florida Marlins</b> Pro Player Stadium, Miami, FL Fri May 04 2001, 7:05 PM EDT Att: 11,708 - Cloudy - 78 F		
<b>Ronnie Belliard, R</b> OBP: 0.342, SLG: 0.398										4	1	1	0	1	1	1			
<b>Jeremy Burnitz, L</b> OBP: 0.420, SLG: 0.611										3	0	0	0	2	1	2			
<b>Richie Sexson, R</b> OBP: 0.316, SLG: 0.441										5	0	3	1	0	0	2			
<b>Tyler Houston, L</b> OBP: 0.321, SLG: 0.506										5	0	1	0	0	0	2			
<b>Jeffrey Hammonds, R</b> OBP: 0.346, SLG: 0.441										3	2	2	1	0	0	0			
<b>Raul Casanova, S</b> OBP: 0.285, SLG: 0.286										3	1	0	0	1	1	2			
<b>Luis Lopez, S</b> OBP: 0.290, SLG: 0.393										4	1	1	0	0	3	2			
<b>Jamey Wright, R</b> OBP: 0.389, SLG: 0.333										2	0	1	2	0	1	0			
<b>Tony Fernandez, S</b> OBP: 0.354, SLG: 0.279										0	0	0	0	1	0	0			
<b>Will Cunnane, R</b> OBP: 0.279, SLG: 0.279										0	0	0	0	0	0	0			
<b>Mike DeJean, R</b> OBP: 0.279, SLG: 0.279										0	0	0	0	0	0	0			
<b>James Mouton, R</b> OBP: 0.225, SLG: 1.143										1	1	1	2	0	0	0			
<b>Inning Stats</b>	R: 0 E: 0 K: 1 S: 12	H: 2 LOB: 2 BB: 1 P: 22	R: 1 E: 0 K: 2 S: 11	H: 1 LOB: 0 BB: 0 P: 17	R: 0 E: 0 K: 1 S: 11	H: 1 LOB: 1 BB: 0 P: 14	R: 2 E: 0 K: 1 S: 9	H: 1 LOB: 1 BB: 1 P: 19	R: 0 E: 0 K: 0 S: 7	H: 0 LOB: 1 BB: 1 P: 13	R: 0 E: 0 K: 3 S: 13	H: 0 LOB: 1 BB: 1 P: 21	R: 0 E: 0 K: 1 S: 10	H: 2 LOB: 2 BB: 0 P: 14	R: 3 E: 0 K: 0 S: 13	H: 3 LOB: 1 BB: 1 P: 23	1B: 6 2B: 2 3B: 0 HR: 2	SF: 0 SAC: 0 DP: 0 HBP: 1	WP: 0 PA: 41 PB: 0 SB: 1 CS: 0
<b>PITCHER</b>	IP WLS BF H R ER SO BB IBB HBP BLK WP HR S P ERA WHIP																		
<b>Ryan Dempster, R</b> ERA: 4.67	(1, 1)	7.2	W	33	7	3	3	8	4	0	1	0	0	0	1	74	120	3.52	1.435
<b>Dan Miceli, R</b> ERA: 6.3	(8, 1)	0.1	H	1	0	0	0	1	0	0	0	0	0	0	3	4	0.00	0.000	
<b>Braden Looper, R</b> ERA: 5.17	(9, 1)	0.2		6	3	3	3	0	1	0	0	0	0	1	11	21	40.50	6.000	
<b>Antonio Alfonseca, R</b> ERA: 2.63	(9, 1)	0.1	S	1	0	0	0	0	0	0	0	0	0	0	2	2	0.00	0.000	

Batter	1	2	3	4	5	6	7	8	9	AB	R	H	RBI	BB	SO	LOB	BOTTOM		
<b>Luis Castillo, S</b> OBP: 0.355, SLG: 0.310										3	1	0	0	2	2	1	<b>Milwaukee Brewers @ Florida Marlins</b> Pro Player Stadium, Miami, FL Fri May 04 2001, 7:05 PM EDT Att: 11,708 - Cloudy - 78 F		
<b>Eric Owens, R</b> OBP: 0.347, SLG: 0.391										5	0	1	1	0	0	2			
<b>Cliff Floyd, L</b> OBP: 0.400, SLG: 0.620										5	2	2	3	0	1	3			
<b>Preston Wilson, R</b> OBP: 0.405, SLG: 0.565										4	2	2	1	1	1	0			
<b>Mike Lowell, R</b> OBP: 0.355, SLG: 0.551										4	0	1	1	1	0	3			
<b>Charles Johnson, R</b> OBP: 0.400, SLG: 0.744										4	0	2	1	0	2	1			
<b>Lyle Mouton, R</b> OBP: 0.396, SLG: 0.529										0	1	0	0	0	0	0			
<b>Derrek Lee, R</b> OBP: 0.276, SLG: 0.330										2	1	0	0	2	0	2			
<b>Alex Gonzalez, R</b> OBP: 0.396, SLG: 0.419										4	1	1	0	0	1	2			
<b>Ryan Dempster, R</b> OBP: 0.133, SLG: 0.143										3	0	1	0	0	2	0			
<b>Kevin Millar, R</b> OBP: 0.444, SLG: 0.444										1	1	1	2	0	0	0			
<b>Braden Looper, R</b> OBP: 0.279, SLG: 0.279										0	0	0	0	0	0	0			
<b>Antonio Alfonseca, R</b> OBP: 0.279, SLG: 0.279										0	0	0	0	0	0	0			
<b>Inning Stats</b>	R: 3 E: 1 K: 1 S: 17	H: 3 LOB: 2 BB: 1 P: 29	R: 0 E: 0 K: 2 S: 8	H: 0 LOB: 0 BB: 0 P: 10	R: 1 E: 0 K: 0 S: 8	H: 2 LOB: 1 BB: 1 P: 16	R: 0 E: 0 K: 1 S: 5	H: 0 LOB: 1 BB: 1 P: 10	R: 1 E: 0 K: 1 S: 10	H: 1 LOB: 0 BB: 0 P: 14	R: 0 E: 0 K: 2 S: 13	H: 1 LOB: 0 BB: 0 P: 21	R: 0 E: 0 K: 1 S: 8	H: 0 LOB: 0 BB: 0 P: 14	R: 4 E: 0 K: 1 S: 17	H: 4 LOB: 3 BB: 3 P: 37	1B: 6 2B: 3 3B: 0 HR: 2	SF: 0 SAC: 0 DP: 1 HBP: 0	WP: 0 PA: 41 PB: 0 SB: 2 CS: 0
<b>PITCHER</b>	IP WLS BF H R ER SO BB IBB HBP BLK WP HR S P ERA WHIP																		
<b>Jamey Wright, R</b> ERA: 3.68	(1, 1)	6.0	L	28	7	5	4	7	3	0	0	0	0	0	0	0	0	6.00	1.667
<b>Will Cunnane, R</b> ERA: 7.71	(7, 1)	1.1		8	3	4	4	1	1	0	0	0	0	0	17	32	27.00	3.000	
<b>Mike DeJean, R</b> ERA: 3.48	(8, 1)	0.2		5	1	0	0	1	2	0	0	0	0	0	8	19	0.00	4.500	

Batter	1	2	3	4	5	6	7	8	9	AB	R	H	RBI	BB	SO	LOB	TOP					
Devon White, S OBP: 0.357, SLG: 0.474 James Mouton, R OBP: 0.556, SLG: 1.000	L6	K			G3-1	G4-3			L5	4	0	0	0	0	1	0						
Ronnie Belliard, R OBP: 0.361, SLG: 0.400	WP 2B BB	F8			2B 1B BB				1B	2	2	1	0	3	0	0						
Jeffrey Hammonds, R OBP: 0.339, SLG: 0.439	K	K			1B FC6-4 2B				L4	5	1	1	0	0	2	3						
Jeremy Burnitz, L OBP: 0.422, SLG: 0.617	2H 3B 2B				G3-1	FC6-4 1B				4	1	2	2	0	1	1						
Richie Sexson, R OBP: 0.314, SLG: 0.453	2H 1B 3B				G5-3	FC6-4				4	1	1	2	0	1	2						
Tyler Houston, L OBP: 0.316, SLG: 0.494	3H 2B 1B				F9	G1-3				4	1	1	1	0	1	1						
José Hernández, R OBP: 0.307, SLG: 0.558	1-2 2B BB				G6-3				K	3	2	1	1	1	1	0						
Henry Blanco, R OBP: 0.289, SLG: 0.284	1-2 2B				K	K			F7	4	0	1	2	0	2	0						
Mark Leiter, R OBP: 0.250, SLG: 0.250 Allen Levrault, R ERA: 1.35 Tony Fernandez, S OBP: 0.347, SLG: 0.273 Ray King, L ERA: 3.38	P3				K	K			K	3	0	0	0	0	2	1						
<b>Inning Stats</b>	R: 5 E: 0 K: 1 S: 18	H: 4 LOB: 1 BB: 2 P: 33	R: 0 E: 0 K: 2 S: 8	H: 0 LOB: 0 BB: 0 P: 16	R: 0 E: 0 K: 0 S: 6	H: 0 LOB: 0 BB: 0 P: 13	R: 0 E: 0 K: 2 S: 9	H: 0 LOB: 0 BB: 0 P: 13	R: 2 E: 0 K: 0 S: 9	H: 2 LOB: 1 BB: 1 P: 19	R: 1 E: 0 K: 2 S: 12	H: 1 LOB: 0 BB: 0 P: 19	R: 0 E: 0 K: 2 S: 12	H: 0 LOB: 1 BB: 1 P: 20	R: 0 E: 0 K: 2 S: 7	H: 0 LOB: 0 BB: 0 P: 14	R: 0 E: 0 K: 1 S: 12	H: 1 LOB: 1 BB: 0 P: 15	1B: 3 2B: 3 3B: 1 HR: 1	SF: 0 SAC: 0 DP: 0 HBP: 0	WP: 1 PB: 0 CS: 0	PA: 39
<b>PITCHER</b>	IP	WLS	BF	H	R	ER	SO	BB	IBB	HBP	BLK	WP	HR	S	P	ERA	WHIP					
Matt Clement, R ERA: 5.89 Joe Strong, R ERA: 1.35 Armando Almanza, L ERA: 2.25 Vladimir Nunez, R ERA: 3.38	4.1	L	22	6	7	7	5	3	0	0	0	1	0	47	89	14.54	2.077					
	0.2		2	0	0	0	0	0	0	0	0	0	0	3	5	0.00	0.000					
	2.0		8	1	1	1	4	1	0	0	0	0	1	24	39	4.50	1.000					
	2.0		7	1	0	0	3	0	0	0	0	0	0	19	29	0.00	0.500					

Milwaukee Brewers @ Florida Marlins  
Pro Player Stadium, Miami, FL  
Sat May 05 2001, 7:05 PM EDT  
Att: 17,253 - Cloudy - 78 F

AB 35  
R 8  
H 8  
RBI 8  
BB 4  
SO 12  
LOB 8



Batter	1	2	3	4	5	6	7	8	9	AB	R	H	RBI	BB	SO	LOB	BOTTOM					
Luis Castillo, S OBP: 0.344, SLG: 0.298	K		G1-3		G4-3			G1-3		4	0	0	0	0	1	1						
Eric Owens, R OBP: 0.344, SLG: 0.386	F9				F9			F9		4	1	1	0	0	0	0						
Cliff Floyd, L OBP: 0.403, SLG: 0.654 Lyle Mouton, R ERA: 3.99	K				F8 2B			G4-3		4	1	2	2	0	1	0						
Preston Wilson, R OBP: 0.392, SLG: 0.545					F8			F7		4	0	0	0	0	1	1						
Mike Lowell, R OBP: 0.360, SLG: 0.540					HBP BB			F7		2	0	0	0	1	0	0						
Charles Johnson, R OBP: 0.384, SLG: 0.711					K			P2		4	0	0	0	0	2	3						
Derrek Lee, R OBP: 0.278, SLG: 0.330					K			L5		3	0	1	0	0	1	1						
Alex Gonzalez, R OBP: 0.394, SLG: 0.416					F7			G6-4-3 1B		3	0	1	0	0	0	1						
Matt Clement, R ERA: 5.89 Joe Strong, S ERA: 1.35 Ryan McGuire, L OBP: 0.326, SLG: 0.390 Armando Almanza, L ERA: 2.25 Kevin Millar, R OBP: 0.316, SLG: 0.420 Vladimir Nunez, R ERA: 3.38					G4-3			G1-3 1B		1	0	0	0	0	0	0						
					G1-3			G1-3		0	0	0	0	0	0	0						
					G1-3			K		0	0	0	0	0	0	0						
<b>Inning Stats</b>	R: 0 E: 0 K: 2 S: 9	H: 0 LOB: 0 BB: 0 P: 15	R: 0 E: 0 K: 1 S: 7	H: 0 LOB: 1 BB: 0 P: 12	R: 0 E: 0 K: 0 S: 6	H: 0 LOB: 0 BB: 0 P: 9	R: 0 E: 0 K: 1 S: 10	H: 1 LOB: 2 BB: 1 P: 18	R: 0 E: 0 K: 0 S: 7	H: 1 LOB: 1 BB: 0 P: 10	R: 2 E: 0 K: 0 S: 14	H: 2 LOB: 0 BB: 0 P: 17	R: 0 E: 0 K: 1 S: 6	H: 1 LOB: 0 BB: 0 P: 9	R: 0 E: 0 K: 0 S: 8	H: 0 LOB: 0 BB: 0 P: 11	R: 0 E: 0 K: 2 S: 8	H: 0 LOB: 0 BB: 0 P: 9	1B: 3 2B: 1 3B: 0 HR: 1	SF: 0 SAC: 0 DP: 1 HBP: 1	WP: 0 PB: 0 CS: 0	PA: 33
<b>PITCHER</b>	IP	WLS	BF	H	R	ER	SO	BB	IBB	HBP	BLK	WP	HR	S	P	ERA	WHIP					
Mark Leiter, R ERA: 3.78 Allen Levrault, R ERA: 3.99 Ray King, L ERA: 4.91	6.0	W	24	4	2	2	4	1	0	1	0	0	0	14	20	0.00	0.500					
	2.0		6	1	0	0	1	0	0	0	0	0	0	8	9	0.00	0.000					
	1.0		3	0	0	0	2	0	0	0	0	0	0	8	9	0.00	0.000					

Milwaukee Brewers @ Florida Marlins  
Pro Player Stadium, Miami, FL  
Sat May 05 2001, 7:05 PM EDT  
Att: 17,253 - Cloudy - 78 F

AB 31  
R 2  
H 5  
RBI 2  
BB 1  
SO 7  
LOB 8



Batter	1	2	3	4	5	6	7	8	9	AB	R	H	RBI	BB	SO	LOB	TOP			
James Mouton, R (1, 7) OBP: 0.385, SLG: 0.667										4	0	0	0	0	2	0				
Tony Fernandez, S (1, 5) OBP: 0.340, SLG: 0.271										4	0	1	0	0	0	0				
Jeffrey Hammonds, R (1, 8) OBP: 0.336, SLG: 0.431										4	1	1	0	0	1	1				
Jeremy Burnitz, L (1, 9) OBP: 0.417, SLG: 0.612											4	0	1	1	0	2	0			
Richie Sexson, R (1, 3) OBP: 0.319, SLG: 0.453 Angel Echevarria, R (2, PR) OBP: 0.200, SLG: 0.667										0	0	0	0	0	0	0				
José Hernández, R (1, 6) OBP: 0.308, SLG: 0.546										2	0	0	0	1	1	2				
Luis Lopez, S (1, 4) OBP: 0.265, SLG: 0.355										3	0	0	0	0	1	2				
Henry Blanco, R (1, 2) OBP: 0.278, SLG: 0.271										3	0	0	0	0	1	0				
Jimmy Haynes, R (1, 1) OBP: 0.214, SLG: 0.214 Mike DeJean, R (7, 1) Devon White, S (8, PH) OBP: 0.349, SLG: 0.462 Curt Leskanic, R (8, 1)										2	0	0	0	0	0	0				
<b>Inning Stats</b>	R: 0 E: 0 K: 1 S: 7	H: 1 LOB: 0 BB: 0 P: 11	R: 0 E: 0 K: 2 S: 9	H: 0 LOB: 1 BB: 0 P: 13	R: 0 E: 0 K: 1 S: 8	H: 0 LOB: 0 BB: 0 P: 12	R: 1 E: 0 K: 1 S: 13	H: 2 LOB: 1 BB: 0 P: 19	R: 0 E: 0 K: 0 S: 5	H: 0 LOB: 0 BB: 0 P: 8	R: 0 E: 0 K: 1 S: 9	H: 0 LOB: 1 BB: 1 P: 14	R: 0 E: 0 K: 1 S: 6	H: 0 LOB: 0 BB: 0 P: 10	R: 0 E: 0 K: 2 S: 12	H: 0 LOB: 0 BB: 0 P: 19	1B: 2 2B: 1 3B: 0 HR: 0	SF: 0 SAC: 0 DP: 1 HBP: 1	WP: 0 PB: 0 SB: 1 CS: 0	PA: 31
<b>PITCHER</b>	IP	WLS	BF	H	R	ER	SO	BB	IBB	HBP	BLK	WP	HR	S	P	ERA	WHIP			
45 Chuck Smith, R (1, 1) ERA: 1.13	8.0	W	28	3	1	1	7	1	0	1	0	0	0	62	94	1.12	0.500			
Dan Miceli, R (9, 1) ERA: 5.73	1.0		3	0	0	0	2	0	0	0	0	0	0	12	19	0.00	0.000			

Milwaukee Brewers @ Florida Marlins  
Pro Player Stadium, Miami, FL  
Sun May 06 2001, 1:05 PM EDT  
Att. 10,095 - Sunny - 81 F

AB 29  
R 1  
H 3  
RBI 1  
BB 1  
SO 9  
LOB 6

Batter	1	2	3	4	5	6	7	8	9	AB	R	H	RBI	BB	SO	LOB	BOTTOM			
Luis Castillo, S (1, 4) OBP: 0.338, SLG: 0.294										5	0	1	0	0	2	3				
Eric Owens, R (1, 9) OBP: 0.352, SLG: 0.393										3	2	2	0	0	1					
Cliff Floyd, L (1, 7) OBP: 0.398, SLG: 0.636										3	0	0	0	1	1	3				
Preston Wilson, R (1, 8) OBP: 0.395, SLG: 0.548										3	0	1	1	1	1	3				
Derrek Lee, R (1, 3) OBP: 0.277, SLG: 0.327										4	0	1	1	0	2	3				
Dave Berg, R (1, 5) OBP: 0.100, SLG: 0.276										3	1	0	0	0	1					
Mike Redmond, R (1, 2) OBP: 0.391, SLG: 0.524										4	1	2	0	0	1	0				
Alex Gonzalez, R (1, 6) OBP: 0.389, SLG: 0.419										4	1	1	1	0	2					
45 Chuck Smith, R (1, 1) OBP: 0.333, SLG: 0.333 Ryan McGuire, L (8, PH) OBP: 0.182, SLG: 0.182 Dan Miceli, R (9, 1)										3	0	1	2	0	1	2				
<b>Inning Stats</b>	R: 0 E: 0 K: 1 S: 10	H: 1 LOB: 2 BB: 1 P: 14	R: 0 E: 0 K: 2 S: 14	H: 1 LOB: 2 BB: 0 P: 20	R: 1 E: 0 K: 0 S: 9	H: 2 LOB: 1 BB: 0 P: 14	R: 0 E: 0 K: 0 S: 6	H: 0 LOB: 0 BB: 0 P: 8	R: 1 E: 0 K: 2 S: 18	H: 2 LOB: 1 BB: 0 P: 20	R: 3 E: 2 K: 2 S: 22	H: 3 LOB: 2 BB: 1 P: 34	R: 0 E: 0 K: 1 S: 9	H: 0 LOB: 0 BB: 0 P: 16	R: 0 E: 0 K: 1 S: 7	H: 0 LOB: 0 BB: 0 P: 7	1B: 7 2B: 2 3B: 0 HR: 0	SF: 0 SAC: 1 DP: 0 HBP: 1	WP: 0 PB: 0 SB: 0 CS: 0	PA: 37
<b>PITCHER</b>	IP	WLS	BF	H	R	ER	SO	BB	IBB	HBP	BLK	WP	HR	S	P	ERA	WHIP			
Jimmy Haynes, R (1, 1) ERA: 5.95	6.0	L	31	9	5	4	7	1	1	1	0	0	0	79	110	6.00	1.667			
Mike DeJean, R (7, 1) ERA: 3.19	1.0		3	0	0	0	1	0	0	0	0	0	0	9	16	0.00	0.000			
Curt Leskanic, R (8, 1) ERA: 5.93	1.0		3	0	0	0	1	0	0	0	0	0	0	7	7	0.00	0.000			

Milwaukee Brewers @ Florida Marlins  
Pro Player Stadium, Miami, FL  
Sun May 06 2001, 1:05 PM EDT  
Att. 10,095 - Sunny - 81 F

AB 33  
R 5  
H 9  
RBI 5  
BB 2  
SO 9  
LOB 18





Batter	1	2	3	4	5	6	7	8	9	AB	R	H	RBI	BB	SO	LOB	TOP			
Luis Castillo, S (1.4) OBP: 0.345, SLG: 0.293	1-2 2B 1B	0-1 F7		0-0 B2-3		2-1 F8		4-1 CS BB		4	1	1	0	1	0	0				
Eric Owens, R (1.9) OBP: 0.343, SLG: 0.384	0-0 1B	2-1 F9		4-2 1B BB		2-2 G4-3		2-2 CS	1-0 G6-3	4	2	1	0	1	0	0				
Cliff Floyd, L (1.7) OBP: 0.394, SLG: 0.605	1-1 1B 1B SF8	4-2 BB		0-3 K		0-1 G1-3			0-2 G3	4	1	1	2	1	1	1				
Preston Wilson, R (1.8) OBP: 0.394, SLG: 0.533	0-0 BLK 1B 1-2	0-0 L4		0-2 1B 1-2			0-0 E5 F7		4-2 1B BB	4	1	2	0	1	0	1				
Mike Lowell, R (1.5) OBP: 0.367, SLG: 0.538	2-1 BLK 1-2 2-3		0-2 F7	0-2 1B			0-0 F7		0-0 1B BB	5	0	3	1	0	0	1				
Charles Johnson, R (1.2) OBP: 0.374, SLG: 0.673	2-3 K		0-0 HR	0-3 K			3-3 K		0-1 1B	5	1	2	1	0	3	6				
Lyle Mouton, R (0.9) Antonio Alfonseca, R (0.1)									1-2 2-H	0	0	0	0	0	0	0				
Derrek Lee, R (1.3) OBP: 0.267, SLG: 0.343	0-1 SF8		1-0 HR		3-2 G6-3		2-3 K		1-0 P4	4	1	1	3	0	1	3				
Alex Gonzalez, R (1.6) OBP: 0.383, SLG: 0.404	4-2 FC3-6 BB		1-2 G4-3		0-0 L4			0-1 G6-3		3	0	0	0	1	0	0				
Brad Penny, R (1.1) OBP: 0.118, SLG: 0.118	1-1 FC3-6		0-2 F9		1-1 G6-3			2-3 K		3	0	0	0	0	0	3				
Ricky Bones, R (7.1) OBP: 0.500, SLG: 0.500										0	0	0	0	0	0	0				
Ryan McGuire, L (0.6) OBP: 0.167, SLG: 0.167										1	0	0	0	0	1	0				
Dan Miceli, R (0.1) Mike Redmond, R (0.2) OBP: 0.391, SLG: 0.524										0	0	0	0	0	0	0				
<b>Inning Stats</b>	R: 3 E: 0 K: 1 S: 20	H: 5 LOB: 3 BB: 1 P: 31	R: 0 E: 0 K: 0 S: 7	H: 0 LOB: 1 BB: 1 P: 13	R: 2 E: 0 K: 0 S: 14	H: 2 LOB: 0 BB: 0 P: 16	R: 1 E: 0 K: 2 S: 18	H: 2 LOB: 2 BB: 1 P: 22	R: 0 E: 0 K: 0 S: 6	H: 0 LOB: 0 BB: 0 P: 10	R: 0 E: 0 K: 1 S: 7	H: 0 LOB: 1 BB: 0 P: 15	R: 0 E: 0 K: 1 S: 8	H: 0 LOB: 0 BB: 1 P: 16	R: 1 E: 0 K: 0 S: 10	H: 2 LOB: 2 BB: 1 P: 16	1B: 9 2B: 1 3B: 0 HR: 1	SF: 1 SAC: 0 DP: 0 HBP: 0	WP: 0 PB: 0 SB: 0 CS: 1	PA: 44
<b>PITCHER</b>	IP WLS BF H R ER SO BB IBB HBP BLK WP HR S P ERA WHIP	IP WLS BF H R ER SO BB IBB HBP BLK WP HR S P ERA WHIP																		
Luke Prokopec, R (1.1) ERA: 4.85	4.0 L 24 9 6 6 3 3 0 0 1 0 1 59 82 13.50 3.000																			
Giovanni Carrara, R (0.5) ERA: 4.76	3.0 10 0 0 0 2 0 0 0 0 0 0 23 36 0.00 0.000																			
Gregg Olson, R (0.1)	2.0 9 2 1 1 1 2 0 0 0 0 0 18 32 4.50 2.000																			

Florida Marlins @ Los Angeles Dodgers  
Dodger Stadium, Los Angeles, CA  
Tue May 08 2001, 7:10 PM PDT  
Att. 24,956 - Sunny - 69 F

AB 37  
R 7  
H 11  
RBI 7  
BB 5  
SO 6  
LOB 15



Batter	1	2	3	4	5	6	7	8	9	AB	R	H	RBI	BB	SO	LOB	BOTTOM					
Tom Goodwin, L (1.8) OBP: 0.255, SLG: 0.300	1-3 K		4-2 HR BB		0-2 G4-3		2-3 K		4-2 1B BB	3	1	0	0	1	2	0						
Gregg Olson, R (0.1) Chris Donnels, L (0.9) OBP: 0.283, SLG: 0.250										0	0	0	0	0	0	0						
Mark Czudzielanek, R (1.4) OBP: 0.350, SLG: 0.500	1-3 K		0-0 HR		1-0 P5			1-2 HR 1B	1-3 K	5	2	2	2	0	2	2						
Gary Sheffield, R (1.7) OBP: 0.460, SLG: 0.677	2-1 2B		2-2 G1-3		1-0 F8			2-1 HR 1B	3-2 1B	5	1	3	3	0	0	0						
Shawn Green, L (1.9) OBP: 0.336, SLG: 0.480	2-3 K							0-0 P6	0-2 F8	5	1	1	0	0	1	3						
Eric Karros, R (1.3) OBP: 0.305, SLG: 0.432		2-2 F8		1-1 1B BB 1B				1-2 K		4	0	2	0	0	1	0						
Dave Hansen, L (1.5) OBP: 0.433, SLG: 0.375		1-0 G4-3		4-2 1B BB				2-2 G4-6-3	1-0 1B	3	0	1	0	1	0	1						
Angel Pena, R (1.2) OBP: 0.194, SLG: 0.176		0-0 F9		2-2 1B				3-3 K		4	0	1	0	0	1	1						
Alex Cora, L (1.6) OBP: 0.232, SLG: 0.286			0-1 G5-3		1-3 K				4-0 BB 1B BB	3	0	0	0	0	1	3						
Jeff Reboulet, R (0.9) OBP: 0.476, SLG: 0.571										0	1	0	0	1	0	0						
Luke Prokopec, L (1.1) Hiram Bocachica, R (4.4) OBP: 0.310, SLG: 0.436			1-2 G6-3		1-3 K				3-3 K	1	0	0	0	0	0	0						
Giovanni Carrara, R (0.5) Marquis Grissom, R (7.4) OBP: 0.250, SLG: 0.526										0	0	0	0	0	0	0						
<b>Inning Stats</b>	R: 0 E: 0 K: 3 S: 12	H: 1 LOB: 0 BB: 0 P: 18	R: 0 E: 0 K: 0 S: 6	H: 0 LOB: 0 BB: 0 P: 9	R: 2 E: 0 K: 0 S: 11	H: 1 LOB: 0 BB: 1 P: 18	R: 0 E: 0 K: 2 S: 18	H: 2 LOB: 3 BB: 1 P: 30	R: 0 E: 0 K: 0 S: 5	H: 0 LOB: 0 BB: 0 P: 7	R: 1 E: 0 K: 0 S: 11	H: 2 LOB: 0 BB: 0 P: 16	R: 0 E: 0 K: 1 S: 9	H: 0 LOB: 0 BB: 0 P: 14	R: 2 E: 0 K: 2 S: 13	H: 3 LOB: 1 BB: 0 P: 21	R: 1 E: 0 K: 2 S: 19	H: 1 LOB: 2 BB: 2 P: 34	1B: 6 2B: 2 3B: 0 HR: 2	SF: 0 SAC: 0 DP: 1 HBP: 0	WP: 0 PB: 0 SB: 0 CS: 0	PA: 40
<b>PITCHER</b>	IP WLS BF H R ER SO BB IBB HBP BLK WP HR S P ERA WHIP	IP WLS BF H R ER SO BB IBB HBP BLK WP HR S P ERA WHIP																				
Brad Penny, R (1.1) ERA: 3.97	6.0 W 25 6 3 3 3 2 0 0 0 0 0 63 98 4.50 1.333																					
Ricky Bones, R (7.1) ERA: 3.38	1.0 H 3 0 0 0 1 0 0 0 0 0 0 9 14 0.00 0.000																					
Dan Miceli, R (0.1) ERA: 6.76	1.0 H 6 3 2 2 2 0 0 0 0 0 1 13 21 18.00 3.000																					
Antonio Alfonseca, R (0.1) ERA: 3.07	1.0 S 6 1 1 1 2 2 0 0 0 0 0 0 19 34 9.00 3.000																					

Florida Marlins @ Los Angeles Dodgers  
Dodger Stadium, Los Angeles, CA  
Tue May 08 2001, 7:10 PM PDT  
Att. 24,956 - Sunny - 69 F

AB 36  
R 6  
H 10  
RBI 5  
BB 4  
SO 10  
LOB 14





Batter	1	2	3	4	5	6	7	8	9	AB	R	H	RBI	BB	SO	LOB	TOP										
Luis Castillo, S OBP: 0.351, SLG: 0.298 (1,4)	G6-3		1B	K		1B			G6-3	5	0	2	0	0	1	2	<b>Florida Marlins @ Los Angeles Dodgers</b> Dodger Stadium, Los Angeles, CA Thu May 10 2001, 7:10 PM PDT Att: 21,907 - Sunny - 71 F										
Eric Owens, R OBP: 0.336, SLG: 0.379 (1,9)	G6-3		G5-3		K	G1-6-3			K	5	0	0	0	0	2	2											
Cliff Floyd, L OBP: 0.404, SLG: 0.617 (1,7)									P3	3	1	1	0	2	0	0											
Preston Wilson, R OBP: 0.379, SLG: 0.508 (1,8)	F7		K		F9					4	0	0	0	0	1	4											
Mike Lowell, R OBP: 0.367, SLG: 0.527 (1,5)		G4-3		FC5-4	E6					3	2	1	0	1	0	1											
Charles Johnson, R OBP: 0.374, SLG: 0.651 (1,2)	G6-3								G6-3	4	0	2	1	0	0	1											
Derrek Lee, R OBP: 0.264, SLG: 0.336 (1,3)	G4-3		FC5-4							4	0	1	1	0	1	4											
Alex Gonzalez, R OBP: 0.382, SLG: 0.396 (1,6)	F8									4	0	2	1	0	0	0											
Matt Clement, R OBP: 0.083, SLG: 0.083 (1,1)			K							2	0	0	0	0	1	0											
Kevin Millar, R OBP: 0.250, SLG: 0.343 (8, PH)										1	0	0	0	0	0	2											
Ricky Bones, R OBP: 0.500, SLG: 0.500 (8,1)										0	0	0	0	0	0	0											
Vic Darenbourg, L OBP: 0.500, SLG: 0.500 (8,1)										0	0	0	0	0	0	0											
<b>Inning Stats</b>	R: 0 E: 0 K: 0 S: 12	H: 0 LOB: 1 BB: 1 P: 19	R: 1 E: 0 K: 0 S: 9	H: 1 LOB: 0 BB: 0 P: 13	R: 0 E: 0 K: 2 S: 14	H: 1 LOB: 2 BB: 1 P: 23	R: 1 E: 0 K: 1 S: 12	H: 2 LOB: 2 BB: 1 P: 18	R: 1 E: 1 K: 2 S: 15	H: 2 LOB: 2 BB: 0 P: 20	R: 0 E: 0 K: 0 S: 8	H: 1 LOB: 1 BB: 0 P: 12	R: 0 E: 0 K: 0 S: 7	H: 0 LOB: 0 BB: 0 P: 15	R: 0 E: 0 K: 0 S: 13	H: 2 LOB: 1 BB: 0 P: 20	R: 0 E: 0 K: 1 S: 11	H: 0 LOB: 0 BB: 0 P: 15	1B: 8 2B: 1 3B: 0 HR: 0	SF: 0 SAC: 1 DP: 1 HBP: 0	WP: 0 PB: 0 SB: 1 CS: 0	PA: 39					
<b>PITCHER</b>	IP	WLS	BF	H	R	ER	SO	BB	IBB	HBP	BLK	WP	HR	S	P	ERA	WHIP										
37 Darren Dreifort, R ERA: 4.93 (1,1)	6.0	W	29	7	3	2	5	3	0	0	0	0	0	70	105	3.00	1.667										
Terry Adams, R ERA: 5.14 (7,1)	2.0	H	7	2	0	0	0	0	0	0	0	0	0	20	35	0.00	1.000										
Jeff Shaw, R ERA: 3.0 (9,1)	1.0	S	3	0	0	0	1	0	0	0	0	0	0	11	15	0.00	0.000										

Batter	1	2	3	4	5	6	7	8	9	AB	R	H	RBI	BB	SO	LOB	BOTTOM										
Tom Goodwin, L OBP: 0.274, SLG: 0.316 (1,8)	G4-3		FC3-6						F8	4	1	1	0	0	0	1	<b>Florida Marlins @ Los Angeles Dodgers</b> Dodger Stadium, Los Angeles, CA Thu May 10 2001, 7:10 PM PDT Att: 21,907 - Sunny - 71 F										
Mark Czudzielanek, R OBP: 0.359, SLG: 0.534 (1,4)	G5-3		HR							4	1	2	1	0	0	1											
Gary Sheffield, R OBP: 0.455, SLG: 0.648 (1,7)			HR						F7	3	1	1	0	0	0	2											
Shawn Green, L OBP: 0.338, SLG: 0.508 (1,9)	G4-1		HR						P5	4	1	1	3	0	0	2											
Dave Hansen, L OBP: 0.405, SLG: 0.333 (7,3)			P6							3	0	1	0	0	0	0											
Chris Donnels, L OBP: 0.286, SLG: 0.241 (1,3)										2	0	0	0	1	0	1											
Terry Adams, R ERA: 5.14 (7,1)										0	0	0	0	0	0	0											
Jeff Shaw, R ERA: 3.0 (9,1)										0	0	0	0	0	0	0											
Angel Pena, R OBP: 0.179, SLG: 0.162 (1,2)										3	0	0	0	0	2	1											
Alex Cora, L OBP: 0.255, SLG: 0.319 (1,6)										3	0	3	0	0	0	0											
37 Darren Dreifort, R OBP: 0.308, SLG: 0.692 (1,1)										2	0	0	0	0	0	3											
Jeff Reboulet, R OBP: 0.451, SLG: 0.525 (7,5)										1	0	0	0	0	0	1											
<b>Inning Stats</b>	R: 0 E: 0 K: 0 S: 7	H: 1 LOB: 1 BB: 0 P: 11	R: 0 E: 0 K: 0 S: 4	H: 0 LOB: 0 BB: 0 P: 6	R: 4 E: 0 K: 0 S: 16	H: 3 LOB: 0 BB: 0 P: 28	R: 0 E: 0 K: 1 S: 8	H: 1 LOB: 1 BB: 1 P: 16	R: 0 E: 0 K: 0 S: 5	H: 1 LOB: 0 BB: 0 P: 9	R: 0 E: 0 K: 1 S: 9	H: 1 LOB: 0 BB: 0 P: 14	R: 0 E: 0 K: 0 S: 9	H: 1 LOB: 1 BB: 0 P: 14	R: 0 E: 0 K: 0 S: 9	H: 1 LOB: 0 BB: 0 P: 14	1B: 6 2B: 4 3B: 0 HR: 1	SF: 0 SAC: 1 DP: 3 HBP: 1	WP: 0 PB: 0 SB: 1 CS: 1	PA: 31							
<b>PITCHER</b>	IP	WLS	BF	H	R	ER	SO	BB	IBB	HBP	BLK	WP	HR	S	P	ERA	WHIP										
Matt Clement, R ERA: 5.77 (1,1)	7.0	L	27	8	4	4	2	1	0	1	0	0	0	8	12	0.00	1.500										
Ricky Bones, R ERA: 3.21 (8,1)	0.2		3	1	0	0	0	0	0	0	0	0	0	8	12	0.00	1.500										
Vic Darenbourg, L ERA: 5.91 (8,1)	0.1		1	0	0	0	0	0	0	0	0	0	0	1	2	0.00	0.000										

AB	35
R	3
H	9
RBI	3
BB	3
SO	6
LOB	16

AB	29
R	4
H	9
RBI	4
BB	1
SO	2
LOB	12



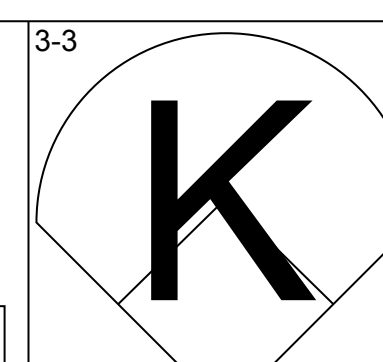
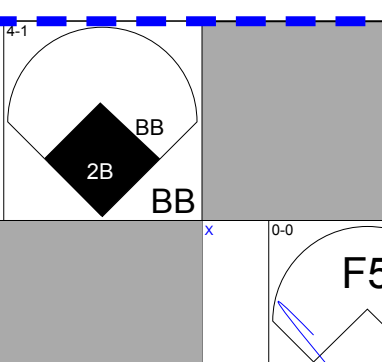
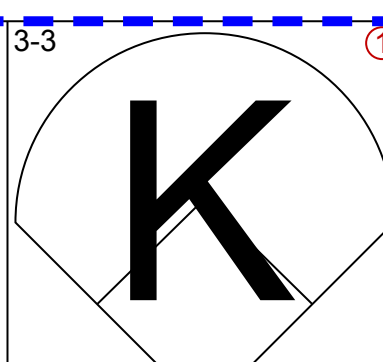
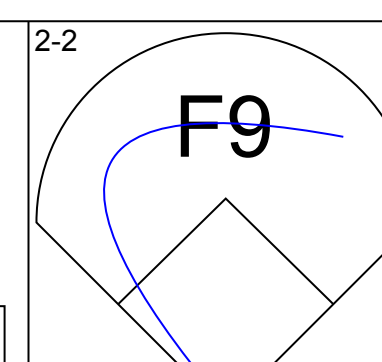
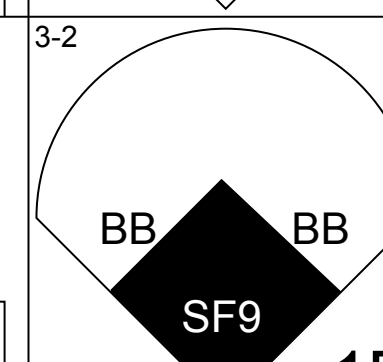
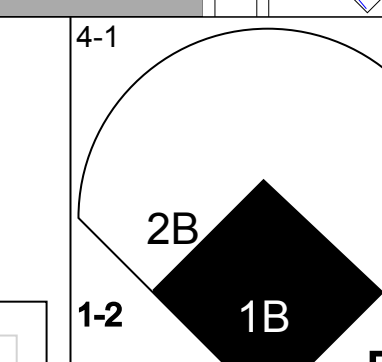
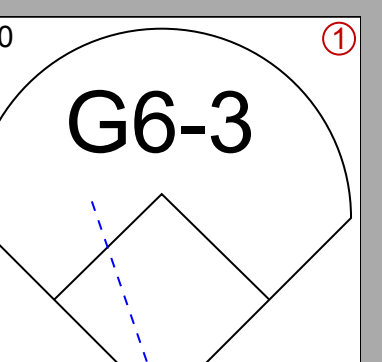
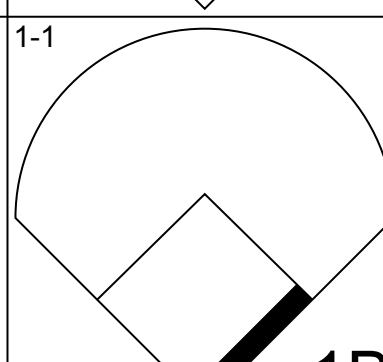
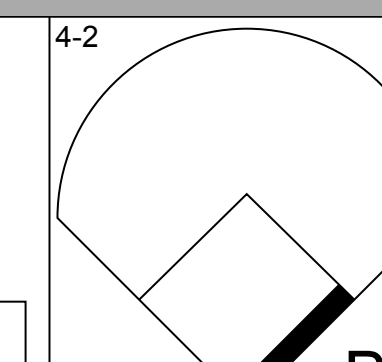
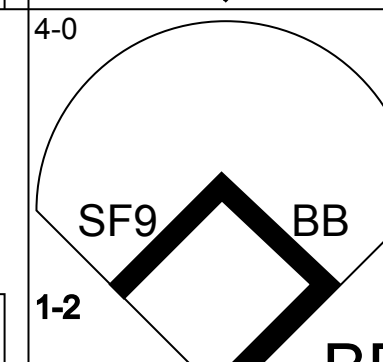
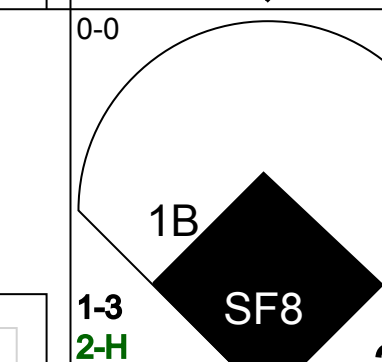
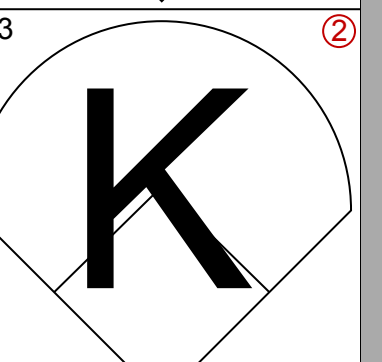
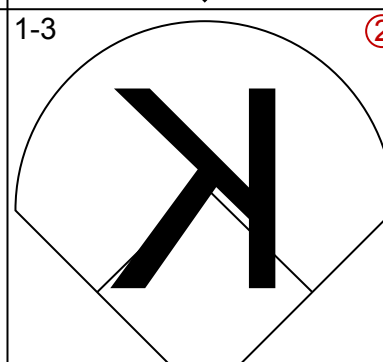
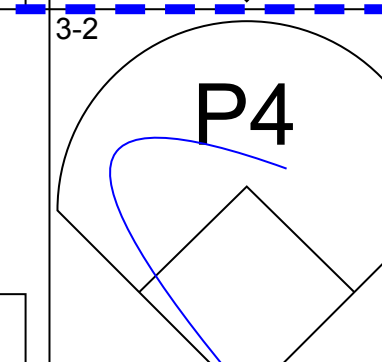
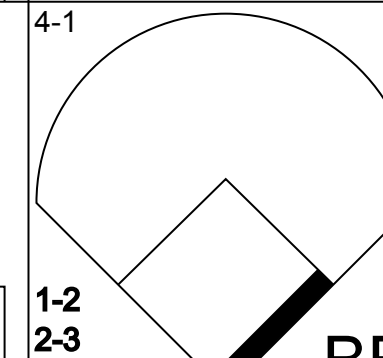
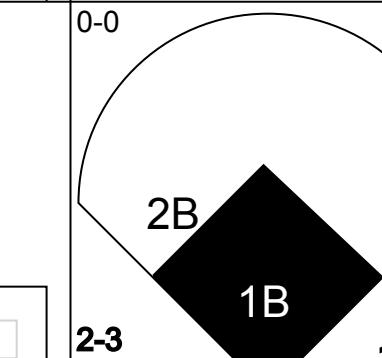
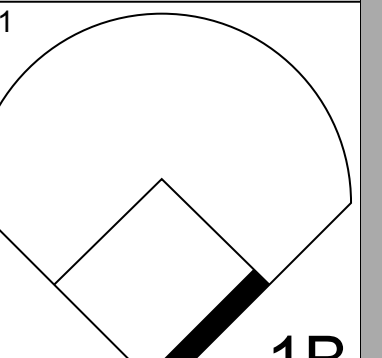
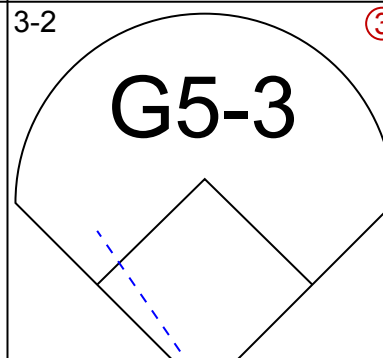
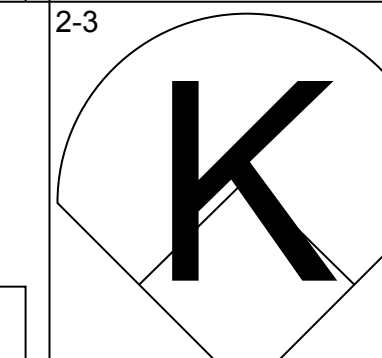
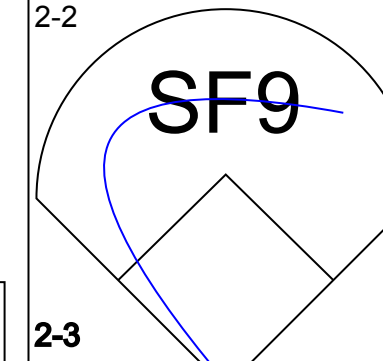
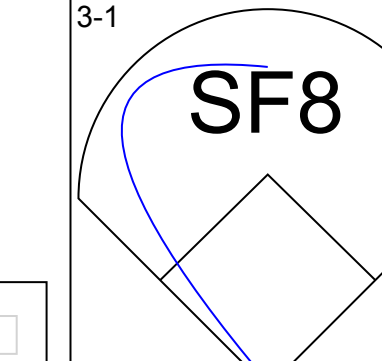
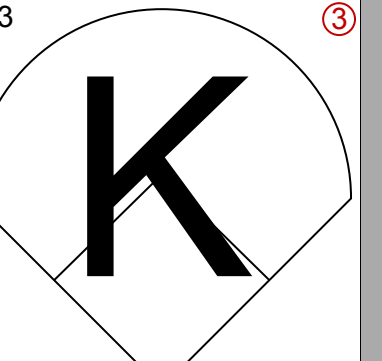
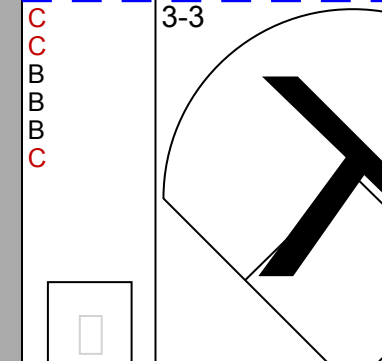
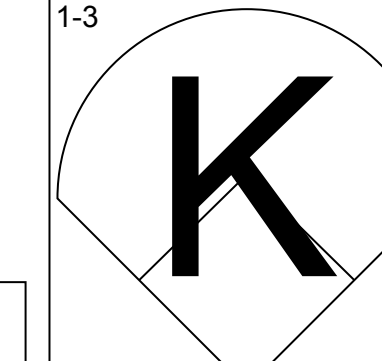
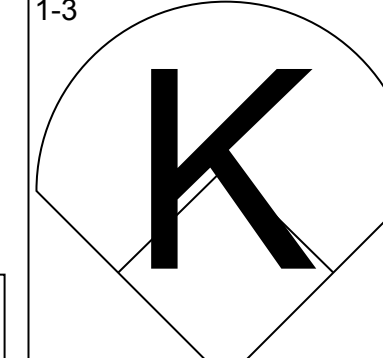
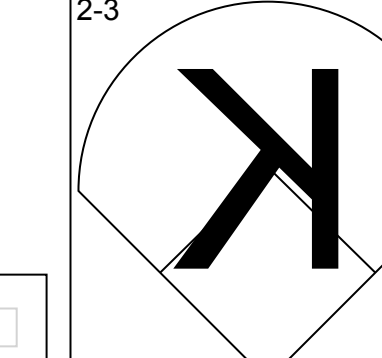
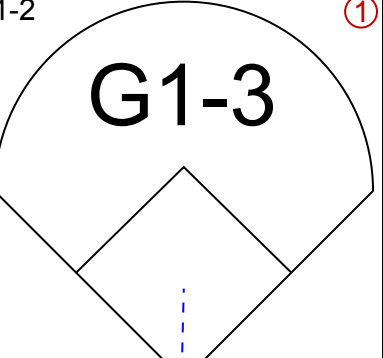
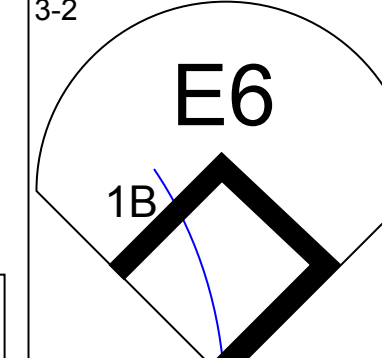
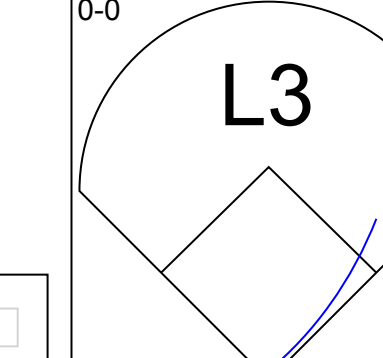
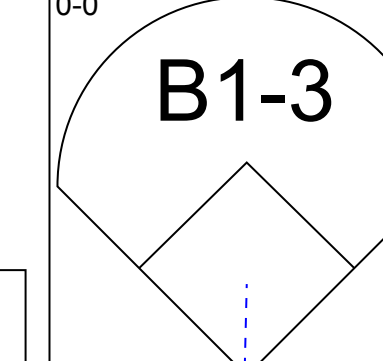
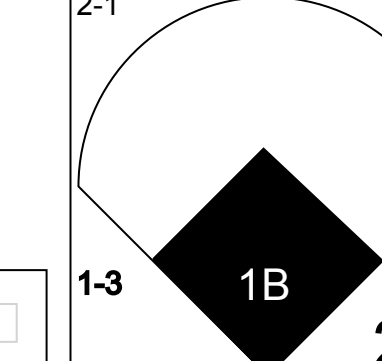
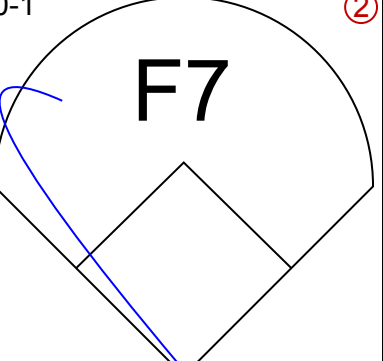
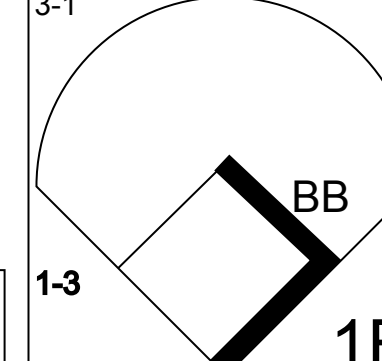
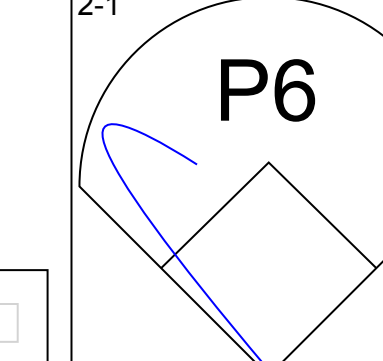
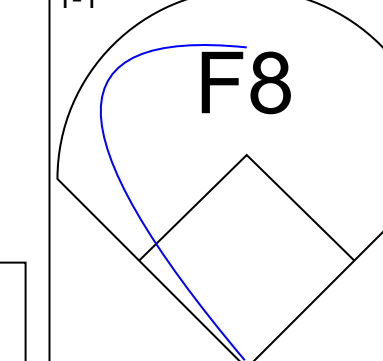
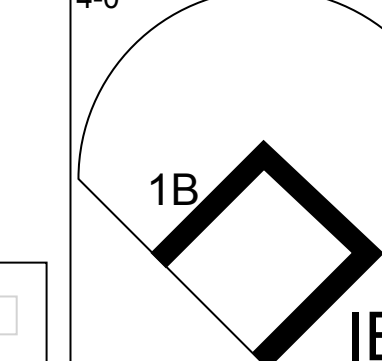
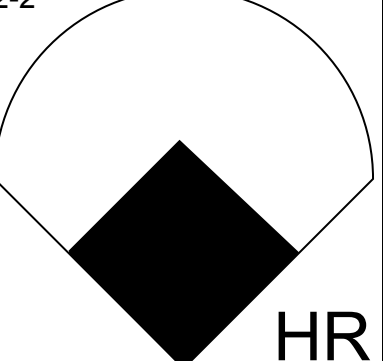
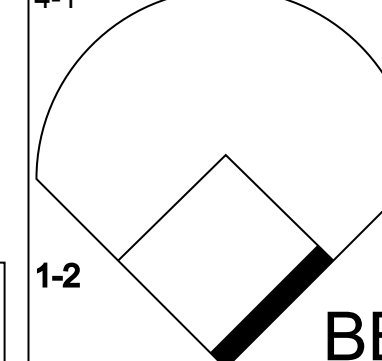
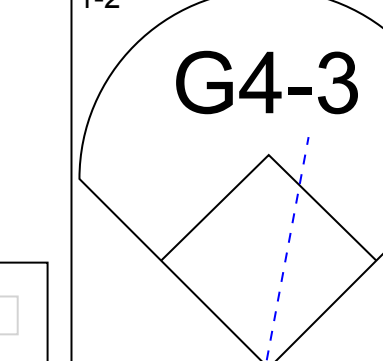
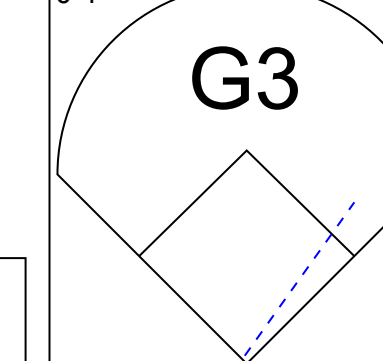
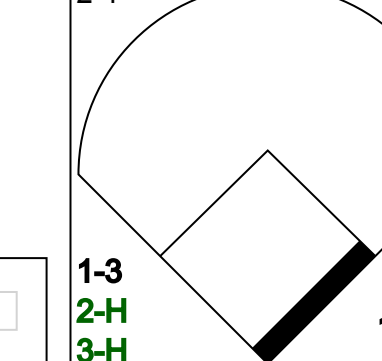
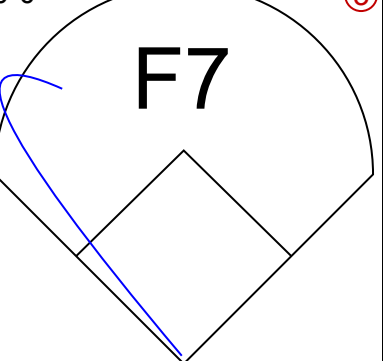
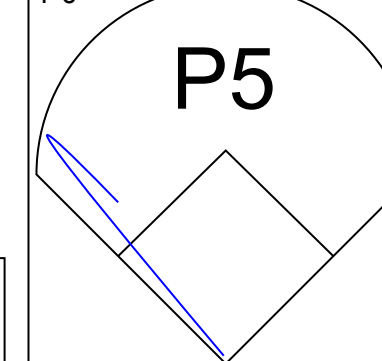


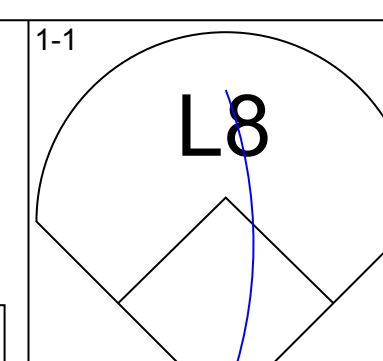
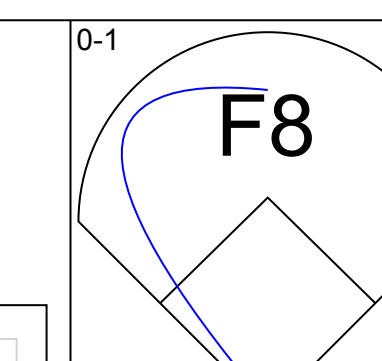
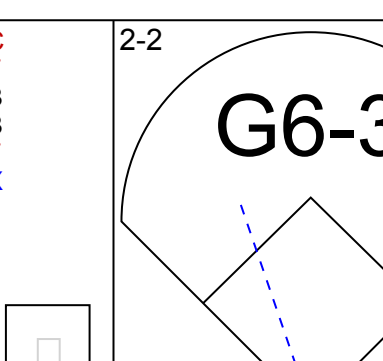
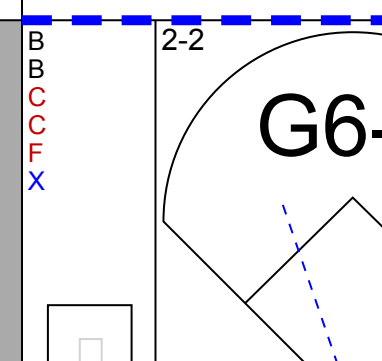
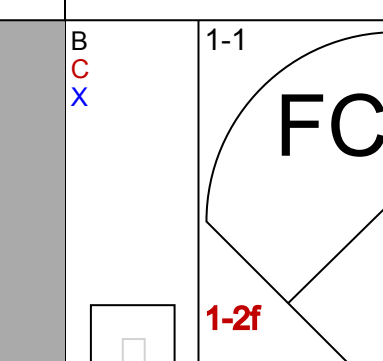
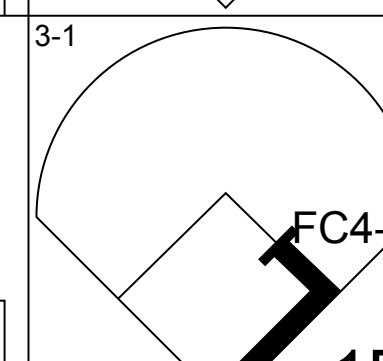
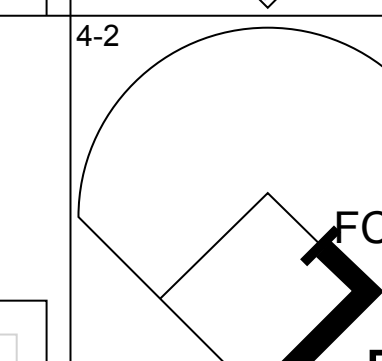
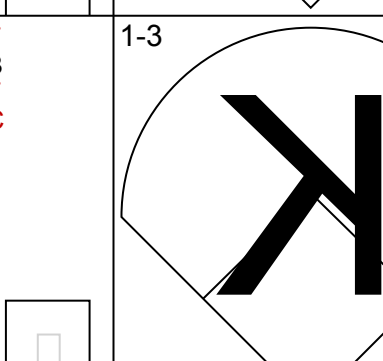
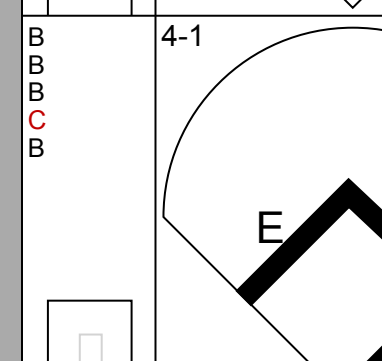
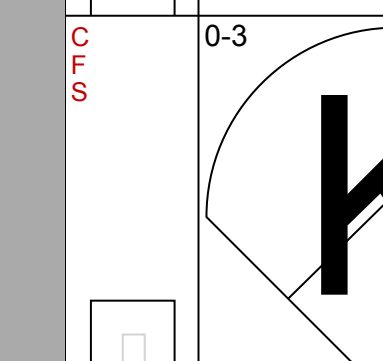
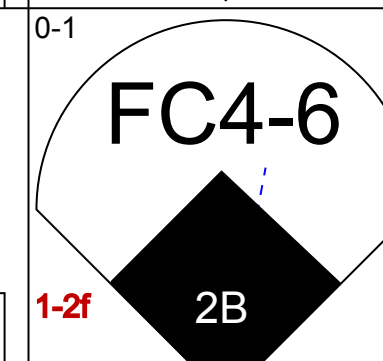
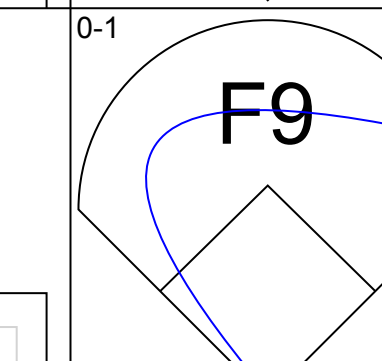
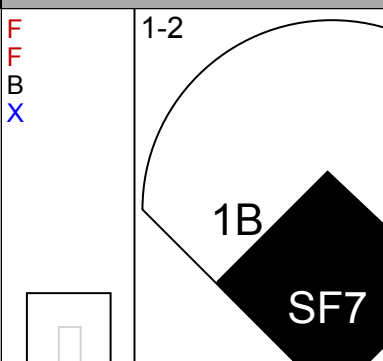
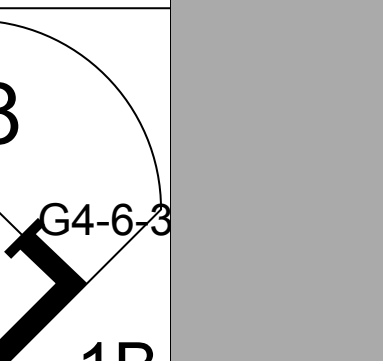
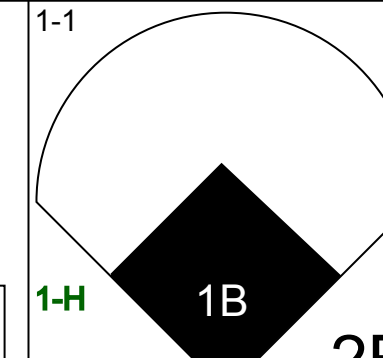
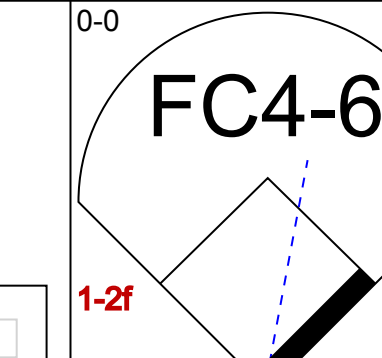
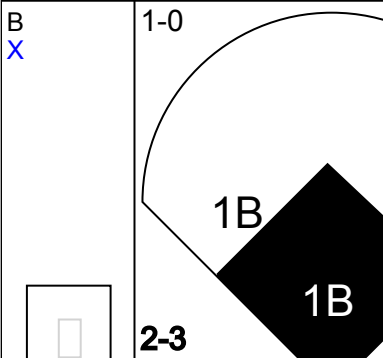
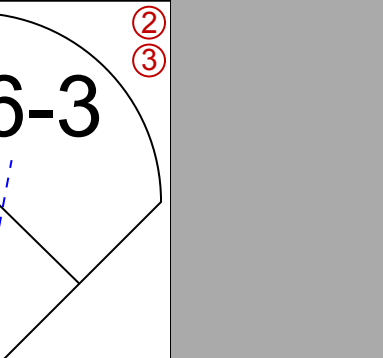
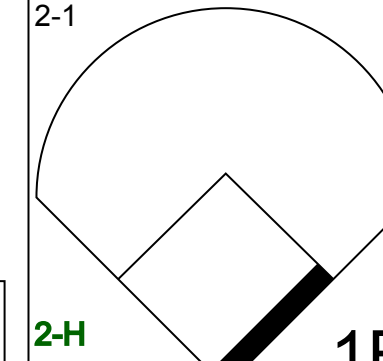
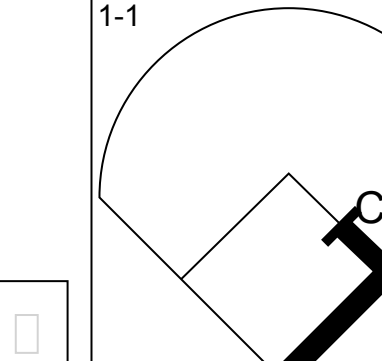
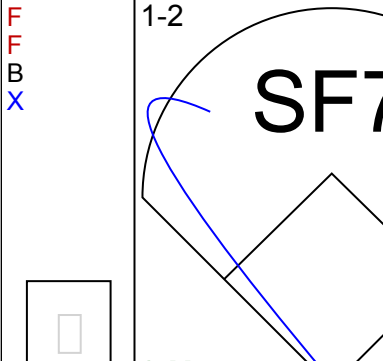
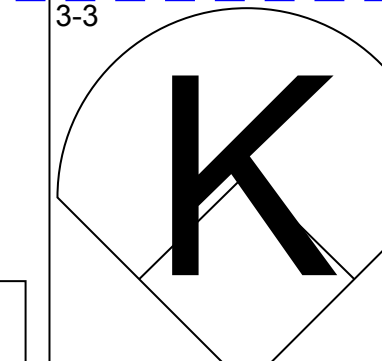
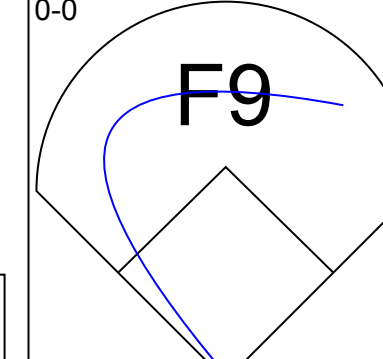
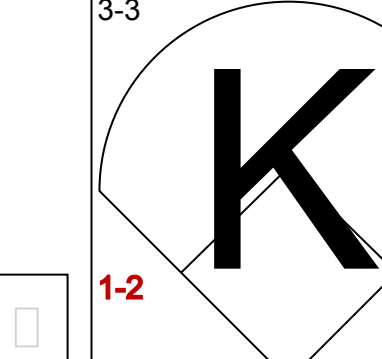
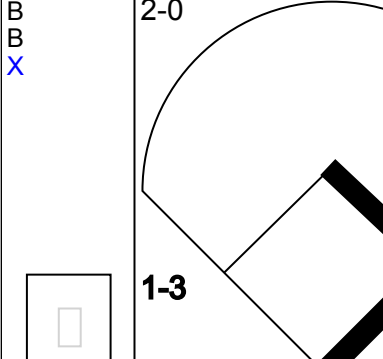
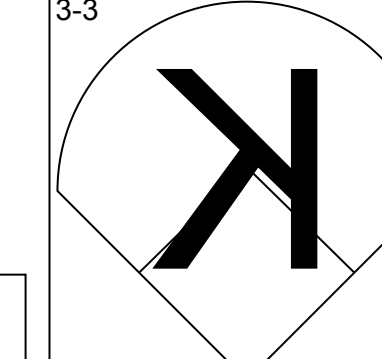
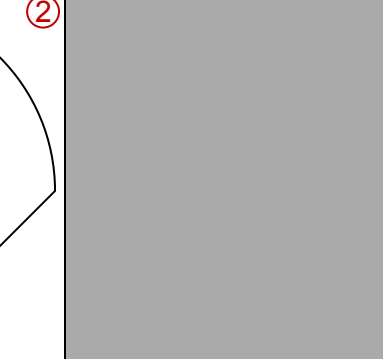
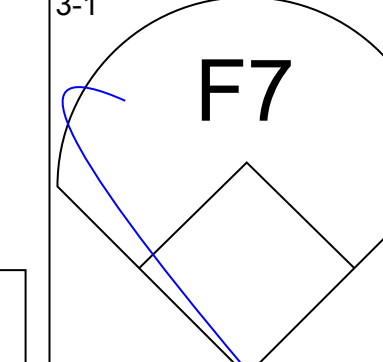
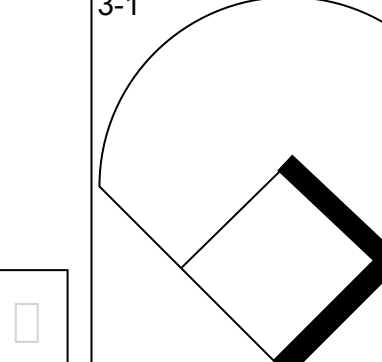
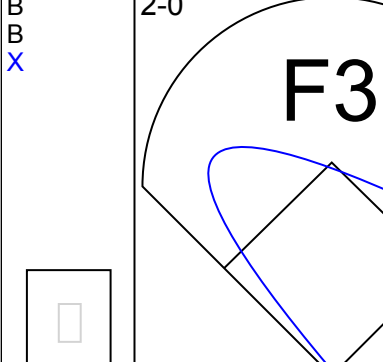
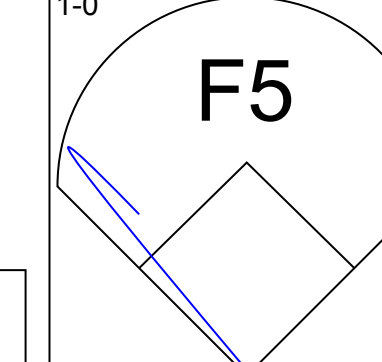
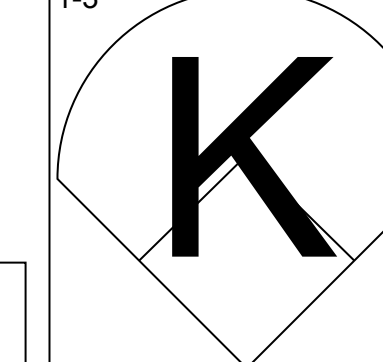
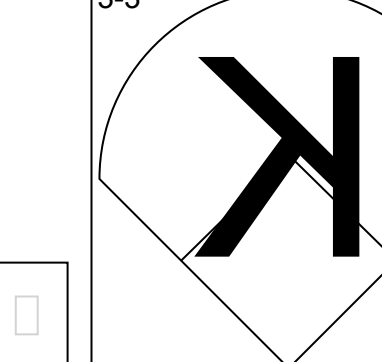
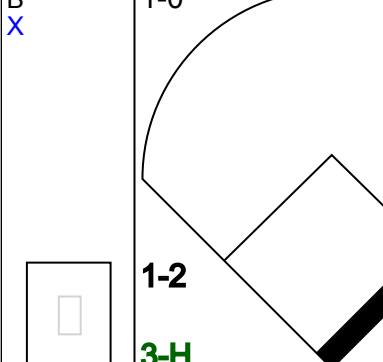

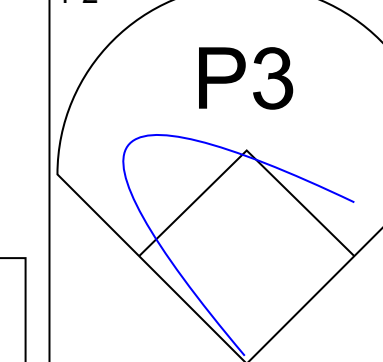
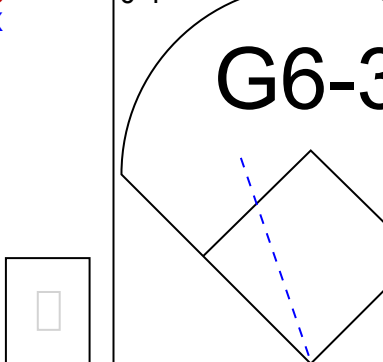
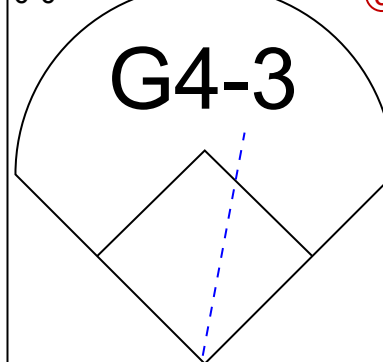
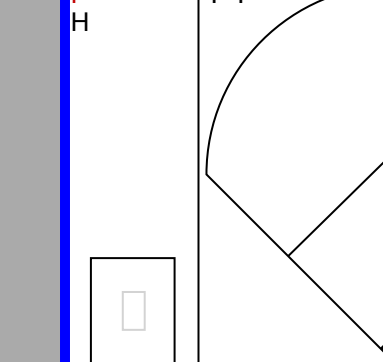
Batter	1	2	3	4	5	6	7	8	9	AB	R	H	RBI	BB	SO	LOB	TOP					
<b>Luis Castillo, S</b> OBP: 0.342, SLG: 0.291 (1, 4)	E4 BB BB FC2	G4-3		G1-3			G6-4-3 1B		F7	5	0	1	0	0	0	2	<b>Florida Marlins @ San Diego Padres</b> Qualcomm Stadium, San Diego, CA Sat May 12 2001, 10:05 PM EDT Att: 41,811 - Cloudy - 66 F					
<b>Eric Owens, R</b> OBP: 0.338, SLG: 0.371 (1, 9)	FC2 BB BB		E6 1B 2B		FC3-6 1B		G6-4-3 1-2			3	1	1	0	1	0	1						
<b>Cliff Floyd, L</b> OBP: 0.400, SLG: 0.641 (1, 7)	FC2 1-2 2-3 BB		K		FC3-6 1B E		P6			3	1	0	0	1	1	2						
<b>Preston Wilson, R</b> OBP: 0.396, SLG: 0.525 (1, 8)	FC2 1-2 2-3 3-H		2B 1B		FC1-6 1B			CS 1B		4	1	3	0	0	0	3						
<b>Charles Johnson, R</b> OBP: 0.379, SLG: 0.637 (1, 2)	K		2B		FC1-6			F8		4	0	1	2	0	1	5						
<b>Kevin Millar, R</b> OBP: 0.220, SLG: 0.300 <b>Dave Berg, R</b> OBP: 0.118, SLG: 0.273 (1, 5) (8, 5)	F7		G1-3		F7			F8		4	0	0	0	0	0	6						
										0	0	0	0	0	0	0						
<b>Derrek Lee, R</b> OBP: 0.256, SLG: 0.331 (1, 3)		F8	K				K			4	0	0	0	0	3	1						
<b>Alex Gonzalez, R</b> OBP: 0.359, SLG: 0.368 (1, 6)		G1-3		G6-3		G5-3		F9		4	0	0	0	0	0	0						
<b>A.J. Burnett, R</b> OBP: 0.333, SLG: 0.400 (1, 1)			2B		K		K			3	0	1	0	1	2	0						
<b>Inning Stats</b>	R: 0 E: 1 K: 1 S: 14	H: 0 LOB: 3 BB: 2 P: 26	R: 0 E: 0 K: 0 S: 7	H: 1 LOB: 1 BB: 0 P: 16	R: 2 E: 1 K: 2 S: 12	H: 2 LOB: 1 BB: 0 P: 17	R: 0 E: 0 K: 1 S: 6	H: 0 LOB: 0 BB: 0 P: 8	R: 1 E: 1 K: 0 S: 12	H: 2 LOB: 1 BB: 0 P: 16	R: 0 E: 0 K: 0 S: 11	H: 0 LOB: 0 BB: 0 P: 17	R: 0 E: 0 K: 0 S: 4	H: 1 LOB: 0 BB: 0 P: 4	R: 0 E: 0 K: 0 S: 5	H: 1 LOB: 0 BB: 0 P: 11	R: 0 E: 0 K: 1 S: 8	H: 0 LOB: 1 BB: 1 P: 15	1B: 5 2B: 2 3B: 0 HR: 0	SF: 0 SAC: 0 DP: 1 HBP: 0	WP: 0 PB: 0 SB: 0 CS: 1	PA: 37
<b>PITCHER</b>	IP	WLS	BF	H	R	ER	SO	BB	IBB	HBP	BLK	WP	HR	S	P	ERA	WHIP					
<b>Wascar Serrano, R</b> ERA: 1.29 <b>Rodney Myers, R</b> ERA: 3.86	(1, 1) (8, 1)	7.0 L	30 30	6 6	3 3	1 0	6 1	2 1	0 0	0 0	0 0	0 0	0 0	66 13	104 26	1.29 0.00	1.143 1.000					

Batter	1	2	3	4	5	6	7	8	9	AB	R	H	RBI	BB	SO	LOB	BOTTOM				
<b>Rickey Henderson, R</b> OBP: 0.411, SLG: 0.456 (1, 7)	K		WP S BB		G5-3		K			3	0	0	0	1	2	1	<b>Florida Marlins @ San Diego Padres</b> Qualcomm Stadium, San Diego, CA Sat May 12 2001, 10:05 PM EDT Att: 41,811 - Cloudy - 66 F				
<b>Mark Kotsay, L</b> OBP: 0.341, SLG: 0.367 (1, 8)	G1-3		WP BB		F8			G6-3		3	0	0	0	1	0	0					
<b>Ryan Klesko, L</b> OBP: 0.384, SLG: 0.475 (1, 3)			K		F7			F9 S BB		2	0	0	0	2	1	2					
<b>Dave Magadan, L</b> OBP: 0.377, SLG: 0.348 (1, 5)	G4-3		F8				F7			3	0	0	0	1	0	3					
<b>Ben Davis, S</b> OBP: 0.443, SLG: 0.478 (1, 2)		F7 BB BB		F8		L3		F9		3	0	0	0	1	0	2					
<b>Bubba Trammell, R</b> OBP: 0.378, SLG: 0.505 (1, 9)		G4-6-3 BB		HBP BB		G4-3		F3		2	0	0	0	2	0	2					
<b>Damian Jackson, R</b> OBP: 0.338, SLG: 0.355 <b>Alex Arias, R</b> OBP: 0.320, SLG: 0.275 (1, 4) (5, 4)	F7				G6-3			F9		1	0	0	0	0	0	2					
										2	0	0	0	0	0	0					
<b>Donaldo Mendez, R</b> OBP: 0.247, SLG: 0.243 <b>Santiago Perez, S</b> OBP: 0.369, SLG: 0.245 (1, 6) (9, PH)	G4-6-3		K				S BB	K		2	0	0	0	1	1	4					
										1	0	0	0	0	1	0					
<b>Wascar Serrano, R</b> (1, 1) <b>Mike Colangelo, R</b> (7, PH) <b>Rodney Myers, R</b> (8, 1) <b>Phil Nevin, R</b> (9, PH)			K		K		P6		P6	2	0	0	0	0	2	2					
										1	0	0	0	0	0	1					
										0	0	0	0	0	0	0					
										1	0	0	0	0	0	0					
<b>Inning Stats</b>	R: 0 E: 0 K: 1 S: 5	H: 0 LOB: 1 BB: 1 P: 11	R: 0 E: 0 K: 0 S: 7	H: 0 LOB: 1 BB: 2 P: 17	R: 0 E: 0 K: 2 S: 10	H: 0 LOB: 2 BB: 1 P: 21	R: 0 E: 0 K: 2 S: 4	H: 0 LOB: 0 BB: 0 P: 7	R: 0 E: 0 K: 0 S: 7	H: 0 LOB: 0 BB: 0 P: 12	R: 0 E: 0 K: 1 S: 5	H: 0 LOB: 1 BB: 1 P: 11	R: 0 E: 0 K: 0 S: 7	H: 0 LOB: 2 BB: 2 P: 18	R: 0 E: 0 K: 1 S: 8	H: 0 LOB: 0 BB: 0 P: 9	1B: 0 2B: 0 3B: 0 HR: 0	SF: 0 SAC: 0 DP: 1 HBP: 1	WP: 1 PB: 0 SB: 3 CS: 0	PA: 36	
<b>PITCHER</b>	IP	WLS	BF	H	R	ER	SO	BB	IBB	HBP	BLK	WP	HR	S	P	ERA	WHIP				
<b>A.J. Burnett, R</b> ERA: 0.6	(1, 1)	9.0 W	36 36	0 0	0 0	0 0	7 7	9 9	0 0	1 1	0 0	1 1	0 0	65 65	129 129	0.00 0.00	1.000 1.000				

Batter	1	2	3	4	5	6	7	8	9	AB	R	H	RBI	BB	SO	LOB	TOP					
Luis Castillo, S OBP: 0.337, SLG: 0.295	(1, 4) K		(1, 3) K			(0, 1) G6-3		(0, 0) E1 1B 3B	(0, 0) 2B	5	1	1	0	0	2	1	<b>Florida Marlins @ San Diego Padres</b> Qualcomm Stadium, San Diego, CA Sun May 13 2001, 5:00 PM EDT Att: 25,781 - Sunny - 70 F  livebaseballscores.com  <b>AB 37</b> <b>R 10</b> <b>H 11</b> <b>RBI 10</b> <b>BB 1</b> <b>SO 5</b> <b>LOB 9</b>					
Eric Owens, R OBP: 0.327, SLG: 0.359	(1, 9) G4-3			(0, 0) G6-3			(2, 1) F9	(1, 0) G5-3	(1, 1) G6-3	5	0	0	0	0	0	3						
Kevin Millar, R OBP: 0.294, SLG: 0.372	(1, 5) 2-1			(3, 2) F9			(1, 0) F7	(1, 1) 1B	(0, 0) G4-3	3	2	1	1	0	0	0						
Dan Miceli, R OBP: 0.077, SLG: 0.077	(8, 1) HR							(1, 2) 3B		0	0	0	0	0	0	0						
Antonio Alfonseca, R OBP: 0.077, SLG: 0.077	(9, 1) HR							(1, 2) 3B		1	0	0	0	0	0	1						
Preston Wilson, R OBP: 0.411, SLG: 0.545	(1, 8) 1-2			(0, 0) 2B				(0, 0) 3B		0	0	0	0	0	0	0						
Derrek Lee, R OBP: 0.255, SLG: 0.328	(1, 3) CS	(1, 0) G5-3			(0, 0) G5-3		(1, 2) HR	(1, 3) K		4	2	4	1	0	0	0						
Lyle Mouton, R OBP: 0.408, SLG: 0.659	(1, 7) K	(1, 3) K			(1, 2) F8		(4, 0) HR	(1, 0) 1B		2	0	0	0	0	1	0						
Cliff Floyd, L OBP: 0.408, SLG: 0.659	(7, 7) K				(1, 1) F9		(1, 2) HR	(1, 3) 3B		1	2	1	3	1	0	0						
Mike Redmond, R OBP: 0.389, SLG: 0.670	(1, 2) G5-3				(1, 1) F9		(1, 2) HR			2	0	0	0	0	0	0						
Charles Johnson, R OBP: 0.389, SLG: 0.670	(7, 2) G5-3						(1, 2) HR			2	1	2	5	0	0	0						
Alex Gonzalez, R OBP: 0.348, SLG: 0.356	(1, 6) P5			(2, 0) P5		(0, 0) P3	(0, 1) F9	(0, 0) G6-3		4	0	0	0	0	0	1						
Brad Penny, R OBP: 0.105, SLG: 0.105	(1, 1) G6-3			(1, 2) G6-3		(0, 1) F9				2	0	0	0	0	0	0						
Armando Almanza, L OBP: 0.500, SLG: 0.500	(7, 1) G6-3									0	0	0	0	0	0	0						
Ricky Bones, R OBP: 0.200, SLG: 0.200	(8, 5) PB									1	1	1	0	0	0	0						
Ryan McGuire, L OBP: 0.14, SLG: 0.265	(8, 5) 1B									1	0	0	0	0	1	0						
<b>Inning Stats</b>	R: 1 E: 0 K: 1 S: 15	H: 2 LOB: 0 BB: 0 P: 20	R: 0 E: 0 K: 1 S: 7	H: 0 LOB: 0 BB: 0 P: 9	R: 0 E: 0 K: 1 S: 7	H: 0 LOB: 0 BB: 0 P: 11	R: 0 E: 0 K: 0 S: 5	H: 1 LOB: 1 BB: 0 P: 8	R: 0 E: 0 K: 0 S: 8	H: 0 LOB: 0 BB: 0 P: 10	R: 0 E: 0 K: 0 S: 5	H: 0 LOB: 0 BB: 0 P: 5	R: 4 E: 0 K: 0 S: 13	H: 3 LOB: 0 BB: 1 P: 23	R: 5 E: 1 K: 1 S: 11	H: 4 LOB: 1 BB: 0 P: 15	R: 0 E: 0 K: 1 S: 7	H: 1 LOB: 1 BB: 0 P: 9	1B: 6 2B: 2 3B: 1 HR: 2	SF: 0 SAC: 0 DP: 0 HBP: 1	WP: 0 PB: 1 SB: 0 CS: 1	PA: 40
<b>PITCHER</b>	IP WLS BF H R ER SO BB IBB HBP BLK WP HR S P ERA WHIP																					
Kevin Jarvis, R ERA: 5.13	(1, 1) 6.2 23 5 3 3 3 0 0 0 0 0 1 55 76 4.05 0.750																					
Kevin Walker, L ERA: 3.72	(7, 1) 0.0 1 0 0 0 0 1 0 0 0 0 0 0 0 4 ∞ ∞																					
Jay Witasick, R ERA: 1.57	(7, 1) 1.0 L 9 4 7 2 1 0 0 0 1 0 0 1 14 19 18.00 4.000																					
Tom Davey, R ERA: 3.46	(8, 1) 0.1 2 1 0 0 0 0 0 0 0 0 0 0 2 2 0.00 3.000																					
Jose Nunez, L ERA: 11.88	(9, 1) 1.0 4 1 0 0 1 0 0 0 0 0 0 0 7 9 0.00 1.000																					

Batter	1	2	3	4	5	6	7	8	9	AB	R	H	RBI	BB	SO	LOB	BOTTOM					
Santiago Perez, S OBP: 0.357, SLG: 0.241	(1, 4) K2-3		(0, 0) G3		(2, 3) K		(0, 0) G1-3		(0, 1) DI 1B	5	0	1	0	0	2	0	<b>Florida Marlins @ San Diego Padres</b> Qualcomm Stadium, San Diego, CA Sun May 13 2001, 5:00 PM EDT Att: 25,781 - Sunny - 70 F  livebaseballscores.com  <b>AB 31</b> <b>R 4</b> <b>H 7</b> <b>RBI 4</b> <b>BB 7</b> <b>SO 7</b> <b>LOB 16</b>					
Mark Kotsay, L OBP: 0.365, SLG: 0.363	(1, 8) BB			(4, 1) 1B	(4, 0) CS		(4, 0) BB		(0, 0) F9	1	1	0	0	4	0	1						
Ryan Klesko, L OBP: 0.391, SLG: 0.484	(1, 3) G4-6-3			(0, 0) FC1-6	(1, 0) CS	(1, 0) HR	(3, 2) P3		(1, 0) F7	4	1	2	0	1	0	2						
Bubba Trammell, R OBP: 0.382, SLG: 0.528	(1, 9) G4-6-3			(0, 2) FC1-6		(0, 1) HR	(4, 2) BB		(1, 2) BB	3	1	1	3	1	0	3						
Ben Davis, S OBP: 0.445, SLG: 0.479		(0, 0) F5		(1, 2) FC4-6		(1, 2) HR	(3, 2) F7			4	1	2	0	0	0	2						
Mike Colangelo, R OBP: 0.357, SLG: 0.667	(1, 7) F7			(0, 0) FC4-6		(1, 0) HR	(3, 2) F9			4	0	1	1	0	0	2						
Adam Riggs, R OBP: 0.200, SLG: 0.489	(1, 5) G6-3			(4, 1) BB		(0, 1) G4-3		(2, 3) K		3	0	0	0	1	1	1						
Donaldo Mendez, R OBP: 0.247, SLG: 0.234			(1, 2) G5-3	(1, 1) F9		(1, 0) HR		(1, 3) K		3	0	0	0	0	1	3						
Kevin Jarvis, L ERA: 4.15	(1, 1) K									3	0	0	0	0	2	2						
Kevin Walker, L ERA: 3.72	(7, 1) K									0	0	0	0	0	0	0						
Jay Witasick, R ERA: 1.57	(7, 1) K									0	0	0	0	0	0	0						
Tom Davey, R ERA: 3.46	(8, 1) K									0	0	0	0	0	0	0						
Jose Nunez, L ERA: 11.88	(9, 1) K									0	0	0	0	0	0	0						
Wiki Gonzalez, R OBP: 0.200, SLG: 0.489	(9, 1) K									1	0	0	0	0	1	0						
<b>Inning Stats</b>	R: 0 E: 0 K: 1 S: 11	H: 0 LOB: 1 BB: 2 P: 21	R: 0 E: 0 K: 0 S: 6	H: 0 LOB: 0 BB: 0 P: 8	R: 0 E: 0 K: 1 S: 11	H: 0 LOB: 0 BB: 0 P: 15	R: 1 E: 0 K: 0 S: 12	H: 2 LOB: 3 BB: 2 P: 22	R: 0 E: 0 K: 2 S: 6	H: 0 LOB: 0 BB: 1 P: 14	R: 3 E: 0 K: 0 S: 11	H: 4 LOB: 1 BB: 0 P: 16	R: 0 E: 0 K: 0 S: 10	H: 0 LOB: 2 BB: 2 P: 24	R: 0 E: 0 K: 2 S: 11	H: 0 LOB: 0 BB: 0 P: 17		R: 0 E: 0 K: 1 S: 7	H: 1 LOB: 1 BB: 0 P: 8	1B: 4 2B: 1 3B: 1 HR: 1	SF: 0 SAC: 0 DP: 2 HBP: 1	WP: 0 PB: 0 SB: 0 CS: 1
<b>PITCHER</b>	IP WLS BF H R ER SO BB IBB HBP BLK WP HR S P ERA WHIP																					
Brad Penny, R ERA: 4.15	(1, 1) 6.0 27 6 4 4 4 5 0 0 0 0 0 1 57 96 6.00 1.833																					
Armando Almanza, L ERA: 2.08	(7, 1) 0.2 H 3 0 0 0 0 1 0 0 0 0 0 0 4 11 0.00 1.500																					
Ricky Bones, R ERA: 3.14	(7, 1) 0.1 H 2 0 0 0 0 1 0 0 0 0 0 0 6 13 0.00 3.000																					
Dan Miceli, R ERA: 5.79	(8, 1) 1.0 3 0 0 0 0 2 0 0 0 0 0 0 0 11 17 0.00 3.000																					
Antonio Alfonseca, R ERA: 2.87	(9, 1) 1.0 4 1 0 0 1 0 0 0 0 0 0 0 7 8 0.00 1.000																					

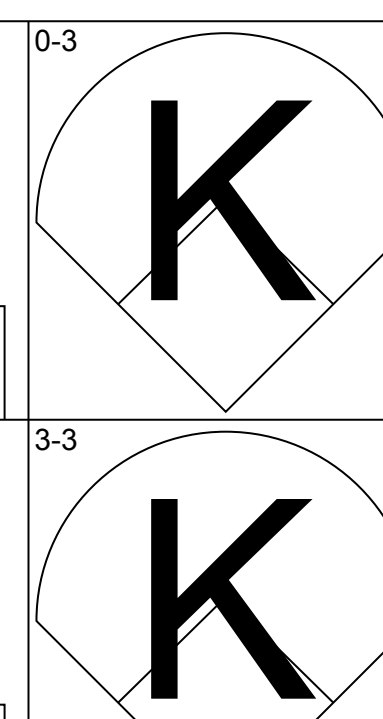
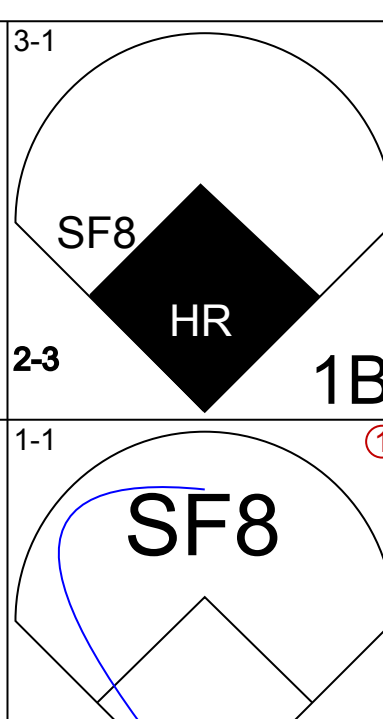
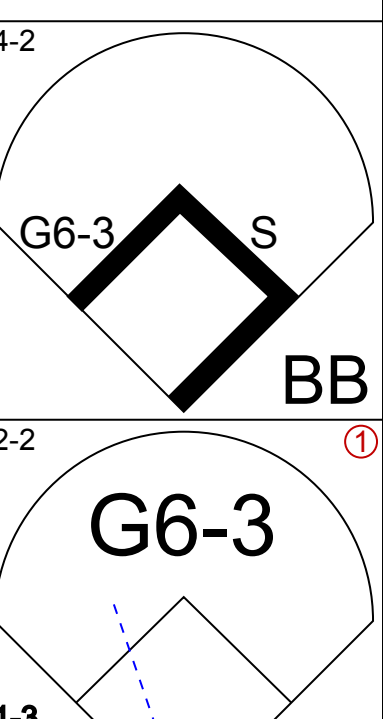
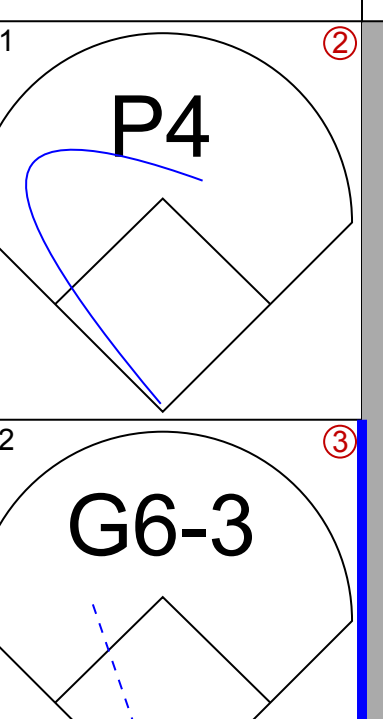
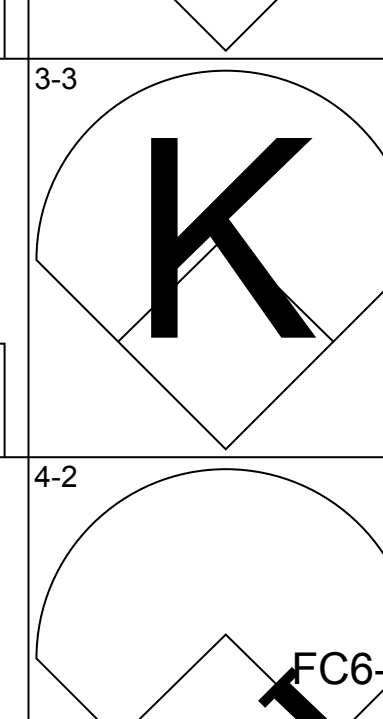
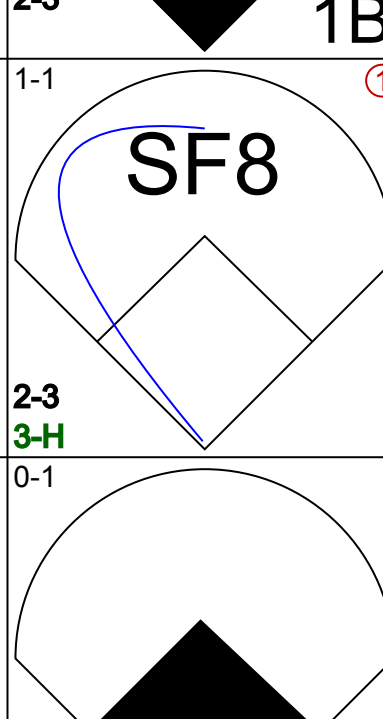
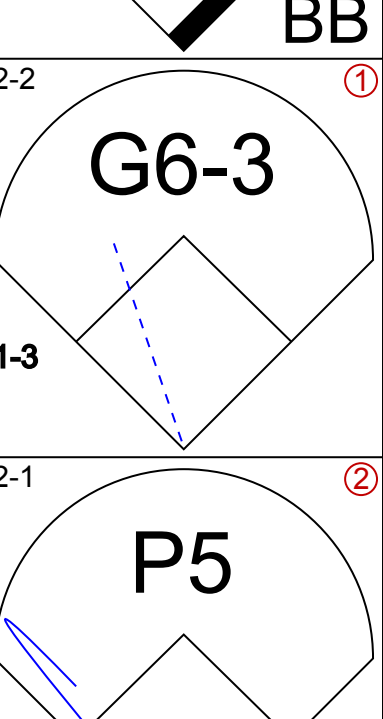
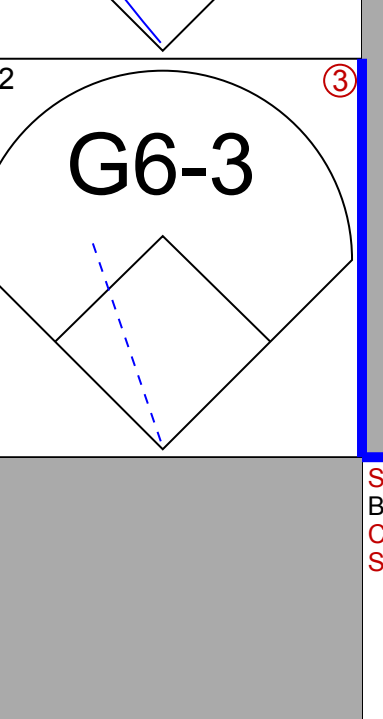
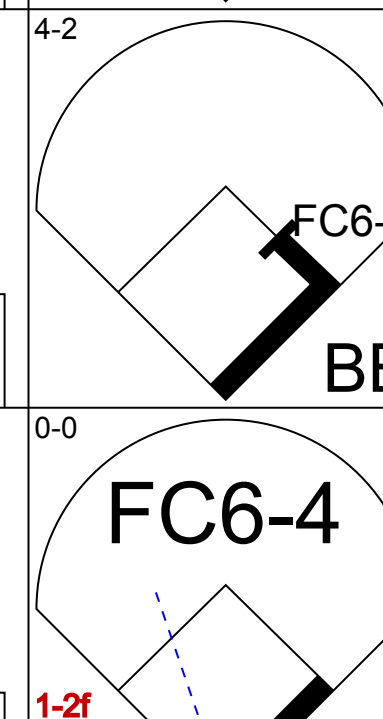
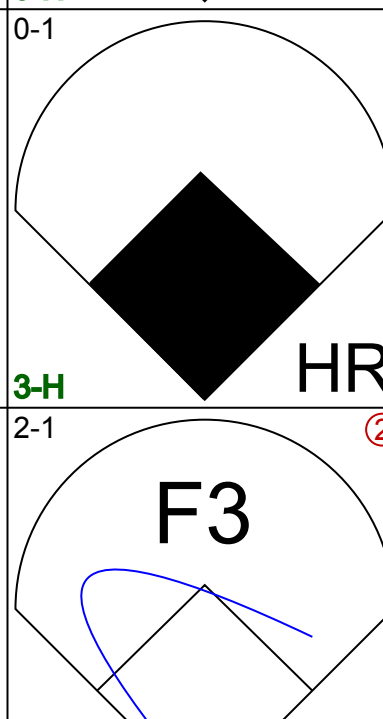
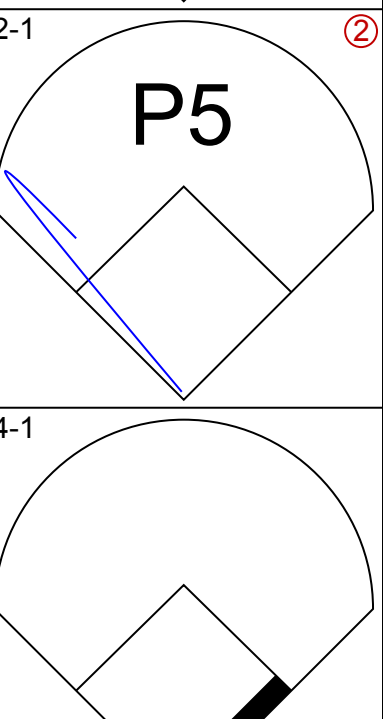
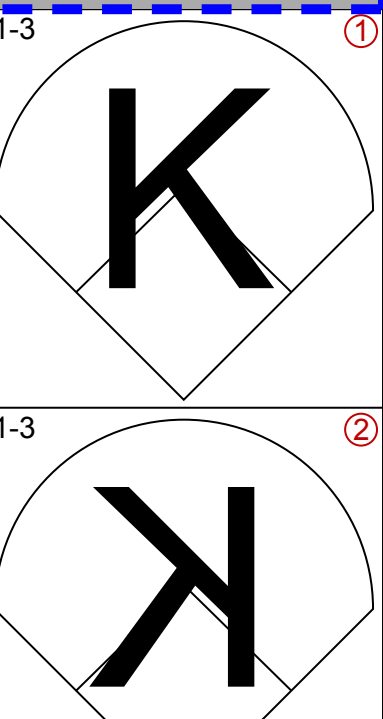
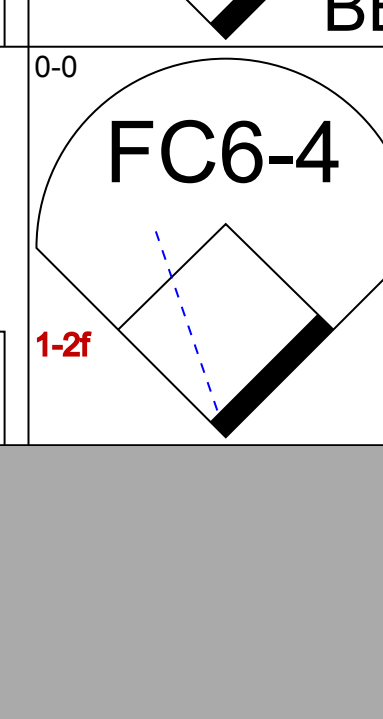
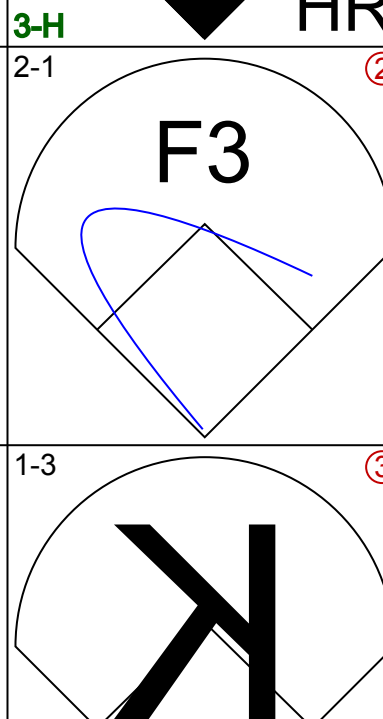
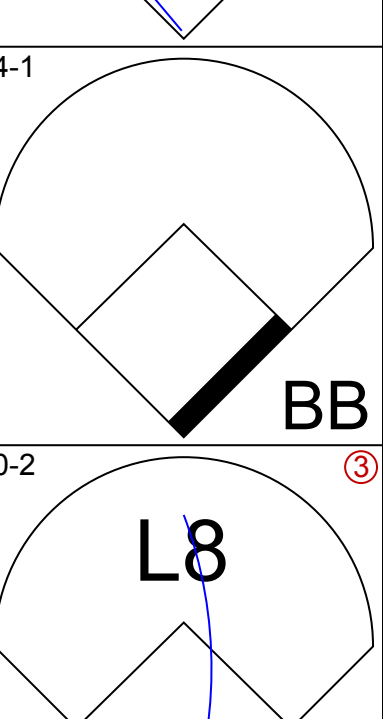

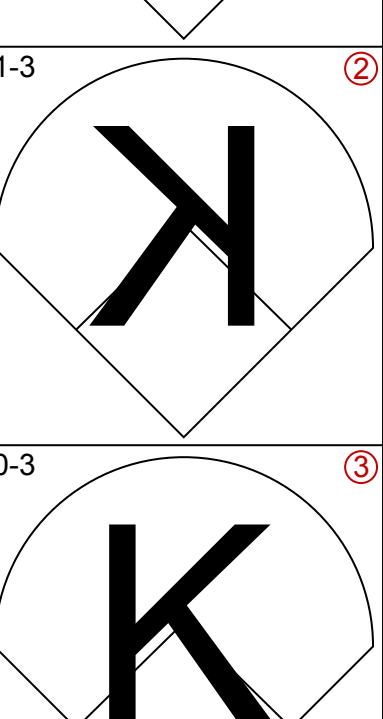
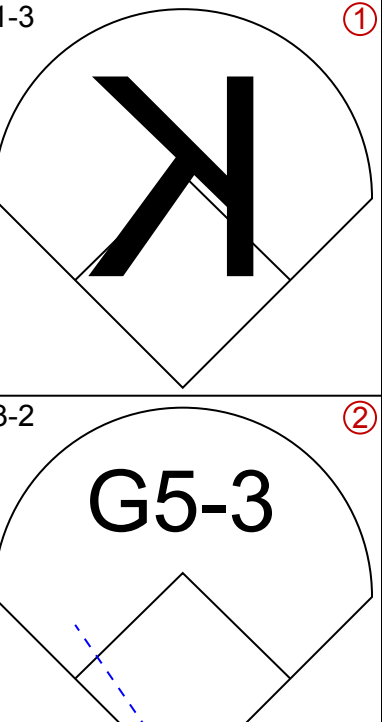

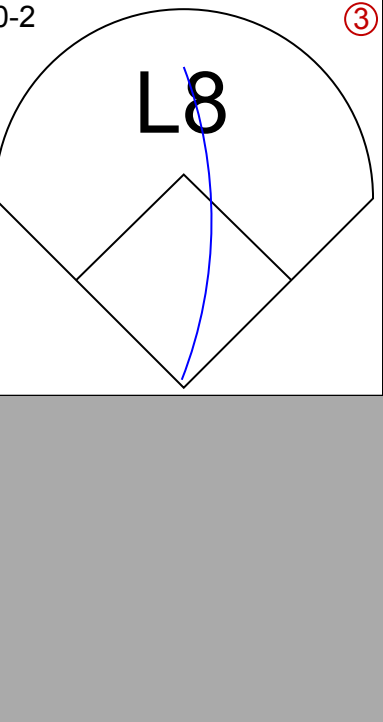

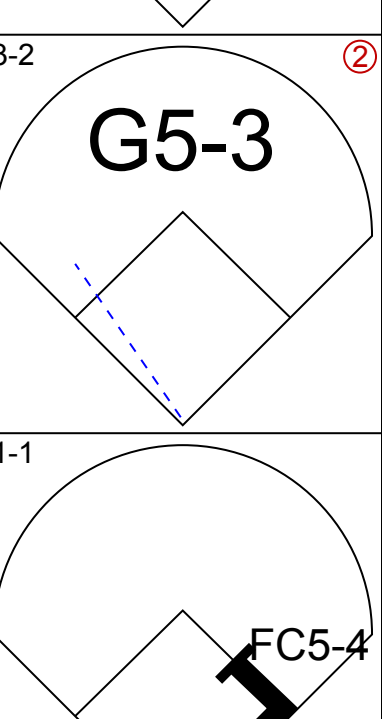
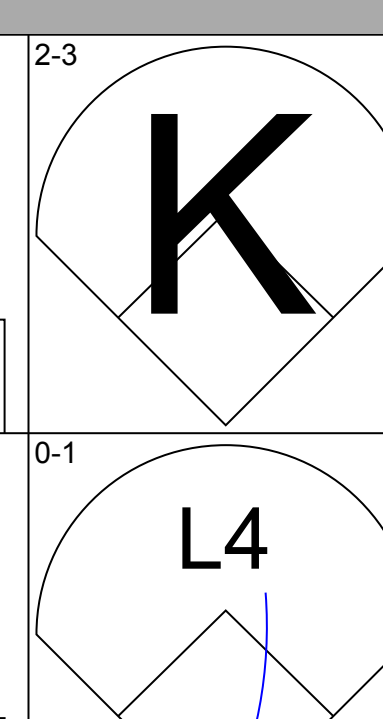
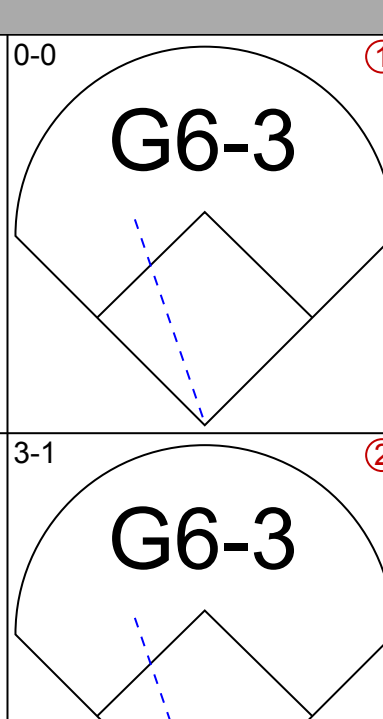
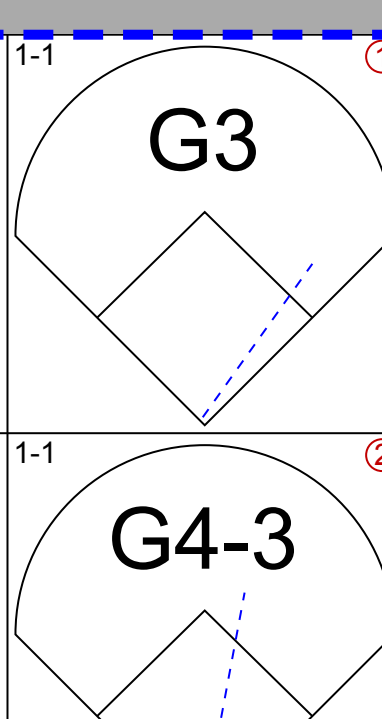
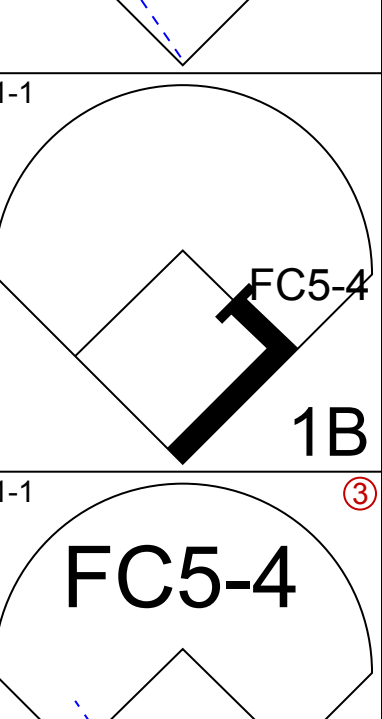
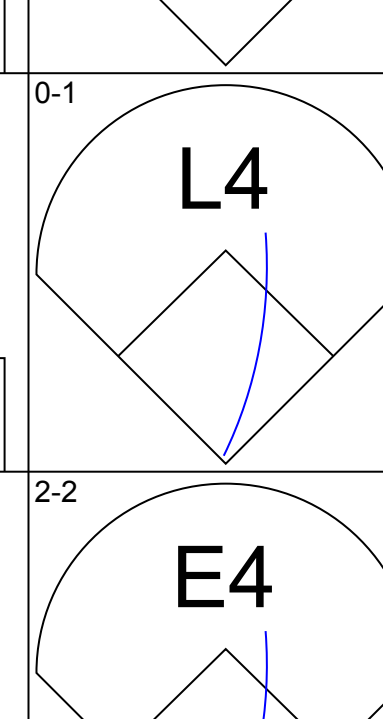
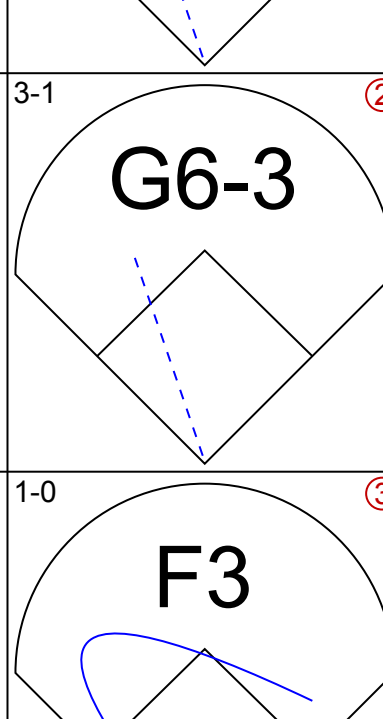
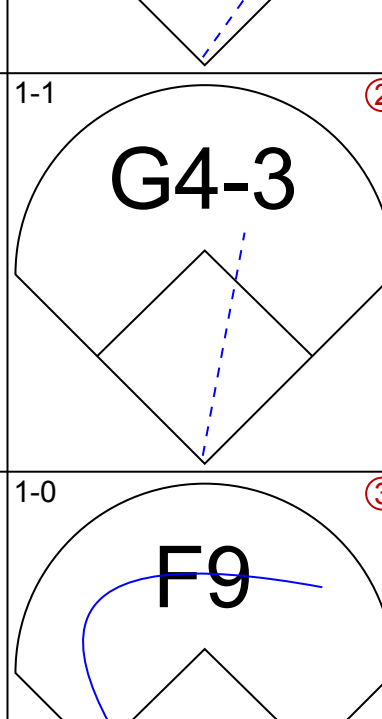
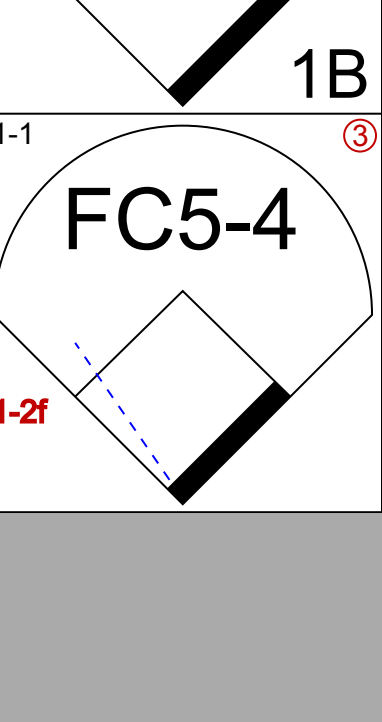
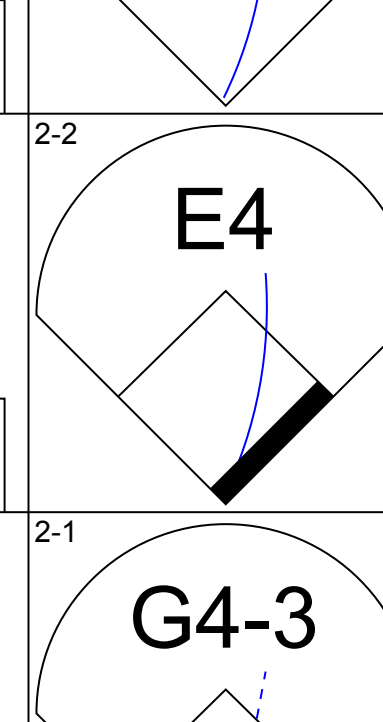
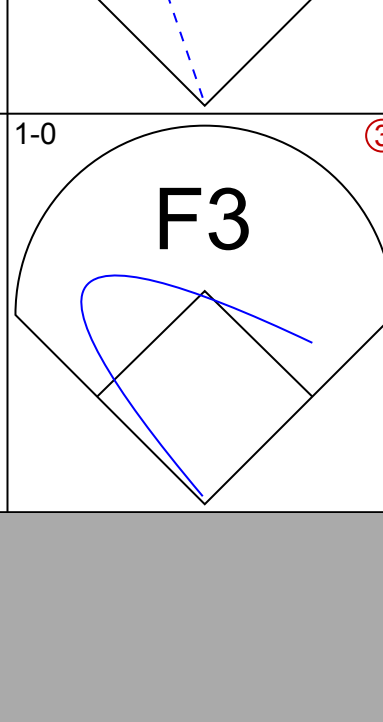
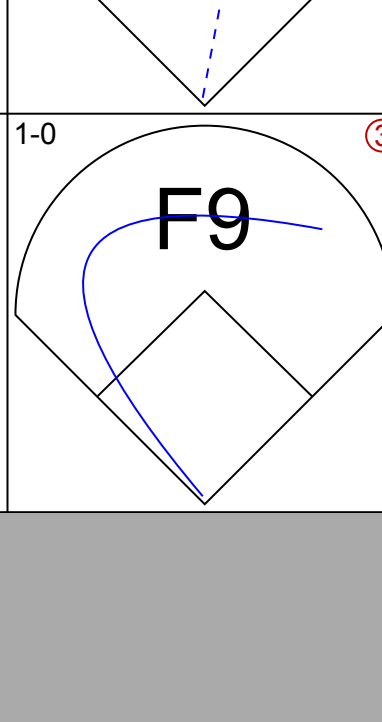
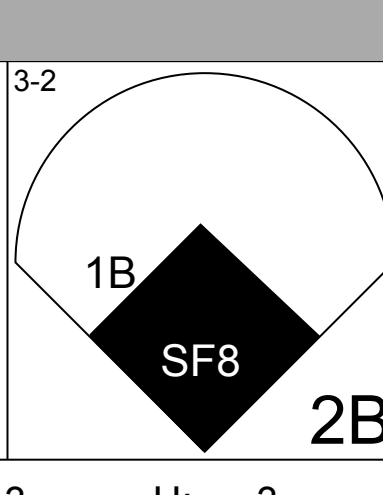
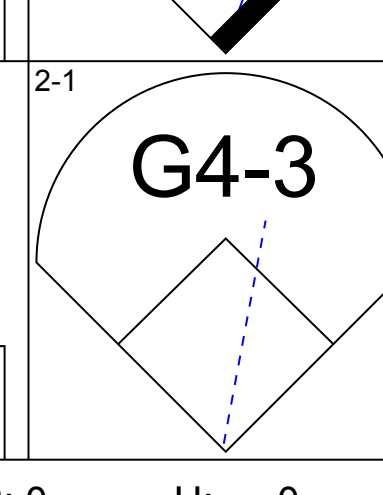

Batter	1	2	3	4	5	6	7	8	9	AB	R	H	RBI	BB	SO	LOB	TOP					
Marvin Benard, L (1.8) OBP: 0.252, SLG: 0.273										4	1	0	0	1	2	5	<b>San Francisco Giants @ Florida Marlins</b> Pro Player Stadium, Miami, FL Tue May 15 2001, 7:05 PM EDT Att: 10,389 - Sunny - 80 F					
Rich Aurilia, R (1.6) OBP: 0.443, SLG: 0.659										3	2	2	0	2	0	0						
Barry Bonds, L (1.7) Robb Nen, R (9.1)										4	1	1	1	1	2	2						
Jeff Kent, R (1.4) OBP: 0.329, SLG: 0.521										4	1	2	1	1	1	2						
J.T. Snow, L (1.3) OBP: 0.364, SLG: 0.341										3	0	0	2	0	3	2						
Russ Davis, R (1.5) Pedro Feliz, R (3.5) OBP: 0.336, SLG: 0.478 OBP: 0.260, SLG: 0.239										2	0	0	0	0	2	3						
Armando Rios, L (1.9) OBP: 0.331, SLG: 0.488										5	1	2	0	0	0	0						
Bobby Estalella, R (1.2) OBP: 0.311, SLG: 0.415										3	1	1	1	2	0	0						
Livan Hernandez, R (1.1) Edwards Guzman, L (7, PH) Tim Worrell, R (7.1) Felix Rodriguez, R (8.1) Shawon Dunston, R (9.7) OBP: 0.200, SLG: 0.200 OBP: 0.286, SLG: 0.571 OBP: 0.188, SLG: 0.188 OBP: 0.293, SLG: 0.293 OBP: 0.408, SLG: 0.574										3	0	1	2	0	0	0						
<b>Inning Stats</b>	R: 1 E: 0 K: 2 S: 13	H: 1 LOB: 2 BB: 2 P: 30	R: 0 E: 0 K: 0 S: 5	H: 0 LOB: 0 BB: 0 P: 6	R: 5 E: 0 K: 1 S: 15	H: 4 LOB: 2 BB: 3 P: 36	R: 0 E: 0 K: 2 S: 9	H: 1 LOB: 1 BB: 0 P: 17	R: 1 E: 0 K: 0 S: 10	H: 1 LOB: 0 BB: 0 P: 13	R: 0 E: 0 K: 2 S: 11	H: 1 LOB: 1 BB: 0 P: 19	R: 0 E: 0 K: 1 S: 15	H: 1 LOB: 3 BB: 1 P: 31	R: 0 E: 0 K: 2 S: 11	H: 0 LOB: 1 BB: 1 P: 21		R: 0 E: 0 K: 0 S: 6	H: 0 LOB: 0 BB: 0 P: 9	1B: 6 2B: 2 3B: 0 HR: 1	SF: 2 SAC: 0 DP: 0 HBP: 0	WP: 0 PB: 0 SB: 0 CS: 0
<b>PITCHER</b>	IP WLS BF H R ER SO BB IBB HBP BLK WP HR S P ERA WHIP	IP WLS BF H R ER SO BB IBB HBP BLK WP HR S P ERA WHIP																				
Ryan Dempster, R (1.1) ERA: 5.17	2.2 L 18 5 6 6 3 4 1 0 0 0 0 0 1 20 31 20.25 3.375																					
Vladimir Nunez, R (3.1) ERA: 3.39	2.1 9 2 1 1 2 0 0 0 0 0 0 1 20 31 3.86 0.857																					
Armando Almanza, L (6.1) ERA: 1.86	1.0 4 1 0 0 2 0 0 0 0 0 0 0 11 19 0.00 1.000																					
Ricky Bones, R (7.1) ERA: 2.93	1.0 7 1 0 0 1 2 0 0 0 0 0 0 0 17 37 0.00 3.000																					
Vic Darenbourg, L (8.1) ERA: 5.4	1.0 3 0 0 0 2 0 0 0 0 0 0 0 9 15 0.00 0.000																					
<b>PITCHER</b>	IP WLS BF H R ER SO BB IBB HBP BLK WP HR S P ERA WHIP	IP WLS BF H R ER SO BB IBB HBP BLK WP HR S P ERA WHIP																				
Braden Looper, R (9.1) ERA: 4.82	1.0 3 0 0 0 0 0 0 0 0 0 0 0 6 9 0.00 0.000																					

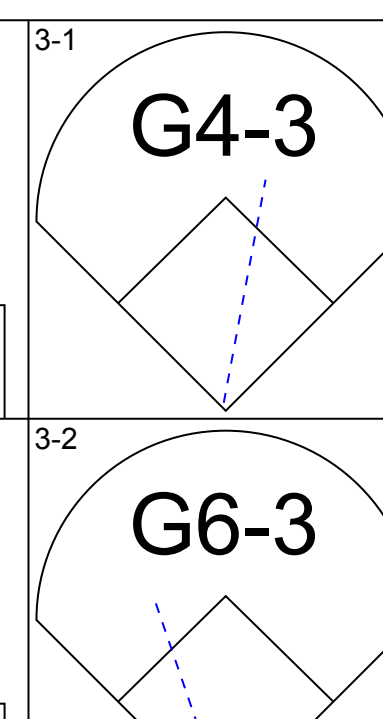
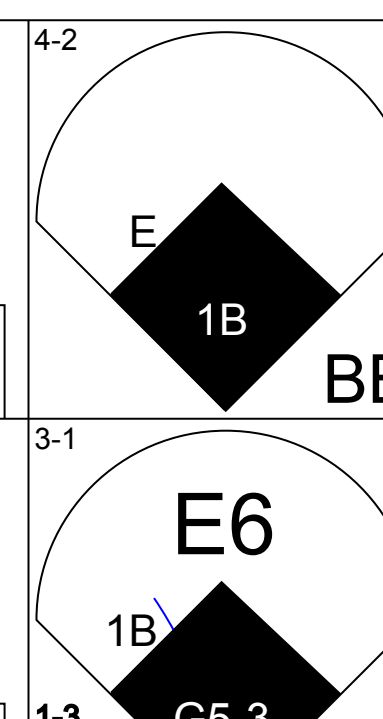
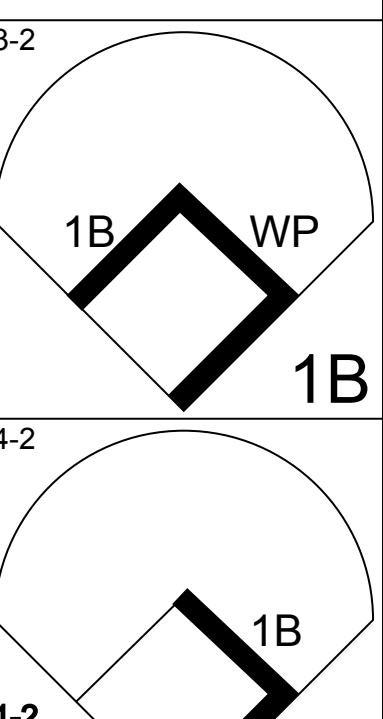
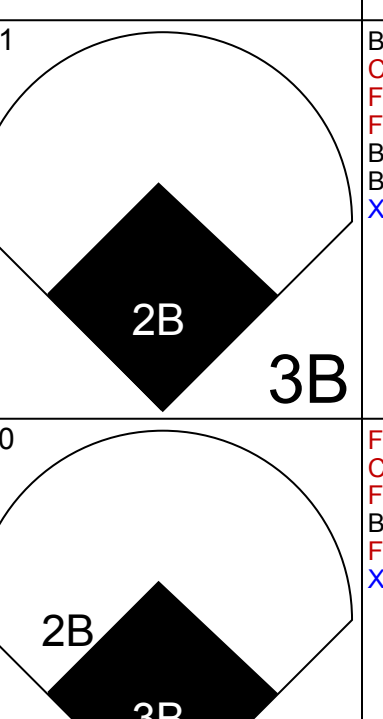
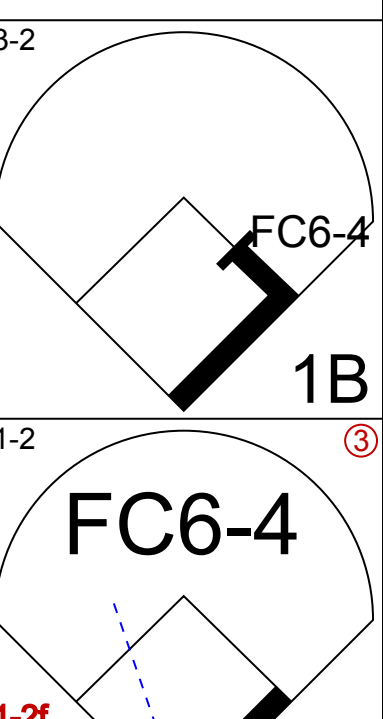
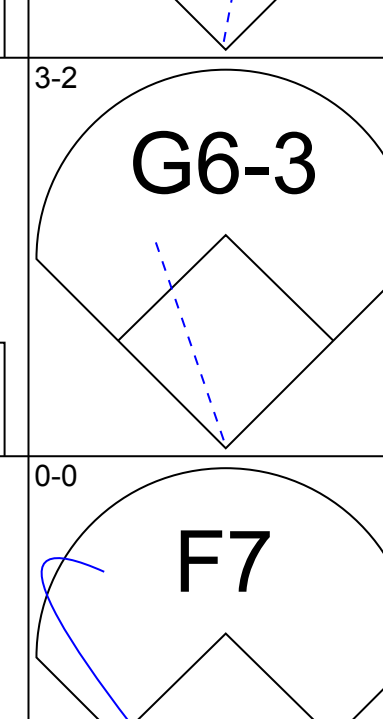
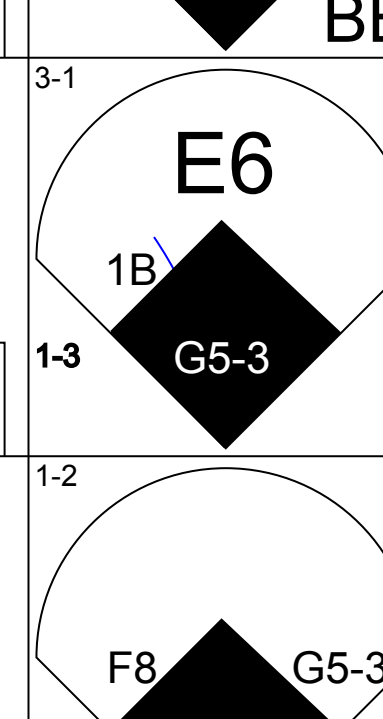
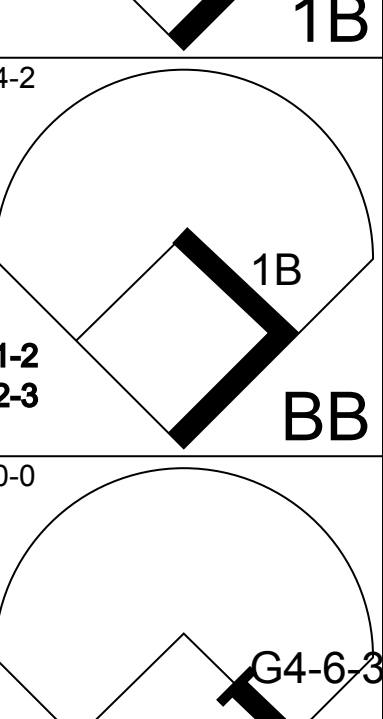
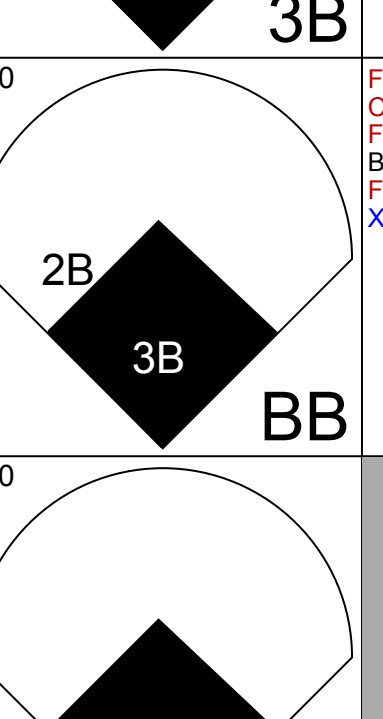
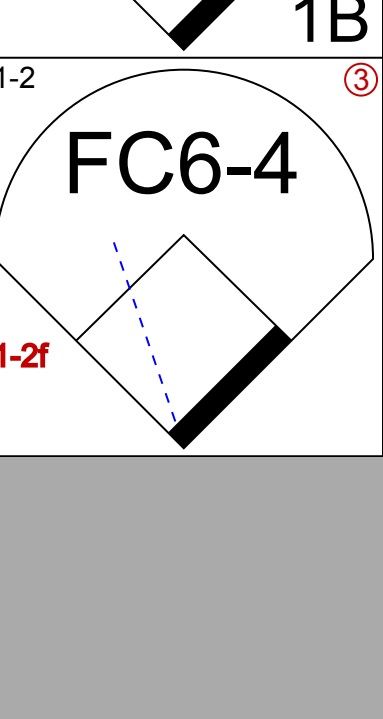
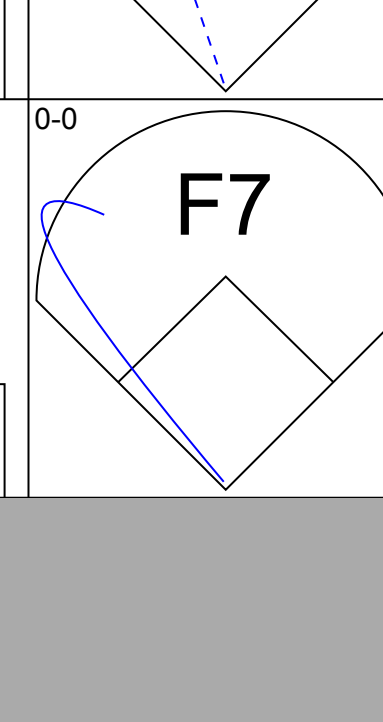
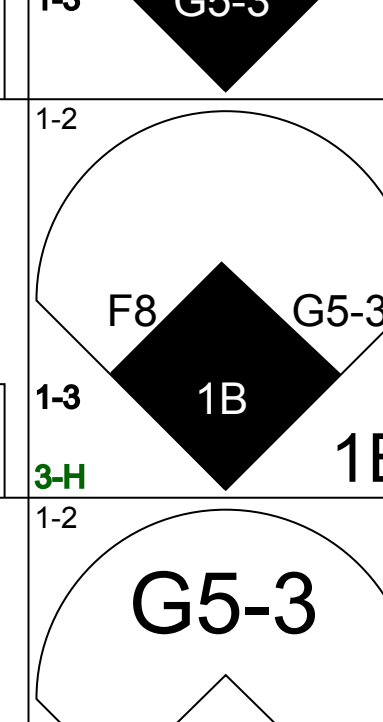
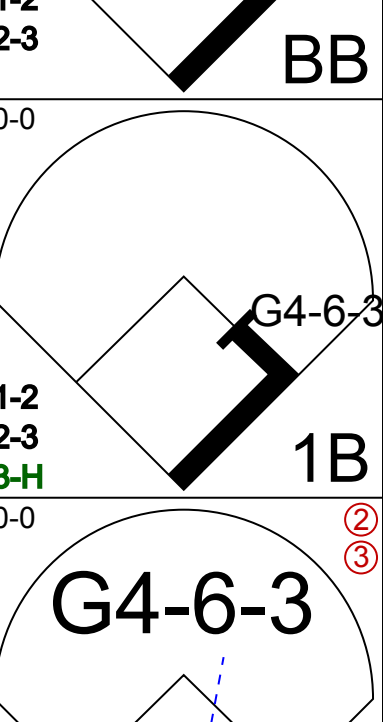
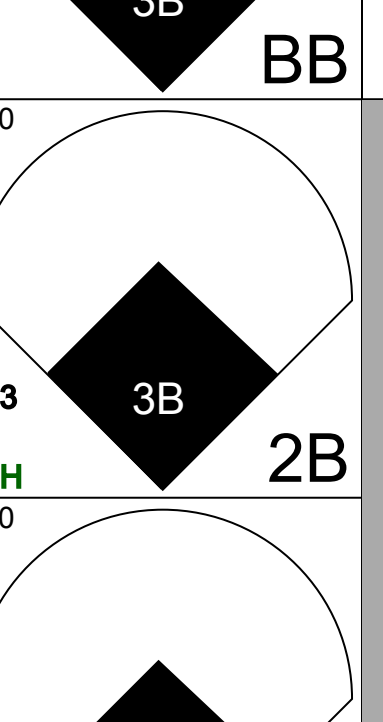
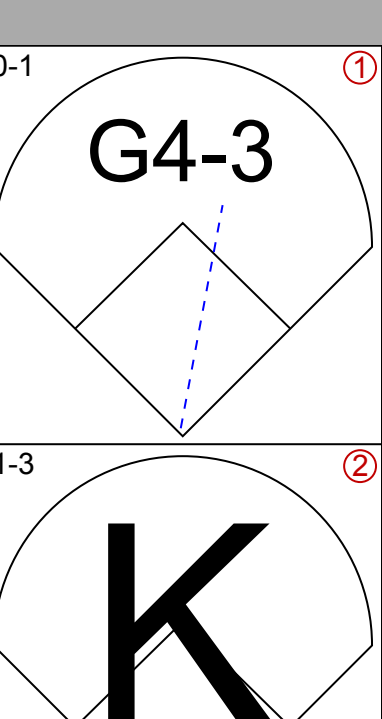
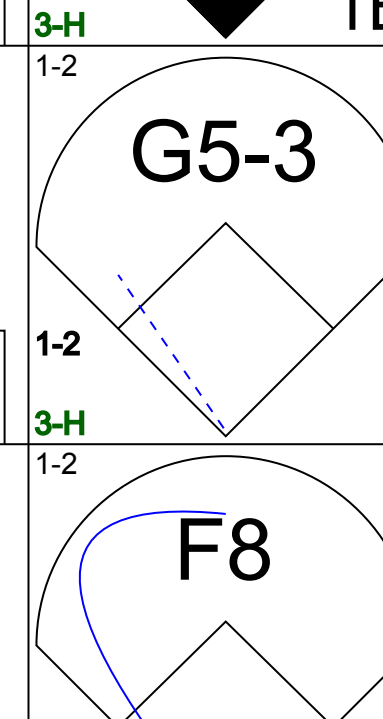
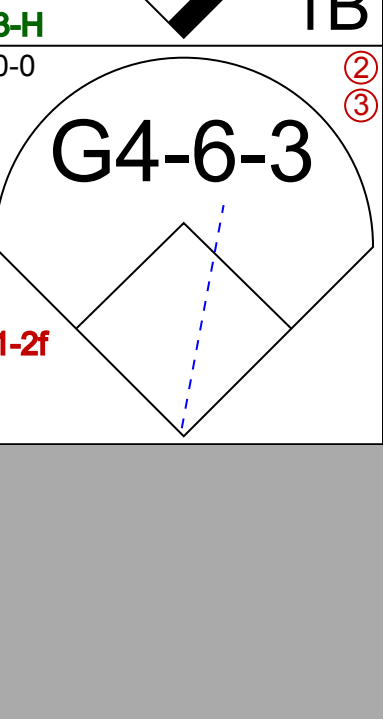
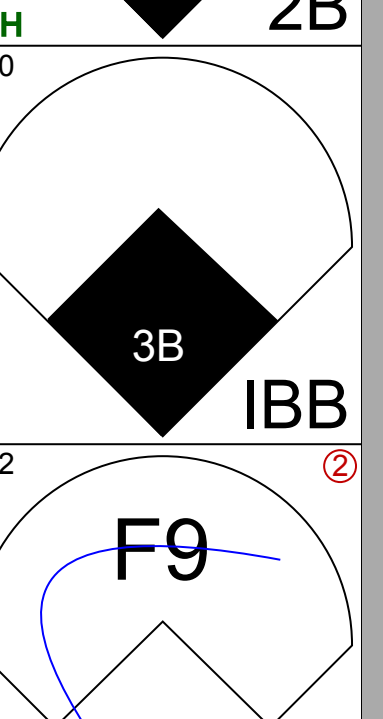
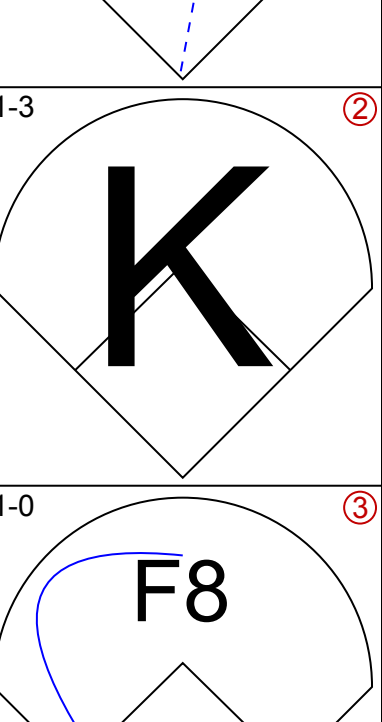
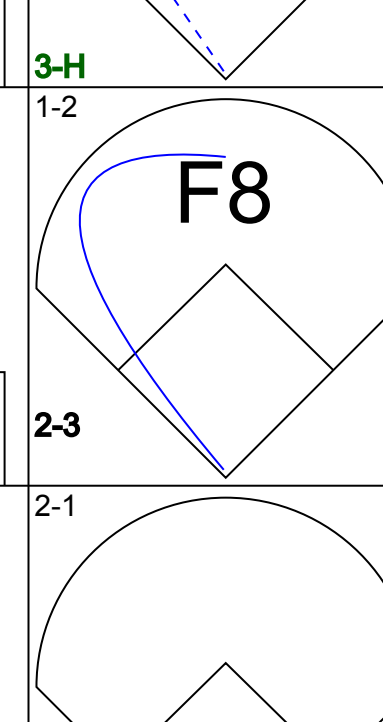
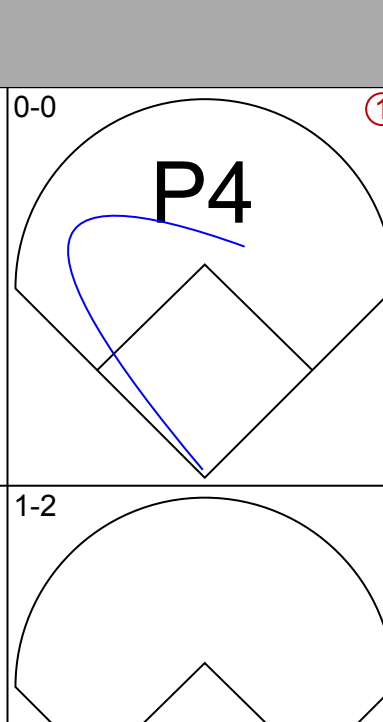
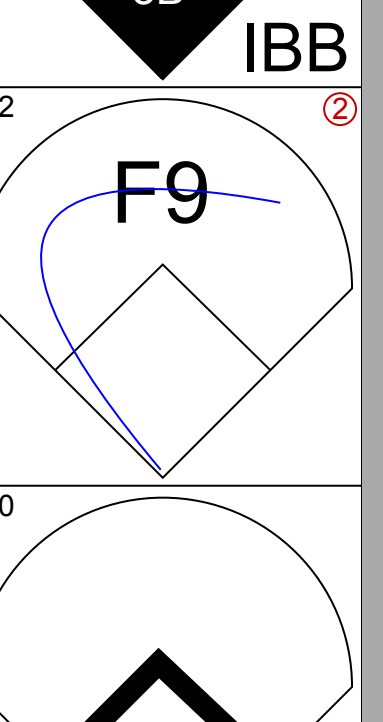
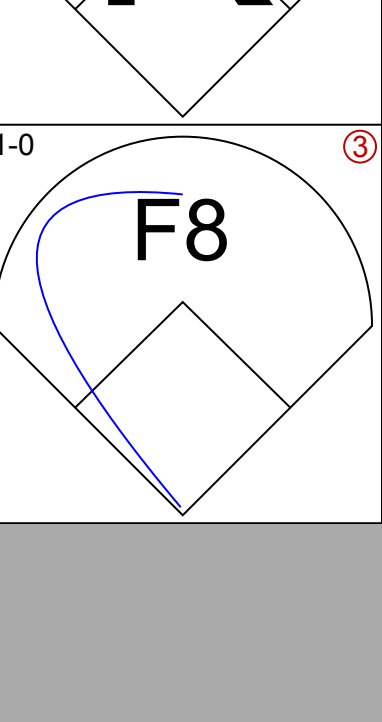
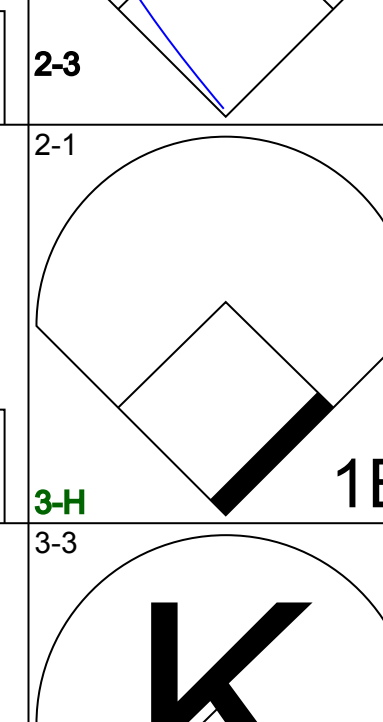
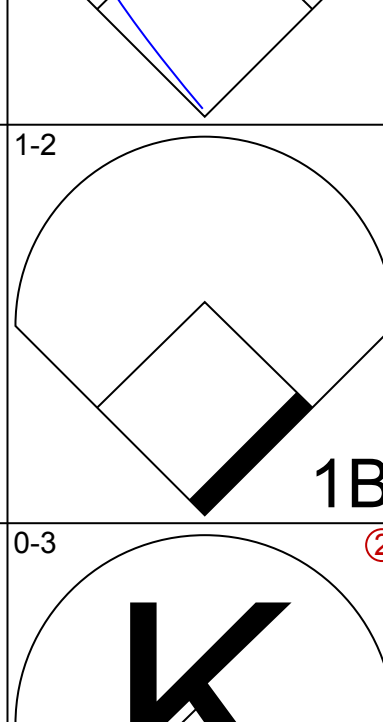
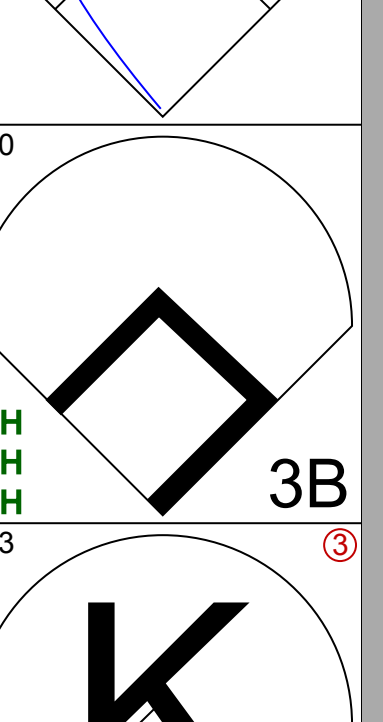
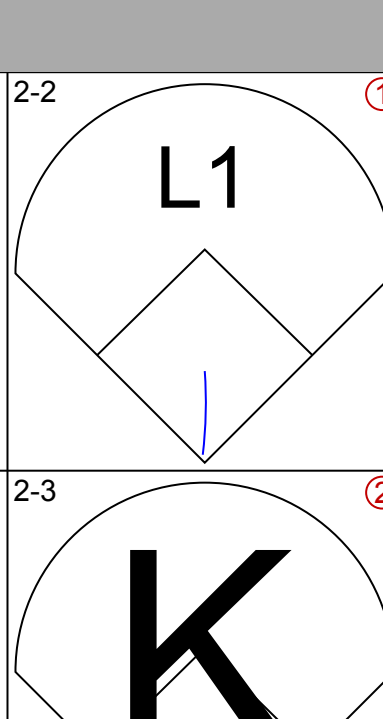
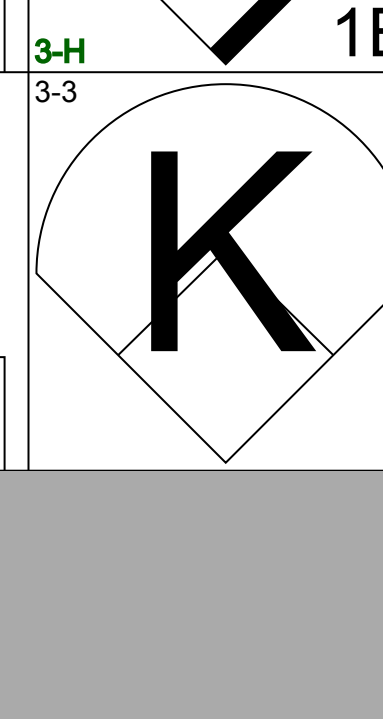
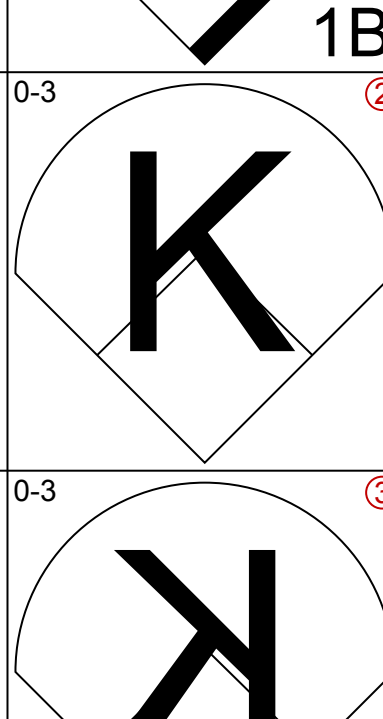

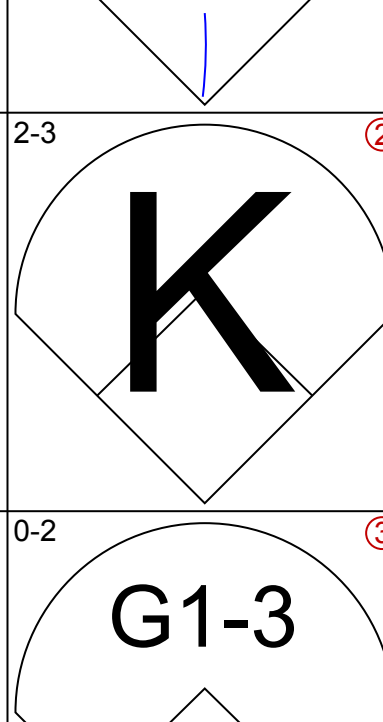
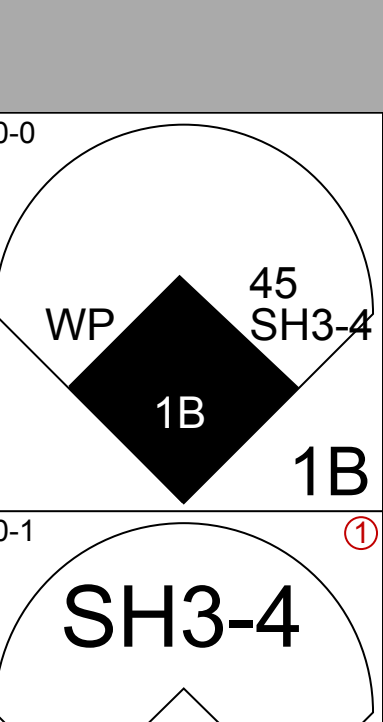
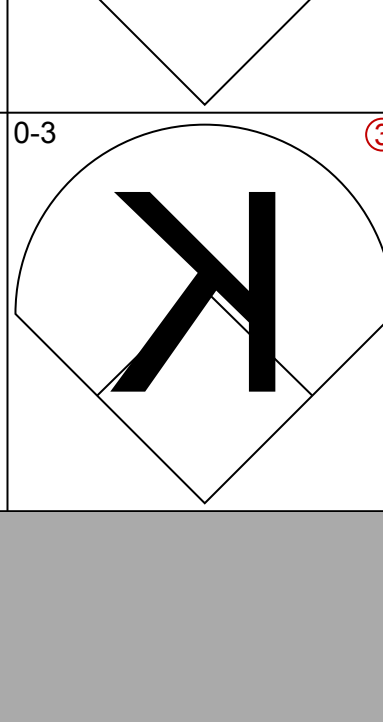
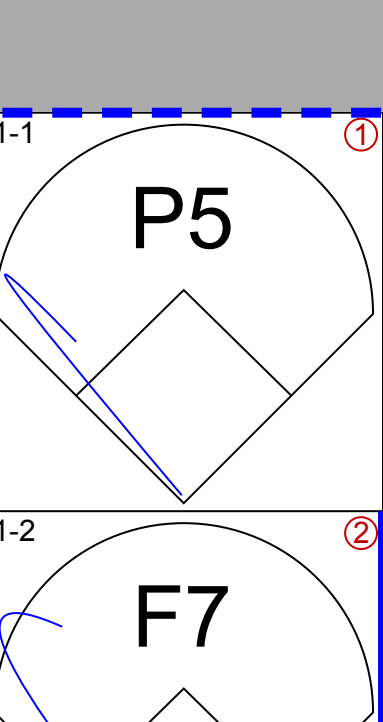
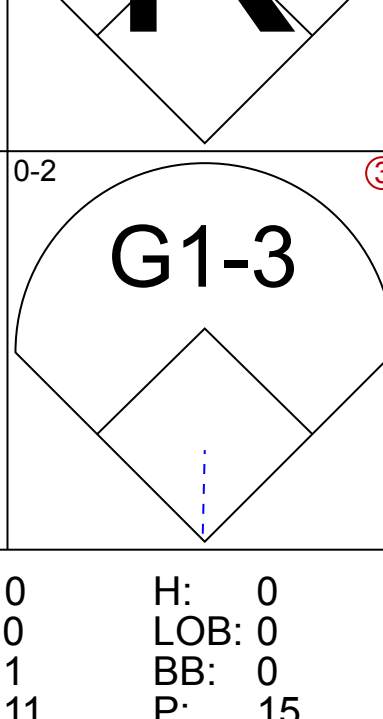
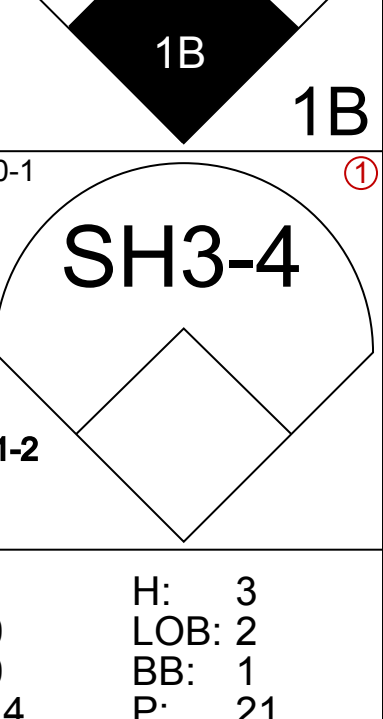
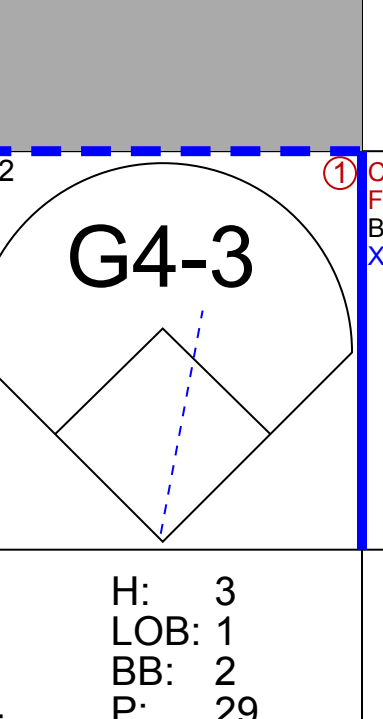
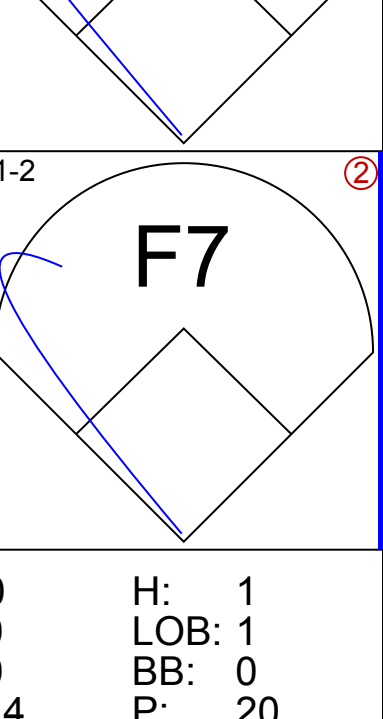
Batter	1	2	3	4	5	6	7	8	9	AB	R	H	RBI	BB	SO	LOB	BOTTOM					
Luis Castillo, S (1.4) OBP: 0.327, SLG: 0.285										5	0	0	0	0	0	1	<b>San Francisco Giants @ Florida Marlins</b> Pro Player Stadium, Miami, FL Tue May 15 2001, 7:05 PM EDT Att: 10,389 - Sunny - 80 F					
Dave Berg, R (1.6) OBP: 0.175, SLG: 0.270										3	0	1	0	2	2	1						
Cliff Floyd, L (1.7) OBP: 0.410, SLG: 0.662										4	2	2	0	0	0	2						
Preston Wilson, R (1.8) OBP: 0.414, SLG: 0.551										4	2	2	1	0	0	3						
Mike Lowell, R (1.5) OBP: 0.371, SLG: 0.530										3	0	2	2	0	1	0						
Charles Johnson, R (1.2) OBP: 0.385, SLG: 0.655										4	0	1	0	0	2	2						
Kevin Millar, R (1.3) Braden Looper, R (9.1)										4	0	1	0	0	0	2						
Lyle Mouton, R (1.9) OBP: 0.063, SLG: 0.063										4	0	1	1	0	3	1						
Ryan Dempster, R (1.1) Vladimir Nunez, R (3.1) Eric Owens, R (5. PH) Armando Almanza, L (6.1) Ryan McGuire, L (6. PH) Ricky Bones, R (7.1) Vic Darenbourg, L (8.1) Derek Lee, R (9.3) OBP: 0.115, SLG: 0.115 OBP: 0.325, SLG: 0.325 OBP: 0.188, SLG: 0.188 OBP: 0.293, SLG: 0.293 OBP: 0.408, SLG: 0.574										1	0	0	0	0	0	0						
<b>Inning Stats</b>	R: 2 E: 0 K: 0 S: 11	H: 3 LOB: 1 BB: 0 P: 18	R: 0 E: 0 K: 1 S: 10	H: 0 LOB: 0 BB: 0 P: 15	R: 0 E: 0 K: 0 S: 7	H: 0 LOB: 1 BB: 1 P: 11	R: 0 E: 0 K: 2 S: 12	H: 2 LOB: 1 BB: 0 P: 22	R: 0 E: 0 K: 1 S: 9	H: 0 LOB: 0 BB: 0 P: 12	R: 2 E: 0 K: 0 S: 11	H: 4 LOB: 2 BB: 0 P: 19	R: 0 E: 1 K: 0 S: 7	H: 1 LOB: 1 BB: 1 P: 13	R: 0 E: 0 K: 2 S: 7	H: 0 LOB: 0 BB: 0 P: 14		R: 0 E: 0 K: 2 S: 10	H: 0 LOB: 1 BB: 0 P: 13	1B: 7 2B: 4 3B: 0 HR: 0	SF: 1 SAC: 0 DP: 2 HBP: 1	WP: 0 PB: 0 SB: 0 CS: 1
<b>PITCHER</b>	IP WLS BF H R ER SO BB IBB HBP BLK WP HR S P ERA WHIP	IP WLS BF H R ER SO BB IBB HBP BLK WP HR S P ERA WHIP																				
Livan Hernandez, R (1.1) ERA: 7.09	6.0 W 27 9 4 4 4 4 1 0 0 0 0 0 0 7 13 6.00 1.667																					
Tim Worrell, R (7.1) ERA: 1.73	1.0 H 4 1 0 0 0 1 0 0 0 0 0 0 7 13 0.00 2.000																					
Felix Rodriguez, R (8.1) ERA: 2.37	1.0 H 3 0 0 0 2 0 0 0 0 0 0 0 7 14 0.00 0.000																					
Robb Nen, R (9.1) ERA: 1.59	1.0 S 4 0 0 0 2 0 0 1 0 0 0 0 10 13 0.00 0.000																					



Batter	1	2	3	4	5	6	7	8	9	AB	R	H	RBI	BB	SO	LOB	TOP					
Marvin Benard, L (1, 8) OBP: 0.259, SLG: 0.279			G3-1			G6-3				4	2	2	1	0	0	0	<b>San Francisco Giants @ Florida Marlins</b> Pro Player Stadium, Miami, FL Wed May 16 2001, 7:05 PM EDT Att: 9,233 - Sunny - 82 F					
Rich Aurilia, R (1, 6) OBP: 0.444, SLG: 0.660			K			K				3	0	1	1	1	2	0						
Barry Bonds, L (1, 7) OBP: 0.430, SLG: 0.739			G4-3			F5				4	0	1	0	0	0	2						
Jeff Kent, R (1, 4) OBP: 0.321, SLG: 0.510						K		K		3	0	0	1	0	3	2						
J.T. Snow, L (1, 3) OBP: 0.354, SLG: 0.331						F9		G3		4	0	0	0	0	1	1						
Armando Rios, L (1, 9) OBP: 0.331, SLG: 0.480						G6-3		G4-3		2	0	0	0	1	0	0						
Aaron Fultz, L (7, 1) OBP: 0.500, SLG: 0.500										0	0	0	0	0	0	0						
Shawon Dunston, R (9, PH) OBP: 0.400, SLG: 0.563										1	0	0	0	0	1	0						
Russ Davis, R (1, 5) OBP: 0.324, SLG: 0.458						K				4	0	0	0	0	4	1						
Benito Santiago, R (1, 2) OBP: 0.405, SLG: 0.473						G6-3				3	1	1	0	0	0	1						
Kirk Rueter, L (1, 1) OBP: 0.353, SLG: 0.214						G6-3				2	0	0	0	0	0	1						
Eric Davis, R (7, 9) OBP: 0.234, SLG: 0.268						G6-3				1	0	0	0	0	0	1						
<b>Inning Stats</b>	R: 1 E: 0 K: 1 S: 10	H: 1 LOB: 1 BB: 1 P: 15	R: 0 E: 0 K: 1 S: 9	H: 0 LOB: 1 BB: 1 P: 14	R: 0 E: 0 K: 1 S: 8	H: 0 LOB: 0 BB: 0 P: 13	R: 0 E: 0 K: 1 S: 7	H: 0 LOB: 0 BB: 0 P: 11	R: 0 E: 0 K: 1 S: 12	H: 0 LOB: 0 BB: 0 P: 16	R: 0 E: 0 K: 1 S: 5	H: 0 LOB: 0 BB: 0 P: 8	R: 0 E: 0 K: 1 S: 8	H: 0 LOB: 0 BB: 0 P: 16	R: 2 E: 0 K: 2 S: 15	H: 4 LOB: 2 BB: 0 P: 18	R: 0 E: 0 K: 2 S: 9	H: 0 LOB: 0 BB: 0 P: 10	1B: 4 2B: 1 3B: 0 HR: 0	SF: 1 SAC: 0 DP: 0 HBP: 0	WP: 2 PB: 2 SB: 0 CS: 0	PA: 34
<b>PITCHER</b>	IP WLS BF H R ER SO BB IBB HBP BLK WP HR S P ERA WHIP																					
Matt Clement, R (1, 1) ERA: 5.44	7.2 W 29 4 3 3 8 2 0 0 0 2 0 69 106 3.52 0.783																					
Vic Darenbourg, L (8, 1) ERA: 5.4	0.0 1 1 0 0 0 0 0 0 0 0 0 1 1 ∞ ∞																					
Dan Miceli, R (8, 1) ERA: 5.65	0.1 H 1 0 0 0 1 0 0 0 0 0 0 4 4 0.00 0.000																					
Antonio Alfonseca, R (9, 1) ERA: 2.7	1.0 S 3 0 0 0 2 0 0 0 0 0 0 0 9 10 0.00 0.000																					

Batter	1	2	3	4	5	6	7	8	9	AB	R	H	RBI	BB	SO	LOB	BOTTOM	
Luis Castillo, S (1, 4) OBP: 0.337, SLG: 0.313			SF8							3	1	3	1	0	0	0	<b>San Francisco Giants @ Florida Marlins</b> Pro Player Stadium, Miami, FL Wed May 16 2001, 7:05 PM EDT Att: 9,233 - Sunny - 82 F	
Eric Owens, R (1, 9) OBP: 0.329, SLG: 0.380						G4-3				4	1	2	2	0	0	2		
Cliff Floyd, L (1, 7) OBP: 0.406, SLG: 0.650						G3-1		F9		4	0	1	0	0	1	1		
Preston Wilson, R (1, 8) OBP: 0.416, SLG: 0.547			F9					G4-3		3	0	1	0	1	0	1		
Mike Lowell, R (1, 5) OBP: 0.360, SLG: 0.513						E9		G1-3		4	0	0	0	0	1	2		
Charles Johnson, R (1, 2) OBP: 0.381, SLG: 0.642						K		G1-3		4	0	1	0	0	2	2		
Antonio Alfonseca, R (9, 1) ERA: 2.7						K		K		0	0	0	0	0	0	0		
Derrek Lee, R (1, 3) OBP: 0.262, SLG: 0.352						G1-4-6-3 1-2				3	1	1	1	0	1	2		
Alex Gonzalez, R (1, 6) OBP: 0.348, SLG: 0.364			SH1-4 SF8 2B					F9		3	1	1	0	0	0	0		
Matt Clement, R (1, 1) OBP: 0.067, SLG: 0.067			SH1-4					G4-3		2	0	0	0	0	1	0		
Vic Darenbourg, L (8, 1) ERA: 5.4										0	0	0	0	0	0	0		
Dan Miceli, R (8, 1) ERA: 5.65										0	0	0	0	0	0	0		
Mike Redmond, R (9, 2) OBP: 0.360, SLG: 0.478										0	0	0	0	0	0	0		
<b>Inning Stats</b>	R: 0 E: 0 K: 1 S: 7	H: 1 LOB: 0 BB: 0 P: 9	R: 0 E: 0 K: 2 S: 10	H: 1 LOB: 1 BB: 1 P: 18	R: 2 E: 0 K: 0 S: 12	H: 3 LOB: 1 BB: 0 P: 21	R: 0 E: 1 K: 1 S: 5	H: 0 LOB: 0 BB: 0 P: 9	R: 0 E: 0 K: 0 S: 6	H: 1 LOB: 1 BB: 0 P: 12	R: 2 E: 0 K: 1 S: 11	H: 3 LOB: 1 BB: 0 P: 19	R: 0 E: 0 K: 1 S: 6	H: 0 LOB: 0 BB: 0 P: 9	1B: 6 2B: 1 3B: 1 HR: 2	SF: 1 SAC: 1 DP: 2 HBP: 0	WP: 0 PB: 0 SB: 0 CS: 1	PA: 33
<b>PITCHER</b>	IP WLS BF H R ER SO BB IBB HBP BLK WP HR S P ERA WHIP																	
Kirk Rueter, L (1, 1) ERA: 6.7	6.2 L 28 4 4 4 5 1 0 0 0 0 2 57 97 5.40 1.500																	
Aaron Fultz, L (7, 1) ERA: 5.65	1.1 5 1 0 0 1 0 0 0 0 0 0 10 15 0.00 0.750																	

Batter	1	2	3	4	5	6	7	8	9	AB	R	H	RBI	BB	SO	LOB	TOP					
Marvin Benard, L (1, 8) OBP: 0.265, SLG: 0.281										3	1	1	0	1	1	0	<b>San Francisco Giants @ Florida Marlins</b> Pro Player Stadium, Miami, FL Thu May 17 2001, 7:05 PM EDT Att. 10,433 - Sunny - 82 F					
Ramon Martinez, R (1, 6) OBP: 0.340, SLG: 0.317 Tim Worrell, R (7, 1) Alan Embree, L (8, 1)										3	0	0	1	0	1	1						
Barry Bonds, L (1, 7) OBP: 0.431, SLG: 0.754										3	1	1	2	1	1	1						
Jeff Kent, R (1, 4) OBP: 0.319, SLG: 0.500										3	0	0	0	1	1	1						
Armando Rios, L (1, 9) OBP: 0.321, SLG: 0.465										4	0	0	0	0	3	2						
Pedro Feliz, R (1, 5) OBP: 0.241, SLG: 0.220										4	0	0	0	0	1	0						
Edwards Guzman, L (1, 3) OBP: 0.278, SLG: 0.500										4	0	1	0	0	0	0						
Bobby Estalella, R (1, 2) OBP: 0.295, SLG: 0.391										4	0	0	0	0	0	1						
Russ Ortiz, R (1, 1) OBP: 0.200, SLG: 0.211 Rich Aurilia, R (7, PH) OBP: 0.442, SLG: 0.655										2	1	1	0	0	0	1						
										1	0	0	0	0	0	0						
<b>Inning Stats</b>	R: 0 E: 0 K: 2 S: 9	H: 0 LOB: 1 BB: 1 P: 16	R: 0 E: 0 K: 1 S: 12	H: 1 LOB: 1 BB: 0 P: 18	R: 3 E: 0 K: 1 S: 14	H: 3 LOB: 0 BB: 0 P: 24	R: 0 E: 1 K: 1 S: 11	H: 0 LOB: 1 BB: 0 P: 17	R: 0 E: 0 K: 0 S: 13	H: 0 LOB: 2 BB: 2 P: 25	R: 0 E: 0 K: 0 S: 4	H: 0 LOB: 0 BB: 0 P: 8	R: 0 E: 0 K: 3 S: 7	H: 0 LOB: 0 BB: 0 P: 15	R: 0 E: 0 K: 3 S: 9	H: 0 LOB: 0 BB: 0 P: 11	R: 0 E: 0 K: 0 S: 5	H: 0 LOB: 0 BB: 0 P: 8	1B: 2 2B: 1 3B: 0 HR: 1	SF: 1 SAC: 0 DP: 0 HBP: 0	WP: 0 PB: 0 SB: 1 CS: 0	PA: 35
<b>PITCHER</b>	IP WLS BF H R ER SO BB IBB HBP BLK WP HR S P ERA WHIP																					
45 Chuck Smith, R (1, 1) ERA: 3.6	7.0 W 29 4 3 3 5 3 0 0 0 0 0 1 70 123 3.86 1.000																					
Dan Miceli, R (8, 1) ERA: 5.29	1.0 3 0 0 0 3 0 0 0 0 0 0 0 9 11 0.00 0.000																					
Braden Looper, R (9, 1) ERA: 4.58	1.0 3 0 0 0 0 0 0 0 0 0 0 0 5 8 0.00 0.000																					

Batter	1	2	3	4	5	6	7	8	9	AB	R	H	RBI	BB	SO	LOB	BOTTOM			
Luis Castillo, S (1, 4) OBP: 0.350, SLG: 0.338										4	2	3	0	1	0	0	<b>San Francisco Giants @ Florida Marlins</b> Pro Player Stadium, Miami, FL Thu May 17 2001, 7:05 PM EDT Att. 10,433 - Sunny - 82 F			
Eric Owens, R (1, 9) OBP: 0.331, SLG: 0.373										3	2	0	0	2	0	2				
Cliff Floyd, L (1, 7) OBP: 0.415, SLG: 0.660										4	2	3	3	0	0	0				
Preston Wilson, R (1, 8) OBP: 0.412, SLG: 0.536										3	1	0	1	1	0	4				
Charles Johnson, R (1, 2) OBP: 0.370, SLG: 0.622										4	0	0	0	0	1	4				
Kevin Millar, R (1, 5) OBP: 0.283, SLG: 0.451										4	0	3	4	0	0	0				
Derrek Lee, R (1, 3) OBP: 0.255, SLG: 0.341										4	0	0	0	0	3	3				
Alex Gonzalez, R (1, 6) OBP: 0.345, SLG: 0.360										4	1	1	0	0	2	1				
45 Chuck Smith, R (1, 1) OBP: 0.400, SLG: 0.400 Ryan McGuire, L (7, PH) OBP: 0.176, SLG: 0.176 Dan Miceli, R (8, 1) Lyle Mouton, R (8, PH) OBP: 0.059, SLG: 0.059 Braden Looper, R (9, 1)										1	0	0	0	0	0	0				
										1	0	0	0	0	0	0				
										0	0	0	0	0	0	0				
										0	0	0	0	0	0	0				
										0	0	0	0	0	0	0				
<b>Inning Stats</b>	R: 0 E: 0 K: 0 S: 8	H: 0 LOB: 0 BB: 0 P: 14	R: 0 E: 0 K: 1 S: 7	H: 0 LOB: 0 BB: 0 P: 9	R: 0 E: 0 K: 1 S: 11	H: 0 LOB: 0 BB: 0 P: 15	R: 3 E: 1 K: 1 S: 21	H: 2 LOB: 1 BB: 1 P: 36	R: 1 E: 0 K: 0 S: 14	H: 3 LOB: 2 BB: 1 P: 21	R: 0 E: 0 K: 2 S: 10	H: 1 LOB: 1 BB: 0 P: 11	R: 4 E: 0 K: 1 S: 14	H: 3 LOB: 1 BB: 2 P: 29	R: 0 E: 0 K: 0 S: 14	H: 1 LOB: 1 BB: 0 P: 20	1B: 7 2B: 1 3B: 2 HR: 0	SF: 0 SAC: 1 DP: 1 HBP: 0	WP: 1 PB: 0 SB: 0 CS: 0	PA: 38
<b>PITCHER</b>	IP WLS BF H R ER SO BB IBB HBP BLK WP HR S P ERA WHIP																			
Russ Ortiz, R (1, 1) ERA: 2.79	6.0 L 26 6 4 2 2 5 2 0 0 0 0 0 71 106 3.00 1.333																			
Tim Worrell, R (7, 1) ERA: 3.0	1.0 8 3 4 4 1 1 1 0 0 0 0 0 14 29 36.00 4.000																			
Alan Embree, L (8, 1) ERA: 10.43	1.0 4 1 0 0 0 0 0 0 0 0 0 0 14 20 0.00 1.000																			

AB 31  
R 3  
H 4  
RBI 3  
BB 3  
SO 8  
LOB 7



AB 33  
R 8  
H 10  
RBI 8  
BB 4  
SO 6  
LOB 14



Batter	1	2	3	4	5	6	7	8	9	AB	R	H	RBI	BB	SO	LOB	TOP						
Juan Pierre, L (1,8) OBP: 0.370, SLG: 0.350	1-1 S 2B		2-1 G4-3		1-1 G3		4-2 FC1-6 BB		0-1 G2-3	4	0	1	0	1	0	1	<b>Colorado Rockies @ Florida Marlins</b> Pro Player Stadium, Miami, FL Fri May 18 2001, 7:05 PM EDT Att: 20,336 - Sunny - 83 F						
Neft Perez, S (1,6) OBP: 0.385, SLG: 0.532	0-0 F7		2-1 G4-3		2-1 1B 1B		2-2 FC1-6 1-2		0-0 1B	5	0	2	1	0	0	2							
Larry Walker, L (1,9) OBP: 0.449, SLG: 0.750	1-3 K		4-0 BB		0-1 1B 1B		2-3 K		1-1 G6-3	4	0	1	0	1	2	3							
17 Todd Helton, L (1,3) OBP: 0.470, SLG: 0.732	2-0 L3		0-0 F7		1-0 G3		0-2 F7			4	0	0	0	0	0	5							
Jeff Cirillo, R (1,5) OBP: 0.333, SLG: 0.556		2-1 G4-6-3 1B		1-2 L4		0-0 F9		1-2 G6-3		4	0	1	0	0	0	0							
Todd Walker, L (1,4) OBP: 0.366, SLG: 0.527		0-0 G4-6-3 1-2		0-0 CS 1B		1-2 G1		2-1 1B		4	0	2	0	0	0	1							
Greg Norton, S (1,7) OBP: 0.311, SLG: 0.470		1-1 2B		2-1 G5-3 1-2		4-2 2B BB		2-0 F8		3	0	1	0	1	0	2							
Ben Petrick, R (1,2) OBP: 0.288, SLG: 0.381		4-0 IBB		0-1 G3 SH3-4 1B		0-1 1B 1-3 2B		3-2 F9		3	1	2	0	1	0	1							
Pedro Astacio, R (1,1) OBP: 0.095, SLG: 0.095		1-3 K		0-1 SH3-4		2-2 F9		3-3 K		2	0	0	0	0	1	4							
Terry Shumpert, R (9,PH) OBP: 0.333, SLG: 0.321				1-2						1	0	0	0	0	1	0							
<b>Inning Stats</b>	R: 0 E: 0 K: 1 S: 8	H: 1 LOB: 1 BB: 0 P: 12	R: 0 E: 0 K: 1 S: 8	H: 2 LOB: 2 BB: 1 P: 16	R: 0 E: 0 K: 0 S: 5	H: 0 LOB: 1 BB: 1 P: 13	R: 0 E: 0 K: 0 S: 7	H: 1 LOB: 0 BB: 0 P: 10	R: 1 E: 0 K: 0 S: 11	H: 3 LOB: 2 BB: 0 P: 15	R: 0 E: 0 K: 0 S: 12	H: 1 LOB: 1 BB: 1 P: 19	R: 0 E: 0 K: 1 S: 10	H: 1 LOB: 1 BB: 0 P: 18	R: 0 E: 0 K: 1 S: 12	H: 1 LOB: 1 BB: 0 P: 16	1B: 7 2B: 3 3B: 0 HR: 0	SF: 0 SAC: 1 DP: 1 HBP: 0	WP: 0 PB: 0 SB: 1 CS: 1	PA: 39			
<b>PITCHER</b>	IP WLS BF H R ER SO BB IBB HBP BLK WP HR S P ERA WHIP	IP WLS BF H R ER SO BB IBB HBP BLK WP HR S P ERA WHIP	IP WLS BF H R ER SO BB IBB HBP BLK WP HR S P ERA WHIP	IP WLS BF H R ER SO BB IBB HBP BLK WP HR S P ERA WHIP	IP WLS BF H R ER SO BB IBB HBP BLK WP HR S P ERA WHIP	IP WLS BF H R ER SO BB IBB HBP BLK WP HR S P ERA WHIP	IP WLS BF H R ER SO BB IBB HBP BLK WP HR S P ERA WHIP	IP WLS BF H R ER SO BB IBB HBP BLK WP HR S P ERA WHIP	IP WLS BF H R ER SO BB IBB HBP BLK WP HR S P ERA WHIP	IP WLS BF H R ER SO BB IBB HBP BLK WP HR S P ERA WHIP	IP WLS BF H R ER SO BB IBB HBP BLK WP HR S P ERA WHIP	IP WLS BF H R ER SO BB IBB HBP BLK WP HR S P ERA WHIP	IP WLS BF H R ER SO BB IBB HBP BLK WP HR S P ERA WHIP	IP WLS BF H R ER SO BB IBB HBP BLK WP HR S P ERA WHIP	IP WLS BF H R ER SO BB IBB HBP BLK WP HR S P ERA WHIP	IP WLS BF H R ER SO BB IBB HBP BLK WP HR S P ERA WHIP	IP WLS BF H R ER SO BB IBB HBP BLK WP HR S P ERA WHIP						
A.J. Burnett, R (1,1) ERA: 0.84	6.1	W	29	8	1	1	2	3	1	0	0	0	0	0	0	0	0	0	0	56	96	1.42	1.737
Vic Darenbourg, L (7,1) ERA: 5.11	0.2	H	2	0	0	0	1	0	0	0	0	0	0	0	0	0	0	0	0	7	9	0.00	0.000
Dan Miceli, R (8,1) ERA: 4.96	1.0	H	4	1	0	0	0	0	0	0	0	0	0	0	0	0	0	0	0	10	18	0.00	1.000
Antonio Alfonseca, R (9,1) ERA: 2.55	1.0	S	4	1	0	0	1	0	0	0	0	0	0	0	0	0	0	0	0	12	16	0.00	1.000

AB	34
R	1
H	10
RBI	1
BB	4
SO	4
LOB	19



Batter	1	2	3	4	5	6	7	8	9	AB	R	H	RBI	BB	SO	LOB	BOTTOM						
Luis Castillo, S (1,4) OBP: 0.348, SLG: 0.331	3-3 K		2-1 G6-3			4-1 S BB		1-0 F7		3	0	0	0	1	1	0	<b>Colorado Rockies @ Florida Marlins</b> Pro Player Stadium, Miami, FL Fri May 18 2001, 7:05 PM EDT Att: 20,336 - Sunny - 83 F						
Eric Owens, R (1,9) OBP: 0.324, SLG: 0.363	0-3 K		1-1 G6-3		1-3 K		0-0 G3-1			4	0	0	0	0	2	1							
Antonio Alfonseca, R (9,1)					1-2 K					0	0	0	0	0	0	0							
Cliff Floyd, L (1,7) OBP: 0.413, SLG: 0.650	0-3 K		1-0 F3		4-0 G6-4-3 IBB					2	0	0	0	1	1	0							
Preston Wilson, R (1,8) OBP: 0.405, SLG: 0.526		1-3 K		3-2 G5-3		0-0 G6-4-3 1-2				3	0	0	0	0	1	2							
Charles Johnson, R (1,2) OBP: 0.383, SLG: 0.654		1-0 1B			1-2 HR		2-0 1B			3	1	3	1	0	0	0							
Kevin Millar, R (1,5) OBP: 0.286, SLG: 0.500		0-3 K			1-1 HR		2-3 K			3	1	1	1	0	2	2							
Dan Miceli, R (8,1)										0	0	0	0	0	0	0							
Lyle Mouton, R (9,9) OBP: 0.059, SLG: 0.059										0	0	0	0	0	0	0							
Derrek Lee, R (1,3) OBP: 0.257, SLG: 0.336		0-3 K			2-1 G6-4-3 HBP		0-0 P6			2	0	0	0	0	1	2							
Alex Gonzalez, R (1,6) OBP: 0.338, SLG: 0.352			1-3 K		0-1 G6-4-3 1-2		0-1 F7			3	0	0	0	0	1	2							
A.J. Burnett, R (1,1) OBP: 0.250, SLG: 0.286			1-3 K		0-0 F7			2-3 K		2	0	0	0	0	1	0							
Vic Darenbourg, L (7,1)										0	0	0	0	0	0	0							
Dave Berg, R (8,5) OBP: 0.171, SLG: 0.263										1	0	0	0	0	1	0							
<b>Inning Stats</b>	R: 0 E: 0 K: 3 S: 11	H: 0 LOB: 0 BB: 0 P: 14	R: 0 E: 0 K: 3 S: 10	H: 1 LOB: 1 BB: 0 P: 12	R: 0 E: 0 K: 2 S: 9	H: 0 LOB: 0 BB: 0 P: 13	R: 0 E: 0 K: 0 S: 7	H: 0 LOB: 0 BB: 0 P: 12	R: 2 E: 0 K: 0 S: 9	H: 2 LOB: 0 BB: 0 P: 13	R: 0 E: 0 K: 1 S: 5	H: 0 LOB: 1 BB: 2 P: 14	R: 0 E: 0 K: 1 S: 8	H: 1 LOB: 1 BB: 0 P: 12	R: 0 E: 0 K: 1 S: 5	H: 0 LOB: 0 BB: 0 P: 8	1B: 2 2B: 0 3B: 0 HR: 2	SF: 0 SAC: 0 DP: 2 HBP: 1	WP: 0 PB: 0 SB: 1 CS: 0	PA: 29			
<b>PITCHER</b>	IP WLS BF H R ER SO BB IBB HBP BLK WP HR S P ERA WHIP	IP WLS BF H R ER SO BB IBB HBP BLK WP HR S P ERA WHIP	IP WLS BF H R ER SO BB IBB HBP BLK WP HR S P ERA WHIP	IP WLS BF H R ER SO BB IBB HBP BLK WP HR S P ERA WHIP	IP WLS BF H R ER SO BB IBB HBP BLK WP HR S P ERA WHIP	IP WLS BF H R ER SO BB IBB HBP BLK WP HR S P ERA WHIP	IP WLS BF H R ER SO BB IBB HBP BLK WP HR S P ERA WHIP	IP WLS BF H R ER SO BB IBB HBP BLK WP HR S P ERA WHIP	IP WLS BF H R ER SO BB IBB HBP BLK WP HR S P ERA WHIP	IP WLS BF H R ER SO BB IBB HBP BLK WP HR S P ERA WHIP	IP WLS BF H R ER SO BB IBB HBP BLK WP HR S P ERA WHIP	IP WLS BF H R ER SO BB IBB HBP BLK WP HR S P ERA WHIP	IP WLS BF H R ER SO BB IBB HBP BLK WP HR S P ERA WHIP	IP WLS BF H R ER SO BB IBB HBP BLK WP HR S P ERA WHIP	IP WLS BF H R ER SO BB IBB HBP BLK WP HR S P ERA WHIP	IP WLS BF H R ER SO BB IBB HBP BLK WP HR S P ERA WHIP							
Pedro Astacio, R (1,1) ERA: 4.5	8.0	L	29	4	2	2	11	1	1	1	1	0	0	0	0	0	0	0	0	64	98	2.25	0.625

AB	26
R	2
H	4
RBI	2
BB	2
SO	11
LOB	9



Batter	1	2	3	4	5	6	7	8	9	AB	R	H	RBI	BB	SO	LOB	TOP		
Juan Pierre, L (1, 8) OBP: 0.374, SLG: 0.349	1-3 K		0-1 G3			4-1 G4-3 SH3-4 BB		1-1 PB 1B		3	0	1	0	1	1	0	<b>Colorado Rockies @ Florida Marlins</b> Pro Player Stadium, Miami, FL Sat May 19 2001, 7:05 PM EDT Att: 23,122 - Sunny - 81 F		
Terry Shumpert, R (1, 4) OBP: 0.317, SLG: 0.304	2-2 G5-3		1-2 G6-3			0-0 SH3-4		0-3 K		3	0	0	0	0	1	1			
Larry Walker, L (1, 9) OBP: 0.444, SLG: 0.734	4-1 BB			3-3 K		0-2 G4-3		2-3 K		3	0	0	0	1	2	2			
17 Todd Helton, L (1, 3) OBP: 0.466, SLG: 0.717	1-3 K			1-2 G3-1		4-2 BB		2-2 G4-3		3	0	0	0	1	1	1			
Jeff Cirillo, R (1, 5) OBP: 0.330, SLG: 0.539 Juan Uribe, R (9, PR) OBP: 0.310, SLG: 0.350		1-2 G6-3		1-0 L6		1-0 P3			1-0 HBP	3	0	0	0	0	0	2			
Neifi Perez, S (1, 6) OBP: 0.388, SLG: 0.539		0-0 FC1-4 S 1B			2-2 2B		0-1 F8		1-0 F8	4	0	2	0	0	0	1			
Ron Gant, R (1, 7) OBP: 0.327, SLG: 0.471		1-1 FC1-6-5 FC5-4 1-3			0-3 K		0-0 F8		1-3 K	4	0	0	0	0	2	3			
Ben Petrick, R (1, 2) OBP: 0.276, SLG: 0.364		0-0 FC5-4 1-2			2-3 K		1-1 F8			3	0	0	0	0	1	2			
John Thomson, R (1, 1) Greg Norton, S (8, PH) OBP: 0.308, SLG: 0.464 Gabe White, L (8, 1)			0-3 K		1-3 K			2-0 P6		2	0	0	0	0	2	1			
										1	0	0	0	0	0	0			
										0	0	0	0	0	0	0			
<b>Inning Stats</b>	R: 0 H: 0 E: 0 K: 2 S: 17	H: 0 LOB: 1 BB: 1 P: 25	R: 0 H: 1 E: 0 K: 0 S: 8	H: 1 LOB: 1 BB: 0 P: 10	R: 0 H: 0 E: 0 K: 1 S: 11	H: 0 LOB: 0 BB: 0 P: 12	R: 0 H: 0 E: 0 K: 1 S: 9	H: 0 LOB: 0 BB: 0 P: 14	R: 0 H: 1 E: 0 K: 3 S: 13	H: 1 LOB: 1 BB: 0 P: 18	R: 0 H: 0 E: 0 K: 0 S: 5	H: 0 LOB: 0 BB: 0 P: 6	R: 0 H: 1 E: 0 K: 2 S: 9	H: 1 LOB: 1 BB: 0 P: 14	R: 0 H: 0 E: 0 K: 1 S: 8	H: 0 LOB: 1 BB: 0 P: 13	1B: 2 2B: 1 3B: 0 HR: 0	SF: 0 SAC: 1 DP: 0 HBP: 1	WP: 0 PA: 34 PB: 1 SB: 0 CS: 1
<b>PITCHER</b>	IP WLS BF H R ER SO BB IBB HBP BLK WP HR S P ERA WHIP	IP WLS BF H R ER SO BB IBB HBP BLK WP HR S P ERA WHIP	IP WLS BF H R ER SO BB IBB HBP BLK WP HR S P ERA WHIP	IP WLS BF H R ER SO BB IBB HBP BLK WP HR S P ERA WHIP	IP WLS BF H R ER SO BB IBB HBP BLK WP HR S P ERA WHIP	IP WLS BF H R ER SO BB IBB HBP BLK WP HR S P ERA WHIP	IP WLS BF H R ER SO BB IBB HBP BLK WP HR S P ERA WHIP	IP WLS BF H R ER SO BB IBB HBP BLK WP HR S P ERA WHIP	IP WLS BF H R ER SO BB IBB HBP BLK WP HR S P ERA WHIP	IP WLS BF H R ER SO BB IBB HBP BLK WP HR S P ERA WHIP	IP WLS BF H R ER SO BB IBB HBP BLK WP HR S P ERA WHIP	IP WLS BF H R ER SO BB IBB HBP BLK WP HR S P ERA WHIP	IP WLS BF H R ER SO BB IBB HBP BLK WP HR S P ERA WHIP	IP WLS BF H R ER SO BB IBB HBP BLK WP HR S P ERA WHIP	IP WLS BF H R ER SO BB IBB HBP BLK WP HR S P ERA WHIP	IP WLS BF H R ER SO BB IBB HBP BLK WP HR S P ERA WHIP	IP WLS BF H R ER SO BB IBB HBP BLK WP HR S P ERA WHIP	IP WLS BF H R ER SO BB IBB HBP BLK WP HR S P ERA WHIP	IP WLS BF H R ER SO BB IBB HBP BLK WP HR S P ERA WHIP

AB	29
R	0
H	3
RBI	0
BB	3
SO	10
LOB	13



Batter	1	2	3	4	5	6	7	8	9	AB	R	H	RBI	BB	SO	LOB	BOTTOM		
Luis Castillo, S (1, 4) OBP: 0.341, SLG: 0.323	0-1 G6-3		1-1 G4-3			1-0 G5-3		1-3 K		4	0	0	0	0	1	1	<b>Colorado Rockies @ Florida Marlins</b> Pro Player Stadium, Miami, FL Sat May 19 2001, 7:05 PM EDT Att: 23,122 - Sunny - 81 F		
Eric Owens, R (1, 9) Antonio Alfonseca, R (9, 1)	1-0 G4-1			2-2 F9		1-0 F8		3-2 P4		4	0	0	0	0	0	0			
Cliff Floyd, L (1, 7) OBP: 0.406, SLG: 0.637	0-1 P6			1-2 P4		0-2 P6				3	0	0	0	0	0	0			
Preston Wilson, R (1, 8) OBP: 0.398, SLG: 0.516		0-0 G1-3		0-3 K			0-3 K			3	0	0	0	0	2	0			
Charles Johnson, R (1, 2) OBP: 0.382, SLG: 0.644		1-0 F9			4-2 1B BB		2-2 F9			2	0	0	0	1	0	0			
Kevin Millar, R (1, 5) Armando Almanza, L (8, 1)		1-2 P6			0-0 P6		0-1 HR			3	1	2	1	0	0	1			
Lyle Mouton, R (9, 9) OBP: 0.059, SLG: 0.059		1B								0	0	0	0	0	0	0			
Derrek Lee, R (1, 3) OBP: 0.258, SLG: 0.336		2-2 G5-3			2-2 F9		0-2 FC6-4 1B			3	0	1	0	0	0	2			
Alex Gonzalez, R (1, 6) OBP: 0.345, SLG: 0.354			4-2 G4-3 BB			0-0 P6		1-0 FC6-4		2	0	1	0	1	0	1			
Brad Penny, R (1, 1) Dave Berg, R (8, 5)			0-3 K		3-3 K			0-3 K		2	0	0	0	0	2	3			
										1	0	0	0	0	1	0			
<b>Inning Stats</b>	R: 0 H: 0 E: 0 K: 0 S: 5	H: 1 LOB: 0 BB: 0 P: 6	R: 0 H: 1 E: 0 K: 0 S: 9	H: 1 LOB: 0 BB: 0 P: 13	R: 0 H: 0 E: 0 K: 1 S: 7	H: 0 LOB: 1 BB: 1 P: 12	R: 0 H: 0 E: 0 K: 1 S: 11	H: 0 LOB: 0 BB: 0 P: 14	R: 0 H: 1 E: 0 K: 1 S: 20	H: 1 LOB: 2 BB: 1 P: 29	R: 1 H: 2 E: 0 K: 1 S: 13	H: 2 LOB: 1 BB: 0 P: 16	R: 0 H: 0 E: 0 K: 2 S: 10	H: 0 LOB: 0 BB: 0 P: 14	R: 0 H: 0 E: 0 K: 1 S: 8	H: 0 LOB: 0 BB: 0 P: 13	1B: 3 2B: 0 3B: 0 HR: 1	SF: 0 SAC: 0 DP: 1 HBP: 0	WP: 0 PA: 29 PB: 0 SB: 0 CS: 0
<b>PITCHER</b>	IP WLS BF H R ER SO BB IBB HBP BLK WP HR S P ERA WHIP	IP WLS BF H R ER SO BB IBB HBP BLK WP HR S P ERA WHIP	IP WLS BF H R ER SO BB IBB HBP BLK WP HR S P ERA WHIP	IP WLS BF H R ER SO BB IBB HBP BLK WP HR S P ERA WHIP	IP WLS BF H R ER SO BB IBB HBP BLK WP HR S P ERA WHIP	IP WLS BF H R ER SO BB IBB HBP BLK WP HR S P ERA WHIP	IP WLS BF H R ER SO BB IBB HBP BLK WP HR S P ERA WHIP	IP WLS BF H R ER SO BB IBB HBP BLK WP HR S P ERA WHIP	IP WLS BF H R ER SO BB IBB HBP BLK WP HR S P ERA WHIP	IP WLS BF H R ER SO BB IBB HBP BLK WP HR S P ERA WHIP	IP WLS BF H R ER SO BB IBB HBP BLK WP HR S P ERA WHIP	IP WLS BF H R ER SO BB IBB HBP BLK WP HR S P ERA WHIP	IP WLS BF H R ER SO BB IBB HBP BLK WP HR S P ERA WHIP	IP WLS BF H R ER SO BB IBB HBP BLK WP HR S P ERA WHIP	IP WLS BF H R ER SO BB IBB HBP BLK WP HR S P ERA WHIP	IP WLS BF H R ER SO BB IBB HBP BLK WP HR S P ERA WHIP	IP WLS BF H R ER SO BB IBB HBP BLK WP HR S P ERA WHIP	IP WLS BF H R ER SO BB IBB HBP BLK WP HR S P ERA WHIP	IP WLS BF H R ER SO BB IBB HBP BLK WP HR S P ERA WHIP


AB	27
R	1
H	4
RBI	1
BB	2
SO	6
LOB	8



Batter	1	2	3	4	5	6	7	8	9	AB	R	H	RBI	BB	SO	LOB	TOP										
Juan Pierre, L (1, 8) OBP: 0.382, SLG: 0.362	G1-3		SH1-4 WP 1B			F9			E SF9 BB	4	2	2	0	1	0	2											
Neft Perez, S (1, 6) OBP: 0.377, SLG: 0.527	G3		SH1-4		F8	K			SF9 1-H	3	0	0	1	0	1	3											
Larry Walker, L (1, 9) OBP: 0.443, SLG: 0.741	HR		K						G6-3	4	1	1	1	1	2	0											
17 Todd Helton, L (1, 3) OBP: 0.459, SLG: 0.720	HR		G3						F7	5	1	1	1	0	1	2											
Jeff Cirillo, R (1, 5) OBP: 0.336, SLG: 0.533	G6-3									3	1	1	0	1	1	0											
Greg Norton, S (1, 7) OBP: 0.309, SLG: 0.460		P6								3	0	1	0	0	1	0											
Mark Little, R (6, PR) OBP: 0.360, SLG: 0.500										1	1	0	0	0	0	1											
Terry Shumpert, R (1, 4) OBP: 0.303, SLG: 0.288	F7									3	0	0	0	0	1	0											
Ben Petrick, R (1, 2) OBP: 0.288, SLG: 0.371										4	0	2	2	0	1	0											
Mike Hampton, R (1, 1) OBP: 0.250, SLG: 0.464										3	1	1	1	0	0	3											
Ron Gant, R (8, PH) OBP: 0.323, SLG: 0.465	G1-3									1	0	0	0	0	1	0											
Kane Davis, R (8, 1)										0	0	0	0	0	0	0											
Jose Jimenez, R (9, 1)										0	0	0	0	0	0	0											
<b>Inning Stats</b>	R: 2 E: 0 K: 0 S: 11	H: 2 LOB: 0 BB: 0 P: 18	R: 0 E: 0 K: 0 S: 6	H: 1 LOB: 1 BB: 0 P: 8	R: 1 E: 0 K: 1 S: 8	H: 1 LOB: 0 BB: 0 P: 15	R: 0 E: 0 K: 2 S: 9	H: 0 LOB: 0 BB: 0 P: 14	R: 1 E: 0 K: 1 S: 14	H: 2 LOB: 2 BB: 1 P: 24	R: 2 E: 1 K: 1 S: 14	H: 3 LOB: 2 BB: 0 P: 23	R: 0 E: 0 K: 1 S: 8	H: 0 LOB: 1 BB: 1 P: 15	R: 0 E: 0 K: 3 S: 10	H: 0 LOB: 0 BB: 0 P: 16	R: 1 E: 0 K: 0 S: 7	H: 0 LOB: 0 BB: 1 P: 13	1B: 5 2B: 1 3B: 0 HR: 3	SF: 1 SAC: 2 DP: 0 HBP: 0	WP: 1 PB: 0 SB: 2 CS: 0	PA: 40					
<b>PITCHER</b>	IP	WLS	BF	H	R	ER	SO	BB	IBB	HBP	BLK	WP	HR	S	P	ERA	WHIP										
Ryan Dempster, R (1, 1) ERA: 5.64	5.0	L	26	9	6	6	4	1	0	0	0	1	3	55	91	10.80	2.000										
Ricky Bones, R (6, 1) ERA: 2.75	1.0		3	0	0	0	1	0	0	0	0	0	0	7	11	0.00	0.000										
Armando Almanza, L (7, 1) ERA: 1.64	1.0		4	0	0	0	1	1	0	0	0	0	0	8	15	0.00	1.000										
Vladimir Nunez, R (8, 1) ERA: 3.18	2.0		7	0	1	0	3	1	0	0	0	0	0	17	29	0.00	0.500										

Colorado Rockies @ Florida Marlins  
Pro Player Stadium, Miami, FL  
Sun May 20 2001, 1:05 PM EDT  
Att. 13,367 - Sunny - 85 F


AB 34  
R 7  
H 9  
RBI 6  
BB 3  
SO 9  
LOB 11



Batter	1	2	3	4	5	6	7	8	9	AB	R	H	RBI	BB	SO	LOB	BOTTOM										
Luis Castillo, S (1, 4) OBP: 0.339, SLG: 0.321	FC5-4 1B	G6-3			F7		F7			4	0	1	0	0	0	3											
Eric Owens, R (1, 9) OBP: 0.320, SLG: 0.376	FC5-4 2B		G3 3B		G4-3 2B		G1-3			4	2	2	0	0	0	2											
Cliff Floyd, L (1, 7) OBP: 0.408, SLG: 0.640	1-H 2B		G3		G4-3		G6-4-3 1B			4	0	2	2	0	0	1											
Preston Wilson, R (1, 8) OBP: 0.394, SLG: 0.506	G6-4-3 BB		F7		G5-3					3	0	0	0	1	1	2											
Kevin Millar, R (1, 5) OBP: 0.302, SLG: 0.541	G6-4-3		G3				G6-4-3 1B		G6-4-3	4	0	1	0	0	0	3											
Derrek Lee, R (1, 3) OBP: 0.285, SLG: 0.348							G6-4-3		G1-4-3 G5-3 1B	4	0	2	0	0	1	1											
Mike Redmond, R (1, 2) OBP: 0.379, SLG: 0.481							F9		G5-3	4	0	2	0	0	0	1											
Alex Gonzalez, R (1, 6) OBP: 0.342, SLG: 0.351									G1-4-3	1	0	0	0	0	0	2											
Dave Berg, R (4, 6) OBP: 0.176, SLG: 0.262										3	0	1	0	0	0	2											
Ryan Dempster, R (1, 1) ERA: 5.64										2	0	0	0	0	1	3											
Ricky Bones, R (6, 1) ERA: 2.75										0	0	0	0	0	0	0											
Armando Almanza, L (7, 1) ERA: 1.64										0	0	0	0	0	0	0											
Ryan McGuire, L (7, PH) OBP: 0.147, SLG: 0.167										1	0	0	0	0	0	1											
Vladimir Nunez, R (8, 1) ERA: 3.18										0	0	0	0	0	0	0											
John Mabry, R (9, PH) OBP: 0.167, SLG: 0.167										1	0	0	0	0	0	1											
<b>Inning Stats</b>	R: 1 E: 0 K: 0 S: 8	H: 2 LOB: 1 BB: 1 P: 16	R: 0 E: 0 K: 1 S: 10	H: 2 LOB: 2 BB: 0 P: 14	R: 1 E: 0 K: 0 S: 9	H: 1 LOB: 0 BB: 0 P: 15	R: 0 E: 0 K: 1 S: 12	H: 1 LOB: 1 BB: 0 P: 17	R: 0 E: 0 K: 0 S: 7	H: 1 LOB: 1 BB: 0 P: 8	R: 0 E: 0 K: 0 S: 12	H: 1 LOB: 1 BB: 0 P: 16	R: 0 E: 0 K: 1 S: 8	H: 1 LOB: 0 BB: 0 P: 13	R: 0 E: 0 K: 1 S: 9	H: 1 LOB: 0 BB: 0 P: 11	R: 0 E: 0 K: 0 S: 8	H: 1 LOB: 1 BB: 0 P: 14	1B: 7 2B: 3 3B: 1 HR: 0	SF: 0 SAC: 0 DP: 3 HBP: 0	WP: 0 PB: 0 SB: 0 CS: 0	PA: 36					
<b>PITCHER</b>	IP	WLS	BF	H	R	ER	SO	BB	IBB	HBP	BLK	WP	HR	S	P	ERA	WHIP										
Mike Hampton, L (1, 1) ERA: 2.8	7.0	W	29	9	2	2	2	1	0	0	0	0	0	66	99	2.57	1.429										
Kane Davis, R (8, 1) ERA: 3.18	1.0		3	1	0	0	1	0	0	0	0	0	0	9	11	0.00	1.000										
Jose Jimenez, R (9, 1) ERA: 4.8	1.0		4	1	0	0	0	0	0	0	0	0	0	8	14	0.00	1.000										

Colorado Rockies @ Florida Marlins  
Pro Player Stadium, Miami, FL  
Sun May 20 2001, 1:05 PM EDT  
Att. 13,367 - Sunny - 85 F

AB 35  
R 2  
H 11  
RBI 2  
BB 1  
SO 3  
LOB 22




Batter	1	2	3	4	5	6	7	8	9	AB	R	H	RBI	BB	SO	LOB	TOP											
Quilvio Veras, S OBP: 0.299, SLG: 0.344	G4-3		K			HR	G3			4	1	1	0	0	1	1	Atlanta Braves @ Florida Marlins Pro Player Stadium, Miami, FL Mon May 21 2001, 7:05 PM EDT Att. 12,169 - Sunny - 83 F											
Andruw Jones, R OBP: 0.342, SLG: 0.528	HR					HR		F8		4	2	3	4	0	0	0												
10 Chipper Jones, S OBP: 0.412, SLG: 0.575	G6-3					WP		E4		4	1	1	0	0	1	0												
Brian Jordan, R OBP: 0.308, SLG: 0.468	K					CS		K		3	0	0	0	1	2	1												
Dave Martinez, L OBP: 0.424, SLG: 0.414 John Rocker, R (8, 1)	K					CS		G5-3		4	0	1	1	0	1	1												
Javy Lopez, R OBP: 0.299, SLG: 0.404	G6-3					3-H				4	0	0	0	0	2	2												
Wes Helms, R OBP: 0.244, SLG: 0.473	K					1-2		F9		4	0	0	0	0	1	1												
Rafael Furcal, S OBP: 0.276, SLG: 0.341			SH2-4 1B							3	1	1	0	1	1	0												
Tom Glavine, L (1, 1) Jason Marquis, L OBP: 0.500, SLG: 0.500 Bernard Gilkey, R OBP: 0.400, SLG: 0.455			SH2-4							2	0	0	0	0	1	1												
										0	0	0	0	0	0	0												
										0	0	0	0	0	0	0												
<b>Inning Stats</b>	R: 1 E: 0 K: 1 S: 8	H: 1 LOB: 0 BB: 0 P: 12	R: 0 E: 0 K: 2 S: 8	H: 0 LOB: 0 BB: 0 P: 10	R: 1 E: 0 K: 1 S: 9	H: 2 LOB: 1 BB: 0 P: 17	R: 0 E: 0 K: 1 S: 10	H: 0 LOB: 0 BB: 0 P: 14	R: 0 E: 0 K: 0 S: 5	H: 0 LOB: 1 BB: 1 P: 11	R: 3 E: 0 K: 1 S: 19	H: 4 LOB: 1 BB: 1 P: 33	R: 0 E: 0 K: 1 S: 6	H: 0 LOB: 0 BB: 0 P: 9	R: 0 E: 1 K: 2 S: 11	H: 0 LOB: 1 BB: 0 P: 15	R: 0 E: 0 K: 2 S: 10	H: 0 LOB: 0 BB: 0 P: 14	1B: 4 2B: 2 3B: 0 HR: 2	SF: 0 SAC: 1 DP: 1 HBP: 0	WP: 1 PB: 0 SB: 1 CS: 2	PA: 35						
<b>PITCHER</b>	IP	WLS	BF	H	R	ER	SO	BB	IBB	HBP	BLK	WP	HR	S	P	ERA	WHIP											
Matt Clement, R ERA: 5.75	(1, 1)	5.0	L	22	6	5	5	5	2	0	0	0	1	2	50	81	9.00	1.600										
Ricky Bones, R ERA: 2.45	(6, 1)	2.0		6	1	0	0	2	0	0	0	0	0	0	15	25	0.00	0.500										
Braden Looper, R ERA: 4.35	(8, 1)	1.0		4	0	0	0	1	0	0	0	0	0	0	11	15	0.00	0.000										
Vic Darenburg, L ERA: 4.73	(9, 1)	1.0		3	0	0	0	2	0	0	0	0	0	0	10	14	0.00	0.000										


Batter	1	2	3	4	5	6	7	8	9	AB	R	H	RBI	BB	SO	LOB	BOTTOM											
Luis Castillo, S OBP: 0.340, SLG: 0.323	P4		F9			S		FC4-6	FC6-4	5	0	2	0	0	0	1	Atlanta Braves @ Florida Marlins Pro Player Stadium, Miami, FL Mon May 21 2001, 7:05 PM EDT Att. 12,169 - Sunny - 83 F											
Eric Owens, R OBP: 0.319, SLG: 0.373	S		K			G1-3		FC4-6		4	1	1	0	0	1	3												
Cliff Floyd, L OBP: 0.399, SLG: 0.623	K					L3		F9		4	0	0	0	0	1	3												
Preston Wilson, R OBP: 0.388, SLG: 0.497 John Mabry, L OBP: 0.251, SLG: 0.167	P4					G5-3		P6		3	0	0	0	0	0	2												
Kevin Millar, R OBP: 0.328, SLG: 0.569										4	0	3	1	0	0	0												
Derek Lee, R OBP: 0.259, SLG: 0.340 Charles Johnson, R OBP: 0.379, SLG: 0.639 Vic Darenburg, L (9, 1)						G6-3				3	0	0	0	0	1	2												
Mike Redmond, R OBP: 0.394, SLG: 0.567	HR									1	0	0	0	0	1	2												
Alex Gonzalez, R OBP: 0.333, SLG: 0.341	K									4	0	0	0	0	2	2												
Matt Clement, R OBP: 0.269, SLG: 0.059 Ricky Bones, R OBP: 0.300, SLG: 0.500 Braden Looper, R OBP: 0.211, SLG: 0.187 Dave Berg, R OBP: 0.174, SLG: 0.256										2	0	0	0	0	2	0												
										0	0	0	0	0	0	0												
										0	0	0	0	0	0	0												
										0	1	0	0	1	0	0												
										1	0	0	0	0	1	1												
<b>Inning Stats</b>	R: 0 E: 0 K: 1 S: 11	H: 1 LOB: 1 BB: 0 P: 17	R: 1 E: 0 K: 2 S: 10	H: 1 LOB: 0 BB: 0 P: 15	R: 0 E: 0 K: 2 S: 8	H: 0 LOB: 0 BB: 0 P: 11	R: 0 E: 0 K: 0 S: 9	H: 1 LOB: 1 BB: 0 P: 16	R: 0 E: 0 K: 1 S: 8	H: 0 LOB: 0 BB: 0 P: 13	R: 0 E: 0 K: 0 S: 8	H: 1 LOB: 1 BB: 0 P: 14	R: 0 E: 0 K: 1 S: 9	H: 1 LOB: 1 BB: 0 P: 11	R: 2 E: 0 K: 1 S: 18	H: 2 LOB: 2 BB: 2 P: 34	R: 0 E: 0 K: 1 S: 9	H: 0 LOB: 1 BB: 1 P: 15	1B: 5 2B: 1 3B: 0 HR: 1	SF: 0 SAC: 0 DP: 0 HBP: 0	WP: 1 PB: 0 SB: 2 CS: 0	PA: 37						
<b>PITCHER</b>	IP	WLS	BF	H	R	ER	SO	BB	IBB	HBP	BLK	WP	HR	S	P	ERA	WHIP											
Tom Glavine, L ERA: 4.16	(1, 1)	7.0	W	26	5	1	7	0	0	0	0	0	0	1	63	97	1.29	0.714										
Jason Marquis, R ERA: 3.43	(8, 1)	0.1		3	1	2	2	0	1	0	0	0	0	0	8	16	54.00	6.000										
John Rocker, L ERA: 3.54	(8, 1)	1.2	S	8	1	0	0	2	2	0	0	0	1	0	19	33	0.00	1.800										



Batter	1	2	3	4	5	6	7	8	9	AB	R	H	RBI	BB	SO	LOB	TOP								
Quilvio Veras, S OBP: 0.305, SLG: 0.365 (1, 4)	F9			CS 1B		K		1B 3B		4	1	2	0	0	1	1	Atlanta Braves @ Florida Marlins Pro Player Stadium, Miami, FL Tue May 22 2001, 7:05 PM EDT Att: 12,014 - Cloudy - 81 F								
Andruw Jones, R OBP: 0.345, SLG: 0.527 (1, 8)	K			K		K	FC4-6 1B	10 G4-3 1B		4	0	2	1	0	2	1									
10 Chipper Jones, S OBP: 0.408, SLG: 0.564 (1, 5)	K			1B BB		K		G4-3		3	0	0	0	1	2	3									
Brian Jordan, R OBP: 0.306, SLG: 0.463 (1, 9)		G6-3		1B		FC4-6		K		4	0	1	0	0	1	3									
Dave Martinez, L OBP: 0.414, SLG: 0.435 (1, 7)		G4-3		1B			K		1B 3B	4	1	1	0	0	2	2									
Javy Lopez, R OBP: 0.298, SLG: 0.400 Bernard Gilkey, R OBP: 0.400, SLG: 0.455 (1, 2)	G5-3				F8		F9	FC4-6 1B		4	0	1	1	0	0	0									
Rico Brogna, L OBP: 0.317, SLG: 0.318 (1, 3)			G4-3		F8		2B	FC4-6 G6-3 1B		4	0	1	0	0	0	1									
Rafael Furcal, S OBP: 0.271, SLG: 0.333 (1, 6)			F7		G6-3		G4-3	G6-3		4	0	0	0	0	0	2									
29 John Smoltz, R Kerry Ligtenberg, R Keith Lockhart, L Dan Miccili, R Matt Whiteside, R Wes Helms, R (1, 1)	G6-3					1B BB		F9	K	1	0	0	0	1	0	0									
<b>Inning Stats</b>	R: 0 H: 0 E: 0 K: 2 S: 9	H: 0 LOB: 0 BB: 0 P: 14	R: 0 H: 0 E: 0 K: 0 S: 5	H: 0 LOB: 0 BB: 0 P: 7	R: 0 H: 0 E: 0 K: 0 S: 4	H: 0 LOB: 0 BB: 0 P: 5	R: 0 H: 2 E: 0 K: 2 S: 12	H: 2 LOB: 2 BB: 1 P: 20	R: 0 H: 0 E: 0 K: 0 S: 6	H: 0 LOB: 0 BB: 0 P: 8	R: 0 H: 1 E: 0 K: 2 S: 18	H: 1 LOB: 2 BB: 1 P: 27	R: 0 H: 1 E: 0 K: 1 S: 7	H: 1 LOB: 1 BB: 0 P: 13	R: 1 H: 2 E: 0 K: 1 S: 11	H: 2 LOB: 1 BB: 0 P: 18		R: 1 H: 2 E: 0 K: 1 S: 14	H: 2 LOB: 2 BB: 0 P: 16	1B: 5 2B: 1 3B: 2 HR: 0	SF: 0 SAC: 0 DP: 0 HBP: 0	WP: 0 PB: 0 SB: 0 CS: 1	PA: 36		
<b>PITCHER</b>	IP	WLS	BF	H	R	ER	SO	BB	IBB	HBP	BLK	WP	HR	S	P	ERA	WHIP								
45 Chuck Smith, R ERA: 2.93 Dan Miccili, R ERA: 4.86 Antonio Alfonseca, R ERA: 2.75	7.2	W	30	6	1	1	7	2	0	0	0	0	0	68	106	1.17	1.043								
	0.1	H	1	0	0	0	1	0	0	0	0	0	0	4	6	0.00	0.000								
	1.0	S	5	2	1	1	1	0	0	0	0	0	0	14	16	9.00	2.000								

Batter	1	2	3	4	5	6	7	8	9	AB	R	H	RBI	BB	SO	LOB	BOTTOM								
Luis Castillo, S OBP: 0.337, SLG: 0.316 (1, 4)	G5-3		K		F7		F9 S BB	K		4	0	0	0	1	2	2	Atlanta Braves @ Florida Marlins Pro Player Stadium, Miami, FL Tue May 22 2001, 7:05 PM EDT Att: 12,014 - Cloudy - 81 F								
Eric Owens, R OBP: 0.317, SLG: 0.370 (1, 8)	2B 1B		P4		G6-3		F9			4	0	1	0	0	0	2									
Cliff Floyd, L OBP: 0.407, SLG: 0.631 (1, 7)	2B		F8			1B 1B	S IBB			3	1	2	0	1	0	1									
Charles Johnson, R OBP: 0.389, SLG: 0.640 (1, 2)	K			FC6-4 1B		1B 1B	1B IBB			3	1	2	0	1	1	2									
Kevin Millar, R OBP: 0.324, SLG: 0.551 Dave Berg, R OBP: 0.174, SLG: 0.256 (1, 5)	K			F8		1B	K			4	0	1	1	0	2	6									
John Mabry, L OBP: 0.176, SLG: 0.125 Preston Wilson, R OBP: 0.388, SLG: 0.497 (8, 8)	K		FC6-4 3B			K	G3-1			4	1	0	0	0	2	6									
Derrek Lee, R OBP: 0.265, SLG: 0.358 (1, 3)	G1-3			1B 3B		1B		P6		4	0	2	2	0	0	0									
Alex Gonzalez, R OBP: 0.325, SLG: 0.331 (1, 6)	F8			G3-1		F8		F8		4	0	0	0	0	0	3									
45 Chuck Smith, R OBP: 0.375, SLG: 0.375 Dan Miccili, R Ryan McGuire, L Antonio Alfonseca, R (1, 1)			1B		G4-3		G4-3			3	0	1	0	0	0	2									
<b>Inning Stats</b>	R: 0 H: 2 E: 0 K: 2 S: 15	H: 0 LOB: 0 BB: 0 P: 21	R: 0 H: 0 E: 0 K: 1 S: 8	H: 0 LOB: 0 BB: 0 P: 10	R: 0 H: 1 E: 0 K: 1 S: 14	H: 1 LOB: 1 BB: 0 P: 19	R: 1 H: 2 E: 0 K: 0 S: 9	H: 2 LOB: 1 BB: 0 P: 11	R: 0 H: 0 E: 0 K: 0 S: 5	H: 0 LOB: 0 BB: 0 P: 9	R: 2 H: 4 E: 0 K: 1 S: 16	H: 4 LOB: 2 BB: 0 P: 20	R: 0 H: 0 E: 0 K: 1 S: 12	H: 0 LOB: 3 BB: 3 P: 26	R: 0 H: 1 E: 0 K: 1 S: 8	H: 1 LOB: 1 BB: 0 P: 12		1B: 8 2B: 1 3B: 1 HR: 0	SF: 0 SAC: 0 DP: 0 HBP: 0	WP: 0 PB: 1 SB: 2 CS: 0	PA: 37				
<b>PITCHER</b>	IP	WLS	BF	H	R	ER	SO	BB	IBB	HBP	BLK	WP	HR	S	P	ERA	WHIP								
29 John Smoltz, R Kerry Ligtenberg, R Matt Whiteside, R	5.1	L	25	9	3	3	5	0	0	0	0	0	0	16	30	0.00	0.600								
	1.0		4	1	0	0	1	0	0	0	0	0	0	8	12	0.00	1.000								

Batter	1	2	3	4	5	6	7	8	9	AB R H RBI BB SO LOB	TOP																								
												<p>Atlanta Braves @ Florida Marlins Pro Player Stadium, Miami, FL Wed May 23 2001, 7:05 PM EDT</p> <p><a href="http://livebaseballscorecards.com">livebaseballscorecards.com</a></p> <p>AB 0 R 0 H 0 RBI 0 BB 0 SO 0 LOB 0</p> 																							
Inning Stats											1B: 0 SF: 0 WP: 0 PA: 0 2B: 0 SAC: 0 FB: 0 3B: 0 DP: 0 SB: 0 HR: 0 HBP: 0 CS: 0																								
PITCHER	IP	WLS	BF	H	R	ER	SO	BB	IBB	HBP	BLK	WP	HR	S	P	ERA	WHIP	PITCHER	IP	WLS	BF	H	R	ER	SO	BB	IBB	HBP	BLK	WP	HR	S	P	ERA	WHIP

Batter	1	2	3	4	5	6	7	8	9	AB R H RBI BB SO LOB	BOTTOM																								
												<p>Atlanta Braves @ Florida Marlins Pro Player Stadium, Miami, FL Wed May 23 2001, 7:05 PM EDT</p> <p><a href="http://livebaseballscorecards.com">livebaseballscorecards.com</a></p> <p>AB 0 R 0 H 0 RBI 0 BB 0 SO 0 LOB 0</p> 																							
Inning Stats											1B: 0 SF: 0 WP: 0 PA: 0 2B: 0 SAC: 0 FB: 0 3B: 0 DP: 0 SB: 0 HR: 0 HBP: 0 CS: 0																								
PITCHER	IP	WLS	BF	H	R	ER	SO	BB	IBB	HBP	BLK	WP	HR	S	P	ERA	WHIP	PITCHER	IP	WLS	BF	H	R	ER	SO	BB	IBB	HBP	BLK	WP	HR	S	P	ERA	WHIP



Batter	1	2	3	4	5	6	7	8	9	AB	R	H	RBI	BB	SO	LOB	TOP																				
Luis Castillo, S OBP: 0.330, SLG: 0.309	0-0 B5-3		2-2 G4-3		2-2 G4-3			3-2 F7		4	0	0	0	0	0	0																					
John Mabry, L OBP: 0.143, SLG: 0.100	1-3 K		1-3 K			3-1 P5		1-1 G3		4	0	0	0	0	2	0																					
Cliff Floyd, L OBP: 0.403, SLG: 0.621	3-2 G5-3		0-0 1B			1-1 P6			2-3 K	4	0	1	0	0	1	0																					
Preston Wilson, R OBP: 0.390, SLG: 0.503		2-2 1B 2B	2-3 1B			0-1 F7			0-1 2B	4	1	2	0	0	1	1																					
Mike Lowell, R OBP: 0.357, SLG: 0.504		0-1 2B 1B		1-1 F8			3-1 G5-3		2-0 G6-3	4	1	1	0	0	0	1																					
Charles Johnson, R OBP: 0.386, SLG: 0.636		0-0 2B		1-3 K			0-3 K		1-3 K	4	0	1	2	0	3	1																					
Kevin Millar, R OBP: 0.311, SLG: 0.528		0-1 G5-3		1-3 K			2-3 K			3	0	0	0	0	2	1																					
Alex Gonzalez, R OBP: 0.325, SLG: 0.352		3-3 K		1-3 K				1-0 HR		3	1	1	1	0	2	1																					
A.J. Burnett, R ERA: 2.84	0-1 FC6-5		3-1 2B 1B		3-2 31 E 2B 1B	1-1 2B 1B		1-3 K		5	3	4	0	0	1	0																					
Vladimir Nunez, R ERA: 3.15	0-0 FC6-5		0-1 31 F8 G4-3 2B		3-2 31 E 2B 1B	0-2 E9 2B E	2-3 K			4	3	2	3	0	0	2																					
Ricky Bones, R ERA: 2.7	2-3 K		1-0 F8		1-2 3H E8 2B HBP	1-2 F7	3-2 F7			1	0	0	0	0	1	6																					
Braden Loeper, R ERA: 4.15	0-0 G3		1-0 G4-3		0-0 HBP 2B	1-1 E 1B 2B	2-2 G5-3			4	1	2	4	0	0	1																					
Ryan McGuire, L ERA: 4.15		0-0 G4-3		3-2 F7		2-2 E4 BB 1B	3-1 F9			5	1	0	0	0	0	3																					
Armando Almanza, L ERA: 1.5		1-3 K		4-2 G4-3 BB		4-0 HBP IBB	2-2 G1-3 BB 1B	2-3 K		3	0	1	1	2	2	0																					
Inning Stats	R: 0 E: 0 K: 1 S: 7	H: 1 LOB: 1 BB: 0 P: 8	R: 0 E: 0 K: 1 S: 8	H: 0 LOB: 1 BB: 1 P: 13	R: 3 E: 0 K: 0 S: 12	H: 3 LOB: 0 BB: 0 P: 22	R: 0 E: 0 K: 1 S: 9	H: 0 LOB: 0 BB: 1 P: 16	R: 4 E: 1 K: 2 S: 19	H: 3 LOB: 3 BB: 1 P: 36	R: 4 E: 2 K: 0 S: 26	H: 3 LOB: 2 BB: 1 P: 37	R: 0 E: 0 K: 2 S: 10	H: 0 LOB: 0 BB: 0 P: 16	R: 0 E: 0 K: 1 S: 10	H: 0 LOB: 0 BB: 0 P: 17	1B: 6 2B: 4 3B: 0 HR: 0	SF: 0 SAC: 0 DP: 1 HBP: 2	WP: 1 PB: 0 SB: 0 CS: 0	PA: 42																	
PITCHER	IP	WLS	BF	H	R	ER	SO	BB	IBB	HBP	BLK	WP	HR	S	P	ERA	WHIP	PITCHER			IP	WLS	BF	H	R	ER	SO	BB	IBB	HBP	BLK	WP	HR	S	P	ERA	WHIP
Kevin Appier, R ERA: 5.24	(1, 1)	7.0	W	25	4	2	2	10	0	0	0	0	0	68	100	2.57	0.571																				
Donne Wall, R ERA: 5.4	(8, 1)	2.0		8	2	1	1	3	0	0	0	0	1	22	35	4.50	1.000																				

Florida Marlins @ New York Mets  
Shea Stadium, Flushing, NY  
Thu May 24 2001, 7:10 PM EDT  
Att: 22,877 - Sunny - 65 F

AB 33  
R 3  
H 6  
RBI 3  
BB 0  
SO 13  
LOB 6


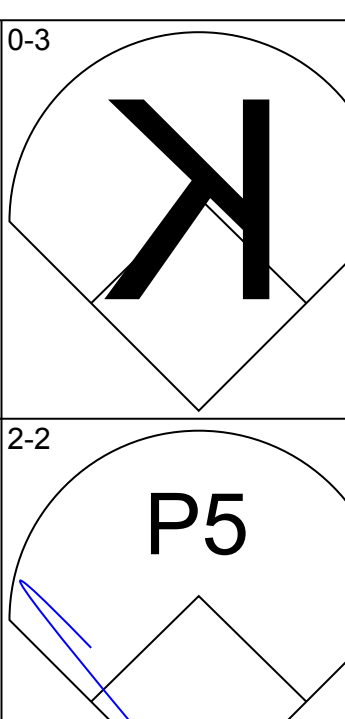
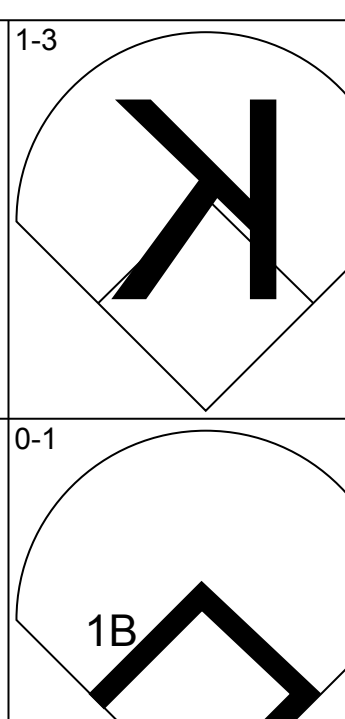
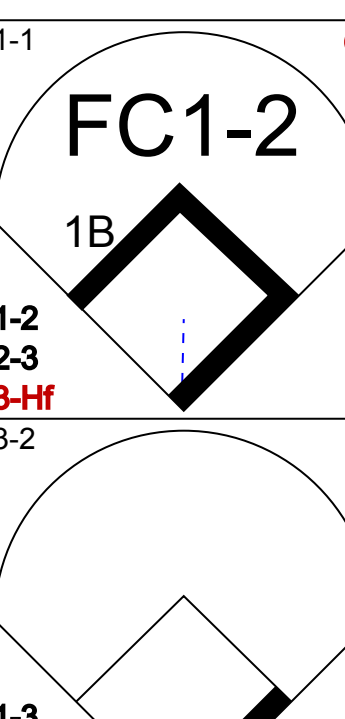
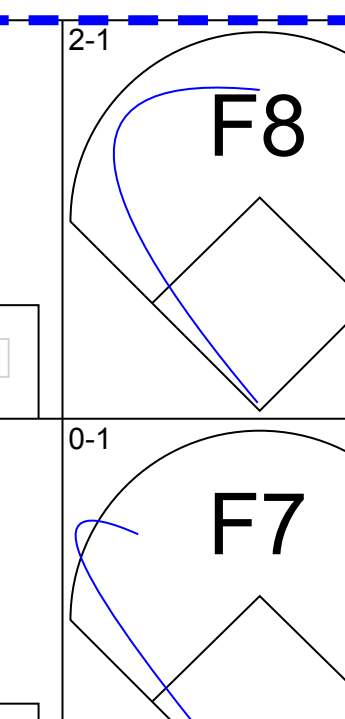
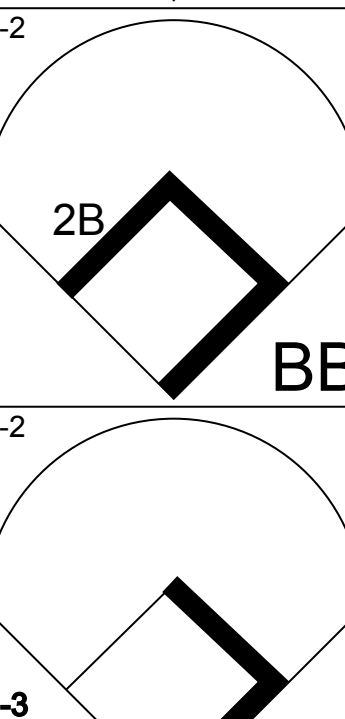

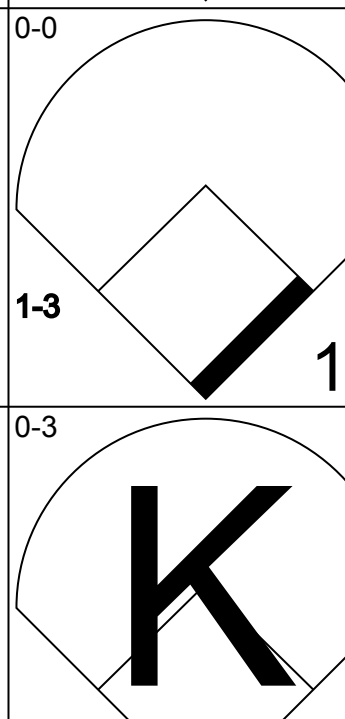
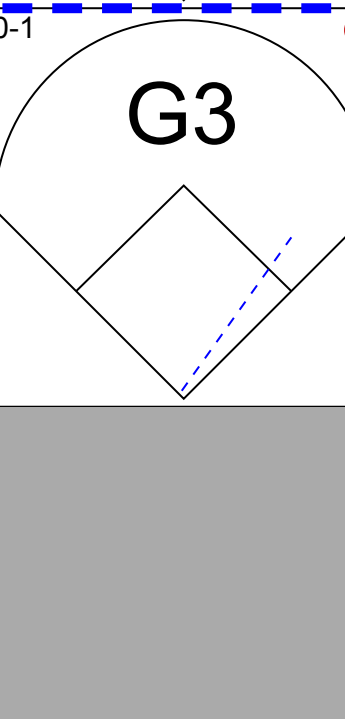
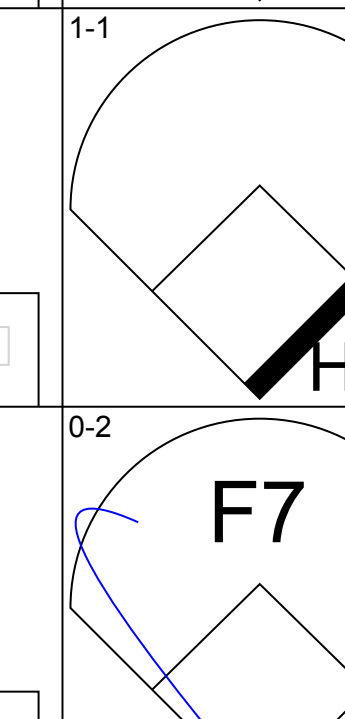
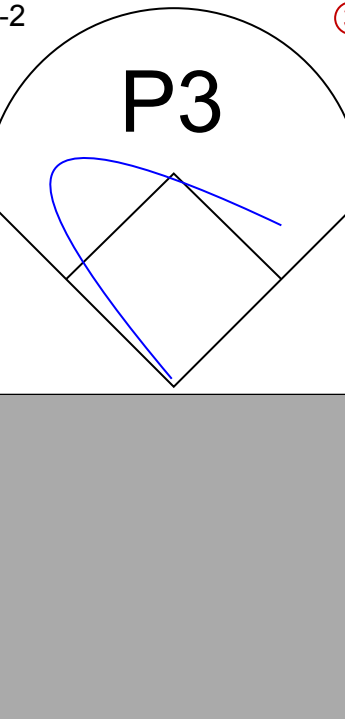
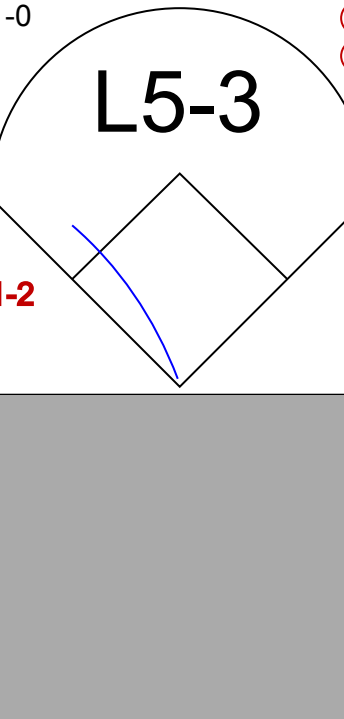

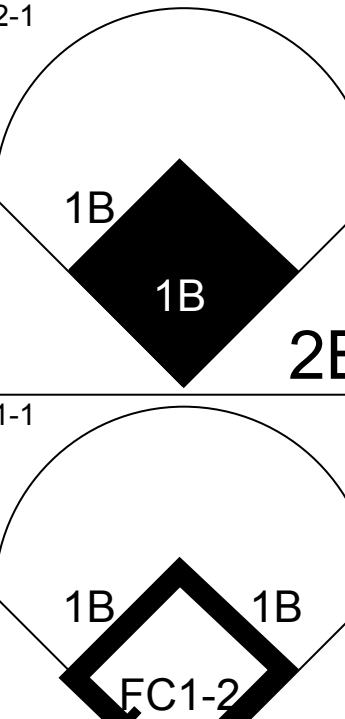






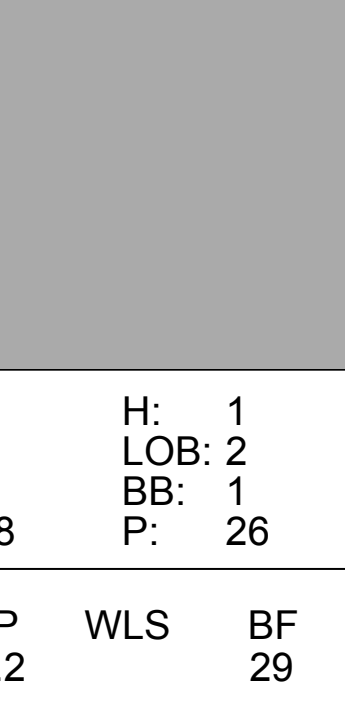
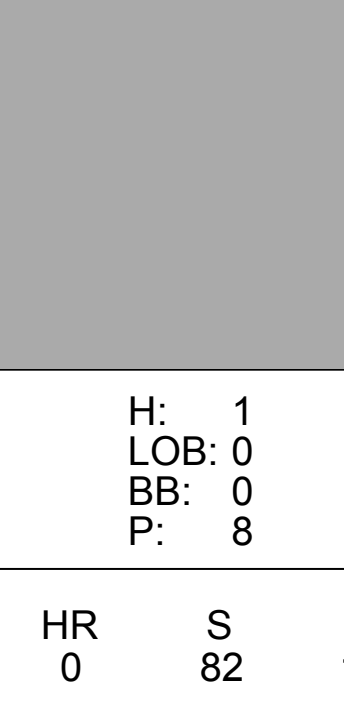
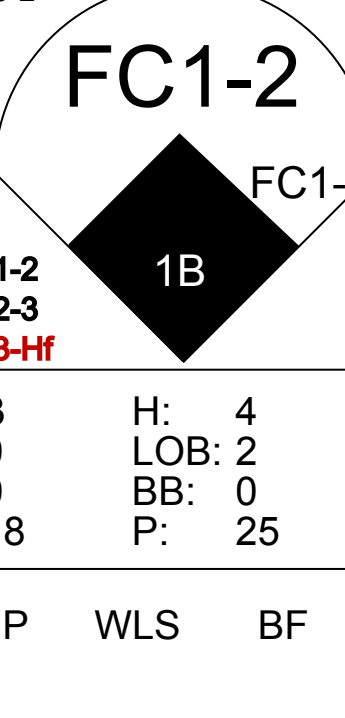
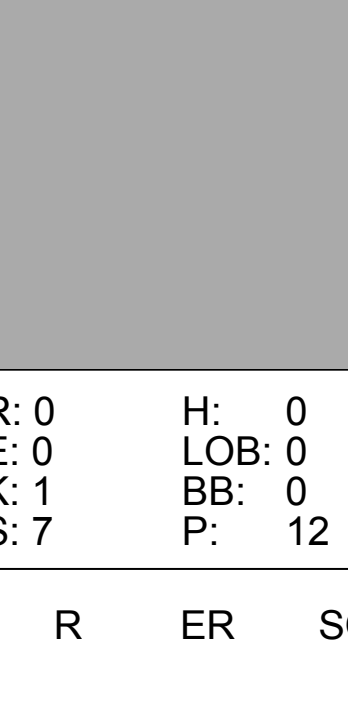
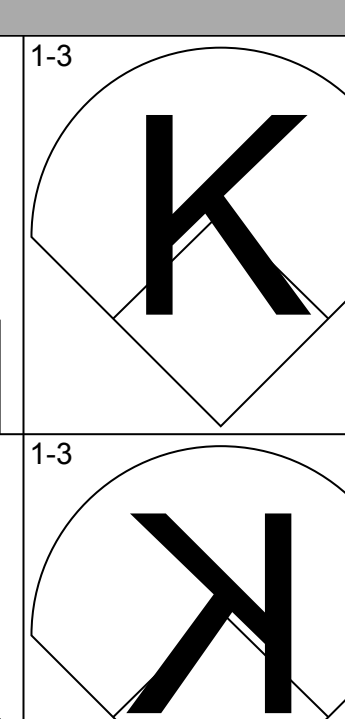
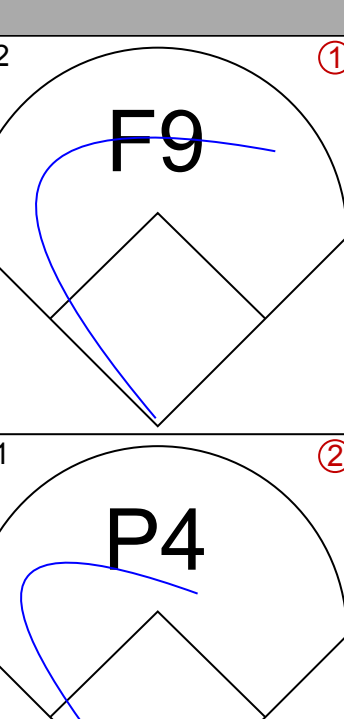
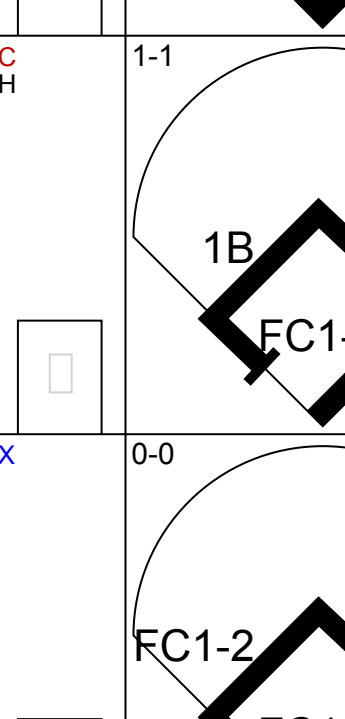
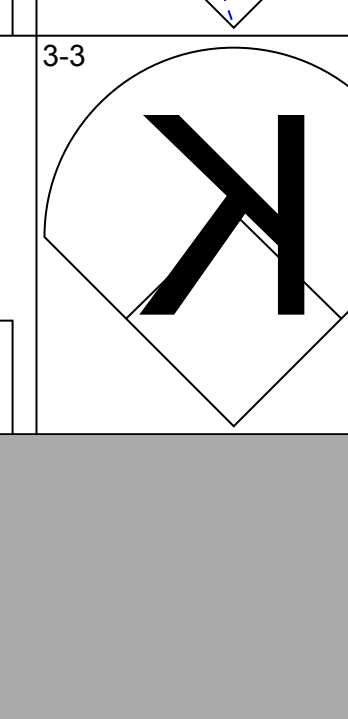


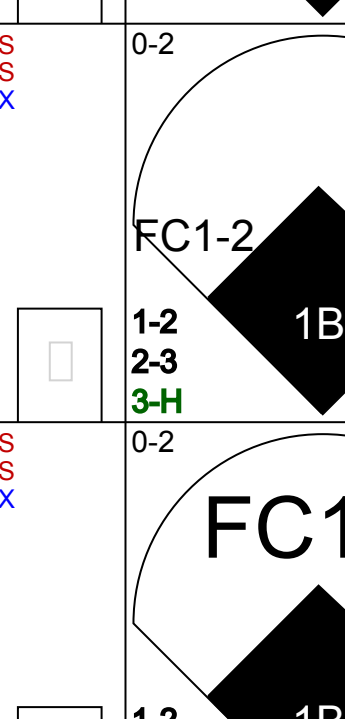
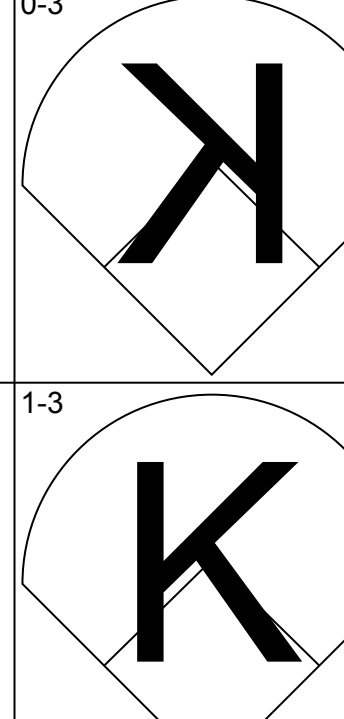
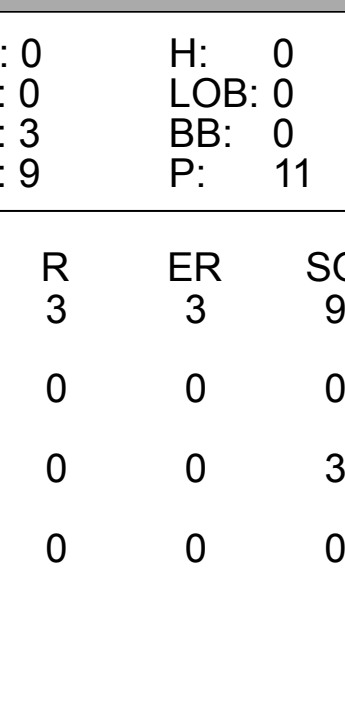
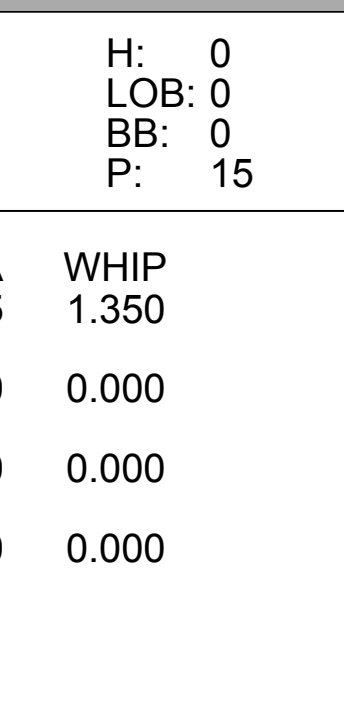
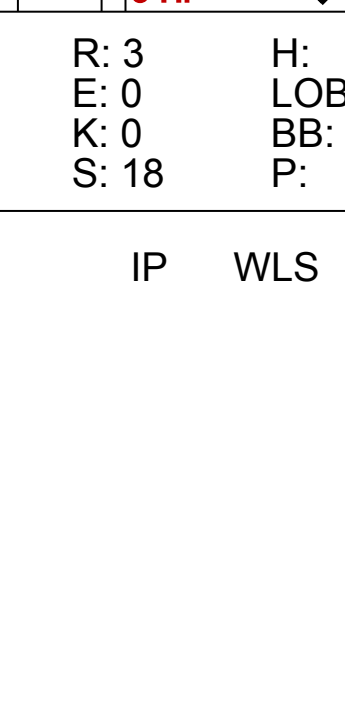
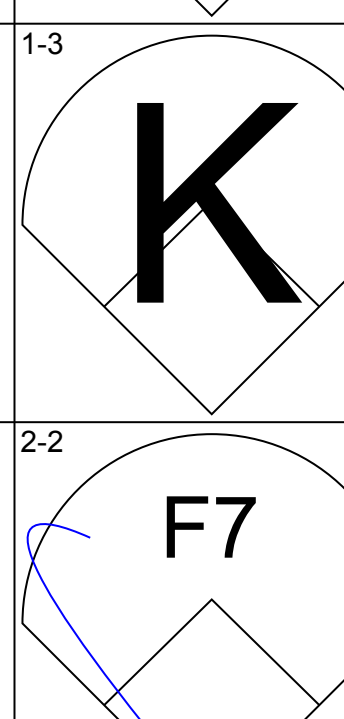
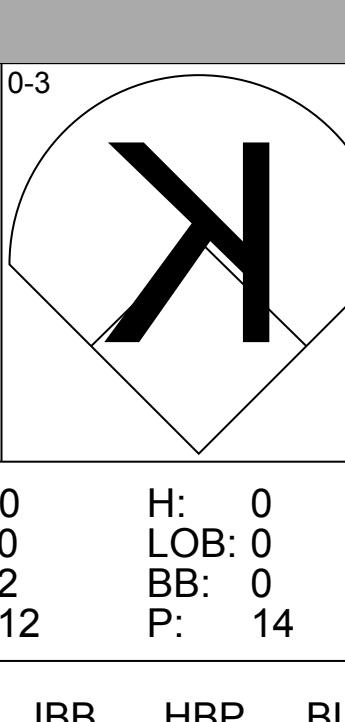
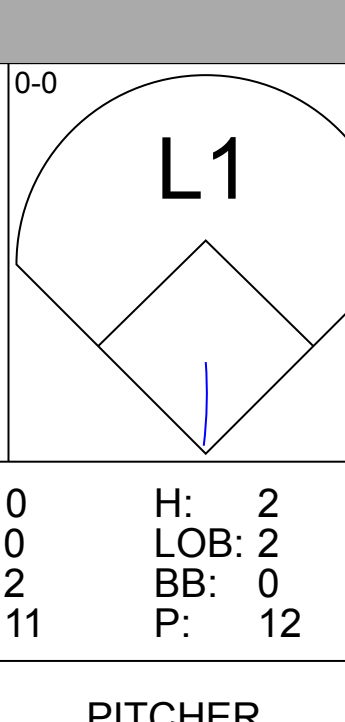
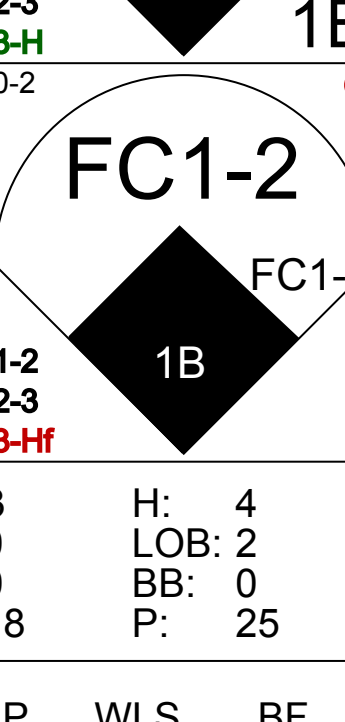
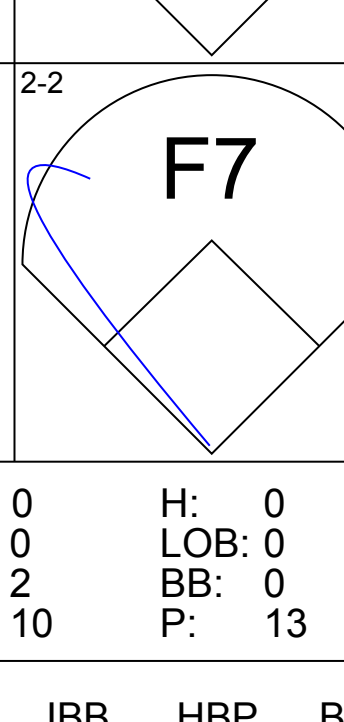


Batter	1	2	3	4	5	6	7	8	9	AB	R	H	RBI	BB	SO	LOB	BOTTOM																				
Darren Bragg, L OBP: 0.378, SLG: 0.486	0-1 FC6-5		3-1 2B 1B		3-2 31 E 2B 1B	1-1 2B 1B		1-3 K		5	3	4	0	0	1	0																					
Edgardo Alfonzo, R OBP: 0.338, SLG: 0.497	0-0 FC6-5		0-1 31 F8 G4-3 2B		3-2 31 E 2B 1B	0-2 E9 2B E	2-3 K			4	3	2	3	0	0	2																					
Desi Relaford, S OBP: 0.412, SLG: 0.550	2-3 K		1-0 F8		1-2 3H E8 2B HBP	1-2 F7	3-2 F7			1	0	0	0	0	1	0																					
31 Mike Piazza, R OBP: 0.331, SLG: 0.476	1-3 K		1-0 F8		1-1 E8 2B HBP	1-2 F7	3-2 F7			5	1	0	0	0	1	6																					
Robin Ventura, L OBP: 0.388, SLG: 0.504	0-0 G3		1-0 G4-3		0-0 HBP 2B	1-1 E 1B 2B	2-2 G5-3			4	1	2	4	0	0	1																					
Joe McEwing, R OBP: 0.340, SLG: 0.438		0-0 G4-3		3-2 F7		2-2 E4 BB 1B	3-1 F9			1	0	0	0	0	0	0																					
Tsuyoshi Shinjo, R OBP: 0.336, SLG: 0.471		0-0 G4-3		3-2 F7		2-2 E4 BB 1B	3-1 F9			5	1	0	0	0	0	3																					
Todd Zeile, R OBP: 0.333, SLG: 0.333		1-3 K		4-2 G4-3 BB		4-0 HBP IBB	2-2 G1-3 BB 1B	2-3 K		3	0	1	1	2	2	0																					
Benny Agbavani, R OBP: 0.398, SLG: 0.429		4-2 FC6 BB		0-3 K		3-1 HBP IBB	4-2 G1-3 BB			1	0	0	1	2	1	1																					
Rey Ordenez, R OBP: 0.265, SLG: 0.312		0-0 FC6		3-2 G4-3		2-3 K	0-0 G1-3			4	0	0	1	0	1	7																					
Kevin Appier, R OBP: 0.150, SLG: 0.105			2-2 1B 2B							3	2	1	0	0	1	5																					
Donne Wall, R ERA: 5.4	(8, 1)									0	0	0	0	0	0	0																					
Inning Stats	R: 0 E: 0 K: 1 S: 7	H: 1 LOB: 1 BB: 0 P: 8	R: 0 E: 0 K: 1 S: 8	H: 0 LOB: 1 BB: 1 P: 13	R: 3 E: 0 K: 0 S: 12	H: 3 LOB: 0 BB: 0 P: 22	R: 0 E: 0 K: 1 S: 9	H: 0 LOB: 0 BB: 1 P: 16	R: 4 E: 1 K: 2 S: 19	H: 3 LOB: 3 BB: 1 P: 36	R: 4 E: 2 K: 0 S: 26	H: 3 LOB: 2 BB: 1 P: 37	R: 0 E: 0 K: 2 S: 10	H: 0 LOB: 0 BB: 0 P: 16	R: 0 E: 0 K: 1 S: 10	H: 0 LOB: 0 BB: 0 P: 17	1B: 6 2B: 4 3B: 0 HR: 0	SF: 0 SAC: 0 DP: 1 HBP: 2	WP: 1 PB: 0 SB: 0 CS: 0	PA: 42																	
PITCHER	IP	WLS	BF	H	R	ER	SO	BB	IBB	HBP	BLK	WP	HR	S	P	ERA	WHIP	PITCHER			IP	WLS	BF	H	R	ER	SO	BB	IBB	HBP	BLK	WP	HR	S	P	ERA	WHIP
A.J. Burnett, R ERA: 2.84	(1, 1)	4.0	L	22	7	7	6	3	2	0	1	0	0	0	3	10	0.00	0.000																			
Vladimir Nunez, R ERA: 3.15	(5, 1)	0.1		3	0	0	0	0	0	1	1	0	0	0	3	10	0.00	0.000																			
Ricky Bones, R ERA: 2.7	(5, 1)	1.2		11	3	4	1	2	1	0	0	0	0	0	32	45	5.40	2.400																			
Braden Loeper, R ERA: 4.15	(7, 1)	1.0		3	0	0	0	2	0	0	0	0	0	10	16	0.00	0.000																				
Armando Almanza, L ERA: 1.5	(8, 1)	1.0		3	0	0	0	1	0	0	0	0	0	10	17	0.00	0.000																				

Florida Marlins @ New York Mets  
Shea Stadium, Flushing, NY  
Thu May 24 2001, 7:10 PM EDT  
Att: 22,877 - Sunny - 65 F

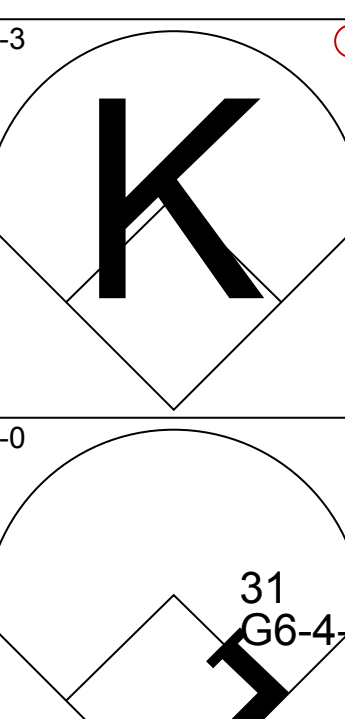

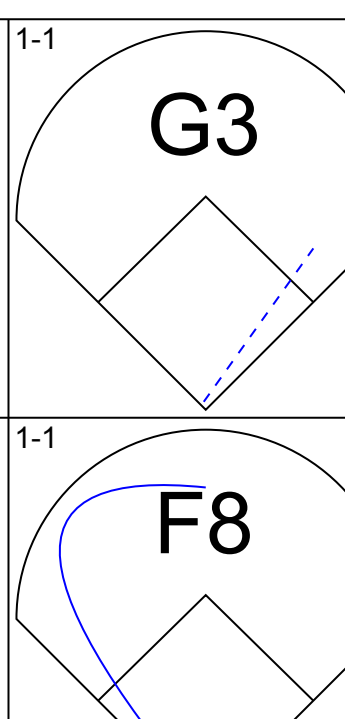
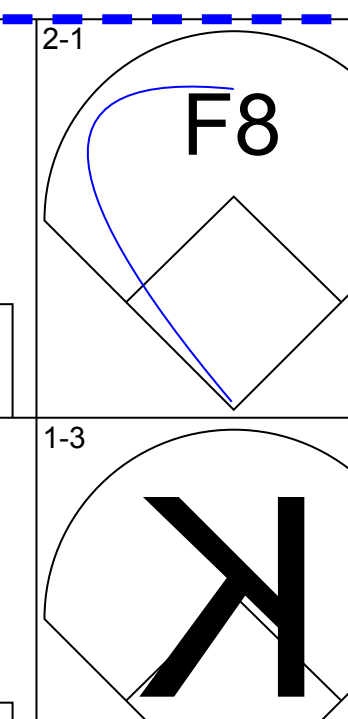






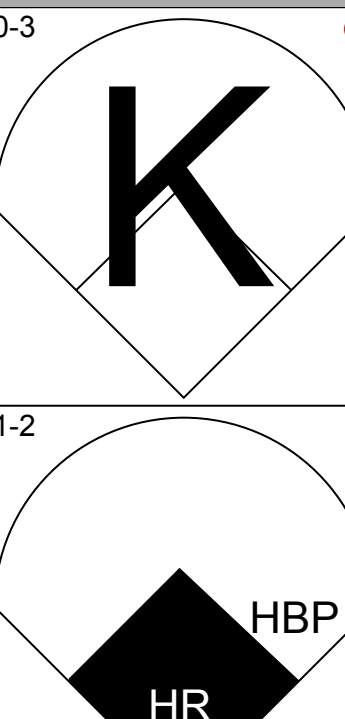
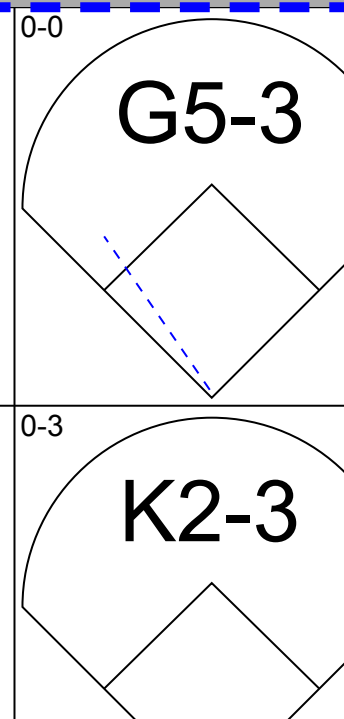
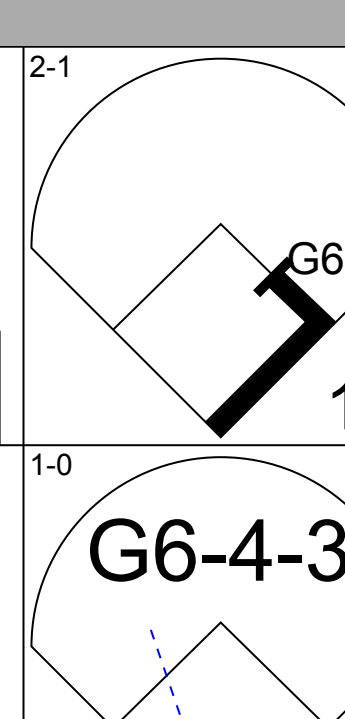
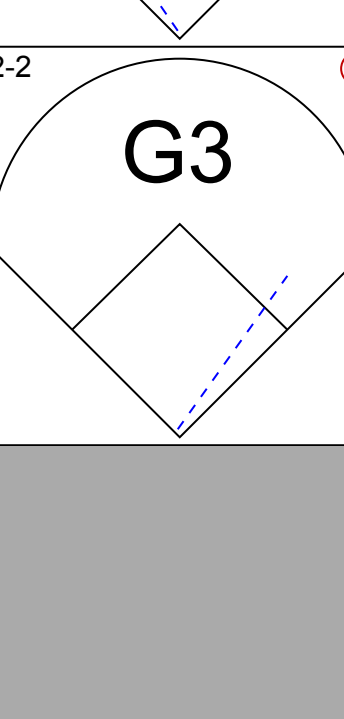
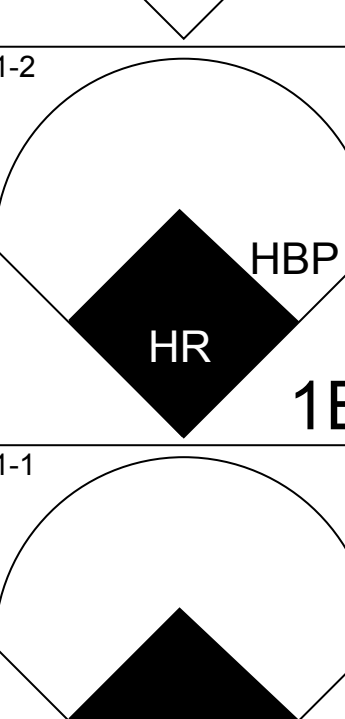
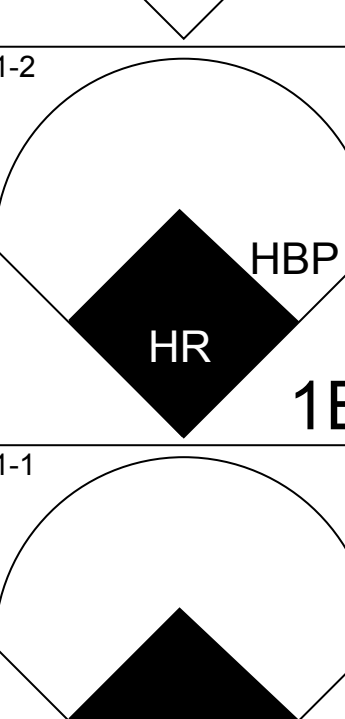
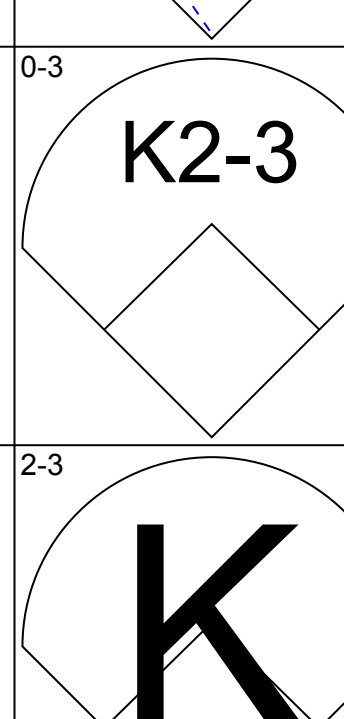
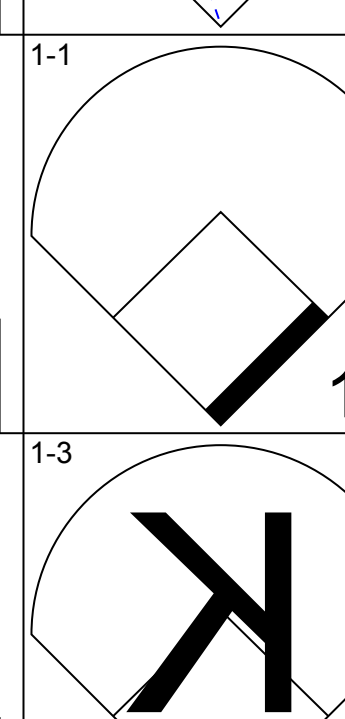
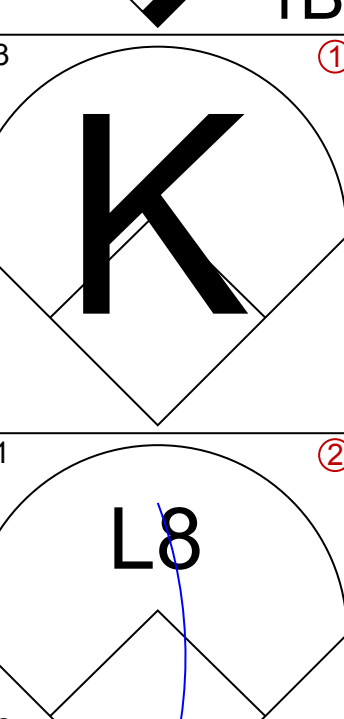
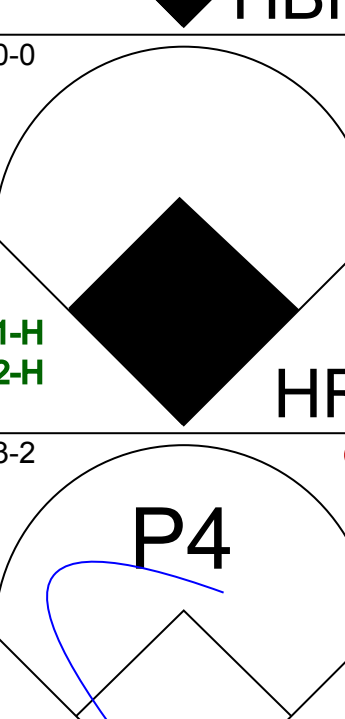
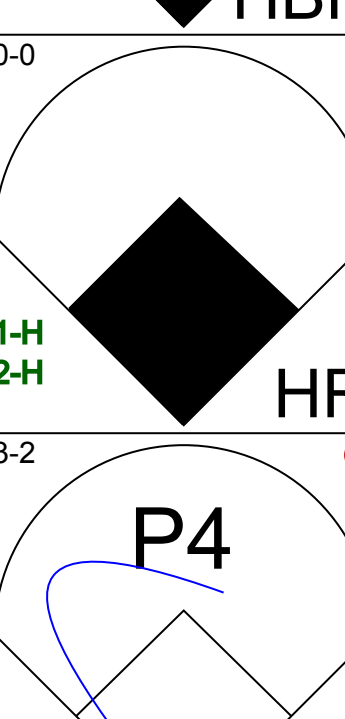


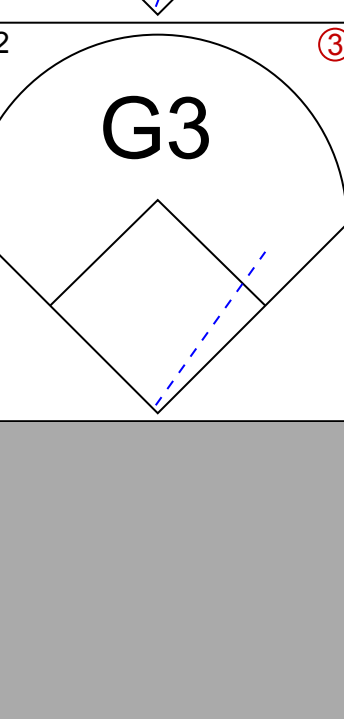



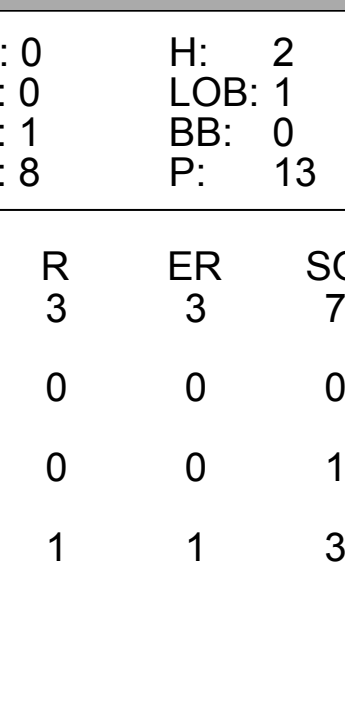
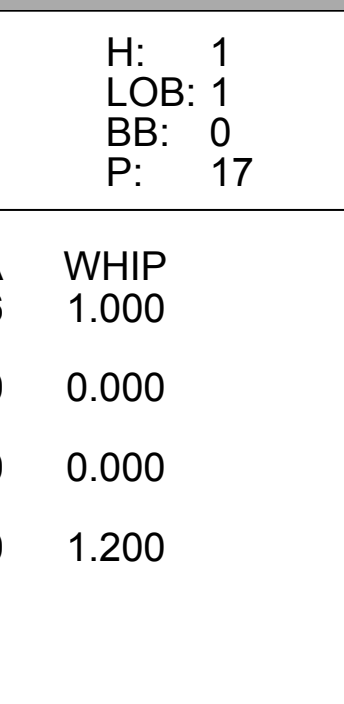
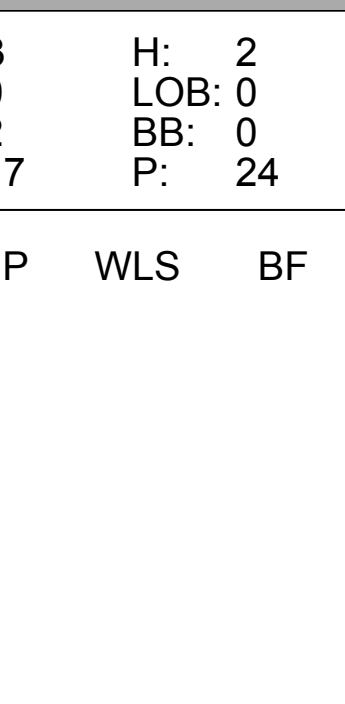

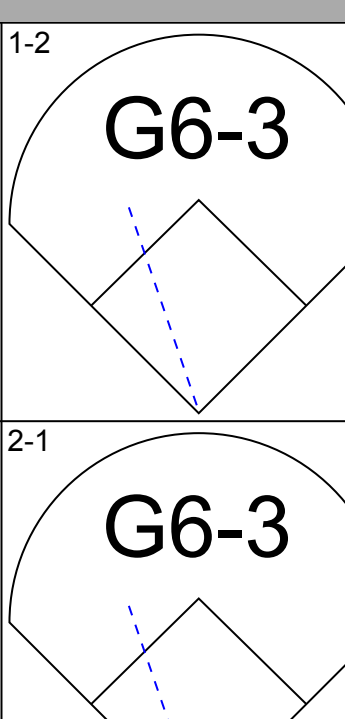
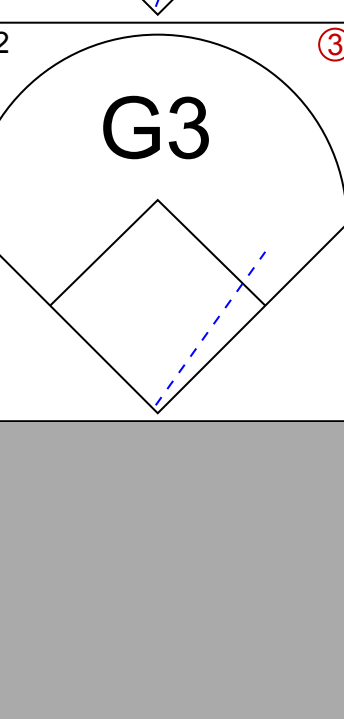


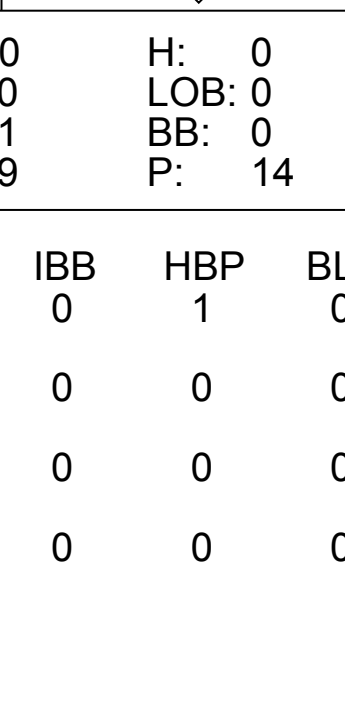
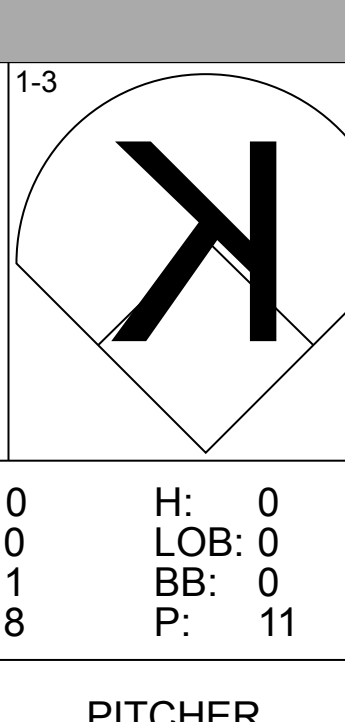
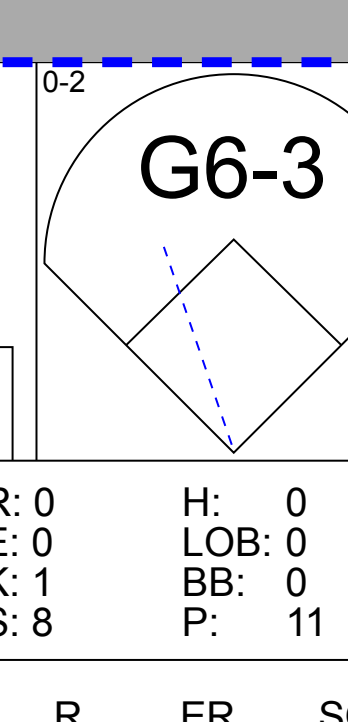
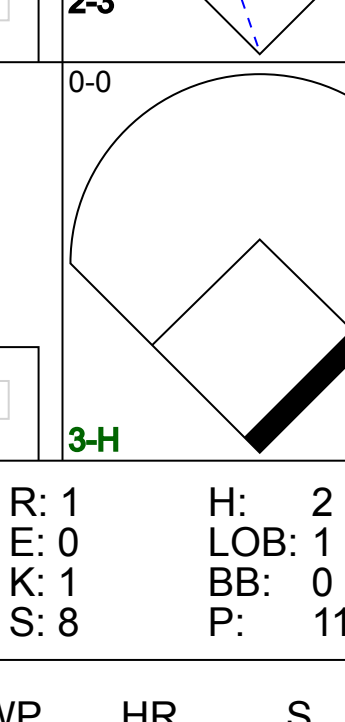
AB 36  
R 11  
H 10  
RBI 10  
BB 4  
SO 8  
LOB 25



Batter	1	2	3	4	5	6	7	8	9	10	AB	R	H	RBI	BB	SO	LOB	TOP					
Luis Castillo, S OBP: 0.322, SLG: 0.300 (1, 4)											5	0	0	0	0	3	3	<b>Florida Marlins @ New York Mets</b> Shea Stadium, Flushing, NY Fri May 25 2001, 7:10 PM EDT Att. 40,456 - Cloudy - 54 F					
Eric Owens, R OBP: 0.320, SLG: 0.371 (1, 9)											5	0	2	2	0	0	0						
Cliff Floyd, L OBP: 0.414, SLG: 0.622 (1, 7)											3	0	2	0	1	0	2						
Preston Wilson, R OBP: 0.385, SLG: 0.500 (1, 8)											5	0	1	0	0	1	4						
Mike Lowell, R OBP: 0.354, SLG: 0.504 (1, 5)											4	1	1	0	0	0	3						
Charles Johnson, R OBP: 0.382, SLG: 0.622 (1, 2)											3	0	0	0	0	2	0						
Derrek Lee, R OBP: 0.265, SLG: 0.355 (1, 3)											4	0	1	0	0	2	0						
Alex Gonzalez, R OBP: 0.323, SLG: 0.349 (1, 6)											4	1	1	1	0	3	0						
Brad Penny, R OBP: 0.083, SLG: 0.083 Vic Darenbourg, L (8, 1)											3	1	0	0	0	1	3						
Braden Looper, R Kevin Miller, R Dan Miceli, R (9, PH) (9, 1)											0	0	0	0	0	0	0						
<b>Inning Stats</b>	R: 0 E: 0 K: 1 S: 18	H: 1 LOB: 2 BB: 1 P: 26	R: 0 E: 0 K: 3 S: 9	H: 0 LOB: 0 BB: 0 P: 11	R: 0 E: 0 K: 2 S: 12	H: 0 LOB: 0 BB: 0 P: 14	R: 0 E: 0 K: 2 S: 5	H: 2 LOB: 2 BB: 0 P: 8	R: 0 E: 0 K: 1 S: 11	H: 0 LOB: 0 BB: 0 P: 15	R: 0 E: 0 K: 2 S: 11	H: 4 LOB: 2 BB: 0 P: 25	R: 0 E: 0 K: 1 S: 7	H: 0 LOB: 0 BB: 0 P: 12	R: 0 E: 0 K: 2 S: 10	H: 0 LOB: 0 BB: 0 P: 13	R: 0 E: 0 K: 0 S: 8	H: 0 LOB: 1 BB: 0 P: 11	1B: 6 2B: 3 3B: 0 HR: 0	SF: 0 SAC: 0 DP: 1 HBP: 2	WP: 0 PB: 0 SB: 0 CS: 0	PA: 40	
<b>PITCHER</b>	IP WLS BF H R ER SO BB IBB HBP BLK WP HR S P ERA WHIP	IP WLS BF H R ER SO BB IBB HBP BLK WP HR S P ERA WHIP	IP WLS BF H R ER SO BB IBB HBP BLK WP HR S P ERA WHIP	IP WLS BF H R ER SO BB IBB HBP BLK WP HR S P ERA WHIP	IP WLS BF H R ER SO BB IBB HBP BLK WP HR S P ERA WHIP	IP WLS BF H R ER SO BB IBB HBP BLK WP HR S P ERA WHIP	IP WLS BF H R ER SO BB IBB HBP BLK WP HR S P ERA WHIP	IP WLS BF H R ER SO BB IBB HBP BLK WP HR S P ERA WHIP	IP WLS BF H R ER SO BB IBB HBP BLK WP HR S P ERA WHIP	IP WLS BF H R ER SO BB IBB HBP BLK WP HR S P ERA WHIP	IP WLS BF H R ER SO BB IBB HBP BLK WP HR S P ERA WHIP	IP WLS BF H R ER SO BB IBB HBP BLK WP HR S P ERA WHIP	IP WLS BF H R ER SO BB IBB HBP BLK WP HR S P ERA WHIP	IP WLS BF H R ER SO BB IBB HBP BLK WP HR S P ERA WHIP	IP WLS BF H R ER SO BB IBB HBP BLK WP HR S P ERA WHIP	IP WLS BF H R ER SO BB IBB HBP BLK WP HR S P ERA WHIP	IP WLS BF H R ER SO BB IBB HBP BLK WP HR S P ERA WHIP	IP WLS BF H R ER SO BB IBB HBP BLK WP HR S P ERA WHIP	IP WLS BF H R ER SO BB IBB HBP BLK WP HR S P ERA WHIP	IP WLS BF H R ER SO BB IBB HBP BLK WP HR S P ERA WHIP	IP WLS BF H R ER SO BB IBB HBP BLK WP HR S P ERA WHIP	IP WLS BF H R ER SO BB IBB HBP BLK WP HR S P ERA WHIP	IP WLS BF H R ER SO BB IBB HBP BLK WP HR S P ERA WHIP

AB	37
R	3
H	8
RBI	3
BB	1
SO	12
LOB	15



Batter	1	2	3	4	5	6	7	8	9	10	AB	R	H	RBI	BB	SO	LOB	BOTTOM						
Darren Bragg, L OBP: 0.350, SLG: 0.447 (1, 9) (8, 7)											3	0	0	0	0	2	0	<b>Florida Marlins @ New York Mets</b> Shea Stadium, Flushing, NY Fri May 25 2001, 7:10 PM EDT Att. 40,456 - Cloudy - 54 F						
Joe McEwing, R OBP: 0.340, SLG: 0.438 Darryl Hamilton, L (8, PH) (9, 7)											0	0	0	0	0	0	0							
Edgardo Alfonzo, R OBP: 0.343, SLG: 0.494 (1, 4)											3	0	1	0	1	0								
31 Mike Piazza, R OBP: 0.324, SLG: 0.464 (1, 2)											4	0	0	0	0	1	2							
Robin Ventura, L OBP: 0.391, SLG: 0.503 (1, 5)											4	1	2	0	0	1	0							
Tsuyoshi Shinjo, R OBP: 0.341, SLG: 0.467 (1, 8)											3	1	1	0	0	1	1							
Todd Zeile, R OBP: 0.337, SLG: 0.355 (1, 3)											4	1	2	3	0	2	1							
Benny Agbayani, R OBP: 0.387, SLG: 0.415 Turk Wendell, L (8, 1) John Franco, L (10, 1) Lenny Harris, L (10, PH)											3	0	0	0	0	1	2							
Rey Ordóñez, R OBP: 0.258, SLG: 0.303 (1, 6)											4	0	0	0	0	1	2							
Rick Reed, R OBP: 0.192, SLG: 0.200 Dennis Cook, L (7, 1) Timo Perez, L (8, 9)											2	0	0	0	0	1	0							
<b>Inning Stats</b>	R: 0 E: 0 K: 1 S: 9	H: 1 LOB: 0 BB: 0 P: 13	R: 0 E: 0 K: 1 S: 8	H: 2 LOB: 1 BB: 0 P: 13	R: 0 E: 0 K: 1 S: 9	H: 0 LOB: 0 BB: 1 P: 14	R: 0 E: 0 K: 0 S: 8	H: 0 LOB: 0 BB: 0 P: 11	R: 0 E: 0 K: 1 S: 13	H: 1 LOB: 1 BB: 0 P: 17	R: 0 E: 0 K: 1 S: 8	H: 0 LOB: 0 BB: 0 P: 11	R: 0 E: 0 K: 2 S: 17	H: 2 LOB: 0 BB: 0 P: 24	R: 0 E: 0 K: 1 S: 8	H: 0 LOB: 0 BB: 0 P: 11	R: 0 E: 0 K: 2 S: 12	H: 0 LOB: 0 BB: 0 P: 14	R: 1 E: 0 K: 1 S: 8	H: 2 LOB: 1 BB: 0 P: 11	1B: 6 2B: 1 3B: 0 HR: 1	SF: 0 SAC: 0 DP: 3 HBP: 1	WP: 0 PB: 0 SB: 1 CS: 0	PA: 36
<b>PITCHER</b>	IP WLS BF H R ER SO BB IBB HBP BLK WP HR S P ERA WHIP	IP WLS BF H R ER SO BB IBB HBP BLK WP HR S P ERA WHIP	IP WLS BF H R ER SO BB IBB HBP BLK WP HR S P ERA WHIP	IP WLS BF H R ER SO BB IBB HBP BLK WP HR S P ERA WHIP	IP WLS BF H R ER SO BB IBB HBP BLK WP HR S P ERA WHIP	IP WLS BF H R ER SO BB IBB HBP BLK WP HR S P ERA WHIP	IP WLS BF H R ER SO BB IBB HBP BLK WP HR S P ERA WHIP	IP WLS BF H R ER SO BB IBB HBP BLK WP HR S P ERA WHIP	IP WLS BF H R ER SO BB IBB HBP BLK WP HR S P ERA WHIP	IP WLS BF H R ER SO BB IBB HBP BLK WP HR S P ERA WHIP	IP WLS BF H R ER SO BB IBB HBP BLK WP HR S P ERA WHIP	IP WLS BF H R ER SO BB IBB HBP BLK WP HR S P ERA WHIP	IP WLS BF H R ER SO BB IBB HBP BLK WP HR S P ERA WHIP	IP WLS BF H R ER SO BB IBB HBP BLK WP HR S P ERA WHIP	IP WLS BF H R ER SO BB IBB HBP BLK WP HR S P ERA WHIP	IP WLS BF H R ER SO BB IBB HBP BLK WP HR S P ERA WHIP	IP WLS BF H R ER SO BB IBB HBP BLK WP HR S P ERA WHIP	IP WLS BF H R ER SO BB IBB HBP BLK WP HR S P ERA WHIP	IP WLS BF H R ER SO BB IBB HBP BLK WP HR S P ERA WHIP	IP WLS BF H R ER SO BB IBB HBP BLK WP HR S P ERA WHIP	IP WLS BF H R ER SO BB IBB HBP BLK WP HR S P ERA WHIP	IP WLS BF H R ER SO BB IBB HBP BLK WP HR S P ERA WHIP	IP WLS BF H R ER SO BB IBB HBP BLK WP HR S P ERA WHIP	


AB	34
R	4
H	8
RBI	4
BB	1
SO	11
LOB	8



Batter	1	2	3	4	5	6	7	8	9	AB	R	H	RBI	BB	SO	LOB	TOP										
<b>Eric Owens, R</b> OBP: 0.325, SLG: 0.377 (1, 9)										5	1	2	0	1	1	4	<b>Florida Marlins @ New York Mets</b> Shea Stadium, Flushing, NY Sat May 26 2001, 1:10 PM EDT Att: 29,839 - Overcast - 57 F										
<b>Dave Berg, R</b> OBP: 0.200, SLG: 0.277 <b>Luis Castillo, S</b> OBP: 0.319, SLG: 0.297 (6, 4)										4	1	2	2	0	0	2											
<b>Cliff Floyd, L</b> OBP: 0.408, SLG: 0.609 (1, 7)										5	1	1	0	0	2	5											
<b>Preston Wilson, R</b> OBP: 0.396, SLG: 0.547 (1, 8)										5	2	4	3	0	0	1											
<b>Kevin Millar, R</b> OBP: 0.316, SLG: 0.519 <b>Mike Lowell, R</b> OBP: 0.352, SLG: 0.500 (7, 5)										4	0	2	0	0	1	1											
<b>Derrek Lee, R</b> OBP: 0.289, SLG: 0.363 (1, 3)										5	0	2	1	0	0	3											
<b>Mike Redmond, R</b> OBP: 0.395, SLG: 0.543 (1, 2)										5	1	2	0	0	0	4											
<b>Alex Gonzalez, R</b> OBP: 0.325, SLG: 0.347 (1, 6)										4	1	1	0	1	0	2											
<b>Ryan Dempster, R</b> OBP: 0.136, SLG: 0.143 <b>Braden Looper, R</b> (8, 1) <b>Ryan McGuire, L</b> OBP: 0.273, SLG: 0.288 <b>Antonio Alfonseca, R</b> (9, 1)										2	0	1	0	0	1	0											
<b>Inning Stats</b>	R: 2 E: 0 K: 1 S: 19	H: 4 LOB: 2 BB: 0 P: 30	R: 0 E: 0 K: 1 S: 7	H: 0 LOB: 0 BB: 0 P: 11	R: 1 E: 0 K: 1 S: 14	H: 2 LOB: 1 BB: 0 P: 23	R: 1 E: 0 K: 0 S: 15	H: 3 LOB: 2 BB: 0 P: 21	R: 0 E: 0 K: 0 S: 12	H: 1 LOB: 1 BB: 0 P: 19	R: 1 E: 0 K: 0 S: 10	H: 3 LOB: 3 BB: 1 P: 20	R: 1 E: 0 K: 0 S: 12	H: 2 LOB: 1 BB: 0 P: 20	R: 1 E: 0 K: 1 S: 12	H: 2 LOB: 1 BB: 0 P: 19		1B: 12 2B: 4 3B: 0 HR: 2	SF: 0 SAC: 2 DP: 0 HBP: 0	WP: 1 PB: 1 SB: 0 CS: 0	PA: 47						
<b>PITCHER</b>	IP	WLS	BF	H	R	ER	SO	BB	IBB	HBP	BLK	WP	HR	S	P	ERA	WHIP										
<b>Glendon Rusch, L</b> ERA: 5.88 (1, 1)	4.0	L	21	9	4	4	3	0	0	0	0	0	1	55	85	9.00	2.250										
<b>Rick White, R</b> ERA: 4.15 (5, 1)	2.0		9	2	0	0	1	1	0	0	0	0	0	21	31	0.00	1.500										
<b>Donne Wall, R</b> ERA: 5.73 (7, 1)	2.0		12	5	2	2	0	0	1	0	0	0	1	22	40	9.00	2.500										
<b>Dennis Cook, L</b> ERA: 3.18 (9, 1)	1.0		5	2	1	1	1	0	0	0	0	1	0	12	19	9.00	2.000										
Batter	1	2	3	4	5	6	7	8	9	AB	R	H	RBI	BB	SO	LOB	BOTTOM										
<b>Benny Agbayani, R</b> OBP: 0.379, SLG: 0.404 (1, 7)										5	0	1	0	0	2	4	<b>Florida Marlins @ New York Mets</b> Shea Stadium, Flushing, NY Sat May 26 2001, 1:10 PM EDT Att: 29,839 - Overcast - 57 F										
<b>Timo Perez, L</b> OBP: 0.274, SLG: 0.304 (1, 9)										4	0	0	0	1	1	0											
<b>Edgardo Alfonzo, R</b> OBP: 0.344, SLG: 0.485 (1, 4)										3	1	0	0	2	0	3											
<b>Robin Ventura, L</b> OBP: 0.397, SLG: 0.500 (1, 5)										3	2	1	0	2	0	2											
<b>Todd Zeile, R</b> OBP: 0.344, SLG: 0.359 (1, 3)										4	0	2	1	1	1	2											
<b>Tsuyoshi Shinjo, R</b> OBP: 0.346, SLG: 0.468 (1, 8)										4	0	2	1	0	0	3											
<b>Todd Pratt, R</b> OBP: 0.333, SLG: 0.342 (1, 2)										2	0	0	1	1	0	2											
<b>Desi Relaford, S</b> OBP: 0.389, SLG: 0.516 (1, 6)										4	0	0	0	0	1	4											
<b>Glendon Rusch, L</b> ERA: 5.88 (4, PH) <b>Darryl Hamilton, L</b> ERA: 5.45 (5, 1) <b>Rick White, R</b> (6, PH) <b>Darren Bragg, L</b> ERA: 3.65 (7, 1) <b>Donne Wall, R</b> (8, PH) <b>Lenny Harris, L</b> ERA: 2.99 (9, 1)										1	0	0	0	0	1	3											
<b>Inning Stats</b>	R: 0 E: 1 K: 1 S: 8	H: 0 LOB: 1 BB: 0 P: 11	R: 0 E: 0 K: 1 S: 14	H: 1 LOB: 3 BB: 2 P: 30	R: 2 E: 0 K: 0 S: 12	H: 2 LOB: 1 BB: 2 P: 24	R: 0 E: 0 K: 0 S: 10	H: 1 LOB: 2 BB: 1 P: 17	R: 1 E: 0 K: 2 S: 9	H: 2 LOB: 1 BB: 0 P: 17	R: 0 E: 0 K: 2 S: 7	H: 0 LOB: 0 BB: 1 P: 16	R: 0 E: 0 K: 1 S: 11	H: 0 LOB: 1 BB: 1 P: 18	R: 0 E: 0 K: 0 S: 9	H: 0 LOB: 1 BB: 1 P: 16		1B: 6 2B: 0 3B: 0 HR: 0	SF: 1 SAC: 0 DP: 1 HBP: 0	WP: 0 PB: 0 SB: 0 CS: 0	PA: 41						
<b>PITCHER</b>	IP	WLS	BF	H	R	ER	SO	BB	IBB	HBP	BLK	WP	HR	S	P	ERA	WHIP										
<b>Ryan Dempster, R</b> ERA: 3.86 (8, 1)	1.0	H	4	0	0	0	1	1	0	0	0	0	0	11	18	0.00	1.000										
<b>Antonio Alfonseca, R</b> ERA: 2.61 (9, 1)	1.0		4	0	0	0	0	1	0	0	0	0	0	9	16	0.00	1.000										


Batter	1	2	3	4	5	6	7	8	9	AB	R	H	RBI	BB	SO	LOB	TOP				
Luis Castillo, S OBP: 0.326, SLG: 0.305										5	1	3	0	0	1	3	<b>Florida Marlins @ New York Mets</b> Shea Stadium, Flushing, NY Sun May 27 2001, 1:10 PM EDT Att: 41,991 - Cloudy - 67 F				
Eric Owens, R OBP: 0.322, SLG: 0.372										5	1	1	0	0	1	5					
Cliff Floyd, L OBP: 0.410, SLG: 0.605										3	0	1	0	0	0	1					
Preston Wilson, R OBP: 0.398, SLG: 0.563										4	1	2	1	0	0	3					
Mike Lowell, R OBP: 0.356, SLG: 0.500										4	1	2	1	0	1	2					
Charles Johnson, R OBP: 0.379, SLG: 0.619										4	0	1	1	0	1	2					
Derrek Lee, R OBP: 0.289, SLG: 0.360										4	0	1	0	0	0	1					
Alex Gonzalez, R OBP: 0.329, SLG: 0.346										3	0	1	0	1	0	1					
Matt Clement, R OBP: 0.053, SLG: 0.053										2	0	0	0	0	0	0					
Dan Miceli, R Ricky Bones, R OBP: 0.500, SLG: 0.500 Ryan McGuire, L OBP: 0.304, SLG: 0.318										0	0	0	0	0	0	0					
<b>Inning Stats</b>	R: 3 E: 0 K: 0 S: 18	H: 4 LOB: 1 BB: 0 P: 26	R: 0 E: 0 K: 0 S: 10	H: 1 LOB: 1 BB: 0 P: 13	R: 1 E: 0 K: 1 S: 7	H: 1 LOB: 0 BB: 0 P: 10	R: 0 E: 0 K: 0 S: 8	H: 1 LOB: 0 BB: 0 P: 11	R: 0 E: 0 K: 0 S: 6	H: 1 LOB: 1 BB: 0 P: 8	R: 0 E: 0 K: 0 S: 4	H: 1 LOB: 1 BB: 0 P: 14	R: 0 E: 0 K: 1 S: 7	H: 2 LOB: 1 BB: 0 P: 9	R: 0 E: 0 K: 2 S: 11	H: 1 LOB: 2 BB: 1 P: 18	1B: 11 2B: 2 3B: 0 HR: 1	SF: 0 SAC: 1 DP: 4 HBP: 1	WP: 1 PB: 0 SB: 3 CS: 0	PA: 38	
<b>PITCHER</b>	IP WLS BF H R ER SO BB IBB HBP BLK WP HR S P ERA WHIP	IP WLS BF H R ER SO BB IBB HBP BLK WP HR S P ERA WHIP	IP WLS BF H R ER SO BB IBB HBP BLK WP HR S P ERA WHIP	IP WLS BF H R ER SO BB IBB HBP BLK WP HR S P ERA WHIP	IP WLS BF H R ER SO BB IBB HBP BLK WP HR S P ERA WHIP	IP WLS BF H R ER SO BB IBB HBP BLK WP HR S P ERA WHIP	IP WLS BF H R ER SO BB IBB HBP BLK WP HR S P ERA WHIP	IP WLS BF H R ER SO BB IBB HBP BLK WP HR S P ERA WHIP	IP WLS BF H R ER SO BB IBB HBP BLK WP HR S P ERA WHIP	IP WLS BF H R ER SO BB IBB HBP BLK WP HR S P ERA WHIP	IP WLS BF H R ER SO BB IBB HBP BLK WP HR S P ERA WHIP	IP WLS BF H R ER SO BB IBB HBP BLK WP HR S P ERA WHIP	IP WLS BF H R ER SO BB IBB HBP BLK WP HR S P ERA WHIP	IP WLS BF H R ER SO BB IBB HBP BLK WP HR S P ERA WHIP	IP WLS BF H R ER SO BB IBB HBP BLK WP HR S P ERA WHIP	IP WLS BF H R ER SO BB IBB HBP BLK WP HR S P ERA WHIP	IP WLS BF H R ER SO BB IBB HBP BLK WP HR S P ERA WHIP	IP WLS BF H R ER SO BB IBB HBP BLK WP HR S P ERA WHIP	IP WLS BF H R ER SO BB IBB HBP BLK WP HR S P ERA WHIP	IP WLS BF H R ER SO BB IBB HBP BLK WP HR S P ERA WHIP	IP WLS BF H R ER SO BB IBB HBP BLK WP HR S P ERA WHIP


AB	35
R	4
H	13
RBI	3
BB	1
SO	4
LOB	18



Batter	1	2	3	4	5	6	7	8	9	AB	R	H	RBI	BB	SO	LOB	BOTTOM				
Darren Bragg, L OBP: 0.326, SLG: 0.432										5	0	1	0	0	0	3	<b>Florida Marlins @ New York Mets</b> Shea Stadium, Flushing, NY Sun May 27 2001, 1:10 PM EDT Att: 41,991 - Cloudy - 67 F				
Desti Relaford, S OBP: 0.395, SLG: 0.522										3	1	1	0	1	0	2					
31 Mike Piazza, R OBP: 0.322, SLG: 0.477										4	1	1	1	0	0	2					
Robin Ventura, L OBP: 0.404, SLG: 0.500										2	1	1	1	2	0	1					
Joe McEwing, R OBP: 0.340, SLG: 0.438										0	1	0	0	0	0	0					
Todd Zeile, R OBP: 0.347, SLG: 0.358										3	0	1	0	1	1	1					
Darryl Hamilton, L OBP: 0.220, SLG: 0.205										4	1	1	1	0	1	4					
Tsuyoshi Shinjo, R OBP: 0.346, SLG: 0.468										0	0	0	0	0	0	0					
Timo Perez, L OBP: 0.283, SLG: 0.305										3	0	1	1	1	1	0					
Rey Ordonez, R OBP: 0.252, SLG: 0.295										4	0	0	0	0	0	2					
Dicky Gonzalez, R Benny Agbavani, R OBP: 0.376, SLG: 0.400 Turk Wendell, L Lenny Harris, L OBP: 0.250, SLG: 0.283 Armando Benitez, R										1	0	0	0	1	0	0					
<b>Inning Stats</b>	R: 1 E: 0 K: 1 S: 11	H: 2 LOB: 2 BB: 1 P: 20	R: 0 E: 0 K: 0 S: 9	H: 0 LOB: 0 BB: 0 P: 14	R: 0 E: 0 K: 1 S: 7	H: 0 LOB: 0 BB: 1 P: 14	R: 0 E: 0 K: 1 S: 8	H: 0 LOB: 0 BB: 0 P: 13	R: 0 E: 0 K: 0 S: 10	H: 0 LOB: 1 BB: 1 P: 17	R: 1 E: 0 K: 0 S: 7	H: 2 LOB: 2 BB: 1 P: 16	R: 0 E: 0 K: 0 S: 9	H: 1 LOB: 1 BB: 0 P: 15	R: 3 E: 0 K: 1 S: 12	H: 3 LOB: 2 BB: 2 P: 24	1B: 4 2B: 3 3B: 0 HR: 1	SF: 0 SAC: 0 DP: 0 HBP: 0	WP: 0 PB: 0 SB: 0 CS: 0	PA: 37	
<b>PITCHER</b>	IP WLS BF H R ER SO BB IBB HBP BLK WP HR S P ERA WHIP	IP WLS BF H R ER SO BB IBB HBP BLK WP HR S P ERA WHIP	IP WLS BF H R ER SO BB IBB HBP BLK WP HR S P ERA WHIP	IP WLS BF H R ER SO BB IBB HBP BLK WP HR S P ERA WHIP	IP WLS BF H R ER SO BB IBB HBP BLK WP HR S P ERA WHIP	IP WLS BF H R ER SO BB IBB HBP BLK WP HR S P ERA WHIP	IP WLS BF H R ER SO BB IBB HBP BLK WP HR S P ERA WHIP	IP WLS BF H R ER SO BB IBB HBP BLK WP HR S P ERA WHIP	IP WLS BF H R ER SO BB IBB HBP BLK WP HR S P ERA WHIP	IP WLS BF H R ER SO BB IBB HBP BLK WP HR S P ERA WHIP	IP WLS BF H R ER SO BB IBB HBP BLK WP HR S P ERA WHIP	IP WLS BF H R ER SO BB IBB HBP BLK WP HR S P ERA WHIP	IP WLS BF H R ER SO BB IBB HBP BLK WP HR S P ERA WHIP	IP WLS BF H R ER SO BB IBB HBP BLK WP HR S P ERA WHIP	IP WLS BF H R ER SO BB IBB HBP BLK WP HR S P ERA WHIP	IP WLS BF H R ER SO BB IBB HBP BLK WP HR S P ERA WHIP	IP WLS BF H R ER SO BB IBB HBP BLK WP HR S P ERA WHIP	IP WLS BF H R ER SO BB IBB HBP BLK WP HR S P ERA WHIP	IP WLS BF H R ER SO BB IBB HBP BLK WP HR S P ERA WHIP	IP WLS BF H R ER SO BB IBB HBP BLK WP HR S P ERA WHIP	IP WLS BF H R ER SO BB IBB HBP BLK WP HR S P ERA WHIP



Batter	1	2	3	4	5	6	7	8	9	AB	R	H	RBI	BB	SO	LOB	TOP										
Luis Castillo, S OBP: 0.323, SLG: 0.302 (1, 4)	B2-3		L6						L4	5	0	1	0	0	1	3	<b>Florida Marlins @ Pittsburgh Pirates</b> PNC Park, Pittsburgh, PA Mon May 28 2001, 7:35 PM EDT Att: 26,512 - Sunny - 65 F										
Eric Owens, R OBP: 0.319, SLG: 0.368 (1, 9)	G6-3		FC6-3-2						FC6-4	5	1	1	0	0	1	3											
Cliff Floyd, L OBP: 0.412, SLG: 0.602 (1, 7)	P2			G3						4	1	2	0	0	0	0											
Preston Wilson, R OBP: 0.400, SLG: 0.565 (1, 8)		G3-6-3 BB 1B		FC4-3 1B						3	0	2	1	0	0	1											
Mike Lowell, R OBP: 0.353, SLG: 0.489 (1, 5)		G3-6-3 BB 1-2		FC4-3 1-2					F8	3	0	0	0	1	0	2											
Charles Johnson, R OBP: 0.376, SLG: 0.607 (1, 2)	G3-6-3 1-2 2-3		G5-3						P4	3	1	0	0	0	0	3											
Derrek Lee, R OBP: 0.288, SLG: 0.358 (1, 3)	F7				F8				G5-3	4	1	1	1	0	0	1											
Alex Gonzalez, R OBP: 0.339, SLG: 0.359 (1, 6)			F7							3	1	2	2	1	0	0											
45 Chuck Smith, R Vic Darenburg, L Dan Miceli, R Armando Almanza, L Vladimir Nunez, R John Mabry, L OBP: 0.356, SLG: 0.395 (1, 1) (8, 1) (8, 1) (8, 1) (8, 1) (8, 1)										2	0	1	1	1	1	1											
<b>Inning Stats</b>	R: 0 E: 0 K: 0 S: 5	H: 0 LOB: 0 BB: 0 P: 9	R: 0 E: 0 K: 0 S: 3	H: 1 LOB: 1 BB: 1 P: 8	R: 0 E: 0 K: 0 S: 5	H: 1 LOB: 2 BB: 1 P: 10	R: 0 E: 0 K: 0 S: 6	H: 1 LOB: 1 BB: 0 P: 10	R: 0 E: 0 K: 1 S: 9	H: 1 LOB: 1 BB: 0 P: 12	R: 5 E: 0 K: 1 S: 16	H: 5 LOB: 1 BB: 0 P: 27	R: 0 E: 0 K: 1 S: 8	H: 0 LOB: 0 BB: 0 P: 9	R: 0 E: 0 K: 0 S: 4	H: 0 LOB: 0 BB: 0 P: 4		R: 0 E: 0 K: 1 S: 8	H: 0 LOB: 1 BB: 1 P: 16	1B: 9 2B: 1 3B: 0 HR: 0	SF: 1 SAC: 0 DP: 2 HBP: 1	WP: 0 PB: 0 SB: 0 CS: 0	PA: 38				
<b>PITCHER</b>	IP	WLS	BF	H	R	ER	SO	BB	IBB	HBP	BLK	WP	HR	S	P	ERA	WHIP										
Omar Olivares, R ERA: 5.88 Jose Silva, R ERA: 6.83 Mike Williams, R ERA: 2.11	5.2	26	8	5	5	1	2	0	0	0	0	0	0	40	70	7.94	1.765										
Josias Manzanillo, R ERA: 3.9	1.1	3	2	0	0	2	0	0	0	0	0	0	0	4	4	0.00	1.500										
0.000	1.0	W	3	0	0	0	0	0	0	0	0	0	0	4	4	0.00	0.000										
0.000	1.0	S	4	0	0	0	1	1	0	0	0	0	0	8	16	0.00	1.000										

Batter	1	2	3	4	5	6	7	8	9	AB	R	H	RBI	BB	SO	LOB	BOTTOM										
18 Jason Kendall, R OBP: 0.349, SLG: 0.398 (1, 2)	G6-3 1B		F7							5	0	2	0	0	0	1	<b>Florida Marlins @ Pittsburgh Pirates</b> PNC Park, Pittsburgh, PA Mon May 28 2001, 7:35 PM EDT Att: 26,512 - Sunny - 65 F										
Enrique Wilson, S OBP: 0.224, SLG: 0.259 (1, 6)	G6-3 1-2		G6-3							4	1	1	0	0	0	2											
Brian Giles, L OBP: 0.368, SLG: 0.541 (1, 8) (9, 7)	F7		G3							4	1	1	0	0	0	2											
Aramis Ramirez, R OBP: 0.351, SLG: 0.526 (1, 5)	K									4	1	1	1	0	2	2											
John Vander Wal, L OBP: 0.399, SLG: 0.564 (8, PH) John Wehner, R OBP: 0.326, SLG: 0.243 Rob Mackowiak, L OBP: 0.250, SLG: 0.214 Mike Williams, R (8, PH) (9, 1)		HR								3	1	2	1	0	1	1											
Kevin Young, R OBP: 0.288, SLG: 0.346 (1, 3)	F8									4	1	1	2	0	1	2											
Andy Barkett, L OBP: 0.500, SLG: 0.750 (1, 7) (9, 9)	G3-1 2B									4	1	2	0	0	0	1											
Pat Meares, R OBP: 0.288, SLG: 0.366 (1, 4)	G3-1 2-3									4	1	1	3	0	1	1											
Omar Olivares, R Vic Darenburg, L Dan Miceli, R Armando Almanza, L Vladimir Nunez, R Emil Brown, R OBP: 0.190, SLG: 0.292 ERA: 5.27 OBP: 0.369, SLG: 0.369 OBP: 0.312, SLG: 0.375 (1, 1) (8, 1) (7, PH) (8, 1) (8, 1) (8, PH) (8, 1)										2	0	0	0	0	2	1											
<b>Inning Stats</b>	R: 0 E: 0 K: 1 S: 11	H: 1 LOB: 1 BB: 0 P: 17	R: 1 E: 0 K: 1 S: 11	H: 2 LOB: 1 BB: 0 P: 18	R: 0 E: 0 K: 0 S: 8	H: 0 LOB: 0 BB: 0 P: 11	R: 0 E: 1 K: 2 S: 13	H: 1 LOB: 1 BB: 0 P: 19	R: 0 E: 0 K: 2 S: 8	H: 1 LOB: 1 BB: 0 P: 12	R: 0 E: 0 K: 1 S: 9	H: 1 LOB: 1 BB: 0 P: 15	R: 0 E: 0 K: 0 S: 5	H: 0 LOB: 0 BB: 0 P: 7	R: 7 E: 2 K: 0 S: 19	H: 6 LOB: 0 BB: 1 P: 32		1B: 7 2B: 3 3B: 0 HR: 2	SF: 0 SAC: 0 DP: 0 HBP: 0	WP: 0 PB: 0 SB: 0 CS: 1	PA: 37						
<b>PITCHER</b>	IP	WLS	BF	H	R	ER	SO	BB	IBB	HBP	BLK	WP	HR	S	P	ERA	WHIP										
45 Chuck Smith, R Vic Darenburg, L Dan Miceli, R Armando Almanza, L Vladimir Nunez, R ERA: 2.83 ERA: 5.27 ERA: 7.23 ERA: 3.0	7.1	29	7	2	2	7	0	0	0	0	0	0	0	6	9	*	*										
0.000	0.0	L	2	2	2	0	0	0	0	0	0	0	0	4	5	*	*										
0.000	0.0	3	2	3	3	0	1	0	0	0	0	0	1	3	9	*	*										
0.000	0.2	1	0	0	0	0	0	0	0	0	0	0	0	2	2	0.00	0.000										





Batter	1	2	3	4	5	6	7	8	9	AB	R	H	RBI	BB	SO	LOB	TOP				
<b>Darren Bragg, L</b> OBP: 0.328, SLG: 0.377 (1, 9)	E4 CS S		K		K		HBP		G4-3	4	0	0	0	0	2	1					
<b>Tsuyoshi Shinjo, R</b> OBP: 0.322, SLG: 0.426 (1, 8)	K			F9	G6-3		K			4	0	0	0	0	2	2					
<b>31 Mike Piazza, R</b> OBP: 0.335, SLG: 0.535 (1, 2)	G5-3			HR	BB		F9			4	1	2	1	0	0	0					
<b>Robin Ventura, L</b> OBP: 0.410, SLG: 0.488 (1, 5)		BB		BB	BB				K	1	1	0	0	3	1	0					
<b>Todd Zeile, R</b> OBP: 0.347, SLG: 0.356 (1, 3)	K			BB	BB				K	4	1	1	0	0	3	3					
<b>Darryl Hamilton, L</b> OBP: 0.225, SLG: 0.203 (1, 7)	F9			BB	BB				G5-3	3	0	1	0	1	0	1					
<b>Desi Relaford, S</b> OBP: 0.375, SLG: 0.474 (1, 4)	K			BB	BB		G3-6-3		G3	4	0	1	2	0	1	2					
<b>Rey Ordenez, R</b> OBP: 0.256, SLG: 0.298 (9, PH)			G1-3	F8					G4-3	3	0	1	0	0	0	2					
<b>Timo Perez, L</b> OBP: 0.266, SLG: 0.300 (9, PH)										1	0	0	0	0	0	0					
<b>Glendon Rusch, L</b> (1, 1)										3	0	0	0	0	1	3					
<b>Turk Wendell, L</b> (7, 1)										0	0	0	0	0	0	0					
<b>Jerrod Riggan, R</b> (7, 1)										0	0	0	0	0	0	0					
<b>Lenny Harris, L</b> OBP: 0.276, SLG: 0.296 (9, PH)										1	0	1	0	0	0	0					
<b>Inning Stats</b>	R: 0 E: 1 K: 1 S: 8	H: 0 LOB: 0 BB: 0 P: 12	R: 0 E: 0 K: 2 S: 9	H: 0 LOB: 1 BB: 1 P: 17	R: 0 E: 0 K: 1 S: 5	H: 0 LOB: 0 BB: 0 P: 8	R: 3 E: 0 K: 0 S: 16	H: 3 LOB: 2 BB: 2 P: 29	R: 0 E: 0 K: 2 S: 14	H: 2 LOB: 1 BB: 0 P: 9	R: 0 E: 0 K: 1 S: 8	H: 0 LOB: 0 BB: 0 P: 12	R: 0 E: 0 K: 2 S: 9	H: 0 LOB: 0 BB: 0 P: 13	R: 0 E: 0 K: 0 S: 10	H: 1 LOB: 1 BB: 0 P: 14	1B: 6 2B: 2 3B: 0 HR: 1	SF: 0 SAC: 0 DP: 3 HBP: 1	WP: 0 PB: 0 SB: 1 CS: 2	PA: 37	
<b>PITCHER</b>	IP	WLS	BF	H	R	ER	SO	BB	IBB	HBP	BLK	WP	HR	S	P	ERA	WHIP				
<b>Ryan Dempster, R</b> ERA: 5.3	7.0	W: 30	6	3	3	8	4	0	1	0	0	0	1	66	111	3.86	1.429				
<b>Amando Almanza, L</b> ERA: 2.77	0.1	H: 1	0	0	0	1	0	0	0	0	0	0	0	3	4	0.00	0.000				
<b>Braden Looper, R</b> ERA: 3.99	0.2	H: 2	0	0	0	1	0	0	0	0	0	0	0	6	9	0.00	0.000				
<b>Antonio Alfonseca, R</b> ERA: 2.66	1.0	S: 4	1	0	0	0	0	0	0	0	0	0	0	10	14	0.00	1.000				

New York Mets @ Florida Marlins  
Pro Player Stadium, Miami, FL  
Thu May 31 2001, 7:05 PM EDT  
Att: 13,295 - Cloudy - 84 F

AB 32  
R 3  
H 7  
RBI 3  
BB 4  
SO 10  
LOB 14



Batter	1	2	3	4	5	6	7	8	9	AB	R	H	RBI	BB	SO	LOB	BOTTOM				
<b>Luis Castillo, S</b> OBP: 0.328, SLG: 0.307 (1, 4)	G4-3		K			G6-3	F8			3	0	0	0	1	1	0					
<b>Eric Owens, R</b> OBP: 0.311, SLG: 0.350 (1, 9)	F3			G6-3		K	BB			3	0	0	0	1	1	0					
<b>Cliff Floyd, L</b> OBP: 0.417, SLG: 0.628 (1, 7)	BB			2B		FC6-4	F3			4	0	3	0	0	0	2					
<b>Preston Wilson, R</b> OBP: 0.384, SLG: 0.540 (1, 8)	G6-3			P3		FC6-4	F8			4	0	0	0	0	0	5					
<b>Mike Lowell, R</b> OBP: 0.343, SLG: 0.486 (1, 5)		K2-3		K			HR			4	1	1	1	0	2	3					
<b>Charles Johnson, R</b> OBP: 0.376, SLG: 0.617 (1, 2)		G5-3			K		BB	BB	K	3	1	0	0	1	2	0					
<b>Kevin Millar, R</b> OBP: 0.369, SLG: 0.549 (9, 1)		F3			2B		BB	G5-3		4	1	2	0	0	0	0					
<b>Alex Gonzalez, R</b> OBP: 0.342, SLG: 0.377 (1, 6)				F8		K	BB			2	1	0	0	2	1	1					
<b>Ryan Dempster, R</b> OBP: 0.325, SLG: 0.130 (7, PH)				G3		K	HR			2	0	0	0	0	1	1					
<b>Ryan McCullin, L</b> OBP: 0.269, SLG: 0.477 (8, 1)							BB			1	1	1	4	0	0	0					
<b>Armando Almanza, L</b> (8, 1)							HR			0	0	0	0	0	0	0					
<b>Braden Looper, R</b> (8, 1)							BB			0	0	0	0	0	0	0					
<b>Derrek Lee, R</b> OBP: 0.280, SLG: 0.394 (9, 3)							HR			1	0	0	0	0	1	1					
<b>Inning Stats</b>	R: 0 E: 0 K: 0 S: 11	H: 1 LOB: 1 BB: 0 P: 16	R: 0 E: 0 K: 1 S: 10	H: 0 LOB: 0 BB: 0 P: 16	R: 0 E: 0 K: 1 S: 7	H: 0 LOB: 0 BB: 0 P: 7	R: 0 E: 0 K: 3 S: 10	H: 1 LOB: 1 BB: 0 P: 16	R: 0 E: 0 K: 1 S: 7	H: 1 LOB: 1 BB: 0 P: 8	R: 5 E: 0 K: 0 S: 22	H: 3 LOB: 2 BB: 4 P: 40	R: 0 E: 0 K: 2 S: 12	H: 0 LOB: 1 BB: 1 P: 21	1B: 3 2B: 2 3B: 0 HR: 2	SF: 0 SAC: 0 DP: 0 HBP: 0	WP: 0 PB: 0 SB: 1 CS: 0	PA: 36			
<b>PITCHER</b>	IP	WLS	BF	H	R	ER	SO	BB	IBB	HBP	BLK	WP	HR	S	P	ERA	WHIP				
<b>Glendon Rusch, L</b> ERA: 5.73	6.0	L: 3	25	6	3	3	7	1	0	0	0	0	1	61	88	4.50	1.167				
<b>Turk Wendell, R</b> ERA: 2.51	0.0	L: 3	1	2	2	0	2	0	0	0	0	0	0	5	14	∞	∞				
<b>Jerrod Riggan, R</b> ERA: 4.32	2.0	S: 8	0	0	0	2	2	0	0	0	0	0	0	24	37	0.00	1.000				

New York Mets @ Florida Marlins  
Pro Player Stadium, Miami, FL  
Thu May 31 2001, 7:05 PM EDT  
Att: 13,295 - Cloudy - 84 F

AB 31  
R 5  
H 7  
RBI 5  
BB 5  
SO 9  
LOB 13





Batter	1	2	3	4	5	6	7	8	9	AB	R	H	RBI	BB	SO	LOB	TOP										
<b>Timo Perez, L</b> (1.9) OBP: 0.297, SLG: 0.305	P6		FC1-5-2-6 31 BB			31 1B BB											5 2 2 0 1 0 4										
<b>Desi Relaford, S</b> (1.4) OBP: 0.383, SLG: 0.463	G4-3					F7											4 1 1 0 2 0 1										
<b>31 Mike Piazza, R</b> (1.2) <b>Joe McEwing, R</b> (9.5) OBP: 0.322, SLG: 0.396	F8																4 1 1 1 1 1 5 1 0 0 0 0 0 0										
<b>Robin Ventura, L</b> (1.5) <b>Todd Pratt, R</b> (9.2) OBP: 0.415, SLG: 0.485 OBP: 0.340, SLG: 0.333																	3 2 1 2 2 1 3 1 0 0 0 0 1 0										
<b>Lenny Harris, L</b> (1.7) <b>Tsuyoshi Shinjo, R</b> (6.8) OBP: 0.279, SLG: 0.286 OBP: 0.325, SLG: 0.434																	2 0 0 0 1 0 0 2 1 1 2 0 1 3										
<b>Todd Zeile, R</b> (1.3) OBP: 0.349, SLG: 0.358																	5 1 2 1 0 0 5										
<b>Darryl Hamilton, L</b> (1.8) OBP: 0.234, SLG: 0.207																	3 1 1 1 1 1 1										
<b>Rey Ordenez, R</b> (1.6) OBP: 0.266, SLG: 0.303																	4 1 2 2 1 0 2										
<b>Dicky Gonzalez, R</b> (1.1) <b>Darren Bragg, L</b> (8.1) <b>Rick White, R</b> (8.1) <b>Armando Benitez, R</b> (9.1) OBP: 0.143, SLG: 0.077 OBP: 0.339, SLG: 0.389																	4 1 1 0 0 1 3 1 0 1 1 0 0 0 0 0 0 0 0 0 0 0 0 0 0 0 0 0										
<b>Inning Stats</b>	R: 0 E: 0 K: 0 S: 11	H: 0 LOB: 0 BB: 0 P: 15	R: 0 E: 0 K: 1 S: 8	H: 0 LOB: 0 BB: 0 P: 14	R: 1 E: 1 K: 0 S: 11	H: 2 LOB: 3 BB: 2 P: 22	R: 1 E: 0 K: 0 S: 11	H: 1 LOB: 1 BB: 1 P: 23	R: 3 E: 0 K: 0 S: 10	H: 3 LOB: 2 BB: 2 P: 19	R: 1 E: 0 K: 1 S: 13	H: 2 LOB: 3 BB: 2 P: 24	R: 0 E: 0 K: 2 S: 11	H: 0 LOB: 0 BB: 0 P: 15	R: 5 E: 0 K: 1 S: 24	H: 5 LOB: 2 BB: 2 P: 42	R: 0 E: 0 K: 1 S: 7	H: 0 LOB: 0 BB: 0 P: 11	1B: 12 2B: 1 3B: 0 HR: 0	SF: 1 SAC: 0 DP: 0 HBP: 0	WP: 1 PA: 49 CS: 0						
<b>PITCHER</b>	IP	WLS	BF	H	R	ER	SO	BB	IBB	HBP	BLK	WP	HR	S	P	ERA	WHIP										
<b>Matt Clement, R</b> (1.1) ERA: 5.99	4.1	L	23	5	5	4	1	5	0	0	0	1	0	48	89	8.31	2.308										
<b>Vladimir Nunez, R</b> (5.1) ERA: 3.19	1.0		7	3	1	1	0	1	0	0	0	0	0	9	16	9.00	4.000										
<b>Armando Almanza, L</b> (6.1) ERA: 2.45	1.2		6	0	0	0	3	1	0	0	0	0	0	18	27	0.00	0.600										
<b>Ricky Bones, R</b> (8.1) ERA: 4.24	0.2		9	5	5	5	1	0	2	0	0	0	0	23	41	67.50	7.500										
<b>Vic Darenbourg, L</b> (8.1) ERA: 4.8	1.1		4	0	0	0	1	0	0	0	0	0	0	8	12	0.00	0.000										

New York Mets @ Florida Marlins  
Pro Player Stadium, Miami, FL  
Fri Jun 01 2001, 7:05 PM EDT  
Att: 23,252 - Cloudy - 72 F

AB 39  
R 11  
H 13  
RBI 10  
BB 9  
SO 6  
LOB 27



Batter	1	2	3	4	5	6	7	8	9	AB	R	H	RBI	BB	SO	LOB	BOTTOM										
<b>Dave Berg, R</b> (1.4) OBP: 0.204, SLG: 0.294	F8																4 1 1 1 0 0 0										
<b>John Mabry, L</b> (1.9) OBP: 0.222, SLG: 0.250	F8																3 1 1 2 0 0 0										
<b>Cliff Floyd, L</b> (1.7) OBP: 0.414, SLG: 0.625	P4																4 1 1 0 0 1 1										
<b>Preston Wilson, R</b> (1.8) OBP: 0.381, SLG: 0.532																	3 0 0 0 1 0 1										
<b>Mike Lowell, R</b> (1.5) OBP: 0.341, SLG: 0.490																	3 0 1 1 0 1 1										
<b>Charles Johnson, R</b> (1.2) OBP: 0.388, SLG: 0.602																	4 0 0 0 0 0 2										
<b>Derrek Lee, R</b> (1.3) OBP: 0.280, SLG: 0.367																	4 1 1 0 0 0 1										
<b>Alex Gonzalez, R</b> (1.6) OBP: 0.345, SLG: 0.380																	4 1 2 0 0 1 1										
<b>Matt Clement, R</b> (1.1) <b>Vladimir Nunez, R</b> (5.1) <b>Armando Almanza, L</b> (6.1) <b>Kevin Millar, R</b> (7.1) <b>Ricky Bones, R</b> (8.1) <b>Vic Darenbourg, L</b> (8.1) <b>Ryan McGuire, L</b> (9.1) OBP: 0.295, SLG: 0.350 OBP: 0.350, SLG: 0.542 OBP: 0.350, SLG: 0.542 OBP: 0.350, SLG: 0.542 OBP: 0.350, SLG: 0.542 OBP: 0.350, SLG: 0.542																	1 0 1 0 0 1 0 0 0 0 0 0 0 0 0 0 0 0 0 0 0 0 0 1 0 0 0 0 0 1										
<b>Inning Stats</b>	R: 0 E: 0 K: 0 S: 6	H: 0 LOB: 0 BB: 0 P: 12	R: 0 E: 0 K: 0 S: 9	H: 1 LOB: 1 BB: 0 P: 14	R: 4 E: 0 K: 0 S: 14	H: 4 LOB: 1 BB: 1 P: 22	R: 0 E: 0 K: 1 S: 8	H: 0 LOB: 0 BB: 0 P: 12	R: 0 E: 0 K: 1 S: 6	H: 0 LOB: 0 BB: 0 P: 12	R: 1 E: 0 K: 0 S: 7	H: 1 LOB: 1 BB: 0 P: 10	R: 0 E: 0 K: 0 S: 5	H: 0 LOB: 0 BB: 0 P: 7	R: 0 E: 0 K: 1 S: 9	H: 1 LOB: 1 BB: 0 P: 11	1B: 2 2B: 4 3B: 0 HR: 1	SF: 1 SAC: 1 DP: 0 HBP: 1	WP: 0 PA: 36 CS: 0								
<b>PITCHER</b>	IP	WLS	BF	H	R	ER	SO	BB	IBB	HBP	BLK	WP	HR	S	P	ERA	WHIP										
<b>Dicky Gonzalez, R</b> (1.1) ERA: 5.7	7.0	W	28	8	5	5	3	1	0	0	0	1	0	57	92	6.43	1.000										
<b>Rick White, R</b> (8.1) ERA: 3.6	1.0		4	0	0	0	0	0	0	1	0	0	0	5	7	0.00	0.000										
<b>Armando Benitez, R</b> (9.1) ERA: 3.75	1.0		4	1	0	0	1	0	0	0	0	0	0	9	11	0.00	1.000										

New York Mets @ Florida Marlins  
Pro Player Stadium, Miami, FL  
Fri Jun 01 2001, 7:05 PM EDT  
Att: 23,252 - Cloudy - 72 F

AB 32  
R 5  
H 7  
RBI 5  
BB 1  
SO 4  
LOB 8




Batter	1	2	3	4	5	6	7	8	9	AB	R	H	RBI	BB	SO	LOB	TOP								
<b>Timo Perez, L</b> OBP: 0.293, SLG: 0.300 (1, 9)	F7	CS	P6			F7		F7		5	1	1	0	0	0	1	<b>New York Mets @ Florida Marlins</b> Pro Player Stadium, Miami, FL Sat Jun 02 2001, 7:05 PM EDT Att: 33,061 - Overcast - 84 F								
<b>Dest Relaford, S</b> OBP: 0.376, SLG: 0.465 (1, 4)	K		K		SH5-3	G4-3		31 2B		4	1	1	1	0	2	0									
<b>31 Mike Piazza, R</b> OBP: 0.343, SLG: 0.550 (1, 2)	HR		G5-3				HR			4	2	2	2	1	1	1									
<b>Robin Ventura, L</b> OBP: 0.420, SLG: 0.500 (1, 5)	HR			G3-1	2B					3	2	1	2	2	1	0									
<b>Todd Zeile, R</b> OBP: 0.350, SLG: 0.352 (1, 3)	E6			2B	2B	G6-3		F7		3	0	0	0	1	0	2									
<b>Tsuyoshi Shinjo, R</b> OBP: 0.327, SLG: 0.439 (1, 8)	P4			F8			1B	F7		5	0	2	2	0	0	4									
<b>Darryl Hamilton, L</b> OBP: 0.273, SLG: 0.247 (1, 7)		CS								3	0	3	0	2	0	0									
<b>Rey Ordenez, R</b> OBP: 0.264, SLG: 0.296 (1, 6)		K			G4-3	FC6-4		G4-3		4	0	0	0	1	1	7									
<b>Al Leiter, L</b> (1, 1)										3	0	0	0	0	2	4									
<b>Rick White, R</b> (7, 1)										0	0	0	0	0	0	0									
<b>Lenny Harris, L</b> OBP: 0.290, SLG: 0.298 (8, PH)								S		1	1	1	0	0	0	0									
<b>Dennis Cook, L</b> (8, 1)								2B		1	0	0	0	0	0	0									
<b>Inning Stats</b>	R: 2 E: 1 K: 1 S: 15	H: 1 LOB: 1 BB: 1 P: 25	R: 0 E: 0 K: 2 S: 8	H: 0 LOB: 0 BB: 1 P: 15	R: 0 E: 0 K: 1 S: 8	H: 0 LOB: 0 BB: 0 P: 14	R: 0 E: 0 K: 0 S: 12	H: 1 LOB: 3 BB: 1 P: 24	R: 2 E: 0 K: 1 S: 11	H: 2 LOB: 3 BB: 3 P: 29	R: 0 E: 0 K: 1 S: 10	H: 0 LOB: 0 BB: 0 P: 16	R: 1 E: 0 K: 1 S: 15	H: 3 LOB: 2 BB: 0 P: 21	R: 2 E: 0 K: 0 S: 9	H: 3 LOB: 2 BB: 1 P: 17	R: 0 E: 0 K: 0 S: 4	H: 1 LOB: 0 BB: 0 P: 7	1B: 5 2B: 4 3B: 0 HR: 2	SF: 0 SAC: 1 DP: 1 HBP: 1	WP: 0 PB: 0 SB: 1 CS: 1	PA: 46			
<b>PITCHER</b>	IP	WLS	BF	H	R	ER	SO	BB	IBB	HBP	BLK	WP	HR	S	P	ERA	WHIP								
<b>45 Chuck Smith, R</b> ERA: 3.29 (1, 1)	6.0	L	29	4	4	4	6	3	3	1	0	0	1	64	123	6.00	1.167								
<b>Dan Miceli, R</b> ERA: 7.54 (7, 1)	2.0		13	6	3	3	1	0	1	0	0	0	1	24	38	13.50	3.000								
<b>Braden Looper, R</b> ERA: 3.81 (9, 1)	1.0		3	1	0	0	0	0	0	0	0	0	0	4	7	0.00	1.000								

Batter	1	2	3	4	5	6	7	8	9	AB	R	H	RBI	BB	SO	LOB	BOTTOM								
<b>Dave Berg, R</b> OBP: 0.224, SLG: 0.309 (1, 4)	F8			L6-3				F9		4	0	2	0	0	0	0	<b>New York Mets @ Florida Marlins</b> Pro Player Stadium, Miami, FL Sat Jun 02 2001, 7:05 PM EDT Att: 33,061 - Overcast - 84 F								
<b>Eric Owens, R</b> OBP: 0.307, SLG: 0.344 (1, 9)				L6-3		F9		F9		3	0	0	0	0	1	2									
<b>Dan Miceli, R</b> (7, 1)	K									0	0	0	0	0	0	0									
<b>Ryan McGuire, L</b> OBP: 0.333, SLG: 0.440 (8, PH)										1	0	0	0	0	0	0									
<b>Braden Looper, R</b> (9, 1)										0	0	0	0	0	0	0									
<b>Kevin Millar, R</b> OBP: 0.315, SLG: 0.517 (1, 7)	G4-3			F3		L5			G5-3	4	0	0	0	0	1										
<b>Preston Wilson, R</b> OBP: 0.374, SLG: 0.522 (1, 8)					G5-3		K2-3		F8	4	0	0	0	0	1	0									
<b>Mike Lowell, R</b> OBP: 0.345, SLG: 0.510 (1, 5)					P4		HR			4	1	2	1	0	1	0									
<b>Charles Johnson, R</b> OBP: 0.371, SLG: 0.606 (1, 2)							FC5-4		F9	4	0	2	0	0	1	1									
<b>Derrek Lee, R</b> OBP: 0.281, SLG: 0.363 (1, 3)				F3			FC5-4			2	0	0	0	1	0	1									
<b>Alex Gonzalez, R</b> OBP: 0.340, SLG: 0.374 (1, 6)				F9						3	0	0	0	0	1	3									
<b>45 Chuck Smith, R</b> OBP: 0.417, SLG: 0.364 (1, 1)										1	0	0	0	0	0	0									
<b>John Mabry, L</b> OBP: 0.207, SLG: 0.231 (7, 9)				G6-3						2	0	0	0	0	0	0									
<b>Inning Stats</b>	R: 0 E: 0 K: 1 S: 8	H: 0 LOB: 0 BB: 0 P: 11	R: 0 E: 0 K: 2 S: 9	H: 0 LOB: 0 BB: 0 P: 15	R: 0 E: 0 K: 0 S: 8	H: 0 LOB: 0 BB: 0 P: 13	R: 0 E: 0 K: 0 S: 10	H: 1 LOB: 0 BB: 0 P: 16	R: 0 E: 0 K: 1 S: 9	H: 1 LOB: 2 BB: 1 P: 15	R: 0 E: 0 K: 0 S: 12	H: 1 LOB: 1 BB: 0 P: 21	R: 1 E: 0 K: 1 S: 16	H: 2 LOB: 1 BB: 0 P: 26	R: 0 E: 0 K: 0 S: 6	H: 0 LOB: 0 BB: 0 P: 10	R: 0 E: 0 K: 0 S: 10	H: 1 LOB: 1 BB: 0 P: 15	1B: 4 2B: 2 3B: 0 HR: 1	SF: 0 SAC: 0 DP: 1 HBP: 0	WP: 0 PB: 0 SB: 0 CS: 0	PA: 33			
<b>PITCHER</b>	IP	WLS	BF	H	R	ER	SO	BB	IBB	HBP	BLK	WP	HR	S	P	ERA	WHIP								
<b>Al Leiter, L</b> ERA: 3.99 (1, 1)	6.1	W	24	5	1	1	5	1	0	0	0	0	0	3	7	0.00	0.947								
<b>Rick White, R</b> ERA: 3.45 (7, 1)	0.2		2	0	0	0	0	0	0	0	0	0	0	3	7	0.00	0.000								
<b>Dennis Cook, L</b> ERA: 4.05 (8, 1)	2.0		7	1	0	0	0	0	0	0	0	0	0	16	25	0.00	0.500								

Batter	1	2	3	4	5	6	7	8	9	AB	R	H	RBI	BB	SO	LOB	TOP					
<b>Timo Perez, L</b> OBP: 0.292, SLG: 0.298 (1, 9)	G6-3		K			FC3-6 1B			G6-3	4	0	1	0	0	1	0						
<b>Dest Relaford, S</b> OBP: 0.373, SLG: 0.456 (1, 4)	K			P5		FC3-6			FC6-4 31 1B	4	0	1	0	0	1	2						
<b>31 Mike Piazza, R</b> OBP: 0.537, SLG: 0.538 <b>John Franco, L</b> (9, 1)	F9			F9		G1-3			G6-3	4	0	0	0	0	0	3						
<b>Robin Ventura, L</b> OBP: 0.421, SLG: 0.497 (1, 5)		1B		G4-1			P3		FC6-4 IBB	3	0	1	0	1	0	0						
<b>Todd Zeile, R</b> OBP: 0.344, SLG: 0.345 (1, 3)	F9				G5-3		F9		FC6-4	4	0	0	0	0	0	3						
<b>Darryl Hamilton, L</b> OBP: 0.285, SLG: 0.239 (1, 8)	P6				L4		F8			3	0	0	0	0	0	1						
<b>Darren Bragg, L</b> OBP: 0.323, SLG: 0.368 (1, 7)	K			G4-3				K		3	0	0	0	0	2	1						
<b>Joe McEwing, R</b> OBP: 0.323, SLG: 0.393 (1, 6)			F7			FC3-6 1B		F8		3	0	1	0	0	0	0						
<b>Kevin Appier, R</b> OBP: 0.125, SLG: 0.087 (8, PH) <b>Lenny Harris, L</b> OBP: 0.288, SLG: 0.293 <b>Turk Wendell, L</b> (8, 1) <b>Todd Pratt, R</b> OBP: 0.340, SLG: 0.333 (9, 2)	G3					K		G3-1		2	0	0	0	0	1	1						
<b>Inning Stats</b>	R: 0 E: 0 K: 1 S: 10	H: 0 LOB: 0 BB: 0 P: 15	R: 0 E: 0 K: 1 S: 10	H: 1 LOB: 1 BB: 0 P: 17	R: 0 E: 0 K: 1 S: 6	H: 0 LOB: 0 BB: 0 P: 11	R: 0 E: 0 K: 0 S: 7	H: 0 LOB: 0 BB: 0 P: 9	R: 0 E: 0 K: 0 S: 6	H: 0 LOB: 0 BB: 0 P: 7	R: 0 E: 0 K: 1 S: 13	H: 2 LOB: 2 BB: 0 P: 17	R: 0 E: 0 K: 0 S: 5	H: 0 LOB: 0 BB: 0 P: 8	R: 0 E: 0 K: 1 S: 9	H: 0 LOB: 0 BB: 0 P: 16	R: 0 E: 0 K: 0 S: 8	H: 1 LOB: 2 BB: 1 P: 13	1B: 4 2B: 0 3B: 0 HR: 0	SF: 0 SAC: 0 DP: 0 HBP: 0	WP: 0 PB: 0 SB: 1 CS: 0	PA: 32
<b>PITCHER</b>	IP	WLS	BF	H	R	ER	SO	BB	IBB	HBP	BLK	WP	HR	S	P	ERA	WHIP					
<b>A.J. Burnett, R</b> ERA: 1.71 <b>Antonio Alfonseca, R</b> ERA: 2.63	(1, 1)		8.2	31	4	0	5	0	1	0	0	0	0	72	111	0.00	0.462					
	(9, 1)	0.1	W	1	0	0	0	0	0	0	0	0	0	2	2	0.00	0.000					

**New York Mets @ Florida Marlins**  
Pro Player Stadium, Miami, FL  
Sun Jun 03 2001, 4:05 PM EDT  
Att: 22,483 - Cloudy - 81 F


AB	31
R	0
H	4
RBI	0
BB	1
SO	5
LOB	11



Batter	1	2	3	4	5	6	7	8	9	AB	R	H	RBI	BB	SO	LOB	BOTTOM					
<b>Luis Castillo, S</b> OBP: 0.335, SLG: 0.317 (1, 4)	S HBP		G5-4-3 1B			K			FC3-6 1B 2B	3	1	2	0	0	1	0						
<b>Eric Owens, R</b> OBP: 0.306, SLG: 0.340 (1, 9)	B3		G5-4-3 1B			K			FC3-6 BB	3	0	0	0	1	1	2						
<b>Cliff Floyd, L</b> OBP: 0.407, SLG: 0.612 (1, 7)	F8			K			P4		FC3-6 DI	4	0	0	0	0	1	3						
<b>Preston Wilson, R</b> OBP: 0.377, SLG: 0.519 (1, 8)	P3			CS BB			G6-3		FC3-6 1B	3	0	1	1	1	0	1						
<b>Mike Lowell, R</b> OBP: 0.339, SLG: 0.500 (1, 5)	F3			F7			K			3	0	0	0	0	1	1						
<b>Derek Lee, R</b> OBP: 0.281, SLG: 0.363 (1, 3)	FC6-4 1B			CS		K		K		3	0	1	0	0	2	0						
<b>Mike Redmond, R</b> OBP: 0.366, SLG: 0.500 (1, 2)	FC6-4				F9			F2		3	0	0	0	0	0	1						
<b>Alex Gonzalez, R</b> OBP: 0.335, SLG: 0.367 <b>Antonio Alfonseca, R</b> (9, 1)	FC6-4					K		K		3	0	0	0	0	2	1						
<b>A.J. Burnett, R</b> OBP: 0.125, SLG: 0.133 <b>Dave Berg, R</b> OBP: 0.220, SLG: 0.304 (9, 6)						K		K		2	0	0	0	0	2	0						
<b>Inning Stats</b>	R: 0 E: 0 K: 0 S: 12	H: 0 LOB: 1 BB: 0 P: 21	R: 0 E: 0 K: 0 S: 11	H: 1 LOB: 1 BB: 0 P: 14	R: 0 E: 0 K: 1 S: 6	H: 1 LOB: 0 BB: 0 P: 9	R: 0 E: 0 K: 1 S: 8	H: 0 LOB: 0 BB: 1 P: 15	R: 0 E: 0 K: 2 S: 9	H: 0 LOB: 0 BB: 0 P: 14	R: 0 E: 0 K: 3 S: 9	H: 0 LOB: 0 BB: 0 P: 15	R: 0 E: 0 K: 1 S: 10	H: 0 LOB: 0 BB: 0 P: 16	R: 0 E: 0 K: 2 S: 9	H: 0 LOB: 0 BB: 0 P: 11	R: 1 E: 0 K: 1 S: 18	H: 2 LOB: 2 BB: 1 P: 30	1B: 3 2B: 1 3B: 0 HR: 0	SF: 0 SAC: 0 DP: 1 HBP: 1	WP: 0 PB: 0 SB: 1 CS: 1	PA: 32
<b>PITCHER</b>	IP	WLS	BF	H	R	ER	SO	BB	IBB	HBP	BLK	WP	HR	S	P	ERA	WHIP					
<b>Kevin Appier, R</b> ERA: 4.58 <b>Turk Wendell, R</b> ERA: 2.7 <b>John Franco, L</b> ERA: 5.06	(1, 1)		7.0	23	2	0	8	1	0	1	0	0	0	65	104	0.00	0.429					
	(8, 1)	1.1	L	6	1	1	3	1	0	0	0	0	0	23	33	6.75	1.500					
	(9, 1)	0.1		2	1	0	0	0	0	0	0	0	0	4	8	0.00	3.000					

**New York Mets @ Florida Marlins**  
Pro Player Stadium, Miami, FL  
Sun Jun 03 2001, 4:05 PM EDT  
Att: 22,483 - Cloudy - 81 F

AB	28
R	1
H	4
RBI	1
BB	2
SO	11
LOB	9



Batter	1	2	3	4	5	6	7	8	9	AB	R	H	RBI	BB	SO	LOB	TOP							
18 Jason Kendall, R (1,2) OBP: 0.360, SLG: 0.394	G5-3		F3			SH5-3 HR	1B		G3 HBP	3	2	1	0	0	0	0								
Abraham Nunez, S (1,6) OBP: 0.321, SLG: 0.359	F7		K			SH5-3	F3		G3	4	0	0	0	0	1	2								
Brian Giles, L (1,7) OBP: 0.372, SLG: 0.537					G6-3				P6	2	1	0	0	3	0	1								
Aramis Ramirez, R (1,5) OBP: 0.335, SLG: 0.500	F9				F7		F9			4	0	1	1	1	0	3								
John Vander Wal, L (1,9) OBP: 0.402, SLG: 0.566					G6-3					3	1	1	0	2	1	2								
Kevin Young, R (1,3) OBP: 0.282, SLG: 0.393					F8					4	1	1	4	0	1	3								
Pat Meares, R (1,4) OBP: 0.277, SLG: 0.347										4	0	1	0	0	0	1								
Emil Brown, R (1,8) OBP: 0.314, SLG: 0.371										4	0	2	0	0	1	1								
Jason Schmidt, R (1,1) OBP: 0.200, SLG: 0.200										3	0	1	0	0	1	1								
Rob Mackowiak, L (8,PH) OBP: 0.250, SLG: 0.346										1	0	0	0	0	0	0								
Josias Manzanillo, R (8,1)										0	0	0	0	0	0	0								
Mike Williams, R (9,1)										0	0	0	0	0	0	0								
<b>Inning Stats</b>	R: 0 H: 0 E: 0 K: 0 S: 11	H: 0 LOB: 1 BB: 1 P: 19	R: 0 H: 1 E: 0 K: 0 S: 10	LOB: 1	R: 0 H: 0 E: 0 K: 1 S: 8	LOB: 0	R: 0 H: 0 E: 0 K: 0 S: 9	H: 0 LOB: 0	R: 0 H: 1 E: 0 K: 1 S: 10	LOB: 1	R: 4 H: 4 E: 0 K: 0 S: 21	H: 4 LOB: 2	R: 1 H: 2 E: 0 K: 1 S: 11	H: 2 LOB: 2	R: 0 H: 0 E: 0 K: 1 S: 12	LOB: 0	R: 0 H: 0 E: 0 K: 1 S: 9	LOB: 2	1B: 6 2B: 1 3B: 0 HR: 1	SF: 0 SAC: 1 DP: 0 HBP: 2	WP: 0 PB: 0 SB: 0 CS: 0	PA: 41		
<b>PITCHER</b>	IP	WLS	BF	H	R	ER	SO	BB	IBB	HBP	BLK	WP	HR	S	P	ERA	WHIP							
Brad Penny, R (1,1) ERA: 4.22	6.0	L	27	6	4	4	2	3	0	1	0	0	1	69	104	6.00	1.500							
Vladimir Nunez, R (7,1) ERA: 3.29	2.0		9	2	1	1	2	1	1	0	0	0	0	23	38	4.50	1.500							
Vic Darensbourg, L (9,1) ERA: 4.5	1.0		5	0	0	0	1	0	1	1	0	0	0	9	19	0.00	0.000							

Pittsburgh Pirates @ Florida Marlins  
Pro Player Stadium, Miami, FL  
Tue Jun 05 2001, 7:05 PM EDT  
Att: 10,138 - Cloudy - 84 F


AB 32  
R 5  
H 8  
RBI 5  
BB 6  
SO 5  
LOB 14



Batter	1	2	3	4	5	6	7	8	9	AB	R	H	RBI	BB	SO	LOB	BOTTOM							
Luis Castillo, S (1,4) OBP: 0.329, SLG: 0.311	G6-3		G3			F7				4	0	0	0	0	1	2								
Eric Owens, R (1,9) OBP: 0.302, SLG: 0.335										3	0	0	0	0	1	0								
Kevin Millar, R (8,PH) OBP: 0.311, SLG: 0.511										1	0	0	0	0	1	2								
Vic Darensbourg, L (9,1)										0	0	0	0	0	0	0								
Cliff Floyd, L (1,7) OBP: 0.413, SLG: 0.633										3	2	2	1	1	1	0								
Preston Wilson, R (1,8) OBP: 0.374, SLG: 0.514										4	0	1	1	0	0	1								
Mike Lowell, R (1,5) OBP: 0.337, SLG: 0.500										4	0	1	0	0	0	1								
Charles Johnson, R (1,2) OBP: 0.368, SLG: 0.595										3	0	0	0	1	0	1								
Derrek Lee, R (1,3) OBP: 0.276, SLG: 0.355										4	0	0	0	0	3	1								
Alex Gonzalez, R (1,6) OBP: 0.335, SLG: 0.367										3	0	1	0	0	0	0								
Brad Penny, R (1,1) ERA: 4.03										1	0	0	0	0	0	0								
John Mabry, L (6,PH) OBP: 0.200, SLG: 0.222										1	0	0	0	0	1	0								
Vladimir Nunez, R (7,1)										0	0	0	0	0	0	0								
Ryan McGuire, L (8,PH) OBP: 0.357, SLG: 0.462										1	0	1	0	0	0	0								
<b>Inning Stats</b>	R: 0 H: 0 E: 0 K: 0 S: 6	H: 0 LOB: 0 BB: 1 P: 13	R: 0 H: 0 E: 0 K: 1 S: 7	LOB: 0	R: 0 H: 0 E: 0 K: 0 S: 6	LOB: 0	R: 1 H: 2 E: 0 K: 0 S: 8	H: 2 LOB: 0	R: 0 H: 0 E: 0 K: 1 S: 7	LOB: 0	R: 0 H: 0 E: 0 K: 2 S: 9	H: 0 LOB: 0	R: 0 H: 1 E: 0 K: 1 S: 6	H: 1 LOB: 1	R: 0 H: 2 E: 0 K: 3 S: 17	LOB: 2	R: 0 H: 1 E: 0 K: 0 S: 13	LOB: 1	1B: 3 2B: 2 3B: 0 HR: 1	SF: 0 SAC: 0 DP: 0 HBP: 0	WP: 0 PB: 0 SB: 0 CS: 1	PA: 34		
<b>PITCHER</b>	IP	WLS	BF	H	R	ER	SO	BB	IBB	HBP	BLK	WP	HR	S	P	ERA	WHIP							
Jason Schmidt, R (1,1) ERA: 3.82	7.0	W	24	3	1	1	5	1	0	0	0	0	0	49	82	1.29	0.571							
Josias Manzanillo, R (8,1) ERA: 3.82	1.2		9	3	1	1	3	1	0	0	0	0	1	26	38	5.40	2.400							
Mike Williams, R (9,1) ERA: 3.04	0.1	S	1	0	0	0	0	0	0	0	0	0	0	4	6	0.00	0.000							

Pittsburgh Pirates @ Florida Marlins  
Pro Player Stadium, Miami, FL  
Tue Jun 05 2001, 7:05 PM EDT  
Att: 10,138 - Cloudy - 84 F


AB 32  
R 2  
H 6  
RBI 2  
BB 2  
SO 8  
LOB 8



Batter	1	2	3	4	5	6	7	8	9	AB	R	H	RBI	BB	SO	LOB	TOP								
18 Jason Kendall, R (1, 2) OBP: 0.353, SLG: 0.385	K		G5-3		F8		G6-3		F8	5	0	0	0	0	1	3									
Abraham Nunez, S (1, 6) OBP: 0.315, SLG: 0.361	K2-3			2B	F7			K	K	5	1	1	0	0	3	1									
Brian Giles, L (1, 8) OBP: 0.374, SLG: 0.546	K			1B	2B		F8	G4-3	2B	4	1	2	1	0	1	0									
Aramis Ramirez, R (1, 5) OBP: 0.333, SLG: 0.493		G5-3		1B	BB		G6-3	G4-3	2B	3	0	0	0	1	0	1									
John Vander Wal, L (1, 9) OBP: 0.404, SLG: 0.576				K			L5			4	0	2	1	0	1	2									
Kevin Young, R (1, 3) OBP: 0.287, SLG: 0.392										3	0	1	0	1	0	1									
Andy Barkett, L (1, 7) OBP: 0.286, SLG: 0.263					1B					4	0	1	0	0	1	6									
Pat Meares, R (1, 4) OBP: 0.270, SLG: 0.338			P6	G6-3			K		F9	4	0	0	0	0	1	4									
Todd Ritchie, R (1, 1) OBP: 0.240, SLG: 0.217										2	0	0	0	0	1	0									
Rob Mackowiak, L (7, PH) OBP: 0.276, SLG: 0.346					G6-3					0	0	0	0	1	0	0									
Dave Williams, L (7, 1)										0	0	0	0	0	0	0									
Adam Hyzdu, R (8, PH) OBP: 1.000, SLG: 2.000										1	0	1	0	0	0	0									
<b>Inning Stats</b>	R: 0 E: 0 K: 3 S: 10	H: 0 LOB: 0 BB: 0 P: 12	R: 0 E: 0 K: 0 S: 8	H: 1 LOB: 1 BB: 0 P: 9	R: 0 E: 0 K: 1 S: 6	H: 0 LOB: 0 BB: 0 P: 9	R: 1 E: 0 K: 2 S: 18	H: 3 LOB: 3 BB: 1 P: 30	R: 0 E: 0 K: 0 S: 7	H: 0 LOB: 0 BB: 0 P: 9	R: 0 E: 0 K: 0 S: 6	H: 0 LOB: 0 BB: 0 P: 10	R: 0 E: 0 K: 1 S: 10	H: 1 LOB: 2 BB: 1 P: 16	R: 1 E: 0 K: 1 S: 21	H: 2 LOB: 2 BB: 1 P: 32	R: 0 E: 0 K: 1 S: 8	H: 1 LOB: 1 BB: 0 P: 14	1B: 2 2B: 6 3B: 0 HR: 0	SF: 0 SAC: 0 DP: 0 HBP: 0	WP: 0 PB: 0 SB: 0 CS: 0	PA: 38			
<b>PITCHER</b>	IP	WLS	BF	H	R	ER	SO	BB	IBB	HBP	BLK	WP	HR	S	P	ERA	WHIP								
Ryan Dempster, R (1, 1) ERA: 5.0	8.0	W	34	7	2	2	8	3	0	0	0	0	0	86	127	2.25	1.250								
Braden Looper, R (9, 1) ERA: 3.67	1.0		4	1	0	0	1	0	0	0	0	0	0	8	14	0.00	1.000								

Pittsburgh Pirates @ Florida Marlins  
Pro Player Stadium, Miami, FL  
Wed Jun 06 2001, 7:05 PM EDT  
Att: 10,114 - Sunny - 86 F


AB 35  
R 2  
H 8  
RBI 2  
BB 3  
SO 9  
LOB 18



Batter	1	2	3	4	5	6	7	8	9	AB	R	H	RBI	BB	SO	LOB	BOTTOM								
Luis Castillo, S (1, 4) OBP: 0.328, SLG: 0.319	G3	G4-3			G4-3					4	1	1	0	0	0	1									
Ryan McGuire, L (1, 9) OBP: 0.344, SLG: 0.483				1B	2B		E4	2B		3	2	1	1	0	0	0									
Cliff Floyd, L (1, 7) OBP: 0.410, SLG: 0.631										4	1	1	1	0	0	1									
Preston Wilson, R (1, 8) OBP: 0.372, SLG: 0.509										4	1	1	1	0	0	1									
Mike Lowell, R (1, 5) OBP: 0.351, SLG: 0.530										4	2	4	3	0	0	0									
Charles Johnson, R (1, 2) OBP: 0.371, SLG: 0.597										3	0	1	1	1	1	1									
Kevin Millar, R (1, 3) OBP: 0.312, SLG: 0.505										3	0	1	0	0	1	1									
Derrek Lee, R (8, 3) OBP: 0.275, SLG: 0.353										1	0	0	0	0	0	1									
Alex Gonzalez, R (1, 6) OBP: 0.330, SLG: 0.361										3	0	0	0	0	0	2									
Ryan Dempster, R (1, 1) OBP: 0.115, SLG: 0.120										2	0	0	0	0	0	0									
Braden Looper, R (9, 1) ERA: 4.5										0	0	0	0	0	0	0									
<b>Inning Stats</b>	R: 3 E: 0 K: 0 S: 12	H: 3 LOB: 0 BB: 0 P: 15	R: 0 E: 0 K: 0 S: 9	H: 1 LOB: 1 BB: 0 P: 14	R: 2 E: 1 K: 1 S: 12	H: 2 LOB: 0 BB: 0 P: 18	R: 0 E: 0 K: 1 S: 10	H: 0 LOB: 0 BB: 0 P: 12	R: 0 E: 0 K: 0 S: 10	H: 0 LOB: 0 BB: 0 P: 14	R: 1 E: 0 K: 0 S: 13	H: 2 LOB: 1 BB: 0 P: 17	R: 1 E: 0 K: 0 S: 6	H: 1 LOB: 1 BB: 0 P: 9	R: 0 E: 0 K: 0 S: 10	H: 1 LOB: 1 BB: 1 P: 14	1B: 5 2B: 3 3B: 1 HR: 1	SF: 1 SAC: 1 DP: 0 HBP: 0	WP: 0 PB: 0 SB: 0 CS: 1	PA: 34					
<b>PITCHER</b>	IP	WLS	BF	H	R	ER	SO	BB	IBB	HBP	BLK	WP	HR	S	P	ERA	WHIP								
Todd Ritchie, R (1, 1) ERA: 5.15	6.0	L	26	8	6	5	2	0	0	0	0	0	0	66	90	7.50	1.333								
Dave Williams, L (7, 1) ERA: 4.5	2.0		8	2	1	1	0	1	0	0	0	0	0	16	23	4.50	1.500								

Pittsburgh Pirates @ Florida Marlins  
Pro Player Stadium, Miami, FL  
Wed Jun 06 2001, 7:05 PM EDT  
Att: 10,114 - Sunny - 86 F

AB 31  
R 7  
H 10  
RBI 7  
BB 1  
SO 2  
LOB 8



Batter	1	2	3	4	5	6	7	8	9	AB	R	H	RBI	BB	SO	LOB	TOP		
Abraham Nunez, S (1.6) OBP: 0.298, SLG: 0.341	1-3 K		0-0 G4-3		0-0 G6-3		1-0 F9		3-3 K	5	0	0	0	0	2	2			
18 Jason Kendall, R (1.7) OBP: 0.350, SLG: 0.378	1-2 F7		1-1 E6 WP		2-3 K		2-2 F9		3-2 1B HBP	4	0	0	0	0	1	2			
Brian Giles, L (1.8) OBP: 0.379, SLG: 0.545	1-1 G4-3		4-2 1-2 3-H 2-3 BB			2-1 2B 1B	2-2 F8		3-1 1-2 1B	4	1	2	0	1	0	0			
John Vander Wal, L (1.9) OBP: 0.396, SLG: 0.564 Kevin Young, R (8.3) OBP: 0.296, SLG: 0.390		0-2 L7				0-0 F9		0-3 K	0-1 P6	4	0	0	0	0	2	3			
Aramis Ramirez, R (1.5) OBP: 0.336, SLG: 0.498		0-0 F7			0-3 K	2-2 1B FC5-2 2B		0-0 3B 1B		4	1	2	0	0	1	0			
Andy Barkett, L (1.3) OBP: 0.320, SLG: 0.273 Emil Brown, R (8.9) OBP: 0.314, SLG: 0.371		0-1 1B			0-0 F7	1-0 FC5-2 1B HBP		1-0 F8		3	0	1	0	0	0	1			
Rob Mackowiak, L (1.4) OBP: 0.303, SLG: 0.433		1-3 K			1-2 G5-3	1-0 FC5-2 1B		0-0 1-H 3B		4	0	2	2	0	1	1			
Keith Osik, R (1.2) OBP: 0.294, SLG: 0.429			4-0 18 E SH3-4 WP BB		1-1 SH3-4 HBP	1-0 FC5-2		1-2 G5-3		2	1	0	0	1	0	4			
Joe Beimel, L (1.1) OBP: 0.333, SLG: 0.333 Enrique Wilson, S (6. PH) OBP: 0.299, SLG: 0.240 Bronson Arroyo, R (6.1) OBP: 0.314, SLG: 0.371 Josias Manzanillo, R (7.1) OBP: 0.314, SLG: 0.371 Adam Hyzdu, R (9. PH) OBP: 0.500, SLG: 1.000			0-1 SH3-4		0-0 SH3-4	0-0 G1-3			1-3 K	0	0	0	0	0	0	0			
<b>Inning Stats</b>	R: 0 E: 0 K: 1 S: 11	H: 0 LOB: 0 BB: 0 P: 14	R: 0 E: 0 K: 1 S: 9	H: 1 LOB: 1 BB: 0 P: 10	R: 1 E: 1 K: 1 S: 11	H: 0 LOB: 2 BB: 2 P: 22	R: 0 E: 0 K: 1 S: 7	H: 0 LOB: 0 BB: 0 P: 8	R: 0 E: 0 K: 0 S: 6	H: 3 LOB: 3 BB: 0 P: 17	R: 0 E: 0 K: 0 S: 7	H: 0 LOB: 0 BB: 0 P: 12	R: 1 E: 0 K: 1 S: 10	H: 2 LOB: 1 BB: 0 P: 12	R: 0 E: 0 K: 2 S: 13	H: 1 LOB: 2 BB: 0 P: 23	1B: 5 2B: 1 3B: 1 HR: 0	SF: 0 SAC: 2 DP: 0 HBP: 3	WP: 1 PA: 40 PB: 0 SB: 0 CS: 0
<b>PITCHER</b>	IP WLS BF H R ER SO BB IBB HBP BLK WP HR S P ERA WHIP	IP WLS BF H R ER SO BB IBB HBP BLK WP HR S P ERA WHIP	IP WLS BF H R ER SO BB IBB HBP BLK WP HR S P ERA WHIP	IP WLS BF H R ER SO BB IBB HBP BLK WP HR S P ERA WHIP	IP WLS BF H R ER SO BB IBB HBP BLK WP HR S P ERA WHIP	IP WLS BF H R ER SO BB IBB HBP BLK WP HR S P ERA WHIP	IP WLS BF H R ER SO BB IBB HBP BLK WP HR S P ERA WHIP	IP WLS BF H R ER SO BB IBB HBP BLK WP HR S P ERA WHIP	IP WLS BF H R ER SO BB IBB HBP BLK WP HR S P ERA WHIP	IP WLS BF H R ER SO BB IBB HBP BLK WP HR S P ERA WHIP	IP WLS BF H R ER SO BB IBB HBP BLK WP HR S P ERA WHIP	IP WLS BF H R ER SO BB IBB HBP BLK WP HR S P ERA WHIP	IP WLS BF H R ER SO BB IBB HBP BLK WP HR S P ERA WHIP	IP WLS BF H R ER SO BB IBB HBP BLK WP HR S P ERA WHIP	IP WLS BF H R ER SO BB IBB HBP BLK WP HR S P ERA WHIP	IP WLS BF H R ER SO BB IBB HBP BLK WP HR S P ERA WHIP	IP WLS BF H R ER SO BB IBB HBP BLK WP HR S P ERA WHIP	IP WLS BF H R ER SO BB IBB HBP BLK WP HR S P ERA WHIP	IP WLS BF H R ER SO BB IBB HBP BLK WP HR S P ERA WHIP

Pittsburgh Pirates @ Florida Marlins  
Pro Player Stadium, Miami, FL  
Thu Jun 07 2001, 1:05 PM EDT  
Att: 14,516 - Cloudy - 90 F

AB 33  
R 3  
H 7  
RBI 2  
BB 2  
SO 8  
LOB 18



Batter	1	2	3	4	5	6	7	8	9	AB	R	H	RBI	BB	SO	LOB	BOTTOM			
Luis Castillo, S (1.4) OBP: 0.331, SLG: 0.320	0-1 G1-4-3		1-3 K			4-2 1B BB		0-0 1B HBP PB 1B		3	1	1	0	1	1	0				
Alex Gonzalez, R (1.6) OBP: 0.333, SLG: 0.360	1-0 G1-3			1-1 P4		1-1 BB 1B		1-1 PB 1B HR HBP		3	1	1	0	0	0	0				
Cliff Floyd, L (1.7) OBP: 0.416, SLG: 0.629	3-3 K			4-2 K2 BB		4-0 1-2 BB		3-1 PB HR 1B		2	1	1	0	2	1	0				
Preston Wilson, R (1.8) OBP: 0.366, SLG: 0.500		2-3 K		3-3 K2 1-2		1-1 P4		1-1 F8		4	0	0	0	0	2	6				
Mike Lowell, R (1.5) OBP: 0.354, SLG: 0.536		3-2 F8			1-2 G5-4-3 1B		1-2 2B 2B	1-3 K		4	1	2	0	0	1	2				
Kevin Millar, R (1.9) OBP: 0.330, SLG: 0.558		1-2 1B			1-1 G5-4-3 1-2		0-1 F9 2B	3-2 HR		4	1	3	4	0	0	1				
Derrek Lee, R (1.3) OBP: 0.289, SLG: 0.346		3-2 G3-1			0-0 F8		1-0 F9	0-0 G5-3		4	0	0	0	0	0	2				
Mike Redmond, R (1.2) OBP: 0.349, SLG: 0.475 Charles Johnson, R (7. PH) OBP: 0.369, SLG: 0.593			1-0 G6-3			1-0 L4			3-3 K	2	0	0	0	0	0	0				
Matt Clement, R (1.1) OBP: 0.248, SLG: 0.048 John Mabry, R (6. PH) OBP: 0.184, SLG: 0.214 Armando Almanza, L (7.1) OBP: 0.333, SLG: 0.487 Ryan McGuire, L (7. PH) OBP: 0.333, SLG: 0.487 Ricky Bones, R (8.1) OBP: 0.192, SLG: 0.192 Antonio Alfonseca, R (9.1) OBP: 0.192, SLG: 0.192			0-0 G1-3			3-2 G1-3		2-3 K		1	0	0	0	0	0	0				
<b>Inning Stats</b>	R: 0 E: 0 K: 1 S: 6	H: 0 LOB: 0 BB: 0 P: 10	R: 0 E: 0 K: 1 S: 12	H: 1 LOB: 0 BB: 0 P: 21	R: 0 E: 0 K: 1 S: 5	H: 0 LOB: 0 BB: 0 P: 7	R: 0 E: 0 K: 1 S: 9	H: 0 LOB: 1 BB: 1 P: 17	R: 0 E: 0 K: 0 S: 6	H: 1 LOB: 3 BB: 2 P: 8	R: 1 E: 0 K: 2 S: 14	H: 2 LOB: 1 BB: 0 P: 21	R: 4 E: 0 K: 1 S: 17	H: 3 LOB: 0 BB: 0 P: 26	R: 0 E: 0 K: 1 S: 13	H: 1 LOB: 2 BB: 0 P: 23	1B: 5 2B: 3 3B: 0 HR: 1	SF: 0 SAC: 0 DP: 2 HBP: 1	WP: 0 PA: 34 PB: 1 SB: 0 CS: 0	
<b>PITCHER</b>	IP WLS BF H R ER SO BB IBB HBP BLK WP HR S P ERA WHIP	IP WLS BF H R ER SO BB IBB HBP BLK WP HR S P ERA WHIP	IP WLS BF H R ER SO BB IBB HBP BLK WP HR S P ERA WHIP	IP WLS BF H R ER SO BB IBB HBP BLK WP HR S P ERA WHIP	IP WLS BF H R ER SO BB IBB HBP BLK WP HR S P ERA WHIP	IP WLS BF H R ER SO BB IBB HBP BLK WP HR S P ERA WHIP	IP WLS BF H R ER SO BB IBB HBP BLK WP HR S P ERA WHIP	IP WLS BF H R ER SO BB IBB HBP BLK WP HR S P ERA WHIP	IP WLS BF H R ER SO BB IBB HBP BLK WP HR S P ERA WHIP	IP WLS BF H R ER SO BB IBB HBP BLK WP HR S P ERA WHIP	IP WLS BF H R ER SO BB IBB HBP BLK WP HR S P ERA WHIP	IP WLS BF H R ER SO BB IBB HBP BLK WP HR S P ERA WHIP	IP WLS BF H R ER SO BB IBB HBP BLK WP HR S P ERA WHIP	IP WLS BF H R ER SO BB IBB HBP BLK WP HR S P ERA WHIP	IP WLS BF H R ER SO BB IBB HBP BLK WP HR S P ERA WHIP	IP WLS BF H R ER SO BB IBB HBP BLK WP HR S P ERA WHIP	IP WLS BF H R ER SO BB IBB HBP BLK WP HR S P ERA WHIP	IP WLS BF H R ER SO BB IBB HBP BLK WP HR S P ERA WHIP	IP WLS BF H R ER SO BB IBB HBP BLK WP HR S P ERA WHIP	IP WLS BF H R ER SO BB IBB HBP BLK WP HR S P ERA WHIP

Pittsburgh Pirates @ Florida Marlins  
Pro Player Stadium, Miami, FL  
Thu Jun 07 2001, 1:05 PM EDT  
Att: 14,516 - Cloudy - 90 F

AB 30  
R 5  
H 8  
RBI 4  
BB 3  
SO 7  
LOB 13



Batter	1	2	3	4	5	6	7	8	9	10	AB	R	H	RBI	BB	SO	LOB	TOP		
Luis Castillo, S OBP: 0.332, SLG: 0.315 (1, 4)	G6-3		K				K	K			3	0	0	0	2	2	1	<b>Florida Marlins @ Toronto Blue Jays</b> SkyDome, Toronto, ON Fri Jun 08 2001, 7:05 PM EDT Att. 18,629 - Sunny - 73 F		
Ryan McGuire, L OBP: 0.289, SLG: 0.400 (1, 9)	G6-3		K				E3 1B	K			5	0	0	0	0	3	4			
Cliff Floyd, L OBP: 0.420, SLG: 0.633 (1, 7)	1B 2B		F8								5	1	3	1	0	0	1			
Preston Wilson, R OBP: 0.367, SLG: 0.502 (1, 8)	2B 1B			G1 2B			K	F8			5	1	2	1	0	1	3			
Mike Lowell, R OBP: 0.531, SLG: 0.532 (1, 5)	2B			G1			G4-3				5	0	1	0	0	0	2			
Charles Johnson, R OBP: 0.365, SLG: 0.588 (1, 2)	G1-3						F7	G6-3			5	0	1	1	0	1	2			
Kevin Millar, R OBP: 0.337, SLG: 0.551 Eric Owens, R OBP: 0.302, SLG: 0.335 John Mabry, L OBP: 0.219, SLG: 0.214 (1, 10)		K						K			3	0	1	0	1	2	0			
Derrek Lee, R OBP: 0.272, SLG: 0.357 (1, 3)			F8					2B			5	2	2	1	0	1	3			
Alex Gonzalez, R OBP: 0.335, SLG: 0.372 (1, 6)			F8					2B			5	1	2	2	0	0	3			
<b>Inning Stats</b>	R: 1 E: 0 K: 0 S: 11	H: 3 LOB: 2 BB: 0 P: 18	R: 0 E: 0 K: 1 S: 6	H: 0 LOB: 0 BB: 0 P: 7	R: 0 E: 0 K: 2 S: 7	H: 0 LOB: 0 BB: 0 P: 11	R: 1 E: 0 K: 1 S: 14	H: 3 LOB: 2 BB: 0 P: 20	R: 0 E: 0 K: 1 S: 7	H: 0 LOB: 0 BB: 1 P: 12	R: 2 E: 1 K: 2 S: 20	H: 3 LOB: 2 BB: 0 P: 27	R: 2 E: 0 K: 1 S: 17	H: 2 LOB: 2 BB: 2 P: 34	R: 0 E: 0 K: 0 S: 9	H: 1 LOB: 0 BB: 1 P: 19	1B: 4 2B: 8 3B: 0 HR: 0		SF: 0 SAC: 0 DP: 1 HBP: 0	WP: 0 PB: 0 SB: 1 CS: 1
<b>PITCHER</b>	IP WLS BF H R ER SO	IP WLS BF H R ER SO	IP WLS BF H R ER SO	IP WLS BF H R ER SO	IP WLS BF H R ER SO	IP WLS BF H R ER SO	IP WLS BF H R ER SO	IP WLS BF H R ER SO	IP WLS BF H R ER SO	IP WLS BF H R ER SO	IP WLS BF H R ER SO	IP WLS BF H R ER SO	IP WLS BF H R ER SO	IP WLS BF H R ER SO	IP WLS BF H R ER SO	IP WLS BF H R ER SO	ERA WHIP	ERA WHIP		
Joey Hamilton, R ERA: 4.77 (1, 1)	6.2	29	8	4	3	8	BB: 1	IBB: 0	HBP: 0	BLK: 0	WP: 0	HR: 0	S: 65	P: 97	ERA: 4.05	WHIP: 1.350				
Pedro Borbon, L ERA: 3.18 (7, 1)	0.0	1	1	0	0	0	BB: 0	IBB: 0	HBP: 0	BLK: 0	WP: 0	HR: 0	S: 3	P: 3	ERA: ∞	WHIP: ∞				
Kelvim Escobar, R ERA: 5.0 (7, 1)	1.0	H: 4	0	1	1	0	BB: 1	IBB: 0	HBP: 0	BLK: 0	WP: 0	HR: 0	S: 9	P: 18	ERA: 9.00	WHIP: 1.000				
Paul Quantrill, R ERA: 1.26 (8, 1)	0.0	B: 3	2	1	1	0	BB: 1	IBB: 0	HBP: 0	BLK: 0	WP: 0	HR: 0	S: 7	P: 14	ERA: ∞	WHIP: ∞				
Dan Plesac, L ERA: 3.12 (8, 1)	0.2	3	1	0	0	1	BB: 0	IBB: 0	HBP: 0	BLK: 0	WP: 0	HR: 0	S: 6	P: 8	ERA: 0.00	WHIP: 1.500				

AB	41
R	6
H	12
RBI	6
BB	4
SO	10
LOB	19



Batter	1	2	3	4	5	6	7	8	9	10	AB	R	H	RBI	BB	SO	LOB	BOTTOM		
Shannon Stewart, R OBP: 0.393, SLG: 0.482 (1, 7)	1B BB	G6-3		F9				1B BB			4	1	2	1	2	0	1	<b>Florida Marlins @ Toronto Blue Jays</b> SkyDome, Toronto, ON Fri Jun 08 2001, 7:05 PM EDT Att. 18,629 - Sunny - 73 F		
Alex Gonzalez, R OBP: 0.292, SLG: 0.399 (1, 6)	BB 1B	K						K			4	0	1	0	1	2	3			
Raul Mondesi, R OBP: 0.401, SLG: 0.524 (1, 9)	FC1-2 HBP		G5-3								5	1	3	1	0	0	0			
Carlos Delgado, L OBP: 0.419, SLG: 0.579 (1, 3)	HBP BB										3	2	1	1	2	0	5			
Brad Fullmer, L OBP: 0.329, SLG: 0.471 (1, 10)	FC1-2 HBP										5	1	3	2	0	1	4			
José Cruz Jr., S OBP: 0.345, SLG: 0.464 (1, 8)	K		G3-1					G6-3			5	0	1	0	0	2	5			
Darín Fletcher, L OBP: 0.277, SLG: 0.343 (1, 2)	HBP		P6					F7			4	0	1	2	0	0	2			
Chris Woodward, R OBP: 0.190, SLG: 0.429 Brian Simmons, S OBP: 0.258, SLG: 0.320 Tony Batista, R OBP: 0.259, SLG: 0.433 (1, 5)	K							F9			4	0	1	0	0	1	5			
Brian Simmons, S OBP: 0.258, SLG: 0.320 (9, PH)											1	0	0	0	0	0	2			
Jeff Frye, R OBP: 0.253, SLG: 0.271 (1, 4)		F8									5	2	2	0	0	0	1			
<b>Inning Stats</b>	R: 2 E: 0 K: 2 S: 19	H: 1 LOB: 3 BB: 3 P: 43	R: 0 E: 0 K: 1 S: 5	H: 0 LOB: 0 BB: 0 P: 7	R: 2 E: 0 K: 0 S: 12	H: 1 LOB: 0 BB: 1 P: 26	R: 1 E: 0 K: 0 S: 10	H: 3 LOB: 2 BB: 0 P: 12	R: 0 E: 0 K: 1 S: 12	H: 1 LOB: 1 BB: 0 P: 18	R: 0 E: 0 K: 0 S: 8	H: 1 LOB: 1 BB: 0 P: 14	R: 0 E: 1 K: 1 S: 11	H: 3 LOB: 2 BB: 0 P: 13	R: 1 E: 0 K: 0 S: 4	H: 2 LOB: 1 BB: 0 P: 5	1B: 8 2B: 6 3B: 0 HR: 1	SF: 0 SAC: 0 DP: 1 HBP: 1	WP: 0 PB: 0 SB: 0 CS: 1	PA: 46
<b>PITCHER</b>	IP WLS BF H R ER SO	IP WLS BF H R ER SO	IP WLS BF H R ER SO	IP WLS BF H R ER SO	IP WLS BF H R ER SO	IP WLS BF H R ER SO	IP WLS BF H R ER SO	IP WLS BF H R ER SO	IP WLS BF H R ER SO	IP WLS BF H R ER SO	IP WLS BF H R ER SO	IP WLS BF H R ER SO	IP WLS BF H R ER SO	IP WLS BF H R ER SO	IP WLS BF H R ER SO	IP WLS BF H R ER SO	ERA WHIP	ERA WHIP		
45 Chuck Smith, R ERA: 4.0 (1, 1)	4.0	22	5	5	3	3	BB: 4	IBB: 0	HBP: 1	BLK: 0	WP: 0	HR: 1	S: 46	P: 88	ERA: 11.25	WHIP: 2.250				
Vladimir Nunez, R ERA: 3.15 (5, 1)	1.1	8	3	0	0	2	BB: 1	IBB: 0	HBP: 0	BLK: 0	WP: 0	HR: 0	S: 22	P: 35	ERA: 0.00	WHIP: 3.000				
Vic Darensbourg, L ERA: 4.15 (6, 1)	1.1	4	1	0	0	0	BB: 0	IBB: 0	HBP: 0	BLK: 0	WP: 0	HR: 0	S: 8	P: 12	ERA: 0.00	WHIP: 0.750				
Bradten Loper, R ERA: 3.49 (7, 1)	1.1	4	1	0	0	0	BB: 0	IBB: 0	HBP: 0	BLK: 0	WP: 0	HR: 0	S: 10	P: 20	ERA: 0.00	WHIP: 0.750				
Antonio Alfonseca, R ERA: 2.42 (8, 1)	1.0	B: 6	3	1	0	1	BB: 0	IBB: 0	HBP: 0	BLK: 0	WP: 0	HR: 0	S: 11	P: 13	ERA: 0.00	WHIP: 3.000				

AB	40
R	7
H	15
RBI	7
BB	5
SO	6
LOB	28



Batter	1	2	3	4	5	6	7	8	9	AB	R	H	RBI	BB	SO	LOB	TOP			
<b>Luis Castillo, S</b> OBP: 0.332, SLG: 0.324 (1, 4)										4	1	1	0	0	0	2				
<b>Ryan McGuire, L</b> OBP: 0.279, SLG: 0.359 (1, 9)										4	1	0	0	1	0	3				
<b>Cliff Floyd, L</b> OBP: 0.427, SLG: 0.646 (1, 10)										2	2	1	3	3	0	0				
<b>Preston Wilson, R</b> OBP: 0.364, SLG: 0.494 <b>John Mabry, L</b> OBP: 0.219, SLG: 0.214 (1, 8) (9, 8)										4	1	0	0	1	2	4				
<b>Mike Lowell, R</b> OBP: 0.362, SLG: 0.542 (1, 5)										4	0	3	3	0	0	0				
<b>Charles Johnson, R</b> OBP: 0.361, SLG: 0.575 (1, 2)										4	0	0	0	1	1	3				
<b>Kevin Millar, R</b> OBP: 0.343, SLG: 0.549 (1, 7)										4	0	2	0	0	1	1				
<b>Derrek Lee, R</b> OBP: 0.267, SLG: 0.350 (1, 3)										4	0	0	0	0	1	5				
<b>Alex Gonzalez, R</b> OBP: 0.338, SLG: 0.385 (1, 6)										4	1	2	0	0	0	0				
<b>Inning Stats</b>	R: 3 E: 0 K: 0 S: 16	H: 4 LOB: 2 BB: 2 P: 31	R: 0 E: 0 K: 0 S: 7	H: 1 LOB: 2 BB: 1 P: 12	R: 0 E: 0 K: 1 S: 6	H: 0 LOB: 1 BB: 0 P: 9	R: 0 E: 0 K: 1 S: 8	H: 1 LOB: 2 BB: 1 P: 16	R: 0 E: 0 K: 1 S: 8	H: 0 LOB: 0 BB: 0 P: 11	R: 0 E: 0 K: 1 S: 6	H: 0 LOB: 0 BB: 0 P: 9	R: 0 E: 0 K: 0 S: 6	H: 2 LOB: 1 BB: 0 P: 6	R: 3 E: 2 K: 0 S: 10	H: 1 LOB: 1 BB: 2 P: 21	1B: 4 2B: 3 3B: 1 HR: 1	SF: 0 SAC: 2 DP: 2 HBP: 1	WP: 0 PB: 0 SB: 1 CS: 0	PA: 42
<b>PITCHER</b> <b>Chris Carpenter, R</b> ERA: 3.79 (1, 1)	IP: 9.0 WLS: L BF: 42	H: 9 R: 6 ER: 3 SO: 5	BB: 3 IBB: 3 HBP: 1 BLK: 0	WP: 0 HR: 1 S: 73 P: 122	ERA: 3.00 WHIP: 1.333															

Florida Marlins @ Toronto Blue Jays  
SkyDome, Toronto, ON  
Sat Jun 09 2001, 4:05 PM EDT  
Att: 20,875 - Cloudy - 74 F

AB 34  
R 6  
H 9  
RBI 6  
BB 6  
SO 5  
LOB 18



Batter	1	2	3	4	5	6	7	8	9	AB	R	H	RBI	BB	SO	LOB	BOTTOM					
<b>Shannon Stewart, R</b> OBP: 0.387, SLG: 0.475 (1, 7)										4	0	0	1	0	0	1						
<b>Alex Gonzalez, R</b> OBP: 0.288, SLG: 0.353 (1, 6)										4	0	0	0	0	0	1						
<b>Raul Mondesi, R</b> OBP: 0.395, SLG: 0.515 (1, 9)										4	0	0	0	0	0	0						
<b>Carlos Delgado, L</b> OBP: 0.414, SLG: 0.571 (1, 3)										3	0	0	0	0	0	0						
<b>Brad Fullmer, L</b> OBP: 0.325, SLG: 0.465 (1, 10)										3	0	0	0	0	1	0						
<b>José Cruz Jr., S</b> OBP: 0.340, SLG: 0.456 (1, 8)										3	0	0	0	0	2	0						
<b>Darrin Fletcher, L</b> OBP: 0.272, SLG: 0.337 (1, 2)										3	0	0	0	0	0	0						
<b>Jeff Frye, R</b> OBP: 0.266, SLG: 0.276 (1, 4)										2	1	1	0	1	0	0						
<b>Chris Woodward, R</b> OBP: 0.200, SLG: 0.444 (1, 5)										3	0	1	0	0	0	1						
<b>Inning Stats</b>	R: 0 E: 0 K: 0 S: 8	H: 0 LOB: 0 BB: 0 P: 10	R: 0 E: 0 K: 1 S: 8	H: 0 LOB: 0 BB: 0 P: 13	R: 1 E: 0 K: 0 S: 7	H: 2 LOB: 1 BB: 0 P: 13	R: 0 E: 0 K: 1 S: 7	H: 0 LOB: 0 BB: 0 P: 12	R: 0 E: 0 K: 0 S: 10	H: 0 LOB: 0 BB: 0 P: 14	R: 0 E: 0 K: 0 S: 9	H: 0 LOB: 0 BB: 0 P: 12	R: 0 E: 0 K: 0 S: 7	H: 0 LOB: 0 BB: 0 P: 10	R: 0 E: 0 K: 1 S: 10	H: 0 LOB: 1 BB: 1 P: 17	R: 0 E: 0 K: 0 S: 6	H: 0 LOB: 0 BB: 0 P: 9	1B: 1 2B: 1 3B: 0 HR: 0	SF: 0 SAC: 0 DP: 0 HBP: 0	WP: 1 PB: 0 SB: 0 CS: 0	PA: 30
<b>PITCHER</b> <b>A.J. Burnett, R</b> ERA: 1.59 (1, 1)	IP: 9.0 WLS: W BF: 30	H: 2 R: 1 ER: 1 SO: 3	BB: 1 IBB: 0 HBP: 0 BLK: 0	WP: 1 HR: 0 S: 72 P: 110	ERA: 1.00 WHIP: 0.333																	

Florida Marlins @ Toronto Blue Jays  
SkyDome, Toronto, ON  
Sat Jun 09 2001, 4:05 PM EDT  
Att: 20,875 - Cloudy - 74 F

AB 29  
R 1  
H 2  
RBI 1  
BB 1  
SO 3  
LOB 3






Batter	1	2	3	4	5	6	7	8	9	AB	R	H	RBI	BB	SO	LOB	TOP					
Dave Berg, R OBP: 0.219, SLG: 0.295 (1, 4)	F7		F8	F8		G6-3		K		5	0	1	0	0	1	2						
John Mabry, L OBP: 0.297, SLG: 0.290 (1, 9)	1B	2B			P5				G3-6	3	1	2	1	2	0	0						
Cliff Floyd, L OBP: 0.423, SLG: 0.636 (1, 10)	G5-3		L7		G4-3	F8			G3-6	5	0	1	1	0	0	4						
Preston Wilson, R OBP: 0.357, SLG: 0.483 (1, 8)	G5-3		K		G6-3		P4		F1	5	0	0	0	0	1	3						
Mike Lowell, R OBP: 0.395, SLG: 0.530 (1, 5)	F7			G6-3		G1-3	G4-3			4	0	0	0	0	0	1						
Charles Johnson, R OBP: 0.388, SLG: 0.574 (1, 2)		P4		1B	3B	BB	HBP	BB	FC5-4	2	2	1	0	2	0	0						
Kevin Millar, R OBP: 0.349, SLG: 0.543 (1, 7)		P3		3B	1B		HBP	BB	FC5-4	3	2	1	0	1	0	1	AB 34					
Derrek Lee, R OBP: 0.271, SLG: 0.360 (1, 3)		F8		3B	3B		2B	HBP		3	1	1	2	0	1	0	R 7					
Alex Gonzalez, R OBP: 0.336, SLG: 0.387 (1, 6)			G6-3	F3			2B	HBP		3	1	1	2	0	1	0	H 8					
							G6-3	1B	2B								RBI 7					
																	BB 5					
																	SO 4					
																	LOB 12					
<b>Inning Stats</b>	R: 1 E: 0 K: 0 S: 12	H: 2 LOB: 1 BB: 0 P: 18	R: 0 E: 0 K: 0 S: 6	H: 0 LOB: 0 BB: 0 P: 11	R: 0 E: 0 K: 1 S: 14	H: 1 LOB: 2 BB: 1 P: 25	R: 2 E: 0 K: 0 S: 14	H: 2 LOB: 1 BB: 1 P: 22	R: 0 E: 0 K: 0 S: 11	H: 0 LOB: 0 BB: 0 P: 17	R: 4 E: 0 K: 0 S: 15	H: 2 LOB: 1 BB: 2 P: 28	R: 0 E: 0 K: 0 S: 7	H: 1 LOB: 1 BB: 0 P: 10	R: 0 E: 0 K: 3 S: 10	H: 0 LOB: 0 BB: 1 P: 15	R: 0 E: 0 K: 0 S: 4	H: 0 LOB: 0 BB: 1 P: 10	1B: 5 2B: 2 3B: 1 HR: 0	SF: 0 SAC: 0 DP: 1 HBP: 1	WP: 0 PB: 0 CS: 0	PA: 40
<b>PITCHER</b>	IP	WLS	BF	H	R	ER	SO	BB	IBB	HBP	BLK	WP	HR	S	P	ERA	WHIP					
Esteban Loaiza, R ERA: 4.96 (1, 1)	5.1	L	27	6	7	7	1	4	0	1	0	0	0	66	112	11.81	1.875					
Kelvin Escobar, R ERA: 4.71 (6, 1)	1.2		7	2	0	0	0	0	0	0	0	0	0	13	19	0.00	1.200					
Billy Koch, R ERA: 5.13 (8, 1)	1.0		3	0	0	0	3	0	0	0	0	0	0	10	15	0.00	0.000					
Bob File, R ERA: 1.82 (9, 1)	1.0		3	0	0	0	0	1	0	0	0	0	0	4	10	0.00	1.000					

Florida Marlins @ Toronto Blue Jays  
SkyDome, Toronto, ON  
Sun Jun 10 2001, 1:05 PM EDT  
Att: 20,070 - Sunny - 68 F

livebaseballscores.com  
AB 34  
R 7  
H 8  
RBI 7  
BB 5  
SO 4  
LOB 12



Batter	1	2	3	4	5	6	7	8	9	AB	R	H	RBI	BB	SO	LOB	BOTTOM					
Shannon Stewart, R OBP: 0.382, SLG: 0.467 (1, 7)	K		K		F8			G4-6-3		4	0	0	0	0	2	2						
Alex Gonzalez, R OBP: 0.287, SLG: 0.355 (1, 6)	G6-3			2B		L7		K		4	1	1	0	0	1	0						
Raul Mondesi, R OBP: 0.393, SLG: 0.515 (1, 9)	G6-3			CS	2B	F5		G4-3		4	0	1	1	0	0	0						
Carlos Delgado, L OBP: 0.408, SLG: 0.561 (1, 3)		K		G6-3		K		G3-1		4	0	0	0	0	2	1						
Brad Fullmer, L OBP: 0.332, SLG: 0.463 (1, 10)				1B	BB	F5			BB	1	0	0	0	3	0	0						
Brian Simmons, S OBP: 0.287, SLG: 0.316 (1, 8)		K		1B		G1-3		G1-3		4	0	1	0	0	1	2						
Tony Batista, R OBP: 0.256, SLG: 0.427 (1, 5)	F7				F9		K			3	0	0	0	0	1	3	AB 30					
Homer Bush, R OBP: 0.363, SLG: 0.411 (1, 4)			K					1B	G4-6-3	3	1	2	0	0	1	0	R 2					
Alberto Castillo, R OBP: 0.302, SLG: 0.319 (1, 2)				CS	1B	L4-3		G4-6-3		3	0	2	0	0	0	1	H 7					
																	RBI 1					
																	BB 3					
																	SO 8					
																	LOB 9					
<b>Inning Stats</b>	R: 0 E: 0 K: 1 S: 7	H: 0 LOB: 0 BB: 0 P: 10	R: 0 E: 0 K: 2 S: 15	H: 0 LOB: 1 BB: 1 P: 24	R: 0 E: 0 K: 2 S: 8	H: 1 LOB: 0 BB: 0 P: 11	R: 1 E: 0 K: 0 S: 16	H: 3 LOB: 2 BB: 1 P: 30	R: 0 E: 0 K: 1 S: 8	H: 0 LOB: 0 BB: 0 P: 12	R: 0 E: 0 K: 1 S: 5	H: 0 LOB: 0 BB: 0 P: 8	R: 1 E: 0 K: 1 S: 9	H: 2 LOB: 1 BB: 0 P: 15	R: 0 E: 0 K: 0 S: 8	H: 0 LOB: 1 BB: 1 P: 14	R: 0 E: 0 K: 0 S: 4	H: 0 LOB: 0 BB: 1 P: 10	1B: 5 2B: 4 3B: 0 HR: 0	SF: 0 SAC: 0 DP: 3 HBP: 0	WP: 0 PB: 0 CS: 2	PA: 33
<b>PITCHER</b>	IP	WLS	BF	H	R	ER	SO	BB	IBB	HBP	BLK	WP	HR	S	P	ERA	WHIP					
Brad Penny, R ERA: 4.04 (1, 1)	5.2	W	21	5	1	1	5	2	0	0	0	0	0	62	98	1.59	1.235					
Vic Darensbourg, L ERA: 3.86 (6, 1)	1.1		4	0	0	0	2	0	0	0	0	0	0	10	14	0.00	0.000					
Braden Looper, R ERA: 3.69 (8, 1)	1.0		4	2	1	1	1	0	0	0	0	0	0	9	15	9.00	2.000					
Antonio Alfonseca, R ERA: 2.33 (9, 1)	1.0		4	0	0	0	0	1	0	0	0	0	0	8	14	0.00	1.000					

Florida Marlins @ Toronto Blue Jays  
SkyDome, Toronto, ON  
Sun Jun 10 2001, 1:05 PM EDT  
Att: 20,070 - Sunny - 68 F

livebaseballscores.com  
AB 30  
R 2  
H 7  
RBI 1  
BB 3  
SO 8  
LOB 9




Batter	1	2	3	4	5	6	7	8	9	AB	R	H	RBI	BB	SO	LOB	TOP					
<b>Luis Castillo, S</b> OBP: 0.337, SLG: 0.325 (1, 4)										3	1	1	0	2	2	0	<b>Florida Marlins @ Boston Red Sox</b> Fenway Park, Boston, MA Tue Jun 12 2001, 7:05 PM EDT Att: 32,816 - Cloudy - 68 F					
<b>John Mabry, L</b> OBP: 0.292, SLG: 0.250 (1, 9)										5	0	0	0	0	2	5						
<b>Cliff Floyd, L</b> OBP: 0.420, SLG: 0.629 (1, 7)										4	0	1	1	0	1	4						
<b>Preston Wilson, R</b> OBP: 0.351, SLG: 0.475 (1, 8)										4	0	0	0	0	1	3						
<b>Mike Lowell, R</b> OBP: 0.362, SLG: 0.551 (1, 5)										4	1	3	1	0	0	1						
<b>Charles Johnson, R</b> OBP: 0.366, SLG: 0.568 (1, 2)										4	0	1	0	0	0	1						
<b>Kevin Millar, R</b> OBP: 0.336, SLG: 0.523 (1, 10)										4	0	0	0	0	0	3						
<b>Derrek Lee, R</b> OBP: 0.276, SLG: 0.359 (1, 3)										3	0	1	0	0	0	2						
<b>Alex Gonzalez, R</b> OBP: 0.335, SLG: 0.384 (1, 6)										4	0	1	0	0	0	2						
<b>Inning Stats</b>	R: 0 E: 0 K: 2 S: 11	H: 0 LOB: 0 BB: 0 P: 14	R: 0 E: 0 K: 0 S: 12	H: 1 LOB: 1 BB: 0 P: 19	R: 0 E: 0 K: 1 S: 13	H: 1 LOB: 2 BB: 1 P: 20	R: 0 E: 0 K: 0 S: 12	H: 2 LOB: 2 BB: 0 P: 18	R: 0 E: 0 K: 1 S: 8	H: 2 LOB: 2 BB: 0 P: 12	R: 1 E: 0 K: 0 S: 7	H: 1 LOB: 1 BB: 0 P: 10	R: 1 E: 0 K: 1 S: 12	H: 1 LOB: 1 BB: 1 P: 20	R: 0 E: 0 K: 0 S: 9	H: 0 LOB: 0 BB: 0 P: 13	R: 0 E: 0 K: 1 S: 7	H: 0 LOB: 0 BB: 0 P: 10	1B: 7 2B: 0 3B: 0 HR: 1	SF: 0 SAC: 0 DP: 0 HBP: 1	WP: 1 PB: 0 SB: 0 CS: 0	PA: 38
<b>PITCHER</b>	IP	WLS	BF	H	R	ER	SO	BB	IBB	HBP	BLK	WP	HR	S	P	ERA	WHIP					
<b>Frank Castillo, R</b> ERA: 3.47	(1, 1)	5.0	W	22	6	0	4	1	0	0	1	1	0	56	83	0.00	1.400					
<b>Rolando Arrojo, R</b> ERA: 3.65	(6, 1)	1.1		7	1	2	2	0	1	0	0	0	1	11	20	13.50	1.500					
<b>Pete Schourek, L</b> ERA: 4.09	(7, 1)	0.0		1	1	0	0	0	0	0	0	0	0	3	5	∞	∞					
<b>Rich Garces, R</b> ERA: 2.84	(7, 1)	0.2	H	2	0	0	0	0	0	0	0	0	0	5	5	0.00	0.000					
<b>Rod Beck, R</b> ERA: 2.35	(8, 1)	1.0	H	3	0	0	0	0	0	0	0	0	0	9	13	0.00	0.000					

Batter	1	2	3	4	5	6	7	8	9	AB	R	H	RBI	BB	SO	LOB	BOTTOM					
<b>Jose Offerman, S</b> OBP: 0.344, SLG: 0.401 (1, 4)										4	0	0	0	0	0	1	<b>Florida Marlins @ Boston Red Sox</b> Fenway Park, Boston, MA Tue Jun 12 2001, 7:05 PM EDT Att: 32,816 - Cloudy - 68 F					
<b>Trot Nixon, L</b> OBP: 0.359, SLG: 0.457 (1, 9)										3	2	2	1	1	1	0						
<b>Carl Everett, S</b> OBP: 0.351, SLG: 0.488 (1, 8)										4	1	1	1	0	0	1						
<b>Dante Bichette, R</b> OBP: 0.355, SLG: 0.513 (1, 10)										4	0	0	0	0	2	1						
<b>Troy O'Leary, L</b> OBP: 0.285, SLG: 0.444 (1, 7)										4	1	1	2	0	1	0						
<b>Brian Daubach, L</b> OBP: 0.343, SLG: 0.541 (1, 3)										3	0	1	0	1	2	0						
<b>Shea Hillenbrand, R</b> OBP: 0.290, SLG: 0.463 (1, 5)										3	0	1	0	0	1	1						
<b>Scott Hatteberg, L</b> OBP: 0.200, SLG: 0.254 (1, 2)										2	0	0	0	1	0	2						
<b>Mike Lansing, R</b> OBP: 0.259, SLG: 0.333 (1, 6)										3	0	1	0	0	0	1						
<b>Inning Stats</b>	R: 3 E: 0 K: 0 S: 17	H: 3 LOB: 2 BB: 2 P: 36	R: 0 E: 0 K: 0 S: 11	H: 2 LOB: 1 BB: 0 P: 16	R: 0 E: 0 K: 1 S: 9	H: 1 LOB: 1 BB: 0 P: 14	R: 0 E: 0 K: 0 S: 9	H: 0 LOB: 0 BB: 0 P: 13	R: 1 E: 0 K: 1 S: 8	H: 1 LOB: 0 BB: 0 P: 15	R: 0 E: 0 K: 2 S: 11	H: 0 LOB: 1 BB: 1 P: 19	R: 0 E: 0 K: 1 S: 8	H: 0 LOB: 0 BB: 0 P: 12	R: 0 E: 0 K: 2 S: 9	H: 0 LOB: 0 BB: 0 P: 15	R: 0 E: 0 K: 1 S: 7	H: 0 LOB: 0 BB: 0 P: 10	1B: 3 2B: 2 3B: 0 HR: 2	SF: 0 SAC: 0 DP: 1 HBP: 0	WP: 0 PB: 0 SB: 1 CS: 0	PA: 33
<b>PITCHER</b>	IP	WLS	BF	H	R	ER	SO	BB	IBB	HBP	BLK	WP	HR	S	P	ERA	WHIP					
<b>Ryan Dempster, R</b> ERA: 5.07	(1, 1)	6.0	L	27	7	4	4	4	3	0	0	0	0	65	113	6.00	1.667					
<b>Armando Almanza, L</b> ERA: 2.04	(7, 1)	2.0		6	0	0	0	3	0	0	0	0	0	17	27	0.00	0.000					

Batter	1	2	3	4	5	6	7	8	9	AB	R	H	RBI	BB	SO	LOB	TOP										
<b>Luis Castillo, S</b> OBP: 0.338, SLG: 0.326 (1, 4)										5	0	2	1	0	1	6											
<b>John Mabry, L</b> OBP: 0.277, SLG: 0.366 (1, 9)										5	1	2	1	0	2	2											
<b>Cliff Floyd, L</b> OBP: 0.416, SLG: 0.619 (1, 7)										5	0	1	0	0	1	1											
<b>Preston Wilson, R</b> OBP: 0.345, SLG: 0.465 (1, 8)										5	0	0	0	0	3	2											
<b>Mike Lowell, R</b> OBP: 0.360, SLG: 0.543 (1, 5)										3	1	0	0	1	0	1											
<b>Charles Johnson, R</b> OBP: 0.369, SLG: 0.564 (1, 2)										3	1	1	0	1	1	1											
<b>Kevin Millar, R</b> OBP: 0.350, SLG: 0.549 (1, 10)										4	1	3	1	0	1	0											
<b>Derrek Lee, R</b> OBP: 0.284, SLG: 0.362 (1, 3)										1	0	1	1	2	0	0											
<b>Alex Gonzalez, R</b> OBP: 0.333, SLG: 0.379 (1, 6)										3	0	0	0	0	1	5											
<b>Inning Stats</b>	R: 0 E: 0 K: 0 S: 6	H: 1 LOB: 0 BB: 0 P: 11	R: 1 E: 0 K: 1 S: 13	H: 2 LOB: 3 BB: 1 P: 24	R: 0 E: 0 K: 1 S: 5	H: 1 LOB: 0 BB: 0 P: 6	R: 0 E: 0 K: 2 S: 14	H: 1 LOB: 3 BB: 2 P: 26	R: 0 E: 0 K: 1 S: 7	H: 1 LOB: 1 BB: 0 P: 10	R: 2 E: 0 K: 1 S: 17	H: 3 LOB: 1 BB: 0 P: 22	R: 0 E: 0 K: 0 S: 7	H: 0 LOB: 0 BB: 0 P: 8	R: 0 E: 0 K: 2 S: 9	H: 0 LOB: 1 BB: 1 P: 17	R: 1 E: 0 K: 2 S: 10	H: 1 LOB: 0 BB: 0 P: 15	1B: 6 2B: 3 HR: 1	SF: 1 SAC: 0 HBP: 1	WP: 0 PB: 0 SB: 0 CS: 1	PA: 40					
<b>PITCHER</b>	IP	WLS	BF	H	R	ER	SO	BB	IBB	HBP	BLK	WP	HR	S	P	ERA	WHIP										
<b>49 Tim Wakefield, R</b> ERA: 2.34 (1, 1)	6.0	L	29	9	3	3	6	3	0	1	0	0	0	62	99	4.50	2.000										
<b>Hipolito Pichardo, R</b> ERA: 3.86 (7, 1)	2.1		9	1	1	1	2	1	0	0	0	0	1	20	32	3.86	0.857										
<b>Pete Schourek, L</b> ERA: 3.97 (9, 1)	0.2		2	0	0	0	2	0	0	0	0	0	0	6	8	0.00	0.000										

**Florida Marlins @ Boston Red Sox**  
Fenway Park, Boston, MA  
Wed Jun 13 2001, 7:05 PM EDT  
Att: 32,637 - Cloudy - 82 F

AB 34  
R 4  
H 10  
RBI 4  
BB 4  
SO 10  
LOB 18



Batter	1	2	3	4	5	6	7	8	9	AB	R	H	RBI	BB	SO	LOB	BOTTOM										
<b>Jose Offerman, S</b> OBP: 0.346, SLG: 0.401 (1, 4)										5	1	2	0	0	0	2											
<b>Trot Nixon, L</b> OBP: 0.382, SLG: 0.447 (1, 9)										4	0	0	0	0	1	3											
<b>Carl Everett, S</b> OBP: 0.353, SLG: 0.488 (1, 8)										4	0	2	2	0	0	0											
<b>Manny Ramirez, R</b> OBP: 0.454, SLG: 0.699 (1, 10)										4	0	0	0	0	2	3											
<b>Dante Bichette, R</b> OBP: 0.360, SLG: 0.521 (1, 7)										4	0	2	0	0	1	2											
<b>Brian Daubach, L</b> OBP: 0.341, SLG: 0.534 (1, 3)										4	0	1	0	0	1	1											
<b>Shea Hillenbrand, R</b> ERA: 5.04 OBP: 0.290, SLG: 0.400 (1, 5)										2	0	0	0	0	0	3											
<b>Troy O'Leary, L</b> OBP: 0.289, SLG: 0.448 (9, PH)										1	0	1	0	0	0	0											
<b>Marcus Jensen, S</b> OBP: 0.250, SLG: 0.250 (1, 2)										4	0	1	0	0	1	2											
<b>Mike Lansing, R</b> OBP: 0.265, SLG: 0.338 (1, 6)										4	1	2	0	0	0	2											
<b>Inning Stats</b>	R: 0 E: 0 K: 0 S: 8	H: 2 LOB: 2 BB: 0 P: 13	R: 0 E: 0 K: 0 S: 6	H: 1 LOB: 0 BB: 0 P: 12	R: 0 E: 0 K: 1 S: 12	H: 2 LOB: 1 BB: 0 P: 15	R: 2 E: 0 K: 2 S: 11	H: 3 LOB: 1 BB: 0 P: 19	R: 0 E: 0 K: 0 S: 6	H: 1 LOB: 0 BB: 0 P: 6	R: 0 E: 0 K: 0 S: 8	H: 0 LOB: 0 BB: 0 P: 13	R: 0 E: 0 K: 1 S: 7	H: 0 LOB: 0 BB: 0 P: 12	R: 0 E: 0 K: 2 S: 12	H: 2 LOB: 2 BB: 0 P: 16	1B: 10 2B: 1 HR: 0	SF: 0 SAC: 0 HBP: 1	WP: 1 PB: 0 SB: 1 CS: 0	PA: 37							
<b>PITCHER</b>	IP	WLS	BF	H	R	ER	SO	BB	IBB	HBP	BLK	WP	HR	S	P	ERA	WHIP										
<b>Matt Clement, R</b> ERA: 5.04 (1, 1)	6.2	W	28	9	2	2	3	0	0	1	0	0	0	55	84	2.70	1.350										
<b>Vic Darensbourg, L</b> ERA: 3.72 (7, 1)	0.2	H	2	0	0	0	0	0	0	0	0	0	0	3	3	0.00	0.000										
<b>Braden Looper, R</b> ERA: 3.6 (8, 1)	0.2	H	2	0	0	0	1	0	0	0	0	0	0	6	11	0.00	0.000										
<b>Antonio Alfonseca, R</b> ERA: 2.25 (9, 1)	1.0	S	5	2	0	0	2	0	0	0	0	0	0	12	16	0.00	2.000										

**Florida Marlins @ Boston Red Sox**  
Fenway Park, Boston, MA  
Wed Jun 13 2001, 7:05 PM EDT  
Att: 32,637 - Cloudy - 82 F

AB 36  
R 2  
H 11  
RBI 2  
BB 0  
SO 6  
LOB 18



Batter	1	2	3	4	5	6	7	8	9	AB	R	H	RBI	BB	SO	LOB	TOP				
<b>Luis Castillo, S</b> OBP: 0.333, SLG: 0.321 (1, 4)	B5-3	K			G4-3			G5-3		4	0	0	0	0	1	1					
<b>Eric Owens, R</b> OBP: 0.297, SLG: 0.329 (1, 8)	P4		G6-3		G5-3			G3		4	0	0	0	0	0	0					
<b>Cliff Floyd, L</b> OBP: 0.414, SLG: 0.613 (1, 7)	P6		G3-1			P5		E 1B		4	1	1	0	0	0	0					
<b>Mike Lowell, R</b> OBP: 0.363, SLG: 0.555 (1, 5)		HR		BB		P4		E9		3	1	1	1	1	0	0					
<b>Kevin Millar, R</b> OBP: 0.347, SLG: 0.538 (1, 10)	F9		F9					F8		4	0	1	0	0	0	2					
<b>Charles Johnson, R</b> OBP: 0.367, SLG: 0.556 (1, 2)		HR HBP			G1-3			G4-3		3	1	0	0	0	0	1					
<b>Derrek Lee, R</b> OBP: 0.283, SLG: 0.374 (1, 3)		HR			F7			F9		4	1	1	2	0	1	0					
<b>Ryan McGuire, L</b> OBP: 0.255, SLG: 0.326 (1, 9)	G4-3				G3-1			G4-3		4	0	0	0	0	0	0					
<b>Alex Gonzalez, R</b> OBP: 0.333, SLG: 0.378 (1, 6)					G5-3			G5-3		3	0	1	0	0	0	0					
<b>Inning Stats</b>	R: 0 E: 0 K: 0 S: 5	H: 0 LOB: 0 BB: 0 P: 7	R: 3 E: 0 K: 1 S: 12	H: 3 LOB: 1 BB: 0 P: 21	R: 0 E: 0 K: 0 S: 8	H: 0 LOB: 1 BB: 1 P: 15	R: 0 E: 0 K: 0 S: 5	H: 0 LOB: 0 BB: 0 P: 10	R: 0 E: 0 K: 0 S: 8	H: 1 LOB: 1 BB: 0 P: 12	R: 0 E: 0 K: 1 S: 8	H: 0 LOB: 0 BB: 0 P: 13	R: 1 E: 1 K: 0 S: 14	H: 1 LOB: 1 BB: 0 P: 20	R: 0 E: 0 K: 0 S: 7	H: 0 LOB: 0 BB: 0 P: 10	1B: 3 2B: 0 3B: 0 HR: 2	SF: 0 SAC: 0 DP: 0 HBP: 1	WP: 0 PB: 0 SB: 1 CS: 0	PA: 35	
<b>PITCHER</b>	IP	WLS	BF	H	R	ER	SO	BB	IBB	HBP	BLK	WP	HR	S	P	ERA	WHIP				
<b>David Cone, R</b> ERA: 4.71 (1, 1)	7.0	W	27	4	3	3	2	1	0	1	0	0	2	54	92	3.86	0.714				
<b>Rich Garces, R</b> ERA: 2.75 (8, 1)	1.0	H	5	1	1	0	0	0	0	0	0	0	0	14	23	0.00	1.000				
<b>Rod Beck, R</b> ERA: 2.29 (9, 1)	1.0	S	3	0	0	0	0	0	0	0	0	0	0	7	10	0.00	0.000				

**Florida Marlins @ Boston Red Sox**  
Fenway Park, Boston, MA  
Thu Jun 14 2001, 6:05 PM EDT  
Att: 33,225 - Cloudy - 87 F

AB 33  
R 4  
H 5  
RBI 3  
BB 1  
SO 2  
LOB 4



Batter	1	2	3	4	5	6	7	8	9	AB	R	H	RBI	BB	SO	LOB	BOTTOM				
<b>Jose Offerman, S</b> OBP: 0.340, SLG: 0.394 (1, 4)	G4-1		G6-3		K			K		4	0	0	0	0	2	0					
<b>Trot Nixon, L</b> OBP: 0.355, SLG: 0.448 (1, 9)	G4-3			1B HR 1B	F7			2B 1B		4	2	2	0	0	0	0					
<b>Carl Everett, S</b> OBP: 0.355, SLG: 0.492 (1, 8)	K			1B HR 1B		F8		1B FC6-2 2B		4	1	2	0	0	1	0					
<b>Manny Ramirez, R</b> OBP: 0.455, SLG: 0.695 (1, 10)		1B BB		F3		K		FC6-2 1B		3	0	1	1	1	1	2					
<b>Dante Bichette, R</b> OBP: 0.364, SLG: 0.521 (1, 7)		K						FC6-2 1B		4	1	2	0	0	1	3					
<b>Darren Lewis, R</b> OBP: 0.269, SLG: 0.382 (8, PR) (9, 7)				HR 1B				FC6-2 1B		0	0	0	0	0	0	0					
<b>Brian Daubach, L</b> OBP: 0.344, SLG: 0.551 (1, 3)		1B		HR		F8		F9		4	1	2	4	0	0	3					
<b>Chris Stynes, R</b> OBP: 0.338, SLG: 0.514 (1, 5)					L8			L6		3	1	1	0	0	0	1					
<b>Shea Hillenbrand, R</b> OBP: 0.289, SLG: 0.398 (8, 5)	G5-3									1	0	0	0	0	0	2					
<b>Mike Lansing, R</b> OBP: 0.260, SLG: 0.331 (1, 6)			F9		P3			G1-3		3	0	0	0	0	0	1					
<b>Doug Mirabeli, R</b> OBP: 0.242, SLG: 0.255 (1, 2)			F9					SF8		2	0	0	1	0	0	0					
<b>Inning Stats</b>	R: 0 E: 0 K: 1 S: 7	H: 0 LOB: 0 BB: 0 P: 14	R: 0 E: 0 K: 1 S: 5	H: 1 LOB: 1 BB: 1 P: 11	R: 0 E: 0 K: 0 S: 7	H: 0 LOB: 0 BB: 0 P: 10	R: 4 E: 0 K: 0 S: 15	H: 4 LOB: 0 BB: 0 P: 20	R: 0 E: 0 K: 1 S: 6	H: 0 LOB: 0 BB: 0 P: 12	R: 0 E: 0 K: 1 S: 12	H: 1 LOB: 1 BB: 0 P: 21	R: 1 E: 0 K: 0 S: 15	H: 3 LOB: 2 BB: 0 P: 23	R: 0 E: 0 K: 0 S: 7	H: 0 LOB: 0 BB: 0 P: 10	1B: 7 2B: 2 3B: 0 HR: 1	SF: 1 SAC: 0 DP: 0 HBP: 0	WP: 0 PB: 0 SB: 0 CS: 0	PA: 34	
<b>PITCHER</b>	IP	WLS	BF	H	R	ER	SO	BB	IBB	HBP	BLK	WP	HR	S	P	ERA	WHIP				
<b>45 Chuck Smith, R</b> ERA: 4.33 (1, 1)	7.0	L	28	7	5	5	5	1	0	0	0	0	1	61	106	6.43	1.143				
<b>Armando Almanza, L</b> ERA: 2.55 (8, 1)	0.0		2	2	1	1	0	0	0	0	0	0	0	6	10	∞	∞				
<b>Vladimir Nunez, R</b> ERA: 3.07 (8, 1)	1.0		4	1	0	0	0	0	0	0	0	0	0	9	13	0.00	1.000				

**Florida Marlins @ Boston Red Sox**  
Fenway Park, Boston, MA  
Thu Jun 14 2001, 6:05 PM EDT  
Att: 33,225 - Cloudy - 87 F

AB 32  
R 6  
H 10  
RBI 6  
BB 1  
SO 5  
LOB 12






Batter	1	2	3	4	5	6	7	8	9	AB	R	H	RBI	BB	SO	LOB	TOP					
Randy Winn, S OBP: 0.399, SLG: 0.455	G3		G3			G3			G3	4	0	0	0	0	0	0						
Damian Rolls, R OBP: 0.331, SLG: 0.395	K			K		F8			K	4	0	0	0	0	3	0						
Greg Vaughn, R OBP: 0.339, SLG: 0.525	E4			K			G6-3			3	0	0	0	0	1	0						
Fred McGriff, L OBP: 0.396, SLG: 0.567	F8			G3			F8			3	0	0	0	0	1	0						
Ben Griever, L OBP: 0.360, SLG: 0.373		G1-3			G5-3		L6			3	0	0	0	0	0	0						
Aubrey Huff, L OBP: 0.275, SLG: 0.353		F8			K2-3			K		3	0	0	0	0	2	0						
John Flaherty, R OBP: 0.260, SLG: 0.319		P4			FC6-4 1B		G6-3			3	0	1	0	0	0	0						
Felix Martinez, S OBP: 0.284, SLG: 0.282			G1-3		FC6-4		K			3	0	0	0	0	1	1						
Albie Lopez, R Jason Tyner, L (6, PH) Rusty Meacham, R (6, PH) Russ Johnson, R (9, PH)			K			F5		G5-3		1	0	0	0	0	1	0						
<b>Inning Stats</b>	R: 0 E: 1 K: 1 S: 10	H: 0 LOB: 1 BB: 0 P: 12	R: 0 E: 0 K: 0 S: 5	H: 0 LOB: 0 BB: 0 P: 7	R: 0 E: 0 K: 1 S: 7	H: 0 LOB: 0 BB: 0 P: 10	R: 0 E: 0 K: 2 S: 9	H: 0 LOB: 0 BB: 0 P: 12	R: 0 E: 0 K: 1 S: 9	H: 1 LOB: 1 BB: 0 P: 10	R: 0 E: 0 K: 0 S: 7	H: 0 LOB: 0 BB: 0 P: 11	R: 0 E: 0 K: 0 S: 5	H: 0 LOB: 0 BB: 0 P: 10	R: 0 E: 0 K: 2 S: 9	H: 0 LOB: 0 BB: 0 P: 15	R: 0 E: 0 K: 1 S: 15	H: 0 LOB: 0 BB: 0 P: 18	1B: 1 2B: 0 3B: 0 HR: 0	SF: 0 SAC: 0 DP: 0 HBP: 0	WP: 0 PB: 0 CS: 0	PA: 29
<b>PITCHER</b>	IP	WLS	BF	H	R	ER	SO	BB	IBB	HBP	BLK	WP	HR	S	P	ERA	WHIP					
Brad Penny, R ERA: 3.73	(1, 1)	7.0	W	23	1	0	5	0	0	0	0	0	0	52	72	0.00	0.143					
Ricky Bones, R ERA: 4.44	(8, 1)	2.0		6	0	0	3	0	0	0	0	0	0	24	33	0.00	0.000					

Tampa Bay Devil Rays @ Florida Marlins  
Pro Player Stadium, Miami, FL  
Sat Jun 16 2001, 7:05 PM EDT  
Att: 16,877 - Cloudy - 86 F


AB 29  
R 0  
H 1  
RBI 0  
BB 0  
SO 8  
LOB 2



Batter	1	2	3	4	5	6	7	8	9	AB	R	H	RBI	BB	SO	LOB	BOTTOM				
Luis Castillo, S OBP: 0.350, SLG: 0.332	1B	1B		S		K				4	3	3	1	1	1	0					
Eric Owens, R OBP: 0.305, SLG: 0.333	1B	1B		E9		K		F8		5	1	3	2	0	1	1					
Cliff Floyd, L OBP: 0.416, SLG: 0.622	1B	1B		HR		F3				4	2	3	4	0	0	0					
Mike Lowell, R OBP: 0.363, SLG: 0.563	1B	1B		F4		F8				4	0	1	2	0	0	2					
Kevin Millar, R OBP: 0.341, SLG: 0.528	K	F8			F9			BB	1B	4	1	1	0	0	1	2					
Charles Johnson, R OBP: 0.362, SLG: 0.539		E5	F8		F9			K		4	1	0	0	0	1	1					
Derrek Lee, R OBP: 0.283, SLG: 0.369		K	F9		F9			2B	SF9	3	1	0	0	1	1	1					
Alex Gonzalez, R OBP: 0.335, SLG: 0.392		F8	K			G6-3		SF9	1B	4	1	1	1	0	1	1					
Brad Penny, R Ricky Bones, R	1B	1B		G5-3		G6-3		SF9		3	1	1	0	0	0	0					
<b>Inning Stats</b>	R: 1 E: 0 K: 1 S: 12	H: 3 LOB: 1 BB: 0 P: 17	R: 5 E: 1 K: 1 S: 17	H: 4 LOB: 1 BB: 1 P: 33	R: 0 E: 0 K: 1 S: 10	H: 0 LOB: 0 BB: 0 P: 16	R: 2 E: 1 K: 0 S: 13	H: 3 LOB: 0 BB: 0 P: 21	R: 0 E: 0 K: 0 S: 6	H: 0 LOB: 0 BB: 0 P: 7	R: 0 E: 0 K: 1 S: 10	H: 0 LOB: 0 BB: 0 P: 13	R: 0 E: 0 K: 1 S: 8	H: 0 LOB: 0 BB: 0 P: 12	R: 3 E: 0 K: 1 S: 17	H: 3 LOB: 1 BB: 1 P: 30	1B: 11 2B: 1 3B: 0 HR: 1	SF: 1 SAC: 0 DP: 1 HBP: 0	WP: 0 PB: 0 CS: 0	PA: 38	
<b>PITCHER</b>	IP	WLS	BF	H	R	ER	SO	BB	IBB	HBP	BLK	WP	HR	S	P	ERA	WHIP				
Albie Lopez, R ERA: 5.59	(1, 1)	5.0	L	25	10	8	3	3	0	0	0	0	0	58	94	5.40	2.200				
Rusty Meacham, R ERA: 5.71	(6, 1)	3.0		13	3	3	3	1	0	0	0	0	0	35	55	9.00	1.333				

Tampa Bay Devil Rays @ Florida Marlins  
Pro Player Stadium, Miami, FL  
Sat Jun 16 2001, 7:05 PM EDT  
Att: 16,877 - Cloudy - 86 F

AB 35  
R 11  
H 13  
RBI 11  
BB 2  
SO 6  
LOB 8





Batter	1	2	3	4	5	6	7	8	9	AB	R	H	RBI	BB	SO	LOB	TOP					
<b>Luis Castillo, S</b> OBP: 0.354, SLG: 0.335 (1, 4)										4	0	2	2	1	1	0						
<b>Eric Owens, R</b> OBP: 0.302, SLG: 0.333 (1, 8)										5	1	2	0	0	2	1						
<b>Cliff Floyd, L</b> OBP: 0.419, SLG: 0.620 (1, 7)										4	2	2	0	1	0	1						
<b>Mike Lowell, R</b> OBP: 0.362, SLG: 0.558 (1, 5)										5	0	2	0	0	0	4						
<b>Kevin Millar, R</b> OBP: 0.348, SLG: 0.541 (1, 9)										4	1	1	1	0	0	3						
<b>Derrek Lee, R</b> OBP: 0.289, SLG: 0.380 (1, 3)										3	2	1	1	2	1	3						
<b>Mike Redmond, R</b> OBP: 0.392, SLG: 0.511 (1, 2)										3	1	1	0	1	0	1						
<b>Alex Gonzalez, R</b> OBP: 0.332, SLG: 0.384 (1, 6)										3	0	1	2	1	1	0						
<b>Matt Clement, R</b> OBP: 0.343, SLG: 0.543 (6, PH)										2	0	0	0	0	0	5						
<b>Ryan McCants, L</b> OBP: 0.226, SLG: 0.316 (6, PH)										1	0	0	0	0	0	0						
<b>Vladimir Nunez, R</b> OBP: 0.293, SLG: 0.465 (6, PH)										1	0	0	0	0	0	0						
<b>Preston Wilson, R</b> OBP: 0.315, SLG: 0.262 (6, PH)										0	0	0	0	0	0	0						
<b>Vic Darenbourg, L</b> OBP: 0.356, SLG: 0.566 (8, PH)										0	0	0	0	0	0	0						
<b>Braden Looper, R</b> OBP: 0.356, SLG: 0.566 (8, PH)										0	0	0	0	0	0	0						
<b>Antonio Alfonseca, R</b> OBP: 0.205, SLG: 0.205 (9, PH)										0	0	0	0	0	0	0						
<b>Inning Stats</b>	R: 0 E: 0 K: 1 S: 10	H: 1 LOB: 1 BB: 0 P: 15	R: 2 E: 0 K: 0 S: 12	H: 3 LOB: 2 BB: 1 P: 20	R: 3 E: 0 K: 0 S: 14	H: 3 LOB: 2 BB: 2 P: 26	R: 0 E: 0 K: 1 S: 11	H: 1 LOB: 0 BB: 0 P: 17	R: 0 E: 0 K: 0 S: 8	H: 0 LOB: 0 BB: 1 P: 15	R: 0 E: 0 K: 0 S: 5	H: 1 LOB: 0 BB: 0 P: 10	R: 0 E: 0 K: 1 S: 16	H: 1 LOB: 1 BB: 0 P: 25	R: 1 E: 0 K: 2 S: 10	H: 1 LOB: 0 BB: 0 P: 13	R: 1 E: 1 K: 1 S: 11	H: 1 LOB: 2 BB: 2 P: 23	1B: 9 2B: 2 3B: 0 HR: 1	SF: 1 SAC: 0 DP: 1 HBP: 0	WP: 0 PB: 0 SB: 0 CS: 1	PA: 43
<b>PITCHER</b>	IP	WLS	BF	H	R	ER	SO	BB	IBB	HBP	BLK	WP	HR	S	P	ERA	WHIP					
<b>Tom Glavine, L</b> ERA: 5.12 (1, 1)	6.0		28	9	5	5	2	4	0	0	0	0	0	60	103	7.50	2.167					
<b>Mike Remlinger, L</b> ERA: 3.49 (7, 1)	2.0	B	8	2	1	1	3	0	0	0	0	0	1	26	38	4.50	1.000					
<b>John Rocker, L</b> ERA: 2.7 (9, 1)	1.0	L	6	1	1	0	1	2	0	0	0	0	0	11	23	0.00	3.000					

**Florida Marlins @ Atlanta Braves**  
Turner Field, Atlanta, GA  
Mon Jun 18 2001, 7:35 PM EDT  
Att: 28,719 - Sunny - 82 F

AB	35
R	7
H	12
RBI	6
BB	6
SO	6
LOB	18



Batter	1	2	3	4	5	6	7	8	9	AB	R	H	RBI	BB	SO	LOB	BOTTOM				
<b>QuiVio Veras, S</b> OBP: 0.325, SLG: 0.361 (1, 4)										5	1	3	0	0	0	0					
<b>B.J. Surhoff, L</b> OBP: 0.309, SLG: 0.383 (1, 7)										4	1	0	0	1	0	3					
<b>Andruw Jones, R</b> OBP: 0.342, SLG: 0.526 (1, 8)										4	1	1	3	0	0	1					
<b>10 Chipper Jones, S</b> OBP: 0.399, SLG: 0.585 (1, 5)										4	2	2	1	0	0	1					
<b>Dave Martinez, L</b> OBP: 0.397, SLG: 0.427 (1, 9)										3	0	0	0	1	1	1					
<b>Javy Lopez, R</b> OBP: 0.307, SLG: 0.386 (1, 2)										4	1	2	1	0	1	1					
<b>Rico Brogna, L</b> OBP: 0.310, SLG: 0.342 (1, 3)										3	0	0	0	0	1	3					
<b>Wes Helms, R</b> OBP: 0.293, SLG: 0.465 (9, 3)										1	0	0	0	0	1	0					
<b>Mark DeRosa, R</b> OBP: 0.500, SLG: 0.500 (1, 6)										4	0	1	1	0	1	0					
<b>Tom Glavine, L</b> OBP: 0.167, SLG: 0.136 (1, 1)										2	0	0	0	0	0	1					
<b>Keith Lockhart, L</b> OBP: 0.315, SLG: 0.262 (6, PH)										1	0	0	0	0	0	0					
<b>Mike Remlinger, L</b> (7, 1)										0	0	0	0	0	0	0					
<b>John Rocker, R</b> (9, 1)										0	0	0	0	0	0	0					
<b>Bernard Gilkey, R</b> OBP: 0.340, SLG: 0.479 (9, PH)										1	0	0	0	0	1	0					
<b>Inning Stats</b>	R: 5 E: 0 K: 1 S: 18	H: 5 LOB: 1 BB: 1 P: 32	R: 0 E: 1 K: 0 S: 6	H: 1 LOB: 1 BB: 0 P: 10	R: 0 E: 0 K: 1 S: 4	H: 0 LOB: 0 BB: 1 P: 9	R: 0 E: 1 K: 0 S: 11	H: 0 LOB: 1 BB: 0 P: 19	R: 1 E: 0 K: 0 S: 11	H: 2 LOB: 1 BB: 0 P: 19	R: 0 E: 0 K: 0 S: 9	H: 0 LOB: 0 BB: 0 P: 12	R: 0 E: 0 K: 1 S: 9	H: 0 LOB: 0 BB: 0 P: 11	R: 0 E: 0 K: 2 S: 9	H: 1 LOB: 1 BB: 0 P: 12	1B: 5 2B: 2 3B: 0 HR: 2	SF: 0 SAC: 0 DP: 1 HBP: 0	WP: 0 PB: 0 SB: 0 CS: 1	PA: 38	
<b>PITCHER</b>	IP	WLS	BF	H	R	ER	SO	BB	IBB	HBP	BLK	WP	HR	S	P	ERA	WHIP				
<b>Matt Clement, R</b> ERA: 5.38 (1, 1)	5.0		25	8	6	6	3	2	0	0	0	0	0	15	20	0.00	0.000				
<b>Vladimir Nunez, R</b> ERA: 2.93 (6, PH)	2.0		6	0	0	0	0	0	0	0	0	0	0	5	6	0.00	0.000				
<b>Vic Darenbourg, L</b> ERA: 3.98 (8, PH)	0.2	W	2	0	0	0	0	0	0	0	0	0	0	4	5	0.00	0.000				
<b>Braden Looper, R</b> ERA: 3.56 (8, PH)	0.1	S	1	0	0	0	1	0	0	0	0	0	0	4	5	0.00	0.000				
<b>Antonio Alfonseca, R</b> ERA: 2.05 (9, PH)	1.0		4	1	0	0	2	0	0	0	0	0	0	9	12	0.00	1.000				

**Florida Marlins @ Atlanta Braves**  
Turner Field, Atlanta, GA  
Mon Jun 18 2001, 7:35 PM EDT  
Att: 28,719 - Sunny - 82 F

AB	36
R	6
H	9
RBI	6
BB	2
SO	6
LOB	11









Batter	1	2	3	4	5	6	7	8	9	AB	R	H	RBI	BB	SO	LOB	TOP								
Luis Castillo, S OBP: 0.354, SLG: 0.331 (1, 4)	F7		P4					K		4	0	1	0	0	1	0	<b>Florida Marlins @ Atlanta Braves</b> Turner Field, Atlanta, GA Thu Jun 21 2001, 1:05 PM EDT Att: 33,359 - Sunny - 89 F								
Eric Owens, R OBP: 0.305, SLG: 0.335 (1, 9)				G6-3				K		4	0	2	0	0	1	1									
Cliff Floyd, L OBP: 0.419, SLG: 0.628 (1, 7)					K			K		4	0	1	0	0	2	2									
Mike Lowell, R OBP: 0.355, SLG: 0.536 (1, 5)					P6					4	0	1	0	0	0	2									
Preston Wilson, R OBP: 0.341, SLG: 0.472 (1, 8)										4	1	1	0	0	1	1									
Kevin Millar, R OBP: 0.354, SLG: 0.554 Antonio Alfonseca, R (9, 1)										2	0	1	0	2	0	1									
Charles Johnson, R OBP: 0.355, SLG: 0.519 (1, 2)										3	1	0	1	0	1	4									
Dave Berg, R OBP: 0.343, SLG: 0.299 John Mabry, L OBP: 0.316, SLG: 0.423 Armando Almanza, L (7, 1) Braden Looper, R (8, 1) Derek Lee, R OBP: 0.296, SLG: 0.396 (9, 3)										2	0	0	0	0	0	0									
Brad Penny, R OBP: 0.094, SLG: 0.094 Alex Gonzalez, R OBP: 0.327, SLG: 0.389 (7, 6)										2	0	0	0	0	1	0									
										2	0	0	0	0	0	0									
<b>Inning Stats</b>	R: 0 E: 0 K: 0 S: 6	H: 1 LOB: 0 BB: 0 P: 9	R: 0 E: 0 K: 0 S: 7	H: 0 LOB: 1 BB: 1 P: 14	R: 0 E: 0 K: 0 S: 10	H: 0 LOB: 0 BB: 0 P: 16	R: 0 E: 0 K: 1 S: 12	H: 0 LOB: 0 BB: 0 P: 16	R: 1 E: 0 K: 0 S: 7	H: 1 LOB: 0 BB: 0 P: 11	R: 0 E: 0 K: 3 S: 11	H: 1 LOB: 1 BB: 0 P: 16	R: 0 E: 0 K: 2 S: 12	H: 2 LOB: 2 BB: 0 P: 21	R: 0 E: 0 K: 1 S: 9	H: 2 LOB: 2 BB: 1 P: 13	R: 2 E: 0 K: 0 S: 11	H: 1 LOB: 0 BB: 1 P: 20	1B: 6 2B: 1 3B: 0 HR: 1	SF: 1 SAC: 0 DP: 0 HBP: 0	WP: 0 PB: 0 SB: 1 CS: 1	PA: 36			
<b>PITCHER</b>	IP	WLS	BF	H	R	ER	SO	BB	IBB	HBP	BLK	WP	HR	S	P	ERA	WHIP								
John Burkett, R ERA: 2.45 (1, 1)	6.1		24	5	1	1	5	1	0	0	0	0	0	60	96	1.42	0.947								
Jose Cabrera, R ERA: 1.54 (7, 1)	0.1	H	1	0	0	0	1	0	0	0	0	0	0	3	5	0.00	0.000								
Mike Reminger, L ERA: 3.29 (7, 1)	1.1	H	6	2	0	0	1	0	0	0	0	0	0	11	15	0.00	1.500								
John Rocker, L ERA: 3.09 (9, 1)	1.0	L	5	1	2	2	0	1	0	0	0	0	1	11	20	18.00	2.000								

Batter	1	2	3	4	5	6	7	8	9	AB	R	H	RBI	BB	SO	LOB	BOTTOM								
Quirovo Veras, S OBP: 0.327, SLG: 0.358 (1, 4)										3	0	0	0	1	1	3	<b>Florida Marlins @ Atlanta Braves</b> Turner Field, Atlanta, GA Thu Jun 21 2001, 1:05 PM EDT Att: 33,359 - Sunny - 89 F								
B.J. Surhoff, L OBP: 0.301, SLG: 0.374 (1, 7)										4	0	0	0	0	0	2									
Andruw Jones, R OBP: 0.339, SLG: 0.516 (1, 8)										4	0	0	0	0	1	2									
10 Chipper Jones, S OBP: 0.393, SLG: 0.569 (1, 5)										4	0	1	0	0	0	1									
Brian Jordan, R OBP: 0.320, SLG: 0.434 Mike Reminger, L (7, 1) John Rocker, R (9, 1) Keith Lockhart, L OBP: 0.320, SLG: 0.269 (9, FH)										3	2	2	0	0	0	0									
Rico Brogna, L OBP: 0.316, SLG: 0.366 (1, 3)										4	0	1	0	0	1	2									
Mark DeRosa, R OBP: 0.406, SLG: 0.385 (1, 6)										2	0	0	1	0	1	2									
Paul Bako, L OBP: 0.273, SLG: 0.388 (1, 2)										3	0	0	1	0	0	1									
John Burkett, R OBP: 0.206, SLG: 0.156 Jose Cabrera, R (7, 1) Dave Martinez, L OBP: 0.395, SLG: 0.441 (7, 9)										2	0	1	0	0	1	0									
										1	0	1	0	0	0	0									
<b>Inning Stats</b>	R: 0 E: 0 K: 1 S: 6	H: 0 LOB: 1 BB: 1 P: 11	R: 1 E: 0 K: 1 S: 10	H: 3 LOB: 2 BB: 0 P: 15	R: 0 E: 0 K: 0 S: 6	H: 0 LOB: 0 BB: 0 P: 8	R: 1 E: 0 K: 0 S: 10	H: 1 LOB: 0 BB: 0 P: 14	R: 0 E: 0 K: 2 S: 7	H: 0 LOB: 0 BB: 0 P: 12	R: 0 E: 0 K: 0 S: 5	H: 0 LOB: 0 BB: 0 P: 6	R: 0 E: 0 K: 1 S: 11	H: 0 LOB: 0 BB: 0 P: 17	R: 0 E: 0 K: 0 S: 13	H: 1 LOB: 1 BB: 0 P: 19	R: 0 E: 0 K: 0 S: 7	H: 1 LOB: 0 BB: 0 P: 9	1B: 6 2B: 0 3B: 0 HR: 0	SF: 0 SAC: 1 DP: 1 HBP: 0	WP: 0 PB: 0 SB: 1 CS: 0	PA: 33			
<b>PITCHER</b>	IP	WLS	BF	H	R	ER	SO	BB	IBB	HBP	BLK	WP	HR	S	P	ERA	WHIP								
Brad Penny, R ERA: 3.69 (1, 1)	6.0		23	4	2	2	4	1	0	0	0	0	0	44	66	3.00	0.833								
Armando Almanza, L ERA: 2.14 (7, 1)	1.2		6	1	0	0	1	0	0	0	0	0	0	20	30	0.00	0.600								
Braden Looper, R ERA: 3.92 (8, 1)	0.1	W	1	0	0	0	0	0	0	0	0	0	0	4	6	0.00	0.000								
Antonio Alfonseca, R ERA: 1.99 (9, 1)	1.0	S	3	1	0	0	0	0	0	0	0	0	0	7	9	0.00	1.000								

Batter	1	2	3	4	5	6	7	8	9	AB	R	H	RBI	BB	SO	LOB	TOP										
Doug Glanville, R OBP: 0.292, SLG: 0.409	0-1 1B 2B	0-0 FC5-4			2-3 K		2-1 F8			4	0	1	0	0	1	3											
11 Jimmy Rollins, S OBP: 0.319, SLG: 0.433	0-0 1B		2-3 K		1-3 K		0-0 F8			4	0	1	0	0	2	1											
Bobby Abreu, L OBP: 0.379, SLG: 0.508	4-0 1-2 G4-6-3 BB		3-2 F7		2-3 K			0-2 P4		3	0	0	0	1	1	0											
Scott Rolen, R OBP: 0.353, SLG: 0.425 23 Kevin Jordan, R OBP: 0.362, SLG: 0.387	0-3 K		1-0 G6-3		1-2 G6-3		0-0 G5-3			2	0	0	0	0	1	3											
Travis Lee, L OBP: 0.364, SLG: 0.473	3-2 G4-6-3			3-2 F9		1-0 L4		2-3 K		4	0	0	0	0	1	3											
Pat Burrell, R OBP: 0.366, SLG: 0.460		1-3 K		2-2 G3 1B 2B		1-0 HBP		1-3 K		3	1	1	0	0	2	0											
Marlon Anderson, L OBP: 0.326, SLG: 0.433		0-0 F8		2-0 G3		2-3 K		1-0 F7		4	0	0	0	0	1	2											
Johnny Estrada, S OBP: 0.314, SLG: 0.434		2-1 1B 1B		0-1 1B		1-1 G4-3		0-0 F7		4	0	2	1	0	0	0											
Randy Wolf, L OBP: 0.130, SLG: 0.091 Vicente Padilla, R OBP: 0.697, SLG: 1.000 Turner Ward, S OBP: 0.400, SLG: 0.600 Ed Vosberg, L OBP: 0.500, SLG: 1.000	0-0 1B	0-0 FC5-4 1B		0-3 K		1-0 2B				2	0	1	0	0	1	1											
Ricky Bottalico, L OBP: 0.500, SLG: 1.000	1-2 1B									0	0	0	0	0	0	0											
<b>Inning Stats</b>	R: 0 E: 0 K: 1 S: 10	H: 2 LOB: 2 BB: 1 P: 17	R: 0 E: 0 K: 1 S: 8	H: 2 LOB: 2 BB: 0 P: 11	R: 0 E: 0 K: 1 S: 11	H: 0 LOB: 0 BB: 0 P: 17	R: 1 E: 0 K: 1 S: 15	H: 2 LOB: 1 BB: 0 P: 22	R: 0 E: 0 K: 3 S: 10	H: 0 LOB: 0 BB: 0 P: 15	R: 0 E: 0 K: 0 S: 6	H: 1 LOB: 1 BB: 0 P: 10	R: 0 E: 0 K: 1 S: 7	H: 0 LOB: 0 BB: 0 P: 9	R: 0 E: 0 K: 1 S: 5	H: 0 LOB: 0 BB: 0 P: 7	1B: 4 2B: 3 3B: 0 HR: 0	SF: 0 SAC: 0 DP: 1 HBP: 1	WP: 0 PB: 0 SB: 1 CS: 0	PA: 35							
<b>PITCHER</b>	IP	WLS	BF	H	R	ER	SO	BB	IBB	HBP	BLK	WP	HR	S	P	ERA	WHIP										
Ryan Dempster, R ERA: 4.75	8.0	W	32	7	1	1	9	1	0	1	0	0	0	74	113	1.12	1.000										
Ricky Bones, R ERA: 4.13	1.0		3	0	0	0	1	0	0	0	0	0	0	5	7	0.00	0.000										

Philadelphia Phillies @ Florida Marlins  
Pro Player Stadium, Miami, FL

AB 33  
R 1  
H 7  
RBI 1  
BB 1  
SO 10  
LOB 13




WP: 0 PA: 35  
PB: 0  
SB: 1  
CS: 0

Batter	1	2	3	4	5	6	7	8	9	AB	R	H	RBI	BB	SO	LOB	BOTTOM										
Luis Castillo, S OBP: 0.356, SLG: 0.337	1-0 G4-3		0-0 1B 1B	2-0 2B		1-1 L5				4	0	2	2	0	0	0											
Alex Gonzalez, R OBP: 0.326, SLG: 0.387	2-2 P4		0-0 1B	0-0 FC7-2		0-0 G4-3				4	0	1	1	0	0	2											
Cliff Floyd, L OBP: 0.417, SLG: 0.634	0-1 F7		1-2 F7	3-H	0-1 HR	2-1 G4-3				4	1	1	1	0	0	3											
Preston Wilson, R OBP: 0.339, SLG: 0.473		3-3 K	1-0 L8		0-0 2B 2B		2-3 K			4	1	1	0	0	2	3											
Mike Lowell, R OBP: 0.353, SLG: 0.531		1-2 F7	0-0 1B	1-0 F2		2-3 K				4	0	1	1	0	1	1											
Kevin Millar, R OBP: 0.351, SLG: 0.552		0-0 F9		1-2 1B	1-0 F9	1-2 1B G5-3 2B		1-3 K		4	1	1	1	0	1	0											
Derrek Lee, R OBP: 0.301, SLG: 0.399			4-2 1B BB	1-2 2B 1B	2-0 G5-3		0-0 F9			3	2	2	0	1	0	0											
Mike Redmond, R OBP: 0.418, SLG: 0.549			3-2 1B SH 1B	3-1 1B 2B	1-0 G5-3		1-0 L4-3 1B			4	2	3	2	0	0	1											
Ryan Dempster, R OBP: 0.133, SLG: 0.138 Ryan McGuire, L OBP: 0.250, SLG: 0.313 Ricky Bones, R OBP: 0.333, SLG: 0.500	0-0 1B		0-0 SH 1B	0-0 2B FC7-2 1B	1-2 K		3-2 L4-3			2	1	1	0	0	1	1											
<b>Inning Stats</b>	R: 0 E: 0 K: 0 S: 6	H: 0 LOB: 0 BB: 0 P: 9	R: 0 E: 0 K: 1 S: 8	H: 0 LOB: 0 BB: 0 P: 12	R: 3 E: 1 K: 0 S: 13	H: 4 LOB: 2 BB: 1 P: 22	R: 2 E: 0 K: 0 S: 10	H: 4 LOB: 1 BB: 0 P: 17	R: 3 E: 0 K: 1 S: 13	H: 4 LOB: 1 BB: 0 P: 18	R: 0 E: 0 K: 0 S: 5	H: 0 LOB: 0 BB: 0 P: 8	R: 0 E: 0 K: 3 S: 9	H: 0 LOB: 0 BB: 0 P: 14	R: 0 E: 0 K: 0 S: 6	H: 1 LOB: 0 BB: 0 P: 10	1B: 8 2B: 6 3B: 0 HR: 1	SF: 0 SAC: 1 DP: 2 HBP: 0	WP: 0 PB: 0 SB: 0 CS: 0	PA: 36							
<b>PITCHER</b>	IP	WLS	BF	H	R	ER	SO	BB	IBB	HBP	BLK	WP	HR	S	P	ERA	WHIP										
Randy Wolf, L ERA: 4.72	4.0	L	22	10	7	6	1	0	0	0	0	0	0	40	63	4.50	2.750										
Vicente Padilla, R ERA: 4.91	2.0		8	2	1	1	1	0	0	0	0	0	0	15	23	4.50	1.000										
Ed Vosberg, L ERA:	1.0		3	0	0	0	3	0	0	0	0	0	0	9	14	0.00	0.000										
Ricky Bottalico, R ERA: 3.62	1.0		3	1	0	0	0	0	0	0	0	0	0	6	10	0.00	1.000										

Philadelphia Phillies @ Florida Marlins  
Pro Player Stadium, Miami, FL

AB 34  
R 8  
H 13  
RBI 8  
BB 1  
SO 5  
LOB 12



WP: 0 PA: 36  
PB: 0  
SB: 0  
CS: 0

Batter	1	2	3	4	5	6	7	8	9	AB	R	H	RBI	BB	SO	LOB	TOP				
Doug Glanville, R OBP: 0.290, SLG: 0.405	F8		G5-3						G4-3	5	0	1	0	0	1	2					
11 Jimmy Rollins, S OBP: 0.315, SLG: 0.427	P5			G1-3	F9		K		G4-3	4	0	0	0	0	1	2					
Wayne Gomes, R OBP: 1.000, SLG: 1.000										0	0	0	0	0	0	0					
Rheal Cormier, L										0	0	0	0	0	0	0					
Gary Bennett, R OBP: 0.268, SLG: 0.224										1	0	0	0	0	0	0					
Bobby Abreu, L OBP: 0.392, SLG: 0.508				BB 1B	F8				G1-3	2	1	1	0	1	0	2					
Brian Hunter, R OBP: 0.373, SLG: 0.367										1	0	0	0	0	0	0					
Pat Burrell, R OBP: 0.368, SLG: 0.456	L4			1B 1B					F9	2	0	0	0	2	0	1					
Travis Lee, L OBP: 0.362, SLG: 0.469										4	0	1	1	0	0	3					
Johnny Estrada, S OBP: 0.321, SLG: 0.447										4	0	2	0	0	0	0					
Marlon Anderson, L OBP: 0.321, SLG: 0.425										4	0	0	0	0	0	4					
23 Kevin Jordan, R OBP: 0.356, SLG: 0.349				G1-3	G3-1					3	0	0	0	1	1	4					
Amaury Telemaco, R OBP: 0.182, SLG: 0.100										1	0	0	0	0	0	0					
Jose Santiago, R										0	0	0	0	1	0	0					
Turner Ward, S OBP: 0.500, SLG: 0.667										0	0	0	0	0	0	0					
Ed Vosberg, L										0	0	0	0	0	0	0					
Tomas Perez, S OBP: 0.333, SLG: 0.362										1	0	0	0	0	0	0					
Inning Stats	R: 0 E: 0 K: 0 S: 7	H: 1 LOB: 1 BB: 0 P: 11	R: 0 E: 0 K: 0 S: 4	H: 0 LOB: 0 BB: 0 P: 6	R: 0 E: 0 K: 0 S: 6	H: 0 LOB: 0 BB: 0 P: 7	R: 1 E: 0 K: 0 S: 12	H: 2 LOB: 3 BB: 2 P: 24	R: 0 E: 0 K: 1 S: 11	H: 1 LOB: 3 BB: 1 P: 18	R: 0 E: 0 K: 1 S: 8	H: 0 LOB: 0 BB: 0 P: 13	R: 0 E: 0 K: 1 S: 9	H: 1 LOB: 1 BB: 0 P: 9	R: 0 E: 0 K: 0 S: 7	H: 0 LOB: 0 BB: 0 P: 9	1B: 5 2B: 1 3B: 0 HR: 0	SF: 0 SAC: 0 DP: 0 HBP: 0	WP: 0 PB: 0 SB: 0 CS: 0	PA: 38	
PITCHER	IP	WLS	BF	H	R	ER	SO	BB	IBB	HBP	BLK	WP	HR	S	P	ERA	WHIP				
Matt Clement, R ERA: 5.12	6.0	W	28	5	1	1	1	5	0	0	0	0	0	47	86	1.50	1.667				
Vic Darenbourg, L ERA: 4.43	1.0		3	0	0	0	1	0	0	0	0	0	0	8	13	0.00	0.000				
Vladimir Nunez, R ERA: 2.86	1.0		4	1	0	0	1	0	0	0	0	0	0	9	9	0.00	1.000				
Dan Miceli, R ERA: 6.85	1.0		3	0	0	0	0	0	0	0	0	0	0	7	9	0.00	0.000				

Philadelphia Phillies @ Florida Marlins  
Pro Player Stadium, Miami, FL  
Sat Jun 23 2001, 7:05 PM EDT  
Att: 23,638 - Cloudy - 74 F

AB	33
R	1
H	6
RBI	1
BB	5
SO	3
LOB	18



Batter	1	2	3	4	5	6	7	8	9	AB	R	H	RBI	BB	SO	LOB	BOTTOM				
Luis Castillo, S OBP: 0.357, SLG: 0.338	WP HBP G6-3 1B	B5-3		G6-3						5	2	2	0	0	0	1					
Alex Gonzalez, R OBP: 0.331, SLG: 0.388	WP HR HBP									4	3	2	0	0	1	1					
Cliff Floyd, L OBP: 0.421, SLG: 0.644										4	2	3	3	0	0	2					
Vic Darenbourg, L										0	0	0	0	0	0	0					
Ryan McGuire, L OBP: 0.264, SLG: 0.313										0	0	0	0	1	0	0					
Preston Wilson, R OBP: 0.340, SLG: 0.469										4	1	1	2	1	1	3					
Dave Berg, R OBP: 0.214, SLG: 0.299										0	0	0	0	0	0	0					
Mike Lowell, R OBP: 0.354, SLG: 0.539										4	2	1	2	1	0	4					
Vladimir Nunez, R										0	0	0	0	0	0	0					
Dan Miceli, R										0	0	0	0	0	0	0					
Kevin Millar, R OBP: 0.355, SLG: 0.568										3	1	1	4	1	1	0					
Derrek Lee, R OBP: 0.307, SLG: 0.401										4	0	2	1	1	1	1					
Mike Redmond, R OBP: 0.400, SLG: 0.518										5	0	1	0	0	0	4					
Matt Clement, R OBP: 0.040, SLG: 0.040										2	0	0	0	0	1	1					
Eric Owens, R OBP: 0.305, SLG: 0.335										3	1	1	0	0	0	2					
Inning Stats	R: 3 E: 0 K: 1 S: 14	H: 2 LOB: 0 BB: 0 P: 24	R: 0 E: 0 K: 1 S: 8	H: 0 LOB: 1 BB: 1 P: 15	R: 5 E: 0 K: 0 S: 10	H: 4 LOB: 0 BB: 1 P: 17	R: 0 E: 0 K: 1 S: 6	H: 1 LOB: 1 BB: 0 P: 8	R: 0 E: 0 K: 0 S: 11	H: 1 LOB: 1 BB: 0 P: 18	R: 4 E: 1 K: 1 S: 19	H: 5 LOB: 2 BB: 1 P: 27	R: 0 E: 1 K: 0 S: 9	H: 0 LOB: 3 BB: 2 P: 18	R: 0 E: 0 K: 1 S: 10	H: 1 LOB: 1 BB: 0 P: 14	1B: 10 2B: 2 3B: 0 HR: 2	SF: 0 SAC: 0 DP: 1 HBP: 2	WP: 2 PB: 0 SB: 0 CS: 0	PA: 45	
PITCHER	IP	WLS	BF	H	R	ER	SO	BB	IBB	HBP	BLK	WP	HR	S	P	ERA	WHIP				
Amaury Telemaco, R ERA: 5.36	3.0	L	18	8	8	8	2	2	0	1	0	0	0	17	26	0.00	1.000				
Jose Santiago, R ERA: 5.18	2.0		8	2	0	0	1	0	0	0	0	0	0	9	18	0.00	2.000				
Ed Vosberg, L ERA: 8.31	1.0		9	5	4	4	1	1	0	0	0	0	0	19	27	36.00	6.000				
Wayne Gomes, R ERA: 3.03	1.0		6	0	0	0	0	2	0	0	0	0	0	9	14	0.00	1.000				
Rheal Cormier, L ERA: 3.33	1.0		4	1	0	0	1	0	0	1	0	0	0	10	14	0.00	1.000				

Philadelphia Phillies @ Florida Marlins  
Pro Player Stadium, Miami, FL  
Sat Jun 23 2001, 7:05 PM EDT  
Att: 23,638 - Cloudy - 74 F

AB	38
R	12
H	14
RBI	12
BB	5
SO	5
LOB	19



Batter	1	2	3	4	5	6	7	8	9	AB	R	H	RBI	BB	SO	LOB	TOP		
Doug Glanville, R (1.8) OBP: 0.286, SLG: 0.399	2-1 G6-3		0-1 L3		0-1 F8		0-1 F7		1-0 F9	5	0	0	0	0	0	0	Philadelphia Phillies @ Florida Marlins Pro Player Stadium, Miami, FL Sun Jun 24 2001, 4:05 PM EDT Att: 17,697 - Cloudy - 88 F		
11 Jimmy Rollins, S (1.6) OBP: 0.320, SLG: 0.443	1-0 G1-3			2-0 BLK 1B	3-2 3B		1-1 F7		1-0 F8	5	2	3	0	0	0				
Bobby Abreu, L (1.9) OBP: 0.386, SLG: 0.521	1-1 G1-3			2-1 F8 1B SF8	0-3 K			0-1 S 2B	1-2 IHR	5	3	3	3	0	1				
Pat Burrell, R (1.7) OBP: 0.368, SLG: 0.459	3-1 F7			0-1 F8 1B	2-1 G5-3			3-2 S 2B	3-3 K	5	2	2	1	0	1				
Travis Lee, L (1.3) OBP: 0.364, SLG: 0.478		1-2 F8		3-1 F8		1-2 1B		3-2 S 2B		4	1	2	1	0	2				
Johnny Estrada, S (1.2) OBP: 0.319, SLG: 0.443		1-1 L6		1-0 SF8		0-2 F8		0-1 1B PB		3	0	1	2	0	1				
Marlon Anderson, L (1.4) OBP: 0.324, SLG: 0.426		1-1 G3		3-H 6-1 2B		0-3 K		3-H 1-1 G6-4-3 1B		4	1	2	1	0	1				
Tomas Perez, S (1.5) OBP: 0.327, SLG: 0.373			3-2 G3-1	3-1 1B		0-0 L9		0-0 P5		4	0	1	1	0	3				
Bruce Chen, L (1.1) OBP: 0.077, SLG: 0.077			1-3 K	0-1 G6-3			2-3 K	0-0 G6-4-3		2	0	0	0	0	1				
Jose Santiago, R (6.1)										1	0	0	0	0	1				
Turner Ward, S (8. PH) OBP: 0.428, SLG: 0.571										1	0	0	0	0	2				
Wayne Gomes, R (8.1) OBP: 1.000, SLG: 1.000										0	0	0	0	0	0				
Ricky Bottalico, L (9.1) OBP: 0.500, SLG: 1.000								1-2		0	0	0	0	0	0				
<b>Inning Stats</b>	R: 1 E: 0 K: 0 S: 7	H: 1 LOB: 0 BB: 0 P: 14	R: 0 E: 0 K: 0 S: 7	H: 0 LOB: 0 BB: 0 P: 10	R: 0 E: 0 K: 1 S: 8	H: 0 LOB: 0 BB: 0 P: 12	R: 4 E: 0 K: 0 S: 14	H: 5 LOB: 1 BB: 0 P: 25	R: 0 E: 0 K: 1 S: 11	H: 1 LOB: 1 BB: 0 P: 16	R: 0 E: 0 K: 1 S: 10	H: 0 LOB: 0 BB: 0 P: 10	R: 3 E: 0 K: 0 S: 21	H: 5 LOB: 1 BB: 0 P: 28	R: 1 E: 0 K: 1 S: 9	H: 1 LOB: 0 BB: 0 P: 15	1B: 8 2B: 2 3B: 3 HR: 1	SF: 1 SAC: 0 DP: 1 HBP: 0	WP: 0 PA: 40 PB: 1 SB: 1 CS: 0
<b>PITCHER</b>	IP WLS BF H R ER SO BB IBB HBP BLK WP HR S P ERA WHIP																		
45 Chuck Smith, R (1.1) ERA: 4.35	3.0 L 12 3 3 3 1 0 0 0 0 1 0 0 25 43 9.00 1.000																		
Vladimir Nunez, R (4.1) ERA: 3.09	3.0 4 5 2 2 2 0 0 0 0 0 0 0 32 45 6.00 1.667																		
Vic Darenbourg, L (7.1) ERA: 4.24	1.0 3 0 0 0 1 0 0 0 0 0 0 0 7 10 0.00 0.000																		
Braden Looper, R (8.1) ERA: 4.26	1.0 7 5 3 3 0 0 0 0 0 0 0 0 21 28 27.00 5.000																		
Dan Miceli, R (9.1) ERA: 6.93	1.0 4 1 1 1 1 0 0 0 0 0 0 0 9 15 9.00 1.000																		


Batter	1	2	3	4	5	6	7	8	9	AB	R	H	RBI	BB	SO	LOB	BOTTOM				
Luis Castillo, S (1.4) OBP: 0.362, SLG: 0.348	2-1 F4 2B		1-3 K		0-1 1-2 2-H 1B			1-1 FC6-4 1B		4	1	3	1	0	1	0	Philadelphia Phillies @ Florida Marlins Pro Player Stadium, Miami, FL Sun Jun 24 2001, 4:05 PM EDT Att: 17,697 - Cloudy - 88 F				
Derrek Lee, R (1.3) OBP: 0.302, SLG: 0.394	0-1 F4		1-0 F8		1-1 F8			2-0 P6		4	0	0	0	0	4						
Cliff Floyd, L (1.7) OBP: 0.422, SLG: 0.645	1-0 G1-3		2-3 K		1-0 F8			1-2 FC6-4 1B		4	0	2	1	0	2						
Preston Wilson, R (1.8) OBP: 0.336, SLG: 0.462	2-2 G1-3			0-2 G5-3		2-1 G5-3		0-2 FC6-4	1-2 2-3	4	0	0	0	0	3						
Mike Lowell, R (1.5) OBP: 0.349, SLG: 0.530	3-2 L5			1-1 F8		2-1 F3		0-1 F5		4	0	0	0	0	3						
Kevin Millar, R (1.9) OBP: 0.350, SLG: 0.553		0-1 P4		1-2 F9		0-3 K			0-0 P5	4	0	0	0	0	1	0					
Charles Johnson, R (1.2) OBP: 0.362, SLG: 0.532		4-1 BB			4-0 BB 1B BB		0-3 K		3-2 HR	2	2	1	1	2	1	0					
Alex Gonzalez, R (1.6) OBP: 0.330, SLG: 0.384		1-3 K		2-2 P5		1-1 G6-3		1-0 F9-3 HBP		3	0	0	0	0	2						
45 Chuck Smith, R (1.1) OBP: 0.362, SLG: 0.348		1-3 K		4-1 1B		2-1 G6-3		3-1 F9-3		1	0	0	0	0	1	1					
Vladimir Nunez, R (4.1) ERA: 3.09										0	0	0	0	0	0	0					
Vic Darenbourg, L (7.1) ERA: 4.24										0	0	0	0	0	0	0					
Ryan McGuire, L (7. PH) OBP: 0.298, SLG: 0.398										0	0	0	0	0	0	0					
Braden Looper, R (8.1) ERA: 4.26										0	0	0	0	0	0	0					
Dan Miceli, R (9.1) ERA: 6.93										0	0	0	0	0	0	0					
John Mabry, R (9. PH) OBP: 0.266, SLG: 0.415										1	0	0	0	0	1	1					
<b>Inning Stats</b>	R: 1 E: 0 K: 0 S: 11	H: 2 LOB: 1 BB: 0 P: 19	R: 0 E: 0 K: 2 S: 9	H: 0 LOB: 1 BB: 1 P: 15	R: 0 E: 0 K: 2 S: 8	H: 0 LOB: 0 BB: 0 P: 12	R: 0 E: 0 K: 0 S: 10	H: 0 LOB: 0 BB: 0 P: 12	R: 1 E: 0 K: 0 S: 10	H: 1 LOB: 2 BB: 2 P: 22	R: 0 E: 0 K: 1 S: 7	H: 0 LOB: 0 BB: 0 P: 11	R: 0 E: 0 K: 1 S: 7	H: 0 LOB: 0 BB: 0 P: 10	R: 0 E: 0 K: 0 S: 11	H: 2 LOB: 2 BB: 0 P: 15	R: 1 E: 0 K: 0 S: 7	H: 1 LOB: 0 BB: 0 P: 14	1B: 3 2B: 3 3B: 0 HR: 1	SF: 0 SAC: 0 DP: 1 HBP: 1	WP: 0 PA: 36 PB: 0 SB: 0 CS: 0
<b>PITCHER</b>	IP WLS BF H R ER SO BB IBB HBP BLK WP HR S P ERA WHIP																				
Bruce Chen, L (1.1) ERA: 4.71	5.0 W 21 3 2 2 4 0 0 0 0 0 0 0 48 80 3.60 1.200																				
Jose Santiago, R (6.1) ERA: 4.93	2.0 H 6 0 0 0 2 0 0 0 0 0 0 0 14 21 0.00 0.000																				
Wayne Gomes, R (8.1) ERA: 2.94	1.0 5 2 0 0 0 0 0 0 0 0 0 0 11 15 0.00 2.000																				
Ricky Bottalico, R (9.1) ERA: 3.76	1.0 4 1 1 1 0 0 0 0 1 0 0 0 1 7 14 9.00 1.000																				

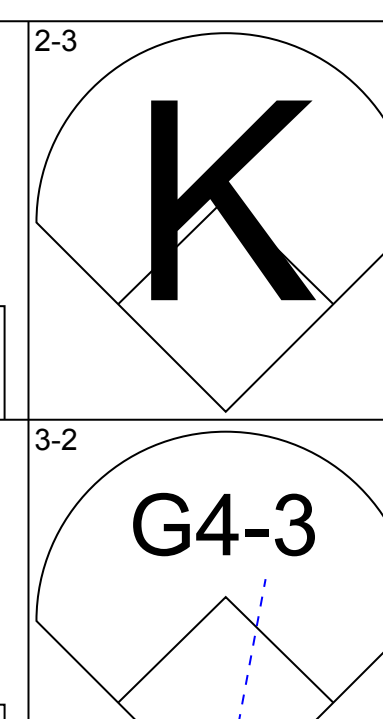
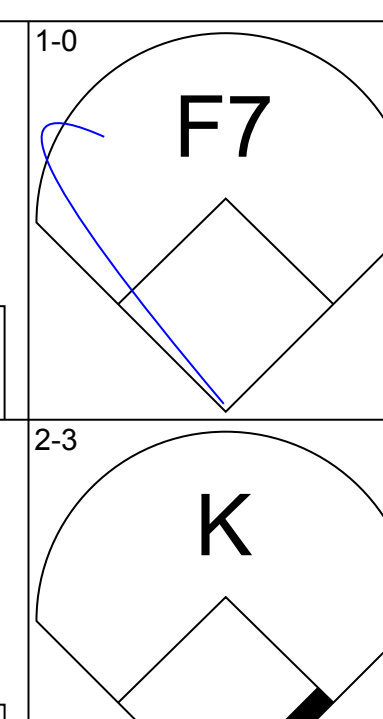
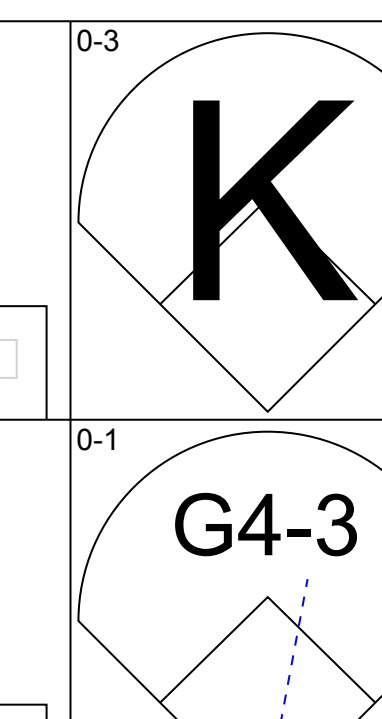
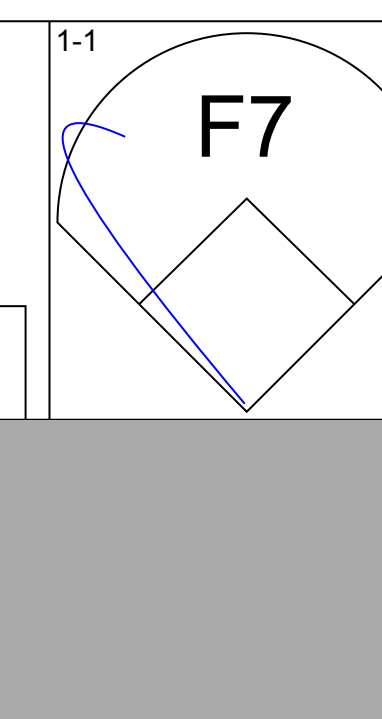
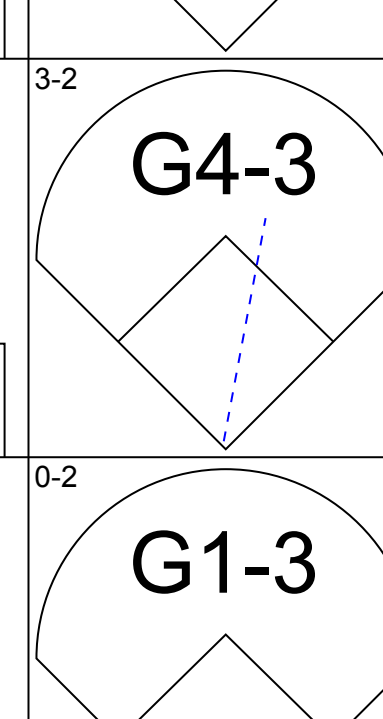
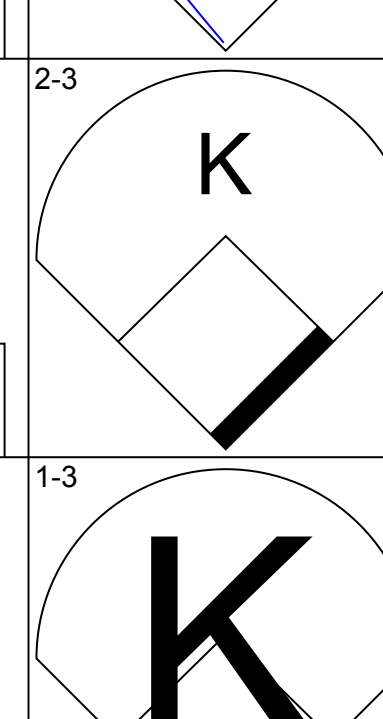
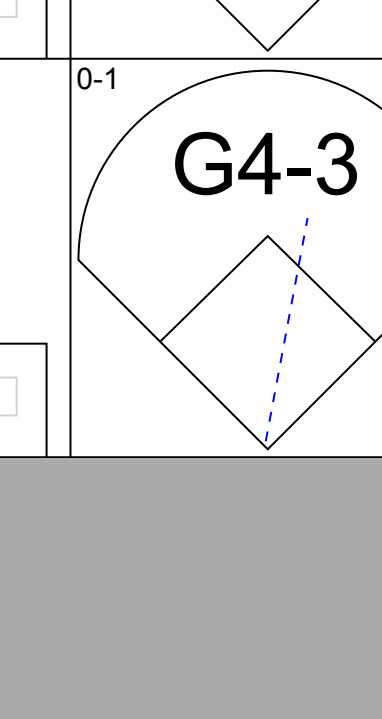
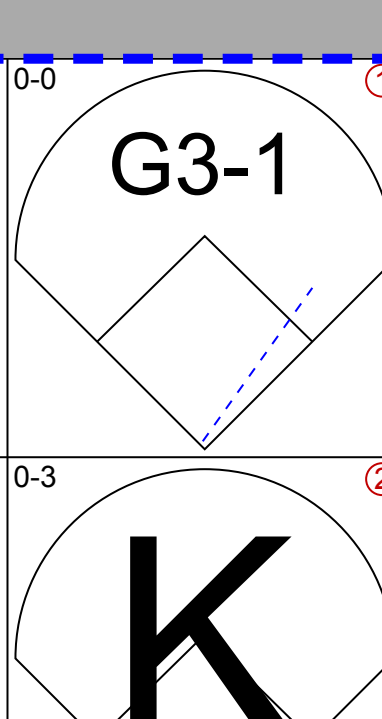
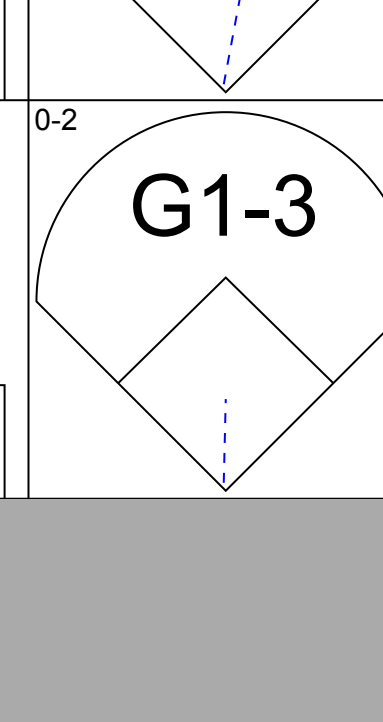
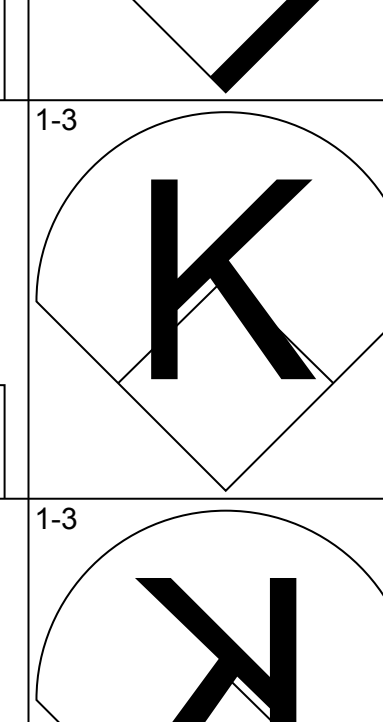
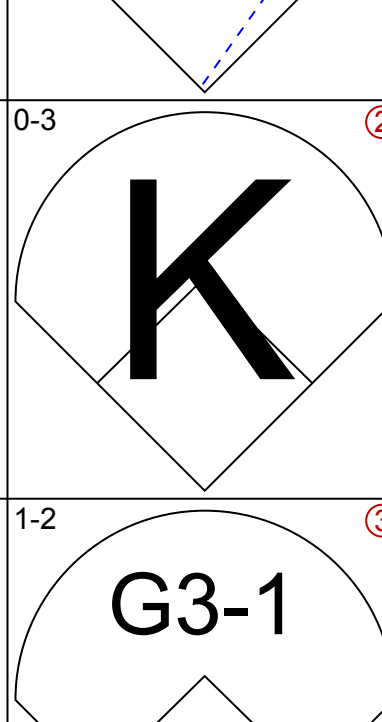
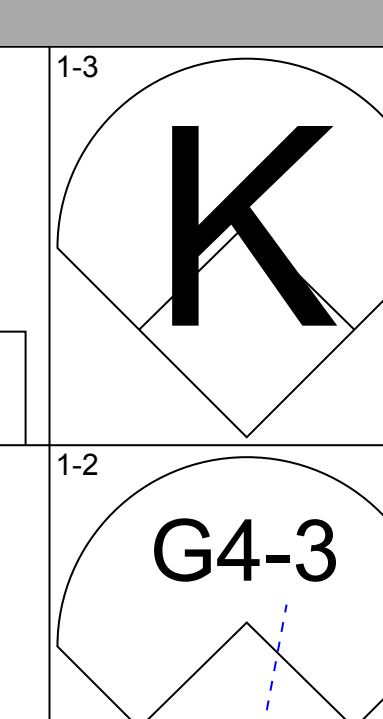

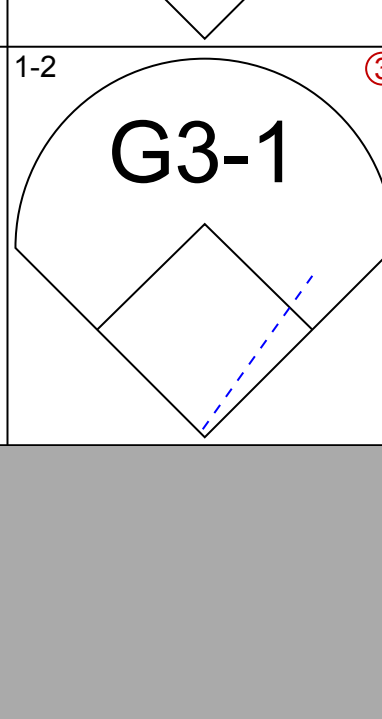
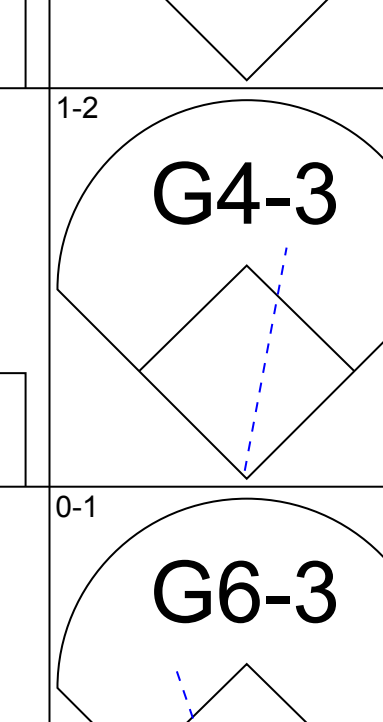
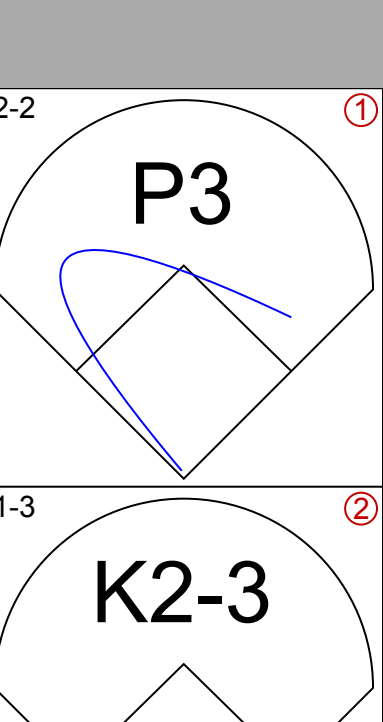
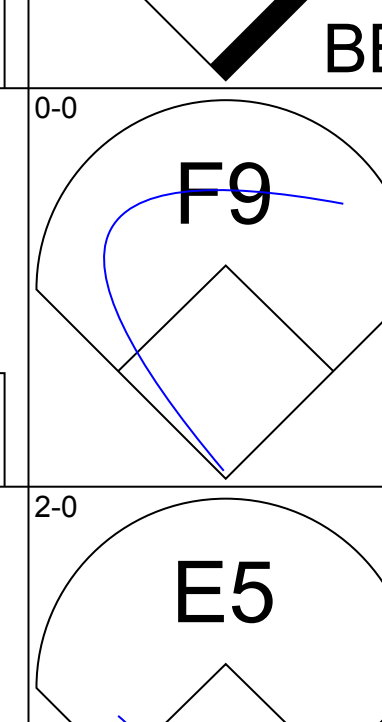
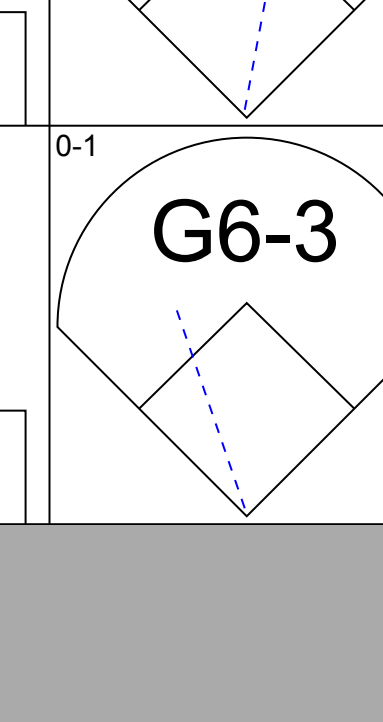
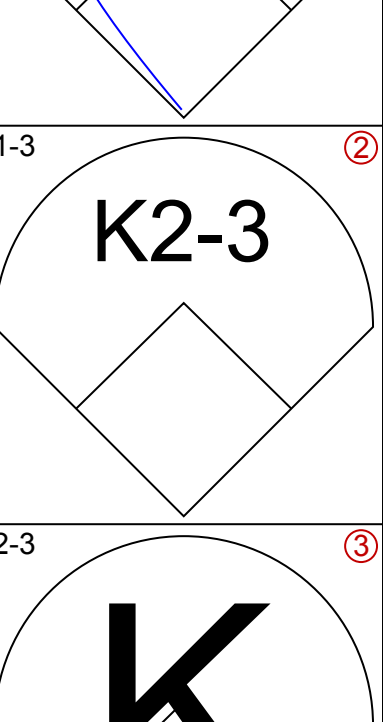
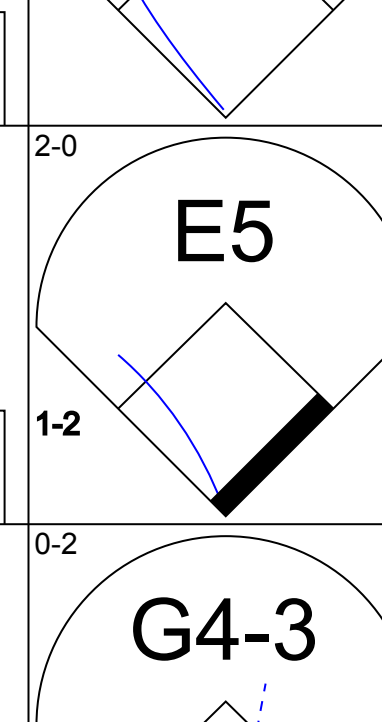
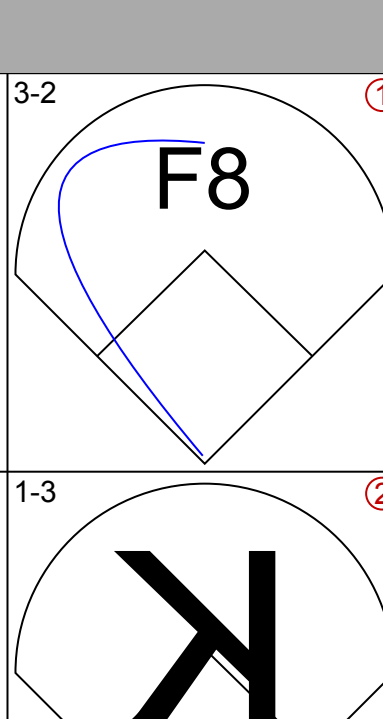
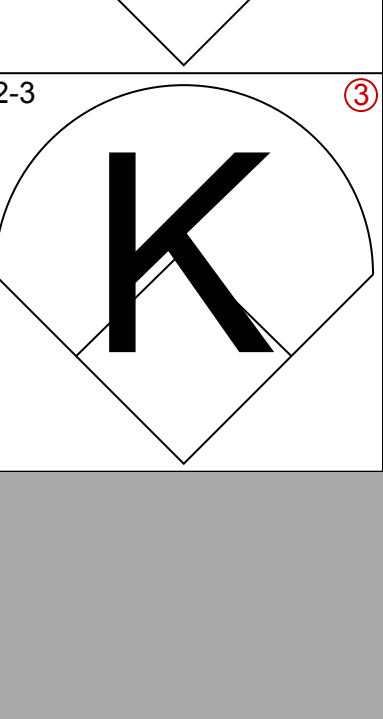
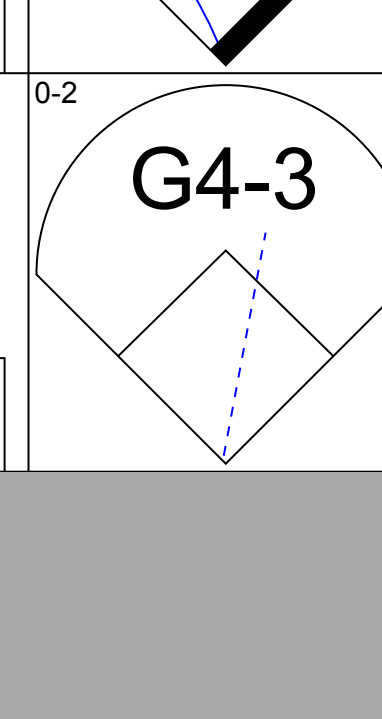
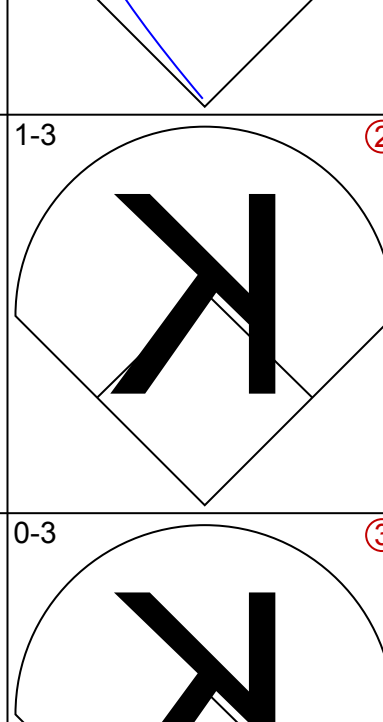
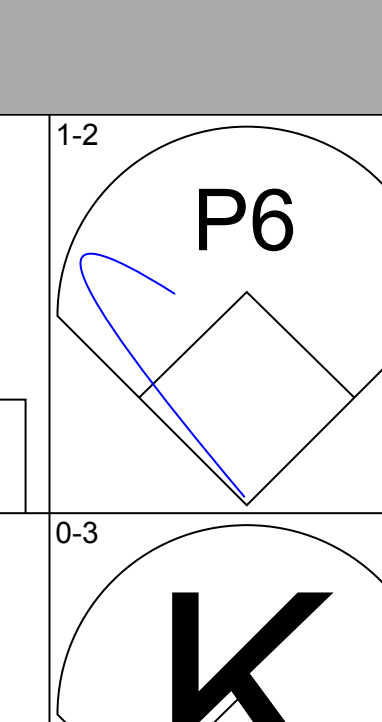
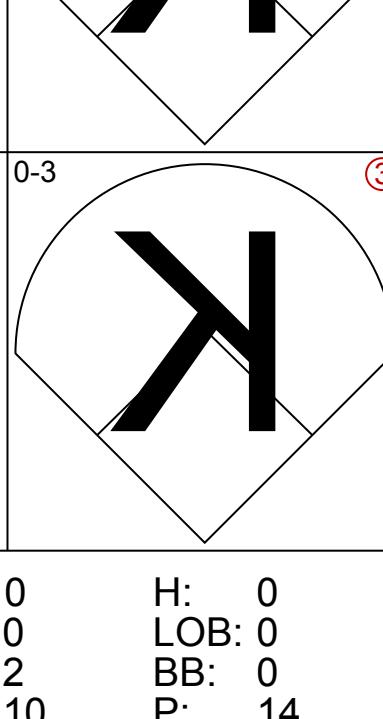
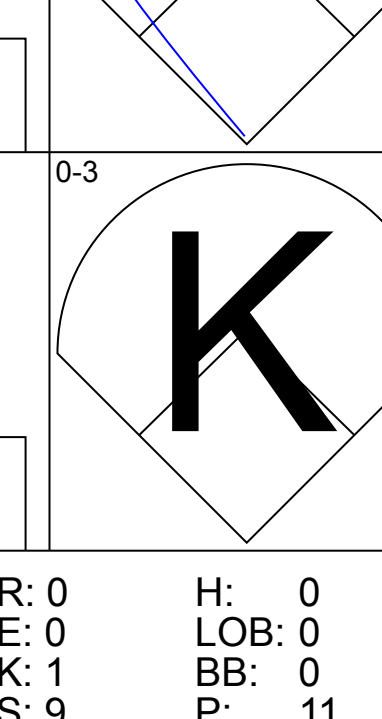
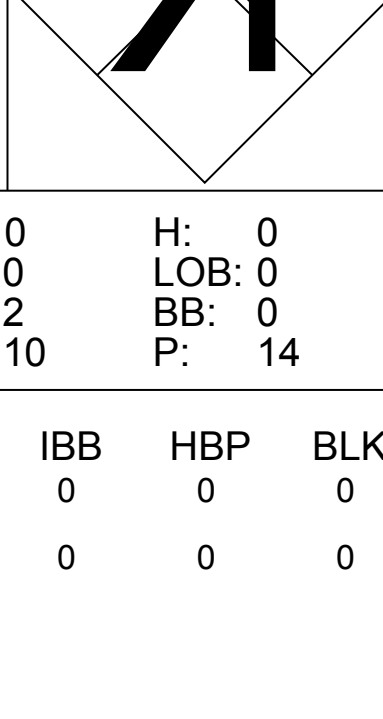
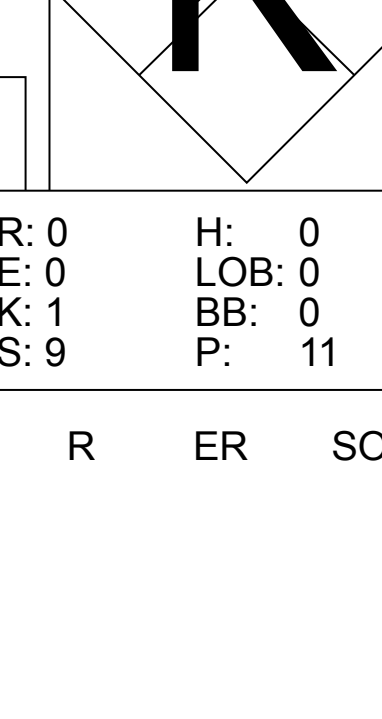
Batter	1	2	3	4	5	6	7	8	9	AB	R	H	RBI	BB	SO	LOB	TOP								
<b>Peter Bergeron, L</b> (1, 8) OBP: 0.264, SLG: 0.247	1-1 FC4-6 1B		0-0 F7			4-2 BB		1-1 G3		3	0	1	0	1	0	1	<b>Montreal Expos @ Florida Marlins</b> Pro Player Stadium, Miami, FL Mon Jun 25 2001, 7:05 PM EDT Att: 10,300 - Cloudy - 84 F								
<b>Jose Vidro, S</b> (1, 4) OBP: 0.360, SLG: 0.493	0-1 FC4-6 2B		3-2 L6			1-2 CS		1-0 G5-3		4	1	1	0	0	0	1									
<b>Vladimir Guerrero, R</b> (1, 9) OBP: 0.374, SLG: 0.597	1-2 2B		2-0 F8			2-2 HR		1-3 K		4	1	2	1	0	1	1									
<b>Lee Stevens, L</b> (1, 3) OBP: 0.301, SLG: 0.433	0-3 K			3-2 CS HBP		3-2 G6-3		1-0 E6 1B		3	0	0	0	0	1	3									
<b>Orlando Cabrera, R</b> (1, 6) OBP: 0.309, SLG: 0.384	1-0 G5-3			1-3 K		0-1 P6		1-2 G6-4-3 1B		4	0	1	1	0	1	3									
<b>Michael Barrett, R</b> (1, 2) OBP: 0.293, SLG: 0.359		0-0 F9		2-3 K			3-1 G6-3		0-0 G6-4-3	4	0	0	0	0	1	2									
<b>Rob Ducey, L</b> (1, 7) OBP: 0.412, SLG: 0.481		4-1 BB		1-3 K			3-1 HR		2-3 K	3	1	1	1	1	2	0									
<b>Geoff Blum, S</b> (1, 5) OBP: 0.323, SLG: 0.340		2-3 K		0-0 CS SH3-4 1B			4-1 SH1-4 BB		1-0 G3-1	3	0	1	0	1	1	1									
<b>Javier Vazquez, R</b> (1, 1) OBP: 0.407, SLG: 0.423	1-2 F9		0-0 SH3-4				0-0 SH1-4		1-2 G4-3	1	0	0	0	0	0	1									
<b>Scott Strickland, R</b> (8, 1)										0	0	0	0	0	0	0									
<b>Brian Schneider, L</b> (9, PH)										1	0	0	0	0	0	0									
<b>Ugueth Urbina, R</b> (9, 1)										0	0	0	0	0	0	0									
<b>Inning Stats</b>	R: 0 E: 0 K: 1 S: 11	H: 2 LOB: 2 BB: 0 P: 14	R: 0 E: 0 K: 1 S: 10	H: 0 LOB: 1 BB: 1 P: 17	R: 0 E: 0 K: 0 S: 5	H: 0 LOB: 0 BB: 0 P: 10	R: 0 E: 0 K: 2 S: 8	H: 0 LOB: 0 BB: 0 P: 14	R: 0 E: 0 K: 1 S: 12	H: 1 LOB: 1 BB: 1 P: 18	R: 1 E: 0 K: 0 S: 9	H: 1 LOB: 0 BB: 0 P: 15	R: 1 E: 0 K: 0 S: 8	H: 1 LOB: 1 BB: 1 P: 19	R: 1 E: 1 K: 1 S: 12	H: 2 LOB: 1 BB: 0 P: 16	R: 0 E: 0 K: 1 S: 8	H: 0 LOB: 0 BB: 0 P: 12	1B: 3 2B: 2 3B: 0 HR: 2	SF: 0 SAC: 2 DP: 1 HBP: 1	WP: 0 PB: 0 SB: 0 CS: 2	PA: 37			
<b>PITCHER</b>	IP	WLS	BF	H	R	ER	SO	BB	IBB	HBP	BLK	WP	HR	S	P	ERA	WHIP								
<b>A.J. Burnett, R</b> (1, 1) ERA: 2.27	7.1	L	30	6	3	3	6	3	0	1	0	0	2	69	115	3.68	1.227								
<b>Armando Almanza, L</b> (8, 1) ERA: 2.14	0.0		1	0	0	0	0	0	0	0	0	0	0	1	2	∞	∞								
<b>Ricky Bones, R</b> (8, 1) ERA: 4.03	0.2		1	0	0	0	0	0	0	0	0	0	0	5	6	0.00	1.500								
<b>Antonio Alfonseca, R</b> (9, 1) ERA: 1.93	1.0		3	0	0	0	1	0	0	0	0	0	0	8	12	0.00	0.000								

AB	30
R	3
H	7
RBI	3
BB	3
SO	7
LOB	13



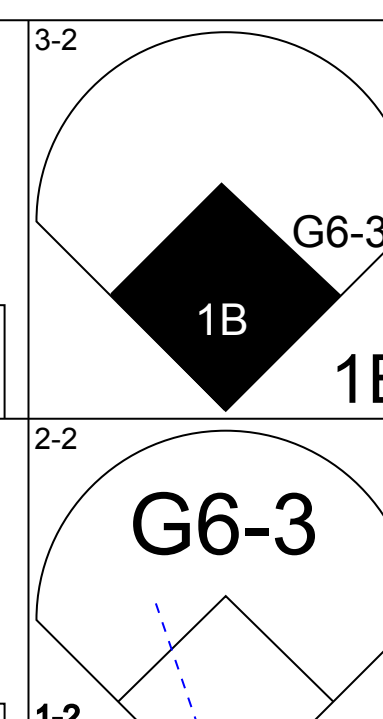
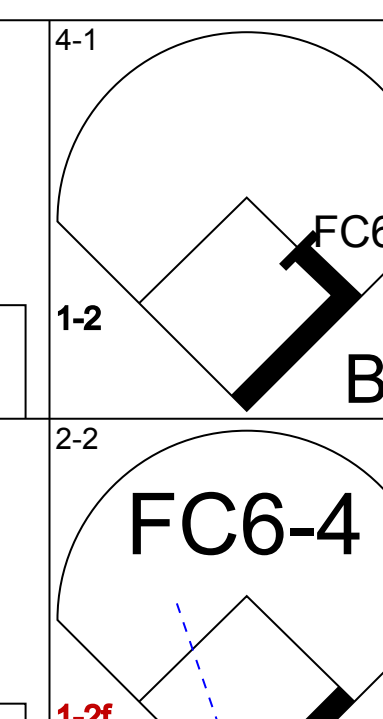
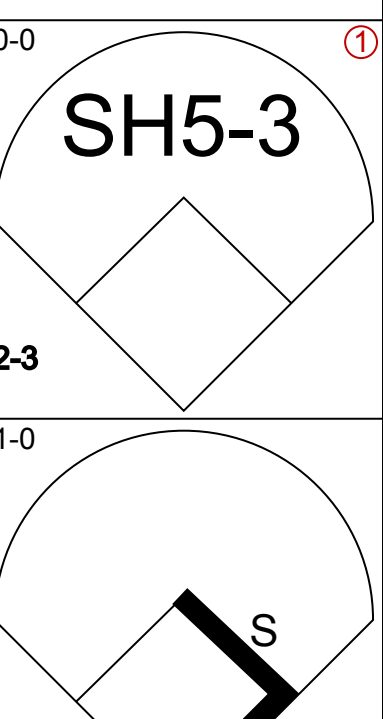
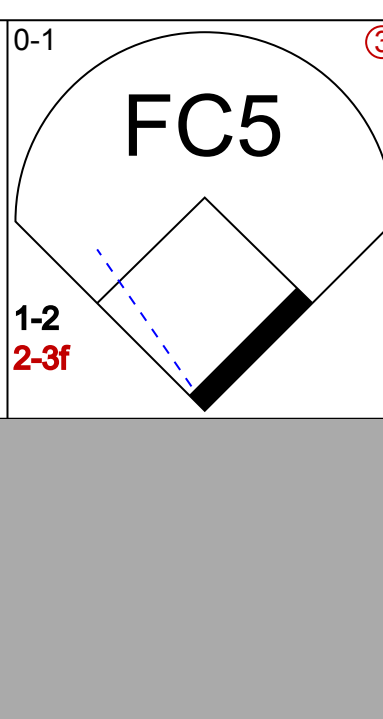
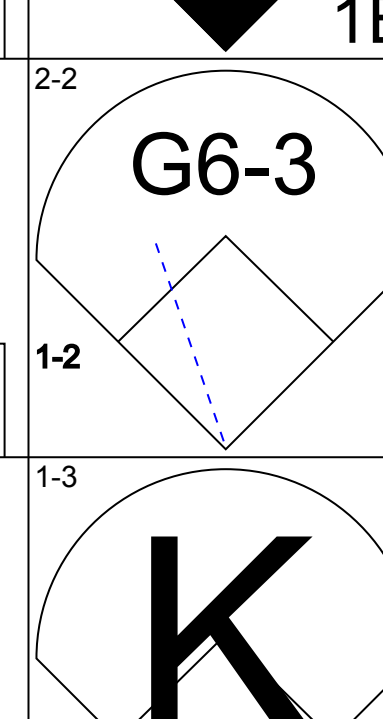
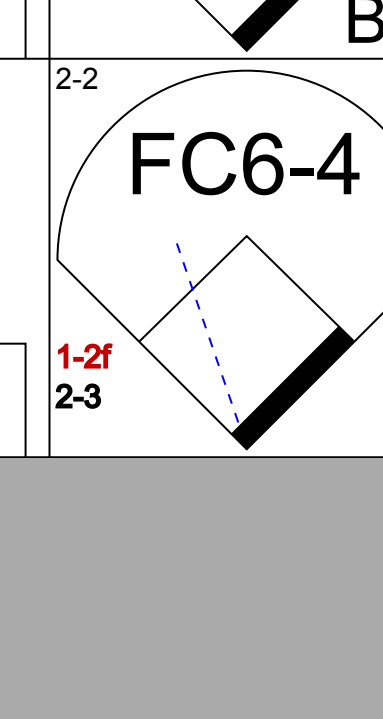
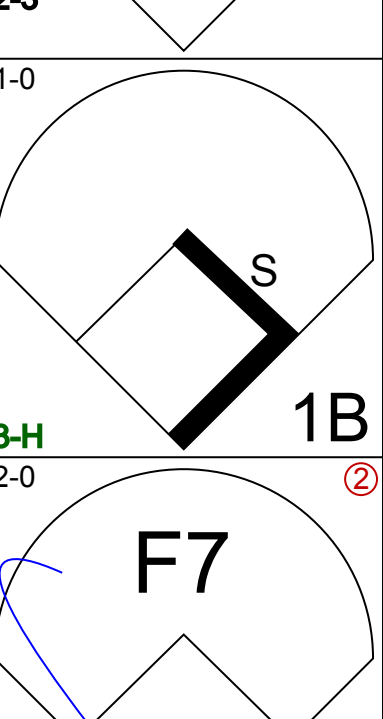
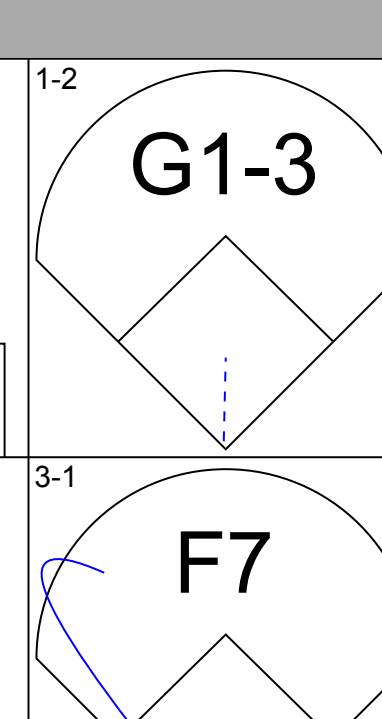
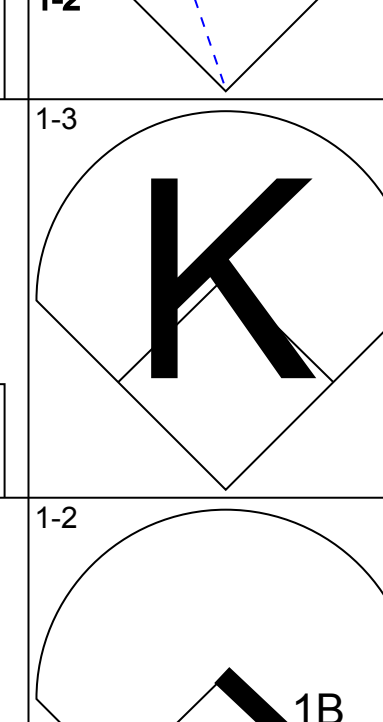
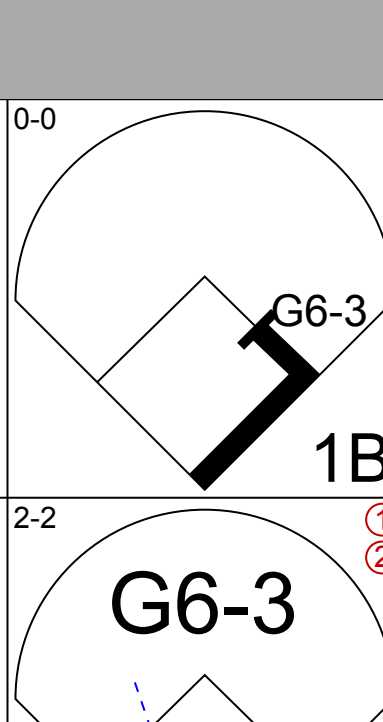
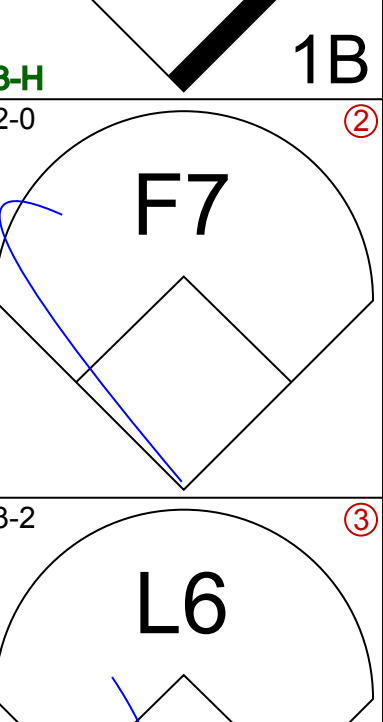
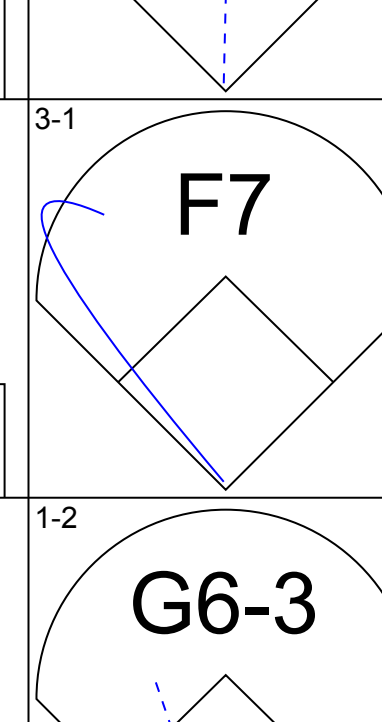
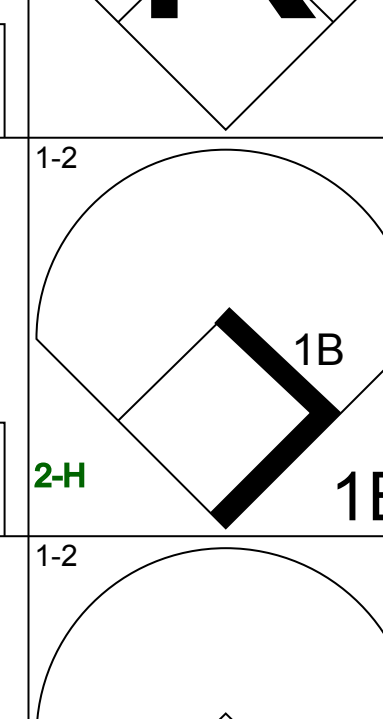
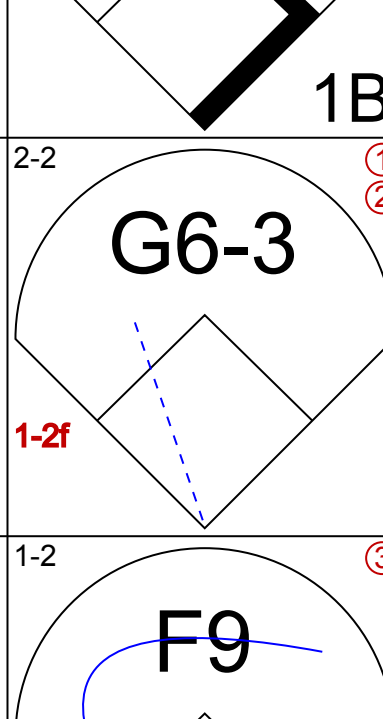
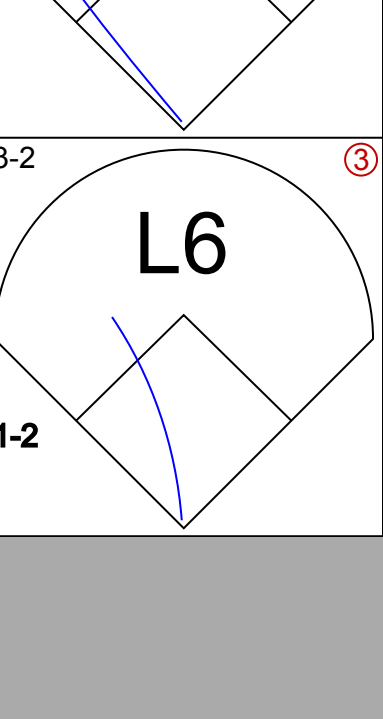
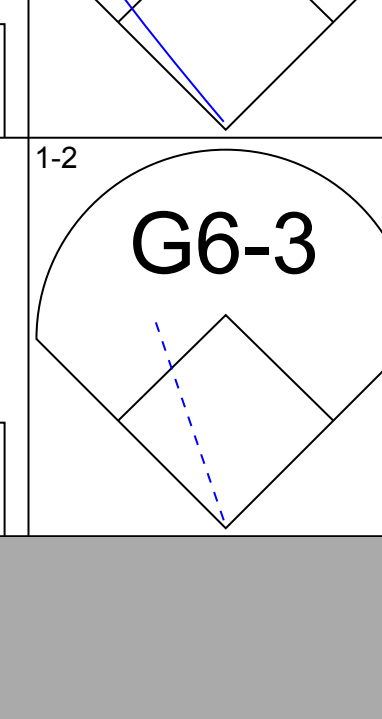
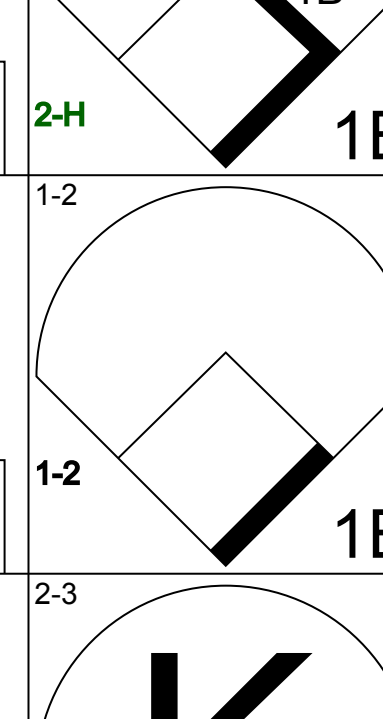
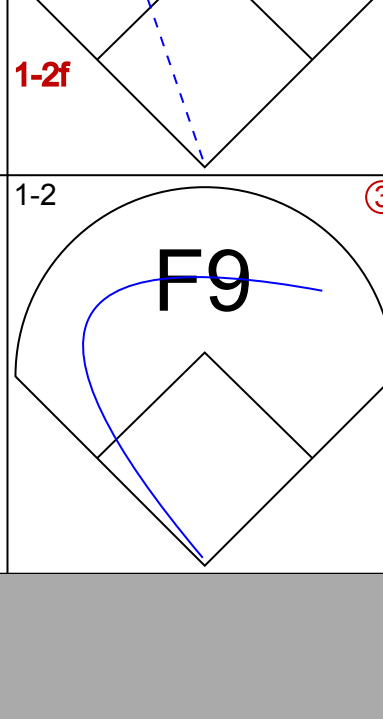
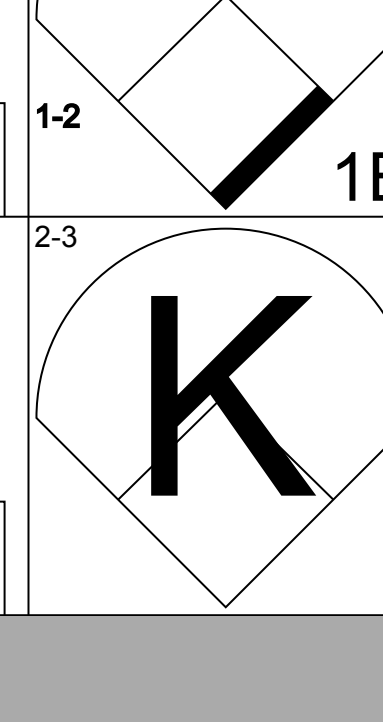
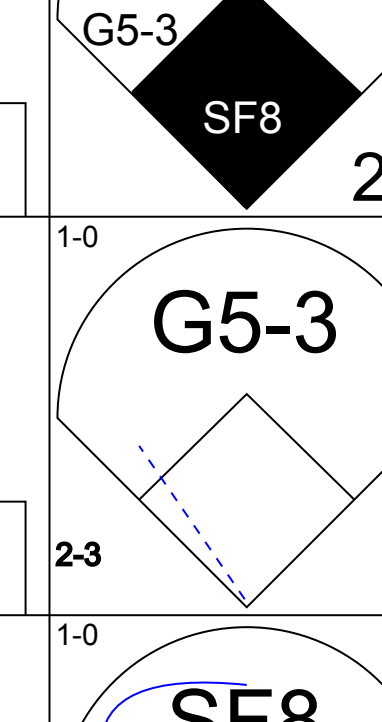
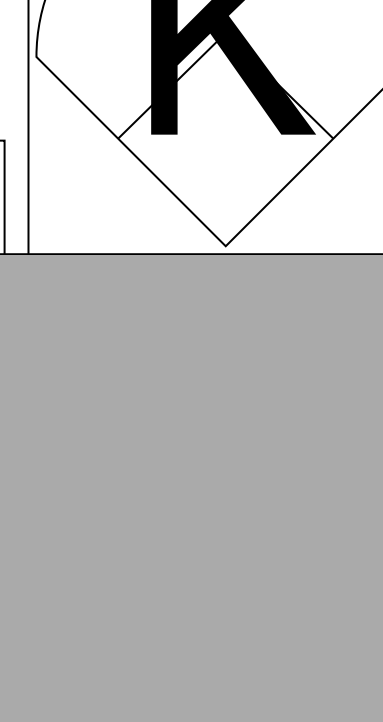
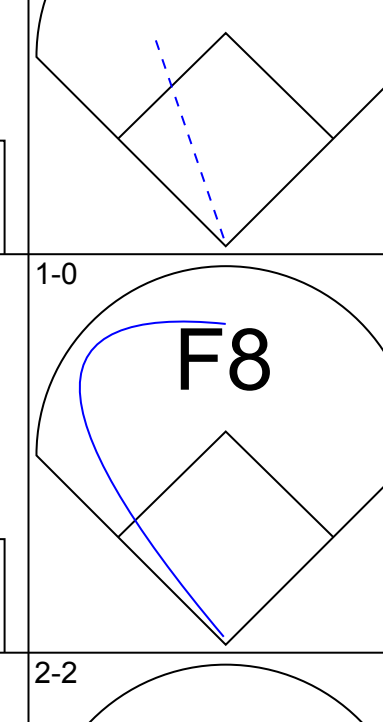
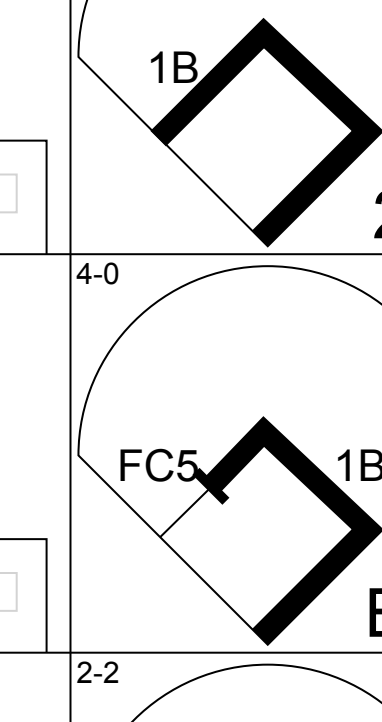
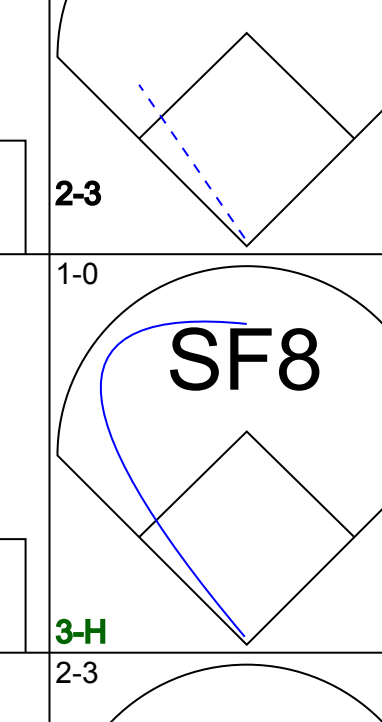
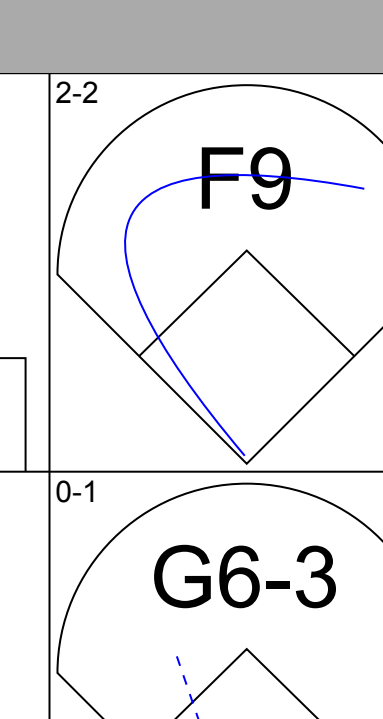
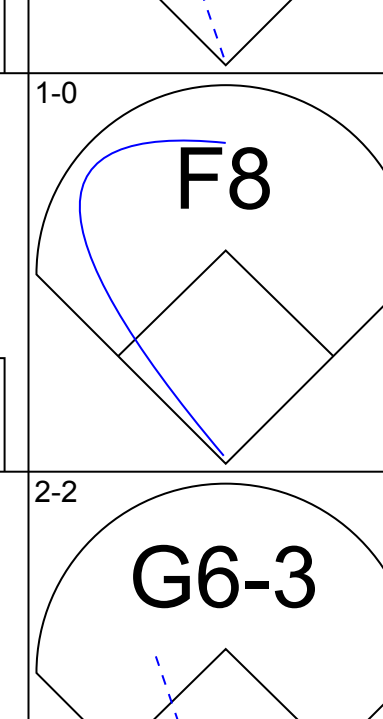
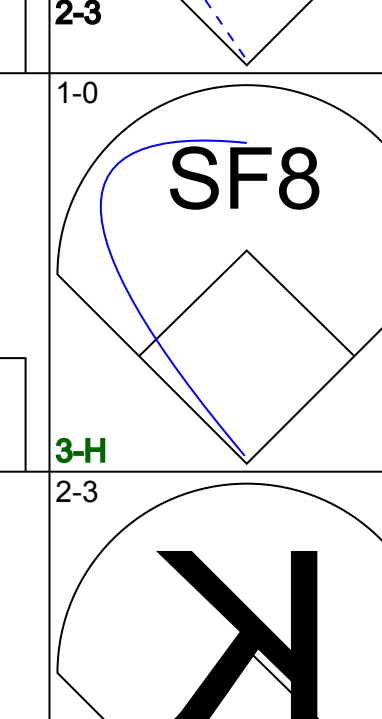
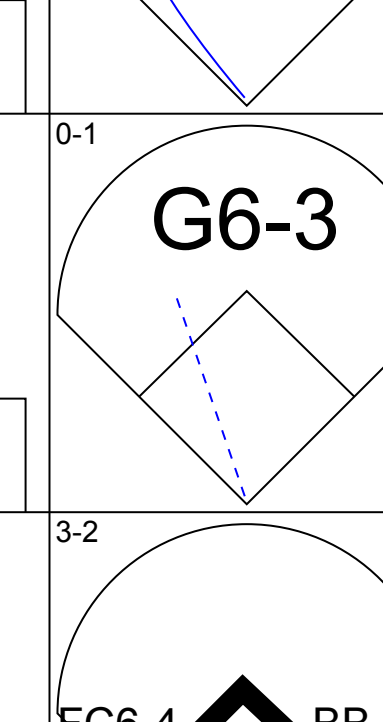
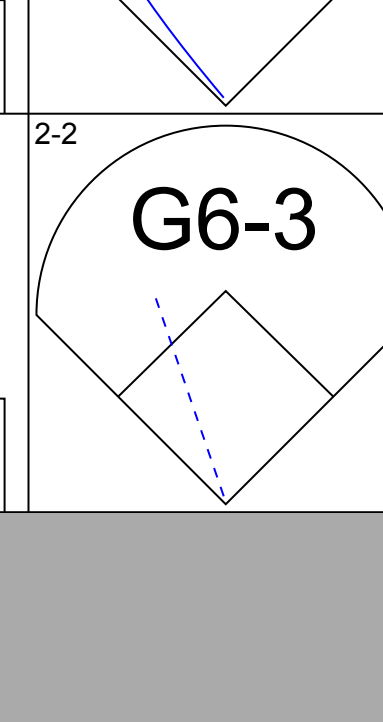
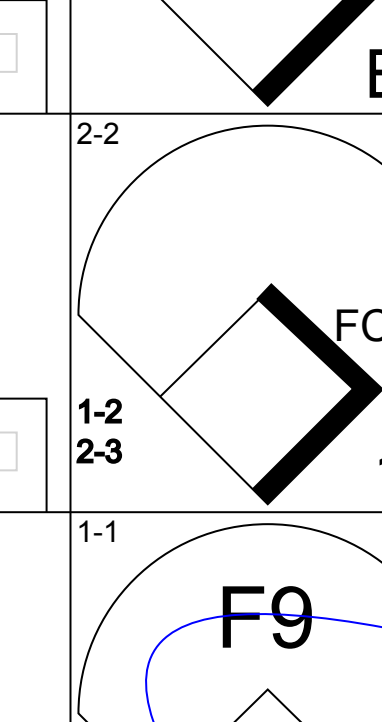
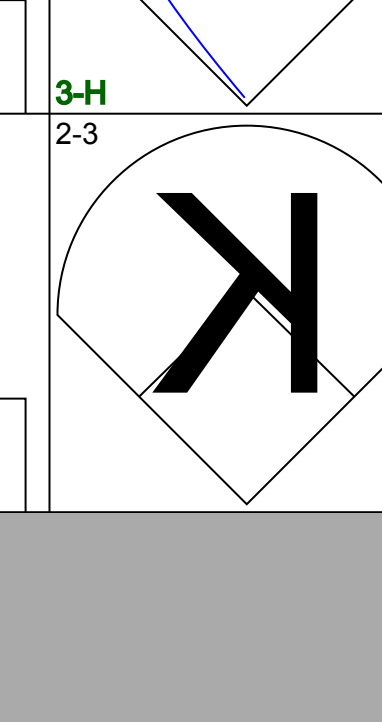
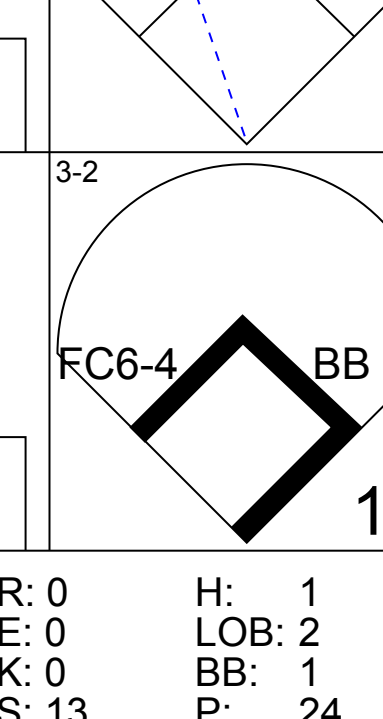
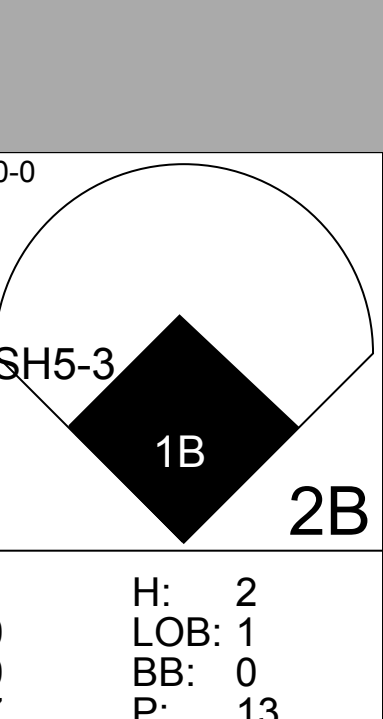
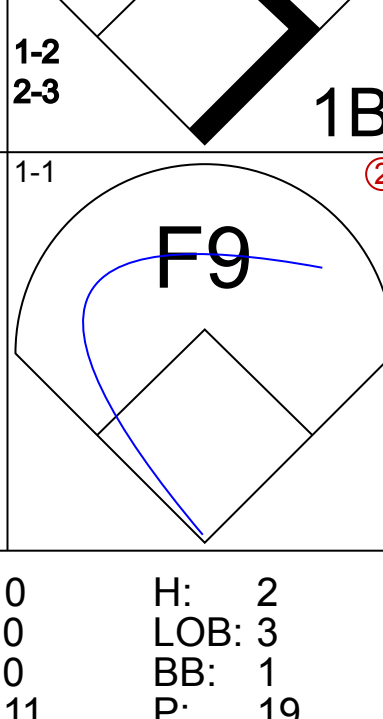
Batter	1	2	3	4	5	6	7	8	9	AB	R	H	RBI	BB	SO	LOB	BOTTOM								
<b>Luis Castillo, S</b> (1, 4) OBP: 0.357, SLG: 0.343	3-2 G3-1		2-2 G6-3			0-0 G5-3		2-2 G6-3		4	0	0	0	0	0	1	<b>Montreal Expos @ Florida Marlins</b> Pro Player Stadium, Miami, FL Mon Jun 25 2001, 7:05 PM EDT Att: 10,300 - Cloudy - 84 F								
<b>Derrek Lee, R</b> (1, 3) OBP: 0.301, SLG: 0.392	2-1 G6-3			0-1 F9		3-2 1B		1-3 K		4	0	1	0	0	1	0									
<b>Cliff Floyd, L</b> (1, 7) OBP: 0.417, SLG: 0.636	1-2 G3			0-0 G4-3		0-0 F8		0-0 F2		4	0	0	0	0	0	1									
<b>Preston Wilson, R</b> (1, 8) OBP: 0.331, SLG: 0.456		3-1 F9		2-0 F5			0-0 G5-3		0-3 K	4	0	0	0	0	1	0									
<b>Mike Lowell, R</b> (1, 5) OBP: 0.347, SLG: 0.523		3-3 K			1-0 F7		2-3 K		4-2 BLK 1B BB	3	0	0	0	1	2	0									
<b>Kevin Millar, R</b> (1, 9) OBP: 0.380, SLG: 0.565		2-3 K			0-0 1B		2-2 2B 2B		0-1 BLK 1B	4	1	3	0	0	1	0									
<b>Eric Owens, R</b> (9, FR) OBP: 0.305, SLG: 0.335								1-2 1B		0	0	0	0	0	0	0									
<b>Charles Johnson, R</b> (1, 2) OBP: 0.360, SLG: 0.532			0-1 F9		0-3 K		1-0 2B 2B		2-1 P3	4	0	1	1	0	1	3									
<b>Alex Gonzalez, R</b> (1, 6) OBP: 0.326, SLG: 0.379			3-2 G6-3		1-1 G5-3		3-3 K			3	0	0	0	0	1	2									
<b>A.J. Burnett, R</b> (1, 1) OBP: 0.130, SLG: 0.136			3-2 1B			2-0 G5-3		3-3 K		2	0	1	0	0	0	0									
<b>Armando Almanza, L</b> (8, 1)										0	0	0	0	0	0	0									
<b>Ricky Bones, R</b> (8, 1)										0	0	0	0	0	0	0									
<b>John Mabry, L</b> (8, PH)										1	0	0	0	0	1	0									
<b>Antonio Alfonseca, R</b> (9, 1)										0	0	0	0	0	0	0									
<b>Inning Stats</b>	R: 0 E: 0 K: 0 S: 10	H: 0 LOB: 0 BB: 0 P: 16	R: 0 E: 0 K: 2 S: 10	H: 0 LOB: 0 BB: 0 P: 18	R: 0 E: 0 K: 0 S: 12	H: 1 LOB: 1 BB: 0 P: 20	R: 0 E: 0 K: 0 S: 4	H: 0 LOB: 0 BB: 0 P: 6	R: 0 E: 0 K: 1 S: 7	H: 1 LOB: 1 BB: 0 P: 9	R: 0 E: 0 K: 0 S: 6	H: 1 LOB: 1 BB: 0 P: 11	R: 1 E: 0 K: 2 S: 12	H: 2 LOB: 0 BB: 0 P: 20	R: 0 E: 0 K: 2 S: 10	H: 0 LOB: 0 BB: 0 P: 16	R: 0 E: 0 K: 1 S: 10	H: 1 LOB: 3 BB: 1 P: 16	1B: 4 2B: 2 3B: 0 HR: 0	SF: 0 SAC: 0 DP: 0 HBP: 0	WP: 0 PB: 0 SB: 0 CS: 0	PA: 34			
<b>PITCHER</b>	IP	WLS	BF	H	R	ER	SO	BB	IBB	HBP	BLK	WP	HR	S	P	ERA	WHIP								
<b>Javier Vazquez, R</b> (1, 1) ERA: 4.72	7.0	W	26	5	1	1	5	0	0	0	0	0	0	61	100	1.29	0.714								
<b>Scott Strickland, R</b> (8, 1) ERA: 3.54	1.0	H	3	0	0	0	2	0	0	0	0	0	0	10	16	0.00	0.000								
<b>Ugueth Urbina, R</b> (9, 1) ERA: 4.19	1.0	S	5	1	0	0	1	1	0	0	1	0	0	10	16	0.00	2.000								



Batter	1	2	3	4	5	6	7	8	9	AB	R	H	RBI	BB	SO	LOB	TOP			
<b>Peter Bergeron, L</b> (1, 8) OBP: 0.253, SLG: 0.235										4	0	0	0	0	2	1	<b>Montreal Expos @ Florida Marlins</b> Pro Player Stadium, Miami, FL Tue Jun 26 2001, 7:05 PM EDT Att: 11,180 - Overcast - 83 F			
<b>Jose Vidro, S</b> (1, 4) OBP: 0.354, SLG: 0.485										4	0	0	0	0	1	1				
<b>Vladimir Guerrero, R</b> (1, 9) OBP: 0.369, SLG: 0.589										4	0	0	0	0	3	1				
<b>Lee Stevens, L</b> (1, 3) OBP: 0.301, SLG: 0.428										3	0	0	0	1	2	1				
<b>Orlando Cabrera, R</b> (1, 6) OBP: 0.307, SLG: 0.380										3	0	0	0	0	0	1				
<b>Michael Barrett, R</b> (1, 2) OBP: 0.289, SLG: 0.354										3	0	0	0	0	1	1				
<b>Rob Ducey, L</b> (1, 7) OBP: 0.394, SLG: 0.455										3	0	0	0	0	1	2				
<b>Geoff Blum, S</b> (1, 5) OBP: 0.323, SLG: 0.340										3	0	1	0	0	1	0				
<b>Mike Thurman, R</b> (1, 1) OBP: 0.105, SLG: 0.056										1	0	0	0	0	1	0				
<b>Ryan Minor, R</b> (6, PH) OBP: 0.293, SLG: 0.304										1	0	0	0	0	1	1				
<b>Guillermo Mota, R</b> (6, PH) OBP: 0.333, SLG: 0.333										0	0	0	0	0	0	0				
<b>Mike Mordecai, R</b> (8, PH) OBP: 0.282, SLG: 0.369										1	0	0	0	0	1	0				
<b>Graeme Lloyd, L</b> (8, 1) OBP: 0.282, SLG: 0.369										0	0	0	0	0	0	0				
<b>Inning Stats</b>	R: 0 E: 0 K: 1 S: 13	H: 0 LOB: 0 BB: 0 P: 18	R: 0 E: 0 K: 1 S: 8	H: 0 LOB: 0 BB: 0 P: 10	R: 0 E: 0 K: 2 S: 10	H: 0 LOB: 1 BB: 0 P: 14	R: 0 E: 0 K: 3 S: 12	H: 0 LOB: 0 BB: 0 P: 17	R: 0 E: 0 K: 2 S: 11	H: 1 LOB: 1 BB: 0 P: 16	R: 0 E: 1 K: 1 S: 12	H: 0 LOB: 2 BB: 1 P: 18	R: 0 E: 0 K: 1 S: 9	H: 0 LOB: 0 BB: 0 P: 11	R: 0 E: 0 K: 1 S: 7	H: 0 LOB: 0 BB: 0 P: 8	1B: 1 2B: 0 3B: 0 HR: 0	SF: 0 SAC: 0 DP: 0 HBP: 0	WP: 1 PB: 0 SB: 0 CS: 0	PA: 31
<b>PITCHER</b>	IP	WLS	BF	H	R	ER	SO	BB	IBB	HBP	BLK	WP	HR	S	P	ERA	WHIP			
<b>Brad Penny, R</b> (1, 1) ERA: 3.41	8.0	W	28	1	0	0	13	1	0	0	0	1	0	88	118	0.00	0.250			
<b>Antonio Alfonseca, R</b> (9, 1) ERA: 1.87	1.0	S	3	0	0	0	1	0	0	0	0	0	0	7	8	0.00	0.000			

AB	30
R	0
H	1
RBI	0
BB	1
SO	14
LOB	9



Batter	1	2	3	4	5	6	7	8	9	AB	R	H	RBI	BB	SO	LOB	BOTTOM			
<b>Luis Castillo, S</b> (1, 4) OBP: 0.360, SLG: 0.344										2	1	1	0	1	0	3	<b>Montreal Expos @ Florida Marlins</b> Pro Player Stadium, Miami, FL Tue Jun 26 2001, 7:05 PM EDT Att: 11,180 - Overcast - 83 F			
<b>Eric Owens, R</b> (1, 8) OBP: 0.304, SLG: 0.333										4	0	1	1	0	0	3				
<b>John Mabry, L</b> (1, 7) OBP: 0.299, SLG: 0.397										4	0	1	0	0	1	2				
<b>Mike Lowell, R</b> (1, 5) OBP: 0.346, SLG: 0.519										4	0	1	1	0	0	2				
<b>Kevin Millar, R</b> (1, 3) OBP: 0.363, SLG: 0.570										4	0	2	0	0	0	0				
<b>Derrek Lee, R</b> (8, PR) OBP: 0.301, SLG: 0.392										0	1	0	0	0	0	0				
<b>Charles Johnson, R</b> (1, 2) OBP: 0.358, SLG: 0.531										4	0	1	0	0	1	3				
<b>Ryan McGuire, L</b> (1, 9) OBP: 0.259, SLG: 0.294										2	0	0	1	1	0	0				
<b>Dave Berg, R</b> (1, 6) OBP: 0.216, SLG: 0.296										4	0	1	0	0	1	1				
<b>Brad Penny, R</b> (1, 1) OBP: 0.143, SLG: 0.171										3	1	2	0	0	0	3				
<b>Antonio Alfonseca, R</b> (9, 1) ERA: 1.87										0	0	0	0	0	0	0				
<b>Inning Stats</b>	R: 1 E: 0 K: 2 S: 18	H: 3 LOB: 2 BB: 0 P: 28	R: 0 E: 0 K: 0 S: 13	H: 1 LOB: 2 BB: 1 P: 24	R: 0 E: 0 K: 0 S: 8	H: 1 LOB: 0 BB: 0 P: 11	R: 0 E: 0 K: 0 S: 6	H: 0 LOB: 0 BB: 0 P: 9	R: 1 E: 0 K: 0 S: 7	H: 2 LOB: 1 BB: 0 P: 13	R: 0 E: 0 K: 0 S: 11	H: 2 LOB: 3 BB: 1 P: 19	R: 0 E: 0 K: 1 S: 7	H: 1 LOB: 1 BB: 0 P: 11	R: 1 E: 0 K: 1 S: 7	H: 1 LOB: 1 BB: 0 P: 11	1B: 7 2B: 3 3B: 0 HR: 0	SF: 1 SAC: 1 DP: 1 HBP: 0	WP: 0 PB: 0 SB: 1 CS: 0	PA: 35
<b>PITCHER</b>	IP	WLS	BF	H	R	ER	SO	BB	IBB	HBP	BLK	WP	HR	S	P	ERA	WHIP			
<b>Mike Thurman, R</b> (1, 1) ERA: 5.31	5.0	L	22	7	2	2	2	1	0	0	0	0	0	19	32	0.00	1.500			
<b>Guillermo Mota, R</b> (6, 1) ERA: 3.23	2.0		9	2	0	0	0	1	0	0	0	0	0	7	11	9.00	1.000			
<b>Graeme Lloyd, L</b> (8, 1) ERA: 2.78	1.0		4	1	1	1	1	0	0	0	0	0	0	7	11	9.00	1.000			





Batter	1	2	3	4	5	6	7	8	9	AB	R	H	RBI	BB	SO	LOB	TOP								
Peter Bergeron, L (1, 8) OBP: 0.245, SLG: 0.226	F7		G3		K			K		3	0	0	0	0	1	1	<b>Montreal Expos @ Florida Marlins</b> Pro Player Stadium, Miami, FL Wed Jun 27 2001, 7:05 PM EDT Att: 12,349 - Cloudy - 81 F								
Bob Scanlan, R (5, 1)										0	0	0	0	0	0										
Darwin Cubillan, R (7, 1)										0	0	0	0	0	0										
Randy Knorr, R (8, PH) OBP: 0.344, SLG: 0.462										1	0	0	0	1	0										
Scott Stewart, R (8, 1)										0	0	0	0	0	0										
Jose Vidro, S (1, 4) OBP: 0.348, SLG: 0.476	F7		F3			F8			G6-3	4	0	0	0	0	0										
Vladimir Guerrero, R (1, 9) OBP: 0.374, SLG: 0.597		1B		FC5-4 BB		F9			SF9 3B	3	1	2	0	1	0										
Orlando Cabrera, R (1, 6) OBP: 0.303, SLG: 0.376	F7			F7		F3			SF9	3	0	0	1	0	2										
Michael Barrett, R (1, 2) OBP: 0.290, SLG: 0.358				FC5-4 2B			P4			3	0	1	0	0	0										
Brian Schneider, L (7, 2) OBP: 0.400, SLG: 0.250										1	0	1	0	0	0										
Mark Smith, R (1, 7) OBP: 0.339, SLG: 0.326	G6-3			G4-3			G5-3		G1-3	4	0	0	0	0	3										
Geoff Blum, S (1, 3) OBP: 0.318, SLG: 0.335						F8		G5-3		3	0	0	0	0	1										
Mike Mordecai, R (1, 5) OBP: 0.283, SLG: 0.362									P3	2	0	0	0	1	0										
Tony Armas, R (1, 1) OBP: 0.192, SLG: 0.231										1	0	0	0	0	1										
Masato Yoshii, R (3, 1) OBP: 0.167, SLG: 0.091										0	0	0	0	0	0										
Ryan Minor, R (5, PH) OBP: 0.273, SLG: 0.292										2	0	0	0	0	1										
<b>Inning Stats</b>	R: 0 E: 0 K: 0 S: 7	H: 1 LOB: 1 BB: 0 P: 10	R: 0 E: 0 K: 0 S: 11	H: 1 LOB: 1 BB: 0 P: 18	R: 0 E: 0 K: 1 S: 7	H: 0 LOB: 0 BB: 0 P: 10	R: 0 E: 0 K: 0 S: 8	H: 0 LOB: 1 BB: 1 P: 14	R: 0 E: 0 K: 1 S: 12	H: 0 LOB: 1 BB: 1 P: 18	R: 0 E: 0 K: 0 S: 6	H: 0 LOB: 0 BB: 0 P: 9	R: 0 E: 0 K: 0 S: 7	H: 0 LOB: 0 BB: 0 P: 10	R: 0 E: 0 K: 1 S: 9	H: 0 LOB: 0 BB: 0 P: 12	R: 1 E: 0 K: 0 S: 13	H: 2 LOB: 1 BB: 0 P: 20	1B: 2 2B: 1 3B: 1 HR: 0	SF: 1 SAC: 0 DP: 0 HBP: 0	WP: 0 PB: 0 SB: 0 CS: 0	PA: 33			
<b>PITCHER</b>	IP	WLS	BF	H	R	ER	SO	BB	IBB	HBP	BLK	WP	HR	S	P	ERA	WHIP								
Jesus Sanchez, L (1, 1) ERA: 4.2	8.0	W	28	2	0	0	3	2	0	0	0	0	0	67	101	0.00	0.500								
Ricky Bones, R (9, 1) ERA: 4.2	1.0		5	2	1	1	0	0	0	0	0	0	0	13	20	9.00	2.000								



AB	30
R	1
H	4
RBI	1
BB	2
SO	3
LOB	10



Batter	1	2	3	4	5	6	7	8	9	AB	R	H	RBI	BB	SO	LOB	BOTTOM								
Luis Castillo, S (1, 4) OBP: 0.361, SLG: 0.340	F9 G4-3 1B BB		G4-3 G5-3			G6-3 BB 2B BB	G4-3			3	2	0	0	2	0	3	<b>Montreal Expos @ Florida Marlins</b> Pro Player Stadium, Miami, FL Wed Jun 27 2001, 7:05 PM EDT Att: 12,349 - Cloudy - 81 F								
Derrek Lee, R (1, 3) OBP: 0.307, SLG: 0.395	G4-3		BB SF9 BB			P4		G4-3 2B		3	1	1	0	2	0										
Cliff Floyd, L (1, 7) OBP: 0.419, SLG: 0.632	F9		SF9 BB 2B 1B		P4			G6-3 2B BB		3	2	1	0	1	0										
Eric Owens, R (8, 8) OBP: 0.303, SLG: 0.332			SF9 BB 2B 1B			G6-3 2B BB		G4-3		1	0	0	0	0	1										
Preston Wilson, R (1, 8) OBP: 0.333, SLG: 0.454	WP BB 1B		SF9 2B BB		F8			G4-3		3	1	1	2	1	0										
Ryan McGuire, L (8, 9) OBP: 0.254, SLG: 0.288			SF9 2B BB		F8			G4-3		1	0	0	0	0	1										
Mike Lowell, R (1, 5) OBP: 0.347, SLG: 0.521	WP BB		SF9		F8			F8		3	0	1	3	1	0										
Kevin Millar, R (1, 9) OBP: 0.380, SLG: 0.559	F8		SF9 2B BB		F9			G6-3		3	1	0	0	1	0										
Charles Johnson, R (1, 2) OBP: 0.360, SLG: 0.533		G6-3	1B 2B		F3			G4-3 BB		3	1	1	3	1	0										
Alex Gonzalez, R (1, 6) OBP: 0.325, SLG: 0.375		L3	1B BB		K			F8		3	0	0	0	1	1										
Jesus Sanchez, L (1, 1) OBP: 0.500, SLG: 0.500		G6-3								4	1	2	1	0	0										
Ricky Bones, R (9, 1) OBP: 0.333, SLG: 0.500			1B			BB G6-3 1B		G4-3		0	0	0	0	0	0										
<b>Inning Stats</b>	R: 1 E: 0 K: 0 S: 10	H: 1 LOB: 2 BB: 2 P: 25	R: 0 E: 0 K: 0 S: 8	H: 0 LOB: 0 BB: 0 P: 11	R: 5 E: 0 K: 0 S: 18	H: 3 LOB: 2 BB: 4 P: 37	R: 0 E: 0 K: 0 S: 8	H: 0 LOB: 1 BB: 1 P: 16	R: 0 E: 0 K: 1 S: 10	H: 0 LOB: 0 BB: 0 P: 12	R: 3 E: 0 K: 0 S: 11	H: 2 LOB: 1 BB: 2 P: 19	R: 0 E: 0 K: 0 S: 10	H: 0 LOB: 1 BB: 1 P: 18	R: 0 E: 0 K: 0 S: 6	H: 1 LOB: 1 BB: 0 P: 11	1B: 4 2B: 3 3B: 0 HR: 0	SF: 1 SAC: 0 DP: 0 HBP: 0	WP: 1 PB: 0 SB: 0 CS: 0	PA: 41					
<b>PITCHER</b>	IP	WLS	BF	H	R	ER	SO	BB	IBB	HBP	BLK	WP	HR	S	P	ERA	WHIP								
Tony Armas, R (1, 1) ERA: 3.49	2.2	L	18	4	6	6	0	6	0	0	0	0	0	35	71	20.25	3.750								
Masato Yoshii, R (3, 1) ERA: 4.45	1.1		5	0	0	0	0	1	0	0	0	0	0	9	18	0.00	0.750								
Bob Scanlan, R (5, 1) ERA: 6.63	2.0		10	2	3	3	1	2	0	0	0	0	0	21	31	13.50	2.000								
Darwin Cubillan, R (7, 1) ERA: 3.18	1.0		4	0	0	0	0	1	0	0	0	0	0	10	18	0.00	1.000								
Scott Stewart, L (8, 1) ERA: 5.19	1.0		4	1	0	0	0	0	0	0	0	0	0	6	11	0.00	1.000								

AB	30
R	9
H	7
RBI	9
BB	10
SO	1
LOB	20



Batter	1	2	3	4	5	6	7	8	9	AB	R	H	RBI	BB	SO	LOB	TOP								
<b>Luis Castillo, S</b> OBP: 0.364, SLG: 0.344 (1, 4)	3-1 1B HR 2B	4-2 BB		0-2 G3-1			4-2 2B F9-2 BB		0-0 G5-6-3	3	1	1	0	2	0	1	<b>Florida Marlins @ Philadelphia Phillies</b> Veterans Stadium, Philadelphia, PA Thu Jun 28 2001, 5:05 PM EDT Sunny - 92 F  livebaseballscores.com  <b>AB 31</b> <b>R 5</b> <b>H 8</b> <b>RBI 5</b> <b>BB 5</b> <b>SO 4</b> <b>LOB 16</b>  								
<b>Derrek Lee, R</b> OBP: 0.309, SLG: 0.399 (1, 3)	3-2 HR 2-3 1B	3-2 F5		3-2 F9			1-2 2B		0-1 G4-3	5	1	2	0	0	0	3									
<b>Cliff Floyd, L</b> OBP: 0.419, SLG: 0.640 (1, 7)	1-0 HR	3-3 K			2-2 G6-3		4-0 IBB			3	1	1	3	1	1	2									
<b>Preston Wilson, R</b> OBP: 0.329, SLG: 0.448 (1, 8)	0-3 K		0-0 P4		0-2 G5-3		2-2 F9			4	0	0	0	0	1	3									
<b>Mike Lowell, R</b> OBP: 0.349, SLG: 0.516 (1, 5)	4-0 BB		0-1 F8		4-1 FC6-4 BB		0-1 F9-2			2	0	0	0	2	0	3									
<b>Kevin Millar, R</b> OBP: 0.358, SLG: 0.558 (1, 9)	0-3 K		2-2 HR 2B		0-1 FC6-4		3-H G6-3			4	1	1	0	0	1	2									
<b>Charles Johnson, R</b> OBP: 0.363, SLG: 0.545 (1, 2)	2-2 F5		1-0 HR		0-0 F9		3-2 G5-4-3 1B			4	1	2	2	0	0	1									
<b>Alex Gonzalez, R</b> OBP: 0.324, SLG: 0.373 (1, 6)		1-1 SH1-4 1B	2-3 K		2-2 F8		0-1 G5-4-3			4	0	1	0	0	1	1									
<b>Ryan Dempster, R</b> OBP: 0.125, SLG: 0.129 (1, 1)		0-0 SH1-4		1-2 G5-3		0-0 F7		2-2 G5-6-3 HBP		2	0	0	0	0	0	0									
<b>Vladimir Nunez, R</b> (7, 1)										0	0	0	0	0	0	0									
<b>Armando Almanza, L</b> (8, 1)										0	0	0	0	0	0	0									
<b>John Mabry, L</b> OBP: 0.309, SLG: 0.397 (9, PH)		1-2								0	0	0	0	0	0	0									
<b>Eric Owens, R</b> OBP: 0.303, SLG: 0.332 (9, PR)										0	0	0	0	0	0	0									
<b>Inning Stats</b>	R: 3 E: 0 K: 2 S: 17	H: 3 LOB: 1 BB: 1 P: 30	R: 0 E: 0 K: 1 S: 12	H: 1 LOB: 2 BB: 1 P: 23	R: 2 E: 0 K: 1 S: 14	H: 2 LOB: 0 BB: 0 P: 19	R: 0 E: 0 K: 0 S: 11	H: 0 LOB: 0 BB: 0 P: 15	R: 0 E: 0 K: 0 S: 10	H: 0 LOB: 1 BB: 1 P: 16	R: 0 E: 0 K: 0 S: 5	H: 0 LOB: 0 BB: 0 P: 7	R: 0 E: 0 K: 0 S: 10	H: 1 LOB: 2 BB: 2 P: 21	R: 0 E: 0 K: 0 S: 10	H: 1 LOB: 0 BB: 0 P: 14	R: 0 E: 0 K: 0 S: 5	H: 0 LOB: 1 BB: 0 P: 7	1B: 3 2B: 4 3B: 0 HR: 2	SF: 0 SAC: 1 DP: 3 HBP: 1	WP: 0 PB: 0 SB: 0 CS: 0	PA: 38			
<b>PITCHER</b>	IP	WLS	BF	H	R	ER	SO	BB	IBB	HBP	BLK	WP	HR	S	P	ERA	WHIP								
<b>Robert Person, R</b> ERA: 4.88 (1, 1)	6.0	W	27	6	5	5	4	3	0	0	0	0	2	69	110	7.50	1.500								
<b>Wayne Gomes, R</b> ERA: 3.44 (7, 1)	1.0	H	5	1	0	0	0	1	1	0	0	0	0	10	21	0.00	2.000								
<b>Jose Santiago, R</b> ERA: 5.12 (8, 1)	1.0	H	3	1	0	0	0	0	0	0	0	0	0	10	14	0.00	1.000								
<b>Jose Mesa, R</b> ERA: 3.27 (9, 1)	1.0	S	3	0	0	0	0	0	0	1	0	0	0	5	7	0.00	0.000								
Batter	1	2	3	4	5	6	7	8	9	AB	R	H	RBI	BB	SO	LOB	BOTTOM								
<b>Doug Glanville, R</b> OBP: 0.288, SLG: 0.400 (1, 8)	0-1 HR 11 G3 1B	1-0 SF9		1-1 11 1B SF8 2B	0-0 E9 1B		1-2 F3			4	2	3	1	0	0	2	<b>Florida Marlins @ Philadelphia Phillies</b> Veterans Stadium, Philadelphia, PA Thu Jun 28 2001, 5:05 PM EDT Sunny - 92 F  livebaseballscores.com  <b>AB 33</b> <b>R 6</b> <b>H 12</b> <b>RBI 6</b> <b>BB 5</b> <b>SO 4</b> <b>LOB 15</b>  								
<b>11 Jimmy Rollins, S</b> OBP: 0.314, SLG: 0.431 (1, 6)	0-0 G3	4-2 FC6-4 BB		0-0 SF8 S 1B	0-0 G3		2-2 F3			4	0	1	1	1	0	3									
<b>Bobby Abreu, L</b> OBP: 0.384, SLG: 0.518 (1, 9)	1-0 HR	1-2 FC6-4		2-3 3-H 4-0 BB		1-3 K		2-1 F8		4	1	1	2	1	1	2									
<b>Scott Rolen, R</b> OBP: 0.353, SLG: 0.420 (1, 5)	2-2 G6-3		1-2 P5	1-2 SF8		1-3 K		3-0 1B		4	0	1	1	0	1	0									
<b>Travis Lee, L</b> OBP: 0.363, SLG: 0.475 (1, 3)	0-0 G6-3		1-2 P6	2-3 3-H 4-0 BB		0-0 G4-3		2-0 F9		4	0	0	0	1	0	1									
<b>Pat Burrell, R</b> OBP: 0.365, SLG: 0.454 (1, 7)		2-3 K	3-1 2B	1-2 G1-3		2-1 SH5-3 1B				4	0	2	0	0	1	3									
<b>Marlon Anderson, L</b> OBP: 0.320, SLG: 0.427 (1, 4)		2-1 3B 2B	1-1 G1-3		0-0 G3		0-0 SH5-3		1-2	3	1	1	0	0	0	1									
<b>Gary Bennett, R</b> OBP: 0.286, SLG: 0.273 (1, 2)		1-2 SF9 3B		1-0 FC1-6 1B	4-0 E BB		0-0 L8			3	1	2	1	1	0	1									
<b>Robert Person, R</b> OBP: 0.129, SLG: 0.133 (1, 1)		0-1		0-1 FC1-6	1-3 K		4-0 IBB			3	1	1	0	0	1	2									
<b>Wayne Gomes, R</b> OBP: 1.000, SLG: 1.000 (7, PH)										0	0	0	0	0	0	0									
<b>Turner Ward, S</b> OBP: 0.364, SLG: 0.400 (8, 1)										0	0	0	0	1	0	0									
<b>Jose Santiago, R</b> (8, 1)										0	0	0	0	0	0	0									
<b>Jose Mesa, R</b> (9, 1)										0	0	0	0	0	0	0									
<b>Inning Stats</b>	R: 2 E: 0 K: 0 S: 8	H: 2 LOB: 0 BB: 0 P: 11	R: 2 E: 0 K: 1 S: 18	H: 3 LOB: 2 BB: 1 P: 29	R: 0 E: 0 K: 0 S: 11	H: 1 LOB: 1 BB: 0 P: 17	R: 2 E: 0 K: 0 S: 12	H: 3 LOB: 3 BB: 2 P: 24	R: 0 E: 0 K: 1 S: 6	H: 1 LOB: 2 BB: 1 P: 11	R: 0 E: 0 K: 2 S: 7	H: 0 LOB: 0 BB: 0 P: 9	R: 0 E: 0 K: 0 S: 7	H: 1 LOB: 2 BB: 1 P: 14	R: 0 E: 0 K: 0 S: 9	H: 1 LOB: 1 BB: 0 P: 18	1B: 7 2B: 3 3B: 1 HR: 1	SF: 2 SAC: 1 DP: 0 HBP: 0	WP: 0 PB: 0 SB: 1 CS: 0	PA: 41					
<b>PITCHER</b>	IP	WLS	BF	H	R	ER	SO	BB	IBB	HBP	BLK	WP	HR	S	P	ERA	WHIP								
<b>Ryan Dempster, R</b> ERA: 4.95 (1, 1)	6.2	L	36	11	6	6	4	4	1	0	0	0	1	66	111	8.10	2.250								
<b>Vladimir Nunez, R</b> ERA: 3.04 (7, 1)	0.1		1	0	0	0	0	0	0	0	0	0	0	3	4	0.00	0.000								
<b>Armando Almanza, L</b> ERA: 2.05 (8, 1)	1.0		4	1	0	0	0	0	0	0	0	0	0	9	18	0.00	1.000								

Batter	1	2	3	4	5	6	7	8	9	AB	R	H	RBI	BB	SO	LOB	TOP				
<b>Dave Berg, R</b> OBP: 0.215, SLG: 0.333 (1, 4)	F7			L4	SF8		F8		HR	4	1	2	0	0	0	0	<b>Florida Marlins @ Philadelphia Phillies</b> Veterans Stadium, Philadelphia, PA Thu Jun 28 2001, 8:05 PM EDT Att: 18,094 - Sunny - 85 F				
<b>Eric Owens, R</b> OBP: 0.309, SLG: 0.345 (1, 8)	G5-3			FC6-4 1B	1B		2B		K2-3	5	1	3	1	0	1	0					
<b>John Mabry, L</b> OBP: 0.315, SLG: 0.397 (1, 9)	K			F7			K		FC6-4 1B	5	0	2	2	0	2	2					
<b>Mike Lowell, R</b> OBP: 0.343, SLG: 0.506 (1, 5)		K		FC6-4	K				L9	5	0	0	0	0	3	3					
<b>Kevin Millar, R</b> OBP: 0.348, SLG: 0.541 (1, 7)		K			K		G6-3		FC6-4	5	0	0	0	0	3	1					
<b>Derrek Lee, R</b> OBP: 0.315, SLG: 0.420 (1, 3)	G6-3				1B		HR			4	2	3	1	0	0	0					
<b>Mike Redmond, R</b> OBP: 0.406, SLG: 0.508 (1, 2)			G5-3		2B		L6		BB	3	1	1	0	1	0	0					
<b>Alex Gonzalez, R</b> OBP: 0.324, SLG: 0.376 <b>Vladimir Nunez, R</b> (6, 1)			K		SF8		F9			3	1	1	1	0	1	0					
<b>Preston Wilson, R</b> OBP: 0.331, SLG: 0.448 <b>Braden Looper, R</b> (8, PH)					2B				BB	0	0	0	0	0	0	0					
<b>Matt Clement, R</b> OBP: 0.038, SLG: 0.038 <b>Ricky Bones, R</b> OBP: 0.333, SLG: 0.500 <b>Ryan McGuire, L</b> OBP: 0.267, SLG: 0.288 <b>Vic Darenburg, L</b> (5, PH)			K		2B		L7		G6-3	0	0	0	0	0	0	0					
<b>Luis Castillo, S</b> OBP: 0.362, SLG: 0.341 (6, 4)					1B					2	0	0	0	0	0	3					
<b>Inning Stats</b>	R: 0 E: 0 K: 1 S: 10	H: 0 LOB: 0 BB: 0 P: 15	R: 0 E: 0 K: 2 S: 7	H: 0 LOB: 0 BB: 0 P: 11	R: 0 E: 0 K: 2 S: 9	H: 0 LOB: 0 BB: 0 P: 9	R: 0 E: 0 K: 0 S: 12	H: 1 LOB: 1 BB: 0 P: 20	R: 5 E: 0 K: 2 S: 19	H: 5 LOB: 1 BB: 1 P: 29	R: 1 E: 0 K: 0 S: 8	H: 1 LOB: 1 BB: 0 P: 11	R: 0 E: 0 K: 1 S: 8	H: 1 LOB: 1 BB: 0 P: 15	R: 0 E: 0 K: 2 S: 15	H: 1 LOB: 3 BB: 2 P: 29	R: 1 E: 0 K: 1 S: 17	H: 2 LOB: 1 BB: 0 P: 26	1B: 5 2B: 4 3B: 0 HR: 2	SF: 1 SAC: 0 DP: 0 HBP: 0	WP: 0 PA: 41 PB: 0 SB: 0 CS: 0
<b>PITCHER</b>	IP	WLS	BF	H	R	ER	SO	BB	IBB	HBP	BLK	WP	HR	S	P	ERA	WHIP				
<b>48 David Coggin, R</b> ERA: 9.64	4.2		21	6	5	5	6	1	0	0	0	0	0	54	80	9.64	1.500				
<b>Amayury Telemaco, R</b> ERA: 5.96	0.1		1	0	0	0	1	0	0	0	0	0	0	3	4	0.00	0.000				
<b>Ricky Bottalico, R</b> ERA: 3.98	1.2	B	7	2	1	0	0	0	0	0	0	0	1	13	22	5.40	1.200				
<b>Rheal Cormier, L</b> ERA: 3.04	1.1	W	7	1	0	0	3	1	1	0	0	0	0	18	33	0.00	1.500				
<b>Jose Mesa, R</b> ERA: 3.44	1.0	S	5	2	1	1	1	0	0	0	0	0	1	17	26	9.00	2.000				

AB	37
R	7
H	11
RBI	7
BB	3
SO	11
LOB	9



Batter	1	2	3	4	5	6	7	8	9	AB	R	H	RBI	BB	SO	LOB	BOTTOM				
<b>Brian Hunter, R</b> OBP: 0.362, SLG: 0.362 (1, 8)	F8	F7		F8		E		G4-3		5	0	1	0	0	0	1	<b>Florida Marlins @ Philadelphia Phillies</b> Veterans Stadium, Philadelphia, PA Thu Jun 28 2001, 8:05 PM EDT Att: 18,094 - Sunny - 85 F				
<b>11 Jimmy Rollins, S</b> OBP: 0.318, SLG: 0.432 (1, 6)	BB		B2-3	1B		G5-3		HR		4	2	2	0	1	0	1					
<b>Bobby Abreu, L</b> OBP: 0.384, SLG: 0.525 (1, 9)	2B		G3	G6-3		FC1		HR		4	2	1	2	1	0	3					
<b>Scott Rolen, R</b> OBP: 0.357, SLG: 0.424 (1, 5)	1B		E5	1B		1B		P3		4	3	2	1	1	0	0					
<b>Travis Lee, L</b> OBP: 0.360, SLG: 0.470 (1, 3)	G1-3		1B			K		F2		5	0	1	1	0	1	6					
<b>Pat Burrell, R</b> OBP: 0.370, SLG: 0.456 (1, 7)	FC6		1B			2B		P3		3	1	2	2	1	0	3					
<b>Marlon Anderson, L</b> OBP: 0.319, SLG: 0.429 (1, 4)	FC6		G3			2B		G4-3		4	0	1	2	0	0	3					
<b>Johnny Estrada, S</b> OBP: 0.299, SLG: 0.420 (1, 2)		G4-3		F7		G5-3		F8		4	0	0	0	0	0	1					
<b>48 David Coggin, R</b> ERA: 9.64 <b>Amayury Telemaco, R</b> ERA: 5.96 <b>Turner Ward, R</b> ERA: 4.11 <b>Ricky Bottalico, R</b> ERA: 3.98 <b>Rheal Cormier, L</b> ERA: 3.04 <b>Jose Mesa, R</b> ERA: 3.44		G6-3		1B		G6-3		F9		1	0	0	0	0	0	0					
<b>Inning Stats</b>	R: 3 E: 0 K: 0 S: 17	H: 2 LOB: 1 BB: 2 P: 34	R: 0 E: 0 K: 0 S: 9	H: 0 LOB: 0 BB: 0 P: 14	R: 1 E: 1 K: 0 S: 10	H: 1 LOB: 2 BB: 1 P: 21	R: 0 E: 0 K: 0 S: 8	H: 1 LOB: 2 BB: 1 P: 14	R: 2 E: 0 K: 1 S: 14	H: 3 LOB: 3 BB: 0 P: 20	R: 0 E: 1 K: 0 S: 10	H: 1 LOB: 3 BB: 1 P: 21	R: 0 E: 0 K: 0 S: 4	H: 0 LOB: 0 BB: 0 P: 6	R: 2 E: 0 K: 0 S: 14	H: 2 LOB: 0 BB: 0 P: 21		1B: 6 2B: 3 3B: 0 HR: 1	SF: 0 SAC: 0 DP: 0 HBP: 0	WP: 0 PA: 41 PB: 1 SB: 1 CS: 0	
<b>PITCHER</b>	IP	WLS	BF	H	R	ER	SO	BB	IBB	HBP	BLK	WP	HR	S	P	ERA	WHIP				
<b>Matt Clement, R</b> ERA: 5.23	3.1		18	3	4	3	0	4	0	0	0	0	0	39	77	8.10	2.100				
<b>Ricky Bones, R</b> ERA: 4.11	0.2		3	1	0	0	0	0	0	0	0	0	0	5	6	0.00	1.500				
<b>Vic Darenburg, L</b> ERA: 4.68	1.2		11	4	2	2	1	0	1	0	0	0	0	23	39	10.80	2.400				
<b>Vladimir Nunez, R</b> ERA: 2.96	1.1		4	0	0	0	0	0	0	0	0	0	0	5	8	0.00	0.000				
<b>Braden Looper, R</b> ERA: 4.68	1.0	L	5	2	2	2	0	0	0	0	0	0	1	14	21	18.00	2.000				

AB	36
R	8
H	10
RBI	8
BB	5
SO	1
LOB	19



Batter	1	2	3	4	5	6	7	8	9	AB	R	H	RBI	BB	SO	LOB	TOP					
Luis Castillo, S OBP: 0.363, SLG: 0.340 (1, 4)	L6		F8			FC5-1B BB		FC6-4 1B	G4-3	4	0	1	0	1	0	2	<b>Florida Marlins @ Philadelphia Phillies</b> Veterans Stadium, Philadelphia, PA Fri Jun 29 2001, 7:05 PM EDT Att: 36,433 - Cloudy - 91 F					
Derek Lee, R OBP: 0.321, SLG: 0.423 (1, 3)	F8			1B BB		FC5 1B		FC6-4 1B		3	0	2	0	1	0	0						
Cliff Floyd, L OBP: 0.414, SLG: 0.631 (1, 7)	P4			K		FC5 FC5-4		FC6-4		4	0	0	0	0	1	5						
Preston Wilson, R OBP: 0.327, SLG: 0.441 (1, 8)		P6		F7		F8		K		4	0	0	0	0	1	5						
Mike Lowell, R OBP: 0.345, SLG: 0.506 (1, 5)				1B		FC5-4		G5-3		4	0	2	0	0	0	4						
Kevin Millar, R OBP: 0.346, SLG: 0.540 (1, 9)	P4			G6-3			G5-3 2B		G5-3	4	0	1	0	0	0	3						
Charles Johnson, R OBP: 0.361, SLG: 0.540 (1, 2)						F9	G5-3		FC3-6 1B	4	0	1	0	0	1	2						
Alex Gonzalez, R OBP: 0.323, SLG: 0.374 (1, 6)			K			G4-3	G5-3		FC3-6 1B	4	0	1	0	0	1	1						
45 Chuck Smith, R OBP: 0.316, SLG: 0.278 Ryan McGuire, L (7, PH) Armando Almanza, L (7, 1) Ricky Bones, R (8, 1) John Mabry, L (9, PH)			F9			F8	K		FC3-6	2	0	0	0	0	0	0						
<b>Inning Stats</b>	R: 0 E: 0 K: 0 S: 7	H: 0 LOB: 0 BB: 0 P: 10	R: 0 E: 0 K: 1 S: 8	H: 1 LOB: 1 BB: 0 P: 10	R: 0 E: 0 K: 1 S: 10	H: 0 LOB: 0 BB: 0 P: 10	R: 0 E: 0 K: 1 S: 13	H: 1 LOB: 2 BB: 1 P: 22	R: 0 E: 0 K: 0 S: 10	H: 0 LOB: 0 BB: 0 P: 18	R: 0 E: 0 K: 0 S: 11	H: 1 LOB: 2 BB: 1 P: 20	R: 0 E: 0 K: 1 S: 9	H: 1 LOB: 1 BB: 0 P: 14	R: 0 E: 0 K: 1 S: 15	H: 2 LOB: 2 BB: 0 P: 19		R: 0 E: 0 K: 0 S: 8	H: 2 LOB: 2 BB: 0 P: 10	1B: 7 2B: 1 3B: 0 HR: 0	SF: 0 SAC: 0 DP: 0 HBP: 0	WP: 0 PB: 0 SB: 0 CS: 0
<b>PITCHER</b>	IP WLS BF H R ER SO BB IBB HBP BLK WP HR S P ERA WHIP	IP WLS BF H R ER SO BB IBB HBP BLK WP HR S P ERA WHIP	IP WLS BF H R ER SO BB IBB HBP BLK WP HR S P ERA WHIP	IP WLS BF H R ER SO BB IBB HBP BLK WP HR S P ERA WHIP	IP WLS BF H R ER SO BB IBB HBP BLK WP HR S P ERA WHIP	IP WLS BF H R ER SO BB IBB HBP BLK WP HR S P ERA WHIP	IP WLS BF H R ER SO BB IBB HBP BLK WP HR S P ERA WHIP	IP WLS BF H R ER SO BB IBB HBP BLK WP HR S P ERA WHIP	IP WLS BF H R ER SO BB IBB HBP BLK WP HR S P ERA WHIP	IP WLS BF H R ER SO BB IBB HBP BLK WP HR S P ERA WHIP	IP WLS BF H R ER SO BB IBB HBP BLK WP HR S P ERA WHIP	IP WLS BF H R ER SO BB IBB HBP BLK WP HR S P ERA WHIP	IP WLS BF H R ER SO BB IBB HBP BLK WP HR S P ERA WHIP	IP WLS BF H R ER SO BB IBB HBP BLK WP HR S P ERA WHIP	IP WLS BF H R ER SO BB IBB HBP BLK WP HR S P ERA WHIP	IP WLS BF H R ER SO BB IBB HBP BLK WP HR S P ERA WHIP	IP WLS BF H R ER SO BB IBB HBP BLK WP HR S P ERA WHIP					

AB 35  
R 0  
H 8  
RBI 0  
BB 2  
SO 5  
LOB 25



Batter	1	2	3	4	5	6	7	8	9	AB	R	H	RBI	BB	SO	LOB	BOTTOM					
Doug Glanville, R OBP: 0.293, SLG: 0.418 (1, 8)	HR 3B	G1-3		BB			HR			3	2	2	1	1	0	1	<b>Florida Marlins @ Philadelphia Phillies</b> Veterans Stadium, Philadelphia, PA Fri Jun 29 2001, 7:05 PM EDT Att: 36,433 - Cloudy - 91 F					
11 Jimmy Rollins, S OBP: 0.314, SLG: 0.428 (1, 6)	G5-3		K	SF8-3-5		F8				3	0	0	1	0	1	1						
Bobby Abreu, L OBP: 0.386, SLG: 0.521 (1, 9)	HR BB		F7			1B HBP	F8			2	1	0	0	1	0	0						
Scott Rolen, R OBP: 0.362, SLG: 0.438 (1, 5)	HR		2B BB			1B	P4			3	1	2	3	1	0	0						
Travis Lee, L OBP: 0.362, SLG: 0.472 (1, 3)	K		2B BB			F8		BB BB		3	0	1	0	1	1	1						
Pat Burrell, R OBP: 0.369, SLG: 0.451 (1, 7)	P4		K			F7		BB BB		3	0	0	0	1	1	3						
Marlon Anderson, L OBP: 0.318, SLG: 0.426 (1, 4)		L6		1B 11 SF8-3-5 1B		K		K		4	1	1	0	0	2	2						
Johnny Estrada, S OBP: 0.305, SLG: 0.418 (1, 2)		SH3-4 BB		11 SF8-3-5 SH3-4 1B		G3-1		K		3	0	1	0	1	1	2						
Bruce Chen, L OBP: 0.111, SLG: 0.111 Jose Santiago, R (7, 1) 23 Kevin Jordan, R (8, PH) Wayne Gomes, R (9, 1)		SH3-4		SH3-4		1B		F7		1	0	1	0	0	0	0						
<b>Inning Stats</b>	R: 3 E: 0 K: 1 S: 15	H: 2 LOB: 0 BB: 1 P: 28	R: 0 E: 0 K: 0 S: 8	H: 0 LOB: 1 BB: 1 P: 15	R: 0 E: 0 K: 2 S: 15	H: 1 LOB: 2 BB: 1 P: 21	R: 1 E: 0 K: 0 S: 6	H: 2 LOB: 1 BB: 1 P: 13	R: 0 E: 0 K: 0 S: 8	H: 1 LOB: 1 BB: 0 P: 17	R: 0 E: 0 K: 1 S: 7	H: 1 LOB: 1 BB: 0 P: 11	R: 1 E: 0 K: 0 S: 10	H: 1 LOB: 0 BB: 0 P: 15	R: 0 E: 0 K: 2 S: 12	H: 0 LOB: 2 BB: 2 P: 24		R: 0 E: 0 K: 0 S: 8	H: 0 LOB: 2 BB: 2 P: 10	1B: 4 2B: 2 3B: 1 HR: 2	SF: 1 SAC: 2 DP: 1 HBP: 1	WP: 0 PB: 0 SB: 0 CS: 0
<b>PITCHER</b>	IP WLS BF H R ER SO BB IBB HBP BLK WP HR S P ERA WHIP	IP WLS BF H R ER SO BB IBB HBP BLK WP HR S P ERA WHIP	IP WLS BF H R ER SO BB IBB HBP BLK WP HR S P ERA WHIP	IP WLS BF H R ER SO BB IBB HBP BLK WP HR S P ERA WHIP	IP WLS BF H R ER SO BB IBB HBP BLK WP HR S P ERA WHIP	IP WLS BF H R ER SO BB IBB HBP BLK WP HR S P ERA WHIP	IP WLS BF H R ER SO BB IBB HBP BLK WP HR S P ERA WHIP	IP WLS BF H R ER SO BB IBB HBP BLK WP HR S P ERA WHIP	IP WLS BF H R ER SO BB IBB HBP BLK WP HR S P ERA WHIP	IP WLS BF H R ER SO BB IBB HBP BLK WP HR S P ERA WHIP	IP WLS BF H R ER SO BB IBB HBP BLK WP HR S P ERA WHIP	IP WLS BF H R ER SO BB IBB HBP BLK WP HR S P ERA WHIP	IP WLS BF H R ER SO BB IBB HBP BLK WP HR S P ERA WHIP	IP WLS BF H R ER SO BB IBB HBP BLK WP HR S P ERA WHIP	IP WLS BF H R ER SO BB IBB HBP BLK WP HR S P ERA WHIP	IP WLS BF H R ER SO BB IBB HBP BLK WP HR S P ERA WHIP	IP WLS BF H R ER SO BB IBB HBP BLK WP HR S P ERA WHIP					

AB 26  
R 5  
H 8  
RBI 5  
BB 6  
SO 6  
LOB 12



Batter	1	2	3	4	5	6	7	8	9	AB	R	H	RBI	BB	SO	LOB	TOP					
<b>Dave Berg, R</b> OBP: 0.229, SLG: 0.354 (1, 4)										4	2	2	0	0	0	0	<b>Florida Marlins @ Philadelphia Phillies</b> Veterans Stadium, Philadelphia, PA Sat Jun 30 2001, 7:05 PM EDT Att: 45,207 - Overcast - 88 F <a href="http://livebaseballscorecards.com">livebaseballscorecards.com</a>					
<b>Eric Owens, R</b> OBP: 0.311, SLG: 0.355 (1, 9)										4	1	2	1	0	0	1						
<b>Cliff Floyd, L</b> OBP: 0.415, SLG: 0.636 (1, 7)										4	0	2	2	0	0	1						
<b>Mike Lowell, R</b> OBP: 0.344, SLG: 0.500 (1, 5)										3	0	0	0	1	0	2						
<b>Derrek Lee, R</b> OBP: 0.320, SLG: 0.418 (1, 3)										3	0	0	0	1	0	2						
<b>Preston Wilson, R</b> OBP: 0.323, SLG: 0.435 (1, 8)										4	0	0	0	0	1	4						
<b>Mike Redmond, R</b> OBP: 0.403, SLG: 0.548 <b>Charles Johnson, R</b> OBP: 0.360, SLG: 0.538 (9, PH)										3	1	1	1	0	0	0						
<b>Alex Gonzalez, R</b> OBP: 0.319, SLG: 0.368 (1, 6)										4	0	0	0	0	1	0						
<b>A.J. Burnett, R</b> OBP: 0.120, SLG: 0.125 <b>Jesus Sanchez, L</b> OBP: 0.500, SLG: 0.500 <b>Ryan McGuire, L</b> OBP: 0.258, SLG: 0.278 <b>Braden Looper, R</b> <b>Vic Darenbourg, L</b> (8, 1)										2	0	0	0	0	2	0						
<b>Inning Stats</b>	R: 2 E: 0 K: 0 S: 12	H: 3 LOB: 1 BB: 0 P: 18	R: 1 E: 0 K: 0 S: 11	H: 1 LOB: 0 BB: 0 P: 14	R: 0 E: 0 K: 0 S: 8	H: 1 LOB: 2 BB: 2 P: 20	R: 0 E: 0 K: 2 S: 8	H: 0 LOB: 0 BB: 0 P: 11	R: 1 E: 0 K: 0 S: 13	H: 2 LOB: 1 BB: 0 P: 17	R: 0 E: 0 K: 0 S: 5	H: 0 LOB: 0 BB: 0 P: 6	R: 0 E: 0 K: 1 S: 10	H: 0 LOB: 0 BB: 0 P: 14	R: 0 E: 0 K: 0 S: 4	H: 0 LOB: 0 BB: 0 P: 10		R: 0 E: 0 K: 2 S: 10	H: 0 LOB: 0 BB: 0 P: 14	1B: 1 2B: 5 3B: 0 HR: 1	SF: 0 SAC: 0 DP: 1 HBP: 0	WP: 0 PB: 0 SB: 0 CS: 0
<b>PITCHER</b>	IP WLS BF H R ER SO BB IBB HBP BLK WP HR S P ERA WHIP																					
<b>Omar Daal, L</b> ERA: 4.79	5.0 W 23 7 4 4 3 2 0 0 0 0 0 1 52 80 7.20 1.800																					
<b>Amaury Telemaco, R</b> ERA: 5.42	2.0 H 6 0 0 0 1 0 0 0 0 0 0 0 15 20 0.00 0.000																					
<b>Rheal Cormier, L</b> ERA: 2.93	1.0 H 3 0 0 0 0 0 0 0 0 0 0 0 4 10 0.00 0.000																					
<b>Jose Mesa, R</b> ERA: 3.34	1.0 S 3 0 0 0 2 0 0 0 0 0 0 0 10 14 0.00 0.000																					

Batter	1	2	3	4	5	6	7	8	9	AB	R	H	RBI	BB	SO	LOB	BOTTOM			
<b>Doug Glanville, R</b> OBP: 0.295, SLG: 0.421 (1, 8)										5	1	2	0	0	0	4	<b>Florida Marlins @ Philadelphia Phillies</b> Veterans Stadium, Philadelphia, PA Sat Jun 30 2001, 7:05 PM EDT Att: 45,207 - Overcast - 88 F <a href="http://livebaseballscorecards.com">livebaseballscorecards.com</a>			
<b>11 Jimmy Rollins, S</b> OBP: 0.315, SLG: 0.429 (1, 6)										4	1	2	1	0	0	1				
<b>Bobby Abreu, L</b> OBP: 0.393, SLG: 0.540 (1, 9)										3	1	3	3	1	0	0				
<b>Scott Rolen, R</b> OBP: 0.363, SLG: 0.437 (1, 5)										3	0	1	0	1	0	1				
<b>Travis Lee, L</b> OBP: 0.357, SLG: 0.465 (1, 3)										4	0	0	0	0	0	3				
<b>Johnny Estrada, S</b> OBP: 0.304, SLG: 0.408 (1, 2)										3	0	0	0	1	0	1				
<b>Pat Burrell, R</b> OBP: 0.367, SLG: 0.446 (1, 7)										3	1	0	0	1	0	1				
<b>Marlon Anderson, L</b> OBP: 0.321, SLG: 0.437 (1, 4)										3	1	1	2	1	1	0				
<b>Omar Daal, L</b> OBP: 0.375, SLG: 0.387 <b>Amaury Telemaco, R</b> OBP: 0.174, SLG: 0.095 <b>Rheal Cormier, L</b> <b>Brian Hunter, R</b> OBP: 0.371, SLG: 0.373 <b>Jose Mesa, R</b> (9, 1)										1	1	1	0	1	0	0				
<b>Inning Stats</b>	R: 0 E: 0 K: 0 S: 10	H: 1 LOB: 2 BB: 1 P: 22	R: 0 E: 0 K: 0 S: 8	H: 1 LOB: 2 BB: 2 P: 20	R: 1 E: 0 K: 0 S: 10	H: 2 LOB: 1 BB: 0 P: 17	R: 5 E: 0 K: 0 S: 15	H: 3 LOB: 0 BB: 2 P: 31	R: 0 E: 0 K: 1 S: 5	H: 0 LOB: 0 BB: 0 P: 7	R: 0 E: 0 K: 0 S: 11	H: 2 LOB: 2 BB: 1 P: 17	R: 0 E: 0 K: 0 S: 8	H: 0 LOB: 0 BB: 0 P: 11	R: 0 E: 0 K: 0 S: 6	H: 2 LOB: 2 BB: 0 P: 8		1B: 7 2B: 2 3B: 0 HR: 2	SF: 1 SAC: 0 DP: 1 HBP: 0	WP: 0 PB: 0 SB: 0 CS: 0
<b>PITCHER</b>	IP WLS BF H R ER SO BB IBB HBP BLK WP HR S P ERA WHIP																			
<b>A.J. Burnett, R</b> ERA: 2.89	3.1 L 21 7 6 6 0 5 0 0 0 0 0 0 22 37 80 16.20 3.600																			
<b>Jesus Sanchez, L</b> ERA: 4.54	2.2 10 2 0 0 1 1 0 0 0 0 0 0 22 34 0.00 1.125																			
<b>Braden Looper, R</b> ERA: 4.54	1.0 3 0 0 0 0 0 0 0 0 0 0 0 8 11 0.00 0.000																			
<b>Vic Darenbourg, L</b> ERA: 4.5	1.0 4 2 0 0 0 0 0 0 0 0 0 0 6 8 0.00 2.000																			

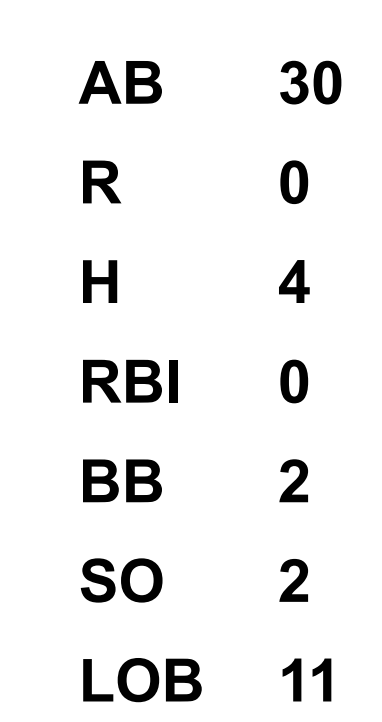

Batter	1	2	3	4	5	6	7	8	9	AB	R	H	RBI	BB	SO	LOB	TOP
<b>Dave Berg, R</b> OBP: 0.230, SLG: 0.349 (1, 4)										4	0	1	0	0	1	1	<b>Florida Marlins @ Philadelphia Phillies</b> Veterans Stadium, Philadelphia, PA Sun Jul 01 2001, 1:35 PM EDT Att: 20,078 - Overcast - 88 F
<b>Eric Owens, R</b> OBP: 0.307, SLG: 0.349 (1, 9) (5, 8)										4	0	0	0	0	0	1	
<b>Cliff Floyd, L</b> OBP: 0.413, SLG: 0.634 (1, 7)										4	0	1	0	0	0	1	
<b>Mike Lowell, R</b> OBP: 0.346, SLG: 0.498 (1, 5)										3	0	1	0	1	1	0	
<b>Derrek Lee, R</b> OBP: 0.315, SLG: 0.412 (1, 3)										4	0	0	0	0	2	2	
<b>Preston Wilson, R</b> OBP: 0.321, SLG: 0.432 <b>John Mabry, L</b> OBP: 0.316, SLG: 0.409 (1, 8) (5, 9)										2	0	0	0	0	1	0	
<b>Charles Johnson, R</b> OBP: 0.363, SLG: 0.552 (1, 2)										3	1	2	1	0	0	0	
<b>Alex Gonzalez, R</b> OBP: 0.319, SLG: 0.368 (1, 6)										3	0	1	0	0	1	2	
<b>Brad Penny, R</b> OBP: 0.139, SLG: 0.167 <b>Kevin Millar, R</b> OBP: 0.344, SLG: 0.537 <b>Armando Almanza, L</b> <b>Braden Looper, R</b> <b>Antonio Alfonseca, R</b> (1, 1) (7, PH) (7, 1) (7, 1) (8, 1)										1	0	0	0	0	0	0	
<b>Inning Stats</b>	R: 0 E: 0 K: 2 S: 11	H: 1 LOB: 2 BB: 1 P: 19	R: 1 E: 0 K: 0 S: 5	H: 1 LOB: 0 BB: 0 P: 8	R: 0 E: 0 K: 0 S: 7	H: 0 LOB: 0 BB: 0 P: 10	R: 0 E: 0 K: 1 S: 7	H: 0 LOB: 1 BB: 0 P: 12	R: 0 E: 0 K: 2 S: 13	H: 2 LOB: 2 BB: 0 P: 15	R: 0 E: 0 K: 0 S: 5	H: 1 LOB: 0 BB: 0 P: 13	1B: 4 2B: 2 3B: 0 HR: 1	SF: 0 SAC: 1 DP: 1 HBP: 0	WP: 0 PB: 0 SB: 0 CS: 0	PA: 33	
<b>PITCHER</b>	IP WLS BF H R ER SO BB IBB HBP BLK WP HR S P ERA WHIP																
<b>Nelson Figueroa, R</b> ERA: 1.59 <b>Jose Santiago, R</b> ERA: 4.51 <b>Wayne Gomes, R</b> ERA: 3.26 (1, 1) (8, 1) (9, 1)	7.0 W 27 6 1 1 5 1 0 0 0 0 1 55 83 1.29 1.000																

Batter	1	2	3	4	5	6	7	8	9	AB	R	H	RBI	BB	SO	LOB	BOTTOM			
<b>Doug Glanville, R</b> OBP: 0.299, SLG: 0.424 (1, 8)										5	2	3	0	0	1	0	<b>Florida Marlins @ Philadelphia Phillies</b> Veterans Stadium, Philadelphia, PA Sun Jul 01 2001, 1:35 PM EDT Att: 20,078 - Overcast - 88 F			
<b>11 Jimmy Rollins, S</b> OBP: 0.317, SLG: 0.428 (1, 6)										5	0	2	3	0	1	1				
<b>Bobby Abreu, L</b> OBP: 0.393, SLG: 0.536 (1, 9)										4	1	1	2	1	3	2				
<b>Scott Rolen, R</b> OBP: 0.364, SLG: 0.439 (1, 5)										5	1	2	1	0	2	4				
<b>Travis Lee, L</b> OBP: 0.361, SLG: 0.469 (1, 3)										4	0	2	1	1	0	4				
<b>Pat Burrell, R</b> OBP: 0.366, SLG: 0.444 (1, 7)										4	0	1	1	0	0	5				
<b>Marlon Anderson, L</b> OBP: 0.316, SLG: 0.430 (1, 4)										4	0	0	0	0	0	3				
<b>Johnny Estrada, S</b> OBP: 0.309, SLG: 0.411 (1, 2)										4	2	2	0	0	0	0				
<b>Nelson Figueroa, R</b> <b>Jose Santiago, R</b> <b>Turner Ward, S</b> <b>Wayne Gomes, R</b> (1, 1) (8, 1) (6, PH) (9, 1)										2	1	0	0	1	1	0				
<b>Inning Stats</b>	R: 0 E: 0 K: 1 S: 7	H: 0 LOB: 0 BB: 0 P: 11	R: 0 E: 0 K: 0 S: 5	H: 1 LOB: 1 BB: 0 P: 7	R: 0 E: 0 K: 1 S: 9	H: 0 LOB: 0 BB: 0 P: 13	R: 1 E: 0 K: 1 S: 13	H: 2 LOB: 1 BB: 0 P: 21	R: 0 E: 0 K: 1 S: 10	H: 0 LOB: 0 BB: 0 P: 12	R: 2 E: 0 K: 2 S: 14	H: 3 LOB: 2 BB: 1 P: 21	R: 2 E: 0 K: 2 S: 15	H: 3 LOB: 3 BB: 2 P: 29	R: 3 E: 0 K: 1 S: 23	H: 5 LOB: 2 BB: 0 P: 28		1B: 12 2B: 2 3B: 0 HR: 0	SF: 0 SAC: 0 DP: 0 HBP: 0	WP: 0 PB: 0 SB: 1 CS: 0
<b>PITCHER</b>	IP WLS BF H R ER SO BB IBB HBP BLK WP HR S P ERA WHIP																			
<b>Brad Penny, R</b> ERA: 3.47 <b>Armando Almanza, L</b> ERA: 3.09 <b>Braden Looper, R</b> ERA: 4.46 <b>Antonio Alfonseca, R</b> ERA: 2.6 (1, 1) (7, 1) (7, 1) (8, 1)	6.0 L 25 6 3 3 5 1 0 0 0 0 0 0 9 15 54.00 12.000																			

Batter	1	2	3	4	5	6	7	8	9	AB	R	H	RBI	BB	SO	LOB	TOP								
<b>Luis Castillo, S</b> (1.4) OBP: 0.363, SLG: 0.339	2-2 F7			4-2 2B BB	2-2 2B 1B		3-3 K		0-0 G4-3	4	2	1	0	1	1	1	<b>Florida Marlins @ Montreal Expos</b> Olympic Stadium, Montreal, QB Tue Jul 03 2001, 7:05 PM EDT Att. 4,690 - Dome - 72 F								
<b>Eric Owens, R</b> (1.8) OBP: 0.305, SLG: 0.350	3-2 G6-3			0-0 B1	0-0 1-H 2B		0-0 F9		0-1 G3	5	0	1	1	0	0	2									
<b>Cliff Floyd, L</b> (1.7) OBP: 0.414, SLG: 0.636	1-0 F9			0-2 1B 2B	0-0 P3			2-2 1B 2B		4	2	2	1	0	0	1									
<b>Mike Lowell, R</b> (1.5) OBP: 0.351, SLG: 0.498		2-2 G5-4-3 HBP		1-0 2B 1B		4-1 2B BB		3-2 L8		2	2	1	1	1	0	1									
<b>Kevin Millar, R</b> (1.9) OBP: 0.337, SLG: 0.525 <b>Ryan Thompson, R</b> (8.9)	3-2 F8			3-3 K	0-0 F8		1-0 F7			4	0	0	0	0	1	4									
<b>Derrek Lee, R</b> (1.3) OBP: 0.318, SLG: 0.417	0-1 G5-4-3			0-2 2B	2-3 K		0-0 2B 1B			4	1	2	1	0	1	2									
<b>Charles Johnson, R</b> (1.2) OBP: 0.365, SLG: 0.560			1-3 K	0-3 K	0-0 1-H 2B		2-2 2B			4	0	2	3	0	2	1									
<b>Alex Gonzalez, R</b> (1.6) OBP: 0.318, SLG: 0.370			2-2 G5-3		1-3 K		3-1 2B		0-0 G6-3	4	0	1	0	0	1	1									
<b>Ryan Dempster, R</b> (1.1) OBP: 0.111, SLG: 0.114	1-2 G6-3			1-3 K		1-2 G6-3		0-0 F9		4	0	0	0	0	1	1									
<b>Inning Stats</b>	R: 0 E: 0 K: 0 S: 9	H: 0 LOB: 0 BB: 0 P: 15	R: 0 E: 0 K: 0 S: 8	H: 0 LOB: 0 BB: 0 P: 13	R: 0 E: 0 K: 1 S: 11	H: 0 LOB: 0 BB: 0 P: 15	R: 3 E: 0 K: 2 S: 19	H: 3 LOB: 1 BB: 1 P: 27	R: 1 E: 0 K: 1 S: 13	H: 2 LOB: 1 BB: 0 P: 17	R: 1 E: 0 K: 1 S: 6	H: 1 LOB: 1 BB: 1 P: 12	R: 0 E: 0 K: 1 S: 9	H: 1 LOB: 1 BB: 0 P: 16	R: 2 E: 0 K: 0 S: 14	H: 3 LOB: 1 BB: 0 P: 22	R: 0 E: 0 K: 0 S: 4	H: 0 LOB: 0 BB: 0 P: 4	1B: 4 2B: 6 3B: 0 HR: 0	SF: 0 SAC: 0 DP: 1 HBP: 1	WP: 1 PB: 0 CS: 0	PA: 38			
<b>PITCHER</b>	IP	WLS	BF	H	R	ER	SO	BB	IBB	HBP	BLK	WP	HR	S	P	ERA	WHIP								
<b>Tony Armas, R</b> (1.1) ERA: 3.71	6.0	L	25	6	5	5	6	2	0	1	0	1	0	66	99	7.50	1.333								
<b>Darwin Cubillan, R</b> (7.1) ERA: 2.92	1.0		4	1	0	0	1	0	0	0	0	0	0	9	16	0.00	1.000								
<b>Bob Scanlan, R</b> (8.1) ERA: 7.2	1.0		6	3	2	2	0	0	0	0	0	0	0	14	22	18.00	3.000								
<b>Graeme Lloyd, L</b> (9.1) ERA: 2.63	1.0		3	0	0	0	0	0	0	0	0	0	0	4	4	0.00	0.000								

Batter	1	2	3	4	5	6	7	8	9	AB	R	H	RBI	BB	SO	LOB	BOTTOM								
<b>Peter Bergeron, L</b> (1.8) OBP: 0.264, SLG: 0.237	1-2 1B		4-2 BB			2-3 K		0-0 F7		3	0	1	0	1	1	1	<b>Florida Marlins @ Montreal Expos</b> Olympic Stadium, Montreal, QB Tue Jul 03 2001, 7:05 PM EDT Att. 4,690 - Dome - 72 F								
<b>Jose Vidro, S</b> (1.4) OBP: 0.361, SLG: 0.484	1-1 F7		2-0 F7			2-2 F9		1-2 G5-3		4	0	0	0	0	0	3									
<b>Vladimir Guerrero, R</b> (1.9) OBP: 0.383, SLG: 0.667	0-1 G1-6-3 1B			0-0 G5-3		2-0 P4		0-1 G1-3		4	0	1	0	0	0	0									
<b>Lee Stevens, L</b> (1.3) OBP: 0.306, SLG: 0.421	0-0 G1-6-3			0-0 G4-3		4-2 FC6-4 1B BB		0-0 G6-3		3	0	0	0	1	0	2									
<b>Orlando Cabrera, R</b> (1.6) OBP: 0.299, SLG: 0.369		2-1 F8		1-2 F8		0-2 FC6-4 1B		3-2 G6-3		4	0	1	0	0	0	0									
<b>Michael Barrett, R</b> (1.2) OBP: 0.285, SLG: 0.350		2-3 K		1-2 F9		2-1 FC6-4				3	0	0	0	0	1	2									
<b>Rob Ducey, L</b> (1.7) OBP: 0.376, SLG: 0.431		2-1 G4-3		1-0 F7		1-1 G3				3	0	0	0	0	0	2									
<b>Geoff Blum, S</b> (1.5) OBP: 0.323, SLG: 0.342			1-1 P6		1-1 P6			0-0 G3-1 2B		3	0	1	0	0	0	0									
<b>Tony Armas, R</b> (1.1) ERA: 0.185, SLG: 0.222 <b>Ryan Millar, R</b> (6.1) OBP: 0.381, SLG: 0.286 <b>Darwin Cubillan, R</b> (7.1) OBP: 0.361, SLG: 0.484 <b>Bob Scanlan, R</b> (8.1) ERA: 7.2 <b>Mike Montecal, R</b> (8.1) OBP: 0.291, SLG: 0.339 <b>Graeme Lloyd, L</b> (9.1) ERA: 2.63			0-1 G3			0-1 G5-3		2-2 G3-1		1	0	0	0	0	0	0									
<b>Inning Stats</b>	R: 0 E: 0 K: 0 S: 8	H: 2 LOB: 1 BB: 0 P: 10	R: 0 E: 0 K: 1 S: 8	H: 0 LOB: 0 BB: 0 P: 14	R: 0 E: 0 K: 0 S: 9	H: 0 LOB: 0 BB: 1 P: 16	R: 0 E: 0 K: 0 S: 6	H: 0 LOB: 0 BB: 0 P: 7	R: 0 E: 0 K: 0 S: 6	H: 0 LOB: 0 BB: 0 P: 9	R: 0 E: 0 K: 1 S: 8	H: 0 LOB: 0 BB: 0 P: 12	R: 0 E: 0 K: 0 S: 11	H: 1 LOB: 2 BB: 1 P: 20	R: 0 E: 0 K: 0 S: 8	H: 1 LOB: 1 BB: 0 P: 11	R: 0 E: 0 K: 0 S: 6	H: 0 LOB: 0 BB: 0 P: 9	1B: 3 2B: 1 3B: 0 HR: 0	SF: 0 SAC: 0 DP: 1 HBP: 0	WP: 0 PB: 0 CS: 0	PA: 32			
<b>PITCHER</b>	IP	WLS	BF	H	R	ER	SO	BB	IBB	HBP	BLK	WP	HR	S	P	ERA	WHIP								
<b>Ryan Dempster, R</b> (1.1) ERA: 4.88	9.0	W	32	4	0	0	2	2	0	0	0	0	0	70	108	0.00	0.667								

AB 35  
R 7  
H 10  
RBI 7  
BB 2  
SO 7  
LOB 14












Batter	1	2	3	4	5	6	7	8	9	AB	R	H	RBI	BB	SO	LOB	TOP				
Luis Castillo, S OBP: 0.362, SLG: 0.339	E4 G4-3 1B		G4-6-3 1B		F8		FC6-4			4	1	1	0	0	0	1					
Eric Owens, R OBP: 0.300, SLG: 0.343	G4-3		G4-6-3			F9		K		4	0	0	0	0	1	2					
Cliff Floyd, L OBP: 0.417, SLG: 0.630	K			G3		F8		K		4	0	0	0	0	2	1					
Mike Lowell, R OBP: 0.349, SLG: 0.484	1B			L6			BB	L4		3	0	1	1	1	0	0					
Kevin Millar, R OBP: 0.346, SLG: 0.539 Dave Berg, R OBP: 0.228, SLG: 0.341	P4			1B 2B		F7		BB 1B		4	1	2	0	0	0	2					
Derrek Lee, R OBP: 0.323, SLG: 0.439		G6-3		1B			G4-3 3B	1-2 BB		3	1	2	1	1	0	0					
Charles Johnson, R OBP: 0.359, SLG: 0.555	K		G5-3			G4-3		K		4	0	0	1	0	2	3					
Ryan Thompson, R OBP: 0.556, SLG: 0.875					G6-3 1B		F7	P6		4	0	2	0	0	0	2					
Alex Gonzalez, R OBP: 0.315, SLG: 0.365 John Mabry, L OBP: 0.287, SLG: 0.364			G5-3		G6-3		FC6-4 1B	K		3	0	1	0	0	0	1					
<b>Inning Stats</b>	R: 1 E: 1 K: 1 S: 13	H: 1 LOB: 1 BB: 0 P: 17	R: 0 E: 0 K: 1 S: 8	H: 1 LOB: 1 BB: 0 P: 10	R: 0 E: 0 K: 0 S: 8	H: 1 LOB: 0 BB: 0 P: 12	R: 1 E: 0 K: 0 S: 7	H: 2 LOB: 1 BB: 0 P: 12	R: 0 E: 0 K: 0 S: 6	H: 0 LOB: 1 BB: 1 P: 16	R: 1 E: 0 K: 0 S: 15	H: 2 LOB: 1 BB: 0 P: 22	R: 0 E: 0 K: 2 S: 9	H: 0 LOB: 0 BB: 0 P: 13	R: 0 E: 0 K: 2 S: 13	H: 1 LOB: 2 BB: 1 P: 23	1B: 6 2B: 2 3B: 1 HR: 0	SF: 0 SAC: 0 DP: 2 HBP: 0	WP: 0 PB: 0 SB: 1 CS: 1	PA: 36	
<b>PITCHER</b>	IP	WLS	BF	H	R	ER	SO	BB	IBB	HBP	BLK	WP	HR	S	P	ERA	WHIP				
Albie Lopez, R ERA: 5.61	7.0	W	28	8	3	2	2	1	0	0	0	0	0	65	98	2.57	1.286				
Doug Creek, L ERA: 3.53	0.2	H	2	0	0	0	2	0	0	0	0	0	0	6	8	0.00	0.000				
Travis Phelps, R ERA: 3.19	1.1	S	6	1	0	0	2	1	0	0	0	0	0	16	28	0.00	1.500				

Florida Marlins @ Tampa Bay Devil Rays  
Tropicana Field, St. Petersburg, FL  
Sat Jul 07 2001, 4:15 PM EDT  
Att: 16,134 - Dome - 72 F

AB 34  
R 3  
H 9  
RBI 3  
BB 2  
SO 6  
LOB 14



Batter	1	2	3	4	5	6	7	8	9	AB	R	H	RBI	BB	SO	LOB	BOTTOM				
Jason Tyner, L OBP: 0.357, SLG: 0.355	G5-3 1B 1B		G6-3 2B 1B		1B 1B		CS 1B			4	3	4	0	0	0	0					
Steve Cox, L OBP: 0.294, SLG: 0.418 Ben Grievie, L OBP: 0.349, SLG: 0.370	1B G5-3 1B		G6-3		1B 1B		K			4	0	2	0	0	1	2					
Greg Vaughn, R OBP: 0.331, SLG: 0.498	G5-3		K		K		K			4	0	0	0	0	3	6					
Fred McGriff, L OBP: 0.394, SLG: 0.538	G4-6-3 1B		2B		1B		K			4	0	3	3	0	1	0					
Aubrey Huff, L OBP: 0.288, SLG: 0.360	G4-6-3		G4-3		K		F7			4	0	0	0	0	1	5					
Randy Winn, S OBP: 0.378, SLG: 0.460		HR		G3-4-1		G5-3 BB		K		3	1	1	1	1	1	0					
Brent Abernathy, R OBP: 0.378, SLG: 0.463		G5-3		G5-3		F9				3	0	0	0	0	1						
John Flaherty, R OBP: 0.261, SLG: 0.314		G5-3		F3		G5-3				3	0	0	0	0	1						
Felix Martinez, S OBP: 0.280, SLG: 0.281		G3-1			F7		F8			3	0	0	0	0	1						
<b>Inning Stats</b>	R: 1 E: 0 K: 0 S: 10	H: 3 LOB: 1 BB: 0 P: 15	R: 1 E: 0 K: 0 S: 12	H: 1 LOB: 0 BB: 0 P: 16	R: 1 E: 0 K: 1 S: 12	H: 2 LOB: 1 BB: 0 P: 20	R: 0 E: 0 K: 0 S: 12	H: 0 LOB: 0 BB: 0 P: 14	R: 1 E: 0 K: 2 S: 13	H: 3 LOB: 2 BB: 0 P: 19	R: 0 E: 0 K: 0 S: 8	H: 0 LOB: 1 BB: 1 P: 15	R: 0 E: 0 K: 2 S: 10	H: 1 LOB: 0 BB: 0 P: 15	R: 0 E: 0 K: 2 S: 8	H: 0 LOB: 0 BB: 0 P: 13	1B: 8 2B: 1 3B: 0 HR: 1	SF: 0 SAC: 0 DP: 1 HBP: 0	WP: 0 PB: 0 SB: 0 CS: 1	PA: 33	
<b>PITCHER</b>	IP	WLS	BF	H	R	ER	SO	BB	IBB	HBP	BLK	WP	HR	S	P	ERA	WHIP				
Brad Penny, R ERA: 3.63	5.0	L	24	9	4	4	3	1	0	0	0	0	0	61	90	7.20	2.000				
Vladimir Nunez, R ERA: 2.91	3.0		9	1	0	0	4	0	0	0	0	0	0	24	37	0.00	0.333				

Florida Marlins @ Tampa Bay Devil Rays  
Tropicana Field, St. Petersburg, FL  
Sat Jul 07 2001, 4:15 PM EDT  
Att: 16,134 - Dome - 72 F

AB 32  
R 4  
H 10  
RBI 4  
BB 1  
SO 7  
LOB 16



Batter	1	2	3	4	5	6	7	8	9	AB R H RBI BB SO LOB	TOP											
Luis Castillo, S OBP: 0.362, SLG: 0.339	4-2 G3 BLK BB	0-1 SF9		0-0 F8			3-2 1B		2-0 G6-3	3 0 1 1 1 0 1	<b>Florida Marlins @ Tampa Bay Devil Rays</b> Tropicana Field, St. Petersburg, FL Sun Jul 08 2001, 1:15 PM EDT Att: 14,712 - Dome - 72 F  <b>AB 38</b> <b>R 6</b> <b>H 10</b> <b>RBI 6</b> <b>BB 2</b> <b>SO 5</b> <b>LOB 21</b>											
Eric Owens, R OBP: 0.296, SLG: 0.340	3-1 G3	0-3 K			0-1 G6-3		3-1 G6-3		2-0 HBP E 1B	5 0 1 0 0 1 3												
Cliff Floyd, L OBP: 0.414, SLG: 0.623	0-1 F8	0-0 F9			2-3 K			1-1 E S 1B 1B	0-0 E6 HBP	5 1 1 0 0 1 3												
Mike Lowell, R OBP: 0.350, SLG: 0.480	0-1 G3-1		0-2 F7		0-0 F8			1-2 1-H 2B 1B	2-1 HBP	4 1 1 1 0 0 1												
Kevin Millar, R OBP: 0.343, SLG: 0.531		3-1 E 1B 1B	2-3 K			1-2 G5-3		0-2 F8	0-0 P6	5 1 1 0 0 1 4												
Derrek Lee, R OBP: 0.321, SLG: 0.438		3-1 E5 1B 1B	1-0 F9			1-1 G6-3		2-2 1-H 2B	3-3 K	5 1 1 1 0 1 4												
Ryan Thompson, R OBP: 0.536, SLG: 0.750		1-2 1B 2B 1B		1-2 1B		1-2 G6-3		3-1 G6-3		4 1 2 1 0 0 1												
Mike Redmond, R OBP: 0.413, SLG: 0.536		0-0 2B SF9 1B		0-0 L4		2-3 K		4-2 BB		3 1 1 1 1 1 1												
Alex Gonzalez, R OBP: 0.314, SLG: 0.367		1-2 SF9 2B		0-0 F9		1-0 F8		0-2 F3		4 0 1 1 0 0 3												
<b>Inning Stats</b>	R: 0 E: 0 K: 0 S: 8	H: 0 LOB: 1 BB: 1 P: 15	R: 4 E: 1 K: 1 S: 18	H: 4 LOB: 1 BB: 0 P: 26	R: 0 E: 0 K: 1 S: 8	H: 0 LOB: 0 BB: 0 P: 11	R: 0 E: 0 K: 0 S: 7	H: 1 LOB: 1 BB: 0 P: 8	R: 0 E: 0 K: 1 S: 6	H: 0 LOB: 0 BB: 0 P: 8	R: 0 E: 0 K: 1 S: 11	H: 0 LOB: 0 BB: 0 P: 14	R: 0 E: 0 K: 1 S: 9	H: 1 LOB: 1 BB: 0 P: 18	R: 2 E: 0 K: 0 S: 22	H: 3 LOB: 2 BB: 1 P: 33	R: 0 E: 1 K: 1 S: 8	H: 1 LOB: 3 BB: 0 P: 17	1B: 8 2B: 2 3B: 0 HR: 0	SF: 1 SAC: 0 DP: 0 HBP: 1	WP: 0 PB: 0 SB: 1 CS: 1	PA: 42
<b>PITCHER</b>	IP WLS BF H R ER SO BB IBB HBP BLK WP HR S P ERA WHIP											<b>PITCHER</b>	IP WLS BF H R ER SO BB IBB HBP BLK WP HR S P ERA WHIP									
Joe Kennedy, L ERA: 3.98	(1, 1) 7.0 L 29 6 4 3 4 1 0 0 0 1 0 0 67 100 3.86 1.000																					
Jeff Wallace, L ERA: 2.73	(8, 1) 0.0 2 2 2 2 0 0 0 0 0 0 0 6 8 ∞ ∞																					
Jesus Colome, R ERA: 3.0	(8, 1) 1.0 5 1 0 0 0 1 0 0 0 0 0 0 16 25 0.00 2.000																					
Paul Wilson, R ERA: 7.99	(9, 1) 1.0 6 1 0 0 1 0 0 1 0 0 0 0 8 17 0.00 1.000																					

Batter	1	2	3	4	5	6	7	8	9	AB R H RBI BB SO LOB	BOTTOM											
Jason Tyner, L OBP: 0.354, SLG: 0.368	1-1 E6 FC5-4 E 2B	0-2 G1-3			0-0 3B		0-1 L5			4 1 1 0 0 0 1	<b>Florida Marlins @ Tampa Bay Devil Rays</b> Tropicana Field, St. Petersburg, FL Sun Jul 08 2001, 1:15 PM EDT Att: 14,712 - Dome - 72 F  <b>AB 32</b> <b>R 1</b> <b>H 4</b> <b>RBI 1</b> <b>BB 3</b> <b>SO 7</b> <b>LOB 15</b>											
Steve Cox, L OBP: 0.287, SLG: 0.408	0-2 E3 FC5-4		1-2 F7		2-3 K			2-0 G3-1		4 0 0 0 0 1 2												
Greg Vaughn, R OBP: 0.330, SLG: 0.497	0-0 FC5-4		0-1 P6		3-3 K			2-1 G6-3		1 0 0 0 0 0 2												
Randy Winn, S OBP: 0.373, SLG: 0.453	(2, 8) 2B									3 0 0 0 0 1 1												
Damian Rolls, R OBP: 0.305, SLG: 0.356	(9, 8) 1-2 2-3 2B									0 0 0 0 0 0 0												
Fred McGriff, L OBP: 0.399, SLG: 0.541	(1, 10) 1-0 2B		4-2 2B BB		2-2 G4-3			4-1 BB		2 0 1 1 2 0 1												
Aubrey Huff, L OBP: 0.287, SLG: 0.363	(1, 5) 2-3 K2-3		0-0 2B				0-0 G3-1	0-2 F5		4 0 1 0 0 1 3												
Brent Abernathy, R OBP: 0.347, SLG: 0.422	(1, 4) 0-2 G4-3		1-3 K				1-0 G6-3		2-2 G5-3	4 0 0 0 0 1 4												
Ben Grieve, L OBP: 0.345, SLG: 0.365	(1, 9) 2-1 F7			2-3 K			2-3 K		1-3 K	4 0 0 0 0 3 0												
Mike DiFelice, R OBP: 0.257, SLG: 0.301	(1, 2) 1-0 G4-3			4-0 G1-6-3 BB			1-2 P5		1-1 G5-3	3 0 0 0 1 0 0												
Felix Martinez, S OBP: 0.281, SLG: 0.289	(1, 6) 0-0 2B			0-0 G1-6-3			1-0 F7			3 0 1 0 0 0 1												
<b>Inning Stats</b>	R: 1 E: 2 K: 1 S: 13	H: 1 LOB: 2 BB: 0 P: 17	R: 0 E: 0 K: 0 S: 9	H: 1 LOB: 0 BB: 0 P: 12	R: 0 E: 0 K: 1 S: 11	H: 1 LOB: 2 BB: 1 P: 17	R: 0 E: 0 K: 1 S: 5	H: 0 LOB: 0 BB: 1 P: 11	R: 0 E: 0 K: 2 S: 11	H: 1 LOB: 1 BB: 0 P: 18	R: 0 E: 0 K: 1 S: 5	H: 0 LOB: 0 BB: 0 P: 8	R: 0 E: 0 K: 0 S: 9	H: 0 LOB: 1 BB: 1 P: 17	R: 0 E: 0 K: 0 S: 22	H: 0 LOB: 0 BB: 1 P: 33	R: 0 E: 1 K: 1 S: 8	H: 0 LOB: 0 BB: 0 P: 12	1B: 0 2B: 3 3B: 1 HR: 0	SF: 0 SAC: 0 DP: 1 HBP: 0	WP: 0 PB: 0 SB: 0 CS: 0	PA: 35
<b>PITCHER</b>	IP WLS BF H R ER SO BB IBB HBP BLK WP HR S P ERA WHIP											<b>PITCHER</b>	IP WLS BF H R ER SO BB IBB HBP BLK WP HR S P ERA WHIP									
Ryan Dempster, R ERA: 4.25	(1, 1) 8.0 W 32 4 1 0 6 3 0 0 0 0 0 0 69 108 0.00 0.875																					
Antonio Alfonseca, R ERA: 2.52	(9, 1) 1.0 3 0 0 0 1 0 0 0 0 0 0 0 8 12 0.00 0.000																					

Batter	1	2	3	4	5	6	7	8	9	AB	R	H	RBI	BB	SO	LOB	TOP															
<b>Chuck Knoblauch, R</b> (1, 7) OBP: 0.336, SLG: 0.345 <b>Shane Spencer, R</b> (3, FR) OBP: 0.241, SLG: 0.383 (3, 7)	4-2 G5-3 2 BB G3 BB		1-0 HBP		0-3 K		0-1 G4-3		1-1 G5-3	0	1	0	0	1	0	0																
<b>2 Derek Jeter, R</b> (1, 6) OBP: 0.373, SLG: 0.426	4-1 G3 G5-3 1-2 BB		3-1 1B		4-2 BB		1-2 G5-3			2	0	1	0	2	0	0																
<b>Bernie Williams, S</b> (1, 8) OBP: 0.409, SLG: 0.537	1-2 G5-3 1-2 2-3		2-0 F8		3-2 F7			3-2 F8		4	0	0	0	0	0	5																
<b>Tino Martinez, L</b> (1, 3) OBP: 0.313, SLG: 0.463	2-0 G3 2-3 3-H		1-1 G3		4-2 G1-6-3 20 BB SF9 BB			1-3 K		3	1	0	1	1	1	3																
<b>20 Jorge Posada, S</b> (1, 2) OBP: 0.400, SLG: 0.517	2-3 K			0-2 E7 1B		4-1 G1-6-3 BB		1-3 K		3	1	0	0	1	2	1																
<b>Paul O'Neill, L</b> (1, 9) OBP: 0.323, SLG: 0.433		1-1 G4-3		1-1 G5-4-3 1B		0-0 G1-6-3 BB		0-2 P6		4	0	1	1	0	0	2																
<b>Scott Brosius, R</b> (1, 5) OBP: 0.358, SLG: 0.474		0-2 G4-3		0-0 G5-4-3 1B		2-1 SF9		1-3 K		3	0	0	1	0	1	1																
<b>Alfonso Soriano, R</b> (1, 4) OBP: 0.293, SLG: 0.397		2-2 P4		2-3 K2-3		3-H 2-3 K		1-2 1B		4	0	1	0	0	2	1																
<b>35 Mike Mussina, L</b> (1, 1) Randy Choate, L (3, 1) Enrique Wilson, S (7, PH) Mark Wohlers, R (7, 1) Mike Stanton, L (8, 1) Gerald Williams, R (8, PH)			0-3 K		1-3 K		2-2 G5-3		1-0 1B	1	0	0	0	0	1	0																
<b>Inning Stats</b>	R: 1 E: 0 K: 1 S: 12	H: 0 LOB: 1 BB: 2 P: 25	R: 0 E: 0 K: 0 S: 10	H: 0 LOB: 0 BB: 0 P: 13	R: 0 E: 0 K: 1 S: 8	H: 1 LOB: 2 BB: 0 P: 15	R: 1 E: 1 K: 1 S: 10	H: 1 LOB: 0 BB: 0 P: 13	R: 0 E: 0 K: 2 S: 14	H: 0 LOB: 1 BB: 2 P: 22	R: 0 E: 0 K: 0 S: 8	H: 0 LOB: 0 BB: 0 P: 11	R: 0 E: 0 K: 2 S: 10	H: 0 LOB: 0 BB: 0 P: 15	R: 0 E: 0 K: 1 S: 16	H: 2 LOB: 2 BB: 0 P: 20	1B: 4 2B: 0 3B: 0 HR: 0	SF: 1 SAC: 0 DP: 1 HBP: 1	WP: 0 PA: 37 CS: 0													
<b>PITCHER</b>	IP: 6.0 WLS: W BF: 26 ERA: 3.09	H: 2 R: 3 ER: 2 SO: 6	H: 0 R: 0 ER: 0 SO: 0	H: 0 R: 0 ER: 0 SO: 1	H: 1 R: 0 ER: 0 SO: 1	H: 1 R: 0 ER: 0 SO: 2	H: 0 R: 0 ER: 0 SO: 16	H: 0 R: 0 ER: 0 SO: 20	H: 0 R: 0 ER: 0 SO: 11	H: 0 R: 0 ER: 0 SO: 15	H: 2 R: 0 ER: 0 SO: 20	IP: 2.0 WLS: L BF: 6 ERA: 2.8	IP: 1.0 WLS: W BF: 5 ERA: 2.45	IP: 2.0 WLS: L BF: 6 ERA: 2.8	IP: 1.0 WLS: W BF: 5 ERA: 2.45	IP: 6.0 WLS: W BF: 26 ERA: 3.09	IP: 2.0 WLS: L BF: 6 ERA: 2.8	IP: 1.0 WLS: W BF: 5 ERA: 2.45	IP: 2.0 WLS: L BF: 6 ERA: 2.8	IP: 1.0 WLS: W BF: 5 ERA: 2.45	IP: 6.0 WLS: W BF: 26 ERA: 3.09	IP: 2.0 WLS: L BF: 6 ERA: 2.8	IP: 1.0 WLS: W BF: 5 ERA: 2.45	IP: 1.0 WLS: W BF: 5 ERA: 2.45	IP: 6.0 WLS: W BF: 26 ERA: 3.09	IP: 2.0 WLS: L BF: 6 ERA: 2.8	IP: 1.0 WLS: W BF: 5 ERA: 2.45	IP: 1.0 WLS: W BF: 5 ERA: 2.45	IP: 6.0 WLS: W BF: 26 ERA: 3.09	IP: 2.0 WLS: L BF: 6 ERA: 2.8	IP: 1.0 WLS: W BF: 5 ERA: 2.45	IP: 1.0 WLS: W BF: 5 ERA: 2.45

New York Yankees @ Florida Marlins  
 Pro Player Stadium, Miami, FL  
 Thu Jul 12 2001, 7:05 PM EDT  
 Att: 32,629 - Cloudy - 91 F

AB 30  
 R 3  
 H 4  
 RBI 3  
 BB 5  
 SO 9  
 LOB 15



Batter	1	2	3	4	5	6	7	8	9	AB	R	H	RBI	BB	SO	LOB	BOTTOM															
<b>Luis Castillo, S</b> (1, 4) OBP: 0.363, SLG: 0.343	0-2 G4-3 1B		1-3 K		3-1 F3			0-3 K		5	1	2	2	0	2	1																
<b>Eric Owens, R</b> (1, 8) OBP: 0.294, SLG: 0.334	0-2 G4-3 1-2		0-1 P5		1-0 G6-3		0-0 G6-3		1-2 F9	5	0	0	0	0	0	2																
<b>Cliff Floyd, L</b> (1, 7) OBP: 0.415, SLG: 0.625	1-3 K		1-2 2B		1-1 1B		1-1 1B			4	1	2	0	0	2	2																
<b>Mike Lowell, R</b> (1, 5) OBP: 0.352, SLG: 0.481	1-0 HR 1B		1-1 2B 1B		2-2 F8		2-1 F3			4	2	2	2	0	0	1																
<b>Kevin Millar, R</b> (1, 9) OBP: 0.346, SLG: 0.550 <b>Ryan Thompson, R</b> (8, 9) OBP: 0.538, SLG: 0.750	0-0 HR		3-1 1B 1B		2-1 G5-3		3-2 F8			4	2	2	2	0	0	1																
<b>Derrek Lee, R</b> (1, 3) OBP: 0.323, SLG: 0.439	1-0 1B		1-3 1B 2B		2-2 F9		0-0 G6-3			4	1	2	1	0	0	0																
<b>Charles Johnson, R</b> (1, 2) OBP: 0.361, SLG: 0.554	2-2 1B		0-2 SH1-4 1B 1B		2-2 F9		0-3 K			4	1	2	1	0	1	0																
<b>Alex Gonzalez, R</b> (1, 6) OBP: 0.314, SLG: 0.365	1-0 F3		0-0 SH1-4 2B 1B		0-2 F7		1-2 G6-3			4	1	1	1	0	0	2																
<b>A.J. Burnett, R</b> (1, 1) OBP: 0.148, SLG: 0.120 <b>Vladimir Nunez, R</b> (7, 1) OBP: 0.253 <b>Dave Berg, R</b> (8, PH) <b>Antonio Alfonseca, R</b> (9, 1)		1-2 G2-3	0-2 SH1-4		1-2 HBP		0-3 K			1	0	0	0	0	0	0																
<b>Inning Stats</b>	R: 3 E: 0 K: 1 S: 17	H: 5 LOB: 2 BB: 0 P: 23	R: 0 E: 0 K: 1 S: 9	H: 0 LOB: 0 BB: 0 P: 11	R: 0 E: 0 K: 1 S: 23	H: 7 LOB: 1 BB: 0 P: 30	R: 0 E: 0 K: 0 S: 9	H: 0 LOB: 0 BB: 0 P: 15	R: 0 E: 0 K: 0 S: 10	H: 1 LOB: 1 BB: 0 P: 16	R: 0 E: 0 K: 0 S: 8	H: 0 LOB: 0 BB: 0 P: 8	R: 0 E: 0 K: 2 S: 12	H: 0 LOB: 0 BB: 0 P: 13	1B: 9 2B: 3 3B: 0 HR: 1	SF: 0 SAC: 1 DP: 0 HBP: 1	WP: 0 PA: 38 CS: 0															
<b>PITCHER</b>	IP: 2.0 WLS: L BF: 16 ERA: 3.87	IP: 4.0 WLS: L BF: 16 ERA: 2.53	IP: 1.0 WLS: W BF: 3 ERA: 4.0	IP: 1.0 WLS: W BF: 3 ERA: 4.0	IP: 2.0 WLS: L BF: 16 ERA: 3.87	IP: 4.0 WLS: L BF: 16 ERA: 2.53	IP: 1.0 WLS: W BF: 3 ERA: 4.0	IP: 1.0 WLS: W BF: 3 ERA: 4.0	IP: 2.0 WLS: L BF: 16 ERA: 3.87	IP: 4.0 WLS: L BF: 16 ERA: 2.53	IP: 1.0 WLS: W BF: 3 ERA: 4.0	IP: 1.0 WLS: W BF: 3 ERA: 4.0	IP: 2.0 WLS: L BF: 16 ERA: 3.87	IP: 4.0 WLS: L BF: 16 ERA: 2.53	IP: 1.0 WLS: W BF: 3 ERA: 4.0	IP: 1.0 WLS: W BF: 3 ERA: 4.0	IP: 2.0 WLS: L BF: 16 ERA: 3.87	IP: 4.0 WLS: L BF: 16 ERA: 2.53	IP: 1.0 WLS: W BF: 3 ERA: 4.0	IP: 1.0 WLS: W BF: 3 ERA: 4.0	IP: 2.0 WLS: L BF: 16 ERA: 3.87	IP: 4.0 WLS: L BF: 16 ERA: 2.53	IP: 1.0 WLS: W BF: 3 ERA: 4.0	IP: 1.0 WLS: W BF: 3 ERA: 4.0	IP: 2.0 WLS: L BF: 16 ERA: 3.87	IP: 4.0 WLS: L BF: 16 ERA: 2.53	IP: 1.0 WLS: W BF: 3 ERA: 4.0	IP: 1.0 WLS: W BF: 3 ERA: 4.0	IP: 2.0 WLS: L BF: 16 ERA: 3.87	IP: 4.0 WLS: L BF: 16 ERA: 2.53	IP: 1.0 WLS: W BF: 3 ERA: 4.0	IP: 1.0 WLS: W BF: 3 ERA: 4.0

New York Yankees @ Florida Marlins  
 Pro Player Stadium, Miami, FL  
 Thu Jul 12 2001, 7:05 PM EDT  
 Att: 32,629 - Cloudy - 91 F

AB 36  
 R 9  
 H 13  
 RBI 9  
 BB 0  
 SO 6  
 LOB 9



Batter	1	2	3	4	5	6	7	8	9	AB	R	H	RBI	BB	SO	LOB	TOP										
<b>2 Derek Jeter, R</b> OBP: 0.369, SLG: 0.421	L4		L6		K		G6-4-3			4	0	0	0	0	1	4	<b>New York Yankees @ Florida Marlins</b> Pro Player Stadium, Miami, FL Fri Jul 13, 2001, 7:05 PM EDT Att: 44,313 - Sunny - 90 F										
<b>Paul O'Neill, L</b> OBP: 0.325, SLG: 0.437	K		G4-3			1B		1B 2B	4	1	2	0	0	1	1												
<b>Bernie Williams, S</b> OBP: 0.407, SLG: 0.533	1B			G6-3		G1-3		F3	4	0	1	0	0	0	2												
<b>Tino Martinez, L</b> OBP: 0.310, SLG: 0.457	K			G3-1		K		P5	4	0	0	0	0	2	3												
<b>Shane Spencer, R</b> OBP: 0.253, SLG: 0.388		K			1B 1B		P3		4	0	2	1	0	1	1												
<b>Scott Brosius, R</b> OBP: 0.363, SLG: 0.477					1B 1B			1B	4	0	3	0	0	1	1												
<b>Todd Greene, R</b> OBP: 0.289, SLG: 0.400 <b>Jay Witasick, R</b> OBP: 0.196, SLG: 0.230					1B				3	0	0	0	0	1	4												
<b>Alfonso Soriano, R</b> OBP: 0.296, SLG: 0.402									0	0	0	0	0	0	0												
<b>Ted Lilly, L</b> OBP: 0.401, SLG: 0.517									1	0	0	0	0	1	0												
<b>Enrique Wilson, S</b> OBP: 0.196, SLG: 0.230									2	0	1	0	0	1	0												
<b>Inning Stats</b>	R: 0 E: 0 K: 2 S: 11	H: 1 LOB: 1 BB: 0 P: 17	R: 0 E: 0 K: 1 S: 10	H: 1 LOB: 0 BB: 0 P: 15	R: 0 E: 0 K: 0 S: 7	H: 1 LOB: 1 BB: 0 P: 8	R: 0 E: 0 K: 1 S: 12	H: 2 LOB: 2 BB: 0 P: 19	R: 0 E: 0 K: 1 S: 8	H: 0 LOB: 0 BB: 0 P: 14	R: 0 E: 0 K: 1 S: 11	H: 1 LOB: 1 BB: 0 P: 15	R: 0 E: 0 K: 0 S: 8	H: 3 LOB: 2 BB: 0 P: 16	R: 1 E: 0 K: 1 S: 13	H: 2 LOB: 1 BB: 0 P: 16	R: 0 E: 0 K: 2 S: 10	H: 0 LOB: 0 BB: 0 P: 15	1B: 9 2B: 2 3B: 0 HR: 0	SF: 0 SAC: 1 DP: 2 HBP: 0	WP: 0 PB: 0 SB: 1 CS: 0	PA: 36					
<b>PITCHER</b>	IP	WLS	BF	H	R	ER	SO	BB	IBB	HBP	BLK	WP	HR	S	P	ERA	WHIP										
<b>45 Chuck Smith, R</b> ERA: 4.73	7.0	W	28	9	0	0	7	0	0	0	0	0	0	67	104	0.00	1.286										
<b>Vic Darensbourg, L</b> ERA: 4.5	0.2		3	1	1	1	0	0	0	0	0	0	0	8	10	13.50	1.500										
<b>Braden Looper, R</b> ERA: 4.38	1.1		5	1	0	0	3	0	0	0	0	0	0	15	21	0.00	0.750										


Batter	1	2	3	4	5	6	7	8	9	AB	R	H	RBI	BB	SO	LOB	BOTTOM										
<b>Luis Castillo, S</b> OBP: 0.369, SLG: 0.348	G1-3		E 1B SF8	1B S 1B		1B		HR 1B		4	2	3	1	1	0	0	<b>New York Yankees @ Florida Marlins</b> Pro Player Stadium, Miami, FL Fri Jul 13, 2001, 7:05 PM EDT Att: 44,313 - Sunny - 90 F										
<b>Eric Owens, R</b> OBP: 0.295, SLG: 0.336	G5-3		SF8 1B 1B	1B 1B		P4		K	5	1	2	0	0	1	3												
<b>Cliff Floyd, L</b> OBP: 0.287, SLG: 0.364	F2		SF8	1B 1B		K		HR	4	1	2	4	0	1	1												
<b>John Mabry, L</b> OBP: 0.287, SLG: 0.364			1-3 2-H	1B				HR	0	0	0	0	0	0	0												
<b>Mike Lowell, R</b> OBP: 0.353, SLG: 0.478 <b>Andy Fox, L</b>		P4	2B 1B	K			G5-4-3 BB	K	4	1	1	1	1	2	2												
<b>Kevin Millar, R</b> OBP: 0.349, SLG: 0.554 <b>Vic Darensbourg, L</b> <b>Braden Looper, R</b>			3-H 1B			P6		K	0	0	0	0	0	0	0												
<b>Derrek Lee, R</b> OBP: 0.319, SLG: 0.433			1-H 2B				G5-4-3 1-2	K	1	0	0	0	0	1	0												
<b>Mike Redmond, R</b> OBP: 0.405, SLG: 0.521			G1-3			G6-3		K	4	0	0	0	0	2	2												
<b>Alex Gonzalez, R</b> OBP: 0.319, SLG: 0.391		E6				G6-3		1B 1B	4	2	1	0	0	0	1												
<b>45 Chuck Smith, R</b> OBP: 0.261, SLG: 0.227 <b>Ryan Thompson, R</b> OBP: 0.571, SLG: 0.846		L9						1B 1B	4	3	3	3	0	0	2												
<b>Inning Stats</b>	R: 0 E: 0 K: 0 S: 7	H: 0 LOB: 0 BB: 0 P: 10	R: 0 E: 1 K: 1 S: 15	H: 1 LOB: 2 BB: 0 P: 21	R: 3 E: 1 K: 1 S: 14	H: 3 LOB: 1 BB: 1 P: 23	R: 2 E: 1 K: 2 S: 17	H: 4 LOB: 2 BB: 0 P: 26	R: 0 E: 0 K: 0 S: 9	H: 0 LOB: 0 BB: 0 P: 11	R: 1 E: 0 K: 1 S: 11	H: 2 LOB: 1 BB: 0 P: 13	R: 0 E: 0 K: 1 S: 6	H: 0 LOB: 0 BB: 1 P: 11	R: 5 E: 0 K: 3 S: 21	H: 5 LOB: 0 BB: 0 P: 25	1B: 10 2B: 2 3B: 0 HR: 3	SF: 1 SAC: 0 DP: 1 HBP: 0	WP: 0 PB: 0 SB: 1 CS: 0	PA: 41							
<b>PITCHER</b>	IP	WLS	BF	H	R	ER	SO	BB	IBB	HBP	BLK	WP	HR	S	P	ERA	WHIP										
<b>Ted Lilly, L</b> ERA: 4.99	3.2	L	21	8	5	4	3	1	0	0	0	0	0	50	74	9.82	2.455										
<b>Ramiro Mendoza, R</b> ERA: 4.07	2.1		9	2	1	1	2	0	0	0	0	0	1	23	30	3.86	0.857										
<b>Jay Witasick, R</b> ERA: 3.0	2.0		11	5	5	5	4	1	0	0	0	0	1	27	36	22.50	3.000										


Batter	1	2	3	4	5	6	7	8	9	10	AB	R	H	RBI	BB	SO	LOB	TOP		
<b>2 Derek Jeter, R</b> OBP: 0.372, SLG: 0.427 (1, 6)											5	1	3	1	0	1	0	<b>New York Yankees @ Florida Marlins</b> Pro Player Stadium, Miami, FL Sat Jul 14 2001, 1:05 PM EDT Att: 39,583 - Cloudy - 85 F		
<b>Paul O'Neill, L</b> OBP: 0.329, SLG: 0.441 (1, 9)											4	2	2	0	1	0	1			
<b>Bernie Williams, S</b> OBP: 0.407, SLG: 0.530 (1, 8)												5	0	2	3	0	1		1	
<b>Tino Martinez, L</b> OBP: 0.308, SLG: 0.453 (1, 3)												5	0	1	0	0	0		1	
<b>Clay Bellinger, R</b> OBP: 0.045, SLG: 0.045 (10, PR)											0	1	0	0	0	0	0			
<b>20 Jorge Posada, S</b> OBP: 0.401, SLG: 0.513 (1, 2)												4	0	1	0	1	2		1	
<b>Shane Spencer, R</b> OBP: 0.274, SLG: 0.398 (1, 7)												3	0	2	0	1	0		1	
<b>42 Mariano Rivera, R</b> (8, 1)												0	0	0	0	0	0		0	
<b>Chuck Knoblauch, R</b> OBP: 0.338, SLG: 0.347 (10, PH)												1	0	1	1	0	0		0	
<b>Mark Wohlers, R</b> (10, 1)												0	0	0	0	0	0		0	
<b>Ramiro Mendoza, R</b> (10, 1)												5	0	2	0	0	1	5		
<b>Scott Brosius, R</b> OBP: 0.363, SLG: 0.476 (1, 5)												5	1	1	0	0	1	7		
<b>Alfonso Soriano, R</b> OBP: 0.294, SLG: 0.399 (1, 4)												2	0	0	0	0	2	0		
<b>Roger Clemens, R</b> (1, 1)												1	0	0	0	0	0	1		
<b>Enrique Wilson, S</b> OBP: 0.194, SLG: 0.229 (7, PH)												0	0	0	0	0	0	0		
<b>Mike Stanton, L</b> (7, 1)												0	0	0	0	0	0	0		
<b>Gerald Williams, R</b> OBP: 0.262, SLG: 0.328 (8, 7)												1	0	0	0	0	0	0		
<b>Inning Stats</b>	R: 2 E: 0 K: 1 S: 9	H: 3 LOB: 1 BB: 0 P: 17	R: 0 E: 0 K: 1 S: 7	H: 0 LOB: 0 BB: 0 P: 9	R: 0 E: 0 K: 1 S: 7	H: 0 LOB: 0 BB: 0 P: 11	R: 0 E: 0 K: 2 S: 9	H: 1 LOB: 1 BB: 0 P: 14	R: 0 E: 0 K: 0 S: 12	H: 3 LOB: 1 BB: 1 P: 23	R: 0 E: 0 K: 1 S: 9	H: 1 LOB: 2 BB: 1 P: 17	R: 0 E: 0 K: 0 S: 5	H: 1 LOB: 0 BB: 0 P: 5	R: 1 E: 0 K: 1 S: 11	H: 3 LOB: 2 BB: 0 P: 19	1B: 13 2B: 2 3B: 0 HR: 0	SF: 0 SAC: 0 DP: 2 HBP: 0	WP: 1 PB: 0 SB: 2 CS: 1	PA: 44
<b>PITCHER</b>	IP	WLS	BF	H	R	ER	SO	BB	IBB	HBP	BLK	WP	HR	S	P	ERA	WHIP			
<b>Ryan Dempster, R</b> ERA: 4.28 (1, 1)	6.1		28	9	4	4	6	1	0	0	0	1	0	67	103	5.68	1.579			
<b>Armando Almanza, L</b> ERA: 3.21 (7, 1)	1.1		4	1	0	0	1	1	0	0	0	0	0	8	16	0.00	1.500			
<b>Ricky Bones, R</b> ERA: 4.09 (8, 1)	0.1		3	1	0	0	0	1	0	0	0	0	0	3	9	0.00	6.000			
<b>Antonio Alfonseca, R</b> ERA: 2.56 (9, 1)	2.0	L	9	4	1	1	1	0	0	0	0	0	0	16	24	4.50	2.000			

Batter	1	2	3	4	5	6	7	8	9	10	AB	R	H	RBI	BB	SO	LOB	BOTTOM				
<b>Luis Castillo, S</b> OBP: 0.366, SLG: 0.345 (1, 4)											5	1	1	0	0	0	0	<b>New York Yankees @ Florida Marlins</b> Pro Player Stadium, Miami, FL Sat Jul 14 2001, 1:05 PM EDT Att: 39,583 - Cloudy - 85 F				
<b>Alex Gonzalez, R</b> OBP: 0.320, SLG: 0.401 (1, 6)											5	2	2	2	0	2	0					
<b>Cliff Floyd, L</b> OBP: 0.415, SLG: 0.634 (1, 7)												4	1	1	0	1	1		1			
<b>Mike Lowell, R</b> OBP: 0.353, SLG: 0.476 (1, 5)												5	0	2	1	0	2		1			
<b>Kevin Millar, R</b> OBP: 0.359, SLG: 0.565 (1, 3)												5	0	4	1	0	0		0			
<b>John Mabry, L</b> OBP: 0.276, SLG: 0.363 (7, 1)												3	0	1	0	0	1		2			
<b>Armando Almanza, L</b> OBP: 0.233, SLG: 0.300 (8, 1)												0	0	0	0	0	0		0			
<b>Ricky Bones, R</b> OBP: 0.233, SLG: 0.300 (8, PH)												0	0	0	0	0	0		0			
<b>Andy Fox, L</b> (8, PH)												0	0	0	0	0	0		0			
<b>Antonio Alfonseca, R</b> OBP: 0.233, SLG: 0.333 (9, 1)												3	0	0	0	1	0		5			
<b>Charles Johnson, R</b> OBP: 0.359, SLG: 0.548 (1, 2)												4	0	0	0	0	3	6				
<b>Ryan Thompson, R</b> OBP: 0.444, SLG: 0.647 (1, 8)											2	0	0	0	0	0	0	0				
<b>Ryan Dempster, R</b> OBP: 0.105, SLG: 0.108 (1, 1)											2	0	0	0	0	0	0	0				
<b>Derrek Lee, R</b> OBP: 0.317, SLG: 0.430 (7, 3)											2	0	0	0	0	0	2	0				
<b>Inning Stats</b>	R: 0 E: 0 K: 1 S: 9	H: 0 LOB: 0 BB: 0 P: 12	R: 0 E: 0 K: 1 S: 12	H: 2 LOB: 2 BB: 1 P: 20	R: 2 E: 0 K: 2 S: 18	H: 2 LOB: 0 BB: 0 P: 24	R: 0 E: 0 K: 0 S: 9	H: 0 LOB: 0 BB: 0 P: 11	R: 0 E: 0 K: 1 S: 9	H: 3 LOB: 2 BB: 0 P: 23	R: 0 E: 0 K: 2 S: 7	H: 0 LOB: 0 BB: 0 P: 12	R: 1 E: 0 K: 2 S: 18	H: 3 LOB: 3 BB: 1 P: 27	R: 0 E: 0 K: 1 S: 7	H: 0 LOB: 0 BB: 0 P: 8	R: 0 E: 0 K: 0 S: 8	H: 1 LOB: 1 BB: 1 P: 15	1B: 8 2B: 1 3B: 1 HR: 1	SF: 0 SAC: 0 DP: 2 HBP: 0	WP: 0 PB: 0 SB: 1 CS: 0	PA: 42
<b>PITCHER</b>	IP	WLS	BF	H	R	ER	SO	BB	IBB	HBP	BLK	WP	HR	S	P	ERA	WHIP					
<b>Roger Clemens, R</b> ERA: 3.59 (1, 1)	6.0		25	7	3	3	6	1	0	0	0	0	0	76	102	4.50	1.333					
<b>Mike Stanton, L</b> ERA: 1.99 (7, 1)	1.1	H	5	1	1	1	3	0	0	0	0	0	0	13	18	6.75	0.750					
<b>42 Mariano Rivera, R</b> ERA: 2.57 (8, 1)	1.2	W	8	2	0	0	2	0	1	0	0	0	0	19	29	0.00	1.200					
<b>Mark Wohlers, R</b> ERA: 3.96 (10, 1)	0.1	H	3	1	0	0	0	1	0	0	0	0	0	6	13	0.00	6.000					
<b>Ramiro Mendoza, R</b> ERA: 4.03 (10, 1)	0.2	S	1	0	0	0	0	0	0	0	0	0	0	2	2	0.00	0.000					





Batter	1	2	3	4	5	6	7	8	9	AB	R	H	RBI	BB	SO	LOB	TOP				
6 Melvin Mora, R OBP: 0.355, SLG: 0.408 (1, 8)	1-3 K		1-1 F7			0-1 B1-3		2-1 L6		4	0	0	0	0	1	0	<b>Baltimore Orioles @ Florida Marlins</b> Pro Player Stadium, Miami, FL Mon Jul 16 2001, 7:05 PM EDT Att: 16,177 - Cloudy - 92 F				
1 Brian Roberts, S OBP: 0.288, SLG: 0.333 Alan Mills, R (1, 6) (8, 1)	2-3 K		0-1 G6-3			3-2 F3		2-1 F6		4	0	0	0	0	1	0					
Chris Richard, L OBP: 0.354, SLG: 0.467 (1, 9) (8, 8)	0-1 G3-4-1			1-1 F7		4-0 BB		0-0 G6-3		3	0	0	0	1	0	0					
Jeff Conine, R OBP: 0.381, SLG: 0.452 (1, 3)		4-2 S BB		0-0 F9 2B		3-1 F9		0-1 G4-3		3	0	1	0	1	0	1					
Tony Batista, R OBP: 0.256, SLG: 0.390 (1, 5)	1-2 F8		1-2 F9			3-3 K		2-3 K		4	0	0	0	0	2	2					
Mike Kinkade, R OBP: 0.339, SLG: 0.400 (1, 7)	4-1 BB		1-0 P4			3-2 2B				2	0	1	0	1	0	1					
Fernando Lunar, R OBP: 0.290, SLG: 0.299 (1, 2)	0-1 F3				0-0 F9		0-3 K			3	0	0	0	0	1	3					
Jerry Hairston, R OBP: 0.308, SLG: 0.356 (1, 4)	0-3 K				2-2 F9		3-2 F8			3	0	0	0	0	1	3					
Jose Mercedes, R Brady Anderson, L (8, PH) OBP: 0.303, SLG: 0.308 (8, 9)		1-3 K			1-3 K		3-2 G1-3			2	0	0	0	0	2	0	<b>AB 29</b> <b>R 0</b> <b>H 2</b> <b>RBI 0</b> <b>BB 3</b> <b>SO 8</b> <b>LOB 10</b> 				
<b>Inning Stats</b>	R: 0 E: 0 K: 2 S: 10	H: 0 LOB: 0 BB: 0 P: 13	R: 0 E: 0 K: 1 S: 12	H: 0 LOB: 2 BB: 2 P: 21	R: 0 E: 0 K: 1 S: 8	H: 1 LOB: 1 BB: 0 P: 10	R: 0 E: 0 K: 0 S: 7	H: 0 LOB: 1 BB: 0 P: 12	R: 0 E: 0 K: 0 S: 9	H: 0 LOB: 1 BB: 1 P: 17	R: 0 E: 0 K: 2 S: 16	H: 1 LOB: 1 BB: 0 P: 25	R: 0 E: 0 K: 0 S: 7	H: 0 LOB: 0 BB: 0 P: 14	R: 0 E: 0 K: 1 S: 6	H: 0 LOB: 0 BB: 0 P: 8		1B: 0 2B: 2 3B: 0 HR: 0	SF: 0 SAC: 0 DP: 0 HBP: 0	WP: 0 PB: 0 SB: 1 CS: 0	PA: 32
<b>PITCHER</b>	IP WLS BF H R ER SO BB IBB HBP BLK WP HR S P ERA WHIP	IP WLS BF H R ER SO BB IBB HBP BLK WP HR S P ERA WHIP	IP WLS BF H R ER SO BB IBB HBP BLK WP HR S P ERA WHIP	IP WLS BF H R ER SO BB IBB HBP BLK WP HR S P ERA WHIP	IP WLS BF H R ER SO BB IBB HBP BLK WP HR S P ERA WHIP	IP WLS BF H R ER SO BB IBB HBP BLK WP HR S P ERA WHIP	IP WLS BF H R ER SO BB IBB HBP BLK WP HR S P ERA WHIP	IP WLS BF H R ER SO BB IBB HBP BLK WP HR S P ERA WHIP	IP WLS BF H R ER SO BB IBB HBP BLK WP HR S P ERA WHIP	IP WLS BF H R ER SO BB IBB HBP BLK WP HR S P ERA WHIP	IP WLS BF H R ER SO BB IBB HBP BLK WP HR S P ERA WHIP	IP WLS BF H R ER SO BB IBB HBP BLK WP HR S P ERA WHIP	IP WLS BF H R ER SO BB IBB HBP BLK WP HR S P ERA WHIP	IP WLS BF H R ER SO BB IBB HBP BLK WP HR S P ERA WHIP	IP WLS BF H R ER SO BB IBB HBP BLK WP HR S P ERA WHIP	IP WLS BF H R ER SO BB IBB HBP BLK WP HR S P ERA WHIP	IP WLS BF H R ER SO BB IBB HBP BLK WP HR S P ERA WHIP	IP WLS BF H R ER SO BB IBB HBP BLK WP HR S P ERA WHIP	IP WLS BF H R ER SO BB IBB HBP BLK WP HR S P ERA WHIP	IP WLS BF H R ER SO BB IBB HBP BLK WP HR S P ERA WHIP	IP WLS BF H R ER SO BB IBB HBP BLK WP HR S P ERA WHIP
Jesus Sanchez, L ERA: 0.87	7.0	W	26	2	0	0	7	3	0	0	0	0	0	0	0	0	0.00	0.714			
Ricky Bones, R ERA: 3.53	1.0	H	3	0	0	0	0	0	0	0	0	0	0	0	0	0	0.00	0.000			
Vic Darenbourg, L ERA: 4.4	0.1		1	0	0	0	0	0	0	0	0	0	0	0	0	0	0.00	0.000			
Braden Looper, R ERA: 4.3	0.2		2	0	0	0	1	0	0	0	0	0	0	0	0	0	0.00	0.000			

Batter	1	2	3	4	5	6	7	8	9	AB	R	H	RBI	BB	SO	LOB	BOTTOM				
Eric Owens, R OBP: 0.303, SLG: 0.341 (1, 8)	0-1 F8 1B		1-1 B3-1			1-2 2B 1B		4-2 CS BB		3	1	2	0	1	0	0	<b>Baltimore Orioles @ Florida Marlins</b> Pro Player Stadium, Miami, FL Mon Jul 16 2001, 7:05 PM EDT Att: 16,177 - Cloudy - 92 F				
Alex Gonzalez, R OBP: 0.324, SLG: 0.405 (1, 6)	0-1 BB 1B		4-2 BB		0-2 1B 2B		1-1 CS 1-2	3-1 F8		3	1	2	2	1	0	0					
Cliff Floyd, L OBP: 0.416, SLG: 0.643 (1, 7)	0-0 P6		2-1 F8		1-0 2H 1B		1-2 HR	1-2 HR		4	1	2	2	0	0	3					
Mike Lowell, R OBP: 0.351, SLG: 0.483 (1, 5)	1-2 F8 2-3		0-2 F8		1-0 G5-3		1-0 G6-3	1-0 G6-3		4	0	0	0	0	0	3					
Kevin Millar, R OBP: 0.368, SLG: 0.573 Vic Darenbourg, L Braden Looper, R (1, 9) (9, 1) (9, 1)	4-2 BB			1-1 P5		1-0 F8		4-2 FC6-4 BB		2	0	0	0	2	0	0					
Derrek Lee, R OBP: 0.310, SLG: 0.419 (1, 3)	2-3 K			0-0 F3		1-3 K		0-0 FC6-4		4	0	0	0	0	2	4					
Charles Johnson, R OBP: 0.358, SLG: 0.556 (1, 2)		1-2 F8		0-0 G5-3		0-1 G6-3				3	0	0	0	0	0	0					
Dave Berg, R OBP: 0.227, SLG: 0.344 (1, 4)		0-1 G6-3			0-0 FC3-5 2B		1-0 F8			3	0	1	0	0	0	0					
Jesus Sanchez, L OBP: 0.286, SLG: 0.286 Andy Fox, L Ricky Bones, R Ryan Thompson, R (1, 1) (7, PH) (8, 1) (9, 9)		0-3 K		0-3 K		0-1 FC3-5 2B 1B		1-1 G4-3		2	1	0	0	0	1	1	<b>AB 29</b> <b>R 4</b> <b>H 7</b> <b>RBI 4</b> <b>BB 4</b> <b>SO 3</b> <b>LOB 11</b> 				
<b>Inning Stats</b>	R: 0 E: 0 K: 1 S: 14	H: 2 LOB: 3 BB: 1 P: 21	R: 0 E: 0 K: 1 S: 8	H: 0 LOB: 0 BB: 0 P: 9	R: 0 E: 0 K: 0 S: 10	H: 0 LOB: 1 BB: 1 P: 17	R: 0 E: 0 K: 0 S: 4	H: 0 LOB: 0 BB: 0 P: 5	R: 3 E: 0 K: 0 S: 12	H: 4 LOB: 0 BB: 0 P: 15	R: 0 E: 0 K: 1 S: 8	H: 0 LOB: 0 BB: 0 P: 10	R: 0 E: 0 K: 0 S: 7	H: 0 LOB: 0 BB: 1 P: 14	R: 1 E: 0 K: 0 S: 9	H: 1 LOB: 1 BB: 1 P: 18		1B: 4 2B: 2 3B: 0 HR: 1	SF: 0 SAC: 0 DP: 0 HBP: 0	WP: 0 PB: 0 SB: 0 CS: 1	PA: 34
<b>PITCHER</b>	IP WLS BF H R ER SO BB IBB HBP BLK WP HR S P ERA WHIP	IP WLS BF H R ER SO BB IBB HBP BLK WP HR S P ERA WHIP	IP WLS BF H R ER SO BB IBB HBP BLK WP HR S P ERA WHIP	IP WLS BF H R ER SO BB IBB HBP BLK WP HR S P ERA WHIP	IP WLS BF H R ER SO BB IBB HBP BLK WP HR S P ERA WHIP	IP WLS BF H R ER SO BB IBB HBP BLK WP HR S P ERA WHIP	IP WLS BF H R ER SO BB IBB HBP BLK WP HR S P ERA WHIP	IP WLS BF H R ER SO BB IBB HBP BLK WP HR S P ERA WHIP	IP WLS BF H R ER SO BB IBB HBP BLK WP HR S P ERA WHIP	IP WLS BF H R ER SO BB IBB HBP BLK WP HR S P ERA WHIP	IP WLS BF H R ER SO BB IBB HBP BLK WP HR S P ERA WHIP	IP WLS BF H R ER SO BB IBB HBP BLK WP HR S P ERA WHIP	IP WLS BF H R ER SO BB IBB HBP BLK WP HR S P ERA WHIP	IP WLS BF H R ER SO BB IBB HBP BLK WP HR S P ERA WHIP	IP WLS BF H R ER SO BB IBB HBP BLK WP HR S P ERA WHIP	IP WLS BF H R ER SO BB IBB HBP BLK WP HR S P ERA WHIP	IP WLS BF H R ER SO BB IBB HBP BLK WP HR S P ERA WHIP	IP WLS BF H R ER SO BB IBB HBP BLK WP HR S P ERA WHIP	IP WLS BF H R ER SO BB IBB HBP BLK WP HR S P ERA WHIP	IP WLS BF H R ER SO BB IBB HBP BLK WP HR S P ERA WHIP	IP WLS BF H R ER SO BB IBB HBP BLK WP HR S P ERA WHIP
Jose Mercedes, R ERA: 5.55	7.0	L	28	6	3	3	3	3	0	0	0	0	0	0	0	0	9.00	2.000			
Alan Mills, R ERA: 5.4	1.0		5	1	1	1	0	1	0	0	0	0	0	0	0	0	9.00	2.000			





Batter	1	2	3	4	5	6	7	8	9	AB	R	H	RBI	BB	SO	LOB	TOP								
Dave Berg, R OBP: 0.234, SLG: 0.340	G6-3		HR 1B			G4-3			2B 1B	5	2	2	0	0	1	2									
Alex Gonzalez, R OBP: 0.325, SLG: 0.402	K		P4			HBP 1B		F8	1B 2B	5	1	2	1	0	1	2									
Cliff Floyd, L OBP: 0.423, SLG: 0.663	E3		HR			HBP			FC5 1B IBB	3	1	2	3	1	0	0									
Mike Lowell, R OBP: 0.346, SLG: 0.470	L5		G4-3			G5-3		G5-3	K	5	0	0	0	0	1	7									
Kevin Millar, R OBP: 0.369, SLG: 0.560		F9			G6-3			L6	FC5 1B	4	1	1	0	0	0	0	1								
Vic Darenbourg, L OBP: 0.313, SLG: 0.376							HR 1B		1-2 2-H 3-H	0	0	0	0	0	0	0	0								
Braden Looper, R OBP: 0.333, SLG: 0.500		G6-3			F8			G5-3	FC5	5	1	1	2	0	0	2									
John Mabry, L OBP: 0.317, SLG: 0.435									1-2 2-H 3-H	0	0	0	0	0	0	0	0								
Ricky Bones, R OBP: 0.317, SLG: 0.435		G6-3			F8			G5-3	FC5	5	1	1	2	0	0	2									
Derrek Lee, R OBP: 0.317, SLG: 0.435									1-2 2-H 3-H	0	0	0	0	0	0	0	0								
Ryan Thompson, R OBP: 0.391, SLG: 0.545		G4-3			G5-3			G6-3	FC5-4 1B	4	0	1	0	0	0	0									
Mike Redmond, R OBP: 0.398, SLG: 0.494									1-2 2-H 3-H	4	2	2	0	0	0	1									
Ryan Dempster, R OBP: 0.105, SLG: 0.108									F3	0	0	0	0	0	0	0									
Eric Owens, R OBP: 0.305, SLG: 0.340									K	1	0	0	0	0	0	1	0								
<b>Inning Stats</b>	R: 0 E: 1 K: 1 S: 9	H: 0 LOB: 1 BB: 0 P: 13	R: 0 E: 0 K: 0 S: 7	H: 0 LOB: 0 BB: 0 P: 10	R: 3 E: 0 K: 0 S: 15	H: 3 LOB: 0 BB: 0 P: 17	R: 0 E: 0 K: 0 S: 6	H: 0 LOB: 0 BB: 0 P: 9	R: 1 E: 0 K: 1 S: 19	H: 2 LOB: 2 BB: 0 P: 33	R: 2 E: 0 K: 0 S: 15	H: 3 LOB: 1 BB: 0 P: 20	R: 0 E: 0 K: 0 S: 5	H: 1 LOB: 1 BB: 0 P: 7	R: 0 E: 0 K: 0 S: 8	H: 0 LOB: 0 BB: 0 P: 11	R: 2 E: 0 K: 2 S: 12	H: 3 LOB: 2 BB: 1 P: 22	1B: 8 2B: 2 3B: 0 HR: 2	SF: 0 SAC: 0 DP: 0 HBP: 1	WP: 0 PB: 0 SB: 0 CS: 0	PA: 42			
<b>PITCHER</b>	IP	WLS	BF	H	R	ER	SO	BB	IBB	HBP	BLK	WP	HR	S	P	ERA	WHIP								
Glendon Rusch, L ERA: 4.85	6.0	L	28	8	6	6	2	0	0	1	0	0	2	71	102	9.00	1.333								
Rick White, R ERA: 3.79	2.0		7	1	0	0	0	0	0	0	0	0	0	13	18	0.00	0.500								
John Franco, L ERA: 3.47	1.0		7	3	2	2	2	0	1	0	0	0	0	12	22	18.00	3.000								

Florida Marlins @ New York Mets  
Shea Stadium, Flushing, NY  
Thu Jul 19 2001, 12:10 PM EDT  
Att: 33,129 - Sunny - 70 F

AB 37  
R 8  
H 12  
RBI 8  
BB 1  
SO 4  
LOB 15



Batter	1	2	3	4	5	6	7	8	9	AB	R	H	RBI	BB	SO	LOB	BOTTOM								
Joe McEwing, R OBP: 0.384, SLG: 0.487	K	G5-3		E1		G3-1		G3		5	0	0	0	0	1	5									
Desti Relaford, S OBP: 0.359, SLG: 0.436	F9		K	K		WP 2B		G3	G3	5	0	1	0	0	2	3									
Edgardo Alfonzo, R OBP: 0.315, SLG: 0.412	P4		F8			WP 1B		K	G4-6-3 BB	4	1	1	0	1	1	1									
Robin Ventura, L OBP: 0.374, SLG: 0.457			K			G3		K	G4-6-3	5	0	0	0	0	3	3									
Benny Agbayani, R OBP: 0.348, SLG: 0.383		P3				G3			G6-4-3 1B	4	1	3	1	0	0	0									
Mark Johnson, L OBP: 0.358, SLG: 0.421						F8 1B 2B			BB 1B	2	0	0	0	0	0	0									
Todd Zeile, R OBP: 0.363, SLG: 0.387		BB 1B E BB		F8		BB 1B		G6-4-3	BB	1	0	0	0	0	0	1									
Jay Payton, R OBP: 0.287, SLG: 0.341						K		G4-3		4	0	1	0	0	2	3									
Todd Pratt, R OBP: 0.305, SLG: 0.260									K	1	0	0	0	3	1	0									
Glendon Rusch, L OBP: 0.125, SLG: 0.097									K	3	0	1	1	0	1	5									
Rick White, R ERA: 4.09									G4-3	0	0	0	0	0	0	0									
Lenny Harris, L OBP: 0.284, SLG: 0.253										1	0	0	0	0	0	0									
John Franco, L ERA: 3.75										0	0	0	0	0	0	0									
<b>Inning Stats</b>	R: 0 E: 0 K: 1 S: 6	H: 0 LOB: 0 BB: 0 P: 9	R: 1 E: 1 K: 1 S: 13	H: 1 LOB: 3 BB: 2 P: 26	R: 0 E: 0 K: 2 S: 9	H: 0 LOB: 0 BB: 0 P: 14	R: 1 E: 1 K: 2 S: 19	H: 2 LOB: 3 BB: 1 P: 31	R: 1 E: 0 K: 2 S: 17	H: 2 LOB: 3 BB: 2 P: 28	R: 0 E: 0 K: 2 S: 10	H: 1 LOB: 1 BB: 0 P: 17	R: 0 E: 0 K: 0 S: 8	H: 1 LOB: 0 BB: 0 P: 12	R: 0 E: 0 K: 1 S: 9	H: 0 LOB: 0 BB: 0 P: 11	R: 0 E: 0 K: 0 S: 6	H: 0 LOB: 0 BB: 1 P: 11	1B: 5 2B: 2 3B: 0 HR: 0	SF: 0 SAC: 0 DP: 2 HBP: 0	WP: 2 PB: 0 SB: 0 CS: 0	PA: 40			
<b>PITCHER</b>	IP	WLS	BF	H	R	ER	SO	BB	IBB	HBP	BLK	WP	HR	S	P	ERA	WHIP								
Ryan Dempster, R ERA: 4.23	6.0		31	6	3	2	10	4	0	0	0	0	0	8	12	0.00	1.000								
Vic Darenbourg, L ERA: 4.09	1.0	H	3	1	0	0	0	0	0	0	0	0	0	9	11	0.00	0.000								
Braden Looper, R ERA: 4.08	1.0		3	0	0	0	1	0	0	0	0	0	0	6	11	0.00	1.000								
Ricky Bones, R ERA: 3.75	1.0		3	0	0	0	0	1	0	0	0	0	0	6	11	0.00	1.000								

Florida Marlins @ New York Mets  
Shea Stadium, Flushing, NY  
Thu Jul 19 2001, 12:10 PM EDT  
Att: 33,129 - Sunny - 70 F

AB 34  
R 3  
H 7  
RBI 2  
BB 6  
SO 11  
LOB 22



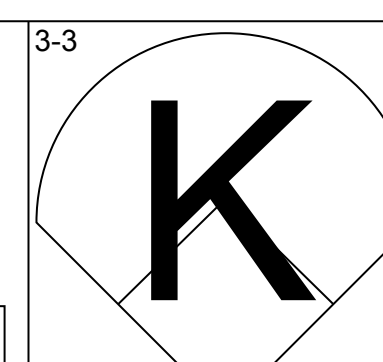
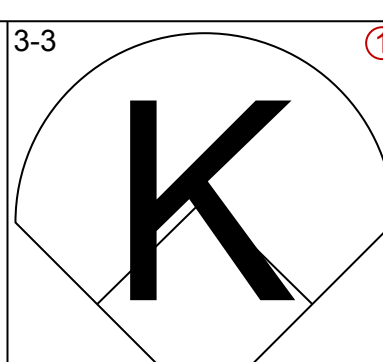
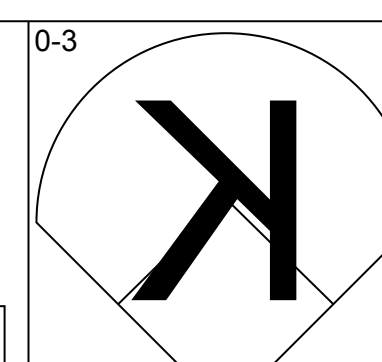
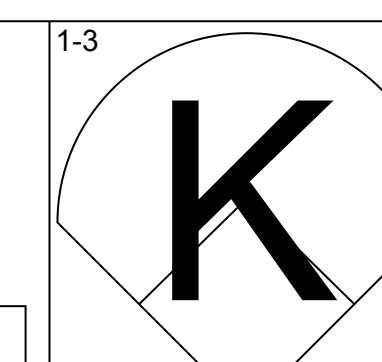
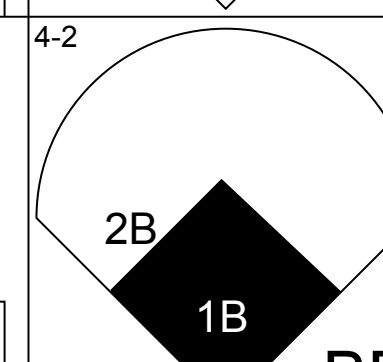
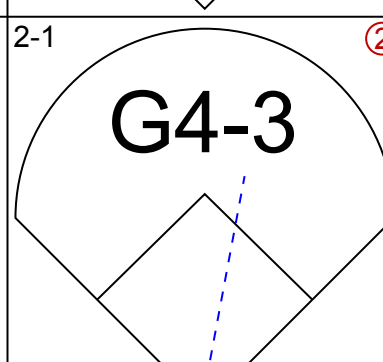
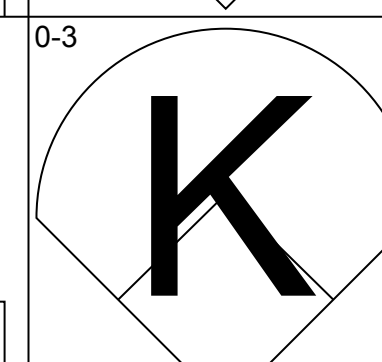
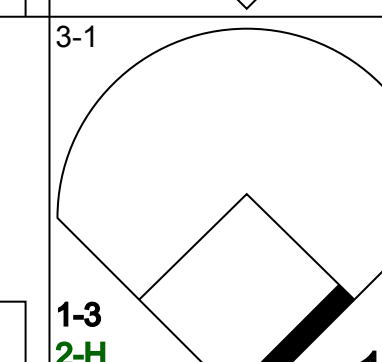
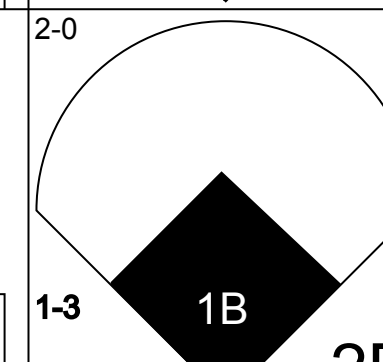
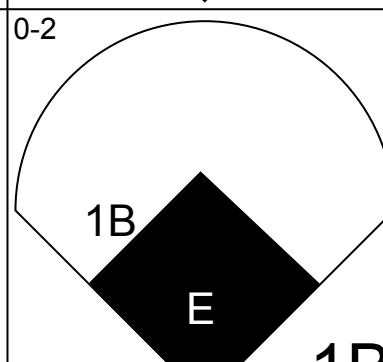

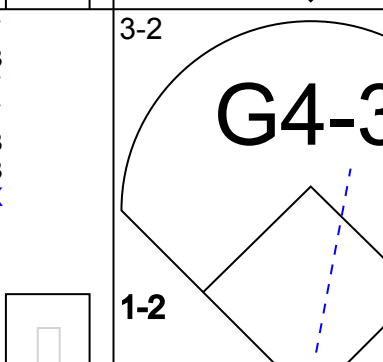

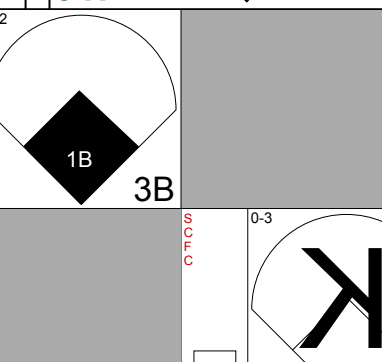
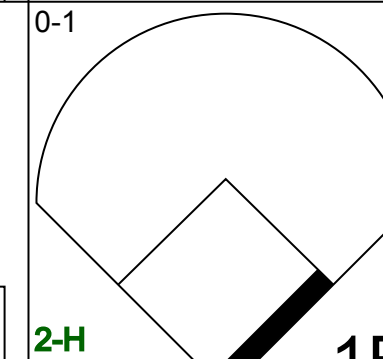
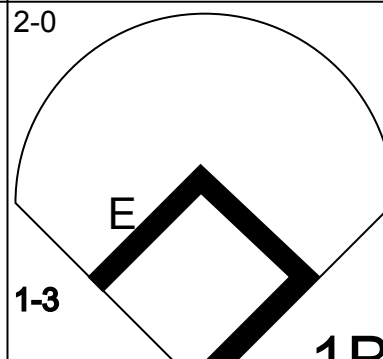


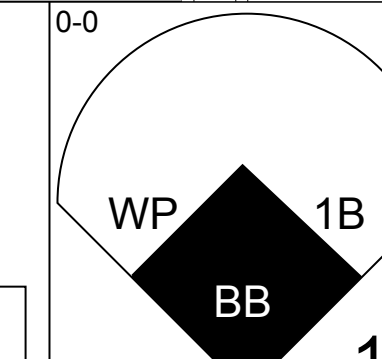
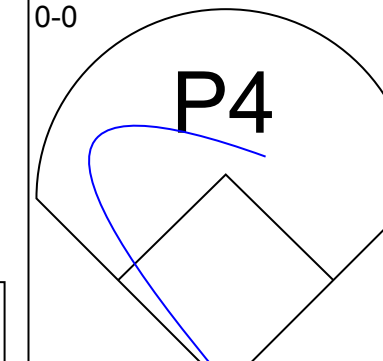
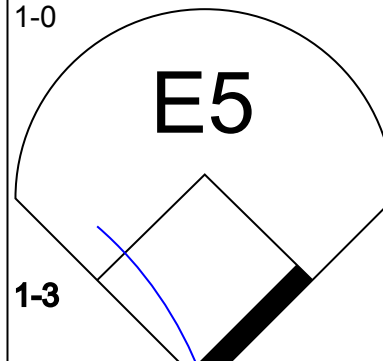

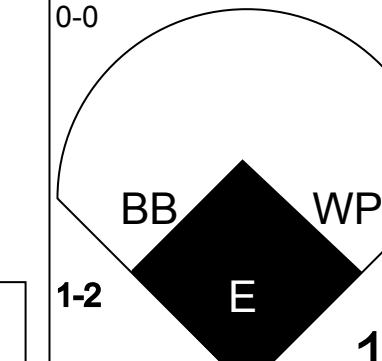
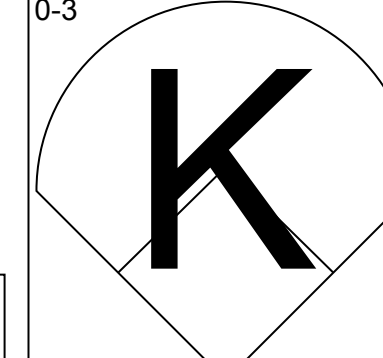
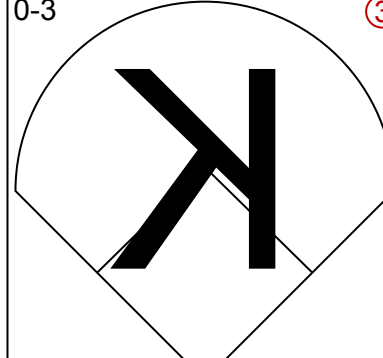

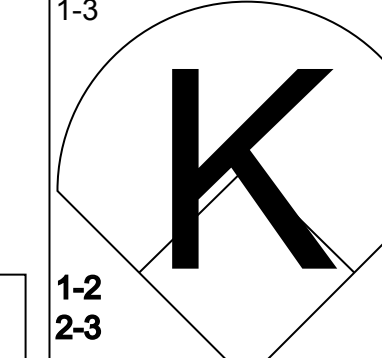
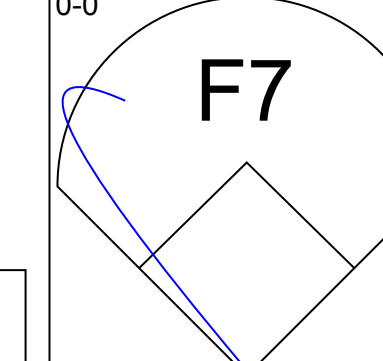

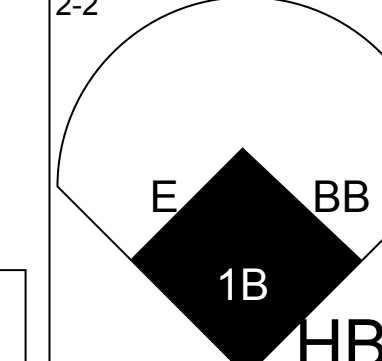


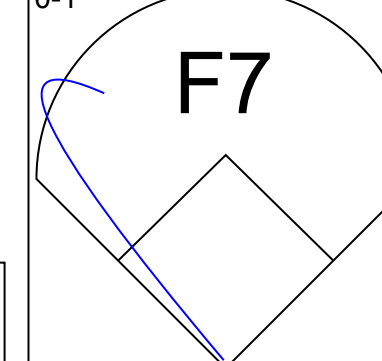

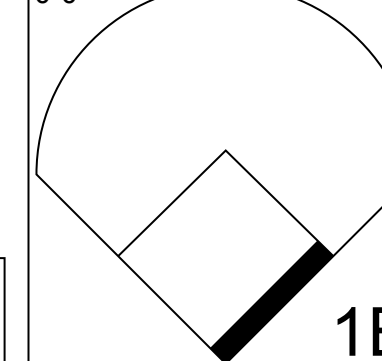
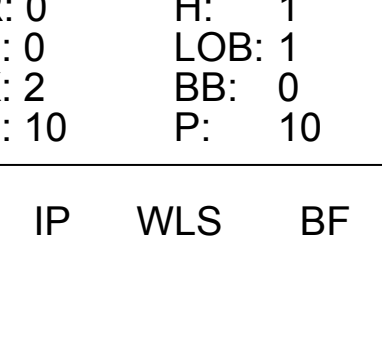
Batter	1	2	3	4	5	6	7	8	9	AB	R	H	RBI	BB	SO	LOB	TOP				
<b>Todd Walker, L</b> OBP: 0.356, SLG: 0.510 (1, 4)										4	2	3	1	1	0	0	<b>Cincinnati Reds @ Florida Marlins</b> Pro Player Stadium, Miami, FL Fri Jul 20, 2001, 7:05 PM EDT Att: 16,337 - Cloudy - 86 F				
<b>Dmitri Young, S</b> OBP: 0.363, SLG: 0.471 (1, 9)										5	0	1	0	0	0	2					
<b>Ken Griffey Jr., L</b> OBP: 0.354, SLG: 0.458 (1, 8)										3	0	0	0	2	2	4					
<b>Sean Casey, L</b> OBP: 0.375, SLG: 0.484 (1, 3)										5	0	0	0	0	1	6					
<b>Aaron Boone, R</b> OBP: 0.358, SLG: 0.506 (1, 5)										5	0	2	0	0	0	1					
<b>Adam Dunn, L</b> OBP: 0.500, SLG: 0.333 (1, 7)										3	0	1	0	1	1	2					
<b>Jason LaRue, R</b> OBP: 0.298, SLG: 0.408 (1, 2)										4	0	1	0	0	2	5					
<b>Pokey Reese, R</b> OBP: 0.288, SLG: 0.338 (1, 6)										4	0	1	0	0	2	3					
<b>Jose Acevedo, R</b> OBP: 0.167, SLG: 0.167 (4, PR)										1	0	0	0	0	0	2					
<b>Wilton Guerrero, S</b> OBP: 0.289, SLG: 0.289 (4, PR)										0	0	0	0	0	0	2					
<b>Oswaldo Fernandez, R</b> OBP: 0.146, SLG: 0.058 (7, PR)										0	0	0	0	0	0	0					
<b>Brady Cook, S</b> OBP: 0.109, SLG: 0.099 (7, PR)										0	0	0	0	0	0	0					
<b>Frankie Rodriguez, R</b> OBP: 0.208, SLG: 0.418 (8, PR)										0	0	0	0	0	0	1					
<b>Ruben Rivera, R</b> OBP: 0.208, SLG: 0.418 (8, PR)										0	0	0	0	0	0	0					
<b>Chris Nichting, R</b> (8, PR)										0	0	0	0	0	0	0					
<b>Inning Stats</b>	R: 0 E: 0 K: 0 S: 9	H: 1 LOB: 1 BB: 1 P: 19	R: 0 E: 0 K: 2 S: 12	H: 2 LOB: 2 BB: 0 P: 13	R: 0 E: 0 K: 1 S: 11	H: 0 LOB: 1 BB: 1 P: 17	R: 0 E: 0 K: 0 S: 12	H: 2 LOB: 2 BB: 0 P: 17	R: 0 E: 0 K: 2 S: 16	H: 1 LOB: 1 BB: 0 P: 18	R: 2 E: 1 K: 2 S: 16	H: 3 LOB: 3 BB: 1 P: 25	R: 1 E: 0 K: 2 S: 12	H: 1 LOB: 0 BB: 0 P: 17	R: 0 E: 0 K: 0 S: 5	H: 0 LOB: 0 BB: 0 P: 5	1B: 7 2B: 2 3B: 0 HR: 1	SF: 0 SAC: 0 DP: 1 HBP: 0	WP: 0 PB: 0 SB: 0 CS: 0	PA: 41	
<b>PITCHER</b>	IP	WLS	BF	H	R	ER	SO	BB	IBB	HBP	BLK	WP	HR	S	P	ERA	WHIP				
<b>Matt Clement, R</b> ERA: 4.85 (1, 1)	6.0	W	29	9	2	0	5	3	0	0	0	0	0	68	106	0.00	2.000				
<b>Amando Almanza, L</b> ERA: 3.1 (7, 1)	0.2	H	2	0	0	0	2	0	0	0	0	0	0	6	7	0.00	0.000				
<b>Ricky Bones, R</b> ERA: 3.72 (7, 1)	0.1	H	3	0	0	0	0	0	1	0	0	0	0	4	9	0.00	0.000				
<b>Braden Looper, R</b> ERA: 4.2 (8, 1)	1.0	H	4	1	1	1	2	0	0	0	0	0	1	12	17	9.00	1.000				
<b>Antonio Alfonseca, R</b> ERA: 2.38 (9, 1)	1.0	S	3	0	0	0	0	0	0	0	0	0	0	5	5	0.00	0.000				

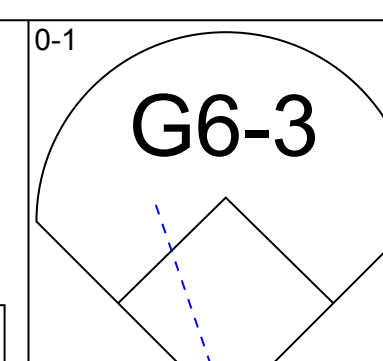


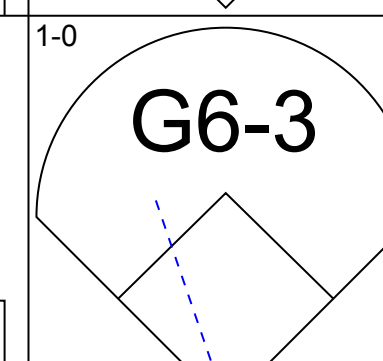


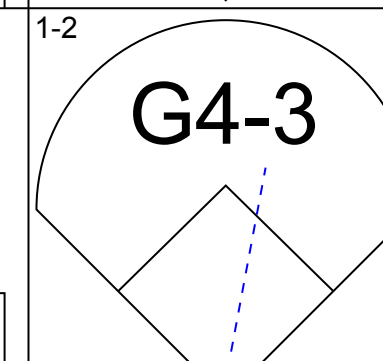


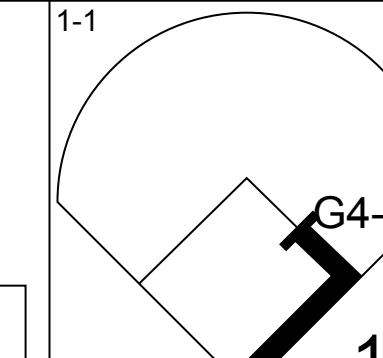

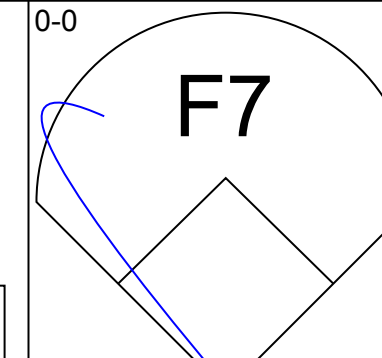
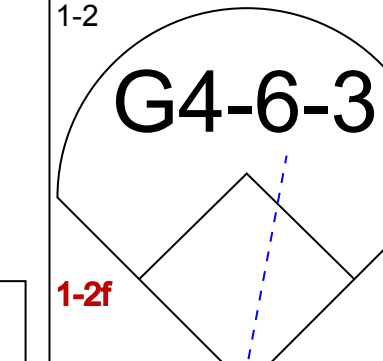

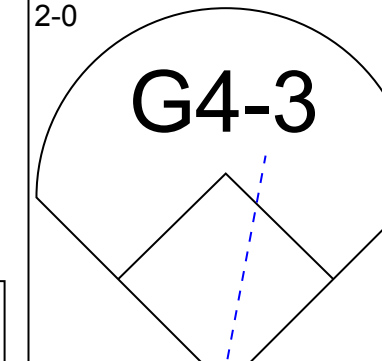

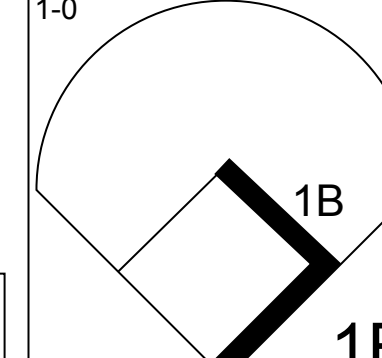
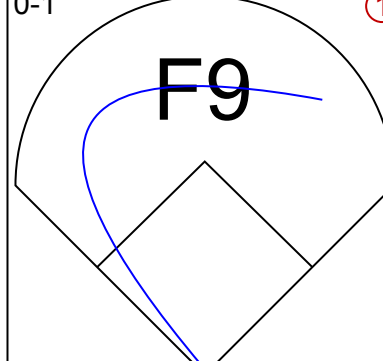
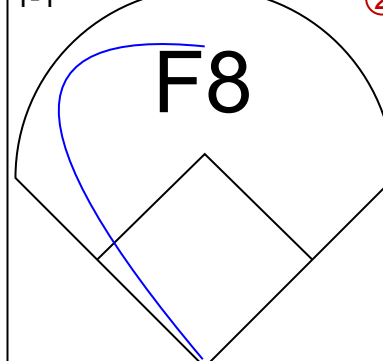
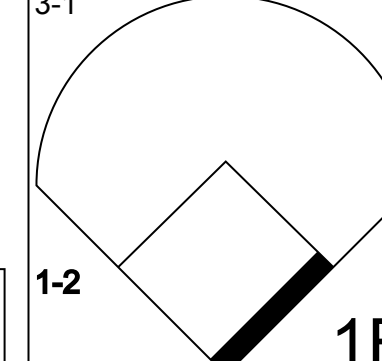
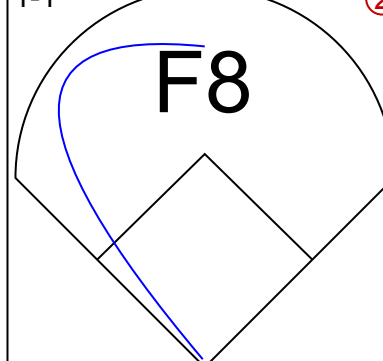
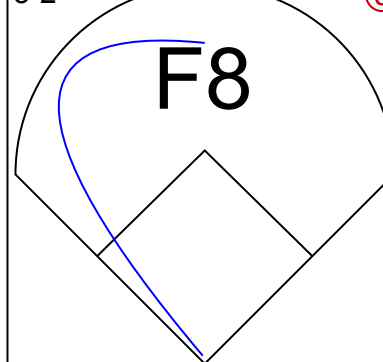
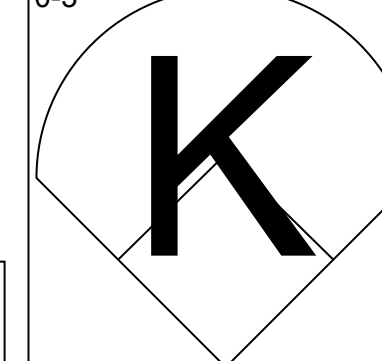
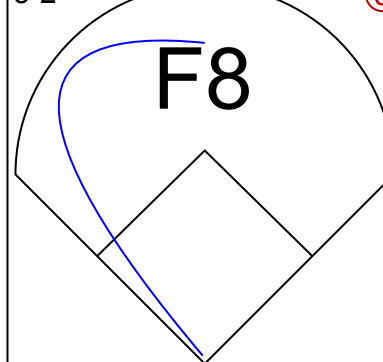
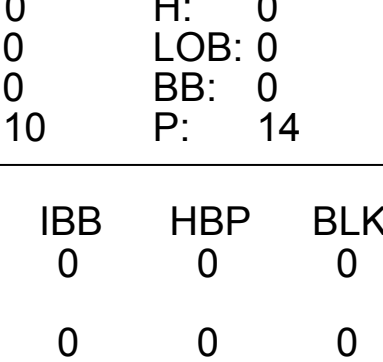

AB	37
R	3
H	10
RBI	1
BB	4
SO	9
LOB	27



Batter	1	2	3	4	5	6	7	8	9	AB	R	H	RBI	BB	SO	LOB	BOTTOM				
<b>Luis Castillo, S</b> OBP: 0.363, SLG: 0.342 (1, 4)										4	0	1	1	0	1	1	<b>Cincinnati Reds @ Florida Marlins</b> Pro Player Stadium, Miami, FL Fri Jul 20, 2001, 7:05 PM EDT Att: 16,337 - Cloudy - 86 F				
<b>Alex Gonzalez, R</b> OBP: 0.324, SLG: 0.401 (1, 6)										4	1	1	0	0	2	0					
<b>Cliff Floyd, L</b> OBP: 0.424, SLG: 0.670 (1, 7)										4	1	2	2	0	1	0					
<b>Mike Lowell, R</b> OBP: 0.347, SLG: 0.483 (1, 5)										4	1	2	1	0	0	1					
<b>Kevin Millar, R</b> OBP: 0.364, SLG: 0.553 (1, 9)										3	0	0	0	0	0	1					
<b>Ryan Thompson, R</b> OBP: 0.375, SLG: 0.522 (6, PR) (7, 9)										1	0	0	0	0	0	1					
<b>Derrek Lee, R</b> OBP: 0.317, SLG: 0.444 (1, 3)										3	1	1	1	0	0	1					
<b>Charles Johnson, R</b> OBP: 0.352, SLG: 0.543 (1, 2)										3	1	1	0	0	0	1					
<b>Eric Owens, R</b> OBP: 0.303, SLG: 0.337 (1, 8)										2	0	0	0	0	1	1					
<b>Matt Clement, R</b> OBP: 0.264, SLG: 0.033 ERA: 5.91 (7, 1)										1	0	0	0	1	0	0					
<b>Armando Almanza, L</b> OBP: 0.333, SLG: 0.800 (7, 1)										0	0	0	0	0	0	0					
<b>Ricky Bones, R</b> OBP: 0.333, SLG: 0.800 (7, PR)										0	0	0	0	0	0	0					
<b>Andy Fox, L</b> (7, PR)										0	0	0	0	0	0	1					
<b>Braden Looper, R</b> (8, PR)										0	0	0	0	0	0	0					
<b>Antonio Alfonseca, R</b> (9, PR)										0	0	0	0	0	0	0					
<b>Inning Stats</b>	R: 4 E: 0 K: 1 S: 20	H: 4 LOB: 0 BB: 0 P: 28	R: 0 E: 0 K: 1 S: 10	H: 0 LOB: 0 BB: 1 P: 16	R: 0 E: 0 K: 0 S: 8	H: 1 LOB: 1 BB: 0 P: 9	R: 0 E: 0 K: 0 S: 9	H: 0 LOB: 0 BB: 0 P: 12	R: 0 E: 0 K: 1 S: 9	H: 0 LOB: 0 BB: 0 P: 11	R: 0 E: 1 K: 1 S: 13	H: 0 LOB: 1 BB: 0 P: 21	R: 1 E: 0 K: 0 S: 9	H: 2 LOB: 0 BB: 0 P: 13	R: 0 E: 0 K: 1 S: 14	H: 1 LOB: 1 BB: 0 P: 16	1B: 4 2B: 1 3B: 0 HR: 3	SF: 0 SAC: 1 DP: 1 HBP: 0	WP: 0 PB: 0 SB: 0 CS: 2	PA: 34	
<b>PITCHER</b>	IP	WLS	BF	H	R	ER	SO	BB	IBB	HBP	BLK	WP	HR	S	P	ERA	WHIP				
<b>Jose Acevedo, R</b> ERA: 5.91 (1, 1)	3.0	L	14	5	4	4	2	1	0	0	0	0	0	31	44	0.00	0.000				
<b>Oswaldo Fernandez, R</b> ERA: 6.63 (4, 1)	3.0		10	0	0	0	2	0	0	0	0	0	0	9	13	9.00	2.000				
<b>Frankie Rodriguez, R</b> ERA: 10.8 (7, 1)	1.0		4	2	1	1	0	0	0	0	0	0	0	9	13	9.00	2.000				
<b>Chris Nichting, R</b> ERA: 4.56 (8, 1)	1.0		4	1	0	0	1	0	0	0	0	0	0	14	16	0.00	1.000				





Batter	1	2	3	4	5	6	7	8	9	AB	R	H	RBI	BB	SO	LOB	TOP			
Todd Walker, L (1,4) OBP: 0.351, SLG: 0.502										5	0	0	0	0	4	4	<b>Cincinnati Reds @ Florida Marlins</b> Pro Player Stadium, Miami, FL Sat Jul 21 2001, 7:05 PM EDT Att: 25,195 - Cloudy - 75 F			
Adam Dunn, L (1,9) OBP: 0.444, SLG: 0.286										4	1	1	2	1	1	1				
Ken Griffey Jr., L (1,8) OBP: 0.362, SLG: 0.488 Danny Graves, R (8,1) OBP: 0.333, SLG: 1.333 Hector Mercado, L (9,1)										5	3	3	0	0	1	3				
Sean Casey, L (1,3) OBP: 0.379, SLG: 0.488 Ruben Rivera, R (8, PR) OBP: 0.307, SLG: 0.416										4	0	3	3	0	0	1				
Aaron Boone, R (1,5) OBP: 0.359, SLG: 0.502										4	1	1	0	1	0	2				
Dmitri Young, S (1,7) OBP: 0.355, SLG: 0.464										5	0	0	0	0	4	6				
Kelly Stinnett, R (1,2) OBP: 0.331, SLG: 0.442										3	1	0	0	0	1	1				
Pokey Reese, R (1,6) OBP: 0.288, SLG: 0.334										3	1	0	1	1	1	1				
59 Lance Davis, R (1,1) OBP: 0.100, SLG: 0.100 Scott Sullivan, R (7,1)										3	0	1	0	0	1	0				
D.T. Cromer, L (8, PH) OBP: 0.286, SLG: 0.526 Brady Clark, R (8,9) OBP: 0.426, SLG: 0.569										1	0	0	0	0	0	2				
<b>Inning Stats</b>	R: 2 E: 0 K: 2 S: 12	H: 2 LOB: 1 BB: 1 P: 21	R: 0 E: 0 K: 1 S: 5	H: 0 LOB: 0 BB: 0 P: 7	R: 1 E: 1 K: 2 S: 15	H: 2 LOB: 2 BB: 0 P: 23	R: 0 E: 0 K: 1 S: 5	H: 0 LOB: 0 BB: 0 P: 9	R: 0 E: 1 K: 0 S: 13	H: 0 LOB: 1 BB: 0 P: 19	R: 0 E: 0 K: 1 S: 6	H: 1 LOB: 1 BB: 0 P: 10	R: 5 E: 1 K: 3 S: 21	H: 4 LOB: 2 BB: 1 P: 33	R: 0 E: 0 K: 1 S: 10	H: 0 LOB: 1 BB: 1 P: 17	1B: 7 2B: 1 3B: 1 HR: 0	SF: 0 SAC: 0 DP: 1 HBP: 2	WP: 1 PB: 0 SB: 0 CS: 0	PA: 43
<b>PITCHER</b>	IP WLS BF H R ER SO BB IBB HBP BLK WP HR S P ERA WHIP																			
Brad Penny, R (1,1) ERA: 3.7	7.1 L 33 8 7 4 10 1 0 1 0 1 0 0 0 13 23 4.91 1.227																			
Johnny Ruffin, R (8,1) ERA:	0.2 6 1 1 0 2 1 0 1 0 0 0 0 13 23 0.00 3.000																			
Jesus Sanchez, L (9,1) ERA: 0.83	1.0 4 0 0 0 1 1 0 0 0 0 0 0 10 17 0.00 1.000																			

Batter	1	2	3	4	5	6	7	8	9	AB	R	H	RBI	BB	SO	LOB	BOTTOM					
Luis Castillo, S (1,4) OBP: 0.362, SLG: 0.341										4	1	1	0	0	0	0	<b>Cincinnati Reds @ Florida Marlins</b> Pro Player Stadium, Miami, FL Sat Jul 21 2001, 7:05 PM EDT Att: 25,195 - Cloudy - 75 F					
Alex Gonzalez, R (1,6) OBP: 0.323, SLG: 0.399 Dave Berg, R (8, PR) OBP: 0.234, SLG: 0.340										4	0	1	0	0	0	1						
Cliff Floyd, L (1,7) OBP: 0.425, SLG: 0.685										4	2	2	4	0	0	0						
Mike Lowell, R (1,5) OBP: 0.346, SLG: 0.480										4	0	1	0	0	0	1						
Kevin Millar, R (1,9) OBP: 0.359, SLG: 0.543										4	0	0	0	0	1	1						
Derrek Lee, R (1,3) OBP: 0.319, SLG: 0.444										4	0	2	0	0	1	0						
Mike Redmond, R (1,2) OBP: 0.391, SLG: 0.482										4	0	1	0	0	0	1						
Eric Owens, R (1,8) OBP: 0.302, SLG: 0.335 John Mabry, L (7, PH) OBP: 0.309, SLG: 0.372										2	0	0	0	0	0	1						
Johnny Ruffin, R (8,1) OBP: 0.286, SLG: 0.286 Jesus Sanchez, L (9,1) OBP: 0.132, SLG: 0.158 Brad Penny, R (1,1) OBP: 0.132, SLG: 0.158 Andy Fox, L (8,8)										1	0	0	0	0	0	0						
<b>Inning Stats</b>	R: 0 E: 0 K: 0 S: 6	H: 0 LOB: 0 BB: 0 P: 8	R: 0 E: 0 K: 1 S: 8	H: 1 LOB: 0 BB: 0 P: 12	R: 0 E: 0 K: 0 S: 10	H: 0 LOB: 0 BB: 0 P: 14	R: 2 E: 0 K: 0 S: 12	H: 2 LOB: 0 BB: 0 P: 22	R: 0 E: 0 K: 0 S: 7	H: 1 LOB: 1 BB: 0 P: 9	R: 0 E: 0 K: 0 S: 8	H: 0 LOB: 0 BB: 0 P: 11	R: 0 E: 0 K: 1 S: 8	H: 2 LOB: 2 BB: 0 P: 14	R: 2 E: 1 K: 0 S: 10	H: 2 LOB: 1 BB: 0 P: 17		R: 0 E: 0 K: 1 S: 12	H: 0 LOB: 0 BB: 0 P: 19	1B: 6 2B: 0 3B: 0 HR: 2	SF: 0 SAC: 0 DP: 1 HBP: 0	WP: 0 PB: 0 SB: 0 CS: 0
<b>PITCHER</b>	IP WLS BF H R ER SO BB IBB HBP BLK WP HR S P ERA WHIP																					
59 Lance Davis, L (1,1) ERA: 6.0	6.2 W 25 6 2 2 2 0 0 0 0 0 0 0 3 3 2.70 0.900																					
Scott Sullivan, R (7,1) ERA: 3.0	0.1 H 1 0 0 0 1 0 0 0 0 0 0 0 3 3 0.00 0.000																					
Danny Graves, R (8,1) ERA: 3.81	1.0 5 2 2 2 0 0 0 0 0 0 1 10 17 18.00 2.000																					
Hector Mercado, L (9,1) ERA: 3.28	1.0 3 0 0 0 1 0 0 0 0 0 0 12 19 0.00 0.000																					





Batter	1	2	3	4	5	6	7	8	9	AB R H RBI BB SO LOB	TOP																								
											<p style="text-align: center;"><b>New York Mets @ Florida Marlins</b> Pro Player Stadium, Miami, FL Mon Jul 23 2001, 7:05 PM EDT</p> <p style="text-align: right;"><a href="http://livebaseballscorecards.com">livebaseballscorecards.com</a></p> <p><b>AB 0</b> <b>R 0</b> <b>H 0</b> <b>RBI 0</b> <b>BB 0</b> <b>SO 0</b> <b>LOB 0</b></p> 																								
Inning Stats										1B: 0 SF: 0 WP: 0 PA: 0 2B: 0 SAC: 0 FB: 0 3B: 0 DP: 0 SB: 0 HR: 0 HBP: 0 CS: 0																									
PITCHER	IP	WLS	BF	H	R	ER	SO	BB	IBB	HBP	BLK	WP	HR	S	P	ERA	WHIP	PITCHER	IP	WLS	BF	H	R	ER	SO	BB	IBB	HBP	BLK	WP	HR	S	P	ERA	WHIP


Batter	1	2	3	4	5	6	7	8	9	AB R H RBI BB SO LOB	BOTTOM																								
											<p style="text-align: center;"><b>New York Mets @ Florida Marlins</b> Pro Player Stadium, Miami, FL Mon Jul 23 2001, 7:05 PM EDT</p> <p style="text-align: right;"><a href="http://livebaseballscorecards.com">livebaseballscorecards.com</a></p> <p><b>AB 0</b> <b>R 0</b> <b>H 0</b> <b>RBI 0</b> <b>BB 0</b> <b>SO 0</b> <b>LOB 0</b></p> 																								
Inning Stats										1B: 0 SF: 0 WP: 0 PA: 0 2B: 0 SAC: 0 FB: 0 3B: 0 DP: 0 SB: 0 HR: 0 HBP: 0 CS: 0																									
PITCHER	IP	WLS	BF	H	R	ER	SO	BB	IBB	HBP	BLK	WP	HR	S	P	ERA	WHIP	PITCHER	IP	WLS	BF	H	R	ER	SO	BB	IBB	HBP	BLK	WP	HR	S	P	ERA	WHIP



Batter	1	2	3	4	5	6	7	8	9	AB	R	H	RBI	BB	SO	LOB	TOP								
<b>Desi Relaford, S</b> OBP: 0.366, SLG: 0.446 (1, 6)	G4-3		K				P4			4	0	1	2	0	1	1	<b>New York Mets @ Florida Marlins</b> Pro Player Stadium, Miami, FL Tue Jul 24 2001, 7:05 PM EDT Att: 16,270 - Sunny - 87 F								
<b>Eduardo Alfonso, R</b> OBP: 0.313, SLG: 0.402 (1, 4)	FC6-4 1B		F8				G4-3			3	0	1	0	0	0	1									
<b>Robin Ventura, L</b> OBP: 0.374, SLG: 0.454 (1, 5)	F3		K					K		3	0	0	0	1	2	2									
<b>31 Mike Piazza, R</b> OBP: 0.365, SLG: 0.550 (1, 2)	FC6-4 1-2							G5-3		3	0	0	0	1	1	4									
<b>Todd Zeile, R</b> OBP: 0.355, SLG: 0.375 (5, 1)		L7						L6		3	0	0	0	0	1	4									
<b>Lenny Harris, L</b> OBP: 0.255, SLG: 0.243 (8, PH)										0	0	0	0	0	0	0									
<b>Dennis Cook, L</b> (8, 1)										1	0	0	0	0	0	0									
<b>Tsuyoshi Shinjo, R</b> OBP: 0.326, SLG: 0.430 (1, 9)										4	0	0	0	0	1	1									
<b>Benny Agbayani, R</b> OBP: 0.344, SLG: 0.373 (1, 7)										4	0	0	0	0	2	1									
<b>Jay Payton, R</b> OBP: 0.277, SLG: 0.365 (1, 8)										3	2	2	1	0	0	0									
<b>Kevin Appier, R</b> OBP: 0.081, SLG: 0.056 (1, 1)										0	0	0	0	0	0	0									
<b>Gary Bennett, R</b> OBP: 0.302, SLG: 0.329 (3, PH)										1	0	1	0	0	0	0									
<b>Jerrod Riggan, R</b> (3, 1)										0	0	0	0	0	0	0									
<b>Rey Ordonez, R</b> OBP: 0.275, SLG: 0.304 (5, PH)										1	1	1	0	0	0	0									
<b>Mark Johnson, L</b> OBP: 0.333, SLG: 0.385 (5, 3)										2	0	0	0	0	1	1									
<b>Inning Stats</b>	R: 0 E: 0 K: 0 S: 7	H: 1 LOB: 1 BB: 0 P: 10	R: 0 E: 0 K: 2 S: 15	H: 0 LOB: 0 BB: 0 P: 20	R: 1 E: 0 K: 2 S: 16	H: 2 LOB: 1 BB: 0 P: 23	R: 0 E: 0 K: 2 S: 8	H: 0 LOB: 1 BB: 1 P: 16	R: 2 E: 0 K: 1 S: 14	H: 2 LOB: 2 BB: 1 P: 27	R: 0 E: 0 K: 0 S: 6	H: 0 LOB: 0 BB: 0 P: 7	R: 0 E: 0 K: 1 S: 8	H: 0 LOB: 0 BB: 0 P: 14	R: 0 E: 0 K: 1 S: 7	H: 0 LOB: 0 BB: 0 P: 11	R: 0 E: 0 K: 0 S: 10	H: 1 LOB: 1 BB: 0 P: 14	1B: 4 2B: 1 3B: 0 HR: 1	SF: 0 SAC: 0 DP: 1 HBP: 2	WP: 0 PB: 0 CS: 0	PA: 36			
<b>PITCHER</b>	IP	WLS	BF	H	R	ER	SO	BB	IBB	HBP	BLK	WP	HR	S	P	ERA	WHIP								
<b>45 Chuck Smith, R</b> ERA: 4.7	4.0		21	5	3	3	6	2	0	2	0	0	1	56	91	6.75	1.750								
<b>Ricky Bones, R</b> ERA: 3.49	2.0	W	5	0	0	0	1	0	0	0	0	0	0	10	12	0.00	0.000								
<b>Armando Almanza, L</b> ERA: 2.97	1.1	H	4	0	0	0	2	0	0	0	0	0	0	12	20	0.00	0.000								
<b>Braden Looper, R</b> ERA: 4.46	0.2	H	2	0	0	0	0	0	0	0	0	0	0	3	5	0.00	0.000								
<b>Antonio Alfonseca, R</b> ERA: 2.32	1.0	S	4	1	0	0	0	0	0	0	0	0	0	10	14	0.00	1.000								

Batter	1	2	3	4	5	6	7	8	9	AB	R	H	RBI	BB	SO	LOB	BOTTOM								
<b>Luis Castillo, S</b> OBP: 0.364, SLG: 0.342 (1, 4)	G4-3						F7			3	0	0	0	1	1	2	<b>New York Mets @ Florida Marlins</b> Pro Player Stadium, Miami, FL Tue Jul 24 2001, 7:05 PM EDT Att: 16,270 - Sunny - 87 F								
<b>Eric Owens, R</b> OBP: 0.300, SLG: 0.335 (1, 8)	L8						K			4	0	1	2	0	1	2									
<b>Cliff Floyd, L</b> OBP: 0.423, SLG: 0.674 (1, 7)	G4-3						K			4	0	0	0	0	2	2									
<b>Mike Lowell, R</b> OBP: 0.354, SLG: 0.485 (1, 5)										4	1	3	0	0	0	0									
<b>Derrek Lee, R</b> OBP: 0.317, SLG: 0.443 (1, 3)										4	1	1	0	0	1	2									
<b>Kevin Millar, R</b> OBP: 0.357, SLG: 0.538 (1, 9)										3	1	1	1	0	0	0									
<b>Armando Almanza, L</b> ERA: 4.3										0	0	0	0	0	0	0									
<b>Braden Looper, R</b> (8, 1)										0	0	0	0	0	0	0									
<b>Alex Gonzalez, R</b> OBP: 0.322, SLG: 0.398 (8, PH)										1	0	0	0	0	1	1									
<b>Antonio Alfonseca, R</b> (9, 1)										0	0	0	0	0	0	0									
<b>Charles Johnson, R</b> OBP: 0.352, SLG: 0.542 (1, 2)										3	0	1	0	0	2	2									
<b>Dave Berg, R</b> OBP: 0.243, SLG: 0.360 (1, 6)										3	1	1	1	0	1	1									
<b>45 Chuck Smith, R</b> OBP: 0.222, SLG: 0.192 (1, 1)										2	0	0	0	0	0	2									
<b>Ricky Bones, R</b> OBP: 0.333, SLG: 0.500 (5, 1)										0	0	0	0	0	0	0									
<b>Ryan Thompson, R</b> OBP: 0.385, SLG: 0.560 (7, 9)										1	0	1	0	0	0	0									
<b>Inning Stats</b>	R: 0 E: 0 K: 0 S: 5	H: 0 LOB: 0 BB: 0 P: 5	R: 4 E: 0 K: 1 S: 19	H: 5 LOB: 2 BB: 1 P: 31	R: 0 E: 0 K: 0 S: 7	H: 0 LOB: 0 BB: 0 P: 12	R: 0 E: 0 K: 1 S: 9	H: 0 LOB: 0 BB: 0 P: 13	R: 0 E: 0 K: 2 S: 9	H: 0 LOB: 0 BB: 0 P: 12	R: 0 E: 0 K: 0 S: 6	H: 1 LOB: 0 BB: 0 P: 7	R: 0 E: 0 K: 2 S: 15	H: 2 LOB: 2 BB: 0 P: 23	R: 0 E: 0 K: 3 S: 12	H: 1 LOB: 1 BB: 0 P: 18	1B: 6 2B: 3 3B: 0 HR: 0	SF: 0 SAC: 0 DP: 1 HBP: 0	WP: 0 PB: 0 CS: 0	PA: 33					
<b>PITCHER</b>	IP	WLS	BF	H	R	ER	SO	BB	IBB	HBP	BLK	WP	HR	S	P	ERA	WHIP								
<b>Kevin Appier, R</b> ERA: 3.99	2.0	L	12	5	4	4	1	0	0	0	0	0	0	24	36	18.00	3.000								
<b>Jerrod Riggan, R</b> ERA: 4.3	2.0		6	0	0	0	1	0	0	0	0	0	0	16	25	0.00	0.000								
<b>Rick White, R</b> ERA: 3.92	3.0		11	3	0	0	4	0	0	0	0	0	0	30	42	0.00	1.000								
<b>Dennis Cook, L</b> ERA: 4.37	1.0		4	1	0	0	3	0	0	0	0	0	0	12	18	0.00	1.000								

**AB 32**  
**R 3**  
**H 6**  
**RBI 3**  
**BB 2**  
**SO 9**  
**LOB 15**



**AB 32**  
**R 4**  
**H 9**  
**RBI 4**  
**BB 1**  
**SO 9**  
**LOB 14**



livebaseballscores.com

livebaseballscores.com

Batter	1	2	3	4	5	6	7	8	9	AB	R	H	RBI	BB	SO	LOB	TOP								
Joe McEwing, R OBP: 0.379, SLG: 0.486	1-1 F7	3-1 P6		2-1 1B		2-0 P4		2-2 2B	1-1 1B	6	0	3	2	0	0	2									
Edgardo Alfonzo, R OBP: 0.313, SLG: 0.395	2-3 K		2-2 G5-3	0-0 F8		2-2 G4-3		4-1 BB	4-1 BB	4	0	0	0	2	1	1									
Tsuyoshi Shinjo, R OBP: 0.331, SLG: 0.434	3-2 1B		3-2 31 1B		4-1 FC4-6 BB		0-0 G4-1	0-2 F7	0-0 G5-3	5	1	2	0	1	0	4									
31 Mike Piazza, R OBP: 0.368, SLG: 0.551	1-1 1B		0-1 1B		1-3 K		0-2 1B BB SF9	0-1 P4		5	1	3	1	0	1	3									
Robin Ventura, L OBP: 0.374, SLG: 0.450	0-1 F7		1-3 K		4-1 FC4-6 BB		4-1 SF9 1B	1-0 F7		3	0	0	0	2	1	5									
Todd Zeile, R OBP: 0.356, SLG: 0.374		2-0 G6-3	2-2 G6-3		0-1 FC4-6 BB		0-2 1B		4-0 2B BB	4	1	1	0	1	0	3									
Jay Payton, R OBP: 0.280, SLG: 0.361		4-1 1B BB		2-3 K		4-1 FC6-4 BB		2-1 SF9	2-3 K	2	0	0	1	2	2	1									
Rey Ordóñez, R OBP: 0.281, SLG: 0.307		0-1 1B		0-0 SH3-4 1B		2-2 FC6-4		1-2 2-3 3-H 4-0 IBB	2-3 K	4	1	2	0	1	1	4									
Glendon Rusch, L OBP: 0.118, SLG: 0.091		0-3 K		0-0 SH3-4		1-2 F9		2-2 F9	2-0 1B 2B	2	0	0	0	0	1	2									
Turk Wendell, L (6, 1)										1	0	0	0	0	0	3									
John Franco, L (8, 1)										0	0	0	0	0	0	0									
Lenny Harris, L OBP: 0.261, SLG: 0.260										1	1	1	1	0	0	0									
Armando Benitez, R (9, 1)										0	0	0	0	0	0	0									
<b>Inning Stats</b>	R: 0 E: 0 K: 1 S: 13	H: 2 LOB: 2 BB: 0 P: 20	R: 0 E: 0 K: 1 S: 9	H: 1 LOB: 2 BB: 1 P: 18	R: 1 E: 0 K: 1 S: 15	H: 2 LOB: 1 BB: 0 P: 23	R: 1 E: 0 K: 1 S: 8	H: 2 LOB: 1 BB: 0 P: 12	R: 0 E: 0 K: 0 S: 14	H: 0 LOB: 3 BB: 3 P: 29	R: 0 E: 0 K: 0 S: 7	H: 0 LOB: 0 BB: 0 P: 12	R: 1 E: 1 K: 0 S: 14	H: 2 LOB: 3 BB: 2 P: 26	R: 0 E: 0 K: 0 S: 15	H: 1 LOB: 2 BB: 1 P: 22	R: 2 E: 0 K: 2 S: 12	H: 2 LOB: 2 BB: 2 P: 26	1B: 9 2B: 3 3B: 0 HR: 0	SF: 1 SAC: 1 DP: 0 HBP: 0	WP: 0 PB: 0 CS: 0	PA: 48			
<b>PITCHER</b>	IP WLS BF H R ER SO BB IBB HBP BLK WP HR S P ERA WHIP	6.1 L 32 8 3 3 5 5 0 0 0 0 0 0 71 123 4.26 2.053	0.2 4 1 0 0 0 0 0 1 0 0 0 0 0 9 17 0.00 1.500	1.0 5 1 0 0 0 1 0 0 0 0 0 0 0 15 22 0.00 2.000	1.0 7 2 2 2 2 2 0 0 0 0 0 0 12 26 18.00 4.000																				

New York Mets @ Florida Marlins  
Pro Player Stadium, Miami, FL  
Wed Jul 25 2001, 7:05 PM EDT  
Att: 18,272 - Cloudy - 86 F

AB 37  
R 5  
H 12  
RBI 5  
BB 9  
SO 7  
LOB 28



Batter	1	2	3	4	5	6	7	8	9	AB	R	H	RBI	BB	SO	LOB	BOTTOM					
Luis Castillo, S OBP: 0.363, SLG: 0.341	3-2 F8		1-1 1B		2-1 F7			2-1 P4		4	0	1	1	0	0	0						
Eric Owens, R OBP: 0.302, SLG: 0.349	2-2 G6-3		0-1 PB 2B		2-1 F8			2-2 HR		4	1	2	1	0	0	0						
Derrek Lee, R OBP: 0.316, SLG: 0.440	3-3 K		2-3 K		0-1 BB 1B			2-0 F8		4	0	1	0	0	2	1						
Mike Lowell, R OBP: 0.353, SLG: 0.482		3-2 F9		2-2 F7		0-1 F8		1-2 1B		4	0	1	0	0	0	1						
Kevin Millar, R OBP: 0.363, SLG: 0.548		2-2 1B		3-2 3B		4-2 BB		1-1 G6-3		3	0	2	0	1	0	1						
Charles Johnson, R OBP: 0.354, SLG: 0.538		2-3 K		4-2 G6-4-3 BB		0-2 L7		4-2 BB		2	0	0	0	2	1	3						
Ryan Thompson, R OBP: 0.333, SLG: 0.483		1-2 F8		0-1 G6-4-3		1-3 K		2-2 F8		4	0	0	0	0	1	4						
Dave Berg, R OBP: 0.244, SLG: 0.357			0-1 SH2-4 1B		3-3 K		1-2 F8		2-3 K	4	1	1	0	0	2	1						
Ryan Dempster, R ERA: 4.69			0-0 SH2-4		1-3 K		1-2 P6		1-3 K	1	0	0	0	0	1	0						
Ricky Bones, R ERA: 3.59										0	0	0	0	0	0	0						
Andy Fox, L (7, PH)										1	0	0	0	0	0	0						
Vic Darenbourg, L (8, 1)										0	0	0	0	0	0	0						
Braden Loooper, R (9, 1)										0	0	0	0	0	0	0						
John Mabry, L OBP: 0.251, SLG: 0.370										1	0	0	0	0	1	1						
<b>Inning Stats</b>	R: 0 E: 0 K: 1 S: 10	H: 0 LOB: 0 BB: 0 P: 18	R: 0 E: 0 K: 1 S: 15	H: 1 LOB: 1 BB: 0 P: 23	R: 1 E: 0 K: 1 S: 10	H: 3 LOB: 1 BB: 0 P: 13	R: 0 E: 0 K: 0 S: 22	H: 1 LOB: 1 BB: 1 P: 31	R: 0 E: 0 K: 0 S: 11	H: 0 LOB: 2 BB: 1 P: 17	R: 0 E: 0 K: 1 S: 12	H: 0 LOB: 0 BB: 0 P: 15	R: 1 E: 0 K: 0 S: 12	H: 2 LOB: 1 BB: 0 P: 20	R: 0 E: 0 K: 2 S: 16	H: 0 LOB: 1 BB: 1 P: 25	1B: 5 2B: 1 3B: 1 HR: 1	SF: 0 SAC: 1 DP: 1 HBP: 0	WP: 0 PB: 1 CS: 0	PA: 36		
<b>PITCHER</b>	IP WLS BF H R ER SO BB IBB HBP BLK WP HR S P ERA WHIP	5.2 W 23 6 1 1 5 2 0 0 0 0 0 0 15 18 0.00 1.412	1.1 H 4 0 0 0 1 0 0 0 0 0 0 1 12 9.00 2.000	1.0 H 5 2 1 1 0 0 0 0 0 0 0 1 12 20 9.00 2.000	1.0 S 4 0 0 0 2 1 0 0 0 0 0 0 16 25 0.00 1.000																	

New York Mets @ Florida Marlins  
Pro Player Stadium, Miami, FL  
Wed Jul 25 2001, 7:05 PM EDT  
Att: 18,272 - Cloudy - 86 F

AB 32  
R 2  
H 8  
RBI 2  
BB 3  
SO 8  
LOB 12



Batter	1	2	3	4	5	6	7	8	9	AB	R	H	RBI	BB	SO	LOB	TOP					
<b>Luis Castillo, S</b> OBP: 0.368, SLG: 0.346 (1, 4)	B1-3 		0-0 2B 			4-1 BB 	2-1 1B 		4-2 FC4-6 1B BB 	3	0	2	2	2	0	0						
<b>Alex Gonzalez, R</b> OBP: 0.323, SLG: 0.398 (1, 6)	1-3 K 		0-1 F7 			0-3 K 	0-0 1B 		1-1 FC4-6 1B 	5	0	2	0	0	2	2						
<b>Cliff Floyd, L</b> OBP: 0.420, SLG: 0.670 (1, 7)	0-0 F7 		1-1 L8 			1-0 F7 			0-0 HR 2B 	5	1	1	0	0	0	3						
<b>Mike Lowell, R</b> OBP: 0.353, SLG: 0.482 (1, 5)		1-1 F7 		1-1 P6 		2-1 1B 2B 			0-2 F7 	4	0	1	0	0	0	1						
<b>Kevin Millar, R</b> OBP: 0.367, SLG: 0.547 (1, 9)	2-1 F9 		0-0 2-5 1B 1B 			0-0 2-3 1B 			4-1 HR BB 	4	1	2	0	1	1	3						
<b>Derrek Lee, R</b> OBP: 0.316, SLG: 0.447 (1, 3)	0-3 K 		3-2 F9 			1-3 K 			1-0 HR 	4	1	1	3	0	2	3						
<b>Charles Johnson, R</b> OBP: 0.356, SLG: 0.538 (1, 2)			1-0 SH5-4 2B 1B 			1-2 K 1B 			1-3 K 	4	1	2	0	0	2	2						
<b>Eric Owens, R</b> OBP: 0.301, SLG: 0.348 (1, 8)			1-1 SH5-4 2B 1B 		2-5 	1-1 F3 			0-0 G3 	4	1	1	0	0	0	0						
<b>Matt Clement, R</b> OBP: 0.291, SLG: 0.332 <b>Jesus Sanchez, L</b> OBP: 0.296, SLG: 0.286 <b>Andy Fox, L</b> OBP: 0.294, SLG: 0.294 <b>Armando Almanza, L</b> OBP: 0.294, SLG: 0.294 <b>Johnny Ruffin, R</b> OBP: 0.294, SLG: 0.294 <b>John Mabry, L</b> OBP: 0.296, SLG: 0.306 (1, 1)			1-2 SH5-4 			0-3 K 			2-2 L5 	1	0	0	0	0	1	0						
<b>Inning Stats</b>	R: 0 E: 0 K: 1 S: 6	H: 0 LOB: 0 BB: 0 P: 8	R: 0 E: 0 K: 1 S: 7	H: 0 LOB: 0 BB: 0 P: 10	R: 2 E: 0 K: 0 S: 11	H: 3 LOB: 1 BB: 0 P: 15	R: 0 E: 0 K: 0 S: 13	H: 2 LOB: 2 BB: 0 P: 19	R: 0 E: 0 K: 2 S: 10	H: 0 LOB: 1 BB: 1 P: 15	R: 0 E: 0 K: 2 S: 15	H: 2 LOB: 2 BB: 0 P: 21	R: 0 E: 0 K: 0 S: 7	H: 2 LOB: 0 BB: 0 P: 11	R: 3 E: 0 K: 1 S: 12	H: 2 LOB: 3 BB: 1 P: 19	R: 0 E: 0 K: 1 S: 12	H: 1 LOB: 3 BB: 1 P: 20	1B: 8 2B: 3 3B: 0 HR: 1	SF: 0 SAC: 1 DP: 0 HBP: 1	WP: 0 PB: 0 SB: 0 CS: 0	PA: 41
<b>PITCHER</b>	IP	WLS	BF	H	R	ER	SO	BB	IBB	HBP	BLK	WP	HR	S	P	ERA	WHIP					
<b>59 Lance Davis, L</b> ERA: 5.62	5.2	W	25	7	2	2	5	1	0	0	0	0	0	59	83	3.18	1.412					
<b>Chris Nitching, R</b> ERA: 4.21	0.1	H	1	0	0	0	1	0	0	0	0	0	0	3	5	0.00	0.000					
<b>Scott Sullivan, R</b> ERA: 3.38	2.0		10	4	3	3	1	1	0	0	0	0	1	19	30	13.50	2.500					
<b>51 Scott MacRae, R</b> ERA: 3.81	0.2	S	1	0	0	0	0	1	0	1	0	0	0	9	16	0.00	3.000					
<b>Danny Graves, R</b> ERA: 3.81	0.1	S	1	0	0	0	1	0	0	0	0	0	0	3	4	0.00	0.000					

**Florida Marlins @ Cincinnati Reds**  
Cinergy Field, Cincinnati, OH  
Fri Jul 27 2001, 7:05 PM EDT  
Att: 26,058 - Sunny - 81 F

AB 36  
R 5  
H 12  
RBI 5  
BB 3  
SO 8  
LOB 14

WP: 0 PA: 41  
PB: 0  
SB: 0  
CS: 0

Batter	1	2	3	4	5	6	7	8	9	AB	R	H	RBI	BB	SO	LOB	BOTTOM				
<b>Brady Clark, R</b> OBP: 0.434, SLG: 0.532 (1, 8)	3-2 F9 		3-2 G6-3 			0-0 FC4 2B 	4-2 SF9 BB 	4-2 1B 2B BB 		3	3	0	0	2	0	1					
<b>Todd Walker, L</b> OBP: 0.357, SLG: 0.495 <b>51 Scott MacRae, R</b> OBP: 0.333, SLG: 1.333 <b>Danny Graves, R</b> OBP: 0.333, SLG: 1.333 (1, 4)	2-2 G3-1 		0-0 G6-3 			1-1 FC3-6 SF9 2B 	2-1 SF9 1B 	0-1 G5-2-3 1B 		5	2	2	3	0	0	1					
<b>Adam Dunn, L</b> OBP: 0.471, SLG: 0.586 (1, 9)	0-3 K 		0-0 HR 			4-1 FC3-6 BB 	4-0 1B BB 	0-0 1-3 3H 2B 		3	1	2	2	2	1	0					
<b>Sean Casey, L</b> OBP: 0.383, SLG: 0.490 (1, 3)		4-1 HR BB 	0-0 G4-3 			0-0 FC3-6 2B 	0-0 SF9 	4-0 1B IBB 		2	1	0	1	2	0	2					
<b>Aaron Boone, R</b> OBP: 0.362, SLG: 0.516 (1, 5)	0-2 HR 		2-2 G4-3 			1-2 SF9 	1-1 1B 	0-1 G5-2-3 		4	1	2	4	0	0	3					
<b>Dmitri Young, S</b> OBP: 0.355, SLG: 0.460 (1, 7)	1-0 F9 		0-0 F8 			1-3 K 	1-0 F8 			4	0	0	0	0	1	3					
<b>Jason LaRue, R</b> OBP: 0.308, SLG: 0.410 (1, 2)	1-0 2B 		0-1 1B 			1-0 L5 	1-0 G6-3 			4	0	2	0	0	0	2					
<b>Pokey Reese, R</b> OBP: 0.281, SLG: 0.328 (1, 6)	2-2 P3 		3-2 F7 			2-1 F8 		3-1 G6-3 		4	0	0	0	0	0	2					
<b>59 Lance Davis, R</b> OBP: 0.167, SLG: 0.250 <b>Chris Nitching, R</b> ERA: 1.09 <b>Wilton Guerrero, S</b> ERA: 3.23 <b>Scott Sullivan, R</b> ERA: 3.23 <b>D.T. Cromer, L</b> OBP: 0.302, SLG: 0.696 <b>Juan Castro, R</b> OBP: 0.341, SLG: 0.245 (1, 1)			1-3 K 			3-1 FC4 2B 2B 	2-3 K2-3 	0-0 1B 2B 		2	1	1	0	0	1	1					
<b>Inning Stats</b>	R: 0 E: 0 K: 1 S: 11	H: 0 LOB: 0 BB: 0 P: 16	R: 2 E: 0 K: 1 S: 12	H: 2 LOB: 1 BB: 1 P: 21	R: 1 E: 0 K: 0 S: 8	H: 1 LOB: 0 BB: 0 P: 11	R: 0 E: 0 K: 0 S: 11	H: 1 LOB: 1 BB: 0 P: 16	R: 3 E: 0 K: 1 S: 13	H: 2 LOB: 1 BB: 1 P: 23	R: 0 E: 0 K: 1 S: 6	H: 0 LOB: 0 BB: 0 P: 11	R: 2 E: 1 K: 0 S: 9	H: 1 LOB: 2 BB: 2 P: 22	R: 2 E: 0 K: 0 S: 10	H: 3 LOB: 2 BB: 2 P: 21	1B: 3 2B: 5 3B: 0 HR: 2	SF: 2 SAC: 0 DP: 1 HBP: 0	WP: 0 PB: 0 SB: 0 CS: 0	PA: 41	
<b>PITCHER</b>	IP	WLS	BF	H	R	ER	SO	BB	IBB	HBP	BLK	WP	HR	S	P	ERA	WHIP				
<b>Matt Clement, R</b> ERA: 5.24	4.0	L	21	6	6	6	2	2	0	0	0	0	0	13	20	0.00	0.000				
<b>Jesus Sanchez, L</b> ERA: 1.09	2.0		6	0	0	0	2	0	0	0	0	0	0	5	15	27.00	6.000				
<b>Armando Almanza, L</b> ERA: 3.23	0.1		4	0	2	1	0	2	0	0	0	0	0	5	15	27.00	6.000				
<b>Johnny Ruffin, R</b> ERA: 7.71	1.2		10	4	2	2	0	1	1	0	0	0	0	14	28	10.80	3.000				


**Florida Marlins @ Cincinnati Reds**  
Cinergy Field, Cincinnati, OH  
Fri Jul 27 2001, 7:05 PM EDT  
Att: 26,058 - Sunny - 81 F

AB 33  
R 10  
H 10  
RBI 10  
BB 6  
SO 4  
LOB 15

Batter	1	2	3	4	5	6	7	8	9	AB	R	H	RBI	BB	SO	LOB	TOP					
Luis Castillo, S OBP: 0.369, SLG: 0.348 (1,4)										4	0	2	0	0	0	1						
Alex Gonzalez, R OBP: 0.325, SLG: 0.399 (1,6)										4	0	2	0	0	0	2						
Cliff Floyd, L OBP: 0.419, SLG: 0.666 (1,7)										4	0	1	0	0	0	4						
Mike Lowell, R OBP: 0.352, SLG: 0.478 (1,5)										3	0	0	0	1	0	2						
Kevin Millar, R OBP: 0.362, SLG: 0.538 (1,9)											4	0	0	0	0	2						
Derrek Lee, R OBP: 0.312, SLG: 0.442 (1,3)											4	0	0	0	0	1						
Charles Johnson, R OBP: 0.353, SLG: 0.532 (1,2)										3	0	0	0	0	2	1						
Eric Owens, R OBP: 0.302, SLG: 0.348 (1,8)											3	0	1	0	0	0						
Brad Penny, R OBP: 0.125, SLG: 0.150 (1,1)											2	0	0	0	0	1						
Gary Knotts, R (7,1)										0	0	0	0	0	0	0						
Andy Fox, L (8,PH)										1	0	0	0	0	0	0						
Vic Darenbourg, L (8,1)										0	0	0	0	0	0	0						
<b>Inning Stats</b>	R: 0 E: 0 K: 0 S: 8	H: 1 LOB: 0 BB: 0 P: 11	R: 0 E: 0 K: 1 S: 6	H: 0 LOB: 1 BB: 1 P: 13	R: 0 E: 0 K: 1 S: 12	H: 1 LOB: 1 BB: 0 P: 16	R: 0 E: 0 K: 1 S: 11	H: 1 LOB: 0 BB: 0 P: 14	R: 0 E: 0 K: 1 S: 5	H: 0 LOB: 0 BB: 0 P: 7	R: 0 E: 0 K: 0 S: 5	H: 1 LOB: 1 BB: 0 P: 8	R: 0 E: 0 K: 0 S: 7	H: 0 LOB: 0 BB: 0 P: 9	R: 0 E: 0 K: 2 S: 8	H: 2 LOB: 2 BB: 0 P: 13	R: 0 E: 0 K: 2 S: 8	H: 0 LOB: 0 BB: 0 P: 9	1B: 6 2B: 0 3B: 0 HR: 0	SF: 0 SAC: 0 DP: 0 HBP: 0	WP: 0 PB: 0 SB: 0 CS: 1	PA: 33
<b>PITCHER</b> Elmer Dessens, R ERA: 4.33 (1,1)	IP: 9.0 WLS: W BF: 33 H: 6 R: 0 ER: 0 SO: 6 BB: 1 IBB: 0 HBP: 0 BLK: 0 WP: 0 HR: 0 S: 70 P: 100 ERA: 0.00 WHIP: 0.778															<b>PITCHER</b>	IP: 9.0 WLS: W BF: 33 H: 6 R: 0 ER: 0 SO: 6 BB: 1 IBB: 0 HBP: 0 BLK: 0 WP: 0 HR: 0 S: 70 P: 100 ERA: 0.00 WHIP: 0.778					

Florida Marlins @ Cincinnati Reds  
Cinergy Field, Cincinnati, OH  
Sat Jul 28 2001, 7:05 PM EDT  
Att: 29,145 - Cloudy - 78 F


AB 32  
R 0  
H 6  
RBI 0  
BB 1  
SO 6  
LOB 15



Batter	1	2	3	4	5	6	7	8	9	AB	R	H	RBI	BB	SO	LOB	BOTTOM			
Todd Walker, L OBP: 0.356, SLG: 0.492 (1,4)										4	0	1	0	0	0	0				
Adam Dunn, L OBP: 0.447, SLG: 0.531 (1,9)										3	1	0	0	1	2	1				
Ken Griffey Jr., L OBP: 0.366, SLG: 0.503 (1,8)										3	1	1	1	1	0	1				
Sean Casey, L OBP: 0.381, SLG: 0.486 Ruben Rivera, R OBP: 0.309, SLG: 0.417 (1,3)										3	1	0	0	1	0	1				
Ruben Rivera, R OBP: 0.309, SLG: 0.417 (9,7)										0	0	0	0	0	0	0				
Aaron Boone, R OBP: 0.360, SLG: 0.511 (1,5)										3	1	0	0	1	0	0				
Dmitri Young, S OBP: 0.355, SLG: 0.467 (1,7)										3	1	1	4	0	1	0				
Jason LaRue, R OBP: 0.308, SLG: 0.409 (1,2)										3	0	1	0	0	1	0				
Pokey Reese, R OBP: 0.282, SLG: 0.326 (1,6)										2	0	0	0	1	0	0				
Elmer Dessens, R OBP: 0.128, SLG: 0.056 (1,1)										3	0	0	0	0	2	2				
<b>Inning Stats</b>	R: 1 E: 0 K: 1 S: 11	H: 1 LOB: 0 BB: 0 P: 18	R: 0 E: 0 K: 1 S: 7	H: 0 LOB: 0 BB: 0 P: 10	R: 0 E: 0 K: 1 S: 6	H: 0 LOB: 0 BB: 0 P: 10	R: 0 E: 0 K: 1 S: 8	H: 0 LOB: 1 BB: 1 P: 14	R: 0 E: 0 K: 1 S: 13	H: 1 LOB: 2 BB: 1 P: 19	R: 4 E: 0 K: 1 S: 13	H: 1 LOB: 0 BB: 3 P: 28	R: 0 E: 0 K: 0 S: 13	H: 1 LOB: 0 BB: 0 P: 21	R: 0 E: 0 K: 0 S: 8	H: 0 LOB: 0 BB: 0 P: 9	1B: 2 2B: 0 3B: 0 HR: 2	SF: 0 SAC: 0 DP: 1 HBP: 0	WP: 0 PB: 0 SB: 0 CS: 0	PA: 32
<b>PITCHER</b> Brad Penny, R ERA: 3.88 Gary Knotts, R ERA Vic Darenbourg, L ERA: 3.68 (1,1)	IP: 6.0 WLS: L BF: 25 H: 3 R: 5 ER: 5 SO: 6 BB: 5 IBB: 0 HBP: 0 BLK: 0 WP: 0 HR: 2 S: 58 P: 99 ERA: 7.50 WHIP: 1.333															<b>PITCHER</b>	IP: 6.0 WLS: L BF: 25 H: 3 R: 5 ER: 5 SO: 6 BB: 5 IBB: 0 HBP: 0 BLK: 0 WP: 0 HR: 2 S: 58 P: 99 ERA: 7.50 WHIP: 1.333			
(7,1)	1.0 4 1 0 0 0 0 0 0 0 0 0 0 13 21 0.00 1.000																			
(8,1)	1.0 3 0 0 0 0 0 0 0 0 0 0 0 8 9 0.00 0.000																			

Florida Marlins @ Cincinnati Reds  
Cinergy Field, Cincinnati, OH  
Sat Jul 28 2001, 7:05 PM EDT  
Att: 29,145 - Cloudy - 78 F

AB 27  
R 5  
H 4  
RBI 5  
BB 5  
SO 6  
LOB 5





Batter	1	2	3	4	5	6	7	8	9	AB	R	H	RBI	BB	SO	LOB	TOP				
Luis Castillo, S OBP: 0.373, SLG: 0.356 (1, 4)	G6-3 1B		F7			E7 1B	SF7 1B		G4-3	5	2	3	0	0	0	0					
Alex Gonzalez, R OBP: 0.324, SLG: 0.398 (1, 6)	F8			K		E7 1B			F7	5	1	2	1	0	1	1					
Cliff Floyd, L OBP: 0.414, SLG: 0.659 (1, 7)	G6-3			G3		FC4 1B	SF7		L8	4	1	0	1	0	0	2					
Mike Lowell, R OBP: 0.348, SLG: 0.473 (1, 5)	F9			2B		K	P4			4	1	1	0	0	1	4					
Kevin Millar, R OBP: 0.362, SLG: 0.535 1B Jeff Abbott, R (8, 9)		G3-1		WP 2B		FC5 1B			L6	3	0	1	1	1	0	0					
Derrek Lee, R OBP: 0.316, SLG: 0.446 (1, 3)	G1-3			G6-3		FC5 1B				4	0	2	2	0	0	1					
Charles Johnson, R OBP: 0.348, SLG: 0.525 (1, 2)	G6-3					L9			K	4	0	0	0	0	1	3					
Eric Owens, R OBP: 0.301, SLG: 0.348 (1, 8)			G6-3			G1-3	FC5			3	0	0	0	1	0	2					
Ryan Dempster, R OBP: 0.093, SLG: 0.095 (1, 1)			K			K			K	4	0	0	0	0	4	2					
<b>Inning Stats</b>	R: 0 E: 0 K: 0 S: 7	H: 1 LOB: 1 BB: 0 P: 11	R: 0 E: 0 K: 0 S: 7	H: 0 LOB: 0 BB: 0 P: 10	R: 0 E: 0 K: 1 S: 6	H: 0 LOB: 0 BB: 0 P: 9	R: 1 E: 0 K: 1 S: 12	H: 2 LOB: 1 BB: 0 P: 18	R: 0 E: 0 K: 1 S: 9	H: 0 LOB: 0 BB: 0 P: 14	R: 3 E: 1 K: 1 S: 20	H: 3 LOB: 2 BB: 1 P: 31	R: 1 E: 0 K: 1 S: 13	H: 2 LOB: 1 BB: 0 P: 14	R: 0 E: 0 K: 2 S: 14	H: 1 LOB: 2 BB: 1 P: 25	R: 0 E: 0 K: 0 S: 5	H: 0 LOB: 0 BB: 0 P: 5	1B: 6 2B: 3 3B: 0 HR: 0	SF: 1 SAC: 0 DP: 0 HBP: 0	WP: 1 PA: 39 CS: 0
<b>PITCHER</b>	IP	WLS	BF	H	R	ER	SO	BB	IBB	HBP	BLK	WP	HR	S	P	ERA	WHIP				
15 Ben Sheets, R ERA: 4.34 (1, 1)	6.1	L	29	8	5	5	5	0	1	0	0	1	0	72	105	7.11	1.263				
Mike DeJean, R ERA: 2.03 (7, 1)	1.2		7	1	0	0	2	0	1	0	0	0	0	16	27	0.00	0.600				
47 Mike Buddie, R ERA: 0.82 (9, 1)	0.2		2	0	0	0	0	0	0	0	0	0	0	3	3	0.00	0.000				
Ray King, L ERA: 3.57 (9, 1)	0.1		1	0	0	0	0	0	0	0	0	0	0	2	2	0.00	0.000				

Florida Marlins @ Milwaukee Brewers  
Miller Park, Milwaukee, WI  
Tue Jul 31 2001, 7:05 PM CDT  
Att: 26,087 - Sunny - 89 F

AB 36  
R 5  
H 9  
RBI 5  
BB 2  
SO 7  
LOB 15



Batter	1	2	3	4	5	6	7	8	9	AB	R	H	RBI	BB	SO	LOB	BOTTOM				
Ronnie Belliard, R OBP: 0.351, SLG: 0.471 (1, 4)	K		G6-3		G5-3					3	0	0	0	1	1	0					
Mark Loretta, R OBP: 0.343, SLG: 0.329 47 Mike Buddie, R Ray King, L (9, 1)	G6-3		G6-3			G4-6-3 BB			L6-4	3	0	0	0	1	0	2					
Jeromy Burnitz, L OBP: 0.349, SLG: 0.500 (1, 9)			G4-3			K			P3	3	0	0	0	1	1	1					
Richie Sexson, R OBP: 0.314, SLG: 0.501 (1, 3)	K			K		G4-6-3			G1-6-3 1B	4	0	1	0	0	2	2					
Devon White, S OBP: 0.338, SLG: 0.472 (1, 8)		E3 F9 G4-3				K			G1-6-3	4	1	1	0	0	1	1					
Angel Echevarria, R OBP: 0.295, SLG: 0.385 (1, 7)		G4-3 BB		L7		F2				2	0	0	0	1	0	1					
José Hernández, R OBP: 0.293, SLG: 0.446 (1, 6)		F9		K		F8				3	0	0	0	0	1	3					
Raul Casanova, S OBP: 0.309, SLG: 0.466 (1, 2)		G4-3			G1-3				G3-1	3	0	0	1	0	0	1					
15 Ben Sheets, R OBP: 0.108, SLG: 0.029 Mike DeJean, R Luis Lopez, S OBP: 0.262, SLG: 0.271 (8, PH) (9, 5)		K			K				L6-4 BB 1B	2	0	0	0	0	2	1					
<b>Inning Stats</b>	R: 0 E: 0 K: 2 S: 10	H: 0 LOB: 1 BB: 1 P: 18	R: 1 E: 1 K: 1 S: 10	H: 0 LOB: 1 BB: 1 P: 16	R: 0 E: 0 K: 0 S: 5	H: 0 LOB: 0 BB: 0 P: 5	R: 0 E: 0 K: 2 S: 9	H: 1 LOB: 1 BB: 0 P: 10	R: 0 E: 0 K: 1 S: 6	H: 0 LOB: 0 BB: 0 P: 8	R: 0 E: 0 K: 1 S: 9	H: 0 LOB: 0 BB: 1 P: 16	R: 0 E: 0 K: 1 S: 6	H: 0 LOB: 0 BB: 0 P: 8	R: 0 E: 0 K: 0 S: 7	H: 1 LOB: 1 BB: 1 P: 13	R: 0 E: 0 K: 0 S: 9	H: 1 LOB: 0 BB: 0 P: 14	1B: 2 2B: 2 3B: 0 HR: 0	SF: 0 SAC: 0 DP: 3 HBP: 0	WP: 0 PA: 32 CS: 0
<b>PITCHER</b>	IP	WLS	BF	H	R	ER	SO	BB	IBB	HBP	BLK	WP	HR	S	P	ERA	WHIP				
Ryan Dempster, R ERA: 3.98 (1, 1)	9.0	W	32	3	1	0	8	4	0	0	0	0	0	71	108	0.00	0.778				

Florida Marlins @ Milwaukee Brewers  
Miller Park, Milwaukee, WI  
Tue Jul 31 2001, 7:05 PM CDT  
Att: 26,087 - Sunny - 89 F

AB 28  
R 1  
H 3  
RBI 1  
BB 4  
SO 8  
LOB 12



Batter	1	2	3	4	5	6	7	8	9	10	AB	R	H	RBI	BB	SO	LOB	TOP													
Luis Castillo, S OBP: 0.372, SLG: 0.357 Charles Johnson, R OBP: 0.350, SLG: 0.537	0-1 SH5-3 SF8 2B	1-1 F7			3-2 F8		0-0 G5-3		2-0 HR		4	1	1	0	0	0	2														
Alex Gonzalez, R OBP: 0.323, SLG: 0.397	1-1 SH5-3 2-3		0-1 G6-3		1-0 FC4-6 1B		3-2 F8		3-1 F7		4	0	1	0	0	0	1														
Cliff Floyd, L OBP: 0.411, SLG: 0.657	0-2 SF8		1-0 F8		0-0 FC4-6 FC6-4 1-2f			0-1 G6-3		1-2 F8 2B	4	1	1	1	0	0	1														
Mike Lowell, R OBP: 0.346, SLG: 0.469	0-1 1B		3-3 K		0-2 FC6-4 1-2f			2-3 K		1-2 G5-3	5	0	1	0	0	2	2														
Kevin Millar, R OBP: 0.353, SLG: 0.533	1-1 1B			3-2 G4-3		0-1 G6-4-3 1B		0-3 K		2-2 F8	5	0	2	0	0	1	1														
Derrek Lee, R OBP: 0.320, SLG: 0.454	3-2 G6-3			2-2 G1-3 1B		1-0 G6-4-3 1-2f			3-2 G3-1 2B	5	1	3	1	0	0	3															
Eric Owens, R OBP: 0.300, SLG: 0.346		0-0 E 1B		2-1 G1-3		1-3 K			0-0 G3-1 2B	5	0	1	0	0	1	3															
Mike Redmond, R OBP: 0.384, SLG: 0.473 John Mabry, L OBP: 0.303, SLG: 0.388 Dave Berg, R OBP: 0.244, SLG: 0.357	0-2 G1-6-3 1-2			4-0 IBB			1-0 F9		0-2 G3-1		2	0	0	0	1	0	1														
Matt Clement, R OBP: 0.288, SLG: 0.430 Arky Lopez, S OBP: 0.192, SLG: 0.259 Ricky Bones, R OBP: 0.227, SLG: 0.360 18 Jeff Abbott, R OBP: 0.142, SLG: 0.200 Braden Looper, R OBP: 0.191, SLG: 0.278 Armando Almanza, L OBP: 0.191, SLG: 0.278 Antonio Alfonseca, R OBP: 0.191, SLG: 0.278	2-3 K		0-2 G4-3				2-1 G5-3 1B		3-1 HR 1B		2	0	0	0	0	1	3														
<b>Inning Stats</b>	R: 1 E: 0 K: 0 S: 14	H: 3 LOB: 2 BB: 0 P: 19	R: 0 E: 1 K: 1 S: 10	H: 1 LOB: 1 BB: 0 P: 13	R: 0 E: 0 K: 1 S: 6	H: 0 LOB: 0 BB: 0 P: 10	R: 0 E: 0 K: 0 S: 14	H: 1 LOB: 2 BB: 1 P: 24	R: 0 E: 0 K: 1 S: 8	H: 1 LOB: 0 BB: 0 P: 8	R: 0 E: 0 K: 0 S: 8	H: 1 LOB: 1 BB: 0 P: 14	R: 0 E: 0 K: 2 S: 8	H: 0 LOB: 0 BB: 0 P: 10	R: 3 E: 0 K: 0 S: 11	H: 3 LOB: 0 BB: 0 P: 19	R: 1 E: 0 K: 0 S: 16	H: 2 LOB: 1 BB: 0 P: 22	1B: 8 2B: 4 3B: 0 HR: 1	SF: 1 SAC: 1 DP: 1 HBP: 0	WP: 0 PA: 43										
<b>PITCHER</b>	IP WLS BF H R ER SO ERA WHIP	7.0 1.0 8.1 9.1 10.1 10.1	29 3 6 1 4	8 0 3 1 0	1 0 3 1 0	3 2 0 0 0	0 0 0 0 0	0 0 0 0 0	0 0 0 0 0	0 0 0 0 0	0 8 11 19 12	66 10 19 4 17	100 10 19 5 17	1.29 0.00 27.00 ∞ 0.00	1.143 0.000 3.000 ∞ 1.000	<b>PITCHER</b>	IP WLS BF H R ER SO ERA WHIP	7.0 1.0 8.1 9.1 10.1 10.1	29 3 6 1 4	8 0 3 1 0	1 0 3 1 0	3 2 0 0 0	0 0 0 0 0	0 0 0 0 0	0 0 0 0 0	0 0 0 0 0	0 8 11 19 12	66 10 19 4 17	100 10 19 5 17	1.29 0.00 27.00 ∞ 0.00	1.143 0.000 3.000 ∞ 1.000

Florida Marlins @ Milwaukee Brewers  
Miller Park, Milwaukee, WI  
Wed Aug 01 2001, 7:05 PM CDT  
Att. 27,664 - Dome - 72 F

AB 40  
R 5  
H 13  
RBI 5  
BB 1  
SO 5  
LOB 17



Batter	1	2	3	4	5	6	7	8	9	10	AB	R	H	RBI	BB	SO	LOB	BOTTOM												
Ronnie Belliard, R OBP: 0.352, SLG: 0.476	1-3 K		0-0 2B		1-2 SH1-3 1B 2B	1-3 K			2-2 P4		5	1	2	0	0	2	2													
Mark Loretta, R OBP: 0.337, SLG: 0.323 Ray King, L OBP: 0.244, SLG: 0.357	0-1 G5-3		1-1 G5-3		1-0 SH1-3		2-3 K		3-1 E3		4	0	0	0	0	1	2													
Jeromy Burnitz, L OBP: 0.347, SLG: 0.496	2-1 F5		2-3 K2-3		0-0 WP 1B		3-3 K		3-2 F3		5	0	1	1	0	2	3													
Richie Sexson, R OBP: 0.312, SLG: 0.497		0-3 K		1-2 FC3-6 1B		1-2 G5-3		2-2 L6		0-0 G6-3	5	0	1	0	0	1	1													
Devon White, S OBP: 0.336, SLG: 0.466		0-0 BB 1B		1-2 FC3-6 1B 2B		1-3 K		2-2 G6-3		0-0 F8	5	1	1	0	0	1	2													
Mark Sweeney, L OBP: 0.750, SLG: 1.333 James Mouton, R OBP: 0.333, SLG: 0.357		4-2 BB 1B		1-0 2B 1B		0-0 2B 3B		0-1 G1-3		0-1 FC6-4 1B	3	2	2	0	1	0	0													
José Hernández, R OBP: 0.294, SLG: 0.451		1-3 K		2-1 2B		0-2 2B		2-2 F9		0-0 FC6-4 1-2f	5	0	2	3	0	1	3													
Henny Blanco, R OBP: 0.288, SLG: 0.335 Raul Casanova, S OBP: 0.308, SLG: 0.464		0-3 K2-3		0-3 K		1-0 P6		2-2 P4			3	0	0	0	0	2	4													
Jimmy Haynes, R OBP: 0.217, SLG: 0.227 Chad Fox, R OBP: 0.217, SLG: 0.227 Curt Leskanic, R OBP: 0.217, SLG: 0.227 Luis Lopez, S OBP: 0.269, SLG: 0.278			1-3 K		0-3 K		1-3 K		0-0 E 1B		3	0	0	0	0	3	2													
<b>Inning Stats</b>	R: 0 E: 0 K: 1 S: 8	H: 0 LOB: 0 BB: 0 P: 11	R: 0 E: 0 K: 3 S: 15	H: 1 LOB: 2 BB: 1 P: 20	R: 0 E: 0 K: 2 S: 11	H: 1 LOB: 1 BB: 0 P: 15	R: 2 E: 0 K: 2 S: 15	H: 3 LOB: 1 BB: 0 P: 20	R: 1 E: 0 K: 1 S: 12	H: 2 LOB: 1 BB: 0 P: 17	R: 1 E: 0 K: 2 S: 11	H: 2 LOB: 1 BB: 0 P: 14	R: 0 E: 0 K: 2 S: 8	H: 0 LOB: 0 BB: 0 P: 14	R: 0 E: 0 K: 0 S: 8	H: 0 LOB: 0 BB: 0 P: 12	R: 0 E: 1 K: 0 S: 16	H: 1 LOB: 2 BB: 0 P: 26	R: 0 E: 0 K: 0 S: 5	H: 1 LOB: 1 BB: 0 P: 5	1B: 6 2B: 4 3B: 1 HR: 0	SF: 0 SAC: 1 DP: 0 HBP: 0	WP: 1 PA: 43							
<b>PITCHER</b>	IP WLS BF H R ER SO ERA WHIP	6.0 2.0 7.1 8.1 9.1 10.1	28 6 4 1 0	4 0 0 0 0	11 2 0 0 0	1 0 0 0 0	0 0 0 0 0	0 0 0 0 0	0 0 0 0 0	0 0 0 0 0	0 16 19 7 5	72 16 26 4 5	97 26 19 7 5	6.00 0.000 1.500 0.000 0.000	1.667 0.000 1.500 0.000 0.000	<b>PITCHER</b>	IP WLS BF H R ER SO ERA WHIP	6.0 2.0 7.1 8.1 9.1 10.1	28 6 4 1 0	4 0 0 0 0	11 2 0 0 0	1 0 0 0 0	0 0 0 0 0	0 0 0 0 0	0 0 0 0 0	0 16 19 7 5	72 16 26 4 5	97 26 19 7 5	6.00 0.000 1.500 0.000 0.000	1.667 0.000 1.500 0.000 0.000

Florida Marlins @ Milwaukee Brewers  
Miller Park, Milwaukee, WI  
Wed Aug 01 2001, 7:05 PM CDT  
Att. 27,664 - Dome - 72 F

AB 41  
R 4  
H 11  
RBI 4  
BB 1  
SO 13  
LOB 19









Batter	1	2	3	4	5	6	7	8	9	AB	R	H	RBI	BB	SO	LOB	TOP										
Luis Castillo, S OBP: 0.364, SLG: 0.351	G1-3	G4-3			K		G4-6-3		G1-3	5	0	0	0	0	1	5											
Alex Gonzalez, R OBP: 0.321, SLG: 0.393	1B		K		K			F7		4	1	1	0	0	2	1											
Cliff Floyd, L OBP: 0.406, SLG: 0.647	BB	BB	G4-3		K			G4-3		3	1	0	0	1	1	0											
Kevin Millar, R OBP: 0.363, SLG: 0.530	BB							G5-3		4	1	1	1	0	1	0											
Chad Mottola, R	BB									0	0	0	0	0	0	0											
Derrek Lee, R OBP: 0.323, SLG: 0.465	BB	BB			P6			G4-3		3	2	1	1	1	0	0											
18 Jeff Abbott, R OBP: 0.286, SLG: 0.308	G6-3				G4-3			F9		4	0	0	1	0	1	2											
Dave Berg, R OBP: 0.256, SLG: 0.358	1B				K			1B	HBP	BB																	
Mike Redmond, R OBP: 0.396, SLG: 0.473								1B		2	1	1	0	1	0	0											
Jesus Sanchez, L OBP: 0.222, SLG: 0.222								1B		1	2	1	0	1	0	0											
John Mabry, L OBP: 0.316, SLG: 0.375										1	2	1	0	1	0	0											
Vladimir Nunez, R										0	0	0	0	0	0	0											
Andy Fox, L OBP: 0.231, SLG: 0.091										1	0	1	0	0	0	0											
Antonio Alfonseca, R										0	0	0	0	0	0	0											
<b>Inning Stats</b>	R: 4 E: 0 K: 0 S: 18	H: 3 LOB: 1 BB: 2 P: 31	R: 0 E: 0 K: 0 S: 7	H: 0 LOB: 0 BB: 0 P: 9	R: 0 E: 0 K: 2 S: 10	H: 0 LOB: 0 BB: 0 P: 14	R: 0 E: 0 K: 1 S: 8	H: 0 LOB: 0 BB: 0 P: 12	R: 0 E: 0 K: 2 S: 9	H: 1 LOB: 1 BB: 0 P: 12	R: 0 E: 0 K: 0 S: 15	H: 0 LOB: 0 BB: 0 P: 24	R: 0 E: 0 K: 0 S: 10	H: 1 LOB: 2 BB: 1 P: 17	R: 0 E: 0 K: 0 S: 10	H: 0 LOB: 0 BB: 0 P: 14	R: 2 E: 1 K: 1 S: 13	H: 2 LOB: 1 BB: 1 P: 24	1B: 5 2B: 1 3B: 0 HR: 1	SF: 0 SAC: 0 DP: 1 HBP: 1	WP: 0 PB: 0 SB: 0 CS: 0	PA: 37					
<b>PITCHER</b>	IP	WLS	BF	H	R	ER	SO	BB	IBB	HBP	BLK	WP	HR	S	P	ERA	WHIP										
Andy Benes, R ERA: 6.97	6.1		27	5	4	4	6	3	0	1	0	0	0	75	117	5.68	1.263										
Luther Hackman, R ERA: 4.05	0.2	1	0	0	0	0	0	0	0	0	0	0	0	2	2	0.00	0.000										
Dave Veres, R ERA: 3.21	1.1	L	5	1	1	1	1	0	0	0	0	0	0	16	23	6.75	0.750										
T.J. Mathews, R ERA: 4.94	0.2		4	1	1	0	0	1	0	0	0	0	0	7	15	0.00	3.000										

Florida Marlins @ St. Louis Cardinals  
Busch Stadium, St. Louis, MO

AB 32  
R 6  
H 7  
RBI 5  
BB 4  
SO 7  
LOB 9



WP: 0 PA: 37  
PB: 0  
SB: 0  
CS: 0

Batter	1	2	3	4	5	6	7	8	9	AB	R	H	RBI	BB	SO	LOB	BOTTOM										
Edgar Renteria, R OBP: 0.296, SLG: 0.342	G6-3		FC5-4		F8		K		FC6-4	5	0	1	0	0	1	1											
Placido Polanco, R OBP: 0.373, SLG: 0.412	F8		K		G6-3					4	0	1	0	0	1	2											
5 Albert Pujols, R OBP: 0.392, SLG: 0.593	1B		F9				F9			4	1	2	0	0	0	3											
Bobby Bonilla, S OBP: 0.323, SLG: 0.382	P4		FC5-4		G4-3			F7		4	0	0	1	0	0	3											
15 Jim Edmonds, L OBP: 0.384, SLG: 0.480			K		G3		HR		F7	3	1	0	0	1	1	0											
Craig Paquette, R OBP: 0.300, SLG: 0.460					L8				G5-3	4	1	2	2	0	0	0											
Mike Matheny, R OBP: 0.298, SLG: 0.283			K				K		L8	3	0	0	0	0	2	1											
Fernando Vina, L OBP: 0.351, SLG: 0.412					F9					1	0	0	0	0	0	0											
Eli Marrero, R OBP: 0.307, SLG: 0.465			G5-3				P4			4	1	2	1	0	0	1											
Andy Benes, R ERA: 1.99										1	0	0	0	1	0	0											
Luther Hackman, R										0	0	0	0	0	0	0											
Kerry Robinson, L OBP: 0.333, SLG: 0.360										1	0	0	0	0	0	0											
Dave Veres, R										0	0	0	0	0	0	0											
T.J. Mathews, R										0	0	0	0	0	0	0											
J.D. Drew, L OBP: 0.420, SLG: 0.670										1	0	0	0	0	0	1											
<b>Inning Stats</b>	R: 0 E: 0 K: 0 S: 9	H: 1 LOB: 1 BB: 0 P: 14	R: 0 E: 0 K: 2 S: 9	H: 1 LOB: 0 BB: 0 P: 14	R: 0 E: 0 K: 1 S: 11	H: 1 LOB: 2 BB: 1 P: 19	R: 0 E: 0 K: 0 S: 8	H: 0 LOB: 0 BB: 0 P: 12	R: 1 E: 0 K: 0 S: 7	H: 1 LOB: 0 BB: 0 P: 10	R: 3 E: 0 K: 1 S: 14	H: 2 LOB: 0 BB: 1 P: 26	R: 0 E: 0 K: 1 S: 8	H: 1 LOB: 1 BB: 0 P: 13	R: 0 E: 0 K: 0 S: 8	H: 0 LOB: 0 BB: 0 P: 14	R: 0 E: 0 K: 0 S: 6	H: 1 LOB: 1 BB: 0 P: 6	1B: 4 2B: 1 3B: 1 HR: 2	SF: 0 SAC: 0 DP: 0 HBP: 0	WP: 0 PB: 0 SB: 0 CS: 0	PA: 37					
<b>PITCHER</b>	IP	WLS	BF	H	R	ER	SO	BB	IBB	HBP	BLK	WP	HR	S	P	ERA	WHIP										
Jesus Sanchez, L ERA: 1.99	6.0		26	6	4	4	4	2	0	0	0	0	0	58	95	6.00	1.333										
Vladimir Nunez, R ERA: 2.76	2.0	W	7	1	0	0	1	0	0	0	0	0	0	16	27	0.00	0.500										
Antonio Alfonseca, R ERA: 2.22	1.0	S	4	1	0	0	0	0	0	0	0	0	0	6	6	0.00	1.000										

Florida Marlins @ St. Louis Cardinals  
Busch Stadium, St. Louis, MO

AB 35  
R 4  
H 8  
RBI 4  
BB 2  
SO 5  
LOB 12




WP: 0 PA: 37  
PB: 0  
SB: 0  
CS: 0

Batter	1	2	3	4	5	6	7	8	9	AB	R	H	RBI	BB	SO	LOB	TOP										
Luis Castillo, S OBP: 0.365, SLG: 0.351	L5		G5-3			G3-6-3 1B		G3-6-3 BB		3	0	1	0	1	0	0	<b>Florida Marlins @ St. Louis Cardinals</b> Busch Stadium, St. Louis, MO Sat Aug 04 2001, 7:10 PM CDT Att: 42,312 - Sunny - 89 F										
Alex Gonzalez, R OBP: 0.322, SLG: 0.397	G4-6-3 1B					F3		K		4	0	2	0	0	1	3											
John Mabry, L OBP: 0.309, SLG: 0.361	G4-6-3 1-2			L7		G3-6-3 1-2		G3-6-3 1-2		4	0	0	0	0	0	5											
Kevin Millar, R OBP: 0.365, SLG: 0.528		P6		K			1B 1B		G3 HBP	3	0	1	0	0	1	1											
Derrek Lee, R OBP: 0.322, SLG: 0.462		K		L9			1-2 1B		K	4	0	1	0	0	2	2											
Charles Johnson, R OBP: 0.353, SLG: 0.535							2-2 F2		G3 1-2	4	0	1	0	0	1	3											
1B Jeff Abbott, R OBP: 0.278, SLG: 0.294		G1-3					1-1 F8		P3	4	0	1	0	0	0	4											
Andy Fox, L OBP: 0.207, SLG: 0.080			G4-3				1-3 K			3	0	0	0	0	1	3											
Ricky Bones, R OBP: 0.333, SLG: 0.500								G1-3		0	0	0	0	0	0	0											
A.J. Burnett, R OBP: 0.171, SLG: 0.152										2	0	0	0	0	1	1											
Armando Almanza, L OBP: 0.262, SLG: 0.364			F5						BB 1B	0	0	0	0	0	0	0											
Dave Berg, R OBP: 0.262, SLG: 0.364										1	0	1	0	0	0	0											
<b>Inning Stats</b>	R: 0 E: 0 K: 0 S: 8	H: 1 LOB: 0 BB: 0 P: 11	R: 0 E: 0 K: 1 S: 11	H: 1 LOB: 1 BB: 0 P: 19	R: 0 E: 0 K: 0 S: 11	H: 0 LOB: 0 BB: 0 P: 16	R: 0 E: 0 K: 1 S: 9	H: 1 LOB: 1 BB: 0 P: 13	R: 0 E: 0 K: 3 S: 11	H: 1 LOB: 1 BB: 0 P: 18	R: 0 E: 0 K: 0 S: 12	H: 2 LOB: 2 BB: 0 P: 18	R: 0 E: 0 K: 1 S: 8	H: 1 LOB: 1 BB: 0 P: 16	R: 0 E: 0 K: 1 S: 10	H: 0 LOB: 1 BB: 0 P: 16	1B: 6 2B: 2 3B: 0 HR: 0	SF: 0 SAC: 0 DP: 3 HBP: 1	WP: 0 PB: 0 SB: 0 CS: 0	PA: 34							
<b>PITCHER</b>	IP	WLS	BF	H	R	ER	SO	BB	IBB	HBP	BLK	WP	HR	S	P	ERA	WHIP										
Woody Williams, R ERA: 4.77	(1, 1)	6.0	W	23	7	0	5	0	0	0	0	0	0	65	98	0.00	1.167										
Luther Hackman, R ERA: 3.77	(7, 1)	1.0	H	5	1	0	0	1	0	0	0	0	0	10	19	0.00	2.000										
Gene Stechschulte, R ERA: 4.14	(8, 1)	2.0	S	6	0	0	2	0	0	1	0	0	0	14	22	0.00	0.000										


Batter	1	2	3	4	5	6	7	8	9	AB	R	H	RBI	BB	SO	LOB	BOTTOM										
Fernando Vina, L OBP: 0.348, SLG: 0.407	F7	FC5-2		F8		F9		F7		5	0	0	0	0	0	6	<b>Florida Marlins @ St. Louis Cardinals</b> Busch Stadium, St. Louis, MO Sat Aug 04 2001, 7:10 PM CDT Att: 42,312 - Sunny - 89 F										
Placido Polanco, R OBP: 0.372, SLG: 0.411	F8	F7		FC6-4			5 SF7 1B			4	1	1	0	0	0	4											
J.D. Drew, L OBP: 0.421, SLG: 0.665	K			5 BB		15 S 1B		K		3	0	1	0	1	2	1											
5 Albert Pujols, R OBP: 0.391, SLG: 0.597		HR		F8		F9		E8		4	1	1	1	0	0	3											
15 Jim Edmonds, L OBP: 0.388, SLG: 0.480		1B 2B BB		1B BB		G5-3 BB		SF7		0	1	0	1	3	0	0											
Craig Parquette, R OBP: 0.304, SLG: 0.460		2B FC5-2 1B		2-1		G5-3		G6-3		4	0	2	0	0	0	3											
Eli Marrero, R OBP: 0.312, SLG: 0.470		FC5-2 1-3 2H		F8		1B BB		G6-3		3	0	1	1	1	0	2											
Kerry Robinson, L OBP: 0.331, SLG: 0.350		FC5-2 HBP		G6-3		L8		G6-3		3	0	0	0	0	0	1											
Woody Williams, R OBP: 0.222, SLG: 0.228	(1, 1)									2	0	1	0	1	1	3											
Luther Hackman, R ERA: 3.09	(7, 1)									0	0	0	0	0	0	0											
Gene Stechschulte, R OBP: 0.750, SLG: 1.667	(8, 1)									0	0	0	0	0	0	0											
Edgar Renteria, R OBP: 0.298, SLG: 0.342	(8, 6)					FC6-4 BB				0	0	0	0	1	0	0											
<b>Inning Stats</b>	R: 0 E: 0 K: 1 S: 12	H: 0 LOB: 0 BB: 0 P: 15	R: 2 E: 0 K: 1 S: 15	H: 3 LOB: 3 BB: 1 P: 27	R: 0 E: 0 K: 0 S: 10	H: 1 LOB: 2 BB: 2 P: 23	R: 0 E: 0 K: 0 S: 8	H: 0 LOB: 1 BB: 1 P: 15	R: 0 E: 0 K: 0 S: 7	H: 1 LOB: 1 BB: 1 P: 15	R: 1 E: 1 K: 1 S: 16	H: 1 LOB: 1 BB: 0 P: 24	R: 0 E: 0 K: 0 S: 6	H: 0 LOB: 1 BB: 1 P: 12	R: 0 E: 0 K: 0 S: 6	H: 0 LOB: 1 BB: 1 P: 12	1B: 5 2B: 1 3B: 0 HR: 1	SF: 1 SAC: 0 DP: 1 HBP: 1	WP: 0 PB: 0 SB: 1 CS: 0	PA: 37							
<b>PITCHER</b>	IP	WLS	BF	H	R	ER	SO	BB	IBB	HBP	BLK	WP	HR	S	P	ERA	WHIP										
A.J. Burnett, R ERA: 3.55	(1, 1)	6.0	L	28	6	2	2	6	0	1	0	0	0	61	112	3.00	2.000										
Armando Almanza, L ERA: 3.09	(7, 1)	0.2		4	1	1	0	0	0	0	0	0	0	15	23	0.00	1.500										
Ricky Bones, R ERA: 3.16	(7, 1)	1.1		5	0	0	0	1	0	0	0	0	0	7	13	0.00	0.750										


AB	32
R	0
H	8
RBI	0
BB	1
SO	7
LOB	22



AB	28
R	3
H	7
RBI	3
BB	7
SO	3
LOB	23



Batter	1	2	3	4	5	6	7	8	9	AB	R	H	RBI	BB	SO	LOB	TOP										
<b>Luis Castillo, S</b> OBP: 0.366, SLG: 0.359 (1, 4)	1-2 CS 1B	3-1 FC6			1-2 G6-3		3-2 HR		1-0 F8	5	1	2	1	0	0	2	<b>Florida Marlins @ St. Louis Cardinals</b> Busch Stadium, St. Louis, MO Sun Aug 05 2001, 1:10 PM CDT Att: 33,711 - Sunny - 93 F  livebaseballscores.com  <b>AB 33</b> <b>R 5</b> <b>H 8</b> <b>RBI 3</b> <b>BB 5</b> <b>SO 4</b> <b>LOB 14</b> 										
<b>Alex Gonzalez, R</b> OBP: 0.321, SLG: 0.397 (1, 6)	1-3 K		1-1 1B 2B		0-0 G6-3		1-2 P4		1-2 G6-3	5	1	1	0	0	1	1											
<b>John Mabry, L</b> OBP: 0.307, SLG: 0.384 (1, 9)	1-0 HR		2-3 K		1-1 G3		0-0 F8			4	1	1	1	0	1	1											
<b>Kevin Millar, R</b> OBP: 0.370, SLG: 0.528 <b>18 Jeff Abbott, R</b> OBP: 0.276, SLG: 0.294 (1, 7) (7, 8)	4-1 BB		2-2 G4-6-3 1B		4-2 BB BB		0-0 G5-3			2	1	1	1	2	0	0											
<b>Derrek Lee, R</b> OBP: 0.319, SLG: 0.457 (1, 3)	2-0 F9		2-1 G4-6-3		2-3 K		0-1 G5-3			4	0	0	0	0	1	3											
<b>Chad Mottola, R</b> (1, 8) (7, 7)		1-0 G4-3		2-1 F7		4-2 PB BB		0-1 F9		3	1	0	0	1	0	0											
<b>Dave Berg, R</b> OBP: 0.277, SLG: 0.387 (1, 5)		4-1 1B BB		2-2 2B		2-2 F8		1-1 2B		3	0	2	0	1	0	1											
<b>Mike Redmond, R</b> OBP: 0.402, SLG: 0.469 (1, 2)		2-2 FC6 1B		3-3 K		4-2 BB		1-1 G4-3		3	0	1	0	1	1	2											
<b>Ryan Dempster, R</b> OBP: 0.087, SLG: 0.089 <b>Armando Almanza, L</b> (8, 1) <b>Mike Lowell, R</b> OBP: 0.307, SLG: 0.468 (9, PH) <b>Antonio Alfonseca, R</b> (9, 1)		0-0 B2		0-1 F8		0-2 P6		1-0 F9		3	0	0	0	0	0	4											
<b>Inning Stats</b>	R: 1 E: 0 K: 1 S: 10	H: 2 LOB: 1 BB: 1 P: 19	R: 0 E: 0 K: 0 S: 8	H: 1 LOB: 2 BB: 1 P: 18	R: 1 E: 0 K: 1 S: 11	H: 2 LOB: 0 BB: 0 P: 18	R: 0 E: 0 K: 1 S: 13	H: 1 LOB: 1 BB: 0 P: 20	R: 0 E: 0 K: 0 S: 6	H: 0 LOB: 0 BB: 0 P: 8	R: 2 E: 1 K: 1 S: 17	H: 0 LOB: 1 BB: 3 P: 33	R: 1 E: 0 K: 0 S: 11	H: 1 LOB: 0 BB: 0 P: 15	R: 0 E: 0 K: 0 S: 8	H: 1 LOB: 1 BB: 0 P: 10		R: 0 E: 0 K: 0 S: 5	H: 0 LOB: 0 BB: 0 P: 8	1B: 3 2B: 3 3B: 0 HR: 2	SF: 0 SAC: 0 DP: 1 HBP: 0	WP: 0 PB: 1 SB: 0 CS: 1	PA: 38				
<b>PITCHER</b>	IP	WLS	BF	H	R	ER	SO	BB	IBB	HBP	BLK	WP	HR	S	P	ERA	WHIP										
<b>Dustin Hermanson, R</b> ERA: 4.42 <b>Mike Matthews, L</b> ERA: 3.84 <b>T.J. Mathews, R</b> ERA: 4.68 <b>Steve Kline, L</b> ERA: 1.87	(1, 1) (7, 1) (8, 1) (9, 1)	6.0 1.0 1.1 0.2	L 4 5 2	27 1 1 0	6 1 0 0	4 1 0 0	2 1 0 0	4 1 0 0	5 0 0 0	0 0 0 0	0 0 0 0	0 0 0 0	0 1 9 0	65 11 15 4	116 15 12 6	3.00 9.00 0.00 0.00	1.833 1.000 0.750 0.000										

Batter	1	2	3	4	5	6	7	8	9	AB	R	H	RBI	BB	SO	LOB	BOTTOM										
<b>Fernando Vina, L</b> OBP: 0.351, SLG: 0.410 (1, 4)	1-1 G6-4-3 1B		0-0 E5 1B		2-0 P4		1-1 1B			4	0	3	1	0	0	1	<b>Florida Marlins @ St. Louis Cardinals</b> Busch Stadium, St. Louis, MO Sun Aug 05 2001, 1:10 PM CDT Att: 33,711 - Sunny - 93 F  livebaseballscores.com  <b>AB 33</b> <b>R 3</b> <b>H 10</b> <b>RBI 3</b> <b>BB 1</b> <b>SO 6</b> <b>LOB 10</b> 										
<b>Placido Polanco, R</b> OBP: 0.376, SLG: 0.412 (1, 5)	1-0 G6-4-3		2-2 G6-3		3-2 2B		2-3 3H 1B		1-2 G6-3	4	0	1	0	0	0	3											
<b>J.D. Drew, L</b> OBP: 0.415, SLG: 0.654 (1, 9)	3-1 G3			3-2 L8		0-0 F7		1-0 P6		4	0	0	0	0	0	1											
<b>Mark McGwire, R</b> OBP: 0.317, SLG: 0.508 (1, 3)		1-3 K		1-3 K		0-1 P4		1-3 K		4	0	0	0	0	3	1											
<b>15 Jim Edmonds, L</b> OBP: 0.384, SLG: 0.474 (1, 8)		0-1 F7		1-0 G6-3		2-3 K		1-2 G3		4	0	0	0	0	1	1											
<b>5 Albert Pujols, R</b> OBP: 0.392, SLG: 0.598 (1, 7)		1-1 2B			4-0 SH1-3 1B G6-3 BB		1-0 P4		3-2 G5-3	3	1	1	0	1	0	0											
<b>Edgar Renteria, R</b> OBP: 0.303, SLG: 0.347 (1, 6)		3-3 K			0-0 G6-3 SH1-3 1B		2-2 1B 2B 1B		2-2 G6-4-3 1B	4	1	3	0	0	1	1											
<b>Mike Matheny, R</b> OBP: 0.299, SLG: 0.285 <b>Kerry Robinson, L</b> OBP: 0.326, SLG: 0.347 (9, PH)			1-1 G1		0-0 SH1-3		1-0 2B 1B		1-2 G6-4-3	2	1	1	0	0	0	0											
<b>Dustin Hermanson, R</b> OBP: 0.156, SLG: 0.140 <b>Mike Matthews, L</b> OBP: 0.071, SLG: 0.071 <b>Craig Paquette, R</b> OBP: 0.307, SLG: 0.468 <b>T.J. Mathews, R</b> <b>Steve Kline, S</b> (9, 1)	(1, 1) (7, 1) (7, PH) (8, 1) (9, 1)	7.0 1.0 1.0	W H S	29 3 3	3 3 3	3 3 5	3 3 5	1 0 0	0 0 0	0 0 0	0 0 0	0 0 0	0 0 0	0 0 0	0 0 0	0 0 0											
<b>Inning Stats</b>	R: 0 E: 0 K: 0 S: 5	H: 1 LOB: 0 BB: 0 P: 10	R: 0 E: 0 K: 2 S: 10	H: 1 LOB: 0 BB: 0 P: 15	R: 0 E: 1 K: 1 S: 9	H: 1 LOB: 1 BB: 0 P: 13	R: 0 E: 0 K: 1 S: 8	H: 0 LOB: 0 BB: 0 P: 13	R: 1 E: 0 K: 0 S: 4	H: 1 LOB: 1 BB: 1 P: 10	R: 0 E: 0 K: 1 S: 9	H: 1 LOB: 1 BB: 0 P: 14	R: 2 E: 0 K: 0 S: 13	H: 4 LOB: 1 BB: 0 P: 20	R: 0 E: 0 K: 1 S: 7	H: 0 LOB: 0 BB: 0 P: 10		R: 0 E: 0 K: 0 S: 16	H: 1 LOB: 0 BB: 0 P: 22	1B: 7 2B: 3 3B: 0 HR: 0	SF: 0 SAC: 1 DP: 2 HBP: 0	WP: 0 PB: 0 SB: 0 CS: 0	PA: 35				
<b>PITCHER</b>	IP	WLS	BF	H	R	ER	SO	BB	IBB	HBP	BLK	WP	HR	S	P	ERA	WHIP										
<b>Ryan Dempster, R</b> <b>Armando Almanza, L</b> <b>Antonio Alfonseca, R</b>	(1, 1) (8, 1) (9, 1)	1.0 1.0 1.0	W H S	29 3 3	3 3 5	3 3 5	3 3 5	1 0 0	0 0 0	0 0 0	0 0 0	0 0 0	0 0 16	7 10 22	0.00 0.00 0.00	3.86 1.429 1.000											

Batter	1	2	3	4	5	6	7	8	9	AB	R	H	RBI	BB	SO	LOB	TOP			
Tony Womack, L (1,6) OBP: 0.276, SLG: 0.303	3-2 G5-6-3 1B			1-0 G4-3		4-0 BB		0-3 K		3	0	1	0	1	1	0	<b>Arizona Diamondbacks @ Florida Marlins</b> Pro Player Stadium, Miami, FL Tue Aug 07 2001, 7:05 PM EDT Att: 13,050 - Sunny - 81 F			
Junior Salvey, R (1,4) OBP: 0.396, SLG: 0.464	1-1 G5-6-3 1-2			4-1 WP BB		1-3 K		4-0 HBP		2	0	0	0	1	1	2				
Luis Gonzalez, L (1,7) Troy Brohawn, L (8,1)	2-0 F8			2-2 F9 1-2			0-1 L8	0-3 K		4	0	0	0	0	1	2				
Mark Grace, L (1,3) Danny Bautista, R (8,7) OBP: 0.395, SLG: 0.494 OBP: 0.313, SLG: 0.343		2-3 K		0-1 F8			2-0 F8		1-2 F9	3	0	0	0	0	1	1				
Matt Williams, R (1,5)		2-1 P6			1-3 K		0-0 F9		3-1 HR	4	1	1	1	0	1	0				
Steve Finley, L (1,8) OBP: 0.324, SLG: 0.379		0-1 F7			2-2 G6-3			0-1 HR	1-2 BB	4	1	2	0	0	0	0				
Reggie Sanders, R (1,9)			1-3 K		2-2 F7			4-2 HR	4-1 BB	2	1	0	0	2	1	0				
Damian Miller, R (1,2) Mike DiFelice, R (8,2) OBP: 0.345, SLG: 0.445 OBP: 0.239, SLG: 0.270			2-3 K		1-3 K			0-1 HR	2-3 K	3	1	1	3	0	2	0				
Abbie Lopez, R (1,1) David Dellucci, L (6,PH) Mike Morgan, R (6,PH) Greg Swindell, L (7,1) Erubiel Durazo, L (8,PH) OBP: 0.347, SLG: 0.533			0-0 F8		0-0 G3			2-3 K	0-0 F8	1	0	0	0	0	0	0				
<b>Inning Stats</b>	R: 0 E: 0 K: 0 S: 8	H: 1 LOB: 0 BB: 0 P: 14	R: 0 E: 0 K: 1 S: 8	H: 0 LOB: 0 BB: 0 P: 12	R: 0 E: 0 K: 2 S: 7	H: 0 LOB: 1 BB: 0 P: 10	R: 0 E: 0 K: 0 S: 7	H: 0 LOB: 1 BB: 0 P: 14	R: 0 E: 0 K: 1 S: 10	H: 0 LOB: 0 BB: 0 P: 15	R: 0 E: 0 K: 0 S: 4	H: 0 LOB: 0 BB: 0 P: 6	R: 3 E: 0 K: 3 S: 15	H: 2 LOB: 1 BB: 1 P: 25	R: 1 E: 0 K: 1 S: 21	H: 2 LOB: 2 BB: 1 P: 32		1B: 2 2B: 1 3B: 0 HR: 2	SF: 0 SAC: 0 DP: 1 HBP: 1	WP: 1 PB: 0 CS: 0
<b>PITCHER</b>	IP WLS BF H R ER SO BB IBB HBP BLK WP HR S P ERA WHIP																			
Matt Clement, R (1,1) ERA: 5.18	7.2 W 29 3 3 3 8 3 0 1 0 1 1 64 107 3.52 0.783																			
Vic Darensbourg, L (8,1) ERA: 3.99	0.1 1 0 0 0 1 0 0 0 0 0 0 3 3 0.00 0.000																			
Juan Acevedo, R (9,1) ERA: 5.73	1.0 6 2 1 1 1 1 0 0 0 0 0 1 21 32 9.00 3.000																			

Batter	1	2	3	4	5	6	7	8	9	AB	R	H	RBI	BB	SO	LOB	BOTTOM			
Luis Castillo, S (1,4) OBP: 0.364, SLG: 0.357	1-2 G3	1-1 G1-3			0-1 CS 1B	3-1 2B 2B		0-2 L6		5	1	1	1	0	0	2	<b>Arizona Diamondbacks @ Florida Marlins</b> Pro Player Stadium, Miami, FL Tue Aug 07 2001, 7:05 PM EDT Att: 13,050 - Sunny - 81 F			
Alex Gonzalez, R (1,6) OBP: 0.324, SLG: 0.403	1-2 G6-3		0-0 1B		1-0 1B SF8 1-2	2-2 1B 2B 2B		1-3 K		5	2	3	1	0	1	0				
Cliff Floyd, L (1,7) Chad Mottola, R (7,9)	3-1 2B		2-1 1B		1-0 1B HR	4-0 2B WP IBB		1-1 F9		3	3	3	0	1	0	0				
Mike Lowell, R (1,5) Andy Fox, L (6,PR) OBP: 0.349, SLG: 0.470 OBP: 0.207, SLG: 0.080	1-0 1B		2-2 F9		0-2 SF8	2-1 WP 2B		3-3 2B		3	0	2	4	0	0	2				
Kevin Millar, R (1,9) OBP: 0.369, SLG: 0.535	3-2 F8		1-0 F8		3-1 HR	3-3 K		1-1 F9		4	1	1	2	0	1	5				
Derrek Lee, R (1,3) OBP: 0.318, SLG: 0.463		1-1 HR	1-0 P3		0-1 G5-3	2-2 F9		0-2 F8		4	1	1	1	0	0	3				
Charles Johnson, R (1,2) OBP: 0.351, SLG: 0.532		0-3 K		2-3 K		3-1 FC5-6 1B		1-1 F8		4	0	1	0	0	2	0				
1B Jeff Abbott, R (1,8) OBP: 0.273, SLG: 0.286		2-1 G2-3		1-2 L4		1-0 E 1B		1-2 F8		4	1	1	0	0	0	0				
Matt Clement, R (1,1) Vic Darensbourg, L (8,1) Juan Acevedo, R (9,1)		0-0 1B		0-3 K		0-2 FC5-6 2B		0-0 F9		4	1	1	0	0	1	2				
<b>Inning Stats</b>	R: 1 E: 0 K: 0 S: 15	H: 2 LOB: 1 BB: 0 P: 24	R: 1 E: 0 K: 1 S: 10	H: 2 LOB: 1 BB: 0 P: 14	R: 0 E: 0 K: 2 S: 9	H: 2 LOB: 2 BB: 0 P: 15	R: 0 E: 0 K: 2 S: 9	H: 0 LOB: 0 BB: 0 P: 12	R: 3 E: 0 K: 0 S: 13	H: 4 LOB: 0 BB: 0 P: 17	R: 5 E: 2 K: 1 S: 24	H: 4 LOB: 2 BB: 1 P: 42	R: 0 E: 0 K: 0 S: 5	H: 0 LOB: 0 BB: 0 P: 7	R: 0 E: 0 K: 1 S: 9	H: 0 LOB: 0 BB: 0 P: 11		1B: 9 2B: 3 3B: 0 HR: 2	SF: 1 SAC: 0 DP: 0 HBP: 0	WP: 1 PB: 0 CS: 1
<b>PITCHER</b>	IP WLS BF H R ER SO BB IBB HBP BLK WP HR S P ERA WHIP																			
Abbie Lopez, R (1,1) ERA: 5.48	5.0 L 24 10 5 5 3 1 0 1 0 0 0 1 0 24 42 27.00 4.000																			
Mike Morgan, R (6,1) ERA: 6.87	1.0 9 4 5 3 1 0 0 0 0 0 0 0 5 7 0.00 0.000																			
Greg Swindell, L (7,1) ERA: 4.46	1.0 3 0 0 0 0 0 0 0 0 0 0 0 5 7 0.00 0.000																			
Troy Brohawn, L (8,1) ERA: 3.66	1.0 3 0 0 0 0 1 0 0 0 0 0 0 9 11 0.00 0.000																			



Batter	1	2	3	4	5	6	7	8	9	AB	R	H	RBI	BB	SO	LOB	TOP										
Tony Womack, L (1, 6) OBP: 0.277, SLG: 0.309	K		L6			K		K		4	0	0	0	0	3	1	<b>Arizona Diamondbacks @ Florida Marlins</b> Pro Player Stadium, Miami, FL Thu Aug 09 2001, 1:05 PM EDT Att: 15,615 - Sunny - 88 F										
Craig Counsell, L (1, 4) OBP: 0.352, SLG: 0.368 Matt Williams, R (8, PH) OBP: 0.314, SLG: 0.467	K			G4-3		P3		G6-3		3	0	0	0	0	1	0											
Luis Gonzalez, L (1, 7) OBP: 0.434, SLG: 0.721	F9				BB		G4-3		G4-3	3	0	0	0	1	0	0											
Erubiel Durazo, L (1, 3) OBP: 0.350, SLG: 0.529		K			F8		F9			3	0	1	0	1	1	1											
Steve Finley, L (1, 8) OBP: 0.320, SLG: 0.376	G1-3				F8		F9		P4	4	0	0	0	0	0	3											
David Dellucci, L (1, 9) OBP: 0.342, SLG: 0.523						G5-3		G3-1		4	0	1	0	0	1	2											
Jay Bell, R (1, 5) Junior Spivey, R (8, PR) OBP: 0.387, SLG: 0.461		K				K				3	0	1	0	0	2	1											
Mike DiFelice, R (1, 2) OBP: 0.236, SLG: 0.267			K			F8		SH1-4		2	0	0	0	0	1	0											
Brian Anderson, R (1, 1) OBP: 0.103, SLG: 0.172 Mark Grace, L (8, PH) OBP: 0.395, SLG: 0.497 Greg Swindell, L (8, 1) Bret Prinz, R (8, 1)					G6-3					2	0	0	0	0	0	0											
										1	0	1	1	0	0	0											
										0	0	0	0	0	0	0											
										0	0	0	0	0	0	0											
<b>Inning Stats</b>	R: 0 E: 0 K: 2 S: 9	H: 0 LOB: 0 BB: 0 P: 14	R: 0 E: 0 K: 2 S: 12	H: 1 LOB: 1 BB: 0 P: 17	R: 0 E: 0 K: 1 S: 7	H: 0 LOB: 0 BB: 0 P: 13	R: 0 E: 0 K: 0 S: 6	H: 0 LOB: 1 BB: 1 P: 11	R: 0 E: 0 K: 1 S: 9	H: 0 LOB: 0 BB: 0 P: 16	R: 0 E: 0 K: 1 S: 8	H: 0 LOB: 0 BB: 0 P: 12	R: 0 E: 0 K: 0 S: 7	H: 0 LOB: 1 BB: 1 P: 13	R: 1 E: 0 K: 1 S: 12	H: 2 LOB: 1 BB: 0 P: 15	R: 0 E: 0 K: 1 S: 10	H: 1 LOB: 1 BB: 0 P: 16	1B: 3 2B: 1 3B: 0 HR: 0	SF: 0 SAC: 1 DP: 0 HBP: 0	WP: 0 PB: 0 SB: 0 CS: 0	PA: 33					
<b>PITCHER</b>	IP	WLS	BF	H	R	ER	SO	BB	IBB	HBP	BLK	WP	HR	S	P	ERA	WHIP										
Brad Penny, R (1, 1) ERA: 3.98	7.0		24	1	0	0	7	2	0	0	0	0	0	58	96	0.00	0.429										
Vladimir Nunez, R (8, 1) ERA: 2.9	0.1	H	2	1	1	1	0	0	0	0	0	0	0	3	4	27.00	3.000										
Vic Darenbourg, L (8, 1) ERA: 3.92	0.2	W	3	1	0	0	1	0	0	0	0	0	0	9	11	0.00	1.500										
Antonio Alfonseca, R (9, 1) ERA: 2.12	1.0	S	4	1	0	0	1	0	0	0	0	0	0	10	16	0.00	1.000										

Batter	1	2	3	4	5	6	7	8	9	AB	R	H	RBI	BB	SO	LOB	BOTTOM										
Luis Castillo, S (1, 4) OBP: 0.360, SLG: 0.353	F9		G6-3		F8		E6			4	0	0	0	0	0	1	<b>Arizona Diamondbacks @ Florida Marlins</b> Pro Player Stadium, Miami, FL Thu Aug 09 2001, 1:05 PM EDT Att: 15,615 - Sunny - 88 F										
Alex Gonzalez, R (1, 6) OBP: 0.318, SLG: 0.394	F7		L6		G5-3		K			4	0	0	0	0	1	2											
Cliff Floyd, L (1, 7) OBP: 0.412, SLG: 0.649			G4-1			G6-3				4	1	2	0	0	0	0											
Mike Lowell, R (1, 5) OBP: 0.352, SLG: 0.471	F8									4	0	2	0	0	0	2											
Kevin Millar, R (1, 9) OBP: 0.367, SLG: 0.528 Vladimir Nunez, R (8, 1) Vic Darenbourg, L (8, 1) John Mabry, L (8, PH) OBP: 0.305, SLG: 0.381 Antonio Alfonseca, R (9, 1)		G4-3								3	0	1	0	0	0	1											
Derek Lee, R (1, 3) OBP: 0.319, SLG: 0.461										4	1	2	0	0	0	3											
18 Jeff Abbott, R (1, 8) OBP: 0.310, SLG: 0.357										4	1	2	1	0	1	3											
Mike Redmond, R (1, 2) OBP: 0.409, SLG: 0.475										3	0	2	1	0	0	0											
Brad Penny, R (1, 1) OBP: 0.133, SLG: 0.156 Chad Mottola, R (7, PH) (8, 9)										2	0	1	0	0	0	2											
										2	0	0	0	0	2	3											
<b>Inning Stats</b>	R: 0 E: 0 K: 0 S: 8	H: 1 LOB: 1 BB: 0 P: 13	R: 0 E: 0 K: 1 S: 11	H: 2 LOB: 2 BB: 0 P: 17	R: 0 E: 0 K: 0 S: 8	H: 0 LOB: 0 BB: 0 P: 10	R: 0 E: 0 K: 0 S: 10	H: 2 LOB: 1 BB: 0 P: 16	R: 0 E: 0 K: 0 S: 6	H: 1 LOB: 1 BB: 0 P: 7	R: 0 E: 0 K: 0 S: 6	H: 1 LOB: 1 BB: 0 P: 9	R: 1 E: 1 K: 2 S: 14	H: 1 LOB: 1 BB: 0 P: 19	R: 2 E: 0 K: 2 S: 22	H: 4 LOB: 2 BB: 0 P: 31	1B: 11 2B: 1 3B: 0 HR: 0	SF: 0 SAC: 1 DP: 1 HBP: 0	WP: 0 PB: 0 SB: 0 CS: 0	PA: 36							
<b>PITCHER</b>	IP	WLS	BF	H	R	ER	SO	BB	IBB	HBP	BLK	WP	HR	S	P	ERA	WHIP										
Brian Anderson, L (1, 1) ERA: 4.76	7.0		29	8	1	0	3	0	0	0	0	0	0	63	91	0.00	1.143										
Greg Swindell, L (8, 1) ERA: 4.7	0.0	L	1	1	1	1	0	0	0	0	0	0	0	2	3	∞	∞										
Bret Prinz, R (8, 1) ERA: 2.14	1.0		6	3	1	1	2	0	0	0	0	0	0	20	28	9.00	3.000										

Batter	1	2	3	4	5	6	7	8	9	AB	R	H	RBI	BB	SO	LOB	TOP									
<b>Craig Biggio, R</b> OBP: 0.392, SLG: 0.481 (1, 4)										5	0	4	1	0	1	1										
<b>Jose Vizcaino, S</b> OBP: 0.317, SLG: 0.315 (1, 6)										5	0	0	0	0	1	6										
<b>5 Jeff Bagwell, R</b> OBP: 0.386, SLG: 0.553 (1, 3)										5	1	2	1	0	1	3										
<b>17 Lance Berkman, S</b> OBP: 0.433, SLG: 0.649 (1, 7)										4	1	1	0	1	2	0										
<b>Richard Hidalgo, R</b> OBP: 0.351, SLG: 0.445 (1, 8)										5	0	0	0	0	1	3										
<b>Orlando Merced, S</b> OBP: 0.355, SLG: 0.518 (1, 9)										3	2	2	1	1	0	0										
<b>Vinny Castilla, R</b> OBP: 0.305, SLG: 0.474 (1, 5)										5	2	4	3	0	1	1										
<b>Brad Ausmus, R</b> OBP: 0.269, SLG: 0.329 (1, 2)										4	1	1	1	1	0	4										
<b>Pedro Astacio, R</b> OBP: 0.106, SLG: 0.106 <b>Michael Jackson, R</b> (8, 1)										4	0	1	0	0	3	5										
<b>Inning Stats</b>	R: 1 E: 0 K: 0 S: 10	H: 2 LOB: 0 BB: 0 P: 17	R: 3 E: 1 K: 1 S: 17	H: 3 LOB: 1 BB: 1 P: 27	R: 3 E: 0 K: 0 S: 14	H: 3 LOB: 0 BB: 0 P: 24	R: 0 E: 0 K: 2 S: 9	H: 1 LOB: 1 BB: 0 P: 14	R: 0 E: 0 K: 2 S: 12	H: 1 LOB: 1 BB: 0 P: 17	R: 0 E: 0 K: 2 S: 13	H: 1 LOB: 3 BB: 1 P: 19	R: 0 E: 1 K: 2 S: 17	H: 1 LOB: 3 BB: 0 P: 25	R: 0 E: 0 K: 1 S: 10	H: 2 LOB: 2 BB: 1 P: 18	R: 0 E: 0 K: 0 S: 6	H: 1 LOB: 1 BB: 0 P: 11	1B: 10 2B: 3 3B: 1 HR: 2	SF: 0 SAC: 0 DP: 2 HBP: 1	WP: 0 PB: 1 SB: 1 CS: 0	PA: 45				
<b>PITCHER</b>	IP	WLS	BF	H	R	ER	SO	BB	IBB	HBP	BLK	WP	HR	S	P	ERA	WHIP									
<b>A.J. Burnett, R</b> ERA: 4.0 <b>Juan Acevedo, R</b> ERA: 5.25 <b>Ricky Bones, R</b> ERA: 2.96 <b>Braden Looper, R</b> ERA: 4.53	(1, 1)	3.0	L	17	8	7	7	1	1	0	0	0	0	2	41	68	21.00	3.000								
	(4, 1)	3.0		13	3	0	0	6	1	0	0	0	0	0	34	50	0.00	1.333								
	(7, 1)	2.0		3	0	0	3	1	0	1	0	0	0	0	27	43	0.00	2.000								
	(9, 1)	1.0		4	1	0	0	0	0	0	0	0	0	6	11	0.00	1.000									

Houston Astros @ Florida Marlins  
Pro Player Stadium, Miami, FL  
Fri Aug 10 2001, 7:05 PM EDT  
Att: 13,360 - Cloudy - 86 F

AB 41  
R 7  
H 15  
RBI 7  
BB 3  
SO 10  
LOB 24



Batter	1	2	3	4	5	6	7	8	9	AB	R	H	RBI	BB	SO	LOB	BOTTOM									
<b>Luis Castillo, S</b> OBP: 0.359, SLG: 0.354 (1, 4)										4	0	1	0	0	0	1										
<b>John Mabry, L</b> OBP: 0.305, SLG: 0.405 <b>Ricky Bones, R</b> OBP: 0.333, SLG: 0.500 <b>Andy Fox, L</b> OBP: 0.200, SLG: 0.077 <b>Braden Looper, R</b> (9, 1)										3	1	1	1	0	1	0										
<b>Cliff Floyd, L</b> OBP: 0.410, SLG: 0.647 (1, 7)										4	0	1	0	0	0	1										
<b>Mike Lowell, R</b> OBP: 0.351, SLG: 0.468 (1, 5)										4	1	1	0	0	0	1										
<b>Kevin Millar, R</b> OBP: 0.362, SLG: 0.521 (1, 3)										4	0	0	0	0	0	2										
<b>Preston Wilson, R</b> OBP: 0.320, SLG: 0.433 (1, 8)										4	0	1	0	0	0	1										
<b>Charles Johnson, R</b> OBP: 0.349, SLG: 0.523 (1, 2)										2	0	0	1	1	0	1										
<b>Alex Gonzalez, R</b> OBP: 0.316, SLG: 0.391 (1, 6)										3	0	0	0	0	0	2										
<b>A.J. Burnett, R</b> OBP: 0.171, SLG: 0.152 <b>Dave Berg, R</b> OBP: 0.273, SLG: 0.381 <b>Juan Acevedo, R</b> <b>1B Jeff Abbott, R</b> OBP: 0.290, SLG: 0.333 (7, 9)										0	0	0	0	0	0	0										
										1	0	0	0	0	0	1										
										0	0	0	0	0	0	0										
										2	0	0	0	0	1	0										
<b>Inning Stats</b>	R: 0 E: 0 K: 0 S: 7	H: 0 LOB: 0 BB: 0 P: 9	R: 0 E: 0 K: 0 S: 7	H: 0 LOB: 0 BB: 0 P: 10	R: 0 E: 0 K: 0 S: 6	H: 0 LOB: 1 BB: 1 P: 11	R: 0 E: 0 K: 1 S: 9	H: 1 LOB: 0 BB: 0 P: 12	R: 0 E: 0 K: 0 S: 7	H: 0 LOB: 0 BB: 0 P: 10	R: 1 E: 0 K: 1 S: 8	H: 1 LOB: 1 BB: 0 P: 13	R: 1 E: 0 K: 0 S: 11	H: 2 LOB: 1 BB: 0 P: 16	R: 0 E: 0 K: 0 S: 5	H: 1 LOB: 1 BB: 0 P: 8	R: 0 E: 1 K: 0 S: 12	H: 0 LOB: 1 BB: 0 P: 15	1B: 1 2B: 3 3B: 0 HR: 1	SF: 1 SAC: 0 DP: 0 HBP: 0	WP: 0 PB: 0 SB: 0 CS: 0	PA: 34				
<b>PITCHER</b>	IP	WLS	BF	H	R	ER	SO	BB	IBB	HBP	BLK	WP	HR	S	P	ERA	WHIP									
<b>Pedro Astacio, R</b> ERA: 5.26 <b>Michael Jackson, R</b> ERA: 4.86	(1, 1)	7.1	W	28	5	2	2	2	1	0	0	0	0	1	58	85	2.46	0.818								
	(8, 1)	1.2		6	0	0	0	0	0	0	0	0	0	14	19	0.00	0.000									

Houston Astros @ Florida Marlins  
Pro Player Stadium, Miami, FL  
Fri Aug 10 2001, 7:05 PM EDT  
Att: 13,360 - Cloudy - 86 F

AB 32  
R 2  
H 5  
RBI 2  
BB 1  
SO 2  
LOB 11





Batter	1	2	3	4	5	6	7	8	9	AB	R	H	RBI	BB	SO	LOB	TOP					
<b>Craig Biggio, R</b> OBP: 0.390, SLG: 0.484 (1, 4)										5	1	1	1	0	0	1	<b>Houston Astros @ Florida Marlins</b> Pro Player Stadium, Miami, FL Sat Aug 11 2001, 7:05 PM EDT Att: 20,134 - Cloudy - 87 F					
<b>Julio Lugo, R</b> OBP: 0.319, SLG: 0.392 (1, 6)										4	1	1	0	1	1	0						
<b>5 Jeff Bagwell, R</b> OBP: 0.388, SLG: 0.558 (1, 3)										3	2	1	1	2	2	0						
<b>17 Lance Berkman, S</b> OBP: 0.436, SLG: 0.656 (1, 7)										2	1	1	1	2	1	0						
<b>Orlando Merced, S</b> OBP: 0.361, SLG: 0.512 (1, 9)										3	0	1	2	1	0	3						
<b>Richard Hidalgo, R</b> OBP: 0.347, SLG: 0.440 (1, 8)										4	0	0	0	0	0	3						
<b>Vinny Castilla, R</b> OBP: 0.304, SLG: 0.470 (1, 5)										3	0	0	0	1	0	0						
<b>Scott Servais, R</b> OBP: 0.471, SLG: 0.400 (1, 2)										2	0	1	0	2	1	0						
<b>Brian Powell, R</b> (1, 1)										1	0	0	0	0	1	1						
<b>Daryle Ward, L</b> OBP: 0.347, SLG: 0.470 (4, PH)										1	0	0	0	0	0	3						
<b>Ron Villone, L</b> (4, 1)										1	0	0	0	0	0	0						
<b>Mike Williams, R</b> (7, 1)										0	0	0	0	0	0	0						
<b>Tony Eusebio, R</b> OBP: 0.306, SLG: 0.473 (8, PH)										1	0	0	0	0	0	1						
<b>Nelson Cruz, R</b> OBP: 0.290, SLG: 0.290 (8, 1)										0	0	0	0	0	0	0						
<b>Inning Stats</b>	R: 1 E: 0 K: 3 S: 10	H: 1 LOB: 0 BB: 0 P: 13	R: 0 E: 0 K: 0 S: 7	H: 0 LOB: 0 BB: 0 P: 10	R: 0 E: 0 K: 1 S: 8	H: 1 LOB: 0 BB: 0 P: 13	R: 2 E: 0 K: 0 S: 9	H: 2 LOB: 3 BB: 3 P: 25	R: 2 E: 0 K: 0 S: 13	H: 1 LOB: 1 BB: 3 P: 26	R: 0 E: 0 K: 1 S: 8	H: 0 LOB: 0 BB: 0 P: 12	R: 0 E: 0 K: 0 S: 8	H: 1 LOB: 2 BB: 2 P: 19	R: 0 E: 0 K: 0 S: 11	H: 0 LOB: 1 BB: 1 P: 20	R: 0 E: 0 K: 1 S: 7	H: 0 LOB: 0 BB: 0 P: 10	1B: 3 2B: 0 3B: 0 HR: 3	SF: 0 SAC: 0 DP: 3 HBP: 0	WP: 0 PB: 0 SB: 0 CS: 0	PA: 39
<b>PITCHER</b>	IP	WLS	BF	H	R	ER	SO	BB	IBB	HBP	BLK	WP	HR	S	P	ERA	WHIP					
<b>Ryan Dempster, R</b> ERA: 4.1 (1, 1)	6.0	W	27	5	5	5	5	6	0	0	0	0	3	55	99	7.50	1.833					
<b>Vladimir Nunez, R</b> ERA: 2.5 (7, 1)	2.0		9	1	0	0	0	3	0	0	0	0	0	19	39	0.00	2.000					
<b>Braden Loooper, R</b> ERA: 4.44 (9, 1)	1.0		3	0	0	0	1	0	0	0	0	0	0	7	10	0.00	0.000					

AB	30
R	5
H	6
RBI	5
BB	9
SO	6
LOB	12



Batter	1	2	3	4	5	6	7	8	9	AB	R	H	RBI	BB	SO	LOB	BOTTOM				
<b>Luis Castillo, S</b> OBP: 0.358, SLG: 0.357 (1, 4)										5	1	1	3	1	0	3	<b>Houston Astros @ Florida Marlins</b> Pro Player Stadium, Miami, FL Sat Aug 11 2001, 7:05 PM EDT Att: 20,134 - Cloudy - 87 F				
<b>Derrek Lee, R</b> OBP: 0.324, SLG: 0.466 (1, 3)										5	2	3	0	1	1	0					
<b>Cliff Floyd, L</b> OBP: 0.409, SLG: 0.645 (1, 7)										6	2	2	0	0	1	7					
<b>Braden Loooper, R</b> (9, 1)										0	0	0	0	0	0	0					
<b>Mike Lowell, R</b> OBP: 0.358, SLG: 0.483 (1, 5)										3	3	3	3	2	0	0					
<b>Kevin Millar, R</b> OBP: 0.370, SLG: 0.533 (1, 9)										3	1	3	3	1	0	0					
<b>Vladimir Nunez, R</b> (7, 1)										0	0	0	0	0	0	0					
<b>John Mabry, L</b> OBP: 0.311, SLG: 0.419 (8, PH)										1	1	1	1	0	0	0					
<b>Preston Wilson, R</b> OBP: 0.318, SLG: 0.439 (1, 8)										5	1	1	3	0	2	6					
<b>Charles Johnson, R</b> OBP: 0.353, SLG: 0.525 (1, 2)										5	1	3	0	0	1	0					
<b>Alex Gonzalez, R</b> OBP: 0.314, SLG: 0.389 (1, 6)										5	0	1	0	0	2	3					
<b>Ryan Dempster, R</b> OBP: 0.082, SLG: 0.083 (1, 1)										3	0	0	0	0	1	1					
<b>18 Jeff Abbott, R</b> OBP: 0.303, SLG: 0.323 (9, 7)										1	1	0	0	0	1	2					
<b>Inning Stats</b>	R: 1 E: 0 K: 1 S: 14	H: 2 LOB: 2 BB: 1 P: 26	R: 0 E: 0 K: 0 S: 8	H: 0 LOB: 0 BB: 0 P: 11	R: 5 E: 0 K: 2 S: 20	H: 3 LOB: 0 BB: 2 P: 32	R: 3 E: 0 K: 2 S: 15	H: 4 LOB: 1 BB: 0 P: 22	R: 0 E: 0 K: 2 S: 11	H: 1 LOB: 2 BB: 1 P: 19	R: 0 E: 0 K: 1 S: 13	H: 3 LOB: 3 BB: 0 P: 23	R: 4 E: 0 K: 1 S: 24	H: 4 LOB: 2 BB: 1 P: 38	1B: 9 2B: 6 3B: 1 HR: 2	SF: 0 SAC: 0 DP: 0 HBP: 1	WP: 0 PB: 0 SB: 0 CS: 0	PA: 48			
<b>PITCHER</b>	IP	WLS	BF	H	R	ER	SO	BB	IBB	HBP	BLK	WP	HR	S	P	ERA	WHIP				
<b>Brian Powell, R</b> ERA: 18.0 (1, 1)	3.0	L	17	5	6	6	3	3	0	0	0	0	1	42	69	18.00	2.667				
<b>Ron Villone, L</b> ERA: 5.92 (4, 1)	3.2		20	8	3	3	5	1	0	0	0	0	1	42	65	7.36	2.455				
<b>Mike Williams, R</b> ERA: 3.33 (7, 1)	0.1		2	1	0	0	0	0	0	0	0	0	0	4	7	0.00	3.000				
<b>Nelson Cruz, R</b> ERA: 4.2 (8, 1)	1.0		9	4	4	4	1	1	0	1	0	0	0	24	38	36.00	5.000				







Batter	1	2	3	4	5	6	7	8	9	AB	R	H	RBI	BB	SO	LOB	TOP		
Luis Castillo, S OBP: 0.356, SLG: 0.353	G4-3		K			G6-4-3 BB		G4-3		3	0	0	0	1	1	1	<b>Florida Marlins @ San Francisco Giants</b> PacBell Park, San Francisco, CA Wed Aug 15 2001, 10:15 PM EDT Att: 41,278 - Cloudy - 57 F		
Derrek Lee, R OBP: 0.327, SLG: 0.460	F3			F7		K		G4-3		4	0	0	0	0	1	2			
Cliff Floyd, L OBP: 0.404, SLG: 0.635	K				2B	G6-4-3 1-2			1B 2B 1B	4	1	2	0	0	1	2			
Mike Lowell, R OBP: 0.354, SLG: 0.474		P4		F3			G6-3		F7	4	0	0	0	0	0	2			
Kevin Millar, R OBP: 0.371, SLG: 0.530 1B Jeff Abbott, R OBP: 0.324, SLG: 0.344					P6		F7		2B 1B	3	0	1	0	1	0	1			
Preston Wilson, R OBP: 0.320, SLG: 0.453		F9					F9		2B	4	0	1	1	0	1	1			
Charles Johnson, R OBP: 0.347, SLG: 0.512				F8					2B	4	0	0	0	0	2	4			
Alex Gonzalez, R OBP: 0.310, SLG: 0.383			F7		L6			P3		3	0	0	0	0	0	0			
Brad Penny, R OBP: 0.149, SLG: 0.152 John Mabry, L OBP: 0.311, SLG: 0.417 Vladimir Nunez, R Vic Darenbourg, L			G4-3							1	0	0	0	1	0	0			
										1	0	1	0	0	0	0			
										0	0	0	0	0	0	0			
										0	0	0	0	0	0	0			
										0	0	0	0	0	0	0			
<b>Inning Stats</b>	R: 0 E: 0 K: 1 S: 7	H: 0 LOB: 0 BB: 0 P: 8	R: 0 E: 0 K: 1 S: 10	H: 0 LOB: 1 BB: 1 P: 17	R: 0 E: 0 K: 1 S: 8	H: 0 LOB: 0 BB: 0 P: 12	R: 0 E: 0 K: 0 S: 4	H: 1 LOB: 1 BB: 0 P: 5	R: 0 E: 0 K: 1 S: 5	H: 0 LOB: 0 BB: 0 P: 7	R: 0 E: 0 K: 0 S: 4	H: 0 LOB: 0 BB: 0 P: 7	R: 0 E: 0 K: 1 S: 10	H: 1 LOB: 1 BB: 0 P: 13	R: 1 E: 0 K: 0 S: 10	H: 3 LOB: 3 BB: 0 P: 14	1B: 3 2B: 2 3B: 0 HR: 0	SF: 0 SAC: 0 DP: 1 HBP: 0	WP: 0 PA: 34 SB: 0 CS: 0
<b>PITCHER</b>	IP	WLS	BF	H	R	ER	SO	BB	IBB	HBP	BLK	WP	HR	S	P	ERA	WHIP		
Russ Ortiz, R ERA: 3.31	8.2		33	5	1	1	6	3	0	0	0	0	0	65	98	1.04	0.923		
Robb Nen, R ERA: 2.93	0.1	W	1	0	0	0	0	0	0	0	0	0	0	1	1	0.00	0.000		

Batter	1	2	3	4	5	6	7	8	9	AB	R	H	RBI	BB	SO	LOB	BOTTOM		
Marvin Benard, L OBP: 0.309, SLG: 0.411	F8		F8			F9		K		4	0	0	0	0	1	1	<b>Florida Marlins @ San Francisco Giants</b> PacBell Park, San Francisco, CA Wed Aug 15 2001, 10:15 PM EDT Att: 41,278 - Cloudy - 57 F		
Rich Aurilia, R OBP: 0.372, SLG: 0.569	G6-3			L5			HR		G5-3	4	1	1	1	0	0	0			
Barry Bonds, L OBP: 0.484, SLG: 0.813	G6-3			G1-3			F7		G1-3	4	0	0	0	0	0	0			
Jeff Kent, R OBP: 0.368, SLG: 0.499		G3-6 BB		G5-3			E6 FC5 S		2B BB	2	1	0	0	2	0	0			
John Vander Wal, L OBP: 0.355, SLG: 0.465		G3-6 1-2			L6		K		2B	4	0	1	1	0	1	2			
J.T. Snow, L OBP: 0.385, SLG: 0.369		G6-3			K		FC5 IBB			2	0	0	0	1	1	0			
Benito Santiago, R OBP: 0.308, SLG: 0.380					G5-3		FC5			3	0	0	0	0	0	2			
Ramon Martinez, R OBP: 0.330, SLG: 0.363							F7		F8	3	0	1	0	0	0	0			
Russ Ortiz, R OBP: 0.264, SLG: 0.271 Robb Nen, R					P3		G1-3		F5	3	0	0	0	0	0	1			
										0	0	0	0	0	0	0			
<b>Inning Stats</b>	R: 0 E: 0 K: 0 S: 6	H: 0 LOB: 0 BB: 0 P: 10	R: 0 E: 0 K: 0 S: 6	H: 0 LOB: 0 BB: 1 P: 11	R: 0 E: 0 K: 0 S: 6	H: 1 LOB: 1 BB: 0 P: 9	R: 0 E: 0 K: 0 S: 6	H: 0 LOB: 0 BB: 0 P: 8	R: 0 E: 0 K: 0 S: 5	H: 0 LOB: 0 BB: 0 P: 8	R: 1 E: 1 K: 1 S: 9	H: 1 LOB: 2 BB: 1 P: 16	R: 0 E: 0 K: 1 S: 8	H: 0 LOB: 0 BB: 0 P: 10	R: 1 E: 0 K: 0 S: 5	H: 1 LOB: 1 BB: 1 P: 11	1B: 0 2B: 2 3B: 0 HR: 1	SF: 0 SAC: 0 DP: 1 HBP: 0	WP: 0 PA: 32 SB: 1 CS: 0
<b>PITCHER</b>	IP	WLS	BF	H	R	ER	SO	BB	IBB	HBP	BLK	WP	HR	S	P	ERA	WHIP		
Brad Penny, R ERA: 3.86	7.0		25	2	1	1	2	1	0	0	0	0	0	45	71	1.29	0.429		
Vladimir Nunez, R ERA: 2.7	1.1		4	0	0	0	1	0	0	0	0	0	0	11	15	0.00	0.000		
Vic Darenbourg, L ERA: 4.57	0.1	L	3	1	1	1	0	1	0	0	0	0	0	2	6	27.00	6.000		



Batter	1	2	3	4	5	6	7	8	9	AB	R	H	RBI	BB	SO	LOB	TOP					
Luis Castillo, S OBP: 0.360, SLG: 0.355										3	1	2	0	2	0	0						
Derrek Lee, R OBP: 0.334, SLG: 0.471										5	1	2	0	0	1	2						
Cliff Floyd, L OBP: 0.306, SLG: 0.640										4	1	2	3	1	1	1						
Mike Lowell, R OBP: 0.353, SLG: 0.475										5	1	3	0	0	0	3						
Kevin Millar, R OBP: 0.370, SLG: 0.532										4	1	2	2	1	0	3						
Preston Wilson, R OBP: 0.315, SLG: 0.446										4	0	0	0	0	3	4						
Armando Almanza, L OBP: 0.333, SLG: 0.500										0	0	0	0	0	0	0						
Charles Johnson, R OBP: 0.348, SLG: 0.512										4	0	2	0	0	2	0						
Alex Gonzalez, R OBP: 0.308, SLG: 0.379										4	0	0	0	0	1	2						
Ryan Dempster, R OBP: 0.077, SLG: 0.078										3	0	0	0	0	1	2						
Vladimir Nunez, R OBP: 0.359, SLG: 0.389										0	0	0	0	0	0	0						
1B Jeff Abbott, R OBP: 0.359, SLG: 0.389										1	0	0	0	0	0	0						
<b>Inning Stats</b>	R: 5 E: 0 K: 2 S: 24	H: 6 LOB: 1 BB: 0 P: 36	R: 0 E: 0 K: 2 S: 18	H: 2 LOB: 3 BB: 2 P: 30	R: 0 E: 0 K: 2 S: 9	H: 0 LOB: 0 BB: 0 P: 10	R: 0 E: 0 K: 0 S: 9	H: 0 LOB: 2 BB: 2 P: 18	R: 0 E: 0 K: 1 S: 8	H: 1 LOB: 1 BB: 0 P: 13	R: 0 E: 0 K: 0 S: 10	H: 2 LOB: 1 BB: 0 P: 13	R: 0 E: 0 K: 1 S: 10	H: 1 LOB: 0 BB: 0 P: 14	R: 0 E: 0 K: 0 S: 9	H: 0 LOB: 0 BB: 0 P: 13	R: 0 E: 0 K: 1 S: 9	H: 1 LOB: 1 BB: 0 P: 11	1B: 8 2B: 3 3B: 0 HR: 2	SF: 0 SAC: 0 DP: 2 HBP: 0	WP: 0 PB: 0 SB: 1 CS: 1	PA: 41
<b>PITCHER</b>	IP WLS BF H R ER SO BB IBB HBP BLK WP HR S P ERA WHIP											IP WLS BF H R ER SO BB IBB HBP BLK WP HR S P ERA WHIP										
Brian Bohanon, L ERA: 7.14	(1, 1) 1.2 14 8 5 5 3 2 0 0 0 0 2 39 62 27.00 6.000											Jose Jimenez, R ERA: 3.66	(9, 1) 1.0 4 1 0 0 1 0 0 0 0 0 0 9 11 0.00 1.000									
Justin Speier, R ERA: 5.44	(2, 1) 3.1 W 13 1 0 0 4 1 1 0 0 0 0 29 45 0.00 0.600																					
Gabe White, L ERA: 6.38	(6, 1) 1.0 4 2 0 0 0 0 0 0 0 0 0 10 13 0.00 2.000																					
Dan Miceli, R ERA: 5.18	(7, 1) 1.0 3 1 0 0 1 0 0 0 0 0 0 10 14 0.00 1.000																					
Jay Powell, R ERA: 3.56	(8, 1) 1.0 3 0 0 0 0 0 0 0 0 0 0 9 13 0.00 0.000																					
<b>Batter</b>	<b>1</b>	<b>2</b>	<b>3</b>	<b>4</b>	<b>5</b>	<b>6</b>	<b>7</b>	<b>8</b>	<b>9</b>	<b>AB</b>	<b>R</b>	<b>H</b>	<b>RBI</b>	<b>BB</b>	<b>SO</b>	<b>LOB</b>	<b>BOTTOM</b>					
Juan Pierre, L OBP: 0.377, SLG: 0.403										4	1	1	0	0	0	0						
Jose Ortiz, R OBP: 0.296, SLG: 0.429										5	3	3	4	0	0	0						
Larry Walker, L OBP: 0.443, SLG: 0.673										5	2	2	0	0	1	0						
17 Todd Helton, L OBP: 0.431, SLG: 0.684										4	2	2	2	0	1	0						
Jeff Cirillo, R OBP: 0.352, SLG: 0.474										2	2	2	0	2	0	0						
Alex Ochoa, R OBP: 0.342, SLG: 0.417										4	1	1	1	0	2	2						
Juan Uribe, R OBP: 0.302, SLG: 0.396										4	0	1	3	0	0	1						
Sal Fasano, R OBP: 0.222, SLG: 0.292										4	1	1	1	0	0	1						
Brian Bohanon, L ERA: 7.14	(1, 1) 1.2 14 8 5 5 3 2 0 0 0 0 2 39 62 27.00 6.000																					
Justin Speier, R ERA: 5.44	(2, 1) 3.1 W 13 1 0 0 4 1 1 0 0 0 0 29 45 0.00 0.600																					
Gabe White, L ERA: 6.38	(6, 1) 1.0 4 2 0 0 0 0 0 0 0 0 0 10 13 0.00 2.000																					
Dan Miceli, R ERA: 5.18	(7, 1) 1.0 3 1 0 0 1 0 0 0 0 0 0 10 14 0.00 1.000																					
Jay Powell, R ERA: 3.56	(8, 1) 1.0 3 0 0 0 0 0 0 0 0 0 0 9 13 0.00 0.000																					
<b>Inning Stats</b>	R: 2 E: 0 K: 1 S: 13	H: 2 LOB: 1 BB: 1 P: 22	R: 0 E: 0 K: 0 S: 11	H: 0 LOB: 0 BB: 0 P: 17	R: 0 E: 0 K: 0 S: 6	H: 0 LOB: 0 BB: 0 P: 9	R: 1 E: 1 K: 0 S: 4	H: 1 LOB: 0 BB: 0 P: 6	R: 6 E: 0 K: 0 S: 21	H: 5 LOB: 1 BB: 1 P: 37	R: 1 E: 0 K: 0 S: 13	H: 2 LOB: 0 BB: 0 P: 21	R: 0 E: 0 K: 2 S: 8	H: 1 LOB: 1 BB: 0 P: 13	R: 2 E: 0 K: 0 S: 13	H: 2 LOB: 0 BB: 0 P: 21	R: 2 E: 0 K: 0 S: 13	H: 2 LOB: 0 BB: 0 P: 21	1B: 4 2B: 2 3B: 2 HR: 5	SF: 0 SAC: 0 DP: 0 HBP: 1	WP: 0 PB: 0 SB: 0 CS: 1	PA: 39
<b>PITCHER</b>	IP WLS BF H R ER SO BB IBB HBP BLK WP HR S P ERA WHIP											IP WLS BF H R ER SO BB IBB HBP BLK WP HR S P ERA WHIP										
Ryan Dempster, R ERA: 4.46	(1, 1) 4.2 L 24 7 9 9 1 1 1 0 0 0 0 0 2 48 84 17.36 1.714																					
Vladimir Nunez, R ERA: 2.78	(5, 1) 1.1 6 3 1 1 1 0 0 0 0 0 0 1 20 28 6.75 2.250																					
Armando Almanza, L ERA: 3.5	(7, 1) 1.0 4 1 0 0 2 0 0 0 0 0 0 8 13 0.00 1.000																					
Ricky Bones, R ERA: 4.47	(8, 1) 1.0 5 2 2 2 0 0 0 0 0 0 2 13 21 18.00 2.000																					

Florida Marlins @ Colorado Rockies  
Coors Field, Denver, CO  
Fri Aug 17 2001, 7:05 PM MDT  
Att: 35,512 - Sunny - 85 F


AB 37  
R 5  
H 13  
RBI 5  
BB 4  
SO 9  
LOB 17


WP: 0 PA: 41  
PB: 0  
SB: 1  
CS: 1

Florida Marlins @ Colorado Rockies  
Coors Field, Denver, CO  
Fri Aug 17 2001, 7:05 PM MDT  
Att: 35,512 - Sunny - 85 F

AB 36  
R 12  
H 13  
RBI 11  
BB 2  
SO 4  
LOB 4

WP: 0 PA: 39  
PB: 0  
SB: 0  
CS: 1



Batter	1	2	3	4	5	6	7	8	9	AB	R	H	RBI	BB	SO	LOB	TOP				
Luis Castillo, S (1.4) OBP: 0.357, SLG: 0.351	1-1 F8			2-1 G5-3		1-0 G5-3		0-0 L4		4	0	0	0	0	0	0	<b>Florida Marlins @ Colorado Rockies</b> Coors Field, Denver, CO Sat Aug 18 2001, 6:05 PM MDT Att: 39,073 - Cloudy - 89 F				
Alex Gonzalez, R (1.6) OBP: 0.312, SLG: 0.383	1-0 G5-3			4-2 BB		2-2 HBP 1B		0-0 2B 2B		3	1	2	0	1	0						
Cliff Floyd, L (1.7) OBP: 0.407, SLG: 0.641	1-2 F2			0-0 F8		1-0 HBP		2-2 2H 2B		3	0	1	1	0	0						
Mike Lowell, R (1.5) OBP: 0.350, SLG: 0.470		0-1 G6-3		0-0 G5-3		0-3 K		1-0 G6-3		4	0	0	0	0	1	4					
Kevin Millar, R (1.9) OBP: 0.368, SLG: 0.529	2-0 F7				1-2 HR 1B	0-2 F9		2-2 G6-3		4	1	1	0	0	0	3					
Preston Wilson, R (1.8) OBP: 0.311, SLG: 0.441	0-0 L9				1-3 K 1B			0-0 F9		4	0	0	0	0	1	1					
Derrek Lee, R (1.3) OBP: 0.336, SLG: 0.478			1-2 F9		2-0 HR 1B	0-0 WP 1B		2-3 K		4	1	2	2	0	1	0					
Mike Redmond, R (1.2) OBP: 0.410, SLG: 0.486			0-0 F9		2-0 G5-3	2-3 K		0-1 G4-3		4	0	0	0	0	1	1					
Matt Clement, R (1.1) OBP: 0.114, SLG: 0.049			2-3 K		0-0 G6-3	1-2 G1-3				3	0	0	0	0	1	1					
Armando Almanza, L (7.1)										0	0	0	0	0	0	0					
Juan Acevedo, R (7.1) OBP: 0.500, SLG: 1.000										0	0	0	0	0	0	0					
Vic Darenbourg, L (8.1)										0	0	0	0	0	0	0					
										0	0	0	0	0	0	0					
<b>Inning Stats</b>	R: 0 E: 0 K: 0 S: 7	H: 0 LOB: 0 BB: 0 P: 10	R: 0 E: 0 K: 0 S: 4	H: 0 LOB: 0 BB: 0 P: 6	R: 0 E: 0 K: 1 S: 9	H: 0 LOB: 0 BB: 0 P: 12	R: 0 E: 0 K: 0 S: 6	H: 0 LOB: 1 BB: 1 P: 12	R: 2 E: 0 K: 1 S: 9	H: 2 LOB: 2 BB: 0 P: 15	R: 0 E: 0 K: 1 S: 10	H: 1 LOB: 2 BB: 0 P: 14	R: 0 E: 0 K: 1 S: 7	H: 1 LOB: 1 BB: 0 P: 9	R: 1 E: 0 K: 0 S: 9	H: 2 LOB: 1 BB: 0 P: 14	R: 0 E: 0 K: 1 S: 7	H: 0 LOB: 0 BB: 0 P: 10	1B: 3 2B: 2 3B: 0 HR: 1	SF: 0 SAC: 0 DP: 0 HBP: 1	WP: 1 PA: 35 FB: 0 SB: 0 CS: 0
<b>PITCHER</b>	IP WLS BF H R ER SO BB IBB HBP BLK WP HR S P ERA WHIP																				
Denny Neagle, L (1.1) ERA: 5.05	7.0 W 27 4 2 2 4 1 0 1 0 1 1 52 78 2.57 0.714																				
Mike Myers, L (8.1) ERA: 2.94	0.1 H 3 2 1 1 0 0 0 0 0 0 0 5 7 27.00 6.000																				
Jay Powell, R (8.1) ERA: 3.45	1.2 S 5 0 0 0 1 0 0 0 0 0 0 0 11 17 0.00 0.000																				

Batter	1	2	3	4	5	6	7	8	9	AB	R	H	RBI	BB	SO	LOB	BOTTOM				
Juan Pierre, L (1.8) OBP: 0.380, SLG: 0.402	1-1 G4-3	1-0 FC3-2			1-1 CS 1B		4-1 HR BB	4-1 2B BB		3	2	1	0	2	0	2	<b>Florida Marlins @ Colorado Rockies</b> Coors Field, Denver, CO Sat Aug 18 2001, 6:05 PM MDT Att: 39,073 - Cloudy - 89 F				
Jose Ortiz, R (1.4) OBP: 0.294, SLG: 0.444	2-3 K	1-3 K			2-2 F8		3-1 1-H 3-H HR	0-1 P6		5	1	1	3	0	2	5					
Larry Walker, L (1.9) OBP: 0.445, SLG: 0.674	3-2 17 1B			1-2 F7		1-0 F7		0-0 17 F7 17 S 2B		4	1	2	2	1	0	0					
17 Todd Helton, L (1.3) OBP: 0.431, SLG: 0.683	1-0 1B			2-1 2B				1-1 F7		5	0	2	0	0	0	3					
Jeff Cirillo, R (1.5) OBP: 0.354, SLG: 0.479	1-3 1B			3-3 K		1-2 2B		3-1 3-H 2B		4	0	2	1	0	1	3					
Alex Ochoa, R (1.7) OBP: 0.341, SLG: 0.420		1-2 2B 3B		0-0 G1-3		2-3 K		0-1 G1-3		4	1	1	0	0	1	3					
Jay Powell, R (8.1)										0	0	0	0	0	0	0					
										0	0	0	0	0	0	0					
Juan Uribe, R (1.6) OBP: 0.308, SLG: 0.417	1-0 SH5-4 FC3-2 2B			0-3 K		1-3 K		2-2 SH1-4 1B 2B		4	1	2	1	0	2	1					
Adam Melhuse, S (1.2) OBP: 0.221, SLG: 0.258		4-2 SH5-4 FC3-2 2B		2-3 K				0-0 SH1-4		2	0	1	0	1	1	0					
Mike Hampton, R (7. PR) ERA: 4.21		FC3-2 SH5-4 BB						3-2 SH5-4 HR 2B		0	1	0	0	0	0	0					
Sal Fasano, R (8.2) OBP: 0.222, SLG: 0.292								0-0 SH1-4		0	0	0	0	0	0	0					
Denny Neagle, L (1.1) OBP: 0.214, SLG: 0.333		0-2 SH5-4		0-0 G4-3				1-2 SH5-4		1	0	0	0	0	0	0					
Mike Myers, L (8.1)										0	0	0	0	0	0	0					
Mark Little, R (8.7) OBP: 0.368, SLG: 0.500		1-2 2-3						2-3 3-H 2B 1B		1	1	1	1	0	0	0					
<b>Inning Stats</b>	R: 0 E: 0 K: 1 S: 11	H: 2 LOB: 2 BB: 0 P: 19	R: 1 E: 0 K: 1 S: 14	H: 2 LOB: 1 BB: 1 P: 22	R: 0 E: 0 K: 1 S: 9	H: 1 LOB: 1 BB: 0 P: 15	R: 0 E: 0 K: 2 S: 8	H: 0 LOB: 0 BB: 0 P: 10	R: 0 E: 0 K: 0 S: 6	H: 1 LOB: 0 BB: 0 P: 10	R: 0 E: 0 K: 2 S: 12	H: 1 LOB: 1 BB: 0 P: 17	R: 4 E: 0 K: 0 S: 16	H: 3 LOB: 1 BB: 2 P: 35	R: 3 E: 0 K: 0 S: 12	H: 3 LOB: 1 BB: 1 P: 20	R: 0 E: 0 K: 1 S: 7	H: 0 LOB: 0 BB: 0 P: 10	1B: 4 2B: 7 3B: 1 HR: 1	SF: 0 SAC: 3 DP: 0 HBP: 0	WP: 0 PA: 40 FB: 0 SB: 2 CS: 1
<b>PITCHER</b>	IP WLS BF H R ER SO BB IBB HBP BLK WP HR S P ERA WHIP																				
Matt Clement, R (1.1) ERA: 5.19	6.1 L 4 1 1 1 0 2 0 0 0 0 0 1 6 18 27.00 9.000																				
Armando Almanza, L (7.1) ERA: 4.21	0.1 7 3 4 4 0 1 0 0 0 0 0 0 13 22 36.00 4.000																				
Juan Acevedo, R (7.1) ERA: 5.45	0.1 2 1 0 0 0 0 0 0 0 0 0 0 3 5 0.00 3.000																				
Vic Darenbourg, L (8.1) ERA: 4.75																					

Batter	1	2	3	4	5	6	7	8	9	AB	R	H	RBI	BB	SO	LOB	TOP											
Luis Castillo, S OBP: 0.356, SLG: 0.350	0-0 B2-3		3-2 G4-3			1-0 G6-3		1-1 F8	0-0	5	0	1	2	0	0	0												
Derrek Lee, R OBP: 0.334, SLG: 0.475	1-2 G6-3		2-2 F8			2-1 1B		1-1 F7	1-2 1B	5	0	1	0	0	1	2												
Cliff Floyd, L OBP: 0.404, SLG: 0.635	0-3 K			1-2 G3-1		1-2 F7		1-1 F8		4	0	0	0	0	1	1												
Mike Lowell, R OBP: 0.349, SLG: 0.468		1-0 L1		0-3 K		0-0 F9			0-0 1B	4	1	1	0	0	1	1												
Kevin Millar, R OBP: 0.370, SLG: 0.538		1-3 K		0-0 P6			1-1 HR		1-2 1B	4	2	2	1	0	1	0												
Preston Wilson, R OBP: 0.313, SLG: 0.444		1-0 1B			1-1 G6-3		2-0 F3		1-3 K	4	0	2	0	0	1	2												
Charles Johnson, R OBP: 0.347, SLG: 0.512		2-3 K			1-1 L8		0-2 G5-3		0-0 SF8	4	1	1	1	0	1	2												
Alex Gonzalez, R OBP: 0.314, SLG: 0.388			2-1 SH1-4		0-0 G6-3		0-0 1B		1-1 SF8	3	1	2	1	0	0	1												
Jesus Sanchez, L Andy Fox, L Vladimir Nunez, R Vic Darenbourg, L Ricky Bones, R John Mabry, R Braden Loooper, R 18 Jeff Abbott, R			0-1 SH1-4		2-3 K		2-3 K		2-3 1B	0	0	0	0	0	0	0												
<b>Inning Stats</b>	R: 0 E: 0 K: 1 S: 7	H: 0 LOB: 0 BB: 0 P: 8	R: 0 E: 0 K: 2 S: 11	H: 1 LOB: 1 BB: 0 P: 16	R: 1 E: 0 K: 0 S: 13	H: 1 LOB: 0 BB: 0 P: 20	R: 0 E: 0 K: 1 S: 9	H: 0 LOB: 0 BB: 0 P: 10	R: 0 E: 0 K: 1 S: 8	H: 1 LOB: 1 BB: 0 P: 12	R: 0 E: 0 K: 0 S: 7	H: 1 LOB: 1 BB: 0 P: 11	R: 1 E: 0 K: 1 S: 10	H: 2 LOB: 1 BB: 0 P: 15	R: 0 E: 0 K: 0 S: 6	H: 0 LOB: 0 BB: 0 P: 9	R: 3 E: 0 K: 2 S: 21	H: 4 LOB: 2 BB: 1 P: 30	1B: 6 2B: 3 3B: 0 HR: 1	SF: 1 SAC: 1 DP: 0 HBP: 0	WP: 0 PB: 0 SB: 0 CS: 0	PA: 38						
<b>PITCHER</b>	IP	WLS	BF	H	R	ER	SO	BB	IBB	HBP	BLK	WP	HR	S	P	ERA	WHIP											
John Thomson, R	(1, 1)	7.0	W	27	6	2	2	6	0	0	0	0	0	1	65	92	2.57	0.857										
Gabe White, L	(8, 1)	1.0		3	0	0	0	0	0	0	0	0	0	0	6	9	0.00	0.000										
Jose Jimenez, R	(9, 1)	0.2	S	7	4	3	3	1	0	0	0	0	0	15	22	40.50	7.500											
Dan Miceli, R	(9, 1)	0.1	S	1	0	0	0	1	0	0	0	0	0	6	8	0.00	0.000											

Florida Marlins @ Colorado Rockies  
Coors Field, Denver, CO  
Sun Aug 19 2001, 1:05 PM MDT  
Att: 34,525 - Sunny - 94 F

AB 35  
R 5  
H 10  
RBI 5  
BB 1  
SO 8  
LOB 11



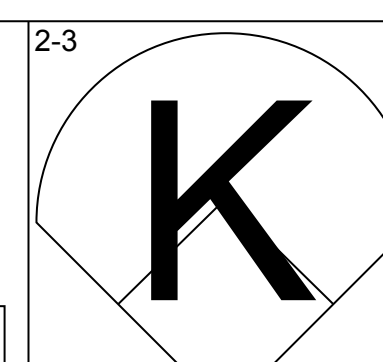
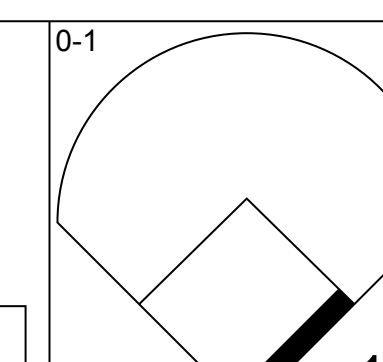
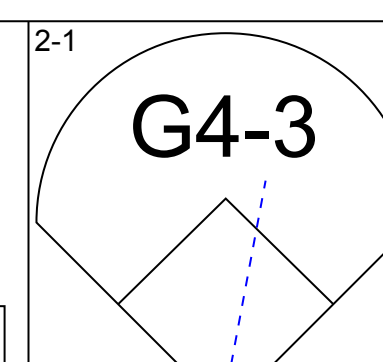
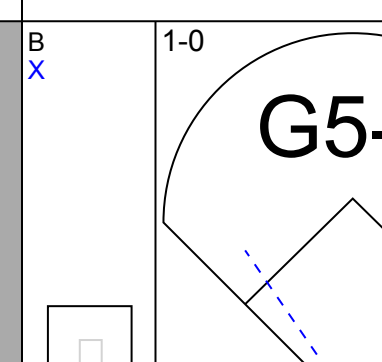
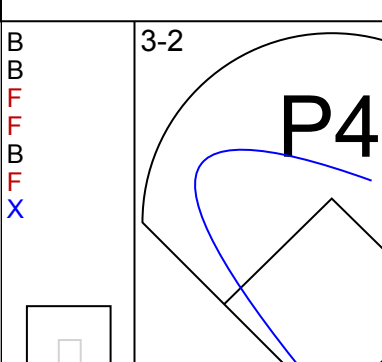
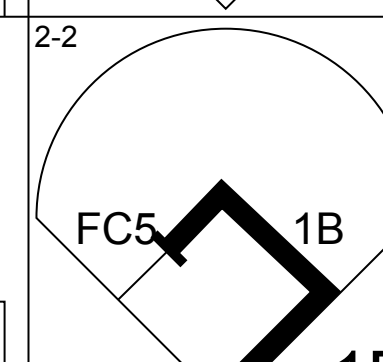
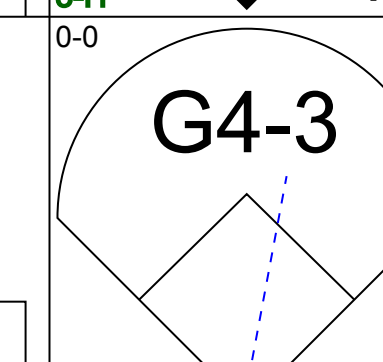
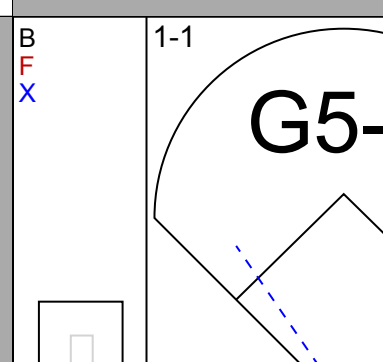
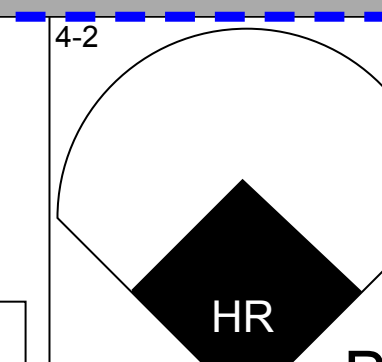
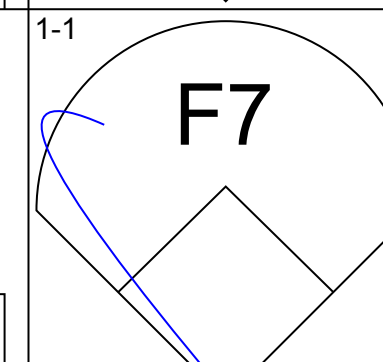
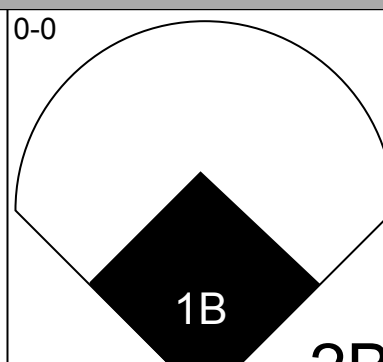
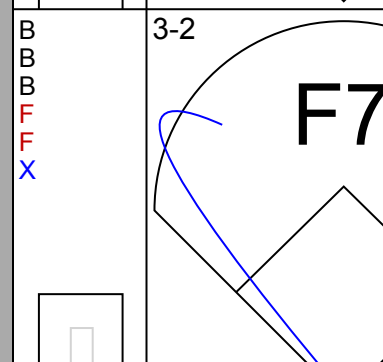
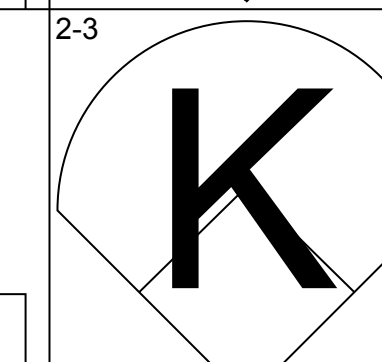
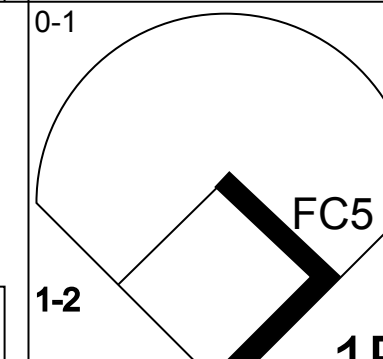
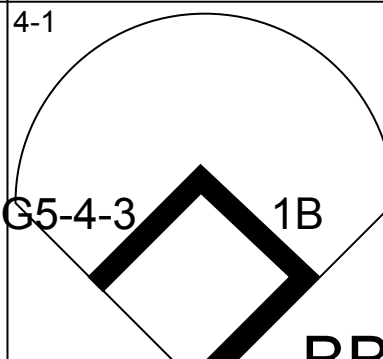
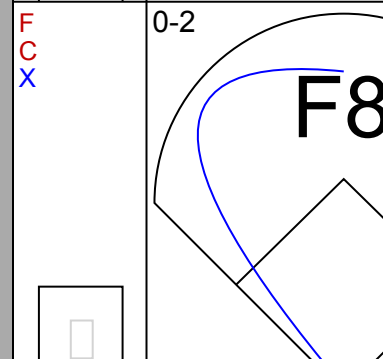
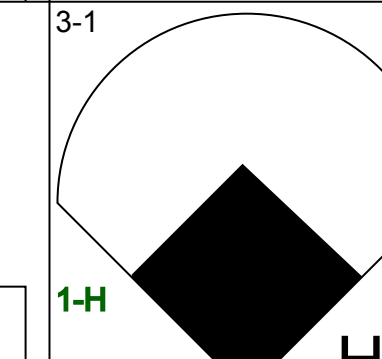
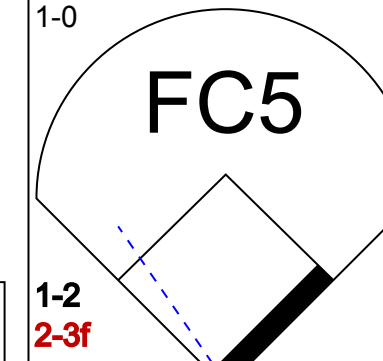
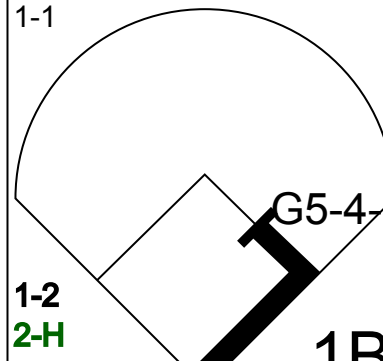
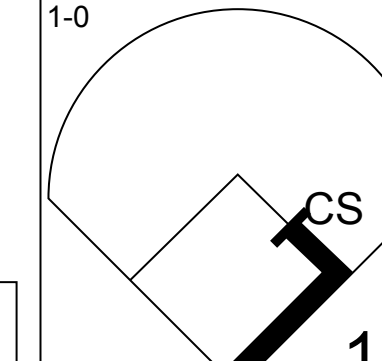
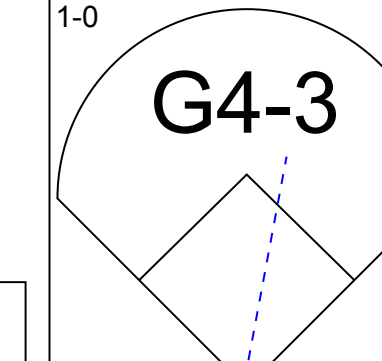
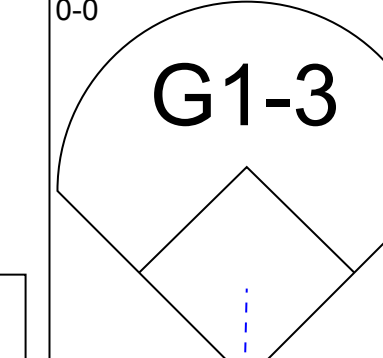
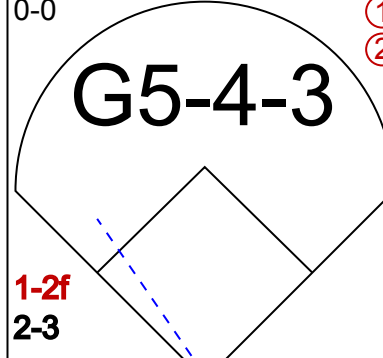
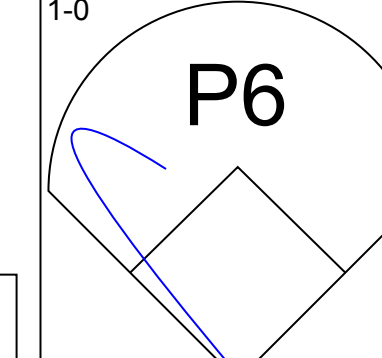
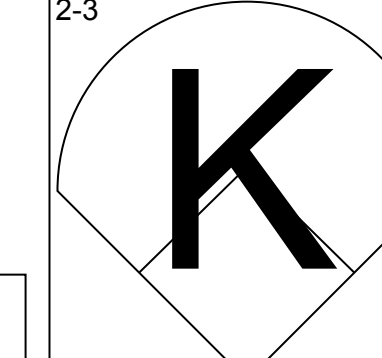
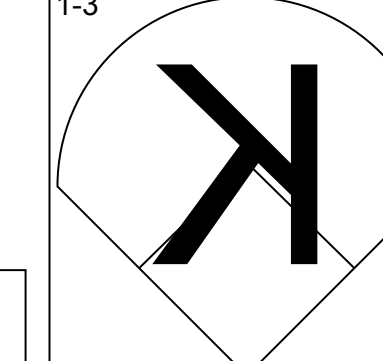
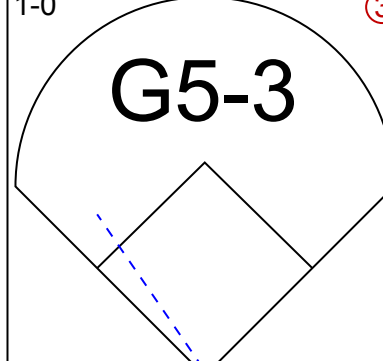
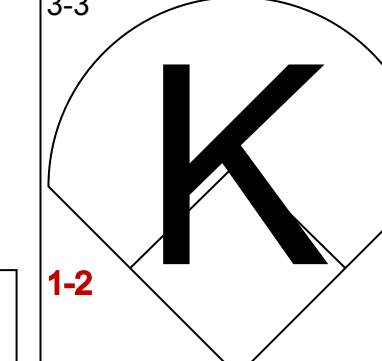
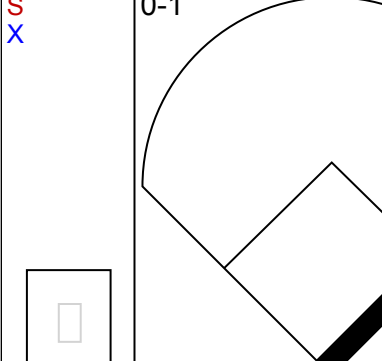
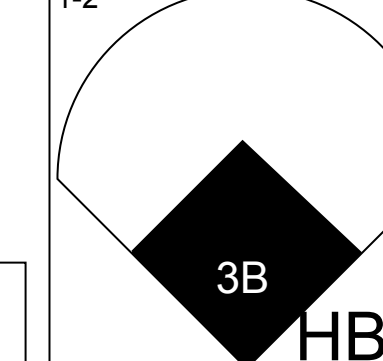
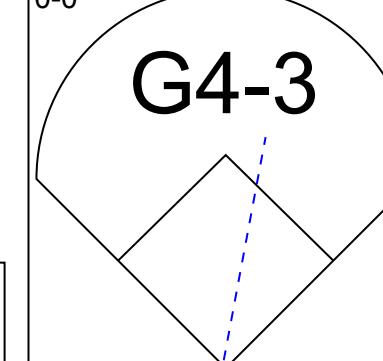
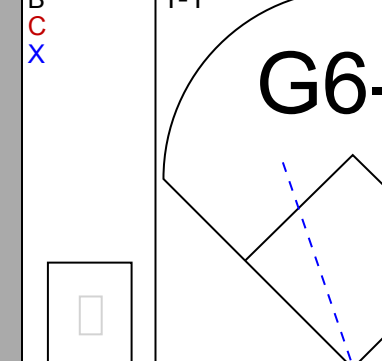
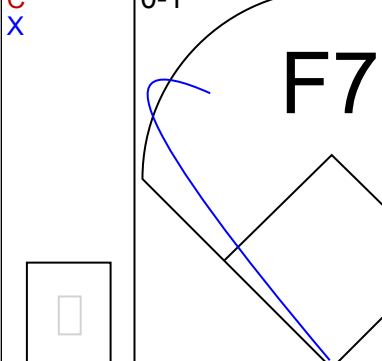
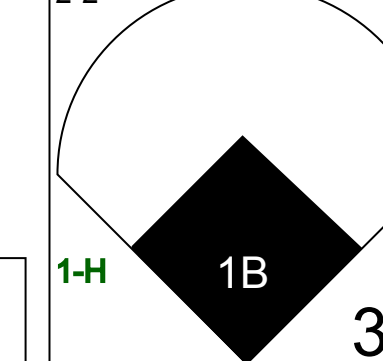
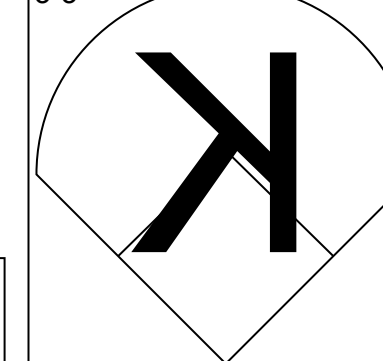
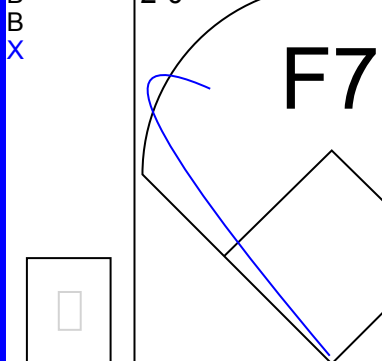
Batter	1	2	3	4	5	6	7	8	9	AB	R	H	RBI	BB	SO	LOB	BOTTOM										
Mark Little, R OBP: 0.383, SLG: 0.545	1-0 G5-3		0-1 G5-3		0-0 HR		0-1 G5-3		1-2 1B	5	2	3	1	0	0	3											
Jose Ortiz, R OBP: 0.282, SLG: 0.426	1-2 G5-3		3-2 F7		0-1 F2		1-2 G5-3		3-2 G3-1	5	0	0	0	0	0	5											
Larry Walker, L OBP: 0.444, SLG: 0.679	1-0 HR		1-0 G4-6-3		1-2 G4-3		1-1 SF7		2-0 G6-3	3	2	1	2	0	0	0											
Jeff Cirillo, R OBP: 0.359, SLG: 0.483	4-2 1B		0-0 G4-6-3		1-0 2B		4-0 1B		1-3 K	3	0	2	0	2	1	0											
17 Todd Helton, L OBP: 0.431, SLG: 0.681	0-1 1B		0-0 G4-6-3		2-1 F9		1-2 1B		1-3 1B	4	0	2	1	0	0	3											
Terry Shumpert, R OBP: 0.307, SLG: 0.405	3-2 G5-3		1-0 3B		1-2 F8		1-2 G3			4	1	1	1	0	0	4											
Alex Ochoa, R OBP: 0.341, SLG: 0.420			3-H 1B							0	0	0	0	0	0	0											
Juan Uribe, R OBP: 0.323, SLG: 0.445		0-1 SH5-4		1-0 3B		0-0 G4-3		2-2 G1-6-3		4	0	3	1	0	0	0											
Sal Fasano, R OBP: 0.241, SLG: 0.294		1-2 SH5-4		1-0 HBP		2-1 F8		1-1 G1-6-3		3	0	1	0	0	0	1											
John Thomson, R Brent Butler, R Gabe White, L Jose Jimenez, R Dan Miceli, R		0-0 SH5-4		1-2 F7		0-0 G5-3		1-0 SF7		2	1	1	0	0	0	2											
<b>Inning Stats</b>	R: 1 E: 1 K: 0 S: 12	H: 3 LOB: 2 BB: 1 P: 22	R: 0 E: 0 K: 0 S: 13	H: 2 LOB: 0 BB: 0 P: 17	R: 2 E: 0 K: 0 S: 7	H: 3 LOB: 2 BB: 0 P: 12	R: 1 E: 0 K: 0 S: 9	H: 2 LOB: 1 BB: 0 P: 13	R: 0 E: 0 K: 0 S: 6	H: 0 LOB: 0 BB: 0 P: 9	R: 2 E: 0 K: 0 S: 15	H: 3 LOB: 1 BB: 1 P: 23	R: 0 E: 0 K: 0 S: 10	H: 2 LOB: 1 BB: 0 P: 15	R: 0 E: 0 K: 1 S: 9	H: 0 LOB: 0 BB: 0 P: 15	R: 0 E: 0 K: 1 S: 9	H: 0 LOB: 0 BB: 0 P: 15	1B: 11 2B: 1 3B: 1 HR: 2	SF: 1 SAC: 1 DP: 2 HBP: 2	WP: 0 PB: 0 SB: 0 CS: 0	PA: 40					
<b>PITCHER</b>	IP	WLS	BF	H	R	ER	SO	BB	IBB	HBP	BLK	WP	HR	S	P	ERA	WHIP										
Jesus Sanchez, L	(1, 1)	4.0	L	23	10	4	4	0	0	0	0	0	0	12	16	13.50	1.500										
Vladimir Nunez, R	(5, 1)	1.1		6	2	2	2	0	0	0	0	0	0	6	12	0.00	3.000										
Vic Darenbourg, L	(6, 1)	0.1		3	1	0	0	0	0	1	0	0	0	3	4	0.00	0.000										
Ricky Bones, R	(6, 1)	0.1		1	0	0	0	0	0	0	0	0	0	3	4	0.00	0.000										
Braden Loooper, R	(7, 1)	2.0		7	2	0	0	1	0	0	0	0	0	19	30	0.00	1.000										

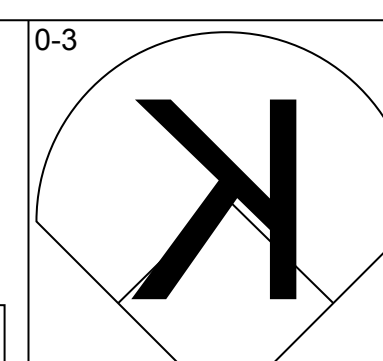
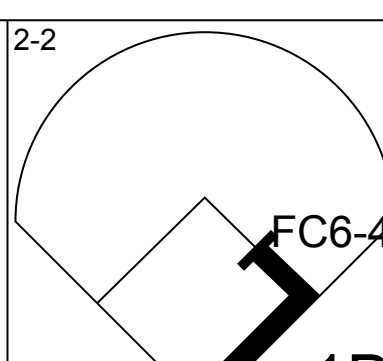
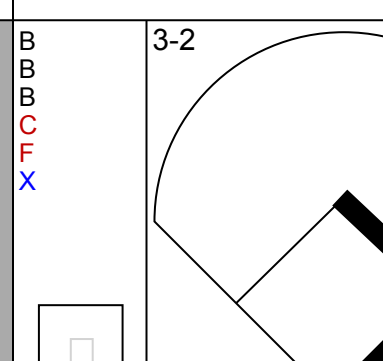
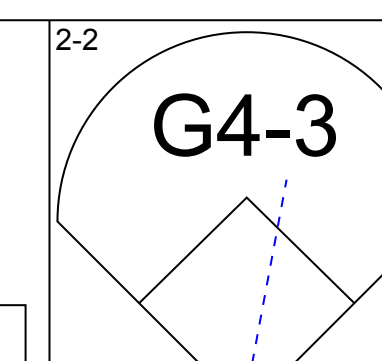
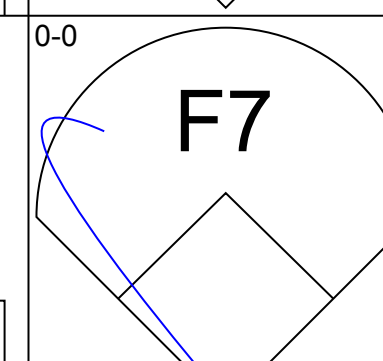
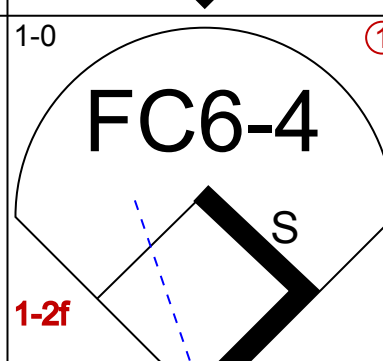
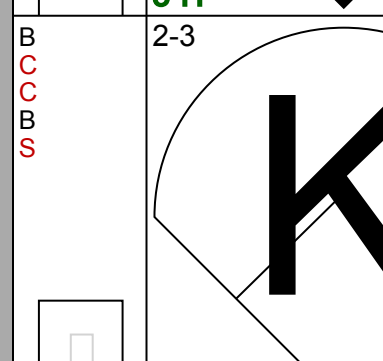
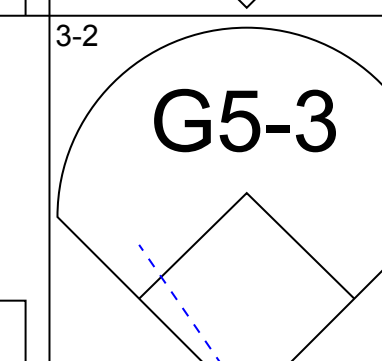
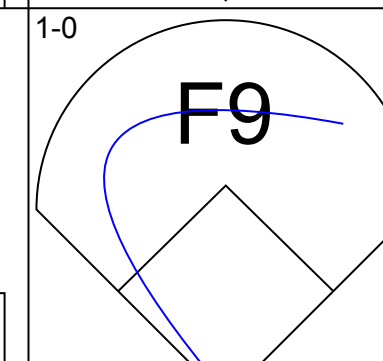
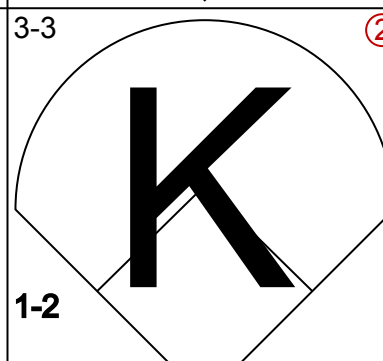
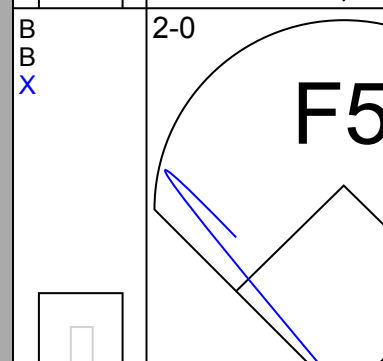
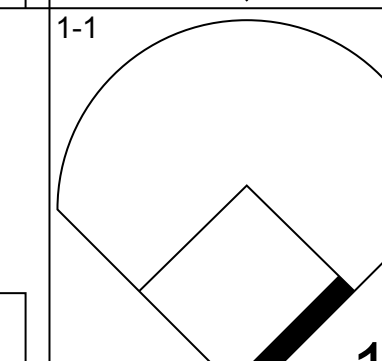
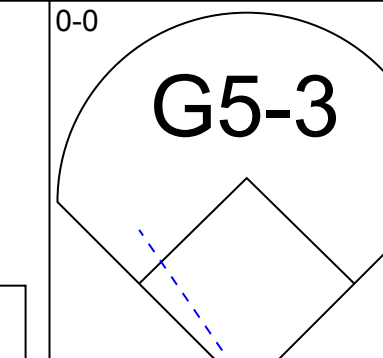
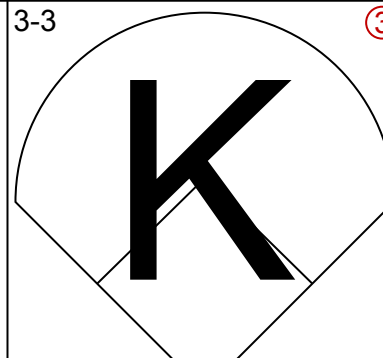
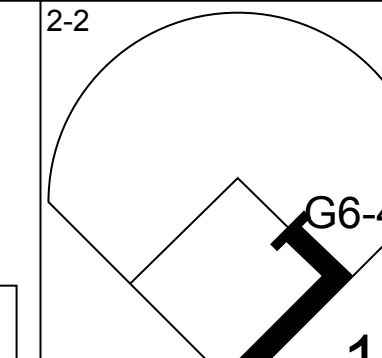
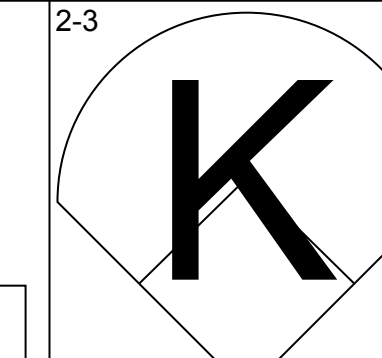
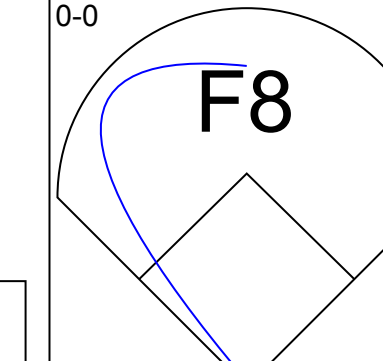
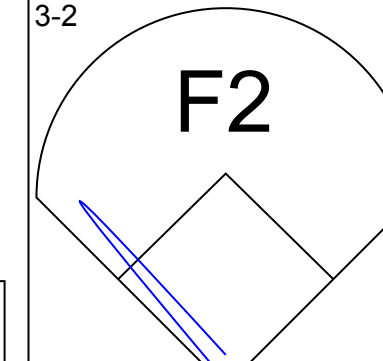
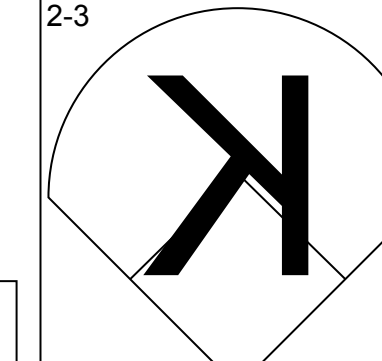
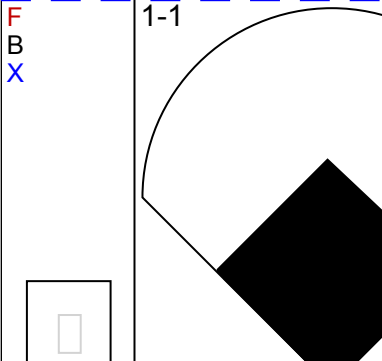
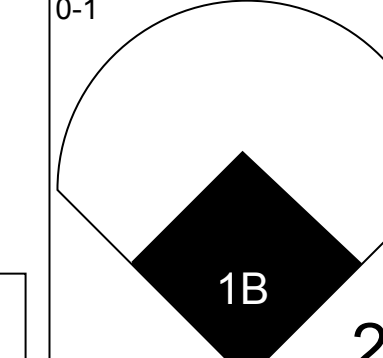
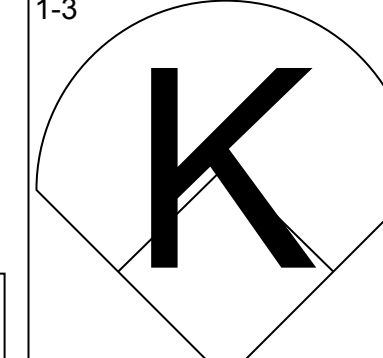
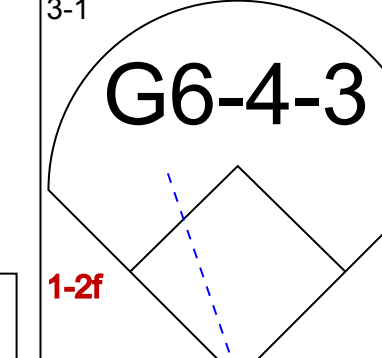
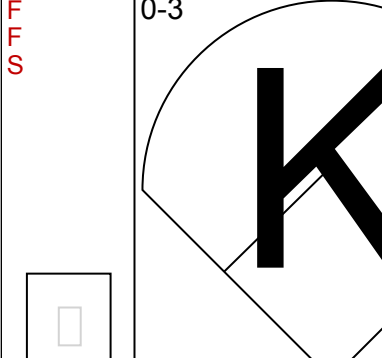
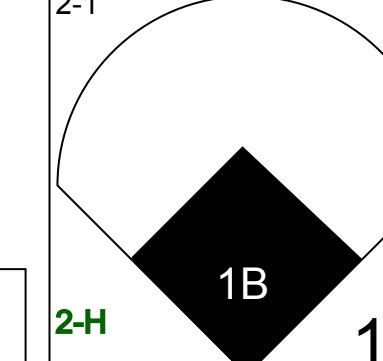
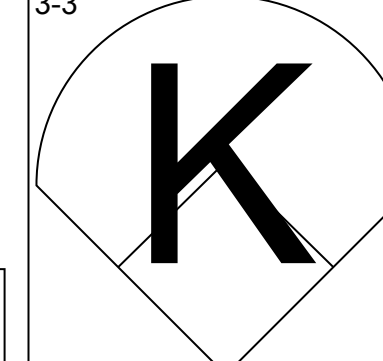
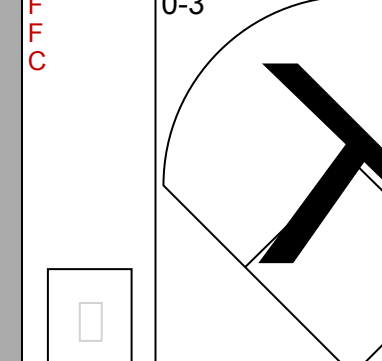
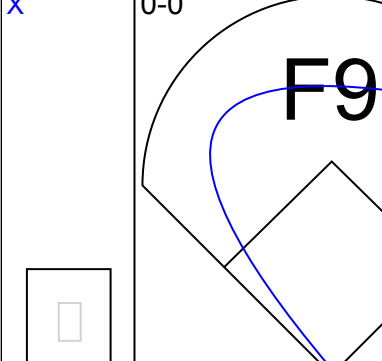
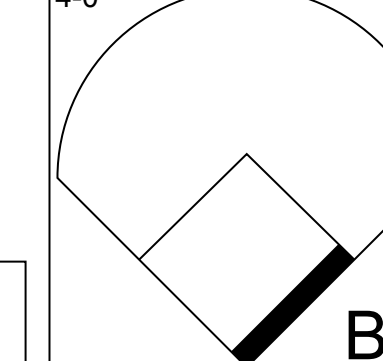
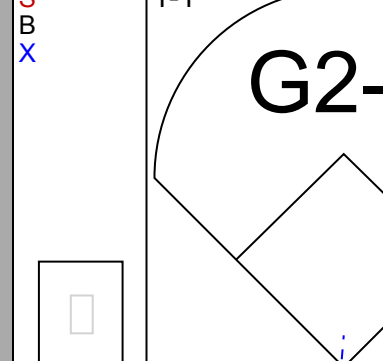
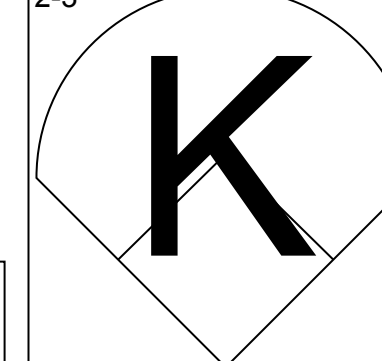
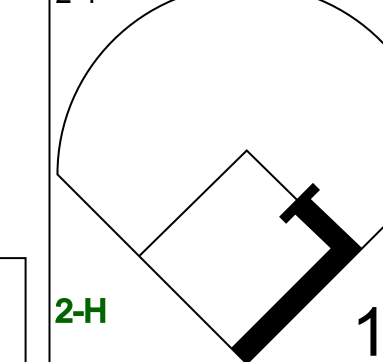
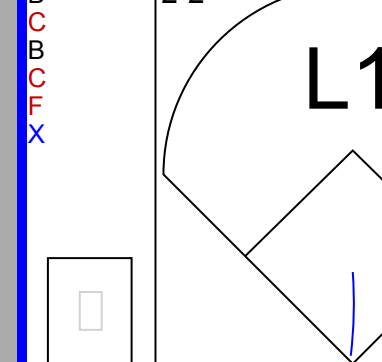
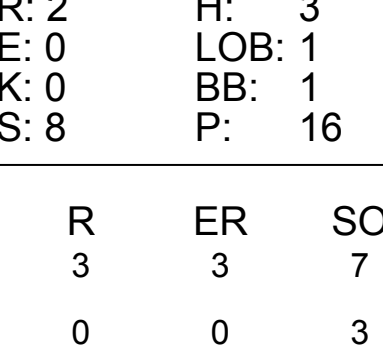
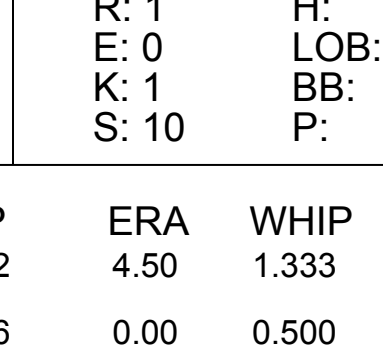
Florida Marlins @ Colorado Rockies  
Coors Field, Denver, CO  
Sun Aug 19 2001, 1:05 PM MDT  
Att: 34,525 - Sunny - 94 F


AB 34  
R 6  
H 15  
RBI 6  
BB 2  
SO 1  
LOB 18





Batter	1	2	3	4	5	6	7	8	9	AB	R	H	RBI	BB	SO	LOB	TOP		
<b>Adrian Beltré, R</b> OBP: 0.314, SLG: 0.435 (1, 5)										5	0	1	1	0	1	1	<b>Los Angeles Dodgers @ Florida Marlins</b> Pro Player Stadium, Miami, FL Tue Aug 21 2001, 7:05 PM EDT Att: 12,209 - Cloudy - 86 F		
<b>Mark Grudzielanek, R</b> OBP: 0.333, SLG: 0.405 (1, 4)										3	1	1	0	1	0	1			
<b>Shawn Green, L</b> OBP: 0.362, SLG: 0.582 (1, 9)											4	1	1	0	0	1		2	
<b>Gary Sheffield, R</b> OBP: 0.422, SLG: 0.590 (1, 7)											3	1	2	2	1	0		0	
<b>Paul Lo Duca, R</b> OBP: 0.375, SLG: 0.568 (1, 2)											4	0	2	1	0	0		2	
<b>Eric Karros, R</b> OBP: 0.299, SLG: 0.392 (1, 3)											4	0	0	0	0	1		3	
<b>Marquis Grissom, R</b> OBP: 0.260, SLG: 0.466 (1, 8)											4	0	1	0	0	2		2	
<b>Alex Cora, L</b> OBP: 0.293, SLG: 0.339 (1, 6)											3	1	0	0	0	0		1	
<b>Eric Gagne, R</b> OBP: 0.158, SLG: 0.297 (1, 1)											2	1	1	1	0	1		0	
<b>Tom Goodwin, L</b> OBP: 0.234, SLG: 0.339 (7, PH)											0	0	0	0	0	0		0	
<b>Giovanni Carrara, R</b> OBP: 0.273, SLG: 0.273 (7, 1)											0	0	0	0	0	0	0		
<b>Dave Hansen, L</b> OBP: 0.384, SLG: 0.355 (9, PH)											1	0	0	0	0	0	1		
<b>Jeff Shaw, R</b> (9, 1)											0	0	0	0	0	0	0		
<b>Inning Stats</b>	R: 0 E: 0 K: 1 S: 12	H: 2 LOB: 2 BB: 0 P: 18	R: 2 E: 0 K: 1 S: 12	H: 2 LOB: 1 BB: 0 P: 16	R: 1 E: 0 K: 0 S: 6	H: 2 LOB: 1 BB: 1 P: 12	R: 0 E: 0 K: 1 S: 6	H: 0 LOB: 0 BB: 0 P: 11	R: 0 E: 0 K: 1 S: 5	H: 1 LOB: 1 BB: 0 P: 10	R: 0 E: 0 K: 1 S: 6	H: 0 LOB: 0 BB: 0 P: 9	R: 2 E: 0 K: 2 S: 11	H: 1 LOB: 1 BB: 0 P: 23	R: 0 E: 0 K: 0 S: 9	H: 1 LOB: 1 BB: 0 P: 14	1B: 6 2B: 2 3B: 1 HR: 1	SF: 0 SAC: 0 DP: 2 HBP: 1	WP: 0 PA: 37 PB: 0 SB: 0 CS: 1
<b>PITCHER</b>	IP	WLS	BF	H	R	ER	SO	BB	IBB	HBP	BLK	WP	HR	S	P	ERA	WHIP		
<b>Brad Penny, R</b> ERA: 3.86 (1, 1)	7.0		28	7	3	3	5	1	0	1	0	0	0	55	88	3.86	1.143		
<b>Vladimir Nunez, R</b> ERA: 3.22 (8, 1)	1.0	L	5	1	2	2	2	1	0	0	0	0	1	11	23	18.00	2.000		
<b>Antonio Alfonseca, R</b> ERA: 2.08 (9, 1)	1.0		4	1	0	0	0	0	0	0	0	0	0	9	14	0.00	1.000		

Batter	1	2	3	4	5	6	7	8	9	AB	R	H	RBI	BB	SO	LOB	BOTTOM				
<b>Luis Castillo, S</b> OBP: 0.357, SLG: 0.353 (1, 4)										4	0	2	1	0	1	0	<b>Los Angeles Dodgers @ Florida Marlins</b> Pro Player Stadium, Miami, FL Tue Aug 21 2001, 7:05 PM EDT Att: 12,209 - Cloudy - 86 F				
<b>Derrek Lee, R</b> OBP: 0.331, SLG: 0.471 (1, 3)										4	0	0	0	0	1	2					
<b>Cliff Floyd, L</b> OBP: 0.402, SLG: 0.631 (1, 7)										4	0	1	0	0	1	2					
<b>Mike Lowell, R</b> OBP: 0.348, SLG: 0.466 (1, 5)											4	0	1	0	0	2		2			
<b>Antonio Alfonseca, R</b> (9, 1)											0	0	0	0	0	0		0			
<b>Kevin Millar, R</b> OBP: 0.369, SLG: 0.544 (1, 9)											4	1	1	1	0	1		1			
<b>Preston Wilson, R</b> OBP: 0.313, SLG: 0.445 (1, 8)											4	1	1	0	0	2		1			
<b>Charles Johnson, R</b> OBP: 0.346, SLG: 0.509 (1, 2)											4	1	1	1	0	2		0			
<b>Alex Gonzalez, R</b> OBP: 0.313, SLG: 0.385 (1, 6)											3	0	0	0	1	2		0			
<b>Brad Penny, R</b> OBP: 0.184, SLG: 0.229 (1, 1)											2	1	2	1	0	0		0			
<b>Andy Fox, L</b> OBP: 0.216, SLG: 0.188 (7, PH)											1	0	0	0	0	0	0				
<b>Vladimir Nunez, R</b> (8, 1)											0	0	0	0	0	0	0				
<b>Dave Berg, R</b> OBP: 0.273, SLG: 0.366 (9, 5)											0	0	0	0	0	0	0				
<b>Inning Stats</b>	R: 0 E: 0 K: 1 S: 5	H: 0 LOB: 0 BB: 0 P: 6	R: 2 E: 0 K: 0 S: 8	H: 3 LOB: 1 BB: 1 P: 16	R: 0 E: 0 K: 2 S: 12	H: 1 LOB: 1 BB: 0 P: 21	R: 0 E: 0 K: 2 S: 9	H: 0 LOB: 0 BB: 0 P: 16	R: 1 E: 0 K: 1 S: 10	H: 2 LOB: 1 BB: 0 P: 18	R: 0 E: 0 K: 1 S: 8	H: 1 LOB: 0 BB: 0 P: 15	R: 0 E: 0 K: 2 S: 10	H: 0 LOB: 0 BB: 0 P: 14	R: 0 E: 0 K: 1 S: 14	H: 1 LOB: 1 BB: 0 P: 22	R: 1 E: 0 K: 2 S: 11	H: 1 LOB: 0 BB: 0 P: 15	1B: 5 2B: 2 3B: 1 HR: 1	SF: 0 SAC: 0 DP: 1 HBP: 0	WP: 0 PA: 35 PB: 0 SB: 1 CS: 0
<b>PITCHER</b>	IP	WLS	BF	H	R	ER	SO	BB	IBB	HBP	BLK	WP	HR	S	P	ERA	WHIP				
<b>Eric Gagne, R</b> ERA: 4.71 (1, 1)	6.0		24	7	3	3	7	1	0	0	0	0	0	52	92	4.50	1.333				
<b>Giovanni Carrara, R</b> ERA: 2.85 (7, 1)	2.0	W	7	1	0	0	3	0	0	0	0	0	0	24	36	0.00	0.500				
<b>Jeff Shaw, R</b> ERA: 3.61 (9, 1)	1.0	S	4	1	1	1	2	0	0	0	0	0	1	11	15	9.00	1.000				

Batter	1	2	3	4	5	6	7	8	9	AB	R	H	RBI	BB	SO	LOB	TOP												
<b>Adrian Beltré, R</b> OBP: 0.315, SLG: 0.434 (1, 5)	0-3 K	1-2 1B			1-1 F7		0-2 F8		0-2 FC5-4 1B	5	0	2	1	0	1	0	<b>Los Angeles Dodgers @ Florida Marlins</b> Pro Player Stadium, Miami, FL Wed Aug 22 2001, 7:05 PM EDT Att: 12,081 - Cloudy - 80 F												
<b>Mark Grudzielanek, R</b> OBP: 0.333, SLG: 0.412 (1, 4)	0-1 BB SF8 1B	1-1 F8			0-0 HR		3-3 K		2-2 FC5-4 HR	5	3	2	1	0	1	3													
<b>Shawn Green, L</b> OBP: 0.364, SLG: 0.595 (1, 9)	0-1 SF8 BB 1B	3-2 F8			0-0 G4-3			0-1 HR	1-0 HR	5	2	3	3	0	0	2													
<b>Gary Sheffield, R</b> OBP: 0.424, SLG: 0.588 (1, 7)	4-2 1B BB			2-1 F9		4-0 CS BB		2-3 K	2-2 FC5-4 1B	3	0	1	0	2	1	0													
<b>Paul Lo Duca, R</b> OBP: 0.378, SLG: 0.568 (1, 2)	0-0 SF8			4-2 G6-4-3 BB		0-0 CS		2-2 BB 1B	0-0 FC5-4	2	0	1	1	2	0	1													
<b>Eric Karros, R</b> OBP: 0.296, SLG: 0.388 (1, 3)	0-3 K			0-0 G6-4-3		1-3 K		3-3 K		4	0	0	0	0	3	5													
<b>Marquis Grissom, R</b> OBP: 0.263, SLG: 0.463 (1, 8)		4-2 WP G1-6-3 BB			0-0 F9		2-3 K		4-2 BB	2	1	0	0	2	1	1													
<b>Alex Cora, L</b> OBP: 0.290, SLG: 0.334 (1, 6)		0-1 G1-6-3			0-3 K		2-2 G3-1		3-2 G6-3	4	0	0	0	0	1	4													
<b>Terry Adams, R</b> Giovanni Carrara, R Tom Gooden, R Terry Mulholland, R Mike Trombley, R Jeff Reeboulet, R OBP: 0.361, SLG: 0.422 (1, 1) (5, 1) (7, PH) (7, 1) (8, 1) (8, 9)		4-1 1B BB			0-1 L8			0-1 G3	2-1 G5-3	1	0	0	0	1	0	0													
<b>Inning Stats</b>	R: 1 E: 0 K: 2 S: 14	H: 2 LOB: 2 BB: 1 P: 18	R: 1 E: 0 K: 0 S: 13	H: 1 LOB: 2 BB: 2 P: 26	R: 0 E: 0 K: 0 S: 5	H: 0 LOB: 0 BB: 1 P: 11	R: 0 E: 0 K: 1 S: 6	H: 0 LOB: 0 BB: 0 P: 6	R: 1 E: 0 K: 0 S: 4	H: 1 LOB: 0 BB: 1 P: 9	R: 0 E: 0 K: 2 S: 12	H: 0 LOB: 1 BB: 1 P: 21	R: 0 E: 0 K: 1 S: 8	H: 0 LOB: 0 BB: 0 P: 11	R: 1 E: 0 K: 2 S: 23	H: 2 LOB: 2 BB: 1 P: 37		R: 2 E: 0 K: 0 S: 13	H: 3 LOB: 1 BB: 0 P: 20	1B: 6 2B: 0 3B: 0 HR: 3	SF: 1 SAC: 0 DP: 1 HBP: 0	WP: 1 PB: 1 SB: 0 CS: 1	PA: 42						
<b>PITCHER</b>	IP	WLS	BF	H	R	ER	SO	BB	IBB	HBP	BLK	WP	HR	S	P	ERA	WHIP												
<b>A.J. Burnett, R</b> ERA: 4.08 <b>Amando Almanza, L</b> ERA: 4.46 <b>Braden Looper, R</b> ERA: 4.02 <b>Antonio Alfonseca, R</b> ERA: 2.4	(1, 1)		7.0	W	29	4	3	3	6	6	0	0	0	1	1	62	102	3.86	1.429										

Batter	1	2	3	4	5	6	7	8	9	AB	R	H	RBI	BB	SO	LOB	BOTTOM												
<b>Luis Castillo, S</b> OBP: 0.357, SLG: 0.357 (1, 4)	3-3 K	2-3 K			4-2 BB BB		1-1 G6-3		1-1 2B	4	1	1	0	1	2	0	<b>Los Angeles Dodgers @ Florida Marlins</b> Pro Player Stadium, Miami, FL Wed Aug 22 2001, 7:05 PM EDT Att: 12,081 - Cloudy - 80 F												
<b>Derrek Lee, R</b> OBP: 0.332, SLG: 0.476 (1, 3)	2-2 HR			0-0 F7	4-2 1-2 2-3 BB		1-3 K		0-3 K	4	1	1	1	1	2	1													
<b>Cliff Floyd, L</b> OBP: 0.404, SLG: 0.634 (1, 7)	1-2 2B			1-2 1B	2-3 K		0-0 G6-3		4-0 2B IBB	4	3	2	0	1	1	3													
<b>Preston Wilson, R</b> OBP: 0.317, SLG: 0.449 (1, 8)	2-0 1B 2B			3-3 K		2-2 G1-3 HBP		1-2 HR 1B	1-2 F3	4	2	2	1	0	1	3													
<b>Mike Lowell, R</b> OBP: 0.351, SLG: 0.470 (1, 5)	1-1 1B			3-2 1B		0-0 G1-3		0-0 L9	3-2 2B	5	0	3	3	0	0	2													
<b>Kevin Millar, R</b> OBP: 0.370, SLG: 0.552 <b>Armando Almanza, L</b> <b>Braden Looper, R</b> <b>John Mabry, L</b> OBP: 0.397, SLG: 0.410 <b>Antonio Alfonseca, R</b> (1, 9) (8, 1) (8, PH) (9, 1)	1-3 K			0-0 G4-3		3-1 1B		0-2 HR	0-3 K	4	1	2	3	0	1	3													
<b>Charles Johnson, R</b> OBP: 0.348, SLG: 0.511 (1, 2)	2-1 F8			1-0 FC6-5 2B	1-1 1B		1-3 K			4	0	2	0	0	1	2													
<b>Alex Gonzalez, R</b> OBP: 0.313, SLG: 0.384 (1, 6)		2-2 G4-3		1-2 FC6-5 BB SH3-4	0-1 P4		1-2 1B			4	0	1	0	0	0	3													
<b>A.J. Burnett, R</b> OBP: 0.146, SLG: 0.128 <b>Eric Owens, R</b> (1, 1) (7, PH) (8, 9)		1-3 K		1-0 SH3-4	3-3 K		0-1 G4-3			2	0	0	0	0	2	2													
<b>Inning Stats</b>	R: 2 E: 0 K: 2 S: 17	H: 4 LOB: 2 BB: 0 P: 29	R: 0 E: 0 K: 2 S: 10	H: 0 LOB: 0 BB: 0 P: 15	R: 1 E: 0 K: 1 S: 13	H: 2 LOB: 1 BB: 0 P: 20	R: 0 E: 0 K: 1 S: 15	H: 1 LOB: 3 BB: 2 P: 28	R: 1 E: 0 K: 0 S: 12	H: 2 LOB: 2 BB: 0 P: 21	R: 0 E: 0 K: 1 S: 6	H: 0 LOB: 0 BB: 0 P: 8	R: 2 E: 0 K: 1 S: 15	H: 3 LOB: 1 BB: 0 P: 18	R: 2 E: 0 K: 2 S: 14	H: 2 LOB: 1 BB: 1 P: 23	1B: 6 2B: 5 3B: 1 HR: 2	SF: 0 SAC: 1 DP: 0 HBP: 1	WP: 0 PB: 0 SB: 1 CS: 0	PA: 42									
<b>PITCHER</b>	IP	WLS	BF	H	R	ER	SO	BB	IBB	HBP	BLK	WP	HR	S	P	ERA	WHIP												
<b>Terry Adams, R</b> ERA: 4.76 <b>Giovanni Carrara, R</b> ERA: 2.77 <b>Terry Mulholland, L</b> ERA: 4.73 <b>Mike Trombley, R</b> ERA: 3.99	(1, 1)		4.1	L	25	9	4	4	6	2	0	0	0	0	0	11	16	0.00	0.000										



Batter	1	2	3	4	5	6	7	8	9	AB	R	H	RBI	BB	SO	LOB	TOP					
Rickey Henderson, R OBP: 0.347, SLG: 0.318 (1, 7)	F8		BB		G6-4-3		BB 1B BB	F3		3	0	0	0	2	0	3						
Mark Kotsay, L OBP: 0.365, SLG: 0.449 (1, 8)	BB		G3			2B 2B	BB 1B		G1-3	4	1	2	0	1	0	1						
Ryan Klesko, L OBP: 0.388, SLG: 0.524 (1, 3)	K			G4-3		BB G4-6-3 2B	P5		K	5	1	1	1	0	2	4						
Phil Nevin, R OBP: 0.399, SLG: 0.590 (1, 5)	G6-3			1B BB		G4-6-3 BB			E 1B	2	0	1	1	3	0	1						
Ray Lankford, L OBP: 0.345, SLG: 0.489 (1, 9)		F8		1B BB		G4-6-3 BB	F7		E4	4	0	1	0	1	0	4						
Ben Davis, S OBP: 0.357, SLG: 0.361 (1, 2)	K			K		G4-6-3		F8 BB 1B	K	5	0	1	0	0	3	6						
Damian Jackson, R OBP: 0.322, SLG: 0.345 (1, 4)	K			P4		P6		K		4	0	0	0	0	2	4						
D'Angelo Jimenez, S OBP: 0.344, SLG: 0.344 (1, 6)			G4-3		K		1B BB 2B			3	1	1	0	1	1	0						
Bobby Jones, R OBP: 0.173, SLG: 0.180 (7, PH)			K							2	0	1	0	0	1	0						
Dave Magadan, L OBP: 0.336, SLG: 0.358 (7, 1)			K		G6-4-3			F8		1	0	0	0	0	1	1						
David Lundquist, R (7, 1)							K			0	0	0	0	0	0	0						
Tony Gwynn, L OBP: 0.424, SLG: 0.538 (8, PH)										1	0	0	0	0	0	2						
Chuck McElroy, L (8, 1)										0	0	0	0	0	0	0						
<b>Inning Stats</b>	R: 0 E: 0 K: 1 S: 7	H: 0 LOB: 1 BB: 1 P: 15	R: 0 E: 0 K: 2 S: 11	H: 0 LOB: 0 BB: 0 P: 16	R: 0 E: 0 K: 1 S: 5	H: 0 LOB: 1 BB: 1 P: 11	R: 0 E: 0 K: 1 S: 14	H: 1 LOB: 2 BB: 1 P: 27	R: 0 E: 0 K: 1 S: 7	H: 1 LOB: 0 BB: 0 P: 10	R: 2 E: 0 K: 0 S: 7	H: 2 LOB: 1 BB: 2 P: 17	R: 1 E: 0 K: 1 S: 15	H: 2 LOB: 3 BB: 2 P: 30	R: 0 E: 0 K: 1 S: 10	H: 1 LOB: 2 BB: 1 P: 21	R: 0 E: 1 K: 2 S: 13	H: 1 LOB: 2 BB: 0 P: 19	1B: 5 2B: 3 3B: 0 HR: 0	SF: 0 SAC: 0 DP: 2 HBP: 0	WP: 0 PB: 0 SB: 0 CS: 0	PA: 42
<b>PITCHER</b>	IP WLS BF H R ER SO BB IBB HBP BLK WP HR S P ERA WHIP																					
Matt Clement, R ERA: 5.14 (1, 1)	5.0 W 23 4 2 2 6 5 0 0 0 0 0 47 90 3.60 1.800																					
Vladimir Nunez, R ERA: 3.29 (6, 1)	1.1 H 5 1 1 1 1 1 0 0 0 0 0 12 23 6.75 1.500																					
Armando Almanza, L ERA: 4.42 (7, 1)	0.1 H 2 1 0 0 0 0 0 0 0 0 0 5 7 0.00 3.000																					
Braden Looper, R ERA: 3.93 (7, 1)	1.1 H 7 1 0 0 1 2 0 0 0 0 0 12 27 0.00 2.250																					
Antonio Alfonseca, R ERA: 2.36 (9, 1)	1.0 S 5 1 0 0 2 0 0 0 0 0 0 13 19 0.00 1.000																					

San Diego Padres @ Florida Marlins  
Pro Player Stadium, Miami, FL  
Fri Aug 24 2001, 7:05 PM EDT  
Att: 11,277 - Sunny - 87 F

AB	34
R	3
H	8
RBI	2
BB	8
SO	10
LOB	26



Batter	1	2	3	4	5	6	7	8	9	AB	R	H	RBI	BB	SO	LOB	BOTTOM			
Luis Castillo, S OBP: 0.358, SLG: 0.354 (1, 4)	WP 1B 2B BB		L7		G3		CS 1B			3	1	1	1	1	0	1				
Derrek Lee, R OBP: 0.331, SLG: 0.474 (1, 3)	WP 2B 1B		G1-3			G5-3	P3			4	1	1	0	0	0	1				
Cliff Floyd, L OBP: 0.400, SLG: 0.625 (1, 7)	K		L7			HR 1B		G1-6-3		4	1	1	0	0	1	2				
Preston Wilson, R OBP: 0.318, SLG: 0.453 (1, 8)	2B BB			G5-3		HR				2	2	1	2	2	0	0				
Mike Lowell, R OBP: 0.347, SLG: 0.464 (1, 5)	P6			F7		G6-3 1B		F8		4	0	1	0	0	0	4				
Kevin Millar, R OBP: 0.368, SLG: 0.553 (7, 1)				F8		G6-3		F8		3	0	1	3	0	0	1				
Armando Almanza, L (7, 1)										0	0	0	0	0	0	0				
Braden Looper, R (7, 1)										0	0	0	0	0	0	0				
Dave Berg, R OBP: 0.271, SLG: 0.364 (8, PH)										1	0	0	0	0	0	1				
Antonio Alfonseca, R (9, 1)										0	0	0	0	0	0	0				
Charles Johnson, R OBP: 0.345, SLG: 0.506 (1, 2)		G5-3			K	G5-3				3	0	0	0	0	1	1				
Alex Gonzalez, R OBP: 0.315, SLG: 0.395 (1, 6)		F8			F7		FC6 1B 2B			3	1	1	0	0	0	0				
Matt Clement, R OBP: 0.130, SLG: 0.070 (6, 1)			P3				FC6			2	0	1	0	0	0	0				
Eric Owens, R OBP: 0.298, SLG: 0.343 (7, 9)							CS			1	0	0	0	0	0	1				
<b>Inning Stats</b>	R: 3 E: 0 K: 1 S: 15	H: 2 LOB: 1 BB: 2 P: 26	R: 0 E: 0 K: 0 S: 5	H: 0 LOB: 0 BB: 0 P: 5	R: 0 E: 0 K: 0 S: 4	H: 0 LOB: 0 BB: 0 P: 5	R: 0 E: 0 K: 0 S: 6	H: 0 LOB: 0 BB: 0 P: 8	R: 0 E: 0 K: 1 S: 6	H: 1 LOB: 1 BB: 0 P: 7	R: 2 E: 0 K: 0 S: 10	H: 3 LOB: 1 BB: 0 P: 14	R: 1 E: 0 K: 0 S: 8	H: 2 LOB: 0 BB: 0 P: 12	R: 0 E: 0 K: 0 S: 6	H: 0 LOB: 1 BB: 1 P: 13	1B: 5 2B: 2 3B: 0 HR: 1	SF: 0 SAC: 0 DP: 0 HBP: 0	WP: 1 PB: 0 SB: 0 CS: 2	PA: 33
<b>PITCHER</b>	IP WLS BF H R ER SO BB IBB HBP BLK WP HR S P ERA WHIP																			
Bobby Jones, R ERA: 4.58 (1, 1)	6.0 L 25 6 5 5 2 2 0 0 0 0 0 46 65 7.50 1.333																			
David Lundquist, R ERA: 4.05 (7, 1)	1.0 4 2 1 1 0 0 0 0 0 0 0 8 12 9.00 2.000																			
Chuck McElroy, L ERA: 4.76 (8, 1)	1.0 4 0 0 0 0 0 1 0 0 0 0 6 13 0.00 1.000																			

San Diego Padres @ Florida Marlins  
Pro Player Stadium, Miami, FL  
Fri Aug 24 2001, 7:05 PM EDT  
Att: 11,277 - Sunny - 87 F

AB	30
R	6
H	8
RBI	6
BB	3
SO	2
LOB	12



Batter	1	2	3	4	5	6	7	8	9	AB	R	H	RBI	BB	SO	LOB	TOP				
<b>Rickey Henderson, R</b> OBP: 0.348, SLG: 0.318	0-1 P3	2-2 E7		3-3 K		4-0 BB			1-2 G4-3	4	0	1	2	1	1	0					
<b>Mark Kotsay, L</b> OBP: 0.385, SLG: 0.448	4-1 BB				1-1 G6-3	1-1 CS	2-2 F5		3-2 BB	3	0	1	0	1	0	2					
<b>Mike Darr, L</b> OBP: 0.361, SLG: 0.326									HR	1	1	1	0	0	0	0					
<b>Ryan Klesko, L</b> OBP: 0.390, SLG: 0.521	1-2 BB			4-1 S	0-1 G6-3		0-0 G4-3		4-0 BB	2	2	0	0	3	0	1					
<b>Phil Nevin, R</b> OBP: 0.399, SLG: 0.587	0-0 G5-3			2-3 K	2-1 E6		1-3 K		4-2 HR	4	1	1	0	1	2	2					
<b>Bubba Trammell, R</b> OBP: 0.344, SLG: 0.490		4-1 2B		1-1 F3	4-0 IBB			0-1 F8	2-2 HR	3	2	1	4	2	0	1					
<b>Wily Gonzalez, R</b> OBP: 0.350, SLG: 0.509		2-1 F8		2-2 2B	2-1 G5-3			3-2 FC6-4	1-2 1B	4	0	2	1	0	0	3					
<b>D'Angelo Jimenez, S</b> OBP: 0.340, SLG: 0.345		0-1 E		1-3 K				0-0 F8	1-3 K	5	1	1	0	0	2	3					
<b>Damian Jackson, R</b> OBP: 0.324, SLG: 0.343		4-0 E			0-0 F9	4-2 CS	SH1-4	1-2 FC6-4		2	0	0	0	2	0	1					
<b>Junior Herndon, R</b>		1-3 K		1-3 K		0-1 SH1-4			3-1 F8	2	0	0	0	0	2	3					
<b>Jeremy Fikac, R</b>										0	0	0	0	0	0	0					
<b>Jose Nunez, L</b>										0	0	0	0	0	0	0					
<b>Rudy Seanez, R</b>										0	0	0	0	0	0	0					
<b>Dave Magadan, L</b>										1	0	0	0	0	0	0					
<b>David Lundquist, R</b>										0	0	0	0	0	0	0					
<b>Inning Stats</b>	R: 0 E: 0 K: 0 S: 6	H: 0 LOB: 1 BB: 2 P: 14	R: 2 E: 1 K: 1 S: 15	H: 2 LOB: 2 BB: 2 P: 30	R: 1 E: 0 K: 2 S: 13	H: 1 LOB: 0 BB: 1 P: 23	R: 0 E: 0 K: 2 S: 7	H: 0 LOB: 0 BB: 0 P: 11	R: 0 E: 1 K: 0 S: 8	H: 2 LOB: 2 BB: 1 P: 17	R: 0 E: 0 K: 1 S: 7	H: 0 LOB: 1 BB: 2 P: 10	R: 0 E: 0 K: 0 S: 8	H: 0 LOB: 1 BB: 0 P: 12	R: 4 E: 0 K: 1 S: 20	H: 3 LOB: 1 BB: 2 P: 39	1B: 4 2B: 3 3B: 0 HR: 1	SF: 0 SAC: 1 DP: 1 HBP: 1	WP: 0 PB: 0 SB: 1 CS: 1	PA: 44	
<b>PITCHER</b>	IP	WLS	BF	H	R	ER	SO	BB	IBB	HBP	BLK	WP	HR	S	P	ERA	WHIP				
<b>Jesus Sanchez, L</b>	(1, 1)	6.2	L	30	5	3	3	5	7	1	0	0	0	0	61	118	4.05	1.800			
<b>Juan Acevedo, R</b>	(7, 1)	0.1		1	0	0	0	1	0	0	0	0	0	0	3	4	0.00	0.000			
<b>Ricky Bones, R</b>	(8, 1)	1.2		10	2	4	4	0	1	1	0	0	1	21	42	21.60	1.800				
<b>Benito Baez, L</b>	(9, 1)	0.1		2	1	0	0	1	0	0	0	0	0	7	9	0.00	3.000				

San Diego Padres @ Florida Marlins  
Pro Player Stadium, Miami, FL  
Sat Aug 25 2001, 7:05 PM EDT  
Att. 16,322 - Sunny - 88 F

AB	31
R	7
H	8
RBI	7
BB	10
SO	7
LOB	16



Batter	1	2	3	4	5	6	7	8	9	AB	R	H	RBI	BB	SO	LOB	BOTTOM				
<b>Luis Castillo, S</b> OBP: 0.356, SLG: 0.351	1-2 F8	2-3 K			4-1 2B		0-0 G6-3		1-3 K	4	0	0	0	1	2	4					
<b>Derrek Lee, R</b> OBP: 0.332, SLG: 0.475	2-0 2B			2-0 G5-4-3	2-1 F7		0-2 G1-3			3	0	1	0	0	0	1					
<b>Cliff Floyd, L</b> OBP: 0.403, SLG: 0.628	4-2 G1-4-3			0-1 G5-4-3	0-0 1B		1-3 K			3	0	2	0	1	1	0					
<b>Preston Wilson, R</b> OBP: 0.317, SLG: 0.459	0-0 G1-4-3			1-2 G5-4-3	1-2 2B		0-1 HR		3-3 K	4	1	1	1	0	1	4					
<b>Mike Lowell, R</b> OBP: 0.346, SLG: 0.462		1-1 G4-3		2-1 G5-3			3-2 F9		2-2 1B	4	0	1	0	0	0	1					
<b>Kevin Millar, R</b> OBP: 0.367, SLG: 0.549		2-1 E6			2-1 G6-3		2-1 1B		2-1 F8	4	0	1	0	0	0	1					
<b>Charles Johnson, R</b> OBP: 0.342, SLG: 0.500		2-2 F8		2-0 L8			2-0 L6		3-3 K	4	0	0	0	0	1	2					
<b>Alex Gonzalez, R</b> OBP: 0.317, SLG: 0.397		4-2 1B		0-2 G6-3			2-3 K		3-1 G3-1	3	0	1	0	1	1	1					
<b>Jesus Sanchez, L</b>	(1, 1)	0.0			2-2 G4-3		2-2 G4-3		2-2 G3-1	2	0	1	0	0	0	0					
<b>Juan Acevedo, R</b>	(7, 1)									0	0	0	0	0	0	0					
<b>Andy Fox, L</b>	(7, 1)									1	0	0	0	0	0	0					
<b>Ricky Bones, R</b>	(8, 1)									0	0	0	0	0	0	0					
<b>Benito Baez, L</b>	(9, 1)									0	0	0	0	0	0	0					
<b>John Mabry, R</b>	(9, 1)									1	0	0	0	0	0	1					
<b>Inning Stats</b>	R: 0 E: 0 K: 0 S: 8	H: 1 LOB: 3 BB: 1 P: 15	R: 0 E: 1 K: 1 S: 14	H: 1 LOB: 3 BB: 1 P: 25	R: 0 E: 0 K: 0 S: 6	H: 0 LOB: 0 BB: 0 P: 10	R: 0 E: 0 K: 0 S: 7	H: 1 LOB: 2 BB: 1 P: 15	R: 1 E: 0 K: 1 S: 11	H: 2 LOB: 1 BB: 0 P: 20	R: 0 E: 0 K: 0 S: 8	H: 0 LOB: 0 BB: 0 P: 10	R: 0 E: 0 K: 2 S: 12	H: 1 LOB: 1 BB: 0 P: 20	R: 0 E: 0 K: 2 S: 17	H: 1 LOB: 1 BB: 0 P: 26	1B: 4 2B: 3 3B: 0 HR: 1	SF: 0 SAC: 0 DP: 2 HBP: 1	WP: 0 PB: 0 SB: 0 CS: 0	PA: 37	
<b>PITCHER</b>	IP	WLS	BF	H	R	ER	SO	BB	IBB	HBP	BLK	WP	HR	S	P	ERA	WHIP				
<b>Junior Herndon, R</b>	(1, 1)	5.1	W	24	6	1	1	1	3	0	0	0	0	1	49	89	1.69	1.688			
<b>Jeremy Fikac, R</b>	(6, 1)	1.2	H	5	0	0	0	1	0	0	0	0	0	12	18	0.00	0.000				
<b>Jose Nunez, L</b>	(8, 1)	0.1	H	1	0	0	0	1	0	0	0	0	0	3	4	0.00	0.000				
<b>Rudy Seanez, R</b>	(8, 1)	0.2	H	3	1	0	0	1	0	0	0	0	0	9	16	0.00	1.500				
<b>David Lundquist, R</b>	(9, 1)	1.0		4	1	0	0	2	0	0	0	0	0	17	26	0.00	1.000				

San Diego Padres @ Florida Marlins  
Pro Player Stadium, Miami, FL  
Sat Aug 25 2001, 7:05 PM EDT  
Att. 16,322 - Sunny - 88 F

AB	33
R	1
H	8
RBI	1
BB	3
SO	6
LOB	15



Batter	1	2	3	4	5	6	7	8	9	AB	R	H	RBI	BB	SO	LOB	TOP										
D'Angelo Jimenez, S OBP: 0.345, SLG: 0.356	(1,6) K		(1,3) K	(3,2) 1B		(0,0) G3		(1,0) 2B	(2,2) 1B	6	1	3	3	0	2	1	<b>San Diego Padres @ Florida Marlins</b> Pro Player Stadium, Miami, FL Sun Aug 26 2001, 4:05 PM EDT Att: 11,548 - Cloudy - 93 F										
Mike Darr, L OBP: 0.368, SLG: 0.335	(1,8) G4-3									5	3	3	1	1	0	2											
Ryan Klesko, L OBP: 0.393, SLG: 0.526 Dave Magadan, L OBP: 0.331, SLG: 0.351	(1,3) BB									4	1	3	0	1	1	1											
Phil Nevin, R OBP: 0.397, SLG: 0.584	(1,5) K									4	0	1	2	0	2	3											
Ray Lankford, L OBP: 0.346, SLG: 0.488 Chuck McElroy, L Jeremy Fikac, R										5	1	2	2	0	1	3											
Bubba Trammell, R OBP: 0.342, SLG: 0.489	(1,9) G5-3									5	1	1	1	0	1	4											
Ben Davis, S OBP: 0.357, SLG: 0.368	(1,2) K									4	1	1	1	1	1	1											
Damian Jackson, R OBP: 0.326, SLG: 0.349 Cesar Crespo, S OBP: 0.337, SLG: 0.279										3	1	1	0	1	0	3											
Kevin Jarvis, L OBP: 0.293, SLG: 0.340 Rickey Henderson, R OBP: 0.349, SLG: 0.316										2	0	0	0	1	2	1											
<b>Inning Stats</b>	R: 0 E: 0 K: 2 S: 10	H: 0 LOB: 1 BB: 1 P: 18	R: 0 E: 0 K: 1 S: 6	H: 0 LOB: 0 BB: 0 P: 8	R: 0 E: 0 K: 2 S: 12	H: 0 LOB: 0 BB: 0 P: 16	R: 5 E: 0 K: 0 S: 25	H: 4 LOB: 2 BB: 3 P: 46	R: 0 E: 0 K: 1 S: 8	H: 1 LOB: 1 BB: 0 P: 11	R: 1 E: 0 K: 1 S: 13	H: 3 LOB: 3 BB: 1 P: 26	R: 3 E: 0 K: 3 S: 22	H: 3 LOB: 1 BB: 1 P: 35	R: 1 E: 0 K: 0 S: 16	H: 3 LOB: 2 BB: 0 P: 25		1B: 9 2B: 4 3B: 1 HR: 1	SF: 1 SAC: 0 DP: 0 HBP: 0	WP: 0 PB: 0 SB: 0 CS: 0	PA: 48						
<b>PITCHER</b>	IP	WLS	BF	H	R	ER	SO	BB	IBB	HBP	BLK	WP	HR	S	P	ERA	WHIP										
Brad Penny, R ERA: 3.99	(1,1) 6.0	L	28	6	5	5	6	4	0	0	0	0	0	70	113	7.50	1.667										
Benito Baez, L ERA: 18.0	(7,1) 1.2		13	6	4	4	3	2	0	0	0	0	0	32	56	21.60	4.800										
Armando Almanza, L ERA: 4.38	(8,1) 0.1		1	0	0	0	1	0	0	0	0	0	0	3	5	0.00	0.000										
Vladimir Nunez, R ERA: 3.38	(9,1) 1.0		6	3	1	1	0	0	0	0	0	0	1	16	25	9.00	3.000										

Batter	1	2	3	4	5	6	7	8	9	AB	R	H	RBI	BB	SO	LOB	BOTTOM										
Dave Berg, R OBP: 0.276, SLG: 0.356	(1,4) F9	(1,4) FC6								3	0	0	0	2	0	3	<b>San Diego Padres @ Florida Marlins</b> Pro Player Stadium, Miami, FL Sun Aug 26 2001, 4:05 PM EDT Att: 11,548 - Cloudy - 93 F										
Alex Gonzalez, R OBP: 0.316, SLG: 0.394	(1,6) 1B									5	0	1	0	0	0	4											
Cliff Floyd, L OBP: 0.400, SLG: 0.622	(1,7) F5									4	0	0	0	0	1	2											
Preston Wilson, R OBP: 0.322, SLG: 0.461	(1,8) G1-3									3	0	2	0	1	0	1											
Mike Lowell, R OBP: 0.348, SLG: 0.464										4	0	2	0	0	0	2											
Kevin Millar, R OBP: 0.386, SLG: 0.544										3	0	0	0	1	1	3											
John Mabry, L OBP: 0.305, SLG: 0.405 Benito Baez, L										3	0	1	0	0	0	3											
Armando Almanza, L Vladimir Nunez, R										0	0	0	0	0	0	0											
Derrek Lee, R OBP: 0.333, SLG: 0.475 Mike Redmond, R OBP: 0.413, SLG: 0.487										4	0	2	0	0	0	1											
Brad Penny, R OBP: 0.176, SLG: 0.220 Eric Owens, R OBP: 0.296, SLG: 0.341										2	0	0	0	0	1	3											
<b>Inning Stats</b>	R: 0 E: 0 K: 0 S: 10	H: 1 LOB: 1 BB: 0 P: 13	R: 0 E: 0 K: 1 S: 14	H: 2 LOB: 3 BB: 1 P: 20	R: 0 E: 0 K: 1 S: 6	H: 1 LOB: 1 BB: 0 P: 8	R: 0 E: 0 K: 1 S: 8	H: 1 LOB: 0 BB: 0 P: 10	R: 0 E: 0 K: 1 S: 10	H: 0 LOB: 1 BB: 1 P: 16	R: 0 E: 0 K: 0 S: 8	H: 1 LOB: 1 BB: 0 P: 16	R: 0 E: 0 K: 0 S: 5	H: 0 LOB: 0 BB: 0 P: 10	R: 0 E: 0 K: 0 S: 11	H: 1 LOB: 2 BB: 1 P: 18	R: 0 E: 0 K: 0 S: 13	H: 1 LOB: 2 BB: 2 P: 25	1B: 7 2B: 2 3B: 0 HR: 0	SF: 0 SAC: 0 DP: 2 HBP: 0	WP: 0 PB: 0 SB: 0 CS: 0	PA: 38					
<b>PITCHER</b>	IP	WLS	BF	H	R	ER	SO	BB	IBB	HBP	BLK	WP	HR	S	P	ERA	WHIP										
Kevin Jarvis, R ERA: 4.71	(1,1) 7.0		28	6	0	0	0	2	0	0	0	0	0	18	35	0.00	1.143										
Chuck McElroy, L ERA: 4.65	(8,1) 1.1		9	2	0	0	0	3	0	0	0	0	0	18	35	0.00	3.750										
Jeremy Fikac, R ERA:	(9,1) 0.2		1	0	0	0	0	0	0	0	0	0	0	6	8	0.00	0.000										



Batter	1	2	3	4	5	6	7	8	9	10	11	12	13	14	AB	R	H	RBI	BB	SO	LOB	TOP								
Luis Castillo, S OBP: 0.356, SLG: 0.352	G4-3 1B		G6-3		G5-3		L6			G5-3		FC6-4 1B		1B	7	1	3	1	0	0	1									
Derrek Lee, R OBP: 0.328, SLG: 0.469	G4-3				K				F9	K		FC6-4 1-2		F8	7	0	1	0	0	2	4									
Cliff Floyd, L OBP: 0.395, SLG: 0.617	G4-3			P5					F9						7	0	2	1	0	0	1									
Preston Wilson, R OBP: 0.326, SLG: 0.465	HBP					G1-3			F9					G6-4-3 1B	6	1	1	1	0	1	14									
Mike Lowell, R OBP: 0.346, SLG: 0.461	G6-3				P6				F9						7	0	2	0	0	2	4									
Kevin Millar, R OBP: 0.312, SLG: 0.528		G6-3								G5-3					5	1	1	0	0	2	1									
Antonio Alfonseca, R OBP: 0.244, SLG: 0.176					2B	SF9				K				1B	0	0	0	0	0	0	0									
Vladimir Nunez, R OBP: 0.278, SLG: 0.371															0	0	0	0	0	1	0									
Charles Johnson, R OBP: 0.346, SLG: 0.501															5	0	3	0	1	1	1									
Alex Gonzalez, R OBP: 0.278, SLG: 0.371															4	0	1	1	0	1	1									
Dave Berg, R OBP: 0.278, SLG: 0.371															1	1	0	0	0	0	0									
Ryan Dempster, R OBP: 0.312, SLG: 0.528															2	0	0	0	0	0	1									
Armando Almanza, L OBP: 0.244, SLG: 0.176															0	0	0	0	0	0	0									
Braden Looper, R OBP: 0.244, SLG: 0.176															1	0	0	0	0	0	2									
Ricky Bones, R OBP: 0.244, SLG: 0.176															0	0	0	0	0	0	0									
Eric Owens, R OBP: 0.244, SLG: 0.176															1	0	0	0	0	0	0									
<b>Inning Stats</b>	R: 1 E: 0 K: 10 S: 12	H: 1 LOB: 1 BB: 0 P: 17	R: 0 E: 0 K: 1 S: 9	H: 0 LOB: 0 BB: 0 P: 12	R: 0 E: 0 K: 1 S: 7	H: 1 LOB: 1 BB: 0 P: 9	R: 2 E: 0 K: 10 S: 12	H: 3 LOB: 1 BB: 0 P: 15	R: 0 E: 0 K: 1 S: 8	H: 0 LOB: 0 BB: 0 P: 12	R: 0 E: 0 K: 1 S: 9	H: 0 LOB: 1 BB: 0 P: 14	R: 0 E: 0 K: 1 S: 4	H: 0 LOB: 0 BB: 0 P: 9	R: 0 E: 0 K: 1 S: 5	H: 2 LOB: 2 BB: 0 P: 6	R: 0 E: 0 K: 1 S: 7	H: 0 LOB: 0 BB: 0 P: 11	R: 0 E: 0 K: 2 S: 14	H: 1 LOB: 1 BB: 0 P: 21	R: 0 E: 0 K: 1 S: 9	H: 1 LOB: 1 BB: 0 P: 17	R: 0 E: 0 K: 0 S: 8	H: 3 LOB: 2 BB: 1 P: 13	R: 1 E: 1 K: 1 S: 15	H: 2 LOB: 3 BB: 0 P: 21	1B: 10 2B: 3 3B: 0 HR: 1	SF: 1 SAC: 2 DP: 1 HBP: 1	WP: 0 PB: 0 SB: 1 CS: 0	PA: 59
<b>PITCHER</b>	IP	WLS	BF	H	R	ER	SO	BB	IBB	HBP	BLK	WP	HR	S	P	ERA	WHIP													
Kevin Tapani, R ERA: 3.8	7.0		28	5	3	3	3					0	1	61	88	3.96	0.657													
Kyle Farnsworth, R ERA: 2.42	2.0	8	2	0	0	1	0	0	0	0	0	0	0	19	26	0.00	1.000													
Tom Gordon, R ERA: 2.89	2.0	7	1	0	0	3	0	0	0	0	0	0	0	21	32	0.00	0.500													
David Weathers, R ERA: 2.66	2.0	9	4	0	0	1	1	0	0	0	0	0	0	17	30	0.00	2.500													
Jeff Fassero, L ERA: 3.43	1.0	L	7	2	1	0	1	0	0	0	0	0	0	15	21	0.00	2.000													

Florida Marlins @ Chicago Cubs  
Wrigley Field, Chicago, IL  
Tue Aug 28 2001, 7:05 PM CDT  
Att. 38,744 - Sunny - 69 F

AB 53  
R 4  
H 14  
RBI 4  
BB 2  
SO 9  
LOB 20



Batter	1	2	3	4	5	6	7	8	9	10	11	12	13	14	AB	R	H	RBI	BB	SO	LOB	BOTTOM								
Eric Young Sr., R OBP: 0.327, SLG: 0.390	HR 1B			F7	F9					SH3-4				F8	6	1	2	0	0	1	2									
Bill Mueller, S OBP: 0.395, SLG: 0.439	K			L3						F8				G3-1	6	0	1	0	1	1	6									
Sammy Sosa, R OBP: 0.434, SLG: 0.746	HR													G6-3	6	1	2	2	1	2	2									
Fred McGriff, L OBP: 0.383, SLG: 0.514															4	0	1	0	0	1	2									
Augie Ojeda, S OBP: 0.245, SLG: 0.252	G6-3														0	1	0	0	0	0	0									
Matt Stairs, L OBP: 0.355, SLG: 0.423															2	0	0	0	0	0	2									
Michael Tucker, L OBP: 0.327, SLG: 0.405	F9														3	0	0	0	2	0	0									
Ricky Gutierrez, R OBP: 0.350, SLG: 0.404															6	0	2	1	0	1	3									
Todd Hundley, S OBP: 0.275, SLG: 0.309															2	0	1	0	2	1	2									
Robert Machado, R OBP: 0.274, SLG: 0.370															2	0	0	0	0	0	2									
Delino DeShields, L OBP: 0.327, SLG: 0.340															6	0	1	0	0	2	6									
Kevin Brown, R OBP: 0.312, SLG: 0.528															2	0	0	0	0	1	3									
Armando Almanza, L OBP: 0.244, SLG: 0.176															0	0	0	0	0	0	0									
Braden Looper, R OBP: 0.244, SLG: 0.176															1	0	0	0	0	0	0									
Ricky Bones, R OBP: 0.244, SLG: 0.176															0	0	0	0	0	0	0									
Antonio Alfonseca, R OBP: 0.244, SLG: 0.176															0	0	0	0	0	0	0									
<b>Inning Stats</b>	R: 2 E: 0 K: 11 S: 10	H: 2 LOB: 0 BB: 0 P: 19	R: 0 E: 0 K: 1 S: 9	H: 1 LOB: 1 BB: 0 P: 15	R: 0 E: 0 K: 1 S: 14	H: 3 LOB: 2 BB: 1 P: 26	R: 0 E: 0 K: 10 S: 7	H: 1 LOB: 2 BB: 1 P: 14	R: 0 E: 0 K: 2 S: 5	H: 0 LOB: 0 BB: 0 P: 11	R: 0 E: 0 K: 2 S: 11	H: 0 LOB: 1 BB: 1 P: 20	R: 1 E: 0 K: 1 S: 10	H: 2 LOB: 2 BB: 0 P: 16	R: 0 E: 0 K: 1 S: 7	H: 1 LOB: 1 BB: 0 P: 14	R: 0 E: 0 K: 0 S: 6	H: 1 LOB: 1 BB: 0 P: 15	R: 0 E: 0 K: 0 S: 7	H: 1 LOB: 1 BB: 0 P: 11	R: 0 E: 0 K: 1 S: 9	H: 0 LOB: 0 BB: 0 P: 9	R: 0 E: 0 K: 2 S: 9	H: 0 LOB: 0 BB: 0 P: 13	R: 0 E: 0 K: 0 S: 6	H: 0 LOB: 0 BB: 0 P: 9	1B: 8 2B: 3 3B: 0 HR: 1	SF: 0 SAC: 2 DP: 2 HBP: 0	WP: 0 PB: 0 SB: 1 CS: 2	PA: 57
<b>PITCHER</b>	IP	WLS	BF	H	R	ER	SO	BB	IBB	HBP	BLK	WP	HR	S	P	ERA	WHIP													
Ryan Dempster, R ERA: 4.47	7.0		30	6	2	2	6					0	2	65	119	2.57	1.429													
Armando Almanza, L ERA: 4.46	0.1	H	2	1	1	1	0	0	0	0	0	0	0	2	4	27.00	3.000													
Braden Looper, R ERA: 3.91	0.2	B	3	1	0	0	2	0	0	0	0	0	0	8	12	0.00	1.500													
Ricky Bones, R ERA: 4.73	2.0	9	2	0	0	0	1	1	0	0	0	0	0	13	29	0.00	1.500													
Antonio Alfonseca, R ERA: 2.26	2.0	7	1	0	0	1	0	0	0	0	0	0	0	14	20	0.00	0.500													

Florida Marlins @ Chicago Cubs  
Wrigley Field, Chicago, IL  
Tue Aug 28 2001, 7:05 PM CDT  
Att. 38,744 - Sunny - 69 F

AB 49  
R 3  
H 11  
RBI 3  
BB 6  
SO 11  
LOB 30





Batter	1	2	3	4	5	6	7	8	9	AB	R	H	RBI	BB	SO	LOB	TOP					
Luis Castillo, S OBP: 0.354, SLG: 0.349	0-1 F7		2-3 K			0-1 G6-3		2-2 F7	4 0 0 0 0 1 1													
Alex Gonzalez, R OBP: 0.309, SLG: 0.388	0-3 K		3-2 L9			1-2 F8		0-2 G6-3	4 0 0 0 0 1 1													
Cliff Floyd, L OBP: 0.395, SLG: 0.612	1-1 G3			0-1 F8			0-0 F7	3-3 K	4 0 0 0 0 1 0													
Preston Wilson, R OBP: 0.323, SLG: 0.461		1-3 K		1-0 G5-3			0-2 F8		3 0 0 0 0 1 0													
Mike Lowell, R OBP: 0.346, SLG: 0.458	0-1 F7			1-3 K			2-0 G4-3		3 0 0 0 0 1 0													
Kevin Millar, R OBP: 0.365, SLG: 0.544	1-1 HR				0-2 G6-3			2-2 F8	3 1 1 1 0 0 0													
Derrek Lee, R OBP: 0.326, SLG: 0.466	3-2 F9				1-1 G5-3			1-3 K	3 0 0 0 0 1 0													
Mike Redmond, R OBP: 0.411, SLG: 0.483			0-1 G3-1		3-3 K			1-2 1B	3 0 1 0 0 1 0													
Matt Clement, R OBP: 0.143, SLG: 0.087						1-2 G1-3		1-2 G3	3 0 1 0 0 0 1													
Vladimir Nunez, R									0 0 0 0 0 0 0													
Benito Baez, L									0 0 0 0 0 0 0													
<b>Inning Stats</b>	R: 0 E: 0 K: 1 S: 7	H: 0 LOB: 0 BB: 0 P: 8	R: 1 E: 0 K: 1 S: 12	H: 1 LOB: 0 BB: 0 P: 17	R: 0 E: 0 K: 1 S: 9	H: 1 LOB: 1 BB: 0 P: 14	R: 0 E: 0 K: 1 S: 6	H: 0 LOB: 0 BB: 0 P: 8	R: 0 E: 0 K: 1 S: 10	H: 0 LOB: 0 BB: 0 P: 14	R: 0 E: 0 K: 0 S: 8	H: 0 LOB: 0 BB: 0 P: 10	R: 0 E: 0 K: 0 S: 5	H: 0 LOB: 0 BB: 0 P: 7	R: 0 E: 0 K: 1 S: 12	H: 1 LOB: 1 BB: 0 P: 17	R: 0 E: 0 K: 1 S: 9	H: 0 LOB: 0 BB: 0 P: 14	1B: 2 2B: 0 3B: 0 HR: 1	SF: 0 SAC: 0 DP: 0 HBP: 0	WP: 0 PB: 0 SB: 0 CS: 0	PA: 30
<b>PITCHER</b> Jason Bere, R ERA: 4.27	IP: 9.0 WLS: W BF: 30 H: 3 R: 1 ER: 1 SO: 7 BB: 0 IBB: 0 HBP: 0 BLK: 0 WP: 0 HR: 1 S: 78 P: 109 ERA: 1.00 WHIP: 0.333																					

Florida Marlins @ Chicago Cubs  
Wrigley Field, Chicago, IL  
Wed Aug 29 2001, 6:05 PM CDT  
Att: 37,437 - Sunny - 71 F

AB	30
R	1
H	3
RBI	1
BB	0
SO	7
LOB	3



Batter	1	2	3	4	5	6	7	8	9	AB	R	H	RBI	BB	SO	LOB	BOTTOM												
Eric Young Sr., R OBP: 0.330, SLG: 0.392	2-1 G1-4-3		0-1 G6-3 1B		1-2 FC4-6 1B			2-2 1B S E 1B	4 1 3 0 0 0 0																				
Corey Patterson, L OBP: 0.258, SLG: 0.376	0-1 G6-3		3-2 G6-3		1-1 FC4-6			3-1 E WP 1B	4 1 1 1 0 0 2																				
Sammy Sosa, R OBP: 0.431, SLG: 0.739	2-1 G6-3		2-2 G1-3		1-2 G6-3			0-0 E5 WP 1B	4 1 0 0 0 0 3																				
Fred McGriff, L OBP: 0.386, SLG: 0.515		3-1 FC6 1B		3-2 G1-3 1B		3-2 G3-1		4-0 1B WP SF8 IBB	3 1 2 0 1 0 0																				
Michael Tucker, L OBP: 0.326, SLG: 0.404		0-1 FC6 1B		1-0 F7		1-1 G4-3		3-2 FC5-4 1B	4 0 1 1 0 0 2																				
Ricky Gutierrez, R OBP: 0.347, SLG: 0.401		1-3 K		1-2 G1-3		0-0 G5-3		2-1 SF8	3 0 0 1 0 1 2																				
Ron Coomer, R OBP: 0.323, SLG: 0.396		1-0 HBP		0-3 K			0-2 P6	1-2 FC5-4 1B	3 0 0 0 0 1 2																				
Bill Mueller, S ERA: 3.27		1-2 HBP						1-2 1B	0 0 0 0 0 0 0																				
Robert Machado, R OBP: 0.274, SLG: 0.366		2-0 G3			0-0 B1-3		0-3 K	1-2 1B	4 0 1 0 0 1 2																				
Jason Bere, R OBP: 0.204, SLG: 0.259			1-2 G4-3		0-0 1B FC4-6 2B		1-3 K	1-3 K	4 1 1 0 0 2 2																				
<b>Inning Stats</b>	R: 0 E: 0 K: 0 S: 6	H: 0 LOB: 0 BB: 0 P: 10	R: 0 E: 0 K: 1 S: 8	H: 1 LOB: 2 BB: 0 P: 15	R: 0 E: 0 K: 1 S: 11	H: 1 LOB: 1 BB: 0 P: 17	R: 0 E: 0 K: 1 S: 10	H: 1 LOB: 1 BB: 0 P: 15	R: 1 E: 0 K: 0 S: 10	H: 2 LOB: 1 BB: 0 P: 13	R: 0 E: 0 K: 0 S: 6	H: 0 LOB: 0 BB: 0 P: 10	R: 0 E: 0 K: 2 S: 9	H: 0 LOB: 0 BB: 0 P: 10	R: 4 E: 1 K: 1 S: 21	H: 4 LOB: 2 BB: 1 P: 38	R: 0 E: 0 K: 1 S: 9	H: 0 LOB: 0 BB: 0 P: 14	1B: 8 2B: 1 3B: 0 HR: 0	SF: 1 SAC: 0 DP: 0 HBP: 1	WP: 1 PB: 0 SB: 1 CS: 0	PA: 36							
<b>PITCHER</b> Matt Clement, R ERA: 5.14	IP: 7.0 WLS: L BF: 31 H: 7 R: 5 ER: 4 SO: 4 BB: 1 IBB: 1 HBP: 1 BLK: 0 WP: 0 HR: 0 S: 66 P: 105 ERA: 5.14 WHIP: 1.000																												
Vladimir Nunez, R ERA: 3.27	0.1 L	2 L	1 L	0 L	0 L	0 L	0 L	1 L	0 L	5 L	10 L	0.00 L	3.000 L																
Benito Baez, L ERA: 13.5	0.2 L	3 L	1 L	0 L	0 L	1 L	0 L	0 L	0 L	10 L	13 L	0.00 L	1.500 L																

Florida Marlins @ Chicago Cubs  
Wrigley Field, Chicago, IL  
Wed Aug 29 2001, 6:05 PM CDT  
Att: 37,437 - Sunny - 71 F

AB	33
R	5
H	9
RBI	3
BB	1
SO	5
LOB	15



Batter	1	2	3	4	5	6	7	8	9	AB	R	H	RBI	BB	SO	LOB	TOP								
Luis Castillo, S OBP: 0.352, SLG: 0.347	B3		G6-3	K					K	5	0	1	0	0	2	2									
Derek Lee, R OBP: 0.331, SLG: 0.472	K		FC4-6 1B			CS				5	0	4	0	0	1	0									
Cliff Floyd, L OBP: 0.391, SLG: 0.605	K		FC4-6 1-2		FC6-4 HR				L7	5	1	0	0	0	2	4									
Preston Wilson, R OBP: 0.322, SLG: 0.467		K	F8		HR					4	1	1	2	0	2	2									
Mike Lowell, R OBP: 0.345, SLG: 0.462	K			HR	F9				F3	4	1	1	1	0	1	1									
Kevin Millar, R OBP: 0.366, SLG: 0.544	1B E			K					F7	4	1	2	0	0	1	0									
Charles Johnson, R OBP: 0.347, SLG: 0.504				1B	F9				K	4	0	2	0	0	1	1									
Dave Berg, R OBP: 0.277, SLG: 0.368	E5 FC6-4								K	4	0	1	0	0	1	1									
Jesus Sanchez, L OBP: 0.200, SLG: 0.200	FC6-4									3	0	0	0	0	0	4									
Braden Loooper, R ERA: 2.53										0	0	0	0	0	0	0									
Armando Almanza, L OBP: 0.238, SLG: 0.171										0	0	0	0	0	0	0									
Andy Fox, L OBP: 0.333, SLG: 0.500										0	0	0	0	0	0	0									
Ricky Bones, R ERA: 2.38										0	0	0	0	0	0	0									
<b>Inning Stats</b>	R: 0 E: 0 K: 2 S: 7	H: 0 LOB: 0 BB: 0 P: 10	R: 1 E: 1 K: 2 S: 13	H: 2 LOB: 2 BB: 0 P: 16	R: 0 E: 0 K: 0 S: 7	H: 1 LOB: 1 BB: 0 P: 13	R: 1 E: 0 K: 2 S: 13	H: 3 LOB: 2 BB: 0 P: 15	R: 2 E: 0 K: 0 S: 13	H: 3 LOB: 1 BB: 0 P: 19	R: 0 E: 0 K: 0 S: 8	H: 1 LOB: 0 BB: 0 P: 13	R: 0 E: 0 K: 2 S: 12	H: 1 LOB: 0 BB: 0 P: 18	R: 0 E: 0 K: 2 S: 8	H: 0 LOB: 0 BB: 0 P: 10	R: 0 E: 0 K: 2 S: 14	H: 1 LOB: 1 BB: 0 P: 21	1B: 8 2B: 2 3B: 0 HR: 2	SF: 0 SAC: 0 DP: 0 HBP: 0	WP: 0 PB: 0 SB: 0 CS: 1	PA: 40			
<b>PITCHER</b>	IP	WLS	BF	H	R	ER	SO	BB	IBB	HBP	BLK	WP	HR	S	P	ERA	WHIP								
Jon Lieber, R ERA: 3.43	7.0		32	11	4	3	8	0	0	0	0	0	2	73	104	3.86	1.571								
David Weathers, R ERA: 2.53	1.0		3	0	0	0	2	0	0	0	0	0	0	8	10	0.00	0.000								
Kyle Farnsworth, R ERA: 2.38	1.0	W	4	1	0	0	2	0	0	0	0	0	0	14	21	0.00	1.000								

Florida Marlins @ Chicago Cubs  
Wrigley Field, Chicago, IL  
Thu Aug 30 2001, 1:20 PM CDT  
Att: 29,130 - Cloudy - 81 F

AB 39  
R 4  
H 12  
RBI 3  
BB 0  
SO 12  
LOB 15



Batter	1	2	3	4	5	6	7	8	9	AB	R	H	RBI	BB	SO	LOB	BOTTOM								
Eric Young Sr., R OBP: 0.328, SLG: 0.393	BB 2B		P3		G4-3				F9	5	0	1	0	0	0	1									
Bill Mueller, S OBP: 0.395, SLG: 0.457	K		G6-3		FC6-4 1B				F7	5	1	2	1	0	1	2									
Sammy Sosa, R OBP: 0.431, SLG: 0.736	BB		K		FC6-4 1-2				HR	2	1	0	0	2	1	1									
Fred McGriff, L OBP: 0.388, SLG: 0.527				K		E4 3B			HR	3	2	2	3	1	1	0									
Michael Tucker, L OBP: 0.323, SLG: 0.399	P6			K		G3			F8	4	0	0	0	0	1	3									
Ricky Gutierrez, R OBP: 0.346, SLG: 0.398	L4					F8			F8	3	0	0	0	1	0	3									
Delino DeShields, L OBP: 0.330, SLG: 0.341										2	0	1	0	1	0	0									
David Weathers, R ERA: 4.08										0	0	0	0	0	0	0									
Ron Coomer, R OBP: 0.322, SLG: 0.394										1	0	0	0	0	0	0									
Kyle Farnsworth, R ERA: 4.86										0	0	0	0	0	0	0									
Joe Girardi, R OBP: 0.313, SLG: 0.347	L4					F9				3	0	0	0	1	0	3									
Jon Lieber, L OBP: 0.185, SLG: 0.190										2	0	0	0	0	2	0									
Corey Patterson, L OBP: 0.263, SLG: 0.379	K									2	1	1	0	0	0	1									
<b>Inning Stats</b>	R: 0 E: 0 K: 1 S: 13	H: 1 LOB: 3 BB: 2 P: 25	R: 0 E: 0 K: 1 S: 12	H: 0 LOB: 0 BB: 0 P: 16	R: 0 E: 0 K: 1 S: 8	H: 0 LOB: 0 BB: 0 P: 10	R: 0 E: 0 K: 2 S: 14	H: 0 LOB: 2 BB: 2 P: 27	R: 0 E: 0 K: 1 S: 10	H: 1 LOB: 1 BB: 0 P: 15	R: 1 E: 2 K: 0 S: 14	H: 2 LOB: 1 BB: 0 P: 22	R: 3 E: 0 K: 0 S: 11	H: 2 LOB: 2 BB: 1 P: 24	R: 0 E: 0 K: 0 S: 6	H: 0 LOB: 1 BB: 1 P: 17	R: 1 E: 0 K: 0 S: 8	H: 1 LOB: 0 BB: 0 P: 12	1B: 3 2B: 1 3B: 1 HR: 2	SF: 0 SAC: 0 DP: 0 HBP: 0	WP: 0 PB: 0 SB: 0 CS: 0	PA: 38			
<b>PITCHER</b>	IP	WLS	BF	H	R	ER	SO	BB	IBB	HBP	BLK	WP	HR	S	P	ERA	WHIP								
Jesus Sanchez, L ERA: 4.29	6.0		26	4	1	1	6	4	0	0	0	0	0	6	15	27.00	3.000								
Braden Loooper, R ERA: 4.08	0.2	H	4	1	2	2	0	1	0	0	0	0	0	6	15	27.00	3.000								
Armando Almanza, L ERA: 4.54	1.1	B	6	1	1	1	0	1	0	0	0	0	1	11	26	6.75	1.500								
Ricky Bones, R ERA: 4.86	0.1	L	2	1	1	1	0	0	0	0	0	0	1	8	12	27.00	3.000								

Florida Marlins @ Chicago Cubs  
Wrigley Field, Chicago, IL  
Thu Aug 30 2001, 1:20 PM CDT  
Att: 29,130 - Cloudy - 81 F


AB 32  
R 5  
H 7  
RBI 4  
BB 6  
SO 6  
LOB 14



Batter	1	2	3	4	5	6	7	8	9	AB	R	H	RBI	BB	SO	LOB	TOP				
Luis Castillo, S OBP: 0.353, SLG: 0.347 (1, 4)	G6-3		FC5-6 1B		G5-3			BB		3	0	1	0	1	0	0					
Eric Owens, R OBP: 0.294, SLG: 0.338 (1, 9)	K		FC5-6 1-2 2-3F		F7			P4		4	0	0	0	0	1	3					
Preston Wilson, R OBP: 0.319, SLG: 0.462 (1, 8)	K		F8		K			F8		4	0	0	0	0	2	3					
Mike Lowell, R OBP: 0.343, SLG: 0.458 (1, 5)		G5-3	K			G4-3		F8		4	0	0	0	0	1	3					
Kevin Millar, R OBP: 0.365, SLG: 0.541 (1, 7)		2B 1B		F9		P3		F7		4	0	1	0	0	0	0					
Derrek Lee, R OBP: 0.332, SLG: 0.473 (1, 3)		2B		4-1 2B BB		G5-3		K		3	1	1	0	1	1	0					
Charles Johnson, R OBP: 0.346, SLG: 0.504 (1, 2)		K		1-1 FC5 1-H 2B			G4-3	F7		4	0	1	1	0	1	2					
Alex Gonzalez, R OBP: 0.307, SLG: 0.386 (1, 6)		G5-3		0-0 P3			K2-3			3	0	0	0	0	1	3					
Brad Penny, R OBP: 0.185, SLG: 0.226 Benito Baez, L (7, 1) Juan Acevedo, R OBP: 0.500, SLG: 1.000 (8, 1)				0-0 FC5-6 1B 1B			K			3	0	1	0	0	1	1					
				0-2 FC5						0	0	0	0	0	0	0					
				2-3						0	0	0	0	0	0	0					
<b>Inning Stats</b>	R: 0 H: 0 E: 0 K: 2 S: 14	H: 0 LOB: 0 BB: 0 P: 18	R: 0 H: 2 E: 0 K: 1 S: 14	LOB: 2 BB: 0 P: 26	R: 0 H: 2 E: 0 K: 1 S: 10	LOB: 2 BB: 0 P: 12	R: 1 H: 1 E: 0 K: 0 S: 8	H: 1 LOB: 1 BB: 1 P: 14	R: 0 H: 0 E: 0 K: 0 S: 5	H: 0 LOB: 0 BB: 0 P: 10	R: 0 H: 0 E: 0 K: 2 S: 10	H: 0 LOB: 0 BB: 0 P: 11	R: 0 H: 0 E: 0 K: 0 S: 8	H: 0 LOB: 1 BB: 1 P: 16	R: 0 H: 0 E: 0 K: 1 S: 6	H: 0 LOB: 0 BB: 0 P: 9	1B: 3 2B: 2 3B: 0 HR: 0	SF: 0 SAC: 0 DP: 0 HBP: 0	WP: 0 PB: 0 SB: 0 CS: 0	PA: 34	
<b>PITCHER</b>	IP	WLS	BF	H	R	ER	SO	BB	IBB	HBP	BLK	WP	HR	S	P	ERA	WHIP				
Al Leiter, L ERA: 3.21 Jerrod Riggan, R ERA: 3.62	(1, 1) (9, 1)	8.0 3	W 31	5 0	1 0	1 0	7 1	2 0	0 0	0 0	0 0	0 0	0 0	75 6	116 9	1.12 0.00	0.875 0.000				

Florida Marlins @ New York Mets  
Shea Stadium, Flushing, NY  
Fri Aug 31 2001, 7:10 PM EDT  
Att: 23,020 - Cloudy - 79 F

AB 32  
R 1  
H 5  
RBI 1  
BB 2  
SO 8  
LOB 15



Batter	1	2	3	4	5	6	7	8	9	AB	R	H	RBI	BB	SO	LOB	BOTTOM				
Matt Lawton, L OBP: 0.389, SLG: 0.425 (1, 9)	G6-3		G1-3				F3			4	0	1	2	0	0	1					
Edgardo Alfonzo, R OBP: 0.320, SLG: 0.418 (1, 4)	G5-3		G4-3		2-H 3-H 1B		G5-3	31 BB 1B		4	0	1	1	0	0	1					
Tsuyoshi Shinjo, R OBP: 0.328, SLG: 0.435 (1, 8)					31 F9-6 1B		G5-4-3 1B	K		3	0	2	0	0	1	1					
31 Mike Piazza, R OBP: 0.380, SLG: 0.552 (1, 2)					F9-6 1-2 1B		F9	BB		3	0	0	0	1	0	3					
Robin Ventura, L OBP: 0.351, SLG: 0.400 (1, 5)					K		G5-4-3 1-2F	G1-3		4	0	0	0	0	2	3					
Todd Zeile, R OBP: 0.362, SLG: 0.362 (1, 3)					K			2B 1B	G6-3	3	1	1	0	1	1	0					
Benny Agbavani, R OBP: 0.362, SLG: 0.399 (1, 7)					G1-3 BB			1B 1B	G6-3	4	2	1	0	0	0	1					
Rey Ordonez, R OBP: 0.294, SLG: 0.331 (1, 6)					G1-3 1-2			1B 3B 2B	G6-3	4	2	2	1	0	0	1					
Al Leiter, L OBP: 0.098, SLG: 0.102 Jerrod Riggan, R (9, 1)					G5-3			3B 1B	F9	3	1	1	2	0	0	2					
					F7			1-H 3-H 1B 3B		0	0	0	0	0	0	0					
										3	1	1	2	0	0	2					
										0	0	0	0	0	0	0					
<b>Inning Stats</b>	R: 0 H: 0 E: 0 K: 0 S: 11	H: 0 LOB: 1 BB: 0 P: 17	R: 0 H: 0 E: 0 K: 1 S: 9	LOB: 0 BB: 1 P: 14	R: 0 H: 0 E: 0 K: 0 S: 11	LOB: 0 BB: 0 P: 14	R: 0 H: 1 E: 0 K: 1 S: 8	H: 1 LOB: 0 BB: 0 P: 9	R: 2 H: 2 E: 1 K: 1 S: 14	H: 2 LOB: 1 BB: 0 P: 16	R: 0 H: 1 E: 0 K: 0 S: 6	H: 0 LOB: 0 BB: 0 P: 8	R: 4 H: 5 E: 0 K: 1 S: 20	H: 5 LOB: 2 BB: 1 P: 34	R: 0 H: 0 E: 0 K: 0 S: 7	H: 0 LOB: 0 BB: 0 P: 12	1B: 6 2B: 3 3B: 1 HR: 0	SF: 0 SAC: 0 DP: 2 HBP: 1	WP: 0 PB: 0 SB: 0 CS: 0	PA: 35	
<b>PITCHER</b>	IP	WLS	BF	H	R	ER	SO	BB	IBB	HBP	BLK	WP	HR	S	P	ERA	WHIP				
Brad Penny, R ERA: 4.06 Benito Baez, L ERA: 9.62 Juan Acevedo, R ERA: 4.7	(1, 1) (7, 1) (8, 1)	6.0 5 1.0	L 27	8 1	6 0	4 0	3 1	1 0	0 1	0 0	0 0	0 0	0 0	12 7	23 12	0.00 0.00	2.000 0.000				

Florida Marlins @ New York Mets  
Shea Stadium, Flushing, NY  
Fri Aug 31 2001, 7:10 PM EDT  
Att: 23,020 - Cloudy - 79 F

AB 32  
R 6  
H 9  
RBI 6  
BB 2  
SO 4  
LOB 13



Batter	1	2	3	4	5	6	7	8	9	10	11	AB	R	H	RBI	BB	SO	LOB	TOP							
Luis Castillo, S OBP: 0.350, SLG: 0.344 (1, 4)			G4-3		SF7		K		G4-3			4	0	0	1	0	2	3								
Andy Fox, L OBP: 0.266, SLG: 0.171 Dave Berg, R OBP: 0.277, SLG: 0.365 (2, 5) (11, 6)			F8		G6-3			WP 1B		K		0	0	0	0	0	0	0								
Cliff Floyd, L OBP: 0.388, SLG: 0.599 (1, 7)	P6		F8			F2		P5		G4-3		5	0	0	0	0	0	2								
Preston Wilson, R OBP: 0.320, SLG: 0.465 (1, 8)				F8		F7		K				4	0	1	0	1	1	1								
Derrek Lee, R OBP: 0.331, SLG: 0.469 (1, 3)				G5-3			BB	G5-3				4	0	0	0	1	2	4								
John Mabry, L OBP: 0.297, SLG: 0.414 (1, 9)		G4-3			HR		F9			K		5	1	1	1	0	1	1								
Charles Johnson, R OBP: 0.345, SLG: 0.501 18 Jeff Abbott, R OBP: 0.375, SLG: 0.389 Mike Redmond, R OBP: 0.408, SLG: 0.479 (9, PR) (9, 2)		G6-3			K			K				4	0	1	0	0	2	0								
Alex Gonzalez, R OBP: 0.308, SLG: 0.385 Juan Acevedo, R OBP: 0.500, SLG: 1.000 (11, 1)						WP SH1-4 BB		F7		P6		4	1	1	0	1	1	1								
A.J. Burnett, R OBP: 0.100, SLG: 0.122 Eric Owens, R OBP: 0.100, SLG: 0.122 Vladimir Nunez, R OBP: 0.360, SLG: 0.542 Kevin Millar, R OBP: 0.360, SLG: 0.542 Braden Looper, R OBP: 0.360, SLG: 0.542 Mike Lowell, R OBP: 0.360, SLG: 0.542 (11, 1) (7, PH) (7, 1) (8, PH) (8, 1) (11, 5)												1	0	0	0	0	1	1								
<b>Inning Stats</b>	R: 0 E: 0 K: 2 S: 13	H: 0 LOB: 2 BB: 1 P: 24	R: 0 E: 0 K: 1 S: 8	H: 1 LOB: 1 BB: 0 P: 10	R: 0 E: 0 K: 0 S: 9	H: 0 LOB: 0 BB: 0 P: 14	R: 1 E: 0 K: 1 S: 15	H: 1 LOB: 0 BB: 0 P: 20	R: 1 E: 0 K: 0 S: 7	H: 0 LOB: 0 BB: 1 P: 13	R: 0 E: 0 K: 0 S: 5	H: 0 LOB: 1 BB: 1 P: 9	R: 0 E: 0 K: 1 S: 10	H: 1 LOB: 1 BB: 0 P: 16	R: 0 E: 0 K: 1 S: 12	H: 2 LOB: 2 BB: 0 P: 14	R: 0 E: 0 K: 2 S: 11	H: 1 LOB: 1 BB: 0 P: 14	R: 0 E: 0 K: 2 S: 10	H: 0 LOB: 0 BB: 0 P: 17	1B: 4 2B: 0 3B: 1 HR: 1	SF: 1 SAC: 1 DP: 0 HBP: 1	WP: 2 PB: 0 SB: 1 CS: 0	PA: 44		
<b>PITCHER</b>	IP ERA WLS BF H R ER SO BB IBB HBP BLK WP HR S P ERA WHIP	Kevin Appier, R ERA: 3.94 Armando Benitez, R ERA: 3.38 Rick White, R ERA: 3.75 Grant Roberts, R ERA: 2.86	(1, 1) (9, 1) (10, 1) (11, 1)	6.0 1.0 1.0 1.0	32 5 4 3	3 2 1 0	0 0 0 0	1 0 2 2	0 0 0 0	0 0 0 0	0 0 0 0	0 0 0 0	0 0 0 0	0 0 0 0	0 0 0 0	0 0 0 0	0 0 0 0	0 0 0 0	0 0 0 0	0 0 0 0	0 0 0 0	0 0 0 0	0 0 0 0	0 0 0 0	0 0 0 0	0 0 0 0

Florida Marlins @ New York Mets  
Shea Stadium, Flushing, NY  
Sat Sep 01 2001, 7:10 PM EDT  
Att: 39,486 - Cloudy - 78 F

AB 37  
R 2  
H 6  
RBI 2  
BB 4  
SO 12  
LOB 13



Batter	1	2	3	4	5	6	7	8	9	10	11	AB	R	H	RBI	BB	SO	LOB	BOTTOM						
Matt Lawton, L OBP: 0.387, SLG: 0.423 (1, 9)			F8		G4-3			F8		F8		5	0	1	0	0	0	1							
Edgardo Alfonzo, R OBP: 0.371, SLG: 0.416 Grant Roberts, R (11, 1)					F2			G5-3				4	0	1	0	1	1	0							
Tsuyoshi Shinjo, R OBP: 0.326, SLG: 0.431 (5, 7)					F7		L7					5	0	1	0	0	1	3							
31 Mike Piazza, R OBP: 0.377, SLG: 0.547 Rick White, R OBP: 0.167, SLG: 0.167 (10, 1) (11, 3)					G5-4-3			K		G5-4-3		4	0	0	0	0	1	4							
Todd Zeile, R OBP: 0.361, SLG: 0.362 Joe McEwing, R OBP: 0.345, SLG: 0.442 (10, 3) (11, 4)								F8				2	1	1	0	2	0	0							
Benny Abayavani, R OBP: 0.294, SLG: 0.399 Jay Payton, R OBP: 0.294, SLG: 0.360 (4, PH) (5, 8)												0	1	0	0	1	0	0							
Desi Relaford, S OBP: 0.367, SLG: 0.445 (1, 5)												3	0	0	0	0	0	3							
Rey Ordóñez, R OBP: 0.291, SLG: 0.327 (1, 6)												4	0	0	0	0	1	6							
Kevin Appier, R ERA: 4.32 Vladimir Nunez, R ERA: 3.16 Braden Looper, R ERA: 3.84 Juan Acevedo, R ERA: 4.82 (1, 1) (7, 1) (9, 1) (11, 1)	IP ERA WLS BF H R ER SO BB IBB HBP BLK WP HR S P ERA WHIP	6.0 4.32 2.0 2.0 0.2	23 6 9 4	4 0 2 1	2 0 0 1	0 0 0 0	1 0 1 0	0 0 0 0	0 0 0 0	0 0 0 0	0 0 0 0	0 0 0 0	0 0 0 0	0 0 0 0	0 0 0 0	0 0 0 0	0 0 0 0	0 0 0 0	0 0 0 0	0 0 0 0	0 0 0 0	0 0 0 0	0 0 0 0	0 0 0 0	0 0 0 0
<b>Inning Stats</b>	R: 0 E: 0 K: 1 S: 17	H: 1 LOB: 1 BB: 1 P: 28	R: 2 E: 0 K: 0 S: 11	H: 2 LOB: 1 BB: 1 P: 19	R: 0 E: 0 K: 0 S: 5	H: 1 LOB: 0 BB: 0 P: 9	R: 0 E: 0 K: 1 S: 9	H: 0 LOB: 1 BB: 1 P: 18	R: 0 E: 0 K: 1 S: 6	H: 0 LOB: 0 BB: 0 P: 10	R: 0 E: 0 K: 1 S: 9	H: 0 LOB: 0 BB: 1 P: 11	R: 0 E: 0 K: 1 S: 6	H: 0 LOB: 0 BB: 0 P: 12	R: 0 E: 0 K: 0 S: 12	H: 2 LOB: 3 BB: 1 P: 22	R: 0 E: 0 K: 2 S: 10	H: 0 LOB: 0 BB: 0 P: 13	R: 1 E: 0 K: 0 S: 13	H: 2 LOB: 1 BB: 0 P: 20	1B: 7 2B: 2 3B: 0 HR: 0	SF: 0 SAC: 0 DP: 3 HBP: 1	WP: 1 PB: 0 SB: 0 CS: 0	PA: 42	

Florida Marlins @ New York Mets  
Shea Stadium, Flushing, NY  
Sat Sep 01 2001, 7:10 PM EDT  
Att: 39,486 - Cloudy - 78 F

AB 37  
R 3  
H 8  
RBI 3  
BB 4  
SO 7  
LOB 19



Batter	1	2	3	4	5	6	7	8	9	AB	R	H	RBI	BB	SO	LOB	TOP									
Luis Castillo, S OBP: 0.351, SLG: 0.349	2-2 G6-3 3B		0-2 F9				0-1 1B		2-2 G6-3		0-1 FC1-6 CS	5	1	2	1	0	0	2								
Alex Gonzalez, R OBP: 0.306, SLG: 0.381	0-1 G6-3		1-2 L7				0-2 P4		1-3 K		1-2 2-3 SAFE CS	4	0	0	1	0	1	1								
Cliff Floyd, L OBP: 0.385, SLG: 0.594	1-1 F8			2-3 K			0-1 F7		1-2 F7			4	0	0	0	0	1	0								
Preston Wilson, R OBP: 0.322, SLG: 0.481	1-0 F7			1-3 K2-3			3-2 HR		0-0 HR			4	2	2	2	0	1	0								
Mike Lowell, R OBP: 0.342, SLG: 0.457		0-1 G6-3		2-0 1B			1-3 K		0-0 G4-3			4	0	1	0	0	1	0								
Kevin Millar, R OBP: 0.365, SLG: 0.547	2-2 F8			0-0 F9			3-1 HR		3-2 G5-3			4	1	1	1	0	0	1								
Eric Owens, R OBP: 0.296, SLG: 0.338												0	0	0	0	0	0	0								
Derrek Lee, R OBP: 0.336, SLG: 0.472	4-2 FC6-4 BB			2-1 SH3-4 1B			2-1 1B		0-1 FC1-6 1B			3	1	3	0	1	0	0								
Mike Redmond, R OBP: 0.403, SLG: 0.471	1-0 FC6-4			1-3 K			1-1 G4-3		0-0 FC1-6 1B			4	0	1	0	0	1	3								
Ryan Dempster, R OBP: 0.070, SLG: 0.071			0-3 K				1-2 SH3-4		0-3 K		1-1 F8	2	0	0	0	0	2	0								
John Mabry, L OBP: 0.256, SLG: 0.410												1	0	0	0	0	2									
Antonio Alfonseca, R OBP: 0.296, SLG: 0.338												0	0	0	0	0	0	0								
<b>Inning Stats</b>	R: 1 E: 0 K: 0 S: 9	H: 1 LOB: 0 BB: 0 P: 13	R: 0 E: 0 K: 0 S: 11	H: 0 LOB: 1 BB: 1 P: 18	R: 0 E: 0 K: 1 S: 11	H: 0 LOB: 0 BB: 0 P: 12	R: 0 E: 0 K: 2 S: 8	H: 1 LOB: 1 BB: 0 P: 13	R: 1 E: 0 K: 1 S: 14	H: 2 LOB: 1 BB: 0 P: 18	R: 2 E: 0 K: 1 S: 15	H: 3 LOB: 1 BB: 0 P: 25	R: 0 E: 0 K: 2 S: 9	H: 0 LOB: 0 BB: 0 P: 12	R: 1 E: 0 K: 0 S: 10	H: 1 LOB: 0 BB: 0 P: 14	R: 0 E: 0 K: 0 S: 7	H: 2 LOB: 1 BB: 0 P: 8	1B: 6 2B: 0 3B: 1 HR: 3	SF: 0 SAC: 1 DP: 0 HBP: 0	WP: 0 PB: 0 SB: 0 CS: 1	PA: 38				
<b>PITCHER</b>	IP	WLS	BF	H	R	ER	SO	BB	IBB	HBP	BLK	WP	HR	S	P	ERA	WHIP									
Glendon Rusch, L ERA: 4.9	(1, 1)	7.0	L	29	7	4	4	7	1	0	0	0	0	2	77	111	5.14	1.143								
Tom Martin, L ERA: 10.8	(8, 1)	1.0		4	1	1	1	0	0	0	0	0	0	1	10	14	9.00	1.000								
Donne Wall, R ERA: 5.09	(9, 1)	1.0		4	2	0	0	0	0	0	0	0	0	0	7	8	0.00	2.000								

Florida Marlins @ New York Mets  
Shea Stadium, Flushing, NY  
Sun Sep 02 2001, 1:10 PM EDT  
Att: 32,702 - Sunny - 68 F

AB 35  
R 5  
H 10  
RBI 5  
BB 1  
SO 7  
LOB 9



Batter	1	2	3	4	5	6	7	8	9	AB	R	H	RBI	BB	SO	LOB	BOTTOM									
Matt Lawton, L OBP: 0.386, SLG: 0.420	3-1 L4	0-0 P4			1-3 K			4-0 BB		3	0	0	0	1	1	2										
Desi Relaford, S OBP: 0.366, SLG: 0.453	0-1 HR		2-1 F7			2-2 F8		1-1 F8		4	1	1	1	0	0	2										
Tsuyoshi Shinjo, R OBP: 0.323, SLG: 0.426	0-3 K		2-1 P3			0-0 G6-3		2-0 F3		4	0	0	0	0	1	2										
31 Mike Piazza, R OBP: 0.376, SLG: 0.544	2-1 1B		0-0 G6-3			0-2 F8			1-0 G6-3	4	0	1	0	0	0	0										
Robin Ventura, L OBP: 0.350, SLG: 0.398	1-1 G4-3			2-0 CS 1B			1-0 G3		0-3 K	4	0	1	0	0	1	1										
Todd Zeile, R OBP: 0.360, SLG: 0.363		0-0 2B		3-3 K			1-3 K		2-1 G6-3	4	0	1	0	0	2	1										
Jay Payton, R OBP: 0.291, SLG: 0.356		1-0 G5-3		2-2 F8			2-2 G5-3			3	0	0	0	0	0	1										
Rey Ordenez, R OBP: 0.292, SLG: 0.326		4-2 BB			2-2 G6-3			0-2 G3 1B		1	0	0	0	1	0	0										
Lenny Harris, L OBP: 0.254, SLG: 0.254										1	0	1	0	0	0	0										
Donne Wall, R OBP: 0.296, SLG: 0.338										0	0	0	0	0	0	0										
Glendon Rusch, L OBP: 0.087, SLG: 0.067	(1, 1)	0-0 B3			0-3 K			0-0 G3		2	0	0	0	0	1	2										
Tom Martin, L ERA: 10.8	(8, 1)									0	0	0	0	0	0	0										
Timo Perez, L OBP: 0.294, SLG: 0.327	(8, PH)									1	0	0	0	0	0	1										
Joe McEwing, R OBP: 0.345, SLG: 0.442	(9, 6)									0	0	0	0	0	0	0										
<b>Inning Stats</b>	R: 1 E: 0 K: 1 S: 11	H: 2 LOB: 1 BB: 0 P: 17	R: 0 E: 0 K: 0 S: 9	H: 1 LOB: 2 BB: 1 P: 14	R: 0 E: 0 K: 0 S: 5	H: 0 LOB: 0 BB: 0 P: 9	R: 0 E: 0 K: 1 S: 9	H: 1 LOB: 0 BB: 0 P: 16	R: 0 E: 0 K: 2 S: 10	H: 0 LOB: 0 BB: 0 P: 13	R: 0 E: 0 K: 0 S: 7	H: 0 LOB: 0 BB: 0 P: 9	R: 0 E: 0 K: 1 S: 7	H: 0 LOB: 0 BB: 0 P: 11	R: 0 E: 0 K: 0 S: 7	H: 1 LOB: 2 BB: 1 P: 14	R: 0 E: 0 K: 1 S: 6	H: 0 LOB: 0 BB: 0 P: 9	1B: 3 2B: 2 3B: 0 HR: 1	SF: 0 SAC: 0 DP: 1 HBP: 0	WP: 0 PB: 0 SB: 0 CS: 1	PA: 33				
<b>PITCHER</b>	IP	WLS	BF	H	R	ER	SO	BB	IBB	HBP	BLK	WP	HR	S	P	ERA	WHIP									
Ryan Dempster, R ERA: 4.33	(1, 1)	8.0	W	30	5	1	1	5	2	0	0	0	0	0	65	103	1.12	0.875								
Antonio Alfonseca, R ERA: 2.22	(9, 1)	1.0		3	0	0	0	1	0	0	0	0	0	6	9	0.00	0.000									

Florida Marlins @ New York Mets  
Shea Stadium, Flushing, NY  
Sun Sep 02 2001, 1:10 PM EDT  
Att: 32,702 - Sunny - 68 F

AB 31  
R 1  
H 5  
RBI 1  
BB 2  
SO 6  
LOB 12





Batter	1	2	3	4	5	6	7	8	9	AB	R	H	RBI	BB	SO	LOB	TOP					
<b>Delino DeShields, L</b> OBP: 0.332, SLG: 0.539 (1, 4)	G6-3		P6			BB		F8		3	0	0	0	1	0	1						
<b>Michael Tucker, L</b> OBP: 0.325, SLG: 0.411 (1, 8) (7, 7) (8, 9)	G4-3			K		K		3B		4	0	1	1	0	2	1						
<b>Sammy Sosa, R</b> OBP: 0.428, SLG: 0.722 <b>Todd Van Poppel, R</b> OBP: 0.286, SLG: 0.286 (1, 9) (8, 1)	G6-3		P3			K		L6		4	0	0	0	0	1	2						
<b>Fred McGriff, L</b> OBP: 0.386, SLG: 0.513 <b>Ron Mahay, L</b> <b>Chad Meyers, R</b> (1, 3) (6, 1) (8, 8)		P4		BB		F8		G6-3		2	0	0	0	1	0	1						
<b>Rondell White, R</b> OBP: 0.371, SLG: 0.530 <b>Corey Patterson, L</b> OBP: 0.250, SLG: 0.351 (1, 7) (7, 8) (8, 7)				BB				G4-3		2	0	1	0	1	1	0						
<b>Ricky Gutierrez, R</b> OBP: 0.349, SLG: 0.405 (1, 6)		1B		BB				1B		4	0	2	0	0	0	3						
<b>Ron Coomer, R</b> OBP: 0.322, SLG: 0.388 (1, 5)						G4-6-3		1B		4	0	1	0	0	0	2						
<b>Joe Girardi, R</b> OBP: 0.311, SLG: 0.343 (1, 2)			K			G4-3		1B		4	1	1	0	0	2	2						
<b>Jon Lieber, L</b> OBP: 0.179, SLG: 0.185 <b>Matt Stairs, L</b> OBP: 0.359, SLG: 0.431 (1, 1) (6, 3)			L7			K		K		2	0	0	0	0	1	0						
<b>Inning Stats</b>	R: 0 E: 0 K: 0 S: 5	H: 0 LOB: 0 BB: 0 P: 6	R: 0 E: 0 K: 0 S: 10	H: 1 LOB: 1 BB: 0 P: 14	R: 0 E: 0 K: 1 S: 7	H: 0 LOB: 0 BB: 0 P: 10	R: 0 E: 0 K: 1 S: 14	H: 0 LOB: 2 BB: 2 P: 25	R: 0 E: 0 K: 1 S: 8	H: 0 LOB: 1 BB: 1 P: 11	R: 0 E: 0 K: 2 S: 10	H: 0 LOB: 1 BB: 1 P: 19	R: 0 E: 0 K: 1 S: 9	H: 1 LOB: 0 BB: 0 P: 10	R: 1 E: 0 K: 1 S: 10	H: 2 LOB: 1 BB: 0 P: 15	R: 0 E: 0 K: 1 S: 8	H: 2 LOB: 2 BB: 0 P: 12	1B: 5 2B: 0 3B: 1 HR: 0	SF: 0 SAC: 0 DP: 1 HBP: 0	WP: 0 PB: 0 SB: 0 CS: 0	PA: 35
<b>PITCHER</b>	IP	WLS	BF	H	R	ER	SO	BB	IBB	HBP	BLK	WP	HR	S	P	ERA	WHIP					
<b>Josh Beckett, R</b> ERA: 3.21	(1, 1)	6.0	W	22	1	0	0	5	3	0	0	0	0	54	85	0.00	0.667					
<b>Vladimir Nunez, R</b> ERA: 4.72	(7, 1)	2.0		8	3	1	1	2	0	0	0	0	0	19	25	4.50	1.500					
<b>Juan Acevedo, R</b>	(9, 1)	1.0		5	2	0	0	1	0	0	0	0	0	8	12	0.00	2.000					

Chicago Cubs @ Florida Marlins  
Pro Player Stadium, Miami, FL  
Tue Sep 04 2001, 7:05 PM EDT  
Att: 13,401 - Cloudy - 86 F


AB	32
R	1
H	6
RBI	1
BB	3
SO	8
LOB	13



Batter	1	2	3	4	5	6	7	8	9	AB	R	H	RBI	BB	SO	LOB	BOTTOM					
<b>Luis Castillo, S</b> OBP: 0.347, SLG: 0.344 (1, 4)	G1-3	F7			SH5-4	F7				3	0	0	0	0	0							
<b>Derrek Lee, R</b> OBP: 0.337, SLG: 0.478 (1, 3)	BB		G6-3		SF9		F9			3	1	1	1	0	0	0						
<b>Cliff Floyd, L</b> OBP: 0.383, SLG: 0.587 (1, 7)	1B		G6-3		3H	BB	1B			3	2	1	0	1	1	0						
<b>Preston Wilson, R</b> OBP: 0.325, SLG: 0.489 (1, 8)	BB		G4-3		HR	BB	1B			4	2	2	3	0	0	0						
<b>Mike Lowell, R</b> OBP: 0.343, SLG: 0.455 (1, 5)	L9			HBP	HR	BB		P4		2	1	0	0	1	0	0						
<b>Kevin Millar, R</b> OBP: 0.371, SLG: 0.561 (1, 9)	3B			F8	HR			1B		4	1	3	4	0	0	1						
<b>Charles Johnson, R</b> OBP: 0.340, SLG: 0.492 (1, 2)	K			K	L4			F8		4	0	0	0	0	2	3						
<b>Alex Gonzalez, R</b> OBP: 0.303, SLG: 0.379 (1, 6)		F7		P6		K		K		4	0	0	0	0	2	2						
<b>Josh Beckett, R</b> OBP: 0.500, SLG: 1.000 <b>Eric Owens, R</b> OBP: 0.295, SLG: 0.336 <b>Vladimir Nunez, R</b> <b>Juan Acevedo, R</b> OBP: 0.500, SLG: 1.000 (1, 1) (6, PH) (7, 1) (9, 1)		L4			SH5-4	SF9		K		2	1	1	0	0	0	0						
<b>Inning Stats</b>	R: 3 E: 0 K: 1 S: 15	H: 3 LOB: 1 BB: 1 P: 27	R: 0 E: 0 K: 0 S: 7	H: 0 LOB: 0 BB: 0 P: 8	R: 0 E: 0 K: 0 S: 6	H: 0 LOB: 0 BB: 0 P: 7	R: 0 E: 0 K: 1 S: 9	H: 0 LOB: 1 BB: 0 P: 13	R: 5 E: 0 K: 0 S: 14	H: 4 LOB: 0 BB: 1 P: 20	R: 0 E: 0 K: 2 S: 9	H: 0 LOB: 0 BB: 0 P: 13	R: 0 E: 0 K: 1 S: 10	H: 1 LOB: 1 BB: 0 P: 15	R: 0 E: 0 K: 1 S: 10	H: 1 LOB: 1 BB: 0 P: 15	1B: 4 2B: 1 3B: 1 HR: 2	SF: 1 SAC: 1 DP: 0 HBP: 1	WP: 0 PB: 0 SB: 0 CS: 0	PA: 35		
<b>PITCHER</b>	IP	WLS	BF	H	R	ER	SO	BB	IBB	HBP	BLK	WP	HR	S	P	ERA	WHIP					
<b>Jon Lieber, R</b> ERA: 3.7	(1, 1)	5.0	L	25	7	8	8	2	2	0	0	0	0	51	75	14.40	1.800					
<b>Ron Mahay, L</b> ERA: 3.0	(6, 1)	2.0		6	0	0	0	3	0	0	0	0	0	19	26	0.00	0.000					
<b>Todd Van Poppel, R</b> ERA: 2.89	(8, 1)	1.0		4	1	0	0	1	0	0	0	0	0	10	15	0.00	1.000					

Chicago Cubs @ Florida Marlins  
Pro Player Stadium, Miami, FL  
Tue Sep 04 2001, 7:05 PM EDT  
Att: 13,401 - Cloudy - 86 F

AB	30
R	8
H	8
RBI	8
BB	2
SO	6
LOB	6



Batter	1	2	3	4	5	6	7	8	9	AB	R	H	RBI	BB	SO	LOB	TOP		
Eric Young Sr. R (1.4) OBP: 0.332, SLG: 0.397	F9	B2-3			F2		P4		CS 2B	5	0	1	1	0	0	0	<b>Chicago Cubs @ Florida Marlins</b> Pro Player Stadium, Miami, FL Wed Sep 05 2001, 7:05 PM EDT Att: 13,221 - Cloudy - 86 F		
Chad Meyers R (1.8) OBP: 0.200, SLG: 0.200	K				K					4	0	1	0	0	3	0			
David Weathers R (7.1)	K				K					0	0	0	0	0	0	0			
Michael Tucker L (8.7) OBP: 0.327, SLG: 0.411	K				K		CS 1B		BB	0	0	0	0	1	0	0			
Sammy Sosa R (1.9) OBP: 0.428, SLG: 0.719	K				1B		K		K	5	0	2	0	0	3	3			
Fred McGriff L (1.3) OBP: 0.387, SLG: 0.514					K				G4-3 SF9 2B	3	2	1	0	1	2	2			
Rondell White R (1.7) OBP: 0.373, SLG: 0.533									G4-3	4	1	2	0	0	0	1			
Augie Ojeda S (8.5) OBP: 0.262, SLG: 0.295										0	0	0	0	0	0	0			
Ricky Gutierrez R (1.6) OBP: 0.350, SLG: 0.409									SF9	3	1	2	3	0	0	2			
Ron Coomer R (1.5) OBP: 0.395, SLG: 0.395										4	1	1	2	0	1	1			
Kyle Farnsworth R (8.1)										0	0	0	0	0	0	0			
Tom Gordon R (9.1)										0	0	0	0	0	0	0			
Robert Machado R (1.2) OBP: 0.268, SLG: 0.350										3	0	0	0	1	0	0			
Juan Cruz R (1.1)										3	0	0	0	0	2	2			
Corey Patterson L (7.8) OBP: 0.257, SLG: 0.368										1	1	1	0	0	0	0			
<b>Inning Stats</b>	R: 0 E: 0 K: 2 S: 8	H: 0 LOB: 0 BB: 0 P: 12	R: 4 E: 1 K: 1 S: 16	H: 3 LOB: 0 BB: 1 P: 27	R: 0 E: 0 K: 2 S: 14	H: 2 LOB: 0 BB: 0 P: 19	R: 0 E: 0 K: 0 S: 11	H: 0 LOB: 0 BB: 0 P: 15	R: 0 E: 0 K: 1 S: 13	H: 1 LOB: 2 BB: 1 P: 24	R: 0 E: 0 K: 1 S: 9	H: 1 LOB: 1 BB: 0 P: 15	R: 1 E: 0 K: 1 S: 10	H: 1 LOB: 0 BB: 0 P: 14	R: 1 E: 0 K: 1 S: 12	H: 2 LOB: 2 BB: 1 P: 22	1B: 5 2B: 7 3B: 0 HR: 1	SF: 1 SAC: 0 DP: 2 HBP: 0	WP: 0 PA: 39 PB: 0 SB: 0 CS: 2
<b>PITCHER</b>	IP WLS BF H R ER SO BB IBB HBP BLK WP HR S P ERA WHIP																		
Jesus Sanchez L (1.1) ERA: 4.45	6.0	27	7	4	4	8	1	1	0	0	0	0	0	1	73	117	6.00	1.333	
Juan Acevedo R (7.1) ERA: 4.52	1.0	3	1	0	0	1	0	0	0	0	0	0	0	9	15	0.00	1.000		
Braden Looper R (8.1) ERA: 4.03	1.0	4	1	1	1	1	0	0	0	0	0	0	0	10	14	9.00	1.000		
Armando Almanza L (9.1) ERA: 4.65	1.0	W 5	2	1	1	1	1	0	0	0	0	0	0	12	22	9.00	3.000		
<b>Batter</b>	<b>1</b>	<b>2</b>	<b>3</b>	<b>4</b>	<b>5</b>	<b>6</b>	<b>7</b>	<b>8</b>	<b>9</b>	<b>AB</b>	<b>R</b>	<b>H</b>	<b>RBI</b>	<b>BB</b>	<b>SO</b>	<b>LOB</b>	<b>BOTTOM</b>		
Luis Castillo S (1.4) OBP: 0.348, SLG: 0.343	1B S	G6-3			CS BB		K		FC6-4 HBP HR	4	1	1	0	1	1	3	<b>Chicago Cubs @ Florida Marlins</b> Pro Player Stadium, Miami, FL Wed Sep 05 2001, 7:05 PM EDT Att: 13,221 - Cloudy - 86 F		
Derrek Lee R (1.3) OBP: 0.337, SLG: 0.475	1B BB				G5-3		G6-3		HR HBP	3	1	0	0	1	0	2			
Cliff Floyd L (1.7) OBP: 0.383, SLG: 0.587	1B				G3-1		K		F8	5	1	2	0	0	1	2			
Preston Wilson R (1.8) OBP: 0.326, SLG: 0.496	K				S 1B		G6-3		E6 HR	5	2	2	3	0	1	3			
Mike Lowell R (1.5) OBP: 0.342, SLG: 0.453	F8				K		2B 1B		K	4	1	1	0	0	2	5			
Kevin Millar R (1.9) OBP: 0.372, SLG: 0.571	F7				K		2B		HR	4	1	2	3	0	1	3			
Charles Johnson R (1.2) OBP: 0.336, SLG: 0.487					K		P6		K	4	0	0	0	0	2	1			
Alex Gonzalez R (1.6) OBP: 0.303, SLG: 0.378					1B		G6-3		G6-3	4	0	1	0	0	0	2			
Jesus Sanchez L (1.1) OBP: 0.235, SLG: 0.235					L3					2	0	1	0	0	0	1			
Juan Nicaso R (7.1) OBP: 0.290, SLG: 1.000										0	0	0	0	0	0	0			
Andy Lico L (7.9) OBP: 0.296, SLG: 0.194										0	0	0	0	0	0	0			
Braden Looper R (8.1)										0	0	0	0	0	0	0			
Armando Almanza L (9.1) OBP: 0.296, SLG: 0.412										1	0	1	0	0	0	0			
<b>Inning Stats</b>	R: 0 E: 1 K: 1 S: 14	H: 2 LOB: 3 BB: 1 P: 21	R: 0 E: 0 K: 0 S: 7	H: 1 LOB: 1 BB: 0 P: 12	R: 0 E: 0 K: 1 S: 9	H: 1 LOB: 1 BB: 0 P: 15	R: 0 E: 0 K: 2 S: 10	H: 1 LOB: 1 BB: 0 P: 11	R: 0 E: 0 K: 0 S: 14	H: 2 LOB: 1 BB: 0 P: 19	R: 1 E: 0 K: 0 S: 7	H: 2 LOB: 1 BB: 0 P: 10	R: 0 E: 0 K: 1 S: 13	H: 2 LOB: 0 BB: 0 P: 21	R: 3 E: 1 K: 2 S: 15	H: 2 LOB: 0 BB: 0 P: 18	1B: 7 2B: 2 3B: 0 HR: 2	SF: 0 SAC: 0 DP: 2 HBP: 2	WP: 0 PA: 40 PB: 0 SB: 2 CS: 1
<b>PITCHER</b>	IP WLS BF H R ER SO BB IBB HBP BLK WP HR S P ERA WHIP																		
Juan Cruz R (1.1) ERA: 1.9	6.0	26	7	1	1	5	2	0	0	0	0	0	0	7	10	0.00	0.000		
David Weathers R (7.1) ERA: 2.53	1.0	H 3	0	0	0	1	0	0	1	0	0	0	0	7	10	0.00	0.000		
Kyle Farnsworth R (8.1) ERA: 2.57	1.0	6	2	3	2	2	0	0	0	0	0	1	13	21	18.00	2.000			
Tom Gordon R (9.1) ERA: 3.38	0.2	L 5	2	3	3	0	0	0	1	0	0	1	15	18	40.50	3.000			





Batter	1	2	3	4	5	6	7	8	9	AB	R	H	RBI	BB	SO	LOB	TOP										
Matt Lawton, L (1,9) OBP: 0.397, SLG: 0.419	0-1 1B		1-0 F5			2-3 K	1-1 3B			4	0	2	1	0	1	0											
Edgardo Alfonzo, R (1,4) OBP: 0.324, SLG: 0.412 Desi Relaford, S (7,PH) OBP: 0.358, SLG: 0.445	1-0 F8		2-1 F7			2-2 HR 1B	0-0 G4-3			3	1	1	0	0	0	1											
Timo Perez, L (1,8) OBP: 0.288, SLG: 0.333	1-3 K		1-1 P4			0-3 K		2-3 K		4	0	0	0	0	3	2											
Tsuyoshi Shinjo, R (1,7) OBP: 0.324, SLG: 0.429	0-0 F5		2-1 G5-3			0-2 HR		3-2 P6		4	1	1	2	0	0	1											
Robin Ventura, L (1,5) OBP: 0.350, SLG: 0.405		2-3 K				0-0 F7	0-1 G3-1		3-2 G4-3		4	0	0	0	1	0											
Todd Zeile, R (1,3) OBP: 0.381, SLG: 0.365		2-0 F7				1-2 HR 1B		1-0 G3 1B 2B	1-1 P6	4	2	2	0	0	0	0											
Vance Wilson, R (1,2) OBP: 0.375, SLG: 0.395		2-2 F9				1-2 F8		1-2 G3	0-2 1B	4	0	1	0	0	0	2											
Rey Ordenez, R (1,6) OBP: 0.293, SLG: 0.340			0-0 F8			2-1 HR		2-3 3B 1B	1-0 F7	4	2	2	3	0	0	1											
Glendon Rusch, L (1,1) OBP: 0.080, SLG: 0.061			3-3 K			1-2 G5-3		0-3 K	1-3 K	4	0	0	0	0	3	2											
<b>Inning Stats</b>	R: 0 E: 0 K: 1 S: 9	H: 1 LOB: 1 BB: 0 P: 10	R: 0 E: 0 K: 1 S: 7	H: 0 LOB: 0 BB: 0 P: 13	R: 0 E: 0 K: 1 S: 5	H: 0 LOB: 0 BB: 0 P: 9	R: 0 E: 0 K: 0 S: 6	H: 0 LOB: 0 BB: 0 P: 11	R: 2 E: 0 K: 0 S: 13	H: 2 LOB: 0 BB: 0 P: 18	R: 2 E: 0 K: 2 S: 16	H: 2 LOB: 1 BB: 0 P: 20	R: 2 E: 0 K: 1 S: 12	H: 3 LOB: 1 BB: 0 P: 16	R: 0 E: 0 K: 1 S: 10	H: 0 LOB: 0 BB: 0 P: 18	R: 0 E: 0 K: 1 S: 9	H: 1 LOB: 1 BB: 0 P: 12	1B: 5 2B: 1 3B: 1 HR: 2	SF: 0 SAC: 0 DP: 0 HBP: 0	WP: 0 PB: 0 SB: 1 CS: 0	PA: 36					
<b>PITCHER</b>	IP	WLS	BF	H	R	ER	SO	BB	IBB	HBP	BLK	WP	HR	S	P	ERA	WHIP										
A.J. Burnett, R (1,1) ERA: 4.39	6.0	L	23	5	4	4	5	0	0	0	0	0	2	56	81	6.00	0.833										
Blaine Neal, R (7,1) ERA: 15.43	1.0		6	3	2	2	1	0	0	0	0	0	0	12	16	18.00	3.000										
56 Kevin Olsen, R (8,1) ERA:	1.0		3	0	0	0	1	0	0	0	0	0	0	10	18	0.00	0.000										
Jason Grilli, R (9,1) ERA: 6.08	1.0		4	1	0	0	1	0	0	0	0	0	0	9	12	0.00	1.000										

New York Mets @ Florida Marlins  
Pro Player Stadium, Miami, FL  
Fri Sep 07 2001, 7:05 PM EDT  
Att: 13,285 - Cloudy - 79 F

AB 36  
R 6  
H 9  
RBI 6  
BB 0  
SO 8  
LOB 10



Batter	1	2	3	4	5	6	7	8	9	AB	R	H	RBI	BB	SO	LOB	BOTTOM										
Luis Castillo, S (1,4) OBP: 0.349, SLG: 0.346	2-2 L7		0-2 G4-6-3 1B			0-3 K		1-1 2B		4	0	2	0	0	1	0											
Dave Berg, R (1,6) OBP: 0.280, SLG: 0.363	3-2 F8		1-0 G4-6-3 1-2			0-0 1B		2-2 F7		4	0	1	0	0	0	2											
Derrek Lee, R (1,3) OBP: 0.338, SLG: 0.478	3-0 F7			3-3 K		3-2 1B		1-3 1B	1-2 G6-3	4	0	1	0	0	1	0											
Preston Wilson, R (1,8) OBP: 0.326, SLG: 0.491		0-0 CS F8 1B		1-2 F2		1-3 K		1-3 K	1-3 K	4	1	1	0	0	2	2											
Kevin Millar, R (1,7) OBP: 0.372, SLG: 0.570		1-1 F8		0-0 F8				0-0 G5-4-3 1B	1-3 K	4	0	1	0	0	1	1											
Mike Gulan, R (1,5)		B SAFE 2-3 K			0-0 P3			1-3 K		3	0	0	0	0	2	2											
Eric Owens, R (1,9) OBP: 0.295, SLG: 0.336		0-0 1B		0-1 F8				1-0 G5-4-3 1-2	2-2 K	3	0	1	1	0	0	1											
Mike Redmond, R (1,2) OBP: 0.386, SLG: 0.449		3-H 0-1 F9			2-0 F9			0-2 F8		3	0	0	0	0	0	1											
A.J. Burnett, R (1,1) OBP: 0.138, SLG: 0.119 Blaine Neal, R (5,PH) OBP: 0.306, SLG: 0.378 56 Kevin Olsen, R (7,1) ERA: 15.43 Ramon Castro, R (8,PH) OBP: 0.299, SLG: 0.320 Jason Grilli, R (9,1) OBP: 0.296, SLG: 0.714			2-3 K			1-1 G6-3		2-2 1B		1	0	0	0	0	1	0											
<b>Inning Stats</b>	R: 0 E: 0 K: 0 S: 8	H: 0 LOB: 0 BB: 0 P: 16	R: 1 E: 0 K: 1 S: 9	H: 2 LOB: 1 BB: 0 P: 12	R: 0 E: 0 K: 1 S: 8	H: 1 LOB: 0 BB: 0 P: 11	R: 0 E: 0 K: 1 S: 7	H: 0 LOB: 0 BB: 0 P: 11	R: 0 E: 0 K: 2 S: 12	H: 2 LOB: 2 BB: 0 P: 17	R: 0 E: 0 K: 1 S: 7	H: 1 LOB: 0 BB: 0 P: 9	R: 0 E: 0 K: 0 S: 11	H: 2 LOB: 1 BB: 0 P: 16	R: 0 E: 0 K: 2 S: 11	H: 0 LOB: 0 BB: 0 P: 14	1B: 7 2B: 1 3B: 0 HR: 0	SF: 0 SAC: 0 DP: 2 HBP: 0	WP: 0 PB: 0 SB: 0 CS: 1	PA: 32							
<b>PITCHER</b>	IP	WLS	BF	H	R	ER	SO	BB	IBB	HBP	BLK	WP	HR	S	P	ERA	WHIP										
Glendon Rusch, L (1,1) ERA: 4.62	9.0	W	32	8	1	0	8	0	0	0	0	0	0	77	112	0.00	0.889										


New York Mets @ Florida Marlins  
Pro Player Stadium, Miami, FL  
Fri Sep 07 2001, 7:05 PM EDT  
Att: 13,285 - Cloudy - 79 F


AB 32  
R 1  
H 8  
RBI 1  
BB 0  
SO 8  
LOB 9











Batter	1	2	3	4	5	6	7	8	9	AB R H RBI BB SO LOB	TOP																																		
											<b>Montreal Expos @ Florida Marlins</b> Pro Player Stadium, Miami, FL Tue Sep 11 2001, 7:05 PM EDT <a href="http://livebaseballscorecards.com">livebaseballscorecards.com</a>																																		
																				<b>AB</b> 0 <b>R</b> 0 <b>H</b> 0 <b>RBI</b> 0 <b>BB</b> 0 <b>SO</b> 0 <b>LOB</b> 0																									
																																													
Inning Stats																				1B: 0 SF: 0 WP: 0 PA: 0 2B: 0 SAC: 0 FB: 0 3B: 0 DP: 0 SB: 0 HR: 0 HBP: 0 CS: 0																									
PITCHER										IP		WLS	BF	H	R	ER	SO	BB	IBB	HBP	BLK	WP	HR	S	P	ERA	WHIP	PITCHER	IP	WLS	BF	H	R	ER	SO	BB	IBB	HBP	BLK	WP	HR	S	P	ERA	WHIP


Batter	1	2	3	4	5	6	7	8	9	AB R H RBI BB SO LOB	BOTTOM																																		
											<b>Montreal Expos @ Florida Marlins</b> Pro Player Stadium, Miami, FL Tue Sep 11 2001, 7:05 PM EDT <a href="http://livebaseballscorecards.com">livebaseballscorecards.com</a>																																		
																				<b>AB</b> 0 <b>R</b> 0 <b>H</b> 0 <b>RBI</b> 0 <b>BB</b> 0 <b>SO</b> 0 <b>LOB</b> 0																									
																																													
Inning Stats																				1B: 0 SF: 0 WP: 0 PA: 0 2B: 0 SAC: 0 FB: 0 3B: 0 DP: 0 SB: 0 HR: 0 HBP: 0 CS: 0																									
PITCHER										IP		WLS	BF	H	R	ER	SO	BB	IBB	HBP	BLK	WP	HR	S	P	ERA	WHIP	PITCHER	IP	WLS	BF	H	R	ER	SO	BB	IBB	HBP	BLK	WP	HR	S	P	ERA	WHIP


Batter	1	2	3	4	5	6	7	8	9	AB R H RBI BB SO LOB	TOP																																		
											<b>Montreal Expos @ Florida Marlins</b> Pro Player Stadium, Miami, FL Wed Sep 12 2001, 7:05 PM EDT <a href="http://livebaseballscorecards.com">livebaseballscorecards.com</a>																																		
																				<b>AB</b> 0 <b>R</b> 0 <b>H</b> 0 <b>RBI</b> 0 <b>BB</b> 0 <b>SO</b> 0 <b>LOB</b> 0																									
																																													
Inning Stats																				1B: 0 SF: 0 WP: 0 PA: 0 2B: 0 SAC: 0 FB: 0 3B: 0 DP: 0 SB: 0 HR: 0 HBP: 0 CS: 0																									
PITCHER										IP		WLS	BF	H	R	ER	SO	BB	IBB	HBP	BLK	WP	HR	S	P	ERA	WHIP	PITCHER	IP	WLS	BF	H	R	ER	SO	BB	IBB	HBP	BLK	WP	HR	S	P	ERA	WHIP

Batter	1	2	3	4	5	6	7	8	9	AB R H RBI BB SO LOB	BOTTOM																																		
											<b>Montreal Expos @ Florida Marlins</b> Pro Player Stadium, Miami, FL Wed Sep 12 2001, 7:05 PM EDT <a href="http://livebaseballscorecards.com">livebaseballscorecards.com</a>																																		
																				<b>AB</b> 0 <b>R</b> 0 <b>H</b> 0 <b>RBI</b> 0 <b>BB</b> 0 <b>SO</b> 0 <b>LOB</b> 0																									
																																													
Inning Stats																				1B: 0 SF: 0 WP: 0 PA: 0 2B: 0 SAC: 0 FB: 0 3B: 0 DP: 0 SB: 0 HR: 0 HBP: 0 CS: 0																									
PITCHER										IP		WLS	BF	H	R	ER	SO	BB	IBB	HBP	BLK	WP	HR	S	P	ERA	WHIP	PITCHER	IP	WLS	BF	H	R	ER	SO	BB	IBB	HBP	BLK	WP	HR	S	P	ERA	WHIP

Batter	1	2	3	4	5	6	7	8	9	AB R H RBI BB SO LOB	TOP																																		
											<b>Montreal Expos @ Florida Marlins</b> Pro Player Stadium, Miami, FL Thu Sep 13 2001, 1:05 PM EDT <a href="http://livebaseballscorecards.com">livebaseballscorecards.com</a>																																		
																				<b>AB 0</b> <b>R 0</b> <b>H 0</b> <b>RBI 0</b> <b>BB 0</b> <b>SO 0</b> <b>LOB 0</b>																									
																																													
Inning Stats																				1B: 0 SF: 0 WP: 0 PA: 0 2B: 0 SAC: 0 FB: 0 3B: 0 DP: 0 SB: 0 HR: 0 HBP: 0 CS: 0																									
PITCHER										IP		WLS	BF	H	R	ER	SO	BB	IBB	HBP	BLK	WP	HR	S	P	ERA	WHIP	PITCHER	IP	WLS	BF	H	R	ER	SO	BB	IBB	HBP	BLK	WP	HR	S	P	ERA	WHIP

Batter	1	2	3	4	5	6	7	8	9	AB R H RBI BB SO LOB	BOTTOM																																		
											<b>Montreal Expos @ Florida Marlins</b> Pro Player Stadium, Miami, FL Thu Sep 13 2001, 1:05 PM EDT <a href="http://livebaseballscorecards.com">livebaseballscorecards.com</a>																																		
																				<b>AB 0</b> <b>R 0</b> <b>H 0</b> <b>RBI 0</b> <b>BB 0</b> <b>SO 0</b> <b>LOB 0</b>																									
																																													
Inning Stats																				1B: 0 SF: 0 WP: 0 PA: 0 2B: 0 SAC: 0 FB: 0 3B: 0 DP: 0 SB: 0 HR: 0 HBP: 0 CS: 0																									
PITCHER										IP		WLS	BF	H	R	ER	SO	BB	IBB	HBP	BLK	WP	HR	S	P	ERA	WHIP	PITCHER	IP	WLS	BF	H	R	ER	SO	BB	IBB	HBP	BLK	WP	HR	S	P	ERA	WHIP


Batter	1	2	3	4	5	6	7	8	9	AB R H RBI BB SO LOB	TOP																								
												<b>Florida Marlins @ Atlanta Braves</b> Turner Field, Atlanta, GA Fri Sep 14 2001, 7:35 PM EDT  <a href="http://livebaseballscorecards.com">livebaseballscorecards.com</a>																							
		<b>AB 0</b> <b>R 0</b> <b>H 0</b> <b>RBI 0</b> <b>BB 0</b> <b>SO 0</b> <b>LOB 0</b>																																	
																																			
Inning Stats		1B: 0 SF: 0 WP: 0 PA: 0 2B: 0 SAC: 0 FB: 0 3B: 0 DP: 0 SB: 0 HR: 0 HBP: 0 CS: 0																																	
PITCHER	IP	WLS	BF	H	R	ER	SO	BB	IBB	HBP	BLK	WP	HR	S	P	ERA	WHIP	PITCHER	IP	WLS	BF	H	R	ER	SO	BB	IBB	HBP	BLK	WP	HR	S	P	ERA	WHIP


Batter	1	2	3	4	5	6	7	8	9	AB R H RBI BB SO LOB	BOTTOM																								
												<b>Florida Marlins @ Atlanta Braves</b> Turner Field, Atlanta, GA Fri Sep 14 2001, 7:35 PM EDT  <a href="http://livebaseballscorecards.com">livebaseballscorecards.com</a>																							
		<b>AB 0</b> <b>R 0</b> <b>H 0</b> <b>RBI 0</b> <b>BB 0</b> <b>SO 0</b> <b>LOB 0</b>																																	
																																			
Inning Stats		1B: 0 SF: 0 WP: 0 PA: 0 2B: 0 SAC: 0 FB: 0 3B: 0 DP: 0 SB: 0 HR: 0 HBP: 0 CS: 0																																	
PITCHER	IP	WLS	BF	H	R	ER	SO	BB	IBB	HBP	BLK	WP	HR	S	P	ERA	WHIP	PITCHER	IP	WLS	BF	H	R	ER	SO	BB	IBB	HBP	BLK	WP	HR	S	P	ERA	WHIP



Batter	1	2	3	4	5	6	7	8	9	AB R H RBI BB SO LOB	TOP																									
												<b>Florida Marlins @ Atlanta Braves</b> Turner Field, Atlanta, GA Sat Sep 15 2001, 7:05 PM EDT  <a href="http://livebaseballscorecards.com">livebaseballscorecards.com</a>																								
Inning Stats											AB 0 R 0 H 0 RBI 0 BB 0 SO 0 LOB 0																									
PITCHER	IP	WLS	BF	H	R	ER	SO	BB	IBB	HBP	BLK	WP	HR	S	P	ERA	WHIP	PITCHER	IP	WLS	BF	H	R	ER	SO	BB	IBB	HBP	BLK	WP	HR	S	P	ERA	WHIP	WP: 0 PA: 0 1B: 0 SF: 0 2B: 0 SAC: 0 3B: 0 DP: 0 HR: 0 HBP: 0 SB: 0 CS: 0

Batter	1	2	3	4	5	6	7	8	9	AB R H RBI BB SO LOB	BOTTOM																									
												<b>Florida Marlins @ Atlanta Braves</b> Turner Field, Atlanta, GA Sat Sep 15 2001, 7:05 PM EDT  <a href="http://livebaseballscorecards.com">livebaseballscorecards.com</a>																								
Inning Stats											AB 0 R 0 H 0 RBI 0 BB 0 SO 0 LOB 0																									
PITCHER	IP	WLS	BF	H	R	ER	SO	BB	IBB	HBP	BLK	WP	HR	S	P	ERA	WHIP	PITCHER	IP	WLS	BF	H	R	ER	SO	BB	IBB	HBP	BLK	WP	HR	S	P	ERA	WHIP	WP: 0 PA: 0 1B: 0 SF: 0 2B: 0 SAC: 0 3B: 0 DP: 0 HR: 0 HBP: 0 SB: 0 CS: 0


Batter	1	2	3	4	5	6	7	8	9	AB R H RBI BB SO LOB	TOP																																		
											<b>Florida Marlins @ Atlanta Braves</b> Turner Field, Atlanta, GA Sun Sep 16 2001, 1:05 PM EDT <a href="http://livebaseballscorecards.com">livebaseballscorecards.com</a>																																		
																				<b>AB</b> 0 <b>R</b> 0 <b>H</b> 0 <b>RBI</b> 0 <b>BB</b> 0 <b>SO</b> 0 <b>LOB</b> 0																									
																																													
Inning Stats																				1B: 0 SF: 0 WP: 0 PA: 0 2B: 0 SAC: 0 FB: 0 3B: 0 DP: 0 SB: 0 HR: 0 HBP: 0 CS: 0																									
PITCHER										IP		WLS	BF	H	R	ER	SO	BB	IBB	HBP	BLK	WP	HR	S	P	ERA	WHIP	PITCHER	IP	WLS	BF	H	R	ER	SO	BB	IBB	HBP	BLK	WP	HR	S	P	ERA	WHIP

Batter	1	2	3	4	5	6	7	8	9	AB R H RBI BB SO LOB	BOTTOM																																		
											<b>Florida Marlins @ Atlanta Braves</b> Turner Field, Atlanta, GA Sun Sep 16 2001, 1:05 PM EDT <a href="http://livebaseballscorecards.com">livebaseballscorecards.com</a>																																		
																				<b>AB</b> 0 <b>R</b> 0 <b>H</b> 0 <b>RBI</b> 0 <b>BB</b> 0 <b>SO</b> 0 <b>LOB</b> 0																									
																																													
Inning Stats																				1B: 0 SF: 0 WP: 0 PA: 0 2B: 0 SAC: 0 FB: 0 3B: 0 DP: 0 SB: 0 HR: 0 HBP: 0 CS: 0																									
PITCHER										IP		WLS	BF	H	R	ER	SO	BB	IBB	HBP	BLK	WP	HR	S	P	ERA	WHIP	PITCHER	IP	WLS	BF	H	R	ER	SO	BB	IBB	HBP	BLK	WP	HR	S	P	ERA	WHIP

Batter	1	2	3	4	5	6	7	8	9	AB	R	H	RBI	BB	SO	LOB	TOP						
Luis Castillo, S OBP: 0.348, SLG: 0.347 (1.4)	G6-3		B1-3			G1-3	1B 3B	F8		4-1 BB	5	1	2	1	0	1							
Derrek Lee, R OBP: 0.339, SLG: 0.477 (1.3)	F3		P6					F9	2-3 BB		6	1	2	1	0	1							
Cliff Floyd, L OBP: 0.386, SLG: 0.584 (1.7)	1B		F7					1B			5	1	3	0	0	1							
Preston Wilson, R OBP: 0.330, SLG: 0.491 (1.8)	G4-3					F8		1B	FC6 1B		5	1	2	2	0	1							
Mike Lowell, R OBP: 0.346, SLG: 0.453 (1.5)		F9						F2			4	2	2	1	1	0							
Kevin Millar, R OBP: 0.376, SLG: 0.574 (1.9)		G6-3				F8		FC6			4	2	2	1	0	0							
Eric Owens, R OBP: 0.294, SLG: 0.334 (7.9)											1	0	0	0	0	2							
Charles Johnson, R OBP: 0.336, SLG: 0.486 (1.2)		1B				L4		G4-3			5	1	2	2	0	0							
Alex Gonzalez, R OBP: 0.311, SLG: 0.383 (1.6)						K					5	1	4	1	0	1							
Ryan Dempster, R OBP: 0.286, SLG: 0.367 (5.1)						G6-3					2	0	0	0	0	1							
Ricky Bones, R OBP: 0.333, SLG: 0.500 (5.1)											0	0	0	0	0	0							
Andy Cohen, R OBP: 0.299, SLG: 0.167 (5.1)											1	0	0	0	0	1							
Vladimir Nunez, R OBP: 0.305, SLG: 0.413 (5.1)											1	0	0	0	0	1							
John Mabry, L OBP: 0.355, SLG: 0.413 (5.1)											1	0	0	0	0	1							
Juan Acevedo, R OBP: 0.333, SLG: 0.867 (9.1)											0	0	0	0	0	0							
<b>Inning Stats</b>	R: 0 E: 0 K: 0 S: 8	H: 1 LOB: 1 BB: 0 P: 11	R: 0 E: 0 K: 1 S: 12	H: 2 LOB: 2 BB: 0 P: 18	R: 0 E: 0 K: 0 S: 5	H: 0 LOB: 0 BB: 0 P: 6	R: 0 E: 0 K: 0 S: 11	H: 1 LOB: 1 BB: 0 P: 17	R: 0 E: 0 K: 1 S: 12	H: 0 LOB: 0 BB: 0 P: 14	R: 8 E: 0 K: 2 S: 33	H: 9 LOB: 1 BB: 0 P: 49	R: 2 E: 0 K: 1 S: 15	H: 2 LOB: 1 BB: 1 P: 25	R: 0 E: 0 K: 0 S: 11	H: 2 LOB: 2 BB: 0 P: 17	R: 0 E: 0 K: 1 S: 8	H: 1 LOB: 2 BB: 1 P: 18	1B: 12 2B: 5 3B: 1 HR: 0	SF: 0 SAC: 0 DP: 0 HBP: 0	WP: 1 PB: 0 SB: 0 CS: 0	PA: 47	
<b>PITCHER</b>	IP	WLS	BF	H	R	ER	SO	BB	IBB	HBP	BLK	WP	HR	S	P	ERA	WHIP					ERA	WHIP
Javier Vazquez, R ERA: 3.42 (1.1)	5.0		19	4	0	0	2	0	0	0	0	0	0	48	66	0.00	0.800					0.00	2.000
Britt Reames, R ERA: 5.81 (6.1)	0.0		6	6	6	6	0	0	0	0	0	0	0	18	27	∞	∞						
Guillermo Mota, R ERA: 5.0 (6.1)	0.1	L	4	3	2	2	0	0	0	0	0	0	0	9	11	54.00	9.000						
Joey Eischen, L ERA: 4.94 (6.1)	1.2		8	2	2	2	3	1	0	0	0	1	0	21	36	10.80	1.800						
Darwin Cublllan, R ERA: 4.09 (8.1)	1.0		5	2	0	0	0	0	0	0	0	0	0	11	17	0.00	2.000						

Florida Marlins @ Montreal Expos  
Olympic Stadium, Montreal, QB  
Mon Sep 17 2001, 7:05 PM EDT  
Att. 3,013 - Dome - 72 F

AB 45  
R 10  
H 18  
RBI 10  
BB 2  
SO 6  
LOB 19



Batter	1	2	3	4	5	6	7	8	9	AB	R	H	RBI	BB	SO	LOB	BOTTOM						
Tim Lincecum, S OBP: 0.448, SLG: 0.454 (1.7)	G4-3		G6-3						L6-3	3	1	1	1	0	0	1							
Britt Reames, R OBP: 0.319, SLG: 0.333 (6.1)										0	0	0	0	0	0	0							
Guillermo Mota, R OBP: 0.333, SLG: 0.333 (6.1)										0	0	0	0	0	0	0							
Joey Eischen, L OBP: 0.400, SLG: 0.444 (7.1)										1	0	0	0	0	0	0							
Brian Schneider, L OBP: 0.299, SLG: 0.167 (5.1)										0	0	0	0	0	0	0							
Darwin Cublllan, R OBP: 0.305, SLG: 0.413 (5.1)										0	0	0	0	0	0	0							
Bobby Munoz, R OBP: 0.305, SLG: 0.327 (5.1)										1	0	0	0	0	0	1							
Terry Jones, S OBP: 0.365, SLG: 0.327 (5.1)										0	0	0	0	0	0	0							
Jose Vidro, S OBP: 0.370, SLG: 0.493 (1.4)	G6-3		G5-3							4	1	2	1	0	0	1							
Vladimir Guerrero, R OBP: 0.383, SLG: 0.584 (1.9)	F9									4	1	1	0	0	1	1							
Orlando Cabrera, R OBP: 0.317, SLG: 0.406 (1.6)		F9								4	0	1	3	0	0	1							
Geoff Blum, S OBP: 0.322, SLG: 0.366 (1.5)										4	0	2	0	0	0	0							
Lee Stevens, L OBP: 0.336, SLG: 0.450 (1.3)										4	1	1	0	0	1	3							
Michael Barrett, R OBP: 0.288, SLG: 0.363 (1.2)			P3							4	0	0	0	0	2	2							
Peter Bergeron, L OBP: 0.286, SLG: 0.306 (1.8)			E6							4	1	1	1	0	0	0							
Javier Vazquez, R OBP: 0.288, SLG: 0.290 (1.1)			SH1-4							0	0	0	0	0	0	0							
Brad Wilkerson, L OBP: 0.280, SLG: 0.294 (5.7)										1	1	0	0	1	1	0							
<b>Inning Stats</b>	R: 0 E: 0 K: 0 S: 5	H: 0 LOB: 0 BB: 0 P: 7	R: 0 E: 0 K: 1 S: 12	H: 1 LOB: 1 BB: 0 P: 18	R: 0 E: 1 K: 0 S: 12	H: 0 LOB: 1 BB: 0 P: 16	R: 0 E: 0 K: 1 S: 7	H: 0 LOB: 0 BB: 0 P: 10	R: 6 E: 0 K: 0 S: 18	H: 7 LOB: 2 BB: 0 P: 30	R: 0 E: 0 K: 2 S: 9	H: 0 LOB: 0 BB: 0 P: 13	R: 0 E: 0 K: 1 S: 10	H: 1 LOB: 1 BB: 0 P: 15	R: 0 E: 0 K: 1 S: 6	H: 0 LOB: 0 BB: 0 P: 8	R: 0 E: 0 K: 0 S: 9	H: 0 LOB: 0 BB: 1 P: 16	1B: 7 2B: 2 3B: 1 HR: 0	SF: 0 SAC: 1 DP: 2 HBP: 1	WP: 0 PB: 0 SB: 0 CS: 0	PA: 37	
<b>PITCHER</b>	IP	WLS	BF	H	R	ER	SO	BB	IBB	HBP	BLK	WP	HR	S	P	ERA	WHIP					ERA	WHIP
Ryan Dempster, R ERA: 4.55 (1.1)	4.1		23	8	6	6	2	0	0	0	0	0	0	1	2	0.00	0.000						
Ricky Bones, R ERA: 5.3 (5.1)	0.2	W	1	0	0	0	0	0	0	0	0	0	0	1	2	0.00	0.000						
Vladimir Nunez, R ERA: 3.01 (6.1)	3.0	H	10	1	0	0	4	0	0	0	0	0	0	25	36	0.00	0.333						
Juan Acevedo, R ERA: 4.27 (9.1)	1.0		3	0	0	0	0	1	0	0	0	0	0	9	16	0.00	1.000						

Florida Marlins @ Montreal Expos  
Olympic Stadium, Montreal, QB  
Mon Sep 17 2001, 7:05 PM EDT  
Att. 3,013 - Dome - 72 F

AB 34  
R 6  
H 9  
RBI 6  
BB 1  
SO 6  
LOB 10





Batter	1	2	3	4	5	6	7	8	9	AB	R	H	RBI	BB	SO	LOB	TOP							
Luis Castillo, S OBP: 0.343, SLG: 0.342										4	0	0	0	0	2	2								
Derrek Lee, R OBP: 0.338, SLG: 0.473										4	1	1	0	0	2	0								
Cliff Floyd, L OBP: 0.386, SLG: 0.587										4	0	2	0	0	1	0								
Preston Wilson, R OBP: 0.335, SLG: 0.506										3	0	1	0	1	0	3								
Mike Lowell, R OBP: 0.346, SLG: 0.452										4	0	1	1	0	2	3								
Kevin Millar, R OBP: 0.372, SLG: 0.566										3	0	0	0	1	1	3								
Charles Johnson, R OBP: 0.333, SLG: 0.478										4	0	0	0	0	2	1								
Alex Gonzalez, R OBP: 0.311, SLG: 0.390										4	1	1	1	0	1	1								
Josh Beckett, R OBP: 0.500, SLG: 0.750										2	0	1	0	0	0	0								
Andy Fox, L OBP: 0.263, SLG: 0.167										0	0	0	0	1	0	0								
Jesus Sanchez, L OBP: 0.235, SLG: 0.235										0	0	0	0	0	0	0								
Juan Acevedo, R OBP: 0.333, SLG: 0.667										0	0	0	0	0	0	0								
Vic Darenbourg, L OBP: 0.372, SLG: 0.566										0	0	0	0	0	0	0								
<b>Inning Stats</b>	R: 1 E: 0 K: 1 S: 15	H: 3 LOB: 2 BB: 0 P: 20	R: 0 E: 0 K: 1 S: 9	H: 1 LOB: 1 BB: 0 P: 12	R: 0 E: 0 K: 2 S: 12	H: 1 LOB: 0 BB: 1 P: 16	R: 0 E: 0 K: 1 S: 8	H: 0 LOB: 0 BB: 1 P: 14	R: 0 E: 0 K: 0 S: 7	H: 0 LOB: 0 BB: 0 P: 7	R: 0 E: 0 K: 2 S: 10	H: 0 LOB: 1 BB: 1 P: 18	R: 1 E: 0 K: 0 S: 7	H: 1 LOB: 0 BB: 1 P: 13	R: 0 E: 0 K: 2 S: 9	H: 1 LOB: 1 BB: 0 P: 11	R: 0 E: 0 K: 2 S: 10	H: 0 LOB: 0 BB: 0 P: 15	1B: 6 2B: 0 3B: 0 HR: 1	SF: 0 SAC: 0 DP: 2 HBP: 0	WP: 0 PB: 0 SB: 1 CS: 0	PA: 35		
<b>PITCHER</b>	IP WLS BF H R ER SO BB IBB HBP BLK WP HR S P ERA WHIP	IP WLS BF H R ER SO BB IBB HBP BLK WP HR S P ERA WHIP	IP WLS BF H R ER SO BB IBB HBP BLK WP HR S P ERA WHIP	IP WLS BF H R ER SO BB IBB HBP BLK WP HR S P ERA WHIP	IP WLS BF H R ER SO BB IBB HBP BLK WP HR S P ERA WHIP	IP WLS BF H R ER SO BB IBB HBP BLK WP HR S P ERA WHIP	IP WLS BF H R ER SO BB IBB HBP BLK WP HR S P ERA WHIP	IP WLS BF H R ER SO BB IBB HBP BLK WP HR S P ERA WHIP	IP WLS BF H R ER SO BB IBB HBP BLK WP HR S P ERA WHIP	IP WLS BF H R ER SO BB IBB HBP BLK WP HR S P ERA WHIP	IP WLS BF H R ER SO BB IBB HBP BLK WP HR S P ERA WHIP	IP WLS BF H R ER SO BB IBB HBP BLK WP HR S P ERA WHIP	IP WLS BF H R ER SO BB IBB HBP BLK WP HR S P ERA WHIP	IP WLS BF H R ER SO BB IBB HBP BLK WP HR S P ERA WHIP	IP WLS BF H R ER SO BB IBB HBP BLK WP HR S P ERA WHIP	IP WLS BF H R ER SO BB IBB HBP BLK WP HR S P ERA WHIP	IP WLS BF H R ER SO BB IBB HBP BLK WP HR S P ERA WHIP	IP WLS BF H R ER SO BB IBB HBP BLK WP HR S P ERA WHIP	IP WLS BF H R ER SO BB IBB HBP BLK WP HR S P ERA WHIP	IP WLS BF H R ER SO BB IBB HBP BLK WP HR S P ERA WHIP	IP WLS BF H R ER SO BB IBB HBP BLK WP HR S P ERA WHIP	IP WLS BF H R ER SO BB IBB HBP BLK WP HR S P ERA WHIP	IP WLS BF H R ER SO BB IBB HBP BLK WP HR S P ERA WHIP	IP WLS BF H R ER SO BB IBB HBP BLK WP HR S P ERA WHIP

Florida Marlins @ Montreal Expos  
Olympic Stadium, Montreal, QB  
Wed Sep 19 2001, 7:05 PM EDT  
Att. 2,887 - Dome - 72 F

AB 32  
R 2  
H 7  
RBI 2  
BB 3  
SO 11  
LOB 13



Batter	1	2	3	4	5	6	7	8	9	AB	R	H	RBI	BB	SO	LOB	BOTTOM							
Peter Bergeron, L OBP: 0.288, SLG: 0.304										2	2	0	0	1	0	0								
Jose Vidro, S OBP: 0.372, SLG: 0.500										4	2	3	2	0	0	0								
Vladimir Guerrero, R OBP: 0.389, SLG: 0.593										3	1	1	2	1	0	2								
Orlando Cabrera, R OBP: 0.315, SLG: 0.402										4	0	1	0	0	0	2								
Geoff Blum, S OBP: 0.323, SLG: 0.367										3	0	1	1	1	2	0								
Lee Stevens, L OBP: 0.331, SLG: 0.443										4	0	0	0	0	2	4								
Brian Schneider, L OBP: 0.357, SLG: 0.333										3	0	0	0	1	0	0								
Brad Wilkerson, L OBP: 0.287, SLG: 0.312										4	0	1	0	0	2	0								
Carl Pavano, R ERA: 2.25										3	0	0	0	0	2	2								
Scott Stewart, R ERA: 3.48										0	0	0	0	0	0	0								
Britt Reames, R ERA: 5.79										0	0	0	0	0	0	0								
Mike Mordecai, R OBP: 0.328, SLG: 0.391										1	0	0	0	0	0	0								
Scott Strickland, R ERA: 3.38										0	0	0	0	0	0	0								
<b>Inning Stats</b>	R: 0 E: 0 K: 1 S: 10	H: 2 LOB: 3 BB: 1 P: 18	R: 0 E: 0 K: 1 S: 8	H: 0 LOB: 0 BB: 0 P: 12	R: 0 E: 0 K: 0 S: 8	H: 0 LOB: 0 BB: 1 P: 15	R: 0 E: 0 K: 2 S: 8	H: 0 LOB: 0 BB: 0 P: 8	R: 3 E: 0 K: 1 S: 8	H: 2 LOB: 0 BB: 0 P: 11	R: 0 E: 0 K: 2 S: 13	H: 1 LOB: 2 BB: 1 P: 20	R: 2 E: 0 K: 0 S: 12	H: 2 LOB: 1 BB: 1 P: 20	R: 0 E: 0 K: 1 S: 8	H: 0 LOB: 0 BB: 0 P: 12	1B: 1 2B: 5 3B: 0 HR: 1	SF: 0 SAC: 0 DP: 0 HBP: 1	WP: 1 PB: 0 SB: 2 CS: 0	PA: 36				
<b>PITCHER</b>	IP WLS BF H R ER SO BB IBB HBP BLK WP HR S P ERA WHIP	IP WLS BF H R ER SO BB IBB HBP BLK WP HR S P ERA WHIP	IP WLS BF H R ER SO BB IBB HBP BLK WP HR S P ERA WHIP	IP WLS BF H R ER SO BB IBB HBP BLK WP HR S P ERA WHIP	IP WLS BF H R ER SO BB IBB HBP BLK WP HR S P ERA WHIP	IP WLS BF H R ER SO BB IBB HBP BLK WP HR S P ERA WHIP	IP WLS BF H R ER SO BB IBB HBP BLK WP HR S P ERA WHIP	IP WLS BF H R ER SO BB IBB HBP BLK WP HR S P ERA WHIP	IP WLS BF H R ER SO BB IBB HBP BLK WP HR S P ERA WHIP	IP WLS BF H R ER SO BB IBB HBP BLK WP HR S P ERA WHIP	IP WLS BF H R ER SO BB IBB HBP BLK WP HR S P ERA WHIP	IP WLS BF H R ER SO BB IBB HBP BLK WP HR S P ERA WHIP	IP WLS BF H R ER SO BB IBB HBP BLK WP HR S P ERA WHIP	IP WLS BF H R ER SO BB IBB HBP BLK WP HR S P ERA WHIP	IP WLS BF H R ER SO BB IBB HBP BLK WP HR S P ERA WHIP	IP WLS BF H R ER SO BB IBB HBP BLK WP HR S P ERA WHIP	IP WLS BF H R ER SO BB IBB HBP BLK WP HR S P ERA WHIP	IP WLS BF H R ER SO BB IBB HBP BLK WP HR S P ERA WHIP	IP WLS BF H R ER SO BB IBB HBP BLK WP HR S P ERA WHIP	IP WLS BF H R ER SO BB IBB HBP BLK WP HR S P ERA WHIP	IP WLS BF H R ER SO BB IBB HBP BLK WP HR S P ERA WHIP	IP WLS BF H R ER SO BB IBB HBP BLK WP HR S P ERA WHIP	IP WLS BF H R ER SO BB IBB HBP BLK WP HR S P ERA WHIP	IP WLS BF H R ER SO BB IBB HBP BLK WP HR S P ERA WHIP

Florida Marlins @ Montreal Expos  
Olympic Stadium, Montreal, QB  
Wed Sep 19 2001, 7:05 PM EDT  
Att. 2,887 - Dome - 72 F

AB 31  
R 5  
H 7  
RBI 5  
BB 4  
SO 8  
LOB 10



Batter	1	2	3	4	5	6	7	8	9	AB	R	H	RBI	BB	SO	LOB	TOP				
Luis Castillo, S (1,4) OBP: 0.341, SLG: 0.339	L4		G6-3			L7		K		4	0	0	0	0	1	0	Florida Marlins @ Philadelphia Phillies Veterans Stadium, Philadelphia, PA Fri Sep 21 2001, 7:05 PM EDT Att: 15,129 - Cloudy - 78 F				
Derrek Lee, R (1,3) OBP: 0.337, SLG: 0.474	K		K			2B		K		4	0	1	0	0	3	0					
Cliff Floyd, L (1,7) OBP: 0.386, SLG: 0.585	1B BB		L3			F7		F9 1B		3	0	1	0	1	0	1					
Preston Wilson, R (1,8) OBP: 0.336, SLG: 0.506	1B		G4-6-3 1B			K		K		4	0	2	0	0	2	2					
Mike Lowell, R (1,5) OBP: 0.345, SLG: 0.450	K		G4-6-3 1-2			P6		BB 1B		4	0	1	0	0	1	3					
Kevin Millar, R (1,9) OBP: 0.388, SLG: 0.560			P4			G6-3		F9		4	0	0	0	0	1	2					
Charles Johnson, R (1,2) OBP: 0.334, SLG: 0.476			K			BB		BB		2	0	0	0	2	2	0					
Alex Gonzalez, R (1,6) OBP: 0.310, SLG: 0.389			1B			F5		P4		4	0	1	0	0	1	4					
A.J. Burnett, R (1,1) OBP: 0.130, SLG: 0.114			K			K		P6		2	0	0	0	0	2	1					
Andy Fox, L (8, PH) OBP: 0.278, SLG: 0.163										1	0	0	0	0	0	0					
Vladimir Nunez, R (8, 1)										0	0	0	0	0	0	0					
<b>Inning Stats</b>	R: 0 E: 0 K: 2 S: 12	H: 1 LOB: 2 BB: 1 P: 24	R: 0 E: 0 K: 3 S: 12	H: 1 LOB: 1 BB: 0 P: 17	R: 0 E: 0 K: 1 S: 6	H: 0 LOB: 0 BB: 0 P: 13	R: 0 E: 0 K: 0 S: 5	H: 1 LOB: 0 BB: 0 P: 7	R: 0 E: 0 K: 1 S: 11	H: 0 LOB: 1 BB: 1 P: 16	R: 0 E: 0 K: 1 S: 8	H: 0 LOB: 1 BB: 1 P: 18	R: 0 E: 0 K: 2 S: 8	H: 0 LOB: 0 BB: 0 P: 16	R: 0 E: 0 K: 1 S: 14	H: 2 LOB: 3 BB: 1 P: 20	1B: 5 2B: 1 3B: 0 HR: 0	SF: 0 SAC: 0 DP: 1 HBP: 0	WP: 0 PB: 0 SB: 0 CS: 0	PA: 35	
<b>PITCHER</b>	IP	WLS	BF	H	R	ER	SO	BB	IBB	HBP	BLK	WP	HR	S	P	ERA	WHIP				
Omar Daal, L (1,1) ERA: 4.69	7.0		26	4	0	0	10	2	0	0	0	0	0	65	113	0.00	0.857				
Ricky Bottalico, R (8,1) ERA: 3.89	1.0		3	0	0	0	2	0	0	0	0	0	0	8	16	0.00	0.000				
Jose Mesa, R (9,1) ERA: 2.57	1.0	W	6	2	0	0	1	1	0	0	0	0	0	14	20	0.00	3.000				

AB 32  
R 0  
H 6  
RBI 0  
BB 3  
SO 13  
LOB 13



Batter	1	2	3	4	5	6	7	8	9	AB	R	H	RBI	BB	SO	LOB	BOTTOM					
11 Jimmy Rollins, S (1,6) OBP: 0.329, SLG: 0.428	K		K			G6-3		F8		4	0	0	0	0	2	0	Florida Marlins @ Philadelphia Phillies Veterans Stadium, Philadelphia, PA Fri Sep 21 2001, 7:05 PM EDT Att: 15,129 - Cloudy - 78 F					
Doug Glanville, R (1,8) OBP: 0.288, SLG: 0.389	1B		BB			G4-3		G6-3		3	0	1	0	1	0	0						
Bobby Abreu, L (1,9) OBP: 0.390, SLG: 0.521	F7		F7			G3		BB		3	0	0	0	1	0	2						
Scott Rolen, R (1,5) OBP: 0.373, SLG: 0.492	F9		F7			G5-3		K		4	0	0	0	0	1	3						
Marlon Anderson, L (1,4) OBP: 0.327, SLG: 0.413			G6-3			G4-3		K		4	1	1	0	0	1	0						
Pat Burrell, R (1,7) OBP: 0.345, SLG: 0.460	E6 1B		G4-3			G4-3		G5-3		4	0	1	0	0	0	0						
Travis Lee, L (1,3) OBP: 0.346, SLG: 0.429			1B			1B		WP BB		2	0	2	0	2	0	0						
Johnny Estrada, S (1,2) OBP: 0.277, SLG: 0.362			F5			G3		F9		3	0	0	0	0	1	4						
Felipe Crespo, S (9, PH) OBP: 0.275, SLG: 0.365										1	0	0	0	0	0	3						
Omar Daal, L (1,1) OBP: 0.250, SLG: 0.255			G3			K		G3		2	0	0	0	0	1	2						
Tomas Perez, S (7, PH) OBP: 0.328, SLG: 0.439										1	0	0	0	0	0	1						
Ricky Bottalico, L (8,1) OBP: 0.333, SLG: 0.667										0	0	0	0	0	0	0						
Jose Mesa, R (9,1)										0	0	0	0	0	0	0						
Brian Hunter, R (9, PH) OBP: 0.389, SLG: 0.390								1B		1	0	1	1	0	0	0						
<b>Inning Stats</b>	R: 0 E: 1 K: 1 S: 9	H: 1 LOB: 2 BB: 0 P: 14	R: 0 E: 0 K: 0 S: 9	H: 1 LOB: 2 BB: 0 P: 14	R: 0 E: 0 K: 1 S: 7	H: 0 LOB: 1 BB: 1 P: 14	R: 0 E: 0 K: 0 S: 6	H: 1 LOB: 1 BB: 0 P: 12	R: 0 E: 0 K: 1 S: 9	H: 0 LOB: 0 BB: 0 P: 13	R: 0 E: 0 K: 1 S: 6	H: 0 LOB: 1 BB: 0 P: 8	R: 0 E: 0 K: 1 S: 9	H: 0 LOB: 1 BB: 1 P: 20	R: 0 E: 0 K: 1 S: 9	H: 0 LOB: 1 BB: 1 P: 17	R: 1 E: 0 K: 0 S: 6	H: 3 LOB: 3 BB: 1 P: 13	1B: 6 2B: 0 3B: 0 HR: 0	SF: 0 SAC: 0 DP: 0 HBP: 0	WP: 1 PB: 0 SB: 0 CS: 0	PA: 36
<b>PITCHER</b>	IP	WLS	BF	H	R	ER	SO	BB	IBB	HBP	BLK	WP	HR	S	P	ERA	WHIP					
A.J. Burnett, R (1,1) ERA: 4.19	7.0		27	3	0	0	5	1	0	0	0	0	0	55	95	0.00	0.714					
Vladimir Nunez, R (8,1) ERA: 3.07	1.1	L	9	3	1	1	1	1	1	0	0	0	0	15	30	6.75	3.000					

AB 32  
R 1  
H 6  
RBI 1  
BB 4  
SO 6  
LOB 15



Batter	1	2	3	4	5	6	7	8	9	AB	R	H	RBI	BB	SO	LOB	TOP								
Luis Castillo, S OBP: 0.344, SLG: 0.341 Dave Berg, R OBP: 0.277, SLG: 0.364	3-2 1B		4-2 CS BB			1-1 F9		2-2 2B 1B		3	0	2	0	1	0	0									
Derrek Lee, R OBP: 0.339, SLG: 0.478	1-3 K		3-3 K 1-2			1-2 HR 2B		1-2 1-H 2B		4	1	2	1	0	2	2									
Cliff Floyd, L OBP: 0.387, SLG: 0.590	1-0 P3			0-0 P5		2-1 2-H HR		4-0 IBB		3	1	1	2	1	0	1									
Preston Wilson, R OBP: 0.333, SLG: 0.501	1-1 F8			0-0 F8		1-0 G1		2-0 G1-3		4	0	0	0	0	0	3									
Mike Lowell, R OBP: 0.343, SLG: 0.447		0-0 F8		2-1 G6-3			1-3 K		0-0 F9	4	0	0	0	0	1	0									
Kevin Millar, R OBP: 0.370, SLG: 0.559 18 Jeff Abbott, R OBP: 0.357, SLG: 0.368		3-2 1B			2-3 K		1-1 P4		1-2 FC5-4 1B	4	0	2	0	0	1	0									
Charles Johnson, R OBP: 0.331, SLG: 0.471		0-2 L8		0-3 K			0-0 F9		1-1 FC5-4 1B	4	0	0	0	0	1	2									
Alex Gonzalez, R OBP: 0.310, SLG: 0.388		1-3 K		2-2 G6-3				2-0 G6-3	2-1 1-2 1B	4	0	1	0	0	1	1									
Matt Clement, R Andy Fico, L Vic Darenbourg, L Juan Acevedo, R John Mabry, R Eric Owens, R Antonio Alfonseca, R			1-1 L8		2-3 K			0-1 G3	0-0 G1-3	2	0	0	0	0	1	0									
<b>Inning Stats</b>	R: 0 E: 0 K: 1 S: 11	H: 1 LOB: 1 BB: 0 P: 17	R: 0 E: 0 K: 1 S: 10	H: 1 LOB: 1 BB: 0 P: 14	R: 0 E: 0 K: 1 S: 10	H: 0 LOB: 0 BB: 1 P: 18	R: 0 E: 0 K: 0 S: 4	H: 0 LOB: 0 BB: 0 P: 6	R: 0 E: 0 K: 2 S: 11	H: 0 LOB: 0 BB: 0 P: 15	R: 2 E: 0 K: 1 S: 11	H: 2 LOB: 0 BB: 0 P: 18	R: 0 E: 0 K: 1 S: 6	H: 0 LOB: 0 BB: 0 P: 8	R: 1 E: 0 K: 0 S: 11	H: 2 LOB: 2 BB: 1 P: 22	R: 0 E: 0 K: 0 S: 9	H: 2 LOB: 2 BB: 0 P: 13	1B: 5 2B: 3 3B: 0 HR: 1	SF: 0 SAC: 0 DP: 1 HBP: 0	WP: 0 PB: 0 SB: 0 CS: 1	PA: 36			
<b>PITCHER</b>	IP	WLS	BF	H	R	ER	SO	BB	IBB	HBP	BLK	WP	HR	S	P	ERA	WHIP								
Robert Person, R ERA: 3.97	(1, 1)	7.0	25	4	2	2	7	1	0	0	0	0	1	63	96	2.57	0.714								
Jose Santiago, R ERA: 4.53	(8, 1)	1.2	L	10	4	1	1	0	0	1	0	0	0	19	34	5.40	2.400								
Rheal Cormier, L ERA: 3.96	(9, 1)	0.1		1	0	0	0	0	0	0	0	0	0	1	1	0.00	0.000								

Florida Marlins @ Philadelphia Phillies  
Veterans Stadium, Philadelphia, PA

AB 34  
R 3  
H 8  
RBI 3  
BB 2  
SO 7  
LOB 11



Sat Sep 22 2001, 7:05 PM EDT  
Att: 23,017 - Cloudy - 81 F

Batter	1	2	3	4	5	6	7	8	9	AB	R	H	RBI	BB	SO	LOB	BOTTOM								
11 Jimmy Rollins, S OBP: 0.327, SLG: 0.425	0-1 G4-3		2-0 G4-6-3 1-2		2-0 G4-3			0-0 G6-3		4	0	0	0	0	0	2									
Doug Glanville, R OBP: 0.291, SLG: 0.392	2-1 G6-3		0-1 1B			0-2 S 1B		0-1 2B 1B		4	0	3	0	0	0	0									
Bobby Abreu, L OBP: 0.390, SLG: 0.526	1-0 WP 3B		3-3 K			0-0 F8		1-0 2B		4	1	2	0	0	1	2									
Scott Rolen, R OBP: 0.372, SLG: 0.490	1-3 K 3-H			1-0 L4		3-2 P5		4-0 IBB		3	0	0	0	1	1	1									
Marlon Anderson, L OBP: 0.329, SLG: 0.413		3-2 1B SF8 1B		0-0 G4-3		4-0 IBB		2-3 K		3	1	1	0	1	1	3									
Pat Burrell, R OBP: 0.345, SLG: 0.458		1-1 L3 1B		1-3 K		1-3 K		2-2 F8		4	0	1	0	0	2	5									
Travis Lee, L OBP: 0.343, SLG: 0.426		1-0 SF8			1-1 G3		2-3 K		3-2 G3-1	3	0	0	1	0	1	0									
Johnny Estrada, S OBP: 0.281, SLG: 0.363 Nick Punto, S OBP: 1.000, SLG: 1.000 Todd Pratt, R OBP: 0.346, SLG: 0.338 Brian Hunter, R OBP: 0.366, SLG: 0.387		3-H L3			1-0 HBP		0-0 L6-3 1B		0-1 G6-3	2	0	1	0	0	0	1									
Robert Person, R OBP: 0.169, SLG: 0.242 Tomas Perez, S OBP: 0.325, SLG: 0.435 Jose Santiago, R Rheal Cormier, L Felipe Crespo, S OBP: 0.270, SLG: 0.362			4-2 11 G4-6-3 BB		2-3 K		0-1 L6-3		1-0 P6	1	0	0	0	1	1	1									
<b>Inning Stats</b>	R: 1 E: 0 K: 1 S: 8	H: 1 LOB: 0 BB: 0 P: 12	R: 1 E: 0 K: 0 S: 9	H: 2 LOB: 0 BB: 0 P: 15	R: 0 E: 0 K: 1 S: 9	H: 1 LOB: 1 BB: 1 P: 18	R: 0 E: 0 K: 1 S: 5	H: 0 LOB: 0 BB: 0 P: 7	R: 0 E: 0 K: 1 S: 8	H: 0 LOB: 1 BB: 0 P: 14	R: 0 E: 0 K: 1 S: 10	H: 1 LOB: 2 BB: 1 P: 18	R: 0 E: 0 K: 1 S: 7	H: 1 LOB: 1 BB: 0 P: 9	R: 0 E: 0 K: 1 S: 13	H: 2 LOB: 3 BB: 1 P: 22	R: 0 E: 0 K: 0 S: 6	H: 0 LOB: 0 BB: 0 P: 10	1B: 6 2B: 3 3B: 1 HR: 0	SF: 1 SAC: 0 DP: 3 HBP: 1	WP: 1 PB: 0 SB: 1 CS: 0	PA: 36			
<b>PITCHER</b>	IP	WLS	BF	H	R	ER	SO	BB	IBB	HBP	BLK	WP	HR	S	P	ERA	WHIP								
Matt Clement, R ERA: 5.03	(1, 1)	7.0	W	27	6	2	6	1	1	1	0	0	0	56	93	2.57	1.000								
Vic Darenbourg, L ERA: 4.5	(8, 1)	0.2	H	5	2	0	0	1	0	1	0	0	0	7	14	0.00	3.000								
Juan Acevedo, R ERA: 4.19	(8, 1)	0.1	H	1	0	0	0	0	0	0	0	0	0	6	8	0.00	0.000								
Antonio Alfonseca, R ERA: 3.12	(9, 1)	1.0	S	3	0	0	0	0	0	0	0	0	0	6	10	0.00	0.000								

Florida Marlins @ Philadelphia Phillies  
Veterans Stadium, Philadelphia, PA

AB 31  
R 2  
H 8  
RBI 1  
BB 3  
SO 7  
LOB 16



Sat Sep 22 2001, 7:05 PM EDT  
Att: 23,017 - Cloudy - 81 F





Batter	1	2	3	4	5	6	7	8	9	AB	R	H	RBI	BB	SO	LOB	TOP					
Keith Lockhart, L (1,4) OBP: 0.291, SLG: 0.314	G4-3		F9			G4-6-3 1B			K	4	0	1	0	0	1	0	<b>Atlanta Braves @ Florida Marlins</b> Pro Player Stadium, Miami, FL Mon Sep 24 2001, 7:05 PM EDT Att: 10,470 - Cloudy - 86 F					
Julio Franco, R (1,3) OBP: 0.388, SLG: 0.373 Jesse Garcia, R (9, FR) OBP: 0.200, SLG: 0.200	K			G6-4-3 10 1B		G4-6-3 1-2		E6 10 1B	4	0	1	0	0	1	1							
10 Chipper Jones, S (1,7) OBP: 0.422, SLG: 0.600				G6-4-3 1B			G3-1	G5-3 HBP 1B	4	0	3	0	0	0	0							
Brian Jordan, R (1,9) OBP: 0.333, SLG: 0.485	K			G6-4-3 1-2 2-3			G6-3	G5-3 HBP	3	0	0	0	0	1	3							
Ken Caminiti, S (1,5) OBP: 0.320, SLG: 0.422		G6-3		P6			F7	G5-3	4	0	0	0	0	0	4							
Andruw Jones, R (1,8) OBP: 0.311, SLG: 0.460		G6-3			F9			F7	3	0	0	0	0	0	0							
Javy Lopez, R (1,2) Mark DeRosa, R (8, PR) OBP: 0.360, SLG: 0.410	K				G6-3			G1-6-3 1B	3	0	1	0	0	1	0							
Rey Sanchez, R (1,6) B.J. Surhoff, L (8, PH) Paul Bako, L (8, 2) OBP: 0.270, SLG: 0.306			G1-3		G6-3			G1-6-3 1B	2	0	0	0	0	0	0							
John Burkett, R (1,1) Dave Martinez, L (8, PH) Bernard Gilkey, R (8, PH) Kerry Ligtenberg, R (8, 1)			K					G1-6-3 1-2 2-3	2	0	0	0	0	2	0							
<b>Inning Stats</b>	R: 0 E: 0 K: 2 S: 16	H: 1 LOB: 1 BB: 0 P: 25	R: 0 E: 0 K: 1 S: 7	H: 0 LOB: 0 BB: 0 P: 11	R: 0 E: 0 K: 1 S: 8	H: 0 LOB: 0 BB: 0 P: 12	R: 0 E: 0 K: 0 S: 7	H: 2 LOB: 1 BB: 0 P: 11	R: 0 E: 0 K: 0 S: 5	H: 0 LOB: 0 BB: 0 P: 7	R: 0 E: 0 K: 1 S: 7	H: 1 LOB: 0 BB: 0 P: 10	R: 0 E: 0 K: 0 S: 4	H: 0 LOB: 0 BB: 0 P: 9	R: 0 E: 0 K: 0 S: 6	H: 2 LOB: 2 BB: 0 P: 9		R: 0 E: 1 K: 1 S: 11	H: 1 LOB: 3 BB: 0 P: 15	1B: 6 2B: 1 3B: 0 HR: 0	SF: 0 SAC: 0 DP: 4 HBP: 1	WP: 0 PB: 0 CS: 0
<b>PITCHER</b>	IP WLS BF H R ER SO BB IBB HBP BLK WP HR S P ERA WHIP																					
Brad Penny, R (1, 1) ERA: 3.68	7.1 W 26 6 0 0 5 0 0 0 0 0 0 0 57 89 0.00 0.818																					
Vic Darenbourg, L (8, 1) ERA: 4.43	0.2 H 1 0 0 0 0 0 0 0 0 0 0 3 5 0.00 0.000																					
Antonio Alfonseca, R (9, 1) ERA: 3.17	1.0 S 5 1 0 0 1 0 0 0 1 0 0 0 0 11 15 0.00 1.000																					

Batter	1	2	3	4	5	6	7	8	9	AB	R	H	RBI	BB	SO	LOB	BOTTOM			
Dave Berg, R (1,4) OBP: 0.282, SLG: 0.363	G3-6-3 BB		F9			F7		G1-3 BB		2	0	0	0	2	0	0	<b>Atlanta Braves @ Florida Marlins</b> Pro Player Stadium, Miami, FL Mon Sep 24 2001, 7:05 PM EDT Att: 10,470 - Cloudy - 86 F			
Eric Owens, R (1,9) OBP: 0.293, SLG: 0.333	G3-6-3 1-2					FC5 WP 1B		G1-3	4	0	2	0	0	0	2					
Cliff Floyd, L (1,7) OBP: 0.385, SLG: 0.582	G4-3		K			K		FC6-4 IBB	3	0	0	0	1	2	2					
Preston Wilson, R (1,8) OBP: 0.336, SLG: 0.512		S E 2B			F7	FC5 BB		FC6-4	3	1	1	0	1	0	2					
Mike Lowell, R (1,5) OBP: 0.342, SLG: 0.449		S BB			F8	FC5			2	0	0	0	1	0	2					
Kevin Millar, R (1,3) Derrek Lee, R (8, 3) OBP: 0.395, SLG: 0.555 OBP: 0.337, SLG: 0.475	K				P6			L9	3	0	0	0	0	1	2					
Charles Johnson, R (1,2) OBP: 0.329, SLG: 0.468	K							F8	3	0	0	0	0	1	1					
Andy Fox, L (1,6) OBP: 0.274, SLG: 0.160		F8						G6-3	3	0	0	0	0	0	1					
Brad Penny, R (1, 1) Vic Darenbourg, L (8, 1) John Mabry, L (8, PH) Antonio Alfonseca, R (9, 1)			G6-3					K	2	0	0	0	0	0	0					
<b>Inning Stats</b>	R: 0 E: 0 K: 0 S: 8	H: 0 LOB: 0 BB: 1 P: 14	R: 1 E: 1 K: 2 S: 10	H: 1 LOB: 1 BB: 1 P: 19	R: 0 E: 0 K: 1 S: 9	H: 1 LOB: 1 BB: 0 P: 11	R: 0 E: 0 K: 0 S: 4	H: 0 LOB: 0 BB: 0 P: 4	R: 0 E: 0 K: 0 S: 6	H: 0 LOB: 0 BB: 0 P: 9	R: 0 E: 0 K: 1 S: 13	H: 1 LOB: 2 BB: 1 P: 22	R: 0 E: 0 K: 0 S: 6	H: 0 LOB: 0 BB: 0 P: 8	R: 0 E: 0 K: 1 S: 14	H: 0 LOB: 2 BB: 2 P: 25		1B: 2 2B: 1 3B: 0 HR: 0	SF: 0 SAC: 0 DP: 1 HBP: 0	WP: 1 PB: 0 CS: 0
<b>PITCHER</b>	IP WLS BF H R ER SO BB IBB HBP BLK WP HR S P ERA WHIP																			
John Burkett, R (1, 1) ERA: 2.9	7.0 L 26 3 1 0 4 3 0 0 0 0 0 0 56 87 0.00 0.857																			
Kerry Ligtenberg, R (8, 1) ERA: 3.38	1.0 5 0 0 0 1 1 1 0 0 0 0 0 14 25 0.00 1.000																			

Batter	1	2	3	4	5	6	7	8	9	10	11	AB	R	H	RBI	BB	SO	LOB	TOP			
Marcus Giles, R Rudy Seanez, R Steve Karsay, R Steve Reed, R Ken Caminiti, S Kerry Ligtenberg, R 29 John Smoltz, R	F9	K			K		G1-3			F7		4	0	0	0	0	2	1				
Dave Martinez, L Julio Franco, R	BB 10 1B		G4-3		L4-3			K		CS	K	4	1	1	0	0	1	1				
10 Chipper Jones, S	BB 1B						G6-3	G4-3			BB 1B	5	2	2	0	0	1	0				
Brian Jordan, R	BB 1B		F9				F3	P4			BB 1B	4	1	1	0	1	0	0				
B.J. Surhoff, L	K				F7				L3		BB 1B	5	1	2	1	0	1	3				
Andrew Jones, R				G1-4-3					F7		BB 3B	4	0	2	4	1	0	0				
Javy Lopez, R	K								G1-3		BB 1B	4	0	1	0	0	2	4				
Rey Sanchez, R		P4			G5-3			G4-3		G6-3	G5-4-3	5	0	0	0	0	0	3				
Kevin Millwood, R Keith Lockhart, L	K							K			CS	2	0	1	0	0	1	0				
Jesse Garcia, R											BB 1B	0	0	0	0	0	0	0				
<b>Inning Stats</b>	R: 2 E: 0 K: 2 S: 24	H: 3 LOB: 2 BB: 1 P: 41	R: 0 E: 0 K: 2 S: 9	H: 0 LOB: 0 BB: 0 P: 11	R: 0 E: 0 K: 1 S: 9	H: 0 LOB: 0 BB: 0 P: 13	R: 0 E: 0 K: 0 S: 8	H: 1 LOB: 1 BB: 0 P: 10	R: 0 E: 0 K: 1 S: 9	H: 0 LOB: 2 BB: 0 P: 18	R: 0 E: 0 K: 1 S: 9	H: 0 LOB: 0 BB: 0 P: 13	R: 0 E: 0 K: 0 S: 6	H: 0 LOB: 0 BB: 0 P: 9	R: 0 E: 0 K: 0 S: 9	H: 1 LOB: 1 BB: 0 P: 14	R: 3 E: 0 K: 1 S: 16	H: 4 LOB: 1 BB: 0 P: 24	1B: 9 2B: 2 3B: 1 HR: 0	SF: 0 SAC: 0 DP: 2 HBP: 1	WP: 0 PB: 0 SB: 0 CS: 1	PA: 45
<b>PITCHER</b>	56 Kevin Olsen, R ERA: 3.0	Juan Acevedo, R ERA: 4.28	Vladimir Nunez, R ERA: 3.0	Braden Looper, R ERA: 3.68	Vic Darenburg, L ERA: 4.6	<b>PITCHER</b>	Ricky Bones, R ERA: 5.46															

Atlanta Braves @ Florida Marlins  
Pro Player Stadium, Miami, FL  
Tue Sep 25 2001, 7:05 PM EDT  
Att. 9,597 - Cloudy - 85 F

AB 41  
R 5  
H 11  
RBI 5  
BB 2  
SO 10  
LOB 13



Batter	1	2	3	4	5	6	7	8	9	10	11	AB	R	H	RBI	BB	SO	LOB	BOTTOM					
Dave Berg, R	BB 1B FC4-6 2B		F7	G6-3		F8						5	1	2	0	1	0	2						
Derrek Lee, R	BB 1B FC4-6		F8	G5-3			K		G6-3	F3		6	0	1	0	0	1	5						
Cliff Floyd, L	FC4-6						G4-3					5	0	2	1	1	1	1						
Preston Wilson, R	K						P3					5	0	1	0	1	2	2						
Mike Lowell, R	F8		F8		G5-3			G4-3	P6			6	0	0	0	0	0	7						
Kevin Millar, R		G1-6-3 1B				E 3B		FC6-4 BB	F8			3	1	2	0	2	0	3						
Charles Johnson, R Alex Gonzalez, R Mike Redmond, R		G1-6-3 1B		E5 SH5-4 1B	FC5-4			FC6-4 1B		K		4	0	1	0	0	0	3						
Andy Fox, L		G1-6-3										5	0	3	0	0	1	2						
BB Kevin Olsen, R Ken Caminiti, S Eric Oswalt, R Walter Brantley, RF John Maddy, L Braden Looper, RF Vic Darenburg, L Ricky Bones, R			K		SH5-4		G1-6-3		G4-3		FC6-4 BB	1	0	0	0	0	0	0						
<b>PITCHER</b>	Kevin Millwood, R ERA: 4.17	Rudy Seanez, R ERA: 3.19	Steve Karsay, R ERA: 2.12	Steve Reed, R ERA: 3.7	Kerry Ligtenberg, R ERA: 3.31	<b>PITCHER</b>	29 John Smoltz, R ERA: 3.33																	
<b>Inning Stats</b>	R: 1 E: 0 K: 1 S: 15	H: 2 LOB: 1 BB: 0 P: 20	R: 0 E: 0 K: 1 S: 10	H: 2 LOB: 1 BB: 0 P: 16	R: 0 E: 0 K: 0 S: 7	H: 2 LOB: 2 BB: 0 P: 11	R: 1 E: 1 K: 0 S: 11	H: 2 LOB: 2 BB: 0 P: 17	R: 0 E: 0 K: 1 S: 8	H: 0 LOB: 0 BB: 0 P: 9	R: 0 E: 0 K: 1 S: 7	H: 0 LOB: 0 BB: 0 P: 8	R: 0 E: 0 K: 0 S: 8	H: 1 LOB: 2 BB: 1 P: 15	R: 0 E: 0 K: 0 S: 6	H: 1 LOB: 3 BB: 2 P: 16	R: 0 E: 0 K: 1 S: 15	H: 0 LOB: 2 BB: 1 P: 19	R: 0 E: 0 K: 1 S: 7	H: 0 LOB: 0 BB: 0 P: 10	1B: 9 2B: 1 3B: 2 HR: 0	SF: 0 SAC: 1 DP: 1 HBP: 0	WP: 0 PB: 0 SB: 2 CS: 0	PA: 50

Atlanta Braves @ Florida Marlins  
Pro Player Stadium, Miami, FL  
Tue Sep 25 2001, 7:05 PM EDT  
Att. 9,597 - Cloudy - 85 F

AB 44  
R 2  
H 12  
RBI 1  
BB 5  
SO 7  
LOB 29



Batter	1	2	3	4	5	6	7	8	9	AB	R	H	RBI	BB	SO	LOB	TOP										
Keith Lockhart, L OBP: 0.294, SLG: 0.313 Marcus Giles, R OBP: 0.332, SLG: 0.423	F7	G4-3		BB			K	WP BB		2	0	0	0	1	0	2											
Dave Martinez, L OBP: 0.355, SLG: 0.393	E6 10 G4-3		F8	L6			G4-3	L4		5	0	0	0	0	0	5											
10 Chipper Jones, S OBP: 0.422, SLG: 0.602	G4-3		F8 1B		F8		HR		G4-3	5	1	2	1	0	0	1											
Brian Jordan, R OBP: 0.332, SLG: 0.483	K		F8 1-2		G5-3		1B 2B		P4	5	1	1	0	0	1	2											
B.J. Surhoff, L OBP: 0.211, SLG: 0.413		BB WP SF9 1B	F2		G1-3		S 1B		K	5	1	2	1	0	1	1											
Andruw Jones, R OBP: 0.314, SLG: 0.468		SF9 BB BB		G5-3		HR	K			3	1	1	1	1	1	1											
Javy Lopez, R OBP: 0.320, SLG: 0.421			SH3-4 1B			K		G6-3		3	0	1	0	1	1	0											
Mark DeRosa, R OBP: 0.360, SLG: 0.408 Rey Sanchez, R OBP: 0.309, SLG: 0.346	SF9		SH3-4 BB		G1-3		F3			1	0	0	1	1	0	0											
Jason Marquis, L OBP: 0.067, SLG: 0.034 Rudy Seanez, R (7, 1) Wilson Betemit, S (8, PH) Mike Remlinger, L (8, 1) 29 John Smoltz, R (9, 1)	K		SH3-4 BB		G5-3		WP S BB			2	0	0	0	0	1	2											
<b>Inning Stats</b>	R: 0 E: 1 K: 1 S: 7	H: 0 LOB: 1 BB: 0 P: 9	R: 1 E: 0 K: 1 S: 14	H: 1 LOB: 2 BB: 2 P: 29	R: 0 E: 0 K: 0 S: 13	H: 1 LOB: 1 BB: 0 P: 20	R: 0 E: 0 K: 0 S: 16	H: 1 LOB: 3 BB: 2 P: 29	R: 0 E: 0 K: 0 S: 6	H: 0 LOB: 0 BB: 0 P: 11	R: 1 E: 0 K: 1 S: 13	H: 1 LOB: 0 BB: 0 P: 20	R: 2 E: 0 K: 2 S: 18	H: 3 LOB: 1 BB: 0 P: 27	R: 0 E: 0 K: 0 S: 8	H: 0 LOB: 2 BB: 2 P: 22	R: 0 E: 0 K: 1 S: 6	H: 0 LOB: 0 BB: 0 P: 10	1B: 4 2B: 1 3B: 0 HR: 2	SF: 1 SAC: 1 DP: 0 HBP: 0	WP: 2 PB: 0 CS: 0	PA: 41					
<b>PITCHER</b>	IP	WLS	BF	H	R	ER	SO	BB	IBB	HBP	BLK	WP	HR	S	P	ERA	WHIP										
A.J. Burnett, R ERA: 4.14	6.0	L	27	4	2	2	3	4	0	0	0	1	1	69	118	3.00	1.333										
Benito Baez, L ERA: 9.53	1.0		6	3	2	2	2	0	0	0	0	0	1	18	27	18.00	3.000										
Blaine Neal, R ERA: 10.8	1.0		5	0	0	0	0	2	0	0	0	1	0	8	22	0.00	2.000										
Ricky Bones, R ERA: 5.37	1.0		3	0	0	0	1	0	0	0	0	0	0	6	10	0.00	0.000										

Atlanta Braves @ Florida Marlins  
Pro Player Stadium, Miami, FL  
Wed Sep 26 2001, 7:05 PM EDT  
Att: 10,168 - Cloudy - 80 F

AB 33  
R 4  
H 7  
RBI 4  
BB 6  
SO 6  
LOB 14



Batter	1	2	3	4	5	6	7	8	9	AB	R	H	RBI	BB	SO	LOB	BOTTOM										
Dave Berg, R OBP: 0.283, SLG: 0.373	K	FC4-6			G6-3			P4		4	0	0	0	0	1	2											
Derrek Lee, R OBP: 0.338, SLG: 0.473	G4-3		L6-4 BB 1B		FC3-6 1B			G4-6-3 BB		3	0	2	0	1	0	0											
Cliff Floyd, L OBP: 0.387, SLG: 0.578					FC3-6 1-2			G4-6-3 1-2		2	0	0	0	2	0	2											
Preston Wilson, R OBP: 0.333, SLG: 0.503	K		F9			G5-3		G6-3		4	0	0	0	0	1	3											
Mike Lowell, R OBP: 0.336, SLG: 0.441		L6	L6-4			G6-3		P5		4	0	0	0	0	0	2											
Kevin Millar, R OBP: 0.377, SLG: 0.564		2B 1B		G5-3		PO 2B			BB	3	1	2	0	1	0	0											
Charles Johnson, R OBP: 0.328, SLG: 0.466				F8		PO	F8		F8	4	0	1	1	0	0	1											
Alex Gonzalez, R OBP: 0.310, SLG: 0.386 Blaine Neal, L (8, 1) Ricky Bones, R OBP: 0.333, SLG: 0.500				G3-1			G5-3			2	0	0	0	0	1	0											
A.J. Burnett, R OBP: 0.125, SLG: 0.109 Benito Baez, L (7, 1) Andy Fox, L OBP: 0.294, SLG: 0.196 (7, PH) (8, 6)		F7			K		F3			2	0	0	0	0	1	2											
<b>Inning Stats</b>	R: 0 E: 0 K: 2 S: 12	H: 0 LOB: 1 BB: 1 P: 21	R: 1 E: 0 K: 0 S: 9	H: 2 LOB: 1 BB: 1 P: 18	R: 0 E: 0 K: 0 S: 6	H: 1 LOB: 1 BB: 1 P: 12	R: 0 E: 0 K: 0 S: 9	H: 0 LOB: 0 BB: 0 P: 13	R: 0 E: 0 K: 1 S: 8	H: 1 LOB: 1 BB: 0 P: 12	R: 0 E: 0 K: 0 S: 13	H: 1 LOB: 0 BB: 0 P: 20	R: 0 E: 0 K: 0 S: 4	H: 0 LOB: 0 BB: 0 P: 5	R: 0 E: 0 K: 0 S: 8	H: 0 LOB: 1 BB: 1 P: 15	R: 0 E: 0 K: 0 S: 5	H: 0 LOB: 1 BB: 1 P: 10	1B: 3 2B: 3 3B: 0 HR: 0	SF: 0 SAC: 0 DP: 2 HBP: 0	WP: 0 PB: 0 CS: 0	PA: 35					
<b>PITCHER</b>	IP	WLS	BF	H	R	ER	SO	BB	IBB	HBP	BLK	WP	HR	S	P	ERA	WHIP										
Jason Marquis, R ERA: 3.49	6.0	W	24	5	1	1	3	3	0	0	0	0	0	57	96	1.50	1.333										
Rudy Seanez, R ERA: 3.09	1.0	H	3	0	0	0	0	0	0	0	0	0	0	4	5	0.00	0.000										
Mike Remlinger, L ERA: 2.77	1.0	H	3	0	0	0	0	1	0	0	0	0	0	8	15	0.00	1.000										
29 John Smoltz, R ERA: 3.27	1.0	S	4	0	0	0	0	1	0	0	0	0	0	5	10	0.00	1.000										

Atlanta Braves @ Florida Marlins  
Pro Player Stadium, Miami, FL  
Wed Sep 26 2001, 7:05 PM EDT  
Att: 10,168 - Cloudy - 80 F

AB 29  
R 1  
H 5  
RBI 1  
BB 5  
SO 3  
LOB 12



Batter	1	2	3	4	5	6	7	8	9	AB	R	H	RBI	BB	SO	LOB	TOP			
<b>Keith Lockhart, L</b> OBP: 0.293, SLG: 0.311	G4-3		10 BB 1B		F9		G3-1			4	0	1	0	0	0	0	<b>Atlanta Braves @ Florida Marlins</b> Pro Player Stadium, Miami, FL Thu Sep 27 2001, 7:05 PM EDT Att: 9,177 - Cloudy - 75 F			
<b>Dave Martinez, L</b> OBP: 0.349, SLG: 0.386	K		F8		F7		K			4	0	0	0	0	2	1				
<b>10 Chipper Jones, S</b> OBP: 0.423, SLG: 0.601	F7		BB		1B			K		3	0	1	0	1	1	0				
<b>Brian Jordan, R</b> OBP: 0.332, SLG: 0.481		2B G4-3 1B	G4-3		G4-3			F3		4	1	1	0	0	0	3				
<b>B.J. Surhoff, L</b> OBP: 0.322, SLG: 0.414	G4-3			1B BB		P6		G4-3		3	0	1	0	1	0	0				
<b>Andruw Jones, R</b> OBP: 0.314, SLG: 0.466	G4-3			F7		F8			G5-4-3 1B	4	0	1	1	0	0	2				
<b>Paul Bako, L</b> OBP: 0.279, SLG: 0.309		2-3 3-H 4-2		F7					G5-4-3 1B	2	0	1	0	1	0	1				
<b>Javy Lopez, R</b> OBP: 0.319, SLG: 0.420			G4-6-3 BB							1	0	0	0	0	0	1				
<b>Rey Sanchez, R</b> OBP: 0.309, SLG: 0.346			G4-6-3							3	0	1	0	0	0	3				
<b>Julio Franco, R</b> OBP: 0.371, SLG: 0.377		1-2								1	0	1	0	0	0	0				
<b>Greg Maddux, R</b> OBP: 0.227, SLG: 0.190										2	0	0	0	0	2	2				
<b>Wilson Betemit, S</b> (7, PH)										1	0	0	0	0	1	0				
<b>Steve Reed, R</b> (7, 1)										0	0	0	0	0	0	0				
<b>Jose Cabrera, R</b> (8, 1)										0	0	0	0	0	0	0				
<b>Ken Caminiti, S</b> OBP: 0.319, SLG: 0.419										1	0	0	0	0	0	1				
<b>Inning Stats</b>	R: 0 E: 0 K: 1 S: 8	H: 0 LOB: 0 BB: 0 P: 13	R: 1 E: 0 K: 0 S: 9	H: 2 LOB: 1 BB: 1 P: 15	R: 0 E: 0 K: 1 S: 15	H: 1 LOB: 2 BB: 1 P: 25	R: 0 E: 0 K: 1 S: 11	H: 1 LOB: 1 BB: 0 P: 20	R: 0 E: 0 K: 0 S: 8	H: 1 LOB: 1 BB: 0 P: 10	R: 0 E: 0 K: 2 S: 10	H: 0 LOB: 0 BB: 0 P: 15	R: 0 E: 0 K: 1 S: 10	H: 0 LOB: 0 BB: 0 P: 16	R: 0 E: 0 K: 0 S: 8	H: 2 LOB: 1 BB: 0 P: 14	1B: 7 2B: 1 3B: 0 HR: 0	SF: 0 SAC: 0 DP: 2 HBP: 0	WP: 0 PB: 0 CS: 0	PA: 36
<b>PITCHER</b>	IP WLS BF H R ER SO BB IBB HBP BLK WP HR S P ERA WHIP																			
<b>Matt Clement, R</b> ERA: 5.05	(1, 1) 1.0 4 1 1 1 1 0 0 0 0 0 0 9 15 9.00 1.000																			
<b>Juan Acevedo, R</b> ERA: 4.05	(2, 1) 3.0 W 14 3 0 0 2 3 0 0 0 0 0 0 34 58 0.00 2.000																			
<b>Vladimir Nunez, R</b> ERA: 2.9	(5, 1) 3.0 11 2 0 0 2 0 0 0 0 0 0 0 29 43 0.00 0.667																			
<b>Braden Loooper, R</b> ERA: 3.63	(8, 1) 1.0 H 3 0 0 0 1 0 0 0 0 0 0 0 10 16 0.00 0.000																			
<b>Ricky Bones, R</b> ERA: 5.29	(9, 1) 1.0 4 2 0 0 0 0 0 0 0 0 0 0 8 14 0.00 2.000																			

AB	33
R	1
H	8
RBI	1
BB	3
SO	6
LOB	14



Batter	1	2	3	4	5	6	7	8	9	AB	R	H	RBI	BB	SO	LOB	BOTTOM			
<b>Dave Berg, R</b> OBP: 0.281, SLG: 0.368	G1-3	2B 1B		G5-3		F9		F9		5	0	1	0	0	0	1	<b>Atlanta Braves @ Florida Marlins</b> Pro Player Stadium, Miami, FL Thu Sep 27 2001, 7:05 PM EDT Att: 9,177 - Cloudy - 75 F			
<b>Derrek Lee, R</b> OBP: 0.337, SLG: 0.470		2B BB		F9			F7	F9		3	1	0	1	1	0	0				
<b>Cliff Floyd, L</b> OBP: 0.387, SLG: 0.581	G4-3 1H				G1-3		F5			4	1	2	1	0	0	0				
<b>Preston Wilson, R</b> OBP: 0.333, SLG: 0.501	G4-3	G4-3			K			FC5-4 1B		4	0	1	0	0	1	3				
<b>Mike Lowell, R</b> OBP: 0.339, SLG: 0.448	1B BB							FC5-4		3	1	2	1	1	0	1				
<b>Kevin Millar, R</b> OBP: 0.376, SLG: 0.566					F9					4	1	2	1	0	1	1				
<b>Charles Johnson, R</b> OBP: 0.327, SLG: 0.483	G5-3									3	1	0	0	1	1	2				
<b>Andy Fox, L</b> OBP: 0.306, SLG: 0.267					F8					4	2	2	3	0	0	0				
<b>Matt Clement, R</b> OBP: 0.135, SLG: 0.080										0	0	0	0	0	0	0				
<b>Juan Acevedo, R</b> OBP: 0.333, SLG: 0.687										0	0	0	0	0	0	0				
<b>18 John Mabry, R</b> OBP: 0.341, SLG: 0.500										1	0	0	0	0	0	0				
<b>Vladimir Nunez, R</b> OBP: 0.300, SLG: 0.416										0	0	0	0	0	0	0				
<b>Braden Loooper, R</b> OBP: 0.300, SLG: 0.416										0	0	0	0	0	0	0				
<b>John Mabry, R</b> OBP: 0.341, SLG: 0.500										1	0	0	0	0	0	0				
<b>Ricky Bones, R</b> OBP: 0.333, SLG: 0.500										0	0	0	0	0	0	0				
<b>Inning Stats</b>	R: 2 E: 0 K: 0 S: 14	H: 2 LOB: 2 BB: 2 P: 24	R: 1 E: 0 K: 0 S: 8	H: 3 LOB: 0 BB: 0 P: 11	R: 1 E: 0 K: 2 S: 9	H: 1 LOB: 0 BB: 0 P: 14	R: 0 E: 0 K: 1 S: 9	H: 0 LOB: 0 BB: 0 P: 15	R: 0 E: 0 K: 1 S: 11	H: 1 LOB: 1 BB: 0 P: 14	R: 0 E: 0 K: 0 S: 8	H: 1 LOB: 1 BB: 0 P: 13	R: 0 E: 0 K: 0 S: 7	H: 1 LOB: 1 BB: 0 P: 7	R: 3 E: 0 K: 0 S: 16	H: 2 LOB: 0 BB: 1 P: 23	1B: 6 2B: 3 3B: 0 HR: 2	SF: 1 SAC: 1 DP: 0 HBP: 0	WP: 0 PB: 0 CS: 0	PA: 38
<b>PITCHER</b>	IP WLS BF H R ER SO BB IBB HBP BLK WP HR S P ERA WHIP																			
<b>Greg Maddux, R</b> ERA: 3.08	(1, 1) 6.0 L 28 4 4 4 4 2 0 0 0 0 0 1 59 91 6.00 1.667																			
<b>Steve Reed, R</b> ERA: 3.63	(7, 1) 1.0 4 1 0 0 0 0 0 0 0 0 0 0 7 7 0.00 1.000																			
<b>Jose Cabrera, R</b> ERA: 2.98	(8, 1) 1.0 6 2 3 3 0 1 0 0 0 0 0 1 16 23 27.00 3.000																			





Batter	1	2	3	4	5	6	7	8	9	AB	R	H	RBI	BB	SO	LOB	TOP					
11 Jimmy Rollins, S OBP: 0.326, SLG: 0.420	G1-3		G3-1			F9		E6	K	5	0	0	0	0	1	3	Philadelphia Phillies @ Florida Marlins Pro Player Stadium, Miami, FL Sat Sep 29 2001, 7:05 PM EDT Att: 19,732 - Cloudy - 78 F					
Marlon Anderson, L OBP: 0.333, SLG: 0.415	1B			2B	2B	G3-6-3			K	4	1	2	0	1	1	3						
Bobby Abreu, L OBP: 0.389, SLG: 0.526	F7			G4-3	1B	2B		F7	G3-1	4	1	1	1	0	0	3						
Scott Rolen, R OBP: 0.376, SLG: 0.494	F7			F8					F8	4	1	1	0	0	0	2						
Travis Lee, L OBP: 0.342, SLG: 0.443		F8		G4-3				F8	F7	4	0	0	0	0	0	2						
Doug Glanville, R OBP: 0.289, SLG: 0.383	G6-3				HR				P3	4	1	2	2	0	0	0						
Pat Burrell, R OBP: 0.345, SLG: 0.461	K				HR				1B	3	1	1	2	1	1	1						
Todd Pratt, R OBP: 0.330, SLG: 0.315			K		F8				K	4	0	0	0	0	2	1						
Brandon Duckworth, R OBP: 0.318, SLG: 0.300			G3							2	0	0	0	1	0	0						
Rheal Cormier, L OBP: 0.328, SLG: 0.433						G4-3			1B	0	0	0	0	0	0	0						
Jose Santiago, R OBP: 0.328, SLG: 0.433										1	0	1	0	0	0	0						
Jose Mesa, R OBP: 0.328, SLG: 0.433										0	0	0	0	0	0	0						
Inning Stats	R: 0 E: 0 K: 0 S: 6	H: 1 LOB: 1 BB: 0 P: 8	R: 0 E: 0 K: 1 S: 6	H: 0 LOB: 0 BB: 0 P: 9	R: 0 E: 0 K: 1 S: 9	H: 0 LOB: 0 BB: 0 P: 14	R: 4 E: 0 K: 0 S: 12	H: 4 LOB: 0 BB: 0 P: 21	R: 0 E: 0 K: 0 S: 7	H: 0 LOB: 0 BB: 1 P: 13	R: 1 E: 0 K: 0 S: 12	H: 2 LOB: 1 BB: 0 P: 17	R: 0 E: 0 K: 0 S: 8	H: 0 LOB: 2 BB: 1 P: 14	R: 0 E: 0 K: 0 S: 7	H: 0 LOB: 0 BB: 0 P: 11	R: 0 E: 0 K: 3 S: 11	H: 1 LOB: 2 BB: 1 P: 18	1B: 4 2B: 3 3B: 0 HR: 1	SF: 0 SAC: 0 DP: 1 HBP: 0	WP: 0 PB: 0 SB: 1 CS: 0	PA: 38
PITCHER	IP	WLS	BF	H	R	ER	SO	BB	IBB	HBP	BLK	WP	HR	S	P	ERA	WHIP					
Brad Penny, R ERA: 3.75	7.0	L	30	7	5	5	2	2	0	0	0	0	1	60	96	6.43	1.286					
Ricky Bones, R ERA: 5.16	1.1		6	1	0	0	1	1	0	0	0	0	0	12	22	0.00	1.500					
Vic Darenburg, L ERA: 4.44	0.2		2	0	0	0	2	0	0	0	0	0	0	6	7	0.00	0.000					

Batter	1	2	3	4	5	6	7	8	9	AB	R	H	RBI	BB	SO	LOB	BOTTOM				
Dave Berg, R OBP: 0.277, SLG: 0.361	L6		K			F9	SF9		G3	4	0	0	1	0	1	3	Philadelphia Phillies @ Florida Marlins Pro Player Stadium, Miami, FL Sat Sep 29 2001, 7:05 PM EDT Att: 19,732 - Cloudy - 78 F				
Eric Owens, R OBP: 0.297, SLG: 0.334	G6-3		2B			G6-3	FC5-4			2	0	0	0	2	0	0					
Preston Wilson, R OBP: 0.329, SLG: 0.496	E1					G5-3	FC5-4			4	0	1	1	0	0	3					
Mike Lowell, R OBP: 0.339, SLG: 0.452	G5-3				G5-3		1B	2B	G5-3	4	1	1	0	0	0	1					
Kevin Millar, R OBP: 0.375, SLG: 0.566		K			F8		1B	1B	F8	4	1	1	0	0	1	0					
Derek Lee, R OBP: 0.341, SLG: 0.470	F9				F8		1B	1B	G6-3	4	1	1	1	0	0	0					
Charles Johnson, R OBP: 0.326, SLG: 0.459						G3-1				4	0	1	0	0	0	2					
Cliff Floyd, L OBP: 0.386, SLG: 0.579							P4		18 G4-3 1B	0	0	0	0	0	0	0					
Andy Fox, L OBP: 0.313, SLG: 0.313			SH1-4			K			F2	3	1	1	0	1	1	1					
Brad Penny, R ERA: 3.75	6.1	W	26	5	4	4	3	2	0	0	0	0	0	59	101	5.68		1.105			
Rheal Cormier, L ERA: 3.93	0.0		1	1	0	0	0	0	0	0	0	0	0	1	2	-	-				
Jose Santiago, R ERA: 4.62	1.2	H	6	0	0	0	0	1	0	0	0	0	0	13	23	0.00	0.600				
Jose Mesa, R ERA: 2.45	1.0	S	4	1	0	0	0	0	0	0	0	0	0	5	7	0.00	1.000				
Inning Stats	R: 0 E: 1 K: 0 S: 9	H: 0 LOB: 1 BB: 0 P: 15	R: 0 E: 0 K: 1 S: 7	H: 0 LOB: 0 BB: 0 P: 11	R: 1 E: 0 K: 1 S: 7	H: 1 LOB: 2 BB: 2 P: 18	R: 0 E: 0 K: 0 S: 6	H: 0 LOB: 0 BB: 0 P: 11	R: 0 E: 0 K: 0 S: 5	H: 0 LOB: 0 BB: 0 P: 7	R: 3 E: 0 K: 0 S: 21	H: 5 LOB: 3 BB: 1 P: 37	R: 0 E: 0 K: 0 S: 7	H: 0 LOB: 0 BB: 0 P: 11	R: 0 E: 0 K: 0 S: 5	H: 1 LOB: 2 BB: 0 P: 7	1B: 5 2B: 2 3B: 0 HR: 0	SF: 1 SAC: 1 DP: 0 HBP: 0	WP: 0 PB: 0 SB: 0 CS: 0	PA: 37	
PITCHER	IP	WLS	BF	H	R	ER	SO	BB	IBB	HBP	BLK	WP	HR	S	P	ERA	WHIP				

Batter	1	2	3	4	5	6	7	8	9	AB	R	H	RBI	BB	SO	LOB	TOP											
11 Jimmy Rollins, S OBP: 0.324, SLG: 0.417 P.J. Forbes, R (9, PH)	0-0 B1-3		3-2 G3		2-3 K		2-2 G3		1-2 FC5-4 BB	4	0	0	0	0	1	3												
Tomas Perez, S OBP: 0.323, SLG: 0.419	2-2 F5		2-2 F8			0-3 K	1-1 G6-3		4-2 BB	4	0	0	0	1	1	2												
Bobby Abreu, L OBP: 0.389, SLG: 0.535	1-1 F8			0-0 E6 CS		1-1 HR		2-1 HR	2-2 F8	5	2	2	2	0	0	2												
Pat Burrell, R OBP: 0.346, SLG: 0.459		4-2 FC3-6 BB		3-2 P6		0-3 K		4-0 BB		2	0	0	0	2	1	1												
Travis Lee, L OBP: 0.343, SLG: 0.442	1-1 FC3-6 1B			4-2 BB		4-0 BB		0-2 F8		2	0	0	0	2	0	2												
Doug Glanville, R OBP: 0.287, SLG: 0.380	1-0 F9			1-3 K		0-2 F3		2-2 G5-4-3		4	0	0	0	0	1	4												
Marlon Anderson, L OBP: 0.334, SLG: 0.416		0-0 1B			0-1 G1-3		1-1 11 G3 BB 1B		2-1 E3 1B FC5-4	4	1	2	0	0	0	0												
Todd Pratt, R OBP: 0.327, SLG: 0.311 Johnny Estrada, S OBP: 0.280, SLG: 0.366 (7, PH)	3-3 K				1-0 L7		4-0 11 G3 BB		0-1 F8	2	0	0	0	0	1	2												
48 David Coquin, R OBP: 0.125, SLG: 0.120 Nelson Figueroa, R OBP: 0.290, SLG: 0.292 Cliff Politte, R OBP: 0.290, SLG: 0.292 Eric Valent, L OBP: 0.290, SLG: 0.292 Vicente Padilla, R OBP: 0.290, SLG: 0.292 Matt Walbeck, S OBP: 1.000, SLG: 1.000			0-1 G1-3		2-1 1B		1-1 F8		3-2 FC5-4 1B	2	0	1	0	0	0	0												
<b>Inning Stats</b>	R: 0 E: 0 K: 0 S: 6	H: 0 LOB: 0 BB: 0 P: 9	R: 0 E: 0 K: 1 S: 9	H: 1 LOB: 2 BB: 1 P: 18	R: 0 E: 0 K: 0 S: 9	H: 0 LOB: 0 BB: 0 P: 14	R: 0 E: 1 K: 1 S: 10	H: 0 LOB: 1 BB: 1 P: 17	R: 0 E: 0 K: 1 S: 10	H: 1 LOB: 1 BB: 0 P: 15	R: 1 E: 0 K: 2 S: 11	H: 1 LOB: 1 BB: 1 P: 16	R: 0 E: 0 K: 0 S: 9	H: 1 LOB: 2 BB: 1 P: 18	R: 1 E: 0 K: 0 S: 9	H: 1 LOB: 0 BB: 1 P: 17	R: 1 E: 1 K: 0 S: 16	H: 1 LOB: 2 BB: 1 P: 28	1B: 4 2B: 0 3B: 0 HR: 2	SF: 0 SAC: 0 DP: 1 HBP: 0	WP: 0 PB: 0 SB: 0 CS: 1	PA: 39						
<b>PITCHER</b>	IP	WLS	BF	H	R	ER	SO	BB	IBB	HBP	BLK	WP	HR	S	P	ERA	WHIP											
Josh Beckett, R ERA: 2.0	(1, 1)	6.0	W	24	3	1	1	5	3	0	0	0	0	1	55	89	1.50	1.000										
Vladimir Nunez, R ERA: 2.86	(7, 1)	1.0		5	1	0	0	0	1	0	0	0	0	0	9	18	0.00	2.000										
Braden Looper, R ERA: 3.65	(8, 1)	1.0		4	1	1	1	0	1	0	0	0	0	1	9	17	9.00	2.000										
Antonio Alfonseca, R ERA: 3.06	(9, 1)	1.0		6	1	1	0	0	1	0	0	0	0	0	16	28	0.00	2.000										

Philadelphia Phillies @ Florida Marlins  
Pro Player Stadium, Miami, FL  
Sun Sep 30 2001, 4:05 PM EDT  
Att: 11,041 - Cloudy - 85 F

AB 33  
R 3  
H 6  
RBI 3  
BB 6  
SO 5  
LOB 20



Batter	1	2	3	4	5	6	7	8	9	AB	R	H	RBI	BB	SO	LOB	BOTTOM											
Dave Berg, R OBP: 0.284, SLG: 0.372	2-0 F8		2-2 G5-3		3-2 1B BB	0-0 SF8 PB 1B		1-2 E BB 1B		5	2	3	1	0	0	1												
Alex Gonzalez, R OBP: 0.307, SLG: 0.383	0-0 G1-3		1-3 K		2-3 K	0-1 SF8		1-3 K		4	0	0	1	0	3	4												
Cliff Floyd, L OBP: 0.390, SLG: 0.578	1-1 G1-3			1-0 HR HBP	4-0 BB 1B	2-3 3H 4-0 PB IBB		4-0 E BB		1	1	0	0	3	0	0												
Preston Wilson, R OBP: 0.327, SLG: 0.492		3-3 K		1-1 L1	0-0 BB 1B	0-2 L7		1-1 E5 FC6-4		5	0	1	0	0	1	4												
Mike Lowell, R OBP: 0.338, SLG: 0.449	1-1 P6			0-0 F3	4-1 BB	1-2 2-3 3H BB		0-1 FC6-4		4	0	0	1	1	0	4												
Kevin Millar, R OBP: 0.376, SLG: 0.564	2-1 1B			4-1 HR BB	1-2 HR BB	1-3 K		1-0 F9		3	1	1	0	1	1	3												
Derrek Lee, R OBP: 0.342, SLG: 0.475	2-3 K			1-1 HR		4-1 HR BB		1-2 G3		3	2	1	3	1	1	1												
Mike Redmond, R OBP: 0.376, SLG: 0.433			0-0 SH3-4 1B	0-0 G6-3		1-0 1B SF8 HBP		1-1 G4-3		3	1	1	0	0	0	0												
Josh Beckett, R OBP: 0.333, SLG: 0.500 Vladimir Nunez, R OBP: 0.200, SLG: 0.111 Braden Looper, R OBP: 0.290, SLG: 0.292 Mike Gulan, R OBP: 0.290, SLG: 0.292 Antonio Alfonseca, R OBP: 0.290, SLG: 0.292			0-0 SH3-4		0-0 G1-3	1-2 F5		4-2 BB 1B E BB		2	0	0	0	0	0	2												
<b>Inning Stats</b>	R: 0 E: 0 K: 0 S: 4	H: 0 LOB: 0 BB: 0 P: 7	R: 0 E: 0 K: 2 S: 10	H: 1 LOB: 0 BB: 0 P: 18	R: 0 E: 0 K: 1 S: 10	H: 1 LOB: 0 BB: 0 P: 13	R: 3 E: 0 K: 0 S: 8	H: 1 LOB: 0 BB: 1 P: 14	R: 1 E: 0 K: 2 S: 16	H: 2 LOB: 3 BB: 2 P: 31	R: 3 E: 0 K: 0 S: 9	H: 1 LOB: 1 BB: 2 P: 19	R: 0 E: 0 K: 0 S: 6	H: 0 LOB: 0 BB: 0 P: 9	R: 1 E: 1 K: 1 S: 14	H: 1 LOB: 3 BB: 2 P: 26	1B: 5 2B: 1 3B: 0 HR: 1	SF: 1 SAC: 1 DP: 0 HBP: 2	WP: 0 PB: 1 SB: 0 CS: 0	PA: 41								
<b>PITCHER</b>	IP	WLS	BF	H	R	ER	SO	BB	IBB	HBP	BLK	WP	HR	S	P	ERA	WHIP											
48 David Coquin, R ERA: 4.4	(1, 1)	4.2	L	23	5	4	4	4	2	1	1	0	0	0	8	15	27.00	3.000										
Nelson Figueroa, R ERA: 4.03	(5, 1)	0.2		5	1	3	2	1	1	0	1	0	0	0	5	9	0.00	0.000										
Cliff Politte, R ERA: 2.52	(6, 1)	0.2		3	0	0	0	0	0	1	0	0	0	0	5	9	0.00	0.000										
Vicente Padilla, R ERA: 4.24	(7, 1)	2.0		10	1	1	0	1	2	0	0	0	0	0	20	35	0.00	1.500										

Philadelphia Phillies @ Florida Marlins  
Pro Player Stadium, Miami, FL  
Sun Sep 30 2001, 4:05 PM EDT  
Att: 11,041 - Cloudy - 85 F

AB 30  
R 8  
H 7  
RBI 6  
BB 7  
SO 6  
LOB 19



Batter	1	2	3	4	5	6	7	8	9	AB	R	H	RBI	BB	SO	LOB	TOP		
<b>Geoff Blum, S</b> OBP: 0.323, SLG: 0.365 (1, 5)										5	0	0	0	0	1	4			
<b>Jose Vidro, S</b> OBP: 0.375, SLG: 0.493 (1, 4)										4	1	1	0	0	1	0			
<b>Vladimir Guerrero, R</b> OBP: 0.382, SLG: 0.571 (1, 9)										4	0	0	0	0	2	1			
<b>Orlando Cabrera, R</b> OBP: 0.320, SLG: 0.419 (1, 6)										3	0	0	0	1	0	1			
<b>Lee Stevens, L</b> OBP: 0.333, SLG: 0.446 (1, 3)										2	1	1	1	2	0	1			
<b>Michael Barrett, R</b> OBP: 0.289, SLG: 0.369 (1, 2)										4	1	1	0	0	2	3			
<b>Brad Wilkerson, L</b> OBP: 0.300, SLG: 0.313 (1, 7)										4	0	1	1	0	2	2			
<b>Peter Bergeron, L</b> OBP: 0.278, SLG: 0.290 (1, 8)										4	0	1	1	0	2	2			
<b>Tony Armas, R</b> OBP: 0.181, SLG: 0.170 (4, 1)										1	0	0	0	0	0	1			
<b>Darwin Cubillan, R</b> OBP: 0.322, SLG: 0.374 (5, PH)										0	0	0	0	0	0	0			
<b>Mark Smith, R</b> OBP: 0.322, SLG: 0.374 (5, PH)										0	0	0	0	0	0	0			
<b>Britt Reames, R</b> OBP: 0.322, SLG: 0.374 (5, PH)										0	0	0	0	0	0	0			
<b>Brian Schneider</b> OBP: 0.322, SLG: 0.374 (7, PH)										0	0	0	0	0	0	0			
<b>Guillermo Mota, R</b> OBP: 0.322, SLG: 0.374 (7, PH)										0	0	0	0	0	0	0			
<b>Graeme Lloyd, L</b> OBP: 0.322, SLG: 0.374 (8, 1)										0	0	0	0	0	0	0			
<b>Tim Raines, S</b> OBP: 0.322, SLG: 0.374 (9, PH)										0	0	0	0	0	0	0			
<b>Inning Stats</b>	R: 0 H: 0 E: 0 K: 2 S: 9	H: 0 LOB: 0 BB: 0 P: 10	R: 2 H: 2 E: 0 K: 0 S: 10	H: 2 LOB: 1 BB: 1 P: 19	R: 0 H: 0 E: 0 K: 1 S: 6	H: 0 LOB: 0 BB: 0 P: 7	R: 0 H: 0 E: 0 K: 2 S: 8	H: 0 LOB: 1 BB: 1 P: 14	R: 0 H: 0 E: 0 K: 1 S: 9	H: 0 LOB: 0 BB: 0 P: 12	R: 0 H: 2 E: 0 K: 1 S: 14	H: 2 LOB: 3 BB: 1 P: 23	R: 1 H: 2 E: 0 K: 1 S: 12	H: 2 LOB: 1 BB: 0 P: 17	R: 0 H: 0 E: 0 K: 2 S: 14	H: 0 LOB: 1 BB: 1 P: 22	1B: 4 2B: 2 3B: 0 HR: 0	SF: 0 SAC: 0 DP: 0 HBP: 0	WP: 0 PA: 37 PB: 0 SB: 0 CS: 0
<b>PITCHER</b>	IP WLS BF H R ER SO BB IBB HBP BLK WP HR S P ERA WHIP																		
<b>A.J. Burnett, R</b> ERA: 4.11 (1, 1)	7.2 W 31 5 3 3 8 3 0 0 0 0 0 0 70 107 3.52 1.043																		
<b>Vic Darensbourg, L</b> ERA: 4.4 (8, 1)	0.1 H 2 1 0 0 0 0 0 0 0 0 0 0 4 5 0.00 3.000																		
<b>Braden Loooper, R</b> ERA: 3.6 (9, 1)	1.0 S 4 0 0 0 2 1 0 0 0 0 0 0 0 14 22 0.00 1.000																		

**Montreal Expos @ Florida Marlins**  
Pro Player Stadium, Miami, FL  
Tue Oct 02 2001, 7:05 PM EDT  
Att: 7,737 - Sunny - 80 F

AB 33  
R 3  
H 6  
RBI 3  
BB 4  
SO 10  
LOB 15



Batter	1	2	3	4	5	6	7	8	9	AB	R	H	RBI	BB	SO	LOB	BOTTOM
<b>Dave Berg, R</b> OBP: 0.292, SLG: 0.372 (1, 4)										3	1	1	0	1	0	1	
<b>Eric Owens, R</b> OBP: 0.299, SLG: 0.334 (1, 9)										3	1	1	0	1	1	1	
<b>Preston Wilson, R</b> OBP: 0.327, SLG: 0.490 (1, 8)										4	0	1	0	0	1	7	
<b>Mike Lowell, R</b> OBP: 0.339, SLG: 0.449 (1, 5)										4	1	2	2	0	0	1	
<b>Kevin Millar, R</b> OBP: 0.377, SLG: 0.569 (1, 7)										3	1	1	2	1	0	3	
<b>John Mabry, L</b> OBP: 0.295, SLG: 0.385 (1, 3)										4	0	0	0	0	2	2	
<b>Charles Johnson, R</b> OBP: 0.325, SLG: 0.457 (1, 2)										4	0	1	0	0	1	0	
<b>Andy Fox, L</b> OBP: 0.321, SLG: 0.304 (1, 6)										2	0	0	0	2	2	2	
<b>A.J. Burnett, R</b> OBP: 0.120, SLG: 0.104 (8, 1)										2	0	0	0	0	1	0	
<b>Derrek Lee, R</b> OBP: 0.341, SLG: 0.474 (9, 1)										0	0	0	0	0	0	0	
<b>Inning Stats</b>	R: 3 H: 2 E: 1 K: 1 S: 16	H: 2 LOB: 0 BB: 1 P: 28	R: 0 H: 0 E: 0 K: 0 S: 9	H: 0 LOB: 2 BB: 2 P: 24	R: 0 H: 1 E: 0 K: 2 S: 13	H: 1 LOB: 2 BB: 1 P: 22	R: 1 H: 3 E: 0 K: 0 S: 17	H: 3 LOB: 0 BB: 0 P: 31	R: 0 H: 0 E: 0 K: 3 S: 10	H: 0 LOB: 0 BB: 0 P: 17	R: 0 H: 1 E: 0 K: 0 S: 8	H: 1 LOB: 1 BB: 0 P: 12	R: 0 H: 0 E: 0 K: 0 S: 7	H: 0 LOB: 1 BB: 1 P: 11	1B: 6 2B: 0 3B: 0 HR: 1	SF: 0 SAC: 1 DP: 0 HBP: 1	WP: 0 PA: 37 PB: 0 SB: 2 CS: 2
<b>PITCHER</b>	IP WLS BF H R ER SO BB IBB HBP BLK WP HR S P ERA WHIP																
<b>Tony Armas, R</b> ERA: 4.03 (1, 1)	3.1 L 19 4 4 0 1 3 4 0 1 0 0 0 10 19 0.00 3.000																
<b>Darwin Cubillan, R</b> ERA: 4.28 (4, 1)	0.2 4 2 0 0 0 0 0 0 0 0 0 0 10 19 0.00 3.000																
<b>Britt Reames, R</b> ERA: 5.94 (5, 1)	2.0 6 0 0 0 5 0 0 0 0 0 0 0 21 31 0.00 0.000																
<b>Guillermo Mota, R</b> ERA: 4.93 (7, 1)	1.1 5 1 0 0 0 0 0 0 0 0 0 0 9 13 0.00 0.750																
<b>Graeme Lloyd, L</b> ERA: 4.33 (8, 1)	0.2 3 0 0 0 0 1 0 0 0 0 0 0 6 10 0.00 1.500																

**Montreal Expos @ Florida Marlins**  
Pro Player Stadium, Miami, FL  
Tue Oct 02 2001, 7:05 PM EDT  
Att: 7,737 - Sunny - 80 F

AB 30  
R 4  
H 7  
RBI 4  
BB 5  
SO 8  
LOB 18





Batter	1	2	3	4	5	6	7	8	9	AB	R	H	RBI	BB	SO	LOB	TOP					
Terry Jones, S OBP: 0.300, SLG: 0.353 (1, 8)										5	1	2	0	0	1	2						
Jose Vidro, S OBP: 0.372, SLG: 0.489 (1, 4)										4	0	0	0	0	0	2						
Vladimir Guerrero, R OBP: 0.381, SLG: 0.571 (1, 9)										4	1	1	1	0	1	1						
Orlando Cabrera, R OBP: 0.321, SLG: 0.422 (1, 6)										4	0	2	1	0	1	1						
Geoff Blum, S OBP: 0.320, SLG: 0.361 (1, 5)										4	0	0	0	0	1	2						
Lee Stevens, L OBP: 0.334, SLG: 0.448 (1, 3)										3	0	1	0	1	1	0						
Mark Smith, R OBP: 0.325, SLG: 0.388 (1, 7)										4	0	2	0	0	0	3						
Brian Schneider, L OBP: 0.381, SLG: 0.472 (1, 2)										3	0	0	0	1	0	2						
Tomo Ohka, S OBP: 0.187, SLG: 0.187 (7, PH)										2	0	1	0	0	0	0						
Mike Mondesi, R OBP: 0.302, SLG: 0.384 (7, PH)										1	0	0	0	0	1	2						
Bobby Munoz, R OBP: 0.333, SLG: 0.333 (7, PH)										0	0	0	0	0	0	0						
Guillermo Mota, R OBP: 0.333, SLG: 0.333 (7, PH)										0	0	0	0	0	0	0						
Scott Stewart, L OBP: 0.333, SLG: 0.333 (7, PH)										0	0	0	0	0	0	0						
Scott Strickland, R OBP: 0.333, SLG: 0.333 (8, PH)										1	0	0	0	0	1	0						
<b>Inning Stats</b>	R: 0 E: 0 K: 0 S: 7	H: 1 LOB: 1 BB: 0 P: 12	R: 0 E: 0 K: 0 S: 12	H: 1 LOB: 1 BB: 0 P: 20	R: 0 E: 0 K: 0 S: 5	H: 0 LOB: 0 BB: 0 P: 9	R: 0 E: 0 K: 0 S: 8	H: 1 LOB: 0 BB: 0 P: 12	R: 0 E: 0 K: 2 S: 14	H: 2 LOB: 2 BB: 0 P: 16	R: 0 E: 0 K: 1 S: 10	H: 0 LOB: 0 BB: 0 P: 15	R: 0 E: 0 K: 1 S: 11	H: 1 LOB: 2 BB: 1 P: 24	R: 2 E: 0 K: 1 S: 18	H: 3 LOB: 2 BB: 1 P: 26	R: 0 E: 0 K: 1 S: 5	H: 0 LOB: 0 BB: 0 P: 5	1B: 2 2B: 7 3B: 0 HR: 0	SF: 0 SAC: 0 DP: 1 HBP: 0	WP: 0 PB: 0 SB: 1 CS: 0	PA: 37
<b>PITCHER</b>	IP	WLS	BF	H	R	ER	SO	BB	IBB	HBP	BLK	WP	HR	S	P	ERA	WHIP					
56 Kevin Olsen, R ERA: 1.2 (1, 1)	7.0		27	6	0	0	5	0	1	0	0	0	0	67	108	0.00	0.857					
Juan Acevedo, R ERA: 4.3 (8, 1)	1.0	L	7	3	2	2	1	0	1	0	0	0	0	18	26	18.00	3.000					
Ricky Bones, R ERA: 5.08 (9, 1)	1.0		3	0	0	0	1	0	0	0	0	0	0	5	5	0.00	0.000					

Montreal Expos @ Florida Marlins  
Pro Player Stadium, Miami, FL  
Wed Oct 03 2001, 7:05 PM EDT  
Att: 8,211 - Cloudy - 82 F

AB 35  
R 2  
H 9  
RBI 2  
BB 2  
SO 7  
LOB 15



Batter	1	2	3	4	5	6	7	8	9	AB	R	H	RBI	BB	SO	LOB	BOTTOM					
Dave Berg, R OBP: 0.291, SLG: 0.369 (1, 4)										4	0	1	0	0	0	3						
Charles Johnson, R OBP: 0.324, SLG: 0.456 (9, PH)										1	0	0	0	0	0	1						
Derrek Lee, R OBP: 0.344, SLG: 0.477 (1, 3)										3	0	2	0	1	0	1						
Preston Wilson, R OBP: 0.326, SLG: 0.487 (1, 8)										3	0	0	0	1	2	3						
Mike Lowell, R OBP: 0.337, SLG: 0.446 (1, 5)										4	0	0	0	0	0	4						
Kevin Millar, R OBP: 0.377, SLG: 0.567 (7, PR)										2	0	0	0	1	1	1						
Eric Owens, R OBP: 0.301, SLG: 0.334 (8, 7)										0	0	0	0	1	0	0						
John Mabry, L OBP: 0.294, SLG: 0.377 (1, 9)										3	0	0	0	1	0	3						
Ramon Castro, R OBP: 0.300, SLG: 0.222 (1, 2)										3	0	0	0	1	1	0						
Alex Gonzalez, R OBP: 0.307, SLG: 0.382 (1, 6)										4	0	1	0	0	0	3						
56 Kevin Olsen, R ERA: 5.47 (7, PH)										2	0	0	0	0	2	1						
Cliff Floyd, L OBP: 0.369, SLG: 0.577 (7, PH)										1	0	0	0	0	1	3						
Juan Acevedo, R OBP: 0.333, SLG: 0.667 (8, 1)										0	0	0	0	0	0	0						
Ricky Bones, R OBP: 0.333, SLG: 0.500 (9, 1)										0	0	0	0	0	0	0						
Andy Fox, L OBP: 0.329, SLG: 0.304 (9, PH)										0	0	0	0	1	0	0						
<b>Inning Stats</b>	R: 0 E: 0 K: 1 S: 8	H: 1 LOB: 1 BB: 0 P: 10	R: 0 E: 0 K: 1 S: 9	H: 0 LOB: 0 BB: 0 P: 14	R: 0 E: 0 K: 1 S: 14	H: 2 LOB: 1 BB: 0 P: 19	R: 0 E: 0 K: 0 S: 12	H: 0 LOB: 1 BB: 1 P: 18	R: 0 E: 0 K: 2 S: 10	H: 0 LOB: 0 BB: 0 P: 12	R: 0 E: 0 K: 1 S: 10	H: 0 LOB: 1 BB: 1 P: 19	R: 0 E: 0 K: 1 S: 9	H: 0 LOB: 3 BB: 3 P: 25	R: 0 E: 0 K: 0 S: 12	H: 1 LOB: 2 BB: 1 P: 21	R: 0 E: 0 K: 0 S: 15	H: 0 LOB: 1 BB: 1 P: 21	1B: 3 2B: 1 3B: 0 HR: 0	SF: 0 SAC: 0 DP: 0 HBP: 0	WP: 0 PB: 0 SB: 0 CS: 1	PA: 37
<b>PITCHER</b>	IP	WLS	BF	H	R	ER	SO	BB	IBB	HBP	BLK	WP	HR	S	P	ERA	WHIP					
Tomo Ohka, R ERA: 5.47 (7, PH)	6.0		22	3	0	0	6	2	0	0	0	0	0	63	92	0.00	0.833					
Bobby Munoz, R ERA: 5.27 (7, PH)	0.0		3	0	0	0	0	3	0	0	0	0	0	3	15	-	-					
Guillermo Mota, R ERA: 4.85 (7, PH)	0.1		1	0	0	0	0	0	0	0	0	0	0	1	2	0.00	0.000					
Scott Stewart, L ERA: 3.94 (7, PH)	0.2	W	2	0	0	0	1	0	0	0	0	0	0	5	8	0.00	0.000					
Scott Strickland, R ERA: 3.33 (8, 1)	2.0	S	9	1	0	0	0	2	0	0	0	0	0	27	42	0.00	1.500					

Montreal Expos @ Florida Marlins  
Pro Player Stadium, Miami, FL  
Wed Oct 03 2001, 7:05 PM EDT  
Att: 8,211 - Cloudy - 82 F

AB 30  
R 0  
H 4  
RBI 0  
BB 7  
SO 7  
LOB 23



Batter	1	2	3	4	5	6	7	8	9	AB	R	H	RBI	BB	SO	LOB	TOP				
Terry Jones, S OBP: 0.284, SLG: 0.333 (1,8)	1-1 G3		1-3 K2-3		2-2 F8			1-2 G3		4	0	0	0	0	1	4					
Jose Vidro, S OBP: 0.366, SLG: 0.484 (1,4)	0-1 G4-3			0-0 G1-3				2-2 L6		4	0	0	0	0	0	1					
Vladimir Guerrero, R OBP: 0.379, SLG: 0.567 (1,9)	2-2 G6-3			0-0 G5-3				3-0 P4		4	0	0	0	0	1	0					
Orlando Cabrera, R OBP: 0.324, SLG: 0.428 (1,6)		4-1 G6-3 BB		2-1 G6-3				1-1 S 1B		3	1	2	1	1	0	0					
Geoff Blum, S OBP: 0.317, SLG: 0.358 (1,5)	0-0 L3				1-0 G3			0-2 G1-3		4	0	0	0	0	0	2					
Lee Stevens, L OBP: 0.335, SLG: 0.453 (1,3)	0-0 G6-3				1-0 HR			2-0 F8		3	1	1	1	1	0	1					
Mark Smith, R OBP: 0.321, SLG: 0.382 Graeme Lloyd, L Bobby Munoz, R Ryan Minor, R Brian Schneider, L Masato Yoshii, R Brad Wilkerson, L			3-2 G5-3		1-2 F2			0-0 G5-3		3	0	0	0	0	0	0					
			2-2 SH1-4 1B		4-2 1B BB			1-3 K		2	0	1	0	1	1	0					
			1-1 SH1-4		0-1 1B			2-2 L6 G3 1B		1	0	1	0	0	0	0					
			1-2 1B		1-2 1B					1	0	1	0	0	0	0					
<b>Inning Stats</b>	R: 0 E: 0 K: 0 S: 7	H: 0 LOB: 0 BB: 0 P: 10	R: 0 E: 0 K: 0 S: 3	H: 0 LOB: 0 BB: 1 P: 7	R: 0 E: 0 K: 1 S: 11	H: 1 LOB: 1 BB: 0 P: 18	R: 0 E: 0 K: 0 S: 4	H: 0 LOB: 0 BB: 0 P: 6	R: 1 E: 0 K: 0 S: 12	H: 2 LOB: 2 BB: 1 P: 21	R: 0 E: 0 K: 1 S: 6	H: 0 LOB: 0 BB: 0 P: 9	R: 0 E: 0 K: 1 S: 11	H: 1 LOB: 1 BB: 0 P: 16	R: 1 E: 0 K: 1 S: 13	H: 1 LOB: 1 BB: 1 P: 21	1B: 4 2B: 1 3B: 0 HR: 2	SF: 0 SAC: 1 DP: 2 HBP: 0	WP: 0 PB: 0 SB: 1 CS: 0	PA: 34	
<b>PITCHER</b>	IP WLS BF H R ER SO BB IBB HBP BLK WP HR S P ERA WHIP	IP WLS BF H R ER SO BB IBB HBP BLK WP HR S P ERA WHIP	IP WLS BF H R ER SO BB IBB HBP BLK WP HR S P ERA WHIP	IP WLS BF H R ER SO BB IBB HBP BLK WP HR S P ERA WHIP	IP WLS BF H R ER SO BB IBB HBP BLK WP HR S P ERA WHIP	IP WLS BF H R ER SO BB IBB HBP BLK WP HR S P ERA WHIP	IP WLS BF H R ER SO BB IBB HBP BLK WP HR S P ERA WHIP	IP WLS BF H R ER SO BB IBB HBP BLK WP HR S P ERA WHIP	IP WLS BF H R ER SO BB IBB HBP BLK WP HR S P ERA WHIP	IP WLS BF H R ER SO BB IBB HBP BLK WP HR S P ERA WHIP	IP WLS BF H R ER SO BB IBB HBP BLK WP HR S P ERA WHIP	IP WLS BF H R ER SO BB IBB HBP BLK WP HR S P ERA WHIP	IP WLS BF H R ER SO BB IBB HBP BLK WP HR S P ERA WHIP	IP WLS BF H R ER SO BB IBB HBP BLK WP HR S P ERA WHIP	IP WLS BF H R ER SO BB IBB HBP BLK WP HR S P ERA WHIP	IP WLS BF H R ER SO BB IBB HBP BLK WP HR S P ERA WHIP	IP WLS BF H R ER SO BB IBB HBP BLK WP HR S P ERA WHIP	IP WLS BF H R ER SO BB IBB HBP BLK WP HR S P ERA WHIP	IP WLS BF H R ER SO BB IBB HBP BLK WP HR S P ERA WHIP	IP WLS BF H R ER SO BB IBB HBP BLK WP HR S P ERA WHIP	IP WLS BF H R ER SO BB IBB HBP BLK WP HR S P ERA WHIP
Brad Penny, R ERA: 3.69 (1,1)	6.0 W 23	4 1 1 1	2 0 0 0	0 0 0 0	0 0 1 13	25 0.00 0.500	21 9.00 2.000														
Vladimir Nunez, R ERA: 2.5 (7,1)	2.0 6	1 0 0 1	0 0 0 0	0 0 0 0	0 0 1 17	25 0.00 0.500															
Ricky Bones, R ERA: 5.14 (9,1)	1.0 5	1 1 1 1	1 0 0 0	1 0 0 0	0 0 1 13	21 9.00 2.000															

Montreal Expos @ Florida Marlins  
Pro Player Stadium, Miami, FL  
Thu Oct 04 2001, 1:05 PM EDT  
Att: 8,091 - Sunny - 85 F


AB 30  
R 2  
H 6  
RBI 2  
BB 3  
SO 3  
LOB 9



Batter	1	2	3	4	5	6	7	8	9	AB	R	H	RBI	BB	SO	LOB	BOTTOM				
Andy Fox, L OBP: 0.322, SLG: 0.324 (1,4)	2-1 E6 BB 1B	1-1 G4-3		1-3 K		0-0 G5-3		1-0 3B		5	1	1	0	0	1	1					
Eric Owens, R OBP: 0.302, SLG: 0.335 (1,8)	0-1 1B BB 2B	2-2 S 1B		3-1 G3		0-0 G6-3		2-2 F8		5	1	2	0	0	0	2					
Cliff Floyd, L OBP: 0.390, SLG: 0.579 (1,7)	4-2 1B BB 2B	3-1 P5		2-2 G4-3		0-0 2B 3B				3	2	1	0	1	0	1					
Mike Lowell, R OBP: 0.339, SLG: 0.450 (1,5)	0-3 K		1-2 FC5-4 1B		0-0 2B 1B		1-0 G6-3 2B			4	1	3	1	0	1	3					
Kevin Millar, R OBP: 0.378, SLG: 0.568 (1,9)	0-0 2B 1B		3-2 F3 1B		0-0 FC5 2B		0-1 G6-3			4	1	2	2	0	0	2					
Derrek Lee, R OBP: 0.346, SLG: 0.480 (1,3)	1-2 2-3 3-H 2B 1B		0-1 FC5-4		1-2 FC5 1B		1-0 G5-4-3 HBP			3	0	2	3	0	0	1					
Alex Gonzalez, R OBP: 0.305, SLG: 0.379 (1,6)	0-2 G5-3		1-0 P6		1-3 K		1-1 G5-4-3			4	0	0	0	0	1	6					
Mike Redmond, R OBP: 0.373, SLG: 0.428 (1,2)	0-1 F7		2-0 FC6-4 1B		1-0 FC5		0-1 F9			4	0	1	0	0	0	3					
Brad Penny, R OBP: 0.175, SLG: 0.210 Mike Gulan, R Vladimir Nunez, R John Mabry, L Ricky Bones, R		1-3 K		2-2 FC6-4		3-1 F8		3-2 G4-3		2	0	0	0	0	1	1					
				1-2 1B						1	0	0	0	0	0	0					
				1-2 1B						0	0	0	0	0	0	0					
				1-2 1B						0	0	0	0	0	0	0					
				1-2 1B						0	0	0	0	0	0	0					
<b>Inning Stats</b>	R: 4 E: 1 K: 1 S: 21	H: 3 LOB: 1 BB: 1 P: 29	R: 0 E: 0 K: 1 S: 12	H: 1 LOB: 1 BB: 0 P: 19	R: 0 E: 0 K: 1 S: 10	H: 1 LOB: 1 BB: 0 P: 15	R: 0 E: 0 K: 1 S: 9	H: 1 LOB: 1 BB: 0 P: 17	R: 1 E: 0 K: 0 S: 12	H: 3 LOB: 2 BB: 0 P: 17	R: 0 E: 0 K: 0 S: 4	H: 0 LOB: 0 BB: 0 P: 7	R: 1 E: 0 K: 0 S: 6	H: 2 LOB: 1 BB: 0 P: 9	R: 0 E: 0 K: 0 S: 9	H: 1 LOB: 1 BB: 0 P: 15	1B: 7 2B: 3 3B: 2 HR: 0	SF: 0 SAC: 0 DP: 1 HBP: 1	WP: 0 PB: 0 SB: 1 CS: 0	PA: 38	
<b>PITCHER</b>	IP WLS BF H R ER SO BB IBB HBP BLK WP HR S P ERA WHIP	IP WLS BF H R ER SO BB IBB HBP BLK WP HR S P ERA WHIP	IP WLS BF H R ER SO BB IBB HBP BLK WP HR S P ERA WHIP	IP WLS BF H R ER SO BB IBB HBP BLK WP HR S P ERA WHIP	IP WLS BF H R ER SO BB IBB HBP BLK WP HR S P ERA WHIP	IP WLS BF H R ER SO BB IBB HBP BLK WP HR S P ERA WHIP	IP WLS BF H R ER SO BB IBB HBP BLK WP HR S P ERA WHIP	IP WLS BF H R ER SO BB IBB HBP BLK WP HR S P ERA WHIP	IP WLS BF H R ER SO BB IBB HBP BLK WP HR S P ERA WHIP	IP WLS BF H R ER SO BB IBB HBP BLK WP HR S P ERA WHIP	IP WLS BF H R ER SO BB IBB HBP BLK WP HR S P ERA WHIP	IP WLS BF H R ER SO BB IBB HBP BLK WP HR S P ERA WHIP	IP WLS BF H R ER SO BB IBB HBP BLK WP HR S P ERA WHIP	IP WLS BF H R ER SO BB IBB HBP BLK WP HR S P ERA WHIP	IP WLS BF H R ER SO BB IBB HBP BLK WP HR S P ERA WHIP	IP WLS BF H R ER SO BB IBB HBP BLK WP HR S P ERA WHIP	IP WLS BF H R ER SO BB IBB HBP BLK WP HR S P ERA WHIP	IP WLS BF H R ER SO BB IBB HBP BLK WP HR S P ERA WHIP	IP WLS BF H R ER SO BB IBB HBP BLK WP HR S P ERA WHIP	IP WLS BF H R ER SO BB IBB HBP BLK WP HR S P ERA WHIP	IP WLS BF H R ER SO BB IBB HBP BLK WP HR S P ERA WHIP
Masato Yoshii, R ERA: 4.78 (7,1)	6.0 L 29	5 2 1 0	0 0 0 0	0 0 0 0	0 0 6 9	9 9.00 2.000															
Graeme Lloyd, L ERA: 4.39 (8,1)	1.0 4	1 0 0 0	0 0 0 0	0 0 0 0	0 0 9 15	0.00 1.000															

Montreal Expos @ Florida Marlins  
Pro Player Stadium, Miami, FL  
Thu Oct 04 2001, 1:05 PM EDT  
Att: 8,091 - Sunny - 85 F


AB 36  
R 6  
H 12  
RBI 6  
BB 1  
SO 4  
LOB 20



Batter	1	2	3	4	5	6	7	8	9	AB	R	H	RBI	BB	SO	LOB	TOP	
Dave Berg, R OBP: 0.295, SLG: 0.372 (1,4)	F8		G3-6 1B			G5-3		1B 1B		4	0	2	0	0	0	0		
Derrek Lee, R OBP: 0.347, SLG: 0.479 (1,3)	BB HR 1B		G3-6 1-2			1B BB		F8		3	1	1	0	1	0	2		
Cliff Floyd, L Vic Darenbourg, L (8,1)	4-1 HR BB		F4			F9		2-2 1B		3	1	1	0	1	0	1		
Preston Wilson, R OBP: 0.327, SLG: 0.494 (1,8)	0-0 1-H 2-H HR			2-3 K		0-0 1B		3-2 G5-3		4	1	2	3	0	1	2		
Mike Lowell, R OBP: 0.339, SLG: 0.448 (1,5)	4-1 L4-3 BB			0-0 F8		3-2 G6-3		1-2 F9		3	0	0	0	1	0	2		
Kevin Millar, R OBP: 0.374, SLG: 0.563 (1,9)	0-1 L4-3			2-2 P6		0-0 G6-3		2-3 K		4	0	0	0	0	1	1		
Charles Johnson, R Ramon Castro, R (5,2)		0-0 G1-3		1-3 K		0-0 G6-3		2-1 F7		2	0	0	0	0	1	0		
Alex Gonzalez, R OBP: 0.303, SLG: 0.377 (1,6)		0-1 F9		2-0 G6-3		0-3 K				3	0	0	0	0	1	0		
Ryan Dempster, R Brent Barz, L Juan Acevedo, R Blaine Neal, L Ricky Bones, R Steve Reed, R		0-1 F7		0-2 L5		1-3 K				0	0	0	0	0	0	0		
<b>Inning Stats</b>	R: 3 H: 2 E: 0 K: 0 S: 10	H: 2 R: 0 ER: 0 LOB: 0 BB: 2 P: 19	H: 0 R: 0 ER: 0 LOB: 0 BB: 0 P: 5	H: 1 R: 0 ER: 0 LOB: 0 BB: 0 P: 14	H: 0 R: 0 ER: 0 LOB: 0 BB: 0 P: 12	H: 0 R: 0 ER: 0 LOB: 0 BB: 0 P: 11	H: 1 R: 0 ER: 0 LOB: 2 BB: 1 P: 21	H: 0 R: 0 ER: 0 LOB: 0 BB: 0 P: 5	H: 2 R: 0 ER: 0 LOB: 0 BB: 0 P: 15	1B: 5 2B: 1 3B: 0 HR: 1	SF: 0 SAC: 0 DP: 2 HBP: 0	WP: 0 PB: 0 SB: 0 CS: 0	PA: 34					
<b>PITCHER</b>	IP WLS BF H R ER SO BB IBB HBP BLK WP HR S P ERA WHIP	IP WLS BF H R ER SO BB IBB HBP BLK WP HR S P ERA WHIP	IP WLS BF H R ER SO BB IBB HBP BLK WP HR S P ERA WHIP	IP WLS BF H R ER SO BB IBB HBP BLK WP HR S P ERA WHIP	IP WLS BF H R ER SO BB IBB HBP BLK WP HR S P ERA WHIP	IP WLS BF H R ER SO BB IBB HBP BLK WP HR S P ERA WHIP	IP WLS BF H R ER SO BB IBB HBP BLK WP HR S P ERA WHIP	IP WLS BF H R ER SO BB IBB HBP BLK WP HR S P ERA WHIP	IP WLS BF H R ER SO BB IBB HBP BLK WP HR S P ERA WHIP									
Kevin Millwood, R (1,1)	6.0	W	23	4	3	3	2	3	0	0	0	0	0	1	50	82	4.50	1.167
Kerry Ligtenberg, R (7,1)	2.0		8	2	0	0	2	0	0	0	0	0	0	0	17	25	0.00	1.000
Steve Reed, R (9,1)	1.0		3	0	0	0	1	0	0	0	0	0	0	0	10	15	0.00	0.000

Florida Marlins @ Atlanta Braves  
Turner Field, Atlanta, GA  
Fri Oct 05 2001, 7:35 PM EDT  
Att: 29,299 - Cloudy - 74 F

AB 31  
R 3  
H 6  
RBI 3  
BB 3  
SO 5  
LOB 8



Batter	1	2	3	4	5	6	7	8	9	AB	R	H	RBI	BB	SO	LOB	BOTTOM	
Marcus Giles, R OBP: 0.342, SLG: 0.436 (1,4)			1-H HR			G5-3		FC5-4 1B		3	3	1	4	3	0	2		
Julio Franco, R OBP: 0.374, SLG: 0.443 (1,3)			10 3B			F9		10 G6-3 1B		5	3	3	2	1	1	1		
10 Chipper Jones, S OBP: 0.427, SLG: 0.605 (1,5)			1-H 2B			G4-3		G6-3		5	3	2	5	1	0	2		
Brian Jordan, R OBP: 0.335, SLG: 0.498 (1,9)			WP SF9			F8		BB BB 1B		5	2	2	1	0	2	3		
B.J. Surhoff, L OBP: 0.323, SLG: 0.408 (1,7)	3-H SF8		G5-4-3 BB			K		1B BB BB		2	1	1	1	2	1	0		
Andruw Jones, R OBP: 0.312, SLG: 0.461 (1,8)	BB 1B BB		SF9			G5-3		BB 1B BB		2	2	0	1	2	1	1		
Rey Sanchez, R OBP: 0.301, SLG: 0.338 (1,6)	BB BB 1B		G6-3			G6-3		1B BB FC5-4 1B		5	2	2	3	0	0	2		
Paul Bako, L OBP: 0.312, SLG: 0.343 (1,2)	BB 1B BB		HR 1B			F7		FC5-4 1B BB		3	3	2	1	2	0	0		
Kevin Millwood, R (1,1)	4.0		0-3 K			F9		FC5-4 1B		2	1	0	1	1	1	1		
Ken Caminiti, S (6,PH)										1	0	0	0	0	1	1		
Kerry Ligtenberg, R (7,1)										0	0	0	0	0	0	0		
Dave Martinez, L (8,PH)										1	0	1	1	0	0	0		
Ricky Bones, R (7,1)										0	0	0	0	0	0	0		
<b>Inning Stats</b>	R: 10 H: 3 E: 0 K: 2 S: 25	H: 0 R: 0 ER: 0 LOB: 0 BB: 1 P: 20	H: 6 R: 5 ER: 0 LOB: 1 BB: 0 P: 28	H: 0 R: 0 ER: 0 LOB: 1 BB: 1 P: 17	H: 0 R: 0 ER: 0 LOB: 0 BB: 0 P: 15	H: 1 R: 0 ER: 0 LOB: 1 BB: 0 P: 11	H: 0 R: 0 ER: 0 LOB: 0 BB: 0 P: 11	H: 0 R: 0 ER: 0 LOB: 0 BB: 0 P: 11	H: 4 R: 5 ER: 0 LOB: 1 BB: 3 P: 34	1B: 9 2B: 2 3B: 1 HR: 2	SF: 2 SAC: 0 DP: 2 HBP: 0	WP: 2 PB: 0 SB: 0 CS: 0	PA: 48					
<b>PITCHER</b>	IP WLS BF H R ER SO BB IBB HBP BLK WP HR S P ERA WHIP	IP WLS BF H R ER SO BB IBB HBP BLK WP HR S P ERA WHIP	IP WLS BF H R ER SO BB IBB HBP BLK WP HR S P ERA WHIP	IP WLS BF H R ER SO BB IBB HBP BLK WP HR S P ERA WHIP	IP WLS BF H R ER SO BB IBB HBP BLK WP HR S P ERA WHIP	IP WLS BF H R ER SO BB IBB HBP BLK WP HR S P ERA WHIP	IP WLS BF H R ER SO BB IBB HBP BLK WP HR S P ERA WHIP	IP WLS BF H R ER SO BB IBB HBP BLK WP HR S P ERA WHIP	IP WLS BF H R ER SO BB IBB HBP BLK WP HR S P ERA WHIP									
Ryan Dempster, R (1,1)	0.2	L	9	1	7	1	6	0	0	0	0	0	0	0	14	45	94.50	10.500
Brent Barz, L (1,1)	1.2		13	7	8	8	3	2	0	0	0	0	0	2	35	57	43.20	5.400
Juan Acevedo, R (3,1)	1.2		7	1	0	0	0	1	0	0	0	1	0	18	29	0.00	1.200	
Blaine Neal, R (5,1)	2.0		7	1	0	0	2	0	0	0	0	0	0	20	26	0.00	0.500	
Steve Reed, R (9,1)	1.0		3	0	0	0	1	0	0	0	0	0	0	8	11	0.00	0.000	

Florida Marlins @ Atlanta Braves  
Turner Field, Atlanta, GA  
Fri Oct 05 2001, 7:35 PM EDT  
Att: 29,299 - Cloudy - 74 F

AB 34  
R 20  
H 14  
RBI 20  
BB 12  
SO 7  
LOB 13






Batter	1	2	3	4	5	6	7	8	9	AB	R	H	RBI	BB	SO	LOB	TOP					
Dave Berg, R OBP: 0.292, SLG: 0.363	4-2 FC6-4 BB	3-2 F9		3-2 G1-3			1-1 P6	1-0 FC4-6		4	0	0	0	1	0	2						
Derrek Lee, R OBP: 0.346, SLG: 0.474	1-2 FC6-4 BB 1-2f	0-2 G5-3		1-2 G6-3			4-2 1B BB		3-2 F3	4	1	0	0	1	0	2						
Cliff Floyd, L OBP: 0.390, SLG: 0.578	0-1 F2		1-3 K		1-1 F9		1-3 K		3-2 1B 2B	5	1	1	0	0	2	2						
Preston Wilson, R OBP: 0.331, SLG: 0.494	4-2 2B BB		4-1 S S BB		2-2 E5		1-0 1B		1-1 G5-3	0	1	0	0	2	0	0						
Eric Owens, R OBP: 0.302, SLG: 0.335	1-2 2B BB		3-3 K		0-1 F8		1-2 1B		3-1 FC5-4 1B	3	0	1	0	0	0	1						
Mike Lowell, R OBP: 0.340, SLG: 0.448	0-0 E 1-H 2-H 2B		1-2 K		0-1 F9		0-0 G5-3		0-2 FC5-4 1B	5	0	2	3	0	1	4						
Kevin Millar, R OBP: 0.374, SLG: 0.557	4-1 E BB		4-0 BB		0-1 F9		0-0 G5-3		0-2 FC5-4 1B	3	0	0	0	2	0	2						
Andy Fox, L OBP: 0.327, SLG: 0.321	0-1 E1 1-2 2-3		1-3 K		0-1 G4-3		0-1 1B SF8 1B			4	1	1	0	0	1	4						
Mike Redmond, R OBP: 0.376, SLG: 0.426	1-2 F7		4-1 G1-3 SH2-4 BB		2-2 F9		0-0 FC4-6 1B			3	0	1	0	1	0	3						
A.J. Burnett, R OBP: 0.115, SLG: 0.100		3-1 G4-3		0-0 SH2-4		1-0 F8		3-1 SF8		2	0	0	0	0	0	0						
John Mabry, L OBP: 0.287, SLG: 0.370										0	0	0	1	0	0	0						
Vic Darenbourg, L OBP: 0.287, SLG: 0.370										0	0	0	0	0	0	0						
Braden Looper, R OBP: 0.374, SLG: 0.557										0	0	0	0	0	0	0						
<b>Inning Stats</b>	R: 2 E: 1 K: 0 S: 17	H: 1 LOB: 3 BB: 3 P: 31	R: 0 E: 0 K: 0 S: 9	H: 0 LOB: 0 BB: 0 P: 15	R: 0 E: 0 K: 3 S: 10	H: 0 LOB: 1 BB: 1 P: 17	R: 0 E: 1 K: 0 S: 11	H: 0 LOB: 1 BB: 0 P: 14	R: 0 E: 0 K: 0 S: 7	H: 0 LOB: 0 BB: 0 P: 10	R: 0 E: 0 K: 1 S: 9	H: 1 LOB: 2 BB: 1 P: 16	R: 1 E: 0 K: 0 S: 14	H: 2 LOB: 1 BB: 0 P: 24	R: 1 E: 0 K: 0 S: 14	H: 2 LOB: 1 BB: 0 P: 24	1B: 4 2B: 2 3B: 0 HR: 0	SF: 1 SAC: 1 DP: 0 HBP: 0	WP: 0 PB: 0 SB: 2 CS: 0	PA: 42		
<b>PITCHER</b>	IP WLS BF H R ER SO BB IBB HBP BLK WP HR S P ERA WHIP	IP WLS BF H R ER SO BB IBB HBP BLK WP HR S P ERA WHIP	IP WLS BF H R ER SO BB IBB HBP BLK WP HR S P ERA WHIP	IP WLS BF H R ER SO BB IBB HBP BLK WP HR S P ERA WHIP	IP WLS BF H R ER SO BB IBB HBP BLK WP HR S P ERA WHIP	IP WLS BF H R ER SO BB IBB HBP BLK WP HR S P ERA WHIP	IP WLS BF H R ER SO BB IBB HBP BLK WP HR S P ERA WHIP	IP WLS BF H R ER SO BB IBB HBP BLK WP HR S P ERA WHIP	IP WLS BF H R ER SO BB IBB HBP BLK WP HR S P ERA WHIP	IP WLS BF H R ER SO BB IBB HBP BLK WP HR S P ERA WHIP	IP WLS BF H R ER SO BB IBB HBP BLK WP HR S P ERA WHIP	IP WLS BF H R ER SO BB IBB HBP BLK WP HR S P ERA WHIP	IP WLS BF H R ER SO BB IBB HBP BLK WP HR S P ERA WHIP	IP WLS BF H R ER SO BB IBB HBP BLK WP HR S P ERA WHIP	IP WLS BF H R ER SO BB IBB HBP BLK WP HR S P ERA WHIP	IP WLS BF H R ER SO BB IBB HBP BLK WP HR S P ERA WHIP	IP WLS BF H R ER SO BB IBB HBP BLK WP HR S P ERA WHIP	IP WLS BF H R ER SO BB IBB HBP BLK WP HR S P ERA WHIP	IP WLS BF H R ER SO BB IBB HBP BLK WP HR S P ERA WHIP	IP WLS BF H R ER SO BB IBB HBP BLK WP HR S P ERA WHIP	IP WLS BF H R ER SO BB IBB HBP BLK WP HR S P ERA WHIP	IP WLS BF H R ER SO BB IBB HBP BLK WP HR S P ERA WHIP

Florida Marlins @ Atlanta Braves  
Turner Field, Atlanta, GA  
Sun Oct 07 2001, 1:05 PM EDT  
Att: 26,102 - Sunny - 63 F

AB 33  
R 4  
H 6  
RBI 4  
BB 7  
SO 4  
LOB 20



Batter	1	2	3	4	5	6	7	8	9	AB	R	H	RBI	BB	SO	LOB	BOTTOM					
Marcus Giles, R OBP: 0.338, SLG: 0.430	1-2 P4				2-3 K		3-3 K			3	0	0	0	0	2	2						
Jose Cabrera, R OBP: 0.338, SLG: 0.430										0	0	0	0	0	0	0						
Wilson Betemit, S OBP: 0.338, SLG: 0.430										1	0	0	0	1	1							
Tim Lincecum, R OBP: 0.338, SLG: 0.430										0	0	0	0	0	0	0						
Cory Aldridge, L OBP: 0.338, SLG: 0.430										0	0	0	0	0	0	0						
Julio Franco, R OBP: 0.376, SLG: 0.444	2-1 10 1B		2-1 F9		3-2 K		0-0 G6-3			2	0	1	0	0	0	0						
Wes Helms, R OBP: 0.293, SLG: 0.435										2	1	1	1	0	0	0						
10 Chipper Jones, S OBP: 0.427, SLG: 0.695	1-2 1B		3-2 G6-3		0-2 F7		1-1 P4			2	0	1	0	0	0	0						
Ken Caminiti, S OBP: 0.312, SLG: 0.407										2	0	0	0	0	0	0						
Brian Jordan, R OBP: 0.334, SLG: 0.496	2-3 K		2-3 K				1-2 G6-3 SF9 2B			2	0	0	0	0	2	2						
Dave Martinez, L OBP: 0.347, SLG: 0.384										2	1	1	0	0	1	0						
64 Scott Sobkowiak, R OBP: 0.338, SLG: 0.430										0	0	0	0	0	0	0						
B.J. Surhoff, L OBP: 0.321, SLG: 0.405	0-1 G3-1				1-0 G4-3		1-2 G6-3		4-2 FC4-6 1B BB	2	0	0	0	0	0	2						
Mark DeRosa, R OBP: 0.350, SLG: 0.390										1	0	0	0	1	0	1						
Andruw Jones, R OBP: 0.312, SLG: 0.461			0-3 K		0-2 G6-3		2-2 SF9		1-2 FC4-6 1B	3	0	1	1	0	1	0						
Rey Sanchez, R OBP: 0.300, SLG: 0.336										2	0	0	0	0	0	0						
Kerry Ligtenberg, R OBP: 0.289, SLG: 0.303										0	0	0	0	0	0	0						
Keith Lockhart, L OBP: 0.289, SLG: 0.303										2	0	0	0	0	1	2						
Eddie Pérez, R OBP: 0.300, SLG: 0.300										3	0	2	0	0	0	1						
Jesse Garcia, R OBP: 0.200, SLG: 0.200										0	0	0	0	0	0	0						
Steve Torrealba, R OBP: 0.500, SLG: 0.500										1	0	0	0	0	0	2						
Damian Moss, R OBP: 0.339, SLG: 0.387										0	0	0	0	1	0	0						
Bernard Gilkey, R OBP: 0.339, SLG: 0.387										2	0	0	0	0	1	1						
<b>Inning Stats</b>	R: 0 E: 0 K: 1 S: 15	H: 2 LOB: 2 BB: 0 P: 21	R: 0 E: 0 K: 2 S: 11	H: 1 LOB: 2 BB: 1 P: 16	R: 0 E: 0 K: 1 S: 8	H: 0 LOB: 0 BB: 0 P: 15	R: 0 E: 1 K: 0 S: 8	H: 0 LOB: 1 BB: 0 P: 10	R: 1 E: 0 K: 2 S: 15	H: 1 LOB: 0 BB: 0 P: 21	R: 1 E: 0 K: 1 S: 14	H: 1 LOB: 1 BB: 0 P: 19	R: 0 E: 0 K: 1 S: 9	H: 0 LOB: 0 BB: 0 P: 9	R: 0 E: 0 K: 0 S: 14	H: 1 LOB: 1 BB: 1 P: 24	1B: 5 2B: 1 3B: 0 HR: 1	SF: 1 SAC: 0 DP: 1 HBP: 0	WP: 0 PB: 0 SB: 0 CS: 0	PA: 35		
<b>PITCHER</b>	IP WLS BF H R ER SO BB IBB HBP BLK WP HR S P ERA WHIP	IP WLS BF H R ER SO BB IBB HBP BLK WP HR S P ERA WHIP	IP WLS BF H R ER SO BB IBB HBP BLK WP HR S P ERA WHIP	IP WLS BF H R ER SO BB IBB HBP BLK WP HR S P ERA WHIP	IP WLS BF H R ER SO BB IBB HBP BLK WP HR S P ERA WHIP	IP WLS BF H R ER SO BB IBB HBP BLK WP HR S P ERA WHIP	IP WLS BF H R ER SO BB IBB HBP BLK WP HR S P ERA WHIP	IP WLS BF H R ER SO BB IBB HBP BLK WP HR S P ERA WHIP	IP WLS BF H R ER SO BB IBB HBP BLK WP HR S P ERA WHIP	IP WLS BF H R ER SO BB IBB HBP BLK WP HR S P ERA WHIP	IP WLS BF H R ER SO BB IBB HBP BLK WP HR S P ERA WHIP	IP WLS BF H R ER SO BB IBB HBP BLK WP HR S P ERA WHIP	IP WLS BF H R ER SO BB IBB HBP BLK WP HR S P ERA WHIP	IP WLS BF H R ER SO BB IBB HBP BLK WP HR S P ERA WHIP	IP WLS BF H R ER SO BB IBB HBP BLK WP HR S P ERA WHIP	IP WLS BF H R ER SO BB IBB HBP BLK WP HR S P ERA WHIP	IP WLS BF H R ER SO BB IBB HBP BLK WP HR S P ERA WHIP	IP WLS BF H R ER SO BB IBB HBP BLK WP HR S P ERA WHIP	IP WLS BF H R ER SO BB IBB HBP BLK WP HR S P ERA WHIP	IP WLS BF H R ER SO BB IBB HBP BLK WP HR S P ERA WHIP	IP WLS BF H R ER SO BB IBB HBP BLK WP HR S P ERA WHIP	IP WLS BF H R ER SO BB IBB HBP BLK WP HR S P ERA WHIP

Florida Marlins @ Atlanta Braves  
Turner Field, Atlanta, GA  
Sun Oct 07 2001, 1:05 PM EDT  
Att: 26,102 - Sunny - 63 F

AB 32  
R 2  
H 7  
RBI 2  
BB 2  
SO 9  
LOB 14

