Florida Marlins - 2002

Batter	1	2	3	4	5	6	7	8	9	AB R H RBI BB SO LOB
Inning Stats										1B: 0 SF: 0 2B: 0 SAC: 0 3B: 0 DP: 0 HR: 0 HBP: 0

Florida Marlins @ Miami Hurricanes

Mark Light Stadium, Coral Gables, FL

Sun Mar 31 2002, 2:05 PM EST

TOP

livebaseballscorecards.com

AB	0
R	0
H	0
RBI	0
BB	0
SO	0
LOB	0

WP: 0 PA: 0
PB: 0
SB: 0
CS: 0

PITCHER	IP	WLS	BF	H	R	ER	SO	BB	IBB	HBP	BLK	WP	HR	S	P	ERA	WHIP

PITCHER	IP	WLS	BF	H	R	ER	SO	BB	IBB	HBP	BLK	WP	HR	S	P	ERA	WHIP

Batter	1	2	3	4	5	6	7	8	9	AB	R	H	RBI	BB	SO	LOB
Inning Stats																

BOTTOM

Florida Marlins @ Miami Hurricanes

Mark Light Stadium, Coral Gables, FL

Sun Mar 31 2002, 2:05 PM EST

livebaseballscorecards.com

AB	**0**
R	**0**
H	**0**
RBI	**0**
BB	**0**
SO	**0**
LOB	**0**



| | | | | | | | | | | | | | | | |

Batter	1	2	3	4	5	6	7	8	9	AB	R	H	RBI	BB	SO	LOB
Luis Castillo, S (1, 4) OBP: 0.400, SLG: 0.400	F B F X 1-2 G4-3 1B		C B X 1-1 ① G3		X 0-0 ③ P6		B B C B C X 3-2 1-2 2-3 HR 1B		L L P F F C 1-3 ① K	5	1	2	0	0	1	3
Preston Wilson, R (1, 8) OBP: 0.200, SLG: 0.800	C B F F X 1-2 ① G4-3 1-2		C F X 0-2 ② G6-3			F X 0-1 ① F8	B F F X 1-2 1-H 2-H 3-H HR		B F F F F X 1-2 ② FC6-4 IBB 1-2f 2-3	5	1	1	4	0	0	3
Cliff Floyd, L (1, 7) OBP: 0.600, SLG: 0.333	B B B B 4-0 BB		F B S B C 2-3 ③ K			C X 0-1 ② 2B 1B	X 0-0 ② L7		B B I I 4-0 1-2 IBB	3	1	1	0	2	1	0
Kevin Millar, R (1, 9) Eric Owens, R (6, 9)	X 0-0 ② F9			C B F F F B S 2-3 ① K		B F B S F B X 3-2 ② F7	B F X 1-1 ③ L8		B C X 1-1 ③ G4-3	3 2	0 0	0 0	0 0	0 0	1 0	3 3
Mike Lowell, R (1, 5) OBP: 0.250, SLG: 0.500	C B C F F X 1-2 ③ F9			B F B F X 2-2 ② G1-3		S X 0-1 1-H 2B		F F S 0-3 ① K		4	0	1	1	0	1	2
Derrek Lee, R (1, 3) OBP: 0.250, SLG: 1.000		C F X 0-2 HR		B S S B F C 2-3 ③ K		S S F S 0-3 ③ K		S B C F B X 3-2 ② G6-3		4	1	1	1	0	2	1
Alex Gonzalez, R (1, 6)	B S S S 1-3 ① K				B S B S X 2-2 ① F8		B B C X 2-1 E3 1B HBP HR	C X 0-1 ③ G6-3		4	1	0	0	0	1	0
Mike Redmond, R (1, 2) OBP: 0.750, SLG: 0.500	B B F C X 2-2 ② L3				C X 0-1 SH3-4 1B		F H 1-1 1-2 1B HR HBP		B B B B 4-0 FC6-4 1B BB	2	1	1	0	1	0	0
Ryan Dempster, R (1, 1) Vladimir Nunez, R (8, 1) Tim Raines, S (9, PH) OBP: 1.000, SLG: 1.000 Braden Looper, R (9, 1)	F B B B C X 3-2 ③ G6-3				L X 0-1 ② SH3-4 1-2		F L S 0-3 ① K		C X 0-1 1-2 FC6-4 1B	2 0 1 0	0 0 0 0	0 0 1 0	0 0 0 0	0 0 0 0	1 0 0 0	2 0 0 0
Inning Stats	R: 0 H: 1 E: 0 LOB: 2 K: 0 BB: 1 S: 13 P: 20	R: 1 H: 1 E: 0 LOB: 0 K: 1 BB: 0 S: 12 P: 18	R: 0 H: 0 E: 0 LOB: 0 K: 1 BB: 0 S: 8 P: 11	R: 0 H: 0 E: 0 LOB: 0 K: 2 BB: 0 S: 12 P: 18	R: 0 H: 1 E: 0 LOB: 1 K: 0 BB: 0 S: 8 P: 10	R: 1 H: 2 E: 0 LOB: 1 K: 1 BB: 0 S: 14 P: 17	R: 4 H: 2 E: 1 LOB: 0 K: 1 BB: 0 S: 15 P: 23	R: 0 H: 0 E: 0 LOB: 0 K: 1 BB: 0 S: 9 P: 12	R: 0 H: 1 E: 0 LOB: 3 K: 1 BB: 2 S: 15 P: 25	1B: 5 SF: 0 2B: 1 SAC: 1 3B: 0 DP: 0 HR: 2 HBP: 1						WP: 0 PA: 40 PB: 0 SB: 0 CS: 0

PITCHER		IP	WLS	BF	H	R	ER	SO	BB	IBB	HBP	BLK	WP	HR	S	P	ERA	WHIP
Javier Vazquez, R ERA: 3.18	(1, 1)	5.2		23	5	2	2	4	1	0	0	0	0	1	63	90	3.18	1.059
Britt Reames, R ERA: 40.5	(6, 1)	0.2		6	2	4	3	2	0	0	1	0	0	1	16	23	40.50	3.000
Ed Vosberg, L ERA:	(7, 1)	0.2		2	0	0	0	0	0	0	0	0	0	0	3	4	0.00	0.000
52 T.J. Tucker, R ERA:	(8, 1)	1.0		3	0	0	0	1	0	0	0	0	0	0	9	12	0.00	0.000
Matt Herges, R ERA:	(9, 1)	1.0	W	6	1	0	0	1	1	1	0	0	0	0	15	25	0.00	2.000

PITCHER	IP	WLS	BF	H	R	ER	SO	BB	IBB	HBP	BLK	WP	HR	S	P	ERA	WHIP

TOP

Florida Marlins @ Montreal Expos

Olympic Stadium, Montreal, QB

Tue Apr 02 2002, 7:35 PM EST
Att. 34,351 - Dome - 72 F

livebaseballscorecards.com

AB	35
R	6
H	8
RBI	6
BB	3
SO	8
LOB	17

Florida Marlins @ Montreal Expos

Olympic Stadium, Montreal, QB

Tue Apr 02 2002, 7:35 PM EST

Att. 34,351 - Dome - 72 F

BOTTOM

Batter	1	2	3	4	5	6	7	8	9	AB	R	H	RBI	BB	SO	LOB
Peter Bergeron, L (1, 8) OBP: 0.600, SLG: 1.000	C C B S 1-3 K2-3 ①			C S F B X 1-2 SH1-3 1B 2B		C B C X 1-2 2B		C F B B B B 4-2 2B BB	F S B B F B S 3-3 K ②	4	2	2	0	1	2	2
Jose Vidro, S (1, 4) OBP: 0.250, SLG: 0.250	F B B F F X 2-2 G4-3 ②			X 0-0 SH1-3 ① 2-3		B B S F S 2-3 K ①		F B B B F X 3-2 L8 ②	S B B B F F X 2-H 3-H 3-2 1B 1B	4	1	1	2	0	1	2
Vladimir Guerrero, R (1, 9) OBP: 0.600, SLG: 0.750	S X 0-1 G3 ③			X 0-0 CS 3-H 1B		S B F S 1-3 K ②		B X 1-0 1-H 1B 2B	I I I I 4-0 1B IBB	4	1	2	2	1	1	1
Orlando Cabrera, R (1, 6) OBP: 0.600, SLG: 0.800		B B B C F X 3-2 G4-3 ①		B 1 SAFE B B C X 3-1 1-2 2B ②		B B X 2-0 F5 ③		B X 1-0 WP 2-H 1B	B F S X 1-2 1-3 2-H 1B	5	0	3	2	0	0	1
Lee Stevens, L (1, 3) Lou Collier, R (8, PR) (9, 5)		B S F B S 2-3 K ②		X 0-0 G4-3 ③			B B F X 2-1 L8 ①	S F B B B B 4-2 WP BB		3 0	0 0	0 0	0 0	1 0	1 0	1 0
Chris Truby, R (1, 5) OBP: 0.250, SLG: 0.250 Matt Herges, L (9, 1)		B X 1-0 P4 ③			B X 1-0 G1-3 1B		C S X 0-2 G6-3 ②	B B F C X 2-2 1-2 2-3 G5-3 ③		4 0	0 0	1 0	0 0	0 0	0 0	2 0
Brad Wilkerson, L (1, 7)			B F C H 2-2 G6-4-3 HBP	B F P X 2-1 1-2 G1-3 ①			B C B F B F C 3-3 K ③		B B B B 4-0 2B 1B BB	2	1	0	0	1	1	1
Michael Barrett, R (1, 2) OBP: 0.500, SLG: 1.500			F B C X 1-2 1-2f G6-4-3 ① ②	C B X 1-1 F3 ②				S X 0-1 HR	X 1-3 0-0 1B 2B	4	2	2	1	0	0	2
Javier Vazquez, R (1, 1) Britt Reames, R (6, 1) Ed Vosberg, L (7, 1) 52 T.J. Tucker, R (8, 1) Andres Galarraga, R (8, PH) (9, 3) Henry Rodriguez, L (9, PH)			C C S 0-3 K ③	B F X 1-1 G4-3 ③				B F S S S S S 1-3 K ①	S B F F B B F S 3-3 K ①	2 0 0 0 1 1	0 0 0 0 0 0	0 0 0 0 0 0	0 0 0 0 0 0	1 0 0 0 0 1	1 0 0 0 0 2	1 0 0 0 0 2
Inning Stats	R: 0 E: 0 K: 1 S: 9 H: 0 LOB: 0 BB: 0 P: 12	R: 0 E: 0 K: 1 S: 7 H: 0 LOB: 0 BB: 0 P: 13	R: 0 E: 0 K: 1 S: 8 H: 0 LOB: 0 BB: 0 P: 11	R: 1 E: 0 K: 0 S: 9 H: 3 LOB: 1 BB: 0 P: 13	R: 0 E: 0 K: 0 S: 8 H: 1 LOB: 1 BB: 0 P: 12	R: 0 E: 0 K: 2 S: 10 H: 1 LOB: 1 BB: 0 P: 16	R: 0 E: 0 K: 1 S: 9 H: 0 LOB: 0 BB: 0 P: 14	R: 3 E: 0 K: 1 S: 20 H: 3 LOB: 3 BB: 2 P: 36	R: 3 E: 0 K: 2 S: 17 H: 3 LOB: 2 BB: 2 P: 35	1B: 5 2B: 5 3B: 0 HR: 1	SF: 0 SAC: 1 DP: 1 HBP: 1						

livebaseballscorecards.com

AB	34
R	7
H	11
RBI	7
BB	4
SO	9
LOB	15

WP: 1 PB: 0 SB: 0 CS: 1 PA: 40

PITCHER		IP	WLS	BF	H	R	ER	SO	BB	IBB	HBP	BLK	WP	HR	S	P	ERA	WHIP
Ryan Dempster, R ERA: 3.68	(1, 1)	7.1		28	6	3	3	7	1	0	1	0	0	1	70	106	3.68	0.955
Vladimir Nunez, R ERA: 13.5	(8, 1)	0.2		5	2	1	1	0	1	0	0	0	1	0	10	21	13.50	4.500
Braden Looper, R ERA: 40.5	(9, 1)	0.2	L	7	3	3	3	2	1	1	0	0	0	0	17	35	40.50	6.000

PITCHER	IP	WLS	BF	H	R	ER	SO	BB	IBB	HBP	BLK	WP	HR	S	P	ERA	WHIP

Florida Marlins @ Montreal Expos

Olympic Stadium, Montreal, QB

Wed Apr 03 2002, 7:05 PM EST

Att. 4,771 - Dome - 72 F

livebaseballscorecards.com

TOP

Batter	1	2	3	4	5	6	7	8	9	AB	R	H	RBI	BB	SO	LOB
Luis Castillo, S (1, 4) OBP: 0.400, SLG: 0.333	B C B B B 4-1 1B HR BB	F X 0-1 G3 ①		C B B X 2-1 FC4-6 1B		C C X 0-2 G5-3 ②			X 0-0 G6-3 ②	4	1	1	0	1	0	0
Preston Wilson, R (1, 8) OBP: 0.300, SLG: 0.600	C X 0-1 BB HR 1-3 1B	X 0-0 L9 ②		C X 0-1 F3 ①		B F F B S 2-3 K ③			B C X 1-1 S HR 1B	5	2	2	0	0	1	1
Cliff Floyd, L (1, 7) OBP: 0.500, SLG: 0.750	F B X 1-1 F8 ①	B C B F B F X 3-2 S 1B		X 0-0 FC4-6 ② 1-2f			F B F C 1-3 K ①		S B X 1-1 1-H HR	5	1	2	2	0	1	3
Kevin Millar, R (1, 9) Eric Owens, R (8, 9)	B B F F F B B 4-2 HR 1-2 BB	C S P B F F B S 3-3 K 1-2		C B F F B F X 2-2 P3 ③			C B X 1-1 F9 ②		B F B X 2-1 G4-3 ③	3 1	1 0	0 0	0 0	1 0	1 0	2 0
Mike Lowell, R (1, 5) OBP: 0.375, SLG: 0.500	B C S F F B C 2-3 K ②		X 0-0 WP BB FC6-2 1B		C S B S 1-3 K ①		B X 1-0 CS 1B			4	0	2	0	0	2	3
Derrek Lee, R (1, 3) OBP: 0.375, SLG: 1.143	C S B F B X 2-2 1-H 2-H 3-H HR		S B B B B 4-1 FC6-2 WP 1-2 BB		X 0-0 G4-3 ②		B B F C 2-2 CS ③ 1-2	C C X 0-2 P4 ①		3	1	1	4	1	0	0
Alex Gonzalez, R (1, 6) OBP: 0.250, SLG: 0.375	C S B F X 1-2 WP 2B		B B X 2-0 FC6-2 ① 1-3 2-H		B X 1-0 1B			B F B S B S 3-3 K ②		4	0	2	0	0	1	2
Ramon Castro, R (1, 2)	B B I I 4-0 2-3 IBB		C F B F B S 2-3 K ②		X 0-0 P4 ③			F B F S 1-3 K ③		3	0	0	0	1	2	3
A.J. Burnett, R (1, 1) Vic Darensbourg, L (8, 1) 56 Kevin Olsen, R (8, 1) Braden Looper, R (9, 1) Michael Tejera, L (9, 1)	C X 0-1 G6-3 ③	B X 1-0 G6-3 ③				B S S B C 2-3 K ①			C F F B X 1-2 G6-3 ①	3 0 1 0 0	0 0 0 0 0	0 0 0 0 0	0 0 0 0 0	0 0 0 0 0	1 0 0 0 0	4 0 0 0 0
Inning Stats	R: 4 H: 3 E: 0 LOB: 2 K: 1 BB: 3 S: 22 P: 40	R: 0 H: 1 E: 0 LOB: 1 K: 1 BB: 0 S: 14 P: 19	R: 0 H: 1 E: 0 LOB: 2 K: 1 BB: 1 S: 8 P: 17	R: 0 H: 1 E: 0 LOB: 1 K: 0 BB: 0 S: 10 P: 14	R: 0 H: 1 E: 0 LOB: 1 K: 1 BB: 0 S: 6 P: 8	R: 0 H: 0 E: 0 LOB: 0 K: 2 BB: 0 S: 9 P: 13	R: 0 H: 1 E: 0 LOB: 0 K: 1 BB: 0 S: 8 P: 13	R: 0 H: 0 E: 0 LOB: 0 K: 2 BB: 0 S: 9 P: 13	R: 2 H: 2 E: 0 LOB: 0 K: 0 BB: 0 S: 11 P: 16	1B: 7 SF: 0 2B: 1 SAC: 0 3B: 0 DP: 0 HR: 2 HBP: 0						

AB	36
R	6
H	10
RBI	6
BB	4
SO	9
LOB	18

WP: 2 PA: 41
PB: 0
SB: 2
CS: 1

PITCHER		IP	WLS	BF	H	R	ER	SO	BB	IBB	HBP	BLK	WP	HR	S	P	ERA	WHIP
Tony Armas, R ERA: 7.2	(1, 1)	5.0	L	26	7	4	4	4	3	1	0	0	2	1	60	98	7.20	2.000
Scott Stewart, L ERA:	(6, 1)	2.0		6	1	0	0	3	0	0	0	0	0	0	17	26	0.00	0.500
Scott Strickland, R ERA:	(8, 1)	1.0		3	0	0	0	2	0	0	0	0	0	0	9	13	0.00	0.000
Graeme Lloyd, L ERA: 18.0	(9, 1)	1.0		5	2	2	2	0	0	0	0	0	0	1	11	16	18.00	2.000

PITCHER	IP	WLS	BF	H	R	ER	SO	BB	IBB	HBP	BLK	WP	HR	S	P	ERA	WHIP

Florida Marlins @ Montreal Expos

Olympic Stadium, Montreal, QB

Wed Apr 03 2002, 7:05 PM EST

Att. 4,771 - Dome - 72 F

BOTTOM

livebaseballscorecards.com

Batter	1	2	3	4	5	6	7	8	9	AB	R	H	RBI	BB	SO	LOB
Peter Bergeron, L (1, 8) OBP: 0.600, SLG: 0.750	C B B X 2-1 ① F7		C X 0-1 ③ G4-3			B C B B X 3-1 G6-4-3 BB 1B		B C B B C B 4-2 WP 1B BB	C X 0-1 1-2 HR 1B	4	2	2	0	1	0	0
Jose Vidro, S (1, 4) OBP: 0.222, SLG: 0.125	B F C S 1-3 ② K			X 0-0 ① G6-3		B B B C B 4-1 1-2 G6-4-3 BB		B B B C S S 3-3 ① K	B F F X 1-2 ② F8	4	0	0	0	1	2	3
Vladimir Guerrero, R (1, 9) OBP: 0.400, SLG: 0.778	C S S 0-3 ③ K			S S F S 0-3 ② K		F S X 0-2 ① ② G6-4-3 1-2f 2-3		B C F B S 2-3 ② 1-2 K	B B B C F X 3-2 1-H 2-H HR	5	1	1	3	0	3	3
Orlando Cabrera, R (1, 6) OBP: 0.500, SLG: 0.556		C B F F X 1-2 ① G4-3		C B B B S X 3-2 ③ L7		X 0-0 ③ F8		C B X 1-1 2-H BB 1B	B C B B B 4-1 BB	4	0	1	1	1	0	1
Lee Stevens, L (1, 3) OBP: 0.556, SLG: 0.200		X 0-0 1B			B B C B S B 4-2 1B BB		B B B B 4-0 1B BB	S B B F B B 4-2 1-2 BB	X 0-0 ③ L8	2	0	1	0	3	0	1
Chris Truby, R (1, 5) OBP: 0.125, SLG: 0.125		S B X 1-1 ② L8			X 0-0 ① F7		B C C B X 2-2 ① P3	C F S 0-3 ③ K2-3		4	0	0	0	0	1	5
Brad Wilkerson, L (1, 7) OBP: 0.375, SLG: 0.167		B B C C S 2-3 ③ K			B B X 2-0 ② F7		B F S X 1-2 1-2 1B		C B X 1-1 ① P6	4	0	1	0	0	1	2
Michael Barrett, R (1, 2) OBP: 0.500, SLG: 1.375			X 0-0 ① F7		B B F X 2-1 1-2 1B		X 0-0 ② F8		B B C X 2-1 HR	4	1	2	1	0	0	2
Tony Armas, R (1, 1) Mike Mordecai, R (5, PH) Scott Stewart, R (6, 1) Henry Rodriguez, L (7, PH) Scott Strickland, R (8, 1) Graeme Lloyd, L (9, 1) Andres Galarraga, R (9, PH) OBP: 0.500, SLG: 0.500			C S S 0-3 ② K		C C B S 1-3 ③ K		F C C 0-3 ③ K		B B X 2-0 1B HR 1B	1 1 0 1 0 0 1	0 0 0 0 0 0 1	0 0 0 0 0 0 1	0 0 0 0 0 0 0	0 1 0 0 0 0 0	1 2 0 2 0 0 0	0 2 0 2 0 0 0
Inning Stats	R: 0 E: 0 K: 2 S: 8 H: 0 LOB: 0 BB: 0 P: 11	R: 0 E: 0 K: 1 S: 10 H: 1 LOB: 1 BB: 0 P: 14	R: 0 E: 0 K: 1 S: 6 H: 0 LOB: 0 BB: 0 P: 6	R: 0 E: 0 K: 1 S: 8 H: 0 LOB: 0 BB: 0 P: 11	R: 0 E: 0 K: 1 S: 9 H: 1 LOB: 2 BB: 1 P: 18	R: 0 E: 0 K: 0 S: 7 H: 1 LOB: 1 BB: 1 P: 14	R: 0 E: 0 K: 1 S: 10 H: 1 LOB: 2 BB: 1 P: 17	R: 1 E: 0 K: 3 S: 15 H: 1 LOB: 2 BB: 2 P: 29	R: 4 E: 0 K: 0 S: 15 H: 4 LOB: 1 BB: 1 P: 28	1B: 7 2B: 0 3B: 0 HR: 2	SF: 0 SAC: 0 DP: 1 HBP: 0						

	AB	35
	R	5
	H	9
	RBI	5
	BB	6
	SO	10
	LOB	21

WP: 1 PB: 0 SB: 0 CS: 0 PA: 41

PITCHER		IP	WLS	BF	H	R	ER	SO	BB	IBB	HBP	BLK	WP	HR	S	P	ERA	WHIP
A.J. Burnett, R ERA: 1.17	(1, 1)	7.2	W	31	5	1	1	9	4	0	0	0	1	0	68	111	1.17	1.174
Vic Darensbourg, L ERA:	(8, 1)	0.0		1	0	0	0	0	1	0	0	0	0	0	2	6	∞	∞
56 Kevin Olsen, R ERA: 36.0	(8, 1)	1.0	H	7	4	4	4	1	0	0	0	0	0	2	16	25	36.00	4.000
Braden Looper, R ERA: 40.5	(9, 1)	0.0		1	0	0	0	0	1	0	0	0	0	0	1	5	∞	∞
Michael Tejera, L ERA:	(9, 1)	0.1	S	1	0	0	0	0	0	0	0	0	0	0	1	1	0.00	0.000

PITCHER	IP	WLS	BF	H	R	ER	SO	BB	IBB	HBP	BLK	WP	HR	S	P	ERA	WHIP

Batter	1	2	3	4	5	6	7	8	9	AB	R	H	RBI	BB	SO	LOB
Luis Castillo, S (1, 4) OBP: 0.467, SLG: 0.429	B X 1-0 G6-3 ①		B C X 1-1 F7 ①		B C B X 2-1 1-2 1B		C B B C X 2-2 CS S 1B		S X 0-1 G4-3 1B	5	0	3	0	0	0	0
Preston Wilson, R (1, 8) OBP: 0.200, SLG: 0.400	C X 0-1 F9 ②		F B F S 1-3 K ②		F B X 1-1 2-3 F9 ①		B S F B P S 3-3 1-2 K ①		B B C F B F X 3-2 1-2f G4-3 ① ②	5	0	0	0	0	2	4
Cliff Floyd, L (1, 7) OBP: 0.533, SLG: 0.727	F B F S 1-3 K ③		X 0-0 2B		F S X 0-2 P4 ②		B I I I 4-0 CS IBB		S C F B B B B F F F 4-2 F B BB	3	0	1	0	2	1	2
Kevin Millar, R (1, 9) Eric Owens, R (9, 9)		F F B F B X 2-2 F3 ①	B X 1-0 F9 ③		X 0-0 L5 ③		B B B C B 4-1 1-2 2-3 BB ②		B B F B X 3-1 G5-3 ③	4 0	0 0	0 0	0 0	1 0	0 0	4 0
Mike Lowell, R (1, 5) OBP: 0.333, SLG: 0.364		B S B B C C B 4-2 2B BB		C S B C 1-3 K ①		B X 1-0 F8 ①	F B S S 1-3 K ③			3	0	0	0	1	2	2
Derrek Lee, R (1, 3) OBP: 0.417, SLG: 1.273		X 0-0 1-3 2B		B S B X 2-1 HR		F F B X 1-2 E6 FC6-4 1B		C F X 0-2 G6-3 ①		4	1	2	1	0	0	0
Alex Gonzalez, R (1, 6) OBP: 0.333, SLG: 0.417		C S S 0-3 K ②		B F B F B X 3-2 P4 ②		F X 0-1 1-2 FC6-4 1B		X 0-0 1B		4	0	2	0	0	1	2
Mike Redmond, R (1, 2) OBP: 0.500, SLG: 0.200		I I I I 4-0 IBB		C B X 1-1 G6-3 ③		X 0-0 1-2f 2-3 FC6-4 ②		F C B F S 1-3 K ②		3	0	0	0	1	1	3
Brad Penny, R (1, 1) OBP: 0.250, SLG: 0.250		S C S 0-3 K ③			X 0-0 F9 1B 1B		B X 1-0 G6-3 ③		B C X 1-1 G6-3 ③	4	0	1	0	0	1	6
Inning Stats	R: 0 E: 0 K: 1 S: 6 H: 0 LOB: 0 BB: 0 P: 8	R: 0 E: 0 K: 2 S: 13 H: 1 LOB: 3 BB: 2 P: 23	R: 0 E: 0 K: 1 S: 7 H: 1 LOB: 1 BB: 0 P: 10	R: 1 E: 0 K: 1 S: 10 H: 1 LOB: 0 BB: 0 P: 17	R: 0 E: 0 K: 0 S: 9 H: 2 LOB: 2 BB: 0 P: 12	R: 0 E: 1 K: 0 S: 8 H: 1 LOB: 2 BB: 0 P: 11	R: 0 E: 0 K: 2 S: 11 H: 1 LOB: 2 BB: 2 P: 24	R: 0 E: 0 K: 1 S: 10 H: 1 LOB: 1 BB: 0 P: 12	R: 0 E: 0 K: 0 S: 15 H: 1 LOB: 1 BB: 1 P: 25	1B: 6 2B: 2 3B: 0 HR: 1	SF: 0 SAC: 0 DP: 1 HBP: 0						

Florida Marlins @ Montreal Expos

Olympic Stadium, Montreal, QB

Thu Apr 04 2002, 7:05 PM EST

Att. 4,551 - Dome - 72 F

TOP

livebaseballscorecards.com

AB	35
R	1
H	9
RBI	1
BB	5
SO	8
LOB	23

WP: 0 PB: 0 SB: 1 CS: 2 PA: 40

PITCHER		IP	WLS	BF	H	R	ER	SO	BB	IBB	HBP	BLK	WP	HR	S	P	ERA	WHIP
Carl Pavano, R ERA: 1.42	(1, 1)	6.1	L	30	7	1	1	6	1	2	0	0	0	1	60	96	1.42	1.263
52 T.J. Tucker, R ERA:	(7, 1)	0.2		2	0	0	0	1	1	0	0	0	0	0	4	9	0.00	1.500
Matt Herges, R ERA:	(8, 1)	2.0		8	2	0	0	1	1	0	0	0	0	0	25	37	0.00	1.500

PITCHER	IP	WLS	BF	H	R	ER	SO	BB	IBB	HBP	BLK	WP	HR	S	P	ERA	WHIP

Florida Marlins @ Montreal Expos

Olympic Stadium, Montreal, QB

Thu Apr 04 2002, 7:05 PM EST

Att. 4,551 - Dome - 72 F

BOTTOM

livebaseballscorecards.com

Batter	1	2	3	4	5	6	7	8	9	AB	R	H	RBI	BB	SO	LOB
Peter Bergeron, L (1, 8) OBP: 0.500, SLG: 0.583	B C B X 2-1 G4-6-3 1B			C B X 1-1 ① L6			X 0-0 ① F9		C C B C 1-3 ② K	4	0	1	0	0	1	0
Jose Vidro, S (1, 4) OBP: 0.231, SLG: 0.091	X 0-0 ① F7			C B B X 2-1 ② G6-3			B X 1-0 ② G3		B B B B 4-0 BB	3	0	0	0	1	0	1
Vladimir Guerrero, R (1, 9) OBP: 0.429, SLG: 0.636	F F X 0-2 ②③ G4-6-3 1-2f			B B S B F B 4-2 CS BB			B B B C B 4-1 BB		F B B F F B X 3-2 ③ F8	2	0	0	0	2	0	2
Orlando Cabrera, R (1, 6) OBP: 0.385, SLG: 0.417		B B C B X 3-1 ① P4		B 1-0 ③ CS 1-2	B F X 1-1 ① G5-3		X 0-0 ③ F8			3	0	0	0	0	0	1
Lee Stevens, L (1, 3) OBP: 0.417, SLG: 0.125		S C B B S 2-3 ② K			B C X 1-1 ② P5			C B X 1-1 ① G4-3		3	0	0	0	0	1	0
Chris Truby, R (1, 5) OBP: 0.273, SLG: 0.273		B F X 1-1 CS 1B			C B S X 1-2 ③ L1			B B X 2-0 1B 1B		3	0	2	0	0	0	0
Brad Wilkerson, L (1, 7) OBP: 0.364, SLG: 0.222		B F B 2-1 ③ CS 1-2	X 0-0 ① F7			B X 1-0 ① F7		X 0-0 G6-4-3 1-2 1B		3	0	1	0	0	0	0
Michael Barrett, R (1, 2) OBP: 0.364, SLG: 1.000			C B C B X 2-2 ② F8			B F B S S 2-3 ② K		B C X 1-1 ②③ G6-4-3 1-2f		3	0	0	0	0	1	2
Carl Pavano, R (1, 1) 52 T.J. Tucker, R (7, 1) Matt Herges, L (8, 1) Andres Galarraga, R (9, PH) OBP: 0.333, SLG: 0.333			C B B X 2-1 ③ G3			F X 0-1 ③ G5-3			C B X 1-1 ① G5-3	2 0 0 1	0 0 0 0	0 0 0 0	0 0 0 0	0 0 0 0	0 0 0 0	0 0 0 0

| | | |

Batter	1	2	3	4	5	6	7	8	9	AB	R	H	RBI	BB	SO	LOB
Luis Castillo, S (1, 4) OBP: 0.368, SLG: 0.333	C C S 0-3 ① K		C B F S 1-3 ② K		B B B C C X 3-2 ① F7		C B B X 2-1 ② G6-3		F X 0-1 2B 2-3 1B	4	0	0	0	0	2	1
Pablo Ozuna, R (7, 4) OBP: 1.000, SLG: 1.000										1	0	1	0	0	0	0
Preston Wilson, R (1, 8) OBP: 0.300, SLG: 0.526	F H 1-1 WP HBP		B B C B F S 3-3 ③ K		B B X 2-0 ② F3		B F X 1-1 2B		B B B C X 3-1 1-3 3-H 2B	4	0	2	1	0	1	1
Cliff Floyd, L (1, 7) OBP: 0.500, SLG: 0.571	B X 1-0 ② F9			B H 2-0 2B WP HBP	B S F B F C 2-3 ③ K		B H 2-0 HBP		B C F X 1-2 ② F2	3	1	0	0	0	1	4
Kevin Millar, R (1, 9) OBP: 0.235, SLG: 0.200	F F B B F B S 3-3 ③ K 1-2			C X 0-1 WP 1-3 2B		F C F B B X 1-2 1B	B F B B F X 3-2 ③ G6-3		X 0-0 ③ F7	5	0	2	0	0	1	5
Mike Lowell, R (1, 5) OBP: 0.313, SLG: 0.333		F B X 1-1 ① F7	F B C B F B S 3-3 ① K		C B F B B X 2-2 1-2 1B			C B X 1-1 ① G4-3		4	0	1	0	0	1	2
Derrek Lee, R (1, 3) OBP: 0.375, SLG: 1.000		C B B F B B 4-2 BB	B C C C 1-3 ② K		B B S C S 2-3 ① K			C C C 0-3 ② K		3	0	0	0	1	3	4
Alex Gonzalez, R (1, 6) OBP: 0.357, SLG: 0.385		B F F S 1-3 ② K	B B B C B 4-1 WP BB			F B C B F B F X 3-2 ② F5		C F X 0-2 ③ G5-3		1	0	0	0	1	1	1
Gary Knotts, R (4, 1)										0	0	0	0	0	0	0
Marty Malloy, L (6, PH)										1	0	0	0	0	0	2
56 Kevin Olsen, R (6, 1)										0	0	0	0	0	0	0
Braden Looper, R (7, 1)										0	0	0	0	0	0	0
Tim Raines, S (8, PH) OBP: 0.500, SLG: 0.500										1	0	0	0	0	0	0
Vladimir Nunez, R (8, 1)										0	0	0	0	0	0	0
Ramon Castro, R (1, 2)		B X 1-0 ③ P6		C F B B B S 3-3 ③ K 1-2 2-3 3-H		B X 1-0 ③ F2			S S F B X 1-2 ① G6-3	4	0	0	0	0	1	5
Julian Tavarez, L (1, 1)			B C X 1-1 ① G3		C B X 1-1 1B		C B C B C 2-3 ① K		B X 1-0 1B 2B	1	0	0	0	0	0	0
Vic Darensbourg, L (4, 1)										0	0	0	0	0	0	0
Andy Fox, L (4, 6) OBP: 0.667, SLG: 1.000										3	1	2	0	0	1	0
Inning Stats	R: 0 E: 0 K: 2 S: 9 H: 0 LOB: 1 BB: 0 P: 14	R: 0 E: 0 K: 1 S: 8 H: 0 LOB: 1 BB: 1 P: 15	R: 0 E: 0 K: 2 S: 8 H: 0 LOB: 0 BB: 0 P: 13	R: 1 E: 0 K: 3 S: 13 H: 1 LOB: 2 BB: 1 P: 26	R: 0 E: 0 K: 1 S: 10 H: 1 LOB: 1 BB: 0 P: 18	R: 0 E: 0 K: 1 S: 16 H: 2 LOB: 2 BB: 0 P: 25	R: 0 E: 0 K: 1 S: 10 H: 1 LOB: 2 BB: 0 P: 20	R: 0 E: 0 K: 1 S: 8 H: 0 LOB: 0 BB: 0 P: 9	R: 1 E: 0 K: 0 S: 13 H: 3 LOB: 2 BB: 0 P: 19	1B: 4 2B: 4 3B: 0 HR: 0	SF: 0 SAC: 0 DP: 0 HBP: 3						

TOP

Florida Marlins @ Philadelphia Phillies

Veterans Stadium, Philadelphia, PA

Fri Apr 05 2002, 3:05 PM EST

Att. 50,958 - Cloudy - 43 F

livebaseballscorecards.com

AB	35
R	2
H	8
RBI	1
BB	2
SO	12
LOB	25

WP: 2 PB: 0 SB: 0 CS: 0 PA: 40

PITCHER		IP	WLS	BF	H	R	ER	SO	BB	IBB	HBP	BLK	WP	HR	S	P	ERA	WHIP
Brandon Duckworth, R ERA: 1.5	(1, 1)	6.0	W	26	4	1	1	10	2	0	2	0	2	0	64	111	1.50	1.000
Rheal Cormier, L ERA:	(7, 1)	0.2		4	1	0	0	1	0	0	1	0	0	0	7	14	0.00	1.500
Jose Santiago, R ERA:	(7, 1)	1.1		4	0	0	0	1	0	0	0	0	0	0	11	15	0.00	0.000
Ricky Bottalico, R ERA: 40.5	(9, 1)	0.1		4	3	1	1	0	0	0	0	0	0	0	9	14	27.00	9.000
Jose Mesa, R ERA:	(9, 1)	0.2	S	2	0	0	0	0	0	0	0	0	0	0	4	5	0.00	0.000

PITCHER	IP	WLS	BF	H	R	ER	SO	BB	IBB	HBP	BLK	WP	HR	S	P	ERA	WHIP

Batter	1	2	3	4	5	6	7	8	9	AB	R	H	RBI	BB	SO	LOB
11 Jimmy Rolls, S (1, 6) OBP: 0.278, SLG: 0.333	B B B C X 3-1 S HR 2B	B B X 2-0 ③ G3-1		B B F B X 3-1 BB 1B 1-2 2-3 BB 1B	F B B X 2-1 ③ F7		B S X 1-1 ③ F7			5	2	2	0	0	0	3
Doug Glanville, R (1, 8) OBP: 0.235, SLG: 0.188	S X 0-1 ① B2-3		C X 0-1 ① G5-3	B F F X 1-2 BB BB 1-2 2-3 3-H 1B		C F B F X 1-2 ① F3		B X 1-0 ① G5-3		5	0	1	1	0	0	1
Bobby Abreu, L (1, 9) OBP: 0.471, SLG: 0.714	C B X 1-1 2-H HR		B B X 2-0 BB FC6-4 2B	B B F F B B 4-2 BB 1-2 2-3 3-H BB		B C B F F X 2-2 S 2B		C B B F F X 2-2 1B 1B		4	2	4	3	1	0	0
Scott Rolen, R (1, 5) OBP: 0.529, SLG: 0.769	C B C B B F X 3-2 2B		B B B B 4-0 FC6-4 BB BB	B B B S B 4-1 1-2 2-3 3-H BB		B B C B B 4-1 G4-6-3 2-3 BB		F B F X 1-2 1-2 1B		2	0	2	1	3	0	0
Travis Lee, L (1, 3) OBP: 0.294, SLG: 0.429	B B B C C S 3-3 ② K		B B B C B 4-1 FC6-4 1-2 2-3 BB	S C B S 1-3 ① K		B X 1-0 ②③ G4-6-3 1-2f		B F F B B F F F X 3-2 ② F7		4	0	0	0	1	2	8
Mike Lieberthal, R (1, 2) OBP: 0.176, SLG: 0.294	C B S F S 1-3 ③ K		X 0-0 ② FC6-4 1-2f 2-3 3-H	B B B F B S F F F S 3-3 ② K			B C X 1-1 ① F7	S F B S 1-3 ③ K		5	0	0	1	0	3	8
Pat Burrell, R (1, 7) OBP: 0.188, SLG: 0.400		X 0-0 ① G6-3	C F B B S 2-3 ③ K	B X 1-0 ③ F8			C X 0-1 ② P4			4	0	0	0	0	1	5
Marlon Anderson, L (1, 4) OBP: 0.467, SLG: 0.455		B B B C S S B 4-2 SH3-4 BB		C B F B B B 4-2 11 1B SH 1B BB	B F B B X 3-1 ① F7		H 1-0 BB HBP			1	1	0	0	2	0	0
Brandon Duckworth, R (1, 1) Rheal Cormier, L (7, 1) Jose Santiago, R (7, 1) Ricky Bottalico, L (9, 1) Jose Mesa, R (9, 1)		C B B B X 2-1 ② SH3-4 1-2		C L X 0-2 SH 11 1B 1B 1-2 BB	B C B X 2-1 ② G5-3		B B B C S B B 4-2 1-2 BB			1 0 0 0 0	1 0 0 0 0	0 0 0 0 0	0 0 0 0 0	0 0 1 0 0	0 0 0 0 0	0 0 0 0 0
Inning Stats	R: 2 H: 3 E: 0 LOB: 1 K: 2 BB: 0 S: 17 P: 28	R: 0 H: 0 E: 0 LOB: 1 K: 0 BB: 1 S: 6 P: 14	R: 1 H: 1 E: 0 LOB: 2 K: 1 BB: 2 S: 8 P: 20	R: 3 H: 2 E: 0 LOB: 3 K: 2 BB: 3 S: 23 P: 44	R: 0 H: 0 E: 0 LOB: 0 K: 0 BB: 0 S: 6 P: 13	R: 0 H: 1 E: 0 LOB: 1 K: 0 BB: 1 S: 9 P: 17	R: 0 H: 0 E: 0 LOB: 2 K: 0 BB: 1 S: 8 P: 15	R: 0 H: 2 E: 0 LOB: 2 K: 1 BB: 0 S: 17 P: 25		1B: 4 SF: 0 2B: 4 SAC: 2 3B: 0 DP: 1 HR: 1 HBP: 1						

PITCHER		IP	WLS	BF	H	R	ER	SO	BB	IBB	HBP	BLK	WP	HR	S	P	ERA	WHIP
Julian Tavarez, R ERA: 18.0	(1, 1)	3.0	L	20	6	6	6	3	4	0	0	0	0	1	41	80	18.00	3.333
Vic Darensbourg, L ERA:	(4, 1)	0.1		3	0	0	0	1	2	0	0	0	0	0	6	15	0.00	6.000
Gary Knotts, R ERA:	(4, 1)	1.2		5	0	0	0	1	0	0	0	0	0	0	13	24	0.00	0.000
56 Kevin Olsen, R ERA: 13.5	(6, 1)	1.2		7	1	0	0	0	1	0	1	0	0	0	13	23	0.00	1.200
Braden Looper, R ERA: 27.0	(7, 1)	0.1		2	0	0	0	0	1	0	0	0	0	0	4	9	0.00	3.000

PITCHER		IP	WLS	BF	H	R	ER	SO	BB	IBB	HBP	BLK	WP	HR	S	P	ERA	WHIP
Vladimir Nunez, R ERA: 5.4	(8, 1)	1.0		5	2	0	0	1	0	0	0	0	0	0	17	25	0.00	2.000

BOTTOM

Florida Marlins @ Philadelphia Phillies

Veterans Stadium, Philadelphia, PA

Fri Apr 05 2002, 3:05 PM EST
Att. 50,958 - Cloudy - 43 F

livebaseballscorecards.com

AB	31
R	6
H	9
RBI	6
BB	8
SO	6
LOB	25

WP: 0 PA: 42
PB: 0
SB: 2
CS: 0

Florida Marlins @ Philadelphia Phillies

Veterans Stadium, Philadelphia, PA

Sat Apr 06 2002, 3:05 PM EST

Att. 18,591 - Cloudy - 47 F

TOP

livebaseballscorecards.com

Batter	1	2	3	4	5	6	7	8	9	AB	R	H	RBI	BB	SO	LOB
Luis Castillo, S (1, 4) OBP: 0.417, SLG: 0.333	B X 1-0 ① G6-3		C C B X 1-2 ③ G1-3		B B C F X 2-2 G4-3 WP PB 1B		B B B B 4-0 BB	B B B B 4-0 1-2 2-3 BB		3	1	1	0	2	0	0
Preston Wilson, R (1, 8) OBP: 0.240, SLG: 0.417	C B X 1-1 ② F3			S C S 0-3 ① K	B F C F B F X 2-2 ① G4-3 1-3		B C B F F S 2-3 ② K	C X 0-1 ③ F5		5	0	0	0	0	2	6
Cliff Floyd, L (1, 7) OBP: 0.440, SLG: 0.444	B B S F B X 3-2 ③ P4			C B B X 2-1 ② F3	X 0-0 ② G6-3		B B B B 4-0 1-2 2-3 BB		C B F S 1-3 ① K	4	0	0	0	1	1	1
Kevin Millar, R (1, 9) OBP: 0.286, SLG: 0.222 Michael Tejera, L (7, 1) Vladimir Nunez, R (7, 1) OBP: 1.000, SLG: 1.000		B B C B B 4-1 BB		B C B S F X 2-2 HR 1B	B C B F B X 3-2 ③ F7 3-H		C F X 0-2 ③ L8		B F X 1-1 FC3 1B	3 0 1	1 0 0	1 0 1	0 0 0	1 0 0	0 0 0	3 0 0
Mike Lowell, R (1, 5) OBP: 0.286, SLG: 0.450		C C B F X 1-2 ① F7		F B C F X 1-2 1-H HR		B C C B X 2-2 ① P1		B B B C C X 3-2 ① L9	F X 0-1 ② FC3 BB 1-2 HR	5	2	1	2	0	0	2
Derrek Lee, R (1, 3) OBP: 0.429, SLG: 0.882		B C F S 1-3 ② K		B F B B B 4-1 2B BB		B C C B S 2-3 ② K		C B B X 2-1 1B 1B 1B	B B B B 4-0 1-2 HR BB	3	2	1	0	2	2	1
Alex Gonzalez, R (1, 6) OBP: 0.368, SLG: 0.611		X 0-0 ③ F3		B X 1-0 1-3 2B		C B F S 1-3 ③ K		C B X 1-1 ② F8	B B C B X 3-1 1-H 2-H HR	5	1	2	3	0	1	2
Mike Redmond, R (1, 2) OBP: 0.615, SLG: 0.375			C E B X 1-2 ① G6-3	I I I I 4-0 IBB			F F B F F B F X 2-2 BB SH1-4 1B	C X 0-1 1-3 BB 1B 1B	B B B B 4-0 BB	3	0	2	0	2	0	0
Josh Beckett, R (1, 1) Eric Owens, R (7, 9) OBP: 0.200, SLG: 0.200			B F B C S 2-3 ② K	C X 0-1 ③ L3			X 0-0 ① SH1-4 1-2	B X 1-0 1-2 3-H BB 1B	X 0-0 ③ F9	2 2	0 0	0 1	0 1	0 0	1 0	3 1

Inning Stats										
	R: 0	H: 0	R: 0	H: 0	R: 0	H: 0	R: 2	H: 3	R: 1	H: 1
	E: 0	LOB: 0	E: 0	LOB: 1	E: 0	LOB: 0	E: 0	LOB: 3	E: 0	LOB: 0
	K: 0	BB: 0	K: 1	BB: 1	K: 1	BB: 0	K: 1	BB: 2	K: 0	BB: 0
	S: 6	P: 11	S: 9	P: 15	S: 9	P: 13	S: 17	P: 31	S: 12	P: 19

R: 0	H: 0	R: 0	H: 1	R: 1	H: 3	R: 3	H: 2	1B: 7	SF: 0	WP: 1	PA: 45
E: 0	LOB: 0	E: 0	LOB: 1	E: 0	LOB: 3	E: 0	LOB: 1	2B: 1	SAC: 1	PB: 1	
K: 2	BB: 0	K: 1	BB: 2	K: 0	BB: 1	K: 1	BB: 2	3B: 0	DP: 0	SB: 0	
S: 9	P: 14	S: 14	P: 26	S: 12	P: 23	S: 10	P: 23	HR: 2	HBP: 0	CS: 0	

PITCHER		IP	WLS	BF	H	R	ER	SO	BB	IBB	HBP	BLK	WP	HR	S	P	ERA	WHIP
48 David Coggin, R ERA: 4.15	(1, 1)	4.1		20	4	3	2	3	2	1	0	0	1	1	49	82	4.15	1.385
Hector Mercado, L ERA: 27.0	(5, 1)	0.2		2	0	0	0	0	0	0	0	0	0	0	4	7	0.00	0.000
Carlos Silva, R ERA: 2.25	(6, 1)	2.0		9	1	0	0	3	2	0	0	0	0	0	23	40	0.00	1.500
Jose Santiago, R ERA: 2.08	(8, 1)	1.0	L	7	3	1	1	0	1	0	0	0	0	0	12	23	9.00	4.000
Rheal Cormier, L ERA: 16.2	(9, 1)	1.0		7	2	3	3	1	2	0	0	0	0	1	10	23	27.00	4.000

PITCHER	IP	WLS	BF	H	R	ER	SO	BB	IBB	HBP	BLK	WP	HR	S	P	ERA	WHIP

AB	36
R	7
H	10
RBI	6
BB	8
SO	7
LOB	19

BOTTOM

Batter	1	2	3	4	5	6	7	8	9	AB	R	H	RBI	BB	SO	LOB
11 Jimmy Rollins, S (1, 6) OBP: 0.348, SLG: 0.435	B C F B X 2-2 CS 1B		C X 0-1 ② G4-3		F X 0-1 ② P5		B B X 2-0 E 2B 2-H		C B X 1-1 FC4 1B	5	1	3	1	0	0	3
Doug Glanville, R (1, 8) OBP: 0.200, SLG: 0.158 Carlos Silva, R (6, 1) John Mabry, L (7, PH) Dave Hollins, S (7, PH) Jose Santiago, R (8, 1) Rheal Cormier, L (9, 1) Mike Lieberthal, R (9, PH) OBP: 0.167, SLG: 0.278	B X 1-0 ① F2		B B B C C S 3-3 ③ K		X 0-0 ③ L8		B B X 2-0 E5 WP 2-H		X 0-0 ① FC4 BB 1-2f	3 0 0 1 0 0 1	0 0 0 0 0 0 0	0 0 0 0 0 0 0	0 0 0 0 0 0 0	0 0 0 0 0 0 0	1 0 0 0 0 0 0	4 0 0 0 0 0 1
Bobby Abreu, L (1, 9) OBP: 0.500, SLG: 0.625	B C F B F B B 4-2 ② 1-2 BB			F B C S 1-3 ① K		B F B F B F S 3-3 ① K	B B B B 4-0 BB 2-3 BB		B B B C F B 4-2 G1-6-3 1-2 BB	2	0	0	0	3	2	0
Scott Rolen, R (1, 5) OBP: 0.455, SLG: 0.588	X 0-0 ③ L7			B B C C B F X 3-2 ② F2		S B B F S 2-3 ② K	B B F F B B 4-2 1-2 BB		C C B B X 2-2 ②③ 1-2f G1-6-3	4	0	0	0	1	1	3
Travis Lee, L (1, 3) OBP: 0.238, SLG: 0.333		C E B C 1-3 ① K		S B X 1-1 ③ F7		X 0-0 ③ F7	B B B C C X 3-1 ③ F8			4	0	0	0	0	1	3
Ricky Ledee, L (1, 7) OBP: 0.167, SLG: 0.200 (6, 8)	B C B B S X 2-2 ② P5				F B B X 2-1 BB 1B 1B		F C B X 1-2 ① G3	C C F F B X 1-2 ① F9		4	0	1	0	0	0	0
Marlon Anderson, L (1, 4) OBP: 0.526, SLG: 0.733	F X 0-1 1B				F B X 1-1 ① P4		B F B X 2-1 1B 3B	B X 1-0 G6-3 2B		4	1	3	0	0	0	1
Todd Pratt, R (1, 2) OBP: 0.400, SLG: 0.400	F B B X 2-1 ③ F7				B X 1-0 BB 1-2 1B		X 0-0 WP 11 2B 3-H 1B	C C B X 1-2 ② 2-3 G6-3		4	1	2	1	0	0	2
48 David Coggin, R (1, 1) Hector Mercado, L (5, 1) Pat Burrell, R (5, PH) OBP: 0.211, SLG: 0.353 (6, 7)		C B S C 1-3 ① K			B B C B S B 4-2 1-2 2-3 BB		B B S F B X 3-2 ② F3 1-2	C F B X 1-2 ③ G4-3		1 0 2	0 0 0	0 0 0	0 0 0	0 0 1	1 0 0	0 0 2
Inning Stats	R: 0 H: 1 E: 0 LOB: 1 K: 0 BB: 1 S: 8 P: 15	R: 0 H: 1 E: 0 LOB: 1 K: 1 BB: 0 S: 10 P: 15	R: 0 H: 0 E: 0 LOB: 0 K: 2 BB: 0 S: 8 P: 12	R: 0 H: 0 E: 0 LOB: 0 K: 1 BB: 0 S: 9 P: 14	R: 0 H: 2 E: 0 LOB: 3 K: 0 BB: 1 S: 10 P: 18	R: 0 H: 0 E: 0 LOB: 0 K: 2 BB: 0 S: 8 P: 13	R: 3 H: 3 E: 1 LOB: 3 K: 0 BB: 2 S: 15 P: 36	R: 0 H: 1 E: 0 LOB: 1 K: 0 BB: 0 S: 12 P: 16	R: 0 H: 1 E: 0 LOB: 1 K: 0 BB: 1 S: 8 P: 15	1B: 6 SF: 0 2B: 2 SAC: 0 3B: 1 DP: 1 HR: 0 HBP: 0						WP: 2 PA: 40 PB: 0 SB: 0 CS: 1	

PITCHER		IP	WLS	BF	H	R	ER	SO	BB	IBB	HBP	BLK	WP	HR	S	P	ERA	WHIP
Josh Beckett, R ERA: 2.7	(1, 1)	6.2		28	7	3	2	6	2	0	0	0	1	0	63	105	2.70	1.350
Michael Tejera, L ERA:	(7, 1)	0.0	B	2	0	0	0	0	1	0	0	0	1	0	1	7	∞	∞
Vladimir Nunez, R ERA: 2.25	(7, 1)	2.1	W	10	2	0	0	0	2	0	0	0	0	0	24	42	0.00	1.714

PITCHER	IP	WLS	BF	H	R	ER	SO	BB	IBB	HBP	BLK	WP	HR	S	P	ERA	WHIP

Florida Marlins @ Philadelphia Phillies

Veterans Stadium, Philadelphia, PA

Sat Apr 06 2002, 3:05 PM EST

Att. 18,591 - Cloudy - 47 F

livebaseballscorecards.com

AB	35
R	3
H	9
RBI	2
BB	5
SO	6
LOB	19

Batter	1	2	3	4	5	6	7	8	9	10	11	AB	R	H	RBI	BB	SO	LOB
Luis Castillo, S (1, 4) OBP: 0.414, SLG: 0.320	C B C X 1-2 ① G1-3		C B B B B 4-1 ② FC4-6 BB		X 0-0 ② G6-3			C B X 1-1 ② G3		B B C T F X 2-2 ② BB SH3 1B		4	0	1	0	1	0	0
Eric Owens, R (1, 8) (9, 9) OBP: 0.111, SLG: 0.111	B X 1-0 ② G3		B C X 1-1 ① FC4-6 S 1-2f		B B F F F X 2-2 ③ P3			X 0-0 ③ G1-3		X 0-0 ① SH3 1-2		4	0	0	0	0	0	1
Cliff Floyd, L (1, 7) OBP: 0.433, SLG: 0.545	C T X 0-2 ③ F7		B B S F B C 3-3 ② K 1-2			F X 0-1 ① G4-3			B X 1-0 HR	I I I I 4-0 BB IBB		4	1	1	1	1	1	1
Kevin Millar, R (1, 9) OBP: 0.320, SLG: 0.286 Preston Wilson, R (9, PR) OBP: 0.231, SLG: 0.400 (9, 8)		F F B B S 2-3 ① K	B B B F B 4-1 BB			C C F F F F X 0-2 ② F5			F X 0-1 HBP 2B	S C S B S 1-3 ② K		3 1	0 0	1 0	0 0	1 0	1 1	0 2
Mike Lowell, R (1, 5) OBP: 0.308, SLG: 0.417	B X 1-0 1B 1B 1B		C B B S X 2-2 ③ F8			B C B F X 2-2 ③ L9			S S B B B X 3-2 ① F7	B B B C B 4-1 1-2 2-3 BB		4	1	1	0	1	0	3
Derrek Lee, R (1, 3) OBP: 0.423, SLG: 0.762	X 0-0 1B 1-2 1B			B C B X 2-1 ① F9			C B F B X 2-2 ① F9		I I I I 4-0 HBP IBB	B X 1-0 ③ L9		4	0	1	0	1	0	3
Alex Gonzalez, R (1, 6) OBP: 0.348, SLG: 0.524 Andy Fox, L (9, 6) OBP: 0.750, SLG: 1.000	B B S S C 2-3 ② K			C X 0-1 ② P6			C B X 1-1 ② F7		B H 2-0 1-2 2-3 HBP		X 0-0 CS 1B	3 1	0 0	0 1	0 0	0 0	1 0	2 0
Mike Redmond, R (1, 2) OBP: 0.500, SLG: 0.308	B C S X 1-2 1-2 2-H 1B			C B C B F X 2-2 ③ G6-3			X 0-0 ③ F8		C F F S 0-3 ② K		S B S B S 2-3 ① ② 1-2 K	5	0	1	1	0	2	4
Ryan Dempster, R (1, 1) Tim Raines, S (9, PH) OBP: 0.333, SLG: 0.333 Vic Darensbourg, L (9, 1) Gary Knotts, R (9, 1) Michael Tejera, L (9, 1) Braden Looper, R (9, 1)	C B S C 1-3 ③ K				F C S 0-3 ① K			F X 0-1 ① B3-1	B B B X 2-0 ③ G3		C X 0-1 ③ G3	3 1 0 0 0 1	0 0 0 0 0 0	0 0 0 0 0 0	0 0 0 0 0 0	0 0 0 0 0 0	2 0 0 0 0 0	2 3 0 0 0 0
Inning Stats	R: 0 E: 0 K: 0 S: 7 H: 0 LOB: 0 BB: 0 P: 9	R: 1 E: 0 K: 3 S: 14 H: 3 LOB: 2 BB: 0 P: 21	R: 0 E: 0 K: 1 S: 10 H: 0 LOB: 2 BB: 2 P: 24	R: 0 E: 0 K: 0 S: 8 H: 0 LOB: 0 BB: 0 P: 12	R: 0 E: 0 K: 1 S: 8 H: 0 LOB: 0 BB: 0 P: 10	R: 0 E: 0 K: 0 S: 12 H: 0 LOB: 0 BB: 0 P: 14	R: 0 E: 0 K: 0 S: 6 H: 0 LOB: 0 BB: 0 P: 9	R: 0 E: 0 K: 0 S: 5 H: 0 LOB: 0 BB: 0 P: 6	R: 1 E: 0 K: 1 S: 11 H: 2 LOB: 3 BB: 1 P: 23	R: 0 E: 0 K: 1 S: 11 H: 1 LOB: 3 BB: 2 P: 23	R: 0 E: 0 K: 1 S: 6 H: 1 LOB: 0 BB: 0 P: 8	1B: 5 2B: 1 3B: 0 HR: 1	SF: 0 SAC: 1 DP: 0 HBP: 1			WP: 0 PB: 0 SB: 1 CS: 1	PA: 45	

PITCHER		IP	WLS	BF	H	R	ER	SO	BB	IBB	HBP	BLK	WP	HR	S	P	ERA	WHIP
Robert Person, R ERA: 2.77	(1, 1)	8.0		29	3	1	1	5	2	0	0	0	0	0	70	105	1.12	0.625
Jose Mesa, R ERA: 3.38	(9, 1)	1.0		7	2	1	1	1	0	1	1	0	0	1	11	23	9.00	2.000
Cliff Politte, R ERA:	(10, 1)	2.0	W	9	2	0	0	2	1	1	0	0	0	0	17	31	0.00	1.500

PITCHER	IP	WLS	BF	H	R	ER	SO	BB	IBB	HBP	BLK	WP	HR	S	P	ERA	WHIP

TOP

Florida Marlins @ Philadelphia Phillies

Veterans Stadium, Philadelphia, PA

Sun Apr 07 2002, 1:35 PM EDT

Att. 18,073 - Sunny - 43 F

livebaseballscorecards.com

AB	38
R	2
H	7
RBI	2
BB	5
SO	8
LOB	21

Batter	1	2	3	4	5	6	7	8	9	10	11	AB	R	H	RBI	BB	SO	LOB
11 Jimmy Rollins, S (1, 6) OBP: 0.357, SLG: 0.444	C B S F F X 1-2 G6-3 ①		S S S X 1-2 L6 ③			C B X 1-1 1B 2B		B B C F B B 4-2 1-2 BB		F F B S 1-3 K ①		4	1	1	0	1	1	0
Marlon Anderson, L (1, 4) OBP: 0.500, SLG: 0.650	S B F S 1-3 K ②			C S X 0-2 P6 ①		F X 0-1 2-H 1B ③		X 0-0 2-3f G5-3 ②③		F S B X 1-2 BB 1B		5	0	2	1	0	1	2
Bobby Abreu, L (1, 9) OBP: 0.519, SLG: 0.579	B B B C C S 3-3 K ③			B C F B X 2-2 F9 ②			C B B X 2-1 G3 S 1B		B C B B F F F B 4-2 1B BB 1B BB	B C B F B B 4-2 1-2 BB		3	1	1	0	2	1	0
Scott Rolen, R (1, 5) OBP: 0.407, SLG: 0.476		C F S 0-3 K ①		B S C F B X 2-2 F8 ③			B C B C B C F X 3-2 1-3 G3 ①		B F B S B B 4-2 1-2 1B 1B BB	B B F X 2-1 F7 ②		4	0	0	0	1	1	3
Travis Lee, L (1, 3) OBP: 0.269, SLG: 0.364		C B X 1-1 2B			X 0-0 G4-3 ①		B B F B B 4-1 BB		C B F C 1-3 K ①	X 0-0 L7 ③		4	0	1	0	1	1	4
Pat Burrell, R (1, 7) OBP: 0.292, SLG: 0.524		F B B F C 2-3 K ②			B B B C X 3-1 L9 ②		B B B B 4-0 1-2 G6-4-3 BB		F B X 1-1 1-2 2-3 1B 1B		B X 1-0 HR	4	1	2	1	1	1	1
Mike Lieberthal, R (1, 2) OBP: 0.182, SLG: 0.273		B X 1-0 F9 ③			X 0-0 P6 ③		X 0-0 1-2f G6-4-3 ②③		F B F B F F F X 2-2 1-2 2-3 3-H FC6 1B			4	0	1	1	0	0	4
Doug Glanville, R (1, 8) OBP: 0.208, SLG: 0.174			X 0-0 F9 ①			B B C S B X 3-2 L9 ①		C X 0-1 FC1-6 1B	C X 0-1 F3 ②			4	0	1	0	0	0	3
Robert Person, R (1, 1)			C B B B C C 3-3 K ②			S S B F B S 2-3 K ②		X 0-0 1-2f FC1-6 11 G5-3 BB ①	F B F B B X 3-2 1-2f FC6 ③			2	0	0	0	0	2	0
Nick Punto, S (8, PH)												1	0	0	0	0	0	1
Jose Mesa, R (9, 1)												0	0	0	0	0	0	0
Ricky Ledee, L (9, PH) OBP: 0.143, SLG: 0.167												1	0	0	0	0	0	3
Cliff Politte, R (10, 1)												0	0	0	0	0	0	0
Inning Stats	R: 0 H: 0 E: 0 LOB: 0 K: 2 BB: 0 S: 12 P: 17	R: 0 H: 1 E: 0 LOB: 1 K: 2 BB: 0 S: 9 P: 13	R: 0 H: 0 E: 0 LOB: 0 K: 1 BB: 0 S: 7 P: 11	R: 0 H: 0 E: 0 LOB: 0 K: 0 BB: 0 S: 10 P: 14	R: 0 H: 0 E: 0 LOB: 0 K: 0 BB: 0 S: 4 P: 7	R: 1 H: 2 E: 0 LOB: 1 K: 1 BB: 0 S: 11 P: 17	R: 0 H: 1 E: 0 LOB: 2 K: 0 BB: 2 S: 8 P: 21	R: 0 H: 1 E: 0 LOB: 1 K: 0 BB: 1 S: 6 P: 10	R: 1 H: 2 E: 0 LOB: 3 K: 1 BB: 2 S: 22 P: 37	R: 0 H: 1 E: 0 LOB: 2 K: 1 BB: 1 S: 12 P: 20	R: 1 H: 1 E: 0 LOB: 0 K: 0 BB: 0 S: 1 P: 2	1B: 6 SF: 0 2B: 2 SAC: 0 3B: 0 DP: 2 HR: 1 HBP: 0						

PITCHER		IP	WLS	BF	H	R	ER	SO	BB	IBB	HBP	BLK	WP	HR	S	P	ERA	WHIP
Ryan Dempster, R ERA: 2.35	(1, 1)	8.0		29	5	1	1	6	3	0	0	0	0	0	67	110	1.12	1.000
Vic Darensbourg, L ERA: 27.0	(9, 1)	0.0		1	0	1	1	0	1	0	0	0	0	0	4	8	∞	∞
Gary Knotts, R ERA:	(9, 1)	0.0		1	0	0	0	0	1	0	0	0	0	0	2	6	∞	∞
Michael Tejera, L ERA:	(9, 1)	0.1	H	1	0	0	0	1	0	0	0	0	0	0	3	4	0.00	0.000
Braden Looper, R ERA: 13.5	(9, 1)	1.2	L	10	4	1	1	1	1	0	0	0	0	1	26	41	5.40	3.000

PITCHER	IP	WLS	BF	H	R	ER	SO	BB	IBB	HBP	BLK	WP	HR	S	P	ERA	WHIP

BOTTOM

Florida Marlins @ Philadelphia Phillies

Veterans Stadium, Philadelphia, PA

Sun Apr 07 2002, 1:35 PM EDT
Att. 18,073 - Sunny - 43 F

livebaseballscorecards.com

AB	36
R	3
H	9
RBI	3
BB	6
SO	8
LOB	21

WP: 0 PA: 42
PB: 0
SB: 1
CS: 0

Batter	1	2	3	4	5	6	7	8	9	AB	R	H	RBI	BB	SO	LOB
Peter Bergeron, L (1, 8) OBP: 0.424, SLG: 0.423	C C F S 0-3 ① K		B F C B F S 2-3 ② K	F B C S 1-3 ③ K		B B X 2-0 SF8 2-H 3B		C C B B B B 4-2 BB BB		4	1	1	1	1	3	2
Jose Vidro, S (1, 4) OBP: 0.367, SLG: 0.308 Mike Mordecai, R (7, 4)	C T F B S 1-3 ② K		B F X 1-1 ③ L8		C X 0-1 1B HR 1B	B F B F B B 4-2 HR BB		C F B X 1-2 ① P4		3 1	2 0	1 0	0 0	1 0	1 0	0 1
Vladimir Guerrero, R (1, 9) OBP: 0.455, SLG: 0.542	S B F X 1-2 ③ G6-3			F B B F F F X 2-2 1B 2B 1B	X 0-0 ① P4	F S B X 1-2 ② SF8 3-H		B B F B S F X 3-2 ② P3		4	1	1	1	0	0	2
Lee Stevens, L (1, 3) OBP: 0.478, SLG: 0.556		X 0-0 ① L8		S F F C 0-3 ① K	B S B C B X 3-2 1-2 HR 1B	S B B C B X 3-2 1-H HR		B B B C B 4-1 1-2 BB		4	2	2	2	1	1	1
Orlando Cabrera, R (1, 6) OBP: 0.242, SLG: 0.250		S F X 0-2 1B 1B		B B S F X 2-2 1-3 2B 1B	S X 0-1 ② P4	B X 1-1 ③ P2		C X 0-1 ③ G4-3		5	1	2	0	0	0	4
Michael Barrett, R (1, 2) OBP: 0.480, SLG: 0.958		B F B F C 2-3 ② K		C X 0-1 1-H 3-H 1B CS 2B	C B B X 2-1 1-H 2-H HR		S S F X 0-2 ① P4		C B B F X 2-2 1B	5	1	3	5	0	1	1
Brad Wilkerson, L (1, 7) OBP: 0.448, SLG: 0.333	S S F F B X 1-2 1-2 1B			F C F B F X 1-2 2-3 CS 1B 1B	C S B X 1-2 ③ F4		B F F B S 2-3 ② K		C B B S F F S 2-3 ① K	5	1	2	0	0	2	1
Chris Truby, R (1, 5) OBP: 0.323, SLG: 0.414	C B F S 1-3 ③ K			B B F 3 SAFE F F B I 4-2 ② 1B 1-3 3-H IBB		S B B B B X 3-1 3B 2B	B X 1-0 3B		C B S C 1-3 ② K	4	1	2	0	1	2	3
Tony Armas, R (1, 1) OBP: 0.167, SLG: 0.167 Britt Reames, R (9, 1)			B F B S F B S 3-3 ① K	B S C F X 1-2 1-3 3-H 1B		C B F F C 1-3 ① K	C S S 0-3 ③ K		C B X 1-1 ③ G4-3	5 0	0 0	1 0	1 0	0 0	3 0	3 0
Inning Stats	R: 0 H: 0 E: 0 LOB: 0 K: 2 BB: 0 S: 11 P: 13	R: 0 H: 2 E: 0 LOB: 2 K: 2 BB: 0 S: 15 P: 19	R: 0 H: 0 E: 0 LOB: 0 K: 2 BB: 0 S: 10 P: 16	R: 3 H: 5 E: 0 LOB: 2 K: 2 BB: 1 S: 29 P: 40	R: 3 H: 3 E: 0 LOB: 0 K: 0 BB: 0 S: 13 P: 19	R: 4 H: 3 E: 0 LOB: 1 K: 1 BB: 1 S: 17 P: 32	R: 0 H: 1 E: 0 LOB: 1 K: 2 BB: 0 S: 11 P: 14	R: 0 H: 0 E: 0 LOB: 2 K: 0 BB: 2 S: 14 P: 26	R: 0 H: 1 E: 0 LOB: 1 K: 2 BB: 0 S: 13 P: 19	1B: 9 SF: 1 2B: 2 SAC: 0 3B: 2 DP: 0 HR: 2 HBP: 0						WP: 0 PA: 45 PB: 0 SB: 0 CS: 2

PITCHER		IP	WLS	BF	H	R	ER	SO	BB	IBB	HBP	BLK	WP	HR	S	P	ERA	WHIP
A.J. Burnett, R ERA: 4.97	(1, 1)	5.0	L	25	10	6	6	8	0	1	0	0	0	1	78	107	10.80	2.000
Gary Knotts, R ERA: 13.5	(6, 1)	1.0		7	3	4	4	1	1	0	0	0	0	1	17	32	36.00	4.000
Vic Darensbourg, L ERA: 6.75	(7, 1)	1.0		4	1	0	0	2	0	0	0	0	0	0	11	14	0.00	1.000
56 Kevin Olsen, R ERA: 7.71	(8, 1)	2.0		9	1	0	0	2	2	0	0	0	0	0	27	45	0.00	1.500

PITCHER	IP	WLS	BF	H	R	ER	SO	BB	IBB	HBP	BLK	WP	HR	S	P	ERA	WHIP

Montreal Expos @ Florida Marlins

Pro Player Stadium, Miami, FL

Mon Apr 08 2002, 7:05 PM EDT
Att. 23,877 - Cloudy - 78 F

TOP

livebaseballscorecards.com

AB	40
R	10
H	15
RBI	10
BB	4
SO	13
LOB	18

Montreal Expos @ Florida Marlins

Pro Player Stadium, Miami, FL

Mon Apr 08 2002, 7:05 PM EDT

Att. 23,877 - Cloudy - 78 F

livebaseballscorecards.com

BOTTOM

Batter	1	2	3	4	5	6	7	8	9	AB	R	H	RBI	BB	SO	LOB
Luis Castillo, S (1, 4) OBP: 0.375, SLG: 0.286	C B B X 2-1 ① G6-3		B C B X 2-1 ③ G6-3			C B B F S 2-3 ② K		C B S B F S 2-3 ③ K2-3		3	0	0	0	0	1	0
Vic Darensbourg, L (7, 1)										0	0	0	0	0	0	0
Andy Fox, L (8, 5) OBP: 0.600, SLG: 0.800										1	0	0	0	0	1	1
Preston Wilson, R (1, 8) OBP: 0.267, SLG: 0.483	C X 0-1 ② G5-3			B X 1-0 F9 BB 1B		B X 1-0 ③ L9			B F F X 1-2 1B 3B	4	1	2	0	0	0	0
Cliff Floyd, L (1, 7) OBP: 0.471, SLG: 0.542	B B B B 4-0 BB			B B B C B 4-1 G6-4-3 1-2 BB			X 0-0 ① F8		X 0-0 G5-3 3-H 1B	2	0	1	1	2	0	0
Kevin Millar, R (1, 9) OBP: 0.310, SLG: 0.400	F B S S 1-3 ③ K			B C B X 2-1 ① F9 2-3			B C B B F F X 3-2 HR		C S B B X 2-2 ① G5-3 1-2	4	1	1	1	0	1	4
Mike Lowell, R (1, 5) OBP: 0.276, SLG: 0.370		X 0-0 ① L7		B F X 1-1 ② ③ G6-4-3 1-2f			X 0-0 ② F8		F F B X 1-2 ② F9	3	0	0	0	0	0	2
56 Kevin Olsen, R (8, 1)										0	0	0	0	0	0	0
Mike Redmond, R (9, PH) OBP: 0.474, SLG: 0.286										1	0	0	0	0	0	1
Derrek Lee, R (1, 3) OBP: 0.367, SLG: 0.640		C S S 0-3 ② K			C S B X 1-2 ① F8		C C B B S 2-3 ③ K		F B C S 1-3 ③ K	4	0	0	0	0	3	1
Charles Johnson, R (1, 2)		B B F F F S 2-3 ③ K			X 0-0 ② G1-3			F B S B F F B F F 4-2 F F B G3 G5-3 BB		2	0	0	0	0	1	0
Ramon Castro, R (7, 2)										0	0	0	0	1	0	0
Alex Gonzalez, R (1, 6) OBP: 0.308, SLG: 0.458			X 0-0 ① F8		C X 0-1 ③ F7			X 0-0 ① G5-3 1-2		3	0	0	0	0	0	1
A.J. Burnett, R (1, 1)			S X 0-1 ② G6-3			B C F S 1-3 ① K		B X 1-0 ② G3 2-3		1	0	0	0	0	0	0
Gary Knotts, R (6, 1)										0	0	0	0	0	0	0
Marty Malloy, L (6, PH)										2	0	0	0	0	1	1
(7, 4)																

Inning Stats									
	R: 0 E: 0 K: 1 S: 7	H: 0 LOB: 1 BB: 1 P: 14	R: 0 E: 0 K: 2 S: 8	H: 0 LOB: 0 BB: 0 P: 10	R: 0 E: 0 K: 0 S: 5	H: 0 LOB: 0 BB: 0 P: 7	R: 0 E: 0 K: 0 S: 6	H: 1 LOB: 1 BB: 1 P: 14	R: 0 E: 0 K: 0 S: 6	H: 0 LOB: 0 BB: 0 P: 7
	R: 0 E: 0 K: 2 S: 7	H: 0 LOB: 0 BB: 0 P: 11	R: 1 E: 0 K: 1 S: 9	H: 1 LOB: 0 BB: 0 P: 14	R: 0 E: 0 K: 1 S: 14	H: 0 LOB: 1 BB: 1 P: 21	R: 1 E: 0 K: 1 S: 13	H: 2 LOB: 1 BB: 0 P: 18		

PITCHER		IP	WLS	BF	H	R	ER	SO	BB	IBB	HBP	BLK	WP	HR	S	P	ERA	WHIP	PITCHER	IP	WLS	BF	H	R	ER	SO	BB	IBB	HBP	BLK	WP	HR	S	P	ERA	WHIP
Tony Armas, R	(1, 1)	8.1	W	31	4	2	2	7	3	0	0	0	0	1	69	108	2.16	0.840																	
ERA: 4.05																																			
Britt Reames, R	(9, 1)	0.2		2	0	0	0	1	0	0	0	0	0	0	6	8	0.00	0.000																	
ERA: 18.0																																			

AB	30	1B: 2	SF: 0
R	2	2B: 0	SAC: 0
H	4	3B: 1	DP: 1
RBI	2	HR: 1	HBP: 0
BB	3		
SO	8		
LOB	11		

WP: 0 PB: 0 SB: 0 CS: 0 PA: 33

Batter	1	2	3	4	5	6	7	8	9	AB	R	H	RBI	BB	SO	LOB
Peter Bergeron, L (1, 8) OBP: 0.395, SLG: 0.367	B B C X 2-1 B1-3 ①		B S X 1-1 F7 ③		C B B L B B 4-2 FC1-6 SH2-4 1-2 2B BB	X 0-0 FC4 BB 1B 1-2f ①		B B C S X 2-2 F8 ①		4	1	0	0	1	0	1
Jose Vidro, S (1, 4) OBP: 0.412, SLG: 0.400	B F X 1-1 1B 2B			B F B X 2-1 1B WP 1B	F X 0-1 SH2-4 ① 1-2 2-3	X 0-0 BB 1B 1-2 ①		X 0-0 F7 ②		4	1	3	0	0	0	0
Vladimir Guerrero, R (1, 9) OBP: 0.474, SLG: 0.536	B X 1-0 ② 2-H 1B			S S X 0-2 SH1-4 WP 1-3 SF7 1B	4-0 FC1-6 IBB	B F F S X 1-3 ② K		B B F S X 2-2 F9 ③		4	1	2	0	1	1	2
Lee Stevens, L (1, 3) OBP: 0.464, SLG: 0.476	X 0-0 F9 ③			B B B C F B 4-2 SH1-4 1-2 3-H BB	X 0-0 ② FC1-6 BB 2B 1-2f 2-3 3-H	B B C B B 4-1 1-2 2-3 BB			X 0-0 F5 ①	3	1	0	1	2	0	3
Orlando Cabrera, R (1, 6) OBP: 0.270, SLG: 0.286		B F X 1-1 F9 ①		F X 0-1 SH1-4 ① 1-2 2-3	B B B B 4-0 2B 1-2 BB	C F B B X 2-2 G1-3 ③			B C F B F X 2-2 HR 2B	3	2	1	0	1	0	3
Michael Barrett, R (1, 2) OBP: 0.467, SLG: 1.036		B B C X 2-1 G5-3 ②		X 0-0 ② SF7 3-H	X 0-0 1-H 2-H 3-H 2B		C C B B B X 3-2 G6-3 ①		B X 1-0 2-H HR	4	1	2	6	0	0	0
Brad Wilkerson, L (1, 7) OBP: 0.412, SLG: 0.286		B C S B F S 2-3 K ③		C B B F B F S 3-3 K ③	B C B B S B 4-2 BB		B X 1-0 F8 ②		C B S S 1-3 K ②	4	0	0	0	1	3	1
Chris Truby, R (1, 5) OBP: 0.333, SLG: 0.500			F B C C 1-3 K ①		B X HR 2-2 G3 ③		B B X 2-0 1B		C C B F B F X 2-2 G1-3 ③	5	1	2	1	0	1	2
Carl Pavano, R (1, 1) OBP: 0.333, SLG: 0.333			S B F X 1-2 G5-3 ②		S X 0-1 SH2-4 BB FC1-6 1B	X 0-0 FC4 1B	B S F X 1-2 G4-3 ③			4	1	2	0	0	0	1
Ed Vosberg, L (7, 1)										0	0	0	0	0	0	0
52 T.J. Tucker, R (7, 1)										0	0	0	0	0	0	0
Graeme Lloyd, L (8, 1)										0	0	0	0	0	0	0
Matt Herges, L (9, 1)										0	0	0	0	0	0	0
Inning Stats	R: 0 E: 0 K: 0 S: 6 H: 2 LOB: 1 BB: 0 P: 10	R: 0 E: 0 K: 1 S: 8 H: 0 LOB: 0 BB: 0 P: 13	R: 0 E: 0 K: 1 S: 8 H: 0 LOB: 0 BB: 0 P: 11	R: 2 E: 0 K: 1 S: 14 H: 2 LOB: 1 BB: 1 P: 23	R: 5 E: 0 K: 0 S: 15 H: 3 LOB: 2 BB: 4 P: 34	R: 0 E: 0 K: 1 S: 10 H: 2 LOB: 3 BB: 1 P: 17	R: 0 E: 0 K: 0 S: 8 H: 1 LOB: 1 BB: 0 P: 15	R: 0 E: 0 K: 0 S: 7 H: 0 LOB: 0 BB: 0 P: 11	R: 2 E: 0 K: 1 S: 14 H: 2 LOB: 0 BB: 0 P: 20	1B: 7 2B: 3 3B: 0 HR: 2	SF: 1 SAC: 2 DP: 0 HBP: 0					

TOP

Montreal Expos @ Florida Marlins

Pro Player Stadium, Miami, FL

Wed Apr 10 2002, 7:05 PM EDT
Att. 5,422 - Sunny - 78 F

livebaseballscorecards.com

AB	35
R	9
H	12
RBI	8
BB	6
SO	5
LOB	13

WP: 1 PB: 0 SB: 0 CS: 0 PA: 44

PITCHER		IP	WLS	BF	H	R	ER	SO	BB	IBB	HBP	BLK	WP	HR	S	P	ERA	WHIP
Brad Penny, R ERA: 4.61	(1, 1)	4.2	L	25	7	7	7	3	4	1	0	0	1	1	48	86	13.50	2.357
Michael Tejera, L ERA:	(5, 1)	1.1		7	2	0	0	1	1	0	0	0	0	0	13	22	0.00	2.250
Braden Looper, R ERA: 9.82	(7, 1)	1.0		4	1	0	0	0	0	0	0	0	0	0	8	15	0.00	1.000
Gary Knotts, R ERA: 9.82	(8, 1)	1.0		3	0	0	0	0	0	0	0	0	0	0	7	11	0.00	0.000
Vladimir Nunez, R ERA: 5.4	(9, 1)	1.0		5	2	2	2	1	0	0	0	0	0	1	14	20	18.00	2.000

PITCHER	IP	WLS	BF	H	R	ER	SO	BB	IBB	HBP	BLK	WP	HR	S	P	ERA	WHIP

Batter	1	2	3	4	5	6	7	8	9	AB	R	H	RBI	BB	SO	LOB
Luis Castillo, S (1, 4) OBP: 0.378, SLG: 0.303	C B C B X 3-2 G4-3 S 1B		C B X 1-1 E S 1B		C C B B S 2-3 ① K		C B B B C X 3-2 ① G6-3 1-2	X 0-0 ③ F3		5	0	2	0	0	1	1
Preston Wilson, R (1, 8) OBP: 0.286, SLG: 0.471	S C T F S 0-3 ① K		C S F X 1-2 ③ G4-3 1-3		B C F F S 1-3 ② K		S B X 1-1 WP HR 2-3 1B		C X 0-1 DI HR 1B	5	2	2	0	0	2	2
Cliff Floyd, L (1, 7) OBP: 0.462, SLG: 0.621	S C F X 0-2 ② G4-3 1-3			F X 0-1 ① F8	F B B X 2-1 1B		B S B S X 2-2 1-H 3-H HR		C F B S 1-3 ① K 1-2	5	1	2	2	0	1	2
Kevin Millar, R (1, 9) OBP: 0.294, SLG: 0.400	C B B B F S 3-3 ③ K			C B B F X 2-2 2B 2B	B C B C X 2-2 ③ G5-3		S C F F B X 1-2 ② G6-3		C S F S 0-3 ② K	5	1	1	0	0	2	3
Mike Lowell, R (1, 5) OBP: 0.353, SLG: 0.594		C F F B B X 2-2 ① L7		X 0-0 G1-3 2-H 2B		F B X 1-1 1B	C X 0-1 2B 2B		B F C B X 2-2 2-H HR	5	2	4	3	0	0	0
Derrek Lee, R (1, 3) OBP: 0.400, SLG: 0.655		S B C S 1-3 ② K		B S B B B 4-1 G1-3 BB		X 0-0 ① F8	B B X 2-0 2-H 2B		C X 0-1 1B	4	0	2	1	1	1	1
Charles Johnson, R (1, 2)		B X 1-0 ③ F9		F X 0-1 ② G1-3 1-2 2-3		B F F B S 2-3 ② K	X 0-0 ③ F8		B F B X 2-1 ③ F9	5	0	0	0	0	1	5
Alex Gonzalez, R (1, 6) OBP: 0.333, SLG: 0.444			X 0-0 ① F8	4-0 IBB	X 0-0 ③ P3			B B F C X 2-2 G1-6-3 1B		3	0	1	0	1	0	1
Brad Penny, R (1, 1) OBP: 0.167, SLG: 0.167 Michael Tejera, L (5, 1) Braden Looper, R (7, 1) Andy Fox, L (7, PH) OBP: 0.667, SLG: 0.833 Gary Knotts, R (8, 1) Tim Raines, S (8, PH) OBP: 0.250, SLG: 0.250 Vladimir Nunez, R (9, 1) OBP: 1.000, SLG: 1.000	B X 1-0 ② G6-3		X 0-0 ③ F7				X 0-0 1B G6-3 WP 1B	S X 0-1 ① G1-6-3 1-2f ②		2 0 0 0 1 0 0 1 0	0 0 0 1 0 0 0 0 0	0 0 0 1 0 0 0 1 0	0 0 0 0 0 0 0 0 0	0 0 0 0 0 0 0 0 0	0 0 0 0 0 0 0 1 0	3 0 0 0 0 0 0 1 0
Inning Stats	R: 0 H: 1 E: 0 LOB: 1 K: 2 BB: 0 S: 15 P: 21	R: 0 H: 0 E: 0 LOB: 0 K: 1 BB: 0 S: 8 P: 12	R: 0 H: 1 E: 0 LOB: 1 K: 0 BB: 0 S: 7 P: 10	R: 1 H: 2 E: 0 LOB: 3 K: 0 BB: 2 S: 10 P: 20	R: 0 H: 1 E: 0 LOB: 1 K: 2 BB: 0 S: 12 P: 19	R: 0 H: 1 E: 0 LOB: 1 K: 1 BB: 0 S: 7 P: 10	R: 4 H: 5 E: 0 LOB: 1 K: 0 BB: 0 S: 18 P: 27	R: 0 H: 1 E: 0 LOB: 0 K: 0 BB: 0 S: 6 P: 8	R: 2 H: 3 E: 0 LOB: 1 K: 2 BB: 0 S: 16 P: 21	1B: 9 2B: 4 3B: 0 HR: 2	SF: 0 SAC: 0 DP: 1 HBP: 0	WP: 1 PB: 0 SB: 2 CS: 0	PA: 43			

PITCHER		IP	WLS	BF	H	R	ER	SO	BB	IBB	HBP	BLK	WP	HR	S	P	ERA	WHIP
Carl Pavano, R ERA: 2.84	(1, 1)	6.1	W	29	8	3	3	6	1	1	0	0	0	0	65	102	4.26	1.421
Ed Vosberg, L ERA: 18.0	(7, 1)	0.0		1	1	1	1	0	0	0	0	0	1	1	3	5	∞	∞
52 T.J. Tucker, R ERA: 3.0	(7, 1)	0.2		5	3	1	1	0	0	0	0	0	0	0	12	17	13.50	4.500
Graeme Lloyd, L ERA: 4.76	(8, 1)	1.0	H	2	0	0	0	0	0	0	0	0	0	0	3	3	0.00	0.000
Matt Herges, R ERA: 5.4	(9, 1)	1.0		6	3	2	2	2	0	0	0	0	0	1	16	21	18.00	3.000

PITCHER	IP	WLS	BF	H	R	ER	SO	BB	IBB	HBP	BLK	WP	HR	S	P	ERA	WHIP

BOTTOM

Montreal Expos @ Florida Marlins

Pro Player Stadium, Miami, FL

Wed Apr 10 2002, 7:05 PM EDT
Att. 5,422 - Sunny - 78 F

livebaseballscorecards.com

AB	41
R	7
H	15
RBI	6
BB	2
SO	8
LOB	19

Montreal Expos @ Florida Marlins

Pro Player Stadium, Miami, FL

Thu Apr 11 2002, 7:05 PM EDT

Att. 4,466 - Cloudy - 78 F

TOP

livebaseballscorecards.com

Batter	1	2	3	4	5	6	7	8	9	AB	R	H	RBI	BB	SO	LOB
Peter Bergeron, L (1, 8) OBP: 0.395, SLG: 0.333	1-1 G3	4-2 BB		1-1 G6-3			2-3 K		4-1 G6-3, G3 BB	3	0	0	0	2	1	0
Jose Vidro, S (1, 4) OBP: 0.410, SLG: 0.429	1-1 2B 2B	2-0 G4-3			1-0 F5		1-2 F8-4-3 1B		0-1 G3 1-2	5	1	2	0	0	0	2
Vladimir Guerrero, R (1, 9) OBP: 0.442, SLG: 0.469	1-0 2B 2B HBP		3-2 F2		0-0 E6 CS E		0-1 F8-4-3 1-2		3-2 G6-3 2-3	4	1	0	0	0	0	2
Lee Stevens, L (1, 3) OBP: 0.424, SLG: 0.400	2-3 K		4-0 G5-3 2B BB		3-1 L4 1-2			0-0 G6-3	0-0 G5-3	4	1	0	0	1	1	4
Orlando Cabrera, R (1, 6) OBP: 0.293, SLG: 0.316	2-2 1-3 2-H 2B 2B		3-2 G5-3 1-2		0-0 CS 2-3	1-1 G5-3		4-2 BB 1B BB		3	2	1	1	1	0	1
Brian Schneider, L (1, 2) OBP: 0.571, SLG: 1.143 Michael Barrett, R (8, PH) OBP: 0.484, SLG: 1.036 (8, 2)	1-0 2-H 3-H 2B		0-0 2-H 2B			1-0 F7		4-1 1-2 1B BB		3 0	0 0	2 0	3 0	0 1	0 0	0 0
Brad Wilkerson, L (1, 7) OBP: 0.395, SLG: 0.281	2-1 G4-3		1-3 K			1-0 1B 1B		2-3 K		4	0	1	0	0	2	4
Chris Truby, R (1, 5) OBP: 0.350, SLG: 0.500		2-1 G4-3		0-0 G5-3		0-0 1-2 1B		0-0 1-3 2-H 1B		4	0	2	1	0	0	0
Masato Yoshii, R (1, 1) Britt Reames, R (4, 1) Henry Rodriguez, L (6, PH) Scott Stewart, R (6, 1) Andres Galarraga, R (8, PH) OBP: 0.333, SLG: 0.385 52 T.J. Tucker, R (8, 1) Bruce Chen, L (8, 1)		1-0 G3-1		1-3 K		3-3 K		2-3 K		2 0 1 0 1 0 0	0 0 0 0 0 0 0	0 0 0 0 0 0 0	0 0 0 0 0 0 0	1 0 0 0 1 0 0	0 0 1 0 2 0 0	0 0 2 0 2 0 0
Inning Stats	R: 3 E: 0 K: 1 S: 14 H: 3 LOB: 1 BB: 0 P: 24	R: 0 E: 0 K: 0 S: 9 H: 0 LOB: 1 BB: 1 P: 17	R: 1 E: 0 K: 1 S: 11 H: 1 LOB: 1 BB: 1 P: 22	R: 0 E: 0 K: 1 S: 6 H: 0 LOB: 0 BB: 0 P: 8	R: 0 E: 2 K: 0 S: 4 H: 0 LOB: 0 BB: 0 P: 8	R: 0 E: 0 K: 1 S: 9 H: 2 LOB: 2 BB: 0 P: 15	R: 0 E: 0 K: 1 S: 8 H: 1 LOB: 0 BB: 0 P: 11	R: 1 E: 0 K: 2 S: 13 H: 1 LOB: 2 BB: 2 P: 25	R: 0 E: 0 K: 0 S: 8 H: 0 LOB: 1 BB: 1 P: 15	1B: 4 2B: 5 3B: 0 HR: 0	SF: 0 SAC: 0 DP: 1 HBP: 1						

	AB	34
	R	5
	H	8
	RBI	5
	BB	5
	SO	7
	LOB	17

WP: 0 PB: 0 SB: 0 CS: 1 PA: 41

PITCHER		IP	WLS	BF	H	R	ER	SO	BB	IBB	HBP	BLK	WP	HR	S	P	ERA	WHIP
Julian Tavarez, R ERA: 10.38	(1, 1)	5.2	W	26	6	4	4	3	2	0	1	0	0	0	49	87	6.35	1.412
Vic Darensbourg, L ERA: 5.4	(6, 1)	0.1	H	1	0	0	0	1	0	0	0	0	0	0	4	7	0.00	0.000
Michael Tejera, L ERA: 2.7	(7, 1)	1.1	H	5	1	1	1	1	1	0	0	0	0	0	12	19	6.75	1.500
Braden Looper, R ERA: 8.31	(8, 1)	0.2	H	4	1	0	0	2	1	0	0	0	0	0	9	17	0.00	3.000
Vladimir Nunez, R ERA: 4.5	(9, 1)	1.0	S	4	0	0	0	0	1	0	0	0	0	0	8	15	0.00	1.000

PITCHER	IP	WLS	BF	H	R	ER	SO	BB	IBB	HBP	BLK	WP	HR	S	P	ERA	WHIP

Montreal Expos @ Florida Marlins

Pro Player Stadium, Miami, FL

Thu Apr 11 2002, 7:05 PM EDT

Att. 4,466 - Cloudy - 78 F

livebaseballscorecards.com

BOTTOM

Batter	1	2	3	4	5	6	7	8	9	AB	R	H	RBI	BB	SO	LOB
Luis Castillo, S (1, 4) OBP: 0.405, SLG: 0.361	L C X 0-2 E4 CS		B B C F B B 4-2 FC4-6 BB	B B X 2-0 1-H 3B 3B		C B S S 1-3 ③ K		S B B S B B 4-2 1-2 2-3 3-H BB		3	1	1	2	2	1	0
Eric Owens, R (1, 9) OBP: 0.214, SLG: 0.357	B C B C X 2-2 ①② L4 1-2		F S X 0-2 ② FC4-6 1-2f 2-3 2B	B B F F B X 3-2 3-H 3B			B F X 1-1 ① 1B	B C S S X 1-2 ③ F8		5	1	2	1	0	0	6
Preston Wilson, R (1, 8) OBP: 0.282, SLG: 0.474	B F S B F S 2-3 ③ K		S C F B F X 1-2 1-H 3-H 1B 2B	B C F C 1-3 ③ K			F B X 1-1 ② G5-3			4	0	1	2	0	2	1
Cliff Floyd, L (1, 7) OBP: 0.465, SLG: 0.606		F X 0-1 ① P5	X 0-0 ③ 2-H 1B		B X 1-0 FC5-4 1B		B F C S 1-3 ③ K			4	0	2	0	0	1	0
Mike Lowell, R (1, 5) OBP: 0.368, SLG: 0.611	B F B C X 2-2 ② F7			X 0-0 1B G6-3 2B	C X 0-1 ① F9			X 0-0 FC1-6 E 1B		4	1	2	0	0	0	1
Derrek Lee, R (1, 3) OBP: 0.436, SLG: 0.656	X 0-0 1B			S X 0-1 G6-3 S 2-3 1B 1B	P S B F S 2-3 ② K			B C F B B F F F 1 SAFE 4-2 B G3 FC1-6 1-2 BB BB		3	2	2	0	1	1	1
Alex Gonzalez, R (1, 6) OBP: 0.294, SLG: 0.387	F B X 1-1 ③ P4			S X 0-1 ① G5-3 1-2	C B F F X 1-2 ③ FC5-4 1-2f			L X 0-1 ① FC1-6 BB G3 1-2 2-3f		4	0	0	0	0	0	6
Mike Redmond, R (1, 2) OBP: 0.391, SLG: 0.222		C F X 0-2 ① F8	B X 1-0 ② G6-3 2-3 3-H		X 0-0 ① F3			C B X 1-1 ② G3 1-2 2-3		4	0	0	1	0	0	3
Julian Tavarez, L (1, 1) Vic Darensbourg, L (6, 1) Kevin Millar, R (6, PH) OBP: 0.286, SLG: 0.387 Michael Tejera, L (7, 1) Braden Looper, R (8, 1) Tim Raines, S (8, PH) OBP: 0.400, SLG: 0.250 Vladimir Nunez, R (9, 1) OBP: 1.000, SLG: 1.000			B C X 1-1 E7 FC4-6 2B	B B C L X 2-2 WP 3B 3-H 1B		B B C F B F S 3-3 ② K		I I I 4-0 BB IBB		2 0 1 0 0 0 0	2 0 0 0 0 0 0	1 0 0 0 0 0 0	1 0 0 0 0 1 0	0 0 0 0 0 0 0	0 0 1 0 0 0 0	0 0 0 0 0 0 0
Inning Stats	R: 0 E: 1 K: 1 S: 10 H: 0 LOB: 0 BB: 0 P: 14	R: 0 E: 0 K: 0 S: 8 H: 1 LOB: 1 BB: 0 P: 11	R: 2 E: 1 K: 0 S: 16 H: 2 LOB: 2 BB: 1 P: 22	R: 4 E: 0 K: 1 S: 16 H: 5 LOB: 1 BB: 0 P: 25	R: 0 E: 0 K: 1 S: 11 H: 1 LOB: 1 BB: 0 P: 14	R: 0 E: 0 K: 2 S: 8 H: 0 LOB: 0 BB: 0 P: 12	R: 0 E: 0 K: 1 S: 7 H: 1 LOB: 0 BB: 0 P: 10	R: 1 E: 1 K: 0 S: 15 H: 1 LOB: 3 BB: 3 P: 29		1B: 7 2B: 2 3B: 2 HR: 0 SF: 0 SAC: 0 DP: 0 HBP: 0			WP: 1 PB: 0 SB: 1 CS: 1 PA: 38	

	AB	34
	R	7
	H	11
	RBI	7
	BB	4
	SO	6
	LOB	18

PITCHER		IP	WLS	BF	H	R	ER	SO	BB	IBB	HBP	BLK	WP	HR	S	P	ERA	WHIP
Masato Yoshii, R ERA: 3.72	(1, 1)	3.2	L	18	6	5	3	1	1	0	0	0	0	0	43	59	7.36	1.909
Britt Reames, R ERA: 14.54	(4, 1)	1.1		7	3	1	1	2	0	0	0	0	1	0	18	27	6.75	2.250
Scott Stewart, L ERA:	(6, 1)	2.0		6	1	0	0	3	0	0	0	0	0	0	15	22	0.00	0.500
52 T.J. Tucker, R ERA: 4.91	(8, 1)	0.2		4	1	1	1	0	1	0	0	0	0	0	10	15	13.50	3.000
Bruce Chen, L ERA: 3.86	(8, 1)	0.1		3	0	0	0	0	1	1	0	0	0	0	5	14	0.00	3.000

PITCHER	IP	WLS	BF	H	R	ER	SO	BB	IBB	HBP	BLK	WP	HR	S	P	ERA	WHIP

Batter	1	2	3	4	5	6	7	8	9	AB	R	H	RBI	BB	SO	LOB
Rafael Furcal, S (1, 6) OBP: 0.292, SLG: 0.214	B C B B C B 4-2 10 HR BB	B F C B X 2-2 ③ P4 2-3			B C C B B X 3-2 S 1B		C B F B B S 3-3 ③ K 1-2		B X 1-0 S 1B	4	1	2	0	1	1	2
Andruw Jones, R (1, 8) OBP: 0.321, SLG: 0.395	X 0-0 ① P6		C C C B F F S 1-3 ① K		B B C S B B 4-2 1-2 BB			C B F X 1-2 G4-3	P B B C C B 4-2 1-2 BB	3	0	0	0	2	1	1
10 Chipper Jones, S (1, 7) OBP: 0.429, SLG: 0.474	X 0-0 1-H HR		C F B X 1-2 ② F8		B S B B B F F X 3-2 ③ F2			B B C X 2-1 BB 2B	B B X 2-0 ③ G3	5	1	2	2	0	0	4
Gary Sheffield, R (1, 9) OBP: 0.420, SLG: 0.524	C X 0-1 1B		F X 0-1 ③ G6-3			B B F C C 2-3 ① K		C B B B B 4-1 BB		3	0	1	0	1	1	0
B.J. Surhoff, L (1, 3) OBP: 0.378, SLG: 0.394 Julio Franco, R (8, PH) OBP: 0.263, SLG: 0.067 (8, 3)	B X 1-0 ② F9			X 0-0 G5-4-3 1B		B X 1-0 CS 1B		B F B B B 4-1 1-2 2-3 FC6-4 BB		3 0	0 0	2 0	0 0	0 1	0 0	1 0
Vinny Castilla, R (1, 5) OBP: 0.222, SLG: 0.432	C C S 0-3 ③ K			F S B X 1-2 ① ② G5-4-3 1-2f		B S S X 1-2 ② ③ G4-3 1-2		F F B S 1-3 ② K		4	0	0	0	0	2	6
Marcus Giles, R (1, 4) OBP: 0.438, SLG: 0.538		B B F B S B 4-2 WP SH3 BB		B S X 1-1 ③ F8			F B C X 1-2 ① P3	C X 0-1 ③ FC6-4 1-2f		3	0	0	0	1	0	3
Henry Blanco, R (1, 2) OBP: 0.083, SLG: 0.167		B S F F B C 2-3 ① K			B F F X 1-2 ① G5-3		X 0-0 ② F9		C B B X 2-1 ① F9	4	0	0	0	0	1	1
Greg Maddux, R (1, 1) Mike Remlinger, L (6, 1) Wes Helms, R (7, PH) OBP: 0.500, SLG: 0.500 Tim Spooneybarger, R (7, 1) Kerry Ligtenberg, R (8, 1) Keith Lockhart, L (8, 4) 29 John Smoltz, R (8, 1)		L X 0-1 ② SH3 1-2			F S B F B F S 2-3 ② K		C B S B X 2-2 S 1B		C B B B X 3-1 ② G4-3	1 0 1 0 0 0 1	0 0 0 0 0 0 0	0 0 1 0 0 0 0	0 0 0 0 0 0 0	1 0 0 0 0 0 0	0 0 0 0 0 0 0	0 0 0 0 0 0 0
Inning Stats	R: 2 H: 2 E: 0 LOB: 1 K: 1 BB: 1 S: 10 P: 15	R: 0 H: 0 E: 0 LOB: 1 K: 1 BB: 1 S: 11 P: 19	R: 0 H: 0 E: 0 LOB: 0 K: 1 BB: 0 S: 10 P: 12	R: 0 H: 1 E: 0 LOB: 2 K: 0 BB: 0 S: 6 P: 8	R: 0 H: 1 E: 0 LOB: 2 K: 1 BB: 1 S: 17 P: 30	R: 0 H: 1 E: 0 LOB: 0 K: 1 BB: 0 S: 7 P: 11	R: 0 H: 1 E: 0 LOB: 1 K: 1 BB: 0 S: 10 P: 16	R: 0 H: 1 E: 0 LOB: 3 K: 1 BB: 2 S: 12 P: 24	R: 0 H: 1 E: 0 LOB: 2 K: 0 BB: 1 S: 9 P: 20	1B: 6 SF: 0 2B: 1 SAC: 1 3B: 0 DP: 1 HR: 1 HBP: 0						WP: 1 PA: 39 PB: 0 SB: 3 CS: 1

PITCHER		IP	WLS	BF	H	R	ER	SO	BB	IBB	HBP	BLK	WP	HR	S	P	ERA	WHIP
Josh Beckett, R ERA: 2.84	(1, 1)	6.0	L	24	5	2	2	5	3	0	0	0	1	1	61	95	3.00	1.333
56 Kevin Olsen, R ERA: 6.0	(7, 1)	1.1		7	2	0	0	1	1	0	0	0	0	0	16	29	0.00	2.250
Vic Darensbourg, L ERA: 5.4	(8, 1)	0.0		1	0	0	0	0	1	0	0	0	0	0	1	5	∞	∞
Braden Looper, R ERA: 7.2	(8, 1)	0.2		2	0	0	0	1	0	0	0	0	0	0	5	6	0.00	0.000
Gary Knotts, R ERA: 7.71	(9, 1)	1.0		5	1	0	0	0	1	0	0	0	0	0	9	20	0.00	2.000

PITCHER	IP	WLS	BF	H	R	ER	SO	BB	IBB	HBP	BLK	WP	HR	S	P	ERA	WHIP

TOP

Atlanta Braves @ Florida Marlins

Pro Player Stadium, Miami, FL

Fri Apr 12 2002, 7:05 PM EDT

Att. 12,066 - Cloudy - 76 F

livebaseballscorecards.com

AB	32
R	2
H	8
RBI	2
BB	6
SO	7
LOB	18

Atlanta Braves @ Florida Marlins

Pro Player Stadium, Miami, FL

Fri Apr 12 2002, 7:05 PM EDT

Att. 12,066 - Cloudy - 76 F

livebaseballscorecards.com

BOTTOM

Batter	1	2	3	4	5	6	7	8	9	AB	R	H	RBI	BB	SO	LOB
Andy Fox, L (1, 4) (9, 6) OBP: 0.600, SLG: 0.667	C B S B X 2-2 G4-6-3 1B		B F B B B 4-1 1-2 BB			C C S 0-3 ① K		B C S B X 2-2 ① ② G4-6-3 1-2f 2-3		3	0	1	0	1	1	2
Alex Gonzalez, R (1, 6) OBP: 0.270, SLG: 0.353 Luis Castillo, S (8, PH) OBP: 0.395, SLG: 0.351 (9, 4)	C X 0-1 ① ② G4-6-3 1-2f		S S F F F F X 0-2 ③ F2			C X 0-1 ② F9		C B F C 1-3 ③ K		3 1	0 0	0 0	0 0	0 0	0 1	3 1
Preston Wilson, R (1, 8) OBP: 0.279, SLG: 0.439	C C B B C 2-3 ③ K			B B F B B 4-1 FC5-4 BB		S B B S S 2-3 ③ K			C S F F F X 0-2 ① F8	3	0	0	0	1	2	0
Cliff Floyd, L (1, 7) OBP: 0.447, SLG: 0.556		B B X 2-0 ① F8		C X 0-1 ① FC5-4 1B 1-2f			C C B B F B B 4-2 G6-3 BB BB		F S X 0-2 ② F9	3	0	0	0	1	0	1
Mike Lowell, R (1, 5) OBP: 0.429, SLG: 0.641		C B C B X 2-2 G4-3 1B		B C B X 2-1 G4-3 1-2 1B			B B B C B 4-1 G6-3 1-2 BB		X 0-0 1B	3	0	3	0	1	0	0
Kevin Millar, R (1, 9) OBP: 0.256, SLG: 0.343		B X 1-0 ② ③ G4-3 1-2f		B C S X 1-2 ② ③ G4-3 1-2f			C C F F X 0-2 ① ② G6-3 1-2f 2-3		S S B X 1-2 ③ F8	4	0	0	0	0	0	6
Derrek Lee, R (1, 3) OBP: 0.405, SLG: 0.600			F B C B S 2-3 ① K		F F B B X 2-2 ① G6-3		C B X 1-1 ③ F8			3	0	0	0	0	1	1
Charles Johnson, R (1, 2) Ramon Castro, R (3, 2) OBP: 0.273, SLG: 0.111 Marty Malloy, L (8, PH) Mike Redmond, R (9, 2) OBP: 0.391, SLG: 0.222			C B F X 1-2 BB 1B		C X 0-1 ② F8			B B B B 4-0 G4-6-3 BB BB		0 2 0 0	0 0 0 0	0 1 0 0	0 0 0 0	0 0 1 0	0 0 0 0	0 0 0 0
Josh Beckett, R (1, 1) 56 Kevin Olsen, R (7, 1) Vic Darensbourg, L (8, 1) Braden Looper, R (8, 1) Tim Raines, S (8, PH) OBP: 0.500, SLG: 0.250 Gary Knotts, R (9, 1)			B S L L 1-3 ② K		C B B B C C 3-3 ③ K			C B B C B B 4-2 1-2 G4-6-3 BB		2 0 0 0 0 0	0 0 0 0 0 0	0 0 0 0 0 0	0 0 0 0 0 0	2 0 0 0 1 0	0 0 0 0 0 0	1 0 0 0 0 0
Inning Stats	R: 0 H: 1 E: 0 LOB: 0 K: 1 BB: 0 S: 8 P: 12	R: 0 H: 1 E: 0 LOB: 0 K: 0 BB: 0 S: 5 P: 10	R: 0 H: 1 E: 0 LOB: 2 K: 2 BB: 1 S: 18 P: 26	R: 0 H: 1 E: 0 LOB: 1 K: 0 BB: 1 S: 8 P: 15	R: 0 H: 0 E: 0 LOB: 0 K: 1 BB: 0 S: 8 P: 13	R: 0 H: 0 E: 0 LOB: 0 K: 2 BB: 0 S: 8 P: 10	R: 0 H: 0 E: 0 LOB: 1 K: 0 BB: 2 S: 11 P: 20	R: 0 H: 0 E: 0 LOB: 1 K: 1 BB: 2 S: 8 P: 19	R: 0 H: 1 E: 0 LOB: 1 K: 0 BB: 0 S: 13 P: 14	1B: 5 2B: 0 3B: 0 HR: 0	SF: 0 SAC: 0 DP: 5 HBP: 0			WP: 0 PB: 0 SB: 0 CS: 0	PA: 33		

	AB	27
	R	0
	H	5
	RBI	0
	BB	6
	SO	7
	LOB	15

PITCHER		IP	WLS	BF	H	R	ER	SO	BB	IBB	HBP	BLK	WP	HR	S	P	ERA	WHIP
Greg Maddux, R ERA:	(1, 1)	5.0	W	18	4	0	0	4	2	0	0	0	0	0	47	76	0.00	1.200
Mike Remlinger, L ERA:	(6, 1)	1.0	H	3	0	0	0	2	0	0	0	0	0	0	8	10	0.00	0.000
Tim Spooneybarger, R ERA: 6.75	(7, 1)	1.0	H	4	0	0	0	0	2	0	0	0	0	0	11	20	0.00	2.000
Kerry Ligtenberg, R ERA: 4.5	(8, 1)	0.0	H	2	0	0	0	0	2	0	0	0	0	0	2	10	∞	∞
29 John Smoltz, R ERA: 12.15	(8, 1)	2.0	S	6	1	0	0	1	0	0	0	0	0	0	19	23	0.00	0.500

PITCHER		IP	WLS	BF	H	R	ER	SO	BB	IBB	HBP	BLK	WP	HR	S	P	ERA	WHIP

Atlanta Braves @ Florida Marlins

Pro Player Stadium, Miami, FL

Sat Apr 13 2002, 7:05 PM EDT

Att. 18,784 - Sunny - 76 F

TOP

livebaseballscorecards.com

Batter	1	2	3	4	5	6	7	8	9	10	11	12	13	14	AB	R	H	RBI	BB	SO	LOB
Rafael Furcal, S (1, 6) OBP: 0.255, SLG: 0.184	G4-3	K		F5		G3-1		F9			FC2-5 CS			B1	7	0	0	0	0	1	2
Andruw Jones, R (1, 8) OBP: 0.333, SLG: 0.375	BB	G5-3		G6-3			FC4-6		F9		K			BB	5	1	1	0	2	1	1
10 Chipper Jones, S (1, 7) OBP: 0.446, SLG: 0.477	BB		E 1B				FC4-6		K			FC6-4		G4-6-3	6	2	3	0	1	1	2
Gary Sheffield, R (1, 9) OBP: 0.411, SLG: 0.500	1B		F3	P4					L7			FC6-4			6	1	2	1	0	0	3
B.J. Surhoff, L (1, 3) OBP: 0.395, SLG: 0.378	BB		E8		CS BB		F7			G6-3		FC6-4			4	0	1	0	2	0	3
Vinny Castilla, R (1, 5) OBP: 0.255, SLG: 0.440	1B		BB		K		K			E7		P6			6	0	3	3	0	2	4
Javy Lopez, R (1, 2) OBP: 0.256, SLG: 0.325	F9		F9		F9			G1-3		F9			K		6	0	0	0	0	1	6
Henry Blanco, R (13, 2) OBP: 0.083, SLG: 0.167															0	0	0	0	0	0	0
Marcus Giles, R (1, 4) OBP: 0.415, SLG: 0.488	F8		BB			G5-3		F7		F7			G6-3		4	0	0	0	1	0	3
Chris Hammond, L (10, 1)															0	0	0	0	0	0	0
Julio Franco, R (13, PH) OBP: 0.250, SLG: 0.063															1	0	0	0	0	0	0
Kevin Gryboski, R (13, 1)															0	0	0	0	0	0	0
Kevin Millwood, R (1, 1) OBP: 0.143, SLG: 0.143		K	G5-3			F2		BB			FC2-5 2B		P6		3	0	0	0	0	1	3
Darren Holmes, R (6, 1)															0	0	0	0	0	0	0
Tim Spooneybarger, R (7, 1)															0	0	0	0	0	0	0
Mark DeRosa, R (8, PH) OBP: 0.583, SLG: 0.636															0	0	0	0	1	0	0
Kerry Ligtenberg, R (8, 1)															0	0	0	0	0	0	0
Mike Remlinger, L (8, 1)															0	0	0	0	0	0	0
Keith Lockhart, L (10, 4) OBP: 0.111, SLG: 0.222															2	0	1	0	0	0	0
Inning Stats	R: 3 E: 0 K: 0 S: 12 H: 2 LOB: 2 BB: 3 P: 25	R: 0 E: 0 K: 2 S: 8 H: 0 LOB: 0 BB: 0 P: 10	R: 1 E: 1 K: 0 S: 13 H: 3 LOB: 3 BB: 1 P: 21	R: 0 E: 0 K: 0 S: 6 H: 1 LOB: 1 BB: 0 P: 10	R: 0 E: 0 K: 1 S: 8 H: 0 LOB: 0 BB: 1 P: 15	R: 0 E: 0 K: 0 S: 6 H: 0 LOB: 0 BB: 0 P: 10	R: 0 E: 0 K: 1 S: 10 H: 2 LOB: 2 BB: 0 P: 16	R: 0 E: 0 K: 0 S: 11 H: 0 LOB: 1 BB: 1 P: 19	R: 0 E: 0 K: 1 S: 6 H: 0 LOB: 0 BB: 0 P: 12	R: 0 E: 1 K: 0 S: 7 H: 1 LOB: 1 BB: 0 P: 9	R: 0 E: 0 K: 1 S: 9 H: 1 LOB: 0 BB: 0 P: 11	R: 0 E: 0 K: 0 S: 11 H: 1 LOB: 1 BB: 0 P: 14	R: 0 E: 0 K: 1 S: 6 H: 0 LOB: 0 BB: 0 P: 8	R: 0 E: 0 K: 0 S: 9 H: 0 LOB: 0 BB: 1 P: 16	1B: 10 2B: 1 3B: 0 HR: 0 SF: 0 SAC: 0 DP: 1 HBP: 0	WP: 0 PB: 0 SB: 0 CS: 2 PA: 57					

	AB	50
	R	4
	H	11
	RBI	4
	BB	7
	SO	7
	LOB	27

PITCHER		IP	WLS	BF	H	R	ER	SO	BB	IBB	HBP	BLK	WP	HR	S	P	ERA	WHIP
Ryan Dempster, R ERA: 3.22	(1, 1)	7.0		33	8	4	4	4	5	0	0	0	0	0	63	107	5.14	1.857
Michael Tejera, L ERA: 2.08	(8, 1)	1.0		4	0	0	0	0	1	0	0	0	0	0	11	19	0.00	1.000
Vladimir Nunez, R ERA: 3.38	(9, 1)	2.0		7	1	0	0	1	0	0	0	0	0	0	13	21	0.00	0.500
Braden Looper, R ERA: 5.14	(11, 1)	2.0		7	2	0	0	1	0	0	0	0	0	0	20	25	0.00	1.000
Gary Knotts, R ERA: 5.4	(13, 1)	2.0	W	6	0	0	0	1	1	0	0	0	0	0	15	24	0.00	0.500

PITCHER	IP	WLS	BF	H	R	ER	SO	BB	IBB	HBP	BLK	WP	HR	S	P	ERA	WHIP

BOTTOM

Batter	1	2	3	4	5	6	7	8	9	10	11	12	13	14	AB	R	H	RBI	BB	SO	LOB
Luis Castillo, S OBP: 0.304, SLG: 0.310 (1, 4) Vladimir Nunez, R OBP: 0.000, SLG: 1.000 (9, 1) Tim Raines, S OBP: 0.571, SLG: 0.250 (10, PH) Braden Looper, R (11, 1) Ramon Castro, R OBP: 0.250, SLG: 0.100 (12, PH) Gary Knotts, R (13, 1) Andy Fox, L OBP: 0.636, SLG: 0.667 (14, PH)	G6-3					G3-1		F7		IBB		P6		IBB	5 0 0 0 1 0 0	0 0 0 0 0 0 0	0 0 0 0 0 0 0	0 0 0 0 1 0 0	0 0 0 0 0 0 0	1 0 0 0 0 0 0	5 0 0 0 0 0 0
Kevin Millar, R (1, 9) OBP: 0.233, SLG: 0.308 Michael Tejera, L (8, 1) Marty Malloy, L (9, 4)	K2-3		F8		F7		G5-3		K	G4-3			G6-3		4 0 3	0 0 0	0 0 0	0 0 0	1 0 1	0 0 3	0 0 3
Preston Wilson, R (1, 8) OBP: 0.275, SLG: 0.396	K		L7		K		G5-3		K		G5-3				7	0	1	1	0	3	0
Cliff Floyd, L (1, 7) OBP: 0.463, SLG: 0.561		2B		BB		1B	WP	BB		E4			F7		5	3	2	0	2	1	1
Mike Lowell, R (1, 5) OBP: 0.449, SLG: 0.636		K					P6		F3		E7				5	1	2	0	2	1	3
Derrek Lee, R (1, 3) OBP: 0.429, SLG: 0.553		G6-3		K		HBP		BB		BB	IBB		FC6-4		3	0	0	1	3	1	4
Alex Gonzalez, R (1, 6) OBP: 0.286, SLG: 0.385		1B		2B		K		SH		SH1-4	F8			G6-3	5	0	2	1	0	1	5
Mike Redmond, R (1, 2) OBP: 0.400, SLG: 0.217		BB		G6-3		E2		F5		G5-3		F9		G1-3	5	1	1	1	2	0	5
Ryan Dempster, R (1, 1) Eric Owens, R (8, 9) OBP: 0.167, SLG: 0.278	L8					FC3-2		G3		G5-3		P2		G1-3	3 4	0 0	0 0	0 0	0 0	1 0	6 5

Inning Stats	1	2	3	4	5	6	7	8	9	10	11	12	13	14
	R: 0 E: 0 K: 2 S: 10 H: 0 LOB: 0 BB: 0 P: 14	R: 1 E: 0 K: 1 S: 13 H: 2 LOB: 2 BB: 1 P: 26	R: 0 E: 0 K: 1 S: 5 H: 0 LOB: 0 BB: 0 P: 6	R: 2 E: 0 K: 2 S: 16 H: 1 LOB: 1 BB: 2 P: 32	R: 0 E: 0 K: 1 S: 8 H: 0 LOB: 0 BB: 0 P: 9	R: 1 E: 1 K: 1 S: 18 H: 2 LOB: 3 BB: 0 P: 23	R: 0 E: 0 K: 0 S: 8 H: 0 LOB: 1 BB: 1 P: 17	R: 0 E: 1 K: 0 S: 8 H: 0 LOB: 2 BB: 1 P: 15	R: 0 E: 1 K: 2 S: 9 H: 0 LOB: 1 BB: 0 P: 17	R: 0 E: 0 K: 0 S: 7 H: 0 LOB: 3 BB: 3 P: 20	R: 0 E: 1 K: 1 S: 7 H: 1 LOB: 2 BB: 1 P: 17	R: 0 E: 0 K: 0 S: 8 H: 0 LOB: 0 BB: 0 P: 12	R: 0 E: 0 K: 0 S: 7 H: 0 LOB: 2 BB: 1 P: 17	R: 1 E: 0 K: 0 S: 12 H: 2 LOB: 3 BB: 2 P: 23

PITCHER		IP	WLS	BF	H	R	ER	SO	BB	IBB	HBP	BLK	WP	HR	S	P	ERA	WHIP
Kevin Millwood, R ERA: 3.26	(1, 1)	5.0		24	5	4	3	7	3	0	1	0	0	0	57	94	5.40	1.600
Darren Holmes, R ERA:	(6, 1)	1.0	B	4	0	0	0	1	0	0	0	0	0	0	13	16	0.00	0.000
Tim Spooneybarger, R ERA: 5.68	(7, 1)	1.0		4	0	0	0	0	1	0	0	0	1	0	8	17	0.00	1.000
Kerry Ligtenberg, R ERA: 3.86	(8, 1)	0.2		4	0	0	0	0	1	0	0	0	0	0	7	14	0.00	1.500
Mike Remlinger, L ERA:	(8, 1)	1.1		5	0	0	0	2	0	0	0	0	0	0	10	18	0.00	0.000

PITCHER		IP	WLS	BF	H	R	ER	SO	BB	IBB	HBP	BLK	WP	HR	S	P	ERA	WHIP
Chris Hammond, L ERA: 2.61	(10, 1)	3.0		14	1	0	0	1	1	3	0	0	0	0	22	49	0.00	0.667
Kevin Gryboski, R ERA: 5.4	(13, 1)	1.2	L	11	2	1	1	0	1	2	1	0	0	0	19	40	5.40	1.800

Atlanta Braves @ Florida Marlins

Pro Player Stadium, Miami, FL

Sat Apr 13 2002, 7:05 PM EDT

Att. 18,784 - Sunny - 76 F

livebaseballscorecards.com

AB	50
R	5
H	8
RBI	4
BB	12
SO	11
LOB	37

1B: 5	SF: 0	WP: 1	PA: 66
2B: 3	SAC: 2	PB: 0	
3B: 0	DP: 0	SB: 2	
HR: 0	HBP: 2	CS: 0	

Batter	1	2	3	4	5	6	7	8	9	AB	R	H	RBI	BB	SO	LOB
Mark DeRosa, R (1, 6) (8, 9) OBP: 0.500, SLG: 0.533	B S S S 1-3 ① K		B X 1-0 ② G5-3			B F B X 2-1 E8 10 FC4-6 1B		B B X 2-0 ① F8		4	0	1	0	0	1	0
Andruw Jones, R (1, 8) OBP: 0.344, SLG: 0.360	C C B B F B B 4-2 10 1B BB		S B X 1-1 ③ G6-3			B B B C B 4-1 10 FC4-6 BB		X 0-0 ② G5-3		2	0	0	0	2	0	0
10 Chipper Jones, S (1, 7) OBP: 0.433, SLG: 0.458	S B S X 1-2 1-2 1B			B S S B F X 2-2 ① F7		B C X 1-1 ① FC4-6 1-2f 2-3		B X 1-0 ③ G1-3		4	0	1	0	0	0	2
Gary Sheffield, R (1, 9) OBP: 0.390, SLG: 0.471	S S F F F B S 1-3 ② K			X 0-0 ② F7		F F X 0-2 ② L5			B B C S B X 3-2 ① G4-3	3	0	0	0	0	1	4
Rafael Furcal, S (8, 6) OBP: 0.250, SLG: 0.180										1	0	0	0	0	0	0
Julio Franco, R (1, 3) OBP: 0.208, SLG: 0.050	B F B X 2-1 ③ F9			C F B B S 2-3 ③ K		S F S 0-3 ③ K			F B F C 1-3 ② K	4	0	0	0	0	3	4
Keith Lockhart, L (1, 4) OBP: 0.154, SLG: 0.231		B B C X 2-1 ① G3			B F F B X 2-2 G6-4-3 1B		C X 0-1 ① G4-3		C X 0-1 ③ L3	4	0	1	0	0	0	0
Wes Helms, R (1, 5) OBP: 0.333, SLG: 0.333		B S S B F C 2-3 ② K			B F S X 1-2 ① ② G6-4-3 1-2f		S B F B B S 3-3 ② K			3	0	0	0	0	2	1
Henry Blanco, R (1, 2) OBP: 0.200, SLG: 0.214		F C B X 1-2 ③ G4-3			X 0-0 1B		B C F B B B 4-2 FC6-4 BB			2	0	1	0	1	0	0
Jason Marquis, L (1, 1) B.J. Surhoff, L (7, PH) OBP: 0.386, SLG: 0.368 Kerry Ligtenberg, R (7, 1)			C B X 1-1 ① G6-3		C B F S 1-3 ③ K		X 0-0 ③ FC6-4 1-2f			2	0	0	0	0	1	1
										1	0	0	0	0	0	1
										0	0	0	0	0	0	0
Inning Stats	R: 0 E: 0 K: 2 S: 17 H: 1 LOB: 2 BB: 1 P: 26	R: 0 E: 0 K: 1 S: 9 H: 0 LOB: 0 BB: 0 P: 14	R: 0 E: 0 K: 0 S: 5 H: 0 LOB: 0 BB: 0 P: 8	R: 0 E: 0 K: 1 S: 7 H: 0 LOB: 0 BB: 0 P: 11	R: 0 E: 0 K: 1 S: 10 H: 2 LOB: 1 BB: 0 P: 14	R: 0 E: 1 K: 1 S: 11 H: 1 LOB: 2 BB: 1 P: 18	R: 0 E: 0 K: 1 S: 8 H: 0 LOB: 1 BB: 1 P: 15	R: 0 E: 0 K: 0 S: 3 H: 0 LOB: 0 BB: 0 P: 6	R: 0 E: 0 K: 1 S: 8 H: 0 LOB: 0 BB: 0 P: 12	1B: 4 2B: 0 3B: 0 HR: 0		SF: 0 SAC: 0 DP: 1 HBP: 0				

PITCHER	IP	WLS	BF	H	R	ER	SO	BB	IBB	HBP	BLK	WP	HR	S	P	ERA	WHIP
A.J. Burnett, R (1, 1) ERA: 2.91	9.0	W	33	4	0	0	8	3	0	0	0	0	0	78	124	0.00	0.778

PITCHER	IP	WLS	BF	H	R	ER	SO	BB	IBB	HBP	BLK	WP	HR	S	P	ERA	WHIP

TOP

Atlanta Braves @ Florida Marlins

Pro Player Stadium, Miami, FL

Sun Apr 14 2002, 1:05 PM EDT

Att. 11,506 - Cloudy - 82 F

livebaseballscorecards.com

AB	30
R	0
H	4
RBI	0
BB	3
SO	8
LOB	13

WP: 0 PB: 0 SB: 0 CS: 0 PA: 33

Batter	1	2	3	4	5	6	7	8	9	AB	R	H	RBI	BB	SO	LOB
Luis Castillo, S (1, 4) OBP: 0.340, SLG: 0.298	BCBX 2-1 FC6 1B 1B		BBCBCX 3-2 ① L7	FBFX 1-2 ② G4-3	CBBBX 3-1 ③ G4-3		BBCCBX 3-2 ③ G4-3			5	0	1	0	0	0	3
Kevin Millar, R (1, 9) OBP: 0.271, SLG: 0.310	BX 1-0 ① 1-2 1B		CX 0-1 ② L8	CBBBB 4-1 BB		BSBFBX 3-2 ① G5-3		BBBB 4-0 1B BB BB		3	0	1	0	2	0	0
Preston Wilson, R (1, 8) OBP: 0.286, SLG: 0.404	BBBFFS 3-3 ② K		BBX 2-0 1B 2B	SBBCBX 3-2 ③ G1-3		SX 0-1 ② G5-3		CBFBBFB 4-2 1B 1-2 BB		4	1	1	0	1	1	2
Cliff Floyd, L (1, 7) OBP: 0.475, SLG: 0.545	BBBI 4-0 FC6 IBB		IIII 4-0 1B 1B IBB		SBBBX 3-1 ① F9	FBBCS 2-3 ③ K		CX 0-1 1-2 2-3 1B		3	1	1	0	2	1	0
Mike Lowell, R (1, 5) OBP: 0.463, SLG: 0.633	BBCCX 2-2 ③ FC6 1-2f 2-3		BCBX 2-1 1B 1-2 2-H 1B		CBX 1-1 HR 1B		BX 1-0 BB 1B 1B	FBBCFFX 2-2 ① F7		5	1	3	1	0	0	5
Derrek Lee, R (1, 3) OBP: 0.426, SLG: 0.605		BX 1-0 ① G6-3	X 0-0 1-2 2-H 1B		CFBFBFFBF 3-2 X 1-H HR		CBFS 1-3 ① K	SBFS 1-3 ② K		5	1	2	3	0	2	4
Alex Gonzalez, R (1, 6) OBP: 0.298, SLG: 0.386		X 0-0 ② F2	BBCSFFBS 3-3 ③ K		CFFBFFX 1-2 HR 1B		SX 0-1 1-2 BB 1B	BBSX 2-1 ③ P3		5	1	2	0	0	1	5
Ramon Castro, R (1, 2) OBP: 0.438, SLG: 0.769		BCX 1-1 1B	BCBFBX 3-2 HR	X 0-0 1-H HR			BBFBB 4-1 1-2 2-3 BB			3	2	3	3	1	0	0
A.J. Burnett, R (1, 1)		BBCCBX 3-2 ③ P5	CCX 0-2 ① F9	X 0-0 ② F3			BFBX 2-1 ② F3			4	0	0	0	0	0	4
Inning Stats	R: 0 E: 0 K: 1 S: 9 H: 2 LOB: 2 BB: 1 P: 21	R: 0 E: 0 K: 0 S: 7 H: 1 LOB: 1 BB: 0 P: 12	R: 2 E: 0 K: 1 S: 14 H: 3 LOB: 2 BB: 1 P: 28	R: 1 E: 0 K: 0 S: 13 H: 1 LOB: 1 BB: 1 P: 24	R: 4 E: 0 K: 0 S: 21 H: 4 LOB: 0 BB: 0 P: 32	R: 0 E: 0 K: 1 S: 8 H: 0 LOB: 0 BB: 0 P: 13	R: 0 E: 0 K: 1 S: 12 H: 2 LOB: 3 BB: 1 P: 23	R: 0 E: 0 K: 1 S: 15 H: 1 LOB: 3 BB: 2 P: 28		1B: 10 2B: 1 3B: 0 HR: 3 SF: 0 SAC: 0 DP: 0 HBP: 0						

PITCHER		IP	WLS	BF	H	R	ER	SO	BB	IBB	HBP	BLK	WP	HR	S	P	ERA	WHIP
Jason Marquis, R ERA: 6.75	(1, 1)	6.0	L	31	11	7	7	3	1	2	0	0	0	3	72	130	10.50	2.000
Kerry Ligtenberg, R ERA: 2.7	(7, 1)	2.0		12	3	0	0	2	3	0	0	0	0	0	27	51	0.00	3.000

PITCHER	IP	WLS	BF	H	R	ER	SO	BB	IBB	HBP	BLK	WP	HR	S	P	ERA	WHIP

BOTTOM

Atlanta Braves @ Florida Marlins

Pro Player Stadium, Miami, FL

Sun Apr 14 2002, 1:05 PM EDT
Att. 11,506 - Cloudy - 82 F

livebaseballscorecards.com

AB	37
R	7
H	14
RBI	7
BB	6
SO	5
LOB	23

Batter	1	2	3	4	5	6	7	8	9	AB	R	H	RBI	BB	SO	LOB
11 Jimmy Rollins, S (1, 6) OBP: 0.338, SLG: 0.383	B B C X 2-1 ① G1-3		B C B X 2-1 G3-1 G4-3 2B		C S X 0-2 ① G3-1	B C X 1-1 CS 3-H 1B			B F C B F F B F X 3-2 ② G4-3	5	1	2	1	0	0	0
Marlon Anderson, L (1, 4) OBP: 0.383, SLG: 0.491	C T S 0-3 ② K		C B X 1-1 ① G3-1 2-3		X 0-0 2B 3B	B F B B X 3-1 ②③ 3-1 1-2			C F B X 1-2 ③ F8	5	1	1	0	0	1	2
Bobby Abreu, L (1, 9) OBP: 0.511, SLG: 0.515	C X 0-1 ③ G1-3		B B B B 4-0 G4-3 BB		B B B B 4-0 2B WP BB		F C B B F F S 2-3 ① K			2	1	0	0	2	1	0
Scott Rolen, R (1, 5) OBP: 0.377, SLG: 0.611		F B B F X 2-2 G1-3 3B	B B B S F X 3-2 ② G4-3 1-2 3-H		B X 1-0 WP 1-3 3-H 2B		B B S C B X 3-2 ② F3			4	1	2	2	0	0	1
Mike Lieberthal, R (1, 2) OBP: 0.326, SLG: 0.333		H 1-0 F8 G1-3 WP HBP	B C B H 3-1 HBP		B B X 2-0 ② G6-3		C F B S 1-3 ③ K			2	1	0	0	0	1	2
Travis Lee, L (1, 3) OBP: 0.263, SLG: 0.300		C B B B B X 3-1 ① G1-3 1-2 3-H	X 0-0 ③ G3		B B B B 4-0 WP BB			C S B C 1-3 ① K		3	0	0	1	1	1	3
Pat Burrell, R (1, 7) OBP: 0.281, SLG: 0.412		C X 0-1 ② F8 2-3		B C C B F X 2-2 ① G5-3	B F C B X 2-2 ③ G6-3 1-2 2-3 3-H			F B B B F B 4-2 L4-3 BB		3	0	0	0	1	0	3
Doug Glanville, R (1, 8) OBP: 0.321, SLG: 0.346		B B B H 4-0 HBP 3-H		B C B X 2-1 B2-6-3 1B	C F B B B F X 3-2 SH1-4 11 1B 2B			C X 0-1 ②③ L4-3 1-2		3	1	2	0	0	0	1
Brandon Duckworth, R (1, 1)		B C F B F B X 3-2 ③ G6-3		X 0-0 ②③ B2-6-3 1-2f	X 0-0 ① SH1-4 2-3				B C C C 1-3 ① K	2	0	0	0	0	0	2
Jose Santiago, R (7, 1)										0	0	0	0	0	0	0
Ricky Bottalico, L (8, 1)										0	0	0	0	0	0	0
Ricky Ledee, L (9, PH) OBP: 0.222, SLG: 0.174										1	0	0	0	0	1	0
Jose Mesa, R (9, 1)										0	0	0	0	0	0	0
Inning Stats	R: 0 E: 0 K: 1 S: 7 H: 0 LOB: 0 BB: 0 P: 9	R: 2 E: 0 K: 0 S: 11 H: 1 LOB: 1 BB: 0 P: 24	R: 1 E: 0 K: 0 S: 9 H: 1 LOB: 2 BB: 1 P: 22	R: 0 E: 0 K: 0 S: 7 H: 1 LOB: 0 BB: 0 P: 11	R: 2 E: 0 K: 0 S: 9 H: 2 LOB: 2 BB: 2 P: 22	R: 1 E: 0 K: 0 S: 9 H: 2 LOB: 0 BB: 0 P: 16	R: 0 E: 0 K: 2 S: 11 H: 0 LOB: 0 BB: 0 P: 17	R: 0 E: 0 K: 1 S: 7 H: 0 LOB: 0 BB: 1 P: 12	R: 0 E: 0 K: 1 S: 12 H: 0 LOB: 0 BB: 0 P: 17	1B: 2 2B: 4 3B: 2 HR: 0	SF: 0 SAC: 1 DP: 2 HBP: 3						

PITCHER		IP	WLS	BF	H	R	ER	SO	BB	IBB	HBP	BLK	WP	HR	S	P	ERA	WHIP
Julian Tavarez, R ERA: 9.82	(1, 1)	6.0		29	7	6	6	1	3	0	3	0	2	0	52	104	9.00	1.667
Vic Darensbourg, L ERA: 2.45	(7, 1)	2.0		6	0	0	0	3	1	0	0	0	0	0	18	29	0.00	0.500
Gary Knotts, R ERA: 4.7	(9, 1)	1.0	W	3	0	0	0	1	0	0	0	0	0	0	12	17	0.00	0.000

PITCHER	IP	WLS	BF	H	R	ER	SO	BB	IBB	HBP	BLK	WP	HR	S	P	ERA	WHIP

TOP

Philadelphia Phillies @ Florida Marlins

Pro Player Stadium, Miami, FL

Tue Apr 16 2002, 7:05 PM EDT

Att. 6,107 - Sunny - 76 F

livebaseballscorecards.com

AB	30
R	6
H	7
RBI	4
BB	4
SO	5
LOB	14

WP: 2 PB: 0 SB: 0 CS: 1 PA: 38

BOTTOM

Philadelphia Phillies @ Florida Marlins

Pro Player Stadium, Miami, FL

Tue Apr 16 2002, 7:05 PM EDT

Att. 6,107 - Sunny - 76 F

livebaseballscorecards.com

Batter	1	2	3	4	5	6	7	8	9	AB	R	H	RBI	BB	SO	LOB
Andy Fox, L (1, 4) OBP: 0.500, SLG: 0.714	B C B C F B F S 3-3 K ①		C C B B C 2-3 K ①		F B F F B F S 2-3 K ③		S X 0-1 1-H 2-H HR		B S S B S 2-3 K ②	5	1	1	3	0	4	3
Kevin Millar, R (1, 9) OBP: 0.264, SLG: 0.319	B B C B S X 3-2 G1-3 ②		B B C F X 2-2 F4 ②			B B C X 2-1 G6-3 ①	B B F F B F F X 3-2 F9 ③		B F X 1-1 1B 2-H 2B	5	1	1	1	0	0	0
Preston Wilson, R (1, 8) OBP: 0.295, SLG: 0.393	B B S B B B 4-1 S BB		F B F B F B C 3-3 K ③			F F S 0-3 K ②		B C B F X 2-2 G1-3 ①	B B S B S X 3-2 2-H 1B	4	0	1	1	1	2	0
Cliff Floyd, L (1, 7) OBP: 0.468, SLG: 0.522 Vic Darensbourg, L (7, 1) Tim Raines, S (8, PH) OBP: 0.625, SLG: 0.400 Gary Knotts, R (9, 1)	B C B F B B B 4-2 1-2 BB			C F B B S 2-3 K ①		F S B F B X 2-2 G6-3 ③		C B X 1-1 WP G5-3 1B 1B		2	0	0	0	1	1	0
										0	0	0	0	0	0	0
										1	1	1	0	0	0	0
										0	0	0	0	0	0	0
Mike Lowell, R (1, 5) OBP: 0.466, SLG: 0.679	B B C C S 2-3 K ③			B B F F C 2-3 K ②			C F B F X 1-2 HR	B C B F B X 3-2 G5-3 WP 1-2 1B		4	1	2	1	0	2	2
Derrek Lee, R (1, 3) OBP: 0.397, SLG: 0.553		C B X 1-1 G6-3 ①		B X 1-0 F8 ③			C S S 0-3 K ①	C B S F B X 2-2 1-3 2-H G5-3 ②		4	0	0	1	0	1	1
Alex Gonzalez, R (1, 6) OBP: 0.314, SLG: 0.396		B B S C X 2-2 L4 ②			C S B B B X 3-2 1B		C B C F F F F F B 2-2 X FC5-4 1B	C X 0-1 G6-3 ③		4	0	2	0	0	0	1
Mike Redmond, R (1, 2) OBP: 0.412, SLG: 0.259 Marty Malloy, L (9, PR)		F X 0-1 1B			C S B B S 2-3 K ①		B F S B B F X 3-2 FC5-4 ② 1-2f 1B HR		C B S B B F F X 3-2 SH3-4 2B 1B	4	1	2	0	0	1	2
										0	1	0	0	0	0	0
Julian Tavarez, L (1, 1) OBP: 0.200, SLG: 0.200 Eric Owens, R (7, 7) OBP: 0.211, SLG: 0.316	B C B C S 2-3 K ③				L S L 0-3 K ②		F X 0-1 1-2 HR 1B		C X 0-1 1-2 SH3-4 ①	2	0	0	0	0	2	2
										1	1	1	0	0	0	0
Inning Stats	R: 0 E: 0 K: 2 S: 14 H: 0 LOB: 2 BB: 2 P: 30	R: 0 E: 0 K: 1 S: 10 H: 1 LOB: 1 BB: 0 P: 15	R: 0 E: 0 K: 2 S: 10 H: 0 LOB: 0 BB: 0 P: 17	R: 0 E: 0 K: 2 S: 7 H: 0 LOB: 0 BB: 0 P: 12	R: 0 E: 0 K: 3 S: 14 H: 1 LOB: 1 BB: 0 P: 21	R: 0 E: 0 K: 1 S: 9 H: 0 LOB: 0 BB: 0 P: 13	R: 4 E: 0 K: 1 S: 27 H: 4 LOB: 0 BB: 0 P: 36	R: 1 E: 0 K: 0 S: 14 H: 2 LOB: 1 BB: 0 P: 22	R: 2 E: 0 K: 1 S: 15 H: 3 LOB: 1 BB: 0 P: 24	1B: 8 2B: 1 3B: 0 HR: 2 SF: 0 SAC: 1 DP: 0 HBP: 0							

	AB	36
	R	7
	H	11
	RBI	7
	BB	2
	SO	13
	LOB	11

PITCHER		IP	WLS	BF	H	R	ER	SO	BB	IBB	HBP	BLK	WP	HR	S	P	ERA	WHIP
Brandon Duckworth, R ERA: 2.37	(1, 1)	6.0		23	3	1	1	11	2	0	0	0	0	1	68	113	1.50	0.833
Jose Santiago, R ERA: 8.59	(7, 1)	1.0		6	3	3	3	1	0	0	0	0	0	1	23	31	27.00	3.000
Ricky Bottalico, R ERA: 9.82	(8, 1)	1.0	H	5	2	1	1	0	0	0	0	0	1	0	14	22	9.00	2.000
Jose Mesa, R ERA: 4.26	(9, 1)	0.2	L	5	3	2	2	1	0	0	0	0	0	0	15	24	27.00	4.500

PITCHER	IP	WLS	BF	H	R	ER	SO	BB	IBB	HBP	BLK	WP	HR	S	P	ERA	WHIP

Philadelphia Phillies @ Florida Marlins

Pro Player Stadium, Miami, FL

Wed Apr 17 2002, 7:05 PM EDT

Att. 6,478 - Sunny - 89 F

TOP

livebaseballscorecards.com

Batter	1	2	3	4	5	6	7	8	9	AB	R	H	RBI	BB	SO	LOB
11 Jimmy Rollins, S (1, 6) OBP: 0.352, SLG: 0.391	B B B B 4-0 S BB		B B X 2-0 FC3-5 2-H 2B	B C B B B 4-1 BB		X 0-0 ② F7	C X 0-1 ③ F8		C B F B F S 2-3 ③ K	4	0	1	1	2	1	3
Marlon Anderson, L (1, 4) OBP: 0.369, SLG: 0.466	C X 0-1 ① F2		S B X 1-1 ① FC3-5 2-3	F B F S 1-3 ③ K		F B B X 2-1 2B 1B		B C B F F B X 3-2 ① G4-3		5	1	1	0	0	1	4
Bobby Abreu, L (1, 9) OBP: 0.480, SLG: 0.500	B B S X 2-1 ② F8		C B F X 2-2 ② F7		B B F F B X 3-2 ① G3	B X 1-0 1-H 2B		B S X 1-1 ② F8		5	0	1	1	0	0	2
Scott Rolen, R (1, 5) OBP: 0.364, SLG: 0.627	C C S 0-3 ③ K 1-2		S B F B X 2-2 ③ P6		B B F B B X 3-2 ② G1-3	F B F B B F S 3-3 ③ K		B F X 1-1 HR		5	1	1	1	0	2	3
Mike Lieberthal, R (1, 2) OBP: 0.333, SLG: 0.404		B X 1-0 ① F3		B B X 2-0 ① F7	X 0-0 E BB 1B		B X 1-0 HR	B B C C C 2-3 ③ K		5	1	2	1	0	1	0
Travis Lee, L (1, 3) OBP: 0.323, SLG: 0.340		B B X 2-0 FC6-4 1B		B X 1-0 WP HR 1B	F B F B B B 4-2 1-2 E BB		B B B C S B 4-2 SH1-4 1B BB		X 0-0 1B CS G4-3 1B	3	2	3	0	2	0	0
Pat Burrell, R (1, 7) OBP: 0.306, SLG: 0.482		C X 0-1 ② P4		B B B C X 3-1 1-H HR	C F B B X 2-2 1-2 2-3 E6		S B X 1-1 1-2 SH1-4 1B		C B F B B X 3-2 1-3 FC5-4 1B	5	1	3	2	0	0	3
Doug Glanville, R (1, 8) OBP: 0.317, SLG: 0.339		C S B B X 2-2 ③ FC6-4 1-2f		B F B S X 2-2 S 1B	B X 1-0 ③ F7		X 0-0 ① SH1-4 1-2 2-3		B C B X 2-1 ① FC5-4 G4-3 1-2f	4	0	1	0	0	0	6
Randy Wolf, L (1, 1) OBP: 0.200, SLG: 0.400			C B X 1-1 11 2B 2B	S L S 0-3 ② K 1-2		B X 1-0 ① G5-3	S X 0-1 ② G5-3		F F F X 0-2 ② G4-3 1-2 3-H	2	1	1	0	0	1	1
Jason Michaels, R (6, PH) OBP: 0.500, SLG: 0.500										1	0	0	0	0	0	0
Carlos Silva, R (6, 1)										0	0	0	0	0	0	0
Tomas Perez, S (7, PH)										1	0	0	0	0	0	2
Rheal Cormier, L (7, 1)										0	0	0	0	0	0	0
Ricky Ledee, L (9, PH) OBP: 0.214, SLG: 0.167										1	0	0	1	0	0	1
Jose Mesa, R (9, 1)										0	0	0	0	0	0	0

Inning Stats																																			
	R: 0	E: 0	K: 1	S: 7	H: 0	LOB: 1	BB: 1	P: 13	R: 0	E: 0	K: 0	S: 7	H: 1	LOB: 1	BB: 0	P: 12	R: 1	E: 0	K: 0	S: 11	H: 2	LOB: 1	BB: 0	P: 19	R: 2	E: 0	K: 2	S: 14	H: 3	LOB: 2	BB: 1	P: 27	R: 0	E: 1	K: 0	S: 13	H: 1	LOB: 3	BB: 1	P: 26
	R: 1	E: 0	K: 1	S: 10	H: 2	LOB: 1	BB: 0	P: 17	R: 1	E: 0	K: 0	S: 10	H: 2	LOB: 2	BB: 1	P: 16	R: 1	E: 0	K: 1	S: 11	H: 1	LOB: 0	BB: 0	P: 18	R: 1	E: 0	K: 1	S: 14	H: 2	LOB: 1	BB: 0	P: 21	1B: 8	2B: 3	3B: 0	HR: 3	SF: 0	SAC: 1	DP: 0	HBP: 0	WP: 1	PB: 0	SB: 2	CS: 1	PA: 46

PITCHER		IP	WLS	BF	H	R	ER	SO	BB	IBB	HBP	BLK	WP	HR	S	P	ERA	WHIP
Brad Penny, R ERA: 4.82	(1, 1)	5.0		26	7	3	3	3	3	0	0	0	1	1	52	97	5.40	2.000
Michael Tejera, L ERA: 4.26	(6, 1)	2.0	B	11	4	2	2	1	1	0	0	0	0	1	20	33	9.00	2.500
Braden Looper, R ERA: 5.0	(8, 1)	2.0	L	9	3	2	1	2	0	0	0	0	0	1	25	39	4.50	1.500

PITCHER	IP	WLS	BF	H	R	ER	SO	BB	IBB	HBP	BLK	WP	HR	S	P	ERA	WHIP

AB	41
R	7
H	14
RBI	7
BB	4
SO	6
LOB	25

Philadelphia Phillies @ Florida Marlins

Pro Player Stadium, Miami, FL

Wed Apr 17 2002, 7:05 PM EDT

Att. 6,478 - Sunny - 89 F

livebaseballscorecards.com

BOTTOM

Batter	1	2	3	4	5	6	7	8	9	AB	R	H	RBI	BB	SO	LOB
Luis Castillo, S (1, 4) OBP: 0.333, SLG: 0.333	K		SF7 3B	FC3-6 WP 1-2f			G6-3			4	1	1	0	0	1	1
Kevin Millar, R (1, 9) OBP: 0.246, SLG: 0.300	F3		SF7 3-H	K 1-2			G5-3			3	0	0	1	0	1	1
Braden Looper, R (8, 1)										0	0	0	0	0	0	0
Preston Wilson, R (1, 8) OBP: 0.292, SLG: 0.373	K		BB 2B HBP		F9			G6-3		3	1	0	0	0	1	0
Cliff Floyd, L (1, 7) OBP: 0.455, SLG: 0.490		K	2B BB 1-2		G6-3			G4-3		3	1	0	0	1	1	0
Mike Lowell, R (1, 5) OBP: 0.468, SLG: 0.679		1B BB 2B	2B 1-H 2-H		G6-3			F9		3	1	1	2	1	0	0
Derrek Lee, R (1, 3) OBP: 0.403, SLG: 0.540		2B SF7 1B 1-2	K			FC5-4 BB			K	3	1	1	0	1	2	1
Alex Gonzalez, R (1, 6) OBP: 0.321, SLG: 0.420		2B 1-3 2-H	P4			FC5-4 1-2f			K	2	0	1	1	0	0	1
Andy Fox, L (4, 6) OBP: 0.444, SLG: 0.625										2	0	0	0	0	1	1
Ramon Castro, R (1, 2) OBP: 0.400, SLG: 0.688		SF7 3-H		FC1-6 1B					G2-3	3	0	1	1	0	1	0
Brad Penny, R (1, 1) OBP: 0.125, SLG: 0.125		K		FC1-6 FC3-6 1-2f			G5-3			2	0	0	0	0	1	2
Michael Tejera, L (6, 1)										0	0	0	0	0	0	0
Eric Owens, R (7, PH) OBP: 0.200, SLG: 0.300										1	0	0	0	0	0	0
(8, 9)																
Inning Stats	R: 0 E: 0 K: 2 S: 8 H: 0 LOB: 0 BB: 0 P: 13	R: 2 E: 0 K: 2 S: 16 H: 2 LOB: 1 BB: 1 P: 28	R: 3 E: 0 K: 1 S: 22 H: 2 LOB: 1 BB: 1 P: 36	R: 0 E: 0 K: 1 S: 10 H: 1 LOB: 1 BB: 0 P: 13	R: 0 E: 0 K: 0 S: 5 H: 0 LOB: 0 BB: 0 P: 7	R: 0 E: 0 K: 1 S: 8 H: 0 LOB: 0 BB: 1 P: 16	R: 0 E: 0 K: 0 S: 5 H: 0 LOB: 0 BB: 0 P: 9	R: 0 E: 0 K: 0 S: 7 H: 0 LOB: 0 BB: 0 P: 10	R: 0 E: 0 K: 2 S: 7 H: 0 LOB: 0 BB: 0 P: 10	1B: 2 2B: 2 3B: 1 HR: 0	SF: 2 SAC: 0 DP: 0 HBP: 1						

	AB	29
	R	5
	H	5
	RBI	5
	BB	3
	SO	9
	LOB	7

WP: 1 PB: 0 SB: 0 CS: 0 PA: 35

PITCHER		IP	WLS	BF	H	R	ER	SO	BB	IBB	HBP	BLK	WP	HR	S	P	ERA	WHIP
Randy Wolf, L ERA: 5.91	(1, 1)	5.0		23	5	5	5	6	2	0	1	0	1	0	61	97	9.00	1.400
Carlos Silva, R ERA: 3.27	(6, 1)	1.0		3	0	0	0	1	1	0	0	0	0	0	8	16	0.00	1.000
Rheal Cormier, L ERA: 7.71	(7, 1)	2.0	W	6	0	0	0	0	0	0	0	0	0	0	12	19	0.00	0.000
Jose Mesa, R ERA: 3.68	(9, 1)	1.0	S	3	0	0	0	2	0	0	0	0	0	0	7	10	0.00	0.000

PITCHER	IP	WLS	BF	H	R	ER	SO	BB	IBB	HBP	BLK	WP	HR	S	P	ERA	WHIP

Batter	1	2	3	4	5	6	7	8	9	AB	R	H	RBI	BB	SO	LOB
11 Jimmy Rollins, S (1, 6) OBP: 0.342, SLG: 0.377	G4-3		F8		G3-1			1B	F7	5	1	1	0	0	0	0
Marlon Anderson, L (1, 4) OBP: 0.357, SLG: 0.444	L4		K			B1-3		1B	K	5	1	1	0	0	2	0
Bobby Abreu, L (1, 9) OBP: 0.481, SLG: 0.488	2B BB		K			F7		3B 1B		3	2	1	2	1	1	0
Scott Rolen, R (1, 5) OBP: 0.400, SLG: 0.694	2B			F7 1B		BB		SF8 3B		4	3	3	2	1	0	0
Mike Lieberthal, R (1, 2) OBP: 0.327, SLG: 0.412	2B			F7		G4-3		F3		4	0	1	1	0	0	3
Travis Lee, L (1, 3) OBP: 0.318, SLG: 0.327	G6-3			L7			BB	SF8		2	0	0	1	1	0	2
Pat Burrell, R (1, 7) OBP: 0.318, SLG: 0.483		P4		1B			K	1B		4	0	2	1	0	1	1
Doug Glanville, R (1, 8) OBP: 0.297, SLG: 0.317		F9			F7		P4		F9	4	0	0	0	0	0	2
Ricky Bottalico, L (8, 1)										0	0	0	0	0	0	0
Robert Person, R (1, 1)		K			K		G4-3		P4	2	0	0	0	0	2	0
John Mabry, L (7, PH) OBP: 0.200, SLG: 0.200										1	0	0	0	0	0	1
Jose Santiago, R (7, 1)										0	0	0	0	0	0	0
Cliff Politte, R (7, 1)										0	0	0	0	0	0	0
Ricky Ledee, L (8, 8) OBP: 0.207, SLG: 0.160										1	0	0	0	0	0	0
Inning Stats	R: 2 E: 0 K: 0 S: 16 H: 2 LOB: 1 BB: 1 P: 30	R: 0 E: 0 K: 1 S: 8 H: 0 LOB: 0 BB: 0 P: 10	R: 0 E: 0 K: 2 S: 9 H: 0 LOB: 0 BB: 0 P: 13	R: 1 E: 0 K: 0 S: 7 H: 2 LOB: 1 BB: 0 P: 11	R: 0 E: 0 K: 1 S: 9 H: 0 LOB: 0 BB: 0 P: 12	R: 0 E: 0 K: 0 S: 10 H: 0 LOB: 1 BB: 1 P: 15	R: 0 E: 0 K: 1 S: 11 H: 0 LOB: 1 BB: 1 P: 19	R: 4 E: 0 K: 0 S: 24 H: 5 LOB: 1 BB: 0 P: 36	R: 0 E: 0 K: 1 S: 9 H: 0 LOB: 0 BB: 0 P: 14	1B: 6 2B: 2 3B: 1 HR: 0 SF: 1 SAC: 0 DP: 0 HBP: 0						

TOP

Philadelphia Phillies @ Florida Marlins

Pro Player Stadium, Miami, FL

Thu Apr 18 2002, 7:05 PM EDT

Att. 6,898 - Sunny - 80 F

livebaseballscorecards.com

AB	34
R	7
H	9
RBI	7
BB	3
SO	6
LOB	9

WP: 0 PB: 0 SB: 3 CS: 0 PA: 38

PITCHER		IP	WLS	BF	H	R	ER	SO	BB	IBB	HBP	BLK	WP	HR	S	P	ERA	WHIP
Josh Beckett, R ERA: 3.57	(1, 1)	5.0		19	4	3	3	4	1	0	0	0	0	0	49	76	5.40	1.000
Vic Darensbourg, L ERA: 1.93	(6, 1)	1.0	H	5	0	0	0	0	2	0	0	0	0	0	12	21	0.00	2.000
Gary Knotts, R ERA: 4.15	(7, 1)	1.0	H	3	0	0	0	1	0	0	0	0	0	0	9	13	0.00	0.000
Michael Tejera, L ERA: 8.53	(8, 1)	0.0		3	3	3	3	0	0	0	0	0	0	0	9	15	∞	∞
Vladimir Nunez, R ERA: 3.6	(8, 1)	2.0	W	8	2	1	1	1	0	0	0	0	0	0	24	35	4.50	1.000

PITCHER		IP	WLS	BF	H	R	ER	SO	BB	IBB	HBP	BLK	WP	HR	S	P	ERA	WHIP

Philadelphia Phillies @ Florida Marlins

Pro Player Stadium, Miami, FL

Thu Apr 18 2002, 7:05 PM EDT

Att. 6,898 - Sunny - 80 F

livebaseballscorecards.com

BOTTOM

Batter	1	2	3	4	5	6	7	8	9	AB	R	H	RBI	BB	SO	LOB
Luis Castillo, S (1, 4) OBP: 0.344, SLG: 0.333	BBBB 4-0 G4-6-3 BB			CSBX 1-2 2B 1B	CCBFBX 2-2 ② G4-3 2-3		X 0-0 ② FC3-6 1B S WP 1-2f 2-3			3	2	1	0	1	0	3
Eric Owens, R (1, 9) OBP: 0.250, SLG: 0.375	CX 0-1 ①② G4-6-3 1-2f			CX 0-1 2B 2B 1-H	X 0-0 ③ F8		CFBBFFX 2-2 S 1B 1-3 3-H			4	1	2	2	0	0	2
Preston Wilson, R (1, 8) OBP: 0.290, SLG: 0.381	BCBSBFX 3-2 ③ F8			X 0-0 HR 2B 2-H		BCBBX 3-1 ① F8	FFBBS 2-3 ③ K 1-2 3-H			4	1	1	1	0	1	1
Cliff Floyd, L (1, 7) OBP: 0.471, SLG: 0.549		CFS 0-3 ① K2-3		SBX 1-1 HR 2-H		CSBBH 3-2 CS HBP		BBCFH 3-2 G6-3 PB 1B HBP		2	2	1	2	0	1	0
Mike Lowell, R (1, 5) OBP: 0.439, SLG: 0.633		CBCTFFBBX 3-2 ② L9		X 0-0 ① P5		BX 1-0 ② F8		BBFBX 3-1 ① F7 1-2		4	0	0	0	0	0	2
Derrek Lee, R (1, 3) OBP: 0.394, SLG: 0.556	BBX 2-0 ③ F8			X 0-0 ② G5-3		FCB 1-2 ③ CS 1-2	FBFFBX 2-2 1B 3B	FX 0-1 ② G6-3 2-3		4	1	1	0	0	0	1
Andy Fox, L (1, 6) OBP: 0.409, SLG: 0.550		BSSSBFS 2-3 ① K	CFBBFX 2-2 ③ P4				BBFX 2-1 ① L6	X 0-0 WP S 1B 3-H		4	0	1	1	0	1	1
Mike Redmond, R (1, 2) OBP: 0.421, SLG: 0.323		CBFFX 1-2 ② G4-3			X 0-0 G4-3 2B		CBSBX 2-2 FC3-6 BB 1B 1B 3-H	BCCBX 2-2 ③ G6-3 1-3		4	1	2	1	0	0	1
Josh Beckett, R (1, 1) Charles Johnson, R (5, PH) Vic Darensbourg, L (6, 1) Gary Knotts, R (7, 1) Tim Raines, S (7, PH) OBP: 0.667, SLG: 0.400 Michael Tejera, L (8, 1) Vladimir Nunez, R (8, 1) OBP: 1.000, SLG: 1.000		CFBBBC 2-3 ③ K			BX 1-0 ① L7		BBBCFBB 4-2 FC3-6 BB 1-2			1 1 0 0 0 0 0 0	0 0 0 0 0 0 0 0	0 0 0 0 0 1 0 0	0 0 0 0 0 0 0 0	1 0 0 0 0 0 0 0	0 1 0 0 0 0 0 0	0 1 0 0 0 0 0 0
Inning Stats	R: 0 E: 0 K: 0 S: 6 H: 0 LOB: 0 BB: 1 P: 13	R: 0 E: 0 K: 1 S: 9 H: 0 LOB: 0 BB: 0 P: 14	R: 0 E: 0 K: 2 S: 11 H: 0 LOB: 0 BB: 0 P: 16	R: 4 E: 0 K: 0 S: 14 H: 4 LOB: 0 BB: 0 P: 18	R: 0 E: 0 K: 0 S: 7 H: 1 LOB: 1 BB: 0 P: 10	R: 0 E: 0 K: 0 S: 7 H: 0 LOB: 0 BB: 0 P: 15	R: 3 E: 0 K: 1 S: 19 H: 3 LOB: 1 BB: 1 P: 33	R: 1 E: 0 K: 0 S: 10 H: 1 LOB: 1 BB: 0 P: 18		1B: 4 2B: 3 3B: 1 HR: 1	SF: 0 SAC: 0 DP: 1 HBP: 2			WP: 2 PB: 1 SB: 3 CS: 1	PA: 36	

	AB	R	H	RBI	BB	SO	LOB
AB	31						
R	8						
H	9						
RBI	7						
BB	2						
SO	4						
LOB	12						

PITCHER		IP	WLS	BF	H	R	ER	SO	BB	IBB	HBP	BLK	WP	HR	S	P	ERA	WHIP
Robert Person, R ERA: 4.15	(1, 1)	6.0		23	5	4	4	3	1	0	1	0	0	1	54	86	6.00	1.000
Jose Santiago, R ERA: 11.74	(7, 1)	0.1		4	2	3	3	0	1	0	0	0	0	0	10	20	81.00	9.000
Cliff Politte, R ERA: 2.16	(7, 1)	0.2		3	1	0	0	1	0	0	0	0	1	0	9	13	0.00	1.500
Ricky Bottalico, R ERA: 7.71	(8, 1)	1.0	L	5	1	1	0	0	0	0	1	0	1	0	10	18	0.00	1.000

PITCHER	IP	WLS	BF	H	R	ER	SO	BB	IBB	HBP	BLK	WP	HR	S	P	ERA	WHIP

Batter	1	2	3	4	5	6	7	8	9	AB	R	H	RBI	BB	SO	LOB
Luis Castillo, S (1, 4) OBP: 0.323, SLG: 0.310	B B C B X 3-1 ① F2		B B F S F X 2-2 ② G4-3 2-3			C C B F F F B F B 3-2 X ① G5-3		C C B X 1-2 ③ G4-3		4	0	0	0	0	0	1
Eric Owens, R (1, 9) OBP: 0.214, SLG: 0.321	B C F B S 2-3 ② K		C B F B X 2-2 ③ G4-3			B B X 2-0 ② F9			S B C X 1-2 ① G1-3	4	0	0	0	0	1	1
Preston Wilson, R (1, 8) OBP: 0.288, SLG: 0.373	B B C X 2-1 ③ P4			B X 1-0 ① G5-3		B B F X 2-1 ③ F7			X 0-0 G4-3 1B 1B	4	0	1	0	0	0	0
Cliff Floyd, L (1, 7) OBP: 0.500, SLG: 0.685		X 0-0 HR		S B B X 2-1 HR			S B C B B B 4-2 BB		C X 0-1 G4-3 1-2 1B	3	2	3	2	1	0	0
Mike Lowell, R (1, 5) OBP: 0.414, SLG: 0.594		C B S X 1-2 ① G6-3		C X 0-1 ② F9			X 0-0 ① F8		F C X 0-2 ② G4-3 1-2 2-3	4	0	0	0	0	0	3
Derrek Lee, R (1, 3) OBP: 0.386, SLG: 0.526		B B X 2-0 ② G6-3		B S C F S 1-3 ③ K			B C S S 1-3 ② K		C B B S B F B 4-2 BB	3	0	0	0	1	2	1
Alex Gonzalez, R (1, 6) OBP: 0.321, SLG: 0.415		B S F B F X 2-2 ③ F8			F F B F X 1-2 G6-4-3 1B		B B X 2-0 ③ P6		X 0-0 ③ F7	3	0	1	0	0	0	1
Andy Fox, L (9, PH) OBP: 0.391, SLG: 0.524										1	0	0	0	0	0	3
Charles Johnson, R (1, 2) OBP: 0.091, SLG: 0.182			B X 1-0 G4-3 2B		B B X 2-0 ① ② G6-4-3 1-2f			S B F X 1-2 ① F9		3	0	1	0	0	0	1
Ryan Dempster, R (1, 1)			B L L L 1-3 ① K		C B F F B S 2-3 ③ K			X 0-0 ② G6-3		3	0	0	0	0	2	1
Inning Stats	R: 0 E: 0 K: 1 S: 7 H: 0 LOB: 0 BB: 0 P: 14	R: 1 E: 0 K: 0 S: 9 H: 1 LOB: 0 BB: 0 P: 14	R: 0 E: 0 K: 1 S: 11 H: 1 LOB: 1 BB: 0 P: 17	R: 1 E: 0 K: 1 S: 9 H: 1 LOB: 0 BB: 0 P: 13	R: 0 E: 0 K: 1 S: 9 H: 1 LOB: 0 BB: 0 P: 14	R: 0 E: 0 K: 0 S: 10 H: 0 LOB: 0 BB: 0 P: 17	R: 0 E: 0 K: 1 S: 7 H: 0 LOB: 1 BB: 1 P: 14	R: 0 E: 0 K: 0 S: 7 H: 0 LOB: 0 BB: 0 P: 9	R: 0 E: 0 K: 0 S: 13 H: 2 LOB: 3 BB: 1 P: 18	1B: 3 2B: 1 3B: 0 HR: 2 SF: 0 SAC: 0 DP: 1 HBP: 0							

TOP

Florida Marlins @ Atlanta Braves

Turner Field, Atlanta, GA

Fri Apr 19 2002, 7:35 PM EDT
Att. 27,256 - Cloudy - 85 F

livebaseballscorecards.com

AB	32
R	2
H	6
RBI	2
BB	2
SO	5
LOB	12

PITCHER		IP	WLS	BF	H	R	ER	SO	BB	IBB	HBP	BLK	WP	HR	S	P	ERA	WHIP
Damian Moss, L ERA: 3.79	(1, 1)	6.0		21	4	2	2	4	0	0	0	0	0	2	55	89	3.00	0.667
Mike Remlinger, L ERA: 0.93	(7, 1)	1.0		4	0	0	0	1	1	0	0	0	0	0	7	14	0.00	1.000
Darren Holmes, R ERA: 0.93	(8, 1)	1.0	W	3	0	0	0	0	0	0	0	0	0	0	7	9	0.00	0.000
29 John Smoltz, R ERA: 8.38	(9, 1)	1.0	S	6	2	0	0	0	1	0	0	0	0	0	13	18	0.00	3.000

PITCHER	IP	WLS	BF	H	R	ER	SO	BB	IBB	HBP	BLK	WP	HR	S	P	ERA	WHIP

Florida Marlins @ Atlanta Braves

Turner Field, Atlanta, GA

Fri Apr 19 2002, 7:35 PM EDT
Att. 27,256 - Cloudy - 85 F

livebaseballscorecards.com

BOTTOM

Batter	1	2	3	4	5	6	7	8	9	AB	R	H	RBI	BB	SO	LOB
Rafael Furcal, S (1, 6) OBP: 0.284, SLG: 0.269	3-2 1B 1B		0-0 G6-3 2-3			2-2 G3-1		1-1 FC1-4-2 10 G1-3 S 2-3 1B		4	1	2	0	0	0	1
Andruw Jones, R (1, 8) OBP: 0.354, SLG: 0.456	1-0 G4-6-3 1-2 1B		1-0 HR 3-H			2-3 K2-3		1-1 FC1-4-2 10 G1-3 1-3 3-H		4	1	2	2	0	1	2
10 Chipper Jones, S (1, 7) OBP: 0.372, SLG: 0.379	2-3 K		1-1 F8			2-2 F7		0-0 G1-3 1-2 3-H		4	0	0	1	0	1	3
Julio Franco, R (1, 3) OBP: 0.268, SLG: 0.167	1-1 G4-6-3 1-2f			0-0 F7			1-2 1B 1B	4-0 FC6-4 BB		3	0	1	0	1	0	2
Vinny Castilla, R (1, 5) OBP: 0.250, SLG: 0.439		3-3 K		3-1 F8			2-0 F7	0-2 FC6-4 1-2f		4	0	0	0	0	1	3
B.J. Surhoff, L (1, 9) OBP: 0.321, SLG: 0.286		0-2 L1		1-0 G4-3			1-0 F7			3	0	0	0	0	0	1
Javy Lopez, R (1, 2) OBP: 0.294, SLG: 0.340		0-0 F9			2-1 F3		0-2 1B			3	0	1	0	0	0	0
Marcus Giles, R (1, 4) OBP: 0.412, SLG: 0.456			4-2 G6-3 SH3-4 HR BB		0-1 G4-3		2-2 F9			2	1	0	0	1	0	2
Damian Moss, R (1, 1) Mike Remlinger, L (7, 1) Darren Holmes, R (8, 1) Keith Lockhart, L (8, PH) OBP: 0.188, SLG: 0.313 29 John Smoltz, R (9, 1)			1-1 SH3-4 1-2		2-3 K			1-1 1B FC1-4-2 2B		1 0 0 1 0	0 0 0 0 0	0 0 0 1 0	0 0 0 0 0	0 0 0 0 0	1 0 0 0 0	0 0 0 0 0
Inning Stats	R: 0 E: 0 K: 1 S: 11 H: 2 LOB: 1 BB: 0 P: 18	R: 0 E: 0 K: 1 S: 7 H: 0 LOB: 0 BB: 0 P: 10	R: 2 E: 0 K: 0 S: 8 H: 1 LOB: 0 BB: 1 P: 15	R: 0 E: 0 K: 0 S: 4 H: 0 LOB: 0 BB: 0 P: 8	R: 0 E: 0 K: 1 S: 7 H: 0 LOB: 0 BB: 0 P: 11	R: 0 E: 0 K: 1 S: 9 H: 0 LOB: 0 BB: 0 P: 15	R: 0 E: 0 K: 0 S: 12 H: 2 LOB: 2 BB: 0 P: 18	R: 1 E: 0 K: 0 S: 10 H: 2 LOB: 2 BB: 1 P: 17		1B: 5 2B: 1 3B: 0 HR: 1 SF: 0 SAC: 1 DP: 1 HBP: 0						

PITCHER	IP	WLS	BF	H	R	ER	SO	BB	IBB	HBP	BLK	WP	HR	S	P	ERA	WHIP
Ryan Dempster, R (1, 1) ERA: 3.26	8.0	L	32	7	3	3	4	2	0	0	0	0	1	68	112	3.38	1.125

PITCHER	IP	WLS	BF	H	R	ER	SO	BB	IBB	HBP	BLK	WP	HR	S	P	ERA	WHIP

AB	29
R	3
H	7
RBI	3
BB	2
SO	4
LOB	14

PA: 32
WP: 0
PB: 0
SB: 1
CS: 0

Batter	1	2	3	4	5	6	7	8	9	AB	R	H	RBI	BB	SO	LOB
Luis Castillo, S (1, 4) OBP: 0.319, SLG: 0.306	B B C C C 2-3 ① K		X 0-0 ① G3-4		C B X 1-1 ② G4-3			B C C B F X 2-2 G1-6-3 1B		4	0	1	0	0	1	0
Eric Owens, R (1, 7) OBP: 0.219, SLG: 0.313	L L B B X 2-2 ② G1-3		C B B X 2-1 CS 1B		F X 0-1 ③ G4-3			C C F F X 0-2 ① ② G1-6-3 1-2f		4	0	1	0	0	0	1
Preston Wilson, R (1, 8) OBP: 0.286, SLG: 0.357	S X 0-1 ③ F8		F B B B B 4-1 ② E S 1-2 BB			C X 0-1 ① G6-3		S X 0-1 ③ F9		3	0	0	0	1	0	0
Mike Lowell, R (1, 5) OBP: 0.432, SLG: 0.642		B B C F B F X 3-2 HR	C B F B B B 4-2 1-3 BB			B S C B X 2-2 FC5-4 1B			F X 0-1 ① F7	3	1	2	1	1	0	0
Kevin Millar, R (1, 9) OBP: 0.262, SLG: 0.315		C B X 1-1 2B 1B	X 0-0 ③ G1-3			X 0-0 ② F8			B C B F X 2-2 1B	4	0	2	0	0	0	3
Derrek Lee, R (1, 3) OBP: 0.378, SLG: 0.525		B X 1-0 1-3 2B		C B X 1-1 ① F9		C X 0-1 ③ FC5-4 1-2f			B F S B F S 2-3 ② K	4	0	1	0	0	1	2
Alex Gonzalez, R (1, 6) OBP: 0.305, SLG: 0.393 Tim Raines, S (9, PH) OBP: 0.600, SLG: 0.333		S T F B F S 1-3 ① K		X 0-0 ② P5			B B F S X 2-2 ① G1-3		F S S S 0-3 ③ K	3 1	0 0	0 0	0 0	0 0	1 1	2 1
Charles Johnson, R (1, 2) OBP: 0.143, SLG: 0.154	I I I I 4-0 G6-3 IBB			C S X 0-2 ③ G3			S C B S 1-3 ② K			2	0	0	0	1	1	0
A.J. Burnett, R (1, 1) Andy Fox, L (7, PH) OBP: 0.375, SLG: 0.500 Gary Knotts, R (7, 1) Braden Looper, R (8, 1)		C C B X 1-2 ② ③ G6-3 1-2f			C F S 0-3 ① K		B S B F F F X 2-2 ③ F8			2 1 0 0	0 0 0 0	0 0 0 0	0 0 0 0	1 0 0 0	3 0 0 0	3 0 0 0
Inning Stats	R: 0 E: 0 K: 1 S: 8 H: 0 LOB: 0 BB: 0 P: 12	R: 1 E: 0 K: 1 S: 15 H: 3 LOB: 2 BB: 1 P: 26	R: 0 E: 0 K: 0 S: 7 H: 1 LOB: 2 BB: 2 P: 17	R: 0 E: 0 K: 0 S: 6 H: 0 LOB: 0 BB: 0 P: 7	R: 0 E: 0 K: 1 S: 7 H: 0 LOB: 0 BB: 0 P: 8	R: 0 E: 0 K: 0 S: 8 H: 1 LOB: 1 BB: 0 P: 10	R: 0 E: 0 K: 1 S: 11 H: 0 LOB: 0 BB: 0 P: 16	R: 0 E: 0 K: 0 S: 11 H: 1 LOB: 0 BB: 0 P: 13	R: 0 E: 0 K: 2 S: 12 H: 1 LOB: 1 BB: 0 P: 16	1B: 5 2B: 1 3B: 0 HR: 1 SF: 0 SAC: 0 DP: 2 HBP: 0						

PITCHER		IP	WLS	BF	H	R	ER	SO	BB	IBB	HBP	BLK	WP	HR	S	P	ERA	WHIP
Greg Maddux, R ERA: 0.75	(1, 1)	6.0	W	24	5	1	1	3	2	1	0	0	0	1	51	80	1.50	1.167
Tim Spooneybarger, R ERA: 3.72	(7, 1)	1.0	H	3	0	0	0	1	0	0	0	0	0	0	11	16	0.00	0.000
Mike Remlinger, L ERA: 0.84	(8, 1)	1.0	H	3	1	0	0	0	0	0	0	0	0	0	11	13	0.00	1.000
29 John Smoltz, R ERA: 7.59	(9, 1)	1.0	S	4	1	0	0	2	0	0	0	0	0	0	12	16	0.00	1.000

PITCHER	IP	WLS	BF	H	R	ER	SO	BB	IBB	HBP	BLK	WP	HR	S	P	ERA	WHIP

TOP

Florida Marlins @ Atlanta Braves

Turner Field, Atlanta, GA

Sat Apr 20 2002, 7:05 PM EDT

Att. 33,649 - Cloudy - 86 F

livebaseballscorecards.com

AB	31
R	1
H	7
RBI	1
BB	3
SO	6
LOB	12

1B: 5	SF: 0	WP: 0	PA: 34
2B: 1	SAC: 0	PB: 0	
3B: 0	DP: 2	SB: 1	
HR: 1	HBP: 0	CS: 1	

Batter	1	2	3	4	5	6	7	8	9	AB	R	H	RBI	BB	SO	LOB
Rafael Furcal, S (1, 6) OBP: 0.273, SLG: 0.257	C B B X 2-1 ① L6		B C S X 1-2 ③ F7			X 0-0 SH 10 HR 1-2	B F B B X 3-1 ③ G3			3	1	0	0	0	0	3
Andruw Jones, R (1, 8) OBP: 0.337, SLG: 0.431	F B F B S 2-3 ② K2-3			B S B S B X 3-2 ① G5-3		B F C B X 2-2 ② P4		C B X 1-1 ① G1-3		4	0	0	0	0	1	2
10 Chipper Jones, S (1, 7) OBP: 0.378, SLG: 0.429	X 0-0 1B			B F B F X 2-2 ② G4-3		X 0-0 1-H 2-H HR		B F C B X 2-2 ② F7		4	1	2	3	0	0	0
Gary Sheffield, R (1, 9) OBP: 0.333, SLG: 0.393	X 0-0 ③ P3			B F B B X 3-1 ③ G6-3		B F X 1-1 ③ F9		B C B C X 2-2 ③ F9		4	0	0	0	0	0	1
Vinny Castilla, R (1, 5) OBP: 0.239, SLG: 0.420		X 0-0 ① G6-3			B F F F X 1-2 ① G1-3		B X 1-0 ① F7			3	0	0	0	0	0	0
Julio Franco, R (1, 3) OBP: 0.273, SLG: 0.205		C X 0-1 ② G6-3			B F B X 2-1 ② G4-3		X 0-0 1B 2B			3	0	1	0	0	0	0
Marcus Giles, R (1, 4) OBP: 0.408, SLG: 0.441		F F B B F S 2-3 ③ K			X 0-0 ③ F7		B B B B 4-0 1B BB			2	0	0	0	1	1	0
Henry Blanco, R (1, 2) OBP: 0.269, SLG: 0.227			X 0-0 ① L7			B B B C B 4-1 SH 10 HR BB	X 0-0 1-2 2-3 1B			2	1	1	0	1	0	0
Greg Maddux, R (1, 1)			X 0-0 ② F6			X 0-0 ① F7	C B F X 1-2 ② P4			1	0	0	0	0	0	0
Keith Lockhart, L (6, PH) OBP: 0.176, SLG: 0.294										1	0	0	0	0	0	1
Tim Spooneybarger, R (7, 1)										0	0	0	0	0	0	0
B.J. Surhoff, L (7, PH) OBP: 0.316, SLG: 0.280										1	0	0	0	0	0	3
Mike Remlinger, L (8, 1)										0	0	0	0	0	0	0
29 John Smoltz, R (9, 1)										0	0	0	0	0	0	0
Inning Stats	R: 0 E: 0 K: 1 S: 7 H: 1 LOB: 1 BB: 0 P: 11	R: 0 E: 0 K: 1 S: 7 H: 0 LOB: 0 BB: 0 P: 9	R: 0 E: 0 K: 0 S: 5 H: 0 LOB: 0 BB: 0 P: 6	R: 0 E: 0 K: 0 S: 8 H: 0 LOB: 0 BB: 0 P: 16	R: 0 E: 0 K: 0 S: 7 H: 0 LOB: 0 BB: 0 P: 10	R: 3 E: 1 K: 0 S: 9 H: 1 LOB: 0 BB: 1 P: 16	R: 0 E: 0 K: 0 S: 8 H: 2 LOB: 3 BB: 1 P: 17	R: 0 E: 0 K: 0 S: 8 H: 0 LOB: 0 BB: 0 P: 13		1B: 2 2B: 1 3B: 0 HR: 1	SF: 0 SAC: 1 DP: 0 HBP: 0			WP: 0 PB: 0 SB: 0 CS: 0	PA: 31	

PITCHER		IP	WLS	BF	H	R	ER	SO	BB	IBB	HBP	BLK	WP	HR	S	P	ERA	WHIP
A.J. Burnett, R ERA: 2.28	(1, 1)	6.0	L	22	2	3	0	2	1	0	0	0	0	1	43	68	0.00	0.500
Gary Knotts, R ERA: 3.72	(7, 1)	1.0		6	2	0	0	0	1	0	0	0	0	0	8	17	0.00	3.000
Braden Looper, R ERA: 4.5	(8, 1)	1.0		3	0	0	0	0	0	0	0	0	0	0	8	13	0.00	0.000

PITCHER	IP	WLS	BF	H	R	ER	SO	BB	IBB	HBP	BLK	WP	HR	S	P	ERA	WHIP

BOTTOM

Florida Marlins @ Atlanta Braves

Turner Field, Atlanta, GA

Sat Apr 20 2002, 7:05 PM EDT
Att. 33,649 - Cloudy - 86 F

livebaseballscorecards.com

AB	28
R	3
H	4
RBI	3
BB	2
SO	2
LOB	10

Batter	1	2	3	4	5	6	7	8	9	AB	R	H	RBI	BB	SO	LOB
Luis Castillo, S (1, 4) OBP: 0.301, SLG: 0.288	C B F F B C 2-3 ① K		S B X 1-1 ② F8		X 0-0 ③ G1-3			C F S 0-3 ① K		4	0	0	0	0	2	2
Eric Owens, R (1, 7) OBP: 0.194, SLG: 0.278	B F C X 1-2 ② L6		S B F F F X 1-2 ③ F2			C B F F F B F F F 3-2 F B X ① F7		X 0-0 E4 1B E		4	1	0	0	0	0	1
Preston Wilson, R (1, 8) OBP: 0.296, SLG: 0.365	B S F C 1-3 ③ K			L X 0-1 G6-3 S 1B		B S C B S 2-3 ② K		B F B X 2-1 FC6-4 1-2 1B		4	0	2	0	0	2	0
Mike Lowell, R (1, 5) OBP: 0.423, SLG: 0.634		C X 0-1 2B		B C B F B X 3-2 ① G6-3 1-3		X 0-0 ③ F9		B X 1-0 ② FC6-4 1-2f 2-H		4	0	1	0	0	0	2
Kevin Millar, R (1, 9) OBP: 0.262, SLG: 0.328		B C B B S S 3-3 ① K		B B F B F C 3-3 ② K			X 0-0 1B SF9 2B	B X 1-0 ③ G5-3		4	1	1	0	0	2	3
Derrek Lee, R (1, 3) OBP: 0.359, SLG: 0.492		B B C F X 2-2 ② F7		B F B C X 2-2 ③ F8			S B B C S 2-3 ① K		F S B B C 2-3 ① K	4	0	0	0	0	2	3
Mike Redmond, R (1, 2) OBP: 0.429, SLG: 0.343		C B X 1-1 ③ L8			B X 1-0 1B		B X 1-0 SF9 2-3 1B		B C S S 1-3 ② K	4	0	2	0	0	1	1
Alex Gonzalez, R (1, 6) OBP: 0.302, SLG: 0.390			C X 0-1 56 FC2-6 1B		F X 0-1 ① F8		C X 0-1 ② SF9 1-2 3-H		C C B B S 2-3 ③ K	3	0	1	1	0	1	1
56 Kevin Olsen, R (1, 1)			B L B X 2-1 ① FC2-6 1-2f		C F B B B S 3-3 ② K		C C B B F B X 3-2 ③ G4-3			1	0	0	0	0	0	1
Ramon Castro, R (5, PH) OBP: 0.381, SLG: 0.647										1	0	0	0	0	1	1
Hansel Izquierdo, R (5, 1)										0	0	0	0	0	0	0
Tim Raines, S (7, PH) OBP: 0.545, SLG: 0.286										1	0	0	0	0	0	1
Vic Darensbourg, L (7, 1)										0	0	0	0	0	0	0
Braden Looper, R (8, 1)										0	0	0	0	0	0	0
Inning Stats	R: 0 E: 0 K: 2 S: 10 H: 0 LOB: 0 BB: 0 P: 14	R: 0 E: 0 K: 1 S: 10 H: 1 LOB: 1 BB: 0 P: 16	R: 0 E: 0 K: 0 S: 11 H: 1 LOB: 1 BB: 0 P: 15	R: 0 E: 0 K: 1 S: 11 H: 1 LOB: 1 BB: 0 P: 19	R: 0 E: 0 K: 1 S: 7 H: 1 LOB: 1 BB: 0 P: 11	R: 0 E: 0 K: 1 S: 13 H: 0 LOB: 0 BB: 0 P: 18	R: 1 E: 0 K: 1 S: 11 H: 2 LOB: 1 BB: 0 P: 17	R: 1 E: 2 K: 1 S: 8 H: 1 LOB: 1 BB: 0 P: 12	R: 0 E: 0 K: 3 S: 9 H: 0 LOB: 0 BB: 0 P: 14	1B: 5 2B: 2 3B: 0 HR: 0 SF: 1 SAC: 0 DP: 0 HBP: 0						

PITCHER		IP	WLS	BF	H	R	ER	SO	BB	IBB	HBP	BLK	WP	HR	S	P	ERA	WHIP
Tom Glavine, L ERA: 1.08	(1, 1)	7.0	W	27	6	1	1	7	0	0	0	0	0	0	73	110	1.29	0.857
Tim Spooneybarger, R ERA: 3.38	(8, 1)	1.0	H	5	1	1	0	1	0	0	0	0	0	0	8	12	0.00	1.000
29 John Smoltz, R ERA: 6.94	(9, 1)	1.0	S	3	0	0	0	3	0	0	0	0	0	0	9	14	0.00	0.000

PITCHER	IP	WLS	BF	H	R	ER	SO	BB	IBB	HBP	BLK	WP	HR	S	P	ERA	WHIP

Florida Marlins @ Atlanta Braves

Turner Field, Atlanta, GA

Sun Apr 21 2002, 1:05 PM EDT

Att. 27,425 - Cloudy - 82 F

TOP

livebaseballscorecards.com

AB	34
R	2
H	7
RBI	1
BB	0
SO	11
LOB	16

WP: 0 PA: 35
PB: 0
SB: 1
CS: 0

Florida Marlins @ Atlanta Braves

Turner Field, Atlanta, GA

Sun Apr 21 2002, 1:05 PM EDT
Att. 27,425 - Cloudy - 82 F

BOTTOM

Batter	1	2	3	4	5	6	7	8	9	AB	R	H	RBI	BB	SO	LOB
Rafael Furcal, S (1, 6) OBP: 0.293, SLG: 0.360	C F B F B F B X 3-2 1B 3B		C B B X 2-1 SF9 3B		C B X 1-1 ① G4-3		B B B C C X 3-2 1B 3B	B B F X 2-1 ③ F7		5	3	3	0	0	0	2
Andruw Jones, R (1, 8) OBP: 0.356, SLG: 0.467	B S X 1-1 10 1B G6-4-3 3-H 1B		B F F X 1-2 ① SF9 3-H		B B S F B F X 3-2 10 1B 2B		S X 0-1 L9-6 S 3-H 1B			3	1	3	3	0	0	0
10 Chipper Jones, S (1, 7) OBP: 0.384, SLG: 0.432	C B X 1-1 G6-4-3 1-3 1B		S B S B X 2-2 ② G3-1		C B S X 1-2 ② 2-H 1B		X 0-0 ① F9			4	0	2	0	0	0	1
Gary Sheffield, R (1, 9) OBP: 0.342, SLG: 0.381	F B F X 1-2 ① ② G6-4-3 1-2f 3-H		B F B B B 4-1 1B BB		C S B B S 2-3 ③ K		B B F B B 4-1 1-2 BB			2	0	0	0	2	1	2
B.J. Surhoff, L (1, 3) OBP: 0.333, SLG: 0.321 Julio Franco, R (7, PH) OBP: 0.267, SLG: 0.200 (8, 3)	C B X 1-1 ③ G6-3		X 0-0 1-2 1B		F B C X 1-2 1B 2B		C B F F X 1-2 ② ③ L9-6 2-3			3 1	0 0	2 0	0 0	0 0	0 0	0 2
Javy Lopez, R (1, 2) OBP: 0.291, SLG: 0.320		F B B B F B X 3-2 ① G6-3	X 0-0 ③ G4-3			B C F F F H 2-2 1B HBP		B F F S 1-3 ① K		3	0	0	0	0	1	2
Wes Helms, R (1, 5) OBP: 0.500, SLG: 0.571		F C B B B F B F F X 3-2 ② F7	B B S C F X 2-2 G6-4-3 1B			X 0-0 G6-4-3 1-2 2-3 1B		X 0-0 1B 1B		4	0	3	0	0	0	0
Marcus Giles, R (1, 4) OBP: 0.413, SLG: 0.444		B F C F X 1-2 FC5-4 1B	S F F F B F X 1-2 ① ② G6-4-3 1-2f			B F S F F S 1-3 ① K		B C B X 2-1 1-3 1B		4	0	2	0	0	1	4
Tom Glavine, L (1, 1) Tim Spooneybarger, R (8, 1) Keith Lockhart, L (8, PH) OBP: 0.167, SLG: 0.278 29 John Smoltz, R (9, 1)		C B F X 1-2 ③ FC5-4 1-2f	X 0-0 ③ G4-3			F X 0-1 ② ③ G6-4-3 1-2f		C F S 0-3 ② K		3 0 1 0	0 0 0 0	0 0 0 0	0 0 0 0	0 0 1 0	0 0 2 0	4 0 2 0
Inning Stats	R: 2 H: 3 E: 0 LOB: 0 K: 0 BB: 0 S: 14 P: 21	R: 0 H: 1 E: 0 LOB: 1 K: 0 BB: 0 S: 16 P: 24	R: 1 H: 2 E: 0 LOB: 2 K: 0 BB: 1 S: 11 P: 20	R: 0 H: 1 E: 0 LOB: 0 K: 0 BB: 0 S: 10 P: 13	R: 0 H: 2 E: 0 LOB: 1 K: 1 BB: 0 S: 12 P: 19	R: 0 H: 2 E: 0 LOB: 2 K: 1 BB: 0 S: 15 P: 19	R: 1 H: 2 E: 0 LOB: 1 K: 0 BB: 1 S: 11 P: 19	R: 0 H: 2 E: 0 LOB: 2 K: 2 BB: 0 S: 11 P: 16		1B: 10 SF: 1 2B: 3 SAC: 0 3B: 3 DP: 4 HR: 0 HBP: 1						

livebaseballscorecards.com

AB	33
R	4
H	15
RBI	3
BB	2
SO	4
LOB	19

WP: 0 PA: 37
PB: 0
SB: 1
CS: 0

PITCHER		IP	WLS	BF	H	R	ER	SO	BB	IBB	HBP	BLK	WP	HR	S	P	ERA	WHIP
56 Kevin Olsen, R ERA: 6.3	(1, 1)	4.0	L	18	7	3	3	0	1	0	0	0	0	0	51	78	6.75	2.000
Hansel Izquierdo, R ERA:	(5, 1)	2.0		9	4	0	0	2	0	0	1	0	0	0	27	38	0.00	2.000
Vic Darensbourg, L ERA: 3.18	(7, 1)	1.0		5	2	1	1	0	1	0	0	0	0	0	11	19	9.00	3.000
Braden Looper, R ERA: 4.09	(8, 1)	1.0		5	2	0	0	2	0	0	0	0	0	0	11	16	0.00	2.000

PITCHER	IP	WLS	BF	H	R	ER	SO	BB	IBB	HBP	BLK	WP	HR	S	P	ERA	WHIP

Florida Marlins @ Atlanta Braves

Turner Field, Atlanta, GA

Mon Apr 22 2002, 7:35 PM EDT

Att. 21,461 - Cloudy - 68 F

TOP

livebaseballscorecards.com

Batter	1	2	3	4	5	6	7	8	9	AB	R	H	RBI	BB	SO	LOB
Luis Castillo, S (1, 4) OBP: 0.321, SLG: 0.310	2-2 F7		3-2 E S 1B 1B		1-0 FC6-4 1B	3-1 G5-3			0-1 1B HR 1B	5	2	3	0	0	0	0
Alex Gonzalez, R (1, 6) OBP: 0.309, SLG: 0.391	2-2 F8		2-1 1-H 1B		0-1 FC6-4 1-2f HR	1-3 K			0-1 1-2 HR 1B	5	2	2	1	0	1	1
Preston Wilson, R (1, 8) OBP: 0.314, SLG: 0.410	3-1 S 1B		3-2 F7		0-0 1-H HR		1-2 CS HBP		0-2 F8	4	1	2	2	0	0	3
Cliff Floyd, L (1, 7) OBP: 0.494, SLG: 0.707	3-2 F9 1-2		3-2 F9		4-1 HR BB		0-0 F9		2-2 1-H 2-H HR	4	2	1	3	1	0	3
Mike Lowell, R (1, 5) OBP: 0.422, SLG: 0.632		3-2 F9		1-0 G5-3 1B	0-0 F9		0-1 F8		0-2 2B	5	0	2	0	0	0	2
Derrek Lee, R (1, 3) OBP: 0.349, SLG: 0.514		1-3 K		1-0 F7	0-2 1-H HR		1-0 CS 1-2	1-0 E6 CS	1-3 K	5	1	1	2	0	2	2
Kevin Millar, R (1, 9) OBP: 0.275, SLG: 0.355		0-1 FC5-4 1B		3-2 G5-3 1-2	2-1 2B			1-1 F8 1-2		4	0	2	0	0	0	2
Vladimir Nunez, R (9, 1) OBP: 1.000, SLG: 1.000										0	0	0	0	0	0	0
Charles Johnson, R (1, 2) OBP: 0.167, SLG: 0.125		2-0 FC5-4 1-2f		4-1 IBB	2-3 K			2-3 K		3	0	0	0	1	2	2
Brad Penny, R (1, 1) OBP: 0.091, SLG: 0.091			1-0 G4-3	0-3 K		0-0 G6-3			1-0 F8	3	0	0	0	0	1	2
Gary Knotts, R (7, 1)										0	0	0	0	0	0	0
Tim Raines, S (9, PH) OBP: 0.500, SLG: 0.250										1	0	0	0	0	0	0
Eric Owens, R (9, 9) OBP: 0.194, SLG: 0.278										0	0	0	0	0	0	0
Inning Stats	R: 0 E: 0 K: 0 S: 14 H: 1 LOB: 1 BB: 0 P: 23	R: 0 E: 0 K: 1 S: 10 H: 1 LOB: 1 BB: 0 P: 16	R: 1 E: 0 K: 0 S: 14 H: 2 LOB: 1 BB: 0 P: 26	R: 0 E: 0 K: 1 S: 10 H: 1 LOB: 2 BB: 1 P: 19	R: 4 E: 0 K: 1 S: 15 H: 4 LOB: 1 BB: 1 P: 24	R: 0 E: 0 K: 1 S: 6 H: 0 LOB: 0 BB: 0 P: 10	R: 0 E: 0 K: 0 S: 5 H: 0 LOB: 0 BB: 0 P: 7	R: 0 E: 1 K: 1 S: 6 H: 0 LOB: 0 BB: 0 P: 10	R: 3 E: 0 K: 1 S: 17 H: 4 LOB: 1 BB: 0 P: 21	1B: 8 2B: 2 3B: 0 HR: 3	SF: 0 SAC: 0 DP: 0 HBP: 1						

	AB	39
	R	8
	H	13
	RBI	8
	BB	2
	SO	6
	LOB	17

WP: 0 PB: 0 SB: 2 CS: 2 PA: 43

PITCHER		IP	WLS	BF	H	R	ER	SO	BB	IBB	HBP	BLK	WP	HR	S	P	ERA	WHIP
Kevin Millwood, R ERA: 4.18	(1, 1)	4.2	L	24	8	5	5	2	1	1	0	0	0	2	57	98	9.64	1.929
Kevin Gryboski, R ERA: 2.25	(5, 1)	1.1		5	1	0	0	2	0	0	0	0	0	0	12	20	0.00	0.750
Darren Holmes, R ERA: 0.77	(7, 1)	2.0		6	0	0	0	1	0	0	1	0	0	0	11	17	0.00	0.000
Kerry Ligtenberg, R ERA: 5.87	(9, 1)	1.0		7	4	3	3	1	0	0	0	0	0	1	17	21	27.00	4.000

PITCHER		IP	WLS	BF	H	R	ER	SO	BB	IBB	HBP	BLK	WP	HR	S	P	ERA	WHIP

Batter	1	2	3	4	5	6	7	8	9	AB	R	H	RBI	BB	SO	LOB
Rafael Furcal, S (1, 6) OBP: 0.299, SLG: 0.346	F7	G6-3			1B 10 1B BB		10 BB 1-2 BB		L7	3	1	0	0	2	0	1
Andruw Jones, R (1, 8) OBP: 0.358, SLG: 0.500	HR		P6		10 1B 1-3 1B		K		K	5	1	2	1	0	2	2
10 Chipper Jones, S (1, 7) OBP: 0.389, SLG: 0.429	E4 G5-3 1B		F7		G6-4-3 1-3 3-H 1B		L4-3 1-2 2-3 BB			3	1	1	1	1	0	0
Julio Franco, R (1, 3) OBP: 0.245, SLG: 0.182	G5-3 1-2		G6-3		G6-4-3 1-2f		L4-3 1-2			4	0	0	0	0	0	6
Vinny Castilla, R (1, 5) OBP: 0.253, SLG: 0.425	2-H 1B			F8		G5-4-3 1B		F9		4	0	2	1	0	0	0
B.J. Surhoff, L (1, 9) OBP: 0.344, SLG: 0.321	F8			G3		1-2 G5-4-3 1B		BB		3	0	1	0	1	0	1
Javy Lopez, R (1, 2) OBP: 0.288, SLG: 0.315		G6-3		1B		1-2f 2-3 G5-4-3		F8		4	0	1	0	0	0	3
Mark DeRosa, R (1, 4) OBP: 0.500, SLG: 0.529 Kevin Gryboski, R (5, 1) Wes Helms, R (6, PH) OBP: 0.467, SLG: 0.533 Darren Holmes, R (7, 1) Keith Lockhart, L (8, PH) OBP: 0.158, SLG: 0.263 Kerry Ligtenberg, R (9, 1)		1B SH1-4		G4-3		P6		F7		2 0 1 0 1	0 0 0 0 0	1 0 0 0 1	0 0 0 0 0	0 0 0 0 0	0 0 1 0 1	1 0 1 0 0
Kevin Millwood, R (1, 1) OBP: 0.143, SLG: 0.143 Marcus Giles, R (5, 4) OBP: 0.410, SLG: 0.431		1-2 SH1-4			P3		10 BB BB BB		L6	0 2	0 0	0 0	0 0	0 1	0 0	0 0
Inning Stats	R: 2 E: 1 K: 0 S: 10 H: 2 LOB: 1 BB: 0 P: 16	R: 0 E: 0 K: 0 S: 7 H: 1 LOB: 1 BB: 0 P: 10	R: 0 E: 0 K: 0 S: 9 H: 0 LOB: 0 BB: 0 P: 13	R: 0 E: 0 K: 0 S: 9 H: 1 LOB: 1 BB: 0 P: 14	R: 1 E: 0 K: 0 S: 13 H: 2 LOB: 1 BB: 1 P: 19	R: 0 E: 0 K: 0 S: 10 H: 2 LOB: 1 BB: 0 P: 16	R: 0 E: 0 K: 1 S: 7 H: 0 LOB: 2 BB: 3 P: 21	R: 0 E: 0 K: 0 S: 9 H: 0 LOB: 1 BB: 1 P: 15	R: 0 E: 0 K: 1 S: 13 H: 0 LOB: 0 BB: 0 P: 18	1B: 7 2B: 1 3B: 0 HR: 1 SF: 0 SAC: 1 DP: 3 HBP: 0						

PITCHER		IP	WLS	BF	H	R	ER	SO	BB	IBB	HBP	BLK	WP	HR	S	P	ERA	WHIP
Brad Penny, R ERA: 4.38	(1, 1)	6.0	W	28	8	3	2	0	3	0	0	0	0	1	59	97	3.00	1.833
Gary Knotts, R ERA: 3.09	(7, 1)	2.0	H	7	0	0	0	1	2	0	0	0	0	0	15	27	0.00	1.000
Vladimir Nunez, R ERA: 3.27	(9, 1)	1.0		3	0	0	0	1	0	0	0	0	0	0	13	18	0.00	0.000

PITCHER	IP	WLS	BF	H	R	ER	SO	BB	IBB	HBP	BLK	WP	HR	S	P	ERA	WHIP

BOTTOM

Florida Marlins @ Atlanta Braves

Turner Field, Atlanta, GA

Mon Apr 22 2002, 7:35 PM EDT

Att. 21,461 - Cloudy - 68 F

livebaseballscorecards.com

AB	32
R	3
H	8
RBI	3
BB	5
SO	2
LOB	16

Batter	1	2	3	4	5	6	7	8	9	10	11	12	AB	R	H	RBI	BB	SO	LOB
Craig Biggio, R (1, 4) OBP: 0.333, SLG: 0.403	C X 0-1 F9 ①		F C B F C 1-3 K ②			F F B B X 2-2 G5-3 ②	C S F S 0-3 K ③			C B X 1-1 G6-3 ②			5	0	0	0	0	2	2
Brad Ausmus, R (1, 2) OBP: 0.308, SLG: 0.417	F B X 1-1 F8 ②		C F B X 1-2 G4-3 ③			F C B C 1-3 K ③		C B F C 1-3 K ①		X 0-0 2B			5	0	1	0	0	2	0
5 Jeff Bagwell, R (1, 3) OBP: 0.471, SLG: 0.531	F B B B S F B 4-2 17 WP BB			X 0-0 G6-3 ①			X 0-0 G6-3 ①	C B C S 1-3 K ②		B F X 1-1 G5-3 ③			4	0	0	0	1	1	1
17 Lance Berkman, S (1, 8) OBP: 0.357, SLG: 0.662	F S B B B S 2-3 K ③ 1-2			C B S F F S 1-3 K ②			B S X 1-1 E8 3B	B B F B B 4-1 BB			F X 0-1 P6 ①		4	1	0	0	1	2	1
Richard Hidalgo, R (1, 9) OBP: 0.337, SLG: 0.520		B B F F S 2-3 K ①		B C C F C 1-3 K ③			F X 0-1 G1-3 ②	F C B B C 2-3 K ③			C X 0-1 F8 ②		5	0	0	0	0	3	2
Daryle Ward, L (1, 7) OBP: 0.382, SLG: 0.549		B B F F B F F F 3-2 X 2B			X 0-0 F5 ①		I I I I 4-0 3B IBB		B F B X 2-1 G3 ①		C S X 0-2 F7 ③		4	1	1	0	1	0	0
Morgan Ensberg, R (1, 5) OBP: 0.353, SLG: 0.400		B C B B F C 3-3 K ②			X 0-0 F2 ②		S X 0-1 WP 1-H 3-H 3B		B B B F X 3-1 F8 ②			C F B X 1-2 G4-6-3 1B	5	1	2	2	0	1	1
Julio Lugo, R (1, 6) OBP: 0.259, SLG: 0.269	C C X 0-2 G5-3 ③				B B S F T C 2-3 K ③		C B F F B F B B 4-2 1B BB 3-H		B C C X 1-2 G5-3 ③			X 0-0 G4-6-3 1-2f ① ②	4	0	0	0	1	1	2
Carlos Hernández, S (1, 1) OBP: 0.286, SLG: 0.286 Octavio Dotel, R (7, 1) T.J. Mathews, R (8, 1) Orlando Merced, S (10, PH) OBP: 0.286, SLG: 0.308 Scott Linebrink, R (10, 1) Ricky Stone, R (10, 1) Geoff Blum, S (12, PH) OBP: 0.324, SLG: 0.387 Brandon Puffer, R (12, 1)			B C S F F B B F S 3-3 K ①			C C B B S 2-3 K ①	X 0-0 1-2 1B			X 0-0 P6 ①		F S S 0-3 K ③	3 0 0 0 1 0 0 0 1 0	0 0 0 0 0 0 0 0 0 0	1 0 0 0 0 0 0 0 0 0	0 0 0 0 0 0 0 0 0 0	0 0 0 0 0 0 0 0 0 0	2 0 0 0 0 0 0 0 1 0	0 0 0 0 0 0 0 0 0 0
Inning Stats	R: 0 H: 0 E: 0 LOB: 1 K: 1 BB: 1 S: 10 P: 17	R: 0 H: 1 E: 0 LOB: 1 K: 2 BB: 0 S: 16 P: 24	R: 0 H: 0 E: 0 LOB: 0 K: 2 BB: 0 S: 14 P: 19	R: 0 H: 0 E: 0 LOB: 0 K: 2 BB: 0 S: 10 P: 12	R: 0 H: 0 E: 0 LOB: 0 K: 1 BB: 0 S: 6 P: 8	R: 0 H: 0 E: 0 LOB: 0 K: 2 BB: 0 S: 10 P: 15	R: 3 H: 2 E: 1 LOB: 2 K: 1 BB: 2 S: 16 P: 25	R: 0 H: 0 E: 0 LOB: 1 K: 3 BB: 1 S: 11 P: 19	R: 0 H: 0 E: 0 LOB: 0 K: 0 BB: 0 S: 7 P: 13	R: 0 H: 1 E: 0 LOB: 1 K: 0 BB: 0 S: 6 P: 8	R: 0 H: 0 E: 0 LOB: 0 K: 0 BB: 0 S: 7 P: 7	R: 0 H: 1 E: 0 LOB: 0 K: 1 BB: 0 S: 7 P: 8	1B: 2 SF: 0 2B: 2 SAC: 0 3B: 1 DP: 1 HR: 0 HBP: 0				WP: 2 PB: 0 SB: 0 CS: 0		PA: 45

PITCHER		IP	WLS	BF	H	R	ER	SO	BB	IBB	HBP	BLK	WP	HR	S	P	ERA	WHIP
Josh Beckett, R ERA: 2.55	(1, 1)	7.0		28	3	3	0	11	2	1	0	0	2	0	82	120	0.00	0.714
Braden Looper, R ERA: 3.75	(8, 1)	1.0		4	0	0	0	3	1	0	0	0	0	0	11	19	0.00	1.000
Michael Tejera, L ERA: 7.36	(9, 1)	1.0		3	0	0	0	0	0	0	0	0	0	0	7	13	0.00	0.000
Vladimir Nunez, R ERA: 2.57	(10, 1)	3.0	W	10	2	0	0	1	0	0	0	0	0	0	20	23	0.00	0.667

PITCHER	IP	WLS	BF	H	R	ER	SO	BB	IBB	HBP	BLK	WP	HR	S	P	ERA	WHIP

Houston Astros @ Florida Marlins

Pro Player Stadium, Miami, FL

Tue Apr 23 2002, 7:05 PM EDT

Att. 5,175 - Sunny - 84 F

TOP

livebaseballscorecards.com

AB	41
R	3
H	5
RBI	2
BB	4
SO	15
LOB	9

Batter	1	2	3	4	5	6	7	8	9	10	11	12	AB	R	H	RBI	BB	SO	LOB
Luis Castillo, S (1, 4) OBP: 0.333, SLG: 0.351	G3		K			1B (CS)	F8			F9, SH1-4 1B		1B 3B	6	1	3	0	0	1	2
Alex Gonzalez, R (1, 6) OBP: 0.315, SLG: 0.435	F8		P5			K 1-2		HR		SH1-4 1-2		1B	5	1	2	2	0	1	1
Preston Wilson, R (1, 8) OBP: 0.319, SLG: 0.402	K			G5-3		K		G5-4-3, BB 1B		BB			4	0	1	0	1	2	0
Cliff Floyd, L (1, 7) OBP: 0.476, SLG: 0.661		K		G4-3			L7	BB G5-4-3 1-2		F9 2-3			4	0	0	0	1	1	2
Mike Lowell, R (1, 5) OBP: 0.409, SLG: 0.617		F8					E 2B	G5-4-3 1-2f 2-3		P3			5	1	1	0	0	1	4
Derrek Lee, R (1, 3) OBP: 0.364, SLG: 0.527		1B BB	P3				E8, BB 1B 2-H 1B	F8				G4-3, B3-6 2B	4	1	2	0	1	0	1
Kevin Millar, R (1, 9) OBP: 0.301, SLG: 0.369 Eric Owens, R (11, 9) OBP: 0.189, SLG: 0.270		FC6-4 1-2 1B	1B				1B 1-2 BB	K		G4-3 2-3			3 1	0 0	2 0	0 0	1 0	1 0	0 1
Mike Redmond, R (1, 2) OBP: 0.404, SLG: 0.325		FC6-4 1-2f		F9			1B 1-3 2-H	K		B3-6 3-3f			5	0	1	1	0	1	4
Josh Beckett, R (1, 1) Tim Raines, S (7, PH) OBP: 0.462, SLG: 0.222 Braden Looper, R (8, 1) Michael Tejera, L (9, 1) Marty Malloy, L (9, PH) Vladimir Nunez, R (10, 1) OBP: 1.000, SLG: 1.000 Andy Fox, L (12, PH) OBP: 0.360, SLG: 0.478			K			K	K	K		K		K	2 1 0 0 0 1 0 1	0 0 0 0 0 0 0 0	0 0 0 0 0 0 0 0	0 0 0 0 0 0 0 0	0 0 0 0 0 1 0 1	2 1 0 0 0 0 0 0	1 2 0 0 0 0 0 0
Inning Stats	R: 0 H: 0 E: 0 LOB: 0 K: 1 BB: 0 S: 11 P: 12	R: 0 H: 1 E: 0 LOB: 2 K: 1 BB: 1 S: 14 P: 24	R: 0 H: 0 E: 0 LOB: 0 K: 2 BB: 0 S: 7 P: 8	R: 0 H: 0 E: 0 LOB: 0 K: 1 BB: 0 S: 6 P: 10	R: 0 H: 1 E: 0 LOB: 1 K: 1 BB: 0 S: 7 P: 11	R: 0 H: 1 E: 0 LOB: 0 K: 2 BB: 0 S: 11 P: 14	R: 2 H: 3 E: 1 LOB: 2 K: 1 BB: 1 S: 21 P: 32	R: 1 H: 2 E: 0 LOB: 1 K: 0 BB: 1 S: 12 P: 21	R: 0 H: 0 E: 0 LOB: 0 K: 3 BB: 0 S: 10 P: 14	R: 0 H: 1 E: 0 LOB: 2 K: 0 BB: 1 S: 9 P: 15	R: 0 H: 1 E: 0 LOB: 0 K: 0 BB: 0 S: 4 P: 9	R: 1 H: 2 E: 0 LOB: 1 K: 1 BB: 0 S: 9 P: 16	1B: 8 2B: 3 3B: 1 HR: 1	SF: 0 SAC: 1 DP: 2 HBP: 0	WP: 0 PB: 0 SB: 0 CS: 1	PA: 47			

PITCHER		IP	WLS	BF	H	R	ER	SO	BB	IBB	HBP	BLK	WP	HR	S	P	ERA	WHIP
Carlos Hernández, L ERA: 5.09	(1, 1)	6.1		24	5	2	2	8	1	0	0	0	0	0	62	87	2.84	0.947
Octavio Dotel, R ERA: 4.5	(7, 1)	0.2	B	6	3	1	1	1	1	0	0	0	0	1	21	31	13.50	6.000
T.J. Mathews, R ERA: 0.79	(8, 1)	2.0		6	0	0	0	3	1	0	0	0	0	0	16	28	0.00	0.500
Scott Linebrink, R ERA: 10.5	(10, 1)	0.0		1	1	0	0	0	0	0	0	0	0	0	3	4	∞	∞
Ricky Stone, R ERA: 2.63	(10, 1)	2.0		7	1	0	0	0	1	0	0	0	0	0	10	20	0.00	1.000

PITCHER		IP	WLS	BF	H	R	ER	SO	BB	IBB	HBP	BLK	WP	HR	S	P	ERA	WHIP
Brandon Puffer, R ERA: 7.71	(12, 1)	0.1	L	3	2	1	1	1	0	0	0	0	0	0	9	16	27.00	6.000

BOTTOM

Houston Astros @ Florida Marlins

Pro Player Stadium, Miami, FL

Tue Apr 23 2002, 7:05 PM EDT

Att. 5,175 - Sunny - 84 F

livebaseballscorecards.com

AB	42
R	4
H	12
RBI	3
BB	4
SO	13
LOB	18

Batter	1	2	3	4	5	6	7	8	9	AB	R	H	RBI	BB	SO	LOB
Craig Biggio, R (1, 4) OBP: 0.349, SLG: 0.461	C F X 0-2 ① G1-3	S X 0-1 17 1B 2B		F F X 0-2 ③ F8			B B X 2-0 HR	B C B B C B 4-2 FC6-4 1-2 BB		4	2	2	1	1	0	0
Brad Ausmus, R (1, 2) OBP: 0.300, SLG: 0.415	X 0-0 17 HR 2B	B C B C C 2-3 ② K			X 0-0 ① F7		S X 0-1 ① G6-3	B C X 1-1 ③ FC6-4 1-2f		5	1	1	0	0	1	3
5 Jeff Bagwell, R (1, 3) OBP: 0.478, SLG: 0.559	S F B B X 2-2 ② G6-3	B B C B B B 4-1 17 1B BB			S B B F S 2-3 ② K		C B X 1-1 1B 2B		B B B C X 3-1 G6-3 2B	4	1	2	0	1	1	1
17 Lance Berkman, S (1, 8) (8, 7) OBP: 0.360, SLG: 0.684	B B F F X 2-2 2-H HR	C B C X 1-2 ③ 1-3 2-H 1B			B B B C C X 3-2 ③ F8		S B B B C X 3-2 ② F9		X 0-0 ① G5-3	5	1	2	3	0	0	2
Richard Hidalgo, R (1, 9) OBP: 0.352, SLG: 0.588	B F B X 2-1 HR		C S S X 1-2 ① P6			X 0-0 1B 3B	B F B B C X 2-2 2-H 1B		B C X 1-1 ② G6-3 2-3	5	2	3	2	0	0	1
Daryle Ward, L (1, 7) OBP: 0.388, SLG: 0.560 Brian Hunter, R (8, 8) OBP: 0.333, SLG: 0.533	B C X 1-1 2B		B B C X 2-1 ② P4			B C X 1-1 G3 3-H 1B	C X 0-1 ③ P5		C C C 0-3 ③ K	4 1	0 0	2 0	1 0	0 0	0 1	1 1
Geoff Blum, S (1, 5) OBP: 0.316, SLG: 0.353	B B S B B 4-1 BB		B F S S 1-3 ③ K			F B B F C 2-3 ① K		X 0-0 ① G4-3		3	0	0	0	1	2	1
Jose Vizcaino, S (1, 6) OBP: 0.185, SLG: 0.259	X 0-0 ③ L1			B S X 1-1 ① P6		B F B X 2-1 ② G3 1-2		F X 0-1 ② G1-3		4	0	0	0	0	0	3
44 Roy Oswalt, R (1, 1) Orlando Merced, S (8, PH) OBP: 0.333, SLG: 0.308 Scott Linebrink, R (8, 1) Ricky Stone, R (8, 1) Billy Wagner, L (9, 1)		X 0-0 ① L6		C B B B X 3-1 ② G4-3		C B B S S 1-3 ③ K		S B B F F F B 4-2 BB		3 0 0 0 0	0 0 0 0 0	0 0 0 0 0	0 0 0 0 0	1 1 0 0 0	1 0 0 0 0	1 0 0 0 0
Inning Stats	R: 3 H: 4 E: 0 LOB: 2 K: 0 BB: 1 S: 16 P: 27	R: 1 H: 2 E: 0 LOB: 2 K: 1 BB: 1 S: 10 P: 17	R: 0 H: 0 E: 0 LOB: 0 K: 1 BB: 0 S: 8 P: 12	R: 0 H: 0 E: 0 LOB: 0 K: 0 BB: 0 S: 7 P: 11	R: 0 H: 0 E: 0 LOB: 0 K: 1 BB: 0 S: 7 P: 12	R: 1 H: 2 E: 0 LOB: 1 K: 2 BB: 0 S: 11 P: 17	R: 2 H: 3 E: 0 LOB: 1 K: 0 BB: 0 S: 13 P: 21	R: 0 H: 0 E: 0 LOB: 2 K: 0 BB: 2 S: 12 P: 21	R: 0 H: 1 E: 0 LOB: 1 K: 1 BB: 0 S: 8 P: 12	1B: 3 SF: 0 2B: 5 SAC: 0 3B: 1 DP: 0 HR: 3 HBP: 0						WP: 0 PA: 42 PB: 0 SB: 0 CS: 0

PITCHER		IP	WLS	BF	H	R	ER	SO	BB	IBB	HBP	BLK	WP	HR	S	P	ERA	WHIP
Ryan Dempster, R ERA: 4.42	(1, 1)	6.1	L	30	10	7	7	5	2	0	0	0	0	3	64	104	9.95	1.895
Vic Darensbourg, L ERA: 2.84	(7, 1)	0.2		3	1	0	0	0	0	0	0	0	0	0	8	13	0.00	1.500
Hansel Izquierdo, R ERA:	(8, 1)	2.0		9	1	0	0	1	2	0	0	0	0	0	20	33	0.00	1.500

PITCHER	IP	WLS	BF	H	R	ER	SO	BB	IBB	HBP	BLK	WP	HR	S	P	ERA	WHIP

Houston Astros @ Florida Marlins

Pro Player Stadium, Miami, FL

Wed Apr 24 2002, 7:05 PM EDT

Att. 5,951 - Sunny - 84 F

TOP

livebaseballscorecards.com

AB	38
R	7
H	12
RBI	7
BB	4
SO	6
LOB	14

BOTTOM

Houston Astros @ Florida Marlins

Pro Player Stadium, Miami, FL

Wed Apr 24 2002, 7:05 PM EDT

Att. 5,951 - Sunny - 84 F

Batter	1	2	3	4	5	6	7	8	9	AB	R	H	RBI	BB	SO	LOB
Luis Castillo, S (1, 4) OBP: 0.315, SLG: 0.329	B5-3		E3		K		F7		F9	5	0	0	0	0	1	2
Alex Gonzalez, R (1, 6) OBP: 0.308, SLG: 0.419	L7		K		F9		G1-6-3		K	5	0	1	1	0	2	1
Preston Wilson, R (1, 8) OBP: 0.326, SLG: 0.400	S 1B		1-2 BB		G5-3		1-2f G1-6-3			3	0	1	0	1	0	2
Cliff Floyd, L (1, 7) OBP: 0.466, SLG: 0.636	1-2 K		G2-3			G3-1		2B 1B		4	1	1	0	0	1	3
Mike Lowell, R (1, 5) OBP: 0.424, SLG: 0.631		FC5-4 BB		FC4-6 1B		F8		1B 1-H SF7 2B		3	1	2	1	1	0	0
Derrek Lee, R (1, 3) OBP: 0.359, SLG: 0.513		K		FC4-6 1-2f S		K		G6-4-3 2-3 1B		4	0	1	0	0	2	2
Kevin Millar, R (1, 9) OBP: 0.312, SLG: 0.388		K		1-2 BB			2B 2B	SF7 3-H		2	1	1	1	1	1	1
Charles Johnson, R (1, 2) OBP: 0.182, SLG: 0.200	1-2f FC5-4			K			PB 2-H 1B 2B	1-2f G6-4-3		4	1	1	1	0	1	4
Ryan Dempster, R (1, 1)			B5-3	K			2-3 BB		F9	2	0	0	0	0	1	2
Vic Darensbourg, L (7, 1)										0	0	0	0	0	0	0
Ramon Castro, R (7, PH) OBP: 0.409, SLG: 0.647										0	0	0	0	1	0	0
Hansel Izquierdo, R (8, 1)										0	0	0	0	0	0	0
Tim Raines, S (9, PH) OBP: 0.429, SLG: 0.200										1	0	0	0	0	0	0
Inning Stats	R: 0 E: 0 K: 1 S: 11 H: 1 LOB: 1 BB: 0 P: 19	R: 0 E: 0 K: 2 S: 10 H: 0 LOB: 1 BB: 1 P: 16	R: 0 E: 1 K: 1 S: 10 H: 0 LOB: 2 BB: 1 P: 16	R: 0 E: 0 K: 2 S: 12 H: 1 LOB: 2 BB: 1 P: 18	R: 0 E: 0 K: 1 S: 5 H: 0 LOB: 0 BB: 0 P: 6	R: 0 E: 0 K: 1 S: 6 H: 0 LOB: 0 BB: 0 P: 7	R: 2 E: 0 K: 0 S: 10 H: 3 LOB: 1 BB: 1 P: 16	R: 2 E: 0 K: 0 S: 14 H: 3 LOB: 0 BB: 0 P: 27	R: 0 E: 0 K: 1 S: 7 H: 0 LOB: 0 BB: 0 P: 9	1B: 5 2B: 3 3B: 0 HR: 0 SF: 1 SAC: 0 DP: 2 HBP: 0						

	AB	33
	R	4
	H	8
	RBI	4
	BB	4
	SO	9
	LOB	17

WP: 0 PA: 38
PB: 1
SB: 3
CS: 0

livebaseballscorecards.com

PITCHER		IP	WLS	BF	H	R	ER	SO	BB	IBB	HBP	BLK	WP	HR	S	P	ERA	WHIP
44 Roy Oswalt, R ERA: 1.91	(1, 1)	7.0	W	30	5	2	1	8	4	0	0	0	0	0	64	98	1.29	1.286
Scott Linebrink, R ERA: 13.5	(8, 1)	0.0		2	2	2	2	0	0	0	0	0	0	0	5	10	∞	∞
Ricky Stone, R ERA: 2.45	(8, 1)	1.0		3	1	0	0	0	0	0	0	0	0	0	9	17	0.00	1.000
Billy Wagner, L ERA: 5.4	(9, 1)	1.0	S	3	0	0	0	1	0	0	0	0	0	0	7	9	0.00	0.000

PITCHER	IP	WLS	BF	H	R	ER	SO	BB	IBB	HBP	BLK	WP	HR	S	P	ERA	WHIP

Batter	1	2	3	4	5	6	7	8	9	AB	R	H	RBI	BB	SO	LOB
Craig Biggio, R (1, 4) OBP: 0.352, SLG: 0.443	C X 0-1 ① G6-3		B B H 3-0 BB HBP	S C B F C 1-3 ③ K			H 1-0 5 BB 17 1B 1B HBP		B C B F B X 3-2 ① F8	3	1	0	0	0	1	2
Brad Ausmus, R (1, 2) OBP: 0.307, SLG: 0.406	C S B B S 2-3 ② K		S B B F B B 4-2 1-2 2-3 BB		B F F C 1-3 ① K		B X 1-0 17 1B 5 BB 1-2 1B		B C X 1-1 ② G4-3	4	0	1	0	1	2	0
5 Jeff Bagwell, R (1, 3) OBP: 0.484, SLG: 0.551	C B B B S B 4-2 BB		F B F B X 2-2 ② SF8 3-H		C F B B C 2-3 ② K		C B S F B B B 4-2 17 1B 1-2 2-3 BB		B B C F F F B B 4-2 17 DI 17 1B BB	1	1	0	1	3	1	0
17 Lance Berkman, S (1, 8) OBP: 0.362, SLG: 0.667	X 0-0 ③ F8		B X 1-0 ③ F8		B B B X 3-0 ③ F5		F X 0-1 1-2 2-3 3-H 1B		B F C X 1-2 1-H FC6-4 1B	5	0	2	2	0	0	3
Richard Hidalgo, R (1, 9) OBP: 0.344, SLG: 0.560		B S S S 1-3 ① K		C S B B B 4-2 1B S 1B BB		B F F B C 3-3 ① K	F B B F S 2-3 ② K		C X 0-1 ③ FC6-4 1-2f	4	1	0	0	1	3	4
Daryle Ward, L (1, 7) OBP: 0.381, SLG: 0.544		B B X 2-0 ② P5		C F B B F X 2-2 SH1-4 1B 1-3 1B		B B X 2-0 ② F5	X 0-0 ③ F2			4	0	1	0	0	0	3
Morgan Ensberg, R (1, 5) OBP: 0.364, SLG: 0.396		F B F B B F C 3-3 ③ K		X 0-0 SH1-4 1-2 3-H 1B		F B S B B B 4-2 BB	X 0-0 ① F7			3	0	1	1	1	1	0
Jose Vizcaino, S (1, 6) OBP: 0.194, SLG: 0.258			S F B B X 2-2 BB 5 SF8 SH3-4 1B	X 0-0 ① P6		B X 1-0 ③ F9		C X 0-1 ② G6-3		4	1	1	0	0	0	3
Shane Reynolds, R (1, 1) OBP: 0.100, SLG: 0.200 Orlando Merced, S (8, PH) OBP: 0.313, SLG: 0.286 Brandon Puffer, R (8, 1)			B B X 2-0 ① SH3-4 1-2	X 0-0 ② SH1-4 1-2 2-3			S F B B S 2-3 ① K	B S X 1-1 ③ G4-3		1 1 0	0 0 0	0 0 0	0 0 0	1 0 0	0 0 0

TOP

Houston Astros @ Florida Marlins

Pro Player Stadium, Miami, FL

Thu Apr 25 2002, 7:05 PM EDT
Att. 5,367 - Sunny - 81 F

livebaseballscorecards.com

AB	30
R	4
H	6
RBI	4
BB	6
SO	9
LOB	15

Inning Stats									
	R: 0 E: 0 K: 1 S: 8	H: 0 LOB: 1 BB: 1 P: 14	R: 0 E: 0 K: 2 S: 8	H: 0 LOB: 0 BB: 0 P: 14	R: 1 E: 0 K: 0 S: 10	H: 1 LOB: 2 BB: 1 P: 24	R: 1 E: 0 K: 1 S: 13	H: 2 LOB: 2 BB: 1 P: 20	R: 0 E: 0 K: 2 S: 7	H: 0 LOB: 0 BB: 0 P: 13
	R: 0 E: 0 K: 1 S: 7	H: 0 LOB: 1 BB: 1 P: 17	R: 1 E: 0 K: 2 S: 13	H: 2 LOB: 3 BB: 1 P: 23	R: 0 E: 0 K: 0 S: 5	H: 0 LOB: 0 BB: 0 P: 6	R: 1 E: 0 K: 0 S: 15	H: 1 LOB: 1 BB: 1 P: 24	1B: 6 2B: 0 3B: 0 HR: 0	SF: 1 SAC: 2 DP: 0 HBP: 2

WP: 0	PA: 41
PB: 0	
SB: 1	
CS: 0	

PITCHER		IP	WLS	BF	H	R	ER	SO	BB	IBB	HBP	BLK	WP	HR	S	P	ERA	WHIP
A.J. Burnett, R ERA: 2.6	(1, 1)	7.0	W	33	5	3	3	9	5	0	2	0	0	0	66	125	3.86	1.429
Braden Looper, R ERA: 3.95	(8, 1)	1.2	H	7	1	1	1	0	1	0	0	0	0	0	18	28	5.40	1.200
Vladimir Nunez, R ERA: 2.51	(9, 1)	0.1	S	1	0	0	0	0	0	0	0	0	0	0	2	2	0.00	0.000

PITCHER	IP	WLS	BF	H	R	ER	SO	BB	IBB	HBP	BLK	WP	HR	S	P	ERA	WHIP

Houston Astros @ Florida Marlins

Pro Player Stadium, Miami, FL

Thu Apr 25 2002, 7:05 PM EDT

Att. 5,367 - Sunny - 81 F

BOTTOM

Batter	1	2	3	4	5	6	7	8	9	AB	R	H	RBI	BB	SO	LOB
Luis Castillo, S (1, 4) OBP: 0.312, SLG: 0.318	C B B B C B 4-2 3B BB		C B B F B C 3-3 ② K		C F B S 1-3 ③ K			P L F B X 2-2 ① FC4-6 E S G6-3 1-2f		3	2	0	0	1	2	2
Alex Gonzalez, R (1, 6) OBP: 0.317, SLG: 0.442	P C X 1-1 G3 1-H 3B		C F X 0-2 ③ G5-3			C B F X 1-2 ① F3		C B B B B 4-1 G6-3 1-3 BB		3	1	1	1	1	0	0
Preston Wilson, R (1, 8) OBP: 0.313, SLG: 0.382	C S S 0-3 ① K			X 0-0 ① G5-3		C X 0-1 ② B1-3		B B X 2-0 ② G6-3 1-2 3-H		4	0	0	1	0	1	2
Cliff Floyd, L (1, 7) OBP: 0.457, SLG: 0.609	F C F B X 1-2 ② G3 3-H			B F B S B S 3-3 ② K		C S F F X 0-2 ③ F5		I I I I 4-0 IBB		3	0	0	1	1	1	0
Mike Lowell, R (1, 5) OBP: 0.406, SLG: 0.602	C B C F X 1-2 ③ F8			C C B B S 2-3 ③ K			F B X 1-1 ① L8	C X 0-1 ③ G6-3		4	0	0	0	0	1	2
Derrek Lee, R (1, 3) OBP: 0.358, SLG: 0.519		C F X 0-2 ① G5-3			B X 1-0 1B 2B		B C X 1-1 ② F8			3	1	1	0	0	0	0
Kevin Millar, R (1, 9) OBP: 0.325, SLG: 0.443 Braden Looper, R (8, 1) Vladimir Nunez, R (9, 1) OBP: 1.000, SLG: 1.000		C F X 0-2 G6-4-3 1B			B B C B F F F F X 3-2 ① F7		S B C B X 2-2 HR			3 0 0	1 0 0	2 0 0	1 0 0	0 0 0	0 0 0	1 0 0
Charles Johnson, R (1, 2) OBP: 0.200, SLG: 0.217	C F B F X 1-2 ② ③ G6-4-3 1-2f				C F X 0-2 2-H 1B		F B X 1-1 ③ G6-3			3	0	1	1	0	0	1
A.J. Burnett, R (1, 1) Eric Owens, R (8, 9) OBP: 0.211, SLG: 0.289			C C S 0-3 ① K		X 0-0 ② F3			C B B F X 2-2 FC4-6 1B		2 1	0 0	0 1	0 0	0 0	1 0	1 0
Inning Stats	R: 2 H: 1 E: 0 LOB: 0 K: 1 BB: 1 S: 16 P: 22	R: 0 H: 1 E: 0 LOB: 0 K: 0 BB: 0 S: 10 P: 11	R: 0 H: 0 E: 0 LOB: 0 K: 2 BB: 0 S: 9 P: 12	R: 0 H: 0 E: 0 LOB: 0 K: 2 BB: 0 S: 7 P: 12	R: 1 H: 2 E: 0 LOB: 1 K: 1 BB: 0 S: 14 P: 19	R: 0 H: 0 E: 0 LOB: 0 K: 0 BB: 0 S: 10 P: 11	R: 1 H: 1 E: 0 LOB: 0 K: 0 BB: 0 S: 9 P: 14	R: 1 H: 1 E: 0 LOB: 2 K: 0 BB: 2 S: 11 P: 24		1B: 3 SF: 0 2B: 1 SAC: 0 3B: 1 DP: 1 HR: 1 HBP: 0						

livebaseballscorecards.com

AB	29
R	5
H	6
RBI	5
BB	3
SO	6
LOB	9

PITCHER		IP	WLS	BF	H	R	ER	SO	BB	IBB	HBP	BLK	WP	HR	S	P	ERA	WHIP
Shane Reynolds, R ERA: 4.5	(1, 1)	7.0	L	26	5	4	4	6	1	0	0	0	0	1	75	101	5.14	0.857
Brandon Puffer, R ERA: 6.35	(8, 1)	1.0		6	1	1	0	0	1	1	0	0	0	0	11	24	0.00	2.000

PITCHER		IP	WLS	BF	H	R	ER	SO	BB	IBB	HBP	BLK	WP	HR	S	P	ERA	WHIP

Arizona Diamondbacks @ Florida Marlins

Pro Player Stadium, Miami, FL

Fri Apr 26 2002, 7:05 PM EDT
Att. 16,261 - Sunny - 80 F

TOP

livebaseballscorecards.com

Batter	1	2	3	4	5	6	7	8	9	AB	R	H	RBI	BB	SO	LOB
Tony Womack, L (1, 6) OBP: 0.340, SLG: 0.407	G5-3		2B		1B	G3		K		5	2	2	0	0	1	1
Craig Counsell, L (1, 5) OBP: 0.323, SLG: 0.356	1B		WP S 2-H 1B		P6 1-2 1-2	2B		CS 1-2	G3	5	0	3	1	0	0	1
Junior Spivey, R (1, 4) OBP: 0.424, SLG: 0.581	L8		WP 1-2 BB		1B E 2-3 BB	G6-3			K	3	1	0	0	2	1	2
Luis Gonzalez, L (1, 7) OBP: 0.396, SLG: 0.553	F5 1-2		G4-6-3 1-2 2-3 BB		K		G4-3 G1-3 1B		HR	4	1	2	1	1	1	3
Damian Miller, R (1, 2) OBP: 0.377, SLG: 0.618		G3-1	G4-6-3 1-2f		E 1-2 3-H 1B		G1-3 1-2		G4-3	5	1	1	1	0	0	4
Steve Finley, L (1, 8) OBP: 0.304, SLG: 0.500		P6		F7	E9 1-3 2-H		G4-3 2-3			4	0	0	0	0	0	2
Danny Bautista, R (1, 9) OBP: 0.372, SLG: 0.532		1B		S 1B	1-2 3-H 1B		F8			4	0	3	1	0	0	1
Mark Grace, L (1, 3) OBP: 0.329, SLG: 0.366		P6		G4-6-3 1-2 BB	G6-3			P5		3	0	0	0	1	0	3
Randy Johnson, R (1, 1) OBP: 0.050, SLG: 0.105			P4	G4-6-3 1-2f		K		CS 1B		3	0	0	0	0	1	2
Jose Guillen, R (8, PH) OBP: 0.241, SLG: 0.321										1	0	1	0	0	0	0
Bret Prinz, R (8, 1)										0	0	0	0	0	0	0
Byung-Hyun Kim, R (8, 1)										0	0	0	0	0	0	0

	AB	37
	R	5
	H	12
	RBI	4
	BB	4
	SO	4
	LOB	19

Inning Stats	1	2	3	4	5	6	7	8	9	1B: 9	SF: 0	WP: 1	PA: 42
R	0	0	1	0	3	0	0	0	1	2B: 2	SAC: 0	PB: 0	
E	0	0	0	0	1	0	0	0	0	3B: 0	DP: 2	SB: 5	
K	0	0	0	0	1	1	0	1	1	HR: 1	HBP: 0	CS: 1	
S	9	8	13	11	22	12	10	12	8				
H	1	1	2	1	3	1	1	1	1				
LOB	1	1	2	1	2	1	1	1	1				
BB	0	0	2	1	1	0	0	0	0				
P	15	14	25	15	28	19	11	19	12				

PITCHER		IP	WLS	BF	H	R	ER	SO	BB	IBB	HBP	BLK	WP	HR	S	P	ERA	WHIP
56 Kevin Olsen, R ERA: 5.65	(1, 1)	4.1	L	21	6	3	2	0	4	0	0	0	1	0	50	83	4.15	2.308
Vic Darensbourg, L ERA: 2.57	(5, 1)	0.2		5	2	1	0	1	0	0	0	0	0	0	13	14	0.00	3.000
Hansel Izquierdo, R ERA:	(6, 1)	2.0		8	2	0	0	1	0	0	0	0	0	0	22	30	0.00	1.000
Michael Tejera, L ERA: 6.48	(8, 1)	1.0		3	1	0	0	1	0	0	0	0	0	0	12	19	0.00	1.000
Gary Knotts, R ERA: 3.55	(9, 1)	1.0		4	1	1	1	1	0	0	0	0	0	1	8	12	9.00	1.000

PITCHER	IP	WLS	BF	H	R	ER	SO	BB	IBB	HBP	BLK	WP	HR	S	P	ERA	WHIP

Batter	1	2	3	4	5	6	7	8	9	AB	R	H	RBI	BB	SO	LOB
Luis Castillo, S (1, 4) OBP: 0.316, SLG: 0.315	BBBCCB 4-2 CS S BB		CBFFX 1-2 ③ G6-3			BFCBFS 2-3 ① K		BFCFX 1-2 E S 1-3 1B	CCFS 0-3 ③ K2-3	4	0	1	0	1	2	1
Alex Gonzalez, R (1, 6) OBP: 0.302, SLG: 0.425	CBBCFFC 2-3 ① K 1-2			CFS 0-3 ① K		BFCBX 2-2 ② G5-3		CBSBX 2-2 ① SF8 3-H		3	0	0	1	0	2	1
Preston Wilson, R (1, 8) OBP: 0.340, SLG: 0.396	BBFBSB 4-2 ② CS 2-3 BB			BCSBX 2-2 2B 1B		X 0-0 1B		BCBBB 4-1 E 1-2 BB		2	1	2	0	2	0	0
Mike Lowell, R (1, 5) OBP: 0.400, SLG: 0.598	CBB 2-1 ③ CS 1-2	BCFS 1-3 ① K		BSX 1-1 1-H 2B		FSC 0-3 ③ K		BCBFFS SAFE 2-3 ② K 1-2 2-3		4	0	1	1	0	3	3
Derrek Lee, R (1, 3) OBP: 0.343, SLG: 0.494		BFCS 1-3 ② K		CSFSX 0-2 ② F8			BFCS 1-3 ① K	BFBX 2-1 ③ F9		4	0	0	0	0	2	3
Kevin Millar, R (1, 7) OBP: 0.333, SLG: 0.452		BBBBCFB 4-2 BB		CSBSX 1-2 ③ F6			X 0-0 ② F9		BBBCCCX 3-2 1B G5-3 2B	3	1	1	0	1	0	1
Eric Owens, R (1, 9) OBP: 0.238, SLG: 0.310	BFSFFBS 2-3 ③ K				BCX 1-1 ① G6-3		SBCBBFFX 3-2 FC6-4 1B		CBX 1-1 PB G5-3 2-3 1B	4	0	2	0	0	1	1
Mike Redmond, R (1, 2) OBP: 0.373, SLG: 0.295			CFS 0-3 ① K		CX 0-1 ② G5-3		BCCBFX 2-2 ③ FC6-4 1-2f		X 0-0 ① G5-3 1-2 3-H	4	0	0	1	0	1	2
56 Kevin Olsen, R (1, 1) Vic Darensbourg, L (5, 1) Ramon Castro, R (5, PH) OBP: 0.391, SLG: 0.611 Hansel Izquierdo, R (6, 1) Michael Tejera, L (8, 1) Tim Raines, S (8, PH) OBP: 0.467, SLG: 0.200 Gary Knotts, R (9, 1) Cliff Floyd, L (9, PH) OBP: 0.452, SLG: 0.600		BSCBS 2-3 ② K		FBBX 2-1 ③ P6				CBBBCFB 4-2 1B SF8 BB	BBBCFX 2-2 ② F6 2-3	1 0 1 0 0 0 0 1	0 0 0 0 0 1 0 0	0 0 0 0 0 0 0 0	0 0 0 0 0 0 0 0	0 0 0 0 0 1 0 0	1 0 0 0 0 0 0 0	0 0 0 0 0 0 0 1
Inning Stats	R: 0 H: 0 E: 0 LOB: 0 K: 1 BB: 2 S: 10 P: 22	R: 0 H: 0 E: 0 LOB: 1 K: 3 BB: 1 S: 13 P: 21	R: 0 H: 0 E: 0 LOB: 0 K: 2 BB: 0 S: 10 P: 13	R: 1 H: 2 E: 0 LOB: 1 K: 1 BB: 0 S: 15 P: 19	R: 0 H: 0 E: 0 LOB: 0 K: 0 BB: 0 S: 6 P: 9	R: 0 H: 1 E: 0 LOB: 1 K: 2 BB: 0 S: 11 P: 15	R: 0 H: 1 E: 0 LOB: 1 K: 1 BB: 0 S: 13 P: 19	R: 1 H: 1 E: 1 LOB: 2 K: 1 BB: 2 S: 16 P: 31	R: 1 H: 2 E: 0 LOB: 1 K: 1 BB: 0 S: 13 P: 19	1B: 5 2B: 2 3B: 0 HR: 0	SF: 1 SAC: 0 DP: 0 HBP: 0			WP: 0 PB: 1 SB: 2 CS: 2	PA: 38		

PITCHER		IP	WLS	BF	H	R	ER	SO	BB	IBB	HBP	BLK	WP	HR	S	P	ERA	WHIP
Randy Johnson, L ERA: 1.37	(1, 1)	7.0	W	26	4	1	1	10	3	0	0	0	0	0	78	118	1.29	1.000
Bret Prinz, R ERA: 9.53	(8, 1)	0.1	H	4	1	1	1	0	2	0	0	0	0	0	11	22	27.00	9.000
Byung-Hyun Kim, R ERA: 1.08	(8, 1)	1.2	S	7	2	1	1	2	0	0	0	0	0	0	18	28	5.40	1.200

PITCHER	IP	WLS	BF	H	R	ER	SO	BB	IBB	HBP	BLK	WP	HR	S	P	ERA	WHIP

BOTTOM

Arizona Diamondbacks @ Florida Marlins

Pro Player Stadium, Miami, FL

Fri Apr 26 2002, 7:05 PM EDT
Att. 16,261 - Sunny - 80 F

livebaseballscorecards.com

AB	31
R	3
H	7
RBI	3
BB	5
SO	12
LOB	13

Arizona Diamondbacks @ Florida Marlins

Pro Player Stadium, Miami, FL

Sat Apr 27 2002, 7:05 PM EDT

Att. 15,544 - Sunny - 79 F

TOP

livebaseballscorecards.com

Batter	1	2	3	4	5	6	7	8	9	AB	R	H	RBI	BB	SO	LOB
Craig Counsell, L (1, 6) (8, 5) OBP: 0.347, SLG: 0.367	HR 1B	1-2 BB			G5-3 G4-3 1B		E6 G3-6-3		FC4-6 1B BB	3	1	2	0	2	0	0
Steve Finley, L (1, 8) OBP: 0.311, SLG: 0.538	1-H HR	F8			G4-3 1-2		G3-6-3 1-2f		FC4-6 1-2 1B	5	1	2	2	0	0	4
Junior Spivey, R (1, 4) OBP: 0.404, SLG: 0.549	G4-3		F9		G5-3 2-3		G6-3		FC4-6 1-2f 2-3	5	0	0	0	0	0	3
Luis Gonzalez, L (1, 7) OBP: 0.377, SLG: 0.522	K		L8		K			P3	K	5	0	0	0	0	3	3
Danny Bautista, R (1, 9) OBP: 0.367, SLG: 0.542	3B		G6-3			G6-3		G5-3		4	0	1	0	0	0	0
Mark Grace, L (1, 3) OBP: 0.348, SLG: 0.400	F7			G4-3 1B 2B		1B 1B		BB 1B		4	1	3	0	0	0	1
Chris Donnels, L (1, 5) OBP: 0.357, SLG: 0.583		BB 1B		G4-3 2-3		1-2 1B		1-2 BB		3	0	2	0	0	0	1
Greg Colbrunn, R (8, PH) OBP: 0.467, SLG: 0.500										0	0	0	0	1	0	0
Mike Morgan, R (8, 1)										0	0	0	0	0	0	0
Rod Barajas, R (1, 2) OBP: 0.227, SLG: 0.250		K		B3-6-4 3-H 1B		L6		K		4	0	1	1	0	2	5
Miguel Batista, R (1, 1)										2	0	0	0	0	1	2
David Dellucci, L (6, PH) OBP: 0.294, SLG: 0.571										1	0	0	0	0	0	2
Brian Anderson, R (6, 1) OBP: 0.200, SLG: 0.200										0	0	0	0	0	0	0
Bret Prinz, R (7, 1)										0	0	0	0	0	0	0
Tony Womack, L (8, 6) OBP: 0.337, SLG: 0.402		K		B3-6-4 1-2f		F7			K2-3	1	0	0	0	0	1	0
Inning Stats	R: 2 E: 0 K: 1 S: 11 H: 3 LOB: 1 BB: 0 P: 15	R: 0 E: 0 K: 2 S: 14 H: 1 LOB: 2 BB: 1 P: 20	R: 0 E: 0 K: 0 S: 7 H: 0 LOB: 0 BB: 0 P: 13	R: 1 E: 0 K: 0 S: 6 H: 2 LOB: 0 BB: 0 P: 8	R: 0 E: 0 K: 1 S: 10 H: 1 LOB: 1 BB: 0 P: 16	R: 0 E: 0 K: 0 S: 16 H: 2 LOB: 2 BB: 0 P: 25	R: 0 E: 1 K: 0 S: 7 H: 0 LOB: 0 BB: 0 P: 9	R: 0 E: 0 K: 1 S: 12 H: 1 LOB: 2 BB: 1 P: 19	R: 0 E: 0 K: 2 S: 14 H: 1 LOB: 2 BB: 1 P: 22	1B: 8 2B: 1 3B: 1 HR: 1	SF: 0 SAC: 0 DP: 2 HBP: 0						

	AB	37
	R	3
	H	11
	RBI	3
	BB	3
	SO	7
	LOB	21

WP: 0 PB: 0 SB: 0 CS: 0 PA: 40

PITCHER	IP	WLS	BF	H	R	ER	SO	BB	IBB	HBP	BLK	WP	HR	S	P	ERA	WHIP
Brad Penny, R (1, 1) ERA: 4.26	7.0	W	30	9	3	3	4	1	0	0	0	0	1	71	106	3.86	1.429
Vic Darensbourg, L (8, 1) ERA: 2.35	0.2	H	3	1	0	0	0	0	0	0	0	0	0	8	11	0.00	1.500
Braden Looper, R (8, 1) ERA: 3.86	0.1	H	2	0	0	0	1	1	0	0	0	0	0	4	8	0.00	3.000
Vladimir Nunez, R (9, 1) ERA: 2.35	1.0	S	5	1	0	0	2	1	0	0	0	0	0	14	22	0.00	2.000

PITCHER	IP	WLS	BF	H	R	ER	SO	BB	IBB	HBP	BLK	WP	HR	S	P	ERA	WHIP

Batter	1	2	3	4	5	6	7	8	9	AB	R	H	RBI	BB	SO	LOB
Luis Castillo, S (1, 4) OBP: 0.314, SLG: 0.312	C X 0-1 G6-3 ①	B F B X 2-1 G6-3 ③		B B B C X 3-1 G6-3 ②			C B B X 2-1 G6-3 1B 1B 1B			4	1	1	0	0	0	0
Alex Gonzalez, R (1, 6) OBP: 0.300, SLG: 0.417	C S S B B C 3-3 K ②		S B X 1-1 F8 ①	C X 0-1 F3 ③			C X 0-1 G6-3 1-2 1B			4	0	1	0	0	1	0
Preston Wilson, R (1, 8) OBP: 0.346, SLG: 0.387	B B B B 4-0 1B 2B BB		F B B B F B 4-2 1B 2B BB		B B X 2-0 P6 ①		F B C X 1-2 G6-3 ① ② 1-2f 2-3			2	2	0	0	2	0	2
Cliff Floyd, L (1, 9) OBP: 0.464, SLG: 0.608	X 0-0 2B 1-3 1B		F F X 0-2 2B 1-2 1B		F B F X 1-2 G3 ②		X 0-0 2B 1B 3-H			4	2	3	1	0	0	0
Mike Lowell, R (1, 5) OBP: 0.413, SLG: 0.635	S F X 0-2 2B 1-H 3-H		B S X 1-1 P4 ②		B B X 2-0 2B		B B B C X 3-1 2B ③ 1-H			4	0	3	2	0	0	2
Derrek Lee, R (1, 3) OBP: 0.350, SLG: 0.500	B B B B C B 4-1 BB		B F C F X 1-2 1B 2B 1-H 2-H		B X 1-0 G6-3 ③			X 0-0 F9 ①		3	1	1	2	1	0	1
Kevin Millar, R (1, 7) OBP: 0.330, SLG: 0.442	B C B X 2-1 P6 ③		C B X 1-1 1B 2-H				B B X 2-0 F8 ①	C X 0-1 F9 ②		4	0	1	1	0	0	2
Vladimir Nunez, R (9, 1) OBP: 1.000, SLG: 1.000										0	0	0	0	0	0	0
Charles Johnson, R (1, 2) OBP: 0.172, SLG: 0.185		C X 0-1 F8 ①	B F B B S S 2-3 K ③				F C C 0-3 K ②	C F B X 1-2 F9 ③		4	0	0	0	0	2	1
Brad Penny, R (1, 1) OBP: 0.071, SLG: 0.071		F F B X 1-2 G1-3 ②		S C F S 0-3 K2-3 ①			X 0-0 G5-3 ③			3	0	0	0	0	1	0
Vic Darensbourg, L (8, 1)										0	0	0	0	0	0	0
Braden Looper, R (8, 1)										0	0	0	0	0	0	0
Eric Owens, R (9, 7) OBP: 0.238, SLG: 0.310										0	0	0	0	0	0	0
Inning Stats	R: 2 H: 2 E: 0 LOB: 2 K: 1 BB: 2 S: 12 P: 25	R: 0 H: 0 E: 0 LOB: 0 K: 0 BB: 0 S: 7 P: 10	R: 3 H: 3 E: 0 LOB: 1 K: 1 BB: 1 S: 18 P: 28	R: 0 H: 0 E: 0 LOB: 0 K: 1 BB: 0 S: 8 P: 11	R: 0 H: 1 E: 0 LOB: 1 K: 0 BB: 0 S: 6 P: 12	R: 0 H: 0 E: 0 LOB: 0 K: 1 BB: 0 S: 5 P: 7	R: 1 H: 4 E: 0 LOB: 2 K: 0 BB: 0 S: 10 P: 16	R: 0 H: 0 E: 0 LOB: 0 K: 0 BB: 0 S: 6 P: 7		1B: 6 SF: 0 2B: 4 SAC: 0 3B: 0 DP: 1 HR: 0 HBP: 0						

PITCHER		IP	WLS	BF	H	R	ER	SO	BB	IBB	HBP	BLK	WP	HR	S	P	ERA	WHIP
Miguel Batista, R ERA: 6.06	(1, 1)	5.0	L	24	6	5	5	3	3	0	0	0	0	0	51	86	9.00	1.800
Brian Anderson, L ERA: 7.78	(6, 1)	1.2		7	3	1	1	1	0	0	0	0	0	0	13	18	5.40	1.800
Bret Prinz, R ERA: 9.0	(7, 1)	0.1		1	1	0	0	0	0	0	0	0	0	0	2	5	0.00	3.000
Mike Morgan, R ERA: 5.4	(8, 1)	1.0		3	0	0	0	0	0	0	0	0	0	0	6	7	0.00	0.000

PITCHER	IP	WLS	BF	H	R	ER	SO	BB	IBB	HBP	BLK	WP	HR	S	P	ERA	WHIP

BOTTOM

Arizona Diamondbacks @ Florida Marlins

Pro Player Stadium, Miami, FL

Sat Apr 27 2002, 7:05 PM EDT
Att. 15,544 - Sunny - 79 F

livebaseballscorecards.com

AB	32
R	6
H	10
RBI	6
BB	3
SO	4
LOB	8

Batter	1	2	3	4	5	6	7	8	9	AB	R	H	RBI	BB	SO	LOB
Tony Womack, L (1, 6) OBP: 0.333, SLG: 0.396	B C F B F X 2-2 SH2-3 2B 1B	S X 0-1 ② ③ G6-4-3 1-2f			B B X 2-0 ② F5		C B C X 1-2 ② F9			4	1	1	0	0	0	2
Craig Counsell, L (1, 4) (7, 5) OBP: 0.347, SLG: 0.366	C X 0-1 ① SH2-3 1-2		B B S C X 2-2 G4-3 1B		B X 1-0 ③ P5		C X 0-1 ③ G4-3			3	0	1	0	0	0	0
Danny Bautista, R (1, 9) OBP: 0.362, SLG: 0.540	B X 1-0 1B 2-H 2B		B B X 2-0 ① F8			C B X 1-1 ① G1-3		B B X 2-0 ① P3		4	1	1	1	0	0	1
Luis Gonzalez, L (1, 7) OBP: 0.364, SLG: 0.500	B B X 2-0 ② L4		F B F X 1-2 ② G4-3 1-2			B B X 2-0 ② G4-3		B X 1-0 ② G3		4	0	0	0	0	0	2
Steve Finley, L (1, 8) OBP: 0.321, SLG: 0.580 Byung-Hyun Kim, R (8, 1)	B B C X 2-1 S 2-H 1B		B S F F S 1-3 ③ K			B S F B X 2-2 HR		S B B X 2-1 ③ F5		4 0	1 0	2 0	2 0	0 0	1 0	1 0
Damian Miller, R (1, 2) OBP: 0.370, SLG: 0.639	B F F B S 2-3 ③ K 1-2			B F B F B S 3-3 ① K		B B B C X 3-1 HR			B B X 2-0 ① G4-3	4	1	1	1	0	2	1
Mark Grace, L (1, 3) OBP: 0.355, SLG: 0.436		C C B F B F F B B B 4-2 1B BB		B F C B F F F S 2-3 ② K		B B X 2-0 HR			C B S B B F F F X 3-2 ② F7	3	1	1	1	1	1	0
Chris Donnels, L (1, 5) OBP: 0.294, SLG: 0.467 Junior Spivey, R (7, 4) OBP: 0.400, SLG: 0.543	X 0-0 ① F3			S S C 0-3 ③ K		S F B F S 1-3 ③ K			S B B S C 2-3 ③ K	3 1	0 0	0 0	0 0	0 0	2 1	1 0
Curt Schilling, R (1, 1) OBP: 0.188, SLG: 0.188 Bret Prinz, R (8, 1) Mike Myers, L (8, 1) Quinton McCracken, S (8, 8) OBP: 0.417, SLG: 0.700	B S L F B F X 2-2 G6-4-3 1-2 1B				F F X 0-2 ① G1		S X 0-1 ① G4-3			3 0 0 0	0 0 0 0	1 0 0 0	0 0 0 0	0 0 0 0	0 0 0 0	0 0 0 0
Inning Stats	R: 2 H: 3 E: 0 LOB: 1 K: 1 BB: 0 S: 13 P: 22	R: 0 H: 1 E: 0 LOB: 1 K: 0 BB: 1 S: 13 P: 19	R: 0 H: 1 E: 0 LOB: 1 K: 1 BB: 0 S: 11 P: 17	R: 0 H: 0 E: 0 LOB: 0 K: 3 BB: 0 S: 12 P: 17	R: 0 H: 0 E: 0 LOB: 0 K: 0 BB: 0 S: 5 P: 8	R: 3 H: 3 E: 0 LOB: 0 K: 1 BB: 0 S: 13 P: 24	R: 0 H: 0 E: 0 LOB: 0 K: 0 BB: 0 S: 7 P: 8	R: 0 H: 0 E: 0 LOB: 0 K: 0 BB: 0 S: 4 P: 9	R: 0 H: 0 E: 0 LOB: 0 K: 1 BB: 0 S: 10 P: 17	1B: 4 SF: 0 2B: 1 SAC: 1 3B: 0 DP: 1 HR: 3 HBP: 0						

TOP

Arizona Diamondbacks @ Florida Marlins

Pro Player Stadium, Miami, FL

Sun Apr 28 2002, 1:05 PM EDT

Att. 13,976 - Sunny - 81 F

livebaseballscorecards.com

AB	33
R	5
H	8
RBI	5
BB	1
SO	7
LOB	8

WP: 0 PA: 35
PB: 0
SB: 1
CS: 0

PITCHER		IP	WLS	BF	H	R	ER	SO	BB	IBB	HBP	BLK	WP	HR	S	P	ERA	WHIP
Josh Beckett, R ERA: 3.52	(1, 1)	6.0	L	26	8	5	5	6	1	0	0	0	0	3	67	107	7.50	1.500
Michael Tejera, L ERA: 5.79	(7, 1)	1.0		3	0	0	0	0	0	0	0	0	0	0	7	8	0.00	0.000
Vic Darensbourg, L ERA: 2.08	(8, 1)	1.0		3	0	0	0	0	0	0	0	0	0	0	4	9	0.00	0.000
Gary Knotts, R ERA: 3.29	(9, 1)	1.0		3	0	0	0	1	0	0	0	0	0	0	10	17	0.00	0.000

PITCHER	IP	WLS	BF	H	R	ER	SO	BB	IBB	HBP	BLK	WP	HR	S	P	ERA	WHIP

Batter	1	2	3	4	5	6	7	8	9	AB	R	H	RBI	BB	SO	LOB
Andy Fox, L (1, 4) OBP: 0.300, SLG: 0.393	C C B S 1-3 K ①			F X 0-1 P4 ①		C B B B F S 3-3 K ① C S S 0-3 K ③			C F S 0-3 K ②	5	0	0	0	0	4	2
Alex Gonzalez, R (1, 6) OBP: 0.305, SLG: 0.420	B S F B F S 2-3 K ②			B S S F B F F F C 2-3 K ②		F B B B C X 2-2 1B 1B 2B		B B F B B 4-1 S BB	F X 0-1 F3 ③	4	1	1	0	1	2	2
Preston Wilson, R (1, 8) OBP: 0.351, SLG: 0.392	S X 0-1 L8 ③			B B X 2-0 HR 1B		F F X 0-2 1B 2-3 1B		B X 1-0 F9 ①		4	1	2	0	0	0	1
Cliff Floyd, L (1, 9) OBP: 0.455, SLG: 0.628		B S S B F S 2-3 K ①		C X 0-1 1-H HR		C B S B S 2-3 K ②		B C F S 1-3 K ② 1-2		4	1	1	2	0	3	3
Mike Lowell, R (1, 5) OBP: 0.417, SLG: 0.626		B B F F S 2-3 K ②		C B X 1-1 F9 ③		F B F B X 2-2 BB 1B 1-3 3-H		B B C C B B 4-2 BB		3	0	1	1	1	1	0
Derrek Lee, R (1, 3) OBP: 0.346, SLG: 0.484		B C B X 2-1 F7 ③			C C F S 0-3 K ①	S B B S B B 4-2 BB 1-2		C F S 0-3 K ③		3	0	0	0	1	2	2
Kevin Millar, R (1, 7) OBP: 0.337, SLG: 0.481 Marty Malloy, L (9, PR)			C C B B B F F X 3-2 F2 ①		F B C X 1-2 HR	C F B S 1-3 K ③			F X 0-1 1B 1B	4 0	1 0	2 0	1 0	0 0	1 0	3 0
Charles Johnson, R (1, 2) OBP: 0.152, SLG: 0.161			B B F X 2-1 G3 ②		C F S 0-3 K ②		B X 1-0 G5-3 ①		B S S F S 1-3 K ①	4	0	0	0	0	2	1
Josh Beckett, R (1, 1) Michael Tejera, L (7, 1) Tim Raines, S (7, PH) OBP: 0.438, SLG: 0.182 Vic Darensbourg, L (8, 1) Gary Knotts, R (9, 1) Luis Castillo, S (9, PH) OBP: 0.320, SLG: 0.319			L B L B L 2-3 K ③		C B C B B C 3-3 K		F F X 0-2 L6 ②		C X 0-1 1-2 1B	2 0 1 0 0 1	0 0 0 0 0 0	0 0 0 0 0 1	0 0 0 0 0 0	0 0 0 0 0 1	2 0 0 0 0 0	0 0 0 0 0 0
Inning Stats	R: 0 H: 0 E: 0 LOB: 0 K: 2 BB: 0 S: 9 P: 12	R: 0 H: 0 E: 0 LOB: 0 K: 2 BB: 0 S: 9 P: 15	R: 0 H: 0 E: 0 LOB: 0 K: 1 BB: 0 S: 10 P: 17	R: 2 H: 2 E: 0 LOB: 0 K: 1 BB: 0 S: 13 P: 18	R: 1 H: 1 E: 0 LOB: 0 K: 3 BB: 0 S: 13 P: 17	R: 1 H: 3 E: 0 LOB: 3 K: 3 BB: 1 S: 20 P: 34	R: 0 H: 0 E: 0 LOB: 0 K: 1 BB: 0 S: 7 P: 8	R: 0 H: 0 E: 0 LOB: 2 K: 2 BB: 2 S: 10 P: 20	R: 0 H: 2 E: 0 LOB: 2 K: 2 BB: 0 S: 12 P: 13	1B: 5 2B: 1 3B: 0 HR: 2	SF: 0 SAC: 0 DP: 0 HBP: 0			WP: 0 PB: 0 SB: 1 CS: 0	PA: 38		

PITCHER		IP	WLS	BF	H	R	ER	SO	BB	IBB	HBP	BLK	WP	HR	S	P	ERA	WHIP
Curt Schilling, R ERA: 3.07	(1, 1)	7.0	W	28	6	4	4	13	1	0	0	0	0	2	81	121	5.14	1.000
Bret Prinz, R ERA: 8.53	(8, 1)	0.1	H	2	0	0	0	0	1	0	0	0	0	0	2	7	0.00	3.000
Mike Myers, L ERA: 1.74	(8, 1)	0.1	H	2	0	0	0	1	1	0	0	0	0	0	5	10	0.00	3.000
Byung-Hyun Kim, R ERA: 0.93	(8, 1)	1.1	S	6	2	0	0	3	0	0	0	0	0	0	15	16	0.00	1.500

PITCHER	IP	WLS	BF	H	R	ER	SO	BB	IBB	HBP	BLK	WP	HR	S	P	ERA	WHIP

BOTTOM

Arizona Diamondbacks @ Florida Marlins

Pro Player Stadium, Miami, FL

Sun Apr 28 2002, 1:05 PM EDT
Att. 13,976 - Sunny - 81 F

livebaseballscorecards.com

AB	35
R	4
H	8
RBI	4
BB	3
SO	17
LOB	14

Batter	1	2	3	4	5	6	7	8	9	AB	R	H	RBI	BB	SO	LOB
Luis Castillo, S (1, 4) OBP: 0.333, SLG: 0.337	1-1 G6-3 ①	2-2 G4-3 ② 2-3		3-2 E7 2B		4-2 BB 1-2		2-2 G3-1 1B 2-3		4	0	2	0	1	0	1
Alex Gonzalez, R (1, 6) OBP: 0.300, SLG: 0.402	1-1 BB HBP 1B	1-0 G1-3 ③		1-2 G5-3 ③		0-0 F8 ③		0-0 G3-1 ② 1-2 3-H		4	1	0	1	0	0	5
Preston Wilson, R (1, 8) OBP: 0.345, SLG: 0.376	4-2 BB 1B 2B 1-2		2-3 K ①		0-0 E5 ① G5-3 1B		0-2 G4-3 ① 1-2	1-2 G5-3 ③		4	1	0	0	1	1	1
Cliff Floyd, L (1, 9) OBP: 0.462, SLG: 0.699	0-0 1B 2B SF8 1-3 2-H		1-0 HR		0-0 F7 ①		0-1 HR		1-2 G6-3 ① 1-3	5	3	3	3	0	0	1
Mike Lowell, R (1, 5) OBP: 0.434, SLG: 0.673	2-1 2B 1-3 3-H		2-2 FC6-4 1B		1-2 1B G5-3 1-2		1-2 HR		1-3 K ② 2-3	5	1	4	2	0	1	0
Derrek Lee, R (1, 3) OBP: 0.330, SLG: 0.463	1-2 SF8 ② 3-H		2-3 K ②		1-1 G5-3 ②③ 1-2 2-3f		1-3 K ②		2-2 F9 ③	4	0	0	1	0	2	3
Eric Owens, R (1, 7) OBP: 0.217, SLG: 0.283	3-3 K ③		1-1 FC6-4 ③ 1-2f			0-0 F8 ①	0-2 G5-3 ③			4	0	0	0	0	1	2
Charles Johnson, R (1, 2) OBP: 0.216, SLG: 0.206		2-0 G4-3 SH3-4 1B		0-1 G3 ①		4-1 BB FC1-6		3-2 1B SH1-4 G3-1 1B		3	1	2	0	1	0	0
A.J. Burnett, R (1, 1) Vladimir Nunez, R (9, 1) OBP: 1.000, SLG: 1.000		0-2 SH3-4 ① 1-2		2-2 G6-3 ②		0-0 FC1-6 ② BB 1-2f		0-1 SH1-4 ① 1-2		2 0	0 0	0 0	0 0	0 0	0 0	1 0
Inning Stats	R: 3 H: 2 E: 0 LOB: 1 K: 1 BB: 1 S: 15 P: 27	R: 0 H: 1 E: 0 LOB: 1 K: 0 BB: 0 S: 8 P: 13	R: 1 H: 2 E: 0 LOB: 1 K: 2 BB: 0 S: 13 P: 21	R: 0 H: 1 E: 1 LOB: 1 K: 0 BB: 0 S: 12 P: 18	R: 0 H: 1 E: 1 LOB: 1 K: 0 BB: 0 S: 7 P: 9	R: 0 H: 0 E: 0 LOB: 2 K: 0 BB: 2 S: 6 P: 14	R: 2 H: 2 E: 0 LOB: 0 K: 1 BB: 0 S: 14 P: 16	R: 1 H: 2 E: 0 LOB: 1 K: 0 BB: 0 S: 17 P: 23	R: 0 H: 0 E: 0 LOB: 0 K: 1 BB: 0 S: 11 P: 15	1B: 6 SF: 1 2B: 2 SAC: 2 3B: 0 DP: 1 HR: 3 HBP: 1				WP: 0 PA: 42 PB: 0 SB: 0 CS: 0		

TOP

Florida Marlins @ St. Louis Cardinals

Busch Stadium, St. Louis, MO

Tue Apr 30 2002, 7:10 PM CDT

Att. 32,636 - Cloudy - 77 F

livebaseballscorecards.com

AB	35
R	7
H	11
RBI	7
BB	3
SO	5
LOB	14

PITCHER		IP	WLS	BF	H	R	ER	SO	BB	IBB	HBP	BLK	WP	HR	S	P	ERA	WHIP
Darryl Kile, R ERA: 3.6	(1, 1)	6.0	L	29	7	4	4	3	3	0	1	0	0	1	61	102	6.00	1.667
Mike Timlin, R ERA: 3.38	(7, 1)	1.0		5	2	2	2	1	0	0	0	0	0	2	14	16	18.00	2.000
Mike Crudale, R ERA: 2.7	(8, 1)	2.0		8	2	1	1	1	0	0	0	0	0	0	28	38	4.50	1.000

PITCHER	IP	WLS	BF	H	R	ER	SO	BB	IBB	HBP	BLK	WP	HR	S	P	ERA	WHIP

Florida Marlins @ St. Louis Cardinals

Busch Stadium, St. Louis, MO

Tue Apr 30 2002, 7:10 PM CDT
Att. 32,636 - Cloudy - 77 F

BOTTOM

Batter	1	2	3	4	5	6	7	8	9	AB	R	H	RBI	BB	SO	LOB
Fernando Vina, L (1, 4) OBP: 0.303, SLG: 0.333	B3		F8			F9		F8		4	0	0	0	0	0	1
Edgar Renteria, R (1, 6) OBP: 0.337, SLG: 0.375	BB			G4-3		L4		1-3 2B		3	0	1	0	1	0	0
J.D. Drew, L (1, 9) OBP: 0.382, SLG: 0.516	F9			K		F5		G4-3		4	0	0	0	0	1	3
5 Albert Pujols, R (1, 5) OBP: 0.419, SLG: 0.558	G4-3			E1 15 HR			P4-2-6 15 BB BB		G5-3	3	1	0	0	1	0	1
15 Jim Edmonds, L (1, 8) OBP: 0.500, SLG: 0.724		F8		1-H HR			E 1-2 BB		K	3	1	1	2	1	1	0
Tino Martinez, L (1, 3) OBP: 0.317, SLG: 0.235		G4-3		K			P4-2-6 2-3f		G4-3	4	0	0	0	0	1	2
Eli Marrero, R (1, 7) OBP: 0.368, SLG: 0.444		F9			L5		G6-3 1-2			3	0	0	0	0	0	1
Mike Crudale, R (8, 1)										0	0	0	0	0	0	0
Mike Matheny, R (1, 2) OBP: 0.295, SLG: 0.473			G6-3		1-2 CS 1B			2B BB		2	0	1	0	1	0	0
Darryl Kile, R (1, 1)			G5-3		K 1-2			F9		2	0	0	0	0	1	1
Mike Timlin, R (7, 1)										0	0	0	0	0	0	0
Eduardo Perez, R (8, 7) OBP: 0.219, SLG: 0.483										1	0	0	0	0	0	1

Inning Stats	1	2	3	4	5	6	7	8	9
	R: 0 H: 0 E: 0 LOB: 1 K: 0 BB: 1 S: 7 P: 15	R: 0 H: 0 E: 0 LOB: 0 K: 0 BB: 0 S: 6 P: 7	R: 0 H: 0 E: 0 LOB: 0 K: 0 BB: 0 S: 4 P: 6	R: 2 H: 1 E: 1 LOB: 0 K: 2 BB: 0 S: 18 P: 28	R: 0 H: 1 E: 0 LOB: 0 K: 1 BB: 0 S: 11 P: 17	R: 0 H: 0 E: 0 LOB: 0 K: 0 BB: 0 S: 9 P: 15	R: 0 H: 0 E: 0 LOB: 1 K: 0 BB: 2 S: 5 P: 15	R: 0 H: 1 E: 0 LOB: 2 K: 0 BB: 1 S: 12 P: 21	R: 0 H: 0 E: 0 LOB: 0 K: 1 BB: 0 S: 10 P: 16

1B: 1	SF: 0	WP: 0	PA: 33
2B: 2	SAC: 0	PB: 0	
3B: 0	DP: 1	SB: 0	
HR: 1	HBP: 0	CS: 1	

PITCHER		IP	WLS	BF	H	R	ER	SO	BB	IBB	HBP	BLK	WP	HR	S	P	ERA	WHIP
A.J. Burnett, R ERA: 2.11	(1, 1)	8.0	W	30	3	2	0	3	4	0	0	0	0	1	72	124	0.00	0.875
Vladimir Nunez, R ERA: 2.2	(9, 1)	1.0		3	0	0	0	1	0	0	0	0	0	0	10	16	0.00	0.000

PITCHER	IP	WLS	BF	H	R	ER	SO	BB	IBB	HBP	BLK	WP	HR	S	P	ERA	WHIP

livebaseballscorecards.com

Florida Marlins @ St. Louis Cardinals

Busch Stadium, St. Louis, MO

Wed May 01 2002, 7:10 PM CDT

Att. 29,755 - Overcast - 71 F

TOP

livebaseballscorecards.com

Batter	1	2	3	4	5	6	7	8	9	AB	R	H	RBI	BB	SO	LOB
Luis Castillo, S (1, 4) OBP: 0.336, SLG: 0.333	C C C 0-3 ① K		B B B C C B 4-2 BB		S B C C 1-3 ② K		X 0-0 ③ F9		B F B X 2-1 1B E, 1-2 E 1B	4	1	1	0	1	2	2
Alex Gonzalez, R (1, 6) OBP: 0.295, SLG: 0.385	B B F S B F B 4-2 BB		C X 0-1 ② F8		C B B F F F X 2-2 ③ P6			F X 0-1 ① G6-3	F S X 0-2 E4 E 1-2 2-3	4	0	0	0	1	0	3
Preston Wilson, R (1, 8) OBP: 0.331, SLG: 0.358	B S C S 1-3 ② K		S B C C X 2-2 ③ G5-3			C X 0-1 ① G5-3		C B S S 1-3 ② K	B F X 1-1 ② F2	5	0	0	0	0	2	5
Cliff Floyd, L (1, 9) OBP: 0.468, SLG: 0.701	C X 0-1 ③ F8			S B B F X 2-2 G6-3 FC5-2 2B		C B B F F X 2-2 ② G3-1		S B B B B 4-1 BB BB	C B S X 1-2 E4 1-2 2-H 3-H 1B	4	0	2	1	1	0	1
Mike Lowell, R (1, 5) OBP: 0.432, SLG: 0.685		B B C F F B X 3-2 HR		X 0-0 ① G6-3 2-3		C X 1-1 ③ G3		B B B B 4-0 1-2 BB	X 0-0 ③ P4	4	1	1	1	1	0	3
Derrek Lee, R (1, 3) OBP: 0.319, SLG: 0.444		B B C S B S 3-3 ① K		B B X 2-0 ② FC5-2 FC5 1B 3-H			X 0-0 ① G5-3	F X 0-1 ③ G6-3		4	0	0	0	0	1	3
Eric Owens, R (1, 7) OBP: 0.260, SLG: 0.340		X 0-0 ② G4-3		C X 0-1 FC5 1-2 1B			C X 0-1 S 1B		X 0-0 1B 2B	4	1	3	0	0	0	0
Mike Redmond, R (1, 2) OBP: 0.382, SLG: 0.298		B B X 2-0 ③ G6-3		B X 1-0 ③ FC5 1-2 2-3f			F C B F B B F B 4-2 1-2 BB		B X 1-0 E 1B 1B 2-H 1B	3	1	1	1	1	0	2
Ryan Dempster, R (1, 1)			F X 0-1 ① G2-3		C S X 0-2 ① G6-3		X 0-0 ② F9		S B F S 1-3 ① K	2	0	0	0	0	0	0
Tim Raines, S (7, PH) OBP: 0.412, SLG: 0.167										1	0	0	0	0	0	2
Michael Tejera, L (7, 1)										0	0	0	0	0	0	0
Gary Knotts, R (7, 1)										0	0	0	0	0	0	0
Vic Darensbourg, L (7, 1)										0	0	0	0	0	0	0
46 Oswaldo Mairena, L (8, 1)										0	0	0	0	0	0	0
Marty Malloy, L (9, PH)										1	0	0	0	0	1	1

Inning Stats	1	2	3	4	5	6	7	8	9	1B: 5	SF: 0	WP: 0	PA: 41
R:	0	1	0	0	0	0	0	0	3	2B: 2	SAC: 0	PB: 0	
E:	0	0	0	0	0	0	0	0	2	3B: 0	DP: 0	SB: 1	
K:	2	1	0	0	1	0	0	1	1	HR: 1	HBP: 0	CS: 0	
S:	11	9	10	8	12	8	9	8	16				
H:	0	1	0	2	0	0	1	0	4				
LOB:	1	0	1	2	0	0	2	2	2				
BB:	1	0	1	0	0	0	1	2	0				
P:	16	17	15	13	15	11	13	17	22				

PITCHER		IP	WLS	BF	H	R	ER	SO	BB	IBB	HBP	BLK	WP	HR	S	P	ERA	WHIP
Travis Smith, R ERA: 5.09	(1, 1)	6.0	W	23	3	1	1	4	2	0	0	0	0	1	58	87	1.50	0.833
Luther Hackman, R ERA: 4.3	(7, 1)	0.1	H	3	1	0	0	0	1	0	0	0	0	0	7	11	0.00	6.000
Dave Veres, R ERA: 1.96	(7, 1)	1.1	H	5	0	0	0	1	1	0	0	0	0	0	8	13	0.00	0.750
44 Jason Isringhausen, R ERA: 1.8	(8, 1)	1.1	S	10	4	3	1	1	1	0	0	0	0	0	18	28	6.75	3.750

PITCHER	IP	WLS	BF	H	R	ER	SO	BB	IBB	HBP	BLK	WP	HR	S	P	ERA	WHIP

AB	36
R	4
H	8
RBI	3
BB	5
SO	6
LOB	22

Batter	1	2	3	4	5	6	7	8	9	AB	R	H	RBI	BB	SO	LOB
Fernando Vina, L (1, 4) OBP: 0.307, SLG: 0.345	C F B B F B F X 3-2 ① F8		X 0-0 ② F9		B B C X 2-1 2B		B B X 2-0 1B 5 BB 1B 2-3	X 0-0 ① L7		5	1	2	0	0	0	1
Placido Polanco, R (1, 5) OBP: 0.299, SLG: 0.318	C X 0-1 2B 1B		B X 1-0 ③ G5-3		X 0-0 ③ L3		X 0-0 5 BB 1B 1-2 3-H	C C B X 1-2 ②③ G4-6-3 1-2f		5	0	2	1	0	0	2
J.D. Drew, L (1, 9) OBP: 0.396, SLG: 0.532	C B B F X 2-2 2B 1-3			B B B C B 4-1 15 1B BB		X 0-0 ① G4-3	C X 0-1 G5-3 5 BB 1B 1-2 2-3			3	0	2	0	1	0	0
5 Albert Pujols, R (1, 7) OBP: 0.421, SLG: 0.546 44 Jason Isringhausen, R (8, 1)	B X 1-0 ② F3			F X 0-1 ① P6		B B B C B 4-1 15 2B BB	F B B B B 4-1 BB 1-2 2-3 3-H			2 0	1 0	0 0	1 0	2 0	0 0	3 0
15 Jim Edmonds, L (1, 8) OBP: 0.500, SLG: 0.725	S B B S B F S 3-3 ③ K			B F X 1-1 G5-4-3 1-3 1B		S C X 0-2 1-H 2B	S C S 0-3 ① K			4	0	2	1	0	2	5
Edgar Renteria, R (1, 6) OBP: 0.323, SLG: 0.359		C X 0-1 ① F9		X 0-0 ②③ G5-4-3 1-2f		C B X 1-1 ② G1-3	F X 0-1 ②③ G5-3 2-3f			4	0	0	0	0	0	6
Tino Martinez, L (1, 3) OBP: 0.333, SLG: 0.318		B X 1-0 ② F8			X 0-0 HR	I B B I 4-0 IBB		B C B F X 2-2 HR		3	2	2	2	1	0	0
Eli Marrero, R (1, 2) OBP: 0.352, SLG: 0.424 Dave Veres, R (7, 1) Kerry Robinson, L (8, 7) OBP: 0.281, SLG: 0.400		C S X 0-2 ③ F3			S F X 0-2 ① G6-3	B F S X 1-2 ③ F9		X 0-0 S 1B		3 0 1	0 0 1	0 0 1	0 0 1	0 0 0	0 0 0	2 0 0
Travis Smith, R (1, 1) OBP: 0.167, SLG: 0.167 Luther Hackman, R (7, 1) Mike Matheny, R (7, 2) OBP: 0.317, SLG: 0.509			C X 0-1 ① G3		F B C S 1-3 ② K		B X 1-0 1B 1B 2B	B C F F F X 1-2 G4-6-3 1-H 1B		2 0 2	0 0 1	0 0 2	0 0 1	1 0 0	0 0 0	0 0 0
Inning Stats	R: 0 H: 2 E: 0 LOB: 2 K: 1 BB: 0 S: 15 P: 24	R: 0 H: 0 E: 0 LOB: 0 K: 0 BB: 0 S: 6 P: 7	R: 0 H: 0 E: 0 LOB: 0 K: 0 BB: 0 S: 4 P: 5	R: 0 H: 1 E: 0 LOB: 1 K: 0 BB: 1 S: 6 P: 11	R: 1 H: 2 E: 0 LOB: 1 K: 1 BB: 0 S: 10 P: 13	R: 1 H: 1 E: 0 LOB: 2 K: 0 BB: 2 S: 10 P: 20	R: 2 H: 4 E: 0 LOB: 2 K: 1 BB: 1 S: 11 P: 18	R: 2 H: 3 E: 0 LOB: 0 K: 0 BB: 0 S: 14 P: 18		1B: 7 SF: 0 2B: 4 SAC: 0 3B: 0 DP: 3 HR: 2 HBP: 0						WP: 0 PA: 38 PB: 0 SB: 1 CS: 0

PITCHER		IP	WLS	BF	H	R	ER	SO	BB	IBB	HBP	BLK	WP	HR	S	P	ERA	WHIP
Ryan Dempster, R ERA: 4.22	(1, 1)	6.0	L	26	6	2	2	2	2	1	0	0	0	1	51	80	3.00	1.333
Michael Tejera, L ERA: 7.71	(7, 1)	0.0		2	2	2	2	0	0	0	0	0	0	0	2	5	∞	∞
Gary Knotts, R ERA: 3.29	(7, 1)	0.0		3	2	0	0	0	1	0	0	0	0	0	4	8	∞	∞
Vic Darensbourg, L ERA: 3.72	(7, 1)	1.0		5	3	2	2	1	0	0	0	0	0	1	15	18	18.00	3.000
46 Oswaldo Mairena, L ERA:	(8, 1)	1.0		2	0	0	0	0	0	0	0	0	0	0	4	5	0.00	0.000

PITCHER	IP	WLS	BF	H	R	ER	SO	BB	IBB	HBP	BLK	WP	HR	S	P	ERA	WHIP

BOTTOM

Florida Marlins @ St. Louis Cardinals

Busch Stadium, St. Louis, MO

Wed May 01 2002, 7:10 PM CDT

Att. 29,755 - Overcast - 71 F

livebaseballscorecards.com

AB	34
R	6
H	13
RBI	6
BB	4
SO	3
LOB	19

Batter	1	2	3	4	5	6	7	8	9	AB	R	H	RBI	BB	SO	LOB
Luis Castillo, S (1, 4) OBP: 0.345, SLG: 0.336	C B C F X 1-2 G5-3 1B 1B		C X 0-1 ① G4-3		C F X 0-2 S 2B 1B	B B C B B B 4-1 FC5 1-2 BB	C X 0-1 ③ FC5-4 1-2f		B C F B B F F X 3-2 ② G6-3	5	1	2	0	1	0	1
Alex Gonzalez, R (1, 6) OBP: 0.306, SLG: 0.380	B F X 1-1 G5-3 1-2 1B		C F F X 0-2 ② G5-3		C X 0-1 ① F7	B F F X 1-2 ② F7		B S B B F B 4-2 1B 1B BB	B B B B 4-0 FC5-4 BB	4	1	1	0	2	0	3
Preston Wilson, R (1, 8) OBP: 0.339, SLG: 0.375	C S S 0-3 ① K		F B S F F F X 1-2 1B		B C F F B F X 2-2 1-H HR 2B	X 0-0 ③ FC5 1-2 2-3f		C X 0-1 1B 1-3 SF8 1B	C X 0-1 ③ FC5-4 1-2f	6	2	3	1	0	1	5
Cliff Floyd, L (1, 9) OBP: 0.466, SLG: 0.717	B B B C C X 3-2 ② G5-3 1-2 2-3		X 0-0 ③ G3		B B C X 2-1 2-H HR		B F S B S 2-3 ① K	X 0-0 1B 1-3 3-H 1B		5	1	2	3	0	1	3
Mike Lowell, R (1, 5) OBP: 0.439, SLG: 0.694	B B B B C B 4-1 FC6-4 BB			X 0-0 F8 2B 2B	X 0-0 ② F3		C B F X 1-2 WP 2B 1B	B X 1-0 ① SF8 3-H		3	2	2	1	1	0	0
Derrek Lee, R (1, 3) OBP: 0.314, SLG: 0.433	C F X 0-2 ③ FC6-4 1-2f			B F X 1-1 ① F8 2-3	C S B F X 1-2 1B		B B C B X 3-1 ② F8	B F X 1-1 ② F3		5	0	1	0	0	0	6
Eric Owens, R (1, 7) OBP: 0.309, SLG: 0.407		C B F B B B 4-2 G6-4-3 BB		C B F B F X 2-2 3-H 2B	C F S 0-3 ③ K		F F B F B X 2-2 1-H HR 2B	B B F X 2-1 1-2 1B		4	1	3	2	1	1	1
Charles Johnson, R (1, 2) OBP: 0.205, SLG: 0.194 Ramon Castro, R (5, 2) OBP: 0.385, SLG: 0.714	C C X 0-2 ① ② G6-4-3 1-2f			X 0-0 ② F8		B F X 1-1 ① F5	B S F B B F F B F F 3-2 X 2-H HR	C X 0-1 ③ G6-3		2 3	0 1	0 1	0 2	0 0	0 0	2 2
Brad Penny, R (1, 1) Hansel Izquierdo, R (3, 1) Marty Malloy, L (6, PH) Michael Tejera, L (8, 1) Tim Raines, S (7, PH) 46 Oswaldo Mairena, L (7, 1) Braden Looper, R (8, 1) Andy Fox, L (9, PH) Vladimir Nunez, R (8, 1)	B X 1-0 ③ F8			B B X 2-0 ③ G3-1		L F B X 1-2 FC5 BB 1B	C B X 2-1 FC5-4 1B		C B F B B F F F X 3-2 ① F8							
Inning Stats	R: 0 E: 0 K: 1 S: 16 H: 2 LOB: 3 BB: 1 P: 25	R: 0 E: 0 K: 0 S: 6 H: 0 LOB: 0 BB: 1 P: 11	R: 0 E: 0 K: 0 S: 12 H: 1 LOB: 1 BB: 0 P: 13	R: 1 E: 0 K: 0 S: 9 H: 2 LOB: 1 BB: 0 P: 14	R: 3 E: 0 K: 1 S: 20 H: 4 LOB: 1 BB: 0 P: 25	R: 0 E: 0 K: 0 S: 10 H: 1 LOB: 2 BB: 1 P: 17	R: 3 E: 0 K: 1 S: 23 H: 4 LOB: 1 BB: 0 P: 36	R: 2 E: 0 K: 0 S: 12 H: 3 LOB: 2 BB: 1 P: 20	R: 0 E: 0 K: 0 S: 12 H: 0 LOB: 1 BB: 1 P: 22	1B: 11 2B: 4 3B: 0 HR: 2 SF: 1 SAC: 0 DP: 1 HBP: 0						

TOP

Florida Marlins @ St. Louis Cardinals

Busch Stadium, St. Louis, MO

Thu May 02 2002, 12:10 PM CDT
Att. 36,132 - Cloudy - 56 F

livebaseballscorecards.com

AB	42
R	9
H	17
RBI	9
BB	5
SO	3
LOB	24

WP: 1 PA: 48
PB: 0
SB: 1
CS: 0

PITCHER		IP	WLS	BF	H	R	ER	SO	BB	IBB	HBP	BLK	WP	HR	S	P	ERA	WHIP
60 Josh Pearce, R ERA: 7.62	(1, 1)	4.1		22	8	4	4	1	2	0	0	0	0	1	55	79	8.31	2.308
Gene Stechschulte, R ERA: 3.97	(5, 1)	0.2	H	3	1	0	0	1	0	0	0	0	0	0	8	9	0.00	1.500
Mike Timlin, R ERA: 3.2	(6, 1)	1.0	H	5	1	0	0	0	1	0	0	0	0	0	10	17	0.00	2.000
Mike Matthews, L ERA: 3.09	(7, 1)	0.1	H	1	0	0	0	1	0	0	0	0	0	0	3	5	0.00	0.000
Dave Veres, R ERA: 3.38	(7, 1)	0.1	L	4	3	3	3	0	0	0	0	0	1	1	16	25	81.00	9.000

PITCHER		IP	WLS	BF	H	R	ER	SO	BB	IBB	HBP	BLK	WP	HR	S	P	ERA	WHIP
Jose Rodriguez, L ERA: 54.0	(7, 1)	0.1		5	3	2	2	0	1	0	0	0	0	0	9	15	54.00	12.000
Luther Hackman, R ERA: 3.78	(8, 1)	2.0		8	1	0	0	0	1	0	0	0	0	0	19	33	0.00	1.000

Batter	1	2	3	4	5	6	7	8	9	AB	R	H	RBI	BB	SO	LOB
Miguel Cairo, R (1, 4) OBP: 0.276, SLG: 0.346	C X 0-1 G5-3 ①	C B B X 2-1 1B	C X 0-1 F7 ③		B C F B B X 3-2 G6-3 ③			C S C 0-3 K ③		5	0	1	0	0	1	5
Placido Polanco, R (1, 5) OBP: 0.293, SLG: 0.311	B X 1-0 2B 1B	B B X 2-0 F7 ①		B C X 1-1 G3 ①		B F X 1-1 F8 ①			B B C F X 2-2 G5-3 ①	5	1	1	0	0	0	1
J.D. Drew, L (1, 9) OBP: 0.387, SLG: 0.525	B X 1-0 15 E 1-H 2B	X 0-0 F8 ②		B X 1-0 F7 ②		L C B B X 2-2 G1-3 ②			B C B C X 2-2 G4-3 ②	5	1	1	1	0	0	1
5 Albert Pujols, R (1, 7) OBP: 0.413, SLG: 0.529	B S X 1-1 F8 ②	B X 1-0 P3 ③		S F B F F C 1-3 K ③		B X 1-0 G6-3 ③			X 0-0 1B 1B	5	0	1	0	0	1	2
15 Jim Edmonds, L (1, 8) OBP: 0.500, SLG: 0.720 Kerry Robinson, L (5, PH) OBP: 0.314, SLG: 0.406 (6, 8)	B B B C F X 3-2 E4 2B 2-H		B B B C X 3-1 BB 1B 1B		C B S B B 4-2 HBP BB BB		B C B C X 3-2 P3 ①		B X 1-0 FC6-4 1-3 1B	2 2	2 0	1 1	0 0	0 1	0 0	0 0
Edgar Renteria, R (1, 6) OBP: 0.317, SLG: 0.361	B B X 2-0 2B 2-H 2B		B F X 1-1 F8 ①		X 0-0 F8 ①		B F F X 1-2 F9 ②		B C X 1-1 FC6-4 1-2f ③	5	1	1	1	0	0	4
Tino Martinez, L (1, 3) OBP: 0.349, SLG: 0.333	B C B X 2-1 60 1B 2-H 2B		B B B B 4-0 1B 1-2 BB		C B S B B B 4-2 HBP 1-2 BB		C B X 1-1 F9 ③			2	1	1	1	2	0	0
Mike Matheny, R (1, 2) OBP: 0.328, SLG: 0.500	C I I I I 4-1 60 1B IBB		C X 0-1 60 B2-6-4 1-3 2-H 1B		S C B X 1-2 F3 ②			B C B X 2-1 L6 ①		3	0	1	1	1	0	2
60 Josh Pearce, R (1, 1) OBP: 0.286, SLG: 0.429 Gene Stechschulte, R (6, 1) Eduardo Perez, R (5, PH) OBP: 0.643, SLG: 1.400 Mike Timlin, R (8, 1) Mike Matthews, L (7, 1) Dave Veres, R (7, 1) Jose Rodriguez, L (7, 1) Luther Hackman, R (8, 1) Eli Marrero, R (8, 1) OBP: 0.647, SLG: 0.438	X 0-0 1-3 2-H 1B ③	B X 1-0 B2-6-4 1-2 ②			B B F H 3-1 1-2 2-3 HBP			B B C X 2-1 G6-3 ②		2 0 0 0 0 0 0 0 1	0 0 0 0 0 0 0 0 0	1 0 0 0 0 0 0 0 0	1 0 0 0 0 0 0 0 0	0 0 0 0 0 0 0 0 0	0 0 0 0 0 0 0 0 0	2 0 0 0 0 0 0 0 0
Inning Stats	R: 5 H: 5 E: 1 LOB: 2 K: 0 BB: 1 S: 14 P: 28	R: 0 H: 1 E: 0 LOB: 1 K: 0 BB: 0 S: 5 P: 10	R: 1 H: 2 E: 0 LOB: 2 K: 0 BB: 1 S: 9 P: 18	R: 0 H: 0 E: 0 LOB: 0 K: 1 BB: 0 S: 8 P: 11	R: 0 H: 0 E: 0 LOB: 3 K: 0 BB: 2 S: 12 P: 27	R: 0 H: 0 E: 0 LOB: 0 K: 0 BB: 0 S: 6 P: 10	R: 0 H: 0 E: 0 LOB: 0 K: 0 BB: 0 S: 8 P: 13	R: 0 H: 0 E: 0 LOB: 0 K: 1 BB: 0 S: 7 P: 11	R: 0 H: 2 E: 0 LOB: 2 K: 0 BB: 0 S: 10 P: 16	1B: 7 SF: 0 2B: 3 SAC: 0 3B: 0 DP: 0 HR: 0 HBP: 1						WP: 0 PA: 42 PB: 0 SB: 0 CS: 0	

BOTTOM

Florida Marlins @ St. Louis Cardinals

Busch Stadium, St. Louis, MO

Thu May 02 2002, 12:10 PM CDT
Att. 36,132 - Cloudy - 56 F

livebaseballscorecards.com

AB	37
R	6
H	10
RBI	5
BB	4
SO	2
LOB	17

PITCHER		IP	WLS	BF	H	R	ER	SO	BB	IBB	HBP	BLK	WP	HR	S	P	ERA	WHIP
Brad Penny, R ERA: 4.28	(1, 1)	2.0		13	6	5	1	0	0	1	0	0	0	0	19	38	4.50	3.000
Hansel Izquierdo, R ERA: 1.0	(3, 1)	3.0		15	2	1	1	1	3	0	1	0	0	0	29	56	3.00	1.667
Michael Tejera, L ERA: 6.97	(6, 1)	1.0	W	3	0	0	0	0	0	0	0	0	0	0	6	10	0.00	0.000
46 Oswaldo Mairena, L ERA:	(7, 1)	1.0	H	3	0	0	0	0	0	0	0	0	0	0	8	13	0.00	0.000
Braden Looper, R ERA: 3.6	(8, 1)	1.0	H	3	0	0	0	1	0	0	0	0	0	0	7	11	0.00	0.000

PITCHER		IP	WLS	BF	H	R	ER	SO	BB	IBB	HBP	BLK	WP	HR	S	P	ERA	WHIP
Vladimir Nunez, R ERA: 2.08	(9, 1)	1.0	S	5	2	0	0	0	0	0	0	0	0	0	10	16	0.00	2.000

Batter	1	2	3	4	5	6	7	8	9	AB	R	H	RBI	BB	SO	LOB
Luis Castillo, S (1, 4) OBP: 0.339, SLG: 0.330	B C C C 1-3 ① K		C B B X 2-1 ① G5-3		C C B S 1-3 ② K		L L B X 1-2 S 1B HR **1-2 2-3** 1B	B B F S B X 3-2 ② F7		5	1	1	0	0	2	1
Alex Gonzalez, R (1, 6) OBP: 0.310, SLG: 0.390	C S B X 1-2 ② F9		B C F X 1-2 ② G6-3		S X 0-1 2B		B F B X 2-1 S HR **1-2 2-H 3-H** 1B	F B X 1-1 ③ P3		5	1	2	2	0	0	1
Preston Wilson, R (1, 8) OBP: 0.341, SLG: 0.427	C X 0-1 HR		C B B C C S 2-3 ③ K		C B B C C S 2-3 ③ K		B S F B X 2-2 HR **1-H 2-H**		B C B F S 2-3 ① K	5	2	2	4	0	3	1
Cliff Floyd, L (1, 9) OBP: 0.463, SLG: 0.698	B C F S 1-3 ③ K			B F X 1-1 BB 1B		B B B B 4-0 G6-3 G5-3 BB	S B S S X 1-2 ① F7		B S S B X 2-2 ② F9	4	0	1	0	1	1	0
Mike Lowell, R (1, 5) OBP: 0.430, SLG: 0.672		C B B B B F X 3-2 ① P5		B B X 2-0 ① P5		B C B X 2-1 ① G5-3 **1-2**	X 0-0 ② L5		B F B X 2-1 HR 1B	5	1	1	0	0	0	2
Derrek Lee, R (1, 3) OBP: 0.325, SLG: 0.463		B C X 1-1 ② F8		C B B B B F B 4-2 BB **1-2**		B S C X 1-2 ② G6-3 **2-3**	B C F X 1-2 1B		C B B X 2-1 HR **1-H**	4	1	2	2	1	0	1
Eric Owens, R (1, 7) OBP: 0.300, SLG: 0.390		F B B X 2-1 S 1B		B B B C F F X 3-2 ② F9		C B F B X 2-2 ③ L9	B F C B B X 3-2 ③ G4-3		C F X 0-2 ③ G1-3	5	0	1	0	0	0	4
Charles Johnson, R (1, 2) OBP: 0.256, SLG: 0.211	B S S S B B B 4-2 BB **1-2**			F X 0-1 ③ G5-3			F F B B F B F B 4-2 1B 1B 1B BB	X 0-0 1B		2	1	1	0	2	0	2
56 Kevin Olsen, R (1, 1)	C S B B B S 2-3 ③ K				B S F X 1-2 ① G3-1		F B X 1-1 1B 1B **1-2** 1B	X 0-0 ① B1		2	0	0	0	0	1	2
Vic Darensbourg, L (6, 1)										0	0	0	0	0	0	0
Andy Fox, L (7, PH) OBP: 0.313, SLG: 0.400										1	1	1	0	0	0	0
Gary Knotts, R (7, 1)										1	0	0	0	0	0	1
Vladimir Nunez, R (9, 1) OBP: 1.000, SLG: 1.000										0	0	0	0	0	0	0
Inning Stats	R: 1 H: 1 E: 0 LOB: 0 K: 2 BB: 0 S: 11 P: 14	R: 0 H: 1 E: 0 LOB: 2 K: 1 BB: 1 S: 12 P: 24	R: 0 H: 0 E: 0 LOB: 0 K: 1 BB: 0 S: 8 P: 13	R: 0 H: 1 E: 0 LOB: 2 K: 0 BB: 1 S: 11 P: 21	R: 0 H: 1 E: 0 LOB: 1 K: 2 BB: 0 S: 11 P: 15	R: 0 H: 0 E: 0 LOB: 1 K: 0 BB: 1 S: 8 P: 17	R: 5 H: 5 E: 0 LOB: 1 K: 0 BB: 1 S: 24 P: 39	R: 0 H: 1 E: 0 LOB: 1 K: 0 BB: 0 S: 7 P: 11	R: 2 H: 2 E: 0 LOB: 0 K: 1 BB: 0 S: 13 P: 21	1B: 8 SF: 0 2B: 1 SAC: 0 3B: 0 DP: 0 HR: 3 HBP: 0						

PITCHER		IP	WLS	BF	H	R	ER	SO	BB	IBB	HBP	BLK	WP	HR	S	P	ERA	WHIP
Nick Neugebauer, R ERA: 4.15	(1, 1)	6.0		25	4	1	1	6	3	0	0	0	0	1	61	104	1.50	1.167
47 Mike Buddie, R ERA: 4.57	(7, 1)	0.0	L	4	3	4	4	0	1	0	0	0	0	0	11	19	∞	∞
Jose Cabrera, R ERA: 3.66	(7, 1)	2.0		9	3	1	1	0	0	0	0	0	0	1	20	31	4.50	1.500
Takahito Nomura, L ERA: 7.71	(9, 1)	1.0		5	2	2	2	1	0	0	0	0	0	1	13	21	18.00	2.000

PITCHER	IP	WLS	BF	H	R	ER	SO	BB	IBB	HBP	BLK	WP	HR	S	P	ERA	WHIP

TOP

Florida Marlins @ Milwaukee Brewers

Miller Park, Milwaukee, WI

Fri May 03 2002, 7:05 PM CDT

Att. 20,274 - Dome - 72 F

livebaseballscorecards.com

AB	39
R	8
H	12
RBI	8
BB	4
SO	7
LOB	15

1B: 8	SF: 0	WP: 0	PA: 43
2B: 1	SAC: 0	PB: 0	
3B: 0	DP: 0	SB: 3	
HR: 3	HBP: 0	CS: 0	

Florida Marlins @ Milwaukee Brewers

Miller Park, Milwaukee, WI

Fri May 03 2002, 7:05 PM CDT
Att. 20,274 - Dome - 72 F

livebaseballscorecards.com

Batter	1	2	3	4	5	6	7	8	9	AB	R	H	RBI	BB	SO	LOB
Eric Young Sr., R (1, 4) OBP: 0.274, SLG: 0.250	C B B B C X 3-2 E3 SH5-3 2B	X 0-0 ③ B3			C B F X 1-2 BB 1B 1B		B C F X 1-2 ①② G6-4-3 1-2f			4	1	1	0	0	0	1
Alex Sanchez, L (1, 8) OBP: 0.265, SLG: 0.266	X 0-0 ① SH5-3 2-3		C S B X 1-2 ① F7		B F B X 2-1 G5-3 BB 1-2 1B		L F B S 1-3 ③ K			3	0	1	0	0	1	0
Jeffrey Hammonds, R (1, 9) OBP: 0.400, SLG: 0.464	B B B C B 4-1 WP 2B BB		B B B B 4-0 BB		B B B C F F B 4-2 1-2 2-3 BB			B B C B F X 3-2 ① G5-3		1	1	0	0	3	0	0
Richie Sexson, R (1, 3) OBP: 0.299, SLG: 0.537	F F B B X 2-2 1B 1B 1-H 3-H 2B		B B F X 2-1 ② L7		B C C B X 2-2 ②③ G5-3 2-3f			B B B C X 3-1 HR		4	2	2	3	0	0	4
Geoff Jenkins, L (1, 7) OBP: 0.342, SLG: 0.394	X 0-0 1B 2-3 1B		S F S 0-3 ③ K			X 0-0 SH5-3 1B		S B B B B S C 3-3 ② K		4	0	2	0	0	2	1
Tyler Houston, L (1, 5) OBP: 0.304, SLG: 0.308 Takahito Nomura, L (9, 1)	B S B X 2-1 K 1-2 3-H 1B			F X 0-1 ① G3		X 0-0 ① SH5-3 1-2		C B B X 2-1 ③ G4-3		2 0	0 0	1 0	1 0	0 0	0 0	0 0
José Hernández, R (1, 6) OBP: 0.368, SLG: 0.574	C B C 1 SAFE B F F B S 3-3 ②③ K 1-2			B F S B S 2-3 ② K		S F B B X 2-2 ② L9			C F B B S 2-3 ① K	4	0	0	0	0	3	3
Raul Casanova, S (1, 2) OBP: 0.263, SLG: 0.206		B B B C F X 3-2 ① F8		S C S 0-3 ③ K		F C B X 1-2 ③ G6-3			C F S 0-3 ② K	4	0	0	0	0	2	1
Nick Neugebauer, R (1, 1) 47 Mike Buddie, R (7, 1) Ronnie Belliard, R (7, 5) OBP: 0.293, SLG: 0.296 Jose Cabrera, R (7, 1) Matt Stairs, L (8, PH) OBP: 0.217, SLG: 0.190		B S S X 1-2 ② P3			F X 0-1 ① P4		B B B B 4-0 G6-4-3 BB		C B X 1-1 ③ G4-3	2 0 1 0 1	0 0 0 0 0	0 0 0 0 0	0 0 1 0 0	0 0 0 0 0	0 0 0 0 0	0 0 0 0 0
Inning Stats	R: 3 H: 3 E: 1 LOB: 1 K: 1 BB: 1 S: 16 P: 30	R: 0 H: 0 E: 0 LOB: 0 K: 0 BB: 0 S: 7 P: 11	R: 0 H: 0 E: 0 LOB: 1 K: 1 BB: 1 S: 8 P: 15	R: 0 H: 0 E: 0 LOB: 0 K: 2 BB: 0 S: 8 P: 10	R: 0 H: 2 E: 0 LOB: 2 K: 0 BB: 1 S: 13 P: 22	R: 0 H: 1 E: 0 LOB: 1 K: 0 BB: 0 S: 8 P: 11	R: 0 H: 0 E: 0 LOB: 0 K: 1 BB: 1 S: 6 P: 12	R: 1 H: 1 E: 0 LOB: 0 K: 1 BB: 0 S: 10 P: 21	R: 0 H: 0 E: 0 LOB: 0 K: 2 BB: 0 S: 8 P: 11	1B: 5 2B: 1 3B: 0 HR: 1	SF: 0 SAC: 2 DP: 2 HBP: 0			WP: 1 PB: 0 SB: 0 CS: 0	PA: 36		

BOTTOM

AB	30
R	4
H	7
RBI	4
BB	4
SO	8
LOB	10

PITCHER		IP	WLS	BF	H	R	ER	SO	BB	IBB	HBP	BLK	WP	HR	S	P	ERA	WHIP
56 Kevin Olsen, R ERA: 5.12	(1, 1)	5.0		22	5	3	2	4	3	0	0	0	1	0	52	88	3.60	1.600
Vic Darensbourg, L ERA: 3.38	(6, 1)	1.0	W	4	1	0	0	0	0	0	0	0	0	0	8	11	0.00	1.000
Gary Knotts, R ERA: 3.45	(7, 1)	2.0	H	7	1	1	1	2	1	0	0	0	0	1	16	33	4.50	1.000
Vladimir Nunez, R ERA: 1.96	(9, 1)	1.0		3	0	0	0	2	0	0	0	0	0	0	8	11	0.00	0.000

PITCHER		IP	WLS	BF	H	R	ER	SO	BB	IBB	HBP	BLK	WP	HR	S	P	ERA	WHIP

Batter	1	2	3	4	5	6	7	8	9	AB	R	H	RBI	BB	SO	LOB
Luis Castillo, S (1, 4) OBP: 0.336, SLG: 0.322	B F B F B B 4-2 HBP 2B BB	B B X 2-0 ③ G3-1			S X 0-1 ① G3			B C B B C X 3-2 ① F7		3	1	0	0	1	0	1
Alex Gonzalez, R (1, 6) OBP: 0.317, SLG: 0.389	H 1-0 1-2 2B HBP		C X 0-1 ① G6-3		S B B F X 2-2 ② 1B			S X 0-1 ② B1-3		3	1	1	0	0	0	0
Preston Wilson, R (1, 8) OBP: 0.338, SLG: 0.417	C C S 0-3 ① K		S B B S B F B 4-2 S 2B BB		S F S 0-3 ③ K			B C S B X 2-2 ③ P4		3	1	0	0	1	2	2
Cliff Floyd, L (1, 9) OBP: 0.456, SLG: 0.690	S B B X 2-1 PB 1-H 2-H G5-3 2B		C F X 0-2 ② F7 1-2			X 0-0 ① F7			C S F S 0-3 ① K	4	1	1	2	0	1	1
Mike Lowell, R (1, 5) OBP: 0.424, SLG: 0.667	B B C C B F X 3-2 ② G5-3 2-H		F C B X 1-2 2-H 2B			B C S B X 2-2 ② G5-3			B C C X 1-2 ② G5-3	4	0	1	2	0	0	0
Derrek Lee, R (1, 3) OBP: 0.315, SLG: 0.446	B C X 1-1 ③ L8		F B B B F S 2-3 ③ K			B B F S B F X 3-2 ③ G4-3			F B S S 1-3 ③ K	4	0	0	0	0	2	1
Eric Owens, R (1, 7) OBP: 0.286, SLG: 0.371		C C F T F S 0-3 ① K		C B C X 1-2 ① L4			F F X 0-2 ① G4-3			3	0	0	0	0	1	0
Mike Redmond, R (1, 2) OBP: 0.379, SLG: 0.320		B F C B X 2-2 2B		B B B C X 3-1 ② G6-3			C B F B X 2-2 ② G6-3			3	0	1	0	0	0	0
53 Nate Teut, R (1, 1)		S L B B S 2-3 ② K		C B C S 1-3 ③ K			C S B S 1-3 ③ K			2	0	0	0	0	2	1
Hansel Izquierdo, R (5, 1)										0	0	0	0	0	0	0
46 Oswaldo Mairena, L (6, 1)										0	0	0	0	0	0	0
Marty Malloy, L (7, PH) OBP: 0.250, SLG: 0.100										1	0	0	0	0	1	0
Braden Looper, R (7, 1)										0	0	0	0	0	0	0
Inning Stats	R: 3 H: 1 E: 0 LOB: 0 K: 1 BB: 1 S: 13 P: 24	R: 0 H: 1 E: 0 LOB: 1 K: 2 BB: 0 S: 13 P: 19	R: 1 H: 1 E: 0 LOB: 1 K: 1 BB: 1 S: 14 P: 21	R: 0 H: 0 E: 0 LOB: 0 K: 1 BB: 0 S: 8 P: 13	R: 0 H: 1 E: 0 LOB: 0 K: 1 BB: 0 S: 8 P: 10	R: 0 H: 0 E: 0 LOB: 0 K: 0 BB: 0 S: 8 P: 13	R: 0 H: 0 E: 0 LOB: 0 K: 1 BB: 0 S: 9 P: 12	R: 0 H: 0 E: 0 LOB: 0 K: 0 BB: 0 S: 8 P: 13	R: 0 H: 0 E: 0 LOB: 0 K: 2 BB: 0 S: 10 P: 12	1B: 1 SF: 0 2B: 3 SAC: 0 3B: 0 DP: 0 HR: 0 HBP: 1						

TOP

Florida Marlins @ Milwaukee Brewers

Miller Park, Milwaukee, WI

Sat May 04 2002, 1:05 PM CDT

Att. 25,569 - Dome - 72 F

livebaseballscorecards.com

AB	30
R	4
H	4
RBI	4
BB	2
SO	9
LOB	6

WP: 0 PB: 1 SB: 1 CS: 0 PA: 33

PITCHER		IP	WLS	BF	H	R	ER	SO	BB	IBB	HBP	BLK	WP	HR	S	P	ERA	WHIP
15 Ben Sheets, R ERA: 4.58	(1, 1)	7.0	W	27	4	4	3	7	2	0	1	0	0	0	73	112	3.86	0.857
Luis Vizcaino, R ERA: 1.96	(8, 1)	1.0	H	3	0	0	0	0	0	0	0	0	0	0	8	13	0.00	0.000
Mike DeJean, R ERA: 2.87	(9, 1)	1.0	S	3	0	0	0	2	0	0	0	0	0	0	10	12	0.00	0.000

PITCHER	IP	WLS	BF	H	R	ER	SO	BB	IBB	HBP	BLK	WP	HR	S	P	ERA	WHIP

Florida Marlins @ Milwaukee Brewers

Miller Park, Milwaukee, WI

Sat May 04 2002, 1:05 PM CDT
Att. 25,569 - Dome - 72 F

livebaseballscorecards.com

BOTTOM

Batter	1	2	3	4	5	6	7	8	9	AB	R	H	RBI	BB	SO	LOB
Ronnie Belliard, R (1, 4) OBP: 0.306, SLG: 0.328	B B C X 2-1 G6-3 ①	B B B C X 3-1 G5-4-3 ②③ 1-2f			B X 1-0 BB 2B 1B		X 0-0 2B 2B			4	2	2	0	0	0	1
Mark Loretta, R (1, 5) OBP: 0.257, SLG: 0.233	C B S X 1-2 2B 2B 1B		B C X 2-1 F9 ①		B B F B B B 4-1 2B SF8 BB 1-2		B F B X 2-1 G5-3 2B 2-H			3	2	2	1	1	0	0
Jeffrey Hammonds, R (1, 8) (9, 9) OBP: 0.404, SLG: 0.489	B X 1-0 2B 2B 1-3		X 0-0 F7 ②		B B X 2-0 SF8 2B 1-3 2-H		C X 0-1 G5-3 ② 2-3			4	1	2	1	0	0	1
Richie Sexson, R (1, 3) OBP: 0.306, SLG: 0.550	C B F X 1-2 G4-3 2B 2B 2-H 3-H		C S X 0-2 1B		B X 1-0 SF8 ② 2-3 3-H		S C B X 1-2 G1-3 ③			3	1	2	3	0	0	1
Alex Ochoa, R (1, 9) (9, 7) OBP: 0.286, SLG: 0.448	C B B X 2-1 G4-3 ② 2-3		S X 0-1 L9 ③		C B F X 1-2 G5-3 ③			C B B F B X 3-2 G1-3 ①		4	0	0	0	0	0	3
José Hernández, R (1, 6) OBP: 0.364, SLG: 0.571	B F X 1-1 2B 3-H			C B B B X 3-1 G6-3 ①		C C B B B F F B F S 3-3 K ①		B S F X 1-2 F9 ②		4	0	1	1	0	1	0
Geoff Jenkins, L (1, 7) OBP: 0.331, SLG: 0.380	B S X 1-1 F5 ③			B B S F S 2-3 K ②		C C B F B F F X 2-2 G4-3 ②		C X 0-1 G1-3 ③		4	0	0	0	0	1	1
Mike DeJean, R (9, 1)										0	0	0	0	0	0	0
Raul Casanova, S (1, 2) OBP: 0.266, SLG: 0.211		C B B S B F X 3-2 15 FC2-6 1B		C F B B S 2-3 K ③		C B B B F X 3-2 F9 ③				3	0	1	0	0	1	0
15 Ben Sheets, R (1, 1) OBP: 0.077, SLG: 0.077		S X 0-1 FC2-6 ① G5-4-3 1-2f			F C B S 1-3 K ①		X 0-0 G6-3 ①			2	0	0	0	0	1	1
Lenny Harris, L (7, PH) OBP: 0.136, SLG: 0.095										1	0	0	0	0	0	0
Luis Vizcaino, R (8, 1)										0	0	0	0	0	0	0
Alex Sanchez, L (9, 8) OBP: 0.265, SLG: 0.266										0	0	0	0	0	0	0
Inning Stats	R: 3 H: 4 E: 0 LOB: 1 K: 0 BB: 0 S: 15 P: 24	R: 0 H: 1 E: 0 LOB: 0 K: 0 BB: 0 S: 8 P: 14	R: 0 H: 1 E: 0 LOB: 1 K: 0 BB: 0 S: 8 P: 10	R: 0 H: 0 E: 0 LOB: 0 K: 2 BB: 0 S: 8 P: 15	R: 2 H: 2 E: 0 LOB: 1 K: 1 BB: 1 S: 10 P: 20	R: 0 H: 0 E: 0 LOB: 0 K: 1 BB: 0 S: 15 P: 23	R: 1 H: 2 E: 0 LOB: 1 K: 0 BB: 0 S: 9 P: 12	R: 0 H: 0 E: 0 LOB: 0 K: 0 BB: 0 S: 8 P: 12		1B: 4 SF: 1 2B: 6 SAC: 0 3B: 0 DP: 1 HR: 0 HBP: 0						

	AB	32
	R	6
	H	10
	RBI	6
	BB	1
	SO	4
	LOB	8

WP: 0 PA: 34
PB: 0
SB: 0
CS: 0

PITCHER		IP	WLS	BF	H	R	ER	SO	BB	IBB	HBP	BLK	WP	HR	S	P	ERA	WHIP
53 Nate Teut, L ERA: 10.38	(1, 1)	4.1	L	21	8	5	5	3	1	0	0	0	0	0	45	77	10.38	2.077
Hansel Izquierdo, R ERA: 0.93	(5, 1)	0.2		2	0	0	0	0	0	0	0	0	0	0	4	6	0.00	0.000
46 Oswaldo Mairena, L ERA:	(6, 1)	1.0		3	0	0	0	1	0	0	0	0	0	0	15	23	0.00	0.000
Braden Looper, R ERA: 3.71	(7, 1)	2.0		8	2	1	1	0	0	0	0	0	0	0	17	24	4.50	1.000

PITCHER	IP	WLS	BF	H	R	ER	SO	BB	IBB	HBP	BLK	WP	HR	S	P	ERA	WHIP

Florida Marlins @ Milwaukee Brewers

Miller Park, Milwaukee, WI

Sun May 05 2002, 1:05 PM CDT

Att. 21,510 - Dome - 72 F

TOP

livebaseballscorecards.com

Batter	1	2	3	4	5	6	7	8	9	AB	R	H	RBI	BB	SO	LOB
Luis Castillo, S (1, 4) OBP: 0.338, SLG: 0.325	F8	L5			FC6-4 1B	G4-3			1B BB 1B	5	2	2	1	0	0	3
Andy Fox, L (1, 6) OBP: 0.351, SLG: 0.412 (9, 9)	L8		BB		FC6-4 1B		G6-3		BB HBP 1B	4	0	2	0	1	0	0
Preston Wilson, R (1, 8) OBP: 0.333, SLG: 0.403	F9		F9		FC6-4 E		CS HBP		F4	4	1	0	1	0	0	4
Cliff Floyd, L (1, 9) OBP: 0.446, SLG: 0.663		K	K		L7		F9		BB HBP	4	0	0	0	0	2	3
Vladimir Nunez, R (9, 1) OBP: 1.000, SLG: 1.000										0	0	0	0	0	0	0
Mike Lowell, R (1, 5) OBP: 0.431, SLG: 0.669		1B 2B	K		E4 1B		CS	F9	BB	4	1	2	2	1	1	1
Derrek Lee, R (1, 3) OBP: 0.304, SLG: 0.427		K		L6	L7			K	F9	5	0	0	0	0	2	5
Eric Owens, R (1, 7) OBP: 0.284, SLG: 0.364		BB 2B 1B		G6-3		G3-1		K		4	1	1	1	0	1	0
Charles Johnson, R (1, 2) OBP: 0.298, SLG: 0.341		2B BB		HR		F8			G1-3 1B 2B	3	1	2	1	1	0	0
Alex Gonzalez, R (9, PR) OBP: 0.317, SLG: 0.389 (9, 6)										0	1	0	0	0	0	0
A.J. Burnett, R (1, 1) OBP: 0.118, SLG: 0.235										3	0	2	1	0	1	0
Michael Tejera, L (8, 1)										0	0	0	0	0	0	0
Gary Knotts, R (8, 1)										0	0	0	0	0	0	0
Tim Raines, S (9, PH) OBP: 0.421, SLG: 0.214										1	0	0	0	0	0	1
Mike Redmond, R (9, 2) OBP: 0.379, SLG: 0.320		2B				2B			G1-3	0	0	0	0	0	0	0
Inning Stats	R: 0 E: 0 K: 0 S: 9 H: 0 LOB: 0 BB: 0 P: 11	R: 2 E: 0 K: 2 S: 19 H: 3 LOB: 2 BB: 1 P: 30	R: 0 E: 0 K: 2 S: 15 H: 0 LOB: 1 BB: 1 P: 24	R: 1 E: 0 K: 1 S: 10 H: 1 LOB: 0 BB: 0 P: 13	R: 2 E: 1 K: 0 S: 15 H: 3 LOB: 1 BB: 0 P: 24	R: 0 E: 0 K: 0 S: 6 H: 1 LOB: 1 BB: 0 P: 8	R: 0 E: 0 K: 0 S: 6 H: 0 LOB: 0 BB: 0 P: 11	R: 0 E: 0 K: 2 S: 11 H: 0 LOB: 0 BB: 0 P: 12	R: 2 E: 0 K: 0 S: 20 H: 3 LOB: 3 BB: 1 P: 31	1B: 6 2B: 4 3B: 0 HR: 1 SF: 0 SAC: 0 DP: 0 HBP: 2						

AB	37
R	7
H	11
RBI	7
BB	3
SO	7
LOB	17

WP: 0 PB: 0 SB: 2 CS: 1 PA: 43

PITCHER		IP	WLS	BF	H	R	ER	SO	BB	IBB	HBP	BLK	WP	HR	S	P	ERA	WHIP
Nelson Figueroa, R ERA: 4.89	(1, 1)	5.0	L	24	7	5	5	5	2	0	0	0	0	1	68	102	9.00	1.800
47 Mike Buddie, R ERA: 4.3	(6, 1)	1.1		6	1	0	0	0	0	0	1	0	0	0	10	16	0.00	0.750
Takahito Nomura, L ERA: 7.45	(7, 1)	0.1		1	0	0	0	0	0	0	0	0	0	0	1	2	0.00	0.000
Jose Cabrera, R ERA: 3.6	(7, 1)	0.1		0	0	0	0	0	0	0	0	0	0	0	1	1	0.00	0.000
Ray King, L ERA: 10.5	(8, 1)	1.0		3	0	0	0	2	0	0	0	0	0	0	11	12	0.00	0.000

PITCHER		IP	WLS	BF	H	R	ER	SO	BB	IBB	HBP	BLK	WP	HR	S	P	ERA	WHIP
Luis Vizcaino, R ERA: 2.79	(9, 1)	1.0		8	3	2	2	0	1	0	1	0	0	0	20	31	18.00	4.000

Florida Marlins @ Milwaukee Brewers

Miller Park, Milwaukee, WI

Sun May 05 2002, 1:05 PM CDT
Att. 21,510 - Dome - 72 F

BOTTOM

Batter	1	2	3	4	5	6	7	8	9	AB	R	H	RBI	BB	SO	LOB
Ronnie Belliard, R (1, 4) OBP: 0.313, SLG: 0.323	G4-3		G6-3 1-2f		SH5-3 1-2 2-H 1B		BB BB		G6-3	4	0	1	1	1	0	1
Tyler Houston, L (1, 5) OBP: 0.319, SLG: 0.303	G2-3		HBP		SH5-3 1-2 2-3		BB 1-2			1	0	0	0	1	0	0
Jeffrey Hammonds, R (1, 8) OBP: 0.389, SLG: 0.473	F3		K		SF8 3-H		K			3	0	0	1	0	2	3
Richie Sexson, R (1, 3) OBP: 0.296, SLG: 0.530		K		G5-3	L9			K		4	0	0	0	0	2	1
Geoff Jenkins, L (1, 7) OBP: 0.336, SLG: 0.393		HR 1B		2B		G1-3		G4-3		4	1	2	0	0	0	0
Matt Stairs, L (1, 9) OBP: 0.231, SLG: 0.333 Alex Ochoa, R (8, PH) OBP: 0.297, SLG: 0.458 (9, 9)	1-H HR		F7			F5		1B		3 1	1 0	1 1	2 0	0 0	0 0	1 0
José Hernández, R (1, 6) OBP: 0.351, SLG: 0.549 Luis Vizcaino, R (9, 1)	K		F9			F9		K		4 0	0 0	0 0	0 0	0 0	2 0	2 0
Paul Bako, L (1, 2) OBP: 0.359, SLG: 0.314 Raul Casanova, S (7, 2) OBP: 0.259, SLG: 0.205	L8				1B 1B		G4-3		G4-3	2 2	1 0	1 0	0 0	0 0	0 0	0 0
Nelson Figueroa, R (1, 1) OBP: 0.375, SLG: 0.286 Lenny Harris, L (5, PH) OBP: 0.174, SLG: 0.136 47 Mike Buddie, R (6, 1) Takahito Nomura, L (7, 1) Jose Cabrera, R (7, 1) Alex Sanchez, L (7, PH) OBP: 0.261, SLG: 0.262 Ray King, L (8, 1) Mark Loretta, R (9, 6) OBP: 0.250, SLG: 0.226			G6-3 BB		SH5-3 1-2 SF8 1B		G4-3		G4-3	0 1 0 0 0 1 0 1	0 1 0 0 0 0 0 0	0 1 0 0 0 0 0 0	0 1 0 0 0 0 0 0	1 0 0 0 0 0 0 0	0 0 0 0 0 0 0 0	0 0 0 0 0 0 0 0
Inning Stats	R: 0 E: 0 K: 0 S: 5 H: 0 LOB: 0 BB: 0 P: 10	R: 2 E: 0 K: 2 S: 12 H: 2 LOB: 0 BB: 0 P: 20	R: 0 E: 0 K: 1 S: 10 H: 0 LOB: 1 BB: 1 P: 16	R: 0 E: 0 K: 0 S: 7 H: 1 LOB: 1 BB: 0 P: 10	R: 2 E: 0 K: 0 S: 8 H: 3 LOB: 1 BB: 0 P: 14	R: 0 E: 0 K: 0 S: 8 H: 0 LOB: 0 BB: 0 P: 11	R: 0 E: 0 K: 1 S: 12 H: 0 LOB: 2 BB: 2 P: 24	R: 0 E: 0 K: 2 S: 10 H: 1 LOB: 1 BB: 0 P: 14	R: 0 E: 0 K: 0 S: 7 H: 0 LOB: 0 BB: 0 P: 8	1B: 5 2B: 1 3B: 0 HR: 1 SF: 1 SAC: 1 DP: 1 HBP: 1				WP: 0 PB: 0 SB: 0 CS: 0		PA: 37

livebaseballscorecards.com

AB	31
R	4
H	7
RBI	4
BB	3
SO	6
LOB	8

PITCHER		IP	WLS	BF	H	R	ER	SO	BB	IBB	HBP	BLK	WP	HR	S	P	ERA	WHIP
A.J. Burnett, R ERA: 2.54	(1, 1)	7.0	W	30	6	4	4	4	3	0	1	0	0	1	62	105	5.14	1.286
Michael Tejera, L ERA: 6.55	(8, 1)	0.2	H	3	1	0	0	1	0	0	0	0	0	0	7	11	0.00	1.500
Gary Knotts, R ERA: 3.38	(8, 1)	0.1	H	1	0	0	0	1	0	0	0	0	0	0	3	3	0.00	0.000
Vladimir Nunez, R ERA: 1.86	(9, 1)	1.0	S	3	0	0	0	0	0	0	0	0	0	0	7	8	0.00	0.000

PITCHER	IP	WLS	BF	H	R	ER	SO	BB	IBB	HBP	BLK	WP	HR	S	P	ERA	WHIP

Batter	1	2	3	4	5	6	7	8	9	AB	R	H	RBI	BB	SO	LOB
D'Angelo Jimenez, S (1, 4) OBP: 0.333, SLG: 0.357 Cesar Crespo, S (5, 4) OBP: 0.231, SLG: 0.182 (7, 7)	B X 1-0 ① F8		C S B C 1-3 ② K		C F F C 0-3 ② K		B B B B 4-0 BB E FC6-4 1-2 BB	B C B F X 2-2 ③ F8		3 0 0 0 0 2 1 1 1 0 0 1 0 2						
Mark Kotsay, L (1, 8) OBP: 0.362, SLG: 0.402 Trenidad Hubbard, R (6, 8) OBP: 0.310, SLG: 0.292	B F B B C F B 4-2 CS BB		X 0-0 ③ F7		B C C S 1-3 ③ K		C F B B F X 2-2 E8 FC6-4 BB 1-2 2-H 1B		B X 1-0 ① G6-3	2 0 0 0 1 1 1 2 0 1 0 0 0 0						
Ryan Klesko, L (1, 9) OBP: 0.429, SLG: 0.578 Bubba Trammell, R (6, 9) OBP: 0.386, SLG: 0.393	B C B C F B S 3-3 ② ③ K 1-2			X 0-0 BB BB 1B		X 0-0 1B 2B	B F B B B 4-1 FC6-4 BB 1-2 2-3		B F C X 1-2 HR	3 1 2 0 0 1 1 1 1 1 1 1 0 0						
Phil Nevin, R (1, 3) OBP: 0.389, SLG: 0.483 Mark Sweeney, L (6, 3) OBP: 0.333, SLG: 0.235		B X 1-0 ① F7		B B X 2-0 ① F8		C F S 0-3 ① K	B B F X 2-1 ② FC6-4 1-2f 2-3 3-H		X 0-0 ② F8	3 0 0 0 0 1 2 2 0 0 1 0 0 2						
Ray Lankford, L (1, 7) OBP: 0.328, SLG: 0.286 Jason Boyd, R (7, 1) Steve Reed, R (9, PH)		F C B B B B B 4-2 SH1-3 BB		F B F F B B B F B 4-2 BB 1-2 BB		B X 1-0 2-H 1B	F X 1-1 ③ F5		S B S S B S 2-3 ③ K	2 0 1 1 2 0 2 0 0 0 0 0 0 0 1 0 0 0 0 1 0						
Sean Burroughs, L (1, 5) OBP: 0.286, SLG: 0.337		B X 1-0 ② SH1-3 1-2		B F B F F X 2-2 ② F7		B F X 1-1 ② F8		C X 0-1 ① G1		3 0 0 0 0 0 3						
Ramón Vázquez, L (1, 6) OBP: 0.233, SLG: 0.189 (7, 4)		C F B X 1-2 ③ F8		B B B 4-0 1-2 2-3 BB		B B B C S F S 3-3 ③ K		B X 1-0 1B 1B		3 0 1 0 1 1 2						
Tom Lampkin, L (1, 2) OBP: 0.260, SLG: 0.333 Javier Cardona, R (6, 2) OBP: 0.152, SLG: 0.129		C B B F X 2-2 2B	B C X 1-1 ③ F7			C B X 1-1 1B BB E 1B	B C X 1-1 ② L5			2 0 1 0 0 0 3 2 1 1 0 0 0 1						
Bobby Jones, R (1, 1) Ben Howard, R (2, 1) Deivi Cruz, R (7, 6) OBP: 0.258, SLG: 0.412		L S S 0-3 ① K			B C X 1-1 ① F7		B F X 1-1 ① F9	B F B X 2-1 1-2 1B		0 0 0 0 0 0 0 3 0 0 0 0 1 2 1 0 1 0 0 0 0						
Inning Stats	R: 0 H: 0 E: 0 LOB: 1 K: 1 BB: 1 S: 9 P: 17	R: 0 H: 0 E: 0 LOB: 1 K: 0 BB: 1 S: 8 P: 15	R: 0 H: 1 E: 0 LOB: 1 K: 2 BB: 0 S: 10 P: 13	R: 0 H: 1 E: 0 LOB: 3 K: 0 BB: 2 S: 12 P: 25	R: 0 H: 0 E: 0 LOB: 0 K: 2 BB: 0 S: 9 P: 11	R: 1 H: 2 E: 0 LOB: 1 K: 2 BB: 0 S: 11 P: 16	R: 2 H: 2 E: 1 LOB: 2 K: 0 BB: 2 S: 13 P: 28	R: 0 H: 2 E: 0 LOB: 2 K: 0 BB: 0 S: 10 P: 16	R: 1 H: 1 E: 0 LOB: 0 K: 1 BB: 0 S: 8 P: 12	1B: 6 SF: 0 2B: 3 SAC: 1 3B: 0 DP: 1 HR: 1 HBP: 0						

TOP

San Diego Padres @ Florida Marlins

Pro Player Stadium, Miami, FL

Tue May 07 2002, 7:05 PM EDT

Att. 6,098 - Sunny - 83 F

livebaseballscorecards.com

AB	34
R	4
H	9
RBI	3
BB	6
SO	8
LOB	22

WP: 0 PA: 41
PB: 0
SB: 0
CS: 1

PITCHER		IP	WLS	BF	H	R	ER	SO	BB	IBB	HBP	BLK	WP	HR	S	P	ERA	WHIP
Ryan Dempster, R ERA: 4.22	(1, 1)	6.1	W	29	6	3	3	7	5	0	0	0	0	0	67	113	4.26	1.737
Blaine Neal, R ERA:	(7, 1)	0.2		3	0	0	0	0	1	0	0	0	0	0	5	12	0.00	1.500
Vic Darensbourg, L ERA: 3.55	(8, 1)	2.0		9	3	1	1	1	0	0	0	0	0	1	18	28	4.50	1.500

PITCHER	IP	WLS	BF	H	R	ER	SO	BB	IBB	HBP	BLK	WP	HR	S	P	ERA	WHIP

Batter	1	2	3	4	5	6	7	8	9	AB	R	H	RBI	BB	SO	LOB
Luis Castillo, S (1, 4) OBP: 0.343, SLG: 0.320	4-2 S 2B BB		BBFBB 4-1 BB 1B BB	FBCFC 1-3 ② K		X 0-0 ③ F7		BBX 2-0 ③ P4		2	1	0	0	2	1	4
Marty Malloy, L (6, 4) OBP: 0.214, SLG: 0.083	1-2 ③ F7									2	0	0	0	0	0	0
Alex Gonzalez, R (1, 6) OBP: 0.320, SLG: 0.378	BBCFBFH 4-2 1-2 2B HBP	FBFFFFFS 1-3 ① K	BSFBBBX 3-2 ② F8	FFC 0-3 ③ K			BFBBB 4-1 BB 1B BB			3	2	0	0	1	2	3
Preston Wilson, R (1, 8) OBP: 0.342, SLG: 0.426	CX 0-1 1-H 2-H 1B 2B	FBBCX 2-2 S 3B 2B	CX 0-1 BB 1-2 1B		BX 1-0 ① G6-3		BBX 2-0 ① P6			5	2	3	2	0	0	1
Cliff Floyd, L (1, 9) OBP: 0.463, SLG: 0.698	X 0-0 BB 1B 2-H G6-3 1B	BFSFBFBBB 4-2 3B BB	BCSSBBB 4-2 1-2 2-3 FC4-6 BB		CX 0-1 HR		FBBBB 4-1 1-2 1B BB			2	3	2	2	2	0	0
Tim Raines, S (7, 7) OBP: 0.450, SLG: 0.214										0	0	0	0	1	0	0
Mike Lowell, R (1, 5) OBP: 0.430, SLG: 0.659	CBBSX 2-2 G6-3 BB 1-2 1B 1B	CFX 0-2 ② F9 2-3	CCCBX 1-2 ③ FC4-6 1-2f		CCS 0-3 ② K		BCSBX 2-2 1-2 2-H 1B			5	1	2	1	0	1	5
Vic Darensbourg, L (8, 1)										0	0	0	0	0	0	0
Derek Lee, R (1, 3) OBP: 0.314, SLG: 0.442	CBBBFFB 4-2 1B G6-3 1-2 2-3 BB	X 0-0 1-H 1B 3-H 3B	BBBCFB 4-2 BB 1B BB	FSFX 0-2 ③ L3			CBBFBS 3-3 ② K			3	2	1	2	2	1	2
Eric Owens, R (1, 7) OBP: 0.306, SLG: 0.414	BFFX 1-2 ① P4	CCX 0-2 PB 3-H 1B	BBBBB 4-0 1-2 1B BB			X 0-0 HR	CFS 0-3 ③ K			4	1	2	2	1	1	5
(7, 9)																
Charles Johnson, R (1, 2) OBP: 0.294, SLG: 0.333	BSCFBX 3-2 ② G6-3 1-2 2-3 3-H	BBCFS 3-3 ③ K 1-2		BFX 1-1 1-2 2-H 1B		SSBBS 2-3 ① K		BSBCBX 3-2 ① P6		4	0	1	2	0	2	3
Ramon Castro, R (7, 2) OBP: 0.370, SLG: 0.682										1	0	0	0	0	0	0
Ryan Dempster, R (1, 1) OBP: 0.053, SLG: 0.053	X 0-0 2-3 3-H 1B		CX 0-1 ① F5	SX 0-1 ① F2			SFX 0-2 ② G4-3	BBX 2-0 ② G4-3		4	0	1	1	0	0	2
Blaine Neal, L (7, 1)										0	0	0	0	0	0	0
Andy Fox, L (8, 5) OBP: 0.342, SLG: 0.400										1	0	0	0	0	0	0
Inning Stats	R: 5 E: 0 K: 0 S: 30 H: 4 LOB: 2 BB: 2 P: 49	R: 3 E: 0 K: 2 S: 23 H: 3 LOB: 1 BB: 1 P: 33	R: 0 E: 0 K: 0 S: 13 H: 1 LOB: 3 BB: 2 P: 25	R: 1 E: 0 K: 2 S: 13 H: 1 LOB: 2 BB: 2 P: 23	R: 1 E: 0 K: 1 S: 10 H: 1 LOB: 0 BB: 0 P: 11	R: 1 E: 0 K: 1 S: 8 H: 1 LOB: 0 BB: 0 P: 10	R: 1 E: 0 K: 2 S: 12 H: 1 LOB: 2 BB: 2 P: 27	R: 0 E: 0 K: 0 S: 5 H: 0 LOB: 0 BB: 0 P: 12		1B: 7 2B: 2 3B: 1 HR: 2	SF: 0 SAC: 0 DP: 0 HBP: 1					

PITCHER		IP	WLS	BF	H	R	ER	SO	BB	IBB	HBP	BLK	WP	HR	S	P	ERA	WHIP
Bobby Jones, R ERA: 5.51	(1, 1)	1.2	L	15	6	8	8	1	3	0	1	0	0	0	47	73	43.20	5.400
Ben Howard, R ERA: 9.28	(2, 1)	4.2		25	5	4	4	5	6	0	0	0	0	2	53	91	7.71	2.357
Jason Boyd, R ERA: 5.06	(7, 1)	1.2		6	1	0	0	2	0	0	0	0	0	0	14	26	0.00	0.600

PITCHER	IP	WLS	BF	H	R	ER	SO	BB	IBB	HBP	BLK	WP	HR	S	P	ERA	WHIP

BOTTOM

San Diego Padres @ Florida Marlins

Pro Player Stadium, Miami, FL

Tue May 07 2002, 7:05 PM EDT

Att. 6,098 - Sunny - 83 F

livebaseballscorecards.com

AB	36
R	12
H	12
RBI	12
BB	9
SO	8
LOB	25

1B: 7	SF: 0	WP: 0	PA: 46
2B: 2	SAC: 0	PB: 1	
3B: 1	DP: 0	SB: 2	
HR: 2	HBP: 1	CS: 0	

Batter	1	2	3	4	5	6	7	8	9	AB	R	H	RBI	BB	SO	LOB
D'Angelo Jimenez, S (1, 4) OBP: 0.329, SLG: 0.346	B C C B B X 3-2 G3 ①	X 0-0 L8 ②		B B B C B 4-1 BB		C F F S 0-3 K ②		B C F B S 2-3 K ②		4	0	0	0	1	2	6
Mark Kotsay, L (1, 8) OBP: 0.364, SLG: 0.396	B B B B 4-0 WP G4-1 BB	B S X 1-1 L9 ③		C X 0-1 F9 ③		C F B B X 2-2 G3-1 ③		B F F B X 2-2 1-H 1B		4	0	1	1	1	0	7
Ryan Klesko, L (1, 9) OBP: 0.418, SLG: 0.589 Alan Embree, L (8, 1) Jeremy Fikac, R (8, 1)	C X 0-1 G4-1 ② 1-2		B X 1-0 P4 ①		X 0-0 F8 ①		B B X 2-0 HR	B X 1-0 G3 ③		5 0 0	1 0 0	1 0 0	1 0 0	0 0 0	0 0 0	2 0 0
Phil Nevin, R (1, 3) OBP: 0.390, SLG: 0.500	B B B B 4-0 2-3 BB		B C B X 2-1 F9 ②		B X 1-0 G5-3 ②		B C B S B X 3-2 HR		C B S F F B F X 2-2 F8 ①	4	1	1	1	1	0	0
Ray Lankford, L (1, 7) OBP: 0.329, SLG: 0.276 Bubba Trammell, R (7, PH) (7, 7) OBP: 0.375, SLG: 0.379	C B B B S B S 3-3 K ③		F B B F F C 2-3 K ③		B B B B 4-0 BB		S B F B X 2-2 F8 ①		C B B B X 2-1 F7 ②	2 2	0 0	0 0	0 0	1 0	2 0	2 0
Sean Burroughs, L (1, 5) OBP: 0.294, SLG: 0.330 Cesar Crespo, S (7, 5) OBP: 0.214, SLG: 0.167		B B B B 4-0 1B S BB		B B C B B 4-1 G5-4-3 BB	X 0-0 G1-3 ③		B C X 1-1 F7 ②		X 0-0 F7 ③	2 1	0 0	0 0	0 0	2 0	0 0	1 0
Deivi Cruz, R (1, 6) OBP: 0.269, SLG: 0.416		B B C B C F X 3-2 BB 1-3 1B		C B F B X 2-2 G5-4-3 ①② 1-2f		C C F B F F X 1-2 FC1-6-5 1B	F C B F F B X 2-2 P4 ③			4	0	2	0	0	0	1
Tom Lampkin, L (1, 2) OBP: 0.299, SLG: 0.369		B F B B B 4-1 1-2 BB		B B C S B F F B 4-2 2B BB		B X 1-0 FC1-6-5 1B 1-2		B F B S X 2-2 FC1-6-5-6 2B		2	1	2	0	2	0	0
Brett Tomko, R (1, 1) OBP: 0.235, SLG: 0.353 Steve Reed, R (7, 1) Trenidad Hubbard, R (8, PH) OBP: 0.300, SLG: 0.280 (8, 9)		C S B B S 2-3 K ①		B X 1-0 1-H 2B		F B X 1-1 FC1-6-5 ① 1-2 2-3f		B F F F B X 2-2 FC1-6-5-6 S 1B 2-3 ①		3 0 1	0 0 1	1 0 1	1 0 1	0 0 0	1 0 0	5 0 1
Inning Stats	R: 0 H: 0 E: 0 LOB: 2 K: 1 BB: 2 S: 8 P: 22	R: 0 H: 1 E: 0 LOB: 3 K: 1 BB: 2 S: 11 P: 25	R: 0 H: 0 E: 0 LOB: 0 K: 1 BB: 0 S: 7 P: 12	R: 1 H: 1 E: 0 LOB: 2 K: 0 BB: 3 S: 12 P: 27	R: 0 H: 0 E: 0 LOB: 1 K: 0 BB: 1 S: 3 P: 8	R: 0 H: 2 E: 0 LOB: 2 K: 1 BB: 0 S: 16 P: 21	R: 2 H: 2 E: 0 LOB: 0 K: 0 BB: 0 S: 14 P: 24	R: 1 H: 2 E: 0 LOB: 1 K: 1 BB: 0 S: 13 P: 22	R: 0 H: 0 E: 0 LOB: 0 K: 0 BB: 0 S: 9 P: 13	1B: 4 SF: 0 2B: 2 SAC: 0 3B: 0 DP: 1 HR: 2 HBP: 0						

TOP

San Diego Padres @ Florida Marlins

Pro Player Stadium, Miami, FL

Wed May 08 2002, 7:05 PM EDT

Att. 6,915 - Cloudy - 82 F

livebaseballscorecards.com

AB	34
R	4
H	8
RBI	4
BB	8
SO	5
LOB	25

WP: 1 PA: 42
PB: 0
SB: 2
CS: 0

PITCHER		IP	WLS	BF	H	R	ER	SO	BB	IBB	HBP	BLK	WP	HR	S	P	ERA	WHIP
56 Kevin Olsen, R ERA: 4.63	(1, 1)	4.0		20	2	1	1	3	7	0	0	0	1	0	38	86	2.25	2.250
Michael Tejera, L ERA: 5.54	(5, 1)	2.0		9	2	0	0	1	1	0	0	0	0	0	19	29	0.00	1.500
Gary Knotts, R ERA: 4.5	(7, 1)	0.0	B	2	2	2	2	0	0	0	0	0	0	2	4	9	∞	∞
46 Oswaldo Mairena, L ERA: 1.8	(7, 1)	2.0	W	8	2	1	1	1	0	0	0	0	0	0	23	37	4.50	1.000
Vladimir Nunez, R ERA: 1.77	(9, 1)	1.0	S	3	0	0	0	0	0	0	0	0	0	0	9	13	0.00	0.000

PITCHER	IP	WLS	BF	H	R	ER	SO	BB	IBB	HBP	BLK	WP	HR	S	P	ERA	WHIP

Batter	1	2	3	4	5	6	7	8	9	AB	R	H	RBI	BB	SO	LOB
Luis Castillo, S (1, 4) OBP: 0.345, SLG: 0.323	C C S 0-3 ① K		B X 1-0 ② G4-3		C B C X 1-2 S 1B		C B X 1-1 ① G1-3	B X 1-0 FC4-6-2 1B 1-2 2-3 3-H		5	0	2	1	0	1	0
Alex Gonzalez, R (1, 6) OBP: 0.315, SLG: 0.365	C B F B S 2-3 ② K		C X 0-1 ③ G6-3		B C F S 1-3 ② K		S B F B B B 4-2 CS BB	X 0-0 ②③ FC4-6-2 1-2 2-H 3-H		4	0	0	1	1	2	3
Preston Wilson, R (1, 8) OBP: 0.340, SLG: 0.429	B B X 2-0 2B			B C S S 1-3 ① K	S B B C X 2-2 ③ P5 1-2		C S B B B S 3-3 ②③ K 1-2			4	0	1	0	0	2	2
Cliff Floyd, L (1, 9) OBP: 0.471, SLG: 0.716	F B F S 1-3 ③ K			B S B S B X 3-2 2B 2B		C B X 1-1 2B 2B		B S F B F B B 4-2 2B E BB		3	3	2	0	1	1	1
Mike Lowell, R (1, 5) OBP: 0.425, SLG: 0.654		F B C B X 2-2 ① G5-3		C C F X 0-2 ② F7		B S B X 2-1 2-H 2B		B S B X 2-1 ① P4		4	0	1	1	0	0	2
Derrek Lee, R (1, 3) OBP: 0.319, SLG: 0.460		C B F S 1-3 ② K		B B F X 2-1 2-H 1B 2B		F X 0-1 ① G5-3		C S X 0-2 1-3 E 2B		4	2	2	1	0	1	1
Eric Owens, R (1, 7) OBP: 0.329, SLG: 0.417		B F B B B 4-1 FC6-4 BB		C X 0-1 S 2-H 1B		X 0-0 ② G5-3		I I I I 4-0 E 1B IBB		2	1	1	1	2	0	1
Charles Johnson, R (1, 2) OBP: 0.291, SLG: 0.313		C X 0-1 ③ FC6-4 1-2f		S S B X 1-2 ③ G6-3 2-3		B B B I 4-0 IBB		X 0-0 FC5 1B FC4-6-2 1-3 2-H 3-H		3	1	0	0	1	0	3
56 Kevin Olsen, R (1, 1) Michael Tejera, L (5, 1) Tim Raines, S (6, PH) OBP: 0.429, SLG: 0.200 Gary Knotts, R (7, 1) 46 Oswaldo Mairena, L (7, 1) Andy Fox, L (8, PH) OBP: 0.359, SLG: 0.400 Vladimir Nunez, R (9, 1) OBP: 1.000, SLG: 1.000			B S S S 1-3 ① K		C F X 0-2 ① G3	C B F S 2-3 ③ K		I I I I 4-0 1B FC4-6-2 IBB		1 1 1 0 0 0 0	0 0 0 0 0 0 0	0 0 0 0 0 0 0	0 0 0 0 0 1 0	1 0 0 0 0 0 0	0 0 1 0 0 0 0	0 0 2 0 0 0 0
Inning Stats	R: 0 E: 0 K: 3 S: 10 H: 1 LOB: 1 BB: 0 P: 15	R: 0 E: 0 K: 1 S: 9 H: 0 LOB: 1 BB: 1 P: 16	R: 0 E: 0 K: 1 S: 6 H: 0 LOB: 0 BB: 0 P: 8	R: 2 E: 0 K: 1 S: 17 H: 3 LOB: 1 BB: 0 P: 24	R: 0 E: 0 K: 1 S: 12 H: 1 LOB: 1 BB: 0 P: 16	R: 1 E: 0 K: 1 S: 10 H: 2 LOB: 2 BB: 1 P: 19	R: 0 E: 0 K: 1 S: 7 H: 0 LOB: 1 BB: 1 P: 15	R: 4 E: 1 K: 0 S: 11 H: 2 LOB: 1 BB: 3 P: 26		1B: 3 2B: 8 3B: 0 HR: 0	SF: 0 SAC: 0 DP: 2 HBP: 0		WP: 0 PB: 0 SB: 2 CS: 1	PA: 38		

PITCHER		IP	WLS	BF	H	R	ER	SO	BB	IBB	HBP	BLK	WP	HR	S	P	ERA	WHIP
Brett Tomko, R ERA: 2.74	(1, 1)	6.1		29	7	3	3	8	2	1	0	0	0	0	68	107	4.26	1.421
Steve Reed, R ERA: 1.42	(7, 1)	0.2		1	0	0	0	1	0	0	0	0	0	0	3	6	0.00	0.000
Alan Embree, L ERA: 2.79	(8, 1)	0.0		1	0	1	1	0	1	0	0	0	0	0	3	7	∞	∞
Jeremy Fikac, R ERA: 2.25	(8, 1)	1.0	L	7	2	3	1	0	0	2	0	0	0	0	8	19	9.00	2.000

PITCHER	IP	WLS	BF	H	R	ER	SO	BB	IBB	HBP	BLK	WP	HR	S	P	ERA	WHIP

BOTTOM

San Diego Padres @ Florida Marlins

Pro Player Stadium, Miami, FL

Wed May 08 2002, 7:05 PM EDT

Att. 6,915 - Cloudy - 82 F

livebaseballscorecards.com

AB	32
R	7
H	9
RBI	5
BB	6
SO	9
LOB	15

San Diego Padres @ Florida Marlins

Pro Player Stadium, Miami, FL

Thu May 09 2002, 7:05 PM EDT

Att. 5,461 - Sunny - 83 F

TOP

livebaseballscorecards.com

Batter	1	2	3	4	5	6	7	8	9	AB	R	H	RBI	BB	SO	LOB
D'Angelo Jimenez, S (1, 4) OBP: 0.327, SLG: 0.338	F9			FC7-5 BB	G4-3			F7		3	0	0	0	1	0	2
Mark Kotsay, L (1, 8) OBP: 0.368, SLG: 0.394	CS 1B			G5-3 FC7-5 BB		F7		L6		3	0	1	0	1	0	0
Ryan Klesko, L (1, 9) OBP: 0.421, SLG: 0.577	K			FC7-5 G5-3		BB		BB		2	0	0	0	2	1	3
Phil Nevin, R (1, 3) OBP: 0.379, SLG: 0.484		G6-3		G5-3		K		G4-3		4	0	0	0	0	1	4
Bubba Trammell, R (1, 7) OBP: 0.355, SLG: 0.355		F8		G5-3		F9			P2	4	0	0	0	0	0	3
Deivi Cruz, R (1, 6) OBP: 0.268, SLG: 0.409		F8			BB 1B G1-2-3 1B		F9		F7	4	0	1	0	0	0	0
Tom Lampkin, L (1, 2) OBP: 0.309, SLG: 0.377			K		G1-2-3 BB 1B		G4-3		S 1B	4	0	2	0	0	1	0
Cesar Crespo, S (9, PR) OBP: 0.214, SLG: 0.167										0	0	0	0	0	0	0
Ramón Vázquez, L (1, 5) OBP: 0.250, SLG: 0.232			G3-1		G1-2-3 BB		3B		K	3	0	1	0	1	1	1
Brian Tollberg, R (1, 1) OBP: 0.133, SLG: 0.200			L4		G1-2-3		G4-3			2	0	0	0	0	0	3
Mark Sweeney, L (7, PH) OBP: 0.318, SLG: 0.222										1	0	0	0	0	0	1
Steve Reed, R (7, 1)										0	0	0	0	0	0	0

	AB	R	H	RBI	BB	SO	LOB
	30	0	5	0	5	4	17

Inning Stats	1	2	3	4	5	6	7	8	9
R	0	0	0	0	0	0	0	0	0
E	0	0	0	0	0	0	0	0	0
K	1	0	1	0	0	1	0	0	1
S	9	5	11	8	7	13	12	7	7
H	1	0	0	0	2	0	1	0	1
LOB	1	0	0	2	2	1	1	1	2
BB	0	0	0	2	1	1	0	1	0
P	16	6	17	18	14	23	19	15	12

1B	4
2B	1
3B	1
HR	0
SF	0
SAC	0
DP	2
HBP	0
WP	0
PB	0
SB	1
CS	1
PA	35

PITCHER		IP	WLS	BF	H	R	ER	SO	BB	IBB	HBP	BLK	WP	HR	S	P	ERA	WHIP
Hansel Izquierdo, R ERA: 0.61	(1, 1)	5.0	W	19	3	0	0	2	3	0	0	0	0	0	40	71	0.00	1.200
Michael Tejera, L ERA: 5.4	(6, 1)	0.1	H	2	0	0	0	0	1	0	0	0	0	0	7	14	0.00	3.000
Braden Looper, R ERA: 3.2	(6, 1)	2.2	H	10	1	0	0	1	1	0	0	0	0	0	25	43	0.00	0.750
Vladimir Nunez, R ERA: 1.69	(9, 1)	1.0	S	4	1	0	0	1	0	0	0	0	0	0	7	12	0.00	1.000

PITCHER		IP	WLS	BF	H	R	ER	SO	BB	IBB	HBP	BLK	WP	HR	S	P	ERA	WHIP

Batter	1	2	3	4	5	6	7	8	9	AB	R	H	RBI	BB	SO	LOB
Luis Castillo, S (1, 4) OBP: 0.342, SLG: 0.321	G4-3		G5-3		L6-3, 1B			K		4	0	1	0	0	1	0
Alex Gonzalez, R (1, 6) OBP: 0.306, SLG: 0.353	F8		G5-3		L6-3			K		4	0	0	0	0	1	2
Preston Wilson, R (1, 8) OBP: 0.338, SLG: 0.431	WP, 2B		F9			K		K		4	0	1	0	0	2	1
Cliff Floyd, L (1, 9) OBP: 0.475, SLG: 0.721	IBB			G4-3		2B				2	0	1	0	1	0	0
Mike Lowell, R (1, 5) OBP: 0.416, SLG: 0.640	K			F9		L5				3	0	0	0	0	1	2
Derrek Lee, R (1, 3) OBP: 0.333, SLG: 0.480		2B, 1B		2B			G6-4-3, 1B			3	1	3	0	0	0	0
Eric Owens, R (1, 7) OBP: 0.329, SLG: 0.427	CS, 2B			G5-3			G6-4-3			3	0	1	1	0	0	2
Charles Johnson, R (1, 2) OBP: 0.293, SLG: 0.314	G2				1B, SH5-3, 1B		K			3	0	1	0	0	1	1
Hansel Izquierdo, R (1, 1)		G3-1			SH5-3			G6-3		1	0	0	0	0	0	0
Marty Malloy, L (5, PH) OBP: 0.214, SLG: 0.083										0	0	0	0	0	0	0
Michael Tejera, L (6, 1)										0	0	0	0	0	0	0
Braden Looper, R (6, 1)										0	0	0	0	0	0	0
Tim Raines, S (8, PH) OBP: 0.409, SLG: 0.188										1	0	0	0	0	0	0
Vladimir Nunez, R (9, 1) OBP: 1.000, SLG: 1.000										0	0	0	0	0	0	0
Inning Stats	R: 0 E: 0 K: 1 S: 15 H: 1 LOB: 2 BB: 1 P: 26	R: 1 E: 0 K: 0 S: 12 H: 2 LOB: 0 BB: 0 P: 17	R: 0 E: 0 K: 0 S: 7 H: 0 LOB: 0 BB: 0 P: 10	R: 0 E: 0 K: 0 S: 13 H: 1 LOB: 1 BB: 0 P: 19	R: 0 E: 0 K: 0 S: 5 H: 2 LOB: 1 BB: 0 P: 7	R: 0 E: 0 K: 1 S: 8 H: 1 LOB: 0 BB: 0 P: 11	R: 0 E: 0 K: 1 S: 10 H: 1 LOB: 0 BB: 0 P: 15	R: 0 E: 0 K: 3 S: 15 H: 0 LOB: 1 BB: 0 P: 19		1B: 4 2B: 5 3B: 0 HR: 0 SF: 0 SAC: 1 DP: 2 HBP: 0						

PITCHER		IP	WLS	BF	H	R	ER	SO	BB	IBB	HBP	BLK	WP	HR	S	P	ERA	WHIP
Brian Tollberg, R ERA: 5.91	(1, 1)	6.0	L	23	7	1	1	2	0	1	0	0	1	0	60	90	1.50	1.167
Steve Reed, R ERA: 1.23	(7, 1)	2.0		7	1	0	0	4	0	0	0	0	1	0	25	34	0.00	0.500

PITCHER	IP	WLS	BF	H	R	ER	SO	BB	IBB	HBP	BLK	WP	HR	S	P	ERA	WHIP

BOTTOM

San Diego Padres @ Florida Marlins

Pro Player Stadium, Miami, FL

Thu May 09 2002, 7:05 PM EDT

Att. 5,461 - Sunny - 83 F

livebaseballscorecards.com

AB	28
R	1
H	8
RBI	1
BB	1
SO	6
LOB	8

WP: 2 PA: 30
PB: 0
SB: 0
CS: 1

Batter	1	2	3	4	5	6	7	8	9	AB	R	H	RBI	BB	SO	LOB
Dave Roberts, L (1, 8) OBP: 0.388, SLG: 0.333	B B C X 2-1 ① F9			C B B B B C X 3-2 ① G3		L B C B B F X 2-2 ① F9		B B B B 4-0 G6-3 G4-6-3 1B BB	B C X 1-1 ② SF9 2-3 3-H	3	1	0	1	1	0	0
Cesar Izturis, S (1, 6) OBP: 0.303, SLG: 0.353	C B C F S 1-3 ② K			B B B B 4-0 1B BB		C X 0-1 1B 2B		B B C F X 2-2 ① G4-6-3 1-2	F F S 0-3 ③ K	4	1	1	0	1	2	3
Shawn Green, L (1, 9) OBP: 0.331, SLG: 0.382	B B F S S 2-3 ③ K			B S X 1-1 BB 1-3 1B		B B B B 4-0 1B 1B BB		B X 1-0 ② G6-3 2-3		3	0	1	0	1	1	1
Paul Lo Duca, R (1, 2) OBP: 0.375, SLG: 0.447 (9, 3)		F C F X 0-2 ① G6-3		B B B B 4-0 1-2 BB		F B B C F B X 3-2 ② 1B 1-H 2-H 1B		X 0-0 3-H 1B		3	0	2	2	1	0	0
Brian Jordan, R (1, 7) OBP: 0.313, SLG: 0.444		B B F B F F S 3-3 ② K		B C S S 1-3 ② K		F X 0-1 2-3 1B		F B S S 1-3 ③ K		4	0	1	0	0	3	4
Eric Karros, R (1, 3) OBP: 0.336, SLG: 0.391		X 0-0 ③ F9		C S B S 1-3 ③ K		X 0-0 ③ F8			B B B C B 4-1 1B BB SF9 BB	1	0	0	0	0	0	0
Dave Hansen, L (4, PH) OBP: 0.241, SLG: 0.240 (4, 3)										2	0	0	0	1	1	5
Hiram Bocachica, R (9, PR) OBP: 0.304, SLG: 0.571										0	1	0	0	0	0	0
Chad Kreuter, S (9, 2) OBP: 0.241, SLG: 0.167										0	0	0	0	0	0	0
Adrián Beltré, R (1, 5) OBP: 0.336, SLG: 0.382			F C X 0-2 ① G3		C F X 0-2 ① L8		B C X 1-1 ① G4-3		C X 0-1 ① P6	4	0	0	0	0	0	1
Mark Grudzielanek, R (1, 4) OBP: 0.305, SLG: 0.345		C X 0-1 ② L8		B S B B F C 3-3 ② K		X 0-0 ② F8			B B B B 4-0 SF9 1B 1-2 BB	3	0	0	0	1	1	0
Kaz Ishii, L (1, 1) OBP: 0.167, SLG: 0.118		B C C S 1-3 ③ K		C S B F B S 2-3 ③ K		B C C S 1-3 ③ K			B F X 1-1 1-2 2-3 1B	3	0	0	0	0	3	0
Paul Quantrill, L (7, 1)										0	0	0	0	0	0	0
Marquis Grissom, R (9, PH) OBP: 0.329, SLG: 0.453										1	0	1	0	0	0	0
Giovanni Carrara, R (9, 1)										0	0	0	0	0	0	0
Inning Stats	R: 0 H: 0 E: 0 LOB: 0 K: 2 BB: 0 S: 9 P: 14	R: 0 H: 0 E: 0 LOB: 0 K: 1 BB: 0 S: 9 P: 12	R: 0 H: 0 E: 0 LOB: 0 K: 1 BB: 0 S: 8 P: 9	R: 0 H: 1 E: 0 LOB: 3 K: 2 BB: 2 S: 11 P: 25	R: 0 H: 0 E: 0 LOB: 0 K: 2 BB: 0 S: 10 P: 15	R: 1 H: 3 E: 0 LOB: 2 K: 0 BB: 1 S: 13 P: 22	R: 0 H: 0 E: 0 LOB: 0 K: 1 BB: 0 S: 6 P: 8	R: 1 H: 1 E: 0 LOB: 1 K: 1 BB: 1 S: 8 P: 16	R: 1 H: 1 E: 0 LOB: 2 K: 1 BB: 2 S: 10 P: 20	1B: 5 SF: 1 2B: 1 SAC: 0 3B: 0 DP: 0 HR: 0 HBP: 0						

PITCHER		IP	WLS	BF	H	R	ER	SO	BB	IBB	HBP	BLK	WP	HR	S	P	ERA	WHIP
A.J. Burnett, R ERA: 2.5	(1, 1)	8.0		32	5	2	2	10	4	0	0	0	0	0	74	121	2.25	1.125
Vladimir Nunez, R ERA: 2.01	(9, 1)	1.0	W	6	1	1	1	1	2	0	0	0	0	0	10	20	9.00	3.000

PITCHER	IP	WLS	BF	H	R	ER	SO	BB	IBB	HBP	BLK	WP	HR	S	P	ERA	WHIP

TOP

Los Angeles Dodgers @ Florida Marlins

Pro Player Stadium, Miami, FL

Fri May 10 2002, 7:05 PM EDT

Att. 12,953 - Sunny - 83 F

livebaseballscorecards.com

AB	31
R	3
H	6
RBI	3
BB	6
SO	11
LOB	14

WP: 0	PA: 38		
PB: 0			
SB: 0			
CS: 0			

BOTTOM

Los Angeles Dodgers @ Florida Marlins

Pro Player Stadium, Miami, FL

Fri May 10 2002, 7:05 PM EDT
Att. 12,953 - Sunny - 83 F

livebaseballscorecards.com

Batter	1	2	3	4	5	6	7	8	9	AB	R	H	RBI	BB	SO	LOB
Luis Castillo, S (1, 4) OBP: 0.358, SLG: 0.341	4-1 F8 PB 1B BB	1-0 1-2 2-3 3-H 1B			3-3 K ②		0-0 1-3 2B		0-0 1-2 2-3 3-H 1B	4	1	3	2	1	1	0
Alex Gonzalez, R (1, 6) OBP: 0.297, SLG: 0.341	1-2 F8 ① 1-3	2-0 L9 ③			3-1 F7 ③		0-1 FC6-5-2 ② 3-H			4	0	0	0	0	0	6
Preston Wilson, R (1, 8) OBP: 0.335, SLG: 0.426	2-0 CS 3-H 1B		3-1 G6-3 ①			1-2 F8 ①	0-3 K ③			4	0	1	1	0	1	2
Cliff Floyd, L (1, 9) OBP: 0.469, SLG: 0.704	2-3 K ②③ 1-2		0-3 K2-3 ②			0-0 1B		1-2 G3 ①		4	0	1	0	0	2	1
Mike Lowell, R (1, 5) OBP: 0.412, SLG: 0.629		2-0 CS 1B	1-3 K ③			1-3 K ②		2-1 F8 ②		4	0	1	0	0	2	1
Derrek Lee, R (1, 3) OBP: 0.331, SLG: 0.473		3-3 K ①② 1-2		1-1 CS 1B		3-0 L6 ③		0-2 G5-3 ③		4	0	1	0	0	1	2
Eric Owens, R (1, 7) OBP: 0.349, SLG: 0.442		4-2 BB S 1B BB		1-0 F9 ①			4-1 S 2B BB		0-0 WP 1B 2B	2	3	1	0	2	0	1
Charles Johnson, R (1, 2) OBP: 0.323, SLG: 0.340		4-0 1B BB 1-2 IBB		0-3 K ②③ 1-2			2-1 FC1-5 1-H 2B		4-2 1B IBB 2-3 BB	2	0	1	1	2	1	1
A.J. Burnett, R (1, 1) OBP: 0.150, SLG: 0.211 Vladimir Nunez, R (9, 1) OBP: 1.000, SLG: 1.000 Tim Raines, S (9, PH) OBP: 0.435, SLG: 0.188	4-2 1B 1-2 2-3 BB				1-3 K ①		0-0 FC1-5 2B FC6-5-2 2-3		4-0 1B 1-2 IBB	2 0 0	0 0 0	0 0 0	0 0 0	1 0 1	1 0 0	1 0 0
Inning Stats	R: 1 E: 0 K: 1 S: 9 H: 1 LOB: 1 BB: 1 P: 18	R: 1 E: 0 K: 1 S: 12 H: 2 LOB: 3 BB: 3 P: 32	R: 0 E: 0 K: 2 S: 9 H: 0 LOB: 0 BB: 0 P: 13	R: 0 E: 0 K: 1 S: 6 H: 1 LOB: 0 BB: 0 P: 8	R: 0 E: 0 K: 2 S: 9 H: 0 LOB: 0 BB: 0 P: 16	R: 0 E: 0 K: 1 S: 9 H: 1 LOB: 1 BB: 0 P: 14	R: 1 E: 0 K: 1 S: 10 H: 2 LOB: 2 BB: 1 P: 16	R: 0 E: 0 K: 0 S: 9 H: 0 LOB: 0 BB: 0 P: 12	R: 1 E: 0 K: 0 S: 6 H: 2 LOB: 3 BB: 2 P: 14	1B: 6 2B: 5 3B: 0 HR: 0	SF: 0 SAC: 0 DP: 2 HBP: 0			WP: 1 PB: 1 SB: 2 CS: 3	PA: 37		

	AB	30
	R	4
	H	9
	RBI	4
	BB	7
	SO	9
	LOB	15

PITCHER		IP	WLS	BF	H	R	ER	SO	BB	IBB	HBP	BLK	WP	HR	S	P	ERA	WHIP
Kaz Ishii, L ERA: 2.93	(1, 1)	6.1		28	7	3	2	8	4	1	0	0	0	0	59	112	2.84	1.737
Paul Quantrill, R ERA: 4.5	(7, 1)	1.2		5	0	0	0	1	0	0	0	0	0	0	14	17	0.00	0.000
Giovanni Carrara, R ERA: 2.25	(9, 1)	0.0	L	4	2	1	1	0	1	1	0	0	1	0	6	14	∞	∞

PITCHER	IP	WLS	BF	H	R	ER	SO	BB	IBB	HBP	BLK	WP	HR	S	P	ERA	WHIP

Los Angeles Dodgers @ Florida Marlins

Pro Player Stadium, Miami, FL

Sat May 11 2002, 7:05 PM EDT

Att. 19,767 - Cloudy - 82 F

livebaseballscorecards.com

TOP

Batter	1	2	3	4	5	6	7	8	9	AB	R	H	RBI	BB	SO	LOB
Dave Roberts, L (1, 8) OBP: 0.374, SLG: 0.319	G4-3		K	F8			B3			4	0	0	0	0	1	1
Cesar Izturis, S (1, 6) OBP: 0.315, SLG: 0.372	G5-3 1B 1B		2B		G5-4-3 E 1B		G1-3			4	0	3	0	0	0	0
Shawn Green, L (1, 9) OBP: 0.329, SLG: 0.378	G5-3 1B		F7		E1 G5-4-3			K		4	0	1	0	0	1	2
Paul Lo Duca, R (1, 2) OBP: 0.364, SLG: 0.433	G5-3			E5 1B WP 2B	G5-4-3			K		4	1	0	0	0	1	4
Eric Karros, R (1, 3) OBP: 0.341, SLG: 0.390		FC5-4 BB		1-3 BB 2B 1B	G6-3			P3		3	1	1	0	1	0	1
Brian Jordan, R (1, 7) OBP: 0.312, SLG: 0.433		F2		1-2 BB 2B		L6			G4-3	3	1	0	0	1	0	1
Adrián Beltré, R (1, 5) OBP: 0.327, SLG: 0.370		FC5-4 1-2f FC6		K		G6-3			F7	4	0	0	0	0	1	4
Mark Grudzielanek, R (1, 4) OBP: 0.303, SLG: 0.350		FC6 1-2f		1-H 2-H 3-H 2B		K			K	4	0	1	3	0	2	1
Kevin Brown, R (1, 1) OBP: 0.333, SLG: 0.667			K2-3	K			F7			3	0	0	0	0	2	1
Paul Quantrill, L (8, 1)										0	0	0	0	0	0	0
Eric Gagne, R (9, 1)										0	0	0	0	0	0	0

	AB	33
	R	3
	H	6
	RBI	3
	BB	2
	SO	8
	LOB	15

Inning Stats	1	2	3	4	5	6	7	8	9
	R: 0 E: 0 K: 0 S: 6 H: 2 LOB: 1 BB: 0 P: 11	R: 0 E: 0 K: 0 S: 9 H: 0 LOB: 1 BB: 1 P: 19	R: 0 E: 0 K: 2 S: 9 H: 1 LOB: 1 BB: 0 P: 12	R: 3 E: 1 K: 2 S: 13 H: 2 LOB: 1 BB: 1 P: 25	R: 0 E: 1 K: 0 S: 12 H: 1 LOB: 1 BB: 0 P: 15	R: 0 E: 0 K: 1 S: 10 H: 0 LOB: 0 BB: 0 P: 15	R: 0 E: 0 K: 0 S: 6 H: 0 LOB: 0 BB: 0 P: 8	R: 0 E: 0 K: 2 S: 8 H: 0 LOB: 0 BB: 0 P: 9	R: 0 E: 0 K: 1 S: 7 H: 0 LOB: 0 BB: 0 P: 10

	1B: 4	SF: 0	WP: 1	PA: 35
	2B: 2	SAC: 0	PB: 0	
	3B: 0	DP: 2	SB: 0	
	HR: 0	HBP: 0	CS: 0	

PITCHER		IP	WLS	BF	H	R	ER	SO	BB	IBB	HBP	BLK	WP	HR	S	P	ERA	WHIP
Julian Tavarez, R ERA: 8.68	(1, 1)	4.0	L	19	5	3	2	4	2	0	0	0	1	0	37	67	4.50	1.750
Vic Darensbourg, L ERA: 3.29	(5, 1)	1.0		4	1	0	0	0	0	0	0	0	0	0	12	15	0.00	1.000
56 Kevin Olsen, R ERA: 4.1	(6, 1)	3.0		9	0	0	0	3	0	0	0	0	0	0	24	32	0.00	0.000
Gary Knotts, R ERA: 4.24	(9, 1)	1.0		3	0	0	0	1	0	0	0	0	0	0	7	10	0.00	0.000

PITCHER	IP	WLS	BF	H	R	ER	SO	BB	IBB	HBP	BLK	WP	HR	S	P	ERA	WHIP

BOTTOM

Los Angeles Dodgers @ Florida Marlins

Pro Player Stadium, Miami, FL

Sat May 11 2002, 7:05 PM EDT

Att. 19,767 - Cloudy - 82 F

livebaseballscorecards.com

Batter	1	2	3	4	5	6	7	8	9	AB	R	H	RBI	BB	SO	LOB
Luis Castillo, S (1, 4) OBP: 0.355, SLG: 0.338	3-1 2B 1B		0-0 ① L7		0-3 ③ K			0-2 ①② G6-4-3 1-2f		4	0	1	0	0	1	1
Alex Gonzalez, R (1, 6) OBP: 0.303, SLG: 0.354	1-2 1-3 2B		1-0 ② L6			0-3 ① K		0-0 FC6-4 1B		4	0	2	0	0	1	0
Preston Wilson, R (1, 8) OBP: 0.333, SLG: 0.417	2-3 ① K		1-1 HBP			0-0 ② G5-3		1-0 ③ FC6-4 1-2f		3	0	0	0	0	1	3
Cliff Floyd, L (1, 9) OBP: 0.463, SLG: 0.689	2-3 ② K		0-1 ③ G5-3			0-0 ③ L3			0-1 DI 1B	4	0	1	0	0	1	3
Mike Lowell, R (1, 5) OBP: 0.408, SLG: 0.615	4-0 BB			3-3 ① K			2-3 ① K		1-3 ① K	3	0	0	0	1	3	1
Derrek Lee, R (1, 3) OBP: 0.329, SLG: 0.481	1-3 ③ K			2-3 ② K			0-0 3B		3-2 ② F9 1-2	4	0	1	0	0	2	4
Eric Owens, R (1, 7) OBP: 0.333, SLG: 0.420		1-0 ① G5-3		1-3 ③ K			0-2 ② G5-3		3-3 ③ K	4	0	0	0	0	2	2
Charles Johnson, R (1, 2) OBP: 0.308, SLG: 0.321		0-1 ② F9			1-0 ① F8		1-1 ③ G5-3			3	0	0	0	0	0	1
Julian Tavarez, L (1, 1) OBP: 0.167, SLG: 0.167 Vic Darensbourg, L (5, 1) Marty Malloy, L (5, PH) OBP: 0.200, SLG: 0.077 56 Kevin Olsen, R (6, 1) Andy Fox, L (8, PH) OBP: 0.375, SLG: 0.417 Gary Knotts, R (9, 1)		1-3 ③ K			0-1 ② G4-3			2-2 G6-4-3 1B		1 0 1 0 1 0	0 0 0 0 0 0	0 0 0 0 1 0	0 0 0 0 0 0	0 0 0 0 0 0	1 0 0 0 0 0	0 0 0 0 0 0
Inning Stats	R: 0 H: 2 E: 0 LOB: 3 K: 3 BB: 1 S: 20 P: 33	R: 0 H: 0 E: 0 LOB: 0 K: 1 BB: 0 S: 6 P: 8	R: 0 H: 0 E: 0 LOB: 1 K: 0 BB: 0 S: 5 P: 7	R: 0 H: 0 E: 0 LOB: 0 K: 3 BB: 0 S: 9 P: 15	R: 0 H: 0 E: 0 LOB: 0 K: 1 BB: 0 S: 6 P: 7	R: 0 H: 0 E: 0 LOB: 0 K: 1 BB: 0 S: 5 P: 5	R: 0 H: 1 E: 0 LOB: 1 K: 1 BB: 0 S: 9 P: 12	R: 0 H: 2 E: 0 LOB: 1 K: 0 BB: 0 S: 8 P: 11	R: 0 H: 1 E: 0 LOB: 1 K: 2 BB: 0 S: 17 P: 24	1B: 4 SF: 0 2B: 1 SAC: 0 3B: 1 DP: 1 HR: 0 HBP: 1						

	AB	32
	R	0
	H	6
	RBI	0
	BB	1
	SO	12
	LOB	15

WP: 0 PA: 34
PB: 0
SB: 0
CS: 0

PITCHER		IP	WLS	BF	H	R	ER	SO	BB	IBB	HBP	BLK	WP	HR	S	P	ERA	WHIP
Kevin Brown, R ERA: 3.45	(1, 1)	7.0	W	26	3	0	0	10	1	0	1	0	0	0	60	87	0.00	0.571
Paul Quantrill, R ERA: 4.29	(8, 1)	1.0	H	4	2	0	0	0	0	0	0	0	0	0	8	11	0.00	2.000
Eric Gagne, R ERA: 0.95	(9, 1)	1.0	S	4	1	0	0	2	0	0	0	0	0	0	17	24	0.00	1.000

PITCHER	IP	WLS	BF	H	R	ER	SO	BB	IBB	HBP	BLK	WP	HR	S	P	ERA	WHIP

Batter	1	2	3	4	5	6	7	8	9	AB	R	H	RBI	BB	SO	LOB
Dave Roberts, L (1, 8) OBP: 0.378, SLG: 0.326	C X 0-1 G3 2B 1B	C X 0-1 ③ G1-3			L X 0-1 G6-3 1B		L B X 1-1 ③ G6-3			4	1	2	0	0	0	0
Hiram Bocachica, R (8, 8) OBP: 0.304, SLG: 0.571										0	0	0	0	0	0	0
Cesar Izturis, S (1, 6) OBP: 0.313, SLG: 0.369	B B C F X 2-2 ① G3 1-2		C B C X 1-2 CS 1B		B X 1-0 ① ② G6-3 1-2f			B C X 1-1 ① F7		4	0	1	0	0	0	2
Shawn Green, L (1, 9) OBP: 0.340, SLG: 0.380	C B B B B 4-1 2B SF7 BB		F B F B F B B 4-2 ① G4-6-3 1-2 BB		F B B F X 2-2 ③ F8			C X 0-1 G5-4-3 1B		2	1	1	0	2	0	0
Eric Karros, R (1, 3) OBP: 0.338, SLG: 0.393	X 0-0 1-3 2-H 2B		C C X 0-2 ② ③ G4-6-3 1-2f			X 0-0 ① F9		X 0-0 ② ③ G5-4-3 1-2f		4	0	1	1	0	0	2
Mark Grudzielanek, R (1, 4) OBP: 0.309, SLG: 0.350	H 1-0 FC6-4 HBP			B F C B X 2-2 1B 1B		C S B C 1-3 ② K			F X 0-1 ① G5-3	3	0	1	0	0	1	0
Brian Jordan, R (1, 7) OBP: 0.310, SLG: 0.454	C B S B X 2-2 ② SF7 3-H			B C F B S 2-3 ① K		X 0-0 HR			C B F S 1-3 ② K	3	1	1	2	0	2	1
Adrián Beltré, R (1, 5) OBP: 0.325, SLG: 0.374	C S X 0-2 ③ FC6-4 1-2f			F F S 0-3 ② K		B X 1-0 ③ F8			B X 1-0 2B	4	0	1	0	0	1	3
Chad Kreuter, S (1, 2) OBP: 0.242, SLG: 0.179		X 0-0 ① B5-3		B X 1-0 1-3 1B			C S B F S 1-3 ① K		B C B X 2-1 ③ P4	4	0	1	0	0	1	1
Hideo Nomo, R (1, 1)		B C F B S 2-3 ② K		B X 1-0 ③ F9			C B C S 1-3 ② K			2	0	0	0	0	1	2
Omar Daal, L (5, 1)										0	0	0	0	0	0	0
Alex Cora, L (7, PH) OBP: 0.423, SLG: 0.636										1	0	0	0	0	1	0
Jeff Williams, R (7, 1)										0	0	0	0	0	0	0
Jesse Orosco, R (8, 1)										0	0	0	0	0	0	0
Inning Stats	R: 2 E: 0 K: 0 S: 13 H: 2 LOB: 2 BB: 1 P: 22	R: 0 E: 0 K: 1 S: 6 H: 0 LOB: 0 BB: 0 P: 8	R: 0 E: 0 K: 0 S: 9 H: 1 LOB: 0 BB: 1 P: 14	R: 0 E: 0 K: 2 S: 11 H: 2 LOB: 2 BB: 0 P: 17	R: 0 E: 0 K: 0 S: 6 H: 1 LOB: 0 BB: 0 P: 9	R: 1 E: 0 K: 1 S: 6 H: 1 LOB: 0 BB: 0 P: 8	R: 0 E: 0 K: 2 S: 9 H: 0 LOB: 0 BB: 0 P: 12	R: 0 E: 0 K: 0 S: 5 H: 1 LOB: 0 BB: 0 P: 6	R: 0 E: 0 K: 1 S: 8 H: 1 LOB: 1 BB: 0 P: 12	1B: 6 2B: 2 3B: 0 HR: 1	SF: 1 SAC: 0 DP: 3 HBP: 1						

PITCHER	IP	WLS	BF	H	R	ER	SO	BB	IBB	HBP	BLK	WP	HR	S	P	ERA	WHIP
Ryan Dempster, R (1, 1) ERA: 4.03	9.0	W	35	9	3	3	7	2	0	1	0	0	1	73	108	3.00	1.222

PITCHER	IP	WLS	BF	H	R	ER	SO	BB	IBB	HBP	BLK	WP	HR	S	P	ERA	WHIP

TOP

Los Angeles Dodgers @ Florida Marlins

Pro Player Stadium, Miami, FL

Sun May 12 2002, 1:05 PM EDT

Att. 7,930 - Cloudy - 85 F

livebaseballscorecards.com

AB	31
R	3
H	9
RBI	3
BB	2
SO	7
LOB	11

1B: 6	SF: 1	WP: 0	PA: 35
2B: 2	SAC: 0	PB: 0	
3B: 0	DP: 3	SB: 0	
HR: 1	HBP: 1	CS: 1	

Batter	1	2	3	4	5	6	7	8	9	AB	R	H	RBI	BB	SO	LOB
Andy Fox, L (1, 4) OBP: 0.378, SLG: 0.425	B C C S 1-3 K ①		X 0-0 FC1-6 S S BB ① 1-2f	S X 0-1 WP 2B 2-H	B C S C 1-3 K ③		B F S B F B B 4-2 1B BB 1-2 2-3			4	1	1	1	1	2	2
Alex Gonzalez, R (1, 6) OBP: 0.306, SLG: 0.351	B B F F B F F F C 3-3 K ②		C F B B B F F F B F 4-2 B BB S BB 1-2	C B S B S 2-3 K ③ 2-3		F X 0-1 G5-3 ①	B X 1-0 WP 1B 1-3 2-H 3-H			4	0	1	2	1	2	1
Preston Wilson, R (1, 8) OBP: 0.329, SLG: 0.409	B F S C 1-3 K ③		F B B B C X 3-2 P4 ② 1-2 2-3		B S F F X 1-2 1B SF9 1B	F X 0-1 G5-3 ②	C B F B S 2-3 K ②			5	1	1	0	0	2	4
Cliff Floyd, L (1, 9) OBP: 0.461, SLG: 0.675		S X 0-1 G4-3 ① B S S B S	I I I I 4-0 FC5 BB IBB		B B B C X 3-1 1B SF9 2B 1B 1-3	X 0-0 G6-3 ③	B S F S 1-3 K ③ 1-2			4	1	1	0	1	1	2
Mike Lowell, R (1, 5) OBP: 0.407, SLG: 0.630		B B B B 4-0 BB	C B S X 1-2 FC5 ③ 2-3f		B X 1-0 SF9 ① 1-2 3-H		F B B X 2-1 HR	B B X 2-0 F9 ①		3	1	1	3	1	1	0
Derrek Lee, R (1, 3) OBP: 0.331, SLG: 0.482		B C B C X 2-2 1B 2B	C B C B S 3-3 K ②		X 0-0 F9 ②					4	1	1	0	1	1	4
Eric Owens, R (1, 7) OBP: 0.341, SLG: 0.424 Tim Raines, S (8, 7) OBP: 0.458, SLG: 0.294	B C X 1-1 F9 ③			B F B X 2-1 F8 ①	B B C B C X 3-2 2B 1B 2-3		B B X 2-0 BB HBP 1B 1B 2-H	B X 1-0 2B		4 1	2 0	2 1	1 0	0 0	0 0	1 0
Mike Redmond, R (1, 2) OBP: 0.413, SLG: 0.426			C B X 1-1 HR	X 0-0 SH3-4 2B 1B	C X 0-1 3B 2B 1-H 3-H		C F H 1-2 BB 1B HBP 1-2	C B S S 1-3 K ③		4	4	3	3	0	1	1
Ryan Dempster, R (1, 1) OBP: 0.095, SLG: 0.190			F X 0-1 CI FC1-6	L B C X 1-2 SH3-4 ② 1-2	F L B X 1-2 3B 2-H		B L L B B S 3-3 K ①			2	0	1	1	0	1	2
Inning Stats	R: 0 E: 0 K: 3 S: 12 H: 0 LOB: 0 BB: 0 P: 17	R: 0 E: 0 K: 1 S: 7 H: 0 LOB: 1 BB: 1 P: 14	R: 2 E: 1 K: 0 S: 19 H: 1 LOB: 3 BB: 3 P: 36	R: 1 E: 0 K: 1 S: 11 H: 2 LOB: 1 BB: 0 P: 16	R: 4 E: 0 K: 1 S: 19 H: 5 LOB: 1 BB: 0 P: 29	R: 0 E: 0 K: 0 S: 5 H: 0 LOB: 0 BB: 0 P: 5	R: 4 E: 0 K: 3 S: 21 H: 4 LOB: 2 BB: 1 P: 39	R: 0 E: 0 K: 2 S: 8 H: 1 LOB: 1 BB: 0 P: 15		1B: 6 2B: 4 3B: 1 HR: 2	SF: 1 SAC: 1 DP: 0 HBP: 1			WP: 2 PB: 0 SB: 3 CS: 0	PA: 44	

PITCHER		IP	WLS	BF	H	R	ER	SO	BB	IBB	HBP	BLK	WP	HR	S	P	ERA	WHIP
Hideo Nomo, R ERA: 3.91	(1, 1)	4.2	L	27	8	7	6	5	3	1	0	0	1	1	65	108	11.57	2.357
Omar Daal, L ERA: 1.2	(5, 1)	1.1		4	0	0	0	1	0	0	0	0	0	0	8	9	0.00	0.000
Jeff Williams, L ERA: 36.0	(7, 1)	1.0		9	4	4	4	3	1	0	1	0	1	1	21	39	36.00	5.000
Jesse Orosco, L ERA: 3.24	(8, 1)	1.0		4	1	0	0	2	0	0	0	0	0	0	8	15	0.00	1.000

PITCHER	IP	WLS	BF	H	R	ER	SO	BB	IBB	HBP	BLK	WP	HR	S	P	ERA	WHIP

BOTTOM

Los Angeles Dodgers @ Florida Marlins

Pro Player Stadium, Miami, FL

Sun May 12 2002, 1:05 PM EDT
Att. 7,930 - Cloudy - 85 F

livebaseballscorecards.com

AB	35
R	11
H	13
RBI	11
BB	5
SO	11
LOB	17

Batter	1	2	3	4	5	6	7	8	9	AB	R	H	RBI	BB	SO	LOB
Andy Fox, L (1, 4) OBP: 0.388, SLG: 0.405	B B B B 4-0 S BB		C B B F B F B 4-2 CS BB			B C B F X 2-2 ② F8		X 0-0 ② P6		2	0	0	0	2	0	0
Alex Gonzalez, R (1, 6) OBP: 0.305, SLG: 0.348	C B F X 1-2 ① P4		B 1-0 ③ CS 1-2	F X 0-1 ① F7		C F B B S 2-3 ③ K		B B X 2-0 BB 1B		4	0	1	0	0	1	1
Preston Wilson, R (1, 8) OBP: 0.339, SLG: 0.414	B C C B B S 3-3 ② K 1-2			B X 1-0 S 1B			B X 1-0 1B 1B	F F B B F B B 4-2 1-2 BB		3	0	2	0	1	1	1
Cliff Floyd, L (1, 9) OBP: 0.455, SLG: 0.664 Tim Raines, S (5, 7) OBP: 0.423, SLG: 0.263	B C B X 2-1 ③ P4			B B X 2-0 ② F7 1-2			C F B X 1-2 ① F8	B F B F S 2-3 ③ K		2 2	0 0	0 0	0 0	0 0	0 1	2 3
Mike Lowell, R (1, 5) OBP: 0.404, SLG: 0.620		B F B F B X 3-2 ① F8		X 0-0 ③ P6			C X 0-1 1-2 1B		X 0-0 ① G6-3	4	0	1	0	0	0	1
Derrek Lee, R (1, 3) OBP: 0.335, SLG: 0.483		C B B F B X 3-2 G4-6-3 1B			S F B B X 2-2 ① G6-3		B B X 2-0 ② F3		B B X 2-0 3B 1B	4	1	2	0	0	0	2
Eric Owens, R (1, 7) OBP: 0.337, SLG: 0.438 (5, 9)		X 0-0 ②③ G4-6-3 1-2f			B C B X 2-1 ② G4-3		F B C B X 2-2 ③ L9		B F S F B X 2-2 1-H G5-3 3B	4	1	1	1	0	0	3
Charles Johnson, R (1, 2) OBP: 0.304, SLG: 0.367			X 0-0 ① P3		C S X 0-2 ③ G1-3			X 0-0 HR	X 0-0 ② G5-3 3-H	4	1	1	2	0	0	0
Brad Penny, R (1, 1) OBP: 0.063, SLG: 0.063 Marty Malloy, L (6, PH) OBP: 0.188, SLG: 0.071 Gary Knotts, R (6, 1) Michael Tejera, L (7, 1) Ramon Castro, R (8, PH) OBP: 0.357, SLG: 0.652 Hansel Izquierdo, R (8, 1) Mike Redmond, R (9, PH) OBP: 0.406, SLG: 0.418			B B F B X 3-1 ② G6-3			X 0-0 ① B2		B X 1-0 ① P4	B C X 1-1 ③ G5-3	1 1 0 0 1 0 1	0 0 0 0 0 0 0	0 0 0 0 0 0 0	0 0 0 0 0 0 0	0 0 0 0 0 0 0	0 0 0 0 0 0 0	0 0 0 0 0 0 0
Inning Stats	R: 0 H: 0 E: 0 LOB: 1 K: 1 BB: 1 S: 8 P: 18	R: 0 H: 1 E: 0 LOB: 0 K: 0 BB: 0 S: 7 P: 13	R: 0 H: 0 E: 0 LOB: 0 K: 0 BB: 1 S: 6 P: 14	R: 0 H: 1 E: 0 LOB: 1 K: 0 BB: 0 S: 5 P: 8	R: 0 H: 0 E: 0 LOB: 0 K: 0 BB: 0 S: 8 P: 12	R: 0 H: 0 E: 0 LOB: 0 K: 1 BB: 0 S: 7 P: 11	R: 0 H: 2 E: 0 LOB: 2 K: 0 BB: 0 S: 10 P: 16	R: 1 H: 2 E: 0 LOB: 2 K: 1 BB: 1 S: 10 P: 19	R: 2 H: 2 E: 0 LOB: 0 K: 0 BB: 0 S: 9 P: 14	1B: 6 SF: 0 2B: 0 SAC: 0 3B: 1 DP: 1 HR: 1 HBP: 0						

PITCHER		IP	WLS	BF	H	R	ER	SO	BB	IBB	HBP	BLK	WP	HR	S	P	ERA	WHIP
Denny Stark, R ERA:	(1, 1)	6.0	W	20	2	0	0	2	2	0	0	0	0	0	41	76	0.00	0.667
Justin Speier, R ERA: 2.25	(7, 1)	2.0		11	4	1	1	1	1	0	0	0	0	1	20	35	4.50	2.500
Dennys Reyes, L ERA: 4.86	(9, 1)	1.0		5	2	2	2	0	0	0	0	0	0	0	9	14	18.00	2.000

PITCHER	IP	WLS	BF	H	R	ER	SO	BB	IBB	HBP	BLK	WP	HR	S	P	ERA	WHIP

TOP

Florida Marlins @ Colorado Rockies

Coors Field, Denver, CO

Mon May 13 2002, 7:05 PM MDT

Att. 29,971 - Sunny - 68 F

livebaseballscorecards.com

AB	33
R	3
H	8
RBI	3
BB	3
SO	3
LOB	13

Batter	1	2	3	4	5	6	7	8	9	AB	R	H	RBI	BB	SO	LOB
Juan Pierre, L (1, 8) OBP: 0.359, SLG: 0.307	B X 1-0 F7 17 E 2B		F X 0-1 F9 S 1B	X 0-0 ③ B1-3		B B C F X 2-2 ② G4-3		B S B F X 2-2 ② ③ G6-3 1-2f		5	1	2	0	0	0	2
Juan Uribe, R (1, 6) OBP: 0.357, SLG: 0.425	B S F B S 2-3 ① K		C B S S X 1-2 ① F9 1-3		F F B B S 3-3 ① K	B C B B X 3-1 ③ P4				4	0	0	0	0	2	2
Larry Walker, L (1, 9) OBP: 0.349, SLG: 0.538	B B S S B X 3-2 ② F7 2-3		X 0-0 ② L4		B X 1-0 17 L4-3 1B		B B B B 4-0 BB			3	0	1	0	1	0	2
17 Todd Helton, L (1, 3) OBP: 0.411, SLG: 0.591	B X 1-0 E3 3-H		B B B I 4-0 IBB		F B B B F X 3-2 ② ③ L4-3 1-2		C B B F X 2-2 ① F7			3	0	0	0	1	0	2
Todd Zeile, R (1, 5) OBP: 0.368, SLG: 0.530	B B B C F C 2-3 ③ K		B C F B B S 2-3 ③ K			B C B B B F X 3-2 ① F9	B B C F B F X 3-2 ② F8			4	0	0	0	0	2	4
Todd Hollandsworth, L (1, 7) OBP: 0.298, SLG: 0.394		B B X 2-0 ① G4-3		B X 1-0 ① F7		B B C F F B B B 4-2 BB WP HR BB	C B X 1-1 ③ G3			3	1	0	0	1	0	1
Jose Ortiz, R (1, 4) OBP: 0.297, SLG: 0.289		B B B B B 4-0 BB		B X 1-0 E 1B SF9 1B		B B B B B 4-0 BB HR 1-2 BB		B B B C X 3-1 ① L5		2	2	1	0	2	0	0
Bobby Estalella, R (1, 2) OBP: 0.214, SLG: 0.385		X 0-0 ② F8		B C F X 1-2 SF9 E 1-2 1B		B B B C B 4-1 HR 1-2 2-3 BB		B C F B B F X 3-2 HR		3	2	2	1	1	0	1
Denny Stark, R (1, 1) Greg Norton, S (6, PH) OBP: 0.280, SLG: 0.378 Justin Speier, R (7, 1) Brent Butler, R (8, PH) OBP: 0.333, SLG: 0.333 Dennys Reyes, R (9, 1)		F C C 0-3 ③ K		S 2 SAFE X 0-1 ② SF9 1-3 2-H		B B F X 2-1 1-H 2-H 3-H HR		B F X 1-1 G6-3 1B		1 1 0 1 0	0 1 0 0 0	0 1 0 1 0	1 4 0 0 0	0 0 0 0 0	1 0 0 0 0	1 0 0 0 0
Inning Stats	R: 1 E: 1 K: 2 S: 11 H: 1 LOB: 1 BB: 0 P: 20	R: 0 E: 0 K: 1 S: 5 H: 0 LOB: 1 BB: 1 P: 11	R: 0 E: 0 K: 1 S: 9 H: 1 LOB: 2 BB: 1 P: 16	R: 1 E: 1 K: 0 S: 8 H: 2 LOB: 1 BB: 0 P: 11	R: 0 E: 0 K: 1 S: 7 H: 1 LOB: 0 BB: 0 P: 14	R: 4 E: 0 K: 0 S: 14 H: 1 LOB: 0 BB: 3 P: 36	R: 0 E: 0 K: 0 S: 9 H: 0 LOB: 1 BB: 1 P: 19	R: 1 E: 0 K: 0 S: 11 H: 2 LOB: 0 BB: 0 P: 20		1B: 5 2B: 2 3B: 0 HR: 2 SF: 1 SAC: 0 DP: 2 HBP: 0						

PITCHER	IP	WLS	BF	H	R	ER	SO	BB	IBB	HBP	BLK	WP	HR	S	P	ERA	WHIP
Brad Penny, R (1, 1) ERA: 3.72	5.0	L	22	5	2	0	5	1	1	0	0	0	0	40	72	0.00	1.200
Gary Knotts, R (6, 1) ERA: 6.0	1.0		7	1	4	4	0	3	0	0	0	1	1	14	36	36.00	4.000
Michael Tejera, L (7, 1) ERA: 5.02	1.0		4	0	0	0	0	1	0	0	0	0	0	9	19	0.00	1.000
Hansel Izquierdo, R (8, 1) ERA: 1.15	1.0		4	2	1	1	0	0	0	0	0	0	1	11	20	9.00	2.000

PITCHER	IP	WLS	BF	H	R	ER	SO	BB	IBB	HBP	BLK	WP	HR	S	P	ERA	WHIP

BOTTOM

Florida Marlins @ Colorado Rockies

Coors Field, Denver, CO

Mon May 13 2002, 7:05 PM MDT

Att. 29,971 - Sunny - 68 F

livebaseballscorecards.com

AB	30
R	7
H	8
RBI	6
BB	6
SO	5
LOB	15

WP: 1	PA: 37		
PB: 0			
SB: 1			
CS: 0			

Batter	1	2	3	4	5	6	7	8	9	AB	R	H	RBI	BB	SO	LOB
Luis Castillo, S (1, 4) OBP: 0.356, SLG: 0.340	C X 0-1 G6-4-3 1B		X 0-0 ③ F7			C B B X 2-1 S 1B	C C X 0-2 ② FC5-2-5 1-2 3-H		B F F F B X 2-2 ③ G4-3	5	0	2	0	0	0	2
Alex Gonzalez, R (1, 6) OBP: 0.297, SLG: 0.338	B B C F F F F X 2-2 ① P4			B F X 1-1 ① F8		C C S 0-3 ① K	F S B X 1-2 ③ F9			4	0	0	0	0	1	4
Preston Wilson, R (1, 8) OBP: 0.337, SLG: 0.406	B S X 1-1 ② ③ G6-4-3 1-2f			F S B B S 2-3 ② K		S B S B B S 2-3 ② K 1-2		C C B B F B B 4-2 2B SF8 BB		3	1	0	0	1	2	2
Cliff Floyd, L (1, 9) OBP: 0.456, SLG: 0.690		S F F F X 0-2 HR		S S B X 1-2 ③ G4-3		C S S F F S 1-3 ③ K		F B X 1-1 SF8 1-3 WP 2B		4	2	2	1	0	1	1
Mike Lowell, R (1, 5) OBP: 0.406, SLG: 0.621		B F B X 2-1 G4-6-3 1B			C B X 1-1 ① F8		B F X 1-1 3B 1B	X 0-0 ① SF8 2-3 3-H		3	1	2	1	0	0	0
Derrek Lee, R (1, 3) OBP: 0.333, SLG: 0.490	X 0-0 ① ② G4-6-3 1-2f				X 0-0 ② G5-3		B B B X 3-0 WP 1-H 3B	C F F F B B S 2-3 ② K 3-H		4	1	1	1	0	1	1
Eric Owens, R (1, 7) OBP: 0.343, SLG: 0.435		C B B B X 3-1 ③ G4-3			B B B 4-0 S 1B BB		C B B X 2-1 1B S FC5-2-5 3-H 1B	X 0-0 ③ G6-3		3	1	1	0	1	0	0
Mike Redmond, R (1, 2) OBP: 0.412, SLG: 0.424			C B X 1-1 ① L9		B X 1-0 1-H 1B		B F F X 1-2 ① F9 1-2		X 0-0 CS 1B	4	0	2	1	0	0	1
Josh Beckett, R (1, 1)			C C C 0-3 ② K		C B C F X 1-2 ③ G1-3		B C B X 2-1 FC5-2-5 2-3 1B		C B B B S B C 3-3 ① ② K 1-2	2	0	0	0	0	1	1
Tim Raines, S (7, PH) OBP: 0.444, SLG: 0.300										1	0	1	0	0	0	0
Braden Looper, R (7, 1)										0	0	0	0	0	0	0
46 Oswaldo Mairena, L (8, 1)										0	0	0	0	0	0	0
Vladimir Nunez, R (8, 1) OBP: 0.500, SLG: 0.500										1	0	0	0	0	1	1
Inning Stats	R: 0 E: 0 K: 0 S: 10 H: 1 LOB: 0 BB: 0 P: 13	R: 1 E: 0 K: 0 S: 10 H: 2 LOB: 0 BB: 0 P: 15	R: 0 E: 0 K: 1 S: 6 H: 0 LOB: 0 BB: 0 P: 7	R: 0 E: 0 K: 1 S: 8 H: 0 LOB: 0 BB: 0 P: 12	R: 1 E: 0 K: 0 S: 8 H: 1 LOB: 1 BB: 1 P: 15	R: 0 E: 0 K: 3 S: 12 H: 1 LOB: 1 BB: 0 P: 17	R: 2 E: 0 K: 0 S: 16 H: 4 LOB: 2 BB: 0 P: 26	R: 2 E: 0 K: 1 S: 12 H: 1 LOB: 0 BB: 1 P: 19	R: 0 E: 0 K: 1 S: 8 H: 1 LOB: 0 BB: 0 P: 13	1B: 8 2B: 1 3B: 1 HR: 1 SF: 1 SAC: 0 DP: 2 HBP: 0						

PITCHER		IP	WLS	BF	H	R	ER	SO	BB	IBB	HBP	BLK	WP	HR	S	P	ERA	WHIP
Denny Neagle, L ERA: 5.1	(1, 1)	6.0	L	25	8	4	4	5	1	0	0	0	1	1	59	90	6.00	1.500
Chris Nichting, R ERA: 0.6	(7, 1)	1.0		4	1	0	0	0	0	0	0	0	0	0	11	15	0.00	1.000
Rick White, R ERA: 4.91	(8, 1)	1.0		5	1	2	2	1	1	0	0	0	1	0	12	19	18.00	2.000
Todd Jones, R ERA: 2.45	(9, 1)	1.0		3	1	0	0	1	0	0	0	0	0	0	8	13	0.00	1.000

PITCHER	IP	WLS	BF	H	R	ER	SO	BB	IBB	HBP	BLK	WP	HR	S	P	ERA	WHIP

TOP

Florida Marlins @ Colorado Rockies

Coors Field, Denver, CO

Tue May 14 2002, 7:05 PM MDT

Att. 28,651 - Cloudy - 60 F

livebaseballscorecards.com

AB	34
R	6
H	11
RBI	4
BB	2
SO	7
LOB	13

WP: 2	PA: 37
PB: 0	
SB: 3	
CS: 1	

Batter	1	2	3	4	5	6	7	8	9	AB	R	H	RBI	BB	SO	LOB
Juan Pierre, L (1, 8) OBP: 0.360, SLG: 0.316	G6-3		K		F8		1-3 2B		E9 G5-3 1B	5	0	2	0	0	1	1
Brent Butler, R (1, 6) OBP: 0.182, SLG: 0.182	K		G6-3			P5	F8		G5-3 2-3	5	0	0	0	0	1	3
Larry Walker, L (1, 9) OBP: 0.351, SLG: 0.529	P2			G4-3		S BB		G4-3 17 1B 1B	F8	4	0	1	0	1	0	1
17 Todd Helton, L (1, 3) OBP: 0.413, SLG: 0.610		HR		G3-1		F5		1-2 G4-3 1B		4	1	2	1	0	0	1
Todd Zeile, R (1, 5) OBP: 0.365, SLG: 0.517		F9		G4-3		1-2 BB		1-2 2-3 G4-3		3	0	0	0	1	0	2
Todd Hollandsworth, L (1, 7) OBP: 0.306, SLG: 0.423		F8			HR	P5			BB	3	1	1	1	1	0	2
Jose Ortiz, R (1, 4) OBP: 0.305, SLG: 0.290		BB			G6-3		FC1-6 1B		K	3	0	1	0	1	1	3
Gary Bennett, R (1, 2) OBP: 0.287, SLG: 0.295		P3			1B		FC1-6 2B 1-2f		G5-3	3	0	1	0	0	0	2
Terry Shumpert, R (8, PH) OBP: 0.271, SLG: 0.313										1	0	0	0	0	0	3
Todd Jones, L (9, 1)										0	0	0	0	0	0	0
Denny Neagle, L (1, 1) OBP: 0.412, SLG: 0.588			L5		F7		F8		K	2	0	0	0	0	0	1
Chris Nichting, R (7, 1) OBP: 0.500, SLG: 0.500										0	0	0	0	0	0	0
Greg Norton, S (7, PH) OBP: 0.275, SLG: 0.370										1	0	0	0	0	0	1
Rick White, R (8, 1)										0	0	0	0	0	0	0
Bobby Estalella, R (9, 2) OBP: 0.200, SLG: 0.357										1	0	0	0	0	1	0
Inning Stats	R: 0 E: 0 K: 1 S: 7 H: 0 LOB: 0 BB: 0 P: 10	R: 1 E: 0 K: 0 S: 10 H: 1 LOB: 1 BB: 1 P: 20	R: 0 E: 0 K: 1 S: 7 H: 0 LOB: 0 BB: 0 P: 8	R: 0 E: 0 K: 0 S: 8 H: 0 LOB: 0 BB: 0 P: 11	R: 1 E: 0 K: 0 S: 8 H: 2 LOB: 1 BB: 0 P: 11	R: 0 E: 0 K: 0 S: 6 H: 0 LOB: 2 BB: 2 P: 14	R: 0 E: 0 K: 0 S: 11 H: 2 LOB: 2 BB: 0 P: 18	R: 0 E: 0 K: 1 S: 14 H: 2 LOB: 3 BB: 1 P: 26	R: 0 E: 1 K: 1 S: 9 H: 1 LOB: 1 BB: 0 P: 11	1B: 5 2B: 1 3B: 0 HR: 2	SF: 0 SAC: 0 DP: 0 HBP: 0						

PITCHER	IP	WLS	BF	H	R	ER	SO	BB	IBB	HBP	BLK	WP	HR	S	P	ERA	WHIP
Josh Beckett, R (1, 1) ERA: 3.44	6.0	W	24	3	2	2	2	3	0	0	0	0	2	46	74	3.00	1.000
Braden Looper, R (7, 1) ERA: 3.05	1.0	H	5	2	0	0	0	0	0	0	0	0	0	11	18	0.00	2.000
46 Oswaldo Mairena, L (8, 1) ERA: 1.69	0.1		4	2	0	0	0	1	0	0	0	0	0	6	12	0.00	9.000
Vladimir Nunez, R (8, 1) ERA: 1.88	1.2	S	6	1	0	0	2	0	0	0	0	0	0	17	25	0.00	0.600

PITCHER	IP	WLS	BF	H	R	ER	SO	BB	IBB	HBP	BLK	WP	HR	S	P	ERA	WHIP

BOTTOM

Florida Marlins @ Colorado Rockies

Coors Field, Denver, CO

Tue May 14 2002, 7:05 PM MDT
Att. 28,651 - Cloudy - 60 F

livebaseballscorecards.com

AB	35
R	2
H	8
RBI	2
BB	4
SO	4
LOB	20

WP: 0 PB: 0 SB: 1 CS: 0 PA: 39

Batter	1	2	3	4	5	6	7	8	9	AB	R	H	RBI	BB	SO	LOB
Andy Fox, L (1, 4) OBP: 0.370, SLG: 0.383	C X 0-1 ① G4-3		X 0-0 1-2 3-H 1B		C C S 0-3 ② K		X 0-0 ② G3-1		C X 0-1 ② G4-3	5	0	1	1	0	1	0
Alex Gonzalez, R (1, 6) OBP: 0.300, SLG: 0.336	B F B F S 2-3 ② K		X 0-0 ② L7		F X 0-1 1B 1B		B B B B 4-0 BB		C X 0-1 ③ F8	4	0	1	0	1	1	2
Preston Wilson, R (1, 8) OBP: 0.335, SLG: 0.403	B F S B C 2-3 ③ K		B C C X 1-2 ③ G3		C X 0-1 1-2 1B		F S S 0-3 ③ K			4	0	1	0	0	2	3
Cliff Floyd, L (1, 9) OBP: 0.451, SLG: 0.684		C X 0-1 ① F5		B X 1-0 1B SF9 2B	F F F S 0-3 ③ K			F S S 0-3 ① K		4	1	1	0	0	2	2
Mike Lowell, R (1, 5) OBP: 0.408, SLG: 0.618		B X 1-0 ② L7		B F X 1-1 1B 2-3 1B		C B B B C C 3-3 ① K		B S X 1-1 2B 1B		4	0	2	0	0	1	0
Derrek Lee, R (1, 3) OBP: 0.337, SLG: 0.497		C S S 0-3 ③ K		S B B B X 3-1 ① SF9 3-H		C S B B B B 4-2 BB		B B X 2-0 1-3 2B		2	0	1	1	1	1	0
Eric Owens, R (1, 7) OBP: 0.350, SLG: 0.432			B B C F B B 4-2 WP S 1B BB	B X 1-0 1-3 G5-4-3 1B		X 0-0 ② F9		B S F S 1-3 ② K		3	1	1	0	1	1	3
Charles Johnson, R (1, 2) OBP: 0.288, SLG: 0.344			B X 1-0 ① F7	B B F X 2-1 ② ③ G5-4-3 1-2f		B C S B P S 3-3 ③ K		B X 1-0 ③ L6		4	0	0	0	0	1	6
A.J. Burnett, R (1, 1) OBP: 0.174, SLG: 0.190 Vic Darensbourg, L (7, 1) Tim Raines, S (9, PH) OBP: 0.429, SLG: 0.286			B C C B B B 4-2 1B 1-3 BB		F C S 0-3 ① K		C B C B B X 3-2 ① F3		X 0-0 ① G4-3	2 0 1	0 0 0	0 0 0	0 0 0	1 0 0	1 0 0	0 0 0
Inning Stats	R: 0 E: 0 K: 2 S: 8 H: 0 LOB: 0 BB: 0 P: 12	R: 0 E: 0 K: 1 S: 6 H: 0 LOB: 0 BB: 0 P: 7	R: 1 E: 0 K: 0 S: 10 H: 1 LOB: 2 BB: 2 P: 20	R: 1 E: 0 K: 0 S: 8 H: 3 LOB: 1 BB: 0 P: 16	R: 0 E: 0 K: 3 S: 14 H: 2 LOB: 2 BB: 0 P: 14	R: 0 E: 0 K: 2 S: 10 H: 0 LOB: 1 BB: 1 P: 19	R: 0 E: 0 K: 1 S: 7 H: 0 LOB: 1 BB: 1 P: 14	R: 0 E: 0 K: 2 S: 10 H: 2 LOB: 2 BB: 0 P: 15	R: 0 E: 0 K: 0 S: 5 H: 0 LOB: 0 BB: 0 P: 5	1B: 6 2B: 2 3B: 0 HR: 0	SF: 1 SAC: 0 DP: 1 HBP: 0					

TOP

Florida Marlins @ Colorado Rockies

Coors Field, Denver, CO

Wed May 15 2002, 7:05 PM MDT

Att. 27,898 - Cloudy - 68 F

livebaseballscorecards.com

AB	33
R	2
H	8
RBI	2
BB	4
SO	11
LOB	16

WP: 1 PB: 0 SB: 1 CS: 0 PA: 38

PITCHER		IP	WLS	BF	H	R	ER	SO	BB	IBB	HBP	BLK	WP	HR	S	P	ERA	WHIP
Jason Jennings, R ERA: 4.23	(1, 1)	7.0	W	30	6	2	2	9	4	0	0	0	1	0	63	102	2.57	1.429
Kent Mercker, L ERA: 3.06	(8, 1)	1.0		5	2	0	0	2	0	0	0	0	0	0	10	15	0.00	2.000
Jose Jimenez, R ERA: 3.38	(9, 1)	1.0		3	0	0	0	0	0	0	0	0	0	0	5	5	0.00	0.000

PITCHER	IP	WLS	BF	H	R	ER	SO	BB	IBB	HBP	BLK	WP	HR	S	P	ERA	WHIP

Batter	1	2	3	4	5	6	7	8	9	AB	R	H	RBI	BB	SO	LOB
Juan Pierre, L (1, 8) OBP: 0.358, SLG: 0.315	G1-3		K		G1-6-3		BB, S, 17, 1B, 1B			4	1	1	0	0	1	1
Juan Uribe, R (1, 6) OBP: 0.366, SLG: 0.426	K		BB			1B, 1B	17, 1B, BB			2	1	1	0	2	1	0
Larry Walker, L (1, 9) OBP: 0.362, SLG: 0.532	1B		G4-3			BB, 1B	17, 1B, 2B, BB			3	1	2	0	1	0	1
17 Todd Helton, L (1, 3) OBP: 0.409, SLG: 0.600	F8			G3-1		K, 1B	2B, 1B			4	1	1	2	0	1	3
Greg Norton, S (1, 5) OBP: 0.278, SLG: 0.354		G4-3		G3		G6-4-3, BB	2B			2	0	0	0	1	0	0
Brent Butler, R (7, 5) OBP: 0.250, SLG: 0.333										1	0	1	2	0	0	0
Todd Hollandsworth, L (1, 7) OBP: 0.304, SLG: 0.416		CS, 1B	K			G6-4-3		F7		4	0	1	0	0	1	3
Jose Ortiz, R (1, 4) OBP: 0.294, SLG: 0.278		G6-3		F7			L9	P3		4	0	0	0	0	0	1
Bobby Estalella, R (1, 2) OBP: 0.263, SLG: 0.722			HR	HR			P3	K		4	2	2	2	0	1	0
Jason Jennings, L (1, 1) OBP: 0.313, SLG: 0.467			K	G1-6-3, BB			HR			1	0	0	0	1	1	0
Terry Shumpert, R (7, PH) OBP: 0.282, SLG: 0.369										1	1	1	1	0	0	0
Kent Mercker, L (8, 1)										0	0	0	0	0	0	0
Jose Jimenez, R (9, 1)										0	0	0	0	0	0	0
Inning Stats	R: 0 E: 0 K: 1 S: 11 H: 1 LOB: 1 BB: 0 P: 15	R: 0 E: 0 K: 0 S: 6 H: 1 LOB: 0 BB: 0 P: 10	R: 1 E: 0 K: 2 S: 9 H: 1 LOB: 1 BB: 1 P: 15	R: 0 E: 0 K: 1 S: 10 H: 0 LOB: 0 BB: 0 P: 14	R: 1 E: 0 K: 0 S: 7 H: 1 LOB: 0 BB: 1 P: 12	R: 0 E: 0 K: 1 S: 17 H: 2 LOB: 2 BB: 1 P: 29	R: 5 E: 0 K: 0 S: 19 H: 4 LOB: 1 BB: 2 P: 36	R: 0 E: 0 K: 1 S: 8 H: 0 LOB: 0 BB: 0 P: 11		1B: 6 2B: 1 3B: 0 HR: 3	SF: 0 SAC: 0 DP: 2 HBP: 0					

PITCHER		IP	WLS	BF	H	R	ER	SO	BB	IBB	HBP	BLK	WP	HR	S	P	ERA	WHIP
A.J. Burnett, R ERA: 2.94	(1, 1)	6.2	L	29	8	5	5	5	4	0	0	0	0	3	73	117	6.75	1.800
Vic Darensbourg, L ERA: 4.2	(7, 1)	1.1		6	2	2	2	1	1	0	0	0	0	0	14	25	13.50	2.250

PITCHER	IP	WLS	BF	H	R	ER	SO	BB	IBB	HBP	BLK	WP	HR	S	P	ERA	WHIP

BOTTOM

Florida Marlins @ Colorado Rockies

Coors Field, Denver, CO

Wed May 15 2002, 7:05 PM MDT

Att. 27,898 - Cloudy - 68 F

livebaseballscorecards.com

AB	30
R	7
H	10
RBI	7
BB	5
SO	6
LOB	9

Florida Marlins @ Colorado Rockies

Coors Field, Denver, CO

Thu May 16 2002, 1:05 PM MDT

Att. 28,197 - Overcast - 52 F

TOP

livebaseballscorecards.com

Batter	1	2	3	4	5	6	7	8	9	AB	R	H	RBI	BB	SO	LOB
Eric Owens, R (1, 7) (6, 9) OBP: 0.355, SLG: 0.434	G6-3		L9			FC5-4 1B 1-2		E9 G5-3 1B 2-H		4	0	2	0	0	0	0
Alex Gonzalez, R (1, 6) OBP: 0.299, SLG: 0.329	G6-3			BB BB		FC5-4 G5-3 1-2f 2-3		F8		3	0	0	0	1	0	3
Preston Wilson, R (1, 8) OBP: 0.339, SLG: 0.398	CS BB			G6-4-3 1-2 BB		G5-3 1-2 3-H		G5-3 2-3		2	0	0	1	2	0	2
Cliff Floyd, L (1, 9) OBP: 0.446, SLG: 0.674 Tim Raines, S (6, PH) (6, 7) OBP: 0.400, SLG: 0.261	CS 1-2	K	K	K		L1		K		2 2	0 0	0 0	0 0	0 0	2 1	2 2
Mike Lowell, R (1, 5) OBP: 0.404, SLG: 0.606		WP BB		G6-4-3 1-2f			G5-3		F9	3	0	0	0	1	0	2
Derrek Lee, R (1, 3) OBP: 0.330, SLG: 0.484		F9 1-2	F7				K		K	4	0	0	0	0	2	1
Mike Redmond, R (1, 2) OBP: 0.400, SLG: 0.410		F8	L9				K		K	2	0	0	0	0	0	1
Andy Fox, L (1, 4) OBP: 0.368, SLG: 0.380			G6-3		F7			2B 1B		3	1	1	0	0	0	0
Julian Tavarez, L (1, 1) OBP: 0.143, SLG: 0.143 Ramon Castro, R (5, 2) OBP: 0.379, SLG: 0.652 56 Kevin Olsen, R (5, 1) Charles Johnson, R (7, 2) OBP: 0.297, SLG: 0.369 Marty Malloy, L (9, PH) OBP: 0.176, SLG: 0.067			K			FC5-4 1B G5-3 BB		E 2B 1-H		1 0 1 1 1	0 1 0 1 0	0 0 0 1 0	0 0 0 1 0	0 1 0 1 0	1 0 1 0 1	0 0 0 0 0
Inning Stats	R: 0 E: 0 K: 0 S: 9 H: 0 LOB: 0 BB: 1 P: 18	R: 0 E: 0 K: 1 S: 9 H: 0 LOB: 1 BB: 1 P: 18	R: 0 E: 0 K: 1 S: 8 H: 0 LOB: 0 BB: 0 P: 12	R: 0 E: 0 K: 1 S: 8 H: 0 LOB: 1 BB: 2 P: 19	R: 0 E: 0 K: 0 S: 5 H: 0 LOB: 0 BB: 0 P: 8	R: 1 E: 0 K: 0 S: 11 H: 1 LOB: 1 BB: 1 P: 17	R: 0 E: 0 K: 2 S: 7 H: 0 LOB: 0 BB: 0 P: 11	R: 2 E: 1 K: 1 S: 12 H: 3 LOB: 1 BB: 0 P: 17	R: 0 E: 0 K: 2 S: 7 H: 0 LOB: 0 BB: 0 P: 10	1B: 3 2B: 1 3B: 0 HR: 0	SF: 0 SAC: 0 DP: 1 HBP: 0						

	AB	29
	R	3
	H	4
	RBI	2
	BB	5
	SO	8
	LOB	13

WP: 1 PB: 0 SB: 0 CS: 1 PA: 35

PITCHER	IP	WLS	BF	H	R	ER	SO	BB	IBB	HBP	BLK	WP	HR	S	P	ERA	WHIP
Mike Hampton, L (1, 1) ERA: 6.32	8.0	W	31	4	3	3	6	5	0	0	0	1	0	69	120	3.38	1.125
Dennys Reyes, L (9, 1) ERA: 4.58	1.0		3	0	0	0	2	0	0	0	0	0	0	7	10	0.00	0.000

PITCHER	IP	WLS	BF	H	R	ER	SO	BB	IBB	HBP	BLK	WP	HR	S	P	ERA	WHIP

BOTTOM

Florida Marlins @ Colorado Rockies

Coors Field, Denver, CO

Thu May 16 2002, 1:05 PM MDT

Att. 28,197 - Overcast - 52 F

livebaseballscorecards.com

Batter	1	2	3	4	5	6	7	8	9	AB	R	H	RBI	BB	SO	LOB
Juan Pierre, L (1, 8) OBP: 0.359, SLG: 0.323	SH3 S 2B 1B P3			F7 ②	1-3 2-H 2B		E4			5	1	2	1	0	0	1
Juan Uribe, R (1, 6) OBP: 0.358, SLG: 0.415	SH3 ① 1-3	L8 ①		G6-3 ③	G2-3 ③		P6 ③			4	0	0	0	0	0	3
Larry Walker, L (1, 9) OBP: 0.366, SLG: 0.535 Mark Little, R (7, 9) OBP: 0.256, SLG: 0.265	1B 2B 3-H	K ②			17 BB HR BB	F8 ①		G4-3 ①		3 1	2 0	1 0	1 0	1 0	1 0	0 0
17 Todd Helton, L (1, 3) OBP: 0.423, SLG: 0.603 Greg Norton, S (8, 3) OBP: 0.273, SLG: 0.347	1B 1B BB	1B			1-2 HR BB	FC6-4 1B BB		L3 ②		1 1	2 0	1 0	0 0	3 0	0 0	0 0
Todd Zeile, R (1, 5) OBP: 0.373, SLG: 0.544	1B HR 1-3 2-H 1B	K ③			1-H 2-H HR	FC6-4 1-2 1B		K ③		5	2	3	4	0	2	1
Todd Hollandsworth, L (1, 7) OBP: 0.310, SLG: 0.413	HR 1-2 3-H 1B		K ①		1B 2B BB	FC6-4 1-2f 2-3				3	2	1	1	1	1	2
Bobby Estalella, R (1, 2) OBP: 0.261, SLG: 0.773	HR 1-H 2-H		P5 ②		F8 ①	G4-3 ③				4	1	1	3	0	0	3
Brent Butler, R (1, 4) OBP: 0.250, SLG: 0.313	G5-3 ②		1B ③		F8 ②		F7 ①			4	0	1	0	0	0	1
Mike Hampton, R (1, 1) OBP: 0.350, SLG: 0.500 Dennys Reyes, R (9, 1)	1B			F7 ①	2B 1-2 1B		F7 ②			4 0	0 0	2 0	0 0	0 0	0 0	0 0
Inning Stats	R: 6 E: 0 K: 0 S: 20 H: 6 LOB: 1 BB: 1 P: 33	R: 0 E: 0 K: 2 S: 12 H: 1 LOB: 1 BB: 0 P: 18	R: 0 E: 0 K: 1 S: 5 H: 1 LOB: 1 BB: 0 P: 8	R: 0 E: 0 K: 0 S: 5 H: 0 LOB: 0 BB: 0 P: 8	R: 4 E: 0 K: 0 S: 17 H: 3 LOB: 2 BB: 3 P: 36	R: 0 E: 0 K: 0 S: 10 H: 1 LOB: 2 BB: 1 P: 14	R: 0 E: 1 K: 0 S: 8 H: 0 LOB: 1 BB: 0 P: 11	R: 0 E: 0 K: 1 S: 9 H: 0 LOB: 0 BB: 0 P: 11		1B: 8 2B: 2 3B: 0 HR: 2	SF: 0 SAC: 1 DP: 0 HBP: 0					

PITCHER	IP	WLS	BF	H	R	ER	SO	BB	IBB	HBP	BLK	WP	HR	S	P	ERA	WHIP
Julian Tavarez, R (1, 1) ERA: 11.12	4.0	L	24	9	10	10	3	4	0	0	0	0	2	48	87	22.50	3.250
56 Kevin Olsen, R (5, 1) ERA: 3.56	4.0		17	3	0	0	1	1	0	0	0	0	0	38	52	0.00	1.000

PITCHER	IP	WLS	BF	H	R	ER	SO	BB	IBB	HBP	BLK	WP	HR	S	P	ERA	WHIP

AB	35
R	10
H	12
RBI	10
BB	5
SO	4
LOB	11

WP: 0 PA: 41
PB: 0
SB: 1
CS: 0

Batter	1	2	3	4	5	6	7	8	9	AB	R	H	RBI	BB	SO	LOB
Luis Castillo, S (1, 4) OBP: 0.364, SLG: 0.349	G4-3		1B			1B		CS 1B	G4-3	5	1	3	0	0	0	2
Eric Owens, R (1, 7) OBP: 0.342, SLG: 0.417	G5-3		G6-3			F9		K		4	0	0	0	0	1	4
Preston Wilson, R (1, 8) OBP: 0.342, SLG: 0.402	L7			G5-3		1B 2B		S BB		3	1	1	0	1	0	0
Cliff Floyd, L (1, 9) OBP: 0.441, SLG: 0.662		F7		L7		FC4-6 1B		K		4	0	1	2	0	1	2
Mike Lowell, R (1, 5) OBP: 0.401, SLG: 0.604		2B		G5-3		FC4-6			G5-3	4	0	1	0	0	0	1
Derrek Lee, R (1, 3) OBP: 0.328, SLG: 0.497		K			K		L9		HR	4	1	1	1	0	2	1
Charles Johnson, R (1, 2) OBP: 0.295, SLG: 0.362		K			K		G6-3		PB 1B	4	0	1	0	0	2	1
Alex Gonzalez, R (1, 6) OBP: 0.298, SLG: 0.327			G6-3		K		K		PB	4	0	1	0	0	2	0
Ryan Dempster, R (1, 1) OBP: 0.087, SLG: 0.174			B1-3			G6-3		1B 2B	P6	2	0	0	0	0	0	0
Tim Raines, S (8, PH) OBP: 0.419, SLG: 0.333										1	0	1	0	0	0	0
Braden Looper, R (8, 1)										0	0	0	0	0	0	0
Andy Fox, L (9, PH) OBP: 0.362, SLG: 0.373										1	0	0	0	0	0	2
Inning Stats	R: 0 E: 0 K: 0 S: 7 H: 0 LOB: 0 BB: 0 P: 8	R: 0 E: 0 K: 2 S: 10 H: 1 LOB: 1 BB: 0 P: 17	R: 0 E: 0 K: 0 S: 9 H: 1 LOB: 1 BB: 0 P: 12	R: 0 E: 0 K: 0 S: 6 H: 0 LOB: 0 BB: 0 P: 9	R: 0 E: 0 K: 3 S: 10 H: 0 LOB: 0 BB: 0 P: 15	R: 2 E: 0 K: 0 S: 10 H: 3 LOB: 1 BB: 0 P: 15	R: 0 E: 0 K: 1 S: 7 H: 0 LOB: 0 BB: 0 P: 10	R: 0 E: 0 K: 2 S: 12 H: 2 LOB: 2 BB: 1 P: 19	R: 1 E: 0 K: 0 S: 15 H: 3 LOB: 2 BB: 0 P: 23	1B: 6 2B: 4 3B: 0 HR: 1 SF: 0 SAC: 0 DP: 1 HBP: 0						

PITCHER	IP	WLS	BF	H	R	ER	SO	BB	IBB	HBP	BLK	WP	HR	S	P	ERA	WHIP
Russ Ortiz, R (1, 1) ERA: 2.78	7.0	W	26	5	2	2	6	0	0	0	0	0	0	59	86	2.57	0.714
Felix Rodriguez, R (8, 1) ERA: 4.34	0.2	H	4	2	0	0	1	1	0	0	0	0	0	9	15	0.00	4.500
Robb Nen, R (8, 1) ERA: 2.75	1.1	S	7	3	1	1	1	0	0	0	0	0	1	18	27	6.75	2.250

PITCHER	IP	WLS	BF	H	R	ER	SO	BB	IBB	HBP	BLK	WP	HR	S	P	ERA	WHIP

TOP

Florida Marlins @ San Francisco Giants

PacBell Park, San Francisco, CA

Fri May 17 2002, 10:35 PM EDT

Att. 37,977 - Sunny - 56 F

livebaseballscorecards.com

AB	36
R	3
H	10
RBI	3
BB	1
SO	8
LOB	13

WP: 0 PB: 1 SB: 1 CS: 1 PA: 37

Batter	1	2	3	4	5	6	7	8	9	AB	R	H	RBI	BB	SO	LOB
David Bell, R (1, 5) OBP: 0.325, SLG: 0.404	B B C B F S 3-3 ① K		C X 0-1 1-H HR			F B C F X 1-2 ① L8	B 1-0 ③ 1-2 CS	C B B F X 2-2 ① L8		4	1	1	2	0	1	0
Rich Aurilia, R (1, 6) OBP: 0.303, SLG: 0.437	B F B B S S 3-3 ② K		C S B B B S 3-3 ③ K			F B X 1-1 ② F9		B B F B C X 3-2 1B 1B BB 1B		4	1	1	0	0	2	0
Barry Bonds, L (1, 7) OBP: 0.603, SLG: 0.857	F B F F B X 2-2 ③ G4-3			B C B X 2-1 ① P6		B F X 1-1 3B		B F X 1-1 BB 1B 1-2 HR 1B		4	1	2	0	0	0	0
Jeff Kent, R (1, 4) OBP: 0.313, SLG: 0.419		B B B B 4-0 CS BB		X 0-0 ② F9		B B S B C X 3-2 ③ G6-3		B B B C F C 3-3 ② K		3	0	0	0	1	1	3
J.T. Snow, L (1, 3) OBP: 0.325, SLG: 0.333		B S B S F B F C 3-3 ① ② K 1-2		B F B B X 3-1 ③ L9			B B B 4-0 G6-3 1B 1B BB	B F F B F X 2-2 BB 1-2 HR 2-3 1B		3	2	1	0	1	1	1
Reggie Sanders, R (1, 9) OBP: 0.316, SLG: 0.396	C B B F B B F F S 3-3 ③ K				F C B B S 2-3 ① K		C B S B X 2-2 G6-3 1-2 1B 1B	B F B S B B 4-2 1-2 HR 2-3 3-H BB		3	2	1	1	1	2	0
Tsuyoshi Shinjo, R (1, 8) OBP: 0.282, SLG: 0.338			F B C C X 1-2 ① P6		B B B L C F S 3-3 ② K		B B B L F X 2-2 ① F5	B X 1-0 1-H 2-H 3-H HR		4	1	1	4	0	1	2
Benito Santiago, R (1, 2) OBP: 0.318, SLG: 0.438			B C F B S 2-3 ② K		B F B B X 3-1 3B		F F X 0-2 ② G6-3 1-2 2-3	X 0-0 ③ G4-3		4	0	1	0	0	1	2
Russ Ortiz, R (1, 1) OBP: 0.400, SLG: 0.500			X 0-0 HR 1B		C F C 0-3 ③ K		B X 1-0 CS 2-H 3-H 1B			2	1	1	0	0	1	1
Tom Goodwin, L (7, PH) OBP: 0.455, SLG: 0.400										1	0	1	2	0	0	0
Felix Rodriguez, R (8, 1)										0	0	0	0	0	0	0
Robb Nen, R (8, 1)										0	0	0	0	0	0	0
Inning Stats	R: 0 H: 0 E: 0 LOB: 0 K: 2 BB: 0 S: 10 P: 18	R: 0 H: 0 E: 0 LOB: 0 K: 2 BB: 1 S: 11 P: 21	R: 2 H: 2 E: 0 LOB: 0 K: 2 BB: 0 S: 12 P: 18	R: 0 H: 0 E: 0 LOB: 0 K: 0 BB: 0 S: 5 P: 10	R: 0 H: 1 E: 0 LOB: 1 K: 3 BB: 0 S: 11 P: 19	R: 0 H: 1 E: 0 LOB: 1 K: 0 BB: 0 S: 11 P: 17	R: 2 H: 2 E: 0 LOB: 0 K: 0 BB: 1 S: 10 P: 20	R: 5 H: 4 E: 0 LOB: 0 K: 1 BB: 1 S: 19 P: 35		1B: 6 SF: 0 2B: 1 SAC: 0 3B: 2 DP: 1 HR: 2 HBP: 0						

PITCHER		IP	WLS	BF	H	R	ER	SO	BB	IBB	HBP	BLK	WP	HR	S	P	ERA	WHIP
Ryan Dempster, R ERA: 4.15	(1, 1)	7.0	L	27	6	4	4	9	2	0	0	0	0	1	70	123	5.14	1.143
Braden Looper, R ERA: 4.98	(8, 1)	1.0		8	4	5	5	1	1	0	0	0	0	1	19	35	45.00	5.000

PITCHER	IP	WLS	BF	H	R	ER	SO	BB	IBB	HBP	BLK	WP	HR	S	P	ERA	WHIP

BOTTOM

Florida Marlins @ San Francisco Giants

PacBell Park, San Francisco, CA

Fri May 17 2002, 10:35 PM EDT

Att. 37,977 - Sunny - 56 F

livebaseballscorecards.com

AB	32
R	9
H	10
RBI	9
BB	3
SO	10
LOB	9

Florida Marlins @ San Francisco Giants

PacBell Park, San Francisco, CA

Sat May 18 2002, 4:05 PM EDT

Att. 40,922 - Sunny - 60 F

TOP

livebaseballscorecards.com

Batter	1	2	3	4	5	6	7	8	9	AB	R	H	RBI	BB	SO	LOB
Luis Castillo, S (1, 4) OBP: 0.365, SLG: 0.346	0-1 G6-3		1-1 F8		2-1 FC4-6 1B		3-1 L4		4-1 BB; 1-2 2-3 BB	4	0	1	0	1	0	1
Eric Owens, R (1, 7) OBP: 0.353, SLG: 0.449	2-2 HR		1-1 FC3-6 FC6-4; 1-2f		2-2 FC4-6 G4-3; 1-2f			0-0 E5 G6-3 1B; 1B	4-1 BB; 1-2 2-3 3-H	4	2	2	2	1	0	2
Preston Wilson, R (1, 8) OBP: 0.339, SLG: 0.414	3-1 HR		2-0 FC6-4; 1-2f		2-1 G4-3; 1-2			1-2 G6-3; 2-3	0-3 K	5	1	1	1	0	1	6
Cliff Floyd, L (1, 9) OBP: 0.440, SLG: 0.650	4-0 G5-4-3 BB			1-2 F8	1-3 K			1-0 1B; 3-H	0-0 L9	4	0	1	1	1	1	4
Mike Lowell, R (1, 5) OBP: 0.392, SLG: 0.589	2-2 G5-4-3; 1-2f			0-0 G6-3		2-1 G5-3		1-3 K		4	0	0	0	0	1	2
Derrek Lee, R (1, 3) OBP: 0.332, SLG: 0.494		2-1 G6-4-3 1B		4-1 1B 1B BB		2-0 F9		1-3 K		3	1	1	0	1	1	1
Mike Redmond, R (1, 2) OBP: 0.405, SLG: 0.415		0-2 L8		1-0 1B; 1-2		0-0 F7			1-1 WP BB BB 1B	4	1	2	0	0	0	1
Alex Gonzalez, R (1, 6) OBP: 0.296, SLG: 0.325 Andy Fox, L (3, 6) OBP: 0.361, SLG: 0.370		0-1 G6-4-3; 1-2f		1-2 1B; 1-2 2-H			0-0 F9		2-2 F8	1 3	0 0	0 1	0 1	0 0	0 0	1 1
Brad Penny, R (1, 1) OBP: 0.118, SLG: 0.118 Pablo Ozuna, R (4, PH) OBP: 0.500, SLG: 0.500 Hansel Izquierdo, R (4, 1) Vic Darensbourg, L (6, 1) Marty Malloy, L (7, PH) OBP: 0.167, SLG: 0.063 46 Oswaldo Mairena, L (7, 1) Michael Tejera, L (8, 1) Tim Raines, S (9, PH) OBP: 0.438, SLG: 0.333			0-0 FC3-6 1B	1-3 K			0-1 F8		4-2 BB WP; 1-2 BB	1 1 0 0 1 0 0 0 0	0 0 0 0 0 0 0 0 0	1 0 0 0 0 0 0 0 0	0 0 0 0 0 0 0 0 1	0 0 0 0 0 0 0 0 0	0 1 0 0 0 0 0 0 0	0 2 0 0 0 0 0 0 0
Inning Stats	R: 2 E: 0 K: 0 S: 10 H: 2 LOB: 0 BB: 1 P: 21	R: 0 E: 0 K: 0 S: 7 H: 1 LOB: 0 BB: 0 P: 9	R: 0 E: 0 K: 0 S: 6 H: 1 LOB: 1 BB: 0 P: 10	R: 1 E: 0 K: 1 S: 13 H: 2 LOB: 2 BB: 1 P: 21	R: 0 E: 0 K: 1 S: 10 H: 1 LOB: 1 BB: 0 P: 17	R: 0 E: 0 K: 0 S: 4 H: 0 LOB: 0 BB: 0 P: 8	R: 0 E: 0 K: 0 S: 5 H: 0 LOB: 0 BB: 0 P: 8	R: 1 E: 1 K: 2 S: 11 H: 2 LOB: 1 BB: 0 P: 15	R: 1 E: 0 K: 1 S: 14 H: 1 LOB: 3 BB: 3 P: 29	1B: 8 2B: 0 3B: 0 HR: 2	SF: 0 SAC: 0 DP: 2 HBP: 0						

AB	35
R	5
H	10
RBI	5
BB	5
SO	5
LOB	21

WP: 1 PB: 0 SB: 0 CS: 0 PA: 40

PITCHER		IP	WLS	BF	H	R	ER	SO	BB	IBB	HBP	BLK	WP	HR	S	P	ERA	WHIP
Kirk Rueter, L ERA: 2.51	(1, 1)	7.0	W	28	7	3	3	2	2	0	0	0	0	2	55	94	3.86	1.286
Jay Witasick, R ERA: 1.45	(8, 1)	1.1		10	3	2	1	2	3	0	0	0	1	0	21	40	6.75	4.500
Robb Nen, R ERA: 2.66	(9, 1)	0.2	S	2	0	0	0	1	0	0	0	0	0	0	4	4	0.00	0.000

PITCHER	IP	WLS	BF	H	R	ER	SO	BB	IBB	HBP	BLK	WP	HR	S	P	ERA	WHIP

BOTTOM

Batter	1	2	3	4	5	6	7	8	9	AB	R	H	RBI	BB	SO	LOB
David Bell, R (1, 5) OBP: 0.333, SLG: 0.438	F B B F X 2-2 HR 1B	X 0-0 1-H HR		C B B X 2-1 F8 2B	C B B C X 2-2 F8 ③		X 0-0 SH1-3 ① 1-2 2-3	F B X 1-1 F8 ③		5	2	3	2	0	0	3
Rich Aurilia, R (1, 6) OBP: 0.299, SLG: 0.427 Jay Witasick, R (8, 1) J.T. Snow, L (9, 3) OBP: 0.325, SLG: 0.333	X 0-0 F9 ①	C B X 1-1 P4 ③		B X 1-0 G6-3 ①		S S X 0-2 G4-3 ①	C F B F X 1-2 BB 1B 2-H 3-H			5 0 0	0 0 0	1 0 0	2 0 0	0 0 0	0 0 0	2 0 0
Barry Bonds, L (1, 7) OBP: 0.615, SLG: 0.921	C B B F B X 3-2 1-H HR		C B B X 2-1 1B 2B 1B	I I I 4-0 IBB		X 0-0 HR	C B B B F B 4-2 1-2 BB			3	3	3	3	2	0	0
Jeff Kent, R (1, 4) OBP: 0.315, SLG: 0.421	B C B B B 4-1 G6-3 BB		C S C 0-3 K ①	X 0-0 F8 ② 2-3		C F B B F B X 3-2 2B	S C B B X 2-2 F7 ②			4	0	1	0	1	1	5
Benito Santiago, R (1, 2) OBP: 0.314, SLG: 0.429	X 0-0 G6-3 ② 1-2		B B B C X 3-1 1-2 2B 1B	B B B C F S 3-3 K ③		X 0-0 L7 ②	B B F S S 2-3 K ③			5	1	1	0	0	2	6
Reggie Sanders, R (1, 9) OBP: 0.319, SLG: 0.399	C B F B B F S 3-3 K ③		B X 1-0 1-H 2-H 2B	C S B B S 2-3 K ①	I I I 4-0 IBB			C B B C X 2-2 G1-3 ①		4	0	1	2	1	2	1
Damon Minor, L (1, 3) OBP: 0.348, SLG: 0.619 Robb Nen, R (9, 1)		B X 1-0 P5 ①	B X 1-0 F5 ②	B B B B 4-0 BB BB	S B F S 1-3 K ③			X 0-0 HR		4 0	1 0	1 0	1 0	1 0	1 0	3 0
Tsuyoshi Shinjo, R (1, 8) OBP: 0.299, SLG: 0.341		C B B X 2-1 F7 ②	I I I 4-0 IBB	F B B B F F B 4-2 1-2 BB			C F F B B F X 2-2 SH1-3 1B 1B 1B	F B F H 2-2 HBP		2	1	1	0	2	0	0
Kirk Rueter, L (1, 1) OBP: 0.227, SLG: 0.200 Pedro Feliz, R (7, PH) OBP: 0.364, SLG: 0.439 Ramon Martinez, R (8, 6) OBP: 0.353, SLG: 0.438		C F B F X 1-2 HR 1B	S X 0-1 F8 ③	B L B L F L 2-3 K ②			F B B X 2-1 1-2 SH1-3 1B 1B	B X 1-0 F9 ②		3 1 1	1 1 0	1 1 0	0 0 0	0 0 0	1 0 0	4 0 1
Inning Stats	R: 2 H: 2 E: 0 LOB: 1 K: 1 BB: 1 S: 13 P: 25	R: 2 H: 2 E: 0 LOB: 0 K: 0 BB: 0 S: 10 P: 15	R: 2 H: 3 E: 0 LOB: 2 K: 1 BB: 1 S: 11 P: 22	R: 0 H: 1 E: 0 LOB: 2 K: 1 BB: 1 S: 7 P: 17	R: 0 H: 0 E: 0 LOB: 2 K: 2 BB: 2 S: 13 P: 27	R: 1 H: 2 E: 0 LOB: 2 K: 1 BB: 1 S: 12 P: 20	R: 2 H: 3 E: 0 LOB: 2 K: 1 BB: 1 S: 20 P: 33	R: 1 H: 1 E: 0 LOB: 1 K: 0 BB: 0 S: 9 P: 15		1B: 7 SF: 0 2B: 3 SAC: 1 3B: 0 DP: 0 HR: 4 HBP: 1						

PITCHER		IP	WLS	BF	H	R	ER	SO	BB	IBB	HBP	BLK	WP	HR	S	P	ERA	WHIP
Brad Penny, R ERA: 4.75	(1, 1)	3.0	L	18	7	6	6	2	1	1	0	0	0	2	34	62	18.00	2.667
Hansel Izquierdo, R ERA: 1.0	(4, 1)	2.1		11	1	0	0	3	2	1	0	0	0	0	23	47	0.00	1.286
Vic Darensbourg, L ERA: 4.6	(6, 1)	0.2		5	2	1	1	1	0	1	0	0	0	1	9	17	13.50	3.000
46 Oswaldo Mairena, L ERA: 4.26	(7, 1)	1.0		7	3	2	2	1	1	0	0	0	0	0	20	33	18.00	4.000
Michael Tejera, L ERA: 5.26	(8, 1)	1.0		5	1	1	1	0	0	0	1	0	0	1	9	15	9.00	1.000

PITCHER	IP	WLS	BF	H	R	ER	SO	BB	IBB	HBP	BLK	WP	HR	S	P	ERA	WHIP

Florida Marlins @ San Francisco Giants

PacBell Park, San Francisco, CA

Sat May 18 2002, 4:05 PM EDT
Att. 40,922 - Sunny - 60 F

livebaseballscorecards.com

AB	37
R	10
H	14
RBI	10
BB	7
SO	7
LOB	25

WP: 0 PA: 46
PB: 0
SB: 0
CS: 0

Florida Marlins @ San Francisco Giants

PacBell Park, San Francisco, CA

Sun May 19 2002, 4:05 PM EDT

Att. 40,805 - Overcast - 58 F

TOP

livebaseballscorecards.com

Batter	1	2	3	4	5	6	7	8	9	AB	R	H	RBI	BB	SO	LOB
Luis Castillo, S (1, 4) OBP: 0.374, SLG: 0.357	1-1 SH3 1B		1-0 1B S 1B		0-0 P6			0-1 1B HR 1B		4	1	3	0	0	0	0
Eric Owens, R (1, 7) OBP: 0.361, SLG: 0.455	0-0 SH3 1-2		2-0 S 1-3 1B		1-1 G6-3			1-1 HR 1-2 1B		3	1	2	0	0	0	0
Preston Wilson, R (1, 8) OBP: 0.347, SLG: 0.433	4-2 BB		1-3 K 1-2			4-2 G6-4-3 BB		1-2 1-H 2-H HR		2	1	1	3	2	1	2
Cliff Floyd, L (1, 9) OBP: 0.436, SLG: 0.637	2-2 P5		4-0 G4-6-3 IBB			0-0 P4		0-1 F3		3	0	0	0	1	0	3
Mike Lowell, R (1, 5) OBP: 0.384, SLG: 0.576	1-2 G5-3		2-2 G4-6-3 1-2f			2-2 G6-4-3 1-2f		2-0 F8		4	0	0	0	0	0	6
Derrek Lee, R (1, 3) OBP: 0.335, SLG: 0.497		0-0 G5-3		0-3 K			3-1 G6-3 SF8 2B	4-1 CS BB		3	1	1	0	1	1	0
Charles Johnson, R (1, 2) OBP: 0.280, SLG: 0.342		0-2 G5-3		0-0 F8			0-0 G6-3 2-3	0-0 CS 1-2	3-1 G6-3	4	0	0	0	0	0	1
Andy Fox, L (1, 6) OBP: 0.354, SLG: 0.357		4-1 BB		0-3 K			1-0 SF8 3-H		0-1 P4	2	0	0	1	1	1	0
Josh Beckett, R (1, 1)		1-3 K			1-0 G1-3		1-3 K		2-2 G4-3	3	0	0	0	0	2	1
Braden Looper, R (8, 1)										0	0	0	0	0	0	0
Pablo Ozuna, R (9, PH) OBP: 0.333, SLG: 0.333										1	0	0	0	0	0	0
Vladimir Nunez, R (9, 1) OBP: 0.500, SLG: 0.500										0	0	0	0	0	0	0

	AB	29
	R	4
	H	7
	RBI	4
	BB	5
	SO	5
	LOB	13

Inning Stats	1	2	3	4	5	6	7	8	9
	R: 0 E: 0 K: 0 S: 11	H: 1 LOB: 2 BB: 1 P: 19	R: 0 E: 0 K: 1 S: 8	H: 0 LOB: 1 BB: 1 P: 13	R: 0 E: 0 K: 1 S: 9	H: 2 LOB: 2 BB: 1 P: 18	R: 0 E: 0 K: 2 S: 7	H: 0 LOB: 0 BB: 0 P: 7	R: 0 E: 0 K: 0 S: 4	H: 0 LOB: 0 BB: 0 P: 6
	R: 0 E: 0 K: 0 S: 6	H: 0 LOB: 0 BB: 1 P: 12	R: 1 E: 0 K: 1 S: 7	H: 1 LOB: 0 BB: 0 P: 12	R: 3 E: 0 K: 0 S: 11	H: 3 LOB: 0 BB: 1 P: 19	R: 0 E: 0 K: 0 S: 7	H: 0 LOB: 0 BB: 0 P: 12		

	1B: 5	SF: 1	WP: 0	PA: 37
	2B: 1	SAC: 1	PB: 0	
	3B: 0	DP: 2	SB: 2	
	HR: 1	HBP: 0	CS: 1	

PITCHER		IP	WLS	BF	H	R	ER	SO	BB	IBB	HBP	BLK	WP	HR	S	P	ERA	WHIP
Ryan Jensen, R	(1, 1)	7.0	L	29	6	3	3	5	3	1	0	0	0	0	56	92	3.86	1.286
ERA: 3.06																		
Aaron Fultz, L	(8, 1)	0.2		4	1	1	1	0	1	0	0	0	0	1	7	14	13.50	3.000
ERA: 8.16																		
Tim Worrell, R	(8, 1)	0.1		0	0	0	0	0	0	0	0	0	0	0	0	0	0.00	0.000
ERA: 2.11																		
41 Chad Zerbe, L	(9, 1)	1.0		3	0	0	0	0	0	0	0	0	0	0	7	12	0.00	0.000
ERA: 3.38																		

PITCHER	IP	WLS	BF	H	R	ER	SO	BB	IBB	HBP	BLK	WP	HR	S	P	ERA	WHIP

Florida Marlins @ San Francisco Giants

PacBell Park, San Francisco, CA

Sun May 19 2002, 4:05 PM EDT

Att. 40,805 - Overcast - 58 F

livebaseballscorecards.com

BOTTOM

Batter	1	2	3	4	5	6	7	8	9	AB	R	H	RBI	BB	SO	LOB
Tom Goodwin, L (1, 8) OBP: 0.467, SLG: 0.385	K			G6-3 SF8 BB		1B			K	3	1	1	0	1	2	0
Rich Aurilia, R (1, 6) OBP: 0.291, SLG: 0.415	F9			G6-3 1-3		F4			P4	4	0	0	0	0	0	2
Reggie Sanders, R (1, 9) OBP: 0.317, SLG: 0.418	F8			SF8 3-H		K 1-2			HR	3	1	1	2	0	1	1
Jeff Kent, R (1, 4) OBP: 0.308, SLG: 0.410		L7		K			F9		L7	4	0	0	0	0	1	0
J.T. Snow, L (1, 3) OBP: 0.319, SLG: 0.326		G3-1			L8		G4-3			3	0	0	0	0	0	0
David Bell, R (1, 5) OBP: 0.327, SLG: 0.430		P4			K		G5-3			3	0	0	0	0	1	0
Marvin Benard, L (1, 7) OBP: 0.298, SLG: 0.288			K		BB			K		2	0	0	0	1	2	0
Yorvit Torrealba, R (1, 2) OBP: 0.206, SLG: 0.188			F9		L9			G5-3		3	0	0	0	0	0	1
Ryan Jensen, R (1, 1) OBP: 0.133, SLG: 0.133			F9			F8		G6-3		2	0	0	0	0	0	0
Aaron Fultz, L (8, 1)										0	0	0	0	0	0	0
Tim Worrell, R (8, 1)										0	0	0	0	0	0	0
Damon Minor, L (8, PH) OBP: 0.333, SLG: 0.591										1	0	0	0	0	0	0
41 Chad Zerbe, L (9, 1) OBP: 0.333, SLG: 0.333										0	0	0	0	0	0	0
Inning Stats	R: 0 E: 0 K: 1 S: 7 H: 0 LOB: 0 BB: 0 P: 12	R: 0 E: 0 K: 0 S: 4 H: 0 LOB: 0 BB: 0 P: 6	R: 0 E: 0 K: 1 S: 10 H: 0 LOB: 0 BB: 0 P: 14	R: 1 E: 0 K: 1 S: 8 H: 0 LOB: 0 BB: 1 P: 16	R: 0 E: 0 K: 1 S: 12 H: 0 LOB: 1 BB: 1 P: 23	R: 0 E: 0 K: 1 S: 9 H: 1 LOB: 1 BB: 0 P: 12	R: 0 E: 0 K: 0 S: 5 H: 0 LOB: 0 BB: 0 P: 6	R: 0 E: 0 K: 1 S: 12 H: 0 LOB: 0 BB: 0 P: 17	R: 1 E: 0 K: 1 S: 11 H: 1 LOB: 0 BB: 0 P: 17	1B: 1 2B: 0 3B: 0 HR: 1	SF: 1 SAC: 0 DP: 0 HBP: 0						

AB	28
R	2
H	2
RBI	2
BB	2
SO	7
LOB	4

WP: 0 PB: 0 SB: 2 CS: 0 PA: 31

PITCHER		IP	WLS	BF	H	R	ER	SO	BB	IBB	HBP	BLK	WP	HR	S	P	ERA	WHIP
Josh Beckett, R ERA: 3.09	(1, 1)	7.0	W	24	1	1	1	5	2	0	0	0	0	0	55	89	1.29	0.429
Braden Looper, R ERA: 4.76	(8, 1)	1.0	H	3	0	0	0	1	0	0	0	0	0	0	12	17	0.00	0.000
Vladimir Nunez, R ERA: 2.16	(9, 1)	1.0	S	4	1	1	1	1	0	0	0	0	0	1	11	17	9.00	1.000

PITCHER		IP	WLS	BF	H	R	ER	SO	BB	IBB	HBP	BLK	WP	HR	S	P	ERA	WHIP

Batter	1	2	3	4	5	6	7	8	9	AB	R	H	RBI	BB	SO	LOB
Luis Castillo, S (1, 4) OBP: 0.369, SLG: 0.352	B B C B C C 3-3 ① K		B C F X 1-2 2-H 1B		X 0-0 ② F9		X 0-0 ③ F5		C F B F B X 2-2 E6	5	0	1	1	0	1	0
Eric Owens, R (1, 7) OBP: 0.355, SLG: 0.439	C F S 0-3 ② K2-3		C F B X 1-2 ③ L8		C B B B F B 4-2 BB			C X 0-1 ① G4-3	B F B X 2-1 ③ G3	4	0	0	0	1	1	2
Preston Wilson, R (1, 8) OBP: 0.345, SLG: 0.429	B F B X 2-1 ③ G2-3			C F X 0-2 1B BB 1B	C C B B B F F F X 2-2 ③ F7			C C X 0-2 ② G1-3		4	0	1	0	0	0	1
Cliff Floyd, L (1, 9) OBP: 0.443, SLG: 0.644		C X 0-1 ① F2		B F B B B 4-1 1B 1-2 BB		X 0-0 F8 2B		B X 1-0 HBP 1B 1B		3	0	2	0	1	0	0
Mike Lowell, R (1, 5) OBP: 0.381, SLG: 0.568		B C B F F X 2-2 ② P6		C B F F F C 1-3 ① K		X 0-0 ① F3		C C B X 1-2 HBP 1-2 1B		4	0	1	0	0	1	3
Derrek Lee, R (1, 3) OBP: 0.339, SLG: 0.494		C X 0-1 ③ G6-3		C B X 1-1 1-2 2-3 1B		B B C X 2-1 ② F8 2-3		C B F B F H 3-2 FC6-4 1-2 2-3 HBP		3	0	1	0	0	0	1
Charles Johnson, R (1, 2) OBP: 0.279, SLG: 0.338			C B S X 1-2 G4-3 1B 1B	C S S 0-3 ② K		B X 1-0 ③ G6-3		C B X 1-1 ③ FC6-4 1-2f		4	1	1	0	0	1	7
Andy Fox, L (1, 6) OBP: 0.333, SLG: 0.333			F B X 1-1 ① G4-3 1-2	F B B F S 2-3 ③ K			B X 1-0 ① P2		B C X 1-1 ① G5-3	4	0	0	0	0	1	4
A.J. Burnett, R (1, 1) OBP: 0.160, SLG: 0.174			F L C 0-3 ② K		S X 0-1 ① L4		F B C X 1-2 ② G3		C B X 1-1 ② L6	2	0	0	0	0	1	1
Hansel Izquierdo, R (6, 1)										0	0	0	0	0	0	0
Marty Malloy, L (7, PH) OBP: 0.158, SLG: 0.059										1	0	0	0	0	0	0
Armando Almanza, L (7, 1)										0	0	0	0	0	0	0
Vic Darensbourg, L (8, 1)										0	0	0	0	0	0	0
Tim Raines, S (9, PH) OBP: 0.424, SLG: 0.320										1	0	0	0	0	0	0

Inning Stats	1	2	3	4	5	6	7	8	9
	R: 0 H: 0 E: 0 LOB: 0 K: 2 BB: 0 S: 8 P: 13	R: 0 H: 0 E: 0 LOB: 0 K: 0 BB: 0 S: 8 P: 10	R: 1 H: 2 E: 0 LOB: 1 K: 1 BB: 0 S: 14 P: 18	R: 0 H: 2 E: 0 LOB: 3 K: 3 BB: 1 S: 17 P: 25	R: 0 H: 0 E: 0 LOB: 1 K: 0 BB: 1 S: 11 P: 17	R: 0 H: 1 E: 0 LOB: 1 K: 0 BB: 0 S: 5 P: 8	R: 0 H: 0 E: 0 LOB: 0 K: 0 BB: 0 S: 5 P: 7	R: 0 H: 2 E: 0 LOB: 3 K: 0 BB: 0 S: 14 P: 20	R: 0 H: 0 E: 1 LOB: 1 K: 0 BB: 0 S: 10 P: 16

1B: 6 SF: 0
2B: 1 SAC: 0
3B: 0 DP: 0
HR: 0 HBP: 1

WP: 0 PA: 38
PB: 0
SB: 0
CS: 0

PITCHER		IP	WLS	BF	H	R	ER	SO	BB	IBB	HBP	BLK	WP	HR	S	P	ERA	WHIP
Chris Reitsma, R ERA: 2.59	(1, 1)	7.2	W	33	7	1	1	6	2	0	1	0	0	0	80	115	1.17	1.174
Danny Graves, R ERA: 2.57	(8, 1)	1.1	S	5	0	0	0	0	0	0	0	0	0	0	12	19	0.00	0.000

PITCHER	IP	WLS	BF	H	R	ER	SO	BB	IBB	HBP	BLK	WP	HR	S	P	ERA	WHIP

TOP

Florida Marlins @ Cincinnati Reds

Cinergy Field, Cincinnati, OH

Tue May 21 2002, 7:10 PM EDT
Att. 16,841 - Cloudy - 55 F

livebaseballscorecards.com

AB	35
R	1
H	7
RBI	1
BB	2
SO	6
LOB	19

Florida Marlins @ Cincinnati Reds

Cinergy Field, Cincinnati, OH

Tue May 21 2002, 7:10 PM EDT

Att. 16,841 - Cloudy - 55 F

livebaseballscorecards.com

BOTTOM

Batter	1	2	3	4	5	6	7	8	9	AB	R	H	RBI	BB	SO	LOB
Barry Larkin, R (1, 6) OBP: 0.298, SLG: 0.338	E6 (WP, F9)	BB (1-2, 2-3, 3-H)			1B, BB	G6-3				2	1	0	1	2	0	0
Juan Encarnacion, R (1, 8) OBP: 0.326, SLG: 0.503	F9 (1-2)	F8			1B, HR (1-2)		P4			4	1	1	0	0	0	4
Sean Casey, L (1, 3) OBP: 0.376, SLG: 0.385	K (2-3)		F7		BB, HR (1-3, 2-H)		K			4	1	1	1	0	2	1
Adam Dunn, L (1, 7) OBP: 0.432, SLG: 0.482	P5		G6-3		HR (1-2)		BB			2	1	0	0	2	0	1
Austin Kearns, R (1, 9) OBP: 0.496, SLG: 0.628		F9	F7		HR (1-H, 2-H, 3-H)		K			4	1	1	4	0	1	1
Todd Walker, L (1, 4) OBP: 0.313, SLG: 0.344		BB (BB)		G1-6-3	K			G5-3		4	1	2	0	0	1	0
Aaron Boone, R (1, 5) OBP: 0.285, SLG: 0.282		K		G1-6-3 (1-2f)	F9			G6-3		4	0	0	0	0	1	2
Corky Miller, R (1, 2) OBP: 0.410, SLG: 0.604		IBB (BB, BB)		F9		F8		2B		3	0	1	0	1	0	0
Chris Reitsma, R (1, 1) Danny Graves, R (8, 1)		BB (1-2, 2-3)			K	K		G1-3		2 1	0 0	0 0	0 0	1 0	2 0	0 1
Inning Stats	R: 0 E: 1 K: 1 S: 9 H: 0 LOB: 1 BB: 0 P: 11	R: 1 E: 0 K: 1 S: 18 H: 1 LOB: 3 BB: 3 P: 38	R: 0 E: 0 K: 0 S: 7 H: 0 LOB: 0 BB: 0 P: 12	R: 0 E: 0 K: 0 S: 5 H: 1 LOB: 0 BB: 0 P: 8	R: 5 E: 0 K: 2 S: 19 H: 3 LOB: 0 BB: 2 P: 33	R: 0 E: 0 K: 1 S: 7 H: 0 LOB: 0 BB: 0 P: 9	R: 0 E: 0 K: 2 S: 14 H: 0 LOB: 1 BB: 1 P: 25	R: 0 E: 0 K: 0 S: 14 H: 1 LOB: 1 BB: 0 P: 25		1B: 3 2B: 2 3B: 0 HR: 1	SF: 0 SAC: 0 DP: 1 HBP: 0						

AB	30
R	6
H	6
RBI	6
BB	6
SO	7
LOB	10

WP: 1 PB: 0 SB: 0 CS: 0 PA: 36

PITCHER		IP	WLS	BF	H	R	ER	SO	BB	IBB	HBP	BLK	WP	HR	S	P	ERA	WHIP
A.J. Burnett, R ERA: 3.5	(1, 1)	5.0	L	25	5	6	6	4	4	1	0	0	1	1	58	102	10.80	1.800
Hansel Izquierdo, R ERA: 0.95	(6, 1)	1.0		3	0	0	0	1	0	0	0	0	0	0	7	9	0.00	0.000
Armando Almanza, L ERA:	(7, 1)	1.0		4	0	0	0	2	1	0	0	0	0	0	14	25	0.00	1.000
Vic Darensbourg, L ERA: 4.32	(8, 1)	1.0		4	1	0	0	0	0	0	0	0	0	0	14	25	0.00	1.000

PITCHER	IP	WLS	BF	H	R	ER	SO	BB	IBB	HBP	BLK	WP	HR	S	P	ERA	WHIP

Batter	1	2	3	4	5	6	7	8	9	AB	R	H	RBI	BB	SO	LOB
Luis Castillo, S (1, 4) OBP: 0.377, SLG: 0.361	G3		E S 1B			HR 1B		1B		4	1	3	0	0	0	0
Andy Fox, L (1, 6) OBP: 0.329, SLG: 0.317	G6-3		G6-4-3 BB			F8		P4		3	0	0	0	1	0	2
Preston Wilson, R (1, 8) OBP: 0.353, SLG: 0.449	CS BB		G6-4-3			HR		1B		3	1	2	2	1	0	2
Cliff Floyd, L (1, 9) OBP: 0.439, SLG: 0.634	CS	G4-3		G4-3		G6-4-3 1B		P4		4	0	1	0	0	0	2
Mike Lowell, R (1, 5) OBP: 0.374, SLG: 0.556		G6-3		G6-3		G6-4-3			E5 G1-6-3	4	0	0	0	0	0	1
Derrek Lee, R (1, 3) OBP: 0.337, SLG: 0.488		BB 1B		P2			G5-3		F7	4	0	1	0	0	0	1
Eric Owens, R (1, 7) OBP: 0.352, SLG: 0.427		BB			B1-3		F8		G1-6-3	3	0	0	0	1	0	1
Mike Redmond, R (1, 2) OBP: 0.390, SLG: 0.397		G6-3			G6-3		K			3	0	0	0	0	1	2
Ryan Dempster, R (1, 1) OBP: 0.080, SLG: 0.160			B1-3		G5-3			F8		2	0	0	0	0	0	0
Michael Tejera, L (7, 1)										0	0	0	0	0	0	0
Tim Raines, S (8, PH) OBP: 0.412, SLG: 0.308										1	0	0	0	0	0	0
Hansel Izquierdo, R (8, 1)										0	0	0	0	0	0	0
Inning Stats	R: 0 E: 0 K: 0 S: 8 H: 0 LOB: 0 BB: 1 P: 18	R: 0 E: 0 K: 0 S: 8 H: 1 LOB: 2 BB: 1 P: 17	R: 0 E: 0 K: 0 S: 7 H: 1 LOB: 1 BB: 1 P: 11	R: 0 E: 0 K: 0 S: 5 H: 0 LOB: 0 BB: 0 P: 9	R: 0 E: 0 K: 0 S: 5 H: 0 LOB: 0 BB: 0 P: 6	R: 2 E: 0 K: 0 S: 8 H: 3 LOB: 0 BB: 0 P: 14	R: 0 E: 0 K: 1 S: 10 H: 0 LOB: 0 BB: 0 P: 14	R: 0 E: 0 K: 0 S: 15 H: 2 LOB: 2 BB: 0 P: 20	R: 0 E: 1 K: 0 S: 6 H: 0 LOB: 0 BB: 0 P: 10	1B: 6 2B: 0 3B: 0 HR: 1	SF: 0 SAC: 0 DP: 3 HBP: 0						

PITCHER		IP	WLS	BF	H	R	ER	SO	BB	IBB	HBP	BLK	WP	HR	S	P	ERA	WHIP
Elmer Dessens, R ERA: 2.51	(1, 1)	6.0	W	23	5	2	2	0	3	0	0	0	0	1	41	75	3.00	1.333
Luis Pineda, R ERA: 2.14	(7, 1)	1.0	H	3	0	0	0	1	0	0	0	0	0	0	10	14	0.00	0.000
Gabe White, L ERA: 1.98	(8, 1)	1.0	H	5	2	0	0	0	0	0	0	0	0	0	15	20	0.00	2.000
Carlos Almanzar, R ERA:	(9, 1)	1.0		3	0	0	0	0	0	0	0	0	0	0	6	10	0.00	0.000

PITCHER	IP	WLS	BF	H	R	ER	SO	BB	IBB	HBP	BLK	WP	HR	S	P	ERA	WHIP

TOP

Florida Marlins @ Cincinnati Reds

Cinergy Field, Cincinnati, OH

Wed May 22 2002, 7:10 PM EDT

Att. 20,314 - Sunny - 69 F

livebaseballscorecards.com

AB	31
R	2
H	7
RBI	2
BB	3
SO	1
LOB	11

1B: 6	SF: 0	WP: 0	PA: 35
2B: 0	SAC: 0	PB: 0	
3B: 0	DP: 3	SB: 1	
HR: 1	HBP: 0	CS: 1	

Florida Marlins @ Cincinnati Reds

Cinergy Field, Cincinnati, OH

Wed May 22 2002, 7:10 PM EDT

Att. 20,314 - Sunny - 69 F

livebaseballscorecards.com

BOTTOM

Batter	1	2	3	4	5	6	7	8	9	AB	R	H	RBI	BB	SO	LOB
Barry Larkin, R (1, 6) OBP: 0.290, SLG: 0.327	X 0-0 ① G6-3	B C X 1-1 ③ G6-3			C F B X 1-2 ① F9	X 0-0 ① F8		B X 1-0 ③ G5-3 1-2		5	0	0	0	0	0	4
Juan Encarnacion, R (1, 8) OBP: 0.325, SLG: 0.497	B X 1-0 ② F7		B X 1-0 ① G5-3		B X 1-0 BB BB HR 1B	B B F L X 2-2 ② L6				4	1	1	0	0	0	1
Sean Casey, L (1, 3) OBP: 0.379, SLG: 0.380	C B B S B B 4-2 FC5 1B BB		X 0-0 ② G3-1		B B B B 4-0 BB HR 1-2 BB	B F 1 SAFE 1-1 ③ CS 1-2	C X 0-1 ① G4-3			2	1	0	0	2	0	0
Adam Dunn, L (1, 7) OBP: 0.439, SLG: 0.483	F B B S B X 3-2 FC5 1-2 1B		B B B F B 4-1 BB		C F B B B B 4-2 HR 1-2 2-3 BB		B B B C C C 3-3 ② K			2	1	1	0	2	1	0
Austin Kearns, R (1, 9) OBP: 0.480, SLG: 0.602	X 0-0 ③ FC5 1-2 2-3f		X 0-0 ③ F8		B C S S 1-3 ② K		B X 1-0 ③ F9			4	0	0	0	0	1	6
Todd Walker, L (1, 4) OBP: 0.322, SLG: 0.387		B C B B B 4-1 FC6-4 1B BB		X 0-0 ① F7	B B F B F X 3-2 1-H 2-H 3-H HR			F X 0-1 HR		3	2	2	5	1	0	0
Aaron Boone, R (1, 5) OBP: 0.284, SLG: 0.281		C B P X 2-1 FC6-4 1-2 1B		B S S S 1-3 ② K	B C X 1-1 ③ G5-3			X 0-0 E1 S		4	0	1	0	0	1	0
Jason LaRue, R (1, 2) OBP: 0.319, SLG: 0.353	X 0-0 ① FC6-4 SH1-4 1-2f 2-3			F B S X 1-2 1B		B B X 2-0 HR		C F B S 1-3 ① K		4	1	2	1	0	1	3
Elmer Dessens, R (1, 1) OBP: 0.294, SLG: 0.200 Reggie Taylor, L (6, PH) OBP: 0.266, SLG: 0.403 Luis Pineda, R (7, 1) Gabe White, L (8, 1) Wilton Guerrero, S (8, PH) OBP: 0.310, SLG: 0.269 Carlos Almanzar, R (9, 1)	L X 0-1 ② SH1-4 1-2			C X 0-1 ③ G1-3		B X 1-0 CS 1B		C F C 0-3 ② K		1 1 0 0 1 0	0 0 0 0 0 0	0 1 0 0 0 0	0 0 0 0 0 0	0 0 0 0 1 0	0 0 0 0 0 0	1 0 0 0 1 0
Inning Stats	R: 0 H: 1 E: 0 LOB: 2 K: 0 BB: 1 S: 8 P: 16	R: 0 H: 1 E: 0 LOB: 2 K: 0 BB: 1 S: 9 P: 15	R: 0 H: 0 E: 0 LOB: 1 K: 0 BB: 1 S: 4 P: 9	R: 0 H: 1 E: 0 LOB: 1 K: 1 BB: 0 S: 9 P: 11	R: 4 H: 2 E: 0 LOB: 0 K: 1 BB: 2 S: 14 P: 29	R: 1 H: 2 E: 0 LOB: 0 K: 0 BB: 0 S: 7 P: 13	R: 0 H: 0 E: 0 LOB: 0 K: 1 BB: 0 S: 6 P: 10	R: 1 H: 1 E: 1 LOB: 1 K: 2 BB: 0 S: 10 P: 12		1B: 5 SF: 0 2B: 0 SAC: 1 3B: 0 DP: 0 HR: 3 HBP: 0				WP: 0 PA: 38 PB: 0 SB: 1 CS: 1		

	AB	31
	R	6
	H	8
	RBI	6
	BB	5
	SO	5
	LOB	16

PITCHER		IP	WLS	BF	H	R	ER	SO	BB	IBB	HBP	BLK	WP	HR	S	P	ERA	WHIP
Ryan Dempster, R ERA: 4.44	(1, 1)	6.0	L	29	7	5	5	2	5	0	0	0	0	2	51	93	7.50	2.000
Michael Tejera, L ERA: 4.96	(7, 1)	1.0		3	0	0	0	1	0	0	0	0	0	0	6	10	0.00	0.000
Hansel Izquierdo, R ERA: 1.35	(8, 1)	1.0		5	1	1	1	2	0	0	0	0	0	1	10	12	9.00	1.000

PITCHER	IP	WLS	BF	H	R	ER	SO	BB	IBB	HBP	BLK	WP	HR	S	P	ERA	WHIP

Florida Marlins @ Cincinnati Reds

Cinergy Field, Cincinnati, OH

Thu May 23 2002, 12:35 PM EDT

Att. 23,134 - Sunny - 70 F

livebaseballscorecards.com

TOP

Batter	1	2	3	4	5	6	7	8	9	AB	R	H	RBI	BB	SO	LOB
Luis Castillo, S (1, 4) OBP: 0.383, SLG: 0.386	SH1-3 1B		G4-3 S 1B	1-H 2-H HR		K		F7		5	2	3	3	0	1	1
Andy Fox, L (1, 6) OBP: 0.325, SLG: 0.328	SH1-3 1-2		G4-3 1-3	2B			G4-3		E4 E	4	1	1	0	0	0	1
Preston Wilson, R (1, 8) OBP: 0.349, SLG: 0.440	K		G2-3	G1-3			F5		K BB	4	0	0	0	1	1	3
Cliff Floyd, L (1, 9) OBP: 0.432, SLG: 0.620	G4-3		S 1B 3-H		P6		K		K 1-3 2-H	5	0	1	1	0	2	2
Mike Lowell, R (1, 5) OBP: 0.381, SLG: 0.563		G1-3 1B	G1-3 1-2		G4-3 1B 2B			CI 2B SF8	BB	3	2	2	0	1	0	1
Derrek Lee, R (1, 3) OBP: 0.333, SLG: 0.486		F8		F7	G4-3 2-3			SF8 WP 1-3 2B	P6	5	1	1	0	0	0	3
Eric Owens, R (1, 7) OBP: 0.348, SLG: 0.425		G1-3 1-2		G4-3	CS 1B 3-H			SF8 2-3 3-H		3	0	1	2	0	0	1
Charles Johnson, R (1, 2) OBP: 0.300, SLG: 0.333		IBB		BB HR BB	CS 1-2	L4		WP IBB		1	1	0	0	3	0	0
Julian Tavarez, L (1, 1) OBP: 0.222, SLG: 0.125		G4-3		HR 1-2 BB		K		K 1-2 3-H		1	1	0	0	1	0	2
Marty Malloy, L (6, PH) OBP: 0.150, SLG: 0.056										1	0	0	0	0	1	0
Braden Looper, R (6, 1)										0	0	0	0	0	0	0
46 Oswaldo Mairena, L (7, 1)										0	0	0	0	0	0	0
Hansel Izquierdo, R (7, 1)										0	0	0	0	0	0	0
Pablo Ozuna, R (8, PH) OBP: 0.250, SLG: 0.250										1	0	0	0	0	1	1
Vladimir Nunez, R (8, 1) OBP: 0.500, SLG: 0.500										0	0	0	0	0	0	0
Inning Stats	R: 0 E: 0 K: 1 S: 8 H: 1 LOB: 1 BB: 0 P: 10	R: 0 E: 0 K: 0 S: 12 H: 1 LOB: 2 BB: 1 P: 21	R: 1 E: 0 K: 0 S: 15 H: 2 LOB: 1 BB: 0 P: 25	R: 3 E: 0 K: 0 S: 14 H: 2 LOB: 1 BB: 2 P: 28	R: 1 E: 0 K: 0 S: 9 H: 2 LOB: 0 BB: 0 P: 14	R: 0 E: 0 K: 2 S: 7 H: 0 LOB: 0 BB: 0 P: 11	R: 0 E: 0 K: 1 S: 6 H: 0 LOB: 0 BB: 0 P: 8	R: 2 E: 1 K: 1 S: 15 H: 1 LOB: 1 BB: 1 P: 28	R: 1 E: 3 K: 1 S: 16 H: 0 LOB: 1 BB: 2 P: 28	1B: 5 2B: 3 3B: 0 HR: 1 SF: 1 SAC: 1 DP: 0 HBP: 0	WP: 1 PB: 0 SB: 2 CS: 1 PA: 43					

	AB	33
	R	8
	H	9
	RBI	6
	BB	6
	SO	6
	LOB	15

PITCHER		IP	WLS	BF	H	R	ER	SO	BB	IBB	HBP	BLK	WP	HR	S	P	ERA	WHIP
Jose Rijo, R ERA: 4.4	(1, 1)	3.2	L	20	6	4	4	1	2	1	0	0	0	1	48	82	9.82	2.182
Jim Brower, R ERA: 3.86	(4, 1)	0.1		1	0	0	0	0	0	0	0	0	0	0	1	2	0.00	0.000
Scott Williamson, R ERA: 2.84	(5, 1)	2.0		7	2	1	1	2	0	0	0	0	0	0	16	25	4.50	1.000
Gabe White, L ERA: 2.22	(7, 1)	1.0		5	1	2	1	1	0	0	0	0	0	0	13	20	9.00	1.000
Carlos Almanzar, R ERA:	(8, 1)	2.0		9	0	1	0	2	2	1	0	0	1	0	24	44	0.00	1.000

PITCHER	IP	WLS	BF	H	R	ER	SO	BB	IBB	HBP	BLK	WP	HR	S	P	ERA	WHIP

Florida Marlins @ Cincinnati Reds

Cinergy Field, Cincinnati, OH

Thu May 23 2002, 12:35 PM EDT

Att. 23,134 - Sunny - 70 F

livebaseballscorecards.com

BOTTOM

Batter	1	2	3	4	5	6	7	8	9	AB	R	H	RBI	BB	SO	LOB
Todd Walker, L (1, 4) OBP: 0.330, SLG: 0.399	0-0 2B 1B		1-0 G6-3 ①		3-1 2B 2B	1-2 1-H 1B			3-2 F9 ①	5	2	3	1	0	0	0
Juan Encarnacion, R (1, 8) OBP: 0.327, SLG: 0.505	1-0 1B 1-H 2B		3-1 L9 ②		0-1 F8 2-H 1B 2B	2-2 F8 ③			1-1 P5 ②	5	1	2	2	0	0	1
Sean Casey, L (1, 3) OBP: 0.380, SLG: 0.383	2-2 G5-3 ①		0-1 2B		1-2 F8 ① 2-3		2-1 L7 ①		4-0 BB BB	4	0	1	0	1	0	2
Adam Dunn, L (1, 7) OBP: 0.448, SLG: 0.490	1-0 G6-4-3 2-3 1B		3-3 K ③		3-2 3-H 1B		1-0 G4-6-3 1B		4-2 1-2 BB	4	0	3	1	1	1	1
Austin Kearns, R (1, 9) OBP: 0.465, SLG: 0.578	2-2 G6-4-3 ②③ 1-2f			0-1 F8 ①	1-3 K ②		1-0 G4-6-3 ②③ 1-2f		0-2 F8 ③	4	0	0	0	0	1	4
Aaron Boone, R (1, 5) OBP: 0.278, SLG: 0.275		1-2 G6-3 ①		1-0 E5 G4-3 S	2-0 G5-3 ③			1-2 P2 ①		4	0	0	0	0	0	1
Corky Miller, R (1, 2) OBP: 0.400, SLG: 0.571		0-1 G6-3 ②		4-0 G4-3 1-2 BB		2-0 F9 ①		1-2 G6-3 ②		3	0	0	0	1	0	0
Gookie Dawkins, R (1, 6) OBP: 0.200, SLG: 0.179	0-0 2B			3-2 G4-3 ② 1-2 2-3		2-3 K ②		2-2 1B		4	0	2	0	0	1	2
Jose Rijo, R (1, 1) OBP: 0.143, SLG: 0.133 Jim Brower, R (4, 1) Reggie Taylor, L (4, PH) OBP: 0.242, SLG: 0.500 Scott Williamson, R (6, 1) Wilton Guerrero, S (6, PH) OBP: 0.217, SLG: 0.283 Gabe White, L (7, 1) Carlos Almanzar, R (8, 1) Brady Clark, R (8, 9) OBP: 0.267, SLG: 0.226 Barry Larkin, R (9, PH) OBP: 0.268, SLG: 0.325	0-2 F7 ③		1-3 K ③			0-0 S 1B 1B		2-2 G4-3 ③		1 0 0 0 0 0 1 0 0 0 0 0 0 0 1 0 0 0 0 1 2 0 0 0 0 0 0 0 1 1 1 0 0 0 0 0 0 0 0 0 0 0 0 0 0 0 0 0 0 1 0 0 0 0 0 1 1 0 0 0 0 0 2						
Inning Stats	R: 1 E: 0 K: 0 S: 11 H: 3 LOB: 1 BB: 0 P: 17	R: 0 E: 0 K: 0 S: 10 H: 1 LOB: 1 BB: 0 P: 11	R: 0 E: 0 K: 1 S: 9 H: 1 LOB: 1 BB: 0 P: 16	R: 0 E: 1 K: 1 S: 9 H: 0 LOB: 2 BB: 1 P: 18	R: 2 E: 0 K: 1 S: 14 H: 3 LOB: 1 BB: 0 P: 24	R: 1 E: 0 K: 1 S: 13 H: 2 LOB: 1 BB: 0 P: 20	R: 0 E: 0 K: 0 S: 4 H: 1 LOB: 0 BB: 0 P: 8	R: 0 E: 0 K: 0 S: 13 H: 1 LOB: 1 BB: 0 P: 19	R: 0 E: 0 K: 0 S: 12 H: 0 LOB: 2 BB: 2 P: 24	1B: 7 2B: 5 3B: 0 HR: 0	SF: 0 SAC: 0 DP: 2 HBP: 0						

	AB	38
	R	4
	H	12
	RBI	4
	BB	3
	SO	4
	LOB	17

		WP: 0	PA: 41
		PB: 0	
		SB: 2	
		CS: 0	

PITCHER		IP	WLS	BF	H	R	ER	SO	BB	IBB	HBP	BLK	WP	HR	S	P	ERA	WHIP
Julian Tavarez, R ERA: 10.08	(1, 1)	5.0	W	24	8	3	3	3	1	0	0	0	0	0	53	86	5.40	1.800
Braden Looper, R ERA: 4.94	(6, 1)	1.0	H	5	2	1	1	1	0	0	0	0	0	0	13	20	9.00	2.000
46 Oswaldo Mairena, L ERA: 4.05	(7, 1)	0.1	H	2	1	0	0	0	0	0	0	0	0	0	3	6	0.00	3.000
Hansel Izquierdo, R ERA: 1.31	(7, 1)	0.2	H	1	0	0	0	0	0	0	0	0	0	0	1	2	0.00	0.000
Vladimir Nunez, R ERA: 2.0	(8, 1)	2.0	S	9	1	0	0	0	2	0	0	0	0	0	25	43	0.00	1.500

PITCHER	IP	WLS	BF	H	R	ER	SO	BB	IBB	HBP	BLK	WP	HR	S	P	ERA	WHIP

Batter	1	2	3	4	5	6	7	8	9	10	AB	R	H	RBI	BB	SO	LOB
Luis Castillo, S (1, 4) OBP: 0.383, SLG: 0.386	BX 1-0 BB G1-3 1B	CBX 1-1 P4		CSX 0-2 G1-6-3			CFBBBX 3-2 G4-3 1B		CX 0-1 F7		5	0	2	0	0	0	1
Andy Fox, L (1, 6) OBP: 0.305, SLG: 0.306	SBBBX 2-1 G1-3 1-2		FBX 1-1 G4-3		CX 0-1 G4-3		BX 1-0 G4-3 1-2			X 0-0 L6	5	0	0	0	0	0	2
Preston Wilson, R (1, 8) OBP: 0.355, SLG: 0.443	BCBSFC 2-3 K		BBBCB 4-1 E 1B 1B BB		BX 1-0 S 2B		BCSBS 2-3 K			BCFBFBFB 4-2 S BB	3	2	1	0	2	2	2
Cliff Floyd, L (1, 9) OBP: 0.442, SLG: 0.619	FBBSBB 4-2 BB BB		BX 1-0 E 1-2 1B 1B		BFX 1-1 F2 CBBCX 2-2 2-H 2B			BBFBFB 4-2 G5-4-3 BB		BIII 4-0 1-2 IBB	2	1	1	0	3	0	1
Mike Lowell, R (1, 5) OBP: 0.386, SLG: 0.567	BBBBB 4-0 1-2 2-3 BB		CB2 SAFE FBX 2-2 S 1-H 2-H 1B					FSBFBX 2-2 F9		CFC 0-3 K	4	0	2	3	1	1	3
Derrek Lee, R (1, 3) OBP: 0.325, SLG: 0.472	CBX 1-1 P4		BBCX 2-1 F8			BFBFFX 2-2 F8		CBBX 2-1 G5-4-3 1-2f		BFCS 1-3 K	5	0	0	0	0	1	7
Eric Owens, R (1, 7) OBP: 0.346, SLG: 0.419		BBCX 2-1 P4 BCBX 2-1 G6-3 1-2				X 0-0 G5-3			BCSFBFFFX 2-2 G6-4-3 1B		4	0	1	0	0	0	1
Charles Johnson, R (1, 2) OBP: 0.298, SLG: 0.329	CX 0-1 SH3-4 1B			FBSBFBFX 3-2 F9		X 0-0 G5-3			X 0-0 G6-4-3 1-2f		4	0	1	0	0	0	1
Josh Beckett, R (1, 1) Marty Malloy, L (7, PH) OBP: 0.143, SLG: 0.053 Michael Tejera, L (7, 1) Braden Looper, R (7, 1) 46 Oswaldo Mairena, L (8, 1) Tim Raines, S (9, PH) OBP: 0.429, SLG: 0.444 Vic Darensbourg, L (9, 1)	LX 0-1 SH3-4 1-2			CCFBC 1-3 K			CBBFC 2-3 K		BBBCX 3-1 HR		1 1 0 0 0 1 0	0 0 0 0 0 1 0	0 0 0 0 0 0 0	0 0 0 0 0 0 0	0 0 0 0 0 0 0	1 1 0 0 0 0 0	0 0 0 0 0 0 0
Inning Stats	R: 0 E: 0 K: 1 S: 11 H: 1 LOB: 3 BB: 2 P: 25	R: 0 E: 0 K: 0 S: 8 H: 1 LOB: 1 BB: 0 P: 11	R: 2 E: 1 K: 0 S: 11 H: 2 LOB: 1 BB: 1 P: 23	R: 0 E: 0 K: 1 S: 12 H: 0 LOB: 0 BB: 0 P: 16	R: 1 E: 0 K: 0 S: 8 H: 2 LOB: 1 BB: 0 P: 12	R: 0 E: 0 K: 0 S: 6 H: 0 LOB: 0 BB: 0 P: 8	R: 0 E: 0 K: 2 S: 10 H: 1 LOB: 1 BB: 0 P: 18	R: 0 E: 0 K: 0 S: 8 H: 0 LOB: 0 BB: 1 P: 16	R: 1 E: 0 K: 0 S: 12 H: 2 LOB: 0 BB: 0 P: 17	R: 0 E: 0 K: 2 S: 11 H: 0 LOB: 2 BB: 2 P: 20	1B: 6 2B: 2 3B: 0 HR: 1 SF: 0 SAC: 1 DP: 2 HBP: 0						

PITCHER		IP	WLS	BF	H	R	ER	SO	BB	IBB	HBP	BLK	WP	HR	S	P	ERA	WHIP
Shawn Estes, L ERA: 4.27	(1, 1)	5.0		23	6	3	2	2	3	0	0	0	0	0	50	87	3.60	1.800
Grant Roberts, R ERA: 0.73	(6, 1)	2.0		7	1	0	0	2	0	0	0	0	0	0	16	26	0.00	0.500
David Weathers, R ERA: 1.53	(8, 1)	1.0		3	0	0	0	0	1	0	0	0	0	0	8	16	0.00	1.000
Armando Benitez, R ERA: 3.32	(9, 1)	1.0	B	4	2	1	1	0	0	0	0	0	0	1	12	17	9.00	2.000
Scott Strickland, R ERA: 2.49	(10, 1)	1.0	W	5	0	0	0	2	1	1	0	0	0	0	11	20	0.00	1.000

PITCHER	IP	WLS	BF	H	R	ER	SO	BB	IBB	HBP	BLK	WP	HR	S	P	ERA	WHIP

TOP

Florida Marlins @ New York Mets

Shea Stadium, Flushing, NY

Fri May 24 2002, 7:10 PM EDT

Att. 37,699 - Cloudy - 83 F

livebaseballscorecards.com

AB	35
R	4
H	9
RBI	4
BB	6
SO	6
LOB	18

WP: 0 PB: 0 SB: 3 CS: 0 PA: 42

Florida Marlins @ New York Mets

Shea Stadium, Flushing, NY

Fri May 24 2002, 7:10 PM EDT
Att. 37,699 - Cloudy - 83 F

livebaseballscorecards.com

Batter	1	2	3	4	5	6	7	8	9	10	AB	R	H	RBI	BB	SO	LOB
Roger Cedeno, S (1, 7) OBP: 0.291, SLG: 0.317	C F S 0-3 ① K			C S F F F S 0-3 ① K		X 0-0 ① F7		C B F X 1-2 2B 2B	B F B F F X 2-2 ③ L5		5	1	1	0	0	2	0
Roberto Alomar, S (1, 4) OBP: 0.308, SLG: 0.358	F S F B F F X 1-2 ② F7			F F F B F F B B F 3-3 F F S ② K		B B X 2-0 ② G3-1		B F F F B F B X 3-2 HR 2B 2-H		B C B B C B 4-2 SH1-3 31 BB BB BB	4	2	1	1	1	1	0
31 Mike Piazza, R (1, 2) OBP: 0.338, SLG: 0.471	C S B B B X 3-2 ③ F7			B X 1-0 ③ F3		C F X 0-2 1B		C F B F B F F B S 3-3 ① K		B C B B F B 4-2 BB SH1-3 BB 1-2	4	0	1	0	1	1	1
Jeromy Burnitz, L (1, 9) OBP: 0.325, SLG: 0.379		S B B S F B F S 3-3 ① K			B B B B 4-0 BB 1B BB	S S B B B S 3-3 ③ K		F B B B X 3-1 2-H HR		S F X 0-2 ① SH1-3 1-2 2-3	3	2	1	2	1	2	1
Edgardo Alfonzo, R (1, 5) OBP: 0.428, SLG: 0.405		C B C S 1-3 ② K			C F B X 1-2 ① F8		B B C B B 4-1 FC5 BB	B C X 1-1 ② F9		I I I I 4-0 BB IBB	3	0	0	0	2	1	1
Timo Perez, L (1, 8) OBP: 0.315, SLG: 0.402 Jay Payton, R (7, PH) OBP: 0.301, SLG: 0.397 (8, 8)	C X 0-1 ③ F7				X 0-0 ② F9		B X 1-0 ① FC5 BB 1-2f	B C B B B X 3-1 BLK 1B		B B C B B 4-1 1-2 2-3 3-H BB	2 2	0 0	0 1	0 1	0 1	0 0	1 1
Mark Johnson, L (1, 3) OBP: 0.259, SLG: 0.298		C B B B F X 2-2 ① F9			B B B B 4-0 1-2 1B BB		B X 1-0 ② P4	C S B B S 2-3 ③ K 1-2			3	0	0	0	1	1	2
Rey Ordonez, R (1, 6) OBP: 0.259, SLG: 0.294		X 0-0 ② F9			C B X 1-1 1-2 2-H 1B		B B B C B 4-1 1-2 BB		B C B X 2-1 ① G6-3		3	0	1	1	1	0	0
Shawn Estes, R (1, 1) Mo Vaughn, L (5, PH) OBP: 0.336, SLG: 0.344 Grant Roberts, R (6, 1) OBP: 1.000, SLG: 1.000 Joe McEwing, R (7, PH) OBP: 0.304, SLG: 0.452 David Weathers, R (8, 1) Armando Benitez, R (9, 1) Ty Wigginton, R (9, PH) Scott Strickland, R (10, 1)		B C C B B F X 2-2 ③ P6			B S F B B B X 3-2 ③ F8		B B B B C C F X 3-2 ③ F9		X 0-0 ② L8		1 1 0 1 0 0 0 1	0 0 0 0 0 0 0 0	0 0 0 0 0 0 0 0	0 0 0 0 0 0 0 0	0 0 0 0 0 0 0 0	0 2 0 2 0 0 0 0	0 0 0 0 0 0 0 0
Inning Stats	R: 0 H: 0 E: 0 LOB: 0 K: 1 BB: 0 S: 12 P: 16	R: 0 H: 0 E: 0 LOB: 0 K: 2 BB: 0 S: 10 P: 14	R: 0 H: 0 E: 0 LOB: 0 K: 0 BB: 0 S: 8 P: 12	R: 0 H: 0 E: 0 LOB: 0 K: 2 BB: 0 S: 16 P: 20	R: 1 H: 1 E: 0 LOB: 2 K: 0 BB: 2 S: 9 P: 22	R: 0 H: 1 E: 0 LOB: 1 K: 1 BB: 0 S: 8 P: 13	R: 0 H: 0 E: 0 LOB: 2 K: 0 BB: 2 S: 8 P: 21	R: 3 H: 4 E: 0 LOB: 1 K: 2 BB: 0 S: 23 P: 39	R: 0 H: 0 E: 0 LOB: 0 K: 0 BB: 0 S: 7 P: 11	R: 1 H: 0 E: 0 LOB: 3 K: 0 BB: 4 S: 8 P: 24						

1B: 3	SF: 0	WP: 0	PA: 42
2B: 2	SAC: 1	PB: 0
3B: 0	DP: 0	SB: 0
HR: 1	HBP: 0	CS: 0

PITCHER		IP	WLS	BF	H	R	ER	SO	BB	IBB	HBP	BLK	WP	HR	S	P	ERA	WHIP
Josh Beckett, R	(1, 1)	6.0		22	2	1	1	6	2	0	0	0	0	0	63	97	1.50	0.667
ERA: 2.9																		
Michael Tejera, L	(7, 1)	0.2	H	4	0	0	0	0	2	0	0	0	0	0	4	14	0.00	3.000
ERA: 4.76																		
Braden Looper, R	(7, 1)	1.0	B	7	4	3	3	1	0	0	0	0	0	1	24	41	27.00	4.000
ERA: 5.84																		
46 Oswaldo Mairena, L	(8, 1)	0.1		1	0	0	0	1	0	0	0	1	0	0	3	5	0.00	0.000
ERA: 3.86																		
Vic Darensbourg, L	(9, 1)	1.1	L	8	0	1	1	0	3	1	0	0	0	0	15	35	6.75	2.250
ERA: 4.5																		

PITCHER	IP	WLS	BF	H	R	ER	SO	BB	IBB	HBP	BLK	WP	HR	S	P	ERA	WHIP

BOTTOM	
AB	33
R	5
H	6
RBI	5
BB	8
SO	8
LOB	11

Batter	1	2	3	4	5	6	7	8	9	AB	R	H	RBI	BB	SO	LOB
Luis Castillo, S (1, 4) OBP: 0.389, SLG: 0.392	C C X 0-2 F7 ①	X 0-0 1-2 1B		C C F B X 1-2 1B 1B		X 0-0 1-2 1B	C B X 1-1 E4 1B 1-3 E 3-H			5	2	3	0	0	0	1
Andy Fox, L (1, 6) OBP: 0.322, SLG: 0.325	B C X 1-1 PB G5-3 1B	S B X 1-1 F9 ③		C B X 1-1 1B 1-3 1B		F C F B F B F S 2-3 K ① ② 2-3	B B F S X 2-2 E5 1-H 3-H 1B			5	0	3	1	0	1	4
Preston Wilson, R (1, 8) OBP: 0.356, SLG: 0.442	C X 0-1 G5-3 ② 1-2		B B X 2-0 1B 1B	B B X 2-0 1-3 3-H 1B		X 0-0 G5-3 ③	C B S C 1-3 K ③			5	0	2	1	0	1	3
Cliff Floyd, L (1, 9) OBP: 0.436, SLG: 0.604	B B B B 4-0 BB BB		S X 0-1 P5 ①	S S B S 1-3 K ③			B B C B F F F X 3-2 F9 ①	S C B S 1-3 K ①		4	0	0	0	1	2	3
Mike Lowell, R (1, 5) OBP: 0.392, SLG: 0.571	B B B B 4-0 1-2 2-3 BB		B B X 2-0 1-2 1B		C B B X 1-2 G5-3 ①		B X 1-0 1B 3B 2B	S B B S F F B X 3-2 L8 ②		4	1	2	0	1	0	0
Derrek Lee, R (1, 3) OBP: 0.322, SLG: 0.465	F X 0-1 F8 ③		B X 1-0 F7 ②		C X 0-1 F7 ②		F F X 0-2 2-3 3B 1B	B C C B S 2-3 K ③		5	1	1	0	0	1	5
Eric Owens, R (1, 7) OBP: 0.348, SLG: 0.434		C X 0-1 G6-3 ①	C F S 0-3 K ③		B X 1-0 1B		X 0-0 1-H 3-H E 3B		C F B X 1-2 L9 ①	5	1	2	2	0	1	2
Mike Redmond, R (1, 2) OBP: 0.366, SLG: 0.370		X 0-0 F8 ②		C B F F B B X 3-2 L8 ①	X 0-0 G5-3 ③		X 0-0 G6-3 ②		C X 0-1 G6-3 ②	5	0	0	0	0	0	2
56 Kevin Olsen, R (1, 1) OBP: 0.111, SLG: 0.111 Homer Bush, R (6, PH) OBP: 0.277, SLG: 0.295 Armando Almanza, L (6, 1) Tim Raines, S (7, PH) OBP: 0.444, SLG: 0.444 46 Oswaldo Mairena, L (7, 1) Vladimir Nunez, R (8, 1) OBP: 0.333, SLG: 0.333		B F X 1-1 1B 1B		B B X 2-0 G3 ②		B B B C B 4-1 CS 1B BB	C H 1-1 E 1B HBP		S B S B C 2-3 K ③	2 0 0 0 0 1	0 0 0 1 0 0	1 0 0 0 0 0	0 0 0 0 0 1	0 1 0 0 0 0	0 0 0 0 0 1	0 0 0 0 0 0
Inning Stats	R: 0 E: 0 K: 0 S: 9 H: 1 LOB: 3 BB: 2 P: 18	R: 0 E: 0 K: 0 S: 8 H: 2 LOB: 2 BB: 0 P: 10	R: 0 E: 0 K: 1 S: 8 H: 2 LOB: 2 BB: 0 P: 13	R: 1 E: 0 K: 1 S: 15 H: 3 LOB: 2 BB: 0 P: 25	R: 0 E: 0 K: 0 S: 7 H: 1 LOB: 1 BB: 0 P: 9	R: 0 E: 0 K: 1 S: 9 H: 1 LOB: 1 BB: 1 P: 15	R: 5 E: 2 K: 1 S: 21 H: 4 LOB: 1 BB: 0 P: 30	R: 0 E: 0 K: 2 S: 11 H: 0 LOB: 0 BB: 0 P: 17	R: 0 E: 0 K: 1 S: 8 H: 0 LOB: 0 BB: 0 P: 11	1B: 12 2B: 2 3B: 1 HR: 0	SF: 0 SAC: 0 DP: 1 HBP: 1	WP: 0 PB: 1 SB: 0 CS: 1	PA: 45			

PITCHER		IP	WLS	BF	H	R	ER	SO	BB	IBB	HBP	BLK	WP	HR	S	P	ERA	WHIP
Pedro Astacio, R ERA: 2.65	(1, 1)	6.1		33	12	3	3	3	3	0	0	0	0	0	66	104	4.26	2.368
David Weathers, R ERA: 1.5	(7, 1)	0.2	L	6	2	3	0	1	0	0	1	0	0	0	11	16	0.00	3.000
Mark Guthrie, L ERA: 3.72	(8, 1)	1.0		3	0	0	0	2	0	0	0	0	0	0	11	17	0.00	0.000
Satoru Komiyama, R ERA: 3.86	(9, 1)	1.0		3	0	0	0	1	0	0	0	0	0	0	8	11	0.00	0.000

PITCHER IP WLS BF H R ER SO BB IBB HBP BLK WP HR S P ERA WHIP

TOP

Florida Marlins @ New York Mets

Shea Stadium, Flushing, NY

Sat May 25 2002, 1:10 PM EDT
Att. 35,724 - Sunny - 65 F

livebaseballscorecards.com

AB	41
R	6
H	14
RBI	4
BB	3
SO	7
LOB	20

Batter	1	2	3	4	5	6	7	8	9	AB	R	H	RBI	BB	SO	LOB
Timo Perez, L (1, 7) OBP: 0.326, SLG: 0.416 Roger Cedeno, S (7, PH) OBP: 0.287, SLG: 0.314 (8, 7)	B B C F F B F F X 3-2 P6 ①	X 0-0 BLK 2-H 2B			B B C B B 4-1 BB		C B B F F F X 2-2 G4-3 ②		X 0-0 FC4-6 1-2f 3-H ①	2 0 1 1 1 0 0 2 0 0 1 0 0 1						
Roberto Alomar, S (1, 4) OBP: 0.305, SLG: 0.354	B B C S X 2-2 F7 ②	B B C S B S 3-3 K ③ 2-3			X 0-0 F7 ②		C B F B X 2-2 1B		X 0-0 P6 ②	5 0 1 0 0 1 3						
Mo Vaughn, L (1, 3) OBP: 0.324, SLG: 0.331	B B F B S X 3-2 L9 ③		B B C F S 2-3 K ①		X 0-0 F2 ③		B X 1-0 F5 ③		C F B S 1-3 K ③	5 0 0 0 0 2 3						
Edgardo Alfonzo, R (1, 5) OBP: 0.435, SLG: 0.410		B S X 1-1 1B 1B 1B	C X 0-1 F5 ②			B F B S B F B 4-2 1B BB		B C F F F B B X 3-2 G4-6-3 1B		3 1 2 0 1 0 0						
Jeromy Burnitz, L (1, 9) OBP: 0.323, SLG: 0.376		F F B F B F B X 3-2 SH1-3 1B SH1-3 1-3 1B	B C B B F F F S 3-3 K ③			B B S S S 2-3 K ①		S X 0-1 G4-6-3 1-2f ①②		4 1 1 0 0 2 2						
Jay Payton, R (1, 8) OBP: 0.313, SLG: 0.403		C X 0-1 SH1-3 SH1-3 2B 1-2 3-H 1B		B X 1-0 L7 ①		X 0-0 1-2 1B		B B B B 4-0 BB		3 1 2 1 1 0 0						
Vance Wilson, R (1, 2) OBP: 0.276, SLG: 0.364 31 Mike Piazza, R (8, PH) OBP: 0.335, SLG: 0.468 (9, 2)		C X 0-1 SH1-3 ① 1-2 2-3		B F S S 1-3 K ②		C B S S F S 1-3 K ②		B B X 2-0 G5-3 ③		2 0 0 0 0 2 2 1 0 0 0 0 0 1						
Rey Ordonez, R (1, 6) OBP: 0.255, SLG: 0.289 David Weathers, R (7, 1) Mark Guthrie, R (8, 1) Satoru Komiyama, R (9, 1) Mark Johnson, L (9, PH) OBP: 0.273, SLG: 0.298		C X 0-1 SH1-3 ② 2-3 3-H		C B C B F X 2-2 G4-3 ③		F F B X 1-2 F8 ③			B B C F F B B 4-2 1B FC4-6 BB	2 0 0 1 0 0 2 0 0 0 0 0 0 0 0 0 0 0 0 0 0 0 0 0 0 0 0 0 0 1 0 0 1 0 0						
Pedro Astacio, R (1, 1) OBP: 0.111, SLG: 0.148 Joe McEwing, R (7, 6) OBP: 0.309, SLG: 0.453		S X 0-1 2B 3-H 2B			C S B S 1-3 K ①		C F B S 1-3 K ①		B X 1-0 FC4-6 1-3 1B	2 1 1 1 0 1 0 2 0 1 0 0 1 0						
Inning Stats	R: 0 H: 0 E: 0 LOB: 0 K: 0 BB: 0 S: 12 P: 20	R: 4 H: 5 E: 0 LOB: 1 K: 1 BB: 0 S: 19 P: 26	R: 0 H: 0 E: 0 LOB: 0 K: 2 BB: 0 S: 10 P: 15	R: 0 H: 0 E: 0 LOB: 0 K: 1 BB: 0 S: 8 P: 12	R: 0 H: 0 E: 0 LOB: 1 K: 1 BB: 1 S: 6 P: 11	R: 0 H: 1 E: 0 LOB: 2 K: 2 BB: 1 S: 14 P: 22	R: 0 H: 1 E: 0 LOB: 1 K: 1 BB: 0 S: 13 P: 19	R: 0 H: 1 E: 0 LOB: 1 K: 0 BB: 1 S: 9 P: 18	R: 1 H: 1 E: 0 LOB: 1 K: 1 BB: 1 S: 10 P: 16	1B: 7 SF: 0 2B: 2 SAC: 2 3B: 0 DP: 1 HR: 0 HBP: 0						

PITCHER		IP	WLS	BF	H	R	ER	SO	BB	IBB	HBP	BLK	WP	HR	S	P	ERA	WHIP
56 Kevin Olsen, R ERA: 4.08	(1, 1)	5.0		21	5	4	4	5	1	0	0	1	0	0	55	84	7.20	1.200
Armando Almanza, L ERA:	(6, 1)	1.0	W	5	1	0	0	2	1	0	0	0	0	0	14	22	0.00	2.000
46 Oswaldo Mairena, L ERA: 3.12	(7, 1)	1.2	H	7	2	0	0	1	1	0	0	0	0	0	21	34	0.00	1.800
Vladimir Nunez, R ERA: 2.22	(8, 1)	1.1	S	6	1	1	1	1	1	0	0	0	0	0	11	19	6.75	1.500

PITCHER	IP	WLS	BF	H	R	ER	SO	BB	IBB	HBP	BLK	WP	HR	S	P	ERA	WHIP

BOTTOM

Florida Marlins @ New York Mets

Shea Stadium, Flushing, NY

Sat May 25 2002, 1:10 PM EDT

Att. 35,724 - Sunny - 65 F

livebaseballscorecards.com

AB	33
R	5
H	9
RBI	5
BB	4
SO	9
LOB	14

Florida Marlins @ New York Mets

Shea Stadium, Flushing, NY

Sun May 26 2002, 1:10 PM EDT

Att. 38,781 - Cloudy - 62 F

livebaseballscorecards.com

Batter	1	2	3	4	5	6	7	8	9	AB	R	H	RBI	BB	SO	LOB
Luis Castillo, S (1, 4) OBP: 0.386, SLG: 0.389	B C B F X 2-2 G6-3 ①		C F B S 1-3 K ②			B X 1-0 G4-3 ①		C F B X 1-2 S 1B		4	0	1	0	0	1	1
Andy Fox, L (1, 6) OBP: 0.319, SLG: 0.321	B B F S B X 3-2 P6 ②		B C C C B B F C 3-3 K ③			C B X 1-1 BB 1B		C F B B F B F S 3-3 K ② 1-2		4	0	1	0	0	2	2
Preston Wilson, R (1, 8) OBP: 0.359, SLG: 0.440	C B C X 1-2 1B			X 0-0 F7 ①		C B B C B B 4-2 FC5-4 1-2 BB		B F F B B F B F C 3-3 K ③		3	0	1	0	1	1	1
Cliff Floyd, L (1, 9) OBP: 0.427, SLG: 0.589	F B F F B F F F X 2-2 G4-3 ③			B X 1-0 F9 ②		X 0-0 P5 ②			C B F B F X 2-2 F7 ①	4	0	0	0	0	0	3
Mike Lowell, R (1, 5) OBP: 0.389, SLG: 0.564		C B X 1-1 F8 ①		C B C B B X 3-2 F8 ③		X 0-0 FC5-4 1-2f ③			C X 0-1 G4-3 1B	4	0	1	0	0	0	2
Eric Owens, R (1, 7) OBP: 0.345, SLG: 0.429		C B F X 1-2 G4-3 ②			C B S X 1-2 E S 1B		X 0-0 P4 ①		C F X 0-2 G4-3 ② 1-2	4	0	1	0	0	0	1
Derrek Lee, R (1, 3) OBP: 0.316, SLG: 0.455		C B B F X 2-2 F9 ③			B C F F B F B S 3-3 K ① 1-3		B S S S B F S 2-3 K ②		C X 0-1 F9 ③	4	0	0	0	0	2	2
Charles Johnson, R (1, 2) OBP: 0.289, SLG: 0.318			C F B F B X 2-2 F8 ①		B F B F B X 2-1 P3 ②		F B B B B F S 3-3 K ③			3	0	0	0	0	1	1
A.J. Burnett, R (1, 1) OBP: 0.148, SLG: 0.160 Homer Bush, R (8, PH) OBP: 0.274, SLG: 0.291 Hansel Izquierdo, R (8, 1)			F F B X 1-2 E5		C S B F X 1-2 P4 ③			B C F S 1-3 K ①		2 1 0	0 0 0	0 0 0	0 0 0	0 0 0	0 1 0	1 0 0
Inning Stats	R: 0 H: 1 E: 0 LOB: 1 K: 0 BB: 0 S: 16 P: 24	R: 0 H: 0 E: 0 LOB: 0 K: 0 BB: 0 S: 8 P: 12	R: 0 H: 0 E: 1 LOB: 1 K: 2 BB: 0 S: 14 P: 21	R: 0 H: 0 E: 0 LOB: 0 K: 0 BB: 0 S: 5 P: 9	R: 0 H: 1 E: 1 LOB: 1 K: 1 BB: 0 S: 14 P: 21	R: 0 H: 1 E: 0 LOB: 2 K: 0 BB: 1 S: 7 P: 13	R: 0 H: 0 E: 0 LOB: 0 K: 2 BB: 0 S: 8 P: 13	R: 0 H: 1 E: 0 LOB: 1 K: 3 BB: 0 S: 16 P: 24	R: 0 H: 1 E: 0 LOB: 1 K: 0 BB: 0 S: 11 P: 13	1B: 5 SF: 0 2B: 0 SAC: 0 3B: 0 DP: 0 HR: 0 HBP: 0						

TOP	
AB	33
R	0
H	5
RBI	0
BB	1
SO	8
LOB	14

PITCHER		IP	WLS	BF	H	R	ER	SO	BB	IBB	HBP	BLK	WP	HR	S	P	ERA	WHIP
Jeff D'Amico, R ERA: 3.03	(1, 1)	7.0	W	26	3	0	0	5	1	0	0	0	0	0	72	113	0.00	0.571
Mark Guthrie, L ERA: 3.38	(8, 1)	1.0	H	4	1	0	0	3	0	0	0	0	0	0	16	24	0.00	1.000
Scott Strickland, R ERA: 2.38	(9, 1)	1.0	S	4	1	0	0	0	0	0	0	0	0	0	11	13	0.00	1.000

PITCHER	IP	WLS	BF	H	R	ER	SO	BB	IBB	HBP	BLK	WP	HR	S	P	ERA	WHIP

WP: 0	PA: 34																
PB: 0																	
SB: 2																	
CS: 0																	

Batter	1	2	3	4	5	6	7	8	9	AB	R	H	RBI	BB	SO	LOB
Roger Cedeno, S (1, 7) OBP: 0.292, SLG: 0.310	C F H 1-2 31 WP 31 1B 31 2B HBP	B B B C C X 3-2 ① L8		B B S B B 4-1 31 WP 1-2 BB		X 0-0 ③ G3				2	1	0	0	1	0	0
Roberto Alomar, S (1, 4) OBP: 0.304, SLG: 0.351	F X 0-1 31 WP 31 2B 1-2 1B	B B F F C 2-3 ② K		X 0-0 ② L8			B X 1-0 ① G4-3			4	1	1	0	0	1	2
31 Mike Piazza, R (1, 2) OBP: 0.340, SLG: 0.476	C B S B F F X 2-2 SH1-4 1-H 2-H 1B 2B	X 0-0 1B		S C B B B X 3-2 ③ G6-3 1-2 2-3			B S B X 2-1 ② G5-3			4	1	2	2	0	0	2
Jeromy Burnitz, L (1, 9) OBP: 0.322, SLG: 0.369	B F S B B B 4-2 1B SH1-4 BB	B B B F C 3-3 ③ K			B C B C C 2-3 ① K		C F S 0-3 ③ K			3	0	0	0	1	3	1
Joe McEwing, R (1, 5) OBP: 0.298, SLG: 0.436	X 0-0 ① SH1-4 1-2 2-3		C C B B B S 3-3 ① K		F B C X 1-2 ② F9			C F F B C 1-3 ① K		3	0	0	0	0	2	0
Mo Vaughn, L (1, 3) OBP: 0.329, SLG: 0.336	X 0-0 BB 2-3 3-H 1B		C B C S 1-3 ② K		X 0-0 FC6 1B			B B X 2-0 ② G6-3		4	0	2	1	0	1	0
Jay Payton, R (1, 8) OBP: 0.305, SLG: 0.392	B C F S 1-3 ② K		X 0-0 ③ G4-3		B F X 1-1 ③ FC6 1-2f			C S X 0-2 ③ P4		4	0	0	0	0	1	3
Rey Ordonez, R (1, 6) OBP: 0.257, SLG: 0.285	B B B B 4-0 1-2 BB			B X 1-0 ① F2		B C B F F X 2-2 ① G6-3				2	0	0	0	1	0	0
Jeff D'Amico, R (1, 1) OBP: 0.167, SLG: 0.091 Mark Guthrie, R (8, 1) Scott Strickland, R (9, 1)	B C C C 1-3 ③ K			B S F B X 2-2 31 WP BB 1B		C S B B C 2-3 ② K				3 0 0	0 0 0	1 0 0	0 0 0	0 0 0	2 0 0	3 0 0
Inning Stats	R: 3 E: 0 K: 2 S: 19 H: 3 LOB: 3 BB: 2 P: 32	R: 0 E: 0 K: 2 S: 10 H: 1 LOB: 1 BB: 0 P: 18	R: 0 E: 0 K: 2 S: 7 H: 0 LOB: 0 BB: 0 P: 11	R: 0 E: 0 K: 0 S: 9 H: 1 LOB: 2 BB: 1 P: 19	R: 0 E: 0 K: 1 S: 9 H: 1 LOB: 1 BB: 0 P: 13	R: 0 E: 0 K: 1 S: 8 H: 0 LOB: 0 BB: 0 P: 12	R: 0 E: 0 K: 1 S: 7 H: 0 LOB: 0 BB: 0 P: 10	R: 0 E: 0 K: 1 S: 8 H: 0 LOB: 0 BB: 0 P: 11		1B: 5 2B: 1 3B: 0 HR: 0 SF: 0 SAC: 1 DP: 0 HBP: 1						

PITCHER		IP	WLS	BF	H	R	ER	SO	BB	IBB	HBP	BLK	WP	HR	S	P	ERA	WHIP
A.J. Burnett, R ERA: 3.54	(1, 1)	7.0	L	31	6	3	3	9	3	0	1	0	2	0	69	115	3.86	1.286
Hansel Izquierdo, R ERA: 1.25	(8, 1)	1.0		3	0	0	0	1	0	0	0	0	0	0	8	11	0.00	0.000

PITCHER	IP	WLS	BF	H	R	ER	SO	BB	IBB	HBP	BLK	WP	HR	S	P	ERA	WHIP

BOTTOM

Florida Marlins @ New York Mets

Shea Stadium, Flushing, NY

Sun May 26 2002, 1:10 PM EDT

Att. 38,781 - Cloudy - 62 F

livebaseballscorecards.com

AB	29
R	3
H	6
RBI	3
BB	3
SO	10
LOB	11

WP: 2 PB: 0 SB: 0 CS: 0 PA: 34

Florida Marlins @ New York Mets

Shea Stadium, Flushing, NY

Mon May 27 2002, 1:10 PM EDT

Att. 24,319 - Cloudy - 71 F

TOP

livebaseballscorecards.com

Batter	1	2	3	4	5	6	7	8	9	AB	R	H	RBI	BB	SO	LOB
Luis Castillo, S (1, 4) OBP: 0.386, SLG: 0.389	C X 0-1 G6-3 ①		S X 0-1 S 2-3 3-H 1B ①		F B X 1-1 S 1B E 3-H 1B ①	B F B C X 2-2 G4-3 ③			C B X 1-1 G1-3 ③	5	1	2	2	0	0	1
Andy Fox, L (1, 6) OBP: 0.316, SLG: 0.318	C X 0-1 G6-3 ②		L F B C 1-3 K 1-2 ②		B B S F F F X 2-2 S 1-2 1B 1B ①		C B B C F X 2-2 F7 ①			4	1	1	0	0	1	2
Preston Wilson, R (1, 8) OBP: 0.357, SLG: 0.434	B B F B F C 3-3 K ③		B X 1-0 P5 ③		B F B B B 4-1 S 1-3 2-H 1B BB ①		C C X 0-2 G6-3 ②			3	0	0	0	1	1	2
Cliff Floyd, L (1, 9) OBP: 0.429, SLG: 0.587		F B S B F S 2-3 K ①		X 0-0 S 1B ①	B X 1-0 1-H 3-H 1B ②		B S C X 1-2 G4-3 ③			4	0	2	1	0	1	0
Mike Lowell, R (1, 5) OBP: 0.382, SLG: 0.553		C B B B S S 3-3 K ②		C F B B S 2-3 K 1-2 ①	C F B X 1-2 F8 ③			X 0-0 P3 ①		4	0	0	0	0	2	2
Eric Owens, R (1, 7) OBP: 0.342, SLG: 0.423		B X 1-0 G5-3 ③		F B X 1-1 F7 ②		C B X 1-1 S 2B 1B ①		C L S 0-3 K ②		4	1	1	0	0	1	1
Derrek Lee, R (1, 3) OBP: 0.315, SLG: 0.451			B F B B S X 3-2 SH5-4 1B 1B 1B ③	B B X 2-0 F8 ③		B B X 2-0 G5-3 1-2 ①		C B X 1-1 P3 ③		4	1	1	0	0	0	2
Mike Redmond, R (1, 2) OBP: 0.384, SLG: 0.416			B X 1-0 1B SH5-4 1-2 1B ①		B B X 2-0 SH2-4 1B 2B ①	C X 0-1 2-H 2B ①			C B B S C 2-3 K ①	4	1	3	1	0	1	0
Ryan Dempster, R (1, 1) Armando Almanza, L (7, 1) Braden Looper, R (7, 1) Tim Raines, S (9, PH) OBP: 0.432, SLG: 0.429 Vladimir Nunez, R (9, 1) OBP: 0.333, SLG: 0.333			L X 0-1 SH5-4 1-2 2-3 ①		X 0-0 SH2-4 2-3 ①	C F S 0-3 K ②			B B X 2-0 P6 ②	1 0 0 1 0	0 0 0 0 0	0 0 0 0 0	0 0 0 0 0	0 0 0 0 0	1 0 0 0 0	1 0 0 0 0
Inning Stats	R: 0 E: 0 K: 1 S: 7 H: 0 LOB: 0 BB: 0 P: 10	R: 0 E: 0 K: 2 S: 8 H: 0 LOB: 0 BB: 0 P: 14	R: 1 E: 0 K: 1 S: 12 H: 3 LOB: 2 BB: 0 P: 18	R: 0 E: 0 K: 1 S: 7 H: 1 LOB: 1 BB: 0 P: 12	R: 3 E: 0 K: 0 S: 14 H: 4 LOB: 1 BB: 1 P: 25	R: 1 E: 0 K: 1 S: 11 H: 2 LOB: 1 BB: 0 P: 16	R: 0 E: 0 K: 0 S: 10 H: 0 LOB: 0 BB: 0 P: 13	R: 0 E: 0 K: 1 S: 6 H: 0 LOB: 0 BB: 0 P: 7	R: 0 E: 0 K: 1 S: 6 H: 0 LOB: 0 BB: 0 P: 11	1B: 8 2B: 2 3B: 0 HR: 0	SF: 0 SAC: 2 DP: 0 HBP: 0					

	AB	34
	R	5
	H	10
	RBI	4
	BB	1
	SO	8
	LOB	11

WP: 0 PB: 0 SB: 7 CS: 0 PA: 37

PITCHER		IP	WLS	BF	H	R	ER	SO	BB	IBB	HBP	BLK	WP	HR	S	P	ERA	WHIP
Al Leiter, L ERA: 2.69	(1, 1)	5.0	L	23	8	4	4	5	1	0	0	0	0	0	48	79	7.20	1.800
Satoru Komiyama, R ERA: 3.92	(6, 1)	2.0		8	2	1	1	1	0	0	0	0	0	0	21	29	4.50	1.000
Bobby Jones, L ERA:	(8, 1)	1.0		3	0	0	0	1	0	0	0	0	0	0	6	7	0.00	0.000
Grant Roberts, R ERA: 0.7	(9, 1)	1.0		3	0	0	0	1	0	0	0	0	0	0	6	11	0.00	0.000

PITCHER	IP	WLS	BF	H	R	ER	SO	BB	IBB	HBP	BLK	WP	HR	S	P	ERA	WHIP

BOTTOM

Batter	1	2	3	4	5	6	7	8	9	AB	R	H	RBI	BB	SO	LOB
Timo Perez, L (1, 7) OBP: 0.330, SLG: 0.415	C X 0-1 ① F8			C B X 1-1 ① G4-3		F X 0-1 ① G1-3	B X 1-0 FC6-4 1-2 1B		B F F B X 2-2 1B	5	0	2	0	0	0	0
Roberto Alomar, S (1, 4) OBP: 0.302, SLG: 0.348	B C X 1-1 ② L7			B C C S 1-3 ② K		C C B X 1-2 1B 1B 1B	F B X 1-1 ② FC6-4 31 S 1-2f 2-3		B C C B F B F S 3-3 ③ K	5	1	1	0	0	2	3
31 Mike Piazza, R (1, 2) OBP: 0.337, SLG: 0.483	B B C S B X 3-2 ③ L6			B S C B X 2-2 3B		B F F F F F S 2-3 ② K	B C B F F S 2-3 ③ K 1-2			4	0	1	0	0	2	3
Jeromy Burnitz, L (1, 9) OBP: 0.330, SLG: 0.371		B B B B 4-0 CS BB		C B B F B B B 4-2 BB		X 0-0 1B 1-3 1B		B C C X 1-2 ① F7		2	0	1	0	2	0	0
Edgardo Alfonzo, R (1, 5) OBP: 0.431, SLG: 0.406		C B B B F B X 3-2 ① ② P6 1-2		B S F B F F B X 3-2 ③ F8		B X 1-0 1-2 3-H 1B		C B S X 1-2 ② F7		4	0	1	1	0	0	3
Mo Vaughn, L (1, 3) OBP: 0.333, SLG: 0.358		C B B B S C 3-3 ③ K		B B B C F F B 4-2 FC5-4 BB		B X 1-0 ③ F7		B B B C X 3-1 HR		3	1	1	1	1	1	2
Jay Payton, R (1, 8) OBP: 0.304, SLG: 0.388			B B C S S 2-3 ① K	B C X 1-1 ① P5			C X 0-1 1B FC5-4 1B	B X 1-0 ③ F5		4	1	1	0	0	1	1
Rey Ordonez, R (1, 6) OBP: 0.257, SLG: 0.284			C B C B X 2-2 ② F7	B C F B X 2-2 ② FC5-4 1-2f			B F X 1-1 FC5-4 1-3 1B		B C X 1-1 ① G5-3	4	0	1	0	0	0	1
Al Leiter, L (1, 1) OBP: 0.217, SLG: 0.100 Mark Johnson, L (5, PH) OBP: 0.286, SLG: 0.292 Satoru Komiyama, R (6, 1) Joe McEwing, R (7, PH) OBP: 0.294, SLG: 0.430 Bobby Jones, R (8, 1) Grant Roberts, R (9, 1) OBP: 1.000, SLG: 1.000 Vance Wilson, R (9, PH) OBP: 0.271, SLG: 0.357			B C C B S 2-3 ③ K		X 0-0 ③ F7		X 0-0 ① FC5-4 FC6-4 1B 1-2f 3-H		C B S B F F F X 2-2 ② G1-3	1 0 0 0 0 1 0 1 0 0 0 0 0 1 0 0 0 0 0 0 0 1 0 0 1 0 0 1 0 0 0 0 0 0 0 0 0 0 0 0 0 0 1 0 0 0 0 0 0						
Inning Stats	R: 0 E: 0 K: 0 S: 7 H: 0 LOB: 0 BB: 0 P: 11	R: 0 E: 0 K: 1 S: 6 H: 0 LOB: 0 BB: 1 P: 16	R: 0 E: 0 K: 2 S: 9 H: 0 LOB: 0 BB: 0 P: 15	R: 0 E: 0 K: 1 S: 15 H: 1 LOB: 2 BB: 1 P: 26	R: 0 E: 0 K: 0 S: 9 H: 0 LOB: 1 BB: 1 P: 16	R: 1 E: 0 K: 1 S: 14 H: 3 LOB: 2 BB: 0 P: 19	R: 1 E: 0 K: 1 S: 11 H: 3 LOB: 2 BB: 0 P: 16	R: 1 E: 0 K: 0 S: 9 H: 1 LOB: 0 BB: 0 P: 15	R: 0 E: 0 K: 1 S: 15 H: 1 LOB: 1 BB: 0 P: 23	1B: 7 2B: 0 3B: 1 HR: 1 SF: 0 SAC: 0 DP: 0 HBP: 0						

PITCHER	IP	WLS	BF	H	R	ER	SO	BB	IBB	HBP	BLK	WP	HR	S	P	ERA	WHIP
Ryan Dempster, R (1, 1) ERA: 4.31	6.1	W	28	7	2	2	5	3	0	0	0	0	0	66	111	2.84	1.579
Armando Almanza, L (7, 1) ERA:	0.1	H	1	0	0	0	0	0	0	0	0	0	0	2	3	0.00	0.000
Braden Looper, R (7, 1) ERA: 5.88	1.1	H	5	1	1	1	1	0	0	0	0	0	1	12	20	6.75	0.750
Vladimir Nunez, R (9, 1) ERA: 2.15	1.0	S	4	1	0	0	1	0	0	0	0	0	0	15	23	0.00	1.000

PITCHER	IP	WLS	BF	H	R	ER	SO	BB	IBB	HBP	BLK	WP	HR	S	P	ERA	WHIP

Florida Marlins @ New York Mets

Shea Stadium, Flushing, NY

Mon May 27 2002, 1:10 PM EDT

Att. 24,319 - Cloudy - 71 F

livebaseballscorecards.com

AB	35
R	3
H	9
RBI	3
BB	3
SO	7
LOB	15

WP: 0 PA: 38
PB: 0
SB: 1
CS: 1

Batter	1	2	3	4	5	6	7	8	9	10	11	AB	R	H	RBI	BB	SO	LOB
Todd Walker, L (1, 4) OBP: 0.343, SLG: 0.400	1B		K			BB				F7		4	2	1	0	1	1	0
Adam Dunn, L (1, 7) OBP: 0.458, SLG: 0.528	2B		G6-4-3			G6-3		P4		K		4	1	1	0	1	1	1
Ken Griffey Jr., L (1, 8) OBP: 0.317, SLG: 0.371	F7		G6-4-3			F7		G4-3		K		4	0	0	0	1	1	4
Sean Casey, L (1, 3) OBP: 0.370, SLG: 0.371	F7			G6-3		1B		G4-3			G1-3	5	0	1	1	0	0	3
Austin Kearns, R (1, 9) OBP: 0.448, SLG: 0.569	1B			G6-3		G4-3			1B		F8	5	1	2	2	0	0	1
Aaron Boone, R (1, 5) OBP: 0.295, SLG: 0.344	CS	HR		P3			G6-3		SH1-4		HR	4	2	2	2	0	0	0
Barry Larkin, R (1, 6) OBP: 0.282, SLG: 0.320		G6-3			F3		1B		F9		G3	5	0	2	0	0	0	1
Jason LaRue, R (1, 2) OBP: 0.320, SLG: 0.345		G6-3			K		G6-3		1B			4	0	1	1	0	1	2
Elmer Dessens, R (1, 1) OBP: .000, SLG: .000 Jose Rijo, R (4, 1) OBP: .750, SLG: 0.188 Brady Clark, R (5, PH) OBP: 0.400, SLG: 0.636 Scott Williamson, R (6, 1) Gabe White, L (6, 1) Reggie Taylor, L (7, PH) OBP: .250, SLG: 0.286 Scott Sullivan, R (7, 1) Wilton Guerrero, S (9, PH) OBP: 0.417, SLG: 0.579 Danny Graves, R (8, 1)		G6-3			G5-3		L3		G4-3			1 0 0 0 0 0 0 0 0 0 0 0 0 0 1 0 0 0 0 0 0 0 0 0 0 0 0 0 0 0 0 0 0 0 0 1 0 0 0 0 0 1 0 0 0 0 0 0 0 1 0 0 0 0 0 1 0 0 0 0 0 0 0							
Inning Stats	R: 2 E: 0 K: 0 S: 11 H: 3 LOB: 0 BB: 0 P: 17	R: 1 E: 0 K: 0 S: 7 H: 2 LOB: 0 BB: 0 P: 11	R: 0 E: 0 K: 1 S: 5 H: 0 LOB: 0 BB: 1 P: 11	R: 0 E: 0 K: 0 S: 10 H: 0 LOB: 0 BB: 0 P: 15	R: 0 E: 0 K: 1 S: 6 H: 0 LOB: 0 BB: 0 P: 8	R: 1 E: 0 K: 0 S: 8 H: 1 LOB: 1 BB: 1 P: 16	R: 0 E: 0 K: 0 S: 9 H: 1 LOB: 1 BB: 0 P: 12	R: 0 E: 0 K: 0 S: 7 H: 0 LOB: 1 BB: 1 P: 11	R: 1 E: 0 K: 0 S: 8 H: 2 LOB: 1 BB: 0 P: 12	R: 0 E: 0 K: 2 S: 7 H: 0 LOB: 0 BB: 0 P: 11	R: 1 E: 0 K: 0 S: 10 H: 1 LOB: 0 BB: 0 P: 14	1B: 7 2B: 1 3B: 0 HR: 2	SF: 0 SAC: 1 DP: 2 HBP: 0	WP: 0 PB: 0 SB: 0 CS: 1	PA: 44			

PITCHER		IP	WLS	BF	H	R	ER	SO	BB	IBB	HBP	BLK	WP	HR	S	P	ERA	WHIP
Julian Tavarez, R ERA: 9.09	(1, 1)	7.0		27	7	4	4	2	2	0	0	1	0	1	56	90	5.14	1.286
46 Oswaldo Mairena, L ERA: 2.79	(8, 1)	1.0		4	0	0	0	0	1	0	0	0	0	0	7	11	0.00	1.000
Hansel Izquierdo, R ERA: 1.61	(9, 1)	0.2		4	2	1	1	0	0	0	0	0	0	0	6	10	13.50	3.000
Armando Almanza, L ERA:	(9, 1)	0.1		1	0	0	0	0	0	0	0	0	0	0	2	2	0.00	0.000
Vladimir Nunez, R ERA: 2.3	(10, 1)	2.0	L	7	1	1	1	2	0	0	0	0	0	1	17	25	4.50	0.500

PITCHER	IP	WLS	BF	H	R	ER	SO	BB	IBB	HBP	BLK	WP	HR	S	P	ERA	WHIP

Cincinnati Reds @ Florida Marlins

Pro Player Stadium, Miami, FL

Tue May 28 2002, 7:05 PM EDT

Att. 7,386 - Cloudy - 82 F

TOP

livebaseballscorecards.com

AB	39
R	6
H	10
RBI	6
BB	3
SO	4
LOB	14

Batter	1	2	3	4	5	6	7	8	9	10	11	AB	R	H	RBI	BB	SO	LOB
Luis Castillo, S (1, 4) OBP: 0.380, SLG: 0.383	B B B C C F X 3-2 ① G4-3	F B F C 1-3 ② K	F B C X 1-2 ③ G6-3			C X 0-1 ① G5-3		X 0-0 ① FC5-6 G4-3 1-2f		B C X 1-1 E7 1B		6	0	1	0	0	1	6
Andy Fox, L (1, 6) OBP: 0.327, SLG: 0.330	X 0-0 1B	B F S X 1-2 FC6-4 1B 1-2 2-3 3-H		C X 0-1 ① L7		B X 1-0 PB 1B		B X 1-0 ② G4-3 1-2		C T X 0-2 ① L3		6	0	3	1	0	0	2
Preston Wilson, R (1, 8) OBP: 0.356, SLG: 0.425	C F B C 1-3 ② K	C F F B B B X 2-2 ③ FC6-4 1-2f		B B S S S X 3-2 ② G5-3		B S S S 1-3 ② K 1-2		B B B B 4-0 BB		I I I I 4-0 IBB IBB		4	0	0	0	2	2	5
Cliff Floyd, L (1, 9) OBP: 0.426, SLG: 0.582	B X 1-0 ③ P6		F X 0-1 ① F5	B X 1-0 2B		F S S 0-3 ③ K		F F B F S 1-3 ③ K		I I I I 4-0 IBB 1-2 IBB		5	0	1	0	1	2	4
Mike Lowell, R (1, 5) OBP: 0.385, SLG: 0.549		C B C B B F F B 4-2 BB 1B SH BB	C B S B B F X 3-2 1B 1B 2B 1B	X 0-0 ③ F7			C S B S 1-3 ① K		F B B L X 2-2 SH3-4 1B 1B	C F S 0-3 ② K		5	3	2	0	1	2	4
Eric Owens, R (1, 7) OBP: 0.357, SLG: 0.433	B C B B C F X 2-2 SH BB 1B 1B 1-2	F X 0-1 1B 2B 1B 1-2	C B B B B 4-1 CS S BB				B C F F F X 1-2 1B		B L X 1-1 ① SH3-4 1-2	B X 1-0 ③ L4		4	2	3	0	1	0	3
Derrek Lee, R (1, 3) OBP: 0.320, SLG: 0.449	B S B C F F B B 4-2 1B SH BB 1-2 2-3	X 0-0 2B 1B 1-2 2-3	X 0-0 ① P6				B B B F F X 3-2 ② F7		C B B C F X 2-2 G4-3 1B 2-H	B C F B S 2-3 ① K		5	0	2	1	1	1	2
Charles Johnson, R (1, 2) OBP: 0.291, SLG: 0.322	C S S 0-3 ① K	B B X 2-0 2B 1-3 2-H 3-H	S F F P P B B 4-2 CS BB 1-2				C X 0-1 ③ F3		X 0-0 ② G4-3 2-3	C F F X 0-2 ② F9		5	0	1	2	1	1	5
Julian Tavarez, L (1, 1) OBP: 0.182, SLG: 0.100								B B X 2-0 FC5-6 1B	B B F F X 2-2 ③ F8		C F B X 1-2 ③ G4-3	2	0	0	1	0	1	4
46 Oswaldo Mairena, L (8, 1)												0	0	0	0	0	0	0
Kevin Millar, R (8, PH) OBP: 0.344, SLG: 0.488												1	0	1	0	0	0	0
Hansel Izquierdo, R (9, 1)												0	0	0	0	0	0	0
Armando Almanza, L (9, 1)												0	0	0	0	0	0	0
Mike Redmond, R (9, PH) OBP: 0.379, SLG: 0.410												1	0	0	0	0	0	1
Vladimir Nunez, R (10, 1) OBP: 0.333, SLG: 0.333												0	0	0	0	0	0	0
Homer Bush, R (11, PH) OBP: 0.271, SLG: 0.288												1	0	0	0	0	0	0
Inning Stats	R: 0 E: 0 K: 1 S: 9 / H: 1 LOB: 1 BB: 0 P: 14	R: 2 E: 1 K: 2 S: 27 / H: 2 LOB: 3 BB: 2 P: 41	R: 2 E: 0 K: 0 S: 16 / H: 4 LOB: 2 BB: 0 P: 22	R: 0 E: 0 K: 0 S: 7 / H: 1 LOB: 1 BB: 0 P: 11	R: 0 E: 0 K: 1 S: 10 / H: 0 LOB: 1 BB: 2 P: 18	R: 0 E: 0 K: 2 S: 9 / H: 1 LOB: 1 BB: 0 P: 11	R: 0 E: 0 K: 1 S: 14 / H: 1 LOB: 1 BB: 0 P: 19	R: 0 E: 0 K: 1 S: 7 / H: 1 LOB: 2 BB: 1 P: 15	R: 1 E: 0 K: 0 S: 13 / H: 2 LOB: 1 BB: 0 P: 20	R: 0 E: 1 K: 1 S: 9 / H: 1 LOB: 3 BB: 2 P: 19	R: 0 E: 0 K: 1 S: 10 / H: 0 LOB: 0 BB: 0 P: 13	1B: 12 2B: 2 3B: 0 HR: 0	SF: 0 SAC: 2 DP: 0 HBP: 0					

PITCHER		IP	WLS	BF	H	R	ER	SO	BB	IBB	HBP	BLK	WP	HR	S	P	ERA	WHIP
Elmer Dessens, R ERA: 2.78	(1, 1)	3.2		22	8	4	3	3	2	0	0	0	0	0	58	87	7.36	2.727
Jose Rijo, R ERA: 4.36	(4, 1)	0.1		1	0	0	0	0	0	0	0	0	0	0	1	1	0.00	0.000
Scott Williamson, R ERA: 2.61	(5, 1)	1.2		7	1	0	0	2	2	0	0	0	0	0	16	26	0.00	1.800
Gabe White, L ERA: 2.12	(6, 1)	0.1		1	0	0	0	1	0	0	0	0	0	0	3	3	0.00	0.000
Scott Sullivan, R ERA: 3.86	(7, 1)	2.0		9	2	0	0	2	1	0	0	0	0	0	21	34	0.00	1.500

PITCHER		IP	WLS	BF	H	R	ER	SO	BB	IBB	HBP	BLK	WP	HR	S	P	ERA	WHIP
Danny Graves, R ERA: 2.53	(9, 1)	3.0	W	14	3	1	1	2	0	2	0	0	0	0	32	52	3.00	1.000

BOTTOM

Cincinnati Reds @ Florida Marlins

Pro Player Stadium, Miami, FL

Tue May 28 2002, 7:05 PM EDT

Att. 7,386 - Cloudy - 82 F

livebaseballscorecards.com

AB	45
R	5
H	14
RBI	5
BB	7
SO	10
LOB	36

WP: 0 PB: 1 SB: 1 CS: 2 PA: 54

Batter	1	2	3	4	5	6	7	8	9	AB	R	H	RBI	BB	SO	LOB
Todd Walker, L (1, 4) OBP: 0.343, SLG: 0.395	F B X 1-1 1B 2B 1B	B C B B B 4-1 1B 1B BB	B X 1-0 ② L9			B F S X 1-2 ① F7		F X 0-1 ② L6	X 0-0 ③ FC4-6 1-2f	5	2	1	0	1	0	3
Juan Encarnacion, R (1, 8) OBP: 0.327, SLG: 0.502 Jim Brower, R (8, 1) Carlos Almanzar, R (9, 1)	F B F X 1-2 2B 1B 1B	B S C X 1-2 1B 2B 1B 1-3	S B X 1-1 ③ G5-3			B F F F F F B B F 3-2 X 1B 1B		B B B C B 4-1 BB		4 0 0	2 0 0	3 0 0	0 0 0	1 0 0	0 0 0	0 0 0
Sean Casey, L (1, 3) OBP: 0.376, SLG: 0.384	B F B X 2-1 1B HR 2B 1-3 2-H	S X 0-1 2B FC1-5-2-5-3 1B 1-2 3-H		B C X 1-1 ① G4-3		F B X 1-1 1B 1-2		X 0-0 ③ G3		5	1	3	2	0	0	1
Adam Dunn, L (1, 7) OBP: 0.463, SLG: 0.545 Reggie Taylor, L (7, 7) OBP: 0.265, SLG: 0.409 (8, 8)	F X 0-1 S HR 1B 2-3 3-H	C X 0-1 FC1-5-2-5-3 2B 1-3 2-H		B B F X 2-1 WP 2B		B B C F B F S 3-3 ② K			X 0-0 E 1B 2B	4 1	1 1	3 1	2 0	0 0	1 0	2 0
Austin Kearns, R (1, 9) OBP: 0.432, SLG: 0.545	F B B B S C 3-3 ① K 1-2	C X 0-1 ① FC1-5-2-5-3 2-3 3-H		B B S C B C 3-3 ② K 2-3		B B B C F F S 3-3 ③ K			F S T X 0-2 E6 1B 2-3	5	0	0	0	0	3	8
Aaron Boone, R (1, 5) OBP: 0.298, SLG: 0.358	F F X 0-2 HR 2-H 3-H	B B B 4-0 BB		C B B B F S 3-3 ③ K			F X 0-1 ① G5-3		C X 0-1 ① F3	4	1	1	3	1	1	3
Barry Larkin, R (1, 6) OBP: 0.283, SLG: 0.320 Wilton Guerrero, S (7, PH) OBP: 0.306, SLG: 0.268 (7, 6)	B F F F F X 1-2 1B	B F B F C 2-3 ② K			B F B S X 2-2 ① G6-3		C X 0-1 ② G3		X 0-0 ② G4-3	3 2	0 0	1 0	0 0	0 0	1 0	3 2
Jason LaRue, R (1, 2) OBP: 0.315, SLG: 0.333	C S S 0-3 ② K	C B C B C 2-3 ③ K			S B B S F F F S		S B B F S 2-3 ③ K		B H 2-0 1B HBP	4	0	0	0	0	4	4
Joey Hamilton, R (1, 1) OBP: 0.176, SLG: 0.250 Luis Pineda, R (7, 1) Brady Clark, R (8, PH) OBP: 0.250, SLG: 0.222 (8, 7)	F C B X 1-2 ③ G1-3		F X 0-1 ① L3		B X 1-0 ③ F8			F S B B X 2-2 ① F7	B C F B X 2-2 FC4-6 1-2 2-3 3-H 1B	3 0 2	0 0 0	0 0 1	0 0 1	0 0 0	0 0 0	1 0 0
Inning Stats	R: 5 E: 0 K: 2 S: 26 H: 6 LOB: 1 BB: 0 P: 35	R: 2 E: 0 K: 2 S: 16 H: 3 LOB: 3 BB: 2 P: 29	R: 0 E: 0 K: 0 S: 5 H: 0 LOB: 0 BB: 0 P: 7	R: 0 E: 0 K: 2 S: 10 H: 1 LOB: 1 BB: 0 P: 19	R: 0 E: 0 K: 1 S: 11 H: 0 LOB: 0 BB: 0 P: 16	R: 0 E: 0 K: 2 S: 20 H: 2 LOB: 2 BB: 0 P: 31	R: 0 E: 0 K: 1 S: 7 H: 0 LOB: 0 BB: 0 P: 9	R: 0 E: 0 K: 0 S: 7 H: 0 LOB: 1 BB: 1 P: 13	R: 1 E: 1 K: 0 S: 12 H: 2 LOB: 3 BB: 0 P: 16	1B: 9 2B: 4 3B: 0 HR: 1 SF: 0 SAC: 0 DP: 0 HBP: 1						

PITCHER		IP	WLS	BF	H	R	ER	SO	BB	IBB	HBP	BLK	WP	HR	S	P	ERA	WHIP
Josh Beckett, R ERA: 4.09	(1, 1)	1.0	L	12	8	7	7	2	1	0	0	0	0	1	32	46	63.00	9.000
Michael Tejera, L ERA: 3.86	(2, 1)	4.0		15	2	0	0	5	1	0	0	0	1	0	36	60	0.00	0.750
Vic Darensbourg, L ERA: 3.86	(6, 1)	3.0		12	2	0	0	3	1	0	0	0	0	0	34	53	0.00	1.000
Hansel Izquierdo, R ERA: 1.54	(9, 1)	1.0		7	2	1	0	0	0	0	1	0	0	0	12	16	0.00	2.000

PITCHER	IP	WLS	BF	H	R	ER	SO	BB	IBB	HBP	BLK	WP	HR	S	P	ERA	WHIP

TOP

Cincinnati Reds @ Florida Marlins

Pro Player Stadium, Miami, FL

Wed May 29 2002, 7:05 PM EDT

Att. 6,836 - Sunny - 84 F

livebaseballscorecards.com

AB	42
R	8
H	14
RBI	8
BB	3
SO	10
LOB	27

WP: 1 PA: 46
PB: 0
SB: 1
CS: 0

BOTTOM

Cincinnati Reds @ Florida Marlins

Pro Player Stadium, Miami, FL

Wed May 29 2002, 7:05 PM EDT

Att. 6,836 - Sunny - 84 F

livebaseballscorecards.com

Batter	1	2	3	4	5	6	7	8	9	AB	R	H	RBI	BB	SO	LOB
Luis Castillo, S (1, 4) OBP: 0.380, SLG: 0.382	2-1 1B HBP 1B		1-1 G4-3		0-1 G4-3			3-2 F6	0-2 F9 2-3	3	0	1	0	0	0	0
Vic Darensbourg, L (6, 1)										0	0	0	0	0	0	0
Tim Raines, S (8, PH) OBP: 0.421, SLG: 0.414										1	0	0	0	0	0	0
Hansel Izquierdo, R (9, 1)										0	0	0	0	0	0	0
Mike Redmond, R (9, PH) OBP: 0.375, SLG: 0.405										1	0	0	0	0	0	2
Andy Fox, L (1, 6) OBP: 0.330, SLG: 0.326	1-1 1B HBP 1-2		0-1 F7			0-1 L8		0-0 1B 2B 1B	0-0 F9	4	1	1	0	0	0	2
Cliff Floyd, L (1, 9) OBP: 0.423, SLG: 0.575	3-2 L9		1-1 G4-3			1-1 E7 1B		0-1 F7		4	0	1	0	0	0	3
Mike Lowell, R (1, 5) OBP: 0.386, SLG: 0.549	1-2 G5-4-3 1-2 2-3 1B			0-1 G4-3		0-0 P4		2-2 2B 1-3 1B		2	0	1	0	0	0	0
Marty Malloy, L (5, 5) OBP: 0.174, SLG: 0.095										2	0	1	0	0	0	1
Kevin Millar, R (1, 7) OBP: 0.340, SLG: 0.488	0-2 G5-4-3 1-2f			3-2 F2		2-1 G5-3		2-1 2B 1-3 3-H		4	0	1	1	0	0	4
Eric Owens, R (1, 8) OBP: 0.354, SLG: 0.428		1-1 G6-3		0-1 1B			0-0 P4	1-1 G6-3		4	0	1	0	0	0	2
Derrek Lee, R (1, 3) OBP: 0.314, SLG: 0.441		2-3 K		1-3 K			0-0 F9		2-0 F9	4	0	0	0	0	2	1
Charles Johnson, R (1, 2) OBP: 0.308, SLG: 0.383		3-2 2B			1-0 F9		3-2 HR		0-0 F9 1B	4	1	3	1	0	0	0
Josh Beckett, R (1, 1)		3-2 F8			2-2 G1-3		2-2 F8		1-0 1-2 1B	0	0	0	0	0	0	0
Michael Tejera, L (2, 1)										1	0	0	0	0	0	1
Homer Bush, R (5, PH) OBP: 0.273, SLG: 0.289										3	0	1	0	0	0	0
(6, 4)																

Inning Stats	1	2	3	4	5	6	7	8	9
	R: 0 H: 2 E: 0 LOB: 2 K: 0 BB: 0 S: 13 P: 20	R: 0 H: 1 E: 0 LOB: 1 K: 1 BB: 0 S: 11 P: 20	R: 0 H: 0 E: 0 LOB: 0 K: 0 BB: 0 S: 6 P: 8	R: 0 H: 1 E: 0 LOB: 1 K: 1 BB: 0 S: 13 P: 17	R: 0 H: 0 E: 0 LOB: 0 K: 0 BB: 0 S: 6 P: 9	R: 0 H: 1 E: 1 LOB: 1 K: 0 BB: 0 S: 7 P: 10	R: 1 H: 1 E: 0 LOB: 0 K: 0 BB: 0 S: 11 P: 16	R: 1 H: 3 E: 0 LOB: 2 K: 0 BB: 0 S: 13 P: 21	R: 0 H: 2 E: 0 LOB: 2 K: 0 BB: 0 S: 7 P: 10

AB	37
R	2
H	11
RBI	2
BB	0
SO	2
LOB	16

	1B: 8	SF: 0	WP: 0	PA: 38
	2B: 2	SAC: 0	PB: 0	
	3B: 0	DP: 1	SB: 0	
	HR: 1	HBP: 1	CS: 0	

PITCHER		IP	WLS	BF	H	R	ER	SO	BB	IBB	HBP	BLK	WP	HR	S	P	ERA	WHIP
Joey Hamilton, R ERA: 3.83	(1, 1)	6.0	W	23	5	0	0	2	0	0	1	0	0	0	56	84	0.00	0.833
Luis Pineda, R ERA: 3.0	(7, 1)	1.0		4	1	1	1	0	0	0	0	0	0	1	11	16	9.00	1.000
Jim Brower, R ERA: 3.67	(8, 1)	1.0		6	3	1	1	0	0	0	0	0	0	0	13	21	9.00	3.000
Carlos Almanzar, R ERA:	(9, 1)	1.0		5	2	0	0	0	0	0	0	0	0	0	7	10	0.00	2.000

PITCHER		IP	WLS	BF	H	R	ER	SO	BB	IBB	HBP	BLK	WP	HR	S	P	ERA	WHIP

Batter	1	2	3	4	5	6	7	8	9	AB	R	H	RBI	BB	SO	LOB
Todd Walker, L (1, 4) OBP: 0.341, SLG: 0.392	X 0-0 G5-4-3 1B	B B C X 2-1 G3 ③			F X 0-1 L7 ③			F B X 1-1 F8 ①		4	0	1	0	0	0	2
Juan Encarnacion, R (1, 9) OBP: 0.321, SLG: 0.493	F F F X 0-2 G5-4-3 ①② 1-2f		X 0-0 G5-3 ①			B C B F X 2-2 P4 ①		B F C F F X 1-2 F9 ②		4	0	0	0	0	0	1
Ken Griffey Jr., L (1, 8) OBP: 0.289, SLG: 0.333	C B S B F S 2-3 K ③		S B B X 2-1 F9 ②			X 0-0 F7 ②		C B B X 2-1 G4-3 ③		4	0	0	0	0	1	0
Adam Dunn, L (1, 7) OBP: 0.468, SLG: 0.568		F B B C B X 3-2 BB 1B SF 1B	F B B X 2-1 L7 ③			B X 1-0 1B			C B C B X 2-2 HR	4	2	3	1	0	0	0
Sean Casey, L (1, 3) OBP: 0.378, SLG: 0.386		B F S X 1-2 BB SF 1-2 1B		X 0-0 F9 ①		B F F P C 2-3 K ③			C X 0-1 G3 BB 1B	4	1	2	0	0	1	1
Aaron Boone, R (1, 5) OBP: 0.301, SLG: 0.354		B B C B F B 4-2 SH5-4 SF 1-2 2-3 BB		C F B X 1-2 F8 ②			B F X 1-1 F8 ①		B B B C B 4-1 G3 1-2 BB	2	0	0	0	2	0	0
Barry Larkin, R (1, 6) OBP: 0.282, SLG: 0.337		C F X 0-2 SF SH5-4 1-2 2-H 3-H		B B S X 2-1 F9 ③			B X 1-0 HR		B C B L S 2-3 K ①	3	1	1	2	0	1	2
Jason LaRue, R (1, 2) OBP: 0.306, SLG: 0.322		C C B C 1-3 K ①			S F B S 1-3 K ①		S S S 0-3 K2-3 ②		X 0-0 G3 ② 1-2 2-3	4	0	0	0	0	3	4
Jimmy Haynes, R (1, 1) OBP: 0.095, SLG: 0.143		X 0-0 SH5-4 ② 1-2 2-3			S F B C 1-3 K ②		C S B F F F X 1-2 P5 ③		S B B S S S 2-3 K ③	2	0	0	0	0	1	0
Gabe White, L (7, 1)										0	0	0	0	0	0	0
Scott Sullivan, R (8, 1)										0	0	0	0	0	0	0
Reggie Taylor, L (9, PH) OBP: 0.261, SLG: 0.403										1	0	0	0	0	1	2
Danny Graves, R (9, 1)										0	0	0	0	0	0	0
Inning Stats	R: 0 E: 0 K: 1 S: 9 H: 1 LOB: 0 BB: 0 P: 11	R: 2 E: 1 K: 1 S: 17 H: 2 LOB: 2 BB: 1 P: 28	R: 0 E: 0 K: 0 S: 5 H: 0 LOB: 0 BB: 0 P: 9	R: 0 E: 0 K: 0 S: 6 H: 0 LOB: 0 BB: 0 P: 9	R: 0 E: 0 K: 2 S: 8 H: 0 LOB: 0 BB: 0 P: 10	R: 0 E: 0 K: 1 S: 9 H: 1 LOB: 1 BB: 0 P: 13	R: 1 E: 0 K: 1 S: 12 H: 1 LOB: 0 BB: 0 P: 15	R: 0 E: 0 K: 0 S: 9 H: 0 LOB: 0 BB: 0 P: 13	R: 1 E: 0 K: 2 S: 13 H: 2 LOB: 2 BB: 1 P: 23	1B: 5 2B: 0 3B: 0 HR: 2 SF: 1 SAC: 1 DP: 1 HBP: 0						

PITCHER	IP	WLS	BF	H	R	ER	SO	BB	IBB	HBP	BLK	WP	HR	S	P	ERA	WHIP
56 Kevin Olsen, R (1, 1) ERA: 3.83	7.0	L	27	5	3	2	6	1	0	0	0	0	1	66	95	2.57	0.857
46 Oswaldo Mairena, L (8, 1) ERA: 3.38	1.0		5	2	1	1	0	0	0	0	0	0	1	14	20	9.00	2.000
Braden Looper, R (9, 1) ERA: 5.67	1.0		4	0	0	0	2	1	0	0	0	0	0	8	16	0.00	1.000

PITCHER	IP	WLS	BF	H	R	ER	SO	BB	IBB	HBP	BLK	WP	HR	S	P	ERA	WHIP

Cincinnati Reds @ Florida Marlins

Pro Player Stadium, Miami, FL

Thu May 30 2002, 7:05 PM EDT

Att. 6,140 - Sunny - 80 F

TOP

livebaseballscorecards.com

AB	32
R	4
H	7
RBI	3
BB	2
SO	8
LOB	12

WP: 0	PA: 36					
PB: 0						
SB: 0						
CS: 0						

Cincinnati Reds @ Florida Marlins

Pro Player Stadium, Miami, FL

Thu May 30 2002, 7:05 PM EDT

Att. 6,140 - Sunny - 80 F

livebaseballscorecards.com

BOTTOM

Batter	1	2	3	4	5	6	7	8	9	AB	R	H	RBI	BB	SO	LOB
Luis Castillo, S (1, 4) OBP: 0.382, SLG: 0.381	4-1 G3-6 BB		1-1 G4-3 1-2 ②			2-2 G5-4-3 1B 1B	1-0 P4 ③			3	0	1	0	1	0	3
Andy Fox, L (1, 6) OBP: 0.327, SLG: 0.323	0-1 G3-6 1-2f ①②		0-1 G6-3 ③			0-0 G5-4-3 1-2 1B		1-2 G1-3 ①		4	0	1	0	0	0	2
Preston Wilson, R (1, 8) OBP: 0.354, SLG: 0.422	2-0 G6-3 ③			1-2 G3 S 1B		1-0 G5-4-3 1-2f 2-3 ①②		2-3 K ②		4	0	1	0	0	1	2
Mike Lowell, R (1, 5) OBP: 0.379, SLG: 0.538		3-2 G6-3 ①		3-3 K 1-2 ①		1-0 F8 ③		1-3 K ③		4	0	0	0	0	2	2
Eric Owens, R (1, 9) OBP: 0.346, SLG: 0.416		2-2 G1-3 ②		0-0 G3 2-3 ②			3-1 G4-3 ①		1-1 G4-3 ①	4	0	0	0	0	0	1
Kevin Millar, R (1, 7) OBP: 0.337, SLG: 0.478		2-2 FC1-4-6 1B		1-0 F8 ③			0-2 G5-3 ②		1-3 K ②	4	0	1	0	0	1	1
Derrek Lee, R (1, 3) OBP: 0.313, SLG: 0.451	0-1 FC1-4-6 1-2f ③				1-2 L7 ①		3-1 HR		1-3 K ③	4	1	1	1	0	1	1
Mike Redmond, R (1, 2) OBP: 0.385, SLG: 0.407			3-2 G4-3 1B		1-0 G6-3 ②		4-1 1B BB			2	0	1	0	1	0	0
56 Kevin Olsen, R (1, 1) OBP: 0.091, SLG: 0.091			1-3 K ①		0-3 K ③		2-1 1-2 1B			2	0	0	0	0	2	1
Tim Raines, S (7, PH) OBP: 0.436, SLG: 0.433										1	0	1	0	0	0	0
46 Oswaldo Mairena, L (8, 1)										0	0	0	0	0	0	0
Braden Looper, R (9, 1)										0	0	0	0	0	0	0
Inning Stats	R: 0 E: 0 K: 0 S: 4 H: 0 LOB: 0 BB: 1 P: 10	R: 0 E: 0 K: 0 S: 12 H: 1 LOB: 1 BB: 0 P: 19	R: 0 E: 0 K: 1 S: 10 H: 1 LOB: 1 BB: 0 P: 15	R: 0 E: 0 K: 1 S: 10 H: 1 LOB: 1 BB: 0 P: 15	R: 0 E: 0 K: 1 S: 7 H: 0 LOB: 0 BB: 0 P: 9	R: 0 E: 0 K: 0 S: 7 H: 2 LOB: 1 BB: 0 P: 11	R: 1 E: 0 K: 0 S: 11 H: 2 LOB: 2 BB: 1 P: 24	R: 0 E: 0 K: 2 S: 9 H: 0 LOB: 0 BB: 0 P: 13	R: 0 E: 0 K: 2 S: 8 H: 0 LOB: 0 BB: 0 P: 11	1B: 6 2B: 0 3B: 0 HR: 1	SF: 0 SAC: 0 DP: 2 HBP: 0						

	AB	32
	R	1
	H	7
	RBI	1
	BB	2
	SO	7
	LOB	13

	WP: 0	PA: 34
	PB: 0	
	SB: 1	
	CS: 0	

PITCHER		IP	WLS	BF	H	R	ER	SO	BB	IBB	HBP	BLK	WP	HR	S	P	ERA	WHIP
Jimmy Haynes, R ERA: 4.84	(1, 1)	6.2	W	26	6	1	1	3	2	0	0	0	0	1	58	97	1.35	1.200
Gabe White, L ERA: 2.08	(7, 1)	0.2	H	3	1	0	0	0	0	0	0	0	0	0	6	10	0.00	1.500
Scott Sullivan, R ERA: 3.77	(8, 1)	0.2	H	2	0	0	0	2	0	0	0	0	0	0	6	9	0.00	0.000
Danny Graves, R ERA: 2.45	(9, 1)	1.0	S	3	0	0	0	2	0	0	0	0	0	0	8	11	0.00	0.000

PITCHER	IP	WLS	BF	H	R	ER	SO	BB	IBB	HBP	BLK	WP	HR	S	P	ERA	WHIP

Batter	1	2	3	4	5	6	7	8	9	10	AB	R	H	RBI	BB	SO	LOB
Roberto Alomar, S (1, 4) OBP: 0.318, SLG: 0.353	C T C 0-3 ① K	B C F B X 2-2 2-3 1B		B B S F B B 4-2 1-2 BB		B F B B B 4-1 31 IBB 1-2 2-3 BB		B C X 1-1 ② F7			3	0	1	0	2	1	0
Timo Perez, L (1, 8) OBP: 0.321, SLG: 0.431	F B C T C 1-3 ② K	B S F B X 2-2 ③ G5-3		B B C C S 3-3 ③ K		B X 1-0 ② SF8 3-H		B X 1-0 ③ B2-3			4	0	0	1	0	2	4
31 Mike Piazza, R (1, 2) OBP: 0.356, SLG: 0.506	C S B B X 2-2 ③ G6-3		B B B C B 4-1 BB		S B B F X 2-2 G4-3 1B	B B B I 4-0 1-2 2-3 IBB			B S X 1-1 ① L6		3	0	1	0	2	0	0
Mo Vaughn, L (1, 3) Joe McEwing, R (9, PR) OBP: 0.291, SLG: 0.425 (9, 3)		B B C T X 2-2 1B 2B 2B	C B F B C 2-3 ① K		F B C X 1-2 ① G4-3 1-2	C B F C 1-3 ③ K			C B F B F B F B 4-2 CS BB		4 0	1 0	1 0	0 0	1 0	2 0	5 0
Edgardo Alfonzo, R (1, 5) OBP: 0.421, SLG: 0.390		X 0-0 BB 2B 2-3 1B	X 0-0 ② F7		B B B C X 3-1 ② P3		B F F B B F S 3-3 ① K		B X 1-0 ② L6		5	1	1	0	0	1	3
Jeromy Burnitz, L (1, 9) OBP: 0.318, SLG: 0.359	C S S 0-3 ① K	B X 1-0 ③ G3			C S F F S 0-3 ③ K		B S B F B F F S 3-3 ② K		C B 1-1 ③ CS 1-2	B C S B C 2-3 ① K	5	0	0	0	0	4	4
Roger Cedeno, S (1, 7) OBP: 0.297, SLG: 0.324	B C B B B 4-1 1-2 2B BB			B B B 4-0 WP BB		F X 0-1 ① G4-3	C F B B F B F X 3-2 HR			C C F S 0-3 ② K	3	2	1	1	2	1	0
Rey Ordonez, R (1, 6) OBP: 0.263, SLG: 0.315	X 0-0 1B 1-H 2-H 3-H 2B			B X 1-0 ① P2		B F B F X 2-2 BB HBP SF8 1B	C C B F F X 1-2 ③ P6			F X 0-1 HR	5	2	3	4	0	0	1
Pedro Astacio, R (1, 1) OBP: 0.133, SLG: 0.138 Shawn Estes, R (6, PR) David Weathers, R (6, 1) John Valentin, R (8, PH) OBP: 0.346, SLG: 0.435 Scott Strickland, R (8, 1) Grant Roberts, R (9, 1) OBP: 1.000, SLG: 1.000 Mark Johnson, L (10, PH) OBP: 0.276, SLG: 0.286 Armando Benitez, R (10, 1)	S T F S 0-3 ② K			L F F S 0-3 ② K		H 1-0 31 IBB BB 1-2 HBP		F F X 0-2 ① F7		B C B F B S 3-3 ③ K	2 0 0 0 1 0 0 0 1 0	0 0 0 0 0 0 0 0 0 0	0 0 0 0 0 0 0 0 0 0	0 0 0 0 0 0 0 0 0 0	0 0 0 0 0 0 0 0 1 0	2 0 0 0 0 0 0 0 0 0	2 0 0 0 0 0 0 0 0 0
Inning Stats	R: 0 E: 0 K: 2 S: 10 H: 0 LOB: 0 BB: 0 P: 13	R: 3 E: 0 K: 2 S: 19 H: 4 LOB: 2 BB: 1 P: 29	R: 0 E: 0 K: 1 S: 6 H: 0 LOB: 1 BB: 1 P: 13	R: 0 E: 0 K: 2 S: 10 H: 0 LOB: 2 BB: 2 P: 22	R: 0 E: 0 K: 1 S: 13 H: 1 LOB: 1 BB: 0 P: 19	R: 1 E: 0 K: 1 S: 10 H: 1 LOB: 3 BB: 2 P: 23	R: 1 E: 0 K: 2 S: 19 H: 1 LOB: 0 BB: 0 P: 29	R: 0 E: 0 K: 0 S: 6 H: 0 LOB: 0 BB: 0 P: 8	R: 0 E: 0 K: 0 S: 8 H: 0 LOB: 1 BB: 1 P: 15	R: 1 E: 0 K: 3 S: 12 H: 1 LOB: 0 BB: 0 P: 17	1B: 4 2B: 2 3B: 0 HR: 2	SF: 1 SAC: 0 DP: 0 HBP: 1			WP: 1 PB: 0 SB: 0 CS: 1	PA: 46	

PITCHER		IP	WLS	BF	H	R	ER	SO	BB	IBB	HBP	BLK	WP	HR	S	P	ERA	WHIP
A.J. Burnett, R ERA: 3.65	(1, 1)	5.0		24	5	3	3	8	4	0	0	0	1	0	58	96	5.40	1.800
Hansel Izquierdo, R ERA: 1.88	(6, 1)	0.2		5	1	1	1	0	1	0	1	0	0	0	7	15	13.50	3.000
Armando Almanza, L ERA: 2.25	(6, 1)	1.1		6	1	1	1	3	0	1	0	0	0	1	22	37	6.75	0.750
Braden Looper, R ERA: 5.28	(8, 1)	2.0		6	0	0	0	0	1	0	0	0	0	0	14	23	0.00	0.500
Vladimir Nunez, R ERA: 2.51	(10, 1)	1.0	L	4	1	1	1	3	0	0	0	0	0	1	12	17	9.00	1.000

PITCHER	IP	WLS	BF	H	R	ER	SO	BB	IBB	HBP	BLK	WP	HR	S	P	ERA	WHIP

TOP

New York Mets @ Florida Marlins

Pro Player Stadium, Miami, FL

Fri May 31 2002, 7:05 PM EDT

Att. 18,177 - Cloudy - 80 F

livebaseballscorecards.com

AB	36
R	6
H	8
RBI	6
BB	7
SO	14
LOB	19

Batter	1	2	3	4	5	6	7	8	9	10	AB	R	H	RBI	BB	SO	LOB
Luis Castillo, S (1, 4) OBP: 0.378, SLG: 0.377	L C F B F B C 2-3 ① K		B B F C C 2-3 ② K		X 0-0 ③ 1-2 1B		X 0-0 ③ B5-3		F B X 1-1 ③ G1		5	0	1	0	0	2	1
Andy Fox, L (1, 6) OBP: 0.322, SLG: 0.317	X 0-0 ② F9		F X 0-1 ③ G6-3		S B X 1-1 ③ L9 2-3			B B C B C F X 3-2 ① 1B 2B 1B		B C X 1-1 ① P4	5	1	1	0	0	0	2
Cliff Floyd, L (1, 9) OBP: 0.418, SLG: 0.565	S B B F X 2-2 ③ P4			B C C B F F F S 2-3 ① K		B S F F B F B F F 3-3 S ① K		B X 1-0 S 1-3 2B 1B		C B F X 1-2 ② G5-3	5	1	1	0	0	2	0
Mike Lowell, R (1, 5) OBP: 0.388, SLG: 0.542		B B B C C B 4-2 HR BB		B B B 4-0 G4-3 BB		F B B B B 4-1 BB		C F B X 1-2 1-H 3-H 1B 2B		B F B F S 2-3 ③ K	2	1	1	2	3	1	0
Preston Wilson, R (1, 8) OBP: 0.353, SLG: 0.418		F F C 0-3 ① K		C X 0-1 ② G4-3 1-2		B B B C F C 3-3 ② K		B B X 2-0 ① S E 2-H 1B			4	1	1	0	0	2	3
Kevin Millar, R (1, 7) OBP: 0.333, SLG: 0.500		B F B B F F F F X 3-2 1-H HR		C C B B B X 3-2 ③ P6		C C B F C 1-3 ③ K		B B 2 SAFE C F F X 2-2 ② F8 2-H			4	1	1	2	0	1	2
Derrek Lee, R (1, 3) OBP: 0.308, SLG: 0.443		F C B B B F X 2-2 ② F9			X 0-0 ① F8		B B B C C F F F X 3-2 ① F8	C S B B X 2-2 ③ F8			4	0	0	0	0	0	0
Charles Johnson, R (1, 2) OBP: 0.315, SLG: 0.381		X 0-0 ③ G6-3			B C B B B F B 4-2 PB 1B BB		X 0-0 1B		B F B S F S 2-3 ① K		3	0	1	0	1	1	0
A.J. Burnett, R (1, 1) OBP: 0.143, SLG: 0.154			C C B F B C 2-3 ① K		B C X 1-1 ② L7		C C B B S 2-3 ② K		X 0-0 ② G3		1	0	0	0	0	1	0
Eric Owens, R (5, PH) OBP: 0.344, SLG: 0.413											1	0	0	0	0	0	1
Hansel Izquierdo, R (6, 1)											0	0	0	0	0	0	0
Armando Almanza, L (6, 1)											0	0	0	0	0	0	0
Tim Raines, S (7, PH) OBP: 0.425, SLG: 0.419											1	0	0	0	0	1	1
Braden Looper, R (8, 1)											0	0	0	0	0	0	0
Marty Malloy, L (9, PH) OBP: 0.167, SLG: 0.091											1	0	0	0	0	0	0
Vladimir Nunez, R (10, 1) OBP: 0.333, SLG: 0.333											0	0	0	0	0	0	0
Inning Stats	R: 0 H: 0 E: 0 LOB: 0 K: 1 BB: 0 S: 9 P: 13	R: 2 H: 1 E: 0 LOB: 0 K: 1 BB: 1 S: 16 P: 25	R: 0 H: 0 E: 0 LOB: 0 K: 2 BB: 0 S: 9 P: 13	R: 0 H: 0 E: 0 LOB: 1 K: 1 BB: 1 S: 11 P: 20	R: 0 H: 1 E: 0 LOB: 2 K: 0 BB: 1 S: 8 P: 14	R: 0 H: 0 E: 0 LOB: 1 K: 3 BB: 1 S: 15 P: 26	R: 0 H: 1 E: 0 LOB: 1 K: 1 BB: 0 S: 11 P: 16	R: 3 H: 4 E: 0 LOB: 0 K: 0 BB: 0 S: 16 P: 27	R: 0 H: 0 E: 0 LOB: 0 K: 1 BB: 0 S: 7 P: 10	R: 0 H: 0 E: 0 LOB: 0 K: 1 BB: 0 S: 8 P: 12	1B: 5 SF: 0 2B: 1 SAC: 0 3B: 0 DP: 0 HR: 1 HBP: 0						

PITCHER		IP	WLS	BF	H	R	ER	SO	BB	IBB	HBP	BLK	WP	HR	S	P	ERA	WHIP
Pedro Astacio, R ERA: 2.71	(1, 1)	5.0		20	2	2	2	5	3	0	0	0	0	1	53	85	3.60	1.000
David Weathers, R ERA: 1.64	(6, 1)	2.0	H	8	1	0	0	4	1	0	0	0	0	0	26	42	0.00	1.000
Scott Strickland, R ERA: 3.2	(8, 1)	1.0	B	6	4	3	3	0	0	0	0	0	0	0	16	27	27.00	4.000
Grant Roberts, R ERA: 0.66	(9, 1)	1.0	W	3	0	0	0	1	0	0	0	0	0	0	7	10	0.00	0.000
Armando Benitez, R ERA: 3.0	(10, 1)	1.0	S	3	0	0	0	1	0	0	0	0	0	0	8	12	0.00	0.000

PITCHER	IP	WLS	BF	H	R	ER	SO	BB	IBB	HBP	BLK	WP	HR	S	P	ERA	WHIP

BOTTOM

New York Mets @ Florida Marlins

Pro Player Stadium, Miami, FL

Fri May 31 2002, 7:05 PM EDT

Att. 18,177 - Cloudy - 80 F

livebaseballscorecards.com

AB	36
R	5
H	7
RBI	4
BB	4
SO	11
LOB	10

WP: 0 PA: 40
PB: 1
SB: 2
CS: 0

Batter	1	2	3	4	5	6	7	8	9	AB	R	H	RBI	BB	SO	LOB
Roberto Alomar, S (1, 4) OBP: 0.320, SLG: 0.351	BBBCX 3-1 SH1-3 1B		BCFBFX 2-2 ① G4-3	BFBBB 4-1 2B BB		CX 0-1 ③ L9			X 0-0 ① L4	4	1	1	0	1	0	0
Timo Perez, L (1, 8) (5, 7) OBP: 0.336, SLG: 0.462	FX 0-1 ① SH1-3 1-2		X 0-0 CS 1B	FBFFFX 1-2 ③ 1-H 2-H 2B			SBX 1-1 ① G4-3		X 0-0 G4-3 1B 2B	4	1	3	2	0	0	0
31 Mike Piazza, R (1, 2) OBP: 0.353, SLG: 0.497 Vance Wilson, R (7, 2) OBP: 0.267, SLG: 0.351	BBBBB 4-0 FC5-4 BB		CSS 0-3 ② K		X 0-0 ① G5-3		BCFC 1-3 ② K		FBX 1-1 ② G4-3 2-3	3	0	0	0	1	2	1
										1	0	0	0	0	0	1
Mo Vaughn, L (1, 3) OBP: 0.333, SLG: 0.349 Grant Roberts, R (7, 1) OBP: 1.000, SLG: 1.000 Mark Guthrie, R (8, 1) John Valentin, R (9, PH) OBP: 0.354, SLG: 0.443	CBCX 1-2 ② F8		BFFB 2-2 ③ CS 1-2	BBX 2-0 1B 3B 1B	X 0-0 ② G3-1		BBFBX 3-1 ③ G4-3		BCX 1-1 BB 3-H 1B	4	1	1	0	0	0	2
										0	0	0	0	0	0	0
										0	0	0	0	0	0	0
										1	0	1	1	0	0	0
Edgardo Alfonzo, R (1, 5) OBP: 0.425, SLG: 0.389	CSBBBX 2-2 ③ FC5-4 1-2f			FSBBC 1-3 ① K	CBBBB 4-1 BB BB			CBX 1-1 FC5 BB 1B	CCBBBBFFFB 4-2 1-2 BB	3	0	1	0	2	1	3
Jeromy Burnitz, L (1, 9) OBP: 0.320, SLG: 0.356		BCBBBX 3-1 ① F9		BX 1-0 1-2 3B 1B	BBCBB 4-1 1-2 BB			CBFBS 2-3 ① K	X 0-0 ③ F8	4	1	1	0	1	1	3
Roger Cedeno, S (1, 7) OBP: 0.303, SLG: 0.346 Satoru Komiyama, R (5, 1) Mark Johnson, L (7, 3) OBP: 0.271, SLG: 0.280		CFBFBX 2-2 E8 G4-3 2B		BFX 1-1 1-H 2-H 1B 3B	FBFBS 2-3 ③ K			FFFS 0-3 ② K		3	2	2	2	0	1	2
										0	0	0	0	0	0	0
										1	0	0	0	0	1	1
Rey Ordonez, R (1, 6) OBP: 0.269, SLG: 0.315		X 0-0 ② G4-3 3-H		SX 0-1 SH1-4 2B 3-H 1B		SCBBBX 2-2 ① G6-3		CBBBBCB 4-2 1-2 FC5 BB		3	1	1	2	1	0	0
Jeff D'Amico, R (1, 1) OBP: 0.160, SLG: 0.087 Jay Payton, R (5, 8) OBP: 0.298, SLG: 0.376		CCC 0-3 ③ K		X 0-0 ② SH1-4 1-2		BX 1-0 ② P3		BFX 1-1 ③ FC5 1-2 2-3f		1	0	0	0	0	1	0
										2	0	0	0	0	0	2
Inning Stats	R: 0 H: 1 E: 0 LOB: 2 K: 0 BB: 1 S: 10 P: 20	R: 1 H: 1 E: 1 LOB: 0 K: 1 BB: 0 S: 10 P: 15	R: 0 H: 1 E: 0 LOB: 0 K: 1 BB: 0 S: 10 P: 14	R: 5 H: 5 E: 0 LOB: 1 K: 1 BB: 1 S: 16 P: 26	R: 0 H: 0 E: 0 LOB: 2 K: 1 BB: 2 S: 7 P: 17	R: 0 H: 0 E: 0 LOB: 0 K: 0 BB: 0 S: 6 P: 9	R: 0 H: 0 E: 0 LOB: 0 K: 1 BB: 0 S: 7 P: 12	R: 0 H: 1 E: 0 LOB: 2 K: 2 BB: 1 S: 12 P: 20	R: 1 H: 2 E: 0 LOB: 2 K: 0 BB: 1 S: 12 P: 18	1B: 7 SF: 0 2B: 3 SAC: 2 3B: 1 DP: 0 HR: 0 HBP: 0						

TOP

New York Mets @ Florida Marlins

Pro Player Stadium, Miami, FL

Sat Jun 01 2002, 7:05 PM EDT

Att. 33,291 - Cloudy - 82 F

livebaseballscorecards.com

AB	34
R	7
H	11
RBI	7
BB	6
SO	7
LOB	15

WP: 0 PB: 0 SB: 0 CS: 1 PA: 43

PITCHER		IP	WLS	BF	H	R	ER	SO	BB	IBB	HBP	BLK	WP	HR	S	P	ERA	WHIP
Ryan Dempster, R ERA: 4.54	(1, 1)	6.0		28	8	6	5	4	4	0	0	0	0	0	59	101	7.50	2.000
46 Oswaldo Mairena, L ERA: 3.09	(7, 1)	1.0	W	3	0	0	0	1	0	0	0	0	0	0	7	12	0.00	0.000
Braden Looper, R ERA: 5.1	(8, 1)	1.0	H	5	1	0	0	2	1	0	0	0	0	0	12	20	0.00	2.000
Vladimir Nunez, R ERA: 2.7	(9, 1)	1.0	S	6	2	1	1	0	1	0	0	0	0	0	12	18	9.00	3.000

PITCHER	IP	WLS	BF	H	R	ER	SO	BB	IBB	HBP	BLK	WP	HR	S	P	ERA	WHIP

New York Mets @ Florida Marlins

Pro Player Stadium, Miami, FL

Sat Jun 01 2002, 7:05 PM EDT

Att. 33,291 - Cloudy - 82 F

BOTTOM

Batter	1	2	3	4	5	6	7	8	9	AB	R	H	RBI	BB	SO	LOB
Luis Castillo, S (1, 4) OBP: 0.378, SLG: 0.377	2-2 E 1B 1B	0-0 L7		0-1 G6-3		1-1 F7		1-2 CS 1B		5	1	2	0	0	0	1
Andy Fox, L (1, 6) OBP: 0.317, SLG: 0.312	1-0 1-2 E 1B		0-2 G6-3	0-0 G6-3		2-3 K		1-3 1-2 K		5	1	1	0	0	2	1
Cliff Floyd, L (1, 9) OBP: 0.413, SLG: 0.560	0-1 E6 G6-3 1-H 2-H 2B		2-1 G3		0-1 P6		3-2 F9	1-3 K		5	1	1	2	0	1	0
Mike Lowell, R (1, 5) OBP: 0.390, SLG: 0.553	0-2 G6-3 3-H		4-0 HR BB		2-0 P4		0-1 HR			3	2	1	2	1	0	0
Preston Wilson, R (1, 8) OBP: 0.359, SLG: 0.450	3-2 G6-3		1-0 1-H HR		2-1 HR		1-1 BB 1B 1B HBP			3	3	2	3	0	0	0
Kevin Millar, R (1, 3) OBP: 0.343, SLG: 0.510 Derrek Lee, R (6, 3) OBP: 0.311, SLG: 0.445	2-3 K		4-2 E BB		2-2 FC5 2B		1-2 BB 1-2 1B 1B			2 1	0 1	1 1	0 0	1 0	1 0	0 0
Eric Owens, R (1, 7) OBP: 0.341, SLG: 0.405		1-2 G5-3	0-2 E5 1-2		4-1 FC5 BB		0-3 K			3	0	0	0	1	1	3
Charles Johnson, R (1, 2) OBP: 0.322, SLG: 0.380		1-0 1B	0-3 K		1-1 FC5 1-2 2-3f		4-2 1B 1-2 2-3 BB			3	0	1	0	1	1	4
Ryan Dempster, R (1, 1) OBP: 0.071, SLG: 0.143 Marty Malloy, L (6, PH) OBP: 0.160, SLG: 0.087 46 Oswaldo Mairena, L (7, 1) Tim Raines, S (7, PH) OBP: 0.439, SLG: 0.438 Braden Looper, R (8, 1) Vladimir Nunez, R (9, 1) OBP: 0.333, SLG: 0.333		0-0 B3		0-1 F8		1-1 B5-3	2-0 1-3 2-H 3-H 1B			2 1 0 1 0 0	0 0 0 0 0 0	0 0 0 1 0 0	0 0 0 2 0 0	0 0 0 0 0 0	0 0 0 0 0 0	1 0 0 0 0 0
Inning Stats	R: 3 E: 1 K: 1 S: 20 H: 3 LOB: 0 BB: 0 P: 27	R: 0 E: 0 K: 0 S: 6 H: 1 LOB: 1 BB: 0 P: 8	R: 2 E: 1 K: 1 S: 19 H: 1 LOB: 2 BB: 2 P: 30	R: 0 E: 0 K: 0 S: 5 H: 0 LOB: 0 BB: 0 P: 5	R: 1 E: 0 K: 0 S: 11 H: 2 LOB: 2 BB: 1 P: 22	R: 0 E: 0 K: 1 S: 7 H: 0 LOB: 0 BB: 0 P: 11	R: 3 E: 0 K: 1 S: 16 H: 3 LOB: 2 BB: 1 P: 27	R: 0 E: 0 K: 2 S: 11 H: 1 LOB: 0 BB: 0 P: 14		1B: 6 2B: 2 3B: 0 HR: 3	SF: 0 SAC: 0 DP: 0 HBP: 1			WP: 0 PB: 0 SB: 0 CS: 1	PA: 39	

livebaseballscorecards.com

AB	34
R	9
H	11
RBI	9
BB	4
SO	6
LOB	10

PITCHER		IP	WLS	BF	H	R	ER	SO	BB	IBB	HBP	BLK	WP	HR	S	P	ERA	WHIP
Jeff D'Amico, R ERA: 3.45	(1, 1)	4.2		24	7	6	5	2	2	0	0	0	0	2	58	84	9.64	1.929
Satoru Komiyama, R ERA: 4.56	(5, 1)	1.2	L	9	2	3	3	1	1	0	1	0	0	1	20	34	16.20	1.800
Grant Roberts, R ERA: 0.64	(7, 1)	0.2		3	1	0	0	1	1	0	0	0	0	0	6	12	0.00	3.000
Mark Guthrie, L ERA: 2.84	(8, 1)	1.0		3	1	0	0	2	0	0	0	0	0	0	11	14	0.00	1.000

PITCHER	IP	WLS	BF	H	R	ER	SO	BB	IBB	HBP	BLK	WP	HR	S	P	ERA	WHIP

New York Mets @ Florida Marlins

Pro Player Stadium, Miami, FL

Sun Jun 02 2002, 4:05 PM EDT

Att. 19,405 - Sunny - 89 F

livebaseballscorecards.com

TOP

Batter	1	2	3	4	5	6	7	8	9	AB	R	H	RBI	BB	SO	LOB
Roberto Alomar, S (1, 4) OBP: 0.314, SLG: 0.345	C B B X 2-1 F8 ①		C X 0-1 F6 ③		B X 1-0 F7 ②		B S X 1-1 G6-3 ①		B X 1-0 P4 ①	4	0	0	0	0	0	3
Joe McEwing, R (7, 4) OBP: 0.287, SLG: 0.420										1	0	0	0	0	0	2
Edgardo Alfonzo, R (1, 5) OBP: 0.425, SLG: 0.395	B B X 2-0 G5-3 ②			B C X 1-1 SH1-3 2B	C B B F X 2-2 F9 ③		C S X 0-2 1B		F B F S 1-3 K ②	5	0	2	0	0	1	5
Timo Perez, L (1, 8) OBP: 0.339, SLG: 0.463	C X 0-1 L5 ③			F B X 1-1 SH1-3 ① 2-3		X 0-0 BLK BB 1B 1B	X 0-0 F9 ②		X 0-0 1-2 2-H 1B	2	1	1	0	0	0	0
Jay Payton, R (7, PH) OBP: 0.300, SLG: 0.377 (7, 8)										2	0	1	1	0	0	1
Mo Vaughn, L (1, 3) OBP: 0.330, SLG: 0.344		B B X 2-0 FC4-6 1B		B B F C B X 3-2 L4		X 0-0 ① F7 B F B B S S	3-3 K ③		F B B S C 2-3 K ③	5	0	1	0	0	2	5
Jeromy Burnitz, L (1, 9) OBP: 0.319, SLG: 0.351		C S S B S 2-3 K ①		B B C X 2-1 G3-1 ③		B B F B B 4-1 1-2 BLK 1B BB		C S B B F F F X 2-2 F8 ①		3	1	0	0	1	1	2
Roger Cedeno, S (1, 7) OBP: 0.307, SLG: 0.342		B C B X 2-1 FC4-6 FC1-4 1-2f ②			B B B 4-0 1B 1B BB	B C F B B B 4-2 FC6-4 1B 1-2 2-3 BB		C S B B X 2-2 G4-3 ②		2	0	0	0	2	0	1
Vance Wilson, R (1, 2) OBP: 0.281, SLG: 0.361		C F X 0-2 FC1-4 1-2f ③			C X 0-1 1B 1-2 1B	C T X 0-2 FC6-4 1-2 2-H 3-H 1B		F B B F S 2-3 K ③		4	0	2	2	0	1	1
Rey Ordonez, R (1, 6) OBP: 0.268, SLG: 0.314			C B S X 1-2 G5-3 ①		B F B X 2-1 F7 ①	B F X 1-1 FC6-4 ② 1-2f 2-3			C B B X 2-1 BB 1B 1B	4	1	1	0	0	0	4
Al Leiter, L (1, 1) OBP: 0.240, SLG: 0.136			C F B B B C 3-3 K ②		S L B B X 2-2 1-2 2-3 1B	B C X 1-1 L4 ③			B B B C B 4-1 1-2 1B BB	2	0	1	0	0	1	0
Bobby Jones, R (5, 1)										0	0	0	0	0	0	0
Mark Johnson, L (6, PH) OBP: 0.267, SLG: 0.275										1	0	0	0	0	0	2
Satoru Komiyama, R (6, 1)										0	0	0	0	0	0	0
John Valentin, R (9, PH) OBP: 0.363, SLG: 0.443										0	0	0	0	1	0	0
Inning Stats	R: 0 E: 0 K: 0 S: 5 H: 0 LOB: 0 BB: 0 P: 9	R: 0 E: 0 K: 1 S: 9 H: 1 LOB: 1 BB: 0 P: 15	R: 0 E: 0 K: 1 S: 8 H: 0 LOB: 0 BB: 0 P: 12	R: 0 E: 0 K: 0 S: 9 H: 1 LOB: 1 BB: 0 P: 16	R: 0 E: 0 K: 0 S: 11 H: 2 LOB: 3 BB: 1 P: 22	R: 2 E: 0 K: 0 S: 12 H: 2 LOB: 2 BB: 2 P: 22	R: 0 E: 0 K: 1 S: 9 H: 1 LOB: 1 BB: 0 P: 13	R: 0 E: 0 K: 1 S: 12 H: 0 LOB: 0 BB: 0 P: 18	R: 1 E: 0 K: 2 S: 11 H: 2 LOB: 2 BB: 1 P: 21	1B: 8 2B: 1 3B: 0 HR: 0		SF: 0 SAC: 1 DP: 0 HBP: 0				

	AB	35
	R	3
	H	9
	RBI	3
	BB	4
	SO	6
	LOB	26

WP: 0 PB: 0 SB: 0 CS: 0 PA: 40

PITCHER		IP	WLS	BF	H	R	ER	SO	BB	IBB	HBP	BLK	WP	HR	S	P	ERA	WHIP
Julian Tavarez, R ERA: 8.19	(1, 1)	6.0	W	27	6	2	2	2	3	0	0	1	0	0	54	96	3.00	1.500
Armando Almanza, L ERA: 1.8	(7, 1)	1.0		4	1	0	0	1	0	0	0	0	0	0	9	13	0.00	1.000
Michael Tejera, L ERA: 4.09	(8, 1)	1.0		5	1	1	1	1	1	0	0	0	0	0	15	27	9.00	2.000
Hansel Izquierdo, R ERA: 1.82	(9, 1)	0.2		3	1	0	0	1	0	0	0	0	0	0	5	7	0.00	1.500
Vladimir Nunez, R ERA: 2.67	(9, 1)	0.1	S	1	0	0	0	1	0	0	0	0	0	0	3	5	0.00	0.000

PITCHER		IP	WLS	BF	H	R	ER	SO	BB	IBB	HBP	BLK	WP	HR	S	P	ERA	WHIP

New York Mets @ Florida Marlins

Pro Player Stadium, Miami, FL

Sun Jun 02 2002, 4:05 PM EDT

Att. 19,405 - Sunny - 89 F

BOTTOM

Batter	1	2	3	4	5	6	7	8	9	AB	R	H	RBI	BB	SO	LOB
Luis Castillo, S (1, 4) OBP: 0.374, SLG: 0.373	CBFFX 1-2 CS 1B		SBBBFFX 3-2 ① F8		BBCX 2-1 ① G6-3 x 0-0 ③ FC6-4 1-2f		CBCX 1-2 ③ F9			5	0	1	0	0	0	5
Andy Fox, L (1, 6) OBP: 0.312, SLG: 0.307	BFCX 1 SAFE 1B 2-2 ①② F8 1-2		BSX 1-1 ② F8		BBCX 2-1 1B S S 1B	BCX 1-1 ① L9		BCBX 2-1 ① G3		5	1	1	0	0	0	1
Cliff Floyd, L (1, 9) OBP: 0.409, SLG: 0.549	SBX 1-1 ③ G4-3		CBBFFBS 3-3 ③ K		BFX 1-1 ② P6	BBBB 4-0 BB		X 0-0 ② F7		4	0	0	0	1	1	1
Mike Lowell, R (1, 5) OBP: 0.394, SLG: 0.553		BBBBB 4-0 CS G4-3 BB		BFX 1-1 ① F3	BCFBBFX 3-2 1-3 3B 1B	CFC 0-3 ② K		BSBX 2-1 FC5-4 1B		4	1	2	0	1	1	1
Preston Wilson, R (1, 8) OBP: 0.360, SLG: 0.472		X 0-0 ① G4-3 1-2		BX 1-0 HR	BFBFBX 3-2 1-H 3-H 1B 3B	CBSS 1-3 ③ K		CFBX 1-2 ③ FC5-4 1-2f		5	2	2	2	0	1	3
Kevin Millar, R (1, 7) OBP: 0.357, SLG: 0.515		BBBCB 4-1 ② HR 2-3 BB		CBX 1-1 HBP 1B	BFX 1-1 IBB HBP BB 3-H 1B		BCCBFBX 3-2 ① G5-3			3	2	2	1	1	0	0
Derrek Lee, R (1, 3) OBP: 0.318, SLG: 0.467	BCCFX 1-2 1-H HR		SBBBBCS 3-3 ② K		CBFH 2-2 BB IBB 1-2 HBP		X 0-0 1B 2B			3	1	2	2	0	1	1
Mike Redmond, R (1, 2) OBP: 0.411, SLG: 0.422		CBSBX 2-2 1B		H 1-0 1-2 HBP	BBBI 4-0 BB 1-2 2-3 IBB		CX 0-1 2-3 1B			2	0	2	0	1	0	0
Julian Tavarez, L (1, 1) OBP: 0.214, SLG: 0.083 Armando Almanza, L (7, 1) Tim Raines, S (7, PH) OBP: 0.429, SLG: 0.424 Michael Tejera, L (8, 1) Hansel Izquierdo, R (9, 1) Vladimir Nunez, R (9, 1) OBP: 0.333, SLG: 0.333		CCC 0-3 ③ K		CX 0-1 ③ B3	BCBBB 4-1 FC6-4 1-2 2-3 3-H BB		CFBC 1-3 ② K			2 0 1 0 0 0	0 0 0 0 0 0	0 0 0 0 0 0	1 0 0 0 0 0	1 0 0 0 0 0	1 0 1 0 0 0	3 0 2 0 0 0
Inning Stats	R: 0 H: 1 E: 0 LOB: 0 K: 0 BB: 0 S: 9 P: 13	R: 2 H: 2 E: 0 LOB: 1 K: 1 BB: 2 S: 12 P: 23	R: 0 H: 0 E: 0 LOB: 0 K: 1 BB: 0 S: 10 P: 17	R: 1 H: 2 E: 0 LOB: 2 K: 1 BB: 0 S: 10 P: 17	R: 4 H: 4 E: 0 LOB: 3 K: 0 BB: 2 S: 19 P: 41	R: 0 H: 0 E: 0 LOB: 1 K: 2 BB: 1 S: 8 P: 14	R: 0 H: 2 E: 0 LOB: 2 K: 1 BB: 0 S: 13 P: 18	R: 0 H: 1 E: 0 LOB: 1 K: 0 BB: 0 S: 8 P: 13		1B: 8 SF: 0 2B: 1 SAC: 0 3B: 1 DP: 0 HR: 2 HBP: 2						

PITCHER		IP	WLS	BF	H	R	ER	SO	BB	IBB	HBP	BLK	WP	HR	S	P	ERA	WHIP
Al Leiter, L ERA: 3.39	(1, 1)	4.2	L	24	9	7	7	3	2	0	1	0	0	2	56	97	13.50	2.357
Bobby Jones, L ERA:	(5, 1)	0.1		4	0	0	0	0	1	1	1	0	0	0	4	14	0.00	3.000
Satoru Komiyama, R ERA: 4.05	(6, 1)	3.0		13	3	0	0	3	1	0	0	0	0	0	29	45	0.00	1.333

PITCHER	IP	WLS	BF	H	R	ER	SO	BB	IBB	HBP	BLK	WP	HR	S	P	ERA	WHIP

livebaseballscorecards.com

AB	34
R	7
H	12
RBI	6
BB	5
SO	6
LOB	17

Batter	1	2	3	4	5	6	7	8	9	AB	R	H	RBI	BB	SO	LOB
Luis Castillo, S (1, 4) OBP: 0.375, SLG: 0.371	C C B B F B B 4-2 G3 BB		B S S S 1-3 ① K	B X 1-0 ③ G6-3		B S F B F S 2-3 ② K		B X 1-0 CS 1-3 1B		4	0	1	0	1	2	1
Andy Fox, L (1, 6) OBP: 0.315, SLG: 0.305	C B X 1-1 ① G3 1-2		B B C X 2-1 1B SF9 1B		B B C B B 4-1 G3-1 WP FC5 BB	B S S F B B S 3-3 ③ K		S C S 0-3 ②③ K 1-2		4	2	1	0	1	2	3
Cliff Floyd, L (1, 9) OBP: 0.413, SLG: 0.545	B B C B B 4-1 G6-3 BB		B F B B X 3-1 1-3 1B		S B S B B X 3-2 ① G3-1 1-3		B B S B B 4-1 S BB		F C B F B F B X 2-2 ① L3	3	0	1	0	2	0	1
Mike Lowell, R (1, 5) OBP: 0.390, SLG: 0.545	B B C X 2-1 ②③ G6-3 1-2f		C B X 1-1 ② SF9 3-H		B H 2-0 FC5 HBP FC3-6 HBP		X 0-0 ① P4		C B F B F F X 2-2 ② L8	3	1	0	1	0	0	3
Preston Wilson, R (1, 8) OBP: 0.357, SLG: 0.464		C C S 0-3 ① K	B B C B F X 3-2 ③ F9		H 1-0 FC3-6 FC5 1-2 HBP		C X 0-1 ② L5		X 0-0 ③ G6-3	4	0	0	0	0	1	2
Kevin Millar, R (1, 7) OBP: 0.371, SLG: 0.529		B B B C C X 3-1 2B 2B		B C F X 1-2 BB BB G4-6-3 1B	B X 1-0 FC5 FC3-6 1-2 2-3 3-H		B C B B B 4-1 FC5-4 1-2 BB			3	2	2	1	1	0	2
Derrek Lee, R (1, 3) OBP: 0.321, SLG: 0.470		S B X 1-1 2-H 2B	B B B F B 4-1 G4-6-3 BB 1-2 BB	B C B C B X 3-2 ② FC3-6 FC6-4 1-2f 2-3 3-H	X 0-0 ③ FC5-4 1-2f				3	0	1	2	1	0	4
Charles Johnson, R (1, 2) OBP: 0.319, SLG: 0.369		B S B F F F S 2-3 ② K		B B B C B 4-1 G4-6-3 1-2 2-3 BB	S B S S X 1-2 ③ FC6-4 1-2f			X 0-0 ① F8		3	0	0	0	1	1	3
Josh Beckett, R (1, 1) Marty Malloy, L (4, PH) Hansel Izquierdo, R (4, 1) Homer Bush, R (5, PH) Michael Tejera, L (5, 1) Eric Owens, R (5, PH) Armando Almanza, L (5, 1) 46 Oswaldo Mairena, L (5, 1) Vladimir Nunez, R (5, 1)		L B B C C C 2-3 ③ K		B X 1-0 ①② G4-6-3 1-2f 2-3 3-H		X 0-0 ① P4		B B B C X 3-1 1B 1B		1 0 0 0 0 1 1 1 0 0 0 0 0 2 0 0 0 0 0 0 0 1 0 0 0 0 0 0 0 0 0 0 0 0 0 1 0 1 0 0 0 0 0 0 0 0 0 0 0 0 0 0 0 0 0 0 0 0 0 0 0 0 0						
Inning Stats	R: 0 E: 0 K: 0 S: 8 H: 0 LOB: 1 BB: 2 P: 19	R: 1 E: 0 K: 3 S: 15 H: 2 LOB: 1 BB: 0 P: 23	R: 1 E: 0 K: 1 S: 12 H: 2 LOB: 1 BB: 0 P: 22	R: 1 E: 0 K: 0 S: 7 H: 1 LOB: 1 BB: 2 P: 18	R: 2 E: 0 K: 0 S: 11 H: 0 LOB: 2 BB: 1 P: 26	R: 0 E: 0 K: 2 S: 10 H: 0 LOB: 0 BB: 0 P: 15	R: 0 E: 0 K: 0 S: 6 H: 0 LOB: 2 BB: 2 P: 14	R: 0 E: 0 K: 1 S: 7 H: 2 LOB: 1 BB: 0 P: 11	R: 0 E: 0 K: 0 S: 11 H: 0 LOB: 0 BB: 0 P: 15	1B: 5 2B: 2 3B: 0 HR: 0 SF: 1 SAC: 0 DP: 2 HBP: 2						

PITCHER		IP	WLS	BF	H	R	ER	SO	BB	IBB	HBP	BLK	WP	HR	S	P	ERA	WHIP
Terry Adams, R ERA: 4.37	(1, 1)	4.1	L	22	5	5	5	4	5	0	1	0	1	0	46	95	10.38	2.308
Jose Santiago, R ERA: 5.67	(5, 1)	0.2		4	0	0	0	0	0	0	1	0	0	0	7	13	0.00	0.000
Hector Mercado, L ERA: 11.81	(6, 1)	1.2		7	0	0	0	2	2	0	0	0	0	0	15	28	0.00	1.200
48 David Coggin, R ERA: 7.34	(7, 1)	0.1		1	0	0	0	0	0	0	0	0	0	0	1	1	0.00	0.000
Rheal Cormier, L ERA: 5.96	(8, 1)	2.0		7	2	0	0	1	0	0	0	0	0	0	18	26	0.00	1.000

PITCHER	IP	WLS	BF	H	R	ER	SO	BB	IBB	HBP	BLK	WP	HR	S	P	ERA	WHIP

TOP

Florida Marlins @ Philadelphia Phillies

Veterans Stadium, Philadelphia, PA

Tue Jun 04 2002, 7:05 PM EDT
Att. 14,942 - Cloudy - 76 F

livebaseballscorecards.com

AB	31
R	5
H	7
RBI	4
BB	7
SO	7
LOB	22

WP: 1 PA: 41
PB: 0
SB: 1
CS: 1

BOTTOM

Florida Marlins @ Philadelphia Phillies

Veterans Stadium, Philadelphia, PA

Tue Jun 04 2002, 7:05 PM EDT

Att. 14,942 - Cloudy - 76 F

livebaseballscorecards.com

Batter	1	2	3	4	5	6	7	8	9	AB	R	H	RBI	BB	SO	LOB
11 Jimmy Rolls, S (1, 6) OBP: 0.335, SLG: 0.463	F C B S 1-3 ① K		B F B B B 4-1 1B BB		C S X 0-2 ③ G4-3			B C C F F X 1-2 ① G6-3	C B X 1-1 ② F7	4	0	0	0	1	1	2
Scott Rolen, R (1, 5) OBP: 0.354, SLG: 0.450	B F F S 1-3 ② K		X 0-0 1-2 1B			F F X 0-2 ① F3		B B C S F F X 2-2 WP 1B 1B	B F X 1-1 ③ F9	5	0	2	0	0	1	2
Bobby Abreu, L (1, 8) OBP: 0.414, SLG: 0.478	B C X 1-1 ③ F8		B C F B S 2-3 ③ K			C S B F S 1-3 ② K		C F B X 1-2 ② L7		4	0	0	0	0	2	3
Pat Burrell, R (1, 7) OBP: 0.389, SLG: 0.600		F B C F B C 2-3 ① K		B B C B B 4-1 BB BB		B B B C C X 3-2 ③ L8		B B X 2-0 WP 1-2 1B		3	0	1	0	1	1	0
Jeremy Giambi, L (1, 9) OBP: 0.423, SLG: 0.526		B B B C S F F F B 4-2 BB		B B B C C B 4-1 G6-3 1-2 BB			B B F B B 4-1 1B BB	B C B S F B B 4-2 1-2 2-3 BB		0	0	0	0	4	0	0
Mike Lieberthal, R (1, 2) OBP: 0.308, SLG: 0.402		C F B B F X 2-2 ② F2		C S S 0-3 ① K			C B C F X 1-2 FC6-4 1-2 1B	B C B B S S 3-3 ③ K		4	0	1	0	0	2	6
Travis Lee, L (1, 3) OBP: 0.344, SLG: 0.380		B F F B C 2-3 ③ K		X 0-0 ② ③ G6-3 1-2f			B C S B X 2-2 ① F3		B B B B 4-0 WP BB	3	0	0	0	1	1	5
Marlon Anderson, L (1, 4) OBP: 0.329, SLG: 0.442			C B X 1-1 ① F8		B B C B X 3-1 ① G3		X 0-0 ② P4		B B B B 4-0 1-2 BB	3	0	0	0	1	0	2
Terry Adams, R (1, 1) OBP: 0.133, SLG: 0.071 Jose Santiago, R (5, 1) Ricky Ledee, L (5, PH) OBP: 0.193, SLG: 0.245 Hector Mercado, L (6, 1) 48 David Coggin, R (7, 1) Jason Michaels, R (7, PH) OBP: 0.375, SLG: 0.636 Rheal Cormier, L (8, 1) Tomas Perez, S (9, PH) OBP: 0.339, SLG: 0.471			B B C F X 2-2 ② G6-3		C B B X 2-1 ② G6-3		B B X 2-0 ③ FC6-4 1-2f		B B C C F S 2-3 ① K	1 0 1 0 0 1 0 1	0 0 0 0 0 0 0 0	0 0 0 0 0 0 0 1	0 0 0 0 0 0 0 0	0 0 0 0 0 0 0 0	0 0 0 0 0 0 0 1	0 0 0 0 0 2 0 2
Inning Stats	R: 0 H: 0 E: 0 LOB: 0 K: 2 BB: 0 S: 8 P: 11	R: 0 H: 0 E: 0 LOB: 1 K: 2 BB: 1 S: 16 P: 26	R: 0 H: 1 E: 0 LOB: 2 K: 1 BB: 1 S: 10 P: 19	R: 0 H: 0 E: 0 LOB: 1 K: 1 BB: 2 S: 6 P: 14	R: 0 H: 0 E: 0 LOB: 0 K: 0 BB: 0 S: 7 P: 12	R: 0 H: 0 E: 0 LOB: 0 K: 1 BB: 0 S: 10 P: 14	R: 0 H: 1 E: 0 LOB: 2 K: 0 BB: 1 S: 10 P: 19	R: 0 H: 2 E: 0 LOB: 3 K: 1 BB: 1 S: 20 P: 33	R: 0 H: 0 E: 0 LOB: 2 K: 1 BB: 2 S: 8 P: 20	1B: 4 2B: 0 3B: 0 HR: 0	SF: 0 SAC: 0 DP: 1 HBP: 0			WP: 2 PB: 0 SB: 0 CS: 0	PA: 38		

	AB	30
	R	0
	H	4
	RBI	0
	BB	8
	SO	9
	LOB	24

PITCHER		IP	WLS	BF	H	R	ER	SO	BB	IBB	HBP	BLK	WP	HR	S	P	ERA	WHIP
Josh Beckett, R ERA: 3.86	(1, 1)	3.0		12	1	0	0	5	2	0	0	0	0	0	34	56	0.00	1.000
Hansel Izquierdo, R ERA: 1.69	(4, 1)	2.0	W	7	0	0	0	1	2	0	0	0	0	0	13	26	0.00	1.000
Michael Tejera, L ERA: 3.75	(6, 1)	2.0		8	1	0	0	1	1	0	0	0	0	0	20	33	0.00	1.000
Armando Almanza, L ERA: 1.5	(8, 1)	1.0		6	2	0	0	1	1	0	0	0	1	0	20	33	0.00	3.000
46 Oswaldo Mairena, L ERA: 3.09	(9, 1)	0.0		2	0	0	0	0	2	0	0	0	1	0	0	8	∞	∞

PITCHER		IP	WLS	BF	H	R	ER	SO	BB	IBB	HBP	BLK	WP	HR	S	P	ERA	WHIP
Vladimir Nunez, R ERA: 2.6	(9, 1)	1.0		3	0	0	0	1	0	0	0	0	0	0	8	12	0.00	0.000

Batter	1	2	3	4	5	6	7	8	9	AB	R	H	RBI	BB	SO	LOB
Luis Castillo, S (1, 4) OBP: 0.384, SLG: 0.394	C X 0-1 FC1-6 1B	C F F B B F S 2-3 ③ K			F X 0-1 HR		C B B B F X 3-2 1B		B B B C C F X 3-2 1B	5	1	4	1	0	1	2
Andy Fox, L (1, 6) OBP: 0.304, SLG: 0.293	X 0-0 ① FC1-6 2B 1-2f		C B C F B S 2-3 ① K		C F C 0-3 ② K		X 0-0 ③ F7		B S C B C 2-3 ③ K	5	0	0	0	0	3	3
Kevin Millar, R (1, 7) OBP: 0.367, SLG: 0.528	X 0-0 FC8-5 1-3 2B		B B C X 2-1 ② G5-3		C F B B F X 2-2 ③ P1			C B B F B X 3-2 ① G6-3		4	0	1	0	0	0	0
Mike Lowell, R (1, 5) OBP: 0.392, SLG: 0.544	X 0-0 ② ③ FC8-5 2-3		C F X 0-2 ③ G5-3			X 0-0 1B		C B X 1-1 1B 1B		4	0	2	0	0	0	2
Preston Wilson, R (1, 8) OBP: 0.351, SLG: 0.455		X 0-0 ① L9		X 0-0 ① P5		F B B S S 2-3 ① K		B C F S 1-3 ② K		4	0	0	0	0	2	2
Eric Owens, R (1, 9) OBP: 0.355, SLG: 0.410		B C B B B 4-1 1B 1B BB		C B B B B 4-1 FC6 BB		B B B C X 3-1 ② F7		C X 0-1 1-2 1B		2	1	1	0	2	0	1
Derrek Lee, R (1, 3) OBP: 0.320, SLG: 0.466		B C S B X 2-2 1B 1-3 1B		F C S 0-3 ② K		C B F F B S 2-3 ③ K		C X 0-1 ③ F7		4	0	1	0	0	2	4
Mike Redmond, R (1, 2) OBP: 0.404, SLG: 0.414		C X 0-1 1-2 3-H 1B		C C F B X 1-2 ③ FC6 1-2f			C C B X 1-2 ① F9		C S C 0-3 ① K	4	0	1	1	0	1	1
A.J. Burnett, R (1, 1) OBP: 0.125, SLG: 0.133		C F S 0-3 ② K			B X 1-0 ① F8		S S S 0-3 ② K		C B F B S 2-3 ② K	4	0	0	0	0	3	2
Inning Stats	R: 0 H: 2 E: 0 LOB: 1 K: 0 BB: 0 S: 5 P: 5	R: 1 H: 2 E: 0 LOB: 2 K: 2 BB: 1 S: 15 P: 23	R: 0 H: 0 E: 0 LOB: 0 K: 1 BB: 0 S: 9 P: 13	R: 0 H: 0 E: 0 LOB: 1 K: 1 BB: 1 S: 9 P: 14	R: 1 H: 1 E: 0 LOB: 0 K: 1 BB: 0 S: 10 P: 13	R: 0 H: 1 E: 0 LOB: 1 K: 2 BB: 0 S: 10 P: 17	R: 0 H: 1 E: 0 LOB: 1 K: 1 BB: 0 S: 10 P: 14	R: 0 H: 2 E: 0 LOB: 2 K: 1 BB: 0 S: 12 P: 17	R: 0 H: 1 E: 0 LOB: 1 K: 3 BB: 0 S: 13 P: 20	1B: 8 SF: 0 2B: 2 SAC: 0 3B: 0 DP: 1 HR: 1 HBP: 0						WP: 0 PA: 38 PB: 0 SB: 0 CS: 0	

PITCHER		IP	WLS	BF	H	R	ER	SO	BB	IBB	HBP	BLK	WP	HR	S	P	ERA	WHIP
Randy Wolf, L ERA: 4.7	(1, 1)	8.0	L	34	9	2	2	9	2	0	0	0	0	1	80	116	2.25	1.375
Ricky Bottalico, R ERA: 3.91	(9, 1)	0.2		3	1	0	0	2	0	0	0	0	0	0	10	15	0.00	1.500
Dan Plesac, L ERA: 4.5	(9, 1)	0.1		1	0	0	0	1	0	0	0	0	0	0	3	5	0.00	0.000

PITCHER	IP	WLS	BF	H	R	ER	SO	BB	IBB	HBP	BLK	WP	HR	S	P	ERA	WHIP

TOP

Florida Marlins @ Philadelphia Phillies

Veterans Stadium, Philadelphia, PA

Wed Jun 05 2002, 7:05 PM EDT

Att. 13,039 - Cloudy - 88 F

livebaseballscorecards.com

AB	36
R	2
H	10
RBI	2
BB	2
SO	12
LOB	17

BOTTOM

Florida Marlins @ Philadelphia Phillies

Veterans Stadium, Philadelphia, PA

Wed Jun 05 2002, 7:05 PM EDT

Att. 13,039 - Cloudy - 88 F

livebaseballscorecards.com

Batter	1	2	3	4	5	6	7	8	9	AB	R	H	RBI	BB	SO	LOB
11 Jimmy Rollins, S (1, 6) OBP: 0.341, SLG: 0.476	BLBX 2-1 CS 1B		CBX 1-1 2-H 2B			BSBBX 3-1 ① F9		BBCX 2-1 2B		4	0	3	1	0	0	0
Scott Rolen, R (1, 5) OBP: 0.348, SLG: 0.442	BFBBX 3-1 ① F8		BX 1-0 ③ F3			CX 0-1 ② G6-3		X 0-0 ③ F7		4	0	0	0	0	0	3
Bobby Abreu, L (1, 9) OBP: 0.415, SLG: 0.475	SBCFBFBX 3-2 ②③ L7 1-2			BCFBX 2-2 G3 G2-3 1B		CFBBFBFBB 4-2 BB			BCFBFFS 2-3 ① K	3	0	1	0	1	1	1
Pat Burrell, R (1, 7) OBP: 0.387, SLG: 0.593		X 0-0 ① F3		SCX 0-2 ① G2-3 1-2		BBBX 3-0 ③ F8			FBBFX 2-2 1B	4	0	1	0	0	0	2
Jeremy Giambi, L (1, 3) OBP: 0.416, SLG: 0.514		CCBFX 1-2 ② G3-1		SBX 1-1 ② G3 2-3			CSS 0-3 ① K		BSCFS 1-3 ② K	4	0	0	0	0	2	2
Mike Lieberthal, R (1, 2) OBP: 0.302, SLG: 0.393		BX 1-0 ③ F8		FX 0-1 ③ G5-3			SFFS 0-3 ② K		X 0-0 ③ F8	4	0	0	0	0	1	2
Marlon Anderson, L (1, 4) OBP: 0.329, SLG: 0.440			CX 0-1 FC6-4 1B		X 0-0 ① G4-3		CFBC 1-3 ③ K			3	0	1	0	0	1	0
Doug Glanville, R (1, 8) OBP: 0.286, SLG: 0.302			FSBFX 1-2 ① FC6-4 SH2-4 11 2B 1-2f		FX 0-1 ② G4-3			BBCSX 2-2 ① L4		3	1	0	0	0	0	1
Randy Wolf, L (1, 1) OBP: 0.167, SLG: 0.136 Travis Lee, L (8, PH) OBP: 0.343, SLG: 0.378 Ricky Bottalico, L (9, 1) Dan Plesac, L (9, 1)			X 0-0 ② SH2-4 1-2		FFS 0-3 ③ K			FBX 1-1 ② G3-1		1 1 0 0	0 0 0 0	0 0 0 0	0 0 0 0	0 0 0 0	1 0 0 0	0 0 0 0
Inning Stats	R: 0 H: 1 E: 0 LOB: 0 K: 0 BB: 0 S: 8 P: 16	R: 0 H: 0 E: 0 LOB: 0 K: 0 BB: 0 S: 6 P: 8	R: 1 H: 2 E: 0 LOB: 1 K: 0 BB: 0 S: 10 P: 13	R: 0 H: 1 E: 0 LOB: 1 K: 0 BB: 0 S: 10 P: 13	R: 0 H: 0 E: 0 LOB: 0 K: 1 BB: 0 S: 6 P: 6	R: 0 H: 0 E: 0 LOB: 1 K: 0 BB: 1 S: 8 P: 18	R: 0 H: 0 E: 0 LOB: 0 K: 3 BB: 0 S: 10 P: 11	R: 0 H: 1 E: 0 LOB: 1 K: 0 BB: 0 S: 8 P: 13	R: 0 H: 1 E: 0 LOB: 1 K: 2 BB: 0 S: 13 P: 18	1B: 4 SF: 0 2B: 2 SAC: 1 3B: 0 DP: 0 HR: 0 HBP: 0						

	AB	31
	R	1
	H	6
	RBI	1
	BB	1
	SO	6
	LOB	11

WP: 0 PA: 33
PB: 0
SB: 0
CS: 1

PITCHER		IP	WLS	BF	H	R	ER	SO	BB	IBB	HBP	BLK	WP	HR	S	P	ERA	WHIP
A.J. Burnett, R ERA: 3.39	(1, 1)	9.0	W	33	6	1	1	6	1	0	0	0	0	0	79	116	1.00	0.778

PITCHER	IP	WLS	BF	H	R	ER	SO	BB	IBB	HBP	BLK	WP	HR	S	P	ERA	WHIP

Florida Marlins @ Minnesota Twins

Hubert H. Humphrey Metrodome, Minneapolis, MN

Fri Jun 07 2002, 8:05 PM EDT

Att. 20,271 - Dome - 72 F

TOP

livebaseballscorecards.com

Batter	1	2	3	4	5	6	7	8	9	AB	R	H	RBI	BB	SO	LOB
Luis Castillo, S (1, 4) OBP: 0.380, SLG: 0.394	P3		G5-3		G5-3		G6-3 1-2 3-H		G3 1-H 3-H 1B 2B	5	1	1	3	0	0	2
Eric Owens, R (1, 9) OBP: 0.362, SLG: 0.409	FC4-6 BB		1B			1B BB	G4-3		G3 2-3	3	0	1	0	2	0	2
Cliff Floyd, L (1, 10) OBP: 0.404, SLG: 0.532	FC4-6 1-2f		L6			K	K	K	K	5	0	0	0	0	3	4
Mike Lowell, R (1, 5) OBP: 0.394, SLG: 0.543 Marty Malloy, L (8, PR) OBP: 0.185, SLG: 0.120 (8, 5)	K			K		G6-3 1-2		1B	FC6-4 3-H 1B	4 1	0 0	2 1	0 1	0 0	2 0	1 0
Preston Wilson, R (1, 8) OBP: 0.345, SLG: 0.445		K		K		G6-3 1-2f		K	FC6-4 1-2f	5	0	0	0	0	3	4
Kevin Millar, R (1, 7) OBP: 0.363, SLG: 0.518		P6		P4			1B WP FC4-6 1B	G5-3		4	1	1	0	0	0	1
Derrek Lee, R (1, 3) OBP: 0.327, SLG: 0.484		HR			K		FC4-6 BB 1-3 G6-3 1B		BB 1B	4	3	3	1	0	1	0
Charles Johnson, R (1, 2) OBP: 0.333, SLG: 0.371		K			1B		FC4-6 1-2 BB		1B 2B 1-2 BB	2	1	1	0	2	1	0
Andy Fox, L (1, 6) OBP: 0.297, SLG: 0.286 Homer Bush, R (7, 6) OBP: 0.278, SLG: 0.294			G3		K		FC4-6 G6-3 1-2f 2-3 3-H		2B 1-3 2-H 1B	3 1	0 1	0 1	1 1	0 0	1 0	3 0
Inning Stats	R: 0 E: 0 K: 1 S: 11 H: 0 LOB: 1 BB: 1 P: 18	R: 1 E: 0 K: 2 S: 9 H: 1 LOB: 0 BB: 0 P: 14	R: 0 E: 0 K: 0 S: 12 H: 1 LOB: 1 BB: 0 P: 20	R: 0 E: 0 K: 2 S: 9 H: 0 LOB: 0 BB: 0 P: 15	R: 0 E: 0 K: 2 S: 10 H: 1 LOB: 1 BB: 0 P: 18	R: 0 E: 0 K: 1 S: 6 H: 1 LOB: 1 BB: 1 P: 14	R: 2 E: 0 K: 0 S: 13 H: 2 LOB: 1 BB: 1 P: 23	R: 0 E: 0 K: 2 S: 10 H: 1 LOB: 1 BB: 0 P: 16	R: 4 E: 0 K: 1 S: 21 H: 4 LOB: 1 BB: 1 P: 33	1B: 9 2B: 1 3B: 0 HR: 1 SF: 0 SAC: 0 DP: 1 HBP: 0	WP: 1 PB: 0 SB: 0 CS: 0 PA: 41					

	AB	37
	R	7
	H	11
	RBI	7
	BB	4
	SO	11
	LOB	17

PITCHER		IP	WLS	BF	H	R	ER	SO	BB	IBB	HBP	BLK	WP	HR	S	P	ERA	WHIP
Johan Santana, L ERA: 4.22	(1, 1)	5.1	W	22	4	1	1	8	2	0	0	0	0	1	55	94	1.69	1.125
Jack Cressend, R ERA: 5.91	(6, 1)	2.2		11	3	2	2	2	1	0	0	0	1	0	25	44	6.75	1.500
Bob Wells, R ERA: 6.75	(9, 1)	1.0		8	4	4	4	1	1	0	0	0	0	0	21	33	36.00	5.000

PITCHER	IP	WLS	BF	H	R	ER	SO	BB	IBB	HBP	BLK	WP	HR	S	P	ERA	WHIP

Florida Marlins @ Minnesota Twins

Hubert H. Humphrey Metrodome, Minneapolis, MN

Fri Jun 07 2002, 8:05 PM EDT

Att. 20,271 - Dome - 72 F

livebaseballscorecards.com

BOTTOM

Batter	1	2	3	4	5	6	7	8	9	AB	R	H	RBI	BB	SO	LOB
Jacque Jones, L (1, 7) OBP: 0.361, SLG: 0.533	E 3B	F9	G3		E BB 1B	G4-3				5	1	2	1	0	0	2
Cristian Guzman, S (1, 6) OBP: 0.264, SLG: 0.323	S 1B HBP	2B		G3 3B 2B	SF9		F8			3	2	2	1	0	0	0
Doug Mientkiewicz, L (1, 3) OBP: 0.394, SLG: 0.384	E BB 1B	BB 1B HBP		F8	E		E3 G3			3	2	1	1	1	0	1
Corey Koskie, L (1, 5) OBP: 0.400, SLG: 0.436	E SF7 BB	1B BB		G3	K		G3			3	1	0	0	2	1	4
Torii Hunter, R (1, 8) OBP: 0.355, SLG: 0.580	E5 SF7 1B			3B	E6		F7			4	1	3	3	0	0	2
Brian Buchanan, R (7, 9) OBP: 0.313, SLG: 0.463										1	0	0	0	0	0	1
David Ortiz, L (1, 10) OBP: 0.305, SLG: 0.415	SF7		1B G6-3 1B	F7	L6			G3-1		4	0	1	1	0	0	4
Bobby Kielty, S (1, 9) OBP: 0.450, SLG: 0.551 (7, 8)	1B		G6-3		BB 1B BB	HR		WP G4-3 BB		3	3	2	2	2	0	1
A.J. Pierzynski, L (1, 2) OBP: 0.373, SLG: 0.491	F7		1B		1B 1B BB	F8		G4-3		4	1	1	1	1	0	1
Luis Rivas, R (1, 4) OBP: 0.435, SLG: 0.429	F9		F9		1B SF9 1B	G5-3		K		5	1	1	1	0	1	3
Inning Stats	R: 5 H: 4 E: 1 LOB: 1 K: 0 BB: 1 S: 15 P: 27	R: 1 H: 2 E: 0 LOB: 2 K: 0 BB: 1 S: 6 P: 13	R: 0 H: 2 E: 0 LOB: 2 K: 0 BB: 0 S: 12 P: 17	R: 1 H: 2 E: 0 LOB: 1 K: 0 BB: 0 S: 11 P: 16	R: 3 H: 2 E: 1 LOB: 3 K: 1 BB: 3 S: 17 P: 33	R: 1 H: 1 E: 0 LOB: 0 K: 0 BB: 0 S: 14 P: 20	R: 0 H: 0 E: 1 LOB: 1 K: 0 BB: 0 S: 6 P: 6	R: 1 H: 0 E: 0 LOB: 0 K: 1 BB: 1 S: 8 P: 13		1B: 8 SF: 2 2B: 2 SAC: 0 3B: 2 DP: 0 HR: 1 HBP: 2						WP: 2 PA: 45 PB: 0 SB: 2 CS: 0

	AB	35
	R	12
	H	13
	RBI	11
	BB	6
	SO	2
	LOB	19

PITCHER		IP	WLS	BF	H	R	ER	SO	BB	IBB	HBP	BLK	WP	HR	S	P	ERA	WHIP
Ryan Dempster, R ERA: 5.36	(1, 1)	4.0	L	27	11	10	10	0	4	0	2	0	0	0	49	86	22.50	3.750
Vic Darensbourg, L ERA: 3.91	(5, 1)	2.0		10	2	1	1	1	1	0	0	0	0	1	26	40	4.50	1.500
46 Oswaldo Mairena, L ERA: 2.84	(7, 1)	1.0		4	0	0	0	0	0	0	0	0	0	0	6	6	0.00	0.000
Blaine Neal, R ERA: 5.4	(8, 1)	1.0		4	0	1	1	1	1	0	0	0	1	0	8	13	9.00	1.000

PITCHER	IP	WLS	BF	H	R	ER	SO	BB	IBB	HBP	BLK	WP	HR	S	P	ERA	WHIP

Florida Marlins @ Minnesota Twins

Hubert H. Humphrey Metrodome, Minneapolis, MN

Sat Jun 08 2002, 7:05 PM EDT

Att. 20,949 - Dome - 72 F

TOP

livebaseballscorecards.com

Batter	1	2	3	4	5	6	7	8	9	AB	R	H	RBI	BB	SO	LOB
Luis Castillo, S (1, 4) OBP: 0.378, SLG: 0.391	B B C X 2-1 2B 1B		C C B B X 2-2 ② G5-3		C C X 0-2 ② G4-3 2-3		B C X 1-1 ② FC6-4 1B 1-2f			4	1	1	0	0	0	2
Eric Owens, R (1, 7) OBP: 0.359, SLG: 0.405	B C F S 1-3 ① K		S B B C S 2-3 ③ K		C X 0-1 ③ G1-3		F F B X 1-2 1-3 1B			4	0	1	0	0	2	2
Cliff Floyd, L (1, 9) OBP: 0.410, SLG: 0.553	B X 1-0 1-H 2B			C F B B X 2-2 HR		S B B B B 4-1 BB BB	X 0-0 ③ G1-3			3	1	2	2	1	0	2
Mike Lowell, R (1, 5) OBP: 0.395, SLG: 0.554	S X 0-1 ② F9			C F B X 1-2 HR		B C B B B 4-1 1-2 BB		C X 0-1 ① P3		3	1	1	1	1	0	1
Preston Wilson, R (1, 8) OBP: 0.340, SLG: 0.438	C C S 0-3 ③ K			X 0-0 ① P3		L B C B S 2-3 ① K		X 0-0 ② G5-3		4	0	0	0	0	2	3
Kevin Millar, R (1, 10) OBP: 0.352, SLG: 0.500		C S S 0-3 ① K		C F B F S 1-3 ② K		C B X 1-1 ② P6		C F B S 1-3 ③ K		4	0	0	0	0	3	2
Derrek Lee, R (1, 3) OBP: 0.326, SLG: 0.480		X 0-0 CS 1B		C B B X 2-1 ③ F8		C F F X 0-2 ③ G5-3			C B X 1-1 ① F7	4	0	1	0	0	0	2
Andy Fox, L (1, 6) OBP: 0.303, SLG: 0.287		B X 1-0 ② F7			C B B F B X 3-2 G4-3 S 1B		B C B B B 4-1 FC5-4 BB		C C X 0-2 ② G4-3	3	0	1	0	1	0	1
Charles Johnson, R (1, 2) OBP: 0.323, SLG: 0.358		S B C F B F F B 3-2 ③ CS 1-2	X 0-0 ① G5-3		F F B B B C 3-3 ① K 1-2		S B S F X 1-2 ① FC5-4 FC6-4 1-2f		C F S 0-3 ③ K	4	0	0	0	0	2	2
Inning Stats	R: 1 E: 0 K: 2 S: 11 H: 2 LOB: 1 BB: 0 P: 15	R: 0 E: 0 K: 1 S: 10 H: 1 LOB: 0 BB: 0 P: 14	R: 0 E: 0 K: 1 S: 7 H: 0 LOB: 0 BB: 0 P: 11	R: 2 E: 0 K: 1 S: 13 H: 2 LOB: 0 BB: 0 P: 19	R: 0 E: 0 K: 1 S: 11 H: 1 LOB: 1 BB: 0 P: 17	R: 0 E: 0 K: 1 S: 11 H: 0 LOB: 2 BB: 2 P: 22	R: 0 E: 0 K: 0 S: 11 H: 1 LOB: 2 BB: 1 P: 18	R: 0 E: 0 K: 1 S: 6 H: 0 LOB: 0 BB: 0 P: 7	R: 0 E: 0 K: 1 S: 8 H: 0 LOB: 0 BB: 0 P: 9	1B: 4 2B: 1 3B: 0 HR: 2 SF: 0 SAC: 0 DP: 0 HBP: 0							

AB	33
R	3
H	7
RBI	3
BB	3
SO	9
LOB	17

WP: 0 PB: 0 SB: 1 CS: 1 PA: 37

PITCHER		IP	WLS	BF	H	R	ER	SO	BB	IBB	HBP	BLK	WP	HR	S	P	ERA	WHIP
Matt Kinney, R ERA: 4.81	(1, 1)	5.0	W	22	6	3	3	6	2	0	0	0	0	2	54	86	5.40	1.600
Tony Fiore, R ERA: 2.6	(6, 1)	1.2	H	7	1	0	0	1	1	0	0	0	0	0	19	29	0.00	1.200
J.C. Romero, L ERA: 0.79	(7, 1)	0.1	H	1	0	0	0	0	0	0	0	0	0	0	1	1	0.00	0.000
Michael Jackson, R ERA: 1.07	(8, 1)	1.0	H	3	0	0	0	1	0	0	0	0	0	0	6	7	0.00	0.000
Eddie Guardado, L ERA: 2.73	(9, 1)	1.0	S	3	0	0	0	1	0	0	0	0	0	0	8	9	0.00	0.000

PITCHER	IP	WLS	BF	H	R	ER	SO	BB	IBB	HBP	BLK	WP	HR	S	P	ERA	WHIP

BOTTOM

Florida Marlins @ Minnesota Twins

Hubert H. Humphrey Metrodome, Minneapolis, MN

Sat Jun 08 2002, 7:05 PM EDT

Att. 20,949 - Dome - 72 F

livebaseballscorecards.com

Batter	1	2	3	4	5	6	7	8	9	AB	R	H	RBI	BB	SO	LOB
Jacque Jones, L (1, 7) OBP: 0.365, SLG: 0.537	F8		SH1-4 2B BB	2-H 1B		CS 2-H 2B		G3 2-3		4	1	2	2	1	0	1
Cristian Guzman, S (1, 6) OBP: 0.260, SLG: 0.318	P4		SH1-4 1-2 2-3	F3		G5-3 2-3		G5-3		4	0	0	0	0	0	3
Doug Mientkiewicz, L (1, 3) OBP: 0.396, SLG: 0.383	K		2B BB		1B 1B		F7			3	0	1	0	1	1	0
Corey Koskie, L (1, 5) OBP: 0.402, SLG: 0.435		E S 2B BB	P3		1-2 1B		K			3	1	1	0	1	1	3
Torii Hunter, R (1, 8) OBP: 0.357, SLG: 0.583		K 1-3	1-3 2-H 3-H 2B		K		WP 1B			4	0	2	2	0	2	3
David Ortiz, L (1, 10) OBP: 0.304, SLG: 0.406		G3	P5		K		1-2 BB			3	0	0	0	1	1	5
Dustan Mohr, R (1, 9) OBP: 0.392, SLG: 0.487		3-H 2B	1B 2B		F7		G4-3			4	1	2	1	0	0	4
A.J. Pierzynski, L (1, 2) OBP: 0.370, SLG: 0.491		G3-1	K		F7			WP 2B		4	0	1	0	0	1	2
Luis Rivas, R (1, 4) OBP: 0.444, SLG: 0.480			SH1-4 S 2B 1B	L8	2B 2B			F9		4	2	2	0	0	0	2
Inning Stats	R: 0 E: 0 K: 1 S: 8 H: 0 LOB: 0 BB: 0 P: 12	R: 1 E: 1 K: 1 S: 8 H: 1 LOB: 1 BB: 1 P: 19	R: 2 E: 0 K: 0 S: 14 H: 2 LOB: 2 BB: 2 P: 25	R: 1 E: 0 K: 1 S: 9 H: 2 LOB: 1 BB: 0 P: 10	R: 0 E: 0 K: 2 S: 9 H: 2 LOB: 2 BB: 0 P: 16	R: 1 E: 0 K: 0 S: 8 H: 2 LOB: 0 BB: 0 P: 15	R: 0 E: 0 K: 1 S: 13 H: 1 LOB: 2 BB: 1 P: 20	R: 0 E: 0 K: 0 S: 9 H: 1 LOB: 1 BB: 0 P: 12		1B: 5 2B: 6 3B: 0 HR: 0 SF: 0 SAC: 1 DP: 0 HBP: 0						

	AB	33
	R	5
	H	11
	RBI	5
	BB	4
	SO	6
	LOB	23

WP: 2 PB: 0 SB: 2 CS: 1 PA: 38

PITCHER		IP	WLS	BF	H	R	ER	SO	BB	IBB	HBP	BLK	WP	HR	S	P	ERA	WHIP
56 Kevin Olsen, R ERA: 4.24	(1, 1)	4.1	L	23	7	4	4	4	3	0	0	0	0	0	44	74	8.31	2.308
Michael Tejera, L ERA: 3.76	(5, 1)	2.1		8	2	1	1	2	0	0	0	0	0	0	18	31	3.86	0.857
Braden Looper, R ERA: 5.04	(7, 1)	0.1		3	1	0	0	0	1	0	0	0	1	0	7	12	0.00	6.000
46 Oswaldo Mairena, L ERA: 2.63	(8, 1)	1.0		4	1	0	0	0	0	0	0	0	1	0	9	12	0.00	1.000

PITCHER	IP	WLS	BF	H	R	ER	SO	BB	IBB	HBP	BLK	WP	HR	S	P	ERA	WHIP

Batter	1	2	3	4	5	6	7	8	9	AB	R	H	RBI	BB	SO	LOB
Eric Owens, R (1, 7) OBP: 0.351, SLG: 0.395	C X 0-1 ① F3		C X 0-1 ② G6-3	B C B X 2-1 ③ F9 1-2		C X 0-1 ③ G3-1			X 0-0 ① SH1-3 1-2	4	0	0	0	0	0	1
Andy Fox, L (1, 6) OBP: 0.313, SLG: 0.299	B C C F S 1-3 ② K		B C X 1-1 BB 1B 1B		X 0-0 BB 1B 1B		B B C X 2-1 G3-1 S SF7 1B		S S X 0-2 ② G1-3 2-3	5	3	3	0	0	1	1
Cliff Floyd, L (1, 9) OBP: 0.413, SLG: 0.550	C B F X 1-2 1B		F C B B B B 4-2 1B BB 1-2		B B B C F B 4-2 1B BB 1-2		B B X 2-0 ① G3-1 1-3		S S B B B F S 3-3 ③ K	3	0	1	0	2	1	2
Mike Lowell, R (1, 5) OBP: 0.397, SLG: 0.555	C X 0-1 ③ P6		F X 0-1 ① 1-2 2-H 1B		C X 0-1 ① 1-3 2-H 1B		B S B X 2-1 ② SF7 3-H			3	1	2	3	0	0	1
Preston Wilson, R (1, 8) OBP: 0.335, SLG: 0.430		B S X 1-1 ① F9	C F S 0-3 ③ K		C X 0-1 ② F8		C B S C 1-3 ③ K			4	0	0	0	0	2	3
Kevin Millar, R (1, 10) OBP: 0.356, SLG: 0.500		X 0-0 ② P5		C X 0-1 ① G6-3	C C B B X 2-2 2-H 1B			C B B F B X 3-2 G5-4-3 1B		4	0	2	1	0	0	0
Derrek Lee, R (1, 3) OBP: 0.328, SLG: 0.506		C S B B F X 2-2 HR		X 0-0 HR	C B C X 1-2 ③ F7			F B C F F F F X 1-2 ① ② G5-4-3 1-2f		4	2	2	2	0	0	2
Mike Redmond, R (1, 2) OBP: 0.388, SLG: 0.396		B B B C F X 3-2 ③ F9		C F X 0-2 ② F8		X 0-0 ① F8		F B X 1-1 ③ P4		4	0	0	0	0	0	0
Homer Bush, R (1, 4) OBP: 0.287, SLG: 0.303			F F F F F C 0-3 ① K	B C X 1-1 S 1B		C C X 0-2 ② G3			C X 0-1 G1-3 SH1-3 1B	4	0	2	0	0	1	0
Inning Stats	R: 0 H: 1 E: 0 LOB: 1 K: 1 BB: 0 S: 11 P: 13	R: 1 H: 1 E: 0 LOB: 0 K: 0 BB: 0 S: 10 P: 16	R: 1 H: 2 E: 0 LOB: 2 K: 2 BB: 1 S: 17 P: 22	R: 1 H: 2 E: 0 LOB: 1 K: 0 BB: 0 S: 10 P: 13	R: 2 H: 3 E: 0 LOB: 1 K: 0 BB: 1 S: 13 P: 20	R: 0 H: 0 E: 0 LOB: 0 K: 0 BB: 0 S: 6 P: 6	R: 1 H: 1 E: 0 LOB: 0 K: 1 BB: 0 S: 8 P: 15	R: 0 H: 1 E: 0 LOB: 0 K: 0 BB: 0 S: 12 P: 17	R: 0 H: 1 E: 0 LOB: 1 K: 1 BB: 0 S: 10 P: 13	1B: 10 SF: 1 2B: 0 SAC: 1 3B: 0 DP: 1 HR: 2 HBP: 0						

TOP

Florida Marlins @ Minnesota Twins

Hubert H. Humphrey Metrodome, Minneapolis, MN

Sun Jun 09 2002, 2:05 PM EDT

Att. 29,448 - Dome - 72 F

livebaseballscorecards.com

AB	35
R	6
H	12
RBI	6
BB	2
SO	5
LOB	10

WP: 0 PA: 39
PB: 0
SB: 2
CS: 0

PITCHER		IP	WLS	BF	H	R	ER	SO	BB	IBB	HBP	BLK	WP	HR	S	P	ERA	WHIP
Rick Reed, R ERA: 4.63	(1, 1)	6.1	L	30	10	6	6	3	2	0	0	0	0	2	70	97	8.53	1.895
LaTroy Hawkins, R ERA: 1.45	(7, 1)	1.2		5	1	0	0	1	0	0	0	0	0	0	17	25	0.00	0.600
Bob Wells, R ERA: 6.68	(9, 1)	0.1		2	1	0	0	0	0	0	0	0	0	0	3	3	0.00	3.000
J.C. Romero, L ERA: 0.77	(9, 1)	0.2		2	0	0	0	1	0	0	0	0	0	0	7	10	0.00	0.000

PITCHER	IP	WLS	BF	H	R	ER	SO	BB	IBB	HBP	BLK	WP	HR	S	P	ERA	WHIP

Batter	1	2	3	4	5	6	7	8	9	AB	R	H	RBI	BB	SO	LOB
Jacque Jones, L (1, 7) OBP: 0.370, SLG: 0.542	B B B C X 3-1 ① G3		B B B C X 3-1 ① L5		X 0-0 1-3 2B		F B X 1-1 1B SF7 1B	B F X 1-1 1B		5	1	3	0	0	0	0
Cristian Guzman, S (1, 6) OBP: 0.263, SLG: 0.320	B X 1-0 ② G6-3		B F C B B X 3-2 F7 1B 1B		B X 1-0 ① F7		B B B C X 3-1 1-3 BB 1B	F F B X 1-2 ③ G6-3		5	0	2	0	0	0	3
Doug Mientkiewicz, L (1, 3) OBP: 0.404, SLG: 0.384	C B B F B B 4-2 3B BB		B X 1-0 F7 1-2 1B		B B B B 4-0 BB		F B B B B 4-1 1-2 BB		B C B X 2-1 ① G4-3	2	1	1	0	3	0	0
Corey Koskie, L (1, 5) OBP: 0.397, SLG: 0.442	B B F B X 3-1 1-H 3B		X 0-0 ② F7 1-2 2-3		B X 1-0 ② L3		S B F X 1-2 ① SF7 3-H		F B C X 1-2 ② G4-3	4	0	1	2	0	0	5
Torii Hunter, R (1, 8) OBP: 0.351, SLG: 0.571	X 0-0 ③ F7		B B S S F X 2-2 ③ G5-3		C B C F S 1-3 ③ K		C F B F S 1-3 ② K		C S S 0-3 ③ K	5	0	0	0	0	3	8
David Ortiz, L (1, 10) OBP: 0.302, SLG: 0.397		B F F B F B B 4-2 E FC1 BB		C B X 1-1 ① F8		B B X 2-0 ① F7	B B B C X 3-1 ③ F5			3	0	0	0	1	0	2
Dustan Mohr, R (1, 9) OBP: 0.382, SLG: 0.474	C B S B B B X 3-2 FC1 G6-3 1-3			X 0-0 ② F9		S S F C 0-3 ② K		B F S B F X 2-2 ① G4-3		4	0	0	0	0	1	1
A.J. Pierzynski, L (1, 2) OBP: 0.368, SLG: 0.503		X 0-0 ① P5		C S F B F B F S 2-3 ③ K		B S F X 1-2 E4		B F X 1-1 HR		4	1	1	1	0	1	2
Luis Rivas, R (1, 4) OBP: 0.419, SLG: 0.448		C X 0-1 ② ③ G6-3 1-2f			B X 1-0 2B 1B		B F F S 1-3 ③ K		B X 1-0 ② G1-3	4	0	1	0	0	1	3
Inning Stats	R: 1 H: 1 E: 0 LOB: 1 K: 0 BB: 1 S: 8 P: 19	R: 0 H: 0 E: 1 LOB: 1 K: 0 BB: 1 S: 9 P: 16	R: 0 H: 2 E: 0 LOB: 2 K: 0 BB: 0 S: 11 P: 20	R: 0 H: 0 E: 0 LOB: 0 K: 1 BB: 0 S: 9 P: 12	R: 0 H: 2 E: 0 LOB: 3 K: 1 BB: 1 S: 8 P: 16	R: 0 H: 0 E: 1 LOB: 1 K: 2 BB: 0 S: 11 P: 15	R: 1 H: 2 E: 0 LOB: 2 K: 1 BB: 1 S: 14 P: 27	R: 1 H: 2 E: 0 LOB: 1 K: 0 BB: 0 S: 12 P: 18	R: 0 H: 0 E: 0 LOB: 0 K: 1 BB: 0 S: 8 P: 11	1B: 6 SF: 1 2B: 1 SAC: 0 3B: 1 DP: 1 HR: 1 HBP: 0						WP: 0 PA: 41 PB: 0 SB: 0 CS: 0	

PITCHER		IP	WLS	BF	H	R	ER	SO	BB	IBB	HBP	BLK	WP	HR	S	P	ERA	WHIP
Julian Tavarez, R ERA: 7.52	(1, 1)	6.0	W	29	7	2	2	4	3	0	0	0	0	0	60	106	3.00	1.667
Armando Almanza, L ERA: 1.29	(7, 1)	1.0		4	0	0	0	1	1	0	0	0	0	0	10	19	0.00	1.000
Braden Looper, R ERA: 5.17	(8, 1)	1.0		5	2	1	1	0	0	0	0	0	0	1	12	18	9.00	2.000
Vladimir Nunez, R ERA: 2.52	(9, 1)	1.0	S	3	0	0	0	1	0	0	0	0	0	0	8	11	0.00	0.000

PITCHER	IP	WLS	BF	H	R	ER	SO	BB	IBB	HBP	BLK	WP	HR	S	P	ERA	WHIP

BOTTOM

Florida Marlins @ Minnesota Twins

Hubert H. Humphrey Metrodome, Minneapolis, MN

Sun Jun 09 2002, 2:05 PM EDT

Att. 29,448 - Dome - 72 F

livebaseballscorecards.com

AB	36
R	3
H	9
RBI	3
BB	4
SO	6
LOB	24

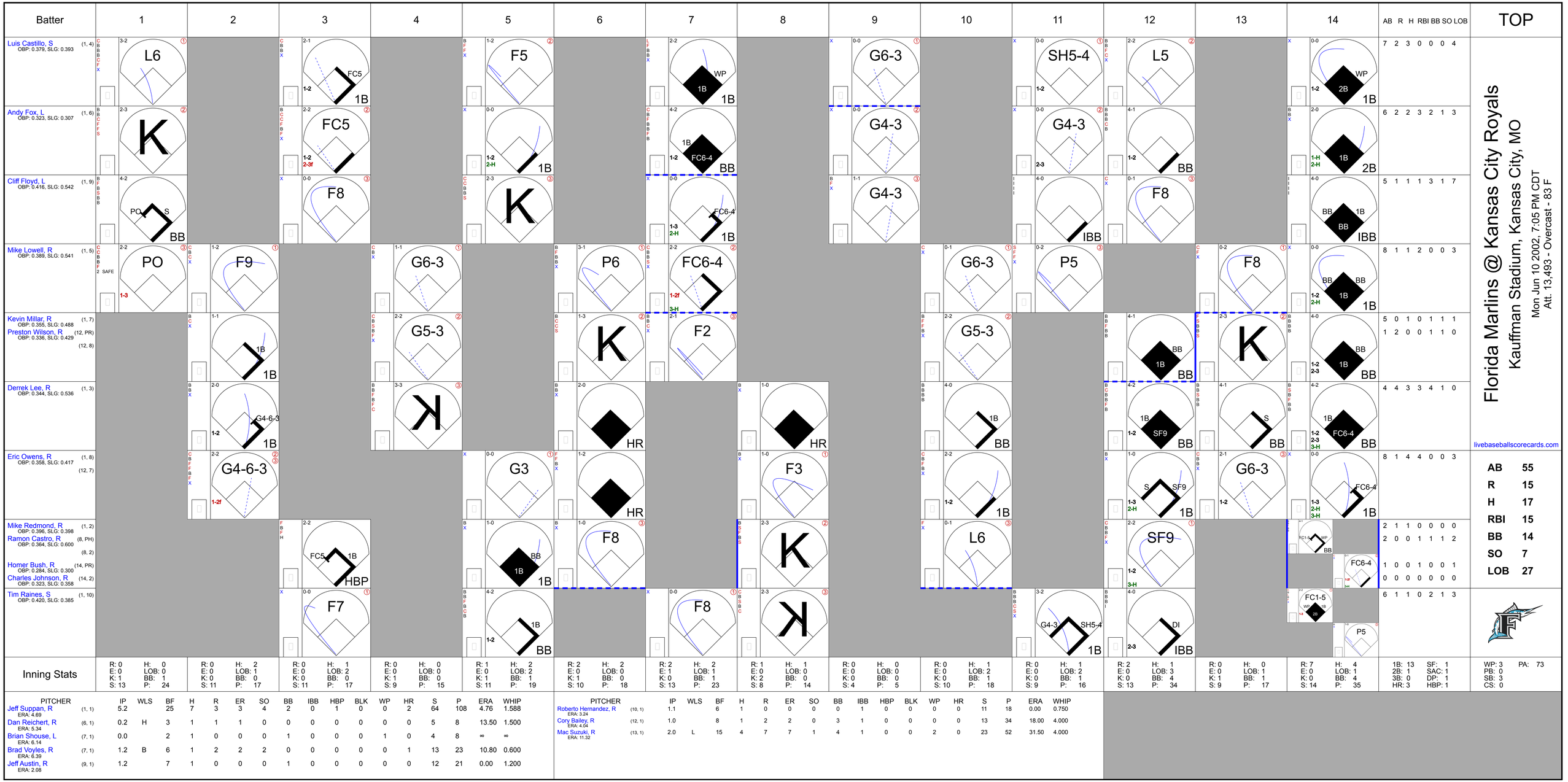
Batter
1
2
3
4
5
6
7
8
9
10
11
12
13
14
AB R H RBI BB SO LOB
TOP
Luis Castillo, S (1, 4) OBP: 0.379, SLG: 0.393
L6
K
PO S BB
PO 1-3
F9
G6-3
P6
FC6-4 1-2f 3-H
G5-3
K
F2
HR
HR
F3
K
L6
SH5-4 1-2
G4-3 SH5-4
P5
L5
BB
F8
BB 1B BB IBB
F8
BB BB 1B 1B
G5-3
BB 1B BB
K
S BB
1B BB
1B BB
WP 1B 1B
FC5 1-2 1B
F5
F8
FC6-4 1-3 2-H 1B
K
G6-3
G4-3
G4-3
WP 1-2 2B 1B
1-H 2-H 1B 2B
1B BB
Andy Fox, L (1, 6) OBP: 0.323, SLG: 0.307
FC5 1-2 2-3f
1-2 2-H 1B
G4-3
Cliff Floyd, L (1, 9) OBP: 0.416, SLG: 0.542
Mike Lowell, R (1, 5) OBP: 0.389, SLG: 0.541
2 SAFE
Kevin Millar, R (1, 7) OBP: 0.355, SLG: 0.488
Preston Wilson, R (12, PR) OBP: 0.336, SLG: 0.429
(12, 8)
G4-6-3 1-2 1B
Derrek Lee, R (1, 3) OBP: 0.344, SLG: 0.536
G4-6-3 1-2f
Eric Owens, R (1, 8) OBP: 0.358, SLG: 0.417
(12, 7)
G3
G6-3
Mike Redmond, R (1, 2) OBP: 0.396, SLG: 0.398
Ramon Castro, R (8, PH) OBP: 0.364, SLG: 0.600
(8, 2)
Homer Bush, R (14, PR) OBP: 0.284, SLG: 0.300
Charles Johnson, R (14, 2) OBP: 0.323, SLG: 0.358
FC5 1B HBP
F7
F8
1B BB
1B BB
SF9
SF9 1-2 3-H
Tim Raines, S (1, 10) OBP: 0.420, SLG: 0.385
G4-3 SH5-4 1B
DI 2-3 IBB
FC1-5
FC6-4
P5
7 2 3 0 0 0 4
6 2 2 3 2 1 3
5 1 1 1 3 1 7
8 1 1 2 0 0 3
5 0 1 0 1 1 1
1 2 0 0 1 1 0
4 4 3 3 4 1 0
8 1 4 4 0 0 3
2 1 1 0 0 0 0
2 0 0 1 1 1 2
1 0 0 1 0 0 1
0 0 0 0 0 0 0
6 1 1 0 2 1 3
Florida Marlins @ Kansas City Royals
Kauffman Stadium, Kansas City, MO
Mon Jun 10 2002, 7:05 PM CDT
Att. 13,493 - Overcast - 83 F
livebaseballscorecards.com
AB 55
R 15
H 17
RBI 15
BB 14
SO 7
LOB 27
Inning Stats
R: 0 E: 0 K: 1 S: 13
H: 0 LOB: 0 BB: 1 P: 24
R: 0 E: 0 K: 0 S: 11
H: 2 LOB: 1 BB: 0 P: 17
R: 0 E: 0 K: 0 S: 11
H: 1 LOB: 2 BB: 0 P: 17
R: 0 E: 0 K: 1 S: 9
H: 0 LOB: 0 BB: 0 P: 15
R: 1 E: 0 K: 1 S: 11
H: 2 LOB: 2 BB: 1 P: 19
R: 2 E: 0 K: 1 S: 10
H: 2 LOB: 0 BB: 0 P: 18
R: 2 E: 1 K: 0 S: 13
H: 2 LOB: 1 BB: 1 P: 23
R: 1 E: 0 K: 2 S: 8
H: 1 LOB: 0 BB: 0 P: 14
R: 0 E: 0 K: 0 S: 4
H: 0 LOB: 0 BB: 0 P: 5
R: 0 E: 0 K: 0 S: 10
H: 1 LOB: 2 BB: 1 P: 18
R: 0 E: 0 K: 0 S: 9
H: 1 LOB: 2 BB: 1 P: 16
R: 2 E: 0 K: 0 S: 13
H: 1 LOB: 3 BB: 4 P: 34
R: 0 E: 0 K: 1 S: 9
H: 0 LOB: 1 BB: 1 P: 17
R: 7 E: 0 K: 0 S: 14
H: 4 LOB: 1 BB: 4 P: 35
1B: 13 2B: 1 3B: 0 HR: 3
SF: 1 SAC: 1 DP: 1 HBP: 1
WP: 3 PB: 0 SB: 3 CS: 0
PA: 73
PITCHER IP WLS BF H R ER SO BB IBB HBP BLK WP HR S P ERA WHIP
Jeff Suppan, R (1, 1) ERA: 4.69 5.2 25 7 3 3 4 2 0 1 0 0 0 2 64 108 4.76 1.588
Dan Reichert, R (6, 1) ERA: 5.34 0.2 H 3 1 1 1 0 0 0 0 0 0 0 5 8 13.50 1.500
Brian Shouse, L (7, 1) ERA: 6.14 0.0 2 1 0 0 0 1 0 0 0 1 0 4 8 ∞ ∞
Brad Voyles, R (7, 1) ERA: 6.39 1.2 B 6 1 2 2 2 0 0 0 0 0 1 13 23 10.80 0.600
Jeff Austin, R (9, 1) ERA: 2.08 1.2 7 1 0 0 0 1 0 0 0 0 0 12 21 0.00 1.200
PITCHER IP WLS BF H R ER SO BB IBB HBP BLK WP HR S P ERA WHIP
Roberto Hernandez, R (10, 1) ERA: 3.24 1.1 6 1 0 0 0 0 1 0 0 0 0 11 18 0.00 0.750
Cory Bailey, R (12, 1) ERA: 4.04 1.0 8 1 2 2 0 3 1 0 0 0 0 13 34 18.00 4.000
Mac Suzuki, R (13, 1) ERA: 11.32 2.0 L 15 4 7 7 1 4 1 0 0 2 0 23 52 31.50 4.000

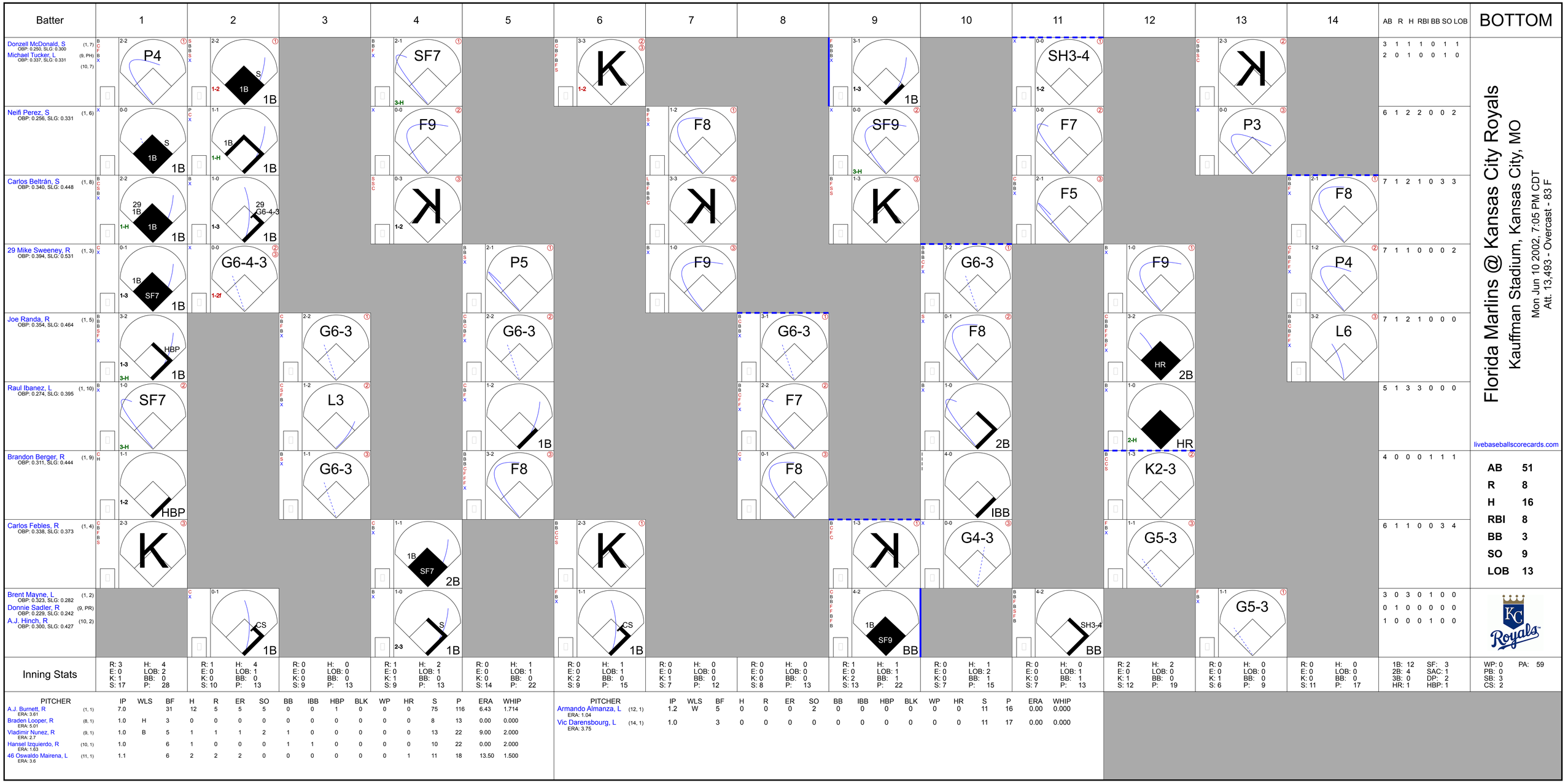
Batter
1
2
3
4
5
6
7
8
9
10
11
12
13
14
AB R H RBI BB SO LOB
BOTTOM
Donzell McDonald, S (1, 7)
OBP: 0.250, SLG: 0.300
Michael Tucker, L (9, PH)
OBP: 0.337, SLG: 0.331 (10, 7)
P4
SF7
K
SH3-4
K
3 1 1 1 0 1 1
2 0 1 0 0 1 0
Neifi Perez, S (1, 6)
OBP: 0.256, SLG: 0.331
F9
F8
SF9
F7
P3
6 1 2 2 0 0 2
Carlos Beltrán, S (1, 8)
OBP: 0.340, SLG: 0.448
29 1B
G6-4-3
K
K
F5
F8
7 1 2 1 0 3 3
29 Mike Sweeney, R (1, 3)
OBP: 0.394, SLG: 0.531
P5
F9
G6-3
F8
F9
P4
7 1 1 0 0 0 2
Joe Randa, R (1, 5)
OBP: 0.354, SLG: 0.464
HBP
G6-3
G6-3
G6-3
F8
HR
L6
7 1 2 1 0 0 0
Raul Ibanez, L (1, 10)
OBP: 0.274, SLG: 0.395
SF7
L3
F7
2B
HR
5 1 3 3 0 0 0
livebaseballscorecards.com
Brandon Berger, R (1, 9)
OBP: 0.311, SLG: 0.444
HBP
G6-3
F8
F8
IBB
K2-3
4 0 0 0 1 1 1
AB 51
R 8
H 16
RBI 8
BB 3
SO 9
LOB 13
Carlos Febles, R (1, 4)
OBP: 0.338, SLG: 0.373
K
SF7
K
K
G4-3
G5-3
6 1 1 0 0 3 4
Brent Mayne, L (1, 2)
OBP: 0.323, SLG: 0.282
Donnie Sadler, R (9, PR)
OBP: 0.229, SLG: 0.242
A.J. Hinch, R (10, 2)
OBP: 0.300, SLG: 0.427
CS
S
CS
SF9
SH3-4
G5-3
3 0 3 0 1 0 0
0 1 0 0 0 0 0
1 0 0 0 1 0 0
Florida Marlins @ Kansas City Royals
Kauffman Stadium, Kansas City, MO
Mon Jun 10 2002, 7:05 PM CDT
Att. 13,493 - Overcast - 83 F
Inning Stats
R: 3 E: 0 K: 1 S: 17 H: 4 LOB: 2 BB: 0 P: 28
R: 1 E: 0 K: 0 S: 10 H: 4 LOB: 1 BB: 0 P: 13
R: 0 E: 0 K: 0 S: 9 H: 0 LOB: 0 BB: 0 P: 13
R: 1 E: 0 K: 1 S: 9 H: 2 LOB: 1 BB: 0 P: 13
R: 0 E: 0 K: 0 S: 14 H: 1 LOB: 1 BB: 0 P: 22
R: 0 E: 0 K: 2 S: 9 H: 1 LOB: 1 BB: 0 P: 15
R: 0 E: 0 K: 1 S: 7 H: 0 LOB: 0 BB: 0 P: 12
R: 0 E: 0 K: 0 S: 8 H: 0 LOB: 0 BB: 0 P: 13
R: 1 E: 0 K: 2 S: 13 H: 1 LOB: 1 BB: 1 P: 22
R: 0 E: 0 K: 0 S: 7 H: 1 LOB: 2 BB: 1 P: 15
R: 0 E: 0 K: 0 S: 7 H: 0 LOB: 1 BB: 1 P: 13
R: 2 E: 0 K: 1 S: 12 H: 2 LOB: 0 BB: 0 P: 19
R: 0 E: 0 K: 1 S: 6 H: 0 LOB: 0 BB: 0 P: 9
R: 0 E: 0 K: 0 S: 11 H: 0 LOB: 0 BB: 0 P: 17
1B: 12 2B: 4 3B: 0 HR: 1 SF: 3 SAC: 1 DP: 2 HBP: 1
WP: 0 PB: 0 SB: 3 CS: 2 PA: 59
PITCHER IP WLS BF H R ER SO BB IBB HBP BLK WP HR S P ERA WHIP
A.J. Burnett, R (1, 1) ERA: 3.61 7.0 31 12 5 5 5 0 0 1 0 0 0 75 116 6.43 1.714
Braden Looper, R (8, 1) ERA: 5.01 1.0 H 3 0 0 0 0 0 0 0 0 0 8 13 0.00 0.000
Vladimir Nunez, R (9, 1) ERA: 2.7 1.0 B 5 1 1 1 2 1 0 0 0 0 0 13 22 9.00 2.000
Hansel Izquierdo, R (10, 1) ERA: 1.63 1.0 6 1 0 0 0 1 1 0 0 0 0 10 22 0.00 2.000
46 Oswaldo Mairena, L (11, 1) ERA: 3.6 1.1 6 2 2 2 0 0 0 0 0 0 1 11 18 13.50 1.500
PITCHER IP WLS BF H R ER SO BB IBB HBP BLK WP HR S P ERA WHIP
Armando Almanza, L (12, 1) ERA: 1.04 1.2 W 5 0 0 0 2 0 0 0 0 0 0 0 11 16 0.00 0.000
Vic Darensbourg, L (14, 1) ERA: 3.75 1.0 3 0 0 0 0 0 0 0 0 0 0 0 11 17 0.00 0.000

Batter	1	2	3	4	5	6	7	8	9	AB	R	H	RBI	BB	SO	LOB
Luis Castillo, S (1, 4) OBP: 0.383, SLG: 0.393	C X 0-1 ① G5-3		B B F C F X 2-2 1-2 1B		B C B F H 3-2 FC3-6 1-2 HBP					2	0	1	0	0	0	0
Eric Owens, R (1, 7) OBP: 0.352, SLG: 0.410	B X 1-0 ② F9		B B X 2-0 ③ F9		C F B F B X 2-2 ② FC3-6 FC6 1-2f 2-3					3	0	0	0	0	0	4
Cliff Floyd, L (1, 9) OBP: 0.415, SLG: 0.539	S C X 0-2 ③ 1B			C X 0-1 ① G3-1	X 0-0 ③ FC6 1-2f					3	0	1	0	0	0	2
Mike Lowell, R (1, 5) OBP: 0.390, SLG: 0.539		B F X 1-1 ① P4		B B B 4-0 BB BB						1	0	0	0	1	0	0
Kevin Millar, R (1, 10) OBP: 0.357, SLG: 0.484		B C B S B C 3-3 ② K		F F B B B B 4-2 1-2 BB						1	0	0	0	1	1	0
Derrek Lee, R (1, 3) OBP: 0.342, SLG: 0.531		B B X 2-0 ③ F8		X 0-0 ② L9						2	0	0	0	0	0	2
Preston Wilson, R (1, 8) OBP: 0.333, SLG: 0.425			C F B B X 2-2 ① G5-3	S F B B B X 3-2 ③ F8						2	0	0	0	0	0	2
Charles Johnson, R (1, 2) OBP: 0.326, SLG: 0.360			C C X 0-2 1B 1B		B B F S F S 2-3 ① K					2	0	1	0	0	1	0
Andy Fox, L (1, 6) OBP: 0.325, SLG: 0.310			B C S B X 2-2 ② L8		C X 0-1 FC3-6 HBP 1B					2	0	1	0	0	0	1
Inning Stats	R: 0 E: 0 K: 0 S: 6 H: 1 LOB: 1 BB: 0 P: 7	R: 0 E: 0 K: 1 S: 6 H: 0 LOB: 0 BB: 0 P: 12	R: 0 E: 0 K: 0 S: 14 H: 2 LOB: 2 BB: 0 P: 22	R: 0 E: 0 K: 0 S: 9 H: 0 LOB: 2 BB: 2 P: 20	R: 0 E: 0 K: 1 S: 13 H: 1 LOB: 2 BB: 0 P: 20					1B: 4 2B: 0 3B: 0 HR: 0 SF: 0 SAC: 0 DP: 0 HBP: 1						

TOP

Florida Marlins @ Kansas City Royals

Kauffman Stadium, Kansas City, MO

Tue Jun 11 2002, 7:05 PM CDT
Att. 12,963 - Cloudy - 86 F

livebaseballscorecards.com

AB	18
R	0
H	4
RBI	0
BB	2
SO	2
LOB	11

PITCHER	IP	WLS	BF	H	R	ER	SO	BB	IBB	HBP	BLK	WP	HR	S	P	ERA	WHIP
Darrell May, L (1, 1) ERA: 4.65	5.0	W	21	4	0	0	2	2	0	1	0	0	0	48	81	0.00	1.200

PITCHER	IP	WLS	BF	H	R	ER	SO	BB	IBB	HBP	BLK	WP	HR	S	P	ERA	WHIP

WP: 0 PB: 0 SB: 0 CS: 0 PA: 21

Batter	1	2	3	4	5	6	7	8	9	AB	R	H	RBI	BB	SO	LOB
Donzell McDonald, S (1, 7) OBP: 0.267, SLG: 0.308	B X 1-0 G5-3 ① F B C B F B X 3-2 FC5 1B 1-2			C B C B F F X 2-2 L8 ③						3	0	1	0	0	0	0
Neifi Perez, S (1, 6) OBP: 0.261, SLG: 0.339	X 0-0 29 1B 2B 1B B B X 2-0 FC5 ③ 1-2 2-3f				B X 1-0 HR 2B					3	2	2	0	0	0	2
Carlos Beltrán, S (1, 8) OBP: 0.340, SLG: 0.460	B B X 2-0 F9 ②		X 0-0 F3 ①		B B X 2-0 2-H HR					3	1	1	2	0	0	1
29 Mike Sweeney, R (1, 3) OBP: 0.401, SLG: 0.537 Michael Tucker, L (5, PR) OBP: 0.337, SLG: 0.331	B B F X 2-1 1-2 2B 1B		B S X 1-1 HR 1B		B B X 2-0 1B					3 0	2 0	3 0	0 0	0 0	0 0	0 0
Joe Randa, R (1, 5) OBP: 0.358, SLG: 0.487	B X 1-0 1-H 2-H 2B		C X 0-1 1-H HR		B C F F F B B X 3-2 F8 ①					3	1	2	4	0	0	1
Raul Ibanez, L (1, 10) OBP: 0.268, SLG: 0.386	B B F B F S 3-3 K ③		B X 1-0 F7 ②		C C X 0-2 F7 ②					3	0	0	0	0	1	2
Brandon Berger, R (1, 9) OBP: 0.297, SLG: 0.421		B B B C X 3-1 P4 ① B X 1-0 P5 ③			X 0-0 F3 ③					3	0	0	0	0	0	1
Carlos Febles, R (1, 4) OBP: 0.335, SLG: 0.368		B C X 1-1 F3 ②		C X 0-1 P4 ①						2	0	0	0	0	0	0
Brent Mayne, L (1, 2) OBP: 0.327, SLG: 0.287		X 0-0 FC5 1B 1B		C B F F B F S 2-3 K2-3 ②						2	0	1	0	0	1	0
Inning Stats	R: 2 E: 0 K: 1 S: 9 H: 3 LOB: 1 BB: 0 P: 18	R: 0 E: 0 K: 0 S: 10 H: 2 LOB: 2 BB: 0 P: 19	R: 2 E: 0 K: 0 S: 7 H: 2 LOB: 0 BB: 0 P: 10	R: 0 E: 0 K: 1 S: 12 H: 0 LOB: 0 BB: 0 P: 16	R: 2 E: 0 K: 0 S: 12 H: 3 LOB: 1 BB: 0 P: 20					1B: 6 2B: 2 3B: 0 HR: 2 SF: 0 SAC: 0 DP: 0 HBP: 0						

BOTTOM

Florida Marlins @ Kansas City Royals

Kauffman Stadium, Kansas City, MO

Tue Jun 11 2002, 7:05 PM CDT
Att. 12,963 - Cloudy - 86 F

livebaseballscorecards.com

AB	25
R	6
H	10
RBI	6
BB	0
SO	2
LOB	7

WP: 0 PB: 0 SB: 0 CS: 0 PA: 25

PITCHER		IP	WLS	BF	H	R	ER	SO	BB	IBB	HBP	BLK	WP	HR	S	P	ERA	WHIP
Michael Tejera, L ERA: 4.45	(1, 1)	4.0	L	19	7	4	4	2	0	0	0	0	0	1	38	63	9.00	1.750
56 Kevin Olsen, R ERA: 4.53	(5, 1)	1.0		6	3	2	2	0	0	0	0	0	0	1	12	20	18.00	3.000

PITCHER	IP	WLS	BF	H	R	ER	SO	BB	IBB	HBP	BLK	WP	HR	S	P	ERA	WHIP

Batter	1	2	3	4	5	6	7	8	9	AB	R	H	RBI	BB	SO	LOB
Luis Castillo, S (1, 4) OBP: 0.385, SLG: 0.394	B F X 1-1 E3 G4-3 E SF9		X 0-0 S 2B 1B	B B F X 2-1 G3	X 0-0 ②③ G4-6-3 1-2f			B C B C B F X 3-2 G1 1B	B B C F B F B 4-2 ② 1B 1B 2-3 3-H BB	5	3	2	0	1	0	3
Homer Bush, R (9, 4) OBP: 0.284, SLG: 0.300										0	0	0	0	0	0	0
Andy Fox, L (1, 6) OBP: 0.331, SLG: 0.338	B C 1 SAFE X 1-1 ① G4-3 1-3		B B X 2-0 1-H 2B 2B		F B X 1-1 1B 3B	X 0-0 ① G4-3		B X 1-0 ① G1 1-2	B C B S X 2-2 BB 1B 1-2 3-H 1B	6	2	3	2	0	0	2
Cliff Floyd, L (1, 9) OBP: 0.421, SLG: 0.541	X 0-0 ② SF9 3-H		C S B S 1-3 ② K		X 0-0 1B S 2B 3-H 1B	S B B F B F H 4-2 HBP		I I I I 4-0 IBB	B S S X 1-2 BB 1-2 2-H 1B	3	1	2	3	1	1	1
Mike Lowell, R (1, 5) OBP: 0.392, SLG: 0.540	X 0-0 ③ F8		C X 0-1 2-H 2B		B B F S X 2-2 2B 1-3 1B 1B	B X 1-0 ② F9		B B C B F F X 3-2 ② F8	B B C B B 4-1 1-2 2-3 BB	5	1	2	1	1	0	3
Derrek Lee, R (1, 3) OBP: 0.342, SLG: 0.529		C C S 0-3 ① K	B B S S B B 4-1 BB		F X 0-1 1B 1-3 3-H 1B 2B	C S B F X 1-2 ③ F9		S F X 0-2 ③ F8	B S C F B S 2-3 ③ K	5	1	1	1	1	2	6
Kevin Millar, R (1, 10) OBP: 0.359, SLG: 0.484		C X 0-1 ② P4	B F X 1-1 ③ F2		B C F S 1-3 ① K		C B B S B B 4-2 1B G6-4-3 BB		C B B X 2-1 G6-3 PB 2B	4	2	1	0	1	1	4
Eric Owens, R (1, 7) OBP: 0.353, SLG: 0.410 (9, 8)		F F F B X 1-2 ③ G5-3		B C F F X 1-2 ① G3-1	C B B X 2-1 HBP 1B 2-3 3-H 1B		B C F B B X 3-2 G6-4-3 1-3 1B		B F X 1-1 ① G6-3 2-3	5	0	2	1	0	0	1
Preston Wilson, R (1, 8) OBP: 0.342, SLG: 0.455			F X 0-1 HR	B B X 2-0 HR	C B F F F B X 2-2 HBP 1-2 3-H 1B		F X 0-1 ①② G6-4-3 1-2f 3-H		B C B S F B B 4-2 2B BB 3-H BB	4	2	3	3	1	0	1
Tim Raines, S (9, 7) OBP: 0.420, SLG: 0.385										0	0	0	0	0	0	0
Mike Redmond, R (1, 2) OBP: 0.396, SLG: 0.402			C F B X 1-2 ① F9	F X 0-1 ② G5-3	H 1-0 G4-6-3 1-2 2-3 HBP		C B F C 1-3 ③ K		F S B F X 1-2 BB 1-3 1B 2B	4	1	1	0	0	1	0

TOP

Florida Marlins @ Kansas City Royals

Kauffman Stadium, Kansas City, MO

Wed Jun 12 2002, 1:05 PM CDT

Att. 14,027 - Cloudy - 86 F

livebaseballscorecards.com

AB	41
R	13
H	17
RBI	11
BB	6
SO	5
LOB	21

Inning Stats	1	2	3	4	5	6	7	8	9	1B: 9	SF: 1	WP: 0	PA: 50
R:	1	0	3	1	4	0	1	0	3	2B: 5	SAC: 0	PB: 1	
E:	2	0	0	0	0	0	0	0	0	3B: 1	DP: 2	SB: 2	
K:	0	1	1	0	1	0	1	0	1	HR: 2	HBP: 2	CS: 0	
S:	6	9	15	9	19	9	10	12	26				
H:	0	0	4	1	6	0	1	1	4				
LOB:	0	0	2	0	2	1	2	2	3				
BB:	0	0	1	0	0	1	1	1	3				
P:	8	10	24	14	28	15	18	23	47				

PITCHER		IP	WLS	BF	H	R	ER	SO	BB	IBB	HBP	BLK	WP	HR	S	P	ERA	WHIP
Paul Byrd, R ERA: 4.4	(1, 1)	4.1	L	25	10	9	8	3	1	0	0	0	0	2	52	75	16.61	2.538
Scott Mullen, L ERA: 5.4	(5, 1)	1.2		9	2	1	1	0	1	0	2	0	0	0	20	36	5.40	1.800
Dan Reichert, R ERA: 5.15	(7, 1)	2.0		7	1	0	0	1	0	1	0	0	0	0	17	29	0.00	0.500
Brad Voyles, R ERA: 7.9	(9, 1)	1.0		9	4	3	3	1	3	0	0	0	0	0	26	47	27.00	7.000

PITCHER	IP	WLS	BF	H	R	ER	SO	BB	IBB	HBP	BLK	WP	HR	S	P	ERA	WHIP

Florida Marlins @ Kansas City Royals

Kauffman Stadium, Kansas City, MO

Wed Jun 12 2002, 1:05 PM CDT

Att. 14,027 - Cloudy - 86 F

livebaseballscorecards.com

BOTTOM

Batter	1	2	3	4	5	6	7	8	9	AB	R	H	RBI	BB	SO	LOB
Donzell McDonald, S (1, 7) OBP: 0.350, SLG: 0.375	BBCBCB 4-2 1B BB	BBBB 4-0 BB			BX 1-0 ① G4-1 1-2		FBFBFBX 3-2 F9 2B 2B		BCBX 2-1 ① G3	3	1	1	0	2	0	1
Neifi Perez, S (1, 6) OBP: 0.260, SLG: 0.336	X 0-0 ① 1B G4-3 1-3 1B	SBFFFFBFF 2-2 ③ F5			BX 1-0 ② F9		CX 0-1 ① F7		CFS 0-3 ② K	5	1	1	0	0	1	4
Carlos Beltrán, S (1, 8) OBP: 0.341, SLG: 0.471	BFX 1-1 G4-3 1-3 1B	FCX 0-2 ① G3-1			BX 1-0 2-H HR		BX 1-0 ② F9 2-3		BFBFX 2-2 ③ F8	5	1	2	2	0	0	1
Raul Ibanez, L (1, 9) OBP: 0.268, SLG: 0.389	BFFFX 1-2 ② G4-3 1-2 3-H	X 0-0 ② B2-3			BX 1-0 ③ G3-1		CBBBX 3-1 2B 3-H			4	0	1	2	0	0	1
Joe Randa, R (1, 10) OBP: 0.356, SLG: 0.480	BCBSBFB 4-2 BB		CBBX 2-1 ③ G5-3			BCX 1-1 ① F7	BCBX 2-1 ③ F9			3	0	0	0	1	0	1
Michael Tucker, L (1, 3) OBP: 0.340, SLG: 0.347	CBBBFS 2-3 ③ K			X 0-0 ① G4-3		BBCCFX 2-2 CS 2B		BBCFBX 3-2 2B		4	0	2	0	0	1	2
Donnie Sadler, R (1, 5) OBP: 0.233, SLG: 0.235 Luis Alicea, S (7, 5) OBP: 0.292, SLG: 0.241		X 0-0 ① P3		BCBCBFFFX 3-2 ② G6-3		BBBB 4-0 CS 1B BB		BBCFX 2-2 ① F8		2 1	1 0	0 0	0 0	1 0	0 0	0 1
Carlos Febles, R (1, 4) OBP: 0.338, SLG: 0.368		BCSBFBB 4-2 G5-3 BB		CBBBX 3-1 ③ G5-3		CBBCX 2-2 ② 1-H 2-3 1B		CFBX 1-2 ② G5-3		3	0	1	1	1	0	1
A.J. Hinch, R (1, 2) OBP: 0.298, SLG: 0.419		BCX 1-1 ② G5-3 1-2			BX 1-0 G4-1 HR 1B	BFSX 1-2 ③ F8		BSFX 1-2 ③ G4-3		4	1	1	0	0	0	3
Inning Stats	R: 1 H: 2 E: 0 LOB: 2 K: 1 BB: 2 S: 15 P: 27	R: 0 H: 0 E: 0 LOB: 2 K: 0 BB: 2 S: 14 P: 25	R: 0 H: 0 E: 0 LOB: 0 K: 0 BB: 0 S: 6 P: 8	R: 0 H: 0 E: 0 LOB: 0 K: 0 BB: 0 S: 9 P: 15	R: 2 H: 2 E: 0 LOB: 0 K: 0 BB: 0 S: 5 P: 10	R: 1 H: 2 E: 0 LOB: 1 K: 0 BB: 1 S: 12 P: 22	R: 1 H: 2 E: 0 LOB: 1 K: 0 BB: 0 S: 11 P: 20	R: 0 H: 1 E: 0 LOB: 1 K: 0 BB: 0 S: 12 P: 19	R: 0 H: 0 E: 0 LOB: 0 K: 1 BB: 0 S: 8 P: 12	1B: 4 SF: 0 2B: 4 SAC: 0 3B: 0 DP: 0 HR: 1 HBP: 0						WP: 0 PA: 39 PB: 0 SB: 0 CS: 2	

	AB	34
	R	5
	H	9
	RBI	5
	BB	5
	SO	2
	LOB	15

PITCHER		IP	WLS	BF	H	R	ER	SO	BB	IBB	HBP	BLK	WP	HR	S	P	ERA	WHIP
Ryan Dempster, R ERA: 5.4	(1, 1)	6.0	W	27	6	4	4	1	5	0	0	0	0	1	61	107	6.00	1.833
46 Oswaldo Mairena, L ERA: 4.02	(7, 1)	0.2		4	2	1	1	0	0	0	0	0	0	0	9	16	13.50	3.000
Armando Almanza, L ERA: 0.9	(7, 1)	1.1		5	1	0	0	0	0	0	0	0	0	0	14	23	0.00	0.750
Blaine Neal, R ERA: 3.38	(9, 1)	1.0		3	0	0	0	1	0	0	0	0	0	0	8	12	0.00	0.000

PITCHER	IP	WLS	BF	H	R	ER	SO	BB	IBB	HBP	BLK	WP	HR	S	P	ERA	WHIP

TOP

Tampa Bay Devil Rays @ Florida Marlins

Pro Player Stadium, Miami, FL

Fri Jun 14 2002, 7:05 PM EDT

Att. 9,580 - Cloudy - 74 F

livebaseballscorecards.com

Batter	1	2	3	4	5	6	7	8	9	10	11	12	13	14	AB	R	H	RBI	BB	SO	LOB
Randy Winn, S (1, 8) OBP: 0.358, SLG: 0.470	F9			2B		BB		G4-3			G4-3		F8		5	1	1	0	1	0	0
Greg Vaughn, R (1, 7) OBP: 0.287, SLG: 0.301	G6-3			G4-3 2-H		F5			1B		F2		F2		6	1	2	1	0	0	1
Steve Cox, L (1, 3) OBP: 0.329, SLG: 0.427	F5			G4-3 2-3		G3-6-3 1-2f			K		1B			2B	6	1	2	0	0	1	3
Ben Grieve, L (1, 9) OBP: 0.336, SLG: 0.396		FC3-5 2B		G6-4-3 HBP			L4		F7		L7			2-H 2B	5	0	2	1	0	0	2
Aubrey Huff, L (1, 5) OBP: 0.338, SLG: 0.471		FC3-5 G6-4-3 2-3		G6-4-3 1-2f	F7		F9		1B			SH1-4 1B		K	5	0	2	1	0	0	3
Felix Escalona, R (12, PR) OBP: 0.259, SLG: 0.315															0	1	0	0	0	0	0
Esteban Yan, R (12, 1)															0	0	0	0	0	0	0
Jason Conti, L (14, PH) OBP: 0.309, SLG: 0.352															1	0	0	0	1	1	
Travis Harper, L (14, 1)															0	0	0	0	0	0	0
John Flaherty, R (1, 2) OBP: 0.303, SLG: 0.426		G6-4-3 1-2f				FC6-4		F9		F2		SH1-4 1-2		F7	4	0	0	0	1	0	2
Brent Abernathy, R (1, 4) OBP: 0.299, SLG: 0.342			G4-3		WP	BB	FC6-4 1-2f			G6-3		G4-6-3 2-H		F7	6	0	2	1	0	0	2
Chris Gomez, R (1, 6) OBP: 0.317, SLG: 0.417			B1-3		G5-3			K		1B		G4-6-3 1-2f			4	0	1	0	1	0	2
Tanyon Sturtze, R (1, 1)			B1-3 1-2f		G5-3 2-3					G6-3			F3		3	0	0	0	0	1	2
Russ Johnson, R (10, PH) OBP: 0.343, SLG: 0.321															1	0	0	0	0	0	1
Victor Zambrano, S (10, 1)															0	0	0	0	0	0	0
18 Jared Sandberg, R (12, 5) OBP: 0.256, SLG: 0.448															1	0	0	0	0	0	0
Inning Stats	R: 0 E: 0 K: 0 S: 3 H: 0 LOB: 0 BB: 0 P: 7	R: 0 E: 0 K: 0 S: 5 H: 1 LOB: 0 BB: 0 P: 7	R: 0 E: 0 K: 0 S: 5 H: 0 LOB: 0 BB: 1 P: 9	R: 1 E: 0 K: 0 S: 7 H: 2 LOB: 1 BB: 0 P: 13	R: 0 E: 0 K: 0 S: 6 H: 1 LOB: 1 BB: 0 P: 9	R: 0 E: 0 K: 0 S: 4 H: 0 LOB: 0 BB: 1 P: 9	R: 0 E: 0 K: 0 S: 10 H: 0 LOB: 1 BB: 1 P: 20	R: 0 E: 0 K: 1 S: 6 H: 0 LOB: 0 BB: 0 P: 9	R: 1 E: 0 K: 1 S: 12 H: 2 LOB: 1 BB: 0 P: 18	R: 0 E: 0 K: 0 S: 10 H: 1 LOB: 1 BB: 0 P: 16	R: 0 E: 0 K: 0 S: 9 H: 1 LOB: 1 BB: 0 P: 15	R: 1 E: 0 K: 0 S: 4 H: 2 LOB: 1 BB: 0 P: 5	R: 0 E: 0 K: 0 S: 10 H: 0 LOB: 0 BB: 0 P: 13	R: 1 E: 0 K: 1 S: 14 H: 2 LOB: 1 BB: 0 P: 24	1B: 5 2B: 8 3B: 0 HR: 0	SF: 0 SAC: 1 DP: 5 HBP: 1	WP: 1 PB: 0 SB: 0 CS: 0	PA: 52					

	AB	47
	R	4
	H	12
	RBI	4
	BB	3
	SO	3
	LOB	19

PITCHER	IP	WLS	BF	H	R	ER	SO	BB	IBB	HBP	BLK	WP	HR	S	P	ERA	WHIP
Julian Tavarez, R (1, 1) ERA: 6.59	8.0		28	4	1	1	1	3	0	1	0	1	0	46	83	1.12	0.875
Vladimir Nunez, R (9, 1) ERA: 2.79	2.0	B	8	3	1	1	1	0	0	0	0	0	0	22	34	4.50	1.500
Braden Looper, R (11, 1) ERA: 4.98	2.0		8	3	1	1	0	0	0	0	0	0	0	13	20	4.50	1.500
46 Oswaldo Mairena, L (13, 1) ERA: 4.08	2.0	L	8	2	1	1	1	0	0	0	0	0	0	24	37	4.50	1.000

PITCHER	IP	WLS	BF	H	R	ER	SO	BB	IBB	HBP	BLK	WP	HR	S	P	ERA	WHIP

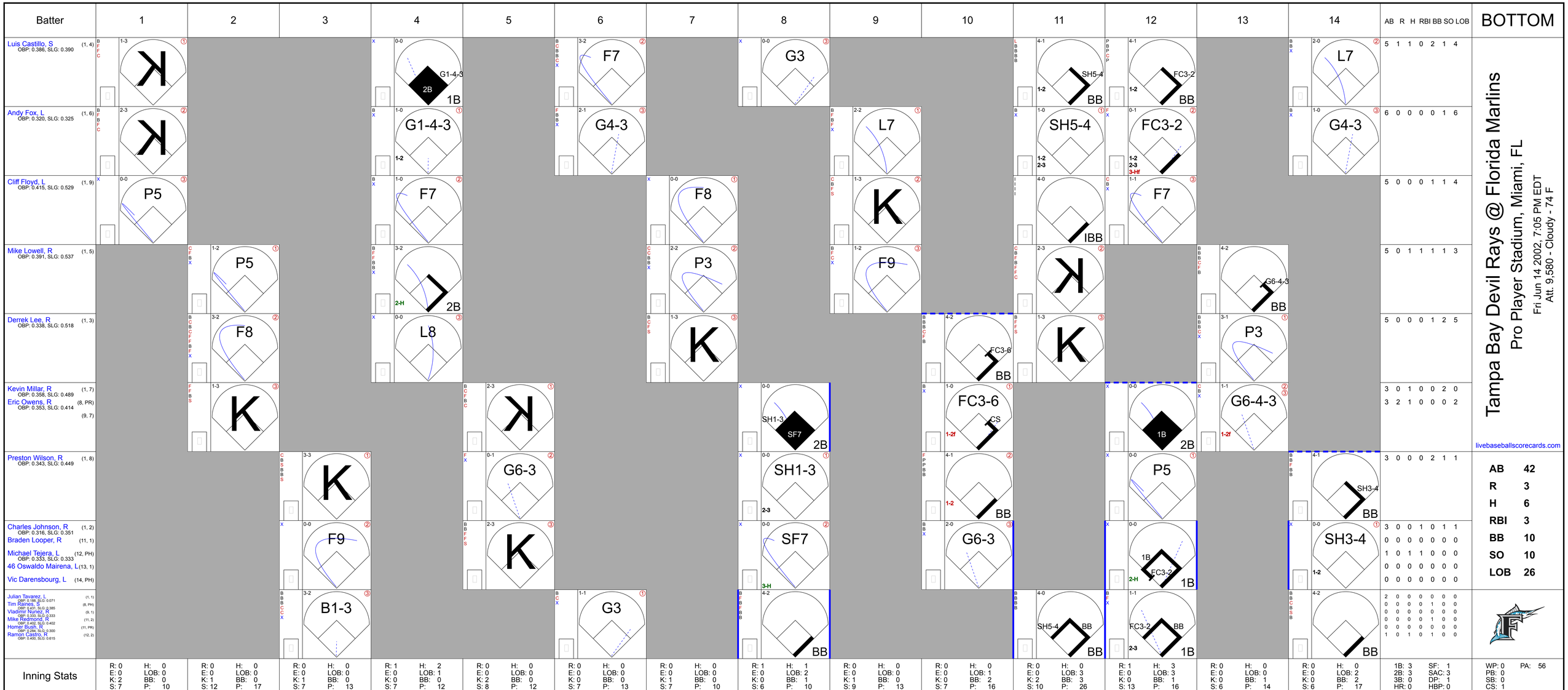
Batter
1
2
3
4
5
6
7
8
9
10
11
12
13
14
AB R H RBI BB SO LOB
BOTTOM
Luis Castillo, S (1, 4) OBP: 0.386, SLG: 0.390
Andy Fox, L (1, 6) OBP: 0.320, SLG: 0.325
Cliff Floyd, L (1, 9) OBP: 0.415, SLG: 0.529
Mike Lowell, R (1, 5) OBP: 0.391, SLG: 0.537
Derrek Lee, R (1, 3) OBP: 0.338, SLG: 0.518
Kevin Millar, R (1, 7) OBP: 0.358, SLG: 0.489
Eric Owens, R (8, PR) OBP: 0.353, SLG: 0.414 (9, 7)
Preston Wilson, R (1, 8) OBP: 0.343, SLG: 0.449
Charles Johnson, R (1, 2) OBP: 0.316, SLG: 0.351
Braden Looper, R (11, 1)
Michael Tejera, L (12, PH) OBP: 0.333, SLG: 0.333
46 Oswaldo Mairena, L (13, 1)
Vic Darensbourg, L (14, PH)
Julian Tavarez, L (1, 1) OBP: 0.188, SLG: 0.071
Tim Raines, S (8, PH) OBP: 0.431, SLG: 0.385
Vladimir Nunez, R (9, 1) OBP: 0.333, SLG: 0.333
Mike Redmond, R (11, 2) OBP: 0.402, SLG: 0.402
Homer Bush, R (11, PR) OBP: 0.284, SLG: 0.300
Ramon Castro, R (12, 2) OBP: 0.400, SLG: 0.615
Inning Stats
PITCHER IP WLS BF H R ER SO BB IBB HBP BLK WP HR S P ERA WHIP
Tanyon Sturtze, R (1, 1) ERA: 4.79
Victor Zambrano, R (10, 1) ERA: 5.54
Esteban Yan, R (12, 1) ERA: 5.47
Travis Harper, R (14, 1) ERA: 3.09
1B: 3 SF: 1
2B: 3 SAC: 3
3B: 0 DP: 1
HR: 0 HBP: 0
WP: 0 PA: 56
PB: 0
SB: 0
CS: 1
Tampa Bay Devil Rays @ Florida Marlins
Pro Player Stadium, Miami, FL
Fri Jun 14 2002, 7:05 PM EDT
Att. 9,580 - Cloudy - 74 F
livebaseballscorecards.com
AB 42
R 3
H 6
RBI 3
BB 10
SO 10
LOB 26

Batter	1	2	3	4	5	6	7	8	9	AB	R	H	RBI	BB	SO	LOB
Randy Winn, S (1, 8) OBP: 0.360, SLG: 0.482	C X 0-1 ① G4-3		B C B C F F B F 3-2 X HBP 2B		B X 1-0 3B		C B F S 1-3 ③ K			4	0	2	0	0	1	0
Greg Vaughn, R (1, 7) OBP: 0.287, SLG: 0.297	F B C S 1-3 ② K		S C B B B B 4-2 HBP BB		B S X 1-1 ② P4			B C S B X 2-2 ① L8		3	0	0	0	1	1	1
Steve Cox, L (1, 3) OBP: 0.328, SLG: 0.421	F F F B B F X 2-2 ③ P6		H 1-0 1-2 2-3 HBP		F B X 1-1 ③ P5			F B F B X 2-2 ② G3-1		3	0	0	0	0	0	1
Ben Grieve, L (1, 9) OBP: 0.339, SLG: 0.400		B B B C C B 4-2 FC3-6 BB	C F B S 1-3 ③ K			F B C X 1-2 2B		C B C C 1-3 ③ K		3	0	1	0	1	2	3
Aubrey Huff, L (1, 5) OBP: 0.321, SLG: 0.444		B B B B C X 3-1 ① FC3-6 E S 1-2f		X 0-0 ① G4-3		F B F B S 2-3 ① K			F C F B X 1-2 ① F7	4	0	0	0	0	1	2
John Flaherty, R (1, 2) OBP: 0.301, SLG: 0.413		B C B X 2-1 ② F9		C F B B B B 4-2 BB		B X 1-0 ② P3			X 0-0 ② P4	3	0	0	0	1	0	2
Brent Abernathy, R (1, 4) OBP: 0.295, SLG: 0.336	C S S 0-3 ③ K 1-3		C S S 0-3 ② K			F F B X 1-2 ③ G6-3			C B F B S 2-3 ③ K	4	0	0	0	0	3	3
Chris Gomez, R (1, 6) OBP: 0.313, SLG: 0.411			X 0-0 ① P3	F B X 1-1 ③ F9			X 0-0 ① G6-3			3	0	0	0	0	0	1
Paul Wilson, R (1, 1) Doug Creek, L (7, 1)			C S S 0-3 ② K		B C S S 1-3 ① K		C F S 0-3 ② K			3 0	0 0	0 0	0 0	0 0	3 0	0 0
Inning Stats	R: 0 H: 0 E: 0 LOB: 0 K: 1 BB: 0 S: 10 P: 13	R: 0 H: 0 E: 0 LOB: 1 K: 1 BB: 1 S: 9 P: 18	R: 0 H: 1 E: 0 LOB: 3 K: 2 BB: 1 S: 16 P: 25	R: 0 H: 0 E: 0 LOB: 1 K: 1 BB: 1 S: 8 P: 13	R: 0 H: 1 E: 0 LOB: 1 K: 1 BB: 0 S: 8 P: 12	R: 0 H: 1 E: 0 LOB: 1 K: 1 BB: 0 S: 10 P: 15	R: 0 H: 0 E: 0 LOB: 0 K: 2 BB: 0 S: 7 P: 8	R: 0 H: 0 E: 0 LOB: 0 K: 1 BB: 0 S: 9 P: 14	R: 0 H: 0 E: 0 LOB: 0 K: 1 BB: 0 S: 8 P: 11	1B: 0 SF: 0 2B: 2 SAC: 0 3B: 1 DP: 0 HR: 0 HBP: 1						

PITCHER	IP	WLS	BF	H	R	ER	SO	BB	IBB	HBP	BLK	WP	HR	S	P	ERA	WHIP
A.J. Burnett, R (1, 1) ERA: 3.3	9.0	W	34	3	0	0	11	3	0	1	0	0	0	85	129	0.00	0.667

PITCHER	IP	WLS	BF	H	R	ER	SO	BB	IBB	HBP	BLK	WP	HR	S	P	ERA	WHIP

TOP

Tampa Bay Devil Rays @ Florida Marlins

Pro Player Stadium, Miami, FL

Sat Jun 15 2002, 7:05 PM EDT

Att. 10,904 - Cloudy - 76 F

livebaseballscorecards.com

AB	30
R	0
H	3
RBI	0
BB	3
SO	11
LOB	13

WP: 0	PA: 34		
PB: 0			
SB: 1			
CS: 0			

Batter	1	2	3	4	5	6	7	8	9	AB	R	H	RBI	BB	SO	LOB
Luis Castillo, S (1, 4) OBP: 0.384, SLG: 0.388	S X 0-1 G4-3 ①		C X 0-1 L7 ③			B X 1-0 2B 1B 1B	X 0-0 G6-3 ② 2-3			4	1	1	0	0	0	1
Andy Fox, L (1, 6) OBP: 0.324, SLG: 0.335	C F F B X 1-2 F8 ②			C B S X 1-2 CS 1B		B X 1-0 1B 1-3 2B	X 0-0 P4 ③			4	1	2	0	0	0	1
Cliff Floyd, L (1, 9) OBP: 0.413, SLG: 0.524	B C F B B X 3-2 1B			F B S F B F S 2-3 K ①		B B F B S X 3-2 F2 ①		C B B X 2-1 G6-3 ①		4	0	1	0	0	1	3
Mike Lowell, R (1, 5) OBP: 0.392, SLG: 0.537	B X 1-0 L7 ③			F B F X 1-2 1-2 1B		F B B X 2-1 2-H 3-H 1B		C F B S 1-3 K ②		4	0	2	2	0	1	1
Derrek Lee, R (1, 3) OBP: 0.337, SLG: 0.514		X 0-0 G6-3 ①		B F B F B S 3-3 K ② ③ 2-3		C B X 1-1 L7 ②		S C X 0-2 FC6-4 1B		4	0	1	0	0	1	3
Kevin Millar, R (1, 7) OBP: 0.349, SLG: 0.474		C B B B X 3-1 G5-3 ②			F B B F F C 2-3 K ①	C F B B B F F C 3-3 K ③		B F X 1-1 FC6-4 ③ 1-2f		4	0	0	0	0	2	2
Preston Wilson, R (1, 8) OBP: 0.346, SLG: 0.450		C B X 1-1 F8 ③			B B C F B B 4-2 FC4 BB		B X 1-0 2B 1B			2	1	1	0	1	0	0
Mike Redmond, R (1, 2) OBP: 0.400, SLG: 0.410			C F B X 1-2 G4-3 ①		B X 1-0 FC4 ② 1-2f		X 0-0 G6-3 1-H 2B			3	0	1	1	0	0	1
A.J. Burnett, R (1, 1) OBP: 0.114, SLG: 0.121			C B B S C 2-3 K ②		B C S S 1-3 K ③		S F B B F S 2-3 K ①			3	0	0	0	0	3	2
Inning Stats	R: 0 H: 1 E: 0 LOB: 1 K: 0 BB: 0 S: 10 P: 15	R: 0 H: 0 E: 0 LOB: 0 K: 0 BB: 0 S: 5 P: 9	R: 0 H: 0 E: 0 LOB: 0 K: 1 BB: 0 S: 8 P: 11	R: 0 H: 2 E: 0 LOB: 2 K: 2 BB: 0 S: 14 P: 21	R: 0 H: 0 E: 0 LOB: 1 K: 2 BB: 1 S: 10 P: 18	R: 2 H: 3 E: 0 LOB: 1 K: 1 BB: 0 S: 14 P: 25	R: 1 H: 2 E: 0 LOB: 1 K: 1 BB: 0 S: 8 P: 11	R: 0 H: 1 E: 0 LOB: 1 K: 1 BB: 0 S: 10 P: 14		1B: 7 SF: 0 2B: 3 SAC: 0 3B: 0 DP: 1 HR: 0 HBP: 0						

BOTTOM

Tampa Bay Devil Rays @ Florida Marlins

Pro Player Stadium, Miami, FL

Sat Jun 15 2002, 7:05 PM EDT

Att. 10,904 - Cloudy - 76 F

livebaseballscorecards.com

AB	32
R	3
H	9
RBI	3
BB	1
SO	8
LOB	14

WP: 0 PA: 33
PB: 0
SB: 0
CS: 1

PITCHER		IP	WLS	BF	H	R	ER	SO	BB	IBB	HBP	BLK	WP	HR	S	P	ERA	WHIP
Paul Wilson, R ERA: 4.06	(1, 1)	6.2	L	28	8	3	3	7	1	0	0	0	0	0	68	109	4.05	1.350
Doug Creek, L ERA: 4.5	(7, 1)	1.1		5	1	0	0	1	0	0	0	0	0	0	11	15	0.00	0.750

PITCHER	IP	WLS	BF	H	R	ER	SO	BB	IBB	HBP	BLK	WP	HR	S	P	ERA	WHIP

Batter	1	2	3	4	5	6	7	8	9	AB	R	H	RBI	BB	SO	LOB
Randy Winn, S (1, 8) OBP: 0.361, SLG: 0.479	L7		F8		G5-3			1B 2B 1B 2-3	BB 1-2 2-3	4	1	1	0	1	0	0
Brent Abernathy, R (1, 4) OBP: 0.297, SLG: 0.335	BB		G6-3			F5		P6	1B 1-3 2-H 3-H	4	0	1	2	1	0	2
Greg Vaughn, R (1, 7) OBP: 0.289, SLG: 0.293	K			G3-6-1 BB		1B BB		K	F8	3	0	0	0	2	2	5
Steve Cox, L (1, 3) OBP: 0.331, SLG: 0.423	P4			G3-6-1 1-2f		G4-6-3 1-3		2B 1B 1-3 3-H		4	0	2	1	0	0	2
Ben Grieve, L (1, 9) OBP: 0.341, SLG: 0.407		G3		1B 1B		G4-6-3 1-2f		2B 1-H 3-H		4	0	2	1	0	0	2
John Flaherty, R (1, 2) OBP: 0.299, SLG: 0.407		F8		FC6-4 1-2			L7		F9	4	0	1	0	0	0	0
Chris Gomez, R (1, 6) OBP: 0.311, SLG: 0.408		1B		FC6-4 1-2f			G4-3		G6-3	4	0	1	0	0	0	2
18 Jared Sandberg, R (1, 5) OBP: 0.247, SLG: 0.433 Victor Zambrano, S (7, 1) Russ Johnson, R (9, PH) OBP: 0.350, SLG: 0.329 Esteban Yan, R (9, 1)		P4			F9		K		1B BB 1B 1B	3 0 1 0	0 0 1 0	0 0 1 0	0 0 0 0	0 0 0 0	1 0 0 0	1 0 0 0
Wilson Alvarez, L (1, 1) Aubrey Huff, L (7, 5) OBP: 0.338, SLG: 0.473			G5-3		P6			1B 1B 2B 2-1	BB 1B 1-2 1B	2 2	0 2	0 2	0 0	0 0	0 0	0 0
Inning Stats	R: 0 E: 0 K: 1 S: 10 H: 0 LOB: 1 BB: 1 P: 18	R: 0 E: 0 K: 0 S: 7 H: 1 LOB: 1 BB: 0 P: 10	R: 0 E: 0 K: 0 S: 8 H: 0 LOB: 0 BB: 0 P: 10	R: 0 E: 0 K: 0 S: 8 H: 2 LOB: 2 BB: 1 P: 18	R: 0 E: 0 K: 0 S: 6 H: 0 LOB: 0 BB: 0 P: 8	R: 0 E: 0 K: 0 S: 8 H: 1 LOB: 1 BB: 1 P: 14	R: 0 E: 0 K: 1 S: 6 H: 0 LOB: 0 BB: 0 P: 9	R: 2 E: 0 K: 1 S: 12 H: 4 LOB: 2 BB: 0 P: 17	R: 2 E: 0 K: 0 S: 19 H: 3 LOB: 2 BB: 1 P: 34	1B: 9 2B: 2 3B: 0 HR: 0 SF: 0 SAC: 0 DP: 2 HBP: 0							

PITCHER		IP	WLS	BF	H	R	ER	SO	BB	IBB	HBP	BLK	WP	HR	S	P	ERA	WHIP
Michael Tejera, L ERA: 3.72	(1, 1)	6.0		23	4	0	0	1	3	0	0	0	0	0	47	78	0.00	1.167
Braden Looper, R ERA: 4.84	(7, 1)	1.0		3	0	0	0	1	0	0	0	0	0	0	6	9	0.00	0.000
Armando Almanza, L ERA: 2.45	(8, 1)	1.0	L	6	4	2	2	1	0	0	0	0	0	0	12	17	18.00	4.000
Vladimir Nunez, R ERA: 3.18	(9, 1)	1.0		7	3	2	2	0	1	0	0	0	0	0	19	34	18.00	4.000

PITCHER	IP	WLS	BF	H	R	ER	SO	BB	IBB	HBP	BLK	WP	HR	S	P	ERA	WHIP

TOP

Tampa Bay Devil Rays @ Florida Marlins

Pro Player Stadium, Miami, FL

Sun Jun 16 2002, 4:05 PM EDT

Att. 9,380 - Cloudy - 86 F

livebaseballscorecards.com

AB	35
R	4
H	11
RBI	4
BB	4
SO	3
LOB	14

WP: 0 PB: 0 SB: 0 CS: 0 PA: 39

BOTTOM

Tampa Bay Devil Rays @ Florida Marlins

Pro Player Stadium, Miami, FL

Sun Jun 16 2002, 4:05 PM EDT

Att. 9,380 - Cloudy - 86 F

livebaseballscorecards.com

Batter	1	2	3	4	5	6	7	8	9	AB	R	H	RBI	BB	SO	LOB
Luis Castillo, S (1, 4) OBP: 0.386, SLG: 0.387	C B X 1-1 G4-3 1B		X 0-0 ② P4		C X 0-1 ③ F8		B B B C S B 4-2 S BB			3	0	1	0	1	0	0
Eric Owens, R (1, 9) OBP: 0.356, SLG: 0.413	C F B B B F F F X 2-2 ①② G4-3 1-2f		B F B B B C F B 4-2 BB			B X 1-0 S 1B	P B B C F X 3-2 ③ G5-3 1-2			3	0	1	0	1	0	4
Kevin Millar, R (1, 7) OBP: 0.346, SLG: 0.468	C B B B X 3-1 1B		F F S 0-3 ③ K			C B B F X 2-2 ① F7		B B X 2-0 ① L5		4	0	1	0	0	1	2
Mike Lowell, R (1, 5) OBP: 0.391, SLG: 0.532	B B F S X 2-2 ③ F9			C X 0-1 G5-3 BB 1B		X 0-0 ② P4		B B X 2-0 ② F8		4	0	1	0	0	0	2
Derrek Lee, R (1, 3) OBP: 0.336, SLG: 0.508		B B B X 3-0 ① F9		B B F B B 4-1 G5-3 1-2 BB		B B X 2-0 ③ F8 1-2		F S F B F F S 1-3 ③ K		3	0	0	0	1	1	1
Preston Wilson, R (1, 8) OBP: 0.348, SLG: 0.452		B F B F B F F F F F 4-2 B CS BB		F S F X 0-2 ① P6			X 0-0 2B 2B		C B F X 1-2 ① F8	3	1	1	0	1	0	2
Charles Johnson, R (1, 2) OBP: 0.324, SLG: 0.362 Pablo Ozuna, R (7, PR) OBP: 0.250, SLG: 0.250 Mike Redmond, R (8, 2) OBP: 0.397, SLG: 0.406		B S F B B B 1 SAFE F F F B 4-2 ② FC4 1-2 BB		S F B B B X 2-2 ②③ G5-3 1-2 2-3f			B B F S F B X 3-2 G6-3 2-H 2B		B C B C X 2-2 ② G4-3	2	0	1	1	1	0	2
										0	0	0	0	0	0	0
										1	0	0	0	0	0	0
Andy Fox, L (1, 6) OBP: 0.322, SLG: 0.329		B S C B X 2-2 ③ FC4 1-2f			B B C F S 2-3 ① K		S B S F B B C 3-3 ① K		B C B B F B 4-2 BB	3	0	0	0	1	2	2
Michael Tejera, L (1, 1) OBP: 0.200, SLG: 0.200 Braden Looper, R (7, 1) Tim Raines, S (7, PH) OBP: 0.423, SLG: 0.375 Armando Almanza, L (8, 1) Vladimir Nunez, R (9, 1) OBP: 0.333, SLG: 0.333 Cliff Floyd, L (9, PH) OBP: 0.411, SLG: 0.522			C C X 0-2 ① G5-3		X 0-0 ② F9		B B X 2-0 ② G6-3 2-3		S S B S 1-3 ③ K	2	0	0	0	0	0	0
										0	0	0	0	0	0	0
										1	0	0	0	0	0	1
										0	0	0	0	0	0	0
										0	0	0	0	0	0	0
										1	0	0	0	0	1	1
Inning Stats	R: 0 E: 0 K: 0 S: 13 H: 2 LOB: 1 BB: 0 P: 21	R: 0 E: 0 K: 0 S: 14 H: 0 LOB: 1 BB: 2 P: 27	R: 0 E: 0 K: 1 S: 10 H: 0 LOB: 1 BB: 1 P: 14	R: 0 E: 0 K: 0 S: 10 H: 1 LOB: 1 BB: 1 P: 16	R: 0 E: 0 K: 1 S: 6 H: 0 LOB: 0 BB: 0 P: 8	R: 0 E: 0 K: 0 S: 6 H: 1 LOB: 1 BB: 0 P: 11	R: 1 E: 0 K: 1 S: 16 H: 2 LOB: 2 BB: 1 P: 30	R: 0 E: 0 K: 1 S: 8 H: 0 LOB: 0 BB: 0 P: 13	R: 0 E: 0 K: 1 S: 11 H: 0 LOB: 1 BB: 1 P: 19	1B: 4 2B: 2 3B: 0 HR: 0	SF: 0 SAC: 0 DP: 2 HBP: 0			WP: 0 PB: 0 SB: 2 CS: 1		PA: 36	

	AB	30
	R	1
	H	6
	RBI	1
	BB	6
	SO	5
	LOB	17

PITCHER		IP	WLS	BF	H	R	ER	SO	BB	IBB	HBP	BLK	WP	HR	S	P	ERA	WHIP
Wilson Alvarez, L ERA: 5.46	(1, 1)	6.0		23	4	0	0	2	4	0	0	0	0	0	59	97	0.00	1.333
Victor Zambrano, R ERA: 5.49	(7, 1)	2.0	W	9	2	1	1	2	1	0	0	0	0	0	24	43	4.50	1.500
Esteban Yan, R ERA: 5.27	(9, 1)	1.0	S	4	0	0	0	1	1	0	0	0	0	0	11	19	0.00	1.000

PITCHER	IP	WLS	BF	H	R	ER	SO	BB	IBB	HBP	BLK	WP	HR	S	P	ERA	WHIP

Batter	1	2	3	4	5	6	7	8	9	AB	R	H	RBI	BB	SO	LOB
Matt Lawton, L (1, 9) OBP: 0.347, SLG: 0.413	B C B X 2-1 FC4-6 1B			X 0-0 ① L8		B H 2-0 BB HBP		X 0-0 ② L8		2	0	1	0	0	0	0
Chris Magruder, S (6, PR) OBP: 0.270, SLG: 0.373 (6, 9)										1	0	0	0	0	0	0
Omar Vizquel, S (1, 6) OBP: 0.388, SLG: 0.502	B C B X 2-1 ① FC4-6 CS 1-2f			B F X 1-1 BB 1B 1B		X 0-0 ① F2		C B B F B F X 3-2 ③ G4-3		4	0	1	0	0	0	2
Ellis Burks, R (1, 7) OBP: 0.336, SLG: 0.448	B B B F C S 3-3 ②③ K 1-2			B S F X 1-2 BB 1-2 1B		B X 1-0 ② F9			C X 0-1 ① P4	4	0	1	0	0	1	2
Jim Thome, L (1, 3) OBP: 0.418, SLG: 0.561		X 0-0 ① G4-3		B S X 1-1 ② F7		B B B B 4-0 1-2 BB			B B B C S B 4-2 G4-6-3 BB	2	0	0	0	2	0	2
Milton Bradley, S (1, 8) OBP: 0.333, SLG: 0.383		X 0-0 ② F7		B B C B B 4-1 1-2 2-3 BB		X 0-0 ③ G3-1			B C B F F B X 3-2 ②③ G4-6-3 1-2f	3	0	0	0	1	0	3
Travis Fryman, R (1, 5) OBP: 0.303, SLG: 0.353		C C B F X 1-2 ③ F9		C S B C 1-3 ③ K			B C S H 2-2 G6-3 HBP			2	0	0	0	0	1	3
Einar Díaz, R (1, 2) OBP: 0.266, SLG: 0.311			C S F F B S 1-3 ① K		F S F B S 1-3 ① K		C B F B X 2-2 ①② G6-3 1-2f			3	0	0	0	0	2	1
John McDonald, R (1, 4) OBP: 0.322, SLG: 0.429			C S X 0-2 ② F9		B X 1-0 B5-6-4 1B		F X 0-1 ③ L1			3	0	1	0	0	0	0
Chuck Finley, L (1, 1)			B F X 1-1 ③ G4-3		C X 0-1 ②③ B5-6-4 1-2f			B X 1-0 ① G4-3		2	0	0	0	0	0	1
David Riske, R (6, 1)										0	0	0	0	0	0	0
Jerrod Riggan, R (7, 1)										0	0	0	0	0	0	0
Bill Selby, L (8, PH) OBP: 0.294, SLG: 0.143										1	0	0	0	0	0	0
Chad Paronto, R (8, 1)										0	0	0	0	0	0	0
Inning Stats	R: 0 E: 0 K: 1 S: 7 H: 1 LOB: 1 BB: 0 P: 14	R: 0 E: 0 K: 0 S: 6 H: 0 LOB: 0 BB: 0 P: 7	R: 0 E: 0 K: 1 S: 10 H: 0 LOB: 0 BB: 0 P: 12	R: 0 E: 0 K: 1 S: 12 H: 2 LOB: 3 BB: 1 P: 20	R: 0 E: 0 K: 1 S: 7 H: 1 LOB: 0 BB: 0 P: 9	R: 0 E: 0 K: 0 S: 3 H: 0 LOB: 2 BB: 1 P: 10	R: 0 E: 0 K: 0 S: 7 H: 0 LOB: 0 BB: 0 P: 11	R: 0 E: 0 K: 0 S: 6 H: 0 LOB: 0 BB: 0 P: 10	R: 0 E: 0 K: 0 S: 8 H: 0 LOB: 0 BB: 1 P: 15							

TOP

Cleveland Indians @ Florida Marlins

Pro Player Stadium, Miami, FL

Tue Jun 18 2002, 7:05 PM EDT

Att. 9,724 - Cloudy - 82 F

livebaseballscorecards.com

AB	27
R	0
H	4
RBI	0
BB	3
SO	4
LOB	14

1B: 4 SF: 0
2B: 1 SAC: 0
3B: 0 DP: 4
HR: 0 HBP: 2

WP: 0 PA: 32
PB: 0
SB: 0
CS: 1

PITCHER		IP	WLS	BF	H	R	ER	SO	BB	IBB	HBP	BLK	WP	HR	S	P	ERA	WHIP
Ryan Dempster, R ERA: 5.07	(1, 1)	6.0	W	24	4	0	0	4	2	0	2	0	0	0	47	76	0.00	1.000
Braden Looper, R ERA: 4.58	(7, 1)	2.0	H	5	0	0	0	0	0	0	0	0	0	0	11	17	0.00	0.000
Vladimir Nunez, R ERA: 3.1	(9, 1)	1.0		3	0	0	0	0	1	0	0	0	0	0	8	15	0.00	1.000

PITCHER	IP	WLS	BF	H	R	ER	SO	BB	IBB	HBP	BLK	WP	HR	S	P	ERA	WHIP

BOTTOM

Cleveland Indians @ Florida Marlins

Pro Player Stadium, Miami, FL

Tue Jun 18 2002, 7:05 PM EDT

Att. 9,724 - Cloudy - 82 F

livebaseballscorecards.com

Batter	1	2	3	4	5	6	7	8	9	AB	R	H	RBI	BB	SO	LOB
Luis Castillo, S (1, 4) OBP: 0.391, SLG: 0.400	B X 1-0 ① B1-3		B B B C X 3-1 1B 2B		B L X 1-1 2B		B X 1-0 CS 1B			4	1	3	0	0	0	0
Eric Owens, R (1, 7) OBP: 0.354, SLG: 0.409	C B B X 2-1 ② F8		B F X 1-1 FC6-4 2-H 1B		B B F X 2-1 ② L7		S F B F B X 2-2 ①② G5-3 1-2			4	0	1	1	0	0	2
Cliff Floyd, L (1, 9) OBP: 0.409, SLG: 0.517	F B C F B S 2-3 ③ K		B B X 2-0 ③ FC6-4 1-2f		S B C B F X 2-2 ③ G4-3		B X 1-0 S 1B			4	0	1	0	0	1	2
Mike Lowell, R (1, 5) OBP: 0.395, SLG: 0.538		C X 0-1 2B		B F B C X 2-2 G5-4-3 1B		C S H 1-2 HR HBP	B X 1-0 ③ F2 1-2			3	1	2	0	0	0	1
Derrek Lee, R (1, 3) OBP: 0.338, SLG: 0.523		B C F S 1-3 ① K		B B X 2-0 ①② G5-4-3 1-2f		B X 1-0 1-H HR		X 0-0 G3 SF7 2B		4	2	2	2	0	1	2
Preston Wilson, R (1, 8) OBP: 0.347, SLG: 0.447		C F B B S 2-3 ② K		B B F B B 4-1 1B BB		C S B B C 2-3 ① K		C F B X 1-2 ① G3 2-3		3	0	0	0	1	2	2
Mike Redmond, R (1, 2) OBP: 0.408, SLG: 0.413		C B S B B C 3-3 ③ K		X 0-0 1-2 1B		X 0-0 G4-3 1B		B B F B F B 4-2 BB		3	0	2	0	1	1	1
Andy Fox, L (1, 6) OBP: 0.315, SLG: 0.323			B C B B C X 3-2 ① G4-3	B B B F F X 3-2 ③ G3		B X 1-0 ② G4-3 1-2		B X 1-0 ② SF7 3-H		3	0	0	1	0	0	3
Ryan Dempster, R (1, 1) OBP: 0.065, SLG: 0.129			F F B B F F F F S 2-3 ② K		B X 1-0 ① F3	B F C F L 1-3 ③ K		X 0-0 ③ G4-3		3	0	0	0	0	2	1
Braden Looper, R (7, 1)										0	0	0	0	0	0	0
Tim Raines, S (8, PH) OBP: 0.415, SLG: 0.366										1	0	0	0	0	0	1
Vladimir Nunez, R (9, 1) OBP: 0.333, SLG: 0.333										0	0	0	0	0	0	0
Inning Stats	R: 0 E: 0 K: 1 S: 7 H: 0 LOB: 0 BB: 0 P: 12	R: 0 E: 0 K: 3 S: 11 H: 1 LOB: 1 BB: 0 P: 17	R: 1 E: 0 K: 1 S: 15 H: 2 LOB: 1 BB: 0 P: 26	R: 0 E: 0 K: 0 S: 9 H: 2 LOB: 2 BB: 1 P: 20	R: 0 E: 0 K: 0 S: 9 H: 1 LOB: 1 BB: 0 P: 15	R: 2 E: 0 K: 2 S: 12 H: 2 LOB: 1 BB: 0 P: 18	R: 0 E: 0 K: 0 S: 7 H: 2 LOB: 1 BB: 0 P: 12	R: 1 E: 0 K: 0 S: 8 H: 1 LOB: 1 BB: 1 P: 14		1B: 6 2B: 4 3B: 0 HR: 1	SF: 1 SAC: 0 DP: 1 HBP: 1			WP: 0 PB: 0 SB: 1 CS: 1		PA: 36	

PITCHER		IP	WLS	BF	H	R	ER	SO	BB	IBB	HBP	BLK	WP	HR	S	P	ERA	WHIP
Chuck Finley, L ERA: 3.8	(1, 1)	5.0	L	21	6	1	1	5	1	0	0	0	0	0	51	90	1.80	1.400
David Riske, R ERA: 5.86	(6, 1)	1.0		6	2	2	2	2	0	0	1	0	0	1	12	18	18.00	2.000
Jerrod Riggan, R ERA: 4.5	(7, 1)	1.0		4	2	0	0	0	0	0	0	0	0	0	7	12	0.00	2.000
Chad Paronto, R ERA: 5.87	(8, 1)	1.0		5	1	1	1	0	1	0	0	0	0	0	8	14	9.00	2.000

PITCHER	IP	WLS	BF	H	R	ER	SO	BB	IBB	HBP	BLK	WP	HR	S	P	ERA	WHIP

AB	32
R	4
H	11
RBI	4
BB	2
SO	7
LOB	15

Cleveland Indians @ Florida Marlins

Pro Player Stadium, Miami, FL

Wed Jun 19 2002, 7:05 PM EDT

Att. 9,428 - Sunny - 83 F

TOP

livebaseballscorecards.com

Batter	1	2	3	4	5	6	7	8	9	AB	R	H	RBI	BB	SO	LOB
Milton Bradley, S (1, 8) OBP: 0.323, SLG: 0.370	K	L7			G4-3		L6			4	0	0	0	0	1	3
Omar Vizquel, S (1, 6) OBP: 0.386, SLG: 0.498	BB, 1B, 1B		F8		G4-3			F8		4	1	1	0	0	0	0
Jim Thome, L (1, 3) OBP: 0.416, SLG: 0.554	1B, BB 1-2		K			K		K		3	0	0	0	1	3	0
Ellis Burks, R (1, 7) OBP: 0.342, SLG: 0.448	1B 1-2 2-H		FC4, BB			G5-4-3, BB		K		2	0	1	1	2	1	0
Travis Fryman, R (1, 5) OBP: 0.302, SLG: 0.351	K		FC4 1-2f			G5-4-3 1-2f			SH2-3, 1B	4	0	1	0	0	1	4
Todd Dunwoody, L (1, 9)	L7			P6			P5		SH2-3 1-2	3	0	0	0	0	0	2
Einar Díaz, R (1, 2) OBP: 0.272, SLG: 0.323		G6-3, 2B		G5-3			G4-3, HBP, 1B		BB	3	0	2	0	0	0	0
Bill Selby, L (9, PH) OBP: 0.333, SLG: 0.143										0	0	0	0	1	0	0
John McDonald, R (1, 4) OBP: 0.323, SLG: 0.414		G5-3		K			G4-3, HBP 1-2		K	2	0	0	0	0	1	1
Chris Magruder, S (9, PH) OBP: 0.267, SLG: 0.368										1	0	0	0	0	1	2
Danys Baez, R (1, 1)										2	0	0	0	0	0	1
Matt Lawton, L (7, PH) OBP: 0.346, SLG: 0.412										1	0	0	0	0	0	2
Jerrod Riggan, R (7, 1)										0	0	0	0	0	0	0
Ricardo Rincon, L (7, 1)										0	0	0	0	0	0	0
Mark Wohlers, R (8, 1)										0	0	0	0	0	0	0
Jolbert Cabrera, R (9, PH) OBP: 0.203, SLG: 0.140		G6-3 2-3			F8		G4-3 1-2 2-3		G4-3	1	0	0	0	0	0	2
Inning Stats	R: 1 H: 2 E: 0 LOB: 2 K: 2 BB: 1 S: 15 P: 23	R: 0 H: 1 E: 0 LOB: 1 K: 0 BB: 0 S: 14 P: 21	R: 0 H: 0 E: 0 LOB: 1 K: 1 BB: 1 S: 7 P: 16	R: 0 H: 0 E: 0 LOB: 0 K: 1 BB: 0 S: 8 P: 10	R: 0 H: 0 E: 0 LOB: 0 K: 0 BB: 0 S: 7 P: 11	R: 0 H: 0 E: 0 LOB: 0 K: 1 BB: 1 S: 7 P: 14	R: 0 H: 1 E: 0 LOB: 2 K: 0 BB: 0 S: 12 P: 22	R: 0 H: 0 E: 0 LOB: 0 K: 2 BB: 0 S: 8 P: 13	R: 0 H: 1 E: 0 LOB: 2 K: 1 BB: 1 S: 7 P: 12	1B: 4 SF: 0 2B: 1 SAC: 1 3B: 0 DP: 1 HR: 0 HBP: 1						

AB	30
R	1
H	5
RBI	1
BB	4
SO	8
LOB	17

WP: 0 PA: 36
PB: 0
SB: 0
CS: 0

PITCHER		IP	WLS	BF	H	R	ER	SO	BB	IBB	HBP	BLK	WP	HR	S	P	ERA	WHIP
Julian Tavarez, R ERA: 5.98	(1, 1)	7.0	W	28	4	1	1	5	3	0	1	0	0	0	70	117	1.29	1.000
Armando Almanza, L ERA: 2.31	(8, 1)	0.2	H	2	0	0	0	1	0	0	0	0	0	0	5	8	0.00	0.000
Braden Looper, R ERA: 4.54	(8, 1)	0.1	H	1	0	0	0	1	0	0	0	0	0	0	3	5	0.00	0.000
Vladimir Nunez, R ERA: 3.02	(9, 1)	1.0	S	5	1	0	0	1	1	0	0	0	0	0	7	12	0.00	2.000

PITCHER	IP	WLS	BF	H	R	ER	SO	BB	IBB	HBP	BLK	WP	HR	S	P	ERA	WHIP

Batter	1	2	3	4	5	6	7	8	9	AB	R	H	RBI	BB	SO	LOB
Luis Castillo, S (1, 4) OBP: 0.392, SLG: 0.401	B C C B C 2-3 K ①		B C X 1-1 G6-3 ③			C X 0-1 E1 1B 1B	X 0-0 1-3 2-H 1B			4	1	2	1	0	1	0
Andy Fox, L (1, 6) OBP: 0.308, SLG: 0.315	C X 0-1 G6-3 ②			C B F B X 2-2 G4-3 ①		X 0-0 F2 ①	S B F S 1-3 K ②			4	0	0	0	0	1	3
Cliff Floyd, L (1, 9) OBP: 0.407, SLG: 0.513	B B C S B S 3-3 K ③			F F S 0-3 K ②		X 0-0 F8 BB 2-H 1B	B C F S 1-3 K ③			4	0	1	1	0	3	2
Mike Lowell, R (1, 5) OBP: 0.393, SLG: 0.532		C B S B F B S 3-3 K ①		X 0-0 L8 ③		B B F B B 4-1 1-2 FC6-4 BB		B F C X 1-2 G6-3 ①		3	0	0	0	1	1	0
Derrek Lee, R (1, 3) OBP: 0.340, SLG: 0.519		B B S B B 4-1 BB			S B S F F B B B 4-2 FC5-4 BB	B C C X 1-2 2-3 F8 ②		F C B X 1-2 F3 ②		2	0	0	0	2	0	2
Kevin Millar, R (1, 7) OBP: 0.344, SLG: 0.462 Pablo Ozuna, R (8, PR) OBP: 0.250, SLG: 0.250 Vladimir Nunez, R (9, 1) OBP: 0.333, SLG: 0.333		B C F F F B B X 3-2 F5 ②			X 0-0 1-2f FC5-4 1B ①	C C X 0-2 1-2f FC6-4 ③		C B B X 2-1 CS 1B		4 0 0	0 0 0	1 0 0	0 0 0	0 0 0	0 0 0	4 0 0
Preston Wilson, R (1, 8) OBP: 0.350, SLG: 0.447		C B B B B F F C 3-3 K ③			X 0-0 1-2 1B		B C F B F B F B 4-2 BB 1B BB	S B B 2-1 1-2 CS ③		2	1	1	0	1	1	1
Charles Johnson, R (1, 2) OBP: 0.317, SLG: 0.353			B F F F B X 2-2 G1-3 ①		S B B B F X 2-2 F8 ②		B S B B X 2-1 F7 ①			3	0	0	0	0	0	3
Julian Tavarez, L (1, 1) OBP: 0.167, SLG: 0.063 Tim Raines, S (7, PH) OBP: 0.426, SLG: 0.366 Armando Almanza, L (8, 1) Braden Looper, R (8, 1) Eric Owens, R (9, 7) OBP: 0.354, SLG: 0.409			C B B F X 2-2 B4-3 ②		F S S 0-3 K ③		B B B 4-0 1B 1-2 BB			2 0 0 0 0	0 0 0 0 0	0 0 0 0 0	0 0 0 0 0	0 1 0 0 0	1 0 0 0 0	2 0 0 0 0
Inning Stats	R: 0 H: 0 E: 0 LOB: 0 K: 2 BB: 0 S: 8 P: 13	R: 0 H: 0 E: 0 LOB: 1 K: 2 BB: 1 S: 14 P: 27	R: 0 H: 0 E: 0 LOB: 0 K: 0 BB: 0 S: 8 P: 13	R: 0 H: 0 E: 0 LOB: 0 K: 1 BB: 0 S: 7 P: 9	R: 0 H: 1 E: 0 LOB: 2 K: 1 BB: 1 S: 12 P: 18	R: 1 H: 2 E: 1 LOB: 2 K: 0 BB: 2 S: 11 P: 16	R: 1 H: 1 E: 0 LOB: 2 K: 2 BB: 2 S: 13 P: 25	R: 0 H: 1 E: 0 LOB: 1 K: 0 BB: 0 S: 9 P: 15		1B: 5 SF: 0 2B: 0 SAC: 0 3B: 0 DP: 0 HR: 0 HBP: 0						

PITCHER		IP	WLS	BF	H	R	ER	SO	BB	IBB	HBP	BLK	WP	HR	S	P	ERA	WHIP
Danys Baez, R ERA: 4.22	(1, 1)	6.0		24	3	1	1	6	3	0	0	0	0	0	60	96	1.50	1.000
Jerrod Riggan, R ERA: 5.02	(7, 1)	0.1	L	4	1	1	1	0	2	0	0	0	0	0	7	17	27.00	9.000
Ricardo Rincon, L ERA: 3.0	(7, 1)	0.2		2	0	0	0	2	0	0	0	0	0	0	6	8	0.00	0.000
Mark Wohlers, R ERA: 6.44	(8, 1)	1.0		3	1	0	0	0	0	0	0	0	0	0	9	15	0.00	1.000

PITCHER	IP	WLS	BF	H	R	ER	SO	BB	IBB	HBP	BLK	WP	HR	S	P	ERA	WHIP

BOTTOM

Cleveland Indians @ Florida Marlins

Pro Player Stadium, Miami, FL

Wed Jun 19 2002, 7:05 PM EDT

Att. 9,428 - Sunny - 83 F

livebaseballscorecards.com

AB	28
R	2
H	5
RBI	2
BB	5
SO	8
LOB	17

WP: 0 PA: 34
PB: 0
SB: 0
CS: 1

Batter	1	2	3	4	5	6	7	8	9	AB	R	H	RBI	BB	SO	LOB
Matt Lawton, L (1, 9) OBP: 0.342, SLG: 0.407	B C X 1-1 ① F8		F B F B B F X 3-2 ② P6			B C B X 2-1 ① G3-1				3	0	0	0	0	0	0
Omar Vizquel, S (1, 6) OBP: 0.386, SLG: 0.494	B B C B C B 4-2 G6-3 S BB		C F X 0-2 ③ G3-1			B C B F S 2-3 ② K				2	0	0	0	1	1	0
Ellis Burks, R (1, 7) OBP: 0.346, SLG: 0.453	B F B S F F B X 3-2 ② G6-3 1-3			B B B B 4-0 G4-6-3 BB		F B B B F F F B X 3-2 2B				2	0	1	0	1	0	1
Jim Thome, L (1, 3) OBP: 0.415, SLG: 0.549	B F F B X 2-2 ③ G1-3			S X 0-1 ① ② G4-6-3 1-2f		B B C C B B 4-2 BB				2	0	0	0	1	0	2
Travis Fryman, R (1, 5) OBP: 0.302, SLG: 0.348		C B B B F X 3-2 ① G5-3		B C B B F F B 4-2 BB		X 0-0 ③ F9				2	0	0	0	1	0	2
Milton Bradley, S (1, 8) OBP: 0.326, SLG: 0.372		B S X 1-1 1B		F B B C F S 2-3 ③ K						2	0	1	0	0	1	1
Einar Díaz, R (1, 2) OBP: 0.270, SLG: 0.319		X 0-0 ② F7			B F F F X 1-2 ① F8					2	0	0	0	0	0	1
John McDonald, R (1, 4) OBP: 0.313, SLG: 0.400		B S S S 1-3 ③ K			F X 0-1 ② ① F8					2	0	0	0	0	1	1
Ryan Drese, R (1, 1)			F C B X 1-2 ① G5-3		S S X 0-2 ③ G5-3					2	0	0	0	0	0	0
Inning Stats	R: 0 H: 0 E: 0 LOB: 1 K: 0 BB: 1 S: 12 P: 22	R: 0 H: 1 E: 0 LOB: 1 K: 1 BB: 0 S: 9 P: 14	R: 0 H: 0 E: 0 LOB: 0 K: 0 BB: 0 S: 10 P: 14	R: 0 H: 0 E: 0 LOB: 1 K: 1 BB: 2 S: 9 P: 19	R: 0 H: 0 E: 0 LOB: 0 K: 0 BB: 0 S: 9 P: 10	R: 0 H: 1 E: 0 LOB: 2 K: 1 BB: 1 S: 13 P: 24				1B: 1 SF: 0 2B: 1 SAC: 0 3B: 0 DP: 1 HR: 0 HBP: 0						

TOP

Cleveland Indians @ Florida Marlins

Pro Player Stadium, Miami, FL

Thu Jun 20 2002, 7:05 PM EDT

Att. 8,045 - Cloudy - 80 F

livebaseballscorecards.com

AB	19
R	0
H	2
RBI	0
BB	4
SO	3
LOB	8

WP: 0 PA: 23
PB: 0
SB: 1
CS: 0

PITCHER	IP	WLS	BF	H	R	ER	SO	BB	IBB	HBP	BLK	WP	HR	S	P	ERA	WHIP
A.J. Burnett, R (1, 1) ERA: 3.12	6.0	W	23	2	0	0	3	4	0	0	0	0	0	62	103	0.00	1.000

PITCHER	IP	WLS	BF	H	R	ER	SO	BB	IBB	HBP	BLK	WP	HR	S	P	ERA	WHIP

Cleveland Indians @ Florida Marlins

Pro Player Stadium, Miami, FL

Thu Jun 20 2002, 7:05 PM EDT

Att. 8,045 - Cloudy - 80 F

livebaseballscorecards.com

BOTTOM

Batter	1	2	3	4	5	6	7	8	9	AB	R	H	RBI	BB	SO	LOB
Luis Castillo, S (1, 4) OBP: 0.392, SLG: 0.401	B F C B X 2-2 G6-3 S 1B 1B	C C B S 1-3 ③ K		C B S X 1-2 ③ G1-3						3	1	1	0	0	1	1
Andy Fox, L (1, 6) OBP: 0.309, SLG: 0.316	C F C 0-3 ① K		F S S B S 2-3 ① K		F B B X 2-1 L4-3 1B					3	0	1	0	0	2	1
Mike Lowell, R (1, 5) OBP: 0.393, SLG: 0.540	B B B C X 3-1 ② G6-3 1-3		B F B C B F X 3-2 HR		C F X 0-2 ① ② L4-3 1-2					3	1	1	1	0	0	2
Cliff Floyd, L (1, 9) OBP: 0.410, SLG: 0.519	C B F X 1-2 WP CS 3-H 1B		F F F B B F F F B 3-2 F F X WP 2B		X 0-0 ③ F8					3	0	2	1	0	0	0
Derrek Lee, R (1, 3) OBP: 0.340, SLG: 0.515	B F 1 B S S SAFE 2-3 ③ K 1-3		B C B B B 4-1 WP BB			F F B F B X 2-2 ① G5-3				2	0	0	0	1	1	1
Kevin Millar, R (1, 7) OBP: 0.340, SLG: 0.455		B C F S 1-3 ① K	C F B S 1-3 ② K 1-2 2-3			C B 1-1				3	0	0	0	0	2	2
Preston Wilson, R (1, 8) OBP: 0.351, SLG: 0.448		X 0-0 1B SH2-4 1B	C B F S 1-3 ③ K							2	1	1	0	0	1	2
Mike Redmond, R (1, 2) OBP: 0.410, SLG: 0.415		S X 0-1 SH2-4 1-2 1B		B B F C X 2-2 ① G6-3						2	0	1	0	0	0	0
A.J. Burnett, R (1, 1) OBP: 0.111, SLG: 0.118		B X 1-0 ② SH2-4 1-3 2-H		C S S 0-3 ② K						1	0	0	1	0	1	0

Inning Stats	R: 1 E: 0 K: 2 S: 14	H: 2 LOB: 1 BB: 0 P: 22	R: 1 E: 0 K: 2 S: 10	H: 2 LOB: 1 BB: 0 P: 13	R: 1 E: 0 K: 3 S: 24	H: 2 LOB: 2 BB: 1 P: 38	R: 0 E: 0 K: 1 S: 9	H: 0 LOB: 0 BB: 0 P: 12	R: 0 E: 0 K: 0 S: 6	H: 1 LOB: 0 BB: 0 P: 8	R: 0 E: 0 K: 0 S: 5	H: 0 LOB: 0 BB: 0 P: 8	1B: 5 2B: 2 3B: 0 HR: 1	SF: 0 SAC: 1 DP: 1 HBP: 0	WP: 2 PB: 0 SB: 1 CS: 1	PA: 24
---	---	---	---	---	---	---	---	---	---	---	---	---	---	---	---	---

	AB	22
	R	3
	H	7
	RBI	3
	BB	1
	SO	8
	LOB	9

PITCHER		IP	WLS	BF	H	R	ER	SO	BB	IBB	HBP	BLK	WP	HR	S	P	ERA	WHIP
Ryan Drese, R ERA: 5.47	(1, 1)	5.1	L	24	7	3	3	8	1	0	0	0	2	1	68	101	5.06	1.500

PITCHER	IP	WLS	BF	H	R	ER	SO	BB	IBB	HBP	BLK	WP	HR	S	P	ERA	WHIP

Detroit Tigers @ Florida Marlins

Pro Player Stadium, Miami, FL

Fri Jun 21 2002, 7:05 PM EDT

Att. 5,865 - Cloudy - 77 F

TOP

livebaseballscorecards.com

Batter	1	2	3	4	5	6	7	8	9	AB	R	H	RBI	BB	SO	LOB
Ramon Santiago, S (1, 6) OBP: 0.333, SLG: 0.455	B C X 1-1 ① G5-3		B F B B B 4-1 CS BB			C B C C 1-3 ① K		F B C B X 2-2 ③ L7		3	0	0	0	1	1	0
Wendell Magee, R (1, 8) OBP: 0.310, SLG: 0.435	B C F C 1-3 ② K		F B B S 1 SAFE 2-2 ③ CS 1-2	X 0-0 ① P6		L X 0-1 ② G5-3			C X 0-1 ① G5-3	4	0	0	0	0	1	0
Robert Fick, L (1, 9) OBP: 0.348, SLG: 0.473	F B C B S 2-3 ③ K			B C X 1-1 ② G4-3		B F B H 3-1 HBP			B X 1-0 ② F7	3	0	0	0	0	1	0
Randall Simon, L (1, 3) OBP: 0.296, SLG: 0.442		F B F X 1-2 ① G6-3		C B F X 1-2 ③ L5		X 0-0 ③ L9			B F C F B X 2-2 ③ G3	4	0	0	0	0	0	1
Shane Halter, R (1, 7) OBP: 0.297, SLG: 0.353		F F B B X 2-2 ② F9			S C X 0-2 ① G5-3		B F B F X 2-2 ① F9			3	0	0	0	0	0	0
15 Brandon Inge, R (1, 2) OBP: 0.327, SLG: 0.466		B B F S B F F X 3-2 HR			F B B F X 2-2 ② L4		B F B B S S 3-3 ② K			3	1	1	1	0	1	0
Chris Truby, R (1, 5) OBP: 0.264, SLG: 0.360		X 0-0 ③ L3			F C F X 0-2 2B		F X 0-1 ③ G6-3			3	0	1	0	0	0	0
Damion Easley, R (1, 4) OBP: 0.192, SLG: 0.209			X 0-0 ① F8		I I I I 4-0 IBB			B S F F F X 1-2 ① G4-3		2	0	0	0	1	0	0
Steve Sparks, R (1, 1)			X 0-0 ② F8		S C S 0-3 ③ K			S B B S S 2-3 ② K		2	0	0	0	0	1	2
Jose Paniagua, R (7, 1)										0	0	0	0	0	0	0
George Lombard, L (8, PH)										1	0	0	0	0	1	0
Julio Santana, R (8, 1)										0	0	0	0	0	0	0
Inning Stats	R: 0 E: 0 K: 2 S: 8 H: 0 LOB: 0 BB: 0 P: 12	R: 1 E: 0 K: 0 S: 12 H: 1 LOB: 0 BB: 0 P: 18	R: 0 E: 0 K: 0 S: 5 H: 0 LOB: 0 BB: 1 P: 11	R: 0 E: 0 K: 0 S: 6 H: 0 LOB: 0 BB: 0 P: 8	R: 0 E: 0 K: 1 S: 13 H: 1 LOB: 2 BB: 1 P: 19	R: 0 E: 0 K: 1 S: 7 H: 0 LOB: 1 BB: 0 P: 11	R: 0 E: 0 K: 1 S: 8 H: 0 LOB: 0 BB: 0 P: 13	R: 0 E: 0 K: 1 S: 11 H: 0 LOB: 0 BB: 0 P: 16	R: 0 E: 0 K: 0 S: 7 H: 0 LOB: 0 BB: 0 P: 10	1B: 0 2B: 1 3B: 0 HR: 1	SF: 0 SAC: 0 DP: 0 HBP: 1					

	AB	28
	R	1
	H	2
	RBI	1
	BB	2
	SO	6
	LOB	3

WP: 0 PB: 0 SB: 0 CS: 1 PA: 32

PITCHER		IP	WLS	BF	H	R	ER	SO	BB	IBB	HBP	BLK	WP	HR	S	P	ERA	WHIP
Michael Tejera, L ERA: 3.32	(1, 1)	7.0	W	25	2	1	1	5	1	1	1	0	0	1	59	92	1.29	0.429
Braden Looper, R ERA: 4.42	(8, 1)	1.0	H	3	0	0	0	1	0	0	0	0	0	0	11	16	0.00	0.000
Vladimir Nunez, R ERA: 2.95	(9, 1)	1.0	S	3	0	0	0	0	0	0	0	0	0	0	7	10	0.00	0.000

PITCHER	IP	WLS	BF	H	R	ER	SO	BB	IBB	HBP	BLK	WP	HR	S	P	ERA	WHIP

Detroit Tigers @ Florida Marlins

Pro Player Stadium, Miami, FL

Fri Jun 21 2002, 7:05 PM EDT

Att. 5,865 - Cloudy - 77 F

livebaseballscorecards.com

Batter	1	2	3	4	5	6	7	8	9	AB	R	H	RBI	BB	SO	LOB
Luis Castillo, S (1, 4) OBP: 0.393, SLG: 0.402	B B C X 2-1 G4-3 ①		B B X 2-0 G3-1 SH1-3 1B		X 0-0 BLK 2B 1B	X 0-0 B1-3 ③				4	1	2	0	0	0	1
Eric Owens, R (1, 7) OBP: 0.358, SLG: 0.418	C F B X 2-2 2B		X 0-0 SH1-3 ① 1-2		B C X 1-1 P6 ①		C F B X 1-2 S 1B 1B			3	1	2	0	0	0	1
Mike Lowell, R (1, 5) OBP: 0.391, SLG: 0.540	B B C X 2-1 P4 ②		C B X 1-1 G3-1 ② 2-3		B X 1-0 1-H 2B 2B		B B C B F C 3-3 K ① 1-2			4	1	1	1	0	1	3
Cliff Floyd, L (1, 9) OBP: 0.407, SLG: 0.514	C B B F F B X 3-2 P4 ③		B B F B C X 3-2 G3-1 ③		B B B F X 3-1 F7 ②		B B F F F X 2-2 CS 2-H 1B			4	0	1	1	0	0	3
Derrek Lee, R (1, 3) OBP: 0.339, SLG: 0.515		C F B S 1-3 K ①		X 0-0 G5-3 ① 2-H	B X 1-0 2B		C F B B B X 3-2 G5-3 ② ③ 1-2			4	0	1	1	0	1	1
Preston Wilson, R (1, 8) OBP: 0.356, SLG: 0.460	C X 0-1 1B 2B		F B S B X 2-2 2B		B X 1-0 F3 ③			X 0-0 F7-4 1B		4	1	3	0	0	0	1
Charles Johnson, R (1, 2) OBP: 0.329, SLG: 0.361	B X 1-0 2-H 1B		B B B B 4-0 BB		C S B X 1-2 E8 G3 1B			S X 0-1 F7-4 ① ② 1-2		3	0	2	1	1	0	1
Andy Fox, L (1, 6) OBP: 0.307, SLG: 0.320	S X 0-1 F7 ②		B S B X 2-1 F7 ②			X 0-0 F9 ①		B X 1-0 2B		4	0	1	0	0	0	4
Michael Tejera, L (1, 1) OBP: 0.125, SLG: 0.125 Braden Looper, R (8, 1) Kevin Millar, R (8, PH) OBP: 0.337, SLG: 0.452 Vladimir Nunez, R (9, 1) OBP: 0.333, SLG: 0.333	B F B S T F B F X 3-2 F8 ③		C X 0-1 G6-3 ③			B X 1-0 G3 ② 2-3		B B X 2-0 G5-3 ③		3 0 1 0	0 0 0 0	0 0 0 0	0 0 0 0	0 0 0 0	0 0 0 0	4 0 1 0
Inning Stats	R: 0 H: 1 E: 0 LOB: 1 K: 0 BB: 0 S: 11 P: 20	R: 1 H: 2 E: 0 LOB: 1 K: 1 BB: 0 S: 14 P: 19	R: 0 H: 1 E: 0 LOB: 1 K: 0 BB: 0 S: 7 P: 13	R: 0 H: 1 E: 0 LOB: 2 K: 0 BB: 1 S: 8 P: 16	R: 2 H: 3 E: 0 LOB: 1 K: 0 BB: 0 S: 8 P: 15	R: 0 H: 1 E: 1 LOB: 1 K: 0 BB: 0 S: 6 P: 8	R: 1 H: 2 E: 0 LOB: 0 K: 1 BB: 0 S: 15 P: 24	R: 0 H: 2 E: 0 LOB: 1 K: 0 BB: 0 S: 5 P: 8		1B: 7 SF: 0 2B: 7 SAC: 1 3B: 0 DP: 1 HR: 0 HBP: 0						

	AB	R	H	RBI	BB	SO	LOB
	34	4	13	4	1	2	20

WP: 0 PB: 0 SB: 1 CS: 1 PA: 36

PITCHER		IP	WLS	BF	H	R	ER	SO	BB	IBB	HBP	BLK	WP	HR	S	P	ERA	WHIP
Steve Sparks, R ERA: 5.94	(1, 1)	6.1	L	31	11	4	4	2	1	0	0	1	0	0	66	109	5.68	1.895
Jose Paniagua, R ERA: 4.85	(7, 1)	0.2		1	0	0	0	0	0	0	0	0	0	0	3	6	0.00	0.000
Julio Santana, R ERA: 3.08	(8, 1)	1.0		4	2	0	0	0	0	0	0	0	0	0	5	8	0.00	2.000

PITCHER	IP	WLS	BF	H	R	ER	SO	BB	IBB	HBP	BLK	WP	HR	S	P	ERA	WHIP

Detroit Tigers @ Florida Marlins

Pro Player Stadium, Miami, FL

Sat Jun 22 2002, 7:05 PM EDT

Att. 14,713 - Cloudy - 81 F

TOP

livebaseballscorecards.com

Batter	1	2	3	4	5	6	7	8	9	AB	R	H	RBI	BB	SO	LOB
Ramon Santiago, S (1, 6) OBP: 0.328, SLG: 0.466	B B C B X 3-1 1B 3B	X 0-0 ① SF9 3-H		B S X 1-1 ① B1	B F F B F X 2-2 ① G5-3	X 0-0 ③ G6-3				4	1	1	1	0	0	0
Wendell Magee, R (1, 8) OBP: 0.311, SLG: 0.432	B C S B B S 3-3 ① K	C B B X 2-1 1-2 2B 1B		B C S B B B 4-2 BB	X 0-0 ② G6-3				F B S S 1-3 ① K	4	1	1	0	1	2	1
Robert Fick, L (1, 9) OBP: 0.352, SLG: 0.479	C C S 0-3 ② K	X 0-0 G4-3 1-H 2-H 2B		B C B F S 2-3 ② K	X 0-0 1B				B F F X 1-2 G4-3 1B	5	0	3	2	0	2	2
Randall Simon, L (1, 3) OBP: 0.294, SLG: 0.437	X 0-0 15 2B 3-H 1B	C X 0-1 ② G4-3 2-3		F B F F F S 1-3 ③ K		X 0-0 ③ F2			F F X 0-2 ② G4-3 1-2	5	0	1	1	0	1	4
15 Brandon Inge, R (1, 2) OBP: 0.331, SLG: 0.467	X 0-0 1-3 2B	B B B B C B 4-1 BB			B B B S C S 3-3 ① K		B S S F S 1-3 ① K		C B S B B X 3-2 ③ F9	4	0	1	0	1	2	1
George Lombard, L (1, 7) OBP: 0.222, SLG: 0.125	B F S B B B 4-2 BB	S F S 0-3 ③ K			X 0-0 G5-3 1B		B S S S 1-3 ② K			3	0	1	0	1	2	2
Chris Truby, R (1, 5) OBP: 0.259, SLG: 0.353	B F S S 1-3 ③ K		S X 0-1 ① F3		C B B X 2-1 ② G5-3 1-2		X 0-0 ③ G5-3			4	0	0	0	0	1	4
Damion Easley, R (1, 4) OBP: 0.221, SLG: 0.217		B B F X 2-1 E9 E SF9 1B	C B B B C F F B 4-2 B5-6-3 BB		I I I 4-0 IBB			S B B B X 3-1 ① G5-3		2	1	1	0	2	0	0
Mark Redman, L (1, 1) OBP: 0.200, SLG: 0.200 Jacob Cruz, L (8, PH) OBP: 0.377, SLG: 0.398 Jose Paniagua, R (8, 1) Juan Acevedo, R (9, 1)		B B C S X 2-2 E6 1B 2B 2-3	B X 1-0 ② ③ B5-6-3 1-2f		S S X 0-2 ③ G4-3			S T S 0-3 ② K		3 1 0 0	1 0 0 0	0 0 0 0	0 0 0 0	0 1 0 0	0 0 0 0	4 0 0 0
Inning Stats	R: 1 E: 0 K: 3 S: 15 H: 3 LOB: 3 BB: 1 P: 26	R: 3 E: 2 K: 1 S: 15 H: 3 LOB: 2 BB: 1 P: 25	R: 0 E: 0 K: 0 S: 7 H: 0 LOB: 0 BB: 1 P: 12	R: 0 E: 0 K: 2 S: 12 H: 0 LOB: 1 BB: 1 P: 20	R: 0 E: 0 K: 1 S: 9 H: 1 LOB: 2 BB: 1 P: 18	R: 0 E: 0 K: 0 S: 7 H: 1 LOB: 1 BB: 0 P: 9	R: 0 E: 0 K: 2 S: 8 H: 0 LOB: 0 BB: 0 P: 10	R: 0 E: 0 K: 1 S: 6 H: 0 LOB: 0 BB: 0 P: 9	R: 0 E: 0 K: 1 S: 12 H: 1 LOB: 1 BB: 0 P: 17	1B: 6 2B: 2 3B: 1 HR: 0 SF: 1 SAC: 0 DP: 1 HBP: 0						

	AB	35
	R	4
	H	9
	RBI	4
	BB	5
	SO	11
	LOB	18

PITCHER		IP	WLS	BF	H	R	ER	SO	BB	IBB	HBP	BLK	WP	HR	S	P	ERA	WHIP
Hansel Izquierdo, R ERA: 2.43	(1, 1)	2.0		15	6	4	3	4	2	0	0	0	0	0	30	51	13.50	4.000
56 Kevin Olsen, R ERA: 4.26	(3, 1)	3.0		12	1	0	0	3	2	1	0	0	0	0	28	50	0.00	1.000
Vic Darensbourg, L ERA: 3.46	(6, 1)	2.0		7	1	0	0	2	0	0	0	0	0	0	15	19	0.00	0.500
Blaine Neal, R ERA: 1.93	(8, 1)	2.0	W	7	1	0	0	2	0	0	0	0	0	0	18	26	0.00	0.500

PITCHER		IP	WLS	BF	H	R	ER	SO	BB	IBB	HBP	BLK	WP	HR	S	P	ERA	WHIP

BOTTOM

Detroit Tigers @ Florida Marlins

Pro Player Stadium, Miami, FL

Sat Jun 22 2002, 7:05 PM EDT

Att. 14,713 - Cloudy - 81 F

livebaseballscorecards.com

Batter	1	2	3	4	5	6	7	8	9	AB	R	H	RBI	BB	SO	LOB
Luis Castillo, S (1, 4) OBP: 0.388, SLG: 0.396	B B X 2-0 ① F7		C B B F B S 3-3 ① K		B B B S X 3-1 ③ FC6-4 1-2f			X 0-0 ① G6-3		4	0	0	0	0	1	1
Eric Owens, R (1, 7) OBP: 0.356, SLG: 0.412	B F X 1-1 ② G6-3		B B C F X 2-2 ② G6-3			B B B B 4-0 FC4-6 BB		B S X 1-1 ② G6-3		3	0	0	0	1	0	0
Mike Lowell, R (1, 5) OBP: 0.389, SLG: 0.536	B B C S B X 3-2 2B 1B		C B S X 1-2 ③ F9			C F B F F X 1-2 ① F9		B C X 1-1 ③ F8		4	0	1	0	0	0	1
Cliff Floyd, L (1, 9) OBP: 0.405, SLG: 0.514	F S X 0-2 ③ 1-H 2B			C S F X 0-2 ① F9		S F B B F X 2-2 ② FC4-6 1-2f			B S X 1-1 ① F7	4	0	1	0	0	0	1
Derrek Lee, R (1, 3) OBP: 0.341, SLG: 0.522		X 0-0 F8 WP 2B 1B		C C B F B F X 2-2 ② P3		X 0-0 ③ F8			C C B X 1-2 2B 3B	4	2	2	0	0	0	1
Preston Wilson, R (1, 8) OBP: 0.358, SLG: 0.459		B F F B X 2-2 ① F8 1-3		F B X 1-1 ③ G6-3			X 0-0 G4-3 1B		B B F F B F B 4-2 WP 2B BB	3	1	1	0	1	0	1
Charles Johnson, R (1, 2) OBP: 0.327, SLG: 0.365 Homer Bush, R (9, PR) OBP: 0.284, SLG: 0.300		C F B X 1-2 ② P3			S S B X 1-2 ① F8		X 0-0 ① F9		F S B X 1-2 1-H 3-H E 2B	4 0	0 1	1 0	2 0	0 0	0 0	2 0
Andy Fox, L (1, 6) OBP: 0.306, SLG: 0.324		B F B F F F B F F 3-2 X 3-H 2B			F X 0-1 ② G4-3		B S X 1-1 ② G4-3 1-2		B B B C C F F X 3-2 E3 WP SF8 2-H	4	1	1	1	0	0	1
Hansel Izquierdo, R (1, 1) Pablo Ozuna, R (2, PH) OBP: 0.200, SLG: 0.200 56 Kevin Olsen, R (3, 1) OBP: 0.091, SLG: 0.091 Ramon Castro, R (5, PH) OBP: 0.417, SLG: 0.615 Vic Darensbourg, L (6, 1) Kevin Millar, R (7, PH) OBP: 0.335, SLG: 0.449 Blaine Neal, L (8, 1) Tim Raines, S (9, PH) OBP: 0.418, SLG: 0.366	C S B B X 2-2 ③ G4-3				B C F F B B B 4-2 FC6-4 BB		B C X 1-1 ③ F7		B B B F F X 2-2 ② SF8 2-H	0 1 0 0 0 1 0 0	0 0 0 0 0 0 0 0	0 0 0 0 1 0 0 0	0 0 0 0 0 0 0 1	0 0 0 0 0 0 0 0	0 1 0 0 0 0 0 0	0 0 0 0 0 0 0 0
Inning Stats	R: 0 H: 2 E: 0 LOB: 2 K: 0 BB: 0 S: 9 P: 15	R: 1 H: 2 E: 0 LOB: 1 K: 0 BB: 0 S: 17 P: 25	R: 0 H: 0 E: 0 LOB: 0 K: 1 BB: 0 S: 9 P: 15	R: 0 H: 0 E: 0 LOB: 0 K: 0 BB: 0 S: 11 P: 14	R: 0 H: 0 E: 0 LOB: 1 K: 0 BB: 1 S: 10 P: 18	R: 0 H: 0 E: 0 LOB: 1 K: 0 BB: 1 S: 10 P: 17	R: 0 H: 1 E: 0 LOB: 1 K: 0 BB: 0 S: 6 P: 8	R: 0 H: 0 E: 0 LOB: 0 K: 0 BB: 0 S: 5 P: 7	R: 4 H: 2 E: 1 LOB: 1 K: 0 BB: 1 S: 19 P: 31	1B: 3 2B: 3 3B: 1 HR: 0	SF: 1 SAC: 0 DP: 0 HBP: 0		WP: 3 PB: 0 SB: 0 CS: 0	PA: 36			

	AB	32
	R	5
	H	7
	RBI	4
	BB	3
	SO	1
	LOB	10

PITCHER		IP	WLS	BF	H	R	ER	SO	BB	IBB	HBP	BLK	WP	HR	S	P	ERA	WHIP
Mark Redman, L ERA: 3.66	(1, 1)	7.0		27	5	1	1	1	2	0	0	0	1	0	72	112	1.29	1.000
Jose Paniagua, R ERA: 4.7	(8, 1)	1.0	H	3	0	0	0	0	0	0	0	0	0	0	5	7	0.00	0.000
Juan Acevedo, R ERA: 3.4	(9, 1)	0.2	L	6	2	4	2	0	1	0	0	0	2	0	19	31	27.00	4.500

PITCHER	IP	WLS	BF	H	R	ER	SO	BB	IBB	HBP	BLK	WP	HR	S	P	ERA	WHIP

Batter	1	2	3	4	5	6	7	8	9	AB	R	H	RBI	BB	SO	LOB
Ramon Santiago, S (1, 6) OBP: 0.323, SLG: 0.450	B F X 1-1 ① F7	B F C B F S 2-3 ③ K			C F C 0-3 ③ K	X 0-0 ② F8		C F B F B F B B 4-2 1-2 BB		4	0	0	0	1	2	3
Wendell Magee, R (1, 8) OBP: 0.305, SLG: 0.423	S S B X 1-2 ② G5-3		F B B S C 2-3 ① K			B B C F X 2-2 ① L4	B B S F B S 3-3 ③ K		C F B B F F X 2-2 ③ G6-3	5	0	0	0	0	2	3
Robert Fick, L (1, 9) OBP: 0.354, SLG: 0.475	C C H 1-2 HBP		C C B X 1-2 ② G3-1			B B B C F B 4-2 1B FC6 BB		B X 1-0 ① F9		2	1	0	0	1	0	0
Randall Simon, L (1, 3) OBP: 0.293, SLG: 0.434	F B S S 1-3 ③ K		B X 1-0 ③ F9			F S X 0-2 E FC6 1-2 1B		X 0-0 ② G4-3		4	0	1	0	0	1	1
15 Brandon Inge, R (1, 2) OBP: 0.328, SLG: 0.455		B S B B B F F B 4-2 1B 1B BB		S C B S 2-3 ① K		B B F F C 2-3 ② K		C S B B S 2-3 ③ K		3	1	0	0	1	3	2
Shane Halter, R (1, 5) OBP: 0.296, SLG: 0.351		X 0-0 1B 1-3 1B		F B S X 1-2 ② F9		X 0-0 FC6 1-3 2-H			S F B B X 2-2 ① F9	4	0	1	0	0	0	1
George Lombard, L (1, 7) OBP: 0.167, SLG: 0.091 Dmitri Young, S (9, PH) OBP: 0.343, SLG: 0.472 Juan Acevedo, R (9, 1)		S F B S 1-3 ① K		S X 0-1 ③ F8		B S S S 1-3 ③ K			B S F S 1-3 ② K2-3	3 1 0	0 0 0	0 0 0	0 0 0	0 0 0	2 1 0	4 0 0
Damion Easley, R (1, 4) OBP: 0.222, SLG: 0.260		C S S F S 0-3 ② K			F B X 1-1 ① F9		B X 1-0 G5-3 1B		X 0-0 HR	4	1	1	1	0	1	2
Jeff Weaver, R (1, 1) OBP: 0.286, SLG: 0.286 Jeff Farnsworth, R (8, 1) Damian Jackson, R (9, PH) OBP: 0.333, SLG: 0.397 (9, 7)		S S F B X 1-2 1-2 3-H 1B			B F B X 2-1 ② G3-1		B C F X 1-2 1B		B B S S B B 4-1 BB BB	3 0 0	0 0 0	2 0 0	1 0 0	0 0 1	0 0 0	0 0 0
Inning Stats	R: 0 H: 0 E: 0 LOB: 1 K: 1 BB: 0 S: 10 P: 14	R: 1 H: 2 E: 0 LOB: 2 K: 3 BB: 1 S: 19 P: 27	R: 0 H: 0 E: 0 LOB: 0 K: 1 BB: 0 S: 7 P: 11	R: 0 H: 0 E: 0 LOB: 0 K: 1 BB: 0 S: 8 P: 11	R: 0 H: 0 E: 0 LOB: 0 K: 1 BB: 0 S: 7 P: 10	R: 1 H: 1 E: 1 LOB: 2 K: 2 BB: 1 S: 15 P: 24	R: 0 H: 1 E: 0 LOB: 1 K: 1 BB: 0 S: 8 P: 13	R: 0 H: 0 E: 0 LOB: 0 K: 1 BB: 0 S: 5 P: 8	R: 1 H: 1 E: 0 LOB: 2 K: 1 BB: 2 S: 17 P: 30	1B: 4 SF: 0 2B: 0 SAC: 0 3B: 0 DP: 0 HR: 1 HBP: 1						

PITCHER		IP	WLS	BF	H	R	ER	SO	BB	IBB	HBP	BLK	WP	HR	S	P	ERA	WHIP
Ryan Dempster, R ERA: 4.82	(1, 1)	7.0		29	4	2	1	10	2	0	1	0	0	0	74	110	1.29	0.857
Armando Almanza, L ERA: 2.7	(8, 1)	1.2	L	8	1	1	1	2	2	0	0	0	0	1	17	31	5.40	1.800
Braden Looper, R ERA: 4.38	(9, 1)	0.1		1	0	0	0	0	0	0	0	0	0	0	5	7	0.00	0.000

PITCHER	IP	WLS	BF	H	R	ER	SO	BB	IBB	HBP	BLK	WP	HR	S	P	ERA	WHIP

TOP

Detroit Tigers @ Florida Marlins

Pro Player Stadium, Miami, FL

Sun Jun 23 2002, 4:05 PM EDT

Att. 9,343 - Cloudy - 84 F

livebaseballscorecards.com

AB	33
R	3
H	5
RBI	2
BB	4
SO	12
LOB	16

WP: 0 PA: 38
PB: 0
SB: 0
CS: 0

BOTTOM

Batter	1	2	3	4	5	6	7	8	9	AB	R	H	RBI	BB	SO	LOB
Homer Bush, R (1, 4) OBP: 0.273, SLG: 0.287	C C X 0-2 G6-3 ①		B C X 1-1 G4-3 ②		F B F X 1-2 F8 ②			C C F C 0-3 K ①	S S B S 1-3 K ③ 1-2 2-3	4	0	0	0	0	1	2
Cliff Floyd, L (9, PH) OBP: 0.404, SLG: 0.512										1	0	0	0	0	1	2
Andy Fox, L (1, 6) OBP: 0.300, SLG: 0.317	X 0-0 P4 ②		B F X 1-1 G6-3 ③		B B X 2-0 F7 ③			X 0-0 F7 ②		4	0	0	0	0	0	2
Mike Lowell, R (1, 5) OBP: 0.394, SLG: 0.551	B C F B B X 3-2 HR			C C X 0-2 P4 ①		B B B 4-0 BB		B F X 1-1 FC5 2B		3	1	2	1	1	0	0
Eric Owens, R (1, 9) OBP: 0.359, SLG: 0.411	C X 0-1 FC6-4 1B			B C S S 1-3 K ②		C B C F F B X 2-2 P3 ①		B B C B B 4-1 FC5 BB		3	0	1	0	1	1	1
Derrek Lee, R (1, 3) OBP: 0.337, SLG: 0.514	X 0-0 FC6-4 ③ 1-2f			C C X 0-2 G6-3 ③		C B X 1-1 F8 ②		S B C F B X 2-2 FC5 ③ 1-2 2-3f		4	0	0	0	0	0	4
Preston Wilson, R (1, 8) OBP: 0.357, SLG: 0.454		C B F S 1-3 K ①			F B B B F B 4-2 S 1B BB	C C B F S 1-3 K ③			C F S 0-3 K ①	3	1	0	0	1	3	1
Kevin Millar, R (1, 7) OBP: 0.327, SLG: 0.437		C B B X 2-1 P3 ②			C S B F B C 2-3 K ① 1-2		F F S 0-3 K ①		F S B B F F X 2-2 P4 ②	4	0	0	0	0	2	1
Mike Redmond, R (1, 2) OBP: 0.421, SLG: 0.427		B X 1-0 G6-3 ③			B X 1-0 2-H 1B		B B C X 2-1 G1-6-3 1B		B F F F X 1-2 S 1B 1B	4	0	3	1	0	0	0
Pablo Ozuna, R (9, PR) OBP: 0.200, SLG: 0.200										0	0	0	0	0	0	0
Ryan Dempster, R (1, 1) OBP: 0.091, SLG: 0.125			S B S F F B X 2-2 G3 ①		F B B F F B 4-2 BB		C B X 1-2 G1-6-3 ② ③ 1-2f		C X 0-1 S 1-2 1B	1	0	0	0	1	0	0
Tim Raines, S (7, PH) OBP: 0.411, SLG: 0.357										1	0	0	0	0	0	1
Armando Almanza, L (8, 1)										0	0	0	0	0	0	0
Braden Looper, R (9, 1)										0	0	0	0	0	0	0
Luis Castillo, S (9, PH) OBP: 0.390, SLG: 0.399										1	0	1	0	0	0	0
Inning Stats	R: 1 E: 0 K: 0 S: 10 H: 2 LOB: 1 BB: 0 P: 13	R: 0 E: 0 K: 1 S: 6 H: 0 LOB: 0 BB: 0 P: 10	R: 0 E: 0 K: 0 S: 9 H: 0 LOB: 0 BB: 0 P: 13	R: 0 E: 0 K: 1 S: 9 H: 0 LOB: 0 BB: 0 P: 10	R: 1 E: 0 K: 1 S: 15 H: 1 LOB: 2 BB: 2 P: 29	R: 0 E: 0 K: 1 S: 11 H: 0 LOB: 1 BB: 1 P: 19	R: 0 E: 0 K: 1 S: 8 H: 1 LOB: 0 BB: 0 P: 11	R: 0 E: 0 K: 1 S: 12 H: 1 LOB: 2 BB: 1 P: 19	R: 0 E: 0 K: 2 S: 17 H: 2 LOB: 3 BB: 0 P: 21	1B: 5 2B: 1 3B: 0 HR: 1	SF: 0 SAC: 0 DP: 1 HBP: 0						

PITCHER		IP	WLS	BF	H	R	ER	SO	BB	IBB	HBP	BLK	WP	HR	S	P	ERA	WHIP
Jeff Weaver, R ERA: 3.32	(1, 1)	7.0		27	4	2	2	5	3	0	0	0	0	1	68	105	2.57	1.000
Jeff Farnsworth, R ERA: 4.44	(8, 1)	1.0	W	5	1	0	0	1	1	0	0	0	0	0	12	19	0.00	2.000
Juan Acevedo, R ERA: 3.32	(9, 1)	1.0	S	5	2	0	0	2	0	0	0	0	0	0	17	21	0.00	2.000

PITCHER	IP	WLS	BF	H	R	ER	SO	BB	IBB	HBP	BLK	WP	HR	S	P	ERA	WHIP

Detroit Tigers @ Florida Marlins

Pro Player Stadium, Miami, FL

Sun Jun 23 2002, 4:05 PM EDT

Att. 9,343 - Cloudy - 84 F

livebaseballscorecards.com

AB	33
R	2
H	7
RBI	2
BB	4
SO	8
LOB	14

WP: 0 PB: 0 SB: 3 CS: 0 PA: 37

Batter	1	2	3	4	5	6	7	8	9	AB	R	H	RBI	BB	SO	LOB
Ricky Ledee, L (1, 8) OBP: 0.246, SLG: 0.302	C S B B B X 3-2 11 G4-3 HR 2B		B C X 1-1 1B FC1-6 1B	C B F B B F X 3-2 11 FC4-6 2-H 1B		C F B F B X 2-2 11 1B 1-3 2-H 2B	X 0-0 ① G4-3	S C X 0-2 ③ G5-3		6	3	4	2	0	0	1
11 Jimmy Rollins, S (1, 6) OBP: 0.312, SLG: 0.427	C B F B X 2-2 ① G4-3 2-3		C B X 1-1 ① F7	B X 1-0 ② FC4-6 1-2f		X 0-0 BB 1B 2-H 3-H 1B	B B B C X 3-1 ② G4-3		C X 0-1 ① F8	6	1	1	2	0	0	3
Bobby Abreu, L (1, 9) OBP: 0.428, SLG: 0.500 Jason Michaels, R (8, 9) OBP: 0.323, SLG: 0.544	C F F X 0-2 3-H HR		C X 0-1 FC1-6 1-3 1B	B B C X 2-1 ③ G4-3		B B B C B 4-1 BB 1B 1-2 2B BB	B C C X 1-2 2B 2B		X 0-0 ② F9	4 1	3 0	3 0	2 0	1 0	0 0	1 0
Pat Burrell, R (1, 7) OBP: 0.386, SLG: 0.580	C B B C X 2-2 ② F8		B X 1-0 ② FC1-6 BB 1B 1-2f 3-H	B X 1-0 ① G6-3	B S S B X 2-2 BB 2B 1-2 2-H 1B	C B X 1-1 2-H 2B		C X 0-1 HR		6	3	3	4	0	0	1
Jeremy Giambi, L (1, 3) OBP: 0.435, SLG: 0.540 Jose Santiago, R (6, 1) Doug Nickle, R (8, 1)	B F B B B 4-1 BB		C B B B F B 4-2 1B 1-2 BB	B B B C B 4-1 BB	S B F B F F B B 4-2 2B 1-2 2-3 BB	C S C 0-3 ③ K		B B X 2-0 ③ G4-3		0 1 1	1 0 0	0 0 0	0 0 1	4 0 0	0 1 0	0 1 0
Scott Rolen, R (1, 5) OBP: 0.332, SLG: 0.425 Tomas Perez, S (8, PH) OBP: 0.286, SLG: 0.392 (8, 5)	C C B F F B X 2-2 ③ G5-3		B B F X 2-1 1-2 2-H 1B	X 0-0 ② F9	C S X 0-2 ① F7			C F S 0-3 ① K		4 1	0 0	1 0	1 0	0 0	0 1	5 0
Mike Lieberthal, R (1, 2) OBP: 0.313, SLG: 0.404		F B S B F F X 2-2 G6-4-3 1B	C X 0-1 ③ F8	B C X 1-1 ③ F9	X 0-0 1-H 2-H 3-H 2B			B B S X 2-1 HR		5	1	3	4	0	0	3
Marlon Anderson, L (1, 4) OBP: 0.315, SLG: 0.408		C B X 1-1 ① ② G6-4-3 1-2f	B F S B B F F X 3-2 E4 SH1-4 1B		X 1-0 2B X 1-0 ② L7			B F B X 2-1 1B		5	2	2	0	0	0	2
Vicente Padilla, R (1, 1) OBP: 0.094, SLG: 0.065 Travis Lee, L (6, PH) OBP: 0.335, SLG: 0.371 (6, 3)		B B C F F F X 2-2 ③ G5-3		X 0-0 ① SH1-4 1-2		S S S F X 3-2 2B 11 1B HBP 1-2 F9		F C C 0-3 ② K		1 2	1 0	0 0	0 0	0 0	0 1	0 2
Inning Stats	R: 2 H: 2 E: 0 LOB: 1 K: 0 BB: 1 S: 19 P: 32	R: 0 H: 1 E: 0 LOB: 0 K: 0 BB: 0 S: 12 P: 17	R: 2 H: 3 E: 0 LOB: 2 K: 0 BB: 1 S: 13 P: 22	R: 1 H: 1 E: 1 LOB: 1 K: 0 BB: 0 S: 13 P: 22	R: 0 H: 0 E: 0 LOB: 1 K: 0 BB: 1 S: 5 P: 11	R: 7 H: 5 E: 0 LOB: 1 K: 0 BB: 2 S: 25 P: 43	R: 1 H: 2 E: 0 LOB: 1 K: 1 BB: 0 S: 11 P: 16	R: 1 H: 2 E: 0 LOB: 1 K: 2 BB: 0 S: 13 P: 17	R: 1 H: 1 E: 0 LOB: 0 K: 0 BB: 0 S: 6 P: 8	1B: 8 SF: 0 2B: 6 SAC: 1 3B: 0 DP: 1 HR: 3 HBP: 1						WP: 0 PA: 50 PB: 0 SB: 0 CS: 0	

PITCHER		IP	WLS	BF	H	R	ER	SO	BB	IBB	HBP	BLK	WP	HR	S	P	ERA	WHIP
Julian Tavarez, R ERA: 6.08	(1, 1)	5.0	L	25	7	5	4	0	3	0	0	0	0	1	62	104	7.20	2.000
Hansel Izquierdo, R ERA: 4.55	(6, 1)	0.0		7	4	7	7	0	2	0	1	0	0	0	17	33	∞	∞
Blaine Neal, R ERA: 2.7	(6, 1)	2.0		9	3	1	1	1	0	0	0	0	0	0	19	26	4.50	1.500
Vic Darensbourg, L ERA: 3.86	(8, 1)	2.0		9	3	2	2	2	0	0	0	0	0	2	19	25	9.00	1.500

PITCHER	IP	WLS	BF	H	R	ER	SO	BB	IBB	HBP	BLK	WP	HR	S	P	ERA	WHIP

TOP

Philadelphia Phillies @ Florida Marlins

Pro Player Stadium, Miami, FL

Mon Jun 24 2002, 7:05 PM EDT

Att. 5,465 - Cloudy - 83 F

livebaseballscorecards.com

AB	43
R	15
H	17
RBI	15
BB	5
SO	3
LOB	19

Batter	1	2	3	4	5	6	7	8	9	AB	R	H	RBI	BB	SO	LOB
Luis Castillo, S (1, 4) OBP: 0.390, SLG: 0.394	C C B F B F F F B 3-2 X G4-3 ①		S S B F B X 2-2 G6-3 ②		B B B B 4-0 1-2 BB			B X 1-0 L7 ① C C S 0-3 K ②	B F B B B 4-1 1B BB	3	0	0	0	2	0	0
Andy Fox, L (1, 6) OBP: 0.298, SLG: 0.314 (7, 5)	X 0-0 G4-3 ②		B X 1-0 G4-3 ③		B F C X 1-2 F8 ③				B B C B X 3-1 1-2 1B	5	0	1	0	0	1	2
Mike Lowell, R (1, 5) OBP: 0.390, SLG: 0.545 Homer Bush, R (7, 6) OBP: 0.277, SLG: 0.292	C C B X 1-2 G3-1 ③			X 0-0 G5-3 ①		B C B F F F B X 3-2 P6 ①		X 0-0 FC4-6 1B	B X 1-0 F9 ③	3 2	0 0	0 1	0 0	0 0	0 0	0 2
Cliff Floyd, L (1, 9) OBP: 0.403, SLG: 0.508 Tim Raines, S (8, 7) OBP: 0.404, SLG: 0.349		B B B B 4-0 2B BB		X 0-0 G3-1 ②		F X 0-1 P6 ②		X 0-0 FC4-6 1-2f ③		2 1	1 0	0 0	0 0	1 0	0 0	0 1
Derrek Lee, R (1, 3) OBP: 0.340, SLG: 0.518 Mike Redmond, R (8, 3) OBP: 0.417, SLG: 0.423	S C X 0-2 G4-3 1-H 2B			B B F B B 4-2 BB		F X 0-1 G6-3 ③			F C X 0-2 G4-3 ①	2 1	0 0	1 0	1 0	1 0	0 0	0 0
Kevin Millar, R (1, 7) OBP: 0.326, SLG: 0.452 (8, 9)	X 0-0 F8 ①			C F B F X 1-2 P6 ③			C F F B B S 2-3 K ①		C X 0-1 HR	4	1	1	1	0	1	2
Eric Owens, R (1, 8) OBP: 0.357, SLG: 0.413	F X 0-1 G4-3 ② 2-3				F X 0-1 G4-3 ①		B B C F X 2-2 G5-3 ②		X 0-0 HR 2B	4	1	1	0	0	0	1
Charles Johnson, R (1, 2) OBP: 0.327, SLG: 0.364 Vic Darensbourg, L (8, 1) Preston Wilson, R (9, PH) OBP: 0.356, SLG: 0.452	S B F C 1-3 K ③				B B F F B S 3-3 K ②		B B C F X 2-2 1B		B B X 2-0 F8 ②	3 0 1	0 0 0	1 0 0	0 0 0	0 0 0	2 0 0	1 0 1
Julian Tavarez, L (1, 1) OBP: 0.158, SLG: 0.059 Pablo Ozuna, R (5, PH) OBP: 0.333, SLG: 0.333 Hansel Izquierdo, R (6, 1) Blaine Neal, L (6, 1) Ramon Castro, R (7, PH) OBP: 0.421, SLG: 0.714 (8, 2)			B B C B C X 3-2 G3 ①		F B S X 1-2 BB 1B		B F C X 1-2 L7 ③		B B F X 2-1 2-H HR	1 1 0 0 2	0 0 0 0 1	0 1 0 0 1	0 0 0 0 2	0 0 0 0 0	0 0 0 0 0	0 0 0 0 1
Inning Stats	R: 0 E: 0 K: 0 S: 11 H: 0 LOB: 0 BB: 0 P: 15	R: 1 E: 0 K: 1 S: 9 H: 1 LOB: 1 BB: 1 P: 14	R: 0 E: 0 K: 0 S: 8 H: 0 LOB: 0 BB: 0 P: 14	R: 0 E: 0 K: 0 S: 8 H: 0 LOB: 1 BB: 1 P: 13	R: 0 E: 0 K: 1 S: 11 H: 1 LOB: 2 BB: 1 P: 20	R: 0 E: 0 K: 0 S: 9 H: 0 LOB: 0 BB: 0 P: 12	R: 0 E: 0 K: 1 S: 13 H: 1 LOB: 1 BB: 0 P: 20	R: 0 E: 0 K: 1 S: 6 H: 1 LOB: 1 BB: 0 P: 7	R: 3 E: 0 K: 0 S: 13 H: 4 LOB: 2 BB: 1 P: 25	1B: 4 2B: 2 3B: 0 HR: 2	SF: 0 SAC: 0 DP: 0 HBP: 0			WP: 0 PB: 0 SB: 0 CS: 0	PA: 39		

PITCHER		IP	WLS	BF	H	R	ER	SO	BB	IBB	HBP	BLK	WP	HR	S	P	ERA	WHIP
Vicente Padilla, R ERA: 2.95	(1, 1)	5.0	W	20	2	1	1	2	3	0	0	0	0	0	47	76	1.80	1.000
Jose Santiago, R ERA: 4.93	(6, 1)	2.0		7	1	0	0	1	0	0	0	0	0	0	22	32	0.00	0.500
Doug Nickle, R ERA: 13.5	(8, 1)	2.0		12	5	3	3	1	1	0	0	0	0	2	19	32	13.50	3.000

PITCHER	IP	WLS	BF	H	R	ER	SO	BB	IBB	HBP	BLK	WP	HR	S	P	ERA	WHIP

BOTTOM

Philadelphia Phillies @ Florida Marlins

Pro Player Stadium, Miami, FL

Mon Jun 24 2002, 7:05 PM EDT

Att. 5,465 - Cloudy - 83 F

livebaseballscorecards.com

AB	35
R	4
H	8
RBI	4
BB	4
SO	4
LOB	11

Batter	1	2	3	4	5	6	7	8	9	10	11	AB	R	H	RBI	BB	SO	LOB
Ricky Ledee, L (1, 8) OBP: 0.267, SLG: 0.353	C B B X 2-1 11 FC4-6 1B	B F B B B 4-1 11 BB 1-2 BB		B B X 2-0 ③ F9		C B X 1-1 HR		X 0-0 ③ F7		B C B C X 2-2 ③ G3		5	1	2	1	1	0	3
11 Jimmy Rollins, S (1, 6) OBP: 0.319, SLG: 0.428	B F B X 2-1 ① FC4-6 BB 1-2f 1B	C B B B B 4-1 1-2 2-3 BB			C B B B C F B 4-2 1B 1B BB	B B B C X 3-1 ③ F8			C S B F B F X 2-2 WP 1B 1B		B S X 1-1 1B S SF9 1B	4	4	2	0	2	0	1
Bobby Abreu, L (1, 9) OBP: 0.432, SLG: 0.502	B B B B 4-0 1B 1-2 BB	B C F C 1-3 ③ K			B C F B F F F X 3-2 1B 1-2 FC4-6 1B		C B F X 1-2 ① F7		B B X 2-0 1B S 1-H 1B		C B B B S X 3-2 2B 1-3 SF9 1B	5	2	3	1	1	1	3
Pat Burrell, R (1, 7) OBP: 0.382, SLG: 0.573	S B F B B S 3-3 ② K		S S B X 1-2 ① G6-3		B S B F X 2-2 FC4-6 1-3 2-H 1B		F B F B S 2-3 ② K		C B X 1-1 ① L9		B F T F B X 2-2 SF9 3-H	5	0	1	2	0	2	3
Travis Lee, L (1, 3) OBP: 0.335, SLG: 0.375	S F B B X 2-2 FC6-4 1-2 2-H 1B		B B C X 2-1 ② F7		S B X 1-1 ① FC4-6 FC5-4 1-2f 3-H		C B B B F S 3-3 ③ K		C B B X 2-1 ② P6 1-2		C X 0-1 1-3 2B	6	0	2	2	0	1	2
Scott Rolen, R (1, 5) OBP: 0.332, SLG: 0.421	S F F F X 0-2 ③ FC6-4 1-2f		S B F B S 2-3 ③ K		F F B X 1-2 ② FC5-4 1-2f			C B F B F X 2-2 ① G6-3	C B B C B X 3-2 2-3 1B		I I I I 4-0 IBB	5	0	1	0	1	1	3
Mike Lieberthal, R (1, 2) OBP: 0.314, SLG: 0.398 Jose Mesa, R (9, 1) Jason Michaels, R (11, PH) OBP: 0.317, SLG: 0.544 Dan Plesac, L (11, 1)		H 1-0 FC4-6 HBP		F B X 1-1 ① F8	C B B F F F X 2-2 ③ F3			C B B B F F B 4-2 1B BB	B B B C X 3-1 ③ F7		S T B F X 1-2 ② SF9 3-H	3 0 0 0	0 0 0 0	0 0 0 0	0 0 1 0	1 0 0 0	0 0 0 0	3 0 0 0
Marlon Anderson, L (1, 4) OBP: 0.316, SLG: 0.407		B F X 1-1 ① FC4-6 FC5-6 1-2f		B B X 2-0 1B		B F B X 2-1 ① F8		F X 0-1 1-2 1B		C C X 0-2 ① G3	B B X 2-0 ③ G3-1	6	0	2	0	0	0	3
Robert Person, R (1, 1) OBP: 0.200, SLG: 0.444 Carlos Silva, R (7, 1) Jeremy Giambi, L (8, PH) OBP: 0.433, SLG: 0.537 Jose Santiago, R (8, 1) Rheal Cormier, L (8, 1) Todd Pratt, R (9, 2) OBP: 0.476, SLG: 0.520		B B B X 3-0 ② FC5-6 11 BB BB 1-2f		S S B B B L 2-3 ② K		B B C S B B C 2-3 ② K		B B F F B F F X 3-2 ② P5		C B B B B X 3-1 ② G4-3		3 0 1 0 0 1	0 0 0 0 0 0	0 0 0 0 0 0	0 0 0 0 0 0	2 0 0 0 0 0	2 0 2 0 0 0	2 0 3 0 0 0
Inning Stats	R: 1 H: 2 E: 0 LOB: 2 K: 1 BB: 1 S: 15 P: 28	R: 0 H: 0 E: 0 LOB: 3 K: 1 BB: 2 S: 8 P: 22	R: 0 H: 0 E: 0 LOB: 0 K: 1 BB: 0 S: 8 P: 13	R: 0 H: 1 E: 0 LOB: 1 K: 1 BB: 0 S: 7 P: 14	R: 2 H: 2 E: 0 LOB: 1 K: 0 BB: 1 S: 21 P: 34	R: 1 H: 1 E: 0 LOB: 0 K: 1 BB: 0 S: 9 P: 17	R: 0 H: 0 E: 0 LOB: 0 K: 2 BB: 0 S: 9 P: 15	R: 0 H: 1 E: 0 LOB: 2 K: 0 BB: 1 S: 14 P: 23	R: 1 H: 3 E: 0 LOB: 2 K: 0 BB: 0 S: 15 P: 28	R: 0 H: 0 E: 0 LOB: 0 K: 0 BB: 0 S: 8 P: 13	R: 2 H: 3 E: 0 LOB: 2 K: 0 BB: 1 S: 15 P: 28	1B: 11 SF: 2 2B: 1 SAC: 0 3B: 0 DP: 0 HR: 1 HBP: 1						

PITCHER		IP	WLS	BF	H	R	ER	SO	BB	IBB	HBP	BLK	WP	HR	S	P	ERA	WHIP
A.J. Burnett, R ERA: 3.27	(1, 1)	6.0		29	6	4	4	5	4	0	1	0	0	1	68	128	6.00	1.667
Armando Almanza, L ERA: 2.51	(7, 1)	1.0		3	0	0	0	2	0	0	0	0	0	0	9	15	0.00	0.000
Braden Looper, R ERA: 4.28	(8, 1)	1.0		5	1	0	0	0	1	0	0	0	0	0	14	23	0.00	2.000
Vladimir Nunez, R ERA: 3.02	(9, 1)	2.0	B	9	3	1	1	0	0	0	0	0	1	0	23	41	4.50	1.500
Vic Darensbourg, L ERA: 4.34	(11, 1)	1.0	L	7	3	2	2	0	0	1	0	0	0	0	15	28	18.00	3.000

PITCHER	IP	WLS	BF	H	R	ER	SO	BB	IBB	HBP	BLK	WP	HR	S	P	ERA	WHIP

TOP

Philadelphia Phillies @ Florida Marlins

Pro Player Stadium, Miami, FL

Tue Jun 25 2002, 7:05 PM EDT

Att. 5,355 - Cloudy - 80 F

livebaseballscorecards.com

AB	44
R	7
H	13
RBI	7
BB	6
SO	7
LOB	25

WP: 1 PA: 53
PB: 0
SB: 2
CS: 0

Batter	1	2	3	4	5	6	7	8	9	10	11	AB	R	H	RBI	BB	SO	LOB
Luis Castillo, S (1, 4) OBP: 0.392, SLG: 0.392	F7		L8	S BB			0-2 CS 1B	G5-3		IBB		4	0	1	0	2	0	2
Eric Owens, R (1, 7) OBP: 0.356, SLG: 0.408	P4		F8 S 1B	K 1-2			1-2 BB		G6-3	G3		5	0	1	0	1	1	4
Mike Lowell, R (1, 5) OBP: 0.392, SLG: 0.562	2B 2B		F8 1-3	F9			L6		2B		HR	6	2	3	1	0	0	2
Cliff Floyd, L (1, 9) OBP: 0.402, SLG: 0.506	2-H 2B		L9	K			G6-3		IBB		P6	5	0	1	1	1	1	2
Derrek Lee, R (1, 3) OBP: 0.340, SLG: 0.512	P4			S BB FC5-2 1B	K			FC5-4 BB	K		K	5	0	1	0	1	3	3
Preston Wilson, R (1, 8) OBP: 0.355, SLG: 0.445		G6-3		1-2 S 3B BB		F7	FC5-4 BB 1B 1-2f SF7		K		IBB	4	2	0	0	2	1	3
Mike Redmond, R (1, 2) OBP: 0.420, SLG: 0.435 Pablo Ozuna, R (8, PR) OBP: 0.333, SLG: 0.333 Charles Johnson, R (9, 2) OBP: 0.351, SLG: 0.364 Homer Bush, R (10, PR) OBP: 0.277, SLG: 0.292 Vic Darensbourg, L (11, 1) Michael Tejera, L (11, PH) OBP: 0.111, SLG: 0.111		F9		FC5-2 1-2 2-H 3B					BB 1B	SH1-4 BB	K	4 0 0 0 0 1	1 0 0 0 0 0	2 0 0 0 0 1	0 0 0 0 0 1	0 0 0 0 0 1	0 0 0 0 0 1	2 0 0 0 0 1
Andy Fox, L (1, 6) OBP: 0.301, SLG: 0.325		F7		1-H 2-H 3B		F8		BB		SH1-4		3	0	1	2	1	0	1
A.J. Burnett, R (1, 1) OBP: 0.132, SLG: 0.222 Kevin Millar, R (6, PH) OBP: 0.324, SLG: 0.449 Armando Almanza, L (7, 1) Braden Looper, R (8, 1) Tim Raines, S (8, PH) OBP: 0.397, SLG: 0.349 Vladimir Nunez, R (9, 1) OBP: 0.333, SLG: 0.333 Ramon Castro, R (10, PH) OBP: 0.410, SLG: 0.690 (11, 2)			HR	K		F7		SF7 3-H		K		2 1 0 0 0 0 1	1 0 0 0 0 0 0	1 0 0 0 0 0 1	1 0 0 0 0 0 0	0 0 0 1 0 0 0	1 1 0 0 0 0 2	1 1 0 0 0 0 2
Inning Stats	R: 1 E: 0 K: 0 S: 12 H: 2 LOB: 1 BB: 0 P: 19	R: 0 E: 0 K: 0 S: 5 H: 0 LOB: 0 BB: 0 P: 9	R: 1 E: 0 K: 0 S: 13 H: 2 LOB: 1 BB: 0 P: 20	R: 2 E: 0 K: 2 S: 17 H: 2 LOB: 2 BB: 2 P: 33	R: 0 E: 0 K: 2 S: 9 H: 0 LOB: 0 BB: 0 P: 13	R: 0 E: 0 K: 0 S: 9 H: 1 LOB: 1 BB: 0 P: 15	R: 0 E: 0 K: 0 S: 11 H: 1 LOB: 1 BB: 1 P: 17	R: 1 E: 0 K: 0 S: 14 H: 1 LOB: 2 BB: 2 P: 28	R: 0 E: 0 K: 2 S: 10 H: 1 LOB: 2 BB: 1 P: 19	R: 0 E: 0 K: 1 S: 6 H: 0 LOB: 2 BB: 2 P: 17	R: 1 E: 0 K: 2 S: 9 H: 1 LOB: 1 BB: 1 P: 18	1B: 4 2B: 4 3B: 1 HR: 2	SF: 1 SAC: 1 DP: 0 HBP: 0			WP: 0 PB: 0 SB: 4 CS: 1	PA: 52	

PITCHER		IP	WLS	BF	H	R	ER	SO	BB	IBB	HBP	BLK	WP	HR	S	P	ERA	WHIP
Robert Person, R ERA: 4.78	(1, 1)	6.0		27	7	4	4	4	2	0	0	0	0	1	65	109	6.00	1.500
Carlos Silva, R ERA: 2.48	(7, 1)	1.0		4	1	0	0	0	1	0	0	0	0	0	11	17	0.00	2.000
Jose Santiago, R ERA: 5.14	(8, 1)	0.1		3	1	1	1	0	1	0	0	0	0	0	6	11	27.00	6.000
Rheal Cormier, L ERA: 5.0	(8, 1)	0.2		3	0	0	0	0	1	0	0	0	0	0	8	17	0.00	1.500
Jose Mesa, R ERA: 2.39	(9, 1)	2.0	W	10	1	0	0	3	1	2	0	0	0	0	16	36	0.00	1.000

PITCHER		IP	WLS	BF	H	R	ER	SO	BB	IBB	HBP	BLK	WP	HR	S	P	ERA	WHIP
Dan Plesac, L ERA: 5.31	(11, 1)	1.0	S	5	1	1	1	2	0	1	0	0	0	1	9	18	9.00	1.000

BOTTOM

Philadelphia Phillies @ Florida Marlins

Pro Player Stadium, Miami, FL

Tue Jun 25 2002, 7:05 PM EDT

Att. 5,355 - Cloudy - 80 F

livebaseballscorecards.com

AB	41
R	6
H	11
RBI	6
BB	9
SO	9
LOB	24

Batter	1	2	3	4	5	6	7	8	9	AB	R	H	RBI	BB	SO	LOB
Doug Glanville, R (1, 8) OBP: 0.276, SLG: 0.285	G3-1	G6-3		F7			F9		BB	4	0	0	0	1	0	5
Tomas Perez, S (1, 6) OBP: 0.303, SLG: 0.410	2B		FC5-4 1B		G6-3		G3-6-3 BB		G5-3	4	0	2	0	1	0	1
Bobby Abreu, L (1, 9) OBP: 0.427, SLG: 0.494	K		FC5-4 1-2f		F9		G3-6-3 1-2f			4	0	0	0	0	1	3
Pat Burrell, R (1, 7) OBP: 0.380, SLG: 0.571	K2-3		K		1B 2B			P3		4	1	1	0	0	2	2
Scott Rolen, R (1, 5) OBP: 0.331, SLG: 0.419		F9	F3		2-H 1B			F7		4	0	1	1	0	0	1
Travis Lee, L (1, 3) OBP: 0.333, SLG: 0.370		BB BB BB		P3	G6-3			G4-3		3	0	0	0	1	0	1
Todd Pratt, R (1, 2) OBP: 0.463, SLG: 0.519		L6		2B		K			F2	4	0	1	0	0	1	1
Marlon Anderson, L (1, 4) OBP: 0.318, SLG: 0.404		BB 1-2 BB		BB		K			L7	2	0	0	0	2	1	0
Brandon Duckworth, R (1, 1) OBP: 0.296, SLG: 0.182 48 David Coggin, R (4, 1) Doug Nickle, R (8, 1) Jason Michaels, R (9, PH) OBP: 0.328, SLG: 0.603		1-2 2-3 BB		K	K				HR	1 1 0 1	0 0 0 1	0 0 0 1	0 0 0 1	1 0 0 0	1 0 0 0	2 0 0 0
Inning Stats	R: 0 E: 0 K: 2 S: 16 H: 1 LOB: 1 BB: 0 P: 21	R: 0 E: 0 K: 0 S: 15 H: 0 LOB: 3 BB: 3 P: 30	R: 0 E: 0 K: 1 S: 11 H: 1 LOB: 1 BB: 0 P: 20	R: 0 E: 0 K: 1 S: 10 H: 1 LOB: 2 BB: 1 P: 19	R: 1 E: 0 K: 0 S: 13 H: 2 LOB: 1 BB: 0 P: 23	R: 0 E: 0 K: 3 S: 11 H: 0 LOB: 0 BB: 0 P: 14	R: 0 E: 0 K: 0 S: 3 H: 0 LOB: 0 BB: 1 P: 10	R: 0 E: 0 K: 0 S: 8 H: 0 LOB: 0 BB: 0 P: 14	R: 1 E: 0 K: 0 S: 9 H: 1 LOB: 1 BB: 1 P: 13	1B: 2 2B: 3 3B: 0 HR: 1 SF: 0 SAC: 0 DP: 1 HBP: 0						

PITCHER	IP	WLS	BF	H	R	ER	SO	BB	IBB	HBP	BLK	WP	HR	S	P	ERA	WHIP
Michael Tejera, L (1, 1) ERA: 3.17	5.0	W	24	5	1	1	4	4	0	0	0	0	0	65	113	1.80	1.800
Blaine Neal, R (6, 1) ERA: 2.08	2.0		6	0	0	0	3	1	0	0	0	0	0	14	24	0.00	0.500
Braden Looper, R (8, 1) ERA: 4.17	1.0		3	0	0	0	0	0	0	0	0	0	0	8	14	0.00	0.000
Armando Almanza, L (9, 1) ERA: 2.93	1.0		5	1	1	1	0	1	0	0	0	0	1	9	13	9.00	2.000

PITCHER	IP	WLS	BF	H	R	ER	SO	BB	IBB	HBP	BLK	WP	HR	S	P	ERA	WHIP

TOP

Philadelphia Phillies @ Florida Marlins

Pro Player Stadium, Miami, FL

Wed Jun 26 2002, 7:05 PM EDT

Att. 6,503 - Cloudy - 83 F

livebaseballscorecards.com

AB	32
R	2
H	6
RBI	2
BB	6
SO	7
LOB	16

WP: 0	PA: 38		
PB: 0			
SB: 0			
CS: 0			

Batter	1	2	3	4	5	6	7	8	9	AB	R	H	RBI	BB	SO	LOB
Luis Castillo, S (1, 4) OBP: 0.389, SLG: 0.389	C C X 0-2 G4-3 ① 1-2	C F B X 1-2 FC6-4 1B 1B		B F C B C 2-3 K ② 1-3	C S B S 1-3 K ③		C B B X 2-1 G4-6-3 ②③ 1-2f			5	0	1	0	0	2	1
Andy Fox, L (1, 6) OBP: 0.313, SLG: 0.330	B B B C F B 4-2 BB G6-3 BB BB	B F X 1-1 FC6-4 1-2 1B		B B B C C B 4-2 WP S HR BB		X 0-0 1B 1B		B B B C X 3-1 L7 ①		3	2	2	0	2	0	0
Mike Lowell, R (1, 5) OBP: 0.389, SLG: 0.554	B X 1-0 G6-3 ② 1-2	B F X 1-1 FC6-4 ② 1-2f BB 2-3		C B B C F B B 4-2 HR 1-3 BB		X 0-0 F7 ① 1B		B B C X 2-1 F9 ②		4	1	0	0	1	0	4
Cliff Floyd, L (1, 9) OBP: 0.411, SLG: 0.521	B B C B F B 4-2 BB BB BB BB	F B B F B F B 4-2 1-2 BB		B B F X 2-1 1-H 3-H HR		B F X 1-1 HBP 1-3 1B		B B F B S B 4-2 BB BB		2	1	2	3	3	0	0
Derrek Lee, R (1, 3) OBP: 0.343, SLG: 0.521	C B B B B S B 4-2 FC5 BB 1-2 2-3 BB	S B B S S X 2-2 L8 ③		C C X 1-2 HR		S S B B F F X 2-2 F8 ②		B B C B F B 4-2 1-2 BB		3	1	1	1	2	0	5
Kevin Millar, R (1, 7) OBP: 0.333, SLG: 0.446 Tim Raines, S (8, PH) OBP: 0.390, SLG: 0.341 (9, 7)	C B B B C F F B 4-2 FC5 BB 1-2 2-3 3-H BB		S S B F S 1-3 K ① C B B B 4-1 2B BB 2B			H 1-0 1-2 HBP		C B B S X 2-2 F7 ③		1 1	0 0	0 0	1 0	2 0	1 0	0 2
Eric Owens, R (1, 8) OBP: 0.354, SLG: 0.409	C B X 1-1 FC5 ③ 1-2 2-3f	X 0-0 G1-3 ② B C B F F X 2-2 ③ 1-H 2B				S S X 0-2 G5-3 ③				4	0	1	0	0	0	6
Charles Johnson, R (1, 2) OBP: 0.329, SLG: 0.361	B X 1-0 P3 ① B B F F B X 3-2 P5 ③			X 0-0 G6-3 1B			B C S C 1-3 K ①			4	0	1	0	0	1	0
Michael Tejera, L (1, 1) OBP: 0.182, SLG: 0.455 Pablo Ozuna, R (5, PH) OBP: 0.286, SLG: 0.286 Blaine Neal, L (6, 1) Ramon Castro, R (7, PH) OBP: 0.425, SLG: 0.700 Braden Looper, R (8, 1) Armando Almanza, L (9, 1)	B X 1-0 HR			X 0-0 B3 ① B S X 1-1 G6-3 ①② 1-2f			B F X 1-1 G4-6-3 1B			2 1 0 1 0 0	1 0 0 0 0 0	1 0 0 1 0 0	1 0 0 0 0 0	0 0 0 0 0 0	0 1 0 0 0 0	0 0 0 0 0 0
Inning Stats	R: 1 H: 0 E: 0 LOB: 3 K: 0 BB: 4 S: 16 P: 34	R: 1 H: 3 E: 0 LOB: 3 K: 0 BB: 1 S: 15 P: 26	R: 0 H: 0 E: 0 LOB: 0 K: 1 BB: 0 S: 8 P: 12	R: 4 H: 3 E: 0 LOB: 2 K: 1 BB: 3 S: 19 P: 38	R: 0 H: 1 E: 0 LOB: 0 K: 1 BB: 0 S: 6 P: 8	R: 0 H: 2 E: 0 LOB: 3 K: 0 BB: 0 S: 12 P: 16	R: 0 H: 1 E: 0 LOB: 0 K: 1 BB: 0 S: 7 P: 11	R: 0 H: 0 E: 0 LOB: 2 K: 0 BB: 2 S: 11 P: 26		1B: 6 SF: 0 2B: 1 SAC: 0 3B: 0 DP: 2 HR: 3 HBP: 1				WP: 1 PA: 42 PB: 0 SB: 1 CS: 0		

PITCHER		IP	WLS	BF	H	R	ER	SO	BB	IBB	HBP	BLK	WP	HR	S	P	ERA	WHIP
Brandon Duckworth, R ERA: 4.64	(1, 1)	3.2	L	23	5	6	6	2	7	0	0	0	1	3	53	99	14.73	3.273
48 David Coggin, R ERA: 5.93	(4, 1)	3.1		14	5	0	0	2	1	0	1	0	0	0	30	46	0.00	1.800
Doug Nickle, R ERA: 9.0	(8, 1)	1.0		5	0	0	0	0	2	0	0	0	0	0	11	26	0.00	2.000

PITCHER	IP	WLS	BF	H	R	ER	SO	BB	IBB	HBP	BLK	WP	HR	S	P	ERA	WHIP

BOTTOM

Philadelphia Phillies @ Florida Marlins

Pro Player Stadium, Miami, FL

Wed Jun 26 2002, 7:05 PM EDT

Att. 6,503 - Cloudy - 83 F

livebaseballscorecards.com

AB	31
R	6
H	10
RBI	6
BB	10
SO	4
LOB	19

Batter	1	2	3	4	5	6	7	8	9	AB	R	H	RBI	BB	SO	LOB
Ricky Ledee, L (1, 8) OBP: 0.263, SLG: 0.342	F X 0-1 ① F8	C F B F F B F X 2-2 ③ F5		B F F F X 1-2 ③ G3-1			B B B C X 3-1 11 1B BB 1B	C X 0-1 ② P5		5	1	1	0	0	0	2
11 Jimmy Rollins, S (1, 6) OBP: 0.317, SLG: 0.424	B F S C 1-3 ② K		C B C X 1-2 ① G3-1		X 0-0 ① B2		X 0-0 BB IBB 1-3 1B 1B	C B S B X 2-2 ③ F7		5	1	1	0	0	1	1
Bobby Abreu, L (1, 9) OBP: 0.426, SLG: 0.490	B B C B X 3-1 E6 E		F X 0-1 ② F7		C B C B X 2-2 CS 1B		I I I I 4-0 BB 1B 1-2 IBB		B F C T B X 2-2 ① G6-3	4	1	1	0	1	0	0
Pat Burrell, R (1, 7) OBP: 0.380, SLG: 0.565	B C 1 SAFE B B B 4-1 1-2 BB		B C S X 1-2 ③ F8		B B F B X 3-1 ② F5		B B C B B 4-1 1B 1-2 2-3 3-H BB		B F F S 1-3 ② K	3	0	0	1	2	1	1
Travis Lee, L (1, 3) OBP: 0.331, SLG: 0.367	X 0-0 ③ G3-1			B C F X 1-2 S 2B 1B	F C 0-2 ③ CS 1-2	S X 1-1 ① L7	S F S 0-3 ② K		C F X 0-2 ③ G6-3	5	1	1	0	0	1	5
Scott Rolen, R (1, 5) OBP: 0.330, SLG: 0.416		C B F S 1-3 ① K		X 0-0 ① P6		B X 1-0 ② G5-3	F B X 1-1 1-2 2-H 3-H 1B			4	0	1	2	0	1	1
Mike Lieberthal, R (1, 2) OBP: 0.321, SLG: 0.402		B X 1-0 HR 1B		B B B C B 4-1 1-2 2B BB		C B B S X 2-2 1B	B B X 2-0 ③ P5			3	2	2	0	1	0	2
Marlon Anderson, L (1, 4) OBP: 0.324, SLG: 0.421		B F C X 1-2 1-H HR		B X 1-0 1-H 2-H 2B		C F F X 0-2 ③ G5-3		S C F B H 2-2 1B HBP		3	1	2	4	0	0	1
Terry Adams, R (1, 1) OBP: 0.182, SLG: 0.100 Doug Glanville, R (8, PH) OBP: 0.279, SLG: 0.288 Dan Plesac, L (8, 1) Carlos Silva, R (9, 1)		B C S B F S 2-3 ② K		C S B B F C 2-3 ② K			C F B X 1-2 ① F9	S X 0-1 ① 1-3 1B		3	0	0	0	0	2	1
										1	0	1	0	0	0	0
										0	0	0	0	0	0	0
										0	0	0	0	0	0	0
Inning Stats	R: 0 E: 2 K: 1 S: 9 H: 0 LOB: 2 BB: 1 P: 17	R: 2 E: 0 K: 2 S: 17 H: 2 LOB: 0 BB: 0 P: 24	R: 0 E: 0 K: 0 S: 8 H: 0 LOB: 0 BB: 0 P: 10	R: 2 E: 0 K: 1 S: 14 H: 2 LOB: 1 BB: 1 P: 23	R: 0 E: 0 K: 0 S: 8 H: 1 LOB: 0 BB: 0 P: 13	R: 0 E: 0 K: 0 S: 10 H: 1 LOB: 1 BB: 0 P: 14	R: 3 E: 0 K: 1 S: 13 H: 3 LOB: 2 BB: 2 P: 28	R: 0 E: 0 K: 0 S: 10 H: 1 LOB: 1 BB: 0 P: 14	R: 0 E: 0 K: 1 S: 10 H: 0 LOB: 0 BB: 0 P: 13	1B: 8 2B: 1 3B: 0 HR: 1 SF: 0 SAC: 0 DP: 0 HBP: 1						

WP: 0 PB: 0 SB: 1 CS: 1 PA: 42

PITCHER		IP	WLS	BF	H	R	ER	SO	BB	IBB	HBP	BLK	WP	HR	S	P	ERA	WHIP
56 Kevin Olsen, R ERA: 4.61	(1, 1)	4.0	L	19	4	4	4	4	2	0	0	0	0	1	48	74	9.00	1.500
53 Nate Teut, L ERA: 9.82	(5, 1)	3.0		15	5	3	3	1	1	1	0	0	0	0	31	55	9.00	2.000
Vic Darensbourg, L ERA: 4.06	(8, 1)	2.0		7	1	0	0	1	0	0	1	0	0	0	20	27	0.00	0.500

PITCHER	IP	WLS	BF	H	R	ER	SO	BB	IBB	HBP	BLK	WP	HR	S	P	ERA	WHIP

TOP

Philadelphia Phillies @ Florida Marlins

Pro Player Stadium, Miami, FL

Thu Jun 27 2002, 7:05 PM EDT

Att. 6,079 - Cloudy - 85 F

livebaseballscorecards.com

AB	36
R	7
H	10
RBI	7
BB	4
SO	6
LOB	14

Batter	1	2	3	4	5	6	7	8	9	AB	R	H	RBI	BB	SO	LOB
Luis Castillo, S (1, 4) OBP: 0.391, SLG: 0.391	G4-3, G4-3, 1B / 1B		G4-6-3 / 1B		G4-3 ①			K ①		4	1	2	0	0	1	0
Andy Fox, L (1, 6) OBP: 0.307, SLG: 0.323	G4-3 ① / 1-2		G4-6-3 ①② / 1-2f		K ②			K ②		4	0	0	0	0	2	2
Mike Lowell, R (1, 5) OBP: 0.385, SLG: 0.547	G4-3 ② / 2-3		L8 ③		G6-3 ③			L6 ③		4	0	0	0	0	0	1
Cliff Floyd, L (1, 9) OBP: 0.413, SLG: 0.532	1B / 1B 3-H			HR		F7 ①			L9 ①	4	1	2	2	0	0	0
Derrek Lee, R (1, 3) OBP: 0.345, SLG: 0.524	1B / 1B 1-2			G4-3, 1B / 2B		G6-3 ②			G5-3 ②	4	1	2	0	0	0	0
Tim Raines, S (1, 7) OBP: 0.365, SLG: 0.313	P6 ③			G4-3 ① / 2-3		F5 ③			F8 ③	4	0	0	0	0	0	3
Eric Owens, R (1, 8) OBP: 0.358, SLG: 0.413		G3-6-3 / 1B		3-H			K ①			3	0	2	1	0	1	0
Charles Johnson, R (1, 2) OBP: 0.323, SLG: 0.353		G3-6-3 ①② / 1-2f		P3 ②			F8 ②			3	0	0	0	0	0	2
56 Kevin Olsen, R (1, 1) OBP: 0.083, SLG: 0.083 Ramon Castro, R (4, PH) OBP: 0.415, SLG: 0.677 53 Nate Teut, R (5, 1) Homer Bush, R (7, PH) OBP: 0.275, SLG: 0.289 Vic Darensbourg, L (8, 1)		K ③		K ③			G6-3 ③			1 1 0 1 0	0 0 0 0 0	0 0 0 0 0	0 0 0 0 0	0 0 0 0 0	1 1 0 0 0	0 1 0 0 0
Inning Stats	R: 1 E: 0 K: 0 S: 13 H: 3 LOB: 2 BB: 0 P: 19	R: 0 E: 0 K: 1 S: 5 H: 1 LOB: 0 BB: 0 P: 8	R: 0 E: 0 K: 0 S: 6 H: 1 LOB: 0 BB: 0 P: 7	R: 2 E: 0 K: 1 S: 14 H: 3 LOB: 1 BB: 0 P: 22	R: 0 E: 0 K: 0 S: 5 H: 0 LOB: 0 BB: 0 P: 9	R: 0 E: 0 K: 0 S: 7 H: 0 LOB: 0 BB: 0 P: 12	R: 0 E: 0 K: 1 S: 7 H: 0 LOB: 0 BB: 0 P: 9	R: 0 E: 0 K: 2 S: 11 H: 0 LOB: 0 BB: 0 P: 15	R: 0 E: 0 K: 0 S: 8 H: 0 LOB: 0 BB: 0 P: 10	1B: 6 2B: 1 3B: 0 HR: 1 SF: 0 SAC: 0 DP: 2 HBP: 0						WP: 0 PB: 0 SB: 0 CS: 0	PA: 33

PITCHER		IP	WLS	BF	H	R	ER	SO	BB	IBB	HBP	BLK	WP	HR	S	P	ERA	WHIP
Terry Adams, R ERA: 3.84	(1, 1)	7.0	W	27	8	3	3	4	0	0	0	0	0	1	57	86	3.86	1.143
Dan Plesac, L ERA: 4.98	(8, 1)	1.1		4	0	0	0	2	0	0	0	0	0	0	14	18	0.00	0.000
Carlos Silva, R ERA: 2.43	(9, 1)	0.2		2	0	0	0	0	0	0	0	0	0	0	5	7	0.00	0.000

PITCHER	IP	WLS	BF	H	R	ER	SO	BB	IBB	HBP	BLK	WP	HR	S	P	ERA	WHIP

BOTTOM

Philadelphia Phillies @ Florida Marlins

Pro Player Stadium, Miami, FL

Thu Jun 27 2002, 7:05 PM EDT

Att. 6,079 - Cloudy - 85 F

livebaseballscorecards.com

AB	33
R	3
H	8
RBI	3
BB	0
SO	6
LOB	9

Batter	1	2	3	4	5	6	7	8	9	AB	R	H	RBI	BB	SO	LOB
Luis Castillo, S (1, 4) OBP: 0.391, SLG: 0.389	C C F B X 1-2 G6-3		B X 1-0 F7			C X 0-1 FC6-4 1B		B F B B C F B 4-2 BLK G6-3 BB	C F X 0-2 G4-1	4	0	1	0	1	0	2
Eric Owens, R (1, 7) OBP: 0.357, SLG: 0.407	B F F F F X 1-2 F9		B B B B 4-0 BB			C F X 0-2 FC6-4 1B 1-2f		B C F B X 2-2 G6-3 1-2		3	0	0	0	1	0	2
Mike Lowell, R (1, 5) OBP: 0.380, SLG: 0.539	B S X 1-1 F8		C F X 0-2 P4			S X 0-1 F8		S B B F F F F B F 3-3 F F S K		4	0	0	0	0	1	3
Cliff Floyd, L (1, 9) OBP: 0.417, SLG: 0.532		B B B B 4-0 BB 1B BB		S F F B F X 1-2 G4-3		F F X 0-2 1-3 1B		B B B B 4-0 BLK BB		2	0	1	0	2	0	0
Derrek Lee, R (1, 3) OBP: 0.344, SLG: 0.519		B B B C C F B 4-2 1B 1-2 BB		B C B F X 2-2 F7		C F B F X 1-2 F7		B B B X 3-0 F8 1-2 2-3		3	0	0	0	1	0	4
Preston Wilson, R (1, 8) OBP: 0.351, SLG: 0.439		B S C S 1-3 K		B S B F S 2-3 K			F C B X 1-2 G5-3		C B B F X 2-2 G1-4-3	4	0	0	0	0	2	2
Kevin Millar, R (1, 10) OBP: 0.337, SLG: 0.453		C F B F S 1-3 K	F B X 1-1 F7				C B B X 2-1 G4-3 2B		B F S B X 2-2 G4-3 1B	4	0	2	0	0	1	2
Mike Redmond, R (1, 2) OBP: 0.415, SLG: 0.429		C F B X 1-2 1-2 2-H 1B	F X 0-1 F9				C B X 1-1 G4-3 2-3		C B F X 1-2 G4-3 1-2	4	0	1	0	0	0	2
Andy Fox, L (1, 6) OBP: 0.306, SLG: 0.318			X 0-0 B1-3		C C C 0-3 K		B S C S 1-3 K		B B B B 4-0 BB	3	0	0	0	1	2	1
Inning Stats	R: 0 E: 0 K: 0 S: 11 H: 0 LOB: 0 BB: 0 P: 14	R: 0 E: 0 K: 2 S: 13 H: 1 LOB: 2 BB: 2 P: 24	R: 0 E: 0 K: 0 S: 5 H: 0 LOB: 1 BB: 1 P: 10	R: 0 E: 0 K: 1 S: 11 H: 0 LOB: 0 BB: 0 P: 16	R: 0 E: 0 K: 1 S: 7 H: 0 LOB: 0 BB: 0 P: 8	R: 0 E: 0 K: 0 S: 14 H: 2 LOB: 2 BB: 0 P: 15	R: 0 E: 0 K: 1 S: 10 H: 1 LOB: 1 BB: 0 P: 15	R: 0 E: 0 K: 1 S: 16 H: 0 LOB: 2 BB: 2 P: 32	R: 0 E: 0 K: 0 S: 12 H: 1 LOB: 2 BB: 1 P: 21	1B: 4 2B: 1 3B: 0 HR: 0	SF: 0 SAC: 0 DP: 0 HBP: 0						

TOP

Florida Marlins @ Tampa Bay Devil Rays

Tropicana Field, St. Petersburg, FL

Fri Jun 28 2002, 7:15 PM EDT

Att. 10,831 - Dome - 72 F

livebaseballscorecards.com

AB	31
R	0
H	5
RBI	0
BB	6
SO	6
LOB	18

PITCHER		IP	WLS	BF	H	R	ER	SO	BB	IBB	HBP	BLK	WP	HR	S	P	ERA	WHIP
Wilson Alvarez, L ERA: 4.43	(1, 1)	7.0	W	27	4	0	0	5	3	0	0	0	0	0	71	102	0.00	1.000
Travis Phelps, R ERA: 5.4	(8, 1)	1.0		5	0	0	0	1	2	0	0	1	0	0	16	32	0.00	2.000
Esteban Yan, R ERA: 5.12	(9, 1)	1.0		5	1	0	0	0	1	0	0	0	0	0	12	21	0.00	2.000

PITCHER	IP	WLS	BF	H	R	ER	SO	BB	IBB	HBP	BLK	WP	HR	S	P	ERA	WHIP

Florida Marlins @ Tampa Bay Devil Rays

Tropicana Field, St. Petersburg, FL

Fri Jun 28 2002, 7:15 PM EDT
Att. 10,831 - Dome - 72 F

livebaseballscorecards.com

Batter	1	2	3	4	5	6	7	8	9	AB	R	H	RBI	BB	SO	LOB
Randy Winn, S (1, 8) OBP: 0.357, SLG: 0.470	1-3 K	4-1 1B 1-2 BB		3-2 G6-3			0-1 G6-3			3	0	0	0	1	1	1
Brent Abernathy, R (1, 4) OBP: 0.298, SLG: 0.330	0-2 G4-3	0-0 1-3 2-H 1B			0-0 G5-3		0-1 F7			4	0	1	1	0	0	0
Steve Cox, L (1, 3) OBP: 0.344, SLG: 0.441	0-0 1B	1-3 K			3-2 G4-3		1-3 K			4	0	1	0	0	2	2
Ben Grieve, L (1, 9) OBP: 0.338, SLG: 0.424	3-3 K		2-1 F8		2-0 L8			0-0 G1-6-3 1B		4	0	1	0	0	1	1
Aubrey Huff, L (1, 10) OBP: 0.358, SLG: 0.514		2-2 FC4-6 1B	1-0 G6-3			0-0 1B		0-0 P5		4	0	2	0	0	0	1
John Flaherty, R (1, 2) OBP: 0.299, SLG: 0.383		1-0 F9	2-3 K			2-2 F7		0-2 G1-6-3 1-2f		4	0	0	0	0	1	3
Jason Conti, L (1, 7) OBP: 0.288, SLG: 0.315		2-2 FC4-6 1-2f 3B		0-0 G5-3		2-2 F7				3	1	0	0	0	0	2
Chris Gomez, R (1, 6) OBP: 0.310, SLG: 0.408		0-0 18 1B 1-H 3B		2-0 2B		3-2 F8				3	1	2	1	0	0	1
18 Jared Sandberg, R (1, 5) OBP: 0.268, SLG: 0.477		0-1 BB 1B 3-H 1B		0-3 K			2-2 HR			3	2	2	2	0	1	1

Inning Stats	1	2	3	4	5	6	7	8	9	
	R: 0 H: 1	R: 3 H: 4	R: 0 H: 0	R: 0 H: 1	R: 0 H: 0	R: 0 H: 1	R: 1 H: 1	R: 0 H: 1		1B: 6 SF: 0
	E: 0 LOB: 1	E: 0 LOB: 2	E: 0 LOB: 0	E: 0 LOB: 1	E: 0 LOB: 0	E: 0 LOB: 1	E: 0 LOB: 0	E: 0 LOB: 0		2B: 1 SAC: 0
	K: 2 BB: 0	K: 1 BB: 1	K: 1 BB: 0	K: 1 BB: 0	K: 0 BB: 0	K: 0 BB: 0	K: 1 BB: 0	K: 0 BB: 0		3B: 1 DP: 1
	S: 10 P: 14	S: 20 P: 30	S: 8 P: 13	S: 10 P: 15	S: 5 P: 10	S: 10 P: 17	S: 11 P: 14	S: 6 P: 6		HR: 1 HBP: 0

WP: 0 PA: 33
PB: 0
SB: 0
CS: 0

PITCHER	IP	WLS	BF	H	R	ER	SO	BB	IBB	HBP	BLK	WP	HR	S	P	ERA	WHIP
Ryan Dempster, R (1, 1) ERA: 4.8	8.0	L	33	9	4	4	6	1	0	0	0	0	1	80	119	4.50	1.250

PITCHER	IP	WLS	BF	H	R	ER	SO	BB	IBB	HBP	BLK	WP	HR	S	P	ERA	WHIP

	AB	R	H	RBI	BB	SO	LOB
	3	0	0	0	1	1	1
	4	0	1	1	0	0	0
	4	0	1	0	0	2	2
	4	0	1	0	0	1	1
	4	0	2	0	0	0	1
	4	0	0	0	0	1	3
	3	1	0	0	0	0	2
	3	1	2	1	0	0	1
	3	2	2	2	0	1	1

AB	32
R	4
H	9
RBI	4
BB	1
SO	6
LOB	12

Batter	1	2	3	4	5	6	7	8	9	AB	R	H	RBI	BB	SO	LOB
Luis Castillo, S (1, 4) OBP: 0.392, SLG: 0.388	B B B B 4-0 BB		B X 1-0 ① G6-3		X 0-0 ③ G6-3		C F F X 0-2 1B			3	0	1	0	1	0	0
Preston Wilson, R (1, 8) OBP: 0.350, SLG: 0.447	C B C S 1-3 ① K		B X 1-0 HR			F C F S 0-3 ① K	C B S B B X 3-2 ③ G5-3			4	1	1	1	0	2	2
Mike Lowell, R (1, 5) OBP: 0.379, SLG: 0.536	X 0-0 ② F3		C F X 0-2 ② G5-3			B X 1-0 HR 1B		X 0-0 ① F8		4	1	1	0	0	0	1
Cliff Floyd, L (1, 9) OBP: 0.415, SLG: 0.539	S S S 0-3 ③ K		B X 1-0 ③ G6-3			S S X 0-2 1-H HR		B S B X 2-1 ② F5		4	1	1	2	0	1	1
Derrek Lee, R (1, 3) OBP: 0.343, SLG: 0.515		C B X 1-1 ① G4-3		C B B B S X 3-2 G5-4-3 1B		B X 1-0 ② G4-3		C S S 0-3 ③ K		4	0	1	0	0	1	0
Kevin Millar, R (1, 7) OBP: 0.337, SLG: 0.448 Eric Owens, R (7, 7) OBP: 0.355, SLG: 0.405		B B F X 2-1 E5 2B	X 0-0 ①② G5-4-3 1-2f			B C F H 2-2 HBP			F F B X 1-2 ① F3	2 1	0 0	0 0	0 0	0 0	0 0	1 0
Charles Johnson, R (1, 2) OBP: 0.327, SLG: 0.360	B X 1-0 1-3 2B		B X 1-0 ③ G4-3			B C S X 1-2 ③ G4-3			B F B F B B 4-2 BB	3	0	1	0	1	0	1
Ramon Castro, R (1, 10) OBP: 0.378, SLG: 0.600	C F B B B C 3-3 ② K				X 0-0 ① G6-3		C C S 0-3 ① K		B X 1-0 ② F8	4	0	0	0	0	2	3
Homer Bush, R (1, 6) OBP: 0.267, SLG: 0.280 Andy Fox, L (7, 6) OBP: 0.305, SLG: 0.317	C F X 0-2 ③ L5				B B C B C C 3-3 ② K		F X 0-1 ② P6		X 0-0 ③ F7	3 1	0 0	0 0	0 0	0 0	1 0	2 1
Inning Stats	R: 0 E: 0 K: 2 S: 7 H: 0 LOB: 1 BB: 1 P: 12	R: 0 E: 1 K: 1 S: 11 H: 1 LOB: 2 BB: 0 P: 18	R: 1 E: 0 K: 0 S: 6 H: 1 LOB: 0 BB: 0 P: 9	R: 0 E: 0 K: 0 S: 5 H: 1 LOB: 0 BB: 0 P: 9	R: 0 E: 0 K: 1 S: 5 H: 0 LOB: 0 BB: 0 P: 8	R: 2 E: 0 K: 1 S: 14 H: 2 LOB: 1 BB: 0 P: 19	R: 0 E: 0 K: 1 S: 12 H: 1 LOB: 1 BB: 0 P: 15	R: 0 E: 0 K: 1 S: 6 H: 0 LOB: 0 BB: 0 P: 8	R: 0 E: 0 K: 0 S: 7 H: 0 LOB: 1 BB: 1 P: 13	1B: 3 2B: 1 3B: 0 HR: 2 SF: 0 SAC: 0 DP: 1 HBP: 1						

PITCHER	IP	WLS	BF	H	R	ER	SO	BB	IBB	HBP	BLK	WP	HR	S	P	ERA	WHIP
Joe Kennedy, L (1, 1) ERA: 4.16	9.0	L	36	6	3	3	7	2	0	1	0	0	2	73	111	3.00	0.889

PITCHER	IP	WLS	BF	H	R	ER	SO	BB	IBB	HBP	BLK	WP	HR	S	P	ERA	WHIP

TOP

Florida Marlins @ Tampa Bay Devil Rays

Tropicana Field, St. Petersburg, FL

Sat Jun 29 2002, 6:15 PM EDT

Att. 15,874 - Dome - 72 F

livebaseballscorecards.com

AB	33
R	3
H	6
RBI	3
BB	2
SO	7
LOB	12

WP: 0 PB: 0 SB: 0 CS: 0 PA: 36

Batter	1	2	3	4	5	6	7	8	9	AB	R	H	RBI	BB	SO	LOB
Randy Winn, S (1, 8) OBP: 0.354, SLG: 0.469	C B X 1-1 F8 ①		B C C X 1-2 F7 ②	B B C X 2-1 F7 ③			L X 0-1 G6-3 PB 2B		C F B B B F X 3-2 F7 ①	5	1	1	0	0	0	3
Brent Abernathy, R (1, 4) OBP: 0.296, SLG: 0.331	C B X 1-1 P1 ②		C B F X 1-2 2B		C F B X 1-2 G5-3 ①		B F B F F X 2-2 G6-3 ① 2-3		B B B C X 2-1 L5 ②	5	0	1	0	0	0	1
Steve Cox, L (1, 3) OBP: 0.345, SLG: 0.438	X 0-0 1B		S B F S 1-3 K ③		B B X 2-0 F7 ②		S B B B B 4-1 BB BB		S C F S 1-3 K ③	4	0	1	0	1	2	1
Ben Grieve, L (1, 9) OBP: 0.340, SLG: 0.426	B C B X 2-1 G3 ③			B B F B X 3-1 2B 2B	C F B B X 3-2 E5 S		B C B B B 4-1 G5-4-3 BB 1-2 3-H			3	1	1	0	1	0	1
Aubrey Huff, L (1, 10) OBP: 0.363, SLG: 0.531		B B B C X 3-1 G3 2B		X 0-0 18 BB 2B 2-H	B S X 1-1 G3 ③ 1-2		C X 0-1 G5-4-3 ② ③ 1-2f			4	0	2	1	0	0	3
Toby Hall, R (1, 2) OBP: 0.233, SLG: 0.287		X 0-0 G3 ① 2-3		B X 1-0 P4 ①		F X 0-1 F9 ①		B B B C B 4-1 BB		3	0	0	0	1	0	2
Dave McCarty, R (1, 7) OBP: 0.179, SLG: 0.222		B B X 2-0 G4-3 ②		B C B H 3-1 18 BB HBP		F C C 0-3 K ②		X 0-0 F9 ①		3	0	0	0	0	1	2
Chris Gomez, R (1, 6) OBP: 0.309, SLG: 0.406		B C X 1-1 F7 ③		X 0-0 F9 ②		X 0-0 1B		C B X 1-1 F8 ②		4	0	1	0	0	0	4
18 Jared Sandberg, R (1, 5) OBP: 0.267, SLG: 0.464			X 0-0 G5-3 ①	S B C B B 4-2 BB 1-2 2-3		F S B C 1-3 K ③		C B B X 2-1 F9 ③		3	0	0	0	1	1	2
Inning Stats	R: 0 E: 0 K: 0 S: 7 H: 1 LOB: 1 BB: 0 P: 11	R: 0 E: 0 K: 0 S: 6 H: 1 LOB: 1 BB: 0 P: 12	R: 0 E: 0 K: 1 S: 10 H: 1 LOB: 1 BB: 0 P: 13	R: 1 E: 0 K: 0 S: 10 H: 2 LOB: 3 BB: 1 P: 23	R: 0 E: 1 K: 0 S: 9 H: 0 LOB: 1 BB: 0 P: 16	R: 0 E: 0 K: 2 S: 9 H: 1 LOB: 1 BB: 0 P: 10	R: 1 E: 0 K: 0 S: 10 H: 1 LOB: 1 BB: 2 P: 20	R: 0 E: 0 K: 0 S: 6 H: 0 LOB: 1 BB: 1 P: 13	R: 0 E: 0 K: 1 S: 10 H: 0 LOB: 0 BB: 0 P: 16	1B: 2 2B: 5 3B: 0 HR: 0 SF: 0 SAC: 0 DP: 1 HBP: 1						

PITCHER		IP	WLS	BF	H	R	ER	SO	BB	IBB	HBP	BLK	WP	HR	S	P	ERA	WHIP
Julian Tavarez, R ERA: 5.67	(1, 1)	6.1	W	31	7	2	1	3	3	0	1	0	0	0	59	103	1.42	1.579
Armando Almanza, L ERA: 2.81	(7, 1)	0.2	H	1	0	0	0	0	0	0	0	0	0	0	2	2	0.00	0.000
Braden Looper, R ERA: 4.07	(8, 1)	1.0	H	4	0	0	0	0	1	0	0	0	0	0	6	13	0.00	1.000
Vladimir Nunez, R ERA: 2.96	(9, 1)	1.0	S	3	0	0	0	1	0	0	0	0	0	0	10	16	0.00	0.000

PITCHER	IP	WLS	BF	H	R	ER	SO	BB	IBB	HBP	BLK	WP	HR	S	P	ERA	WHIP

BOTTOM

Florida Marlins @ Tampa Bay Devil Rays

Tropicana Field, St. Petersburg, FL

Sat Jun 29 2002, 6:15 PM EDT
Att. 15,874 - Dome - 72 F

livebaseballscorecards.com

AB	34
R	2
H	7
RBI	1
BB	4
SO	4
LOB	19

Batter	1	2	3	4	5	6	7	8	9	10	11	12	AB	R	H	RBI	BB	SO	LOB
Luis Castillo, S (1, 4) OBP: 0.388, SLG: 0.384	B B C B C X 3-2 F7 ①	B B F S F X 2-2 1-H 1B ①			F X 0-1 F7 ①			C B B B C X 3-2 G5-3 ①		B X 1-0 F7 ③		C X 0-1 1-2f 2-3 FC3-6 ②	6	0	1	1	1	0	3
Preston Wilson, R (1, 8) OBP: 0.347, SLG: 0.443 Tim Raines, S (12, PH) OBP: 0.359, SLG: 0.306 (12, 7)	B X 1-0 P6 ②	B B B C C X 3-2 F8 ③			X 0-0 1-2f G6-4-3 ②③			B F B X 2-1 G5-4-3 1B			C B S X 1-2 G1-3 ①	B C B F X 2-2 F9 ③	5 1	0 0	1 0	0 0	0 0	0 0	2 3
Mike Lowell, R (1, 5) OBP: 0.376, SLG: 0.540	C S B X 1-2 HR		X 0-0 F7 ①			B S B F X 2-2 F8 ①		B X 1-0 1-2f G5-4-3 ②③			C B X 1-1 2B SF8 E5		5	2	1	1	0	0	1
Cliff Floyd, L (1, 9) OBP: 0.414, SLG: 0.538	C F S 0-3 K ③	S B F S 1-3 K ②				B B S B B B 4-1 WP BB			C S F B B F B F F 3-3 S K ①		F X 0-1 1-3 SF8 2B		4	0	1	0	1	3	0
Derrek Lee, R (1, 3) OBP: 0.344, SLG: 0.515		B S S X 1-2 G4-3 S 1B 1B	B B X 2-0 G5-3 ③			C B B F B S 3-3 1-2 K ②			C B B C X 2-2 1B		C X 0-1 2-3 3-H SF8 ②		4	1	2	1	0	1	1
Kevin Millar, R (1, 10) OBP: 0.328, SLG: 0.435		C B B B B C F X 3-2 1-2 P6 ①		C X 0-1 F8 ①		B F C C C 1-3 K ③			X 0-0 F3 ②		C B C B F B F C 3-3 K ③		5	0	0	0	0	2	4
Eric Owens, R (1, 7) OBP: 0.352, SLG: 0.398 (12, 8)	B B B B 4-0 1B G4-3 BB			B F F F B F X 2-2 G4-3 ②			B X 1-0 G6-3 ①		F C B F F F B F F F 2-2 F X G6-3 ③			S X 0-1 E6 FC1-6	4	1	0	0	1	0	1
Mike Redmond, R (1, 2) OBP: 0.407, SLG: 0.419 Pablo Ozuna, R (12, PR) OBP: 0.286, SLG: 0.286 Charles Johnson, R (12, 2) OBP: 0.327, SLG: 0.360	C B X 1-1 1-2 2-3 G4-3 ②			B B X 2-0 P6 ③			C B X 1-1 CS 1B			C B F B F X 2-2 P4 ①		X 0-0 1-2f FC3-6 FC1-6 BB ①	5 0 0	0 0 0	1 0 0	0 0 0	0 0 0	0 0 0	3 0 0
Andy Fox, L (1, 6) OBP: 0.311, SLG: 0.320	F F F B F B X 2-2 2-H 3-H S 1B 1B			B B B C X 3-1 G6-4-3 1B			S B B B S S 2-3 1-2 K ②③			C B S B F X 2-2 G6-3 ②		B S B B S B 4-2 1-2 FC3-6 BB	4	1	2	2	1	1	1
Inning Stats	R: 1 H: 1 E: 0 LOB: 0 K: 1 BB: 0 S: 10 P: 15	R: 3 H: 3 E: 0 LOB: 1 K: 0 BB: 1 S: 21 P: 37	R: 0 H: 0 E: 0 LOB: 0 K: 1 BB: 0 S: 5 P: 8	R: 0 H: 0 E: 0 LOB: 0 K: 0 BB: 0 S: 8 P: 12	R: 0 H: 1 E: 0 LOB: 0 K: 0 BB: 0 S: 5 P: 8	R: 0 H: 0 E: 0 LOB: 1 K: 2 BB: 1 S: 10 P: 20	R: 0 H: 1 E: 0 LOB: 0 K: 1 BB: 0 S: 6 P: 10	R: 0 H: 1 E: 0 LOB: 0 K: 0 BB: 0 S: 6 P: 12	R: 0 H: 1 E: 0 LOB: 1 K: 1 BB: 0 S: 20 P: 27	R: 0 H: 0 E: 0 LOB: 0 K: 0 BB: 0 S: 9 P: 14	R: 1 H: 1 E: 1 LOB: 1 K: 1 BB: 0 S: 14 P: 19	R: 0 H: 0 E: 1 LOB: 3 K: 0 BB: 1 S: 10 P: 16	1B: 7 SF: 1 2B: 1 SAC: 0 3B: 0 DP: 2 HR: 1 HBP: 0						

PITCHER		IP	WLS	BF	H	R	ER	SO	BB	IBB	HBP	BLK	WP	HR	S	P	ERA	WHIP
Jorge Sosa, R ERA: 6.84	(1, 1)	5.0		20	5	4	4	2	1	0	0	0	0	1	49	80	7.20	1.200
Jesus Colome, R ERA: 8.84	(6, 1)	3.0		10	2	0	0	3	1	0	0	0	1	0	22	42	0.00	1.000
Travis Harper, R ERA: 2.95	(9, 1)	3.0		12	2	1	0	2	0	0	0	0	0	0	43	60	0.00	0.667
Esteban Yan, R ERA: 4.96	(12, 1)	1.0	W	5	0	0	0	0	1	0	0	0	0	0	10	16	0.00	1.000

PITCHER	IP	WLS	BF	H	R	ER	SO	BB	IBB	HBP	BLK	WP	HR	S	P	ERA	WHIP

TOP

Florida Marlins @ Tampa Bay Devil Rays

Tropicana Field, St. Petersburg, FL

Sun Jun 30 2002, 1:15 PM EDT

Att. 12,273 - Dome - 72 F

livebaseballscorecards.com

AB	43
R	5
H	9
RBI	5
BB	3
SO	7
LOB	19

WP: 1 PA: 47
PB: 0
SB: 2
CS: 1

Batter	1	2	3	4	5	6	7	8	9	10	11	12	AB	R	H	RBI	BB	SO	LOB
Randy Winn, S (1, 8) OBP: 0.354, SLG: 0.473	K			B5-3	F8		1B		3B		F7		6	0	2	0	0	1	3
Felix Escalona, R (1, 4) OBP: 0.288, SLG: 0.338 Russ Johnson, R (11, PH) OBP: 0.340, SLG: 0.311 (12, 4)	F9			G3-1 2B	K		1-2 1B		F7		K		5 1	1 0	2 0	0 0	0 0	1 1	3 1
Steve Cox, L (1, 3) OBP: 0.345, SLG: 0.437	G6-3			G3-1 2-3	BB 1-2 2-3		P6			K		2-1 1B 2B	5	1	1	0	1	1	3
Ben Grieve, L (1, 9) OBP: 0.343, SLG: 0.433		G5-3		2B 3-H	BB 1-2 2-3 3-H		G4-3			E7 2B		F7	5	1	2	2	1	0	3
Aubrey Huff, L (1, 10) OBP: 0.364, SLG: 0.530 Brent Abernathy, R (10, PR) OBP: 0.299, SLG: 0.333		P5		1B 2-H	K			K		G6-4-3 IBB		1B 2-H	4 1	1 0	1 1	1 1	1 0	2 0	3 0
Toby Hall, R (1, 2) OBP: 0.232, SLG: 0.284		F9		1B 2-H		P4		G1-3		G6-4-3 1-2f			5	0	1	1	0	0	2
Jason Conti, L (1, 7) OBP: 0.284, SLG: 0.309			F5	K		K		K			SH1-4 18 1B	1B	5	1	1	0	0	3	1
Jason Smith, L (1, 6) OBP: 0.237, SLG: 0.351			K		E3 BB 18 BB BB	F7			G4-3		SH1-4 1-2		4	1	0	0	0	1	0
18 Jared Sandberg, R (1, 5) OBP: 0.273, SLG: 0.456			K		BB BB 1-2		K		K			1B 2-H	4	0	1	1	1	3	0
Inning Stats	R: 0 E: 0 K: 1 S: 7 H: 0 LOB: 0 BB: 0 P: 8	R: 0 E: 0 K: 0 S: 6 H: 0 LOB: 0 BB: 0 P: 8	R: 0 E: 0 K: 2 S: 8 H: 0 LOB: 0 BB: 0 P: 12	R: 3 E: 0 K: 1 S: 15 H: 4 LOB: 1 BB: 0 P: 19	R: 1 E: 1 K: 2 S: 11 H: 0 LOB: 3 BB: 3 P: 26	R: 0 E: 0 K: 1 S: 9 H: 0 LOB: 0 BB: 0 P: 12	R: 0 E: 0 K: 1 S: 10 H: 2 LOB: 2 BB: 0 P: 14	R: 0 E: 0 K: 2 S: 9 H: 0 LOB: 0 BB: 0 P: 12	R: 0 E: 0 K: 1 S: 11 H: 1 LOB: 1 BB: 0 P: 17	R: 0 E: 1 K: 1 S: 13 H: 1 LOB: 2 BB: 1 P: 23	R: 1 E: 0 K: 1 S: 11 H: 2 LOB: 1 BB: 0 P: 18	R: 1 E: 0 K: 0 S: 7 H: 2 LOB: 1 BB: 0 P: 10	1B: 6 2B: 5 3B: 1 HR: 0	SF: 0 SAC: 1 DP: 1 HBP: 0	WP: 0 PB: 0 SB: 0 CS: 0	PA: 50			

PITCHER	IP	WLS	BF	H	R	ER	SO	BB	IBB	HBP	BLK	WP	HR	S	P	ERA	WHIP
A.J. Burnett, R (1, 1) ERA: 3.25	9.0		38	7	4	3	11	3	0	0	0	0	0	86	128	3.00	1.111
Armando Almanza, L (10, 1) ERA: 2.76	0.1		3	1	0	0	1	0	1	0	0	0	0	11	20	0.00	3.000
Braden Looper, R (10, 1) ERA: 4.22	0.2		2	1	1	1	0	0	0	0	0	0	0	5	9	13.50	1.500
Vladimir Nunez, R (11, 1) ERA: 3.06	1.1	L	7	3	1	1	1	0	0	0	0	0	0	15	22	6.75	2.250

PITCHER	IP	WLS	BF	H	R	ER	SO	BB	IBB	HBP	BLK	WP	HR	S	P	ERA	WHIP

BOTTOM

Florida Marlins @ Tampa Bay Devil Rays

Tropicana Field, St. Petersburg, FL

Sun Jun 30 2002, 1:15 PM EDT
Att. 12,273 - Dome - 72 F

livebaseballscorecards.com

AB	45
R	6
H	12
RBI	6
BB	4
SO	13
LOB	19

Batter	1	2	3	4	5	6	7	8	9	AB	R	H	RBI	BB	SO	LOB
Darren Lewis, R (1, 8) (8, 9) OBP: 0.329, SLG: 0.323	C C B B C 2-3 ① K		X 0-0 ① B3-1			C S S 0-3 ① K		B C F F B B F B 4-2 F9 1B BB		3	0	0	0	1	2	0
Mark Bellhorn, S (1, 4) OBP: 0.371, SLG: 0.517	S B F B B B 4-2 CS BB		C B B C X 2-2 ② G5-3			B S C S 1-3 ② K		B X 1-0 1-2 1B		3	0	1	0	1	1	0
Sammy Sosa, R (1, 9) OBP: 0.423, SLG: 0.643 Francis Beltran, R (8, 1) Kyle Farnsworth, R (8, 1)	B S C B B S 3-3 ②③ K 1-2		B C S B B X 2-2 ③ G3			B B C B F F B 4-2 BB		C C B B X 2-2 ① F3		3 0 0	0 0 0	0 0 0	0 0 0	1 0 0	1 0 0	3 0 0
Fred McGriff, L (1, 3) OBP: 0.346, SLG: 0.465		C F F B B C 1-3 ① K	X 0-0 ① L7			B X 1-0 ③ F7		F B B B X 3-1 ② F9 2-3		4	0	0	0	0	1	3
Moises Alou, R (1, 7) OBP: 0.308, SLG: 0.370		S B F B F F F X 2-2 BB SF7 2B	F B X 1-1 ② F2				B B B C F F X 3-2 ① F8	B B S B F F S 3-3 ③ K		4	1	1	0	0	1	2
Alex Gonzalez, R (1, 6) OBP: 0.300, SLG: 0.420		B B B B 4-0 BB BB	B S C F F S 1-3 ③ K				X 0-0 ② F8		B C B X 2-1 ① G5-3	3	0	0	0	1	1	0
Bill Mueller, S (1, 5) OBP: 0.314, SLG: 0.339		C B C B B F B 4-2 1-2 2-3 BB	B C F S 1-3 ① K				C X 0-1 2B 1B		B B F B X 3-1 FC5-4 1B	3	0	2	0	1	1	0
Joe Girardi, R (1, 2) OBP: 0.266, SLG: 0.295		F B X 1-1 ② SF7 3-H	B B X 2-0 ② G5-3				B B B C X 3-1 1-3 2B		C F B X 1-2 ② FC5-4 1-2f	3	0	1	1	0	0	1
38 Carlos Zambrano, S (1, 1) Jeff Fassero, L (5, 1) Joe Borowski, R (6, 1) OBP: 0.333, SLG: 0.333 Corey Patterson, L (8, 8) OBP: 0.320, SLG: 0.425		F B C X 1-2 ③ G2-3	F F B B S 2-3 ③ K				C S C 0-3 ③ K		B F X 1-1 ③ F9	2 0 1 1	0 0 0 0	0 0 0 0	0 0 0 0	0 0 0 0	1 0 1 0	2 0 2 1
Inning Stats	R: 0 H: 0 E: 0 LOB: 1 K: 2 BB: 1 S: 8 P: 17	R: 1 H: 1 E: 0 LOB: 2 K: 1 BB: 2 S: 17 P: 30	R: 0 H: 0 E: 0 LOB: 0 K: 0 BB: 0 S: 7 P: 11	R: 0 H: 0 E: 0 LOB: 0 K: 1 BB: 0 S: 8 P: 10	R: 0 H: 0 E: 0 LOB: 0 K: 2 BB: 0 S: 7 P: 12	R: 0 H: 0 E: 0 LOB: 1 K: 2 BB: 1 S: 10 P: 16	R: 0 H: 2 E: 0 LOB: 2 K: 1 BB: 0 S: 12 P: 18	R: 0 H: 1 E: 0 LOB: 2 K: 1 BB: 1 S: 14 P: 27	R: 0 H: 1 E: 0 LOB: 1 K: 0 BB: 0 S: 9 P: 16	1B: 3 2B: 3 3B: 0 HR: 0	SF: 1 SAC: 0 DP: 1 HBP: 0			WP: 0 PB: 0 SB: 0 CS: 1	PA: 36		

TOP

Chicago Cubs @ Florida Marlins

Pro Player Stadium, Miami, FL

Mon Jul 01 2002, 7:05 PM EDT

Att. 7,412 - Cloudy - 76 F

livebaseballscorecards.com

AB	30
R	1
H	5
RBI	1
BB	5
SO	10
LOB	14

PITCHER		IP	WLS	BF	H	R	ER	SO	BB	IBB	HBP	BLK	WP	HR	S	P	ERA	WHIP
Michael Tejera, L ERA: 2.93	(1, 1)	7.0	W	27	3	1	1	9	4	0	0	0	0	0	69	114	1.29	1.000
Kevin Olsen, R ERA: 4.53	(8, 1)	1.0		5	1	0	0	1	1	0	0	0	0	0	14	27	0.00	2.000
46 Oswaldo Mairena, L ERA: 3.86	(9, 1)	1.0		4	1	0	0	0	0	0	0	0	0	0	9	16	0.00	1.000

PITCHER	IP	WLS	BF	H	R	ER	SO	BB	IBB	HBP	BLK	WP	HR	S	P	ERA	WHIP

Chicago Cubs @ Florida Marlins

Pro Player Stadium, Miami, FL

Mon Jul 01 2002, 7:05 PM EDT

Att. 7,412 - Cloudy - 76 F

livebaseballscorecards.com

BOTTOM

Batter	1	2	3	4	5	6	7	8	9	AB	R	H	RBI	BB	SO	LOB
Luis Castillo, S (1, 4) OBP: 0.393, SLG: 0.390 46 Oswaldo Mairena, L (9, 1)	BBBB 4-0 BB	B X 1-0 1-2 3-H 1B			BCBCX 3-2 G3 E 1B X 0-0 1B 2-H 2B		BCCBS 2-3 ① K	CCX 0-2 ③ F8		5 0	1 0	3 0	2 0	1 0	1 0	4 0
Andy Fox, L (1, 6) OBP: 0.309, SLG: 0.318	BCX 1-1 ① F8	BCFBX 2-2 ③ L6			FBBX 2-1 ③ G3 1-2 CX 0-1 ③ 2-3 1B		BCFX 1-2 ② P5			5	0	1	0	0	0	5
Mike Lowell, R (1, 5) OBP: 0.376, SLG: 0.538	CFC 0-3 ② K		BBX 2-0 G4-6-3 BB 1B		BBX 2-0 ② F8 X	0-0 BB 1B 1B	CFBBFFX 2-2 ③ FC5-4 1-2f			5	1	2	0	0	1	3
Cliff Floyd, L (1, 9) OBP: 0.415, SLG: 0.535 Kevin Olsen, R (8, 1) OBP: 0.083, SLG: 0.083 Homer Bush, R (8, PH) OBP: 0.274, SLG: 0.287 (9, 4)	FBX 1-1 ③ G4-3		FBBBSTFFBF 4-2 B G4-6-3 1-2 BB		IIII 4-0 E IBB	BCBSBX 3-2 ① F8		BCFBBX 3-2 BB BB BB 1B		2 0 1	1 0 1	0 0 1	0 0 0	2 0 0	0 0 0	2 0 0
Derrek Lee, R (1, 3) OBP: 0.345, SLG: 0.515		BBBSBFX 3-2 G3 SF8 2B	CX 0-1 ①② G4-6-3 1-2f 2-3		BX 1-0 E6 1-H 2-H 1B	CBBBB 4-1 1B 1-2 BB		CCFBS 1-3 ① K		4	2	1	0	1	1	3
Eric Owens, R (1, 8) OBP: 0.353, SLG: 0.396 (8, 9)	BX 1-0 ① G3 2-3	BX 1-0 ③ G4-3			FFX 0-2 1B 2B 3-H 1B	BBX 2-0 ② P4		BFBSBFB 4-2 BB BB 1-2 BB		4	1	1	1	1	0	4
Kevin Millar, R (1, 7) OBP: 0.340, SLG: 0.439	H 1-0 1B 1B HBP		CBBBFBFS 3-3 ① K		BBBCFFX 2-2 2B 1B 1-2 1B	CX 0-1 1-3 2-H 1B		BBFBBB 4-1 BB 1-2 2-3 BB		3	2	2	1	1	1	0
Charles Johnson, R (1, 2) OBP: 0.329, SLG: 0.366	BFX 1-1 ② SF8 3-H		CBFX 1-2 ② F8		BBBCCCX 3-2 1-3 2-H 2B	BX 1-0 ③ G6-3		CBFBBB 4-2 1-2 2-3 3-H BB		3	1	1	3	1	0	2
Michael Tejera, L (1, 1) OBP: 0.286, SLG: 0.500 Pablo Ozuna, R (7, PH) OBP: 0.333, SLG: 0.333 (8, 8)	FX 0-1 1B 1-3 1B		X 0-0 ③ G6-3		CX 0-1 2B 2-H 3-H 1B		BCFFEBX 2-2 FC5-4 1B	CBCX 1-2 ② F8		3 2	1 0	2 1	2 0	0 0	0 0	0 3
Inning Stats	R: 0 H: 0 E: 0 LOB: 1 K: 1 BB: 1 S: 7 P: 13	R: 2 H: 3 E: 0 LOB: 2 K: 0 BB: 0 S: 12 P: 21	R: 0 H: 1 E: 0 LOB: 1 K: 0 BB: 1 S: 10 P: 17	R: 0 H: 0 E: 0 LOB: 0 K: 1 BB: 0 S: 8 P: 12	R: 7 H: 7 E: 1 LOB: 2 K: 0 BB: 1 S: 22 P: 39	R: 1 H: 2 E: 0 LOB: 2 K: 0 BB: 1 S: 9 P: 19	R: 0 H: 1 E: 0 LOB: 1 K: 1 BB: 0 S: 16 P: 23	R: 1 H: 1 E: 0 LOB: 3 K: 1 BB: 3 S: 19 P: 36		1B: 12 SF: 1 2B: 3 SAC: 0 3B: 0 DP: 1 HR: 0 HBP: 1						

AB	37
R	11
H	15
RBI	9
BB	7
SO	4
LOB	26

WP: 0 PA: 46
PB: 0
SB: 0
CS: 0

PITCHER		IP	WLS	BF	H	R	ER	SO	BB	IBB	HBP	BLK	WP	HR	S	P	ERA	WHIP
38 Carlos Zambrano, R ERA: 3.6	(1, 1)	4.2	L	24	6	6	3	2	2	1	1	0	0	0	47	85	5.79	1.714
Jeff Fassero, L ERA: 6.82	(5, 1)	0.1		5	5	3	2	0	0	0	0	0	0	0	12	17	54.00	15.000
Joe Borowski, R ERA: 3.45	(6, 1)	2.0		10	3	1	1	1	1	0	0	0	0	0	25	42	4.50	2.000
Francis Beltran, R ERA: 9.0	(8, 1)	0.2		6	1	1	1	1	3	0	0	0	0	0	16	33	13.50	6.000
Kyle Farnsworth, R ERA: 5.11	(8, 1)	0.1		1	0	0	0	0	0	0	0	0	0	0	3	3	0.00	0.000

PITCHER	IP	WLS	BF	H	R	ER	SO	BB	IBB	HBP	BLK	WP	HR	S	P	ERA	WHIP

Chicago Cubs @ Florida Marlins

Pro Player Stadium, Miami, FL

Tue Jul 02 2002, 7:05 PM EDT

Att. 9,669 - Cloudy - 82 F

TOP

livebaseballscorecards.com

Batter	1	2	3	4	5	6	7	8	9	AB	R	H	RBI	BB	SO	LOB
Corey Patterson, L (1, 8) OBP: 0.315, SLG: 0.418	F8		F2		G4-3	G6-3		L8		5	0	0	0	0	0	2
Mark Bellhorn, S (1, 4) OBP: 0.378, SLG: 0.523	G4-3		1-2 1B		HR 2B	K			BB 1B BB	4	2	2	0	1	1	0
Sammy Sosa, R (1, 9) OBP: 0.422, SLG: 0.648	F9		K		2-H HR	K			1-2 1B SF8 BB	4	2	1	2	1	2	2
Fred McGriff, L (1, 3) OBP: 0.353, SLG: 0.477		L8		HR	BB 1B 2B		G5-4-3 BB		1-3 2-H BB 1B	3	2	2	2	2	0	0
Moises Alou, R (1, 7) OBP: 0.308, SLG: 0.370 Angel Echevarria, R (6, 7) OBP: 0.333, SLG: 0.500 Tom Gordon, R (8, 1) Delino DeShields, L (9, PH) OBP: 0.267, SLG: 0.313		L9		L9	1-2 2B 1B		1-2f G5-4-3		3-H SF8	3 1 0 0	0 0 0 0	1 0 0 0	0 0 0 1	0 0 0 0	0 0 0 0	0 1 0 0
Todd Hundley, S (1, 2) OBP: 0.286, SLG: 0.412	FC6-4 1B			E3 2B 1B	K		K		K	5	1	1	0	0	3	3
Alex Gonzalez, R (1, 6) OBP: 0.306, SLG: 0.430	1-2f FC6-4			1-3 1B 2B	1-3 2-H 2B			G6-3	BB	4	0	2	1	1	0	1
Bill Mueller, S (1, 5) OBP: 0.316, SLG: 0.337		K	2-3 3-H G3-6-1 1B		FC6-4 IBB			G6-3	G3-1	4	0	1	1	1	1	2
Jon Lieber, L (1, 1) OBP: 0.200, SLG: 0.176 Juan Cruz, R (6, 1) OBP: 0.154, SLG: 0.154 Roosevelt Brown, L (8, PH) OBP: 0.266, SLG: 0.306 (8, 7)		BB 1B	G3-6-1 1-2f		FC6-4 1-2f			1B		2 0 1	0 0 0	0 0 1	0 0 0	1 0 0	0 0 0	5 0 0
Inning Stats	R: 0 E: 0 K: 0 S: 7 H: 0 LOB: 0 BB: 0 P: 13	R: 0 E: 0 K: 0 S: 9 H: 1 LOB: 1 BB: 0 P: 17	R: 0 E: 0 K: 2 S: 11 H: 1 LOB: 2 BB: 1 P: 20	R: 2 E: 1 K: 0 S: 11 H: 3 LOB: 1 BB: 0 P: 18	R: 3 E: 0 K: 1 S: 15 H: 4 LOB: 3 BB: 2 P: 32	R: 0 E: 0 K: 2 S: 8 H: 0 LOB: 0 BB: 0 P: 12	R: 0 E: 0 K: 1 S: 10 H: 0 LOB: 0 BB: 1 P: 17	R: 0 E: 0 K: 0 S: 11 H: 1 LOB: 1 BB: 0 P: 16	R: 2 E: 0 K: 1 S: 12 H: 1 LOB: 2 BB: 3 P: 30	1B: 6 2B: 3 3B: 0 HR: 2 SF: 1 SAC: 0 DP: 2 HBP: 0							

	AB	36
	R	7
	H	11
	RBI	7
	BB	7
	SO	7
	LOB	16

WP: 0 PB: 0 SB: 0 CS: 0 PA: 44

PITCHER		IP	WLS	BF	H	R	ER	SO	BB	IBB	HBP	BLK	WP	HR	S	P	ERA	WHIP
Brad Penny, R ERA: 5.09	(1, 1)	4.1		23	8	5	4	2	2	0	0	0	0	2	45	86	8.31	2.308
Blaine Neal, R ERA: 1.74	(5, 1)	1.2	W	7	1	0	0	3	0	1	0	0	0	0	16	26	0.00	0.600
Armando Almanza, L ERA: 2.6	(7, 1)	1.0	H	3	0	0	0	1	1	0	0	0	0	0	10	17	0.00	1.000
Braden Looper, R ERA: 4.12	(8, 1)	1.0		4	1	0	0	0	0	0	0	0	0	0	11	16	0.00	1.000
Vladimir Nunez, R ERA: 3.38	(9, 1)	1.0		7	1	2	2	1	3	0	0	0	0	0	12	30	18.00	4.000

PITCHER	IP	WLS	BF	H	R	ER	SO	BB	IBB	HBP	BLK	WP	HR	S	P	ERA	WHIP

Batter	1	2	3	4	5	6	7	8	9	AB	R	H	RBI	BB	SO	LOB
Luis Castillo, S (1, 4) OBP: 0.393, SLG: 0.392	0-1 1B E 1B	1-0 G6-3		1-0 SF7 3-H			3-2 E' S SF8 1B	0-3 K		4	2	2	1	0	1	2
Andy Fox, L (1, 6) OBP: 0.312, SLG: 0.318	0-1 E 1B 1-3 1B		0-2 P4	2-3 K			4-2 S S 1B 1-3 BB			3	2	1	0	1	1	1
Mike Lowell, R (1, 5) OBP: 0.375, SLG: 0.545	0-2 E6 1B 1-2 3-H		1-1 HR		0-0 F7		0-0 SF8 3-H			3	1	1	3	0	0	1
Cliff Floyd, L (1, 9) OBP: 0.422, SLG: 0.550	0-0 CS 1-3 2-H 1B		0-0 FC4-6 1B		1-0 HR		4-0 S 1B 1-2 IBB			3	2	3	2	1	0	0
Derrek Lee, R (1, 3) OBP: 0.344, SLG: 0.511	1-3 K 2-3		2-1 L8		3-3 K		1-2 1-H 2-H 1B			4	0	1	2	0	2	2
Eric Owens, R (1, 8) OBP: 0.351, SLG: 0.393		1-1 2B 1B	2-0 FC4-6 1-2f		1-1 G4-3		1-2 E1 CS			4	1	1	0	0	0	1
Kevin Millar, R (1, 7) OBP: 0.343, SLG: 0.446		0-2 F9	2-1 1B SF7 2B		2-2 G1-3 P	1-0 CS 1-2	0-2 1B			4	1	2	0	0	0	1
Charles Johnson, R (1, 2) OBP: 0.327, SLG: 0.363		1-3 K	0-0 2-3 1B		2-1 G1-3		1-3 K			4	0	1	0	0	2	2
Brad Penny, R (1, 1) OBP: 0.158, SLG: 0.211 Blaine Neal, L (5, 1) Pablo Ozuna, R (6, PH) OBP: 0.300, SLG: 0.300 Armando Almanza, L (7, 1) Braden Looper, R (8, 1) Tim Raines, S (8, PH) OBP: 0.264, SLG: 0.300 Vladimir Nunez, R (9, 1) OBP: 0.333, SLG: 0.333	0-0 1-H 2B		0-0 F2		2-2 L8		3-1 F7			2 0 1 0 0 1 0	0 0 0 0 0 0 0	1 0 0 0 0 0 0	1 0 0 0 0 0 0	0 0 0 0 0 0 0	0 0 0 0 0 0 0	2 0 0 0 0 1 0
Inning Stats	R: 2 E: 1 K: 1 S: 11 H: 3 LOB: 1 BB: 0 P: 12	R: 1 E: 0 K: 1 S: 10 H: 2 LOB: 1 BB: 0 P: 13	R: 1 E: 0 K: 0 S: 9 H: 2 LOB: 1 BB: 0 P: 14	R: 1 E: 0 K: 1 S: 11 H: 2 LOB: 1 BB: 0 P: 16	R: 1 E: 0 K: 1 S: 8 H: 1 LOB: 0 BB: 0 P: 13	R: 0 E: 0 K: 0 S: 10 H: 0 LOB: 0 BB: 0 P: 16	R: 3 E: 1 K: 0 S: 13 H: 2 LOB: 0 BB: 2 P: 26	R: 0 E: 0 K: 2 S: 13 H: 1 LOB: 1 BB: 0 P: 17		1B: 9 2B: 3 3B: 0 HR: 2	SF: 2 SAC: 0 DP: 1 HBP: 0			WP: 0 PB: 0 SB: 4 CS: 2	PA: 38		

PITCHER		IP	WLS	BF	H	R	ER	SO	BB	IBB	HBP	BLK	WP	HR	S	P	ERA	WHIP
Jon Lieber, R ERA: 3.52	(1, 1)	5.0	L	24	10	6	5	4	0	0	0	0	0	2	49	68	9.00	2.000
Juan Cruz, R ERA: 4.75	(6, 1)	2.0		9	2	3	3	0	1	1	0	0	0	0	23	42	13.50	1.500
Tom Gordon, R ERA:	(8, 1)	1.0		4	1	0	0	2	0	0	0	0	0	0	13	17	0.00	1.000

PITCHER	IP	WLS	BF	H	R	ER	SO	BB	IBB	HBP	BLK	WP	HR	S	P	ERA	WHIP

BOTTOM

Chicago Cubs @ Florida Marlins

Pro Player Stadium, Miami, FL

Tue Jul 02 2002, 7:05 PM EDT

Att. 9,669 - Cloudy - 82 F

livebaseballscorecards.com

AB	33
R	9
H	13
RBI	9
BB	2
SO	6
LOB	13

Batter	1	2	3	4	5	6	7	8	9	AB	R	H	RBI	BB	SO	LOB
Corey Patterson, L (1, 8) OBP: 0.316, SLG: 0.417	B B X 2-0 G3-1 ①		B X 1-0 SH5-4 1-2 1B		C F X 0-2 BB BB 1B 1B		C S S 0-3 K ①		B S X 1-1 F2 ②	5	1	2	0	0	1	1
Bill Mueller, S (1, 5) OBP: 0.320, SLG: 0.353	X 0-0 F7 ②		C B X 1-1 SH5-4 1-2 2-3 ①		X 0-0 BB BB 1-2 1B		C F S 0-3 K ②		X 0-0 2B 3B 3-H	4	1	2	1	0	1	0
Sammy Sosa, R (1, 9) OBP: 0.419, SLG: 0.646	B C X 1-1 F8 ③		B B X 2-0 SF8 3-H ②		C B S B F F F C 2-3 K ①		S F X 0-2 G6-3 ③		X 0-0 2B 3-H	4	0	1	2	0	1	2
Fred McGriff, L (1, 3) OBP: 0.356, SLG: 0.486		B B B B 4-0 1B BB C B S C 1-3 K ③			F B B B F B 4-2 BB 1-2 2-3 BB			S B F X 1-2 HR	X 0-0 F8 ③	3	1	1	1	2	1	2
Roosevelt Brown, L (1, 7) OBP: 0.277, SLG: 0.310 Darren Lewis, R (7, 7) OBP: 0.338, SLG: 0.323		C B X 1-1 F9 ①		X 0-0 BB 1B	B B B C F F B 4-2 F8-6 1-2 2-3 3-H BB			B B B B 4-0 CS BB		2 0	0 0	1 0	1 0	1 1	0 0	1 0
Alex Gonzalez, R (1, 6) OBP: 0.305, SLG: 0.427		B S B F F X 2-2 G4-6-3 1-2 1B		X 0-0 ① F8	S F X 0-2 ② ③ F8-6 1-2			C B F S 1-3 K ①		4	0	1	0	0	1	5
Todd Hundley, S (1, 2) OBP: 0.277, SLG: 0.398 Joe Girardi, R (8, 2) OBP: 0.266, SLG: 0.295		B B C X 2-1 ② ③ G4-6-3 1-2f		F B C X 1-2 ② F9		B F F B B X 3-2 ① G4-3		C C F S 0-3 ② ③ K 1-2		4 0	0 0	0 0	0 0	0 0	1 0	4 0
Mark Bellhorn, S (1, 4) OBP: 0.386, SLG: 0.546			B C S B B X 3-2 34 1B 3B	B B F F B 4-2 1-2 BB		C S B F B S 2-3 ② K			C B F X 1-2 SH1-4 3B 2B	3	2	2	0	1	1	0
34 Kerry Wood, R (1, 1) OBP: 0.194, SLG: 0.171 Kyle Farnsworth, R (7, 1) Delino DeShields, L (9, PH) OBP: 0.267, SLG: 0.313 Antonio Alfonseca, R (9, 1) OBP: 0.667, SLG: 0.667			S B C B X 2-2 SH5-4 1B SF8 3-H 1B	S F B S 1-3 K ③		B S X 1-1 G6-3 ③			X 0-0 SH1-4 2-3 ①	3 0 0 0	1 0 0 0	1 0 0 0	1 0 0 0	0 0 0 0	1 0 0 0	2 0 0 0
Inning Stats	R: 0 H: 0 E: 0 LOB: 0 K: 0 BB: 0 S: 4 P: 7	R: 0 H: 1 E: 0 LOB: 1 K: 0 BB: 1 S: 8 P: 17	R: 2 H: 3 E: 0 LOB: 1 K: 1 BB: 0 S: 13 P: 23	R: 0 H: 1 E: 0 LOB: 2 K: 1 BB: 1 S: 10 P: 16	R: 1 H: 2 E: 0 LOB: 2 K: 1 BB: 2 S: 18 P: 28	R: 0 H: 0 E: 0 LOB: 0 K: 1 BB: 0 S: 9 P: 15	R: 0 H: 0 E: 0 LOB: 0 K: 2 BB: 0 S: 9 P: 9	R: 1 H: 1 E: 0 LOB: 1 K: 2 BB: 1 S: 10 P: 16	R: 2 H: 3 E: 0 LOB: 1 K: 0 BB: 0 S: 9 P: 11	1B: 6 SF: 1 2B: 4 SAC: 2 3B: 2 DP: 3 HR: 1 HBP: 0						

PITCHER	IP	WLS	BF	H	R	ER	SO	BB	IBB	HBP	BLK	WP	HR	S	P	ERA	WHIP
Ryan Dempster, R (1, 1) ERA: 4.79	6.0	L	27	7	3	3	4	4	0	0	0	0	0	62	106	4.50	1.833
Vic Darensbourg, L (7, 1) ERA: 4.22	1.0		4	1	1	1	2	0	0	0	0	0	1	12	13	9.00	1.000
Blaine Neal, R (8, 1) ERA: 2.38	1.0		4	1	1	1	2	1	0	0	0	0	0	10	16	9.00	2.000
46 Oswaldo Mairena, L (9, 1) ERA: 4.12	1.0		5	2	1	1	0	0	0	0	0	0	0	6	7	9.00	2.000

PITCHER	IP	WLS	BF	H	R	ER	SO	BB	IBB	HBP	BLK	WP	HR	S	P	ERA	WHIP

TOP

Chicago Cubs @ Florida Marlins

Pro Player Stadium, Miami, FL

Wed Jul 03 2002, 7:05 PM EDT

Att. 11,785 - Cloudy - 76 F

livebaseballscorecards.com

AB	32
R	6
H	11
RBI	6
BB	5
SO	8
LOB	17

WP: 0 PA: 40
PB: 0
SB: 0
CS: 1

BOTTOM

Batter	1	2	3	4	5	6	7	8	9	AB	R	H	RBI	BB	SO	LOB
Luis Castillo, S (1, 4) OBP: 0.390, SLG: 0.387	C B X 1-1 ① L7		B B B C B 4-1 1B HBP WP BB		B F B F X 2-2 ① G4-3		C X 0-1 ① L7		X 0-0 ② F7	4	1	0	0	1	0	2
Andy Fox, L (1, 6) OBP: 0.314, SLG: 0.321	C C X 0-2 ② G6-3		B C S H 2-2 WP 1B 1-2 HBP		S F S 0-3 ② K		F X 0-1 S 2B		C B X 1-1 ③ G4-3	4	0	1	0	0	1	2
Mike Lowell, R (1, 5) OBP: 0.374, SLG: 0.542	C C F B X 1-2 ③ G6-3		S X 0-1 WP 1-2 2-3 1B		F C B F F B S 2-3 ③ K		B C C S 1-3 ② K 2-3			4	0	1	0	0	2	1
Cliff Floyd, L (1, 9) OBP: 0.420, SLG: 0.550		F F B X 1-2 SH1 2B	X 0-0 ① F8			X 0-0 ① F7	B X 1-0 ③ G6-3			4	0	1	0	0	0	4
Derrek Lee, R (1, 3) OBP: 0.345, SLG: 0.508		B B F B B 4-1 SH1 BB	F C B S 1-3 ② K			B C B B B 4-1 WP 1B BB		B B C F X 2-2 ① G6-3		2	1	0	0	2	1	3
Eric Owens, R (1, 8) OBP: 0.347, SLG: 0.388		C X 0-1 ① SH1 1-2 2-3	F F B X 1-2 ③ G1-3 1-2 2-3 3-H			B X 1-0 ② L7		B X 1-0 ② G5-3		3	0	0	0	0	0	3
Kevin Millar, R (1, 7) OBP: 0.347, SLG: 0.444		B C F B S 2-3 ② K	H 1-0 G4-6-3 HBP			B C B C F X 2-2 1-H 1B		C B B S F X 2-2 ③ F3		3	0	1	1	0	1	2
Mike Redmond, R (1, 2) OBP: 0.417, SLG: 0.416 Pablo Ozuna, R (9, PR) OBP: 0.300, SLG: 0.300		I I I I 4-0 IBB	F F B B B X 2-2 ① ② G4-6-3 1-2f			C B B B B I 4-1 IBB			B B C B B 4-1 G1-3 BB	1	0	0	0	3	0	1
										0	0	0	0	0	0	0
Ryan Dempster, R (1, 1) OBP: 0.086, SLG: 0.118 Tim Raines, S (6, PH) OBP: 0.346, SLG: 0.294 Vic Darensbourg, L (7, 1) Blaine Neal, L (8, 1) 46 Oswaldo Mairena, L (9, 1) Preston Wilson, R (9, PH) OBP: 0.346, SLG: 0.441		S F B S 1-3 ③ K	B X 1-0 ③ G5-3			B F S B X 2-2 ③ F2			B C C B X 2-2 ① G1-3 1-2	2	0	0	0	0	1	3
										1	0	0	0	0	0	2
										0	0	0	0	0	0	0
										0	0	0	0	0	0	0
										0	0	0	0	0	0	0
										1	0	0	0	0	0	1
Inning Stats	R: 0 E: 0 K: 0 S: 9 H: 0 LOB: 0 BB: 0 P: 11	R: 0 E: 0 K: 2 S: 12 H: 1 LOB: 3 BB: 2 P: 24	R: 1 E: 0 K: 1 S: 12 H: 1 LOB: 2 BB: 1 P: 20	R: 0 E: 0 K: 0 S: 4 H: 0 LOB: 0 BB: 0 P: 8	R: 0 E: 0 K: 2 S: 11 H: 0 LOB: 0 BB: 0 P: 15	R: 1 E: 0 K: 0 S: 11 H: 1 LOB: 2 BB: 2 P: 24	R: 0 E: 0 K: 1 S: 8 H: 1 LOB: 1 BB: 0 P: 10	R: 0 E: 0 K: 0 S: 8 H: 0 LOB: 0 BB: 0 P: 13	R: 0 E: 0 K: 0 S: 7 H: 0 LOB: 2 BB: 1 P: 14	1B: 2 2B: 2 3B: 0 HR: 0	SF: 0 SAC: 1 DP: 1 HBP: 2						

PITCHER		IP	WLS	BF	H	R	ER	SO	BB	IBB	HBP	BLK	WP	HR	S	P	ERA	WHIP
34 Kerry Wood, R ERA: 4.12	(1, 1)	6.0	W	27	3	2	2	5	3	2	2	0	2	0	59	102	3.00	1.000
Kyle Farnsworth, R ERA: 4.4	(7, 1)	2.0	H	7	1	0	0	1	0	0	0	0	0	0	16	23	0.00	0.500
Antonio Alfonseca, R ERA: 2.43	(9, 1)	1.0		4	0	0	0	0	1	0	0	0	0	0	7	14	0.00	1.000

PITCHER	IP	WLS	BF	H	R	ER	SO	BB	IBB	HBP	BLK	WP	HR	S	P	ERA	WHIP

Chicago Cubs @ Florida Marlins

Pro Player Stadium, Miami, FL

Wed Jul 03 2002, 7:05 PM EDT

Att. 11,785 - Cloudy - 76 F

livebaseballscorecards.com

AB	29
R	2
H	4
RBI	1
BB	6
SO	6
LOB	24

WP: 2 PB: 0 SB: 1 CS: 0 PA: 38

Batter	1	2	3	4	5	6	7	8	9	AB	R	H	RBI	BB	SO	LOB
Roberto Alomar, S (1, 4) OBP: 0.325, SLG: 0.359	F7		WP, 1B, BB	G3-6-1, 2-H, 1B			L7		S, 1-3, 2B, 1B	4	2	2	1	1	0	0
Timo Perez, L (1, 8) OBP: 0.344, SLG: 0.495	F8		31 HR, 1-H, 1B	G3-6-1, 1-2f			1B		1B, 1-H, 3-H, 2B	5	1	3	3	0	0	1
31 Mike Piazza, R (1, 2) OBP: 0.371, SLG: 0.548	1B		HR, 1-H		P4		F9		K	5	1	2	2	0	1	2
Mo Vaughn, L (1, 3) OBP: 0.343, SLG: 0.410 Bobby Jones, R (9, PR)	G4-1		G4-6-3, HBP, 1B		L3		K		1B, 2-3	5 0	0 0	2 0	0 0	0 0	1 0	2 0
Edgardo Alfonzo, R (1, 5) OBP: 0.404, SLG: 0.398 John Valentin, R (4, 5) OBP: 0.328, SLG: 0.389		1B, 2B	G4-6-3, 1-2, HBP		2B			F8	K	1 3	1 0	1 1	0 0	0 0	0 1	0 2
Jeromy Burnitz, L (1, 9) OBP: 0.308, SLG: 0.331		F7	G4-6-3, 1-2f, 2-3		F9			G3-1		4	0	0	0	0	0	4
Roger Cedeno, S (1, 7) OBP: 0.302, SLG: 0.340 Armando Benitez, R (8, 1)		FC1-6, 2-H, 1B	K			G3		G4-3		4 0	0 0	1 0	1 0	0 0	1 0	1 0
Rey Ordonez, R (1, 6) OBP: 0.264, SLG: 0.321		FC1-6, 1-2f		1B, 2B		K			1B, 2B, 1B	4	2	2	0	0	1	1
Al Leiter, L (1, 1) OBP: 0.258, SLG: 0.214 Joe McEwing, R (6, PH) OBP: 0.221, SLG: 0.318 Grant Roberts, R (6, 1) OBP: 1.000, SLG: 1.000 Tony Tarasco, L (8, 7) OBP: 0.250, SLG: 0.500		G4-3		B2-4		G6-3			F9	2 1 0 1	0 0 0 0	0 0 0 0	0 0 0 0	0 0 0 0	0 0 0 0	2 0 0 1
Inning Stats	R: 0 E: 0 K: 0 S: 11 H: 1 LOB: 1 BB: 0 P: 20	R: 1 E: 0 K: 0 S: 16 H: 2 LOB: 1 BB: 0 P: 21	R: 3 E: 0 K: 1 S: 16 H: 3 LOB: 1 BB: 1 P: 31	R: 1 E: 0 K: 0 S: 6 H: 2 LOB: 0 BB: 0 P: 8	R: 0 E: 0 K: 0 S: 12 H: 1 LOB: 1 BB: 0 P: 19	R: 0 E: 0 K: 1 S: 7 H: 0 LOB: 0 BB: 0 P: 13	R: 0 E: 0 K: 1 S: 10 H: 1 LOB: 1 BB: 0 P: 12	R: 0 E: 0 K: 0 S: 10 H: 0 LOB: 0 BB: 0 P: 15	R: 2 E: 0 K: 2 S: 16 H: 4 LOB: 2 BB: 0 P: 24	1B: 9 2B: 4 3B: 0 HR: 1 SF: 0 SAC: 0 DP: 2 HBP: 1						

TOP

New York Mets @ Florida Marlins

Pro Player Stadium, Miami, FL

Thu Jul 04 2002, 6:05 PM EDT
Att. 15,765 - Cloudy - 82 F

livebaseballscorecards.com

AB	39
R	7
H	14
RBI	7
BB	1
SO	5
LOB	16

PITCHER		IP	WLS	BF	H	R	ER	SO	BB	IBB	HBP	BLK	WP	HR	S	P	ERA	WHIP
Julian Tavarez, R ERA: 5.81	(1, 1)	6.0	W	27	9	5	5	2	1	0	1	0	1	1	68	112	7.50	1.667
Armando Almanza, L ERA: 2.45	(7, 1)	1.0		4	1	0	0	1	0	0	0	0	0	0	10	12	0.00	1.000
Braden Looper, R ERA: 4.03	(8, 1)	1.0		3	0	0	0	0	0	0	0	0	0	0	10	15	0.00	0.000
Vladimir Nunez, R ERA: 3.67	(9, 1)	1.0		7	4	2	2	2	0	0	0	0	0	0	16	24	18.00	4.000

PITCHER	IP	WLS	BF	H	R	ER	SO	BB	IBB	HBP	BLK	WP	HR	S	P	ERA	WHIP

New York Mets @ Florida Marlins

Pro Player Stadium, Miami, FL

Thu Jul 04 2002, 6:05 PM EDT
Att. 15,765 - Cloudy - 82 F

livebaseballscorecards.com

BOTTOM

Batter	1	2	3	4	5	6	7	8	9	AB	R	H	RBI	BB	SO	LOB
Luis Castillo, S (1, 4) OBP: 0.393, SLG: 0.388	4-2 F8 S BB	1-2 S 2B 1B 3-H		1-1 G1-6-3 1B		0-0 ① G4-3 3-H		1-2 ③ G3		4	1	2	2	1	0	0
Andy Fox, L (1, 6) OBP: 0.313, SLG: 0.324	0-3 ① K 1-2	2-2 1B 2B 1-H		1-2 ②③ G1-6-3 1-2f		0-1 ② G6-3				4	1	1	1	0	1	2
Mike Lowell, R (1, 5) OBP: 0.372, SLG: 0.538	1-2 ② F8 2-3	0-2 2B 1B 2-H			0-1 ① L8	3-1 ③ F7				4	1	1	1	0	0	1
Cliff Floyd, L (1, 9) OBP: 0.418, SLG: 0.549	1-1 ③ F8	1-1 2B 1-H			1-2 ② L8		2-0 ① G4-3			4	0	1	1	0	0	1
Derrek Lee, R (1, 3) OBP: 0.350, SLG: 0.510		2-1 G5-3 1B 1B G4-3			4-2 BB		1-1 G5-3 1B			3	1	2	0	1	0	1
Kevin Millar, R (1, 7) OBP: 0.345, SLG: 0.440	3-2 ① G5-3 1-3	2-2 G6-4-3 1B			3-2 ③ F8		0-2 ② G5-3 1-2			4	0	1	0	0	0	3
Preston Wilson, R (1, 8) OBP: 0.348, SLG: 0.442	1-1 E 1B 3-H	3-3 ① K				3-2 1B 3B 1B	2-3 ③ K			4	2	2	1	0	2	2
Charles Johnson, R (1, 2) OBP: 0.324, SLG: 0.358 Mike Redmond, R (6, 2) OBP: 0.418, SLG: 0.417	0-0 E5 G6-3 1B 1-H	3-2 ②③ G6-4-3 1-2f			1-1 3B 1B 1-3			1-3 ① K		2 2	1 1	0 1	0 0	0 1	0 0	1 0
Julian Tavarez, L (1, 1) OBP: 0.143, SLG: 0.053 Pablo Ozuna, R (6, PH) OBP: 0.364, SLG: 0.545 Armando Almanza, L (7, 1) Braden Looper, R (8, 1) Tim Raines, S (8, PH) OBP: 0.343, SLG: 0.288 Vladimir Nunez, R (9, 1) OBP: 0.333, SLG: 0.333	1-1 ② G6-3 2-3			1-3 ① K		2-1 G4-3 3B 1-H 3-H		1-3 ② K		2 1 0 0 1 0	0 1 0 0 0 0	0 1 0 0 0 0	0 2 0 0 0 0	1 0 0 0 0 0	1 0 0 0 1 0	1 0 0 0 0 0
Inning Stats	R: 0 E: 0 K: 1 S: 10 H: 0 LOB: 1 BB: 1 P: 16	R: 6 E: 1 K: 0 S: 30 H: 6 LOB: 1 BB: 0 P: 42	R: 0 E: 0 K: 1 S: 12 H: 1 LOB: 0 BB: 0 P: 20	R: 0 E: 0 K: 1 S: 8 H: 1 LOB: 0 BB: 0 P: 11	R: 0 E: 0 K: 0 S: 13 H: 0 LOB: 1 BB: 1 P: 21	R: 3 E: 0 K: 0 S: 12 H: 3 LOB: 0 BB: 0 P: 21	R: 0 E: 0 K: 1 S: 10 H: 1 LOB: 1 BB: 0 P: 15	R: 0 E: 0 K: 2 S: 9 H: 0 LOB: 0 BB: 0 P: 12		1B: 9 2B: 2 3B: 1 HR: 0	SF: 0 SAC: 0 DP: 2 HBP: 0			WP: 0 PB: 0 SB: 2 CS: 0	PA: 37	

PITCHER		IP	WLS	BF	H	R	ER	SO	BB	IBB	HBP	BLK	WP	HR	S	P	ERA	WHIP
Al Leiter, L ERA: 2.9	(1, 1)	5.0	L	24	8	6	1	3	2	0	0	0	0	0	73	110	1.80	2.000
Grant Roberts, R ERA: 1.98	(6, 1)	2.0		10	4	3	3	1	0	0	0	0	0	0	22	36	13.50	2.000
Armando Benitez, R ERA: 2.48	(8, 1)	1.0		3	0	0	0	2	0	0	0	0	0	0	9	12	0.00	0.000

PITCHER	IP	WLS	BF	H	R	ER	SO	BB	IBB	HBP	BLK	WP	HR	S	P	ERA	WHIP

Batter	1	2	3	4	5	6	7	8	9	AB	R	H	RBI	BB	SO	LOB
Roberto Alomar, S (1, 4) OBP: 0.326, SLG: 0.363	B S S F X 1-2 1B WP 2B	B X 1-0 ③ F7			C F S 0-3 ③ K	B F B F S 2-3 ① K2-3		X 0-0 1B 1B	5	1	2	0	0	2	0
Edgardo Alfonzo, R (1, 5) OBP: 0.407, SLG: 0.399	F X 0-1 WP 1B 2-3 1B	B F C C 1-3 ① K				B B F B B 4-1 G3 31 BB WP BB	C X 0-1 ② F9		X 0-0 1-2 1B	4	2	2	0	1	1	0
31 Mike Piazza, R (1, 2) OBP: 0.372, SLG: 0.542	C F B S 1-3 ① K	S X 0-1 ② G6-3				B B B C S B 4-2 WP G3 1-2 BB	B B B C C B 4-2 BB BB		F F F B X 1-2 ① F7	3	0	0	0	2	1	4
Mo Vaughn, L (1, 3) OBP: 0.340, SLG: 0.403 Armando Benitez, R (9, 1)	C C S 0-3 ② K	S C S 0-3 ③ K				B F B F C 2-3 ① K	B F B B B 4-1 1-2 BB		X 0-0 ② F7	4 0	0 0	0 0	0 0	1 0	3 0	6 0
Timo Perez, L (1, 9) OBP: 0.335, SLG: 0.482 (9, 7)	C B S S 1-3 K 1B 1-2 3-H			S B X 1-1 ① F2		C B X 1-1 ② G3 1-2 2-3	C L S 1-3 ③ K		F S X 0-2 ③ G4-3	5	0	0	0	0	2	7
Jay Payton, R (1, 8) OBP: 0.316, SLG: 0.397	C B C X 1-2 WP 1-3 2-H 1B			C B B S B X 3-2 ② F9		F B B B B 4-1 FC6-4 2-3 3-H BB		C B C X 1-2 1B		3	0	2	1	1	0	0
Roger Cedeno, S (1, 7) OBP: 0.299, SLG: 0.337 David Weathers, R (6, 1) Jaime Cerda, L (7, 1) Joe McEwing, R (8, PH) OBP: 0.219, SLG: 0.315 (8, 7) (9, 3)	B B F S B S 3-3 ③ K 1-2			X 0-0 ③ G4-3		X 0-0 ③ FC6-4 1-2f		B F S S 1-3 ① K		3 0 0 1	0 0 0 0	0 0 0 0	0 0 0 0	1 0 0 1	4 0 0 1	4 0 0 1
Rey Ordonez, R (1, 6) OBP: 0.260, SLG: 0.316		F B F F B X 2-2 ① G6-3			F S S 0-3 ① K		B X 1-0 E6 HR	C C S 0-3 ② K		4	1	0	0	0	2	1
Mike Bacsik, L (1, 1) Tony Tarasco, L (6, 7) OBP: 0.268, SLG: 0.590 John Valentin, R (8, PH) OBP: 0.325, SLG: 0.385 Scott Strickland, R (8, 1) Mark Guthrie, R (8, 1) Jeromy Burnitz, L (9, 9) OBP: 0.308, SLG: 0.331		B C F B X 2-2 ② G1-3			B C X 1-1 ② L7		C B F X 1-2 1-H HR	B F B F S 2-3 ③ K		2 1 1 0 0 0	0 1 0 0 0 0	0 1 0 0 0 0	0 1 0 0 0 0	0 0 1 0 0 0	0 0 1 0 0 0	0 0 1 0 0 0
Inning Stats	R: 2 H: 3 E: 0 LOB: 2 K: 4 BB: 0 S: 21 P: 28	R: 0 H: 0 E: 0 LOB: 0 K: 0 BB: 0 S: 8 P: 13	R: 0 H: 0 E: 0 LOB: 0 K: 2 BB: 0 S: 8 P: 9	R: 0 H: 0 E: 0 LOB: 0 K: 0 BB: 0 S: 6 P: 10	R: 0 H: 0 E: 0 LOB: 0 K: 2 BB: 0 S: 8 P: 9	R: 1 H: 0 E: 0 LOB: 2 K: 1 BB: 3 S: 10 P: 25	R: 2 H: 1 E: 1 LOB: 2 K: 2 BB: 2 S: 15 P: 28	R: 0 H: 1 E: 0 LOB: 1 K: 3 BB: 0 S: 12 P: 16	R: 0 H: 2 E: 0 LOB: 2 K: 0 BB: 0 S: 10 P: 11	1B: 5 SF: 0 2B: 1 SAC: 0 3B: 0 DP: 0 HR: 1 HBP: 0					WP: 3 PA: 41 PB: 0 SB: 0 CS: 0	

TOP

New York Mets @ Florida Marlins

Pro Player Stadium, Miami, FL

Fri Jul 05 2002, 7:05 PM EDT
Att. 11,498 - Cloudy - 77 F

livebaseballscorecards.com

AB	36
R	5
H	7
RBI	3
BB	5
SO	14
LOB	24

PITCHER		IP	WLS	BF	H	R	ER	SO	BB	IBB	HBP	BLK	WP	HR	S	P	ERA	WHIP
A.J. Burnett, R ERA: 3.31	(1, 1)	6.0	L	25	3	3	3	9	3	0	0	0	3	0	61	94	4.50	1.000
Blaine Neal, R ERA: 3.0	(7, 1)	0.2		5	1	2	1	1	1	0	0	0	0	1	11	19	13.50	3.000
46 Oswaldo Mairena, L ERA: 3.86	(7, 1)	1.1		6	1	0	0	4	1	0	0	0	0	0	16	25	0.00	1.500
Vic Darensbourg, L ERA: 4.09	(9, 1)	1.0		5	2	0	0	0	0	0	0	0	0	0	10	11	0.00	2.000

PITCHER	IP	WLS	BF	H	R	ER	SO	BB	IBB	HBP	BLK	WP	HR	S	P	ERA	WHIP

Batter	1	2	3	4	5	6	7	8	9	AB	R	H	RBI	BB	SO	LOB
Luis Castillo, S (1, 4) OBP: 0.396, SLG: 0.395	C B B X 2-1 SH1-3 PB 2B	B F B B X 3-1 G6-4-3 2-3 1B			B C X 1-1 ① F9		B C B C X 2-2 G6-4-3 1B	S X 0-1 ②③ G5-3 2-3f		5	1	3	0	0	0	3
Preston Wilson, R (1, 8) OBP: 0.347, SLG: 0.439	X 0-0 ① SH1-3 2-3	X 0-0 ②③ G6-4-3 1-2f			C F B F F B B X 3-2 ② G6-3		B F X 1-1 G6-4-3 1-2 1B		C B S F X 1-2 ① F8	4	0	1	0	0	0	2
Mike Lowell, R (1, 5) OBP: 0.373, SLG: 0.533	S B B B B 4-1 PB 1B BB		C F X 0-2 ① F9		C B B F B F B 4-2 BB		C B B F F F F B X 3-2 ①② G6-4-3 1-2f 2-3		B F B X 2-1 ② F3	3	1	0	0	2	0	2
Cliff Floyd, L (1, 9) OBP: 0.412, SLG: 0.540	S B B S X 2-2 ② P5 1-2 3-H		B S F B F F B F X 3-2 ② F3		X 0-0 ③ P6		B X 1-0 ③ P4		B B S B F F C 3-3 ③ K	5	0	0	0	0	1	3
Derrek Lee, R (1, 3) OBP: 0.354, SLG: 0.522	C B B B F X 3-2 1B 2-H 1B		C B S B B F S 3-3 ③ K			B B C B X 3-1 E S 1B		F B F B F X 2-2 HR		4	1	3	2	0	1	0
Kevin Millar, R (1, 7) OBP: 0.352, SLG: 0.443	C B X 1-1 FC5-4 1-2 1B			C C X 0-2 G4-6-3 1B		S C B C 1-3 ① K		C C B B B F B 4-2 PB 1B BB		3	0	2	0	1	1	1
Mike Redmond, R (1, 2) OBP: 0.413, SLG: 0.408	C F X 0-2 ③ FC5-4 1-2f			X 0-0 ①② G4-6-3 1-2f		C B B B S B H 4-2 1-3 HBP		B C S F F S 1-3 ① K		3	0	0	0	0	1	4
Andy Fox, L (1, 6) OBP: 0.320, SLG: 0.333		B C F B B F F X 3-2 1B 2B		B B B C C B 4-2 BB		X 0-0 ② P6		X 0-0 G5-3 PB 1-2 1B		3	0	2	0	1	0	2
A.J. Burnett, R (1, 1) OBP: 0.125, SLG: 0.211 Eric Owens, R (6, PH) OBP: 0.346, SLG: 0.387 Blaine Neal, L (7, 1) 46 Oswaldo Mairena, L (7, 1) Tim Raines, S (8, PH) OBP: 0.353, SLG: 0.288 Vic Darensbourg, L (9, 1)		B L B C B S 3-3 ① K		B C S B S 2-3 ③ K		B X 1-0 ③ F9		B B C B B 4-1 1-2 2-3 BB		2 1 0 0 0 0 0	0 0 0 0 0 0 0	0 0 0 0 0 0 0	0 0 0 0 0 1 0	2 0 0 0 0 0 0	2 2 0 0 0 0 0	2 2 0 0 0 0 0
Inning Stats	R: 2 H: 3 E: 0 LOB: 2 K: 0 BB: 1 S: 15 P: 27	R: 0 H: 2 E: 0 LOB: 1 K: 1 BB: 0 S: 11 P: 20	R: 0 H: 0 E: 0 LOB: 0 K: 1 BB: 0 S: 13 P: 19	R: 0 H: 1 E: 0 LOB: 1 K: 1 BB: 1 S: 9 P: 15	R: 0 H: 0 E: 0 LOB: 1 K: 0 BB: 1 S: 11 P: 19	R: 0 H: 1 E: 0 LOB: 2 K: 1 BB: 0 S: 9 P: 18	R: 0 H: 2 E: 0 LOB: 1 K: 0 BB: 0 S: 12 P: 19	R: 1 H: 2 E: 0 LOB: 2 K: 1 BB: 2 S: 16 P: 27	R: 0 H: 0 E: 0 LOB: 0 K: 1 BB: 0 S: 10 P: 16	1B: 8 2B: 2 3B: 0 HR: 1	SF: 0 SAC: 1 DP: 4 HBP: 1					

PITCHER		IP	WLS	BF	H	R	ER	SO	BB	IBB	HBP	BLK	WP	HR	S	P	ERA	WHIP
Mike Bacsik, L ERA: 3.6	(1, 1)	5.0	W	22	6	2	2	3	3	0	0	0	0	0	59	100	3.60	1.800
David Weathers, R ERA: 2.78	(6, 1)	1.2	H	8	3	0	0	1	0	0	1	0	0	0	20	35	0.00	1.800
Jaime Cerda, L ERA: 2.25	(7, 1)	0.1	H	1	0	0	0	0	0	0	0	0	0	0	1	2	0.00	0.000
Scott Strickland, R ERA: 3.89	(8, 1)	0.1	H	4	2	1	1	1	1	0	0	0	0	1	13	20	27.00	9.000
Mark Guthrie, L ERA: 1.57	(8, 1)	0.2	H	2	0	0	0	0	1	0	0	0	0	0	3	7	0.00	1.500

PITCHER		IP	WLS	BF	H	R	ER	SO	BB	IBB	HBP	BLK	WP	HR	S	P	ERA	WHIP
Armando Benitez, R ERA: 2.41	(9, 1)	1.0	S	3	0	0	0	1	0	0	0	0	0	0	10	16	0.00	0.000

BOTTOM

New York Mets @ Florida Marlins

Pro Player Stadium, Miami, FL

Fri Jul 05 2002, 7:05 PM EDT

Att. 11,498 - Cloudy - 77 F

livebaseballscorecards.com

AB	33
R	3
H	11
RBI	2
BB	5
SO	6
LOB	21

WP: 0 PA: 40
PB: 2
SB: 1
CS: 0

New York Mets @ Florida Marlins

Pro Player Stadium, Miami, FL

Sat Jul 06 2002, 7:05 PM EDT

Att. 21,038 - Cloudy - 81 F

livebaseballscorecards.com

TOP

Batter	1	2	3	4	5	6	7	8	9	AB	R	H	RBI	BB	SO	LOB
Roberto Alomar, S (1, 4) OBP: 0.331, SLG: 0.374	G5-4-3, 1B			F7		SAFE, 2-3, BB		1-H, HR		3	1	2	2	1	0	0
Edgardo Alfonzo, R (1, 5) OBP: 0.402, SLG: 0.394	G5-4-3, 1-2f			P4		F8		K		4	0	0	0	0	1	2
31 Mike Piazza, R (1, 2) OBP: 0.377, SLG: 0.541	K			HBP			FC4-6, HBP, 1B	BB		2	0	1	0	1	1	0
John Valentin, R (1, 3) Jaime Cerda, L (8, 1) OBP: 0.323, SLG: 0.375		G6-3		P6			4-2, FC4-6, 1-2, HBP	K		3	0	0	0	0	1	2
										0	0	0	0	0	0	0
Jay Payton, R (1, 8) OBP: 0.314, SLG: 0.392		G6-3			G5-3		FC4-6, 1-2f, 2-3, FC6-4		BB, BB	3	0	0	0	1	0	2
Jeromy Burnitz, L (1, 9) OBP: 0.305, SLG: 0.326		K			F8		K		K	4	0	0	0	0	3	3
Joe McEwing, R (1, 7) (8, 3) OBP: 0.229, SLG: 0.315			L9-3, 1B		K		FC6-4, 1-2f		BB, 1-2	3	0	1	0	1	1	2
Rey Ordonez, R (1, 6) Mo Vaughn, L (9, PH) OBP: 0.260, SLG: 0.316 OBP: 0.339, SLG: 0.402		L9-3, 1-2				CS, G4-3, 1B		F9	K	3	0	1	0	0	0	1
										1	0	0	0	0	1	2
Shawn Estes, R (1, 1) OBP: 0.080, SLG: 0.240 Timo Perez, L (6, PH) OBP: 0.333, SLG: 0.480 Bobby Jones, R (6, 1) Tony Tarasco, L (8, PH) OBP: 0.286, SLG: 0.590 (8, 7) Vance Wilson, R (9, PH) OBP: 0.289, SLG: 0.376			K			G4-3, 1-2		HR, BB	K	1	0	0	0	0	1	0
										1	0	0	0	0	0	1
										0	0	0	0	0	0	0
										0	1	0	0	1	0	0
										1	0	0	0	0	1	2
Inning Stats	R: 0 E: 0 K: 1 S: 6 H: 1 LOB: 0 BB: 0 P: 8	R: 0 E: 0 K: 1 S: 8 H: 0 LOB: 0 BB: 0 P: 11	R: 0 E: 0 K: 1 S: 6 H: 1 LOB: 0 BB: 0 P: 9	R: 0 E: 0 K: 0 S: 13 H: 0 LOB: 1 BB: 0 P: 22	R: 0 E: 0 K: 1 S: 10 H: 0 LOB: 0 BB: 0 P: 13	R: 0 E: 0 K: 0 S: 14 H: 1 LOB: 1 BB: 1 P: 21	R: 0 E: 0 K: 1 S: 12 H: 1 LOB: 2 BB: 0 P: 22	R: 2 E: 0 K: 2 S: 13 H: 1 LOB: 1 BB: 2 P: 24	R: 0 E: 0 K: 3 S: 17 H: 0 LOB: 2 BB: 2 P: 31	1B: 4 2B: 1 3B: 0 HR: 1 SF: 0 SAC: 0 DP: 2 HBP: 2	WP: 0 PB: 0 SB: 0 CS: 1 PA: 36					

	AB	29
	R	2
	H	5
	RBI	2
	BB	5
	SO	10
	LOB	17

PITCHER		IP	WLS	BF	H	R	ER	SO	BB	IBB	HBP	BLK	WP	HR	S	P	ERA	WHIP
Michael Tejera, L ERA: 2.87	(1, 1)	7.1	W	28	5	2	2	5	2	0	2	0	0	1	73	114	2.46	0.955
Braden Looper, R ERA: 3.97	(8, 1)	0.2		3	0	0	0	2	1	0	0	0	0	0	9	16	0.00	1.500
Vladimir Nunez, R ERA: 3.65	(9, 1)	0.1	H	3	0	0	0	1	2	0	0	0	0	0	10	20	0.00	6.000
Armando Almanza, L ERA: 2.37	(9, 1)	0.2	S	2	0	0	0	2	0	0	0	0	0	0	7	11	0.00	0.000

PITCHER	IP	WLS	BF	H	R	ER	SO	BB	IBB	HBP	BLK	WP	HR	S	P	ERA	WHIP

New York Mets @ Florida Marlins

Pro Player Stadium, Miami, FL

Sat Jul 06 2002, 7:05 PM EDT
Att. 21,038 - Cloudy - 81 F

livebaseballscorecards.com

BOTTOM

Batter	1	2	3	4	5	6	7	8	9	AB	R	H	RBI	BB	SO	LOB
Homer Bush, R (1, 4) OBP: 0.270, SLG: 0.283	G6-3	G6-3 2-3		FC5-4 1B		G4-3 3-H		F7		5	0	1	1	0	0	3
Preston Wilson, R (1, 8) OBP: 0.349, SLG: 0.448	HR		S BB 1B BB	FC5-4 CS BB 1-2f		F8				3	2	1	1	1	0	1
Mike Lowell, R (1, 5) OBP: 0.377, SLG: 0.532	2B BB		S 1B 1-2 BB	CS 1-2 BB			F7			1	2	0	0	3	0	0
Cliff Floyd, L (1, 9) OBP: 0.413, SLG: 0.541	1-H 2B		1B FC3-2 1-2 2-3 HBP	G4-3 1-2 2-3			K			3	0	1	1	0	1	2
Derrek Lee, R (1, 3) OBP: 0.353, SLG: 0.519	F9		FC3-2 1-3 2-H 3-H 1B		K		F9			4	0	1	2	0	1	1
Kevin Millar, R (1, 7) OBP: 0.346, SLG: 0.434 Vladimir Nunez, R (9, 1) OBP: 0.333, SLG: 0.333 Armando Almanza, L (9, 1)	F7		P4		G6-3			G5-3		4 0 0	0 0 0	0 0 0	0 0 0	0 0 0	0 0 0	3 0 0
Charles Johnson, R (1, 2) OBP: 0.328, SLG: 0.358		G2-3	FC3-2 IBB		K			1B		3	0	1	0	1	1	0
Andy Fox, L (1, 6) OBP: 0.323, SLG: 0.338		S SH1-4 BB	FC3-2 1-2 2-3 3-Hf			G1-3 G4-3 2B		F9		3	1	1	0	1	0	4
Michael Tejera, L (1, 1) OBP: 0.250, SLG: 0.438 Braden Looper, R (8, 1) Eric Owens, R (8, PH) OBP: 0.348, SLG: 0.389 (9, 7)		SH1-4 1-2	G4-3			G1-3 2-3		1B 1-2		2 0 1	0 0 0	0 0 1	0 0 0	0 0 0	0 0 0	4 0 0
Inning Stats	R: 2 E: 0 K: 0 S: 16 H: 2 LOB: 1 BB: 1 P: 25	R: 0 E: 0 K: 0 S: 11 H: 0 LOB: 1 BB: 1 P: 17	R: 2 E: 0 K: 0 S: 9 H: 1 LOB: 3 BB: 3 P: 29	R: 0 E: 0 K: 0 S: 6 H: 1 LOB: 1 BB: 1 P: 14	R: 0 E: 0 K: 2 S: 8 H: 0 LOB: 0 BB: 0 P: 13	R: 1 E: 0 K: 0 S: 10 H: 1 LOB: 0 BB: 0 P: 17	R: 0 E: 0 K: 1 S: 8 H: 0 LOB: 0 BB: 0 P: 11	R: 0 E: 0 K: 0 S: 14 H: 2 LOB: 2 BB: 0 P: 19		1B: 4 2B: 2 3B: 0 HR: 1 SF: 0 SAC: 1 DP: 0 HBP: 1						

AB 29
R 5
H 7
RBI 5
BB 6
SO 3
LOB 18

WP: 0 PB: 0 SB: 3 CS: 2 PA: 37

PITCHER		IP	WLS	BF	H	R	ER	SO	BB	IBB	HBP	BLK	WP	HR	S	P	ERA	WHIP
Shawn Estes, L ERA: 4.81	(1, 1)	5.0	L	25	4	4	4	2	5	1	1	0	0	1	50	98	7.20	1.800
Bobby Jones, L ERA: 3.0	(6, 1)	2.0		7	1	1	1	1	0	0	0	0	0	0	18	28	4.50	0.500
Jaime Cerda, L ERA: 1.8	(8, 1)	1.0		5	2	0	0	0	0	0	0	0	0	0	14	19	0.00	2.000

PITCHER	IP	WLS	BF	H	R	ER	SO	BB	IBB	HBP	BLK	WP	HR	S	P	ERA	WHIP

Batter	1	2	3	4	5	6	7	8	9	AB	R	H	RBI	BB	SO	LOB
Roberto Alomar, S (1, 4) OBP: 0.332, SLG: 0.381	C C B F B F X 2-2 FC3-5 S 1B	B B C F X 2-2 ③ F8 2-3		C B F B B S 3-3 ③ K		X 0-0 ③ P6			S B B F F B F F F 3-2 X 31 1B 2-H 3B	5	1	2	1	0	1	3
Timo Perez, L (1, 9) OBP: 0.327, SLG: 0.470 31 Mike Piazza, R (9, PH) OBP: 0.379, SLG: 0.543 Armando Benitez, R (9, 1)	C B X 1-1 ① FC3-5 1B 2B 1-3		F C C 0-3 ① K		X 0-0 ① B1-3		C X 0-1 ① F5		X 0-0 BB HR 3-H 1B	4 1 0	1 1 0	0 1 0	0 1 0	0 0 0	1 0 0	1 0 0
Edgardo Alfonzo, R (1, 5) OBP: 0.405, SLG: 0.399	X 0-0 1-3 2B 1B		F B F F B X 2-2 G4-3 2B		C B F B B B B 4-2 1B 1B BB		C B S S 1-3 ② K		F S F B F B S 2-3 ② K	4	2	2	0	1	2	1
Mo Vaughn, L (1, 3) OBP: 0.340, SLG: 0.399	B B S F C 2-3 ② K		B B C C C X 2-2 ② G4-3 2-3		B B F B X 3-1 1B E 1-2 1B		C F S 0-3 ③ K		B C C F B F B B 4-2 1-2 HR BB	4	2	1	0	1	2	3
Jay Payton, R (1, 8) OBP: 0.321, SLG: 0.415	X 0-0 1-H 3-H 2B		C B S F X 1-2 ③ F9		B B C F X 2-2 ② F8			F B X 1-1 FC4-6 1B	F C X 0-2 1-H 2-H HR	5	1	3	5	0	0	3
Tony Tarasco, L (1, 7) OBP: 0.277, SLG: 0.545 (9, 9)	B B B C F C 3-3 ③ K			F F B X 1-2 E4 FC1-6	B X 1-0 E8 1-H 2-H 1B			C B B B X 3-1 ① FC4-6 G4-6-3 1-2f	S S S 0-3 ③ K	5	0	1	1	0	2	2
Vance Wilson, R (1, 2) OBP: 0.287, SLG: 0.371		B B F F B F X 3-2 WP SH3-4 1B		F S X 0-2 ① FC1-6 2B 1-2f	X 0-0 ③ F9			X 0-0 ②③ G4-6-3 1-2f		4	0	1	0	0	0	3
Rey Ordonez, R (1, 6) OBP: 0.261, SLG: 0.320 John Valentin, R (6, 6) OBP: 0.328, SLG: 0.381	C F S 0-3 ① K			B F F X 1-2 1-3 2B	B X 1-0 ① G1-3				S B B B S F X 3-2 SH1-4 3B 1B	3 1	0 1	1 1	0 0	0 0	1 0	1 0
Pedro Astacio, R (1, 1) OBP: 0.184, SLG: 0.189 Joe McEwing, R (4, PH) OBP: 0.227, SLG: 0.313 Grant Roberts, R (4, 1) OBP: 1.000, SLG: 1.000 Jaime Cerda, L (5, 1) David Weathers, R (6, 1) Mark Guthrie, R (7, 1) Roger Cedeno, S (9, PH) OBP: 0.299, SLG: 0.337 (9, 7)	X 0-0 ② SH3-4 1-2			B B S S S 2-3 ② K	B X 1-0 ② G6-3				C X 0-1 ① SH1-4 1-2	0 1 0 1 0 0 0	0 0 0 0 0 0 0	0 0 0 0 0 0 0	0 0 0 0 0 0 0	0 1 0 0 0 0 0	0 2 0 0 0 0 0	0 2 0 0 0 0 0
Inning Stats	R: 2 H: 3 E: 0 LOB: 1 K: 2 BB: 0 S: 15 P: 23	R: 0 H: 1 E: 0 LOB: 1 K: 1 BB: 0 S: 11 P: 16	R: 0 H: 1 E: 0 LOB: 1 K: 1 BB: 0 S: 14 P: 19	R: 0 H: 1 E: 1 LOB: 2 K: 2 BB: 0 S: 15 P: 22	R: 2 H: 2 E: 1 LOB: 1 K: 0 BB: 1 S: 10 P: 20	R: 0 H: 0 E: 0 LOB: 0 K: 0 BB: 0 S: 3 P: 5	R: 0 H: 0 E: 0 LOB: 0 K: 2 BB: 0 S: 8 P: 9	R: 0 H: 1 E: 0 LOB: 0 K: 0 BB: 0 S: 5 P: 9	R: 5 H: 4 E: 0 LOB: 0 K: 2 BB: 1 S: 29 P: 41	1B: 8 SF: 0 2B: 3 SAC: 2 3B: 1 DP: 1 HR: 1 HBP: 0						

New York Mets @ Florida Marlins

Pro Player Stadium, Miami, FL

Sun Jul 07 2002, 4:05 PM EDT

Att. 12,063 - Cloudy - 88 F

TOP

livebaseballscorecards.com

AB	38
R	9
H	13
RBI	8
BB	2
SO	10
LOB	19

WP: 1 PA: 42
PB: 0
SB: 1
CS: 0

PITCHER		IP	WLS	BF	H	R	ER	SO	BB	IBB	HBP	BLK	WP	HR	S	P	ERA	WHIP
Brad Penny, R ERA: 5.14	(1, 1)	3.0		14	5	2	2	4	0	0	0	0	1	0	40	58	6.00	1.667
Vic Darensbourg, L ERA: 3.97	(4, 1)	1.0		5	1	0	0	2	0	0	0	0	0	0	15	22	0.00	1.000
46 Oswaldo Mairena, L ERA: 3.86	(5, 1)	2.1	L	10	2	2	1	0	1	0	0	0	0	0	15	27	3.86	1.286
Blaine Neal, R ERA: 2.84	(7, 1)	0.2		2	0	0	0	2	0	0	0	0	0	0	6	7	0.00	0.000
Braden Looper, R ERA: 3.88	(8, 1)	1.0		3	1	0	0	0	0	0	0	0	0	0	5	9	0.00	1.000

PITCHER		IP	WLS	BF	H	R	ER	SO	BB	IBB	HBP	BLK	WP	HR	S	P	ERA	WHIP
Armando Almanza, L ERA: 4.5	(9, 1)	1.0		8	4	5	5	2	1	0	0	0	0	1	29	41	45.00	5.000

New York Mets @ Florida Marlins

Pro Player Stadium, Miami, FL

Sun Jul 07 2002, 4:05 PM EDT

Att. 12,063 - Cloudy - 88 F

livebaseballscorecards.com

BOTTOM

Batter	1	2	3	4	5	6	7	8	9	AB	R	H	RBI	BB	SO	LOB
Luis Castillo, S (1, 4) OBP: 0.399, SLG: 0.398	1-1 BB G5-3 2B 1B	3-2 G6-3 ②			3-2 1B		3-1 G6-3 1B		0-0 L9 ①	5	2	3	0	0	0	1
Preston Wilson, R (1, 8) OBP: 0.344, SLG: 0.441	3-2 G5-3 ① 1-2	0-0 G6-3 ③			1-1 F8 ①		0-0 G6-3 ② 1-2		0-0 F9 ②	5	0	0	0	0	0	4
Mike Lowell, R (1, 5) OBP: 0.374, SLG: 0.527	1-3 K ②		0-2 P4 ①		3-2 F8 ②		2-2 2-H 1B		2-0 G6-3 ③	5	0	1	1	0	1	3
Cliff Floyd, L (1, 9) OBP: 0.414, SLG: 0.537	4-0 BB 2B BB		4-2 1B BB		3-1 G4-3 ③		2-1 G4-3 ③			2	1	0	0	2	0	2
Derrek Lee, R (1, 3) OBP: 0.360, SLG: 0.520	4-2 2B BB 1-2 2-3		0-0 G6-4-3 1B 1-2			4-2 FC5-4 BB		4-1 FC6-4 BB		1	0	1	0	3	0	0
Kevin Millar, R (1, 7) OBP: 0.344, SLG: 0.435	1-1 2B 1-3 2-H 3-H		3-2 G6-4-3 ② ③ 1-2f			1-1 FC5-4 ① 1-2f		0-1 FC6-4 ① 1-2f		4	0	1	2	0	0	4
Charles Johnson, R (1, 2) OBP: 0.326, SLG: 0.351	4-0 BB			0-0 F7 ①		1-3 K ②		0-3 K ②		3	0	0	0	1	2	2
Andy Fox, L (1, 6) OBP: 0.318, SLG: 0.332	0-2 P4 ③			1-3 K ②		3-3 K ③		2-3 K ③		4	0	0	0	0	3	5
Brad Penny, R (1, 1) OBP: 0.150, SLG: 0.200 Vic Darensbourg, L (4, 1) Ramon Castro, R (4, PH) OBP: 0.310, SLG: 0.560 46 Oswaldo Mairena, L (5, 1) Blaine Neal, L (7, 1) Pablo Ozuna, R (7, PH) OBP: 0.333, SLG: 0.500 Braden Looper, R (8, 1) Armando Almanza, L (9, 1) Tim Raines, S (9, PH) OBP: 0.346, SLG: 0.393		1-3 K ①		3-2 P6 ③			1-0 G5-3 ①		1-0 E9	1	0	0	0	1	0	
										0	0	0	0	0	0	
										1	0	0	0	0	0	
										0	0	0	0	0	0	
										0	0	0	0	0	0	
										1	0	0	0	0	0	
										0	0	0	0	0	0	
										0	0	0	0	0	0	
										1	0	0	0	0	0	

Inning Stats	1	2	3	4	5	6	7	8	9
	R: 2 H: 2 E: 0 LOB: 3 K: 1 BB: 3 S: 21 P: 39	R: 0 H: 0 E: 0 LOB: 0 K: 1 BB: 0 S: 9 P: 13	R: 0 H: 1 E: 0 LOB: 1 K: 0 BB: 1 S: 13 P: 20	R: 0 H: 0 E: 0 LOB: 0 K: 1 BB: 0 S: 8 P: 12	R: 0 H: 1 E: 0 LOB: 1 K: 0 BB: 0 S: 13 P: 23	R: 0 H: 0 E: 0 LOB: 1 K: 2 BB: 1 S: 13 P: 22	R: 1 H: 2 E: 0 LOB: 1 K: 0 BB: 0 S: 10 P: 18	R: 0 H: 0 E: 0 LOB: 1 K: 2 BB: 1 S: 10 P: 16	R: 0 H: 0 E: 1 LOB: 1 K: 0 BB: 0 S: 4 P: 7

1B: 5	SF: 0
2B: 1	SAC: 0
3B: 0	DP: 1
HR: 0	HBP: 0

WP: 0	PA: 39
PB: 0	
SB: 0	
CS: 0	

AB	33
R	3
H	6
RBI	3
BB	6
SO	7
LOB	21

PITCHER		IP	WLS	BF	H	R	ER	SO	BB	IBB	HBP	BLK	WP	HR	S	P	ERA	WHIP
Pedro Astacio, R ERA: 3.17	(1, 1)	3.0		15	3	2	2	2	4	0	0	0	0	0	43	72	6.00	2.333
Grant Roberts, R ERA: 1.91	(4, 1)	1.1	W	5	1	0	0	1	0	0	0	0	0	0	15	23	0.00	0.750
Jaime Cerda, L ERA: 1.59	(5, 1)	0.2		2	0	0	0	0	0	0	0	0	0	0	6	12	0.00	0.000
David Weathers, R ERA: 2.87	(6, 1)	1.2	H	8	2	1	1	2	1	0	0	0	0	0	21	36	5.40	1.800
Mark Guthrie, L ERA: 1.48	(7, 1)	1.1	H	5	0	0	0	2	1	0	0	0	0	0	12	20	0.00	0.750

PITCHER		IP	WLS	BF	H	R	ER	SO	BB	IBB	HBP	BLK	WP	HR	S	P	ERA	WHIP
Armando Benitez, R ERA: 2.34	(9, 1)	1.0		4	0	0	0	0	0	0	0	0	0	0	4	7	0.00	0.000

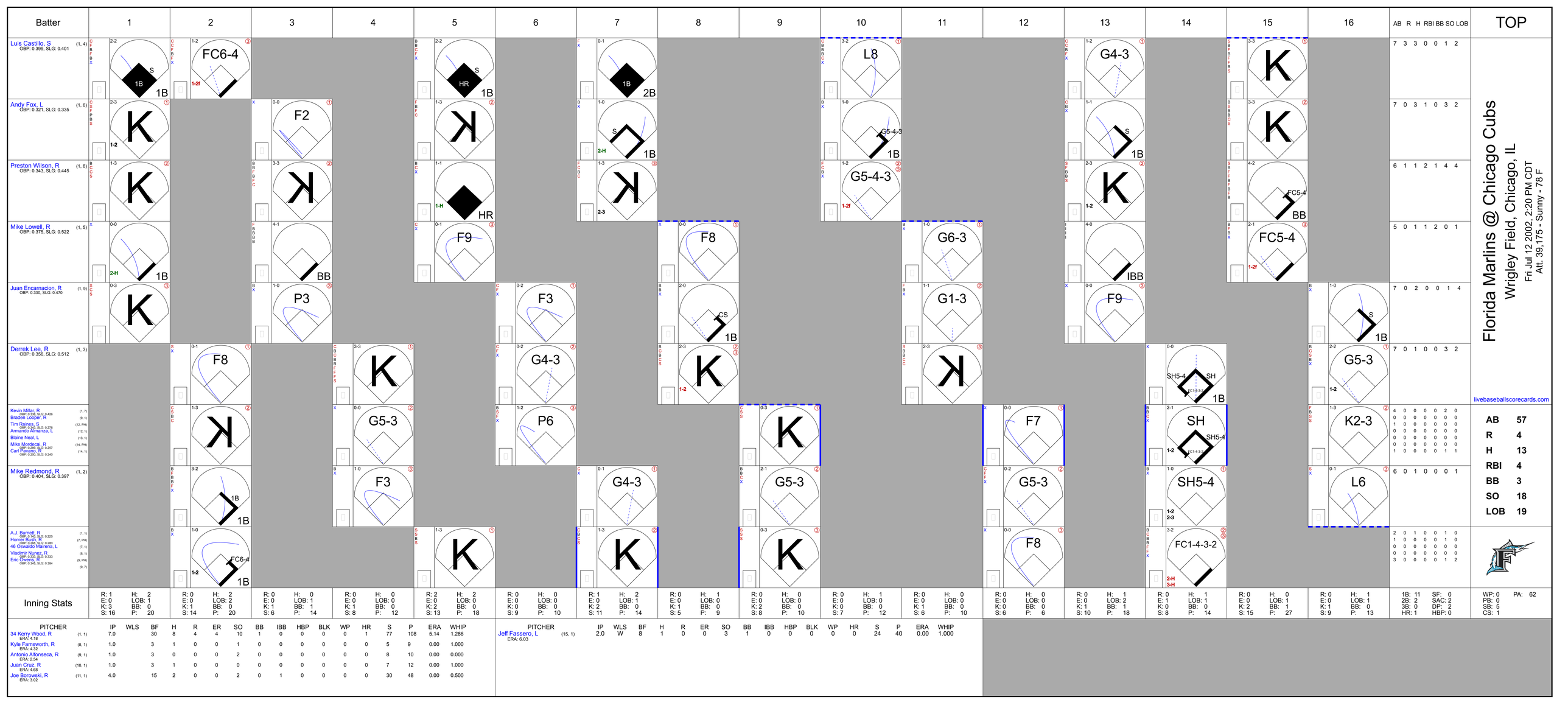
Batter
1
2
3
4
5
6
7
8
9
10
11
12
13
14
15
16
AB R H RBI BB SO LOB
TOP
Luis Castillo, S (1, 4) OBP: 0.399, SLG: 0.401
Andy Fox, L (1, 6) OBP: 0.321, SLG: 0.335
Preston Wilson, R (1, 8) OBP: 0.343, SLG: 0.445
Mike Lowell, R (1, 5) OBP: 0.375, SLG: 0.522
Juan Encarnacion, R (1, 9) OBP: 0.330, SLG: 0.470
Derrek Lee, R (1, 3) OBP: 0.356, SLG: 0.512
Kevin Millar, R (1, 7) OBP: 0.358, SLG: 0.426
Braden Looper, R (9, 1)
Tim Raines, S (12, PH) OBP: 0.345, SLG: 0.278
Armando Almanza, L (12, 1)
Blaine Neal, L (13, 1)
Mike Mordecai, R (14, PH) OBP: 0.250, SLG: 0.257
Carl Pavano, R (14, 1) OBP: 0.200, SLG: 0.240
Mike Redmond, R (1, 2) OBP: 0.404, SLG: 0.397
A.J. Burnett, R (1, 1) OBP: 0.143, SLG: 0.225
Homer Bush, R (7, PH) OBP: 0.286, SLG: 0.280
46 Oswaldo Mairena, L (7, 1)
Vladimir Nunez, R (8, 1) OBP: 0.333, SLG: 0.333
Eric Owens, R (8, PH) OBP: 0.346, SLG: 0.384
Florida Marlins @ Chicago Cubs
Wrigley Field, Chicago, IL
Fri Jul 12 2002, 2:20 PM CDT
Att. 39,175 - Sunny - 78 F
livebaseballscorecards.com
AB 57
R 4
H 13
RBI 4
BB 3
SO 18
LOB 19
Inning Stats
PITCHER IP WLS BF H R ER SO BB IBB HBP BLK WP HR S P ERA WHIP
34 Kerry Wood, R (1, 1) ERA: 4.18
Kyle Farnsworth, R (8, 1) ERA: 4.32
Antonio Alfonseca, R (9, 1) ERA: 2.54
Juan Cruz, R (10, 1) ERA: 4.68
Joe Borowski, R (11, 1) ERA: 3.02
Jeff Fassero, L (15, 1) ERA: 6.03
1B: 11 SF: 0
2B: 2 SAC: 2
3B: 0 DP: 2
HR: 1 HBP: 0
WP: 0 PA: 62
PB: 0
SB: 5
CS: 1

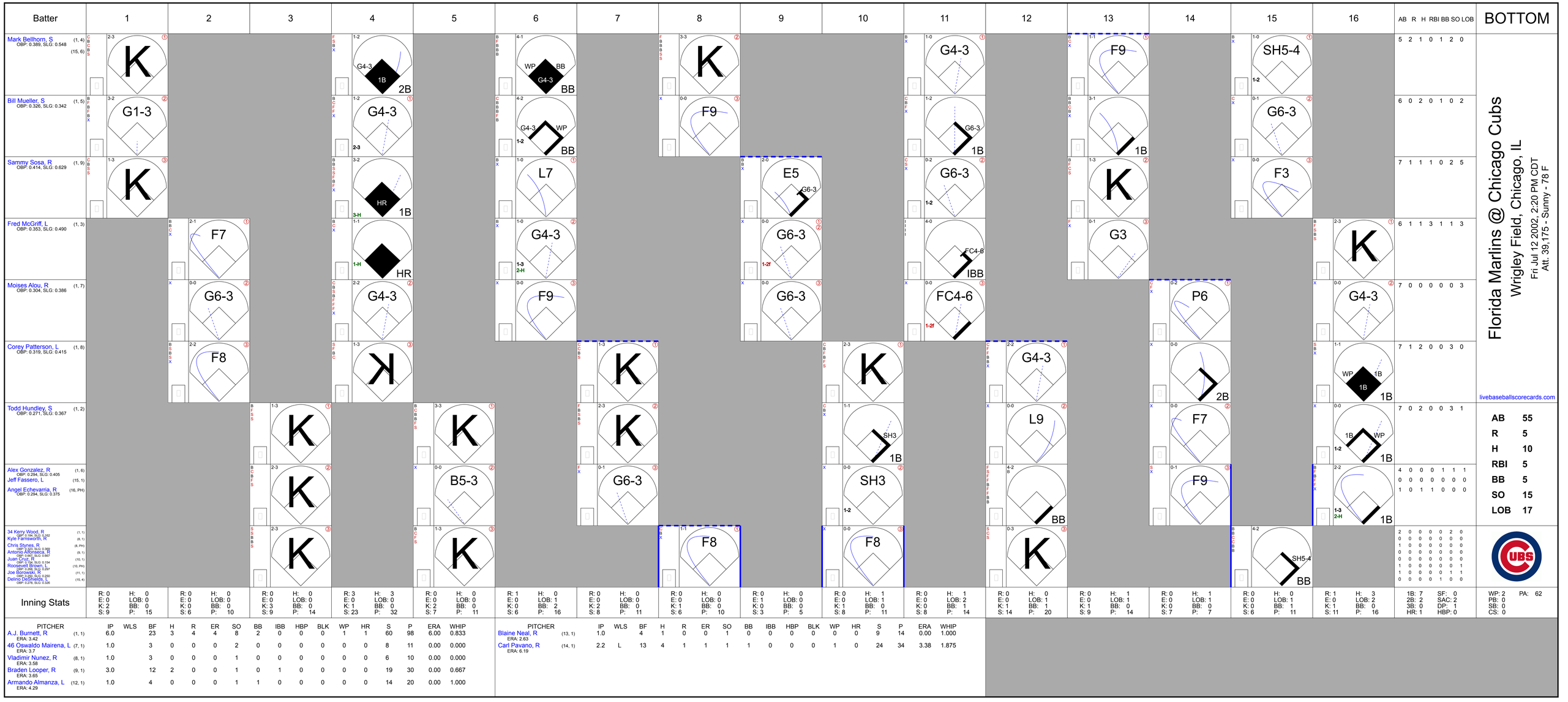
Batter
1
2
3
4
5
6
7
8
9
10
11
12
13
14
15
16
AB R H RBI BB SO LOB
BOTTOM
Mark Bellhorn, S (1, 4) (15, 6)
OBP: 0.389, SLG: 0.548
Bill Mueller, S (1, 5)
OBP: 0.326, SLG: 0.342
Sammy Sosa, R (1, 9)
OBP: 0.414, SLG: 0.629
Fred McGriff, L (1, 3)
OBP: 0.353, SLG: 0.490
Moises Alou, R (1, 7)
OBP: 0.304, SLG: 0.386
Corey Patterson, L (1, 8)
OBP: 0.319, SLG: 0.415
Todd Hundley, S (1, 2)
OBP: 0.271, SLG: 0.367
Alex Gonzalez, R (1, 6)
OBP: 0.294, SLG: 0.405
Jeff Fassero, L (15, 1)
Angel Echevarria, R (16, PH)
OBP: 0.294, SLG: 0.375
34 Kerry Wood, R (1, 1)
OBP: 0.184, SLG: 0.162
Kyle Farnsworth, R (8, 1)
Chris Stynes, R (8, PH)
OBP: 0.333, SLG: 0.368
Antonio Alfonseca, R (9, 1)
OBP: 0.667, SLG: 0.667
Juan Cruz, R (15, 1)
OBP: 0.154, SLG: 0.154
Roosevelt Brown, L (10, PH)
OBP: 0.000, SLG: 0.000
Joe Borowski, R (11, 1)
OBP: 0.250, SLG: 0.250
Delino DeShields, L (15, 4)
OBP: 0.276, SLG: 0.336
Florida Marlins @ Chicago Cubs
Wrigley Field, Chicago, IL
Fri Jul 12 2002, 2:20 PM CDT
Att. 39,175 - Sunny - 78 F
livebaseballscorecards.com
AB 55
R 5
H 10
RBI 5
BB 5
SO 15
LOB 17
WP: 2 PB: 0 CS: 0
PA: 62
Inning Stats
PITCHER IP WLS BF H R ER SO BB IBB HBP BLK WP HR S P ERA WHIP
A.J. Burnett, R (1, 1) ERA: 3.42 6.0 23 3 4 4 8 2 0 0 0 1 1 60 98 6.00 0.833
46 Oswaldo Mairena, L (7, 1) ERA: 3.7 1.0 3 0 0 0 2 0 0 0 0 0 0 8 11 0.00 0.000
Vladimir Nunez, R (8, 1) ERA: 3.58 1.0 3 0 0 0 1 0 0 0 0 0 0 6 10 0.00 0.000
Braden Looper, R (9, 1) ERA: 3.65 3.0 12 2 0 0 1 0 1 0 0 0 0 19 30 0.00 0.667
Armando Almanza, L (12, 1) ERA: 4.29 1.0 4 0 0 0 1 1 0 0 0 0 0 14 20 0.00 1.000
PITCHER IP WLS BF H R ER SO BB IBB HBP BLK WP HR S P ERA WHIP
Blaine Neal, R (13, 1) ERA: 2.63 1.0 4 1 0 0 1 0 0 0 0 0 0 9 14 0.00 1.000
Carl Pavano, R (14, 1) ERA: 6.19 2.2 L 13 4 1 1 1 1 0 0 0 1 0 24 34 3.38 1.875

Florida Marlins @ Chicago Cubs

Wrigley Field, Chicago, IL

Sat Jul 13 2002, 3:05 PM CDT

Att. 39,706 - Sunny - 86 F

TOP

livebaseballscorecards.com

Batter	1	2	3	4	5	6	7	8	9	AB	R	H	RBI	BB	SO	LOB
Luis Castillo, S (1, 4) OBP: 0.398, SLG: 0.402	C B B C F X 2-2 E 2B		B X 1-0 ① G4-3		B C X 1-1 ③ G4-3			B B C C F C 2-3 ② K		4	1	1	0	0	1	2
Andy Fox, L (1, 6) OBP: 0.320, SLG: 0.331	C C X 0-2 E1 WP G3-4-3 2-H		B F C B S 2-3 ② K			B F F C 1-3 ① K		B C B B C B 4-2 FC5 1-2 BB		3	1	0	0	1	2	0
Preston Wilson, R (1, 8) OBP: 0.339, SLG: 0.439	B B X 2-0 ① G3-4-3 2-H		S S X 0-2 ③ F8			C S B B S 2-3 ② K		F S X 0-2 ③ FC5 1-2 2-3f		4	0	0	1	0	1	2
Mike Lowell, R (1, 5) OBP: 0.372, SLG: 0.516	B B F X 2-1 ② F3			C B S X 1-2 ① G4-3		B X 1-0 ③ G1-3			X 0-0 ① F9	4	0	0	0	0	0	0
Derrek Lee, R (1, 3) OBP: 0.352, SLG: 0.506	C S B B S 1-3 ③ K			C B S S B X 2-2 ② L9			C B B B F F F F B F S 3-3 ① K		C C B B B X 3-2 ② G4-3	4	0	0	0	0	2	0
Juan Encarnacion, R (1, 9) OBP: 0.329, SLG: 0.467		C X 0-1 G5-3 1B		C B S B F X 2-2 ③ L6			C S B B X 1-2 ② L9		C F S 0-3 ③ K	4	0	1	0	0	1	0
Kevin Millar, R (1, 7) OBP: 0.338, SLG: 0.422		C B B F X 2-2 ① F8			F B B F B B B 4-2 BB		C F B F C 1-3 ③ K			2	0	0	0	1	1	1
Charles Johnson, R (1, 2) OBP: 0.321, SLG: 0.344		F B B B B X 3-1 ② G5-3 1-2			X 0-0 ① L5			C S X 0-2 ① G5-3		3	0	0	0	0	0	2
Julian Tavarez, L (1, 1) OBP: 0.136, SLG: 0.050 Ramon Castro, R (5, PH) OBP: 0.362, SLG: 0.568 Vic Darensbourg, L (5, 1) Tim Raines, S (8, PH) OBP: 0.352, SLG: 0.291 Blaine Neal, L (8, 1) 46 Oswaldo Mairena, L (8, 1)		B C F C 1-3 ③ K			C C S 0-3 ② K			F B X 1-1 FC5 BB 1B		1 1 0 1 0 0	0 0 0 0 0 0	0 0 0 1 0 0	0 0 0 0 0 0	0 0 0 0 0 0	1 1 0 0 0 0	1 1 0 0 0 0
Inning Stats	R: 2 H: 1 E: 1 LOB: 0 K: 1 BB: 0 S: 13 P: 20	R: 0 H: 1 E: 0 LOB: 1 K: 1 BB: 0 S: 10 P: 16	R: 0 H: 0 E: 0 LOB: 0 K: 1 BB: 0 S: 7 P: 10	R: 0 H: 0 E: 0 LOB: 0 K: 0 BB: 0 S: 10 P: 15	R: 0 H: 0 E: 0 LOB: 1 K: 1 BB: 1 S: 8 P: 13	R: 0 H: 0 E: 0 LOB: 0 K: 2 BB: 0 S: 7 P: 11	R: 0 H: 0 E: 0 LOB: 0 K: 2 BB: 0 S: 13 P: 18	R: 0 H: 1 E: 0 LOB: 2 K: 1 BB: 1 S: 14 P: 21	R: 0 H: 0 E: 0 LOB: 0 K: 1 BB: 0 S: 7 P: 10	1B: 2 SF: 0 2B: 1 SAC: 0 3B: 0 DP: 0 HR: 0 HBP: 0						

AB	31
R	2
H	3
RBI	1
BB	2
SO	10
LOB	9

WP: 1 PA: 33
PB: 0
SB: 0
CS: 0

PITCHER		IP	WLS	BF	H	R	ER	SO	BB	IBB	HBP	BLK	WP	HR	S	P	ERA	WHIP
Matt Clement, R ERA: 3.67	(1, 1)	7.2	W	29	3	2	1	9	2	0	0	0	1	0	79	121	1.17	0.652
Antonio Alfonseca, R ERA: 2.52	(8, 1)	0.1		1	0	0	0	0	0	0	0	0	0	0	3	3	0.00	0.000
Juan Cruz, R ERA: 4.61	(9, 1)	1.0		3	0	0	0	1	0	0	0	0	0	0	7	10	0.00	0.000

PITCHER		IP	WLS	BF	H	R	ER	SO	BB	IBB	HBP	BLK	WP	HR	S	P	ERA	WHIP

Florida Marlins @ Chicago Cubs

Wrigley Field, Chicago, IL

Sat Jul 13 2002, 3:05 PM CDT

Att. 39,706 - Sunny - 86 F

BOTTOM

Batter	1	2	3	4	5	6	7	8	9	AB	R	H	RBI	BB	SO	LOB
Mark Bellhorn, S (1, 4) (9, 3) OBP: 0.399, SLG: 0.550	4-2 E 1B BB	1-1 BB BB 2-H 1B	2-0 G3 ③		4-2 BB			2-2 BB 1B G4-3 1-3 1B		3	2	2	1	2	0	1
Bill Mueller, S (1, 5) OBP: 0.327, SLG: 0.340	2-3 K ①	4-0 BB 1-2 BB		3-1 G4-3 ①	2-2 F7 ③			2-1 G4-3 BB 1-2 3-H 1B		4	0	1	1	1	1	3
Sammy Sosa, R (1, 9) OBP: 0.419, SLG: 0.629 Angel Echevarria, R (8, PR) OBP: 0.294, SLG: 0.375 (9, 9)	1-0 E4 1B 1-2 1B	4-2 G4-6-3 1-2 2-3 BB		1-1 1B WP HBP		1-1 G4-6-3 1B		4-1 G4-3 1-2 2-3 BB		2 0	2 0	1 0	0 0	2 0	0 0	1 0
Fred McGriff, L (1, 3) OBP: 0.354, SLG: 0.489 Roosevelt Brown, L (9, 7) OBP: 0.268, SLG: 0.297	0-0 PB 1B 1-2 2-H 1B	1-2 ②③ G4-6-3 1-2f		1-1 G4-3 WP 1-3 1B		0-0 ① ② G4-6-3 1-2f		0-1 ① G4-3 1-2 2-3 3-H		5 0	0 0	2 0	2 0	0 0	0 0	6 0
Moises Alou, R (1, 7) OBP: 0.302, SLG: 0.382 Juan Cruz, R (9, 1) OBP: 0.154, SLG: 0.154	2-2 G4-3-6-5 PB 1-2 2-H 1B		2-1 ① G5-3	2-2 ② G4-3 1-3 3-H		0-3 ③ K		1-3 ② K		5 0	0 0	1 0	1 0	0 0	2 0	3 0
Corey Patterson, L (1, 8) OBP: 0.318, SLG: 0.413 Antonio Alfonseca, R (8, 1) OBP: 0.667, SLG: 0.667 Chris Stynes, R (8, PH) OBP: 0.321, SLG: 0.366 (9, 4)	3-1 ②③ G4-3-6-5 1-3f 2-3		1-0 PB 2B 1B	0-2 ③ G6-3			0-0 ① L8	1-3 ③ K		4 0 1	1 0 0	1 0 0	0 0 0	0 0 1	0 0 2	3 0 2
Todd Hundley, S (1, 2) OBP: 0.270, SLG: 0.371		3-3 ① K	3-2 1B E 1-H 2B	0-1 ① G6-3			2-1 ② G5-3			4	1	1	1	0	1	0
Alex Gonzalez, R (1, 6) OBP: 0.297, SLG: 0.410		1-2 2B 2B	0-1 E 2-3 1B	0-2 E9 S			2-1 ③ F9			4	1	2	0	0	0	0
Matt Clement, R (1, 1) OBP: 0.189, SLG: 0.152 Darren Lewis, R (8, 8) OBP: 0.333, SLG: 0.310		0-0 1B 2-H 2B	SAFE 0-3 ② K 1-3 3-H	1-2 ② G6-3 2-3				2-0 1B 1B		3 1	1 1	1 1	1 0	0 0	1 0	2 0
Inning Stats	R: 2 E: 1 K: 1 S: 12 H: 2 LOB: 1 BB: 1 P: 24	R: 2 E: 0 K: 1 S: 14 H: 3 LOB: 2 BB: 2 P: 28	R: 2 E: 1 K: 1 S: 13 H: 3 LOB: 1 BB: 0 P: 21	R: 1 E: 0 K: 0 S: 12 H: 1 LOB: 1 BB: 0 P: 19	R: 0 E: 1 K: 0 S: 14 H: 0 LOB: 2 BB: 1 P: 21	R: 0 E: 0 K: 1 S: 7 H: 1 LOB: 0 BB: 0 P: 8	R: 0 E: 0 K: 0 S: 5 H: 0 LOB: 0 BB: 0 P: 9	R: 2 E: 0 K: 2 S: 15 H: 3 LOB: 2 BB: 1 P: 27		1B: 10 2B: 4 3B: 0 HR: 0 SF: 0 SAC: 0 DP: 3 HBP: 1						

livebaseballscorecards.com

AB	36
R	9
H	13
RBI	7
BB	5
SO	6
LOB	21

PITCHER		IP	WLS	BF	H	R	ER	SO	BB	IBB	HBP	BLK	WP	HR	S	P	ERA	WHIP
Julian Tavarez, R ERA: 6.07	(1, 1)	4.0	L	24	9	7	5	3	3	0	1	0	1	0	51	92	11.25	3.000
Vic Darensbourg, L ERA: 3.65	(5, 1)	3.0		11	1	0	0	1	1	0	0	0	0	0	26	38	0.00	0.667
Blaine Neal, R ERA: 3.95	(8, 1)	0.0		4	3	2	2	0	1	0	0	0	0	0	7	17	∞	∞
46 Oswaldo Mairena, L ERA: 3.55	(8, 1)	1.0		3	0	0	0	2	0	0	0	0	0	0	8	10	0.00	0.000

PITCHER	IP	WLS	BF	H	R	ER	SO	BB	IBB	HBP	BLK	WP	HR	S	P	ERA	WHIP

Batter	1	2	3	4	5	6	7	8	9	AB	R	H	RBI	BB	SO	LOB
Luis Castillo, S (1, 4) OBP: 0.398, SLG: 0.401	C X 0-1 ① B1-3		C F X 0-2 ② G3-1		B C B B B 4-1 G4-6-3 BB		B 2 SAFE C F X 1-2 ① CS 2-3 1B		B C C X 1-2 ③ G1-3	4	0	1	0	1	0	1
Andy Fox, L (1, 6) OBP: 0.322, SLG: 0.331	B B B C F F F X 3-2 HBP 1B		S B F B B F B 4-2 S BB		S X 0-1 ② ③ G4-6-3 1-2f		F B C S 1-3 ② ③ K 1-2			3	0	1	0	1	1	2
Juan Encarnacion, R (1, 9) OBP: 0.331, SLG: 0.475	X 0-0 ② F3		B B X 2-0 ③ G6-3 1-2			C F F X 0-2 HR		B S B F B B 4-2 BB		3	1	1	1	1	0	2
Preston Wilson, R (1, 8) OBP: 0.343, SLG: 0.440	H 1-0 1-2 HBP			B B B C B 4-1 2B G5-3 BB		B F X 1-1 G5-4-3 1B		C X 0-1 ① F8		2	1	1	0	1	0	1
Derrek Lee, R (1, 3) OBP: 0.349, SLG: 0.500	B B B C S S 3-3 ③ K			B C F S 1-3 ① K		B X 1-0 ① ② G5-4-3 1-2f		X 0-0 ② F7		4	0	0	0	0	2	5
Eric Owens, R (1, 7) OBP: 0.347, SLG: 0.390		B X 1-0 ① G4-3		S S F F F B F F X 1-2 1-3 2B		X 0-0 1B		B F B F X 2-2 ③ L3		4	0	2	0	0	0	1
Charles Johnson, R (1, 2) OBP: 0.314, SLG: 0.335		C B X 1-1 ② F9		B C C B X 2-2 ② G5-3 3-H		S X 0-1 ③ F8			C B F S 1-3 ① K	4	0	0	1	0	1	2
Mike Mordecai, R (1, 5) OBP: 0.287, SLG: 0.269		C S B S S 1-3 ③ K		B F B C C C 2-3 ③ K			C S X 0-2 2B		C B B X 2-1 ② G6-3	4	1	1	0	0	2	1
Michael Tejera, L (1, 1) OBP: 0.222, SLG: 0.389			C F X 0-2 ① G3		C F F B F B S 2-3 ① K		B B X 2-0 1B 2-H 2B		S B X 1-1 E5 1B	2	0	0	0	0	1	0
Kevin Millar, R (7, PH) OBP: 0.341, SLG: 0.430										1	0	1	1	0	0	0
Vladimir Nunez, R (7, 1) OBP: 0.333, SLG: 0.333										0	0	0	0	0	0	0
46 Oswaldo Mairena, L (8, 1)										0	0	0	0	0	0	0
Homer Bush, R (9, PH) OBP: 0.274, SLG: 0.287										1	0	1	0	0	0	0
Inning Stats	R: 0 E: 0 K: 1 S: 11 H: 1 LOB: 2 BB: 0 P: 18	R: 0 E: 0 K: 1 S: 6 H: 0 LOB: 0 BB: 0 P: 9	R: 0 E: 0 K: 0 S: 10 H: 0 LOB: 1 BB: 1 P: 16	R: 1 E: 0 K: 2 S: 18 H: 1 LOB: 1 BB: 1 P: 28	R: 0 E: 0 K: 1 S: 8 H: 0 LOB: 0 BB: 1 P: 14	R: 1 E: 0 K: 0 S: 10 H: 3 LOB: 1 BB: 0 P: 12	R: 1 E: 0 K: 1 S: 10 H: 3 LOB: 0 BB: 0 P: 14	R: 0 E: 0 K: 0 S: 8 H: 0 LOB: 1 BB: 1 P: 14	R: 0 E: 1 K: 1 S: 10 H: 1 LOB: 1 BB: 0 P: 15	1B: 5 2B: 3 3B: 0 HR: 1 SF: 0 SAC: 0 DP: 2 HBP: 1						

TOP

Florida Marlins @ Chicago Cubs

Wrigley Field, Chicago, IL

Sun Jul 14 2002, 1:20 PM CDT

Att. 38,806 - Sunny - 81 F

livebaseballscorecards.com

AB	32
R	3
H	9
RBI	3
BB	4
SO	7
LOB	15

WP: 0 PB: 0 SB: 1 CS: 1 PA: 37

PITCHER		IP	WLS	BF	H	R	ER	SO	BB	IBB	HBP	BLK	WP	HR	S	P	ERA	WHIP
22 Mark Prior, R ERA: 3.88	(1, 1)	6.0	W	25	5	2	2	5	3	0	1	0	0	1	63	97	3.00	1.333
Tom Gordon, R ERA: 2.45	(7, 1)	1.0	H	4	3	1	1	1	0	0	0	0	0	0	10	14	9.00	3.000
Kyle Farnsworth, R ERA: 3.86	(8, 1)	2.0	S	8	1	0	0	1	1	0	0	0	0	0	18	29	0.00	1.000

PITCHER	IP	WLS	BF	H	R	ER	SO	BB	IBB	HBP	BLK	WP	HR	S	P	ERA	WHIP

Florida Marlins @ Chicago Cubs

Wrigley Field, Chicago, IL

Sun Jul 14 2002, 1:20 PM CDT

Att. 38,806 - Sunny - 81 F

BOTTOM

livebaseballscorecards.com

Batter	1	2	3	4	5	6	7	8	9	AB	R	H	RBI	BB	SO	LOB
Mark Bellhorn, S (1, 4) OBP: 0.399, SLG: 0.563	F9	2B 2-H		3B			K	G6-3		5	0	2	1	0	1	1
Chris Stynes, R (1, 5) OBP: 0.319, SLG: 0.362	1B	K		F9			F7	L9		4	0	1	0	0	1	3
Kyle Farnsworth, R (8, 1)										1	0	0	0	0	0	0
Sammy Sosa, R (1, 9) OBP: 0.420, SLG: 0.636	K		1B 1B SF8-2-5 1B		F9		1-H HR			4	2	2	2	0	1	1
Darren Lewis, R (9, 9) OBP: 0.333, SLG: 0.310										0	0	0	0	0	0	0
Angel Echevarria, R (1, 3) OBP: 0.333, SLG: 0.400	G5-3		SF8-2-5 1B 1-2 1B		G5-4-3 1B		F8			4	0	2	0	0	0	1
Moises Alou, R (1, 7) OBP: 0.301, SLG: 0.380		K	F B T B X 2-2 SF8-2-5 1-2 2-3 1B		1-2f G5-4-3			P5		4	0	1	0	0	1	1
Roosevelt Brown, L (9, 7) OBP: 0.268, SLG: 0.297										0	0	0	0	0	0	0
Corey Patterson, L (1, 8) OBP: 0.317, SLG: 0.421		F9	1-0 SF8-2-5 1-2 2-3 3-H			F9		HR		3	1	1	2	0	0	0
Alex Gonzalez, R (1, 6) OBP: 0.300, SLG: 0.426		22 2B 2B	2-2 G6-3			G1-3		HR		4	2	2	1	0	0	1
Joe Girardi, R (1, 2) OBP: 0.279, SLG: 0.299		22 2B IBB		L7		L9		HR BB		2	2	0	0	2	0	0
22 Mark Prior, R (1, 1) OBP: 0.333, SLG: 0.571		1-H 2-H 2B		K			HR BB	1-H HR		2	1	1	2	0	1	0
Tom Gordon, R (7, 1)										0	0	0	0	0	0	0
Bill Mueller, S (7, PH) OBP: 0.333, SLG: 0.359 (8, 5)										1	2	1	2	1	0	0
Inning Stats	R: 0 E: 0 K: 1 S: 8 / H: 1 LOB: 1 BB: 0 P: 14	R: 3 E: 0 K: 2 S: 16 / H: 3 LOB: 1 BB: 1 P: 29	R: 1 E: 0 K: 0 S: 10 / H: 3 LOB: 1 BB: 0 P: 15	R: 0 E: 0 K: 1 S: 10 / H: 1 LOB: 1 BB: 0 P: 16	R: 0 E: 0 K: 0 S: 6 / H: 1 LOB: 0 BB: 0 P: 10	R: 0 E: 0 K: 0 S: 3 / H: 0 LOB: 0 BB: 0 P: 4	R: 2 E: 0 K: 1 S: 16 / H: 1 LOB: 0 BB: 1 P: 25	R: 4 E: 0 K: 0 S: 16 / H: 3 LOB: 0 BB: 1 P: 27		1B: 5 2B: 4 3B: 1 HR: 4	SF: 1 SAC: 0 DP: 2 HBP: 0			WP: 0 PB: 0 SB: 0 CS: 0	PA: 38		

PITCHER	IP	WLS	BF	H	R	ER	SO	BB	IBB	HBP	BLK	WP	HR	S	P	ERA	WHIP
Michael Tejera, L (1, 1) ERA: 3.15	6.0	L	26	9	4	4	4	0	1	0	0	0	0	53	88	6.00	1.500
Vladimir Nunez, R (7, 1) ERA: 3.86	1.0		5	1	2	2	1	1	0	0	0	0	1	16	25	18.00	2.000
46 Oswaldo Mairena, L (8, 1) ERA: 4.78	1.0		7	3	4	4	0	1	0	0	0	0	3	16	27	36.00	4.000

PITCHER	IP	WLS	BF	H	R	ER	SO	BB	IBB	HBP	BLK	WP	HR	S	P	ERA	WHIP

AB	34
R	10
H	13
RBI	10
BB	3
SO	5
LOB	8

Batter	1	2	3	4	5	6	7	8	9	AB	R	H	RBI	BB	SO	LOB
Luis Castillo, S (1, 4) OBP: 0.396, SLG: 0.399	C F X 0-2 ① G5-3		B F S S 1-3 ① K		C B C X 1-2 1B	B B X 2-0 ③ G6-3				4	0	1	0	0	1	0
Juan Encarnacion, R (1, 9) OBP: 0.327, SLG: 0.469	X 0-0 ② F9		C B F F S 1-3 ② K		C X 0-1 ③ G1-3			X 0-0 ① F8		4	0	0	0	0	1	1
Preston Wilson, R (1, 8) OBP: 0.345, SLG: 0.450	B X 1-0 1B 1B		B C X 1-1 ③ G2-3			X 0-0 HR		C X 0-1 ② G6-3		4	1	2	1	0	0	0
Mike Lowell, R (1, 5) OBP: 0.370, SLG: 0.513	B B X 2-0 FC4-6 1-2 1B			C S X 0-2 ① P6		B X 1-0 ① G1-3		S X 0-1 ③ G1-3		4	0	1	0	0	0	0
Derrek Lee, R (1, 3) OBP: 0.348, SLG: 0.496	B B C X 2-1 ③ FC4-6 1-2f			X 0-0 ② G1-3		C B C B F B F B 4-2 BB			B B X 2-0 ① G5-3	3	0	0	0	1	0	2
Kevin Millar, R (1, 7) OBP: 0.343, SLG: 0.461		C F C 0-3 ① K		C B F F B B X 3-2 HR		X 0-0 ② F8			C X 0-1 HR	4	2	2	2	0	1	1
Charles Johnson, R (1, 2) OBP: 0.313, SLG: 0.333		C F B X 1-2 FC5-4 1B		C B X 1-1 ③ F8		F B F F B B X 3-2 ③ G6-3			X 0-0 ② G5-3	4	0	1	0	0	0	1
Andy Fox, L (1, 6) OBP: 0.318, SLG: 0.325		C B F B S 2-3 ② K			C F S 0-3 ① K		F B F B X 2-2 ① G3		B C F S 1-3 ③ K	4	0	0	0	0	3	1
Brad Penny, R (1, 1) OBP: 0.136, SLG: 0.182	F X 0-1 ③ FC5-4 1-2f				S C B S 1-3 ② K		X 0-0 ② F8			2	0	0	0	0	1	1
Blaine Neal, L (5, 1)										0	0	0	0	0	0	0
Mike Mordecai, R (7, PH) OBP: 0.284, SLG: 0.266										1	0	0	0	0	0	0
Graeme Lloyd, L (7, 1)										0	0	0	0	0	0	0
Carl Pavano, R (8, 1) OBP: 0.200, SLG: 0.240										0	0	0	0	0	0	0
Inning Stats	R: 0 E: 0 K: 0 S: 8 H: 2 LOB: 2 BB: 0 P: 13	R: 0 E: 0 K: 2 S: 11 H: 1 LOB: 1 BB: 0 P: 14	R: 0 E: 0 K: 2 S: 9 H: 0 LOB: 0 BB: 0 P: 12	R: 1 E: 0 K: 0 S: 10 H: 1 LOB: 0 BB: 0 P: 14	R: 0 E: 0 K: 2 S: 11 H: 1 LOB: 1 BB: 0 P: 13	R: 1 E: 0 K: 0 S: 11 H: 1 LOB: 1 BB: 1 P: 19	R: 0 E: 0 K: 0 S: 5 H: 0 LOB: 0 BB: 0 P: 9	R: 0 E: 0 K: 0 S: 5 H: 0 LOB: 0 BB: 0 P: 5	R: 1 E: 0 K: 1 S: 7 H: 1 LOB: 0 BB: 0 P: 10	1B: 4 2B: 0 3B: 0 HR: 3 SF: 0 SAC: 0 DP: 0 HBP: 0							

PITCHER		IP	WLS	BF	H	R	ER	SO	BB	IBB	HBP	BLK	WP	HR	S	P	ERA	WHIP
Mike Bacsik, L ERA: 3.21	(1, 1)	9.0	W	35	7	3	3	7	1	0	0	0	0	3	77	109	3.00	0.889

PITCHER	IP	WLS	BF	H	R	ER	SO	BB	IBB	HBP	BLK	WP	HR	S	P	ERA	WHIP

TOP

Florida Marlins @ New York Mets

Shea Stadium, Flushing, NY

Mon Jul 15 2002, 7:10 PM EDT

Att. 39,706 - Sunny - 89 F

livebaseballscorecards.com

AB	34
R	3
H	7
RBI	3
BB	1
SO	7
LOB	7

Batter	1	2	3	4	5	6	7	8	9	AB	R	H	RBI	BB	SO	LOB
Roberto Alomar, S (1, 4) OBP: 0.336, SLG: 0.385	4-1 1B SF8 BB	0-1 G4-6-3 1-2f		2-2 G6-3		0-0 F7		1-3 K		4	1	0	0	1	1	1
John Valentin, R (1, 6) OBP: 0.331, SLG: 0.372	3-1 P5		0-1 L5		0-2 F9	2-0 G5-3				4	0	0	0	0	0	1
Jeromy Burnitz, L (1, 9) OBP: 0.320, SLG: 0.349	0-1 S 1B 1-3 1B		1-2 HR		4-2 HR BB	2-0 G3				3	3	2	1	1	0	0
Mo Vaughn, L (1, 3) OBP: 0.341, SLG: 0.415	1-1 SF8 3-H		1-2 G4-3		3-1 HR 1-H		1-0 1B			3	1	2	3	0	0	0
Edgardo Alfonzo, R (1, 5) OBP: 0.410, SLG: 0.421	2-1 WP 1B 1-H 1B		0-0 F8		2-2 1B 1B		0-1 F9			4	1	2	1	0	0	1
Jay Payton, R (1, 8) OBP: 0.317, SLG: 0.405	2-1 WP 1-2 1B			0-0 G5-3	3-2 1B 1-3 1B		0-3 K			4	0	2	0	0	1	1
Roger Cedeno, S (1, 7) OBP: 0.301, SLG: 0.335	2-2 G4-3 1-2 2-3			0-1 2B 1B	1-2 1B 3-H		2-3 K			4	1	2	1	0	1	3
Vance Wilson, R (1, 2) OBP: 0.294, SLG: 0.368		4-2 FC5-6 BB		1-1 SH5-4 1-H 2B	1-3 K			0-2 F3		3	1	1	1	1	1	2
Mike Bacsik, L (1, 1)		2-1 FC5-6 G4-6-3 1-2f		0-0 SH5-4 3-H	0-0 F7			1-0 G6-3		3	0	0	1	0	0	3
Inning Stats	R: 2 H: 3 E: 0 LOB: 2 K: 0 BB: 1 S: 14 P: 28	R: 0 H: 0 E: 0 LOB: 0 K: 0 BB: 1 S: 7 P: 13	R: 1 H: 1 E: 0 LOB: 0 K: 0 BB: 0 S: 16 P: 18	R: 2 H: 2 E: 0 LOB: 0 K: 0 BB: 0 S: 10 P: 13	R: 3 H: 4 E: 0 LOB: 2 K: 1 BB: 1 S: 23 P: 37	R: 0 H: 0 E: 0 LOB: 0 K: 0 BB: 0 S: 3 P: 7	R: 0 H: 1 E: 0 LOB: 1 K: 2 BB: 0 S: 11 P: 14	R: 0 H: 0 E: 0 LOB: 0 K: 1 BB: 0 S: 7 P: 9		1B: 8 SF: 1 2B: 1 SAC: 1 3B: 0 DP: 1 HR: 2 HBP: 0						

PITCHER		IP	WLS	BF	H	R	ER	SO	BB	IBB	HBP	BLK	WP	HR	S	P	ERA	WHIP
Brad Penny, R ERA: 6.08	(1, 1)	4.1	L	23	8	8	8	0	3	0	0	0	1	2	59	93	16.61	2.538
Blaine Neal, R ERA: 3.52	(5, 1)	1.2		7	2	0	0	1	0	0	0	0	0	0	14	23	0.00	1.200
Graeme Lloyd, L ERA: 5.68	(7, 1)	1.0		4	1	0	0	2	0	0	0	0	0	0	11	14	0.00	1.000
Carl Pavano, R ERA: 6.12	(8, 1)	1.0		3	0	0	0	1	0	0	0	0	0	0	7	9	0.00	0.000

PITCHER	IP	WLS	BF	H	R	ER	SO	BB	IBB	HBP	BLK	WP	HR	S	P	ERA	WHIP

BOTTOM

Florida Marlins @ New York Mets

Shea Stadium, Flushing, NY

Mon Jul 15 2002, 7:10 PM EDT

Att. 39,706 - Sunny - 89 F

livebaseballscorecards.com

AB	32
R	8
H	11
RBI	8
BB	3
SO	4
LOB	12

Batter	1	2	3	4	5	6	7	8	9	AB	R	H	RBI	BB	SO	LOB
Luis Castillo, S (1, 4) OBP: 0.399, SLG: 0.400	B C F B B X 3-2 G6-3 ①		C B B B X 2-1 CS 1B 1B		B B C F X 2-2 G5-3 ③		B X 1-0 FC4 1B		B B B C S B 4-2 BB	4	0	2	0	1	0	0
Mike Mordecai, R (1, 6) OBP: 0.290, SLG: 0.286	B C B X 2-1 L3 ②		F B F F X 1-2 CS 1-2 1B			B X 1-0 2B 2B	B X 1-0 FC4 ③ 1-2f		C B S B X 2-2 G4-3 ③	5	1	2	0	0	0	2
Preston Wilson, R (1, 8) OBP: 0.347, SLG: 0.449	C B F C 1-3 K ③		B B C C B C 3-3 K ② ③ 1-2 2-3			B B F B B 4-1 2B E BB		F B C B B X 3-2 1B FC5-4 1B		3	2	1	0	1	2	2
Mike Lowell, R (1, 5) OBP: 0.374, SLG: 0.517		B B S B C F F B 4-2 HR BB		B X 1-0 P8 ①		C B X 1-1 E2 1B 1-H 2-H 2B		C B X 1-1 FC5-4 1-3 1B		3	1	2	1	1	0	0
Derrek Lee, R (1, 3) OBP: 0.352, SLG: 0.506		B B F B X 3-1 1-H HR		B B C C B B 4-1 BB		B C B B B X 3-1 G5-4-3 2-3 1B		B B B B C F F S 3-3 K ①		3	1	2	2	1	1	2
Kevin Millar, R (1, 7) OBP: 0.338, SLG: 0.452		C B X 1-1 G5-3 ①		X 0-0 F8 ②		B C S B X 1-2 F2 ①		B C S B X 2-2 FC5-4 ② 1-2f 3-H		4	0	0	1	0	0	4
Juan Encarnacion, R (1, 9) OBP: 0.324, SLG: 0.464		S L S 0-3 K ②		C X 0-1 P3 ③		B S B F X 2-2 G5-4-3 ② ③ 1-2f		S B B X 2-1 F8 ③		4	0	0	0	0	1	4
Mike Redmond, R (1, 2) OBP: 0.394, SLG: 0.386		B C B S S T B X 3-2 G5-3 ③		C X 0-1 G1-3 ①			C B B C F F C 2-3 K ①		B X 1-0 F9 ①	4	0	0	0	0	1	0
Josh Beckett, R (1, 1) Vladimir Nunez, R (6, 1) OBP: 0.333, SLG: 0.333 Ramon Castro, R (7, PH) OBP: 0.354, SLG: 0.553 Armando Almanza, L (7, 1) Braden Looper, R (8, 1) Tim Raines, S (9, PH) OBP: 0.347, SLG: 0.286			C C C 0-3 K ①		B B C F F C 2-3 K ②		B B X 2-0 G5-3 ②		B X 1-0 F9 ②	2 0 1 0 0 0	0 0 0 0 0 0	0 0 0 0 0 0	0 0 0 0 0 0	0 0 0 0 0 0	2 0 0 0 0 0	0 0 0 0 0 0
Inning Stats	R: 0 H: 0 E: 0 LOB: 0 K: 1 BB: 0 S: 8 P: 14	R: 2 H: 1 E: 0 LOB: 0 K: 1 BB: 1 S: 15 P: 26	R: 0 H: 2 E: 0 LOB: 1 K: 2 BB: 0 S: 11 P: 17	R: 0 H: 0 E: 0 LOB: 1 K: 0 BB: 1 S: 5 P: 10	R: 0 H: 0 E: 0 LOB: 0 K: 1 BB: 0 S: 9 P: 13	R: 2 H: 3 E: 1 LOB: 1 K: 0 BB: 1 S: 12 P: 24	R: 0 H: 1 E: 0 LOB: 1 K: 1 BB: 0 S: 8 P: 14	R: 1 H: 2 E: 0 LOB: 1 K: 1 BB: 0 S: 15 P: 26	R: 0 H: 0 E: 0 LOB: 1 K: 0 BB: 1 S: 7 P: 15	1B: 6 SF: 0 2B: 2 SAC: 0 3B: 0 DP: 1 HR: 1 HBP: 0						

TOP

Florida Marlins @ New York Mets

Shea Stadium, Flushing, NY

Tue Jul 16 2002, 12:10 PM EDT

Att. 38,665 - Sunny - 80 F

livebaseballscorecards.com

AB	34
R	5
H	9
RBI	4
BB	4
SO	7
LOB	14

PITCHER		IP	WLS	BF	H	R	ER	SO	BB	IBB	HBP	BLK	WP	HR	S	P	ERA	WHIP
Al Leiter, L ERA: 2.95	(1, 1)	6.0	W	25	6	4	4	5	3	0	0	0	0	1	60	104	6.00	1.500
Mark Guthrie, L ERA: 1.32	(7, 1)	1.0	H	4	1	0	0	1	0	0	0	0	0	0	8	14	0.00	1.000
Scott Strickland, R ERA: 4.04	(8, 1)	1.0		5	2	1	1	1	0	0	0	0	0	0	15	26	9.00	2.000
Mark Corey, R ERA: 1.8	(9, 1)	1.0		4	0	0	0	0	1	0	0	0	0	0	7	15	0.00	1.000

PITCHER	IP	WLS	BF	H	R	ER	SO	BB	IBB	HBP	BLK	WP	HR	S	P	ERA	WHIP

Batter	1	2	3	4	5	6	7	8	9	AB	R	H	RBI	BB	SO	LOB
Roberto Alomar, S (1, 4) OBP: 0.337, SLG: 0.382	F F B X 1-2 ① G4-3	C B B B B 4-1 3B BB		B B F F X 2-2 ② G1-3			B B B B 4-0 BB BB	C B F X 2-2 ② G5-3		3	1	0	0	2	0	1
Timo Perez, L (1, 7) OBP: 0.333, SLG: 0.470	B B C B B 4-1 HR BB	C F X 0-2 1-H 2-H 3-H 3B		X 0-0 ③ G3-1			B L X 1-1 ① F2	B B B B 4-0 BB		3	1	1	3	2	0	1
Jeromy Burnitz, L (1, 9) OBP: 0.318, SLG: 0.344	C C S 0-3 ② K	S B F B X 2-2 ③ G3			B S B B S F S 3-3 ① K		B C 1 SAFE C B B B 4-2 ② BB 1-2 2B BB	F B B B X 3-1 ③ G3		4	1	0	0	1	2	4
Mo Vaughn, L (1, 3) OBP: 0.343, SLG: 0.424	F P X 1-1 1-H HR		B B F X 2-1 E4 HR		B B S B F F C 3-3 ② K		B C B B B 4-1 1-2 2B BB			3	3	1	2	1	1	0
Edgardo Alfonzo, R (1, 5) OBP: 0.411, SLG: 0.434	F B X 1-1 ③ L4		C X 0-1 1-H HR		C S F B S 1-3 ③ K2-3		B B S X 2-1 1-H 2-H 2B			4	1	2	4	0	1	0
Jay Payton, R (1, 8) OBP: 0.320, SLG: 0.404		B X 1-0 SH1-4 1B 3B 1B	C B C B S 2-3 ① K2-3			B B F B B 4-1 K BB	F F B X 1-2 ③ G4-3			3	1	1	0	1	1	1
Vance Wilson, R (1, 2) OBP: 0.302, SLG: 0.374		B X 1-0 SH1-4 1-2 3B 1B	B B F C X 2-2 ② G6-3			1 SAFE F C S 0-3 ①② K 1-2		B X 1-0 FC3-6 1B		4	1	2	0	0	1	1
Rey Ordonez, R (1, 6) OBP: 0.257, SLG: 0.315		X 0-0 ① F9	B X 1-0 ③ F7			C C B X 1-2 2B		B C X 1-1 ① FC3-6 1-2f 2B		4	1	1	0	0	0	3
Al Leiter, L (1, 1) OBP: 0.235, SLG: 0.194 Tony Tarasco, L (6, PH) OBP: 0.265, SLG: 0.522 Mark Guthrie, R (7, 1) Scott Strickland, R (8, 1) John Valentin, R (8, PH) OBP: 0.336, SLG: 0.385 Mark Corey, R (9, 1)		X 0-0 ② SH1-4 1-2 2-3		C S F B S 1-3 ① K		B F F X 1-2 ③ G3-1		C B X 1-1 1-H 2B		1 1 0 0 1 0	0 0 0 0 0 0	0 0 0 0 1 0	0 0 0 0 1 0	0 0 0 0 0 0	1 0 0 0 0 0	0 1 0 0 0 0
Inning Stats	R: 2 H: 1 E: 0 LOB: 0 K: 1 BB: 1 S: 12 P: 18	R: 3 H: 3 E: 0 LOB: 1 K: 0 BB: 1 S: 11 P: 19	R: 2 H: 1 E: 1 LOB: 0 K: 1 BB: 0 S: 11 P: 18	R: 0 H: 0 E: 0 LOB: 0 K: 1 BB: 0 S: 8 P: 11	R: 0 H: 0 E: 0 LOB: 0 K: 3 BB: 0 S: 12 P: 19	R: 0 H: 1 E: 0 LOB: 1 K: 1 BB: 1 S: 10 P: 16	R: 2 H: 1 E: 0 LOB: 1 K: 0 BB: 3 S: 11 P: 27	R: 1 H: 2 E: 0 LOB: 2 K: 0 BB: 1 S: 10 P: 22		1B: 3 SF: 0 2B: 3 SAC: 1 3B: 1 DP: 0 HR: 2 HBP: 0						

PITCHER		IP	WLS	BF	H	R	ER	SO	BB	IBB	HBP	BLK	WP	HR	S	P	ERA	WHIP
Josh Beckett, R ERA: 4.45	(1, 1)	5.0	L	23	5	7	6	6	2	0	0	0	0	2	54	85	10.80	1.400
Vladimir Nunez, R ERA: 3.78	(6, 1)	1.0		4	1	0	0	1	1	0	0	0	0	0	10	16	0.00	2.000
Armando Almanza, L ERA: 4.91	(7, 1)	1.0		6	1	2	2	0	3	0	0	0	0	0	11	27	18.00	4.000
Braden Looper, R ERA: 3.75	(8, 1)	1.0		6	2	1	1	0	1	0	0	0	0	0	10	22	9.00	3.000

PITCHER	IP	WLS	BF	H	R	ER	SO	BB	IBB	HBP	BLK	WP	HR	S	P	ERA	WHIP

BOTTOM

Florida Marlins @ New York Mets

Shea Stadium, Flushing, NY

Tue Jul 16 2002, 12:10 PM EDT

Att. 38,665 - Sunny - 80 F

livebaseballscorecards.com

AB	31
R	10
H	9
RBI	10
BB	7
SO	7
LOB	12

1B: 3 SF: 0
2B: 3 SAC: 1
3B: 1 DP: 0
HR: 2 HBP: 0

WP: 0 PA: 39
PB: 0
SB: 0
CS: 0

Batter	1	2	3	4	5	6	7	8	9	AB	R	H	RBI	BB	SO	LOB
Luis Castillo, S (1, 4) OBP: 0.395, SLG: 0.396	C X 0-1 G6-3		C F C 0-3 K		X 0-0 G6-3			C B S X 1-2 G1-3		4	0	0	0	0	1	1
Andy Fox, L (1, 6) OBP: 0.317, SLG: 0.324	C B X 1-1 L4		B X 1-0 G3-1			C X 0-1 F8		F X 0-1 1B		4	0	1	0	0	0	1
Preston Wilson, R (1, 8) OBP: 0.343, SLG: 0.443	S B X 1-1 G5-3			C B B X 2-1 G6-3		X 0-0 G4-3		B X 1-0 P4		4	0	0	0	0	0	1
Mike Lowell, R (1, 5) OBP: 0.370, SLG: 0.511		C X 0-1 F8		B C S X 1-2 F9		C B B B C F S 3-3 K		C B X 1-1 G6-3		4	0	0	0	0	1	1
Derrek Lee, R (1, 3) OBP: 0.353, SLG: 0.506		C B F X 1-2 L5		C B S F F B B X 3-2 1B 1B			B C X 1-1 G6-4-3 1B		B B X 2-0 G5-3	4	0	2	0	0	0	0
Juan Encarnacion, R (1, 9) OBP: 0.325, SLG: 0.462		B B B B 4-0 BB		S C X 0-2 1-2 1B			B X 1-0 G6-4-3 1-2f		S S X 0-2 F9	3	0	1	0	1	0	1
Kevin Millar, R (1, 7) OBP: 0.336, SLG: 0.448		C X 0-1 G4-3		X 0-0 L7			B B X 2-0 1B 1B		X 0-0 F8	4	0	1	0	0	0	3
Ramon Castro, R (1, 2) OBP: 0.373, SLG: 0.561			C C B B F B X 3-2 SH1-4 1B		C X 0-1 F7		C C X 0-2 1-2 1B			3	0	2	0	0	0	0
A.J. Burnett, R (1, 1) OBP: 0.140, SLG: 0.220			X 0-0 SH1-4 1-2		C C C 0-3 K		C B S B X 2-2 G4-3			1	0	0	0	0	1	0
Carl Pavano, R (5, 1) OBP: 0.200, SLG: 0.240										0	0	0	0	0	0	0
Homer Bush, R (7, PH) OBP: 0.272, SLG: 0.284										1	0	0	0	0	0	2
Vic Darensbourg, L (7, 1)										0	0	0	0	0	0	0
Graeme Lloyd, L (8, 1)										0	0	0	0	0	0	0
Inning Stats	R: 0 E: 0 K: 0 S: 6 H: 0 LOB: 0 BB: 0 P: 8	R: 0 E: 0 K: 0 S: 7 H: 0 LOB: 1 BB: 1 P: 12	R: 0 E: 0 K: 1 S: 9 H: 1 LOB: 1 BB: 0 P: 13	R: 0 E: 0 K: 0 S: 14 H: 2 LOB: 2 BB: 0 P: 20	R: 0 E: 0 K: 1 S: 6 H: 0 LOB: 0 BB: 0 P: 6	R: 0 E: 0 K: 1 S: 7 H: 0 LOB: 0 BB: 0 P: 10	R: 0 E: 0 K: 0 S: 10 H: 3 LOB: 2 BB: 0 P: 16	R: 0 E: 0 K: 0 S: 8 H: 1 LOB: 1 BB: 0 P: 11	R: 0 E: 0 K: 0 S: 5 H: 0 LOB: 0 BB: 0 P: 7	1B: 7 2B: 0 3B: 0 HR: 0	SF: 0 SAC: 1 DP: 1 HBP: 0						

TOP

Florida Marlins @ Atlanta Braves

Turner Field, Atlanta, GA

Wed Jul 17 2002, 7:05 PM EDT

Att. 40,292 - Cloudy - 92 F

livebaseballscorecards.com

AB	32
R	0
H	7
RBI	0
BB	1
SO	3
LOB	10

PITCHER		IP	WLS	BF	H	R	ER	SO	BB	IBB	HBP	BLK	WP	HR	S	P	ERA	WHIP
Greg Maddux, R ERA: 2.59	(1, 1)	7.0	W	27	6	0	0	3	1	0	0	0	0	0	59	85	0.00	1.000
Kevin Gryboski, R ERA: 2.08	(8, 1)	1.0		4	1	0	0	0	0	0	0	0	0	0	8	11	0.00	1.000
Albie Lopez, R ERA: 4.86	(9, 1)	1.0		3	0	0	0	0	0	0	0	0	0	0	5	7	0.00	0.000

PITCHER		IP	WLS	BF	H	R	ER	SO	BB	IBB	HBP	BLK	WP	HR	S	P	ERA	WHIP

Florida Marlins @ Atlanta Braves

Turner Field, Atlanta, GA

Wed Jul 17 2002, 7:05 PM EDT

Att. 40,292 - Cloudy - 92 F

BOTTOM

Batter	1	2	3	4	5	6	7	8	9	AB	R	H	RBI	BB	SO	LOB
Rafael Furcal, S (1, 6) OBP: 0.332, SLG: 0.395	0-2 1B 1B 1B	4-2 1B BB			1-1 BB HBP 3-3 FC3-6 1-2f		2-2 1B 1-3 2-H 2B			3	2	2	1	1	0	3
Matt Franco, L (1, 3) OBP: 0.453, SLG: 0.649 Julio Franco, R (7, PH) OBP: 0.343, SLG: 0.383 (8, 3)	0-0 1B 10 1B 1-3 1B	1-0 FC6-4 1-3 1B			4-0 10 FC4-6 1B 1-2 1B BB	0-1 2B 1B	1-1 BB 2-3 3-H 1B			3 1	2 0	3 1	0 1	1 0	0 0	0 0
Gary Sheffield, R (1, 9) OBP: 0.382, SLG: 0.510 Kevin Gryboski, R (8, 1) Albie Lopez, R (9, 1) OBP: 0.167, SLG: 0.167	1-1 10 1B G6-3 1-3 3-H 1B	0-0 ③ FC6-4 1-2f			2-1 10 FC4-6 1-2 2-H 1B	1-1 ① 10 SF7 1-H 2B	4-0 1-2 BB			4 0 0	2 0 0	3 0 0	2 0 0	1 0 0	0 0 0	2 0 0
10 Chipper Jones, S (1, 7) OBP: 0.388, SLG: 0.457	2-1 G6-3 BB 1-3 3-H 1B	2-2 ① G4-1			1-0 ① FC4-6 1B 1-2f 2-3 2B	0-0 ② SF7 3-H	1-1 ③ F2			4	1	1	2	0	0	5
Andruw Jones, R (1, 8) OBP: 0.367, SLG: 0.487	4-2 G6-3 1-2 BB	1-1 ② F9			0-0 2B 1B 1-2 3-H 1B	0-0 ③ G5-3		0-0 ① G5-3		4	1	1	1	1	0	0
Vinny Castilla, R (1, 5) OBP: 0.276, SLG: 0.384 Darren Bragg, L (8, 9) OBP: 0.375, SLG: 0.423	0-0 ①② G6-3 1-2f 2-3 3-H	0-1 ③ G5-3			1-0 1B 1-3 2-H 2B		0-0 2B 1B 1B	1-1 FC6-4 1B		4 1	1 0	2 1	1 0	0 0	0 0	2 0
Keith Lockhart, L (1, 4) OBP: 0.277, SLG: 0.362 Mark DeRosa, R (7, PH) OBP: 0.365, SLG: 0.433 (8, 4)	2-1 ③ G1-3			2-0 ① G6-3	4-0 1B IBB		1-1 ① F8	0-0 ② F8		2 2	0 0	0 0	0 0	1 0	0 0	1 2
Henry Blanco, R (1, 2) OBP: 0.231, SLG: 0.275	1-3 ① K			3-2 ② F8	1-2 ② F3		3-2 2B 1-2 1B 1B	2-1 ③ FC6-4 1-2f		5	1	1	0	0	1	4
Greg Maddux, R (1, 1) OBP: 0.235, SLG: 0.324 Wes Helms, R (7, PH) OBP: 0.275, SLG: 0.375 (8, 5)	0-2 ② G4-3			0-0 ③ G1-6-3	1-1 FC3-6 1-2 2-3 3-H 1B		1-2 ② F9			3 1	0 0	1 0	1 0	0 0	0 0	0 2
Inning Stats	R: 3 E: 0 K: 0 S: 13 H: 4 LOB: 1 BB: 1 P: 22	R: 0 E: 0 K: 1 S: 11 H: 1 LOB: 2 BB: 1 P: 16	R: 0 E: 0 K: 0 S: 7 H: 0 LOB: 0 BB: 0 P: 10	R: 0 E: 0 K: 0 S: 6 H: 0 LOB: 0 BB: 0 P: 11	R: 4 E: 0 K: 0 S: 12 H: 4 LOB: 3 BB: 2 P: 27	R: 1 E: 0 K: 0 S: 6 H: 2 LOB: 0 BB: 0 P: 7	R: 2 E: 0 K: 0 S: 19 H: 4 LOB: 3 BB: 1 P: 32	R: 0 E: 0 K: 0 S: 6 H: 1 LOB: 1 BB: 0 P: 9		1B: 13 2B: 3 3B: 0 HR: 0 SF: 1 SAC: 0 DP: 1 HBP: 1						

livebaseballscorecards.com

AB	37
R	10
H	16
RBI	9
BB	5
SO	1
LOB	21

WP: 0 PB: 0 SB: 0 CS: 0 PA: 44

PITCHER		IP	WLS	BF	H	R	ER	SO	BB	IBB	HBP	BLK	WP	HR	S	P	ERA	WHIP
A.J. Burnett, R ERA: 3.75	(1, 1)	4.2	L	27	9	7	7	1	3	1	1	0	0	0	48	85	13.50	2.571
Carl Pavano, R ERA: 6.13	(5, 1)	1.1		5	2	1	1	0	0	0	0	0	0	0	7	8	6.75	1.500
Vic Darensbourg, L ERA: 4.03	(7, 1)	1.0		8	4	2	2	0	1	0	0	0	0	0	19	32	18.00	5.000
Graeme Lloyd, L ERA: 5.51	(8, 1)	1.0		4	1	0	0	0	0	0	0	0	0	0	6	9	0.00	1.000

PITCHER	IP	WLS	BF	H	R	ER	SO	BB	IBB	HBP	BLK	WP	HR	S	P	ERA	WHIP

Florida Marlins @ Atlanta Braves

Turner Field, Atlanta, GA

Thu Jul 18 2002, 1:05 PM EDT

Att. 34,805 - Sunny - 91 F

TOP

livebaseballscorecards.com

Batter	1	2	3	4	5	6	7	8	9	AB	R	H	RBI	BB	SO	LOB
Luis Castillo, S (1, 4) OBP: 0.395, SLG: 0.396	F9		G1-3 1B 1B		1B		G4-3		FC1-4 1-2f	5	0	2	0	0	0	1
Eric Owens, R (1, 9) (8, 7) OBP: 0.348, SLG: 0.390	G6-3 S 1B		G1-3 1-2 1B		G1-3		G4-3		K	5	0	2	0	0	1	2
Preston Wilson, R (1, 8) OBP: 0.344, SLG: 0.446	G6-3 1-3		G1-3 1-2 2-3			CS 1B	WP 2B		F9	5	0	2	0	0	0	4
Mike Lowell, R (1, 5) OBP: 0.369, SLG: 0.507	BB		G6-3			F8	G6-3 2-3			3	0	0	0	1	0	4
Derrek Lee, R (1, 3) OBP: 0.355, SLG: 0.504	K			K		SAFE 1-2 BB 1B		1B		3	1	1	0	1	2	2
Kevin Millar, R (1, 7) OBP: 0.339, SLG: 0.444		K		CS BB		1B 1-2 BB		P4		2	0	0	0	2	1	1
Braden Looper, R (8, 1)										0	0	0	0	0	0	0
Mike Redmond, R (1, 2) OBP: 0.390, SLG: 0.382		K		G5-3 1-2		BB 1-3 2-H 1B		K		4	0	1	1	0	2	2
Andy Fox, L (1, 6) OBP: 0.317, SLG: 0.322		G6-3			G3-1					2	0	0	0	1	0	0
Mike Mordecai, R (8, PH) (8, 6) OBP: 0.287, SLG: 0.282						BB 1-2		K		1	0	0	0	0	1	1
Julian Tavarez, L (1, 1) OBP: 0.125, SLG: 0.045			B1-3		K	K			FC1-4 1B	2	0	0	0	0	1	0
Tim Raines, S (6, PH) OBP: 0.342, SLG: 0.281										1	0	0	0	0	1	3
Vladimir Nunez, R (6, 1) OBP: 0.333, SLG: 0.333										0	0	0	0	0	0	0
Juan Encarnacion, R (8, 9) OBP: 0.327, SLG: 0.464										1	0	1	0	0	0	0

Inning Stats	1	2	3	4	5	6	7	8	9
	R: 0 E: 0 K: 1 S: 8	R: 0 E: 0 K: 2 S: 8	R: 0 E: 0 K: 0 S: 11	R: 0 E: 0 K: 1 S: 8	R: 0 E: 0 K: 1 S: 10	R: 1 E: 0 K: 1 S: 13	R: 0 E: 0 K: 0 S: 14	R: 0 E: 0 K: 2 S: 8	R: 0 E: 0 K: 1 S: 11
	H: 1 LOB: 2 BB: 1 P: 19	H: 0 LOB: 0 BB: 0 P: 13	H: 2 LOB: 2 BB: 0 P: 18	H: 0 LOB: 0 BB: 1 P: 17	H: 1 LOB: 1 BB: 0 P: 17	H: 2 LOB: 3 BB: 3 P: 30	H: 1 LOB: 1 BB: 0 P: 20	H: 1 LOB: 1 BB: 0 P: 12	H: 1 LOB: 1 BB: 0 P: 12

AB	34
R	1
H	9
RBI	1
BB	5
SO	9
LOB	20

1B: 8	SF: 0	WP: 1	PA: 39
2B: 1	SAC: 0	PB: 0	
3B: 0	DP: 0	SB: 1	
HR: 0	HBP: 0	CS: 2	

PITCHER		IP	WLS	BF	H	R	ER	SO	BB	IBB	HBP	BLK	WP	HR	S	P	ERA	WHIP
Tom Glavine, L ERA: 2.55	(1, 1)	5.2	W	24	5	1	1	5	4	0	0	0	0	0	51	101	1.59	1.588
Kevin Gryboski, R ERA: 2.06	(6, 1)	0.1	H	3	1	0	0	1	1	0	0	0	0	0	7	13	0.00	6.000
Chris Hammond, L ERA: 1.44	(7, 1)	1.0	H	4	1	0	0	0	0	0	0	0	1	0	14	20	0.00	1.000
Mike Remlinger, L ERA: 1.35	(8, 1)	1.0	H	4	1	0	0	2	0	0	0	0	0	0	8	12	0.00	1.000
29 John Smoltz, R ERA: 4.18	(9, 1)	1.0	S	4	1	0	0	1	0	0	0	0	0	0	11	12	0.00	1.000

PITCHER	IP	WLS	BF	H	R	ER	SO	BB	IBB	HBP	BLK	WP	HR	S	P	ERA	WHIP

Florida Marlins @ Atlanta Braves

Turner Field, Atlanta, GA

Thu Jul 18 2002, 1:05 PM EDT
Att. 34,805 - Sunny - 91 F

livebaseballscorecards.com

BOTTOM

Batter	1	2	3	4	5	6	7	8	9	AB	R	H	RBI	BB	SO	LOB
Rafael Furcal, S (1, 6) OBP: 0.333, SLG: 0.397	1-0 10 1B 2B	4-2 BB			1-0 G4-3 ①		0-3 K ③			3	1	1	0	1	1	0
Matt Franco, L (1, 3) OBP: 0.449, SLG: 0.638	2-0 HBP 10 1B 2-3 1B	1-0 G3 ③			1-3 K ②			4-0 G1-4-3 BB		3	1	1	0	0	1	1
Wes Helms, R (8, 3) OBP: 0.280, SLG: 0.375										0	0	0	0	1	0	0
Gary Sheffield, R (1, 9) OBP: 0.381, SLG: 0.505	1-0 10 1B 1-2 G4-6-3 HBP		2-2 G6-3 ①		0-2 F5 ③			2-2 G1-4-3 ①② 1-2f		3	1	0	0	0	0	1
10 Chipper Jones, S (1, 7) OBP: 0.392, SLG: 0.457	0-1 G4-6-3 1-3 2-H 3-H 1B		4-2 E S BB			4-1 G6-3 BB		2-2 G4-3 ③		2	0	1	2	2	0	0
Andruw Jones, R (1, 8) OBP: 0.364, SLG: 0.483	1-0 G4-6-3 ①② 1-2f 3-H		3-3 K ② 1-3			0-0 G6-3 ① 1-2				3	0	0	0	0	1	3
Vinny Castilla, R (1, 5) OBP: 0.277, SLG: 0.384	0-0 1B		1-2 G4-3 ③			2-1 F7 ②				3	0	1	0	0	0	2
Keith Lockhart, L (1, 4) OBP: 0.273, SLG: 0.356	0-1 G1-3 ③			2-3 K ①		1-3 K ③				3	0	0	0	0	2	2
Henry Blanco, R (1, 2) OBP: 0.225, SLG: 0.268		1-1 F9 ①		0-2 G5-3 ②			2-2 P4 ①			3	0	0	0	0	0	0
Tom Glavine, L (1, 1) OBP: 0.098, SLG: 0.122 Kevin Gryboski, R (6, 1) Chris Hammond, L (7, 1) Darren Bragg, L (7, PH) OBP: 0.372, SLG: 0.418 Mike Remlinger, L (8, 1) 29 John Smoltz, R (9, 1)		3-2 G6-3 ②		0-0 G1-3 ③			2-3 K ②			2 0 0 1 0 0	0 0 0 0 0 0	0 0 0 0 0 0	0 0 0 0 1 0	0 0 0 0 0 0	0 0 0 1 0 0	0 0 0 0 0 0
Inning Stats	R: 3 E: 0 K: 0 S: 8 H: 4 LOB: 1 BB: 0 P: 13	R: 0 E: 0 K: 0 S: 13 H: 0 LOB: 1 BB: 1 P: 22	R: 0 E: 1 K: 1 S: 11 H: 0 LOB: 1 BB: 1 P: 21	R: 0 E: 0 K: 1 S: 9 H: 0 LOB: 0 BB: 0 P: 11	R: 0 E: 0 K: 1 S: 8 H: 0 LOB: 0 BB: 0 P: 10	R: 0 E: 0 K: 1 S: 7 H: 0 LOB: 1 BB: 1 P: 14	R: 0 E: 0 K: 2 S: 13 H: 0 LOB: 0 BB: 0 P: 17	R: 0 E: 0 K: 0 S: 10 H: 0 LOB: 0 BB: 1 P: 18		1B: 3 2B: 1 3B: 0 HR: 0	SF: 0 SAC: 0 DP: 2 HBP: 1					

	AB	26
	R	3
	H	4
	RBI	2
	BB	4
	SO	6
	LOB	9

PITCHER		IP	WLS	BF	H	R	ER	SO	BB	IBB	HBP	BLK	WP	HR	S	P	ERA	WHIP
Julian Tavarez, R ERA: 6.03	(1, 1)	5.0	L	21	4	3	3	3	2	0	1	0	0	0	49	77	5.40	1.200
Vladimir Nunez, R ERA: 3.64	(6, 1)	2.0		7	0	0	0	3	1	0	0	0	0	0	20	31	0.00	0.500
Braden Looper, R ERA: 3.68	(8, 1)	1.0		3	0	0	0	0	1	0	0	0	0	0	10	18	0.00	1.000

PITCHER	IP	WLS	BF	H	R	ER	SO	BB	IBB	HBP	BLK	WP	HR	S	P	ERA	WHIP

Batter	1	2	3	4	5	6	7	8	9	AB	R	H	RBI	BB	SO	LOB
Jose Macias, S (1, 8) OBP: 0.293, SLG: 0.354	B C C F F B B F C 3-3 ① K		B X 1-0 ① F7 1-2	S F X 0-2 BB 1-2 1B		C B X 1-1 CS 2B		C X 0-1 ② P6		5	0	2	0	0	1	1
Jose Vidro, S (1, 4) OBP: 0.394, SLG: 0.482	B B B C X 3-1 ② F3		C F X 1-2 ② G4-3 2-3	B B S B 4-1 FC6-4 1-2 2-3 BB		B 2 SAFE B B C C B 4-2 ② BB 2-3 BB		B F C X 1-2 ③ G4-3		3	0	0	0	2	0	1
Vladimir Guerrero, R (1, 9) OBP: 0.417, SLG: 0.603	F F X 0-2 ③ F3		B C S X 1-2 E 3-H 1B	F X 0-1 ③ FC6-4 1-2f		F B B B B 4-1 1-2 BB			C B S F S 1-3 ① K	4	0	1	1	1	1	3
Cliff Floyd, L (1, 7) OBP: 0.408, SLG: 0.531		C B F T S 1-3 ① K	X 0-0 E6 1-3		B C X 1-1 S 1B	B X 1-0 ③ G3-1			S B B X 2-1 ② G4-3	5	0	1	0	0	1	3
Wil Cordero, R (1, 3) OBP: 0.304, SLG: 0.426		B F X 1-1 1B 1B	B C B X 2-1 ③ F8		B S X 1-1 ① F9		C S X 1-1 ① G6-3		B B C F X 2-2 ③ L7	5	0	1	0	0	0	3
Fernando Tatis, R (1, 5) OBP: 0.348, SLG: 0.487		B F S X 1-2 1B		B S F B F B F B 4-2 G4-3 1B BB	S B C B F F F B B 4-2 1-2 BB		S B C X 1-2 ② P5			2	1	1	0	2	0	0
Orlando Cabrera, R (1, 6) OBP: 0.320, SLG: 0.373		B X 1-0 ② P6	B S S X 1-2 ① F9	B C X 1-1 ② F8			C F X 0-2 1B			4	0	1	0	0	0	5
Michael Barrett, R (1, 2) OBP: 0.353, SLG: 0.427		C C S 0-3 ③ K	F F B X 1-2 ② G4-3 1-2	B X 1-0 ③ F9			F B B F S 2-3 ③ K			4	0	0	0	0	2	6
Javier Vazquez, R (1, 1) OBP: 0.118, SLG: 0.118 Brad Wilkerson, L (8, PH) OBP: 0.379, SLG: 0.471 Jim Brower, R (8, 1)			B C B X 2-1 G4-3 F7 1B 1B	C X 0-1 BB 1B 2-H 1B		C F B S 1-3 ① K		C S B T F F F B X 2-2 ① G4-3		3 1 0	1 0 0	2 0 0	1 0 0	0 0 0	1 0 0	0 0 0
Inning Stats	R: 0 H: 0 E: 0 LOB: 0 K: 1 BB: 0 S: 11 P: 17	R: 0 H: 2 E: 0 LOB: 2 K: 2 BB: 0 S: 13 P: 17	R: 1 H: 2 E: 1 LOB: 2 K: 0 BB: 0 S: 12 P: 19	R: 1 H: 2 E: 0 LOB: 3 K: 0 BB: 2 S: 18 P: 28	R: 0 H: 1 E: 0 LOB: 2 K: 0 BB: 1 S: 12 P: 20	R: 0 H: 1 E: 0 LOB: 2 K: 1 BB: 2 S: 9 P: 20	R: 0 H: 1 E: 0 LOB: 1 K: 1 BB: 0 S: 11 P: 15	R: 0 H: 0 E: 0 LOB: 0 K: 0 BB: 0 S: 11 P: 14	R: 0 H: 0 E: 0 LOB: 0 K: 1 BB: 0 S: 9 P: 14	1B: 8 SF: 0 2B: 1 SAC: 0 3B: 0 DP: 0 HR: 0 HBP: 0						

PITCHER		IP	WLS	BF	H	R	ER	SO	BB	IBB	HBP	BLK	WP	HR	S	P	ERA	WHIP
Michael Tejera, L ERA: 3.13	(1, 1)	6.0	W	31	8	2	2	4	5	0	0	0	0	0	75	121	3.00	2.167
Carl Pavano, R ERA: 6.05	(7, 1)	1.0	H	4	1	0	0	1	0	0	0	0	0	0	11	15	0.00	1.000
Vladimir Nunez, R ERA: 3.51	(8, 1)	2.0	S	6	0	0	0	1	0	0	0	0	0	0	20	28	0.00	0.000

PITCHER	IP	WLS	BF	H	R	ER	SO	BB	IBB	HBP	BLK	WP	HR	S	P	ERA	WHIP

TOP

Montreal Expos @ Florida Marlins

Pro Player Stadium, Miami, FL

Fri Jul 19 2002, 7:05 PM EDT

Att. 6,941 - Sunny - 88 F

livebaseballscorecards.com

AB	36
R	2
H	9
RBI	2
BB	5
SO	6
LOB	22

1B: 8	SF: 0	WP: 0	PA: 41
2B: 1	SAC: 0	PB: 0	
3B: 0	DP: 0	SB: 1	
HR: 0	HBP: 0	CS: 1	

Batter	1	2	3	4	5	6	7	8	9	AB	R	H	RBI	BB	SO	LOB
Luis Castillo, S (1, 4) OBP: 0.396, SLG: 0.402	B B C X 2-1 G4-3 3B		C B B F F F F S 2-3 ② K		C B L F F B X 2-2 S 2B 2-H 3-H 1B		B F X 1-1 ② ③ G1-6-3 1-2f			4	2	2	2	0	1	2
Eric Owens, R (1, 7) OBP: 0.346, SLG: 0.392	X 0-0 ① G4-3 3-H		B B F X 2-1 ③ G6-3		C B X 1-1 2-H 2B			B C X 1-1 ① G5-3		4	0	1	2	0	0	0
Preston Wilson, R (1, 8) OBP: 0.340, SLG: 0.440	B B F X 2-1 ② G5-3			S F B B C 2-3 ① K	F F F S 0-3 ③ K			X 0-0 ② G4-3		4	0	0	0	0	2	1
Mike Lowell, R (1, 5) OBP: 0.366, SLG: 0.501	B C B F S 2-3 ③ K			B S B S F X 2-2 ② G1-3		F F S 0-3 ① K		B S B X 2-1 ③ G5-3		4	0	0	0	0	2	0
Derrek Lee, R (1, 3) OBP: 0.355, SLG: 0.503		X 0-0 FC6-4 1B		X 0-0 ③ G4-3		C B B X 2-1 ② G5-3				3	0	1	0	0	0	0
Juan Encarnacion, R (1, 9) OBP: 0.327, SLG: 0.466		B S F X 1-2 ① FC6-4 WP 1-2f			X 0-0 SH2-3 1B 2B	B C B S C 2-3 ③ K				3	1	1	0	0	1	1
Charles Johnson, R (1, 2) OBP: 0.308, SLG: 0.327		S B B S S 2-3 ② K			C F B X 1-2 ① G5-3		B C B X 2-1 ① G6-3			3	0	0	0	0	1	2
Andy Fox, L (1, 6) OBP: 0.321, SLG: 0.320		B X 1-0 ③ F8 1-2			B C B B C B 4-2 SH2-3 1B BB		B B F B B 4-1 BB BB			1	1	0	0	2	0	1
Michael Tejera, L (1, 1) OBP: 0.211, SLG: 0.368 Carl Pavano, R (7, 1) OBP: 0.200, SLG: 0.240 Tim Raines, S (7, PH) OBP: 0.351, SLG: 0.281 Vladimir Nunez, R (8, 1) OBP: 0.333, SLG: 0.333			S S X 0-2 ① F7		X 0-0 ② SH2-3 1-2 2-3		B B C B B 4-1 G1-6-3 1-2 BB			1 0 0 0	0 0 0 0	0 0 0 0	0 0 1 0	0 0 0 0	0 0 0 0	0 0 0 0
Inning Stats	R: 1 E: 0 K: 1 S: 8 H: 1 LOB: 0 BB: 0 P: 14	R: 0 E: 0 K: 1 S: 8 H: 1 LOB: 1 BB: 0 P: 12	R: 0 E: 0 K: 1 S: 11 H: 0 LOB: 0 BB: 0 P: 15	R: 0 E: 0 K: 1 S: 8 H: 0 LOB: 0 BB: 0 P: 12	R: 3 E: 0 K: 1 S: 18 H: 3 LOB: 1 BB: 1 P: 26	R: 0 E: 0 K: 2 S: 8 H: 0 LOB: 0 BB: 0 P: 12	R: 0 E: 0 K: 0 S: 6 H: 0 LOB: 1 BB: 2 P: 17	R: 0 E: 0 K: 0 S: 5 H: 0 LOB: 0 BB: 0 P: 8		1B: 2 2B: 2 3B: 1 HR: 0 SF: 0 SAC: 1 DP: 1 HBP: 0						

BOTTOM

Montreal Expos @ Florida Marlins

Pro Player Stadium, Miami, FL

Fri Jul 19 2002, 7:05 PM EDT

Att. 6,941 - Sunny - 88 F

livebaseballscorecards.com

AB	27
R	4
H	5
RBI	4
BB	3
SO	7
LOB	7

WP: 1 PA: 31
PB: 0
SB: 1
CS: 0

PITCHER		IP	WLS	BF	H	R	ER	SO	BB	IBB	HBP	BLK	WP	HR	S	P	ERA	WHIP
Javier Vazquez, R ERA: 3.7	(1, 1)	7.0	L	28	5	4	4	7	3	0	0	0	1	0	67	108	5.14	1.143
Jim Brower, R ERA: 4.68	(8, 1)	1.0		3	0	0	0	0	0	0	0	0	0	0	5	8	0.00	0.000

PITCHER	IP	WLS	BF	H	R	ER	SO	BB	IBB	HBP	BLK	WP	HR	S	P	ERA	WHIP

Montreal Expos @ Florida Marlins

Pro Player Stadium, Miami, FL

Sat Jul 20 2002, 7:05 PM EDT

Att. 8,883 - Sunny - 88 F

TOP

livebaseballscorecards.com

Batter	1	2	3	4	5	6	7	8	9	AB	R	H	RBI	BB	SO	LOB
Brad Wilkerson, L (1, 8) OBP: 0.375, SLG: 0.465	K		G6-3			P5		K		4	0	0	0	0	2	0
Jose Vidro, S (1, 4) OBP: 0.392, SLG: 0.480	G5-3			F7		1B			G6-3	4	0	1	0	0	0	0
Vladimir Guerrero, R (1, 9) OBP: 0.421, SLG: 0.603	FC6 1B			F8		1-3 1B			S HBP	3	0	2	0	0	0	0
Cliff Floyd, L (1, 7) OBP: 0.404, SLG: 0.525	FC6 1-2f			G4-3		G4-3			P6 1-2	4	0	0	0	0	0	4
Fernando Tatis, R (1, 5) OBP: 0.343, SLG: 0.479		G5-3			F9		F8		P3	4	0	0	0	0	0	1
Andres Galarraga, R (1, 3) OBP: 0.405, SLG: 0.417 Henry Mateo, S (7, PR) OBP: 0.278, SLG: 0.353 Dan Smith, R (7, 1)		K			F8		G4-6-3 1B			3 0 0	0 0 0	1 0 0	0 0 0	0 0 0	1 0 0	0 0 0
Orlando Cabrera, R (1, 6) OBP: 0.320, SLG: 0.371		G5-3			FC6-4 BB		G4-6-3 1-2f			2	0	0	0	1	0	1
Michael Barrett, R (1, 2) OBP: 0.351, SLG: 0.424 Wilton Guerrero, S (8, PH) OBP: 0.294, SLG: 0.278 Brian Schneider, L (8, 2) OBP: 0.276, SLG: 0.386			K		FC6-4 1-2f			B1-3		2 1 0	0 0 0	0 0 0	0 0 0	0 0 0	1 0 0	1 0 0
Masato Yoshii, R (1, 1) Wil Cordero, R (7, 3) OBP: 0.301, SLG: 0.422			K			G1-3		L8		2 1	0 0	0 0	0 0	0 0	1 0	0 0
Inning Stats	R: 0 H: 1 E: 0 LOB: 1 K: 1 BB: 0 S: 9 P: 14	R: 0 H: 0 E: 0 LOB: 0 K: 1 BB: 0 S: 8 P: 14	R: 0 H: 0 E: 0 LOB: 0 K: 2 BB: 0 S: 10 P: 15	R: 0 H: 0 E: 0 LOB: 0 K: 0 BB: 0 S: 6 P: 8	R: 0 H: 0 E: 0 LOB: 1 K: 0 BB: 1 S: 9 P: 15	R: 0 H: 2 E: 0 LOB: 2 K: 0 BB: 0 S: 17 P: 27	R: 0 H: 1 E: 0 LOB: 1 K: 0 BB: 0 S: 7 P: 12	R: 0 H: 0 E: 0 LOB: 0 K: 1 BB: 0 S: 8 P: 12	R: 0 H: 0 E: 0 LOB: 1 K: 0 BB: 0 S: 9 P: 15	1B: 4 SF: 0 2B: 0 SAC: 0 3B: 0 DP: 1 HR: 0 HBP: 1						

AB	30
R	0
H	4
RBI	0
BB	1
SO	5
LOB	7

WP: 0 PA: 32
PB: 0
SB: 1
CS: 0

PITCHER		IP	WLS	BF	H	R	ER	SO	BB	IBB	HBP	BLK	WP	HR	S	P	ERA	WHIP
Brad Penny, R ERA: 5.46	(1, 1)	6.0	W	22	3	0	0	4	1	0	0	0	0	0	59	93	0.00	0.667
Carl Pavano, R ERA: 5.98	(7, 1)	1.0	H	3	1	0	0	0	0	0	0	0	0	0	7	12	0.00	1.000
Armando Almanza, L ERA: 4.7	(8, 1)	1.0	H	3	0	0	0	1	0	0	0	0	0	0	8	12	0.00	0.000
Braden Looper, R ERA: 3.61	(9, 1)	1.0	S	4	0	0	0	0	0	0	1	0	0	0	9	15	0.00	0.000

PITCHER	IP	WLS	BF	H	R	ER	SO	BB	IBB	HBP	BLK	WP	HR	S	P	ERA	WHIP

Montreal Expos @ Florida Marlins

Pro Player Stadium, Miami, FL

Sat Jul 20 2002, 7:05 PM EDT

Att. 8,883 - Sunny - 88 F

BOTTOM

Batter	1	2	3	4	5	6	7	8	9	AB	R	H	RBI	BB	SO	LOB
Luis Castillo, S (1, 4) OBP: 0.392, SLG: 0.398	G1-3		G4-3		FC6-4, CI 1-2f 3-H		G6-3			4	0	0	1	0	0	1
Eric Owens, R (1, 7) OBP: 0.350, SLG: 0.395	1B 1B		L4		CI 1-2		HR 1B			3	1	2	0	0	0	0
Preston Wilson, R (1, 8) OBP: 0.339, SLG: 0.438	G4-3 1-2 1B		G5-3		F8		P4			4	0	1	0	0	0	3
Mike Lowell, R (1, 5) OBP: 0.365, SLG: 0.507	G4-3 1-2f			F8	K		HR 1-H			4	1	1	2	0	1	4
Derrek Lee, R (1, 3) OBP: 0.356, SLG: 0.503		L5		S 1B	1B	1B	F8			4	0	2	0	0	0	0
Juan Encarnacion, R (1, 9) OBP: 0.326, SLG: 0.463		F8		L8 1-2		S 1B		G5-3		4	0	1	0	0	0	1
Charles Johnson, R (1, 2) OBP: 0.307, SLG: 0.322		FC5, E BB		F8		K 1-2		L4		3	0	0	0	1	1	2
Andy Fox, L (1, 6) OBP: 0.323, SLG: 0.320		E6 1-2			E, FC5 FC6-4 1B	BB		F8		3	1	1	0	1	0	1
Brad Penny, R (1, 1) OBP: 0.125, SLG: 0.167		FC5 2-3f			FC5 FC6-4 1-3	F9				2	0	0	0	0	0	3
Kevin Millar, R (6, PH) OBP: 0.337, SLG: 0.442										1	0	0	0	0	0	2
Carl Pavano, R (7, 1) OBP: 0.200, SLG: 0.240										0	0	0	0	0	0	0
Armando Almanza, L (8, 1)										0	0	0	0	0	0	0
Braden Looper, R (9, 1)										0	0	0	0	0	0	0
Inning Stats	R: 0 E: 0 K: 0 S: 10 H: 2 LOB: 1 BB: 0 P: 17	R: 0 E: 1 K: 0 S: 10 H: 0 LOB: 2 BB: 1 P: 18	R: 0 E: 0 K: 0 S: 4 H: 0 LOB: 0 BB: 0 P: 7	R: 0 E: 0 K: 0 S: 10 H: 1 LOB: 1 BB: 0 P: 14	R: 1 E: 2 K: 1 S: 16 H: 1 LOB: 2 BB: 0 P: 21	R: 0 E: 0 K: 1 S: 16 H: 2 LOB: 2 BB: 1 P: 27	R: 2 E: 0 K: 0 S: 16 H: 2 LOB: 0 BB: 0 P: 26	R: 0 E: 0 K: 0 S: 5 H: 0 LOB: 0 BB: 0 P: 9		1B: 7 2B: 0 3B: 0 HR: 1	SF: 0 SAC: 0 DP: 1 HBP: 0					

PITCHER	IP	WLS	BF	H	R	ER	SO	BB	IBB	HBP	BLK	WP	HR	S	P	ERA	WHIP
Masato Yoshii, R (1, 1) ERA: 3.67	6.0	L	27	6	1	0	2	2	0	0	0	0	0	66	104	0.00	1.333
Dan Smith, R (7, 1) ERA: 1.84	2.0		8	2	2	2	0	0	0	0	0	0	1	21	35	9.00	1.000

PITCHER	IP	WLS	BF	H	R	ER	SO	BB	IBB	HBP	BLK	WP	HR	S	P	ERA	WHIP

AB	32
R	3
H	8
RBI	3
BB	2
SO	2
LOB	17

WP: 0 PB: 0 SB: 2 CS: 0 PA: 35

livebaseballscorecards.com

Batter	1	2	3	4	5	6	7	8	9	AB	R	H	RBI	BB	SO	LOB
Brad Wilkerson, L (1, 8) OBP: 0.382, SLG: 0.467	B B S F B B 4-2 G3 S BB		C B B B C F B 4-2 SH2-4 BB		X 0-0 1B		B C B B B 4-1 BB			1	0	1	0	3	0	0
Wilton Guerrero, S (1, 4) OBP: 0.287, SLG: 0.272	B L F S 1-3 ① K 1-2		X 0-0 ① SH2-4 1-2		F F S 0-3 ① K		C F B X 1-2 ③ P4			2	0	0	0	0	2	2
Jose Vidro, S (7, PH) OBP: 0.391, SLG: 0.478 (7, 4)										1	0	0	0	0	0	1
Cliff Floyd, L (1, 7) OBP: 0.400, SLG: 0.518	B X 1-0 ② G3 2-3		C F X 0-2 ② F8		S S B F B S 2-3 ② K			C X 0-1 ① P5		4	0	0	0	0	1	3
Vladimir Guerrero, R (1, 9) OBP: 0.417, SLG: 0.597	S F F B S 1-3 ③ K		B C B S S 2-3 ③ K		C S S 0-3 ③ K			B B X 2-0 ② L7		4	0	0	0	0	3	3
Andres Galarraga, R (1, 3) OBP: 0.395, SLG: 0.404		C B F B S 2-3 ① K		F C F F F B F B B 3-3 S ① K		X 0-0 ① F8		B B C X 2-1 ③ F9		4	0	0	0	0	2	0
Jose Macias, S (1, 5) OBP: 0.297, SLG: 0.354		B B C B B 4-1 S BB		S F X 0-2 FC5 1B 1B		C S B B B F F F S 2-3 ② K			C C B F S 1-3 ① K	3	0	1	0	1	2	0
Brian Schneider, L (1, 2) OBP: 0.276, SLG: 0.381	C B X 1-1 ② P4		B S C X 1-2 FC5 1-2 1B			C T S 0-3 ③ K			B C S S 1-3 ② K	4	0	1	0	0	2	1
Henry Mateo, S (1, 6) OBP: 0.273, SLG: 0.300	B F B I I 4-1 1-2 IBB		S X 0-1 ② FC5 1-2 2-3f				F F F C 0-3 ① K		C B C S S 1-3 ③ K	3	0	0	0	1	2	2
Tony Armas, R (1, 1) OBP: 0.118, SLG: 0.152		F F B S 1-3 ③ K		C F S 0-3 ③ K			C B B F S 2-3 ② K			2	0	0	0	0	2	4
Fernando Tatis, R (7, PH) OBP: 0.342, SLG: 0.477										1	0	0	0	0	1	0
Joey Eischen, L (7, 1)										0	0	0	0	0	0	0
52 T.J. Tucker, R (7, 1) OBP: 0.750, SLG: 0.750										0	0	0	0	0	0	0
Jim Brower, R (8, 1)										0	0	0	0	0	0	0
Inning Stats	R: 0 E: 0 K: 2 S: 11 H: 0 LOB: 1 BB: 1 P: 18	R: 0 E: 0 K: 2 S: 10 H: 0 LOB: 2 BB: 2 P: 22	R: 0 E: 0 K: 1 S: 10 H: 0 LOB: 1 BB: 1 P: 16	R: 0 E: 0 K: 2 S: 18 H: 2 LOB: 2 BB: 0 P: 22	R: 0 E: 0 K: 3 S: 11 H: 1 LOB: 1 BB: 0 P: 13	R: 0 E: 0 K: 2 S: 10 H: 0 LOB: 0 BB: 0 P: 12	R: 0 E: 0 K: 2 S: 11 H: 0 LOB: 1 BB: 1 P: 18	R: 0 E: 0 K: 0 S: 5 H: 0 LOB: 0 BB: 0 P: 9	R: 0 E: 0 K: 3 S: 10 H: 0 LOB: 0 BB: 0 P: 13	1B: 3 2B: 0 3B: 0 HR: 0	SF: 0 SAC: 1 DP: 0 HBP: 0					

TOP

Montreal Expos @ Florida Marlins

Pro Player Stadium, Miami, FL

Sun Jul 21 2002, 4:05 PM EDT
Att. 8,320 - Cloudy - 87 F

livebaseballscorecards.com

AB	29
R	0
H	3
RBI	0
BB	5
SO	17
LOB	16

PITCHER		IP	WLS	BF	H	R	ER	SO	BB	IBB	HBP	BLK	WP	HR	S	P	ERA	WHIP
Josh Beckett, R ERA: 4.04	(1, 1)	6.0	W	25	3	0	0	12	3	1	0	0	0	0	70	103	0.00	1.000
Graeme Lloyd, L ERA: 5.35	(7, 1)	1.0	H	4	0	0	0	2	1	0	0	0	0	0	11	18	0.00	1.000
Vladimir Nunez, R ERA: 3.39	(8, 1)	2.0	S	6	0	0	0	3	0	0	0	0	0	0	15	22	0.00	0.000

PITCHER	IP	WLS	BF	H	R	ER	SO	BB	IBB	HBP	BLK	WP	HR	S	P	ERA	WHIP

| | | | | | | | | | | | | | | | | |

Montreal Expos @ Florida Marlins

Pro Player Stadium, Miami, FL

Sun Jul 21 2002, 4:05 PM EDT
Att. 8,320 - Cloudy - 87 F

livebaseballscorecards.com

BOTTOM

Batter	1	2	3	4	5	6	7	8	9	AB	R	H	RBI	BB	SO	LOB
Luis Castillo, S (1, 4) OBP: 0.396, SLG: 0.398	B C B X 2-1 G4-3 ①		B B B 4-0 FC6-4 1-2 2-3 BB		C B B B 4-1 CS BB		X 0-0 S 1B			2	0	1	0	2	0	0
Eric Owens, R (1, 9) OBP: 0.345, SLG: 0.389	X 0-0 G6-3 ②		X 0-0 FC6-4 S ② 1-2f 2-3 3-H		B L P C X 2-2 G4-3 ① ② 1-2		C X 0-1 G4-3 ③ 1-2			4	0	0	1	0	0	4
Kevin Millar, R (1, 7) OBP: 0.344, SLG: 0.456	C B F X 1-2 G5-3 ③		B B B 4-0 1-2 BB		B B X 2-0 HR			B F C B B F B 4-2 2B SF8 BB		2	2	1	1	2	0	0
Mike Lowell, R (1, 5) OBP: 0.366, SLG: 0.512		C X 0-1 G3-1 2-1 2B	F F S 0-3 K ③		C B B X 2-1 P3 ③			B B F C X 2-2 SF8 1B 1-3 2B		4	1	2	0	0	1	3
Derrek Lee, R (1, 3) OBP: 0.355, SLG: 0.501		B S X 1-1 G3-1 ① 2-3		C X 0-1 E7 S 1B		B B C F S 2-3 K ①		B C F F X 1-2 SF8 ① 2-3 3-H		3	0	1	1	0	1	1
Juan Encarnacion, R (1, 8) OBP: 0.326, SLG: 0.461		S F B S 1-3 K ②		B X 1-0 F9 ①		S X 0-1 L6 ②		F B X 1-1 S 1B 3-H		4	0	1	1	0	1	2
Charles Johnson, R (1, 2) OBP: 0.305, SLG: 0.316	B 1-0 2-1 ③ 3-H		B B F B B 4-1 FC1-5 1B BB	B B B C S S F X 3-2 G3 ② 2-3		C S C 0-3 K ③		S F B S 1-3 K ②		3	0	0	0	1	2	2
Andy Fox, L (1, 6) OBP: 0.329, SLG: 0.322			C X 0-1 S FC1-5 1-2 FC6-4 1B	I I I 4-0 S IBB			B C B X 2-1 F7 ①	C C B I I I 4-2 1-2 IBB		2	1	1	0	2	0	0
Josh Beckett, R (1, 1) Graeme Lloyd, L (7, 1) Ramon Castro, R (7, PH) OBP: 0.365, SLG: 0.548 Vladimir Nunez, R (8, 1) OBP: 0.250, SLG: 0.250			X 0-0 FC1-5 FC6-4 BB 1-2 2-3f ①	C S B S 1-3 K ③ 1-2			B B F F F X 2-2 G6-3 ②	B B B C S C 3-3 K ③		2 0 1 1	0 0 0 0	0 0 0 0	0 0 0 0	1 0 0 0	4 0 0 2
Inning Stats	R: 0 H: 0 E: 0 LOB: 0 K: 0 BB: 0 S: 6 P: 9	R: 0 H: 1 E: 0 LOB: 1 K: 1 BB: 0 S: 7 P: 10	R: 1 H: 1 E: 0 LOB: 3 K: 1 BB: 3 S: 8 P: 20	R: 0 H: 1 E: 1 LOB: 2 K: 1 BB: 1 S: 10 P: 19	R: 1 H: 1 E: 0 LOB: 0 K: 0 BB: 1 S: 8 P: 17	R: 0 H: 0 E: 0 LOB: 0 K: 2 BB: 0 S: 8 P: 10	R: 0 H: 1 E: 0 LOB: 1 K: 0 BB: 0 S: 9 P: 13	R: 2 H: 2 E: 0 LOB: 2 K: 2 BB: 2 S: 20 P: 36		1B: 4 SF: 1 2B: 2 SAC: 0 3B: 0 DP: 0 HR: 1 HBP: 0						WP: 0 PA: 36 PB: 0 SB: 6 CS: 1

PITCHER		IP	WLS	BF	H	R	ER	SO	BB	IBB	HBP	BLK	WP	HR	S	P	ERA	WHIP
Tony Armas, R ERA: 4.48	(1, 1)	6.0	L	26	4	2	2	5	4	1	0	0	0	1	47	85	3.00	1.333
Joey Eischen, L ERA: 1.5	(7, 1)	0.2		3	1	0	0	0	0	0	0	0	0	0	7	11	0.00	1.500
52 T.J. Tucker, R ERA: 2.94	(7, 1)	1.0		7	2	2	2	1	1	1	0	0	0	0	19	32	18.00	3.000
Jim Brower, R ERA: 4.66	(8, 1)	0.1		1	0	0	0	1	0	0	0	0	0	0	3	6	0.00	0.000

PITCHER	IP	WLS	BF	H	R	ER	SO	BB	IBB	HBP	BLK	WP	HR	S	P	ERA	WHIP

Batter	1	2	3	4	5	6	7	8	9	AB	R	H	RBI	BB	SO	LOB
Rafael Furcal, S (1, 6) OBP: 0.333, SLG: 0.390	C B B B B B 4-1 CS BB		B S L B C 2-3 ② K		B F B B F X 3-2 ② G6-3		B C C B F B B 4-2 BB			2	0	0	0	2	1	2
Matt Franco, L (1, 3) OBP: 0.417, SLG: 0.586	B B C F X 2-2 ① P5		B X 1-0 ③ F8		C B S B B C 3-3 ③ K		B B B C S C 3-3 ② ③ K 2-3			3	0	0	0	0	1	3
Julio Franco, R (7, PH) OBP: 0.344, SLG: 0.384 (7, 3)										1	0	0	0	0	1	2
Gary Sheffield, R (1, 9) OBP: 0.379, SLG: 0.513	S B F X 1-2 ② ③ G6-3 1-2			B C X 1-1 10 G3-6-3 1B		B X 1-0 ① G5-3		B X 1-0 ① G6-3		4	0	1	0	0	0	1
10 Chipper Jones, S (1, 7) OBP: 0.401, SLG: 0.463		F F F B B F C 2-3 ① K		B C B X 2-1 ① ② G3-6-3 1-2f		F B F B X 2-2 BB 1B		S B F B X 2-2 ② L7		4	0	1	0	0	1	1
Andruw Jones, R (1, 8) OBP: 0.367, SLG: 0.492		B B F B F F B 4-2 WP BB		F B B B S X 3-2 HR		C B B F B B 4-2 1-2 BB		F C B F S 1-3 ③ K		2	1	1	1	2	1	0
Vinny Castilla, R (1, 5) OBP: 0.276, SLG: 0.377		B B F S B X 3-2 ② G6-3 1-2		X 0-0 1B		B X 1-0 ② F8			X 0-0 ① F3	4	0	1	0	0	0	3
Keith Lockhart, L (1, 4) OBP: 0.264, SLG: 0.342		B B F F F S 2-3 ③ K		C X 0-1 ③ G4-1		C B B B X 3-1 ③ P6			B F X 1-1 ② F8	4	0	0	0	0	1	4
Henry Blanco, R (1, 2) OBP: 0.234, SLG: 0.278			B B C S S S 2-3 ① K		B F F S 1-3 K SH3-4		B B C X 2-1 CS 2B		B C F B F B B 4-2 BB	3	0	1	0	1	2	0
Greg Maddux, R (1, 1) OBP: 0.257, SLG: 0.343 Darren Bragg, L (7, PH) OBP: 0.362, SLG: 0.406 Tim Spooneybarger, R (7, 1) Mark DeRosa, R (9, PH) OBP: 0.351, SLG: 0.420			S X 0-1 1B		B C X 1-1 ① SH3-4 1-2		X 0-0 ① F5		C B X 1-1 ③ F8	1 1 0 1	0 0 0 0	1 0 0 0	0 0 0 0	0 0 0 0	0 0 0 0	0 1 0 1
Inning Stats	R: 0 H: 0 E: 0 LOB: 0 K: 0 BB: 1 S: 7 P: 14	R: 0 H: 0 E: 0 LOB: 1 K: 2 BB: 1 S: 15 P: 26	R: 0 H: 1 E: 0 LOB: 1 K: 2 BB: 0 S: 9 P: 14	R: 1 H: 3 E: 0 LOB: 1 K: 0 BB: 0 S: 10 P: 16	R: 0 H: 0 E: 0 LOB: 1 K: 2 BB: 0 S: 11 P: 19	R: 0 H: 1 E: 0 LOB: 2 K: 0 BB: 1 S: 9 P: 20	R: 0 H: 1 E: 0 LOB: 2 K: 1 BB: 1 S: 9 P: 18	R: 0 H: 0 E: 0 LOB: 0 K: 1 BB: 0 S: 8 P: 12	R: 0 H: 0 E: 0 LOB: 1 K: 0 BB: 1 S: 8 P: 14	1B: 4 SF: 0 2B: 2 SAC: 1 3B: 0 DP: 2 HR: 1 HBP: 0						WP: 2 PA: 36 PB: 0 SB: 0 CS: 2

PITCHER		IP	WLS	BF	H	R	ER	SO	BB	IBB	HBP	BLK	WP	HR	S	P	ERA	WHIP
A.J. Burnett, R ERA: 3.66	(1, 1)	6.0	W	25	5	1	1	6	3	0	0	0	2	1	61	109	1.50	1.333
Carl Pavano, R ERA: 5.95	(7, 1)	0.1	H	3	1	0	0	0	1	0	0	0	0	0	6	12	0.00	6.000
Armando Almanza, L ERA: 4.38	(7, 1)	1.2	H	4	0	0	0	2	0	0	0	0	0	0	11	18	0.00	0.000
Braden Looper, R ERA: 3.54	(9, 1)	1.0	S	4	0	0	0	0	1	0	0	0	0	0	8	14	0.00	1.000

PITCHER	IP	WLS	BF	H	R	ER	SO	BB	IBB	HBP	BLK	WP	HR	S	P	ERA	WHIP

TOP

Atlanta Braves @ Florida Marlins

Pro Player Stadium, Miami, FL

Mon Jul 22 2002, 7:05 PM EDT

Att. 10,125 - Cloudy - 88 F

livebaseballscorecards.com

AB	30
R	1
H	6
RBI	1
BB	5
SO	8
LOB	18

Atlanta Braves @ Florida Marlins

Pro Player Stadium, Miami, FL

Mon Jul 22 2002, 7:05 PM EDT

Att. 10,125 - Cloudy - 88 F

livebaseballscorecards.com

BOTTOM

Batter	1	2	3	4	5	6	7	8	9	AB	R	H	RBI	BB	SO	LOB
Andy Fox, L (1, 6) OBP: 0.328, SLG: 0.321	X 0-0 CS 1B		C C X 0-2 ① L8		F X 0-1 ① G6-3		B C C B S 2-3 ① K			4	0	1	0	0	1	0
Eric Owens, R (1, 9) OBP: 0.344, SLG: 0.387	B X 1-0 ① S 1-2 1B		X 0-0 ② G4-3		C B C S 1-3 ② K		X 0-0 ② L9			4	0	1	0	0	1	0
Kevin Millar, R (1, 7) OBP: 0.339, SLG: 0.448	C B B C S 2-3 ② K 1-2		X 0-0 ③ G5-3		C S C 0-3 ③ K		B B C X 2-1 ③ F9			4	0	0	0	0	2	1
Mike Lowell, R (1, 5) OBP: 0.362, SLG: 0.507	F B B B X 3-1 ③ G4-3			F C C 0-3 ① K		F X 0-1 ① G6-3		C B B F F F F X 2-2 ① F9		4	0	0	0	0	1	1
Derrek Lee, R (1, 3) OBP: 0.356, SLG: 0.500		B F B C B F B 4-2 G1-3 S BB		F C B S 1-3 ② K		C B X 1-1 1B 2B 1B		C C S 0-3 ② K		3	1	1	0	1	2	0
Juan Encarnacion, R (1, 8) OBP: 0.327, SLG: 0.460		B C B X 2-1 ① G1-3 1-3		B F H 2-1 1B 1B HBP		C F X 0-2 2B 1-2 FC5-2 1B		B B S S S F X 2-2 ③ G5-3		3	1	1	0	0	0	1
Charles Johnson, R (1, 2) OBP: 0.311, SLG: 0.328		F C S 0-3 ② K		X 0-0 1B 1-2 1B		X 0-0 FC5-2 1-3 2-H 2B				3	0	2	1	0	1	1
Homer Bush, R (1, 4) OBP: 0.274, SLG: 0.286		C B B B X 2-1 E3 S		B B B X 3-0 1-2 2-H 1B		B P X 2-0 ② FC5-2 2-3 3-H				3	0	1	1	0	0	3
A.J. Burnett, R (1, 1) OBP: 0.133, SLG: 0.209 Ramon Castro, R (6, PH) OBP: 0.358, SLG: 0.535 Carl Pavano, R (7, 1) OBP: 0.200, SLG: 0.240 Armando Almanza, L (7, 1) Braden Looper, R (9, 1)		C B S F X 1-2 ③ F8 1-2		S X 0-1 ③ G1-3		B C F F X 1-2 ③ P4				2 1 0 0 0	0 0 0 0 0	0 0 0 0 0	0 0 0 0 0	0 0 0 0 0	0 0 0 0 0	4 2 0 0 0
Inning Stats	R: 0 E: 0 K: 1 S: 7 H: 2 LOB: 1 BB: 0 P: 13	R: 0 E: 1 K: 1 S: 14 H: 0 LOB: 2 BB: 1 P: 23	R: 0 E: 0 K: 0 S: 5 H: 0 LOB: 0 BB: 0 P: 5	R: 1 E: 0 K: 2 S: 11 H: 2 LOB: 2 BB: 0 P: 17	R: 0 E: 0 K: 2 S: 8 H: 0 LOB: 0 BB: 0 P: 9	R: 1 E: 0 K: 0 S: 14 H: 3 LOB: 2 BB: 0 P: 17	R: 0 E: 0 K: 1 S: 6 H: 0 LOB: 0 BB: 0 P: 10	R: 0 E: 0 K: 1 S: 13 H: 0 LOB: 0 BB: 0 P: 17		1B: 6 2B: 1 3B: 0 HR: 0		SF: 0 SAC: 0 DP: 0 HBP: 1		WP: 0 PB: 0 SB: 3 CS: 1	PA: 33	

	AB	31
	R	2
	H	7
	RBI	2
	BB	1
	SO	8
	LOB	13

PITCHER		IP	WLS	BF	H	R	ER	SO	BB	IBB	HBP	BLK	WP	HR	S	P	ERA	WHIP
Greg Maddux, R ERA: 2.61	(1, 1)	6.0	L	27	7	2	2	6	1	0	1	0	0	0	59	84	3.00	1.333
Tim Spooneybarger, R ERA: 3.42	(7, 1)	2.0		6	0	0	0	2	0	0	0	0	0	0	19	27	0.00	0.000

PITCHER	IP	WLS	BF	H	R	ER	SO	BB	IBB	HBP	BLK	WP	HR	S	P	ERA	WHIP

Atlanta Braves @ Florida Marlins

Pro Player Stadium, Miami, FL

Tue Jul 23 2002, 7:05 PM EDT

Att. 12,210 - Sunny - 87 F

TOP

livebaseballscorecards.com

Batter	1	2	3	4	5	6	7	8	9	AB	R	H	RBI	BB	SO	LOB
Rafael Furcal, S (1, 6) OBP: 0.334, SLG: 0.393	B C C B X 2-2 ① G6-3		B B C S F B F F X 3-2 G3-1 1B 2B	B C X 1-1 ② F7	B F B F B X 3-2 2-3 3-H 1B			L B X 1-1 ① FC5-6 1-2f		5	1	2	1	0	0	2
Julio Franco, R (1, 3) OBP: 0.341, SLG: 0.379	B F X 1-1 ② G5-3		C B F F F B X 2-2 ① G3-1 2-3	B F X 1-1 FC5 1-2 1B	F B F F X 1-2 ③ G1-3			B C F B S 2-3 ② K		5	0	1	0	0	1	4
Gary Sheffield, R (1, 9) OBP: 0.380, SLG: 0.511	C C X 0-2 10 BB 1B		S B X 1-1 10 1B G5-3 3-H 1B	B B S X 2-1 ③ FC5 1-2 2-3f		F S B B B B X 3-2 ① F2		C C X 0-2 ③ G5-3		5	1	2	1	0	0	3
10 Chipper Jones, S (1, 7) OBP: 0.403, SLG: 0.462	C B B B B 4-1 1-2 BB		B B F F B X 3-2 G5-3 1-3 1B		B B F C B B 4-2 2B 1B BB	B X 1-0 ② G5-3			B C B S S 2-3 ① K	3	1	1	0	2	1	0
Andruw Jones, R (1, 8) OBP: 0.365, SLG: 0.491	C B F X 1-2 ③ F3		B X 1-0 ② G5-3 1-2 3-H		X 0-0 1B 1-3 SH2-4 2B	B S B F F X 2-2 ③ P6			B C F B X 2-2 ② F7	5	1	1	1	0	0	3
Vinny Castilla, R (1, 5) OBP: 0.275, SLG: 0.373		B X 1-0 ① G6-3	B B B B 4-0 FC6 BB		X 0-0 ① G1-3		B B X 2-0 ① G6-3		B X 1-0 ③ F8	4	0	0	0	1	0	2
Keith Lockhart, L (1, 4) OBP: 0.263, SLG: 0.337		B F X 1-1 ② F8	X 0-0 ③ FC6 1-2f		F F B B I 4-2 SH2-4 1B 1B IBB		F B F B S 2-3 ② K2-3			3	1	0	0	1	1	2
Henry Blanco, R (1, 2) OBP: 0.242, SLG: 0.286		X 0-0 1B	C B F F X 1-2 ① G6-3		F X 0-1 1B SH2-4 1-2 2-3 3-H 1B		F B X 1-1 ③ F9			4	0	2	1	0	0	0
Tom Glavine, L (1, 1) OBP: 0.116, SLG: 0.140 Kevin Gryboski, R (6, 1) Chris Hammond, L (6, 1) Wes Helms, R (8, PH) OBP: 0.277, SLG: 0.365 Mike Remlinger, L (8, 1) 29 John Smoltz, R (9, 1)		B B X 2-0 ③ G1-3		B C B X 2-1 FC5 1B 1B	P X 1-0 ② SH2-4 1-2 2-3 3-H			B C B B B 4-1 FC5-6 BB		2 0 1 1 0 0 1 0 0 0 0 0 0 0 0 0 0 0 0 0 0 0 0 0 0 1 0 0 0 0 0 0 0 0 0 0 0 0 0 0 0 0						
Inning Stats	R: 0 E: 0 K: 0 S: 12 H: 1 LOB: 2 BB: 1 P: 20	R: 0 E: 0 K: 0 S: 5 H: 1 LOB: 1 BB: 0 P: 9	R: 2 E: 0 K: 0 S: 17 H: 3 LOB: 2 BB: 1 P: 31	R: 0 E: 0 K: 0 S: 12 H: 2 LOB: 2 BB: 0 P: 19	R: 3 E: 0 K: 0 S: 17 H: 3 LOB: 2 BB: 2 P: 29	R: 0 E: 0 K: 0 S: 8 H: 0 LOB: 0 BB: 0 P: 14	R: 0 E: 0 K: 1 S: 6 H: 0 LOB: 0 BB: 0 P: 11	R: 0 E: 0 K: 1 S: 9 H: 0 LOB: 1 BB: 1 P: 16	R: 0 E: 0 K: 1 S: 7 H: 0 LOB: 0 BB: 0 P: 12	1B: 8 2B: 2 3B: 0 HR: 0 SF: 0 SAC: 1 DP: 0 HBP: 0						

	AB	36
	R	5
	H	10
	RBI	5
	BB	5
	SO	3
	LOB	17

WP: 0 PB: 0 SB: 0 CS: 0 PA: 42

PITCHER		IP	WLS	BF	H	R	ER	SO	BB	IBB	HBP	BLK	WP	HR	S	P	ERA	WHIP
Julian Tavarez, R ERA: 6.19	(1, 1)	5.0	L	29	10	5	5	0	3	1	0	0	0	0	63	108	9.00	2.600
Vic Darensbourg, L ERA: 3.92	(6, 1)	1.0		3	0	0	0	0	0	0	0	0	0	0	8	14	0.00	0.000
Graeme Lloyd, L ERA: 5.05	(7, 1)	2.0		7	0	0	0	2	1	0	0	0	0	0	15	27	0.00	0.500
Vladimir Nunez, R ERA: 3.34	(9, 1)	1.0		3	0	0	0	1	0	0	0	0	0	0	7	12	0.00	0.000

PITCHER	IP	WLS	BF	H	R	ER	SO	BB	IBB	HBP	BLK	WP	HR	S	P	ERA	WHIP

Atlanta Braves @ Florida Marlins

Pro Player Stadium, Miami, FL

Tue Jul 23 2002, 7:05 PM EDT

Att. 12,210 - Sunny - 87 F

livebaseballscorecards.com

BOTTOM

Batter	1	2	3	4	5	6	7	8	9	AB	R	H	RBI	BB	SO	LOB
Luis Castillo, S (1, 4) OBP: 0.396, SLG: 0.399	B B B C X 3-2 L8 ①		X 0-0 2B		B B C B B 4-1 G6-3 BB 1-2 2-3	B X 1-0 P4 ③			C B F S 1-3 K ②	4	0	1	0	1	1	2
Eric Owens, R (1, 9) OBP: 0.341, SLG: 0.384	C B X 1-1 CS 1B		C B F X 1-2 G4-3 ③		B B X 2-0 G6-3 ② ③ 1-2f		F X 0-1 G6-3 ①		L X 0-1 G4-3 ③	5	0	1	0	0	0	4
Kevin Millar, R (1, 7) OBP: 0.341, SLG: 0.446	B C B B S X 3-2 F7 ② ③ 1-2			B C B B S F B 4-2 L4-3 BB		C B F B X 2-2 F8 1B 1B 1B	B B B C X 3-1 G5-3 ②			3	1	1	0	1	0	1
Mike Lowell, R (1, 5) OBP: 0.361, SLG: 0.504		C B B X 2-1 F9 ①		B S B X 2-1 L4-3 ① ② 1-2		B X 1-0 BB 1B 1B 1B 1-2	C B C F B X 2-2 G6-3 ③			4	1	1	0	0	0	1
Derrek Lee, R (1, 3) OBP: 0.358, SLG: 0.503		B C B F X 2-2 2B		B C B B S X 3-2 WP 1B		B F X 1-1 F8 ① 2-3		B F B S B F X 3-2 P6 ①		4	0	2	0	0	0	2
Juan Encarnacion, R (1, 8) OBP: 0.327, SLG: 0.458	C F F B F B X 2-2 P6 ②			B X 1-0 G3-1 ③ 1-2		B X 1-0 1B BB G3 1B 1-2 3-H		F X 0-1 L9 ②		4	1	1	1	0	0	2
Mike Redmond, R (1, 2) OBP: 0.399, SLG: 0.384	B F C B X 2-2 L8 ③				X 0-0 BB 1B 1B	B B B C B 4-1 G3 1B BB 1-2 2-3		B S B S F B B 4-2 BB		2	0	1	0	2	0	1
Mike Mordecai, R (1, 6) OBP: 0.296, SLG: 0.292 Vladimir Nunez, R (9, 1) OBP: 0.250, SLG: 0.250			F F X 0-2 P4 ①		S B F X 1-2 BB 1B 1-2	B X 1-0 G3 1B 1-2 2-3 3-H		B C F X 1-2 G5-3 ③		4 0	0 0	2 0	1 0	0 0	0 0	1 0
Julian Tavarez, L (1, 1) OBP: 0.120, SLG: 0.043 Ramon Castro, R (5, PH) OBP: 0.352, SLG: 0.523 Vic Darensbourg, L (6, 1) Homer Bush, R (6, PH) OBP: 0.271, SLG: 0.283 Graeme Lloyd, L (7, 1) Andy Fox, L (9, 6) OBP: 0.327, SLG: 0.320			B C B X 2-1 G4-3 ②		C B F X 1-2 F9 ①	X 0-0 G3 ② 1-2 2-3 3-H			F S S 0-3 K ①	1 1 0 1 0 0 1	0 0 0 0 0 0 0	0 0 0 1 0 0 0	0 0 0 0 0 0 0	0 0 0 0 0 0 1	0 0 0 0 0 0 0	0 2 0 2 0 0 0
Inning Stats	R: 0 H: 1 E: 0 LOB: 0 K: 0 BB: 0 S: 8 P: 15	R: 0 H: 1 E: 0 LOB: 1 K: 0 BB: 0 S: 13 P: 21	R: 0 H: 1 E: 0 LOB: 1 K: 0 BB: 0 S: 9 P: 12	R: 0 H: 1 E: 0 LOB: 1 K: 0 BB: 1 S: 9 P: 19	R: 0 H: 2 E: 0 LOB: 2 K: 0 BB: 1 S: 9 P: 17	R: 3 H: 4 E: 0 LOB: 2 K: 0 BB: 1 S: 11 P: 22	R: 0 H: 0 E: 0 LOB: 0 K: 0 BB: 0 S: 8 P: 13	R: 0 H: 0 E: 0 LOB: 1 K: 0 BB: 1 S: 12 P: 20	R: 0 H: 0 E: 0 LOB: 0 K: 2 BB: 0 S: 8 P: 9	1B: 8 2B: 3 3B: 0 HR: 0	SF: 0 SAC: 0 DP: 2 HBP: 0			WP: 1 PB: 0 SB: 0 CS: 1	PA: 38		

	AB	34
	R	3
	H	10
	RBI	3
	BB	4
	SO	2
	LOB	18

PITCHER		IP	WLS	BF	H	R	ER	SO	BB	IBB	HBP	BLK	WP	HR	S	P	ERA	WHIP
Tom Glavine, L ERA: 2.64	(1, 1)	5.1	W	24	9	3	3	0	2	0	0	0	1	0	55	96	5.06	2.062
Kevin Gryboski, R ERA: 2.27	(6, 1)	0.0		2	1	0	0	0	1	0	0	0	0	0	2	7	∞	∞
Chris Hammond, L ERA: 1.33	(6, 1)	1.2	H	5	0	0	0	0	0	0	0	0	0	0	10	16	0.00	0.000
Mike Remlinger, L ERA: 1.29	(8, 1)	1.0	H	4	0	0	0	0	1	0	0	0	0	0	12	20	0.00	1.000
29 John Smoltz, R ERA: 3.95	(9, 1)	1.0	S	3	0	0	0	2	0	0	0	0	0	0	8	9	0.00	0.000

PITCHER	IP	WLS	BF	H	R	ER	SO	BB	IBB	HBP	BLK	WP	HR	S	P	ERA	WHIP

Batter	1	2	3	4	5	6	7	8	9	AB	R	H	RBI	BB	SO	LOB
Rafael Furcal, S (1, 6) OBP: 0.335, SLG: 0.391	BBB 4-1 2B BB BFBX 2-2 1B 1-2		CBBCX 2-2 G6-3 ③		SBBFX 2-2 G6-3 ③		CBCS 1-3 K ③			4	1	1	0	1	1	2
Mark DeRosa, R (1, 4) OBP: 0.354, SLG: 0.425	X 0-0 1B 1B 2B 1-H BBX 2-1 F8 ③			BBBCFB 4-2 G5-3 BB		CCFBX 1-2 G5-3 ①		BX 1-0 G5-3 ①		4	1	1	1	1	0	2
Gary Sheffield, R (1, 9) OBP: 0.381, SLG: 0.511 Darren Bragg, L (6, 9) OBP: 0.359, SLG: 0.402	CFX 0-2 BB 1B 2-3 1B BSX 1-1 F3 ①			BBCX 2-1 G5-3 ① 1-2		BSSX 1-2 HR 1B		FSBBX 2-2 F7 ②		4 1	2 0	2 0	0 0	0 0	0 0	1 0
10 Chipper Jones, S (1, 7) OBP: 0.401, SLG: 0.457	CSS 0-3 K ① X 0-0 F9 ②			CSX 0-2 G1-3 ②		CBSX 1-2 F9 ②		BBBB 4-0 BB		4	0	0	0	1	1	4
Andruw Jones, R (1, 8) OBP: 0.365, SLG: 0.500	BFFS 1-3 K ② BBX 2-0 2B			BSSSBC 2-3 K ③		BX 1-0 1-H HR		X 0-0 L5 ③		5	1	2	2	0	2	4
Vinny Castilla, R (1, 5) OBP: 0.274, SLG: 0.369	BBSFBB 4-2 1B HR 1-2 BB BFFBBS 3-3 K ③				X 0-0 F7 ①	FBX 1-1 G6-3 ③			FFFFBBX 2-2 F8 ①	4	1	0	0	1	1	1
Wes Helms, R (1, 3) OBP: 0.292, SLG: 0.410	FX 0-1 HR 1B 1-2 2-H 3-H		FX 0-1 F9 2B		CBX 1-1 2B 2B		CX 0-1 HR		BFSX 1-2 P3 ②	5	3	4	3	0	0	0
Henry Blanco, R (1, 2) OBP: 0.241, SLG: 0.306	X 0-0 HR 1-H 2-H		FBFBX 2-2 F9 ① 2-3		BX 1-0 F8 ②		BBX 2-0 F8 ①		CCS 0-3 K ③	5	1	1	3	0	1	2
Damian Moss, R (1, 1) OBP: 0.129, SLG: 0.103 Albie Lopez, R (8, 1) OBP: 0.167, SLG: 0.167	FSFBBBB 4-2 1B BB		BSSBS 2-3 K ②		BBFSX 2-2 2B 2-H		CSBS 1-3 K ②			3 0	0 0	1 0	1 0	1 0	2 0	1 0
Inning Stats	R: 6 H: 5 E: 0 LOB: 2 K: 2 BB: 3 S: 25 P: 42	R: 0 H: 1 E: 0 LOB: 1 K: 1 BB: 0 S: 7 P: 13	R: 0 H: 1 E: 0 LOB: 1 K: 1 BB: 0 S: 11 P: 17	R: 0 H: 0 E: 0 LOB: 1 K: 1 BB: 1 S: 10 P: 18	R: 1 H: 2 E: 0 LOB: 1 K: 0 BB: 0 S: 10 P: 16	R: 2 H: 2 E: 0 LOB: 0 K: 0 BB: 0 S: 13 P: 18	R: 1 H: 1 E: 0 LOB: 0 K: 2 BB: 0 S: 9 P: 13	R: 0 H: 0 E: 0 LOB: 1 K: 0 BB: 1 S: 5 P: 12	R: 0 H: 0 E: 0 LOB: 0 K: 1 BB: 0 S: 12 P: 15	1B: 4 SF: 0 2B: 5 SAC: 0 3B: 0 DP: 0 HR: 3 HBP: 0						WP: 0 PA: 44 PB: 0 SB: 0 CS: 0

PITCHER		IP	WLS	BF	H	R	ER	SO	BB	IBB	HBP	BLK	WP	HR	S	P	ERA	WHIP
Michael Tejera, L ERA: 3.9	(1, 1)	6.0	L	33	11	9	9	5	4	0	0	0	0	2	76	124	13.50	2.500
Vic Darensbourg, L ERA: 3.86	(7, 1)	3.0		11	1	1	1	3	1	0	0	0	0	1	26	40	3.00	0.667

PITCHER	IP	WLS	BF	H	R	ER	SO	BB	IBB	HBP	BLK	WP	HR	S	P	ERA	WHIP

TOP

Atlanta Braves @ Florida Marlins

Pro Player Stadium, Miami, FL

Wed Jul 24 2002, 1:05 PM EDT

Att. 10,375 - Cloudy - 86 F

livebaseballscorecards.com

AB	39
R	10
H	12
RBI	10
BB	5
SO	8
LOB	17

Atlanta Braves @ Florida Marlins

Pro Player Stadium, Miami, FL

Wed Jul 24 2002, 1:05 PM EDT

Att. 10,375 - Cloudy - 86 F

livebaseballscorecards.com

BOTTOM

Batter	1	2	3	4	5	6	7	8	9	AB	R	H	RBI	BB	SO	LOB
Luis Castillo, S (1, 4) OBP: 0.395, SLG: 0.397	C C X 0-2 P4 ①		B B C X 2-1 G1-3 ③			B B F B B 4-1 BB			F B F X 1-2 G5-3 ①	2	0	0	0	1	0	1
Vic Darensbourg, L (7, 1)										0	0	0	0	0	0	0
Andy Fox, L (9, PH) OBP: 0.326, SLG: 0.318										1	0	0	0	0	0	0
Eric Owens, R (1, 9) OBP: 0.340, SLG: 0.380	X 0-0 F7 ②			C B F C 1-3 K ①		X 0-0 P6 ③			B B B B 4-0 WP BB	3	0	0	0	1	1	1
Kevin Millar, R (1, 7) OBP: 0.336, SLG: 0.439	B B F X 2-1 F7 ③			B C C F X 1-2 P6 ②			B F B S T X 2-2 F8 ①		C F B F F F X 1-2 L7 ②	4	0	0	0	0	0	1
(7, 5)																
Mike Lowell, R (1, 5) OBP: 0.360, SLG: 0.501		C S B X 1-2 F7 ①		S X 0-1 G1-6-3 ③			B B C B F S 3-3 K ②		C B F B B B 1-3 BB	2	0	0	0	0	0	0
Tim Raines, S (7, 7) OBP: 0.355, SLG: 0.276										1	0	0	0	1	1	0
Derrek Lee, R (1, 3) OBP: 0.360, SLG: 0.503		F B S B F B F B S 3-3 K ②			C B B X 2-1 G6-4-3 1B		B B B B 4-0 WP BB		X 0-0 F8 ③	2	0	1	0	1	1	0
Mike Redmond, R (8, 3) OBP: 0.396, SLG: 0.381										1	0	0	0	0	0	2
Juan Encarnacion, R (1, 8) OBP: 0.324, SLG: 0.454	B X 1-0 F8 ③				C B F X 1-2 G6-4-3 ① ② 1-2f		S B S B F F B X 3-2 P6 ③ 1-3			3	0	0	0	0	0	2
Charles Johnson, R (1, 2) OBP: 0.313, SLG: 0.326			B F B B B F F B 4-2 BB		B X 1-0 G3 ③			C B S X 1-2 G5-3 ①		1	0	0	0	1	0	0
Homer Bush, R (7, 4) OBP: 0.269, SLG: 0.281										1	0	0	0	0	0	0
Mike Mordecai, R (1, 6) OBP: 0.287, SLG: 0.283			S F B X 1-2 F9 ①			F S S 0-3 K ①		X 0-0 G4-3 ②		3	0	0	0	0	1	1
Michael Tejera, L (1, 1) OBP: 0.200, SLG: 0.350			B B X 2-0 F8 ②			X 0-0 F8 ②		B F X 1-1 G5-3 ③		1	0	0	0	0	0	1
Ramon Castro, R (6, PH)										2	0	0	0	0	0	0
(7, 2)																

	AB	27
	R	0
	H	1
	RBI	0
	BB	5
	SO	4
	LOB	9

Inning Stats	1	2	3	4	5	6	7	8	9
	R: 0 E: 0 K: 0 S: 6	H: 0 LOB: 0 BB: 0 P: 8	R: 0 E: 0 K: 1 S: 10	H: 0 LOB: 0 BB: 0 P: 15	R: 0 E: 0 K: 0 S: 9	H: 0 LOB: 1 BB: 1 P: 18	R: 0 E: 0 K: 1 S: 9	H: 0 LOB: 0 BB: 0 P: 11	R: 0 E: 0 K: 0 S: 6	H: 1 LOB: 0 BB: 0 P: 10	R: 0 E: 0 K: 1 S: 6	H: 0 LOB: 1 BB: 1 P: 10	R: 0 E: 0 K: 1 S: 12	H: 0 LOB: 1 BB: 1 P: 24	R: 0 E: 0 K: 0 S: 6	H: 0 LOB: 0 BB: 0 P: 8	R: 0 E: 0 K: 0 S: 13	H: 0 LOB: 2 BB: 2 P: 23

	1B: 1	SF: 0	WP: 4	PA: 32
	2B: 0	SAC: 0	PB: 0	
	3B: 0	DP: 1	SB: 0	
	HR: 0	HBP: 0	CS: 0	

PITCHER		IP	WLS	BF	H	R	ER	SO	BB	IBB	HBP	BLK	WP	HR	S	P	ERA	WHIP
Damian Moss, L ERA: 3.38	(1, 1)	7.0	W	24	1	0	0	4	3	0	0	0	1	0	58	96	0.00	0.571
Albie Lopez, R ERA: 4.58	(8, 1)	2.0		8	0	0	0	0	2	0	0	0	1	0	19	31	0.00	1.000

PITCHER	IP	WLS	BF	H	R	ER	SO	BB	IBB	HBP	BLK	WP	HR	S	P	ERA	WHIP

Florida Marlins @ Montreal Expos

Olympic Stadium, Montreal, QB

Thu Jul 25 2002, 7:05 PM EDT

Att. 8,557 - Dome - 72 F

livebaseballscorecards.com

TOP

Batter	1	2	3	4	5	6	7	8	9	AB	R	H	RBI	BB	SO	LOB
Luis Castillo, S (1, 4) OBP: 0.396, SLG: 0.398	C B F X 1-2 G6-3 ①		X 0-0 G4-3 ②			B F C X 1-2 CS 1B		B C X 1-1 2-H 1B		4	0	2	1	0	0	0
Andy Fox, L (1, 6) OBP: 0.325, SLG: 0.317	X 0-0 ② 1B		B C F X 1-2 F8 ③			B C B X 2-1 ②③ G3-1 1-2		C B X 1-1 ③ G4-3		4	0	1	0	0	0	3
Preston Wilson, R (1, 8) OBP: 0.341, SLG: 0.439	S F X 0-2 G3 ③			B X 1-0 G6-4-3 1B			X 0-0 G5-3 ①		B B C F X 2-2 2B 1B 1B	4	1	2	0	0	0	0
Mike Lowell, R (1, 5) OBP: 0.361, SLG: 0.504		B B F F F S 2-3 K ①		B X 1-0 P4 ①			B B F X 2-1 1B		S X 0-1 1B 1-3 FC6-2 2B	4	0	2	0	0	1	1
Derrek Lee, R (1, 3) OBP: 0.361, SLG: 0.501		X 0-0 2B 1B		B X 1-0 G6-4-3 ②③ 1-2f			X 0-0 F8 ②		B B B I 4-0 FC6-2 1B IBB	3	1	1	0	1	0	2
Juan Encarnacion, R (1, 9) OBP: 0.323, SLG: 0.452		B F F S 1-3 K ②			B X 1-0 F8 ①		C B B S 1-3 K ③		X 0-0 FC6-2 1-2 2-3 3-H 1B	4	0	1	1	0	2	2
Eric Owens, R (1, 7) OBP: 0.339, SLG: 0.381		C X 0-1 1-H 2B			X 0-0 G6-3 ②			B F X 1-1 G4-3 ①	C B X 1-1 FC6-2 G4-3 1-2 2-3 3-Hf ①	4	0	1	1	0	0	3
Charles Johnson, R (1, 2) Homer Bush, R (8, PR) Mike Redmond, R (8, 2) OBP: 0.313, SLG: 0.326 OBP: 0.269, SLG: 0.281 OBP: 0.394, SLG: 0.378		B X 1-0 F9 ③			X 0-0 P3 ③			C X 0-1 G6-3 1B 1B	F X 0-1 G4-3 1-2f ②③	3 0 1	0 1 0	1 0 0	0 0 0	0 0 0	0 0 0	1 0 3
Brad Penny, R (1, 1) Carl Pavano, R (5, 1) Kevin Millar, R (8, PH) Armando Almanza, L (8, 1) Vladimir Nunez, R (8, 1) OBP: 0.120, SLG: 0.160 OBP: 0.192, SLG: 0.231 OBP: 0.335, SLG: 0.437 OBP: 0.250, SLG: 0.250			F F B S 1-3 K ①			X 0-0 G5-3 ①		C B S B F B X 3-2 G6-3 1-2 ②		1 1 1 0 0	0 0 0 0 0	0 0 0 0 0	0 0 0 0 0	1 0 0 0 0	0 0 0 0 0	0 0 1 0 0
Inning Stats	R: 0 E: 0 K: 0 S: 7 H: 1 LOB: 0 BB: 0 P: 8	R: 1 E: 0 K: 2 S: 11 H: 2 LOB: 1 BB: 0 P: 15	R: 0 E: 0 K: 1 S: 7 H: 0 LOB: 0 BB: 0 P: 9	R: 0 E: 0 K: 0 S: 3 H: 1 LOB: 0 BB: 0 P: 6	R: 0 E: 0 K: 0 S: 3 H: 0 LOB: 0 BB: 0 P: 4	R: 0 E: 0 K: 0 S: 6 H: 1 LOB: 0 BB: 0 P: 9	R: 0 E: 0 K: 1 S: 7 H: 1 LOB: 1 BB: 0 P: 10	R: 1 E: 0 K: 0 S: 12 H: 2 LOB: 2 BB: 0 P: 18	R: 1 E: 0 K: 0 S: 10 H: 3 LOB: 2 BB: 1 P: 17	1B: 9 2B: 2 3B: 0 HR: 0	SF: 0 SAC: 0 DP: 2 HBP: 0						

	AB	34
	R	3
	H	11
	RBI	3
	BB	1
	SO	4
	LOB	16

WP: 0 PB: 0 SB: 0 CS: 1 PA: 35

PITCHER		IP	WLS	BF	H	R	ER	SO	BB	IBB	HBP	BLK	WP	HR	S	P	ERA	WHIP
Masato Yoshii, R ERA: 3.54	(1, 1)	7.2		28	8	2	2	4	0	0	0	0	0	0	54	76	2.35	1.043
Joey Eischen, L ERA: 1.45	(8, 1)	0.1		1	0	0	0	0	0	0	0	0	0	0	2	3	0.00	0.000
52 T.J. Tucker, R ERA: 3.08	(9, 1)	0.0	L	4	3	1	1	0	0	1	0	0	0	0	6	12	∞	∞
Matt Herges, R ERA: 3.74	(9, 1)	1.0		2	0	0	0	0	0	0	0	0	0	0	4	5	0.00	0.000

PITCHER		IP	WLS	BF	H	R	ER	SO	BB	IBB	HBP	BLK	WP	HR	S	P	ERA	WHIP

Batter	1	2	3	4	5	6	7	8	9	AB	R	H	RBI	BB	SO	LOB
Brad Wilkerson, L (1, 8) OBP: 0.377, SLG: 0.459	C B B F C 2-3 ① K		S T B B F F F X 2-2 ② P5		B B B B 4-0 1-2 BB			B F S B B B 4-2 SH1-4 1B BB	C C B B B S 3-3 ③ K	3	1	0	0	2	2	2
Orlando Cabrera, R (1, 6) OBP: 0.316, SLG: 0.364	X 0-0 ② F7		C X 0-1 ③ FC6-4 1-2f		F B C S 1-3 ② K			X 0-0 ① SH1-4 1-2		3	0	0	0	0	1	3
Cliff Floyd, L (1, 7) OBP: 0.393, SLG: 0.507	C X 0-1 ③ G3-1			B S C X 1-2 ① P5	B S S S 1-3 ③ K			C B C F B B B 4-2 1B BB		3	0	0	0	1	1	2
Vladimir Guerrero, R (1, 9) OBP: 0.414, SLG: 0.584		F F S 0-3 ① K		S F S 0-3 ② K		F B B F F S 2-3 ① K		X 0-0 ② P4		4	0	0	0	0	3	2
Fernando Tatis, R (1, 5) OBP: 0.342, SLG: 0.466		C B C S 1-3 ② K		X 0-0 E5 BB 1B		B B B F C F F X 3-2 F8		B X 1-0 1-3 2-H 1B		4	0	1	1	0	1	0
Andres Galarraga, R (1, 3) OBP: 0.388, SLG: 0.403		X 0-0 HR		B B B B 4-0 1-2 1B BB		B F S B S S 2-3 ③ K		C X 0-1 ③ G6-3		3	1	1	1	1	1	2
Brian Schneider, L (1, 2) OBP: 0.289, SLG: 0.413		C B X 1-1 ③ G4-3		C X 0-1 ③ 1-2 2-H 1B			B X 1-0 ① G4-3		X 0-0 SH1-3 1B	4	0	2	0	0	0	0
Jose Macias, S (1, 4) OBP: 0.295, SLG: 0.346			B C X 1-1 ① G3		C F F F B X 1-2 ① G4-3		C B S F F F S 1-3 ② K		L X 0-1 ① SH1-3 1-2	3	0	0	0	0	1	0
Masato Yoshii, R (1, 1) OBP: 0.217, SLG: 0.053 Joey Eischen, L (8, 1) 52 T.J. Tucker, R (9, 1) OBP: 0.750, SLG: 0.750 Matt Herges, L (9, 1) Wil Cordero, R (9, PH) OBP: 0.300, SLG: 0.407			B B C X 2-1 FC6-4 1B		B F S B F B B 4-2 BB BB		B C F B F F X 2-2 ③ G4-3		B C B B S B F F F X 3-2 ② F7	2 0 0 0 1	0 0 0 0 0	1 0 0 0 0	0 0 0 0 0	1 0 0 0 0	0 0 0 0 0	0 0 0 0 1
Inning Stats	R: 0 H: 0 E: 0 LOB: 0 K: 1 BB: 0 S: 6 P: 8	R: 1 H: 1 E: 0 LOB: 0 K: 2 BB: 0 S: 9 P: 11	R: 0 H: 1 E: 0 LOB: 1 K: 0 BB: 0 S: 12 P: 17	R: 0 H: 1 E: 1 LOB: 2 K: 1 BB: 1 S: 9 P: 14	R: 0 H: 0 E: 0 LOB: 2 K: 2 BB: 0 S: 14 P: 25	R: 0 H: 0 E: 0 LOB: 0 K: 2 BB: 0 S: 12 P: 19	R: 0 H: 0 E: 0 LOB: 0 K: 1 BB: 0 S: 11 P: 15	R: 1 H: 1 E: 0 LOB: 2 K: 0 BB: 2 S: 10 P: 19	R: 0 H: 1 E: 0 LOB: 1 K: 1 BB: 0 S: 11 P: 17	1B: 4 SF: 0 2B: 0 SAC: 2 3B: 0 DP: 0 HR: 1 HBP: 0						

PITCHER		IP	WLS	BF	H	R	ER	SO	BB	IBB	HBP	BLK	WP	HR	S	P	ERA	WHIP
Brad Penny, R ERA: 5.23	(1, 1)	4.1		19	3	1	1	4	3	0	0	0	0	1	44	67	2.08	1.385
Carl Pavano, R ERA: 5.76	(5, 1)	2.2		8	0	0	0	5	0	0	0	0	0	0	29	42	0.00	0.000
Armando Almanza, L ERA: 4.68	(8, 1)	0.1	H	3	0	1	1	0	2	0	0	0	0	0	6	14	27.00	6.000
Vladimir Nunez, R ERA: 3.25	(8, 1)	1.2	W	7	2	0	0	1	0	0	0	0	0	0	15	22	0.00	1.200

PITCHER	IP	WLS	BF	H	R	ER	SO	BB	IBB	HBP	BLK	WP	HR	S	P	ERA	WHIP

BOTTOM

Florida Marlins @ Montreal Expos

Olympic Stadium, Montreal, QB

Thu Jul 25 2002, 7:05 PM EDT

Att. 8,557 - Dome - 72 F

livebaseballscorecards.com

AB	30
R	2
H	5
RBI	2
BB	5
SO	10
LOB	12

WP: 0	PB: 0	SB: 0	CS: 0
PA: 37			

Batter	1	2	3	4	5	6	7	8	9	10	AB	R	H	RBI	BB	SO	LOB
Luis Castillo, S (1, 4) OBP: 0.394, SLG: 0.396	F F B B X 2-2 G6-3 ①		B B C X 2-1 G6-3 ③		C C F B B X 2-2 G6-3 ②		B S F B X 2-2 CS 1B 1-3 1B		F F F S 0-3 K ①		5	0	1	0	0	1	1
Andy Fox, L (1, 6) OBP: 0.324, SLG: 0.316 Eric Owens, R (9, PH) OBP: 0.338, SLG: 0.380 Mike Mordecai, R (9, 6) OBP: 0.287, SLG: 0.283	X 0-0 P6 ②			B C S S X 1-2 P5 ①	B F B C B F X 3-2 F9 ③		B X 1-0 CS 1B 1-2 3-H		F F X 0-2 FC4-6 HR ② 1-2f		4 1 0	0 1 0	1 1 0	1 0 0	0 0 0	0 0 0	0 1 0
Preston Wilson, R (1, 8) OBP: 0.347, SLG: 0.451	B C X 1-1 F7 ③			B F F B X 2-2 1B 1B 1B		X 0-0 FC5-4 1B	B B B B 4-0 1-2 2-3 BB ②		C X 0-1 1-H HR		4	2	3	2	1	0	0
Mike Lowell, R (1, 5) OBP: 0.361, SLG: 0.503		X 0-0 BB 1B		B C S S S 1-3 K ②		C X 0-1 FC5-4 FC5-4 1-2f ①	B B C F X 3-2 G6-3 ③		B B B F F F F X 3-2 1B		5	0	2	0	0	1	4
Derrek Lee, R (1, 3) OBP: 0.362, SLG: 0.499		B C B F F F F B B 4-2 G6-4-3 1-2 BB		C B C X 1-2 BB 1B 1-2 1B		B C S B X 2-2 FC5-4 1-2f ②		C B B F S 2-3 K ①	C S B B S 2-3 K ③		4	0	1	0	1	2	2
Juan Encarnacion, R (1, 9) OBP: 0.324, SLG: 0.451		F F C 0-3 K ①		B F S F X 1-2 BB 1-2 2-H 1B		C B F F F S 1-3 K ③		C B F B X 2-2 1B		X 0-0 L4 ①	5	0	2	1	0	2	3
Kevin Millar, R (1, 7) OBP: 0.336, SLG: 0.433		C S B B X 2-2 G6-4-3 ② ③ 1-2f		B B B 4-0 1-2 2-3 BB			B S B B X 2-1 F8 ①	C B F F X 1-2 F9 ②		X 0-0 FC4-6 1B	4	0	1	0	1	0	3
Charles Johnson, R (1, 2) OBP: 0.316, SLG: 0.346 Vladimir Nunez, R (10, 1) OBP: 0.250, SLG: 0.250			C B X 1-1 1B ①	B F B B X 3-1 F8 ③			X 0-0 HR	B C F F X 1-2 P6 ③		C X 0-1 FC4-6 2B 1-2f ②	4 0	1 0	2 0	1 0	0 0	0 0	4 0
Josh Beckett, R (1, 1) Homer Bush, R (7, PH) OBP: 0.275, SLG: 0.281 Graeme Lloyd, L (7, 1) Braden Looper, R (8, 1) Mike Redmond, R (8, 2) OBP: 0.401, SLG: 0.393 Tim Raines, S (10, PH) OBP: 0.351, SLG: 0.271			B C C S 1-3 K ②		B X 1-0 G6-3 ①		B B B B 4-0 1B 1B BB		C B X 1-1 FC4-6 1-H	C B X 1-1 2B ③	2 0 0 0 2 1	0 1 0 0 0 0	0 0 0 0 2 0	0 1 0 0 0 0	1 0 0 0 0 0	0 0 0 0 0 1	0 0 0 0 0 0
Inning Stats	R: 0 E: 0 K: 0 S: 6 H: 0 LOB: 0 BB: 0 P: 9	R: 0 E: 0 K: 1 S: 12 H: 1 LOB: 1 BB: 1 P: 18	R: 0 E: 0 K: 1 S: 7 H: 1 LOB: 0 BB: 0 P: 11	R: 1 E: 0 K: 1 S: 18 H: 3 LOB: 3 BB: 1 P: 31	R: 0 E: 0 K: 0 S: 9 H: 0 LOB: 0 BB: 0 P: 15	R: 0 E: 0 K: 1 S: 11 H: 1 LOB: 1 BB: 0 P: 14	R: 2 E: 0 K: 0 S: 10 H: 3 LOB: 2 BB: 2 P: 26	R: 0 E: 0 K: 1 S: 14 H: 1 LOB: 1 BB: 0 P: 20	R: 2 E: 0 K: 2 S: 19 H: 3 LOB: 1 BB: 0 P: 25	R: 0 E: 0 K: 0 S: 6 H: 2 LOB: 2 BB: 0 P: 7	1B: 12 2B: 1 3B: 0 HR: 2	SF: 0 SAC: 0 DP: 1 HBP: 0					

PITCHER		IP	WLS	BF	H	R	ER	SO	BB	IBB	HBP	BLK	WP	HR	S	P	ERA	WHIP
Tony Armas, R ERA: 4.38	(1, 1)	2.2		9	2	0	0	2	1	0	0	0	0	0	23	34	0.00	1.125
Dan Smith, R ERA: 2.79	(3, 1)	3.2		18	5	3	3	2	2	0	0	0	0	1	43	73	7.36	1.909
Joey Eischen, L ERA: 1.45	(7, 1)	0.0		2	2	0	0	0	0	0	0	0	0	0	4	7	∞	∞
Jim Brower, R ERA: 4.65	(7, 1)	0.2	H	2	0	0	0	0	1	0	0	0	0	0	3	10	0.00	1.500
Matt Herges, R ERA: 3.66	(8, 1)	1.0	H	4	1	0	0	1	0	0	0	0	0	0	14	20	0.00	1.000

PITCHER		IP	WLS	BF	H	R	ER	SO	BB	IBB	HBP	BLK	WP	HR	S	P	ERA	WHIP
Scott Stewart, L ERA: 3.3	(9, 1)	1.0	B	6	3	2	2	2	0	0	0	0	0	1	19	25	18.00	3.000
52 T.J. Tucker, R ERA: 3.02	(10, 1)	1.0	W	4	2	0	0	0	0	0	0	0	0	0	6	7	0.00	2.000

TOP

Florida Marlins @ Montreal Expos

Olympic Stadium, Montreal, QB

Fri Jul 26 2002, 7:05 PM EDT
Att. 9,406 - Dome - 72 F

livebaseballscorecards.com

AB	41
R	5
H	15
RBI	5
BB	4
SO	7
LOB	19

1B: 12 SF: 0 PA: 45
2B: 1 SAC: 0
3B: 0 DP: 1
HR: 2 HBP: 0

WP: 0
PB: 0
SB: 0
CS: 2

Batter	1	2	3	4	5	6	7	8	9	10	AB	R	H	RBI	BB	SO	LOB
Brad Wilkerson, L (1, 8) OBP: 0.372, SLG: 0.453	K		K		F9		SF8 3-H		K		4	0	0	1	0	3	2
Jose Vidro, S (1, 4) OBP: 0.389, SLG: 0.483	P6		F7		G4-3		P4			HR	5	1	1	1	0	0	1
Vladimir Guerrero, R (1, 9) OBP: 0.412, SLG: 0.584	F8		G6-3			G5-3		CS 2B			4	0	1	0	0	0	0
Andres Galarraga, R (1, 3) OBP: 0.390, SLG: 0.425		E4 2B		G4-6-3 1B		HR		K			4	2	2	1	0	1	1
Fernando Tatis, R (1, 5) OBP: 0.340, SLG: 0.467		SF8 1-H 2B		G4-6-3 1-2f		K		K			4	1	1	1	0	2	2
Cliff Floyd, L (1, 7) OBP: 0.397, SLG: 0.516		FC6-4 HBP		HR		F8		CS 2-3	SH3-4 BB		2	1	1	1	1	0	0
Orlando Cabrera, R (1, 6) OBP: 0.316, SLG: 0.365		SF8 3-H		1B			K		SH3-4 1-2		2	0	1	1	0	1	0
Brian Schneider, L (1, 2) OBP: 0.295, SLG: 0.406		FC6-4 1-2f		G3			2B SF8 BB		IBB		2	1	0	0	2	0	2
Tony Armas, R (1, 1) OBP: 0.314, SLG: 0.447 Dan Smith, R (3, 1) Joey Eischen, L (7, 1) Jim Brower, R (7, 1) Wil Cordero, R (7, PH) OBP: 0.308, SLG: 0.420 Henry Mateo, S (7, PR) OBP: 0.273, SLG: 0.300 Matt Herges, L (8, 1) Scott Stewart, R (9, 1) Jose Macias, S (9, PH) OBP: 0.294, SLG: 0.294 52 T.J. Tucker, R (10, 1) OBP: 0.750, SLG: 0.750		F9		K							1 1 0 0 1 0 0 0 0 0 1	0 0 0 0 0 0 0 0 0 0 0	0 0 0 0 1 0 0 0 0 0 2	0 0 0 0 0 0 0 0 0 0 1	0 1 0 0 0 0 0 0 0 0 2	0 0 0 0 0 0 0 0 0 0 0	1 0 0 0 0 0 0 0 0 0 2
Inning Stats	R: 0 E: 0 K: 1 S: 6 H: 0 LOB: 0 BB: 0 P: 10	R: 2 E: 1 K: 0 S: 17 H: 1 LOB: 1 BB: 0 P: 24	R: 0 E: 0 K: 1 S: 9 H: 0 LOB: 0 BB: 0 P: 12	R: 1 E: 0 K: 0 S: 12 H: 3 LOB: 1 BB: 0 P: 17	R: 0 E: 0 K: 1 S: 8 H: 0 LOB: 0 BB: 0 P: 13	R: 1 E: 0 K: 1 S: 15 H: 1 LOB: 0 BB: 0 P: 24	R: 1 E: 0 K: 1 S: 10 H: 1 LOB: 1 BB: 1 P: 19	R: 0 E: 0 K: 2 S: 8 H: 1 LOB: 0 BB: 0 P: 14	R: 0 E: 0 K: 2 S: 11 H: 0 LOB: 2 BB: 2 P: 24	R: 1 E: 0 K: 0 S: 4 H: 1 LOB: 0 BB: 0 P: 6	1B: 2 2B: 3 3B: 0 HR: 3 SF: 2 SAC: 1 DP: 1 HBP: 1	WP: 0 PB: 0 SB: 0 CS: 1 PA: 39					

PITCHER		IP	WLS	BF	H	R	ER	SO	BB	IBB	HBP	BLK	WP	HR	S	P	ERA	WHIP
Josh Beckett, R ERA: 3.95	(1, 1)	6.0		24	5	4	2	4	0	0	1	0	0	2	67	100	3.00	0.833
Graeme Lloyd, L ERA: 5.15	(7, 1)	1.0		6	2	1	1	1	1	0	0	0	0	0	11	20	9.00	3.000
Braden Looper, R ERA: 3.42	(8, 1)	2.0		7	0	0	0	4	1	1	0	0	0	0	18	37	0.00	0.500
Vladimir Nunez, R ERA: 3.39	(10, 1)	0.0	L	1	1	1	1	0	0	0	0	0	0	1	4	6	∞	∞

PITCHER	IP	WLS	BF	H	R	ER	SO	BB	IBB	HBP	BLK	WP	HR	S	P	ERA	WHIP

BOTTOM

Florida Marlins @ Montreal Expos

Olympic Stadium, Montreal, QB

Fri Jul 26 2002, 7:05 PM EDT

Att. 9,406 - Dome - 72 F

livebaseballscorecards.com

AB	31
R	6
H	8
RBI	6
BB	3
SO	9
LOB	11

Florida Marlins @ Montreal Expos

Olympic Stadium, Montreal, QB

Sat Jul 27 2002, 7:05 PM EDT

Att. 19,373 - Dome - 72 F

TOP

livebaseballscorecards.com

Batter	1	2	3	4	5	6	7	8	9	AB	R	H	RBI	BB	SO	LOB
Luis Castillo, S (1, 4) OBP: 0.392, SLG: 0.393	HBP BB BB 1B	K		FC6-4 G6-4-3 1-2f		F7			G4-3	5	1	1	0	0	1	3
Juan Encarnacion, R (1, 9) OBP: 0.325, SLG: 0.449	BB HBP SF8 1-2 BB	K		G6-4-3 1-2f			K		G6-4-3 1B	4	1	1	0	1	2	1
Preston Wilson, R (1, 8) OBP: 0.342, SLG: 0.445	K	K			P4		K		G6-4-3 1-2f	5	0	0	0	0	3	3
Mike Lowell, R (1, 5) OBP: 0.363, SLG: 0.501	BB HR 1-2 2-3 HBP		2B SF8 1B		F9		K			3	2	1	0	0	1	0
Derrek Lee, R (1, 3) OBP: 0.363, SLG: 0.500	HR 1-2 2-3 3-H BB		SF8 1-3 2B		K			G6-3		3	1	1	1	1	1	0
Kevin Millar, R (1, 7) OBP: 0.335, SLG: 0.447	SF8 3-H		SF8 2-3 3-H			K		HR		2	1	1	3	0	1	0
Charles Johnson, R (1, 2) OBP: 0.315, SLG: 0.360	HR 1-H 2-H		G1-3			F8		G6-3		4	1	1	3	0	0	1
Andy Fox, L (1, 6) OBP: 0.329, SLG: 0.323	1B		P6			1B 1B		1B		4	0	3	0	0	0	1
A.J. Burnett, R (1, 1)	G6-3			FC6-4 BB		1-2 1B				3	0	1	0	1	1	2
Armando Almanza, L (9, 1)										0	0	0	0	0	0	0
Inning Stats	R: 5 E: 0 K: 1 S: 17 H: 3 LOB: 1 BB: 2 P: 35	R: 0 E: 0 K: 3 S: 10 H: 0 LOB: 0 BB: 0 P: 13	R: 1 E: 0 K: 0 S: 9 H: 2 LOB: 1 BB: 0 P: 16	R: 0 E: 0 K: 0 S: 10 H: 0 LOB: 0 BB: 1 P: 15	R: 0 E: 0 K: 1 S: 9 H: 0 LOB: 0 BB: 0 P: 15	R: 0 E: 0 K: 1 S: 11 H: 2 LOB: 2 BB: 0 P: 16	R: 0 E: 0 K: 3 S: 10 H: 0 LOB: 0 BB: 0 P: 15	R: 1 E: 0 K: 1 S: 9 H: 2 LOB: 1 BB: 0 P: 16	R: 0 E: 0 K: 0 S: 4 H: 1 LOB: 0 BB: 0 P: 6	1B: 7 2B: 1 3B: 0 HR: 2 SF: 2 SAC: 0 DP: 2 HBP: 1						

AB	33
R	7
H	10
RBI	7
BB	3
SO	10
LOB	11

WP: 0 PB: 0 SB: 0 CS: 0 PA: 39

PITCHER		IP	WLS	BF	H	R	ER	SO	BB	IBB	HBP	BLK	WP	HR	S	P	ERA	WHIP
Tomo Ohka, R ERA: 3.77	(1, 1)	1.0	L	9	3	5	5	1	2	0	1	0	0	1	17	35	45.00	5.000
Britt Reames, R ERA: 6.69	(2, 1)	6.0		22	4	1	1	8	1	0	0	0	0	0	59	90	1.50	0.833
Jim Brower, R ERA: 4.65	(8, 1)	2.0		8	3	1	1	1	0	0	0	0	0	1	13	22	4.50	1.500

PITCHER	IP	WLS	BF	H	R	ER	SO	BB	IBB	HBP	BLK	WP	HR	S	P	ERA	WHIP

BOTTOM

Florida Marlins @ Montreal Expos

Olympic Stadium, Montreal, QB

Sat Jul 27 2002, 7:05 PM EDT

Att. 19,373 - Dome - 72 F

Batter	1	2	3	4	5	6	7	8	9	AB	R	H	RBI	BB	SO	LOB
Brad Wilkerson, L (1, 8) OBP: 0.373, SLG: 0.450	BBBCSB 4-2 BB		X 0-0 ② G3 2-3			BBBCB 4-1 1B BB	BCX 1-1 ③ G3			2	0	0	0	2	0	2
Jose Vidro, S (1, 4) OBP: 0.388, SLG: 0.480	CFS 0-3 ① K		BBFCFX 2-2 3-H 1B			CBSFBFS 2-3 ① K		FSBS 1-3 ① K		4	0	1	1	0	3	2
Vladimir Guerrero, R (1, 9) OBP: 0.409, SLG: 0.578	FSBFX 1-2 ② F9		CSS 0-3 ③ K			SSBBBBS 3-3 ② K		FFX 0-2 ② G3		4	0	0	0	0	2	3
Andres Galarraga, R (1, 3) OBP: 0.387, SLG: 0.420	BBBCFS 3-3 ③ K			CSBBBFFS 3-3 ① K		BBX 2-0 1-2 1B		CBX 1-1 ③ G5-3		4	0	1	0	0	2	1
Fernando Tatis, R (1, 5) OBP: 0.336, SLG: 0.459		BX 1-0 ① G3-1		CCBX 1-2 ② L9		BBBFSC 2-3 ③ K			CBFX 1-2 ① F9	4	0	0	0	0	1	2
Cliff Floyd, L (1, 7) OBP: 0.395, SLG: 0.513		BFFFFFBFS 2-3 ② K		FBFFBC 2-3 ③ K			FX 0-1 ① G4-3		FBX 1-1 DI 1B	4	0	1	0	0	2	0
Orlando Cabrera, R (1, 6) OBP: 0.315, SLG: 0.364		CX 0-1 ③ L6			BBBCX 3-1 ① G6-3		FCX 0-2 2B 1B		FBFBFC 2-3 ② K	4	1	1	0	0	1	1
Brian Schneider, L (1, 2) OBP: 0.303, SLG: 0.427 Wil Cordero, R (9, PH) OBP: 0.311, SLG: 0.422		BCX 1-1 G3 1B 2B			BBBSSS 2-3 ② K		X 0-0 1-H 2B		BBBBB 4-0 1-2 BB	3	1	2	1	0	1	0
										0	0	0	0	1	0	0
Tomo Ohka, S (1, 1) OBP: 0.194, SLG: 0.176 Britt Reames, R (2, 1) OBP: 0.250, SLG: 0.250 Troy O'Leary, L (7, PH) OBP: 0.346, SLG: 0.411 Jim Brower, R (8, 1) Jose Macias, S (9, PH) OBP: 0.293, SLG: 0.343			X 0-0 ① B1-4		FCBFBX 2-2 ③ G6-3		BFBBFFC 3-3 ② K		CBFBBFC 3-3 ③ K	0	0	0	0	0	0	0
										2	0	0	0	0	0	1
										1	0	0	0	0	1	1
										0	0	0	0	0	0	0
										1	0	0	0	0	1	2
Inning Stats	R: 0 E: 0 K: 2 S: 12 H: 0 LOB: 1 BB: 1 P: 20	R: 0 E: 0 K: 1 S: 9 H: 0 LOB: 0 BB: 0 P: 12	R: 1 E: 0 K: 1 S: 11 H: 2 LOB: 1 BB: 0 P: 14	R: 0 E: 0 K: 2 S: 12 H: 0 LOB: 0 BB: 0 P: 18	R: 0 E: 0 K: 1 S: 9 H: 0 LOB: 0 BB: 0 P: 16	R: 0 E: 0 K: 3 S: 13 H: 1 LOB: 2 BB: 1 P: 26	R: 1 E: 0 K: 1 S: 12 H: 2 LOB: 1 BB: 0 P: 16	R: 0 E: 0 K: 1 S: 8 H: 0 LOB: 0 BB: 0 P: 10	R: 0 E: 0 K: 2 S: 13 H: 1 LOB: 2 BB: 1 P: 24	1B: 4 2B: 2 3B: 0 HR: 0	SF: 0 SAC: 0 DP: 0 HBP: 0						

PITCHER	IP	WLS	BF	H	R	ER	SO	BB	IBB	HBP	BLK	WP	HR	S	P	ERA	WHIP
A.J. Burnett, R (1, 1) ERA: 3.59	8.0	W	31	5	2	2	12	2	0	0	0	0	0	86	132	2.25	0.875
Armando Almanza, L (9, 1) ERA: 4.5	1.0		5	1	0	0	2	1	0	0	0	0	0	13	24	0.00	2.000

PITCHER	IP	WLS	BF	H	R	ER	SO	BB	IBB	HBP	BLK	WP	HR	S	P	ERA	WHIP

AB	33
R	2
H	6
RBI	2
BB	3
SO	14
LOB	15

WP: 0 PB: 0 SB: 0 CS: 0 PA: 36

livebaseballscorecards.com

Batter	1	2	3	4	5	6	7	8	9	AB	R	H	RBI	BB	SO	LOB
Luis Castillo, S (1, 4) OBP: 0.388, SLG: 0.390	B B C C S 2-3 ① K		B F F B B F X 3-2 ③ G4-3			B C B X 2-1 ② G6-3			C F B X 1-2 ① G6-3	4	0	0	0	0	1	0
Eric Owens, R (1, 9) OBP: 0.337, SLG: 0.382	C T F X 0-2 S E 2B			B F S B X 2-2 ① L5		C B X 1-1 ③ L9			X 0-0 ② G6-3	4	1	1	0	0	0	0
Juan Encarnacion, R (1, 8) OBP: 0.322, SLG: 0.444	C S B C 1-3 ② K			B C F B S 2-3 ② K			B C C B B X 3-2 E6 G4-6-3		C C B B S 2-3 ③ K	4	0	0	0	0	3	1
Mike Lowell, R (1, 5) OBP: 0.360, SLG: 0.497	B B C C C F B X 3-2 ③ F8 2-H			C B X 1-1 ③ F8			B C F X 1-2 ① ② G4-6-3 1-2f			3	0	0	0	0	0	1
Derrek Lee, R (1, 3) OBP: 0.360, SLG: 0.496		C B F X 1-2 ① F9			B S X 1-1 ① F3		S C B C 1-3 ③ K			3	0	0	0	0	1	0
Kevin Millar, R (1, 7) OBP: 0.331, SLG: 0.441		C B B C T X 2-2 ② F2			C B F F F C 1-3 ② K			B B X 2-0 ① P4		3	0	0	0	0	1	0
Ramon Castro, R (1, 2) OBP: 0.339, SLG: 0.479		B F S X 1-2 ③ P5			F B B C B B 4-2 BB			C F S 0-3 ② K		2	0	0	0	1	1	0
Andy Fox, L (1, 6) OBP: 0.329, SLG: 0.330			B B C B C S 3-3 ① K		X 0-0 ③ F9			C X 0-1 3B		3	0	1	0	0	1	1
Julian Tavarez, L (1, 1) OBP: 0.115, SLG: 0.042			B C B F S 2-3 ② K			B C B C X 2-2 ① L8		B C F X 1-2 ③ G6-3		1	0	0	0	0	1	0
Homer Bush, R (6, PH) OBP: 0.273, SLG: 0.278										1	0	0	0	0	0	0
Graeme Lloyd, L (6, 1)										0	0	0	0	0	0	0
Carl Pavano, R (7, 1) OBP: 0.192, SLG: 0.231										0	0	0	0	0	0	0
Tim Raines, S (8, PH) OBP: 0.346, SLG: 0.267										1	0	0	0	0	0	1
Braden Looper, R (8, 1)										0	0	0	0	0	0	0
Inning Stats	R: 1 E: 0 K: 2 S: 14 H: 1 LOB: 0 BB: 0 P: 20	R: 0 E: 0 K: 0 S: 10 H: 0 LOB: 0 BB: 0 P: 14	R: 0 E: 0 K: 2 S: 10 H: 0 LOB: 0 BB: 0 P: 18	R: 0 E: 0 K: 1 S: 8 H: 0 LOB: 0 BB: 0 P: 13	R: 0 E: 0 K: 1 S: 10 H: 0 LOB: 1 BB: 1 P: 16	R: 0 E: 0 K: 0 S: 7 H: 0 LOB: 0 BB: 0 P: 12	R: 0 E: 1 K: 1 S: 9 H: 0 LOB: 0 BB: 0 P: 14	R: 0 E: 0 K: 1 S: 9 H: 1 LOB: 1 BB: 0 P: 12	R: 0 E: 0 K: 1 S: 7 H: 0 LOB: 0 BB: 0 P: 10	1B: 0 2B: 1 3B: 1 HR: 0	SF: 0 SAC: 0 DP: 1 HBP: 0					

PITCHER	IP	WLS	BF	H	R	ER	SO	BB	IBB	HBP	BLK	WP	HR	S	P	ERA	WHIP
Bartolo Colon, R (1, 1) ERA: 2.62	9.0	W	30	2	1	0	9	1	0	0	0	0	0	84	129	0.00	0.333

PITCHER	IP	WLS	BF	H	R	ER	SO	BB	IBB	HBP	BLK	WP	HR	S	P	ERA	WHIP

TOP

Florida Marlins @ Montreal Expos

Olympic Stadium, Montreal, QB

Sun Jul 28 2002, 1:35 PM EDT

Att. 16,770 - Dome - 72 F

livebaseballscorecards.com

AB	29
R	1
H	2
RBI	0
BB	1
SO	9
LOB	4

PA: 30

WP: 0
PB: 0
SB: 1
CS: 0

Florida Marlins @ Montreal Expos

Olympic Stadium, Montreal, QB

Sun Jul 28 2002, 1:35 PM EDT

Att. 16,770 - Dome - 72 F

BOTTOM

livebaseballscorecards.com

Batter	1	2	3	4	5	6	7	8	9	AB	R	H	RBI	BB	SO	LOB
Brad Wilkerson, L (1, 8) (9, 7) OBP: 0.372, SLG: 0.446	B C C S 1-3 K ①		B B B C B 4-1 L5-3 1B BB	C X 0-1 G1-3 ③			C B F C 1-3 K ②			3	0	0	0	1	2	3
Jose Vidro, S (1, 4) OBP: 0.389, SLG: 0.488	C B S B X 2-2 G4-3 ②		L F B B X 2-2 L5-3 1B 1-2		C X 0-1 HR		C F B C 1-3 K ③			4	1	2	1	0	1	0
Vladimir Guerrero, R (1, 9) OBP: 0.405, SLG: 0.572	B B X 2-0 F8 ③		F F B B F B X 3-2 L5-3 ① ② ③ 1-2 2-3		B B F X 2-1 G4-3 ①			F B B B X 3-1 G6-3 ①		4	0	0	0	0	0	2
Wil Cordero, R (1, 3) OBP: 0.310, SLG: 0.416 Andres Galarraga, R (9, 3) OBP: 0.387, SLG: 0.420		B B X 2-0 1B G4-3 G6-3 1B		C F B B B X 3-2 G5-3 ①	C X 0-1 G5-3 ②			C B F B F X 2-2 P4 ②		4 0	1 0	1 0	0 0	0 0	0 0	0 0
Fernando Tatis, R (1, 5) OBP: 0.334, SLG: 0.468		B C B X 2-1 G4-3 ① 1-2		X 0-0 F9 ②	C B B C F F B X 3-2 G5-3 ③			B B X 2-0 HR		4	1	1	1	0	0	1
Troy O'Leary, L (1, 7) OBP: 0.350, SLG: 0.409 Jose Macias, S (9, 8) OBP: 0.293, SLG: 0.343		B B C F X 2-2 G6-3 1B 2-3		B B B C C B 4-2 2B BB		X 0-0 G6-3 ①		S B F B B S 3-3 K ③		3 0	1 0	1 0	0 0	1 0	1 0	0 0
Orlando Cabrera, R (1, 6) OBP: 0.315, SLG: 0.366		B F B X 2-1 G6-3 ② 1-2 3-H		C C X 0-2 HBP 2B 1-H		C F B X 1-2 G6-3 ②				3	0	1	2	0	0	1
Brian Schneider, L (1, 2) OBP: 0.310, SLG: 0.424		I I I I 4-0 IBB		I I I I 4-0 HBP IBB		B C C C 1-3 K ③				1	0	0	0	2	1	0
Bartolo Colon, R (1, 1) OBP: 0.182, SLG: 0.143		X 0-0 G4-3 ③		S H 1-1 1-2 2-3 HBP			C X 0-1 F8 ①			2	0	0	0	0	0	2
Inning Stats	R: 0 H: 0 E: 0 LOB: 0 K: 1 BB: 0 S: 7 P: 12	R: 1 H: 2 E: 0 LOB: 2 K: 0 BB: 1 S: 9 P: 21	R: 0 H: 1 E: 0 LOB: 0 K: 0 BB: 1 S: 8 P: 17	R: 1 H: 1 E: 0 LOB: 3 K: 0 BB: 2 S: 12 P: 24	R: 1 H: 1 E: 0 LOB: 0 K: 0 BB: 0 S: 11 P: 16	R: 0 H: 0 E: 0 LOB: 0 K: 1 BB: 0 S: 7 P: 9	R: 0 H: 0 E: 0 LOB: 0 K: 2 BB: 0 S: 8 P: 10	R: 1 H: 1 E: 0 LOB: 0 K: 1 BB: 0 S: 10 P: 20		1B: 3 SF: 0 2B: 1 SAC: 0 3B: 1 DP: 0 HR: 2 HBP: 1						WP: 0 PA: 33 PB: 0 SB: 0 CS: 0

PITCHER	IP	WLS	BF	H	R	ER	SO	BB	IBB	HBP	BLK	WP	HR	S	P	ERA	WHIP
Julian Tavarez, R (1, 1) ERA: 6.15	5.0	L	23	5	3	3	1	2	2	1	0	0	1	47	90	5.40	1.400
Graeme Lloyd, L (6, 1) ERA: 5.02	1.0		3	0	0	0	1	0	0	0	0	0	0	7	9	0.00	0.000
Carl Pavano, R (7, 1) ERA: 5.7	1.0		3	0	0	0	2	0	0	0	0	0	0	8	10	0.00	0.000
Braden Looper, R (8, 1) ERA: 3.51	1.0		4	1	1	1	1	0	0	0	0	0	1	10	20	9.00	1.000

PITCHER	IP	WLS	BF	H	R	ER	SO	BB	IBB	HBP	BLK	WP	HR	S	P	ERA	WHIP

AB	28
R	4
H	6
RBI	4
BB	4
SO	5
LOB	9

Batter	1	2	3	4	5	6	7	8	9	AB	R	H	RBI	BB	SO	LOB
Fernando Vina, L (1, 4) OBP: 0.333, SLG: 0.356	C C S 0-3 ① K			C H 1-1 F8 27 1B HBP	C X 0-1 G5-4-3 2-3 1B		B F F X 1-2 ③ G6-3		B B X 2-0 ① FC3-6 5 1B 1-2f	4	0	1	0	0	1	1
Eduardo Perez, R (1, 9) OBP: 0.291, SLG: 0.469 Eli Marrero, R (8, 9) OBP: 0.325, SLG: 0.430	B C B C S 2-3 ② K			B X 1-0 ① F8 1-2	X 0-0 ②③ G5-4-3 1-2f			C S S 0-3 ① K X	0-0 ② P5	4 1	0 0	0 0	0 0	0 0	2 0	3 1
5 Albert Pujols, R (1, 7) OBP: 0.389, SLG: 0.546	X 0-0 ③ G5-3			B X 1-0 ② G5-3		B C C B B X 3-2 ① G4-3		B F B C F X 2-2 27 3B 3B C B B F X	2-2 1-2 1B	5	1	2	0	0	0	1
15 Jim Edmonds, L (1, 8) OBP: 0.437, SLG: 0.623		B B B B 4-0 27 G4-6-3 BB		B B B B 4-0 27 1B BB		B X 1-0 2B		S S F S 0-3 ② K C S S 0-3 ③ K		3	0	1	0	2	2	3
27 Scott Rolen, R (1, 5) OBP: 0.360, SLG: 0.478		B S B C X 2-2 ①② G4-6-3 1-2f		B F C X 1-2 ③ 1-2 2-H 1B		B X 1-0 ② F3		B B C F B X 3-2 2B 3-H 3B		4	1	2	1	0	0	2
Tino Martinez, L (1, 3) OBP: 0.335, SLG: 0.417		B X 1-0 ③ G3-1			B B X 2-0 HR	B C S F B C 2-3 ③ K		C X 0-1 3-H 2B		4	1	2	2	0	1	1
Edgar Renteria, R (1, 6) OBP: 0.373, SLG: 0.460			F X 0-1 ① L6		B X 1-0 HR		X 0-0 HR	I I 4-0 FC6-4 IBB		3	2	2	2	1	0	0
Mike Matheny, R (1, 2) OBP: 0.279, SLG: 0.311			S B B F X 2-2 B1-6-4 1B		C F B C 1-3 ① K		X 0-0 ① F9	F X 0-1 ③ FC6-4 1-2f		4	0	1	0	0	1	2
Andy Benes, R (1, 1) OBP: 0.182, SLG: 0.273 Mike Crudale, R (7, 1) Miguel Cairo, R (9, PH) OBP: 0.281, SLG: 0.369 52 Matt Duff, R (9, 1)			X 0-0 ②③ B1-6-4 1-2f		C B B X 2-1 1B 2B		F B B S S 2-3 ② K		X 0-0 E6 FC3-6	3 0 1 0	0 0 0 0	1 0 0 0	0 0 0 0	1 0 0 0	1 0 0 0	1 0 0 0
Inning Stats	R: 0 E: 0 K: 2 S: 7 H: 0 LOB: 0 BB: 0 P: 9	R: 0 E: 0 K: 0 S: 4 H: 0 LOB: 0 BB: 1 P: 11	R: 0 E: 0 K: 0 S: 6 H: 1 LOB: 0 BB: 0 P: 8	R: 0 E: 0 K: 0 S: 6 H: 1 LOB: 2 BB: 1 P: 14	R: 2 E: 0 K: 1 S: 10 H: 4 LOB: 1 BB: 0 P: 16	R: 0 E: 0 K: 1 S: 9 H: 1 LOB: 1 BB: 0 P: 16	R: 1 E: 0 K: 1 S: 8 H: 1 LOB: 0 BB: 0 P: 11	R: 2 E: 0 K: 2 S: 18 H: 3 LOB: 2 BB: 1 P: 27	R: 0 E: 1 K: 1 S: 9 H: 1 LOB: 2 BB: 0 P: 13	1B: 4 2B: 3 3B: 2 HR: 3 SF: 0 SAC: 0 DP: 3 HBP: 1						

TOP

St. Louis Cardinals @ Florida Marlins

Pro Player Stadium, Miami, FL

Tue Jul 30 2002, 7:05 PM EDT

Att. 8,187 - Cloudy - 88 F

livebaseballscorecards.com

AB	36
R	5
H	12
RBI	5
BB	3
SO	8
LOB	15

PITCHER		IP	WLS	BF	H	R	ER	SO	BB	IBB	HBP	BLK	WP	HR	S	P	ERA	WHIP
Michael Tejera, L ERA: 3.9	(1, 1)	7.0	L	28	8	3	3	5	2	0	1	0	0	3	50	85	3.86	1.429
Vic Darensbourg, L ERA: 4.09	(8, 1)	2.0		12	4	2	2	3	0	1	0	0	0	0	27	40	9.00	2.000

PITCHER		IP	WLS	BF	H	R	ER	SO	BB	IBB	HBP	BLK	WP	HR	S	P	ERA	WHIP

WP: 0 PA: 40
PB: 0
SB: 0
CS: 0

St. Louis Cardinals @ Florida Marlins

Pro Player Stadium, Miami, FL

Tue Jul 30 2002, 7:05 PM EDT

Att. 8,187 - Cloudy - 88 F

livebaseballscorecards.com

BOTTOM

Batter	1	2	3	4	5	6	7	8	9	AB	R	H	RBI	BB	SO	LOB
Luis Castillo, S (1, 4) OBP: 0.385, SLG: 0.386	F6	F7			L7			F7		4	0	0	0	0	0	3
Eric Owens, R (1, 9) OBP: 0.332, SLG: 0.376	G5-3	L1-3			P4			G3-1		4	0	0	0	0	0	3
Preston Wilson, R (1, 8) OBP: 0.341, SLG: 0.443	BB BB 1B		F8			G6-3		F8		4	0	1	0	0	0	0
Mike Lowell, R (1, 5) OBP: 0.361, SLG: 0.495	BB 1-2 BB		G6-4-3 BB			L4			K	2	0	0	0	2	1	0
Derrek Lee, R (1, 3) OBP: 0.359, SLG: 0.492	1-2 2-3 BB		G6-4-3 1-2f			K			K	3	0	0	0	1	2	1
Kevin Millar, R (1, 7) OBP: 0.326, SLG: 0.434	K			G6-3			F9		G5-3	4	0	0	0	0	1	3
Mike Redmond, R (1, 2) OBP: 0.406, SLG: 0.395		1B 1B HBP		L3			FC4-6 1B			2	0	1	0	0	0	0
Andy Fox, L (1, 6) OBP: 0.329, SLG: 0.330		1B 1-2 1B		F5			FC4-6 1-2f			3	0	1	0	0	0	1
Michael Tejera, L (1, 1) OBP: 0.227, SLG: 0.364 Juan Encarnacion, R (7, PH) OBP: 0.321, SLG: 0.443 Vic Darensbourg, L (8, 1)	L1-3 1-2 2-3 1B				K		K			2 1 0	0 0 0	1 0 0	0 0 0	0 0 0	1 1 0	0 1 0
Inning Stats	R: 0 E: 0 K: 1 S: 12 H: 1 LOB: 3 BB: 2 P: 29	R: 0 E: 0 K: 0 S: 13 H: 2 LOB: 2 BB: 0 P: 19	R: 0 E: 0 K: 0 S: 5 H: 0 LOB: 0 BB: 1 P: 10	R: 0 E: 0 K: 0 S: 7 H: 0 LOB: 0 BB: 0 P: 10	R: 0 E: 0 K: 1 S: 8 H: 0 LOB: 0 BB: 0 P: 11	R: 0 E: 0 K: 1 S: 6 H: 0 LOB: 0 BB: 0 P: 9	R: 0 E: 0 K: 1 S: 11 H: 1 LOB: 1 BB: 0 P: 15	R: 0 E: 0 K: 0 S: 7 H: 0 LOB: 0 BB: 0 P: 11	R: 0 E: 0 K: 2 S: 9 H: 0 LOB: 0 BB: 0 P: 14	1B: 4 2B: 1 3B: 0 HR: 0	SF: 0 SAC: 0 DP: 2 HBP: 1						

	AB	29
	R	0
	H	4
	RBI	0
	BB	3
	SO	6
	LOB	12

PITCHER		IP	WLS	BF	H	R	ER	SO	BB	IBB	HBP	BLK	WP	HR	S	P	ERA	WHIP
Andy Benes, R ERA: 5.46	(1, 1)	6.1	W	25	4	0	0	3	3	0	1	0	0	0	55	95	0.00	1.105
Mike Crudale, R ERA: 1.24	(7, 1)	1.2	H	5	0	0	0	1	0	0	0	0	0	0	14	19	0.00	0.000
52 Matt Duff, R ERA:	(9, 1)	1.0		3	0	0	0	2	0	0	0	0	0	0	9	14	0.00	0.000

PITCHER	IP	WLS	BF	H	R	ER	SO	BB	IBB	HBP	BLK	WP	HR	S	P	ERA	WHIP

Batter	1	2	3	4	5	6	7	8	9	AB	R	H	RBI	BB	SO	LOB
Fernando Vina, L (1, 4) OBP: 0.334, SLG: 0.355	C F X 0-2 ① F9	B F F B B F F B 4-2 1-2 2-3 BB			C F X 0-2 ① F7	X 0-0 ③ G4-3			C F X 0-2 G1-6-3 1B	4	0	1	0	1	0	2
J.D. Drew, L (1, 9) OBP: 0.353, SLG: 0.464	B B C S C 2-3 ② K	S B S S S 1-3 ② K			X 0-0 ② B5		C X 0-1 ① G5-3		B B C X 2-1 ② ③ G1-6-3 1-2f	3	0	0	0	0	2	3
Miguel Cairo, R (7, PH) OBP: 0.276, SLG: 0.363 (7, 9)										2	0	0	0	0	0	1
5 Albert Pujols, R (1, 7) OBP: 0.388, SLG: 0.543	C C B X 1-2 ③ G1-3	B S S S 1-3 ③ K			B X 1-0 15 HR 1B		F B B F B X 3-2 ② F9			4	1	1	0	0	1	3
15 Jim Edmonds, L (1, 8) OBP: 0.437, SLG: 0.635		C S B X 1-2 27 1B 2B	S B S X 1-2 ① F8		L X 0-1 1-H HR		F C B B B S 3-3 ③ K			4	2	2	2	0	1	0
27 Scott Rolen, R (1, 5) OBP: 0.361, SLG: 0.478		F X 0-1 BB 1B SF8 2-H 1B	C S T F F S 0-3 ② K		B X 1-0 ③ G6-3			B B C C B X 3-2 G4-6-3 BB 1B		4	1	2	1	0	1	0
Tino Martinez, L (1, 3) OBP: 0.337, SLG: 0.416		S X 0-1 SF8 BB 1-2 1B 1B	C F S 0-3 ③ K			X 0-0 ① G3-1		B B B B 4-0 G4-6-3 1-2 BB		3	1	1	0	1	1	0
44 Jason Isringhausen, R (8, 1)										0	0	0	0	0	0	0
Dave Veres, R (8, 1) OBP: 0.333, SLG: 0.333										0	0	0	0	0	0	0
Edgar Renteria, R (1, 6) OBP: 0.372, SLG: 0.456		F B B B B 4-1 BB 1B 1-2 2-3 BB		B X 1-0 ① F7		C F C 0-3 ② K		C B X 1-1 ① ② G4-6-3 1-2f 2-3		3	0	0	0	1	1	2
Eli Marrero, R (1, 2) OBP: 0.324, SLG: 0.429		B F S X 1-2 ① SF8 2-3 3-H		S C B C 1-3 ② K		B X 1-0 BB 1B		C B B X 2-1 ③ G5-3		3	0	1	1	0	1	1
Travis Smith, R (1, 1) OBP: 0.167, SLG: 0.167		X 0-0 BB 1-2 3-H 1B		C S B C 1-3 ③ K		C B F F B B B 4-2 1-2 BB			B C S T B T F C 2-3 ① K	1	0	1	1	0	0	0
Luther Hackman, R (2, 1)										1	0	0	0	0	1	0
Mike DiFelice, R (6, PH) OBP: 0.311, SLG: 0.416										0	0	0	0	1	0	0
Mike Matthews, L (6, 1) OBP: 0.167, SLG: 0.167										0	0	0	0	0	0	0
52 Matt Duff, R (6, 1)										0	0	0	0	0	0	0
Eduardo Perez, R (8, 3) OBP: 0.288, SLG: 0.465										1	0	0	0	0	1	0
Inning Stats	R: 0 E: 0 K: 1 S: 9 H: 0 LOB: 0 BB: 0 P: 12	R: 3 E: 0 K: 2 S: 22 H: 4 LOB: 3 BB: 2 P: 34	R: 0 E: 0 K: 2 S: 12 H: 0 LOB: 0 BB: 0 P: 13	R: 0 E: 0 K: 2 S: 7 H: 0 LOB: 0 BB: 0 P: 10	R: 2 E: 0 K: 0 S: 8 H: 2 LOB: 0 BB: 0 P: 10	R: 0 E: 0 K: 1 S: 9 H: 1 LOB: 2 BB: 1 P: 14	R: 0 E: 0 K: 1 S: 8 H: 0 LOB: 0 BB: 0 P: 14	R: 0 E: 0 K: 0 S: 7 H: 1 LOB: 1 BB: 1 P: 17	R: 0 E: 0 K: 1 S: 10 H: 1 LOB: 0 BB: 0 P: 14	1B: 7 2B: 1 3B: 0 HR: 1 SF: 1 SAC: 0 DP: 2 HBP: 0	WP: 0 PB: 0 SB: 0 CS: 0 PA: 38					

TOP

St. Louis Cardinals @ Florida Marlins

Pro Player Stadium, Miami, FL

Wed Jul 31 2002, 7:05 PM EDT

Att. 7,587 - Cloudy - 84 F

livebaseballscorecards.com

AB	33
R	5
H	9
RBI	5
BB	4
SO	10
LOB	12

PITCHER		IP	WLS	BF	H	R	ER	SO	BB	IBB	HBP	BLK	WP	HR	S	P	ERA	WHIP
Josh Beckett, R ERA: 4.23	(1, 1)	6.0	W	28	7	5	5	8	3	0	0	0	0	1	67	93	7.50	1.667
Armando Almanza, L ERA: 4.33	(7, 1)	1.0	H	3	0	0	0	1	0	0	0	0	0	0	8	14	0.00	0.000
Vladimir Nunez, R ERA: 3.34	(8, 1)	1.0	H	4	1	0	0	0	1	0	0	0	0	0	7	17	0.00	2.000
Braden Looper, R ERA: 3.45	(9, 1)	1.0	S	3	1	0	0	1	0	0	0	0	0	0	10	14	0.00	1.000

PITCHER	IP	WLS	BF	H	R	ER	SO	BB	IBB	HBP	BLK	WP	HR	S	P	ERA	WHIP

Batter	1	2	3	4	5	6	7	8	9	AB	R	H	RBI	BB	SO	LOB
Luis Castillo, S (1, 4) OBP: 0.385, SLG: 0.388	B C C X 1-2 L5 ① B X 1-0 3B 1B 2-H			B F B F X 2-2 L6 ① B B C C F X 2-2 G4-3 ③ C B B B F X 3-2 2B 1-3 2-H						5	1	2	2	0	0	0
Juan Encarnacion, R (1, 9) OBP: 0.325, SLG: 0.449	C B B F H 3-2 S 2B HBP C B B X 2-1 1B 3B 1-H			B B F F F F X 2-2 G5-3 ② B X 1-0 G5-3 ③			X 0-0 F8 S 1B C C X 0-2 G4-3 ① 1-2	B B F S S 2-3 K ② B B X 2-0 G6-3 ③		4	2	2	1	0	1	2
Preston Wilson, R (1, 8) OBP: 0.342, SLG: 0.445	C B B S X 2-2 BB 2B 2B 1-H C F X 0-2 K WP 1B 3-H				C F S 0-3 K ① B B F B B 4-1 G2-3 1B BB B X 1-0 G2-3 ② 1-2		I I I I 4-0 IBB			5	1	2	2	0	0	3
Mike Lowell, R (1, 5) OBP: 0.365, SLG: 0.494	F B B B B 4-1 BB 2B BB B B B B 4-0 WP BB 1-2									1	1	0	0	3	1	0
Derrek Lee, R (1, 3) OBP: 0.358, SLG: 0.488	B B C X 2-1 F3 ② B S S S 1-3 K ② 1-2 2-3						B B B X 3-0 F8 ② 2-3			3	0	0	0	1	1	6
Eric Owens, R (1, 7) OBP: 0.331, SLG: 0.372	B B C B B 4-1 BB 2B 1-2 2-3 B X 1-0 G6-3 ③				B X 1-0 G2-3 ② 1-2		B B C X 2-1 F9 ③			3	1	0	0	1	0	5
Mike Redmond, R (1, 2) OBP: 0.408, SLG: 0.404	B C B F F F X 2-2 2B ③ 1-H 2-H 3-H		C B B F X 2-2 G6-3 ①		B C B X 2-1 1B ③ 2-H			B B C S B F F S 3-3 K ① C F B X 1-2 S 2B 1B		4	0	2	3	0	1	0
Andy Fox, L (1, 6) OBP: 0.331, SLG: 0.332		C B B X 2-1 SH1-4 1B 1B X 0-0 G6-3 ②				C F S 0-3 K ① B S C X 1-2 G1-3 ②				4	2	2	0	0	1	0
Josh Beckett, R (1, 1) Homer Bush, R (6, PH) OBP: 0.270, SLG: 0.276 Armando Almanza, L (7, 1) Vladimir Nunez, R (8, 1) OBP: 0.250, SLG: 0.250 Tim Raines, S (8, PH) OBP: 0.354, SLG: 0.267 Braden Looper, R (9, 1)		X 0-0 SH1-4 ① 1-2 B S B S F F S 2-3 K ③						C F B B B 4-1 2B BB 1-2		1 1 0 0 0 0 0	0 0 0 0 0 0 0	0 0 0 0 0 1 0	0 0 0 0 0 0 0	0 0 0 0 0 0 0	1 0 0 0 0 0 0	0 0 0 0 0 0 0
Inning Stats	R: 4 H: 2 E: 0 LOB: 1 K: 0 BB: 2 S: 17 P: 35	R: 3 H: 4 E: 0 LOB: 2 K: 1 BB: 1 S: 13 P: 24	R: 0 H: 0 E: 0 LOB: 0 K: 1 BB: 0 S: 9 P: 13	R: 0 H: 0 E: 0 LOB: 0 K: 0 BB: 0 S: 9 P: 14	R: 0 H: 1 E: 0 LOB: 2 K: 1 BB: 1 S: 7 P: 14	R: 0 H: 0 E: 0 LOB: 0 K: 1 BB: 0 S: 10 P: 13	R: 0 H: 1 E: 0 LOB: 2 K: 0 BB: 1 S: 7 P: 16	R: 1 H: 2 E: 0 LOB: 2 K: 2 BB: 1 S: 18 P: 32		1B: 6 SF: 0 2B: 3 SAC: 1 3B: 1 DP: 0 HR: 0 HBP: 1						

PITCHER		IP	WLS	BF	H	R	ER	SO	BB	IBB	HBP	BLK	WP	HR	S	P	ERA	WHIP
Travis Smith, R ERA: 7.17	(1, 1)	1.1	L	10	4	6	6	0	2	0	1	0	0	0	21	42	40.50	4.500
Luther Hackman, R ERA: 3.77	(2, 1)	3.2		15	3	1	1	3	2	0	0	0	2	0	34	58	2.46	1.364
Mike Matthews, L ERA: 3.31	(6, 1)	0.1		1	0	0	0	1	0	0	0	0	0	0	3	3	0.00	0.000
52 Matt Duff, R ERA:	(6, 1)	1.2		7	1	0	0	0	0	1	0	0	0	0	14	26	0.00	0.600
44 Jason Isringhausen, R ERA: 2.42	(8, 1)	0.1		3	1	1	1	1	1	0	0	0	0	0	11	18	27.00	6.000

PITCHER		IP	WLS	BF	H	R	ER	SO	BB	IBB	HBP	BLK	WP	HR	S	P	ERA	WHIP
Dave Veres, R ERA: 3.97	(8, 1)	0.2		3	1	0	0	1	0	0	0	0	0	0	7	14	0.00	1.500

BOTTOM

St. Louis Cardinals @ Florida Marlins

Pro Player Stadium, Miami, FL

Wed Jul 31 2002, 7:05 PM EDT

Att. 7,587 - Cloudy - 84 F

livebaseballscorecards.com

AB	31
R	8
H	10
RBI	8
BB	6
SO	6
LOB	16

WP: 2 PA: 39
PB: 0
SB: 3
CS: 0

St. Louis Cardinals @ Florida Marlins

Pro Player Stadium, Miami, FL

Thu Aug 01 2002, 7:05 PM EDT

Att. 7,346 - Cloudy - 87 F

TOP

livebaseballscorecards.com

Batter	1	2	3	4	5	6	7	8	9	AB	R	H	RBI	BB	SO	LOB
Fernando Vina, L (1, 4) OBP: 0.333, SLG: 0.353	F B X 1-1 ① F5		B B B C X 3-1 ③ F8			B B B C B 4-1 BB		X 0-0 ②③ G4-6-3 1-2f		3	0	0	0	1	0	3
J.D. Drew, L (1, 9) OBP: 0.352, SLG: 0.461	S T C 0-3 ② K			B B C S F X 2-2 27 CS 15 1B 1B		F C B X 1-2 ② F7			X 0-0 ① F9	4	0	1	0	0	1	1
Eli Marrero, R (1, 7) (8, 2) OBP: 0.319, SLG: 0.422	S B B T S 2-3 ③ K			B C F B B F X 3-2 ① F8		S C B X 1-2 ③ G4-3			C B B B C S 3-3 ② K	4	0	0	0	0	2	2
15 Jim Edmonds, L (1, 8) OBP: 0.441, SLG: 0.639		B C C B F C 2-3 ① K		B X 1-0 1-2 1B			B S C F B B B 4-2 27 G5-4-3 BB		C S B X 1-2 2B	3	0	2	0	1	1	0
27 Scott Rolen, R (1, 5) OBP: 0.358, SLG: 0.473		F B X 1-1 ② G5-3		B C B B C S X 3-3 ②③ K 2-3			X 0-0 ①② G5-4-3 1-2f		B B C S X 2-2 ③ F8	4	0	0	0	0	1	4
Tino Martinez, L (1, 3) OBP: 0.334, SLG: 0.413		C B B X 2-1 ③ L7			B B C X 2-1 ① G3		F X 0-1 ③ G4-3			3	0	0	0	0	0	0
Edgar Renteria, R (1, 6) OBP: 0.369, SLG: 0.453			B C C F B X 2-2 ① G6-3		B B F F C 2-3 ② K			C F X 0-2 E3 BB		3	0	0	0	0	1	0
Mike Matheny, R (1, 2) OBP: 0.281, SLG: 0.313 Kerry Robinson, L (8, PH) OBP: 0.321, SLG: 0.379 (8, 7)			B X 1-0 FC5-6 1B		B B X 2-0 ③ G6-3			C X 0-1 ① F7		2	0	1	0	0	0	0
										1	0	0	0	0	0	1
Chuck Finley, L (1, 1) OBP: 0.200, SLG: 0.300 Miguel Cairo, R (8, PH) OBP: 0.282, SLG: 0.363 58 Kevin Joseph, R (8, 1)			B S X 1-1 ② FC5-6 1-2f			S B C S 1-3 ① K		B B B C C B 4-2 G4-6-3 1-2 BB		2	0	0	0	0	1	1
										0	0	0	0	1	0	0
										0	0	0	0	0	0	0

AB	29
R	0
H	4
RBI	0
BB	3
SO	7
LOB	12

Inning Stats																		
	R: 0	H: 0	R: 0	H: 0	R: 0	H: 1	R: 0	H: 2	R: 0	H: 0	R: 0	H: 0	R: 0	H: 0	R: 0	H: 1	1B: 3	SF: 0
	E: 0	LOB: 0	E: 0	LOB: 0	E: 0	LOB: 1	E: 0	LOB: 2	E: 0	LOB: 0	E: 0	LOB: 1	E: 0	LOB: 0	E: 0	LOB: 1	2B: 2	SAC: 0
	K: 2	BB: 0	K: 1	BB: 0	K: 0	BB: 0	K: 1	BB: 0	K: 1	BB: 0	K: 0	BB: 1	E: 1	BB: 1	K: 0	BB: 0	3B: 0	DP: 3
	S: 8	P: 11	S: 8	P: 13	S: 9	P: 16	S: 12	P: 21	S: 6	P: 12	S: 10	P: 17	S: 6	P: 10	S: 8	P: 12	HR: 0	HBP: 0
															K: 1	BB: 0		
															S: 10	P: 16		

WP: 0	PA: 32
PB: 0	
SB: 0	
CS: 1	

PITCHER		IP	WLS	BF	H	R	ER	SO	BB	IBB	HBP	BLK	WP	HR	S	P	ERA	WHIP
A.J. Burnett, R ERA: 3.4	(1, 1)	9.0	W	32	4	0	0	7	3	0	0	0	0	0	77	128	0.00	0.778

PITCHER	IP	WLS	BF	H	R	ER	SO	BB	IBB	HBP	BLK	WP	HR	S	P	ERA	WHIP

Batter	1	2	3	4	5	6	7	8	9	AB	R	H	RBI	BB	SO	LOB
Luis Castillo, S (1, 4) OBP: 0.384, SLG: 0.392	X 0-0 F9 ①		C B F X 1-2 E6 E S SF8		C B B X 2-1 2-H 3B		B C B X 2-1 G6-3 ③			4	1	1	1	0	0	1
Juan Encarnacion, R (1, 9) OBP: 0.322, SLG: 0.444	B S S X 1-2 G5-3 ②		B C X 1-1 L7 ①		B B F F B S 3-3 K ②			B F X 1-1 G5-3 ①		4	0	0	0	0	1	2
Preston Wilson, R (1, 8) OBP: 0.341, SLG: 0.442	B B B B 4-0 BB		B X 1-0 SF8 ② 1-H		B X 1-0 G5-3 ③			S X 0-1 G5-3 ②		2	0	0	1	1	0	1
Mike Lowell, R (1, 5) OBP: 0.366, SLG: 0.494	C T F B T S 1-3 K ③		F B X 1-1 F3 ③			B B C F B X 3-2 F9-6-3 BB 1B		C X 0-1 1B 1B 1B		4	1	2	0	0	1	1
Derrek Lee, R (1, 3) OBP: 0.360, SLG: 0.487		C F B B F S 2-3 K ①		B C S C 1-3 K ①		B B B F F B 4-1 1-2 F9-6-3 BB		B B F F F X 2-2 1-2 1B 1B		3	0	1	0	1	2	0
Eric Owens, R (1, 7) OBP: 0.333, SLG: 0.374		B B F B C F X 3-2 L6 ②		C X 0-1 G6-4-3 1B		B F B B C X 3-2 ① ② ③ F9-6-3 1-2 2-3		B X 1-0 1-2 2-H 1B		4	0	2	1	0	0	2
Mike Redmond, R (1, 2) OBP: 0.404, SLG: 0.406		B C X 1-1 1B 2B		C B X 1-1 ② ③ G6-4-3 1-2f			C B F F B X 2-2 ① G6-3	X 0-0 ③ G1-3		4	1	1	0	0	0	3
Mike Mordecai, R (1, 6) OBP: 0.308, SLG: 0.298		C B S X 1-2 2-H 1B			B B S B S B 4-2 SH3-4 3B BB		C B C X 1-2 SH1-4 1B			2	1	2	1	1	0	0
A.J. Burnett, R (1, 1) OBP: 0.160, SLG: 0.213		C B S B B S 3-3 K ③			B B L X 2-1 SH3-4 ① 1-2		B C L X 1-2 SH1-4 ② 1-2			1	0	0	0	0	1	1
Inning Stats	R: 0 H: 0 E: 0 LOB: 1 K: 1 BB: 1 S: 9 P: 15	R: 1 H: 2 E: 0 LOB: 1 K: 2 BB: 0 S: 16 P: 26	R: 1 H: 0 E: 1 LOB: 0 K: 0 BB: 0 S: 8 P: 12	R: 0 H: 1 E: 0 LOB: 0 K: 1 BB: 0 S: 7 P: 9	R: 1 H: 1 E: 0 LOB: 1 K: 1 BB: 1 S: 10 P: 22	R: 0 H: 1 E: 0 LOB: 0 K: 0 BB: 1 S: 7 P: 17	R: 0 H: 1 E: 0 LOB: 1 K: 0 BB: 0 S: 12 P: 18	R: 1 H: 3 E: 0 LOB: 2 K: 0 BB: 0 S: 12 P: 16		1B: 7 SF: 1 2B: 1 SAC: 2 3B: 2 DP: 1 HR: 0 HBP: 0						WP: 0 PA: 34 PB: 0 SB: 1 CS: 0

PITCHER		IP	WLS	BF	H	R	ER	SO	BB	IBB	HBP	BLK	WP	HR	S	P	ERA	WHIP
Chuck Finley, L ERA: 4.34	(1, 1)	7.0	L	28	6	3	2	5	3	0	0	0	0	0	69	119	2.57	1.286
58 Kevin Joseph, R ERA: 9.0	(8, 1)	1.0		6	3	1	1	0	0	0	0	0	0	0	12	16	9.00	3.000

PITCHER	IP	WLS	BF	H	R	ER	SO	BB	IBB	HBP	BLK	WP	HR	S	P	ERA	WHIP

BOTTOM

St. Louis Cardinals @ Florida Marlins

Pro Player Stadium, Miami, FL

Thu Aug 01 2002, 7:05 PM EDT

Att. 7,346 - Cloudy - 87 F

livebaseballscorecards.com

AB	28
R	4
H	9
RBI	4
BB	3
SO	5
LOB	11

Batter	1	2	3	4	5	6	7	8	9	AB	R	H	RBI	BB	SO	LOB
Alex Sanchez, L (1, 8) OBP: 0.360, SLG: 0.354	C B S X 1-2 ① F7		X 0-0 ② F7		L X 0-1 ② G4-3		X 0-0 ① G6-3	C B X 1-1 ③ G6-3		5	0	0	0	0	0	1
Eric Young Sr., R (1, 4) OBP: 0.323, SLG: 0.363	C B B X 2-1 ② G6-3		C B B X 2-1 ③ B1-3		C B B X 2-1 FC6 1B		B B C B C X 3-2 FC5 1B		C X 0-1 CS 2B	5	0	3	0	0	0	0
Lenny Harris, L (1, 7) OBP: 0.320, SLG: 0.341	C C B X 1-2 1B			C B X 1-1 ① L9	C B X 1-1 ③ FC6 1-2f		C X 0-1 1-2 FC5 1B		B F F S 1-3 ①② K 2-3	5	0	2	0	0	1	2
Richie Sexson, R (1, 3) OBP: 0.362, SLG: 0.527	C S B B S 2-3 ③ K			H 1-0 2B FC1 HBP		S B B B X 3-1 ① F8	B S F X 1-2 ② F7		B B F S S 2-3 ③ K	4	0	0	0	0	2	3
Jeffrey Hammonds, R (1, 9) OBP: 0.346, SLG: 0.437		B C C X 1-2 ① F8		F X 0-1 FC1 1-3 1B 2B		X 0-0 G1-3 1B	B S B X 2-1 1-2 2-3 FC5			4	1	2	0	0	0	2
José Hernández, R (1, 6) OBP: 0.353, SLG: 0.496		H 1-0 BB HBP		C F B F B X 2-2 ② FC1 1B 2-3 3-H		B X 1-0 1-2 G1-3 1B	B C S C 1-3 ③ K			3	0	1	0	0	1	5
Ronnie Belliard, R (1, 5) OBP: 0.291, SLG: 0.305	C F B B B B 4-2 1-2 G6-3 BB			X 0-0 1-2 3-H 1B		X 0-0 ② G1-3 1-2 2-3		C B X 1-1 ① P6		3	0	1	1	1	0	2
Robert Machado, R (1, 2) OBP: 0.335, SLG: 0.417		C X 0-1 ②③ G6-3 1-2f		F B X 1-1 ③ F7		I I I I 4-0 IBB		X 0-0 ② F5		3	0	0	0	1	0	4
Jamey Wright, R (1, 1) OBP: 0.192, SLG: 0.308			B F C X 1-2 ① G5-3		X 0-0 ① G5-3	B F C B S 2-3 ③ K		C X 0-1 2B		3	0	0	0	0	1	3
Matt Stairs, L (8, PH) OBP: 0.331, SLG: 0.486										1	0	1	0	0	0	0
Ryan Thompson, R (8, PR) OBP: 0.294, SLG: 0.508										0	0	0	0	0	0	0
Luis Vizcaino, R (8, 1)										0	0	0	0	0	0	0
Mike DeJean, R (9, 1)										0	0	0	0	0	0	0
Inning Stats	R: 0 E: 0 K: 1 S: 11 H: 1 LOB: 1 BB: 0 P: 17	R: 0 E: 0 K: 0 S: 7 H: 0 LOB: 1 BB: 1 P: 13	R: 0 E: 0 K: 0 S: 6 H: 0 LOB: 0 BB: 0 P: 9	R: 1 E: 0 K: 0 S: 11 H: 2 LOB: 2 BB: 0 P: 16	R: 0 E: 0 K: 0 S: 7 H: 1 LOB: 1 BB: 0 P: 10	R: 0 E: 0 K: 1 S: 8 H: 2 LOB: 3 BB: 1 P: 18	R: 0 E: 0 K: 1 S: 14 H: 2 LOB: 3 BB: 0 P: 21	R: 0 E: 0 K: 0 S: 7 H: 1 LOB: 1 BB: 0 P: 9	R: 0 E: 0 K: 2 S: 8 H: 1 LOB: 0 BB: 0 P: 11	1B: 7 2B: 3 3B: 0 HR: 0	SF: 0 SAC: 0 DP: 1 HBP: 2						

TOP

Milwaukee Brewers @ Florida Marlins

Pro Player Stadium, Miami, FL

Fri Aug 02 2002, 7:05 PM EDT

Att. 5,167 - Cloudy - 87 F

livebaseballscorecards.com

AB	36
R	1
H	10
RBI	1
BB	2
SO	5
LOB	22

PITCHER		IP	WLS	BF	H	R	ER	SO	BB	IBB	HBP	BLK	WP	HR	S	P	ERA	WHIP
Julian Tavarez, R ERA: 5.88	(1, 1)	6.0	L	27	6	1	1	2	1	1	2	0	0	0	50	83	1.50	1.167
Carl Pavano, R ERA: 5.63	(7, 1)	1.0		6	2	0	0	1	0	0	0	0	0	0	14	21	0.00	2.000
Vladimir Nunez, R ERA: 3.23	(8, 1)	2.0		7	2	0	0	2	0	0	0	0	0	0	15	20	0.00	1.000

PITCHER	IP	WLS	BF	H	R	ER	SO	BB	IBB	HBP	BLK	WP	HR	S	P	ERA	WHIP

Batter	1	2	3	4	5	6	7	8	9	AB	R	H	RBI	BB	SO	LOB
Luis Castillo, S (1, 4) OBP: 0.383, SLG: 0.390	B B B C C X 3-2 G5-3 ①		S C B X 1-2 FC3-6 ② FC5-4 1-2f			B X 1-0 G4-6-3 1B	F B B C B F F S 3-3 K ③			4	0	1	0	0	1	3
Juan Encarnacion, R (1, 9) OBP: 0.319, SLG: 0.440	B X 1-0 G6-3 ②		B B X 2-0 FC5-4 ③ 1-2f			C B X 1-1 G4-6-3 ① ② 1-2f		C S B F B S 2-3 K ①		4	0	0	0	0	1	2
Preston Wilson, R (1, 8) OBP: 0.338, SLG: 0.438	B B C X 2-1 G5-3 ③			C S S 0-3 K ①		B C F B B X 3-2 E5 WP BB		C B C F B S 2-3 K ②		4	0	0	0	0	2	0
Mike Lowell, R (1, 5) OBP: 0.367, SLG: 0.491		C B F B B F B 4-2 BB BB		C B C B B F F F 3-2 F X F8 ②		B B B C B 4-1 WP 1-2 BB		B S F B S 2-3 K ③		2	0	0	0	2	1	0
Derrek Lee, R (1, 3) OBP: 0.357, SLG: 0.482		X 0-0 L8 ①		B X 1-0 G6-3 ③		B X 1-0 F8 ③ 1-2 2-3			B B B C C B F F F F 3-3 S K ①	4	0	0	0	0	1	3
Eric Owens, R (1, 7) OBP: 0.335, SLG: 0.372		B B B B B 4-0 G5-4-3 1-2 BB			C X 0-1 G3-1 ①		B C F B F B B 4-2 CS SH3-4 BB		C F B X 1-2 L4 ②	2	0	0	0	2	0	0
Ramon Castro, R (1, 2) OBP: 0.328, SLG: 0.460 Tim Raines, S (9, PH) OBP: 0.350, SLG: 0.262	C X 0-1 G5-4-3 ② ③ 1-2f				B F F B S 2-3 K ②	X 0-0 SH3-4 ① 1-2			X 0-0 G4-3 ③	2 1	0 0	0 0	0 0	0 0	1 0	2 0
Andy Fox, L (1, 6) OBP: 0.334, SLG: 0.333			C X 0-1 G6-3 ①		B B B C B 4-1 PB BB	C P B B X 2-1 HBP ② 2-3 1B				2	0	1	0	1	0	0
Julian Tavarez, L (1, 1) OBP: 0.143, SLG: 0.077 Carl Pavano, R (7, 1) OBP: 0.192, SLG: 0.231 Kevin Millar, R (7, PH) OBP: 0.329, SLG: 0.434 Vladimir Nunez, R (8, 1) OBP: 0.250, SLG: 0.250			C C B B F X 2-2 FC3-6 1B		C F B B B C 2-3 K ③ 1-2	H 1-0 1-2 HBP				2 0 0 0	0 0 0 0	1 0 0 0	0 0 0 0	0 0 0 0	1 0 0 0	1 0 0 0
Inning Stats	R: 0 H: 0 E: 0 LOB: 0 K: 0 BB: 0 S: 6 P: 12	R: 0 H: 0 E: 0 LOB: 1 K: 0 BB: 2 S: 6 P: 14	R: 0 H: 1 E: 0 LOB: 1 K: 0 BB: 0 S: 10 P: 15	R: 0 H: 0 E: 0 LOB: 0 K: 1 BB: 0 S: 12 P: 16	R: 0 H: 0 E: 0 LOB: 1 K: 2 BB: 1 S: 9 P: 17	R: 0 H: 1 E: 1 LOB: 2 K: 0 BB: 1 S: 8 P: 18	R: 0 H: 1 E: 0 LOB: 2 K: 1 BB: 1 S: 12 P: 21	R: 0 H: 0 E: 0 LOB: 0 K: 3 BB: 0 S: 12 P: 18	R: 0 H: 0 E: 0 LOB: 0 K: 1 BB: 0 S: 11 P: 15	1B: 3 2B: 0 3B: 0 HR: 0	SF: 0 SAC: 1 DP: 2 HBP: 1					

PITCHER		IP	WLS	BF	H	R	ER	SO	BB	IBB	HBP	BLK	WP	HR	S	P	ERA	WHIP
Jamey Wright, R ERA: 6.0	(1, 1)	7.0	W	28	3	0	0	4	5	0	1	0	1	0	63	113	0.00	1.143
Luis Vizcaino, R ERA: 2.58	(8, 1)	1.0	H	3	0	0	0	3	0	0	0	0	0	0	12	18	0.00	0.000
Mike DeJean, R ERA: 3.29	(9, 1)	1.0	S	3	0	0	0	1	0	0	0	0	0	0	11	15	0.00	0.000

PITCHER	IP	WLS	BF	H	R	ER	SO	BB	IBB	HBP	BLK	WP	HR	S	P	ERA	WHIP

BOTTOM

Milwaukee Brewers @ Florida Marlins

Pro Player Stadium, Miami, FL

Fri Aug 02 2002, 7:05 PM EDT

Att. 5,167 - Cloudy - 87 F

livebaseballscorecards.com

AB	27
R	0
H	3
RBI	0
BB	5
SO	8
LOB	11

1B: 3	SF: 0	WP: 1	PA: 34
2B: 0	SAC: 1	PB: 1	
3B: 0	DP: 2	SB: 0	
HR: 0	HBP: 1	CS: 1	

Batter	1	2	3	4	5	6	7	8	9	AB	R	H	RBI	BB	SO	LOB
Alex Sanchez, L (1, 8) OBP: 0.364, SLG: 0.362	C F B S 1-3 ① K	B X 1-0 E 1-3 2-H 2B			B X 1-0 F9 1B 2B	C B F S 1-3 ③ K			B B B B 4-0 2B 1-2 2-3 1B BB	4	3	2	1	1	2	1
Eric Young Sr., R (1, 4) OBP: 0.322, SLG: 0.360	C B X 1-1 ② G4-3	C B B X 2-1 E9 2-H 3-H 1B			C F F B F X 1-2 ① F9 2-3	X 0-0 ① L8			B F X 1-1 ① L3	5	0	1	2	0	0	4
Lenny Harris, L (1, 5) OBP: 0.333, SLG: 0.365	B C F X 1-2 1B 1B	B B C X 3-1 ③ F5			X 0-0 1B 3-H 1B	C C C 0-3 ② K			X 0-0 1B 1-3 2-H 3-H 2B	5	0	3	3	0	1	1
Richie Sexson, R (1, 3) OBP: 0.364, SLG: 0.528 Izzy Alcantara, R (5, 3) OBP: 0.385, SLG: 0.462	C B B C F X 2-2 1-2 1B	B B X 2-0 ① F9			B X 1-0 1-2 1B	B S B F B X 3-2 ③ G5-3			B B X 2-0 2-3 3-H 1B	3	0	2	0	0	0	0
										2	0	1	1	0	0	0
Jeffrey Hammonds, R (1, 9) OBP: 0.341, SLG: 0.430	C B B F B S 3-3 ③ K	B F B F B F X 3-2 ② F8			X 0-0 ② F9			B F B F F F S 2-3 ① K	X 0-0 ② F9	5	0	0	0	0	2	6
Matt Stairs, L (1, 7) OBP: 0.331, SLG: 0.479 Ronnie Belliard, R (8, PH) OBP: 0.289, SLG: 0.303 Jayson Durocher, R (8, 1) Paul Bako, L (9, PH) OBP: 0.321, SLG: 0.357		C B B B S B 4-2 FC5-4 BB	B B X 2-0 ③ L8		C X 0-1 ③ G4-3			B B B C S F F X 3-2 ② F8	B B F F F F F X 2-2 ③ F7	2	0	0	0	1	0	2
										1	0	0	0	0	0	0
										0	0	0	0	0	0	0
										1	0	0	0	0	0	2
José Hernández, R (1, 6) OBP: 0.350, SLG: 0.492 Valerio De Los Santos, L (6, 1) Ray King, L (7, 1) Ryan Thompson, R (8, PH) OBP: 0.290, SLG: 0.500 (8, 7)		C B X 1-1 ① FC5-4 FC3-5 1B 1-2f	B F X 1-1 ① G5-3		C T X 0-2 ① G6-3			F B B F S 2-3 ③ K		3	0	0	0	0	0	1
										0	0	0	0	0	0	0
										0	0	0	0	0	0	0
										1	0	0	0	0	1	0
Robert Machado, R (1, 2) OBP: 0.340, SLG: 0.420		B F X 1-1 FC3-5 1-2 2B 1B	X 0-0 ② F8		C B B B X 3-1 ② F9				B X 1-0 BB 1B 2B 1B	4	2	2	0	0	0	0
Jose Cabrera, R (1, 1) Matt Childers, R (3, 1) Mark Loretta, R (6, PH) OBP: 0.349, SLG: 0.368 (6, 6)		L L B X 1-2 ② FC3-5 2B E 1-2 2-3f	B C X 1-1 ③ F2		F S X 0-2 1B				B X 1-0 BB 1-2 2B 1B	1	1	0	0	0	0	2
										1	0	0	0	0	0	0
										2	1	2	0	0	0	0
Inning Stats	R: 0 E: 0 K: 2 S: 15 H: 2 LOB: 2 BB: 0 P: 23	R: 3 E: 1 K: 0 S: 14 H: 3 LOB: 1 BB: 1 P: 27	R: 0 E: 0 K: 0 S: 6 H: 0 LOB: 0 BB: 0 P: 13	R: 0 E: 0 K: 0 S: 5 H: 0 LOB: 0 BB: 0 P: 7	R: 1 E: 0 K: 0 S: 11 H: 3 LOB: 2 BB: 0 P: 14	R: 0 E: 0 K: 1 S: 11 H: 1 LOB: 1 BB: 0 P: 15	R: 0 E: 0 K: 1 S: 7 H: 0 LOB: 0 BB: 0 P: 10	R: 0 E: 0 K: 2 S: 14 H: 0 LOB: 0 BB: 0 P: 21	R: 3 E: 0 K: 0 S: 12 H: 4 LOB: 2 BB: 1 P: 23	1B: 10 2B: 3 3B: 0 HR: 0 SF: 0 SAC: 0 DP: 0 HBP: 0						

PITCHER		IP	WLS	BF	H	R	ER	SO	BB	IBB	HBP	BLK	WP	HR	S	P	ERA	WHIP
Brad Penny, R ERA: 5.3	(1, 1)	6.0	W	28	9	4	4	3	1	0	0	0	0	0	62	99	6.00	1.667
Graeme Lloyd, L ERA: 4.89	(7, 1)	1.0		3	0	0	0	1	0	0	0	0	0	0	7	10	0.00	0.000
Armando Almanza, L ERA: 4.18	(8, 1)	1.0		3	0	0	0	2	0	0	0	0	0	0	14	21	0.00	0.000
Vic Darensbourg, L ERA: 4.67	(9, 1)	0.1		6	4	3	3	0	1	0	0	0	0	0	6	15	81.00	15.000
Braden Looper, R ERA: 3.41	(9, 1)	0.2	S	2	0	0	0	0	0	0	0	0	0	0	6	8	0.00	0.000

PITCHER	IP	WLS	BF	H	R	ER	SO	BB	IBB	HBP	BLK	WP	HR	S	P	ERA	WHIP

TOP

Milwaukee Brewers @ Florida Marlins

Pro Player Stadium, Miami, FL

Sat Aug 03 2002, 7:05 PM EDT

Att. 8,904 - Cloudy - 82 F

livebaseballscorecards.com

AB	40
R	7
H	13
RBI	7
BB	2
SO	6
LOB	19

WP: 0 PB: 0 SB: 0 CS: 0 PA: 42

BOTTOM

Batter	1	2	3	4	5	6	7	8	9	AB	R	H	RBI	BB	SO	LOB
Luis Castillo, S (1, 4) OBP: 0.385, SLG: 0.394	C X 0-1 1B S SF9 1B	B B B C F X 3-2 ② G6-4-3 1-2	X 0-0 1B 2-H 3-H 2B		B B B C B 4-1 1B BB		X 0-0 E8 SF8			4	3	2	2	1	0	1
Armando Almanza, L (8, 1)										0	0	0	0	0	0	0
Vic Darensbourg, L (9, 1)										0	0	0	0	0	0	0
Braden Looper, R (9, 1)										0	0	0	0	0	0	0
Andy Fox, L (1, 6) OBP: 0.338, SLG: 0.339	B C B X 2-1 SF9 S 1-3 G5-3 1B	C B X 1-1 ③ P6	B F B B F X 3-2 2-H 1B		C B B X 2-1 1-2 1B		B X 1-0 ② SF8 3-H			4	1	3	2	0	0	1
Preston Wilson, R (1, 8) OBP: 0.339, SLG: 0.435	F B B S B B 4-2 G5-3 1-2 1B BB		2-3 2B 1B K		F B S C 1-3 ③ K		F S B B S 2-3 ③ K			4	2	1	0	1	3	3
Mike Lowell, R (1, 5) OBP: 0.365, SLG: 0.488	F F F B B F F F B 3-2 ① F X SF9 2-3 3-H	B 1 SAFE B B B 4-0 2B 1-2 2B BB	B F B F F X 2-2 ① L8			B C F X 1-2 ① F8		X 0-0 ① F7		3	1	0	1	1	0	0
Mike Mordecai, R (9, 5) OBP: 0.308, SLG: 0.298										0	0	0	0	0	0	0
Derrek Lee, R (1, 3) OBP: 0.357, SLG: 0.483	X 0-0 ② G5-3 1-2 3-H	B S X 1-1 1-3 2B 2-H 2B	C B B X 2-1 ② P3			B C F B B S 3-3 ② K		B B C C B B 4-2 BB BB		4	1	1	2	1	1	1
Kevin Millar, R (1, 7) OBP: 0.333, SLG: 0.453	C X 0-1 2-H 1B	B C B X 2-1 G4-3 2-H 2B 3-H 2B	B C B B X 3-1 HR			C C F B X 1-2 E6 1B		B X 1-0 ② F8		5	2	3	4	0	0	1
Eric Owens, R (1, 9) OBP: 0.336, SLG: 0.370	C B X 2-1 ③ F9	B C X 1-1 ① G4-3 2-3	X 0-0 ③ F9			B X 1-0 1-2 1B		C B B B B 4-1 1-2 BB		4	0	1	0	1	0	2
Mike Redmond, R (1, 2) OBP: 0.399, SLG: 0.396		B F F X 1-2 ① G3-1	I I I I 4-0 SH1-4 2B IBB		B C F S 1-3 ① K	B B B C X 3-1 ③ F9		X 0-0 ③ G4-3		4	1	0	0	1	1	4
Brad Penny, R (1, 1) OBP: 0.148, SLG: 0.185		F B B F F X 2-2 G6-4-3 1B	X 0-0 ② SH1-4 1-2		B X 1-0 ② F3		F C B F B S 2-3 ① K			2	0	1	0	0	0	0
Graeme Lloyd, L (7, 1)										0	0	0	0	0	0	0
Homer Bush, R (7, PH) OBP: 0.268, SLG: 0.274										1	0	0	0	0	1	0
(8, 4)																
Inning Stats	R: 3 E: 0 K: 0 S: 19 H: 3 LOB: 1 BB: 1 P: 30	R: 0 E: 0 K: 0 S: 11 H: 1 LOB: 1 BB: 0 P: 18	R: 6 E: 1 K: 1 S: 18 H: 5 LOB: 1 BB: 2 P: 35	R: 1 E: 0 K: 0 S: 9 H: 1 LOB: 0 BB: 0 P: 16	R: 0 E: 0 K: 2 S: 10 H: 1 LOB: 2 BB: 1 P: 19	R: 0 E: 1 K: 1 S: 13 H: 1 LOB: 2 BB: 0 P: 22	R: 1 E: 1 K: 2 S: 9 H: 0 LOB: 0 BB: 0 P: 14	R: 0 E: 0 K: 0 S: 6 H: 0 LOB: 2 BB: 2 P: 15		1B: 8 2B: 3 3B: 0 HR: 1 SF: 2 SAC: 1 DP: 0 HBP: 0						

PITCHER		IP	WLS	BF	H	R	ER	SO	BB	IBB	HBP	BLK	WP	HR	S	P	ERA	WHIP
Jose Cabrera, R ERA: 5.45	(1, 1)	2.2	L	19	8	9	5	0	2	1	0	0	0	0	40	70	16.88	3.750
Matt Childers, R ERA: 3.86	(3, 1)	2.1		11	3	1	1	3	1	0	0	0	0	1	27	48	3.86	1.714
Valerio De Los Santos, L ERA: 2.27	(6, 1)	1.0		5	1	0	0	1	0	0	0	0	0	0	13	22	0.00	1.000
Ray King, L ERA: 3.05	(7, 1)	1.0		4	0	1	0	2	0	0	0	0	0	0	9	14	0.00	0.000
Jayson Durocher, R ERA: 1.96	(8, 1)	1.0		5	0	0	0	0	2	0	0	0	0	0	6	15	0.00	2.000

PITCHER	IP	WLS	BF	H	R	ER	SO	BB	IBB	HBP	BLK	WP	HR	S	P	ERA	WHIP

Milwaukee Brewers @ Florida Marlins

Pro Player Stadium, Miami, FL

Sat Aug 03 2002, 7:05 PM EDT

Att. 8,904 - Cloudy - 82 F

livebaseballscorecards.com

AB	35
R	11
H	12
RBI	11
BB	6
SO	6
LOB	13

WP: 0 PA: 44
PB: 0
SB: 2
CS: 0

Milwaukee Brewers @ Florida Marlins

Pro Player Stadium, Miami, FL

Sun Aug 04 2002, 4:05 PM EDT

Att. 6,630 - Sunny - 91 F

TOP

livebaseballscorecards.com

Batter	1	2	3	4	5	6	7	8	9	AB	R	H	RBI	BB	SO	LOB
Ronnie Belliard, R (1, 4) OBP: 0.288, SLG: 0.302	P6		G6-3			K		1B 3-H		4	0	1	1	0	1	1
Mark Loretta, R (1, 5) OBP: 0.347, SLG: 0.361	F8			K		BB 1-2		K		3	0	0	0	1	2	1
Mike DeJean, R (8, 1)										0	0	0	0	0	0	0
Jeffrey Hammonds, R (1, 8) OBP: 0.340, SLG: 0.428	F9			G6-3 1B		F9			F8	4	0	1	0	0	0	2
Richie Sexson, R (1, 3) OBP: 0.361, SLG: 0.523		K		G6-3 1-2f			K		F9	4	0	0	0	0	2	1
Izzy Alcantara, R (1, 9) OBP: 0.353, SLG: 0.588		G5-3			K		G4-3		HR	4	1	1	1	0	1	0
Ryan Thompson, R (1, 7) OBP: 0.301, SLG: 0.514		2B			F7		P6		1B	4	0	2	0	0	0	0
José Hernández, R (1, 6) OBP: 0.350, SLG: 0.489		K			F3			G3-6-1 1B 1B	K	4	1	1	0	0	2	2
Robert Machado, R (1, 2) OBP: 0.348, SLG: 0.428			B1-6-4 1B			BB 1B		G3-6-1 1-2 1B		2	0	2	0	0	0	0
Paul Bako, L (8, PH) OBP: 0.324, SLG: 0.361 (8, 2)										1	0	1	0	0	0	0
Ruben Quevedo, R (1, 1) OBP: 0.122, SLG: 0.077										1	0	0	0	0	0	1
Eric Young Sr., R (6, PH) OBP: 0.321, SLG: 0.359										1	0	0	0	0	0	1
Valerio De Los Santos, L (6, 1)										0	0	0	0	0	0	0
Luis Vizcaino, R (7, 1)										0	0	0	0	0	0	0
Lenny Harris, L (8, PH) OBP: 0.330, SLG: 0.361 (8, 5)			B1-6-4 1-2f			F8		G3-6-1 1-2f 2-3		1	0	0	0	0	0	2

	AB	33
	R	2
	H	9
	RBI	2
	BB	1
	SO	8
	LOB	11

Inning Stats	1	2	3	4	5	6	7	8	9
	R: 0 E: 0 K: 0 S: 12	H: 0 LOB: 0 BB: 0 P: 17	R: 0 E: 0 K: 2 S: 13	H: 1 LOB: 1 BB: 0 P: 19	R: 0 E: 0 K: 0 S: 6	H: 1 LOB: 0 BB: 0 P: 8	R: 0 E: 0 K: 1 S: 7	H: 1 LOB: 0 BB: 0 P: 11	R: 0 E: 0 K: 1 S: 11	H: 0 LOB: 0 BB: 0 P: 16	R: 0 E: 0 K: 1 S: 8	H: 1 LOB: 2 BB: 1 P: 15	R: 0 E: 0 K: 1 S: 8	H: 0 LOB: 0 BB: 0 P: 14	R: 1 E: 0 K: 1 S: 8	H: 3 LOB: 1 BB: 0 P: 14	R: 1 E: 0 K: 1 S: 13	H: 2 LOB: 1 BB: 0 P: 19

	1B: 7	SF: 0	WP: 0	PA: 34
	2B: 1	SAC: 0	PB: 0	
	3B: 0	DP: 3	SB: 0	
	HR: 1	HBP: 0	CS: 0	

PITCHER		IP	WLS	BF	H	R	ER	SO	BB	IBB	HBP	BLK	WP	HR	S	P	ERA	WHIP
Michael Tejera, L ERA: 3.61	(1, 1)	7.0	W	24	4	0	0	6	1	0	0	0	0	0	65	100	0.00	0.714
Carl Pavano, R ERA: 5.67	(8, 1)	1.0		5	3	1	1	1	0	0	0	0	0	0	8	14	9.00	3.000
Vic Darensbourg, L ERA: 4.76	(9, 1)	1.0		5	2	1	1	1	0	0	0	0	0	1	13	19	9.00	2.000

PITCHER	IP	WLS	BF	H	R	ER	SO	BB	IBB	HBP	BLK	WP	HR	S	P	ERA	WHIP

Batter	1	2	3	4	5	6	7	8	9	AB	R	H	RBI	BB	SO	LOB
Luis Castillo, S (1, 4) OBP: 0.383, SLG: 0.392	B C C X 1-2 G1-3 ① ③	B B X 2-0 F8 ③		C B X 1-1 G4-3 ③		B X 1-0 BB 1B	B B X 2-0 L6 ③			5	0	1	0	0	0	4
Homer Bush, R (8, 4) OBP: 0.268, SLG: 0.274										0	0	0	0	0	0	0
Andy Fox, L (1, 6) OBP: 0.345, SLG: 0.340	B B B C C B 4-2 FC4-6 BB		C B F H 2-2 G6-4-3 HBP		C B F X 1-2 F8 ①	B B B B 4-0 1-2 BB		X 0-0 FC6-4 1B		2	0	1	0	2	0	0
Juan Encarnacion, R (1, 8) OBP: 0.317, SLG: 0.435	B C X 1-1 FC4-6 S ② 1-2f		C B F B X 2-2 G6-4-3 ① ② 1-2f		B B B B 4-0 HR BB	C X 0-1 F7 ②		S C X 0-2 FC6-4 G5-3 1B ① 1-2f		4	1	0	0	1	0	5
Mike Lowell, R (1, 5) OBP: 0.368, SLG: 0.495	B C S B B F F F B 4-2 1-2 BB		B F B B C C C 3-3 K ③		F X 0-1 1-H HR	B B X 2-0 F5 ③		C B C X 1-2 G5-3 1-2 1B		4	1	2	2	1	1	2
Derrek Lee, R (1, 3) OBP: 0.360, SLG: 0.490	B X 1-0 F7 ③			B C B F B X 3-2 HR 1B	B S B X 2-1 HR		C C B B B B 4-2 1B BB SF8 BB	B X 1-0 G5-3 ② ③ 1-2 2-3f		4	3	2	1	1	0	4
Kevin Millar, R (1, 7) OBP: 0.343, SLG: 0.472		B B X 2-0 FC6-4 1B		B B F X 2-1 1-H HR	B B S B X 3-2 1B		B S C B B B 4-2 SF8 1B 1-2 BB			3	1	3	2	1	0	0
Eric Owens, R (1, 9) OBP: 0.338, SLG: 0.372	C X 0-1 FC6-4 ① 1-2f 2B			X 0-0 G4-3 S 1B	C B B F F X 2-2 F9 ②		X 0-0 1-2 2-3 1B			4	1	2	0	0	0	2
Mike Redmond, R (1, 2) OBP: 0.396, SLG: 0.401	X 0-0 G4-3 1-H 2B			S B F F X 1-2 G5-3 ① 1-2	C B B X 2-1 L9 ③		B S X 1-1 SF8 ① 2-3 3-H			3	0	1	2	0	0	2
Michael Tejera, L (1, 1) OBP: 0.200, SLG: 0.320	C F X 0-2 G4-3 ② 2-3			X 0-0 G4-3 ② 2-3		B S S F S 1-3 K ①	C F C 0-3 K ②			3	0	0	0	0	1	2
Tim Raines, S (7, PH) OBP: 0.346, SLG: 0.258										1	0	0	0	0	1	2
Carl Pavano, R (8, 1) OBP: 0.192, SLG: 0.231										0	0	0	0	0	0	0
Vic Darensbourg, L (9, 1)										0	0	0	0	0	0	0
Inning Stats	R: 0 E: 0 K: 0 S: 13 H: 0 LOB: 2 BB: 2 P: 24	R: 1 E: 0 K: 0 S: 8 H: 2 LOB: 1 BB: 0 P: 12	R: 0 E: 0 K: 1 S: 8 H: 0 LOB: 0 BB: 0 P: 15	R: 2 E: 0 K: 0 S: 13 H: 3 LOB: 1 BB: 0 P: 20	R: 3 E: 0 K: 0 S: 16 H: 3 LOB: 1 BB: 1 P: 30	R: 0 E: 0 K: 1 S: 8 H: 1 LOB: 2 BB: 1 P: 16	R: 1 E: 0 K: 1 S: 11 H: 1 LOB: 2 BB: 2 P: 22	R: 0 E: 0 K: 0 S: 8 H: 2 LOB: 1 BB: 0 P: 10		1B: 8 2B: 1 3B: 0 HR: 3	SF: 1 SAC: 0 DP: 2 HBP: 1					

PITCHER		IP	WLS	BF	H	R	ER	SO	BB	IBB	HBP	BLK	WP	HR	S	P	ERA	WHIP
Ruben Quevedo, R ERA: 5.33	(1, 1)	5.0	L	26	8	6	6	1	3	0	1	0	0	3	58	101	10.80	2.200
Valerio De Los Santos, L ERA: 2.21	(6, 1)	1.0		5	1	0	0	1	1	0	0	0	0	0	8	16	0.00	2.000
Luis Vizcaino, R ERA: 2.69	(7, 1)	1.0		6	1	1	1	1	2	0	0	0	0	0	11	22	9.00	3.000
Mike DeJean, R ERA: 3.23	(8, 1)	1.0		4	2	0	0	0	0	0	0	0	0	0	8	10	0.00	2.000

PITCHER	IP	WLS	BF	H	R	ER	SO	BB	IBB	HBP	BLK	WP	HR	S	P	ERA	WHIP

BOTTOM

Milwaukee Brewers @ Florida Marlins

Pro Player Stadium, Miami, FL

Sun Aug 04 2002, 4:05 PM EDT
Att. 6,630 - Sunny - 91 F

livebaseballscorecards.com

AB	33
R	7
H	12
RBI	7
BB	6
SO	3
LOB	23

WP: 0	PA: 41					
PB: 0						
SB: 2						
CS: 0						

Batter	1	2	3	4	5	6	7	8	9	AB	R	H	RBI	BB	SO	LOB
Luis Castillo, S (1, 4) OBP: 0.381, SLG: 0.389	B B C B C X 3-2 S S 1B	C B F F F X 1-2 F8 ③		B B X 2-0 G1-3 ③			C B X 1-1 L5 ①		B C B F C 2-3 K ②	5	0	1	0	0	1	5
Andy Fox, L (1, 6) OBP: 0.347, SLG: 0.340 Mike Mordecai, R (9, PH) OBP: 0.305, SLG: 0.295	B B B B 4-0 S 1-2 BB		C S B F X 1-2 G5-4-3 1B		B C F B S 2-3 K ①		B C F B F X 2-2 F9 ②		S B C F F F F X 1-2 FC6-4 ③ 1-2f	3 1	0 0	1 0	0 0	1 0	1 0	0 1
Preston Wilson, R (1, 8) OBP: 0.338, SLG: 0.436	C B S S 1-3 K ① 1-2 2-3	X 0-0 G5-4-3 ①② 1-2f			B S B S S 2-3 K ②		B B C X 2-1 2B			4	0	1	0	0	2	3
Mike Lowell, R (1, 5) OBP: 0.369, SLG: 0.493	F S B F B B X 3-2 F7 ②	B B B B 4-0 FC5-4 BB			B S B B B 4-1 FC6-4 BB		B B C C B F S 3-3 K ③			2	0	0	0	2	1	3
Derrek Lee, R (1, 3) OBP: 0.357, SLG: 0.485	C S B S 1-3 K ③	C X 0-1 FC5-4 ③ 1-2f			S X 0-1 FC6-4 ③ 1-2f			C S B B F C 2-3 K ①		4	0	0	0	0	2	4
Kevin Millar, R (1, 7) OBP: 0.341, SLG: 0.469		S X 0-1 F8 BB 1B		F B X 1-1 G5-3 ①		C B B X 2-1 E5 1B G1-3		F S S 0-3 K ②		4	0	1	0	0	1	0
Eric Owens, R (1, 9) OBP: 0.337, SLG: 0.368		B P B B 4-0 1-2 BB		C F F X 0-2 G4-3 ②		B X 1-0 G1-3 ① 1-2		B C X 1-1 F7 ③		3	0	0	0	1	0	1
Mike Redmond, R (1, 2) OBP: 0.403, SLG: 0.409		B B X 2-0 F8 ① 2-3		B C B X 2-1 2B 1B		C B X 1-1 G5-4-3 2-3 1B			C X 0-1 FC6-4 1B	4	0	3	0	0	0	2
Josh Beckett, R (1, 1) OBP: 0.040, SLG: 0.080 Juan Encarnacion, R (6, PH) OBP: 0.317, SLG: 0.434 Carl Pavano, R (6, 1) OBP: 0.192, SLG: 0.231 Armando Almanza, L (8, 1) Ramon Castro, R (9, PH) OBP: 0.323, SLG: 0.451		B L B F L L 2-3 K ②		B X 1-0 1-3 2B		F B X 1-1 G5-4-3 ②③ 1-2f			C S C 0-3 K ①	2 1 0 0 1	0 0 0 0 0	1 0 0 0 1	0 0 0 0 0	0 0 0 0 1	1 0 0 0 1	2 2 0 0 1
Inning Stats	R: 0 H: 1 E: 0 LOB: 2 K: 2 BB: 1 S: 13 P: 25	R: 0 H: 1 E: 0 LOB: 2 K: 1 BB: 1 S: 12 P: 20	R: 0 H: 1 E: 0 LOB: 1 K: 0 BB: 1 S: 7 P: 12	R: 0 H: 2 E: 0 LOB: 2 K: 0 BB: 0 S: 10 P: 16	R: 0 H: 0 E: 0 LOB: 1 K: 2 BB: 1 S: 9 P: 17	R: 0 H: 1 E: 1 LOB: 1 K: 0 BB: 0 S: 7 P: 12	R: 0 H: 1 E: 0 LOB: 1 K: 1 BB: 0 S: 12 P: 20	R: 0 H: 0 E: 0 LOB: 0 K: 2 BB: 0 S: 9 P: 12	R: 0 H: 1 E: 0 LOB: 1 K: 2 BB: 0 S: 15 P: 18	1B: 6 SF: 0 2B: 2 SAC: 0 3B: 0 DP: 2 HR: 0 HBP: 0						

PITCHER		IP	WLS	BF	H	R	ER	SO	BB	IBB	HBP	BLK	WP	HR	S	P	ERA	WHIP
Dave Micki, R ERA: 4.3	(1, 1)	5.0	W	23	5	0	0	5	4	0	0	0	0	0	51	90	0.00	1.800
Brandon Puffer, R ERA: 4.02	(6, 1)	1.0	H	4	1	0	0	0	0	0	0	0	0	0	7	12	0.00	1.000
Pedro Borbon, L ERA: 4.89	(7, 1)	0.2	H	2	0	0	0	0	0	0	0	0	0	0	6	9	0.00	0.000
Ricky Stone, R ERA: 3.16	(7, 1)	0.1	H	2	1	0	0	1	0	0	0	0	0	0	6	11	0.00	3.000
Octavio Dotel, R ERA: 2.05	(8, 1)	1.0	H	3	0	0	0	2	0	0	0	0	0	0	9	12	0.00	0.000
Billy Wagner, L ERA: 2.67	(9, 1)	1.0	S	4	1	0	0	2	0	0	0	0	0	0	15	18	0.00	1.000

Florida Marlins @ Houston Astros

Astros Field, Houston, TX

Tue Aug 06 2002, 8:05 PM EDT

Att. 28,898 - Dome - 72 F

TOP

livebaseballscorecards.com

AB	34
R	0
H	8
RBI	0
BB	4
SO	10
LOB	24

WP: 0 PA: 38
PB: 0
SB: 3
CS: 0

Batter	1	2	3	4	5	6	7	8	9	AB	R	H	RBI	BB	SO	LOB
Julio Lugo, R (1, 6) OBP: 0.309, SLG: 0.377	K		L9		G5-3		F9			4	0	0	0	0	1	1
Craig Biggio, R (1, 4) OBP: 0.351, SLG: 0.426	F7		17 2B 1-2 BB		K		K			3	1	0	0	1	2	0
17 Lance Berkman, S (1, 8) OBP: 0.406, SLG: 0.584	K		1-H 2-H 2B		5 FC5-4 BB			5 1B BB		2	0	1	2	2	1	0
5 Jeff Bagwell, R (1, 3) OBP: 0.394, SLG: 0.493		BB BB	G5-3		FC5-4 1-2f			1-2 1B		3	0	1	0	1	0	2
Daryle Ward, L (1, 7) OBP: 0.322, SLG: 0.416 Richard Hidalgo, R (8, 9) OBP: 0.327, SLG: 0.427		L9	G6-3			CS 1B		K		3 1	0 0	1 0	0 0	0 0	0 1	2 2
Orlando Merced, S (1, 9) OBP: 0.377, SLG: 0.483 (8, 7) 16 Jason Lane, R (8, PH) (9, 7)		F7		G4-3		F4		F9		3 1	0 0	0 0	0 0	0 0	0 0	2 2
Geoff Blum, S (1, 5) OBP: 0.356, SLG: 0.433		1-2 BB		1B		1-2 BB		G4-3		2	0	1	0	2	0	2
Gregg Zaun, S (1, 2) OBP: 0.270, SLG: 0.307 Brad Ausmus, R (8, 2) OBP: 0.330, SLG: 0.378		P4		K		F8				3 0	0 0	0 0	0 0	0 0	1 0	4 0
Dave Mlicki, R (1, 1) OBP: 0.217, SLG: 0.261 Brandon Puffer, R (6, 1) Pedro Borbon, R (7, 1) Ricky Stone, R (7, 1) Jose Vizcaino, S (7, PH) OBP: 0.329, SLG: 0.366 Octavio Dotel, R (8, 1) Billy Wagner, L (9, 1)			17 2B BB 1B		K		G3			2 0 0 0 0 1 0 0	1 0 0 0 0 0 0 0	1 0 0 0 0 0 0 0	0 0 0 0 0 0 0 0	0 0 0 0 0 0 0 0	1 0 0 0 0 0 0 0	1 0 0 0 0 0 0 0
Inning Stats	R: 0 E: 0 K: 2 S: 8 H: 0 LOB: 0 BB: 0 P: 11	R: 0 E: 0 K: 0 S: 12 H: 0 LOB: 2 BB: 2 P: 23	R: 2 E: 0 K: 0 S: 13 H: 2 LOB: 1 BB: 1 P: 21	R: 0 E: 0 K: 2 S: 12 H: 1 LOB: 1 BB: 0 P: 17	R: 0 E: 0 K: 1 S: 5 H: 0 LOB: 1 BB: 1 P: 12	R: 0 E: 0 K: 0 S: 4 H: 1 LOB: 1 BB: 1 P: 13	R: 0 E: 0 K: 1 S: 9 H: 0 LOB: 0 BB: 0 P: 12	R: 0 E: 0 K: 1 S: 13 H: 1 LOB: 2 BB: 1 P: 20		1B: 4 2B: 1 3B: 0 HR: 0	SF: 0 SAC: 0 DP: 0 HBP: 0			WP: 0 PB: 0 SB: 0 CS: 1		PA: 34	

PITCHER		IP	WLS	BF	H	R	ER	SO	BB	IBB	HBP	BLK	WP	HR	S	P	ERA	WHIP
Josh Beckett, R ERA: 4.19	(1, 1)	5.0	L	22	3	2	2	5	4	0	0	0	0	0	50	84	3.60	1.400
Carl Pavano, R ERA: 5.54	(6, 1)	2.0		7	1	0	0	1	1	0	0	0	0	0	13	25	0.00	1.000
Armando Almanza, L ERA: 4.03	(8, 1)	1.0		5	1	0	0	1	1	0	0	0	0	0	13	20	0.00	2.000

PITCHER	IP	WLS	BF	H	R	ER	SO	BB	IBB	HBP	BLK	WP	HR	S	P	ERA	WHIP

BOTTOM

Florida Marlins @ Houston Astros

Astros Field, Houston, TX

Tue Aug 06 2002, 8:05 PM EDT

Att. 28,898 - Dome - 72 F

livebaseballscorecards.com

AB	28
R	2
H	5
RBI	2
BB	6
SO	7
LOB	18

Florida Marlins @ Houston Astros

Astros Field, Houston, TX

Wed Aug 07 2002, 8:05 PM EDT

Att. 26,847 - Dome - 72 F

livebaseballscorecards.com

TOP

Batter	1	2	3	4	5	6	7	8	9	AB	R	H	RBI	BB	SO	LOB
Luis Castillo, S (1, 4) OBP: 0.378, SLG: 0.386	C B X 1-1 G6-3 ①		B F X 1-1 G6-3 ③		B F C B B X 3-2 G3 ② 2-3 3-H			C F X 0-2 F7 ①		4	0	0	1	0	0	1
Andy Fox, L (1, 6) OBP: 0.343, SLG: 0.336	B B F F F S 2-3 K2-3 ②			B C B B X 3-1 P1 ①	B C X 1-1 G5-3 ③			F B X 1-1 P4 ②		4	0	0	0	0	1	1
Mike Lowell, R (1, 5) OBP: 0.370, SLG: 0.490	F B S T B B B 4-2 BB			C B C X 1-2 F9 ②		X 0-0 F8 ①		B B B B 4-0 BB		2	0	0	0	2	0	0
Kevin Millar, R (1, 7) OBP: 0.337, SLG: 0.461	B C X 1-1 F8 ③			X 0-0 E1 FC6-4		C S X 0-2 G5-3 ②		C F X 0-2 G1-3 ③		4	0	0	0	0	0	2
Derrek Lee, R (1, 3) OBP: 0.354, SLG: 0.481		S S S B S 2-3 K ①		X 0-0 FC6-4 ③ 1-2f		C B B F B C 3-3 K ③			C C F B B X 2-2 G6-3 ①	4	0	0	0	0	2	1
Preston Wilson, R (1, 8) OBP: 0.337, SLG: 0.433		B B B C T B 4-2 CS BB			B B F B C F F X 3-2 E6 2B		B X 1-0 G6-3 ①		B C S X 1-2 G3-1 ②	3	1	0	0	1	0	0
Juan Encarnacion, R (1, 9) OBP: 0.316, SLG: 0.435		C B B F X 2-2 G4-3 ② ③ 1-2			C X 0-1 1B G3 2-H 2B		C B C X 1-2 G4-3 ②		B C X 1-1 G4-3 ③	4	1	1	1	0	0	1
Mike Redmond, R (1, 2) OBP: 0.407, SLG: 0.414			C X 0-1 L4 ①		F C F X 0-2 G3 SH3-4 2-3 1B		B F S T X 1-2 1B			3	0	2	0	0	0	0
A.J. Burnett, R (1, 1) OBP: 0.157, SLG: 0.208			C B C B S 2-3 K ②		B X 1-0 SH3-4 ① 1-2		B F X 1-1 L4 ③			1	0	0	0	0	1	0
Tim Raines, S (7, PH) OBP: 0.341, SLG: 0.254										1	0	0	0	0	0	1
Blaine Neal, L (7, 1)										0	0	0	0	0	0	0
Graeme Lloyd, L (7, 1)										0	0	0	0	0	0	0
Vic Darensbourg, L (8, 1)										0	0	0	0	0	0	0

	AB	30
	R	2
	H	3
	RBI	2
	BB	3
	SO	4
	LOB	7

Inning Stats	1	2	3	4	5	6	7	8	9
	R: 0 E: 0 K: 1 S: 11	H: 0 LOB: 1 BB: 1 P: 19	R: 0 E: 0 K: 1 S: 8	H: 0 LOB: 0 BB: 1 P: 16	R: 0 E: 0 K: 1 S: 7	H: 0 LOB: 0 BB: 0 P: 10	R: 0 E: 1 K: 0 S: 7	H: 0 LOB: 1 BB: 0 P: 11	R: 2 E: 1 K: 0 S: 17	H: 2 LOB: 1 BB: 0 P: 25	R: 0 E: 0 K: 1 S: 7	H: 0 LOB: 0 BB: 0 P: 10	R: 0 E: 0 K: 0 S: 10	H: 1 LOB: 1 BB: 0 P: 14	R: 0 E: 0 K: 0 S: 8	H: 0 LOB: 1 BB: 1 P: 13	R: 0 E: 0 K: 0 S: 9	H: 0 LOB: 0 BB: 0 P: 13

| | | | | | | | | | |

Florida Marlins @ Houston Astros

Astros Field, Houston, TX

Wed Aug 07 2002, 8:05 PM EDT

Att. 26,847 - Dome - 72 F

BOTTOM

livebaseballscorecards.com

Batter	1	2	3	4	5	6	7	8	9	AB	R	H	RBI	BB	SO	LOB
Julio Lugo, R (1, 6) OBP: 0.305, SLG: 0.372	F3		G4-3		P4		F9			4	0	0	0	0	0	1
Craig Biggio, R (1, 4) OBP: 0.353, SLG: 0.429	F7			G5-3		1B 2B	17 G3-1 1B			4	1	2	0	0	0	0
17 Lance Berkman, S (1, 8) OBP: 0.405, SLG: 0.579	G5-3			5 E BB		F7	G3-1 1-2			3	1	0	0	1	0	2
5 Jeff Bagwell, R (1, 3) OBP: 0.399, SLG: 0.507		HR		E7 1-H 1B 2B		1B E BB				2	3	2	2	2	0	0
Daryle Ward, L (1, 7) OBP: 0.324, SLG: 0.418 Richard Hidalgo, R (7, PH) (8, 9) OBP: 0.327, SLG: 0.426	L8			G6-4-3 3-H 1B		E 1-2 2-H 3B 1B	L6			3 1	1 0	2 0	2 0	0 0	0 0	0 2
Orlando Merced, S (1, 9) OBP: 0.370, SLG: 0.473 (8, 7) 16 Jason Lane, R (8, PH) OBP: 0.250, SLG: 0.143 (9, 7)	F8		G6-4-3 1-2f			E1 1-3 2-H 3B		G4-6-3 1B		3 1	1 0	0 1	0 0	0 0	0 0	2 0
Geoff Blum, S (1, 5) OBP: 0.358, SLG: 0.440	G3				BB	2-H 3-H 3B		G4-6-3 1-2f		3	0	1	2	1	0	1
Brad Ausmus, R (1, 2) OBP: 0.329, SLG: 0.376			G4-3		P4	P4		1B		4	0	1	0	0	0	2
44 Roy Oswalt, R (1, 1) OBP: 0.155, SLG: 0.127 Jose Vizcaino, S (8, PH) OBP: 0.328, SLG: 0.364 Brandon Puffer, R (9, 1)			K		B1	K		G4-3		3 1 0	0 0 0	0 0 0	0 0 0	0 0 0	2 0 0	2 1 0
Inning Stats	R: 0 E: 0 K: 0 S: 8 H: 0 LOB: 0 BB: 0 P: 12	R: 1 E: 0 K: 0 S: 10 H: 1 LOB: 0 BB: 0 P: 15	R: 0 E: 0 K: 1 S: 6 H: 0 LOB: 0 BB: 0 P: 10	R: 2 E: 1 K: 0 S: 8 H: 2 LOB: 0 BB: 1 P: 17	R: 0 E: 0 K: 0 S: 8 H: 0 LOB: 1 BB: 1 P: 15	R: 4 E: 1 K: 1 S: 17 H: 3 LOB: 1 BB: 1 P: 24	R: 0 E: 0 K: 0 S: 11 H: 1 LOB: 2 BB: 1 P: 21	R: 0 E: 0 K: 0 S: 11 H: 2 LOB: 1 BB: 0 P: 13		1B: 5 2B: 2 3B: 1 HR: 1	SF: 0 SAC: 0 DP: 2 HBP: 0			WP: 0 PB: 0 SB: 0 CS: 0	PA: 36	

	AB	32
	R	7
	H	9
	RBI	6
	BB	4
	SO	2
	LOB	13

PITCHER		IP	WLS	BF	H	R	ER	SO	BB	IBB	HBP	BLK	WP	HR	S	P	ERA	WHIP
A.J. Burnett, R ERA: 3.54	(1, 1)	6.0	L	27	6	7	5	2	3	0	0	0	0	1	57	93	7.50	1.500
Blaine Neal, R ERA: 3.38	(7, 1)	0.2		4	1	0	0	0	1	0	0	0	0	0	9	18	0.00	3.000
Graeme Lloyd, L ERA: 4.85	(7, 1)	0.1		1	0	0	0	0	0	0	0	0	0	0	2	3	0.00	0.000
Vic Darensbourg, L ERA: 4.66	(8, 1)	1.0		4	2	0	0	0	0	0	0	0	0	0	11	13	0.00	2.000

PITCHER	IP	WLS	BF	H	R	ER	SO	BB	IBB	HBP	BLK	WP	HR	S	P	ERA	WHIP

Batter	1	2	3	4	5	6	7	8	9	AB	R	H	RBI	BB	SO	LOB
Luis Castillo, S (1, 4) OBP: 0.378, SLG: 0.385	C C X 0-2 ① G1-3		X 0-0 ① B2-3	B X 1-0 ② FC4-6 HBP 1-2f 2-3	4-0 IBB			C X 0-1 G6-3 S SF9 1B		4	1	1	0	1	0	2
Andy Fox, L (1, 6) OBP: 0.344, SLG: 0.334	C F F B F B F S 2-3 ② K2-3		B X 1-0 1B 1B	C B H 2-1 FC6-4 HBP 1-2	C B C S 1-3 ③ K			B B S F X 2-2 ① G6-3 1-3		4	0	1	0	0	2	4
Mike Lowell, R (1, 5) OBP: 0.366, SLG: 0.486	B X 1-0 ③ P4		F X 0-1 ② F8	C X 0-1 ③ FC6-4 1-2f		C S F S 0-3 ① K		S X 0-1 ② SF9 3-H		4	0	0	1	0	1	4
Preston Wilson, R (1, 8) OBP: 0.342, SLG: 0.439		B C X 1-1 2B 1B	X 0-0 1-3 1B		F F B F B F B B 4-2 BB BB 1B BB	C B S F B B F F X 3-2 2B		F B C F B C 2-3 ③ K		4	1	3	0	1	1	0
Derrek Lee, R (1, 3) OBP: 0.352, SLG: 0.476		B C F B S 2-3 ① K	B B F F S 2-3 ③ K		B C B F B B 4-2 BB 1-2 1B BB	X 0-0 ② G6-3			C B B B X 3-1 ① F9	4	1	0	0	1	2	4
Juan Encarnacion, R (1, 9) OBP: 0.319, SLG: 0.442	F C F F F X 0-2 1-3 2B			C C B X 1-2 F8 1B 2B	X 0-0 ① B1	F F F S 0-3 ③ K			C S F X 0-2 G1-4-3 1B	5	1	3	0	0	1	3
Tim Raines, S (1, 7) OBP: 0.341, SLG: 0.246 Eric Owens, R (5, 7) OBP: 0.335, SLG: 0.366	C B B B F C 3-3 ② K			B B C C F X 2-2 ① F8 2-3	B B B C B 4-1 SH5-4 1B 1-2 2-3 BB		C B F F X 1-2 ① G1-3		S B B X 2-1 ② G1-4-3 1-2	2 2	0 0	0 0	0 0	1 0	1 0	3 1
Ramon Castro, R (1, 2) OBP: 0.343, SLG: 0.455 Mike Redmond, R (9, 2) OBP: 0.407, SLG: 0.414	I I I I I 4-0 IBB			X 0-0 FC4-6 1B 3-H 1B	B C B B X 3-1 SH5-4 1-2 2-H 3-H 1B		B C X 1-1 ② G5-3		B C B B B S F S 3-3 ③ K	4 0	0 0	2 0	3 0	1 0	1 0	1 0
Julian Tavarez, L (1, 1) OBP: 0.167, SLG: 0.107 Kevin Millar, R (7, PH) OBP: 0.336, SLG: 0.459 Vladimir Nunez, R (7, 1) OBP: 0.250, SLG: 0.250 Braden Looper, R (9, 1)	C F C 0-3 ③ K			L X 0-1 FC4-6 1-2 1B	B X 1-0 ② SH5-4 1-2 2-3		B C S B B F S 3-3 ③ K			2 1 0 0	0 0 0 0	1 0 0 0	0 0 0 0	0 0 0 0	1 1 0 0	3 0 0 0

Inning Stats	1	2	3	4	5	6	7	8	9
R	0	0	0	1	2	0	0	1	0
E	0	0	0	0	0	0	0	0	0
K	1	3	1	0	1	2	1	1	1
S	11	17	8	14	14	15	10	11	12
H	0	2	2	3	1	1	0	1	1
LOB	0	3	2	3	3	1	0	1	1
BB	0	1	0	0	4	0	0	0	0
P	14	27	11	20	35	18	15	15	20

1B	8	SF	1
2B	3	SAC	1
3B	0	DP	0
HR	0	HBP	1

WP	0	PA	44
PB	0		
SB	1		
CS	0		

PITCHER		IP	WLS	BF	H	R	ER	SO	BB	IBB	HBP	BLK	WP	HR	S	P	ERA	WHIP
Pete Munro, R ERA: 3.0	(1, 1)	4.0	L	23	7	3	3	5	2	1	1	0	0	0	56	86	6.75	2.250
Brandon Puffer, R ERA: 3.88	(5, 1)	0.2		5	1	0	0	0	1	1	0	0	0	0	5	17	0.00	3.000
Pedro Borbon, L ERA: 4.85	(5, 1)	0.1		1	0	0	0	1	0	0	0	0	0	0	3	4	0.00	0.000
Ricky Stone, R ERA: 3.05	(6, 1)	2.0		7	1	0	0	3	0	0	0	0	0	0	25	33	0.00	0.500
Octavio Dotel, R ERA: 2.14	(8, 1)	1.0		4	1	1	1	1	0	0	0	0	0	0	11	15	9.00	1.000

PITCHER		IP	WLS	BF	H	R	ER	SO	BB	IBB	HBP	BLK	WP	HR	S	P	ERA	WHIP
Jim Mann, R ERA: 3.45	(9, 1)	1.0		4	1	0	0	1	0	0	0	0	0	0	12	20	0.00	1.000

TOP

Florida Marlins @ Houston Astros

Astros Field, Houston, TX

Thu Aug 08 2002, 1:35 PM EDT

Att. 28,147 - Dome - 72 F

livebaseballscorecards.com

AB	36
R	4
H	11
RBI	4
BB	5
SO	11
LOB	25

Florida Marlins @ Houston Astros

Astros Field, Houston, TX

Thu Aug 08 2002, 1:35 PM EDT

Att. 28,147 - Dome - 72 F

livebaseballscorecards.com

BOTTOM

Batter	1	2	3	4	5	6	7	8	9	AB	R	H	RBI	BB	SO	LOB
Julio Lugo, R (1, 6) OBP: 0.304, SLG: 0.368	F8		L4		5 G5-3 SH1-3 BB		SH1-4		K	3	0	0	0	1	1	0
Craig Biggio, R (1, 4) OBP: 0.352, SLG: 0.433	F3		L6		SH1-3		F8		17 1B 3B	4	1	1	0	0	0	1
17 Lance Berkman, S (1, 8) OBP: 0.409, SLG: 0.584	1B		5 1B 2B		5 G5-3 BB		G1-3		3-H 1B	4	1	3	1	1	0	1
5 Jeff Bagwell, R (1, 3) OBP: 0.399, SLG: 0.505	K		2-H 1B		G5-3			FC4-6 1B	F9	5	0	2	2	0	1	4
Daryle Ward, L (1, 7) OBP: 0.321, SLG: 0.413		G1-3	G4-3		F7			K		4	0	0	0	0	1	4
Orlando Merced, S (1, 9) OBP: 0.367, SLG: 0.464		G3 BB	L3			G4-3		FC4-6 2B 1-2f		3	0	0	0	1	0	1
Jose Vizcaino, S (1, 5) OBP: 0.331, SLG: 0.371		G3 1-2	K			G4-6-3 1B		1-3 2B		4	0	2	0	0	1	1
Brad Ausmus, R (1, 2) OBP: 0.328, SLG: 0.372		IBB	L6			G4-6-3 1-2f		G6-3		3	0	0	0	1	0	3
Pete Munro, R (1, 1) Brandon Puffer, R (6, 1) Pedro Borbon, R (8, 1) Alan Zinter, S (5, PH) OBP: 0.167, SLG: 0.333 Ricky Stone, R (8, 1) Geoff Blum, S (7, PH) OBP: 0.364, SLG: 0.440 Octavio Dotel, R (8, 1) Jim Mann, R (9, 1) Gregg Zaun, S (9, PH) OBP: 0.286, SLG: 0.305		K			SH1-3 WP 5 G5-3 1B			SH1-4 BB	G1-3	1 0 0 1 0 0 0 0 1	0 0 0 1 0 0 0 0 0	0 0 0 1 0 0 0 0 0	0 0 0 0 0 0 1 0 0	0 0 0 0 0 0 0 0 0	1 0 0 0 0 0 0 0 0	2 0 0 0 0 0 0 0 0

Inning Stats	1	2	3	4	5	6	7	8	9
	R: 0 H: 1 E: 0 LOB: 1 K: 1 BB: 0 S: 11 P: 17	R: 0 H: 0 E: 0 LOB: 2 K: 1 BB: 2 S: 10 P: 22	R: 1 H: 2 E: 0 LOB: 1 K: 0 BB: 0 S: 8 P: 14	R: 0 H: 0 E: 0 LOB: 0 K: 1 BB: 0 S: 8 P: 14	R: 1 H: 1 E: 0 LOB: 2 K: 0 BB: 2 S: 8 P: 21	R: 0 H: 1 E: 0 LOB: 0 K: 0 BB: 0 S: 4 P: 5	R: 0 H: 0 E: 0 LOB: 1 K: 0 BB: 1 S: 8 P: 13	R: 0 H: 2 E: 0 LOB: 2 K: 1 BB: 0 S: 14 P: 20	R: 1 H: 2 E: 0 LOB: 1 K: 1 BB: 0 S: 12 P: 17

1B: 6	SF: 0	WP: 1 PA: 40
2B: 2	SAC: 2	PB: 0
3B: 1	DP: 1	SB: 0
HR: 0	HBP: 0	CS: 0

AB	33
R	3
H	9
RBI	3
BB	5
SO	5
LOB	17

PITCHER		IP	WLS	BF	H	R	ER	SO	BB	IBB	HBP	BLK	WP	HR	S	P	ERA	WHIP
Julian Tavarez, R ERA: 5.73	(1, 1)	6.0	W	26	5	2	2	3	3	1	0	0	1	0	49	93	3.00	1.333
Vladimir Nunez, R ERA: 3.14	(7, 1)	2.0	H	9	2	0	0	1	1	0	0	0	0	0	22	33	0.00	1.500
Braden Looper, R ERA: 3.51	(9, 1)	1.0	S	5	2	1	1	1	0	0	0	0	0	0	12	17	9.00	2.000

PITCHER	IP	WLS	BF	H	R	ER	SO	BB	IBB	HBP	BLK	WP	HR	S	P	ERA	WHIP

Florida Marlins @ Arizona Diamondbacks

Bank One Ballpark, Phoenix, AZ

Fri Aug 09 2002, 10:05 PM EDT

Att. 39,487 - Dome - 72 F

livebaseballscorecards.com

TOP

Batter	1	2	3	4	5	6	7	8	9	AB	R	H	RBI	BB	SO	LOB
Luis Castillo, S (1, 4) OBP: 0.377, SLG: 0.382	G6-3		BB			FC4-6 S 1-2f		L9		3	0	0	0	1	0	2
Andy Fox, L (1, 6) Braden Looper, R (9, 1)	L8		G5-3			K			F7-5 BB HBP	3 0	0 0	0 0	0 0	0 0	1 0	2 0
Mike Lowell, R (1, 5) OBP: 0.367, SLG: 0.483	BB			P6		G6-3 1-2			F7-5 1B 1-2 BB	2	1	0	0	2	0	1
Kevin Millar, R (1, 7) OBP: 0.331, SLG: 0.452	K			F2			G5-3		F7-5 1-2 2-3	4	0	0	0	0	1	3
Derrek Lee, R (1, 3) OBP: 0.351, SLG: 0.474		G4-3		K			G1-3		S 1B 2-H	4	0	1	1	0	1	0
Preston Wilson, R (1, 8) OBP: 0.342, SLG: 0.437		FC4-6 1B			L6		F9		G4-3 1-2	4	0	1	0	0	0	1
Juan Encarnacion, R (1, 9) OBP: 0.317, SLG: 0.439		FC4-6 CS 1-2f			F8			G6-3		3	0	0	0	0	0	1
Mike Redmond, R (1, 2) OBP: 0.401, SLG: 0.407		CS 1-2	P4		L4			L4		3	0	0	0	0	0	0
Brad Penny, R (1, 1) Tim Raines, S (8, PH) OBP: 0.349, SLG: 0.246 Armando Almanza, L (8, 1) Mike Mordecai, R (9, 6) OBP: 0.305, SLG: 0.295			G6-3			FC4-6 1B		BB		2 0 0 0	0 0 0 0	1 0 0 0	0 1 0 0	0 0 0 0	0 0 0 0	0 0 0 0
Inning Stats	R: 0 E: 0 K: 1 S: 8 H: 0 LOB: 1 BB: 1 P: 16	R: 0 E: 0 K: 0 S: 11 H: 1 LOB: 0 BB: 0 P: 15	R: 0 E: 0 K: 0 S: 8 H: 0 LOB: 1 BB: 1 P: 13	R: 0 E: 0 K: 1 S: 6 H: 0 LOB: 0 BB: 0 P: 9	R: 0 E: 0 K: 0 S: 7 H: 0 LOB: 0 BB: 0 P: 12	R: 0 E: 0 K: 1 S: 12 H: 1 LOB: 1 BB: 0 P: 18	R: 0 E: 0 K: 0 S: 7 H: 0 LOB: 0 BB: 0 P: 9	R: 0 E: 0 K: 0 S: 7 H: 0 LOB: 1 BB: 1 P: 13	R: 1 E: 0 K: 0 S: 8 H: 1 LOB: 1 BB: 1 P: 19	1B: 3 2B: 1 3B: 0 HR: 0 SF: 0 SAC: 0 DP: 1 HBP: 1						

	AB	28
	R	1
	H	3
	RBI	1
	BB	4
	SO	3
	LOB	10

PITCHER		IP	WLS	BF	H	R	ER	SO	BB	IBB	HBP	BLK	WP	HR	S	P	ERA	WHIP
Miguel Batista, R ERA: 4.13	(1, 1)	8.0		28	2	0	0	3	3	0	0	0	0	0	66	105	0.00	0.625
Byung-Hyun Kim, R ERA: 2.32	(9, 1)	1.0	W	5	1	1	1	0	1	0	1	0	0	0	8	19	9.00	2.000

PITCHER	IP	WLS	BF	H	R	ER	SO	BB	IBB	HBP	BLK	WP	HR	S	P	ERA	WHIP

BOTTOM

Florida Marlins @ Arizona Diamondbacks

Bank One Ballpark, Phoenix, AZ

Fri Aug 09 2002, 10:05 PM EDT

Att. 39,487 - Dome - 72 F

livebaseballscorecards.com

Batter	1	2	3	4	5	6	7	8	9	AB	R	H	RBI	BB	SO	LOB
Tony Womack, L (1, 6) OBP: 0.312, SLG: 0.333	BBBB 4-0 CS BB		BCX 1-1 ① B2-3		BCCS 1-3 ③ K			CBFX 1-2 ② G3-1		3	0	0	0	1	1	0
David Dellucci, L (1, 9) OBP: 0.327, SLG: 0.481	CCBBBX 3-2 ① E5 1-2		X 0-0 ② G3			X 0-0 ① G6-3		BFBSBFS 3-3 ③ K		4	0	0	0	0	1	1
Junior Spivey, R (1, 4) OBP: 0.411, SLG: 0.532	CSBS 1-3 ② K		B 1-0 ③ G5-3			CCBFBBS 3-3 ② K			CBFFS 1-3 ① K	4	0	0	0	0	3	1
Luis Gonzalez, L (1, 7) OBP: 0.401, SLG: 0.519	BFX 1-1 ③ G4-3			CSBX 1-2 ① G4-3		FFS 0-3 ③ K			CBBFFX 2-2 ② G3	4	0	0	0	0	1	1
Erubiel Durazo, L (1, 3) OBP: 0.382, SLG: 0.634		BCCFFBFS 2-3 ① K		BSSSBFBX 3-2 HR			CBSS 1-3 ① K		BBBCFFX 2-2 HR	4	2	2	2	0	2	0
Matt Williams, R (1, 5) OBP: 0.257, SLG: 0.391		X 0-0 1B 1B		BCX 1-1 ② G6-3			BBFBFFX 3-2 ② F7			3	0	1	0	0	0	0
Steve Finley, L (1, 8) OBP: 0.365, SLG: 0.465	CBX 1-1 1-2 1B			BBCBX 3-1 ③ L7			CSFX 0-2 1B			3	0	2	0	0	0	0
Rod Barajas, R (1, 2) OBP: 0.263, SLG: 0.308	BCCFFFBC 2-3 ② K				FX 0-1 ① L7		FSBFS 1-3 ③ K			3	0	0	0	0	2	3
Miguel Batista, R (1, 1) OBP: 0.243, SLG: 0.314 Quinton McCracken, S (8, PH) OBP: 0.384, SLG: 0.482 Byung-Hyun Kim, R (9, 1) OBP: 1.000, SLG: 1.000	BCCC 1-3 ③ K				CFC 0-3 ② K			BCCS 1-3 ① K		2	0	0	0	0	2	2
										1	0	0	0	0	1	0
										0	0	0	0	0	0	0

| Inning Stats | | | | | | | | | |

Florida Marlins @ Arizona Diamondbacks

Bank One Ballpark, Phoenix, AZ

Sat Aug 10 2002, 4:05 PM EDT

Att. 47,720 - Dome - 72 F

livebaseballscorecards.com

TOP

Batter	1	2	3	4	5	6	7	8	9	AB	R	H	RBI	BB	SO	LOB
Luis Castillo, S (1, 4) OBP: 0.376, SLG: 0.383	C F B S 1-3 ① K		S B B X 2-1 ③ FC6-5 2-3		C B F X 1-2 ② 1-H 2B			F S B B X 2-2 ② G3		4	0	1	1	0	1	1
Eric Owens, R (1, 9) OBP: 0.334, SLG: 0.364	B X 1-0 ② F9			X 0-0 ① G5-3	B S S X 1-2 ③ F7			S B B F X 2-2 1B		4	0	1	0	0	0	0
Mike Lowell, R (1, 5) OBP: 0.364, SLG: 0.479	C S S 0-3 ③ K			C F F S 0-3 ② K		C B F B B S 2-3 ① K		C F B F F S 1-3 ③ K		4	0	0	0	0	4	1
Preston Wilson, R (1, 8) OBP: 0.341, SLG: 0.442		B B C B S S 3-3 ① K		B X 1-0 HR		C B F B B S 3-3 ② K			C B S S 1-3 ① K	4	1	1	1	0	3	0
Kevin Millar, R (1, 7) OBP: 0.333, SLG: 0.451		S B B B F S 3-3 ② K		C B B B F B X 3-2 BB 1B		B S F C 1-3 ③ K			B C B B B 4-1 BB	3	0	1	0	1	2	0
Derrek Lee, R (1, 3) OBP: 0.350, SLG: 0.470		C B B C S S 2-3 ③ K		S B B B B 4-1 1-2 BB			C C B F X 1-2 ① L8		C B F B F C 2-3 ② K	3	0	0	0	1	2	1
Ramon Castro, R (1, 2) OBP: 0.338, SLG: 0.458			F B B B F X 2-2 FC6-5 2B	C X 0-1 ③ F8			C B S B S S 2-3 ② K		B B S S X 2-1 ③ P6	4	0	1	0	0	1	3
Mike Mordecai, R (1, 6) OBP: 0.296, SLG: 0.286			F C S 0-3 ① K		X 0-0 ① G6-3		X 0-0 ③ G4-3			3	0	0	0	0	1	1
Michael Tejera, L (1, 1) OBP: 0.222, SLG: 0.308			C F F S 0-3 ② K		C B F B B B F B 4-2 2B BB			F S S 0-3 ① K		1	1	0	0	1	1	1
Graeme Lloyd, L (7, 1)										0	0	0	0	0	0	0
Homer Bush, R (8, PH) OBP: 0.266, SLG: 0.271										1	0	0	0	0	1	0
Blaine Neal, L (8, 1)										0	0	0	0	0	0	0

	AB	R	H	RBI	BB	SO	LOB
	31	2	5	2	3	16	8

Inning Stats	1	2	3	4	5	6	7	8	9
R	0	0	0	1	1	0	0	0	0
E	0	0	0	0	0	0	0	0	0
K	2	3	2	1	0	3	1	2	2
S	7	9	12	13	10	10	8	14	10
H	0	0	1	2	1	0	0	1	0
LOB	0	0	0	2	0	0	0	1	1
BB	0	0	0	1	1	0	0	0	1
P	9	17	16	21	16	16	11	19	19

	1B	SF	WP	PA
	2	0	0	34
	2B	SAC	PB	
	2	0	0	
	3B	DP	SB	
	0	0	0	
	HR	HBP	CS	
	1	0	0	

PITCHER		IP	WLS	BF	H	R	ER	SO	BB	IBB	HBP	BLK	WP	HR	S	P	ERA	WHIP
Randy Johnson, L (1, 1) ERA: 2.61		8.0	W	30	5	2	2	14	2	0	0	0	0	1	83	125	2.25	0.875
Matt Mantei, R (9, 1) ERA: 4.73		1.0		4	0	0	0	2	1	0	0	0	0	0	10	19	0.00	1.000

PITCHER	IP	WLS	BF	H	R	ER	SO	BB	IBB	HBP	BLK	WP	HR	S	P	ERA	WHIP

BOTTOM

Florida Marlins @ Arizona Diamondbacks

Bank One Ballpark, Phoenix, AZ

Sat Aug 10 2002, 4:05 PM EDT

Att. 47,720 - Dome - 72 F

livebaseballscorecards.com

Batter	1	2	3	4	5	6	7	8	9	AB	R	H	RBI	BB	SO	LOB
Tony Womack, L (1, 6) OBP: 0.311, SLG: 0.332	G6-3	FC6-4 1-2 2-H 3-H		E4 FC5 1-2		G1-3		G4-3		5	0	1	2	0	0	1
Greg Colbrunn, R (1, 3) OBP: 0.372, SLG: 0.573	G4-3 2B	FC6-4 1-2f 2-3		FC5 G5-4-3 1-2 2-3f			HR	2B 3B		5	2	3	1	0	0	4
Junior Spivey, R (1, 4) OBP: 0.411, SLG: 0.533	G4-3 2-3	K		G5-4-3 1-2f			FC4-6 1B 1B 1B	1B 3-H 2B		5	2	2	1	0	1	5
Matt Williams, R (1, 5) OBP: 0.291, SLG: 0.411	BB		HR 1B		G3-1		FC4-6 1-2 1B	WP 2-H 1B		4	1	3	1	1	0	0
Steve Finley, L (1, 8) OBP: 0.365, SLG: 0.473	L8		HR 1-H		SH5-3 1B		FC4-6 1B 1B 1-2f 2-3	K 2-3		5	2	2	2	0	1	5
Quinton McCracken, S (1, 9) OBP: 0.387, SLG: 0.489		1B 1B 2B	F9		SH5-3 1-2		1B 1B 1-2 3-H			3	1	2	1	0	0	0
David Dellucci, L (1, 7) OBP: 0.331, SLG: 0.481 Luis Gonzalez, L (9, 7) OBP: 0.401, SLG: 0.519	BB 1B 2-3 1B	K		G4-3			G6-4-3 1-2 2-H 1B			4 0	1 0	2 0	1 0	0 0	1 0	1 0
Chad Moeller, R (1, 2) OBP: 0.308, SLG: 0.263	F3	K				G5-3	G6-4-3 1-2f			4	0	0	0	0	1	4
Randy Johnson, R (1, 1) OBP: 0.134, SLG: 0.111 Mark Grace, L (8, PH) OBP: 0.345, SLG: 0.390 Matt Mantei, R (9, 1)	FC6-4 1B 1-2 BB			FC5 E BB		L9		K		1 1 0	0 0 0	0 0 0	0 0 0	2 0 0	0 1 0	0 0 0
Inning Stats	R: 0 H: 1 E: 0 LOB: 2 K: 0 BB: 1 S: 11 P: 19	R: 2 H: 3 E: 0 LOB: 2 K: 1 BB: 1 S: 19 P: 36	R: 2 H: 2 E: 0 LOB: 0 K: 2 BB: 0 S: 14 P: 19	R: 0 H: 0 E: 1 LOB: 1 K: 0 BB: 1 S: 9 P: 13	R: 0 H: 1 E: 0 LOB: 1 K: 0 BB: 0 S: 9 P: 12	R: 0 H: 0 E: 0 LOB: 0 K: 0 BB: 0 S: 6 P: 9	R: 3 H: 5 E: 0 LOB: 1 K: 0 BB: 0 S: 11 P: 18	R: 2 H: 3 E: 0 LOB: 1 K: 2 BB: 0 S: 15 P: 22		1B: 9 SF: 0 2B: 3 SAC: 1 3B: 1 DP: 2 HR: 2 HBP: 0						

PITCHER	IP	WLS	BF	H	R	ER	SO	BB	IBB	HBP	BLK	WP	HR	S	P	ERA	WHIP
Michael Tejera, L (1, 1) ERA: 4.02	6.0	L	31	10	7	7	3	3	0	0	0	0	2	72	116	10.50	2.167
Graeme Lloyd, L (7, 1) ERA: 4.73	1.0		4	2	0	0	0	0	0	0	0	0	0	7	10	0.00	2.000
Blaine Neal, R (8, 1) ERA: 4.24	1.0		6	3	2	2	2	0	0	0	0	1	0	15	22	18.00	3.000

PITCHER	IP	WLS	BF	H	R	ER	SO	BB	IBB	HBP	BLK	WP	HR	S	P	ERA	WHIP

AB	37
R	9
H	15
RBI	9
BB	3
SO	5
LOB	20

WP: 1 PA: 41
PB: 0
SB: 0
CS: 0

Batter	1	2	3	4	5	6	7	8	9	AB	R	H	RBI	BB	SO	LOB
Luis Castillo, S (1, 4) OBP: 0.375, SLG: 0.381	B X 1-0 L7		C B C X 1-2 G3			C B F B F C 2-3 K		C B B B C B 4-2 PB 1B G6-3 BB		3	1	0	0	1	1	0
Eric Owens, R (1, 7) OBP: 0.336, SLG: 0.366	F B X 1-1 S 1B			C B F X 1-2 FC6-4 1B		F B B B X 3-1 F9		B F F S 1-3 K		4	0	2	0	0	1	2
Kevin Millar, R (1, 5) OBP: 0.332, SLG: 0.448	C S F B C 1-3 K 1-2			X 0-0 P4		C S B S 1-3 K		C B X 2-1 G6-3 PB 1B 1-2 2-3		4	0	1	0	0	2	2
Derrek Lee, R (1, 3) OBP: 0.347, SLG: 0.466	F B C C 1-3 K			B S X 1-1 FC6-4 S 1-2f			X 0-0 L9	B B B C X 3-1 G6-3 1-3 2-H 3-H		4	0	0	1	0	1	3
Preston Wilson, R (1, 8) OBP: 0.340, SLG: 0.441		B B C X 2-1 G6-3		F F B F B S 2-3 K 1-2			B F B B C B X 3-2 1B 1B	C B B F F B C 3-3 K		4	0	1	0	0	2	2
Juan Encarnacion, R (1, 9) OBP: 0.314, SLG: 0.434		X 0-0 L7			F S S 0-3 K		X 0-0 P6		B X 1-0 G6-3	4	0	0	0	0	1	1
Mike Redmond, R (1, 2) OBP: 0.403, SLG: 0.409		B X 1-0 L8			B X 1-0 FC6-4 1B		C S F F X 0-2 1-2 1B	C B C B F F X 2-2 G6-3		4	0	2	0	0	0	0
Mike Mordecai, R (1, 6) OBP: 0.286, SLG: 0.275			C B X 1-1 G5-3		B C F F C 1-3 K		B X 1-0 G4-3		B X 1-0 G5-3	4	0	0	0	0	1	3
Josh Beckett, R (1, 1) OBP: 0.038, SLG: 0.077 Homer Bush, R (5, PH) OBP: 0.264, SLG: 0.269 Carl Pavano, R (5, 1) OBP: 0.192, SLG: 0.231 Graeme Lloyd, L (6, 1) Vic Darensbourg, L (7, 1) Tim Raines, S (8, PH) OBP: 0.356, SLG: 0.273 Vladimir Nunez, R (8, 1) OBP: 0.250, SLG: 0.250			C C B B S 2-3 K		B X 1-0 FC6-4 1-2f			C X 0-1 1B PB 2B		1 1 0 0 0 1 0	0 0 0 0 0 1 0	0 0 0 0 0 1 0	0 0 0 0 0 0 0	1 0 0 0 0 0 0	0 1 0 0 0 0 0	0 1 0 0 0 0 0
Inning Stats	R: 0 E: 0 K: 2 S: 10 H: 1 LOB: 1 BB: 0 P: 14	R: 0 E: 0 K: 0 S: 4 H: 0 LOB: 0 BB: 0 P: 7	R: 0 E: 0 K: 1 S: 8 H: 0 LOB: 0 BB: 0 P: 12	R: 0 E: 0 K: 1 S: 10 H: 1 LOB: 1 BB: 0 P: 14	R: 0 E: 0 K: 2 S: 9 H: 1 LOB: 1 BB: 0 P: 12	R: 0 E: 0 K: 2 S: 9 H: 0 LOB: 0 BB: 0 P: 15	R: 0 E: 0 K: 0 S: 11 H: 2 LOB: 2 BB: 0 P: 15	R: 2 E: 0 K: 2 S: 15 H: 2 LOB: 1 BB: 1 P: 28	R: 0 E: 0 K: 0 S: 7 H: 0 LOB: 0 BB: 0 P: 11	1B: 6 2B: 1 3B: 0 HR: 0	SF: 0 SAC: 0 DP: 0 HBP: 0					

TOP

Florida Marlins @ Arizona Diamondbacks

Bank One Ballpark, Phoenix, AZ

Sun Aug 11 2002, 4:35 PM EDT
Att. 43,612 - Dome - 72 F

livebaseballscorecards.com

AB	34
R	2
H	7
RBI	1
BB	1
SO	10
LOB	14

PITCHER		IP	WLS	BF	H	R	ER	SO	BB	IBB	HBP	BLK	WP	HR	S	P	ERA	WHIP
Curt Schilling, R ERA: 2.76	(1, 1)	7.0	W	26	5	0	0	8	0	0	0	0	0	0	61	89	0.00	0.714
Mike Koplove, R ERA: 2.2	(8, 1)	1.0		6	2	2	1	2	1	0	0	0	0	0	15	28	9.00	3.000
Mike Fetters, R ERA: 2.88	(9, 1)	1.0		3	0	0	0	0	0	0	0	0	0	0	7	11	0.00	0.000

PITCHER	IP	WLS	BF	H	R	ER	SO	BB	IBB	HBP	BLK	WP	HR	S	P	ERA	WHIP

WP: 0 PB: 1 SB: 2 CS: 0 PA: 35

BOTTOM

Florida Marlins @ Arizona Diamondbacks

Bank One Ballpark, Phoenix, AZ

Sun Aug 11 2002, 4:35 PM EDT
Att. 43,612 - Dome - 72 F

livebaseballscorecards.com

Batter	1	2	3	4	5	6	7	8	9	AB	R	H	RBI	BB	SO	LOB
Tony Womack, L (1, 6) OBP: 0.311, SLG: 0.332	G6-3	FC5-4					G4-3	G4-3		6	1	2	1	0	0	4
Quinton McCracken, S (1, 9) OBP: 0.388, SLG: 0.491		K		F7		G1-4-3	G5-3			5	1	2	0	0	1	2
Junior Spivey, R (1, 4) OBP: 0.411, SLG: 0.530				G5-3		G1-4-3	L7			4	1	1	1	1	0	3
Luis Gonzalez, L (1, 7) OBP: 0.401, SLG: 0.520	F8	K			F8					5	2	2	1	0	1	3
Erubiel Durazo, L (1, 3) OBP: 0.391, SLG: 0.632 Jay Bell, R (8, 3) OBP: 0.250, SLG: 0.300			BB		L8	E		G5-3		2 1	1 0	1 0	0 0	2 0	0 0	0 1
Matt Williams, R (1, 5) OBP: 0.321, SLG: 0.421			K							3	1	2	2	2	1	1
Steve Finley, L (1, 8) OBP: 0.368, SLG: 0.475			L9			E5				5	1	3	1	0	0	2
Chad Moeller, R (1, 2) OBP: 0.329, SLG: 0.311			F9							4	1	2	2	1	0	3
Curt Schilling, R (1, 1) OBP: 0.254, SLG: 0.219 Mike Koplove, R (8, 1) Mark Grace, L (8, PH) OBP: 0.347, SLG: 0.390 Mike Fetters, R (9, 1)				G1-3	G4-3	L4				4 0 0 0	0 0 0 0	1 0 0 0	0 0 1 0	0 0 0 0	0 0 0 0	4 0 0 0
Inning Stats	R: 2 E: 0 K: 0 S: 14 H: 4 LOB: 2 BB: 1 P: 24	R: 1 E: 0 K: 2 S: 19 H: 2 LOB: 2 BB: 1 P: 34	R: 0 E: 0 K: 1 S: 6 H: 0 LOB: 1 BB: 1 P: 14	R: 0 E: 0 K: 0 S: 9 H: 1 LOB: 1 BB: 0 P: 13	R: 2 E: 0 K: 0 S: 10 H: 2 LOB: 1 BB: 1 P: 18	R: 3 E: 1 K: 0 S: 20 H: 5 LOB: 3 BB: 1 P: 38	R: 0 E: 0 K: 0 S: 9 H: 0 LOB: 0 BB: 0 P: 13	R: 1 E: 0 K: 0 S: 13 H: 2 LOB: 3 BB: 2 P: 22		1B: 12 2B: 4 3B: 0 HR: 0 SF: 0 SAC: 0 DP: 1 HBP: 0						

AB	39
R	9
H	16
RBI	8
BB	7
SO	3
LOB	23

PITCHER		IP	WLS	BF	H	R	ER	SO	BB	IBB	HBP	BLK	WP	HR	S	P	ERA	WHIP
Josh Beckett, R ERA: 4.31	(1, 1)	4.0	L	21	7	3	3	3	3	0	0	0	0	0	48	85	6.75	2.500
Carl Pavano, R ERA: 5.84	(5, 1)	1.2		12	7	5	4	0	1	0	0	0	0	0	25	43	21.60	4.800
Graeme Lloyd, L ERA: 4.69	(6, 1)	0.1		3	0	0	0	0	1	0	0	0	0	0	5	13	0.00	3.000
Vic Darensbourg, L ERA: 4.56	(7, 1)	1.0		3	0	0	0	0	0	0	0	0	0	0	9	13	0.00	0.000
Vladimir Nunez, R ERA: 3.22	(8, 1)	1.0		7	2	1	1	0	2	0	0	0	0	0	13	22	9.00	4.000

PITCHER	IP	WLS	BF	H	R	ER	SO	BB	IBB	HBP	BLK	WP	HR	S	P	ERA	WHIP

Batter	1	2	3	4	5	6	7	8	9	AB	R	H	RBI	BB	SO	LOB
Juan Pierre, L (1, 8) OBP: 0.310, SLG: 0.304	B C F S 1-3 K		B B C B X 3-1 G4-3		B F B B B 4-1 E S BB			X 0-0 G4-3		3	0	0	0	1	1	0
Jay Payton, R (1, 7) OBP: 0.344, SLG: 0.429	C B B C F S 2-3 K			X 0-0 F8	C B C X 1-2 G6-3 1-3			X 0-0 F9		4	0	0	0	0	1	1
Larry Walker, L (1, 9) OBP: 0.428, SLG: 0.624	C X 0-1 P3			S B B B B 4-1 17 2B BB		B B S F B X 3-2 F8		C F S 0-3 K		3	1	0	0	1	1	0
17 Todd Helton, L (1, 3) OBP: 0.435, SLG: 0.584		B X 1-0 FC9-5 2B		X 0-0 1-H 1B 2B		C B C B B B 4-2 G3 BB			B B X 2-0 G3	3	0	2	1	1	0	0
Todd Zeile, R (1, 5) OBP: 0.337, SLG: 0.398		B C B S B F X 3-2 FC9-5 2-3		B C S B B F B 4-2 1B BB		X 0-0 G3 1-2			B C F S 1-3 K	3	0	0	0	1	1	2
Sandy Alomar Jr., R (1, 2) OBP: 0.325, SLG: 0.482	C F F X 0-2 WP 1B			B X 1-0 1-3 2-H 1B		S C S 0-3 K			F B S X 1-2 G4-3	4	0	2	0	0	1	1
Brent Butler, R (1, 4) OBP: 0.297, SLG: 0.460	B F C B S 2-3 K 1-2			B F B B F X 3-2 L8			X 0-0 F9			3	0	0	0	0	1	3
Juan Uribe, R (1, 6) OBP: 0.282, SLG: 0.337			B F F F B S 2-3 K		C B C S 1-3 K		B B S C B X 3-2 F8			3	0	0	0	0	2	0
Jason Jennings, L (1, 1) OBP: 0.354, SLG: 0.378			S B X 1-1 G3-1		X 0-0 G6-3		B S C S 1-3 K			2	0	0	0	0	0	0
Justin Speier, R (6, 1)										1	0	0	0	0	1	0
Todd Jones, L (8, 1)										0	0	0	0	0	0	0
Jose Jimenez, R (9, 1)										0	0	0	0	0	0	0
Inning Stats	R: 0 E: 0 K: 2 S: 9 H: 0 LOB: 0 BB: 0 P: 12	R: 0 E: 0 K: 1 S: 12 H: 2 LOB: 1 BB: 0 P: 18	R: 0 E: 0 K: 1 S: 8 H: 0 LOB: 0 BB: 0 P: 14	R: 1 E: 0 K: 0 S: 10 H: 2 LOB: 2 BB: 2 P: 22	R: 0 E: 0 K: 1 S: 8 H: 0 LOB: 1 BB: 1 P: 14	R: 0 E: 0 K: 1 S: 9 H: 0 LOB: 1 BB: 1 P: 16	R: 0 E: 0 K: 1 S: 7 H: 0 LOB: 0 BB: 0 P: 11	R: 0 E: 0 K: 1 S: 5 H: 0 LOB: 0 BB: 0 P: 5	R: 0 E: 0 K: 1 S: 7 H: 0 LOB: 0 BB: 0 P: 11							

PITCHER		IP	WLS	BF	H	R	ER	SO	BB	IBB	HBP	BLK	WP	HR	S	P	ERA	WHIP
A.J. Burnett, R ERA: 3.41	(1, 1)	9.0	L	33	4	1	1	9	4	0	0	0	1	0	75	123	1.00	0.889

PITCHER	IP	WLS	BF	H	R	ER	SO	BB	IBB	HBP	BLK	WP	HR	S	P	ERA	WHIP

TOP

Colorado Rockies @ Florida Marlins

Pro Player Stadium, Miami, FL

Mon Aug 12 2002, 7:05 PM EDT

Att. 5,090 - Cloudy - 87 F

livebaseballscorecards.com

AB	29
R	1
H	4
RBI	1
BB	4
SO	9
LOB	7

1B: 2 2B: 3 3B: 0 HR: 0	SF: 0 SAC: 0 DP: 1 HBP: 0	WP: 1 PB: 0 SB: 1 CS: 0	PA: 33

BOTTOM

Colorado Rockies @ Florida Marlins

Pro Player Stadium, Miami, FL

Mon Aug 12 2002, 7:05 PM EDT

Att. 5,090 - Cloudy - 87 F

livebaseballscorecards.com

Batter	1	2	3	4	5	6	7	8	9	AB	R	H	RBI	BB	SO	LOB
Luis Castillo, S (1, 4) OBP: 0.373, SLG: 0.379	K		G5-3		G4-6-3 1B		F7		G4-3	5	0	1	0	0	1	1
Juan Encarnacion, R (1, 9) OBP: 0.314, SLG: 0.431	1B BB		G1-3		1-2f G4-6-3		F7			3	0	0	0	1	0	1
Mike Redmond, R (1, 2) OBP: 0.410, SLG: 0.413 Homer Bush, R (8, PR) OBP: 0.264, SLG: 0.269 Ramon Castro, R (9, 2) OBP: 0.338, SLG: 0.458	1-2 1B		BB 1B			K		G5-3 BB		3 0 0	0 0 0	2 0 0	0 0 0	1 0 0	1 0 0	0 0 0
Mike Lowell, R (1, 5) OBP: 0.365, SLG: 0.477	P4		1-2 BB			FC4-6 BB		K		2	0	0	0	2	1	3
Eric Owens, R (1, 7) OBP: 0.332, SLG: 0.361	G1-3		K			1-2f FC4-6 PB S		G5-3 1-2		4	0	0	0	0	1	6
Preston Wilson, R (1, 8) OBP: 0.339, SLG: 0.437		G1-3		G6-3		1-3 BB		K		3	0	0	0	1	1	2
Derrek Lee, R (1, 3) OBP: 0.351, SLG: 0.467		G3 1B	K			1-2 BB			G4-3 SH3 1B	3	0	2	0	1	1	0
Andy Fox, L (1, 6) OBP: 0.340, SLG: 0.328		1-2 G3		G4-3		P6			SH3 1-2	3	0	0	0	0	0	4
A.J. Burnett, R (1, 1) OBP: 0.148, SLG: 0.196 Tim Raines, S (9, PH) OBP: 0.352, SLG: 0.269	K				G3		K		2-3 G4-3	3 1	0 0	0 0	0 0	0 0	2 0	1 1
Inning Stats	R: 0 H: 1 E: 0 LOB: 2 K: 1 BB: 1 S: 13 P: 23	R: 0 H: 1 E: 0 LOB: 1 K: 1 BB: 0 S: 10 P: 17	R: 0 H: 1 E: 0 LOB: 2 K: 1 BB: 1 S: 16 P: 24	R: 0 H: 0 E: 0 LOB: 0 K: 1 BB: 0 S: 7 P: 12	R: 0 H: 1 E: 0 LOB: 0 K: 0 BB: 0 S: 7 P: 12	R: 0 H: 0 E: 0 LOB: 3 K: 1 BB: 3 S: 15 P: 33	R: 0 H: 0 E: 0 LOB: 0 K: 1 BB: 0 S: 8 P: 11	R: 0 H: 0 E: 0 LOB: 2 K: 2 BB: 1 S: 17 P: 24	R: 0 H: 1 E: 0 LOB: 1 K: 0 BB: 0 S: 4 P: 6	1B: 5 SF: 0 2B: 0 SAC: 1 3B: 0 DP: 1 HR: 0 HBP: 0						

	AB	30
	R	0
	H	5
	RBI	0
	BB	6
	SO	8
	LOB	19

WP: 0 PA: 37
PB: 1
SB: 1
CS: 0

PITCHER		IP	WLS	BF	H	R	ER	SO	BB	IBB	HBP	BLK	WP	HR	S	P	ERA	WHIP
Jason Jennings, R ERA: 4.17	(1, 1)	5.2	W	25	4	0	0	5	5	0	0	0	0	0	65	115	0.00	1.588
Justin Speier, R ERA: 3.73	(6, 1)	1.1	H	4	0	0	0	1	0	0	0	0	0	0	11	17	0.00	0.000
Todd Jones, R ERA: 4.26	(8, 1)	1.0	H	4	0	0	0	2	1	0	0	0	0	0	17	24	0.00	1.000
Jose Jimenez, R ERA: 3.44	(9, 1)	1.0	S	4	1	0	0	0	0	0	0	0	0	0	4	6	0.00	1.000

PITCHER	IP	WLS	BF	H	R	ER	SO	BB	IBB	HBP	BLK	WP	HR	S	P	ERA	WHIP

Colorado Rockies @ Florida Marlins

Pro Player Stadium, Miami, FL

Tue Aug 13 2002, 7:05 PM EDT

Att. 4,729 - Cloudy - 88 F

TOP

livebaseballscorecards.com

Batter	1	2	3	4	5	6	7	8	9	AB	R	H	RBI	BB	SO	LOB
Jay Payton, R (1, 8) OBP: 0.345, SLG: 0.428	X 0-0 ① G5-3		C C F B B F X 2-2 1B 17 SF9 1B		B B X 2-0 ② P3		B B C X 2-1 ① G5-3 1-2 3-H	F F F F B X 1-2 1-2 2-3 1B		5	1	2	1	0	0	2
Brent Butler, R (1, 4) OBP: 0.303, SLG: 0.463	C B B B F X 3-2 1B 17 1B 1B		F B S X 1-2 ① L4		F X 0-1 1-2 1B		X 0-0 2-3 3B 1B	F X 0-1 ③ L9		5	2	3	0	0	0	4
Larry Walker, L (1, 9) OBP: 0.432, SLG: 0.632	B C B B C X 3-2 G4-3 17 1B 1-3 1B		C C X 1-2 CS 1-3 1B		B S X 1-1 ③ F7		X 0-0 1-H 3-H 3B		C B X 1-1 E 1B	5	0	4	2	0	0	2
17 Todd Helton, L (1, 3) OBP: 0.432, SLG: 0.581	B F F X 1-2 G4-3 1-2 3-H 1B		F B C X 1-2 ② SF9 3-H			B B F C F F X 2-2 ① F7	X 0-0 ② P2		C S S 0-3 ① K	4	0	1	2	0	1	2
Todd Zeile, R (1, 5) OBP: 0.336, SLG: 0.395	B C C B X 2-2 ② G4-3 1-2 2-3		C F B 1-2 ③ CS 1-2	C X 0-1 G6-4-3 1B		B B C C X 2-2 ② G5-3	C B B F F C 2-3 ③ K		B X 1-0 E6 1-2	5	0	1	0	0	1	4
Jack Cust, L (1, 7) OBP: 0.222, SLG: 0.292 Mark Corey, R (7, 1) Victor Santos, R (7, 1) Terry Shumpert, R (8, PH) OBP: 0.312, SLG: 0.367 Todd Jones, L (8, 1) Greg Norton, S (9, PH) OBP: 0.279, SLG: 0.351 Jose Jimenez, R (9, 1)	S F B X 1-2 ③ G1			B B F C S 2-3 ① K		B F B F B B 4-2 BB		C F S 0-3 ① K	S C B S 1-3 ② K	2 0 0 1 0 1 0	0 0 0 0 0 0 0	0 0 0 0 0 0 0	1 0 0 0 0 0 0	1 0 0 0 0 0 0	1 0 0 1 0 1 0	3 0 0 0 0 2 0
Gary Bennett, R (1, 2) OBP: 0.316, SLG: 0.359		H 1-0 G4-6-3 HBP		P X 1-0 ② ③ G6-4-3 1-2f		X 0-0 ③ G1-3		X 0-0 ② F8	B F B B F X 2-2 ③ G4-3	4	0	0	0	0	0	4
Juan Uribe, R (1, 6) OBP: 0.284, SLG: 0.339		B F X 1-1 ① ② G4-6-3 1-2f			X 0-0 ① G5-3		C S X 0-2 1B G5-3 2B	B H 2-0 1B HBP HBP		3	1	1	0	0	0	1
Mike Hampton, R (1, 1) OBP: 0.385, SLG: 0.510 Gabe Kapler, R (7, PH) OBP: 0.302, SLG: 0.355 (7, 7)		B B F C B X 3-2 ③ G5-3			X 0-0 1B 1B		C B S X 1-2 1B S 3B 2-3 1B	H 1-0 1B HBP 1-2 HBP		2 1	0 1	1 1	0 0	0 0	0 0	0 0
Inning Stats	R: 1 H: 3 E: 0 LOB: 2 K: 0 BB: 0 S: 16 P: 26	R: 0 H: 0 E: 0 LOB: 0 K: 0 BB: 0 S: 5 P: 10	R: 1 H: 2 E: 0 LOB: 0 K: 0 BB: 0 S: 16 P: 22	R: 0 H: 1 E: 0 LOB: 0 K: 1 BB: 0 S: 7 P: 9	R: 0 H: 2 E: 0 LOB: 2 K: 0 BB: 0 S: 7 P: 10	R: 0 H: 0 E: 0 LOB: 1 K: 0 BB: 1 S: 11 P: 19	R: 3 H: 4 E: 0 LOB: 1 K: 1 BB: 0 S: 15 P: 20	R: 0 H: 1 E: 0 LOB: 3 K: 1 BB: 0 S: 11 P: 15	R: 0 H: 1 E: 1 LOB: 2 K: 2 BB: 0 S: 12 P: 17	1B: 12 SF: 1 2B: 1 SAC: 0 3B: 1 DP: 2 HR: 0 HBP: 3						WP: 0 PA: 44 PB: 0 SB: 1 CS: 1

	AB	38
	R	5
	H	14
	RBI	5
	BB	1
	SO	5
	LOB	24

PITCHER		IP	WLS	BF	H	R	ER	SO	BB	IBB	HBP	BLK	WP	HR	S	P	ERA	WHIP
Julian Tavarez, R ERA: 5.59	(1, 1)	6.0		25	8	2	2	1	1	0	1	0	0	0	62	96	3.00	1.500
Vladimir Nunez, R ERA: 3.61	(7, 1)	0.1	L	4	3	3	3	0	0	0	0	0	0	0	9	12	81.00	9.000
Armando Almanza, L ERA: 3.82	(7, 1)	0.2	B	3	1	0	0	1	0	0	0	0	0	0	6	8	0.00	1.500
Carl Pavano, R ERA: 5.77	(8, 1)	1.0		6	1	0	0	1	0	0	2	0	0	0	11	15	0.00	1.000
Braden Looper, R ERA: 3.56	(9, 1)	1.0		5	1	0	0	2	0	0	0	0	0	0	12	17	0.00	1.000

PITCHER	IP	WLS	BF	H	R	ER	SO	BB	IBB	HBP	BLK	WP	HR	S	P	ERA	WHIP

Batter	1	2	3	4	5	6	7	8	9	AB	R	H	RBI	BB	SO	LOB
Luis Castillo, S (1, 4) OBP: 0.370, SLG: 0.374	B C F F F B F S 2-3 K ①		X 0-0 FC6-4 FC4 1-2f 3-H ②		B C B B C X 3-2 FC6-4 FC5-4 1-2f ①		F F B B S 2-3 K ①		B C B X 2-1 G6-3 ①	5	0	0	1	0	2	3
Andy Fox, L (1, 6) OBP: 0.335, SLG: 0.323	C F S 0-3 K ②		F X 0-1 FC4 1-2f ③		B X 1-0 F9 ②		C B F S 1-3 K ②		B X 1-0 G3-1 ②	5	0	0	0	0	2	3
Mike Redmond, R (1, 2) OBP: 0.409, SLG: 0.418	B F F F B B X 3-2 G6-3 ③			C B B X 2-1 FC6-4 1B	C S F B F F X 1-2 FC5-4 1-2f ③		C X 0-1 1-3 2B		B C X 1-1 G3-1 ③	5	0	2	0	0	0	1
Derrek Lee, R (1, 3) OBP: 0.350, SLG: 0.464		C C X 0-2 L9 ①		B B F X 2-1 F8 ①		X 0-0 F7 ①	B B B I 4-0 IBB			3	0	0	0	1	0	1
Mike Lowell, R (1, 5) OBP: 0.363, SLG: 0.472		C B B C B X 3-2 G6-3 ②		B B F C B X 3-2 F9 ②		F C B F F F X 1-2 G6-3 ②	B B X 2-0 F8 ③			4	0	0	0	0	0	4
Juan Encarnacion, R (1, 8) OBP: 0.313, SLG: 0.428 (7, 9)		C F X 0-2 F8 ③		B B X 2-0 FC6-4 1-2f ③		B C B S B B 4-2 1B 1B BB		X 0-0 G5-3 ①		3	1	0	0	1	0	1
Kevin Millar, R (1, 7) OBP: 0.338, SLG: 0.453			C B X 1-1 E FC6-4 1B		C B X 1-1 3B 1B		B C S X 1-2 1-H 1B	C F X 0-2 L9 ②		4	2	3	1	0	0	0
Eric Owens, R (1, 9) OBP: 0.332, SLG: 0.367			B C X 1-1 E4 FC6-4 1-3		B B C X 2-1 1-H 1B 3B		B B C B F X 3-2 G1-3 ③	B B B B 4-0 BB		3	1	1	1	0	0	2
Armando Almanza, L (7, 1)										0	0	0	0	0	0	0
Carl Pavano, R (8, 1) OBP: 0.192, SLG: 0.231										0	0	0	0	0	0	0
Tim Raines, S (8, PH) OBP: 0.360, SLG: 0.269										0	0	0	0	1	0	0
Braden Looper, R (9, 1)										0	0	0	0	0	0	0
Julian Tavarez, L (1, 1) OBP: 0.188, SLG: 0.133			C B L S 1-3 K ①		C X 0-1 FC6-4 3-H 1B		B B F B C F X 3-2 2B 1B	C B S F B F B C 3-3 K ③		2	0	1	1	0	1	2
Vladimir Nunez, R (7, 1) OBP: 0.250, SLG: 0.250										0	0	0	0	0	0	0
Preston Wilson, R (7, 8) OBP: 0.340, SLG: 0.438										2	0	1	0	0	1	1
Inning Stats	R: 0 E: 0 K: 2 S: 13 H: 0 LOB: 0 BB: 0 P: 18	R: 0 E: 0 K: 0 S: 9 H: 0 LOB: 0 BB: 0 P: 12	R: 1 E: 1 K: 1 S: 10 H: 1 LOB: 1 BB: 0 P: 13	R: 0 E: 0 K: 0 S: 8 H: 1 LOB: 1 BB: 0 P: 17	R: 2 E: 0 K: 0 S: 16 H: 3 LOB: 1 BB: 0 P: 24	R: 1 E: 0 K: 0 S: 16 H: 1 LOB: 1 BB: 1 P: 25	R: 0 E: 0 K: 2 S: 13 H: 2 LOB: 3 BB: 1 P: 25	R: 0 E: 0 K: 1 S: 10 H: 0 LOB: 1 BB: 1 P: 17	R: 0 E: 0 K: 0 S: 5 H: 0 LOB: 0 BB: 0 P: 9	1B: 6 2B: 1 3B: 1 HR: 0	SF: 0 SAC: 0 DP: 0 HBP: 0						

BOTTOM

Colorado Rockies @ Florida Marlins

Pro Player Stadium, Miami, FL

Tue Aug 13 2002, 7:05 PM EDT

Att. 4,729 - Cloudy - 88 F

livebaseballscorecards.com

AB	36
R	4
H	8
RBI	4
BB	3
SO	6
LOB	18

PITCHER		IP	WLS	BF	H	R	ER	SO	BB	IBB	HBP	BLK	WP	HR	S	P	ERA	WHIP
Mike Hampton, L ERA: 6.41	(1, 1)	6.0	W	26	6	4	3	3	1	0	0	0	0	0	72	109	4.50	1.167
Mark Corey, R ERA: 7.24	(7, 1)	0.2	H	5	2	0	0	2	0	1	0	0	0	0	12	22	0.00	3.000
Victor Santos, R ERA: 4.5	(7, 1)	0.1	H	1	0	0	0	0	0	0	0	0	0	0	1	3	0.00	0.000
Todd Jones, R ERA: 4.19	(8, 1)	1.0	H	4	0	0	0	1	1	0	0	0	0	0	10	17	0.00	1.000
Jose Jimenez, R ERA: 3.38	(9, 1)	1.0	S	3	0	0	0	0	0	0	0	0	0	0	5	9	0.00	0.000

PITCHER	IP	WLS	BF	H	R	ER	SO	BB	IBB	HBP	BLK	WP	HR	S	P	ERA	WHIP

Batter	1	2	3	4	5	6	7	8	9	AB	R	H	RBI	BB	SO	LOB
Juan Pierre, L (1, 8) OBP: 0.308, SLG: 0.302 Jay Payton, R (9, PH) OBP: 0.344, SLG: 0.427 (9, 8)	C B C X 1-2 ① G6-3		C X 0-1 ③ G1-3			B F X 1-1 ③ G6-3			X 0-0 ① G4-3	3 1	0 0	0 0	0 0	0 0	0 0	1 0
Brent Butler, R (1, 4) OBP: 0.302, SLG: 0.459	B F C C 1-3 ② K			F F B B S 2-3 ① K			F X 0-1 ① FC5 BB 1B		C B S X 1-2 ② L4	4	0	1	0	0	2	0
17 Todd Helton, L (1, 3) OBP: 0.429, SLG: 0.575	X 0-0 ③ G3			C X 0-1 ② F8			X 0-0 ① F7		B C B B X 3-1 ③ G3	4	0	0	0	0	0	1
Todd Zeile, R (1, 5) OBP: 0.333, SLG: 0.392		C X 0-1 ① G5-3		B S C B F F X 2-2 ③ G3-1			B B X 2-0 ② F3			3	0	0	0	0	0	1
Jack Cust, L (1, 7) OBP: 0.233, SLG: 0.269		B F B B B F C 3-3 ② K			C B X 1-1 ① G4-3		B B B B 4-0 ② FC5 1-2 BB			2	0	0	0	1	1	0
Sandy Alomar Jr., R (1, 2) OBP: 0.321, SLG: 0.475		F F B S 1-3 ③ K			B C F X 1-2 ② G3		X 0-0 ③ FC5 1-2 2-3f			3	0	0	0	0	1	2
Gabe Kapler, R (1, 9) OBP: 0.298, SLG: 0.350			C B B F B X 3-2 ① P6		X 0-0 ③ F7			B C F S 1-3 ① K		3	0	0	0	0	1	0
Juan Uribe, R (1, 6) OBP: 0.282, SLG: 0.337			B S F B B F S 2-3 ② K			B B X 2-0 ① G6-3		B F B X 2-1 ② G6-3		3	0	0	0	0	1	0
Denny Neagle, L (1, 1) OBP: 0.286, SLG: 0.371 Greg Norton, S (8, PH) OBP: 0.277, SLG: 0.348 Justin Speier, R (8, 1) Victor Santos, R (9, 1)			X 0-0 1B			C S X 0-2 ② G3-1		B S F B F C 2-3 ③ K		2 1 0 0	0 0 0 0	1 0 0 0	0 0 0 0	0 1 0 0	0 0 0 0	0 0 0 0
Inning Stats	R: 0 E: 0 K: 1 S: 7 H: 0 LOB: 0 BB: 0 P: 9	R: 0 E: 0 K: 2 S: 8 H: 0 LOB: 0 BB: 0 P: 12	R: 0 E: 0 K: 1 S: 10 H: 1 LOB: 1 BB: 0 P: 15	R: 0 E: 0 K: 1 S: 10 H: 0 LOB: 0 BB: 0 P: 14	R: 0 E: 0 K: 0 S: 6 H: 0 LOB: 0 BB: 0 P: 8	R: 0 E: 0 K: 0 S: 6 H: 0 LOB: 0 BB: 0 P: 9	R: 0 E: 0 K: 0 S: 5 H: 1 LOB: 2 BB: 1 P: 11	R: 0 E: 0 K: 2 S: 9 H: 0 LOB: 0 BB: 0 P: 14	R: 0 E: 0 K: 0 S: 6 H: 0 LOB: 0 BB: 0 P: 10	1B: 2 2B: 0 3B: 0 HR: 0	SF: 0 SAC: 0 DP: 0 HBP: 0						

TOP

Colorado Rockies @ Florida Marlins

Pro Player Stadium, Miami, FL

Wed Aug 14 2002, 7:05 PM EDT

Att. 4,746 - Cloudy - 87 F

livebaseballscorecards.com

AB	29
R	0
H	2
RBI	0
BB	1
SO	7
LOB	5

PITCHER		IP	WLS	BF	H	R	ER	SO	BB	IBB	HBP	BLK	WP	HR	S	P	ERA	WHIP
Brad Penny, R ERA: 4.46	(1, 1)	8.0		27	2	0	0	7	1	0	0	0	0	0	61	92	0.00	0.375
Graeme Lloyd, L ERA: 4.57	(9, 1)	1.0	W	3	0	0	0	0	0	0	0	0	0	0	6	10	0.00	0.000

PITCHER	IP	WLS	BF	H	R	ER	SO	BB	IBB	HBP	BLK	WP	HR	S	P	ERA	WHIP

BOTTOM

Batter	1	2	3	4	5	6	7	8	9	AB	R	H	RBI	BB	SO	LOB
Luis Castillo, S (1, 4) OBP: 0.369, SLG: 0.373	C B B L X 2-2 G3 ①		B X 1-0 P6 ③			X 0-0 1B		C B X 1-1 G6-3 ②		4	0	1	0	0	0	0
Preston Wilson, R (1, 8) OBP: 0.337, SLG: 0.433	C X 0-1 G5-3 ②			C F B X 1-2 G4-3 ①		X 0-0 P3 ②		C X 0-1 G5-3 ③		4	0	0	0	0	0	1
Mike Redmond, R (1, 2) OBP: 0.406, SLG: 0.411 Homer Bush, R (9, PR) OBP: 0.264, SLG: 0.269	C S B B F B F X 3-2 F8 ③			B S F B X 2-2 G6-3 ②		X 0-0 G4-3 ③			B B C B B 4-1 1B G6-3 BB	3 0	0 1	0 0	0 0	1 0	0 0	1 0
Kevin Millar, R (1, 7) OBP: 0.340, SLG: 0.453		B B X 2-0 F8 ①		C B B B C F X 2-2 F8 ③			B B C X 2-1 BB 1B		X 0-0 G6-3 BB 1-3 1B	4	0	2	0	0	0	0
Mike Lowell, R (1, 5) OBP: 0.360, SLG: 0.468		B B C X 2-1 G6-3 ②		F F B F F F B F F X 2-2 F9 ①			X 0-0 L6 ①		B C B F S 2-3 K ①	4	0	0	0	0	1	3
Derrek Lee, R (1, 3) OBP: 0.355, SLG: 0.464		B B B B 4-0 BB		B B B B 4-0 CS BB			B C B F B B 4-2 1-2 BB		B S B B B 4-1 G6-3 1-2 BB	0	0	0	0	4	0	0
Juan Encarnacion, R (1, 9) OBP: 0.313, SLG: 0.425	C B B S B S 3-3 K ③			B B S F B B 4-2 S 1-2 BB ②			B S X 1-1 P6 ②		B F X 1-1 G6-3 1-2 2-3 3-H ②	3	0	0	1	1	1	5
Mike Mordecai, R (1, 6) OBP: 0.278, SLG: 0.267			F C S 0-3 K ①	C B B B C F X 2-2 G3 1-2 ③			F F B B S 2-3 K ③			3	0	0	0	0	2	3
Brad Penny, R (1, 1) OBP: 0.161, SLG: 0.194 Andy Fox, L (8, PH) OBP: 0.334, SLG: 0.322 Graeme Lloyd, L (9, 1)			B B F F F F X 2-2 F7 ②			B F X 1-1 L1 ①		B C F B C 2-3 K ①		2 1 0	0 0 0	0 0 0	0 0 0	0 1 0	0 0 0	0 0 0
Inning Stats	R: 0 H: 0 E: 0 LOB: 0 K: 0 BB: 0 S: 10 P: 15	R: 0 H: 0 E: 0 LOB: 1 K: 1 BB: 1 S: 6 P: 17	R: 0 H: 0 E: 0 LOB: 0 K: 1 BB: 0 S: 9 P: 12	R: 0 H: 0 E: 0 LOB: 0 K: 0 BB: 0 S: 10 P: 15	R: 0 H: 0 E: 0 LOB: 1 K: 0 BB: 2 S: 13 P: 25	R: 0 H: 1 E: 0 LOB: 1 K: 0 BB: 0 S: 5 P: 6	R: 0 H: 1 E: 0 LOB: 2 K: 0 BB: 1 S: 10 P: 19	R: 0 H: 0 E: 0 LOB: 0 K: 1 BB: 0 S: 7 P: 10	R: 1 H: 1 E: 0 LOB: 3 K: 1 BB: 2 S: 8 P: 19	1B: 3 SF: 0 2B: 0 SAC: 0 3B: 0 DP: 0 HR: 0 HBP: 0						WP: 0 PA: 34 PB: 0 SB: 1 CS: 1

PITCHER	IP	WLS	BF	H	R	ER	SO	BB	IBB	HBP	BLK	WP	HR	S	P	ERA	WHIP
Denny Neagle, L (1, 1) ERA: 5.04	7.0		26	2	0	0	3	4	0	0	0	0	0	63	109	0.00	0.857
Justin Speier, R (8, 1) ERA: 3.64	1.0		3	0	0	0	1	0	0	0	0	0	0	7	10	0.00	0.000
Victor Santos, R (9, 1) ERA: 5.4	0.2	L	5	1	1	1	1	2	0	0	0	0	0	8	19	13.50	4.500

PITCHER	IP	WLS	BF	H	R	ER	SO	BB	IBB	HBP	BLK	WP	HR	S	P	ERA	WHIP

Colorado Rockies @ Florida Marlins

Pro Player Stadium, Miami, FL

Wed Aug 14 2002, 7:05 PM EDT

Att. 4,746 - Cloudy - 87 F

livebaseballscorecards.com

AB	28
R	1
H	3
RBI	1
BB	6
SO	5
LOB	13

Batter	1	2	3	4	5	6	7	8	9	AB	R	H	RBI	BB	SO	LOB
David Bell, R (1, 4) (8, 5) OBP: 0.316, SLG: 0.425	K2-3		2B G4-3 BB		2B FC1-5 1B		F9		K	4	1	1	0	1	2	0
Ramon Martinez, R (1, 6) OBP: 0.337, SLG: 0.413	G6-3		G4-3 1-3 2B		BB 1-3 2B		1B 2B		G5-3	5	1	3	0	0	0	0
Jeff Kent, R (1, 3) (8, 4) OBP: 0.380, SLG: 0.576	BB BB BB		G4-3 2-3 3-H		FC1-5 3-3 BB		1B BB		G4-3	3	0	0	1	2	0	3
Barry Bonds, L (1, 7) OBP: 0.569, SLG: 0.786	BB 1-2 BB		G6-4-3 IBB		1-2 2-3 BB		1-2 2-H 1B			1	0	1	1	3	0	0
Benito Santiago, R (1, 2) OBP: 0.323, SLG: 0.468	1-2 2-3 BB		G6-4-3 1-2f		F9		F2			3	0	0	0	1	0	7
Reggie Sanders, R (1, 9) OBP: 0.321, SLG: 0.444	K			P4		G4-6-3 1B	G5-3			4	0	1	0	0	1	5
Pedro Feliz, R (1, 5) OBP: 0.285, SLG: 0.323		F3		K		G4-6-3 1-2f		F9		3	0	0	0	0	1	1
Tom Goodwin, L (8, PH) OBP: 0.310, SLG: 0.299										1	0	0	0	0	0	0
Tsuyoshi Shinjo, R (1, 8) OBP: 0.299, SLG: 0.372		G5-3		K		2B		E4 G6-4-3		3	0	1	0	0	1	0
Kenny Lofton, L (8, PH) OBP: 0.347, SLG: 0.425										1	0	0	0	0	0	0
Tim Worrell, R (8, 1)										0	0	0	0	0	0	0
Kirk Rueter, L (1, 1) OBP: 0.180, SLG: 0.170		G1-3			K	K		G6-4-3 1-2f		2	0	0	0	0	1	0
Rich Aurilia, R (6, PH) OBP: 0.296, SLG: 0.416										1	0	0	0	0	1	1
Jay Witasick, R (6, 1)										0	0	0	0	0	0	0
J.T. Snow, L (8, PH) OBP: 0.344, SLG: 0.379										1	0	0	0	0	0	1
(8, 3)																
Inning Stats	R: 0 E: 0 K: 2 S: 14 H: 0 LOB: 3 BB: 3 P: 29	R: 0 E: 0 K: 0 S: 8 H: 0 LOB: 0 BB: 0 P: 10	R: 1 E: 0 K: 0 S: 12 H: 1 LOB: 1 BB: 2 P: 27	R: 0 E: 0 K: 2 S: 10 H: 0 LOB: 0 BB: 0 P: 15	R: 0 E: 0 K: 1 S: 12 H: 2 LOB: 3 BB: 1 P: 21	R: 0 E: 0 K: 1 S: 10 H: 2 LOB: 1 BB: 0 P: 15	R: 1 E: 0 K: 0 S: 12 H: 2 LOB: 2 BB: 1 P: 23	R: 0 E: 1 K: 0 S: 7 H: 0 LOB: 0 BB: 0 P: 12	R: 0 E: 0 K: 1 S: 10 H: 0 LOB: 0 BB: 0 P: 14	1B: 3 2B: 4 3B: 0 HR: 0	SF: 0 SAC: 0 DP: 3 HBP: 0						

PITCHER	IP	WLS	BF	H	R	ER	SO	BB	IBB	HBP	BLK	WP	HR	S	P	ERA	WHIP
Michael Tejera, L (1, 1) ERA: 3.88	6.0	W	27	5	1	1	6	5	1	0	0	0	0	66	117	1.50	1.667
Vladimir Nunez, R (7, 1) ERA: 3.67	1.1	H	8	2	1	1	0	1	0	0	0	0	0	16	29	6.75	2.250
Armando Almanza, L (8, 1) ERA: 3.73	0.2	H	1	0	0	0	0	0	0	0	0	0	0	3	6	0.00	0.000
Braden Looper, R (9, 1) ERA: 3.5	1.0	S	3	0	0	0	1	0	0	0	0	0	0	10	14	0.00	0.000

PITCHER	IP	WLS	BF	H	R	ER	SO	BB	IBB	HBP	BLK	WP	HR	S	P	ERA	WHIP

TOP

San Francisco Giants @ Florida Marlins

Pro Player Stadium, Miami, FL

Fri Aug 16 2002, 7:05 PM EDT

Att. 14,724 - Sunny - 83 F

livebaseballscorecards.com

AB	32
R	2
H	7
RBI	2
BB	7
SO	7
LOB	18

1B: 3	SF: 0	WP: 0	PA: 39
2B: 4	SAC: 0	PB: 0	
3B: 0	DP: 3	SB: 0	
HR: 0	HBP: 0	CS: 0	

BOTTOM

San Francisco Giants @ Florida Marlins

Pro Player Stadium, Miami, FL

Fri Aug 16 2002, 7:05 PM EDT
Att. 14,724 - Sunny - 83 F

livebaseballscorecards.com

Batter	1	2	3	4	5	6	7	8	9	AB	R	H	RBI	BB	SO	LOB
Luis Castillo, S (1, 4) OBP: 0.370, SLG: 0.373	B F B F S 2-3 ① K		B F F F B X 2-2 BB BB 1-2 1B 1B	C F X 0-2 ③ F8			C S B B B B 4-2 G5-4-3 BB			3	1	1	0	1	1	0
Juan Encarnacion, R (1, 9) OBP: 0.312, SLG: 0.422	B B C C F F F B X 3-2 ② F9		B B B C F B 4-2 1B BB 1-2 2-3 BB		B X 1-0 ① G6-3		C X 0-1 ①② G5-4-3 1-2f			3	0	0	0	1	0	1
Mike Redmond, R (1, 2) OBP: 0.404, SLG: 0.410	B F F B X 2-2 1B		B F B X 2-1 ① SF8 3-H		C B B X 2-1 ② G4-3		B F X 1-1 ③ G5-3			3	0	1	1	0	0	0
Preston Wilson, R (1, 8) OBP: 0.340, SLG: 0.442	C B F B F X 2-2 ③ F9		B B B B 4-0 1B 1-2 2-3 BB		C B X 1-1 1B			B C F X 1-2 HR		3	1	2	1	1	0	1
Kevin Millar, R (1, 7) OBP: 0.342, SLG: 0.465		B C C F X 1-2 HR	F C B F B X 2-2 1-2 2-3 3-H 1B		B C B B B X 3-1 ③ F9			X 0-0 ① F8		4	1	2	2	0	0	1
Derrek Lee, R (1, 3) OBP: 0.354, SLG: 0.462		B C B B C F F X 3-2 ① F7	B C C X 1-2 ② L6			B C C X 1-2 1B 1B		X 0-0 ② F9		4	0	1	0	0	0	3
Mike Lowell, R (1, 5) OBP: 0.357, SLG: 0.464	B X 1-0 ② F8		B B S B X 3-1 ③ F3			B F B X 2-1 ① F9		C C X 0-2 ③ F3		4	0	0	0	0	0	4
Mike Mordecai, R (1, 6) OBP: 0.280, SLG: 0.269	C X 0-1 ③ F9			F B X 1-1 ① F2		C B X 1-1 G3-6-3 1-3 1B				3	0	1	0	0	0	0
Michael Tejera, L (1, 1) OBP: 0.241, SLG: 0.321			X 0-0 BB 1B SF8 1B	X 0-0 ② L1		B B X 2-0 ②③ G3-6-3 1-2f				2	1	1	0	0	0	0
Eric Owens, R (6, PH) OBP: 0.331, SLG: 0.366										1	0	0	0	0	0	2
Vladimir Nunez, R (7, 1) OBP: 0.250, SLG: 0.250										0	0	0	0	0	0	0
Armando Almanza, L (8, 1)										0	0	0	0	0	0	0
Braden Looper, R (9, 1)										0	0	0	0	0	0	0
Inning Stats	R: 0 E: 0 K: 1 S: 16 H: 1 LOB: 1 BB: 0 P: 25	R: 1 E: 0 K: 0 S: 12 H: 1 LOB: 0 BB: 0 P: 17	R: 2 E: 0 K: 0 S: 18 H: 3 LOB: 3 BB: 2 P: 36	R: 0 E: 0 K: 0 S: 6 H: 0 LOB: 0 BB: 0 P: 7	R: 0 E: 0 K: 0 S: 7 H: 1 LOB: 1 BB: 0 P: 14	R: 0 E: 0 K: 0 S: 8 H: 2 LOB: 1 BB: 0 P: 14	R: 0 E: 0 K: 0 S: 6 H: 0 LOB: 0 BB: 1 P: 11	R: 1 E: 0 K: 0 S: 8 H: 1 LOB: 0 BB: 0 P: 9		1B: 7 2B: 0 3B: 0 HR: 2		SF: 1 SAC: 0 DP: 2 HBP: 0		WP: 0 PB: 0 SB: 0 CS: 0	PA: 34	

	AB	30
	R	4
	H	9
	RBI	4
	BB	3
	SO	1
	LOB	12

PITCHER		IP	WLS	BF	H	R	ER	SO	BB	IBB	HBP	BLK	WP	HR	S	P	ERA	WHIP
Kirk Rueter, L ERA: 3.53	(1, 1)	5.0	L	23	6	3	3	1	2	0	0	0	0	1	59	99	5.40	1.600
Jay Witasick, R ERA: 2.08	(6, 1)	2.0		7	2	0	0	0	1	0	0	0	0	0	14	25	0.00	1.500
Tim Worrell, R ERA: 2.56	(8, 1)	1.0		4	1	1	1	0	0	0	0	0	0	1	8	9	9.00	1.000

PITCHER		IP	WLS	BF	H	R	ER	SO	BB	IBB	HBP	BLK	WP	HR	S	P	ERA	WHIP

Batter	1	2	3	4	5	6	7	8	9	AB	R	H	RBI	BB	SO	LOB
Kenny Lofton, L (1, 8) OBP: 0.347, SLG: 0.422	C S B X 1-2 ① G3		B B F B B 4-1 BB 1B BB	B B S B B 4-1 1-2 2-3 BB		F B B X 2-1 ③ F8			F B S B X 2-2 ① FC6-4 1B 1-2f	3	1	0	0	2	0	1
Rich Aurilia, R (1, 6) OBP: 0.295, SLG: 0.414	B B B C X 3-1 ② F8		B B S F F B S 3-3 ② K	B S S S 1-3 ③ K			B C C F B X 2-2 ① F8		B X 1-0 G5-6-3 1-2 1B	5	0	1	0	0	2	5
Barry Bonds, L (1, 7) OBP: 0.572, SLG: 0.794	B B X 2-0 HR		C B C B B B 4-2 1B 1-2 2-3 BB		S B S F B B B 4-2 1B BB		B C B B B 4-1 G4-6-3 BB		X 0-0 ②③ G5-6-3 1-2f	2	1	1	1	3	0	2
Jeff Kent, R (1, 4) OBP: 0.381, SLG: 0.575	C B X 1-1 ③ G4-3		C B B F B X 3-2 1-3 2-H 3-H 1B		C X 0-1 1-2 1B		C X 0-1 ②③ G4-6-3 1-2f			4	0	2	2	0	0	1
J.T. Snow, L (1, 3) OBP: 0.340, SLG: 0.374		X 0-0 ① F8	C B X 1-1 ③ F8		B X 1-0 ① F7			B F B B S F C 3-3 ① K		4	0	0	0	0	1	4
Reggie Sanders, R (1, 9) OBP: 0.320, SLG: 0.442		B B F S C 2-3 ② K		X 0-0 ① P4	B B F B C S 3-3 ② K			F F B X 1-2 1B		4	0	1	0	0	2	2
David Bell, R (1, 5) OBP: 0.318, SLG: 0.428		B B B C X 3-1 ③ F9		B X 1-0 BB 2B	B F B B X 3-1 ③ G3-1			B X 1-0 1-3 G5-4-3 1B		4	0	2	0	0	0	2
Yorvit Torrealba, R (1, 2) OBP: 0.353, SLG: 0.379			F B B B X 3-1 BB SH3-4 1B 1B	B S X 1-1 E6 BB		C B X 1-1 ① G6-3		B X 1-0 ②③ G5-4-3 1-2f		4	1	1	0	0	0	3
Ryan Jensen, R (1, 1) OBP: 0.136, SLG: 0.163			B X 1-0 ① SH3-4 1-2	C S X 0-2 ② P6		B B C C X 2-2 ② G4-3			C B F F X 1-2 FC6-4 1B	0	0	0	0	0	0	0
Damon Minor, L (4, PH) OBP: 0.345, SLG: 0.477										1	0	0	0	0	0	2
41 Chad Zerbe, L (4, 1) OBP: 0.167, SLG: 0.167										1	0	0	0	0	0	0
Scott Eyre, L (7, 1)										0	0	0	0	0	0	0
Tom Goodwin, L (9, PH) OBP: 0.315, SLG: 0.305										1	0	1	0	0	0	0
Inning Stats	R: 1 E: 0 K: 0 S: 8 H: 1 LOB: 0 BB: 0 P: 15	R: 0 E: 0 K: 1 S: 6 H: 0 LOB: 0 BB: 0 P: 11	R: 2 E: 0 K: 1 S: 15 H: 2 LOB: 2 BB: 2 P: 34	R: 0 E: 1 K: 1 S: 11 H: 1 LOB: 3 BB: 1 P: 18	R: 0 E: 0 K: 1 S: 11 H: 1 LOB: 2 BB: 1 P: 22	R: 0 E: 0 K: 0 S: 7 H: 0 LOB: 0 BB: 0 P: 12	R: 0 E: 0 K: 0 S: 7 H: 0 LOB: 0 BB: 1 P: 13	R: 0 E: 0 K: 1 S: 9 H: 2 LOB: 1 BB: 0 P: 15	R: 0 E: 0 K: 0 S: 9 H: 2 LOB: 1 BB: 0 P: 13	1B: 7 2B: 1 3B: 0 HR: 1 SF: 0 SAC: 1 DP: 3 HBP: 0						

PITCHER	IP	WLS	BF	H	R	ER	SO	BB	IBB	HBP	BLK	WP	HR	S	P	ERA	WHIP
Josh Beckett, R (1, 1) ERA: 4.37	5.0	W	25	5	3	3	4	4	0	0	0	0	1	51	100	5.40	1.800
Carl Pavano, R (6, 1) ERA: 5.59	3.0		10	2	0	0	1	1	0	0	0	0	0	23	40	0.00	1.000
Braden Looper, R (9, 1) ERA: 3.45	1.0		4	2	0	0	0	0	0	0	0	0	0	9	13	0.00	2.000

PITCHER	IP	WLS	BF	H	R	ER	SO	BB	IBB	HBP	BLK	WP	HR	S	P	ERA	WHIP

TOP

San Francisco Giants @ Florida Marlins

Pro Player Stadium, Miami, FL

Sat Aug 17 2002, 7:05 PM EDT
Att. 20,926 - Cloudy - 86 F

livebaseballscorecards.com

AB	33
R	3
H	9
RBI	3
BB	5
SO	5
LOB	22

1B: 7	SF: 0
2B: 1	SAC: 1
3B: 0	DP: 3
HR: 1	HBP: 0

WP: 0	PA: 39
PB: 0	
SB: 0	
CS: 0	

Batter	1	2	3	4	5	6	7	8	9	AB	R	H	RBI	BB	SO	LOB
Luis Castillo, S (1, 4) OBP: 0.369, SLG: 0.371	C B B C X 2-2 G5-3 ① 1-H	B B B C B 4-1 G1-6-3 BB		B X 1-0 F9 ①			B B C F B X 3-2 G6-3 ①			3	0	0	0	1	0	0
Andy Fox, L (1, 6) OBP: 0.333, SLG: 0.319	B C C B B F B 4-2 1B CS BB	L B B F F X 2-2 G1-6-3 ②③ 1-2f		B C X 1-1 G4-3 ②			B B X 2-0 F6 ②			3	1	0	0	1	0	1
Kevin Millar, R (1, 7) OBP: 0.344, SLG: 0.476 Braden Looper, R (9, 1)	B C X 1-1 CS 2B 1B 1-3	B C X 1-1 HR		C X 0-1 G5-3 ③			X 0-0 F8 ③			4 0	2 0	2 0	1 0	0 0	0 0	0 0
Preston Wilson, R (1, 8) OBP: 0.340, SLG: 0.440	C S S 0-3 K ②	S B B F B S 3-3 K ①			F F B X 1-2 L4 ①			B X 1-0 BB 1B		4	0	1	0	0	2	2
Derrek Lee, R (1, 3) OBP: 0.357, SLG: 0.462	C B B B C B 4-2 2B BB 1-2 3-H	C C X 0-2 CS 1B			C B B C C 2-3 K ②			B F F F B B B 4-2 BB 1-2		2	1	1	0	2	1	0
Juan Encarnacion, R (1, 9) OBP: 0.314, SLG: 0.424	C X 0-1 E 2B 1-H 2-H	B S B B B 4-1 S 2B BB 1-2			B X 1-0 G3 ③			F C S 0-3 K ①		3	2	1	2	1	1	2
Mike Lowell, R (1, 5) OBP: 0.358, SLG: 0.463	F B F X 1-2 E5 1B 2-H	B B B C B 4-1 2B BB 1-2				C F B B F X 2-2 P4 ①		B B X 2-0 P3 ②		3	1	1	1	1	0	2
Charles Johnson, R (1, 2) OBP: 0.314, SLG: 0.363	B S B S B S 3-3 K ③	B C F B X 2-2 2B 1-H 2-H				B S B B X 3-1 L8 ②		B F X 1-1 G6-3 ③		4	0	1	2	0	1	3
Josh Beckett, R (1, 1) OBP: 0.036, SLG: 0.071 Carl Pavano, R (6, 1) OBP: 0.185, SLG: 0.222 Eric Owens, R (9, 7) OBP: 0.331, SLG: 0.366		C F X 0-2 G5-3 ①	C B C X 1-2 G3-1 ③				C S B B C 2-3 K ③			2 1 0	0 0 0	0 0 0	0 0 0	0 0 0	0 1 0	1 0 0
Inning Stats	R: 4 H: 3 E: 1 LOB: 1 K: 2 BB: 2 S: 21 P: 36	R: 0 H: 0 E: 0 LOB: 0 K: 0 BB: 1 S: 9 P: 14	R: 3 H: 3 E: 0 LOB: 1 K: 1 BB: 2 S: 16 P: 31	R: 0 H: 0 E: 0 LOB: 0 K: 0 BB: 0 S: 5 P: 7	R: 0 H: 0 E: 0 LOB: 0 K: 1 BB: 0 S: 7 P: 11		R: 0 H: 0 E: 0 LOB: 0 K: 1 BB: 0 S: 9 P: 16	R: 0 H: 0 E: 0 LOB: 0 K: 0 BB: 0 S: 5 P: 10	R: 0 H: 1 E: 0 LOB: 2 K: 1 BB: 1 S: 10 P: 18						

PITCHER		IP	WLS	BF	H	R	ER	SO	BB	IBB	HBP	BLK	WP	HR	S	P	ERA	WHIP
Ryan Jensen, R ERA: 4.76	(1, 1)	3.0	L	18	6	7	4	3	5	0	0	0	0	1	46	81	12.00	3.667
41 Chad Zerbe, L ERA: 2.86	(4, 1)	3.0		9	0	0	0	2	0	0	0	0	0	0	21	34	0.00	0.000
Scott Eyre, L ERA: 4.8	(7, 1)	2.0		8	1	0	0	1	1	0	0	0	0	0	15	28	0.00	1.000

PITCHER	IP	WLS	BF	H	R	ER	SO	BB	IBB	HBP	BLK	WP	HR	S	P	ERA	WHIP

BOTTOM

San Francisco Giants @ Florida Marlins

Pro Player Stadium, Miami, FL

Sat Aug 17 2002, 7:05 PM EDT

Att. 20,926 - Cloudy - 86 F

livebaseballscorecards.com

AB	29
R	7
H	7
RBI	6
BB	6
SO	6
LOB	11

1B: 4	SF: 0	WP: 0	PA: 35
2B: 2	SAC: 0	PB: 0	
3B: 0	DP: 1	SB: 1	
HR: 1	HBP: 0	CS: 3	

San Francisco Giants @ Florida Marlins

Pro Player Stadium, Miami, FL

Sun Aug 18 2002, 4:05 PM EDT

Att. 11,158 - Sunny - 89 F

TOP

livebaseballscorecards.com

Batter	1	2	3	4	5	6	7	8	9	AB	R	H	RBI	BB	SO	LOB
Kenny Lofton, L (1, 8) OBP: 0.346, SLG: 0.420	B B C S B S 3-3 ① K			B F X 1-1 G1-6-3 1B		F S B B S 2-3 ② K2-3			B X 1-0 ① F8	4	0	1	0	0	2	1
Tom Goodwin, L (1, 9) OBP: 0.306, SLG: 0.295	C B F B X 2-2 ② L8			F X 0-1 ① P6		X 0-0 ③ G4-3			C C S 0-3 ② K	4	0	0	0	0	1	2
Jeff Kent, R (1, 4) OBP: 0.378, SLG: 0.571	S S F B B B S 3-3 ③ K			S F X 0-2 ② ③ G1-6-3 1-2f			F B X 1-1 ① F9		B B C X 2-1 ③ L7	4	0	0	0	0	1	1
Barry Bonds, L (1, 7) OBP: 0.572, SLG: 0.792		B S B S B X 3-2 ① G3			F X 0-1 FC3-6 1B		B B B B 4-0 BB			2	0	1	0	1	0	0
Benito Santiago, R (1, 2) OBP: 0.322, SLG: 0.467 Yorvit Torrealba, R (2, 2) OBP: 0.347, SLG: 0.371		S C B S 1-3 ② K			C S F F B X 1-2 ① FC3-6 1-2f		S X 0-1 ② F8			1 2	0 0	0 0	0 0	0 0	1 0	0 2
Damon Minor, L (1, 3) OBP: 0.339, SLG: 0.467		B F B F B S 3-3 ③ K			F B B X 2-1 ② F7		B C C X 1-2 ③ P4			3	0	0	0	0	1	2
Rich Aurilia, R (1, 6) OBP: 0.296, SLG: 0.412			B F B B C B 4-2 CS BB		F B B F B X 3-2 ③ P6			X 0-0 ① F8		2	0	0	0	1	0	1
David Bell, R (1, 5) OBP: 0.318, SLG: 0.429			B F S B F B S 3-3 ① ② K 1-2			X 0-0 SH5-4 2B		B S F S 1-3 ② K		3	0	1	0	0	2	1
Russ Ortiz, R (1, 1) OBP: 0.298, SLG: 0.314 J.T. Snow, L (8, PH) OBP: 0.339, SLG: 0.373 Jay Witasick, R (8, 1)			B F B B X 3-1 ③ G5-3			B X 1-0 ① SH5-4 2-3		C C S 0-3 ③ K		1 1 0	0 0 0	0 0 0	0 0 0	0 0 0	0 1 0	0 0 0
Inning Stats	R: 0 H: 0 E: 0 LOB: 0 K: 2 BB: 0 S: 10 P: 18	R: 0 H: 0 E: 0 LOB: 0 K: 2 BB: 0 S: 9 P: 16	R: 0 H: 0 E: 0 LOB: 0 K: 1 BB: 1 S: 8 P: 18	R: 0 H: 1 E: 0 LOB: 0 K: 0 BB: 0 S: 7 P: 8	R: 0 H: 1 E: 0 LOB: 1 K: 0 BB: 0 S: 12 P: 18	R: 0 H: 1 E: 0 LOB: 1 K: 1 BB: 0 S: 6 P: 9	R: 0 H: 0 E: 0 LOB: 1 K: 0 BB: 1 S: 7 P: 13	R: 0 H: 0 E: 0 LOB: 0 K: 2 BB: 0 S: 7 P: 8	R: 0 H: 0 E: 0 LOB: 0 K: 1 BB: 0 S: 6 P: 9	1B: 2 SF: 0 2B: 2 SAC: 1 3B: 0 DP: 2 HR: 0 HBP: 0						

	AB	27
	R	0
	H	3
	RBI	0
	BB	2
	SO	9
	LOB	10

WP: 0 PA: 30
PB: 0
SB: 0
CS: 1

PITCHER		IP	WLS	BF	H	R	ER	SO	BB	IBB	HBP	BLK	WP	HR	S	P	ERA	WHIP
A.J. Burnett, R ERA: 3.25	(1, 1)	9.0	W	30	3	0	0	9	2	0	0	0	0	0	72	117	0.00	0.556

PITCHER	IP	WLS	BF	H	R	ER	SO	BB	IBB	HBP	BLK	WP	HR	S	P	ERA	WHIP

Batter	1	2	3	4	5	6	7	8	9	AB	R	H	RBI	BB	SO	LOB
Luis Castillo, S (1, 4) OBP: 0.367, SLG: 0.369	B B C F X 2-2 1B G4-6-3 1B	C B B B X 3-1 ① B1-3	C B X 1-1 ③ F7	C X 0-1 ③ G1-3	B C X 1-2f FC6-4 ③					5	1	1	0	0	0	7
Mike Redmond, R (1, 2) OBP: 0.401, SLG: 0.407	B F B X 2-1 G4-6-3 1-3 1B	C X 0-1 ② G5-3	B C F S 1-3 ① K	B B C C X 2-2 ① G3						4	0	1	0	0	1	0
Kevin Millar, R (1, 7) OBP: 0.343, SLG: 0.472	C B B X 2-1 ① ② G4-6-3 1-2f 3-H	B C S C 1-3 ③ K	B B F X 2-1 1B	C B B X 2-1 ② G4-3						4	0	1	0	0	1	1
Preston Wilson, R (1, 8) OBP: 0.339, SLG: 0.439	B X 1-0 ③ F9	F X 0-1 BB BB SF8 1B	B X 1-0 ② F8	X 0-0 ③ G5-3						4	1	1	0	0	0	1
Derrek Lee, R (1, 3) OBP: 0.358, SLG: 0.464	X 0-0 E FC5-2 2B	S B C B B F B 4-2 SF8 BB 1-2 BB	C X 0-1 ③ P6		X 0-0 ① G5-3					3	0	1	0	1	0	1
Juan Encarnacion, R (1, 9) OBP: 0.315, SLG: 0.430	X 0-0 FC1 G3 FC5-2 2-3	B B B C F F F F B 4-2 BB 1-2 2-3 BB	B F X 1-1 HR	C C B B X 2-2 ② F7						3	1	1	1	1	0	1
Mike Lowell, R (1, 5) OBP: 0.356, SLG: 0.461 Mike Mordecai, R (7, 5) OBP: 0.286, SLG: 0.275	F S X 0-2 ① FC5-2 G3 1-2 3-H	B S S B B F B X 3-2 ① SF8 2-3 3-H	B C B B C F F X 3-2 ① F2	X 0-0 1B 1B						2 1	0 0	0 1	1 0	0 0	0 0	2 0
Andy Fox, L (1, 6) OBP: 0.332, SLG: 0.318	C B B B C X 3-2 ② G3 1-2 2-3	B S F B S 2-3 ② K	B C F X 1-2 ② G4-3	X 0-0 S 1-3 1B						4	0	1	0	0	1	4
A.J. Burnett, R (1, 1) OBP: 0.190, SLG: 0.208	B B C S B S 3-3 ③ K	C B B B B 4-1 1-2 BB	X 0-0 1B	C B C B B B 4-2 FC6-4 1-2 BB						2	0	1	0	2	1	2
Inning Stats	R: 1 H: 2 E: 0 LOB: 0 K: 0 BB: 0 S: 8 P: 15	R: 0 H: 1 E: 1 LOB: 2 K: 1 BB: 0 S: 11 P: 17	R: 0 H: 0 E: 0 LOB: 0 K: 1 BB: 0 S: 7 P: 11	R: 1 H: 1 E: 0 LOB: 3 K: 1 BB: 3 S: 20 P: 38	R: 0 H: 1 E: 0 LOB: 1 K: 1 BB: 0 S: 8 P: 12	R: 1 H: 2 E: 0 LOB: 1 K: 0 BB: 0 S: 13 P: 18	R: 0 H: 0 E: 0 LOB: 0 K: 0 BB: 0 S: 6 P: 10	R: 0 H: 2 E: 0 LOB: 3 K: 0 BB: 1 S: 10 P: 17		1B: 7 SF: 1 2B: 1 SAC: 0 3B: 0 DP: 1 HR: 1 HBP: 0						

PITCHER		IP	WLS	BF	H	R	ER	SO	BB	IBB	HBP	BLK	WP	HR	S	P	ERA	WHIP
Russ Ortiz, R ERA: 3.83	(1, 1)	7.0	L	31	7	3	3	4	3	0	0	0	0	1	73	121	3.86	1.429
Jay Witasick, R ERA: 2.04	(8, 1)	1.0		6	2	0	0	0	1	0	0	0	0	0	10	17	0.00	3.000

PITCHER	IP	WLS	BF	H	R	ER	SO	BB	IBB	HBP	BLK	WP	HR	S	P	ERA	WHIP

BOTTOM

San Francisco Giants @ Florida Marlins

Pro Player Stadium, Miami, FL

Sun Aug 18 2002, 4:05 PM EDT
Att. 11,158 - Sunny - 89 F

livebaseballscorecards.com

AB	32
R	3
H	9
RBI	2
BB	4
SO	4
LOB	19

WP: 0	PA: 37		
PB: 0			
SB: 1			
CS: 0			

Batter	1	2	3	4	5	6	7	8	9	AB	R	H	RBI	BB	SO	LOB
Tom Goodwin, L (1, 7) OBP: 0.304, SLG: 0.294	C B B X 2-1 ① F8			C B X 1-1 ① G4-3		B C P B X 3-1 S 2B 3-H 1B		C S B B S 2-3 ② K		4	1	1	1	0	1	0
Kenny Lofton, L (1, 8) OBP: 0.343, SLG: 0.416	C X 0-1 ② F7			B X 1-0 ② F8		X 0-0 ② F8		X 0-0 ③ F9		4	0	0	0	0	0	1
Jeff Kent, R (1, 4) OBP: 0.377, SLG: 0.570	F F B S 1-3 ③ K			X 0-0 ③ P6		B B X 2-0 1-H 2B			X 0-0 ① L7	4	0	1	1	0	1	0
Reggie Sanders, R (1, 9) OBP: 0.318, SLG: 0.438		X 0-0 ① G1-6-3			C B F X 1-2 ① G5-3	F X 0-1 ③ F9			X 0-0 ② F8	4	0	0	0	0	0	1
J.T. Snow, L (1, 3) OBP: 0.338, SLG: 0.374		B B F B C F X 3-2 ② G3			C F S 0-3 ② K		S X 0-1 1B SF8 2B		X 0-0 ③ F7	4	1	1	0	0	1	0
Benito Santiago, R (1, 2) OBP: 0.325, SLG: 0.467		B X 1-0 ③ F8			B F C B B F B 4-2 BB		B C S X 1-2 2-4 2-3 1B			2	0	1	0	1	0	0
Rich Aurilia, R (1, 6) OBP: 0.293, SLG: 0.409			B X 1-0 ① G5-3		C F B F X 1-2 ③ F7		B F F S 1-3 ① K			3	0	0	0	0	1	3
David Bell, R (1, 5) OBP: 0.318, SLG: 0.432			B C B F X 2-2 ② L5			F B B X 2-1 SH5-4 1B 2B	B F B F X 2-2 ② SF8 3-H			2	1	1	1	0	0	0
Livan Hernandez, R (1, 1) OBP: 0.269, SLG: 0.392			C B S B F F F X 2-2 ③ L6			L X 0-1 ① SH5-4 2-3	S 0-1 ③ 2-4 1-2	S X 0-1 ① G6-3		2	0	0	0	0	0	0
Inning Stats	R: 0 E: 0 K: 1 S: 7 H: 0 LOB: 0 BB: 0 P: 10	R: 0 E: 0 K: 0 S: 6 H: 0 LOB: 0 BB: 0 P: 10	R: 0 E: 0 K: 0 S: 10 H: 0 LOB: 0 BB: 0 P: 15	R: 0 E: 0 K: 0 S: 4 H: 0 LOB: 0 BB: 0 P: 6	R: 0 E: 0 K: 1 S: 13 H: 0 LOB: 1 BB: 1 P: 19	R: 2 E: 0 K: 0 S: 11 H: 3 LOB: 1 BB: 0 P: 17	R: 1 E: 0 K: 1 S: 12 H: 2 LOB: 1 BB: 0 P: 16	R: 0 E: 0 K: 1 S: 6 H: 0 LOB: 0 BB: 0 P: 8	R: 0 E: 0 K: 0 S: 3 H: 0 LOB: 0 BB: 0 P: 3	1B: 2 2B: 3 3B: 0 HR: 0	SF: 1 SAC: 1 DP: 0 HBP: 0						

TOP

San Francisco Giants @ Florida Marlins

Pro Player Stadium, Miami, FL

Mon Aug 19 2002, 1:05 PM EDT

Att. 7,100 - Sunny - 86 F

livebaseballscorecards.com

AB	29
R	3
H	5
RBI	3
BB	1
SO	4
LOB	5

WP: 0 PB: 0 SB: 1 CS: 0 PA: 32

PITCHER		IP	WLS	BF	H	R	ER	SO	BB	IBB	HBP	BLK	WP	HR	S	P	ERA	WHIP
Julian Tavarez, R ERA: 5.49	(1, 1)	7.0	L	27	5	3	3	3	1	0	0	0	0	0	63	93	3.86	0.857
Graeme Lloyd, L ERA: 4.36	(8, 1)	2.0		6	0	0	0	1	0	0	0	0	0	0	9	11	0.00	0.000

PITCHER	IP	WLS	BF	H	R	ER	SO	BB	IBB	HBP	BLK	WP	HR	S	P	ERA	WHIP

Batter	1	2	3	4	5	6	7	8	9	AB	R	H	RBI	BB	SO	LOB
Luis Castillo, S (1, 4) OBP: 0.364, SLG: 0.366	B C B B X 3-1 F8 ①		C X 0-1 G3-1 ③		B X 1-0 G5-3 ③			C X 0-1 F8 ①		4	0	0	0	0	0	2
Andy Fox, L (1, 6) OBP: 0.332, SLG: 0.315	F B C X 1-2 G3 ②			C H 1-1 BB S HBP		B F B F B F X 3-2 F7 ①		F B X 1-1 F8 ②		3	0	0	0	0	0	0
Kevin Millar, R (1, 7) OBP: 0.344, SLG: 0.476	C B S B X 2-2 F7 ③			S B B B X 3-1 BB 1-2 1B		B X 1-0 2B		C B B F S 2-3 K ③		4	0	2	0	0	1	0
Preston Wilson, R (1, 8) OBP: 0.338, SLG: 0.437		B B F B S C 3-3 K ①		S C B B X 2-2 F8 ①		B B S S F F B F F 3-2 X L9 ②			C X 0-1 G4-3 1B	4	0	1	0	0	1	3
Juan Encarnacion, R (1, 9) OBP: 0.315, SLG: 0.427		C F S 0-3 K ②		B 2 SAFE S B B B B 4-1 1-2 2-3 BB ②		S B B B F S 2-3 K ③			C F B F F F F X 1-2 G4-3 ① 1-2	3	0	0	0	1	2	2
Derrek Lee, R (1, 3) OBP: 0.356, SLG: 0.460		C B C B B S 3-3 K ③		B B X 2-0 G5-3 ③			B B C X 2-1 G1-3 ①		B C S C 1-3 K ②	4	0	0	0	0	2	3
Mike Lowell, R (1, 5) OBP: 0.355, SLG: 0.459			C B C B S 2-3 K ①		C C B F F B S 2-3 K ①		B X 1-0 1B		B X 1-0 G5-3 ③	4	0	1	0	0	2	1
Charles Johnson, R (1, 2) OBP: 0.319, SLG: 0.364			B B C F B B 4-2 SH1 BB		X 0-0 SH1-4 1B		S X 0-1 F8 ②			2	0	1	0	1	0	1
Julian Tavarez, L (1, 1) OBP: 0.188, SLG: 0.133 Mike Redmond, R (7, PH) OBP: 0.399, SLG: 0.405 Graeme Lloyd, L (8, 1)			X 0-0 SH1 ② 1-2		B F L X 1-2 SH1-4 ② 1-2		F B X 1-1 P4 ③			0 1 0	0 0 0	0 0 0	0 0 0	0 0 0	0 0 0	0 1 0
Inning Stats	R: 0 H: 0 E: 0 LOB: 0 K: 0 BB: 0 S: 8 P: 14	R: 0 H: 0 E: 0 LOB: 0 K: 3 BB: 0 S: 9 P: 15	R: 0 H: 0 E: 0 LOB: 1 K: 1 BB: 1 S: 8 P: 14	R: 0 H: 1 E: 0 LOB: 2 K: 0 BB: 1 S: 8 P: 20	R: 0 H: 1 E: 0 LOB: 1 K: 1 BB: 0 S: 10 P: 14	R: 0 H: 1 E: 0 LOB: 1 K: 1 BB: 0 S: 15 P: 24	R: 0 H: 1 E: 0 LOB: 1 K: 0 BB: 0 S: 7 P: 11	R: 0 H: 0 E: 0 LOB: 0 K: 1 BB: 0 S: 7 P: 10	R: 0 H: 1 E: 0 LOB: 1 K: 1 BB: 0 S: 13 P: 16	1B: 4 SF: 0 2B: 1 SAC: 2 3B: 0 DP: 0 HR: 0 HBP: 1						WP: 0 PA: 34 PB: 0 SB: 1 CS: 0

PITCHER	IP	WLS	BF	H	R	ER	SO	BB	IBB	HBP	BLK	WP	HR	S	P	ERA	WHIP
Livan Hernandez, R (1, 1) ERA: 4.21	9.0	W	34	5	0	0	8	2	0	1	0	0	0	85	138	0.00	0.778

PITCHER	IP	WLS	BF	H	R	ER	SO	BB	IBB	HBP	BLK	WP	HR	S	P	ERA	WHIP

BOTTOM

San Francisco Giants @ Florida Marlins

Pro Player Stadium, Miami, FL

Mon Aug 19 2002, 1:05 PM EDT

Att. 7,100 - Sunny - 86 F

livebaseballscorecards.com

AB	29
R	0
H	5
RBI	0
BB	2
SO	8
LOB	13

Batter	1	2	3	4	5	6	7	8	9	AB	R	H	RBI	BB	SO	LOB
Homer Bush, R (1, 4) OBP: 0.262, SLG: 0.266	C C B B S 2-3 ① K		X 0-0 ② L9		B C S X 1-2 ① F7		C C B S 1-3 ① K	F F B F F X 1-2 1-2 1B		5	0	1	0	0	2	0
Mike Redmond, R (1, 2) OBP: 0.395, SLG: 0.400	C F S 0-3 ② K		F X 0-1 ③ G5-3		C F F F B B X 2-2 ② P6		C X 0-1 1B	S B B B F X 3-2 ③ G1-3		5	0	1	0	0	1	2
Kevin Millar, R (1, 7) OBP: 0.342, SLG: 0.470	B B S B X 3-1 ③ F9			C B B B B 4-1 1B 1B BB	B B B X 3-0 ③ G5-3		B B F S F B C 3-3 ② K		B C F B X 2-2 ① F9	4	1	0	0	1	1	1
Preston Wilson, R (1, 8) OBP: 0.343, SLG: 0.440		B B B B 4-0 S 2B BB		B B B C X 3-1 1B 1-2 SF8 1B		B F X 1-1 CS BB 1B	B C F X 1-2 ③ F8		B B F F X 2-2 G6-4-3 1B	4	2	3	0	1	0	1
Derrek Lee, R (1, 3) OBP: 0.358, SLG: 0.460		C C B F S 1-3 ① K		B C C F B F X 2-2 1-3 2-H 1B		B B B B 4-0 1B CS 1-2 1B BB		F C F B X 1-2 HR 1B	C S X 0-2 ②③ G6-4-3 1-2f	4	2	2	1	1	1	2
Juan Encarnacion, R (1, 9) OBP: 0.318, SLG: 0.439		B B X 2-0 1-H 2B		F F B B S 2-3 ① K		C B S X 1-2 ① 1B 1-3 2-3 1B		X 0-0 1-H HR		4	1	3	3	0	1	2
Mike Lowell, R (1, 5) OBP: 0.354, SLG: 0.458		B C F B F F X 2-2 ② F8		B C X 1-1 ② SF8 3-H		C X 0-1 1-2 3-H 1B		B B F C X 2-2 ① G6-3		3	0	1	2	0	0	1
Mike Mordecai, R (1, 6) OBP: 0.285, SLG: 0.268		B X 1-0 ③ G4-3		I 4-0 IBB		C C F X 0-2 ② F7		B B B C X 3-1 ② G6-3		3	0	0	0	1	0	3
Brad Penny, R (1, 1) OBP: 0.147, SLG: 0.176 Tim Raines, S (8, PH) OBP: 0.367, SLG: 0.269 Vladimir Nunez, R (8, 1) OBP: 0.250, SLG: 0.250 Braden Looper, R (9, 1)			B S B S F S 2-3 ① K	B B X 2-0 ③ P3		B F X 1-1 ③ P3		F B F B B B 4-2 1B BB		3 0 0 0	0 0 0 0	0 0 0 0	0 1 0 0	1 0 0 0	4 0 0 0
Inning Stats	R: 0 H: 0 E: 0 LOB: 0 K: 2 BB: 0 S: 8 P: 13	R: 1 H: 1 E: 0 LOB: 1 K: 1 BB: 1 S: 11 P: 21	R: 0 H: 0 E: 0 LOB: 0 K: 1 BB: 0 S: 7 P: 9	R: 2 H: 2 E: 0 LOB: 2 K: 1 BB: 2 S: 14 P: 32	R: 0 H: 0 E: 0 LOB: 0 K: 0 BB: 0 S: 9 P: 15	R: 1 H: 3 E: 0 LOB: 2 K: 0 BB: 1 S: 13 P: 20	R: 0 H: 1 E: 0 LOB: 1 K: 2 BB: 0 S: 12 P: 17	R: 2 H: 3 E: 0 LOB: 2 K: 0 BB: 1 S: 20 P: 34	R: 0 H: 1 E: 0 LOB: 0 K: 0 BB: 0 S: 9 P: 13	1B: 9 SF: 1 2B: 1 SAC: 0 3B: 0 DP: 1 HR: 1 HBP: 0						

PITCHER		IP	WLS	BF	H	R	ER	SO	BB	IBB	HBP	BLK	WP	HR	S	P	ERA	WHIP
Kaz Ishii, L ERA: 4.05	(1, 1)	5.0	L	21	3	3	3	5	2	1	0	0	0	0	49	90	5.40	1.000
Kevin Brown, R ERA: 4.38	(6, 1)	3.0		17	7	3	3	2	2	0	0	0	0	1	45	71	9.00	3.000
Kevin Beirne, R ERA: 3.24	(9, 1)	1.0		3	1	0	0	0	0	0	0	0	0	0	9	13	0.00	1.000

PITCHER	IP	WLS	BF	H	R	ER	SO	BB	IBB	HBP	BLK	WP	HR	S	P	ERA	WHIP

TOP

Florida Marlins @ Los Angeles Dodgers

Dodger Stadium, Los Angeles, CA

Tue Aug 20 2002, 7:10 PM PDT

Att. 40,503 - Sunny - 68 F

livebaseballscorecards.com

AB	35
R	6
H	11
RBI	6
BB	5
SO	7
LOB	16

1B: 9 SF: 1
2B: 1 SAC: 0
3B: 0 DP: 1
HR: 1 HBP: 0

WP: 0 PA: 41
PB: 0
SB: 1
CS: 2

Batter	1	2	3	4	5	6	7	8	9	AB	R	H	RBI	BB	SO	LOB
Dave Roberts, L (1, 8) OBP: 0.365, SLG: 0.378	C B B C X 2-2 ① G4-3		C B C X 1-2 ① G4-3		B X 1-0 S 1B			C B B C S 2-3 ① K		4	0	1	0	0	1	0
Marquis Grissom, R (1, 7) OBP: 0.332, SLG: 0.544	B F B X 2-1 ② P3		C C B S 1-3 ② K		C S X 0-2 ② G5-3 1-2			B X 1-0 ② G5-3		4	0	0	0	0	1	1
Adrian Beltré, R (1, 5) OBP: 0.309, SLG: 0.433	C C F X 0-2 ③ G6-3		B X 1-0 ③ F9		B X 1-0 ③ G6-3			C F X 0-2 ③ G6-3		4	0	0	0	0	0	1
Shawn Green, L (1, 9) OBP: 0.379, SLG: 0.578		B X 1-0 1B 1B 1B		B B F B B 4-1 FC5 G5-3 BB		C X 0-1 ① G6-3			B X 1-0 ① G4-3	3	1	1	0	1	0	0
Paul Lo Duca, R (1, 2) OBP: 0.333, SLG: 0.400		X 0-0 G4-6-3 1B 1-2 1B		C F F X 0-2 ① G5-3 1-2		B X 1-0 ② G5-3			B C B F F B F F F 3-2 X ② G6-3	4	0	1	0	0	0	1
Dave Hansen, L (1, 3) OBP: 0.364, SLG: 0.433		B F X 1-1 G4-6-3 1-2 2-H 1B		B F B B B 4-1 FC5 BB		C X 0-1 ③ G5-3			C B X 1-1 1B 2B 1B	3	1	2	1	1	0	0
Mark Grudzielanek, R (1, 4) OBP: 0.310, SLG: 0.387		S F X 0-2 ① ② G4-6-3 1-2f 2-3		F B B S F X 2-2 ② FC5 FC6-4 1-2 2-3f			B X 1-0 ① G6-3		C B F F F X 1-2 2B 1B	4	1	1	0	0	0	4
Alex Cora, L (1, 6) OBP: 0.354, SLG: 0.431		B C B I I 4-1 IBB		C X 0-1 ③ FC6-4 1-2f			C B F B S 2-3 ② K2-3		B B C S F F F X 2-2 1-H 2-H 2B	3	0	1	2	1	1	2
Kaz Ishii, L (1, 1) OBP: 0.143, SLG: 0.106 Mike Kinkade, R (5, PH) OBP: 0.440, SLG: 0.500 Kevin Brown, R (6, 1) OBP: 0.294, SLG: 0.529 Kevin Beirne, L (9, 1) Tyler Houston, L (9, PH) OBP: 0.335, SLG: 0.451		L S B S 1-3 ③ K			C X 0-1 ① F8		C S S 0-3 ③ K2-3		C C B X 1-2 ③ G1-3	1 1 1 0 1	0 0 0 0 0	0 0 0 0 0	0 0 0 0 0	0 0 1 0 0	1 0 0 0 0	2 0 0 0 1
Inning Stats	R: 0 H: 0 E: 0 LOB: 0 K: 0 BB: 0 S: 9 P: 13	R: 1 H: 3 E: 0 LOB: 2 K: 1 BB: 1 S: 11 P: 18	R: 0 H: 0 E: 0 LOB: 0 K: 1 BB: 0 S: 7 P: 10	R: 0 H: 0 E: 0 LOB: 2 K: 0 BB: 2 S: 12 P: 22	R: 0 H: 1 E: 0 LOB: 1 K: 0 BB: 0 S: 7 P: 9	R: 0 H: 0 E: 0 LOB: 0 K: 0 BB: 0 S: 5 P: 6	R: 0 H: 0 E: 0 LOB: 0 K: 2 BB: 0 S: 7 P: 10	R: 0 H: 0 E: 0 LOB: 0 K: 1 BB: 0 S: 7 P: 10	R: 2 H: 3 E: 0 LOB: 1 K: 0 BB: 0 S: 24 P: 33	1B: 6 SF: 0 2B: 1 SAC: 0 3B: 0 DP: 1 HR: 0 HBP: 0						

PITCHER	IP	WLS	BF	H	R	ER	SO	BB	IBB	HBP	BLK	WP	HR	S	P	ERA	WHIP
Brad Penny, R (1, 1) ERA: 4.22	7.0	W	27	4	1	1	4	2	1	0	0	0	0	58	88	1.29	0.857
Vladimir Nunez, R (8, 1) ERA: 3.62	1.0		3	0	0	0	1	0	0	0	0	0	0	7	10	0.00	0.000
Braden Looper, R (9, 1) ERA: 3.68	1.0		6	3	2	2	0	0	0	0	0	0	0	24	33	18.00	3.000

PITCHER	IP	WLS	BF	H	R	ER	SO	BB	IBB	HBP	BLK	WP	HR	S	P	ERA	WHIP

BOTTOM

Florida Marlins @ Los Angeles Dodgers

Dodger Stadium, Los Angeles, CA

Tue Aug 20 2002, 7:10 PM PDT

Att. 40,503 - Sunny - 68 F

livebaseballscorecards.com

AB	33
R	3
H	7
RBI	3
BB	3
SO	5
LOB	12

Batter	1	2	3	4	5	6	7	8	9	10	AB	R	H	RBI	BB	SO	LOB
Homer Bush, R (1, 4) OBP: 0.269, SLG: 0.273	C S S 0-3 ① K			B X 1-0 ① L6	P B S X 2-1 1-3 1B 1B		B C B X 2-1 1B	C B X 1-1 ① SH2-4 1-2			4	0	2	0	0	1	0
Mike Mordecai, R (1, 6) OBP: 0.289, SLG: 0.274	B F B C X 2-2 ② G1-3			B B S X 2-1 1B 1B	B B X 2-0 1-2 3-H 1B		B B B C C X 3-2 ③ G5-3		B X 1-0 ② G3-1 2-3		5	0	2	1	0	0	2
Kevin Millar, R (1, 7) OBP: 0.340, SLG: 0.465 Braden Looper, R (9, 1)	F X 0-1 ③ F8			B B C C F F B X 3-2 ② F9	X 0-0 ③ G1-3			C B B C B X 3-2 G6-4-3 1B	F B C S 1-3 ③ K		5 0	0 0	1 0	0 0	0 0	1 0	4 0
Preston Wilson, R (1, 8) OBP: 0.344, SLG: 0.438		B C C X 1-2 ① G4-3		C S X 0-2 1-2 1B		X 0-0 ① G4-3		B B X 2-0 ① ② G6-4-3 1-2f		F F B B F B B 4-2 FC6-4 BB	4	0	1	0	1	0	1
Derrek Lee, R (1, 3) OBP: 0.356, SLG: 0.456		B F B X 2-1 ② F8		X 0-0 ③ P3		C C B B X 2-2 ② G6-3		B C B B B 4-1 S 1B BB		C S B F S 1-3 ① K	4	1	0	0	1	1	3
Juan Encarnacion, R (1, 9) OBP: 0.321, SLG: 0.443		C F X 0-2 CS 1B		X 0-0 ① G6-3		X 0-0 2B		B C F B B X 3-2 1-H 1B		B S S X 1-2 ② FC6-4 1-2f FC6-4	5	0	3	1	0	0	1
Mike Lowell, R (1, 5) OBP: 0.355, SLG: 0.458	C B 1-1 ③ CS 1-2	B C F F B B X 3-2 ① G5-3		X 0-0 E9 1B 1B	B F F X 1-2 ③ G4-3			B C F F X 1-2 1-2 1B		F B X 1-1 ③ FC6-4 1-2f	5	1	2	0	0	0	2
Charles Johnson, R (1, 2) OBP: 0.317, SLG: 0.362		C S S 0-3 ② K		B F S B F X 2-2 FC1-6 2-H 1B		X 0-0 ① G6-3		C F B C 1-3 ③ K			4	0	1	1	0	2	2
Michael Tejera, L (1, 1) OBP: 0.219, SLG: 0.290 Tim Raines, S (9, PH) OBP: 0.374, SLG: 0.269 Vladimir Nunez, R (9, 1) OBP: 0.250, SLG: 0.250 Eric Owens, R (9, 7) OBP: 0.331, SLG: 0.366		B X 1-0 ③ G1-3		X 0-0 ② FC1-6 1B 1-2f 1B		C C X 0-2 ② G5-3			B B B B 4-0 G3-1 SH2-4 BB		3 0 0 0	1 0 0 0	0 0 0 0	0 0 0 0	0 1 0 0	0 0 0 0	1 0 0 0
Inning Stats	R: 0 E: 0 K: 1 S: 8 / H: 0 LOB: 0 BB: 0 P: 10	R: 0 E: 0 K: 0 S: 9 / H: 1 LOB: 0 BB: 0 P: 13	R: 0 E: 0 K: 1 S: 8 / H: 0 LOB: 0 BB: 0 P: 12	R: 0 E: 0 K: 0 S: 12 / H: 2 LOB: 2 BB: 0 P: 18	R: 2 E: 1 K: 0 S: 12 / H: 4 LOB: 2 BB: 0 P: 17	R: 0 E: 0 K: 0 S: 8 / H: 1 LOB: 1 BB: 0 P: 11	R: 0 E: 0 K: 0 S: 9 / H: 1 LOB: 1 BB: 0 P: 14	R: 1 E: 0 K: 1 S: 15 / H: 3 LOB: 2 BB: 1 P: 29	R: 0 E: 0 K: 1 S: 6 / H: 0 LOB: 1 BB: 1 P: 13	R: 0 E: 0 K: 1 S: 12 / H: 0 LOB: 1 BB: 1 P: 19	1B: 11 2B: 1 3B: 0 HR: 0	SF: 0 SAC: 1 DP: 1 HBP: 0					

TOP

Florida Marlins @ Los Angeles Dodgers

Dodger Stadium, Los Angeles, CA

Wed Aug 21 2002, 7:10 PM PDT
Att. 31,281 - Sunny - 69 F

livebaseballscorecards.com

AB	39
R	3
H	12
RBI	3
BB	3
SO	5
LOB	16

PITCHER		IP	WLS	BF	H	R	ER	SO	BB	IBB	HBP	BLK	WP	HR	S	P	ERA	WHIP
Omar Daal, L ERA: 3.65	(1, 1)	7.0		29	9	2	2	2	0	0	0	0	0	0	66	95	2.57	1.286
Paul Quantrill, R ERA: 3.02	(8, 1)	1.0		6	3	1	1	1	1	0	0	0	0	0	15	29	9.00	4.000
Eric Gagne, R ERA: 1.98	(9, 1)	1.0		4	0	0	0	1	1	0	0	0	0	0	6	13	0.00	1.000
Paul Shuey, R ERA: 3.64	(10, 1)	1.0	W	4	0	0	0	1	1	0	0	0	0	0	12	19	0.00	1.000

PITCHER	IP	WLS	BF	H	R	ER	SO	BB	IBB	HBP	BLK	WP	HR	S	P	ERA	WHIP

WP: 0 PB: 0 SB: 1 CS: 1 PA: 44

Batter	1	2	3	4	5	6	7	8	9	10	AB	R	H	RBI	BB	SO	LOB
Mark Grudzielanek, R (1, 4) OBP: 0.309, SLG: 0.385	C X 0-1 ① G6-3		S F B X 1-2 L1-3 1-2 2-H 1B		B X 1-0 ③ F9			B X 1-0 ① F8		X 0-0 ① F8	5	0	1	1	0	0	1
Marquis Grissom, R (1, 8) OBP: 0.326, SLG: 0.533 (10, 7)	B S F X 1-2 ② G1-3		X 0-0 ① ② L1-3 1-2			B F S B F F B S 3-3 ① K		B B C S F F X 2-2 ② G6-3		B S C B X 2-2 ② F9	5	0	0	0	0	1	2
Adrian Beltré, R (1, 5) OBP: 0.310, SLG: 0.432	B B B C F X 3-2 ③ G6-3		S S B X 1-2 ③ P6			X 0-0 G3 WP 1B		C B F F F X 1-2 ③ G1-3		B S S F B B B 4-2 2B BB	4	1	1	0	1	0	1
Shawn Green, L (1, 9) OBP: 0.379, SLG: 0.577		B B B C X 3-1 ① G6-3		F S C 0-3 ① K		B C B X 2-1 ② G3 1-3			F B F B F B B 4-2 PB SH5-4 1B BB	B B F F X 2-2 1-H 2B	4	1	1	1	1	1	1
Paul Lo Duca, R (1, 2) OBP: 0.331, SLG: 0.397		B B B C X 3-1 ② P4		C B B F F X 2-2 ② F9		C F X 0-2 ③ G3			X 0-0 ① SH5-4 1-2		3	0	0	0	0	0	1
Eric Karros, R (1, 3) OBP: 0.331, SLG: 0.400 Dave Roberts, L (9, PR) OBP: 0.365, SLG: 0.378 (10, 8)		B C F B F B X 3-2 ③ L8		X 0-0 ③ L8			C S X 0-2 ① G5-3		B B C S X 2-2 G3 S 2-H 1B		4 0	0 0	1 0	1 0	0 0	0 0	0 0
Mike Kinkade, R (1, 7) OBP: 0.448, SLG: 0.615 (10, 3)			B C X 1-1 HR		B X 1-0 ① L7		B F X 1-1 1B		C B C X 1-2 ② G3 1-3		4	1	2	1	0	0	1
Cesar Izturis, S (1, 6) OBP: 0.253, SLG: 0.296 Alex Cora, L (9, PH) OBP: 0.357, SLG: 0.431 (10, 6)			B B X 2-0 SH 1B 1B		C B X 1-1 ② G6-3		X 0-0 ② F9		B B B C B 4-1 DI BB		3 0	1 0	1 0	0 0	0 1	0 0	1 0
Omar Daal, L (1, 1) OBP: 0.161, SLG: 0.267 Dave Hansen, L (7, PH) OBP: 0.391, SLG: 0.429 Paul Quantrill, L (8, 1) Eric Gagne, R (9, 1) Tyler Houston, L (9, PH) OBP: 0.334, SLG: 0.449 Paul Shuey, R (10, 1)			X 0-0 SH 1B 1-2		F B X 1-1 1B		X 0-0 ③ G3		F F B F B X 2-2 ③ P5 1-2		1 1 0 0 1 0	0 0 0 0 0 0	1 0 0 0 0 0	0 0 0 0 0 0	0 0 0 0 0 0	0 0 0 0 2 0	0 1 0 0 0 0
Inning Stats	R: 0 H: 0 E: 0 LOB: 0 K: 0 BB: 0 S: 8 P: 12	R: 0 H: 0 E: 0 LOB: 0 K: 0 BB: 0 S: 8 P: 17	R: 2 H: 3 E: 0 LOB: 1 K: 0 BB: 0 S: 11 P: 16	R: 0 H: 0 E: 0 LOB: 0 K: 1 BB: 0 S: 8 P: 10	R: 0 H: 1 E: 0 LOB: 1 K: 0 BB: 0 S: 6 P: 10	R: 0 H: 1 E: 0 LOB: 1 K: 1 BB: 0 S: 11 P: 16	R: 0 H: 1 E: 0 LOB: 1 K: 0 BB: 0 S: 7 P: 8	R: 0 H: 0 E: 0 LOB: 0 K: 0 BB: 0 S: 11 P: 15	R: 1 H: 1 E: 0 LOB: 3 K: 0 BB: 2 S: 15 P: 28	R: 1 H: 1 E: 0 LOB: 1 K: 0 BB: 1 S: 10 P: 18	1B: 6 2B: 2 3B: 0 HR: 1	SF: 0 SAC: 2 DP: 1 HBP: 0					

PITCHER		IP	WLS	BF	H	R	ER	SO	BB	IBB	HBP	BLK	WP	HR	S	P	ERA	WHIP
Michael Tejera, L ERA: 3.77	(1, 1)	8.0		30	6	2	2	2	0	0	0	0	1	1	70	104	2.25	0.750
Vladimir Nunez, R ERA: 3.73	(9, 1)	0.1	B	3	1	1	1	0	1	0	0	0	0	0	7	13	27.00	6.000
Braden Looper, R ERA: 3.74	(9, 1)	1.1	L	7	1	1	1	0	2	0	0	0	0	0	18	33	6.75	2.250

PITCHER	IP	WLS	BF	H	R	ER	SO	BB	IBB	HBP	BLK	WP	HR	S	P	ERA	WHIP

BOTTOM

Florida Marlins @ Los Angeles Dodgers

Dodger Stadium, Los Angeles, CA

Wed Aug 21 2002, 7:10 PM PDT

Att. 31,281 - Sunny - 69 F

livebaseballscorecards.com

AB	35
R	4
H	8
RBI	4
BB	3
SO	2
LOB	11

1B: 6 SF: 0 WP: 1 PA: 40
2B: 2 SAC: 2 PB: 1
3B: 0 DP: 1 SB: 1
HR: 1 HBP: 0 CS: 0

Batter	1	2	3	4	5	6	7	8	9	AB	R	H	RBI	BB	SO	LOB
Luis Castillo, S (1, 4) OBP: 0.365, SLG: 0.369	C F B X 1-2 ① F7			C C X 0-2 ② G4-3 FC5-2 2B		B C C F F F X 1-2 S S 2B 1B		X 0-0 ② B1-3		4	1	2	0	0	0	0
Eric Owens, R (1, 7) OBP: 0.328, SLG: 0.362	X 0-0 ② G4-3			C X 0-1 ① G4-3 2-3		C F B B B C 2-3 ① K 1-2		F B B B X 3-1 ③ G6-3		4	0	0	0	0	1	2
Mike Redmond, R (1, 2) OBP: 0.392, SLG: 0.402	B F F X 1-2 ③ G4-3			C B X 1-1 ② FC5-2 3-H		S B B B B C X 3-2 G4-3 2-H 2B			B B C X 2-1 ① G6-3	4	0	1	1	0	0	1
Preston Wilson, R (1, 8) OBP: 0.341, SLG: 0.434		B B X 2-0 ① P6		B B S F S 2-3 ③ K		S B S F X 1-2 ② G4-3 2-3			B F S S 1-3 ② K	4	0	0	0	0	2	2
Juan Encarnacion, R (1, 9) OBP: 0.321, SLG: 0.440		B C S S S 1-3 ② K		C B B F F S 2-3 ① K	C F X 0-2 ③ G5-3				B B B B 4-0 BB	3	0	0	0	1	2	1
Derrek Lee, R (1, 3) OBP: 0.356, SLG: 0.461		B B X 2-0 ③ F9			B B B F X 3-1 HR		B B B S X 3-1 ① F7		C C X 0-2 ③ G6-3	4	1	1	1	0	0	1
Mike Lowell, R (1, 5) OBP: 0.355, SLG: 0.456			F X 0-1 ① F7		C S S 0-3 ② K		C B F B F F F B F 4-2 B G1-6-3 BB			2	0	0	0	1	1	0
Andy Fox, L (1, 6) OBP: 0.332, SLG: 0.315			B X 1-0 ② G6-3		B X 1-0 1B		C B X 1-1 ②③ G1-6-3 1-2f			3	0	1	0	0	0	1
Josh Beckett, R (1, 1) OBP: 0.033, SLG: 0.067			B C F F B X 2-2 ③ G6-3		B F X 1-1 ③ L9			B F F B F B X 3-2 ① G4-3		2	0	0	0	0	0	1
Graeme Lloyd, L (5, 1)										0	0	0	0	0	0	0
Blaine Neal, L (7, 1)										0	0	0	0	0	0	0
Tim Raines, S (8, PH) OBP: 0.370, SLG: 0.265										1	0	0	0	0	0	0
Armando Almanza, L (8, 1)										0	0	0	0	0	0	0
Inning Stats	R: 0 E: 0 K: 0 S: 7 H: 0 LOB: 0 BB: 0 P: 9	R: 0 E: 0 K: 1 S: 5 H: 0 LOB: 0 BB: 0 P: 10	R: 0 E: 0 K: 0 S: 7 H: 0 LOB: 0 BB: 0 P: 10	R: 0 E: 0 K: 1 S: 10 H: 1 LOB: 1 BB: 0 P: 13	R: 1 E: 0 K: 2 S: 12 H: 2 LOB: 1 BB: 0 P: 19	R: 1 E: 0 K: 1 S: 20 H: 2 LOB: 1 BB: 0 P: 27	R: 0 E: 0 K: 0 S: 10 H: 0 LOB: 0 BB: 1 P: 18	R: 0 E: 0 K: 0 S: 7 H: 0 LOB: 0 BB: 0 P: 13	R: 0 E: 0 K: 1 S: 8 H: 0 LOB: 1 BB: 1 P: 15	1B: 2 2B: 2 3B: 0 HR: 1 SF: 0 SAC: 0 DP: 1 HBP: 0						

PITCHER	IP	WLS	BF	H	R	ER	SO	BB	IBB	HBP	BLK	WP	HR	S	P	ERA	WHIP
Hideo Nomo, R (1, 1) ERA: 3.49	7.0	W	26	5	2	2	5	1	0	0	0	0	1	71	106	2.57	0.857
Paul Shuey, R (8, 1) ERA: 3.49	2.0	S	7	0	0	0	1	1	0	0	0	0	0	15	28	0.00	0.500

PITCHER	IP	WLS	BF	H	R	ER	SO	BB	IBB	HBP	BLK	WP	HR	S	P	ERA	WHIP

TOP

Florida Marlins @ Los Angeles Dodgers

Dodger Stadium, Los Angeles, CA

Thu Aug 22 2002, 12:10 PM PDT

Att. 33,278 - Sunny - 75 F

livebaseballscorecards.com

AB	31
R	2
H	5
RBI	2
BB	2
SO	6
LOB	9

Batter	1	2	3	4	5	6	7	8	9	AB	R	H	RBI	BB	SO	LOB
Dave Roberts, L (1, 8) OBP: 0.364, SLG: 0.377	B C C B X 2-2 E1 CS 1B			B B C B C X 3-2 ① G6-3	C X 0-1 ③ G3		C F F F B B X 2-2 HBP 1B 1B 1-2 2-H			3	0	1	0	0	0	3
Paul Lo Duca, R (7, PH) OBP: 0.333, SLG: 0.399 (8, 7)										1	1	1	1	0	0	0
Marquis Grissom, R (1, 7) OBP: 0.325, SLG: 0.526 (8, 8)	B X 1-0 ① F8			S B B F S 2-3 ② K		C B X 1-1 ① G6-3	F F H 1-2 1B HBP 1-2 2-3			3	0	0	0	0	1	1
Shawn Green, L (1, 9) OBP: 0.380, SLG: 0.579	B C C B S 2-3 ② ③ K 2-3			C S F B B X 2-2 ③ G6-3		C C X 0-2 2B	C X 0-1 S 1B 1-3 2-H 3-H			4	0	2	2	0	1	1
Adrián Beltré, R (1, 5) OBP: 0.310, SLG: 0.432		B C F C 1-3 ① K			F S F B F F B F X 2-2 1B 1B 2B	X 0-0 ② G4-3	B F B X 2-1 ③ G3-1 1-2			4	1	1	0	0	1	3
Tyler Houston, L (1, 3) OBP: 0.333, SLG: 0.446		F C B F S 1-3 ② K			X 0-0 1B BB 1B 2-3	C F B X 1-2 ③ G3-1		B X 1-0 ① G4-3		4	0	1	0	0	1	1
Mark Grudzielanek, R (1, 4) OBP: 0.308, SLG: 0.382		X 0-0 ③ G1-3			B B B B 4-0 1B BB 1-2		C S S 0-3 ① K	C X 0-1 ② G5-3		3	0	0	0	1	1	0
Alex Cora, L (1, 6) OBP: 0.360, SLG: 0.429			B C C S 1-3 ① K		X 0-0 ① F5		C X 0-1 1B 1B 1B	B B B B 4-0 HR BB		3	2	1	0	1	1	3
Chad Kreuter, S (1, 2) OBP: 0.357, SLG: 0.412			F B F S 1-3 ② K		B X 1-0 1-2 2-3 3-H 1B		C X 0-1 HBP 1B 1B 1B 1-2	B C B X 2-1 1-H HR		4	2	3	3	0	1	0
Hideo Nomo, R (1, 1) OBP: 0.098, SLG: 0.083			B C C S 1-3 ③ K		C F F B B S 2-3 ② K		B X 1-0 ② F7	B C S S 1-3 ③ K		2	0	0	0	0	2	3
Mike Kinkade, R (7, PH) OBP: 0.433, SLG: 0.593										1	0	0	0	0	0	2
Paul Shuey, R (8, 1)										1	0	0	0	0	1	0
Inning Stats	R: 0 E: 1 K: 1 S: 7 H: 1 LOB: 1 BB: 0 P: 12	R: 0 E: 0 K: 2 S: 8 H: 0 LOB: 0 BB: 0 P: 10	R: 0 E: 0 K: 3 S: 9 H: 0 LOB: 0 BB: 0 P: 12	R: 0 E: 0 K: 1 S: 10 H: 0 LOB: 0 BB: 0 P: 17	R: 1 E: 0 K: 1 S: 16 H: 3 LOB: 3 BB: 1 P: 25	R: 0 E: 0 K: 0 S: 9 H: 1 LOB: 1 BB: 0 P: 11	R: 3 E: 0 K: 1 S: 19 H: 4 LOB: 2 BB: 0 P: 25	R: 2 E: 0 K: 1 S: 8 H: 1 LOB: 0 BB: 1 P: 16		1B: 7 2B: 3 3B: 0 HR: 1 SF: 0 SAC: 0 DP: 1 HBP: 1						

PITCHER		IP	WLS	BF	H	R	ER	SO	BB	IBB	HBP	BLK	WP	HR	S	P	ERA	WHIP
Josh Beckett, R ERA: 4.28	(1, 1)	4.0		13	2	1	1	7	0	0	0	0	0	0	41	60	2.25	0.500
Graeme Lloyd, L ERA: 4.7	(5, 1)	2.2	L	17	7	3	3	2	1	0	1	0	0	0	35	48	10.12	3.000
Blaine Neal, R ERA: 4.15	(7, 1)	0.1		1	0	0	0	0	0	0	0	0	0	0	2	4	0.00	0.000
Armando Almanza, L ERA: 4.18	(8, 1)	1.0		5	1	2	2	1	1	0	0	0	0	1	8	16	18.00	2.000

PITCHER	IP	WLS	BF	H	R	ER	SO	BB	IBB	HBP	BLK	WP	HR	S	P	ERA	WHIP

BOTTOM

Florida Marlins @ Los Angeles Dodgers

Dodger Stadium, Los Angeles, CA

Thu Aug 22 2002, 12:10 PM PDT
Att. 33,278 - Sunny - 75 F

livebaseballscorecards.com

AB	33
R	6
H	10
RBI	6
BB	2
SO	10
LOB	17

Batter	1	2	3	4	5	6	7	8	9	AB	R	H	RBI	BB	SO	LOB
Luis Castillo, S (1, 4) OBP: 0.366, SLG: 0.372	1-1 1B 2B		1-2 F7 ②		1-1 2-H 1B			1-3 K ①		4	1	2	1	0	1	0
Andy Fox, L (1, 6) (6, 5) OBP: 0.331, SLG: 0.315	1-1 G1-3 2-H 1B		0-1 F8 ③		3-3 K ③			2-3 K ②		4	0	1	1	0	2	1
Kevin Millar, R (1, 7) OBP: 0.339, SLG: 0.461	0-2 F8 ①			2-0 G5-3 ①		0-1 F7 ①		4-1 BB		3	0	0	0	1	0	1
Preston Wilson, R (1, 8) OBP: 0.339, SLG: 0.431 Eric Owens, R (6, 8) OBP: 0.327, SLG: 0.361	2-2 G1-3 ② 1-2			1-1 F7 ②		0-1 G1-3 ②		1-3 K ③		3 1	0 0	0 0	0 0	0 0	0 1	1 1
Derrek Lee, R (1, 3) OBP: 0.356, SLG: 0.462 Mike Mordecai, R (6, 3) OBP: 0.287, SLG: 0.271	3-3 K ③			3-2 2B		1-3 K ③			X 0-0 F8 ①	3 1	0 0	1 0	0 0	0 0	2 0	1 0
Juan Encarnacion, R (1, 9) OBP: 0.324, SLG: 0.443		1-2 G6-4-3 1B		1-3 K ③			0-1 FC6-4 1B		C X 0-1 1B	4	0	3	0	0	1	1
Mike Lowell, R (1, 5) OBP: 0.355, SLG: 0.456 Homer Bush, R (6, 6) OBP: 0.265, SLG: 0.269		2-2 G6-4-3 ① ② 1-2f			X 0-0 G4-3 1B 1B		1-1 FC6-4 ① 1-2f		C S S 0-3 K ②	2 2	1 0	1 0	0 0	0 0	0 1	1 2
Charles Johnson, R (1, 2) OBP: 0.315, SLG: 0.358 Ramon Castro, R (6, 2) OBP: 0.329, SLG: 0.443		X 0-0 L5 ③			C S B B S 2-3 K ①		S S F C 0-3 K ②		B S X 1-1 F8 ③	2 2	0 0	0 0	0 0	0 0	1 1	1 2
Carl Pavano, R (1, 1) OBP: 0.179, SLG: 0.214 Vic Darensbourg, L (4, 1) Blaine Neal, L (5, 1) Tim Raines, S (7, PH) OBP: 0.366, SLG: 0.261 Vladimir Nunez, R (7, 1) OBP: 0.250, SLG: 0.250 Armando Almanza, L (8, 1)			S S B S 1-3 K2-3 ①		B X 1-0 G4-3 ② 1-2		B S S C 1-3 K ③			1 1 0 1 0 0	0 0 0 0 0 0	0 0 0 0 0 0	0 0 0 0 0 0	1 0 0 0 0 0	0 1 0 1 0 0	0 1 0 1 0 0

TOP

Florida Marlins @ San Diego Padres

Qualcomm Stadium, San Diego, CA

Fri Aug 23 2002, 10:05 PM EDT
Att. 21,964 - Sunny - 74 F

livebaseballscorecards.com

AB	34
R	2
H	8
RBI	2
BB	1
SO	12
LOB	14

Inning Stats	1	2	3	4	5	6	7	8	9
	R: 1 E: 0 K: 1 S: 15	R: 0 E: 0 K: 0 S: 7	R: 0 E: 0 K: 1 S: 9	R: 0 E: 0 K: 1 S: 10	R: 1 E: 0 K: 2 S: 10	R: 0 E: 0 K: 1 S: 7	R: 0 E: 0 K: 2 S: 11	R: 0 E: 0 K: 3 S: 10	R: 0 E: 0 K: 1 S: 8
	H: 2 LOB: 1 BB: 0 P: 22	H: 1 LOB: 0 BB: 0 P: 10	H: 0 LOB: 0 BB: 0 P: 11	H: 1 LOB: 1 BB: 0 P: 17	H: 2 LOB: 1 BB: 0 P: 17	H: 0 LOB: 0 BB: 0 P: 8	H: 1 LOB: 1 BB: 0 P: 13	H: 0 LOB: 1 BB: 1 P: 18	H: 1 LOB: 1 BB: 0 P: 9

| | | |

BOTTOM

Batter	1	2	3	4	5	6	7	8	9	AB	R	H	RBI	BB	SO	LOB
Ramón Vázquez, L (1, 4) OBP: 0.360, SLG: 0.363	0-3 ① K		0-1 ① G5-3	0-0 BB, E, 1B	4-2 1B, 1B, BB, BB 0-2 1B			2-1 ① F8		5	2	2	2	1	1	0
Gene Kingsale, S (1, 8) OBP: 0.370, SLG: 0.459	1-3 ② K		3-1 S, 1B, 1B	4-1 E, BB 1-2	0-0 BB, 1B, 1B 2-2 ③ F9			3-2 ② F8		5	2	2	1	1	1	3
Ryan Klesko, L (1, 3) OBP: 0.385, SLG: 0.509 Brian Buchanan, R (6, 3) OBP: 0.314, SLG: 0.449	2-1 1B		4-1 E, 1B, E, BB 1-2	3-2 E3 1-3 2-H 3-H	X 0-0 ① F9	S S B S 1-3 ① K		B B S S S X 2-2 HR		3 2	1 1	1 1	0 1	1 0	0 1	4 0
Phil Nevin, R (1, 5) OBP: 0.327, SLG: 0.424 Julius Matos, R (6, 5) OBP: 0.289, SLG: 0.303	3-2 ③ G5-3		0-1 E, E, 1B 1-2 2-H	1-2 ② P4	2-1 1B, BB, 1B 1-2 2-3 3-H	X 0-0 ② L3		F B F F B X 2-2 ③ F8		4 2	2 0	2 0	2 0	0 0	0 0	3 0
Ron Gant, R (1, 7) OBP: 0.352, SLG: 0.525 Trenidad Hubbard, R (6, 7) OBP: 0.289, SLG: 0.273		F B X 1-1 HR, 1B	2-3 ② K	1-0 ③ G5-3	4-2 1B, 1B, 1B, BB 1-2 2-3 3-H	2-3 ③ K				3 1	2 0	1 0	1 0	1 0	1 1	4 0
Bubba Trammell, R (1, 9) OBP: 0.338, SLG: 0.421		F X 0-1 1-H HR X 0-0 E5, 1-H 2-H			1-2 HR 0-1 1B, 1B, 1B		S F X 0-2 1B			5	4	4	4	0	0	-1
Deivi Cruz, R (1, 6) OBP: 0.303, SLG: 0.376		X 0-0 ① P4 X 0-0 ③ G6-3			3-1 44, 1B, BB, 1B 0-1 1B, 1B, 1B		C X 0-1 ① F7			5	1	2	1	0	0	1
Tom Lampkin, L (1, 2) OBP: 0.297, SLG: 0.339 Mike Holtz, L (8, 1) Jason Kershner, L (9, 1)		B X 1-0 ② P6		B C C B F F B B 4-2 44, FC2-6, BB	1-0 BB, 44, 1B, 1B 0-1 1B, 1B, 1B		C S S 0-3 ② K			4 0 0	1 0 0	2 0 0	1 0 0	1 0 0	1 0 0	1 0 0
44 Jake Peavy, R (1, 1) OBP: 0.318, SLG: 0.455 Wil Nieves, R (7, PH) OBP: 0.212, SLG: 0.224 (8, 2)		X 0-0 ③ G6-3		B X 1-0 ① FC2-6, 1B, E 1-2f	0-0 1B, BB, 1B, 1B 0-1 F8		B X 1-0 ③ L5			4 1	2 0	1 0	0 0	0 0	0 0	4 1
Inning Stats	R: 0 H: 1 E: 0 LOB: 1 K: 2 BB: 0 S: 12 P: 18	R: 2 H: 2 E: 0 LOB: 0 K: 0 BB: 0 S: 7 P: 9	R: 4 H: 2 E: 1 LOB: 0 K: 1 BB: 1 S: 12 P: 21	R: 2 H: 1 E: 1 LOB: 2 K: 0 BB: 2 S: 14 P: 28	R: 9 H: 10 E: 0 LOB: 3 K: 0 BB: 2 S: 31 P: 48	R: 0 H: 0 E: 0 LOB: 0 K: 2 BB: 0 S: 7 P: 10	R: 0 H: 1 E: 0 LOB: 1 K: 1 BB: 0 S: 9 P: 10	R: 1 H: 1 E: 0 LOB: 0 K: 0 BB: 0 S: 12 P: 21		1B: 15 SF: 0 2B: 0 SAC: 0 3B: 0 DP: 0 HR: 3 HBP: 0						

PITCHER		IP	WLS	BF	H	R	ER	SO	BB	IBB	HBP	BLK	WP	HR	S	P	ERA	WHIP
Carl Pavano, R ERA: 5.67	(1, 1)	3.1	L	20	6	8	3	3	3	0	0	0	0	1	38	64	8.10	2.700
Vic Darensbourg, L ERA: 5.96	(4, 1)	1.0		12	6	8	8	0	2	0	0	0	0	1	24	44	72.00	8.000
Blaine Neal, R ERA: 4.26	(5, 1)	1.2		9	4	1	1	2	0	0	0	0	0	0	21	26	5.40	2.400
Vladimir Nunez, R ERA: 3.68	(7, 1)	1.0		4	1	0	0	1	0	0	0	0	0	0	9	10	0.00	1.000
Armando Almanza, L ERA: 4.32	(8, 1)	1.0		4	1	1	1	0	0	0	0	0	0	1	12	21	9.00	1.000

PITCHER	IP	WLS	BF	H	R	ER	SO	BB	IBB	HBP	BLK	WP	HR	S	P	ERA	WHIP

Florida Marlins @ San Diego Padres

Qualcomm Stadium, San Diego, CA

Fri Aug 23 2002, 10:05 PM EDT

Att. 21,964 - Sunny - 74 F

livebaseballscorecards.com

AB	44
R	18
H	18
RBI	13
BB	5
SO	6
LOB	20

WP: 0 PA: 49
PB: 0
SB: 1
CS: 0

Batter	1	2	3	4	5	6	7	8	9	AB	R	H	RBI	BB	SO	LOB
Luis Castillo, S (1, 4) OBP: 0.365, SLG: 0.370	B B C B X 3-1 1B HR 1B	F B B X 2-1 ③ G6-3		C B F F F S 1-3 ③ K		B B X 2-0 ② G4-3 2-3		C X 0-1 ① F8		5	1	1	0	0	1	3
Andy Fox, L (1, 6) OBP: 0.332, SLG: 0.322	C F X 0-2 ① P4		F F B B B F S 2-3 ① K		C X 0-1 G5-3 3B	X 0-0 2B 3-H 1B		C B B X 2-1 ② G4-3		5	2	2	1	0	1	1
Kevin Millar, R (1, 7) OBP: 0.343, SLG: 0.465	X 0-0 HR 1-3 1B		B B B B 4-0 BB		C X 0-1 ① G5-3 3-H	C F X 0-2 1-H 2B		B C X 1-1 ③ F7		4	1	2	2	1	0	0
Preston Wilson, R (1, 8) OBP: 0.335, SLG: 0.426	B B X 2-0 ② P4		S S B B S 2-3 ② K		B S S S 1-3 ② K	C S X 0-2 ③ G6-3			F C F S 0-3 ① K	5	0	0	0	0	3	4
Derrek Lee, R (1, 3) OBP: 0.358, SLG: 0.468	F F B X 1-2 1-H HR 3-H		F F F F S 0-3 ③ K		C B B B B 4-1 HBP BB		F B B F F F F B F B 4-2 E S SF9 BB		C C S 0-3 ② K	3	2	1	3	2	2	1
Juan Encarnacion, R (1, 9) OBP: 0.327, SLG: 0.443	F X 0-1 ③ G5-3			B X 1-0 G4-6-3 1B	F S B B B F H 3-2 1-2 HBP		B C B F F F B F X 3-2 ① SF9 1-H		C C B B B B 4-2 BB	2	0	1	1	1	0	0
Mike Lowell, R (1, 5) OBP: 0.356, SLG: 0.457		B F F X 1-2 G4-3 SH3-4 2B		C F B B X 2-2 ①② G4-6-3 1-2f	B F B X 2-1 ③ P4		X 0-0 1B		B X 1-0 ③ F9	5	1	2	0	0	0	4
Mike Redmond, R (1, 2) OBP: 0.394, SLG: 0.408		B X 1-0 ① G4-3 2-3		C X 0-1 1B 1B		B C S B B X 2-2 G4-3 1B 2B	C C B F B F C 2-3 ② K			4	1	2	0	0	1	2
Julian Tavarez, L (1, 1) OBP: 0.206, SLG: 0.156 Eric Owens, R (7, PH) OBP: 0.326, SLG: 0.360 Vladimir Nunez, R (7, 1) OBP: 0.250, SLG: 0.250 Braden Looper, R (9, 1)		B X 1-0 ② SH3-4 3-H		B B B C S X 3-2 1-2 1B		B L L L 1-3 ① K	X 0-0 ③ L8			2 1 0 0	0 0 0 0	1 0 0 0	1 0 0 0	0 0 0 0	1 0 0 0	1 1 0 0
Inning Stats	R: 3 H: 3 E: 0 LOB: 0 K: 0 BB: 0 S: 12 P: 18	R: 1 H: 1 E: 0 LOB: 0 K: 0 BB: 0 S: 7 P: 12	R: 0 H: 0 E: 0 LOB: 1 K: 3 BB: 1 S: 12 P: 20	R: 0 H: 3 E: 0 LOB: 2 K: 1 BB: 0 S: 14 P: 21	R: 1 H: 1 E: 0 LOB: 2 K: 1 BB: 1 S: 13 P: 23	R: 2 H: 3 E: 0 LOB: 1 K: 1 BB: 0 S: 14 P: 19	R: 1 H: 1 E: 0 LOB: 1 K: 1 BB: 1 S: 18 P: 27	R: 0 H: 0 E: 0 LOB: 0 K: 0 BB: 0 S: 6 P: 9	R: 0 H: 0 E: 0 LOB: 1 K: 2 BB: 1 S: 10 P: 15	1B: 7 SF: 1 2B: 3 SAC: 1 3B: 1 DP: 1 HR: 1 HBP: 1						

TOP

Florida Marlins @ San Diego Padres

Qualcomm Stadium, San Diego, CA

Sat Aug 24 2002, 10:05 PM EDT

Att. 25,489 - Sunny - 77 F

livebaseballscorecards.com

AB	36
R	8
H	12
RBI	8
BB	4
SO	9
LOB	17

PITCHER		IP	WLS	BF	H	R	ER	SO	BB	IBB	HBP	BLK	WP	HR	S	P	ERA	WHIP
Brian Lawrence, R ERA: 3.6	(1, 1)	5.2	L	30	11	7	7	6	2	0	1	0	0	1	69	110	11.12	2.294
Jeremy Fikac, R ERA: 4.66	(6, 1)	0.1		1	0	0	0	0	0	0	0	0	0	0	3	3	0.00	0.000
Tom Davey, R ERA: 5.57	(7, 1)	1.0		5	1	1	1	1	1	0	0	0	0	0	18	27	9.00	2.000
Jason Kershner, L ERA: 5.79	(8, 1)	1.0		3	0	0	0	0	0	0	0	0	0	0	6	9	0.00	0.000
Jonathan Johnson, R ERA:	(9, 1)	1.0		4	0	0	0	2	1	0	0	0	0	0	10	15	0.00	1.000

PITCHER	IP	WLS	BF	H	R	ER	SO	BB	IBB	HBP	BLK	WP	HR	S	P	ERA	WHIP

BOTTOM

Florida Marlins @ San Diego Padres

Qualcomm Stadium, San Diego, CA

Sat Aug 24 2002, 10:05 PM EDT
Att. 25,489 - Sunny - 77 F

livebaseballscorecards.com

Batter	1	2	3	4	5	6	7	8	9	AB	R	H	RBI	BB	SO	LOB
Ramón Vázquez, L (1, 4) OBP: 0.355, SLG: 0.357	C B B C B X 3-2 G4-3 ①		C X 0-1 F8 ① B C B X 2-1 G6-3 ② 3-H			B B B C C X 3-2 F8 ②			B B C S X 2-2 G6-3 ②	5	0	0	1	0	0	2
Mark Kotsay, L (1, 8) OBP: 0.360, SLG: 0.452	F C X 0-2 G6-3 1B		B F X 1-1 F7 ② B X 1-0 G4-3 ③			B X 1-0 F7 ③			S X 0-1 L7 ③	5	0	1	0	0	0	2
Ryan Klesko, L (1, 3) OBP: 0.384, SLG: 0.509	B X 1-0 G6-3 ② ③ 1-2f		C B B B X 3-1 1B 2B		X 0-0 G3 ①		B C B X 2-1 F7 ①			4	1	1	0	0	0	1
Phil Nevin, R (1, 5) OBP: 0.332, SLG: 0.432		C B B F X 2-2 1B G5-3 2B	C F B B X 2-2 1B 2-H 1B		B B B C X 3-1 FC5-4 1B		C B X 1-1 G6-3 ②			4	1	3	1	0	0	0
Ron Gant, R (1, 7) OBP: 0.354, SLG: 0.525	B S B S B X 3-2 FC5 G5-3 2-3 1B	X 0-0 1-2 1B	B F C F C 1-3 K ②			X 0-0 L5 ③				4	0	2	0	0	1	1
Bubba Trammell, R (1, 9) OBP: 0.334, SLG: 0.416	C X 0-1 G5-3 ① 1-2 3-H	B C F B C 2-3 K ③	F B X 1-1 FC5-4 ③ 1-2f				B B X 2-0 F8 ①		4	0	0	1	0	1	4
Deivi Cruz, R (1, 6) OBP: 0.305, SLG: 0.384	C X 0-1 FC5 BB ② 2-3			X 0-0 E6 1B G6-3 1B		C F B X 1-2 HR		X 0-0 L9 ②		4	2	2	1	0	0	1
Tom Lampkin, L (1, 2) OBP: 0.304, SLG: 0.343		B B B C B 4-1 1-2 BB		B C S B B X 3-2 SH3-4 2-3 1B		B S B B X 3-1 PB 1B		C X 0-1 G4-3 ③		3	0	2	0	1	0	0
Brian Lawrence, R (1, 1) OBP: 0.169, SLG: 0.130 Jeremy Fikac, R (6, 1) Trenidad Hubbard, R (6, PH) OBP: 0.287, SLG: 0.270 Tom Davey, R (7, 1) Jason Kershner, L (8, 1) Jonathan Johnson, R (9, 1) Gene Kingsale, S (9, PH) OBP: 0.368, SLG: 0.455		X 0-0 G1-3 ③		C X 0-1 SH3-4 ① 1-2		B S C B S 2-3 K ① 1-2			B F B X 2-1 L4 ①	1 0 1 0 0 0 1	0 0 0 0 0 0 0	0 0 0 0 0 0 0	0 0 0 0 0 0 0	0 0 0 0 0 0 0	0 0 1 0 0 0 0	2 0 1 0 0 0 0
Inning Stats	R: 0 H: 1 E: 0 LOB: 0 K: 0 BB: 0 S: 7 P: 11	R: 1 H: 2 E: 0 LOB: 2 K: 0 BB: 1 S: 12 P: 21	R: 1 H: 3 E: 0 LOB: 2 K: 1 BB: 0 S: 13 P: 21	R: 1 H: 2 E: 1 LOB: 1 K: 0 BB: 0 S: 9 P: 15	R: 0 H: 1 E: 0 LOB: 1 K: 1 BB: 0 S: 9 P: 14	R: 1 H: 2 E: 0 LOB: 1 K: 1 BB: 0 S: 12 P: 22	R: 0 H: 0 E: 0 LOB: 0 K: 0 BB: 0 S: 5 P: 8	R: 0 H: 0 E: 0 LOB: 0 K: 0 BB: 0 S: 4 P: 6	R: 0 H: 0 E: 0 LOB: 0 K: 0 BB: 0 S: 7 P: 11	1B: 8 2B: 2 3B: 0 HR: 1		SF: 0 SAC: 1 DP: 1 HBP: 0		WP: 0 PB: 1 SB: 0 CS: 0		PA: 38

	AB	36
	R	4
	H	11
	RBI	4
	BB	1
	SO	3
	LOB	14

PITCHER		IP	WLS	BF	H	R	ER	SO	BB	IBB	HBP	BLK	WP	HR	S	P	ERA	WHIP
Julian Tavarez, R ERA: 5.51	(1, 1)	6.0	W	29	11	4	4	3	1	0	0	0	0	1	62	104	6.00	2.000
Vladimir Nunez, R ERA: 3.58	(7, 1)	2.0		6	0	0	0	0	0	0	0	0	0	0	9	14	0.00	0.000
Braden Looper, R ERA: 3.68	(9, 1)	1.0		3	0	0	0	0	0	0	0	0	0	0	7	11	0.00	0.000

PITCHER	IP	WLS	BF	H	R	ER	SO	BB	IBB	HBP	BLK	WP	HR	S	P	ERA	WHIP

Florida Marlins @ San Diego Padres

Qualcomm Stadium, San Diego, CA

Sun Aug 25 2002, 5:00 PM EDT

Att. 22,448 - Sunny - 77 F

TOP

livebaseballscorecards.com

Batter	1	2	3	4	5	6	7	8	9	AB	R	H	RBI	BB	SO	LOB
Luis Castillo, S (1, 4) OBP: 0.367, SLG: 0.373	C B B X 2-1 G4-3 ①		B C B X 2-1 1B 1B 1B	B F X 1-1 L9 ③		B X 1-0 CS 1B		B F X 1-1 2-H 1B		5	1	3	1	0	0	0
Andy Fox, L (1, 6) OBP: 0.335, SLG: 0.324	B F B F X 2-2 G5-3 1B		X 0-0 1B 1-2 SF8 1B		F F H 1-2 HR HBP	B F S F B X 2-2 ②③ P4 1-2		C S F B S 1-3 ③ K		4	2	2	0	0	1	2
Kevin Millar, R (1, 7) OBP: 0.344, SLG: 0.473	B T C S X SAFE 1-2 G5-3 ②③ 1-2		X 0-0 SF8 E 1-3 2-H 1B		B C X 1-1 1-H HR		S B F C 1-3 K ①		F C C 0-3 K ①	5	2	2	3	0	2	1
Braden Looper, R (9, 1)										0	0	0	0	0	0	0
Derrek Lee, R (1, 3) OBP: 0.360, SLG: 0.467		C B X 1-1 G6-3 ①	S B C B B B 4-2 E SF8 BB		C S B C 1-3 K ①		B C B B B 4-1 BB		C B C B F B X 3-2 E S 1B	3	0	1	0	2	1	0
Mike Lowell, R (1, 5) OBP: 0.352, SLG: 0.453		X 0-0 G5-3 ②	B F X 1-1 SF8 ② 1-2 2-3 3-H		B X 1-0 G4-3 ②		C B F B F F F S 2-3 K ②		S S F S 0-3 K ②	4	0	0	1	0	2	2
Juan Encarnacion, R (1, 8) (9, 9) OBP: 0.327, SLG: 0.449		B B S B X 3-1 1B 1B	B F X 1-1 E6 2-3 3-H		B B X 2-0 HR		C C B C 1-3 K ③		C S B S 1-3 K ③ 1-3	5	1	2	1	0	2	3
Eric Owens, R (1, 9) (9, 7) OBP: 0.331, SLG: 0.364		C B X 1-1 1-3 1B	X 0-0 P4 ③		B X 1-0 1B			B X 1-0 SH1-3 1B 1B		4	1	3	0	0	0	2
Charles Johnson, R (1, 2) OBP: 0.311, SLG: 0.353		C X 0-1 G4-3 ③		F B B B S X 3-2 P5 ①	C S S 0-3 K ③			X 0-0 SH1-3 ① 1-2		3	0	0	0	0	1	3
Brad Penny, R (1, 1) OBP: 0.159, SLG: 0.167			B F B B C S 3-3 K ①	F B F F C 1-3 K ②		B C B F F S 2-3 K ①		F B C X 1-2 G5-3 ②		2	0	0	0	0	2	0
Homer Bush, R (6, PH) OBP: 0.263, SLG: 0.267										1	0	0	0	0	1	0
Graeme Lloyd, L (6, 1)										0	0	0	0	0	0	0
Toby Borland, R (7, 1)										0	0	0	0	0	0	0
Tim Raines, S (8, PH) OBP: 0.362, SLG: 0.257										1	0	0	0	0	0	1
Armando Almanza, L (8, 1)										0	0	0	0	0	0	0
Preston Wilson, R (9, 8) OBP: 0.335, SLG: 0.426										0	0	0	0	0	0	0

Inning Stats	1	2	3	4	5	6	7	8	9
R:	0	0	3	0	3	0	0	1	0
E:	0	0	1	0	0	0	0	0	0
K:	0	0	1	1	2	1	3	1	3
S:	8	9	14	9	13	10	13	11	14
H:	1	2	3	0	3	1	0	2	1
LOB:	0	2	2	0	1	0	1	1	0
BB:	0	0	1	0	0	0	1	0	0
P:	13	14	25	14	20	15	21	15	18

1B:	11
2B:	0
3B:	0
HR:	2
SF:	1
SAC:	1
DP:	0
HBP:	1

WP:	0
PB:	0
SB:	1
CS:	1
PA:	42

AB	37
R	7
H	13
RBI	6
BB	2
SO	12
LOB	14

PITCHER		IP	WLS	BF	H	R	ER	SO	BB	IBB	HBP	BLK	WP	HR	S	P	ERA	WHIP
Brett Tomko, R ERA: 4.37	(1, 1)	4.2		25	9	6	5	3	1	0	1	0	0	2	50	83	9.64	2.143
Jeremy Fikac, R ERA: 4.63	(5, 1)	0.1		1	0	0	0	1	0	0	0	0	0	0	3	3	0.00	0.000
Jonathan Johnson, R ERA:	(6, 1)	2.0		7	1	0	0	4	1	0	0	0	0	0	23	36	0.00	1.000
Brandon Villafuerte, R ERA: 2.16	(8, 1)	1.0	L	5	2	1	1	1	0	0	0	0	0	0	11	15	9.00	2.000
Trevor Hoffman, R ERA: 2.86	(9, 1)	1.0		4	1	0	0	3	0	0	0	0	0	0	14	18	0.00	1.000

PITCHER		IP	WLS	BF	H	R	ER	SO	BB	IBB	HBP	BLK	WP	HR	S	P	ERA	WHIP

Batter	1	2	3	4	5	6	7	8	9	AB	R	H	RBI	BB	SO	LOB
Ramón Vázquez, L (1, 4) OBP: 0.351, SLG: 0.352	C X 0-1 ① F7		L C B F F X 1-2 ② G4-3		X 0-0 ① G3	C F S 0-3 ① K		X 0-0 ① SH1-4 1-2 2-3		4	0	0	0	0	1	0
Mark Kotsay, L (1, 8) OBP: 0.362, SLG: 0.454	S X 0-1 ② G3-1		B F F B X 2-2 1B		C S B B F X 2-2 HR 1B	X 0-0 1B		C B F S 1-3 ② K		5	1	3	0	0	1	3
Ryan Klesko, L (1, 3) OBP: 0.382, SLG: 0.513	S F F F B S 1-3 ③ K		F F F F B F X 2-2 ③ G3		B X 1-0 1-H HR	S B B F S 2-3 ② K		B B S 2-1 ③ 2-1 3-H	C B X 1-1 ① L7	5	1	1	2	0	2	2
Phil Nevin, R (1, 5) OBP: 0.336, SLG: 0.438		C B B B F X 3-2 1B 1B SF7 1B		C B X 1-1 G6-4-3 1B 2B 1B	F B X 1-1 G3-1 1B 2B	S B B C B X 3-2 F9			S S B F B S 2-3 ② K	5	3	3	0	0	1	1
Gene Kingsale, S (1, 7) OBP: 0.376, SLG: 0.461		C L B B F F X 2-2 1B 1-2 1B		S L X 0-2 G6-4-3 1-2 1B	B X 1-0 ② G3-1 2-3		S C B B X 2-2 ① G3-1		C F B X 1-2 1B	5	0	3	0	0	0	1
Brian Buchanan, R (1, 9) OBP: 0.316, SLG: 0.445	F X 0-1 G5-4-3 1-2 2-3 1B		X 0-0 ① ② G6-4-3 1-2f 2-3	B B B C B 4-1 1B 1B BB			B B B F C X 3-2 ② G4-3		B C B F B X 3-2 ③ F8	4	1	1	0	1	0	3
Deivi Cruz, R (1, 6) OBP: 0.307, SLG: 0.389	X 0-0 ① SF7 3-H		C X 0-1 3-H 2B	B X 1-0 1B 1-2 3-H 1B			S B X 1-1 ③ G3			3	0	2	3	0	0	0
Wiki Gonzalez, R (1, 2) OBP: 0.376, SLG: 0.351 Trenidad Hubbard, R (8, PR) OBP: 0.287, SLG: 0.270 Trevor Hoffman, R (9, 1)	X 0-0 ② ③ G5-4-3 1-2f			4-0 IBB	C X 0-1 1-3 2-H 1B			F F S 0-3 K SH1-4 1B 2-1		3	0	1	1	1	1	2
										0	0	0	0	0	0	0
										0	0	0	0	0	0	0
Brett Tomko, R (1, 1) OBP: 0.214, SLG: 0.236 Jeremy Fikac, R (5, 1) Ron Gant, R (5, PH) OBP: 0.353, SLG: 0.523 Jonathan Johnson, R (6, 1) Brandon Villafuerte, R (8, 1) Julius Matos, R (8, PH) OBP: 0.293, SLG: 0.308 Tom Lampkin, L (9, 2) OBP: 0.304, SLG: 0.343		B C S B X 2-2 ① L3	C X 0-1 ③ G6-3		C S B B B S 3-3 ③ K			B X 1-0 SH1-4 1-2 1B		2	0	0	0	0	0	2
										0	0	0	0	0	0	0
										1	0	0	0	0	1	2
										0	0	0	0	0	0	0
										0	0	0	0	0	0	0
										1	0	1	0	0	0	0
										0	0	0	0	0	0	0
Inning Stats	R: 0 E: 0 K: 1 S: 9 H: 0 LOB: 0 BB: 0 P: 10	R: 1 E: 0 K: 0 S: 12 H: 3 LOB: 1 BB: 0 P: 17	R: 0 E: 0 K: 0 S: 17 H: 1 LOB: 1 BB: 0 P: 24	R: 1 E: 0 K: 0 S: 10 H: 3 LOB: 2 BB: 1 P: 15	R: 4 E: 0 K: 1 S: 16 H: 5 LOB: 2 BB: 1 P: 29	R: 0 E: 0 K: 2 S: 10 H: 1 LOB: 1 BB: 0 P: 15	R: 0 E: 0 K: 0 S: 8 H: 0 LOB: 0 BB: 0 P: 14	R: 0 E: 0 K: 2 S: 9 H: 1 LOB: 3 BB: 0 P: 13	R: 0 E: 0 K: 1 S: 12 H: 1 LOB: 1 BB: 0 P: 19	1B: 12 2B: 2 3B: 0 HR: 1 SF: 1 SAC: 1 DP: 2 HBP: 0						

PITCHER		IP	WLS	BF	H	R	ER	SO	BB	IBB	HBP	BLK	WP	HR	S	P	ERA	WHIP
Brad Penny, R ERA: 4.56	(1, 1)	5.0		27	12	6	6	2	1	1	0	0	0	1	64	95	10.80	2.600
Graeme Lloyd, L ERA: 4.6	(6, 1)	1.0		4	1	0	0	2	0	0	0	0	0	0	10	15	0.00	1.000
Toby Borland, R ERA:	(7, 1)	1.0	W	3	0	0	0	0	0	0	0	0	0	0	8	14	0.00	0.000
Armando Almanza, L ERA: 4.19	(8, 1)	1.0	H	5	1	0	0	2	0	0	0	0	1	0	9	13	0.00	1.000
Braden Looper, R ERA: 3.63	(9, 1)	1.0	S	4	1	0	0	1	0	0	0	0	0	0	12	19	0.00	1.000

PITCHER	IP	WLS	BF	H	R	ER	SO	BB	IBB	HBP	BLK	WP	HR	S	P	ERA	WHIP

BOTTOM

Florida Marlins @ San Diego Padres

Qualcomm Stadium, San Diego, CA

Sun Aug 25 2002, 5:00 PM EDT
Att. 22,448 - Sunny - 77 F

livebaseballscorecards.com

AB	38
R	6
H	15
RBI	6
BB	2
SO	7
LOB	16

WP: 1 PA: 42
PB: 0
SB: 0
CS: 0

Batter	1	2	3	4	5	6	7	8	9	AB	R	H	RBI	BB	SO	LOB
Roberto Alomar, S (1, 4) OBP: 0.345, SLG: 0.397	0-0 G5-3	2-1 G5-4-3 1-2f		2-1 F7	1-2 1B 1-2 2-H 3-H		1-1 F7		2-2 2B 1-H	6	0	2	3	0	0	2
Raul Gonzalez, R (1, 8) OBP: 0.375, SLG: 0.489	3-3 K	0-3 K			4-2 HR BB 0-0 F9		1-3 K		2-2 1B 2-3	5	1	1	0	1	3	2
31 Mike Piazza, R (1, 2) OBP: 0.358, SLG: 0.515 Vance Wilson, R (7, 2) OBP: 0.299, SLG: 0.376	4-2 BB HBP 1B BB	0-0 F3			0-1 F8	4-0 HBP 1B SF7 BB	0-1 F7		2-1 L4	3 1	2 0	0 0	0 0	2 0	0 0	1 2
Edgardo Alfonzo, R (1, 5) OBP: 0.413, SLG: 0.473 Jeromy Burnitz, L (6, PR) (6, 9) OBP: 0.311, SLG: 0.326	4-2 BB 1B HBP 1-2	3-2 1B			2-1 HR 1B 1-3	2-2 FC4-6 HBP 1B 1-2		1-3 K		3 1	2 0	3 0	0 0	0 0	0 1	0 0
Mo Vaughn, L (1, 3) OBP: 0.334, SLG: 0.433	4-2 1B BB 1-2 2-3	2-2 G4-3			0-1 HR 1-H 3-H	4-2 FC4-6 HBP 1-2 2-3		2-3 K		3	1	1	3	1	1	1
Joe McEwing, R (1, 9) OBP: 0.241, SLG: 0.308 (6, 5)	1-1 1B 1-2 2-H 3-H			1-0 F8	2-1 BB S 1B 1B	0-2 SF7 3-H		1-0 F2		4	1	2	3	0	0	0
Roger Cedeno, S (1, 7) OBP: 0.305, SLG: 0.337	1-0 F8			1-1 E 2B	1-2 P6 1-2	0-0 FC4-6 BB 1-2f 2-3			0-1 G4-3	5	1	1	0	0	0	5
Rey Ordonez, R (1, 6) OBP: 0.284, SLG: 0.322 John Valentin, R (8, 6) OBP: 0.346, SLG: 0.365		1-0 F8		1-2 E7 2-H 1B	4-0 BB 1B IBB	4-1 1-2 BB			2-0 P4	2 1	1 0	1 0	1 0	2 0	0 0	0 0
John Thomson, R (1, 1) OBP: 0.250, SLG: 0.205 Jaime Cerda, L (9, 1)		1-0 G5-4-3 1B		0-3 K	4-1 1B 1-2 2-3 BB	2-3			1-0 2B 1B	4 0	1 0	2 0	0 0	1 0	2 0	4 0
Inning Stats	R: 2 E: 0 K: 1 S: 15 H: 1 LOB: 2 BB: 2 P: 32	R: 0 E: 0 K: 0 S: 4 H: 1 LOB: 0 BB: 0 P: 8	R: 0 E: 0 K: 1 S: 10 H: 1 LOB: 1 BB: 0 P: 15	R: 1 E: 1 K: 1 S: 11 H: 2 LOB: 1 BB: 0 P: 16	R: 5 E: 0 K: 0 S: 19 H: 4 LOB: 2 BB: 3 P: 37	R: 1 E: 0 K: 1 S: 13 H: 1 LOB: 3 BB: 2 P: 29	R: 0 E: 0 K: 1 S: 7 H: 0 LOB: 0 BB: 0 P: 9	R: 0 E: 0 K: 2 S: 9 H: 0 LOB: 0 BB: 0 P: 13	R: 1 E: 0 K: 0 S: 13 H: 3 LOB: 2 BB: 0 P: 22	1B: 10 2B: 2 3B: 0 HR: 1 SF: 1 SAC: 0 DP: 1 HBP: 2						

TOP

New York Mets @ Florida Marlins

Pro Player Stadium, Miami, FL

Tue Aug 27 2002, 7:05 PM EDT

Att. 6,448 - Cloudy - 77 F

livebaseballscorecards.com

AB	38
R	10
H	13
RBI	10
BB	7
SO	7
LOB	17

WP: 0 PB: 0 SB: 1 CS: 0 PA: 48

PITCHER		IP	WLS	BF	H	R	ER	SO	BB	IBB	HBP	BLK	WP	HR	S	P	ERA	WHIP
Michael Tejera, L ERA: 4.16	(1, 1)	4.1	L	24	8	7	7	3	3	0	1	0	0	1	51	90	14.54	2.538
Blaine Neal, R ERA: 4.58	(5, 1)	0.2		5	1	1	1	0	1	1	0	0	0	0	8	18	13.50	3.000
Vic Darensbourg, L ERA: 6.14	(6, 1)	0.0		3	1	1	1	0	1	0	1	0	0	0	5	15	∞	∞
Toby Borland, R ERA:	(6, 1)	1.0		4	0	0	0	1	1	0	0	0	0	0	8	14	0.00	1.000
Graeme Lloyd, L ERA: 4.5	(7, 1)	1.0		3	0	0	0	1	0	0	0	0	0	0	7	9	0.00	0.000
Armando Almanza, L ERA: 4.08	(8, 1)	1.0		3	0	0	0	2	0	0	0	0	0	0	9	13	0.00	0.000
Braden Looper, R ERA: 3.71	(9, 1)	1.0		6	3	1	1	0	0	0	0	0	0	0	13	22	9.00	3.000

New York Mets @ Florida Marlins

Pro Player Stadium, Miami, FL

Tue Aug 27 2002, 7:05 PM EDT

Att. 6,448 - Cloudy - 77 F

livebaseballscorecards.com

BOTTOM

Batter	1	2	3	4	5	6	7	8	9	AB	R	H	RBI	BB	SO	LOB
Luis Castillo, S (1, 4) OBP: 0.368, SLG: 0.374	B B B C C X 3-2 1B SH1-3 1B	F C S 0-3 ② K				B B C C X 2-2 ① G1-3		B B F B X 3-1 1B	B F X 1-1 2-H 3-H 1B	4	0	2	0	0	1	0
Mike Mordecai, R (9, PH) OBP: 0.292, SLG: 0.277										1	0	1	2	0	0	0
Andy Fox, L (1, 6) OBP: 0.334, SLG: 0.323	X 0-0 ① SH1-3 1-2	B C F X 1-2 ③ F5				F B X 1-1 2B 1B		X 0-0 ② F7	X 0-0 ③ G3-1	4	1	1	0	0	0	2
Kevin Millar, R (1, 7) OBP: 0.345, SLG: 0.476	B X 1-0 G1-3 2-3 1B			B C F F B X 2-2 ① F8		X 0-0 1-H 2B		C X 0-1 ③ G1-3		4	0	2	1	0	0	1
Preston Wilson, R (1, 8) OBP: 0.335, SLG: 0.431	B B C X 2-1 ② G1-3 1-2			B C F X 1-2 ② F9		X 0-0 ② F7			B B F B X 3-1 HR	4	1	1	1	0	0	3
Derrek Lee, R (1, 3) OBP: 0.361, SLG: 0.466	S X 0-1 ③ F9			S B B F F B B 4-2 S BB		B B S X 2-1 ③ F9			X 0-0 F9 1B 1B 1B	3	1	1	0	1	0	3
Juan Encarnacion, R (1, 9) OBP: 0.327, SLG: 0.448		C B B X 2-1 ① L9		C B B F C 2-3 ③ K 1-2			C F F S 0-3 ① K		F B X 1-1 G5-3 1B 1-2 1B 1B	4	1	1	0	0	2	1
Mike Lowell, R (1, 5) OBP: 0.350, SLG: 0.450		C F B F X 1-2 ② F9			F B X 1-1 ① F3		F B B X 2-1 ② F3		S X 0-1 ① F9 2-3	4	0	0	0	0	0	2
Mike Redmond, R (1, 2) OBP: 0.391, SLG: 0.405 Vic Darensbourg, L (6, 1) Toby Borland, R (6, 1) Graeme Lloyd, L (7, 1) Eric Owens, R (7, PH) OBP: 0.332, SLG: 0.366 Armando Almanza, L (8, 1) Braden Looper, R (9, 1) Tim Raines, S (9, PH) OBP: 0.368, SLG: 0.268	C B S F X 1-2 ③ G4-3				F F B S 1-3 ② K	C X 0-1 CS 1B			B X 1-0 G5-3 1-2 1B 3-H 1B	2 0 0 0 1 0 0 0 1	0 0 0 0 0 0 0 0 1	0 0 0 0 1 0 0 0 1	0 0 0 0 0 0 0 0 1	0 0 0 0 0 0 0 0 1	1 0 0 0 0 0 0 0 0	0 0 0 0 0 0 0 0 0
Michael Tejera, L (1, 1) OBP: 0.212, SLG: 0.281 Blaine Neal, L (5, 1) Ramon Castro, R (5, PH) OBP: 0.316, SLG: 0.422 (6, 2)		C F X 0-2 ① G6-3		S B S F B F B X 3-2 ③ F8		S 0-1 ③ CS 1-2	B F B B F F F S 3-3 ① K	S X 0-1 ② G5-3 1-2 2-3		1 0 3	0 0 0	0 0 0	0 0 0	0 0 0	0 0 1	0 0 2
Inning Stats	R: 0 E: 0 K: 0 S: 9 H: 2 LOB: 2 BB: 0 P: 15	R: 0 E: 0 K: 0 S: 10 H: 0 LOB: 0 BB: 0 P: 14	R: 0 E: 0 K: 1 S: 9 H: 0 LOB: 0 BB: 0 P: 10	R: 0 E: 0 K: 1 S: 13 H: 0 LOB: 1 BB: 1 P: 22	R: 0 E: 0 K: 1 S: 10 H: 0 LOB: 0 BB: 0 P: 15	R: 1 E: 0 K: 0 S: 9 H: 2 LOB: 1 BB: 0 P: 14	R: 0 E: 0 K: 1 S: 9 H: 1 LOB: 0 BB: 0 P: 11	R: 0 E: 0 K: 1 S: 10 H: 1 LOB: 1 BB: 0 P: 16	R: 4 E: 0 K: 0 S: 13 H: 5 LOB: 1 BB: 0 P: 19	1B: 9 2B: 1 3B: 0 HR: 1	SF: 0 SAC: 1 DP: 0 HBP: 0						

PITCHER		IP	WLS	BF	H	R	ER	SO	BB	IBB	HBP	BLK	WP	HR	S	P	ERA	WHIP
John Thomson, R ERA: 4.8	(1, 1)	8.1	W	35	10	5	5	5	1	0	0	0	0	1	87	130	5.40	1.320
Jaime Cerda, L ERA: 3.26	(9, 1)	0.2		3	1	0	0	0	0	0	0	0	0	0	5	6	0.00	1.500

PITCHER	IP	WLS	BF	H	R	ER	SO	BB	IBB	HBP	BLK	WP	HR	S	P	ERA	WHIP

AB	36
R	5
H	11
RBI	5
BB	1
SO	5
LOB	14

WP: 0 PB: 0 SB: 1 CS: 1 PA: 39

Batter	1	2	3	4	5	6	7	8	9	AB	R	H	RBI	BB	SO	LOB
Roberto Alomar, S (1, 4) OBP: 0.344, SLG: 0.397	L7		F8		1B 1B 2B	G6-4-3 1-2f			L5	5	1	1	0	0	0	3
Timo Perez, L (1, 8) OBP: 0.326, SLG: 0.444	F9		G3		1B 2-3	B1-3				4	0	1	0	0	0	0
Mo Vaughn, L (1, 3) OBP: 0.335, SLG: 0.433	G4-3			BB 1B	G5-3 1-3 3-H	P6				4	1	2	1	0	0	0
Edgardo Alfonzo, R (1, 5) OBP: 0.412, SLG: 0.473		1B FC6-4 2B		F3	G5-3 1-2		F8			4	1	1	0	0	0	2
Jeromy Burnitz, L (1, 9) OBP: 0.313, SLG: 0.326		FC6-4 2-3 1B		1B 1-2 BB	G4-3			K		3	0	1	0	1	1	1
Raul Gonzalez, R (1, 7) OBP: 0.360, SLG: 0.468		FC6-4 1-2f 3-H		P6		G4-3		K		2	0	0	1	0	0	3
Roger Cedeno, S (6, PH) OBP: 0.304, SLG: 0.337										1	0	0	0	0	0	0
Scott Strickland, R (6, 1)										0	0	0	0	0	0	0
Steve Reed, R (7, 1)										0	0	0	0	0	0	0
John Valentin, R (8, PH) OBP: 0.344, SLG: 0.363										1	0	0	0	0	1	0
David Weathers, R (8, 1)										0	0	0	0	0	0	0
Mark Guthrie, R (8, 1)										0	0	0	0	0	0	0
Vance Wilson, R (1, 2) OBP: 0.304, SLG: 0.375		P5		1-3 2-H 1B		1B 1B HBP		K		3	0	1	1	0	1	1
Rey Ordonez, R (1, 6) OBP: 0.286, SLG: 0.322		G1-6-3		IBB		1B 1-2			K	3	0	1	0	1	1	1
Mike Bacsik, L (1, 1)			G3	K		G6-4-3 1-2 2-3			P5	2	0	0	0	0	1	3
Tony Tarasco, L (6, PH) OBP: 0.311, SLG: 0.500 (6, 7)										2	0	1	0	0	0	0
Inning Stats	R: 0 H: 0 E: 0 LOB: 0 K: 0 BB: 0 S: 8 P: 14	R: 1 H: 2 E: 0 LOB: 1 K: 0 BB: 0 S: 9 P: 11	R: 0 H: 0 E: 0 LOB: 0 K: 0 BB: 0 S: 10 P: 15	R: 1 H: 2 E: 0 LOB: 3 K: 1 BB: 2 S: 16 P: 30	R: 1 H: 3 E: 0 LOB: 1 K: 0 BB: 0 S: 10 P: 14	R: 0 H: 2 E: 0 LOB: 2 K: 0 BB: 0 S: 13 P: 22	R: 0 H: 0 E: 0 LOB: 0 K: 0 BB: 0 S: 4 P: 9	R: 0 H: 0 E: 0 LOB: 0 K: 3 BB: 0 S: 10 P: 15	R: 0 H: 0 E: 0 LOB: 0 K: 1 BB: 0 S: 9 P: 14	1B: 7 SF: 0 2B: 2 SAC: 0 3B: 0 DP: 1 HR: 0 HBP: 1				WP: 0 PA: 37 PB: 0 SB: 0 CS: 0		

PITCHER		IP	WLS	BF	H	R	ER	SO	BB	IBB	HBP	BLK	WP	HR	S	P	ERA	WHIP
Carl Pavano, R ERA: 5.68	(1, 1)	4.2		22	7	3	3	1	1	1	0	0	0	0	51	81	5.79	1.714
Graeme Lloyd, L ERA: 4.47	(5, 1)	0.1		1	0	0	0	0	0	0	0	0	0	0	2	3	0.00	0.000
Toby Borland, R ERA:	(6, 1)	0.1		4	2	0	0	0	0	0	1	0	0	0	9	16	0.00	6.000
Armando Almanza, L ERA: 4.0	(6, 1)	0.2	W	1	0	0	0	0	0	0	0	0	0	0	4	6	0.00	0.000
Vladimir Nunez, R ERA: 3.48	(7, 1)	2.0	H	6	0	0	0	3	0	0	0	0	0	0	14	24	0.00	0.000

PITCHER		IP	WLS	BF	H	R	ER	SO	BB	IBB	HBP	BLK	WP	HR	S	P	ERA	WHIP
Braden Looper, R ERA: 3.65	(9, 1)	1.0		3	0	0	0	1	0	0	0	0	0	0	9	14	0.00	0.000

TOP

New York Mets @ Florida Marlins

Pro Player Stadium, Miami, FL

Wed Aug 28 2002, 7:05 PM EDT

Att. 6,909 - Cloudy - 82 F

livebaseballscorecards.com

AB	34
R	3
H	9
RBI	3
BB	2
SO	5
LOB	14

BOTTOM

New York Mets @ Florida Marlins

Pro Player Stadium, Miami, FL

Wed Aug 28 2002, 7:05 PM EDT
Att. 6,909 - Cloudy - 82 F

livebaseballscorecards.com

Batter	1	2	3	4	5	6	7	8	9	AB	R	H	RBI	BB	SO	LOB
Luis Castillo, S (1, 4) OBP: 0.366, SLG: 0.372	B X 1-0 ① G6-3		B C X 1-1 1B		C F B X 1-2 ① G4-3	B B X 2-0 ③ G6-3 1-3 3-H		B X 1-0 ③ G4-3		5	0	1	0	0	0	2
Mike Mordecai, R (1, 6) OBP: 0.284, SLG: 0.268	C F B F X 1-2 ② G5-3		B C B B X 3-1 ③ F9		C C F C 0-3 ② K		X 0-0 ① G1-3			4	0	0	0	0	1	1
Kevin Millar, R (1, 7) OBP: 0.347, SLG: 0.480 Braden Looper, R (9, 1)	X 0-0 ③ F9			B C B B X 3-1 2B 2B	B C B B X 3-1 1B		C F F B F F F B X 2-2 ② G5-3			4 0	1 0	2 0	0 0	0 0	0 0	0 0
Preston Wilson, R (1, 8) OBP: 0.334, SLG: 0.432		B B F X 2-1 ① G5-3		C B B F B X 3-2 2B SF7 2-H 2B	S B B F S 2-3 K		B S S B F F X 2-2 ③ G6-3			4	1	1	1	0	1	1
Derrek Lee, R (1, 3) OBP: 0.364, SLG: 0.474		C B B B S B X 3-2 ② G6-3		C B X 1-1 2-3 2B		B B X 2-0 1B 3B		B B B C S B 4-2 WP 1B 2B BB		3	2	2	0	1	0	0
Juan Encarnacion, R (1, 9) OBP: 0.328, SLG: 0.454		F B S S X 1-2 HR		S S B B B F B S 3-3 ① K		C X 0-1 ① F3		X 0-0 WP 1-2 2B 1B		4	2	2	1	0	1	3
Mike Lowell, R (1, 5) OBP: 0.351, SLG: 0.448		X 0-0 ③ G6-3		I I I 4-0 IBB		I I I 4-0 1B PB IBB		B X 1-0 ① F8		2	1	0	0	2	0	2
Charles Johnson, R (1, 2) OBP: 0.310, SLG: 0.357			C B X 1-1 ① F9	B F B S B X 3-2 ② SF7 3-H	S B S S 1-3 ② K			B B B C S S X 3-2 1-H 2-H 2B		3	0	1	3	0	1	2
Carl Pavano, R (1, 1) ERA: 5.67, SLG: 0.200 Graeme Lloyd, L (6, 1) Toby Borland, R (6, 1) Armando Almanza, L (6, 1) Andy Fox, L (6, PH) ERA: 2.84, SLG: 0.320 Vladimir Nunez, R (7, 1) Tim Raines, S (8, PH) ERA: 0.84, SLG: 0.286 Eric Owens, R (8, PH) ERA: 0.00, SLG: 0.385 (9, 1)			F F S 0-3 ② K	S B X 1-1 ③ G4-3		X 0-0 S 1-3 3-H 1B		B X 1-0 ② P4		2 0 0 0 1 0 0 1	0 0 0 0 0 0 0 0	0 0 0 0 1 0 0 0	0 0 0 0 0 0 0 0	0 0 0 0 0 0 0 0	1 0 0 0 0 0 0 0	2 0 0 0 0 0 0 1
Inning Stats	R: 0 E: 0 K: 0 S: 6 H: 0 LOB: 0 BB: 0 P: 8	R: 1 E: 0 K: 0 S: 9 H: 1 LOB: 0 BB: 0 P: 15	R: 0 E: 0 K: 1 S: 9 H: 1 LOB: 1 BB: 0 P: 14	R: 2 E: 0 K: 1 S: 16 H: 3 LOB: 2 BB: 1 P: 34	R: 0 E: 0 K: 2 S: 12 H: 1 LOB: 1 BB: 0 P: 18	R: 2 E: 0 K: 1 S: 8 H: 2 LOB: 1 BB: 1 P: 17	R: 0 E: 0 K: 0 S: 13 H: 0 LOB: 0 BB: 0 P: 17	R: 2 E: 0 K: 0 S: 9 H: 2 LOB: 1 BB: 1 P: 19		1B: 4 2B: 4 3B: 1 HR: 1	SF: 1 SAC: 0 DP: 0 HBP: 0		WP: 1 PB: 1 SB: 2 CS: 0	PA: 37		

	AB	33
	R	7
	H	10
	RBI	6
	BB	3
	SO	5
	LOB	14

PITCHER		IP	WLS	BF	H	R	ER	SO	BB	IBB	HBP	BLK	WP	HR	S	P	ERA	WHIP
Mike Bacsik, L ERA: 4.17	(1, 1)	5.0		22	6	3	3	4	0	1	0	0	0	1	52	89	5.40	1.200
Scott Strickland, R ERA: 3.72	(6, 1)	1.0	L	6	2	2	1	1	0	1	0	0	0	0	8	17	9.00	2.000
Steve Reed, R ERA: 1.96	(7, 1)	1.0		3	0	0	0	0	0	0	0	0	0	0	13	17	0.00	0.000
David Weathers, R ERA: 3.23	(8, 1)	0.1		4	2	2	2	0	1	0	0	0	1	0	7	15	54.00	9.000
Mark Guthrie, L ERA: 2.28	(8, 1)	0.2		2	0	0	0	0	0	0	0	0	0	0	2	4	0.00	0.000

PITCHER	IP	WLS	BF	H	R	ER	SO	BB	IBB	HBP	BLK	WP	HR	S	P	ERA	WHIP

Batter	1	2	3	4	5	6	7	8	9	AB	R	H	RBI	BB	SO	LOB
Abraham Nunez, S (1, 6) OBP: 0.304, SLG: 0.323	F8		18 CS BB 1B		G3		K		18 1B G4-3 1-2 2-3 1B	5	0	2	0	0	1	0
Rob Mackowiak, L (1, 8) OBP: 0.318, SLG: 0.450	18 FC6-4 1B		S 18 CS 1-2 BB		G4-3		BB		G4-3 1-2 2-3 3-H	3	0	1	1	2	0	2
18 Jason Kendall, R (1, 2) OBP: 0.344, SLG: 0.351	FC6-4 1B 1B 1-2f		G1-3 1-2 2-3		L6		P6		S 2-3 3-H 1B	5	1	1	1	0	0	4
Brian Giles, L (1, 7) OBP: 0.442, SLG: 0.620	1B 1-2 1B		IBB			1B BB		F8	K	3	0	1	0	2	1	2
Aramis Ramirez, R (1, 5) OBP: 0.284, SLG: 0.376	1-3 2-H 1B		K 2-3			1-2 1B		K	F8 1-2	5	0	2	1	0	2	4
Armando Rios, L (1, 9) OBP: 0.299, SLG: 0.310	F5			G4-6-3 BB		F8		1B		3	0	1	0	1	0	4
Craig Wilson, R (1, 3) OBP: 0.360, SLG: 0.442		G4-3		G4-6-3 1-2f		F9		K		4	0	0	0	0	1	4
Mike Benjamin, R (1, 4) OBP: 0.205, SLG: 0.186 Pokey Reese, R (9, PH) OBP: 0.323, SLG: 0.343		G6-3		3B		K			1B G4-3 2B	3 1	0 1	1 1	0 0	0 0	1 0	2 0
Kip Wells, R (1, 1) OBP: 0.200, SLG: 0.273 2 Jack Wilson, R (7, PH) OBP: 0.310, SLG: 0.333 Al Reyes, R (7, 1) Adam Hyzdu, R (9, PH) OBP: 0.347, SLG: 0.523		G1-3		K			G5-3		G4-3 18 1B 1B BB	2 1 0 0	0 0 0 1	0 0 0 0	0 0 0 0	0 0 0 1	1 0 0 0	1 0 0 0

TOP

Pittsburgh Pirates @ Florida Marlins
Pro Player Stadium, Miami, FL
Fri Aug 30 2002, 7:05 PM EDT
Att. 4,962 - Cloudy - 84 F

livebaseballscorecards.com

AB	35
R	3
H	10
RBI	3
BB	6
SO	7
LOB	23

Inning Stats	1	2	3	4	5	6	7	8	9	1B: 8 SF: 0	WP: 0 PA: 41
	R: 1 H: 3 E: 0 LOB: 2 K: 0 BB: 0 S: 14 P: 25	R: 0 H: 0 E: 0 LOB: 0 K: 0 BB: 0 S: 6 P: 10	R: 0 H: 1 E: 0 LOB: 2 K: 1 BB: 2 S: 9 P: 19	R: 0 H: 1 E: 0 LOB: 1 K: 1 BB: 1 S: 7 P: 13	R: 0 H: 0 E: 0 LOB: 0 K: 0 BB: 0 S: 4 P: 5	R: 0 H: 1 E: 0 LOB: 2 K: 1 BB: 1 S: 11 P: 18	R: 0 H: 0 E: 0 LOB: 1 K: 1 BB: 1 S: 9 P: 16	R: 0 H: 1 E: 0 LOB: 1 K: 2 BB: 0 S: 12 P: 18	R: 2 H: 3 E: 0 LOB: 2 K: 1 BB: 1 S: 17 P: 30	2B: 1 SAC: 0 3B: 1 DP: 1 HR: 0 HBP: 0	PB: 0 SB: 2 CS: 2

PITCHER		IP	WLS	BF	H	R	ER	SO	BB	IBB	HBP	BLK	WP	HR	S	P	ERA	WHIP
Julian Tavarez, R ERA: 5.29	(1, 1)	7.0	W	30	6	1	1	4	4	1	0	0	0	0	60	106	1.29	1.429
Armando Almanza, L ERA: 3.93	(8, 1)	0.2	H	3	1	0	0	1	0	0	0	0	0	0	9	14	0.00	1.500
Vladimir Nunez, R ERA: 3.46	(8, 1)	0.1	H	1	0	0	0	1	0	0	0	0	0	0	3	4	0.00	0.000
Braden Looper, R ERA: 3.86	(9, 1)	1.0	S	7	3	2	2	1	1	0	0	0	0	0	17	30	18.00	4.000

PITCHER	IP	WLS	BF	H	R	ER	SO	BB	IBB	HBP	BLK	WP	HR	S	P	ERA	WHIP

BOTTOM

Pittsburgh Pirates @ Florida Marlins

Pro Player Stadium, Miami, FL

Fri Aug 30 2002, 7:05 PM EDT

Att. 4,962 - Cloudy - 84 F

livebaseballscorecards.com

Batter	1	2	3	4	5	6	7	8	9	AB	R	H	RBI	BB	SO	LOB
Luis Castillo, S (1, 4) OBP: 0.364, SLG: 0.369	B C B B C S 3-3 K ①		C B B X 2-1 G6-3 ②		B C B X 2-1 G6-3 ③		B C B S X 2-2 P6 ③			4	0	0	0	0	1	0
Andy Fox, L (1, 6) OBP: 0.340, SLG: 0.324	B F C B B B 4-2 CS BB		B B X 2-0 G4-3 ③			S B C H 2-2 2B HBP		B S S F B B B 4-2 S BB		1	1	0	0	2	0	0
Kevin Millar, R (1, 7) OBP: 0.349, SLG: 0.483	B C X 1-1 1-2 1B ②			C X 0-1 F8 ①		F S P X 1-2 1-H 1B 2B		B C P X 2-1 F8 ①		4	1	2	1	0	0	1
Preston Wilson, R (1, 8) OBP: 0.333, SLG: 0.429	B C B S B F X 3-2 F8 ③			C X 0-1 G4-3 ②		C B X 1-1 1B E5 WP		B B C B B 4-1 1-2 BB		3	1	0	0	1	0	2
Derrek Lee, R (1, 3) OBP: 0.363, SLG: 0.478		C B B B F S 3-3 K ①		B X 1-0 HR		B C C B S 2-3 K ①		S C B B S 2-3 K ②		4	1	1	1	0	3	4
Juan Encarnacion, R (1, 9) OBP: 0.331, SLG: 0.456	X 0-0 S 1B			B F C B B B 4-2 E BB		X 0-0 1-3 2-H 1B ②		B X 1-0 F8 ③		3	0	2	1	1	0	2
Mike Lowell, R (1, 5) OBP: 0.349, SLG: 0.445	C B B F X 2-2 G5-3 1-2 ②			B F P 1 SAFE X 2-1 P3 1-3 ③		B F B C C 2-3 K 3-H ③				3	0	0	0	0	1	2
Charles Johnson, R (1, 2) OBP: 0.306, SLG: 0.352	B B C B C F S 3-3 K ③				X 0-0 F8 ①		B C S F B C 2-3 K ①			3	0	0	0	0	2	1
Julian Tavarez, L (1, 1) OBP: 0.194, SLG: 0.147			C X 0-1 G6-3 ①		C S B F B F C 2-3 K ②		F S S 0-3 K ②			2	0	0	0	0	1	0
Homer Bush, R (7, PH) OBP: 0.261, SLG: 0.265										1	0	0	0	0	1	0
Armando Almanza, L (8, 1)										0	0	0	0	0	0	0
Vladimir Nunez, R (8, 1) OBP: 0.250, SLG: 0.250										0	0	0	0	0	0	0
Braden Looper, R (9, 1)										0	0	0	0	0	0	0
Inning Stats	R: 0 E: 0 K: 1 S: 11 / H: 1 LOB: 1 BB: 1 P: 22	R: 0 E: 0 K: 2 S: 11 / H: 1 LOB: 1 BB: 0 P: 19	R: 0 E: 0 K: 0 S: 5 / H: 0 LOB: 0 BB: 0 P: 9	R: 1 E: 1 K: 0 S: 10 / H: 1 LOB: 1 BB: 1 P: 16	R: 0 E: 0 K: 1 S: 8 / H: 0 LOB: 0 BB: 0 P: 12	R: 3 E: 1 K: 2 S: 15 / H: 2 LOB: 0 BB: 0 P: 22	R: 0 E: 0 K: 2 S: 10 / H: 0 LOB: 0 BB: 0 P: 14	R: 0 E: 0 K: 1 S: 11 / H: 0 LOB: 2 BB: 2 P: 23		1B: 3 2B: 1 3B: 0 HR: 1		SF: 0 SAC: 0 DP: 0 HBP: 1				

	AB	28
	R	4
	H	5
	RBI	3
	BB	4
	SO	9
	LOB	12

WP: 1 PB: 0 SB: 2 CS: 1 PA: 33

PITCHER		IP	WLS	BF	H	R	ER	SO	BB	IBB	HBP	BLK	WP	HR	S	P	ERA	WHIP
Kip Wells, R ERA: 3.76	(1, 1)	6.0	L	25	5	4	3	6	2	0	1	0	1	1	60	100	4.50	1.167
Al Reyes, R ERA: 1.42	(7, 1)	2.0		8	0	0	0	3	2	0	0	0	0	0	21	37	0.00	1.000

PITCHER	IP	WLS	BF	H	R	ER	SO	BB	IBB	HBP	BLK	WP	HR	S	P	ERA	WHIP

Batter	1	2	3	4	5	6	7	8	9	AB	R	H	RBI	BB	SO	LOB
Pokey Reese, R (1, 4) OBP: 0.321, SLG: 0.341	C X 0-1 S 1B		C C B B X 2-2 ① G6-3	C F X 0-2 ③ F9			B F B C X 2-2 ① F9		B C F B X 2-2 ② G6-3	5	0	1	0	0	0	2
Rob Mackowiak, L (1, 8) OBP: 0.316, SLG: 0.446	B B S S C C 2-3 ① K 1-2		C S S 0-3 ② K		B B F S F S 2-3 ① K		C C B X 1-2 ② F8		B X 1-0 18 FC4 1B	5	0	1	0	0	3	1
18 Jason Kendall, R (1, 2) OBP: 0.342, SLG: 0.349	C F B S 1-3 ② K		B F C B F X 2-2 ③ F9		F B B F B X 3-2 ② F9		C X 0-1 1B		B C B F X 2-2 ③ FC4 1-2f	5	0	1	0	0	1	2
Brian Giles, L (1, 7) OBP: 0.440, SLG: 0.616	B S B X 2-1 ③ P5			B F C B B B 4-2 1B 3B BB	B C C F C 1-3 ③ K		B S B X 2-1 ③ F2			3	1	0	0	1	1	2
Aramis Ramirez, R (1, 5) OBP: 0.286, SLG: 0.377		F X 0-1 ① G6-3		B X 1-0 1-2 3B 1B		X 0-0 1B 1B		C S B B F B S 3-3 ① K		4	1	2	0	0	1	0
Kevin Young, R (1, 3) OBP: 0.330, SLG: 0.421		F B F F B B C 3-3 ② K		C X 0-1 1-H 2-H 3B		C X 0-1 1-2 1B		C X 0-1 ② F7		4	0	2	2	0	1	0
Craig Wilson, R (1, 9) OBP: 0.362, SLG: 0.449		B S C X 1-2 3B		X 0-0 ① G6-3		B F F B C 2-3 ① K		C S X 0-2 1B		4	0	2	0	0	1	3
Abraham Nunez, S (1, 6) OBP: 0.307, SLG: 0.320 Brian Boehringer, S (8, 1)		B F B B B 4-1 BB		C B B B 4-1 BB		F B F B B S 2-3 ② K		C C B S 1-3 ③ K		2	0	0	0	2	2	3
										0	0	0	0	0	0	0
Kris Benson, R (1, 1) OBP: 0.194, SLG: 0.222 Armando Rios, L (6, PH) OBP: 0.298, SLG: 0.308 Mike Lincoln, R (6, 1) Scott Sauerbeck, R (8, 1) 2 Jack Wilson, R (8, 6) OBP: 0.310, SLG: 0.333		C B X 1-1 ③ B1		X 0-0 ② B2		B F B B C S 3-3 ③ K			C B C F T F B X 2-2 ① F9	2	0	0	0	0	0	4
										1	0	0	0	0	1	2
										0	0	0	0	0	0	0
										0	0	0	0	0	0	0
										1	0	0	0	0	0	0
Inning Stats	R: 0 E: 0 K: 2 S: 10 H: 1 LOB: 1 BB: 0 P: 15	R: 0 E: 0 K: 1 S: 12 H: 1 LOB: 2 BB: 1 P: 21	R: 0 E: 0 K: 1 S: 10 H: 0 LOB: 0 BB: 0 P: 14	R: 2 E: 0 K: 0 S: 11 H: 2 LOB: 2 BB: 2 P: 20	R: 0 E: 0 K: 2 S: 11 H: 0 LOB: 0 BB: 0 P: 17	R: 0 E: 0 K: 3 S: 12 H: 2 LOB: 2 BB: 0 P: 19	R: 0 E: 0 K: 0 S: 10 H: 1 LOB: 0 BB: 0 P: 15	R: 0 E: 0 K: 2 S: 12 H: 1 LOB: 1 BB: 0 P: 16	R: 0 E: 0 K: 0 S: 12 H: 1 LOB: 1 BB: 0 P: 19	1B: 7 2B: 0 3B: 2 HR: 0 SF: 0 SAC: 0 DP: 0 HBP: 0						

TOP

Pittsburgh Pirates @ Florida Marlins

Pro Player Stadium, Miami, FL

Sat Aug 31 2002, 7:05 PM EDT

Att. 10,188 - Sunny - 87 F

livebaseballscorecards.com

AB	36
R	2
H	9
RBI	2
BB	3
SO	11
LOB	19

WP: 0 PB: 0 SB: 1 CS: 0 PA: 39

PITCHER		IP	WLS	BF	H	R	ER	SO	BB	IBB	HBP	BLK	WP	HR	S	P	ERA	WHIP
Brad Penny, R ERA: 4.47	(1, 1)	6.0		27	6	2	2	9	3	0	0	0	0	0	66	106	3.00	1.500
Vladimir Nunez, R ERA: 3.38	(7, 1)	2.0	W	8	2	0	0	2	0	0	0	0	0	0	22	31	0.00	1.000
Braden Looper, R ERA: 3.8	(9, 1)	1.0	S	4	1	0	0	0	0	0	0	0	0	0	12	19	0.00	1.000

PITCHER	IP	WLS	BF	H	R	ER	SO	BB	IBB	HBP	BLK	WP	HR	S	P	ERA	WHIP

Batter	1	2	3	4	5	6	7	8	9	AB	R	H	RBI	BB	SO	LOB
Luis Castillo, S (1, 4) OBP: 0.365, SLG: 0.371	C C B B B X 3-2 G2 ①		C X 0-1 1B 2B		C C F B B X 2-2 G6-3 ①			C B B B B 4-1 F9 PB SF9 BB		3	2	1	0	1	0	0
Andy Fox, L (1, 6) OBP: 0.342, SLG: 0.326	F B F F B B X 3-2 BB 1B		B B X 2-0 1B 1B 2-H 1B		B B X 2-0 G1-3 ②			B B B C C X 3-2 F9 ① 1-3		4	1	2	1	0	0	1
Kevin Millar, R (1, 7) OBP: 0.348, SLG: 0.482 Braden Looper, R (9, 1)	X 0-0 P4 ②		C B F F B B X 3-2 1B 2-3 1B		C S B B X 2-2 G6-3 ③			C B X 1-1 SF9 ② 3-H		3	0	1	1	0	0	1
										0	0	0	0	0	0	0
Preston Wilson, R (1, 8) OBP: 0.337, SLG: 0.429	C B B B B F B 4-2 1-2 BB		B B X 2-0 1-2 3-H 1B			B F B C S 2-3 K ①		F S B B B B 4-2 BB BB		2	0	1	1	2	1	0
Derrek Lee, R (1, 3) OBP: 0.364, SLG: 0.477	B B B S F C 3-3 K ③		C B F C 1-3 K ②			C C F X 0-2 G6-4-3 1B		B C B F B B 4-2 FC4 1-2 BB		3	0	1	0	1	2	4
Juan Encarnacion, R (1, 9) OBP: 0.329, SLG: 0.452		F F X 0-2 F9 ①	B X 1-0 P4 ③			C P B X 2-1 G6-4-3 ② ③ 1-2f		X 0-0 FC4 ③ 1-2f		4	0	0	0	0	0	5
Mike Lowell, R (1, 5) OBP: 0.347, SLG: 0.442		B X 1-0 G1-3 ②		F B S S 1-3 K ①			S T B X 1-2 F9 ①			3	0	0	0	0	1	0
Mike Redmond, R (1, 2) OBP: 0.386, SLG: 0.399		B X 1-0 L9 ③		B C F X 1-2 G3 ②			B X 1-0 G6-3 ②			3	0	0	0	0	0	0
Brad Penny, R (1, 1) OBP: 0.132, SLG: 0.158 Vladimir Nunez, R (7, 1) OBP: 0.200, SLG: 0.200 Eric Owens, R (9, 7) OBP: 0.332, SLG: 0.365			F X 0-1 F8 ①	F C B S 1-3 K ③			C B S S 1-3 K ③			2	0	0	0	0	1	0
										1	0	0	0	0	1	0
										0	0	0	0	0	0	0
Inning Stats	R: 0 E: 0 K: 1 S: 13 H: 1 LOB: 2 BB: 1 P: 26	R: 0 E: 0 K: 0 S: 5 H: 0 LOB: 0 BB: 0 P: 7	R: 2 E: 0 K: 1 S: 14 H: 4 LOB: 2 BB: 0 P: 23	R: 0 E: 0 K: 2 S: 9 H: 0 LOB: 0 BB: 0 P: 12	R: 0 E: 0 K: 0 S: 8 H: 0 LOB: 0 BB: 0 P: 14	R: 0 E: 0 K: 1 S: 10 H: 1 LOB: 0 BB: 0 P: 13	R: 0 E: 0 K: 1 S: 7 H: 0 LOB: 0 BB: 0 P: 10	R: 1 E: 0 K: 0 S: 11 H: 0 LOB: 2 BB: 3 P: 27		1B: 5 2B: 1 3B: 0 HR: 0	SF: 1 SAC: 0 DP: 1 HBP: 0					

PITCHER		IP	WLS	BF	H	R	ER	SO	BB	IBB	HBP	BLK	WP	HR	S	P	ERA	WHIP
Kris Benson, R ERA: 4.98	(1, 1)	5.0		21	5	2	2	4	1	0	0	0	0	0	49	82	3.60	1.200
Mike Lincoln, R ERA: 2.98	(6, 1)	2.0		6	1	0	0	2	0	0	0	0	0	0	17	23	0.00	0.500
Scott Sauerbeck, L ERA: 2.21	(8, 1)	0.1	L	2	0	1	0	0	1	0	0	0	0	0	4	11	0.00	3.000
Brian Boehringer, R ERA: 3.44	(8, 1)	0.2		4	0	0	0	0	2	0	0	0	0	0	7	16	0.00	3.000

PITCHER	IP	WLS	BF	H	R	ER	SO	BB	IBB	HBP	BLK	WP	HR	S	P	ERA	WHIP

BOTTOM

Pittsburgh Pirates @ Florida Marlins

Pro Player Stadium, Miami, FL

Sat Aug 31 2002, 7:05 PM EDT
Att. 10,188 - Sunny - 87 F

livebaseballscorecards.com

AB	28
R	3
H	6
RBI	3
BB	4
SO	6
LOB	11

WP: 0 PB: 1 SB: 0 CS: 0 PA: 33

Batter	1	2	3	4	5	6	7	8	9	AB	R	H	RBI	BB	SO	LOB
Pokey Reese, R (1, 4) OBP: 0.317, SLG: 0.336	C B F B F F X 2-2 ① F8	C C F S 0-3 ③ K		B X 1-0 ① F9		B X 1-0 ③ F9			B X 1-0 ② G4-3	5	0	0	0	0	1	2
2 Jack Wilson, R (1, 6) OBP: 0.311, SLG: 0.336	B C S C 1-3 ② K		B B B C L F X 3-2 2B 1B 1B	C B B F B F X 3-2 2B			C B X 1-1 ① F9		X 0-0 ③ F8	5	1	2	0	0	1	0
Brian Giles, L (1, 7) OBP: 0.441, SLG: 0.617	F B B C F B X 3-2 FC5-4 1B	F B B F F X 2-2 1B 1B 1-3 2B	C B F B C 2-3 ② K				B B F B F X 3-2 ② G1-3			4	1	2	0	0	1	1
Aramis Ramirez, R (1, 5) OBP: 0.288, SLG: 0.381	C B B C X 2-2 ③ FC5-4 1-2f	B S B B X 3-1 1B SF7 2-3 3-H 1B	B S B B X 3-1 ③ F7				S B X 1-1 2B			4	1	2	1	0	0	2
Kevin Young, R (1, 3) OBP: 0.329, SLG: 0.419	B X 1-0 ① L5	S B B B X 2-1 BB 1-3 3-H 1B			F B F B B S 3-3 ① K		B S S B F B X 3-2 ③ F7			4	0	1	1	0	1	1
Bronson Arroyo, R (7, 1)										0	0	0	0	0	0	0
Adam Hyzdu, R (1, 8) OBP: 0.344, SLG: 0.515	B C B B B 4-1 1B 1B BB	B B S S X 2-2 ① SF7 3-H			B F X 1-1 ② F7			X 0-0 ① F7		2	1	0	1	1	0	0
(5, 9)																
(7, 3)																
Craig Wilson, R (1, 9) OBP: 0.362, SLG: 0.448	C S B X 1-2 SH1-4 1B 1-2 1B	C S B B S 2-3 ② K			S F S 0-3 ③ K			B F B S S 2-3 ② K		3	0	1	0	0	2	1
Al Reyes, R (5, 1)										0	0	0	0	0	0	0
Joe Beimel, L (7, 1) OBP: 0.364, SLG: 0.400										0	0	0	0	0	0	0
Armando Rios, L (7, 9) OBP: 0.296, SLG: 0.306										1	0	0	0	0	1	0
Keith Osik, R (1, 2) OBP: 0.221, SLG: 0.263	X 0-0 SH1-4 1-2 2-H 1B	B B B B 4-0 1-2 BB				B C X 1-1 ① P4		C F B C 1-3 ③ K		3	0	1	1	1	1	0
Josh Fogg, R (1, 1) OBP: 0.160, SLG: 0.143	X 0-0 ② SH1-4 1-2 2-3	C C S 0-3 ③ K				C X 0-1 ② G4-3			B C F S 1-3 ① K	1	0	0	0	0	1	2
Rob Mackowiak, L (5, 8) OBP: 0.315, SLG: 0.443										2	0	0	0	0	1	0
Inning Stats	R: 0 H: 1 E: 0 LOB: 1 K: 1 BB: 0 S: 15 P: 23	R: 1 H: 2 E: 0 LOB: 2 K: 1 BB: 1 S: 11 P: 17	R: 3 H: 4 E: 0 LOB: 2 K: 2 BB: 1 S: 20 P: 38	R: 0 H: 1 E: 0 LOB: 1 K: 1 BB: 0 S: 10 P: 19	R: 0 H: 0 E: 0 LOB: 0 K: 2 BB: 0 S: 8 P: 12	R: 0 H: 0 E: 0 LOB: 0 K: 0 BB: 0 S: 5 P: 7	R: 0 H: 1 E: 0 LOB: 1 K: 0 BB: 0 S: 11 P: 19	R: 0 H: 0 E: 0 LOB: 0 K: 2 BB: 0 S: 7 P: 10	R: 0 H: 0 E: 0 LOB: 0 K: 1 BB: 0 S: 5 P: 7	1B: 6 SF: 1 2B: 3 SAC: 1 3B: 0 DP: 0 HR: 0 HBP: 0						

TOP

Pittsburgh Pirates @ Florida Marlins

Pro Player Stadium, Miami, FL

Sun Sep 01 2002, 1:05 PM EDT

Att. 5,588 - Sunny - 91 F

livebaseballscorecards.com

AB	34
R	4
H	9
RBI	4
BB	2
SO	10
LOB	9

WP: 0 PA: 38
PB: 0
SB: 0
CS: 0

PITCHER		IP	WLS	BF	H	R	ER	SO	BB	IBB	HBP	BLK	WP	HR	S	P	ERA	WHIP
Michael Tejera, L ERA: 4.32	(1, 1)	4.0		22	8	4	4	5	2	0	0	0	0	0	56	97	9.00	2.500
Blaine Neal, R ERA: 4.35	(5, 1)	1.0	W	3	0	0	0	2	0	0	0	0	0	0	8	12	0.00	0.000
Toby Borland, R ERA:	(6, 1)	2.0	H	7	1	0	0	0	0	0	0	0	0	0	16	26	0.00	0.500
Armando Almanza, L ERA: 3.82	(8, 1)	1.0		3	0	0	0	2	0	0	0	0	0	0	7	10	0.00	0.000
Graeme Lloyd, L ERA: 4.38	(9, 1)	1.0		3	0	0	0	1	0	0	0	0	0	0	5	7	0.00	0.000

PITCHER	IP	WLS	BF	H	R	ER	SO	BB	IBB	HBP	BLK	WP	HR	S	P	ERA	WHIP

Batter	1	2	3	4	5	6	7	8	9	AB	R	H	RBI	BB	SO	LOB
Luis Castillo, S (1, 4) OBP: 0.364, SLG: 0.370	G6-3 1B	F7			SH5-3 1-2		G5-3 1-2	G1-3		4	0	1	0	0	0	4
Andy Fox, L (1, 6) OBP: 0.343, SLG: 0.334	G6-3 1-2f		HR		BB 1B SF7-6-3 IBB		K			3	2	1	1	1	1	2
Kevin Millar, R (1, 7) OBP: 0.349, SLG: 0.485	K		K		BB 1-2 2-H 1B		1B 2-H 2B			4	1	2	2	0	2	0
Derrek Lee, R (1, 3) OBP: 0.367, SLG: 0.480		WP 1B 2B	K		SF7-6-3 1-2 2-3 BB		1B 2-H			3	1	2	1	1	1	0
Juan Encarnacion, R (1, 9) OBP: 0.328, SLG: 0.451		1B S SF9 2-H 1B	K		SF7-6-3 1-1 3-H		P4			3	1	1	2	0	1	1
Mike Lowell, R (1, 5) OBP: 0.345, SLG: 0.439	K			F8		G5-3		F3		4	0	0	0	0	1	1
Eric Owens, R (1, 8) OBP: 0.331, SLG: 0.364 Preston Wilson, R (9, 8) OBP: 0.337, SLG: 0.429	SF9 1-3 1B			G6-3		K		G5-3		4 0	1 0	1 0	0 0	0 0	1 0	0 0
Charles Johnson, R (1, 2) OBP: 0.305, SLG: 0.352	SF9 1-2 3-H			G6-3		G1-3		BB 1B		3	0	1	1	0	0	0
Michael Tejera, L (1, 1) OBP: 0.225, SLG: 0.303 Blaine Neal, L (5, 1) Homer Bush, R (5, PH) OBP: 0.266, SLG: 0.265 Toby Borland, R (6, 1) Ramon Castro, R (7, PH) OBP: 0.325, SLG: 0.431 Armando Almanza, L (8, 1) Tim Raines, S (8, PH) OBP: 0.375, SLG: 0.268 Graeme Lloyd, L (9, 1)	1-2 2-H 1B				SH5-3 1B BB		G5-3 2B 1B	1-2 BB		1 0 0 0 0 1 0 0 0 0	0 0 1 0 0 1 0 0 0 0	1 0 0 0 0 0 0 0 1 0	1 0 0 0 0 0 0 0 0 0	0 0 0 0 0 0 0 0 0 0	0 0 1 0 0 0 0 0 1 0	0 0 0 0 0 0 0 0 0 0
Inning Stats	R: 0 E: 0 K: 1 S: 9 H: 1 LOB: 0 BB: 0 P: 17	R: 3 E: 0 K: 1 S: 14 H: 4 LOB: 1 BB: 0 P: 22	R: 1 E: 0 K: 3 S: 13 H: 1 LOB: 0 BB: 0 P: 21	R: 0 E: 0 K: 0 S: 11 H: 0 LOB: 0 BB: 0 P: 14	R: 2 E: 0 K: 0 S: 11 H: 1 LOB: 1 BB: 3 P: 27	R: 0 E: 0 K: 1 S: 7 H: 0 LOB: 0 BB: 0 P: 8	R: 2 E: 0 K: 1 S: 15 H: 3 LOB: 1 BB: 0 P: 20	R: 0 E: 0 K: 0 S: 12 H: 1 LOB: 2 BB: 1 P: 18		1B: 8 2B: 3 3B: 0 HR: 1	SF: 2 SAC: 1 DP: 2 HBP: 0					

PITCHER		IP	WLS	BF	H	R	ER	SO	BB	IBB	HBP	BLK	WP	HR	S	P	ERA	WHIP
Josh Fogg, R ERA: 4.45	(1, 1)	4.1	L	22	7	6	6	5	2	1	0	0	1	1	55	95	12.46	2.077
Al Reyes, R ERA: 2.25	(5, 1)	1.2		5	1	1	1	1	0	0	0	0	0	0	13	19	5.40	0.600
Joe Beimel, L ERA: 4.96	(7, 1)	0.2		2	0	0	0	1	0	0	0	0	0	0	7	7	0.00	0.000
Bronson Arroyo, R ERA: 4.64	(7, 1)	1.1		8	3	1	1	0	1	0	0	0	0	0	17	26	6.75	3.000

PITCHER	IP	WLS	BF	H	R	ER	SO	BB	IBB	HBP	BLK	WP	HR	S	P	ERA	WHIP

BOTTOM

Pittsburgh Pirates @ Florida Marlins

Pro Player Stadium, Miami, FL

Sun Sep 01 2002, 1:05 PM EDT

Att. 5,588 - Sunny - 91 F

livebaseballscorecards.com

AB	30
R	8
H	11
RBI	8
BB	4
SO	7
LOB	8

WP: 1 PB: 0 SB: 1 CS: 0 PA: 37

Batter	1	2	3	4	5	6	7	8	9	10	11	12	AB	R	H	RBI	BB	SO	LOB
Luis Castillo, S (1, 4) OBP: 0.363, SLG: 0.368	C F F B X 1-2 E S 1B 1B		L F F X 0-2 ① G4-3		C C F F X 0-2 ③ G1-3			C C B X 1-2 ① G2-3		B B F C S 2-3 ③ K			5	1	1	0	0	1	0
Andy Fox, L (1, 6) OBP: 0.339, SLG: 0.330	C S S S 1-3 ① K 1-3		C S F S 0-3 ② K			B S X 1-1 ① G1-3		B B X 2-0 ② L7			X 0-0 ① L7		5	0	0	0	0	2	1
Kevin Millar, R (1, 7) OBP: 0.351, SLG: 0.485 Abraham Nunez, S (8, PR) (8, 7) Vladimir Nunez, R (9, 1) OBP: 0.200, SLG: 0.200 Brian Banks, S (11, PH) Braden Looper, R (11, 1)	X 0-0 1B 3-H 1B		B B B C X 3-1 ③ F9			F X 0-1 ② P6		B C B X 2-1 CS 1B			C F C 1-3 ② K		4 0 1 0	0 0 0 0	2 0 0 0	1 0 0 0	0 0 0 1	0 0 0 0	0 0 0 0
Preston Wilson, R (1, 8) OBP: 0.337, SLG: 0.435	C C X 0-2 1-2 1B			F S S 0-3 ① K		X 0-0 ③ P3		B B B B C S 3-2 ③ CS 1-2	C X 0-1 HR		C C O 0-3 ③ K		5	1	2	1	0	2	0
Derrek Lee, R (1, 3) OBP: 0.369, SLG: 0.484	F B S B B S 3-3 ② K			S B C B F X 2-2 2B			B F B X 2-1 ① G5-3		B B S B X 3-1 P6-4 1B			X 0-0 WP 2B 1B	5	1	3	0	0	1	2
Juan Encarnacion, R (1, 9) OBP: 0.329, SLG: 0.453	X 0-0 ③ F9			B S B X 2-1 ② F7			B X 1-0 S 1B		F S F B X 1-2 ①② P6-4 1-2f			C C B X 1-2 CS 1-H 2B	5	0	2	1	0	0	4
Mike Lowell, R (1, 5) OBP: 0.342, SLG: 0.434		C X 0-1 ① F8		C S B X 1-2 ③ F9			C X 0-1 ② F8 1-2		S B B B S X 2-2 ③ G5-3			B B B C X 3-1 ① G5-3	5	0	0	0	0	0	3
Charles Johnson, R (1, 2) OBP: 0.305, SLG: 0.349 Pablo Ozuna, R (7, PR) OBP: 0.333, SLG: 0.500 Mike Redmond, R (7, 2) OBP: 0.387, SLG: 0.400		C S S 0-3 ② K			X 0-0 ① G6-3		S B B B S B F B 4-2 BB			B B C B X 3-1 ① G1-3		B B F X 2-1 ② 2-3 1B	2 0 2	0 0 0	0 0 1	0 0 0	1 0 0	1 0 0	0 0 0
Carl Pavano, R (1, 1) OBP: 0.156, SLG: 0.188 Tim Raines, S (7, PH) OBP: 0.371, SLG: 0.264 Blaine Neal, L (7, 1) Graeme Lloyd, L (7, 1) Eric Owens, R (9, 7) OBP: 0.329, SLG: 0.362		B C F C 1-3 ③ K			F B C B X 2-2 ② G3-1		B B S F F X 2-2 ③ P5			C X 0-1 ② G1-3		B C X 1-1 ③ G5-3	2 1 0 0 2	0 0 0 0 0	0 0 0 0 0	0 0 0 0 0	1 0 0 0 0	0 2 0 0 1	0 0 0 0 1
Inning Stats	R: 1 H: 3 E: 1 LOB: 2 K: 2 BB: 0 S: 15 P: 20	R: 0 H: 0 E: 0 LOB: 0 K: 2 BB: 0 S: 8 P: 9	R: 0 H: 0 E: 0 LOB: 0 K: 1 BB: 0 S: 10 P: 13	R: 0 H: 1 E: 0 LOB: 1 K: 1 BB: 0 S: 12 P: 17	R: 0 H: 0 E: 0 LOB: 0 K: 0 BB: 0 S: 9 P: 11	R: 0 H: 0 E: 0 LOB: 0 K: 0 BB: 0 S: 5 P: 6	R: 0 H: 1 E: 0 LOB: 2 K: 0 BB: 1 S: 12 P: 21	R: 0 H: 1 E: 0 LOB: 1 K: 0 BB: 0 S: 8 P: 16	R: 1 H: 2 E: 0 LOB: 0 K: 0 BB: 0 S: 11 P: 17	R: 0 H: 0 E: 0 LOB: 0 K: 1 BB: 0 S: 7 P: 12	R: 0 H: 0 E: 0 LOB: 0 K: 2 BB: 0 S: 7 P: 8	R: 1 H: 3 E: 0 LOB: 1 K: 0 BB: 0 S: 10 P: 17	1B: 8 2B: 3 3B: 0 HR: 1	SF: 0 SAC: 0 DP: 1 HBP: 0	WP: 1 PB: 0 SB: 2 CS: 2	PA: 46		

PITCHER		IP	WLS	BF	H	R	ER	SO	BB	IBB	HBP	BLK	WP	HR	S	P	ERA	WHIP
John Thomson, R ERA: 4.65	(1, 1)	7.0		27	5	1	1	6	1	0	0	0	0	0	71	97	1.29	0.857
Steve Reed, R ERA: 1.89	(8, 1)	1.0	H	3	1	0	0	0	0	0	0	0	0	0	8	16	0.00	1.000
Armando Benitez, R ERA: 2.51	(9, 1)	1.0	B	4	2	1	1	0	0	0	0	0	0	1	11	17	9.00	2.000
David Weathers, R ERA: 3.09	(10, 1)	2.0		6	0	0	0	3	0	0	0	0	0	0	14	20	0.00	0.000
Scott Strickland, R ERA: 3.69	(12, 1)	1.0	L	5	3	1	1	0	0	0	0	0	1	0	10	17	9.00	3.000

PITCHER	IP	WLS	BF	H	R	ER	SO	BB	IBB	HBP	BLK	WP	HR	S	P	ERA	WHIP

Florida Marlins @ New York Mets

Shea Stadium, Flushing, NY

Tue Sep 03 2002, 5:10 PM EDT

Sunny - 81 F

TOP

livebaseballscorecards.com

AB	44
R	3
H	11
RBI	3
BB	1
SO	9
LOB	13

Florida Marlins @ New York Mets

Shea Stadium, Flushing, NY

Tue Sep 03 2002, 5:10 PM EDT

Sunny - 81 F

livebaseballscorecards.com

BOTTOM

Batter	1	2	3	4	5	6	7	8	9	10	11	12	AB	R	H	RBI	BB	SO	LOB
Timo Perez, L (1, 8) OBP: 0.327, SLG: 0.452	C B B X 2-1 CS 1B		C S F B F X 1-2 3-H HR			C B C B F F F X 2-2 L7		S B F X 1-2 F8		X 0-0 L3			5	1	2	2	0	0	0
Roberto Alomar, S (1, 4) OBP: 0.341, SLG: 0.395	C B S X 1-2 F9 1-2		C F X 0-2 G6-3			C B B X 2-1 FC4-6 1B		C F B X 1-2 1B			B C B X 2-1 F8		5	0	2	0	0	0	1
Edgardo Alfonzo, R (1, 5) OBP: 0.410, SLG: 0.475	C F X 0-2 P4			S C B F X 1-2 G5-3		B X 1-0 FC4-6 1-2f		C B C B S 2-3 K			S C B F F B F X 2-2 F8		5	0	0	0	0	1	2
Mo Vaughn, L (1, 3) Joe McEwing, R (9, PR) (10, 3) OBP: 0.338, SLG: 0.438 OBP: 0.237, SLG: 0.301		X 0-0 G4-3		C B F S 1-3 K		C X 0-1 G4-3			B F B F B B 4-2 CS BB		B S X 1-1 FC6-4 1B		3 1	0 0	0 1	0 0	1 0	1 0	1 0
31 Mike Piazza, R (1, 2) OBP: 0.356, SLG: 0.510 Esix Snead, S (7, PR) Steve Reed, R (8, 1) Armando Benitez, R (9, 1) Marco Scutaro, R (9, PH) OBP: 0.133, SLG: 0.267 David Weathers, R (10, 1) John Valentin, R (11, PH) OBP: 0.342, SLG: 0.353 Scott Strickland, R (12, 1)		B F X 1-1 F7		F B X 1-1 1B			S B F B F X 2-2 FC4-6 1B		B B B C S B X 3-2 F8 1-2		B B B X 3-0 FC6-4 1-2f		3 0 0 0 1 0 1 0	0 0 0 0 0 0 0 0	2 0 0 0 0 0 0 0	0 0 0 0 0 0 0 0	0 0 0 0 0 0 0 0	0 0 0 0 0 0 1 0	0 0 0 0 0 0 1 0
Jeromy Burnitz, L (1, 9) OBP: 0.308, SLG: 0.327	C B F S 1-3 K		B B F B B C S 3-3 K				F X 0-1 FC4-6 BB 1-2f		F C B X 1-2 E6			F B C X 1-2 F7	5	0	0	0	0	2	3
Roger Cedeno, S (1, 7) OBP: 0.302, SLG: 0.332		X 0-0 G6-3 G1-3 HR 1B			B X 1-0 E6 SH1-4		B B B B C B 4-1 G5-4-3 1-2 BB		C S B X 1-2 F3			B X 1-0 F8	4	1	1	0	1	0	2
Rey Ordonez, R (1, 6) Raul Gonzalez, R (12, PH) OBP: 0.281, SLG: 0.316 OBP: 0.339, SLG: 0.429		X 0-0 G1-3 1-2			B B X 2-0 L9		B C B X 2-1 G5-4-3 1-2f			C B B C 1-3 K		C S B B S 2-3 K	4 1	0 0	0 0	0 0	0 0	1 1	4 0
John Thomson, R (1, 1) Vance Wilson, R (8, 2) OBP: 0.245, SLG: 0.200 OBP: 0.297, SLG: 0.364		X 0-0 G6-3 2-3			L X 0-1 SH1-4-5 1-3f			X 0-0 F9		X 0-0 G5-3			1 2	0 0	0 0	0 0	0 0	0 0	1 0
Inning Stats	R: 0 E: 0 K: 0 S: 8 H: 1 LOB: 0 BB: 0 P: 11	R: 0 E: 0 K: 1 S: 6 H: 0 LOB: 0 BB: 0 P: 8	R: 2 E: 0 K: 0 S: 11 H: 2 LOB: 0 BB: 0 P: 12	R: 0 E: 0 K: 2 S: 12 H: 1 LOB: 1 BB: 0 P: 18	R: 0 E: 1 K: 0 S: 4 H: 0 LOB: 0 BB: 0 P: 7	R: 0 E: 0 K: 0 S: 11 H: 1 LOB: 1 BB: 0 P: 16	R: 0 E: 0 K: 0 S: 9 H: 1 LOB: 2 BB: 1 P: 17	R: 0 E: 0 K: 1 S: 10 H: 1 LOB: 1 BB: 0 P: 14	R: 0 E: 1 K: 0 S: 11 H: 0 LOB: 2 BB: 1 P: 20	R: 0 E: 0 K: 1 S: 5 H: 0 LOB: 0 BB: 0 P: 6	R: 0 E: 0 K: 0 S: 11 H: 1 LOB: 1 BB: 0 P: 19	R: 0 E: 0 K: 1 S: 7 H: 0 LOB: 0 BB: 0 P: 11	1B: 7 2B: 1 3B: 0 HR: 1	SF: 0 SAC: 1 DP: 2 HBP: 0		WP: 0 PB: 0 SB: 0 CS: 2	PA: 44		

	AB	R	H	RBI	BB	SO	LOB
AB	41						
R	2						
H	8						
RBI	2						
BB	2						
SO	6						
LOB	16						

PITCHER	IP	WLS	BF	H	R	ER	SO	BB	IBB	HBP	BLK	WP	HR	S	P	ERA	WHIP
Carl Pavano, R (1, 1) ERA: 5.53	6.0		22	5	2	2	3	0	0	0	0	0	1	52	72	3.00	0.833
Blaine Neal, R (7, 1) ERA: 4.35	0.0		1	1	0	0	0	0	0	0	0	0	0	4	6	∞	∞
Graeme Lloyd, L (7, 1) ERA: 4.21	2.0		7	1	0	0	1	1	0	0	0	0	0	16	25	0.00	1.000
Vladimir Nunez, R (9, 1) ERA: 3.29	2.0		7	0	0	0	1	1	0	0	0	0	0	15	26	0.00	0.500
Braden Looper, R (11, 1) ERA: 3.7	2.0	W	7	1	0	0	1	0	0	0	0	0	0	18	30	0.00	0.500

PITCHER	IP	WLS	BF	H	R	ER	SO	BB	IBB	HBP	BLK	WP	HR	S	P	ERA	WHIP

Batter	1	2	3	4	5	6	7	8	9	AB	R	H	RBI	BB	SO	LOB
Pablo Ozuna, R (1, 4) OBP: 0.294, SLG: 0.375	C S B H 2-2 G6-3 G4-3 HBP	F X 0-1 ③ G3-1			X 0-0 ② B4		X 0-0 ② L1	B X 1-0 ③ P3		4	0	0	0	0	0	3
Mike Mordecai, R (1, 6) OBP: 0.288, SLG: 0.268	B X 1-0 ① G4-3 1-2		C C B X 1-2 ① F8		B X 1-0 2B 1B		B C B S B B 4-2 BB		B B X 2-0 ① P3	4	0	1	0	1	0	1
Kevin Millar, R (1, 7) OBP: 0.352, SLG: 0.490	B B C X 2-1 ② G6-3 2-3		B C X 1-1 ② F2		B C B X 2-1 1-3 2B		B C X 1-1 ③ P6		B X 1-0 2B	5	0	2	0	0	0	3
Preston Wilson, R (1, 8) OBP: 0.335, SLG: 0.433	F S B S 1-3 ③ K		X 0-0 ③ F9		C B X 1-1 ③ G6-3			F F X 0-2 E1 G3 1B 1B	X 0-0 ② F8	3	0	0	0	0	1	3
Brian Banks, S (8, PH) OBP: 0.333, SLG: 0.333 (8, 9)										2	1	1	0	0	0	1
Derrek Lee, R (1, 3) OBP: 0.369, SLG: 0.488		X 0-0 HR		F B S X 1-2 ① G5-3		B B B B C X 3-1 ① F3		B B B B B 4-0 1B G3 2B BB	B S F S 1-3 ③ K	4	2	1	1	1	1	1
Mike Lowell, R (1, 5) OBP: 0.341, SLG: 0.439		F B X 1-1 HR		X 0-0 ② L7		C B X 1-1 ② G1-3		B C F X 1-2 ① P4		4	1	1	1	0	0	2
Eric Owens, R (1, 9) OBP: 0.328, SLG: 0.360 (8, 8)	B C X 1-1 ① G5-3		B B C S B X 3-2 1B			C X 0-1 ③ F9		B X 1-0 ② G3 1-2 2-3		4	0	1	0	0	0	2
Mike Redmond, R (1, 2) OBP: 0.390, SLG: 0.404	S X 0-1 SH2-4 1B		F B B X 2-1 ③ G1-3				X 0-0 G1-3 1B	B X 1-0 2B 2-3 3-H 1B		3	0	2	0	0	0	1
Armando Almanza, L (7, 1)										0	0	0	0	0	0	0
Gary Knotts, R (7, 1)										0	0	0	0	0	0	0
Tim Raines, S (8, PH) OBP: 0.378, SLG: 0.274										1	1	1	1	0	0	0
Blaine Neal, L (8, 1)										0	0	0	0	0	0	0
Justin Wayne, R (1, 1)	L X 0-1 ② SH2-4 1-2				S B F S 1-3 ① K		B C X 1-1 ① G1-3 1-2	B F B F F F X 2-2 1-H 3-H 2B		0	0	0	0	0	0	0
Abraham Nunez, S (5, PH)										1	0	0	0	0	1	0
46 Oswaldo Mairena, L (5, 1)										0	0	0	0	0	0	0
Ramon Castro, R (7, PH) OBP: 0.329, SLG: 0.448 (7, 2)										2	0	1	2	0	0	1
Inning Stats	R: 0 E: 0 K: 1 S: 8 H: 0 LOB: 1 BB: 0 P: 14	R: 2 E: 0 K: 0 S: 11 H: 3 LOB: 1 BB: 0 P: 13	R: 0 E: 0 K: 0 S: 6 H: 0 LOB: 0 BB: 0 P: 8	R: 0 E: 0 K: 0 S: 9 H: 1 LOB: 1 BB: 0 P: 15	R: 0 E: 0 K: 1 S: 9 H: 2 LOB: 2 BB: 0 P: 14	R: 0 E: 0 K: 0 S: 6 H: 0 LOB: 0 BB: 0 P: 10	R: 0 E: 0 K: 0 S: 8 H: 1 LOB: 2 BB: 1 P: 14	R: 3 E: 1 K: 0 S: 14 H: 3 LOB: 1 BB: 1 P: 24	R: 0 E: 0 K: 1 S: 6 H: 1 LOB: 1 BB: 0 P: 10	1B: 6 2B: 3 3B: 0 HR: 2 SF: 0 SAC: 1 DP: 0 HBP: 1						

PITCHER		IP	WLS	BF	H	R	ER	SO	BB	IBB	HBP	BLK	WP	HR	S	P	ERA	WHIP
Mike Bacsik, L ERA: 4.47	(1, 1)	7.2	W	36	10	5	5	2	2	0	1	0	0	2	70	110	5.87	1.565
Satoru Komiyama, R ERA: 6.03	(8, 1)	1.1		5	1	0	0	1	0	0	0	0	0	0	7	12	0.00	0.750

PITCHER	IP	WLS	BF	H	R	ER	SO	BB	IBB	HBP	BLK	WP	HR	S	P	ERA	WHIP

TOP

Florida Marlins @ New York Mets

Shea Stadium, Flushing, NY

Tue Sep 03 2002, 8:40 PM EDT

Att. 21,007 - Sunny - 74 F

livebaseballscorecards.com

AB	37
R	5
H	11
RBI	5
BB	2
SO	3
LOB	18

Florida Marlins @ New York Mets

Shea Stadium, Flushing, NY

Tue Sep 03 2002, 8:40 PM EDT

Att. 21,007 - Sunny - 74 F

livebaseballscorecards.com

BOTTOM

Batter	1	2	3	4	5	6	7	8	9	AB	R	H	RBI	BB	SO	LOB
Timo Perez, L (1, 8) (8, 9) OBP: 0.328, SLG: 0.451	F8	G6-3		F8			E FC5 SF8 1B	E FC5-4 1B		5	2	2	0	0	0	2
Roberto Alomar, S (1, 4) OBP: 0.340, SLG: 0.400	F8		HR		G4-3		FC5 31 HR SF8 1-3	E3 FC5-4 1-3		4	2	1	1	0	0	1
Esix Snead, S (8, 8)										1	0	0	0	0	0	1
Edgardo Alfonzo, R (1, 5) OBP: 0.409, SLG: 0.474	F8	G5-3			G6-3 1B		SF8 1-2 3-H	FC5-4 1-2f 3-H		3	0	1	1	0	0	0
Marco Scutaro, R (8, 4) OBP: 0.125, SLG: 0.250										1	0	0	1	0	0	1
Mo Vaughn, L (1, 3) OBP: 0.338, SLG: 0.437	FC3-6 1B	K			G6-3 1-2f		31 HR BB	K		4	1	1	0	1	2	2
Jeromy Burnitz, L (1, 9) OBP: 0.308, SLG: 0.327	FC3-6 1B SF8 1-2f	G3-1			F8 1B SF7 1B		1-H 2-H HR			3	2	1	0	0	0	1
31 Mike Piazza, R (7, PH) OBP: 0.357, SLG: 0.519										1	1	1	3	0	0	0
Rey Ordonez, R (8, 6) OBP: 0.281, SLG: 0.316										0	0	0	0	0	0	0
Raul Gonzalez, R (1, 7) OBP: 0.365, SLG: 0.500	2B 1-3 1B		HR		SF7 1-2 1B		G4-3			4	2	3	1	0	0	0
Jason Phillips, R (1, 2) OBP: 0.250, SLG: 0.333	SF8 3-H		P4		F8 2-3		FC6-4 1B			3	0	1	1	0	0	2
Joe McEwing, R (1, 6) (8, 5) OBP: 0.237, SLG: 0.307	2B 1-H 2B		L7		SF7 1-2 3-H		FC6-4 1-2f			3	1	1	2	0	0	1
Satoru Komiyama, R (8, 1)										0	0	0	0	0	0	0
Mike Bacsik, L (1, 1) OBP: 0.133, SLG: 0.200	2B 2-H		1B		K			F8		3	0	2	1	0	1	1
John Valentin, R (8, 5) OBP: 0.341, SLG: 0.351										1	0	0	0	0	0	0
Inning Stats	R: 0 E: 0 K: 0 S: 8 H: 0 LOB: 0 BB: 0 P: 12	R: 3 E: 0 K: 0 S: 16 H: 4 LOB: 1 BB: 0 P: 21	R: 1 E: 0 K: 1 S: 12 H: 1 LOB: 0 BB: 0 P: 18	R: 1 E: 0 K: 0 S: 10 H: 2 LOB: 1 BB: 0 P: 18	R: 0 E: 0 K: 0 S: 10 H: 1 LOB: 0 BB: 0 P: 16	R: 1 E: 0 K: 1 S: 10 H: 2 LOB: 1 BB: 0 P: 15	R: 4 E: 1 K: 0 S: 17 H: 3 LOB: 1 BB: 1 P: 31	R: 1 E: 1 K: 1 S: 15 H: 1 LOB: 1 BB: 0 P: 21		1B: 9 2B: 2 3B: 0 HR: 3	SF: 3 SAC: 0 DP: 1 HBP: 0						

	AB	36
	R	11
	H	14
	RBI	11
	BB	1
	SO	3
	LOB	12

WP: 0 PB: 0 SB: 0 CS: 0 PA: 40

PITCHER		IP	WLS	BF	H	R	ER	SO	BB	IBB	HBP	BLK	WP	HR	S	P	ERA	WHIP
Justin Wayne, R ERA: 11.25	(1, 1)	4.0	L	19	7	5	5	1	0	0	0	0	0	2	46	69	11.25	1.750
46 Oswaldo Mairena, L ERA: 4.76	(5, 1)	2.0		8	3	1	1	1	0	0	0	0	0	0	20	31	4.50	1.500
Armando Almanza, L ERA: 4.74	(7, 1)	0.1		5	2	4	4	0	1	0	0	0	0	1	11	21	108.00	9.000
Gary Knotts, R ERA: 5.79	(7, 1)	0.2		3	1	0	0	0	0	0	0	0	0	0	6	10	0.00	1.500
Blaine Neal, R ERA: 4.15	(8, 1)	1.0		5	1	1	0	1	0	0	0	0	0	0	15	21	0.00	1.000

PITCHER	IP	WLS	BF	H	R	ER	SO	BB	IBB	HBP	BLK	WP	HR	S	P	ERA	WHIP

Florida Marlins @ New York Mets

Shea Stadium, Flushing, NY

Wed Sep 04 2002, 7:10 PM EDT

Att. 28,473 - Sunny - 84 F

TOP

livebaseballscorecards.com

Batter	1	2	3	4	5	6	7	8	9	AB	R	H	RBI	BB	SO	LOB
Luis Castillo, S (1, 4) OBP: 0.362, SLG: 0.367	C B F B B X 3-2 ① L8		L F X 0-2 ① G3-6-3 1B		C F F B B F F X 2-2 ② L7			C X 0-1 ① F8		4	0	1	0	0	0	0
Andy Fox, L (1, 6) OBP: 0.336, SLG: 0.326	C C X 0-2 ② P6		P C X 1-1 ①② G3-6-3 1-2f		C F F B B F F X 1-2 ③ P6			F B X 1-1 ② F9		4	0	0	0	0	0	1
Kevin Millar, R (1, 7) OBP: 0.353, SLG: 0.488 Brian Banks, S (8, 7) OBP: 0.333, SLG: 0.333	B C F C 1-3 ③ K		C C B B X 2-2 1B			X 0-0 ① G6-3		B B B C B 4-1 FC6-4 BB		3 0	0 0	1 0	0 0	1 0	1 0	0 0
Preston Wilson, R (1, 8) OBP: 0.333, SLG: 0.429 Abraham Nunez, S (8, 8)		C F X 0-2 ① G6-3	X 0-0 ③ G5-3			B S F S 1-3 ② K		X 0-0 ③ FC6-4 1-2f		4 0	0 0	0 0	0 0	0 0	1 0	2 0
Derrek Lee, R (1, 3) OBP: 0.368, SLG: 0.486		B S B C X 2-2 1B HR 1B		B S S S 1-3 ① K		C B S B X 2-2 ③ F8			B S B F F F C 2-3 ① K	4	1	1	0	0	2	0
Juan Encarnacion, R (1, 9) OBP: 0.328, SLG: 0.451		C X 0-1 ② 1-2 HR 1B		B F B S F F X 2-2 ② G6-3			X 0-0 ① F9		C X 0-1 ② G4-3	4	1	1	0	0	0	0
Mike Lowell, R (1, 5) OBP: 0.342, SLG: 0.447		X 0-0 1-H 2-H HR		C F B X 1-2 2B			C X 0-1 ② F7		B C F B S 2-3 ③ K	4	1	2	3	0	1	0
Charles Johnson, R (1, 2) OBP: 0.306, SLG: 0.346		F B X 1-1 ② G6-3		S C X 0-2 ③ F8			B B B B 4-0 BB			2	0	0	0	1	0	1
Julian Tavarez, L (1, 1) OBP: 0.184, SLG: 0.139 Armando Almanza, L (6, 1) Tim Raines, S (7, PH) OBP: 0.374, SLG: 0.270 Toby Borland, R (7, 1) 46 Oswaldo Mairena, L (7, 1)		B C X 1-1 ③ G6-3			C X 0-1 ① G6-3		B C B F B X 3-2 ③ G4-3			2 0 1 0 0	0 0 0 0 0	0 0 0 0 0	0 0 0 0 0	0 0 0 0 0	0 0 0 0 0	0 0 1 0 0

	AB	32
	R	3
	H	6
	RBI	3
	BB	2
	SO	5
	LOB	5

Inning Stats	1	2	3	4	5	6	7	8	9
	R: 0 E: 0 K: 1 S: 9	H: 0 LOB: 0 BB: 0 P: 13	R: 3 E: 0 K: 0 S: 13	H: 3 LOB: 0 BB: 0 P: 17	R: 0 E: 0 K: 0 S: 10	H: 2 LOB: 1 BB: 0 P: 12	R: 0 E: 0 K: 1 S: 14	H: 1 LOB: 1 BB: 0 P: 18	R: 0 E: 0 K: 0 S: 14	H: 0 LOB: 0 BB: 0 P: 17
	R: 0 E: 0 K: 1 S: 7	H: 0 LOB: 0 BB: 0 P: 10	R: 0 E: 0 K: 0 S: 6	H: 0 LOB: 1 BB: 1 P: 13	R: 0 E: 0 K: 0 S: 6	H: 0 LOB: 1 BB: 1 P: 11	R: 0 E: 0 K: 2 S: 10	H: 0 LOB: 0 BB: 0 P: 14		

	1B: 4	SF: 0	WP: 0	PA: 34
	2B: 1	SAC: 0	PB: 0	
	3B: 0	DP: 1	SB: 0	
	HR: 1	HBP: 0	CS: 0	

PITCHER		IP	WLS	BF	H	R	ER	SO	BB	IBB	HBP	BLK	WP	HR	S	P	ERA	WHIP
Pedro Astacio, R ERA: 3.97	(1, 1)	6.0	W	23	6	3	3	3	0	0	0	0	0	1	67	87	4.50	1.000
Steve Reed, R ERA: 1.86	(7, 1)	1.0	H	4	0	0	0	0	1	0	0	0	0	0	6	13	0.00	1.000
Pedro Feliciano, L ERA:	(8, 1)	2.0		7	0	0	0	2	1	0	0	0	0	0	16	25	0.00	0.500

PITCHER		IP	WLS	BF	H	R	ER	SO	BB	IBB	HBP	BLK	WP	HR	S	P	ERA	WHIP

Florida Marlins @ New York Mets

Shea Stadium, Flushing, NY

Wed Sep 04 2002, 7:10 PM EDT

Att. 28,473 - Sunny - 84 F

BOTTOM

livebaseballscorecards.com

Batter	1	2	3	4	5	6	7	8	9	AB	R	H	RBI	BB	SO	LOB
Timo Perez, L (1, 8) OBP: 0.327, SLG: 0.446 Pedro Feliciano, L (8, 1)	X 0-0 ① F8	B C C F B X 2-2 ③ G4-3		B F F F B X 2-2 F8		B S S B F B X 3-2 E3 1-3	F B B B B 4-1 1B BB			4 0	0 0	0 0	0 0	1 0	0 0	3 0
Roberto Alomar, S (1, 4) OBP: 0.340, SLG: 0.400 Joe McEwing, R (6, PH) OBP: 0.240, SLG: 0.310 (7, 4) (9, 9)	B B B C X 3-1 31 HR 1B	C B B X 2-1 ① F7			B B C X 2-1 ① G3	X 0-0 ② F6	C F F B F F X 2-2 1-2 2-H 1B			3 2	1 0	1 1	0 1	0 0	0 0	0 2
31 Mike Piazza, R (1, 2) OBP: 0.355, SLG: 0.522 Vance Wilson, R (8, 2) OBP: 0.297, SLG: 0.364	C S F B X 1-2 1-H HR	C B X 1-1 ② G1-3			X 0-0 ② F9	F B S S 1-3 ③ K	B B X 2-0 ③ L5			5 0	1 0	1 0	2 0	0 0	1 0	4 0
Mo Vaughn, L (1, 3) OBP: 0.339, SLG: 0.439 Marco Scutaro, R (9, 4) OBP: 0.125, SLG: 0.250	B C B B F F X 3-2 2B G4-3 1B	B B B X 3-0 ③ F7			B S B X 2-1 2B	X 0-0 ① G3	B C F B F F F F B 3-3 ① K			5 0	1 0	2 0	0 0	0 0	1 0	0 0
Edgardo Alfonzo, R (1, 5) OBP: 0.408, SLG: 0.483	C B X 1-1 G4-3 1-3 2B			F X 0-1 ① G4-3 C B B X 2-1 ③ F8			B X 1-0 HR	C B B F F X 2-2 ② G3		5	1	2	1	0	0	1
Jeromy Burnitz, L (1, 9) OBP: 0.312, SLG: 0.337 Ty Wigginton, R (8, PH) OBP: 0.299, SLG: 0.438 (9, 3)	C B B X 2-1 ② G4-3 2-3 3-H			B S C B X 2-2 E4 1B 1B 1B		B B F B C F B 4-2 SH5-4 BB 1B BB	C B B F B X 3-2 HR	B X 1-0 HR		3 1	3 1	2 1	2 1	1 0	0 0	1 0
Roger Cedeno, S (1, 7) OBP: 0.305, SLG: 0.332	X 0-0 ③ G3			C X 0-1 1B 2-3 1B		B B C B F B 4-2 SH5-4 1-2 1B BB	F B B F F F B B 4-2 WP HBP SF7 BB	C C B X 1-2 ③ G6-3		3	2	1	0	2	0	1
Rey Ordonez, R (1, 6) OBP: 0.284, SLG: 0.317		X 0-0 ① G5-3		X 0-0 SH1-4 1-3 3-H 1B		B F X 1-1 ① SH5-4 1-2 2-3	F F B F H 2-2 WP 1-2 1B HBP			2	1	1	1	0	0	0
Pedro Astacio, R (1, 1) OBP: 0.161, SLG: 0.182 John Valentin, R (6, PH) OBP: 0.344, SLG: 0.354 Esix Snead, S (6, PR) Steve Reed, R (7, 1) Raul Gonzalez, R (7, PH) OBP: 0.359, SLG: 0.500 (8, 8)		B C F C 1-3 ② K		C B S X 1-2 ② SH1-4 1-2		X 0-0 E S 2-H 3-H 1B	B B X 2-0 ② SF7 1-2 2-H			1 1 0 0 0	0 0 0 0 0	0 1 0 0 0	0 2 0 0 1	0 0 0 0 0	1 0 0 0 0	0 0 0 0 0
Inning Stats	R: 3 H: 4 E: 0 LOB: 1 K: 0 BB: 0 S: 16 P: 26	R: 0 H: 0 E: 0 LOB: 0 K: 1 BB: 0 S: 8 P: 11	R: 0 H: 0 E: 0 LOB: 0 K: 0 BB: 0 S: 5 P: 11	R: 1 H: 3 E: 1 LOB: 2 K: 0 BB: 0 S: 15 P: 20	R: 0 H: 1 E: 0 LOB: 1 K: 0 BB: 0 S: 7 P: 13	R: 2 H: 1 E: 1 LOB: 2 K: 1 BB: 2 S: 16 P: 29	R: 4 H: 3 E: 0 LOB: 2 K: 0 BB: 2 S: 20 P: 40	R: 1 H: 1 E: 0 LOB: 0 K: 1 BB: 0 S: 17 P: 24		1B: 7 SF: 1 2B: 2 SAC: 2 3B: 0 DP: 0 HR: 4 HBP: 1						

AB	35
R	11
H	13
RBI	11
BB	4
SO	3
LOB	12

WP: 1 PA: 43
PB: 0
SB: 1
CS: 0

PITCHER		IP	WLS	BF	H	R	ER	SO	BB	IBB	HBP	BLK	WP	HR	S	P	ERA	WHIP
Julian Tavarez, R ERA: 5.48	(1, 1)	5.1	L	27	9	6	6	1	2	0	0	0	0	1	59	98	10.12	2.062
Armando Almanza, L ERA: 4.66	(6, 1)	0.2		3	0	0	0	1	0	0	0	0	0	0	8	12	0.00	0.000
Toby Borland, R ERA: 7.2	(7, 1)	0.2		7	2	4	4	0	2	0	1	0	1	2	13	29	54.00	6.000
46 Oswaldo Mairena, L ERA: 4.85	(7, 1)	1.1		6	2	1	1	1	0	0	0	0	0	1	24	35	6.75	1.500

PITCHER	IP	WLS	BF	H	R	ER	SO	BB	IBB	HBP	BLK	WP	HR	S	P	ERA	WHIP

Florida Marlins @ New York Mets

Shea Stadium, Flushing, NY

Thu Sep 05 2002, 7:10 PM EDT

Att. 31,211 - Cloudy - 78 F

TOP

livebaseballscorecards.com

Batter	1	2	3	4	5	6	7	8	9	AB	R	H	RBI	BB	SO	LOB
Luis Castillo, S (1, 4) OBP: 0.360, SLG: 0.366	F C F B F S 1-3 ① K		B B C C B F F F X 3-2 ② G3		B X 1-0 ② FC5-4 S 1-2f		B B X 2-0 1-2 1B		B B C B F X 3-2 ③ G1-3	5	0	1	0	0	1	1
Andy Fox, L (1, 6) OBP: 0.333, SLG: 0.323	B F B F S 2-3 ② K		X 0-0 ③ G4-3		C B B X 2-1 ③ G3-1 1-2		F B B C B X 3-2 ③ G1-3			4	0	0	0	0	1	3
Kevin Millar, R (1, 7) OBP: 0.355, SLG: 0.500	X 0-0 2B			B C X 1-1 HR		C B X 1-1 ① G5-3		X 0-0 ① G6-3		4	1	2	1	0	0	0
Derrek Lee, R (1, 3) OBP: 0.371, SLG: 0.485	C B B C B F F S 3-3 ③ K			B B B C B 4-1 S BB		C B B C B B 4-2 CS BB		F F B B F B B 4-2 1B BB		1	0	0	0	3	1	1
Juan Encarnacion, R (1, 9) OBP: 0.330, SLG: 0.450		C B B B F X 2-2 ① G5-3		F B S 0-3 ① K		B F B B B C F F B 4-2 ② 1-2 BB		B C B B X 2-1 1-2 1B		3	0	1	0	1	1	1
Mike Lowell, R (1, 5) OBP: 0.341, SLG: 0.446		X 0-0 G3 1B		B F B X 2-1 ② G6-3 1-2		X 0-0 ③ F8		B C X 1-1 ② F9		4	0	1	0	0	0	4
Eric Owens, R (1, 8) OBP: 0.325, SLG: 0.356		X 0-0 ② G3 1-2		C X 0-1 ③ G5-3			C X 0-1 ① G4-3	F B B X 2-1 ③ L3		4	0	0	0	0	0	4
Mike Redmond, R (1, 2) OBP: 0.387, SLG: 0.400 Charles Johnson, R (6, 2) OBP: 0.303, SLG: 0.342		B C X 1-1 ③ G5-3			C B X 1-1 ① G5-3		B B X 2-0 ② P5		X 0-0 ① G6-3	2 2	0 0	0 0	0 0	0 0	1 0	1 0
Brad Penny, R (1, 1) OBP: 0.150, SLG: 0.175 Brian Banks, S (7, PH) OBP: 0.500, SLG: 0.500 Vladimir Nunez, R (7, 1) OBP: 0.200, SLG: 0.200 Tim Raines, S (9, PH) OBP: 0.370, SLG: 0.267			C X 0-1 ① G6-3		X 0-0 FC5-4 1B		C S B B X 2-2 1B 1B		C B S C 1-3 ② K	2 1 0 1	0 0 0 0	1 1 0 0	0 0 0 0	0 0 0 1	0 0 0 0	0 0 0 0
Inning Stats	R: 0 H: 1 E: 0 LOB: 1 K: 3 BB: 0 S: 14 P: 20	R: 0 H: 1 E: 0 LOB: 1 K: 0 BB: 0 S: 7 P: 10	R: 0 H: 0 E: 0 LOB: 0 K: 0 BB: 0 S: 9 P: 12	R: 1 H: 1 E: 0 LOB: 1 K: 1 BB: 1 S: 10 P: 17	R: 0 H: 1 E: 0 LOB: 1 K: 0 BB: 0 S: 6 P: 10	R: 0 H: 0 E: 0 LOB: 1 K: 0 BB: 2 S: 9 P: 18	R: 0 H: 2 E: 0 LOB: 2 K: 0 BB: 0 S: 10 P: 19	R: 0 H: 1 E: 0 LOB: 2 K: 0 BB: 1 S: 10 P: 19	R: 0 H: 0 E: 0 LOB: 0 K: 1 BB: 0 S: 7 P: 11	1B: 5 SF: 0 2B: 1 SAC: 0 3B: 0 DP: 0 HR: 1 HBP: 0						

	AB	33
	R	1
	H	7
	RBI	1
	BB	4
	SO	5
	LOB	15

WP: 0 PA: 37
PB: 0
SB: 2
CS: 1

PITCHER		IP	WLS	BF	H	R	ER	SO	BB	IBB	HBP	BLK	WP	HR	S	P	ERA	WHIP
Steve Trachsel, R ERA: 3.36	(1, 1)	7.0	W	29	6	1	1	4	3	0	0	0	0	1	65	106	1.29	1.286
David Weathers, R ERA: 3.04	(8, 1)	1.0	H	5	1	0	0	0	1	0	0	0	0	0	10	19	0.00	2.000
Armando Benitez, R ERA: 2.47	(9, 1)	1.0	S	3	0	0	0	1	0	0	0	0	0	0	7	11	0.00	0.000

PITCHER	IP	WLS	BF	H	R	ER	SO	BB	IBB	HBP	BLK	WP	HR	S	P	ERA	WHIP

Batter	1	2	3	4	5	6	7	8	9	AB	R	H	RBI	BB	SO	LOB
Roger Cedeno, S (1, 7) OBP: 0.306, SLG: 0.334 Armando Benitez, R (9, 1)	C T B B B F S 3-3 ① K		B F X 1-1 1B 2B		C B C X 1-2 ② L7			X 0-0 ① SH3 1-2		3	1	1	0	0	1	0
										0	0	0	0	0	0	0
Raul Gonzalez, R (1, 8) OBP: 0.353, SLG: 0.500 (9, 7)	C C C 0-3 ② K		B F X 1-1 ① G5-3		S S B X 1-2 ③ L8			C X 0-1 2B 2-H		4	0	1	1	0	1	1
31 Mike Piazza, R (1, 2) OBP: 0.355, SLG: 0.519	C T F B B X 2-2 1B		S X 0-1 ② L9			F B X 1-1 ① P3		B X 1-0 ② G5-3		4	0	1	0	0	0	2
Mo Vaughn, L (1, 3) OBP: 0.340, SLG: 0.438	F C S 0-3 ③ K		X 0-0 2-H 1B			B B F B C X 3-2 ② G6-3		I I I I 4-0 IBB		3	0	1	1	1	1	1
Edgardo Alfonzo, R (1, 5) OBP: 0.406, SLG: 0.480 Joe McEwing, R (7, 5) OBP: 0.239, SLG: 0.308		B B F B S X 3-2 ① F8	S C T B S 1-3 ③ K			B F X 1-1 ③ F8		B B B C T C 3-3 ③ K		3	0	0	0	0	1	1
										1	0	0	0	0	1	2
Jeromy Burnitz, L (1, 9) OBP: 0.312, SLG: 0.344		B F F B X 2-2 HR		B C S B S 2-3 ① K2-3			B F C F F F X 1-2 ① G3-1			3	1	1	1	0	1	0
Ty Wigginton, R (1, 4) OBP: 0.314, SLG: 0.485	B B F C T F F B X 3-2 HR			F B C F B H 3-2 G5-4-3 HBP			S C B F C 1-3 ② K			2	1	1	1	0	1	0
Rey Ordonez, R (1, 6) OBP: 0.282, SLG: 0.314	B X 1-0 ② F5			B F F F F X 1-2 ② ③ G5-4-3 1-2f			B B X 2-0 ③ G1-3			3	0	0	0	0	0	1
Steve Trachsel, R (1, 1) OBP: 0.125, SLG: 0.175 David Weathers, R (8, 1) Timo Perez, L (8, PH) OBP: 0.328, SLG: 0.446 (9, 8)	C F B B C 1-3 ③ K				B C F B F B S 3-3 ① K			C B B B C T F F B 4-2 SH3 2B BB		2	0	0	0	0	2	0
										0	0	0	0	0	0	0
										0	1	0	0	1	0	0
Inning Stats	R: 0 H: 1 E: 0 LOB: 1 K: 3 BB: 0 S: 14 P: 19	R: 2 H: 2 E: 0 LOB: 0 K: 1 BB: 0 S: 16 P: 26	R: 1 H: 2 E: 0 LOB: 1 K: 1 BB: 0 S: 11 P: 14	R: 0 H: 0 E: 0 LOB: 0 K: 1 BB: 0 S: 11 P: 17	R: 0 H: 0 E: 0 LOB: 0 K: 1 BB: 0 S: 10 P: 15	R: 0 H: 0 E: 0 LOB: 0 K: 0 BB: 0 S: 7 P: 12	R: 0 H: 0 E: 0 LOB: 0 K: 1 BB: 0 S: 11 P: 15	R: 1 H: 1 E: 0 LOB: 2 K: 1 BB: 2 S: 11 P: 23		1B: 2 SF: 0 2B: 2 SAC: 1 3B: 0 DP: 1 HR: 2 HBP: 1						WP: 0 PA: 32 PB: 0 SB: 0 CS: 0

PITCHER		IP	WLS	BF	H	R	ER	SO	BB	IBB	HBP	BLK	WP	HR	S	P	ERA	WHIP
Brad Penny, R ERA: 4.47	(1, 1)	6.0	L	23	5	3	3	7	0	0	1	0	0	2	69	103	4.50	0.833
Vladimir Nunez, R ERA: 3.32	(7, 1)	2.0		9	1	1	1	2	1	1	0	0	0	0	22	38	4.50	1.000

PITCHER	IP	WLS	BF	H	R	ER	SO	BB	IBB	HBP	BLK	WP	HR	S	P	ERA	WHIP

BOTTOM

Florida Marlins @ New York Mets

Shea Stadium, Flushing, NY

Thu Sep 05 2002, 7:10 PM EDT
Att. 31,211 - Cloudy - 78 F

livebaseballscorecards.com

AB	28
R	4
H	6
RBI	4
BB	2
SO	9
LOB	8

Batter	1	2	3	4	5	6	7	8	9	AB	R	H	RBI	BB	SO	LOB
Luis Castillo, S (1, 4) OBP: 0.358, SLG: 0.363	C B X 1-1 ① G6-3	C B B X 2-1 ③ G6-3			B C F F X 1-2 ① G5-3		C C B F X 1-2 ②③ G6-4-3 1-2f			4	0	0	0	0	0	4
Blaine Neal, L (7, 1)										0	0	0	0	0	0	0
Graeme Lloyd, L (8, 1)										0	0	0	0	0	0	0
Andy Fox, L (1, 6) OBP: 0.332, SLG: 0.320	B X 1-0 ② G3		B C F B B B 4-2 CS BB		F X 0-1 ② P5			C X 0-1 ① G4-3		3	0	0	0	1	0	0
Kevin Millar, R (1, 7) OBP: 0.359, SLG: 0.507	C B B B X 3-1 1B 2B		B B B 4-0 ① 1-2 BB		C C X 0-2 2B			B C C C 1-3 ② K		3	0	2	0	1	1	0
Preston Wilson, R (1, 8) OBP: 0.333, SLG: 0.428	C X 0-1 ③ 2-H 1B		S S X 0-2 ② F8		C B X 1-1 ③ G6-3			C S C 0-3 ③ K		3	0	1	0	0	0	2
Abraham Nunez, S (7, 8)										1	0	0	0	0	1	0
Derrek Lee, R (1, 3) OBP: 0.368, SLG: 0.481		F B S C 1-3 ① K	B B C B F X 3-2 ③ G5-3			C F B B B F X 3-2 ① G5-3			B C B B S F C 2-3 ① K	4	0	0	0	0	2	1
Juan Encarnacion, R (1, 9) OBP: 0.331, SLG: 0.451		C B B B F F B C 3-3 ② K		B C X 1-1 G6-4-3 1B		C B X 1-1 G5-4-3 1B			C X 0-1 ② G5-3	4	0	2	0	0	1	0
Mike Lowell, R (1, 5) OBP: 0.341, SLG: 0.445		C B F F X 1-2 2B 1B		X 0-0 ①② G6-4-3 1-2f		C T X 0-2 ②③ G5-4-3 1-2f			F S B F X 1-2 ③ F7	3	0	1	0	0	0	2
Brian Banks, S (7, 5) OBP: 0.400, SLG: 0.400										1	0	0	0	0	0	0
Charles Johnson, R (1, 2) OBP: 0.307, SLG: 0.356		B F S S X 1-2 1-3 2B		B X 1-0 2B			B S B S C 2-3 ① K			3	0	2	0	0	1	0
Michael Tejera, L (1, 1) OBP: 0.250, SLG: 0.294		H 1-0 HBP		X 0-0 ③ L7			B F B S B X 3-2 G6-4-3 1B			1	0	0	0	0	0	1
Toby Borland, R (6, 1)										0	0	0	0	0	0	0
Pablo Ozuna, R (7, PH) OBP: 0.333, SLG: 0.412										1	0	1	0	0	0	0
(7, 4)																

TOP

Florida Marlins @ Pittsburgh Pirates

PNC Park, Pittsburgh, PA

Fri Sep 06 2002, 7:05 PM EDT

Att. 33,525 - Sunny - 78 F

livebaseballscorecards.com

AB	31
R	0
H	9
RBI	0
BB	2
SO	6
LOB	10

Inning Stats	1	2	3	4	5	6	7	8	9
	R: 0 E: 0 K: 0 S: 7	H: 2 LOB: 2 BB: 0 P: 12	R: 0 E: 0 K: 2 S: 16	H: 2 LOB: 3 BB: 0 P: 25	R: 0 E: 0 K: 0 S: 8	H: 0 LOB: 1 BB: 2 P: 19	R: 0 E: 0 K: 0 S: 5	H: 2 LOB: 1 BB: 0 P: 7	R: 0 E: 0 K: 0 S: 11	H: 1 LOB: 1 BB: 0 P: 13	R: 0 E: 0 K: 0 S: 9	H: 1 LOB: 0 BB: 0 P: 13	R: 0 E: 0 K: 1 S: 10	H: 1 LOB: 0 BB: 0 P: 16	R: 0 E: 0 K: 2 S: 8	H: 0 LOB: 0 BB: 0 P: 9	R: 0 E: 0 K: 1 S: 10	H: 0 LOB: 0 BB: 0 P: 13

| | | | | | | | | | | | | | | | |

BOTTOM

Florida Marlins @ Pittsburgh Pirates

PNC Park, Pittsburgh, PA

Fri Sep 06 2002, 7:05 PM EDT

Att. 33,525 - Sunny - 78 F

Batter	1	2	3	4	5	6	7	8	9	AB	R	H	RBI	BB	SO	LOB
18 Jason Kendall, R (1, 2) OBP: 0.343, SLG: 0.353 Brian Boehringer, S (9, 1)	G5-3		F8		2 HR 1B	2 FC6-4 BB		2 FC5-4 1B		4 0	1 0	2 0	0 0	1 0	0 0	1 0
2 Jack Wilson, R (1, 6) OBP: 0.309, SLG: 0.341	K		F9		HR	FC6-4 1B		FC5-4 1B 2B		5	3	1	4	0	1	4
Brian Giles, L (1, 7) OBP: 0.443, SLG: 0.614 Adrian Brown, S (8, PH) OBP: 0.274, SLG: 0.271 (9, 8)	P4			HR BB	G4-3	1B 1B		2B 2B		3 1	1 1	1 1	1 0	1 0	0 0	0 0
Aramis Ramirez, R (1, 5) OBP: 0.287, SLG: 0.385		F8		F8	G5-3	1B		2B 2B		5	1	2	2	0	0	1
Craig Wilson, R (1, 9) OBP: 0.358, SLG: 0.452		F7		K	1B	K		2B		5	0	2	2	0	2	3
Kevin Young, R (1, 3) OBP: 0.325, SLG: 0.419		1B		1-H HR	G5-3		L5	F8		5	1	2	2	0	0	2
Adam Hyzdu, R (1, 8) (9, 7) OBP: 0.335, SLG: 0.496		F9		1B		K	F8			4	0	1	0	0	1	1
Abraham Nunez, S (1, 4) OBP: 0.312, SLG: 0.318			SH1-4 BB	K		18 BB 2 FC6-4 1B	K			3	1	1	0	1	2	1
Kris Benson, R (1, 1) OBP: 0.143, SLG: 0.222 Tony Alvarez, R (5, PH) Mike Lincoln, R (6, 1) J.J. Davis, R (6, PH) Armando Rios, L (6, PH) OBP: 0.000, SLG: 0.000 Scott Sauerbeck, R (7, 1) Al Reyes, R (8, 1) 11 Humberto Cota, R (8, PH) (9, 2)			SH1-4 1-2		18 1B 2 HR BB	2 FC6-4 18 BB 1B 1-2		G4-3		0 0 0 0 1 0 0 1	0 1 0 0 1 0 0 0	0 0 0 0 1 0 0 0	0 0 0 0 0 0 0 0	0 1 0 0 0 0 0 0	0 0 0 0 0 0 0 0	0 0 0 0 0 0 0 0
Inning Stats	R: 0 E: 0 K: 1 S: 7 H: 0 LOB: 0 BB: 0 P: 10	R: 0 E: 0 K: 0 S: 13 H: 1 LOB: 1 BB: 0 P: 16	R: 0 E: 0 K: 0 S: 7 H: 0 LOB: 1 BB: 1 P: 14	R: 2 E: 0 K: 2 S: 13 H: 2 LOB: 1 BB: 1 P: 19	R: 3 E: 0 K: 0 S: 13 H: 3 LOB: 1 BB: 1 P: 22	R: 3 E: 0 K: 2 S: 21 H: 4 LOB: 2 BB: 1 P: 36	R: 0 E: 0 K: 1 S: 9 H: 0 LOB: 0 BB: 0 P: 11	R: 3 E: 0 K: 0 S: 12 H: 4 LOB: 1 BB: 0 P: 19		1B: 10 2B: 2 3B: 0 HR: 2 SF: 0 SAC: 1 DP: 0 HBP: 0				WP: 0 PB: 0 SB: 0 CS: 0 PA: 42	

livebaseballscorecards.com

AB	37
R	11
H	14
RBI	11
BB	4
SO	6
LOB	13

PITCHER		IP	WLS	BF	H	R	ER	SO	BB	IBB	HBP	BLK	WP	HR	S	P	ERA	WHIP
Michael Tejera, L ERA: 4.56	(1, 1)	5.1	L	26	7	6	6	4	3	0	0	0	0	2	58	91	10.12	1.875
Toby Borland, R ERA: 9.53	(6, 1)	0.2		6	3	2	2	1	1	0	0	0	0	0	16	26	27.00	6.000
Blaine Neal, R ERA: 3.97	(7, 1)	1.0		3	0	0	0	1	0	0	0	0	0	0	9	11	0.00	0.000
Graeme Lloyd, L ERA: 4.64	(8, 1)	1.0		7	4	3	3	0	0	0	0	0	0	0	12	19	27.00	4.000

PITCHER	IP	WLS	BF	H	R	ER	SO	BB	IBB	HBP	BLK	WP	HR	S	P	ERA	WHIP

Batter	1	2	3	4	5	6	7	8	9	AB	R	H	RBI	BB	SO	LOB
Luis Castillo, S (1, 4) OBP: 0.355, SLG: 0.360	C B S B B X 3-2 ① P6		X 0-0 ②③ G6-3 1-2f			B L X 1-1 ① G1-3		B F B F F X 2-2 ① L9		4	0	0	0	0	0	2
Andy Fox, L (1, 6) OBP: 0.332, SLG: 0.320	L F X 0-2 ② L6			B X 1-0 G5-4-3 1B		F B F X 1-2 ② F8		B X 1-0 ②③ G1-6-3 1-2f		3	0	1	0	0	0	0
Mike Mordecai, R (8, PH) OBP: 0.286, SLG: 0.266										1	0	0	0	0	0	1
(8, 6)																
Kevin Millar, R (1, 7) OBP: 0.360, SLG: 0.510	F B F B B X 2-2 1B			X 0-0 ① F8		B C X 1-1 2B			C B B X 2-1 ① L5	4	0	2	0	0	0	1
Preston Wilson, R (1, 8) OBP: 0.330, SLG: 0.425	B C B C B S 3-3 ③ K			B B X 2-0 ②③ G5-4-3 1-2f		C B B B C F X 2-2 ③ F8			B B F X 2-1 ② G5-3	4	0	0	0	0	1	3
Derrek Lee, R (1, 3) OBP: 0.367, SLG: 0.478		X 0-0 ① P4			B C B B C X 3-2 ① F8		B C C B B X 3-2 ① G5-3		C B B S F F B B 4-2 BB	3	0	0	0	1	0	0
Juan Encarnacion, R (1, 9) OBP: 0.328, SLG: 0.447		B S B B X 3-1 ② F9			B F S S 1-3 ② K		X 0-0 ② F9		X 0-0 ③ G6-3	4	0	0	0	0	1	1
Mike Lowell, R (1, 5) OBP: 0.343, SLG: 0.454		C X 0-1 ③ G5-3			X 0-0 2B		C X 0-1 HR			3	1	2	1	0	0	0
Mike Redmond, R (1, 2) OBP: 0.391, SLG: 0.401			C C B X 1-2 G6-3 1B		I I I I 4-0 IBB		C C B F B X 2-2 ③ G6-3			2	0	1	0	1	0	0
Nate Robertson, R (1, 1)			S C B B S 2-3 ① K		C X 0-1 ③ G1-3			C F B F X 1-2 G1-6-3 1B		2	0	0	0	0	1	3
Gary Knotts, R (5, 1)										0	0	0	0	0	0	0
Armando Almanza, L (7, 1)										0	0	0	0	0	0	0
Eric Owens, R (8, PH) OBP: 0.326, SLG: 0.358										1	0	1	0	0	0	0
Braden Looper, R (8, 1)										0	0	0	0	0	0	0
Inning Stats	R: 0 H: 1 E: 0 LOB: 1 K: 1 BB: 0 S: 12 P: 20	R: 0 H: 0 E: 0 LOB: 0 K: 0 BB: 0 S: 5 P: 8	R: 0 H: 1 E: 0 LOB: 0 K: 1 BB: 0 S: 7 P: 10	R: 0 H: 1 E: 0 LOB: 0 K: 0 BB: 0 S: 3 P: 6	R: 0 H: 1 E: 0 LOB: 2 K: 1 BB: 1 S: 9 P: 17	R: 0 H: 1 E: 0 LOB: 1 K: 0 BB: 0 S: 11 P: 16	R: 1 H: 1 E: 0 LOB: 0 K: 0 BB: 0 S: 10 P: 15	R: 0 H: 1 E: 0 LOB: 0 K: 0 BB: 0 S: 9 P: 13	R: 0 H: 0 E: 0 LOB: 1 K: 0 BB: 1 S: 9 P: 17	1B: 4 SF: 0 2B: 2 SAC: 0 3B: 0 DP: 3 HR: 1 HBP: 0						

PITCHER		IP	WLS	BF	H	R	ER	SO	BB	IBB	HBP	BLK	WP	HR	S	P	ERA	WHIP
Josh Fogg, R ERA: 4.29	(1, 1)	6.0	W	22	5	0	0	3	0	1	0	0	0	0	47	77	0.00	0.833
Brian Boehringer, R ERA: 3.47	(7, 1)	1.0		4	1	1	1	0	0	0	0	0	0	1	10	15	9.00	1.000
Scott Sauerbeck, L ERA: 2.13	(8, 1)	1.0	H	3	1	0	0	0	0	0	0	0	0	0	9	13	0.00	1.000
Mike Williams, R ERA: 2.48	(9, 1)	1.0	S	4	0	0	0	0	1	0	0	0	0	0	9	17	0.00	1.000

PITCHER	IP	WLS	BF	H	R	ER	SO	BB	IBB	HBP	BLK	WP	HR	S	P	ERA	WHIP

TOP

Florida Marlins @ Pittsburgh Pirates

PNC Park, Pittsburgh, PA

Sat Sep 07 2002, 7:05 PM EDT

Att. 18,848 - Sunny - 84 F

livebaseballscorecards.com

AB	31
R	1
H	7
RBI	1
BB	2
SO	3
LOB	11

WP: 0 PA: 33
PB: 0
SB: 0
CS: 0

Florida Marlins @ Pittsburgh Pirates

PNC Park, Pittsburgh, PA

Sat Sep 07 2002, 7:05 PM EDT

Att. 18,848 - Sunny - 84 F

livebaseballscorecards.com

BOTTOM

Batter	1	2	3	4	5	6	7	8	9	AB	R	H	RBI	BB	SO	LOB
18 Jason Kendall, R (1, 2) OBP: 0.343, SLG: 0.352	2-2 FC4-6 2 1B 1B 1B	2-1 G6-3			1-1 F9	0-0 F9				4	1	1	0	0	0	0
2 Jack Wilson, R (1, 6) OBP: 0.313, SLG: 0.347	0-0 FC4-6 1-2 1B		0-0 G6-3		2-0 HR 1B		1-2 BLK 2B			4	1	3	0	0	0	0
Brian Giles, L (1, 7) OBP: 0.442, SLG: 0.618	0-1 FC4-6 HBP 1B 1-2f 2-3		0-1 G3		1-0 1-H HR		0-0 F7			4	1	1	2	0	0	3
Aramis Ramirez, R (1, 5) OBP: 0.291, SLG: 0.396 Mike Benjamin, R (9, 5) OBP: 0.205, SLG: 0.186	0-0 HBP 1-2 3-H 1B		B S S B F X 2-2 HR		S X 0-1 BB 1B		C B B S B F X 3-2 F3 2-3			4 0	1 0	3 0	2 0	0 0	0 0	1 0
Craig Wilson, R (1, 9) OBP: 0.357, SLG: 0.448 Scott Sauerbeck, R (8, 1) Mike Williams, R (9, 1)	2-2 FC6-4 1-2 2-3 HBP		C S X 0-2 G6-3		B F B X 2-1 L9		S F F S 0-3 K			3 0 0	0 0 0	0 0 0	0 0 0	0 0 0	1 0 0	2 0 0
Kevin Young, R (1, 3) OBP: 0.324, SLG: 0.416	0-0 F9			B C S F X 1-2 G6-3	B F B B B 4-1 1-2 BB			C X 0-1 G5-3		3	0	0	0	1	0	3
Adam Hyzdu, R (1, 8) OBP: 0.333, SLG: 0.486 (8, 9)	1-2 FC6-4 1-2f			B B F S B B 4-2 E BB	B B X 2-0 G4-3			X 0-0 G5-3		3	0	0	0	1	0	5
Abraham Nunez, S (1, 4) OBP: 0.307, SLG: 0.313		B C X 1-1 G5-3		1 SAFE B B B C C L 2-3 K 1-3		C B X 1-1 G1-3		B X 1-0 G1-3		4	0	0	0	0	1	1
Josh Fogg, R (1, 1) OBP: 0.154, SLG: 0.137 Armando Rios, L (6, PH) OBP: 0.297, SLG: 0.307 Brian Boehringer, S (7, 1) Adrian Brown, S (8, 8) OBP: 0.274, SLG: 0.271		C X 0-1 G4-3		C B X 1-1 G4-3		B C B F S 2-3 K				2 1 0 0	0 0 0 0	0 0 0 0	0 0 0 0	0 1 0 0	0 0 0 0	1 0 0 0
Inning Stats	R: 1 E: 0 K: 0 S: 14 H: 3 LOB: 3 BB: 0 P: 19	R: 0 E: 0 K: 0 S: 6 H: 0 LOB: 0 BB: 0 P: 9	R: 1 E: 0 K: 0 S: 11 H: 1 LOB: 0 BB: 0 P: 13	R: 0 E: 1 K: 1 S: 11 H: 0 LOB: 1 BB: 1 P: 19	R: 2 E: 0 K: 0 S: 10 H: 3 LOB: 2 BB: 1 P: 22	R: 0 E: 0 K: 1 S: 6 H: 0 LOB: 0 BB: 0 P: 9	R: 0 E: 0 K: 1 S: 12 H: 1 LOB: 1 BB: 0 P: 16	R: 0 E: 0 K: 0 S: 4 H: 0 LOB: 0 BB: 0 P: 5		1B: 5 2B: 1 3B: 0 HR: 2	SF: 0 SAC: 0 DP: 0 HBP: 1			WP: 0 PB: 0 SB: 0 CS: 0	PA: 35		

	AB	32
	R	4
	H	8
	RBI	4
	BB	2
	SO	3
	LOB	16

PITCHER		IP	WLS	BF	H	R	ER	SO	BB	IBB	HBP	BLK	WP	HR	S	P	ERA	WHIP
Nate Robertson, L ERA: 7.71	(1, 1)	4.2	L	24	7	4	4	1	2	0	1	0	0	2	51	79	7.71	1.929
Gary Knotts, R ERA: 5.4	(5, 1)	1.1		4	0	0	0	1	0	0	0	0	0	0	7	12	0.00	0.000
Armando Almanza, L ERA: 4.54	(7, 1)	1.0		4	1	0	0	1	0	0	0	1	0	0	12	16	0.00	1.000
Braden Looper, R ERA: 3.65	(8, 1)	1.0		3	0	0	0	0	0	0	0	0	0	0	4	5	0.00	0.000

PITCHER	IP	WLS	BF	H	R	ER	SO	BB	IBB	HBP	BLK	WP	HR	S	P	ERA	WHIP

Florida Marlins @ Pittsburgh Pirates

PNC Park, Pittsburgh, PA

Sun Sep 08 2002, 1:35 PM EDT

Att. 15,211 - Sunny - 86 F

livebaseballscorecards.com

TOP

Batter	1	2	3	4	5	6	7	8	9	AB	R	H	RBI	BB	SO	LOB
Luis Castillo, S (1, 4) OBP: 0.358, SLG: 0.361	C B C B X 2-2 ① G6-3		C X 0-1 E L7-2 1B		C C B X 1-2 1B 1B 1-2 3-H 1B	C F X 0-2 ③ G1-3		C B F B F B B 4-2 BB 2B BB	F X 0-1 ③ L6	4	2	2	1	1	0	0
Pablo Ozuna, R (8, 4) OBP: 0.316, SLG: 0.389										1	0	0	0	0	0	1
Juan Encarnacion, R (1, 9) OBP: 0.329, SLG: 0.446	C B X 1-1 ② G6-3		C C P F 1 B F F B SAFE 3-2 ② ③ X L7-2 1-H		C S X 0-2 1B 2B 1-2 2-3 1B		X 0-0 ① G1-3	B B B C B 4-1 2B HR 1-2 BB		4	2	1	0	1	0	1
Eric Owens, R (8, 9) OBP: 0.326, SLG: 0.358										0	0	0	0	0	0	0
Kevin Millar, R (1, 7) OBP: 0.360, SLG: 0.514	C F X 0-2 ③ G5-3			C X 0-1 ① F9	B B F X 2-1 ① P4		B C B B X 3-1 2B 2B	X 0-0 HR 1-3 2-H 2B		5	2	2	1	0	0	3
Abraham Nunez, S (8, 8)										0	0	0	0	0	0	0
Mike Lowell, R (1, 5) OBP: 0.343, SLG: 0.455		B F F S 1-3 ① K		F F B X 1-2 ② G5-3	X 0-0 2B 1-2 2-H 3-H 1B		B X 1-0 1B 2-H 2B	B S F F F S 1-3 ② K		5	0	2	3	0	2	2
Derrek Lee, R (1, 3) OBP: 0.373, SLG: 0.491		H 1-0 S 1B HBP		X 0-0 2B	C B B B F F X 2-2 1-3 2-H 2B		I I I I 4-0 1B IBB	C X 1-1 2-H 3-H HR		3	2	3	4	1	0	0
Preston Wilson, R (1, 8) OBP: 0.331, SLG: 0.424	C C B B F F F X 1-2 1-H 1B			F B B C F F X 2-2 ③ F7	B S F S 1-3 ② K		B X 1-0 1-2 2-3 1B	B F B X 2-1 ③ F9		5	0	2	1	0	1	3
Brian Banks, S (8, 7) OBP: 0.400, SLG: 0.400										0	0	0	0	0	0	0
Charles Johnson, R (1, 2) OBP: 0.305, SLG: 0.352		C F B S 1-3 ② K			C X 0-2 2B 1B B B B S 1-3 ③ K		F F B S 1-3 ② K		X 0-0 ① G4-3	5	1	1	0	0	3	6
Toby Borland, R (9, 1)										0	0	0	0	0	0	0
Andy Fox, L (1, 6) OBP: 0.331, SLG: 0.322		B B B F X 3-1 ③ L4			B C X 1-1 SH 1B 1-H 2B	X 0-0 ① P6	B B B C X 3-1 ③ F8		B B C B X 3-1 ② G6-3	4	1	1	1	0	0	4
Vladimir Nunez, R (7, 1) OBP: 0.200, SLG: 0.200										0	0	0	0	0	0	0
Ramon Castro, R (9, PH) OBP: 0.325, SLG: 0.441										1	0	0	0	0	0	0
(9, 2)																
Carl Pavano, R (1, 1) OBP: 0.147, SLG: 0.176			C B B B X 3-1 ① G1-3		X 0-0 SH 1B 1B 1B 2-3	B X 1-0 ② P4		B C X 1-1 ① G5-3	H 1-0 HBP	2	1	0	0	0	0	0
Mike Mordecai, R (7, 6) OBP: 0.289, SLG: 0.264										1	0	0	0	0	0	0
Inning Stats	R: 0 E: 0 K: 0 S: 8 H: 0 LOB: 0 BB: 0 P: 11	R: 1 E: 0 K: 2 S: 14 H: 1 LOB: 1 BB: 0 P: 21	R: 0 E: 1 K: 0 S: 11 H: 1 LOB: 0 BB: 0 P: 16	R: 0 E: 0 K: 0 S: 10 H: 1 LOB: 1 BB: 0 P: 13	R: 5 E: 0 K: 2 S: 25 H: 6 LOB: 2 BB: 0 P: 33	R: 0 E: 0 K: 0 S: 5 H: 0 LOB: 0 BB: 0 P: 6	R: 1 E: 0 K: 1 S: 10 H: 3 LOB: 3 BB: 1 P: 23	R: 4 E: 0 K: 1 S: 16 H: 2 LOB: 0 BB: 2 P: 29	R: 0 E: 0 K: 0 S: 5 H: 0 LOB: 1 BB: 0 P: 9	1B: 7 2B: 7 3B: 0 HR: 1 SF: 0 SAC: 1 DP: 1 HBP: 2						

	AB	40
	R	11
	H	14
	RBI	11
	BB	3
	SO	6
	LOB	20

	WP: 0	PA: 46
	PB: 0	
	SB: 1	
	CS: 0	

PITCHER		IP	WLS	BF	H	R	ER	SO	BB	IBB	HBP	BLK	WP	HR	S	P	ERA	WHIP
Brian Meadows, R ERA: 3.86	(1, 1)	4.0	L	19	6	5	5	2	0	0	1	0	0	0	52	72	11.25	1.500
Sean Lowe, R ERA: 5.35	(5, 1)	0.1		4	3	1	1	0	0	0	0	0	0	0	10	14	27.00	9.000
Bronson Arroyo, R ERA: 4.5	(5, 1)	2.2		12	3	1	1	3	0	1	0	0	0	0	21	37	3.38	1.125
Duaner Sanchez, R ERA: 11.57	(8, 1)	1.0		7	2	4	4	1	2	0	0	0	0	1	16	29	36.00	4.000
Joe Beimel, L ERA: 4.9	(9, 1)	1.0		4	0	0	0	0	0	0	1	0	0	0	5	9	0.00	0.000

PITCHER	IP	WLS	BF	H	R	ER	SO	BB	IBB	HBP	BLK	WP	HR	S	P	ERA	WHIP

Florida Marlins @ Pittsburgh Pirates

PNC Park, Pittsburgh, PA

Sun Sep 08 2002, 1:35 PM EDT

Att. 15,211 - Sunny - 86 F

BOTTOM

Batter	1	2	3	4	5	6	7	8	9	AB	R	H	RBI	BB	SO	LOB
18 Jason Kendall, R (1, 2) OBP: 0.340, SLG: 0.349	BBBCX 3-1 G6-3 ①		BCBBX 3-1 G6-3 ② 1-3		BBCFBX 3-2 G6-3 ③		BBBCX 3-1 FC6 ③ 1-2f		SRBFS 1-3 K ③	4	0	0	0	0	0	3
Duaner Sanchez, R (8, 1)										0	0	0	0	0	0	0
Joe Beimel, L (9, 1) OBP: 0.364, SLG: 0.400										0	0	0	0	0	0	0
Keith Osik, R (9, PH) OBP: 0.219, SLG: 0.260										1	0	0	0	0	1	3
2 Jack Wilson, R (1, 6) OBP: 0.310, SLG: 0.344	FCFFX 0-2 E5		BFFFFFBS 2-3 K ③			CBFBX 2-2 G6-3 ①		BCSFBS 2-3 K ①		4	0	0	0	0	2	1
Brian Giles, L (1, 7) OBP: 0.441, SLG: 0.617	BCBFX 2-2 L9 ②			BX 1-0 G3-1 ①		X 0-0 2B		X 0-0 F9 ②		4	0	1	0	0	0	1
Tony Alvarez, R (9, 8)										0	0	0	0	0	0	0
Aramis Ramirez, R (1, 5) OBP: 0.289, SLG: 0.392	X 0-0 G5-3 ③			CFX 0-2 F8 ②		BCBBSX 3-2 F7 ②		BFBSBFFS 3-3 K ③		4	0	0	0	0	1	2
Adam Hyzdu, R (9, 7) OBP: 0.333, SLG: 0.486										0	0	0	0	0	0	0
Rob Mackowiak, L (1, 8) OBP: 0.318, SLG: 0.437		FSBFBS 2-3 K ①		FX 0-1 1B 1B 1B		BSBX 2-1 P6 ③			CBFBFS 2-3 K ①	4	1	1	0	0	2	1
(9, 5)																
Craig Wilson, R (1, 3) OBP: 0.359, SLG: 0.447		SBBCBFS 3-3 K ②		X 0-0 1B 1-2 1B			BFBX 2-1 G4-3 ①		BCBBSB 4-2 G4-3 11 1B BB	3	0	1	0	1	1	0
Armando Rios, L (1, 9) OBP: 0.299, SLG: 0.309	CSBX 1-2 F7 ③			CX 0-1 1-2 2-H 1B			X 0-0 1B		BCX 1-1 G4-3 1-2 1B	2	0	1	1	0	0	0
Bronson Arroyo, R (5, 1)										0	0	0	0	0	0	0
Adrian Brown, S (7, PH) OBP: 0.278, SLG: 0.275										1	0	1	0	0	0	0
11 Humberto Cota, R (8, 2) OBP: 0.500, SLG: 0.500										1	0	1	0	0	0	0
Abraham Nunez, S (1, 4) OBP: 0.310, SLG: 0.316			X 0-0 FC3-6 1B		CFX 0-2 F7 ①		CX 0-1 18 FC6 1-2 1B		X 0-0 G4-3 ② 1-2 2-3	4	0	2	0	0	0	2
Brian Meadows, R (1, 1)			X 0-0 FC3-6 18 G6-3 18 BLK ① 1-2f		CX 0-1 F9 ②		CFBFBX 2-2 F9 ②		H 1-0 HBP	1	0	0	0	0	0	1
Sean Lowe, R (5, 1) OBP: 0.077, SLG: 0.077										0	0	0	0	0	0	0
J.J. Davis, R (5, 9)										2	0	0	0	0	0	2

livebaseballscorecards.com

AB	35
R	1
H	8
RBI	1
BB	1
SO	7
LOB	16

Inning Stats	1	2	3	4	5	6	7	8	9
	R: 0 E: 1 K: 0 S: 11	H: 0 LOB: 1 BB: 0 P: 16	R: 0 E: 0 K: 2 S: 11	H: 0 LOB: 0 BB: 0 P: 17	R: 0 E: 0 K: 1 S: 10	H: 1 LOB: 1 BB: 0 P: 15	R: 1 E: 0 K: 0 S: 9	H: 3 LOB: 2 BB: 0 P: 10	R: 0 E: 0 K: 0 S: 8	H: 0 LOB: 0 BB: 0 P: 11	R: 0 E: 0 K: 0 S: 9	H: 1 LOB: 1 BB: 0 P: 16	R: 0 E: 0 K: 0 S: 11	H: 2 LOB: 2 BB: 0 P: 18	R: 0 E: 0 K: 2 S: 10	H: 0 LOB: 0 BB: 0 P: 15	R: 0 E: 0 K: 2 S: 13	H: 1 LOB: 3 BB: 1 P: 22

| | | | | | | | | | | | | | | | |

Batter	1	2	3	4	5	6	7	8	9	AB	R	H	RBI	BB	SO	LOB
Luis Castillo, S (1, 4) OBP: 0.355, SLG: 0.358	G6-3	K			F9	F9		G1-3		5	0	0	0	0	1	0
Juan Encarnacion, R (1, 9) OBP: 0.329, SLG: 0.443	BB	G6-3			P3	F7				3	1	0	0	1	0	0
Kevin Millar, R (1, 7) OBP: 0.362, SLG: 0.516	1B		K		2B	F3				4	1	2	0	0	1	0
Vladimir Nunez, R (7, 1) OBP: 0.200, SLG: 0.200										0	0	0	0	0	0	0
Armando Almanza, L (9, 1)										0	0	0	0	0	0	0
Mike Lowell, R (1, 5) OBP: 0.343, SLG: 0.454	1B		F9		F8			G5-3		4	1	1	0	0	0	1
Derrek Lee, R (1, 3) OBP: 0.372, SLG: 0.493	3B		B1-3			P3		G5-3		4	0	1	3	0	0	0
Preston Wilson, R (1, 8) OBP: 0.330, SLG: 0.422	BB			F5		K		G5-3		3	0	0	0	1	1	0
Charles Johnson, R (1, 2) OBP: 0.302, SLG: 0.348	K			G6-3		G5-3			G6-3	3	0	0	0	0	1	2
Graeme Lloyd, L (6, 1)										0	0	0	0	0	0	0
Eric Owens, R (7, 7) OBP: 0.326, SLG: 0.357										1	0	0	0	0	0	0
Mike Mordecai, R (1, 6) OBP: 0.301, SLG: 0.286	FC1-2			2B			HR		SF9	4	2	3	0	0	0	2
Julian Tavarez, L (1, 1) OBP: 0.175, SLG: 0.132		K		G5-3			HR		SF9	2	0	0	0	0	1	1
Mike Redmond, R (6, 2) OBP: 0.391, SLG: 0.417										1	1	1	3	0	0	0

Inning Stats	1	2	3	4	5	6	7	8	9
	R: 3 E: 0 K: 1 S: 21	H: 3 LOB: 2 BB: 2 P: 37	R: 0 E: 0 K: 2 S: 11	H: 0 LOB: 0 BB: 0 P: 16	R: 0 E: 0 K: 1 S: 7	H: 0 LOB: 0 BB: 0 P: 7	R: 0 E: 0 K: 0 S: 7	H: 1 LOB: 1 BB: 0 P: 12	R: 0 E: 0 K: 0 S: 7	H: 1 LOB: 1 BB: 0 P: 11	R: 0 E: 0 K: 1 S: 6	H: 0 LOB: 0 BB: 0 P: 10	R: 2 E: 0 K: 0 S: 7	H: 2 LOB: 0 BB: 0 P: 15	R: 0 E: 0 K: 0 S: 8	H: 0 LOB: 0 BB: 0 P: 14	R: 1 E: 1 K: 0 S: 15	H: 1 LOB: 0 BB: 0 P: 20

| | | | | | | | | | |

BOTTOM

Florida Marlins @ Philadelphia Phillies

Veterans Stadium, Philadelphia, PA

Tue Sep 10 2002, 5:05 PM EDT

Cloudy - 91 F

livebaseballscorecards.com

Batter	1	2	3	4	5	6	7	8	9	AB	R	H	RBI	BB	SO	LOB
Ricky Ledee, L (1, 8) OBP: 0.335, SLG: 0.413 Doug Glanville, R (6, PH) OBP: 0.285, SLG: 0.327 (7, 8)	C C B F B X 2-2 G1-3 ①		X 0-0 G4-3 ①		B B B 4-0 11 G3 2B BB	B B S B B 4-1 BB		C B B X 2-1 P4 ②		2 1	1 0	0 0	0 0	1 1	0 0	0 0
11 Jimmy Rollins, S (1, 6) OBP: 0.308, SLG: 0.381	C X 0-1 G4-3 ②		C X 0-1 F7 ②		C F B X 1-2 G3 ① 1-2	B F C S 1-3 K ②		S X 0-1 L3 ③		5	0	0	0	0	1	3
Bobby Abreu, L (1, 9) OBP: 0.408, SLG: 0.516	B F B F X 2-2 G1-3 ③		C B C B B X 3-2 2B 1B		B C B S B X 3-2 1B 2B 2-H	B F C B B F S 3-3 K ③			C B C B F B F F X 3-2 F8 ①	5	1	2	1	0	1	2
Pat Burrell, R (1, 7) OBP: 0.382, SLG: 0.566		B C B X 2-1 G6-3 ①	B B B C X 3-1 2B 1-H		B F X 1-1 P5 ②		B C X 1-1 P4 ①		B C C B C 2-3 K ②	5	0	1	0	0	1	1
Travis Lee, L (1, 3) OBP: 0.331, SLG: 0.390	C X 0-1 G5-3 1B 1B			X 0-0 G6-3 ①	X 0-0 BB 1B 2-H		X 0-0 HR		B B B C S B S 3-3 K ③	5	2	3	2	0	1	0
Mike Lieberthal, R (1, 2) OBP: 0.346, SLG: 0.458	B C X 1-1 G5-3 ② 1-2			S X 0-1 BB BB 1B	B B B C F B 4-2 BB 1-2		C S S 0-3 K ②			3	0	1	0	1	1	1
Tomas Perez, S (1, 5) OBP: 0.322, SLG: 0.393 Nick Punto, S (7, PR) OBP: 0.250, SLG: 0.250 Carlos Silva, R (8, 1)	F F B X 1-2 PB 1B 2-H			B B F B F F B 4-2 BB 1-2	B B X 2-0 G3 ③		C X 0-1 1B			3 0 0	0 0 0	2 0 0	1 0 0	1 0 0	0 0 0	2 0 0
Marlon Anderson, L (1, 4) OBP: 0.314, SLG: 0.381	B C B B I 4-1 IBB 2-3			B B B 4-0 G4-6-3 BB 1-2 2-3		B B B C B B 4-1 SH5-4 BB	C S X 0-2 G3-1 ③			1	0	0	0	3	0	1
Randy Wolf, L (1, 1) OBP: 0.179, SLG: 0.264 Placido Polanco, R (8, 5) OBP: 0.327, SLG: 0.398	C F S 0-3 K ③			B B C F X 2-2 G4-6-3 ② ③ 1-2f		X 0-0 SH5-4 ① 1-2		B X 1-0 F8 ①		2 1	0 0	0 0	0 0	0 0	1 0	5 0
Inning Stats	R: 0 H: 0 E: 0 LOB: 0 K: 0 BB: 0 S: 9 P: 13	R: 1 H: 2 E: 0 LOB: 2 K: 1 BB: 1 S: 13 P: 21	R: 0 H: 2 E: 0 LOB: 2 K: 0 BB: 0 S: 8 P: 14	R: 0 H: 1 E: 0 LOB: 2 K: 0 BB: 2 S: 9 P: 19	R: 2 H: 2 E: 0 LOB: 2 K: 0 BB: 2 S: 12 P: 27	R: 0 H: 0 E: 0 LOB: 2 K: 2 BB: 0 S: 10 P: 22	R: 1 H: 2 E: 0 LOB: 1 K: 1 BB: 0 S: 11 P: 12	R: 0 H: 0 E: 0 LOB: 0 K: 0 BB: 0 S: 5 P: 8	R: 0 H: 0 E: 0 LOB: 0 K: 2 BB: 0 S: 12 P: 20	1B: 6 2B: 2 3B: 0 HR: 1	SF: 0 SAC: 1 DP: 1 HBP: 0			WP: 0 PB: 1 SB: 0 CS: 0		PA: 41	

	AB	33
	R	4
	H	9
	RBI	4
	BB	7
	SO	6
	LOB	15

PITCHER		IP	WLS	BF	H	R	ER	SO	BB	IBB	HBP	BLK	WP	HR	S	P	ERA	WHIP
Julian Tavarez, R ERA: 5.47	(1, 1)	5.0		25	7	3	3	1	4	1	0	0	0	0	51	94	5.40	2.200
Graeme Lloyd, L ERA: 4.56	(6, 1)	1.0	W	5	0	0	0	2	2	0	0	0	0	0	10	22	0.00	2.000
Vladimir Nunez, R ERA: 3.28	(7, 1)	2.0	H	8	2	1	1	1	0	0	0	0	0	1	16	20	4.50	1.000
Armando Almanza, L ERA: 4.43	(9, 1)	1.0	S	3	0	0	0	2	0	0	0	0	0	0	12	20	0.00	0.000

PITCHER	IP	WLS	BF	H	R	ER	SO	BB	IBB	HBP	BLK	WP	HR	S	P	ERA	WHIP

Batter	1	2	3	4	5	6	7	8	9	AB	R	H	RBI	BB	SO	LOB
Pablo Ozuna, R (1, 4) OBP: 0.304, SLG: 0.364	C B X 1-1 ① G4-3		B X 1-0 1B 1B		C X 0-1 ② L7			C F X 0-2 ① G4-3		4	0	1	0	0	0	0
Andy Fox, L (1, 6) OBP: 0.333, SLG: 0.332	C X 0-1 HR		B C B X 2-1 ② 1B 1-2 1B		B X 1-0 ③ L9			B C F F S 1-3 ② K		4	1	2	1	0	1	0
Kevin Millar, R (1, 7) Vladimir Nunez, R (8, 1) OBP: 0.200, SLG: 0.200 Armando Almanza, L (8, 1) Braden Looper, R (8, 1)	X 0-0 ② F8		B B X 2-0 FC6-4 1-3 1B			F F X 0-2 ① L8		B X 1-0 ③ 1B		4 0 0 0	0 0 0 0	2 0 0 0	0 0 0 0	0 0 0 0	0 0 0 0	0 0 0 0
Mike Lowell, R (1, 5) OBP: 0.342, SLG: 0.452	B C X 1-1 ③ F9		X 0-0 ③ FC6-4 1-2f			B C F S 1-3 ② K			B X 1-0 FC5-4 1B	4	0	1	0	0	1	2
Derrek Lee, R (1, 3) OBP: 0.371, SLG: 0.497		S S F X 0-2 HR		S S X 0-2 ① G6-3		C F X 0-2 ③ G6-3			B B S C B X 3-2 ① FC5-4 1-2f	4	1	1	1	0	0	1
Eric Owens, R (1, 8) (8, 7) OBP: 0.325, SLG: 0.356		S X 0-1 ① G1-6-3		X 0-0 ② L9			C F B X 1-2 1B		C F S 0-3 ② K	4	0	1	0	0	1	1
Mike Redmond, R (1, 2) OBP: 0.389, SLG: 0.411		C B X 1-1 ② G6-3		B C F F B H 3-2 HBP			B F F T 1-2 ① K		C F X 0-2 ③ G6-3	3	0	0	0	0	1	2
Brian Banks, S (1, 9) OBP: 0.250, SLG: 0.250 Abraham Nunez, S (7, 9)		F X 0-1 ③ F7		B X 1-0 ③ F8			X 0-0 ② L4			3 0	0 0	0 0	0 0	0 0	0 0	2 0
Justin Wayne, R (1, 1) Graeme Lloyd, L (7, 1) Preston Wilson, R (8, 8) OBP: 0.330, SLG: 0.422			F B X 1-1 ① G6-3		C F X 0-2 ① F9		C B C S 1-3 ③ K			3 0 0	0 0 0	0 0 0	0 0 0	0 0 0	1 0 0	1 0 0
Inning Stats	R: 1 E: 0 K: 0 S: 7 H: 1 LOB: 0 BB: 0 P: 9	R: 1 E: 0 K: 0 S: 10 H: 1 LOB: 0 BB: 0 P: 11	R: 0 E: 0 K: 0 S: 7 H: 3 LOB: 2 BB: 0 P: 13	R: 0 E: 0 K: 0 S: 8 H: 0 LOB: 1 BB: 0 P: 12	R: 0 E: 0 K: 0 S: 6 H: 0 LOB: 0 BB: 0 P: 7	R: 0 E: 0 K: 1 S: 9 H: 0 LOB: 0 BB: 0 P: 10	R: 0 E: 0 K: 2 S: 10 H: 1 LOB: 1 BB: 0 P: 13	R: 0 E: 0 K: 1 S: 8 H: 1 LOB: 1 BB: 0 P: 10	R: 0 E: 0 K: 1 S: 10 H: 1 LOB: 1 BB: 0 P: 14	1B: 6 2B: 0 3B: 0 HR: 2	SF: 0 SAC: 0 DP: 0 HBP: 1						

TOP

Florida Marlins @ Philadelphia Phillies

Veterans Stadium, Philadelphia, PA

Tue Sep 10 2002, 8:05 PM EDT
Att. 14,345 - Cloudy - 84 F

livebaseballscorecards.com

AB	33
R	2
H	8
RBI	2
BB	0
SO	5
LOB	9

WP: 0 PB: 0 SB: 0 CS: 0 PA: 34

PITCHER		IP	WLS	BF	H	R	ER	SO	BB	IBB	HBP	BLK	WP	HR	S	P	ERA	WHIP
Vicente Padilla, R ERA: 3.26	(1, 1)	8.0	L	30	7	2	2	4	0	0	1	0	0	2	65	85	2.25	0.875
Terry Adams, R ERA: 4.62	(9, 1)	1.0		4	1	0	0	1	0	0	0	0	0	0	10	14	0.00	1.000

PITCHER	IP	WLS	BF	H	R	ER	SO	BB	IBB	HBP	BLK	WP	HR	S	P	ERA	WHIP

Batter	1	2	3	4	5	6	7	8	9	AB	R	H	RBI	BB	SO	LOB
11 Jimmy Rollins, S (1, 6) OBP: 0.308, SLG: 0.379	K G3-6-1		G1-3			BB		E7 1B		3	1	0	0	1	1	0
Placido Polanco, R (1, 5) OBP: 0.326, SLG: 0.397	G3-6-1 1-2f		L7			L1		1B 2-H 1B		4	0	1	1	0	0	2
Doug Glanville, R (8, PR) OBP: 0.285, SLG: 0.327										0	0	0	0	0	0	0
Terry Adams, R (9, 1) OBP: 0.179, SLG: 0.080										0	0	0	0	0	0	0
Bobby Abreu, L (1, 9) OBP: 0.407, SLG: 0.514	G6-3			G5-3		F7		FC5-4 1-2 1B		4	0	1	0	0	0	1
Pat Burrell, R (1, 7) OBP: 0.381, SLG: 0.564		1B 1B		G5-3		K		P5		4	0	1	0	0	1	3
Jeremy Giambi, L (1, 3) OBP: 0.417, SLG: 0.505		P4		FC6-4 BB			BB BB	FC5-4 1-2f		1	0	0	0	2	0	1
Dave Hollins, S (7, PR) OBP: 0.231, SLG: 0.167										0	0	0	0	0	0	0
Johnny Estrada, S (8, 2) OBP: 0.500, SLG: 1.000										1	0	0	0	0	0	2
Marlon Byrd, R (1, 8) OBP: 0.250, SLG: 0.143		1-2 1B		FC6-4 1-2f			F9		K	4	0	1	0	0	1	2
Tomas Perez, S (1, 4) OBP: 0.320, SLG: 0.387 (9, 5)		F7			F7		G1-6-3 1-2 BB		F7	3	0	0	0	1	0	2
Todd Pratt, R (1, 2) OBP: 0.445, SLG: 0.510					G6-3		G1-6-3 1-2f		G6-3	2	0	0	0	0	1	2
Travis Lee, L (7, PH) (8, 3) OBP: 0.330, SLG: 0.388										2	0	0	0	0	0	2
Vicente Padilla, R (1, 1) OBP: 0.069, SLG: 0.071			K		G5-3			G3		2	0	0	0	0	1	0
Jason Michaels, R (8, PH) OBP: 0.364, SLG: 0.500										0	0	0	0	0	0	0
Marlon Anderson, L (8, PH) (9, 4) OBP: 0.314, SLG: 0.380										1	0	0	0	0	0	0
Inning Stats	R: 0 E: 0 K: 1 S: 9 H: 0 LOB: 0 BB: 0 P: 11	R: 0 E: 0 K: 1 S: 13 H: 2 LOB: 2 BB: 0 P: 22	R: 0 E: 0 K: 1 S: 7 H: 0 LOB: 0 BB: 0 P: 11	R: 0 E: 0 K: 0 S: 9 H: 0 LOB: 1 BB: 1 P: 15	R: 0 E: 0 K: 0 S: 6 H: 0 LOB: 0 BB: 0 P: 8	R: 0 E: 0 K: 1 S: 9 H: 0 LOB: 1 BB: 1 P: 15	R: 0 E: 0 K: 0 S: 11 H: 0 LOB: 2 BB: 2 P: 22	R: 1 E: 1 K: 0 S: 20 H: 2 LOB: 2 BB: 0 P: 34	R: 0 E: 0 K: 1 S: 7 H: 0 LOB: 0 BB: 0 P: 9	1B: 4 2B: 0 3B: 0 HR: 0 SF: 0 SAC: 0 DP: 2 HBP: 0							

PITCHER		IP	WLS	BF	H	R	ER	SO	BB	IBB	HBP	BLK	WP	HR	S	P	ERA	WHIP
Justin Wayne, R ERA: 4.35	(1, 1)	6.1	W	25	2	0	0	4	4	0	0	0	1	0	61	101	0.00	0.947
Graeme Lloyd, L ERA: 4.5	(7, 1)	0.2	H	1	0	0	0	0	0	0	0	0	0	0	3	3	0.00	0.000
Vladimir Nunez, R ERA: 3.27	(8, 1)	0.1	H	3	1	1	0	0	0	0	0	0	0	0	11	18	0.00	3.000
Armando Almanza, L ERA: 4.43	(8, 1)	0.0		1	1	0	0	0	0	0	0	0	0	0	2	4	∞	∞
Braden Looper, R ERA: 3.57	(8, 1)	1.2	S	5	0	0	0	1	0	0	0	0	0	0	14	21	0.00	0.000

PITCHER	IP	WLS	BF	H	R	ER	SO	BB	IBB	HBP	BLK	WP	HR	S	P	ERA	WHIP

BOTTOM

Florida Marlins @ Philadelphia Phillies

Veterans Stadium, Philadelphia, PA

Tue Sep 10 2002, 8:05 PM EDT

Att. 14,345 - Cloudy - 84 F

livebaseballscorecards.com

AB	31
R	1
H	4
RBI	1
BB	4
SO	5
LOB	17

1B: 4 2B: 0 3B: 0 HR: 0 SF: 0 SAC: 0 DP: 2 HBP: 0

WP: 1 PB: 0 SB: 0 CS: 0 PA: 35

Batter	1	2	3	4	5	6	7	8	9	AB	R	H	RBI	BB	SO	LOB
Pablo Ozuna, R (1, 4) OBP: 0.321, SLG: 0.370	G6-3		G6-4-3 1B		1B 1-2		P6		G5-4-3 1-2f	5	0	2	0	0	0	1
Juan Encarnacion, R (1, 9) OBP: 0.328, SLG: 0.441	G3		F9		1B 1-2 2-H		G4-3			4	0	1	1	0	0	1
Kevin Millar, R (1, 7) (8, 3) OBP: 0.362, SLG: 0.513	1B		G6-4-3 1-2f		F9		G5-3			4	0	1	0	0	0	3
Mike Lowell, R (1, 5) OBP: 0.342, SLG: 0.451	P3			F8	K			G6-4-3 1B		4	0	1	0	0	1	3
Mike Mordecai, R (8, PR) (8, 5) OBP: 0.301, SLG: 0.286										0	0	0	0	0	0	0
Derrek Lee, R (1, 3) OBP: 0.372, SLG: 0.498		F3		2B		BB		G6-4-3 1-2f		3	0	1	0	1	0	1
46 Oswaldo Mairena, L (8, 1)										0	0	0	0	0	0	0
Preston Wilson, R (1, 8) OBP: 0.330, SLG: 0.421		BB 1B		G6-3		K		K2-3		3	0	1	0	0	1	2
Abraham Nunez, S (6, 8)										1	0	0	0	0	1	1
Mike Redmond, R (1, 2) OBP: 0.389, SLG: 0.408		BB 1-2		F3		L9 1-2			1B	2	0	0	0	1	0	2
Ramon Castro, R (6, 2) OBP: 0.333, SLG: 0.464										1	1	1	0	0	0	0
Andy Fox, L (1, 6) OBP: 0.334, SLG: 0.330		F5			1B BB	BB			K	2	1	0	0	2	1	3
Brad Penny, R (1, 1) OBP: 0.146, SLG: 0.171		K			K	L7			G5-4-3 2-H 1B	1	0	0	0	0	1	2
Brian Banks, S (5, PH) OBP: 0.222, SLG: 0.222										1	0	0	0	0	1	1
Nate Robertson, R (5, 1)										0	0	0	0	0	0	0
Tim Raines, S (6, PH) OBP: 0.366, SLG: 0.263										1	0	0	0	0	0	2
Josh Beckett, R (6, 1) OBP: 0.033, SLG: 0.067										0	0	0	0	0	0	0
Eric Owens, R (8, 7) OBP: 0.326, SLG: 0.358										1	0	1	1	0	0	0
Inning Stats	R: 0 E: 0 K: 0 S: 9 H: 1 LOB: 1 BB: 0 P: 14	R: 0 E: 0 K: 1 S: 12 H: 1 LOB: 2 BB: 1 P: 24	R: 0 E: 0 K: 0 S: 6 H: 1 LOB: 0 BB: 0 P: 8	R: 0 K: 0 S: 9 H: 1 LOB: 1 BB: 0 P: 12	R: 1 E: 0 K: 2 S: 11 H: 2 LOB: 2 BB: 1 P: 18	R: 0 E: 0 K: 1 S: 14 H: 0 LOB: 2 BB: 2 P: 30	R: 0 E: 0 K: 0 S: 9 H: 0 LOB: 0 BB: 0 P: 13	R: 0 E: 0 K: 1 S: 7 H: 1 LOB: 1 BB: 0 P: 11	R: 1 E: 0 K: 1 S: 15 H: 2 LOB: 0 BB: 0 P: 22	1B: 7 2B: 2 3B: 0 HR: 0 SF: 0 SAC: 0 DP: 3 HBP: 0						

PITCHER		IP	WLS	BF	H	R	ER	SO	BB	IBB	HBP	BLK	WP	HR	S	P	ERA	WHIP
39 Brett Myers, R ERA: 3.86	(1, 1)	6.0	W	27	6	1	1	4	4	0	0	0	0	0	61	106	1.50	1.667
Rheal Cormier, L ERA: 5.25	(7, 1)	2.0		6	1	0	0	1	0	0	0	0	0	0	16	24	0.00	0.500
Eric Junge, R ERA: 9.0	(9, 1)	1.0		4	2	1	1	1	0	0	0	0	0	0	15	22	9.00	2.000

PITCHER	IP	WLS	BF	H	R	ER	SO	BB	IBB	HBP	BLK	WP	HR	S	P	ERA	WHIP

TOP

Florida Marlins @ Philadelphia Phillies

Veterans Stadium, Philadelphia, PA

Wed Sep 11 2002, 7:05 PM EDT

Att. 12,274 - Sunny - 78 F

livebaseballscorecards.com

AB	33
R	2
H	9
RBI	2
BB	4
SO	6
LOB	22

1B: 7	SF: 0	WP: 0	PA: 37
2B: 2	SAC: 0	PB: 1	
3B: 0	DP: 3	SB: 0	
HR: 0	HBP: 0	CS: 0	

Batter	1	2	3	4	5	6	7	8	9	AB	R	H	RBI	BB	SO	LOB
11 Jimmy Rollins, S (1, 6) OBP: 0.307, SLG: 0.378	B F X 1-1 1B 1B 1B	B C F B X 2-2 ③ G1-3		F B B C X 2-2 ③ G3-1		B B F S X 2-2 ③ G3-1				4	1	1	0	0	0	0
Doug Glanville, R (1, 8) OBP: 0.287, SLG: 0.329	C X 0-1 1B 1-2 HR 1B	F F S 1-3 ① K		C B B X 2-1 1B HR 1B			F X 0-1 ① L7			4	2	2	0	0	1	0
Bobby Abreu, L (1, 9) OBP: 0.408, SLG: 0.513	B C B S S 2-3 ① K	C B S B B B 4-2 S 2B BB			C C B F B X 2-2 1-2 HR 1B		B X 1-0 ② P5			3	2	1	0	1	1	2
Pat Burrell, R (1, 7) OBP: 0.381, SLG: 0.561	C B S B X 2-2 1-2 2-H HR 1B	B F X 1-1 ② F5			C B C B S 2-3 ① K		F X 0-1 ③ G2-3			4	1	1	1	0	1	3
Travis Lee, L (1, 3) OBP: 0.331, SLG: 0.397	B X 1-0 ② F7		C B B X 2-1 1-H 2B		B X 1-0 1-H 2-H HR			C B S S 1-3 ① K		4	1	2	4	0	1	2
Placido Polanco, R (1, 5) OBP: 0.328, SLG: 0.406	S B B B X 3-1 1-H 2-H HR		B X 1-0 ③ L5		B S C B X 2-2 ② G4-3			B B C B X 3-1 G3 2B		4	1	2	3	0	0	1
Marlon Anderson, L (1, 4) OBP: 0.314, SLG: 0.384 Nick Punto, S (8, PH) OBP: 0.200, SLG: 0.200 (9, 4)	B S S X 1-2 ③ G4-3			C F B F F X 1-2 E 3B	B C X 1-1 ③ G4-3			C B X 1-1 ② G3 2-3		3 1	1 0	1 0	0 0	0 0	0 0	0 1
Johnny Estrada, S (1, 2) OBP: 0.333, SLG: 0.400		B B B B 4-0 39 B3-6-4 BB		C X 0-1 E4 39 F3 3-H		S F B B C 2-3 ① K		C X 0-1 ③ G5-3		3	0	0	1	1	1	1
39 Brett Myers, R (1, 1) OBP: 0.100, SLG: 0.150 Eric Valent, L (6, PH) OBP: 0.250, SLG: 0.250 Rheal Cormier, L (7, 1) OBP: 0.500, SLG: 0.333 Eric Junge, R (9, 1)		C B B X 2-1 ①② B3-6-4 1-2f		S B B B F X 3-2 ①② F3 1-2		B F B F S 2-3 ② K				2 1 0 0	0 0 0 0	0 0 0 0	0 0 0 0	0 0 0 0	0 1 0 0	2 0 0 0
Inning Stats	R: 4 H: 4 E: 0 LOB: 0 K: 1 BB: 0 S: 16 P: 26	R: 0 H: 0 E: 0 LOB: 0 K: 0 BB: 1 S: 5 P: 13	R: 1 H: 1 E: 0 LOB: 1 K: 1 BB: 1 S: 10 P: 19	R: 1 H: 1 E: 1 LOB: 0 K: 0 BB: 0 S: 13 P: 19	R: 3 H: 3 E: 0 LOB: 0 K: 1 BB: 0 S: 15 P: 25	R: 0 H: 0 E: 0 LOB: 0 K: 2 BB: 0 S: 9 P: 15	R: 0 H: 0 E: 0 LOB: 0 K: 0 BB: 0 S: 5 P: 6	R: 0 H: 1 E: 0 LOB: 1 K: 1 BB: 0 S: 9 P: 14		1B: 5 SF: 0 2B: 2 SAC: 0 3B: 1 DP: 1 HR: 2 HBP: 0						

PITCHER	IP	WLS	BF	H	R	ER	SO	BB	IBB	HBP	BLK	WP	HR	S	P	ERA	WHIP
Brad Penny, R (1, 1) ERA: 4.79	4.0	L	19	6	6	6	2	2	0	0	0	0	1	44	77	13.50	2.000
Nate Robertson, L (5, 1) ERA: 11.12	1.0		6	3	3	3	1	0	0	0	0	0	1	15	25	27.00	3.000
Josh Beckett, R (6, 1) ERA: 4.19	2.0		6	0	0	0	2	0	0	0	0	0	0	14	21	0.00	0.000
46 Oswaldo Mairena, L (8, 1) ERA: 4.7	1.0		4	1	0	0	1	0	0	0	0	0	0	9	14	0.00	1.000

PITCHER	IP	WLS	BF	H	R	ER	SO	BB	IBB	HBP	BLK	WP	HR	S	P	ERA	WHIP

BOTTOM

Florida Marlins @ Philadelphia Phillies

Veterans Stadium, Philadelphia, PA

Wed Sep 11 2002, 7:05 PM EDT
Att. 12,274 - Sunny - 78 F

livebaseballscorecards.com

AB	33
R	9
H	10
RBI	9
BB	2
SO	6
LOB	12

Batter	1	2	3	4	5	6	7	8	9	AB	R	H	RBI	BB	SO	LOB
Luis Castillo, S (1, 4) OBP: 0.354, SLG: 0.357	C B B C X 2-2 ① L3		C B B X 2-1 ③ G3-1		B B B C X 3-1 ③ F9			B F X 1-1 F8-3 1B		4	0	1	0	0	0	3
Juan Encarnacion, R (1, 9) OBP: 0.326, SLG: 0.438	B X 1-0 ② F7			B B F X 2-1 ① G5-3		X 0-0 ① G6-3		B B F X 2-1 ②③ F8-3 1-2		4	0	0	0	0	0	1
Kevin Millar, R (1, 7) OBP: 0.363, SLG: 0.516	B C C F X 1-2 ③ P3			F F X 0-2 ② G6-3		C X 0-1 2B			F C B B F X 2-2 BLK 1B 1B	4	1	2	0	0	0	0
Mike Lowell, R (1, 5) OBP: 0.343, SLG: 0.451		C X 0-1 ① F9		B F B B X 3-1 1B		C X 0-1 ② F8			B C B B X 3-1 1-H FC5-4 1B	4	0	2	1	0	0	1
Derrek Lee, R (1, 3) OBP: 0.370, SLG: 0.494		B F B C B F F X 3-2 ② F3		C B S S 1-3 ③ K		B B B C F F X 3-2 ③ F8			S B B B C X 2-2 ① FC5-4 G4-6-3 1-2f	4	0	0	0	0	1	3
Preston Wilson, R (1, 8) OBP: 0.328, SLG: 0.418		C S F B B F S 2-3 ③ K			S S S 0-3 ① K		C B X 1-2 ① L6		B F X 1-1 ②③ G4-6-3 1-2f	4	0	0	0	0	2	1
Ramon Castro, R (1, 2) OBP: 0.333, SLG: 0.472			B X 1-0 ① G5-3		B C S X 1-2 1B 2B		B F B X 2-1 ② F7			3	0	1	0	0	0	0
Andy Fox, L (1, 6) OBP: 0.334, SLG: 0.332			C F B F F X 1-2 G6-3 2B		B F C F F B F X 2-2 ② P6		B F X 1-1 ③ F7			3	0	1	0	0	0	1
Michael Tejera, L (1, 1) OBP: 0.243, SLG: 0.286 Toby Borland, R (4, 1) Brian Banks, S (5, PH) OBP: 0.300, SLG: 0.300 Gary Knotts, R (5, 1) Tim Raines, S (8, PH) OBP: 0.363, SLG: 0.260 Blaine Neal, L (8, 1)			X 0-0 ② G6-3 2-3		X 0-0 2-3 1B			B F B C B S 3-3 ① K		1 0 1 0 1 0	0 0 0 0 0 0	0 0 1 0 0 0	0 0 0 0 0 0	0 0 0 0 1 0	0 0 0 0 0 0	1 0 0 0 0 0
Inning Stats	R: 0 E: 0 K: 0 S: 8 H: 0 LOB: 0 BB: 0 P: 12	R: 0 E: 0 K: 1 S: 12 H: 0 LOB: 0 BB: 0 P: 17	R: 0 E: 0 K: 0 S: 8 H: 1 LOB: 0 BB: 0 P: 12	R: 0 E: 0 K: 1 S: 10 H: 1 LOB: 1 BB: 0 P: 16	R: 0 E: 0 K: 1 S: 15 H: 2 LOB: 2 BB: 0 P: 21	R: 0 E: 0 K: 0 S: 9 H: 1 LOB: 1 BB: 0 P: 12	R: 0 E: 0 K: 0 S: 7 H: 0 LOB: 0 BB: 0 P: 11	R: 0 E: 0 K: 1 S: 7 H: 1 LOB: 0 BB: 0 P: 13	R: 1 E: 0 K: 0 S: 11 H: 2 LOB: 0 BB: 0 P: 19	1B: 5 2B: 4 3B: 0 HR: 0	SF: 0 SAC: 0 DP: 2 HBP: 0					

PITCHER		IP	WLS	BF	H	R	ER	SO	BB	IBB	HBP	BLK	WP	HR	S	P	ERA	WHIP
Joe Roa, R ERA: 3.47	(1, 1)	8.0	W	31	8	1	1	4	0	0	0	1	0	0	82	125	1.12	1.000
Mike Timlin, R ERA: 2.91	(9, 1)	1.0		2	0	0	0	0	0	0	0	0	0	0	5	8	0.00	0.000

PITCHER	IP	WLS	BF	H	R	ER	SO	BB	IBB	HBP	BLK	WP	HR	S	P	ERA	WHIP

TOP

Florida Marlins @ Philadelphia Phillies

Veterans Stadium, Philadelphia, PA

Thu Sep 12 2002, 7:05 PM EDT

Att. 13,167 - Sunny - 76 F

livebaseballscorecards.com

AB	33
R	1
H	8
RBI	1
BB	0
SO	4
LOB	11

BOTTOM

Florida Marlins @ Philadelphia Phillies

Veterans Stadium, Philadelphia, PA

Thu Sep 12 2002, 7:05 PM EDT
Att. 13,167 - Sunny - 76 F

livebaseballscorecards.com

Batter	1	2	3	4	5	6	7	8	9	AB	R	H	RBI	BB	SO	LOB
11 Jimmy Rolls, S (1, 6) OBP: 0.307, SLG: 0.381	F9	L4		3B 1-H 2-H 3-H		G6-3				4	1	1	3	0	0	3
Doug Glanville, R (1, 8) OBP: 0.286, SLG: 0.333	E6	FC6-4 1-2f		SF8 3B		K				4	1	1	1	0	1	3
Pat Burrell, R (1, 7) OBP: 0.378, SLG: 0.558	F9		F3	SF8 3-H			K			3	0	0	1	0	1	1
Mike Lieberthal, R (1, 2) OBP: 0.345, SLG: 0.456	F7		F7	1B			F7			4	0	1	0	0	0	1
Marlon Byrd, R (1, 9) OBP: 0.333, SLG: 0.545		HR	G4-3	K			FC6-4 1B			4	1	2	1	0	1	1
Placido Polanco, R (1, 5) OBP: 0.331, SLG: 0.409		1B 1B 1B		1B 11 3B 2B	G5-4-3 HBP		FC6-4 1-2f			3	1	2	0	0	0	1
Dave Hollins, S (1, 3) OBP: 0.200, SLG: 0.143 Eric Valent, L (5, 3) OBP: 0.167, SLG: 0.167	F9		G5-3	G5-4-3 1-2f				K2-3		2 2	0 0	0 0	0 0	0 0	0 1	2 1
Tomas Perez, S (1, 4) OBP: 0.324, SLG: 0.389	1B 1-2		E 11 3B 2-3	G3				F7		4	1	2	0	0	0	0
Joe Roa, R (1, 1) OBP: 0.261, SLG: 0.286 Mike Timlin, R (9, 1)	FC6-4 1-2 2-3		FC1 11 3B 1-2			K		G5-3		4 0	1 0	1 0	0 0	0 0	1 0	2 0
Inning Stats	R: 0 E: 1 K: 0 S: 11 H: 0 LOB: 1 BB: 0 P: 16	R: 1 E: 0 K: 0 S: 12 H: 4 LOB: 3 BB: 0 P: 21	R: 0 E: 0 K: 0 S: 9 H: 0 LOB: 0 BB: 0 P: 14	R: 5 E: 1 K: 1 S: 19 H: 5 LOB: 1 BB: 0 P: 29	R: 0 E: 0 K: 0 S: 3 H: 0 LOB: 0 BB: 0 P: 6	R: 0 E: 0 K: 2 S: 8 H: 0 LOB: 0 BB: 0 P: 9	R: 0 E: 0 K: 1 S: 9 H: 1 LOB: 1 BB: 0 P: 16	R: 0 E: 0 K: 1 S: 7 H: 0 LOB: 0 BB: 0 P: 10								

AB	34
R	6
H	10
RBI	6
BB	0
SO	5
LOB	15

1B: 6 SF: 1
2B: 1 SAC: 0
3B: 2 DP: 1
HR: 1 HBP: 1

WP: 0 PA: 36
PB: 0
SB: 0
CS: 0

PITCHER		IP	WLS	BF	H	R	ER	SO	BB	IBB	HBP	BLK	WP	HR	S	P	ERA	WHIP
Michael Tejera, L ERA: 4.7	(1, 1)	3.2	L	22	9	6	4	0	0	0	0	0	0	1	48	75	9.82	2.455
Toby Borland, R ERA: 7.71	(4, 1)	0.1		1	0	0	0	1	0	0	0	0	0	0	3	5	0.00	0.000
Gary Knotts, R ERA: 4.7	(5, 1)	3.0		10	1	0	0	3	0	0	1	0	0	0	20	31	0.00	0.333
Blaine Neal, R ERA: 3.8	(8, 1)	1.0		3	0	0	0	1	0	0	0	0	0	0	7	10	0.00	0.000

PITCHER	IP	WLS	BF	H	R	ER	SO	BB	IBB	HBP	BLK	WP	HR	S	P	ERA	WHIP

Atlanta Braves @ Florida Marlins

Pro Player Stadium, Miami, FL

Fri Sep 13 2002, 7:05 PM EDT

Att. 10,436 - Cloudy - 84 F

livebaseballscorecards.com

TOP

Batter	1	2	3	4	5	6	7	8	9	AB	R	H	RBI	BB	SO	LOB
Rafael Furcal, S (1, 6) OBP: 0.325, SLG: 0.381	B B X 2-0 ① F7		B F B S B X 3-2 1-H HR		F X 0-1 ③ G4-3			S B F F B C 2-3 ② K		1	0	0	0	0	0	0
Javy Lopez, R (3, PH) OBP: 0.290, SLG: 0.353										1	1	1	2	0	0	0
Trey Hodges, R (3, 1)										0	0	0	0	0	0	0
Jason Marquis, L (5, PH) OBP: 0.143, SLG: 0.229										1	0	0	0	0	0	0
Albie Lopez, R (5, 1) OBP: 0.125, SLG: 0.125										1	0	0	0	0	1	0
Kevin Gryboski, R (8, 1)										0	0	0	0	0	0	0
Mark DeRosa, R (1, 4) (3, 6) OBP: 0.352, SLG: 0.451	F X 0-1 ② F9		C X 0-1 ③ G6-3			F X 0-1 ① G6-3		B X 1-0 ③ F9		4	0	0	0	0	0	0
Gary Sheffield, R (1, 9) OBP: 0.395, SLG: 0.507	B C B S B X 3-2 ③ G1-3			B F X 1-1 ① P4		B B X 2-0 ② G6-3			B F F F X 1-2 E3 G4-3	3	0	0	0	0	0	0
Keith Lockhart, L (8, 4) OBP: 0.275, SLG: 0.335										1	0	0	0	0	0	0
10 Chipper Jones, S (1, 7) OBP: 0.435, SLG: 0.534		C B S S 1-3 ① K		S B F B B B 4-2 BB		B B B C X 3-1 FC6 1B			F F B X 1-2 ① ② G4-3 1-2f	2	0	1	0	1	1	0
Julio Franco, R (8, 3) OBP: 0.353, SLG: 0.397										1	0	0	0	0	0	1
Andruw Jones, R (1, 8) OBP: 0.359, SLG: 0.493		S B F S 1-3 ② K		B X 1-0 ② P3		B X 1-0 ③ FC6 1-2f			F X 0-1 ③ G1-3	2	0	0	0	0	1	1
Darren Bragg, L (5, 8) OBP: 0.337, SLG: 0.383										2	0	0	0	0	0	1
Matt Franco, L (1, 3) (8, 9) OBP: 0.423, SLG: 0.556		B F B X 2-1 ③ F8		B C F B B X 3-2 ③ G4-3			B C B B X 3-1 ① G3			3	0	0	0	0	0	1
Vinny Castilla, R (1, 5) OBP: 0.266, SLG: 0.336			F S S 0-3 ① K		F B X 1-1 HR		B F X 1-1 ② G6-3			3	1	1	1	0	1	0
Henry Blanco, R (1, 2) OBP: 0.261, SLG: 0.338			F S F F B X 1-2 ② F9		S F B X 1-2 ① F9		F B B X 2-1 ③ L8			3	0	0	0	0	0	0
Greg Maddux, R (1, 1) OBP: 0.212, SLG: 0.269			C B H 2-1 HR HBP		C B F S 1-3 ② K			C B S B X 2-2 ① P6		0	0	0	0	0	0	0
Marcus Giles, R (3, PH) (3, 4) OBP: 0.327, SLG: 0.433										1	1	0	0	0	1	0
Jesse Garcia, R (5, 4) (8, 7) OBP: 0.211, SLG: 0.228										1	0	0	0	0	0	0
Inning Stats	R: 0 E: 0 K: 0 S: 6 H: 0 LOB: 0 BB: 0 P: 11	R: 0 E: 0 K: 2 S: 8 H: 0 LOB: 0 BB: 0 P: 12	R: 2 E: 0 K: 1 S: 14 H: 1 LOB: 0 BB: 0 P: 20	R: 0 E: 0 K: 0 S: 8 H: 0 LOB: 1 BB: 1 P: 17	R: 1 E: 0 K: 1 S: 10 H: 1 LOB: 0 BB: 0 P: 13	R: 0 E: 0 K: 0 S: 6 H: 1 LOB: 1 BB: 0 P: 12	R: 0 E: 0 K: 0 S: 6 H: 0 LOB: 0 BB: 0 P: 12	R: 0 E: 0 K: 1 S: 8 H: 0 LOB: 0 BB: 0 P: 13	R: 0 E: 1 K: 0 S: 8 H: 0 LOB: 0 BB: 0 P: 10	1B: 1 2B: 0 3B: 0 HR: 2 SF: 0 SAC: 0 DP: 1 HBP: 1							

	AB	30
	R	3
	H	3
	RBI	3
	BB	1
	SO	5
	LOB	4

WP: 0 PB: 0 SB: 0 CS: 0 PA: 32

PITCHER		IP	WLS	BF	H	R	ER	SO	BB	IBB	HBP	BLK	WP	HR	S	P	ERA	WHIP
Carl Pavano, R ERA: 5.27	(1, 1)	6.0	W	23	3	3	3	4	1	0	1	0	0	2	52	85	4.50	0.667
Toby Borland, R ERA: 6.75	(7, 1)	1.0		3	0	0	0	0	0	0	0	0	0	0	6	12	0.00	0.000
46 Oswaldo Mairena, L ERA: 4.55	(8, 1)	1.0		3	0	0	0	1	0	0	0	0	0	0	8	13	0.00	0.000
Braden Looper, R ERA: 3.52	(9, 1)	1.0		3	0	0	0	0	0	0	0	0	0	0	8	10	0.00	0.000

PITCHER	IP	WLS	BF	H	R	ER	SO	BB	IBB	HBP	BLK	WP	HR	S	P	ERA	WHIP

Atlanta Braves @ Florida Marlins

Pro Player Stadium, Miami, FL

Fri Sep 13 2002, 7:05 PM EDT

Att. 10,436 - Cloudy - 84 F

livebaseballscorecards.com

BOTTOM

Batter	1	2	3	4	5	6	7	8	9	AB	R	H	RBI	BB	SO	LOB
Luis Castillo, S (1, 4) OBP: 0.359, SLG: 0.364 Tim Raines, S (8, 7) OBP: 0.363, SLG: 0.260	G4-3 1B 2B	G6-3 1B 1B	1B BB	1-2 2-H 1B			2B 1B			4	3	4	1	1	0	0
										0	0	0	0	0	0	0
Juan Encarnacion, R (1, 9) OBP: 0.326, SLG: 0.440 Eric Owens, R (8, 9) OBP: 0.326, SLG: 0.358	G4-3 2-3	L8	1-3 1B	F8			1-H 2B			5	0	2	1	0	0	4
										0	0	0	0	0	0	0
Kevin Millar, R (1, 7) OBP: 0.362, SLG: 0.512 46 Oswaldo Mairena, L (8, 1) Braden Looper, R (9, 1)	1B 2B 1B 3-H	G6-3 1-2	F8		F7		F8			5	1	1	1	0	0	4
										0	0	0	0	0	0	0
										0	0	0	0	0	0	0
Mike Lowell, R (1, 5) OBP: 0.345, SLG: 0.453 Mike Mordecai, R (7, 5) OBP: 0.299, SLG: 0.284	1-3 2B 1B	2-H 1B		WP SF9 1B 1B	K		K			4	2	3	1	0	1	0
										1	0	0	0	0	1	1
Derrek Lee, R (1, 3) OBP: 0.369, SLG: 0.492 Brian Banks, S (8, 3) OBP: 0.273, SLG: 0.273	K	K		SF9 WP 1-2 SF7 1B	F8			G4-3		4	1	1	0	0	2	3
										1	0	0	0	0	0	0
Preston Wilson, R (1, 8) OBP: 0.329, SLG: 0.427 Abraham Nunez, S (7, 8)	HR 1-H 3-H 2B	HR	SF9 1-3 2-H			G4-3		G6-3		3	2	2	4	0	0	0
										1	0	0	0	0	0	0
Ramon Castro, R (1, 2) OBP: 0.337, SLG: 0.507	HR IBB	HR	SF7 3-H			K		G6-3		3	2	1	2	1	1	0
Andy Fox, L (1, 6) OBP: 0.336, SLG: 0.340	1-H 2-H HR	G5-3	1B 1B BB			F7				3	2	1	3	1	0	0
Carl Pavano, R (1, 1) OBP: 0.162, SLG: 0.189 Toby Borland, R (7, 1) Pablo Ozuna, R (7, PH) OBP: 0.310, SLG: 0.357 (8, 4)	K	G4-3	1-2 1B				G1-3			3	0	1	0	0	1	0
										0	0	0	0	0	0	0
										1	0	0	0	0	0	0
Inning Stats	R: 6 H: 5 E: 0 LOB: 0 K: 2 BB: 1 S: 16 P: 25	R: 1 H: 2 E: 0 LOB: 1 K: 1 BB: 0 S: 11 P: 17	R: 2 H: 3 E: 0 LOB: 2 K: 0 BB: 1 S: 21 P: 31	R: 3 H: 4 E: 0 LOB: 2 K: 0 BB: 1 S: 16 P: 28	R: 0 H: 0 E: 0 LOB: 0 K: 1 BB: 0 S: 6 P: 7	R: 0 H: 0 E: 0 LOB: 0 K: 1 BB: 0 S: 6 P: 7	R: 1 H: 2 E: 0 LOB: 1 K: 1 BB: 0 S: 9 P: 11	R: 0 H: 0 E: 0 LOB: 0 K: 0 BB: 0 S: 8 P: 12		1B: 10 SF: 2 2B: 3 SAC: 0 3B: 0 DP: 0 HR: 3 HBP: 0						

	AB	38
	R	13
	H	16
	RBI	13
	BB	3
	SO	6
	LOB	12

WP: 1 PA: 43
PB: 0
SB: 0
CS: 0

PITCHER		IP	WLS	BF	H	R	ER	SO	BB	IBB	HBP	BLK	WP	HR	S	P	ERA	WHIP
Greg Maddux, R ERA: 2.74	(1, 1)	2.0	L	14	7	7	7	3	0	1	0	0	0	1	27	42	31.50	3.500
Trey Hodges, R ERA: 10.8	(3, 1)	2.0		15	7	5	5	0	2	0	0	0	1	2	37	59	22.50	4.500
Albie Lopez, R ERA: 4.73	(5, 1)	3.0		11	2	1	1	3	0	0	0	0	0	0	21	25	3.00	0.667
Kevin Gryboski, R ERA: 3.2	(8, 1)	1.0		3	0	0	0	0	0	0	0	0	0	0	8	12	0.00	0.000

PITCHER		IP	WLS	BF	H	R	ER	SO	BB	IBB	HBP	BLK	WP	HR	S	P	ERA	WHIP

Batter	1	2	3	4	5	6	7	8	9	AB	R	H	RBI	BB	SO	LOB
Mark DeRosa, R (1, 6) OBP: 0.357, SLG: 0.452	C S X 0-2 BB 10 1B 1B	S S X 0-2 ③ L4		F X 0-1 ① F9	X 0-0 ③ G4-3		B B S X 2-1 FC1-6 2-H 1B	F X 0-1 1-2 1B		6	1	3	1	0	0	3
Darren Bragg, L (1, 8) OBP: 0.336, SLG: 0.378	C C X 0-2 ① P6		B S S S 1-3 ① K	B C F B B B 4-2 S BB		B B B C C X 2-2 10 1B 1B 1B	F X 0-1 ② FC1-6 1-2f	F C B C 1-3 ③ K		5	1	1	0	1	2	4
Gary Sheffield, R (1, 9) OBP: 0.398, SLG: 0.512	B C B B C B 4-2 G1-3-1 10 1B 1-2 BB		B C F B B B B 4-2 BB 1B BB	B B C B B B 4-1 1-2 BB		C X 0-1 ① P4	X 0-0 ③ L7		C F B B X 2-2 HR	3	2	1	1	3	0	2
10 Chipper Jones, S (1, 7) OBP: 0.436, SLG: 0.533	S F B B X 2-2 G1-3-1 1-2 2-H 1B		B C S C 1-3 ② K	F B B X 2-1 ② F5		X 0-0 G5-3 1B 1-3 1B		F B C B B F B 4-2 BB HR BB	F B F S 1-3 ① K	5	1	2	1	1	2	3
Julio Franco, R (1, 3) OBP: 0.355, SLG: 0.395	X 0-0 ② G1-3-1 1-2 2-3		B S F F B F B B 4-2 WP 1B 1-2 BB	B B F C X 2-2 ③ F9		X 0-0 G5-3 1-2 3-H 1B		B B F B F B 4-2 HR 1-2 BB	F F F B F C 1-3 ② K	4	2	1	1	2	1	4
Javy Lopez, R (1, 2) OBP: 0.293, SLG: 0.363	B F F F B C 2-3 ③ K		X 0-0 WP 1-2 2-H 1B		B B B C B 4-2 SH5-4 E BB	F B F B F B X 3-2 ② G5-3 1-2 2-3		F C B F B B X 3-2 1-H 2-H HR	B C F B B S 2-3 ③ K	5	2	2	4	1	2	4
Vinny Castilla, R (1, 5) OBP: 0.267, SLG: 0.337		S X 0-1 ① G4-3	B B B X 3-0 1-H 2-H 1B		X 0-0 ① F3	C B X 1-1 ③ F8		S X 0-1 1B 1B		5	0	2	2	0	0	3
Keith Lockhart, L (1, 4) OBP: 0.277, SLG: 0.337		F S B X 1-2 ② G5-3	I I I I 4-0 IBB		X 0-0 E3 SH5-4 1-2		B C X 1-1 1B 2B	B C B F X 2-2 ① P6		4	1	1	0	1	0	2
Tom Glavine, L (1, 1) OBP: 0.136, SLG: 0.125 Tim Spooneybarger, R (6, 1) Matt Franco, L (7, PH) OBP: 0.421, SLG: 0.553 Darren Holmes, R (7, 1) Jesse Garcia, R (8, PH) OBP: 0.207, SLG: 0.224 Mike Remlinger, L (8, 1) Kerry Ligtenberg, R (9, 1)		F F F F B B B B 4-2 BB	F B B S B F C 3-3 ③ K		L B X 1-1 ② SH5-4 1-2 2-3		B C B X 2-1 ① F7	B X 1-0 ② F7		1 0 1 0 1 0 0	0 0 0 0 0 0 0	0 0 0 0 0 0 0	0 0 0 0 0 0 0	1 0 0 0 0 0 0	1 0 0 0 0 0 0	2 0 1 0 1 0 0
Inning Stats	R: 1 H: 2 E: 0 LOB: 2 K: 1 BB: 1 S: 16 P: 24	R: 0 H: 0 E: 0 LOB: 1 K: 0 BB: 1 S: 12 P: 17	R: 3 H: 2 E: 0 LOB: 2 K: 3 BB: 3 S: 18 P: 38	R: 0 H: 0 E: 0 LOB: 2 K: 0 BB: 2 S: 10 P: 22	R: 0 H: 0 E: 1 LOB: 2 K: 0 BB: 1 S: 7 P: 12	R: 1 H: 3 E: 0 LOB: 2 K: 0 BB: 0 S: 13 P: 19	R: 1 H: 2 E: 0 LOB: 1 K: 0 BB: 0 S: 9 P: 14	R: 3 H: 3 E: 0 LOB: 2 K: 1 BB: 2 S: 20 P: 35	R: 1 H: 1 E: 0 LOB: 0 K: 3 BB: 0 S: 14 P: 20	1B: 10 SF: 0 2B: 1 SAC: 1 3B: 0 DP: 0 HR: 2 HBP: 0						

PITCHER		IP	WLS	BF	H	R	ER	SO	BB	IBB	HBP	BLK	WP	HR	S	P	ERA	WHIP
Josh Beckett, R ERA: 4.2	(1, 1)	2.0	L	10	2	1	1	1	2	0	0	0	0	0	28	41	4.50	2.000
A.J. Burnett, R ERA: 3.38	(3, 1)	1.0		8	2	3	3	3	2	1	0	0	1	0	18	38	27.00	4.000
Blaine Neal, R ERA: 3.51	(4, 1)	2.0		10	0	0	0	0	3	0	0	0	0	0	17	34	0.00	1.500
Graeme Lloyd, L ERA: 4.58	(6, 1)	1.0		6	3	1	1	0	0	0	0	0	0	0	13	19	9.00	3.000
Vladimir Nunez, R ERA: 3.63	(7, 1)	1.1		10	4	4	4	0	2	0	0	0	0	1	23	41	27.00	4.500

PITCHER		IP	WLS	BF	H	R	ER	SO	BB	IBB	HBP	BLK	WP	HR	S	P	ERA	WHIP
Toby Borland, R ERA: 6.23	(8, 1)	0.2		3	1	0	0	1	0	0	0	0	0	0	6	8	0.00	1.500
Armando Almanza, L ERA: 4.54	(9, 1)	1.0		4	1	1	1	3	0	0	0	0	0	1	14	20	9.00	1.000

Atlanta Braves @ Florida Marlins

Pro Player Stadium, Miami, FL

Sat Sep 14 2002, 7:05 PM EDT

Att. 13,527 - Cloudy - 84 F

TOP

livebaseballscorecards.com

AB	40
R	10
H	13
RBI	10
BB	10
SO	8
LOB	29

WP: 1 PA: 51
PB: 0
SB: 1
CS: 0

Atlanta Braves @ Florida Marlins

Pro Player Stadium, Miami, FL

Sat Sep 14 2002, 7:05 PM EDT

Att. 13,527 - Cloudy - 84 F

BOTTOM

Batter	1	2	3	4	5	6	7	8	9	AB	R	H	RBI	BB	SO	LOB
Luis Castillo, S (1, 4) OBP: 0.359, SLG: 0.366	L5		F7			1B 1B 2B	K		1B 1B	5	1	2	0	0	1	0
Juan Encarnacion, R (1, 9) OBP: 0.330, SLG: 0.443	G6-3 1B			1B 1B 1B		1B WP 1B	1B 1B		F9	5	1	4	0	0	0	1
Kevin Millar, R (1, 7) OBP: 0.367, SLG: 0.515	G6-3			L4-6 1B 1B		WP 1B G4-6-3 1B	FC6-4 1B		1B	5	1	4	1	0	0	1
Mike Lowell, R (1, 5) OBP: 0.344, SLG: 0.451	F9			F7		G4-6-3 WP 1B 1B	FC6-4		F9	5	1	1	0	0	0	7
Derrek Lee, R (1, 3) OBP: 0.371, SLG: 0.499		G6-3		1B		G4-6-3 BB		HR		3	1	2	1	1	0	0
Preston Wilson, R (1, 8) OBP: 0.327, SLG: 0.424		F9		L4-6		G4-6-3		G1-3		4	0	0	0	0	0	5
Mike Redmond, R (1, 2) OBP: 0.387, SLG: 0.405		K			G5-3	1B		F9		4	0	1	1	0	1	0
Mike Mordecai, R (1, 6) OBP: 0.293, SLG: 0.277			K		G6-3	K		F8		3	0	0	0	0	2	1
Vladimir Nunez, R (7, 1) OBP: 0.200, SLG: 0.200										0	0	0	0	0	0	0
Toby Borland, R (8, 1)										0	0	0	0	0	0	0
Eric Owens, R (8, PH) OBP: 0.326, SLG: 0.357										1	0	0	0	0	0	0
Armando Almanza, L (9, 1)										0	0	0	0	0	0	0
Josh Beckett, R (1, 1) OBP: 0.033, SLG: 0.067			F7		F9		K		K	0	0	0	0	0	0	0
A.J. Burnett, R (3, 1) OBP: 0.100, SLG: 0.208										0	0	0	0	0	0	0
Abraham Nunez, S (3, PH)										1	0	0	0	0	0	0
Blaine Neal, L (4, 1)										0	0	0	0	0	0	0
Pablo Ozuna, R (5, PH) OBP: 0.300, SLG: 0.345										1	0	0	0	0	0	0
Graeme Lloyd, L (6, 1)										0	0	0	0	0	0	0
Andy Fox, L (7, 6) OBP: 0.334, SLG: 0.338										2	0	0	0	0	2	0

Inning Stats	1	2	3	4	5	6	7	8	9
	R: 0 H: 1 E: 0 LOB: 1 K: 0 BB: 0 S: 10 P: 15	R: 0 H: 0 E: 0 LOB: 0 K: 1 BB: 0 S: 7 P: 11	R: 0 H: 0 E: 0 LOB: 0 K: 1 BB: 0 S: 9 P: 15	R: 0 H: 3 E: 0 LOB: 2 K: 0 BB: 0 S: 14 P: 23	R: 0 H: 0 E: 0 LOB: 0 K: 0 BB: 0 S: 5 P: 10	R: 4 H: 5 E: 0 LOB: 1 K: 1 BB: 1 S: 19 P: 30	R: 0 H: 2 E: 0 LOB: 2 K: 2 BB: 0 S: 17 P: 22	R: 1 H: 1 E: 0 LOB: 0 K: 0 BB: 0 S: 5 P: 7	R: 0 H: 2 E: 0 LOB: 2 K: 1 BB: 0 S: 11 P: 15

1B: 12	SF: 0
2B: 2	SAC: 0
3B: 0	DP: 2
HR: 1	HBP: 0
WP: 1	PA: 40
PB: 0	
SB: 0	
CS: 0	

AB	39
R	5
H	14
RBI	3
BB	1
SO	6
LOB	15

livebaseballscorecards.com

PITCHER		IP	WLS	BF	H	R	ER	SO	BB	IBB	HBP	BLK	WP	HR	S	P	ERA	WHIP
Tom Glavine, L ERA: 2.9	(1, 1)	5.0	W	23	8	4	4	2	1	0	0	0	1	0	58	95	7.20	1.800
Tim Spooneybarger, R ERA: 2.96	(6, 1)	1.0	H	3	1	0	0	1	0	0	0	0	0	0	6	9	0.00	1.000
Darren Holmes, R ERA: 1.95	(7, 1)	1.0	H	5	2	0	0	2	0	0	0	0	0	0	17	22	0.00	2.000
Mike Remlinger, L ERA: 1.88	(8, 1)	1.0		4	1	1	1	0	0	0	0	0	0	1	5	7	9.00	1.000
Kerry Ligtenberg, R ERA: 2.64	(9, 1)	1.0		5	2	0	0	1	0	0	0	0	0	0	11	15	0.00	2.000

PITCHER	IP	WLS	BF	H	R	ER	SO	BB	IBB	HBP	BLK	WP	HR	S	P	ERA	WHIP

Batter	1	2	3	4	5	6	7	8	9	AB	R	H	RBI	BB	SO	LOB
Mark DeRosa, R (1, 6) OBP: 0.353, SLG: 0.445	B X 1-0 CS 1B		C B F S 1-3 ③ K		B S F X 1-2 ③ G5-3	C C F B B X 2-2 ③ F9			C X 0-1 ② G1-3	5	0	1	0	0	1	2
Darren Bragg, L (1, 8) OBP: 0.338, SLG: 0.380	S C S 0-3 ①② K 1-2			B F B F B F S 3-3 ① K		B F C S 1-3 ① K	C B X 1-1 FC1-5 2B		B B B B 4-0 BB	4	0	1	0	1	3	1
10 Chipper Jones, S (1, 7) OBP: 0.436, SLG: 0.531	X 0-0 ③ G3			C S B B B B 4-2 1B BB		B X 1-0 BB 1B BB 1B	B F C F S 1-3 ① K		B F S X 1-2 ③ G4-3	4	1	1	0	1	1	2
Julio Franco, R (1, 3) OBP: 0.360, SLG: 0.397		B S B F B B 4-2 G3-6-3 BB		B C B F B X 3-2 1-3 1B		X 0-0 BB BB 1-2 1B 1B	B B X 2-0 ② FC1-5 2-3			3	1	2	0	1	0	1
Matt Franco, L (1, 9) OBP: 0.417, SLG: 0.543		X 0-0 ①② G3-6-3 1-2f		B B F C X 2-2 ② F7		B B B B 4-0 1B BB HR 1-2 2-3 BB	C B B B S X 3-2 ③ F8			3	1	0	0	1	0	4
Marcus Giles, R (1, 5) OBP: 0.326, SLG: 0.426		B X 1-0 ③ G6-3		B X 1-0 ③ G5-3		B B B C B 4-1 1B HR 1-2 2-3 3-H BB		S B C F X 2-2 ① F5		3	1	0	1	1	0	2
Keith Lockhart, L (1, 4) OBP: 0.279, SLG: 0.338			C C C X 0-2 ① P4		B X 1-0 1B	C B X 1-1 HR 1-2 2-3 3-H 1B		B C F C 1-3 ② K		2	0	1	0	0	0	0
Gary Sheffield, R (6, PH) OBP: 0.399, SLG: 0.513										1	1	1	1	0	0	0
Jesse Garcia, R (6, 4) OBP: 0.203, SLG: 0.220										1	0	0	0	0	1	0
Henry Blanco, R (1, 2) OBP: 0.257, SLG: 0.332			F C B F X 1-2 ② G1-3		C S X 0-2 ① F3	F F F S 0-3 ② K		B B F C C 2-3 ③ K		4	0	0	0	0	2	4
Damian Moss, R (1, 1) OBP: 0.173, SLG: 0.125			B B B B 4-0 BB		S L S 0-3 ② K	B B X 2-0 1-H 2-H 3-H HR			C X 0-1 ① F7	1	0	0	0	1	1	1
Javy Lopez, R (6, PH) OBP: 0.295, SLG: 0.374										1	1	1	4	0	0	0
Kevin Gryboski, R (6, 1)										0	0	0	0	0	0	0
Tim Spooneybarger, R (7, 1)										0	0	0	0	0	0	0
Mike Remlinger, L (8, 1)										0	0	0	0	0	0	0
Vinny Castilla, R (9, PH) OBP: 0.267, SLG: 0.336										1	0	0	0	0	0	0
29 John Smoltz, R (9, 1)										0	0	0	0	0	0	0
Inning Stats	R: 0 E: 0 K: 1 S: 5 H: 1 LOB: 0 BB: 0 P: 6	R: 0 E: 0 K: 0 S: 4 H: 0 LOB: 0 BB: 1 P: 9	R: 0 E: 0 K: 1 S: 10 H: 0 LOB: 1 BB: 1 P: 16	R: 0 E: 0 K: 1 S: 13 H: 1 LOB: 2 BB: 1 P: 26	R: 0 E: 0 K: 1 S: 10 H: 1 LOB: 1 BB: 0 P: 12	R: 6 E: 0 K: 2 S: 17 H: 4 LOB: 0 BB: 2 P: 32	R: 0 E: 0 K: 1 S: 10 H: 1 LOB: 1 BB: 0 P: 17	R: 0 E: 0 K: 2 S: 10 H: 0 LOB: 0 BB: 0 P: 15	R: 0 E: 0 K: 0 S: 7 H: 0 LOB: 1 BB: 1 P: 12	1B: 6 2B: 1 3B: 0 HR: 1 SF: 0 SAC: 0 DP: 1 HBP: 0						

PITCHER		IP	WLS	BF	H	R	ER	SO	BB	IBB	HBP	BLK	WP	HR	S	P	ERA	WHIP
Justin Wayne, R ERA: 5.17	(1, 1)	5.1	L	24	5	4	4	5	5	0	0	0	0	0	48	85	6.75	1.875
Graeme Lloyd, L ERA: 4.85	(6, 1)	0.2	B	4	2	2	2	1	0	0	0	0	0	1	11	16	27.00	3.000
Gary Knotts, R ERA: 4.15	(7, 1)	3.0		11	1	0	0	3	1	0	0	0	0	0	27	44	0.00	0.667

PITCHER	IP	WLS	BF	H	R	ER	SO	BB	IBB	HBP	BLK	WP	HR	S	P	ERA	WHIP

TOP

Atlanta Braves @ Florida Marlins

Pro Player Stadium, Miami, FL

Sun Sep 15 2002, 1:05 PM EDT

Att. 7,844 - Cloudy - 88 F

livebaseballscorecards.com

AB	33
R	6
H	8
RBI	6
BB	6
SO	9
LOB	17

WP: 0	PA: 39																	
PB: 0																		
SB: 0																		
CS: 1																		

Atlanta Braves @ Florida Marlins

Pro Player Stadium, Miami, FL

Sun Sep 15 2002, 1:05 PM EDT

Att. 7,844 - Cloudy - 88 F

BOTTOM

Batter	1	2	3	4	5	6	7	8	9	AB	R	H	RBI	BB	SO	LOB
Luis Castillo, S (1, 4) OBP: 0.359, SLG: 0.364	K		WP, BB		L7		K			3	0	0	0	1	2	1
Juan Encarnacion, R (1, 9) OBP: 0.330, SLG: 0.442	CS, 1B		SF7			G6-3		K		3	0	1	1	0	1	0
Kevin Millar, R (1, 7) OBP: 0.368, SLG: 0.523	F5		F3			HR		1B		4	1	2	1	0	0	2
Mike Lowell, R (1, 5) OBP: 0.344, SLG: 0.451	CS	F8		G6-3		WP, 1B, 2B		F8		4	1	1	0	0	0	1
Derrek Lee, R (1, 3) OBP: 0.370, SLG: 0.497		F8		K		S, 1B		F8		4	0	1	1	0	1	1
Preston Wilson, R (1, 8) OBP: 0.324, SLG: 0.421		F2		K		K			P4	4	0	0	0	0	2	1
Charles Johnson, R (1, 2) Gary Knotts, R (7, 1) Mike Redmond, R (9, PH) OBP: 0.385, SLG: 0.403			HR	G3, FC4-2, 2B		K			L3	3 0 1	1 0 0	2 0 0	1 0 0	0 0 0	1 0 0	1 0 0
Mike Mordecai, R (1, 6) OBP: 0.296, SLG: 0.281 Andy Fox, L (7, PH) OBP: 0.335, SLG: 0.338 (8, 6)			WP, BB, SF7, 1B	G3			G6-4-3, HBP		G3-1	2 1	1 0	1 0	0 0	0 0	0 0	1 0
Justin Wayne, R (1, 1) Graeme Lloyd, L (6, 1) Ramon Castro, R (7, 2) OBP: 0.333, SLG: 0.500			K	FC4-2			G6-4-3			2 0 1	0 0 0	0 0 0	0 0 0	0 0 0	1 0 0	2 0 1
Inning Stats	R: 0 E: 0 K: 1 S: 11 H: 1 LOB: 0 BB: 0 P: 17	R: 0 E: 0 K: 0 S: 7 H: 0 LOB: 0 BB: 0 P: 14	R: 2 E: 0 K: 1 S: 17 H: 2 LOB: 1 BB: 1 P: 29	R: 0 E: 0 K: 2 S: 9 H: 0 LOB: 0 BB: 0 P: 12	R: 0 E: 0 K: 0 S: 11 H: 1 LOB: 1 BB: 0 P: 18	R: 2 E: 0 K: 2 S: 13 H: 3 LOB: 1 BB: 0 P: 20	R: 0 E: 0 K: 1 S: 6 H: 0 LOB: 0 BB: 0 P: 8	R: 0 E: 0 K: 1 S: 14 H: 1 LOB: 1 BB: 0 P: 19	R: 0 E: 0 K: 0 S: 7 H: 0 LOB: 0 BB: 0 P: 8	1B: 4 2B: 2 3B: 0 HR: 2	SF: 1 SAC: 0 DP: 1 HBP: 1						

livebaseballscorecards.com

AB	32
R	4
H	8
RBI	4
BB	1
SO	8
LOB	11

WP: 2 PB: 0 SB: 1 CS: 1 PA: 36

PITCHER		IP	WLS	BF	H	R	ER	SO	BB	IBB	HBP	BLK	WP	HR	S	P	ERA	WHIP
Damian Moss, L ERA: 3.31	(1, 1)	5.0	W	19	4	2	2	4	1	0	0	0	1	1	55	90	3.60	1.000
Kevin Gryboski, R ERA: 3.52	(6, 1)	1.0		6	3	2	2	2	0	0	0	0	1	1	13	20	18.00	3.000
Tim Spooneybarger, R ERA: 2.89	(7, 1)	1.0	H	3	0	0	0	1	0	0	1	0	0	0	6	8	0.00	0.000
Mike Remlinger, L ERA: 1.85	(8, 1)	1.0	H	4	1	0	0	1	0	0	0	0	0	0	14	19	0.00	1.000
29 John Smoltz, R ERA: 3.5	(9, 1)	1.0	S	3	0	0	0	0	0	0	0	0	0	0	7	8	0.00	0.000

PITCHER	IP	WLS	BF	H	R	ER	SO	BB	IBB	HBP	BLK	WP	HR	S	P	ERA	WHIP

Atlanta Braves @ Florida Marlins

Pro Player Stadium, Miami, FL

Mon Sep 16 2002, 7:05 PM EDT

Att. 6,103 - Cloudy - 84 F

livebaseballscorecards.com

Batter	1	2	3	4	5	6	7	8	9	AB	R	H	RBI	BB	SO	LOB
Rafael Furcal, S (1, 6) OBP: 0.323, SLG: 0.379	G4-3		G1-3			B1-3		F8		4	0	0	0	0	0	0
Mark DeRosa, R (1, 4) OBP: 0.351, SLG: 0.441	S 1B 1B		K			L9		G6-3		4	1	1	0	0	1	0
Gary Sheffield, R (1, 9) OBP: 0.400, SLG: 0.513	CS BB 1-H 1B			G6-3		1B		G6-3		4	0	2	1	0	0	0
Andruw Jones, R (1, 8) OBP: 0.358, SLG: 0.490	1-2 BB			K		K			K	3	0	0	0	1	3	1
Matt Franco, L (1, 3) OBP: 0.419, SLG: 0.545	2-3 K			2B			FC5 BB		G6-3	3	0	1	0	1	1	2
Javy Lopez, R (1, 2) OBP: 0.292, SLG: 0.370		F8		K			1-2 FC5		F9	4	0	0	0	0	1	2
Vinny Castilla, R (1, 5) OBP: 0.265, SLG: 0.334		F7			F9		F5			3	0	0	0	0	0	2
Darren Bragg, L (1, 7) OBP: 0.333, SLG: 0.374		K			K		F8			3	0	0	0	0	2	2
Kevin Millwood, R (1, 1) OBP: 0.212, SLG: 0.333			K		G5-3		F8			2	0	0	0	0	1	0
Kerry Ligtenberg, R (6, 1)										0	0	0	0	0	0	0
10 Chipper Jones, S (7, PH) OBP: 0.435, SLG: 0.530										1	0	0	0	0	0	2
Albie Lopez, R (7, 1) OBP: 0.125, SLG: 0.125										0	0	0	0	0	0	0
Inning Stats	R: 1 H: 2 E: 0 LOB: 2 K: 1 BB: 1 S: 18 P: 31	R: 0 H: 0 E: 0 LOB: 0 K: 1 BB: 0 S: 8 P: 13	R: 0 H: 0 E: 0 LOB: 0 K: 2 BB: 0 S: 9 P: 13	R: 0 H: 1 E: 0 LOB: 1 K: 2 BB: 0 S: 9 P: 13	R: 0 H: 0 E: 0 LOB: 0 K: 1 BB: 0 S: 7 P: 11	R: 0 H: 1 E: 0 LOB: 1 K: 1 BB: 0 S: 11 P: 13	R: 0 H: 0 E: 0 LOB: 2 K: 0 BB: 1 S: 4 P: 12	R: 0 H: 0 E: 0 LOB: 0 K: 0 BB: 0 S: 6 P: 10	R: 0 H: 0 E: 0 LOB: 0 K: 1 BB: 0 S: 10 P: 15	1B: 3 SF: 0 2B: 2 SAC: 0 3B: 0 DP: 1 HR: 0 HBP: 0						

TOP

AB	31
R	1
H	4
RBI	1
BB	2
SO	9
LOB	11

WP: 0 PA: 33
PB: 0
SB: 1
CS: 1

PITCHER		IP	WLS	BF	H	R	ER	SO	BB	IBB	HBP	BLK	WP	HR	S	P	ERA	WHIP
Brad Penny, R ERA: 4.63	(1, 1)	6.0	W	23	4	1	1	8	2	0	0	0	0	0	62	98	1.50	1.000
Vladimir Nunez, R ERA: 3.55	(7, 1)	2.0		7	0	0	0	0	0	0	0	0	0	0	10	18	0.00	0.000
Braden Looper, R ERA: 3.48	(9, 1)	1.0		3	0	0	0	1	0	0	0	0	0	0	10	15	0.00	0.000

PITCHER	IP	WLS	BF	H	R	ER	SO	BB	IBB	HBP	BLK	WP	HR	S	P	ERA	WHIP

BOTTOM

Atlanta Braves @ Florida Marlins

Pro Player Stadium, Miami, FL

Mon Sep 16 2002, 7:05 PM EDT

Att. 6,103 - Cloudy - 84 F

livebaseballscorecards.com

Batter	1	2	3	4	5	6	7	8	9	AB	R	H	RBI	BB	SO	LOB
Luis Castillo, S (1, 4) OBP: 0.361, SLG: 0.365	B B C C X 2-2 ① G5-3		F B B X 2-1 S 1B		B F X 1-1 ① F8	B B B 4-0 S 2-3 BB		C B F X 1-2 1B		4	0	2	0	1	0	1
Juan Encarnacion, R (1, 9) OBP: 0.329, SLG: 0.439	C X 0-1 ② G5-3		S B F S 1-3 ③ K 1-2		S B C B B F B 4-2 BB 2B 1-2 BB	F B B C X 2-2 ② G1-4-3 1-2		B X 1-0 ③ F9		4	1	0	0	1	1	4
Kevin Millar, R (1, 7) OBP: 0.369, SLG: 0.524	C X 0-1 ③ G4-3			C C B X 1-2 1B 2B	B B B 4-0 2B SF8 1-2 2-3 BB	C F S 0-3 ③ K				3	2	1	0	1	1	2
Mike Lowell, R (1, 5) OBP: 0.343, SLG: 0.452		C B F X 1-2 ① G6-3		F B X 1-1 ① G5-3	S F F X 0-2 1-3 2-H 3-H 2B		X 0-0 ① F8			4	0	1	2	0	0	1
Derrek Lee, R (1, 3) OBP: 0.371, SLG: 0.496		F C B F F C 1-3 ② K		F B B B X 2-1 1B E 2-H 1B	I I I I 4-0 IBB		B X 1-0 ② G6-3			3	1	1	1	1	1	0
Preston Wilson, R (1, 8) OBP: 0.327, SLG: 0.426		B B C C B X 3-2 1B		X 0-0 FC6-4 1-2 1B	X 0-0 ② SF8 3-H		C F X 0-2 2B			3	0	3	1	0	0	0
Mike Redmond, R (1, 2) OBP: 0.380, SLG: 0.397	B C C X 1-2 ③ G4-3			F F F X 0-2 ② FC6-4 1-2f 2-H	B B B F C S 3-3 ③ K		F B S S 1-3 ③ K			4	0	0	0	0	2	5
Andy Fox, L (1, 6) OBP: 0.332, SLG: 0.334			X 0-0 ① F7	B X 1-0 ③ G4-3		B B C B C C 3-3 ① K		X 0-0 ① F8		4	0	0	0	0	1	1
Brad Penny, R (1, 1) OBP: 0.182, SLG: 0.227			B F S B X 2-2 ② G4-3		B F X 1-1 BB BB 2B 1B	S S X 0-2 WP 2B		S B F B C 2-3 ② K		3	1	2	0	0	0	0
Vladimir Nunez, R (7, 1) OBP: 0.200, SLG: 0.200										0	0	0	0	0	0	0
Brian Banks, S (8, PH) OBP: 0.250, SLG: 0.250										1	0	0	0	0	1	0
Braden Looper, R (9, 1)										0	0	0	0	0	0	0
Inning Stats	R: 0 E: 0 K: 0 S: 7 H: 0 LOB: 0 BB: 0 P: 9	R: 0 E: 0 K: 1 S: 14 H: 1 LOB: 1 BB: 0 P: 20	R: 0 E: 0 K: 1 S: 9 H: 1 LOB: 1 BB: 0 P: 14	R: 2 E: 1 K: 0 S: 13 H: 3 LOB: 1 BB: 0 P: 18	R: 3 E: 0 K: 1 S: 15 H: 2 LOB: 2 BB: 3 P: 32	R: 0 E: 0 K: 2 S: 12 H: 1 LOB: 2 BB: 1 P: 21	R: 0 E: 0 K: 1 S: 8 H: 1 LOB: 1 BB: 0 P: 10	R: 0 E: 0 K: 1 S: 8 H: 1 LOB: 1 BB: 0 P: 12		1B: 6 2B: 4 3B: 0 HR: 0 SF: 1 SAC: 0 DP: 0 HBP: 0						

	AB	33
	R	5
	H	10
	RBI	4
	BB	4
	SO	7
	LOB	14

WP: 1 PB: 0 SB: 2 CS: 0 PA: 38

PITCHER		IP	WLS	BF	H	R	ER	SO	BB	IBB	HBP	BLK	WP	HR	S	P	ERA	WHIP
Kevin Millwood, R ERA: 3.12	(1, 1)	5.0	L	25	7	5	4	3	2	1	0	0	0	0	58	93	7.20	1.800
Kerry Ligtenberg, R ERA: 2.6	(6, 1)	1.0		5	1	0	0	2	1	0	0	0	1	0	12	21	0.00	2.000
Albie Lopez, R ERA: 4.56	(7, 1)	2.0		8	2	0	0	2	0	0	0	0	0	0	16	22	0.00	1.000

PITCHER	IP	WLS	BF	H	R	ER	SO	BB	IBB	HBP	BLK	WP	HR	S	P	ERA	WHIP

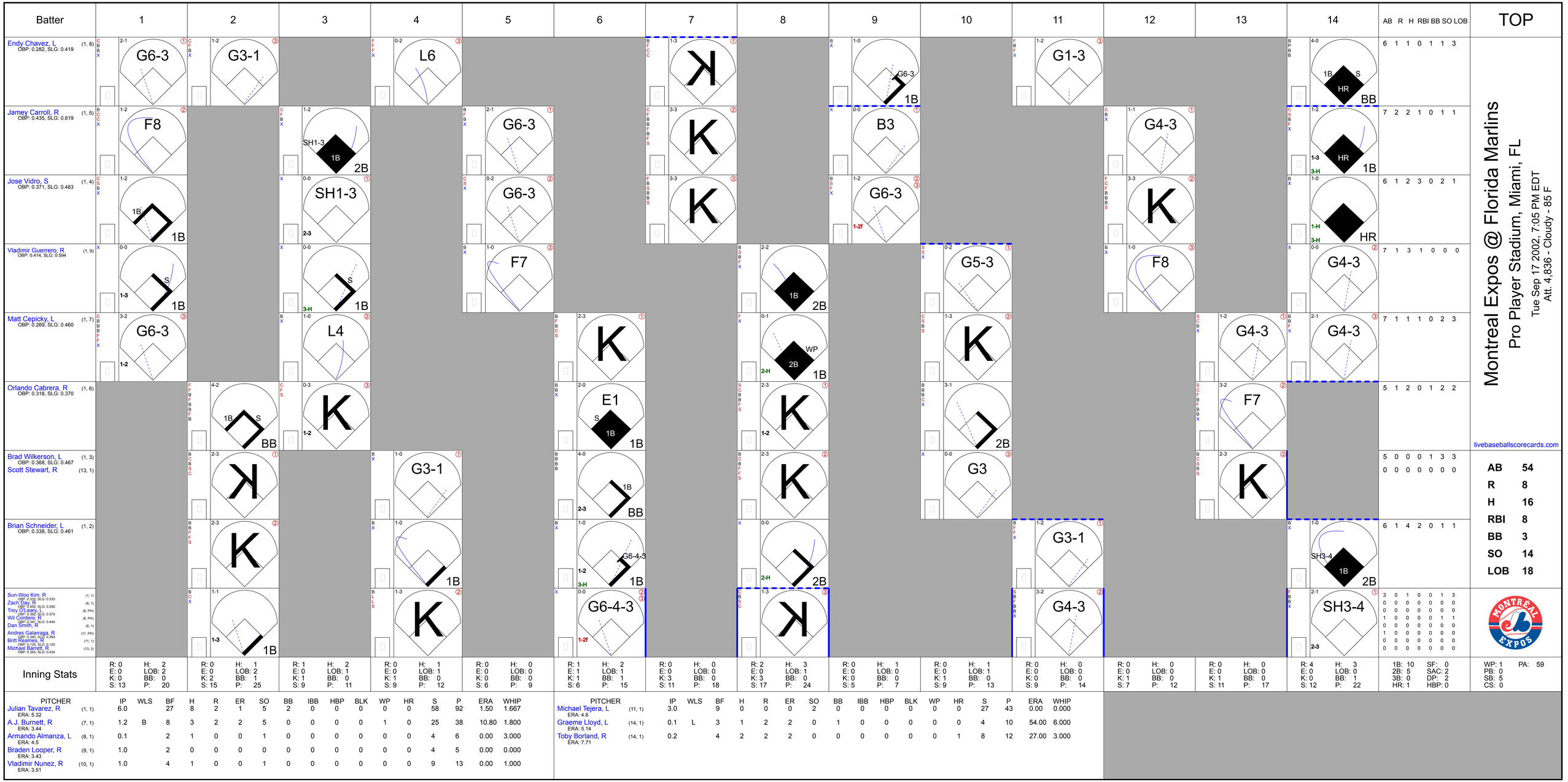
Batter
1
2
3
4
5
6
7
8
9
10
11
12
13
14
AB R H RBI BB SO LOB
TOP
Endy Chavez, L (1, 8) OBP: 0.282, SLG: 0.419
G6-3
G3-1
L6
G6-3
1B
Jamey Carroll, R (1, 5) OBP: 0.435, SLG: 0.619
F8
SH1-3
1B
2B
G6-3
B3
G4-3
HR
1B
Jose Vidro, S (1, 4) OBP: 0.371, SLG: 0.483
1B
SH1-3
2-3
G6-3
G6-3
1-2f
K
HR
Vladimir Guerrero, R (1, 9) OBP: 0.414, SLG: 0.594
S
1B
3-H
S
1B
F7
1B
2B
G5-3
F8
G4-3
Matt Cepicky, L (1, 7) OBP: 0.269, SLG: 0.460
G6-3
1-2
L4
K
WP
2B
1B
2-H
K
2B
G4-3
G4-3
Orlando Cabrera, R (1, 6) OBP: 0.318, SLG: 0.370
1B
S
BB
K
E1
S
1B
1B
K
1-2
F7
Brad Wilkerson, L (1, 3) OBP: 0.368, SLG: 0.467
Scott Stewart, R (13, 1)
K
G3-1
1B
BB
K
G3
Brian Schneider, L (1, 2) OBP: 0.338, SLG: 0.461
K
1B
G6-4-3
1-2
3-H
1B
K
2-H
2B
G3-1
SH3-4
1B
2B
Sun-Woo Kim, R (1, 1) OBP: 0.333, SLG: 0.333
Zach Day, R (6, 1) OBP: 0.400, SLG: 0.250
Troy O'Leary, L (8, PH) OBP: 0.342, SLG: 0.374
Wil Cordero, R (8, PH) OBP: 0.444, SLG: 0.444
Dan Smith, R (8, 1)
Andres Galarraga, R (11, PH) OBP: 0.343, SLG: 0.393
Britt Reames, R (11, 1) OBP: 0.125, SLG: 0.125
Michael Barrett, R (13, 3) OBP: 0.345, SLG: 0.434
1-3
1B
K
G6-4-3
1-2f
K
SH3-4
2-3
Inning Stats
R: 0 E: 0 K: 0 S: 13 H: 2 LOB: 2 BB: 0 P: 20
R: 0 E: 0 K: 2 S: 15 H: 1 LOB: 2 BB: 1 P: 25
R: 1 E: 0 K: 1 S: 9 H: 2 LOB: 1 BB: 0 P: 11
R: 0 E: 0 K: 1 S: 9 H: 1 LOB: 1 BB: 0 P: 12
R: 0 E: 0 K: 0 S: 6 H: 0 LOB: 0 BB: 0 P: 9
R: 1 E: 1 K: 1 S: 6 H: 2 LOB: 1 BB: 1 P: 15
R: 0 E: 0 K: 3 S: 11 H: 0 LOB: 0 BB: 0 P: 18
R: 2 E: 0 K: 3 S: 17 H: 3 LOB: 1 BB: 0 P: 24
R: 0 E: 0 K: 0 S: 5 H: 1 LOB: 0 BB: 0 P: 7
R: 0 E: 0 K: 1 S: 9 H: 1 LOB: 1 BB: 0 P: 13
R: 0 E: 0 K: 0 S: 9 H: 0 LOB: 0 BB: 0 P: 14
R: 0 E: 0 K: 1 S: 7 H: 0 LOB: 0 BB: 0 P: 12
R: 0 E: 0 K: 1 S: 11 H: 0 LOB: 0 BB: 0 P: 17
R: 4 E: 0 K: 0 S: 12 H: 3 LOB: 0 BB: 1 P: 22
1B: 10 2B: 5 3B: 0 HR: 1
SF: 0 SAC: 2 DP: 2 HBP: 0
WP: 1 PB: 0 SB: 5 CS: 0
PA: 59
PITCHER IP WLS BF H R ER SO BB IBB HBP BLK WP HR S P ERA WHIP
Julian Tavarez, R (1, 1) ERA: 5.32 6.0 27 8 2 1 5 2 0 0 0 0 0 58 92 1.50 1.667
A.J. Burnett, R (7, 1) ERA: 3.44 1.2 B 8 3 2 2 5 0 0 0 0 1 0 25 38 10.80 1.800
Armando Almanza, L (8, 1) ERA: 4.5 0.1 2 1 0 0 1 0 0 0 0 0 0 4 6 0.00 3.000
Braden Looper, R (9, 1) ERA: 3.43 1.0 2 0 0 0 0 0 0 0 0 0 0 4 5 0.00 0.000
Vladimir Nunez, R (10, 1) ERA: 3.51 1.0 4 1 0 0 1 0 0 0 0 0 0 9 13 0.00 1.000
PITCHER IP WLS BF H R ER SO BB IBB HBP BLK WP HR S P ERA WHIP
Michael Tejera, L (11, 1) ERA: 4.6 3.0 9 0 0 0 2 0 0 0 0 0 0 27 43 0.00 0.000
Graeme Lloyd, L (14, 1) ERA: 5.14 0.1 L 3 1 2 2 0 1 0 0 0 0 0 4 10 54.00 6.000
Toby Borland, R (14, 1) ERA: 7.71 0.2 4 2 2 2 0 0 0 0 0 0 1 8 12 27.00 3.000
Montreal Expos @ Florida Marlins
Pro Player Stadium, Miami, FL
Tue Sep 17 2002, 7:05 PM EDT
Att. 4,836 - Cloudy - 85 F
livebaseballscorecards.com
AB 54
R 8
H 16
RBI 8
BB 3
SO 14
LOB 18

BOTTOM

Batter	1	2	3	4	5	6	7	8	9	10	11	12	13	14	AB	R	H	RBI	BB	SO	LOB
Luis Castillo, S (1, 4) OBP: 0.361, SLG: 0.365	2-1 CS 1B		1-2 F9			3-2 G4-3 1B 1B	3-1 G6-3 2-3			0-3 K		4-0 G6-4-3 IBB		3-2 G4-3 1-2	6	1	2	0	1	1	2
Juan Encarnacion, R (1, 9) OBP: 0.328, SLG: 0.437	2-3 K 1-2			1-2 G1-3		0-0 G4-3 1-2 1B	0-0 F3			3-3 K		0-2 G6-4-3 1-2f		0-0 2-H 1B	7	0	2	1	0	2	4
Kevin Millar, R (1, 7) OBP: 0.367, SLG: 0.520 Michael Tejera, L (11, 1) OBP: 0.243, SLG: 0.286 Eric Owens, R (13, PH) OBP: 0.324, SLG: 0.355 (14, 7)	3-1 1B			1-0 F8		1-1 G4-3 1-2f 2-3		0-0 F8		3-1 P6			0-0 F8	3-2 G6-3	5	0	1	0	0	0	2
															0	0	0	0	0	0	0
															2	0	0	0	0	0	1
Mike Lowell, R (1, 5) OBP: 0.346, SLG: 0.453	1-3 K			2-0 G5-3		3-2 BB HR 3-H 1B		2-1 1B			4-1 G6-4-3 BB		0-2 E S 1B		5	1	3	1	1	1	1
Derrek Lee, R (1, 3) OBP: 0.369, SLG: 0.492		2-1 F9			0-0 F8	4-0 HR 1-2 BB		3-3 K			2-2 G6-4-3 1-2f		3-3 K 1-3		5	1	0	0	1	2	3
Preston Wilson, R (1, 8) OBP: 0.329, SLG: 0.431		2-2 G5-3			3-2 G6-3	3-2 HR 1-H 2-H		3-3 K			4-2 BB		4-0 IBB		4	1	1	3	2	1	1
Charles Johnson, R A.J. Burnett, R Armando Almanza, L Braden Looper, R Tim Raines, S Vladimir Nunez, R Abraham Nunez, S Ramon Castro, R	1-0 F2				0-0 2B	1-1 F8			2-3 K		3-3 K		3-2 G6-3		3 0 0 0 1 0 1 1	0 0 0 0 0 0 0 0	1 0 0 0 0 0 0 0	0 0 0 0 0 0 0 0	0 0 0 0 1 0 1 0	0 0 0 0 0 0 1 0	0 0 0 0 1 0 1 2
Andy Fox, L (1, 6) OBP: 0.335, SLG: 0.333 Pablo Ozuna, R (14, PH) OBP: 0.290, SLG: 0.333			1-2 L4		4-0 IBB		4-2 G6-3 G4-3 BB		0-2 G4-3			4-1 SH1-4 BB		0-2 F8	2	0	0	0	3	0	0
															1	0	0	0	0	0	0
Julian Tavarez, L (1, 1) OBP: 0.167, SLG: 0.125 Mike Redmond, R (7, 2) OBP: 0.377, SLG: 0.393 Graeme Lloyd, L (14, 1) Toby Borland, R (14, 1) Mike Mordecai, R (14, PH) OBP: 0.301, SLG: 0.286			0-2 G2-3		1-2 G3-1		0-1 G4-3 1-2		3-3 K			0-0 SH1-4 1-2		1-1 G4-3 1B 1B	2	0	0	0	0	0	2
															2	0	0	0	0	1	1
															0	0	0	0	0	0	0
															0	0	0	0	0	0	0
															1	1	1	0	0	0	0
Inning Stats	R: 0 E: 0 K: 2 S: 10 H: 2 LOB: 1 BB: 0 P: 18	R: 0 E: 0 K: 0 S: 9 H: 0 LOB: 0 BB: 0 P: 14	R: 0 E: 0 K: 0 S: 9 H: 0 LOB: 0 BB: 0 P: 11	R: 0 E: 0 K: 0 S: 6 H: 0 LOB: 0 BB: 0 P: 10	R: 0 E: 0 K: 0 S: 8 H: 0 LOB: 2 BB: 1 P: 16	R: 4 E: 0 K: 0 S: 15 H: 4 LOB: 0 BB: 1 P: 30	R: 0 E: 0 K: 0 S: 8 H: 0 LOB: 1 BB: 1 P: 15	R: 0 E: 0 K: 2 S: 9 H: 1 LOB: 1 BB: 0 P: 17	R: 0 E: 0 K: 2 S: 12 H: 0 LOB: 0 BB: 0 P: 17	R: 0 E: 0 K: 2 S: 9 H: 0 LOB: 0 BB: 0 P: 15	R: 0 E: 0 K: 1 S: 12 H: 0 LOB: 1 BB: 2 P: 25	R: 0 E: 0 K: 0 S: 5 H: 0 LOB: 1 BB: 2 P: 13	R: 0 E: 1 K: 1 S: 10 H: 1 LOB: 2 BB: 1 P: 20	R: 1 E: 0 K: 0 S: 12 H: 2 LOB: 1 BB: 0 P: 19	1B: 9 2B: 2 3B: 0 HR: 1	SF: 0 SAC: 1 DP: 4 HBP: 0	WP: 0 PB: 0 SB: 1 CS: 1	PA: 57			

PITCHER		IP	WLS	BF	H	R	ER	SO	BB	IBB	HBP	BLK	WP	HR	S	P	ERA	WHIP
Sun-Woo Kim, R ERA: 6.38	(1, 1)	5.2		22	6	2	2	2	0	1	0	0	0	0	51	85	3.18	1.059
Zach Day, R ERA: 4.76	(6, 1)	1.1	B	7	1	2	2	0	2	0	0	0	0	1	14	29	13.50	2.250
Dan Smith, R ERA: 2.09	(8, 1)	3.0		10	1	0	0	6	0	0	0	0	0	0	30	49	0.00	0.333
Britt Reames, R ERA: 4.78	(11, 1)	2.2		12	1	0	0	2	3	2	0	0	0	0	24	52	0.00	1.500
Scott Stewart, L ERA: 3.24	(13, 1)	1.1	W	6	2	1	1	0	0	0	0	0	0	0	15	25	6.75	1.500

PITCHER	IP	WLS	BF	H	R	ER	SO	BB	IBB	HBP	BLK	WP	HR	S	P	ERA	WHIP

Montreal Expos @ Florida Marlins

Pro Player Stadium, Miami, FL

Tue Sep 17 2002, 7:05 PM EDT

Att. 4,836 - Cloudy - 85 F

livebaseballscorecards.com

AB	48
R	5
H	11
RBI	5
BB	8
SO	10
LOB	20

Montreal Expos @ Florida Marlins

Pro Player Stadium, Miami, FL

Wed Sep 18 2002, 7:05 PM EDT

Att. 5,105 - Cloudy - 85 F

TOP

livebaseballscorecards.com

Batter	1	2	3	4	5	6	7	8	9	10	11	AB	R	H	RBI	BB	SO	LOB
Endy Chavez, L (1, 8) OBP: 0.277, SLG: 0.405	3-2 FC4-6 1B 3-H		1-1 G4-3		1-0 L9			1-2 F8		2-3 K		5	1	1	0	0	1	0
Jamey Carroll, R (1, 5) OBP: 0.429, SLG: 0.577	0-1 FC4-6 1-3 1B		2-2 E6		1-3 K			0-1 F9			0-1 BB 1B 1B	5	1	2	0	0	1	0
Jose Vidro, S (1, 4) OBP: 0.369, SLG: 0.479	0-1 FC4-6 E 1B SF7 1-2f 3-H		2-1 F8		3-3 K			1-0 G4-3			4-1 WP BB 1B 1-2	4	2	0	1	1	1	2
Vladimir Guerrero, R (1, 9) OBP: 0.414, SLG: 0.592	0-0 CS E 1B 1-2		2-1 F7			0-0 L7			0-2 G5-3		2-0 CS WP 1B 1-3 2-H	5	0	2	1	0	0	1
Matt Cepicky, L (1, 7) OBP: 0.268, SLG: 0.444 Wil Cordero, R (11, PH) OBP: 0.339, SLG: 0.442 Wilton Guerrero, S (11, 7) OBP: 0.250, SLG: 0.246	0-2 E4 1-2 2-3			2-2 FC3-6 1B		0-3 K			0-0 G4-3		1-2 P6	4 1 0	0 0 0	1 0 0	0 0 0	0 0 0	1 0 0	2 2 0
Orlando Cabrera, R (1, 6) OBP: 0.318, SLG: 0.369	1-2 SF7 3-H			2-0 FC3-6 1-2 1B		0-0 G1-3			0-1 E4		4-2 S BB 1-3 3-H	3	0	1	1	1	0	0
Brad Wilkerson, L (1, 3) OBP: 0.370, SLG: 0.466	1-0 CS 2-3	1-0 CS 1B		3-1 F7			4-1 CS BB		1-2 F7		4-2 BB 1-2	3	0	1	0	2	0	3
Brian Schneider, L (1, 2) OBP: 0.330, SLG: 0.449		3-3 K 1-2		0-0 FC3-6 1-2f 2-3			0-2 F8 1-2			1-1 G6-3	0-3 K	5	0	0	0	0	2	6
Tomo Ohka, S (1, 1) OBP: 0.186, SLG: 0.145 Dan Smith, R (9, 1) Jim Brower, R (9, 1) Joey Eischen, L (9, 1) OBP: 0.286, SLG: 0.333 Tim Drew, R (11, 1)		3-3 K		0-1 L9			1-3 K			0-0 F9		3 0 0 1 0	0 0 0 0 0	0 0 0 0 0	0 0 0 0 0	0 0 0 0 0	2 0 0 0 0	2 0 0 0 0
Inning Stats	R: 2 E: 1 K: 0 S: 14 H: 3 LOB: 1 BB: 0 P: 19	R: 0 E: 0 K: 2 S: 9 H: 1 LOB: 0 BB: 0 P: 16	R: 0 E: 1 K: 0 S: 10 H: 0 LOB: 1 BB: 0 P: 17	R: 0 E: 0 K: 0 S: 9 H: 2 LOB: 2 BB: 0 P: 16	R: 0 E: 0 K: 2 S: 7 H: 0 LOB: 0 BB: 0 P: 12	R: 0 E: 0 K: 1 S: 6 H: 0 LOB: 0 BB: 0 P: 6	R: 0 E: 0 K: 1 S: 8 H: 0 LOB: 0 BB: 1 P: 13	R: 0 E: 0 K: 0 S: 6 H: 0 LOB: 0 BB: 0 P: 8	R: 0 E: 1 K: 0 S: 10 H: 0 LOB: 1 BB: 0 P: 11	R: 0 E: 0 K: 1 S: 6 H: 0 LOB: 0 BB: 0 P: 9	R: 2 E: 0 K: 1 S: 18 H: 2 LOB: 2 BB: 3 P: 33	1B: 8 2B: 1 3B: 0 HR: 0 SF: 1 SAC: 0 DP: 1 HBP: 0						

PITCHER	IP	WLS	BF	H	R	ER	SO	BB	IBB	HBP	BLK	WP	HR	S	P	ERA	WHIP
Carl Pavano, R (1, 1) ERA: 5.09	6.0		24	6	2	1	5	0	0	0	0	0	0	55	86	1.50	1.000
Armando Almanza, L (7, 1) ERA: 4.4	1.0		3	0	0	0	1	1	0	0	0	0	0	8	13	0.00	1.000
Blaine Neal, R (8, 1) ERA: 3.38	1.0		3	0	0	0	0	0	0	0	0	0	0	6	8	0.00	0.000
Gary Knotts, R (9, 1) ERA: 4.0	1.0		4	0	0	0	0	0	0	0	0	0	0	10	11	0.00	0.000
Braden Looper, R (10, 1) ERA: 3.39	1.0		3	0	0	0	1	0	0	0	0	0	0	6	9	0.00	0.000

PITCHER	IP	WLS	BF	H	R	ER	SO	BB	IBB	HBP	BLK	WP	HR	S	P	ERA	WHIP
46 Oswaldo Mairena, L (11, 1) ERA: 4.96	1.0	L	7	2	2	2	1	3	0	0	0	1	0	18	33	18.00	5.000

AB	39
R	4
H	8
RBI	3
BB	4
SO	8
LOB	18

WP: 1 PA: 45
PB: 0
SB: 1
CS: 4

Batter	1	2	3	4	5	6	7	8	9	10	11	AB	R	H	RBI	BB	SO	LOB
Luis Castillo, S (1, 4) OBP: 0.362, SLG: 0.365	X 0-0 B5-3 ①			C B B B C X 3-2 G6-3 ①		F X 0-1 F7 ②		C B C B X 2-2 1-2 2-3 1B		C S B X 1-2 WP 1B		5	0	2	0	0	0	1
Juan Encarnacion, R (1, 9) OBP: 0.326, SLG: 0.433	B B S S C 2-3 K ②			B B F B F X 3-2 P4 ②		F X 0-1 F9 ③		B B B C X 3-1 G6-3 ③		F S X 0-2 1-2 F8 ②		5	0	0	0	0	1	5
Kevin Millar, R (1, 7) OBP: 0.366, SLG: 0.517 Pablo Ozuna, R (9, PR) OBP: 0.290, SLG: 0.333 Braden Looper, R (10, 1) Mike Redmond, R (10, PH) OBP: 0.375, SLG: 0.392 46 Oswaldo Mairena, L (11, 1)	X 0-0 G4-3 ③			B F F S 1-3 K ③			S B B F X 2-2 F8 ①		B B B C X 3-1 2B 1B 1B	F B S B F F S 2-3 K ③		4 0 0 1 0	0 1 0 0 0	1 0 0 0 0	0 0 0 0 0	0 0 0 1 0	1 0 0 1 0	0 0 0 1 0
Mike Lowell, R (1, 5) OBP: 0.345, SLG: 0.453		C C X 0-2 G5-3 ①			X 0-0 P6 ①		B F B F S 2-3 K ②		C X 0-1 1-3 1B 2B		B X 1-0 P3 ①	5	1	1	0	0	1	0
Derrek Lee, R (1, 3) OBP: 0.370, SLG: 0.491		F B X 1-1 CS 1B			B C B B B S F S 3-3 K ②		C X 0-1 G6-3 ③		F B B F T X 2-2 2-H 3-H S 1B		B B C B X 3-1 P5 ②	5	0	2	2	0	1	0
Preston Wilson, R (1, 8) OBP: 0.330, SLG: 0.430		B S B C S 2-3 1-2 K ② ③			F F B F X 1-2 1B			B F B B X 2-1 G5-4-3 1B	F B F B B X 3-2 1-2 G5-3 ①		C X 0-1 F3 ③	5	0	2	0	0	1	2
Charles Johnson, R (1, 2) OBP: 0.302, SLG: 0.367			S S B B S 2-3 K ①		F S B F X 1-2 F8 ③			F X 0-1 1-2f ① ② G5-4-3	S B S S B B S 3-3 K ②			4	0	0	0	0	2	4
Andy Fox, L (1, 6) OBP: 0.335, SLG: 0.333 Mike Mordecai, R (9, PH) OBP: 0.299, SLG: 0.284 (10, 6)		C S S 0-3 K ②				B B B C C F F X 3-2 G5-3 ①		B C S S X 1-2 1B 1B 1B	F C B B X 2-2 G5-3 ③			3 1	0 0	1 0	0 0	0 0	1 0	0 2
Carl Pavano, R (1, 1) OBP: 0.158, SLG: 0.184 Brian Banks, S (6, PH) OBP: 0.308, SLG: 0.250 Armando Almanza, L (7, 1) Blaine Neal, L (8, 1) Tim Raines, S (8, PH) OBP: 0.360, SLG: 0.266 Gary Knotts, R (9, 1) Eric Owens, R (10, 7) OBP: 0.323, SLG: 0.354		C S B X 1-2 G4-3 ③			B C B B F B 4-2 BB			C X 0-1 1-2 1B 1B		B B B C C X 3-2 F8 ①		1 0 0 0 1 0 1	0 0 0 0 0 0 0	0 0 0 0 1 0 0	0 0 0 0 0 0 0	0 0 1 0 0 0 0	0 0 0 0 0 0 0	0 0 0 0 0 0 0
Inning Stats	R: 0 H: 0 E: 0 LOB: 0 K: 1 BB: 0 S: 5 P: 7	R: 0 H: 1 E: 0 LOB: 0 K: 1 BB: 0 S: 8 P: 11	R: 0 H: 0 E: 0 LOB: 0 K: 2 BB: 0 S: 9 P: 12	R: 0 H: 0 E: 0 LOB: 0 K: 1 BB: 0 S: 9 P: 16	R: 0 H: 1 E: 0 LOB: 1 K: 1 BB: 0 S: 13 P: 18	R: 0 H: 0 E: 0 LOB: 1 K: 0 BB: 1 S: 11 P: 18	R: 0 H: 0 E: 0 LOB: 0 K: 1 BB: 0 S: 8 P: 12	R: 0 H: 4 E: 0 LOB: 3 K: 0 BB: 0 S: 14 P: 22	R: 2 H: 3 E: 0 LOB: 2 K: 1 BB: 0 S: 16 P: 29	R: 0 H: 1 E: 0 LOB: 1 K: 1 BB: 0 S: 14 P: 20	R: 0 H: 0 E: 0 LOB: 0 K: 0 BB: 0 S: 5 P: 9	1B: 9 2B: 1 3B: 0 HR: 0	SF: 0 SAC: 0 DP: 1 HBP: 0					

PITCHER		IP	WLS	BF	H	R	ER	SO	BB	IBB	HBP	BLK	WP	HR	S	P	ERA	WHIP
Tomo Ohka, R ERA: 3.18	(1, 1)	8.0		29	6	0	0	7	1	0	0	0	0	0	77	116	0.00	0.875
Dan Smith, R ERA: 2.51	(9, 1)	0.0		2	2	2	2	0	0	0	0	0	0	0	4	7	∞	∞
Jim Brower, R ERA: 4.48	(9, 1)	0.2	B	3	1	0	0	1	0	0	0	0	0	0	9	17	0.00	1.500
Joey Eischen, L ERA: 1.29	(9, 1)	1.1	W	5	1	0	0	1	0	0	0	0	1	0	17	25	0.00	0.750
Tim Drew, R ERA: 2.45	(11, 1)	1.0	S	3	0	0	0	0	0	0	0	0	0	0	5	9	0.00	0.000

PITCHER	IP	WLS	BF	H	R	ER	SO	BB	IBB	HBP	BLK	WP	HR	S	P	ERA	WHIP

BOTTOM

Montreal Expos @ Florida Marlins

Pro Player Stadium, Miami, FL

Wed Sep 18 2002, 7:05 PM EDT
Att. 5,105 - Cloudy - 85 F

livebaseballscorecards.com

AB	41
R	2
H	10
RBI	2
BB	1
SO	9
LOB	15

WP: 1	PA: 42		
PB: 0			
SB: 1			
CS: 1			

Montreal Expos @ Florida Marlins

Pro Player Stadium, Miami, FL

Thu Sep 19 2002, 7:05 PM EDT

Att. 5,148 - Cloudy - 88 F

TOP

livebaseballscorecards.com

Batter	1	2	3	4	5	6	7	8	9	AB	R	H	RBI	BB	SO	LOB
Endy Chavez, L (1, 8) OBP: 0.273, SLG: 0.393	0-1 S 3B 1B	1-2 ② FC6 CS 1-2f			3-3 ① K	1-2 ② G3		1-3 ② K		5	1	1	0	0	2	1
Jamey Carroll, R (1, 5) OBP: 0.455, SLG: 0.586	2-0 ① F9	1-1 ③ CS 1-2	4-2 1B BB		0-1 E 2B	4-0 1B 1B BB		3-2 ③ P6		3	2	1	0	2	0	1
Jose Vidro, S (1, 4) OBP: 0.371, SLG: 0.484	1-2 1-H 1B 3B		2-3 ① K		1-2 E8 BB 1B 2-H 1B	1-1 1B 1-3 1B			1-3 ① K	5	2	3	2	0	2	1
Vladimir Guerrero, R (1, 9) OBP: 0.415, SLG: 0.591	2-3 ② K		1-1 1-2 1B		4-0 BB 1B IBB	1-1 1-2 3-H 1B			0-0 ② L3	4	1	2	1	1	1	1
Matt Cepicky, L (1, 7) OBP: 0.295, SLG: 0.448 Tim Drew, R (9, 1)	1-1 1B 3-H 1B		1-1 ② F8		4-1 1B 1-2 2-3 BB	3-2 ③ F9			1-0 1B	4 0	0 0	2 0	1 0	1 0	0 0	4 0
Orlando Cabrera, R (1, 6) OBP: 0.319, SLG: 0.370	3-1 1-3 1B		1-3 ③ K		0-0 1-2 2-H 3-H 1B		1-2 ① L8		1-3 ③ K	5	0	2	2	0	2	3
Andres Galarraga, R (1, 3) OBP: 0.338, SLG: 0.387	0-3 ③ K			1-3 ① K	0-0 ② F3		1-1 ② F7			4	0	0	0	0	2	4
Michael Barrett, R (1, 2) OBP: 0.342, SLG: 0.429		2-0 ① P4		1-2 ② G6-3	0-1 ③ P4		0-0 ③ G5-3			4	0	0	0	0	0	2
Bartolo Colon, R (1, 1) OBP: 0.156, SLG: 0.140 Troy O'Leary, L (6, PH) OBP: 0.361, SLG: 0.372 Matt Herges, L (6, 1) Britt Reames, R (7, 1) OBP: 0.125, SLG: 0.125 Wilton Guerrero, S (8, PH) OBP: 0.248, SLG: 0.244 Scott Stewart, R (8, 1) Brad Wilkerson, L (9, 7) OBP: 0.370, SLG: 0.466		0-2 FC6 1B		1-3 ③ K		1-1 ① G4-3		3-3 ① K		2 1 0 0 1 0 0	0 0 0 0 0 0 0	1 0 0 0 0 0 0	0 0 0 0 0 0 0	0 0 0 0 0 0 0	1 0 0 0 1 0 0	0 0 0 0 0 0 0
Inning Stats	R: 2 E: 0 K: 2 S: 17 H: 4 LOB: 2 BB: 0 P: 26	R: 0 E: 0 K: 0 S: 10 H: 1 LOB: 0 BB: 0 P: 13	R: 0 E: 0 K: 2 S: 12 H: 1 LOB: 2 BB: 1 P: 21	R: 0 E: 0 K: 2 S: 11 H: 0 LOB: 0 BB: 0 P: 14	R: 3 E: 1 K: 1 S: 13 H: 3 LOB: 2 BB: 2 P: 25	R: 1 E: 0 K: 0 S: 16 H: 2 LOB: 2 BB: 1 P: 27	R: 0 E: 0 K: 0 S: 6 H: 0 LOB: 0 BB: 0 P: 8	R: 0 E: 0 K: 2 S: 11 H: 0 LOB: 0 BB: 0 P: 18	R: 0 E: 0 K: 2 S: 8 H: 1 LOB: 1 BB: 0 P: 11	1B: 10 2B: 1 3B: 1 HR: 0	SF: 0 SAC: 0 DP: 0 HBP: 0						

AB	38
R	6
H	12
RBI	6
BB	4
SO	11
LOB	17

WP: 0 PB: 0 SB: 1 CS: 1 PA: 43

PITCHER		IP	WLS	BF	H	R	ER	SO	BB	IBB	HBP	BLK	WP	HR	S	P	ERA	WHIP
Josh Beckett, R ERA: 4.25	(1, 1)	3.0		15	6	2	2	4	1	0	0	0	0	0	39	60	6.00	2.333
Blaine Neal, R ERA: 3.25	(4, 1)	1.0		3	0	0	0	2	0	0	0	0	0	0	11	14	0.00	0.000
Nate Robertson, L ERA: 15.0	(5, 1)	0.1		6	3	3	3	1	1	1	0	0	0	0	10	22	81.00	12.000
Toby Borland, R ERA: 7.2	(5, 1)	0.2		2	0	0	0	0	0	0	0	0	0	0	3	3	0.00	0.000
Gary Knotts, R ERA: 4.18	(6, 1)	1.0	L	6	2	1	1	0	1	0	0	0	0	0	16	27	9.00	3.000

PITCHER		IP	WLS	BF	H	R	ER	SO	BB	IBB	HBP	BLK	WP	HR	S	P	ERA	WHIP
Vladimir Nunez, R ERA: 3.44	(7, 1)	2.0		6	0	0	0	2	0	0	0	0	0	0	17	26	0.00	0.000
Braden Looper, R ERA: 3.35	(9, 1)	1.0		4	1	0	0	2	0	0	0	0	0	0	8	11	0.00	1.000

Montreal Expos @ Florida Marlins

Pro Player Stadium, Miami, FL

Thu Sep 19 2002, 7:05 PM EDT

Att. 5,148 - Cloudy - 88 F

BOTTOM

Batter	1	2	3	4	5	6	7	8	9	AB	R	H	RBI	BB	SO	LOB
Luis Castillo, S (1, 4) OBP: 0.363, SLG: 0.365	G4-3	BB 1B BB		SH5-3 2-3		L7		1B		3	0	1	0	1	0	0
Andy Fox, L (1, 6) OBP: 0.335, SLG: 0.333	F9	BB 1B 1-2 2-3 3-H		G6-3 S 1B 3-H		F8		K2-3		5	0	2	2	0	1	1
Kevin Millar, R (1, 7) OBP: 0.369, SLG: 0.520	2B	BB 1-2 2-3 3-H		G6-3 1-3		G4-3			1B	4	0	2	1	1	0	1
Abraham Nunez, S (9, PR)										0	0	0	0	0	0	0
Mike Lowell, R (1, 5) OBP: 0.344, SLG: 0.449	L9	F8		G6-3			1B BB		F8	4	0	0	0	1	0	6
Derrek Lee, R (1, 3) OBP: 0.370, SLG: 0.490		2B 1B	FC6-4 1B		K		K		K	5	1	2	0	0	3	2
Juan Encarnacion, R (1, 9) OBP: 0.326, SLG: 0.435		SH1-4 1B 2B 1-H	FC6-4 G5-3 1-2f		E5 HR		G1-6-3 1B 1-2		G1-3	5	1	2	1	0	0	2
Eric Owens, R (1, 8) OBP: 0.322, SLG: 0.361	F9	G5-3 1-2			HR 1-2		G1-6-3 1-2f			4	1	1	1	0	0	4
Ramon Castro, R (1, 2) OBP: 0.337, SLG: 0.488		1B SH1-4 BB BB			1B			L9		3	1	1	0	1	1	1
Josh Beckett, R (7, 1) OBP: 0.263, SLG: 0.087 Blaine Neal, L (4, 1) Pablo Ozuna, R (4, PH) OBP: 0.313, SLG: 0.387 Nate Robertson, R (8, 1) Toby Borland, R (9, 1) Brian Banks, S (5, PH) OBP: 0.286, SLG: 0.231 Gary Knotts, R (6, 1) Vladimir Nunez, R (7, 1) OBP: 0.200, SLG: 0.200 Mike Mordecai, R (8, PH) OBP: 0.267, SLG: 0.200 Braden Looper, R (9, 1)	SH1-4 1-2 2-3	SH5-3 1B 2B	G4-3					K		0 0 1 0 0 1 0 0 1 0	0 0 1 0 0 0 0 0 0 0	0 0 1 0 0 0 0 0 0 0	0 0 0 0 0 0 0 0 0 0	0 0 0 0 0 0 0 0 1 0	0 0 0 0 0 0 0 1 0 0	0 0 0 0 0 0 1 0 0 0
Inning Stats	R: 0 E: 0 K: 0 S: 7 H: 1 LOB: 1 BB: 0 P: 14	R: 3 E: 0 K: 0 S: 22 H: 3 LOB: 3 BB: 3 P: 40	R: 0 E: 0 K: 1 S: 11 H: 1 LOB: 1 BB: 0 P: 15	R: 1 E: 0 K: 0 S: 13 H: 2 LOB: 1 BB: 0 P: 17	R: 1 E: 1 K: 1 S: 14 H: 2 LOB: 1 BB: 0 P: 23	R: 0 E: 0 K: 0 S: 8 H: 0 LOB: 0 BB: 0 P: 13	R: 0 E: 0 K: 1 S: 10 H: 1 LOB: 1 BB: 1 P: 17	R: 0 E: 0 K: 2 S: 10 H: 1 LOB: 1 BB: 0 P: 15	R: 0 E: 0 K: 1 S: 8 H: 1 LOB: 1 BB: 0 P: 10	1B: 8 2B: 3 3B: 0 HR: 1	SF: 0 SAC: 2 DP: 1 HBP: 0					

livebaseballscorecards.com

AB	36
R	5
H	12
RBI	5
BB	4
SO	6
LOB	18

WP: 0 PB: 0 SB: 1 CS: 0 PA: 42

PITCHER		IP	WLS	BF	H	R	ER	SO	BB	IBB	HBP	BLK	WP	HR	S	P	ERA	WHIP
Bartolo Colon, R ERA: 2.84	(1, 1)	5.0	W	27	9	5	5	2	3	0	0	0	0	1	67	109	9.00	2.400
Matt Herges, R ERA: 4.16	(6, 1)	1.0	H	3	0	0	0	0	0	0	0	0	0	0	8	13	0.00	0.000
Britt Reames, R ERA: 4.71	(7, 1)	1.0	H	4	1	0	0	1	1	0	0	0	0	0	10	17	0.00	2.000
Scott Stewart, L ERA: 3.19	(8, 1)	1.0	H	4	1	0	0	2	0	0	0	0	0	0	10	15	0.00	1.000
Tim Drew, R ERA: 2.16	(9, 1)	1.0	S	4	1	0	0	1	0	0	0	0	0	0	8	10	0.00	1.000

PITCHER	IP	WLS	BF	H	R	ER	SO	BB	IBB	HBP	BLK	WP	HR	S	P	ERA	WHIP

Batter	1	2	3	4	5	6	7	8	9	AB	R	H	RBI	BB	SO	LOB
Pablo Ozuna, R (1, 4) OBP: 0.297, SLG: 0.361	C S X 0-2 ① G1-3		B C X 1-1 ① G4-3	F F X 0-2 ① G5-3		X 0-0 SH 2-3 1B		C F S 0-3 ③ K		5	0	1	0	0	1	0
Mike Mordecai, R (1, 6) OBP: 0.308, SLG: 0.297	B X 1-0 PB 2B		B B B C B 4-1 E S 1B BB	S X 0-1 ② G4-3		B X 1-0 SH 1-2 3-H			X 0-0 G6-4-3 1B	3	1	2	1	1	0	0
Kevin Millar, R (1, 7) OBP: 0.369, SLG: 0.516	B C B B B 4-1 PB BB		X 0-0 ② P4	B B B 4-0 FC6-4 BB		C X 0-1 ② F9			B B F X 2-1 ① ② G6-4-3 1-2f	3	0	0	0	2	0	4
Mike Lowell, R (1, 5) OBP: 0.344, SLG: 0.447	C B B X 2-1 ② F5		B B B B 4-0 1B 1-3 1B BB	C X 0-1 ③ FC6-4 1-2f		C S X 0-2 ③ F8			B B B B 4-0 S BB	3	1	0	0	2	0	5
Derrek Lee, R (1, 3) OBP: 0.370, SLG: 0.488	C B B B I 4-1 1-2 2-3 IBB		X 0-0 1B 1-2 2B 3-H 1B	B B X 2-0 ① G5-3			F B X 1-1 ① P6		C C S 0-3 ③ K 1-2	4	1	1	1	1	1	1
Brian Banks, S (1, 9) OBP: 0.278, SLG: 0.235	F B X 1-1 ③ F7		B X 1-0 2B 1-3 2-H 1B	B C F X 1-2 ② G4-3			B X 1-0 ② L4			4	1	1	1	0	0	3
Charles Johnson, R (1, 2) OBP: 0.301, SLG: 0.369		B F F S 1-3 ① K	F B B F X 2-2 1B 1-H 3-H 2B	C F F B S 1-3 ③ K			S X 0-1 ③ G6-3			4	1	1	2	0	2	0
Abraham Nunez, S (1, 8) OBP: 0.200, SLG: 0.200		B B F X 2-1 ② L7	F F B X 1-2 2-H 1B			B B X 2-0 1B SH1-3 SH 1B		C X 0-1 ① B1-3		4	1	2	1	0	0	0
Justin Wayne, R (1, 1) Eric Owens, R (6, PH) OBP: 0.322, SLG: 0.361 Blaine Neal, L (6, 1) Michael Tejera, L (7, 1) OBP: 0.237, SLG: 0.278 Armando Almanza, L (9, 1)		X 0-0 ③ L5	C F F B F F C 1-3 ③ K			S X 0-1 ① SH1-3 1-2		F B C B S 2-3 ② K		2 0 0 1 0	0 0 0 0 0	0 0 0 0 0	0 0 0 0 0	0 0 0 0 0	1 0 0 0 0	1 0 0 0 0
Inning Stats	R: 0 H: 1 E: 0 LOB: 3 K: 0 BB: 2 S: 10 P: 22	R: 0 H: 0 E: 0 LOB: 0 K: 1 BB: 0 S: 6 P: 9	R: 5 H: 4 E: 0 LOB: 1 K: 1 BB: 2 S: 18 P: 32	R: 0 H: 0 E: 0 LOB: 1 K: 0 BB: 1 S: 7 P: 11	R: 0 H: 0 E: 0 LOB: 0 K: 1 BB: 0 S: 8 P: 12	R: 1 H: 2 E: 1 LOB: 2 K: 0 BB: 0 S: 10 P: 13	R: 0 H: 0 E: 0 LOB: 0 K: 0 BB: 0 S: 5 P: 7	R: 0 H: 0 E: 0 LOB: 0 K: 2 BB: 0 S: 8 P: 10	R: 0 H: 1 E: 0 LOB: 1 K: 1 BB: 1 S: 6 P: 12	1B: 6 SF: 0 2B: 2 SAC: 2 3B: 0 DP: 1 HR: 0 HBP: 0						

PITCHER		IP	WLS	BF	H	R	ER	SO	BB	IBB	HBP	BLK	WP	HR	S	P	ERA	WHIP
Damian Moss, L ERA: 3.52	(1, 1)	2.2	L	17	5	5	5	1	3	1	0	0	0	0	28	56	16.88	3.000
Albie Lopez, R ERA: 4.37	(3, 1)	1.1		5	0	0	0	1	1	0	0	0	0	0	13	18	0.00	0.750
Trey Hodges, R ERA: 7.88	(5, 1)	3.0		12	2	1	1	1	0	0	0	0	0	0	23	32	3.00	0.667
Kerry Ligtenberg, R ERA: 2.92	(8, 1)	1.0		3	0	0	0	2	0	0	0	0	0	0	8	10	0.00	0.000
Tim Spooneybarger, R ERA: 2.77	(9, 1)	1.0		4	1	0	0	1	1	0	0	0	0	0	6	12	0.00	2.000

PITCHER	IP	WLS	BF	H	R	ER	SO	BB	IBB	HBP	BLK	WP	HR	S	P	ERA	WHIP

Florida Marlins @ Atlanta Braves

Turner Field, Atlanta, GA

Fri Sep 20 2002, 7:35 PM EDT

Att. 28,869 - Cloudy - 80 F

TOP

livebaseballscorecards.com

AB	33
R	6
H	8
RBI	6
BB	6
SO	6
LOB	14

WP: 0 PA: 41
PB: 1
SB: 2
CS: 0

Florida Marlins @ Atlanta Braves

Turner Field, Atlanta, GA

Fri Sep 20 2002, 7:35 PM EDT

Att. 28,869 - Cloudy - 80 F

BOTTOM

livebaseballscorecards.com

Batter	1	2	3	4	5	6	7	8	9	AB	R	H	RBI	BB	SO	LOB
Rafael Furcal, S (1, 6) OBP: 0.322, SLG: 0.379	K		1B 2B		P6		G4-3			4	1	1	0	0	1	0
Julio Franco, R (1, 3) OBP: 0.358, SLG: 0.388	K		1B BB		F9		K			3	0	0	0	1	2	0
Gary Sheffield, R (1, 9) OBP: 0.404, SLG: 0.512	BB		1-2 2-H 1B		F8			G2-3		3	0	1	1	1	0	0
10 Chipper Jones, S (1, 7) OBP: 0.436, SLG: 0.536	L9		F7			WP BB 1B		L7		4	0	1	0	0	0	3
Andruw Jones, R (1, 8) OBP: 0.360, SLG: 0.488		K2-3	F8			K		G6-3		4	0	0	0	0	2	3
Javy Lopez, R (1, 2) OBP: 0.299, SLG: 0.370		F2		G6-3		WP 1-2 BB			1B	3	0	1	0	1	0	0
Vinny Castilla, R (1, 5) OBP: 0.267, SLG: 0.338		G6-3		2B		K			L8	4	0	1	0	0	1	3
Mark DeRosa, R (1, 4) OBP: 0.356, SLG: 0.458			HR	F9		F9 1-2 2-3			F9	4	1	1	1	0	0	4
Damian Moss, R (1, 1) OBP: 0.176, SLG: 0.125 Albie Lopez, R (3, 1) OBP: 0.111, SLG: 0.111 Matt Franco, L (4, PH) OBP: 0.407, SLG: 0.527 Trey Hodges, R (6, 1) Keith Lockhart, L (7, PH) OBP: 0.333, SLG: 0.231 Marcus Giles, R (7, PH) OBP: 0.304, SLG: 0.419 Kerry Ligtenberg, R (8, 1) Tim Spooneybarger, R (8, 1) Wes Helms, R (9, PH) OBP: 0.286, SLG: 0.414			K	G3-1			G6-3		K	0 1 1 0 0 0 1	0 0 0 0 0 0 0	0 0 0 0 0 0 0	0 0 0 0 0 0 0	0 1 0 0 0 0 0	0 0 0 0 0 0 0	0 1 1 0 0 0 1

Inning Stats	1	2	3	4	5	6	7	8	9	1B: 3	SF: 0	WP: 1	PA: 36
	R: 0 E: 0 K: 2 S: 13	H: 0 LOB: 1 BB: 1 P: 23	R: 0 E: 0 K: 1 S: 8	H: 0 LOB: 0 BB: 0 P: 12	R: 2 E: 0 K: 1 S: 18	H: 3 LOB: 2 BB: 1 P: 29	R: 0 E: 0 K: 0 S: 6	H: 1 LOB: 1 BB: 0 P: 8	R: 0 E: 0 K: 0 S: 4	H: 0 LOB: 0 BB: 0 P: 8	R: 0 E: 0 K: 2 S: 12	H: 1 LOB: 2 BB: 1 P: 22	R: 0 E: 0 K: 1 S: 9	H: 0 LOB: 0 BB: 0 P: 15	R: 0 E: 0 K: 0 S: 7	H: 0 LOB: 0 BB: 0 P: 10	R: 0 E: 0 K: 1 S: 8	H: 1 LOB: 1 BB: 0 P: 12	2B: 2 3B: 0 HR: 1	SAC: 0 DP: 0 HBP: 0	PB: 0 SB: 0 CS: 0	

PITCHER		IP	WLS	BF	H	R	ER	SO	BB	IBB	HBP	BLK	WP	HR	S	P	ERA	WHIP
Justin Wayne, R ERA: 4.79	(1, 1)	5.0	W	21	4	2	2	4	2	0	0	0	0	1	49	80	3.60	1.200
Blaine Neal, R ERA: 3.14	(6, 1)	1.0		5	1	0	0	2	1	0	0	0	1	0	12	22	0.00	2.000
Michael Tejera, L ERA: 4.53	(7, 1)	2.0		6	0	0	0	1	0	0	0	0	0	0	16	25	0.00	0.000
Armando Almanza, L ERA: 4.3	(9, 1)	1.0		4	1	0	0	1	0	0	0	0	0	0	8	12	0.00	1.000

PITCHER	IP	WLS	BF	H	R	ER	SO	BB	IBB	HBP	BLK	WP	HR	S	P	ERA	WHIP

AB	33
R	2
H	6
RBI	2
BB	3
SO	8
LOB	15

Florida Marlins @ Atlanta Braves

Turner Field, Atlanta, GA

Sat Sep 21 2002, 1:05 PM EDT

Att. 37,131 - Cloudy - 77 F

TOP

livebaseballscorecards.com

Batter	1	2	3	4	5	6	7	8	9	AB	R	H	RBI	BB	SO	LOB
Luis Castillo, S (1, 4) OBP: 0.361, SLG: 0.362	C F B X 1-2 F7 ①		C C B F F B C 2-3 K ②			B S B B B F B 1-2 L5 ① ; C S B B B F B 2-3 F9 ③		C S B B B F B 4-2 FC5 1B 1-2 BB		4	1	0	0	1	1	4
Juan Encarnacion, R (1, 9) OBP: 0.327, SLG: 0.432	F X 0-1 G6-3 ②		X 0-0 F8 ③			B B S B B B 4-1 1B BB	B S B B B B 4-1 2B BB	B X 1-0 FC5 PB 1B 1-2 2-3f ②		3	1	0	0	2	0	4
Kevin Millar, R (1, 7) OBP: 0.371, SLG: 0.519 Abraham Nunez, S (9, 8) OBP: 0.200, SLG: 0.200	B C C B F F F X 2-2 F9 ③			X 0-0 P4 ①		F F F F B F B F X 2-2 E 1B 1-2 1B	C X 0-1 2B 1-3	B B X 2-0 PB 1B 1-2 2-H		5 0	1 0	3 0	1 0	0 0	0 0	0 0
Mike Lowell, R (1, 5) OBP: 0.345, SLG: 0.447		B X 1-0 G5-3 ①		X 0-0 G6-4-3 1B		F X 0-1 E7 2B 1-H 2-H 1B	B F B C X 2-2 G6-3 ①	B F F X 1-2 F9 ③ 1-2 2-3		5	1	2	1	0	0	4
Derrek Lee, R (1, 3) OBP: 0.370, SLG: 0.488		C C C 0-3 K ②		S B F F F X 1-2 G6-4-3 ② ③ 1-2f		F B F X 1-2 3B 3-H 2B	I I I I 4-0 IBB		X 0-0 F8 ①	4	1	1	1	1	1	1
Eric Owens, R (1, 8) (9, 7) OBP: 0.321, SLG: 0.364		F B B B F B X 3-2 G5-3 ③			C X 0-1 G1-3 ①	X 0-0 1B 2-H 3B	C X 0-1 P4 ②		B B F X 2-1 G1-6-3 ②	5	1	1	1	0	0	3
Mike Redmond, R (1, 2) OBP: 0.377, SLG: 0.394 Braden Looper, R (9, 1)			C B X 1-1 FC1-5 BB 1B		C S F F F C 0-3 K ②	C B X 1-1 1B 3-H ②	B B X 2-0 L3 ③		C F B S 1-3 K ③	4 0	0 0	2 0	1 0	0 0	1 0	3 0
Andy Fox, L (1, 6) OBP: 0.339, SLG: 0.334			B C F B B B F F F B 4-2 FC1-5 1-2 BB		C F B H 2-2 HBP	X 0-0 E 1B		B C F B X 2-2 F7 ①		2	0	1	0	1	0	0
Brad Penny, R (1, 1) OBP: 0.174, SLG: 0.217 Brian Banks, S (6, PH) OBP: 0.316, SLG: 0.278 Gary Knotts, R (6, 1) Ramon Castro, R (7, 2) OBP: 0.344, SLG: 0.494 Vladimir Nunez, R (7, 1) OBP: 0.200, SLG: 0.200 Tim Raines, S (9, PH) OBP: 0.362, SLG: 0.263			B C X 1-1 FC1-5 ① 1-2 2-3f		S S B C 1-3 K ③	B S B F X 2-2 E9 1-3 1B		F X 0-1 FC5 BB 1B		2 1 0 1 0 1	0 0 0 0 0 0	0 1 0 1 0 0	0 0 0 0 0 0	1 0 0 0 0 1	0 0 0 0 0 0	3 0 0 0 0 0
Inning Stats	R: 0 E: 0 K: 0 S: 11 H: 0 LOB: 0 BB: 0 P: 14	R: 0 E: 0 K: 1 S: 7 H: 0 LOB: 0 BB: 0 P: 11	R: 0 E: 0 K: 1 S: 15 H: 1 LOB: 2 BB: 1 P: 23	R: 0 E: 0 K: 0 S: 6 H: 1 LOB: 0 BB: 0 P: 7	R: 0 E: 0 K: 2 S: 13 H: 0 LOB: 1 BB: 0 P: 16	R: 5 E: 2 K: 0 S: 25 H: 7 LOB: 2 BB: 1 P: 37	R: 0 E: 0 K: 0 S: 9 H: 1 LOB: 3 BB: 2 P: 21	R: 1 E: 0 K: 0 S: 13 H: 2 LOB: 2 BB: 1 P: 23	R: 0 E: 0 K: 1 S: 6 H: 0 LOB: 0 BB: 0 P: 9	1B: 9 2B: 2 3B: 1 HR: 0	SF: 0 SAC: 0 DP: 1 HBP: 1						

	AB	37
	R	6
	H	12
	RBI	5
	BB	5
	SO	5
	LOB	22

WP: 0 PB: 1 SB: 0 CS: 0 PA: 43

PITCHER		IP	WLS	BF	H	R	ER	SO	BB	IBB	HBP	BLK	WP	HR	S	P	ERA	WHIP
Kevin Millwood, R ERA: 3.26	(1, 1)	5.1	L	24	6	5	5	4	2	0	1	0	0	0	69	96	8.44	1.500
Chris Hammond, L ERA: 0.97	(6, 1)	1.2		10	4	0	0	0	1	1	0	0	0	0	17	33	0.00	3.000
Kevin Gryboski, R ERA: 3.49	(8, 1)	1.0		6	2	1	1	0	1	0	0	0	0	0	13	23	9.00	3.000
Darren Holmes, R ERA: 1.92	(9, 1)	1.0		3	0	0	0	1	0	0	0	0	0	0	6	9	0.00	0.000

PITCHER	IP	WLS	BF	H	R	ER	SO	BB	IBB	HBP	BLK	WP	HR	S	P	ERA	WHIP

Florida Marlins @ Atlanta Braves

Turner Field, Atlanta, GA

Sat Sep 21 2002, 1:05 PM EDT

Att. 37,131 - Cloudy - 77 F

livebaseballscorecards.com

BOTTOM

Batter	1	2	3	4	5	6	7	8	9	AB	R	H	RBI	BB	SO	LOB
Rafael Furcal, S (1, 6) OBP: 0.322, SLG: 0.383	HR	BB		K		G4-3			G4-3	4	1	1	1	1	1	0
Mark DeRosa, R (1, 4) OBP: 0.352, SLG: 0.451	G5-3	L8		P4			10 F8 1B FC5-4 1B		G4-3	5	1	1	0	0	0	3
Gary Sheffield, R (1, 9) OBP: 0.404, SLG: 0.510	F9		10 2B 1B	F9			FC5-4 1-2 1B		G6-3	5	1	2	0	0	0	0
10 Chipper Jones, S (1, 7) OBP: 0.436, SLG: 0.539	G3-1		1B 1-H FC3-5-2-5-1 2B		2B		F8 2-3			4	0	2	1	0	0	2
Andruw Jones, R (1, 8) OBP: 0.361, SLG: 0.494		HR	FC3-5-2-5-1 2-3 1B		F9		FC5-4 1-2f 3-H			4	1	2	2	0	0	2
Matt Franco, L (1, 3) OBP: 0.404, SLG: 0.527		SH1-4 2B	FC3-5-2-5-1 1-3 3-H		K		L4			4	0	1	0	0	1	4
Marcus Giles, R (1, 5) OBP: 0.325, SLG: 0.415		SH1-4 BB	L4		L8			G6-4-3 BB		2	0	0	0	1	0	3
Chris Hammond, L (6, 1)										0	0	0	0	0	0	0
Kevin Gryboski, R (8, 1)										0	0	0	0	0	0	0
Julio Franco, R (8, PH) OBP: 0.360, SLG: 0.388										0	0	0	0	1	0	0
Darren Holmes, R (9, 1)										0	0	0	0	0	0	0
Henry Blanco, R (1, 2) OBP: 0.253, SLG: 0.324		K	IBB			P5		G6-4-3 1-2f		2	0	0	0	1	1	2
Javy Lopez, R (8, PH) OBP: 0.298, SLG: 0.369										1	0	0	0	0	0	1
(9, 2)																
Kevin Millwood, R (1, 1) OBP: 0.209, SLG: 0.328		SH1-4 1-2 2-3	K			P6		P4		1	0	0	0	0	1	3
Keith Lockhart, L (6, 5) OBP: 0.274, SLG: 0.329										2	0	0	0	0	0	0

Inning Stats	1	2	3	4	5	6	7	8	9
	R: 1 H: 1 E: 0 LOB: 0 K: 0 BB: 0 S: 6 P: 9	R: 1 H: 2 E: 0 LOB: 3 K: 1 BB: 2 S: 12 P: 22	R: 1 H: 3 E: 0 LOB: 3 K: 1 BB: 1 S: 17 P: 26	R: 0 H: 0 E: 0 LOB: 0 K: 1 BB: 0 S: 9 P: 12	R: 0 H: 1 E: 0 LOB: 1 K: 1 BB: 0 S: 7 P: 10	R: 0 H: 0 E: 0 LOB: 0 K: 0 BB: 0 S: 8 P: 11	R: 1 H: 2 E: 0 LOB: 1 K: 0 BB: 0 S: 10 P: 13	R: 0 H: 0 E: 0 LOB: 0 K: 0 BB: 1 S: 7 P: 14	R: 0 H: 0 E: 0 LOB: 0 K: 0 BB: 0 S: 8 P: 13

AB	34
R	4
H	9
RBI	4
BB	4
SO	4
LOB	20

PITCHER		IP	WLS	BF	H	R	ER	SO	BB	IBB	HBP	BLK	WP	HR	S	P	ERA	WHIP
Brad Penny, R ERA: 4.66	(1, 1)	5.0	W	25	7	3	3	4	2	1	0	0	0	2	51	79	5.40	1.800
Gary Knotts, R ERA: 4.34	(6, 1)	1.0	H	5	2	1	1	0	0	0	0	0	0	0	13	16	9.00	2.000
Vladimir Nunez, R ERA: 3.36	(7, 1)	2.0	H	6	0	0	0	0	1	0	0	0	0	0	12	22	0.00	0.500
Braden Looper, R ERA: 3.31	(9, 1)	1.0	S	3	0	0	0	0	0	0	0	0	0	0	8	13	0.00	0.000

PITCHER	IP	WLS	BF	H	R	ER	SO	BB	IBB	HBP	BLK	WP	HR	S	P	ERA	WHIP

Batter	1	2	3	4	5	6	7	8	9	AB	R	H	RBI	BB	SO	LOB
Luis Castillo, S (1, 4) OBP: 0.359, SLG: 0.360	F B X 1-1 G1-3		B X 1-0 G4-3			C C C 0-3 K		B F B X 2-1 G6-3		4	0	0	0	0	1	0
Andy Fox, L (1, 6) OBP: 0.336, SLG: 0.331	F X 0-1 G1-3			B F X 1-1 G4-3		X 0-0 F9			B S F B X 2-2 G1-3	4	0	0	0	0	0	0
Juan Encarnacion, R (1, 9) OBP: 0.328, SLG: 0.438	X 0-0 G1-4-3			C X 0-1 HR		C S X 0-2 1B 1B 1B			B C B F S 2-3 K	4	1	2	1	0	1	0
Mike Lowell, R (1, 5) OBP: 0.344, SLG: 0.445		F S C 0-3 K		X 0-0 F8		C F P X 1-2 1-H 1B			C S C 0-3 K	4	0	1	0	0	2	0
Derrek Lee, R (1, 3) OBP: 0.370, SLG: 0.487		S B B B F S 3-3 K		C B B B B 4-2 BB			F S S 0-3 K			2	0	0	0	1	2	0
Brian Banks, S (1, 7) OBP: 0.318, SLG: 0.286		X 0-0 1B		F X 0-1 F7			C S B C 1-3 K			3	0	1	0	0	1	1
Ramon Castro, R (1, 2) OBP: 0.333, SLG: 0.476		C S P X 1-2 F8			F X 0-1 P6		F C F F B F X 1-2 G6-3			3	0	0	0	0	0	1
Abraham Nunez, S (1, 8) OBP: 0.154, SLG: 0.154			X 0-0 G4-3		C X 0-1 G4-3			X 0-0 F2		3	0	0	0	0	0	0
A.J. Burnett, R (1, 1) OBP: 0.183, SLG: 0.200			C C F C 0-3 K		C S B F X 1-2 G6-3			B X 1-0 G5-3		2	0	0	0	0	1	0
Julian Tavarez, L (6, 1) OBP: 0.167, SLG: 0.125										0	0	0	0	0	0	0
Toby Borland, R (6, 1)										0	0	0	0	0	0	0
Blaine Neal, L (7, 1)										0	0	0	0	0	0	0
Tim Raines, S (8, PH) OBP: 0.358, SLG: 0.259										1	0	0	0	0	0	0
Nate Robertson, R (8, 1)										0	0	0	0	0	0	0
Inning Stats	R: 0 E: 0 K: 0 S: 5 H: 0 LOB: 0 BB: 0 P: 6	R: 0 E: 0 K: 2 S: 11 H: 1 LOB: 1 BB: 0 P: 14	R: 0 E: 0 K: 1 S: 6 H: 0 LOB: 0 BB: 0 P: 7	R: 1 E: 0 K: 0 S: 9 H: 1 LOB: 1 BB: 1 P: 14	R: 0 E: 0 K: 0 S: 8 H: 0 LOB: 0 BB: 0 P: 9	R: 0 E: 0 K: 1 S: 11 H: 2 LOB: 2 BB: 0 P: 11	R: 0 E: 0 K: 2 S: 12 H: 0 LOB: 0 BB: 0 P: 14	R: 0 E: 0 K: 0 S: 4 H: 0 LOB: 0 BB: 0 P: 7	R: 0 E: 0 K: 2 S: 9 H: 0 LOB: 0 BB: 0 P: 13	1B: 3 2B: 0 3B: 0 HR: 1	SF: 0 SAC: 0 DP: 0 HBP: 0			WP: 0 PB: 0 SB: 0 CS: 0	PA: 31		

PITCHER		IP	WLS	BF	H	R	ER	SO	BB	IBB	HBP	BLK	WP	HR	S	P	ERA	WHIP
Greg Maddux, R ERA: 2.64	(1, 1)	7.0	W	25	4	1	1	6	1	0	0	0	0	1	62	75	1.29	0.714
Mike Remlinger, L ERA: 1.9	(8, 1)	1.0	H	3	0	0	0	0	0	0	0	0	0	0	4	7	0.00	0.000
29 John Smoltz, R ERA: 3.39	(9, 1)	1.0	S	3	0	0	0	2	0	0	0	0	0	0	9	13	0.00	0.000

PITCHER	IP	WLS	BF	H	R	ER	SO	BB	IBB	HBP	BLK	WP	HR	S	P	ERA	WHIP

Florida Marlins @ Atlanta Braves

Turner Field, Atlanta, GA

Sun Sep 22 2002, 1:05 PM EDT

Att. 32,172 - Overcast - 73 F

TOP

livebaseballscorecards.com

AB	30
R	1
H	4
RBI	1
BB	1
SO	8
LOB	2

Batter	1	2	3	4	5	6	7	8	9	AB	R	H	RBI	BB	SO	LOB
Rafael Furcal, S (1, 6) OBP: 0.322, SLG: 0.382	C B F C 1-3 K ①		C C S 0-3 K ③			B B C X 2-1 FC5 BB 1B	F C B X 1-2 F8 ①			4	0	1	0	0	2	0
Julio Franco, R (1, 3) OBP: 0.361, SLG: 0.388	B F F F B F X 2-2 G1-3 ②			F B S S 1-3 K ①		F B B F F F F B B 4-2 FC5 10 1B BB 1-2	B C C B F F F X 2-2 G6-4-3 1B			3	1	1	0	1	1	0
Gary Sheffield, R (1, 9) OBP: 0.401, SLG: 0.506	B B B C C F S 3-3 K ③			B B X 2-0 F8 ②		C B X 1-1 FC5 10 1B E 1B ① 1-2 2-3f	B X 1-0 G6-4-3 ② ③ 1-2f			4	1	0	0	0	1	3
10 Chipper Jones, S (1, 7) OBP: 0.437, SLG: 0.539		X 0-0 L6 ①		C B B B X 3-1 CS 1B		B X 1-0 E 1B 1B 1-2 2-H		B B X 2-0 G1-3 ①		4	1	2	1	0	0	0
Andruw Jones, R (1, 8) OBP: 0.358, SLG: 0.490		B F X 1-1 F9 ②		C B 1-1 CS ③ 1-2	C B B X 2-1 F9 ①	F X 0-1 FC5 FC1 1B E 1-2 2-3		B S X 1-1 F8 ②		4	1	0	0	0	0	2
Keith Lockhart, L (1, 4) OBP: 0.283, SLG: 0.337		B B S B B 4-1 BB			B S B B X 3-1 2B	X 0-0 E CS 1B 1-2 2-H 3-H		C F H 1-2 HBP		2	0	2	2	1	0	0
Vinny Castilla, R (1, 5) OBP: 0.265, SLG: 0.335		F S F B B F F X 2-2 F7 ③			X 0-0 F7 ②	B B X 2-0 FC1 CS 1-3 2-H		B X 1-0 F9 ③		4	0	0	0	0	0	4
Henry Blanco, R (1, 2) OBP: 0.258, SLG: 0.322			S B F X 1-2 F7 ①		I I I I 4-0 IBB	H 1-0 CS HBP				1	0	0	0	1	0	0
Greg Maddux, R (1, 1) OBP: 0.193, SLG: 0.246			B X 1-0 P6 ②		C F B B B X 2-2 G1-3 ③	P S S B F F S 2-3 K ② ③ 1-2 2-3 3-H				3	0	0	0	0	1	5
Mike Remlinger, L (8, 1)										0	0	0	0	0	0	0
29 John Smoltz, R (9, 1)										0	0	0	0	0	0	0
Inning Stats	R: 0 E: 0 K: 2 S: 12 H: 0 LOB: 0 BB: 0 P: 18	R: 0 E: 0 K: 0 S: 10 H: 0 LOB: 1 BB: 1 P: 17	R: 0 E: 0 K: 1 S: 7 H: 0 LOB: 0 BB: 0 P: 9	R: 0 E: 0 K: 1 S: 7 H: 1 LOB: 0 BB: 0 P: 14	R: 0 E: 0 K: 0 S: 8 H: 1 LOB: 2 BB: 1 P: 19	R: 4 E: 2 K: 1 S: 20 H: 3 LOB: 2 BB: 1 P: 32	R: 0 E: 0 K: 0 S: 10 H: 1 LOB: 0 BB: 0 P: 14	R: 0 E: 0 K: 0 S: 6 H: 0 LOB: 1 BB: 0 P: 11		1B: 5 2B: 1 3B: 0 HR: 0 SF: 0 SAC: 0 DP: 1 HBP: 2				WP: 0 PB: 0 SB: 0 CS: 4 PA: 35		

PITCHER		IP	WLS	BF	H	R	ER	SO	BB	IBB	HBP	BLK	WP	HR	S	P	ERA	WHIP
A.J. Burnett, R ERA: 3.35	(1, 1)	5.0		18	2	0	0	4	1	1	0	0	0	0	44	77	0.00	0.600
Julian Tavarez, R ERA: 5.42	(6, 1)	0.1	L	8	3	4	2	0	1	0	1	0	0	0	14	25	54.00	12.000
Toby Borland, R ERA: 6.75	(6, 1)	0.2		1	0	0	0	1	0	0	0	0	0	0	6	7	0.00	0.000
Blaine Neal, R ERA: 3.03	(7, 1)	1.0		3	1	0	0	0	0	0	0	0	0	0	10	14	0.00	1.000
Nate Robertson, L ERA: 12.86	(8, 1)	1.0		4	0	0	0	0	0	0	1	0	0	0	6	11	0.00	0.000

PITCHER	IP	WLS	BF	H	R	ER	SO	BB	IBB	HBP	BLK	WP	HR	S	P	ERA	WHIP

BOTTOM

Florida Marlins @ Atlanta Braves

Turner Field, Atlanta, GA

Sun Sep 22 2002, 1:05 PM EDT
Att. 32,172 - Overcast - 73 F

livebaseballscorecards.com

AB	29
R	4
H	6
RBI	3
BB	3
SO	5
LOB	14

Batter	1	2	3	4	5	6	7	8	9	AB	R	H	RBI	BB	SO	LOB
Luis Castillo, S (1, 4) OBP: 0.360, SLG: 0.359	C B B F F X 2-2 G4-3 ①		B B C B B 4-2 HR BB		B F C H 2-2 1B 1-2 HBP		C S B F F B F B F 3-2 X G6-3 ②		B X 1-0 SH1-3 ① 1-2	2	1	0	0	1	0	0
Juan Encarnacion, R (1, 9) OBP: 0.332, SLG: 0.456	F X 0-1 G1-3 ②		X 0-0 1-H 2-H HR		C X 0-1 G4-6-3 1B 1-2 2-3		S C B F B B F X 3-2 HR 3B		C B X 1-1 2-H HR	5	3	4	5	0	0	0
Kevin Millar, R (1, 7) OBP: 0.372, SLG: 0.519 Abraham Nunez, S (9, PR) OBP: 0.154, SLG: 0.154 (9, 8)	B X 1-0 F7 ③		C C C 0-3 K ②		S S X 0-2 ② ③ G4-6-3 1-2f		C B S B F B F B 4-2 HR BB		X 0-0 FC5-4 2B	4 0	1 0	1 0	0 0	1 0	1 0	3 0
Mike Lowell, R (1, 5) OBP: 0.344, SLG: 0.455		F X 0-1 HR	C X 0-1 F9 ③			S S B S 1-3 ① K	X 0-0 1-H 3-H HR		C B F F F X 1-2 E5 FC5-4	5	2	2	4	0	1	1
Derrek Lee, R (1, 3) OBP: 0.370, SLG: 0.485		B B S S B X 3-2 CS 1B		B C B X 2-1 G6-3 ①		B F B B B 4-1 BB BB	B B X 2-0 F7 ③		B X 1-0 FC5-4 ② 1-2f 2-3	4	0	1	0	1	0	2
Eric Owens, R (1, 8) (9, 7) OBP: 0.319, SLG: 0.362		B B X 2-0 ① G5-4-3 1-2 1B		F B C S 1-3 ② K		S F S 0-3 ② K		C B X 1-1 ① G6-3	B F B X 2-1 F9 ③	5	0	1	0	0	2	4
Ramon Castro, R (1, 2) OBP: 0.330, SLG: 0.460		S B F X 1-2 ② ③ G5-4-3 1-2f		B C B F X 2-2 F7 ③		B B B B 4-0 1-2 BB		X 0-0 ② F7		3	0	0	0	1	0	1
Andy Fox, L (1, 6) OBP: 0.335, SLG: 0.330 Braden Looper, R (8, 1)			B F B B B C F X 3-2 SH1-4 HR 1B		F B F B B C 3-3 ① K	B F F S 1-3 ③ K		C B B C X 2-2 ③ G3		4 0	1 0	1 0	0 0	0 0	2 0	2 0
Carl Pavano, R (1, 1) OBP: 0.179, SLG: 0.205 Michael Tejera, L (6, 1) OBP: 0.257, SLG: 0.278 Pablo Ozuna, R (7, PH) OBP: 0.289, SLG: 0.351 Vladimir Nunez, R (7, 1) OBP: 0.200, SLG: 0.200 Armando Almanza, L (7, 1) Blaine Neal, L (8, 1) Mike Mordecai, R (8, 6) OBP: 0.313, SLG: 0.297			X 0-0 ① SH1-4 1-2		C B S B F X 2-2 1B HBP 1B		C X 0-1 ① F7		B B B C B 4-1 SH1-3 HR BB	1 0 1 0 0 0 0	0 0 0 0 0 0 1	1 0 0 0 0 0 0	0 0 0 0 0 0 0	0 0 0 0 0 0 1	0 0 0 0 0 0 0	0 0 0 0 0 0 0
Inning Stats	R: 0 E: 0 K: 0 S: 7 H: 0 LOB: 0 BB: 0 P: 10	R: 1 E: 0 K: 0 S: 9 H: 3 LOB: 0 BB: 0 P: 15	R: 3 E: 0 K: 1 S: 13 H: 2 LOB: 0 BB: 1 P: 20	R: 0 E: 0 K: 1 S: 8 H: 0 LOB: 0 BB: 0 P: 13	R: 0 E: 0 K: 1 S: 14 H: 2 LOB: 2 BB: 0 P: 21	R: 0 E: 0 K: 3 S: 10 H: 0 LOB: 2 BB: 2 P: 20	R: 3 E: 0 K: 0 S: 20 H: 2 LOB: 0 BB: 1 P: 32	R: 0 E: 0 K: 0 S: 6 H: 0 LOB: 0 BB: 0 P: 9	R: 2 E: 1 K: 0 S: 13 H: 2 LOB: 3 BB: 1 P: 23	1B: 5 2B: 1 3B: 1 HR: 4	SF: 0 SAC: 2 DP: 2 HBP: 1						

Florida Marlins @ Montreal Expos

Olympic Stadium, Montreal, QB

Tue Sep 24 2002, 7:05 PM EDT

Att. 5,352 - Dome - 72 F

TOP

livebaseballscorecards.com

AB	34
R	9
H	11
RBI	9
BB	5
SO	6
LOB	13

WP: 0 PB: 0 SB: 0 CS: 1 PA: 42

PITCHER		IP	WLS	BF	H	R	ER	SO	BB	IBB	HBP	BLK	WP	HR	S	P	ERA	WHIP
Britt Reames, R ERA: 5.03	(1, 1)	3.0	L	13	5	4	4	1	1	0	0	0	0	2	29	45	12.00	2.000
Matt Herges, R ERA: 4.1	(4, 1)	1.0		3	0	0	0	1	0	0	0	0	0	0	8	13	0.00	0.000
Jim Brower, R ERA: 4.37	(5, 1)	2.0		10	2	0	0	4	2	0	1	0	0	0	24	41	0.00	2.000
Dan Smith, R ERA: 3.47	(7, 1)	1.0		6	2	3	3	0	1	0	0	0	0	1	20	32	27.00	3.000
52 T.J. Tucker, R ERA: 4.18	(8, 1)	1.0		4	0	1	1	0	1	0	0	0	0	0	7	14	9.00	1.000

PITCHER		IP	WLS	BF	H	R	ER	SO	BB	IBB	HBP	BLK	WP	HR	S	P	ERA	WHIP
Scott Stewart, L ERA: 3.23	(9, 1)	1.0		6	2	1	1	0	0	0	0	0	0	1	12	18	9.00	2.000

Florida Marlins @ Montreal Expos

Olympic Stadium, Montreal, QB

Tue Sep 24 2002, 7:05 PM EDT

Att. 5,352 - Dome - 72 F

livebaseballscorecards.com

BOTTOM

Batter	1	2	3	4	5	6	7	8	9	AB	R	H	RBI	BB	SO	LOB
Endy Chavez, L (1, 8) OBP: 0.321, SLG: 0.456	C X 0-1 FC4-6 1B	X 0-0 ③ F9		X 0-0 ③ FC6 1-2f		C B B B B 4-1 1-2 BB		B B C B B 4-1 2B BB	S B X 1-1 1-2 1B	4	1	2	0	2	0	4
Jamey Carroll, R (1, 5) OBP: 0.385, SLG: 0.521	X 0-0 ① FC4-6 1-2f		C B C B B X 3-2 ① G5-3		C S B F X 1-2 ① G1-3	B F C X 1-2 ③ L5		B F S F C 1-3 ① K	X 0-0 ③ G4-3	6	0	0	0	0	1	7
Jose Vidro, S (1, 4) OBP: 0.373, SLG: 0.488	C B X 1-1 ② L6		C X 0-1 L6-3 1B		X 0-0 ② F7		C B B B F X 3-2 2B 2B	B B X 2-0 1-H 2B		5	1	3	1	0	0	1
Vladimir Guerrero, R (1, 9) OBP: 0.418, SLG: 0.598	C B X 1-1 ③ G6-3		B F B B F X 3-2 ② ③ L6-3 1-2		X 0-0 HR		B B B C B 4-1 2B SF8 BB	B S B B B 4-1 BB		3	2	1	1	2	0	2
Brad Wilkerson, L (1, 3) OBP: 0.367, SLG: 0.459		X 0-0 1B FC4-6 2B		B B X 2-0 F5	F F B F C 1-3 ③ K		L C S 0-3 ① K	S B S B S 2-3 K		5	1	1	0	0	3	4
Orlando Cabrera, R (1, 6) OBP: 0.322, SLG: 0.376		C C X 0-2 FC4-6 S 2-3 1B		B B F B X 3-1 1B 2B		X 0-0 1B S 1B	B B X 2-0 SF8 1-3 2-H 2B	C B F X 1-2 ③ F9		5	1	4	1	0	0	2
Matt Cepicky, L (1, 7) OBP: 0.250, SLG: 0.377	C F B S 1-3 ① K 1-2			B S S S B F B S 3-3 ② K		L L B S 1-3 ① K	B B B B 4-0 BB		C B B X 2-1 ① F7	3	0	0	0	0	3	4
Troy O'Leary, L (7, PH) OBP: 0.364, SLG: 0.373 (8, 7)										1	0	0	0	1	0	0
Brian Schneider, L (1, 2) OBP: 0.339, SLG: 0.452	S B B I I 4-1 FC4-6 IBB			I I I 4-0 1B IBB		B S B X 2-1 BB 1-3 1B	X 0-0 ② SF8 2-3 3-H		B C X 1-1 1B 1B	1	0	1	0	2	0	0
Michael Barrett, R (7, PH) OBP: 0.339, SLG: 0.430 (8, 2)										1	0	1	1	0	0	0
Britt Reames, R (1, 1) OBP: 0.143, SLG: 0.143 Matt Herges, L (4, 1) Andres Galarraga, R (4, PH) OBP: 0.344, SLG: 0.500 Jim Brower, R (5, 1) Wil Cordero, R (5, PH) OBP: 0.364, SLG: 0.431 Dan Smith, R (7, 1) Wilton Guerrero, S (7, PH) OBP: 0.250, SLG: 0.250 52 T.J. Tucker, R (8, 1) OBP: 0.750, SLG: 0.750 Scott Stewart, R (9, 1) Fernando Tatis, R (9, PH) OBP: 0.500, SLG: 0.400	C F F F X 0-2 ② FC4-6 1-2f 2-3 3-H			B B S X 2-1 FC6 1-2 2-H 1B		B S C C 1-3 ② K	B F B X 2-1 ③ F9		C B F S 1-3 ② K	1 0 0 1 0 0 2 0 0 0 0 1 0 0 0 1 0 1 0 0 0 0 0 0 1 0 0 0 0 0 0 0 1 0 0 0 0 0 0 1 0 0 0 0 0 0 0 1 0 0 0 0 1 1							
Inning Stats	R: 0 E: 0 K: 0 S: 7 H: 1 LOB: 1 BB: 0 P: 9	R: 1 E: 0 K: 1 S: 14 H: 2 LOB: 2 BB: 1 P: 19	R: 0 E: 0 K: 0 S: 8 H: 1 LOB: 0 BB: 0 P: 14	R: 1 E: 0 K: 1 S: 10 H: 2 LOB: 2 BB: 1 P: 24	R: 1 E: 0 K: 1 S: 10 H: 1 LOB: 0 BB: 0 P: 12	R: 0 E: 0 K: 2 S: 13 H: 2 LOB: 3 BB: 1 P: 22	R: 2 E: 0 K: 1 S: 11 H: 2 LOB: 2 BB: 2 P: 26	R: 1 E: 0 K: 2 S: 13 H: 1 LOB: 2 BB: 2 P: 27	R: 0 E: 0 K: 1 S: 10 H: 2 LOB: 2 BB: 0 P: 15	1B: 8 2B: 6 3B: 0 HR: 1 SF: 1 SAC: 0 DP: 1 HBP: 0							

	AB	39
	R	6
	H	14
	RBI	6
	BB	7
	SO	9
	LOB	31

WP: 0 PB: 0 SB: 2 CS: 0 PA: 47

PITCHER		IP	WLS	BF	H	R	ER	SO	BB	IBB	HBP	BLK	WP	HR	S	P	ERA	WHIP
Carl Pavano, R ERA: 5.08	(1, 1)	5.2	W	27	9	3	3	5	0	2	0	0	0	1	58	91	4.76	1.588
Michael Tejera, L ERA: 4.52	(6, 1)	0.1	H	2	0	0	0	0	1	0	0	0	0	0	4	9	0.00	3.000
Vladimir Nunez, R ERA: 3.54	(7, 1)	0.1		4	2	2	2	1	1	0	0	0	0	0	8	17	54.00	9.000
Armando Almanza, L ERA: 4.43	(7, 1)	0.2	H	4	0	1	1	0	2	0	0	0	0	0	4	14	13.50	3.000
Blaine Neal, R ERA: 3.0	(8, 1)	0.1	H	2	1	0	0	1	0	0	0	0	0	0	5	8	0.00	3.000

PITCHER		IP	WLS	BF	H	R	ER	SO	BB	IBB	HBP	BLK	WP	HR	S	P	ERA	WHIP
Braden Looper, R ERA: 3.24	(8, 1)	1.2	S	8	2	0	0	2	1	0	0	0	0	0	17	29	0.00	1.800

Florida Marlins @ Montreal Expos

Olympic Stadium, Montreal, QB

Wed Sep 25 2002, 7:05 PM EDT

Att. 7,416 - Dome - 72 F

TOP

livebaseballscorecards.com

Batter	1	2	3	4	5	6	7	8	9	AB	R	H	RBI	BB	SO	LOB
Pablo Ozuna, R (1, 4) OBP: 0.273, SLG: 0.317	C X 0-1 ① G1-4-3		B B C B B 4-1 BB		B B B C X 3-1 ② SF9 2-H	S B X 1-1 ② FC3-2 1-2 3-H		X 0-0 E5 E 1-2 E	F X 0-1 ②③ L4-6 2-3	4	1	0	1	1	0	6
Juan Encarnacion, R (1, 9) OBP: 0.329, SLG: 0.451	B S F F B S 2-3 ② K		C B S S S 1-3 ③ K		C C F F X 0-2 ③ G6-3	S B F F B S 2-3 ③ K		B C F X 1-2 E4 S SF9 1-3 2-H		5	1	0	0	0	3	4
Kevin Millar, R (1, 7) OBP: 0.370, SLG: 0.515 Vladimir Nunez, R (8, 1) OBP: 0.200, SLG: 0.200 Toby Borland, R (9, 1)	X 0-0 ③ F7			C B B F F S 2-3 ① K		B B F B B B 4-1 BB 2B 1B	B C F X 1-2 ① G5-3	F B X 1-1 ② SF9 1-H 3-H		3 0 0	1 0 0	0 0 0	1 0 0	1 0 0	1 0 0	0 0 0
Mike Lowell, R (1, 5) OBP: 0.343, SLG: 0.455		B B X 2-0 ① L5		C B B F X 2-2 ② G6-3		X 0-0 1B 1-3 1B 2B	S C X 0-2 ② G6-3	B X 1-0 ③ G5-3		5	1	1	0	0	0	0
Derrek Lee, R (1, 3) OBP: 0.375, SLG: 0.488		C B B X 2-1 1B 1B		B C B X 2-1 FC5 E 1B		F B B B X 3-1 1B 1B 1B 2-3 3-H 1B	S S H 1-2 HBP		C B B B C B 4-2 BB E E BB	3	2	3	1	1	0	0
Eric Owens, R (1, 8) OBP: 0.323, SLG: 0.363 (8, 7)		B B C X 2-1 G4-6-3 1-2 1B		C 1 SAFE B B B B 4-1 FC5 1-2 BB		B B X 2-0 1B 1B FC4-6 1-2 3-H 1B	C B X 1-1 ③ F9		X 0-0 FC1 E BB 1-2	4	1	2	1	1	0	2
Ramon Castro, R (1, 2) OBP: 0.333, SLG: 0.489		B C X 1-1 ②③ G4-6-3 1-2f 1B		B F X 1-1 ③ FC5 1-2 2-3f		X 0-0 FC4-6 1B FC3-2 1-2 2-3 1B		B X 1-0 HR	X 0-0 ① P6	5	1	2	1	0	0	6
Andy Fox, L (1, 6) OBP: 0.338, SLG: 0.330			X 0-0 ① P6		C F B B B B 4-2 S SH3-4 SF9 BB	B S X 1-1 FC4-6 1-2 2-3 3-H 1B		B S X 1-1 ① L8	C B B B B 4-1 L4-6 E 1-2 2-3 BB	3	1	1	1	2	0	0
Josh Beckett, R (1, 1) OBP: 0.032, SLG: 0.065 Brian Banks, S (6, PH) OBP: 0.304, SLG: 0.273 Gary Knotts, R (6, 1) Michael Tejera, L (6, 1) OBP: 0.237, SLG: 0.278 Blaine Neal, L (7, 1) Tim Raines, S (8, PH) OBP: 0.364, SLG: 0.268 Abraham Nunez, S (8, 8) OBP: 0.143, SLG: 0.143			C B B C S 2-3 ② K		L L B X 1-2 ① SH3-4 1-2	B F X 1-1 ① FC4-6 FC3-2 1-2f 2-3 3-H		C B F X 1-2 E E 1B	S B F F X 1-2 FC1 1-2 2-3 3-H	1 1 0 0 0 1 1	0 0 0 0 0 1 0	0 0 0 0 0 1 0	0 1 0 0 0 0 1	0 0 0 0 0 0 0	1 0 0 0 0 0 0	0 2 0 0 0 0 2
Inning Stats	R: 0 H: 0 E: 0 LOB: 0 K: 1 BB: 0 S: 7 P: 9	R: 0 H: 2 E: 0 LOB: 1 K: 0 BB: 0 S: 7 P: 14	R: 0 H: 0 E: 0 LOB: 1 K: 2 BB: 1 S: 8 P: 15	R: 0 H: 1 E: 1 LOB: 2 K: 1 BB: 1 S: 12 P: 23	R: 1 H: 0 E: 0 LOB: 0 K: 0 BB: 1 S: 12 P: 20	R: 4 H: 5 E: 0 LOB: 2 K: 1 BB: 1 S: 16 P: 30	R: 0 H: 0 E: 0 LOB: 1 K: 0 BB: 0 S: 10 P: 13	R: 4 H: 2 E: 2 LOB: 0 K: 0 BB: 0 S: 13 P: 19	R: 1 H: 0 E: 2 LOB: 2 K: 0 BB: 2 S: 11 P: 20	1B: 8 SF: 2 2B: 2 SAC: 1 3B: 0 DP: 2 HR: 1 HBP: 1						

	AB	36
	R	10
	H	10
	RBI	7
	BB	6
	SO	5
	LOB	22

WP: 0 PA: 46
PB: 0
SB: 3
CS: 0

PITCHER		IP	WLS	BF	H	R	ER	SO	BB	IBB	HBP	BLK	WP	HR	S	P	ERA	WHIP
Bartolo Colon, R ERA: 2.93	(1, 1)	5.0	L	23	5	4	4	4	4	0	0	0	0	0	50	92	7.20	1.800
Joey Eischen, L ERA: 1.42	(6, 1)	1.0		6	3	1	1	1	0	0	0	0	0	0	12	19	9.00	3.000
Matt Herges, R ERA: 4.04	(7, 1)	1.0		4	0	0	0	0	0	0	1	0	0	0	10	13	0.00	0.000
Tim Drew, R ERA: 2.61	(8, 1)	1.0		7	2	4	1	0	0	0	0	0	0	1	13	19	9.00	2.000
52 T.J. Tucker, R ERA: 4.11	(9, 1)	1.0		6	0	1	0	0	2	0	0	0	0	0	11	20	0.00	2.000

PITCHER	IP	WLS	BF	H	R	ER	SO	BB	IBB	HBP	BLK	WP	HR	S	P	ERA	WHIP

Batter	1	2	3	4	5	6	7	8	9	AB	R	H	RBI	BB	SO	LOB
Endy Chavez, L (1, 8) OBP: 0.333, SLG: 0.481	C B C F F X 1-2 G5-3 ①		X 0-0 CS 1B		B B B F X 3-1 2-H 3B		C B B X 2-1 FC3-6 1B 1B		C X 0-1 G4-3 ②	5	0	3	1	0	0	0
Jamey Carroll, R (1, 5) OBP: 0.386, SLG: 0.509	F F B F X 1-2 1B 1B		B F C B X 2-2 F9 ②③ 1-2		X 0-0 F9 ③		F C F B X 1-2 FC3-6 1B 1-2		B C B B C C 3-3 K ③	5	0	2	0	0	1	2
Jose Vidro, S (1, 4) OBP: 0.372, SLG: 0.486	B F F X 1-2 G5-4-3 1B 1-2			B C S X 1-2 G3-1 ①		B F F B B F F S 3-3 K ①	X 0-0 FC3-6 ② 1-2f 2-3			4	0	1	0	0	1	2
Vladimir Guerrero, R (1, 9) OBP: 0.418, SLG: 0.596	X 0-0 G5-4-3 ②③ 1-2f			B B F C B F B 4-2 BB		B B F B B 4-1 2B BB	X 0-0 F8 ③			2	1	0	0	2	0	4
Orlando Cabrera, R (1, 6) OBP: 0.322, SLG: 0.377		B F B X 2-1 G4-3 ①		B X 1-0 L8 ②		C B B B B F X 3-2 S 1-H 2B		X 0-0 G5-3 ①		4	0	1	1	0	0	1
Troy O'Leary, L (1, 7) OBP: 0.369, SLG: 0.376		F F B X 1-2 WP 1B		X 0-0 F7 ③		B B B 4-0 FC6 BB		S C F B B B X 3-2 2B 1B		3	0	2	0	1	0	1
Brad Wilkerson, L (1, 3) OBP: 0.367, SLG: 0.462	C C S 0-3 K ②				X 0-0 3B 2B	C C B B S 2-3 K ② 2-3		F S B X 1-2 ② 1-3 2B		2	1	1	0	0	1	1
Andres Galarraga, R (6, PH) OBP: 0.344, SLG: 0.394 (7, 3)										2	0	1	0	0	1	2
Michael Barrett, R (1, 2) OBP: 0.336, SLG: 0.425	F B S S B F B C 3-3 K ③ 1-2				B X 1-0 F7 ①	S S B B X 2-2 FC6 ③ 1-2f		B X 1-0 G6-3 ③		4	0	0	0	0	1	5
Bartolo Colon, R (1, 1) OBP: 0.149, SLG: 0.133 Joey Eischen, L (6, 1) OBP: 0.250, SLG: 0.286 Matt Herges, L (7, 1) Fernando Tatis, R (7, PH) OBP: 0.303, SLG: 0.399 Tim Drew, R (8, 1) 52 T.J. Tucker, R (9, 1) OBP: 0.750, SLG: 0.750 Matt Cepicky, L (9, PH) OBP: 0.247, SLG: 0.371			C S B F C 1-3 K ①		S B F S 1-3 K ②		X 0-0 G3 ①		F B B F B S 3-3 K ①	2 0 0 1 0 0 0 1	0 0 0 0 0 0 0 0	0 0 0 0 0 0 0 0	0 0 0 0 0 0 0 0	0 0 0 0 0 0 0 0	2 0 0 0 0 0 0 1	1 0 0 0 0 0 0 0
Inning Stats	R: 0 H: 2 E: 0 LOB: 1 K: 0 BB: 0 S: 14 P: 17	R: 0 H: 1 E: 0 LOB: 1 K: 2 BB: 0 S: 12 P: 18	R: 0 H: 1 E: 0 LOB: 0 K: 1 BB: 0 S: 8 P: 11	R: 0 H: 0 E: 0 LOB: 1 K: 0 BB: 1 S: 8 P: 14	R: 1 H: 2 E: 0 LOB: 1 K: 1 BB: 0 S: 8 P: 13	R: 1 H: 1 E: 0 LOB: 2 K: 2 BB: 2 S: 15 P: 33	R: 0 H: 2 E: 0 LOB: 2 K: 0 BB: 0 S: 9 P: 12	R: 0 H: 2 E: 0 LOB: 1 K: 0 BB: 0 S: 9 P: 14	R: 0 H: 0 E: 0 LOB: 0 K: 2 BB: 0 S: 8 P: 14	1B: 7 2B: 3 3B: 1 HR: 0	SF: 0 SAC: 0 DP: 1 HBP: 0			WP: 1 PB: 0 SB: 1 CS: 1	PA: 38	

BOTTOM

Florida Marlins @ Montreal Expos

Olympic Stadium, Montreal, QB

Wed Sep 25 2002, 7:05 PM EDT

Att. 7,416 - Dome - 72 F

livebaseballscorecards.com

AB	35
R	2
H	11
RBI	2
BB	3
SO	8
LOB	19

PITCHER		IP	WLS	BF	H	R	ER	SO	BB	IBB	HBP	BLK	WP	HR	S	P	ERA	WHIP
Josh Beckett, R ERA: 4.13	(1, 1)	5.0	W	20	6	1	1	4	1	0	0	0	1	0	50	73	1.80	1.400
Gary Knotts, R ERA: 4.6	(6, 1)	0.1		3	1	1	1	1	1	0	0	0	0	0	9	19	27.00	6.000
Michael Tejera, L ERA: 4.49	(6, 1)	1.0	H	5	1	0	0	1	1	0	0	0	0	0	9	19	0.00	2.000
Blaine Neal, R ERA: 2.93	(7, 1)	0.2	H	3	1	0	0	0	0	0	0	0	0	0	6	7	0.00	1.500
Vladimir Nunez, R ERA: 3.51	(8, 1)	1.0		4	2	0	0	0	0	0	0	0	0	0	9	14	0.00	2.000

PITCHER		IP	WLS	BF	H	R	ER	SO	BB	IBB	HBP	BLK	WP	HR	S	P	ERA	WHIP
Toby Borland, R ERA: 6.17	(9, 1)	1.0		3	0	0	0	2	0	0	0	0	0	0	8	14	0.00	0.000

Batter	1	2	3	4	5	6	7	8	9	AB	R	H	RBI	BB	SO	LOB
Tim Raines, S (1, 7) OBP: 0.355, SLG: 0.259 Eric Owens, R (5, 8) OBP: 0.322, SLG: 0.362	C X 0-1 ① F8		B B X 2-0 ③ F8		C F X 0-2 ②③ G4-6-3 1-2f		C B S S 1-3 ② K			3 0 0 0 0 0 1 1 0 0 0 0 1 0						
Juan Encarnacion, R (1, 8) OBP: 0.327, SLG: 0.448 (5, 9)	X 0-0 ② F8			B B S F B S 3-3 ① K		X 0-0 ① F8	B X 1-0 ③ F7			4 0 0 0 0 1 0						
Kevin Millar, R (1, 9) OBP: 0.369, SLG: 0.512 (5, 7)	C B B X 2-1 ③ F9			B B C F X 2-2 ② F9		B B B B 4-0 HR BB		C F S 0-3 ① K		3 1 0 0 1 1 0						
Mike Lowell, R (1, 5) OBP: 0.343, SLG: 0.453		C F S 0-3 ① K		C B S B F B X 3-2 1B' 1B 1B		B S C X 1-2 ② F8		C F S 0-3 ② K		4 1 1 0 0 2 1						
Derrek Lee, R (1, 3) OBP: 0.379, SLG: 0.497		S C B B X 2-2 2B		C B X 1-1 1B 1-3 1B		S B C B X 2-2 1-H HR		B B C B B 4-1 BB		3 1 3 2 1 0 0						
Ramon Castro, R (1, 2) OBP: 0.339, SLG: 0.484 Braden Looper, R (8, 1)		B C F S 1-3 ② K		S B X 1-1 1-2 3-H 1B		B B B B 4-0 1B BB		C S B B B F F C 3-3 ③ K		3 0 1 1 1 2 2 0 0 0 0 0 0 0						
Andy Fox, L (1, 6) OBP: 0.337, SLG: 0.329		B B C B X 3-1 ③ F7		C X 0-1 ③ G3		F X 0-1 1-2 1B		B C C S 1-3 ① K		4 0 1 0 0 1 3						
Pablo Ozuna, R (1, 4) OBP: 0.271, SLG: 0.333		X 0-0 ① P4		C X 0-1 FC1-5 2B		X 0-0 ③ G1-3		C X 0-1 ② G1-3		4 0 1 0 0 0 2						
Brad Penny, R (1, 1) OBP: 0.167, SLG: 0.208 Nate Robertson, R (6, 1) Brian Banks, S (7, PH) OBP: 0.292, SLG: 0.261 Blaine Neal, L (7, 1) Armando Almanza, L (7, 1) Mike Redmond, R (8, 2) OBP: 0.376, SLG: 0.392		B S S B S 2-3 ② K			X 0-0 ① FC1-5 G4-6-3 2-3		X 0-0 ① G3-1	B F B X 2-1 ③ G6-3		2 0 0 0 0 1 1 0 0 0 0 0 0 0 1 0 0 0 0 0 0 0 0 0 0 0 0 0 0 0 0 0 0 0 0 1 0 0 0 0 0 0						
Inning Stats	R: 0 E: 0 K: 0 S: 5 H: 0 LOB: 0 BB: 0 P: 7	R: 0 E: 0 K: 2 S: 11 H: 1 LOB: 1 BB: 0 P: 17	R: 0 E: 0 K: 1 S: 5 H: 0 LOB: 0 BB: 0 P: 9	R: 1 E: 0 K: 1 S: 16 H: 3 LOB: 2 BB: 0 P: 26	R: 0 E: 0 K: 0 S: 6 H: 1 LOB: 0 BB: 0 P: 6	R: 2 E: 0 K: 0 S: 10 H: 2 LOB: 2 BB: 2 P: 21	R: 0 E: 0 K: 1 S: 5 H: 0 LOB: 0 BB: 0 P: 7	R: 0 E: 0 K: 3 S: 12 H: 0 LOB: 1 BB: 1 P: 19	R: 0 E: 0 K: 1 S: 7 H: 0 LOB: 0 BB: 0 P: 10	1B: 4 2B: 2 3B: 0 HR: 1 SF: 0 SAC: 0 DP: 1 HBP: 0						

PITCHER		IP	W/L/S	BF	H	R	ER	SO	BB	IBB	HBP	BLK	WP	HR	S	P	ERA	WHIP
Tony Armas, R ERA: 4.44	(1, 1)	6.0	W	26	7	3	3	4	2	0	0	0	0	1	53	86	4.50	1.500
Zach Day, R ERA: 3.75	(7, 1)	3.0	S	10	0	0	0	5	1	0	0	0	0	0	24	36	0.00	0.333

PITCHER	IP	W/L/S	BF	H	R	ER	SO	BB	IBB	HBP	BLK	WP	HR	S	P	ERA	WHIP

TOP

Florida Marlins @ Montreal Expos

Olympic Stadium, Montreal, QB

Thu Sep 26 2002, 7:05 PM EDT

Att. 5,869 - Dome - 72 F

livebaseballscorecards.com

AB	33
R	3
H	7
RBI	3
BB	3
SO	9
LOB	10

WP: 0 PA: 36
PB: 0
SB: 0
CS: 0

Florida Marlins @ Montreal Expos

Olympic Stadium, Montreal, QB

Thu Sep 26 2002, 7:05 PM EDT

Att. 5,869 - Dome - 72 F

BOTTOM

livebaseballscorecards.com

Batter	1	2	3	4	5	6	7	8	9	AB	R	H	RBI	BB	SO	LOB
Endy Chavez, L (1, 8) OBP: 0.328, SLG: 0.469	C C X 0-2 G4-3 ①	B B F F C C 2-3 K ③		C C B F S 1-3 K ②		B X 1-0 G1-3 ② 1-3		C X 0-1 CS 1B		5	0	1	0	0	2	4
Jamey Carroll, R (1, 5) OBP: 0.387, SLG: 0.517	C F B B C 2-3 K ②		X 0-0 E7 G6-3 2B	C C X 0-2 FC6 ③ 1-2f		X 0-0 FC6-4 ②③ 3-H		L F B F P S 2-3 K ②③ 1-2		5	1	2	1	0	2	2
Jose Vidro, S (1, 4) OBP: 0.373, SLG: 0.487	B B B B 4-0 1B BB	X 0-0 G6-3 ① 3-H			B C B C B F X 3-2 F9 FC4-2 2B	B X 1-0 FC6-4 ③ 1-2f				3	0	1	1	1	0	1
Vladimir Guerrero, R (1, 9) OBP: 0.417, SLG: 0.594	X 0-0 FC4-6 1B 1-3	B B F C F F X 2-2 F3 ②			X 0-0 F9 ① 2-3		C B X 1-1 F8 ①			4	0	1	0	0	0	1
Troy O'Leary, L (1, 7) OBP: 0.371, SLG: 0.376	C X 0-1 FC4-6 ③ 1-2f		B B B C B 4-1 FC6 BB		B C S X 1-2 FC4-2 ② 3-H		X 0-0 1B 1B			3	0	1	0	1	0	3
Orlando Cabrera, R (1, 6) OBP: 0.321, SLG: 0.376		B X 1-0 P4 ① C B C X 1-2 FC6 ③ 1-2f			X 0-0 L6 ③		C C X 0-2 1B 1-2			4	0	1	0	0	0	2
Brad Wilkerson, L (1, 3) OBP: 0.368, SLG: 0.466		C B X 1-1 G3-1 ②		C B C B X 2-2 1B 2B		S X 0-1 F8 1B 2B	B B F X 2-1 F8 ②			4	2	2	0	0	0	2
Brian Schneider, L (1, 2) OBP: 0.342, SLG: 0.450		B B B C B 4-1 1B BB		B C B F X 2-2 FC1-6 2-H		B B B X 3-0 F8 ① 2-3	B C B X 2-1 F7 ③			3	0	1	1	1	0	3
Tony Armas, R (1, 1) OBP: 0.118, SLG: 0.140 Wil Cordero, R (6, PH) OBP: 0.337, SLG: 0.435 Zach Day, R (7, 1) OBP: 0.333, SLG: 0.200		B X 1-0 1B 1-2		B X 1-0 FC1-6 ① FC6 1-2f		C X 0-1 G1-3 S 1B 1B 3-H		C C B B S 2-3 K ①		2 1 1	0 1 0	1 1 0	0 1 0	0 0 1	0 0 0	1 0 0
Inning Stats	R: 0 E: 0 K: 1 S: 9 H: 1 LOB: 2 BB: 1 P: 15	R: 0 E: 0 K: 1 S: 9 H: 1 LOB: 2 BB: 1 P: 18	R: 1 E: 1 K: 0 S: 11 H: 1 LOB: 1 BB: 1 P: 18	R: 1 E: 0 K: 1 S: 14 H: 2 LOB: 1 BB: 0 P: 20	R: 0 E: 0 K: 0 S: 9 H: 1 LOB: 1 BB: 0 P: 13	R: 2 E: 0 K: 0 S: 8 H: 3 LOB: 1 BB: 0 P: 13	R: 0 E: 0 K: 0 S: 10 H: 2 LOB: 2 BB: 0 P: 15	R: 0 E: 0 K: 2 S: 10 H: 1 LOB: 0 BB: 0 P: 13		1B: 8 2B: 4 3B: 0 HR: 0	SF: 0 SAC: 0 DP: 0 HBP: 0			WP: 0 PB: 0 SB: 1 CS: 1	PA: 38	

	AB	35
	R	4
	H	12
	RBI	4
	BB	3
	SO	5
	LOB	19

PITCHER		IP	WLS	BF	H	R	ER	SO	BB	IBB	HBP	BLK	WP	HR	S	P	ERA	WHIP
Brad Penny, R ERA: 4.66	(1, 1)	5.2	L	29	9	4	3	3	3	0	0	0	0	0	59	95	4.76	2.118
Nate Robertson, L ERA: 12.27	(6, 1)	0.1		1	0	0	0	0	0	0	0	0	0	0	1	2	0.00	0.000
Blaine Neal, R ERA: 2.9	(7, 1)	0.1		1	0	0	0	0	0	0	0	0	0	0	2	3	0.00	0.000
Armando Almanza, L ERA: 4.34	(7, 1)	1.0		6	3	0	0	1	0	0	0	0	0	0	13	19	0.00	3.000
Braden Looper, R ERA: 3.21	(8, 1)	0.2		1	0	0	0	1	0	0	0	0	0	0	5	6	0.00	0.000

PITCHER	IP	WLS	BF	H	R	ER	SO	BB	IBB	HBP	BLK	WP	HR	S	P	ERA	WHIP

Batter	1	2	3	4	5	6	7	8	9	AB	R	H	RBI	BB	SO	LOB
11 Jimmy Rollins, S (1, 6) OBP: 0.305, SLG: 0.381	K		L6		F7		K			4	0	0	0	0	2	2
Doug Glanville, R (1, 8) OBP: 0.284, SLG: 0.330	F5		2-H 1B		F7			1-2 FC3-6 1B		4	0	2	1	0	0	1
Bobby Abreu, L (1, 9) OBP: 0.412, SLG: 0.518	K			4-0 S 1B BB		F7		1-2f 3-2 FC3-6 S		3	1	0	0	1	1	1
Pat Burrell, R (1, 7) OBP: 0.375, SLG: 0.543		K		1-H 2-1 S 1B		G2-3 BB		2-2 F8		3	0	1	1	1	1	1
Travis Lee, L (1, 3) OBP: 0.332, SLG: 0.394		K		0-3 K		1-2 G2-3		1-2 2-3 K		4	0	0	0	0	3	3
Mike Lieberthal, R (1, 2) OBP: 0.350, SLG: 0.445		1B		1-2 3-3 K		4-0 BB			P6	3	0	1	0	1	1	1
Placido Polanco, R (1, 5) OBP: 0.330, SLG: 0.403		K		0-0 G6-3		1-0 F7			1-1 L1	4	0	0	0	0	1	4
Marlon Anderson, L (1, 4) OBP: 0.316, SLG: 0.382			11 E 1B 3-2 1B		SH5-4 HBP		0-1 G4-3		3-2 1B	3	1	2	0	0	0	0
Randy Wolf, L (1, 1) OBP: 0.190, SLG: 0.254			0-3 K		SH5-4		G5-3		F8	1	0	0	0	0	1	1
Jason Michaels, R (7, PH) OBP: 0.356, SLG: 0.490										1	0	0	0	0	0	0
Mike Timlin, R (7, 1)										0	0	0	0	0	0	0
Jeremy Giambi, L (9, PH) OBP: 0.415, SLG: 0.506										1	0	0	0	0	0	1

TOP

Philadelphia Phillies @ Florida Marlins

Pro Player Stadium, Miami, FL

Fri Sep 27 2002, 7:05 PM EDT

Att. 8,689 - Cloudy - 86 F

livebaseballscorecards.com

AB	31
R	2
H	6
RBI	2
BB	3
SO	10
LOB	15

Inning Stats	1	2	3	4	5	6	7	8	9
	R: 0 E: 0 K: 2 S: 9	H: 0 LOB: 0 BB: 0 P: 14	R: 0 E: 0 K: 3 S: 10	H: 1 LOB: 1 BB: 0 P: 15	R: 1 E: 1 K: 1 S: 11	H: 2 LOB: 1 BB: 0 P: 18	R: 1 E: 0 K: 2 S: 10	H: 1 LOB: 1 BB: 1 P: 19	R: 0 E: 0 K: 0 S: 11	H: 0 LOB: 1 BB: 0 P: 16	R: 0 E: 0 K: 0 S: 6	H: 0 LOB: 2 BB: 2 P: 16	R: 0 E: 0 K: 1 S: 7	H: 0 LOB: 0 BB: 0 P: 9	R: 0 E: 0 K: 1 S: 14	H: 1 LOB: 1 BB: 0 P: 22	R: 0 E: 0 K: 0 S: 13	H: 1 LOB: 1 BB: 0 P: 21

1B: 6	SF: 0	WP: 0	PA: 36
2B: 0	SAC: 1	PB: 0	
3B: 0	DP: 0	SB: 3	
HR: 0	HBP: 1	CS: 0	

PITCHER		IP	WLS	BF	H	R	ER	SO	BB	IBB	HBP	BLK	WP	HR	S	P	ERA	WHIP
A.J. Burnett, R ERA: 3.3	(1, 1)	5.2		24	4	2	1	8	3	0	1	0	0	0	56	96	1.59	1.235
Gary Knotts, R ERA: 4.55	(6, 1)	0.1	W	1	0	0	0	0	0	0	0	0	0	0	1	2	0.00	0.000
Michael Tejera, L ERA: 4.45	(7, 1)	1.1	H	5	1	0	0	1	0	0	0	0	0	0	14	20	0.00	0.750
Vladimir Nunez, R ERA: 3.48	(8, 1)	0.2	H	2	0	0	0	1	0	0	0	0	0	0	7	11	0.00	0.000
Braden Looper, R ERA: 3.18	(9, 1)	1.0	S	4	1	0	0	0	0	0	0	0	0	0	13	21	0.00	1.000

PITCHER	IP	WLS	BF	H	R	ER	SO	BB	IBB	HBP	BLK	WP	HR	S	P	ERA	WHIP

BOTTOM

Philadelphia Phillies @ Florida Marlins

Pro Player Stadium, Miami, FL

Fri Sep 27 2002, 7:05 PM EDT

Att. 8,689 - Cloudy - 86 F

livebaseballscorecards.com

Batter	1	2	3	4	5	6	7	8	9	AB	R	H	RBI	BB	SO	LOB
Luis Castillo, S (1, 4) OBP: 0.362, SLG: 0.361	C F F X 0-2 G4-3 1B		F F X 0-2 1B		C X 0-1 CS 1B		C B C B B X 3-2 ③ L1			4	0	3	0	0	0	0
Juan Encarnacion, R (1, 8) (9, 9) OBP: 0.326, SLG: 0.449	X 0-0 ① F9		F X 0-1 ③ G5-3		1 SAFE 0-0 ③ CS 1-2	C B X 1-1 1B 2B		F F F X 0-2 ① L9		4	1	1	0	0	0	2
Kevin Millar, R (1, 7) OBP: 0.370, SLG: 0.514 Abraham Nunez, S (8, PR) (9, 8) OBP: 0.143, SLG: 0.143	C X 0-1 ② ③ G4-3 1-2f			X 0-0 ① P6		B B X 2-0 2B 2-H 1B		F X 0-1 2B 2B		4 0	0 1	2 0	1 0	0 0	0 0	1 0
Mike Lowell, R (1, 5) OBP: 0.344, SLG: 0.460		S F X 0-2 ① F8		B X 1-0 HR		B B X 2-0 1-3 2B		C F B F F F F S 1-3 ② K		4	1	2	1	0	1	1
Derrek Lee, R (1, 3) OBP: 0.379, SLG: 0.498		B C B B C B 4-2 FC6-4 BB		F C F S 0-3 ② K		C F S 0-3 ① K		X 0-0 2-H 1B 2B		3	1	1	1	1	2	2
Brian Banks, S (1, 9) OBP: 0.321, SLG: 0.407 Braden Looper, R (9, 1)		B S F C 1-3 ② K		X 0-0 HR		S S F S 0-3 ② K		X 0-0 2-H 1B		4 0	1 0	2 0	2 0	0 0	2 0	3 0
Mike Redmond, R (1, 2) OBP: 0.373, SLG: 0.389 Ramon Castro, R (6, PH) (7, 2) OBP: 0.333, SLG: 0.474	B X 1-0 ③ FC6-4 1-2f			F B C S 1-3 ③ K		X 0-0 ③ G6-3		F F B S 1-3 ③ K		2 2	0 0	0 0	0 0	0 0	1 1	1 4
Mike Mordecai, R (1, 6) OBP: 0.313, SLG: 0.297			F B B C X 2-2 ① G5-3		F F F X 0-2 B2-3 1B		X 0-0 ① G6-3			3	0	1	0	0	0	0
A.J. Burnett, R (1, 1) OBP: 0.177, SLG: 0.193 Gary Knotts, R (6, 1) Michael Tejera, L (7, 1) OBP: 0.231, SLG: 0.270 Vladimir Nunez, R (8, 1) OBP: 0.200, SLG: 0.200 Eric Owens, R (9, 7) OBP: 0.322, SLG: 0.362			B S S S 1-3 ② K		F B X 1-1 ① ② B2-3 1-2f		C B X 1-1 ② G4-3			2 0 1 0 0	0 0 0 0 0	0 0 0 0 0	0 0 0 0 0	0 0 0 0 0	1 0 0 0 0	1 0 0 0 0
Inning Stats	R: 0 E: 0 K: 0 S: 8 H: 1 LOB: 0 BB: 0 P: 8	R: 0 E: 0 K: 1 S: 9 H: 0 LOB: 1 BB: 1 P: 15	R: 0 E: 0 K: 1 S: 11 H: 1 LOB: 1 BB: 0 P: 14	R: 2 E: 0 K: 2 S: 10 H: 2 LOB: 0 BB: 0 P: 12	R: 0 E: 0 K: 0 S: 8 H: 2 LOB: 0 BB: 0 P: 9	R: 1 E: 0 K: 2 S: 12 H: 3 LOB: 2 BB: 0 P: 17	R: 0 E: 0 K: 0 S: 6 H: 0 LOB: 0 BB: 0 P: 10	R: 2 E: 0 K: 2 S: 18 H: 3 LOB: 2 BB: 0 P: 20		1B: 6 2B: 5 3B: 0 HR: 2	SF: 0 SAC: 0 DP: 2 HBP: 0			WP: 0 PB: 0 SB: 0 CS: 1	PA: 35		

	AB	33
	R	5
	H	12
	RBI	5
	BB	1
	SO	8
	LOB	15

PITCHER		IP	WLS	BF	H	R	ER	SO	BB	IBB	HBP	BLK	WP	HR	S	P	ERA	WHIP
Randy Wolf, L ERA: 3.2	(1, 1)	6.0	L	25	9	3	3	6	1	0	0	0	0	2	58	75	4.50	1.667
Mike Timlin, R ERA: 3.01	(7, 1)	2.0		9	3	2	2	2	0	0	0	0	0	0	24	30	9.00	1.500

PITCHER	IP	WLS	BF	H	R	ER	SO	BB	IBB	HBP	BLK	WP	HR	S	P	ERA	WHIP

Batter	1	2	3	4	5	6	7	8	9	AB	R	H	RBI	BB	SO	LOB
Ricky Ledee, L (1, 8) (3, 7) OBP: 0.338, SLG: 0.415	S F B C 1-3 ① K		C B B B B 4-1 2B BB	B B X 2-0 1B 2B		C B C S 1-3 ① K		B B C X 2-1 2B		4	2	2	0	1	2	0
Placido Polanco, R (1, 5) OBP: 0.331, SLG: 0.405	C B S S 1-3 ② K		F B X 1-1 1-H 2B 2B	X 0-0 2-H 1B		F B F B X 2-2 ② G6-3		X 0-0 ① F9		5	1	2	2	0	1	1
Bobby Abreu, L (1, 9) OBP: 0.411, SLG: 0.518	C B B F B F X 3-2 ③ F8		B C F F F F B X 2-2 2-H E 2B	C X 0-1 ③ F8		C X 0-1 HR 1B		C S C 0-3 ② K		5	2	2	1	0	1	2
Pat Burrell, R (1, 7) OBP: 0.376, SLG: 0.544 Doug Glanville, R (3, 8) OBP: 0.286, SLG: 0.340		X 0-0 BLK 2B	B F S X 1-2 E5 2-H 1B		B C B X 2-1 S G4-3 SF7 1B	B F F X 1-2 1-H HR		F B X 1-1 ③ F8		2	1	1	0	0	0	0
										3	2	2	2	0	0	1
Travis Lee, L (1, 3) OBP: 0.330, SLG: 0.392		L B F B B X 3-2 ① G4-3 2-3	F B X 1-1 WP 2-H SF8 1B		B B C B X 3-1 ① G4-3 1-2	F B X 1-1 ③ F8			B B C F B X 3-2 ① G4-3	5	1	1	1	0	0	2
Tomas Perez, S (1, 6) OBP: 0.325, SLG: 0.399		C X 0-1 ② F3	B C S T X 1-2 ② SF8 2-H		B B B B 4-0 WP S BB		X 0-0 WP 1B		C F F S 0-3 ② K	3	0	1	1	1	1	1
Marlon Anderson, L (1, 4) OBP: 0.315, SLG: 0.380		B B C B S F B 4-2 BB	C B X 1-1 ③ G1		S C B F F X 1-2 ② SF7 2-H		X 0-0 ① F9		B F X 1-1 ③ L5	3	0	0	1	1	0	1
Johnny Estrada, S (1, 2) OBP: 0.235, SLG: 0.200		C B F X 1-2 ③ F7		B X 1-0 ① F8	B B B I 4-0 WP 1-2 IBB		C B F B F F S 2-3 ② K			3	0	0	0	1	1	3
Brandon Duckworth, R (1, 1) OBP: 0.264, SLG: 0.208			C B F X 1-2 ① G1-3	B C S F X 1-2 ② F9	B S B F F F F X 2-2 ③ F9 1-2 2-3	B B C X 2-1 ③ G4-3 1-2				4	0	0	0	0	0	3
Carlos Silva, R (7, 1)										0	0	0	0	0	0	0
Mike Timlin, R (8, 1)										0	0	0	0	0	0	0
Hector Mercado, L (9, 1) OBP: 0.250, SLG: 0.250										0	0	0	0	0	0	0
Inning Stats	R: 0 H: 0 E: 0 LOB: 0 K: 2 BB: 0 S: 10 P: 15	R: 0 H: 1 E: 0 LOB: 2 K: 0 BB: 1 S: 12 P: 20	R: 5 H: 3 E: 1 LOB: 0 K: 0 BB: 1 S: 23 P: 35	R: 1 H: 2 E: 0 LOB: 1 K: 0 BB: 0 S: 9 P: 13	R: 1 H: 1 E: 0 LOB: 2 K: 0 BB: 2 S: 15 P: 31	R: 2 H: 2 E: 0 LOB: 0 K: 1 BB: 0 S: 13 P: 18	R: 0 H: 1 E: 0 LOB: 1 K: 1 BB: 0 S: 9 P: 13	R: 0 H: 1 E: 0 LOB: 1 K: 1 BB: 0 S: 8 P: 11	R: 0 H: 0 E: 0 LOB: 0 K: 1 BB: 0 S: 9 P: 13	1B: 5 SF: 2 2B: 5 SAC: 0 3B: 0 DP: 0 HR: 1 HBP: 0						
										WP: 3 PA: 43 PB: 0 SB: 2 CS: 0						

TOP

Philadelphia Phillies @ Florida Marlins

Pro Player Stadium, Miami, FL

Sat Sep 28 2002, 7:05 PM EDT

Att. 11,746 - Sunny - 84 F

livebaseballscorecards.com

AB	37
R	9
H	11
RBI	8
BB	4
SO	6
LOB	14

PITCHER		IP	WLS	BF	H	R	ER	SO	BB	IBB	HBP	BLK	WP	HR	S	P	ERA	WHIP
Justin Wayne, R ERA: 5.32	(1, 1)	3.0	L	16	4	5	3	2	2	0	0	1	1	0	45	70	9.00	2.000
Nate Robertson, L ERA: 11.88	(4, 1)	1.0		5	2	1	1	0	0	0	0	0	0	0	9	13	9.00	2.000
Graeme Lloyd, L ERA: 5.21	(5, 1)	1.0		6	1	1	1	0	1	1	0	0	1	0	15	31	9.00	2.000
46 Oswaldo Mairena, L ERA: 5.35	(6, 1)	1.0		5	2	2	2	1	0	0	0	0	0	1	13	18	18.00	2.000
Toby Borland, R ERA: 5.27	(7, 1)	2.0		8	2	0	0	2	0	0	0	0	1	0	17	24	0.00	1.000

PITCHER		IP	WLS	BF	H	R	ER	SO	BB	IBB	HBP	BLK	WP	HR	S	P	ERA	WHIP
Julian Tavarez, R ERA: 5.39	(9, 1)	1.0		3	0	0	0	1	0	0	0	0	0	0	9	13	0.00	0.000

BOTTOM

Philadelphia Phillies @ Florida Marlins

Pro Player Stadium, Miami, FL

Sat Sep 28 2002, 7:05 PM EDT

Att. 11,746 - Sunny - 84 F

livebaseballscorecards.com

Batter	1	2	3	4	5	6	7	8	9	AB	R	H	RBI	BB	SO	LOB
Luis Castillo, S (1, 4) OBP: 0.361, SLG: 0.359	G5-3		K		F7		FC6-4 BB		F8	4	0	0	0	1	1	2
Juan Encarnacion, R (1, 8) (4, 9) OBP: 0.325, SLG: 0.450	F8		3B		F9		1-2f 2-3 FC6-4		G5-3	5	0	1	0	0	0	4
Kevin Millar, R (1, 7) OBP: 0.369, SLG: 0.514	F9		F9		F9			BB G4-6-3 2B		4	1	1	0	0	0	2
Mike Lowell, R (1, 5) OBP: 0.346, SLG: 0.471 Mike Mordecai, R (8, PR) (9, 5) OBP: 0.313, SLG: 0.297		HR	HR		L5			G4-6-3 BB HBP		3 0	2 0	2 0	2 0	0 0	0 0	0 0
Derrek Lee, R (1, 3) OBP: 0.379, SLG: 0.496	F8	K			F3			1-2 2-3 G4-6-3 BB		3	0	0	0	1	1	0
Brian Banks, S (1, 9) OBP: 0.346, SLG: 0.469 Nate Robertson, R (4, 1) Pablo Ozuna, R (4, PH) OBP: 0.368, SLG: 0.391 Graeme Lloyd, L (5, 1) 46 Oswaldo Mairena, L (6, 1) Tim Raines, S (6, PH) OBP: 0.451, SLG: 0.256 Toby Borland, R (7, 1) Abraham Nunez, S (8, PH) OBP: 0.318, SLG: 0.333 Julian Tavarez, L (9, 1) OBP: 0.167, SLG: 0.125	F9 2B	3B			G3-1			1-2f 2-3 3-H G4-6-3		1 0 1 0 0 0 1 0 1	0 0 0 0 0 0 0 0 0	1 0 1 0 0 0 0 0 0	0 0 0 0 0 0 0 0 0	0 0 0 0 0 0 0 0 0	0 0 0 0 0 0 0 0 2	0 0 0 0 0 0 0 0 0
Ramon Castro, R (1, 2) OBP: 0.322, SLG: 0.455	F9 2-3			G1-3			K	F3		4	0	0	0	0	1	4
Andy Fox, L (1, 6) OBP: 0.337, SLG: 0.327	L6			K			K		FC4-6 BB	3	0	0	0	1	2	2
Justin Wayne, R (1, 1) Eric Owens, R (3, PH) (4, 8) OBP: 0.324, SLG: 0.366			F7		S 1B		FC6-4 2B		1-2f FC4-6	0 4	0 0	0 2	0 0	0 0	0 0	0 1
Inning Stats	R: 0 E: 0 K: 0 S: 13 H: 0 LOB: 0 BB: 0 P: 21	R: 1 E: 0 K: 0 S: 10 H: 2 LOB: 1 BB: 0 P: 15	R: 0 E: 0 K: 1 S: 9 H: 1 LOB: 1 BB: 0 P: 13	R: 1 E: 0 K: 2 S: 10 H: 2 LOB: 1 BB: 0 P: 17	R: 0 E: 0 K: 0 S: 7 H: 1 LOB: 1 BB: 0 P: 11	R: 0 E: 0 K: 0 S: 9 H: 0 LOB: 0 BB: 0 P: 14	R: 0 E: 0 K: 2 S: 11 H: 1 LOB: 2 BB: 1 P: 20	R: 1 E: 0 K: 0 S: 13 H: 1 LOB: 2 BB: 1 P: 21	R: 0 E: 0 K: 0 S: 8 H: 0 LOB: 1 BB: 1 P: 14	1B: 1 2B: 3 3B: 2 HR: 2	SF: 0 SAC: 0 DP: 1 HBP: 1					

	AB	34
	R	3
	H	8
	RBI	2
	BB	3
	SO	5
	LOB	17

PITCHER		IP	WLS	BF	H	R	ER	SO	BB	IBB	HBP	BLK	WP	HR	S	P	ERA	WHIP
Brandon Duckworth, R ERA: 5.41	(1, 1)	6.2	W	28	7	2	2	5	1	0	0	0	0	2	68	110	2.70	1.200
Carlos Silva, R ERA: 3.29	(7, 1)	0.1		3	1	1	1	0	0	0	1	0	0	0	3	6	27.00	3.000
Mike Timlin, R ERA: 2.98	(8, 1)	1.0		3	0	0	0	0	1	0	0	0	0	0	11	16	0.00	1.000
Hector Mercado, L ERA: 4.58	(9, 1)	1.0		4	0	0	0	0	1	0	0	0	0	0	8	14	0.00	1.000

PITCHER	IP	WLS	BF	H	R	ER	SO	BB	IBB	HBP	BLK	WP	HR	S	P	ERA	WHIP

Batter	1	2	3	4	5	6	7	8	9	10	AB	R	H	RBI	BB	SO	LOB
Doug Glanville, R (1, 8) OBP: 0.292, SLG: 0.344	0-1 11 FC6-4 1B	3-2 1-2 2-H 1B		2-0 L6		0-1 11 1B FC9-2 1B			4-0 11 FC1-5 11 S BB		4	0	3	1	1	0	0
11 Jimmy Rollins, S (1, 6) OBP: 0.306, SLG: 0.380	2-2 FC6-4 S 1-2f	1-0 G4-3		4-2 S BB		2-2 1-3 1B			3-1 FC1-5 1-3		4	0	1	0	1	0	4
Bobby Abreu, L (1, 9) OBP: 0.413, SLG: 0.521 Jason Michaels, R (4, PH) OBP: 0.347, SLG: 0.476 (4, 9) (5, 7)	4-1 CS 1-3 BB		0-0 1B 1B 2B	3-3 K 1-2		1-1 FC9-2 3-H			2-3 K		1 3	1 0	1 0	0 0	1 0	0 2	0 4
Mike Lieberthal, R (1, 2) OBP: 0.349, SLG: 0.443 Terry Adams, R (7, 1) OBP: 0.179, SLG: 0.080 Jeremy Giambi, L (9, PH) OBP: 0.414, SLG: 0.505 Hector Mercado, L (9, 1) OBP: 0.250, SLG: 0.250	1-0 G6-3 1-2		1-1 1B 2-3 1B		1-2 G1-3		2-2 G6-3		3-3 K		4 0 1 0	0 0 0 0	1 0 0 0	0 0 0 0	0 0 1 0	0 0 1 0	2 0 1 0
Travis Lee, L (1, 3) OBP: 0.331, SLG: 0.394		0-0 1B 2B	2-3 K		0-1 1B 1B		1-3 K			1-0 F7	5	1	2	0	0	2	2
Placido Polanco, R (1, 5) OBP: 0.330, SLG: 0.403		1-1 L1	0-0 FC6-4 1-2 3-H 1B		2-1 L9		0-0 P4			1-2 G1-3	5	0	1	1	0	0	2
Ricky Ledee, L (1, 7) OBP: 0.342, SLG: 0.419 Carlos Silva, R (5, 1) Johnny Estrada, S (7, 2) OBP: 0.211, SLG: 0.176		2-1 FC4-6 2-H 1B	2-3 K		0-0 1-2 1B			3-2 F9		1-0 F7	3 0 2	0 0 0	2 0 0	1 0 0	0 0 0	1 0 0	2 0 0
Tomas Perez, S (1, 4) OBP: 0.319, SLG: 0.392		1-2 FC4-6 1B 1B 1-2f	1-1 FC6-4 1-2f		0-3 K			2-2 P5			4	1	0	0	0	1	5
Joe Roa, R (1, 1) OBP: 0.259, SLG: 0.280 Eric Valent, L (5, 9) OBP: 0.200, SLG: 0.200		1-2 1B 1-2 1B		0-2 G5-3		0-0 G4-3		1-3 K			2 2	0 0	1 0	0 0	0 0	0 1	0 0
Inning Stats	R: 0 E: 0 K: 0 S: 7 H: 1 LOB: 1 BB: 1 P: 14	R: 2 E: 0 K: 0 S: 15 H: 4 LOB: 2 BB: 0 P: 24	R: 1 E: 0 K: 2 S: 14 H: 3 LOB: 2 BB: 0 P: 20	R: 0 E: 0 K: 1 S: 9 H: 0 LOB: 1 BB: 1 P: 18	R: 0 E: 0 K: 1 S: 12 H: 2 LOB: 2 BB: 0 P: 15	R: 0 E: 0 K: 0 S: 11 H: 2 LOB: 1 BB: 0 P: 14	R: 0 E: 0 K: 1 S: 7 H: 0 LOB: 0 BB: 0 P: 10	R: 0 E: 0 K: 1 S: 11 H: 0 LOB: 0 BB: 0 P: 17	R: 0 E: 0 K: 2 S: 11 H: 0 LOB: 1 BB: 1 P: 23	R: 0 E: 0 K: 0 S: 7 H: 0 LOB: 0 BB: 0 P: 10	1B: 10 2B: 3 3B: 0 HR: 0 SF: 0 SAC: 0 DP: 1 HBP: 0						PA: 43 WP: 0 PB: 0 SB: 4 CS: 1

PITCHER	IP	WLS	BF	H	R	ER	SO	BB	IBB	HBP	BLK	WP	HR	S	P	ERA	WHIP
Carl Pavano, R (1, 1) ERA: 5.16	3.0		17	8	3	3	2	1	0	0	0	0	0	36	58	9.00	3.000
Gary Knotts, R (4, 1) ERA: 4.4	1.0		4	0	0	0	1	1	0	0	0	0	0	9	18	0.00	1.000
Blaine Neal, R (5, 1) ERA: 2.73	2.0		9	4	0	0	1	0	0	0	0	0	0	23	29	0.00	2.000
Josh Beckett, R (7, 1) ERA: 4.1	1.0		3	0	0	0	1	0	0	0	0	0	0	7	10	0.00	0.000
Vladimir Nunez, R (8, 1) ERA: 3.41	2.0		7	0	0	0	3	1	0	0	0	0	0	22	40	0.00	0.500

PITCHER	IP	WLS	BF	H	R	ER	SO	BB	IBB	HBP	BLK	WP	HR	S	P	ERA	WHIP
Braden Looper, R (10, 1) ERA: 3.14	1.0	W	3	0	0	0	0	0	0	0	0	0	0	7	10	0.00	0.000

TOP

Philadelphia Phillies @ Florida Marlins

Pro Player Stadium, Miami, FL

Sun Sep 29 2002, 4:05 PM EDT
Att. 28,599 - Cloudy - 88 F

livebaseballscorecards.com

AB	40
R	3
H	12
RBI	3
BB	3
SO	8
LOB	22

Batter	1	2	3	4	5	6	7	8	9	10	AB	R	H	RBI	BB	SO	LOB
Luis Castillo, S (1, 4) OBP: 0.364, SLG: 0.361	F F B B X 2-2 1B S 1B	F B B B C X 3-2 ③ 3-H 1B		I I I I 4-0 IBB			B X 1-0 ① FC6-4 G4-3 S 1-2f			F B B B C X 3-2 WP S SF3 1B	4	1	3	0	1	0	1
Tim Raines, S (1, 7) OBP: 0.351, SLG: 0.258 Abraham Nunez, S (6, 8) OBP: 0.118, SLG: 0.118	B C L C 1-3 ① K 1-2	X 0-0 G5-4-3 1B	B B C X 2-1 F9				F B B S B X 3-2 ② G4-3 1-3			C B S B F C 2-3 ① K 1-3	3 2	0 0	1 0	0 0	0 0	1 1	4 2
Juan Encarnacion, R (1, 8) OBP: 0.324, SLG: 0.449 (6, 9)	X 0-0 G5-4-3 2-3 1B	C B S B X 2-2 ① P4			F F B B F S 2-3 ① K		F B S B S 2-3 ③ K			F X 0-1 ② SF3 3-H	4	0	1	1	0	2	2
Kevin Millar, R (1, 9) OBP: 0.366, SLG: 0.509 (6, 7)	B F X 1-1 ② ③ G5-4-3 1-2f	S S B X 1-2 ② ③ G5-4-3 1-2f			C B X 1-1 ② G1-3			C X 0-1 ① G6-3			4	0	0	0	0	0	3
Derrek Lee, R (1, 3) OBP: 0.378, SLG: 0.494		C B C B B C 3-3 ① K		C B S X 1-2 1B 1B 1B	B S X 1-1 ③ P4			B C B S X 2-2 ② P4			4	1	1	0	0	1	0
Mike Redmond, R (1, 2) OBP: 0.372, SLG: 0.387	B B B C X 3-1 ② F3	F X 0-1 SH1-4 1B 1-3 1B				C X 0-1 ① G1-3		F F B B B C 3-3 ③ K			4	0	1	0	0	1	0
Andy Fox, L (1, 6) OBP: 0.338, SLG: 0.333	B S B C X 2-2 1B 3B	F X 0-1 SH1-4 1-2 3-H 1B				X 0-0 ② G4-3			C S B B B C 2-3 ① K		4	1	2	1	0	1	0
Mike Mordecai, R (1, 5) OBP: 0.313, SLG: 0.298	B B C X 2-1 3B 3-H 1B	B C X 1-1 ① SH1-4 1-2 2-3				C B C X 1-2 ③ G4-3			B S B B X 3-1 ② F7		3	1	1	1	0	0	0
Carl Pavano, R (1, 1) OBP: 0.000, SLG: 0.000 Gary Knotts, R (4, 1) Preston Wilson, R (4, PH) OBP: 0.000, SLG: 0.000 Blaine Neal, L (5, 1) Josh Beckett, R (7, 1) Pablo Ozuna, R (7, PH) OBP: 0.000, SLG: 0.000 Vladimir Nunez, R (8, 1) OBP: 0.000, SLG: 0.000 Mike Lowell, R (9, PH) OBP: 0.286, SLG: 0.571 Braden Looper, R (10, 1)	S S X 0-2 1-H 1B 3B		B F F S 1-3 ② K			X 0-0 FC6-4 1B			X 0-0 ③ F7		1 0 1 0 0 1 0 1 0	0 0 0 0 0 0 0 0 0	1 0 0 0 0 0 0 0 0	1 0 0 0 0 0 0 0 0	0 0 0 0 0 0 0 0 0	0 0 1 0 0 0 0 0 0	0 0 2 0 0 0 0 0 0
Inning Stats	R: 0 H: 2 E: 0 LOB: 1 K: 1 BB: 0 S: 9 P: 13	R: 2 H: 4 E: 0 LOB: 2 K: 1 BB: 0 S: 16 P: 29	R: 0 H: 1 E: 0 LOB: 0 K: 0 BB: 0 S: 7 P: 10	R: 1 H: 3 E: 0 LOB: 3 K: 1 BB: 1 S: 14 P: 23	R: 0 H: 0 E: 0 LOB: 0 K: 1 BB: 0 S: 8 P: 12	R: 0 H: 0 E: 0 LOB: 0 K: 0 BB: 0 S: 6 P: 7	R: 0 H: 1 E: 0 LOB: 1 K: 1 BB: 0 S: 8 P: 14	R: 0 H: 0 E: 0 LOB: 0 K: 1 BB: 0 S: 8 P: 13	R: 0 H: 0 E: 0 LOB: 0 K: 1 BB: 0 S: 6 P: 11	R: 1 H: 1 E: 0 LOB: 0 K: 1 BB: 0 S: 9 P: 14	1B: 10 SF: 1 2B: 0 SAC: 1 3B: 2 DP: 2 HR: 0 HBP: 0						

PITCHER		IP	WLS	BF	H	R	ER	SO	BB	IBB	HBP	BLK	WP	HR	S	P	ERA	WHIP
Joe Roa, R ERA: 4.04	(1, 1)	4.0		20	10	3	3	3	0	1	0	0	0	0	46	75	6.75	2.500
Carlos Silva, R ERA: 3.21	(5, 1)	2.0		6	0	0	0	1	0	0	0	0	0	0	14	19	0.00	0.000
Terry Adams, R ERA: 4.35	(7, 1)	2.0		7	1	0	0	2	0	0	0	0	0	0	16	27	0.00	0.500
Hector Mercado, L ERA: 4.62	(9, 1)	1.2	L	6	1	1	1	2	0	0	0	0	1	0	15	25	5.40	0.600

PITCHER	IP	WLS	BF	H	R	ER	SO	BB	IBB	HBP	BLK	WP	HR	S	P	ERA	WHIP

BOTTOM

Philadelphia Phillies @ Florida Marlins

Pro Player Stadium, Miami, FL

Sun Sep 29 2002, 4:05 PM EDT
Att. 28,599 - Cloudy - 88 F

livebaseballscorecards.com

AB	36
R	4
H	12
RBI	4
BB	1
SO	8
LOB	14

WP: 1 PA: 39
PB: 0
SB: 3
CS: 0