

Florida Marlins - 2002

Batter	1	2	3	4	5	6	7	8	9	AB R H RBI BB SO LOB	TOP																								
												Florida Marlins @ Miami Hurricanes Mark Light Stadium, Coral Gables, FL Sun Mar 31 2002, 2:05 PM EST livebaseballscorecards.com																							
Inning Stats											AB 0 R 0 H 0 RBI 0 BB 0 SO 0 LOB 0																								
PITCHER	IP	WLS	BF	H	R	ER	SO	BB	IBB	HBP	BLK	WP	HR	S	P	ERA	WHIP	PITCHER	IP	WLS	BF	H	R	ER	SO	BB	IBB	HBP	BLK	WP	HR	S	P	ERA	WHIP

Batter	1	2	3	4	5	6	7	8	9	AB R H RBI BB SO LOB	BOTTOM																								
												Florida Marlins @ Miami Hurricanes Mark Light Stadium, Coral Gables, FL Sun Mar 31 2002, 2:05 PM EST livebaseballscorecards.com																							
Inning Stats											AB 0 R 0 H 0 RBI 0 BB 0 SO 0 LOB 0																								
PITCHER	IP	WLS	BF	H	R	ER	SO	BB	IBB	HBP	BLK	WP	HR	S	P	ERA	WHIP	PITCHER	IP	WLS	BF	H	R	ER	SO	BB	IBB	HBP	BLK	WP	HR	S	P	ERA	WHIP

Batter	1	2	3	4	5	6	7	8	9	AB	R	H	RBI	BB	SO	LOB	TOP					
Luis Castillo, S OBP: 0.400, SLG: 0.400	1-2 G4-3 1B		1-1 G3		0-0 P6		3-2 HR 1B		1-3 K	5	1	2	0	0	1	3						
Preston Wilson, R OBP: 0.200, SLG: 0.800	1-2 G4-3		0-2 G6-3			0-1 F8	1-2 HR 1B		1-2 FC6-4 1BB	5	1	1	4	0	0	3						
Cliff Floyd, L OBP: 0.800, SLG: 0.333	4-0 BB		2-3 K			0-1 2B 1B	1-1 L7		4-0 1B	3	1	1	0	2	1	0						
Kevin Millar, R Eric Owens, R	0-0 F9			2-3 K		3-2 F7	1-1 L8		1-1 G4-3	3	0	0	0	0	1	3						
Mike Lowell, R OBP: 0.250, SLG: 0.500	1-2 F9			2-2 G1-3		0-1 2B		0-3 K		4	0	1	1	0	1	2						
Derrek Lee, R OBP: 0.250, SLG: 1.000		0-2 HR		2-3 K		0-3 K		3-2 G6-3		4	1	1	1	0	2	1						
Alex Gonzalez, R		1-3 K			2-2 F8		2-1 E3 1B HBP HR	0-1 G6-3		4	1	0	0	0	1	0						
Mike Redmond, R OBP: 0.750, SLG: 0.500		2-2 L3			0-1 SH3-4 1B		1-1 HR 1B HBP	4-0 FC6-4 1B BB		2	1	1	0	1	0	0						
Ryan Dempster, R Vladimir Nunez, R Tim Raines, S OBP: 1.000, SLG: 1.000 Braden Looper, R		3-2 G6-3			0-1 SH3-4		0-3 K	0-1 FC6-4 1B		2	0	0	0	0	1	2						
Inning Stats	R: 0 E: 0 K: 0 S: 13	H: 1 LOB: 2 BB: 1 P: 20	R: 1 E: 0 K: 1 S: 12	H: 1 LOB: 0 BB: 0 P: 18	R: 0 E: 0 K: 1 S: 8	H: 0 LOB: 0 BB: 0 P: 11	R: 0 E: 0 K: 2 S: 12	H: 0 LOB: 1 BB: 0 P: 18	R: 0 E: 0 K: 0 S: 8	H: 1 LOB: 1 BB: 0 P: 10	R: 1 E: 0 K: 1 S: 14	H: 2 LOB: 1 BB: 0 P: 17	R: 4 E: 1 K: 1 S: 15	H: 2 LOB: 0 BB: 0 P: 23	R: 0 E: 0 K: 1 S: 9	H: 0 LOB: 0 BB: 0 P: 12	R: 0 E: 0 K: 1 S: 15	H: 1 LOB: 3 BB: 2 P: 25	1B: 5 2B: 1 3B: 0 HR: 2	SF: 0 SAC: 1 DP: 0 HBP: 1	WP: 0 PB: 0 SB: 0 CS: 0	PA: 40
PITCHER	IP WLS BF H R ER SO BB IBB HBP BLK WP HR S P ERA WHIP																					
Javier Vazquez, R ERA: 3.18	(1, 1) 5.2 23 5 2 2 4 1 0 0 0 0 1 63 90 3.18 1.059																					
Britt Reames, R ERA: 40.5	(6, 1) 0.2 6 2 4 3 2 0 0 1 0 0 1 16 23 40.50 3.000																					
Ed Vosberg, L ERA:	(7, 1) 0.2 2 0 0 0 0 0 0 0 0 0 0 3 4 0.00 0.000																					
52 T.J. Tucker, R ERA:	(8, 1) 1.0 3 0 0 0 1 0 0 0 0 0 0 9 12 0.00 0.000																					
Matt Herges, R ERA:	(9, 1) 1.0 W 6 1 0 0 1 1 1 0 0 0 0 15 25 0.00 2.000																					

Florida Marlins @ Montreal Expos
Olympic Stadium, Montreal, QB
Tue Apr 02 2002, 7:35 PM EST
Att: 34,351 - Dome - 72 F

AB 35
R 6
H 8
RBI 6
BB 3
SO 8
LOB 17



Batter	1	2	3	4	5	6	7	8	9	AB	R	H	RBI	BB	SO	LOB	BOTTOM			
Peter Bergeron, L OBP: 0.600, SLG: 1.000	1-3 K2-3			1-2 SH1-3 1B 2B		1-2 2B		4-2 2B BB	3-3 K	4	2	2	0	1	2	2				
Jose Vidro, S OBP: 0.250, SLG: 0.250	2-2 G4-3			0-0 SH1-3		2-3 K		3-2 L8	3-2 1B	4	1	1	2	0	1	2				
Vladimir Guerrero, R OBP: 0.600, SLG: 0.750	0-1 G3			0-0 CS 1B		1-3 K		1-0 1B 2B	2-H 3-H 4-0 1B IBB	4	1	2	2	1	1	1				
Orlando Cabrera, R OBP: 0.600, SLG: 0.800		3-2 G4-3		3-1 SAFE 2B		2-0 F5		1-0 WP 2H 1B	1-2 1B	5	0	3	2	0	0	1				
Lee Stevens, L Lou Collier, R		2-3 K		0-0 G4-3			2-1 L8	4-2 WP BB		3	0	0	0	1	1	1				
Chris Truby, R OBP: 0.250, SLG: 0.250 Matt Herges, L		1-0 P4			1-0 G1-3 1B		0-2 G6-3	2-2 G5-3		4	0	1	0	0	0	2				
Brad Wilkerson, L			2-2 G6-4-3 HBP		2-1 G1-3		3-3 K		4-0 2B 1B BB	2	1	0	0	1	1	1				
Michael Barrett, R OBP: 0.500, SLG: 1.500			1-2 G6-4-3		1-1 F3			0-1 HR	0-0 1B 2B	4	2	2	1	0	0	2				
Javier Vazquez, R Britt Reames, R Ed Vosberg, L 52 T.J. Tucker, R Andres Galaraga, R Henry Rodriguez, L			0-3 K		1-1 G4-3			1-3 K	3-3 K	2	0	0	0	0	1	1				
Inning Stats	R: 0 E: 0 K: 1 S: 9	H: 0 LOB: 0 BB: 0 P: 12	R: 0 E: 0 K: 1 S: 7	H: 0 LOB: 0 BB: 0 P: 13	R: 0 E: 0 K: 0 S: 8	H: 0 LOB: 0 BB: 0 P: 11	R: 1 E: 0 K: 0 S: 9	H: 3 LOB: 1 BB: 0 P: 13	R: 0 E: 0 K: 2 S: 10	H: 1 LOB: 1 BB: 0 P: 16	R: 0 E: 0 K: 1 S: 9	H: 0 LOB: 0 BB: 0 P: 14	R: 3 E: 0 K: 1 S: 20	H: 3 LOB: 3 BB: 2 P: 36	R: 3 E: 0 K: 2 S: 17	H: 3 LOB: 2 BB: 2 P: 35	1B: 5 2B: 5 3B: 0 HR: 1	SF: 0 SAC: 1 DP: 1 HBP: 1	WP: 1 PB: 0 SB: 0 CS: 1	PA: 40
PITCHER	IP WLS BF H R ER SO BB IBB HBP BLK WP HR S P ERA WHIP																			
Ryan Dempster, R ERA: 3.68	(1, 1) 7.1 28 6 3 3 7 1 0 1 0 0 1 70 106 3.68 0.955																			
Vladimir Nunez, R ERA: 13.5	(8, 1) 0.2 5 2 1 1 0 1 0 0 0 0 1 0 10 21 13.50 4.500																			
Braden Looper, R ERA: 40.5	(9, 1) 0.2 L 7 3 3 3 2 1 1 0 0 0 0 0 17 35 40.50 6.000																			

Florida Marlins @ Montreal Expos
Olympic Stadium, Montreal, QB
Tue Apr 02 2002, 7:35 PM EST
Att: 34,351 - Dome - 72 F

AB 34
R 7
H 11
RBI 7
BB 4
SO 9
LOB 15



Batter	1	2	3	4	5	6	7	8	9	AB	R	H	RBI	BB	SO	LOB	TOP					
Luis Castillo, S OBP: 0.400, SLG: 0.333	4-1 1B HR BB	0-1 G3		2-1 FC4-6 1B		0-2 G5-3			0-0 G6-3	4	1	1	0	1	0	0						
Preston Wilson, R OBP: 0.300, SLG: 0.600	0-1 1-3 HR BB	0-0 L9		0-1 F3		2-3 K			1-1 HR BB	5	2	2	0	0	1	1						
Cliff Floyd, L OBP: 0.500, SLG: 0.750	1-1 F8	3-2 S 1B		0-0 FC4-6 1-2			1-3 K		1-1 HR	5	1	2	2	0	1	3						
Kevin Millar, R Eric Owens, R	4-2 HR BB	3-3 K		2-2 P3			1-1 F9		2-1 G4-3	3	1	0	0	1	1	2						
Mike Lowell, R OBP: 0.375, SLG: 0.500	2-3 K		0-0 WP FC6-2 BB 1B		1-3 K		1-0 CS 1B			4	0	2	0	0	2	3						
Derrek Lee, R OBP: 0.375, SLG: 1.143	2-2 HR 1-H 2-H 3-H		4-1 FC6-2 WP BB 1-2		0-0 G4-3		2-2 CS 1-2		0-2 P4	3	1	1	4	1	0	0						
Alex Gonzalez, R OBP: 0.250, SLG: 0.375	1-2 WP 2B		2-0 FC6-2 1-3 2-H		1-0 K				3-3 K	4	0	2	0	0	1	2						
Ramon Castro, R	4-0 IBB		2-3 K		0-0 P4				1-3 K	3	0	0	0	1	2	3						
A.J. Burnett, R Vic Darenbourg, L 56 Kevin Olsen, R Braden Looper, R Michael Tejera, L	0-1 G6-3		1-0 G6-3		2-3 K				1-2 G6-3	3	0	0	0	0	1	4						
Inning Stats	R: 4 E: 0 K: 1 S: 22	H: 3 LOB: 2 BB: 3 P: 40	R: 0 E: 0 K: 1 S: 14	H: 1 LOB: 1 BB: 0 P: 19	R: 0 E: 0 K: 1 S: 8	H: 1 LOB: 2 BB: 1 P: 17	R: 0 E: 0 K: 0 S: 10	H: 1 LOB: 1 BB: 0 P: 14	R: 0 E: 0 K: 2 S: 6	H: 0 LOB: 0 BB: 0 P: 13	R: 0 E: 0 K: 1 S: 8	H: 1 LOB: 0 BB: 0 P: 13	R: 0 E: 0 K: 2 S: 9	H: 0 LOB: 0 BB: 0 P: 13	R: 2 E: 0 K: 0 S: 11	H: 2 LOB: 0 BB: 0 P: 16	1B: 7 2B: 1 3B: 0 HR: 2	SF: 0 SAC: 0 DP: 0 HBP: 0	WP: 2 PB: 0 SB: 2 CS: 1	PA: 41		
PITCHER	IP WLS BF H R ER SO BB IBB HBP BLK WP HR S P ERA WHIP	IP WLS BF H R ER SO BB IBB HBP BLK WP HR S P ERA WHIP	IP WLS BF H R ER SO BB IBB HBP BLK WP HR S P ERA WHIP	IP WLS BF H R ER SO BB IBB HBP BLK WP HR S P ERA WHIP	IP WLS BF H R ER SO BB IBB HBP BLK WP HR S P ERA WHIP	IP WLS BF H R ER SO BB IBB HBP BLK WP HR S P ERA WHIP	IP WLS BF H R ER SO BB IBB HBP BLK WP HR S P ERA WHIP	IP WLS BF H R ER SO BB IBB HBP BLK WP HR S P ERA WHIP	IP WLS BF H R ER SO BB IBB HBP BLK WP HR S P ERA WHIP	IP WLS BF H R ER SO BB IBB HBP BLK WP HR S P ERA WHIP	IP WLS BF H R ER SO BB IBB HBP BLK WP HR S P ERA WHIP	IP WLS BF H R ER SO BB IBB HBP BLK WP HR S P ERA WHIP	IP WLS BF H R ER SO BB IBB HBP BLK WP HR S P ERA WHIP	IP WLS BF H R ER SO BB IBB HBP BLK WP HR S P ERA WHIP	IP WLS BF H R ER SO BB IBB HBP BLK WP HR S P ERA WHIP	IP WLS BF H R ER SO BB IBB HBP BLK WP HR S P ERA WHIP	IP WLS BF H R ER SO BB IBB HBP BLK WP HR S P ERA WHIP	IP WLS BF H R ER SO BB IBB HBP BLK WP HR S P ERA WHIP	IP WLS BF H R ER SO BB IBB HBP BLK WP HR S P ERA WHIP	IP WLS BF H R ER SO BB IBB HBP BLK WP HR S P ERA WHIP	IP WLS BF H R ER SO BB IBB HBP BLK WP HR S P ERA WHIP	IP WLS BF H R ER SO BB IBB HBP BLK WP HR S P ERA WHIP

Florida Marlins @ Montreal Expos
Olympic Stadium, Montreal, QB
Wed Apr 03 2002, 7:05 PM EST
Att. 4,771 - Dome - 72 F

AB 36
R 6
H 10
RBI 6
BB 4
SO 9
LOB 18



Batter	1	2	3	4	5	6	7	8	9	AB	R	H	RBI	BB	SO	LOB	BOTTOM					
Peter Bergeron, L OBP: 0.600, SLG: 0.750	2-1 F7		0-1 G4-3			3-1 G6-4-3 BB 1B		4-2 WP 1B BB	0-1 HR 1B	4	2	2	0	1	0	0						
Jose Vidro, S OBP: 0.222, SLG: 0.125	1-3 K		0-0 G6-3		4-1 G6-4-3 BB		3-3 K		1-2 F8	4	0	0	0	1	2	3						
Vladimir Guerrero, R OBP: 0.400, SLG: 0.778	0-3 K		0-3 K		0-2 G6-4-3 1-2 2-3		2-3 K		3-2 HR 1-H 2-H	5	1	1	3	0	3	3						
Orlando Cabrera, R OBP: 0.500, SLG: 0.556		1-2 G4-3		3-2 L7		0-0 F8		1-1 BB 1B	4-1 BB	4	0	1	1	1	0	1						
Lee Stevens, L OBP: 0.556, SLG: 0.200		0-0 1B		4-2 1B BB		4-0 1B BB		4-2 BB 1B	0-0 L8	2	0	1	0	3	0	1						
Chris Truby, R OBP: 0.125, SLG: 0.125		1-1 L8		0-0 F7		2-2 P3		0-3 K2-3		4	0	0	0	0	1	5						
Brad Wilkerson, L OBP: 0.375, SLG: 0.167		2-3 K		2-0 F7		1-2 1B			1-1 P6	4	0	1	0	0	1	2						
Michael Barrett, R OBP: 0.500, SLG: 1.375			0-0 F7		2-1 1B		0-0 F8		2-1 HR	4	1	2	1	0	0	2						
Tony Armas, R Mike Mordcaj, R Scott Stewart, R Henry Rodriguez, L Scott Strickland, R Graeme Lloyd, L Andres Cialarraga, R			0-3 K		1-3 K		0-3 K		2-0 HR 1B	1	0	0	0	0	1	0						
Inning Stats	R: 0 E: 0 K: 2 S: 8	H: 0 LOB: 0 BB: 0 P: 11	R: 0 E: 0 K: 1 S: 10	H: 1 LOB: 0 BB: 0 P: 14	R: 0 E: 0 K: 1 S: 8	H: 0 LOB: 0 BB: 0 P: 11	R: 0 E: 0 K: 1 S: 9	H: 1 LOB: 0 BB: 1 P: 18	R: 0 E: 0 K: 0 S: 7	H: 1 LOB: 1 BB: 1 P: 14	R: 0 E: 0 K: 1 S: 10	H: 1 LOB: 2 BB: 1 P: 17	R: 1 E: 0 K: 3 S: 15	H: 1 LOB: 2 BB: 2 P: 29	R: 4 E: 0 K: 0 S: 15	H: 4 LOB: 1 BB: 1 P: 28	1B: 7 2B: 0 3B: 0 HR: 2	SF: 0 SAC: 0 DP: 1 HBP: 0	WP: 1 PB: 0 SB: 0 CS: 0	PA: 41		
PITCHER	IP WLS BF H R ER SO BB IBB HBP BLK WP HR S P ERA WHIP	IP WLS BF H R ER SO BB IBB HBP BLK WP HR S P ERA WHIP	IP WLS BF H R ER SO BB IBB HBP BLK WP HR S P ERA WHIP	IP WLS BF H R ER SO BB IBB HBP BLK WP HR S P ERA WHIP	IP WLS BF H R ER SO BB IBB HBP BLK WP HR S P ERA WHIP	IP WLS BF H R ER SO BB IBB HBP BLK WP HR S P ERA WHIP	IP WLS BF H R ER SO BB IBB HBP BLK WP HR S P ERA WHIP	IP WLS BF H R ER SO BB IBB HBP BLK WP HR S P ERA WHIP	IP WLS BF H R ER SO BB IBB HBP BLK WP HR S P ERA WHIP	IP WLS BF H R ER SO BB IBB HBP BLK WP HR S P ERA WHIP	IP WLS BF H R ER SO BB IBB HBP BLK WP HR S P ERA WHIP	IP WLS BF H R ER SO BB IBB HBP BLK WP HR S P ERA WHIP	IP WLS BF H R ER SO BB IBB HBP BLK WP HR S P ERA WHIP	IP WLS BF H R ER SO BB IBB HBP BLK WP HR S P ERA WHIP	IP WLS BF H R ER SO BB IBB HBP BLK WP HR S P ERA WHIP	IP WLS BF H R ER SO BB IBB HBP BLK WP HR S P ERA WHIP	IP WLS BF H R ER SO BB IBB HBP BLK WP HR S P ERA WHIP	IP WLS BF H R ER SO BB IBB HBP BLK WP HR S P ERA WHIP	IP WLS BF H R ER SO BB IBB HBP BLK WP HR S P ERA WHIP	IP WLS BF H R ER SO BB IBB HBP BLK WP HR S P ERA WHIP	IP WLS BF H R ER SO BB IBB HBP BLK WP HR S P ERA WHIP	IP WLS BF H R ER SO BB IBB HBP BLK WP HR S P ERA WHIP

Florida Marlins @ Montreal Expos
Olympic Stadium, Montreal, QB
Wed Apr 03 2002, 7:05 PM EST
Att. 4,771 - Dome - 72 F

AB 35
R 5
H 9
RBI 5
BB 6
SO 10
LOB 21



Batter	1	2	3	4	5	6	7	8	9	AB	R	H	RBI	BB	SO	LOB	TOP								
Luis Castillo, S OBP: 0.467, SLG: 0.429	G6-3		F7																						
Preston Wilson, R OBP: 0.200, SLG: 0.400	F9		K																						
Cliff Floyd, L OBP: 0.533, SLG: 0.727	K																								
Kevin Millar, R Eric Owens, R		F3	F9																						
Mike Lowell, R OBP: 0.333, SLG: 0.364																									
Derrek Lee, R OBP: 0.417, SLG: 1.273																									
Alex Gonzalez, R OBP: 0.333, SLG: 0.417																									
Mike Redmond, R OBP: 0.500, SLG: 0.200																									
Brad Penny, R OBP: 0.250, SLG: 0.250																									
Inning Stats	R: 0 E: 0 K: 1 S: 6	H: 0 LOB: 0 BB: 0 P: 8	R: 0 E: 0 K: 2 S: 13	H: 1 LOB: 3 BB: 2 P: 23	R: 0 E: 0 K: 1 S: 7	H: 1 LOB: 1 BB: 0 P: 10	R: 1 E: 0 K: 1 S: 10	H: 1 LOB: 0 BB: 0 P: 17	R: 0 E: 0 K: 0 S: 9	H: 2 LOB: 2 BB: 0 P: 12	R: 0 E: 1 K: 0 S: 8	H: 1 LOB: 2 BB: 0 P: 11	R: 0 E: 0 K: 2 S: 11	H: 1 LOB: 2 BB: 2 P: 24	R: 0 E: 0 K: 1 S: 10	H: 1 LOB: 1 BB: 0 P: 12	R: 0 E: 0 K: 0 S: 15	H: 1 LOB: 1 BB: 1 P: 25	1B: 6 2B: 2 3B: 0 HR: 1	SF: 0 SAC: 0 DP: 1 HBP: 0	WP: 0 PB: 0 SB: 1 CS: 2	PA: 40			
PITCHER	IP	WLS	BF	H	R	ER	SO	BB	IBB	HBP	BLK	WP	HR	S	P	ERA	WHIP								
Carl Pavano, R ERA: 1.42	6.1	L	30	7	1	1	6	1	2	0	0	0	1	60	96	1.42	1.263								
52 T.J. Tucker, R ERA:	0.2		2	0	0	0	1	1	0	0	0	0	0	4	9	0.00	1.500								
Matt Herges, R ERA:	2.0		8	2	0	0	1	1	0	0	0	0	0	25	37	0.00	1.500								

Florida Marlins @ Montreal Expos
Olympic Stadium, Montreal, QB
Thu Apr 04 2002, 7:05 PM EST
Att. 4,551 - Dome - 72 F

AB 35
R 1
H 9
RBI 1
BB 5
SO 8
LOB 23



Batter	1	2	3	4	5	6	7	8	9	AB	R	H	RBI	BB	SO	LOB	BOTTOM								
Peter Bergeron, L OBP: 0.500, SLG: 0.583				L6																					
Jose Vidro, S OBP: 0.231, SLG: 0.091				G6-3																					
Vladimir Guerrero, R OBP: 0.429, SLG: 0.636																									
Orlando Cabrera, R OBP: 0.385, SLG: 0.417																									
Lee Stevens, L OBP: 0.417, SLG: 0.125																									
Chris Truby, R OBP: 0.273, SLG: 0.273																									
Brad Wilkerson, L OBP: 0.364, SLG: 0.222																									
Michael Barrett, R OBP: 0.364, SLG: 1.000																									
Carl Pavano, R 52 T.J. Tucker, R Matt Herges, L Andres Galarraga, R OBP: 0.333, SLG: 0.333																									
Inning Stats	R: 0 E: 0 K: 0 S: 6	H: 1 LOB: 0 BB: 0 P: 8	R: 0 E: 0 K: 1 S: 8	H: 1 LOB: 0 BB: 0 P: 16	R: 0 E: 0 K: 0 S: 6	H: 0 LOB: 0 BB: 0 P: 10	R: 0 E: 0 K: 0 S: 6	H: 0 LOB: 0 BB: 1 P: 14	R: 0 E: 0 K: 0 S: 7	H: 0 LOB: 0 BB: 0 P: 10	R: 0 E: 0 K: 1 S: 6	H: 0 LOB: 0 BB: 0 P: 9	R: 0 E: 0 K: 0 S: 4	H: 0 LOB: 1 BB: 1 P: 9	R: 0 E: 0 K: 0 S: 6	H: 2 LOB: 1 BB: 0 P: 10	R: 0 E: 0 K: 1 S: 9	H: 0 LOB: 1 BB: 1 P: 18	1B: 4 2B: 0 3B: 0 HR: 0	SF: 0 SAC: 0 DP: 2 HBP: 0	WP: 0 PB: 0 SB: 0 CS: 2	PA: 32			
PITCHER	IP	WLS	BF	H	R	ER	SO	BB	IBB	HBP	BLK	WP	HR	S	P	ERA	WHIP								
Brad Penny, R ERA:	9.0	W	30	4	0	0	3	3	0	0	0	0	0	58	104	0.00	0.778								

Florida Marlins @ Montreal Expos
Olympic Stadium, Montreal, QB
Thu Apr 04 2002, 7:05 PM EST
Att. 4,551 - Dome - 72 F

AB 27
R 0
H 4
RBI 0
BB 3
SO 3
LOB 6



Batter	1	2	3	4	5	6	7	8	9	AB	R	H	RBI	BB	SO	LOB	TOP								
Luis Castillo, S OBP: 0.417, SLG: 0.333	G6-3		G1-3							3	1	1	0	2	0	0	Florida Marlins @ Philadelphia Phillies Veterans Stadium, Philadelphia, PA Sat Apr 06 2002, 3:05 PM EST Att: 18,591 - Cloudy - 47 F								
Preston Wilson, R OBP: 0.240, SLG: 0.417	F3			K	G4-3		K	F5		5	0	0	0	0	2	6									
Cliff Floyd, L OBP: 0.440, SLG: 0.444	P4			F3	G6-3				K	4	0	0	0	1	1										
Kevin Millar, R OBP: 0.286, SLG: 0.222 Michael Tejera, L (7, 1)				HR	F7		L8		FC3	3	1	1	0	1	0	3									
Vladimir Nunez, R OBP: 1.000, SLG: 1.000										0	0	0	0	0	0	0									
Mike Lowell, R OBP: 0.286, SLG: 0.450	F7			HR					FC3	1	0	1	0	0	0	0									
Derrek Lee, R OBP: 0.428, SLG: 0.882	K			2B						5	2	1	2	0	0	2									
Alex Gonzalez, R OBP: 0.368, SLG: 0.611	F3									3	2	1	0	2	2	1									
Mike Redmond, R OBP: 0.615, SLG: 0.375			G6-3							5	1	2	3	0	1	2									
Josh Beckett, R Eric Owens, R OBP: 0.200, SLG: 0.200			K	L3			SH1-4		F9	2	0	0	0	0	1	3									
Inning Stats	R: 0 E: 0 K: 0 S: 6	H: 0 LOB: 0 BB: 0 P: 11	R: 0 E: 0 K: 1 S: 9	H: 0 LOB: 1 BB: 1 P: 15	R: 0 E: 0 K: 1 S: 9	H: 0 LOB: 0 BB: 0 P: 13	R: 2 E: 0 K: 1 S: 17	H: 3 LOB: 3 BB: 2 P: 31	R: 1 E: 0 K: 0 S: 12	H: 1 LOB: 0 BB: 0 P: 19	R: 0 E: 0 K: 2 S: 9	H: 0 LOB: 0 BB: 0 P: 14	R: 0 E: 0 K: 1 S: 14	H: 1 LOB: 3 BB: 2 P: 26	R: 1 E: 0 K: 0 S: 12	H: 3 LOB: 3 BB: 1 P: 23	R: 3 E: 0 K: 1 S: 10	H: 2 LOB: 1 BB: 2 P: 23	1B: 7 2B: 1 3B: 0 HR: 2	SF: 0 SAC: 1 DP: 0 HBP: 0	WP: 1 PB: 1 SB: 0 CS: 0	PA: 45			
PITCHER	IP	WLS	BF	H	R	ER	SO	BB	IBB	HBP	BLK	WP	HR	S	P	ERA	WHIP								
48 David Coggin, R ERA: 4.15	4.1		20	4	3	2	3	2	1	0	0	1	1	49	82	4.15	1.385								
Hector Mercado, L ERA: 27.0	0.2		2	0	0	0	0	0	0	0	0	0	0	4	7	0.00	0.000								
Carlos Silva, R ERA: 2.25	2.0		9	1	0	0	3	2	0	0	0	0	0	23	40	0.00	1.500								
Jose Santiago, R ERA: 2.08	1.0	L	7	3	1	1	0	1	0	0	0	0	0	12	23	9.00	4.000								
Rheal Cormier, L ERA: 16.2	1.0		7	2	3	3	1	2	0	0	0	0	1	10	23	27.00	4.000								

Batter	1	2	3	4	5	6	7	8	9	AB	R	H	RBI	BB	SO	LOB	BOTTOM								
11 Jimmy Rollins, S OBP: 0.348, SLG: 0.435			G4-3							5	1	3	1	0	0	3	Florida Marlins @ Philadelphia Phillies Veterans Stadium, Philadelphia, PA Sat Apr 06 2002, 3:05 PM EST Att: 18,591 - Cloudy - 47 F								
Doug Glavine, R Carlo Silva, R John Mabry, L Dave Hollins, S Jose Santiago, R Rheal Cormier, L Mike Lieberthal, R OBP: 0.167, SLG: 0.278	F2		K		L8		E5		FC4	3	0	0	0	0	1	4									
Bobby Abreu, L OBP: 0.500, SLG: 0.625				K						2	0	0	0	3	2	0									
Scott Rolen, R OBP: 0.455, SLG: 0.588	L7			F2						4	0	0	0	1	1	3									
Travis Lee, L OBP: 0.238, SLG: 0.333			K		F7					4	0	0	0	0	1	3									
Ricky Ledee, L OBP: 0.187, SLG: 0.200	P5									4	0	1	0	0	0	0									
Marlon Anderson, L OBP: 0.526, SLG: 0.733					P4					4	1	3	0	0	0	1									
Todd Pratt, R OBP: 0.400, SLG: 0.400	F7									4	1	2	1	0	0	2									
48 David Coggin, R Hector Mercado, L Pat Burrell, R OBP: 0.211, SLG: 0.353			K							1	0	0	0	0	1	0									
										0	0	0	0	0	0	0									
Inning Stats	R: 0 E: 0 K: 0 S: 8	H: 1 LOB: 1 BB: 1 P: 15	R: 0 E: 0 K: 1 S: 10	H: 1 LOB: 0 BB: 0 P: 15	R: 0 E: 0 K: 2 S: 8	H: 0 LOB: 0 BB: 0 P: 12	R: 0 E: 0 K: 1 S: 9	H: 0 LOB: 0 BB: 0 P: 14	R: 0 E: 0 K: 0 S: 10	H: 2 LOB: 3 BB: 1 P: 18	R: 0 E: 0 K: 2 S: 8	H: 0 LOB: 0 BB: 0 P: 13	R: 3 E: 1 K: 0 S: 15	H: 3 LOB: 3 BB: 2 P: 36	R: 0 E: 0 K: 0 S: 12	H: 1 LOB: 1 BB: 0 P: 16	R: 0 E: 0 K: 0 S: 8	H: 1 LOB: 1 BB: 1 P: 15	1B: 6 2B: 2 3B: 1 HR: 0	SF: 0 SAC: 0 DP: 1 HBP: 0	WP: 2 PB: 0 SB: 0 CS: 1	PA: 40			
PITCHER	IP	WLS	BF	H	R	ER	SO	BB	IBB	HBP	BLK	WP	HR	S	P	ERA	WHIP								
Josh Beckett, R ERA: 2.7	6.2		28	7	3	2	6	2	0	0	0	1	0	105	105	2.70	1.350								
Michael Tejera, L ERA:	0.0	B	2	0	0	0	0	1	0	0	0	1	0	7	7	∞	∞								
Vladimir Nunez, R ERA: 2.25	2.1	W	10	2	0	0	0	2	0	0	0	0	0	24	42	0.00	1.714								

AB	36
R	7
H	10
RBI	6
BB	8
SO	7
LOB	19

AB	35
R	3
H	9
RBI	2
BB	5
SO	6
LOB	19

Batter	1	2	3	4	5	6	7	8	9	10	11	AB	R	H	RBI	BB	SO	LOB	TOP								
Luis Castillo, S OBP: 0.414, SLG: 0.320	G1-3		FC4-6 BB		G6-3			G3		BB SH3 1B		4	0	1	0	1	0	0									
Eric Owens, R OBP: 0.111, SLG: 0.111	G3		FC4-6 S		P3			G1-3		SH3		4	0	0	0	0	0	1									
Cliff Floyd, L OBP: 0.433, SLG: 0.545	F7											4	1	1	1	1	1	1									
Kevin Millar, R OBP: 0.320, SLG: 0.286		K										3	0	1	0	1	1	0									
Preston Wilson, R OBP: 0.231, SLG: 0.400												1	0	0	0	0	1	2									
Mike Lowell, R OBP: 0.308, SLG: 0.417		1B 1B			F8							4	1	1	0	1	0	3									
Derrek Lee, R OBP: 0.423, SLG: 0.762												4	0	1	0	1	0	3									
Alex Gonzalez, R OBP: 0.348, SLG: 0.524												3	0	0	0	0	1	2									
Andy Fox, L OBP: 0.750, SLG: 1.000												1	0	1	0	0	0	0									
Mike Redmond, R OBP: 0.500, SLG: 0.308												5	0	1	1	0	2	4									
Ryan Dempster, R OBP: 0.333, SLG: 0.333												3	0	0	0	0	2	2									
Tim Lincecum, R OBP: 0.333, SLG: 0.333												1	0	0	0	0	0	3									
Gary Knotts, R OBP: 0.333, SLG: 0.333												0	0	0	0	0	0	0									
Michael Tejera, L OBP: 0.333, SLG: 0.333												0	0	0	0	0	0	0									
Braden Looper, R OBP: 0.333, SLG: 0.333												1	0	0	0	0	0	0									
Inning Stats	R: 0 E: 0 K: 2 S: 7	H: 0 LOB: 0 BB: 0 P: 9	R: 1 E: 0 K: 3 S: 14	H: 3 LOB: 2 BB: 0 P: 21	R: 0 E: 0 K: 1 S: 10	H: 0 LOB: 2 BB: 2 P: 24	R: 0 E: 0 K: 0 S: 8	H: 0 LOB: 0 BB: 0 P: 12	R: 0 E: 0 K: 1 S: 8	H: 0 LOB: 0 BB: 0 P: 10	R: 0 E: 0 K: 0 S: 12	H: 0 LOB: 0 BB: 0 P: 14	R: 0 E: 0 K: 0 S: 6	H: 0 LOB: 0 BB: 0 P: 9	R: 0 E: 0 K: 0 S: 5	H: 2 LOB: 3 BB: 1 P: 23	R: 0 E: 0 K: 1 S: 11	H: 1 LOB: 3 BB: 2 P: 23	R: 0 E: 0 K: 1 S: 6	H: 1 LOB: 0 BB: 0 P: 8	1B: 5 2B: 1 3B: 0 HR: 1	SF: 0 SAC: 1 DP: 0 HBP: 1	WP: 0 PB: 0 SB: 1 CS: 1	PA: 45			
PITCHER	IP WLS BF H R ER SO BB IBB HBP BLK WP HR S P ERA WHIP											IP WLS BF H R ER SO BB IBB HBP BLK WP HR S P ERA WHIP															
Robert Person, R ERA: 2.77	1.0	7	2	1	1	1	0	1	1	0	0	1	11	23	9.00	2.000											
Jose Mesa, R ERA: 3.38	2.0	W	9	2	0	0	2	1	1	0	0	0	0	17	31	0.00	1.500										
Cliff Politte, R ERA:																											

Florida Marlins @ Philadelphia Phillies
Veterans Stadium, Philadelphia, PA
Sun Apr 07 2002, 1:35 PM EDT
Att: 18,073 - Sunny - 43 F

AB 38
R 2
H 7
RBI 2
BB 5
SO 8
LOB 21

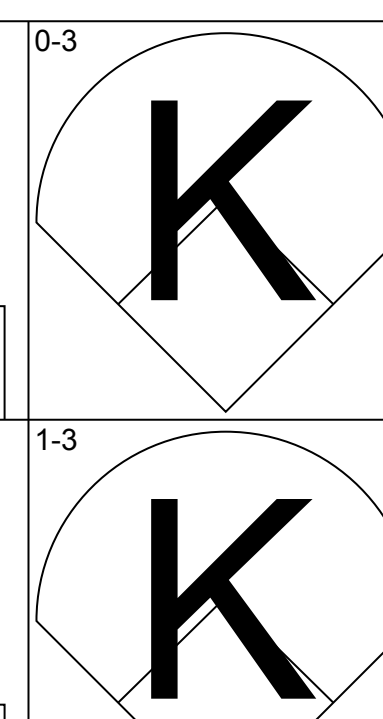
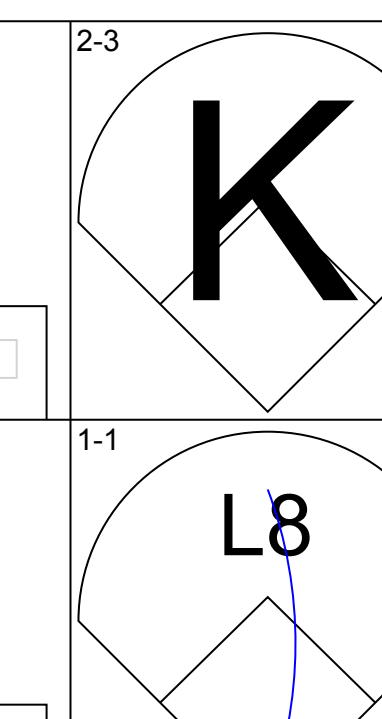

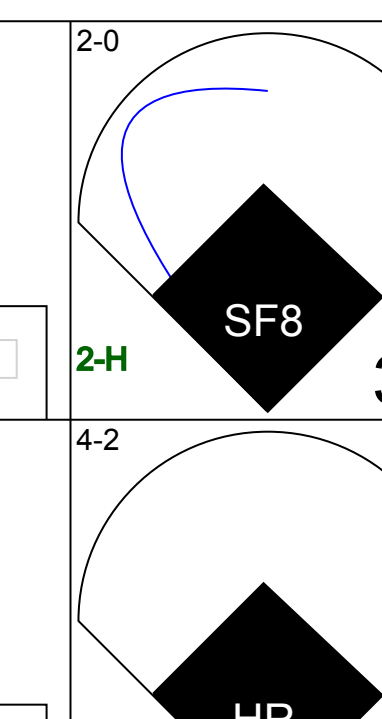
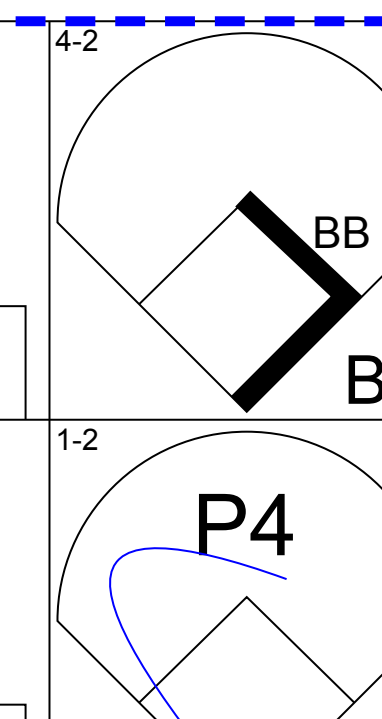
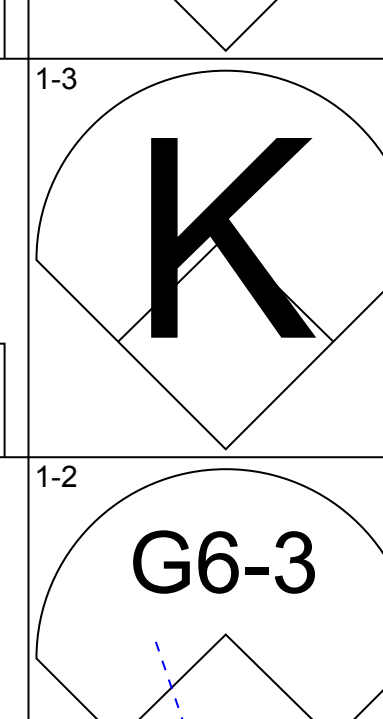
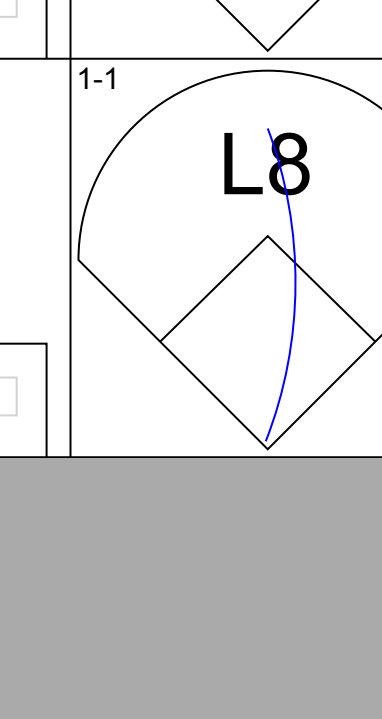
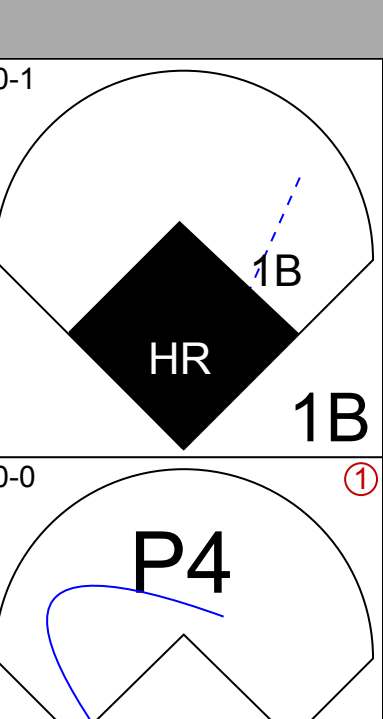
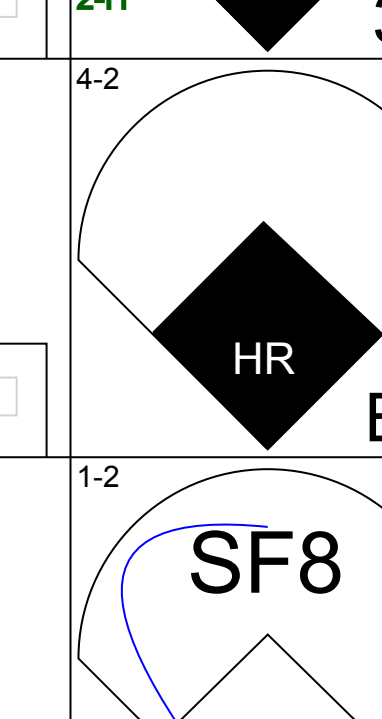
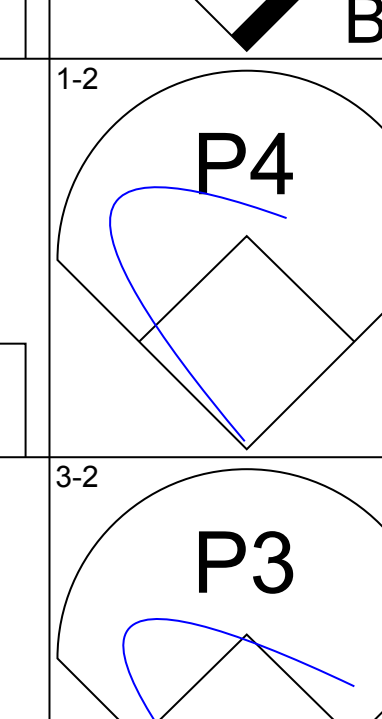
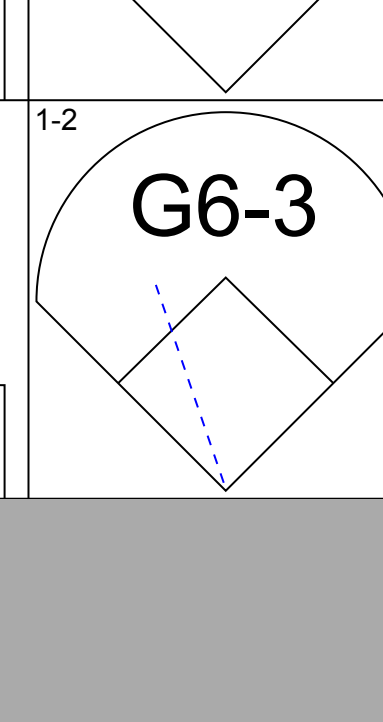
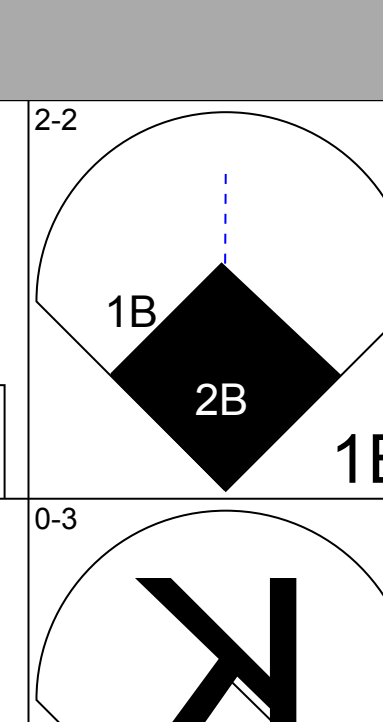
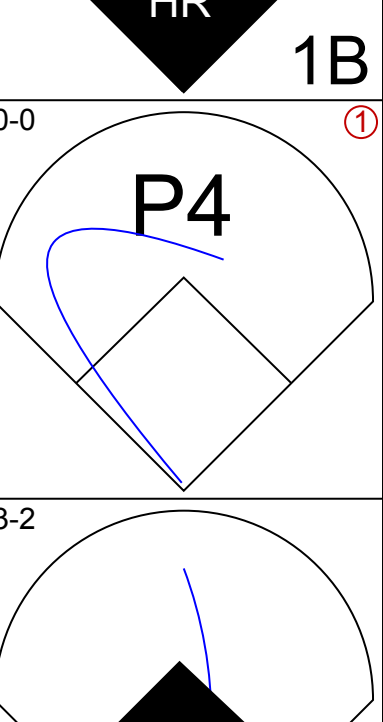
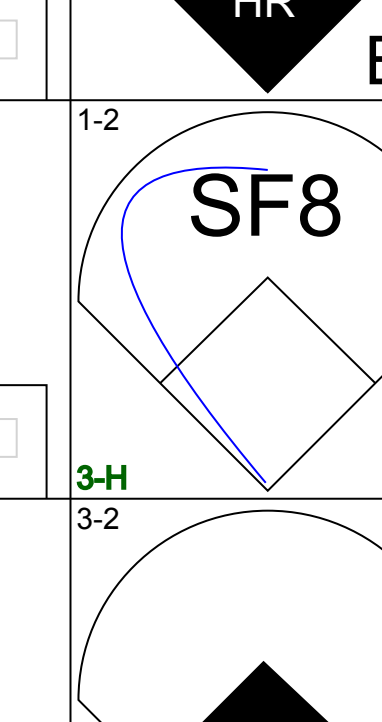
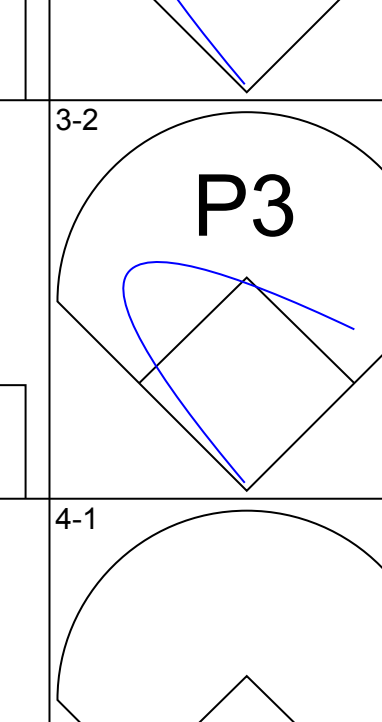
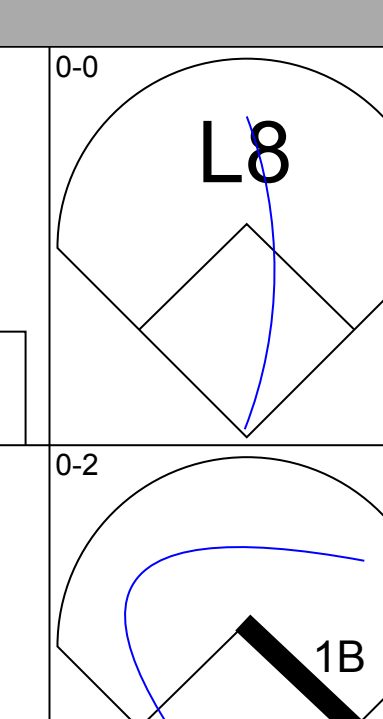
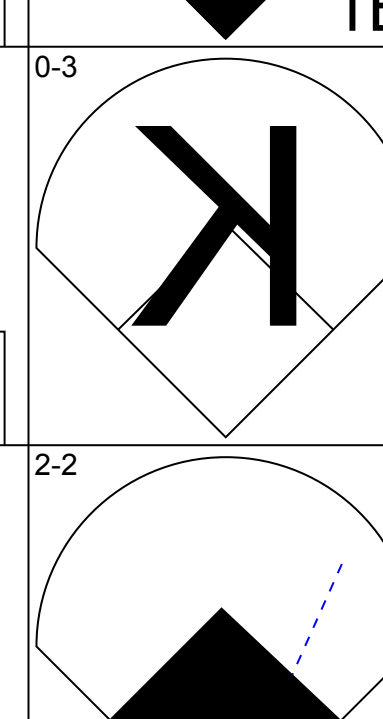
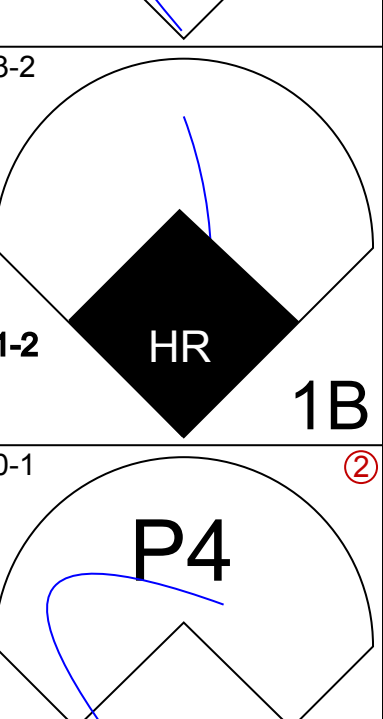
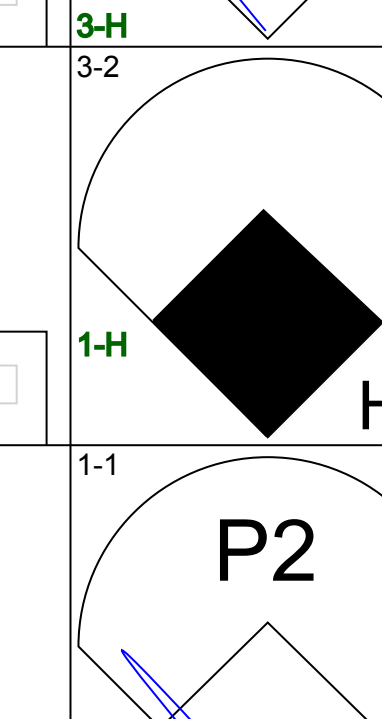
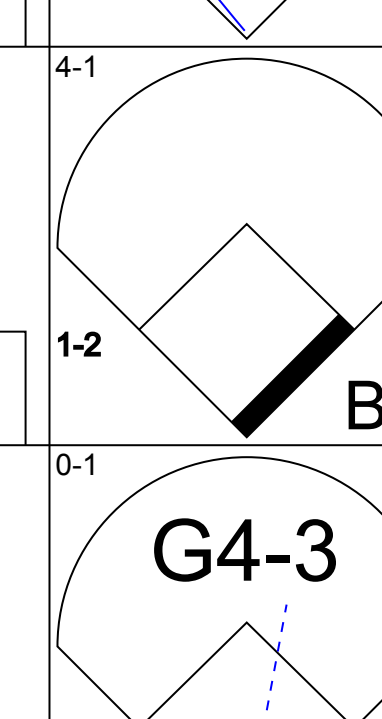
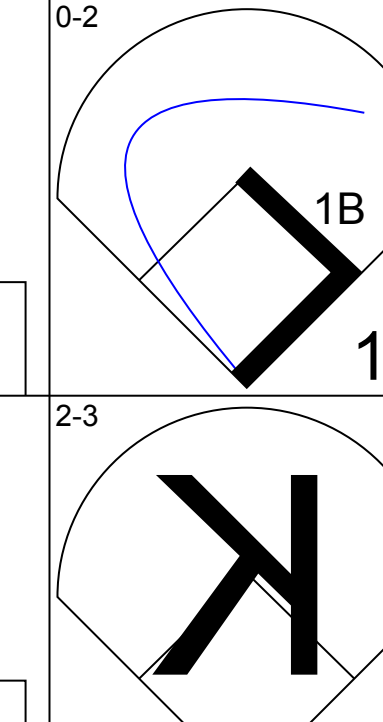
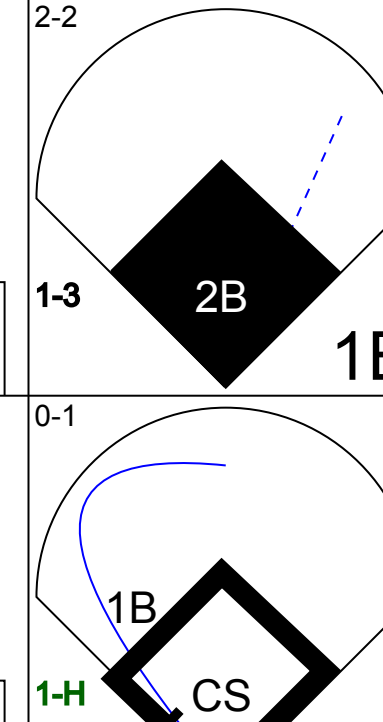
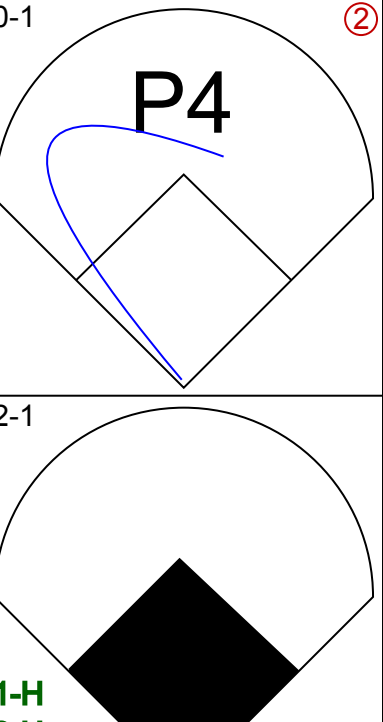
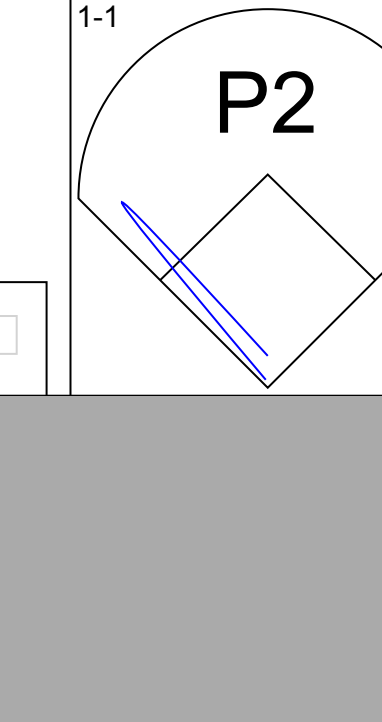
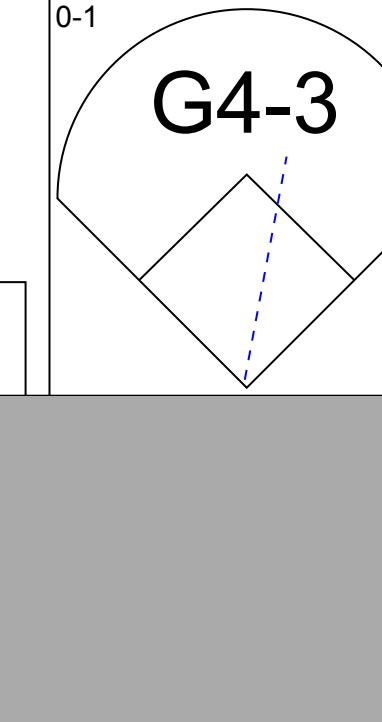
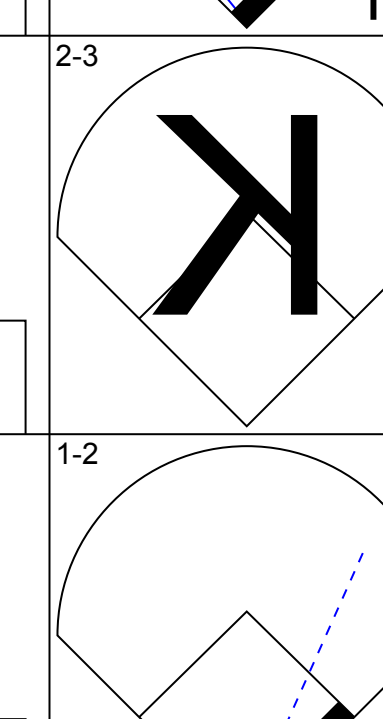
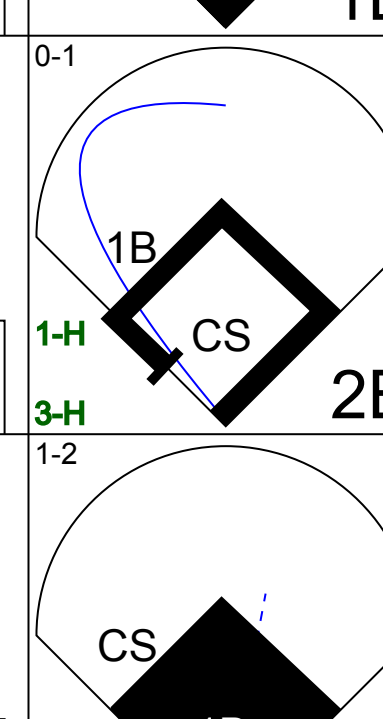
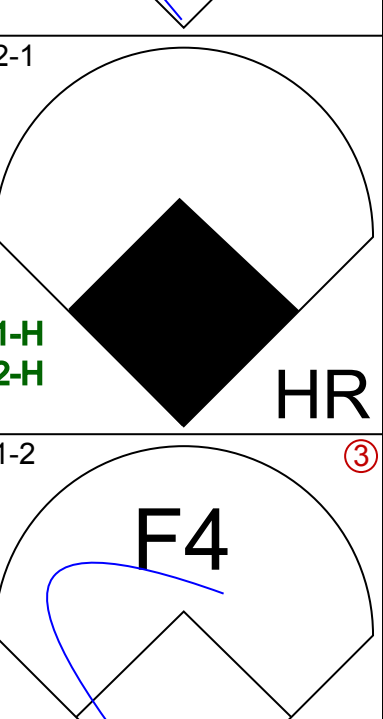
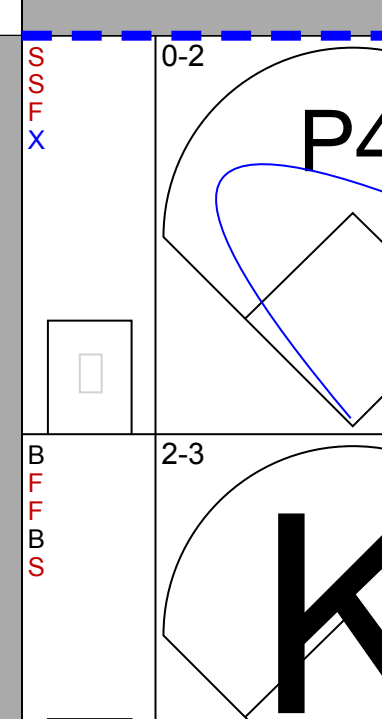
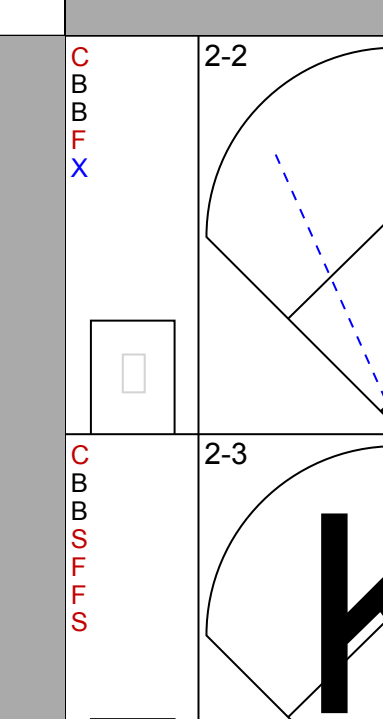
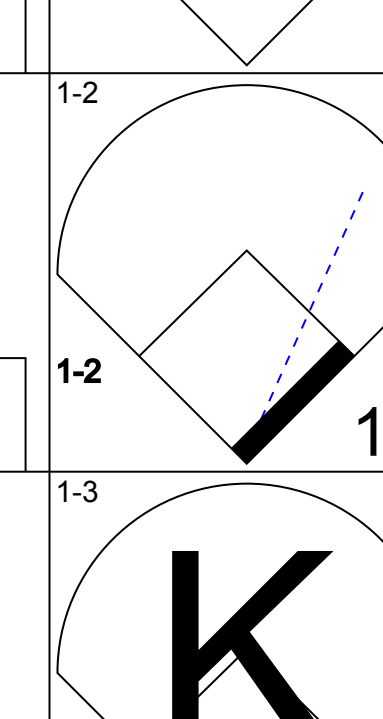
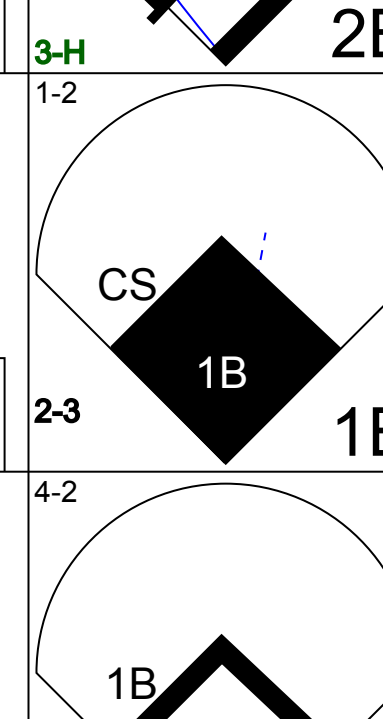
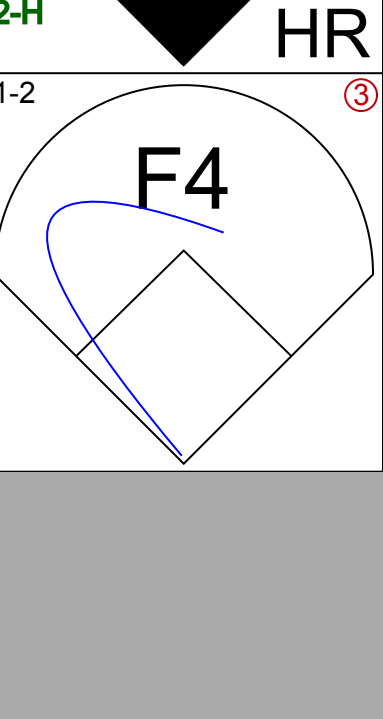
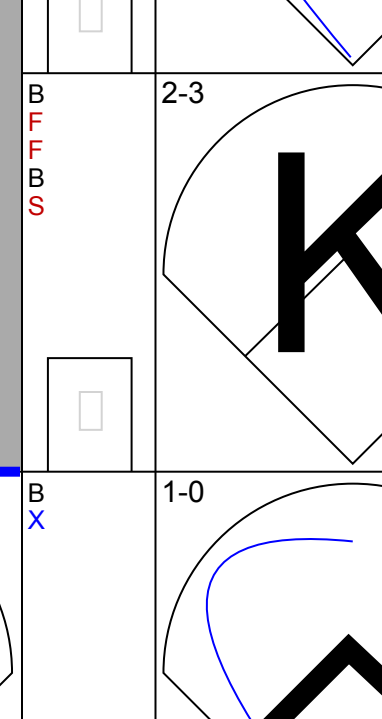
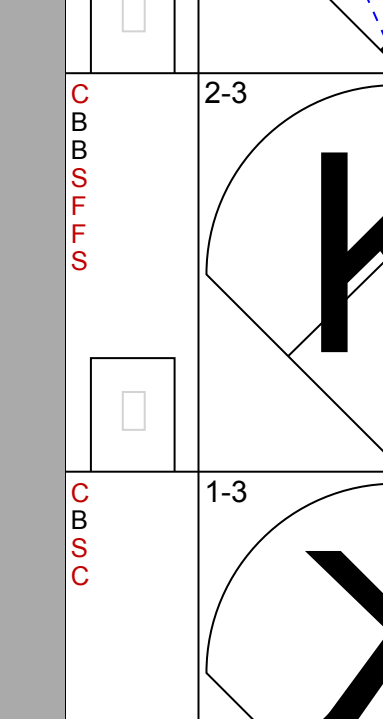
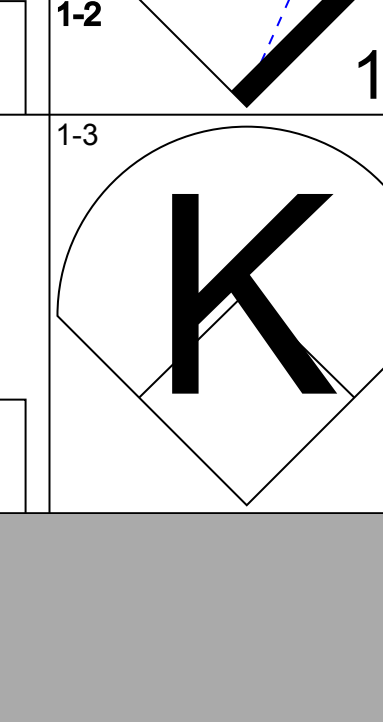
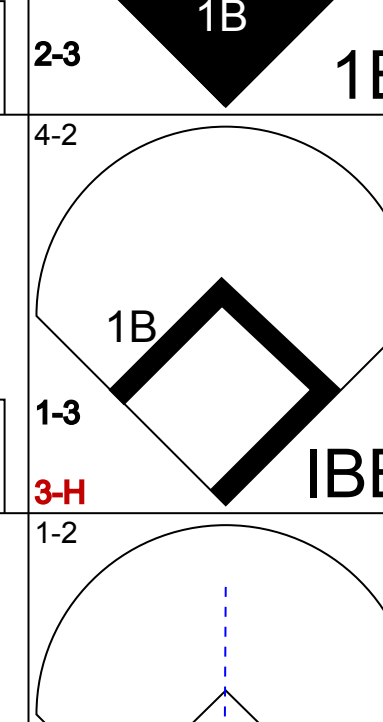
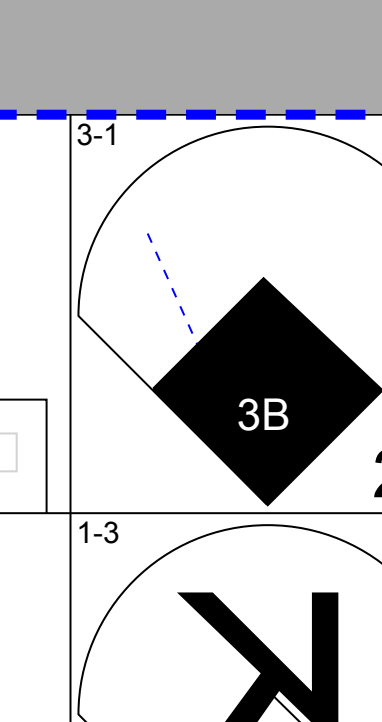
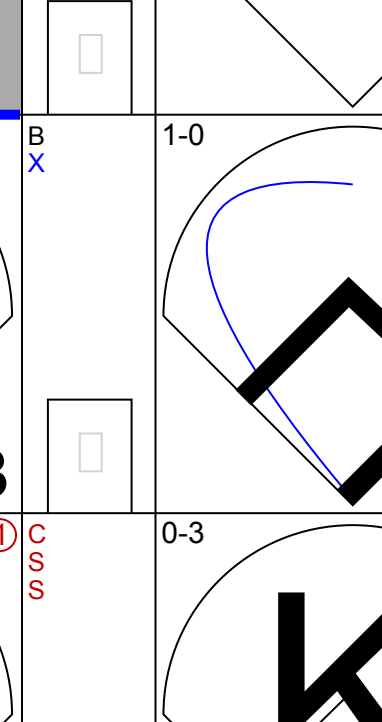
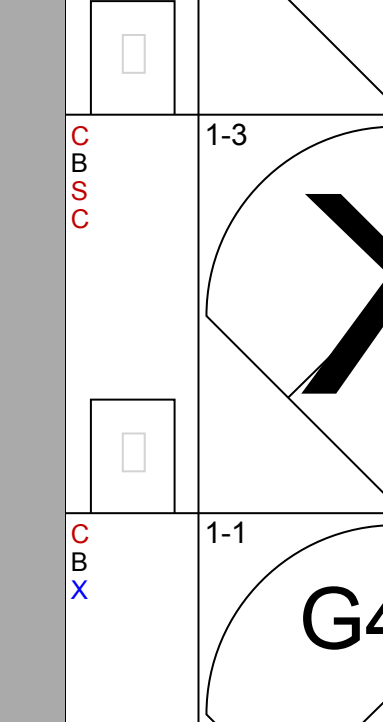
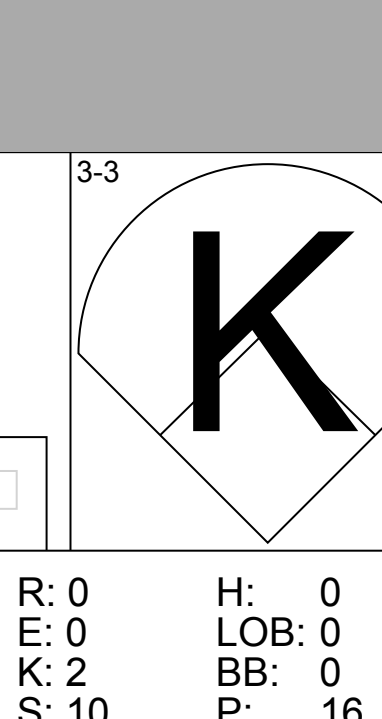
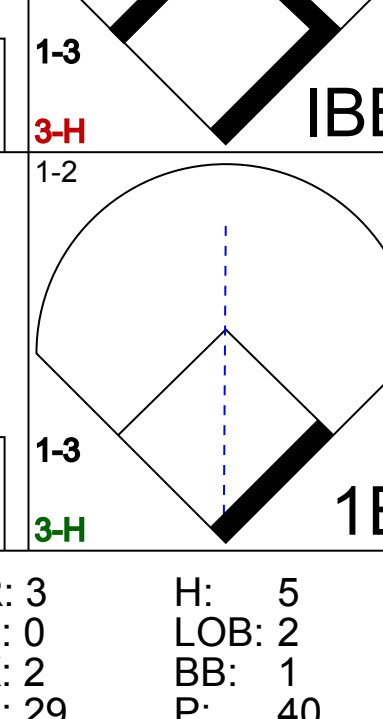
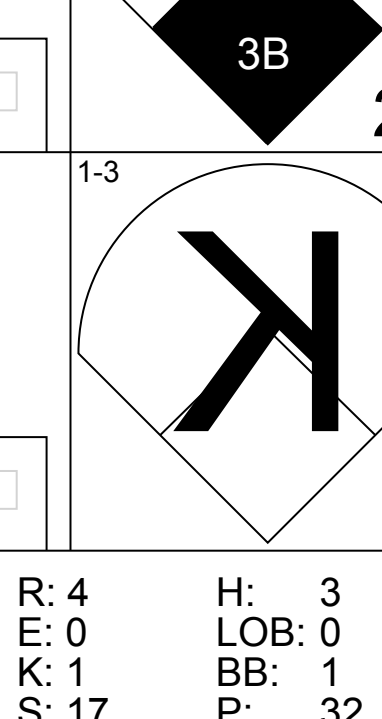
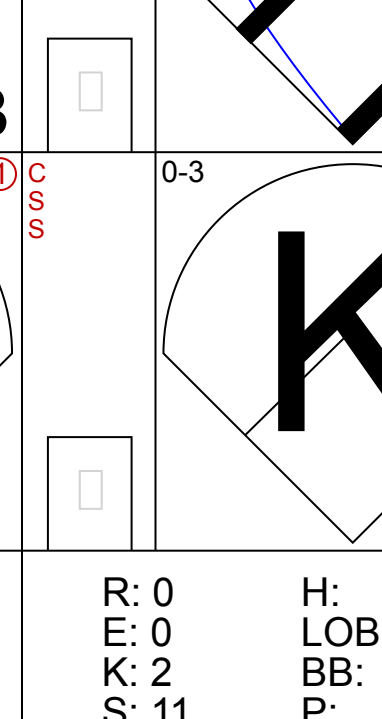
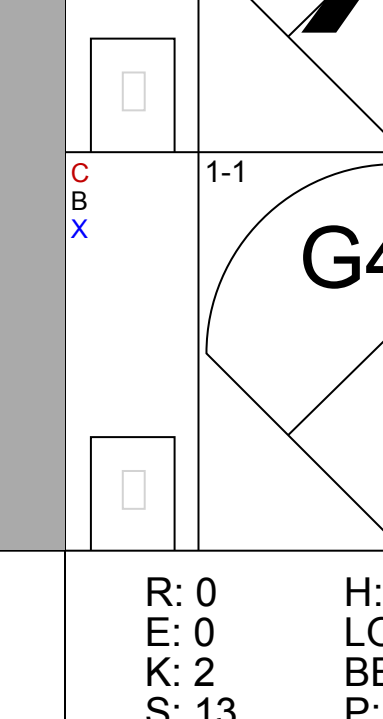
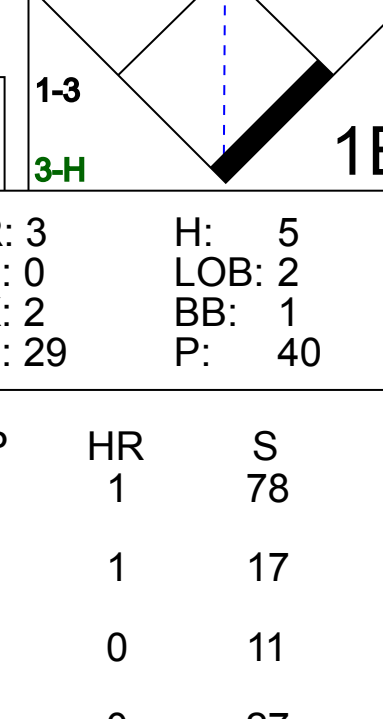


Batter	1	2	3	4	5	6	7	8	9	10	11	AB	R	H	RBI	BB	SO	LOB	BOTTOM								
11 Jimmy Rollins, S OBP: 0.357, SLG: 0.444	G6-3		L6			1B 2B						4	1	1	0	1	1	0									
Marlon Anderson, L OBP: 0.500, SLG: 0.650	K											5	0	2	1	0	1	2									
Bobby Abreu, L OBP: 0.519, SLG: 0.579	K											3	1	1	0	2	1	0									
Scott Rolen, R OBP: 0.407, SLG: 0.476		K										4	0	0	0	1	1	3									
Travis Lee, L OBP: 0.289, SLG: 0.364												4	0	1	0	1	1	4									
Pat Burrell, R OBP: 0.292, SLG: 0.524												4	1	2	1	1	1	1									
Mike Lieberthal, R OBP: 0.182, SLG: 0.273												4	0	1	1	0	0	4									
Doug Gianville, R OBP: 0.208, SLG: 0.174												4	0	1	0	0	0	3									
Robert Person, R ERA: 2.33	0.0	1	0	1	1	0	0	0	0	0	0	2	0	0	0	0	1	0									
Nick Punto, S ERA: 27.0	0.1	H	1	0	0	0	1	0	0	0	0	0	0	0	0	0	0	0									
Ricky Ledee, L OBP: 0.143, SLG: 0.167	1.2	L	10	4	1	1	1	1	0	0	0	0	0	0	0	0	0	0									
Cliff Politte, R ERA: 13.5																											
Inning Stats	R: 0 E: 0 K: 2 S: 12	H: 0 LOB: 0 BB: 0 P: 17	R: 0 E: 0 K: 2 S: 9	H: 1 LOB: 1 BB: 0 P: 13	R: 0 E: 0 K: 1 S: 7	H: 0 LOB: 0 BB: 0 P: 11	R: 0 E: 0 K: 0 S: 10	H: 0 LOB: 0 BB: 0 P: 14	R: 0 E: 0 K: 0 S: 4	H: 2 LOB: 1 BB: 0 P: 7	R: 0 E: 0 K: 0 S: 11	H: 1 LOB: 2 BB: 1 P: 17	R: 0 E: 0 K: 0 S: 8	H: 1 LOB: 1 BB: 1 P: 21	R: 0 E: 0 K: 0 S: 6	H: 1 LOB: 1 BB: 1 P: 10	R: 1 E: 0 K: 1 S: 22	H: 2 LOB: 3 BB: 2 P: 37	R: 0 E: 0 K: 1 S: 12	H: 1 LOB: 2 BB: 1 P: 20	R: 1 E: 0 K: 0 S: 1	H: 1 LOB: 0 BB: 0 P: 2	1B: 6 2B: 2 3B: 0 HR: 1	SF: 0 SAC: 0 DP: 2 HBP: 0	WP: 0 PB: 0 SB: 1 CS: 0	PA: 42	
PITCHER	IP WLS BF H R ER SO BB IBB HBP BLK WP HR S P ERA WHIP											IP WLS BF H R ER SO BB IBB HBP BLK WP HR S P ERA WHIP															
Ryan Dempster, R ERA: 2.33	8.0	0	1	0	1	0	6	3	0	0	0	0	0	4	8	∞	∞										
Vic Darenbourg, L ERA: 27.0	0.0	1	0	0	0	0	0	1	0	0	0	0	0	2	6	∞	∞										
Gary Knotts, R ERA:	0.1	H	1	0	0	0	1	0	0	0	0	0	0	3	4	0.00	0.000										
Michael Tejera, L ERA:	0.1	H	1	0	0	0	1	0	0	0	0	0	0	3	4	0.00	0.000										
Braden Looper, R ERA: 13.5	1.2	L	10	4	1	1	1	1	0	0	0	0	1	26	41	5.40	3.000										

Florida Marlins @ Philadelphia Phillies
Veterans Stadium, Philadelphia, PA
Sun Apr 07 2002, 1:35 PM EDT
Att: 18,073 - Sunny - 43 F

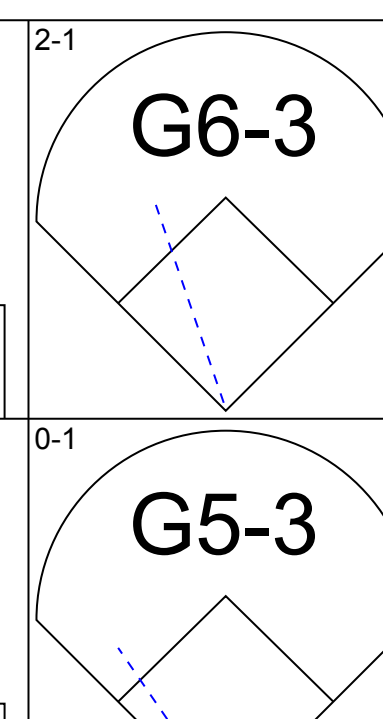
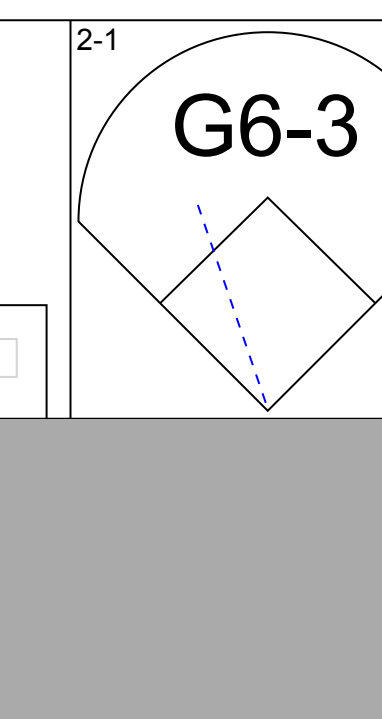
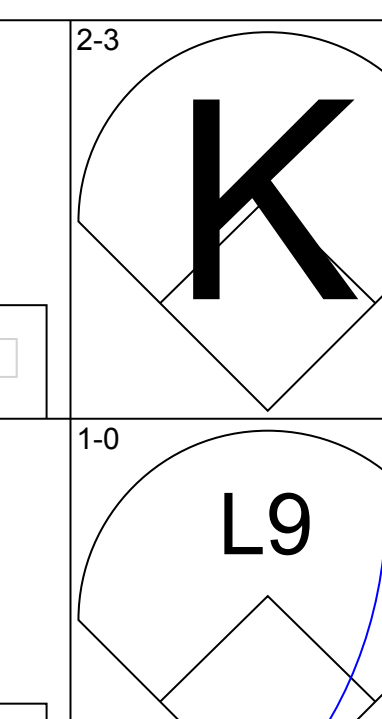
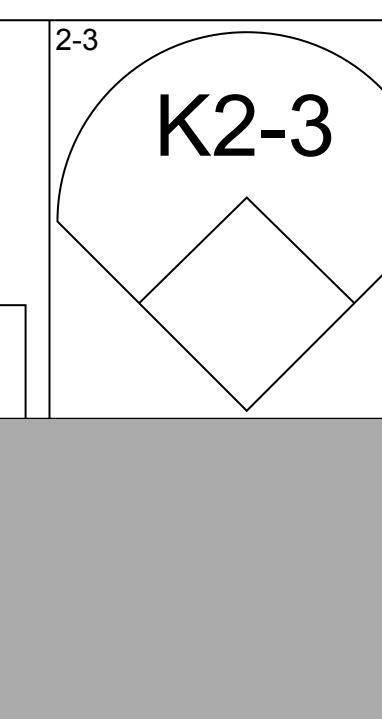
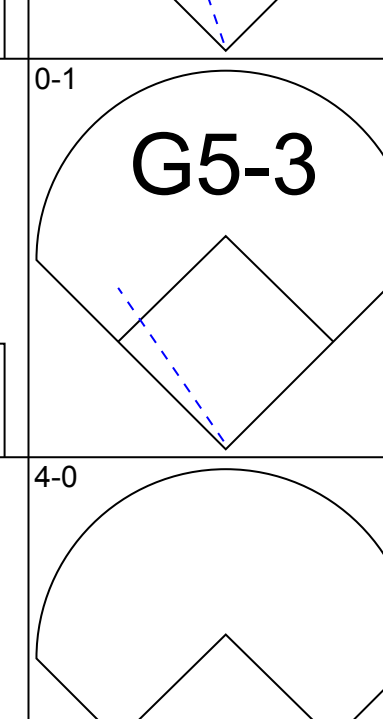
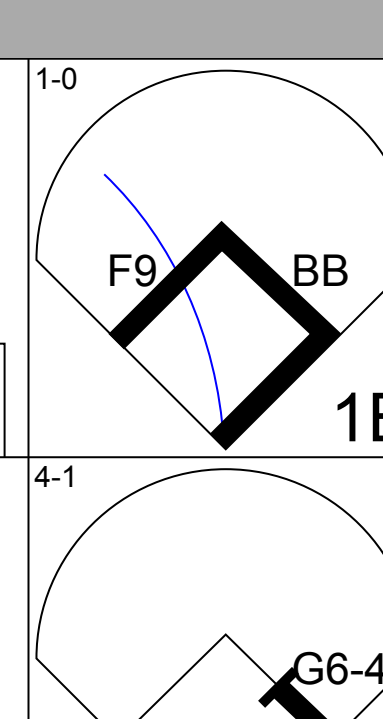
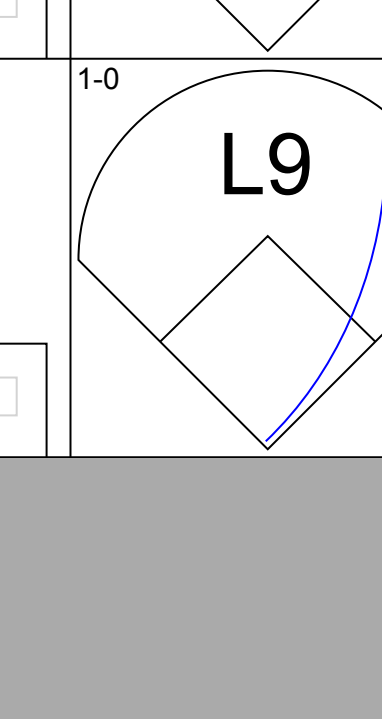
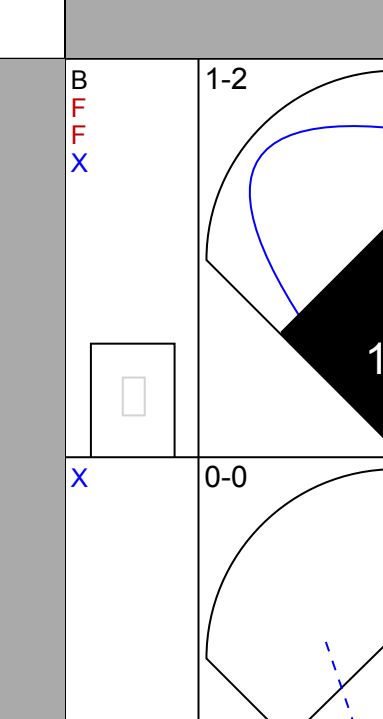

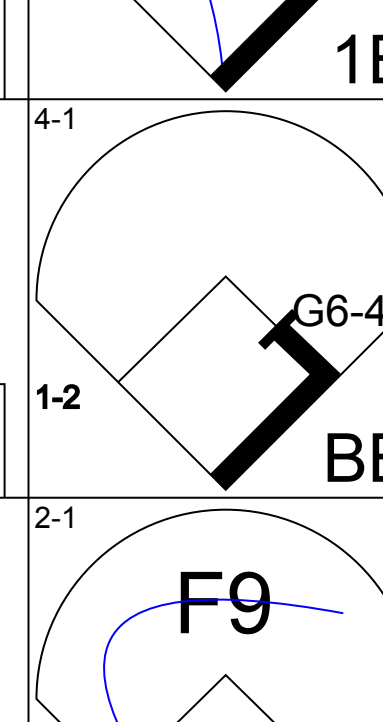
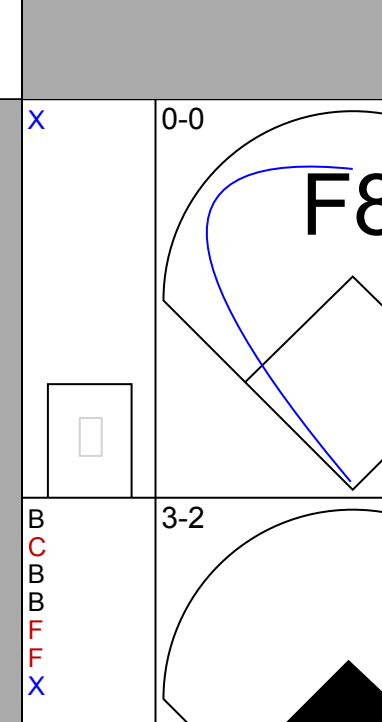
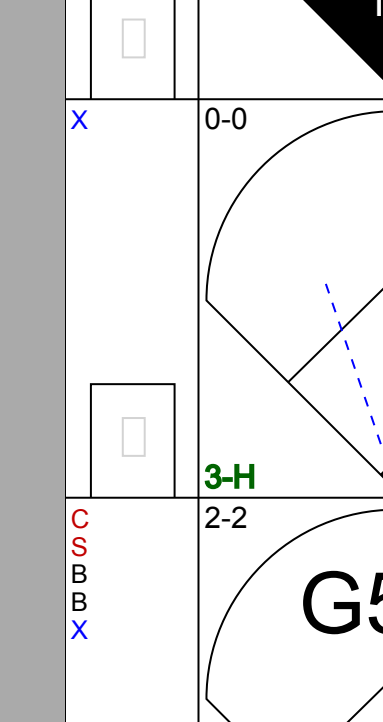

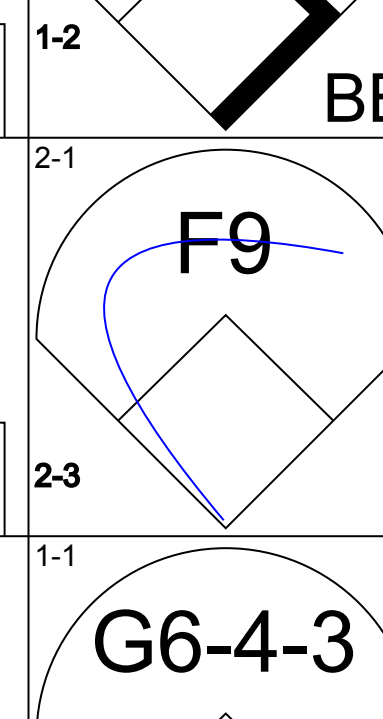


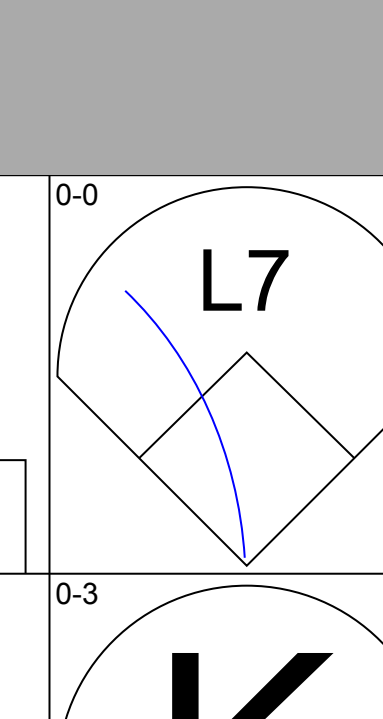
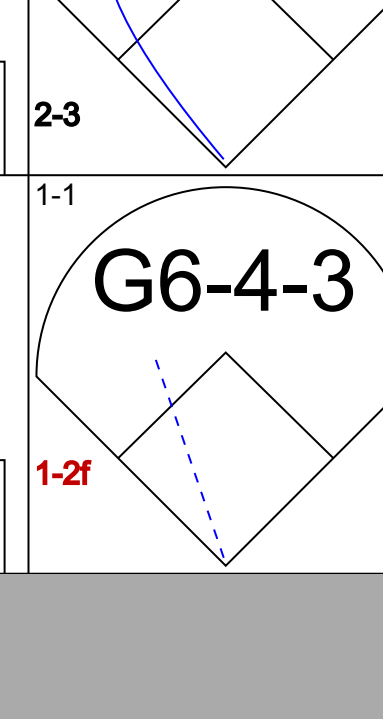


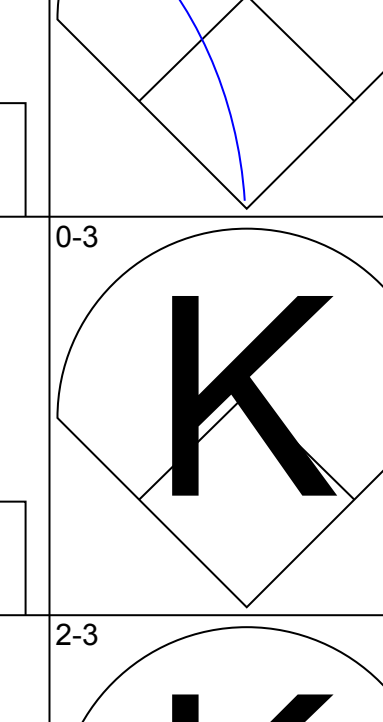
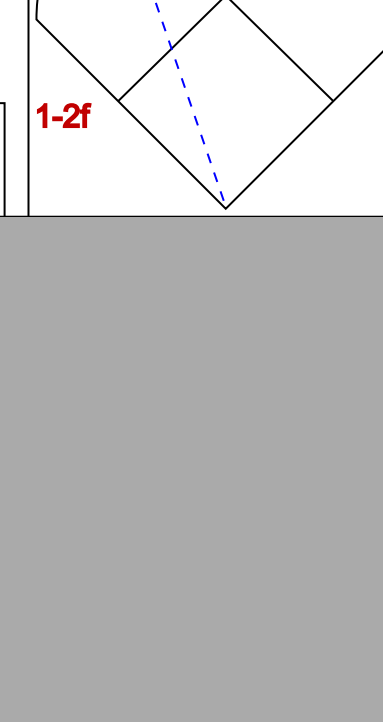


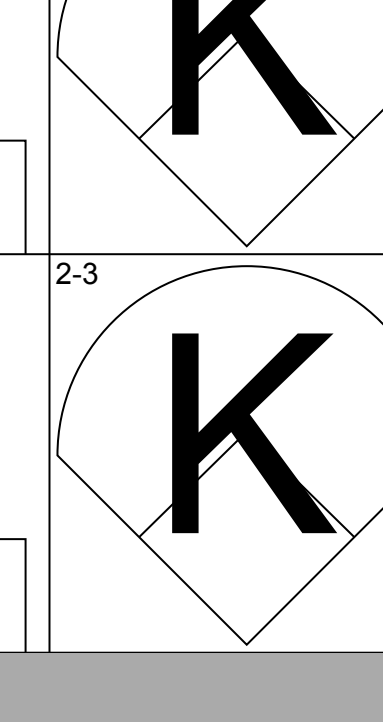


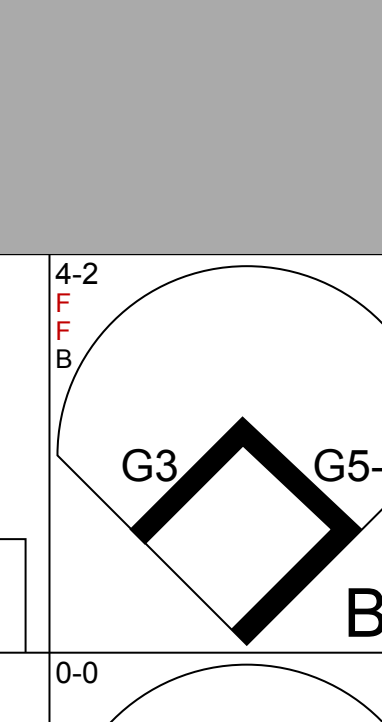
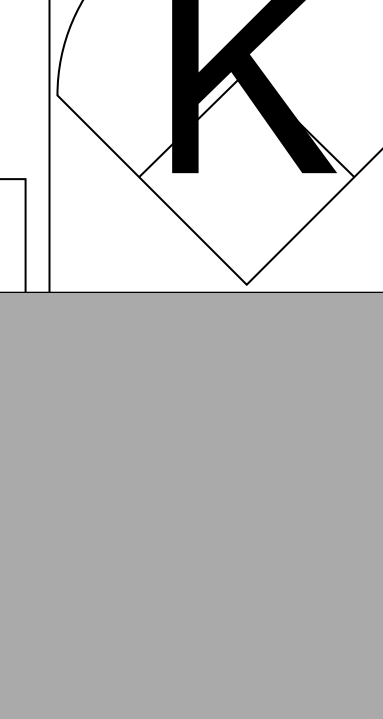

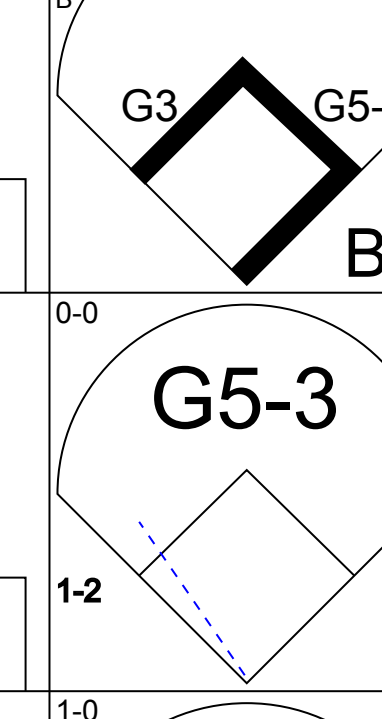
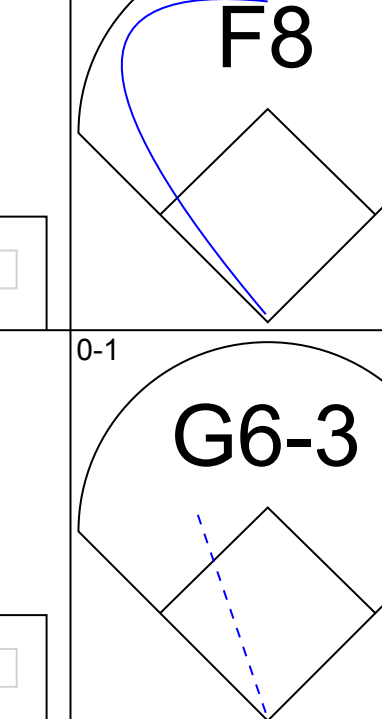
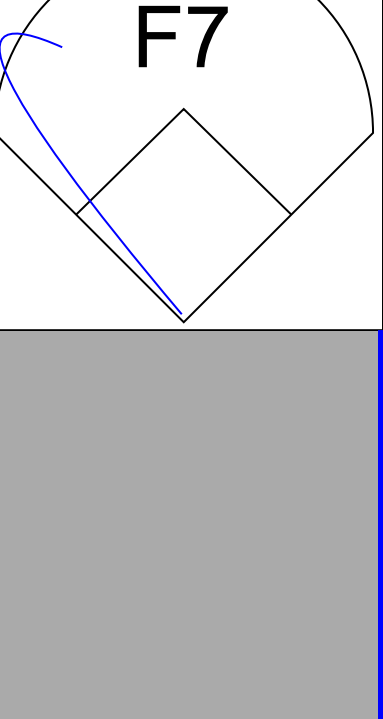
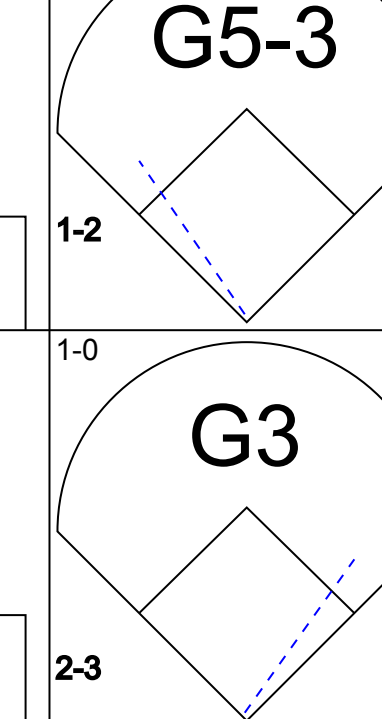
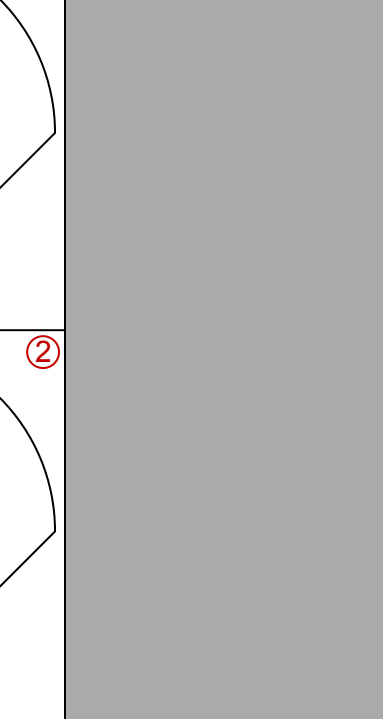
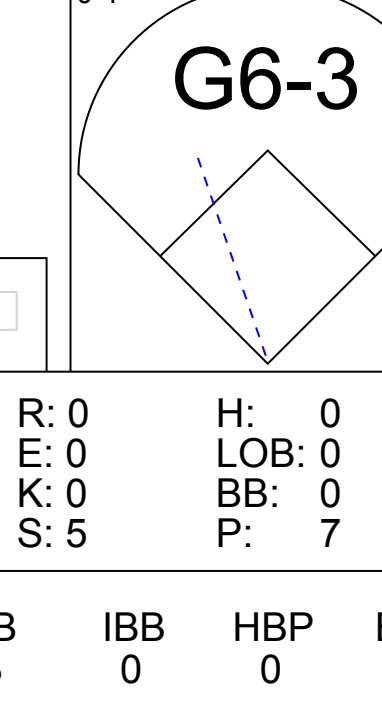
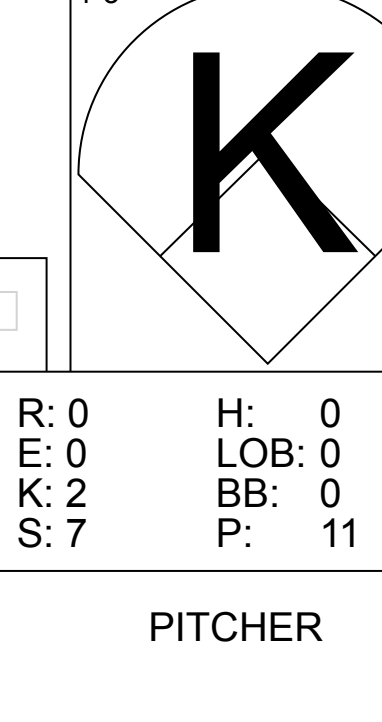
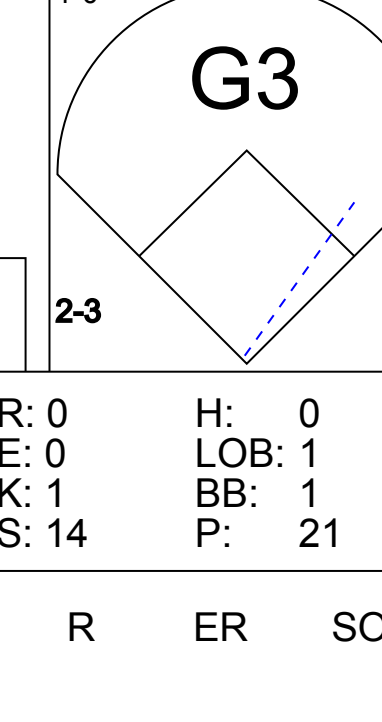
AB 36
R 3
H 9
RBI 3
BB 6
SO 8
LOB 21




Batter	1	2	3	4	5	6	7	8	9	AB	R	H	RBI	BB	SO	LOB	TOP					
Peter Bergeron, L (1,8) OBP: 0.424, SLG: 0.423										4	1	1	1	1	3	2	Montreal Expos @ Florida Marlins Pro Player Stadium, Miami, FL Mon Apr 08 2002, 7:05 PM EDT Att: 23,877 - Cloudy - 78 F					
Jose Vidro, S (1,4) Mike Mordecai, R (7,4)										3	2	1	0	1	1	0						
Vladimir Guerrero, R (1,9) OBP: 0.455, SLG: 0.542										4	1	1	1	0	0	2						
Lee Stevens, L (1,3) OBP: 0.478, SLG: 0.556										4	2	2	2	1	1	1						
Orlando Cabrera, R (1,6) OBP: 0.242, SLG: 0.250										5	1	2	0	0	0	4						
Michael Barrett, R (1,2) OBP: 0.480, SLG: 0.958										5	1	3	5	0	1	1						
Brad Wilkerson, L (1,7) OBP: 0.448, SLG: 0.333										5	1	2	0	0	2	1						
Chris Truby, R (1,5) OBP: 0.323, SLG: 0.414										4	1	2	0	1	2	3						
Tony Armas, R (1,1) Britt Reames, R (9,1)										5	0	1	1	0	3	3						
										0	0	0	0	0	0	0						
Inning Stats	R: 0 E: 0 K: 2 S: 11	H: 0 LOB: 0 BB: 0 P: 13	R: 0 E: 0 K: 2 S: 15	H: 2 LOB: 2 BB: 0 P: 19	R: 0 E: 0 K: 2 S: 10	H: 0 LOB: 0 BB: 0 P: 16	R: 3 E: 0 K: 2 S: 29	H: 5 LOB: 2 BB: 1 P: 40	R: 3 E: 0 K: 0 S: 13	H: 3 LOB: 0 BB: 0 P: 19	R: 4 E: 0 K: 1 S: 17	H: 3 LOB: 0 BB: 1 P: 32	R: 0 E: 0 K: 2 S: 11	H: 1 LOB: 1 BB: 0 P: 14	R: 0 E: 0 K: 0 S: 14	H: 0 LOB: 2 BB: 2 P: 26	R: 0 E: 0 K: 2 S: 13	H: 1 LOB: 1 BB: 0 P: 19	1B: 9 2B: 2 3B: 2 HR: 2	SF: 1 SAC: 0 DP: 0 HBP: 0	WP: 0 PB: 0 SB: 0 CS: 2	PA: 45
PITCHER	IP WLS BF H R ER SO BB IBB HBP BLK WP HR S P ERA WHIP																					
A.J. Burnett, R (1,1) ERA: 4.97	5.0 L 25 10 6 6 8 0 0 0 0 0 1 78 107 10.80 2.000																					
Gary Knotts, R (6,1) ERA: 13.5	1.0 7 3 4 4 1 1 0 0 0 0 0 1 17 32 36.00 4.000																					
Vic Darenbourg, L (7,1) ERA: 6.75	1.0 4 1 0 0 2 0 0 0 0 0 0 0 11 14 0.00 1.000																					
56 Kevin Olsen, R (8,1) ERA: 7.71	2.0 9 1 0 0 2 2 0 0 0 0 0 0 27 45 0.00 1.500																					

AB	40
R	10
H	15
RBI	10
BB	4
SO	13
LOB	18



Batter	1	2	3	4	5	6	7	8	9	AB	R	H	RBI	BB	SO	LOB	BOTTOM			
Luis Castillo, S (1,4) Vic Darenbourg, L (7,1)										3	0	0	0	0	1	0	Montreal Expos @ Florida Marlins Pro Player Stadium, Miami, FL Mon Apr 08 2002, 7:05 PM EDT Att: 23,877 - Cloudy - 78 F			
Andy Fox, L (8,5) OBP: 0.600, SLG: 0.800										4	1	2	0	0	0	0				
Preston Wilson, R (1,8) OBP: 0.287, SLG: 0.483										2	0	1	1	2	0	0				
Cliff Floyd, L (1,7) OBP: 0.471, SLG: 0.542										4	1	1	1	0	1	4				
Kevin Millar, R (1,9) OBP: 0.310, SLG: 0.400										3	0	0	0	0	0	2				
Mike Lowell, R (1,5) 56 Kevin Olsen, R (8,1) Mike Redmond, R (9,PH) OBP: 0.474, SLG: 0.286										0	0	0	0	0	0	0				
Derrek Lee, R (1,3) OBP: 0.367, SLG: 0.640										4	0	0	0	0	3	1				
Charles Johnson, R (1,2) Ramon Castro, R (7,2)										2	0	0	0	0	1	0				
Alex Gonzalez, R (1,6) OBP: 0.308, SLG: 0.458										3	0	0	0	0	0	1				
A.J. Burnett, R (1,1) Gary Knotts, R (6,1) Marty Malloy, L (6,PH) (7,4)										1	0	0	0	0	0	0				
										2	0	0	0	0	1	1				
Inning Stats	R: 0 E: 0 K: 1 S: 7	H: 0 LOB: 1 BB: 1 P: 14	R: 0 E: 0 K: 2 S: 8	H: 0 LOB: 0 BB: 0 P: 10	R: 0 E: 0 K: 0 S: 5	H: 0 LOB: 0 BB: 0 P: 7	R: 0 E: 0 K: 0 S: 6	H: 1 LOB: 1 BB: 1 P: 14	R: 0 E: 0 K: 0 S: 6	H: 0 LOB: 0 BB: 0 P: 7	R: 1 E: 0 K: 1 S: 9	H: 1 LOB: 0 BB: 0 P: 14	R: 0 E: 0 K: 1 S: 14	H: 0 LOB: 1 BB: 1 P: 21	R: 1 E: 0 K: 1 S: 13	H: 2 LOB: 1 BB: 0 P: 18	1B: 2 2B: 0 3B: 1 HR: 1	SF: 0 SAC: 0 DP: 1 HBP: 0	WP: 0 PB: 0 SB: 0 CS: 0	PA: 33
PITCHER	IP WLS BF H R ER SO BB IBB HBP BLK WP HR S P ERA WHIP																			
Tony Armas, R (1,1) ERA: 4.05	8.1 W 31 4 2 2 7 3 0 0 0 0 0 0 69 108 2.16 0.840																			
Britt Reames, R (9,1) ERA: 18.0	0.2 2 0 0 0 1 0 0 0 0 0 0 0 6 8 0.00 0.000																			

AB	30
R	2
H	4
RBI	2
BB	3
SO	8
LOB	11




Batter	1	2	3	4	5	6	7	8	9	AB	R	H	RBI	BB	SO	LOB	TOP			
Peter Bergeron, L (1, 8) OBP: 0.395, SLG: 0.333	1-1 G3	4-2 BB		1-1 G6-3			2-3 K		4-1 G6-3 BB	3	0	0	0	2	1	0	Montreal Expos @ Florida Marlins Pro Player Stadium, Miami, FL Thu Apr 11 2002, 7:05 PM EDT Att: 4,466 - Cloudy - 78 F			
Jose Vidro, S (1, 4) OBP: 0.410, SLG: 0.429	1-1 2B	2-0 G4-3			1-0 F5		1-2 F8-4-3 1B		0-1 G3	5	1	2	0	0	0	2				
Vladimir Guerrero, R (1, 9) OBP: 0.442, SLG: 0.469	1-0 2B			3-2 F2		0-0 E6		0-1 F8-4-3	3-2 G6-3	4	1	0	0	0	0	2				
Lee Stevens, L (1, 3) OBP: 0.424, SLG: 0.400	2-3 HBP			4-0 G5-3 2B		3-1 L4		0-0 G6-3	0-0 G5-3	4	1	0	0	1	1	4				
Orlando Cabrera, R (1, 6) OBP: 0.293, SLG: 0.316	2-2 2B			3-2 G5-3		0-0 CS		4-2 BB		3	2	1	1	1	0	1				
Brian Schneider, L (1, 2) Michael Barrett, R (8, PH) OBP: 0.571, SLG: 1.143	1-0 2B			0-0 2B		1-0 F7		4-1 BB		3	0	2	3	0	0	0				
Brad Wilkerson, L (1, 7) OBP: 0.395, SLG: 0.281	2-1 G4-3			1-3 K		1-0 1B		2-3 K		0	0	0	0	1	0	0				
Chris Truby, R (1, 5) OBP: 0.350, SLG: 0.500				2-1 G4-3		0-0 G5-3		0-0 1B		4	0	2	1	0	0	0				
Masato Yoshii, R (1, 1) Britt Reames, R (4, 1) Henry Rodriguez, L (6, PH) Scott Stewart, R (6, 1) Andres Galarraga, R (8, PH) 52 T.J. Tucker, R (8, 1) Bruce Chen, L (8, 1)		1-0 G3-1		1-3 K		3-3 K		2-3 K		2	0	0	0	0	0	1				
										0	0	0	0	0	0	0				
Inning Stats	R: 3 E: 0 K: 1 S: 14	H: 3 LOB: 1 BB: 0 P: 24	R: 0 E: 0 K: 0 S: 9	H: 0 LOB: 1 BB: 1 P: 17	R: 1 E: 0 K: 1 S: 11	H: 1 LOB: 1 BB: 1 P: 22	R: 0 E: 0 K: 1 S: 6	H: 0 LOB: 0 BB: 0 P: 8	R: 0 E: 2 K: 0 S: 4	H: 2 LOB: 2 BB: 0 P: 15	R: 0 E: 0 K: 1 S: 8	H: 1 LOB: 0 BB: 0 P: 11	R: 1 E: 0 K: 2 S: 13	H: 1 LOB: 2 BB: 2 P: 25	R: 0 E: 0 K: 0 S: 8	H: 0 LOB: 1 BB: 1 P: 15	1B: 4 2B: 5 3B: 0 HR: 0	SF: 0 SAC: 0 DP: 1 HBP: 1	WP: 0 PB: 0 SB: 0 CS: 1	PA: 41
PITCHER	IP WLS BF H R ER SO BB IBB HBP BLK WP HR S P ERA WHIP																			
Julian Tavarez, R (1, 1) ERA: 10.38	5.2 W 26 6 4 4 3 2 0 0 0 0 0 0 4 9 87 6.35 1.412																			
Vic Darenbourg, L (6, 1) ERA: 5.4	0.1 H 1 0 0 0 1 0 0 0 0 0 0 0 4 7 0.00 0.000																			
Michael Tejera, L (7, 1) ERA: 2.7	1.1 H 5 1 1 1 1 1 0 0 0 0 0 0 12 19 6.75 1.500																			
Braden Looper, R (8, 1) ERA: 8.31	0.2 H 4 1 0 0 2 1 0 0 0 0 0 0 9 17 0.00 3.000																			
Vladimir Nunez, R (9, 1) ERA: 4.5	1.0 S 4 0 0 0 0 1 0 0 0 0 0 0 8 15 0.00 1.000																			

AB	34
R	5
H	8
RBI	5
BB	5
SO	7
LOB	17



Batter	1	2	3	4	5	6	7	8	9	AB	R	H	RBI	BB	SO	LOB	BOTTOM			
Luis Castillo, S (1, 4) OBP: 0.405, SLG: 0.361	0-2 E4		4-2 FC4-6 BB	2-0 3B		1-3 K		4-2 BB		3	1	1	2	2	1	0	Montreal Expos @ Florida Marlins Pro Player Stadium, Miami, FL Thu Apr 11 2002, 7:05 PM EDT Att: 4,466 - Cloudy - 78 F			
Eric Owens, R (1, 9) OBP: 0.214, SLG: 0.357	2-2 L4		0-2 FC4-6 2B	3-2 3B		1-1 1B		1-2 F8		5	1	2	1	0	0	6				
Preston Wilson, R (1, 8) OBP: 0.282, SLG: 0.474	2-3 K		1-2 1B	1-3 K		1-1 G5-3				4	0	1	2	0	2	1				
Cliff Floyd, L (1, 7) OBP: 0.465, SLG: 0.606		0-1 P5	0-0 1B		1-0 FC5-4 1B		1-3 K			4	0	2	0	0	1	0				
Mike Lowell, R (1, 5) OBP: 0.368, SLG: 0.611		2-2 F7		0-0 1B	0-1 F9			0-0 FC1-6 1B		4	1	2	0	0	0	1				
Derrek Lee, R (1, 3) OBP: 0.436, SLG: 0.656		0-0 1B		0-1 G6-3 1B	2-3 K			4-2 BB	1-2 G3 FC1-6 BB	3	2	2	0	1	1	1				
Alex Gonzalez, R (1, 6) OBP: 0.294, SLG: 0.387		1-1 P4		0-1 G5-3	1-2 FC5-4			0-1 FC1-6 BB	1-2 G3	4	0	0	0	0	0	6				
Mike Redmond, R (1, 2) OBP: 0.391, SLG: 0.222			0-2 F8	1-0 G6-3		0-0 F3		1-1 G3		4	0	0	1	0	0	3				
Julian Tavarez, L (1, 1) Vic Darenbourg, L (6, PH) Kevin Millar, R (6, PH) Michael Tejera, L (7, 1) Braden Looper, R (8, 1) Tim Raines, S (8, PH) Vladimir Nunez, R (9, 1)			1-1 E7	FC4-6 2B	1-0 WP	3-3 K		4-0 BB		2	2	1	1	0	0	0				
										0	0	0	0	0	0	0				
Inning Stats	R: 0 E: 1 K: 1 S: 10	H: 0 LOB: 0 BB: 0 P: 14	R: 0 E: 0 K: 0 S: 8	H: 1 LOB: 1 BB: 0 P: 11	R: 2 E: 1 K: 0 S: 16	H: 2 LOB: 2 BB: 1 P: 22	R: 4 E: 0 K: 1 S: 16	H: 5 LOB: 1 BB: 0 P: 25	R: 0 E: 0 K: 1 S: 11	H: 1 LOB: 1 BB: 0 P: 14	R: 0 E: 0 K: 2 S: 8	H: 0 LOB: 0 BB: 0 P: 12	R: 0 E: 0 K: 1 S: 7	H: 1 LOB: 0 BB: 0 P: 10	R: 1 E: 1 K: 0 S: 15	H: 1 LOB: 3 BB: 3 P: 29	1B: 7 2B: 2 3B: 2 HR: 0	SF: 0 SAC: 0 DP: 0 HBP: 0	WP: 1 PB: 0 SB: 1 CS: 1	PA: 38
PITCHER	IP WLS BF H R ER SO BB IBB HBP BLK WP HR S P ERA WHIP																			
Masato Yoshii, R (1, 1) ERA: 3.72	3.2 L 18 6 5 3 1 1 0 0 0 0 0 0 43 59 7.36 1.909																			
Britt Reames, R (4, 1) ERA: 14.54	1.1 7 3 1 1 2 0 0 0 0 0 1 0 18 27 6.75 2.250																			
Scott Stewart, L (6, 1) ERA:	2.0 6 1 0 0 3 0 0 0 0 0 0 0 15 22 0.00 0.500																			
52 T.J. Tucker, R (8, 1) ERA: 4.91	0.2 4 1 1 1 0 1 0 0 0 0 0 0 10 15 13.50 3.000																			
Bruce Chen, L (8, 1) ERA: 3.89	0.1 3 0 0 0 0 1 1 0 0 0 0 0 5 14 0.00 3.000																			



Batter	1	2	3	4	5	6	7	8	9	AB	R	H	RBI	BB	SO	LOB	TOP											
Rafael Furcal, S OBP: 0.292, SLG: 0.214 (1, 6)	4-2 10 HR BB	2-2 P4					3-2 S 1B		1-0 S 1B	4	1	2	0	1	1	2												
Andruw Jones, R OBP: 0.321, SLG: 0.395 (1, 8)	0-0 P6		1-3 K				4-2 1-2 BB	1-2 G4-3	4-2 1-2 BB	3	0	0	0	2	1	1												
10 Chipper Jones, S OBP: 0.429, SLG: 0.474 (1, 7)	0-0 1-H HR		1-2 F8				3-2 F2	2-1 BB 2B	2-0 G3	5	1	2	2	0	0	4												
Gary Sheffield, R OBP: 0.420, SLG: 0.524 (1, 9)	0-1 1B		0-1 G6-3				2-3 K	4-1 BB BB		3	0	1	0	1	1	0												
B.J. Surhoff, L OBP: 0.378, SLG: 0.394 (8, PH) Julio Franco, R OBP: 0.263, SLG: 0.067 (8, 3)	1-0 F9			0-0 G5-4-3 1B			1-0 CS 1B	4-1 FC6-4 BB	2-1 F9	3	0	2	0	0	0	1												
Vinny Castilla, R OBP: 0.222, SLG: 0.432 (1, 5)	0-3 K		1-2 G5-4-3 1-2				1-2 G4-3 1-2	1-3 BB		4	0	0	0	0	2	6												
Marcus Giles, R OBP: 0.438, SLG: 0.538 (1, 4)		4-2 WP SH3 BB		1-1 F8			1-2 P3	0-1 FC6-4 1-2		3	0	0	0	1	0	3	AB 32											
Henry Blanco, R OBP: 0.083, SLG: 0.167 (1, 2)		2-3 K		1-2 G5-3			0-0 F9	2-1 F9		4	0	0	0	0	1	1	R 2											
Greg Maddux, R Mike Remlinger, L Wes Helms, R Tim Spooneybarger, R Kerry Ligtenberg, R Keith Lockhart, L 29 John Smoltz, R (1, 1) (6, 1) (7, PH) (7, 1) (8, 1) (8, 1) (8, 1)		0-1 SH3		2-3 K			2-2 S 1B	3-1 G4-3		1	0	0	0	0	0	0	H 8											
Inning Stats	R: 2 E: 0 K: 1 S: 10	H: 2 LOB: 1 BB: 1 P: 15	R: 0 E: 0 K: 1 S: 11	H: 0 LOB: 1 BB: 1 P: 19	R: 0 E: 0 K: 1 S: 10	H: 0 LOB: 0 BB: 0 P: 12	R: 0 E: 0 K: 0 S: 6	H: 1 LOB: 0 BB: 0 P: 8	R: 0 E: 0 K: 1 S: 17	H: 1 LOB: 2 BB: 1 P: 30	R: 0 E: 0 K: 1 S: 7	H: 1 LOB: 1 BB: 0 P: 11	R: 0 E: 0 K: 1 S: 10	H: 1 LOB: 0 BB: 0 P: 16	R: 0 E: 0 K: 1 S: 12	H: 1 LOB: 3 BB: 1 P: 24	R: 0 E: 0 K: 0 S: 9	H: 1 LOB: 2 BB: 1 P: 20	1B: 6 2B: 1 3B: 0 HR: 1	SF: 0 SAC: 1 DP: 1 HBP: 0	WP: 1 PA: 39 PB: 0 SB: 3 CS: 1							
PITCHER	IP	WLS	BF	H	R	ER	SO	BB	IBB	HBP	BLK	WP	HR	S	P	ERA	WHIP											
Josh Beckett, R ERA: 2.84 56 Kevin Olsen, R ERA: 6.0 Vic Darenburg, L ERA: 5.4 Braden Looper, R ERA: 7.2 Gary Knotts, R ERA: 7.71	(1, 1) (7, 1) (8, 1) (8, 1) (9, 1)	6.0 1.1 0.0 0.2 1.0	L 7 1 2 5	24 2 0 0 1	5 0 0 0 0	2 0 0 0 0	5 1 0 0 0	3 1 0 0 1	0 0 0 0 0	0 0 0 0 0	0 0 0 0 0	0 0 0 0 0	1 0 0 0 0	1 0 0 0 0	61 16 5 6 9	95 29 5 6 20	3.00 0.00 0.00 0.00 0.00	1.333 2.250 0.000 2.000										
Batter	1	2	3	4	5	6	7	8	9	AB	R	H	RBI	BB	SO	LOB	BOTTOM											
Andy Fox, L OBP: 0.600, SLG: 0.667 (1, 4)	2-2 G4-6-3 1B		4-1 1-2 BB				0-3 K	2-2 G4-6-3 1-2 2-3		3	0	1	0	1	1	2												
Alex Gonzalez, R OBP: 0.270, SLG: 0.353 Luis Castillo, S OBP: 0.395, SLG: 0.351 (8, PH) (9, 4)	0-1 G4-6-3 1-2		0-2 F2				0-1 F9	1-3 K		3	0	0	0	0	0	3												
Preston Wilson, R OBP: 0.279, SLG: 0.439 (1, 8)	2-3 K			4-1 FC5-4 BB			2-3 K		0-2 F8	3	0	0	0	1	2	0												
Cliff Floyd, L OBP: 0.447, SLG: 0.556 (1, 7)		2-0 F8		0-1 FC5-4 1B			4-2 G6-3 BB		0-2 F9	3	0	0	0	1	0	1												
Mike Lowell, R OBP: 0.429, SLG: 0.641 (1, 5)		2-2 G4-3 1B		2-1 G4-3 1B			4-1 G6-3 BB		0-0 1B	3	0	3	0	1	0	0												
Kevin Millar, R OBP: 0.296, SLG: 0.343 (1, 9)		1-0 G4-3 1-2		1-2 G4-3 1-2			0-2 G6-3 1-2 2-3		1-2 F8	4	0	0	0	0	0	6												
Derrek Lee, R OBP: 0.405, SLG: 0.600 (1, 3)			2-3 K				1-1 F8			3	0	0	0	0	1	1												
Charles Johnson, R (1, 2)			1-2 BB				0-1 F8		4-0 G4-6-3 BB	0	0	0	0	0	0	0												
Ramon Castro, R OBP: 0.273, SLG: 0.111 Marty Malloy, L (8, PH) Mike Redmond, R OBP: 0.391, SLG: 0.222 (9, 2)				1-2 BB 1B						2	0	1	0	0	0	0												
Josh Beckett, R 56 Kevin Olsen, R Vic Darenburg, L Braden Looper, R Tim Raines, S 29 John Smoltz, R (1, 1) (7, 1) (8, 1) (8, 1) (8, PH) (9, 1)			1-3 K				3-3 K		4-2 G4-6-3 BB	2	0	0	0	0	2	1												
Inning Stats	R: 0 E: 0 K: 1 S: 8	H: 1 LOB: 0 BB: 0 P: 12	R: 0 E: 0 K: 0 S: 5	H: 1 LOB: 0 BB: 0 P: 10	R: 0 E: 0 K: 2 S: 18	H: 1 LOB: 2 BB: 1 P: 26	R: 0 E: 0 K: 0 S: 8	H: 1 LOB: 1 BB: 1 P: 15	R: 0 E: 0 K: 1 S: 8	H: 0 LOB: 0 BB: 0 P: 13	R: 0 E: 0 K: 2 S: 8	H: 0 LOB: 0 BB: 0 P: 10	R: 0 E: 0 K: 0 S: 11	H: 0 LOB: 1 BB: 2 P: 20	R: 0 E: 0 K: 1 S: 8	H: 0 LOB: 2 BB: 2 P: 19	R: 0 E: 0 K: 0 S: 13	H: 1 LOB: 1 BB: 0 P: 14	1B: 5 2B: 0 3B: 0 HR: 0	SF: 0 SAC: 0 DP: 5 HBP: 0	WP: 0 PA: 33 PB: 0 SB: 0 CS: 0							
PITCHER	IP	WLS	BF	H	R	ER	SO	BB	IBB	HBP	BLK	WP	HR	S	P	ERA	WHIP											
Greg Maddux, R Mike Remlinger, L Tim Spooneybarger, R Kerry Ligtenberg, R 29 John Smoltz, R (1, 1) (6, 1) (7, 1) (8, 1) (8, 1)	5.0 1.0 1.0 0.0 2.0	W H H H S	18 3 4 2 6	18 0 0 0 1	0 0 0 0 0	0 0 0 0 0	0 0 0 0 1	47 8 11 2 19	76 10 20 2 23	0 0 0 0 0	0 0 0 0 0	0 0 0 0 0	0 0 0 0 0	0 0 0 0 0	0 11 2 10 19	76 10 20 10 23	0.00 0.000 0.000 0.000 0.000	1.200 0.000 2.000 0.000 0.500										

Atlanta Braves @ Florida Marlins
Pro Player Stadium, Miami, FL
Fri Apr 12 2002, 7:05 PM EDT
Att: 12,066 - Cloudy - 76 F

AB 32
R 2
H 8
RBI 2
BB 6
SO 7
LOB 18



Atlanta Braves @ Florida Marlins
Pro Player Stadium, Miami, FL
Fri Apr 12 2002, 7:05 PM EDT
Att: 12,066 - Cloudy - 76 F

AB 27
R 0
H 5
RBI 0
BB 6
SO 7
LOB 15



Batter	1	2	3	4	5	6	7	8	9	10	11	12	13	14	AB	R	H	RBI	BB	SO	LOB	TOP				
Rafael Furcal, S OBP: 0.255, SLG: 0.184	G4-3	K		F5		G3-1		F9			FC2-5			B1	7	0	0	0	0	1	2					
Andrew Jones, R OBP: 0.333, SLG: 0.375	1B	G5-3		G6-3				1B		F9	K			1B	5	1	1	0	2	1	1					
10 Chipper Jones, S OBP: 0.446, SLG: 0.477	1B			1B				FC4-6		K				G4-6-3	6	2	3	0	1	1	2					
Gary Sheffield, R OBP: 0.411, SLG: 0.500	1B			F3				P4		L7				FC6-4	6	1	2	1	0	0	3					
B.J. Surhoff, L OBP: 0.395, SLG: 0.378	1B			E8				F7		G6-3				FC6-4	4	0	1	0	2	0	3					
Vinny Castilla, R OBP: 0.255, SLG: 0.440	1B			1B				K		E7				P6	6	0	3	3	0	2	4					
Javy Lopez, R OBP: 0.256, SLG: 0.325	F9			F9				G1-3		F9				K	6	0	0	0	0	1	6					
Henry Blanco, R OBP: 0.083, SLG: 0.167															0	0	0	0	0	0	0					
Marcus Giles, R OBP: 0.415, SLG: 0.488	F8							F7		F7				G6-3	4	0	0	0	1	0	3					
Chris Hammond, L OBP: 0.250, SLG: 0.063															0	0	0	0	0	0	0					
Kevin Millwood, R OBP: 0.111, SLG: 0.222														P6	3	0	0	0	0	1	3					
Darren Holmes, R OBP: 0.111, SLG: 0.222															0	0	0	0	0	0	0					
Tim Spooneybarger, R OBP: 0.111, SLG: 0.222															0	0	0	0	0	0	0					
Mark DeRosa, R OBP: 0.111, SLG: 0.222															0	0	0	0	0	0	0					
Kerry Ligtenberg, R OBP: 0.111, SLG: 0.222															0	0	0	0	0	0	0					
Mike Remlinger, L OBP: 0.111, SLG: 0.222															0	0	0	0	0	0	0					
Kevin Gresham, L OBP: 0.111, SLG: 0.222															0	0	0	0	0	0	0					
Inning Stats	R: 3 E: 0 K: 10 S: 12	H: 2 LOB: 2 BB: 3 P: 25	R: 0 E: 0 K: 2 S: 8	H: 0 LOB: 0 BB: 0 P: 10	R: 1 E: 1 K: 0 S: 13	H: 3 LOB: 3 BB: 1 P: 21	R: 0 E: 0 K: 0 S: 6	H: 1 LOB: 1 BB: 1 P: 10	R: 0 E: 0 K: 1 S: 6	H: 0 LOB: 0 BB: 0 P: 15	R: 0 E: 0 K: 1 S: 10	H: 2 LOB: 2 BB: 0 P: 16	R: 0 E: 0 K: 1 S: 11	H: 0 LOB: 1 BB: 1 P: 19	R: 0 E: 0 K: 1 S: 9	H: 1 LOB: 0 BB: 0 P: 11	R: 0 E: 0 K: 0 S: 11	H: 1 LOB: 1 BB: 0 P: 14	R: 0 E: 0 K: 1 S: 6	H: 0 LOB: 0 BB: 0 P: 8	R: 0 E: 0 K: 0 S: 9	H: 0 LOB: 0 BB: 1 P: 16	1B: 10 2B: 1 3B: 0 HR: 0	SF: 0 SAC: 0 DP: 1 HBP: 0	WP: 0 PB: 0 SB: 0 CS: 2	PA: 57
PITCHER	IP	WLS	BF	H	R	ER	SO	BB	IBB	HBP	BLK	WP	HR	S	P	ERA	WHIP									
Ryan Dempster, R ERA: 3.22	7.0	33	8	4	0	0	0	1	0	0	0	0	0	11	19	0.00	1.000									
Michael Tejera, L ERA: 2.06	1.0	4	0	0	0	0	0	0	0	0	0	0	0	1	1	0.00	0.500									
Vladimir Nunez, R ERA: 3.38	2.0	7	1	0	0	1	0	0	0	0	0	0	0	13	21	0.00	0.500									
Braden Looper, R ERA: 5.14	2.0	7	2	0	0	1	0	0	0	0	0	0	0	20	25	0.00	1.000									
Gary Knotts, R ERA: 5.4	2.0	W	6	0	0	0	1	1	0	0	0	0	0	15	24	0.00	0.500									

Atlanta Braves @ Florida Marlins
Pro Player Stadium, Miami, FL
Sat Apr 13 2002, 7:05 PM EDT
Alt. 18,784 - Sunny - 76 F

AB 50
R 4
H 11
RBI 4
BB 7
SO 7
LOB 27



Batter	1	2	3	4	5	6	7	8	9	10	11	12	13	14	AB	R	H	RBI	BB	SO	LOB	BOTTOM				
Luis Castillo, S OBP: 0.292, SLG: 0.310	G6-3				G4-3	G3-1		F7						P6	5	0	0	0	0	1	5					
Kevin Millar, R OBP: 0.233, SLG: 0.308	K2-3			F8				G5-3		K	G4-3			G6-3	4	0	0	0	0	1	0					
Michael Tejera, L ERA: 2.06															0	0	0	0	0	0	0					
Marty Malloy, L ERA: 5.14	K			L7											3	0	0	0	1	1	3					
Preston Wilson, R OBP: 0.275, SLG: 0.396															7	0	1	1	0	3	0					
Cliff Floyd, L OBP: 0.463, SLG: 0.561															5	3	2	0	2	1	1					
Mike Lowell, R OBP: 0.445, SLG: 0.636	K														5	1	2	0	2	1	3					
Derrek Lee, R OBP: 0.425, SLG: 0.553															3	0	0	1	3	1	4					
Alex Gonzalez, R OBP: 0.286, SLG: 0.385															5	0	2	1	0	1	5					
Mike Redmond, R OBP: 0.400, SLG: 0.217															5	1	1	1	2	0	5					
Ryan Dempster, R ERA: 3.22															3	0	0	0	0	1	6					
Eric Owens, R OBP: 0.167, SLG: 0.278															4	0	0	0	0	0	5					
Inning Stats	R: 0 E: 0 K: 2 S: 10	H: 0 LOB: 0 BB: 0 P: 14	R: 1 E: 0 K: 1 S: 13	H: 2 LOB: 2 BB: 1 P: 26	R: 0 E: 0 K: 1 S: 5	H: 0 LOB: 0 BB: 0 P: 6	R: 2 E: 0 K: 2 S: 16	H: 1 LOB: 1 BB: 2 P: 32	R: 0 E: 0 K: 1 S: 8	H: 0 LOB: 0 BB: 0 P: 9	R: 1 E: 1 K: 1 S: 18	H: 2 LOB: 3 BB: 1 P: 23	R: 0 E: 0 K: 0 S: 8	H: 0 LOB: 1 BB: 1 P: 17	R: 0 E: 0 K: 1 S: 9	H: 0 LOB: 0 BB: 0 P: 17	R: 0 E: 0 K: 0 S: 7	H: 1 LOB: 2 BB: 1 P: 17	R: 0 E: 0 K: 0 S: 8	H: 0 LOB: 2 BB: 1 P: 17	R: 0 E: 0 K: 0 S: 12	H: 2 LOB: 3 BB: 2 P: 23	1B: 5 2B: 3 3B: 0 HR: 0	SF: 0 SAC: 2 DP: 0 HBP: 2	WP: 1 PB: 0 SB: 2 CS: 0	PA: 66
PITCHER	IP	WLS	BF	H	R	ER	SO	BB	IBB	HBP	BLK	WP	HR	S	P	ERA	WHIP									
Kevin Millwood, R ERA: 3.26	5.0	24	5	4	3	7	3	0	1	0	0	0	0	13	16	0.00	0.000									
Darren Holmes, R ERA: 3.38	1.0	B	4	0	0	0	1	0	0	0	0	0	0	1	1	0.00	1.000									
Tim Spooneybarger, R ERA: 5.09	1.0	4	0	0	0	0	0	0	0	0	0	0	0	7	14	0.00	1.500									
Kerry Ligtenberg, R ERA: 3.38	0.2	4	0	0	0	0	1	0	0	0	0	0	0	7	14	0.00	1.500									
Mike Remlinger, L ERA: 5.4	1.1	5	0	0	0	2	0	0	0	0	0	0	0	10	18	0.00	0.000									
Chris Hammond, L ERA: 2.61	3.0	14	1	0	0	0	1	0	0	0	0	0	0	22	49	0.00	0.667									
Kevin Gresham, R ERA: 5.4	1.2	L	11	2	1	1	0	1	2	1	0	0	0	19	40	5.40	1.800									

Atlanta Braves @ Florida Marlins
Pro Player Stadium, Miami, FL
Sat Apr 13 2002, 7:05 PM EDT
Alt. 18,784 - Sunny - 76 F

AB 50
R 5
H 8
RBI 4
BB 12
SO 11
LOB 37



Batter	1	2	3	4	5	6	7	8	9	AB	R	H	RBI	BB	SO	LOB	TOP					
Mark DeRosa, R OBP: 0.500, SLG: 0.533 (1, 6)			G5-3			E8 FC4-6 1B		F8		4	0	1	0	0	1	0	Atlanta Braves @ Florida Marlins Pro Player Stadium, Miami, FL Sun Apr 14, 2002, 1:05 PM EDT Att: 11,506 - Cloudy - 82 F					
Andruw Jones, R OBP: 0.344, SLG: 0.360 (1, 8)			G6-3					G5-3		2	0	0	0	2	0	0						
10 Chipper Jones, S OBP: 0.433, SLG: 0.458 (1, 7)						FC4-6		G1-3		4	0	1	0	0	0	2						
Gary Sheffield, R OBP: 0.390, SLG: 0.471 Rafael Furcal, S OBP: 0.250, SLG: 0.180 (1, 9) (8, 6)					F7	L5		G4-3		3	0	0	0	0	1	4						
Julio Franco, R OBP: 0.208, SLG: 0.050 (1, 3)					F7					4	0	0	0	0	3	4						
Keith Lockhart, L OBP: 0.154, SLG: 0.231 (1, 4)		G3				G6-4-3 1B		G4-3		4	0	1	0	0	0	0						
Wes Helms, R OBP: 0.333, SLG: 0.333 (1, 5)						G6-4-3 1-2				3	0	0	0	0	2	1						
Henry Blanco, R OBP: 0.200, SLG: 0.214 (1, 2)		G4-3								2	0	1	0	1	0	0						
Jason Marquis, L B.J. Surhoff, L Kerry Ligtenberg, R (1, 1) (7, Ph) (7, 1)			G6-3					FC6-4 1-2		2	0	0	0	0	1	1						
Inning Stats	R: 0 E: 0 K: 2 S: 17	H: 1 LOB: 2 BB: 1 P: 26	R: 0 E: 0 K: 1 S: 9	H: 0 LOB: 0 BB: 0 P: 14	R: 0 E: 0 K: 0 S: 5	H: 0 LOB: 0 BB: 0 P: 8	R: 0 E: 0 K: 1 S: 7	H: 0 LOB: 1 BB: 0 P: 11	R: 0 E: 0 K: 1 S: 10	H: 2 LOB: 1 BB: 0 P: 14	R: 0 E: 1 K: 1 S: 11	H: 1 LOB: 2 BB: 1 P: 18	R: 0 E: 0 K: 1 S: 8	H: 0 LOB: 1 BB: 1 P: 15	R: 0 E: 0 K: 0 S: 3	H: 0 LOB: 0 BB: 0 P: 6	R: 0 E: 0 K: 1 S: 8	H: 0 LOB: 0 BB: 0 P: 12	1B: 4 2B: 0 3B: 0 HR: 0	SF: 0 SAC: 0 DP: 1 HBP: 0	WP: 0 PB: 0 CS: 0	PA: 33
PITCHER A.J. Burnett, R ERA: 2.91 (1, 1)	IP: 9.0 WLS: W BF: 33 H: 4 R: 0 ER: 0 SO: 8	BB: 3 IBB: 0 HBP: 0 BLK: 0	WP: 0 HR: 0 S: 78 P: 124	ERA: 0.00 WHIP: 0.778	PITCHER										IP: 9.0 WLS: W BF: 33 H: 4 R: 0 ER: 0 SO: 8	BB: 3 IBB: 0 HBP: 0 BLK: 0	WP: 0 HR: 0 S: 78 P: 124	ERA: 0.00 WHIP: 0.778				

Batter	1	2	3	4	5	6	7	8	9	AB	R	H	RBI	BB	SO	LOB	BOTTOM			
Luis Castillo, S OBP: 0.340, SLG: 0.298 (1, 4)			L7	G4-3	G4-3		G4-3			5	0	1	0	0	0	3	Atlanta Braves @ Florida Marlins Pro Player Stadium, Miami, FL Sun Apr 14, 2002, 1:05 PM EDT Att: 11,506 - Cloudy - 82 F			
Kevin Millar, R OBP: 0.271, SLG: 0.310 (1, 9)			L8			G5-3				3	0	1	0	2	0	0				
Preston Wilson, R OBP: 0.286, SLG: 0.404 (1, 8)				G1-3		G5-3				4	1	1	0	1	1	2				
Cliff Floyd, L OBP: 0.475, SLG: 0.545 (1, 7)						F9				3	1	1	0	2	1	0				
Mike Lowell, R OBP: 0.463, SLG: 0.633 (1, 5)								F7		5	1	3	1	0	0	5				
Derrek Lee, R OBP: 0.426, SLG: 0.605 (1, 3)		G6-3								5	1	2	3	0	2	4				
Alex Gonzalez, R OBP: 0.298, SLG: 0.386 (1, 6)		F2						P3		5	1	2	0	0	1	5				
Ramon Castro, R OBP: 0.438, SLG: 0.769 (1, 2)										3	2	3	3	1	0	0				
A.J. Burnett, R (1, 1)		P5		F9	F3		F3			4	0	0	0	0	0	4				
Inning Stats	R: 0 E: 0 K: 1 S: 9	H: 2 LOB: 2 BB: 1 P: 21	R: 0 E: 0 K: 0 S: 7	H: 1 LOB: 1 BB: 0 P: 12	R: 2 E: 0 K: 1 S: 14	H: 3 LOB: 2 BB: 1 P: 28	R: 1 E: 0 K: 0 S: 13	H: 1 LOB: 1 BB: 1 P: 24	R: 4 E: 0 K: 0 S: 21	H: 4 LOB: 0 BB: 0 P: 32	R: 0 E: 0 K: 1 S: 8	H: 0 LOB: 0 BB: 0 P: 13	R: 0 E: 0 K: 1 S: 12	H: 2 LOB: 3 BB: 1 P: 23	R: 0 E: 0 K: 1 S: 15	H: 1 LOB: 3 BB: 2 P: 28	1B: 10 2B: 1 3B: 0 HR: 3	SF: 0 SAC: 0 DP: 0 HBP: 0	WP: 0 PB: 0 CS: 0	PA: 43
PITCHER Jason Marquis, R Kerry Ligtenberg, R ERA: 2.7 (1, 1) (7, 1)	IP: 6.0 WLS: L BF: 31 H: 11 R: 7 ER: 7 SO: 3	BB: 1 IBB: 0 HBP: 0 BLK: 0	WP: 0 HR: 3 S: 72 P: 130	ERA: 0.00 WHIP: 3.000	PITCHER										IP: 2.0 WLS: L BF: 12 H: 3 R: 0 ER: 0 SO: 2	BB: 3 IBB: 0 HBP: 0 BLK: 0	WP: 0 HR: 0 S: 27 P: 51	ERA: 0.00 WHIP: 3.000		

Batter	1	2	3	4	5	6	7	8	9	AB	R	H	RBI	BB	SO	LOB	TOP										
11 Jimmy Rollins, S OBP: 0.342, SLG: 0.377	G4-3		F8		G3-1			F7	F7	5	1	1	0	0	0	0											
Marlon Anderson, L OBP: 0.357, SLG: 0.444	L4		K			B1-3		1B	K	5	1	1	0	0	2	0											
Bobby Abreu, L OBP: 0.481, SLG: 0.488	2B		K				F7	3B		3	2	1	2	1	1	0											
Scott Rolen, R OBP: 0.400, SLG: 0.694	2B				F7			3B		3	3	3	2	1	0	0											
Mike Lieberthal, R OBP: 0.327, SLG: 0.412	2B				F7		G4-3	F3		4	0	1	1	0	0	3											
Travis Lee, L OBP: 0.318, SLG: 0.327	G6-3				L7			SF8		2	0	0	1	1	0	2											
Pat Burrell, R OBP: 0.318, SLG: 0.483		P4			1B		K	1B		4	0	2	1	0	1	1											
Doug Glanville, R OBP: 0.297, SLG: 0.317	F9				F7		P4	F9		4	0	0	0	0	0	2											
Ricky Bottalico, L (8, 1)										0	0	0	0	0	0	0											
Robert Person, R (1, 1)					K		G4-3		P4	2	0	0	0	0	2	0											
John Mabry, L OBP: 0.200, SLG: 0.200										1	0	0	0	0	0	1											
Jose Santiago, R (7, 1)										0	0	0	0	0	0	0											
Cliff Politte, R (7, 1)										0	0	0	0	0	0	0											
Ricky Ledes, L OBP: 0.207, SLG: 0.160										1	0	0	0	0	0	0											
Inning Stats	R: 2 E: 0 K: 0 S: 16	H: 2 LOB: 1 BB: 1 P: 30	R: 0 E: 0 K: 1 S: 8	H: 0 LOB: 0 BB: 0 P: 10	R: 0 E: 0 K: 2 S: 9	H: 0 LOB: 0 BB: 0 P: 13	R: 1 E: 0 K: 0 S: 7	H: 2 LOB: 1 BB: 0 P: 11	R: 0 E: 0 K: 1 S: 9	H: 0 LOB: 1 BB: 1 P: 12	R: 0 E: 0 K: 0 S: 10	H: 0 LOB: 1 BB: 1 P: 15	R: 0 E: 0 K: 1 S: 11	H: 0 LOB: 1 BB: 1 P: 19	R: 4 E: 0 K: 0 S: 24	H: 5 LOB: 1 BB: 0 P: 36	R: 0 E: 0 K: 1 S: 9	H: 0 LOB: 0 BB: 0 P: 14	1B: 6 2B: 2 3B: 1 HR: 0	SF: 1 SAC: 0 DP: 0 HBP: 0	WP: 0 PB: 0 SB: 3 CS: 0	PA: 38					
PITCHER	IP	WLS	BF	H	R	ER	SO	BB	IBB	HBP	BLK	WP	HR	S	P	ERA	WHIP										
Josh Beckett, R ERA: 3.57	5.0		19	4	3	3	4	1	0	0	0	0	0	49	76	5.40	1.000										
Vic Darenbourg, L ERA: 1.93	1.0	H	5	0	0	0	0	2	0	0	0	0	0	12	21	0.00	2.000										
Gary Knotts, R ERA: 4.15	1.0	H	3	0	0	0	1	0	0	0	0	0	0	9	13	0.00	0.000										
Michael Tejera, L ERA: 8.53	0.0		3	3	3	3	0	0	0	0	0	0	0	9	15	∞	∞										
Vladimir Nunez, R ERA: 3.6	2.0	W	8	2	1	1	1	0	0	0	0	0	0	24	35	4.50	1.000										

Philadelphia Phillies @ Florida Marlins
Pro Player Stadium, Miami, FL
Thu Apr 18 2002, 7:05 PM EDT
Att: 6,898 - Sunny - 80 F

AB	34
R	7
H	9
RBI	7
BB	3
SO	6
LOB	9



Batter	1	2	3	4	5	6	7	8	9	AB	R	H	RBI	BB	SO	LOB	BOTTOM										
Luis Castillo, S OBP: 0.344, SLG: 0.333	G4-6-3			2B	G4-3		FC3-6			3	2	1	0	1	0	3											
Eric Owens, R OBP: 0.250, SLG: 0.375	G4-6-3			2B	F8		1B			4	1	2	2	0	0	2											
Preston Wilson, R OBP: 0.290, SLG: 0.381	F8			HR			K			4	1	1	1	0	1	1											
Cliff Floyd, L OBP: 0.471, SLG: 0.549		K2-3		HR			HBP	G6-3	1B	2	2	1	2	0	1	0											
Mike Lowell, R OBP: 0.439, SLG: 0.633	L9			P5			F8	F7		4	0	0	0	0	0	2											
Derrek Lee, R OBP: 0.394, SLG: 0.556	F8			G5-3			CS	G6-3		4	1	1	0	0	0	1											
Andy Fox, L OBP: 0.409, SLG: 0.550			K	P4			L6	1B		4	0	1	1	0	1	1											
Mike Redmond, R OBP: 0.421, SLG: 0.323			G4-3		G4-3		FC3-6	G6-3		4	1	2	1	0	0	1											
Josh Beckett, R Charles Johnson, R Vic Darenbourg, L Gary Knotts, R Tim Raines, S Michael Tejera, L Vladimir Nunez, R			K	L7			FC3-6			1	0	0	0	0	0	1											
Inning Stats	R: 0 E: 0 K: 0 S: 6	H: 0 LOB: 0 BB: 1 P: 13	R: 0 E: 0 K: 1 S: 9	H: 0 LOB: 0 BB: 0 P: 14	R: 0 E: 0 K: 2 S: 11	H: 0 LOB: 0 BB: 0 P: 16	R: 4 E: 0 K: 0 S: 14	H: 4 LOB: 0 BB: 0 P: 18	R: 0 E: 0 K: 0 S: 7	H: 1 LOB: 1 BB: 0 P: 10	R: 0 E: 0 K: 0 S: 7	H: 0 LOB: 0 BB: 0 P: 15	R: 3 E: 0 K: 1 S: 19	H: 3 LOB: 1 BB: 1 P: 33	R: 1 E: 0 K: 0 S: 10	H: 1 LOB: 1 BB: 0 P: 18	1B: 4 2B: 3 3B: 1 HR: 1	SF: 0 SAC: 0 DP: 1 HBP: 2	WP: 2 PB: 1 SB: 3 CS: 1	PA: 36							
PITCHER	IP	WLS	BF	H	R	ER	SO	BB	IBB	HBP	BLK	WP	HR	S	P	ERA	WHIP										
Robert Person, R ERA: 4.15	6.0		23	5	4	4	3	1	0	1	0	0	0	10	20	81.00	9.000										
Jose Santiago, R ERA: 11.74	0.1		4	2	3	3	0	1	0	0	0	0	0	10	20	81.00	9.000										
Cliff Politte, R ERA: 2.16	0.2		3	1	0	0	1	0	0	0	0	1	0	9	13	0.00	1.500										
Ricky Bottalico, R ERA: 7.71	1.0	L	5	1	1	0	0	0	0	1	0	1	0	10	18	0.00	1.000										

Philadelphia Phillies @ Florida Marlins
Pro Player Stadium, Miami, FL
Thu Apr 18 2002, 7:05 PM EDT
Att: 6,898 - Sunny - 80 F

AB	31
R	8
H	9
RBI	7
BB	2
SO	4
LOB	12



Batter	1	2	3	4	5	6	7	8	9	AB	R	H	RBI	BB	SO	LOB	TOP				
Luis Castillo, S OBP: 0.323, SLG: 0.310	3-1 F2		2-2 G4-3			3-2 G5-3		1-2 G4-3		4	0	0	0	0	0	1					
Eric Owens, R OBP: 0.214, SLG: 0.321	2-3 K		2-2 G4-3			2-0 F9			1-2 G1-3	4	0	0	0	0	1	1					
Preston Wilson, R OBP: 0.288, SLG: 0.373	2-1 P4			1-0 G5-3		2-1 F7			0-0 G4-3 1B	4	0	1	0	0	0	0					
Cliff Floyd, L OBP: 0.500, SLG: 0.685		0-0 HR		2-1 HR		4-2 BB			0-1 G4-3 1B	3	2	3	2	1	0	0					
Mike Lowell, R OBP: 0.414, SLG: 0.594	1-2 G6-3			0-1 F9					0-2 G4-3	4	0	0	0	0	0	3					
Derrek Lee, R OBP: 0.386, SLG: 0.526	2-0 G6-3			1-3 K					1-2 2-3	3	0	0	0	1	2	1					
Alex Gonzalez, R OBP: 0.321, SLG: 0.415 Andy Fox, L OBP: 0.391, SLG: 0.524	2-2 F8				1-2 G6-4-3 1B				0-0 F7	3	0	1	0	0	0	1					
Charles Johnson, R OBP: 0.091, SLG: 0.182			1-0 G4-3 2B		2-0 G6-4-3			1-2 F9		3	0	1	0	0	0	1					
Ryan Dempster, R			1-3 K		2-3 K			0-0 G6-3		3	0	0	0	0	2	1					
Inning Stats	R: 0 E: 0 K: 1 S: 7	H: 0 LOB: 0 BB: 0 P: 14	R: 1 E: 0 K: 0 S: 9	H: 1 LOB: 0 BB: 0 P: 14	R: 0 E: 0 K: 1 S: 11	H: 1 LOB: 1 BB: 0 P: 17	R: 1 E: 0 K: 1 S: 9	H: 1 LOB: 0 BB: 0 P: 13	R: 0 E: 0 K: 1 S: 10	H: 0 LOB: 1 BB: 0 P: 17	R: 0 E: 0 K: 1 S: 7	H: 0 LOB: 1 BB: 1 P: 14	R: 0 E: 0 K: 0 S: 7	H: 0 LOB: 0 BB: 0 P: 9	R: 0 E: 0 K: 0 S: 13	H: 2 LOB: 3 BB: 1 P: 18	1B: 3 2B: 1 3B: 0 HR: 2	SF: 0 SAC: 0 DP: 1 HBP: 0	WP: 0 PB: 0 CS: 0	PA: 34	
PITCHER	IP	WLS	BF	H	R	ER	SO	BB	IBB	HBP	BLK	WP	HR	S	P	ERA	WHIP				
Damian Moss, L ERA: 3.79	6.0		21	4	2	2	4	0	0	0	0	0	2	55	89	3.00	0.667				
Mike Remlinger, L ERA: 0.93	1.0		4	0	0	0	1	1	0	0	0	0	0	7	14	0.00	1.000				
Darren Holmes, R ERA: 0.93	1.0	W	3	0	0	0	0	0	0	0	0	0	0	7	9	0.00	0.000				
29 John Smoltz, R ERA: 8.38	1.0	S	6	2	0	0	0	1	0	0	0	0	0	13	18	0.00	3.000				

Florida Marlins @ Atlanta Braves
Turner Field, Atlanta, GA
Fri Apr 19 2002, 7:35 PM EDT
Att: 27,256 - Cloudy - 85 F

AB	32
R	2
H	6
RBI	2
BB	2
SO	5
LOB	12



Batter	1	2	3	4	5	6	7	8	9	AB	R	H	RBI	BB	SO	LOB	BOTTOM				
Rafael Furcal, S OBP: 0.284, SLG: 0.269	3-2 1B		0-0 G6-3			2-2 G3-1		1-1 FC1-4-2 G1-3 1B		4	1	2	0	0	0	1					
Andruw Jones, R OBP: 0.354, SLG: 0.456	1-0 G4-6-3 1B		1-0 HR			2-3 K2-3		1-1 FC1-4-2 G1-3		4	1	2	2	0	1	2					
10 Chipper Jones, S OBP: 0.372, SLG: 0.379	2-3 K		3-H F8			2-2 F7		0-0 G1-3		4	0	0	1	0	1	3					
Julio Franco, R OBP: 0.268, SLG: 0.167	1-1 G4-6-3				0-0 F7		1-2 1B	4-0 FC6-4 BB		3	0	1	0	1	0	2					
Vinny Castilla, R OBP: 0.250, SLG: 0.439		3-3 K		3-1 F8			2-0 F7	0-2 FC6-4		4	0	0	0	0	1	3					
B.J. Surhoff, L OBP: 0.321, SLG: 0.286		0-2 L1		1-0 G4-3			1-0 F7			3	0	0	0	0	0	1					
Javy Lopez, R OBP: 0.294, SLG: 0.340		0-0 F9			2-1 F3		0-2 1B			3	0	1	0	0	0	0					
Marcus Giles, R OBP: 0.412, SLG: 0.456			4-2 G6-3 SH3-4 HR BB		0-1 G4-3		2-2 F9			2	1	0	0	1	0	2					
Damian Moss, R			1-1 SH3-4		2-3 K			1-1 FC1-4-2 1B 2B		1	0	0	0	0	1	0					
Mike Remlinger, L										0	0	0	0	0	0	0					
Darren Holmes, R										0	0	0	0	0	0	0					
Keith Lockhart, L OBP: 0.188, SLG: 0.313 29 John Smoltz, R			1-2							1	0	1	0	0	0	0					
Inning Stats	R: 0 E: 0 K: 1 S: 11	H: 2 LOB: 1 BB: 0 P: 18	R: 0 E: 0 K: 1 S: 7	H: 0 LOB: 0 BB: 0 P: 10	R: 2 E: 0 K: 0 S: 8	H: 1 LOB: 0 BB: 1 P: 15	R: 0 E: 0 K: 0 S: 4	H: 0 LOB: 0 BB: 0 P: 8	R: 0 E: 0 K: 1 S: 7	H: 0 LOB: 0 BB: 0 P: 11	R: 0 E: 0 K: 1 S: 9	H: 0 LOB: 0 BB: 0 P: 15	R: 0 E: 0 K: 0 S: 12	H: 2 LOB: 2 BB: 0 P: 18	R: 1 E: 0 K: 0 S: 10	H: 2 LOB: 2 BB: 1 P: 17	1B: 5 2B: 1 3B: 0 HR: 1	SF: 0 SAC: 1 DP: 1 HBP: 0	WP: 0 PB: 0 CS: 0	PA: 32	
PITCHER	IP	WLS	BF	H	R	ER	SO	BB	IBB	HBP	BLK	WP	HR	S	P	ERA	WHIP				
Ryan Dempster, R ERA: 3.26	8.0	L	32	7	3	3	4	2	0	0	0	0	1	68	112	3.38	1.125				

Florida Marlins @ Atlanta Braves
Turner Field, Atlanta, GA
Fri Apr 19 2002, 7:35 PM EDT
Att: 27,256 - Cloudy - 85 F

AB	29
R	3
H	7
RBI	3
BB	2
SO	4
LOB	14



Batter	1	2	3	4	5	6	7	8	9	AB	R	H	RBI	BB	SO	LOB	TOP										
Luis Castillo, S (1.4) OBP: 0.319, SLG: 0.306			G3-4		G4-3			G1-6-3 1B		4	0	1	0	0	1	0	Florida Marlins @ Atlanta Braves Turner Field, Atlanta, GA Sat Apr 20 2002, 7:05 PM EDT Att: 33,649 - Cloudy - 86 F										
Eric Owens, R (1.7) OBP: 0.219, SLG: 0.313	G1-3		CS 1B		G4-3			G1-6-3 1-2		4	0	1	0	0	0	1											
Preston Wilson, R (1.8) OBP: 0.286, SLG: 0.357	F8		E S BB 1-2		G6-3			F9		3	0	0	0	1	0	0											
Mike Lowell, R (1.5) OBP: 0.432, SLG: 0.642		HR			FC5-4 1B			F7		3	1	2	1	1	0	0											
Kevin Millar, R (1.9) OBP: 0.262, SLG: 0.315	2B 1B		G1-3		F8			1B		4	0	2	0	0	0	3											
Derrek Lee, R (1.3) OBP: 0.378, SLG: 0.525					FC5-4 1-2			K		4	0	1	0	0	1	2											
Alex Gonzalez, R (1.6) OBP: 0.305, SLG: 0.393 Tim Raines, S (9, PH) OBP: 0.600, SLG: 0.333	K		P5		G1-3			K		3	0	0	0	0	1	2											
Charles Johnson, R (1.2) OBP: 0.143, SLG: 0.154			G3		K			K		2	0	0	0	1	1	0											
A.J. Burnett, R (1.1) Andy Fox, L (7, PH) OBP: 0.375, SLG: 0.500 Gary Knotts, R (7, 1) Braden Looper, R (8, 1)	G6-3 1-2				K			F8		2	0	0	0	0	1	3											
										1	0	0	0	0	0	0											
										0	0	0	0	0	0	0											
										0	0	0	0	0	0	0											
Inning Stats	R: 0 E: 0 K: 1 S: 8	H: 0 W: 24 LOB: 0 BB: 0 P: 12	R: 1 E: 0 K: 1 S: 15	H: 3 R: 1 ER: 2 LOB: 2 BB: 1 P: 26	R: 0 E: 0 K: 0 S: 7	H: 1 R: 0 ER: 0 LOB: 0 BB: 2 P: 17	R: 0 E: 0 K: 0 S: 6	H: 0 R: 0 ER: 0 LOB: 0 BB: 0 P: 7	R: 0 E: 0 K: 1 S: 7	H: 0 R: 0 ER: 0 LOB: 0 BB: 0 P: 8	R: 0 E: 0 K: 0 S: 8	H: 1 R: 0 ER: 0 LOB: 1 BB: 0 P: 10	R: 0 E: 0 K: 1 S: 11	H: 0 R: 0 ER: 0 LOB: 0 BB: 0 P: 16	R: 0 E: 0 K: 0 S: 11	H: 1 R: 0 ER: 0 LOB: 0 BB: 0 P: 13	R: 0 E: 0 K: 2 S: 12	H: 1 R: 0 ER: 0 LOB: 1 BB: 0 P: 16	1B: 5 2B: 1 3B: 0 HR: 1	SF: 0 SAC: 0 DP: 2 HBP: 0	WP: 0 PB: 0 SB: 1 CS: 1	PA: 34					
PITCHER	IP	WLS	BF	H	R	ER	SO	BB	IBB	HBP	BLK	WP	HR	S	P	ERA	WHIP										
Greg Maddux, R (1.1) ERA: 0.75	6.0	W	24	5	1	1	3	2	1	0	0	0	1	51	80	1.50	1.167										
Tim Lincecum, R (7.1) ERA: 3.72	1.0	H	3	0	0	0	1	0	0	0	0	0	0	11	16	0.00	0.000										
Mike Remlinger, L (8.1) ERA: 0.84	1.0	H	3	1	0	0	0	0	0	0	0	0	0	11	13	0.00	1.000										
29 John Smoltz, R (9.1) ERA: 7.59	1.0	S	4	1	0	0	2	0	0	0	0	0	0	12	16	0.00	1.000										

Batter	1	2	3	4	5	6	7	8	9	AB	R	H	RBI	BB	SO	LOB	BOTTOM										
Rafael Furcal, S (1.6) OBP: 0.273, SLG: 0.257	L6		F7			SH 10 HR	G3			3	1	0	0	0	0	3	Florida Marlins @ Atlanta Braves Turner Field, Atlanta, GA Sat Apr 20 2002, 7:05 PM EDT Att: 33,649 - Cloudy - 86 F										
Andruw Jones, R (1.8) OBP: 0.337, SLG: 0.431	K2-3				G5-3	P4		G1-3		4	0	0	0	0	1	2											
10 Chipper Jones, S (1.7) OBP: 0.378, SLG: 0.429					G4-3			F7		4	1	2	3	0	0	0											
Gary Sheffield, R (1.9) OBP: 0.333, SLG: 0.393	P3				G6-3	HR		F9		4	0	0	0	0	0	1											
Vinny Castilla, R (1.5) OBP: 0.239, SLG: 0.420					G1-3			F7		3	0	0	0	0	0	0											
Julio Franco, R (1.3) OBP: 0.273, SLG: 0.205					G4-3			1B 2B		3	0	1	0	0	0	0											
Marcus Giles, R (1.4) OBP: 0.408, SLG: 0.441					F7			1B BB		2	0	0	0	1	1	0											
Henry Blanco, R (1.2) OBP: 0.269, SLG: 0.227					L7			SH 10 HR BB		2	1	1	0	1	0	0											
Greg Maddux, R (1.1) ERA: 2.28 Keith Lockhart, L (6, PH) OBP: 0.176, SLG: 0.294 Tim Lincecum, R (7.1) ERA: 3.72 B.J. Surhoff, L (7, PH) OBP: 0.136, SLG: 0.230 Mike Remlinger, L (8.1) 29 John Smoltz, R (9.1) ERA: 4.5					F6			F7 P4		1	0	0	0	0	0	0											
										1	0	0	0	0	0	1											
										0	0	0	0	0	0	0											
										0	0	0	0	0	0	3											
										0	0	0	0	0	0	0											
Inning Stats	R: 0 E: 0 K: 1 S: 7	H: 1 W: 22 LOB: 1 BB: 0 P: 11	R: 0 E: 0 K: 1 S: 7	H: 0 R: 3 ER: 0 LOB: 0 BB: 0 P: 9	R: 0 E: 0 K: 0 S: 5	H: 0 R: 0 ER: 0 LOB: 0 BB: 0 P: 6	R: 0 E: 0 K: 0 S: 8	H: 0 R: 0 ER: 0 LOB: 0 BB: 0 P: 16	R: 0 E: 0 K: 0 S: 7	H: 0 R: 0 ER: 0 LOB: 0 BB: 0 P: 10	R: 3 E: 1 K: 0 S: 9	H: 1 R: 0 ER: 0 LOB: 1 BB: 1 P: 16	R: 0 E: 0 K: 0 S: 8	H: 2 R: 0 ER: 0 LOB: 3 BB: 1 P: 17	R: 0 E: 0 K: 0 S: 8	H: 0 R: 0 ER: 0 LOB: 0 BB: 0 P: 13	1B: 2 2B: 1 3B: 0 HR: 1	SF: 0 SAC: 1 DP: 0 HBP: 0	WP: 0 PB: 0 SB: 0 CS: 0	PA: 31							
PITCHER	IP	WLS	BF	H	R	ER	SO	BB	IBB	HBP	BLK	WP	HR	S	P	ERA	WHIP										
A.J. Burnett, R (1.1) ERA: 2.28	6.0	L	22	2	3	0	2	1	0	0	0	0	0	43	68	0.00	0.500										
Gary Knotts, R (7.1) ERA: 3.72	1.0		6	2	0	0	0	1	0	0	0	0	0	8	17	0.00	3.000										
Braden Looper, R (8.1) ERA: 4.5	1.0		3	0	0	0	0	0	0	0	0	0	0	8	13	0.00	0.000										

AB 31
R 1
H 7
RBI 1
BB 3
SO 6
LOB 12



AB 28
R 3
H 4
RBI 3
BB 2
SO 2
LOB 10



Batter	1	2	3	4	5	6	7	8	9	AB	R	H	RBI	BB	SO	LOB	TOP			
Luis Castillo, S OBP: 0.301, SLG: 0.288 (1, 4)										4	0	0	0	0	2	2	Florida Marlins @ Atlanta Braves Turner Field, Atlanta, GA Sun Apr 21 2002, 1:05 PM EDT Att: 27,425 - Cloudy - 82 F			
Eric Owens, R OBP: 0.194, SLG: 0.278 (1, 7)										4	1	0	0	0	0	1				
Preston Wilson, R OBP: 0.296, SLG: 0.365 (1, 8)										4	0	2	0	0	2	0				
Mike Lowell, R OBP: 0.423, SLG: 0.634 (1, 5)										4	0	1	0	0	0	2				
Kevin Millar, R OBP: 0.262, SLG: 0.328 (1, 9)										4	1	1	0	0	2	3				
Derrek Lee, R OBP: 0.359, SLG: 0.492 (1, 3)										4	0	0	0	0	2	3				
Mike Redmond, R OBP: 0.429, SLG: 0.343 (1, 2)										4	0	2	0	0	1	1				
Alex Gonzalez, R OBP: 0.302, SLG: 0.390 (1, 6)										3	0	1	1	0	1	1				
56 Kevin Olsen, R Ramon Castro, R Hansel Izquierdo, R Tim Raines, S Vic Darenbourg, L Braden Looper, R (1, 1) (5, PH) (5, 1) (7, PH) (7, 1) (8, 1)										1	0	0	0	0	0	0				
Inning Stats	R: 0 E: 0 K: 2 S: 10	H: 0 LOB: 0 BB: 0 P: 14	R: 0 E: 0 K: 1 S: 10	H: 1 LOB: 1 BB: 0 P: 16	R: 0 E: 0 K: 0 S: 11	H: 1 LOB: 1 BB: 0 P: 15	R: 0 E: 0 K: 1 S: 11	H: 1 LOB: 1 BB: 0 P: 19	R: 0 E: 0 K: 1 S: 13	H: 0 LOB: 0 BB: 0 P: 18	R: 1 E: 0 K: 1 S: 11	H: 2 LOB: 1 BB: 0 P: 17	R: 1 E: 2 K: 1 S: 8	H: 1 LOB: 1 BB: 0 P: 12	R: 0 E: 0 K: 3 S: 9	H: 0 LOB: 0 BB: 0 P: 14		1B: 5 2B: 2 3B: 0 HR: 0	SF: 1 SAC: 0 DP: 0 HBP: 0	WP: 0 PB: 0 SB: 1 CS: 0
PITCHER	IP WLS BF H R ER SO BB IBB HBP BLK WP HR S P ERA WHIP																			
Tom Glavine, L ERA: 1.08 (1, 1)	7.0 W 27 6 1 1 7 0 0 0 0 0 0 0 73 110 1.29 0.857																			
Tim Lincecum, R ERA: 3.38 (8, 1)	1.0 H 5 1 1 0 1 0 0 0 0 0 0 0 8 12 0.00 1.000																			
29 John Smoltz, R ERA: 6.94 (9, 1)	1.0 S 3 0 0 0 3 0 0 0 0 0 0 0 9 14 0.00 0.000																			

Batter	1	2	3	4	5	6	7	8	9	AB	R	H	RBI	BB	SO	LOB	BOTTOM			
Rafael Furcal, S OBP: 0.293, SLG: 0.360 (1, 6)										5	3	3	0	0	0	2	Florida Marlins @ Atlanta Braves Turner Field, Atlanta, GA Sun Apr 21 2002, 1:05 PM EDT Att: 27,425 - Cloudy - 82 F			
Andruw Jones, R OBP: 0.356, SLG: 0.467 (1, 8)										3	1	3	3	0	0	0				
10 Chipper Jones, S OBP: 0.384, SLG: 0.432 (1, 7)										4	0	2	0	0	0	1				
Gary Sheffield, R OBP: 0.342, SLG: 0.381 (1, 9)										2	0	0	0	2	1	2				
B.J. Surhoff, L OBP: 0.333, SLG: 0.321 Julio Franco, R OBP: 0.267, SLG: 0.200 (1, 3) (7, PH) (8, 3)										3	0	2	0	0	0	0				
Javy Lopez, R OBP: 0.291, SLG: 0.320 (1, 2)										3	0	0	0	0	1	2				
Wes Helms, R OBP: 0.500, SLG: 0.571 (1, 5)										4	0	3	0	0	0	0				
Marcus Giles, R OBP: 0.413, SLG: 0.444 (1, 4)										4	0	2	0	0	1	4				
Tom Glavine, L Tim Lincecum, R Keith Lockhart, L 29 John Smoltz, R (1, 1) (8, 1) (8, PH) (9, 1)										3	0	0	0	0	0	4				
Inning Stats	R: 2 E: 0 K: 0 S: 14	H: 3 LOB: 0 BB: 0 P: 21	R: 0 E: 0 K: 0 S: 16	H: 1 LOB: 1 BB: 0 P: 24	R: 1 E: 0 K: 0 S: 11	H: 2 LOB: 2 BB: 1 P: 20	R: 0 E: 0 K: 0 S: 10	H: 1 LOB: 0 BB: 0 P: 13	R: 0 E: 0 K: 1 S: 12	H: 2 LOB: 1 BB: 0 P: 19	R: 0 E: 0 K: 1 S: 15	H: 2 LOB: 2 BB: 0 P: 19	R: 1 E: 0 K: 0 S: 11	H: 2 LOB: 1 BB: 1 P: 19	R: 0 E: 0 K: 2 S: 11	H: 2 LOB: 2 BB: 0 P: 16		1B: 10 2B: 3 3B: 3 HR: 0	SF: 1 SAC: 0 DP: 4 HBP: 1	WP: 0 PB: 0 SB: 1 CS: 0
PITCHER	IP WLS BF H R ER SO BB IBB HBP BLK WP HR S P ERA WHIP																			
56 Kevin Olsen, R ERA: 6.3 (5, 1)	4.0 L 18 7 3 3 0 1 0 0 0 0 0 0 51 78 6.75 2.000																			
Hansel Izquierdo, R ERA: 6.3 (7, 1)	2.0 9 4 0 0 2 0 0 0 1 0 0 0 27 38 0.00 2.000																			
Vic Darenbourg, L ERA: 3.18 (8, 1)	1.0 5 2 1 1 0 1 0 0 0 0 0 0 11 19 9.00 3.000																			
Braden Looper, R ERA: 4.09 (8, 1)	1.0 5 2 0 0 2 0 0 0 0 0 0 0 11 16 0.00 2.000																			

AB	34
R	2
H	7
RBI	1
BB	0
SO	11
LOB	16



WP	0
PB	0
SB	1
CS	0

AB	33
R	4
H	15
RBI	3
BB	2
SO	4
LOB	19



WP	0
PB	0
SB	1
CS	0

Batter	1	2	3	4	5	6	7	8	9	AB	R	H	RBI	BB	SO	LOB	TOP								
Luis Castillo, S OBP: 0.321, SLG: 0.310	F7		E 1B S 1B		FC6-4 1B	G5-3			1B HR	5	2	3	0	0	0	0	Florida Marlins @ Atlanta Braves Turner Field, Atlanta, GA Mon Apr 22 2002, 7:35 PM EDT Att: 21,461 - Cloudy - 68 F								
Alex Gonzalez, R OBP: 0.309, SLG: 0.391	F8		1B		FC6-4 HR	K			HR	5	2	2	1	0	1	1									
Preston Wilson, R OBP: 0.314, SLG: 0.410	S 1B		F7		HR				F8	4	1	2	2	0	0	3									
Cliff Floyd, L OBP: 0.494, SLG: 0.707	F9		F9		HR				HR	4	2	1	3	1	0	3									
Mike Lowell, R OBP: 0.422, SLG: 0.632	F9				F9				HR	5	0	2	0	0	0	2									
Derrek Lee, R OBP: 0.348, SLG: 0.514	K		F7		HR				K	5	1	1	2	0	2	2									
Kevin Millar, R OBP: 0.275, SLG: 0.355	FC5-4 1B		G5-3		2B				F8	4	0	2	0	0	0	2									
Vladimir Nunez, R OBP: 1.000, SLG: 1.000	FC5-4 1B		G5-3		2B				F8	0	0	0	0	0	0	0									
Charles Johnson, R OBP: 0.167, SLG: 0.125	FC5-4 1-2		K		IBB				K	3	0	0	0	1	2	2									
Brad Penny, R OBP: 0.091, SLG: 0.091	G4-3		G4-3		K				F8	3	0	0	0	0	1	2									
Gary Knotts, R OBP: 0.500, SLG: 0.250										0	0	0	0	0	0	0									
Eric Owens, R OBP: 0.194, SLG: 0.278										0	0	0	0	0	0	0									
Inning Stats	R: 0 E: 0 K: 0 S: 14	H: 1 LOB: 1 BB: 0 P: 23	R: 0 E: 0 K: 1 S: 10	H: 1 LOB: 1 BB: 0 P: 16	R: 1 E: 0 K: 0 S: 14	H: 2 LOB: 1 BB: 0 P: 26	R: 0 E: 0 K: 1 S: 10	H: 1 LOB: 2 BB: 1 P: 19	R: 4 E: 0 K: 1 S: 15	H: 4 LOB: 0 BB: 0 P: 24	R: 0 E: 0 K: 0 S: 5	H: 0 LOB: 0 BB: 0 P: 7	R: 0 E: 1 K: 1 S: 6	H: 0 LOB: 0 BB: 0 P: 10	R: 0 E: 0 K: 1 S: 6	H: 0 LOB: 0 BB: 0 P: 10	R: 3 E: 0 K: 1 S: 17	H: 4 LOB: 1 BB: 0 P: 21	1B: 8 2B: 2 3B: 0 HR: 3	SF: 0 SAC: 0 DP: 0 HBP: 1	WP: 0 PB: 0 CS: 2	PA: 43			
PITCHER	IP	WLS	BF	H	R	ER	SO	BB	IBB	HBP	BLK	WP	HR	S	P	ERA	WHIP								
Kevin Millwood, R ERA: 4.18	4.2	L	24	8	5	5	2	1	1	0	0	0	2	57	98	9.64	1.929								
Kevin Gnyboski, R ERA: 2.25	1.1		5	1	0	0	2	0	0	0	0	0	0	12	20	0.00	0.750								
Darren Holmes, R ERA: 0.77	2.0		6	0	0	0	1	0	0	1	0	0	0	11	17	0.00	0.000								
Kerry Ligtenberg, R ERA: 5.87	1.0		7	4	3	3	1	0	0	0	0	0	1	17	21	27.00	4.000								

Batter	1	2	3	4	5	6	7	8	9	AB	R	H	RBI	BB	SO	LOB	BOTTOM								
Rafael Furcal, S OBP: 0.299, SLG: 0.346	F7	G6-3			1B 10 1B BB				L7	3	1	0	0	2	0	1	Florida Marlins @ Atlanta Braves Turner Field, Atlanta, GA Mon Apr 22 2002, 7:35 PM EDT Att: 21,461 - Cloudy - 68 F								
Andruw Jones, R OBP: 0.358, SLG: 0.500	HR		P6		10 1B 1B				K	5	1	2	1	0	2	2									
10 Chipper Jones, S OBP: 0.389, SLG: 0.429	E4 G5-3 1B		F7		G6-4-3 1B				14-3 BB	3	1	1	1	1	0	0									
Julio Franco, R OBP: 0.245, SLG: 0.182	G5-3		G6-3		G6-4-3				L4-3	4	0	0	0	0	0	6									
Vinny Castilla, R OBP: 0.253, SLG: 0.425	2H 1B		F8		G5-4-3 1B				F9	4	0	2	1	0	0	0									
B.J. Surhoff, L OBP: 0.344, SLG: 0.321	F8		G3		G5-4-3 1B				BB	3	0	1	0	1	0	1									
Javy Lopez, R OBP: 0.288, SLG: 0.315	G6-3		G6-3		1B				F8	4	0	1	0	0	0	3									
Mark DeRosa, R OBP: 0.300, SLG: 0.339	SH1-4 1B		G4-3		P6				F7	2	0	1	0	0	0	1									
Kevin Millwood, R OBP: 0.143, SLG: 0.143	SH1-4				P3					0	0	0	0	0	0	0									
Marcus Giles, R OBP: 0.410, SLG: 0.431									L6	2	0	0	0	1	0	0									
Inning Stats	R: 2 E: 1 K: 0 S: 10	H: 2 LOB: 1 BB: 0 P: 16	R: 0 E: 0 K: 0 S: 7	H: 1 LOB: 0 BB: 0 P: 10	R: 0 E: 0 K: 0 S: 9	H: 0 LOB: 0 BB: 0 P: 13	R: 0 E: 0 K: 0 S: 9	H: 1 LOB: 1 BB: 0 P: 14	R: 1 E: 0 K: 0 S: 13	H: 2 LOB: 1 BB: 1 P: 19	R: 0 E: 0 K: 0 S: 10	H: 2 LOB: 1 BB: 0 P: 16	R: 0 E: 0 K: 1 S: 7	H: 0 LOB: 2 BB: 3 P: 21	R: 0 E: 0 K: 0 S: 9	H: 0 LOB: 1 BB: 1 P: 15	R: 0 E: 0 K: 1 S: 13	H: 0 LOB: 0 BB: 0 P: 18	1B: 7 2B: 1 3B: 0 HR: 1	SF: 0 SAC: 1 DP: 3 HBP: 0	WP: 0 PB: 0 CS: 0	PA: 38			
PITCHER	IP	WLS	BF	H	R	ER	SO	BB	IBB	HBP	BLK	WP	HR	S	P	ERA	WHIP								
Brad Penny, R ERA: 4.38	6.0	W	28	8	3	2	0	3	0	0	0	0	0	15	27	3.00	1.833								
Gary Knotts, R ERA: 3.09	2.0	H	7	0	0	0	1	2	0	0	0	0	0	15	27	0.00	1.000								
Vladimir Nunez, R ERA: 3.27	1.0		3	0	0	0	1	0	0	0	0	0	0	13	18	0.00	0.000								

Batter	1	2	3	4	5	6	7	8	9	AB	R	H	RBI	BB	SO	LOB	TOP			
Tony Womack, L (1, 6) OBP: 0.340, SLG: 0.407	G5-3		1B			G3		K		5	2	2	0	0	1	1	Arizona Diamondbacks @ Florida Marlins Pro Player Stadium, Miami, FL Fri Apr 26 2002, 7:05 PM EDT Att: 16,261 - Sunny - 80 F			
Craig Counsell, L (1, 5) OBP: 0.323, SLG: 0.356	1B		1B			P6		CS	G3	5	0	3	1	0	0	1				
Junior Spivey, R (1, 4) OBP: 0.424, SLG: 0.581	L8		1B			G6-3			K	3	1	0	0	2	1	2				
Luis Gonzalez, L (1, 7) OBP: 0.396, SLG: 0.553	F5		BB			K			HR	4	1	2	1	1	1	3				
Damian Miller, R (1, 2)	G3-1		G4-6-3			G1-3		G4-3	G4-3	5	1	1	1	0	0	4				
Steve Finley, L (1, 8) OBP: 0.304, SLG: 0.500	P6					G4-3				4	0	0	0	0	0	2				
Danny Bautista, R (1, 9) OBP: 0.372, SLG: 0.532	1B					F8				4	0	3	1	0	0	1				
Mark Grace, L (1, 3) OBP: 0.329, SLG: 0.366	P6					G6-3		P5		3	0	0	0	1	0	3				
Randy Johnson, R (1, 1) OBP: 0.050, SLG: 0.105			P4			K				3	0	0	0	0	1	2				
Jose Guillen, R (8, PH) OBP: 0.241, SLG: 0.321			G4-6-3							1	0	1	0	0	0	0				
Bret Prinz, R (8, 1)										0	0	0	0	0	0	0				
Byung-Hyun Kim, R (8, 1)										0	0	0	0	0	0	0				
Inning Stats	R: 0 E: 0 K: 0 S: 9	H: 1 LOB: 1 BB: 0 P: 15	R: 0 E: 0 K: 0 S: 8	H: 1 LOB: 1 BB: 0 P: 14	R: 1 E: 0 K: 0 S: 13	H: 2 LOB: 2 BB: 2 P: 25	R: 0 E: 0 K: 0 S: 11	H: 1 LOB: 1 BB: 1 P: 15	R: 3 E: 1 K: 1 S: 12	H: 3 LOB: 2 BB: 1 P: 28	R: 0 E: 0 K: 0 S: 10	H: 1 LOB: 1 BB: 0 P: 11	R: 0 E: 0 K: 1 S: 12	H: 1 LOB: 0 BB: 0 P: 19	R: 1 E: 0 K: 1 S: 8	H: 1 LOB: 0 BB: 0 P: 12	1B: 9 2B: 2 3B: 0 HR: 1	SF: 0 SAC: 0 DP: 2 HBP: 0	WP: 1 PB: 0 CS: 1	PA: 42
PITCHER	IP WLS BF H R ER SO	IP WLS BF H R ER SO	IP WLS BF H R ER SO	IP WLS BF H R ER SO	IP WLS BF H R ER SO	IP WLS BF H R ER SO	IP WLS BF H R ER SO	IP WLS BF H R ER SO	IP WLS BF H R ER SO	IP WLS BF H R ER SO	IP WLS BF H R ER SO	IP WLS BF H R ER SO	IP WLS BF H R ER SO	IP WLS BF H R ER SO	IP WLS BF H R ER SO	IP WLS BF H R ER SO	ERA WHIP	ERA WHIP		
56 Kevin Olsen, R (1, 1) ERA: 5.65	4.1 L	21 6	3 2	0 2	0 0	4 0	0 0	0 0	0 0	1 0	50 83	4.15 2.308								
Vic Darenbourg, L (5, 1) ERA: 2.57	0.2	5	2	1	0	0	0	0	0	0	13	0.00	3.000							
Hansel Iztquierdo, R (6, 1) ERA:	2.0	8	2	0	0	1	0	0	0	0	22	0.00	1.000							
Michael Tejera, L (8, 1) ERA: 6.46	1.0	3	1	0	0	1	0	0	0	0	12	0.00	1.000							
Gary Knotts, R (9, 1) ERA: 3.55	1.0	4	1	1	1	1	0	0	0	0	8	9.00	1.000							

Batter	1	2	3	4	5	6	7	8	9	AB	R	H	RBI	BB	SO	LOB	BOTTOM			
Luis Castillo, S (1, 4) OBP: 0.316, SLG: 0.315	CS		G6-3			K		E	K2-3	4	0	1	0	1	2	1	Arizona Diamondbacks @ Florida Marlins Pro Player Stadium, Miami, FL Fri Apr 26 2002, 7:05 PM EDT Att: 16,261 - Sunny - 80 F			
Alex Gonzalez, R (1, 6) OBP: 0.302, SLG: 0.425	K					G5-3		SF8		3	0	0	1	0	2	1				
Preston Wilson, R (1, 8) OBP: 0.340, SLG: 0.396	CS					1B		E	BB	2	1	2	0	2	0	0				
Mike Lowell, R (1, 5) OBP: 0.400, SLG: 0.598	CS		K			1B		K		4	0	1	1	0	3	3				
Derrek Lee, R (1, 3) OBP: 0.343, SLG: 0.494			K			F8		K	F9	4	0	0	0	0	2	3				
Kevin Millar, R (1, 7) OBP: 0.333, SLG: 0.452			BB			F6		F9		3	1	1	0	1	0	1				
Eric Owens, R (1, 9) OBP: 0.238, SLG: 0.310			K			G6-3		FC6-4	1B	4	0	2	0	0	1	1				
Mike Redmond, R (1, 2) OBP: 0.373, SLG: 0.295			K			G5-3		FC6-4	G5-3	4	0	0	1	0	1	2				
56 Kevin Olsen, R (1, 1) ERA: 5.65										1	0	0	0	0	1	0				
Vic Darenbourg, L (5, 1) ERA: 2.57										0	0	0	0	0	0	0				
Ramon Castro, R (8, PH) OBP: 0.295, SLG: 0.497										0	0	0	0	0	0	0				
Hansel Iztquierdo, R (8, 1)										0	0	0	0	0	0	0				
Michael Tejera, L (8, 1)										0	0	0	0	0	0	0				
Tim Raines, S (8, PH) OBP: 0.457, SLG: 0.200										0	1	0	0	1	0	0				
Gary Knotts, R (9, 1) ERA: 3.55										0	0	0	0	0	0	0				
Cliff Floyd, L (9, PH) OBP: 0.622, SLG: 0.600										1	0	0	0	0	0	1				
Inning Stats	R: 0 E: 1 K: 1 S: 10	H: 0 LOB: 0 BB: 2 P: 22	R: 0 E: 0 K: 3 S: 13	H: 0 LOB: 1 BB: 1 P: 21	R: 0 E: 0 K: 2 S: 10	H: 0 LOB: 0 BB: 0 P: 13	R: 1 E: 0 K: 1 S: 15	H: 2 LOB: 1 BB: 0 P: 19	R: 0 E: 0 K: 2 S: 11	H: 1 LOB: 1 BB: 0 P: 15	R: 0 E: 0 K: 1 S: 13	H: 1 LOB: 1 BB: 0 P: 19	R: 1 E: 1 K: 1 S: 16	H: 1 LOB: 2 BB: 2 P: 31	R: 1 E: 0 K: 1 S: 13	H: 2 LOB: 1 BB: 0 P: 19	1B: 5 2B: 2 3B: 0 HR: 0	SF: 1 SAC: 0 DP: 0 HBP: 0	WP: 0 PB: 1 CS: 2	PA: 38
PITCHER	IP WLS BF H R ER SO	IP WLS BF H R ER SO	IP WLS BF H R ER SO	IP WLS BF H R ER SO	IP WLS BF H R ER SO	IP WLS BF H R ER SO	IP WLS BF H R ER SO	IP WLS BF H R ER SO	IP WLS BF H R ER SO	IP WLS BF H R ER SO	IP WLS BF H R ER SO	IP WLS BF H R ER SO	IP WLS BF H R ER SO	IP WLS BF H R ER SO	IP WLS BF H R ER SO	IP WLS BF H R ER SO	ERA WHIP	ERA WHIP		
Randy Johnson, L (1, 1) ERA: 1.37	7.0	26	4	1	1	10	0	0	0	0	78	1.29	1.000							
Bret Prinz, R (8, 1) ERA: 9.53	0.1	H	4	1	1	1	0	2	0	0	11	27.00	9.000							
Byung-Hyun Kim, R (8, 1) ERA: 1.08	1.2	S	7	2	1	1	2	0	0	0	18	5.40	1.200							

Batter	1	2	3	4	5	6	7	8	9	AB	R	H	RBI	BB	SO	LOB	TOP					
Craig Counsell, L OBP: 0.347, SLG: 0.367 (1, 6)										3	1	2	0	2	0	0	Arizona Diamondbacks @ Florida Marlins Pro Player Stadium, Miami, FL Sat Apr 27 2002, 7:05 PM EDT Att: 15,544 - Sunny - 79 F					
Steve Finley, L OBP: 0.311, SLG: 0.538 (1, 8)									5	1	2	2	0	0	4							
Junior Spivey, R OBP: 0.404, SLG: 0.549 (1, 4)									5	0	0	0	0	0	3							
Luis Gonzalez, L OBP: 0.377, SLG: 0.522 (1, 7)										5	0	0	0	0	3							
Danny Bautista, R OBP: 0.367, SLG: 0.542 (1, 9)										4	0	1	0	0	0							
Mark Grace, L OBP: 0.348, SLG: 0.400 (1, 3)										4	1	3	0	0	1							
Chris Donnels, L OBP: 0.294, SLG: 0.583 (6, PH)										3	0	2	0	0	1							
Greg Colbrunn, R OBP: 0.467, SLG: 0.500 (8, 1)										0	0	0	0	1	0							
Rod Barajas, R OBP: 0.227, SLG: 0.250 (1, 2)										4	0	1	1	0	2	5						
Miguel Batista, R (1, 1)										2	0	0	0	0	1	2						
David Dellucci, L OBP: 0.200, SLG: 0.200 (6, PH)										1	0	0	0	0	0	2						
Brian Anderson, R OBP: 0.200, SLG: 0.200 (7, 1)										0	0	0	0	0	0	0						
Bret Prinz, R (7, 1)										0	0	0	0	0	0	0						
Tony Womack, L OBP: 0.337, SLG: 0.402 (8, 6)										1	0	0	0	0	1	0						
Inning Stats	R: 2 E: 0 K: 1 S: 11	H: 3 LOB: 1 BB: 0 P: 15	R: 0 E: 0 K: 2 S: 14	H: 1 LOB: 2 BB: 1 P: 20	R: 0 E: 0 K: 0 S: 7	H: 0 LOB: 0 BB: 0 P: 13	R: 1 E: 0 K: 0 S: 6	H: 2 LOB: 0 BB: 0 P: 8	R: 0 E: 0 K: 1 S: 10	H: 1 LOB: 1 BB: 0 P: 16	R: 0 E: 0 K: 0 S: 16	H: 2 LOB: 2 BB: 0 P: 25	R: 0 E: 1 K: 0 S: 7	H: 0 LOB: 0 BB: 0 P: 9	R: 0 E: 0 K: 1 S: 12	H: 1 LOB: 2 BB: 1 P: 19	R: 0 E: 0 K: 2 S: 14	H: 1 LOB: 2 BB: 1 P: 22	1B: 8 2B: 1 3B: 1 HR: 1	SF: 0 SAC: 0 DP: 2 HBP: 0	WP: 0 PB: 0 SB: 0 CS: 0	PA: 40
PITCHER	IP WLS BF H R ER SO BB IBB HBP BLK WP HR S P ERA WHIP																					
Brad Penny, R ERA: 4.26 (1, 1)	7.0 W 30 9 3 3 4 1 0 0 0 0 0 1 71 106 3.86 1.429																					
Vic Darensbourg, L ERA: 2.35 (8, 1)	0.2 H 3 1 0 0 0 0 0 0 0 0 0 0 8 11 0.00 1.500																					
Braden Looper, R ERA: 3.86 (8, 1)	0.1 H 2 0 0 0 1 1 0 0 0 0 0 0 4 8 0.00 3.000																					
Vladimir Nunez, R ERA: 2.35 (9, 1)	1.0 S 5 1 0 0 2 1 0 0 0 0 0 0 14 22 0.00 2.000																					

Batter	1	2	3	4	5	6	7	8	9	AB	R	H	RBI	BB	SO	LOB	BOTTOM			
Luis Castillo, S OBP: 0.314, SLG: 0.312 (1, 4)										4	1	1	0	0	0	0	Arizona Diamondbacks @ Florida Marlins Pro Player Stadium, Miami, FL Sat Apr 27 2002, 7:05 PM EDT Att: 15,544 - Sunny - 79 F			
Alex Gonzalez, R OBP: 0.300, SLG: 0.417 (1, 6)										4	0	1	0	0	1	0				
Preston Wilson, R OBP: 0.346, SLG: 0.387 (1, 8)										2	2	0	0	2	0	2				
Cliff Floyd, L OBP: 0.464, SLG: 0.608 (1, 9)										4	2	3	1	0	0	0				
Mike Lowell, R OBP: 0.413, SLG: 0.635 (1, 5)										4	0	3	2	0	0	2				
Derrek Lee, R OBP: 0.350, SLG: 0.500 (1, 3)										3	1	1	2	1	0	1				
Kevin Millar, R OBP: 0.330, SLG: 0.442 (1, 7)										4	0	1	1	0	0	2				
Vladimir Nunez, R OBP: 1.000, SLG: 1.000 (9, 1)										0	0	0	0	0	0	0				
Charles Johnson, R OBP: 0.172, SLG: 0.185 (1, 2)										4	0	0	0	0	2	1				
Brad Penny, R OBP: 0.071, SLG: 0.071 (8, 1)										3	0	0	0	0	1	0				
Eric Owens, R OBP: 0.238, SLG: 0.310 (9, 7)										0	0	0	0	0	0	0				
Inning Stats	R: 2 E: 0 K: 1 S: 12	H: 2 LOB: 2 BB: 2 P: 25	R: 0 E: 0 K: 0 S: 7	H: 0 LOB: 0 BB: 0 P: 10	R: 3 E: 0 K: 1 S: 18	H: 3 LOB: 1 BB: 1 P: 28	R: 0 E: 0 K: 1 S: 8	H: 0 LOB: 0 BB: 0 P: 11	R: 0 E: 0 K: 0 S: 6	H: 1 LOB: 1 BB: 0 P: 12	R: 0 E: 0 K: 1 S: 5	H: 0 LOB: 0 BB: 0 P: 7	R: 1 E: 0 K: 0 S: 10	H: 4 LOB: 2 BB: 0 P: 16	R: 0 E: 0 K: 0 S: 6	H: 0 LOB: 0 BB: 0 P: 7	1B: 6 2B: 4 3B: 0 HR: 0	SF: 0 SAC: 0 DP: 1 HBP: 0	WP: 0 PB: 0 SB: 0 CS: 0	PA: 35
PITCHER	IP WLS BF H R ER SO BB IBB HBP BLK WP HR S P ERA WHIP																			
Miguel Batista, R ERA: 6.06 (1, 1)	5.0 L 24 6 5 5 3 3 0 0 0 0 0 0 51 86 9.00 1.800																			
Brian Anderson, L ERA: 7.75 (6, 1)	1.2 7 3 1 1 1 0 0 0 0 0 0 0 13 18 5.40 1.800																			
Bret Prinz, R ERA: 9.0 (7, 1)	0.1 1 1 0 0 0 0 0 0 0 0 0 0 2 5 0.00 3.000																			
Mike Morgan, R ERA: 5.4 (8, 1)	1.0 3 0 0 0 0 0 0 0 0 0 0 0 6 7 0.00 0.000																			

Batter	1	2	3	4	5	6	7	8	9	AB	R	H	RBI	BB	SO	LOB	TOP					
Luis Castillo, S (1.4)	G6-3	G4-3		E7				G3-1		4	0	2	0	1	0	1	Florida Marlins @ St. Louis Cardinals Busch Stadium, St. Louis, MO Tue Apr 30 2002, 7:10 PM CDT Att: 32,636 - Cloudy - 77 F					
Alex Gonzalez, R (1.6)	BB 1B HBP	G1-3		G5-3		F8		G3-1		4	1	0	1	0	0	5						
Preston Wilson, R (1.8)	1B 2B BB			K		E5		G5-3	G4-3	4	1	0	0	1	1							
Cliff Floyd, L (1.9)	2B SF8			HR		F7		HR		5	3	3	3	0	0	1						
Mike Lowell, R (1.5)	1B 2B			FC6-4 1B		G5-3		HR		5	1	4	2	0	1	0						
Derrek Lee, R (1.3)	SF8			K		G5-3		HR		4	0	0	1	0	2	3						
Eric Owens, R (1.7)	K			FC6-4		F8		G5-3		4	0	0	0	0	1	2						
Charles Johnson, R (1.2)		G4-3 SH3-4 1B		G3		FC1-6 BB		1B SH1-4 1B		3	1	2	0	1	0	0						
A.J. Burnett, R (1.1)		SH3-4		G6-3		FC1-6 BB		SH1-4		2	0	0	0	0	0	1						
Vladimir Nunez, R (9.1)										0	0	0	0	0	0	0						
Inning Stats	R: 3 E: 0 K: 1 S: 15	H: 2 LOB: 1 BB: 1 P: 27	R: 0 E: 0 K: 0 S: 8	H: 1 LOB: 1 BB: 0 P: 13	R: 1 E: 0 K: 2 S: 13	H: 2 LOB: 1 BB: 0 P: 21	R: 0 E: 1 K: 0 S: 12	H: 1 LOB: 1 BB: 0 P: 18	R: 0 E: 1 K: 0 S: 7	H: 1 LOB: 1 BB: 0 P: 9	R: 0 E: 0 K: 0 S: 6	H: 0 LOB: 2 BB: 2 P: 14	R: 2 E: 0 K: 1 S: 14	H: 2 LOB: 0 BB: 0 P: 16	R: 1 E: 0 K: 0 S: 17	H: 2 LOB: 1 BB: 0 P: 23	R: 0 E: 0 K: 1 S: 11	H: 0 LOB: 0 BB: 0 P: 15	1B: 6 2B: 2 3B: 0 HR: 3	SF: 1 SAC: 2 DP: 1 HBP: 1	WP: 0 PB: 0 SB: 0 CS: 0	PA: 42
PITCHER	IP WLS BF H R ER SO BB IBB HBP BLK WP HR S P ERA WHIP	IP WLS BF H R ER SO BB IBB HBP BLK WP HR S P ERA WHIP															IP WLS BF H R ER SO BB IBB HBP BLK WP HR S P ERA WHIP					
Darryl Kile, R (1.1)	6.0	L	29	7	4	4	3	3	0	1	0	0	0	0	0	0	61	102	6.00	1.667		
Mike Timlin, R (7.1)	1.0		5	2	2	2	1	0	0	0	0	0	0	0	0	2	14	18.00	2.000			
Mike Crudale, R (8.1)	2.0		8	2	1	1	1	0	0	0	0	0	0	0	0	0	28	38	4.50	1.000		

Batter	1	2	3	4	5	6	7	8	9	AB	R	H	RBI	BB	SO	LOB	BOTTOM					
Fernando Vina, L (1.4)	B3		F8			F9		F8		4	0	0	0	0	0	1	Florida Marlins @ St. Louis Cardinals Busch Stadium, St. Louis, MO Tue Apr 30 2002, 7:10 PM CDT Att: 32,636 - Cloudy - 77 F					
Edgar Renteria, R (1.6)	BB			G4-3		L4		2B		3	0	1	0	1	0	0						
J.D. Drew, L (1.9)	F9			K		F5		G4-3		4	0	0	0	0	1	3						
5 Albert Pujols, R (1.5)	G4-3			E1		15 HR BB		G5-3		3	1	0	0	1	0	1						
15 Jim Edmonds, L (1.8)		F8		HR		E		K		3	1	1	2	1	1	0						
Tino Martinez, L (1.3)	G4-3			K		P4-2-6		G4-3		4	0	0	0	0	1	2						
Eli Marrero, R (1.7)		F9			L5	G6-3				3	0	0	0	0	0	1						
Mike Crudale, R (8.1)										0	0	0	0	0	0	0						
Mike Matheny, R (1.2)		G6-3				CS		2B BB		2	0	1	0	1	0	0						
Darryl Kile, R (1.1)				G5-3		F9				2	0	0	0	0	1	1						
Mike Timlin, R (7.1)										0	0	0	0	0	0	0						
Eduardo Perez, R (8.7)										1	0	0	0	0	0	1						
Inning Stats	R: 0 E: 0 K: 0 S: 7	H: 0 LOB: 1 BB: 1 P: 15	R: 0 E: 0 K: 0 S: 6	H: 0 LOB: 0 BB: 0 P: 7	R: 0 E: 0 K: 0 S: 4	H: 0 LOB: 0 BB: 0 P: 6	R: 2 E: 1 K: 2 S: 18	H: 1 LOB: 0 BB: 0 P: 28	R: 0 E: 0 K: 1 S: 11	H: 1 LOB: 0 BB: 0 P: 17	R: 0 E: 0 K: 0 S: 9	H: 0 LOB: 1 BB: 2 P: 15	R: 0 E: 0 K: 0 S: 5	H: 0 LOB: 1 BB: 2 P: 15	R: 0 E: 0 K: 0 S: 12	H: 1 LOB: 2 BB: 1 P: 21	R: 0 E: 0 K: 1 S: 10	H: 0 LOB: 0 BB: 0 P: 16	1B: 1 2B: 2 3B: 0 HR: 1	SF: 0 SAC: 0 DP: 1 HBP: 0	WP: 0 PB: 0 SB: 0 CS: 1	PA: 33
PITCHER	IP WLS BF H R ER SO BB IBB HBP BLK WP HR S P ERA WHIP	IP WLS BF H R ER SO BB IBB HBP BLK WP HR S P ERA WHIP															IP WLS BF H R ER SO BB IBB HBP BLK WP HR S P ERA WHIP					
A.J. Burnett, R (1.1)	8.0	W	30	3	2	0	3	4	0	0	0	0	0	0	0	0	72	124	0.00	0.875		
Vladimir Nunez, R (9.1)	1.0		3	0	0	0	1	0	0	0	0	0	0	0	0	10	16	0.00	0.000			

Batter	1	2	3	4	5	6	7	8	9	AB	R	H	RBI	BB	SO	LOB	TOP		
Luis Castillo, S OBP: 0.336, SLG: 0.333	0-3 K		4-2 BB		1-3 K		0-0 F9		2-1 1B E 1B	4	1	1	0	1	2	2	Florida Marlins @ St. Louis Cardinals Busch Stadium, St. Louis, MO Wed May 01 2002, 7:10 PM CDT Att: 29,755 - Overcast - 71 F		
Alex Gonzalez, R OBP: 0.295, SLG: 0.385	4-2 BB		0-1 F8		2-2 P6			0-1 G6-3	0-2 E4 E	4	0	0	0	1	0	3			
Preston Wilson, R OBP: 0.331, SLG: 0.358	1-3 K		2-2 G5-3			0-1 G5-3		1-3 K	1-1 F2	5	0	0	0	0	2	5			
Cliff Floyd, L OBP: 0.468, SLG: 0.701	0-1 F8			2-2 G6-3 FC5-2 2B		2-2 G3-1		4-1 BB BB	1-2 E4 1B	4	0	2	1	1	0	1			
Mike Lowell, R OBP: 0.432, SLG: 0.685		3-2 HR		0-0 G6-3		1-1 G3		4-0 BB BB	0-0 P4	4	1	1	1	1	0	3			
Derrek Lee, R OBP: 0.318, SLG: 0.444		3-3 K		2-0 FC5-2 FC5 1B			0-0 G5-3	0-1 G6-3		4	0	0	0	0	1	3			
Eric Owens, R OBP: 0.260, SLG: 0.340		0-0 G4-3		0-1 FC5 1B			0-1 S 1B		0-0 1B 2B	4	1	3	0	0	0	0			
Mike Redmond, R OBP: 0.382, SLG: 0.298		2-0 G6-3		1-0 FC5			4-2 BB		1-0 E 1B 1B	3	1	1	1	1	0	2			
Ryan Dempster, R Tim Raines, S Michael Tejera, L Gary Knotts, R Vic Darenburg, L 46 Oswaldo Mairena, L Marty Malloy, L			0-1 G2-3		0-2 G6-3		0-0 F9		1-3 K	2	0	0	0	0	0	0		AB 36 R 4 H 8 RBI 3 BB 5 SO 6 LOB 22	
										1	0	0	0	0	0	1			
Inning Stats	R: 0 E: 0 K: 2 S: 11	H: 0 LOB: 1 BB: 1 P: 16	R: 1 E: 0 K: 1 S: 9	H: 1 LOB: 0 BB: 0 P: 17	R: 0 E: 0 K: 0 S: 10	H: 0 LOB: 1 BB: 1 P: 15	R: 0 E: 0 K: 0 S: 8	H: 2 LOB: 2 BB: 0 P: 13	R: 0 E: 0 K: 1 S: 12	H: 0 LOB: 0 BB: 0 P: 15	R: 0 E: 0 K: 0 S: 8	H: 1 LOB: 2 BB: 1 P: 13	R: 0 E: 0 K: 1 S: 8	H: 0 LOB: 2 BB: 2 P: 17	R: 3 E: 2 K: 1 S: 16	H: 4 LOB: 2 BB: 0 P: 22	1B: 5 2B: 2 3B: 0 HR: 1	SF: 0 SAC: 0 DP: 0 HBP: 0	WP: 0 PA: 41 PB: 0 SB: 1 CS: 0
PITCHER	IP WLS BF H R ER SO BB IBB HBP BLK WP HR S P ERA WHIP	IP WLS BF H R ER SO BB IBB HBP BLK WP HR S P ERA WHIP	IP WLS BF H R ER SO BB IBB HBP BLK WP HR S P ERA WHIP	IP WLS BF H R ER SO BB IBB HBP BLK WP HR S P ERA WHIP	IP WLS BF H R ER SO BB IBB HBP BLK WP HR S P ERA WHIP	IP WLS BF H R ER SO BB IBB HBP BLK WP HR S P ERA WHIP	IP WLS BF H R ER SO BB IBB HBP BLK WP HR S P ERA WHIP	IP WLS BF H R ER SO BB IBB HBP BLK WP HR S P ERA WHIP	IP WLS BF H R ER SO BB IBB HBP BLK WP HR S P ERA WHIP	IP WLS BF H R ER SO BB IBB HBP BLK WP HR S P ERA WHIP	IP WLS BF H R ER SO BB IBB HBP BLK WP HR S P ERA WHIP	IP WLS BF H R ER SO BB IBB HBP BLK WP HR S P ERA WHIP	IP WLS BF H R ER SO BB IBB HBP BLK WP HR S P ERA WHIP	IP WLS BF H R ER SO BB IBB HBP BLK WP HR S P ERA WHIP	IP WLS BF H R ER SO BB IBB HBP BLK WP HR S P ERA WHIP	IP WLS BF H R ER SO BB IBB HBP BLK WP HR S P ERA WHIP	IP WLS BF H R ER SO BB IBB HBP BLK WP HR S P ERA WHIP		
Travis Smith, R ERA: 5.09	6.0	W 23	3	1	1	4	2	0	0	0	0	0	0	1	58	87	1.50	0.833	
Luther Hackman, R ERA: 4.3	0.1	H 3	1	0	0	0	1	0	0	0	0	0	0	0	7	11	0.00	6.000	
Dave Veres, R ERA: 1.96	1.1	H 5	0	0	0	1	1	0	0	0	0	0	0	0	8	13	0.00	0.750	
44 Jason Istringhausen, R ERA: 1.8	1.1	S 10	4	3	1	1	1	0	0	0	0	0	0	0	18	28	6.75	3.750	

Batter	1	2	3	4	5	6	7	8	9	AB	R	H	RBI	BB	SO	LOB	BOTTOM		
Fernando Vina, L OBP: 0.307, SLG: 0.345	3-2 F8		0-0 F9		2-1 2B		2-0 1B 5 BB 1B	0-0 L7		5	1	2	0	0	0	1	Florida Marlins @ St. Louis Cardinals Busch Stadium, St. Louis, MO Wed May 01 2002, 7:10 PM CDT Att: 29,755 - Overcast - 71 F		
Placido Polanco, R OBP: 0.299, SLG: 0.318	0-1 2B 1B		1-0 G5-3		0-0 L3		0-0 5 BB 1B	1-2 G4-6-3		5	0	2	1	0	0	2			
J.D. Drew, L OBP: 0.396, SLG: 0.532	2-2 2B			4-1 15 1B BB		0-0 G4-3	0-1 G5-3 5 BB 1B			3	0	2	0	1	0	0			
5 Albert Pujols, R 44 Jason Istringhausen, R	1-0 F3			0-1 P6		4-1 15 2B BB	4-1 BB	1-2 2-3 3-H BB		2	1	0	1	2	0	3			
15 Jim Edmonds, L OBP: 0.500, SLG: 0.725	3-3 K			1-1 G5-4-3 1B		0-2 2B	0-1 K	0-3 K		4	0	2	1	0	2	5			
Edgar Renteria, R OBP: 0.323, SLG: 0.359		0-1 F9		0-0 G5-4-3 1-2		1-1 G1-3	0-1 G5-3			4	0	0	0	0	0	6			
Tino Martinez, L OBP: 0.333, SLG: 0.318	1-0 F8				0-0 HR	4-0 IBB		2-2 HR		3	2	2	2	1	0	0			
Eli Marrero, R Dave Veres, R Kerry Robinson, L	0-2 F3			0-2 G6-3		1-2 F9		0-0 S 1B 1B		3	0	0	0	0	0	2			
Travis Smith, R Luther Hackman, R Mike Matheny, R			0-1 G3		1-3 K		1-0 1B 2B	1-2 G4-6-3 1B		2	0	0	0	0	1	0			
										2	1	2	1	0	0	0			
Inning Stats	R: 0 E: 0 K: 1 S: 15	H: 2 LOB: 2 BB: 0 P: 24	R: 0 E: 0 K: 0 S: 6	H: 0 LOB: 0 BB: 0 P: 7	R: 0 E: 0 K: 0 S: 4	H: 0 LOB: 0 BB: 0 P: 5	R: 0 E: 0 K: 0 S: 6	H: 1 LOB: 1 BB: 1 P: 11	R: 1 E: 0 K: 1 S: 10	H: 2 LOB: 1 BB: 0 P: 13	R: 1 E: 0 K: 0 S: 10	H: 1 LOB: 2 BB: 2 P: 20	R: 2 E: 0 K: 1 S: 11	H: 4 LOB: 2 BB: 1 P: 18	R: 2 E: 0 K: 0 S: 14	H: 3 LOB: 0 BB: 0 P: 18	1B: 7 2B: 4 3B: 0 HR: 2	SF: 0 SAC: 0 DP: 3 HBP: 0	WP: 0 PA: 38 PB: 0 SB: 1 CS: 0
PITCHER	IP WLS BF H R ER SO BB IBB HBP BLK WP HR S P ERA WHIP	IP WLS BF H R ER SO BB IBB HBP BLK WP HR S P ERA WHIP	IP WLS BF H R ER SO BB IBB HBP BLK WP HR S P ERA WHIP	IP WLS BF H R ER SO BB IBB HBP BLK WP HR S P ERA WHIP	IP WLS BF H R ER SO BB IBB HBP BLK WP HR S P ERA WHIP	IP WLS BF H R ER SO BB IBB HBP BLK WP HR S P ERA WHIP	IP WLS BF H R ER SO BB IBB HBP BLK WP HR S P ERA WHIP	IP WLS BF H R ER SO BB IBB HBP BLK WP HR S P ERA WHIP	IP WLS BF H R ER SO BB IBB HBP BLK WP HR S P ERA WHIP	IP WLS BF H R ER SO BB IBB HBP BLK WP HR S P ERA WHIP	IP WLS BF H R ER SO BB IBB HBP BLK WP HR S P ERA WHIP	IP WLS BF H R ER SO BB IBB HBP BLK WP HR S P ERA WHIP	IP WLS BF H R ER SO BB IBB HBP BLK WP HR S P ERA WHIP	IP WLS BF H R ER SO BB IBB HBP BLK WP HR S P ERA WHIP	IP WLS BF H R ER SO BB IBB HBP BLK WP HR S P ERA WHIP	IP WLS BF H R ER SO BB IBB HBP BLK WP HR S P ERA WHIP			
Ryan Dempster, R ERA: 4.22	6.0	L 26	2	2	2	0	2	0	0	0	0	0	0	0	2	5	3.00	1.333	
Michael Tejera, L ERA: 7.71	0.0	2	2	2	2	0	0	0	0	0	0	0	0	0	0	0	∞	∞	
Gary Knotts, R ERA: 3.29	0.0	3	2	0	0	0	1	0	0	0	0	0	0	0	4	8	∞	∞	
Vic Darenburg, L ERA: 3.72	1.0	5	3	2	2	1	0	0	0	0	0	1	15	18	18.00	3.000			
46 Oswaldo Mairena, L ERA:	1.0	2	0	0	0	0	0	0	0	0	0	0	4	5	0.00	0.000			

Batter	1	2	3	4	5	6	7	8	9	AB	R	H	RBI	BB	SO	LOB	TOP								
Luis Castillo, S OBP: 0.339, SLG: 0.330			G5-3		K			F7		5	1	1	0	0	2	1	Florida Marlins @ Milwaukee Brewers Miller Park, Milwaukee, WI Fri May 03 2002, 7:05 PM CDT Att: 20,274 - Dome - 72 F								
Alex Gonzalez, R OBP: 0.310, SLG: 0.390			G6-3					P3		5	1	2	2	0	0	1									
Preston Wilson, R OBP: 0.341, SLG: 0.427			K		K					5	2	2	4	0	3	1									
Cliff Floyd, L OBP: 0.463, SLG: 0.698	K						F7			4	0	1	0	1	1	0									
Mike Lowell, R OBP: 0.430, SLG: 0.672							L5			5	1	1	0	0	0	2									
Derrek Lee, R OBP: 0.325, SLG: 0.463										4	1	2	2	1	0	1									
Eric Owens, R OBP: 0.300, SLG: 0.390										5	0	1	0	0	0	4									
Charles Johnson, R OBP: 0.256, SLG: 0.211										2	1	1	0	2	0	2									
56 Kevin Olsen, R										2	0	0	0	0	1	2									
Vic Darensbourg, L										0	0	0	0	0	0	0									
Andy Fox, L OBP: 0.313, SLG: 0.400										1	1	1	0	0	0	0									
Gary Knotts, R										1	0	0	0	0	0	1									
Vladimir Nunez, R OBP: 1.000, SLG: 1.000										0	0	0	0	0	0	0									
Inning Stats	R: 1 E: 0 K: 2 S: 11	H: 1 LOB: 0 BB: 0 P: 14	R: 0 E: 0 K: 1 S: 12	H: 1 LOB: 2 BB: 1 P: 24	R: 0 E: 0 K: 1 S: 8	H: 0 LOB: 0 BB: 0 P: 13	R: 0 E: 0 K: 0 S: 11	H: 1 LOB: 2 BB: 1 P: 21	R: 0 E: 0 K: 2 S: 11	H: 1 LOB: 1 BB: 0 P: 15	R: 0 E: 0 K: 0 S: 8	H: 0 LOB: 1 BB: 1 P: 17	R: 5 E: 0 K: 0 S: 24	H: 5 LOB: 1 BB: 1 P: 39	R: 0 E: 0 K: 1 S: 7	H: 1 LOB: 1 BB: 0 P: 11	R: 2 E: 0 K: 1 S: 13	H: 2 LOB: 0 BB: 0 P: 21	1B: 8 2B: 1 3B: 0 HR: 3	SF: 0 SAC: 0 DP: 0 HBP: 0	WP: 0 PB: 0 CS: 0	PA: 43			
PITCHER	IP	WLS	BF	H	R	ER	SO	BB	IBB	HBP	BLK	WP	HR	S	P	ERA	WHIP								
Nick Neugebauer, R ERA: 4.15	6.0		25	4	1	1	6	3	0	0	0	0	1	61	104	1.50	1.167								
47 Mike Buddie, R ERA: 4.57	0.0	L	4	3	4	4	0	1	0	0	0	0	0	11	19	∞	∞								
Jose Cabrera, R ERA: 3.66	2.0		9	3	1	1	0	0	0	0	0	0	1	20	31	4.50	1.500								
Takahito Nomura, L ERA: 7.71	1.0		5	2	2	2	1	0	0	0	0	0	1	13	21	18.00	2.000								

AB	39
R	8
H	12
RBI	8
BB	4
SO	7
LOB	15




Batter	1	2	3	4	5	6	7	8	9	AB	R	H	RBI	BB	SO	LOB	BOTTOM								
Eric Young Sr., R OBP: 0.274, SLG: 0.250										4	1	1	0	0	0	1	Florida Marlins @ Milwaukee Brewers Miller Park, Milwaukee, WI Fri May 03 2002, 7:05 PM CDT Att: 20,274 - Dome - 72 F								
Alex Sanchez, L OBP: 0.285, SLG: 0.266										3	0	1	0	0	1	0									
Jeffrey Hammonds, R OBP: 0.400, SLG: 0.464										1	1	0	0	3	0	0									
Richie Sexson, R OBP: 0.299, SLG: 0.537										4	2	2	3	0	0	4									
Geoff Jenkins, L OBP: 0.342, SLG: 0.394										4	0	2	0	0	2	1									
Tyler Houston, L OBP: 0.304, SLG: 0.308										2	0	1	1	0	0	0									
Takahito Nomura, L										0	0	0	0	0	0	0									
José Hernández, R OBP: 0.368, SLG: 0.574										4	0	0	0	0	3	3									
Raul Casanova, S OBP: 0.263, SLG: 0.206										4	0	0	0	0	2	1									
Nick Neugebauer, R										2	0	0	0	0	0	0									
47 Mike Buddie, R										0	0	0	0	0	0	0									
Ronnie Belliard, R OBP: 0.293, SLG: 0.296										1	0	0	0	1	0	0									
Jose Cabrera, R										0	0	0	0	0	0	0									
Matt Stairs, L OBP: 0.217, SLG: 0.190										1	0	0	0	0	0	0									
Inning Stats	R: 3 E: 1 K: 1 S: 16	H: 3 LOB: 1 BB: 1 P: 30	R: 0 E: 0 K: 0 S: 7	H: 0 LOB: 0 BB: 0 P: 11	R: 0 E: 0 K: 1 S: 8	H: 0 LOB: 1 BB: 1 P: 15	R: 0 E: 0 K: 2 S: 8	H: 0 LOB: 0 BB: 0 P: 10	R: 0 E: 0 K: 0 S: 13	H: 2 LOB: 2 BB: 1 P: 22	R: 0 E: 0 K: 0 S: 8	H: 1 LOB: 1 BB: 0 P: 11	R: 0 E: 0 K: 1 S: 6	H: 0 LOB: 0 BB: 1 P: 12	R: 1 E: 0 K: 1 S: 10	H: 1 LOB: 0 BB: 0 P: 21	R: 0 E: 0 K: 2 S: 8	H: 0 LOB: 0 BB: 0 P: 11	1B: 5 2B: 1 3B: 0 HR: 1	SF: 0 SAC: 2 DP: 2 HBP: 0	WP: 1 PB: 0 CS: 0	PA: 36			
PITCHER	IP	WLS	BF	H	R	ER	SO	BB	IBB	HBP	BLK	WP	HR	S	P	ERA	WHIP								
56 Kevin Olsen, R ERA: 5.12	5.0		22	5	3	2	4	3	0	0	0	0	0	8	11	0.00	1.000								
Vic Darensbourg, L ERA: 3.38	1.0	W	4	1	0	0	0	0	0	0	0	0	0	8	11	0.00	1.000								
Gary Knotts, R ERA: 3.45	2.0	H	7	1	1	1	2	1	0	0	0	0	1	16	33	4.50	1.000								
Vladimir Nunez, R ERA: 1.96	1.0		3	0	0	0	2	0	0	0	0	0	0	8	11	0.00	0.000								



Batter	1	2	3	4	5	6	7	8	9	AB	R	H	RBI	BB	SO	LOB	TOP			
Luis Castillo, S OBP: 0.336, SLG: 0.322 (1, 4)										3	1	0	0	1	0	1	Florida Marlins @ Milwaukee Brewers Miller Park, Milwaukee, WI Sat May 04 2002, 1:05 PM CDT Att: 25,569 - Dome - 72 F			
Alex Gonzalez, R OBP: 0.317, SLG: 0.389 (1, 6)										3	1	1	0	0	0	0				
Preston Wilson, R OBP: 0.338, SLG: 0.417 (1, 8)										3	1	0	0	1	2	2				
Cliff Floyd, L OBP: 0.456, SLG: 0.690 (1, 9)										4	1	1	2	0	1	1				
Mike Lowell, R OBP: 0.424, SLG: 0.667 (1, 5)										4	0	1	2	0	0	0				
Derrek Lee, R OBP: 0.315, SLG: 0.446 (1, 3)										4	0	0	0	0	2	1				
Eric Owens, R OBP: 0.286, SLG: 0.371 (1, 7)										3	0	0	0	0	1	0				
Mike Redmond, R OBP: 0.379, SLG: 0.320 (1, 2)										3	0	1	0	0	0	0				
53 Nate Teut, R (1, 1)										2	0	0	0	0	2	1				
Hansel Iztquierdo, R (5, 1)										0	0	0	0	0	0	0				
46 Oswaldo Mairena, L (6, 1)										0	0	0	0	0	0	0				
Marty Malloy, L OBP: 0.250, SLG: 0.100 (7, PH)										1	0	0	0	0	1	0				
Braden Looper, R (7, 1)										0	0	0	0	0	0	0				
Inning Stats	R: 3 E: 0 K: 1 S: 13	H: 1 LOB: 0 BB: 1 P: 24	R: 0 E: 0 K: 2 S: 13	H: 1 LOB: 1 BB: 0 P: 19	R: 1 E: 0 K: 1 S: 14	H: 1 LOB: 1 BB: 1 P: 21	R: 0 E: 0 K: 1 S: 8	H: 0 LOB: 0 BB: 0 P: 13	R: 0 E: 0 K: 0 S: 8	H: 0 LOB: 0 BB: 0 P: 13	R: 0 E: 0 K: 1 S: 9	H: 0 LOB: 0 BB: 0 P: 12	R: 0 E: 0 K: 0 S: 8	H: 0 LOB: 0 BB: 0 P: 13	R: 0 E: 0 K: 2 S: 10	H: 0 LOB: 0 BB: 0 P: 12	1B: 1 2B: 3 3B: 0 HR: 0	SF: 0 SAC: 0 DP: 0 HBP: 1	WP: 0 PB: 1 CS: 0	PA: 33
PITCHER	IP WLS BF H R ER SO BB IBB HBP BLK WP HR S P ERA WHIP																			
15 Ben Sheets, R ERA: 4.58	7.0 W 27 4 4 3 7 2 0 1 0 0 0 73 112 3.86 0.857																			
Luis Vizcaino, R ERA: 1.96	1.0 H 3 0 0 0 0 0 0 0 0 0 0 8 13 0.00 0.000																			
Mike DeJean, R ERA: 2.87	1.0 S 3 0 0 0 2 0 0 0 0 0 0 10 12 0.00 0.000																			

Batter	1	2	3	4	5	6	7	8	9	AB	R	H	RBI	BB	SO	LOB	BOTTOM	
Ronnie Belliard, R OBP: 0.306, SLG: 0.328 (1, 4)										4	2	2	0	0	0	1	Florida Marlins @ Milwaukee Brewers Miller Park, Milwaukee, WI Sat May 04 2002, 1:05 PM CDT Att: 25,569 - Dome - 72 F	
Mark Loretta, R OBP: 0.297, SLG: 0.233 (1, 5)										3	2	2	1	1	0	0		
Jeffrey Hammonds, R OBP: 0.404, SLG: 0.489 (1, 8) (9, 9)										4	1	2	1	0	0	1		
Richie Sexson, R OBP: 0.306, SLG: 0.550 (1, 3)										3	1	2	3	0	0	1		
Alex Ochoa, R OBP: 0.286, SLG: 0.448 (1, 9) (9, 7)										4	0	0	0	0	0	3		
José Hernández, R OBP: 0.384, SLG: 0.571 (1, 6)										4	0	1	1	0	1	0		
Geoff Jenkins, L OBP: 0.331, SLG: 0.380 (1, 7) (9, 1)										4	0	0	0	0	1	1		
Raul Casanova, S OBP: 0.266, SLG: 0.211 (1, 2)										3	0	1	0	0	1	0		
15 Ben Sheets, R OBP: 0.077, SLG: 0.077 ERA: 10.38 (7, PH)										2	0	0	0	0	1	1		
Lenny Harris, L OBP: 0.136, SLG: 0.095 (7, PH)										1	0	0	0	0	0	0		
Luis Vizcaino, R (8, 1)										0	0	0	0	0	0	0		
Alex Sanchez, L OBP: 0.265, SLG: 0.266 (9, 8)										0	0	0	0	0	0	0		
Inning Stats	R: 3 E: 0 K: 0 S: 15	H: 4 LOB: 1 BB: 0 P: 24	R: 0 E: 0 K: 0 S: 8	H: 1 LOB: 0 BB: 0 P: 14	R: 0 E: 0 K: 2 S: 8	H: 0 LOB: 0 BB: 0 P: 15	R: 2 E: 0 K: 1 S: 10	H: 2 LOB: 1 BB: 1 P: 20	R: 0 E: 0 K: 1 S: 15	H: 0 LOB: 0 BB: 0 P: 23	R: 1 E: 0 K: 0 S: 9	H: 2 LOB: 1 BB: 0 P: 12	R: 0 E: 0 K: 0 S: 8	H: 0 LOB: 0 BB: 0 P: 12	1B: 4 2B: 6 3B: 0 HR: 0	SF: 1 SAC: 0 DP: 1 HBP: 0	WP: 0 PB: 0 CS: 0	PA: 34
PITCHER	IP WLS BF H R ER SO BB IBB HBP BLK WP HR S P ERA WHIP																	
53 Nate Teut, L ERA: 0.93	4.1 L 21 8 5 5 3 1 0 0 0 0 0 45 77 10.38 2.077																	
Hansel Iztquierdo, R (5, 1)	0.2 2 0 0 0 0 0 0 0 0 0 4 6 0.00 0.000																	
46 Oswaldo Mairena, L ERA: 3.71	1.0 3 0 0 0 1 0 0 0 0 0 15 23 0.00 0.000																	
Braden Looper, R (7, 1)	2.0 8 2 1 1 0 0 0 0 0 0 17 24 4.50 1.000																	

AB	30
R	4
H	4
RBI	4
BB	2
SO	9
LOB	6



AB	32
R	6
H	10
RBI	6
BB	1
SO	4
LOB	8



Batter	1	2	3	4	5	6	7	8	9	AB	R	H	RBI	BB	SO	LOB	TOP											
Luis Castillo, S OBP: 0.338, SLG: 0.325 (1, 4)	F8	L5			1B FC6-4	G4-3			1B BB	5	2	2	1	0	0	3	Florida Marlins @ Milwaukee Brewers Miller Park, Milwaukee, WI Sun May 05 2002, 1:05 PM CDT Att: 21,510 - Dome - 72 F AB 37 R 7 H 11 RBI 7 BB 3 SO 7 LOB 17											
Andy Fox, L OBP: 0.351, SLG: 0.412 (1, 6) (9, 9)	L8			S BB	1B FC6-4	G6-3			BB HBP 1B	4	0	2	0	1	0	0												
Preston Wilson, R OBP: 0.333, SLG: 0.403 (1, 8)	F9		F9		FC6-4 E		CS HBP		F4	4	1	0	1	0	0	4												
Cliff Floyd, L OBP: 0.446, SLG: 0.663 Vladimir Nunez, R OBP: 1.000, SLG: 1.000 (9, 1)		K	K		L7				BB HBP	4	0	0	0	0	2	3												
Mike Lowell, R OBP: 0.431, SLG: 0.669 (1, 5)		1B 2B	K		E4 1-H	1B			BB	4	1	2	2	1	1	1												
Derrek Lee, R OBP: 0.304, SLG: 0.427 (1, 3)		K			L6	L7			F9	5	0	0	0	0	2	5												
Eric Owens, R OBP: 0.284, SLG: 0.364 (1, 7)		BB 2B			G6-3				K	4	1	1	1	0	1	0												
Charles Johnson, R OBP: 0.298, SLG: 0.341 Alex Gonzalez, R OBP: 0.317, SLG: 0.389 (9, PR) (9, 6)		2B BB			HR				G1-3 1B 2B	3	1	2	1	1	0	0												
A.J. Burnett, R OBP: 0.118, SLG: 0.235 Michael Tejera, L (8, 1) Gary Knotts, R (8, 1) Tim Raines, S OBP: 0.421, SLG: 0.214 Mike Redmond, R OBP: 0.375, SLG: 0.320 (9, 2)					K				G1-3	3	0	2	1	0	1	0												
Inning Stats	R: 0 E: 0 K: 0 S: 9	H: 0 LOB: 0 BB: 0 P: 11	R: 2 E: 0 K: 2 S: 19	H: 3 LOB: 2 BB: 1 P: 30	R: 0 E: 0 K: 2 S: 15	H: 0 LOB: 1 BB: 1 P: 24	R: 1 E: 0 K: 1 S: 10	H: 1 LOB: 0 BB: 0 P: 13	R: 2 E: 0 K: 0 S: 15	H: 3 LOB: 1 BB: 0 P: 24	R: 0 E: 0 K: 0 S: 6	H: 0 LOB: 0 BB: 0 P: 11	R: 0 E: 0 K: 2 S: 11	H: 0 LOB: 0 BB: 0 P: 12	R: 2 E: 0 K: 0 S: 20	H: 3 LOB: 3 BB: 1 P: 31		1B: 6 2B: 4 3B: 0 HR: 1	SF: 0 SAC: 0 DP: 0 HBP: 2	WP: 0 PB: 0 CS: 1	PA: 43							
PITCHER	IP	WLS	BF	H	R	ER	SO	BB	IBB	HBP	BLK	WP	HR	S	P	ERA		WHIP										
Nelson Figueroa, R ERA: 4.89 47 Mike Buddie, L ERA: 4.3 Takahito Nomura, L ERA: 7.45 Jose Cabrera, R ERA: 3.6 Ray King, L ERA: 10.5	(1, 1) (6, 1) (7, 1) (7, 1) (8, 1)	5.0 1.1 0.1 0.1 1.0	L 6 1 0 3	24 1 0 0 0	7 0 0 0 0	5 0 0 0 0	5 0 0 0 2	2 0 0 0 0	0 0 0 0 0	0 1 0 0 0	0 0 0 0 0	0 0 0 0 0	0 0 0 0 0	1 10 1 12	102 16 2 1 12	9.00 0.00 0.00 0.00 0.00		1.800 0.750 0.000 0.000 0.000										
PITCHER	IP	WLS	BF	H	R	ER	SO	BB	IBB	HBP	BLK	WP	HR	S	P	ERA		WHIP										
Luis Vizcaino, R ERA: 2.79	(9, 1)	1.0	8	3	2	2	0	1	0	1	0	0	0	20	31	18.00	4.000											

Batter	1	2	3	4	5	6	7	8	9	AB	R	H	RBI	BB	SO	LOB	BOTTOM											
Ronnie Belliard, R OBP: 0.313, SLG: 0.323 (1, 4)	G4-3		G6-3						G6-3	4	0	1	1	1	0	1	Florida Marlins @ Milwaukee Brewers Miller Park, Milwaukee, WI Sun May 05 2002, 1:05 PM CDT Att: 21,510 - Dome - 72 F AB 31 R 4 H 7 RBI 4 BB 3 SO 6 LOB 8											
Tyler Houston, L OBP: 0.319, SLG: 0.303 (1, 5)	G2-3				SH5-3 1B					1	0	0	0	1	0	0												
Jeffrey Hammonds, R OBP: 0.389, SLG: 0.473 (1, 8)	F3			HBP	SF8				K	3	0	0	1	0	2	3												
Richie Sexson, R OBP: 0.296, SLG: 0.530 (1, 3)		K			G5-3	L9			K	4	0	0	0	0	2	1												
Geoff Jenkins, L OBP: 0.336, SLG: 0.393 (1, 7)		HR 1B							G4-3	4	1	2	0	0	0	0												
Matt Stairs, L OBP: 0.231, SLG: 0.333 Alex Ochoa, R OBP: 0.297, SLG: 0.458 (8, FH) (9, 9)		HR			F7				1B	3	1	1	2	0	0	1												
José Hernández, R OBP: 0.351, SLG: 0.549 Luis Vizcaino, R (9, 1)					F9				K	4	0	0	0	0	2	2												
Paul Bako, L OBP: 0.359, SLG: 0.314 Raul Casanova, S OBP: 0.259, SLG: 0.205 (7, 2)					L8				G4-3	2	1	1	0	0	0	0												
Nelson Figueroa, R OBP: 0.375, SLG: 0.286 Lenny Harris, L OBP: 0.174, SLG: 0.106 47 Mike Buddie, R ERA: 4.3 Takahito Nomura, L ERA: 7.45 Jose Cabrera, R ERA: 3.6 Alex Sanchez, L OBP: 0.201, SLG: 0.202 Ray King, L ERA: 10.5 Mark Loretta, R OBP: 0.226, SLG: 0.226 (8, 6)						SH5-3 1B			G4-3	0	0	0	0	1	0	0												
Inning Stats	R: 0 E: 0 K: 0 S: 5	H: 0 LOB: 0 BB: 0 P: 10	R: 2 E: 0 K: 2 S: 12	H: 2 LOB: 0 BB: 0 P: 20	R: 0 E: 0 K: 1 S: 10	H: 0 LOB: 1 BB: 1 P: 16	R: 0 E: 0 K: 0 S: 7	H: 1 LOB: 1 BB: 0 P: 10	R: 2 E: 0 K: 0 S: 8	H: 3 LOB: 1 BB: 0 P: 14	R: 0 E: 0 K: 0 S: 8	H: 0 LOB: 0 BB: 0 P: 11	R: 0 E: 0 K: 1 S: 12	H: 0 LOB: 2 BB: 2 P: 24	R: 0 E: 0 K: 2 S: 10	H: 1 LOB: 1 BB: 0 P: 14		R: 0 E: 0 K: 0 S: 7	H: 0 LOB: 0 BB: 0 P: 8	1B: 5 2B: 1 3B: 0 HR: 1	SF: 1 SAC: 1 DP: 1 HBP: 1	WP: 0 PB: 0 CS: 0	PA: 37					
PITCHER	IP	WLS	BF	H	R	ER	SO	BB	IBB	HBP	BLK	WP	HR	S	P	ERA		WHIP										
A.J. Burnett, R ERA: 2.54 Michael Tejera, L ERA: 6.55 Gary Knotts, R ERA: 3.38 Vladimir Nunez, R ERA: 1.86	(1, 1) (8, 1) (8, 1) (9, 1)	7.0 0.2 0.1 1.0	W H H S	30 3 1 3	4 0 0 0	4 0 0 0	4 1 0 0	0 0 0 0	0 0 0 0	0 0 0 0	0 0 0 0	0 0 0 0	0 0 0 0	7 7 3 7	105 11 3 8	5.14 0.00 0.00 0.00		1.286 1.500 0.000 0.000										
PITCHER	IP	WLS	BF	H	R	ER	SO	BB	IBB	HBP	BLK	WP	HR	S	P	ERA		WHIP										
Luis Vizcaino, R ERA: 2.79	(9, 1)	1.0	8	3	2	2	0	1	0	1	0	0	0	20	31	18.00	4.000											



Batter	1	2	3	4	5	6	7	8	9	AB	R	H	RBI	BB	SO	LOB	TOP					
D'Angelo Jimenez, S OBP: 0.333, SLG: 0.357 Cesar Crespo, S OBP: 0.231, SLG: 0.182	(1,4) F8 (5,4) (7,7)		(1-3) K (2)		(0-3) K (2)		(4-0) BB E FC6-4 BB (1-2)	(2-2) F8 (3)		3 0 0 0 0 2 1 1 1 0 0 0 1 0 2												
Mark Kotsay, L OBP: 0.352, SLG: 0.402 Trenidad Hubbard, R OBP: 0.310, SLG: 0.292	(1,8) 4-2 (6,8) CS BB		(0-0) F7 (3)		(1-3) K (3)		(2-2) E8 FC6-4 BB 1-2 2-H 1B	(1-0) G6-3 (1)	(1-0) G6-3 (1)	2 0 0 0 1 1 1 2 0 1 0 0 0 0												
Ryan Klesko, L OBP: 0.429, SLG: 0.578 Bubba Trammell, R OBP: 0.386, SLG: 0.393	(1,9) 3-3 (6,9) 1-2 K			(0-0) BB BB 1B		(0-0) 1B 2B	(4-1) FC6-4 BB	(1-2) HR	(1-2) HR	3 1 2 0 0 1 1 1 1 1 1 1 0 0												
Phil Nevin, R OBP: 0.389, SLG: 0.483 Mark Sweeney, L OBP: 0.333, SLG: 0.235	(1,3) (6,3)	(1-0) F7 (1)		(2-0) F8 (1)		(0-3) K (1)	(2-1) FC6-4 (2)	(0-0) F8 (2)	(0-0) F8 (2)	3 0 0 0 0 1 2 2 0 0 1 0 0 2												
Ray Lankford, L OBP: 0.328, SLG: 0.286 Jason Boyd, R Steve Reed, R (9, PH)	(1,7) (7,1) (9, PH)	(4-2) SH1-3 BB		(4-2) BB BB		(1-0) 2H 1B	(1-1) F5 (3)	(2-3) K	(2-3) K	2 0 1 1 2 0 2 0 0 0 0 0 0 0 1 0 0 0 0 1 0												
Sean Burroughs, L OBP: 0.286, SLG: 0.337	(1,5)	(1-0) SH1-3 (2)		(2-2) F7 (2)		(1-1) F8 (2)		(0-1) G1 (1)		3 0 0 0 0 0 3												
Ramón Vázquez, L OBP: 0.233, SLG: 0.189	(1,6) (7,4)	(1-2) F8 (3)		(4-0) 1-2 2-3 BB		(3-3) K (3)		(1-0) 1B 1B		3 0 1 0 1 1 2												
Tom Lampkin, L OBP: 0.260, SLG: 0.333 Javier Cardona, R OBP: 0.152, SLG: 0.129	(1,2) (6,2)		(2-2) 2B	(1-1) F7 (3)			(1-1) 1B E 1B	(1-1) L5 (2)		2 0 1 0 0 0 3 2 1 1 0 0 0 1												
Bobby Jones, R Ben Howard, R Deivi Cruz, R OBP: 0.258, SLG: 0.412	(1,1) (2,1) (7,6)		(0-3) K (1)		(1-1) F7 (1)		(1-1) F9 (1)	(2-1) 1B		0 0 0 0 0 0 0 3 0 0 0 0 1 2 1 0 1 0 0 0 0												
Inning Stats	R: 0 E: 0 K: 1 S: 9	H: 0 LOB: 1 BB: 1 P: 17	R: 0 E: 0 K: 0 S: 8	H: 0 LOB: 1 BB: 1 P: 15	R: 0 E: 0 K: 2 S: 10	H: 1 LOB: 3 BB: 0 P: 13	R: 0 E: 0 K: 0 S: 12	H: 1 LOB: 3 BB: 2 P: 25	R: 0 E: 0 K: 2 S: 9	H: 0 LOB: 0 BB: 0 P: 11	R: 1 E: 0 K: 2 S: 11	H: 2 LOB: 1 BB: 0 P: 16	R: 2 E: 1 K: 0 S: 13	H: 2 LOB: 2 BB: 2 P: 28	R: 0 E: 0 K: 0 S: 10	H: 2 LOB: 2 BB: 0 P: 16	R: 1 E: 0 K: 1 S: 8	H: 1 LOB: 0 BB: 0 P: 12	1B: 6 2B: 3 3B: 0 HR: 1	SF: 0 SAC: 1 DP: 1 HBP: 0	WP: 0 PB: 0 SB: 0 CS: 1	PA: 41
PITCHER	IP WLS BF H R ER SO BB IBB HBP BLK WP HR S P ERA WHIP																					
Ryan Dempster, R ERA: 4.22	(1,1) 6.1 W 29 6 3 3 7 5 0 0 0 0 0 0 67 113 4.26 1.737																					
Blaine Neal, R ERA:	(7,1) 0.2 3 0 0 0 0 1 0 0 0 0 0 0 5 12 0.00 1.500																					
Vic Darensbourg, L ERA: 3.55	(8,1) 2.0 9 3 1 1 1 0 0 0 0 0 0 1 18 28 4.50 1.500																					

San Diego Padres @ Florida Marlins
Pro Player Stadium, Miami, FL
Tue May 07 2002, 7:05 PM EDT
Att: 6,098 - Sunny - 83 F

AB	34
R	4
H	9
RBI	3
BB	6
SO	8
LOB	22



Batter	1	2	3	4	5	6	7	8	9	AB	R	H	RBI	BB	SO	LOB	BOTTOM					
Luis Castillo, S OBP: 0.343, SLG: 0.320 Marty Malloy, L OBP: 0.214, SLG: 0.083	(1,4) 2B (6,4) F7		(4-1) BB 1B BB	(1-3) K (2)		(0-0) F7 (3)		(2-0) P4 (3)		2 1 0 0 2 1 4 2 0 0 0 0 0 0												
Alex Gonzalez, R OBP: 0.320, SLG: 0.378	(1,6) 4-2 (1-2) 2B HBP		(1-3) K (1)	(3-2) F8 (3)		(0-3) K (3)		(4-1) BB BB		3 2 0 0 1 2 3												
Preston Wilson, R OBP: 0.342, SLG: 0.426	(1,8) 0-1 (1-H 2-H) 1B 2B	(2-2) S 3B 2B	(0-1) BB 1B		(1-0) G6-3 (1)		(2-0) P6 (1)			5 2 3 2 0 0 1												
Cliff Floyd, L OBP: 0.463, SLG: 0.698 Tim Raines, S OBP: 0.450, SLG: 0.214	(1,9) 0-0 (7,7) BB G6-3 1B 2H	(4-2) BB 3B BB	(4-2) FC4-6 BB		(0-1) HR		(4-1) 1B BB			2 3 2 2 2 0 0 0 0 0 0 1 0 0												
Mike Lowell, R OBP: 0.430, SLG: 0.659 Vic Darensbourg, L (8,1)	(1,5) 2-2 (8,1) G6-3 BB 1B	(0-2) F9 (2)	(1-2) FC4-6 (3)		(0-3) K (2)		(2-2) 1-2 2-H 1B			5 1 2 1 0 1 5 0 0 0 0 0 0 0												
Derrek Lee, R OBP: 0.314, SLG: 0.442	(1,3) 4-2 (1-2 2-3) 1B BB	(0-0) 1B G6-3 BB		(4-2) BB BB		(0-2) L3 (3)		(3-3) K (2)		3 2 1 2 2 1 2												
Eric Owens, R OBP: 0.306, SLG: 0.414	(1,7) 1-2 (7,9) P4	(0-2) 3-H 1B		(4-0) BB BB		(0-0) HR		(0-3) K (3)		4 1 2 2 1 1 5												
Charles Johnson, R OBP: 0.294, SLG: 0.333 Ramon Castro, R OBP: 0.370, SLG: 0.682	(1,2) 3-2 (7,2) G6-3 1-2 2-3 3-H 1B	(3-3) K (3)		(1-1) BB BB		(2-3) HR (1)		(3-2) P6 (1)		4 0 1 2 0 2 3 1 0 0 0 0 0 0												
Ryan Dempster, R OBP: 0.053, SLG: 0.053 Blaine Neal, L Andy Fox, L OBP: 0.342, SLG: 0.400	(1,1) 0-0 (7,1) 2-3 3-H 1B (8,5)		(0-1) F5 (1)	(0-1) F2 (1)		(0-2) G4-3 (2)		(2-0) G4-3 (2)		4 0 1 1 0 0 2 0 0 0 0 0 0 0 1 0 0 0 0 0 0												
Inning Stats	R: 5 E: 0 K: 0 S: 30	H: 4 LOB: 2 BB: 2 P: 49	R: 3 E: 0 K: 2 S: 23	H: 3 LOB: 1 BB: 1 P: 33	R: 0 E: 0 K: 0 S: 13	H: 1 LOB: 3 BB: 2 P: 25	R: 1 E: 0 K: 2 S: 13	H: 1 LOB: 2 BB: 2 P: 23	R: 1 E: 0 K: 1 S: 10	H: 1 LOB: 0 BB: 0 P: 11	R: 1 E: 0 K: 0 S: 8	H: 1 LOB: 0 BB: 0 P: 10	R: 1 E: 0 K: 2 S: 12	H: 1 LOB: 2 BB: 2 P: 27	R: 0 E: 0 K: 0 S: 5	H: 0 LOB: 0 BB: 0 P: 12	R: 1 E: 0 K: 1 S: 8	H: 1 LOB: 0 BB: 0 P: 12	1B: 7 2B: 2 3B: 1 HR: 2	SF: 0 SAC: 0 DP: 0 HBP: 1	WP: 0 PB: 1 SB: 2 CS: 0	PA: 46
PITCHER	IP WLS BF H R ER SO BB IBB HBP BLK WP HR S P ERA WHIP																					
Bobby Jones, R ERA: 5.51	(1,1) 1.2 L 15 6 8 8 1 0 3 0 0 0 0 0 0 47 73 5.400																					
Ben Howard, R ERA: 9.29	(2,1) 4.2 25 5 4 4 5 6 0 0 0 0 0 2 53 91 7.71 2.357																					
Jason Boyd, R ERA: 5.06	(7,1) 1.2 6 1 0 0 2 0 0 0 0 0 0 0 14 26 0.00 0.600																					

San Diego Padres @ Florida Marlins
Pro Player Stadium, Miami, FL
Tue May 07 2002, 7:05 PM EDT
Att: 6,098 - Sunny - 83 F

AB	36
R	12
H	12
RBI	12
BB	9
SO	8
LOB	25



Batter	1	2	3	4	5	6	7	8	9	AB	R	H	RBI	BB	SO	LOB	TOP										
D'Angelo Jimenez, S OBP: 0.329, SLG: 0.346	(1, 4) B 3-2 G3	(1, 4) X 0-0 L8		(1, 4) B 4-1 BB		(1, 4) B 0-3 K		(1, 4) B 2-3 K		4	0	0	0	1	2	6	San Diego Padres @ Florida Marlins Pro Player Stadium, Miami, FL Wed May 08, 2002, 7:05 PM EDT Att: 6,915 - Cloudy - 82 F										
Mark Kotsay, L OBP: 0.364, SLG: 0.396	(1, 8) B 4-0 WP G4-1 BB	(1, 8) B 1-1 L9		(1, 8) C 0-1 F9		(1, 8) C 2-2 G3-1		(1, 8) B 2-2 1B		4	0	1	1	1	0	7											
Ryan Klesko, L Alan Embree, L Jeremy Fikac, R	(1, 9) C 0-1 G4-1		(1, 9) B 1-0 P4		(1, 9) B 0-0 F8		(1, 9) B 2-0 HR	(1, 9) B 1-0 G3		5	1	1	1	0	0	2											
Phil Nevin, R OBP: 0.390, SLG: 0.500	(1, 3) B 4-0 2-3 BB		(1, 3) B 2-1 F9		(1, 3) B 1-0 G5-3		(1, 3) B 3-2 HR		(1, 3) B 2-2 F8	4	1	1	1	1	0	0											
Ray Lankford, L Bubba Trammell, R OBP: 0.375, SLG: 0.379	(1, 7) C 3-3 K		(1, 7) C 2-3 K		(1, 7) B 4-0 BB		(1, 7) B 2-2 F8		(1, 7) B 2-1 F7	2	0	0	0	1	2	2											
Sean Burroughs, L Cesar Crespo, S	(1, 5) B 4-0 1B S BB		(1, 5) B 4-1 G5-4-3 BB		(1, 5) B 0-0 G1-3		(1, 5) B 1-1 F7		(1, 5) B 0-0 F7	2	0	0	0	2	0	1											
Deivi Cruz, R OBP: 0.269, SLG: 0.416	(1, 6) B 3-2 BB 1B		(1, 6) B 1-3 BB 1B		(1, 6) B 2-2 G5-4-3		(1, 6) B 1-2 FC1-4-3 1B		(1, 6) B 2-2 P4	4	0	2	0	0	0	1											
Tom Lampkin, L OBP: 0.299, SLG: 0.369	(1, 2) B 4-1 1-2 BB		(1, 2) B 4-2 2B BB		(1, 2) B 1-0 1-2 BB 1B		(1, 2) B 1-1 FC1-6-5		(1, 2) B 2-2 FC1-6-5-6 2B	2	1	2	0	2	0	0											
Brett Tomko, R Steve Reed, R Trinidad Hubbard, R	(1, 1) C 2-3 K		(1, 1) B 1-0 1-H 2B		(1, 1) B 1-1 FC1-6-5		(1, 1) B 1-2 2-3 1B		(1, 1) B 2-2 FC1-6-5-6 1B	3	0	1	1	0	1	5											
Inning Stats	R: 0 E: 0 K: 1 S: 8	H: 0 LOB: 2 BB: 2 P: 22	R: 0 E: 0 K: 1 S: 11	H: 1 LOB: 3 BB: 2 P: 25	R: 0 E: 0 K: 1 S: 7	H: 0 LOB: 0 BB: 0 P: 12	R: 1 E: 0 K: 0 S: 12	H: 1 LOB: 2 BB: 3 P: 27	R: 0 E: 0 K: 0 S: 3	H: 0 LOB: 1 BB: 1 P: 8	R: 0 E: 0 K: 1 S: 16	H: 2 LOB: 2 BB: 0 P: 21	R: 2 E: 0 K: 0 S: 14	H: 2 LOB: 0 BB: 0 P: 24	R: 1 E: 0 K: 0 S: 13	H: 2 LOB: 1 BB: 0 P: 22		R: 0 E: 0 K: 0 S: 9	H: 0 LOB: 0 BB: 0 P: 13	1B: 4 2B: 2 3B: 0 HR: 2	SF: 0 SAC: 0 DP: 1 HBP: 0	WP: 1 PB: 0 SB: 2 CS: 0	PA: 42				
PITCHER	IP	WLS	BF	H	R	ER	SO	BB	IBB	HBP	BLK	WP	HR	S	P	ERA	WHIP										
56 Kevin Olsen, R ERA: 4.63	(1, 1)	4.0	20	2	1	1	3	7	0	0	0	1	0	38	86	2.25	2.250										
Michael Tejera, L ERA: 5.54	(5, 1)	2.0	9	2	0	0	1	1	0	0	0	0	0	19	29	0.00	1.500										
Gary Knotts, R ERA: 4.5	(7, 1)	0.0	B	2	2	2	0	0	0	0	0	0	2	4	9	∞	∞										
46 Oswaldo Mairena, L ERA: 1.8	(7, 1)	2.0	W	8	2	1	1	0	0	0	0	0	0	23	37	4.50	1.000										
Vladimir Nunez, R ERA: 1.77	(9, 1)	1.0	S	3	0	0	0	0	0	0	0	0	0	9	13	0.00	0.000										
Batter	1	2	3	4	5	6	7	8	9	AB	R	H	RBI	BB	SO	LOB	BOTTOM										
Luis Castillo, S OBP: 0.345, SLG: 0.323	(1, 4) C 0-3 K		(1, 4) B 1-0 G4-3		(1, 4) C 1-2 S 1B		(1, 4) C 1-1 G1-3	(1, 4) B 1-0 FC4-6-2 1B		5	0	2	1	0	1	0	San Diego Padres @ Florida Marlins Pro Player Stadium, Miami, FL Wed May 08, 2002, 7:05 PM EDT Att: 6,915 - Cloudy - 82 F										
Alex Gonzalez, R OBP: 0.315, SLG: 0.365	(1, 6) C 2-3 K		(1, 6) C 0-1 G6-3		(1, 6) B 1-3 K		(1, 6) C 4-2 CS BB	(1, 6) B 0-0 FC4-6-2		4	0	0	1	1	2	3											
Preston Wilson, R OBP: 0.340, SLG: 0.429	(1, 8) B 2-0 2B		(1, 8) B 1-3 K		(1, 8) B 2-2 P5		(1, 8) C 3-3 K		(1, 8) B 1-2 K	4	0	1	0	0	2	2											
Cliff Floyd, L OBP: 0.471, SLG: 0.716	(1, 9) B 1-3 K		(1, 9) B 3-2 2B 2B		(1, 9) C 1-1 2B 2B		(1, 9) C 4-2 2B E BB		(1, 9) B 2-1 P4	3	3	2	0	1	1	1											
Mike Lowell, R OBP: 0.425, SLG: 0.654	(1, 5) B 2-2 G5-3		(1, 5) C 0-2 F7		(1, 5) B 2-1 2H 2B		(1, 5) B 2-1 P4		(1, 5) B 2-1 P4	4	0	1	1	0	0	2											
Derrek Lee, R OBP: 0.318, SLG: 0.460	(1, 3) C 1-3 K		(1, 3) B 2-1 2H 1B 2B		(1, 3) C 2-1 G5-3		(1, 3) C 0-1 G5-3	(1, 3) B 0-2 E 2B		4	2	2	1	0	1	1											
Eric Owens, R OBP: 0.329, SLG: 0.417	(1, 7) B 4-1 FC6-4 BB		(1, 7) C 0-1 S 1B		(1, 7) C 0-0 G5-3		(1, 7) B 4-0 E 1B IBB		(1, 7) B 4-0 E 1B IBB	2	1	1	1	2	0	1											
Charles Johnson, R OBP: 0.291, SLG: 0.313	(1, 2) C 0-1 FC6-4		(1, 2) B 1-2 G6-3		(1, 2) B 1-2 G6-3		(1, 2) B 4-0 FC5 1B		(1, 2) B 4-0 FC5 1B	3	1	0	0	1	0	3											
56 Kevin Olsen, R Michael Tejera, L Tim Raines, S Gary Knotts, R 46 Oswaldo Mairena, L Andy Fox, L Vladimir Nunez, R	(1, 1) B 6, 1		(1, 1) B 1-3 K		(1, 1) C 0-2 G3		(1, 1) B 2-3 K		(1, 1) B 4-0 1B IBB	1	0	0	0	0	1	0											
Inning Stats	R: 0 E: 0 K: 3 S: 10	H: 1 LOB: 1 BB: 0 P: 15	R: 0 E: 0 K: 1 S: 9	H: 0 LOB: 1 BB: 1 P: 16	R: 0 E: 0 K: 1 S: 6	H: 0 LOB: 0 BB: 0 P: 8	R: 2 E: 0 K: 1 S: 17	H: 3 LOB: 1 BB: 0 P: 24	R: 0 E: 0 K: 1 S: 12	H: 1 LOB: 1 BB: 0 P: 16	R: 1 E: 0 K: 0 S: 10	H: 2 LOB: 2 BB: 1 P: 19	R: 0 E: 0 K: 1 S: 7	H: 0 LOB: 1 BB: 1 P: 15	R: 4 E: 1 K: 0 S: 11	H: 2 LOB: 1 BB: 3 P: 26		R: 0 E: 0 K: 0 S: 9	H: 0 LOB: 0 BB: 0 P: 13	1B: 3 2B: 8 3B: 0 HR: 0	SF: 0 SAC: 0 DP: 2 HBP: 0	WP: 0 PB: 0 SB: 2 CS: 1	PA: 38				
PITCHER	IP	WLS	BF	H	R	ER	SO	BB	IBB	HBP	BLK	WP	HR	S	P	ERA	WHIP										
Brett Tomko, R ERA: 2.74	(1, 1)	6.1	29	7	3	3	8	2	1	0	0	0	0	68	107	4.26	1.421										
Steve Reed, R ERA: 1.42	(7, 1)	0.2	1	0	0	0	1	0	0	0	0	0	0	3	6	0.00	0.000										
Alan Embree, L ERA: 2.79	(8, 1)	0.0	1	0	1	1	0	1	0	0	0	0	0	3	7	∞	∞										
Jeremy Fikac, R ERA: 2.25	(8, 1)	1.0	L	7	2	3	1	0	2	0	0	0	0	8	19	9.00	2.000										

Batter	1	2	3	4	5	6	7	8	9	AB	R	H	RBI	BB	SO	LOB	TOP										
D'Angelo Jimenez, S OBP: 0.327, SLG: 0.338	F9			FC7-5 BB BB	G4-3			F7		3	0	0	0	1	0	2	San Diego Padres @ Florida Marlins Pro Player Stadium, Miami, FL Thu May 09 2002, 7:05 PM EDT Att: 5,461 - Sunny - 83 F										
Mark Kotsay, L OBP: 0.366, SLG: 0.394	CS 1B			G5-3 FC7-5 BB			F7	L6		3	0	1	0	1	0	0											
Ryan Klesko, L OBP: 0.421, SLG: 0.577	K			FC7-5 G5-3						2	0	0	0	2	1	3											
Phil Nevin, R OBP: 0.379, SLG: 0.484		G6-3		G5-3			K	G4-3		4	0	0	0	0	1	4											
Bubba Trammell, R OBP: 0.355, SLG: 0.355	F8			G5-3			F9			4	0	0	0	0	0	3											
Deivi Cruz, R OBP: 0.266, SLG: 0.409	F8						F9	F7		4	0	1	0	0	0	0											
Tom Lampkin, L OBP: 0.309, SLG: 0.377			K							4	0	2	0	0	1	0											
Cesar Crespo, S OBP: 0.214, SLG: 0.167				G1-2-3 BB			G4-3	S 1B		0	0	0	0	0	0	0											
Ramón Vázquez, L OBP: 0.250, SLG: 0.232		G3-1		G1-2-3 BB				K		3	0	1	0	1	1	1											
Brian Tollberg, R OBP: 0.133, SLG: 0.200		L4		G1-2-3 BB			G4-3			2	0	0	0	0	0	3											
Mark Sweeney, L OBP: 0.318, SLG: 0.222										1	0	0	0	0	0	1											
Steve Reed, R OBP: 0.214, SLG: 0.167										0	0	0	0	0	0	0											
Inning Stats	R: 0 E: 0 K: 1 S: 9	H: 1 LOB: 1 BB: 0 P: 16	R: 0 E: 0 K: 0 S: 5	H: 0 LOB: 0 BB: 0 P: 6	R: 0 E: 0 K: 1 S: 11	H: 0 LOB: 0 BB: 0 P: 17	R: 0 E: 0 K: 0 S: 8	H: 0 LOB: 2 BB: 2 P: 18	R: 0 E: 0 K: 0 S: 7	H: 2 LOB: 2 BB: 1 P: 14	R: 0 E: 0 K: 1 S: 13	H: 0 LOB: 1 BB: 1 P: 23	R: 0 E: 0 K: 0 S: 12	H: 1 LOB: 1 BB: 0 P: 19	R: 0 E: 0 K: 0 S: 7	H: 0 LOB: 1 BB: 1 P: 15	R: 0 E: 0 K: 1 S: 7	H: 1 LOB: 2 BB: 0 P: 12	1B: 4 2B: 1 3B: 1 HR: 0	SF: 0 SAC: 0 DP: 2 HBP: 0	WP: 0 PB: 0 SB: 1 CS: 1	PA: 35					
PITCHER	IP	WLS	BF	H	R	ER	SO	BB	IBB	HBP	BLK	WP	HR	S	P	ERA	WHIP										
Hansel Iztquierdo, R ERA: 0.81	(1, 1)	5.0	W	19	3	0	0	2	3	0	0	0	0	40	71	0.00	1.200										
Michael Tejera, L ERA: 5.4	(6, 1)	0.1	H	2	0	0	0	1	0	0	0	0	0	7	14	0.00	3.000										
Braden Looper, R ERA: 3.2	(6, 1)	2.2	H	10	1	0	0	1	1	0	0	0	0	25	43	0.00	0.750										
Vladimir Nunez, R ERA: 1.69	(9, 1)	1.0	S	4	1	0	0	1	0	0	0	0	0	7	12	0.00	1.000										

Batter	1	2	3	4	5	6	7	8	9	AB	R	H	RBI	BB	SO	LOB	BOTTOM											
Luis Castillo, S OBP: 0.342, SLG: 0.321	G4-3		G5-3					K		4	0	1	0	0	1	0	San Diego Padres @ Florida Marlins Pro Player Stadium, Miami, FL Thu May 09 2002, 7:05 PM EDT Att: 5,461 - Sunny - 83 F											
Alex Gonzalez, R OBP: 0.306, SLG: 0.353	F8		G5-3		L6-3 1B			K		4	0	0	0	0	1	2												
Preston Wilson, R OBP: 0.338, SLG: 0.431	WP 2B		F9				K	K		4	0	1	0	0	2	1												
Cliff Floyd, L OBP: 0.475, SLG: 0.721				G4-3						2	0	1	0	1	0	0												
Mike Lowell, R OBP: 0.416, SLG: 0.640				F9			L5			3	0	0	0	0	1	2												
Derek Lee, R OBP: 0.333, SLG: 0.480								G6-4-3 1B		3	1	3	0	0	0	0												
Eric Owens, R OBP: 0.329, SLG: 0.427				G5-3				G6-4-3 1-2		3	0	1	1	0	0	2												
Charles Johnson, R OBP: 0.293, SLG: 0.314								K		3	0	1	0	0	1	1												
Hansel Iztquierdo, R ERA: 0.81	(1, 1)									1	0	0	0	0	0	0												
Marty Mallow, L OBP: 0.214, SLG: 0.083	(5, PH)									0	0	0	0	0	0	0												
Michael Tejera, L ERA: 5.4	(6, 1)									0	0	0	0	0	0	0												
Braden Looper, R ERA: 3.2	(6, 1)									0	0	0	0	0	0	0												
Tim Raines, S OBP: 0.400, SLG: 0.188	(8, PH)									1	0	0	0	0	0	0												
Vladimir Nunez, R OBP: 1.000, SLG: 1.000	(9, 1)									0	0	0	0	0	0	0												
Inning Stats	R: 0 E: 0 K: 1 S: 15	H: 1 LOB: 2 BB: 1 P: 26	R: 1 E: 0 K: 0 S: 12	H: 2 LOB: 0 BB: 0 P: 17	R: 0 E: 0 K: 0 S: 7	H: 0 LOB: 0 BB: 0 P: 10	R: 0 E: 0 K: 0 S: 13	H: 1 LOB: 1 BB: 0 P: 19	R: 0 E: 0 K: 0 S: 5	H: 2 LOB: 1 BB: 0 P: 7	R: 0 E: 0 K: 1 S: 8	H: 1 LOB: 0 BB: 0 P: 11	R: 0 E: 0 K: 1 S: 10	H: 1 LOB: 0 BB: 0 P: 15	R: 0 E: 0 K: 3 S: 15	H: 0 LOB: 1 BB: 0 P: 19	1B: 4 2B: 5 3B: 0 HR: 0	SF: 0 SAC: 1 DP: 2 HBP: 0	WP: 2 PB: 0 SB: 0 CS: 1	PA: 30								
PITCHER	IP	WLS	BF	H	R	ER	SO	BB	IBB	HBP	BLK	WP	HR	S	P	ERA	WHIP											
Brian Tollberg, R ERA: 5.91	(1, 1)	6.0	L	23	7	1	1	2	0	0	0	0	0	60	90	1.50	1.167											
Steve Reed, R ERA: 1.23	(7, 1)	2.0		7	1	0	0	4	0	0	0	0	1	0	25	34	0.00	0.500										

AB	30
R	0
H	5
RBI	0
BB	5
SO	4
LOB	17



AB	28
R	1
H	8
RBI	1
BB	1
SO	6
LOB	8



Batter	1	2	3	4	5	6	7	8	9	AB	R	H	RBI	BB	SO	LOB	TOP					
Dave Roberts, L (1.8) OBP: 0.374, SLG: 0.319	G4-3		K	F8			B3			4	0	0	0	0	1	1	Los Angeles Dodgers @ Florida Marlins Pro Player Stadium, Miami, FL Sat May 11 2002, 7:05 PM EDT Att: 19,767 - Cloudy - 82 F					
Cesar Izturis, S (1.6) OBP: 0.315, SLG: 0.372	G5-3 1B		2B		G5-4-3 1B		G1-3			4	0	3	0	0	0	0						
Shawn Green, L (1.9) OBP: 0.329, SLG: 0.378	G5-3 1B		F7		E1			K		4	0	1	0	0	1	2						
Paul Lo Duca, R (1.2) OBP: 0.364, SLG: 0.433	G5-3			E5 1B WP 2B	G5-4-3			K		4	1	0	0	0	1	4						
Eric Karros, R (1.3)		FC5-4 BB		BB 1B	G6-3			P3		3	1	1	0	1	0	1						
Brian Jordan, R (1.7) OBP: 0.312, SLG: 0.433		F2		2B BB		L6			G4-3	3	1	0	0	1	0	1						
Adrián Beltré, R (1.5) OBP: 0.327, SLG: 0.370		FC5-4 FC6 1-2		K		G6-3			F7	4	0	0	0	0	1	4						
Mark Grudzielanek, R (1.4) OBP: 0.303, SLG: 0.350		FC6 1-2		K 2B		K			K	4	0	1	3	0	2	1						
Kevin Brown, R (1.1) OBP: 0.333, SLG: 0.667			K2-3	K						3	0	0	0	0	2	1						
Paul Quantrill, L (8.1)							F7			0	0	0	0	0	0	0						
Eric Gagne, R (9.1)										0	0	0	0	0	0	0						
Inning Stats	R: 0 E: 0 K: 0 S: 6	H: 2 LOB: 1 BB: 0 P: 11	R: 0 E: 0 K: 0 S: 9	H: 0 LOB: 1 BB: 1 P: 19	R: 0 E: 0 K: 2 S: 9	H: 1 LOB: 1 BB: 0 P: 12	R: 3 E: 1 K: 2 S: 13	H: 2 LOB: 1 BB: 1 P: 25	R: 0 E: 1 K: 0 S: 12	H: 0 LOB: 0 BB: 0 P: 15	R: 0 E: 0 K: 1 S: 10	H: 0 LOB: 0 BB: 0 P: 15	R: 0 E: 0 K: 0 S: 6	H: 0 LOB: 0 BB: 0 P: 8	R: 0 E: 0 K: 2 S: 8	H: 0 LOB: 0 BB: 0 P: 9	R: 0 E: 0 K: 1 S: 7	H: 0 LOB: 0 BB: 0 P: 10	1B: 4 2B: 2 3B: 0 HR: 0	SF: 0 SAC: 0 DP: 2 HBP: 0	WP: 1 PB: 0 SB: 0 CS: 0	PA: 35
PITCHER	IP WLS BF H R ER SO BB IBB HBP BLK WP HR S P ERA WHIP																					
Julian Tavarez, R (1.1) ERA: 8.88	4.0 L 19 5 3 2 4 2 0 0 0 0 1 0 37 67 4.50 1.750																					
Vic Darensbourg, L (5.1) ERA: 3.29	1.0 4 1 0 0 0 0 0 0 0 0 0 0 12 15 0.00 1.000																					
56 Kevin Olsen, R (6.1) ERA: 4.1	3.0 9 0 0 0 3 0 0 0 0 0 0 0 24 32 0.00 0.000																					
Gary Knotts, R (9.1) ERA: 4.24	1.0 3 0 0 0 1 0 0 0 0 0 0 0 7 10 0.00 0.000																					

Batter	1	2	3	4	5	6	7	8	9	AB	R	H	RBI	BB	SO	LOB	BOTTOM					
Luis Castillo, S (1.4) OBP: 0.355, SLG: 0.338	2B 1B		L7		K			G6-4-3 1-2		4	0	1	0	0	1	1	Los Angeles Dodgers @ Florida Marlins Pro Player Stadium, Miami, FL Sat May 11 2002, 7:05 PM EDT Att: 19,767 - Cloudy - 82 F					
Alex Gonzalez, R (1.6) OBP: 0.303, SLG: 0.354	1-3 2B		L6			K		FC6-4 1B		4	0	2	0	0	1	0						
Preston Wilson, R (1.8) OBP: 0.333, SLG: 0.417	K		HBP			G5-3		FC6-4 1-2		3	0	0	0	0	1	3						
Cliff Floyd, L (1.9) OBP: 0.463, SLG: 0.689	K		G5-3			L3			D 1B	4	0	1	0	0	1	3						
Mike Lowell, R (1.5) OBP: 0.408, SLG: 0.615	BB				K				K	3	0	0	0	1	3	1						
Derek Lee, R (1.3) OBP: 0.328, SLG: 0.481	K				K				F9	4	0	1	0	0	2	4						
Eric Owens, R (1.7) OBP: 0.333, SLG: 0.420		G5-3			K				G5-3	4	0	0	0	0	2	2						
Charles Johnson, R (1.2) OBP: 0.308, SLG: 0.321		F9			F8				G5-3	3	0	0	0	0	0	1						
Julian Tavarez, L (1.1) OBP: 0.187, SLG: 0.187										1	0	0	0	0	1	0						
Vic Darensbourg, L (5.1) ERA: 3.29										0	0	0	0	0	0	0						
Marty Malloy, L (5.1) ERA: 3.29										1	0	0	0	0	0	0						
56 Kevin Olsen, R (6.1) ERA: 4.1										0	0	0	0	0	0	0						
Andy Fox, L (8.1) OBP: 0.375, SLG: 0.447										1	0	1	0	0	0	0						
Gary Knotts, R (9.1) ERA: 4.24										0	0	0	0	0	0	0						
Inning Stats	R: 0 E: 0 K: 3 S: 20	H: 2 LOB: 3 BB: 1 P: 33	R: 0 E: 0 K: 1 S: 6	H: 0 LOB: 0 BB: 0 P: 8	R: 0 E: 0 K: 0 S: 5	H: 0 LOB: 1 BB: 0 P: 7	R: 0 E: 0 K: 3 S: 9	H: 0 LOB: 0 BB: 0 P: 15	R: 0 E: 0 K: 1 S: 6	H: 0 LOB: 0 BB: 0 P: 7	R: 0 E: 0 K: 1 S: 5	H: 0 LOB: 0 BB: 0 P: 5	R: 0 E: 0 K: 1 S: 9	H: 1 LOB: 1 BB: 0 P: 12	R: 0 E: 0 K: 0 S: 8	H: 2 LOB: 1 BB: 0 P: 11	R: 0 E: 0 K: 2 S: 17	H: 1 LOB: 1 BB: 0 P: 24	1B: 4 2B: 1 3B: 1 HR: 0	SF: 0 SAC: 0 DP: 1 HBP: 1	WP: 0 PB: 0 SB: 0 CS: 0	PA: 34
PITCHER	IP WLS BF H R ER SO BB IBB HBP BLK WP HR S P ERA WHIP																					
Kevin Brown, R (1.1) ERA: 3.45	7.0 W 26 3 0 0 10 1 0 0 0 0 0 60 87 0.00 0.571																					
Paul Quantrill, R (8.1) ERA: 4.29	1.0 H 4 2 0 0 0 0 0 0 0 0 0 8 11 0.00 2.000																					
Eric Gagne, R (9.1) ERA: 0.95	1.0 S 4 1 0 0 2 0 0 0 0 0 0 0 17 24 0.00 1.000																					

Batter	1	2	3	4	5	6	7	8	9	AB	R	H	RBI	BB	SO	LOB	TOP																			
Andy Fox, L OBP: 0.388, SLG: 0.405 (1, 4)	4-0 S BB		4-2 CS BB			2-2 F8		0-0 P6		2	0	0	0	2	0	0																				
Alex Gonzalez, R OBP: 0.305, SLG: 0.348 (1, 6)	1-2 P4		1-0 CS 1-2	0-1 F7		2-3 K		2-0 BB 1B		4	0	1	0	0	1	1																				
Preston Wilson, R OBP: 0.339, SLG: 0.414 (1, 8)	3-3 K			1-0 S 1B			1-0 1B	4-2 BB		3	0	2	0	1	1	1																				
Cliff Floyd, L OBP: 0.455, SLG: 0.664 Tim Raines, S OBP: 0.423, SLG: 0.263 (1, 9) (5, 7)	2-1 P4			2-0 F7 1-2			1-2 F8	2-3 K		2	0	0	0	0	0	2																				
Mike Lowell, R OBP: 0.404, SLG: 0.620 (1, 5)		3-2 F8		0-0 P6			0-1 1B		0-0 G6-3	4	0	1	0	0	0	1																				
Derrek Lee, R OBP: 0.335, SLG: 0.483 (1, 3)		3-2 G4-6-3 1B			2-2 G6-3		2-0 F3		2-0 3B 1B	4	1	2	0	0	0	2																				
Eric Owens, R OBP: 0.337, SLG: 0.438 (1, 7) (5, 9)		0-0 G4-6-3 1-2			2-1 G4-3		2-2 L9		2-2 G5-3 3B	4	1	1	1	0	0	3																				
Charles Johnson, R OBP: 0.304, SLG: 0.367 (1, 2)			0-0 P3		0-2 G1-3			0-0 HR	0-0 G5-3	4	1	1	2	0	0	0																				
Brad Penny, R OBP: 0.063, SLG: 0.063 Mark Melancon, L OBP: 0.168, SLG: 0.071 Gary Knotts, R (6, 1) Michael Tejera, L (7, 1) Ramon Castro, R OBP: 0.357, SLG: 0.622 Hansel Iztquierdo, R (8, 1) Mike Redmond, R OBP: 0.068, SLG: 0.443 (9, PH)			3-1 G6-3			0-0 B2		1-0 P4	1-1 G5-3	1	0	0	0	0	0	0																				
Inning Stats	R: 0 E: 0 K: 1 S: 8	H: 0 LOB: 1 BB: 1 P: 18	R: 0 E: 0 K: 0 S: 7	H: 1 LOB: 0 BB: 0 P: 13	R: 0 E: 0 K: 0 S: 6	H: 0 LOB: 0 BB: 1 P: 14	R: 0 E: 0 K: 0 S: 5	H: 1 LOB: 1 BB: 0 P: 8	R: 0 E: 0 K: 1 S: 7	H: 0 LOB: 0 BB: 0 P: 11	R: 0 E: 0 K: 0 S: 10	H: 2 LOB: 2 BB: 0 P: 16	R: 1 E: 0 K: 1 S: 10	H: 2 LOB: 2 BB: 1 P: 19	R: 2 E: 0 K: 0 S: 9	H: 2 LOB: 0 BB: 0 P: 14	1B: 6 2B: 0 3B: 1 HR: 1	SF: 0 SAC: 0 DP: 1 HBP: 0	WP: 0 PA: 37 PB: 0 SB: 2 CS: 1																	
PITCHER	IP	WLS	BF	H	R	ER	SO	BB	IBB	HBP	BLK	WP	HR	S	P	ERA	WHIP	PITCHER		IP	WLS	BF	H	R	ER	SO	BB	IBB	HBP	BLK	WP	HR	S	P	ERA	WHIP
Denny Stark, R ERA: 4.86 (1, 1)	6.0	W	20	2	0	0	2	2	0	0	0	0	0	41	76	0.00	0.667																			
Justin Speier, R ERA: 2.25 (7, 1)	2.0		11	4	1	1	1	1	0	0	0	0	1	20	35	4.50	2.500																			
Dennys Reyes, L ERA: 4.86 (9, 1)	1.0		5	2	2	2	0	0	0	0	0	0	0	9	14	18.00	2.000																			

Florida Marlins @ Colorado Rockies
Coors Field, Denver, CO
Mon May 13 2002, 7:05 PM MDT
Att: 29,971 - Sunny - 68 F

AB 33
R 3
H 8
RBI 3
BB 3
SO 3
LOB 13



Batter	1	2	3	4	5	6	7	8	9	AB	R	H	RBI	BB	SO	LOB	BOTTOM																			
Juan Pierre, L OBP: 0.359, SLG: 0.307 (1, 8)	1-0 F7 17 E 2B		0-1 F9 S 1B		0-0 B1-3			2-2 G4-3		5	1	2	0	0	0	2																				
Juan Uribe, R OBP: 0.357, SLG: 0.425 (1, 6)	2-3 K		1-2 F9 1-3		3-3 K		3-1 P4			4	0	0	0	0	2	2																				
Larry Walker, L OBP: 0.349, SLG: 0.538 (1, 9)	3-2 F7		0-0 L4		1-0 17 L4-3 1B		4-0 BB			3	0	1	0	1	0	2																				
17 Todd Helton, L OBP: 0.411, SLG: 0.591 (1, 3)	1-0 E3		4-0 IBB		3-2 L4-3 1-2		2-2 F7			3	0	0	0	1	0	2																				
Todd Zeile, R OBP: 0.368, SLG: 0.530 (1, 5)	2-3 K		2-3 K			3-2 F9	3-2 F8			4	0	0	0	0	2	4																				
Todd Hollandsworth, L OBP: 0.298, SLG: 0.394 (1, 7)		2-0 G4-3		1-0 F7		4-2 BB WP HR BB	1-1 G3			3	1	0	0	1	0	1																				
Jose Ortiz, R OBP: 0.297, SLG: 0.289 (1, 4)		4-0 BB		1-0 E SF9 1B		4-0 BB HR BB		3-1 L5		2	2	1	0	2	0	0																				
Bobby Estelella, R OBP: 0.214, SLG: 0.385 (1, 2)		0-0 F8		1-2 SF9 E 1B		4-1 HR BB		3-2 HR		3	2	2	1	1	0	1																				
Denny Stark, R (1, 1) Greg Norton, S OBP: 0.280, SLG: 0.378 Justin Speier, R (7, 1) Brent Butler, R OBP: 0.333, SLG: 0.333 (8, PH) Dennys Reyes, R (9, 1)		0-3 K		0-1 SF9		2-1 HR		1-1 G6-3 1B		1	0	0	1	0	1	1																				
Inning Stats	R: 1 E: 1 K: 2 S: 11	H: 1 LOB: 1 BB: 0 P: 20	R: 0 E: 0 K: 1 S: 5	H: 0 LOB: 1 BB: 1 P: 11	R: 0 E: 0 K: 1 S: 9	H: 1 LOB: 2 BB: 1 P: 16	R: 1 E: 1 K: 0 S: 8	H: 2 LOB: 1 BB: 0 P: 11	R: 0 E: 0 K: 1 S: 7	H: 1 LOB: 0 BB: 0 P: 14	R: 4 E: 0 K: 0 S: 14	H: 1 LOB: 0 BB: 3 P: 36	R: 0 E: 0 K: 0 S: 9	H: 0 LOB: 1 BB: 1 P: 19	R: 1 E: 0 K: 0 S: 11	H: 2 LOB: 0 BB: 0 P: 20	1B: 5 2B: 2 3B: 0 HR: 2	SF: 1 SAC: 0 DP: 2 HBP: 0	WP: 1 PA: 37 PB: 0 SB: 1 CS: 0																	
PITCHER	IP	WLS	BF	H	R	ER	SO	BB	IBB	HBP	BLK	WP	HR	S	P	ERA	WHIP	PITCHER		IP	WLS	BF	H	R	ER	SO	BB	IBB	HBP	BLK	WP	HR	S	P	ERA	WHIP
Brad Penny, R ERA: 3.72 (1, 1)	5.0	L	22	5	2	0	5	1	1	0	0	0	0	40	72	0.00	1.200																			
Gary Knotts, R ERA: 6.0 (6, 1)	1.0		7	1	4	4	0	3	0	0	0	1	1	14	36	36.00	4.000																			
Michael Tejera, L ERA: 6.0 (7, 1)	1.0		4	0	0	0	0	1	0	0	0	0	0	9	19	0.00	1.000																			
Hansel Iztquierdo, R ERA: 1.15 (8, 1)	1.0		4	2	1	1	0	0	0	0	0	0	1	11	20	9.00	2.000																			

Florida Marlins @ Colorado Rockies
Coors Field, Denver, CO
Mon May 13 2002, 7:05 PM MDT
Att: 29,971 - Sunny - 68 F

AB 30
R 7
H 8
RBI 6
BB 6
SO 5
LOB 15



Batter	1	2	3	4	5	6	7	8	9	AB	R	H	RBI	BB	SO	LOB	TOP										
Luis Castillo, S (1.4) OBP: 0.356, SLG: 0.340										5	0	2	0	0	0	2											
Alex Gonzalez, R (1.6) OBP: 0.297, SLG: 0.338										4	0	0	0	0	1	4											
Preston Wilson, R (1.8) OBP: 0.337, SLG: 0.406										3	1	0	0	1	2	2											
Cliff Floyd, L (1.9) OBP: 0.456, SLG: 0.690										4	2	2	1	0	1	1											
Mike Lowell, R (1.5) OBP: 0.406, SLG: 0.621										3	1	2	1	0	0	0											
Derrek Lee, R (1.3) OBP: 0.333, SLG: 0.490										4	1	1	1	0	1	1											
Eric Owens, R (1.7) OBP: 0.343, SLG: 0.435										3	1	1	0	1	0	0											
Mike Redmond, R (1.2) OBP: 0.412, SLG: 0.424										4	0	2	1	0	0	1											
Josh Beckett, R (1.1) Tim Raines, S (7, PH) Braden Looper, R (7, PH) 46 Oswaldo Mairena, L (8, 1) Vladimir Nunez, R (8, 1)										2	0	0	0	0	1	1											
Inning Stats	R: 0 E: 0 K: 0 S: 10	H: 1 LOB: 0 BB: 0 P: 13	R: 1 E: 0 K: 0 S: 10	H: 2 LOB: 0 BB: 0 P: 15	R: 0 E: 0 K: 1 S: 6	H: 0 LOB: 0 BB: 0 P: 7	R: 0 E: 0 K: 1 S: 8	H: 0 LOB: 0 BB: 0 P: 12	R: 1 E: 0 K: 0 S: 8	H: 1 LOB: 1 BB: 1 P: 15	R: 0 E: 0 K: 3 S: 12	H: 1 LOB: 1 BB: 0 P: 17	R: 2 E: 0 K: 0 S: 16	H: 4 LOB: 2 BB: 0 P: 26	R: 2 E: 0 K: 1 S: 12	H: 1 LOB: 0 BB: 1 P: 19	R: 0 E: 0 K: 1 S: 8	H: 1 LOB: 0 BB: 0 P: 13	1B: 8 2B: 1 3B: 1 HR: 1	SF: 1 SAC: 0 DP: 2 HBP: 0	WP: 2 PB: 0 SB: 3 CS: 1	PA: 37					
PITCHER	IP	WLS	BF	H	R	ER	SO	BB	IBB	HBP	BLK	WP	HR	S	P	ERA	WHIP										
Denny Neagle, L (1.1) ERA: 5.1	6.0	L	25	8	4	4	5	1	0	0	0	1	1	59	90	6.00	1.500										
Chris Nething, R (7.1) ERA: 0.6	1.0		4	1	0	0	0	0	0	0	0	0	0	11	15	0.00	1.000										
Rick White, R (8.1) ERA: 4.91	1.0		5	1	2	2	1	1	0	0	0	1	0	12	19	18.00	2.000										
Todd Jones, R (9.1) ERA: 2.45	1.0		3	1	0	0	1	0	0	0	0	0	0	8	13	0.00	1.000										

Florida Marlins @ Colorado Rockies
Coors Field, Denver, CO
Tue May 14 2002, 7:05 PM MDT
Att: 28,651 - Cloudy - 60 F

AB 34
R 6
H 11
RBI 4
BB 2
SO 7
LOB 13

Batter	1	2	3	4	5	6	7	8	9	AB	R	H	RBI	BB	SO	LOB	BOTTOM										
Juan Pierre, L (1.8) OBP: 0.360, SLG: 0.316										5	0	2	0	0	1	1											
Brent Butler, R (1.6) OBP: 0.182, SLG: 0.182										5	0	0	0	0	1	3											
Larry Walker, L (1.9) OBP: 0.351, SLG: 0.529										4	0	1	0	1	0	1											
17 Todd Helton, L (1.3) OBP: 0.413, SLG: 0.610										4	1	2	1	0	0	1											
Todd Zeile, R (1.5) OBP: 0.365, SLG: 0.517										3	0	0	0	1	0	2											
Todd Hollandsworth, L (1.7) OBP: 0.308, SLG: 0.423										3	1	1	1	1	0	2											
Jose Ortiz, R (1.4) OBP: 0.305, SLG: 0.290										3	0	1	0	1	1	3											
Gary Bennett, R (1.2) OBP: 0.287, SLG: 0.295										3	0	1	0	0	0	2											
Terry Shumpert, R (8, PH) OBP: 0.271, SLG: 0.313										1	0	0	0	0	0	3											
Todd Jones, L (9.1) ERA: 3.05										0	0	0	0	0	0	0											
Denny Neagle, L (1.1) OBP: 0.412, SLG: 0.588										2	0	0	0	0	0	1											
Chris Nething, R (7.1) ERA: 0.500, SLG: 0.500										0	0	0	0	0	0	0											
Greg Norton, S (7, PH) OBP: 0.275, SLG: 0.370										1	0	0	0	0	0	1											
Rick White, R (8.1) OBP: 0.200, SLG: 0.357										0	0	0	0	0	0	0											
Bobby Estelella, R (9.2) ERA: 1.88										1	0	0	0	0	1	0											
Inning Stats	R: 0 E: 0 K: 1 S: 7	H: 0 LOB: 0 BB: 0 P: 10	R: 1 E: 0 K: 0 S: 10	H: 1 LOB: 1 BB: 1 P: 20	R: 0 E: 0 K: 1 S: 7	H: 0 LOB: 0 BB: 0 P: 8	R: 0 E: 0 K: 0 S: 8	H: 0 LOB: 0 BB: 0 P: 11	R: 1 E: 0 K: 0 S: 8	H: 2 LOB: 1 BB: 0 P: 11	R: 0 E: 0 K: 0 S: 6	H: 0 LOB: 2 BB: 2 P: 14	R: 0 E: 0 K: 0 S: 11	H: 2 LOB: 2 BB: 0 P: 18	R: 0 E: 0 K: 1 S: 14	H: 2 LOB: 3 BB: 1 P: 26	R: 0 E: 1 K: 1 S: 9	H: 1 LOB: 1 BB: 0 P: 11	1B: 5 2B: 1 3B: 0 HR: 2	SF: 0 SAC: 0 DP: 0 HBP: 0	WP: 0 PB: 0 SB: 1 CS: 0	PA: 39					
PITCHER	IP	WLS	BF	H	R	ER	SO	BB	IBB	HBP	BLK	WP	HR	S	P	ERA	WHIP										
Josh Beckett, R (1.1) ERA: 3.44	6.0	W	24	3	2	2	2	3	0	0	0	0	2	46	74	3.00	1.000										
Braden Looper, R (7.1) ERA: 3.05	1.0	H	5	2	0	0	0	0	0	0	0	0	0	11	18	0.00	2.000										
46 Oswaldo Mairena, L (8.1) ERA: 1.69	0.1		4	2	0	0	0	1	0	0	0	0	0	6	12	0.00	9.000										
Vladimir Nunez, R (8.1) ERA: 1.88	1.2	S	6	1	0	0	2	0	0	0	0	0	0	17	25	0.00	0.600										

Florida Marlins @ Colorado Rockies
Coors Field, Denver, CO
Tue May 14 2002, 7:05 PM MDT
Att: 28,651 - Cloudy - 60 F

AB 35
R 2
H 8
RBI 2
BB 4
SO 4
LOB 20

Batter	1	2	3	4	5	6	7	8	9	AB	R	H	RBI	BB	SO	LOB	TOP										
Andy Fox, L OBP: 0.370, SLG: 0.383 (1, 4)	G4-3		1-2 3-H 1B		K		G3-1		G4-3	5	0	1	1	0	1	0	Florida Marlins @ Colorado Rockies Coors Field, Denver, CO Wed May 15 2002, 7:05 PM MDT Att: 27,898 - Cloudy - 68 F										
Alex Gonzalez, R OBP: 0.330, SLG: 0.336 (1, 6)	K		L7		L7		BB		F8	4	0	1	0	1	1	2											
Preston Wilson, R OBP: 0.335, SLG: 0.403 (1, 8)	K		G3		1-2 1B		BB		K	4	0	1	0	0	2	3											
Cliff Floyd, L OBP: 0.451, SLG: 0.684 (1, 9)		F5		1-0 1B SF9 2B	K				K	4	1	1	0	0	2	2											
Mike Lowell, R OBP: 0.408, SLG: 0.618 (1, 5)	L7		1-1 1B		K		1-1 2B		1B	4	0	2	0	0	1	0											
Derrek Lee, R OBP: 0.337, SLG: 0.497 (1, 3)	K		3-1 SF9		BB		1-3 2B		2B	2	0	1	1	1	1	0											
Eric Owens, R OBP: 0.350, SLG: 0.432 (1, 7)			4-2 WP 1B BB		G5-4-3 1B		F9		K	3	1	1	0	1	1	3											
Charles Johnson, R OBP: 0.288, SLG: 0.344 (1, 2)			1-0 F7		G5-4-3 1-2		K		L6	4	0	0	0	0	1	6											
A.J. Burnett, R OBP: 0.174, SLG: 0.190 Vic Darenbourg, L (7, 1)			4-2 1B		K		F3		G4-3	2	0	0	0	1	1	0											
Tim Raines, S OBP: 0.429, SLG: 0.286 (9, PH)			1-3 BB							0	0	0	0	0	0	0											
Inning Stats	R: 0 E: 0 K: 2 S: 8	H: 0 LOB: 0 BB: 0 P: 12	R: 0 E: 0 K: 1 S: 6	H: 0 LOB: 0 BB: 0 P: 7	R: 1 E: 0 K: 0 S: 10	H: 1 LOB: 2 BB: 2 P: 20	R: 1 E: 0 K: 0 S: 8	H: 3 LOB: 1 BB: 0 P: 16	R: 0 E: 0 K: 2 S: 10	H: 0 LOB: 2 BB: 1 P: 19	R: 0 E: 0 K: 1 S: 7	H: 0 LOB: 1 BB: 1 P: 14	R: 0 E: 0 K: 2 S: 10	H: 2 LOB: 2 BB: 0 P: 15	R: 0 E: 0 K: 0 S: 5	H: 0 LOB: 0 BB: 0 P: 5	1B: 6 2B: 2 3B: 0 HR: 0	SF: 1 SAC: 0 DP: 1 HBP: 0	WP: 1 PB: 0 SB: 1 CS: 0	PA: 38							
PITCHER	IP	WLS	BF	H	R	ER	SO	BB	IBB	HBP	BLK	WP	HR	S	P	ERA	WHIP										
Jason Jennings, R ERA: 4.23 (1, 1)	7.0	W	30	6	2	2	9	4	0	0	0	1	0	63	102	2.57	1.429										
Kent Mercker, L ERA: 3.09 (8, 1)	1.0		5	2	0	0	2	0	0	0	0	0	0	10	15	0.00	2.000										
Jose Jimenez, R ERA: 3.38 (9, 1)	1.0		3	0	0	0	0	0	0	0	0	0	0	5	5	0.00	0.000										

Batter	1	2	3	4	5	6	7	8	9	AB	R	H	RBI	BB	SO	LOB	BOTTOM										
Juan Pierre, L OBP: 0.358, SLG: 0.315 (1, 8)	G1-3		K		G1-6-3		BB 17 1B S			4	1	1	0	0	1	1	Florida Marlins @ Colorado Rockies Coors Field, Denver, CO Wed May 15 2002, 7:05 PM MDT Att: 27,898 - Cloudy - 68 F										
Juan Uribe, R OBP: 0.366, SLG: 0.426 (1, 6)	K		BB			1B	BB			2	1	1	0	2	1	0											
Larry Walker, L OBP: 0.362, SLG: 0.532 (1, 9)	1B		G4-3			1B	BB			3	1	2	0	1	0	1											
17 Todd Helton, L OBP: 0.409, SLG: 0.600 (1, 3)	F8				G3-1		BB			4	1	1	2	0	1	3											
Greg Norton, S OBP: 0.278, SLG: 0.354 Brent Butler, R OBP: 0.250, SLG: 0.333 (7, 5)	G4-3		G3		G3		BB			2	0	0	0	1	0	0											
Todd Hollandsworth, L OBP: 0.304, SLG: 0.416 (1, 7)			CS 1B		K		G6-4-3		F7	4	0	1	0	0	1	3											
Jose Ortiz, R OBP: 0.294, SLG: 0.278 (1, 4)	G6-3				F7		L9		P3	4	0	0	0	0	0	1											
Bobby Estalella, R OBP: 0.263, SLG: 0.722 (1, 2)			HR				P3		K	4	2	2	2	0	1	0											
Jason Jennings, L OBP: 0.313, SLG: 0.467 Terry Shumpert, R OBP: 0.282, SLG: 0.369 Kent Mercker, L (8, 1)			K		G1-6-3		HR			1	0	0	0	1	1	0											
Jose Jimenez, R (9, 1)					BB		HR			0	0	0	0	0	0	0											
Inning Stats	R: 0 E: 0 K: 1 S: 11	H: 1 LOB: 1 BB: 0 P: 15	R: 0 E: 0 K: 0 S: 6	H: 1 LOB: 0 BB: 0 P: 10	R: 1 E: 0 K: 2 S: 9	H: 1 LOB: 1 BB: 1 P: 15	R: 0 E: 0 K: 1 S: 10	H: 0 LOB: 0 BB: 0 P: 14	R: 1 E: 0 K: 0 S: 7	H: 1 LOB: 0 BB: 1 P: 12	R: 0 E: 0 K: 1 S: 17	H: 2 LOB: 2 BB: 1 P: 29	R: 5 E: 0 K: 0 S: 19	H: 4 LOB: 1 BB: 2 P: 36	R: 0 E: 0 K: 1 S: 8	H: 0 LOB: 0 BB: 0 P: 11	1B: 6 2B: 1 3B: 0 HR: 3	SF: 0 SAC: 0 DP: 2 HBP: 0	WP: 0 PB: 0 SB: 1 CS: 1	PA: 35							
PITCHER	IP	WLS	BF	H	R	ER	SO	BB	IBB	HBP	BLK	WP	HR	S	P	ERA	WHIP										
A.J. Burnett, R ERA: 2.94 (1, 1)	6.2	L	29	8	5	5	5	4	0	0	0	0	0	73	117	6.75	1.800										
Vic Darenbourg, L ERA: 4.2 (7, 1)	1.1		6	2	2	2	1	1	0	0	0	0	0	14	25	13.50	2.250										

AB	33
R	2
H	8
RBI	2
BB	4
SO	11
LOB	16

AB	30
R	7
H	10
RBI	7
BB	5
SO	6
LOB	9



Batter	1	2	3	4	5	6	7	8	9	AB	R	H	RBI	BB	SO	LOB	TOP										
Luis Castillo, S OBP: 0.364, SLG: 0.349 (1, 4)	G4-3		1-2 1B			1-1 2B 1B 1B		1-1 CS 1B	G4-3	5	1	3	0	0	0	2	Florida Marlins @ San Francisco Giants PacBell Park, San Francisco, CA Fri May 17 2002, 10:35 PM EDT Att: 37,977 - Sunny - 56 F										
Eric Owens, R OBP: 0.342, SLG: 0.417 (1, 7)	G5-3		1-1 G6-3			2-0 F9		1-3 1-2 K		4	0	0	0	0	1	4											
Preston Wilson, R OBP: 0.342, SLG: 0.402 (1, 8)	L7			1-0 G5-3		1-0 1B 2B		4-2 S BB		3	1	1	0	1	0	0											
Cliff Floyd, L OBP: 0.441, SLG: 0.662 (1, 9)		0-0 F7		1-2 L7		0-1 FC4-6 1B		1-3 K		4	0	1	2	0	1	2											
Mike Lowell, R OBP: 0.401, SLG: 0.604 (1, 5)		2-1 2B		1-1 G5-3		0-0 FC4-6 1B			1-2 G5-3	4	0	1	0	0	0	1											
Derrek Lee, R OBP: 0.328, SLG: 0.497 (1, 3)		2-3 K			3-3 K		2-2 L9		2-1 HR	4	1	1	1	0	2	1											
Charles Johnson, R OBP: 0.295, SLG: 0.362 (1, 2)					1-3 K		0-0 G6-3		2-2 PB 1B 1B	4	0	1	0	0	2	1											
Alex Gonzalez, R OBP: 0.298, SLG: 0.327 (1, 6)			0-1 G6-3		1-3 K		1-3 K		0-0 PB 1B	4	0	1	0	0	2	0											
Ryan Dempster, R OBP: 0.087, SLG: 0.174 Tim Raines, S (8, PH) Braden Looper, R (8, PH) Andy Fox, L (8, PH) OBP: 0.362, SLG: 0.373			1-1 B1-3			1-2 G6-3		0-1 1B 2B	1-2 2-3 P6	2	0	0	0	0	0	0											
Inning Stats	R: 0 E: 0 K: 0 S: 7	H: 0 LOB: 0 BB: 0 P: 8	R: 0 E: 0 K: 2 S: 10	H: 1 LOB: 1 BB: 0 P: 17	R: 0 E: 0 K: 0 S: 9	H: 1 LOB: 1 BB: 0 P: 12	R: 0 E: 0 K: 0 S: 6	H: 0 LOB: 0 BB: 0 P: 9	R: 0 E: 0 K: 3 S: 10	H: 0 LOB: 0 BB: 0 P: 15	R: 2 E: 0 K: 0 S: 10	H: 3 LOB: 1 BB: 0 P: 15	R: 0 E: 0 K: 1 S: 7	H: 0 LOB: 0 BB: 0 P: 10	R: 0 E: 0 K: 2 S: 12	H: 2 LOB: 2 BB: 1 P: 19		R: 1 E: 0 K: 0 S: 15	H: 3 LOB: 2 BB: 0 P: 23	1B: 6 2B: 4 3B: 0 HR: 1	SF: 0 SAC: 0 DP: 1 HBP: 0	WP: 0 PB: 1 SB: 1 CS: 1	PA: 37				
PITCHER	IP	WLS	BF	H	R	ER	SO	BB	IBB	HBP	BLK	WP	HR	S	P	ERA	WHIP										
Russ Ortiz, R ERA: 2.78	7.0	W	26	5	2	2	6	0	0	0	0	0	0	59	86	2.57	0.714										
Felix Rodriguez, R ERA: 4.34	0.2	H	4	2	0	0	1	1	0	0	0	0	0	9	15	0.00	4.500										
Robb Nen, R ERA: 2.75	1.1	S	7	3	1	1	1	0	0	0	0	0	1	18	27	6.75	2.250										

AB	36
R	3
H	10
RBI	3
BB	1
SO	8
LOB	13



Batter	1	2	3	4	5	6	7	8	9	AB	R	H	RBI	BB	SO	LOB	BOTTOM										
David Bell, R OBP: 0.325, SLG: 0.404 (1, 5)	K		0-1 HR			1-2 L8	1-0 CS	2-2 L8		4	1	1	2	0	1	0	Florida Marlins @ San Francisco Giants PacBell Park, San Francisco, CA Fri May 17 2002, 10:35 PM EDT Att: 37,977 - Sunny - 56 F										
Rich Aurilia, R OBP: 0.303, SLG: 0.437 (1, 6)	K		3-3 K			1-1 F9		3-2 1B 1B BB 1B		4	1	1	0	0	2	0											
Barry Bonds, L OBP: 0.603, SLG: 0.857 (1, 7)	G4-3			2-1 P6		1-1 3B		1-1 BB 1B HR 1B		4	1	2	0	0	0	0											
Jeff Kent, R OBP: 0.313, SLG: 0.419 (1, 4)		4-0 CS BB		0-0 F9		3-2 G6-3		3-3 K		3	0	0	0	1	1	3											
J.T. Snow, L OBP: 0.325, SLG: 0.333 (1, 3)		3-3 1-2 K		3-1 L9			4-0 G6-3 1B BB	2-2 1-2 2-3 HR 1B		3	2	1	0	1	1	1											
Reggie Sanders, R OBP: 0.316, SLG: 0.396 (1, 9)		3-3 K			2-3 K		2-2 1-2 1B 1B	4-2 1-2 2-3 HR BB		3	2	1	1	1	2	0											
Tsuyoshi Shinjo, R OBP: 0.282, SLG: 0.338 (1, 8)			1-2 P6		3-3 K		2-2 F5	1-0 1-2 2-3 HR		4	1	1	4	0	1	2											
Benito Santiago, R OBP: 0.318, SLG: 0.438 (1, 2)			2-3 K		3-1 3B		0-2 G6-3	0-0 G4-3		4	0	1	0	0	1	2											
Russ Ortiz, R OBP: 0.400, SLG: 0.500 Tom Goodwin, L (7, PH) Felix Rodriguez, R (8, 1) Robb Nen, R (8, 1)			0-0 HR 1B		0-3 K		1-0 CS 1B			2	1	1	0	0	1	1											
Inning Stats	R: 0 E: 0 K: 2 S: 10	H: 0 LOB: 0 BB: 0 P: 18	R: 0 E: 0 K: 2 S: 11	H: 0 LOB: 1 BB: 1 P: 21	R: 2 E: 0 K: 2 S: 12	H: 2 LOB: 0 BB: 0 P: 18	R: 0 E: 0 K: 0 S: 5	H: 0 LOB: 0 BB: 0 P: 10	R: 0 E: 0 K: 3 S: 11	H: 1 LOB: 1 BB: 0 P: 19	R: 0 E: 0 K: 0 S: 11	H: 1 LOB: 1 BB: 0 P: 17	R: 2 E: 0 K: 0 S: 10	H: 2 LOB: 0 BB: 1 P: 20	R: 5 E: 0 K: 1 S: 19	H: 4 LOB: 0 BB: 1 P: 35		1B: 6 2B: 1 3B: 2 HR: 2	SF: 0 SAC: 0 DP: 1 HBP: 0	WP: 0 PB: 0 SB: 0 CS: 2	PA: 36						
PITCHER	IP	WLS	BF	H	R	ER	SO	BB	IBB	HBP	BLK	WP	HR	S	P	ERA	WHIP										
Ryan Dempster, R ERA: 4.15	7.0	L	27	6	4	4	9	2	0	0	0	0	1	70	123	5.14	1.143										
Braden Looper, R ERA: 4.96	1.0		8	4	5	5	1	1	0	0	0	0	1	19	35	45.00	5.000										



Batter	1	2	3	4	5	6	7	8	9	AB	R	H	RBI	BB	SO	LOB	TOP			
Luis Castillo, S OBP: 0.365, SLG: 0.346 (1, 4)	G6-3		F8				L4			4	0	1	0	1	0	1	Florida Marlins @ San Francisco Giants PacBell Park, San Francisco, CA Sat May 18 2002, 4:05 PM EDT Att: 40,922 - Sunny - 60 F			
Eric Owens, R OBP: 0.353, SLG: 0.449 (1, 7)	HR		FC3-6					E5		4	2	2	2	1	0	2				
Preston Wilson, R OBP: 0.339, SLG: 0.414 (1, 8)	HR		FC6-4					G6-3		5	1	1	1	0	1	6				
Cliff Floyd, L OBP: 0.440, SLG: 0.650 (1, 9)	BB								L9	4	0	1	1	1	1	4				
Mike Lowell, R OBP: 0.392, SLG: 0.589 (1, 5)	G5-4-3									4	0	0	0	0	1	2				
Derrek Lee, R OBP: 0.332, SLG: 0.494 (1, 3)										3	1	1	0	1	1	1				
Mike Redmond, R OBP: 0.405, SLG: 0.415 (1, 2)			L8							4	1	2	0	0	0	1				
Alex Gonzalez, R OBP: 0.296, SLG: 0.325 Andy Fox, L OBP: 0.361, SLG: 0.370 (3, 6)	G6-4-3									1	0	0	0	0	0	1				
Brad Penny, R OBP: 0.116, SLG: 0.116 Pablo Ozuna, R OBP: 0.200, SLG: 0.200 Hansel Iquintero, R ERA: 1.0 Vic Darenbourg, L ERA: 4.6 Marty Malloy, L OBP: 0.197, SLG: 0.093 46 Oswaldo Mairena, L ERA: 4.26 Michael Tejera, L ERA: 5.26 (9, PH)										0	0	0	0	0	0	0				
Inning Stats	R: 2 E: 0 K: 0 S: 10	H: 2 LOB: 1 BB: 1 P: 21	R: 0 E: 0 K: 0 S: 7	H: 1 LOB: 0 BB: 0 P: 9	R: 0 E: 0 K: 0 S: 6	H: 1 LOB: 1 BB: 0 P: 10	R: 1 E: 0 K: 1 S: 13	H: 2 LOB: 2 BB: 1 P: 21	R: 0 E: 0 K: 0 S: 4	H: 0 LOB: 0 BB: 0 P: 8	R: 0 E: 0 K: 0 S: 5	H: 0 LOB: 1 BB: 0 P: 8	R: 1 E: 1 K: 2 S: 11	H: 2 LOB: 1 BB: 0 P: 15	R: 1 E: 0 K: 1 S: 14	H: 1 LOB: 3 BB: 3 P: 29		1B: 8 2B: 0 3B: 0 HR: 2	SF: 0 SAC: 0 DP: 2 HBP: 0	WP: 1 PB: 0 SB: 0 CS: 0
PITCHER	IP	WLS	BF	H	R	ER	SO	BB	IBB	HBP	BLK	WP	HR	S	P	ERA	WHIP			
Kirk Rueter, L ERA: 2.51 (1, 1)	7.0	W	28	7	3	3	2	2	0	0	0	0	2	55	94	3.86	1.286			
Jay Witasick, R ERA: 1.45 (8, 1)	1.1		10	3	2	1	2	3	0	0	0	1	0	21	40	6.75	4.500			
Robb Nen, R ERA: 2.66 (9, 1)	0.2	S	2	0	0	0	1	0	0	0	0	0	0	4	4	0.00	0.000			

Batter	1	2	3	4	5	6	7	8	9	AB	R	H	RBI	BB	SO	LOB	BOTTOM			
David Bell, R OBP: 0.333, SLG: 0.438 (1, 5)	HR									5	2	3	2	0	0	3	Florida Marlins @ San Francisco Giants PacBell Park, San Francisco, CA Sat May 18 2002, 4:05 PM EDT Att: 40,922 - Sunny - 60 F			
Rich Aurilia, R OBP: 0.299, SLG: 0.427 Jay Witasick, R ERA: 1.45 (8, 1)	F9									5	0	1	2	0	0	2				
J.T. Snow, L OBP: 0.325, SLG: 0.333 (9, 3)										0	0	0	0	0	0	0				
Barry Bonds, L OBP: 0.615, SLG: 0.921 (1, 7)	HR									3	3	3	3	2	0	0				
Jeff Kent, R OBP: 0.315, SLG: 0.421 (1, 4)	BB									4	0	1	0	1	1	5				
Benito Santiago, R OBP: 0.314, SLG: 0.429 (1, 2)	G6-3									5	1	1	0	0	2	6				
Reggie Sanders, R OBP: 0.319, SLG: 0.399 (1, 9)	K									4	0	1	2	1	2	1				
Damon Minor, L OBP: 0.227, SLG: 0.619 Robb Nen, R ERA: 2.66 (9, 1)										4	1	1	1	1	1	3				
Tsuyoshi Shinjo, R OBP: 0.299, SLG: 0.341 (1, 8)										2	1	1	0	2	0	0				
Kirk Rueter, L ERA: 2.51 (1, 1)										3	1	1	0	0	1	4				
Pedro Feliz, R OBP: 0.364, SLG: 0.439 Ramon Martinez, R OBP: 0.353, SLG: 0.438 (8, 6)	HR									1	1	1	0	0	0	0				
Inning Stats	R: 2 E: 0 K: 1 S: 13	H: 2 LOB: 1 BB: 1 P: 25	R: 2 E: 0 K: 0 S: 10	H: 2 LOB: 0 BB: 0 P: 15	R: 2 E: 0 K: 1 S: 11	H: 3 LOB: 2 BB: 1 P: 22	R: 0 E: 0 K: 1 S: 7	H: 1 LOB: 2 BB: 1 P: 17	R: 0 E: 0 K: 2 S: 13	H: 0 LOB: 2 BB: 2 P: 27	R: 1 E: 0 K: 1 S: 12	H: 2 LOB: 2 BB: 1 P: 20	R: 2 E: 0 K: 1 S: 20	H: 3 LOB: 2 BB: 1 P: 33	R: 1 E: 0 K: 0 S: 9	H: 1 LOB: 1 BB: 0 P: 15	1B: 7 2B: 3 3B: 0 HR: 4	SF: 0 SAC: 1 DP: 0 HBP: 1	WP: 0 PB: 0 SB: 0 CS: 0	PA: 46
PITCHER	IP	WLS	BF	H	R	ER	SO	BB	IBB	HBP	BLK	WP	HR	S	P	ERA	WHIP			
Brad Penny, R ERA: 4.75 Hansel Iquintero, R ERA: 1.0 Vic Darenbourg, L ERA: 4.6 46 Oswaldo Mairena, L ERA: 4.26 Michael Tejera, L ERA: 5.26 (8, 1)	3.0	L	18	7	6	6	2	1	1	0	0	0	2	34	62	18.00	2.667			
Hansel Iquintero, R ERA: 1.0 Vic Darenbourg, L ERA: 4.6 46 Oswaldo Mairena, L ERA: 4.26 Michael Tejera, L ERA: 5.26 (8, 1)	2.1		11	1	0	0	3	2	1	0	0	0	0	23	47	0.00	1.286			
Vic Darenbourg, L ERA: 4.6 46 Oswaldo Mairena, L ERA: 4.26 Michael Tejera, L ERA: 5.26 (8, 1)	0.2		5	2	1	1	1	0	1	0	0	0	1	9	17	13.50	3.000			
46 Oswaldo Mairena, L ERA: 4.26 Michael Tejera, L ERA: 5.26 (8, 1)	1.0		7	3	2	2	1	1	0	0	0	0	0	20	33	18.00	4.000			
Michael Tejera, L ERA: 5.26 (8, 1)	1.0		5	1	1	1	0	0	0	1	0	0	1	9	15	9.00	1.000			



Batter	1	2	3	4	5	6	7	8	9	AB	R	H	RBI	BB	SO	LOB	TOP								
Luis Castillo, S (1.4) OBP: 0.374, SLG: 0.357	1-1 SH3 1B		1-0 1B S 1B		0-0 P6			0-1 1B HR 1B		4	1	3	0	0	0	0									
Eric Owens, R (1.7) OBP: 0.361, SLG: 0.455	0-0 SH3 1-2		2-0 1B S 1-3 1B		1-1 G6-3			1-1 HR 1-2 HR 1B		3	1	2	0	0	0	0									
Preston Wilson, R (1.8) OBP: 0.347, SLG: 0.433	4-2 BB		1-3 K 1-2		4-2 G6-4-3 BB			1-2 HR 1-H 2-H HR		2	1	1	3	2	1	2									
Cliff Floyd, L (1.9) OBP: 0.436, SLG: 0.637	2-2 P5		4-0 G4-6-3 1BB		0-0 P4			0-1 F3		3	0	0	0	1	0	3									
Mike Lowell, R (1.5) OBP: 0.384, SLG: 0.576	1-2 G5-3		2-2 G4-6-3 1-2		2-2 G6-4-3 1-2			2-0 F8		4	0	0	0	0	0	6									
Derrek Lee, R (1.3) OBP: 0.335, SLG: 0.497		0-0 G5-3		0-3 K				3-1 G6-3 SF8 2B		3	1	1	0	1	1	0									
Charles Johnson, R (1.2) OBP: 0.280, SLG: 0.342		0-2 G5-3		0-0 F8				0-0 G6-3 SAFE 2-3	0-0 CS 1-2	3-1 G6-3							4	0	0	0	0	1			
Andy Fox, L (1.6) OBP: 0.354, SLG: 0.357		4-1 BB		0-3 K				1-0 SF8 3-H		2	0	0	1	1	1	0									
Josh Beckett, R (1.1) Braden Looper, R (8.1) Pablo Ozuna, R (9. PH) Vladimir Nunez, R (9.1) OBP: 0.333, SLG: 0.333 OBP: 0.500, SLG: 0.500		1-3 K		1-0 G1-3				1-3 K		2-2 G4-3								3	0	0	0	0	2	1	
Inning Stats	R: 0 E: 0 K: 0 S: 11	H: 1 LOB: 2 BB: 1 P: 19	R: 0 E: 0 K: 1 S: 8	H: 0 LOB: 1 BB: 1 P: 13	R: 0 E: 0 K: 1 S: 9	H: 2 LOB: 2 BB: 1 P: 18	R: 0 E: 0 K: 2 S: 7	H: 0 LOB: 0 BB: 0 P: 7	R: 0 E: 0 K: 0 S: 4	H: 0 LOB: 0 BB: 0 P: 6	R: 1 E: 0 K: 1 S: 7	H: 1 LOB: 0 BB: 1 P: 12	R: 3 E: 0 K: 0 S: 11	H: 3 LOB: 0 BB: 1 P: 19	R: 0 E: 0 K: 0 S: 7	H: 0 LOB: 0 BB: 0 P: 12	1B: 5 2B: 1 3B: 0 HR: 1	SF: 1 SAC: 1 DP: 2 HBP: 0	WP: 0 PB: 0 SB: 2 CS: 1	PA: 37					
PITCHER	IP WLS BF H R ER SO BB IBB HBP BLK WP HR S P ERA WHIP																								
Ryan Jensen, R (1.1) ERA: 3.06	7.0 L 29 6 3 3 5 3 1 0 0 0 0 0 56 92 3.86 1.286																								
Aaron Fultz, L (8.1) ERA: 8.16	0.2 4 1 1 1 0 1 0 0 0 0 1 7 14 13.50 3.000																								
Tim Worrell, R (8.1) ERA: 2.11	0.1 0 0 0 0 0 0 0 0 0 0 0 0 0 0 0.00 0.000																								
41 Chad Zerbe, L (9.1) ERA: 3.38	1.0 3 0 0 0 0 0 0 0 0 0 0 0 7 12 0.00 0.000																								

Florida Marlins @ San Francisco Giants
PacBell Park, San Francisco, CA
Sun May 19 2002, 4:05 PM EDT
Att. 40,805 - Overcast - 58 F

AB	29
R	4
H	7
RBI	4
BB	5
SO	5
LOB	13



Batter	1	2	3	4	5	6	7	8	9	AB	R	H	RBI	BB	SO	LOB	BOTTOM					
Tom Goodwin, L (1.8) OBP: 0.467, SLG: 0.385	2-3 K		4-1 G6-3 S SF8 BB			1-1 1B S			0-3 K	3	1	1	0	1	2	0						
Rich Aurilia, R (1.6) OBP: 0.291, SLG: 0.415	1-0 F9		1-2 G6-3 1-3			1-0 F4			3-2 P4	4	0	0	0	0	0	2						
Reggie Sanders, R (1.9) OBP: 0.317, SLG: 0.418	2-2 F8		1-0 SF8 3-H 2-3			2-3 K			1-2 HR	3	1	1	2	0	1	1						
Jeff Kent, R (1.4) OBP: 0.308, SLG: 0.410		0-0 L7		0-0 K					2-0 L7	4	0	0	0	0	1	0						
J.T. Snow, L (1.3) OBP: 0.319, SLG: 0.326		2-1 G3-1		2-1 L8					1-2 G4-3	3	0	0	0	0	0	0						
David Bell, R (1.5) OBP: 0.327, SLG: 0.430		0-0 P4		3-3 K					0-0 G5-3	3	0	0	0	0	1	0						
Marvin Benard, L (1.7) OBP: 0.298, SLG: 0.288			2-3 K		4-2 BB				1-3 K	2	0	0	0	1	2	0						
Yorvit Torrealba, R (1.2) OBP: 0.206, SLG: 0.188			0-1 F9		2-1 L9				3-2 G5-3	3	0	0	0	0	0	1						
Ryan Jensen, R (1.1) OBP: 0.133, SLG: 0.133			2-2 F9		0-1 F8				1-2 G6-3	2	0	0	0	0	0	0						
Aaron Fultz, L (8.1) ERA: 4.75										0	0	0	0	0	0	0						
Tim Worrell, R (8.1) ERA: 2.11										0	0	0	0	0	0	0						
Damon Minor, L (8. PH) OBP: 0.333, SLG: 0.591										1	0	0	0	0	0	0						
41 Chad Zerbe, L (9.1) ERA: 3.33, SLG: 0.333										0	0	0	0	0	0	0						
Inning Stats	R: 0 E: 0 K: 1 S: 7	H: 0 LOB: 0 BB: 0 P: 12	R: 0 E: 0 K: 0 S: 4	H: 0 LOB: 0 BB: 0 P: 6	R: 0 E: 0 K: 1 S: 10	H: 0 LOB: 0 BB: 0 P: 14	R: 1 E: 0 K: 1 S: 8	H: 0 LOB: 0 BB: 1 P: 16	R: 0 E: 0 K: 1 S: 12	H: 0 LOB: 1 BB: 1 P: 23	R: 0 E: 0 K: 1 S: 9	H: 1 LOB: 0 BB: 0 P: 12	R: 0 E: 0 K: 0 S: 5	H: 0 LOB: 0 BB: 0 P: 6	R: 0 E: 0 K: 1 S: 12	H: 0 LOB: 0 BB: 0 P: 17	R: 1 E: 0 K: 1 S: 11	H: 1 LOB: 0 BB: 0 P: 17	1B: 1 2B: 0 3B: 0 HR: 1	SF: 1 SAC: 0 DP: 0 HBP: 0	WP: 0 PB: 0 SB: 2 CS: 0	PA: 31
PITCHER	IP WLS BF H R ER SO BB IBB HBP BLK WP HR S P ERA WHIP																					
Josh Beckett, R (1.1) ERA: 3.09	7.0 W 24 1 1 1 5 2 0 0 0 0 0 0 55 89 1.29 0.429																					
Braden Looper, R (8.1) ERA: 4.75	1.0 H 3 0 0 0 1 0 0 0 0 0 0 0 12 17 0.00 0.000																					
Vladimir Nunez, R (9.1) ERA: 2.16	1.0 S 4 1 1 1 1 0 0 0 0 0 0 1 11 17 9.00 1.000																					

Florida Marlins @ San Francisco Giants
PacBell Park, San Francisco, CA
Sun May 19 2002, 4:05 PM EDT
Att. 40,805 - Overcast - 58 F

AB	28
R	2
H	2
RBI	2
BB	2
SO	7
LOB	4



Batter	1	2	3	4	5	6	7	8	9	AB	R	H	RBI	BB	SO	LOB	TOP										
Luis Castillo, S OBP: 0.369, SLG: 0.352 (1, 4)										5	0	1	1	0	1	0	Florida Marlins @ Cincinnati Reds Cinergy Field, Cincinnati, OH Tue May 21 2002, 7:10 PM EDT Att: 16,841 - Cloudy - 55 F										
Eric Owens, R OBP: 0.355, SLG: 0.439 (1, 7)										4	0	0	0	1	1	2											
Preston Wilson, R OBP: 0.345, SLG: 0.429 (1, 8)										4	0	1	0	0	0	1											
Cliff Floyd, L OBP: 0.443, SLG: 0.644 (1, 9)										3	0	2	0	1	0	0											
Mike Lowell, R OBP: 0.381, SLG: 0.568 (1, 5)										4	0	1	0	0	1	3											
Derrek Lee, R OBP: 0.338, SLG: 0.494 (1, 3)										3	0	1	0	0	0	1											
Charles Johnson, R OBP: 0.279, SLG: 0.338 (1, 2)										4	1	1	0	0	1	7											
Andy Fox, L OBP: 0.333, SLG: 0.333 (1, 6)										4	0	0	0	0	1	4											
A.J. Burnett, R OBP: 0.146, SLG: 0.174 (6, 1)										2	0	0	0	0	0	1											
Hansel Irujo, R OBP: 0.158, SLG: 0.059 (7, PH)										0	0	0	0	0	0	0											
Marty Malloy, L OBP: 0.158, SLG: 0.059 (7, PH)										0	0	0	0	0	0	0											
Armando Almanza, L OBP: 0.158, SLG: 0.059 (7, PH)										0	0	0	0	0	0	0											
Vic Darenbourg, L OBP: 0.158, SLG: 0.059 (8, PH)										0	0	0	0	0	0	0											
Tim Raines, S OBP: 0.404, SLG: 0.320 (8, PH)										1	0	0	0	0	0	0											
Inning Stats	R: 0 E: 0 K: 2 S: 8	H: 0 LOB: 0 BB: 0 P: 13	R: 0 E: 0 K: 0 S: 8	H: 0 LOB: 0 BB: 0 P: 10	R: 1 E: 0 K: 1 S: 14	H: 2 LOB: 1 BB: 0 P: 18	R: 0 E: 0 K: 3 S: 17	H: 2 LOB: 3 BB: 1 P: 25	R: 0 E: 0 K: 0 S: 11	H: 0 LOB: 1 BB: 1 P: 17	R: 0 E: 0 K: 0 S: 5	H: 1 LOB: 1 BB: 0 P: 8	R: 0 E: 0 K: 0 S: 5	H: 0 LOB: 0 BB: 0 P: 7	R: 0 E: 0 K: 0 S: 14	H: 2 LOB: 3 BB: 0 P: 20	R: 0 E: 1 K: 0 S: 10	H: 0 LOB: 1 BB: 0 P: 16	1B: 6 2B: 1 3B: 0 HR: 0	SF: 0 SAC: 0 DP: 0 HBP: 1	WP: 0 PA: 38 PB: 0 SB: 0 CS: 0						
PITCHER	IP	WLS	BF	H	R	ER	SO	BB	IBB	HBP	BLK	WP	HR	S	P	ERA	WHIP										
Chris Reitsma, R ERA: 2.59 (1, 1)	7.2	W	33	7	1	1	6	2	0	1	0	0	0	80	115	1.17	1.174										
Danny Graves, R ERA: 2.57 (8, 1)	1.1	S	5	0	0	0	0	0	0	0	0	0	0	12	19	0.00	0.000										

AB 35
R 1
H 7
RBI 1
BB 2
SO 6
LOB 19



Batter	1	2	3	4	5	6	7	8	9	AB	R	H	RBI	BB	SO	LOB	BOTTOM										
Barry Larkin, R OBP: 0.298, SLG: 0.338 (1, 6)										2	1	0	1	2	0	0	Florida Marlins @ Cincinnati Reds Cinergy Field, Cincinnati, OH Tue May 21 2002, 7:10 PM EDT Att: 16,841 - Cloudy - 55 F										
Juan Encarnacion, R OBP: 0.326, SLG: 0.503 (1, 8)										4	1	1	0	0	0	4											
Sean Casey, L OBP: 0.376, SLG: 0.385 (1, 3)										4	1	1	1	0	2	1											
Adam Dunn, L OBP: 0.432, SLG: 0.482 (1, 7)										2	1	0	0	2	0	1											
Austin Kearns, R OBP: 0.496, SLG: 0.628 (1, 9)										4	1	1	4	0	1	1											
Todd Walker, L OBP: 0.313, SLG: 0.344 (1, 4)										4	1	2	0	0	1	0											
Aaron Boone, R OBP: 0.285, SLG: 0.282 (1, 5)										4	0	0	0	0	1	2											
Corky Miller, R OBP: 0.410, SLG: 0.604 (1, 2)										3	0	1	0	1	0	0											
Chris Reitsma, R ERA: 3.5 (1, 1)										2	0	0	0	1	2	0											
Danny Graves, R ERA: 4.32 (8, 1)										1	0	0	0	0	0	1											
Inning Stats	R: 0 E: 1 K: 1 S: 9	H: 0 LOB: 1 BB: 0 P: 11	R: 1 E: 0 K: 1 S: 18	H: 1 LOB: 3 BB: 3 P: 38	R: 0 E: 0 K: 0 S: 7	H: 0 LOB: 0 BB: 0 P: 12	R: 0 E: 0 K: 0 S: 5	H: 1 LOB: 0 BB: 0 P: 8	R: 5 E: 0 K: 2 S: 19	H: 3 LOB: 2 BB: 2 P: 33	R: 0 E: 0 K: 1 S: 7	H: 0 LOB: 0 BB: 0 P: 9	R: 0 E: 0 K: 2 S: 14	H: 0 LOB: 1 BB: 1 P: 25	R: 0 E: 0 K: 0 S: 14	H: 1 LOB: 1 BB: 0 P: 25	1B: 3 2B: 2 3B: 0 HR: 1	SF: 0 SAC: 0 DP: 1 HBP: 0	WP: 1 PA: 36 PB: 0 SB: 0 CS: 0								
PITCHER	IP	WLS	BF	H	R	ER	SO	BB	IBB	HBP	BLK	WP	HR	S	P	ERA	WHIP										
A.J. Burnett, R ERA: 3.5 (1, 1)	5.0	L	25	5	6	6	4	4	1	0	0	0	0	7	9	0.00	0.000										
Hansel Irujo, R ERA: 0.95 (6, 1)	1.0		3	0	0	0	1	0	0	0	0	0	0	14	25	0.00	1.000										
Armando Almanza, L ERA: 4.32 (7, 1)	1.0		4	0	0	0	2	1	0	0	0	0	0	14	25	0.00	1.000										
Vic Darenbourg, L ERA: 4.32 (8, 1)	1.0		4	1	0	0	0	0	0	0	0	0	0	14	25	0.00	1.000										

AB 30
R 6
H 6
RBI 6
BB 6
SO 7
LOB 10



Batter	1	2	3	4	5	6	7	8	9	AB	R	H	RBI	BB	SO	LOB	TOP			
Luis Castillo, S OBP: 0.383, SLG: 0.386	1-1 SH1-3 1B		1-2 G4-3 1B	1-0 HR		1-3 K		1-0 F7		5	2	3	3	0	1	1				
Andy Fox, L OBP: 0.325, SLG: 0.328	1-0 SH1-3		3-2 G4-3	2-2 HR			0-0 G4-3		2-2 E4 E	4	1	1	0	0	0	1				
Preston Wilson, R OBP: 0.349, SLG: 0.440	0-3 K		1-2 G2-3	1-0 G1-3			1-1 F5		4-2 BB	4	0	0	0	1	1	3				
Cliff Floyd, L OBP: 0.432, SLG: 0.620	0-1 G4-3		2-0 S 1B		2-1 P6		1-3 K		2-3 K 1-3 2H	5	0	1	1	0	2	2				
Mike Lowell, R OBP: 0.391, SLG: 0.563		0-2 G1-3 1B	3-2 G1-3		3-2 G4-3 1B			2-2 CI 2B SF8	4-2 BB	3	2	2	0	1	0	1				
Derrek Lee, R OBP: 0.333, SLG: 0.486	2-2 F8			1-1 F7	0-0 G4-3			3-2 SF8 1-3 WP	0-1 P6	5	1	1	0	0	0	3				
Eric Owens, R OBP: 0.348, SLG: 0.425	1-1 G1-3		1-1 G4-3	2-3 CS 1B	0-0 CS			2-2 SF8		3	0	1	2	0	0	1				
Charles Johnson, R OBP: 0.300, SLG: 0.333	4-1 IBB		4-2 BB HR	1-0 CS	1-0 L4			2-3 WP 4-0 IBB		1	1	0	0	3	0	0				
Julian Tavarez, L OBP: 0.222, SLG: 0.125	2-2 G4-3		4-1 HR BB	1-2 HR BB		2-3 K		1-2 K 3-H		1	1	0	0	1	0	2				
Marty Malarkey, L OBP: 0.187, SLG: 0.086										1	0	0	0	0	1	0				
Braden Looper, R ERA: 2.84										0	0	0	0	0	0	0				
46 Oswaldo Mairena, L ERA: 4.05										0	0	0	0	0	0	0				
Hansel Izquierdo, R ERA: 1.31										1	0	0	0	0	1	1				
Pablo Ozuna, R OBP: 0.290, SLG: 0.250										0	0	0	0	0	0	0				
Vladimir Nunez, R OBP: 0.500, SLG: 0.500										0	0	0	0	0	0	0				
Inning Stats	R: 0 E: 0 K: 1 S: 8	H: 1 LOB: 2 BB: 0 P: 10	R: 0 E: 0 K: 0 S: 12	H: 1 LOB: 2 BB: 1 P: 21	R: 1 E: 0 K: 0 S: 15	H: 2 LOB: 1 BB: 0 P: 25	R: 3 E: 0 K: 0 S: 14	H: 2 LOB: 1 BB: 2 P: 28	R: 1 E: 0 K: 2 S: 9	H: 2 LOB: 0 BB: 0 P: 14	R: 0 E: 0 K: 1 S: 6	H: 0 LOB: 0 BB: 0 P: 8	R: 2 E: 1 K: 1 S: 15	H: 1 LOB: 1 BB: 2 P: 28	R: 1 E: 3 K: 1 S: 16	H: 0 LOB: 1 BB: 2 P: 28	1B: 5 2B: 3 3B: 0 HR: 1	SF: 1 SAC: 1 DP: 0 HBP: 0	WP: 1 PB: 0 SB: 2 CS: 1	PA: 43
PITCHER	IP WLS BF H R ER SO BB IBB HBP BLK WP HR S P ERA WHIP																			
Jose Rijo, R ERA: 4.4	(1, 1) 3.2 L 20 6 4 4 0 1 2 1 0 0 0 0 1 48 82 9.82 2.182																			
Jim Brower, R ERA: 3.86	(4, 1) 0.1 1 0 0 0 0 0 0 0 0 0 0 0 0 1 2 0.00 0.000																			
Scott Williamson, R ERA: 2.84	(5, 1) 2.0 7 2 1 1 2 0 0 0 0 0 0 0 16 25 4.50 1.000																			
Gabe White, L ERA: 2.22	(7, 1) 1.0 5 1 2 1 1 0 0 0 0 0 0 0 13 20 9.00 1.000																			
Carlos Almanzar, R ERA:	(8, 1) 2.0 9 0 1 0 2 2 1 0 0 1 0 0 24 44 0.00 1.000																			

Florida Marlins @ Cincinnati Reds
Cinergy Field, Cincinnati, OH
Thu May 23 2002, 12:35 PM EDT
Att: 23,134 - Sunny - 70 F

AB 33
R 8
H 9
RBI 6
BB 6
SO 6
LOB 15



Batter	1	2	3	4	5	6	7	8	9	AB	R	H	RBI	BB	SO	LOB	BOTTOM					
Todd Walker, L OBP: 0.330, SLG: 0.399	0-0 2B 1B		1-0 G6-3		3-1 2B 2B	1-2 1B			3-2 F9	5	2	3	1	0	0	0						
Juan Encarnacion, R OBP: 0.327, SLG: 0.505	1-0 1B 1H 2B		3-1 L9		0-1 F8 2H 2B	2-2 F8			1-1 P5	5	1	2	2	0	0	1						
Sean Casey, L OBP: 0.380, SLG: 0.383	2-2 G5-3		0-1 2B		1-2 F8		2-1 L7		4-0 BB BB	4	0	1	0	1	0	2						
Adam Dunn, L OBP: 0.448, SLG: 0.490	1-0 G6-4-3 1B		3-3 K		3-2 1B		1-0 G4-6-3 1B		4-2 BB	4	0	3	1	1	1	1						
Austin Kearns, R OBP: 0.465, SLG: 0.578	2-2 G6-4-3		0-1 F8		1-3 K		1-0 G4-6-3		0-2 F8	4	0	0	0	0	1	4						
Aaron Boone, R OBP: 0.278, SLG: 0.275		1-2 G6-3		1-0 E5 G4-3 S	2-0 G5-3			1-2 P2		4	0	0	0	0	1							
Corky Miller, R OBP: 0.400, SLG: 0.571		0-1 G6-3		4-0 G4-3 1-2 BB		2-0 F9		1-2 G6-3		3	0	0	0	1	0	0						
Gookie Dawkins, R OBP: 0.200, SLG: 0.179		0-0 2B		3-2 G4-3		2-3 K		2-2 1B		4	0	2	0	0	1	2						
Jose Rijo, R ERA: 10.00										1	0	0	0	0	0	1						
Braden Looper, R ERA: 4.94										0	0	0	0	0	1	2						
46 Oswaldo Mairena, L ERA: 4.05										0	0	0	0	0	0	0						
Hansel Izquierdo, R ERA: 1.31										0	0	0	0	0	0	0						
Brady Clark, R ERA: 10.00										0	0	0	0	0	0	0						
Benny Cabell, R ERA: 10.00										0	0	0	0	0	0	0						
Inning Stats	R: 1 E: 0 K: 0 S: 11	H: 3 LOB: 1 BB: 0 P: 17	R: 0 E: 0 K: 0 S: 10	H: 1 LOB: 0 BB: 0 P: 11	R: 0 E: 0 K: 1 S: 9	H: 1 LOB: 1 BB: 0 P: 16	R: 0 E: 1 K: 1 S: 9	H: 0 LOB: 2 BB: 1 P: 18	R: 2 E: 0 K: 1 S: 14	H: 3 LOB: 1 BB: 0 P: 24	R: 1 E: 0 K: 1 S: 13	H: 2 LOB: 1 BB: 0 P: 20	R: 0 E: 0 K: 0 S: 4	H: 1 LOB: 0 BB: 0 P: 8	R: 0 E: 0 K: 0 S: 13	H: 1 LOB: 1 BB: 0 P: 19	R: 0 E: 0 K: 0 S: 12	H: 0 LOB: 2 BB: 2 P: 24	1B: 7 2B: 5 3B: 0 HR: 0	SF: 0 SAC: 0 DP: 2 HBP: 0	WP: 0 PB: 0 SB: 0 CS: 0	PA: 41
PITCHER	IP WLS BF H R ER SO BB IBB HBP BLK WP HR S P ERA WHIP																					
Julian Tavarez, R ERA: 10.00	(1, 1) 5.0 W 24 6 3 3 3 0 1 0 0 0 0 0 0 53 86 5.40 1.800																					
Braden Looper, R ERA: 4.94	(6, 1) 1.0 H 5 2 1 1 1 0 0 0 0 0 0 0 13 20 9.00 2.000																					
46 Oswaldo Mairena, L ERA: 4.05	(7, 1) 0.1 H 2 1 0 0 0 0 0 0 0 0 0 0 3 6 0.00 3.000																					
Hansel Izquierdo, R ERA: 1.31	(7, 1) 0.2 H 1 0 0 0 0 0 0 0 0 0 0 0 1 2 0.00 0.000																					
Vladimir Nunez, R ERA: 2.0	(8, 1) 2.0 S 9 1 0 0 0 2 0 0 0 0 0 0 25 43 0.00 1.500																					

Florida Marlins @ Cincinnati Reds
Cinergy Field, Cincinnati, OH
Thu May 23 2002, 12:35 PM EDT
Att: 23,134 - Sunny - 70 F

AB 38
R 4
H 12
RBI 4
BB 3
SO 4
LOB 17



Batter	1	2	3	4	5	6	7	8	9	10	AB	R	H	RBI	BB	SO	LOB	TOP				
Luis Castillo, S OBP: 0.383, SLG: 0.386 (1.4)											5	0	2	0	0	0	1					
Andy Fox, L OBP: 0.305, SLG: 0.306 (1.6)											5	0	0	0	0	0	2					
Preston Wilson, R OBP: 0.355, SLG: 0.443 (1.8)											3	2	1	0	2	2	2					
Cliff Floyd, L OBP: 0.442, SLG: 0.619 (1.9)											2	1	1	0	3	0	1					
Mike Lowell, R OBP: 0.567, SLG: 0.567 (1.5)											4	0	2	3	1	1	3					
Derrek Lee, R OBP: 0.325, SLG: 0.472 (1.3)											5	0	0	0	0	1	7					
Eric Owens, R OBP: 0.346, SLG: 0.419 (1.7)											4	0	1	0	0	0	1					
Charles Johnson, R OBP: 0.298, SLG: 0.329 (1.2)											4	0	1	0	0	0	1					
Josh Beckett, R Marty Malloy, L Michael Tejera, L Braden Looper, R 46 Oswaldo Maitrena, L Tim Lincecum, S Vic Darenburg, L (1.11) (7. PH) (7. PH) (7. PH) (8. PH) (8. PH) (8. PH)											1	0	0	0	0	0	1					
Inning Stats	R: 0 E: 0 K: 1 S: 11	H: 1 LOB: 3 BB: 2 P: 25	R: 0 E: 0 K: 0 S: 8	H: 1 LOB: 1 BB: 0 P: 11	R: 2 E: 1 K: 0 S: 11	H: 2 LOB: 1 BB: 1 P: 23	R: 0 E: 0 K: 1 S: 12	H: 0 LOB: 0 BB: 0 P: 16	R: 1 E: 0 K: 0 S: 8	H: 2 LOB: 1 BB: 0 P: 12	R: 0 E: 0 K: 2 S: 10	H: 1 LOB: 1 BB: 0 P: 18	R: 0 E: 0 K: 0 S: 8	H: 0 LOB: 0 BB: 1 P: 16	R: 1 E: 0 K: 0 S: 12	H: 2 LOB: 0 BB: 0 P: 17	R: 0 E: 0 K: 2 S: 11	H: 0 LOB: 2 BB: 2 P: 20	1B: 6 2B: 2 3B: 0 HR: 1	SF: 0 SAC: 1 DP: 2 HBP: 0	WP: 0 PB: 0 SB: 3 CS: 0	PA: 42
PITCHER	IP WLS BF H R ER SO BB IBB HBP BLK WP HR S P ERA WHIP	5.0 2.0 7 1 0 0 2 3 0 0 0 0 0 0 50 87 3.60 1.800	6.0 3 1 0 0 2 0 0 0 0 0 0 0 0 16 26 0.00 0.500	7.0 3 0 0 0 1 0 0 0 0 0 0 0 0 8 16 0.00 1.000	8.0 1 0 0 0 0 0 0 0 0 0 0 0 0 12 17 9.00 2.000	10.0 1 0 0 0 2 1 1 0 0 0 0 0 0 11 20 0.00 1.000																

Florida Marlins @ New York Mets
Shea Stadium, Flushing, NY
Fri May 24 2002, 7:10 PM EDT
Att: 37,699 - Cloudy - 83 F

AB	35
R	4
H	9
RBI	4
BB	6
SO	6
LOB	18



Batter	1	2	3	4	5	6	7	8	9	10	AB	R	H	RBI	BB	SO	LOB	BOTTOM				
Roger Cedeno, S OBP: 0.291, SLG: 0.317 (1.7)											5	1	1	0	0	2	0					
Roberto Alomar, S OBP: 0.308, SLG: 0.358 (1.4)											4	2	1	1	1	1	0					
31 Mike Piazza, R OBP: 0.338, SLG: 0.471 (1.2)											4	0	1	0	1	1	1					
Jeremy Burnitz, L OBP: 0.325, SLG: 0.379 (1.9)											3	2	1	2	1	2	1					
Edgardo Alfonzo, R OBP: 0.429, SLG: 0.405 (1.5)											3	0	0	0	2	1	1					
Timo Perez, L OBP: 0.315, SLG: 0.402 Jay Payton, R OBP: 0.301, SLG: 0.397 (1.8) (7. PH) (8.8)											2	0	0	0	0	0	1					
Mark Johnson, L OBP: 0.259, SLG: 0.298 (1.3)											3	0	0	0	1	1	2					
Rey Ordóñez, R OBP: 0.259, SLG: 0.294 (1.6)											3	0	1	1	1	0	0					
Shawn Estes, R Mo Vaughn, L Grant Roberts, R Braden Looper, R 46 Oswaldo Maitrena, L Ty Wagnon, R Scott Strickland, R (1.11) (8. PH) (8. PH) (7. PH) (8. PH) (8. PH) (8. PH) (8. PH)											1	0	0	0	0	0	0					
Inning Stats	R: 0 E: 0 K: 1 S: 12	H: 0 LOB: 0 BB: 0 P: 16	R: 0 E: 0 K: 2 S: 10	H: 0 LOB: 0 BB: 0 P: 14	R: 0 E: 0 K: 0 S: 8	H: 0 LOB: 0 BB: 0 P: 12	R: 0 E: 0 K: 2 S: 16	H: 0 LOB: 0 BB: 0 P: 20	R: 1 E: 0 K: 0 S: 9	H: 1 LOB: 2 BB: 2 P: 22	R: 0 E: 0 K: 0 S: 8	H: 1 LOB: 1 BB: 0 P: 13	R: 3 E: 0 K: 2 S: 23	H: 4 LOB: 1 BB: 0 P: 39	R: 0 E: 0 K: 0 S: 7	H: 0 LOB: 0 BB: 0 P: 11	R: 1 E: 0 K: 0 S: 8	H: 0 LOB: 3 BB: 4 P: 24	1B: 3 2B: 2 3B: 0 HR: 1	SF: 0 SAC: 1 DP: 0 HBP: 0	WP: 0 PB: 0 SB: 0 CS: 0	PA: 42
PITCHER	IP WLS BF H R ER SO BB IBB HBP BLK WP HR S P ERA WHIP	6.0 0.2 4 0 0 0 1 2 0 0 0 0 0 0 63 97 1.50 0.667	7.0 4 0 0 0 0 2 0 0 0 0 0 0 0 4 14 0.00 3.000	7.0 1 0 0 0 0 1 0 0 0 0 0 0 0 24 41 27.00 4.000	8.0 0 1 0 0 0 1 0 0 0 1 0 0 0 3 5 0.00 0.000	10.0 1 0 0 0 1 0 0 0 0 0 0 0 0 15 35 6.75 2.250																

Florida Marlins @ New York Mets
Shea Stadium, Flushing, NY
Fri May 24 2002, 7:10 PM EDT
Att: 37,699 - Cloudy - 83 F

AB	33
R	5
H	6
RBI	5
BB	8
SO	8
LOB	11



Batter	1	2	3	4	5	6	7	8	9	AB	R	H	RBI	BB	SO	LOB	TOP								
Luis Castillo, S (1.4) OBP: 0.389, SLG: 0.392	F7						E4			5	2	3	0	0	0	1									
Andy Fox, L (1.6) OBP: 0.322, SLG: 0.325	PB G5-3	F9					K			5	0	3	1	0	1	4									
Preston Wilson, R (1.8) OBP: 0.356, SLG: 0.442	G5-3									5	0	2	1	0	1	3									
Cliff Floyd, L (1.9) OBP: 0.436, SLG: 0.604	BB									4	0	0	0	1	2	3									
Mike Lowell, R (1.5) OBP: 0.392, SLG: 0.571										4	1	2	0	1	0	0									
Derrek Lee, R (1.3) OBP: 0.322, SLG: 0.465	F8									5	1	1	0	0	1	5									
Eric Owens, R (1.7) OBP: 0.348, SLG: 0.434										5	1	2	2	0	1	2									
Mike Redmond, R (1.2) OBP: 0.366, SLG: 0.370	F8									5	0	0	0	0	0	2									
56 Kevin Olsen, R (1.1) Homer: 0.111, SLG: 0.111 Armando Almanza, L (6.1) Tim Raines, S (7.9) 46 Oswaldo Mairena, L (7.1) Vladimir Nunez, R (8.1) OBP: 0.333, SLG: 0.333										2	0	1	0	0	0	0									
Inning Stats	R: 0 E: 0 K: 0 S: 9	H: 1 LOB: 3 BB: 2 P: 18	R: 0 E: 0 K: 0 S: 8	H: 2 LOB: 2 BB: 0 P: 10	R: 0 E: 0 K: 1 S: 8	H: 2 LOB: 2 BB: 0 P: 13	R: 1 E: 0 K: 1 S: 15	H: 3 LOB: 2 BB: 0 P: 25	R: 0 E: 0 K: 0 S: 7	H: 1 LOB: 1 BB: 1 P: 9	R: 0 E: 0 K: 1 S: 9	H: 1 LOB: 1 BB: 1 P: 15	R: 5 E: 2 K: 1 S: 21	H: 4 LOB: 1 BB: 0 P: 30	R: 0 E: 0 K: 2 S: 11	H: 0 LOB: 0 BB: 0 P: 17	R: 0 E: 0 K: 1 S: 8	H: 0 LOB: 0 BB: 0 P: 11	1B: 12 2B: 2 3B: 1 HR: 0	SF: 0 SAC: 0 DP: 1 HBP: 1	WP: 0 PB: 1 SB: 0 CS: 1	PA: 45			
PITCHER	IP	WLS	BF	H	R	ER	SO	BB	IBB	HBP	BLK	WP	HR	S	P	ERA	WHIP								
Pedro Astacio, R (1.1) ERA: 2.65	6.1		33	12	3	3	3	3	0	0	0	0	0	66	104	4.26	2.368								
David Weathers, R (7.1) ERA: 1.5	0.2	L	6	2	3	0	1	0	0	1	0	0	0	11	16	0.00	3.000								
Mark Guthrie, L (8.1) ERA: 3.72	1.0		3	0	0	0	2	0	0	0	0	0	0	11	17	0.00	0.000								
Satoru Komiyama, R (9.1) ERA: 3.86	1.0		3	0	0	0	1	0	0	0	0	0	0	8	11	0.00	0.000								

Florida Marlins @ New York Mets
Shea Stadium, Flushing, NY
Sat May 25 2002, 1:10 PM EDT
Att: 35,724 - Sunny - 65 F

AB 41
R 6
H 14
RBI 4
BB 3
SO 7
LOB 20



Batter	1	2	3	4	5	6	7	8	9	AB	R	H	RBI	BB	SO	LOB	BOTTOM								
Timo Perez, L (1.7) OBP: 0.326, SLG: 0.416	P6									2	0	1	1	1	0	0									
Roger Cedeno, S (7.7) OBP: 0.287, SLG: 0.314		BLK								2	0	0	1	0	0	1									
Roberto Alomar, S (1.4) OBP: 0.305, SLG: 0.354	F7									5	0	1	0	0	1	3									
Mo Vaughn, L (1.3) OBP: 0.324, SLG: 0.331	L9									5	0	0	0	0	2	3									
Edgardo Alfonzo, R (1.5) OBP: 0.435, SLG: 0.410										3	1	2	0	1	0	0									
Jeremy Burnitz, L (1.9) OBP: 0.323, SLG: 0.376										4	1	1	0	0	2	2									
Jay Payton, R (1.8) OBP: 0.313, SLG: 0.403										3	1	2	1	1	0	0									
Vance Wilson, R (1.2) OBP: 0.276, SLG: 0.364										2	0	0	0	0	2	2									
31 Mike Piazza, R (6.9) OBP: 0.335, SLG: 0.468										1	0	0	0	0	0	1									
Rey Ordenez, R (1.6) OBP: 0.255, SLG: 0.289										2	0	0	1	0	0	2									
David Weathers, R (7.1) ERA: 1.5										0	0	0	0	0	0	0									
Mark Guthrie, R (8.1) ERA: 3.72										0	0	0	0	0	0	0									
Satoru Komiyama, R (9.1) ERA: 3.86										0	0	0	0	0	0	0									
Mark Johnson, L (9.9) OBP: 0.273, SLG: 0.298										0	1	0	0	1	0	0									
Pedro Astacio, R (1.1) OBP: 0.111, SLG: 0.148										2	1	1	1	0	1	0									
Joe McEwing, R (7.6) OBP: 0.309, SLG: 0.453										2	0	1	0	0	1	0									
Inning Stats	R: 4 E: 0 K: 1 S: 12	H: 5 LOB: 1 BB: 0 P: 20	R: 4 E: 0 K: 2 S: 10	H: 0 LOB: 0 BB: 0 P: 15	R: 0 E: 0 K: 1 S: 8	H: 0 LOB: 0 BB: 0 P: 12	R: 0 E: 0 K: 1 S: 6	H: 0 LOB: 1 BB: 1 P: 11	R: 0 E: 0 K: 2 S: 14	H: 1 LOB: 2 BB: 1 P: 22	R: 0 E: 0 K: 1 S: 13	H: 1 LOB: 1 BB: 0 P: 19	R: 0 E: 0 K: 0 S: 9	H: 1 LOB: 1 BB: 1 P: 18	R: 1 E: 0 K: 1 S: 10	H: 1 LOB: 1 BB: 1 P: 16	1B: 7 2B: 2 3B: 0 HR: 0	SF: 0 SAC: 2 DP: 1 HBP: 0	WP: 0 PB: 0 SB: 0 CS: 0	PA: 39					
PITCHER	IP	WLS	BF	H	R	ER	SO	BB	IBB	HBP	BLK	WP	HR	S	P	ERA	WHIP								
56 Kevin Olsen, R (1.1) ERA: 4.08	5.0		21	5	4	4	5	1	0	0	1	0	0	55	84	7.20	1.200								
Armando Almanza, L (6.1) ERA: 1.5	1.0	W	5	1	0	0	2	1	0	0	0	0	0	14	22	0.00	2.000								
46 Oswaldo Mairena, L (7.1) ERA: 3.12	1.2	H	7	2	0	0	1	1	0	0	0	0	0	21	34	0.00	1.800								
Vladimir Nunez, R (8.1) ERA: 2.22	1.1	S	6	1	1	1	1	1	0	0	0	0	0	11	19	6.75	1.500								

Florida Marlins @ New York Mets
Shea Stadium, Flushing, NY
Sat May 25 2002, 1:10 PM EDT
Att: 35,724 - Sunny - 65 F

AB 33
R 5
H 9
RBI 5
BB 4
SO 9
LOB 14



Batter	1	2	3	4	5	6	7	8	9	AB	R	H	RBI	BB	SO	LOB	TOP					
Luis Castillo, S (1.4)	G6-3		S			G4-3			G1-3	5	1	2	2	0	0	1						
Andy Fox, L (1.6)	G6-3		2-3 3-H			S			F7	4	1	1	0	0	1	2						
Preston Wilson, R (1.8)	K		1-2			S			G6-3	3	0	0	0	1	1	2						
Cliff Floyd, L (1.9)		K				S			G4-3	4	0	2	1	0	1	0						
Mike Lowell, R (1.5)	K		2-3 3-H			F8			P3	4	0	0	0	0	2	2						
Eric Owens, R (1.7)	G5-3		1-2			S			K	4	1	1	0	0	1	1						
Derrek Lee, R (1.3)			SH5-4			F8			P3	4	1	1	0	0	0	2						
Mike Redmond, R (1.2)			1B			SH2-4			K	4	1	3	1	0	1	0						
Ryan Dempster, R (1.1)			1B			SH2-4			P6	1	0	0	0	0	1	1						
Armando Almanza, L (7.1)			SH5-4			SH2-4				0	0	0	0	0	0	0						
Braden Looper, R (7.1)			1B			K				0	0	0	0	0	0	0						
Tim Raines, S (9, PH)			1-2 2-3			2-3				1	0	0	0	0	0	0						
Vladimir Nunez, R (9.1)										0	0	0	0	0	0	0						
Inning Stats	R: 0 E: 0 K: 1 S: 7	H: 0 LOB: 0 BB: 0 P: 10	R: 0 E: 0 K: 2 S: 8	H: 0 LOB: 0 BB: 1 P: 14	R: 1 E: 0 K: 1 S: 12	H: 3 LOB: 2 BB: 0 P: 18	R: 0 E: 0 K: 1 S: 7	H: 1 LOB: 1 BB: 0 P: 12	R: 3 E: 0 K: 0 S: 14	H: 4 LOB: 1 BB: 1 P: 25	R: 1 E: 0 K: 1 S: 11	H: 2 LOB: 0 BB: 0 P: 16	R: 0 E: 0 K: 1 S: 10	H: 0 LOB: 0 BB: 0 P: 13	R: 0 E: 0 K: 1 S: 6	H: 0 LOB: 0 BB: 0 P: 7	R: 0 E: 0 K: 1 S: 6	H: 0 LOB: 0 BB: 0 P: 11	1B: 8 2B: 2 3B: 0 HR: 0	SF: 0 SAC: 2 DP: 0 HBP: 0	WP: 0 PB: 0 SB: 7 CS: 0	PA: 37
PITCHER	IP WLS BF H R ER SO BB IBB HBP BLK WP HR S P ERA WHIP																					
Al Leiter, L (1.1)	5.0 L 23 8 4 4 5 1 0 0 0 0 0 0 0 48 79 7.20 1.800																					
Satoru Komiya, R (6.1)	2.0 8 2 1 1 1 0 0 0 0 0 0 0 21 29 4.50 1.000																					
Bobby Jones, L (8.1)	1.0 3 0 0 0 1 0 0 0 0 0 0 0 6 7 0.00 0.000																					
Grant Roberts, R (9.1)	1.0 3 0 0 0 1 0 0 0 0 0 0 0 6 11 0.00 0.000																					

Florida Marlins @ New York Mets
Shea Stadium, Flushing, NY
Mon May 27 2002, 1:10 PM EDT
Att: 24,319 - Cloudy - 71 F

AB 34
R 5
H 10
RBI 4
BB 1
SO 8
LOB 11



Batter	1	2	3	4	5	6	7	8	9	AB	R	H	RBI	BB	SO	LOB	BOTTOM			
Timo Perez, L (1.7)	F8					G4-3			G1-3	5	0	2	0	0	0	0				
Roberto Alomar, S (1.4)	L7					K			FC6-4	5	1	1	0	0	2	3				
31 Mike Piazza, R (1.2)	L6					3B			K	4	0	1	0	0	2	3				
Jeremy Burnitz, L (1.9)						CS			F7	2	0	1	0	2	0	0				
Edgardo Alfonzo, R (1.5)						BB			F7	4	0	1	1	0	0	3				
Mo Vaughn, L (1.3)						F8			F7	3	1	1	1	1	1	2				
Jay Payton, R (1.8)						FC5-4			F7	4	1	1	0	0	1	1				
Rey Ordenez, R (1.6)						BB			F5	4	0	1	0	0	0	1				
Al Leiter, L (1.1)						K			G5-3	1	0	0	0	0	1	0				
Mark Johnson, L (5, PH)									G1-3	1	0	0	0	0	0	1				
Satoru Komiya, R (6.1)										0	0	0	0	0	0	0				
Joe Mauer, R (7, PH)										1	0	0	1	0	0	1				
Bobby Jones, R (8.1)										0	0	0	0	0	0	0				
Grant Roberts, R (9.1)										0	0	0	0	0	0	0				
Vance Wilson, R (9, PH)										1	0	0	0	0	0	0				
Inning Stats	R: 0 E: 0 K: 0 S: 7	H: 0 LOB: 0 BB: 0 P: 11	R: 0 E: 0 K: 1 S: 6	H: 0 LOB: 0 BB: 1 P: 16	R: 0 E: 0 K: 2 S: 9	H: 0 LOB: 0 BB: 0 P: 15	R: 0 E: 0 K: 1 S: 15	H: 1 LOB: 2 BB: 1 P: 26	R: 0 E: 0 K: 0 S: 9	H: 0 LOB: 1 BB: 1 P: 16	R: 1 E: 0 K: 1 S: 14	H: 3 LOB: 2 BB: 0 P: 19	R: 1 E: 0 K: 0 S: 9	H: 1 LOB: 0 BB: 0 P: 15	R: 0 E: 0 K: 1 S: 15	H: 1 LOB: 1 BB: 0 P: 23	1B: 7 2B: 0 3B: 1 HR: 1	SF: 0 SAC: 0 DP: 0 HBP: 0	WP: 0 PB: 0 SB: 1 CS: 1	PA: 38
PITCHER	IP WLS BF H R ER SO BB IBB HBP BLK WP HR S P ERA WHIP																			
Ryan Dempster, R (1.1)	6.1 W 28 7 2 2 5 3 0 0 0 0 0 0 2 3 2.84 1.579																			
Armando Almanza, L (7.1)	0.1 H 1 0 0 0 0 0 0 0 0 0 0 0 2 3 0.00 0.000																			
Braden Looper, R (7.1)	1.1 H 5 1 1 1 1 0 0 0 0 0 0 1 12 20 6.75 0.750																			
Vladimir Nunez, R (9.1)	1.0 S 4 1 0 0 1 0 0 0 0 0 0 0 15 23 0.00 1.000																			

Florida Marlins @ New York Mets
Shea Stadium, Flushing, NY
Mon May 27 2002, 1:10 PM EDT
Att: 24,319 - Cloudy - 71 F

AB 35
R 3
H 9
RBI 3
BB 3
SO 7
LOB 15



Batter	1	2	3	4	5	6	7	8	9	AB	R	H	RBI	BB	SO	LOB	TOP										
Todd Walker, L (1,4) OBP: 0.341, SLG: 0.392	0-0 G5-4-3 1B	2-1 G3			0-1 L7			1-1 F8		4	0	1	0	0	0	2											
Juan Encarnacion, R (1,9) OBP: 0.321, SLG: 0.493	0-2 G5-4-3 1-2		0-0 G5-3			2-2 P4		1-2 F9		4	0	0	0	0	0	1											
Ken Griffey Jr., L (1,8) OBP: 0.289, SLG: 0.333	2-3 K		2-1 F9			0-0 F7		2-1 G4-3		4	0	0	0	0	1	0											
Adam Dunn, L (1,7) OBP: 0.468, SLG: 0.568		3-2 BB SF 1B	2-1 L7			1-0 1B			2-2 HR	4	2	3	1	0	0	0											
Sean Casey, L (1,3) OBP: 0.378, SLG: 0.386	1-2 BB SF 1B			0-0 F9		2-3 K		0-1 G3 BB 1B		4	1	2	0	0	1	1											
Aaron Boone, R (1,5) OBP: 0.301, SLG: 0.354	4-2 SH5-4 1-2 2-3 BB			1-2 F8			1-1 F8	4-1 G3 BB		2	0	0	0	2	0	0											
Barry Larkin, R (1,6) OBP: 0.282, SLG: 0.337	0-2 SF SH5-4 1-2 2-H 3-H 1-3			2-1 F9			1-0 HR	2-3 K		3	1	1	2	0	1	2											
Jason LaRue, R (1,2) OBP: 0.306, SLG: 0.322					1-3 K		0-3 K2-3	0-0 G3 1-2 2-3		4	0	0	0	0	3	4											
Jimmy Haynes, R (1,1) OBP: 0.095, SLG: 0.143					1-3 K		1-2 P5	2-3 K		2	0	0	0	0	1	0											
Gabe White, L (7,1)										0	0	0	0	0	0	0											
Scott Sullivan, R (8,1)										0	0	0	0	0	0	0											
Reggie Taylor, L (9, PH) OBP: 0.261, SLG: 0.403										1	0	0	0	0	1	2											
Danny Graves, R (9,1)										0	0	0	0	0	0	0											
Inning Stats	R: 0 E: 0 K: 1 S: 9	H: 1 LOB: 0 BB: 0 P: 11	R: 2 E: 1 K: 1 S: 17	H: 2 LOB: 2 BB: 1 P: 28	R: 0 E: 0 K: 0 S: 5	H: 0 LOB: 0 BB: 0 P: 9	R: 0 E: 0 K: 0 S: 6	H: 0 LOB: 0 BB: 0 P: 9	R: 0 E: 0 K: 2 S: 8	H: 1 LOB: 1 BB: 0 P: 13	R: 1 E: 0 K: 1 S: 12	H: 1 LOB: 0 BB: 0 P: 15	R: 0 E: 0 K: 0 S: 9	H: 0 LOB: 0 BB: 0 P: 13	R: 1 E: 0 K: 2 S: 13	H: 2 LOB: 2 BB: 1 P: 23	1B: 5 2B: 0 3B: 0 HR: 2	SF: 1 SAC: 1 DP: 1 HBP: 0	WP: 0 PB: 0 SB: 0 CS: 0	PA: 36							
PITCHER	IP	WLS	BF	H	R	ER	SO	BB	IBB	HBP	BLK	WP	HR	S	P	ERA	WHIP										
56 Kevin Olsen, R (1,1) ERA: 3.83	7.0	L	27	5	3	2	6	1	0	0	0	0	1	66	95	2.57	0.857										
46 Oswaldo Mairena, L (8,1) ERA: 3.39	1.0		5	2	1	1	0	0	0	0	0	0	1	14	20	9.00	2.000										
Braden Looper, R (9,1) ERA: 5.67	1.0		4	0	0	0	2	1	0	0	0	0	0	8	16	0.00	1.000										

Cincinnati Reds @ Florida Marlins
Pro Player Stadium, Miami, FL
Thu May 30 2002, 7:05 PM EDT
Att: 6,140 - Sunny - 80 F

AB 32
R 4
H 7
RBI 3
BB 2
SO 8
LOB 12



Batter	1	2	3	4	5	6	7	8	9	AB	R	H	RBI	BB	SO	LOB	BOTTOM										
Luis Castillo, S (1,4) OBP: 0.382, SLG: 0.381	4-1 G3-6 BB		1-1 G4-3 1-2			2-2 G5-4-3 1B	1-0 P4			3	0	1	0	1	0	3											
Andy Fox, L (1,6) OBP: 0.327, SLG: 0.323	0-1 G3-6 1-2		0-1 G6-3			0-0 G5-4-3 1B		1-2 G1-3		4	0	1	0	0	0	2											
Preston Wilson, R (1,8) OBP: 0.354, SLG: 0.422	2-0 G6-3			1-2 G3 S 1B		1-0 G5-4-3 1-2 2-3		2-3 K		4	0	1	0	0	1	2											
Mike Lowell, R (1,5) OBP: 0.379, SLG: 0.538		3-2 G6-3		3-3 K		1-0 F8		1-3 K		4	0	0	0	0	2	2											
Eric Owens, R (1,9) OBP: 0.346, SLG: 0.416		2-2 G1-3		0-0 G3			3-1 G4-3		1-1 G4-3	4	0	0	0	0	0	1											
Kevin Millar, R (1,7) OBP: 0.337, SLG: 0.478		2-2 G1-4-4 1B		1-0 F8			0-2 G5-3		1-3 K	4	0	1	0	0	1	1											
Derrek Lee, R (1,3) OBP: 0.313, SLG: 0.451		0-1 FC1-4-6 1-2			1-2 L7		3-1 HR		1-3 K	4	1	1	1	0	1	1											
Mike Redmond, R (1,2) OBP: 0.385, SLG: 0.407			3-2 G4-3 1B		1-0 G6-3		4-1 1B BB			2	0	1	0	1	0	0											
56 Kevin Olsen, R (1,1) OBP: 0.091, SLG: 0.091			1-3 K		0-3 K		2-1 1B			2	0	0	0	0	2	1											
Tim Raines, S (7, PH) OBP: 0.436, SLG: 0.433										1	0	1	0	0	0	0											
46 Oswaldo Mairena, L (8,1)										0	0	0	0	0	0	0											
Braden Looper, R (9,1)										0	0	0	0	0	0	0											
Inning Stats	R: 0 E: 0 K: 0 S: 4	H: 0 LOB: 0 BB: 1 P: 10	R: 0 E: 0 K: 0 S: 12	H: 1 LOB: 1 BB: 0 P: 19	R: 0 E: 0 K: 1 S: 10	H: 1 LOB: 0 BB: 0 P: 15	R: 0 E: 0 K: 1 S: 10	H: 1 LOB: 1 BB: 0 P: 15	R: 0 E: 0 K: 0 S: 7	H: 2 LOB: 1 BB: 0 P: 11	R: 1 E: 0 K: 0 S: 11	H: 2 LOB: 2 BB: 1 P: 24	R: 0 E: 0 K: 2 S: 9	H: 0 LOB: 0 BB: 0 P: 13	R: 0 E: 0 K: 2 S: 8	H: 0 LOB: 0 BB: 0 P: 11	1B: 6 2B: 0 3B: 0 HR: 1	SF: 0 SAC: 0 DP: 2 HBP: 0	WP: 0 PB: 0 SB: 1 CS: 0	PA: 34							
PITCHER	IP	WLS	BF	H	R	ER	SO	BB	IBB	HBP	BLK	WP	HR	S	P	ERA	WHIP										
Jimmy Haynes, R (1,1) ERA: 4.84	6.2	W	26	6	1	1	3	2	0	0	0	0	0	6	10	0.00	1.500										
Gabe White, L (7,1) ERA: 2.09	0.2	H	3	1	0	0	0	0	0	0	0	0	0	6	9	0.00	0.000										
Scott Sullivan, R (8,1) ERA: 3.77	0.2	H	2	0	0	0	2	0	0	0	0	0	0	6	9	0.00	0.000										
Danny Graves, R (9,1) ERA: 2.45	1.0	S	3	0	0	0	2	0	0	0	0	0	0	8	11	0.00	0.000										

Cincinnati Reds @ Florida Marlins
Pro Player Stadium, Miami, FL
Thu May 30 2002, 7:05 PM EDT
Att: 6,140 - Sunny - 80 F

AB 32
R 1
H 7
RBI 1
BB 2
SO 7
LOB 13



Batter	1	2	3	4	5	6	7	8	9	10	AB	R	H	RBI	BB	SO	LOB	TOP				
Roberto Alomar, S OBP: 0.318, SLG: 0.353	(1,4) 0-3 K	(1) 2-2						(2) 1-1 F7			3	0	1	0	2	1	0	New York Mets @ Florida Marlins Pro Player Stadium, Miami, FL Fri May 31 2002, 7:05 PM EDT Att. 18,177 - Cloudy - 80 F				
Timo Perez, L OBP: 0.321, SLG: 0.431	(1,8) 1-3 K	(2) 2-2 G5-3					(2) 1-0 SF8	(3) 1-0 B2-3			4	0	0	1	0	2	4					
31 Mike Piazza, R OBP: 0.356, SLG: 0.506	(1,2) 2-2 G6-3						(3) 2-2 G4-3	(2) 1-2 IBB			3	0	1	0	2	0	0					
Mo Vaughn, L OBP: 0.305, SLG: 0.352							(1) 1-2 G4-3	(3) 1-3 K			4	1	1	0	1	2	5					
Joe McEwing, R OBP: 0.291, SLG: 0.425							(1) 1-2 G4-3				0	0	0	0	0	0	0					
Edgardo Alfonzo, R OBP: 0.421, SLG: 0.390							(2) 3-1 P3	(1) 3-3 K			5	1	1	0	0	1	3					
Jeremy Burnitz, L OBP: 0.318, SLG: 0.359							(3) 0-3 K	(2) 3-3 K			5	0	0	0	0	4	4					
Roger Cedeno, S OBP: 0.297, SLG: 0.324							(1) 4-1 WP	(2) 0-1 G4-3			3	2	1	1	2	1	0					
Rey Ordóñez, R OBP: 0.283, SLG: 0.315							(1) 1-0 P2	(3) 1-2 P6			5	2	3	4	0	0	1					
Pedro Astacio, R OBP: 0.103, SLG: 0.138							(2) 0-3 K	(1) 1-0 31 IBB			2	0	0	0	0	2	2					
Shawn Estes, R ERA: 3.65											0	0	0	0	0	0	0					
David Weathers, R ERA: 1.95											0	0	0	0	0	0	0					
John Valentin, R OBP: 0.276, SLG: 0.386											0	0	0	0	0	0	0					
Scott Strickland, R ERA: 3.2											0	0	0	0	0	0	0					
Grant Roberts, R OBP: 0.107, SLG: 0.091											0	0	0	0	0	0	0					
Mark Kumbler, R OBP: 0.276, SLG: 0.386											0	0	0	0	0	0	0					
Armando Benitez, R ERA: 2.51											0	0	0	0	0	0	0					
Inning Stats	R: 0 E: 0 K: 2 S: 10	H: 0 LOB: 0 BB: 0 P: 13	R: 3 E: 0 K: 2 S: 19	H: 4 LOB: 2 BB: 1 P: 29	R: 0 E: 0 K: 1 S: 6	H: 0 LOB: 1 BB: 1 P: 13	R: 0 E: 0 K: 2 S: 10	H: 0 LOB: 2 BB: 2 P: 22	R: 0 E: 0 K: 1 S: 13	H: 1 LOB: 1 BB: 0 P: 19	R: 1 E: 0 K: 2 S: 10	H: 1 LOB: 0 BB: 0 P: 29	R: 0 E: 0 K: 0 S: 6	H: 0 LOB: 0 BB: 0 P: 8	R: 0 E: 0 K: 0 S: 8	H: 0 LOB: 1 BB: 1 P: 15	R: 1 E: 0 K: 3 S: 12	H: 1 LOB: 0 BB: 0 P: 17	1B: 4 2B: 2 3B: 0 HR: 2	SF: 1 SAC: 0 DP: 0 HBP: 1	WP: 1 PB: 0 SB: 0 CS: 1	PA: 46
PITCHER	IP WLS BF H R ER SO BB IBB HBP BLK WP HR S P ERA WHIP																					
A.J. Burnett, R ERA: 3.65	(1,1) 5.0 0 24 5 3 3 8 4 0 0 0 1 0 58 96 5.40 1.800																					
Hansel Iztquierdo, R ERA: 1.95	(8,1) 0.2 5 1 1 1 0 1 0 1 0 0 0 0 7 15 13.50 3.000																					
Armando Almanza, L ERA: 2.25	(8,1) 1.1 6 1 1 1 3 0 1 0 0 0 0 1 22 37 6.75 0.750																					
Braden Looper, R ERA: 5.28	(8,1) 2.0 6 0 0 0 0 1 0 0 0 0 0 0 14 23 0.00 0.500																					
Vladimir Nunez, R ERA: 2.51	(10,1) 1.0 L 4 1 1 1 3 0 0 0 0 0 0 1 12 17 9.00 1.000																					

Batter	1	2	3	4	5	6	7	8	9	10	AB	R	H	RBI	BB	SO	LOB	BOTTOM				
Luis Castillo, S OBP: 0.378, SLG: 0.377	(1,4) 2-3 K										5	0	1	0	0	2	1	New York Mets @ Florida Marlins Pro Player Stadium, Miami, FL Fri May 31 2002, 7:05 PM EDT Att. 18,177 - Cloudy - 80 F				
Andy Fox, L OBP: 0.322, SLG: 0.317	(1,6) 0-0 F9										5	1	1	0	0	0	2					
Cliff Floyd, L OBP: 0.418, SLG: 0.565	(1,9) 2-2 P4										5	1	1	0	0	2	0					
Mike Lowell, R OBP: 0.368, SLG: 0.542											2	1	1	2	3	1	0					
Preston Wilson, R OBP: 0.353, SLG: 0.418											4	1	1	0	0	2	3					
Kevin Millar, R OBP: 0.333, SLG: 0.500											4	1	1	2	0	1	2					
Derek Lee, R OBP: 0.308, SLG: 0.443											4	0	0	0	0	0	0					
Charles Johnson, R OBP: 0.315, SLG: 0.381											3	0	1	0	1	1	0					
A.J. Burnett, R ERA: 2.71											1	0	0	0	0	1	0					
Eric Owens, R ERA: 1.64											0	0	0	0	0	0	0					
Hansel Iztquierdo, R ERA: 1.95											0	0	0	0	0	0	0					
Armando Almanza, L ERA: 2.25											0	0	0	0	0	0	0					
Tim Lincecum, R OBP: 0.283, SLG: 0.419											0	0	0	0	0	0	0					
Braden Looper, R ERA: 5.28											0	0	0	0	0	0	0					
Marty Marcellino, L OBP: 0.107, SLG: 0.091											0	0	0	0	0	0	0					
Vladimir Nunez, R ERA: 2.51											0	0	0	0	0	0	0					
Inning Stats	R: 0 E: 0 K: 1 S: 9	H: 0 LOB: 0 BB: 0 P: 13	R: 2 E: 0 K: 1 S: 16	H: 1 LOB: 0 BB: 1 P: 25	R: 0 E: 0 K: 2 S: 9	H: 0 LOB: 0 BB: 0 P: 13	R: 0 E: 0 K: 1 S: 11	H: 0 LOB: 1 BB: 1 P: 20	R: 0 E: 0 K: 0 S: 8	H: 1 LOB: 2 BB: 1 P: 14	R: 0 E: 0 K: 3 S: 15	H: 1 LOB: 1 BB: 0 P: 16	R: 3 E: 0 K: 0 S: 16	H: 4 LOB: 0 BB: 0 P: 27	R: 0 E: 0 K: 1 S: 7	H: 0 LOB: 0 BB: 0 P: 10	R: 0 E: 0 K: 1 S: 8	H: 0 LOB: 0 BB: 0 P: 12	1B: 5 2B: 1 3B: 0 HR: 1	SF: 0 SAC: 0 DP: 0 HBP: 0	WP: 0 PB: 1 SB: 2 CS: 0	PA: 40
PITCHER	IP WLS BF H R ER SO BB IBB HBP BLK WP HR S P ERA WHIP																					
Pedro Astacio, R ERA: 2.71	(1,1) 5.0 0 20 2 2 2 5 3 0 0 0 0 1 53 85 3.60 1.000																					
David Weathers, R ERA: 1.95	(8,1) 2.0 H 8 1 0 0 4 1 0 0 0 0 0 0 26 42 0.00 1.000																					
Scott Strickland, R ERA: 3.2	(8,1) 1.0 B 6 4 3 3 0 0 0 0 0 0 0 0 16 27 27.00 4.000																					
Grant Roberts, R ERA: 0.66	(8,1) 1.0 W 3 0 0 0 1 0 0 0 0 0 0 0 7 10 0.00 0.000																					
Armando Benitez, R ERA: 2.0	(10,1) 1.0 S 3 0 0 0 1 0 0 0 0 0 0 0 8 12 0.00 0.000																					

Batter	1	2	3	4	5	6	7	8	9	AB	R	H	RBI	BB	SO	LOB	TOP					
Roberto Alomar, S (1,4) OBP: 0.314, SLG: 0.345 Joe McEwing, R (7,4) OBP: 0.287, SLG: 0.420	2-1 F8		0-1 F6		1-0 F7		1-1 G6-3		1-0 P4	4	0	0	0	0	0	3						
Edgardo Alfonzo, R (1,5) OBP: 0.425, SLG: 0.395	2-0 G5-3			1-1 SH1-3	2-2 F9		0-2		1-3 K	5	0	2	0	0	1	5						
Timo Perez, L (1,8) OBP: 0.339, SLG: 0.463 Jay Payton, R (7,PH) OBP: 0.300, SLG: 0.377 (7,8)	0-1 L5			1-1 SH1-3		0-0	0-0 F9		0-0	2	1	1	0	0	0	0						
Mo Vaughn, L (1,3) OBP: 0.330, SLG: 0.344		2-0		3-2 L4		0-0	3-3 K		2-3	5	0	1	0	0	2	5						
Jeremy Burnitz, L (1,9) OBP: 0.319, SLG: 0.351		2-3 K		2-1 G3-1		4-1		2-2		3	1	0	0	1	1	2						
Roger Cedeno, S (1,7) OBP: 0.307, SLG: 0.342	2-1 FC4-6			4-0	4-2			2-2		2	0	0	0	2	0	1						
Vance Wilson, R (1,2) OBP: 0.281, SLG: 0.361	0-2 FC1-4			0-1	0-2			2-3		4	0	2	2	0	1	1						
Rey Ordenez, R (1,6) OBP: 0.268, SLG: 0.314			1-2 G5-3		2-1 F7				2-1	4	1	1	0	0	0	4						
Al Leiter, L (1,1) OBP: 0.240, SLG: 0.136 Bobby Jones, R (5,1)			3-3 K		2-2				4-1	2	0	1	0	0	1	0						
Mark Johnson, L (6,PH) OBP: 0.267, SLG: 0.275 Satoru Komiyama, R (6,1)					1-2				1-2	1	0	0	0	0	0	2						
John Valentin, R (9,PH) OBP: 0.383, SLG: 0.443					1-2				1-2	0	0	0	0	1	0	0						
Inning Stats	R: 0 E: 0 K: 0 S: 5	H: 0 LOB: 0 BB: 0 P: 9	R: 0 E: 0 K: 1 S: 9	H: 1 LOB: 1 BB: 0 P: 15	R: 0 E: 0 K: 1 S: 8	H: 0 LOB: 0 BB: 0 P: 12	R: 0 E: 0 K: 0 S: 9	H: 1 LOB: 1 BB: 0 P: 16	R: 0 E: 0 K: 0 S: 11	H: 2 LOB: 3 BB: 1 P: 22	R: 2 E: 0 K: 0 S: 12	H: 2 LOB: 2 BB: 2 P: 22	R: 0 E: 0 K: 1 S: 9	H: 1 LOB: 1 BB: 0 P: 13	R: 0 E: 0 K: 1 S: 12	H: 0 LOB: 0 BB: 1 P: 18	R: 1 E: 0 K: 2 S: 11	H: 2 LOB: 2 BB: 1 P: 21	1B: 8 2B: 1 3B: 0 HR: 0	SF: 0 SAC: 1 DP: 0 HBP: 0	WP: 0 PB: 0 CS: 0	PA: 40
PITCHER	IP WLS BF H R ER SO BB IBB HBP BLK WP HR S P ERA WHIP																					
Julian Tavarez, R (1,1) ERA: 8.19 Amando Almanza, L (7,1) ERA: 1.8 Michael Tejera, L (8,1) ERA: 4.05 Hansel Izquierdo, R (9,1) ERA: 1.82 Vladimir Nunez, R (9,1) ERA: 2.97	6.0 W 27 6 2 2 2 3 0 0 0 1 0 0 54 96 3.00 1.500																					

New York Mets @ Florida Marlins
Pro Player Stadium, Miami, FL
Sun Jun 02 2002, 4:05 PM EDT
Att: 19,405 - Sunny - 89 F

AB	35
R	3
H	9
RBI	3
BB	4
SO	6
LOB	26



Batter	1	2	3	4	5	6	7	8	9	AB	R	H	RBI	BB	SO	LOB	BOTTOM			
Luis Castillo, S (1,4) OBP: 0.374, SLG: 0.373	1-2 CS		3-2 F8				1-2 F9			5	0	1	0	0	0	5				
Andy Fox, L (1,6) OBP: 0.312, SLG: 0.307	2-2 F8		1-1 F8		2-1	1-1		2-1		5	1	1	0	0	0	1				
Cliff Floyd, L (1,9) OBP: 0.409, SLG: 0.549	1-1 G4-3		3-3 K		1-1	4-0		0-0		4	0	0	0	1	1	1				
Mike Lowell, R (1,5) OBP: 0.394, SLG: 0.553		4-0		1-1	3-2	0-3		2-1		4	1	2	0	1	1	1				
Preston Wilson, R (1,8) OBP: 0.360, SLG: 0.472	0-0 G4-3			1-0	3-2	1-3		1-2		5	2	2	2	0	1	3				
Kevin Millar, R (1,7) OBP: 0.357, SLG: 0.515	4-1			1-1	1-1			3-2		3	2	2	1	1	0	0				
Derrek Lee, R (1,3) OBP: 0.318, SLG: 0.467	1-2			3-3				0-0		3	1	2	2	0	1	1				
Mike Redmond, R (1,2) OBP: 0.411, SLG: 0.422	2-2			1-0	4-0			0-1		2	0	2	0	1	0	0				
Julian Tavarez, L (1,1) OBP: 0.274, SLG: 0.285 Amando Almanza, L (7,1) ERA: 3.39 Tim Raines, S (7,PH) Michael Tejera, L (8,1) Hansel Izquierdo, R (9,1) Vladimir Nunez, R (9,1) OBP: 0.333, SLG: 0.333	0-3			0-1	4-1			1-3		2	0	0	0	1	1	1				
Inning Stats	R: 0 E: 0 K: 0 S: 9	H: 1 LOB: 1 BB: 2 P: 13	R: 2 E: 0 K: 1 S: 12	H: 2 LOB: 1 BB: 2 P: 23	R: 0 E: 0 K: 1 S: 10	H: 0 LOB: 0 BB: 0 P: 17	R: 1 E: 0 K: 1 S: 10	H: 2 LOB: 2 BB: 0 P: 17	R: 4 E: 0 K: 0 S: 19	H: 4 LOB: 3 BB: 2 P: 41	R: 0 E: 0 K: 2 S: 8	H: 0 LOB: 1 BB: 1 P: 14	R: 0 E: 0 K: 1 S: 13	H: 2 LOB: 2 BB: 0 P: 18	R: 0 E: 0 K: 0 S: 8	H: 1 LOB: 1 BB: 0 P: 13	1B: 8 2B: 1 3B: 1 HR: 2	SF: 0 SAC: 0 DP: 0 HBP: 2	WP: 0 PB: 0 CS: 2	PA: 41
PITCHER	IP WLS BF H R ER SO BB IBB HBP BLK WP HR S P ERA WHIP																			
Al Leiter, L (1,1) ERA: 3.39 Bobby Jones, L (5,1) ERA: 4.05 Satoru Komiyama, R (6,1) ERA: 4.05	4.2 L 24 9 7 7 3 2 2 0 0 1 0 0 0 4 14 0.00 3.000																			

New York Mets @ Florida Marlins
Pro Player Stadium, Miami, FL
Sun Jun 02 2002, 4:05 PM EDT
Att: 19,405 - Sunny - 89 F

AB	34
R	7
H	12
RBI	6
BB	5
SO	6
LOB	17



Batter	1	2	3	4	5	6	7	8	9	AB	R	H	RBI	BB	SO	LOB	TOP										
Luis Castillo, S OBP: 0.380, SLG: 0.394 (1, 4)	1-1 P3		3-2 G5-3		1-0 G5-3		3-2 G6-3		2-2 G3 1B 2B	5	1	1	3	0	0	2											
Eric Owens, R OBP: 0.362, SLG: 0.409 (1, 9)	4-2 FC4-6 BB		1-0		4-0 1B BB		0-1 G4-3		0-1 G3	3	0	1	0	2	0	2											
Cliff Floyd, L OBP: 0.404, SLG: 0.532 (1, 10)	0-1 FC4-6 1-2		2-1 L6		1-3 K		1-3 K		2-3 K	5	0	0	0	0	3	4											
Mike Lowell, R OBP: 0.394, SLG: 0.543 Marty Malloy, L OBP: 0.165, SLG: 0.120 (8, PR) (8, 5)	2-3 K		3-3 K		0-0 G6-3 1B		0-0 1B		1-0 FC6-4 1B	4	0	2	0	0	2	1											
Preston Wilson, R OBP: 0.345, SLG: 0.445 (1, 8)		1-3 K		3-3 K		3-1 G6-3 1B		2-3 K	3-H 0-2 FC6-4 1B	5	0	0	0	0	3	4											
Kevin Millar, R OBP: 0.363, SLG: 0.518 (1, 7)	1-1 P6		0-1 P4		0-0 1B FC4-6 1B		3-2 G5-3			4	1	1	0	0	0	1											
Derrek Lee, R OBP: 0.327, SLG: 0.484 (1, 3)	1-0 HR				3-3 K		2-1 FC4-6 BB 1B		3-2 BB 1B	4	3	3	1	0	1	0											
Charles Johnson, R OBP: 0.333, SLG: 0.371 (1, 2)	2-3 K				1-2 1B		4-2 FC4-6 BB		4-1 1B 2B BB	2	1	1	0	2	1	0											
Andy Fox, L OBP: 0.297, SLG: 0.286 Homer Bush, R OBP: 0.278, SLG: 0.294 (1, 6) (7, 6)			2-2 G3		3-3 K		1-0 FC4-6 G6-3 1B		0-2 1B	3	0	0	1	0	1	3											
Inning Stats	R: 0 E: 0 K: 11 S: 11	H: 0 LOB: 1 BB: 1 P: 18	R: 1 E: 0 K: 2 S: 9	H: 1 LOB: 0 BB: 0 P: 14	R: 0 E: 0 K: 0 S: 12	H: 1 LOB: 1 BB: 0 P: 20	R: 0 E: 0 K: 2 S: 9	H: 0 LOB: 1 BB: 0 P: 15	R: 0 E: 0 K: 1 S: 10	H: 1 LOB: 1 BB: 1 P: 18	R: 0 E: 0 K: 1 S: 6	H: 1 LOB: 1 BB: 1 P: 14	R: 2 E: 0 K: 0 S: 13	H: 2 LOB: 1 BB: 1 P: 23	R: 0 E: 0 K: 2 S: 10	H: 1 LOB: 1 BB: 0 P: 16	R: 4 E: 0 K: 1 S: 21	H: 4 LOB: 1 BB: 1 P: 33	1B: 9 2B: 1 3B: 0 HR: 1	SF: 0 SAC: 0 DP: 1 HBP: 0	WP: 1 PB: 0 SB: 0 CS: 0	PA: 41					
PITCHER	IP	WLS	BF	H	R	ER	SO	BB	IBB	HBP	BLK	WP	HR	S	P	ERA	WHIP										
Johan Santana, L ERA: 4.22 Jack Cressend, R ERA: 5.91 Bob Wells, R ERA: 6.75	(1, 1) (6, 1) (9, 1)	5.1 2.2 1.0	W 11 8	22 3 4	4 2 4	1 2 4	8 2 1	2 0 1	0 0 0	0 0 0	0 0 0	0 1 0	1 0 21	55 25 33	94 44 33	1.69 6.75 36.00	1.125 1.500 5.000										

Florida Marlins @ Minnesota Twins
Hubert H. Humphrey Metrodome, Minneapolis, MN
Fri Jun 07 2002, 8:05 PM EDT
Att: 20,271 - Dome - 72 F

AB 37
R 7
H 11
RBI 7
BB 4
SO 11
LOB 17




Batter	1	2	3	4	5	6	7	8	9	AB	R	H	RBI	BB	SO	LOB	BOTTOM										
Jacque Jones, L OBP: 0.361, SLG: 0.533 (1, 7)	1-0 E 3B		1-1 G3		2-2 E BB 1B		1-2 G4-3			5	1	2	1	0	0	2											
Cristian Guzman, S OBP: 0.284, SLG: 0.323 (1, 6)	2-1 S 1B HBP		2-0		2-2 G3 3B 2B		0-0 SF9		0-0 F8	3	2	2	1	0	0	0											
Doug Mientkiewicz, L OBP: 0.394, SLG: 0.394 (1, 3)	1-2 1-H 3-H E 1B		1-0 BB 1B HBP		2-1 F8 E BB		0-2 E3 G3		0-2 G3	3	2	1	1	1	0	1											
Corey Koskie, L OBP: 0.400, SLG: 0.436 (1, 5)	4-0 E SF7 BB		4-2 1B BB		0-0 G3		2-3 K		0-0 G3	3	1	0	0	2	1	4											
Tori Hunter, R OBP: 0.355, SLG: 0.580 Brian Buchanan, R OBP: 0.313, SLG: 0.463 (1, 8) (7, 9)	0-1 E5 SF7 1B 1B		0-1 1B		1-1 K		0-2 E6		0-0 F7	4	1	3	3	0	0	2											
David Ortiz, L OBP: 0.305, SLG: 0.415 (1, 10)	0-2 SF7		1-2 1B G6-3 1B		0-1 F7		0-1 L6		0-0 G3-1	4	0	1	1	0	0	4											
Bobby Kielty, S OBP: 0.450, SLG: 0.551 (1, 9) (7, 8)	3-1 1B		1-1 G6-3		4-2 BB 1B BB		2-1 HR		4-2 WP G4-3 BB	3	3	2	2	2	0	1											
A.J. Pierzynski, L OBP: 0.373, SLG: 0.491 (1, 2)	1-0 F7		1-0 1B		4-0 1B 1B BB		1-2 F8		1-1 G4-3	4	1	1	1	1	0	1											
Luis Rivas, R OBP: 0.435, SLG: 0.429 (1, 4)	0-0 F9		1-2 F9		0-2 1B SF9 1B		2-2 G5-3		0-3 K	5	1	1	1	0	1	3											
Inning Stats	R: 5 E: 1 K: 0 S: 15	H: 4 LOB: 1 BB: 1 P: 27	R: 1 E: 0 K: 0 S: 6	H: 2 LOB: 2 BB: 1 P: 13	R: 0 E: 0 K: 0 S: 12	H: 2 LOB: 2 BB: 0 P: 17	R: 1 E: 0 K: 0 S: 11	H: 2 LOB: 1 BB: 0 P: 16	R: 3 E: 0 K: 1 S: 17	H: 2 LOB: 3 BB: 3 P: 33	R: 1 E: 0 K: 0 S: 14	H: 1 LOB: 0 BB: 0 P: 20	R: 0 E: 1 K: 0 S: 6	H: 0 LOB: 1 BB: 0 P: 6	R: 1 E: 0 K: 1 S: 8	H: 0 LOB: 0 BB: 1 P: 13	1B: 8 2B: 2 3B: 2 HR: 1	SF: 2 SAC: 0 DP: 0 HBP: 2	WP: 2 PB: 0 SB: 0 CS: 0	PA: 45							
PITCHER	IP	WLS	BF	H	R	ER	SO	BB	IBB	HBP	BLK	WP	HR	S	P	ERA	WHIP										
Ryan Dempster, R ERA: 5.36 Vic Darenzbourg, L ERA: 3.91 46 Oswaldo Maitena, L ERA: 2.84 Blaine Neal, R ERA: 5.4	(1, 1) (5, 1) (7, 1) (8, 1)	4.0 2.0 1.0 1.0	L 10 4 4	27 10 0 0	11 2 0 1	10 1 0 1	10 1 0 1	0 1 0 1	0 0 0 0	0 0 0 0	0 0 0 0	0 0 0 1	0 26 6 8	49 40 6 13	22.50 4.50 0.00 9.00	3.750 1.500 0.000 1.000											

Florida Marlins @ Minnesota Twins
Hubert H. Humphrey Metrodome, Minneapolis, MN
Fri Jun 07 2002, 8:05 PM EDT
Att: 20,271 - Dome - 72 F

AB 35
R 12
H 13
RBI 11
BB 6
SO 2
LOB 19



Batter	1	2	3	4	5	6	7	8	9	AB	R	H	RBI	BB	SO	LOB	TOP
Luis Castillo, S OBP: 0.378, SLG: 0.391	2-1 2B 1B		2-2 G5-3		0-2 G4-3		1-1 FC6-4 1B			4	1	1	0	0	0	2	Florida Marlins @ Minnesota Twins Hubert H. Humphrey Metrodome, Minneapolis, MN Sat Jun 08 2002, 7:05 PM EDT Att: 20,949 - Dome - 72 F livebaseballscorecards.com
Eric Owens, R OBP: 0.359, SLG: 0.405	1-3 K		2-3 K		0-1 G1-3		1-2 1B			4	0	1	0	0	2	2	
Cliff Floyd, L OBP: 0.410, SLG: 0.553	1-0 1-H 2B			2-2 HR		4-1 BB BB		0-0 G1-3		3	1	2	2	1	0	2	
Mike Lowell, R OBP: 0.395, SLG: 0.554	0-1 F9			1-2 HR		4-1 BB		0-1 P3		3	1	1	1	1	0	1	
Preston Wilson, R OBP: 0.340, SLG: 0.438	0-3 K			0-0 P3		2-3 K		0-0 G5-3		4	0	0	0	0	2	3	
Kevin Millar, R OBP: 0.352, SLG: 0.500		0-3 K		1-3 K		1-1 P6		1-3 K		4	0	0	0	0	3	2	
Derrek Lee, R OBP: 0.326, SLG: 0.480		0-0 CS 1B		2-1 F8		0-2 G5-3		1-1 F7		4	0	1	0	0	0	2	
Andy Fox, L OBP: 0.303, SLG: 0.287	1-0 F7			3-2 G4-3 S 1B		4-1 FC5-4 BB		0-2 G4-3		3	0	1	0	1	0	1	
Charles Johnson, R OBP: 0.323, SLG: 0.358	3-2 CS 1-2	0-0 G5-3		3-3 K 1-2		1-2 FC5-4 FC6-4		0-3 K		4	0	0	0	0	2	2	AB 33 R 3 H 7 RBI 3 BB 3 SO 9 LOB 17 
Inning Stats	R: 1 E: 0 K: 2 S: 11	H: 2 LOB: 1 BB: 0 P: 15	R: 0 E: 0 K: 1 S: 10	H: 1 LOB: 0 BB: 0 P: 14	R: 0 E: 0 K: 1 S: 7	H: 0 LOB: 0 BB: 0 P: 11	R: 2 E: 0 K: 1 S: 13	H: 2 LOB: 0 BB: 0 P: 19	R: 0 E: 0 K: 1 S: 11	H: 0 LOB: 2 BB: 2 P: 22	R: 0 E: 0 K: 0 S: 6	H: 0 LOB: 0 BB: 0 P: 7	R: 0 E: 0 K: 1 S: 8	H: 0 LOB: 0 BB: 0 P: 9	1B: 4 2B: 1 3B: 0 HR: 2	SF: 0 SAC: 0 DP: 0 HBP: 0	
PITCHER	IP WLS BF H R ER SO BB IBB HBP BLK WP HR S P ERA WHIP																
Matt Kinney, R ERA: 4.81	5.0 W 22 6 3 3 6 2 0 0 0 0 0 2 54 86 5.40 1.600																
Tony Fiore, R ERA: 2.5	1.2 H 7 1 0 0 1 1 0 0 0 0 0 0 19 29 0.00 1.200																
J.C. Romero, L ERA: 0.79	0.1 H 1 0 0 0 0 0 0 0 0 0 0 0 1 1 0.00 0.000																
Michael Jackson, R ERA: 1.07	1.0 H 3 0 0 0 1 0 0 0 0 0 0 0 6 7 0.00 0.000																
Eddie Guardado, L ERA: 2.73	1.0 S 3 0 0 0 1 0 0 0 0 0 0 0 8 9 0.00 0.000																

Batter	1	2	3	4	5	6	7	8	9	AB	R	H	RBI	BB	SO	LOB	BOTTOM		
Jacque Jones, L OBP: 0.365, SLG: 0.537	0-0 F8		4-2 SH1-4 2B	0-0 2H 1B		2-1 CS 2H 2B		1-2 G3		4	1	2	2	1	0	1	Florida Marlins @ Minnesota Twins Hubert H. Humphrey Metrodome, Minneapolis, MN Sat Jun 08 2002, 7:05 PM EDT Att: 20,949 - Dome - 72 F livebaseballscorecards.com		
Cristian Guzman, S OBP: 0.280, SLG: 0.318	2-2 P4		1-1 SH1-4	1-0 F3		1-0 G5-3		0-1 G5-3		4	0	0	0	0	3				
Doug Mientkiewicz, L OBP: 0.380, SLG: 0.383	2-3 K		4-1 2B BB		0-0 1B		1-1 F7			3	0	1	0	1	0				
Corey Koskie, L OBP: 0.402, SLG: 0.435		4-0 E S 2B BB	0-1 P3		1-0 1B		1-3 K			3	1	1	0	1	1	3			
Tori Hunter, R OBP: 0.357, SLG: 0.583		3-3 K	1-0 2B		2-3 K		1-1 WP 1B			4	0	2	2	0	2	3			
David Ortiz, L OBP: 0.304, SLG: 0.406	1-0 G3		1-3 2H SH 2B	0-0 P5		2-3 K		4-2 1B		3	0	0	0	1	1	5			
Dustan Mohr, R OBP: 0.392, SLG: 0.487		3-2 3H 2B		0-1 1B 2B		2-0 F7		0-1 G4-3		4	1	2	1	0	0	4			
A.J. Pierzynski, L OBP: 0.370, SLG: 0.491	0-0 G3-1		0-3 K		2-1 F7		0-1 WP 2B			4	0	1	0	0	1	2			
Luis Rivas, R OBP: 0.444, SLG: 0.480			1-1 SH1-4 S 2B	0-1 L8		2-1 2B		2-1 F9		4	2	2	0	0	2				
Inning Stats	R: 0 E: 0 K: 1 S: 8	H: 0 LOB: 0 BB: 0 P: 12	R: 1 E: 1 K: 1 S: 8	H: 1 LOB: 1 BB: 1 P: 19	R: 2 E: 0 K: 0 S: 14	H: 2 LOB: 2 BB: 2 P: 25	R: 1 E: 0 K: 1 S: 9	H: 2 LOB: 1 BB: 0 P: 10	R: 0 E: 0 K: 2 S: 9	H: 2 LOB: 2 BB: 0 P: 16	R: 1 E: 0 K: 0 S: 8	H: 2 LOB: 0 BB: 0 P: 15	R: 0 E: 0 K: 1 S: 13	H: 1 LOB: 1 BB: 1 P: 20	R: 0 E: 0 K: 0 S: 9	H: 1 LOB: 0 BB: 0 P: 12	1B: 5 2B: 6 3B: 0 HR: 0	SF: 0 SAC: 1 DP: 0 HBP: 0	WP: 2 PA: 38 PB: 0 SB: 2 CS: 1
PITCHER	IP WLS BF H R ER SO BB IBB HBP BLK WP HR S P ERA WHIP																		
56 Kevin Olsen, R ERA: 4.24	4.1 L 23 7 4 4 4 3 0 0 0 0 0 0 0 44 74 8.31 2.308																		
Michael Tejera, L ERA: 3.75	2.1 8 2 1 1 2 0 0 0 0 0 0 0 18 31 3.86 0.857																		
Braden Looper, R ERA: 5.04	0.1 3 1 0 0 0 1 0 0 0 0 1 0 7 12 0.00 6.000																		
46 Oswaldo Mairesna, L ERA: 2.83	1.0 4 1 0 0 0 0 0 0 0 0 1 0 9 12 0.00 1.000																		



Batter	1	2	3	4	5	6	7	8	9	AB	R	H	RBI	BB	SO	LOB	TOP								
Eric Owens, R OBP: 0.391, SLG: 0.395 (1, 7)	F3		G6-3	F9		G3-1			SH1-3	4	0	0	0	0	0	1	Florida Marlins @ Minnesota Twins Hubert H. Humphrey Metrodome, Minneapolis, MN Sun Jun 09 2002, 2:05 PM EDT Att: 29,448 - Dome - 72 F livebaseballscorecards.com								
Andy Fox, L OBP: 0.313, SLG: 0.299 (1, 6)	K		BB 1B	BB 1B		BB 1B	G3-1 SF7 1B		G1-3	5	3	3	0	0	1	1									
Cliff Floyd, L OBP: 0.413, SLG: 0.550 (1, 9)	1B		1B BB	1B BB		1B BB	G3-1 1-3		K	3	0	1	0	2	1	2									
Mike Lowell, R OBP: 0.397, SLG: 0.555 (1, 5)	P6		1-2 2H 1B	1B		1B	SF7			3	1	2	3	0	0	1									
Preston Wilson, R OBP: 0.335, SLG: 0.430 (1, 8)		F9	K		F8		K			4	0	0	0	0	2	3									
Kevin Millar, R OBP: 0.356, SLG: 0.500 (1, 10)	P5			G6-3		1B				4	0	2	1	0	0	0									
Derrek Lee, R OBP: 0.328, SLG: 0.506 (1, 3)	HR			HR		F7			G5-4-3	4	2	2	2	0	0	2									
Mike Redmond, R OBP: 0.388, SLG: 0.396 (1, 2)	F9			F8		F8			P4	4	0	0	0	0	0	0									
Homer Bush, R OBP: 0.287, SLG: 0.303 (1, 4)			K	S 1B		G3			G1-3 SH1-3 1B	4	0	2	0	0	1	0									
Inning Stats	R: 0 E: 0 K: 1 S: 11	H: 1 LOB: 1 BB: 0 P: 13	R: 1 E: 0 K: 0 S: 10	H: 1 LOB: 0 BB: 0 P: 16	R: 1 E: 0 K: 2 S: 17	H: 2 LOB: 2 BB: 1 P: 22	R: 1 E: 0 K: 0 S: 10	H: 2 LOB: 1 BB: 0 P: 13	R: 2 E: 0 K: 0 S: 13	H: 3 LOB: 1 BB: 0 P: 20	R: 0 E: 0 K: 0 S: 6	H: 0 LOB: 0 BB: 0 P: 6	R: 1 E: 0 K: 1 S: 8	H: 1 LOB: 0 BB: 0 P: 15	R: 0 E: 0 K: 0 S: 12	H: 1 LOB: 0 BB: 0 P: 17	R: 0 E: 0 K: 1 S: 10	H: 1 LOB: 1 BB: 0 P: 13	1B: 10 2B: 0 3B: 0 HR: 2	SF: 1 SAC: 1 DP: 1 HBP: 0	WP: 0 PB: 0 SB: 2 CS: 0	PA: 39			
PITCHER	IP	WLS	BF	H	R	ER	SO	BB	IBB	HBP	BLK	WP	HR	S	P	ERA	WHIP								
Rick Reed, R ERA: 4.63 (1, 1)	6.1	L	30	10	6	6	3	2	0	0	0	0	2	70	97	8.53	1.895								
LaTroy Hawkins, R ERA: 1.45 (7, 1)	1.2		5	1	0	0	1	0	0	0	0	0	0	17	25	0.00	0.600								
Bob Wells, R ERA: 6.68 (9, 1)	0.1		2	1	0	0	0	0	0	0	0	0	0	3	3	0.00	3.000								
J.C. Romero, L ERA: 0.77 (9, 1)	0.2		2	0	0	0	1	0	0	0	0	0	0	7	10	0.00	0.000								

Batter	1	2	3	4	5	6	7	8	9	AB	R	H	RBI	BB	SO	LOB	BOTTOM								
Jacque Jones, L OBP: 0.370, SLG: 0.542 (1, 7)	G3		L5				1B SF7 1B			5	1	3	0	0	0	0	Florida Marlins @ Minnesota Twins Hubert H. Humphrey Metrodome, Minneapolis, MN Sun Jun 09 2002, 2:05 PM EDT Att: 29,448 - Dome - 72 F livebaseballscorecards.com								
Cristian Guzman, S OBP: 0.283, SLG: 0.320 (1, 6)	G6-3		F7 1B		F7		BB 1B		G6-3	5	0	2	0	0	0	3									
Doug Mientkiewicz, L OBP: 0.494, SLG: 0.394 (1, 3)	3B BB		F7 1B				BB			2	1	1	0	3	0	0									
Corey Koskie, L OBP: 0.397, SLG: 0.442 (1, 5)	3B		F7		L3		SF7		G4-3	4	0	1	2	0	0	5									
Tori Hunter, R OBP: 0.351, SLG: 0.571 (1, 8)	F7		G5-3		K		K		K	5	0	0	0	0	3	8									
David Ortiz, L OBP: 0.302, SLG: 0.397 (1, 10)		E FC1 BB		F8		F7	F5			3	0	0	0	1	0	2									
Dustan Mohr, R OBP: 0.382, SLG: 0.474 (1, 9)		FC1 G6-3		F9		K			G4-3	4	0	0	0	0	1	1									
A.J. Pierzynski, L OBP: 0.368, SLG: 0.503 (1, 2)		P5		K		E4			HR	4	1	1	1	0	1	2									
Luis Rivas, R OBP: 0.419, SLG: 0.448 (1, 4)		G6-3			2B 1B	K			G1-3	4	0	1	0	0	1	3									
Inning Stats	R: 1 E: 0 K: 0 S: 8	H: 1 LOB: 1 BB: 1 P: 19	R: 0 E: 1 K: 0 S: 9	H: 0 LOB: 1 BB: 1 P: 16	R: 0 E: 0 K: 1 S: 11	H: 2 LOB: 0 BB: 0 P: 20	R: 0 E: 0 K: 1 S: 9	H: 0 LOB: 0 BB: 0 P: 12	R: 0 E: 0 K: 2 S: 11	H: 0 LOB: 3 BB: 1 P: 16	R: 0 E: 1 K: 2 S: 14	H: 0 LOB: 2 BB: 0 P: 15	R: 1 E: 0 K: 1 S: 14	H: 2 LOB: 1 BB: 1 P: 27	R: 1 E: 0 K: 0 S: 12	H: 2 LOB: 1 BB: 0 P: 18	R: 0 E: 0 K: 1 S: 8	H: 0 LOB: 0 BB: 0 P: 11	1B: 6 2B: 1 3B: 1 HR: 1	SF: 1 SAC: 0 DP: 1 HBP: 0	WP: 0 PB: 0 SB: 0 CS: 0	PA: 41			
PITCHER	IP	WLS	BF	H	R	ER	SO	BB	IBB	HBP	BLK	WP	HR	S	P	ERA	WHIP								
Julian Tavaroz, R ERA: 7.52 (1, 1)	6.0	W	29	7	2	2	4	3	0	0	0	0	0	60	106	3.00	1.667								
Armando Almanza, L ERA: 1.29 (7, 1)	1.0		4	0	0	0	1	1	0	0	0	0	0	10	19	0.00	1.000								
Braden Looper, R ERA: 5.17 (8, 1)	1.0		5	2	1	1	0	0	0	0	0	0	1	12	18	9.00	2.000								
Vladimir Nunez, R ERA: 2.52 (9, 1)	1.0	S	3	0	0	0	1	0	0	0	0	0	0	8	11	0.00	0.000								



Batter	1	2	3	4	5	6	7	8	9	10	11	12	13	14	AB	R	H	RBI	BB	SO	LOB	TOP	
Luis Castillo, S OBP: 0.379, SLG: 0.393 (1, 4)	L6		FC5		F5		WP 1B		G6-3		SH5-4	L5		WP 2B	7	2	3	0	0	0	4		
Andy Fox, L OBP: 0.323, SLG: 0.307 (1, 6)	K		FC5				1B		G4-3		G4-3			1B	6	2	2	3	2	1	3		
Cliff Floyd, L OBP: 0.415, SLG: 0.542 (1, 9)	PO BB		F8				1B		G4-3		G4-3		F8		5	1	1	1	1	3	1	7	
Mike Lowell, R OBP: 0.389, SLG: 0.541 (1, 5)	PO	F9		G6-3		P6	FC6-4		G6-3		P5		F8		8	1	1	2	0	0	3		
Kevin Millar, R OBP: 0.355, SLG: 0.488 (12, PR)				G5-3		K	F2		G5-3				K		5	0	1	0	1	1	1		
Preston Wilson, R OBP: 0.336, SLG: 0.429 (12, 8)															1	2	0	0	1	1	0		
Derek Lee, R OBP: 0.344, SLG: 0.536 (1, 3)															4	4	3	3	4	1	0		
Eric Owens, R OBP: 0.356, SLG: 0.417 (12, 7)															8	1	4	4	0	0	3		
Mike Redmond, R OBP: 0.398, SLG: 0.398 (8, PH)															2	1	1	0	0	0	0		
Ramon Castro, R OBP: 0.364, SLG: 0.600 (8, 2)															2	0	0	1	1	1	2		
Homer Bush, R OBP: 0.284, SLG: 0.300 (14, PR)															1	0	0	1	0	0	1		
Charles Johnson, R OBP: 0.323, SLG: 0.358 (14, 2)															0	0	0	0	0	0	0		
Tim Raines, S OBP: 0.420, SLG: 0.385 (1, 10)															6	1	1	0	2	1	3		
Inning Stats	R: 0 E: 0 K: 1 S: 13	H: 0 LOB: 0 BB: 1 P: 24	R: 0 E: 0 K: 0 S: 11	H: 2 LOB: 1 BB: 0 P: 17	R: 0 E: 0 K: 1 S: 9	H: 1 LOB: 2 BB: 1 P: 15	R: 0 E: 0 K: 1 S: 9	H: 2 LOB: 0 BB: 0 P: 18	R: 1 E: 0 K: 2 S: 8	H: 1 LOB: 0 BB: 0 P: 14	R: 0 E: 0 K: 0 S: 4	H: 0 LOB: 0 BB: 1 P: 5	R: 0 E: 0 K: 0 S: 10	H: 1 LOB: 2 BB: 1 P: 18	R: 0 E: 0 K: 0 S: 9	H: 1 LOB: 3 BB: 4 P: 34	R: 0 E: 0 K: 1 S: 9	H: 0 LOB: 1 BB: 1 P: 17	R: 7 E: 0 K: 0 S: 14	H: 4 LOB: 1 BB: 4 P: 35	1B: 13 2B: 1 3B: 0 HR: 3	SF: 1 SAC: 1 DP: 1 HBP: 1	WP: 3 PA: 73 PB: 0 SB: 3 CS: 0
PITCHER	IP 5.2	WLS 3	BF 25	H 7	R 3	ER 3	SO 4	BB 2	IBB 0	HBP 0	BLK 0	WP 0	HR 2	S 64	P 108	ERA 4.69	WHIP 1.588						
Jeff Suppan, R ERA: 4.69 (1, 1)																							
Dan Reichert, R ERA: 5.34 (6, 1)	0.2	H	3	1	1	1	0	0	0	0	0	0	0	5	8	13.50	1.500						
Brian Shouse, L ERA: 6.14 (7, 1)	0.0		2	1	0	0	0	1	0	0	0	1	0	4	8	∞	∞						
Brad Voyles, R ERA: 6.39 (7, 1)	1.2	B	6	1	2	2	2	0	0	0	0	0	1	13	23	10.80	0.600						
Jeff Austin, R ERA: 2.08 (9, 1)	1.2		7	1	0	0	0	1	0	0	0	0	0	12	21	0.00	1.200						

Florida Marlins @ Kansas City Royals
Kauffman Stadium, Kansas City, MO
Mon Jun 10 2002, 7:05 PM CDT
Att. 13,493 - Overcast - 83 F

AB	55
R	15
H	17
RBI	15
BB	14
SO	7
LOB	27



Batter	1	2	3	4	5	6	7	8	9	10	11	12	13	14	AB	R	H	RBI	BB	SO	LOB	BOTTOM															
Donzell McDonald, S OBP: 0.250, SLG: 0.300 (1, 7)	P4			SF7		K					SH3-4				3	1	1	1	0	1	1																
Michael Tucker, R OBP: 0.337, SLG: 0.331 (9, PH)															2	0	1	0	0	1	0																
Nelfi Perez, S OBP: 0.256, SLG: 0.331 (1, 6)															6	1	2	2	0	0	2																
Carlos Beltrán, S OBP: 0.340, SLG: 0.448 (1, 8)															7	1	2	1	0	3	3																
29 Mike Sweeney, R OBP: 0.394, SLG: 0.531 (1, 3)															7	1	1	0	0	0	2																
Joe Randa, R OBP: 0.354, SLG: 0.464 (1, 5)															7	1	2	1	0	0	0																
Raul Ibanez, L OBP: 0.274, SLG: 0.395 (1, 10)															5	1	3	3	0	0	0																
Brandon Berger, R OBP: 0.311, SLG: 0.444 (1, 9)															4	0	0	0	1	1	1																
Carlos Febles, R OBP: 0.338, SLG: 0.373 (1, 4)															6	1	1	0	0	3	4																
Brent Mayne, L OBP: 0.229, SLG: 0.282 (9, PR)															3	0	3	0	1	0	0																
Donnie Sadler, R OBP: 0.229, SLG: 0.242 (10, 2)															0	1	0	0	0	0	0																
A.J. Hinch, R OBP: 0.300, SLG: 0.427 (1, 10)															1	0	0	0	1	0	0																
Inning Stats	R: 3 E: 0 K: 1 S: 17	H: 4 LOB: 2 BB: 0 P: 28	R: 1 E: 0 K: 0 S: 10	H: 4 LOB: 1 BB: 0 P: 13	R: 0 E: 0 K: 0 S: 9	H: 0 LOB: 0 BB: 0 P: 13	R: 1 E: 0 K: 1 S: 9	H: 2 LOB: 1 BB: 0 P: 13	R: 0 E: 0 K: 0 S: 14	H: 1 LOB: 1 BB: 0 P: 22	R: 0 E: 0 K: 1 S: 7	H: 0 LOB: 0 BB: 0 P: 15	R: 0 E: 0 K: 0 S: 7	H: 2 LOB: 0 BB: 1 P: 13	R: 2 E: 0 K: 1 S: 12	H: 0 LOB: 0 BB: 0 P: 19	R: 0 E: 0 K: 1 S: 6	H: 0 LOB: 0 BB: 0 P: 9	R: 0 E: 0 K: 0 S: 11	H: 0 LOB: 0 BB: 0 P: 17	1B: 12 2B: 4 3B: 0 HR: 1	SF: 3 SAC: 1 DP: 2 HBP: 1	WP: 0 PA: 59 PB: 0 SB: 3 CS: 2														
PITCHER	IP 7.0	WLS 5	BF 31	H 12	R 5	ER 5	SO 5	BB 0	IBB 0	HBP 0	BLK 0	WP 0	HR 0	S 75	P 116	ERA 6.43	WHIP 1.714																				
A.J. Burnett, R ERA: 3.61 (8, 1)																																					
Briden Looper, R ERA: 5.01 (9, 1)	1.0	H	3	0	0	0	0	0	0	0	0	0	0	8	13	0.00	0.000																				
Vladimir Nunez, R ERA: 2.1 (10, 1)	1.0	B	5	1	1	1	2	1	0	0	0	0	0	13	22	9.00	2.000																				
Hansel Izquierdo, R ERA: 1.03 (11, 1)	1.0		6	1	0	0	0	1	1	0	0	0	0	10	22	0.00	2.000																				
46 Oswaldo Mairana, L ERA: 3.6 (11, 1)	1.1		6	2	2	2	0	0	0	0	0	0	1	11	18	13.50	1.500																				
Armando Almanza, L ERA: 1.04 (12, 1)	1.2	WLS	W	BF	5	0	R	0	ER	0	SO	2	BB	0	IBB	0	HBP	0	BLK	0	WP	0	HR	0	S	11	P	16	ERA	0.00	WHIP	0.000					
Vic Darenbourg, L ERA: 3.75 (14, 1)	1.0		3	0	0	0	0	0	0	0	0	0	0	0	11	17	0.00	0.000																			

Florida Marlins @ Kansas City Royals
Kauffman Stadium, Kansas City, MO
Mon Jun 10 2002, 7:05 PM CDT
Att. 13,493 - Overcast - 83 F

AB	51
R	8
H	16
RBI	8
BB	3
SO	9
LOB	13



Batter	1	2	3	4	5	6	7	8	9	AB	R	H	RBI	BB	SO	LOB	TOP
Luis Castillo, S OBP: 0.383, SLG: 0.393	G5-3		1B		FC3-6 HBP					2	0	1	0	0	0	0	
Eric Owens, R OBP: 0.352, SLG: 0.410	F9		F9		FC3-6 FC6					3	0	0	0	0	0	4	
Cliff Floyd, L OBP: 0.415, SLG: 0.539	1B			G3-1	FC6					3	0	1	0	0	0	2	
Mike Lowell, R OBP: 0.390, SLG: 0.539		P4		BB	BB					1	0	0	0	1	0	0	
Kevin Millar, R OBP: 0.357, SLG: 0.484		K		BB	BB					1	0	0	0	1	1	0	
Derrek Lee, R OBP: 0.342, SLG: 0.531	F8			L9						2	0	0	0	0	0	2	
Preston Wilson, R OBP: 0.333, SLG: 0.425			G5-3	F8						2	0	0	0	0	0	2	
Charles Johnson, R OBP: 0.326, SLG: 0.360			1B	1B	K					2	0	1	0	0	1	0	
Andy Fox, L OBP: 0.325, SLG: 0.310			L8		FC3-6 HBP					2	0	1	0	0	0	1	
Inning Stats	R: 0 H: 1 E: 0 K: 0 S: 6	H: 1 LOB: 1 BB: 0 P: 7	R: 0 H: 0 E: 0 K: 1 S: 6	H: 0 LOB: 0 BB: 0 P: 12	R: 0 H: 2 E: 0 K: 0 S: 14	H: 2 LOB: 2 BB: 0 P: 22	R: 0 H: 0 E: 0 K: 0 S: 9	H: 0 LOB: 2 BB: 2 P: 20	R: 0 H: 1 E: 0 K: 1 S: 13	H: 1 LOB: 2 BB: 0 P: 20	1B: 4 2B: 0 3B: 0 HR: 0	SF: 0 SAC: 0 DP: 0 HBP: 1	WP: 0 PA: 21 CS: 0				
PITCHER Darrell May, L ERA: 4.65	IP: 5.0 WLS: W BF: 21 H: 4 R: 0 ER: 0 SO: 2 BB: 2 IBB: 0 HBP: 1 BLK: 0 WP: 0 HR: 0 S: 48 P: 81 ERA: 0.00 WHIP: 1.200																

Florida Marlins @ Kansas City Royals
Kauffman Stadium, Kansas City, MO

AB 18
R 0
H 4
RBI 0
BB 2
SO 2
LOB 11



WP: 0 PA: 21
CS: 0

Batter	1	2	3	4	5	6	7	8	9	AB	R	H	RBI	BB	SO	LOB	BOTTOM
Donzell McDonald, S OBP: 0.267, SLG: 0.308	G5-3			L8						3	0	1	0	0	0	0	
Neftali Pérez, S OBP: 0.261, SLG: 0.339	1B	FC5			HR					3	2	2	0	0	0	2	
Carlos Beltrán, S OBP: 0.340, SLG: 0.460	F9		F3		HR					3	1	1	2	0	0	1	
29 Mike Sweeney, R OBP: 0.401, SLG: 0.537	2B									3	2	3	0	0	0	0	
Michael Tucker, L OBP: 0.337, SLG: 0.331	1B		HR		1B					0	0	0	0	0	0	0	
Joe Randa, R OBP: 0.358, SLG: 0.487	2B		HR							3	1	2	4	0	0	1	
Raul Ibáñez, L OBP: 0.266, SLG: 0.386	K		F7		F7					3	0	0	0	0	1	2	
Brandon Berger, R OBP: 0.297, SLG: 0.421		P4	P5		F3					3	0	0	0	0	0	1	
Carlos Febles, R OBP: 0.335, SLG: 0.368		F3		P4						2	0	0	0	0	0	0	
Brent Mayne, L OBP: 0.327, SLG: 0.287		FC5	1B	1B	K2-3					2	0	1	0	0	1	0	
Inning Stats	R: 2 H: 3 E: 0 K: 1 S: 9	H: 3 LOB: 1 BB: 0 P: 18	R: 0 H: 2 E: 0 K: 0 S: 10	H: 2 LOB: 2 BB: 0 P: 19	R: 2 H: 2 E: 0 K: 0 S: 7	H: 2 LOB: 0 BB: 0 P: 10	R: 0 H: 0 E: 0 K: 1 S: 12	H: 0 LOB: 0 BB: 0 P: 16	R: 2 H: 3 E: 0 K: 0 S: 12	H: 3 LOB: 1 BB: 0 P: 20	1B: 6 2B: 2 3B: 0 HR: 2	SF: 0 SAC: 0 DP: 0 HBP: 0	WP: 0 PA: 25 CS: 0				
PITCHER Michael Tejera, L ERA: 4.45 56 Kevin Olsen, R ERA: 4.53	IP: 4.0 WLS: L BF: 19 H: 7 R: 4 ER: 4 SO: 2 BB: 0 IBB: 0 HBP: 0 BLK: 0 WP: 0 HR: 1 S: 38 P: 63 ERA: 9.00 WHIP: 1.750																

Florida Marlins @ Kansas City Royals
Kauffman Stadium, Kansas City, MO

AB 25
R 6
H 10
RBI 6
BB 0
SO 2
LOB 7




WP: 0 PA: 25
CS: 0

Batter	1	2	3	4	5	6	7	8	9	10	11	12	13	14	AB	R	H	RBI	BB	SO	LOB	TOP						
Randy Winn, S OBP: 0.358, SLG: 0.470 (1, 8)	F9			2B		G3-6-3 BB		G4-3			G4-3		F8		5	1	1	0	1	0	0							
Greg Vaughn, R OBP: 0.287, SLG: 0.301 (1, 7)	G6-3			G4-3 2H		F5			1B 2B		F2		F2		6	1	2	1	0	0	1							
Steve Cox, L OBP: 0.329, SLG: 0.427 (1, 3)	F5			G4-3		G3-6-3			1B 2B		L7				6	1	2	0	0	1	3							
Ben Grieve, L OBP: 0.336, SLG: 0.396 (1, 9)		FC3-5 2B		G6-4-3 HBP		L4			F7		L7			2B 2B	5	0	2	1	0	0	2							
Aubrey Huff, L OBP: 0.338, SLG: 0.471 Felix Escobedo, R OBP: 0.259, SLG: 0.315 Esteban Yan, R (12, 1) Jason Conti, L OBP: 0.305, SLG: 0.352 Travis Harper, L (14, 1) John Flaherty, R OBP: 0.303, SLG: 0.426 (1, 2)		FC3-5		G6-4-3		F9			1B			SH1-4 1B		2B 2B	5	0	2	1	0	0	3							
Brent Abernathy, R OBP: 0.299, SLG: 0.342 (1, 4)				G6-4-3		FC6-4 BB			F7		F2		SH1-4		4	0	0	0	0	0	0							
Chris Gomez, R OBP: 0.317, SLG: 0.417 (1, 6)				G5-3		FC6-4			F9		G6-3		G4-6-3 1B		6	0	2	1	0	0	2							
Tanyon Sturtze, R (1, 1) Russ Johnson, R OBP: 0.343, SLG: 0.321 Victor Zambrano, S (10, 1) 18 Jared Sandberg, R OBP: 0.296, SLG: 0.448 (12, 5)				B1-3 BB		G5-3			K		G6-3		F3		4	0	1	0	1	0	2							
Inning Stats	R: 0 E: 0 K: 0 S: 3	H: 0 LOB: 0 BB: 0 P: 7	R: 0 E: 0 K: 0 S: 5	H: 1 LOB: 0 BB: 0 P: 7	R: 0 E: 0 K: 0 S: 5	H: 0 LOB: 0 BB: 1 P: 9	R: 1 E: 0 K: 0 S: 7	H: 2 LOB: 1 BB: 0 P: 13	R: 0 E: 0 K: 0 S: 4	H: 0 LOB: 0 BB: 1 P: 9	R: 0 E: 0 K: 0 S: 10	H: 1 LOB: 1 BB: 0 P: 18	R: 0 E: 0 K: 0 S: 9	H: 1 LOB: 1 BB: 0 P: 15	R: 1 E: 0 K: 0 S: 10	H: 2 LOB: 0 BB: 0 P: 5	R: 0 E: 0 K: 0 S: 10	H: 0 LOB: 0 BB: 0 P: 13	R: 1 E: 0 K: 1 S: 14	H: 2 LOB: 1 BB: 0 P: 24	1B: 5 2B: 8 HR: 0	SF: 0 SAC: 1 DP: 5 HBP: 1	WP: 1 PA: 52					
PITCHER	IP 8.0	WLS 28	BF 4	H 4	R 1	ER 1	SO 1	BB 0	IBB 0	HBP 0	BLK 0	WP 0	HR 0	S 46	P 83	ERA 4.50	WHIP 1.500											
Julian Tavarez, R ERA: 8.59 (1, 1)	2.0	B	8	3	1	1	1	0	0	0	0	0	0	0	22	34	4.50	1.500										
Vladimir Nunez, R ERA: 2.79 (9, 1)	2.0		8	3	1	1	0	0	0	0	0	0	0	13	20	4.50	1.500											
Braden Looper, R ERA: 4.98 (11, 1)	2.0	L	8	2	1	1	1	0	0	0	0	0	0	24	37	4.50	1.000											
46 Oswaldo Mairena, L ERA: 4.08 (13, 1)																												

Tampa Bay Devil Rays @ Florida Marlins
Pro Player Stadium, Miami, FL
Fri Jun 14 2002, 7:05 PM EDT
Att. 9,580 - Cloudy - 74 F


AB 47
R 12
H 14
RBI 4
BB 3
SO 3
LOB 19





Batter	1	2	3	4	5	6	7	8	9	10	11	12	13	14	AB	R	H	RBI	BB	SO	LOB	BOTTOM					
Luis Castillo, S OBP: 0.386, SLG: 0.390 (1, 4)	K			G1-4-3 2B 1B		F7		G3			SH5-4 BB	FC3-2 BB		L7	5	1	1	0	2	1	4						
Andy Fox, L OBP: 0.320, SLG: 0.325 (1, 6)	K			G1-4-3		G4-3			L7		SH5-4	FC3-2		G4-3	6	0	0	0	0	1	6						
Cliff Floyd, L OBP: 0.415, SLG: 0.529 (1, 9)	P5			F7		F8			K		IBB	F7			5	0	0	0	1	1	4						
Mike Lowell, R OBP: 0.391, SLG: 0.537 (1, 5)		P5		G6-4-3 2B		P3			F9		K			G6-4-3 BB	5	0	1	1	1	1	3						
Derrek Lee, R OBP: 0.338, SLG: 0.518 (1, 3)		F8		L8		K					FC3-6 BB	K		P3	5	0	0	0	1	2	5						
Kevin Millar, R OBP: 0.358, SLG: 0.489 (1, 7) Eric Owens, R OBP: 0.353, SLG: 0.414 (8, PR) (9, 7)				K		K			SH1-3 SF7 2B		FC3-6 CS		1B 2B	G6-4-3	3	0	1	0	0	2	0						
Preston Wilson, R OBP: 0.343, SLG: 0.449 (1, 8)				K		G6-3			SH1-3		BB		P5		3	0	0	0	2	1	1						
Charles Johnson, R OBP: 0.318, SLG: 0.351 Braden Looper, R (11, 1) Michael Tejera, L OBP: 0.333, SLG: 0.333 (12, PH) 46 Oswaldo Mairena, L (13, 1) Vic Darenbourg, L (14, PH)				F9		K			SF7		G6-3		1B FC3-2 1B	SH3-4 BB	3	0	0	1	0	1	1						
Julian Tavarez, R ERA: 8.59 Tim Lincecum, R ERA: 3.45 Vladimir Nunez, R ERA: 2.79 Mike Ramirez, R ERA: 4.98 Homer Bush, R ERA: 3.00 Ramon Castro, R ERA: 3.05 (12, 2)				B1-3		G3			G3		SH5-4 BB	FC3-2 BB		BB	2	0	0	0	0	0	0						
Inning Stats	R: 0 E: 0 K: 2 S: 7	H: 0 LOB: 0 BB: 0 P: 10	R: 0 E: 0 K: 1 S: 12	H: 0 LOB: 0 BB: 0 P: 17	R: 0 E: 0 K: 1 S: 7	H: 0 LOB: 0 BB: 0 P: 13	R: 1 E: 0 K: 0 S: 7	H: 2 LOB: 1 BB: 0 P: 12	R: 0 E: 0 K: 0 S: 6	H: 1 LOB: 2 BB: 1 P: 10	R: 0 E: 0 K: 0 S: 9	H: 0 LOB: 3 BB: 3 P: 13	R: 0 E: 0 K: 0 S: 10	H: 0 LOB: 3 BB: 3 P: 26	R: 1 E: 0 K: 0 S: 13	H: 3 LOB: 3 BB: 1 P: 16	R: 0 E: 0 K: 0 S: 6	H: 0 LOB: 0 BB: 1 P: 14	R: 0 E: 0 K: 0 S: 6	H: 0 LOB: 2 BB: 2 P: 17	1B: 3 2B: 3 HR: 0	SF: 1 SAC: 3 DP: 1 HBP: 0	WP: 0 PA: 56				
PITCHER	IP 9.0	WLS 31	BF 3	H 2	R 2	ER 2	SO 8	BB 1	IBB 0	HBP 0	BLK 0	WP 0	HR 0	S 70	P 110	ERA 2.00	WHIP 0.444										
Tanyon Sturtze, R ERA: 4.79 (10, 1)	2.0		10	0	0	0	2	4	1	0	0	0	0	17	42	0.00	2.000										
Victor Zambrano, R ERA: 5.54 (12, 1)	2.0	W	10	3	1	1	0	2	0	0	0	0	0	19	30	4.50	2.500										
Esteban Yan, R ERA: 5.47 (14, 1) Travis Harper, R ERA: 3.09 (11, 1)	1.0	S	5	0	0	0	0	2	0	0	0	0	0	6	17	0.00	2.000										

Tampa Bay Devil Rays @ Florida Marlins
Pro Player Stadium, Miami, FL
Fri Jun 14 2002, 7:05 PM EDT
Att. 9,580 - Cloudy - 74 F

AB 42
R 3
H 6
RBI 3
BB 10
SO 10
LOB 26



Batter	1	2	3	4	5	6	7	8	9	AB	R	H	RBI	BB	SO	LOB	TOP			
Randy Winn, S (1, 8) OBP: 0.360, SLG: 0.482	G4-3		HBP 2B		1-0 3B		1-3 K			4	0	2	0	0	1	0	Tampa Bay Devil Rays @ Florida Marlins Pro Player Stadium, Miami, FL Sat Jun 15 2002, 7:05 PM EDT Att: 10,904 - Cloudy - 76 F			
Greg Vaughn, R (1, 7) OBP: 0.287, SLG: 0.297	K		HBP BB		1-1 P4			2-2 L8		3	0	0	0	1	1					
Steve Cox, L (1, 3) OBP: 0.328, SLG: 0.421	P6				1-1 P5			2-2 G3-1		3	0	0	0	0	0	1				
Ben Grieve, L (1, 9) OBP: 0.339, SLG: 0.400		4-2 FC3-6 BB			1-2 2B			1-3 K		3	0	1	0	1	2	3				
Aubrey Huff, L (1, 5) OBP: 0.321, SLG: 0.444	FC3-6 E S 1-2				2-3 2B			1-2 F7		4	0	0	0	0	1	2				
John Flaherty, R (1, 2) OBP: 0.301, SLG: 0.413	F9				1-0 P3			0-0 P4		3	0	0	0	1	0	2				
Brent Abernathy, R (1, 4) OBP: 0.295, SLG: 0.336	K				1-2 G6-3			2-3 K		4	0	0	0	0	3	3				
Chris Gomez, R (1, 6) OBP: 0.313, SLG: 0.411					0-0 P3			0-0 G6-3		3	0	0	0	0	0	1				
Paul Wilson, R (1, 1) Doug Creek, L (7, 1)					1-3 K			0-3 K		3	0	0	0	0	3	0				
Inning Stats	R: 0 E: 0 K: 1 S: 10	H: 0 LOB: 0 BB: 0 P: 13	R: 0 E: 0 K: 1 S: 9	H: 0 LOB: 1 BB: 1 P: 18	R: 0 E: 0 K: 2 S: 16	H: 1 LOB: 3 BB: 1 P: 25	R: 0 E: 0 K: 1 S: 8	H: 0 LOB: 1 BB: 0 P: 13	R: 0 E: 0 K: 1 S: 8	H: 1 LOB: 1 BB: 0 P: 12	R: 0 E: 0 K: 2 S: 10	H: 0 LOB: 0 BB: 0 P: 15	R: 0 E: 0 K: 1 S: 7	H: 0 LOB: 0 BB: 0 P: 8	R: 0 E: 0 K: 1 S: 9	H: 0 LOB: 0 BB: 0 P: 14		1B: 0 2B: 2 3B: 1 HR: 0	SF: 0 SAC: 0 DP: 0 HBP: 1	WP: 0 PB: 0 SB: 1 CS: 0
PITCHER A.J. Burnett, R (1, 1) ERA: 3.3	IP: 9.0 WLS: W BF: 34 H: 3 R: 0 ER: 0 SO: 11 BB: 3 IBB: 0 HBP: 1 BLK: 0 WP: 0 HR: 0 S: 85 P: 129 ERA: 0.00 WHIP: 0.667															PITCHER				

Batter	1	2	3	4	5	6	7	8	9	AB	R	H	RBI	BB	SO	LOB	BOTTOM			
Luis Castillo, S (1, 4) OBP: 0.384, SLG: 0.388	G4-3		L7			1-0 2B 1B	0-0 G6-3			4	1	1	0	0	0	1	Tampa Bay Devil Rays @ Florida Marlins Pro Player Stadium, Miami, FL Sat Jun 15 2002, 7:05 PM EDT Att: 10,904 - Cloudy - 76 F			
Andy Fox, L (1, 6) OBP: 0.324, SLG: 0.335	F8				1-2 CS 1B	1-0 1B	0-0 P4			4	1	2	0	0	0	1				
Cliff Floyd, L (1, 9) OBP: 0.413, SLG: 0.524					2-3 K	3-2 F2		2-1 G6-3		4	0	1	0	0	1	3				
Mike Lowell, R (1, 5) OBP: 0.392, SLG: 0.537	L7				1-2 1B	2-1 1B	1-3 K	1-3 K		4	0	2	2	0	1	1				
Derrek Lee, R (1, 3) OBP: 0.337, SLG: 0.514					1-2 1B	2H 3H 1B	1-1 L7	0-2 FC6-4 1B		4	0	1	0	0	1	3				
Kevin Millar, R (1, 7) OBP: 0.346, SLG: 0.474					2-3 K	3-3 K	3-3 K	1-1 FC6-4		4	0	0	0	0	2	2				
Preston Wilson, R (1, 8) OBP: 0.346, SLG: 0.450					4-2 FC4 BB		1-0 2B 1B			2	1	1	0	1	0	0				
Mike Redmond, R (1, 2) OBP: 0.400, SLG: 0.410					1-2 G4-3	1-0 FC4	0-0 G6-3 1B			3	0	1	1	0	0	1				
A.J. Burnett, R (1, 1) OBP: 0.114, SLG: 0.121					2-3 K	1-3 K	2-3 K			3	0	0	0	0	3	2				
Inning Stats	R: 0 E: 0 K: 0 S: 10	H: 1 LOB: 1 BB: 0 P: 15	R: 0 E: 0 K: 0 S: 5	H: 0 LOB: 0 BB: 0 P: 9	R: 0 E: 0 K: 1 S: 8	H: 0 LOB: 0 BB: 0 P: 11	R: 0 E: 0 K: 2 S: 14	H: 2 LOB: 2 BB: 0 P: 21	R: 0 E: 0 K: 2 S: 10	H: 0 LOB: 1 BB: 1 P: 18	R: 2 E: 0 K: 1 S: 14	H: 3 LOB: 1 BB: 0 P: 25	R: 1 E: 0 K: 1 S: 8	H: 2 LOB: 1 BB: 0 P: 11	R: 0 E: 0 K: 1 S: 10	H: 1 LOB: 1 BB: 0 P: 14		1B: 7 2B: 3 3B: 0 HR: 0	SF: 0 SAC: 0 DP: 1 HBP: 0	WP: 0 PB: 0 SB: 0 CS: 1
PITCHER Paul Wilson, R (1, 1) ERA: 4.06 Doug Creek, L (7, 1) ERA: 4.5	IP: 6.2 WLS: L BF: 28 H: 8 R: 3 ER: 3 SO: 7 BB: 1 IBB: 0 HBP: 0 BLK: 0 WP: 0 HR: 0 S: 68 P: 109 ERA: 4.05 WHIP: 1.350															PITCHER				

Batter	1	2	3	4	5	6	7	8	9	AB	R	H	RBI	BB	SO	LOB	TOP			
Randy Winn, S OBP: 0.361, SLG: 0.479	L7		F8		G5-3			1B	BB	4	1	1	0	1	0	0	Tampa Bay Devil Rays @ Florida Marlins Pro Player Stadium, Miami, FL Sun Jun 16 2002, 4:05 PM EDT Att: 9,380 - Cloudy - 86 F			
Brent Abernathy, R OBP: 0.297, SLG: 0.335	BB		G6-3			F5		P6	BB	4	0	1	2	1	0	2				
Greg Vaughn, R OBP: 0.289, SLG: 0.293	K			G3-6-1		1B		K	F8	3	0	0	0	2	2	5				
Steve Cox, L OBP: 0.331, SLG: 0.423	P4			G3-6-1		G4-6-3		2B		4	0	2	1	0	0	2				
Ben Grieve, L OBP: 0.341, SLG: 0.407		G3		1B		G4-6-3		2B		4	0	2	1	0	0	2				
John Flaherty, R OBP: 0.299, SLG: 0.407	F8			1B			L7		F9	4	0	1	0	0	0	0				
Chris Gomez, R OBP: 0.311, SLG: 0.408	1B			FC6-4			G4-3		G6-3	4	0	1	0	0	0	2				
1B Jared Sandberg, R OBP: 0.247, SLG: 0.433	P4						K		BB	3	0	0	0	0	1	1				
Victor Zambrano, S									1B	0	0	0	0	0	0	0				
Russ Johnson, R Esteban Yan, R									1B	1	1	1	0	0	0	0				
Wilson Alvarez, L									1B	0	0	0	0	0	0	0				
Aubrey Huff, L OBP: 0.338, SLG: 0.473								2B	1B	2	2	2	0	0	0	0				
Inning Stats	R: 0 E: 0 K: 1 S: 10	H: 0 LOB: 1 BB: 1 P: 18	R: 0 E: 0 K: 0 S: 7	H: 1 LOB: 1 BB: 0 P: 10	R: 0 E: 0 K: 0 S: 8	H: 0 LOB: 0 BB: 0 P: 10	R: 0 E: 0 K: 0 S: 8	H: 2 LOB: 2 BB: 1 P: 18	R: 0 E: 0 K: 0 S: 6	H: 0 LOB: 0 BB: 0 P: 8	R: 0 E: 0 K: 1 S: 6	H: 0 LOB: 0 BB: 0 P: 9	R: 2 E: 0 K: 1 S: 12	H: 4 LOB: 2 BB: 0 P: 17	R: 2 E: 0 K: 0 S: 19	H: 3 LOB: 2 BB: 1 P: 34	1B: 9 2B: 2 3B: 0 HR: 0	SF: 0 SAC: 0 DP: 2 HBP: 0	WP: 0 PB: 0 CS: 0	PA: 39
PITCHER	IP WLS BF H R ER SO BB IBB HBP BLK WP HR S P ERA WHIP																			
Michael Tejera, L ERA: 3.72	6.0	23	4	0	0	1	3	0	0	0	0	0	0	0	47	78	0.00	1.167		
Braden Looper, R ERA: 4.94	1.0	3	0	0	0	1	0	0	0	0	0	0	0	6	9	0.00	0.000			
Armando Almanza, L ERA: 2.45	1.0	L	6	4	2	2	1	0	0	0	0	0	0	12	17	18.00	4.000			
Vladimir Nunez, R ERA: 3.18	1.0	7	3	2	2	0	1	0	0	0	0	0	0	19	34	18.00	4.000			

AB	35
R	4
H	11
RBI	4
BB	4
SO	3
LOB	14



Batter	1	2	3	4	5	6	7	8	9	AB	R	H	RBI	BB	SO	LOB	BOTTOM					
Luis Castillo, S OBP: 0.386, SLG: 0.387	P4				F8					3	0	1	0	1	0	0	Tampa Bay Devil Rays @ Florida Marlins Pro Player Stadium, Miami, FL Sun Jun 16 2002, 4:05 PM EDT Att: 9,380 - Cloudy - 86 F					
Eric Owens, R OBP: 0.356, SLG: 0.413	G4-3					S		G5-3		3	0	1	0	1	0	4						
Kevin Millar, R OBP: 0.346, SLG: 0.468	1B					1B		F7		4	0	1	0	0	1	2						
Mike Lowell, R OBP: 0.391, SLG: 0.532	F9				G5-3	BB		P4		4	0	1	0	0	0	2						
Derrek Lee, R OBP: 0.336, SLG: 0.508					BB	1B		F8		3	0	0	0	1	1	1						
Preston Wilson, R OBP: 0.348, SLG: 0.452					BB			F8		3	1	1	0	1	0	2						
Charles Johnson, R OBP: 0.324, SLG: 0.362								2B		2	0	1	1	1	0	2						
Pablo Ozuna, R OBP: 0.250, SLG: 0.250								G6-3		0	0	0	0	0	0	0						
Mike Redmond, R OBP: 0.397, SLG: 0.406								2B		1	0	0	0	0	0	0						
Andy Fox, L OBP: 0.322, SLG: 0.329								K		3	0	0	0	1	2	2						
Michael Tejera, L OBP: 0.266, SLG: 0.266										2	0	0	0	0	0	0						
Braden Looper, R										0	0	0	0	0	0	0						
Tim Raines, S										1	0	0	0	0	0	1						
Armando Almanza, L										0	0	0	0	0	0	0						
Vladimir Nunez, R										0	0	0	0	0	0	0						
Cliff Floyd, L										1	0	0	0	0	1	1						
Inning Stats	R: 0 E: 0 K: 0 S: 13	H: 2 LOB: 1 BB: 0 P: 21	R: 0 E: 0 K: 0 S: 14	H: 0 LOB: 2 BB: 2 P: 27	R: 0 E: 0 K: 1 S: 10	H: 0 LOB: 1 BB: 1 P: 14	R: 0 E: 0 K: 0 S: 10	H: 1 LOB: 1 BB: 1 P: 16	R: 0 E: 0 K: 0 S: 6	H: 0 LOB: 0 BB: 0 P: 8	R: 0 E: 0 K: 0 S: 6	H: 1 LOB: 1 BB: 0 P: 11	R: 1 E: 0 K: 1 S: 16	H: 2 LOB: 2 BB: 1 P: 30	R: 0 E: 0 K: 1 S: 8	H: 0 LOB: 0 BB: 0 P: 13	R: 0 E: 0 K: 1 S: 11	H: 0 LOB: 1 BB: 1 P: 19	1B: 4 2B: 2 3B: 0 HR: 0	SF: 0 SAC: 0 DP: 2 HBP: 0	WP: 0 PB: 0 CS: 1	PA: 36
PITCHER	IP WLS BF H R ER SO BB IBB HBP BLK WP HR S P ERA WHIP																					
Wilson Alvarez, L ERA: 5.46	6.0	23	4	0	0	2	4	0	0	0	0	0	0	24	43	4.50	1.333					
Victor Zambrano, R ERA: 5.49	2.0	W	9	2	1	1	1	0	0	0	0	0	0	11	19	0.00	1.000					
Esteban Yan, R ERA: 5.27	1.0	S	4	0	0	0	1	0	0	0	0	0	0	0	0	0	0					

AB	30
R	1
H	6
RBI	1
BB	6
SO	5
LOB	17



Batter	1	2	3	4	5	6	7	8	9	AB	R	H	RBI	BB	SO	LOB	TOP
Matt Lawton, L OBP: 0.342, SLG: 0.407	1-1 F8		3-2 P6			2-1 G3-1				3	0	0	0	0	0	0	Cleveland Indians @ Florida Marlins Pro Player Stadium, Miami, FL Thu Jun 20 2002, 7:05 PM EDT Att: 8,045 - Cloudy - 80 F
Omar Vizquel, S OBP: 0.386, SLG: 0.494	4-2 G6-3 S BB		0-2 G3-1			2-3 K				2	0	0	0	1	1	0	
Ellis Burks, R OBP: 0.346, SLG: 0.453	3-2 G6-3			4-0 G4-6-3 BB		3-2 2B				2	0	1	0	1	0	1	
Jim Thome, L OBP: 0.415, SLG: 0.549	2-2 G1-3			0-1 G4-6-3 1-2		4-2 BB				2	0	0	0	1	0	2	
Travis Fryman, R OBP: 0.302, SLG: 0.348		3-2 G5-3		4-2 BB		0-0 F9				2	0	0	0	1	0	2	
Milton Bradley, S OBP: 0.326, SLG: 0.372	1-1 1B			2-3 K						2	0	1	0	0	1	1	
Einar Diaz, R OBP: 0.270, SLG: 0.319	0-0 F7				1-2 F8					2	0	0	0	0	0	1	
John McDonald, R OBP: 0.313, SLG: 0.400	1-3 K				0-1 F8					2	0	0	0	0	1	1	
Ryan Drese, R (1, 1)			1-2 G5-3		0-2 G5-3					2	0	0	0	0	0	0	
Inning Stats	R: 0 E: 0 K: 0 S: 12	H: 0 LOB: 1 BB: 1 P: 22	R: 0 E: 0 K: 1 S: 9	H: 1 LOB: 1 BB: 0 P: 14	R: 0 E: 0 K: 0 S: 10	H: 0 LOB: 0 BB: 0 P: 14	R: 0 E: 0 K: 1 S: 9	H: 0 LOB: 1 BB: 2 P: 19	R: 0 E: 0 K: 0 S: 13	H: 1 LOB: 2 BB: 1 P: 24							
PITCHER A.J. Burnett, R ERA: 3.12	IP: 6.0 WLS: W BF: 23	H: 2 R: 0 ER: 0 SO: 3	BB: 4 IBB: 0 HBP: 0 BLK: 0	WP: 0 HR: 0 S: 62 P: 103	ERA: 0.00 WHIP: 1.000												

AB	19
R	0
H	2
RBI	0
BB	4
SO	3
LOB	8



Batter	1	2	3	4	5	6	7	8	9	AB	R	H	RBI	BB	SO	LOB	BOTTOM
Luis Castillo, S OBP: 0.392, SLG: 0.401	2-2 G6-3 S 1B		1-3 K		1-2 G1-3					3	1	1	0	0	1	1	Cleveland Indians @ Florida Marlins Pro Player Stadium, Miami, FL Thu Jun 20 2002, 7:05 PM EDT Att: 8,045 - Cloudy - 80 F
Andy Fox, L OBP: 0.305, SLG: 0.316	0-3 K		2-3 K		2-1 L4-3 1B					3	0	1	0	0	2	1	
Mike Lowell, R OBP: 0.393, SLG: 0.540	3-1 G6-3		3-2 HR		0-2 L4-3 1-2					3	1	1	1	0	0	2	
Cliff Floyd, L OBP: 0.410, SLG: 0.519	1-2 WP CS 1B		3-2 WP 2B		0-0 F8					3	0	2	1	0	0	0	
Derrek Lee, R OBP: 0.340, SLG: 0.515	2-3 K		4-1 WP BB		2-2 G5-3					2	0	0	0	1	1	1	
Kevin Millar, R OBP: 0.340, SLG: 0.455		1-3 K	1-3 K		1-1 K					3	0	0	0	0	2	2	
Preston Wilson, R OBP: 0.351, SLG: 0.448	0-0 SH2-4 1B		1-3 K							2	1	1	0	0	1	2	
Mike Redmond, R OBP: 0.410, SLG: 0.415	0-1 SH2-4 1-2 1B			2-2 G6-3						2	0	1	0	0	0	0	
A.J. Burnett, R OBP: 0.111, SLG: 0.118	1-0 SH2-4		0-3 K							1	0	0	1	0	1	0	
Inning Stats	R: 1 E: 0 K: 2 S: 14	H: 2 LOB: 1 BB: 0 P: 22	R: 1 E: 0 K: 2 S: 10	H: 2 LOB: 1 BB: 0 P: 13	R: 1 E: 0 K: 3 S: 24	H: 2 LOB: 2 BB: 1 P: 38	R: 0 E: 0 K: 1 S: 9	H: 0 LOB: 0 BB: 0 P: 12	R: 0 E: 0 K: 0 S: 6	H: 1 LOB: 0 BB: 0 P: 8							
PITCHER Ryan Drese, R ERA: 5.47	IP: 5.1 WLS: L BF: 24	H: 7 R: 3 ER: 3 SO: 8	BB: 1 IBB: 0 HBP: 0 BLK: 0	WP: 2 HR: 1 S: 68 P: 101	ERA: 5.06 WHIP: 1.500												

AB	22
R	3
H	7
RBI	3
BB	1
SO	8
LOB	9



Batter	1	2	3	4	5	6	7	8	9	AB	R	H	RBI	BB	SO	LOB	TOP					
Ramon Santiago, S (1, 6) OBP: 0.333, SLG: 0.455	G5-3		CS BB			K		L7		3	0	0	0	1	1	0						
Wendell Magee, R (1, 8) OBP: 0.310, SLG: 0.435	K		CS	P6		G5-3		G5-3		4	0	0	0	0	1	0						
Robert Fick, L (1, 9) OBP: 0.348, SLG: 0.473	K			G4-3			HBP		F7	3	0	0	0	0	1	0						
Randall Simon, L (1, 3) OBP: 0.296, SLG: 0.442		G6-3		L5		L9			G3	4	0	0	0	0	0	1						
Shane Halter, R (1, 7) OBP: 0.297, SLG: 0.353		F9			G5-3				F9	3	0	0	0	0	0	0						
15 Brandon Inge, R (1, 2) OBP: 0.327, SLG: 0.466					L4				K	3	1	1	1	0	1	0						
Chris Truby, R (1, 5) OBP: 0.264, SLG: 0.360									G6-3	3	0	1	0	0	0	0						
Damon Easley, R (1, 4) OBP: 0.192, SLG: 0.209				F8					G4-3	2	0	0	0	1	0	0						
Steve Sparks, R (1, 1)				F8					K	2	0	0	0	0	1	2						
Jose Paniagua, R (7, 1)										0	0	0	0	0	0	0						
George Lombard, L (8, PH)										1	0	0	0	0	1	0						
Julio Santana, R (8, 1)										0	0	0	0	0	0	0						
Inning Stats	R: 0 E: 0 K: 2 S: 8	H: 0 LOB: 0 BB: 0 P: 12	R: 1 E: 0 K: 0 S: 12	H: 1 LOB: 0 BB: 0 P: 18	R: 0 E: 0 K: 0 S: 5	H: 0 LOB: 0 BB: 1 P: 11	R: 0 E: 0 K: 0 S: 6	H: 0 LOB: 0 BB: 0 P: 8	R: 0 E: 0 K: 1 S: 13	H: 1 LOB: 2 BB: 1 P: 19	R: 0 E: 0 K: 1 S: 7	H: 0 LOB: 1 BB: 0 P: 11	R: 0 E: 0 K: 1 S: 8	H: 0 LOB: 0 BB: 0 P: 13	R: 0 E: 0 K: 1 S: 11	H: 0 LOB: 0 BB: 0 P: 16	R: 0 E: 0 K: 0 S: 7	H: 0 LOB: 0 BB: 0 P: 10	1B: 0 2B: 1 3B: 0 HR: 1	SF: 0 SAC: 0 DP: 0 HBP: 1	WP: 0 PB: 0 SB: 0 CS: 1	PA: 32
PITCHER	IP	WLS	BF	H	R	ER	SO	BB	IBB	HBP	BLK	WP	HR	S	P	ERA	WHIP					
Michael Tejera, L (1, 1) ERA: 3.32	7.0	W	25	2	1	1	5	1	1	1	0	0	1	59	92	1.29	0.429					
Braden Looper, R (8, 1) ERA: 4.42	1.0	H	3	0	0	0	1	0	0	0	0	0	0	11	16	0.00	0.000					
Vladimir Nunez, R (9, 1) ERA: 2.95	1.0	S	3	0	0	0	0	0	0	0	0	0	0	7	10	0.00	0.000					

Detroit Tigers @ Florida Marlins
 Pro Player Stadium, Miami, FL
 Fri Jun 21 2002, 7:05 PM EDT
 Att: 5,865 - Cloudy - 77 F

AB	28
R	1
H	2
RBI	1
BB	2
SO	6
LOB	3



Batter	1	2	3	4	5	6	7	8	9	AB	R	H	RBI	BB	SO	LOB	BOTTOM					
Luis Castillo, S (1, 4) OBP: 0.393, SLG: 0.402	G4-3		G3-1 SH1-3 1B			B1-3				4	1	2	0	0	0	1						
Eric Owens, R (1, 7) OBP: 0.356, SLG: 0.418			SH1-3		P6			S		3	1	2	0	0	0	1						
Mike Lowell, R (1, 5) OBP: 0.391, SLG: 0.540	P4		G3-1					1B		4	1	1	1	0	1	3						
Cliff Floyd, L (1, 9) OBP: 0.407, SLG: 0.514	P4		G3-1		F7					4	0	1	1	0	0	3						
Derrek Lee, R (1, 3) OBP: 0.339, SLG: 0.515				G5-3				G5-3		4	0	1	1	0	1	1						
Preston Wilson, R (1, 8) OBP: 0.356, SLG: 0.460					F3					4	1	3	0	0	0	1						
Charles Johnson, R (1, 2) OBP: 0.329, SLG: 0.361						E8		F7-4		3	0	2	1	1	0	1						
Andy Fox, L (1, 6) OBP: 0.307, SLG: 0.320					F7					4	0	1	0	0	0	4						
Michael Tejera, L (1, 1) OBP: 0.125, SLG: 0.125										3	0	0	0	0	0	4						
Braden Looper, R (8, 1)										0	0	0	0	0	0	0						
Kevin Millar, R (8, PH) OBP: 0.337, SLG: 0.452										1	0	0	0	0	0	1						
Vladimir Nunez, R (9, 1) OBP: 0.333, SLG: 0.333										0	0	0	0	0	0	0						
Inning Stats	R: 0 E: 0 K: 0 S: 11	H: 1 LOB: 1 BB: 0 P: 20	R: 1 E: 0 K: 1 S: 14	H: 2 LOB: 1 BB: 0 P: 19	R: 0 E: 0 K: 0 S: 7	H: 1 LOB: 1 BB: 0 P: 13	R: 0 E: 0 K: 0 S: 8	H: 1 LOB: 2 BB: 1 P: 16	R: 2 E: 1 K: 0 S: 8	H: 3 LOB: 1 BB: 0 P: 15	R: 0 E: 0 K: 0 S: 6	H: 1 LOB: 1 BB: 0 P: 8	R: 1 E: 0 K: 1 S: 15	H: 2 LOB: 0 BB: 0 P: 24	R: 0 E: 0 K: 0 S: 5	H: 2 LOB: 1 BB: 0 P: 8	1B: 7 2B: 7 3B: 0 HR: 0	SF: 0 SAC: 1 DP: 1 HBP: 0	WP: 0 PB: 0 SB: 1 CS: 1	PA: 36		
PITCHER	IP	WLS	BF	H	R	ER	SO	BB	IBB	HBP	BLK	WP	HR	S	P	ERA	WHIP					
Steve Sparks, R (1, 1) ERA: 5.94	6.1	L	31	11	4	4	2	1	0	0	1	1	0	66	109	5.68	1.895					
Jose Paniagua, R (7, 1) ERA: 4.45	0.2		1	0	0	0	0	0	0	0	0	0	0	3	6	0.00	0.000					
Julio Santana, R (8, 1) ERA: 3.08	1.0		4	2	0	0	0	0	0	0	0	0	0	5	8	0.00	2.000					

Detroit Tigers @ Florida Marlins
 Pro Player Stadium, Miami, FL
 Fri Jun 21 2002, 7:05 PM EDT
 Att: 5,865 - Cloudy - 77 F


AB	34
R	4
H	13
RBI	4
BB	1
SO	2
LOB	20



Batter	1	2	3	4	5	6	7	8	9	AB	R	H	RBI	BB	SO	LOB	TOP							
Ramon Santiago, S (1, 6) OBP: 0.328, SLG: 0.466										4	1	1	1	0	0	0								
Wendell Magee, R (1, 8) OBP: 0.311, SLG: 0.432											4	1	1	0	1	2	1							
Robert Fick, L (1, 9) OBP: 0.352, SLG: 0.479											5	0	3	2	0	2	2							
Randall Simon, L (1, 3) OBP: 0.294, SLG: 0.437											5	0	1	1	0	1	4							
15 Brandon Inge, R (1, 2) OBP: 0.331, SLG: 0.467											4	0	1	0	1	2	1							
George Lombard, L (1, 7) OBP: 0.222, SLG: 0.125											3	0	1	0	1	2	2							
Chris Truby, R (1, 5) OBP: 0.259, SLG: 0.353											4	0	0	0	0	1	4							
Damon Easley, R (1, 4) OBP: 0.221, SLG: 0.217											2	1	1	0	2	0	0							
Mark Redman, L (1, 1) OBP: 0.200, SLG: 0.200											3	1	0	0	0	0	4							
Jacob Cruz, L (8, PH) OBP: 0.377, SLG: 0.398											1	0	0	0	0	1	0							
Jose Paniagua, R (8, 1)											0	0	0	0	0	0	0							
Juan Acevedo, R (9, 1)											0	0	0	0	0	0	0							
Inning Stats	R: 1 E: 0 K: 3 S: 15	H: 3 LOB: 3 BB: 1 P: 26	R: 3 E: 2 K: 1 S: 15	H: 3 LOB: 2 BB: 1 P: 25	R: 0 E: 0 K: 0 S: 7	H: 0 LOB: 0 BB: 1 P: 12	R: 0 E: 0 K: 2 S: 12	H: 0 LOB: 1 BB: 1 P: 20	R: 0 E: 0 K: 1 S: 9	H: 1 LOB: 2 BB: 1 P: 18	R: 0 E: 0 K: 0 S: 7	H: 1 LOB: 1 BB: 0 P: 9	R: 0 E: 0 K: 2 S: 8	H: 0 LOB: 0 BB: 0 P: 10	R: 0 E: 0 K: 1 S: 6	H: 0 LOB: 0 BB: 0 P: 9	R: 0 E: 0 K: 1 S: 12	H: 1 LOB: 1 BB: 0 P: 17	1B: 6 2B: 2 3B: 1 HR: 0	SF: 1 SAC: 0 DP: 1 HBP: 0	WP: 0 PB: 0 SB: 0 CS: 0	PA: 41		
PITCHER	IP WLS BF H R ER SO BB IBB HBP BLK WP HR S P ERA WHIP	IP WLS BF H R ER SO BB IBB HBP BLK WP HR S P ERA WHIP	IP WLS BF H R ER SO BB IBB HBP BLK WP HR S P ERA WHIP	IP WLS BF H R ER SO BB IBB HBP BLK WP HR S P ERA WHIP	IP WLS BF H R ER SO BB IBB HBP BLK WP HR S P ERA WHIP	IP WLS BF H R ER SO BB IBB HBP BLK WP HR S P ERA WHIP	IP WLS BF H R ER SO BB IBB HBP BLK WP HR S P ERA WHIP	IP WLS BF H R ER SO BB IBB HBP BLK WP HR S P ERA WHIP	IP WLS BF H R ER SO BB IBB HBP BLK WP HR S P ERA WHIP	IP WLS BF H R ER SO BB IBB HBP BLK WP HR S P ERA WHIP	IP WLS BF H R ER SO BB IBB HBP BLK WP HR S P ERA WHIP	IP WLS BF H R ER SO BB IBB HBP BLK WP HR S P ERA WHIP	IP WLS BF H R ER SO BB IBB HBP BLK WP HR S P ERA WHIP	IP WLS BF H R ER SO BB IBB HBP BLK WP HR S P ERA WHIP	IP WLS BF H R ER SO BB IBB HBP BLK WP HR S P ERA WHIP	IP WLS BF H R ER SO BB IBB HBP BLK WP HR S P ERA WHIP	IP WLS BF H R ER SO BB IBB HBP BLK WP HR S P ERA WHIP	IP WLS BF H R ER SO BB IBB HBP BLK WP HR S P ERA WHIP	IP WLS BF H R ER SO BB IBB HBP BLK WP HR S P ERA WHIP	IP WLS BF H R ER SO BB IBB HBP BLK WP HR S P ERA WHIP	IP WLS BF H R ER SO BB IBB HBP BLK WP HR S P ERA WHIP	IP WLS BF H R ER SO BB IBB HBP BLK WP HR S P ERA WHIP	IP WLS BF H R ER SO BB IBB HBP BLK WP HR S P ERA WHIP	IP WLS BF H R ER SO BB IBB HBP BLK WP HR S P ERA WHIP

Detroit Tigers @ Florida Marlins
Pro Player Stadium, Miami, FL
Sat Jun 22 2002, 7:05 PM EDT
Att: 14,713 - Cloudy - 81 F


AB 35
R 4
H 9
RBI 4
BB 5
SO 11
LOB 18



Batter	1	2	3	4	5	6	7	8	9	AB	R	H	RBI	BB	SO	LOB	BOTTOM								
Luis Castillo, S (1, 4) OBP: 0.388, SLG: 0.396										4	0	0	0	0	1	1									
Eric Owens, R (1, 7) OBP: 0.356, SLG: 0.412										3	0	0	0	1	0	0									
Mike Lowell, R (1, 5) OBP: 0.389, SLG: 0.536										4	0	1	0	0	0	1									
Cliff Floyd, L (1, 9) OBP: 0.405, SLG: 0.514											4	0	1	0	0	0	1								
Derrek Lee, R (1, 3) OBP: 0.341, SLG: 0.522											4	2	2	0	0	0	1								
Preston Wilson, R (1, 8) OBP: 0.358, SLG: 0.459											3	1	1	0	1	0	1								
Charles Johnson, R (1, 2) OBP: 0.327, SLG: 0.365											4	0	1	2	0	0	2								
Homer Bush, R (8, PR) OBP: 0.284, SLG: 0.300											0	1	0	0	0	0	0								
Andy Fox, L (1, 6) OBP: 0.306, SLG: 0.324											4	1	1	1	0	0	1								
Hansel Iztquierdo, R (1, 1) ERA: 3.66											0	0	0	0	0	0	0								
Pablo Ozuna, R (2, PH) OBP: 0.296, SLG: 0.200											1	0	0	0	0	0	1								
56 Kevin Olsen, R (3, 1) ERA: 4.26											0	0	0	0	0	0	0								
Ramon Castro, R (5, PH) OBP: 0.417, SLG: 0.695											0	0	0	0	0	0	0								
Vic Darenbourg, L (8, 1) ERA: 3.48											0	0	0	0	0	0	0								
Kevin Millar, R (7, PH) OBP: 0.335, SLG: 0.449											1	0	0	0	0	0	1								
Blaine Neal, L (8, 1) ERA: 1.93											0	0	0	0	0	0	0								
Tim Raines, S (9, PH) OBP: 0.418, SLG: 0.366											0	0	0	0	0	0	0								
Inning Stats	R: 0 E: 0 K: 0 S: 9	H: 2 LOB: 2 BB: 0 P: 15	R: 1 E: 0 K: 0 S: 17	H: 2 LOB: 1 BB: 0 P: 25	R: 0 E: 0 K: 1 S: 9	H: 0 LOB: 0 BB: 0 P: 15	R: 0 E: 0 K: 0 S: 11	H: 0 LOB: 0 BB: 0 P: 14	R: 0 E: 0 K: 0 S: 10	H: 0 LOB: 1 BB: 1 P: 18	R: 0 E: 0 K: 0 S: 10	H: 0 LOB: 1 BB: 1 P: 17	R: 0 E: 0 K: 0 S: 6	H: 1 LOB: 1 BB: 0 P: 8	R: 0 E: 0 K: 0 S: 5	H: 0 LOB: 0 BB: 0 P: 7	R: 4 E: 1 K: 0 S: 19	H: 2 LOB: 1 BB: 1 P: 31	1B: 3 2B: 3 3B: 1 HR: 0	SF: 1 SAC: 0 DP: 0 HBP: 0	WP: 3 PB: 0 SB: 0 CS: 0	PA: 36			
PITCHER	IP WLS BF H R ER SO BB IBB HBP BLK WP HR S P ERA WHIP	IP WLS BF H R ER SO BB IBB HBP BLK WP HR S P ERA WHIP	IP WLS BF H R ER SO BB IBB HBP BLK WP HR S P ERA WHIP	IP WLS BF H R ER SO BB IBB HBP BLK WP HR S P ERA WHIP	IP WLS BF H R ER SO BB IBB HBP BLK WP HR S P ERA WHIP	IP WLS BF H R ER SO BB IBB HBP BLK WP HR S P ERA WHIP	IP WLS BF H R ER SO BB IBB HBP BLK WP HR S P ERA WHIP	IP WLS BF H R ER SO BB IBB HBP BLK WP HR S P ERA WHIP	IP WLS BF H R ER SO BB IBB HBP BLK WP HR S P ERA WHIP	IP WLS BF H R ER SO BB IBB HBP BLK WP HR S P ERA WHIP	IP WLS BF H R ER SO BB IBB HBP BLK WP HR S P ERA WHIP	IP WLS BF H R ER SO BB IBB HBP BLK WP HR S P ERA WHIP	IP WLS BF H R ER SO BB IBB HBP BLK WP HR S P ERA WHIP	IP WLS BF H R ER SO BB IBB HBP BLK WP HR S P ERA WHIP	IP WLS BF H R ER SO BB IBB HBP BLK WP HR S P ERA WHIP	IP WLS BF H R ER SO BB IBB HBP BLK WP HR S P ERA WHIP	IP WLS BF H R ER SO BB IBB HBP BLK WP HR S P ERA WHIP	IP WLS BF H R ER SO BB IBB HBP BLK WP HR S P ERA WHIP	IP WLS BF H R ER SO BB IBB HBP BLK WP HR S P ERA WHIP	IP WLS BF H R ER SO BB IBB HBP BLK WP HR S P ERA WHIP	IP WLS BF H R ER SO BB IBB HBP BLK WP HR S P ERA WHIP	IP WLS BF H R ER SO BB IBB HBP BLK WP HR S P ERA WHIP	IP WLS BF H R ER SO BB IBB HBP BLK WP HR S P ERA WHIP	IP WLS BF H R ER SO BB IBB HBP BLK WP HR S P ERA WHIP	IP WLS BF H R ER SO BB IBB HBP BLK WP HR S P ERA WHIP

Detroit Tigers @ Florida Marlins
Pro Player Stadium, Miami, FL
Sat Jun 22 2002, 7:05 PM EDT
Att: 14,713 - Cloudy - 81 F

AB 32
R 5
H 7
RBI 4
BB 3
SO 1
LOB 10



Batter	1	2	3	4	5	6	7	8	9	10	11	AB	R	H	RBI	BB	SO	LOB	TOP								
Ricky Ledee, L OBP: 0.267, SLG: 0.353	2-1 FC4-6 1B	4-1 1B BB		2-0 F9		1-1 HR		0-0 F7		2-2 G3		5	1	2	1	1	0	3									
11 Jimmy Rollins, S OBP: 0.319, SLG: 0.428	2-1 FC4-6 1B	4-1 1B BB			4-2 1B BB	3-1 F8			2-2 WP 1B		1-1 1B S SF9	4	4	2	0	2	0	1									
Bobby Abreu, L OBP: 0.432, SLG: 0.502	4-0 1B BB	1-3 1B BB			3-2 1B FC4-6		1-2 F7		2-0 1B S		3-2 2B S SF9	5	2	3	1	1	1	3									
Pat Burrell, R OBP: 0.382, SLG: 0.573	3-3 K		1-2 G6-3		2-2 FC4-6 1B		2-3 K		1-1 L9		2-2 SF9	5	0	1	2	0	2	3									
Travis Lee, L OBP: 0.335, SLG: 0.375	2-2 FC6-4 1B		2-1 F7		1-1 FC4-6 FC5-4		3-3 K		2-1 P6		0-1 2B	6	0	2	2	0	1	2									
Scott Rolen, R OBP: 0.332, SLG: 0.421	0-2 FC6-4		2-3 K		1-2 FC5-4			2-2 G6-3		3-2 1B		5	0	1	0	1	1	3									
Mike Lieberthal, R OBP: 0.314, SLG: 0.398																											
Jose Mesa, R (9, 1)																											
Jason Michaels, R OBP: 0.317, SLG: 0.544																											
Dan Plesac, L (11, 1)																											
Marlon Anderson, L OBP: 0.316, SLG: 0.407																											
Robert Person, R OBP: 0.244, SLG: 0.444																											
Carlos Silva, R OBP: 0.243, SLG: 0.537																											
Jeremy Cramer, L OBP: 0.243, SLG: 0.537																											
Jose Santiago, R OBP: 0.243, SLG: 0.537																											
Rheal Cormier, L OBP: 0.243, SLG: 0.537																											
Todd Pratt, R OBP: 0.243, SLG: 0.537																											
Inning Stats	R: 1 E: 0 K: 1 S: 15	H: 2 LOB: 2 BB: 1 P: 28	R: 0 E: 0 K: 1 S: 8	H: 0 LOB: 3 BB: 2 P: 22	R: 0 E: 0 K: 1 S: 8	H: 0 LOB: 0 BB: 0 P: 13	R: 0 E: 0 K: 1 S: 7	H: 1 LOB: 1 BB: 0 P: 14	R: 2 E: 0 K: 0 S: 21	H: 2 LOB: 1 BB: 1 P: 34	R: 1 E: 0 K: 1 S: 9	H: 1 LOB: 0 BB: 0 P: 17	R: 0 E: 0 K: 2 S: 9	H: 0 LOB: 0 BB: 0 P: 15	R: 0 E: 0 K: 0 S: 14	H: 1 LOB: 2 BB: 1 P: 23	R: 1 E: 0 K: 0 S: 15	H: 3 LOB: 2 BB: 0 P: 28	R: 0 E: 0 K: 0 S: 8	H: 0 LOB: 0 BB: 0 P: 13	R: 2 E: 0 K: 0 S: 15	H: 3 LOB: 2 BB: 1 P: 28	1B: 11 2B: 1 3B: 0 HR: 1	SF: 2 SAC: 0 DP: 0 HBP: 1	WP: 1 PB: 0 SB: 2 CS: 0	PA: 53	
PITCHER	IP ERA WLS BF H R ER SO BB IBB HBP BLK WP HR S P ERA WHIP	6.0 3.27 1.0 3 0 0 0 2 0 0 0 0 0 0 0 9 15 0.00 1.667	7.1 2.51 1.0 5 1 0 0 0 1 0 0 0 0 0 0 14 23 0.00 2.000	8.1 2.51 2.0 B 9 3 1 1 0 0 0 0 1 0 23 41 4.50 1.500	9.1 3.02 1.0 L 7 3 2 2 0 0 1 0 0 0 0 15 28 18.00 3.000																						
A.J. Burnett, R ERA: 3.27																											
Armando Almanza, L ERA: 2.51																											
Braden Looper, R ERA: 4.28																											
Vladimir Nunez, R ERA: 3.02																											
Vic Darensbourg, L ERA: 4.34																											

Philadelphia Phillies @ Florida Marlins
Pro Player Stadium, Miami, FL
Tue Jun 25 2002, 7:05 PM EDT
Att.: 5,355 - Cloudy - 80 F

AB	44
R	7
H	13
RBI	7
BB	6
SO	7
LOB	25





Batter	1	2	3	4	5	6	7	8	9	10	11	AB	R	H	RBI	BB	SO	LOB	BOTTOM								
Luis Castillo, S OBP: 0.392, SLG: 0.392	0-1 F7		3-1 L8	4-2 S BB			0-2 CS 1B	3-2 G5-3		4-0 IBB		4	0	1	0	2	0	2									
Eric Owens, R OBP: 0.366, SLG: 0.408	0-2 P4		0-1 F8 1B	2-3 K	1-2		4-2 1B BB		1-0 G6-3		0-0 G3	5	0	1	0	1	1	4									
Mike Lowell, R OBP: 0.392, SLG: 0.562	1-1 2B		2-2 F8 1B		2-2 F9		1-2 L6		0-1 2B		0-0 HR	6	2	3	1	0	0	2									
Cliff Floyd, L OBP: 0.402, SLG: 0.506	3-1 2B		1-2 L9		0-3 K		1-1 G6-3		4-0 IBB		1-1 P6	5	0	1	1	1	1	2									
Derrek Lee, R OBP: 0.340, SLG: 0.512	3-2 P4		2-1 S FC5-2 1B		2-3 K		4-2 S FC5-4 BB		3-3 K		3-3 K	5	0	1	0	1	3	3									
Preston Wilson, R OBP: 0.355, SLG: 0.445		1-0 G6-3		4-1 S 3B BB		1-1 F7		1-1 FC5-4 BB SF7		1-3 K		4	2	0	0	2	1	3									
Mike Bedmond, R OBP: 0.420, SLG: 0.435		1-1 F9		2-1 FC5-2 3B BB		1-2 2B		0-1 BB 1B		4-1 SH1-4 BB		4	1	2	0	0	0	2									
Pablo Ozuna, R OBP: 0.251, SLG: 0.449																											
Charles Johnson, R OBP: 0.241, SLG: 0.384																											
Homeo Bush, R OBP: 0.241, SLG: 0.384																											
Homeo Bush, R OBP: 0.241, SLG: 0.384																											
Vic Darensbourg, L OBP: 0.241, SLG: 0.384																											
Michael Taylor, L OBP: 0.241, SLG: 0.384																											
Andy Fox, L OBP: 0.301, SLG: 0.325	2-1 F7			0-0 K		3-2 F8		4-2 BB 1B		1-0 SH1-4		3	0	1	2	1	0	1									
A.J. Burnett, R ERA: 3.27																											
Kevin Millar, R OBP: 0.251, SLG: 0.449																											
Armando Almanza, L ERA: 2.51																											
Braden Looper, R ERA: 4.28																											
Tim Raines, S OBP: 0.335, SLG: 0.375																											
Vladimir Nunez, R ERA: 3.02																											
Ramon Castro, R OBP: 0.241, SLG: 0.384																											
Inning Stats	R: 1 E: 0 K: 0 S: 12	H: 2 LOB: 1 BB: 0 P: 19	R: 0 E: 0 K: 0 S: 5	H: 0 LOB: 0 BB: 0 P: 9	R: 1 E: 0 K: 0 S: 13	H: 2 LOB: 1 BB: 0 P: 20	R: 2 E: 0 K: 2 S: 17	H: 2 LOB: 2 BB: 2 P: 33	R: 0 E: 0 K: 2 S: 9	H: 0 LOB: 0 BB: 0 P: 13	R: 0 E: 0 K: 0 S: 9	H: 1 LOB: 1 BB: 0 P: 15	R: 0 E: 0 K: 0 S: 11	H: 1 LOB: 1 BB: 0 P: 17	R: 1 E: 0 K: 0 S: 14	H: 1 LOB: 2 BB: 2 P: 28	R: 0 E: 0 K: 2 S: 10	H: 0 LOB: 2 BB: 1 P: 19	R: 0 E: 0 K: 1 S: 6	H: 0 LOB: 2 BB: 2 P: 17	R: 1 E: 0 K: 2 S: 9	H: 1 LOB: 1 BB: 1 P: 18	1B: 4 2B: 4 3B: 1 HR: 2	SF: 1 SAC: 1 DP: 0 HBP: 0	WP: 0 PB: 0 SB: 4 CS: 1	PA: 52	
PITCHER	IP ERA WLS BF H R ER SO BB IBB HBP BLK WP HR S P ERA WHIP	6.0 4.78 1.0 4 1 0 0 4 1 0 0 0 0 0 1 6 11 7.00 2.500	7.1 2.48 0.1 3 1 1 1 0 1 0 0 0 0 0 0 8 17 0.00 1.500	8.1 5.14 0.2 3 0 0 0 0 1 0 0 0 0 0 0 8 17 0.00 1.500	9.1 2.39 2.0 W 10 1 0 0 3 1 2 0 0 0 0 16 36 0.00 1.000																						
Robert Person, R ERA: 4.78																											
Carlos Silva, R ERA: 2.48																											
Jose Santiago, R ERA: 5.14																											
Rheal Cormier, L ERA: 5.0																											
Jose Mesa, R ERA: 2.39																											

Philadelphia Phillies @ Florida Marlins
Pro Player Stadium, Miami, FL
Tue Jun 25 2002, 7:05 PM EDT
Att.: 5,355 - Cloudy - 80 F

AB	41
R	6
H	11
RBI	6
BB	9
SO	9
LOB	24



Batter	1	2	3	4	5	6	7	8	9	AB	R	H	RBI	BB	SO	LOB	TOP											
Doug Glanville, R (1.8) OBP: 0.276, SLG: 0.285	0-2 G3-1	0-2 G6-3		3-1 F7			2-1 F9		4-2 BB	4	0	0	0	1	0	5	Philadelphia Phillies @ Florida Marlins Pro Player Stadium, Miami, FL Wed Jun 26 2002, 7:05 PM EDT Att: 6,503 - Cloudy - 83 F											
Tomas Perez, S (1.6) OBP: 0.303, SLG: 0.410	2-2 2B		3-1 FC5-4		2-2 G6-3		4-0 G3-6-3		0-0 G5-3	4	0	2	0	1	0	1												
Bobby Abreu, L (1.9) OBP: 0.427, SLG: 0.494	3-3 K		0-0 FC5-4		3-1 F9		1-0 G3-6-3			4	0	0	0	0	1	3												
Pat Burrell, R (1.7) OBP: 0.380, SLG: 0.571	0-3 K2-3		3-3 K		1-0 1B					4	1	1	0	0	2	2												
Scott Rolen, R (1.5) OBP: 0.331, SLG: 0.419		2-0 F9	3-2 F3		2-2 2B		2-1 F7			4	0	1	1	0	0	1												
Travis Lee, L (1.3) OBP: 0.333, SLG: 0.370		4-2 BB		0-0 P3	2-2 G6-3		1-2 G4-3			3	0	0	0	1	0	1												
Todd Pratt, R (1.2) OBP: 0.463, SLG: 0.519		1-1 L6		1-2 2B		1-3 K			0-0 F2	4	0	1	0	0	1	1												
Marlon Anderson, L (1.4) OBP: 0.318, SLG: 0.404		4-2 BB		4-1 BB		1-3 K			0-1 L7	2	0	0	0	2	1	0												
Brandon Duckworth, R (1.1) OBP: 0.296, SLG: 0.182	4-2 BB		1-3 K						0-2 HR	1	0	0	0	1	1	2												
48 David Coggin, R (4.1)										1	0	0	0	0	1	0												
Doug Nickle, R (8.1)										0	0	0	0	0	0	0												
Jason Michaels, R (9. PH)										1	1	1	1	0	0	0												
Inning Stats	R: 0 E: 0 K: 2 S: 16	H: 1 LOB: 1 BB: 0 P: 21	R: 0 E: 0 K: 0 S: 15	H: 0 LOB: 3 BB: 3 P: 30	R: 0 E: 0 K: 1 S: 11	H: 1 LOB: 1 BB: 0 P: 20	R: 0 E: 0 K: 1 S: 10	H: 1 LOB: 2 BB: 1 P: 19	R: 1 E: 0 K: 0 S: 13	H: 2 LOB: 1 BB: 0 P: 23	R: 0 E: 0 K: 0 S: 3	H: 0 LOB: 0 BB: 1 P: 10	R: 0 E: 0 K: 0 S: 8	H: 0 LOB: 0 BB: 0 P: 14	R: 1 E: 0 K: 0 S: 9	H: 1 LOB: 1 BB: 1 P: 13		1B: 2 2B: 3 3B: 0 HR: 1	SF: 0 SAC: 0 DP: 1 HBP: 0	WP: 0 PB: 0 SB: 0 CS: 0	PA: 38							
PITCHER	IP	WLS	BF	H	R	ER	SO	BB	IBB	HBP	BLK	WP	HR	S	P	ERA		WHIP										
Michael Tejera, L (1.1) ERA: 3.17	5.0	W	24	5	1	1	4	4	0	0	0	0	0	65	113	1.80		1.800										
Blaine Neal, R (6.1) ERA: 2.09	2.0		6	0	0	0	3	1	0	0	0	0	0	14	24	0.00		0.500										
Braden Looper, R (8.1) ERA: 4.17	1.0		3	0	0	0	0	0	0	0	0	0	0	8	14	0.00	0.000											
Armando Almanza, L (9.1) ERA: 2.93	1.0		5	1	1	1	0	1	0	0	0	0	1	9	13	9.00	2.000											

Batter	1	2	3	4	5	6	7	8	9	AB	R	H	RBI	BB	SO	LOB	BOTTOM										
Luis Castillo, S (1.4) OBP: 0.389, SLG: 0.389	0-2 G4-3	1-2 FC6-4		2-3 K	1-3 K		2-1 G4-6-3			5	0	1	0	0	2	1	Philadelphia Phillies @ Florida Marlins Pro Player Stadium, Miami, FL Wed Jun 26 2002, 7:05 PM EDT Att: 6,503 - Cloudy - 83 F										
Andy Fox, L (1.6) OBP: 0.313, SLG: 0.330	4-2 BB	1-1 FC6-4		4-2 WP		0-0 1B		3-1 L7	3	2	2	0	2	0	0												
Mike Lowell, R (1.5) OBP: 0.389, SLG: 0.554	1-0 G6-3	1-1 FC6-4		4-2 HR		0-0 F7		2-1 F9	4	1	0	0	1	0	4												
Cliff Floyd, L (1.9) OBP: 0.411, SLG: 0.521	4-2 BB	4-2 BB		2-1 HR		1-1 HBP		4-2 BB	2	1	2	3	3	0	0												
Derrek Lee, R (1.3) OBP: 0.343, SLG: 0.521	4-2 FC5	2-2 L8		1-2 HR		2-2 F8		4-2 BB	3	1	1	1	2	0	5												
Kevin Millar, R (1.7) OBP: 0.333, SLG: 0.446	4-2 FC5		1-3 K	4-1 2B		1-0 HBP		2-2 F7	1	0	0	1	2	1	0												
Tim Raines, S (8. PH)	1-2 2-3			2B						1	0	0	0	0	2												
Eric Owens, R (1.8) OBP: 0.354, SLG: 0.409	1-2 2-3	1-1 FC5		0-0 G1-3	2-2 2B		0-2 G5-3			4	0	1	0	0	6												
Charles Johnson, R (1.2) OBP: 0.329, SLG: 0.361		1-0 P3	3-2 P5		0-0 G6-3		1-3 K			4	0	1	0	0	1	0											
Michael Tejera, L (1.1) ERA: 4.64		1-0 HR		0-0 B3	1-1 G6-3		1-1 G4-6-3			2	1	1	1	0	0	0											
Pablo Cortes, R (5. PH)										1	0	0	0	0	0	1											
Blaine Neal, L (6.1)										0	0	0	0	0	0	0											
Ramon Castro, R (7. PH)										1	0	1	0	0	0	0											
Braden Looper, R (8.1)										0	0	0	0	0	0	0											
Armando Almanza, L (9.1)										0	0	0	0	0	0	0											
Inning Stats	R: 1 E: 0 K: 0 S: 16	H: 0 LOB: 3 BB: 4 P: 34	R: 1 E: 0 K: 0 S: 15	H: 3 LOB: 3 BB: 1 P: 26	R: 0 E: 0 K: 1 S: 8	H: 0 LOB: 0 BB: 0 P: 12	R: 4 E: 0 K: 1 S: 19	H: 3 LOB: 2 BB: 3 P: 38	R: 0 E: 0 K: 0 S: 6	H: 2 LOB: 3 BB: 0 P: 16	R: 0 E: 0 K: 1 S: 7	H: 1 LOB: 0 BB: 0 P: 11	R: 0 E: 0 K: 0 S: 11	H: 0 LOB: 2 BB: 2 P: 26	1B: 6 2B: 1 3B: 0 HR: 3	SF: 0 SAC: 0 DP: 2 HBP: 1		WP: 1 PB: 0 SB: 1 CS: 0	PA: 42								
PITCHER	IP	WLS	BF	H	R	ER	SO	BB	IBB	HBP	BLK	WP	HR	S	P	ERA		WHIP									
Brandon Duckworth, R (1.1) ERA: 5.92	3.2	L	23	5	6	6	2	7	0	0	0	0	0	30	46	0.00	1.800										
48 David Coggin, R (4.1) ERA: 5.92	3.1		14	5	0	0	2	1	0	1	0	0	0	30	46	0.00	1.800										
Doug Nickle, R (8.1) ERA: 9.0	1.0		5	0	0	0	0	2	0	0	0	0	0	11	26	0.00	2.000										

Batter	1	2	3	4	5	6	7	8	9	AB	R	H	RBI	BB	SO	LOB	TOP			
Ricky Ledee, L (1,8) OBP: 0.263, SLG: 0.342	F8	F5		G3-1			BB 11 1B	P5		5	1	1	0	0	0	2	Philadelphia Phillies @ Florida Marlins Pro Player Stadium, Miami, FL Thu Jun 27 2002, 7:05 PM EDT Att: 6,079 - Cloudy - 85 F			
11 Jimmy Rollins, S (1,6) OBP: 0.317, SLG: 0.424	K		G3-1		B2		BB 1B	F7		5	1	1	0	0	1					
Bobby Abreu, L (1,9) OBP: 0.426, SLG: 0.490	E6		F7		CS 1B		BB 1B	G6-3		4	1	1	0	1	0	0				
Pat Burrell, R (1,7) OBP: 0.380, SLG: 0.565	BB		F8		F5		1B BB	K		3	0	0	1	2	1	1				
Travis Lee, L (1,3) OBP: 0.331, SLG: 0.367	G3-1			S 2B 1B	CS	L7	K	G6-3		5	1	1	0	0	1	5				
Scott Rolen, R (1,5) OBP: 0.330, SLG: 0.416		K		P6		G5-3	1B			4	0	1	2	0	1	1				
Mike Lieberthal, R (1,2) OBP: 0.321, SLG: 0.402		HR 1B		2B BB		1B	P5			3	2	2	0	1	0	2				
Marlon Anderson, L (1,4) OBP: 0.324, SLG: 0.421		HR		1-H 2-H 2B		G5-3		HBP		3	1	2	4	0	0	1				
Terry Adams, R (1,1) OBP: 0.182, SLG: 0.100		K		K			F9			3	0	0	0	0	2	1				
Doug Glanville, R (8,PH) OBP: 0.279, SLG: 0.288										1	0	1	0	0	0	0				
Dan Plesac, L (8,1)										0	0	0	0	0	0	0				
Carlos Silva, R (9,1)										0	0	0	0	0	0	0				
Inning Stats	R: 0 E: 2 K: 1 S: 9	H: 0 LOB: 2 BB: 1 P: 17	R: 2 E: 0 K: 2 S: 17	H: 2 LOB: 0 BB: 0 P: 24	R: 0 E: 0 K: 0 S: 8	H: 0 LOB: 0 BB: 0 P: 10	R: 2 E: 0 K: 1 S: 14	H: 2 LOB: 1 BB: 0 P: 23	R: 0 E: 0 K: 0 S: 10	H: 1 LOB: 1 BB: 0 P: 14	R: 3 E: 0 K: 1 S: 13	H: 3 LOB: 2 BB: 2 P: 28	R: 0 E: 0 K: 0 S: 10	H: 1 LOB: 1 BB: 0 P: 14	R: 0 E: 0 K: 1 S: 10	H: 0 LOB: 0 BB: 0 P: 13	1B: 8 2B: 1 3B: 0 HR: 1	SF: 0 SAC: 0 DP: 0 HBP: 1	WP: 0 PB: 0 SB: 1 CS: 1	PA: 42
PITCHER	IP WLS BF H R ER SO BB IBB HBP BLK WP HR S P ERA WHIP	IP WLS BF H R ER SO BB IBB HBP BLK WP HR S P ERA WHIP	IP WLS BF H R ER SO BB IBB HBP BLK WP HR S P ERA WHIP	IP WLS BF H R ER SO BB IBB HBP BLK WP HR S P ERA WHIP	IP WLS BF H R ER SO BB IBB HBP BLK WP HR S P ERA WHIP	IP WLS BF H R ER SO BB IBB HBP BLK WP HR S P ERA WHIP	IP WLS BF H R ER SO BB IBB HBP BLK WP HR S P ERA WHIP	IP WLS BF H R ER SO BB IBB HBP BLK WP HR S P ERA WHIP	IP WLS BF H R ER SO BB IBB HBP BLK WP HR S P ERA WHIP	IP WLS BF H R ER SO BB IBB HBP BLK WP HR S P ERA WHIP	IP WLS BF H R ER SO BB IBB HBP BLK WP HR S P ERA WHIP	IP WLS BF H R ER SO BB IBB HBP BLK WP HR S P ERA WHIP	IP WLS BF H R ER SO BB IBB HBP BLK WP HR S P ERA WHIP	IP WLS BF H R ER SO BB IBB HBP BLK WP HR S P ERA WHIP	IP WLS BF H R ER SO BB IBB HBP BLK WP HR S P ERA WHIP	IP WLS BF H R ER SO BB IBB HBP BLK WP HR S P ERA WHIP	IP WLS BF H R ER SO BB IBB HBP BLK WP HR S P ERA WHIP			

AB	36
R	7
H	10
RBI	7
BB	4
SO	6
LOB	14



Batter	1	2	3	4	5	6	7	8	9	AB	R	H	RBI	BB	SO	LOB	BOTTOM					
Luis Castillo, S (1,4) OBP: 0.391, SLG: 0.391	G4-3 1B		G4-3 1B		G4-3			K		4	1	2	0	0	1	0	Philadelphia Phillies @ Florida Marlins Pro Player Stadium, Miami, FL Thu Jun 27 2002, 7:05 PM EDT Att: 6,079 - Cloudy - 85 F					
Andy Fox, L (1,6) OBP: 0.307, SLG: 0.323	G4-3		G4-6-3		K		K			4	0	0	0	0	2	2						
Mike Lowell, R (1,5) OBP: 0.385, SLG: 0.547	G4-3		L8		G6-3		L6			4	0	0	0	0	0	1						
Cliff Floyd, L (1,9) OBP: 0.413, SLG: 0.532	1B			HR		F7		L9		4	1	2	2	0	0	0						
Derrek Lee, R (1,3) OBP: 0.345, SLG: 0.524	1B		G4-3 1B		G6-3		G5-3			4	1	2	0	0	0	0						
Tim Lincecum, S (1,7) OBP: 0.365, SLG: 0.313	P6		G4-3		F5		F8			4	0	0	0	0	0	3						
Eric Owens, R (1,8) OBP: 0.356, SLG: 0.413		G3-6-3 1B		1B		K				3	0	2	1	0	1	0						
Charles Johnson, R (1,2) OBP: 0.323, SLG: 0.353		G3-6-3		P3		F8				3	0	0	0	0	0	2						
56 Kevin Olsen, R (1,1) OBP: 0.083, SLG: 0.083		K		K		G6-3				1	0	0	0	0	1	0						
Ramon Castro, R (4,PH) OBP: 0.415, SLG: 0.677										1	0	0	0	0	1	1						
53 Nate Teut, L (5,1)										0	0	0	0	0	0	0						
Homer Bush, R (7,PH) OBP: 0.275, SLG: 0.289										0	0	0	0	0	0	0						
Vic Darensbourg, L (8,1)										0	0	0	0	0	0	0						
Inning Stats	R: 1 E: 0 K: 0 S: 13	H: 3 LOB: 2 BB: 0 P: 19	R: 0 E: 0 K: 1 S: 5	H: 1 LOB: 0 BB: 0 P: 8	R: 0 E: 0 K: 0 S: 6	H: 1 LOB: 0 BB: 0 P: 7	R: 2 E: 0 K: 1 S: 14	H: 3 LOB: 1 BB: 0 P: 22	R: 0 E: 0 K: 0 S: 5	H: 0 LOB: 0 BB: 0 P: 9	R: 0 E: 0 K: 0 S: 7	H: 0 LOB: 0 BB: 0 P: 12	R: 0 E: 0 K: 1 S: 7	H: 0 LOB: 0 BB: 0 P: 9	R: 0 E: 0 K: 2 S: 11	H: 0 LOB: 0 BB: 0 P: 15	R: 0 E: 0 K: 0 S: 8	H: 0 LOB: 0 BB: 0 P: 10	1B: 6 2B: 1 3B: 0 HR: 1	SF: 0 SAC: 0 DP: 2 HBP: 0	WP: 0 PB: 0 SB: 0 CS: 0	PA: 33
PITCHER	IP WLS BF H R ER SO BB IBB HBP BLK WP HR S P ERA WHIP	IP WLS BF H R ER SO BB IBB HBP BLK WP HR S P ERA WHIP	IP WLS BF H R ER SO BB IBB HBP BLK WP HR S P ERA WHIP	IP WLS BF H R ER SO BB IBB HBP BLK WP HR S P ERA WHIP	IP WLS BF H R ER SO BB IBB HBP BLK WP HR S P ERA WHIP	IP WLS BF H R ER SO BB IBB HBP BLK WP HR S P ERA WHIP	IP WLS BF H R ER SO BB IBB HBP BLK WP HR S P ERA WHIP	IP WLS BF H R ER SO BB IBB HBP BLK WP HR S P ERA WHIP	IP WLS BF H R ER SO BB IBB HBP BLK WP HR S P ERA WHIP	IP WLS BF H R ER SO BB IBB HBP BLK WP HR S P ERA WHIP	IP WLS BF H R ER SO BB IBB HBP BLK WP HR S P ERA WHIP	IP WLS BF H R ER SO BB IBB HBP BLK WP HR S P ERA WHIP	IP WLS BF H R ER SO BB IBB HBP BLK WP HR S P ERA WHIP	IP WLS BF H R ER SO BB IBB HBP BLK WP HR S P ERA WHIP	IP WLS BF H R ER SO BB IBB HBP BLK WP HR S P ERA WHIP	IP WLS BF H R ER SO BB IBB HBP BLK WP HR S P ERA WHIP						

AB	33
R	3
H	8
RBI	3
BB	0
SO	6
LOB	9



Batter	1	2	3	4	5	6	7	8	9	AB	R	H	RBI	BB	SO	LOB	TOP					
Luis Castillo, S OBP: 0.391, SLG: 0.389	1-2 G6-3		1-0 F7			0-1 FC6-4 1B		4-2 BLK G6-3 BB	0-2 G4-1	4	0	1	0	1	0	2	Florida Marlins @ Tampa Bay Devil Rays Tropicana Field, St. Petersburg, FL Fri Jun 28 2002, 7:15 PM EDT Att: 10,831 - Dome - 72 F					
Eric Owens, R OBP: 0.357, SLG: 0.407	1-2 F9		4-0 BB			0-2 FC6-4 1B 1-2		2-2 G6-3		3	0	0	0	1	0	2						
Mike Lowell, R OBP: 0.380, SLG: 0.539	1-1 F8		0-2 P4			0-1 F8		3-3 K		4	0	0	0	0	1	3						
Cliff Floyd, L OBP: 0.417, SLG: 0.532		4-0 BB 1B BB		1-2 G4-3		0-2 1B		4-0 BLK BB		2	0	1	0	2	0	0						
Derrek Lee, R OBP: 0.344, SLG: 0.519		4-2 1B BB		2-2 F7		1-2 F7		3-0 F8		3	0	0	0	1	0	4						
Preston Wilson, R OBP: 0.351, SLG: 0.439		1-3 K		2-3 K			1-2 G5-3		2-2 G1-4-3	4	0	0	0	0	2	2						
Kevin Millar, R OBP: 0.357, SLG: 0.453		1-3 K			1-1 F7		2-1 G4-3 2B		2-2 G4-3 1B	4	0	2	0	0	1	2						
Mike Redmond, R OBP: 0.415, SLG: 0.429		1-2 1B			0-1 F9		1-1 G4-3		1-2 G4-3	4	0	1	0	0	0	2						
Andy Fox, L OBP: 0.306, SLG: 0.318			0-0 B1-3		0-3 K		1-3 K		4-0 BB	3	0	0	0	1	2	1						
Inning Stats	R: 0 E: 0 K: 0 S: 11	H: 0 LOB: 0 BB: 0 P: 14	R: 0 E: 0 K: 2 S: 13	H: 1 LOB: 2 BB: 2 P: 24	R: 0 E: 0 K: 0 S: 5	H: 0 LOB: 1 BB: 1 P: 10	R: 0 E: 0 K: 1 S: 11	H: 0 LOB: 0 BB: 0 P: 16	R: 0 E: 0 K: 0 S: 7	H: 0 LOB: 0 BB: 0 P: 8	R: 0 E: 0 K: 0 S: 14	H: 2 LOB: 2 BB: 0 P: 15	R: 0 E: 0 K: 1 S: 10	H: 1 LOB: 1 BB: 0 P: 15	R: 0 E: 0 K: 1 S: 16	H: 0 LOB: 2 BB: 2 P: 32	R: 0 E: 0 K: 0 S: 12	H: 1 LOB: 2 BB: 1 P: 21	1B: 4 2B: 1 3B: 0 HR: 0	SF: 0 SAC: 0 DP: 0 HBP: 0	WP: 0 PB: 0 SB: 0 CS: 0	PA: 37
PITCHER	IP	WLS	BF	H	R	ER	SO	BB	IBB	HBP	BLK	WP	HR	S	P	ERA	WHIP					
Wilson Alvarez, L ERA: 4.43	(1, 1)	7.0	W	27	4	0	5	3	0	0	0	0	0	71	102	0.00	1.000					
Travis Phelps, R ERA: 5.4	(8, 1)	1.0		5	0	0	1	2	0	0	1	0	0	16	32	0.00	2.000					
Esteban Yan, R ERA: 5.12	(9, 1)	1.0		5	1	0	0	1	0	0	0	0	0	12	21	0.00	2.000					

AB	31
R	0
H	5
RBI	0
BB	6
SO	6
LOB	18



Batter	1	2	3	4	5	6	7	8	9	AB	R	H	RBI	BB	SO	LOB	BOTTOM				
Randy Winn, S OBP: 0.357, SLG: 0.470	1-3 K	4-1 1B BB		3-2 G6-3			0-1 G6-3			3	0	0	0	1	1	1	Florida Marlins @ Tampa Bay Devil Rays Tropicana Field, St. Petersburg, FL Fri Jun 28 2002, 7:15 PM EDT Att: 10,831 - Dome - 72 F				
Brent Abernathy, R OBP: 0.298, SLG: 0.330	0-2 G4-3	0-0 1B 2H			0-0 G5-3		0-1 F7			4	0	1	1	0	0	0					
Steve Cox, L OBP: 0.344, SLG: 0.441	0-0 1B	1-3 K			3-2 G4-3		1-3 K			4	0	1	0	0	2	2					
Ben Grieve, L OBP: 0.338, SLG: 0.424	3-3 K		2-1 F8		2-0 L8			0-0 G1-6-3 1B		4	0	1	0	0	1	1					
Aubrey Huff, L OBP: 0.358, SLG: 0.514		2-2 FC4-6 1B		1-0 G6-3		0-0 1B		0-0 P5		4	0	2	0	0	0	1					
John Flaherty, R OBP: 0.299, SLG: 0.383		1-0 F9		2-3 K		2-2 F7		0-2 G1-6-3		4	0	0	0	0	1	3					
Jason Conti, L OBP: 0.288, SLG: 0.315		2-2 FC4-6 3B			0-0 G5-3		2-2 F7			3	1	0	0	0	0	2					
Chris Gomez, R OBP: 0.310, SLG: 0.408		0-0 1B 3B		2-0 2B		3-2 F8				3	1	2	1	0	0	1					
1B Jared Sandberg, R OBP: 0.268, SLG: 0.477		0-1 BB 1B		0-3 K			2-2 HR			3	2	2	2	0	1	1					
Inning Stats	R: 0 E: 0 K: 2 S: 10	H: 1 LOB: 1 BB: 0 P: 14	R: 3 E: 0 K: 1 S: 20	H: 4 LOB: 2 BB: 1 P: 30	R: 0 E: 0 K: 1 S: 8	H: 0 LOB: 0 BB: 0 P: 13	R: 0 E: 0 K: 1 S: 10	H: 1 LOB: 1 BB: 0 P: 15	R: 0 E: 0 K: 0 S: 5	H: 0 LOB: 0 BB: 0 P: 10	R: 0 E: 0 K: 0 S: 10	H: 1 LOB: 1 BB: 0 P: 17	R: 1 E: 0 K: 1 S: 11	H: 1 LOB: 0 BB: 0 P: 14	R: 0 E: 0 K: 0 S: 6	H: 1 LOB: 0 BB: 0 P: 6	1B: 6 2B: 1 3B: 1 HR: 1	SF: 0 SAC: 0 DP: 1 HBP: 0	WP: 0 PB: 0 SB: 0 CS: 0	PA: 33	
PITCHER	IP	WLS	BF	H	R	ER	SO	BB	IBB	HBP	BLK	WP	HR	S	P	ERA	WHIP				
Ryan Dempster, R ERA: 4.8	(1, 1)	8.0	L	33	9	4	4	6	1	0	0	0	1	80	119	4.50	1.250				

AB	32
R	4
H	9
RBI	4
BB	1
SO	6
LOB	12



Batter	1	2	3	4	5	6	7	8	9	AB	R	H	RBI	BB	SO	LOB	TOP			
Luis Castillo, S OBP: 0.392, SLG: 0.388 (1, 4)	4-0 BB		1-0 G6-3		0-0 G6-3		0-2 1B			3	0	1	0	1	0	0	Florida Marlins @ Tampa Bay Devil Rays Tropicana Field, St. Petersburg, FL Sat Jun 29 2002, 6:15 PM EDT Att: 15,874 - Dome - 72 F livebaseballscorecards.com			
Preston Wilson, R OBP: 0.350, SLG: 0.447 (1, 8)	1-3 K		1-0 HR			0-3 K	3-2 G5-3			4	1	1	1	0	2	2				
Mike Lowell, R OBP: 0.379, SLG: 0.536 (1, 5)	0-0 F3		0-2 G5-3			1-0 HR 1B		0-0 F8		4	1	1	0	0	0	1				
Cliff Floyd, L OBP: 0.415, SLG: 0.539 (1, 9)	0-3 K		1-0 G6-3			0-2 HR 1B		2-1 F5		4	1	1	2	0	1	1				
Derrek Lee, R OBP: 0.343, SLG: 0.515 (1, 3)		1-1 G4-3		3-2 G5-4-3 1B		1-0 G4-3		0-3 K		4	0	1	0	0	1	0				
Kevin Millar, R OBP: 0.337, SLG: 0.448 Eric Owens, R OBP: 0.355, SLG: 0.405 (1, 7) (7, 7)	2-1 E5 2B		0-0 G5-4-3 1-2			2-2 HBP		1-2 F3		2	0	0	0	0	0	1				
Charles Johnson, R OBP: 0.327, SLG: 0.360 (1, 2)	1-0 2B		1-0 G4-3			1-2 G4-3		4-2 BB		3	0	1	0	1	0	1				
Ramon Castro, R OBP: 0.376, SLG: 0.600 (1, 10)	3-3 K				0-0 G6-3		0-3 K		1-0 F8	4	0	0	0	0	2	3				
Homer Bush, R OBP: 0.267, SLG: 0.280 Andy Fox, L OBP: 0.305, SLG: 0.317 (1, 6) (7, 6)	0-2 L5				3-3 K		0-1 P6		0-0 F7	3	0	0	0	0	1	2				
Inning Stats	R: 0 E: 0 K: 2 S: 7	H: 0 LOB: 1 BB: 1 P: 12	R: 0 E: 1 K: 1 S: 11	H: 1 LOB: 2 BB: 0 P: 18	R: 1 E: 0 K: 0 S: 6	H: 1 LOB: 0 BB: 0 P: 9	R: 0 E: 0 K: 0 S: 5	H: 0 LOB: 0 BB: 0 P: 8	R: 2 E: 0 K: 1 S: 14	H: 2 LOB: 1 BB: 0 P: 19	R: 0 E: 0 K: 1 S: 12	H: 1 LOB: 1 BB: 0 P: 15	R: 0 E: 0 K: 0 S: 6	H: 0 LOB: 0 BB: 1 P: 8	R: 0 E: 0 K: 0 S: 7	H: 0 LOB: 1 BB: 1 P: 13		1B: 3 2B: 1 3B: 0 HR: 2	SF: 0 SAC: 0 DP: 1 HBP: 1	WP: 0 PB: 0 CS: 0
PITCHER Joe Kennedy, L ERA: 4.16 (1, 1)	IP: 9.0 WLS: L BF: 36 H: 6 R: 3 ER: 3 SO: 7 BB: 2 IBB: 0 HBP: 1 BLK: 0 WP: 0 HR: 2 S: 73 P: 111 ERA: 3.00 WHIP: 0.889																			

Batter	1	2	3	4	5	6	7	8	9	AB	R	H	RBI	BB	SO	LOB	BOTTOM					
Randy Winn, S OBP: 0.354, SLG: 0.469 (1, 8)	1-1 F8		1-2 F7	2-1 F7			0-1 G6-3 PB 2B		3-2 F7	5	1	1	0	0	0	3	Florida Marlins @ Tampa Bay Devil Rays Tropicana Field, St. Petersburg, FL Sat Jun 29 2002, 6:15 PM EDT Att: 15,874 - Dome - 72 F livebaseballscorecards.com					
Brent Abernathy, R OBP: 0.296, SLG: 0.331 (1, 4)	1-1 P1		1-2 2B		1-2 G5-3		2-2 G6-3		2-1 L5	5	0	1	0	0	0	1						
Steve Cox, L OBP: 0.345, SLG: 0.438 (1, 3)	0-0 1B		1-3 K		2-0 F7		4-1 BB BB		1-3 K	4	0	1	0	1	2	1						
Ben Grieve, L OBP: 0.340, SLG: 0.426 (1, 9)	2-1 G3			3-1 2B 2B	3-2 E5		4-1 BB G5-4-3		1-2 3-1 0-1 G5-4-3	3	1	1	0	1	0	1						
Aubrey Huff, L OBP: 0.363, SLG: 0.531 (1, 10)		3-1 G3 2B		0-0 18 BB 2H 2B	1-1 G3		0-1 1-2			4	0	2	1	0	0	3						
Toby Hall, R OBP: 0.233, SLG: 0.287 (1, 2)	0-0 G3			1-0 P4		0-1 F9		4-1 BB		3	0	0	0	1	0	2						
Dave McCarty, R OBP: 0.179, SLG: 0.222 (1, 7)	2-0 G4-3			3-1 18 BB HBP		0-3 K		0-0 F9		3	0	0	0	0	1	2						
Chris Gomez, R OBP: 0.309, SLG: 0.406 (1, 6)	1-1 F7			0-0 F9		0-0 1B		1-1 F8		4	0	1	0	0	0	4						
1B Jared Sandberg, R OBP: 0.267, SLG: 0.464 (1, 5)			0-0 G5-3	4-2 BB		1-3 K		2-1 F9		3	0	0	0	1	1	2						
Inning Stats	R: 0 E: 0 K: 0 S: 7	H: 1 LOB: 0 BB: 0 P: 11	R: 0 E: 0 K: 0 S: 6	H: 1 LOB: 0 BB: 0 P: 12	R: 0 E: 0 K: 1 S: 10	H: 1 LOB: 3 BB: 1 P: 13	R: 1 E: 0 K: 0 S: 10	H: 2 LOB: 3 BB: 1 P: 23	R: 0 E: 1 K: 0 S: 9	H: 0 LOB: 1 BB: 0 P: 16	R: 0 E: 0 K: 2 S: 9	H: 1 LOB: 1 BB: 0 P: 10	R: 1 E: 0 K: 0 S: 10	H: 1 LOB: 2 BB: 2 P: 20	R: 0 E: 0 K: 0 S: 6	H: 0 LOB: 1 BB: 1 P: 13		R: 0 E: 0 K: 1 S: 10	H: 0 LOB: 0 BB: 0 P: 16	1B: 2 2B: 5 3B: 0 HR: 0	SF: 0 SAC: 0 DP: 1 HBP: 1	WP: 0 PB: 1 CS: 0
PITCHER Julian Tavarez, R ERA: 5.67 Armando Almanza, L ERA: 2.51 Braden Looper, R ERA: 4.07 Vladimir Nunez, R ERA: 2.96 (1, 1) (7, 1) (8, 1) (9, 1)	IP: 6.1 WLS: W BF: 31 H: 7 R: 2 ER: 1 SO: 3 BB: 3 IBB: 0 HBP: 1 BLK: 0 WP: 0 HR: 0 S: 59 P: 103 ERA: 1.42 WHIP: 1.579																					

Batter	1	2	3	4	5	6	7	8	9	10	11	12	AB	R	H	RBI	BB	SO	LOB									
Luis Castillo, S OBP: 0.388, SLG: 0.384 (1.4)	F7	1B			F7			G5-3		F7		FC3-6	6	0	1	1	0	0	3									
Preston Wilson, R OBP: 0.347, SLG: 0.443 Tim Raines, S OBP: 0.359, SLG: 0.306 (12, PH)	P6	F8			G6-4-3			G5-4-3 1B		G1-3		F9	5	0	1	0	0	0	2									
Mike Lowell, R OBP: 0.376, SLG: 0.540 (1.5)	HR				F7			G5-4-3 1-2f				E5 2B SF8	5	2	1	1	0	0	1									
Cliff Floyd, L OBP: 0.414, SLG: 0.538 (1.9)	K				K			WP BB		K		SF8 2B	4	0	1	0	1	3	0									
Derrek Lee, R OBP: 0.344, SLG: 0.515 (1.3)					G4-3 1B			K		1B		SF8	4	1	2	1	0	1	1									
Kevin Millar, R OBP: 0.328, SLG: 0.435 (1.10)		P6			F8			K		F3		K	5	0	0	0	0	2	4									
Eric Owens, R OBP: 0.352, SLG: 0.398 (12.8)		G4-3 1B			G4-3			G6-3		G6-3		E6 FC1-6	4	1	0	0	1	0	1									
Mike Redmond, R OBP: 0.407, SLG: 0.419 Pablo Ozuna, R OBP: 0.296, SLG: 0.286 Charles Johnson, R OBP: 0.327, SLG: 0.360 (12, PR)	G4-3				P6					P4		FC1-6 FC3-6 BB	5	0	1	0	0	0	3									
Andy Fox, L OBP: 0.311, SLG: 0.320 (1.6)	G6-4-3 1B							K		G6-3		FC3-6 BB	4	1	2	2	1	1	1									
Inning Stats	R: 1 E: 0 K: 1 S: 10	H: 1 LOB: 0 BB: 0 P: 15	R: 3 E: 0 K: 0 S: 21	H: 3 LOB: 1 BB: 1 P: 37	R: 0 E: 0 K: 1 S: 5	H: 0 LOB: 0 BB: 0 P: 8	R: 0 E: 0 K: 0 S: 8	H: 0 LOB: 0 BB: 0 P: 12	R: 0 E: 0 K: 1 S: 6	H: 1 LOB: 0 BB: 0 P: 10	R: 0 E: 0 K: 1 S: 6	H: 1 LOB: 0 BB: 0 P: 12	R: 0 E: 0 K: 1 S: 9	H: 0 LOB: 0 BB: 0 P: 14	R: 1 E: 1 K: 1 S: 14	H: 1 LOB: 1 BB: 0 P: 19	R: 0 E: 1 K: 0 S: 10	H: 0 LOB: 3 BB: 1 P: 16	1B: 7 2B: 1 3B: 0 HR: 1	SF: 1 SAC: 0 DP: 2 HBP: 0	WP: 1 PB: 0 SB: 2 CS: 1	PA: 47						
PITCHER	IP WLS BF H R ER SO BB IBB HBP BLK WP HR S P ERA WHIP																											
Jorge Sosa, R ERA: 8.84 (1.1)	3.0	10	2	0	0	3	1	0	0	0	1	0	22	42	0.00	1.000												
Jesus Colome, R ERA: 8.84 (6.1)	3.0	12	2	1	0	2	0	0	0	0	0	0	43	60	0.00	0.667												
Travis Harper, R ERA: 3.95 (9.1)	1.0	5	0	0	0	0	1	0	0	0	0	0	10	16	0.00	1.000												
Esteban Yan, R ERA: 4.96 (12.1)																												


TOP

Florida Marlins @ Tampa Bay Devil Rays
Tropicana Field, St. Petersburg, FL

Sun Jun 30 2002, 1:15 PM EDT
Att. 12,273 - Dome - 72 F

livebaseballscorecards.com

AB	43
R	5
H	9
RBI	5
BB	3
SO	7
LOB	19



Batter	1	2	3	4	5	6	7	8	9	10	11	12	AB	R	H	RBI	BB	SO	LOB								
Randy Winn, S OBP: 0.354, SLG: 0.473 (1.8)	K			B5-3	F8			1B			F7		6	0	2	0	0	1	3								
Felix Escalona, R OBP: 0.288, SLG: 0.338 Russ Johnson, R OBP: 0.340, SLG: 0.311 (11, PH)	F9			G3-1 2B	K			1B		F7		K	5	1	2	0	0	1	3								
Steve Cox, L OBP: 0.345, SLG: 0.437 (1.3)	G6-3			G3-1	BB			P6		K		1B 2B	5	1	1	0	1	1	3								
Ben Grieve, L OBP: 0.343, SLG: 0.433 (1.9)		G5-3		2B	BB			G4-3		E7 2B		F7	5	1	2	2	1	0	3								
Aubrey Huff, L OBP: 0.364, SLG: 0.530 Brent Abernathy, R OBP: 0.269, SLG: 0.333 (10, PR)	P5			1B	BB			K		K		G6-4-3 1B	4	1	1	1	1	2	3								
Toby Hall, R OBP: 0.232, SLG: 0.284 (1.2)	F9			2B	1B			P4		G1-3		G6-4-3	5	0	1	1	0	0	2								
Jason Conti, L OBP: 0.284, SLG: 0.309 (1.7)				F5	K			K		K		1B SH1-4	5	1	1	0	0	3	1								
Jason Smith, L OBP: 0.237, SLG: 0.351 (1.6)				K	E3 BB BB			F7		G4-3		SH1-4	4	1	0	0	0	1	0								
18 Jared Sandberg, R OBP: 0.273, SLG: 0.456 (1.5)				K	BB BB			K		K		1B	4	0	1	1	1	3	0								
Inning Stats	R: 0 E: 0 K: 1 S: 7	H: 0 LOB: 0 BB: 0 P: 8	R: 0 E: 0 K: 0 S: 6	H: 0 LOB: 0 BB: 0 P: 8	R: 0 E: 0 K: 2 S: 15	H: 0 LOB: 0 BB: 0 P: 12	R: 3 E: 0 K: 1 S: 15	H: 4 LOB: 1 BB: 0 P: 19	R: 1 E: 1 K: 2 S: 11	H: 0 LOB: 3 BB: 3 P: 26	R: 0 E: 0 K: 1 S: 9	H: 2 LOB: 0 BB: 0 P: 12	R: 0 E: 0 K: 2 S: 9	H: 0 LOB: 0 BB: 0 P: 12	R: 0 E: 0 K: 1 S: 11	H: 1 LOB: 1 BB: 0 P: 17	R: 0 E: 1 K: 1 S: 13	H: 1 LOB: 2 BB: 1 P: 23	R: 1 E: 0 K: 1 S: 11	H: 2 LOB: 1 BB: 0 P: 18	R: 1 E: 0 K: 0 S: 7	H: 2 LOB: 1 BB: 0 P: 10	1B: 6 2B: 5 3B: 1 HR: 0	SF: 0 SAC: 1 DP: 1 HBP: 0	WP: 0 PB: 0 SB: 0 CS: 0	PA: 50	
PITCHER	IP WLS BF H R ER SO BB IBB HBP BLK WP HR S P ERA WHIP																										
A.J. Burnett, R ERA: 3.25 (10.1)	9.0	38	7	4	3	11	3	0	0	0	0	86	128	3.00	1.111												
Armando Almanza, L ERA: 2.76 (10.1)	0.1	3	1	0	0	1	0	1	0	0	0	11	20	0.00	3.000												
Braden Looper, R ERA: 4.22 (10.1)	0.2	2	1	1	1	0	0	0	0	0	5	9	13.50	1.500													
Vladimir Nunez, R ERA: 3.06 (11.1)	1.1	L	7	3	1	1	1	0	0	0	0	15	22	6.75	2.250												


BOTTOM

Florida Marlins @ Tampa Bay Devil Rays
Tropicana Field, St. Petersburg, FL

Sun Jun 30 2002, 1:15 PM EDT
Att. 12,273 - Dome - 72 F

livebaseballscorecards.com

AB	45
R	6
H	12
RBI	6
BB	4
SO	13
LOB	19



Batter	1	2	3	4	5	6	7	8	9	AB	R	H	RBI	BB	SO	LOB	TOP					
Darren Lewis, R OBP: 0.329, SLG: 0.323 (1, 8)			B3-1			K		F9 1B BB		3	0	0	0	1	2	0	Chicago Cubs @ Florida Marlins Pro Player Stadium, Miami, FL Mon Jul 01 2002, 7:05 PM EDT Att: 7,412 - Cloudy - 76 F					
Mark Bellhorn, S OBP: 0.371, SLG: 0.517 (1, 4)			G5-3			K		1B		3	0	1	0	1	1	0						
Sammy Sosa, R Francis Beltran, R Kyle Farnsworth, R (1, 9) (8, 1) (8, 1)			G3					F3		3	0	0	0	1	1	3						
Fred McGriff, L OBP: 0.346, SLG: 0.465 (1, 3)					L7			F9		4	0	0	0	0	1	3						
Moises Alou, R OBP: 0.308, SLG: 0.370 (1, 7)					F2			K		4	1	1	0	0	1	2						
Alex Gonzalez, R OBP: 0.300, SLG: 0.420 (1, 6)					K			F8		3	0	0	0	1	1	0						
Bill Mueller, S OBP: 0.314, SLG: 0.339 (1, 5)								F8		3	0	2	0	1	1	0						
Joe Girardi, R OBP: 0.266, SLG: 0.295 (1, 2)								F8		3	0	1	1	0	0	1						
3B Carlos Zambrano, S Jeff Fassero, L Joe Borowski, R Corey Patterson, L (1, 1) (5, 1) (6, 1) (8, 8)								F9		2	0	0	0	0	1	2						
Inning Stats	R: 0 E: 0 K: 2 S: 8	H: 0 LOB: 1 BB: 1 P: 17	R: 1 E: 0 K: 1 S: 17	H: 1 LOB: 2 BB: 2 P: 30	R: 0 E: 0 K: 0 S: 7	H: 0 LOB: 0 BB: 0 P: 11	R: 0 E: 0 K: 1 S: 8	H: 0 LOB: 0 BB: 0 P: 10	R: 0 E: 0 K: 2 S: 10	H: 0 LOB: 1 BB: 1 P: 16	R: 0 E: 0 K: 1 S: 12	H: 2 LOB: 2 BB: 0 P: 18	R: 0 E: 0 K: 1 S: 14	H: 1 LOB: 2 BB: 1 P: 27	R: 0 E: 0 K: 0 S: 9	H: 1 LOB: 1 BB: 0 P: 16		1B: 3 2B: 3 3B: 0 HR: 0	SF: 1 SAC: 0 DP: 1 HBP: 0	WP: 0 PB: 0 SB: 0 CS: 1	PA: 36	
PITCHER	IP	WLS	BF	H	R	ER	SO	BB	IBB	HBP	BLK	WP	HR	S	P	ERA		WHIP				
Michael Tejera, L ERA: 2.93 Kevin Olsen, R ERA: 4.53 46 Oswaldo Mairena, L ERA: 3.86	(1, 1) (8, 1) (9, 1)	7.0 1.0 1.0	W 5 4	27 1 1	3 0 0	1 0 0	9 1 0	4 1 0	0 0 0	0 0 0	0 0 0	0 0 0	0 0 0	69 14 9	114 27 16	1.29 0.00 0.00		1.000 2.000 1.000				

Chicago Cubs @ Florida Marlins
Pro Player Stadium, Miami, FL
Mon Jul 01 2002, 7:05 PM EDT
Att: 7,412 - Cloudy - 76 F

livebaseballscorecards.com

AB 30
R 1
H 5
RBI 1
BB 5
SO 10
LOB 14

Batter	1	2	3	4	5	6	7	8	9	AB	R	H	RBI	BB	SO	LOB	BOTTOM						
Luis Castillo, S 46 Oswaldo Mairena, L (1, 4) (9, 1)								F8		5	1	3	2	1	1	4	Chicago Cubs @ Florida Marlins Pro Player Stadium, Miami, FL Mon Jul 01 2002, 7:05 PM EDT Att: 7,412 - Cloudy - 76 F						
Andy Fox, L OBP: 0.305, SLG: 0.318 (1, 6)								P5		5	0	1	0	0	0	5							
Mike Lowell, R OBP: 0.376, SLG: 0.538 (1, 5)								FC5-4		5	1	2	0	0	1	3							
Cliff Floyd, L Kevin Olsen, R Homer Bush, R (1, 9) (8, 1) (8, PH) (9, 4)								BB		2	1	0	0	2	0	2							
Derrek Lee, R OBP: 0.345, SLG: 0.515 (1, 3)								K		4	2	1	0	1	1	3							
Eric Owens, R OBP: 0.353, SLG: 0.396 (1, 8) (8, 9)								BB		4	1	1	1	1	0	4							
Kevin Millar, R OBP: 0.340, SLG: 0.439 (1, 7)								BB		3	2	2	1	1	1	0							
Charles Johnson, R OBP: 0.329, SLG: 0.366 (1, 2)								BB		3	1	1	3	1	0	2							
Michael Tejera, L Pablo Ozuna, R OBP: 0.286, SLG: 0.500 OBP: 0.333, SLG: 0.333 (1, 1) (7, PH) (8, 8)								F8		3	1	2	2	0	0	0							
Inning Stats	R: 0 E: 0 K: 1 S: 7	H: 0 LOB: 1 BB: 1 P: 13	R: 2 E: 0 K: 0 S: 12	H: 3 LOB: 2 BB: 0 P: 21	R: 0 E: 0 K: 0 S: 10	H: 1 LOB: 1 BB: 1 P: 17	R: 0 E: 0 K: 1 S: 8	H: 0 LOB: 0 BB: 0 P: 12	R: 7 E: 1 K: 0 S: 22	H: 7 LOB: 2 BB: 1 P: 39	R: 1 E: 0 K: 0 S: 9	H: 2 LOB: 2 BB: 1 P: 19	R: 0 E: 0 K: 1 S: 16	H: 1 LOB: 1 BB: 0 P: 23	R: 1 E: 0 K: 1 S: 19	H: 1 LOB: 3 BB: 3 P: 36		1B: 12 2B: 3 3B: 0 HR: 0	SF: 1 SAC: 0 DP: 1 HBP: 1	WP: 0 PB: 0 SB: 0 CS: 0	PA: 46		
PITCHER	IP	WLS	BF	H	R	ER	SO	BB	IBB	HBP	BLK	WP	HR	S	P	ERA		WHIP					
38 Carlos Zambrano, R Jeff Fassero, L Joe Borowski, R Francis Beltran, R Kyle Farnsworth, R (1, 1) (5, 1) (6, 1) (8, 1) (8, 1)	4.2 0.1 2.0 0.2 0.1	L 5 10 6 1	24 5 3 1 0	6 5 3 1 0	6 3 1 1 0	3 2 1 1 0	2 0 1 1 0	2 0 0 0 0	0 0 1 0 0	0 0 0 0 0	0 0 0 0 0	0 0 0 0 0	0 0 0 0 0	0 0 0 0 3	0 12 25 16 3	47 17 42 33 3		5.79 54.00 4.50 13.50 0.00	1.714 15.000 2.000 6.000 0.000				

Chicago Cubs @ Florida Marlins
Pro Player Stadium, Miami, FL
Mon Jul 01 2002, 7:05 PM EDT
Att: 7,412 - Cloudy - 76 F

livebaseballscorecards.com

AB 37
R 11
H 15
RBI 9
BB 7
SO 4
LOB 26

Batter	1	2	3	4	5	6	7	8	9	AB	R	H	RBI	BB	SO	LOB	TOP					
Corey Patterson, L (1.8) OBP: 0.315, SLG: 0.418	1-1 F8		1-0 F2		0-2 G4-3	0-0 G6-3		2-2 L8		5	0	0	0	0	0	2						
Mark Bellhorn, S (1.4) OBP: 0.378, SLG: 0.523	2-1 G4-3		1-0 1B		1-0 HR	3-3 K			4-2 BB 1B	4	2	2	0	1	1	0						
Sammy Sosa, R (1.9) OBP: 0.422, SLG: 0.648	3-2 F9		1-3 K		3-0 HR	1-3 K			4-1 1B SF8 BB	4	2	1	2	1	2	2						
Fred McGriff, L (1.3) OBP: 0.353, SLG: 0.477		1-1 L8		1-0 HR	4-0 1B 2B		4-1 G5-4-3 BB		2-1 BB 1B	3	2	2	2	2	0	0						
Moises Alou, R (1.7) OBP: 0.308, SLG: 0.370		3-2 L9		2-1 L9	3-1 2B		2-2 G5-4-3		2-2 SF8	3	0	1	0	0	0	0						
Angel Echevarria, R (6.7) OBP: 0.333, SLG: 0.500					1-2 1B		1-2 1B			1	0	0	0	0	0	1						
Tom Gordon, R (8.1) OBP: 0.267, SLG: 0.313										0	0	0	0	0	0	0						
Delino DeShields, L (8. PH) OBP: 0.267, SLG: 0.313										0	0	0	1	0	0	0						
Todd Hundley, S (1.2) OBP: 0.286, SLG: 0.412		3-1 FC6-4 1B		0-2 E3 2B 1B	1-3 K		1-3 K		3-3 K	5	1	1	0	0	3	3						
Alex Gonzalez, R (1.6) OBP: 0.306, SLG: 0.430		1-1 FC6-4		0-0 1B 2B	1-1 2B		2-2 G6-3		4-0 1B BB	4	0	2	1	1	0	1						
Bill Mueller, S (1.5) OBP: 0.316, SLG: 0.337			2-3 K	3-2 G3-6-1 1B	4-0 FC6-4 IBB		0-0 G6-3		1-0 G3-1	4	0	1	1	1	1	2						
Jon Lieber, L (1.1) OBP: 0.200, SLG: 0.176			4-2 1B	1-0 G3-6-1	0-2 FC6-4		1-2 1B			2	0	0	0	1	0	5						
Juan Cruz, R (6.1) OBP: 0.154, SLG: 0.154				1-2 1B	1-2 1B					0	0	0	0	0	0	0						
Roosevelt Brown, L (6. PH) OBP: 0.266, SLG: 0.306										1	0	1	0	0	0	0						
Inning Stats	R: 0 E: 0 K: 0 S: 7	H: 0 LOB: 0 BB: 0 P: 13	R: 0 E: 0 K: 0 S: 9	H: 1 LOB: 1 BB: 0 P: 17	R: 0 E: 0 K: 2 S: 11	H: 1 LOB: 2 BB: 1 P: 20	R: 2 E: 1 K: 0 S: 11	H: 3 LOB: 1 BB: 0 P: 18	R: 3 E: 0 K: 1 S: 15	H: 4 LOB: 3 BB: 2 P: 32	R: 0 E: 0 K: 2 S: 8	H: 0 LOB: 0 BB: 0 P: 12	R: 0 E: 1 K: 1 S: 10	H: 0 LOB: 0 BB: 1 P: 17	R: 0 E: 0 K: 0 S: 11	H: 1 LOB: 1 BB: 0 P: 16	R: 2 E: 0 K: 1 S: 12	H: 1 LOB: 2 BB: 3 P: 30	1B: 6 2B: 3 3B: 0 HR: 2	SF: 1 SAC: 0 DP: 2 HBP: 0	WP: 0 PB: 0 SB: 0 CS: 0	PA: 44
PITCHER	IP	WLS	BF	H	R	ER	SO	BB	IBB	HBP	BLK	WP	HR	S	P	ERA	WHIP					
Brad Penny, R (1.1) ERA: 5.09	4.1		23	8	5	4	2	2	0	0	0	0	2	45	86	8.31	2.308					
Blaine Neal, R (5.1) ERA: 1.74	1.2	W	7	1	0	0	3	0	1	0	0	0	0	16	26	0.00	0.600					
Armando Almanza, L (7.1) ERA: 2.6	1.0	H	3	0	0	0	1	1	0	0	0	0	0	16	17	0.00	1.000					
Braden Looper, R (8.1) ERA: 4.12	1.0		4	1	0	0	0	0	0	0	0	0	0	11	16	0.00	1.000					
Vladimir Nunez, R (9.1) ERA: 3.59	1.0		7	1	2	2	1	3	0	0	0	0	0	12	30	18.00	4.000					

Chicago Cubs @ Florida Marlins
Pro Player Stadium, Miami, FL
Tue Jul 02 2002, 7:05 PM EDT
Att: 9,669 - Cloudy - 82 F

AB 36
R 7
H 11
RBI 7
BB 7
SO 7
LOB 16



Batter	1	2	3	4	5	6	7	8	9	AB	R	H	RBI	BB	SO	LOB	BOTTOM				
Luis Castillo, S (1.4) OBP: 0.393, SLG: 0.392	0-1 1B E		1-0 G6-3		1-0 SF7		3-2 E S SF8 1B	0-3 K		4	2	2	1	0	1	2					
Andy Fox, L (1.6) OBP: 0.312, SLG: 0.318	0-1 1B E		0-2 P4		2-3 K		4-2 S S 1B BB			3	2	1	0	1	1	1					
Mike Lowell, R (1.5) OBP: 0.375, SLG: 0.545	0-2 1B E6		1-1 HR		0-0 F7		0-0 SF8			3	1	1	3	0	0	1					
Cliff Floyd, L (1.9) OBP: 0.422, SLG: 0.550	0-0 CS		0-0 FC4-6 1B		1-0 HR		3-3 S 1B IBB			3	2	3	2	1	0	0					
Derrek Lee, R (1.3) OBP: 0.344, SLG: 0.511	1-3 K		2-1 L8		3-3 K		1-2 1B			4	0	1	2	0	2	2					
Eric Owens, R (1.8) OBP: 0.351, SLG: 0.393		1-1 2B 1B	2-0 FC4-6		1-1 G4-3		1-2 E1 CS			4	1	1	0	0	0	1					
Kevin Millar, R (1.7) OBP: 0.343, SLG: 0.446		0-2 F9		2-1 1B SF7 2B		2-2 G1-3	1-0 CS	0-2 1B		4	1	2	0	0	0	1					
Charles Johnson, R (1.2) OBP: 0.327, SLG: 0.363		1-3 K		0-0 1B		2-1 G1-3		1-3 K		4	0	1	0	0	2	2					
Brad Penny, R (1.1) ERA: 5.09		0-0 1B		0-0 F2		2-2 L8		3-1 F7		2	0	1	1	0	0	2					
Pablo Ozuna, R (5. PH) OBP: 0.354, SLG: 0.300										0	0	0	0	0	0	0					
Armando Almanza, L (7.1) ERA: 2.6										0	0	0	0	0	0	0					
Braden Looper, R (8.1) ERA: 4.12										0	0	0	0	0	0	0					
Tim Raines, S (8. PH) OBP: 0.354, SLG: 0.300										0	0	0	0	0	0	1					
Vladimir Nunez, R (9.1) ERA: 3.59										0	0	0	0	0	0	0					
Inning Stats	R: 2 E: 1 K: 1 S: 11	H: 3 LOB: 1 BB: 0 P: 12	R: 1 E: 0 K: 1 S: 10	H: 2 LOB: 0 BB: 0 P: 13	R: 1 E: 0 K: 0 S: 9	H: 2 LOB: 1 BB: 0 P: 14	R: 1 E: 0 K: 1 S: 11	H: 2 LOB: 1 BB: 0 P: 16	R: 1 E: 0 K: 1 S: 8	H: 1 LOB: 0 BB: 0 P: 13	R: 0 E: 0 K: 0 S: 10	H: 0 LOB: 0 BB: 0 P: 16	R: 3 E: 1 K: 0 S: 13	H: 2 LOB: 0 BB: 2 P: 26	R: 0 E: 0 K: 2 S: 13	H: 1 LOB: 1 BB: 0 P: 17	1B: 9 2B: 3 3B: 0 HR: 2	SF: 2 SAC: 0 DP: 1 HBP: 0	WP: 0 PB: 0 SB: 4 CS: 2	PA: 38	
PITCHER	IP	WLS	BF	H	R	ER	SO	BB	IBB	HBP	BLK	WP	HR	S	P	ERA	WHIP				
Jon Lieber, L (1.1) ERA: 3.52	5.0	L	24	10	6	5	4	0	0	0	0	0	2	49	68	9.00	2.000				
Juan Cruz, R (6.1) ERA: 4.75	2.0		9	2	3	3	0	1	1	0	0	0	0	23	42	13.50	1.500				
Tom Gordon, R (8.1) ERA:	1.0		4	1	0	0	2	0	0	0	0	0	0	13	17	0.00	1.000				

Chicago Cubs @ Florida Marlins
Pro Player Stadium, Miami, FL
Tue Jul 02 2002, 7:05 PM EDT
Att: 9,669 - Cloudy - 82 F

AB 33
R 9
H 13
RBI 9
BB 2
SO 6
LOB 13



Batter	1	2	3	4	5	6	7	8	9	AB	R	H	RBI	BB	SO	LOB	TOP					
Corey Patterson, L (1, 8) OBP: 0.316, SLG: 0.417	G3-1		SH5-4 1B		BB 1B		K		F2	5	1	2	0	0	1	1						
Bill Mueller, S (1, 5) OBP: 0.320, SLG: 0.353	F7		SH5-4		BB 1B		K		2B 3B	4	1	2	1	0	1	0						
Sammy Sosa, R (1, 9) OBP: 0.419, SLG: 0.646	F8		SF8				G6-3		2B	4	0	1	2	0	1	2						
Fred McGriff, L (1, 3) OBP: 0.356, SLG: 0.486		1B BB			BB BB				F8	3	1	1	1	2	1	2						
Roosevelt Brown, L (1, 7) OBP: 0.277, SLG: 0.310	F9				BB 1B				CS BB	2	0	1	1	1	0	1						
Darren Lewis, R (7, 7) OBP: 0.338, SLG: 0.323					BB 1B					0	0	0	0	1	0	0						
Alex Gonzalez, R (1, 6) OBP: 0.305, SLG: 0.427		G4-6-3 1B			F8 F8-6				K	4	0	1	0	0	1	5						
Todd Hundley, S (1, 2) OBP: 0.287, SLG: 0.333	G4-6-3				F9		G4-3			4	0	0	0	0	1	4						
Joe Girardi, R (8, 2) OBP: 0.266, SLG: 0.295									K	0	0	0	0	0	0	0						
Mark Bellhorn, S (1, 4) OBP: 0.386, SLG: 0.546			34 1B 3B		BB		K		SH1-4 3B 2B	3	2	2	0	1	1	0						
34 Kerry Wood, R (1, 1) OBP: 0.194, SLG: 0.171							G6-3		SH1-4	3	1	1	1	0	1	2						
Kyle Farnsworth, R (7, 1) OBP: 0.267, SLG: 0.313			SH5-4 1B							0	0	0	0	0	0	0						
Delino DeShields, L (9, PH) OBP: 0.667, SLG: 0.667			SF8 1B							0	0	0	0	0	0	0						
Antonio Alfonseca, R (9, 1) OBP: 0.667, SLG: 0.667										0	0	0	0	0	0	0						
Inning Stats	R: 0 E: 0 K: 0 S: 4	H: 0 LOB: 0 BB: 0 P: 7	R: 0 E: 0 K: 0 S: 8	H: 1 LOB: 1 BB: 1 P: 17	R: 2 E: 0 K: 1 S: 13	H: 3 LOB: 0 BB: 0 P: 23	R: 0 E: 0 K: 1 S: 10	H: 1 LOB: 2 BB: 1 P: 16	R: 1 E: 0 K: 1 S: 18	H: 2 LOB: 0 BB: 2 P: 28	R: 0 E: 0 K: 2 S: 9	H: 0 LOB: 0 BB: 0 P: 15	R: 0 E: 0 K: 2 S: 9	H: 0 LOB: 1 BB: 1 P: 9	R: 1 E: 0 K: 2 S: 10	H: 1 LOB: 1 BB: 1 P: 16	R: 2 E: 0 K: 0 S: 9	H: 3 LOB: 1 BB: 0 P: 11	1B: 6 2B: 4 3B: 2 HR: 1	SF: 1 SAC: 2 DP: 3 HBP: 0	WP: 0 PB: 0 SB: 0 CS: 1	PA: 40
PITCHER	IP	WLS	BF	H	R	ER	SO	BB	IBB	HBP	BLK	WP	HR	S	P	ERA	WHIP					
Ryan Dempster, R (1, 1) ERA: 4.79	6.0	L	27	7	3	3	4	4	0	0	0	0	0	62	106	4.50	1.833					
Vic Darenbourg, L (7, 1) ERA: 4.22	1.0		4	1	1	1	2	0	0	0	0	0	1	12	13	9.00	1.000					
Blaine Neal, R (8, 1) ERA: 2.38	1.0		4	1	1	1	2	1	0	0	0	0	0	10	16	9.00	2.000					
46 Oswaldo Mairesna, L (9, 1) ERA: 4.12	1.0		5	2	1	1	0	0	0	0	0	0	0	6	7	9.00	2.000					

Chicago Cubs @ Florida Marlins
Pro Player Stadium, Miami, FL
Wed Jul 03 2002, 7:05 PM EDT
Att: 11,785 - Cloudy - 76 F

AB 32
R 6
H 11
RBI 6
BB 5
SO 8
LOB 17



Batter	1	2	3	4	5	6	7	8	9	AB	R	H	RBI	BB	SO	LOB	BOTTOM					
Luis Castillo, S (1, 4) OBP: 0.390, SLG: 0.387	L7		1B HBP WP BB		G4-3		L7		F7	4	1	0	0	1	0	2						
Andy Fox, L (1, 6) OBP: 0.314, SLG: 0.321	G6-3		WP 1B HBP		K		S 2B		G4-3	4	0	1	0	0	1	2						
Mike Lowell, R (1, 5) OBP: 0.374, SLG: 0.542	G6-3		WP 1B		K		K			4	0	1	0	0	2	1						
Cliff Floyd, L (1, 9) OBP: 0.420, SLG: 0.550		SH1 2B	F8		F7		G6-3			4	0	1	0	0	0	4						
Derrek Lee, R (1, 3) OBP: 0.345, SLG: 0.508		SH1 BB	K		WP 1B BB		G6-3			2	1	0	0	2	1	3						
Eric Owens, R (1, 8) OBP: 0.347, SLG: 0.388	SH1		G1-3		L7		G5-3			3	0	0	0	0	0	3						
Kevin Millar, R (1, 7) OBP: 0.347, SLG: 0.444		K			G4-6-3 HBP		1B		F3	3	0	1	1	0	1	2						
Mike Redmond, R (1, 2) OBP: 0.417, SLG: 0.416					G4-6-3				G1-3	1	0	0	0	3	0	1						
Pablo Ozuna, R (9, PR) OBP: 0.300, SLG: 0.300					1B IBB				BB	0	0	0	0	0	0	0						
Ryan Dempster, R (1, 1) OBP: 0.286, SLG: 0.315					G5-3				G1-3	2	0	0	0	0	1	3						
Tim Lincecum, S (9, PH) OBP: 0.348, SLG: 0.294										1	0	0	0	0	0	2						
Vic Darenbourg, L (7, 1) ERA: 4.22										0	0	0	0	0	0	0						
Blaine Neal, L (8, 1) ERA: 2.38										0	0	0	0	0	0	0						
46 Oswaldo Mairesna, L (9, 1) ERA: 4.12										0	0	0	0	0	0	0						
Preston Wilson, R (9, PH) OBP: 0.346, SLG: 0.441										1	0	0	0	0	0	1						
Inning Stats	R: 0 E: 0 K: 0 S: 9	H: 0 LOB: 0 BB: 0 P: 11	R: 0 E: 0 K: 2 S: 12	H: 1 LOB: 2 BB: 2 P: 24	R: 1 E: 0 K: 1 S: 12	H: 1 LOB: 2 BB: 1 P: 20	R: 0 E: 0 K: 0 S: 4	H: 0 LOB: 0 BB: 0 P: 8	R: 0 E: 0 K: 2 S: 11	H: 0 LOB: 0 BB: 0 P: 15	R: 1 E: 0 K: 0 S: 11	H: 1 LOB: 2 BB: 2 P: 24	R: 0 E: 0 K: 1 S: 8	H: 1 LOB: 1 BB: 0 P: 10	R: 0 E: 0 K: 0 S: 8	H: 0 LOB: 0 BB: 0 P: 13	R: 0 E: 0 K: 0 S: 7	H: 0 LOB: 2 BB: 1 P: 14	1B: 2 2B: 2 3B: 0 HR: 0	SF: 0 SAC: 1 DP: 1 HBP: 2	WP: 2 PB: 0 SB: 1 CS: 0	PA: 38
PITCHER	IP	WLS	BF	H	R	ER	SO	BB	IBB	HBP	BLK	WP	HR	S	P	ERA	WHIP					
34 Kerry Wood, R (1, 1) ERA: 4.12	6.0	W	27	3	2	2	5	3	2	0	0	0	0	59	102	3.00	1.000					
Kyle Farnsworth, R (7, 1) ERA: 4.4	2.0	H	7	1	0	0	1	0	0	0	0	0	0	16	23	0.00	0.500					
Antonio Alfonseca, R (9, 1) ERA: 2.43	1.0		4	0	0	0	0	1	0	0	0	0	0	7	14	0.00	1.000					

Chicago Cubs @ Florida Marlins
Pro Player Stadium, Miami, FL
Wed Jul 03 2002, 7:05 PM EDT
Att: 11,785 - Cloudy - 76 F

AB 29
R 2
H 4
RBI 1
BB 6
SO 6
LOB 24



Batter	1	2	3	4	5	6	7	8	9	AB	R	H	RBI	BB	SO	LOB	TOP				
Roberto Alomar, S OBP: 0.326, SLG: 0.363 (1, 4)	1-2 WP 1B 2B	1-0 F7			0-3 K		2-3 K2-3		0-0 1B 1B	5	1	2	0	0	2	0					
Edgardo Alfonso, R OBP: 0.407, SLG: 0.399 (1, 5)	0-1 WP 1B 1B		1-3 K			4-1 G3 WP BB	0-1 F9		0-0 1B	4	2	2	0	1	1	0					
31 Mike Piazza, R OBP: 0.372, SLG: 0.542 (1, 2)	1-3 K		0-1 G6-3			4-2 WP G3 BB	4-2 BB		1-2 F7	3	0	0	0	2	1	4					
Mo Vaughn, L OBP: 0.340, SLG: 0.403 Armando Benitez, R (9, 1)	0-3 K		0-3 K			2-3 K	4-1 BB		0-0 F7	4	0	0	0	1	3	6					
Timo Perez, L OBP: 0.335, SLG: 0.482 (9, 7)	1-3 K 1B 1-2 3-H		1-1 F2			1-1 G3	1-3 K		0-2 G4-3	5	0	0	0	0	2	7					
Jay Payton, R OBP: 0.316, SLG: 0.397 (1, 8)	1-2 WP 1B 1-3 2-H		3-2 F9			4-1 FC6-4 BB			1-2 1B	3	0	2	1	1	0	0					
Roger Cedeno, S OBP: 0.299, SLG: 0.337 David Weathers, R (6, 1) Jaime Cerda, L (7, 1) Joe Mauer, R OBP: 0.319, SLG: 0.315 (8, 7) (9, 9)	3-3 K 1-2		0-0 G4-3			2-3 3-H BB 1-2			1-3 K	3	0	0	0	0	1	4					
Rey Ordenez, R OBP: 0.260, SLG: 0.316 (1, 6)		2-2 G6-3			0-3 K		1-0 E6 HR		0-3 K	4	1	0	0	0	2	1					
Mike Bacsik, L (1, 1) Tony Jarasco, L (6, 7) John Valentin, R (6, PH) Scott Strickland, R (8, 1) Mark Guthrie, R (8, 1) Jeromy Burnitz, L OBP: 0.308, SLG: 0.333 (9, 9)		2-2 G1-3			1-1 L7		1-2 HR		2-3 K	2	0	0	0	0	0	0					
Inning Stats	R: 2 E: 0 K: 4 S: 21	H: 3 LOB: 2 BB: 0 P: 28	R: 0 E: 0 K: 0 S: 8	H: 0 LOB: 0 BB: 0 P: 13	R: 0 E: 0 K: 2 S: 8	H: 0 LOB: 0 BB: 0 P: 9	R: 0 E: 0 K: 0 S: 6	H: 0 LOB: 0 BB: 0 P: 10	R: 0 E: 0 K: 2 S: 10	H: 0 LOB: 2 BB: 3 P: 25	R: 2 E: 1 K: 2 S: 15	H: 1 LOB: 2 BB: 2 P: 28	R: 0 E: 0 K: 3 S: 12	H: 1 LOB: 1 BB: 0 P: 16	R: 0 E: 0 K: 0 S: 10	H: 2 LOB: 2 BB: 0 P: 11	1B: 5 2B: 3 3B: 0 HR: 1	SF: 0 SAC: 0 DP: 0 HBP: 0	WP: 3 PB: 3 SB: 0 CS: 0	PA: 41	
PITCHER	IP WLS BF H R ER SO BB IBB HBP BLK WP HR S P ERA WHIP	IP WLS BF H R ER SO BB IBB HBP BLK WP HR S P ERA WHIP	IP WLS BF H R ER SO BB IBB HBP BLK WP HR S P ERA WHIP	IP WLS BF H R ER SO BB IBB HBP BLK WP HR S P ERA WHIP	IP WLS BF H R ER SO BB IBB HBP BLK WP HR S P ERA WHIP	IP WLS BF H R ER SO BB IBB HBP BLK WP HR S P ERA WHIP	IP WLS BF H R ER SO BB IBB HBP BLK WP HR S P ERA WHIP	IP WLS BF H R ER SO BB IBB HBP BLK WP HR S P ERA WHIP	IP WLS BF H R ER SO BB IBB HBP BLK WP HR S P ERA WHIP	IP WLS BF H R ER SO BB IBB HBP BLK WP HR S P ERA WHIP	IP WLS BF H R ER SO BB IBB HBP BLK WP HR S P ERA WHIP	IP WLS BF H R ER SO BB IBB HBP BLK WP HR S P ERA WHIP	IP WLS BF H R ER SO BB IBB HBP BLK WP HR S P ERA WHIP	IP WLS BF H R ER SO BB IBB HBP BLK WP HR S P ERA WHIP	IP WLS BF H R ER SO BB IBB HBP BLK WP HR S P ERA WHIP	IP WLS BF H R ER SO BB IBB HBP BLK WP HR S P ERA WHIP	IP WLS BF H R ER SO BB IBB HBP BLK WP HR S P ERA WHIP	IP WLS BF H R ER SO BB IBB HBP BLK WP HR S P ERA WHIP	IP WLS BF H R ER SO BB IBB HBP BLK WP HR S P ERA WHIP	IP WLS BF H R ER SO BB IBB HBP BLK WP HR S P ERA WHIP	IP WLS BF H R ER SO BB IBB HBP BLK WP HR S P ERA WHIP
A.J. Burnett, R ERA: 3.31 (1, 1)	6.0 L 25 3 3 3 9 3 0 0 0 3 0 61 94 4.50 1.000	0.2 5 1 2 1 1 1 0 0 0 0 0 1 11 19 13.50 3.000	1.1 6 1 0 0 4 1 0 0 0 0 0 0 16 25 0.00 1.500	1.0 5 2 0 0 0 0 0 0 0 0 0 0 10 11 0.00 2.000																	

New York Mets @ Florida Marlins
Pro Player Stadium, Miami, FL
Fri Jul 05 2002, 7:05 PM EDT
Att: 11,498 - Cloudy - 77 F

AB	36
R	5
H	7
RBI	3
BB	5
SO	14
LOB	24



Batter	1	2	3	4	5	6	7	8	9	AB	R	H	RBI	BB	SO	LOB	BOTTOM					
Luis Castillo, S OBP: 0.396, SLG: 0.395 (1, 4)	2-1 SH1-3 PB 2B	3-1 G6-4-3 1B			1-1 F9		2-2 G6-4-3 1B	0-1 G5-3		5	1	3	0	0	0	3						
Preston Wilson, R OBP: 0.347, SLG: 0.439 (1, 8)	0-0 SH1-3 2-3	0-0 G6-4-3 1-2			3-2 G6-3		1-1 G6-4-3 1B	1-2 G6-4-3 1B	1-2 F8	4	0	1	0	0	0	2						
Mike Lowell, R OBP: 0.373, SLG: 0.533 (1, 5)	4-1 PB 1B BB		0-2 F9		4-2 BB		3-2 G6-4-3	1-2 G6-4-3 1B	2-1 F3	3	1	0	0	2	0	2						
Cliff Floyd, L OBP: 0.412, SLG: 0.540 (1, 9)	2-2 P5 1-2 3-H		3-2 F3		0-0 P6		1-0 P4		3-3 K	5	0	0	0	0	1	3						
Derrek Lee, R OBP: 0.354, SLG: 0.522 (1, 3)	3-2 1B 2-H 1B		3-3 K				3-1 E S 1B		2-2 HR	4	1	3	2	0	1	0						
Kevin Millar, R OBP: 0.352, SLG: 0.443 (1, 7)	1-1 FC5-4 1B			0-2 G4-6-3 1B			1-3 K	4-2 PB 1B BB		3	0	2	0	1	1	1						
Mike Redmond, R OBP: 0.413, SLG: 0.498 (1, 2)	0-2 FC5-4			0-0 G4-6-3 1-2			4-2 HBP	1-3 K		3	0	0	0	0	1	4						
Andy Fox, L OBP: 0.320, SLG: 0.333 (1, 6)		3-2 1B 2B			4-2 BB		0-0 P6	0-0 G5-3 PB 1B	1-2 1B	3	0	2	0	1	0	2						
A.J. Burnett, R ERA: 3.8 Eric Owens, R (6, PH) Blaine Neal, L (7, 1) 46 Oswaldo Mairesna, L (8, PH) Tim Raines, S OBP: 0.280, SLG: 0.288 Vic Darensbourg, L (9, 1)		3-3 K			2-3 K		1-0 F9	4-1 1-2 2-3 BB		2	0	0	0	0	2	2						
Inning Stats	R: 2 E: 0 K: 0 S: 15	H: 3 LOB: 1 BB: 1 P: 27	R: 0 E: 0 K: 1 S: 11	H: 2 LOB: 1 BB: 0 P: 20	R: 0 E: 0 K: 1 S: 13	H: 0 LOB: 0 BB: 0 P: 19	R: 0 E: 0 K: 1 S: 9	H: 1 LOB: 1 BB: 1 P: 15	R: 0 E: 0 K: 0 S: 11	H: 0 LOB: 1 BB: 1 P: 19	R: 0 E: 0 K: 1 S: 9	H: 1 LOB: 2 BB: 0 P: 18	R: 0 E: 0 K: 0 S: 12	H: 2 LOB: 1 BB: 0 P: 19	R: 1 E: 0 K: 1 S: 16	H: 2 LOB: 2 BB: 2 P: 27	R: 0 E: 0 K: 1 S: 10	H: 0 LOB: 0 BB: 0 P: 16	1B: 8 2B: 2 3B: 0 HR: 1	SF: 0 SAC: 1 DP: 4 HBP: 1	WP: 0 PB: 2 SB: 1 CS: 0	PA: 40
PITCHER	IP WLS BF H R ER SO BB IBB HBP BLK WP HR S P ERA WHIP	IP WLS BF H R ER SO BB IBB HBP BLK WP HR S P ERA WHIP	IP WLS BF H R ER SO BB IBB HBP BLK WP HR S P ERA WHIP	IP WLS BF H R ER SO BB IBB HBP BLK WP HR S P ERA WHIP	IP WLS BF H R ER SO BB IBB HBP BLK WP HR S P ERA WHIP	IP WLS BF H R ER SO BB IBB HBP BLK WP HR S P ERA WHIP	IP WLS BF H R ER SO BB IBB HBP BLK WP HR S P ERA WHIP	IP WLS BF H R ER SO BB IBB HBP BLK WP HR S P ERA WHIP	IP WLS BF H R ER SO BB IBB HBP BLK WP HR S P ERA WHIP	IP WLS BF H R ER SO BB IBB HBP BLK WP HR S P ERA WHIP	IP WLS BF H R ER SO BB IBB HBP BLK WP HR S P ERA WHIP	IP WLS BF H R ER SO BB IBB HBP BLK WP HR S P ERA WHIP	IP WLS BF H R ER SO BB IBB HBP BLK WP HR S P ERA WHIP	IP WLS BF H R ER SO BB IBB HBP BLK WP HR S P ERA WHIP	IP WLS BF H R ER SO BB IBB HBP BLK WP HR S P ERA WHIP	IP WLS BF H R ER SO BB IBB HBP BLK WP HR S P ERA WHIP	IP WLS BF H R ER SO BB IBB HBP BLK WP HR S P ERA WHIP	IP WLS BF H R ER SO BB IBB HBP BLK WP HR S P ERA WHIP	IP WLS BF H R ER SO BB IBB HBP BLK WP HR S P ERA WHIP	IP WLS BF H R ER SO BB IBB HBP BLK WP HR S P ERA WHIP	IP WLS BF H R ER SO BB IBB HBP BLK WP HR S P ERA WHIP	
Mike Bacsik, L ERA: 3.8 (1, 1)	5.0 W 22 6 2 2 3 3 0 0 0 0 0 0 20 35 0.00 1.800	1.2 H 8 3 0 0 1 0 0 0 0 0 0 1 2 0.00 0.000	0.1 H 1 0 0 0 0 0 0 0 0 0 0 1 2 0.00 0.000	0.1 H 4 2 1 1 1 1 0 0 0 0 0 0 3 7 0.00 1.500																		

New York Mets @ Florida Marlins
Pro Player Stadium, Miami, FL
Fri Jul 05 2002, 7:05 PM EDT
Att: 11,498 - Cloudy - 77 F

AB	33
R	3
H	11
RBI	2
BB	5
SO	6
LOB	21



Batter	1	2	3	4	5	6	7	8	9	AB	R	H	RBI	BB	SO	LOB	TOP																						
Roberto Alomar, S OBP: 0.331, SLG: 0.374 (1, 4)										3	1	2	2	1	0	0	New York Mets @ Florida Marlins Pro Player Stadium, Miami, FL Sat Jul 06 2002, 7:05 PM EDT Att: 21,038 - Cloudy - 81 F																						
Eduardo Alfonzo, R OBP: 0.402, SLG: 0.394 (1, 5)										4	0	0	0	0	1	2																							
31 Mike Piazza, R OBP: 0.377, SLG: 0.541 (1, 2)										2	0	1	0	1	1	0																							
John Valentin, R OBP: 0.323, SLG: 0.375 Jaime Cerda, L (8, 1)										3	0	0	0	0	1	2																							
Jay Payton, R OBP: 0.314, SLG: 0.392 (1, 8)										3	0	0	0	1	0	2																							
Jeremy Burnitz, L OBP: 0.305, SLG: 0.326 (1, 9)										4	0	0	0	0	3	3																							
Joe McEwing, R OBP: 0.229, SLG: 0.315 (8, 3)										3	0	1	0	1	1	2																							
Rey Ordenez, R OBP: 0.260, SLG: 0.316 Mo Vaughn, L OBP: 0.339, SLG: 0.402 (9, PH)										3	0	1	0	0	0	1																							
Shawn Estes, R OBP: 0.280, SLG: 0.240 Tino Terenzi, L OBP: 0.333, SLG: 0.480 Bobby Jones, R OBP: 0.288, SLG: 0.590 Tony Tarasco, L OBP: 0.299, SLG: 0.378 Vance Wilson, R OBP: 0.299, SLG: 0.378 (11, 1)										1	0	0	0	0	1	0																							
Inning Stats	R: 0 E: 0 K: 1 S: 6	H: 1 LOB: 0 BB: 0 P: 8	R: 0 E: 0 K: 1 S: 8	H: 0 LOB: 0 BB: 0 P: 11	R: 0 E: 0 K: 1 S: 6	H: 1 LOB: 0 BB: 0 P: 9	R: 0 E: 0 K: 0 S: 13	H: 0 LOB: 1 BB: 0 P: 22	R: 0 E: 0 K: 1 S: 10	H: 0 LOB: 0 BB: 0 P: 13	R: 0 E: 0 K: 0 S: 14	H: 1 LOB: 1 BB: 1 P: 21	R: 0 E: 0 K: 1 S: 12	H: 1 LOB: 2 BB: 0 P: 22	R: 2 E: 0 K: 2 S: 13	H: 1 LOB: 1 BB: 2 P: 24		R: 0 E: 0 K: 3 S: 17	H: 0 LOB: 2 BB: 2 P: 31	1B: 4 2B: 2 3B: 0 HR: 1	SF: 0 SAC: 0 DP: 2 HBP: 2	WP: 0 PB: 0 CS: 1	PA: 36																
PITCHER	IP	WLS	BF	H	R	ER	SO	BB	IBB	HBP	BLK	WP	HR	S	P	ERA		WHIP	PITCHER				IP	WLS	BF	H	R	ER	SO	BB	IBB	HBP	BLK	WP	HR	S	P	ERA	WHIP
Michael Tejera, L ERA: 2.87 (1, 1)	7.1	W	28	5	2	2	5	2	0	2	0	0	1	73	114	2.46	0.955																						
Braden Looper, R ERA: 3.97 (8, 1)	0.2		3	0	0	0	2	1	0	0	0	0	0	9	16	0.00	1.500																						
Vladimir Nunez, R ERA: 3.65 (9, 1)	0.1	H	3	0	0	0	1	2	0	0	0	0	0	10	20	0.00	6.000																						
Armando Almanza, L ERA: 2.37 (9, 1)	0.2	S	2	0	0	0	2	0	0	0	0	0	0	7	11	0.00	0.000																						

AB	29
R	2
H	5
RBI	2
BB	5
SO	10
LOB	17



Batter	1	2	3	4	5	6	7	8	9	AB	R	H	RBI	BB	SO	LOB	BOTTOM																						
Homer Bush, R OBP: 0.270, SLG: 0.283 (1, 4)										5	0	1	1	0	0	3	New York Mets @ Florida Marlins Pro Player Stadium, Miami, FL Sat Jul 06 2002, 7:05 PM EDT Att: 21,038 - Cloudy - 81 F																						
Preston Wilson, R OBP: 0.349, SLG: 0.448 (1, 8)										3	2	1	1	1	0	1																							
Mike Lowell, R OBP: 0.377, SLG: 0.532 (1, 5)										1	2	0	0	3	0	0																							
Cliff Floyd, L OBP: 0.413, SLG: 0.541 (1, 9)										3	0	1	1	0	1	2																							
Derrek Lee, R OBP: 0.353, SLG: 0.519 (1, 3)										4	0	1	2	0	1	1																							
Kevin Millar, R OBP: 0.346, SLG: 0.434 Vladimir Nunez, R OBP: 0.333, SLG: 0.333 Armando Almanza, L (9, 1)										4	0	0	0	0	0	3																							
Charles Johnson, R OBP: 0.328, SLG: 0.358 (1, 2)										3	0	1	0	1	1	0																							
Andy Fox, L OBP: 0.323, SLG: 0.338 (1, 6)										3	1	1	0	1	0	4																							
Michael Tejera, L OBP: 0.250, SLG: 0.438 Braden Looper, R Eric Owens, R OBP: 0.348, SLG: 0.389 (1, 1)										2	0	0	0	0	0	4																							
Inning Stats	R: 2 E: 0 K: 0 S: 16	H: 2 LOB: 1 BB: 1 P: 25	R: 0 E: 0 K: 0 S: 11	H: 0 LOB: 1 BB: 1 P: 17	R: 2 E: 0 K: 0 S: 9	H: 1 LOB: 3 BB: 3 P: 29	R: 0 E: 0 K: 0 S: 6	H: 1 LOB: 1 BB: 1 P: 14	R: 0 E: 0 K: 2 S: 8	H: 0 LOB: 0 BB: 0 P: 13	R: 1 E: 0 K: 0 S: 10	H: 1 LOB: 0 BB: 0 P: 17	R: 0 E: 0 K: 1 S: 8	H: 0 LOB: 0 BB: 0 P: 11	R: 0 E: 0 K: 0 S: 14	H: 2 LOB: 2 BB: 0 P: 19		1B: 4 2B: 2 3B: 0 HR: 1	SF: 0 SAC: 1 DP: 0 HBP: 1	WP: 0 PB: 0 CS: 2	PA: 37																		
PITCHER	IP	WLS	BF	H	R	ER	SO	BB	IBB	HBP	BLK	WP	HR	S	P	ERA		WHIP	PITCHER				IP	WLS	BF	H	R	ER	SO	BB	IBB	HBP	BLK	WP	HR	S	P	ERA	WHIP
Shawn Estes, L ERA: 4.81 (1, 1)	5.0	L	25	4	4	4	2	5	0	0	0	0	0	18	28	4.50	1.800																						
Bobby Jones, L ERA: 3.0 (6, 1)	2.0		7	1	1	1	1	0	0	0	0	0	0	18	28	4.50	0.500																						
Jaime Cerda, L ERA: 1.8 (8, 1)	1.0		5	2	0	0	0	0	0	0	0	0	0	14	19	0.00	2.000																						

AB	29
R	5
H	7
RBI	5
BB	6
SO	3
LOB	18



Batter	1	2	3	4	5	6	7	8	9	AB	R	H	RBI	BB	SO	LOB	TOP					
Roberto Alomar, S (1, 4) OBP: 0.332, SLG: 0.381										5	1	2	1	0	1	3						
Timo Perez, L (1, 9) OBP: 0.327, SLG: 0.470 31 Mike Piazza, R (9, PH) OBP: 0.379, SLG: 0.543 Armando Benitez, R (9, 1)										4	1	0	0	0	1	1						
Eduardo Alfonso, R (1, 5) OBP: 0.405, SLG: 0.399										4	2	2	0	1	2	1						
Mo Vaughn, L (1, 3) OBP: 0.340, SLG: 0.399										4	2	1	0	1	2	3						
Jay Payton, R (1, 8) OBP: 0.321, SLG: 0.415										5	1	3	5	0	0	3						
Tony Tarasco, L (1, 7) OBP: 0.277, SLG: 0.545										5	0	1	1	0	2	2						
Vance Wilson, R (1, 2) OBP: 0.287, SLG: 0.371										4	0	1	0	0	0	3						
Rey Ordenez, R (1, 6) OBP: 0.261, SLG: 0.320 John Valentin, R (6, 6) OBP: 0.326, SLG: 0.381										3	0	1	0	0	1	1						
Pedro Astacio, R (1, 1) OBP: 0.194, SLG: 0.189 Joe Mauer, R (4, PH) OBP: 0.227, SLG: 0.313 Grant Roberts, R (4, 1) OBP: 0.300, SLG: 1.000 Jaime Cerda, L (5, 1) OBP: 0.284, SLG: 0.337 David Weathers, R (6, 1) OBP: 0.284, SLG: 0.337 Mark Guthrie, R (7, 1) OBP: 0.284, SLG: 0.337 Roger Cedeno, S (9, PH) OBP: 0.284, SLG: 0.337										0	0	0	0	0	0	0						
Inning Stats	R: 2 E: 0 K: 2 S: 15	H: 3 LOB: 1 BB: 0 P: 23	R: 0 E: 0 K: 1 S: 11	H: 1 LOB: 1 BB: 0 P: 16	R: 0 E: 0 K: 1 S: 14	H: 1 LOB: 1 BB: 0 P: 19	R: 0 E: 1 K: 2 S: 15	H: 1 LOB: 2 BB: 0 P: 22	R: 2 E: 0 K: 0 S: 10	H: 2 LOB: 1 BB: 1 P: 20	R: 0 E: 0 K: 2 S: 3	H: 0 LOB: 0 BB: 0 P: 5	R: 0 E: 0 K: 2 S: 8	H: 0 LOB: 0 BB: 0 P: 9	R: 0 E: 0 K: 0 S: 5	H: 1 LOB: 0 BB: 0 P: 9	R: 5 E: 0 K: 2 S: 29	H: 4 LOB: 0 BB: 1 P: 41	1B: 8 2B: 3 3B: 1 HR: 1	SF: 0 SAC: 2 DP: 1 HBP: 0	WP: 1 PB: 0 CS: 1	PA: 42
PITCHER	IP	WLS	BF	H	R	ER	SO	BB	IBB	HBP	BLK	WP	HR	S	P	ERA	WHIP					
Brad Penny, R (1, 1) ERA: 5.14	3.0		14	5	2	2	4	0	0	0	0	1	0	40	58	6.00	1.667					
Vic Darensbourg, L (4, 1) ERA: 3.97	1.0	5	1	0	0	2	0	0	0	0	0	0	0	15	22	0.00	1.000					
46 Oswaldo Mairena, L (5, 1) ERA: 3.86	2.1	L	10	2	2	1	0	1	0	0	0	0	0	15	27	3.86	1.286					
Blaine Neal, R (7, 1) ERA: 2.84	0.2		2	0	0	0	2	0	0	0	0	0	0	6	7	0.00	0.000					
Bradren Lopper, R (8, 1) ERA: 3.89	1.0		3	1	0	0	0	0	0	0	0	0	0	5	9	0.00	1.000					

New York Mets @ Florida Marlins
Pro Player Stadium, Miami, FL
Sun Jul 07 2002, 4:05 PM EDT
Att: 12,063 - Cloudy - 88 F

AB	38
R	9
H	13
RBI	8
BB	2
SO	10
LOB	19



Batter	1	2	3	4	5	6	7	8	9	AB	R	H	RBI	BB	SO	LOB	BOTTOM					
Luis Castillo, S (1, 4) OBP: 0.399, SLG: 0.398										5	2	3	0	0	0	1						
Preston Wilson, R (1, 8) OBP: 0.344, SLG: 0.441										5	0	0	0	0	0	4						
Mike Lowell, R (1, 5) OBP: 0.374, SLG: 0.527										5	0	1	1	0	1	3						
Cliff Floyd, L (1, 9) OBP: 0.414, SLG: 0.537										2	1	0	0	2	0	2						
Derrek Lee, R (1, 3) OBP: 0.360, SLG: 0.520										1	0	1	0	3	0	0						
Kevin Millar, R (1, 7) OBP: 0.344, SLG: 0.435										4	0	1	2	0	0	4						
Charles Johnson, R (1, 2) OBP: 0.326, SLG: 0.351										3	0	0	0	1	2	2						
Andy Fox, L (1, 6) OBP: 0.318, SLG: 0.332										4	0	0	0	0	3	5						
Brad Penny, R (1, 1) ERA: 5.14 Vic Darensbourg, L (4, 1) ERA: 3.97 Ramon Cedeno, L (4, PH) OBP: 0.227, SLG: 0.313 Grant Roberts, R (4, 1) OBP: 0.300, SLG: 1.000 Jaime Cerda, L (5, 1) ERA: 1.59 David Weathers, R (6, 1) ERA: 2.84 Mark Guthrie, L (7, 1) ERA: 1.48										1	0	0	0	0	0	0						
Inning Stats	R: 2 E: 0 K: 1 S: 21	H: 2 LOB: 3 BB: 3 P: 39	R: 0 E: 0 K: 1 S: 9	H: 0 LOB: 0 BB: 0 P: 13	R: 0 E: 0 K: 1 S: 13	H: 1 LOB: 1 BB: 1 P: 20	R: 0 E: 0 K: 1 S: 8	H: 0 LOB: 0 BB: 0 P: 12	R: 0 E: 0 K: 2 S: 13	H: 1 LOB: 1 BB: 0 P: 23	R: 1 E: 0 K: 0 S: 10	H: 2 LOB: 1 BB: 0 P: 18	R: 0 E: 0 K: 2 S: 10	H: 0 LOB: 1 BB: 1 P: 16	R: 0 E: 1 K: 0 S: 4	H: 0 LOB: 1 BB: 0 P: 7	1B: 5 2B: 1 3B: 0 HR: 0	SF: 0 SAC: 0 DP: 1 HBP: 0	WP: 0 PB: 0 CS: 0	PA: 39		
PITCHER	IP	WLS	BF	H	R	ER	SO	BB	IBB	HBP	BLK	WP	HR	S	P	ERA	WHIP					
Pedro Astacio, R (1, 1) ERA: 3.17	3.0		15	3	2	2	2	4	0	0	0	0	0	15	23	6.00	2.333					
Grant Roberts, R (4, 1) ERA: 1.91	1.1	W	5	1	0	0	1	0	0	0	0	0	0	6	12	0.00	0.750					
Jaime Cerda, L (5, 1) ERA: 1.59	0.2		2	0	0	0	0	0	0	0	0	0	0	6	12	0.00	0.000					
David Weathers, R (6, 1) ERA: 2.84	1.2	H	8	2	1	1	2	1	0	0	0	0	0	21	36	5.40	1.800					
Mark Guthrie, L (7, 1) ERA: 1.48	1.1	H	5	0	0	0	2	1	0	0	0	0	0	12	20	0.00	0.750					

New York Mets @ Florida Marlins
Pro Player Stadium, Miami, FL
Sun Jul 07 2002, 4:05 PM EDT
Att: 12,063 - Cloudy - 88 F

AB	33
R	3
H	6
RBI	3
BB	6
SO	7
LOB	21



Batter	1	2	3	4	5	6	7	8	9	10	11	12	13	14	15	16	AB	R	H	RBI	BB	SO	LOB	TOP											
Luis Castillo, S OBP: 0.399, SLG: 0.401 (1.4)																	7	3	3	0	0	1	2												
Andy Fox, L OBP: 0.327, SLG: 0.335 (1.8)																	7	0	3	1	0	3	2												
Preston Wilson, R OBP: 0.343, SLG: 0.445 (1.8)																	6	1	1	2	1	4	4												
Mike Lowell, R OBP: 0.375, SLG: 0.522 (1.5)																	5	0	1	1	2	0	1												
Juan Encarnacion, R OBP: 0.330, SLG: 0.470 (1.9)																	7	0	2	0	0	1	4												
Derek Lee, R OBP: 0.356, SLG: 0.512 (1.3)																	7	0	1	0	0	3	2												
Kevin Millar, R OBP: 0.348 (1.7)																	4	0	0	0	0	2	0												
Tim Lincecum, R OBP: 0.325, SLG: 0.425 (1.8)																1	0	0	0	0	0	0													
Blaine Neal, L OBP: 0.330, SLG: 0.397 (1.2)																	6	0	1	0	0	0	1												
A.J. Burnett, R OBP: 0.325 (1.7)																	2	0	1	0	0	1	0												
Inning Stats	R: 1 E: 0 K: 3 S: 16	H: 2 LOB: 1 BB: 0 P: 20	R: 0 E: 0 K: 1 S: 14	H: 2 LOB: 2 BB: 0 P: 20	R: 0 E: 0 K: 1 S: 6	H: 0 LOB: 1 BB: 1 P: 14	R: 0 E: 0 K: 1 S: 8	H: 0 LOB: 0 BB: 0 P: 12	R: 2 E: 0 K: 2 S: 13	H: 2 LOB: 0 BB: 0 P: 16	R: 0 E: 0 K: 0 S: 9	H: 0 LOB: 0 BB: 0 P: 10	R: 0 E: 0 K: 2 S: 8	H: 0 LOB: 0 BB: 0 P: 10	R: 0 E: 0 K: 1 S: 7	H: 1 LOB: 0 BB: 0 P: 12	R: 0 E: 0 K: 0 S: 6	H: 0 LOB: 0 BB: 0 P: 6	R: 0 E: 0 K: 1 S: 10	H: 2 LOB: 2 BB: 1 P: 18	R: 0 E: 1 K: 0 S: 8	H: 1 LOB: 1 BB: 0 P: 14	R: 0 E: 0 K: 2 S: 15	H: 0 LOB: 1 BB: 1 P: 27	R: 0 E: 0 K: 1 S: 9	H: 1 LOB: 1 BB: 0 P: 13	1B: 11 2B: 2 3B: 0 HR: 1	SF: 0 SAC: 2 DP: 2 HBP: 0	WP: 0 PB: 0 SB: 5 CS: 1	PA: 62					
PITCHER	IP: 7.0 WLS: 30 BF: 8	H: 4 R: 4 ER: 4 SO: 10	R: 0 E: 0 K: 1 S: 14	H: 2 LOB: 2 BB: 0 P: 20	R: 0 E: 0 K: 1 S: 6	H: 0 LOB: 1 BB: 1 P: 14	R: 0 E: 0 K: 1 S: 8	H: 0 LOB: 0 BB: 0 P: 12	R: 2 E: 0 K: 2 S: 13	H: 2 LOB: 0 BB: 0 P: 16	R: 0 E: 0 K: 0 S: 9	H: 0 LOB: 0 BB: 0 P: 10	R: 0 E: 0 K: 2 S: 8	H: 0 LOB: 0 BB: 0 P: 10	R: 0 E: 0 K: 1 S: 7	H: 1 LOB: 0 BB: 0 P: 12	R: 0 E: 0 K: 0 S: 6	H: 0 LOB: 0 BB: 0 P: 6	R: 0 E: 0 K: 1 S: 10	H: 2 LOB: 2 BB: 1 P: 18	R: 0 E: 1 K: 0 S: 8	H: 1 LOB: 1 BB: 0 P: 14	R: 0 E: 0 K: 2 S: 15	H: 0 LOB: 1 BB: 1 P: 27	R: 0 E: 0 K: 1 S: 9	H: 1 LOB: 1 BB: 0 P: 13	ERA: 0.00 WHIP: 1.000								
34 Kerry Wood, R ERA: 4.19 (1.1)	1.0	3	1	0	0	1	0	0	0	0	0	5	9	0.00	1.000																				
Kyle Farnsworth, R ERA: 6.12 (8.1)	1.0	3	0	0	0	2	0	0	0	0	0	8	10	0.00	0.000																				
Antonio Alfonseca, R ERA: 2.59 (8.1)	1.0	3	1	0	0	0	0	0	0	0	0	7	12	0.00	1.000																				
Juan Cruz, R ERA: 4.68 (10.1)	4.0	15	2	0	0	2	0	1	0	0	0	30	48	0.00	0.500																				

Florida Marlins @ Chicago Cubs
Wrigley Field, Chicago, IL
Fri Jul 12 2002, 2:20 PM CDT
Att: 39,175 - Sunny - 78 F

AB 57
R 13
H 4
RBI 4
BB 3
SO 18
LOB 19




Batter	1	2	3	4	5	6	7	8	9	10	11	12	13	14	15	16	AB	R	H	RBI	BB	SO	LOB	BOTTOM										
Mark Bellhorn, S OBP: 0.389, SLG: 0.548 (15.6)																	5	2	1	0	1	2	0											
Bill Mueller, S OBP: 0.526, SLG: 0.342 (1.5)																	6	0	2	0	1	0	2											
Sammy Sosa, R OBP: 0.414, SLG: 0.629 (1.9)																	7	1	1	1	0	2	5											
Fred McGriff, L OBP: 0.553, SLG: 0.490 (1.3)																	6	1	1	3	1	1	3											
Moises Alou, R OBP: 0.304, SLG: 0.386 (1.7)																	7	0	0	0	0	0	3											
Corey Patterson, L OBP: 0.319, SLG: 0.415 (1.8)																	7	1	2	0	0	3	0											
Todd Hundley, S OBP: 0.271, SLG: 0.367 (1.2)																	7	0	2	0	0	3	1											
Alex Gonzalez, R OBP: 0.294, SLG: 0.405 (15.1)																	4	0	0	0	1	1	1											
Angel Echevarria, R OBP: 0.284, SLG: 0.375 (16. PH)																	1	0	1	1	0	0	0											
34 Kerry Wood, R ERA: 3.7 (1.1)	6.0	3	4	4	8	2	0	0	0	0	0	60	98	6.00	0.833																			
46 Oswaldo Maitena, R (7.1)	1.0	3	0	0	0	2	0	0	0	0	0	8	11	0.00	0.000																			
Vladimir Nunez, R ERA: 3.58 (8.1)	3.0	12	2	0	0	1	0	1	0	0	0	19	30	0.00	0.667																			
Armando Almanza, L ERA: 4.29 (12.1)	1.0	4	0	0	0	1	1	0	0	0	0	14	20	0.00	1.000																			
Inning Stats	R: 0 E: 0 K: 2 S: 9	H: 0 LOB: 0 BB: 0 P: 15	R: 0 E: 0 K: 3 S: 6	H: 0 LOB: 0 BB: 0 P: 10	R: 0 E: 0 K: 3 S: 9	H: 3 LOB: 0 BB: 0 P: 32	R: 0 E: 0 K: 1 S: 23	H: 0 LOB: 0 BB: 0 P: 32	R: 0 E: 0 K: 2 S: 7	H: 0 LOB: 0 BB: 0 P: 11	R: 0 E: 0 K: 0 S: 9	H: 0 LOB: 0 BB: 0 P: 5	R: 0 E: 0 K: 1 S: 8	H: 1 LOB: 1 BB: 0 P: 11	R: 0 E: 0 K: 0 S: 14	H: 1 LOB: 1 BB: 0 P: 20	R: 0 E: 0 K: 1 S: 9	H: 0 LOB: 1 BB: 0 P: 7	R: 0 E: 0 K: 0 S: 6	H: 0 LOB: 1 BB: 1 P: 11	R: 0 E: 0 K: 1 S: 11	H: 3 LOB: 2 BB: 0 P: 16	1B: 7 2B: 2 3B: 0 HR: 1	SF: 0 SAC: 2 DP: 1 HBP: 0	WP: 2 PB: 0 SB: 0 CS: 0	PA: 62								
PITCHER	IP: 6.0 WLS: 30 BF: 3	H: 4 R: 4 ER: 4 SO: 10	R: 0 E: 0 K: 3 S: 9	H: 0 LOB: 0 BB: 0 P: 10	R: 0 E: 0 K: 3 S: 9	H: 3 LOB: 0 BB: 0 P: 32	R: 0 E: 0 K: 1 S: 23	H: 0 LOB: 0 BB: 0 P: 32	R: 0 E: 0 K: 2 S: 7	H: 0 LOB: 0 BB: 0 P: 11	R: 0 E: 0 K: 0 S: 9	H: 0 LOB: 0 BB: 0 P: 5	R: 0 E: 0 K: 1 S: 8	H: 1 LOB: 1 BB: 0 P: 11	R: 0 E: 0 K: 0 S: 14	H: 1 LOB: 1 BB: 0 P: 20	R: 0 E: 0 K: 1 S: 9	H: 0 LOB: 1 BB: 0 P: 7	R: 0 E: 0 K: 0 S: 6	H: 0 LOB: 1 BB: 1 P: 11	R: 0 E: 0 K: 1 S: 11	H: 3 LOB: 2 BB: 0 P: 16	ERA: 0.00 WHIP: 1.000											
A.J. Burnett, R ERA: 3.42 (13.1)	2.2	L	13	4	1	1	1	1	0	0	0	1	0	24	34	3.38	1.875																	
Blaine Neal, R ERA: 2.63 (14.1)	2.2	L	13	4	1	1	1	1	0	0	0	1	0	24	34	3.38	1.875																	

Florida Marlins @ Chicago Cubs
Wrigley Field, Chicago, IL
Fri Jul 12 2002, 2:20 PM CDT
Att: 39,175 - Sunny - 78 F

AB 55
R 5
H 10
RBI 5
BB 5
SO 15
LOB 17



Batter	1	2	3	4	5	6	7	8	9	AB	R	H	RBI	BB	SO	LOB	TOP								
Luis Castillo, S (1,4) OBP: 0.398, SLG: 0.401	0-1 B1-3		0-2 G3-1		4-1 G4-6-3 BB		1-2 SAFE CS 1B		1-2 G1-3	4	0	1	0	1	0	1	Florida Marlins @ Chicago Cubs Wrigley Field, Chicago, IL Sun Jul 14 2002, 1:20 PM CDT Att: 38,806 - Sunny - 81 F								
Andy Fox, L (1,6) OBP: 0.322, SLG: 0.331	3-2 HBP 1B		4-2 S BB		0-1 G4-6-3 1-2f		1-3 K			3	0	1	0	1	1	2									
Juan Encarnacion, R (1,9) OBP: 0.331, SLG: 0.475	0-0 F3		2-0 G6-3 1-2			0-2 HR		4-2 BB		3	1	1	1	1	0	2									
Preston Wilson, R (1,8) OBP: 0.343, SLG: 0.440	1-0 HBP			4-1 2B G5-3 BB		1-1 G5-4-3 1B		0-1 F8		2	1	1	0	1	0	1									
Derrek Lee, R (1,3) OBP: 0.349, SLG: 0.500	3-3 K			1-3 K		1-0 G5-4-3 1-2f		0-0 F7		4	0	0	0	0	2	5									
Eric Owens, R (1,7) OBP: 0.347, SLG: 0.390		1-0 G4-3		1-2 2B		0-0 1B		2-2 L3		4	0	2	0	0	0	1									
Charles Johnson, R (1,2) OBP: 0.314, SLG: 0.335		1-1 F9		2-2 G5-3		0-1 F8			1-3 K	4	0	0	1	0	1	2									
Mike Mordecai, R (1,5) OBP: 0.287, SLG: 0.269		1-3 K		3-H 2-3 K			0-2 2B		2-1 G6-3	4	1	1	0	0	2	1									
Michael Tejera, L (1,1) OBP: 0.222, SLG: 0.389			0-2 G3		2-3 K		2-0 1B		1-1 E5	2	0	0	0	0	1	0									
Kevin Millar, R (7, PH) OBP: 0.341, SLG: 0.430							2-H 2B			1	0	1	1	0	0	0									
Vladimir Nunez, R (7, PH) OBP: 0.333, SLG: 0.333										0	0	0	0	0	0	0									
46 Oswaldo Mairesna, L (8, 1)										0	0	0	0	0	0	0									
Homer Bush, R (9, PH) OBP: 0.274, SLG: 0.287										1	0	1	0	0	0	0									
Inning Stats	R: 0 E: 0 K: 1 S: 11	H: 1 LOB: 2 BB: 0 P: 18	R: 0 E: 0 K: 1 S: 6	H: 0 LOB: 0 BB: 0 P: 9	R: 0 E: 0 K: 0 S: 10	H: 0 LOB: 1 BB: 1 P: 16	R: 1 E: 0 K: 2 S: 18	H: 1 LOB: 1 BB: 1 P: 28	R: 0 E: 0 K: 1 S: 8	H: 0 LOB: 0 BB: 0 P: 14	R: 1 E: 0 K: 0 S: 10	H: 3 LOB: 1 BB: 0 P: 12	R: 1 E: 0 K: 1 S: 10	H: 3 LOB: 0 BB: 0 P: 14	R: 0 E: 0 K: 0 S: 8	H: 0 LOB: 1 BB: 0 P: 14	R: 0 E: 1 K: 1 S: 10	H: 1 LOB: 1 BB: 0 P: 15	1B: 5 2B: 3 3B: 0 HR: 1	SF: 0 SAC: 0 DP: 2 HBP: 1	WP: 0 PB: 0 SB: 1 CS: 1	PA: 37			
PITCHER	IP WLS BF H R ER SO BB IBB HBP BLK WP HR S P ERA WHIP	6.0 W 25 5 2 2 5 3 0 1 0 0 1 63 97 3.00 1.333	1.0 H 4 3 1 1 1 0 0 0 0 0 0 10 14 9.00 3.000	2.0 S 8 1 0 0 1 1 0 0 0 0 0 18 29 0.00 1.000																					

Batter	1	2	3	4	5	6	7	8	9	AB	R	H	RBI	BB	SO	LOB	BOTTOM								
Mark Bellhorn, S (1,4) OBP: 0.399, SLG: 0.563	1-0 F9	1-0 2H 2B		2-2 3B			2-3 K	1-2 G6-3		5	0	2	1	0	1	1	Florida Marlins @ Chicago Cubs Wrigley Field, Chicago, IL Sun Jul 14 2002, 1:20 PM CDT Att: 38,806 - Sunny - 81 F								
Chris Stynes, R (1,5) OBP: 0.319, SLG: 0.362	1-1 K	2-3 K		1-1 F9			1-2 F7	1-2 L9		4	0	1	0	0	1	3									
Kyle Farnsworth, R (8, 1)										1	0	0	0	0	0	0									
Sammy Sosa, R (1,9) OBP: 0.420, SLG: 0.636	1-3 K		0-0 1B 1B		1-0 F9		1-0 HR			4	2	2	2	0	1	1									
Darren Lewis, R (9, 9) OBP: 0.333, SLG: 0.310							1-H HR			0	0	0	0	0	0	0									
Angel Echevarria, R (1,3) OBP: 0.333, SLG: 0.400	3-1 G5-3		0-0 1B		3-2 G5-4-3 1B		1-2 F8			4	0	2	0	0	0	1									
Moises Alou, R (1,7) OBP: 0.301, SLG: 0.380		2-3 K	2-2 1B		0-1 G5-4-3 1-2f			1-0 P5		4	0	1	0	0	1	1									
Roosevelt Brown, L (9, 7) OBP: 0.268, SLG: 0.297			1-2 2-3 1B							0	0	0	0	0	0	0									
Corey Patterson, L (1,8) OBP: 0.317, SLG: 0.421		0-1 F9	1-0 SF8-2-5			0-0 F9		3-2 HR		3	1	1	2	0	0	0									
Alex Gonzalez, R (1,6) OBP: 0.300, SLG: 0.426		1-1 2B				1-0 G1-3		1-0 HR		4	2	2	1	0	0	1									
Joe Girardi, R (1,2) OBP: 0.279, SLG: 0.299		4-0 2B		2-1 L7		0-0 L9		4-0 HR		2	2	0	0	2	0	0									
22 Mark Prior, R (1,1) OBP: 0.333, SLG: 0.571		3-2 IBB		1-3 K			4-2 HR	0-2 BB		2	1	1	2	0	1	0									
Tom Gordon, R (7, 1)										0	0	0	0	0	0	0									
Bill Mueller, S (7, PH) OBP: 0.333, SLG: 0.359		1-H 2H 2B						1-H HR		1	2	1	2	1	0	0									
Inning Stats	R: 0 E: 0 K: 1 S: 8	H: 1 LOB: 1 BB: 0 P: 14	R: 3 E: 0 K: 2 S: 16	H: 3 LOB: 1 BB: 1 P: 29	R: 1 E: 0 K: 0 S: 10	H: 3 LOB: 1 BB: 0 P: 15	R: 0 E: 0 K: 1 S: 10	H: 1 LOB: 1 BB: 0 P: 16	R: 0 E: 0 K: 0 S: 6	H: 0 LOB: 0 BB: 0 P: 10	R: 0 E: 0 K: 0 S: 3	H: 0 LOB: 0 BB: 0 P: 4	R: 2 E: 0 K: 1 S: 16	H: 1 LOB: 1 BB: 1 P: 25	R: 4 E: 0 K: 0 S: 16	H: 3 LOB: 0 BB: 1 P: 27	R: 0 E: 1 K: 1 S: 10	H: 1 LOB: 1 BB: 0 P: 15	1B: 5 2B: 4 3B: 1 HR: 4	SF: 1 SAC: 0 DP: 2 HBP: 0	WP: 0 PB: 0 SB: 0 CS: 0	PA: 38			
PITCHER	IP WLS BF H R ER SO BB IBB HBP BLK WP HR S P ERA WHIP	6.0 L 26 9 4 4 4 0 0 0 0 0 1 16 25 18.00 2.000	1.0 5 1 2 2 1 1 0 0 0 0 0 1 16 25 18.00 2.000	1.0 7 3 4 4 0 1 0 0 0 0 0 3 16 27 36.00 4.000																					



Batter	1	2	3	4	5	6	7	8	9	AB	R	H	RBI	BB	SO	LOB	TOP					
Luis Castillo, S OBP: 0.396, SLG: 0.399	G5-3		K				G6-3			4	0	1	0	0	1	0						
Juan Encarnacion, R OBP: 0.377, SLG: 0.469	F9		K				G1-3		F8	4	0	0	0	0	1	1						
Preston Wilson, R OBP: 0.345, SLG: 0.450	1B		G2-3				HR		G6-3	4	1	2	1	0	0	0						
Mike Lowell, R OBP: 0.370, SLG: 0.513	FC4-6				P6		G1-3		G1-3	4	0	1	0	0	0	0						
Derrek Lee, R OBP: 0.348, SLG: 0.496	FC4-6				G1-3				G5-3	3	0	0	0	1	0	2						
Kevin Millar, R OBP: 0.343, SLG: 0.461			K		HR		F8		HR	4	2	2	2	0	1	1						
Charles Johnson, R OBP: 0.313, SLG: 0.333	FC5-4		F8		HR		G6-3		G5-3	4	0	1	0	0	0	1						
Andy Fox, L OBP: 0.318, SLG: 0.325	K						G3		K	4	0	0	0	0	3	1						
Brad Penny, R OBP: 0.136, SLG: 0.182	FC5-4						F8			2	0	0	0	0	1	1						
Blaine Neal, L OBP: 0.284, SLG: 0.266										0	0	0	0	0	0	0						
Mike Mordecai, R OBP: 0.200, SLG: 0.240										0	0	0	0	0	0	0						
Carl Pavano, R OBP: 0.200, SLG: 0.240										0	0	0	0	0	0	0						
Inning Stats	R: 0 E: 0 K: 0 S: 8	H: 2 LOB: 2 BB: 0 P: 13	R: 0 E: 0 K: 2 S: 11	H: 1 LOB: 1 BB: 0 P: 14	R: 0 E: 0 K: 2 S: 9	H: 0 LOB: 0 BB: 0 P: 12	R: 1 E: 0 K: 0 S: 10	H: 1 LOB: 1 BB: 0 P: 14	R: 0 E: 0 K: 2 S: 11	H: 1 LOB: 1 BB: 0 P: 13	R: 1 E: 0 K: 0 S: 11	H: 1 LOB: 1 BB: 1 P: 19	R: 0 E: 0 K: 0 S: 5	H: 0 LOB: 0 BB: 0 P: 9	R: 0 E: 0 K: 1 S: 7	H: 0 LOB: 0 BB: 0 P: 10	R: 1 E: 0 K: 1 S: 7	H: 1 LOB: 0 BB: 0 P: 10	1B: 4 2B: 0 3B: 0 HR: 3	SF: 0 SAC: 0 DP: 0 HBP: 0	WP: 0 PB: 0 SB: 0 CS: 0	PA: 35
PITCHER Mike Bacsik, L ERA: 3.21	IP: 9.0 WLS: W BF: 35 H: 7 R: 3 ER: 3 SO: 7 BB: 1 IBB: 0 HBP: 0 BLK: 0 WP: 0 HR: 3 S: 77 P: 109 ERA: 3.00 WHIP: 0.889											PITCHER	IP: 9.0 WLS: W BF: 35 H: 7 R: 3 ER: 3 SO: 7 BB: 1 IBB: 0 HBP: 0 BLK: 0 WP: 0 HR: 3 S: 77 P: 109 ERA: 3.00 WHIP: 0.889									

Florida Marlins @ New York Mets
Shea Stadium, Flushing, NY
Mon Jul 15 2002, 7:10 PM EDT
Att: 39,706 - Sunny - 89 F

AB 34
R 3
H 7
RBI 3
BB 1
SO 7
LOB 7



Batter	1	2	3	4	5	6	7	8	9	AB	R	H	RBI	BB	SO	LOB	BOTTOM					
Roberto Alomar, S OBP: 0.336, SLG: 0.385	1B	G4-6-3		G6-3		F7		K		4	1	0	0	1	1	1						
John Valentin, R OBP: 0.331, SLG: 0.372	P5		L5		F9	G5-3				4	0	0	0	0	1							
Jerome Burnitz, L OBP: 0.320, SLG: 0.349	1B		HR		HR	G3				3	3	2	1	1	0	0						
Mo Vaughn, L OBP: 0.341, SLG: 0.415	SF8		G4-3		HR			1B		3	1	2	3	0	0	0						
Edgardo Alfonzo, R OBP: 0.410, SLG: 0.421	1B		F8		1B	F9		1B		4	1	2	1	0	0	1						
Jay Payton, R OBP: 0.317, SLG: 0.405	1B			G5-3	1B	K		K		4	0	2	0	0	1	1						
Roger Cedeno, S OBP: 0.301, SLG: 0.335	G4-3			2B	1B	K		K		4	1	2	1	0	1	3						
Vance Wilson, R OBP: 0.294, SLG: 0.368		FC5-6		SH5-4	2B	K		F3		3	1	1	1	1	1	2						
Mike Bacsik, L	FC5-6			SH5-4		F7		G6-3		3	0	0	1	0	0	3						
Inning Stats	R: 2 E: 0 K: 0 S: 14	H: 3 LOB: 2 BB: 1 P: 28	R: 0 E: 0 K: 0 S: 7	H: 0 LOB: 1 BB: 1 P: 13	R: 1 E: 0 K: 0 S: 16	H: 1 LOB: 0 BB: 0 P: 18	R: 2 E: 0 K: 0 S: 10	H: 2 LOB: 2 BB: 0 P: 13	R: 3 E: 0 K: 1 S: 23	H: 4 LOB: 2 BB: 1 P: 37	R: 0 E: 0 K: 2 S: 11	H: 0 LOB: 0 BB: 0 P: 7	R: 0 E: 0 K: 2 S: 11	H: 1 LOB: 1 BB: 0 P: 14	R: 0 E: 0 K: 1 S: 7	H: 0 LOB: 0 BB: 0 P: 9	R: 0 E: 0 K: 1 S: 7	H: 0 LOB: 0 BB: 0 P: 10	1B: 8 2B: 1 3B: 0 HR: 2	SF: 1 SAC: 1 DP: 1 HBP: 0	WP: 1 PB: 0 SB: 1 CS: 0	PA: 37
PITCHER Brad Penny, R ERA: 6.08	IP: 4.1 WLS: L BF: 23 H: 8 R: 8 ER: 8 SO: 8 BB: 3 IBB: 0 HBP: 0 BLK: 0 WP: 1 HR: 2 S: 59 P: 93 ERA: 16.61 WHIP: 2.538											PITCHER	IP: 4.1 WLS: L BF: 23 H: 8 R: 8 ER: 8 SO: 8 BB: 3 IBB: 0 HBP: 0 BLK: 0 WP: 1 HR: 2 S: 59 P: 93 ERA: 16.61 WHIP: 2.538									
Blaine Neal, R ERA: 3.52	1.2	7	2	0	0	1	0	0	0	0	0	14	23	0.00	1.200							
Graeme Lloyd, L ERA: 5.68	1.0	4	1	0	0	2	0	0	0	0	0	11	14	0.00	1.000							
Carl Pavano, R ERA: 6.12	1.0	3	0	0	0	1	0	0	0	0	0	7	9	0.00	0.000							

Florida Marlins @ New York Mets
Shea Stadium, Flushing, NY
Mon Jul 15 2002, 7:10 PM EDT
Att: 39,706 - Sunny - 89 F

AB 32
R 8
H 11
RBI 8
BB 3
SO 4
LOB 12



Batter	1	2	3	4	5	6	7	8	9	AB	R	H	RBI	BB	SO	LOB	TOP																					
Luis Castillo, S (1,4) OBP: 0.395, SLG: 0.396	G6-3		K		G6-3			G1-3		4	0	0	0	0	1	1																						
Andy Fox, L (1,6) OBP: 0.317, SLG: 0.324	L4		G3-1			F8		1B		4	0	1	0	0	0	1																						
Preston Wilson, R (1,8) OBP: 0.343, SLG: 0.443	G5-3			G6-3		G4-3		P4		4	0	0	0	0	0	1																						
Mike Lowell, R (1,5) OBP: 0.370, SLG: 0.511		F8		F9		K		G6-3		4	0	0	0	0	1	1																						
Derrek Lee, R (1,3) OBP: 0.353, SLG: 0.506	L5			1B			G6-4-3	G5-3		4	0	2	0	0	0	0																						
Juan Encarnacion, R (1,9) OBP: 0.325, SLG: 0.462				1B		G6-4-3		F9		3	0	1	0	1	0	1																						
Kevin Millar, R (1,7) OBP: 0.336, SLG: 0.448	G4-3			1B		L7		F8		4	0	1	0	0	0	3																						
Ramon Castro, R (1,2) OBP: 0.373, SLG: 0.561			SH1-4	1B		F7				3	0	2	0	0	0	0																						
A.J. Burnett, R (1,1) OBP: 0.140, SLG: 0.220										1	0	0	0	0	1	0																						
Carl Pavano, R (5,1) OBP: 0.200, SLG: 0.240			SH1-4			K				0	0	0	0	0	0	0																						
Homer Bush, R (7,PH) OBP: 0.272, SLG: 0.284										1	0	0	0	0	0	2																						
Vic Darenbourg, L (7,1) OBP: 0.272, SLG: 0.284										0	0	0	0	0	0	0																						
Graeme Lloyd, L (8,1) OBP: 0.272, SLG: 0.284										0	0	0	0	0	0	0																						
Inning Stats	R: 0 E: 0 K: 0 S: 6	H: 0 LOB: 0 BB: 0 P: 8	R: 0 E: 0 K: 0 S: 7	H: 0 LOB: 1 BB: 1 P: 12	R: 0 E: 0 K: 1 S: 9	H: 1 LOB: 1 BB: 0 P: 13	R: 0 E: 0 K: 0 S: 14	H: 2 LOB: 2 BB: 0 P: 20	R: 0 E: 0 K: 1 S: 6	H: 0 LOB: 0 BB: 0 P: 6	R: 0 E: 0 K: 0 S: 7	H: 0 LOB: 0 BB: 0 P: 10	R: 0 E: 0 K: 0 S: 10	H: 3 LOB: 2 BB: 0 P: 16	R: 0 E: 0 K: 0 S: 8	H: 1 LOB: 1 BB: 0 P: 11	R: 0 E: 0 K: 0 S: 5	H: 0 LOB: 0 BB: 0 P: 7	1B: 7 2B: 0 3B: 0 HR: 0	SF: 0 SAC: 1 DP: 1 HBP: 0	WP: 0 PA: 34 CS: 0																	
PITCHER	IP	WLS	BF	H	R	ER	SO	BB	IBB	HBP	BLK	WP	HR	S	P	ERA	WHIP	PITCHER				IP	WLS	BF	H	R	ER	SO	BB	IBB	HBP	BLK	WP	HR	S	P	ERA	WHIP
Greg Maddux, R (1,1) ERA: 2.59	7.0	W	27	6	0	0	3	1	0	0	0	0	0	59	85	0.00	1.000																					
Kevin Gryboski, R (8,1) ERA: 2.09	1.0		4	1	0	0	0	0	0	0	0	0	0	8	11	0.00	1.000																					
Albie Lopez, R (9,1) ERA: 4.86	1.0		3	0	0	0	0	0	0	0	0	0	0	5	7	0.00	0.000																					

Florida Marlins @ Atlanta Braves
Turner Field, Atlanta, GA
Wed Jul 17 2002, 7:05 PM EDT
Att: 40,292 - Cloudy - 92 F

AB 32
R 0
H 7
RBI 0
BB 1
SO 3
LOB 10



Batter	1	2	3	4	5	6	7	8	9	AB	R	H	RBI	BB	SO	LOB	BOTTOM																					
Rafael Furcal, S (1,6) OBP: 0.332, SLG: 0.395	1B	1B				FC3-6		1B		3	2	2	1	1	0	3																						
Matt Franco, L (1,3) OBP: 0.453, SLG: 0.649										3	2	3	0	1	0	0																						
Julio Franco, R (7,PH) OBP: 0.343, SLG: 0.383	1B									1	0	1	1	0	0	0																						
Gary Sheffield, R (1,9) OBP: 0.382, SLG: 0.510	1B									4	2	3	2	1	0	2																						
Kevin Gryboski, R (8,1) OBP: 0.167, SLG: 0.167										0	0	0	0	0	0	0																						
Albie Lopez, R (9,1) OBP: 0.167, SLG: 0.167										0	0	0	0	0	0	0																						
10 Chipper Jones, S (1,7) OBP: 0.388, SLG: 0.457	G6-3									4	1	1	2	0	0	5																						
Andrew Jones, R (1,8) OBP: 0.367, SLG: 0.487										4	1	1	1	1	0	0																						
Vinny Castilla, R (1,5) OBP: 0.276, SLG: 0.384	G6-3									4	1	2	1	0	0	2																						
Darren Bragg, L (8,9) OBP: 0.375, SLG: 0.423										1	0	1	0	0	0	0																						
Keith Lockhart, L (1,4) OBP: 0.277, SLG: 0.362	G1-3									2	0	0	0	1	0	1																						
Mark DeRosa, R (7,PH) OBP: 0.365, SLG: 0.433										2	0	0	0	0	0	2																						
Henry Blanco, R (1,2) OBP: 0.231, SLG: 0.275										5	1	1	0	0	1	4																						
Greg Maddux, R (1,1) OBP: 0.235, SLG: 0.324										3	0	1	1	0	0	0																						
Wes Helms, R (7,PH) OBP: 0.275, SLG: 0.375										1	0	0	0	0	0	2																						
Inning Stats	R: 3 E: 0 K: 0 S: 13	H: 4 LOB: 1 BB: 1 P: 22	R: 0 E: 0 K: 1 S: 11	H: 1 LOB: 2 BB: 1 P: 16	R: 0 E: 0 K: 0 S: 7	H: 0 LOB: 0 BB: 0 P: 10	R: 0 E: 0 K: 0 S: 6	H: 0 LOB: 0 BB: 0 P: 11	R: 4 E: 0 K: 0 S: 12	H: 4 LOB: 3 BB: 2 P: 27	R: 1 E: 0 K: 0 S: 6	H: 2 LOB: 0 BB: 0 P: 7	R: 2 E: 0 K: 0 S: 19	H: 4 LOB: 3 BB: 1 P: 32	R: 0 E: 0 K: 0 S: 6	H: 1 LOB: 1 BB: 0 P: 9	1B: 13 2B: 3 3B: 0 HR: 0	SF: 1 SAC: 0 DP: 1 HBP: 1	WP: 0 PA: 44 CS: 0																			
PITCHER	IP	WLS	BF	H	R	ER	SO	BB	IBB	HBP	BLK	WP	HR	S	P	ERA	WHIP	PITCHER				IP	WLS	BF	H	R	ER	SO	BB	IBB	HBP	BLK	WP	HR	S	P	ERA	WHIP
A.J. Burnett, R (1,1) ERA: 3.75	4.2	L	27	9	7	7	1	0	0	0	0	0	0	48	85	13.50	2.571																					
Carl Pavano, R (5,1) ERA: 6.13	1.1		5	2	1	1	0	0	0	0	0	0	0	7	8	6.75	1.500																					
Vic Darenbourg, L (7,1) ERA: 4.03	1.0		8	4	2	2	0	1	0	0	0	0	0	19	32	18.00	5.000																					
Graeme Lloyd, L (8,1) ERA: 5.51	1.0		4	1	0	0	0	0	0	0	0	0	0	6	9	0.00	1.000																					

Florida Marlins @ Atlanta Braves
Turner Field, Atlanta, GA
Wed Jul 17 2002, 7:05 PM EDT
Att: 40,292 - Cloudy - 92 F

AB 37
R 10
H 16
RBI 9
BB 5
SO 1
LOB 21



Batter	1	2	3	4	5	6	7	8	9	AB	R	H	RBI	BB	SO	LOB	TOP										
Luis Castillo, S OBP: 0.395, SLG: 0.396	F9		G1-3 1B				G4-3		FC1-4	5	0	2	0	0	0	1											
Eric Owens, R OBP: 0.348, SLG: 0.390	G6-3 1B		G1-3 1B			G1-3	G4-3		K	5	0	2	0	0	1	2											
Preston Wilson, R OBP: 0.344, SLG: 0.446	G6-3		G1-3				WP 1B	WP 2B	F9	5	0	2	0	0	0	4											
Mike Lowell, R OBP: 0.369, SLG: 0.507	BB		G6-3				F8	G6-3		3	0	0	0	1	0	4											
Derrek Lee, R OBP: 0.355, SLG: 0.504	K						BB 1B			3	1	1	0	1	2	2											
Kevin Millar, R OBP: 0.339, SLG: 0.444			K				BB 1B	P4		2	0	0	0	2	1	1											
Braden Looper, R OBP: 0.333, SLG: 0.333							BB			0	0	0	0	0	0	0											
Mike Redmond, R OBP: 0.390, SLG: 0.382			K				G5-3			4	0	1	1	0	2	2											
Andy Fox, L OBP: 0.317, SLG: 0.322							G3-1			2	0	0	0	1	0	0											
Mike Mordecai, R OBP: 0.297, SLG: 0.282	G6-3						BB 1B			1	0	0	0	0	1	1											
Julian Tavarez, L OBP: 0.125, SLG: 0.045			B1-3				K			2	0	0	0	0	1	0											
Tim Raines, S OBP: 0.342, SLG: 0.281										1	0	0	0	0	1	3											
Vladimir Nunez, R OBP: 0.333, SLG: 0.333										0	0	0	0	0	0	0											
Juan Encarnacion, R OBP: 0.327, SLG: 0.464										1	0	1	0	0	0	0											
Inning Stats	R: 0 E: 0 K: 1 S: 8	H: 1 LOB: 2 BB: 1 P: 19	R: 0 E: 0 K: 2 S: 8	H: 0 LOB: 0 BB: 0 P: 13	R: 0 E: 0 K: 0 S: 11	H: 2 LOB: 2 BB: 0 P: 18	R: 0 E: 0 K: 1 S: 8	H: 0 LOB: 0 BB: 1 P: 17	R: 0 E: 0 K: 1 S: 10	H: 1 LOB: 1 BB: 0 P: 17	R: 1 E: 0 K: 1 S: 13	H: 2 LOB: 3 BB: 3 P: 30	R: 0 E: 0 K: 0 S: 14	H: 1 LOB: 1 BB: 0 P: 20	R: 0 E: 0 K: 2 S: 8	H: 1 LOB: 1 BB: 0 P: 12	R: 0 E: 0 K: 1 S: 11	H: 1 LOB: 1 BB: 0 P: 12	1B: 8 2B: 1 3B: 0 HR: 0	SF: 0 SAC: 0 DP: 0 HBP: 0	WP: 1 PB: 0 SB: 1 CS: 2	PA: 39					
PITCHER	IP	WLS	BF	H	R	ER	SO	BB	IBB	HBP	BLK	WP	HR	S	P	ERA	WHIP										
Tom Glavine, L ERA: 2.55	5.2	W	24	5	1	1	5	4	0	0	0	0	0	51	101	1.59	1.588										
Kevin Gnyboski, R ERA: 2.09	0.1	H	3	1	0	0	1	1	0	0	0	0	0	7	13	0.00	6.000										
Chris Hammond, L ERA: 1.44	1.0	H	4	1	0	0	0	0	0	0	0	1	0	14	20	0.00	1.000										
Mike Remlinger, L ERA: 1.35	1.0	H	4	1	0	0	2	0	0	0	0	0	0	8	12	0.00	1.000										
29 John Smoltz, R ERA: 4.19	1.0	S	4	1	0	0	1	0	0	0	0	0	0	11	12	0.00	1.000										

Florida Marlins @ Atlanta Braves
Turner Field, Atlanta, GA
Thu Jul 18 2002, 1:05 PM EDT
Att: 34,805 - Sunny - 91 F

AB 34
R 1
H 9
RBI 1
BB 5
SO 9
LOB 20



Batter	1	2	3	4	5	6	7	8	9	AB	R	H	RBI	BB	SO	LOB	BOTTOM										
Rafael Furcal, S OBP: 0.333, SLG: 0.397	1B 10 1B	BB			G4-3		K			3	1	1	0	1	1	0											
Matt Franco, L OBP: 0.449, SLG: 0.638	HBP 10 1B	G3			K			G1-4-3 BB		3	1	1	0	0	1	1											
Wes Helms, R OBP: 0.280, SLG: 0.375	2-3 1B									0	0	0	0	1	0	0											
Gary Sheffield, R OBP: 0.381, SLG: 0.505	10 1B		G6-3		F5			G1-4-3 1-2		3	1	0	0	0	0	1											
10 Chipper Jones, S OBP: 0.392, SLG: 0.457	G4-6-3 1B		E S BB			G6-3 BB		G4-3		2	0	1	2	2	0	0											
Andruw Jones, R OBP: 0.364, SLG: 0.483	G4-6-3 1-2		K			G6-3				3	0	0	0	0	1	3											
Vinny Castilla, R OBP: 0.277, SLG: 0.384	G4-6-3 1B		G4-3			F7				3	0	1	0	0	0	2											
Keith Lockhart, L OBP: 0.273, SLG: 0.356	G1-3				K		K			3	0	0	0	0	2	2											
Henry Blanco, R OBP: 0.225, SLG: 0.268		F9			G5-3			P4		3	0	0	0	0	0	0											
Tom Glavine, L ERA: 6.03		G6-3			G1-3			K		2	0	0	0	0	0	0											
Kevin Gnyboski, R ERA: 3.64										0	0	0	0	0	0	0											
Chris Hammond, L ERA: 0.418										0	0	0	0	0	0	0											
Darren Bragg, L ERA: 3.64										1	0	0	0	0	1	0											
Mike Remlinger, L ERA: 3.68										0	0	0	0	0	0	0											
29 John Smoltz, R ERA: 3.68										0	0	0	0	0	0	0											
Inning Stats	R: 3 E: 0 K: 0 S: 8	H: 4 LOB: 1 BB: 0 P: 13	R: 0 E: 0 K: 0 S: 13	H: 0 LOB: 1 BB: 1 P: 22	R: 0 E: 1 K: 1 S: 11	H: 0 LOB: 1 BB: 1 P: 21	R: 0 E: 0 K: 1 S: 9	H: 0 LOB: 0 BB: 0 P: 11	R: 0 E: 0 K: 1 S: 8	H: 0 LOB: 1 BB: 1 P: 10	R: 0 E: 0 K: 1 S: 7	H: 0 LOB: 1 BB: 1 P: 14	R: 0 E: 0 K: 2 S: 13	H: 0 LOB: 0 BB: 0 P: 17	R: 0 E: 0 K: 0 S: 10	H: 0 LOB: 0 BB: 1 P: 18	R: 0 E: 0 K: 0 S: 10	H: 0 LOB: 0 BB: 1 P: 18	1B: 3 2B: 1 3B: 0 HR: 0	SF: 0 SAC: 0 DP: 2 HBP: 1	WP: 0 PB: 0 SB: 1 CS: 0	PA: 31					
PITCHER	IP	WLS	BF	H	R	ER	SO	BB	IBB	HBP	BLK	WP	HR	S	P	ERA	WHIP										
Julian Tavarez, R ERA: 6.03	5.0	L	21	4	3	3	3	2	0	1	0	0	0	49	77	5.40	1.200										
Vladimir Nunez, R ERA: 3.64	2.0		7	0	0	0	3	1	0	0	0	0	0	20	31	0.00	0.500										
Braden Looper, R ERA: 3.68	1.0		3	0	0	0	0	1	0	0	0	0	0	10	18	0.00	1.000										

Florida Marlins @ Atlanta Braves
Turner Field, Atlanta, GA
Thu Jul 18 2002, 1:05 PM EDT
Att: 34,805 - Sunny - 91 F

AB 26
R 3
H 4
RBI 2
BB 4
SO 6
LOB 9



Batter	1	2	3	4	5	6	7	8	9	AB	R	H	RBI	BB	SO	LOB	TOP										
Jose Macias, S OBP: 0.293, SLG: 0.354 (1, 8)			F7					P6		5	0	2	0	0	1	1	Montreal Expos @ Florida Marlins Pro Player Stadium, Miami, FL Fri Jul 19, 2002, 7:05 PM EDT Att: 6,941 - Sunny - 88 F										
Jose Vidro, S OBP: 0.394, SLG: 0.482 (1, 4)	F3		G4-3					G4-3		3	0	0	0	2	0	1											
Vladimir Guerrero, R OBP: 0.417, SLG: 0.663 (1, 9)	F3			FC6-4						4	0	1	1	1	1	3											
Cliff Floyd, L OBP: 0.408, SLG: 0.531 (1, 7)			E6					G3-1		5	0	1	0	0	1	3											
Wil Cordero, R OBP: 0.304, SLG: 0.426 (1, 3)			F8			F9		G6-3		5	0	1	0	0	0	3											
Fernando Tatis, R OBP: 0.348, SLG: 0.487 (1, 5)				G4-3				P5		2	1	1	0	2	0	0											
Orlando Cabrera, R OBP: 0.320, SLG: 0.373 (1, 6)	P6		F9	F8						4	0	1	0	0	0	5											
Michael Barrett, R OBP: 0.353, SLG: 0.427 (1, 2)			G4-3	F9						4	0	0	0	0	2	6											
Javier Vazquez, R OBP: 0.118, SLG: 0.118 Brad Wilkerson, L (8, PH) Jim Brower, R (8, 1)			G4-3	F7				G4-3		3	1	2	1	0	1	0											
										1	0	0	0	0	0	0											
										0	0	0	0	0	0	0											
Inning Stats	R: 0 E: 0 K: 1 S: 11	H: 0 LOB: 0 BB: 0 P: 17	R: 0 E: 0 K: 2 S: 13	H: 2 LOB: 2 BB: 0 P: 17	R: 1 E: 1 K: 0 S: 12	H: 2 LOB: 2 BB: 0 P: 19	R: 1 E: 0 K: 0 S: 18	H: 2 LOB: 3 BB: 2 P: 28	R: 0 E: 0 K: 1 S: 12	H: 1 LOB: 2 BB: 1 P: 20	R: 0 E: 0 K: 1 S: 9	H: 1 LOB: 1 BB: 0 P: 15	R: 0 E: 0 K: 0 S: 11	H: 0 LOB: 0 BB: 0 P: 14	R: 0 E: 0 K: 1 S: 9	H: 0 LOB: 0 BB: 0 P: 14	1B: 8 2B: 1 3B: 0 HR: 0	SF: 0 SAC: 0 DP: 0 HBP: 0	WP: 0 PB: 0 SB: 1 CS: 1	PA: 41							
PITCHER	IP	WLS	BF	H	R	ER	SO	BB	IBB	HBP	BLK	WP	HR	S	P	ERA	WHIP										
Michael Tejera, L ERA: 3.13 Carl Pavano, R ERA: 8.05 Vladimir Nunez, R ERA: 3.51	(1, 1)	6.0	W	31	8	2	2	4	5	0	0	0	0	75	121	3.00	2.167										
	(7, 1)	1.0	H	4	1	0	0	1	0	0	0	0	0	11	15	0.00	1.000										
	(8, 1)	2.0	S	6	0	0	0	1	0	0	0	0	0	20	28	0.00	0.000										

livebaseballscores.com

AB 36
R 2
H 9
RBI 2
BB 5
SO 6
LOB 22

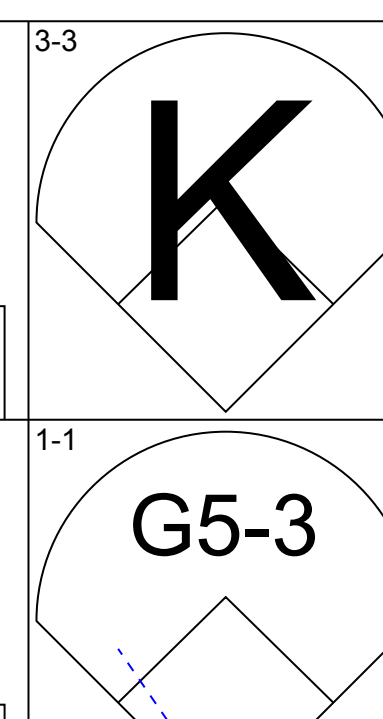
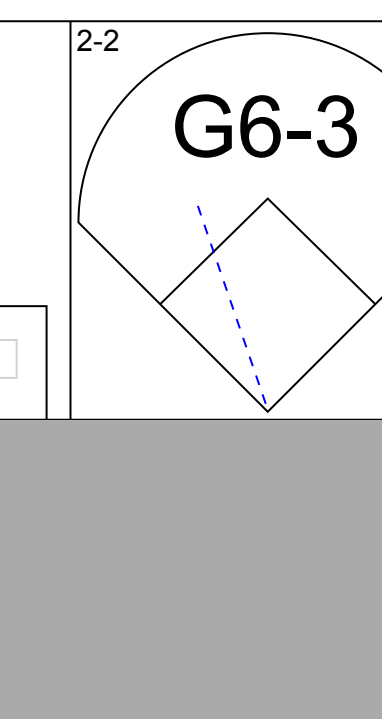
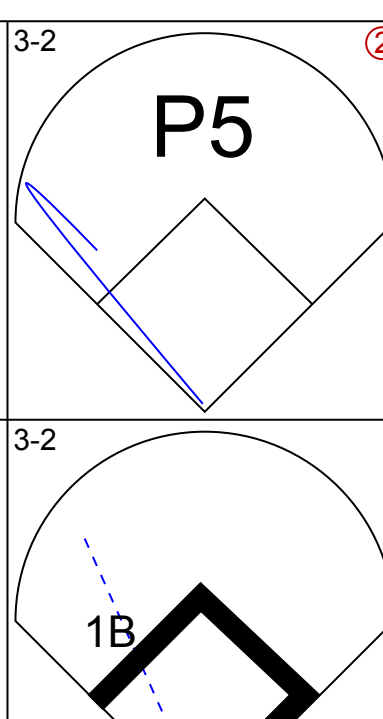
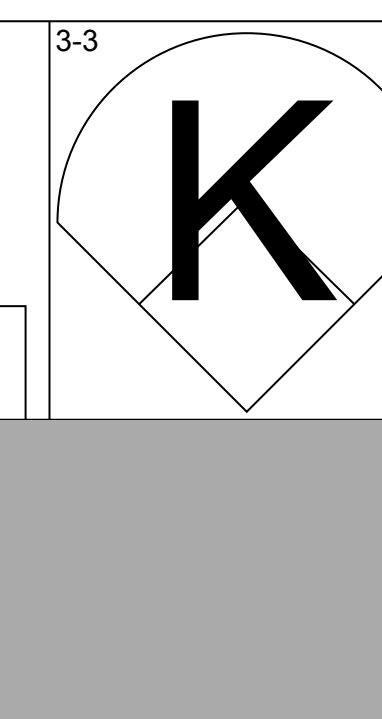
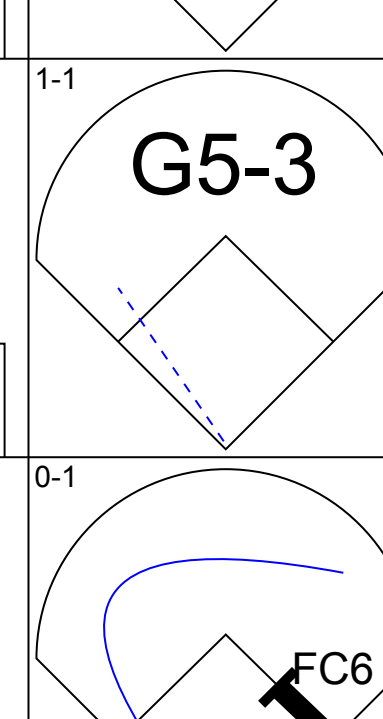
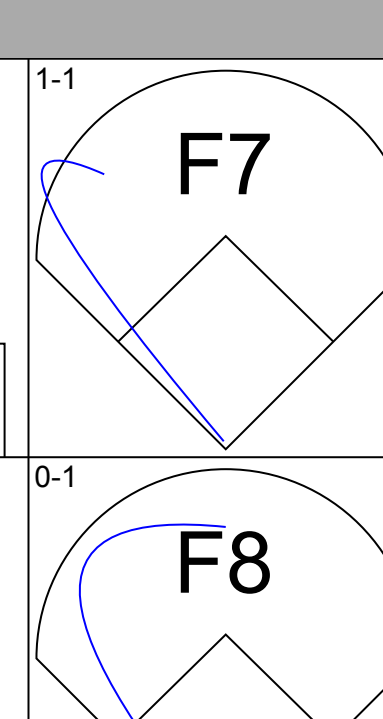
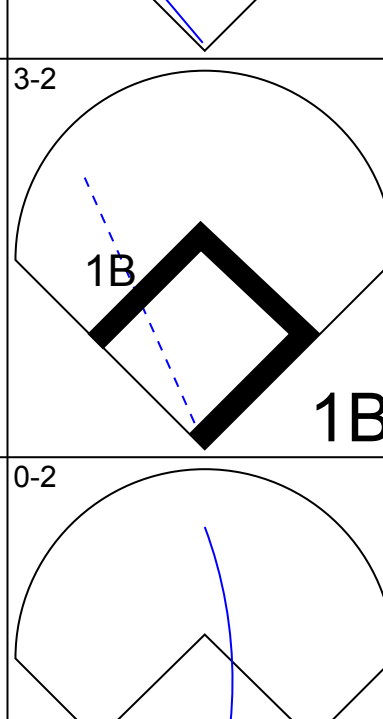
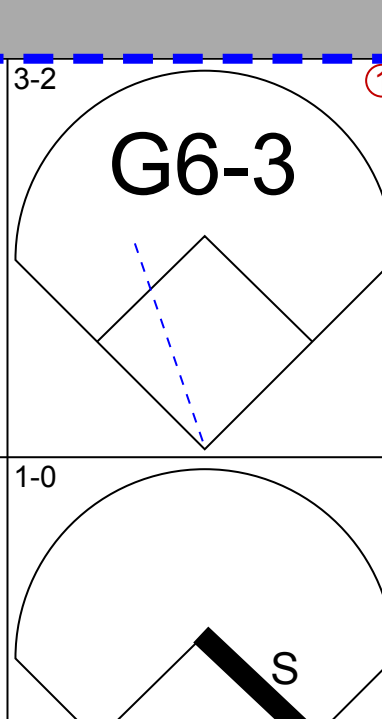
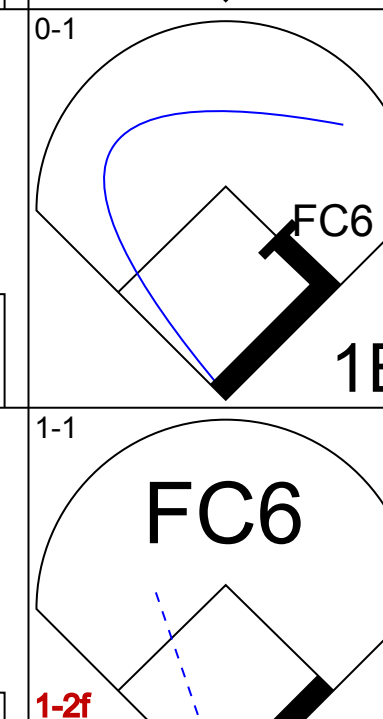
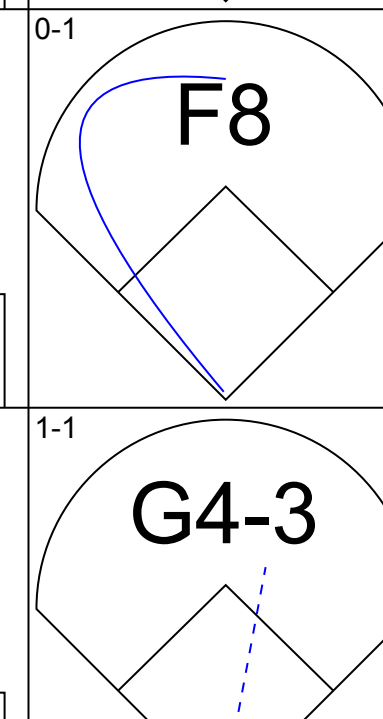
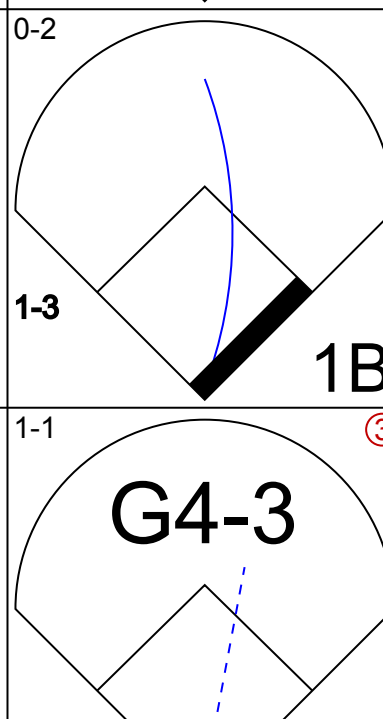
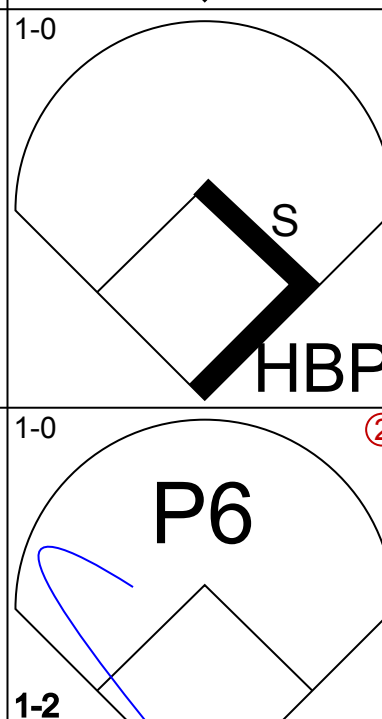
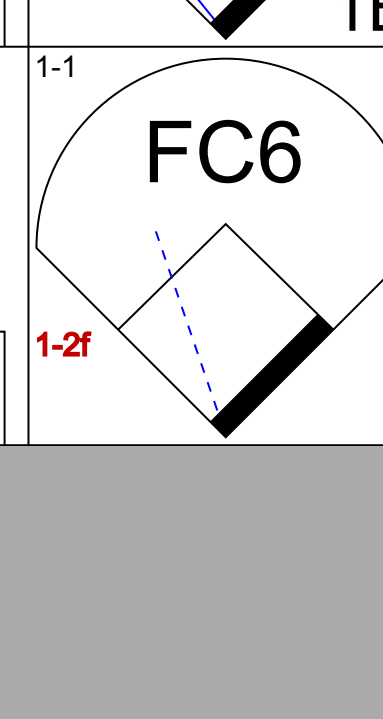
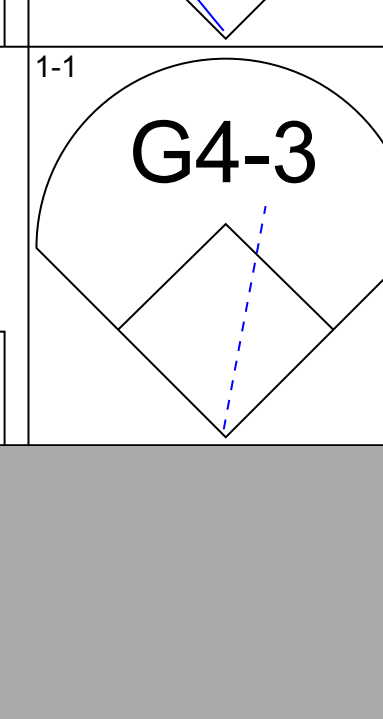
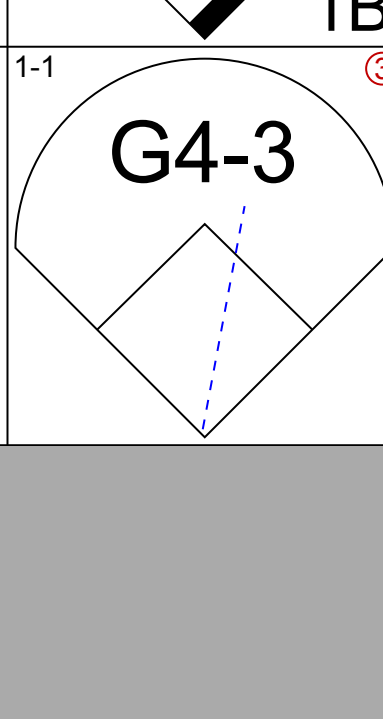
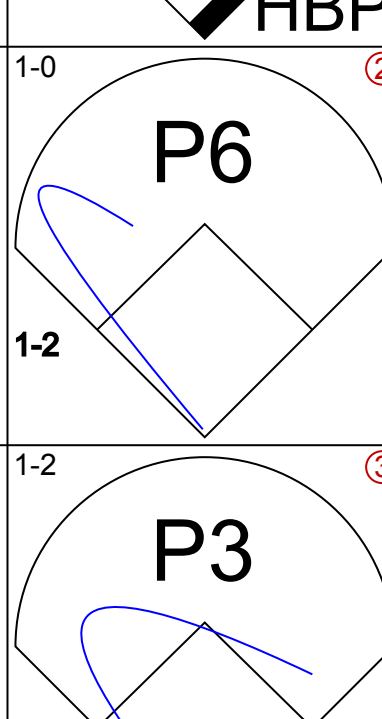
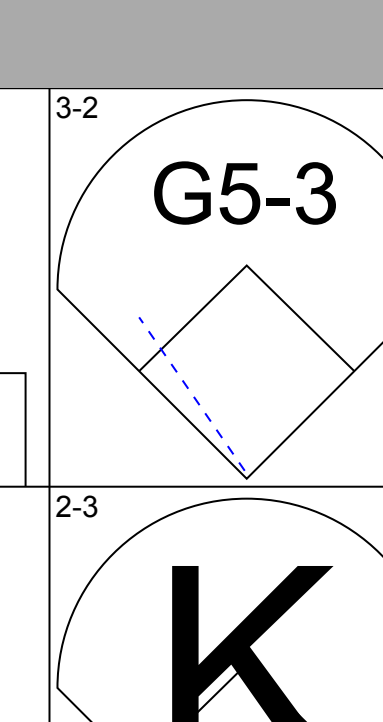
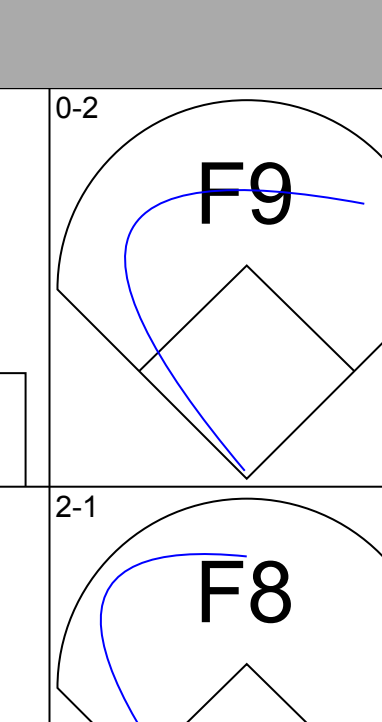
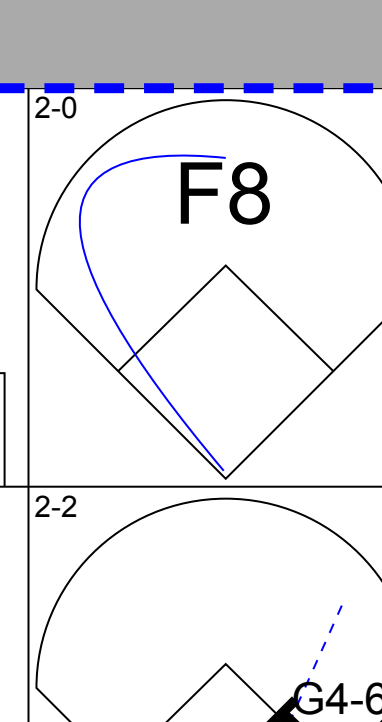
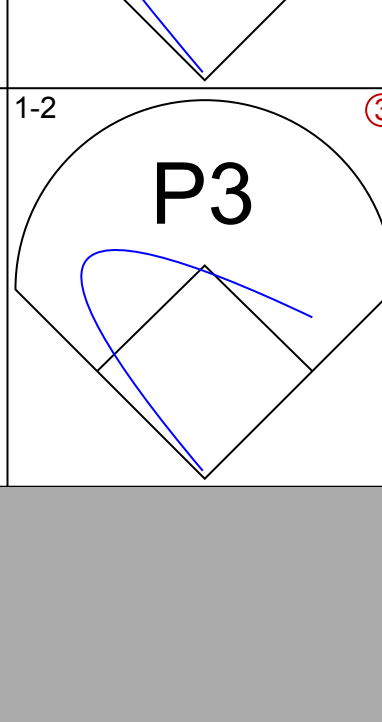
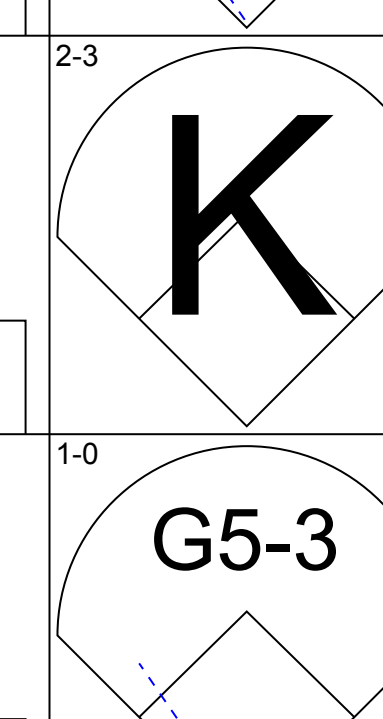
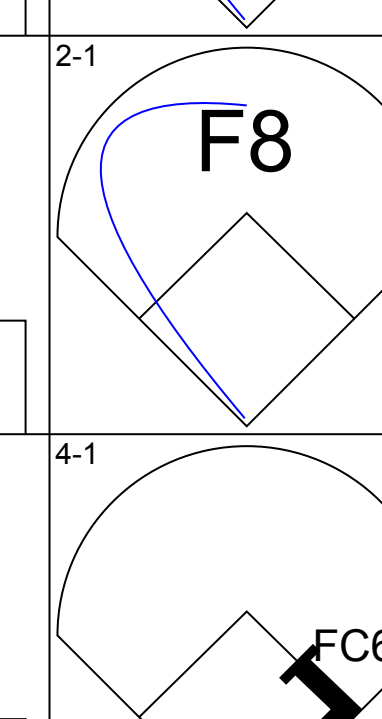
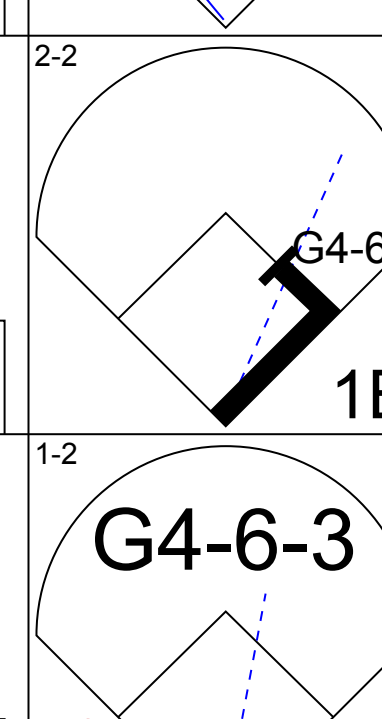
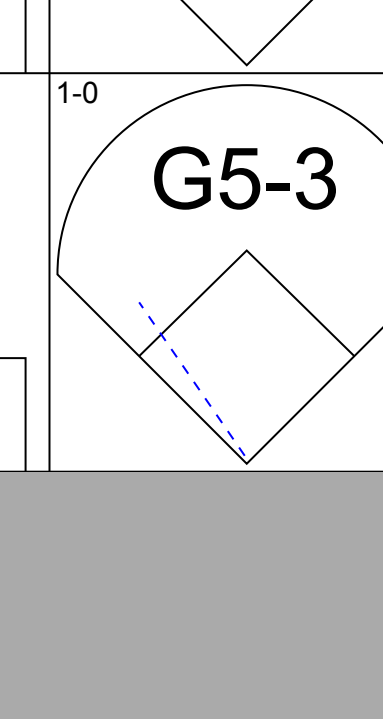
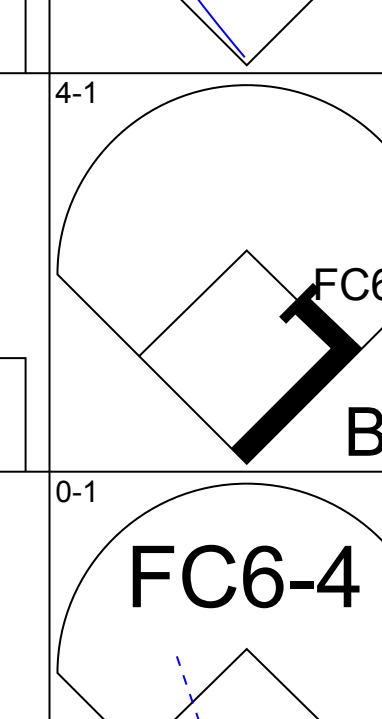
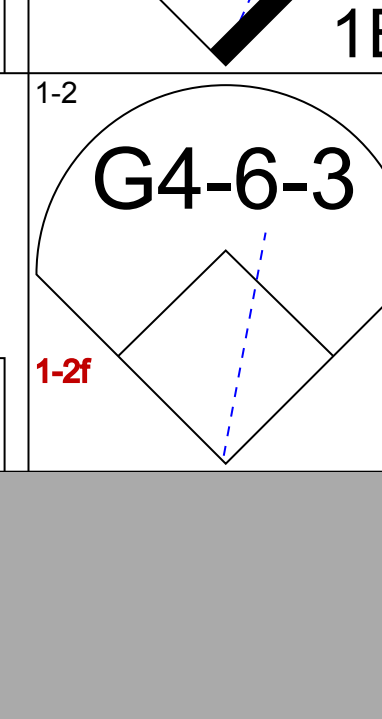
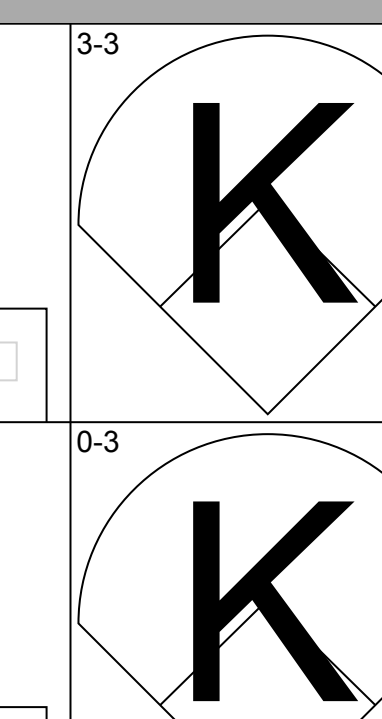
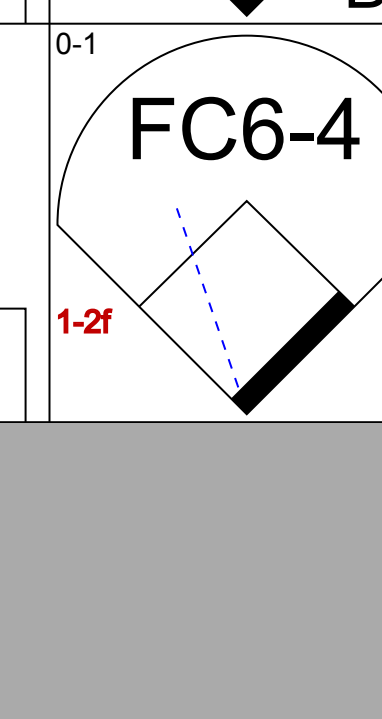
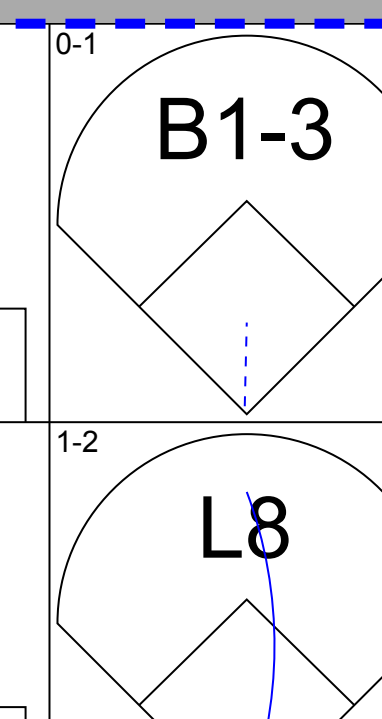
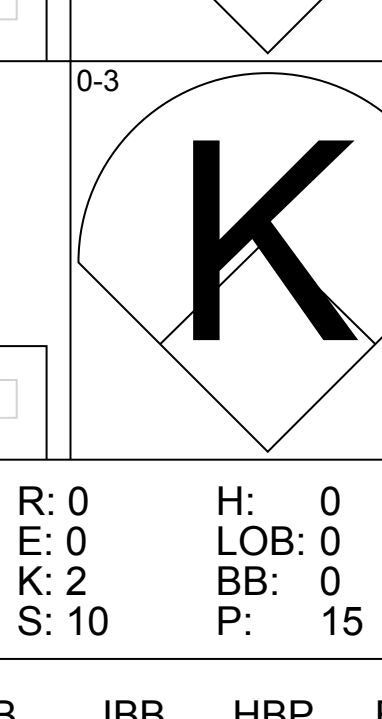
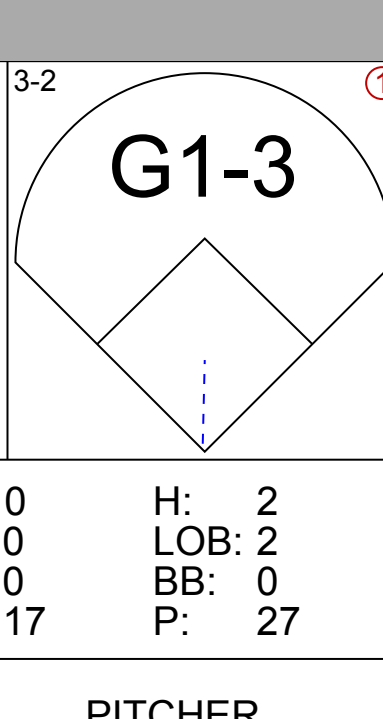
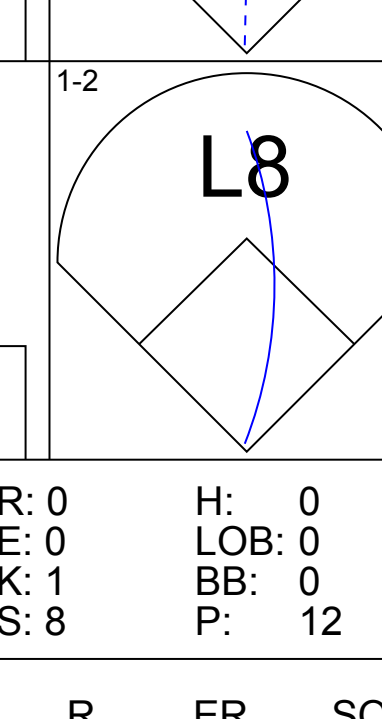


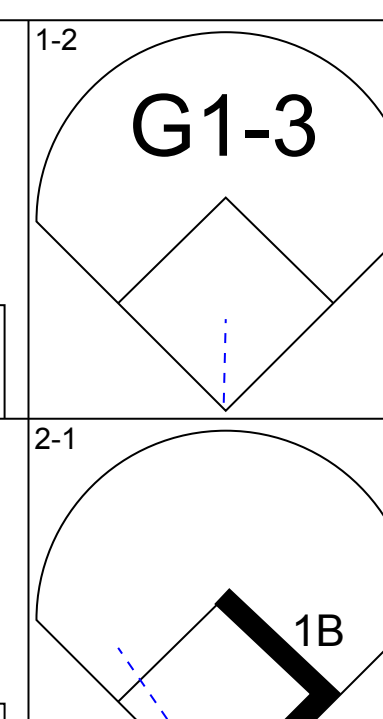
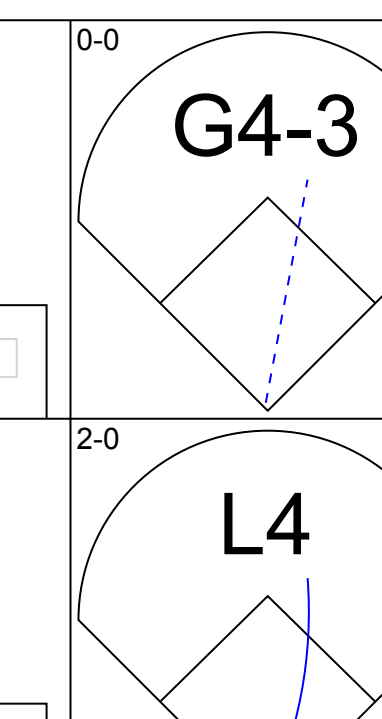
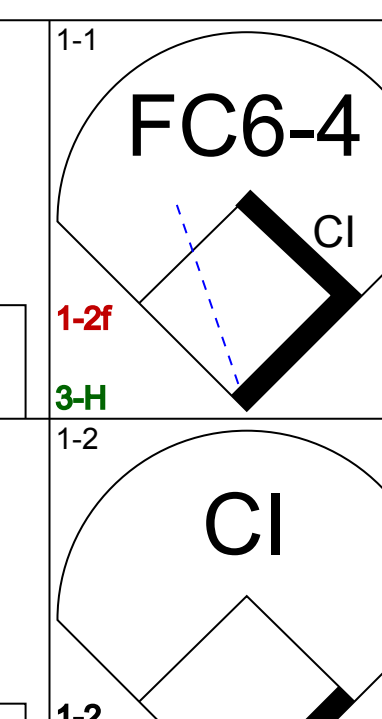
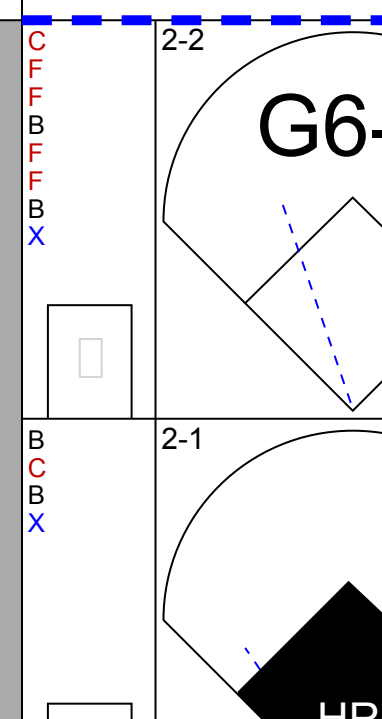
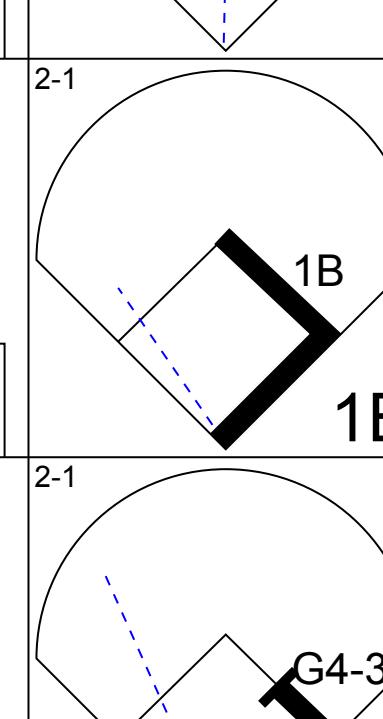
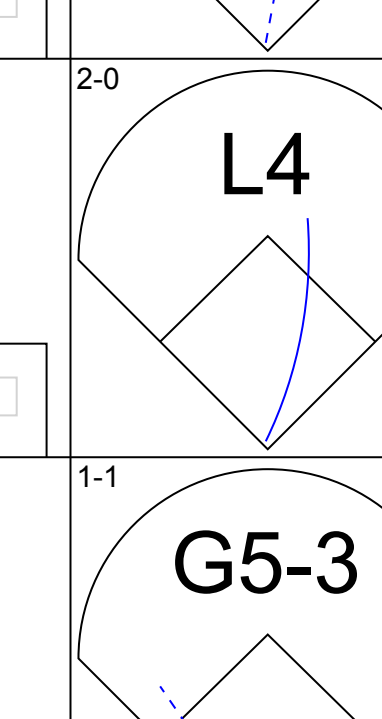
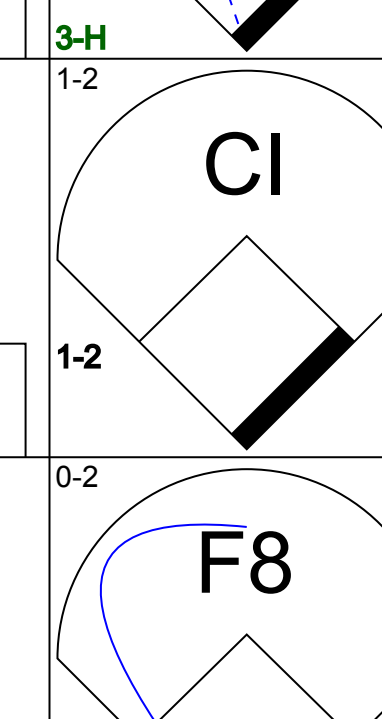
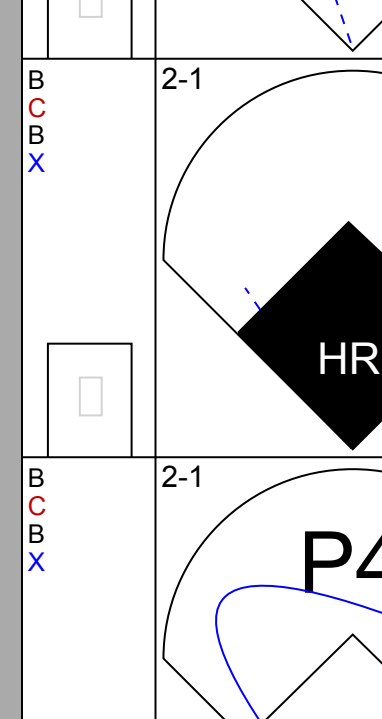
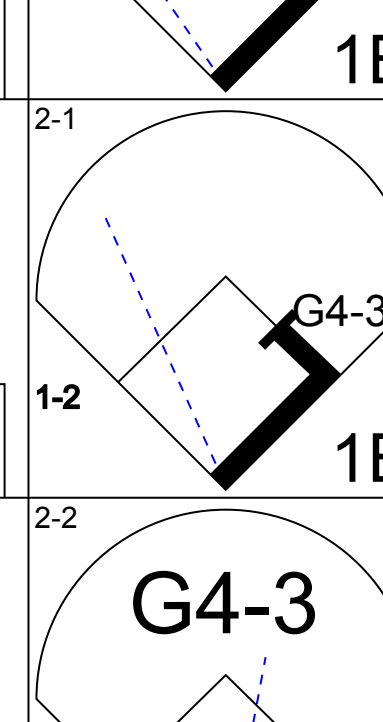
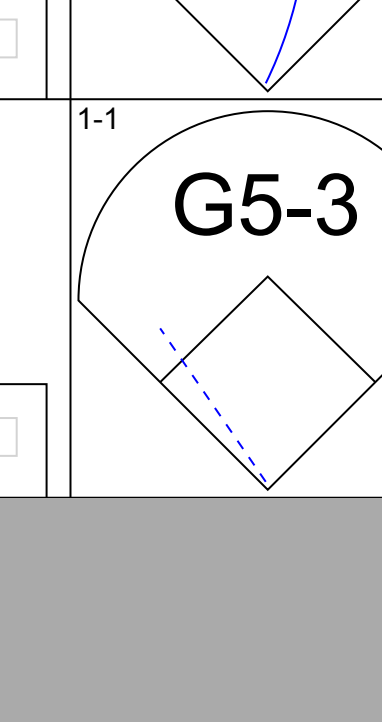
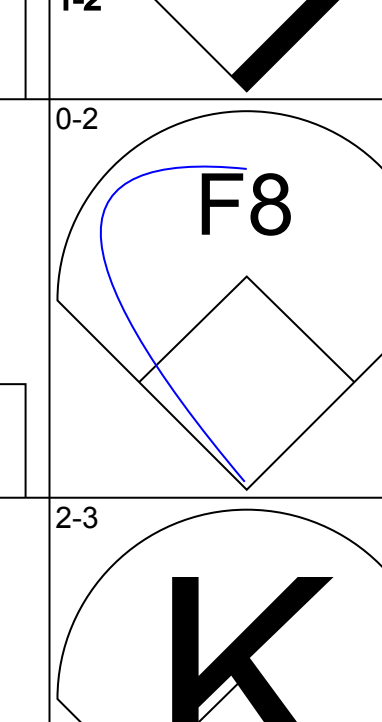
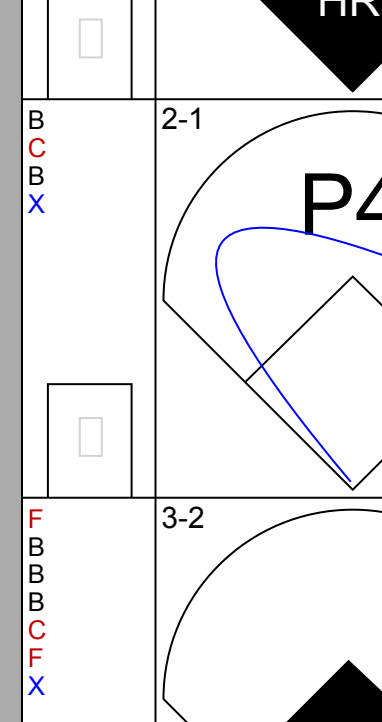
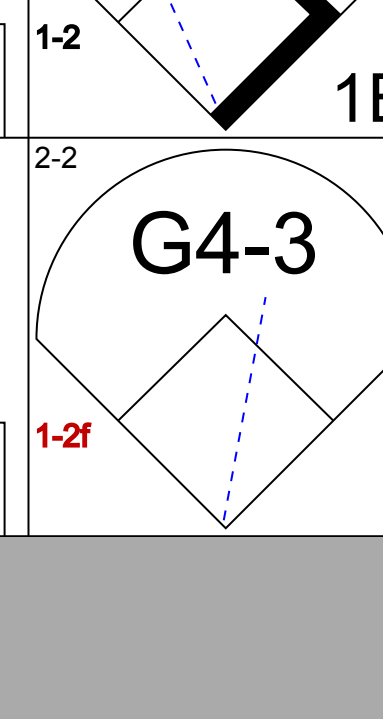
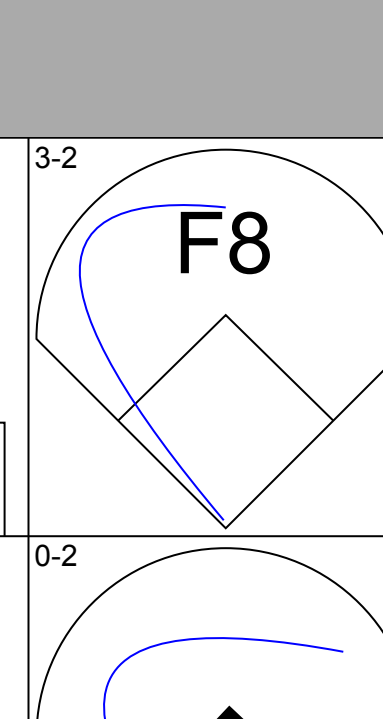
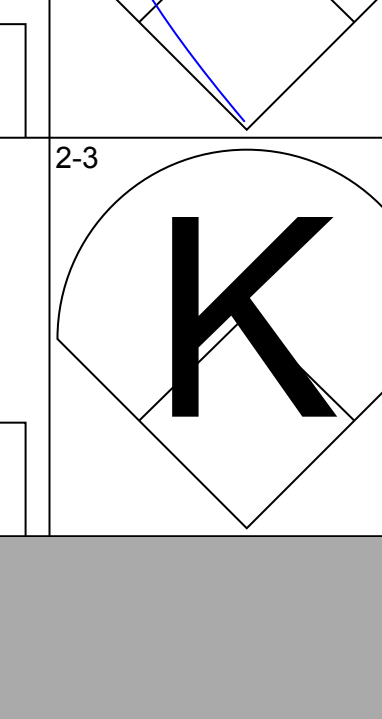
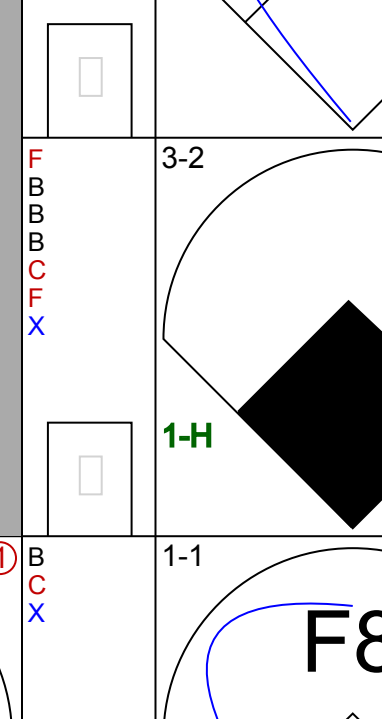
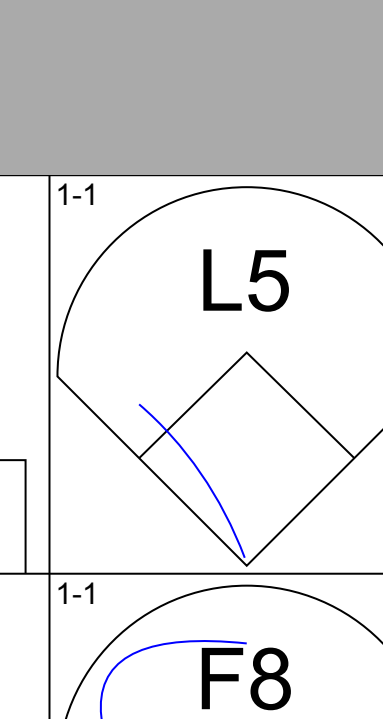
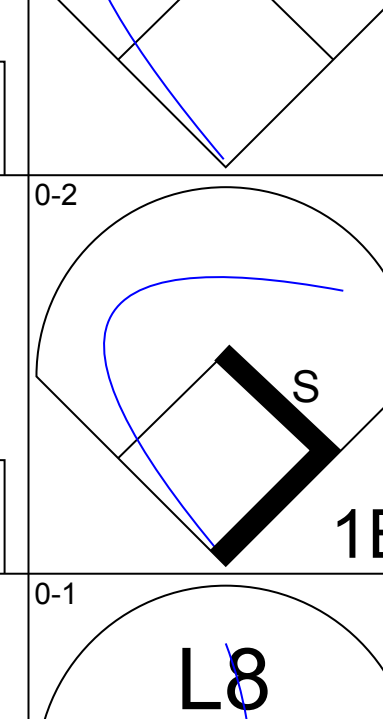
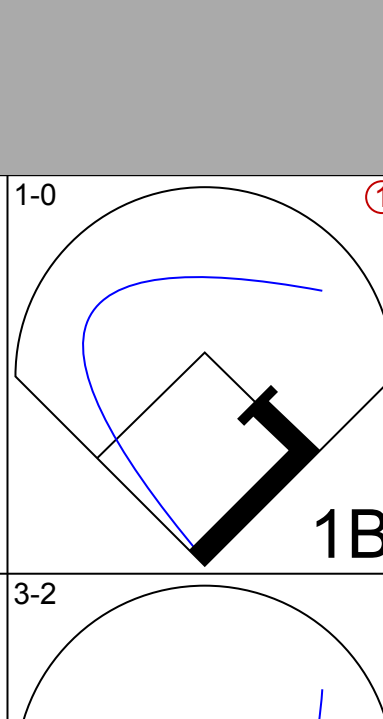
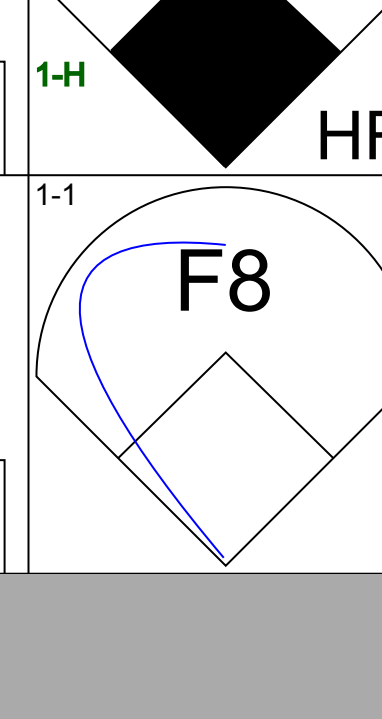
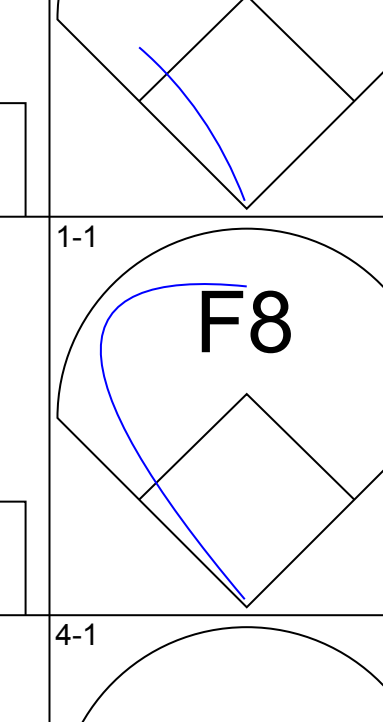
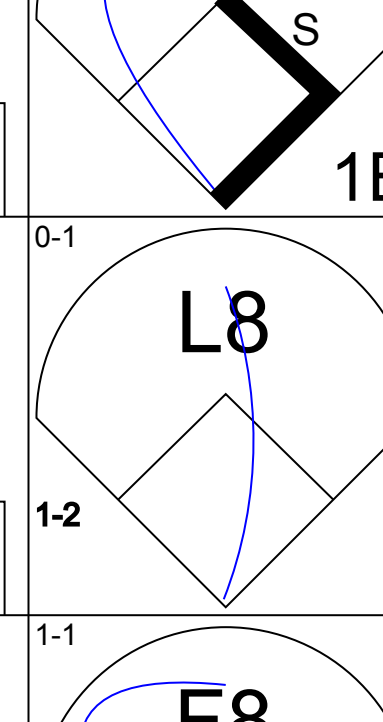
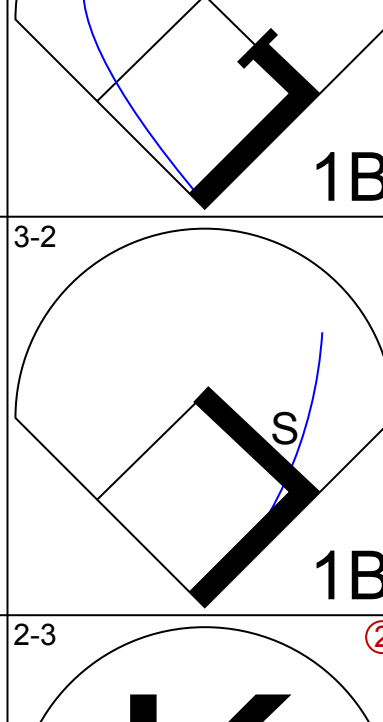
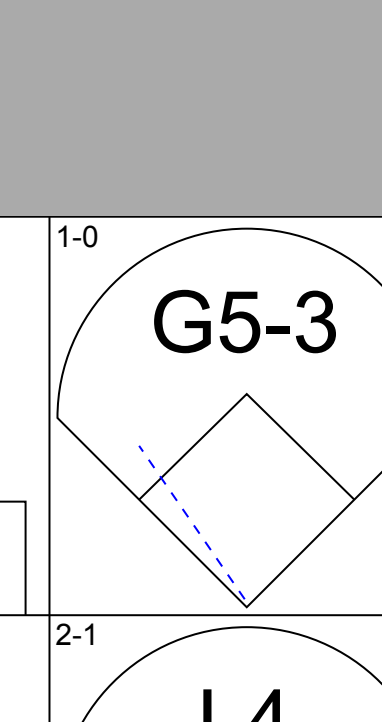
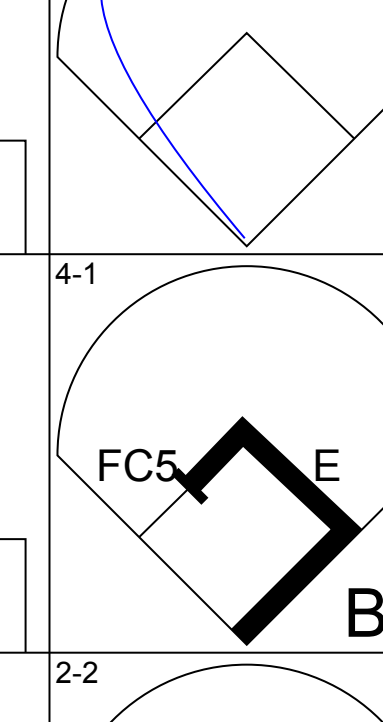
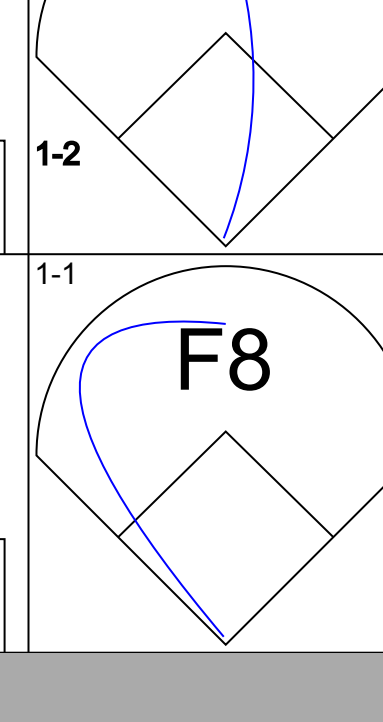
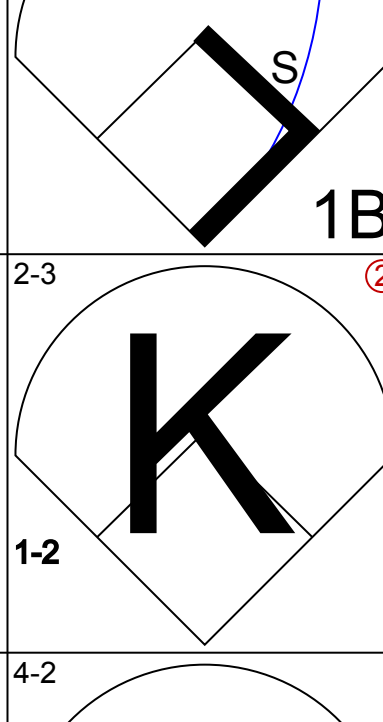
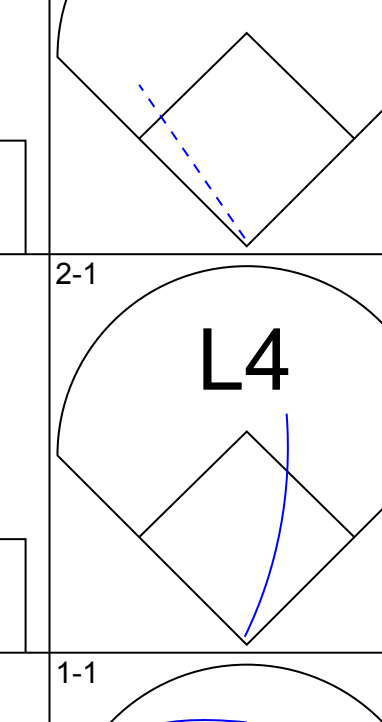
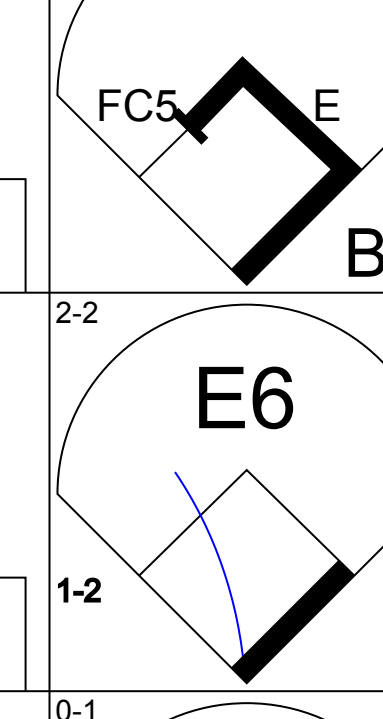
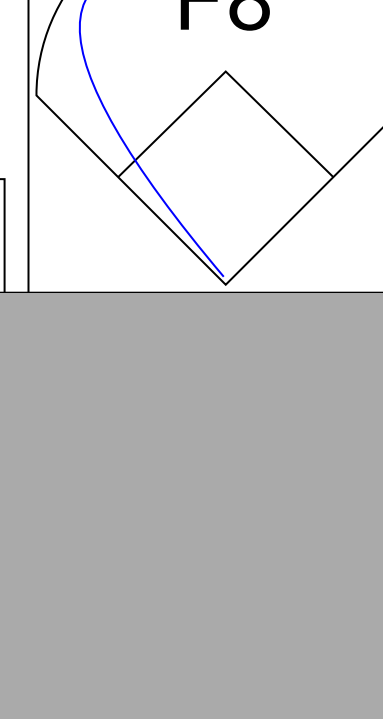
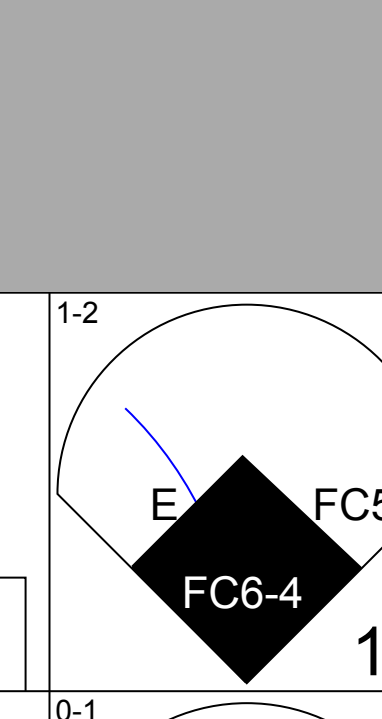
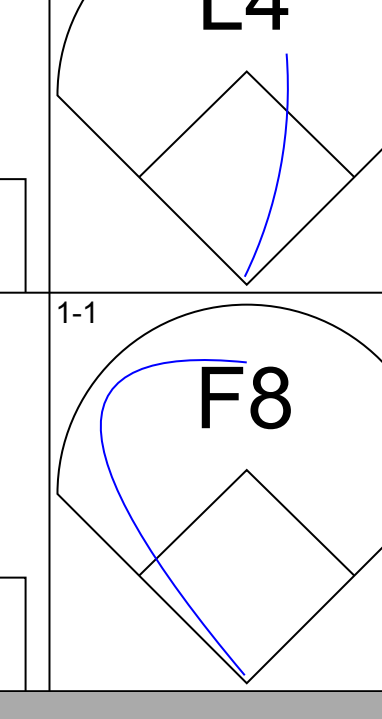
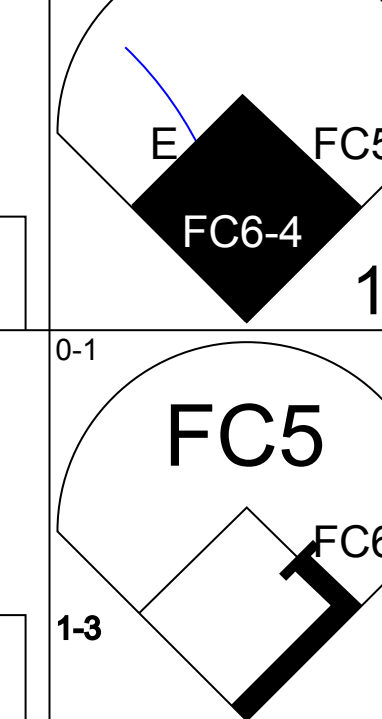
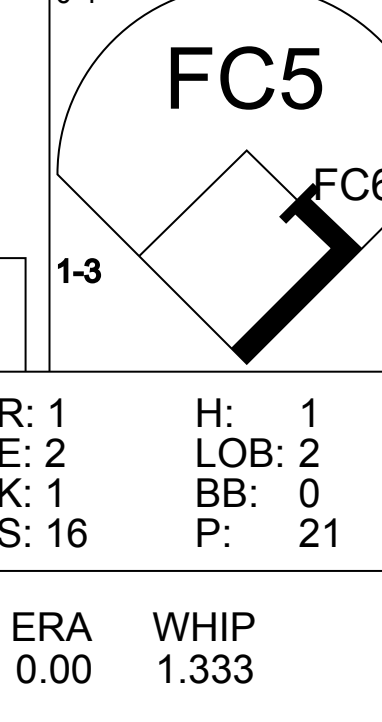
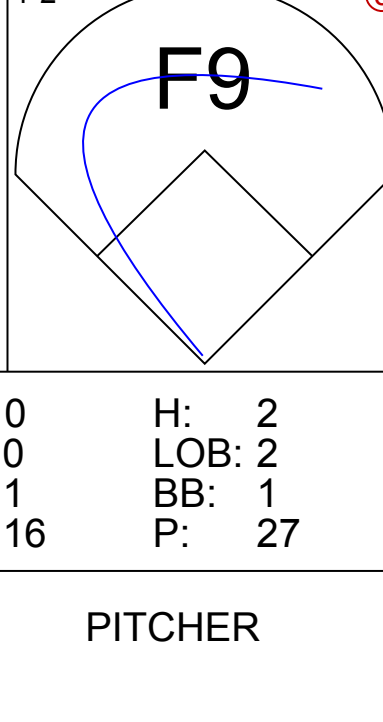
Batter	1	2	3	4	5	6	7	8	9	AB	R	H	RBI	BB	SO	LOB	BOTTOM										
Luis Castillo, S OBP: 0.396, SLG: 0.402 (1, 4)								G1-6-3		4	2	2	2	0	1	2	Montreal Expos @ Florida Marlins Pro Player Stadium, Miami, FL Fri Jul 19, 2002, 7:05 PM EDT Att: 6,941 - Sunny - 88 F										
Eric Owens, R OBP: 0.346, SLG: 0.392 (1, 7)	G4-3		G6-3					G5-3		4	0	1	2	0	0	0											
Preston Wilson, R OBP: 0.340, SLG: 0.440 (1, 8)	G5-3							G4-3		4	0	0	0	0	2	1											
Mike Lowell, R OBP: 0.366, SLG: 0.501 (1, 5)				G1-3				G5-3		4	0	0	0	0	2	0											
Derrek Lee, R OBP: 0.355, SLG: 0.503 (1, 3)				G4-3				G5-3		3	0	1	0	0	0	0											
Juan Encarnacion, R OBP: 0.327, SLG: 0.466 (1, 9)			FC6-4							3	1	1	0	0	1	1											
Charles Johnson, R OBP: 0.308, SLG: 0.327 (1, 2)								G6-3		3	0	0	0	0	1	2											
Andy Fox, L OBP: 0.321, SLG: 0.320 (1, 6)			F8							1	1	0	0	2	0	1											
Michael Tejera, L OBP: 0.211, SLG: 0.368 Carl Pavano, R OBP: 0.200, SLG: 0.240 Tim Raines, S OBP: 0.351, SLG: 0.281 Vladimir Nunez, R OBP: 0.333, SLG: 0.333	(1, 1)									1	0	0	0	0	0	0											
	(7, 1)									0	0	0	0	0	0	0											
	(7, PH)									0	0	0	0	1	0	0											
	(8, 1)									0	0	0	0	0	0	0											
Inning Stats	R: 1 E: 0 K: 1 S: 8	H: 1 LOB: 0 BB: 0 P: 14	R: 0 E: 0 K: 1 S: 8	H: 1 LOB: 1 BB: 0 P: 12	R: 0 E: 0 K: 1 S: 11	H: 0 LOB: 0 BB: 0 P: 15	R: 0 E: 0 K: 1 S: 8	H: 0 LOB: 0 BB: 0 P: 12	R: 3 E: 0 K: 1 S: 18	H: 3 LOB: 1 BB: 1 P: 26	R: 0 E: 0 K: 2 S: 8	H: 0 LOB: 0 BB: 0 P: 12	R: 0 E: 0 K: 0 S: 6	H: 0 LOB: 1 BB: 2 P: 17	R: 0 E: 0 K: 0 S: 5	H: 0 LOB: 0 BB: 0 P: 8	1B: 2 2B: 2 3B: 1 HR: 0	SF: 0 SAC: 1 DP: 1 HBP: 0	WP: 1 PB: 0 SB: 1 CS: 0	PA: 31							
PITCHER	IP	WLS	BF	H	R	ER	SO	BB	IBB	HBP	BLK	WP	HR	S	P	ERA	WHIP										
Javier Vazquez, R ERA: 3.7 Jim Brower, R ERA: 4.66	(1, 1)	7.0	L	28	5	4	4	7	3	0	0	0	0	67	108	5.14	1.143										
	(8, 1)	1.0		3	0	0	0	0	0	0	0	0	0	5	8	0.00	0.000										

livebaseballscores.com

AB 27
R 4
H 5
RBI 4
BB 3
SO 7
LOB 7




Batter	1	2	3	4	5	6	7	8	9	AB	R	H	RBI	BB	SO	LOB	TOP			
Brad Wilkerson, L (1, 8) OBP: 0.375, SLG: 0.465										4	0	0	0	0	2	0	Montreal Expos @ Florida Marlins Pro Player Stadium, Miami, FL Sat Jul 20 2002, 7:05 PM EDT Att: 8,883 - Sunny - 88 F			
Jose Vidro, S (1, 4) OBP: 0.392, SLG: 0.480										4	0	1	0	0	0	0				
Vladimir Guerrero, R (1, 9) OBP: 0.421, SLG: 0.693										3	0	2	0	0	0	0				
Cliff Floyd, L (1, 7) OBP: 0.404, SLG: 0.525										4	0	0	0	0	0	4				
Fernando Tatis, R (1, 5) OBP: 0.343, SLG: 0.479											4	0	0	0	0	1				
Andres Galaraga, R (1, 3) OBP: 0.459, SLG: 0.417										3	0	1	0	0	1	0				
Henry Mateo, S (7, PR) OBP: 0.239, SLG: 0.353										0	0	0	0	0	0	0				
Dan Smith, R (7, 1)										0	0	0	0	0	0	0				
Orlando Cabrera, R (1, 6) OBP: 0.320, SLG: 0.371										2	0	0	0	1	0	1				
Michael Barrett, R (1, 2) OBP: 0.351, SLG: 0.424										2	0	0	0	0	1	1				
Wilton Guerrero, S (8, PH) OBP: 0.294, SLG: 0.278										1	0	0	0	0	0	0				
Brian Schneider, L (8, 2) OBP: 0.276, SLG: 0.386										0	0	0	0	0	0	0				
Masato Yoshii, R (1, 1)											2	0	0	0	0	1	0			
Wil Cordero, R (7, 3) OBP: 0.301, SLG: 0.422										1	0	0	0	0	0	0				
Inning Stats	R: 0 E: 0 K: 1 S: 9	H: 1 LOB: 1 BB: 0 P: 14	R: 0 E: 0 K: 1 S: 8	H: 0 LOB: 0 BB: 0 P: 14	R: 0 E: 0 K: 2 S: 10	H: 0 LOB: 0 BB: 0 P: 15	R: 0 E: 0 K: 0 S: 6	H: 0 LOB: 1 BB: 1 P: 8	R: 0 E: 0 K: 0 S: 9	H: 2 LOB: 2 BB: 0 P: 15	R: 0 E: 0 K: 0 S: 17	H: 1 LOB: 1 BB: 0 P: 12	R: 0 E: 0 K: 1 S: 8	H: 0 LOB: 0 BB: 0 P: 12	R: 0 E: 0 K: 0 S: 9	H: 0 LOB: 1 BB: 0 P: 15	1B: 4 2B: 0 3B: 0 HR: 0	SF: 0 SAC: 0 DP: 1 HBP: 1	WP: 0 PB: 0 SB: 1 CS: 0	PA: 32
PITCHER	IP	WLS	BF	H	R	ER	SO	BB	IBB	HBP	BLK	WP	HR	S	P	ERA	WHIP			
Brad Penny, R (1, 1) ERA: 5.46	6.0	W	22	3	0	0	4	1	0	0	0	0	0	59	93	0.00	0.667			
Carl Pavano, R (7, 1) ERA: 5.99	1.0	H	3	1	0	0	0	0	0	0	0	0	0	7	12	0.00	1.000			
Armando Almanza, L (8, 1) ERA: 4.7	1.0	H	3	0	0	0	1	0	0	0	0	0	0	8	12	0.00	0.000			
Braden Looper, R (9, 1) ERA: 3.61	1.0	S	4	0	0	0	0	0	0	1	0	0	0	9	15	0.00	0.000			

Batter	1	2	3	4	5	6	7	8	9	AB	R	H	RBI	BB	SO	LOB	BOTTOM			
Luis Castillo, S (1, 4) OBP: 0.392, SLG: 0.398										4	0	0	1	0	0	1	Montreal Expos @ Florida Marlins Pro Player Stadium, Miami, FL Sat Jul 20 2002, 7:05 PM EDT Att: 8,883 - Sunny - 88 F			
Eric Owens, R (1, 7) OBP: 0.350, SLG: 0.395										3	1	2	0	0	0	0				
Preston Wilson, R (1, 8) OBP: 0.339, SLG: 0.438										4	0	1	0	0	0	3				
Mike Lowell, R (1, 5) OBP: 0.365, SLG: 0.507										4	1	1	2	0	1	4				
Derrek Lee, R (1, 3) OBP: 0.356, SLG: 0.503										4	0	2	0	0	0	0				
Juan Encarnacion, R (1, 9) OBP: 0.328, SLG: 0.463										4	0	1	0	0	0	1				
Charles Johnson, R (1, 2) OBP: 0.307, SLG: 0.322										3	0	0	0	1	1	2				
Andy Fox, L (1, 6) OBP: 0.323, SLG: 0.320										3	1	1	0	1	0	1				
Brad Penny, R (1, 1) OBP: 0.125, SLG: 0.167										2	0	0	0	0	0	3				
Kevin Millar, R (6, PH) OBP: 0.337, SLG: 0.442										1	0	0	0	0	0	2				
Carl Pavano, R (7, 1) OBP: 0.200, SLG: 0.240										0	0	0	0	0	0	0				
Armando Almanza, L (8, 1)										0	0	0	0	0	0	0				
Braden Looper, R (9, 1)										0	0	0	0	0	0	0				
Inning Stats	R: 0 E: 0 K: 0 S: 10	H: 2 LOB: 1 BB: 0 P: 17	R: 0 E: 1 K: 0 S: 10	H: 0 LOB: 2 BB: 1 P: 18	R: 0 E: 0 K: 0 S: 4	H: 0 LOB: 0 BB: 0 P: 7	R: 0 E: 0 K: 0 S: 10	H: 1 LOB: 1 BB: 0 P: 14	R: 1 E: 2 K: 1 S: 16	H: 1 LOB: 2 BB: 0 P: 21	R: 0 E: 0 K: 0 S: 16	H: 2 LOB: 2 BB: 1 P: 27	R: 2 E: 0 K: 0 S: 16	H: 2 LOB: 0 BB: 0 P: 26	R: 0 E: 0 K: 0 S: 5	H: 0 LOB: 0 BB: 0 P: 9	1B: 7 2B: 0 3B: 0 HR: 1	SF: 0 SAC: 0 DP: 1 HBP: 0	WP: 0 PB: 0 SB: 2 CS: 0	PA: 35
PITCHER	IP	WLS	BF	H	R	ER	SO	BB	IBB	HBP	BLK	WP	HR	S	P	ERA	WHIP			
Masato Yoshii, R (1, 1) ERA: 3.67	6.0	L	27	6	1	0	2	2	0	0	0	0	1	66	104	0.00	1.333			
Dan Smith, R (7, 1) ERA: 1.64	2.0		8	2	2	2	0	0	0	0	0	0	1	21	35	9.00	1.000			

AB	30
R	0
H	4
RBI	0
BB	1
SO	5
LOB	7



AB	32
R	3
H	8
RBI	3
BB	2
SO	2
LOB	17



Batter	1	2	3	4	5	6	7	8	9	AB	R	H	RBI	BB	SO	LOB	TOP			
Rafael Furcal, S OBP: 0.333, SLG: 0.390	4-1 CS BB		2-3 K			3-2 G6-3		4-2 BB		2	0	0	0	2	1	2	Atlanta Braves @ Florida Marlins Pro Player Stadium, Miami, FL Mon Jul 22 2002, 7:05 PM EDT Att: 10,125 - Cloudy - 88 F			
Matt Franco, L OBP: 0.417, SLG: 0.586	2-2 P5		1-0 F8			3-3 K		3-3 K		3	0	0	0	0	1	3				
Julio Franco, R OBP: 0.344, SLG: 0.384	(7, PH) (7, 3)									1	0	0	0	0	1	2				
Gary Sheffield, R OBP: 0.379, SLG: 0.513	1-2 G6-3									4	0	1	0	0	0	1				
10 Chipper Jones, S OBP: 0.401, SLG: 0.463		2-3 K								4	0	1	0	0	1	1				
Andruw Jones, R OBP: 0.367, SLG: 0.492		4-2 WP BB								2	1	1	1	2	1	0				
Vinny Castilla, R OBP: 0.276, SLG: 0.377		3-2 G6-3								4	0	1	0	0	0	3				
Keith Lockhart, L OBP: 0.264, SLG: 0.342		2-3 K								4	0	0	0	0	1	4				
Henry Blanco, R OBP: 0.234, SLG: 0.278			2-3 K							3	0	1	0	1	2	0				
Greg Maddux, R OBP: 0.257, SLG: 0.343			0-1 K							1	0	1	0	0	0	0				
Darren Bragg, L OBP: 0.352, SLG: 0.406	(7, PH)									1	0	0	0	0	0	1				
Tim Spooneybarger, R OBP: 0.351, SLG: 0.420	(9, PH)									1	0	0	0	0	0	1				
Mark DeRosa, R OBP: 0.351, SLG: 0.420										1	0	0	0	0	0	1				
Inning Stats	R: 0 E: 0 K: 0 S: 7	H: 0 LOB: 0 BB: 1 P: 14	R: 0 E: 0 K: 2 S: 15	H: 0 LOB: 1 BB: 1 P: 26	R: 0 E: 0 K: 2 S: 9	H: 1 LOB: 1 BB: 0 P: 14	R: 1 E: 0 K: 0 S: 10	H: 3 LOB: 1 BB: 0 P: 16	R: 0 E: 0 K: 2 S: 11	H: 0 LOB: 1 BB: 0 P: 19	R: 0 E: 0 K: 1 S: 9	H: 1 LOB: 2 BB: 1 P: 20	R: 0 E: 0 K: 1 S: 8	H: 0 LOB: 0 BB: 0 P: 12	R: 0 E: 0 K: 0 S: 8	H: 0 LOB: 1 BB: 1 P: 14	1B: 4 2B: 2 3B: 0 HR: 1	SF: 0 SAC: 1 DP: 2 HBP: 0	WP: 2 PB: 0 SB: 0 CS: 2	PA: 36
PITCHER	IP WLS BF H R ER SO BB IBB HBP BLK WP HR S P ERA WHIP																			
A.J. Burnett, R ERA: 3.66	(1, 1) 6.0 W 25 5 1 1 6 3 0 0 0 0 2 1 61 109 1.50 1.333																			
Carl Pavano, R ERA: 5.95	(7, 1) 0.1 H 3 1 0 0 0 1 0 0 0 0 0 0 6 12 0.00 6.000																			
Armando Almanza, L ERA: 4.38	(7, 1) 1.2 H 4 0 0 0 2 0 0 0 0 0 0 0 11 18 0.00 0.000																			
Braden Looper, R ERA: 3.54	(9, 1) 1.0 S 4 0 0 0 0 1 0 0 0 0 0 0 8 14 0.00 1.000																			

Batter	1	2	3	4	5	6	7	8	9	AB	R	H	RBI	BB	SO	LOB	BOTTOM			
Andy Fox, L OBP: 0.328, SLG: 0.321	0-0 CS 1B		0-2 L8			0-1 G6-3		2-3 K		4	0	1	0	0	1	0	Atlanta Braves @ Florida Marlins Pro Player Stadium, Miami, FL Mon Jul 22 2002, 7:05 PM EDT Att: 10,125 - Cloudy - 88 F			
Eric Owens, R OBP: 0.344, SLG: 0.387	1-0 S 1B		0-0 G4-3			1-3 K		0-0 L9		4	0	1	0	0	1	0				
Kevin Millar, R OBP: 0.339, SLG: 0.448	2-3 K		0-0 G5-3			0-3 K		2-1 F9		4	0	0	0	0	2	1				
Mike Lowell, R OBP: 0.362, SLG: 0.507	3-1 G4-3									4	0	0	0	0	1	1				
Derrek Lee, R OBP: 0.356, SLG: 0.500		4-2 G1-3 BB								3	1	1	0	1	2	0				
Juan Encarnacion, R OBP: 0.327, SLG: 0.460		2-1 G1-3								3	1	1	0	0	0	1				
Charles Johnson, R OBP: 0.311, SLG: 0.328		0-3 K								3	0	2	1	0	1	1				
Homer Bush, R OBP: 0.274, SLG: 0.286		2-1 E3								3	0	1	1	0	0	3				
A.J. Burnett, R OBP: 0.133, SLG: 0.209		1-2 F8								2	0	0	0	0	0	4				
Ramon Castro, R OBP: 0.358, SLG: 0.535	(6, PH)									1	0	0	0	0	0	2				
Carl Pavano, R OBP: 0.200, SLG: 0.240	(7, 1)									0	0	0	0	0	0	0				
Armando Almanza, L OBP: 0.200, SLG: 0.240	(7, 1)									0	0	0	0	0	0	0				
Braden Looper, R ERA: 3.42	(9, 1)									0	0	0	0	0	0	0				
Inning Stats	R: 0 E: 0 K: 1 S: 7	H: 2 LOB: 1 BB: 0 P: 13	R: 0 E: 1 K: 1 S: 14	H: 0 LOB: 2 BB: 1 P: 23	R: 0 E: 0 K: 0 S: 5	H: 0 LOB: 0 BB: 0 P: 5	R: 1 E: 0 K: 2 S: 11	H: 2 LOB: 2 BB: 0 P: 17	R: 0 E: 0 K: 2 S: 8	H: 0 LOB: 0 BB: 0 P: 9	R: 1 E: 0 K: 0 S: 14	H: 3 LOB: 2 BB: 0 P: 17	R: 0 E: 0 K: 1 S: 6	H: 0 LOB: 0 BB: 0 P: 10	R: 0 E: 0 K: 1 S: 13	H: 0 LOB: 0 BB: 0 P: 17	1B: 6 2B: 1 3B: 0 HR: 0	SF: 0 SAC: 0 DP: 0 HBP: 1	WP: 0 PB: 0 SB: 3 CS: 1	PA: 33
PITCHER	IP WLS BF H R ER SO BB IBB HBP BLK WP HR S P ERA WHIP																			
Greg Maddux, R ERA: 2.61	(1, 1) 6.0 L 27 7 2 2 6 1 0 1 0 0 0 0 0 59 84 3.00 1.333																			
Tim Spooneybarger, R ERA: 3.42	(7, 1) 2.0 6 0 0 0 2 0 0 0 0 0 0 0 19 27 0.00 0.000																			

AB 30
R 1
H 6
RBI 1
BB 5
SO 8
LOB 18



AB 31
R 2
H 7
RBI 2
BB 1
SO 8
LOB 13



Batter	1	2	3	4	5	6	7	8	9	AB	R	H	RBI	BB	SO	LOB	TOP																					
Rafael Furcal, S OBP: 0.335, SLG: 0.391 (1, 6)			G6-3		G6-3		K			4	1	1	0	1	1	2																						
Mark DeRosa, R OBP: 0.354, SLG: 0.425 (1, 4)				G5-3		G5-3		G5-3		4	1	1	1	1	0	2																						
Gary Sheffield, R OBP: 0.381, SLG: 0.511 Darren Bragg, L OBP: 0.359, SLG: 0.402 (1, 9) (6, 9)		F3		G5-3			HR	F7		4	2	2	0	0	0	1																						
10 Chipper Jones, S OBP: 0.401, SLG: 0.457 (1, 7)	K	F9		G1-3		F9			BB	4	0	0	0	1	1	4																						
Andruw Jones, R OBP: 0.365, SLG: 0.500 (1, 8)	K			K			HR	L5		5	1	2	2	0	2	4																						
Vinny Castilla, R OBP: 0.274, SLG: 0.369 (1, 5)	HR	K			F7	G6-3			F8	4	1	0	0	1	1	1																						
Wes Helms, R OBP: 0.292, SLG: 0.410 (1, 3)	HR				F9	2B			P3	5	3	4	3	0	0	0																						
Henry Blanco, R OBP: 0.241, SLG: 0.306 (1, 2)	HR		F9		F8		F8		K	5	1	1	3	0	1	2																						
Damian Moss, R OBP: 0.129, SLG: 0.103 Albie Lopez, R OBP: 0.167, SLG: 0.167 (1, 1) (8, 1)	1B		K				K			3	0	1	1	1	2	1																						
	BB				2B					0	0	0	0	0	0	0																						
Inning Stats	R: 6 E: 0 K: 2 S: 25	H: 5 LOB: 2 BB: 3 P: 42	R: 0 E: 0 K: 1 S: 7	H: 1 LOB: 1 BB: 0 P: 13	R: 0 E: 0 K: 1 S: 11	H: 1 LOB: 1 BB: 0 P: 17	R: 0 E: 0 K: 1 S: 10	H: 0 LOB: 1 BB: 1 P: 18	R: 1 E: 0 K: 0 S: 10	H: 2 LOB: 1 BB: 0 P: 16	R: 2 E: 0 K: 2 S: 13	H: 2 LOB: 0 BB: 0 P: 18	R: 1 E: 0 K: 2 S: 9	H: 1 LOB: 0 BB: 0 P: 13	R: 0 E: 0 K: 0 S: 5	H: 0 LOB: 1 BB: 1 P: 12	R: 0 E: 0 K: 1 S: 12	H: 0 LOB: 0 BB: 0 P: 15	1B: 4 2B: 5 3B: 0 HR: 3	SF: 0 SAC: 0 DP: 0 HBP: 0	WP: 0 PB: 0 CS: 0	PA: 44																
PITCHER	IP	WLS	BF	H	R	ER	SO	BB	IBB	HBP	BLK	WP	HR	S	P	ERA	WHIP	PITCHER				IP	WLS	BF	H	R	ER	SO	BB	IBB	HBP	BLK	WP	HR	S	P	ERA	WHIP
Michael Tejera, L ERA: 3.9 (1, 1)	6.0	L	33	11	9	9	5	4	0	0	0	0	2	76	124	13.50	2.500																					
Vic Darenbourg, L ERA: 3.95 (7, 1)	3.0		11	1	1	1	3	1	0	0	0	0	1	26	40	3.00	0.667																					

Atlanta Braves @ Florida Marlins
Pro Player Stadium, Miami, FL
Wed Jul 24 2002, 1:05 PM EDT
Att: 10,375 - Cloudy - 86 F

AB 39
R 10
H 12
RBI 10
BB 5
SO 8
LOB 17



Batter	1	2	3	4	5	6	7	8	9	AB	R	H	RBI	BB	SO	LOB	BOTTOM																					
Luis Castillo, S OBP: 0.395, SLG: 0.397 Vic Darenbourg, L (7, 1)	P4		G1-3						G5-3	2	0	0	0	1	0	1																						
Andy Fox, L OBP: 0.326, SLG: 0.318 (9, PH)						BB				0	0	0	0	0	0	0																						
Eric Owens, R OBP: 0.340, SLG: 0.380 (1, 9)	F7			K		P6			WP	3	0	0	0	1	1	1																						
Kevin Millar, R OBP: 0.336, SLG: 0.439 (7, 5)	F7			P6			F8		L7	4	0	0	0	0	0	1																						
Mike Lowell, R OBP: 0.360, SLG: 0.501 Tim Raines, S OBP: 0.355, SLG: 0.276 (1, 5) (7, 7)		F7		G1-6-3			K			2	0	0	0	0	0	0																						
Derrek Lee, R OBP: 0.360, SLG: 0.503 Mike Redmond, R OBP: 0.396, SLG: 0.381 (1, 3) (8, 3)		K			G6-4-3		WP		F8	2	0	1	0	1	1	0																						
Juan Encarnacion, R OBP: 0.324, SLG: 0.454 (1, 8)			F8		G6-4-3		BB			3	0	0	0	0	0	2																						
Charles Johnson, R OBP: 0.313, SLG: 0.326 Homer Bush, R OBP: 0.269, SLG: 0.281 (1, 2) (7, 4)					G3				G5-3	1	0	0	0	1	0	0																						
Mike Mordecai, R OBP: 0.287, SLG: 0.283 (1, 6)			F9						G4-3	3	0	0	0	0	1	1																						
Michael Tejera, L OBP: 0.200, SLG: 0.350 Ramon Castro, R OBP: 0.339, SLG: 0.500 (1, 1) (6, PH) (7, 2)			F8						G5-3	1	0	0	0	0	0	1																						
										2	0	0	0	0	0	0																						
Inning Stats	R: 0 E: 0 K: 0 S: 6	H: 0 LOB: 0 BB: 0 P: 8	R: 0 E: 0 K: 1 S: 10	H: 0 LOB: 0 BB: 0 P: 15	R: 0 E: 0 K: 0 S: 9	H: 0 LOB: 1 BB: 1 P: 18	R: 0 E: 0 K: 1 S: 9	H: 0 LOB: 0 BB: 0 P: 11	R: 0 E: 0 K: 1 S: 6	H: 1 LOB: 0 BB: 0 P: 10	R: 0 E: 0 K: 1 S: 12	H: 0 LOB: 1 BB: 1 P: 24	R: 0 E: 0 K: 0 S: 6	H: 0 LOB: 0 BB: 0 P: 8	R: 0 E: 0 K: 0 S: 13	H: 0 LOB: 2 BB: 2 P: 23	1B: 1 2B: 0 3B: 0 HR: 0	SF: 0 SAC: 0 DP: 1 HBP: 0	WP: 4 PB: 0 CS: 0	PA: 32																		
PITCHER	IP	WLS	BF	H	R	ER	SO	BB	IBB	HBP	BLK	WP	HR	S	P	ERA	WHIP	PITCHER				IP	WLS	BF	H	R	ER	SO	BB	IBB	HBP	BLK	WP	HR	S	P	ERA	WHIP
Damian Moss, L ERA: 3.38 (1, 1)	7.0	W	24	1	0	0	4	3	0	0	0	1	0	19	31	0.00	1.000																					
Albie Lopez, R ERA: 4.99 (8, 1)	2.0		8	0	0	0	0	2	0	0	0	1	0	19	31	0.00	1.000																					


Atlanta Braves @ Florida Marlins
Pro Player Stadium, Miami, FL
Wed Jul 24 2002, 1:05 PM EDT
Att: 10,375 - Cloudy - 86 F

AB 27
R 0
H 1
RBI 0
BB 5
SO 4
LOB 9



Batter	1	2	3	4	5	6	7	8	9	AB	R	H	RBI	BB	SO	LOB	TOP					
Luis Castillo, S OBP: 0.396, SLG: 0.398	G6-3		G4-3							4	0	2	1	0	0	0	Florida Marlins @ Montreal Expos Olympic Stadium, Montreal, QB Thu Jul 25 2002, 7:05 PM EDT Att: 8,557 - Dome - 72 F					
Andy Fox, L OBP: 0.325, SLG: 0.317	1B		F8							4	0	1	0	0	0	3						
Preston Wilson, R OBP: 0.341, SLG: 0.439	G3									4	1	2	0	0	0	0						
Mike Lowell, R OBP: 0.361, SLG: 0.504		K								4	0	2	0	0	1	1						
Derrek Lee, R OBP: 0.361, SLG: 0.501		2B								3	1	1	0	1	0	2						
Juan Encarnacion, R OBP: 0.323, SLG: 0.452		K								4	0	1	1	0	2	2						
Eric Owens, R OBP: 0.339, SLG: 0.381										4	0	1	1	0	0	3						
Charles Johnson, R OBP: 0.313, SLG: 0.326										3	0	1	0	0	0	1						
Homer Bush, R OBP: 0.299, SLG: 0.281										0	1	0	0	0	0	0						
Mike Redmond, R OBP: 0.394, SLG: 0.378										1	0	0	0	0	0	3						
Brad Penny, R OBP: 0.120, SLG: 0.160										1	0	0	0	0	1	0						
Carl Pavano, R OBP: 0.192, SLG: 0.231										1	0	0	0	0	0	0						
Kevin Millar, R OBP: 0.335, SLG: 0.437										1	0	0	0	0	0	1						
Armando Almanza, L OBP: 0.250, SLG: 0.250										0	0	0	0	0	0	0						
Vladimir Nunez, R OBP: 0.250, SLG: 0.250										0	0	0	0	0	0	0						
Inning Stats	R: 0 E: 0 K: 0 S: 7	H: 1 LOB: 0 BB: 0 P: 8	R: 1 E: 0 K: 2 S: 11	H: 2 LOB: 1 BB: 0 P: 15	R: 0 E: 0 K: 1 S: 7	H: 0 LOB: 0 BB: 0 P: 9	R: 0 E: 0 K: 0 S: 3	H: 1 LOB: 0 BB: 0 P: 6	R: 0 E: 0 K: 0 S: 3	H: 0 LOB: 0 BB: 0 P: 4	R: 0 E: 0 K: 0 S: 6	H: 1 LOB: 0 BB: 0 P: 9	R: 0 E: 0 K: 1 S: 7	H: 1 LOB: 1 BB: 0 P: 10	R: 1 E: 0 K: 0 S: 12	H: 2 LOB: 2 BB: 0 P: 18	R: 1 E: 0 K: 0 S: 10	H: 3 LOB: 2 BB: 1 P: 17	1B: 9 2B: 2 3B: 0 HR: 0	SF: 0 SAC: 0 DP: 2 HBP: 0	WP: 0 PB: 0 SB: 0 CS: 1	PA: 35
PITCHER	IP WLS BF H R ER SO BB IBB HBP BLK WP HR S P ERA WHIP																					
Masato Yoshii, R ERA: 3.54	(1, 1) 7.2 28 8 2 2 4 0 0 0 0 0 0 0 54 76 2.35 1.043																					
Joey Eischen, L ERA: 1.45	(8, 1) 0.1 1 0 0 0 0 0 0 0 0 0 0 0 2 3 0.00 0.000																					
52 T.J. Tucker, R ERA: 3.08	(9, 1) 0.0 L 4 3 1 1 0 0 0 1 0 0 0 0 0 6 12 ∞ ∞																					
Matt Herges, R ERA: 3.74	(9, 1) 1.0 2 0 0 0 0 0 0 0 0 0 0 0 4 5 0.00 0.000																					

Batter	1	2	3	4	5	6	7	8	9	AB	R	H	RBI	BB	SO	LOB	BOTTOM					
Brad Wilkerson, L OBP: 0.377, SLG: 0.459	K		P5							3	1	0	0	2	2	2	Florida Marlins @ Montreal Expos Olympic Stadium, Montreal, QB Thu Jul 25 2002, 7:05 PM EDT Att: 8,557 - Dome - 72 F					
Orlando Cabrera, R OBP: 0.316, SLG: 0.364	F7		FC6-4							3	0	0	0	0	1	3						
Cliff Floyd, L OBP: 0.393, SLG: 0.507	G3-1									3	0	0	0	1	1	2						
Vladimir Guerrero, R OBP: 0.414, SLG: 0.584		K								4	0	0	0	0	3	2						
Fernando Tatis, R OBP: 0.342, SLG: 0.466		K								4	0	1	1	0	1	0						
Andres Galarraga, R OBP: 0.388, SLG: 0.403										3	1	1	1	1	1	2						
Brian Schneider, L OBP: 0.289, SLG: 0.413										4	0	2	0	0	0	0						
Jose Macias, S OBP: 0.295, SLG: 0.346										3	0	0	0	0	1	0						
Masato Yoshii, R OBP: 0.217, SLG: 0.053										2	0	1	0	1	0	0						
Joey Eischen, L ERA: 5.79										0	0	0	0	0	0	0						
52 T.J. Tucker, R OBP: 0.750, SLG: 0.750										0	0	0	0	0	0	0						
Matt Herges, L OBP: 0.300, SLG: 0.407										1	0	0	0	0	0	1						
Inning Stats	R: 0 E: 0 K: 1 S: 6	H: 0 LOB: 0 BB: 0 P: 8	R: 1 E: 0 K: 2 S: 9	H: 1 LOB: 0 BB: 0 P: 11	R: 0 E: 0 K: 0 S: 12	H: 1 LOB: 1 BB: 0 P: 17	R: 0 E: 0 K: 1 S: 9	H: 1 LOB: 2 BB: 1 P: 14	R: 0 E: 0 K: 2 S: 14	H: 0 LOB: 2 BB: 2 P: 25	R: 0 E: 0 K: 2 S: 12	H: 0 LOB: 0 BB: 0 P: 19	R: 0 E: 0 K: 1 S: 11	H: 0 LOB: 0 BB: 0 P: 15	R: 1 E: 0 K: 0 S: 10	H: 1 LOB: 2 BB: 2 P: 19	R: 0 E: 0 K: 1 S: 11	H: 1 LOB: 1 BB: 0 P: 17	1B: 4 2B: 0 3B: 0 HR: 1	SF: 0 SAC: 2 DP: 0 HBP: 0	WP: 0 PB: 0 SB: 0 CS: 0	PA: 37
PITCHER	IP WLS BF H R ER SO BB IBB HBP BLK WP HR S P ERA WHIP																					
Brad Penny, R ERA: 5.23	(1, 1) 4.1 19 3 1 1 4 0 0 0 0 0 0 0 29 44 2.08 1.385																					
Carl Pavano, R ERA: 5.79	(5, 1) 2.2 8 0 0 0 5 0 0 0 0 0 0 0 29 42 0.00 0.000																					
Armando Almanza, L ERA: 4.68	(8, 1) 0.1 H 3 0 1 1 0 2 0 0 0 0 0 0 6 14 27.00 6.000																					
Vladimir Nunez, R ERA: 3.25	(8, 1) 1.2 W 7 2 0 0 1 0 0 0 0 0 0 0 15 22 0.00 1.200																					



Batter	1	2	3	4	5	6	7	8	9	AB	R	H	RBI	BB	SO	LOB	TOP				
Luis Castillo, S OBP: 0.392, SLG: 0.393 (1, 4)	1-0 HBP BB BB 1B	2-3 K		0-2 FC6-4 G6-4-3 1-2		3-2 F7			0-0 G4-3	5	1	1	0	0	1	3					
Juan Encarnacion, R OBP: 0.325, SLG: 0.449 (1, 9)	4-1 BB HBP SF8 BB	1-3 K		1-2 G6-4-3 1-2			1-3 K		0-1 G6-4-3 1B	4	1	1	0	1	2	1					
Preston Wilson, R OBP: 0.342, SLG: 0.445 (1, 8)	2-3 K	0-3 K			3-0 P4		2-3 K		2-0 G6-4-3 1-2	5	0	0	0	0	3	3					
Mike Lowell, R OBP: 0.363, SLG: 0.501 (1, 5)	3-2 BB HR HBP		3-2 2B SF8 1B		3-2 F9		2-3 K			3	2	1	0	0	1	0					
Derrek Lee, R OBP: 0.363, SLG: 0.500 (1, 3)	4-2 HR BB		0-0 SF8 1-3 2B		0-3 K			1-2 G6-3		3	1	1	1	1	1	0					
Kevin Millar, R OBP: 0.335, SLG: 0.447 (1, 7)	2-2 SF8		2-1 SF8		0-3 K			2-0 HR		2	1	1	3	0	1	0					
Charles Johnson, R OBP: 0.315, SLG: 0.360 (1, 2)	1-1 HR		2-3 3-H G1-3		1-0 F8			1-0 G6-3		4	1	1	3	0	0	1					
Andy Fox, L OBP: 0.329, SLG: 0.323 (1, 6)	1-0 1B		2-0 P6		1-2 1B 1B			0-0 1B		4	0	3	0	0	0	1					
A.J. Burnett, R OBP: 0.163, SLG: 0.217 Armando Almanza, L (9, 1)	0-0 G6-3			4-2 FC6-4 BB		0-0 1B		3-3 K		3	0	1	0	1	1	2					
Inning Stats	R: 5 E: 0 K: 1 S: 17	H: 3 LOB: 1 BB: 2 P: 35	R: 0 E: 0 K: 3 S: 10	H: 0 LOB: 0 BB: 0 P: 13	R: 1 E: 0 K: 0 S: 9	H: 2 LOB: 1 BB: 0 P: 16	R: 0 E: 0 K: 0 S: 10	H: 0 LOB: 0 BB: 1 P: 15	R: 0 E: 0 K: 1 S: 11	H: 2 LOB: 2 BB: 0 P: 16	R: 0 E: 0 K: 3 S: 10	H: 0 LOB: 0 BB: 0 P: 15	R: 1 E: 0 K: 1 S: 9	H: 2 LOB: 1 BB: 0 P: 16	R: 0 E: 0 K: 0 S: 4	H: 1 LOB: 0 BB: 0 P: 6	1B: 7 2B: 1 3B: 0 HR: 2	SF: 2 SAC: 0 DP: 2 HBP: 1	WP: 0 PB: 0 SB: 0 CS: 0	PA: 39	
PITCHER	IP	WLS	BF	H	R	ER	SO	BB	IBB	HBP	BLK	WP	HR	S	P	ERA	WHIP				
Tomo Ohka, R ERA: 3.77 (1, 1)	1.0	L	9	3	5	5	1	2	0	1	0	0	1	17	35	45.00	5.000				
Britt Reames, R ERA: 6.69 (2, 1)	6.0		22	4	1	1	8	1	0	0	0	0	0	59	90	1.50	0.833				
Jim Brower, R ERA: 4.65 (8, 1)	2.0		8	3	1	1	1	0	0	0	0	0	1	13	22	4.50	1.500				

Florida Marlins @ Montreal Expos
Olympic Stadium, Montreal, QB
Sat Jul 27 2002, 7:05 PM EDT
Att: 19,373 - Dome - 72 F

AB	33
R	7
H	10
RBI	7
BB	3
SO	10
LOB	11



Batter	1	2	3	4	5	6	7	8	9	AB	R	H	RBI	BB	SO	LOB	BOTTOM					
Brad Wilkerson, L OBP: 0.373, SLG: 0.450 (1, 8)	4-2 BB		0-0 G3 2-3			4-1 1B BB	1-1 G3			2	0	0	0	2	0	2						
Jose Vidro, S OBP: 0.388, SLG: 0.480 (1, 4)	0-3 K		2-2 1B			2-3 K		1-3 K		4	0	1	1	0	3	2						
Vladimir Guerrero, R OBP: 0.499, SLG: 0.578 (1, 9)	1-2 F9		3-H 0-3 K			3-3 K		0-2 G3		4	0	0	0	0	2	3						
Andres Galarraga, R OBP: 0.387, SLG: 0.420 (1, 3)	3-3 K			3-3 K		2-0 1B		1-1 G5-3		4	0	1	0	0	2	1						
Fernando Tatis, R OBP: 0.336, SLG: 0.459 (1, 5)		1-0 G3-1		1-2 L9		2-3 K		2-3 K	1-2 F9	4	0	0	0	0	1	2						
Cliff Floyd, L OBP: 0.395, SLG: 0.513 (1, 7)		2-3 K		2-3 K			0-1 G4-3		1-1 1B	4	0	1	0	0	2	0						
Orlando Cabrera, R OBP: 0.315, SLG: 0.364 (1, 6)		0-1 L6			3-1 G6-3		0-2 2B 1B		2-3 K	4	1	1	0	0	1	1						
Brian Schneider, L OBP: 0.303, SLG: 0.427 Wil Cordero, R OBP: 0.311, SLG: 0.422 (7, PH)			1-1 G3 1B 2B		2-3 K		0-0 1B		4-0 BB	3	1	2	1	0	1	0						
Tomo Ohka, S OBP: 0.194, SLG: 0.176 Britt Reames, R OBP: 0.250, SLG: 0.250 Troy O'Leary, L OBP: 0.346, SLG: 0.411 Jim Brower, R (8, 1)			0-0 B1-4		2-2 G6-3		3-3 K		3-3 K	0	0	0	0	0	0	0						
Jose Macias, S OBP: 0.293, SLG: 0.343 (9, PH)										1	0	0	0	0	0	0						
Inning Stats	R: 0 E: 0 K: 2 S: 12	H: 0 LOB: 1 BB: 1 P: 20	R: 0 E: 0 K: 1 S: 9	H: 0 LOB: 0 BB: 0 P: 12	R: 1 E: 0 K: 1 S: 11	H: 2 LOB: 1 BB: 0 P: 14	R: 0 E: 0 K: 2 S: 12	H: 0 LOB: 0 BB: 0 P: 18	R: 0 E: 0 K: 1 S: 9	H: 0 LOB: 0 BB: 0 P: 16	R: 0 E: 0 K: 3 S: 13	H: 1 LOB: 2 BB: 1 P: 26	R: 1 E: 0 K: 1 S: 12	H: 2 LOB: 1 BB: 0 P: 16	R: 0 E: 0 K: 1 S: 8	H: 0 LOB: 0 BB: 0 P: 10	R: 0 E: 0 K: 2 S: 13	H: 1 LOB: 2 BB: 1 P: 24	1B: 4 2B: 2 3B: 0 HR: 0	SF: 0 SAC: 0 DP: 0 HBP: 0	WP: 0 PB: 0 SB: 0 CS: 0	PA: 36
PITCHER	IP	WLS	BF	H	R	ER	SO	BB	IBB	HBP	BLK	WP	HR	S	P	ERA	WHIP					
A.J. Burnett, R ERA: 3.59 (1, 1)	8.0	W	31	5	2	2	12	2	0	0	0	0	0	86	132	2.25	0.875					
Armando Almanza, L ERA: 4.5 (9, 1)	1.0		5	1	0	0	2	1	0	0	0	0	0	13	24	0.00	2.000					

Florida Marlins @ Montreal Expos
Olympic Stadium, Montreal, QB
Sat Jul 27 2002, 7:05 PM EDT
Att: 19,373 - Dome - 72 F

AB	33
R	2
H	6
RBI	2
BB	3
SO	14
LOB	15



Batter	1	2	3	4	5	6	7	8	9	AB	R	H	RBI	BB	SO	LOB	TOP			
Luis Castillo, S OBP: 0.388, SLG: 0.390 (1, 4)										4	0	0	0	0	1	0				
Eric Owens, R OBP: 0.337, SLG: 0.382 (1, 9)										4	1	1	0	0	0	0				
Juan Encarnacion, R OBP: 0.322, SLG: 0.444 (1, 8)										4	0	0	0	0	3	1				
Mike Lowell, R OBP: 0.360, SLG: 0.497 (1, 5)										3	0	0	0	0	0	1				
Derrek Lee, R OBP: 0.360, SLG: 0.496 (1, 3)										3	0	0	0	0	1	0				
Kevin Millar, R OBP: 0.331, SLG: 0.441 (1, 7)										3	0	0	0	0	1	0				
Ramon Castro, R OBP: 0.339, SLG: 0.479 (1, 2)										2	0	0	0	1	1	0				
Andy Fox, L OBP: 0.329, SLG: 0.330 (1, 6)										3	0	1	0	0	1	1				
Julian Tavarez, L OBP: 0.115, SLG: 0.042 (5, PH) Homer Easby, R OBP: 0.270, SLG: 0.278 (6, 1) Graeme Lloyd, L OBP: 0.290, SLG: 0.291 (7, 1) Carl Pavano, R OBP: 0.346, SLG: 0.367 (8, PH) Tim Raines, S OBP: 0.362, SLG: 0.387 (8, 1) Braden Looper, R OBP: 0.351, SLG: 0.351 (8, 1)										1	0	0	0	0	1	0				
Inning Stats	R: 1 E: 0 K: 2 S: 14	H: 1 LOB: 0 BB: 0 P: 20	R: 0 E: 0 K: 0 S: 10	H: 0 LOB: 0 BB: 0 P: 14	R: 0 E: 0 K: 2 S: 10	H: 0 LOB: 0 BB: 0 P: 18	R: 0 E: 0 K: 1 S: 8	H: 0 LOB: 0 BB: 0 P: 13	R: 0 E: 0 K: 1 S: 10	H: 0 LOB: 1 BB: 1 P: 16	R: 0 E: 0 K: 1 S: 9	H: 0 LOB: 0 BB: 0 P: 14	R: 0 E: 0 K: 1 S: 9	H: 1 LOB: 1 BB: 0 P: 12	R: 0 E: 0 K: 1 S: 7	H: 0 LOB: 0 BB: 0 P: 10	1B: 0 2B: 1 3B: 1 HR: 0	SF: 0 SAC: 0 DP: 1 HBP: 0	WP: 0 PB: 0 SB: 1 CS: 0	PA: 30
PITCHER Bartolo Colon, R ERA: 2.62 (1, 1)	IP: 9.0 WLS: W BF: 30 H: 2 R: 1 ER: 0 SO: 9 BB: 1 IBB: 0 HBP: 0 BLK: 0 WP: 0 HR: 0 S: 84 P: 129 ERA: 0.00 WHIP: 0.333																			

Florida Marlins @ Montreal Expos
Olympic Stadium, Montreal, QB
Sun Jul 28 2002, 1:35 PM EDT
Att: 16,770 - Dome - 72 F

AB 29
R 1
H 2
RBI 0
BB 1
SO 9
LOB 4

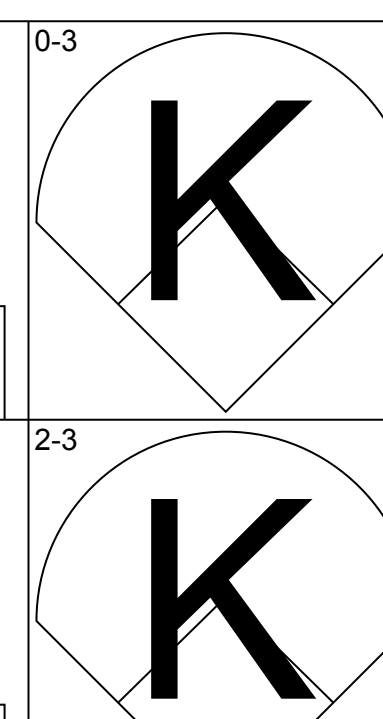
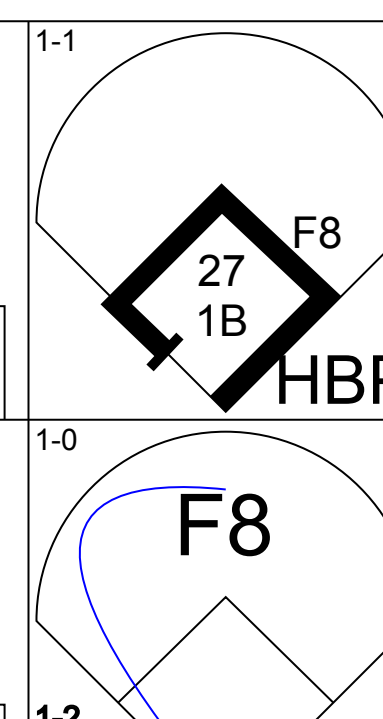
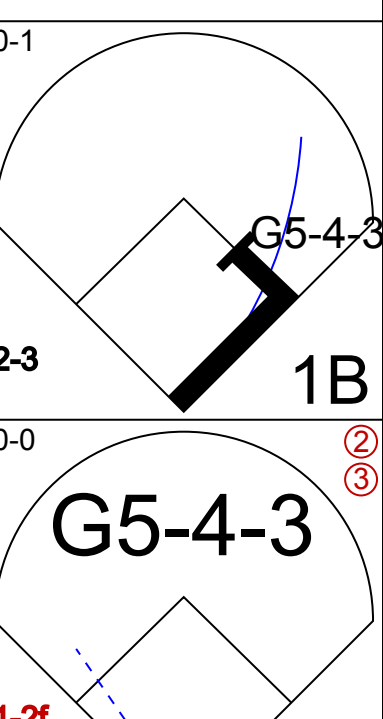
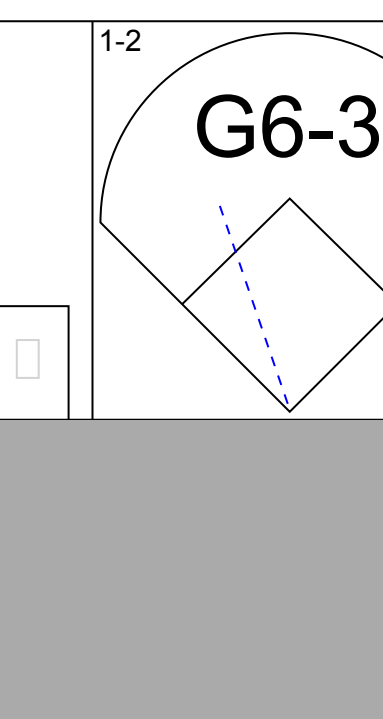
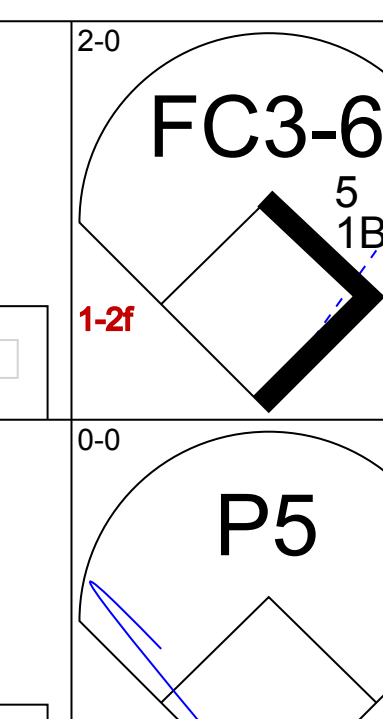
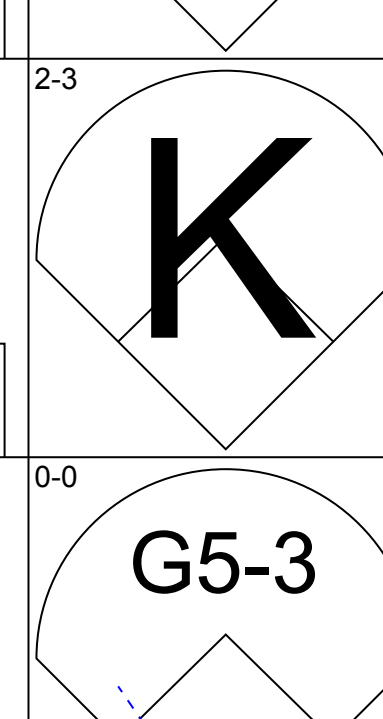
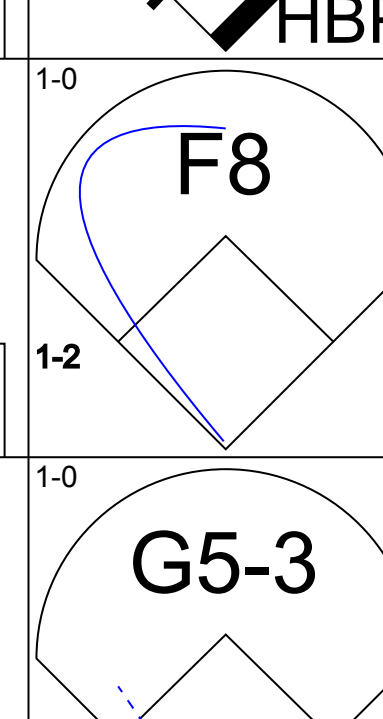
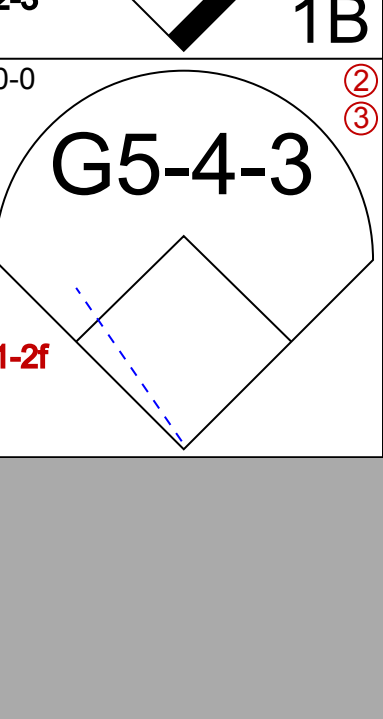
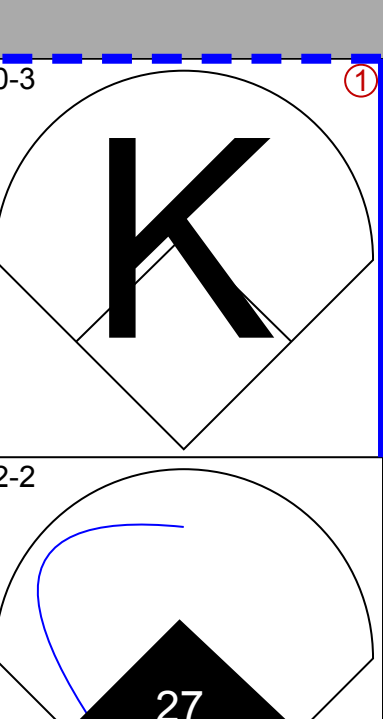
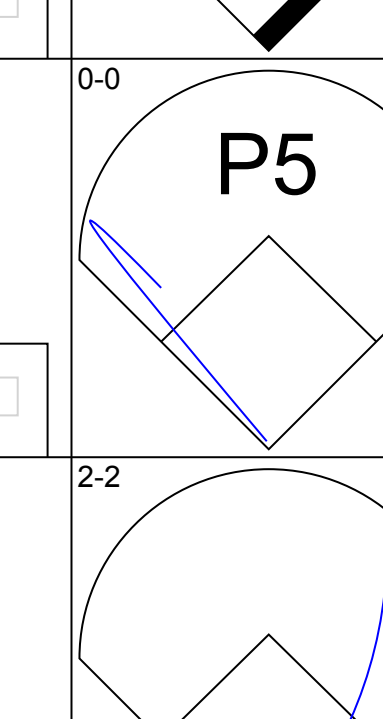
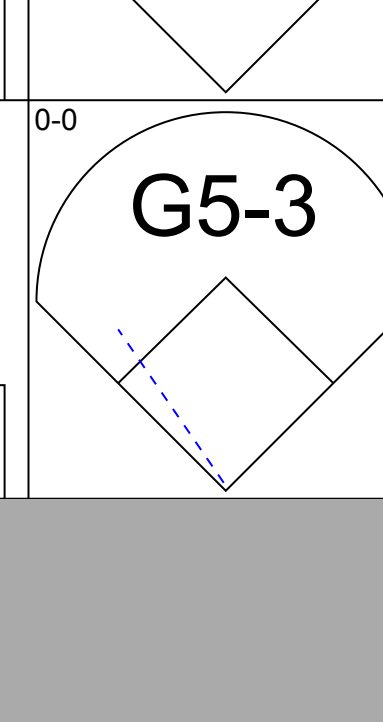
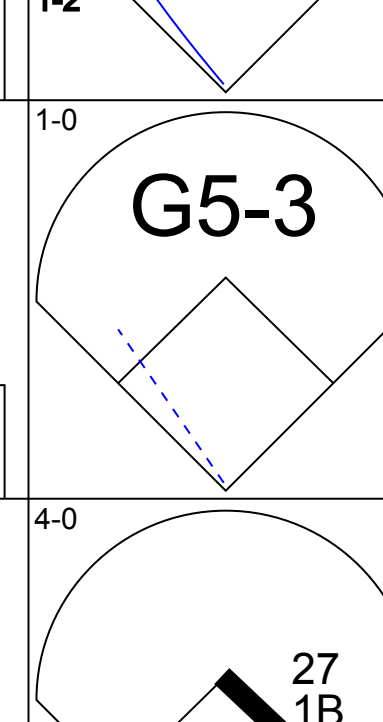
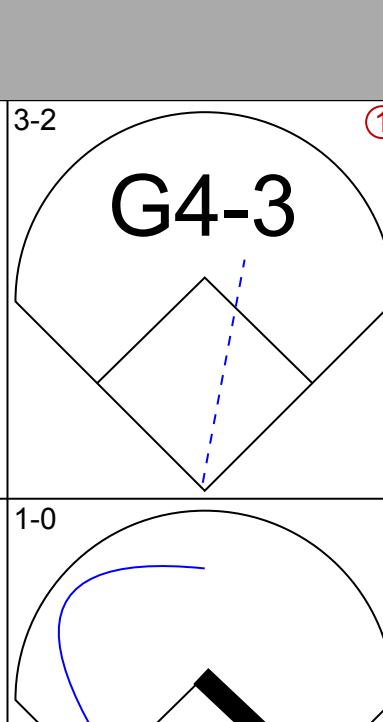
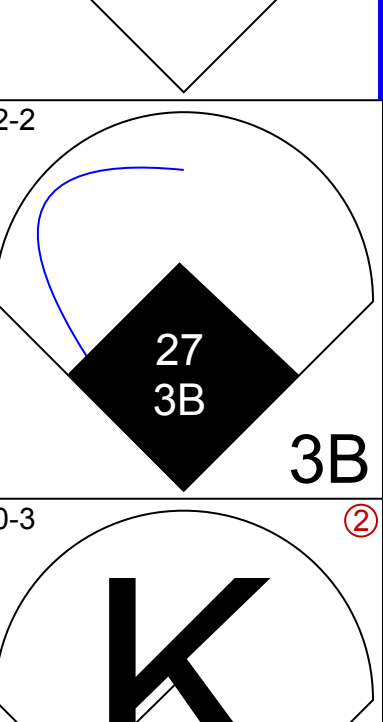
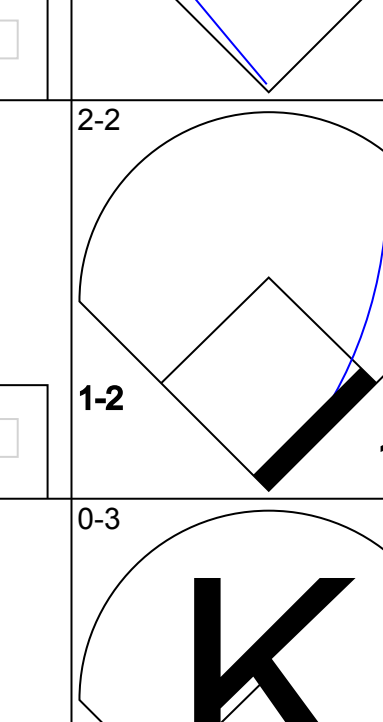
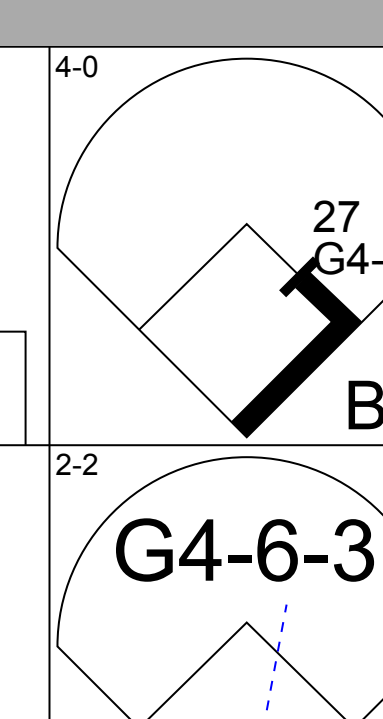
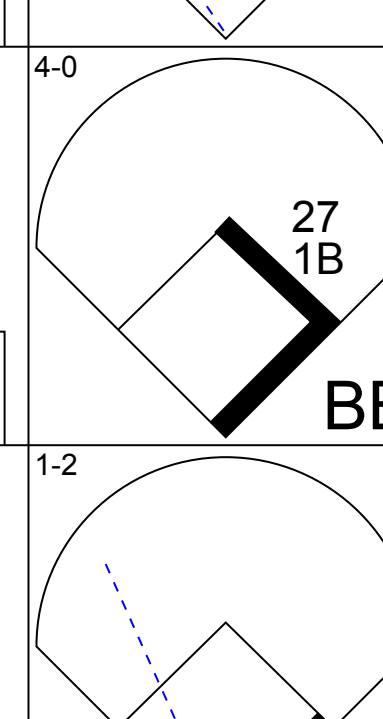
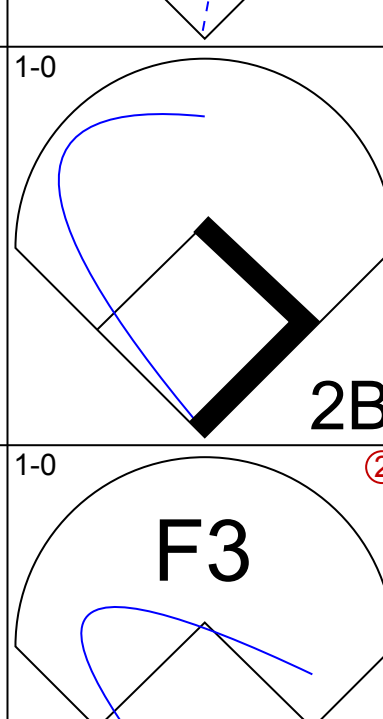
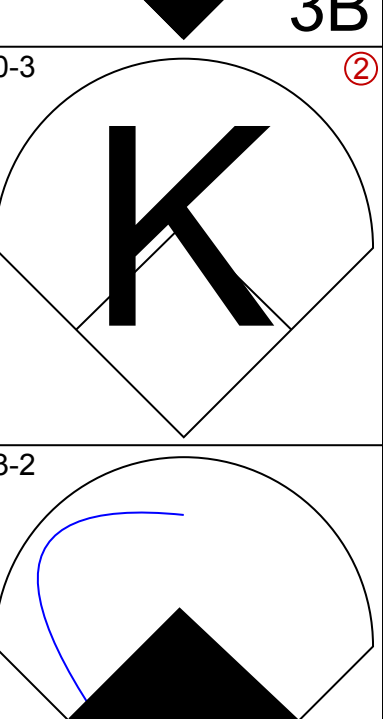
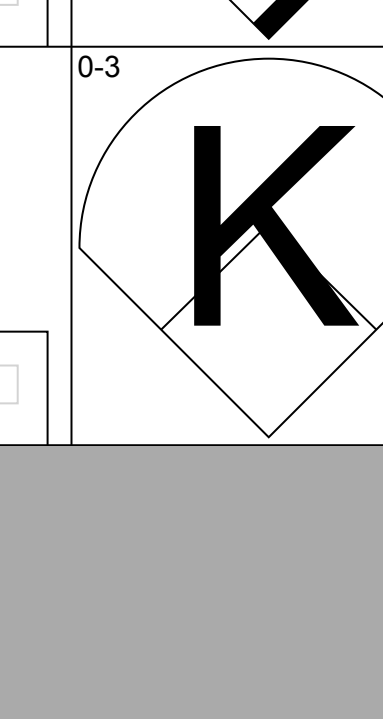

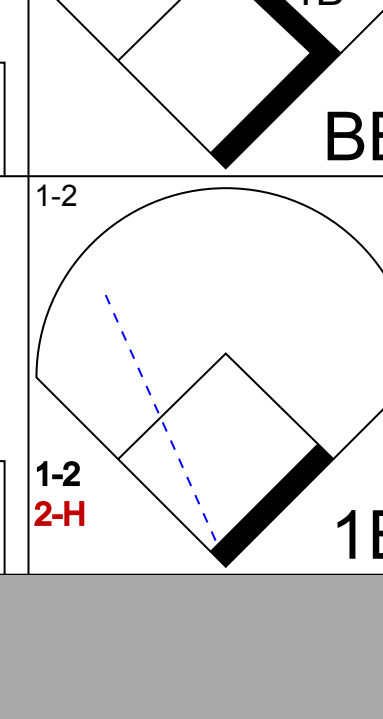
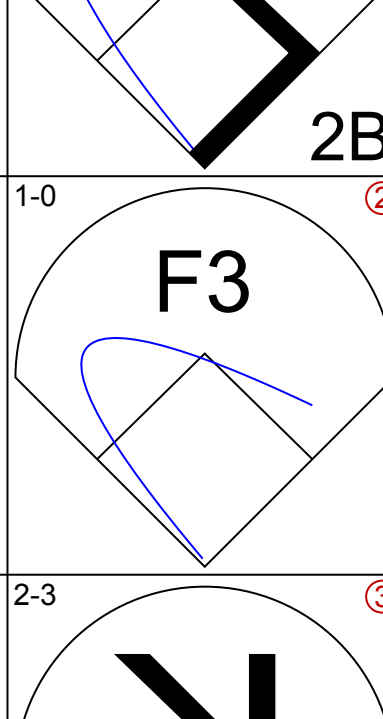
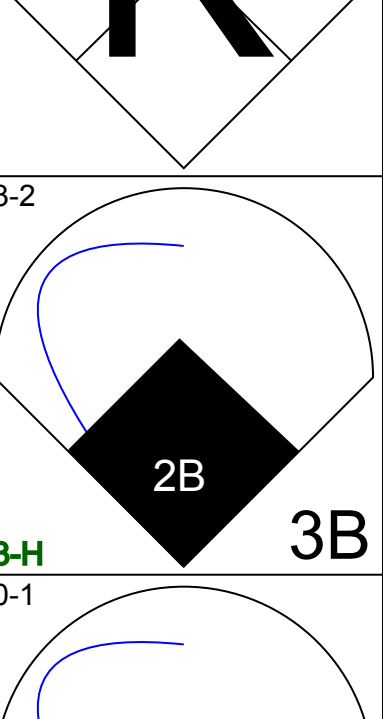

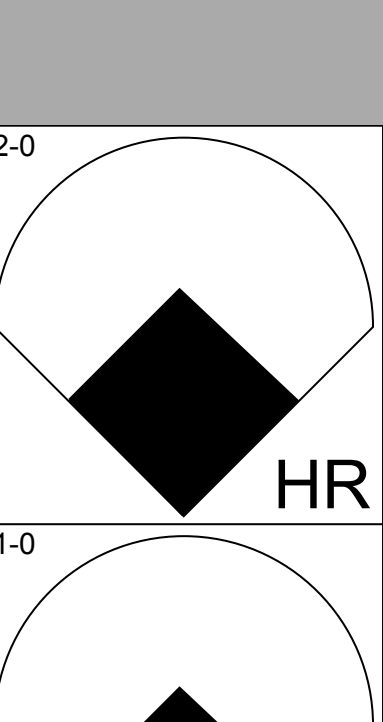
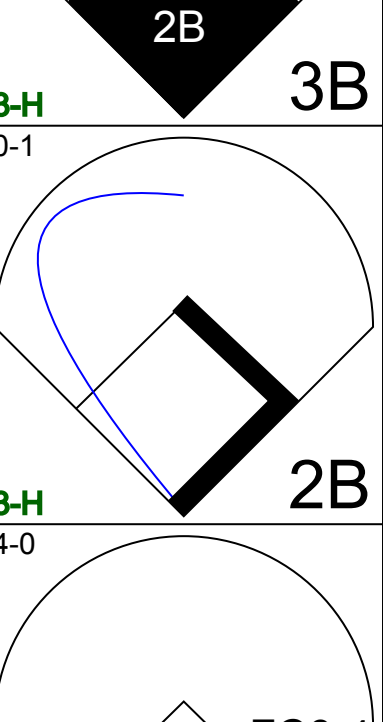
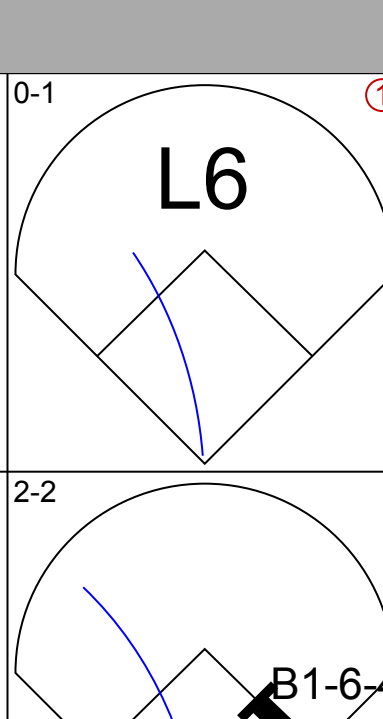
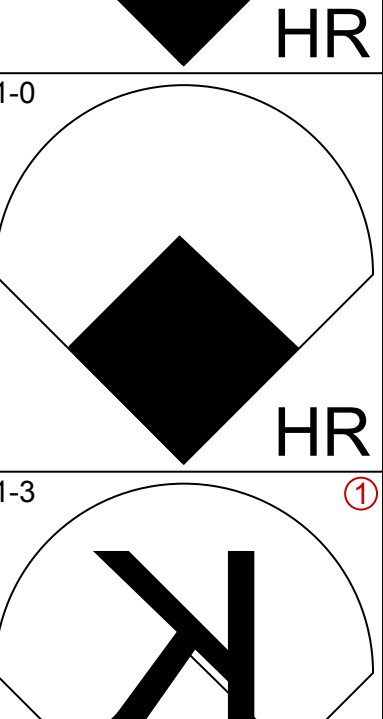
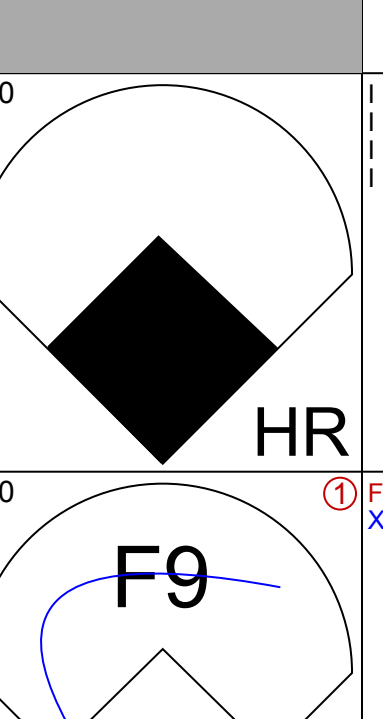

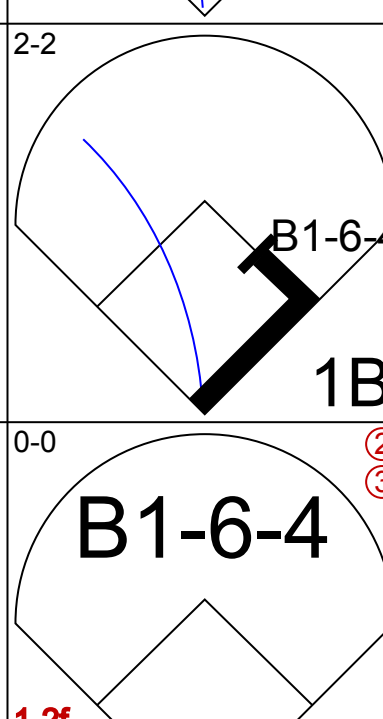
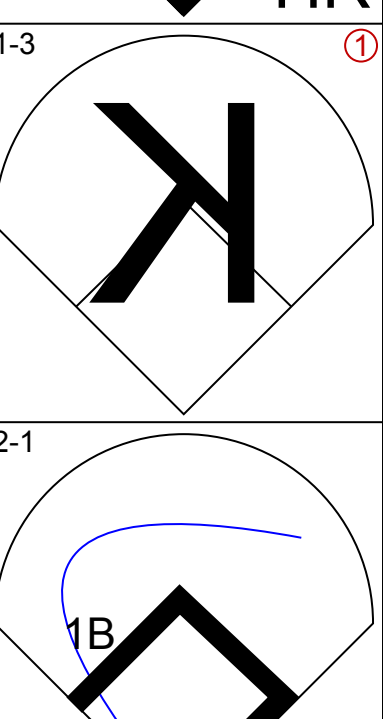
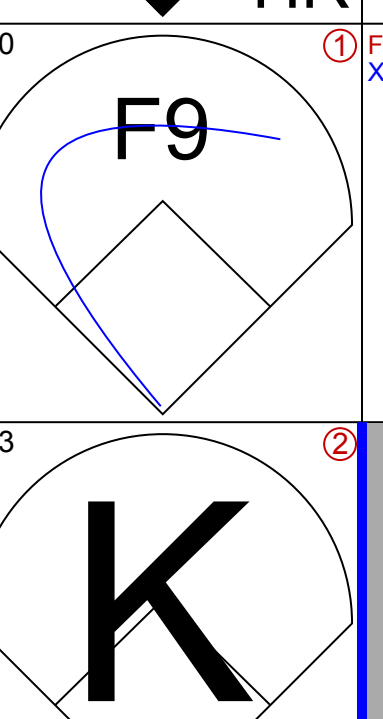
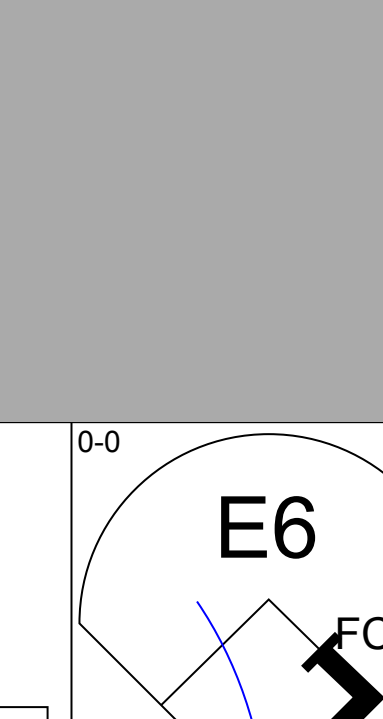
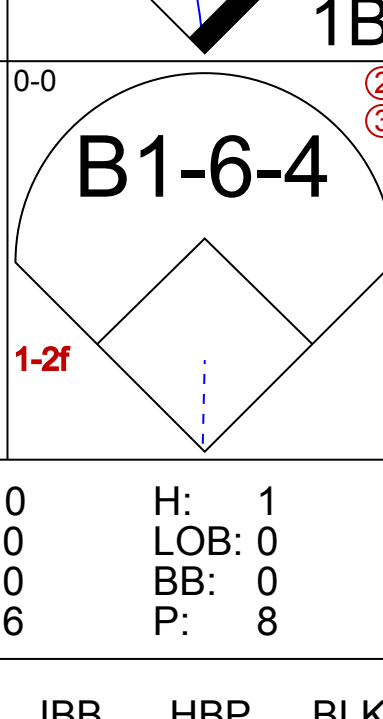
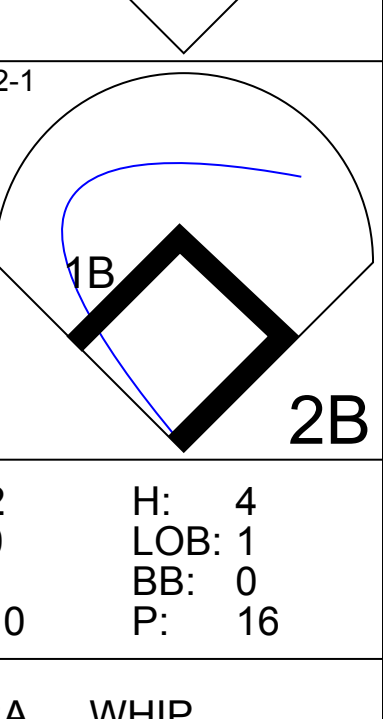
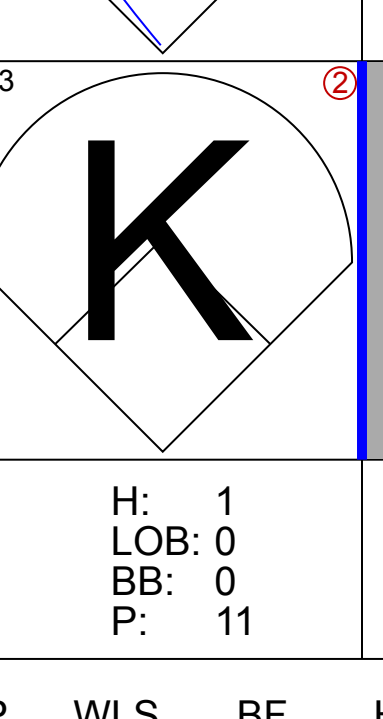
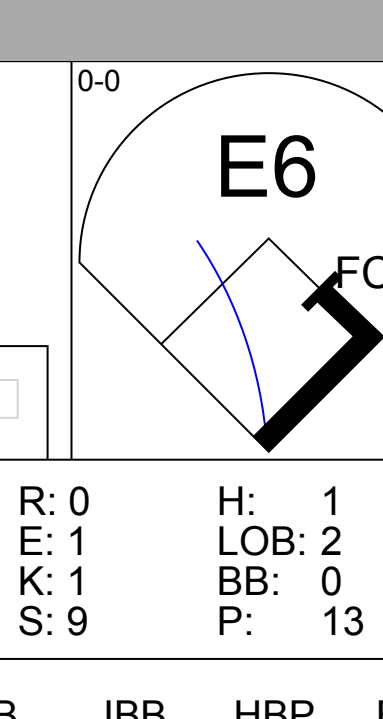


Batter	1	2	3	4	5	6	7	8	9	AB	R	H	RBI	BB	SO	LOB	BOTTOM			
Brad Wilkerson, L OBP: 0.372, SLG: 0.446 (1, 8)										3	0	0	0	1	2	3				
Jose Vidro, S OBP: 0.389, SLG: 0.488 (1, 4)										4	1	2	1	0	1	0				
Vladimir Guerrero, R OBP: 0.495, SLG: 0.572 (1, 9)										4	0	0	0	0	0	2				
Wil Cordero, R OBP: 0.310, SLG: 0.416 Andres Galarraga, R OBP: 0.387, SLG: 0.420 (9, 3)										4	1	1	0	0	0	0				
Fernando Tatis, R OBP: 0.334, SLG: 0.468 (1, 5)										4	1	1	1	0	0	1				
Troy O'Leary, L OBP: 0.350, SLG: 0.409 Jose Macias, S OBP: 0.293, SLG: 0.343 (9, 8)										3	1	1	0	1	1	0				
Orlando Cabrera, R OBP: 0.315, SLG: 0.366 (1, 6)										3	0	1	2	0	0	1				
Brian Schneider, L OBP: 0.310, SLG: 0.424 (1, 2)										1	0	0	0	2	1	0				
Bartolo Colon, R OBP: 0.182, SLG: 0.143 (1, 1)										2	0	0	0	0	2					
Inning Stats	R: 0 E: 0 K: 1 S: 7	H: 0 LOB: 0 BB: 0 P: 12	R: 1 E: 0 K: 0 S: 9	H: 2 LOB: 2 BB: 1 P: 21	R: 0 E: 0 K: 0 S: 8	H: 1 LOB: 0 BB: 1 P: 17	R: 1 E: 0 K: 0 S: 12	H: 1 LOB: 3 BB: 2 P: 24	R: 1 E: 0 K: 1 S: 11	H: 1 LOB: 0 BB: 0 P: 16	R: 0 E: 0 K: 1 S: 7	H: 0 LOB: 0 BB: 0 P: 9	R: 0 E: 0 K: 2 S: 8	H: 0 LOB: 0 BB: 0 P: 10	R: 1 E: 0 K: 1 S: 10	H: 1 LOB: 0 BB: 0 P: 20	1B: 3 2B: 1 3B: 1 HR: 2	SF: 0 SAC: 0 DP: 0 HBP: 1	WP: 0 PB: 0 SB: 0 CS: 0	PA: 33
PITCHER Julian Tavarez, R ERA: 6.15 Graeme Lloyd, L ERA: 5.02 Carl Pavano, R ERA: 5.7 Braden Looper, R ERA: 3.51 (1, 1) (6, 1) (7, 1) (8, 1)	IP: 5.0 WLS: L BF: 23 H: 5 R: 3 ER: 3 SO: 3 BB: 2 IBB: 1 HBP: 0 BLK: 0 WP: 0 HR: 1 S: 47 P: 90 ERA: 5.40 WHIP: 1.400																			

Florida Marlins @ Montreal Expos
Olympic Stadium, Montreal, QB
Sun Jul 28 2002, 1:35 PM EDT
Att: 16,770 - Dome - 72 F

AB 28
R 4
H 6
RBI 4
BB 4
SO 5
LOB 9

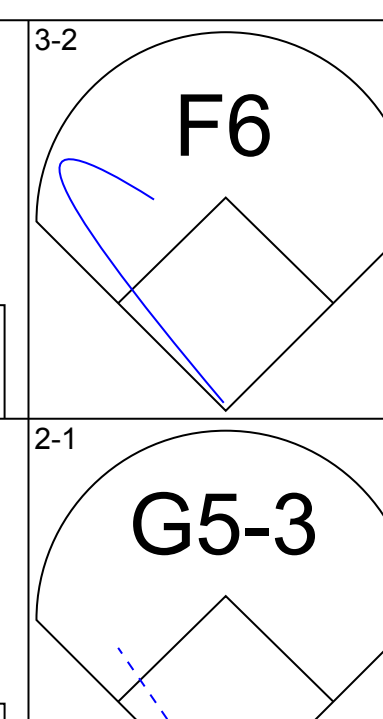
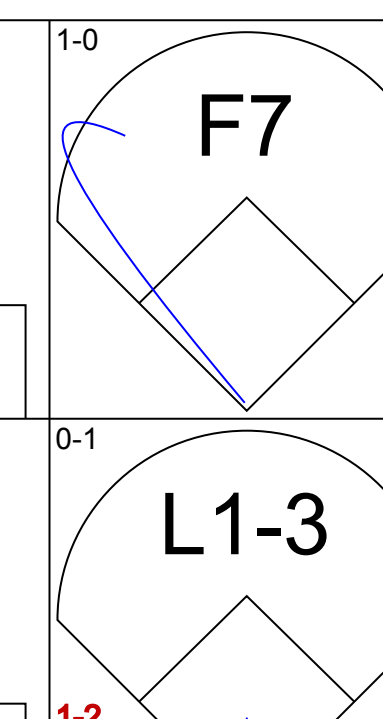
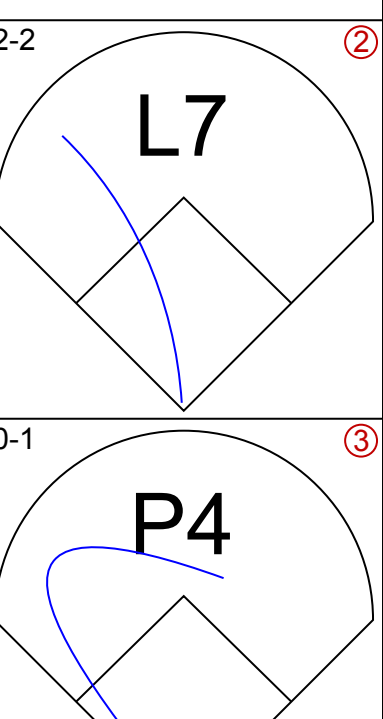
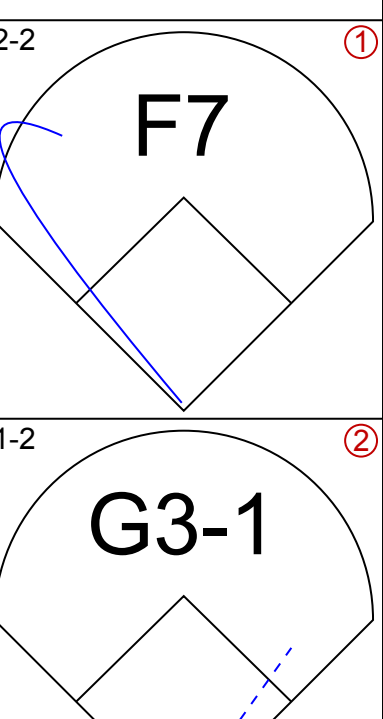
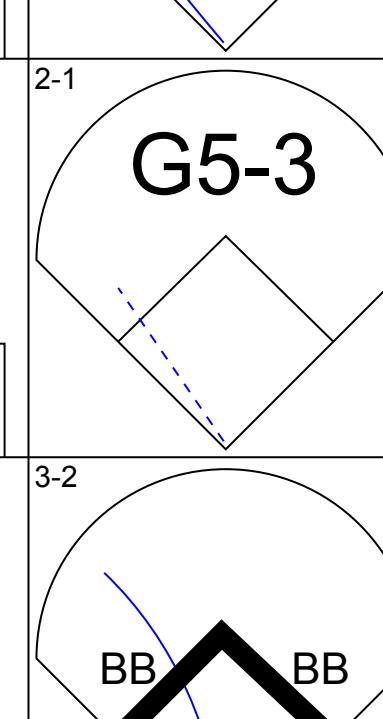
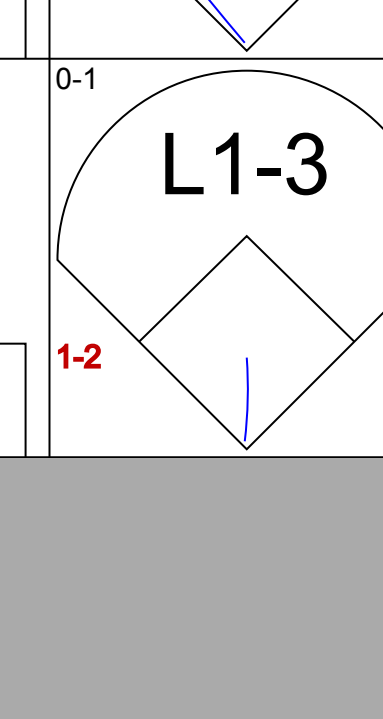
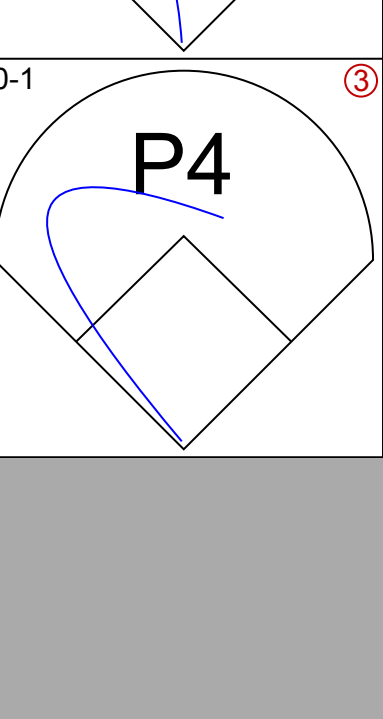
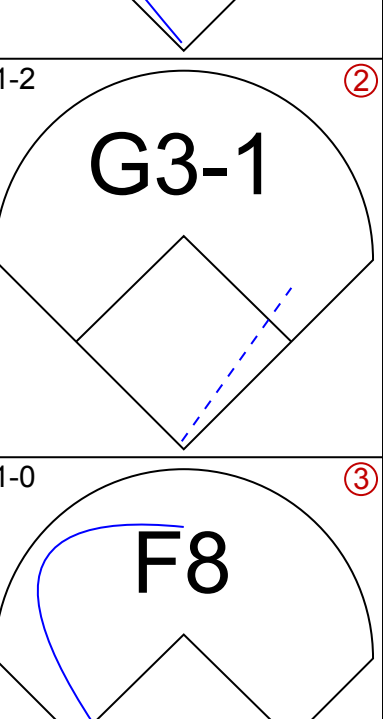
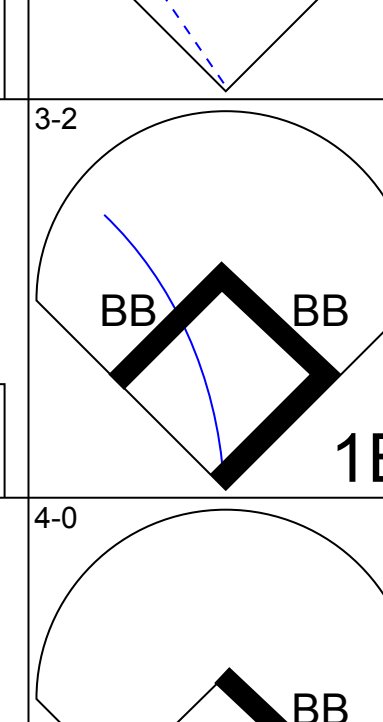
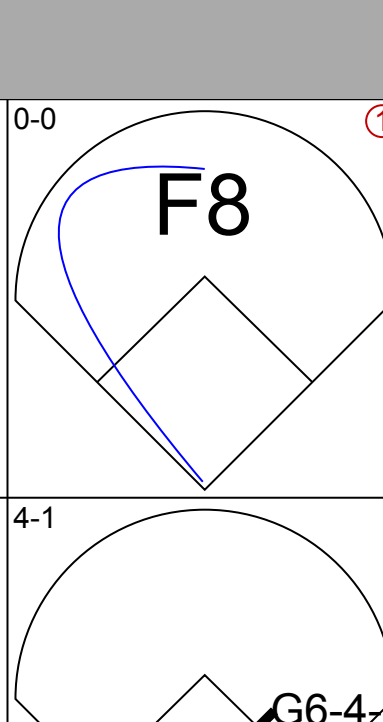
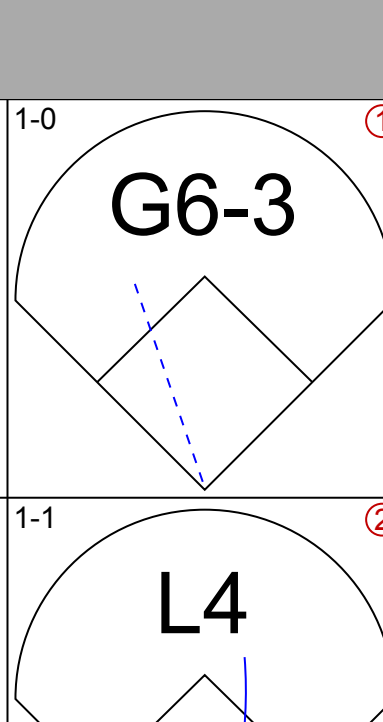
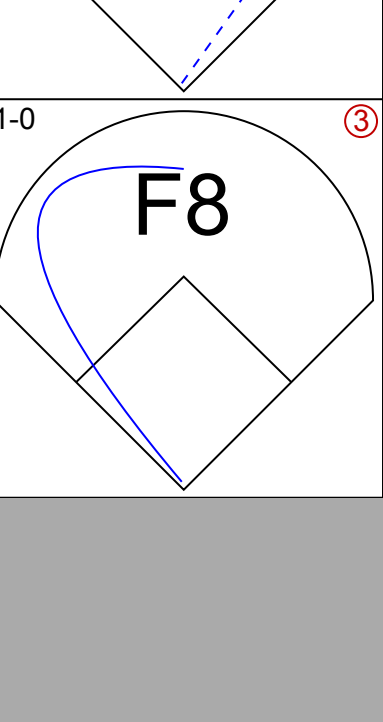
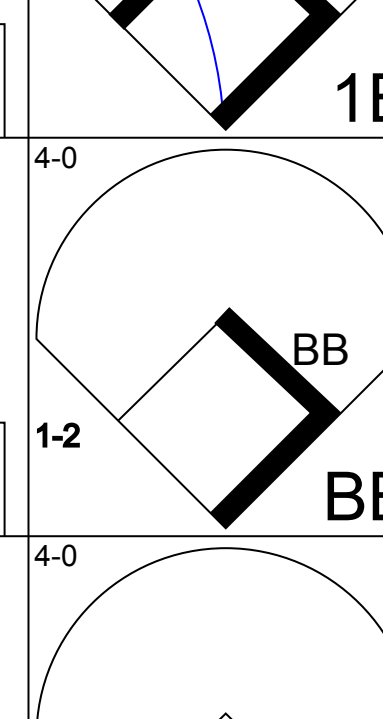
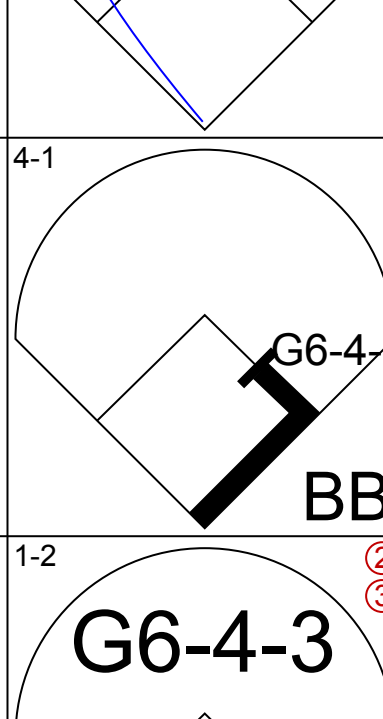
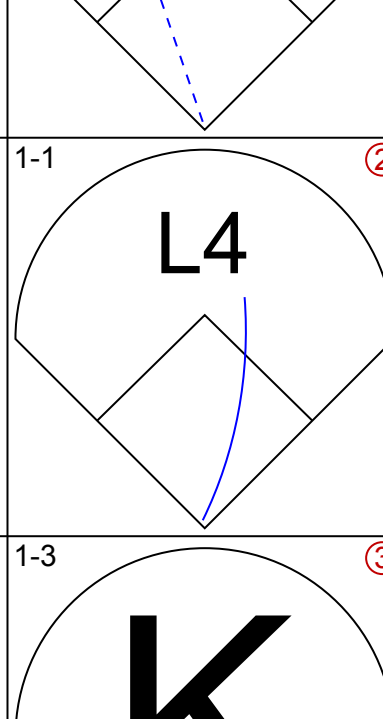
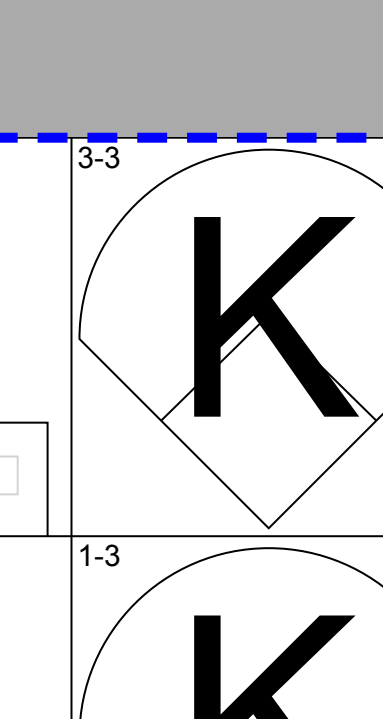
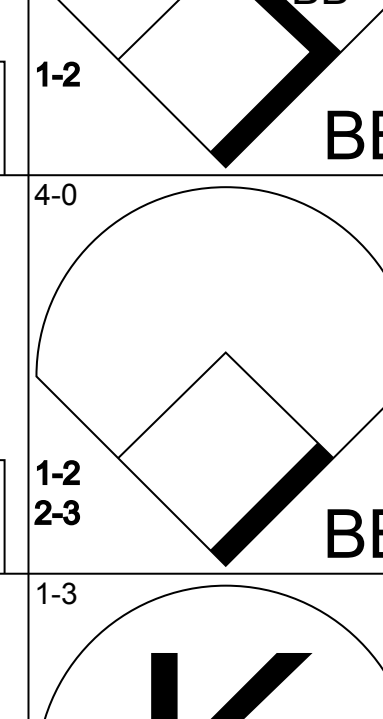
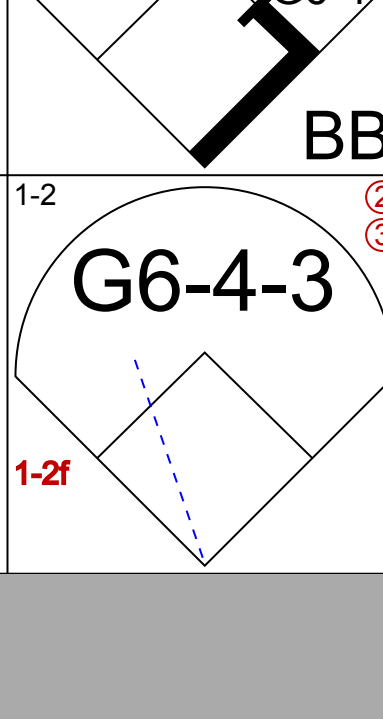
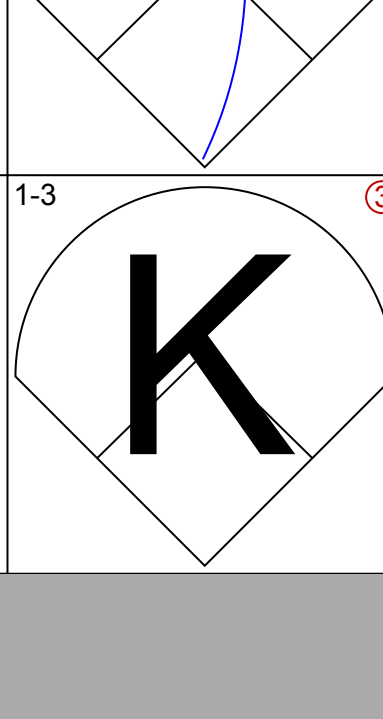
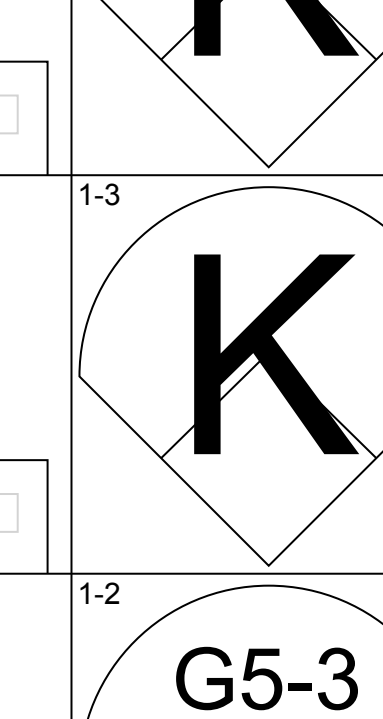
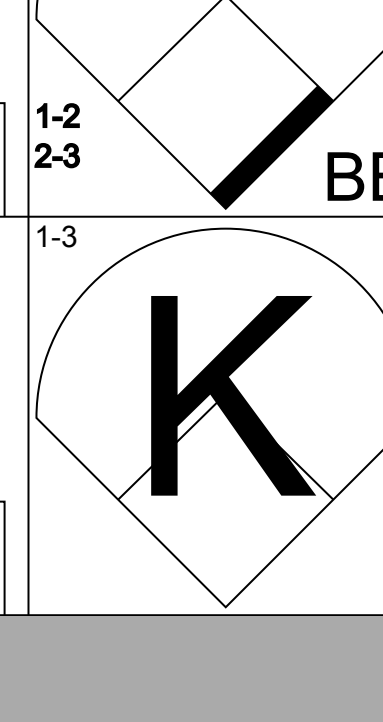
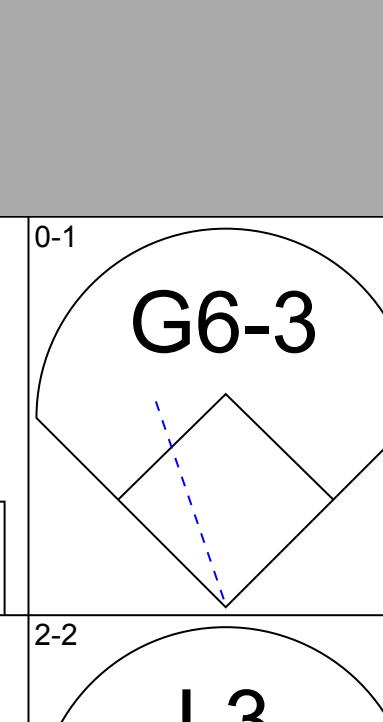
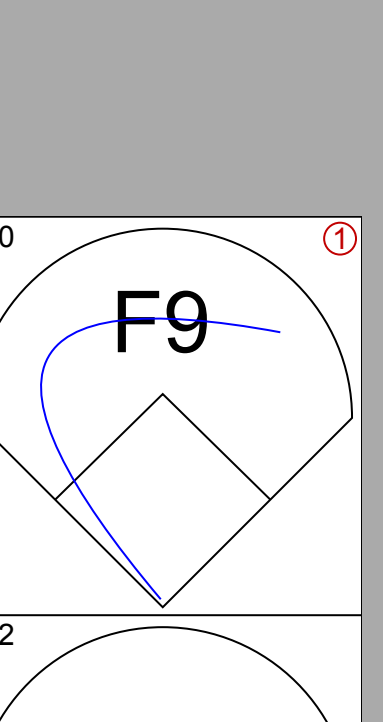
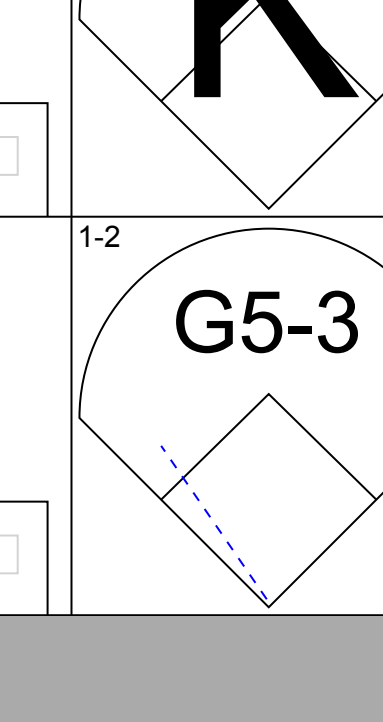
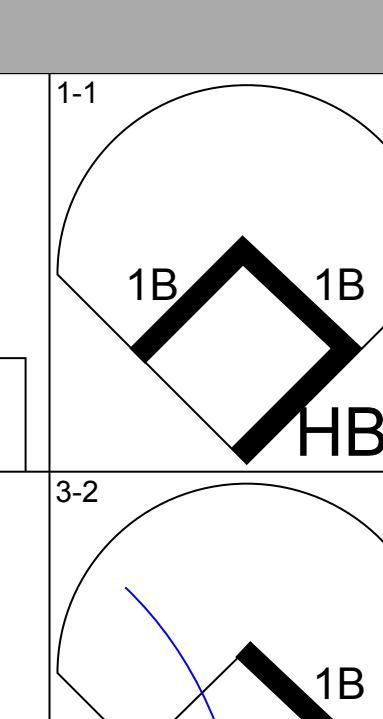
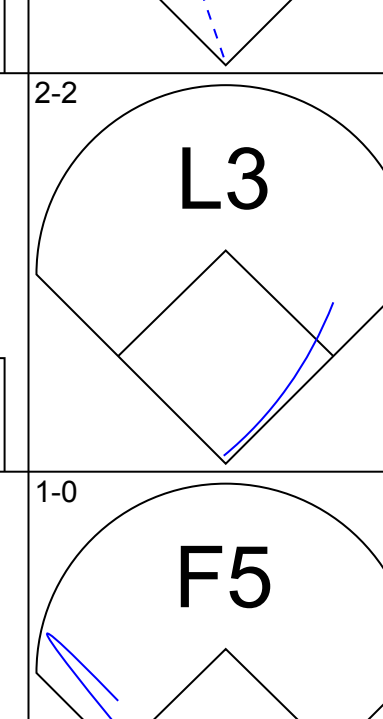
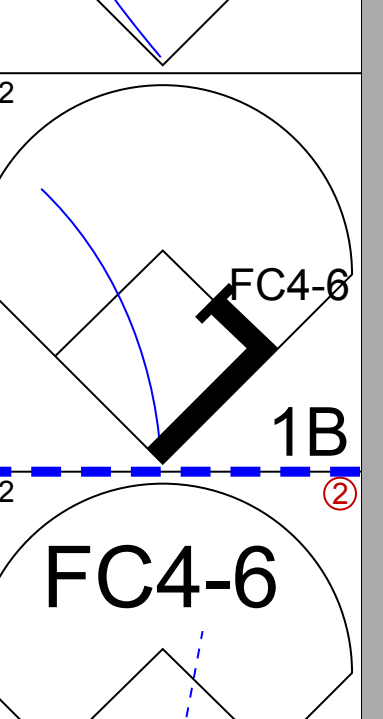
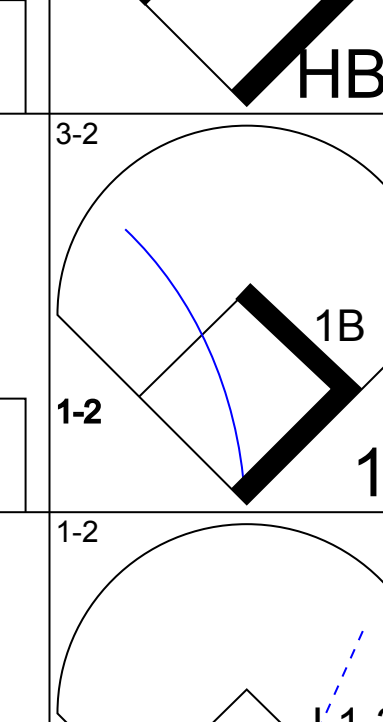
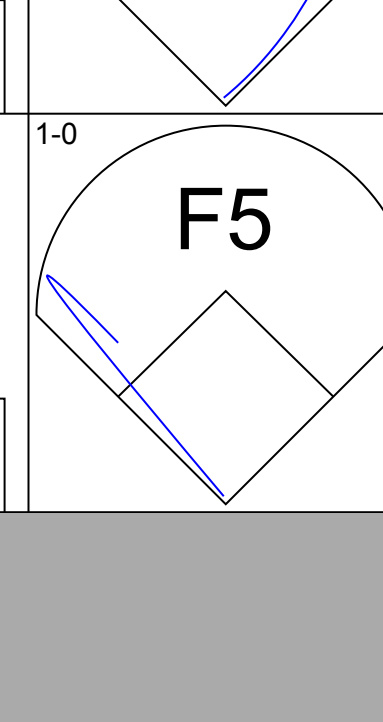
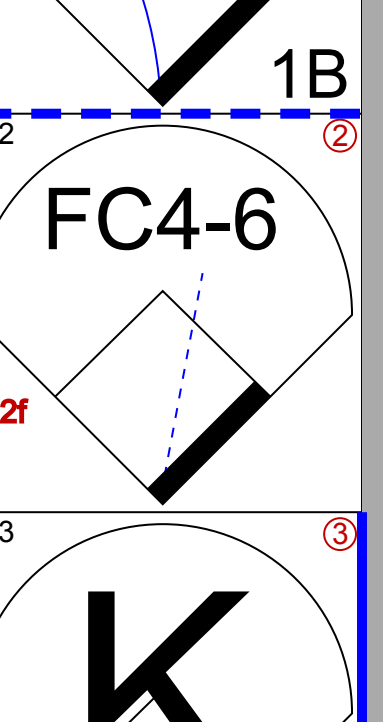
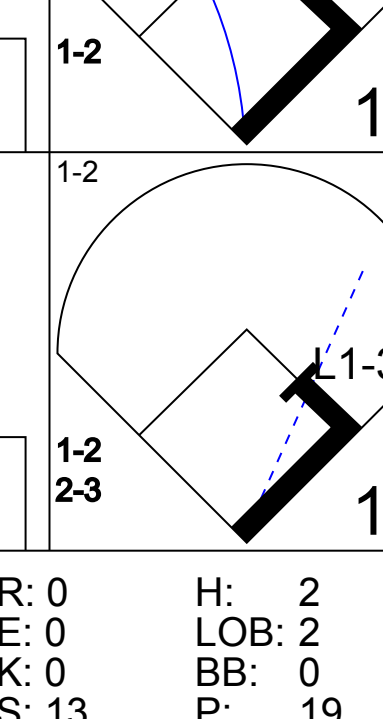

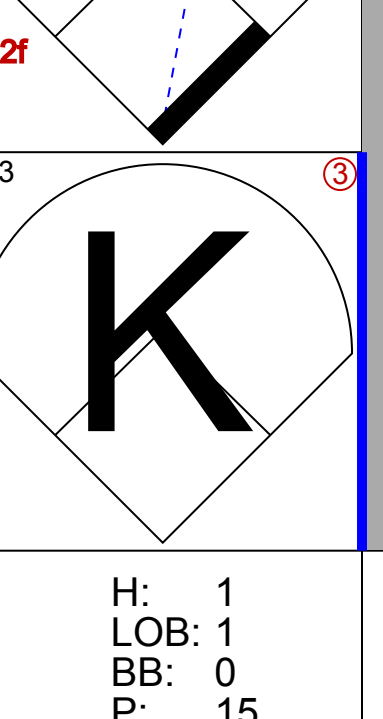


Batter	1	2	3	4	5	6	7	8	9	AB	R	H	RBI	BB	SO	LOB	TOP					
Fernando Vina, L (1,4) OBP: 0.333, SLG: 0.356										4	0	1	0	0	1	1						
Eduardo Perez, R (1,9) OBP: 0.291, SLG: 0.469 Eli Marrero, R (8,9) OBP: 0.325, SLG: 0.430										4	0	0	0	0	2	3						
5 Albert Pujols, R (1,7) OBP: 0.389, SLG: 0.546										5	1	2	0	0	0	1						
15 Jim Edmonds, L (1,8) OBP: 0.437, SLG: 0.623										3	0	1	0	2	2	3						
27 Scott Rolen, R (1,5) OBP: 0.360, SLG: 0.478										4	1	2	1	0	0	2						
Tino Martinez, L (1,3) OBP: 0.335, SLG: 0.417										4	1	2	2	0	1	1						
Edgar Renteria, R (1,6) OBP: 0.373, SLG: 0.460										3	2	2	2	1	0	0						
Mike Matheny, R (1,2) OBP: 0.279, SLG: 0.311										4	0	1	0	0	1	2						
Andy Benes, R (1,1) OBP: 0.182, SLG: 0.273 Mike Crudate, R (7,1) Miguel Cairo, R (9, PH) OBP: 0.281, SLG: 0.369 52 Matt Duff, R (9,1)										3	0	1	0	0	1	1						
Inning Stats	R: 0 E: 0 K: 2 S: 7	H: 0 LOB: 0 BB: 0 P: 9	R: 0 E: 0 K: 0 S: 4	H: 0 LOB: 0 BB: 1 P: 11	R: 0 E: 0 K: 0 S: 6	H: 1 LOB: 0 BB: 0 P: 8	R: 0 E: 0 K: 0 S: 6	H: 1 LOB: 2 BB: 1 P: 14	R: 2 E: 0 K: 1 S: 10	H: 4 LOB: 1 BB: 0 P: 16	R: 0 E: 0 K: 1 S: 9	H: 1 LOB: 1 BB: 0 P: 16	R: 1 E: 0 K: 1 S: 8	H: 1 LOB: 0 BB: 0 P: 11	R: 2 E: 0 K: 2 S: 18	H: 3 LOB: 2 BB: 1 P: 27	R: 0 E: 1 K: 1 S: 9	H: 1 LOB: 2 BB: 0 P: 13	1B: 4 2B: 3 3B: 2 HR: 3	SF: 0 SAC: 0 DP: 3 HBP: 1	WP: 0 PB: 0 SB: 0 CS: 0	PA: 40
PITCHER	IP	WLS	BF	H	R	ER	SO	BB	IBB	HBP	BLK	WP	HR	S	P	ERA	WHIP					
Michael Tejera, L (1,1) ERA: 3.9	7.0	L	28	8	3	3	5	2	0	1	0	0	3	50	85	3.86	1.429					
Vic Darenbourg, L (8,1) ERA: 4.09	2.0		12	4	2	2	3	0	1	0	0	0	0	27	40	9.00	2.000					

St. Louis Cardinals @ Florida Marlins
 Pro Player Stadium, Miami, FL
 Tue Jul 30 2002, 7:05 PM EDT
 Att: 8,187 - Cloudy - 88 F

AB	36
R	5
H	12
RBI	5
BB	3
SO	8
LOB	15



Batter	1	2	3	4	5	6	7	8	9	AB	R	H	RBI	BB	SO	LOB	BOTTOM					
Luis Castillo, S (1,4) OBP: 0.385, SLG: 0.386										4	0	0	0	0	0	3						
Eric Owens, R (1,9) OBP: 0.332, SLG: 0.376										4	0	0	0	0	0	3						
Preston Wilson, R (1,8) OBP: 0.341, SLG: 0.443										4	0	1	0	0	0	0						
Mike Lowell, R (1,5) OBP: 0.361, SLG: 0.495										2	0	0	0	2	1	0						
Derrek Lee, R (1,3) OBP: 0.359, SLG: 0.492										3	0	0	0	1	2	1						
Kevin Millar, R (1,7) OBP: 0.326, SLG: 0.434										4	0	0	0	0	1	3						
Mike Redmond, R (1,2) OBP: 0.406, SLG: 0.395										2	0	1	0	0	0	0						
Andy Fox, L (1,6) OBP: 0.329, SLG: 0.330										3	0	1	0	0	0	1						
Michael Tejera, L (1,1) OBP: 0.227, SLG: 0.364 Juan Encarnacion, R (7, PH) Vic Darenbourg, L (8,1)										2	0	1	0	0	1	0						
Inning Stats	R: 0 E: 0 K: 1 S: 12	H: 1 LOB: 3 BB: 2 P: 29	R: 0 E: 0 K: 0 S: 13	H: 2 LOB: 0 BB: 0 P: 19	R: 0 E: 0 K: 0 S: 5	H: 0 LOB: 0 BB: 1 P: 10	R: 0 E: 0 K: 0 S: 7	H: 0 LOB: 0 BB: 0 P: 10	R: 0 E: 0 K: 1 S: 8	H: 0 LOB: 0 BB: 0 P: 11	R: 0 E: 0 K: 1 S: 6	H: 0 LOB: 0 BB: 0 P: 9	R: 0 E: 0 K: 1 S: 11	H: 1 LOB: 1 BB: 0 P: 15	R: 0 E: 0 K: 0 S: 7	H: 0 LOB: 0 BB: 0 P: 11	R: 0 E: 0 K: 2 S: 9	H: 0 LOB: 0 BB: 0 P: 14	1B: 4 2B: 1 3B: 0 HR: 0	SF: 0 SAC: 0 DP: 2 HBP: 1	WP: 0 PB: 0 SB: 0 CS: 0	PA: 33
PITCHER	IP	WLS	BF	H	R	ER	SO	BB	IBB	HBP	BLK	WP	HR	S	P	ERA	WHIP					
Andy Benes, R (1,1) ERA: 5.46	6.1	W	25	4	0	0	3	3	0	1	0	0	0	55	95	0.00	1.105					
Mike Crudate, R (7,1) ERA: 1.24	1.2	H	5	0	0	0	1	0	0	0	0	0	0	14	19	0.00	0.000					
52 Matt Duff, R (9,1) ERA:	1.0		3	0	0	0	2	0	0	0	0	0	0	9	14	0.00	0.000					

St. Louis Cardinals @ Florida Marlins
 Pro Player Stadium, Miami, FL
 Tue Jul 30 2002, 7:05 PM EDT
 Att: 8,187 - Cloudy - 88 F

AB	29
R	0
H	4
RBI	0
BB	3
SO	6
LOB	12



Batter	1	2	3	4	5	6	7	8	9	AB	R	H	RBI	BB	SO	LOB	TOP					
Fernando Vina, L OBP: 0.334, SLG: 0.355	F9					F7	G4-3		G1-6-3	4	0	1	0	1	0	2						
J.D. Drew, L OBP: 0.353, SLG: 0.464										3	0	0	0	0	2	3						
Miguel Cairo, R OBP: 0.276, SLG: 0.363	K	K			B5				G1-6-3	2	0	0	0	0	0	1						
5 Albert Pujols, R OBP: 0.388, SLG: 0.543	G1-3	K			1-0	15 HR			F9	4	1	1	0	0	1	3						
15 Jim Edmonds, L OBP: 0.437, SLG: 0.635					0-1	27 1B				4	2	2	2	0	1	0						
27 Scott Rolen, R OBP: 0.361, SLG: 0.478					0-1	1B				4	1	2	1	0	1	0						
Tino Martinez, L OBP: 0.337, SLG: 0.416					0-1	2H				3	1	1	0	1	1	0						
44 Jason Istringhausen, R OBP: 0.333, SLG: 0.333					0-1	SF8				0	0	0	0	0	0	0						
Dave Veres, R					1-2	1B				0	0	0	0	0	0	0						
Edgar Renteria, R OBP: 0.372, SLG: 0.456					1-0	1B				3	0	0	0	1	1	2						
Eli Marrero, R OBP: 0.324, SLG: 0.429					1-2	SF8				3	0	1	1	0	1	1						
Travis Smith, R OBP: 0.187, SLG: 0.287					1-3	2-3				1	0	1	1	0	0	0						
Luther Hackman, R					1-3	3-H				0	0	0	0	0	0	0						
Mike DiFelice, R					1-2	1B				0	0	0	0	0	0	0						
Mike Matthews, L					1-2	3H				1	0	0	0	0	0	0						
52 Matt Duff, R					1-2	1B				0	0	0	0	0	0	0						
Eduardo Perez, R					1-2	3H				1	0	0	0	0	0	0						
Inning Stats	R: 0 E: 0 K: 1 S: 9	H: 0 LOB: 0 BB: 0 P: 12	R: 3 E: 0 K: 2 S: 22	H: 4 LOB: 2 BB: 2 P: 34	R: 0 E: 0 K: 2 S: 12	H: 0 LOB: 0 BB: 0 P: 13	R: 0 E: 0 K: 2 S: 7	H: 0 LOB: 0 BB: 0 P: 10	R: 2 E: 0 K: 0 S: 8	H: 2 LOB: 0 BB: 1 P: 14	R: 0 E: 0 K: 1 S: 9	H: 1 LOB: 2 BB: 1 P: 14	R: 0 E: 0 K: 0 S: 8	H: 0 LOB: 0 BB: 0 P: 14	R: 0 E: 0 K: 0 S: 7	H: 1 LOB: 1 BB: 1 P: 17	R: 0 E: 0 K: 1 S: 10	H: 1 LOB: 0 BB: 0 P: 14	1B: 7 2B: 1 3B: 0 HR: 1	SF: 1 SAC: 0 DP: 2 HBP: 0	WP: 0 PB: 0 SB: 0 CS: 0	PA: 38
PITCHER	IP	WLS	BF	H	R	ER	SO	BB	IBB	HBP	BLK	WP	HR	S	P	ERA	WHIP					
Josh Beckett, R ERA: 4.23	6.0	W	28	7	5	5	8	3	0	0	0	0	1	67	93	7.50	1.667					
Armando Almanza, L ERA: 4.33	1.0	H	3	0	0	0	1	0	0	0	0	0	0	8	14	0.00	0.000					
Vladimir Nunez, R ERA: 3.34	1.0	H	4	1	0	0	0	1	0	0	0	0	0	7	17	0.00	2.000					
Braden Looper, R ERA: 3.45	1.0	S	3	1	0	0	1	0	0	0	0	0	0	10	14	0.00	1.000					

St. Louis Cardinals @ Florida Marlins
Pro Player Stadium, Miami, FL
Wed Jul 31 2002, 7:05 PM EDT
Att: 7,587 - Cloudy - 84 F

AB 33
R 5
H 9
RBI 5
BB 4
SO 10
LOB 12



Batter	1	2	3	4	5	6	7	8	9	AB	R	H	RBI	BB	SO	LOB	BOTTOM					
Luis Castillo, S OBP: 0.385, SLG: 0.388	L5					G4-3				5	1	2	2	0	0	0						
Juan Encarnacion, R OBP: 0.325, SLG: 0.449										4	2	2	1	0	1	2						
Preston Wilson, R OBP: 0.342, SLG: 0.445										5	1	2	2	0	0	3						
Mike Lowell, R OBP: 0.365, SLG: 0.494										1	1	0	0	3	1	0						
Derrek Lee, R OBP: 0.358, SLG: 0.488										3	0	0	0	1	1	6						
Eric Owens, R OBP: 0.331, SLG: 0.372										3	1	0	0	1	0	5						
Mike Redmond, R OBP: 0.408, SLG: 0.404										4	0	2	3	0	1	0						
Andy Fox, L OBP: 0.331, SLG: 0.332										4	2	2	0	0	1	0						
Josh Beckett, R ERA: 7.17										1	0	0	0	0	1	0						
Armando Almanza, L ERA: 3.77										1	0	0	0	0	0	0						
Vladimir Nunez, R OBP: 0.325, SLG: 0.295										0	0	0	0	0	0	0						
Tim Lincecum, S OBP: 0.352, SLG: 0.267										0	0	0	0	0	0	0						
Braden Looper, R										0	0	0	0	0	0	0						
Inning Stats	R: 4 E: 0 K: 0 S: 17	H: 2 LOB: 1 BB: 2 P: 35	R: 3 E: 0 K: 1 S: 13	H: 4 LOB: 1 BB: 1 P: 24	R: 0 E: 0 K: 1 S: 9	H: 0 LOB: 0 BB: 0 P: 13	R: 0 E: 0 K: 0 S: 9	H: 0 LOB: 0 BB: 0 P: 14	R: 0 E: 0 K: 1 S: 7	H: 1 LOB: 2 BB: 1 P: 14	R: 0 E: 0 K: 1 S: 10	H: 0 LOB: 0 BB: 0 P: 13	R: 0 E: 0 K: 0 S: 7	H: 1 LOB: 2 BB: 1 P: 16	R: 1 E: 0 K: 2 S: 18	H: 2 LOB: 2 BB: 1 P: 32	1B: 6 2B: 3 3B: 1 HR: 0	SF: 0 SAC: 1 DP: 0 HBP: 1	WP: 2 PB: 0 SB: 3 CS: 0	PA: 39		
PITCHER	IP	WLS	BF	H	R	ER	SO	BB	IBB	HBP	BLK	WP	HR	S	P	ERA	WHIP					
Travis Smith, R ERA: 3.97	0.2	L	10	4	6	6	0	2	0	0	0	2	0	34	58	2.46	1.364					
Mike Matthews, L ERA: 3.31	0.1		1	0	0	0	1	0	0	0	0	0	0	3	3	0.00	0.000					
52 Matt Duff, R ERA: 2.42	1.2		7	1	0	0	0	0	1	0	0	0	0	14	26	0.00	0.600					
44 Jason Istringhausen, R ERA: 2.42	0.1		3	1	1	1	1	1	0	0	0	0	0	11	18	27.00	6.000					

St. Louis Cardinals @ Florida Marlins
Pro Player Stadium, Miami, FL
Wed Jul 31 2002, 7:05 PM EDT
Att: 7,587 - Cloudy - 84 F

AB 31
R 8
H 10
RBI 8
BB 6
SO 6
LOB 16



Batter	1	2	3	4	5	6	7	8	9	AB	R	H	RBI	BB	SO	LOB	TOP		
Fernando Vina, L (1,4) OBP: 0.333, SLG: 0.353	F5		F8			BB		G4-6-3		3	0	0	0	1	0	3			
J.D. Drew, L (1,9) OBP: 0.352, SLG: 0.461	K			1B		F7			F9	4	0	1	0	0	1	1			
Eli Marrero, R (1,7) OBP: 0.319, SLG: 0.422	K		F8			G4-3			K	4	0	0	0	0	2	2			
15 Jim Edmonds, L (1,8) OBP: 0.441, SLG: 0.639		K		1B					2B	3	0	2	0	1	1	0			
27 Scott Rolen, R (1,5) OBP: 0.358, SLG: 0.473	G5-3			K		G5-4-3			F8	4	0	0	0	0	1	4			
Tino Martinez, L (1,3) OBP: 0.334, SLG: 0.413	L7				G3					3	0	0	0	0	0	0			
Edgar Renteria, R (1,6) OBP: 0.369, SLG: 0.453			G6-3			K		E3		3	0	0	0	0	1	0			
Mike Matheny, R (1,2) OBP: 0.281, SLG: 0.313						G6-3		F7		2	0	1	0	0	0	0			
Kerry Robinson, L (8, PH) OBP: 0.321, SLG: 0.379			FC5-6							1	0	0	0	0	0	1			
Chuck Finley, L (1,1) OBP: 0.200, SLG: 0.300										2	0	0	0	0	1	1			
Miguel Cairo, R (8, PH) OBP: 0.282, SLG: 0.363			FC5-6							0	0	0	0	1	0	0			
58 Kevin Joseph, R (8,1) OBP: 0.321, SLG: 0.379						K				0	0	0	0	0	0	0			
Inning Stats	R: 0 H: 0 E: 0 K: 2 S: 8	H: 0 LOB: 0 BB: 0 P: 11	R: 0 H: 0 E: 0 K: 1 S: 8	H: 0 LOB: 0 BB: 0 P: 13	R: 0 H: 1 E: 0 K: 0 S: 9	H: 1 LOB: 1 BB: 0 P: 16	R: 0 H: 2 E: 0 K: 1 S: 12	H: 2 LOB: 2 BB: 0 P: 21	R: 0 H: 0 E: 0 K: 1 S: 10	H: 0 LOB: 1 BB: 1 P: 17	R: 0 H: 0 E: 0 K: 0 S: 6	H: 0 LOB: 0 BB: 1 P: 10	R: 0 H: 0 E: 1 K: 0 S: 8	H: 0 LOB: 1 BB: 1 P: 12	R: 0 H: 1 E: 0 K: 1 S: 10	H: 1 LOB: 1 BB: 0 P: 16	1B: 3 2B: 2 3B: 0 HR: 0	SF: 0 SAC: 0 DP: 3 HBP: 0	WP: 0 PA: 32 SB: 0 CS: 1
PITCHER A.J. Burnett, R (1,1) ERA: 3.4	IP: 9.0 WLS: W BF: 32 H: 4 R: 0 ER: 0 SO: 7 BB: 3 IBB: 0 HBP: 0 BLK: 0 WP: 0 HR: 0 S: 77 P: 128 ERA: 0.00 WHIP: 0.778															PITCHER A.J. Burnett, R (1,1) ERA: 3.4	IP: 9.0 WLS: W BF: 32 H: 4 R: 0 ER: 0 SO: 7 BB: 3 IBB: 0 HBP: 0 BLK: 0 WP: 0 HR: 0 S: 77 P: 128 ERA: 0.00 WHIP: 0.778		

St. Louis Cardinals @ Florida Marlins
Pro Player Stadium, Miami, FL
Thu Aug 01 2002, 7:05 PM EDT
Att: 7,346 - Cloudy - 87 F

AB 29
R 0
H 4
RBI 0
BB 3
SO 7
LOB 12



Batter	1	2	3	4	5	6	7	8	9	AB	R	H	RBI	BB	SO	LOB	BOTTOM		
Luis Castillo, S (1,4) OBP: 0.384, SLG: 0.392	F9		E6			G6-3				4	1	1	1	0	0	1			
Juan Encarnacion, R (1,9) OBP: 0.322, SLG: 0.444	G5-3		L7		K			G5-3		4	0	0	0	0	1	2			
Preston Wilson, R (1,8) OBP: 0.341, SLG: 0.442	BB		SF8		G5-3			G5-3		2	0	0	1	1	0	1			
Mike Lowell, R (1,5) OBP: 0.366, SLG: 0.494	K		F3			F9-6-3		1B		4	1	2	0	0	1	1			
Derrek Lee, R (1,3) OBP: 0.360, SLG: 0.487		K				1B		1B		3	0	1	0	1	2	0			
Eric Owens, R (1,7) OBP: 0.333, SLG: 0.374		L6				BB		1B		4	0	2	1	0	0	2			
Mike Redmond, R (1,2) OBP: 0.404, SLG: 0.406					G6-4-3			1B		4	1	1	0	0	0	3			
Mike Mordecai, R (1,6) OBP: 0.308, SLG: 0.298										2	1	2	1	1	0	0			
A.J. Burnett, R (1,1) OBP: 0.160, SLG: 0.213		K			SH3-4			1B		1	0	0	0	0	1	1			
Inning Stats	R: 0 H: 0 E: 0 K: 1 S: 9	H: 2 LOB: 1 BB: 1 P: 15	R: 1 H: 2 E: 0 K: 2 S: 16	H: 2 LOB: 0 BB: 0 P: 26	R: 1 H: 0 E: 1 K: 0 S: 8	H: 0 LOB: 0 BB: 0 P: 12	R: 0 H: 1 E: 0 K: 1 S: 7	H: 1 LOB: 0 BB: 0 P: 9	R: 1 H: 1 E: 0 K: 1 S: 10	H: 1 LOB: 1 BB: 1 P: 22	R: 0 H: 1 E: 0 K: 0 S: 7	H: 1 LOB: 0 BB: 1 P: 17	R: 0 H: 1 E: 0 K: 0 S: 12	H: 1 LOB: 1 BB: 0 P: 18	R: 1 H: 3 E: 0 K: 0 S: 12	H: 3 LOB: 2 BB: 0 P: 16	1B: 7 2B: 1 3B: 2 HR: 0	SF: 1 SAC: 2 DP: 1 HBP: 0	WP: 0 PA: 34 SB: 1 CS: 0
PITCHER Chuck Finley, L (1,1) ERA: 4.34	IP: 7.0 WLS: L BF: 28 H: 6 R: 3 ER: 2 SO: 5 BB: 3 IBB: 0 HBP: 0 BLK: 0 WP: 0 HR: 0 S: 69 P: 119 ERA: 2.57 WHIP: 1.286															PITCHER 58 Kevin Joseph, R (8,1) ERA: 9.0	IP: 1.0 WLS: L BF: 6 H: 3 R: 1 ER: 1 SO: 0 BB: 0 IBB: 0 HBP: 0 BLK: 0 WP: 0 HR: 0 S: 12 P: 16 ERA: 9.00 WHIP: 3.000		

St. Louis Cardinals @ Florida Marlins
Pro Player Stadium, Miami, FL
Thu Aug 01 2002, 7:05 PM EDT
Att: 7,346 - Cloudy - 87 F

AB 28
R 4
H 9
RBI 4
BB 3
SO 5
LOB 11



Batter	1	2	3	4	5	6	7	8	9	AB	R	H	RBI	BB	SO	LOB	TOP		
Alex Sanchez, L (1, 8) OBP: 0.360, SLG: 0.354	F7		F7		G4-3		G6-3	G6-3		5	0	0	0	0	0	1	Milwaukee Brewers @ Florida Marlins Pro Player Stadium, Miami, FL Fri Aug 02 2002, 7:05 PM EDT Att: 5,167 - Cloudy - 87 F		
Eric Young Sr., R (1, 4) OBP: 0.323, SLG: 0.363	G6-3		B1-3		FC6 1B		FC5 1B		CS 2B	5	0	3	0	0	0	0			
Lenny Harris, L (1, 7) OBP: 0.320, SLG: 0.341	1B			L9	FC6		FC5 1B		K	5	0	2	0	0	1	2			
Richie Sexson, R (1, 3) OBP: 0.362, SLG: 0.527	K			2B FC1 HBP			F8 F7		K	4	0	0	0	0	2	3			
Jeffrey Hammonds, R (1, 9) OBP: 0.346, SLG: 0.437		F8		FC1 1B 2B		G1-3 1B	FC5			4	1	2	0	0	0	2			
José Hernández, R (1, 6) OBP: 0.353, SLG: 0.496		BB HBP		FC1 1B		G1-3 1B	K			3	0	1	0	0	1	5			
Ronnie Belliard, R (1, 5) OBP: 0.291, SLG: 0.305		G6-3 BB		2-3 3-H 0-0		G1-3 1B				3	0	1	1	1	0	2			
Robert Machado, R (1, 2) OBP: 0.335, SLG: 0.417	G6-3			F7				F5		3	0	0	0	1	0	4			
Jamey Wright, R (1, 1) OBP: 0.192, SLG: 0.308			G5-3		G5-3					3	0	0	0	0	1	3			
Matt Stairs, L (8, PH) OBP: 0.331, SLG: 0.486										1	0	1	0	0	0	0			
Ryan Thompson, R (8, PR) OBP: 0.294, SLG: 0.508										0	0	0	0	0	0	0			
Luis Vizcaino, R (8, 1)										0	0	0	0	0	0	0			
Mike DeJean, R (9, 1)								2B		0	0	0	0	0	0	0			
Inning Stats	R: 0 E: 0 K: 1 S: 11	H: 1 LOB: 1 BB: 0 P: 17	R: 0 E: 0 K: 0 S: 7	H: 0 LOB: 1 BB: 1 P: 13	R: 0 E: 0 K: 0 S: 6	H: 0 LOB: 0 BB: 0 P: 9	R: 1 E: 0 K: 0 S: 11	H: 2 LOB: 2 BB: 0 P: 16	R: 0 E: 0 K: 1 S: 8	H: 1 LOB: 1 BB: 0 P: 10	R: 0 E: 0 K: 1 S: 14	H: 2 LOB: 3 BB: 0 P: 21	R: 0 E: 0 K: 0 S: 7	H: 1 LOB: 0 BB: 0 P: 9	R: 0 E: 0 K: 2 S: 8	H: 1 LOB: 0 BB: 0 P: 11	1B: 7 2B: 3 3B: 0 HR: 0	SF: 0 SAC: 0 DP: 1 HBP: 2	WP: 0 PA: 40 PB: 0 SB: 0 CS: 1
PITCHER	IP WLS BF H R ER SO BB IBB HBP BLK WP HR S P ERA WHIP	IP WLS BF H R ER SO BB IBB HBP BLK WP HR S P ERA WHIP	IP WLS BF H R ER SO BB IBB HBP BLK WP HR S P ERA WHIP	IP WLS BF H R ER SO BB IBB HBP BLK WP HR S P ERA WHIP	IP WLS BF H R ER SO BB IBB HBP BLK WP HR S P ERA WHIP	IP WLS BF H R ER SO BB IBB HBP BLK WP HR S P ERA WHIP	IP WLS BF H R ER SO BB IBB HBP BLK WP HR S P ERA WHIP	IP WLS BF H R ER SO BB IBB HBP BLK WP HR S P ERA WHIP	IP WLS BF H R ER SO BB IBB HBP BLK WP HR S P ERA WHIP	IP WLS BF H R ER SO BB IBB HBP BLK WP HR S P ERA WHIP	IP WLS BF H R ER SO BB IBB HBP BLK WP HR S P ERA WHIP	IP WLS BF H R ER SO BB IBB HBP BLK WP HR S P ERA WHIP	IP WLS BF H R ER SO BB IBB HBP BLK WP HR S P ERA WHIP	IP WLS BF H R ER SO BB IBB HBP BLK WP HR S P ERA WHIP	IP WLS BF H R ER SO BB IBB HBP BLK WP HR S P ERA WHIP	IP WLS BF H R ER SO BB IBB HBP BLK WP HR S P ERA WHIP	IP WLS BF H R ER SO BB IBB HBP BLK WP HR S P ERA WHIP		

AB	36
R	1
H	10
RBI	1
BB	2
SO	5
LOB	22



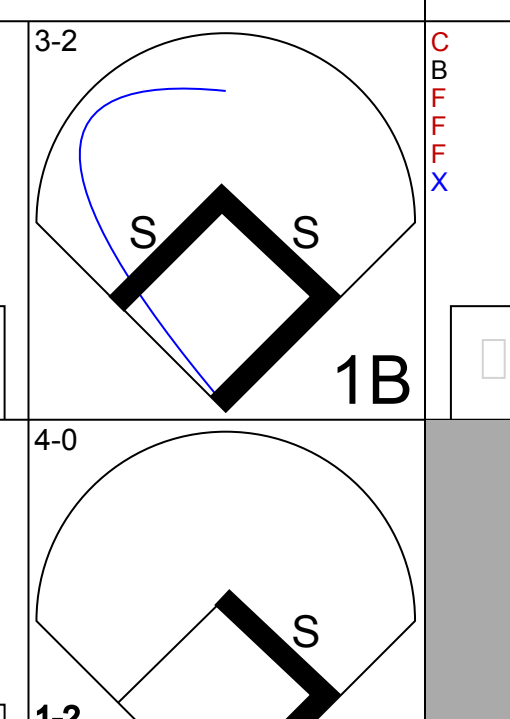
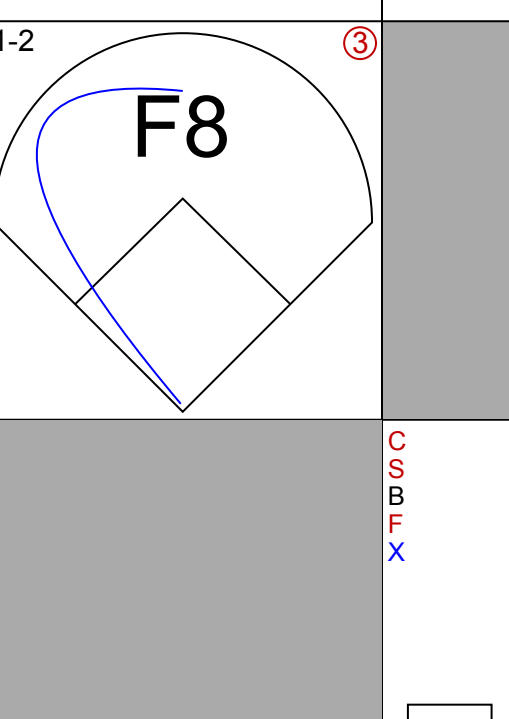
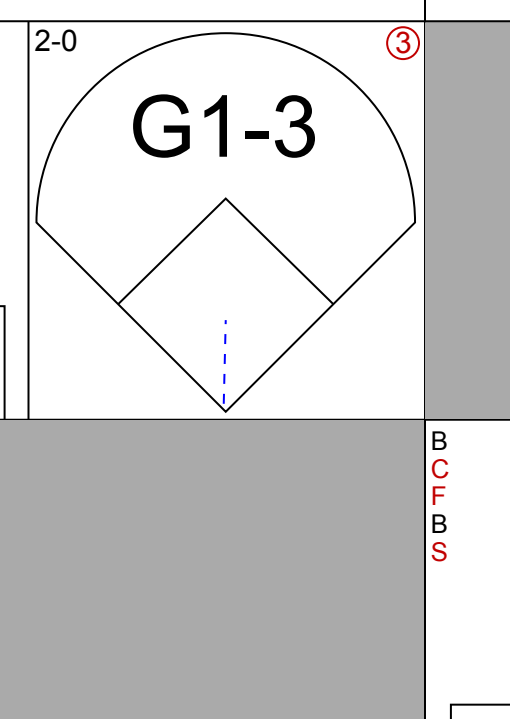
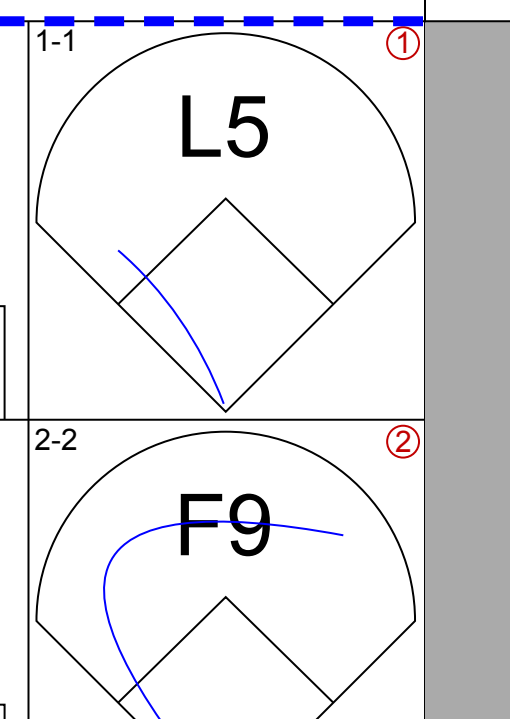
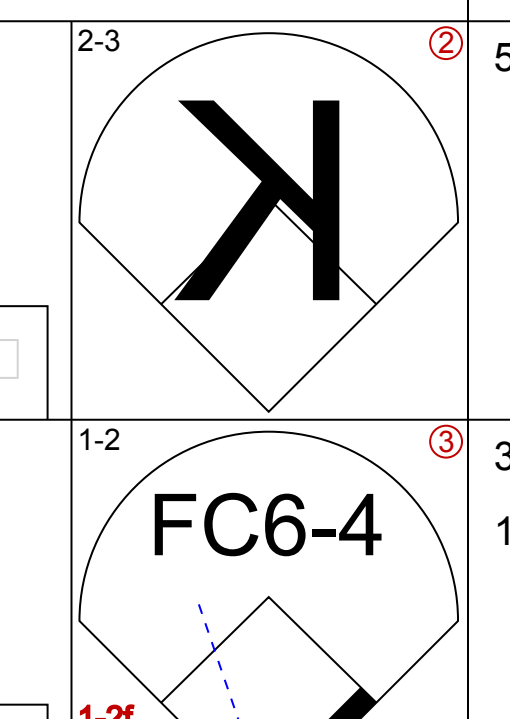
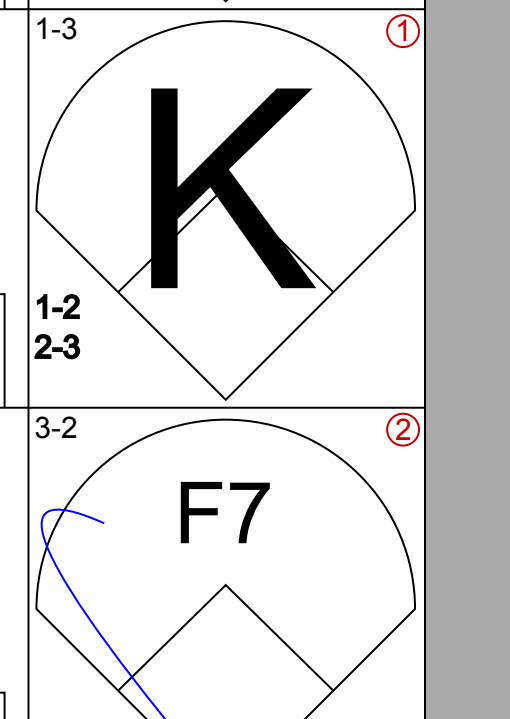
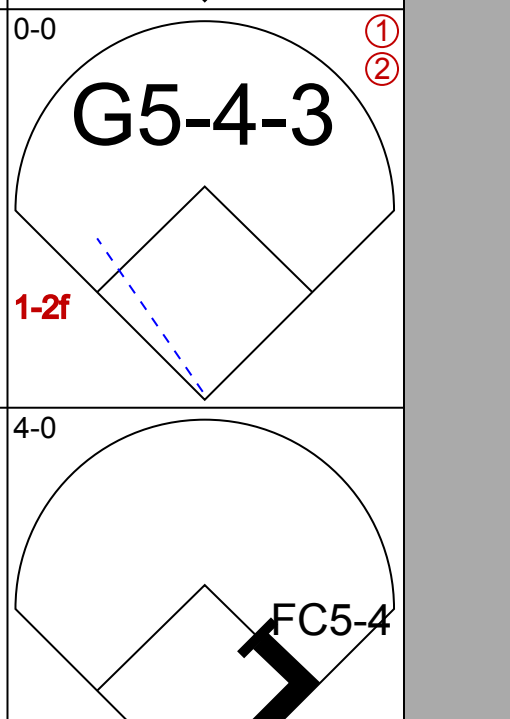
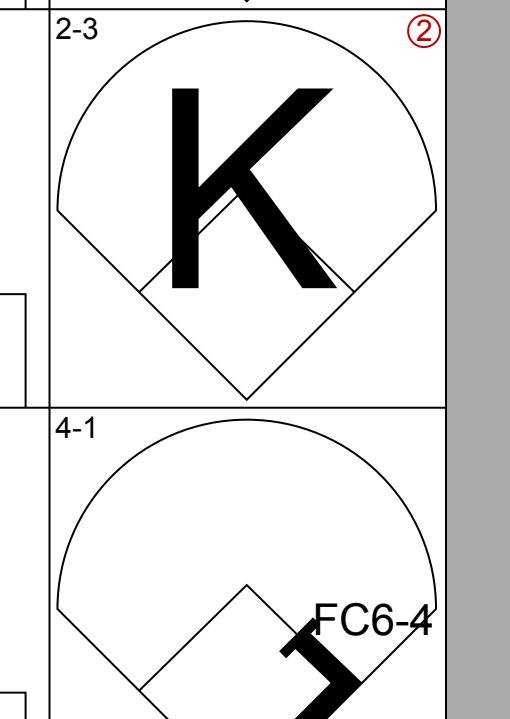
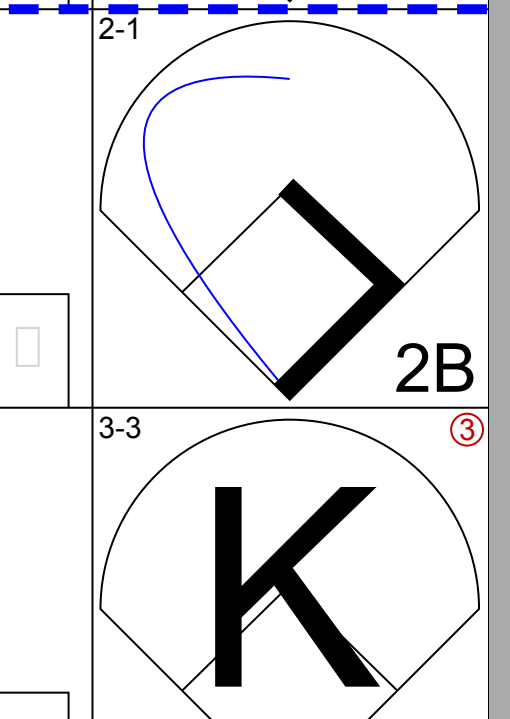

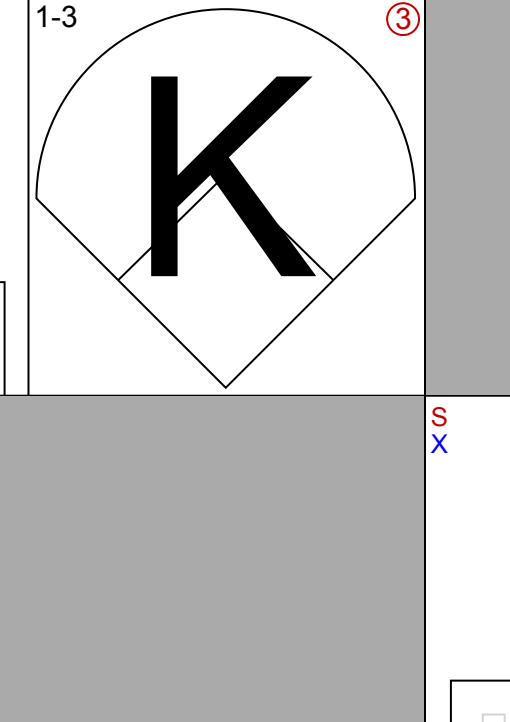
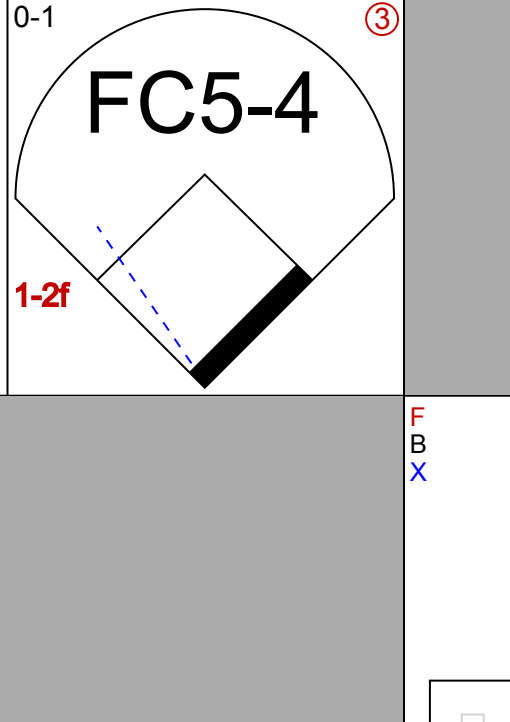

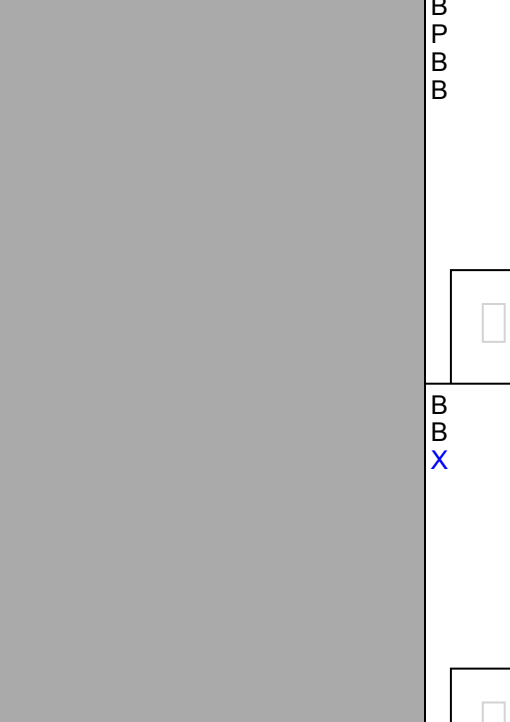
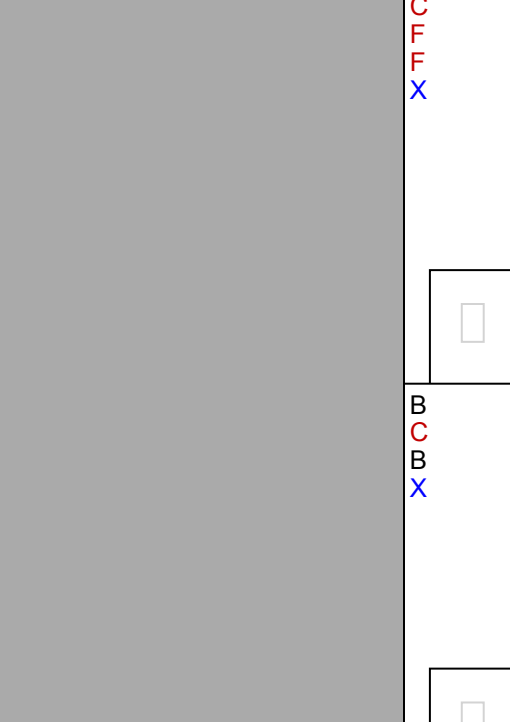
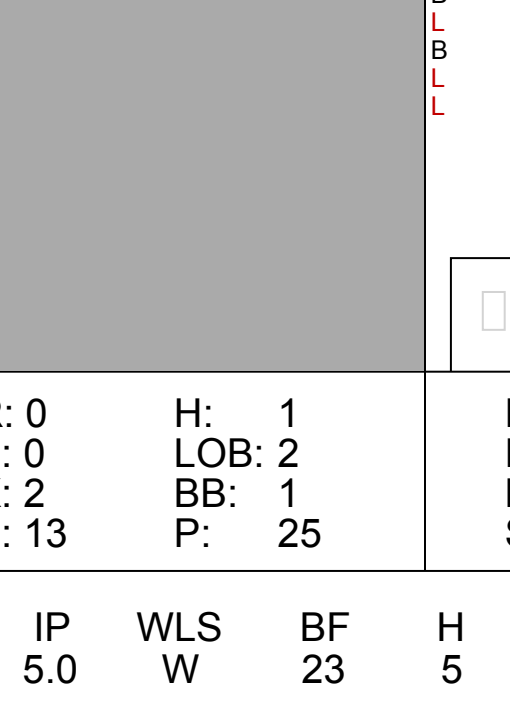
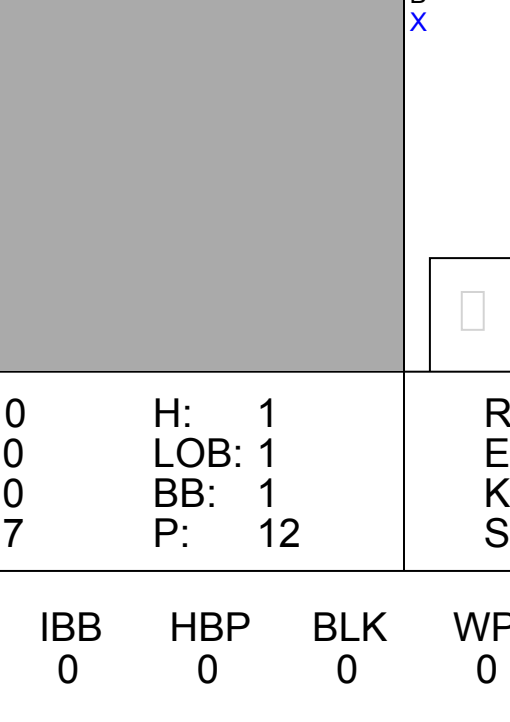
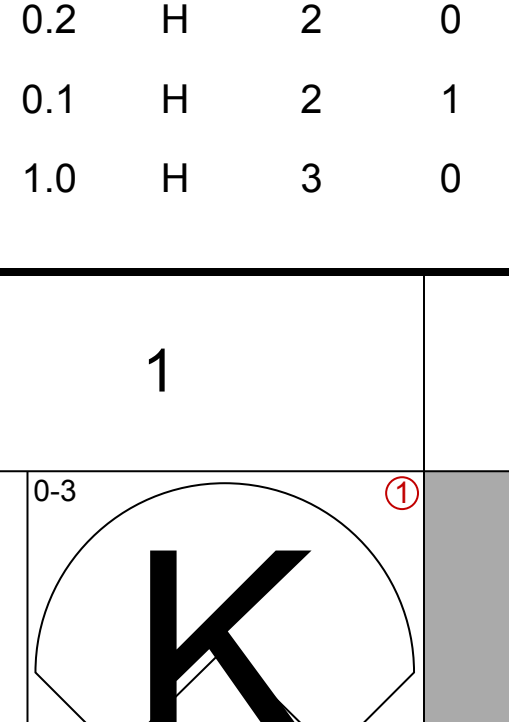
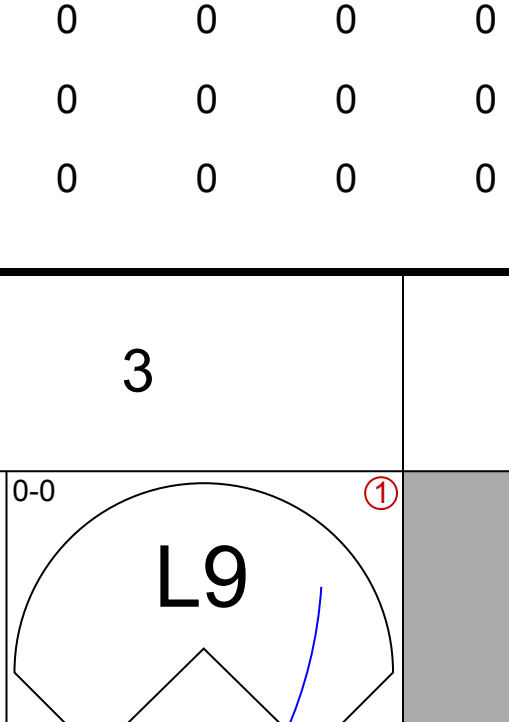
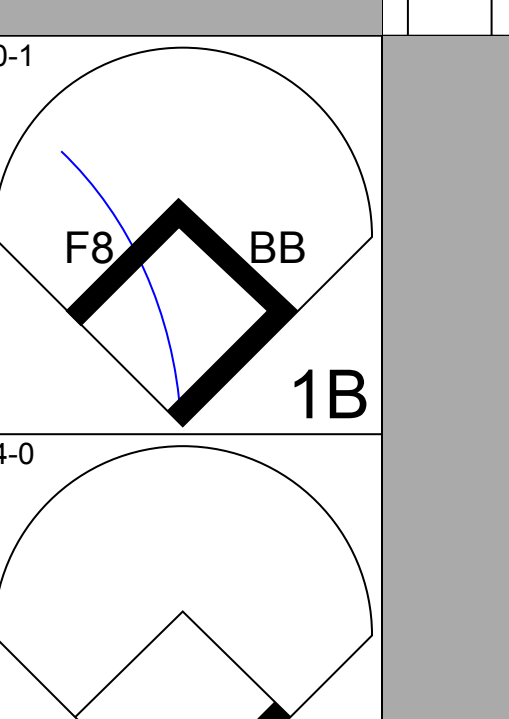
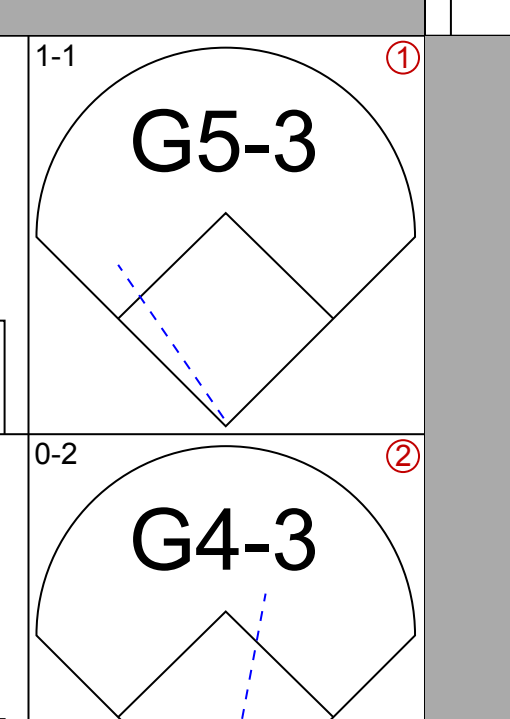
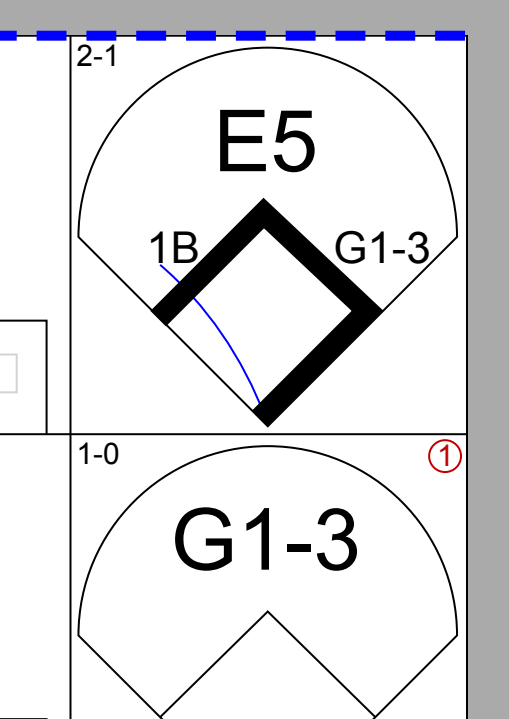
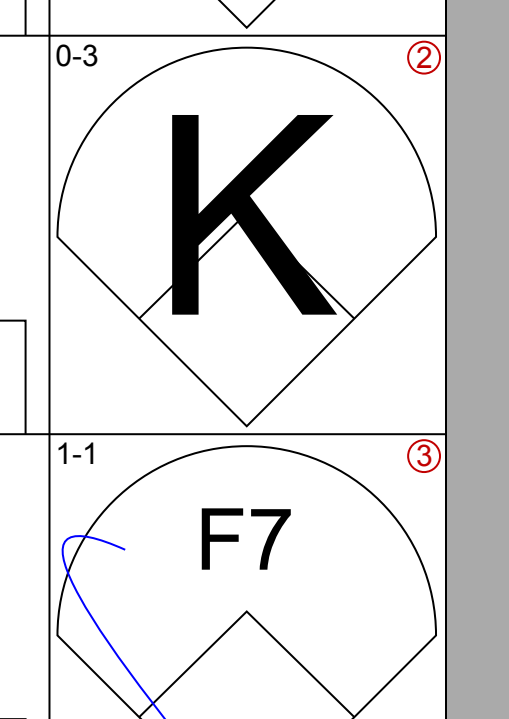
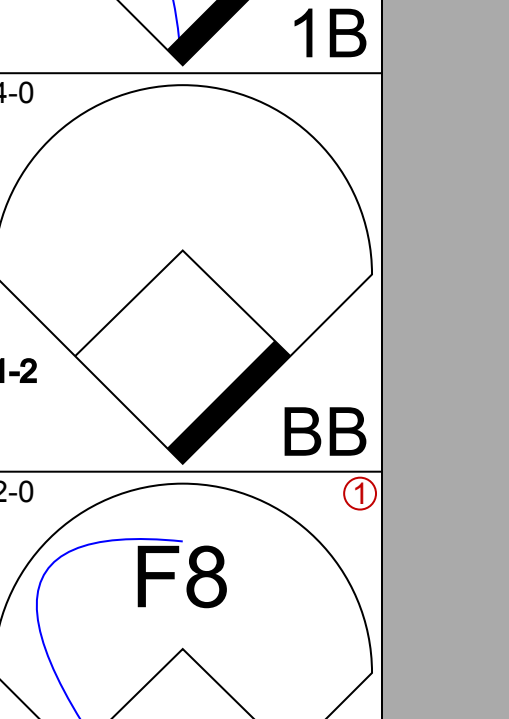
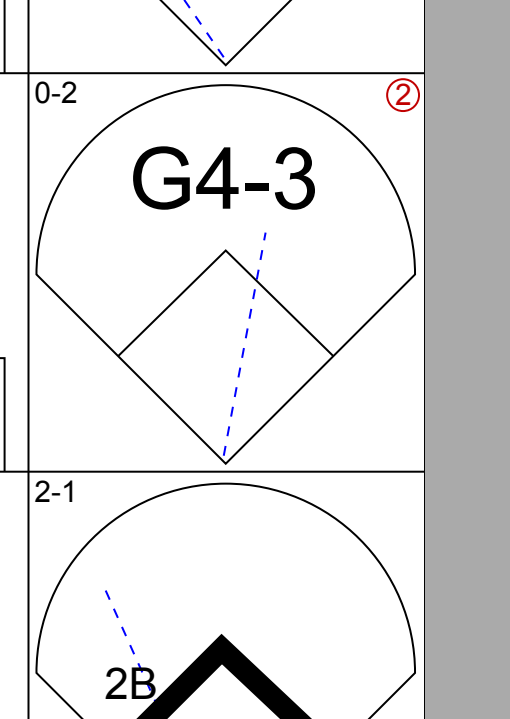
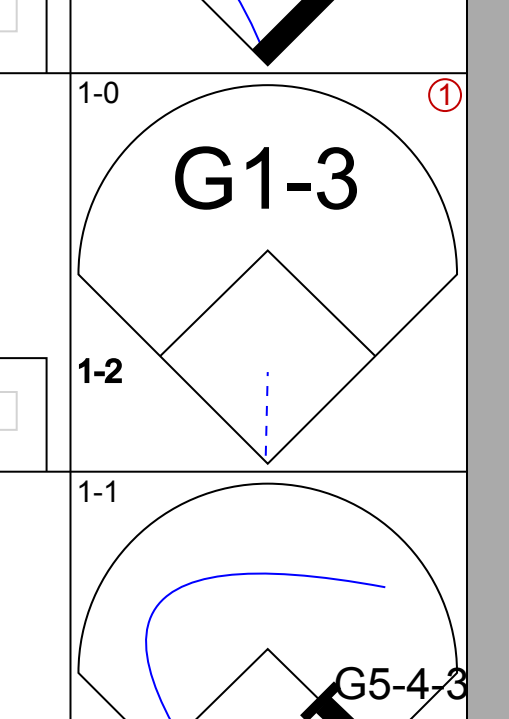
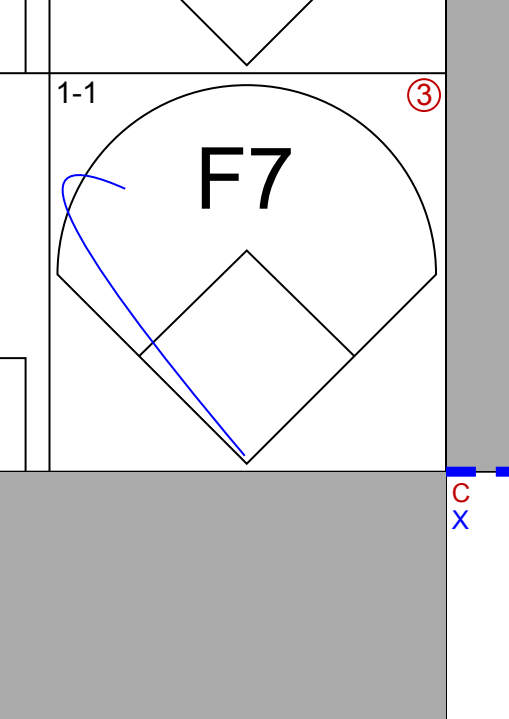
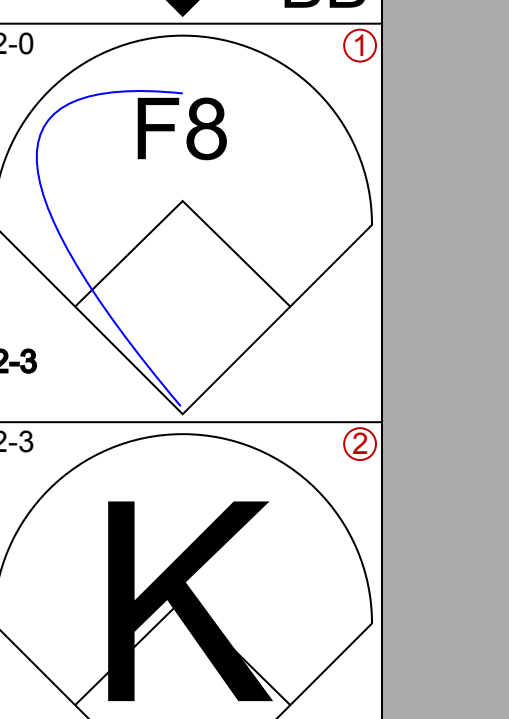
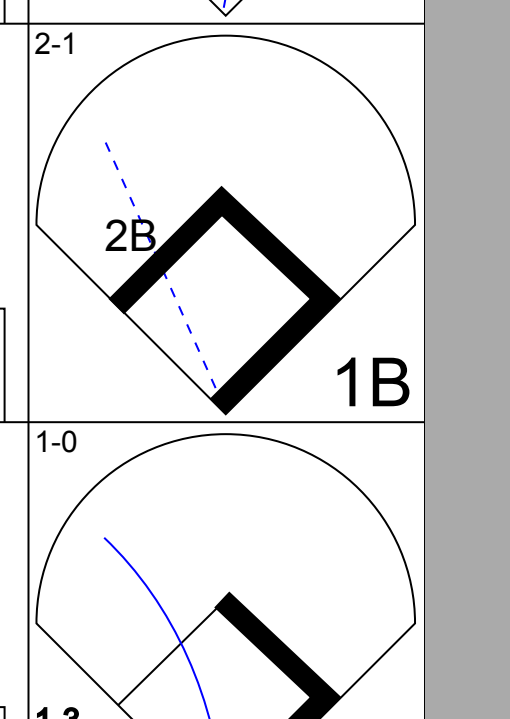
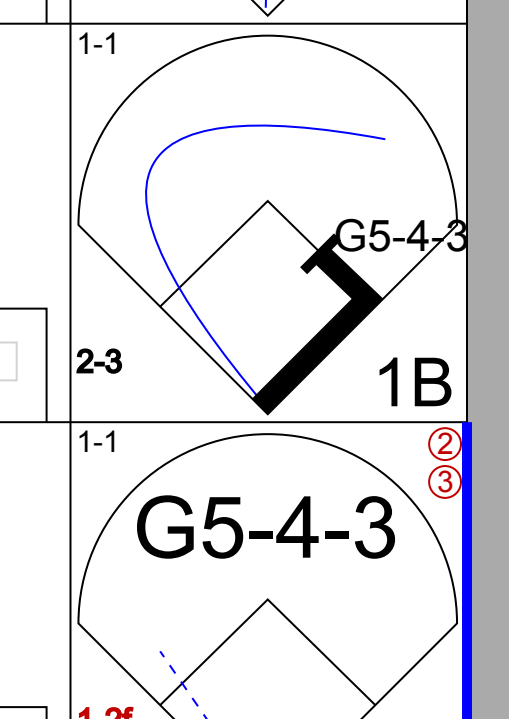
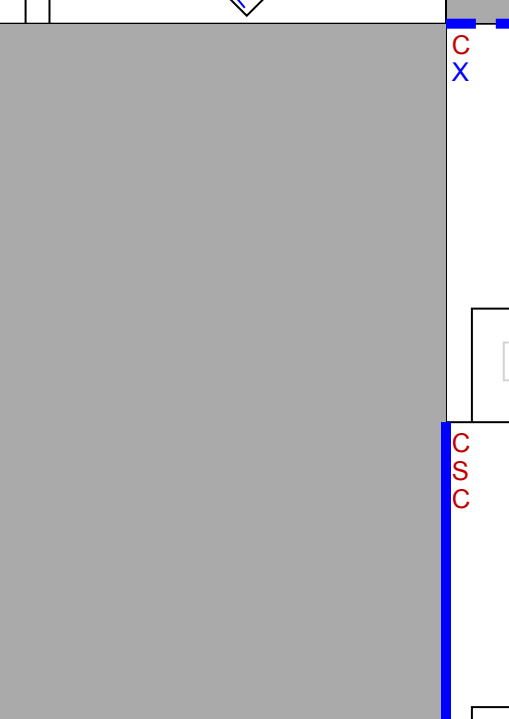
Batter	1	2	3	4	5	6	7	8	9	AB	R	H	RBI	BB	SO	LOB	BOTTOM				
Luis Castillo, S (1, 4) OBP: 0.383, SLG: 0.390	G5-3		FC3-6 FC5-4			G4-6-3 1B				4	0	1	0	0	1	3	Milwaukee Brewers @ Florida Marlins Pro Player Stadium, Miami, FL Fri Aug 02 2002, 7:05 PM EDT Att: 5,167 - Cloudy - 87 F				
Juan Encarnacion, R (1, 9) OBP: 0.319, SLG: 0.440	G6-3		FC5-4			G4-6-3				4	0	0	0	0	1	2					
Preston Wilson, R (1, 8) OBP: 0.338, SLG: 0.438	G5-3			K		E5 WP BB				4	0	0	0	0	2	0					
Mike Lowell, R (1, 5) OBP: 0.367, SLG: 0.491		BB BB		F8		4-1 WP BB				2	0	0	0	2	1	0					
Derrek Lee, R (1, 3) OBP: 0.357, SLG: 0.482		L8		G6-3		F8				4	0	0	0	0	1	3					
Eric Owens, R (1, 7) OBP: 0.335, SLG: 0.372		G5-4-3 BB			G3-1		CS SH3-4 BB		L4	2	0	0	0	2	0	0					
Ramon Castro, R (1, 2) OBP: 0.192, SLG: 0.460			G5-4-3				SH3-4		G4-3	2	0	0	0	0	1	2					
Tim Raines, S (9, PH)										1	0	0	0	0	0	0					
Andy Fox, L (1, 6) OBP: 0.334, SLG: 0.333			G6-3				SH3-4			2	0	1	0	1	0	0					
Julian Tavarez, L (1, 1) OBP: 0.143, SLG: 0.077										2	0	1	0	0	1	1					
Carl Pavano, R (7, 1) OBP: 0.192, SLG: 0.231										0	0	0	0	0	0	0					
Kevin Millar, R (7, PH) OBP: 0.328, SLG: 0.434										0	0	0	0	0	0	0					
Vladimir Nunez, R (8, 1) OBP: 0.250, SLG: 0.250										0	0	0	0	0	0	0					
Inning Stats	R: 0 E: 0 K: 0 S: 6	H: 0 LOB: 0 BB: 0 P: 12	R: 0 E: 0 K: 0 S: 6	H: 0 LOB: 1 BB: 2 P: 14	R: 0 E: 0 K: 1 S: 10	H: 1 LOB: 1 BB: 0 P: 15	R: 0 E: 0 K: 1 S: 12	H: 0 LOB: 0 BB: 0 P: 16	R: 0 E: 0 K: 2 S: 9	H: 0 LOB: 1 BB: 1 P: 17	R: 0 E: 1 K: 0 S: 8	H: 1 LOB: 2 BB: 1 P: 18	R: 0 E: 0 K: 1 S: 12	H: 1 LOB: 2 BB: 1 P: 21	R: 0 E: 0 K: 3 S: 12	H: 0 LOB: 0 BB: 0 P: 18	R: 0 E: 0 K: 1 S: 11	H: 0 LOB: 0 BB: 0 P: 15	1B: 3 2B: 0 3B: 0 HR: 0	SF: 0 SAC: 1 DP: 2 HBP: 1	WP: 1 PA: 34 PB: 1 SB: 0 CS: 1
PITCHER	IP WLS BF H R ER SO BB IBB HBP BLK WP HR S P ERA WHIP	IP WLS BF H R ER SO BB IBB HBP BLK WP HR S P ERA WHIP	IP WLS BF H R ER SO BB IBB HBP BLK WP HR S P ERA WHIP	IP WLS BF H R ER SO BB IBB HBP BLK WP HR S P ERA WHIP	IP WLS BF H R ER SO BB IBB HBP BLK WP HR S P ERA WHIP	IP WLS BF H R ER SO BB IBB HBP BLK WP HR S P ERA WHIP	IP WLS BF H R ER SO BB IBB HBP BLK WP HR S P ERA WHIP	IP WLS BF H R ER SO BB IBB HBP BLK WP HR S P ERA WHIP	IP WLS BF H R ER SO BB IBB HBP BLK WP HR S P ERA WHIP	IP WLS BF H R ER SO BB IBB HBP BLK WP HR S P ERA WHIP	IP WLS BF H R ER SO BB IBB HBP BLK WP HR S P ERA WHIP	IP WLS BF H R ER SO BB IBB HBP BLK WP HR S P ERA WHIP	IP WLS BF H R ER SO BB IBB HBP BLK WP HR S P ERA WHIP	IP WLS BF H R ER SO BB IBB HBP BLK WP HR S P ERA WHIP	IP WLS BF H R ER SO BB IBB HBP BLK WP HR S P ERA WHIP	IP WLS BF H R ER SO BB IBB HBP BLK WP HR S P ERA WHIP	IP WLS BF H R ER SO BB IBB HBP BLK WP HR S P ERA WHIP				

AB	27
R	0
H	3
RBI	0
BB	5
SO	8
LOB	11



Batter	1	2	3	4	5	6	7	8	9	AB	R	H	RBI	BB	SO	LOB	TOP					
Ronnie Belliard, R OBP: 0.288, SLG: 0.302 (1, 4)	P6		G6-3			K				4	0	1	1	0	1	1	Milwaukee Brewers @ Florida Marlins Pro Player Stadium, Miami, FL Sun Aug 04 2002, 4:05 PM EDT Att: 6,630 - Sunny - 91 F					
Mark Loretta, R OBP: 0.347, SLG: 0.361 Mike DeJean, R (8, 1)	F8			K				K		3	0	0	0	1	2	1						
Jeffrey Hammonds, R OBP: 0.340, SLG: 0.426 (1, 8)	F9					F9			F8	4	0	1	0	0	0	2						
Richie Sexson, R OBP: 0.361, SLG: 0.523 (1, 3)		K					K		F9	4	0	0	0	0	2	1						
Izzy Alcantara, R OBP: 0.353, SLG: 0.588 (1, 9)	G5-3					K				4	1	1	1	0	1	0						
Ryan Thompson, R OBP: 0.301, SLG: 0.514 (1, 7)						F7				4	0	2	0	0	0	0						
José Hernández, R OBP: 0.350, SLG: 0.489 (1, 6)						F3				4	1	1	0	0	2	2						
Robert Machado, R OBP: 0.348, SLG: 0.428 Paul Bako, L OBP: 0.324, SLG: 0.361 (8, PH) (8, 2)										2	0	2	0	0	0	0						
Ruben Quevedo, R OBP: 0.122, SLG: 0.077 Eric Young, Jr., R OBP: 0.371, SLG: 0.399 Valerio De Los Santos, L (6, PH) Luis Vizcaino, R (7, 1) Lenny Harris, L OBP: 0.330, SLG: 0.361 (8, PH) (8, 5)										1	0	0	0	0	0	1						
Inning Stats	R: 0 E: 0 K: 0 S: 12	H: 0 LOB: 0 BB: 0 P: 17	R: 0 E: 0 K: 2 S: 13	H: 1 LOB: 1 BB: 0 P: 19	R: 0 E: 0 K: 1 S: 6	H: 1 LOB: 0 BB: 0 P: 8	R: 0 E: 0 K: 1 S: 7	H: 1 LOB: 0 BB: 0 P: 11	R: 0 E: 0 K: 1 S: 11	H: 0 LOB: 0 BB: 1 P: 16	R: 0 E: 0 K: 1 S: 8	H: 1 LOB: 2 BB: 1 P: 15	R: 0 E: 0 K: 1 S: 8	H: 0 LOB: 0 BB: 0 P: 14	R: 1 E: 0 K: 1 S: 8	H: 3 LOB: 1 BB: 0 P: 14		R: 1 E: 0 K: 1 S: 13	H: 2 LOB: 1 BB: 0 P: 19	1B: 7 2B: 1 3B: 0 HR: 1	SF: 0 SAC: 0 DP: 3 HBP: 0	WP: 0 PB: 0 SB: 0 CS: 0
PITCHER	IP	WLS	BF	H	R	ER	SO	BB	IBB	HBP	BLK	WP	HR	S	P	ERA	WHIP					
Michael Tejera, L ERA: 3.61 (1, 1)	7.0	W	24	4	0	0	6	1	0	0	0	0	0	65	100	0.00	0.714					
Carl Pavano, R ERA: 5.67 (8, 1)	1.0		5	3	1	1	1	0	0	0	0	0	0	8	14	9.00	3.000					
Vic Darensbourg, L ERA: 4.76 (9, 1)	1.0		5	2	1	1	1	0	0	0	0	0	1	13	19	9.00	2.000					

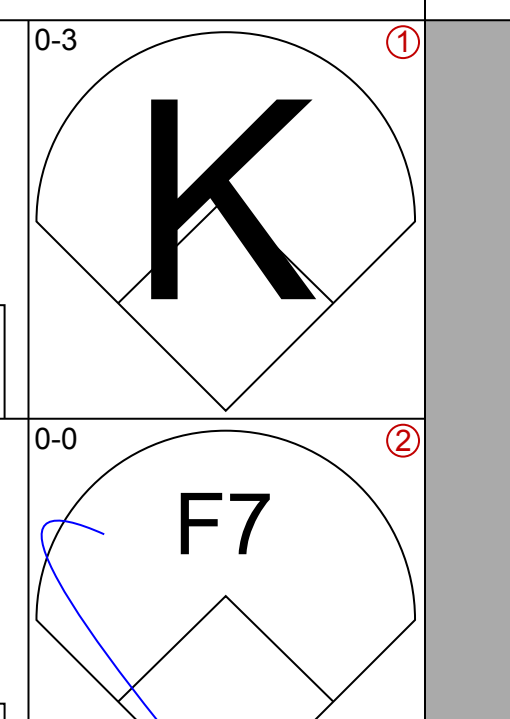
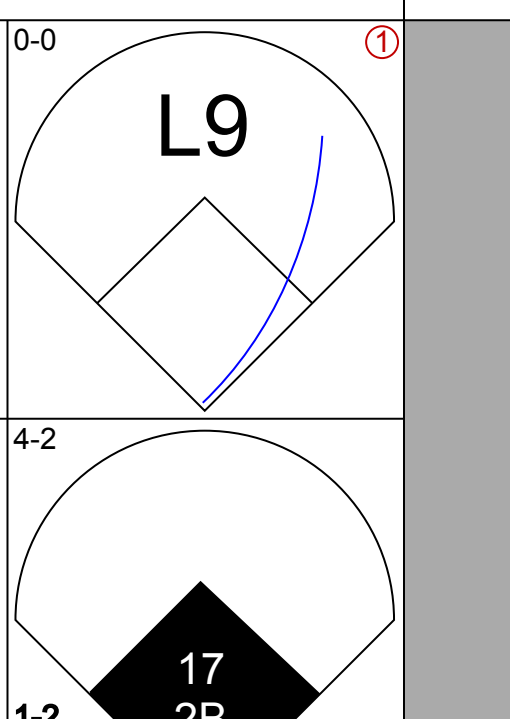
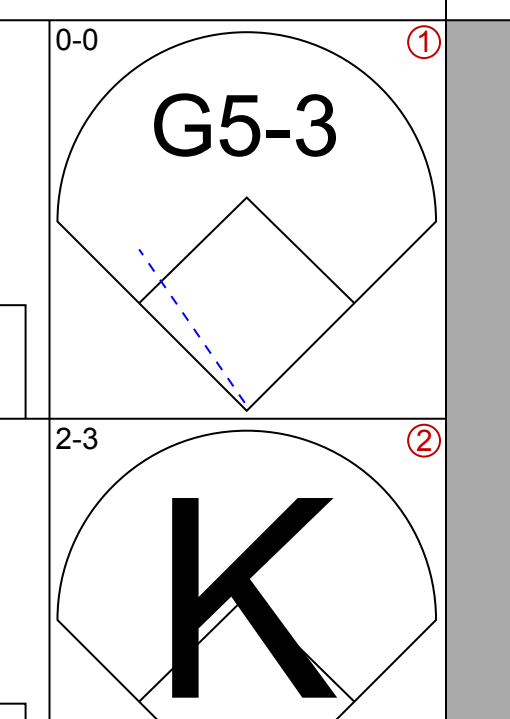
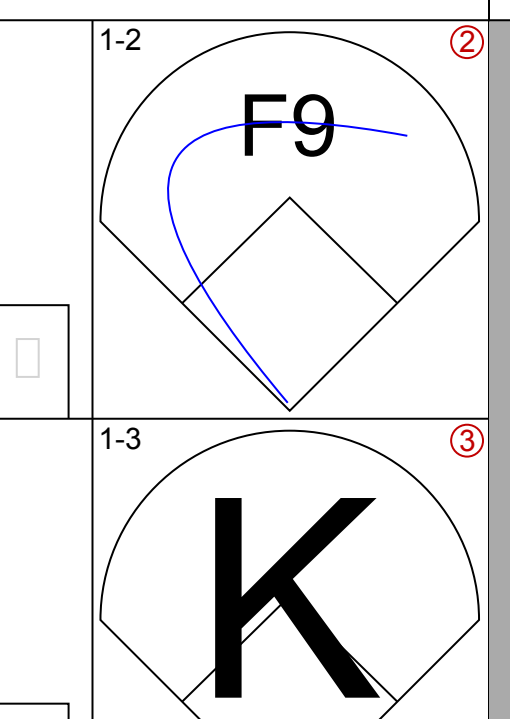
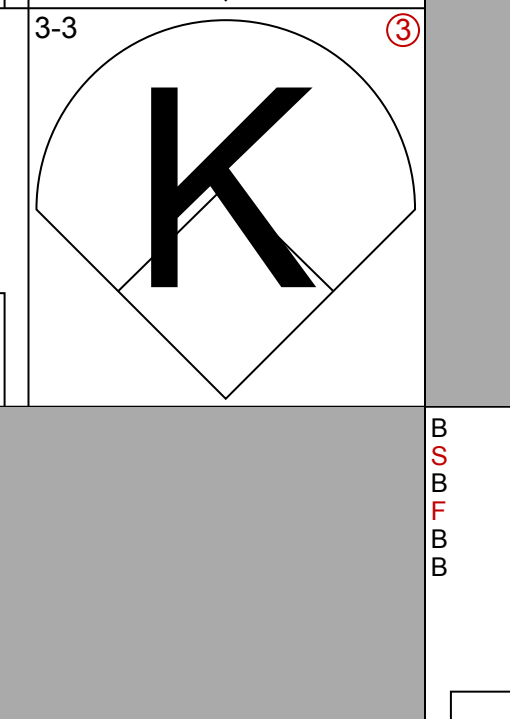
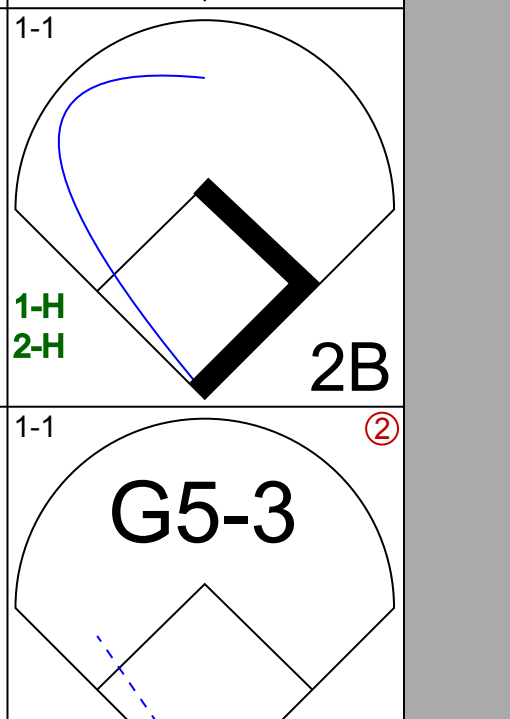
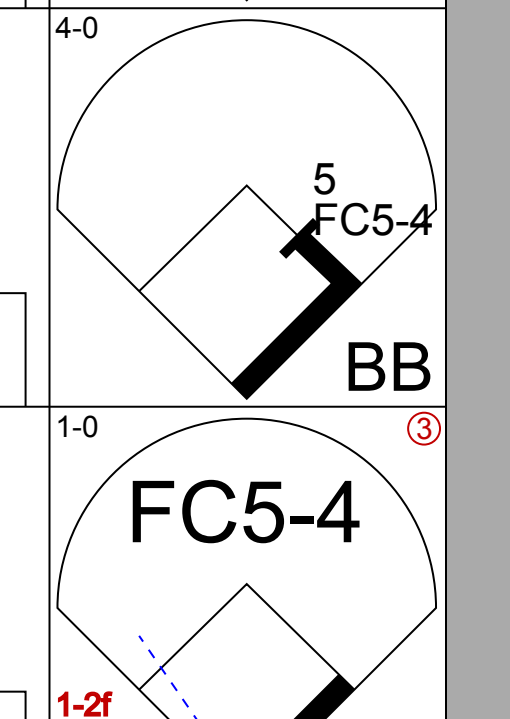

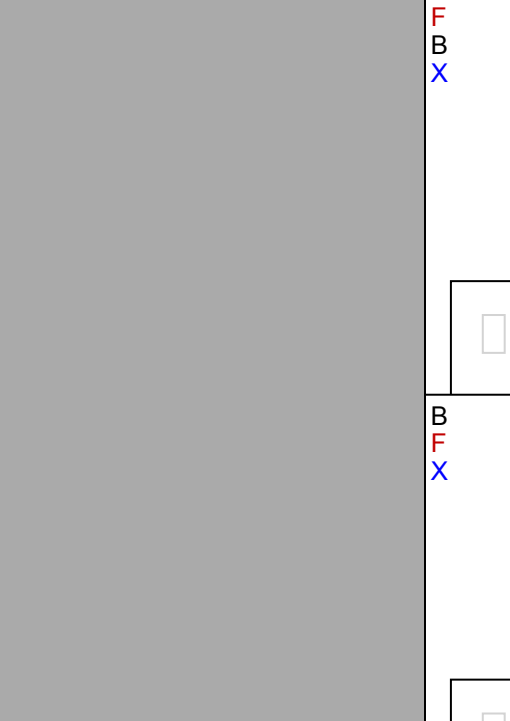
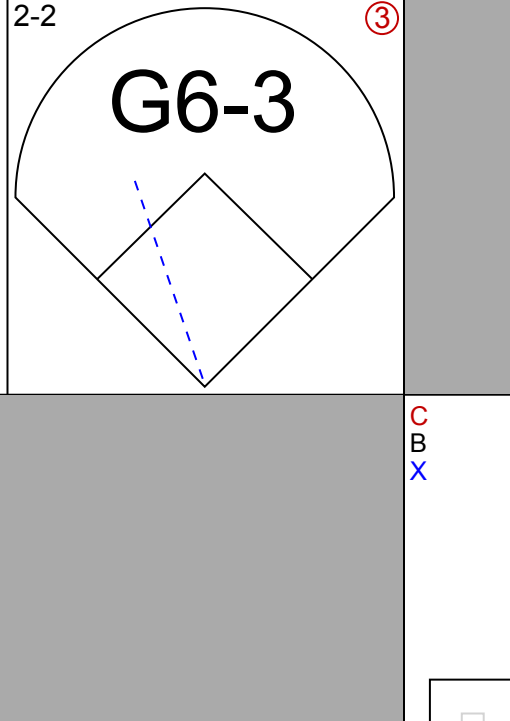
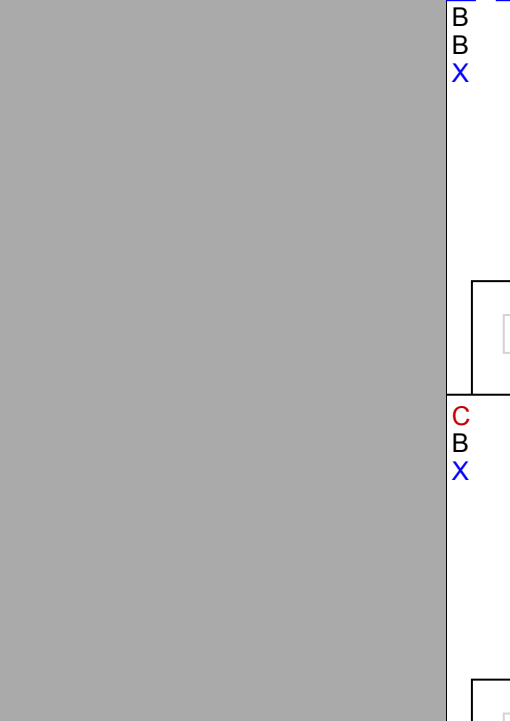

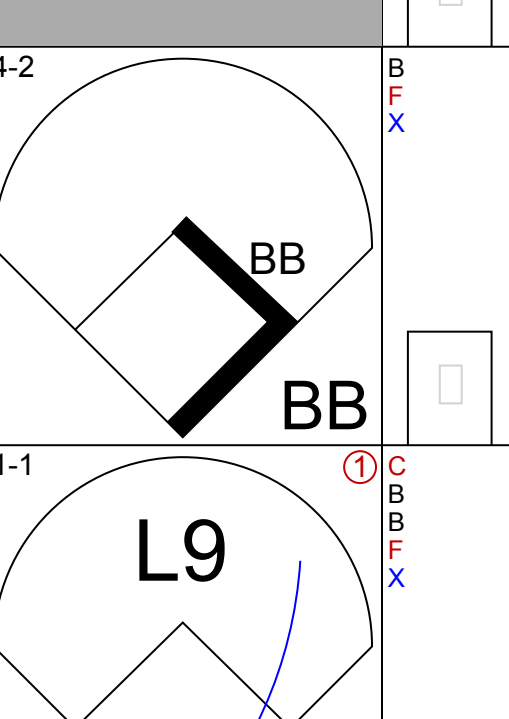
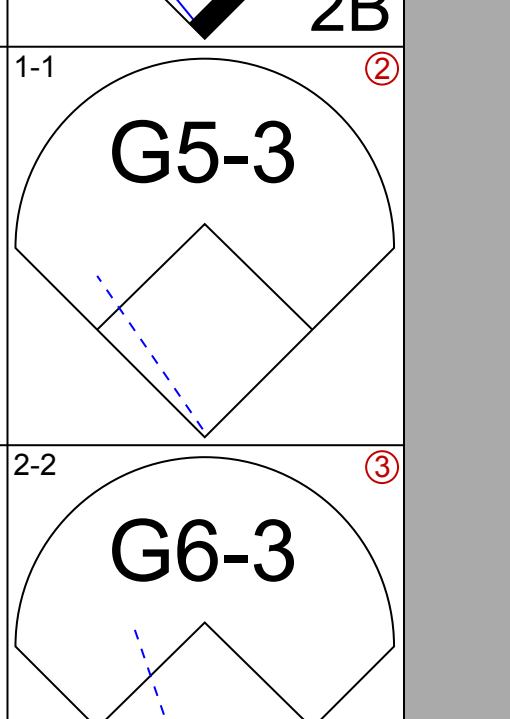
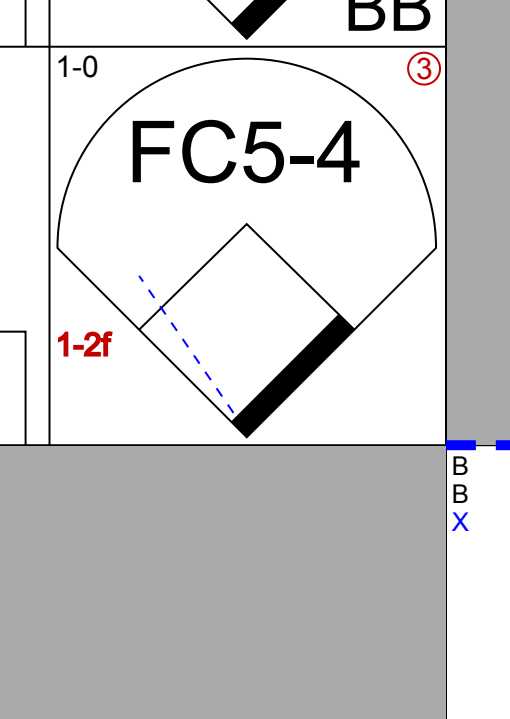

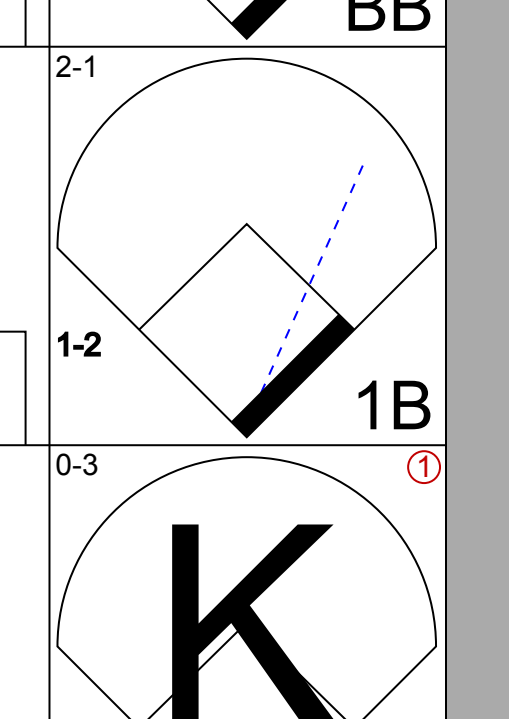
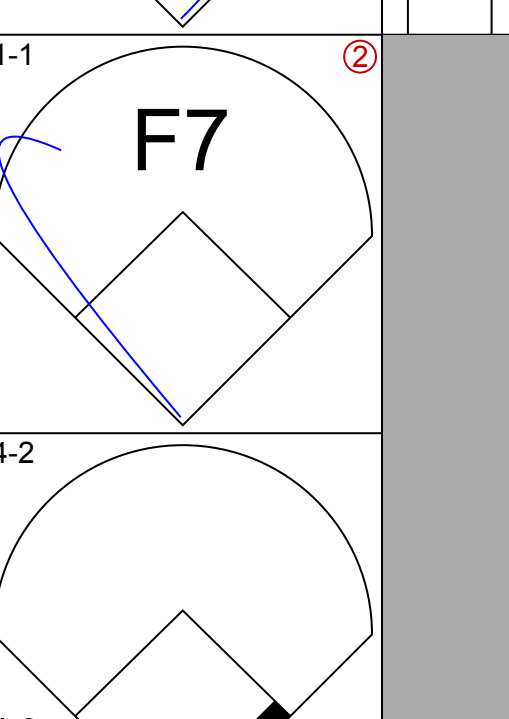
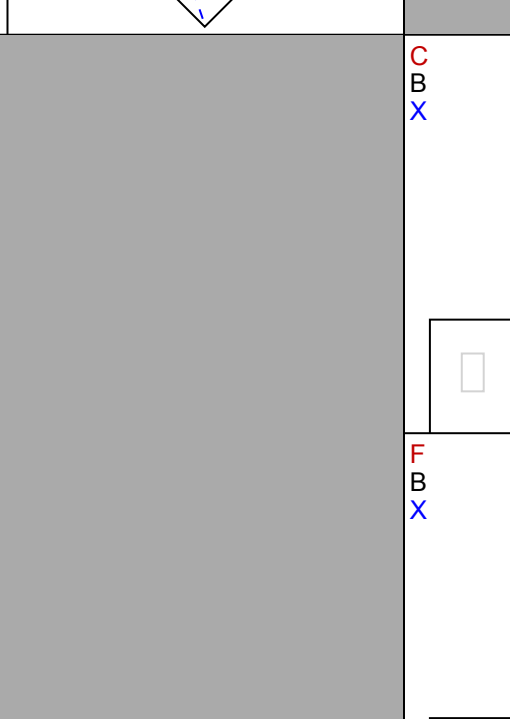
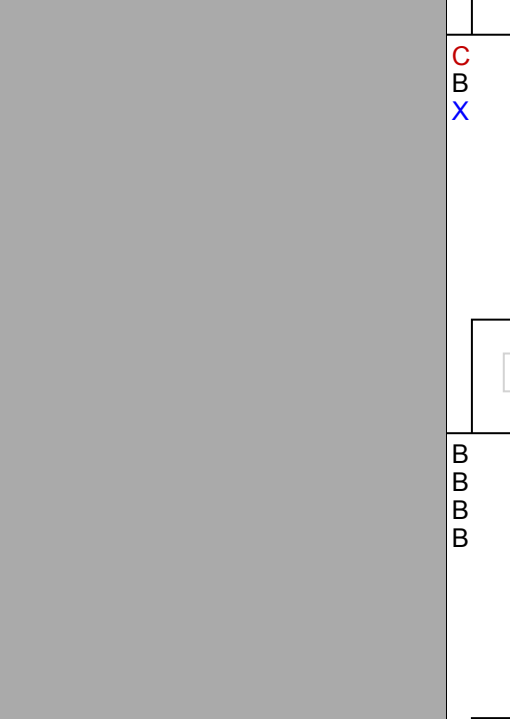

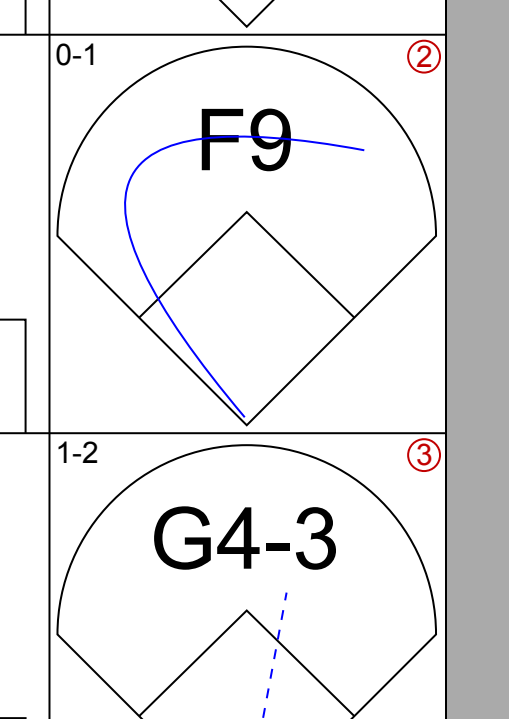
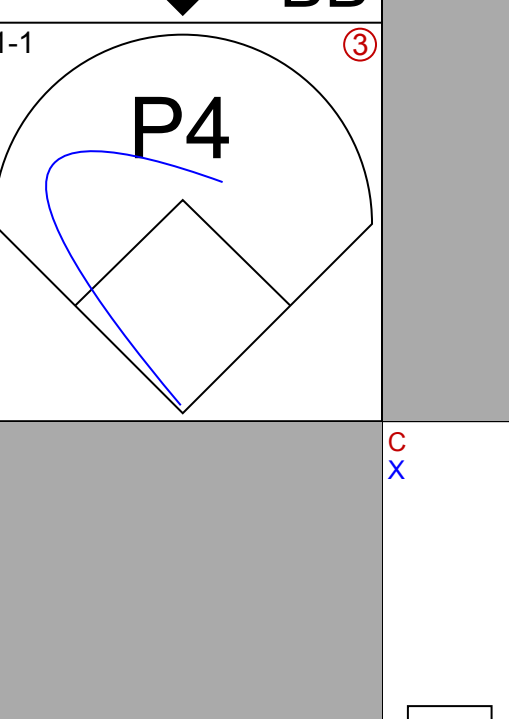
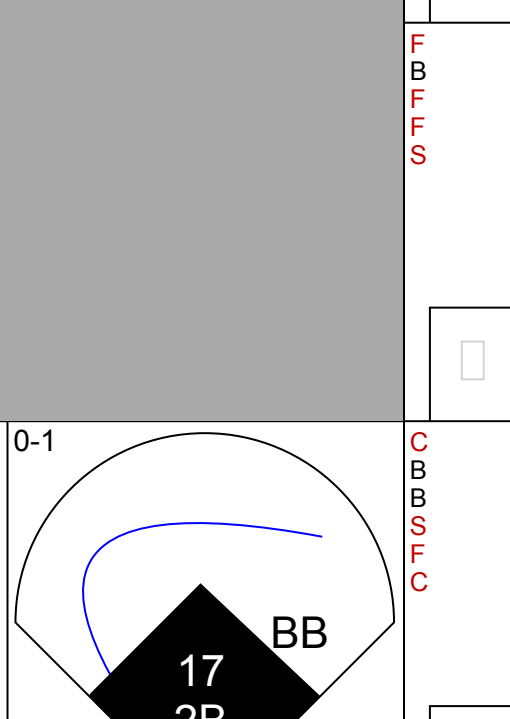
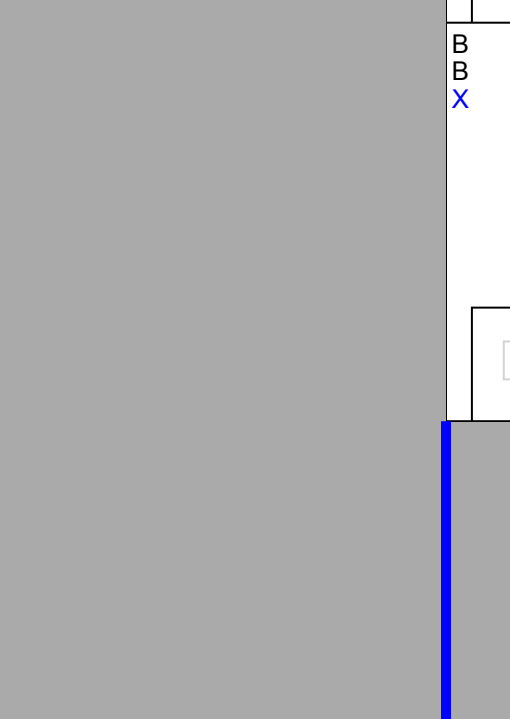
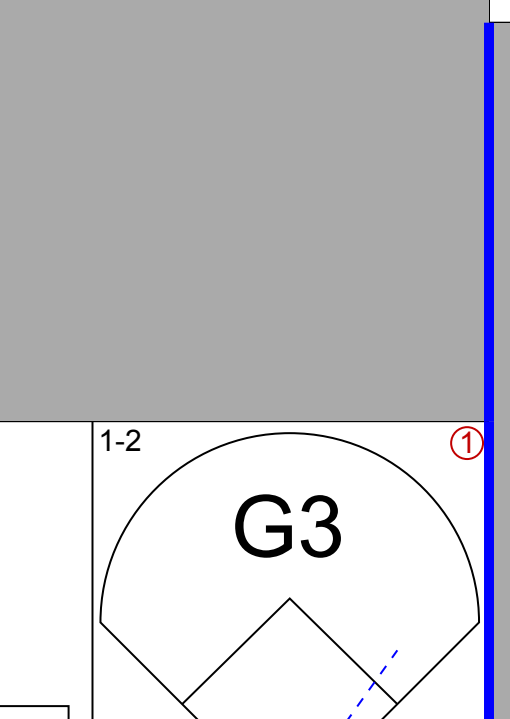

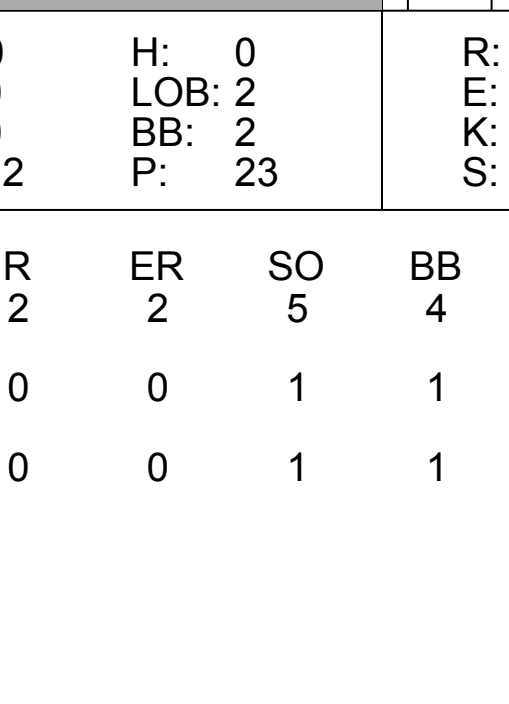
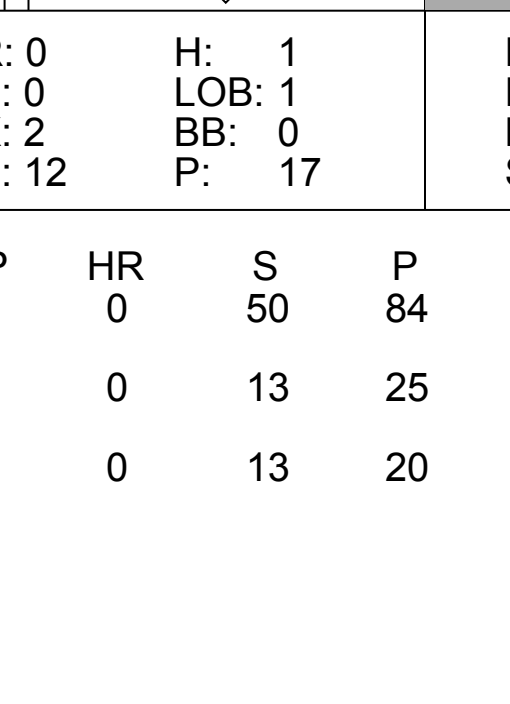
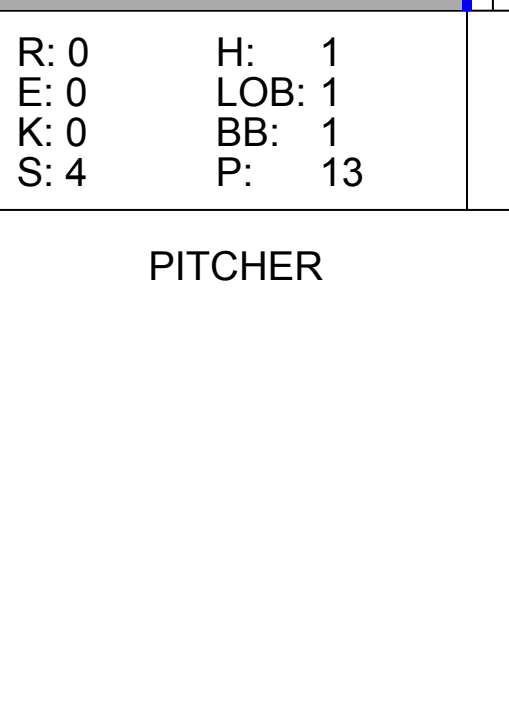
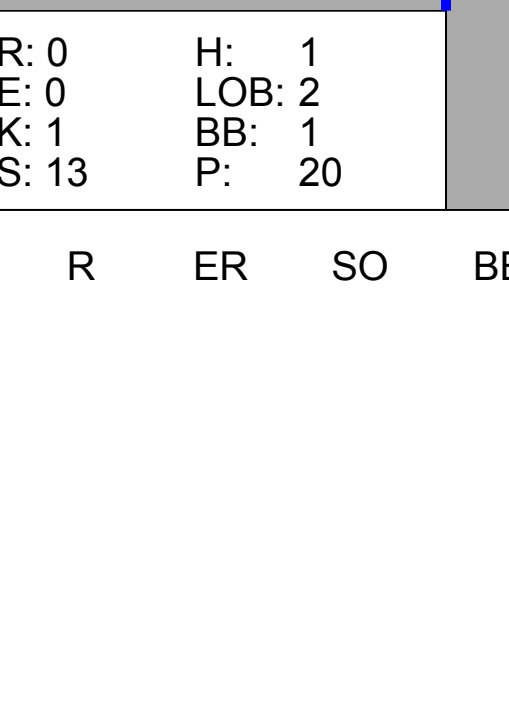




Batter	1	2	3	4	5	6	7	8	9	AB	R	H	RBI	BB	SO	LOB	BOTTOM					
Luis Castillo, S OBP: 0.383, SLG: 0.392 Homer Bush, R OBP: 0.268, SLG: 0.274 (1, 4) (8, 4)	G1-3			G4-3						5	0	1	0	0	0	4	Milwaukee Brewers @ Florida Marlins Pro Player Stadium, Miami, FL Sun Aug 04 2002, 4:05 PM EDT Att: 6,630 - Sunny - 91 F					
Andy Fox, L OBP: 0.345, SLG: 0.340 (1, 6)						F8				2	0	1	0	2	0	0						
Juan Encarnacion, R OBP: 0.317, SLG: 0.435 (1, 8)										4	1	0	0	1	0	5						
Mike Lowell, R OBP: 0.368, SLG: 0.495 (1, 5)										4	1	2	2	1	1	2						
Derrek Lee, R OBP: 0.360, SLG: 0.490 (1, 3)										4	3	2	1	1	0	4						
Kevin Millar, R OBP: 0.343, SLG: 0.472 (1, 7)										3	1	3	2	1	0	0						
Eric Owens, R OBP: 0.338, SLG: 0.372 (1, 9)										4	1	2	0	0	0	2						
Mike Redmond, R OBP: 0.396, SLG: 0.401 (1, 2)										3	0	1	2	0	0	2						
Michael Tejera, L OBP: 0.200, SLG: 0.320 Tim Raines, S OBP: 0.346, SLG: 0.258 (7, PH) Carl Pavano, R OBP: 0.192, SLG: 0.231 Vic Darensbourg, L (9, 1)										3	0	0	0	0	1	2						
Inning Stats	R: 0 E: 0 K: 0 S: 13	H: 2 LOB: 1 BB: 0 P: 12	R: 0 E: 0 K: 1 S: 8	H: 0 LOB: 0 BB: 0 P: 15	R: 2 E: 0 K: 0 S: 13	H: 3 LOB: 1 BB: 0 P: 20	R: 3 E: 0 K: 0 S: 16	H: 3 LOB: 1 BB: 1 P: 30	R: 0 E: 0 K: 1 S: 8	H: 1 LOB: 2 BB: 1 P: 16	R: 1 E: 0 K: 1 S: 11	H: 1 LOB: 2 BB: 2 P: 22	R: 0 E: 0 K: 0 S: 8	H: 2 LOB: 1 BB: 0 P: 10	1B: 8 2B: 1 3B: 0 HR: 3	SF: 1 SAC: 0 DP: 2 HBP: 1		WP: 0 PB: 0 SB: 2 CS: 0	PA: 41			
PITCHER	IP	WLS	BF	H	R	ER	SO	BB	IBB	HBP	BLK	WP	HR	S	P	ERA	WHIP					
Ruben Quevedo, R ERA: 5.33 (1, 1)	5.0	L	26	8	6	6	1	3	0	1	0	0	0	8	16	0.00	2.000					
Valerio De Los Santos, L ERA: 2.21 (6, 1)	1.0		5	1	0	0	1	1	0	0	0	0	0	8	16	0.00	2.000					
Luis Vizcaino, R ERA: 2.69 (7, 1)	1.0		6	1	1	1	1	2	0	0	0	0	0	11	22	9.00	3.000					
Mike DeJean, R ERA: 3.23 (8, 1)	1.0		4	2	0	0	0	0	0	0	0	0	0	8	10	0.00	2.000					

Batter	1	2	3	4	5	6	7	8	9	AB	R	H	RBI	BB	SO	LOB	TOP										
Luis Castillo, S (1, 4) OBP: 0.381, SLG: 0.389										5	0	1	0	0	1	5											
Andy Fox, L (1, 6) OBP: 0.347, SLG: 0.340										3	0	1	0	1	1	0											
Mike Mordecai, R (9, PH) OBP: 0.305, SLG: 0.295										1	0	0	0	0	0	1											
Preston Wilson, R (1, 8) OBP: 0.338, SLG: 0.436										4	0	1	0	0	2	3											
Mike Lowell, R (1, 5) OBP: 0.369, SLG: 0.493										2	0	0	0	2	1	3											
Derrek Lee, R (1, 3) OBP: 0.357, SLG: 0.485										4	0	0	0	0	2	4											
Kevin Millar, R (1, 7) OBP: 0.341, SLG: 0.469										4	0	1	0	0	1	0											
Eric Owens, R (1, 9) OBP: 0.337, SLG: 0.368										3	0	0	0	1	0	1											
Mike Redmond, R (1, 2) OBP: 0.403, SLG: 0.409										4	0	3	0	0	0	2											
Josh Beckett, R (1, 1) OBP: 0.040, SLG: 0.080										2	0	1	0	0	1	2											
Juan Encarnacion, R (6, PH) OBP: 0.317, SLG: 0.654										1	0	0	0	0	0	2											
Carl Pavano, R (6, 1) OBP: 0.192, SLG: 0.231										0	0	0	0	0	0	0											
Armando Almanza, L (8, 1)										0	0	0	0	0	0	0											
Ramon Castro, R (9, PH) OBP: 0.323, SLG: 0.451										1	0	0	0	0	1	1											
Inning Stats	R: 0 E: 0 K: 2 S: 13	H: 1 LOB: 2 BB: 1 P: 25	R: 0 E: 0 K: 1 S: 12	H: 1 LOB: 2 BB: 1 P: 20	R: 0 E: 0 K: 0 S: 7	H: 1 LOB: 1 BB: 1 P: 12	R: 0 E: 0 K: 0 S: 10	H: 2 LOB: 2 BB: 0 P: 16	R: 0 E: 0 K: 2 S: 9	H: 0 LOB: 1 BB: 1 P: 17	R: 0 E: 1 K: 0 S: 7	H: 1 LOB: 1 BB: 0 P: 12	R: 0 E: 0 K: 1 S: 12	H: 1 LOB: 0 BB: 0 P: 20	R: 0 E: 0 K: 2 S: 9	H: 0 LOB: 0 BB: 0 P: 12	R: 0 E: 0 K: 2 S: 15	H: 1 LOB: 1 BB: 0 P: 18	1B: 6 2B: 2 3B: 0 HR: 0	SF: 0 SAC: 0 DP: 2 HBP: 0	WP: 0 PB: 0 SB: 3 CS: 0	PA: 38					
PITCHER	IP	WLS	BF	H	R	ER	SO	BB	IBB	HBP	BLK	WP	HR	S	P	ERA	WHIP										
Dave Milicki, R (1, 1) ERA: 4.3	5.0	W	23	5	0	0	5	4	0	0	0	0	0	51	90	0.00	1.800										
Brandon Puffer, R (6, 1) ERA: 4.02	1.0	H	4	1	0	0	0	0	0	0	0	0	0	7	12	0.00	1.000										
Pedro Borbon, L (7, 1) ERA: 4.89	0.2	H	2	0	0	0	0	0	0	0	0	0	0	6	9	0.00	0.000										
Ricky Stone, R (7, 1) ERA: 3.16	0.1	H	2	1	0	0	1	0	0	0	0	0	0	6	11	0.00	3.000										
Octavio Dotel, R (8, 1) ERA: 2.65	1.0	H	3	0	0	0	2	0	0	0	0	0	0	9	12	0.00	0.000										

Florida Marlins @ Houston Astros
Astros Field, Houston, TX
Tue Aug 06 2002, 8:05 PM EDT
Att: 28,898 - Dome - 72 F

AB 34
R 0
H 8
RBI 0
BB 4
SO 10
LOB 24



Batter	1	2	3	4	5	6	7	8	9	AB	R	H	RBI	BB	SO	LOB	BOTTOM
Julio Lugo, R (1, 6) OBP: 0.309, SLG: 0.377										4	0	0	0	0	1	1	
Craig Biggio, R (1, 4) OBP: 0.351, SLG: 0.426										3	1	0	0	1	2	0	
17 Lance Berkman, S (1, 8) OBP: 0.406, SLG: 0.584										2	0	1	2	2	1	0	
5 Jeff Bagwell, R (1, 3) OBP: 0.394, SLG: 0.493										3	0	1	0	1	0	2	
Daryle Ward, L (1, 7) OBP: 0.322, SLG: 0.416										3	0	1	0	0	0	2	
Richard Hidalgo, R (8, 9) OBP: 0.327, SLG: 0.427										1	0	0	0	0	1	2	
Orlando Merced, S (1, 9) OBP: 0.377, SLG: 0.483										3	0	0	0	0	0	2	
16 Jason Lane, R (8, PH) (9, 7)										1	0	0	0	0	0	2	
Geoff Blum, S (1, 5) OBP: 0.356, SLG: 0.433										2	0	1	0	2	0	2	
Gregg Zaun, S (1, 2) OBP: 0.270, SLG: 0.307										3	0	0	0	0	1	4	
Brad Ausmus, R (8, 2) OBP: 0.330, SLG: 0.378										0	0	0	0	0	0	0	
Dave Milicki, R (1, 1) OBP: 0.040, SLG: 0.080										2	1	1	0	0	1	1	
Brandon Puffer, R (6, 1) OBP: 0.317, SLG: 0.654										0	0	0	0	0	0	0	
Pedro Borbon, R (7, 1) OBP: 0.369, SLG: 0.493										0	0	0	0	0	0	0	
Ricky Stone, R (7, 1) OBP: 0.347, SLG: 0.469										0	0	0	0	0	0	0	
Jose Vizcaino, S (7, PH) OBP: 0.329, SLG: 0.362										0	0	0	0	0	0	0	
Octavio Dotel, R (8, 1) OBP: 0.357, SLG: 0.485										0	0	0	0	0	0	0	
Billy Wagner, L (9, 1) ERA: 2.67										0	0	0	0</				

Batter	1	2	3	4	5	6	7	8	9	AB	R	H	RBI	BB	SO	LOB	TOP			
Luis Castillo, S (1.4) OBP: 0.378, SLG: 0.385	G1-3		B2-3	FC4-6 HBP				G6-3 S SF9 1B		4	1	1	0	1	0	2				
Andy Fox, L (1.6) OBP: 0.344, SLG: 0.334	K2-3		1B	FC6-4 HBP			K	G6-3		4	0	1	0	0	2	4				
Mike Lowell, R (1.5) OBP: 0.366, SLG: 0.486	P4		F8	FC6-4			K	SF9		4	0	0	1	0	1	4				
Preston Wilson, R (1.8) OBP: 0.342, SLG: 0.439		2B 1B						K		4	1	3	0	1	1	0				
Derrek Lee, R (1.3) OBP: 0.352, SLG: 0.476	K		K					F9		4	1	0	0	1	2	4				
Juan Encarnacion, R (1.9) OBP: 0.319, SLG: 0.442				F8 1B	B1		K	G1-4-3 1B		5	1	3	0	0	1	3				
Tim Raines, S (1.7) OBP: 0.341, SLG: 0.246	K			F8	SH5-4 1B		G1-3	G1-4-3		2	0	0	0	1	1	3	AB 36			
Eric Owens, R (5.7) OBP: 0.335, SLG: 0.366					BB			1-2		2	0	0	0	0	0	1	R 4			
Ramon Castro, R (1.2) OBP: 0.343, SLG: 0.455				FC4-6 1B	SH5-4 1B		G5-3	K		4	0	2	3	1	1	1	H 11			
Mike Redmond, R (9.2) OBP: 0.407, SLG: 0.414										0	0	0	0	0	0	0	RBI 4			
Julian Tavarez, L (1.1) OBP: 0.167, SLG: 0.107										2	0	1	0	0	1	3	BB 5			
Kevin Millar, R (7, PH) OBP: 0.336, SLG: 0.459										1	0	0	0	0	1	0	SO 11			
Vladimir Nunez, R (7.1) OBP: 0.250, SLG: 0.250										0	0	0	0	0	0	0	LOB 25			
Braden Looper, R (9.1) OBP: 0.250, SLG: 0.250										0	0	0	0	0	0	0				
Inning Stats	R: 0 E: 0 K: 1 S: 11	H: 0 LOB: 0 BB: 0 P: 14	R: 0 E: 0 K: 3 S: 17	H: 2 LOB: 3 BB: 1 P: 27	R: 0 E: 0 K: 1 S: 8	H: 2 LOB: 2 BB: 0 P: 11	R: 1 E: 0 K: 0 S: 14	H: 3 LOB: 3 BB: 0 P: 20	R: 2 E: 0 K: 1 S: 14	H: 1 LOB: 1 BB: 0 P: 18	R: 0 E: 0 K: 1 S: 10	H: 0 LOB: 0 BB: 0 P: 15	R: 1 E: 0 K: 1 S: 11	H: 1 LOB: 0 BB: 0 P: 15	R: 0 E: 0 K: 1 S: 12	H: 1 LOB: 1 BB: 0 P: 20	1B: 8 2B: 3 3B: 0 HR: 0	SF: 1 SAC: 1 DP: 0 HBP: 1	WP: 0 PB: 0 SB: 1 CS: 0	PA: 44
PITCHER	IP WLS BF H R ER SO BB IBB HBP BLK WP HR S P ERA WHIP																ERA WHIP			
Pete Munro, R (1.1) ERA: 3.0	4.0 L 23 7 3 3 5 2 1 1 0 0 0 0 56 86 6.75 2.250																0.00 3.000			
Brandon Puffer, R (5.1) ERA: 3.88	0.2 5 1 0 0 0 1 1 1 0 0 0 0 5 17 0.00 3.000																0.00 0.000			
Pedro Borbon, L (5.1) ERA: 4.85	0.1 1 0 0 0 1 0 0 0 0 0 0 0 3 4 0.00 0.000																0.00 0.500			
Ricky Stone, R (6.1) ERA: 3.05	2.0 7 1 0 0 3 0 0 0 0 0 0 0 25 33 0.00 1.000																9.00 1.000			
Octavio Dotel, R (8.1) ERA: 2.14	1.0 4 1 1 1 1 0 0 0 0 0 0 0 11 15 9.00 1.000																			

Florida Marlins @ Houston Astros
Astros Field, Houston, TX
Thu Aug 08 2002, 1:35 PM EDT
Att: 28,147 - Dome - 72 F

AB 36
R 4
H 11
RBI 4
BB 5
SO 11
LOB 25



Batter	1	2	3	4	5	6	7	8	9	AB	R	H	RBI	BB	SO	LOB	BOTTOM					
Julio Lugo, R (1.6) OBP: 0.304, SLG: 0.368	F8		L4		G5-3 SH1-3 BB		SH1-4		K	3	0	0	0	1	1	0						
Craig Biggio, R (1.4) OBP: 0.352, SLG: 0.433	F3		L6		SH1-3		F8		17 1B	4	1	1	0	0	0	1						
17 Lance Berkman, S (1.8) OBP: 0.409, SLG: 0.584					G5-3 BB		G1-3			4	1	3	1	1	0	1						
5 Jeff Bagwell, R (1.3) OBP: 0.399, SLG: 0.505	K				G5-3					5	0	2	2	0	1	4						
Daryle Ward, L (1.7) OBP: 0.321, SLG: 0.413		G1-3	G4-3		F7			K		4	0	0	0	0	1	4						
Orlando Merced, S (1.9) OBP: 0.367, SLG: 0.464				L3		G4-3		FC4-6 2B		3	0	0	0	1	0	1						
Jose Vizcaino, S (1.5) OBP: 0.331, SLG: 0.371		G3			K					4	0	2	0	0	1	1						
Brad Ausmus, R (1.2) OBP: 0.328, SLG: 0.372				L6		G4-6-3		G6-3		3	0	0	0	1	0	3						
Pete Munro, R (1.1) ERA: 5.73										1	0	0	0	0	0	2						
Brandon Puffer, R (5.1) ERA: 3.88										0	0	0	0	0	0	0						
Pedro Borbon, L (5.1) ERA: 4.85										0	0	0	0	0	0	0						
Ricky Stone, R (6.1) ERA: 3.05										0	0	0	0	0	0	0						
Octavio Dotel, R (8.1) ERA: 2.14										0	0	0	0	0	0	0						
Inning Stats	R: 0 E: 0 K: 1 S: 11	H: 1 LOB: 1 BB: 0 P: 17	R: 0 E: 0 K: 1 S: 10	H: 0 LOB: 2 BB: 2 P: 22	R: 1 E: 0 K: 0 S: 8	H: 2 LOB: 1 BB: 0 P: 14	R: 0 E: 0 K: 1 S: 8	H: 0 LOB: 0 BB: 0 P: 14	R: 1 E: 0 K: 0 S: 8	H: 1 LOB: 2 BB: 2 P: 21	R: 0 E: 0 K: 0 S: 4	H: 1 LOB: 0 BB: 0 P: 5	R: 0 E: 0 K: 0 S: 8	H: 0 LOB: 1 BB: 1 P: 13	R: 0 E: 0 K: 1 S: 14	H: 2 LOB: 2 BB: 0 P: 20	R: 1 E: 0 K: 1 S: 12	H: 2 LOB: 1 BB: 0 P: 17	1B: 6 2B: 2 3B: 1 HR: 0	SF: 0 SAC: 2 DP: 1 HBP: 0	WP: 1 PB: 0 SB: 0 CS: 0	PA: 40
PITCHER	IP WLS BF H R ER SO BB IBB HBP BLK WP HR S P ERA WHIP																ERA WHIP					
Julian Tavarez, R (1.1) ERA: 5.73	6.0 W 26 6 0 2 2 3 3 1 0 0 0 0 49 93 3.00 1.333																0.00 1.500					
Vladimir Nunez, R (7.1) ERA: 3.14	2.0 H 9 2 0 0 1 1 0 0 0 0 0 0 22 33 0.00 1.500																9.00 2.000					
Braden Looper, R (9.1) ERA: 3.51	1.0 S 5 2 1 1 1 0 0 0 0 0 0 0 12 17 9.00 2.000																					

Florida Marlins @ Houston Astros
Astros Field, Houston, TX
Thu Aug 08 2002, 1:35 PM EDT
Att: 28,147 - Dome - 72 F

AB 33
R 3
H 9
RBI 3
BB 5
SO 5
LOB 17



Batter	1	2	3	4	5	6	7	8	9	AB	R	H	RBI	BB	SO	LOB	TOP										
Luis Castillo, S (1,4) OBP: 0.377, SLG: 0.382	G6-3		BB			FC4-6		L9		3	0	0	0	1	0	2											
Andy Fox, L (1,6) OBP: 0.343, SLG: 0.331 Braden Looper, R (9,1)	L8		G5-3			K		F7-5	HBP	3	0	0	0	0	1	2											
Mike Lowell, R (1,5) OBP: 0.367, SLG: 0.483	BB			P6		G6-3		F7-5	BB	2	1	0	0	2	0	1											
Kevin Millar, R (1,7) OBP: 0.331, SLG: 0.452	K			F2		G5-3		F7-5		4	0	0	0	0	1	3											
Derrek Lee, R (1,3) OBP: 0.351, SLG: 0.474		G4-3		K		G1-3		G4-3		4	0	1	1	0	1	0											
Preston Wilson, R (1,8) OBP: 0.342, SLG: 0.437		FC4-6		L6		F9		G4-3		4	0	1	0	0	0	1											
Juan Encarnacion, R (1,9) OBP: 0.317, SLG: 0.439	FC4-6			F8		G6-3		G6-3		3	0	0	0	0	0	1											
Mike Redmond, R (1,2) OBP: 0.401, SLG: 0.407	CS		P4	L4		L4		L4		3	0	0	0	0	0	0											
Brad Penny, R (1,1) OBP: 0.172, SLG: 0.207 Tim Raines, S (8,PH) OBP: 0.349, SLG: 0.246 Armando Almanza, L (8,1) Mike Mordecai, R (9,6) OBP: 0.305, SLG: 0.295	G6-3			G6-3		FC4-6		BB		2	0	1	0	0	0	0											
Inning Stats	R: 0 E: 0 K: 1 S: 8	H: 0 LOB: 1 BB: 1 P: 16	R: 0 E: 0 K: 0 S: 11	H: 1 LOB: 0 BB: 0 P: 15	R: 0 E: 0 K: 0 S: 8	H: 0 LOB: 1 BB: 1 P: 13	R: 0 E: 0 K: 1 S: 6	H: 0 LOB: 0 BB: 0 P: 9	R: 0 E: 0 K: 0 S: 7	H: 0 LOB: 0 BB: 0 P: 12	R: 0 E: 0 K: 1 S: 12	H: 1 LOB: 1 BB: 0 P: 18	R: 0 E: 0 K: 0 S: 7	H: 0 LOB: 1 BB: 1 P: 13	R: 1 E: 0 K: 0 S: 8	H: 1 LOB: 1 BB: 1 P: 19	1B: 3 2B: 1 3B: 0 HR: 0	SF: 0 SAC: 0 DP: 1 HBP: 1	WP: 0 PB: 0 SB: 2 CS: 1	PA: 34							
PITCHER	IP	WLS	BF	H	R	ER	SO	BB	IBB	HBP	BLK	WP	HR	S	P	ERA	WHIP										
Miguel Batista, R (1,1) ERA: 4.13	8.0		28	2	0	0	3	3	0	0	0	0	0	66	105	0.00	0.625										
Byung-Hyun Kim, R (9,1) ERA: 2.32	1.0	W	5	1	1	1	0	1	0	1	0	0	0	8	19	9.00	2.000										

Florida Marlins @ Arizona Diamondbacks
Bank One Ballpark, Phoenix, AZ
Fri Aug 09 2002, 10:05 PM EDT
Att: 39,487 - Dome - 72 F

AB 28
R 1
H 3
RBI 1
BB 4
SO 3
LOB 10

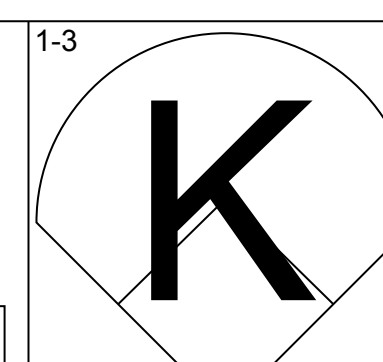
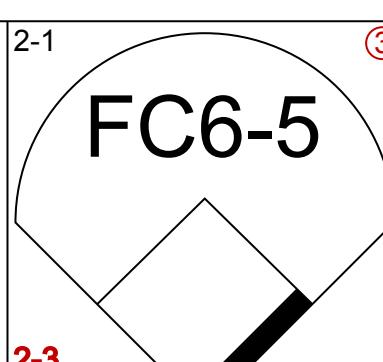
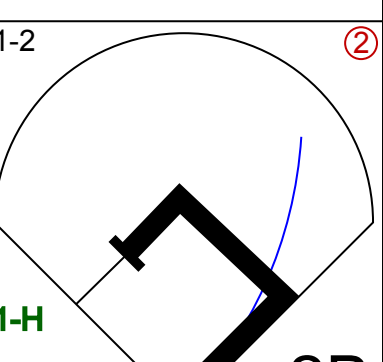
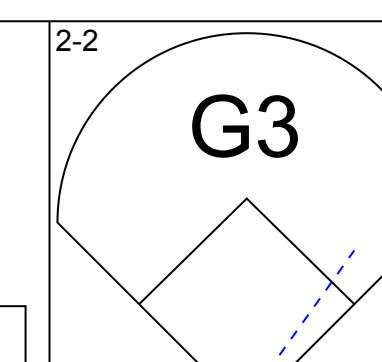
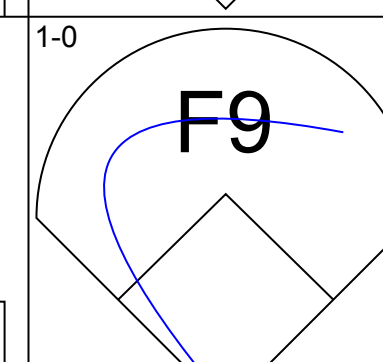
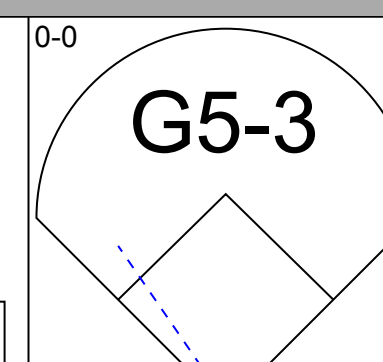
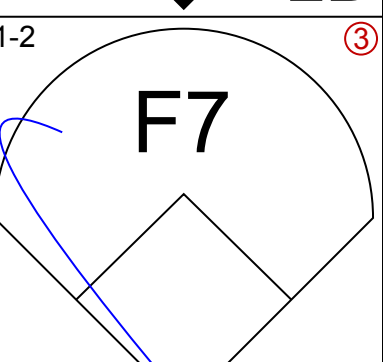
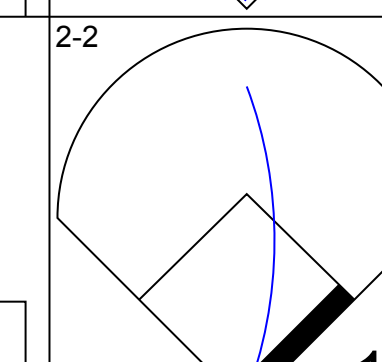
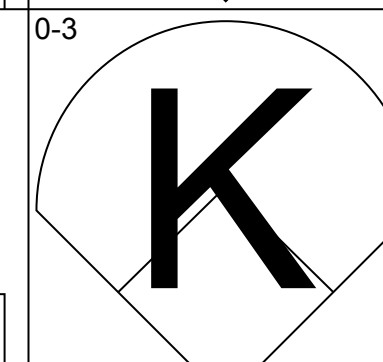
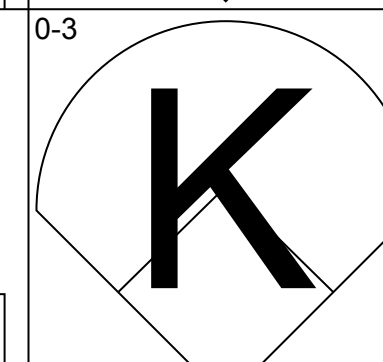
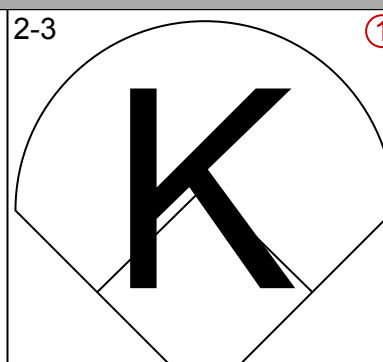
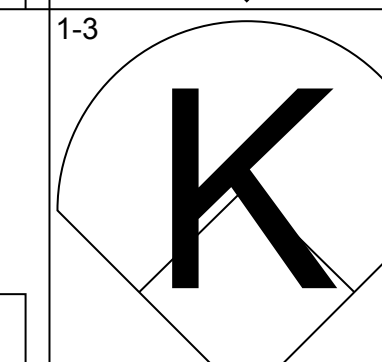
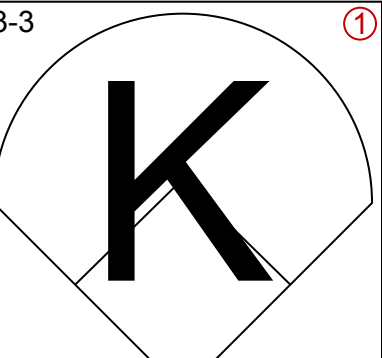
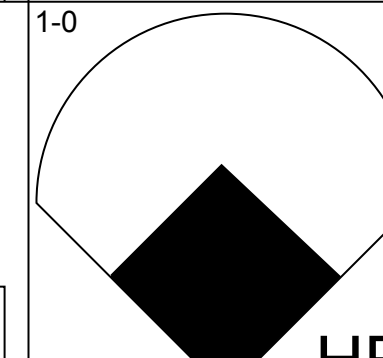
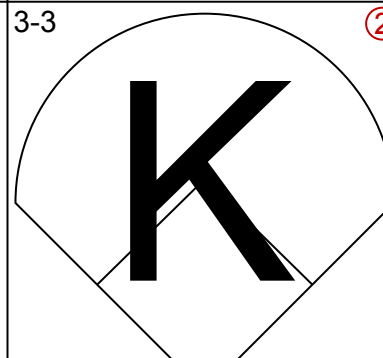
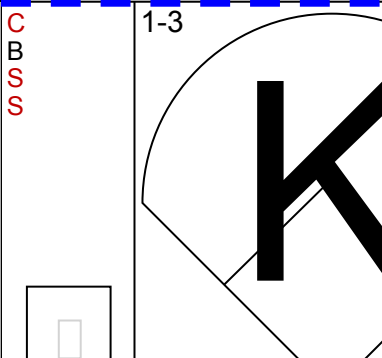

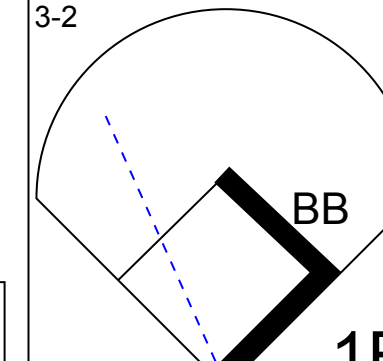
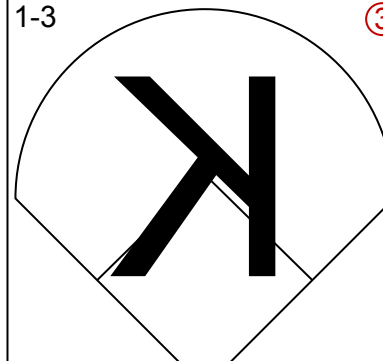
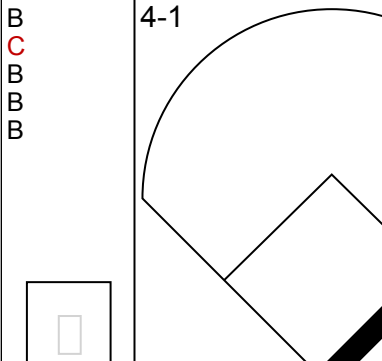

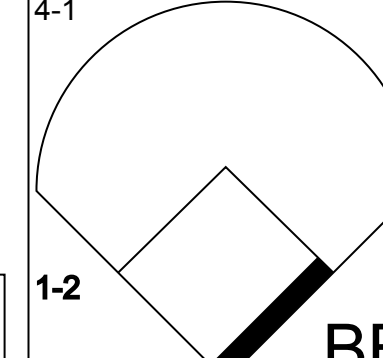
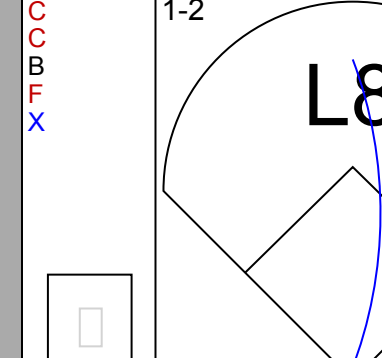
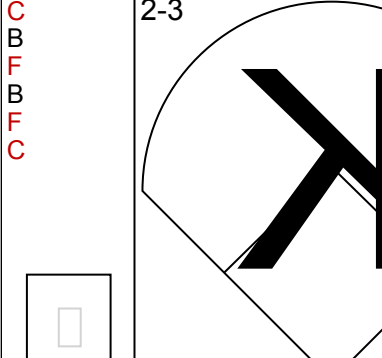
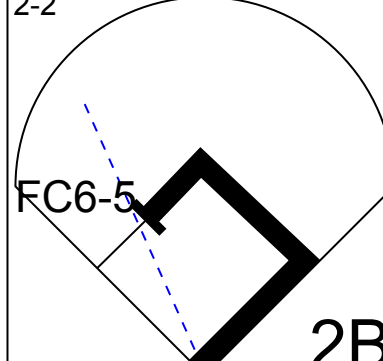
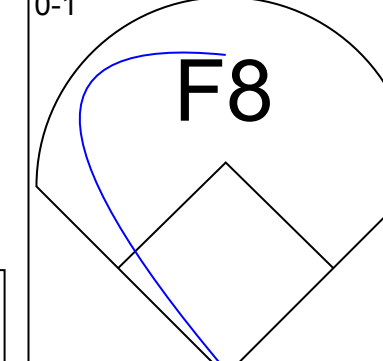
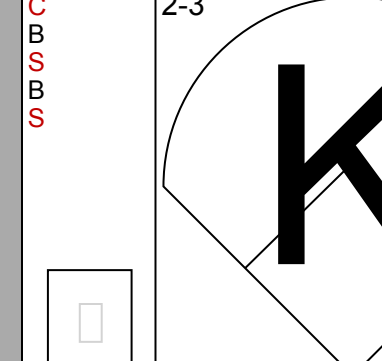
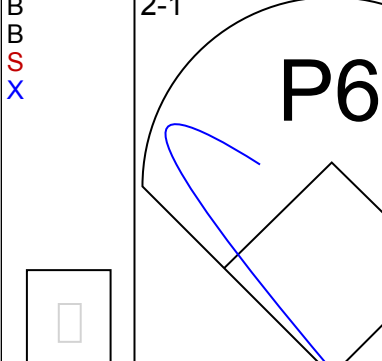
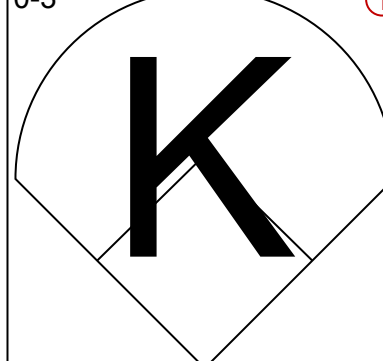
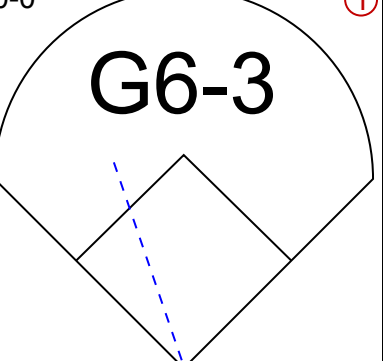
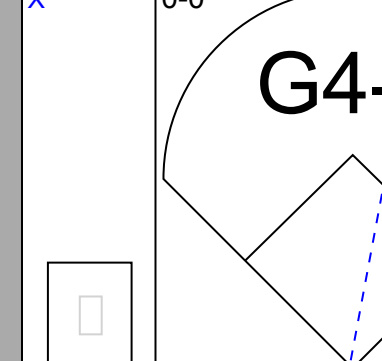

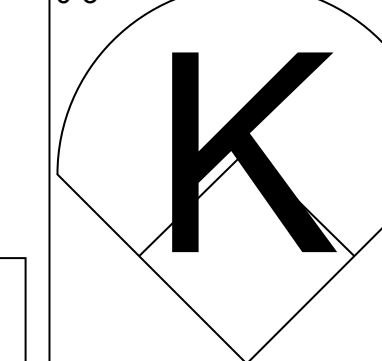
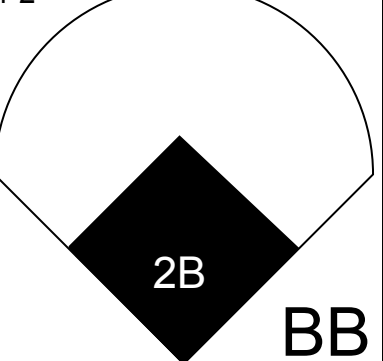


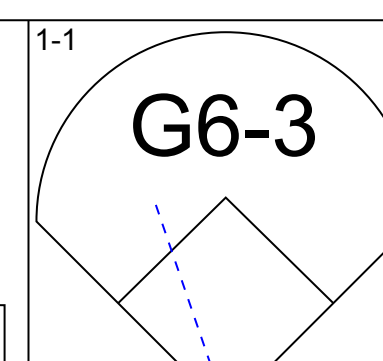
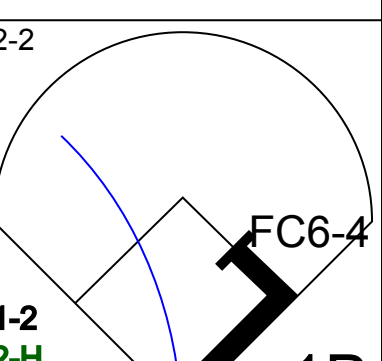
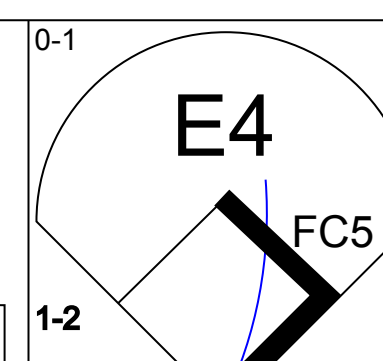
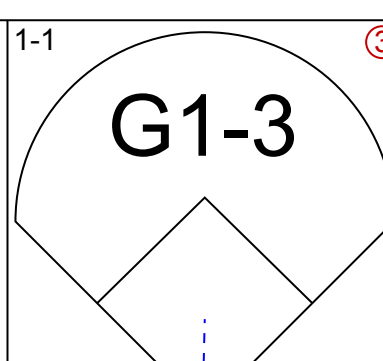
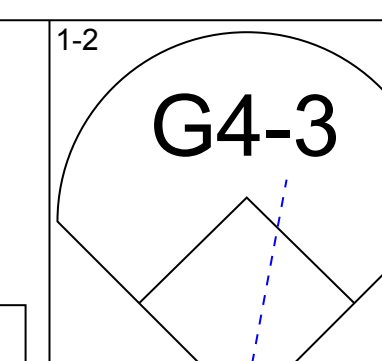
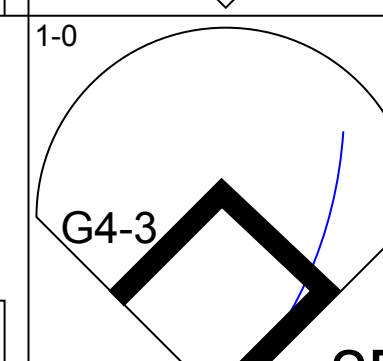
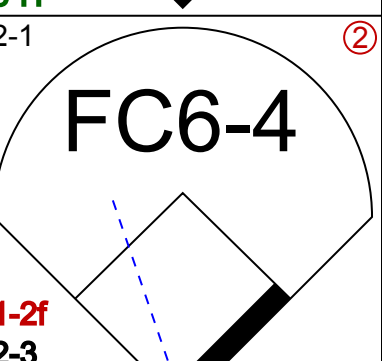
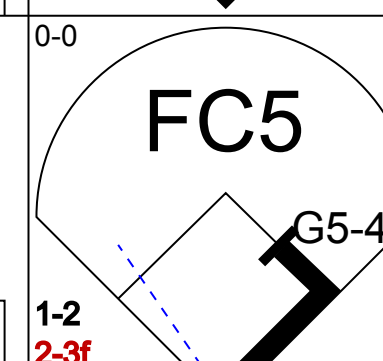

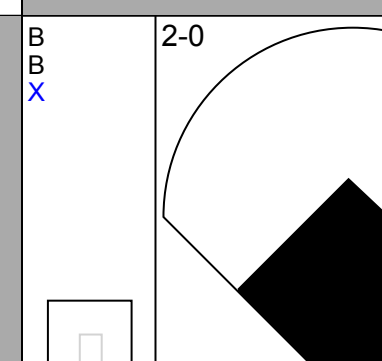
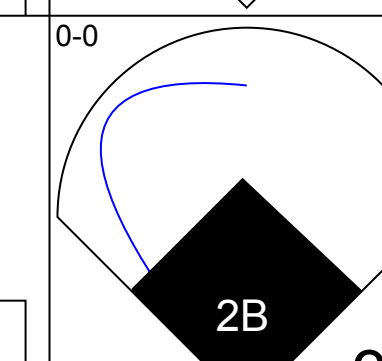
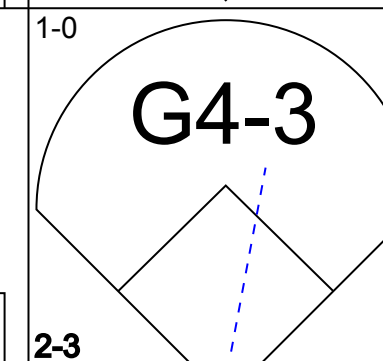
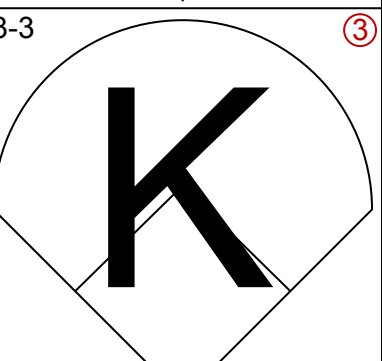
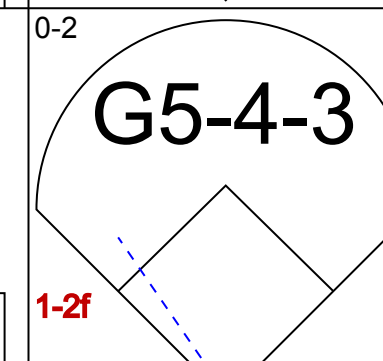
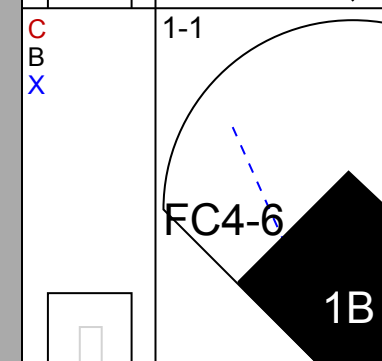
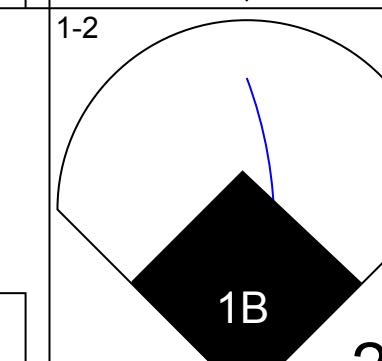

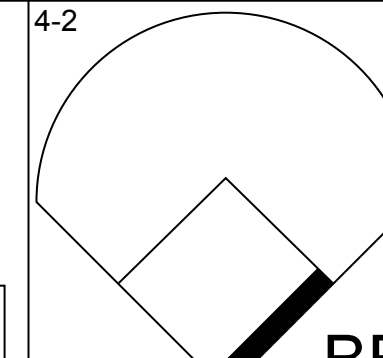
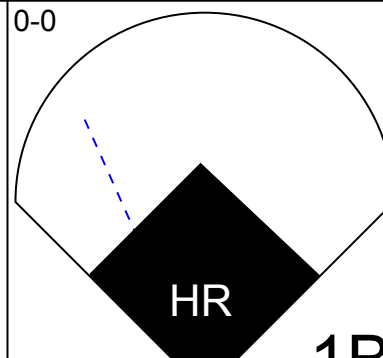

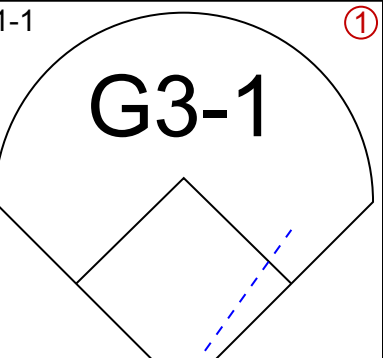
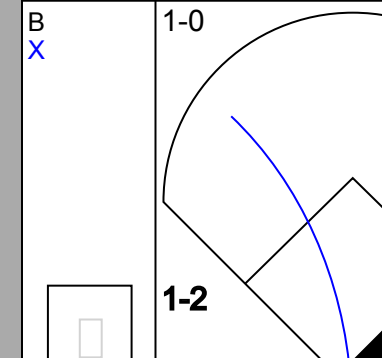
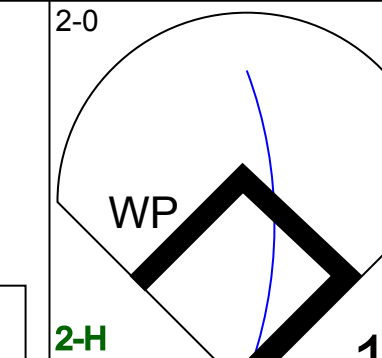
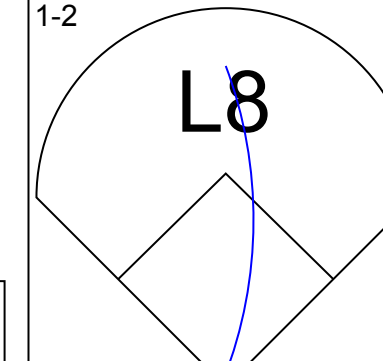
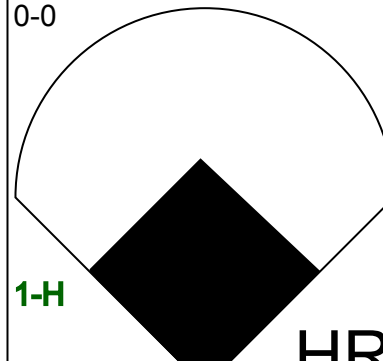

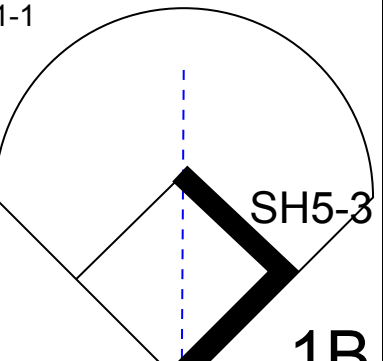
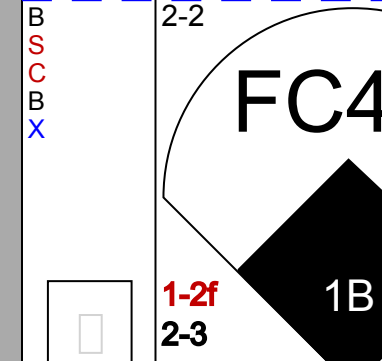
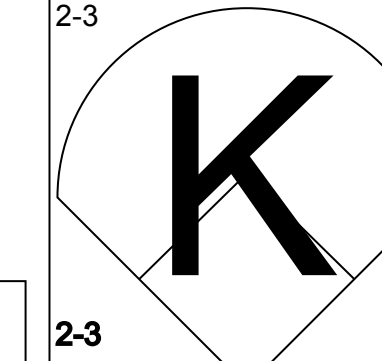
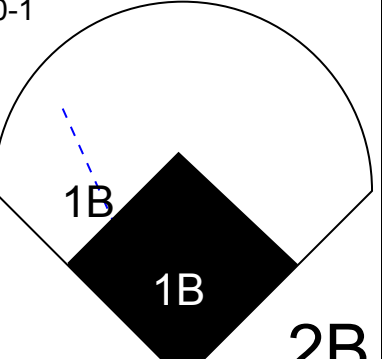
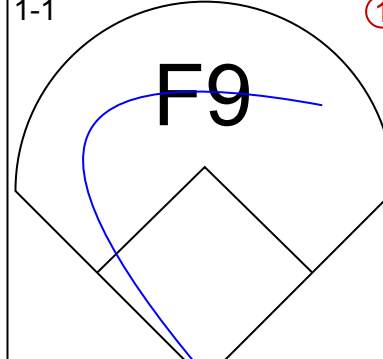
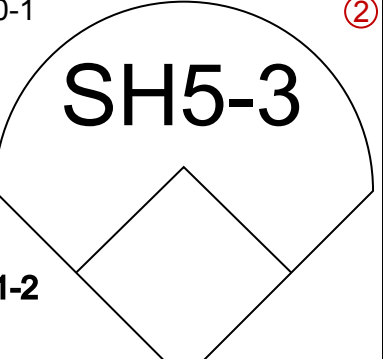
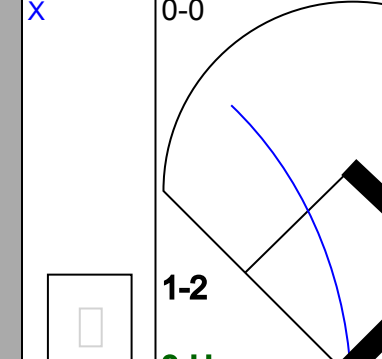

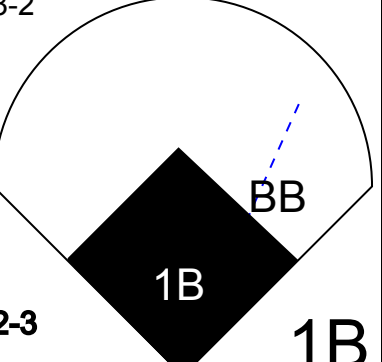
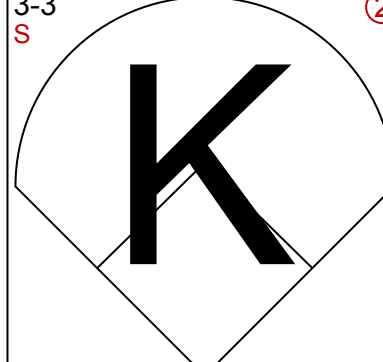
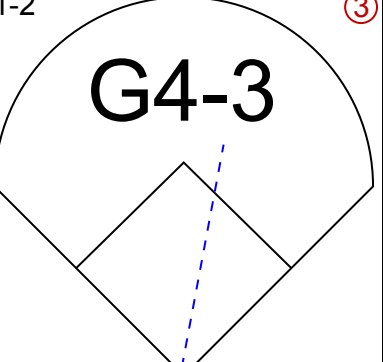
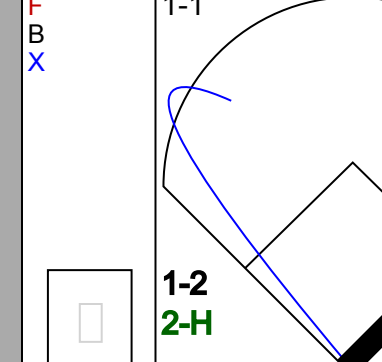

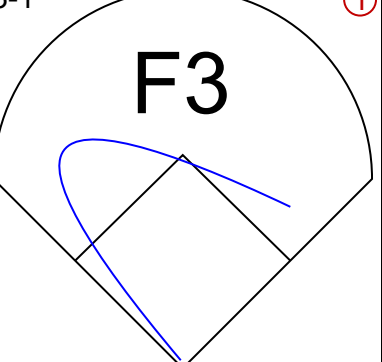
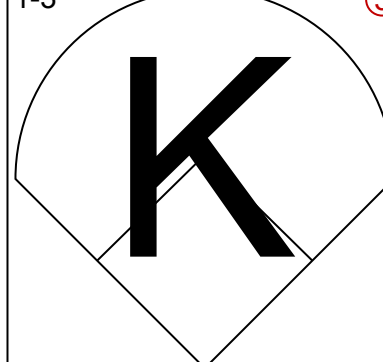
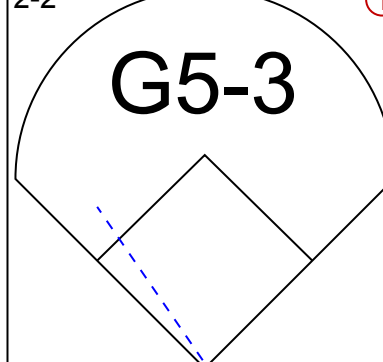
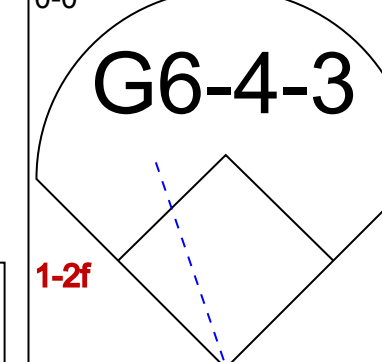
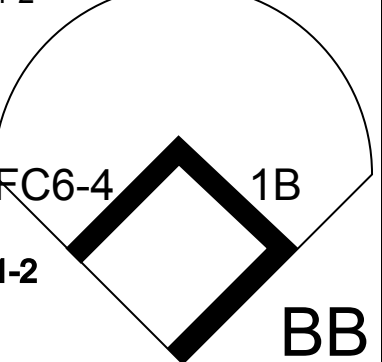

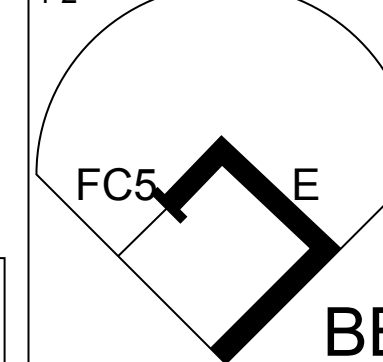

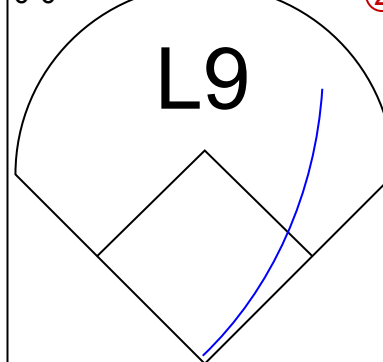
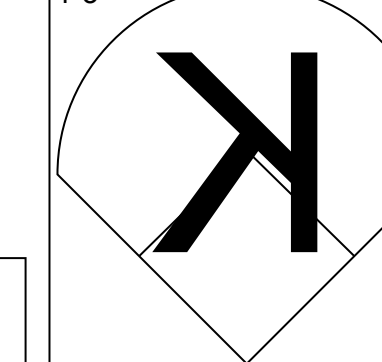
Batter	1	2	3	4	5	6	7	8	9	AB	R	H	RBI	BB	SO	LOB	BOTTOM										
Tony Womack, L (1,6) OBP: 0.312, SLG: 0.333	CS		B2-3		K			G3-1		3	0	0	0	1	1	0											
David Dellucci, L (1,9) OBP: 0.327, SLG: 0.481	E5		G3		G6-3			K		4	0	0	0	0	1	1											
Junior Spivey, R (1,4) OBP: 0.411, SLG: 0.532	K		G5-3		G6-3			K		4	0	0	0	0	3	1											
Luis Gonzalez, L (1,7) OBP: 0.401, SLG: 0.519	G4-3			G4-3		K		K		4	0	0	0	0	1	1											
Erubiel Durazo, L (1,3) OBP: 0.382, SLG: 0.634			K		HR			K		4	2	2	2	0	2	0											
Matt Williams, R (1,5) OBP: 0.257, SLG: 0.391				G6-3		F7				3	0	1	0	0	0	0											
Steve Finley, L (1,8) OBP: 0.365, SLG: 0.465				L7						3	0	2	0	0	0	0											
Rod Barajas, R (1,2) OBP: 0.263, SLG: 0.308					L7			K		3	0	0	0	0	2	3											
Miguel Batista, R (1,1) OBP: 0.243, SLG: 0.314 Quinton McCracken, S (8,PH) OBP: 0.354, SLG: 0.452 Byung-Hyun Kim, R (9,1) OBP: 1.000, SLG: 1.000								K		2	0	0	0	0	2	2											
Inning Stats	R: 0 E: 1 K: 1 S: 8	H: 0 LOB: 1 BB: 1 P: 17	R: 0 E: 0 K: 3 S: 17	H: 2 LOB: 2 BB: 0 P: 23	R: 0 E: 0 K: 0 S: 4	H: 0 LOB: 0 BB: 0 P: 6	R: 1 E: 0 K: 0 S: 11	H: 1 LOB: 0 BB: 0 P: 19	R: 0 E: 0 K: 2 S: 8	H: 0 LOB: 0 BB: 0 P: 9	R: 0 E: 0 K: 2 S: 8	H: 0 LOB: 0 BB: 0 P: 11	R: 0 E: 0 K: 2 S: 15	H: 1 LOB: 1 BB: 0 P: 20	R: 0 E: 0 K: 2 S: 10	H: 0 LOB: 0 BB: 0 P: 15	R: 1 E: 0 K: 1 S: 12	H: 1 LOB: 0 BB: 0 P: 17	1B: 3 2B: 0 3B: 0 HR: 2	SF: 0 SAC: 0 DP: 0 HBP: 0	WP: 0 PB: 0 SB: 0 CS: 1	PA: 32					
PITCHER	IP	WLS	BF	H	R	ER	SO	BB	IBB	HBP	BLK	WP	HR	S	P	ERA	WHIP										
Brad Penny, R (1,1) ERA: 4.93	7.0		26	4	1	1	10	1	0	0	0	0	0	71	105	1.29	0.714										
Armando Almanza, L (8,1) ERA: 3.5	1.0		3	0	0	0	2	0	0	0	0	0	0	10	15	0.00	0.000										
Braden Looper, R (9,1) ERA: 3.62	0.2	L	3	1	1	1	1	0	0	0	0	0	1	12	17	13.50	1.500										

Florida Marlins @ Arizona Diamondbacks
Bank One Ballpark, Phoenix, AZ
Fri Aug 09 2002, 10:05 PM EDT
Att: 39,487 - Dome - 72 F

AB 31
R 2
H 5
RBI 2
BB 1
SO 13
LOB 8



Batter	1	2	3	4	5	6	7	8	9	AB	R	H	RBI	BB	SO	LOB	TOP					
Luis Castillo, S OBP: 0.376, SLG: 0.383 (1, 4)										4	0	1	1	0	1	1	Florida Marlins @ Arizona Diamondbacks Bank One Ballpark, Phoenix, AZ Sat Aug 10 2002, 4:05 PM EDT Att: 47,720 - Dome - 72 F livebaseballscorecards.com					
Eric Owens, R OBP: 0.334, SLG: 0.364 (1, 9)										4	0	1	0	0	0	0						
Mike Lowell, R OBP: 0.364, SLG: 0.479 (1, 5)										4	0	0	0	0	4	1						
Preston Wilson, R OBP: 0.341, SLG: 0.442 (1, 8)										4	1	1	1	0	3	0						
Kevin Millar, R OBP: 0.333, SLG: 0.451 (1, 7)										3	0	1	0	1	2	0						
Derrek Lee, R OBP: 0.350, SLG: 0.470 (1, 3)											3	0	0	0	1	2		1				
Ramon Castro, R OBP: 0.338, SLG: 0.458 (1, 2)											4	0	1	0	0	1		3				
Mike Mordecai, R OBP: 0.296, SLG: 0.286 (1, 6)											3	0	0	0	0	1		1				
Michael Tejera, L OBP: 0.222, SLG: 0.308 Graeme Lloyd, L (7, 1)										1	1	0	0	1	1	1						
Homer Bush, R OBP: 0.266, SLG: 0.271 Blaine Neal, L (8, 1)										0	0	0	0	0	0	0						
Inning Stats	R: 0 E: 0 K: 2 S: 7	H: 0 LOB: 0 BB: 0 P: 9	R: 0 E: 0 K: 3 S: 9	H: 0 LOB: 0 BB: 0 P: 17	R: 0 E: 0 K: 2 S: 12	H: 1 LOB: 1 BB: 0 P: 16	R: 1 E: 0 K: 1 S: 13	H: 2 LOB: 2 BB: 1 P: 21	R: 1 E: 0 K: 0 S: 10	H: 1 LOB: 0 BB: 1 P: 16	R: 0 E: 0 K: 3 S: 10	H: 0 LOB: 0 BB: 0 P: 16	R: 0 E: 0 K: 1 S: 8	H: 0 LOB: 0 BB: 0 P: 11	R: 0 E: 0 K: 2 S: 14	H: 1 LOB: 1 BB: 0 P: 19	R: 0 E: 0 K: 2 S: 10	H: 0 LOB: 1 BB: 1 P: 19	1B: 2 2B: 2 3B: 0 HR: 1	SF: 0 SAC: 0 DP: 0 HBP: 0	WP: 0 PB: 0 SB: 0 CS: 0	PA: 34
PITCHER	IP	WLS	BF	H	R	ER	SO	BB	IBB	HBP	BLK	WP	HR	S	P	ERA	WHIP					
Randy Johnson, L ERA: 2.61 Matt Mantei, R ERA: 4.73	(1, 1) (9, 1)	8.0 1.0	W 4	30 0	5 0	2 0	14 2	2 1	0 0	0 0	0 0	0 0	1 0	83 10	125 19	2.25 0.00	0.875 1.000					

Batter	1	2	3	4	5	6	7	8	9	AB	R	H	RBI	BB	SO	LOB	BOTTOM				
Tony Womack, L OBP: 0.311, SLG: 0.332 (1, 6)										5	0	1	2	0	0	1	Florida Marlins @ Arizona Diamondbacks Bank One Ballpark, Phoenix, AZ Sat Aug 10 2002, 4:05 PM EDT Att: 47,720 - Dome - 72 F livebaseballscorecards.com				
Greg Colbrunn, R OBP: 0.372, SLG: 0.573 (1, 3)										5	2	3	1	0	0	4					
Junior Spivey, R OBP: 0.411, SLG: 0.533 (1, 4)										5	2	2	1	0	1	5					
Matt Williams, R OBP: 0.291, SLG: 0.411 (1, 5)										4	1	3	1	1	0	0					
Steve Finley, L OBP: 0.365, SLG: 0.473 (1, 8)										5	2	2	2	0	1	5					
Quinton McCracken, S OBP: 0.387, SLG: 0.489 (1, 9)										3	1	2	1	0	0	0					
David Dellucci, L OBP: 0.331, SLG: 0.481 Luis Gonzalez, L OBP: 0.401, SLG: 0.519 (1, 7) (9, 7)										4	1	2	1	0	1	1					
Chad Moeller, R OBP: 0.308, SLG: 0.263 (1, 2)										4	0	0	0	0	1	4					
Randy Johnson, R OBP: 0.134, SLG: 0.111 Mark Grace, L OBP: 0.345, SLG: 0.390 Matt Mantei, R (1, 1) (8, PH) (9, 1)										1	0	0	0	2	0	0					
Inning Stats	R: 0 E: 0 K: 0 S: 11	H: 1 LOB: 2 BB: 1 P: 19	R: 2 E: 0 K: 1 S: 19	H: 3 LOB: 2 BB: 1 P: 36	R: 2 E: 0 K: 2 S: 14	H: 2 LOB: 0 BB: 0 P: 19	R: 0 E: 1 K: 0 S: 9	H: 0 LOB: 1 BB: 1 P: 13	R: 0 E: 0 K: 0 S: 6	H: 0 LOB: 0 BB: 0 P: 9	R: 3 E: 0 K: 0 S: 11	H: 5 LOB: 1 BB: 0 P: 18	R: 2 E: 0 K: 2 S: 15	H: 3 LOB: 1 BB: 0 P: 22	1B: 9 2B: 3 3B: 1 HR: 2	SF: 0 SAC: 1 DP: 2 HBP: 0		WP: 1 PB: 0 SB: 0 CS: 0	PA: 41		
PITCHER	IP	WLS	BF	H	R	ER	SO	BB	IBB	HBP	BLK	WP	HR	S	P	ERA	WHIP				
Michael Tejera, L ERA: 4.02 Graeme Lloyd, L ERA: 4.73 Blaine Neal, R ERA: 4.24	(1, 1) (7, 1) (8, 1)	6.0 1.0 1.0	L 4 6	31 2 3	10 0 2	7 0 2	7 0 2	3 0 0	0 0 0	0 0 0	0 0 0	0 0 1	0 0 0	7 10 15	22	10.50 0.00 18.00	2.167 2.000 3.000				

Batter	1	2	3	4	5	6	7	8	9	AB	R	H	RBI	BB	SO	LOB	TOP			
Luis Castillo, S OBP: 0.375, SLG: 0.381	L7		G3			K		PB G6-3 BB		3	1	0	0	1	1	0				
Eric Owens, R OBP: 0.336, SLG: 0.366	1B			FC6-4 1B		F9		K		4	0	2	0	0	1	2				
Kevin Millar, R OBP: 0.332, SLG: 0.448	K			P4		K		G6-3 PB 1B		4	0	1	0	0	2	2				
Derrek Lee, R OBP: 0.347, SLG: 0.466	K			FC6-4 1-2			L9	G6-3		4	0	0	1	0	1	3				
Preston Wilson, R OBP: 0.340, SLG: 0.441		G6-3		K			1B 1B	K		4	0	1	0	0	2	2				
Juan Encarnacion, R OBP: 0.314, SLG: 0.434	L7				K		P6		G6-3	4	0	0	0	0	1	1				
Mike Redmond, R OBP: 0.403, SLG: 0.409	L8			FC6-4 1B			1B	G6-3		4	0	2	0	0	0	0				
Mike Mordecai, R OBP: 0.286, SLG: 0.275			G5-3		K		G4-3	G5-3		4	0	0	0	0	1	3				
Josh Beckett, R OBP: 0.038, SLG: 0.077 Homer Bush, R OBP: 0.264, SLG: 0.289 Carl Pavano, R OBP: 0.182, SLG: 0.231 Graeme Lloyd, L OBP: 0.125, SLG: 0.150 Vic Darenbourg, L OBP: 0.296, SLG: 0.273 Tim Raines, S OBP: 0.250, SLG: 0.250 Vladimir Nunez, R OBP: 0.250, SLG: 0.250			K		FC6-4			1B PB 2B		1	0	0	0	0	1	0				
Inning Stats	R: 0 E: 0 K: 2 S: 10	H: 1 LOB: 1 BB: 0 P: 14	R: 0 E: 0 K: 0 S: 4	H: 0 LOB: 0 BB: 0 P: 7	R: 0 E: 0 K: 1 S: 8	H: 0 LOB: 0 BB: 0 P: 12	R: 0 E: 0 K: 1 S: 10	H: 1 LOB: 1 BB: 0 P: 14	R: 0 E: 0 K: 2 S: 9	H: 0 LOB: 0 BB: 0 P: 15	R: 0 E: 0 K: 0 S: 11	H: 2 LOB: 2 BB: 0 P: 15	R: 2 E: 0 K: 2 S: 15	H: 2 LOB: 1 BB: 1 P: 28	R: 0 E: 0 K: 0 S: 7	H: 0 LOB: 0 BB: 0 P: 11	1B: 6 2B: 1 3B: 0 HR: 0	SF: 0 SAC: 0 DP: 0 HBP: 0	WP: 0 PB: 1 SB: 2 CS: 0	PA: 35
PITCHER	IP WLS BF H R ER SO BB IBB HBP BLK WP HR S P ERA WHIP	IP WLS BF H R ER SO BB IBB HBP BLK WP HR S P ERA WHIP																		
Curt Schilling, R ERA: 2.76	7.0	W	26	5	0	0	8	0	0	0	0	0	0	0	0	0	0	0.00	0.714	
Mike Koplove, R ERA: 2.2	1.0		6	2	2	1	2	1	0	0	0	0	0	0	0	0	0	9.00	3.000	
Mike Fetters, R ERA: 2.88	1.0		3	0	0	0	0	0	0	0	0	0	0	0	0	0	0	0.00	0.000	

Florida Marlins @ Arizona Diamondbacks
Bank One Ballpark, Phoenix, AZ
Sun Aug 11 2002, 4:35 PM EDT
Att: 43,612 - Dome - 72 F

AB 34
R 2
H 7
RBI 1
BB 1
SO 10
LOB 14

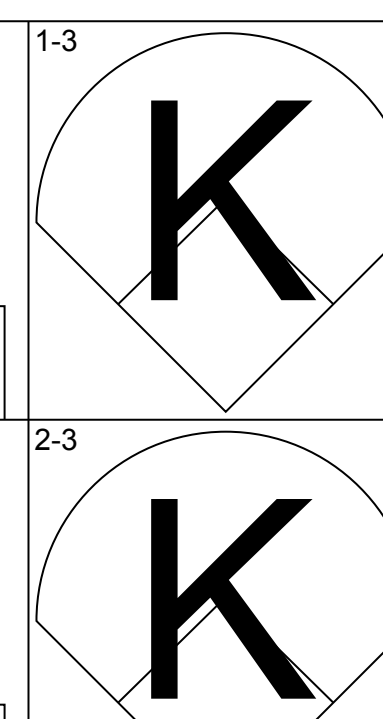
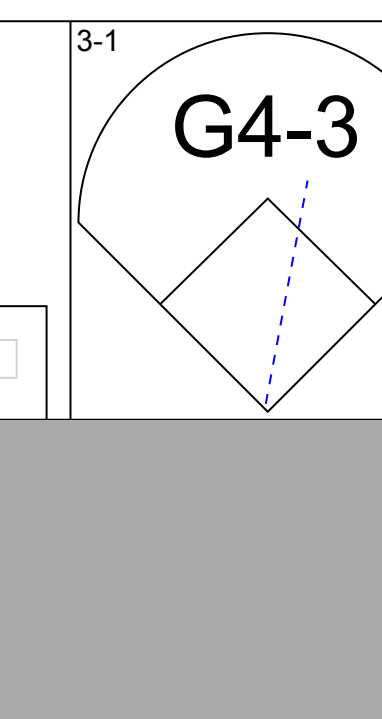
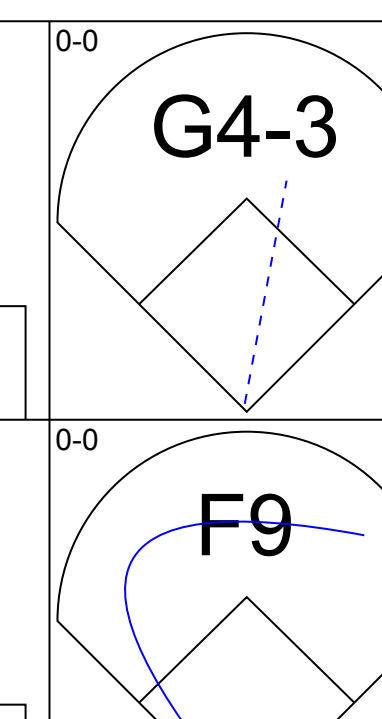
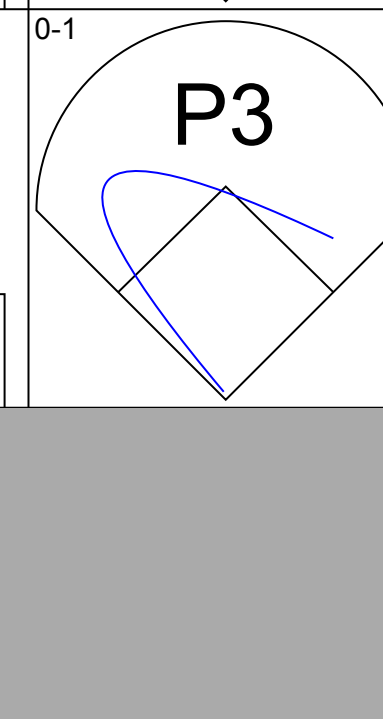
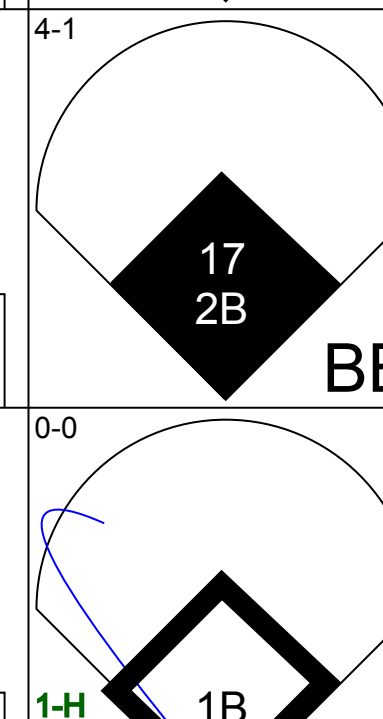

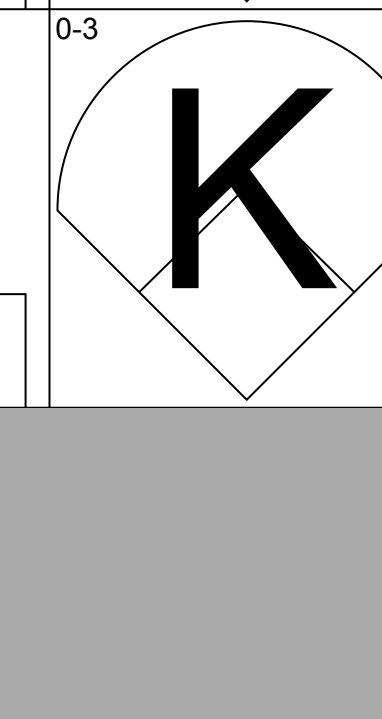

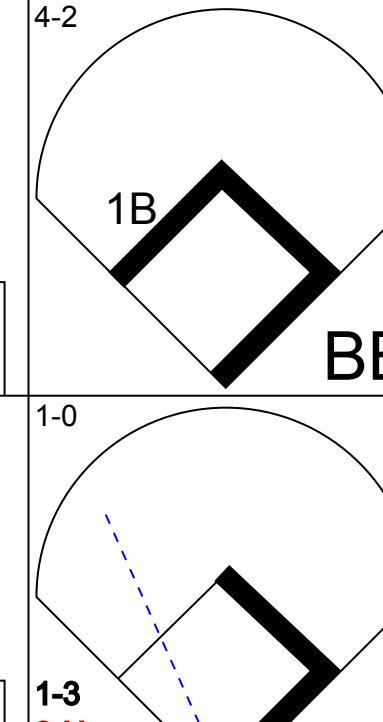
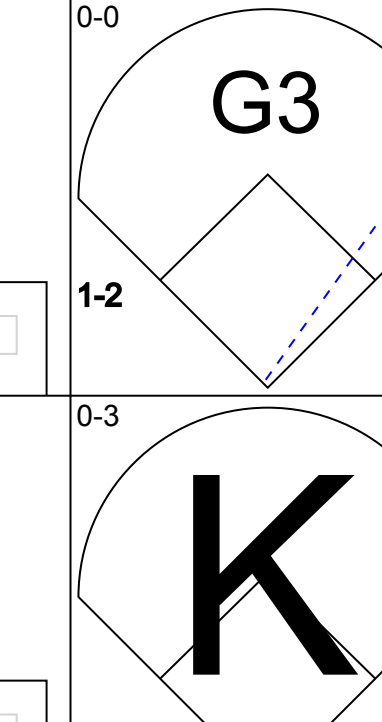

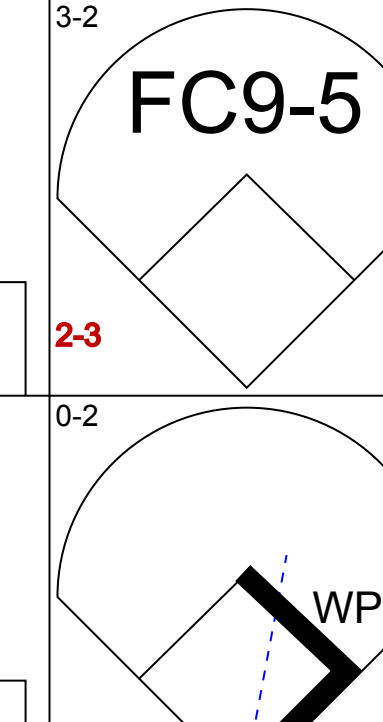
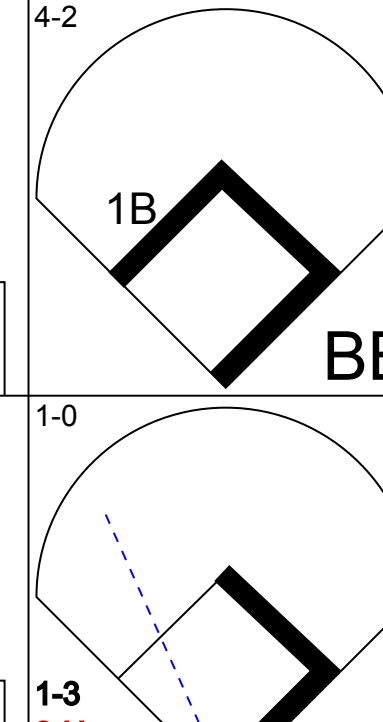
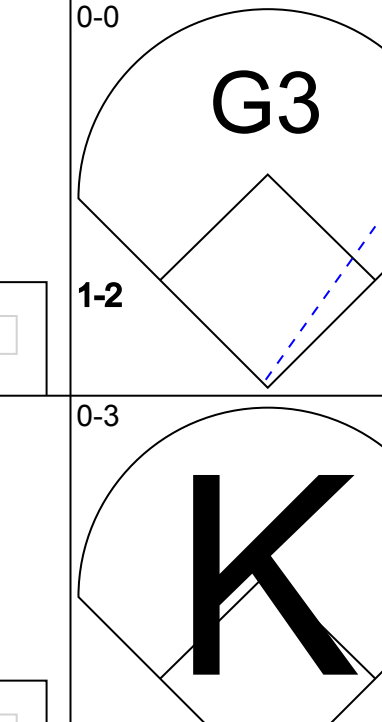
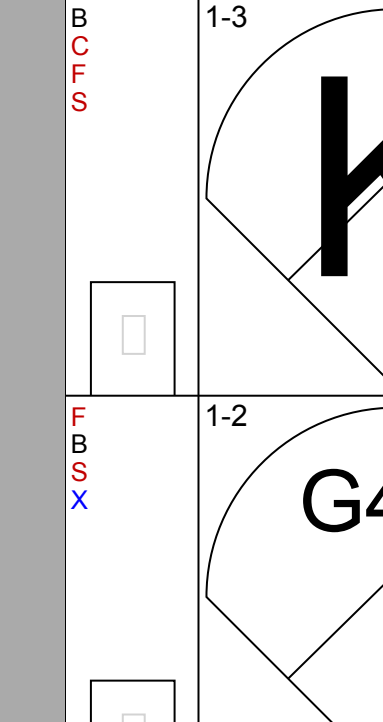
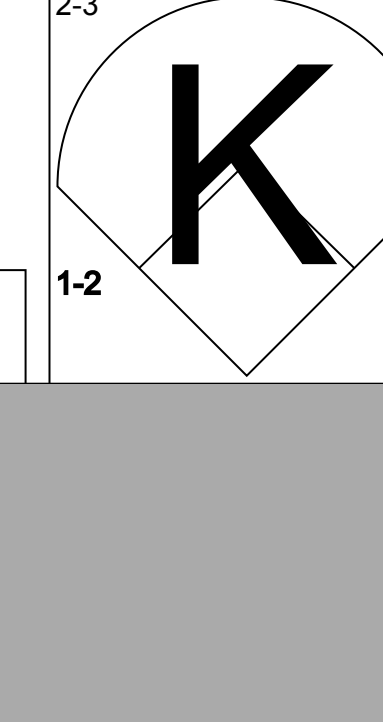
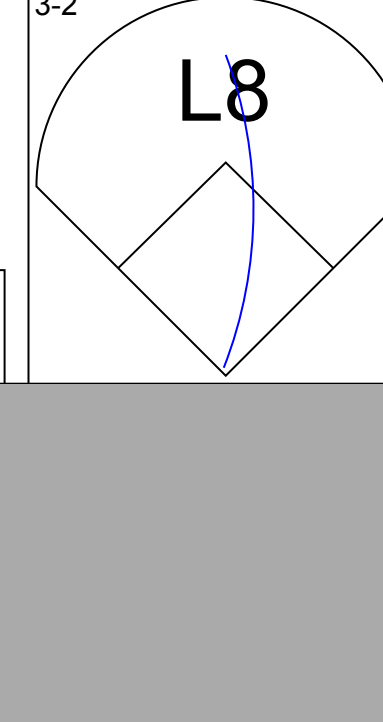


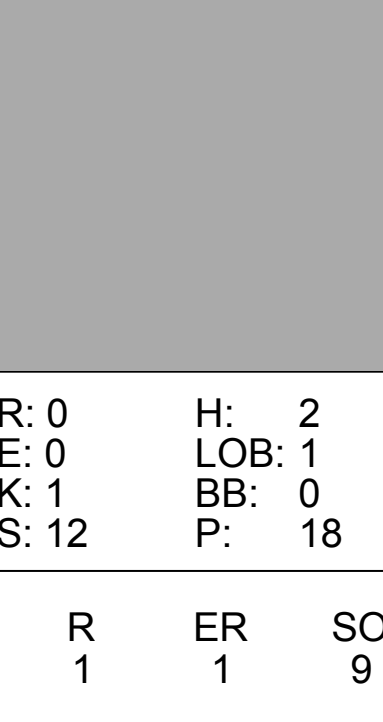
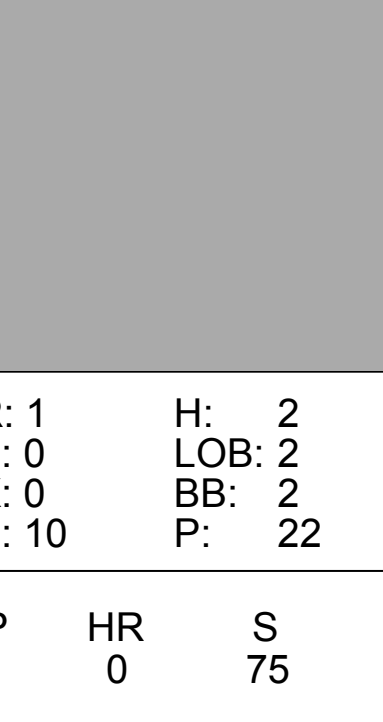
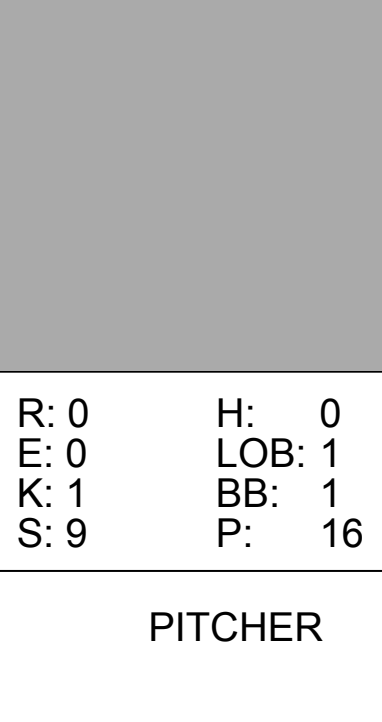
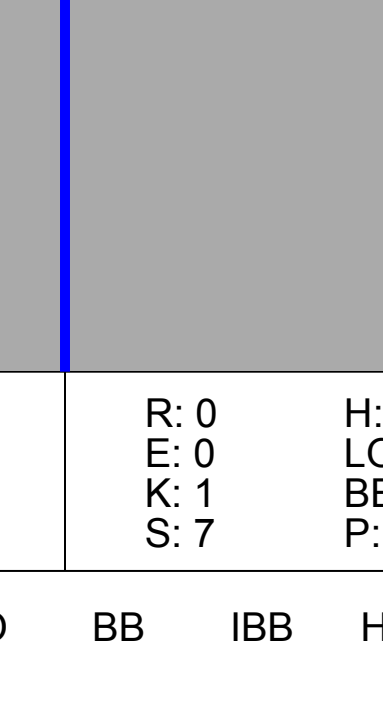
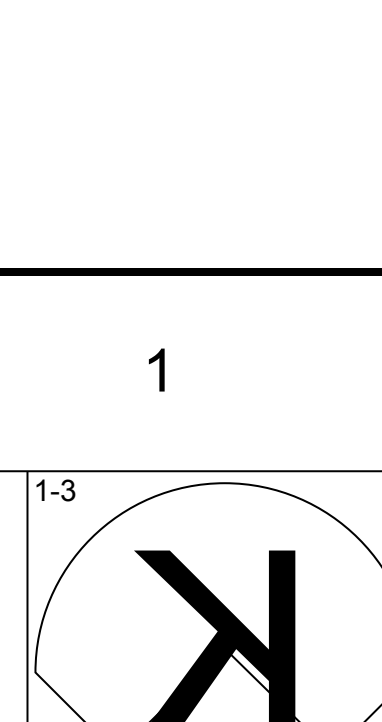
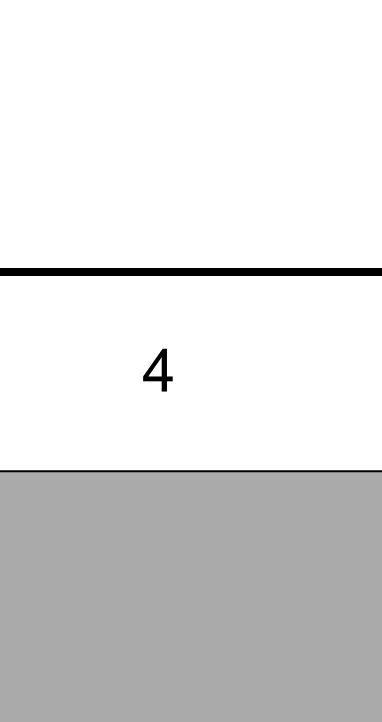
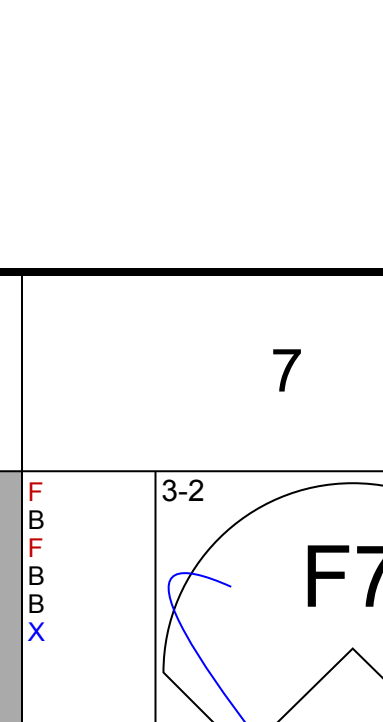
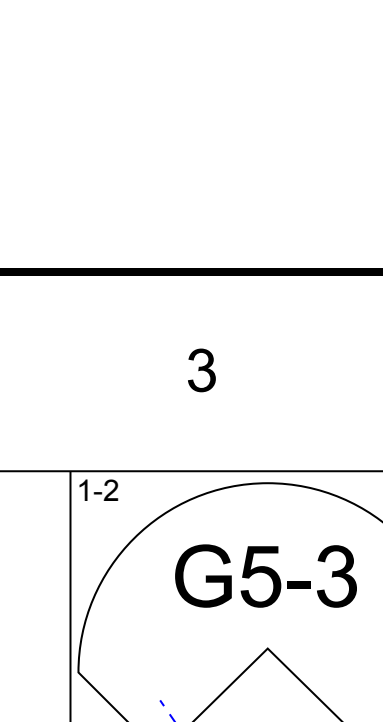
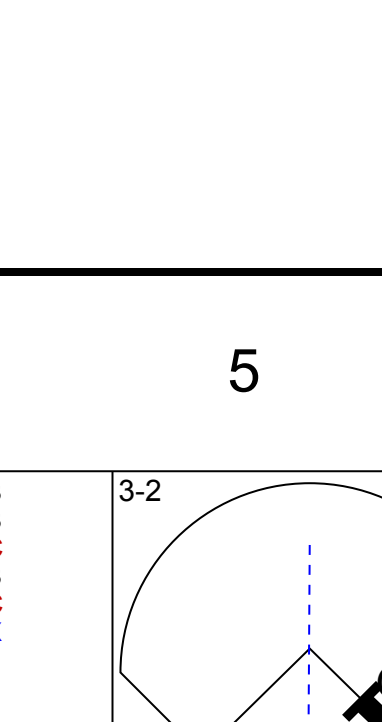
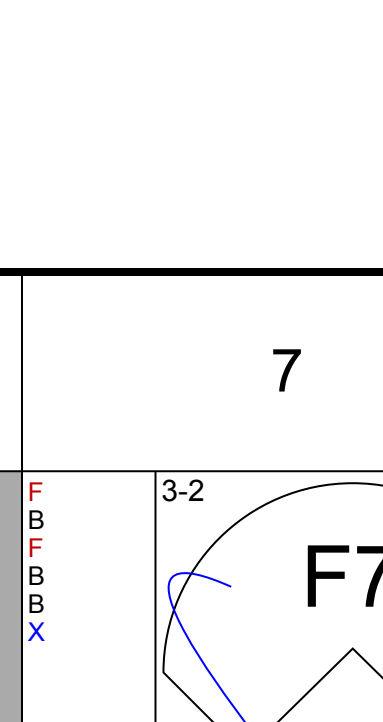
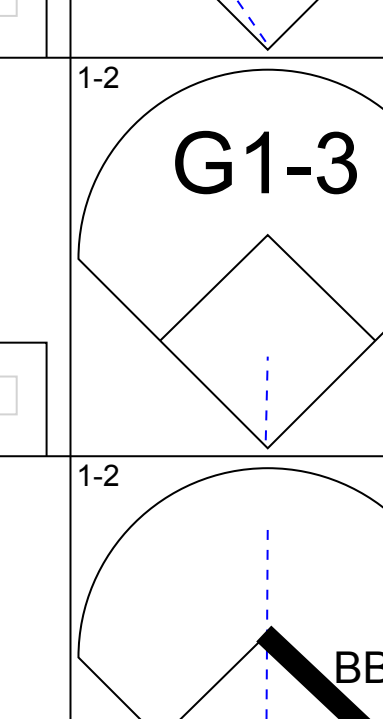
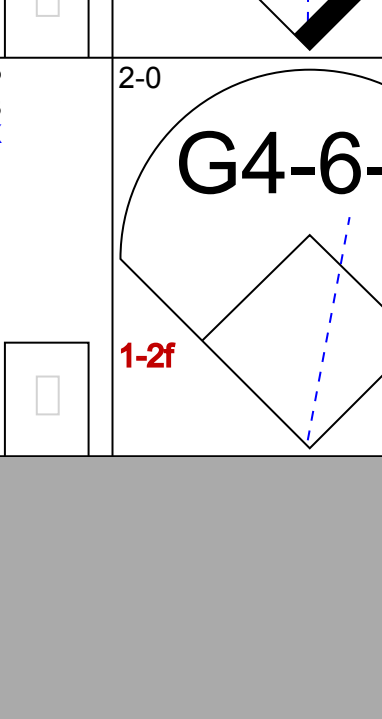
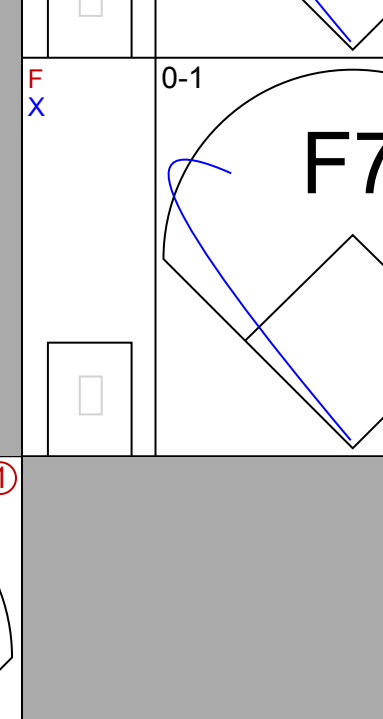


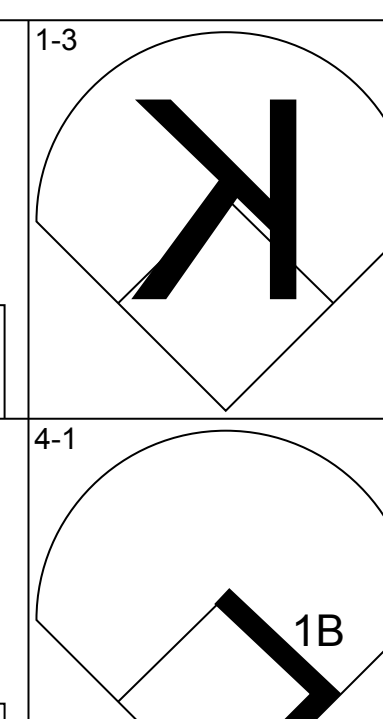
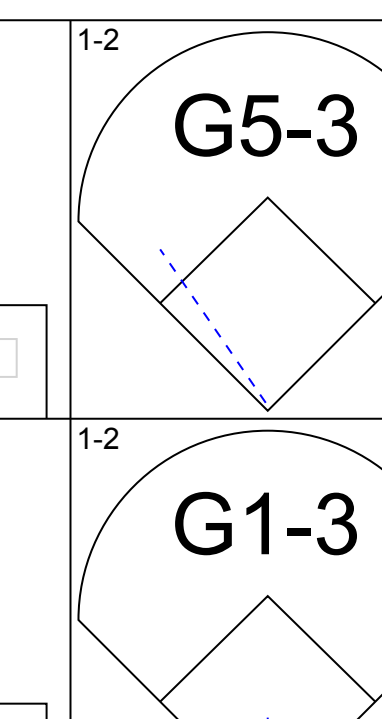
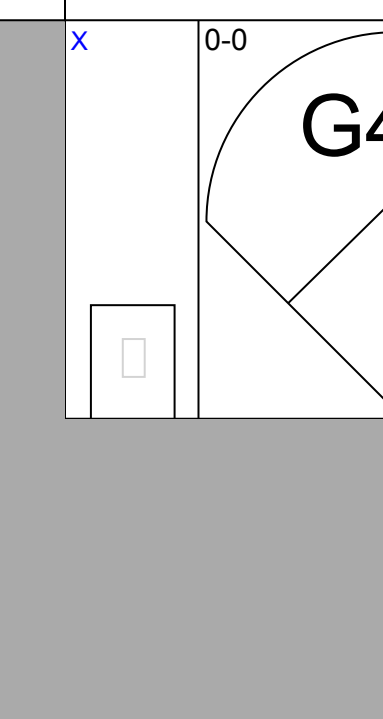
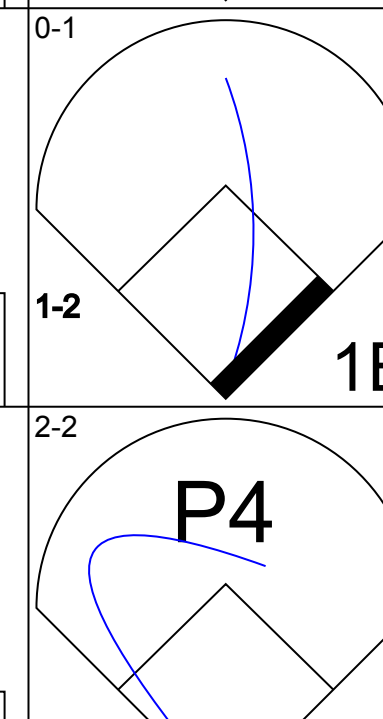
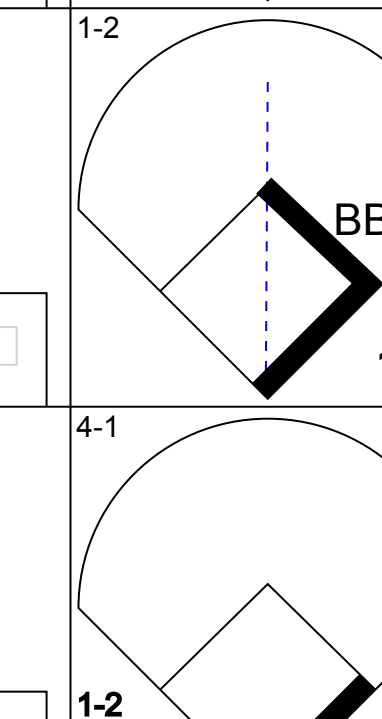


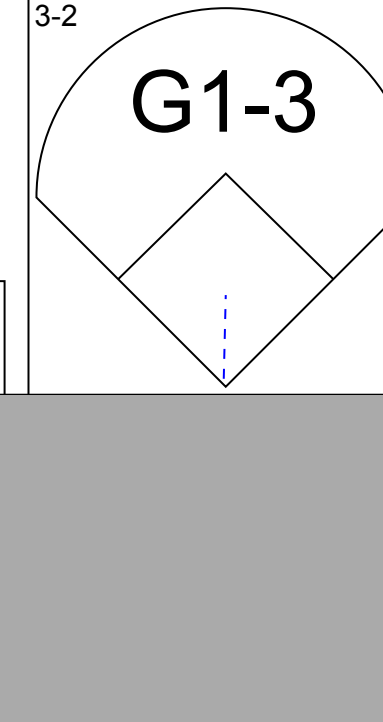

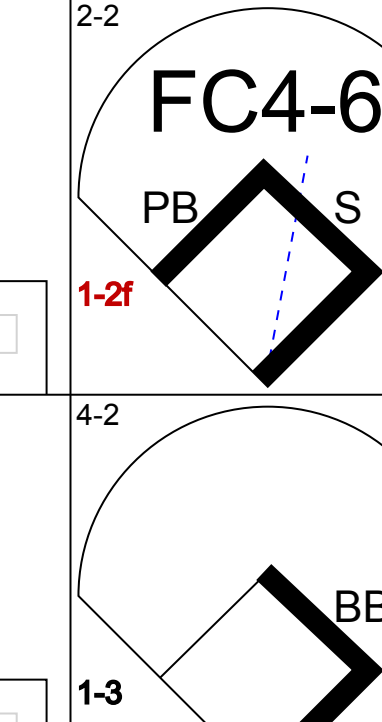
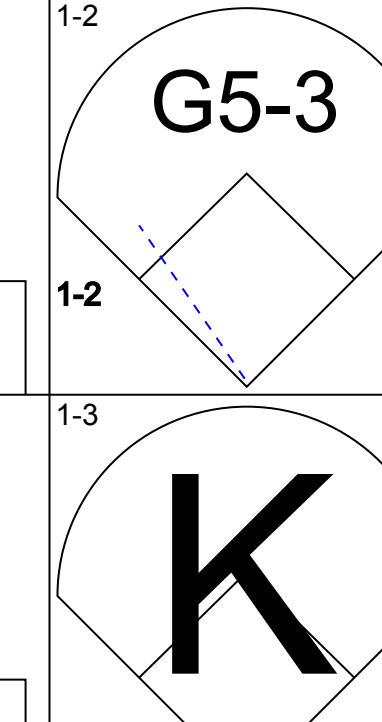


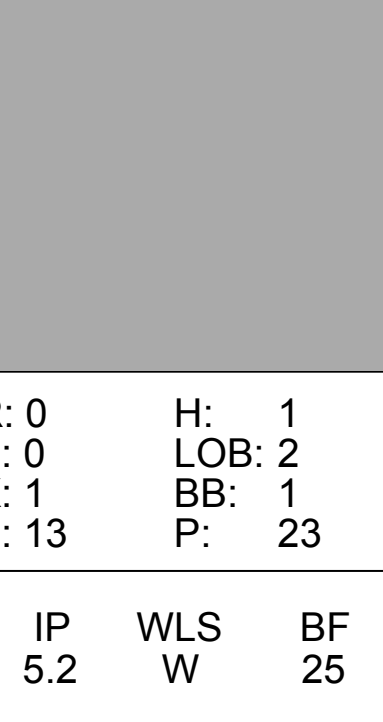
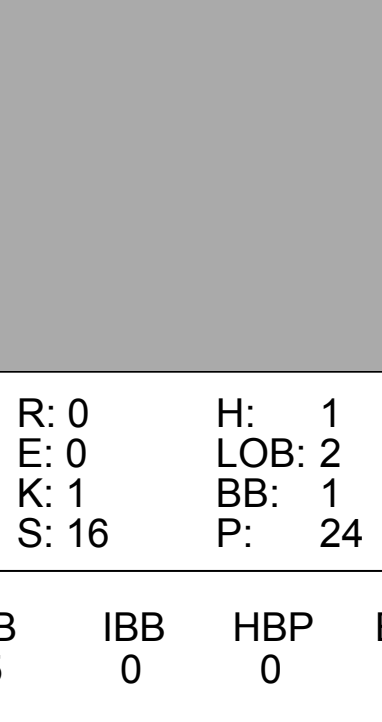
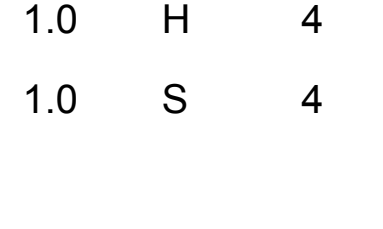



Batter	1	2	3	4	5	6	7	8	9	AB	R	H	RBI	BB	SO	LOB	BOTTOM			
Tony Womack, L OBP: 0.311, SLG: 0.332	G6-3	FC5-4		E S 1B		1B 1B	G4-3	G4-3		6	1	2	1	0	0	4				
Quinton McCracken, S OBP: 0.388, SLG: 0.491	1B 2B	K		F7		G1-4-3 1B	G5-3			5	1	2	0	0	1	2				
Junior Spivey, R OBP: 0.411, SLG: 0.530	1B			G5-3		G1-4-3	L7			4	1	1	1	1	0	3				
Luis Gonzalez, L OBP: 0.401, SLG: 0.520	F8			F8		1B 1B		1B 2B		5	2	2	1	0	1	3				
Erubiel Durazo, L OBP: 0.391, SLG: 0.632 Jay Bell, R OBP: 0.250, SLG: 0.300	1B BB			L8		1B		G5-3		2	1	1	0	2	0	0				
Matt Williams, R OBP: 0.321, SLG: 0.421	1B			K		1B BB		1B BB		3	1	2	2	2	1	1				
Steve Finley, L OBP: 0.368, SLG: 0.475	1B			L9		1B		BB		5	1	3	1	0	0	2				
Chad Moeller, R OBP: 0.329, SLG: 0.311		1B FC5-4 2B		F9		1B 2B		L3		4	1	2	2	1	0	3				
Curt Schilling, R OBP: 0.254, SLG: 0.219 Mike Koplove, R ERA: 5.84 Mark Grace, L OBP: 0.347, SLG: 0.390 Mike Fetters, R ERA: 3.22		1B		G1-3		G4-3		L4		4	0	1	0	0	0	4				
Inning Stats	R: 2 E: 0 K: 0 S: 14	H: 4 LOB: 2 BB: 1 P: 24	R: 1 E: 0 K: 2 S: 19	H: 2 LOB: 1 BB: 1 P: 34	R: 0 E: 0 K: 1 S: 6	H: 0 LOB: 1 BB: 1 P: 14	R: 0 E: 0 K: 0 S: 9	H: 1 LOB: 0 BB: 0 P: 13	R: 2 E: 0 K: 0 S: 10	H: 2 LOB: 1 BB: 1 P: 18	R: 3 E: 1 K: 0 S: 20	H: 5 LOB: 3 BB: 1 P: 38	R: 0 E: 0 K: 0 S: 9	H: 0 LOB: 0 BB: 0 P: 13	R: 1 E: 0 K: 0 S: 13	H: 2 LOB: 3 BB: 2 P: 22	1B: 12 2B: 4 3B: 0 HR: 0	SF: 0 SAC: 0 DP: 1 HBP: 0	WP: 0 PB: 0 SB: 2 CS: 0	PA: 46
PITCHER	IP WLS BF H R ER SO BB IBB HBP BLK WP HR S P ERA WHIP	IP WLS BF H R ER SO BB IBB HBP BLK WP HR S P ERA WHIP																		
Josh Beckett, R ERA: 4.31	4.0	L	21	7	3	3	3	3	0	0	0	0	0	0	0	0	6.75	2.500		
Carl Pavano, R ERA: 5.84	1.2		12	7	5	4	0	1	0	0	0	0	0	0	0	0	21.60	4.800		
Graeme Lloyd, L ERA: 4.69	0.1		3	0	0	0	0	1	0	0	0	0	0	0	0	0	0.00	3.000		
Vic Darenbourg, L ERA: 4.56	1.0		3	0	0	0	0	0	0	0	0	0	0	0	0	0	0.00	0.000		
Vladimir Nunez, R ERA: 3.22	1.0		7	2	1	1	0	2	0	0	0	0	0	0	0	0	9.00	4.000		

Florida Marlins @ Arizona Diamondbacks
Bank One Ballpark, Phoenix, AZ
Sun Aug 11 2002, 4:35 PM EDT
Att: 43,612 - Dome - 72 F

AB 39
R 9
H 16
RBI 8
BB 7
SO 3
LOB 23




Batter	1	2	3	4	5	6	7	8	9	AB	R	H	RBI	BB	SO	LOB	TOP		
Juan Pierre, L OBP: 0.310, SLG: 0.304 (1, 8)										3	0	0	0	1	1	0	Colorado Rockies @ Florida Marlins Pro Player Stadium, Miami, FL Mon Aug 12 2002, 7:05 PM EDT Att: 5,090 - Cloudy - 87 F		
Jay Payton, R OBP: 0.344, SLG: 0.429 (1, 7)										4	0	0	0	0	1	1			
Larry Walker, L OBP: 0.428, SLG: 0.624 (1, 9)										3	1	0	0	1	1	0			
17 Todd Helton, L OBP: 0.435, SLG: 0.584 (1, 3)										3	0	2	1	1	0	0			
Todd Zeile, R OBP: 0.337, SLG: 0.398 (1, 5)										3	0	0	0	1	1	2			
Sandy Alomar Jr, R OBP: 0.325, SLG: 0.462 (1, 2)										4	0	2	0	0	1	1			
Brent Butler, R OBP: 0.297, SLG: 0.460 (1, 4)										3	0	0	0	0	1	3			
Juan Uribe, R OBP: 0.282, SLG: 0.337 (1, 6)										3	0	0	0	0	2	0			
Jason Jennings, L OBP: 0.354, SLG: 0.378 (1, 1)										2	0	0	0	0	0	0			
Justin Speier, R (6, 1)										1	0	0	0	0	1	0			
Todd Jones, L (8, 1)										0	0	0	0	0	0	0			
Jose Jimenez, R (9, 1)										0	0	0	0	0	0	0			
Inning Stats	R: 0 E: 0 K: 2 S: 9	H: 0 LOB: 0 BB: 0 P: 12	R: 0 E: 0 K: 1 S: 12	H: 2 LOB: 1 BB: 0 P: 18	R: 0 E: 0 K: 1 S: 8	H: 0 LOB: 0 BB: 0 P: 14	R: 1 E: 0 K: 0 S: 10	H: 2 LOB: 2 BB: 2 P: 22	R: 0 E: 0 K: 1 S: 8	H: 0 LOB: 1 BB: 1 P: 14	R: 0 E: 0 K: 1 S: 9	H: 0 LOB: 0 BB: 0 P: 11	R: 0 E: 0 K: 1 S: 5	H: 0 LOB: 0 BB: 0 P: 5	R: 0 E: 0 K: 1 S: 7	H: 0 LOB: 0 BB: 0 P: 11	1B: 2 2B: 3 3B: 0 HR: 0	SF: 0 SAC: 0 DP: 1 HBP: 0	WP: 1 PA: 33 PB: 0 SB: 1 CS: 0
PITCHER A.J. Burnett, R ERA: 3.41 (1, 1)	IP: 9.0 WLS: L BF: 33 H: 4 R: 1 ER: 1 SO: 9 BB: 4 IBB: 0 HBP: 0 BLK: 0 WP: 1 HR: 0 S: 75 P: 123 ERA: 1.00 WHIP: 0.889															PITCHER			

Batter	1	2	3	4	5	6	7	8	9	AB	R	H	RBI	BB	SO	LOB	BOTTOM				
Luis Castillo, S OBP: 0.373, SLG: 0.379 (1, 4)										5	0	1	0	0	1	1	Colorado Rockies @ Florida Marlins Pro Player Stadium, Miami, FL Mon Aug 12 2002, 7:05 PM EDT Att: 5,090 - Cloudy - 87 F				
Juan Encarnacion, R OBP: 0.314, SLG: 0.431 (1, 9)										3	0	0	0	1	0	1					
Mike Redmond, R OBP: 0.410, SLG: 0.413 (1, 2)										3	0	2	0	1	1	0					
Homer Bush, R OBP: 0.264, SLG: 0.269 (6, PR)										0	0	0	0	0	0	0					
Ramon Castro, R OBP: 0.338, SLG: 0.458 (9, 2)										0	0	0	0	0	0	0					
Mike Lowell, R OBP: 0.365, SLG: 0.477 (1, 5)										2	0	0	0	2	1	3					
Eric Owens, R OBP: 0.332, SLG: 0.361 (1, 7)										4	0	0	0	0	1	6					
Preston Wilson, R OBP: 0.339, SLG: 0.437 (1, 8)										3	0	0	0	1	1	2					
Derrek Lee, R OBP: 0.351, SLG: 0.467 (1, 3)										3	0	2	0	1	1	0					
Andy Fox, L OBP: 0.340, SLG: 0.328 (1, 6)										3	0	0	0	0	0	4					
A.J. Burnett, R OBP: 0.148, SLG: 0.196 (1, 1)										3	0	0	0	0	2	1					
Tim Raines, S OBP: 0.352, SLG: 0.269 (9, PH)										1	0	0	0	0	0	1					
Inning Stats	R: 0 E: 0 K: 1 S: 13	H: 1 LOB: 2 BB: 1 P: 23	R: 0 E: 0 K: 1 S: 10	H: 1 LOB: 0 BB: 0 P: 17	R: 0 E: 0 K: 1 S: 16	H: 1 LOB: 2 BB: 1 P: 24	R: 0 E: 0 K: 1 S: 7	H: 0 LOB: 0 BB: 0 P: 12	R: 0 E: 0 K: 0 S: 7	H: 1 LOB: 0 BB: 0 P: 12	R: 0 E: 0 K: 1 S: 15	H: 0 LOB: 3 BB: 3 P: 33	R: 0 E: 0 K: 1 S: 8	H: 0 LOB: 0 BB: 0 P: 11	R: 0 E: 0 K: 2 S: 17	H: 0 LOB: 2 BB: 1 P: 24	R: 0 E: 0 K: 0 S: 4	H: 1 LOB: 1 BB: 0 P: 6	1B: 5 2B: 0 3B: 0 HR: 0	SF: 0 SAC: 1 DP: 1 HBP: 0	WP: 0 PA: 37 PB: 1 SB: 1 CS: 0
PITCHER Jason Jennings, R ERA: 4.17 (1, 1)	IP: 5.2 WLS: W BF: 25 H: 4 R: 0 ER: 0 SO: 5 BB: 0 IBB: 0 HBP: 0 BLK: 0 WP: 0 HR: 0 S: 65 P: 115 ERA: 0.00 WHIP: 1.588															PITCHER					
Justin Speier, R ERA: 3.73 (6, 1)	1.1 H: 4 R: 0 ER: 0 SO: 1 BB: 0 IBB: 0 HBP: 0 BLK: 0 WP: 0 HR: 11 S: 17 P: 0.00 WHIP: 0.000																				
Todd Jones, R ERA: 4.26 (8, 1)	1.0 H: 4 R: 0 ER: 0 SO: 2 BB: 1 IBB: 0 HBP: 0 BLK: 0 WP: 0 HR: 17 S: 24 P: 0.00 WHIP: 1.000																				
Jose Jimenez, R ERA: 3.44 (9, 1)	1.0 S: 4 R: 1 ER: 0 SO: 0 BB: 0 IBB: 0 HBP: 0 BLK: 0 WP: 0 HR: 4 S: 6 P: 0.00 WHIP: 1.000																				

Batter	1	2	3	4	5	6	7	8	9	AB	R	H	RBI	BB	SO	LOB	TOP										
Juan Pierre, L OBP: 0.308, SLG: 0.302 Jay Payton, R OBP: 0.344, SLG: 0.427	G6-3		G1-3			G6-3			G4-3	3	0	0	0	0	0	1											
Brent Butler, R OBP: 0.302, SLG: 0.459	K								L4	4	0	1	0	0	0	2											
17 Todd Helton, L OBP: 0.429, SLG: 0.575	G3								G3	4	0	0	0	0	0	1											
Todd Zeile, R OBP: 0.333, SLG: 0.392		G5-3								3	0	0	0	0	0	1											
Jack Cust, L OBP: 0.233, SLG: 0.269	K									2	0	0	0	0	1	1											
Sandy Alomar Jr., R OBP: 0.321, SLG: 0.475	K									3	0	0	0	0	0	2											
Gabe Kapler, R OBP: 0.298, SLG: 0.350										3	0	0	0	0	0	1											
Juan Uribe, R OBP: 0.282, SLG: 0.337										3	0	0	0	0	0	1											
Denny Neagle, L OBP: 0.286, SLG: 0.371 Greg Norton, S OBP: 0.277, SLG: 0.348 Justin Speier, R Victor Santos, R										2	0	1	0	0	0	0											
										1	0	0	0	0	0	1											
										0	0	0	0	0	0	0											
										0	0	0	0	0	0	0											
Inning Stats	R: 0 H: 0 E: 0 K: 1 S: 7	H: 0 LOB: 0 BB: 0 P: 9	R: 0 H: 0 E: 0 K: 2 S: 8	H: 0 LOB: 0 BB: 0 P: 12	R: 0 H: 1 E: 0 K: 1 S: 10	H: 1 LOB: 1 BB: 0 P: 15	R: 0 H: 0 E: 0 K: 1 S: 10	H: 0 LOB: 0 BB: 0 P: 14	R: 0 H: 0 E: 0 K: 0 S: 6	H: 0 LOB: 0 BB: 0 P: 8	R: 0 H: 0 E: 0 K: 0 S: 6	H: 0 LOB: 0 BB: 0 P: 9	R: 0 H: 1 E: 0 K: 0 S: 5	H: 1 LOB: 2 BB: 1 P: 11	R: 0 H: 0 E: 0 K: 2 S: 9	H: 0 LOB: 0 BB: 0 P: 14	R: 0 H: 0 E: 0 K: 0 S: 6	H: 0 LOB: 0 BB: 0 P: 10	1B: 2 2B: 0 3B: 0 HR: 0	SF: 0 SAC: 0 DP: 0 HBP: 0	WP: 0 PA: 30 PB: 0 SB: 0 CS: 0						
PITCHER	IP	WLS	BF	H	R	ER	SO	BB	IBB	HBP	BLK	WP	HR	S	P	ERA	WHIP										
Brad Penny, R ERA: 4.46 Graeme Lloyd, L ERA: 4.57	8.0		27	2	0	0	7	1	0	0	0	0	0	61	92	0.00	0.375										
	1.0	W	3	0	0	0	0	0	0	0	0	0	0	6	10	0.00	0.000										

Colorado Rockies @ Florida Marlins
Pro Player Stadium, Miami, FL
Wed Aug 14 2002, 7:05 PM EDT
Att: 4,746 - Cloudy - 87 F


AB 29
R 0
H 2
RBI 0
BB 1
SO 7
LOB 5



Batter	1	2	3	4	5	6	7	8	9	AB	R	H	RBI	BB	SO	LOB	BOTTOM										
Luis Castillo, S OBP: 0.369, SLG: 0.373	G3		P6						G6-3	4	0	1	0	0	0	0											
Preston Wilson, R OBP: 0.337, SLG: 0.433	G5-3								G5-3	4	0	0	0	0	0	1											
Mike Redmond, R OBP: 0.406, SLG: 0.411 Homer Bush, R OBP: 0.264, SLG: 0.269	F8									3	0	0	0	0	1	0											
										0	1	0	0	0	0	0											
Kevin Millar, R OBP: 0.340, SLG: 0.453		F8								4	0	2	0	0	0	0											
Mike Lowell, R OBP: 0.360, SLG: 0.468		G6-3								4	0	0	0	0	0	1											
Derrek Lee, R OBP: 0.355, SLG: 0.464										0	0	0	0	4	0	0											
Juan Encarnacion, R OBP: 0.313, SLG: 0.425										3	0	0	1	1	1	5											
Mike Mordecai, R OBP: 0.278, SLG: 0.267										3	0	0	0	0	2	3											
Brad Penny, R OBP: 0.161, SLG: 0.194 Andy Fox, L OBP: 0.334, SLG: 0.322 Graeme Lloyd, L										2	0	0	0	0	0	0											
										1	0	0	0	0	1	0											
										0	0	0	0	0	0	0											
Inning Stats	R: 0 H: 0 E: 0 K: 0 S: 10	H: 0 LOB: 0 BB: 0 P: 15	R: 0 H: 0 E: 0 K: 1 S: 6	H: 0 LOB: 1 BB: 1 P: 17	R: 0 H: 0 E: 0 K: 1 S: 9	H: 0 LOB: 0 BB: 0 P: 12	R: 0 H: 0 E: 0 K: 0 S: 10	H: 0 LOB: 0 BB: 0 P: 15	R: 0 H: 0 E: 0 K: 0 S: 13	H: 0 LOB: 1 BB: 2 P: 25	R: 0 H: 1 E: 0 K: 0 S: 5	H: 1 LOB: 0 BB: 0 P: 6	R: 0 H: 1 E: 0 K: 1 S: 10	H: 1 LOB: 2 BB: 1 P: 19	R: 0 H: 0 E: 0 K: 1 S: 7	H: 0 LOB: 0 BB: 0 P: 10	R: 1 H: 1 E: 0 K: 1 S: 8	H: 1 LOB: 3 BB: 2 P: 19	1B: 3 2B: 0 3B: 0 HR: 0	SF: 0 SAC: 0 DP: 0 HBP: 0	WP: 0 PA: 34 PB: 0 SB: 1 CS: 1						
PITCHER	IP	WLS	BF	H	R	ER	SO	BB	IBB	HBP	BLK	WP	HR	S	P	ERA	WHIP										
Denny Neagle, L ERA: 5.04 Justin Speier, R ERA: 3.64 Victor Santos, R ERA: 5.4	7.0		26	2	0	0	3	4	0	0	0	0	0	7	109	0.00	0.857										
	1.0		3	0	0	0	1	0	0	0	0	0	0	7	10	0.00	0.000										
	0.2	L	5	1	1	1	1	2	0	0	0	0	0	8	19	13.50	4.500										

Colorado Rockies @ Florida Marlins
Pro Player Stadium, Miami, FL
Wed Aug 14 2002, 7:05 PM EDT
Att: 4,746 - Cloudy - 87 F

AB 28
R 1
H 3
RBI 1
BB 6
SO 5
LOB 13



Batter	1	2	3	4	5	6	7	8	9	AB	R	H	RBI	BB	SO	LOB	TOP										
David Bell, R OBP: 0.316, SLG: 0.425 (1,4)	K2-3		2B G4-3 BB		2B FC1-5 1B		F9		K	4	1	1	0	1	2	0	San Francisco Giants @ Florida Marlins Pro Player Stadium, Miami, FL Fri Aug 16 2002, 7:05 PM EDT Att. 14,724 - Sunny - 83 F										
Ramon Martinez, R OBP: 0.337, SLG: 0.413 (1,6)	G6-3		G4-3 1-3 2B		BB 1-3 2B		1B 2B		G5-3	5	1	3	0	0	0	0											
Jeff Kent, R OBP: 0.380, SLG: 0.576 (1,3)	BB BB BB		G4-3 2-3 3-H 4-0		FC1-5 BB		1B BB		G4-3	3	0	0	1	2	0	3											
Barry Bonds, L OBP: 0.569, SLG: 0.786 (1,7)	BB 1-2 BB		G6-4-3 IBB		3-3 4-0 1-2 2-3 BB		3-0 1-2 2-H 1B			1	0	1	1	3	0	0											
Benito Santiago, R OBP: 0.323, SLG: 0.468 (1,2)	BB 1-2 2-3 BB		G6-4-3 1-2		F9		F2			3	0	0	0	1	0	7											
Reggie Sanders, R OBP: 0.321, SLG: 0.444 (1,9)	K			2-2 P4		G4-6-3 1B		G5-3		4	0	1	0	0	1	5											
Pedro Feliz, R OBP: 0.285, SLG: 0.323 (8, PH)		2-2 F3		1-3 K		G4-6-3 1-2		F9		3	0	0	0	0	1	1											
Tom Goodwin, L OBP: 0.310, SLG: 0.299 (8,8)										1	0	0	0	0	0	0											
Tsuyoshi Shinjo, R OBP: 0.299, SLG: 0.372 (8, PH)		0-0 G5-3		2-3 K						3	0	1	0	0	1	0											
Kenny Lofton, L OBP: 0.347, SLG: 0.425 (8, PH)										1	0	0	0	0	0	0											
Tim Worrell, R (8,1)										0	0	0	0	0	0	0											
Kirk Rueter, L OBP: 0.180, SLG: 0.170 (6, PH)		0-2 G1-3			2-3 K		1-3 K		G6-4-3 1-2	2	0	0	0	0	1	0											
Rich Aurilia, R OBP: 0.296, SLG: 0.416 (6, PH)										1	0	0	0	0	1	1											
Jay Witasick, R (6,1)										0	0	0	0	0	0	0											
J.T. Snow, L OBP: 0.344, SLG: 0.379 (8,3)										1	0	0	0	0	0	1											
Inning Stats	R: 0 H: 0 E: 0 K: 2 S: 14	H: 0 LOB: 3 BB: 3 P: 29	R: 0 H: 0 E: 0 K: 0 S: 8	H: 0 LOB: 0 BB: 0 P: 10	R: 1 H: 1 E: 0 K: 0 S: 12	H: 1 LOB: 1 BB: 2 P: 27	R: 0 H: 0 E: 0 K: 2 S: 10	H: 0 LOB: 0 BB: 0 P: 15	R: 0 H: 2 E: 0 K: 1 S: 10	H: 2 LOB: 3 BB: 1 P: 21	R: 1 H: 2 E: 0 K: 0 S: 12	H: 2 LOB: 2 BB: 1 P: 23	R: 0 H: 0 E: 1 K: 0 S: 7	H: 0 LOB: 0 BB: 0 P: 12	R: 0 H: 0 E: 0 K: 1 S: 10	H: 0 LOB: 0 BB: 0 P: 14	1B: 3 2B: 4 3B: 0 HR: 0	SF: 0 SAC: 0 DP: 3 HBP: 0	WP: 0 PB: 0 SB: 0 CS: 0	PA: 39							
PITCHER	IP	WLS	BF	H	R	ER	SO	BB	IBB	HBP	BLK	WP	HR	S	P	ERA	WHIP										
Michael Tejera, L ERA: 3.88 (1,1)	6.0	W	27	5	1	1	6	5	1	0	0	0	0	66	117	1.50	1.667										
Vladimir Nunez, R ERA: 3.57 (7,1)	1.1	H	8	2	1	1	0	1	0	0	0	0	0	16	29	6.75	2.250										
Armando Almanza, L ERA: 3.73 (8,1)	0.2	H	1	0	0	0	0	0	0	0	0	0	0	3	6	0.00	0.000										
Braden Looper, R ERA: 3.5 (9,1)	1.0	S	3	0	0	0	1	0	0	0	0	0	0	10	14	0.00	0.000										

Batter	1	2	3	4	5	6	7	8	9	AB	R	H	RBI	BB	SO	LOB	BOTTOM										
Luis Castillo, S OBP: 0.370, SLG: 0.373 (1,4)	K		BB 1B 1B	0-2 F8			G5-4-3 BB			3	1	1	0	1	1	0	San Francisco Giants @ Florida Marlins Pro Player Stadium, Miami, FL Fri Aug 16 2002, 7:05 PM EDT Att. 14,724 - Sunny - 83 F										
Juan Encarnacion, R OBP: 0.312, SLG: 0.422 (1,9)	F9		1B BB BB		G6-3		G5-4-3 1-2			3	0	0	0	1	0	1											
Mike Redmond, R OBP: 0.404, SLG: 0.410 (1,2)	1B		SF8		G4-3		G5-3			3	0	1	1	0	0	0											
Preston Wilson, R OBP: 0.340, SLG: 0.442 (1,8)	F9		3-H 1B BB		1-1 1B		1-2 HR			3	1	2	1	1	0	1											
Kevin Millar, R OBP: 0.342, SLG: 0.465 (1,7)		1-2 HR	1-2 3-H 1B		3-1 F9		0-0 F8			4	1	2	2	0	0	1											
Derek Lee, R OBP: 0.354, SLG: 0.462 (1,3)		3-2 F7	1-2 L6			1-2 1B	0-0 F9			4	0	1	0	0	0	3											
Mike Lowell, R OBP: 0.357, SLG: 0.464 (1,5)		1-0 F8	3-1 F3			2-1 F9	0-2 F3			4	0	0	0	0	0	4											
Mike Mordecai, R OBP: 0.280, SLG: 0.269 (1,6)		0-1 F9		1-1 F2		1-1 G3-6-3 1B				3	0	1	0	0	0	0											
Michael Tejera, L OBP: 0.241, SLG: 0.321 (1,1)			0-0 L1			2-0 G3-6-3				2	1	1	0	0	0	0											
Eric Owens, R OBP: 0.331, SLG: 0.366 (6, PH)			BB 1B SF8			1-2				1	0	0	0	0	0	2											
Vladimir Nunez, R OBP: 0.250, SLG: 0.250 (7,1)										0	0	0	0	0	0	0											
Armando Almanza, L (8,1)										0	0	0	0	0	0	0											
Braden Looper, R (9,1)										0	0	0	0	0	0	0											
Inning Stats	R: 0 H: 1 E: 0 K: 1 S: 16	H: 1 LOB: 0 BB: 0 P: 25	R: 1 H: 1 E: 0 K: 0 S: 12	H: 1 LOB: 0 BB: 0 P: 17	R: 2 H: 3 E: 0 K: 0 S: 18	H: 3 LOB: 3 BB: 2 P: 36	R: 0 H: 0 E: 0 K: 0 S: 6	H: 0 LOB: 0 BB: 0 P: 7	R: 0 H: 1 E: 0 K: 0 S: 7	H: 1 LOB: 1 BB: 0 P: 14	R: 0 H: 2 E: 0 K: 0 S: 8	H: 2 LOB: 1 BB: 0 P: 14	R: 0 H: 0 E: 0 K: 0 S: 6	H: 0 LOB: 0 BB: 1 P: 11	R: 1 H: 1 E: 0 K: 0 S: 8	H: 1 LOB: 0 BB: 0 P: 9	1B: 7 2B: 0 3B: 0 HR: 2	SF: 1 SAC: 0 DP: 2 HBP: 0	WP: 0 PB: 0 SB: 0 CS: 0	PA: 34							
PITCHER	IP	WLS	BF	H	R	ER	SO	BB	IBB	HBP	BLK	WP	HR	S	P	ERA	WHIP										
Kirk Rueter, L ERA: 3.53 (1,1)	5.0	L	23	6	3	3	1	2	0	0	0	0	0	59	99	5.40	1.600										
Jay Witasick, R ERA: 2.08 (6,1)	2.0		7	2	0	0	0	1	0	0	0	0	0	14	25	0.00	1.500										
Tim Worrell, R ERA: 2.56 (8,1)	1.0		4	1	1	1	0	0	0	0	0	0	1	8	9	9.00	1.000										

Batter	1	2	3	4	5	6	7	8	9	AB	R	H	RBI	BB	SO	LOB	TOP					
Kenny Lofton, L OBP: 0.347, SLG: 0.422 (1, 8)	G3		BB 1B			F8			FC6-4 1B	3	1	0	0	2	0	1	San Francisco Giants @ Florida Marlins Pro Player Stadium, Miami, FL Sat Aug 17 2002, 7:05 PM EDT Att: 20,926 - Cloudy - 86 F					
Rich Aurilia, R OBP: 0.295, SLG: 0.414 (1, 6)	F8		K	K			F8		G5-6-3 1B	5	0	1	0	0	2	5						
Barry Bonds, L OBP: 0.572, SLG: 0.794 (1, 7)	HR		1B BB				G4-6-3 BB		G5-6-3	2	1	1	1	3	0	2						
Jeff Kent, R OBP: 0.381, SLG: 0.575 (1, 4)	G4-3		1B				G4-6-3			4	0	2	2	0	0	1						
J.T. Snow, L OBP: 0.340, SLG: 0.374 (1, 3)		F8	F8						K	4	0	0	0	0	1	4						
Reggie Sanders, R OBP: 0.320, SLG: 0.442 (1, 9)		K		P4					1B	4	0	1	0	0	2	2						
David Bell, R OBP: 0.318, SLG: 0.428 (1, 5)	F9			BB			G3-1		1B	4	0	2	0	0	0	2						
Yorvit Torrealba, R OBP: 0.353, SLG: 0.379 (1, 2)			BB SH3-4 1B	E6 BB			G6-3		G5-4-3	4	1	1	0	0	0	3						
Ryan Jensen, R OBP: 0.136, SLG: 0.163 (1, 1)			SH3-4	P6			G4-3			0	0	0	0	0	0	0						
Damon Minor, L OBP: 0.345, SLG: 0.477 (4, PH)									FC6-4 1B	1	0	0	0	0	0	2						
41 Chad Zerbe, L OBP: 0.167, SLG: 0.167 (4, 1)										1	0	0	0	0	0	0						
Scott Eyre, L OBP: 0.315, SLG: 0.305 (7, 1)										0	0	0	0	0	0	0						
Tom Goodwin, L OBP: 0.345, SLG: 0.305 (9, PH)										1	0	1	0	0	0	0						
Inning Stats	R: 1 E: 0 K: 0 S: 8	H: 1 LOB: 0 BB: 0 P: 15	R: 0 E: 0 K: 1 S: 6	H: 0 LOB: 0 BB: 0 P: 11	R: 2 E: 0 K: 1 S: 15	H: 2 LOB: 2 BB: 2 P: 34	R: 0 E: 1 K: 1 S: 11	H: 1 LOB: 3 BB: 1 P: 18	R: 0 E: 0 K: 1 S: 11	H: 1 LOB: 2 BB: 1 P: 22	R: 0 E: 0 K: 0 S: 7	H: 0 LOB: 0 BB: 0 P: 12	R: 0 E: 0 K: 0 S: 7	H: 0 LOB: 0 BB: 1 P: 13	R: 0 E: 0 K: 1 S: 9	H: 2 LOB: 1 BB: 0 P: 15	R: 0 E: 0 K: 0 S: 9	H: 2 LOB: 1 BB: 0 P: 13	1B: 7 2B: 1 3B: 0 HR: 1	SF: 0 SAC: 1 DP: 3 HBP: 0	WP: 0 PB: 0 SB: 1 CS: 0	PA: 39
PITCHER	IP	WLS	BF	H	R	ER	SO	BB	IBB	HBP	BLK	WP	HR	S	P	ERA	WHIP					
Josh Beckett, R ERA: 4.37 (1, 1)	5.0	W	25	5	3	3	4	4	0	0	0	0	1	51	100	5.40	1.800					
Carl Pavano, R ERA: 5.59 (6, 1)	3.0		10	2	0	0	1	1	0	0	0	0	0	23	40	0.00	1.000					
Braden Loooper, R ERA: 3.45 (9, 1)	1.0		4	2	0	0	0	0	0	0	0	0	0	9	13	0.00	2.000					

Batter	1	2	3	4	5	6	7	8	9	AB	R	H	RBI	BB	SO	LOB	BOTTOM				
Luis Castillo, S OBP: 0.369, SLG: 0.371 (1, 4)	G5-3			F9			G6-3			3	0	0	0	1	0	0	San Francisco Giants @ Florida Marlins Pro Player Stadium, Miami, FL Sat Aug 17 2002, 7:05 PM EDT Att: 20,926 - Cloudy - 86 F				
Andy Fox, L OBP: 0.333, SLG: 0.319 (1, 6)	1B CS BB	G1-6-3		G4-3			F6			3	1	0	0	1	0	1					
Kevin Millar, R OBP: 0.344, SLG: 0.476 (1, 7)	2B CS 1B			G5-3			F8			4	2	2	1	0	0	0					
Braden Loooper, R OBP: 0.315, SLG: 0.305 (9, 1)										0	0	0	0	0	0	0					
Preston Wilson, R OBP: 0.340, SLG: 0.440 (1, 8)	K		K			L4			BB 1B	4	0	1	0	0	2	2					
Derrek Lee, R OBP: 0.357, SLG: 0.462 (1, 3)	2B BB		CS 1B			K			BB 1B	2	1	1	0	2	1	0					
Juan Encarnacion, R OBP: 0.314, SLG: 0.424 (1, 9)	E 2B		S 2B BB			G3			K	3	2	1	2	1	1	2					
Mike Lowell, R OBP: 0.358, SLG: 0.463 (1, 5)	E5 1B		2B BB			P4			P3	3	1	1	1	1	0	2					
Charles Johnson, R OBP: 0.314, SLG: 0.363 (1, 2)	K		2B BB			L8			G6-3	4	0	1	2	0	1	3					
Josh Beckett, R OBP: 0.036, SLG: 0.071 (1, 1)				G5-3						2	0	0	0	0	0	1					
Carl Pavano, R OBP: 0.185, SLG: 0.222 (6, 1)				G3-1						1	0	0	0	0	1	0					
Eric Owens, R OBP: 0.331, SLG: 0.366 (9, 7)										0	0	0	0	0	0	0					
Inning Stats	R: 4 E: 1 K: 2 S: 21	H: 3 LOB: 1 BB: 2 P: 36	R: 0 E: 0 K: 0 S: 9	H: 0 LOB: 0 BB: 1 P: 14	R: 3 E: 0 K: 1 S: 16	H: 3 LOB: 1 BB: 2 P: 31	R: 0 E: 0 K: 0 S: 5	H: 0 LOB: 0 BB: 0 P: 7	R: 0 E: 0 K: 1 S: 7	H: 0 LOB: 0 BB: 0 P: 11	R: 0 E: 0 K: 1 S: 9	H: 0 LOB: 0 BB: 0 P: 16	R: 0 E: 0 K: 0 S: 5	H: 0 LOB: 0 BB: 0 P: 10	R: 0 E: 0 K: 1 S: 10	H: 1 LOB: 2 BB: 1 P: 18	1B: 4 2B: 2 3B: 0 HR: 1	SF: 0 SAC: 0 DP: 1 HBP: 0	WP: 0 PB: 0 SB: 1 CS: 3	PA: 35	
PITCHER	IP	WLS	BF	H	R	ER	SO	BB	IBB	HBP	BLK	WP	HR	S	P	ERA	WHIP				
Ryan Jensen, R ERA: 4.76 (1, 1)	3.0	L	18	6	7	4	3	5	0	0	0	0	1	46	81	12.00	3.667				
41 Chad Zerbe, L ERA: 2.66 (4, 1)	3.0		9	0	0	0	2	0	0	0	0	0	0	21	34	0.00	0.000				
Scott Eyre, L ERA: 4.8 (7, 1)	2.0		8	1	0	0	1	1	0	0	0	0	0	15	28	0.00	1.000				


AB	33
R	3
H	9
RBI	3
BB	5
SO	5
LOB	22




Batter	1	2	3	4	5	6	7	8	9	AB	R	H	RBI	BB	SO	LOB	TOP		
Kenny Lofton, L OBP: 0.346, SLG: 0.420 (1, 8)										4	0	1	0	0	2	1	San Francisco Giants @ Florida Marlins Pro Player Stadium, Miami, FL Sun Aug 18 2002, 4:05 PM EDT Att: 11,158 - Sunny - 89 F		
Tom Goodwin, L OBP: 0.306, SLG: 0.295 (1, 9)										4	0	0	0	0	1	2			
Jeff Kent, R OBP: 0.378, SLG: 0.571 (1, 4)										4	0	0	0	0	1	1			
Barry Bonds, L OBP: 0.572, SLG: 0.792 (1, 7)										2	0	1	0	1	0	0			
Benito Santiago, R OBP: 0.322, SLG: 0.467 (1, 2)										1	0	0	0	0	1	0			
Yorvit Torrealba, R OBP: 0.347, SLG: 0.371 (2, 2)										2	0	0	0	0	0	2			
Damon Minor, L OBP: 0.339, SLG: 0.467 (1, 3)										3	0	0	0	0	1	2			
Rich Aurilia, R OBP: 0.296, SLG: 0.412 (1, 6)										2	0	0	0	1	0	1			
David Bell, R OBP: 0.318, SLG: 0.429 (1, 5)										3	0	1	0	0	2	1			
Russ Ortiz, R OBP: 0.298, SLG: 0.314 (1, 1)										1	0	0	0	0	0	0			
J.T. Snow, L OBP: 0.339, SLG: 0.373 (8, PH)										1	0	0	0	0	1	0			
Jay Witasick, R (8, 1)										0	0	0	0	0	0	0			
Inning Stats	R: 0 H: 0 E: 0 K: 2 S: 10	H: 0 LOB: 0 BB: 0 P: 18	R: 0 H: 0 E: 0 K: 2 S: 9	H: 0 LOB: 0 BB: 0 P: 16	R: 0 H: 0 E: 0 K: 1 S: 8	H: 0 LOB: 0 BB: 1 P: 18	R: 0 H: 1 E: 0 K: 0 S: 7	H: 1 LOB: 0 BB: 0 P: 8	R: 0 H: 1 E: 0 K: 1 S: 6	H: 1 LOB: 1 BB: 0 P: 9	R: 0 H: 0 E: 0 K: 0 S: 7	H: 0 LOB: 1 BB: 1 P: 13	R: 0 H: 0 E: 0 K: 2 S: 7	H: 0 LOB: 0 BB: 0 P: 8	R: 0 H: 0 E: 0 K: 1 S: 6	H: 0 LOB: 0 BB: 0 P: 9	1B: 2 2B: 2 3B: 0 HR: 0	SF: 0 SAC: 1 DP: 2 HBP: 0	WP: 0 PA: 30 SB: 0 CS: 1
PITCHER A.J. Burnett, R ERA: 3.25 (1, 1)	IP: 9.0 WLS: W BF: 30 H: 3 R: 0 ER: 0 SO: 9 BB: 2 IBB: 0 HBP: 0 BLK: 0 WP: 0 HR: 0 S: 72 P: 117 ERA: 0.00 WHIP: 0.556															PITCHER A.J. Burnett, R ERA: 3.25 (1, 1)	IP: 9.0 WLS: W BF: 30 H: 3 R: 0 ER: 0 SO: 9 BB: 2 IBB: 0 HBP: 0 BLK: 0 WP: 0 HR: 0 S: 72 P: 117 ERA: 0.00 WHIP: 0.556		

Batter	1	2	3	4	5	6	7	8	9	AB	R	H	RBI	BB	SO	LOB	BOTTOM		
Luis Castillo, S OBP: 0.367, SLG: 0.369 (1, 4)										5	1	1	0	0	0	7	San Francisco Giants @ Florida Marlins Pro Player Stadium, Miami, FL Sun Aug 18 2002, 4:05 PM EDT Att: 11,158 - Sunny - 89 F		
Mike Redmond, R OBP: 0.401, SLG: 0.407 (1, 2)										4	0	1	0	0	1	0			
Kevin Millar, R OBP: 0.343, SLG: 0.472 (1, 7)										4	0	1	0	0	1	1			
Preston Wilson, R OBP: 0.339, SLG: 0.439 (1, 8)										4	1	1	0	0	0	1			
Derrek Lee, R OBP: 0.358, SLG: 0.464 (1, 3)										3	0	1	0	1	0	1			
Juan Encarnacion, R OBP: 0.315, SLG: 0.430 (1, 9)										3	1	1	1	1	0	1			
Mike Lowell, R OBP: 0.356, SLG: 0.461 (1, 5)										2	0	0	1	0	0	2			
Mike Mordecai, R OBP: 0.286, SLG: 0.275 (7, 5)										1	0	1	0	0	0	0			
Andy Fox, L OBP: 0.332, SLG: 0.318 (1, 6)										4	0	1	0	0	1	4			
A.J. Burnett, R OBP: 0.190, SLG: 0.208 (1, 1)										2	0	1	0	2	1	2			
Inning Stats	R: 1 H: 2 E: 0 K: 0 S: 8	H: 2 LOB: 0 BB: 0 P: 15	R: 0 H: 1 E: 1 K: 1 S: 11	H: 1 LOB: 2 BB: 0 P: 17	R: 0 H: 0 E: 0 K: 1 S: 7	H: 0 LOB: 0 BB: 0 P: 11	R: 1 H: 1 E: 0 K: 1 S: 20	H: 1 LOB: 3 BB: 3 P: 38	R: 0 H: 1 E: 0 K: 0 S: 8	H: 1 LOB: 1 BB: 0 P: 12	R: 1 H: 2 E: 0 K: 0 S: 13	H: 2 LOB: 1 BB: 0 P: 18	R: 0 H: 0 E: 0 K: 0 S: 6	H: 0 LOB: 0 BB: 0 P: 10	R: 0 H: 2 E: 0 K: 0 S: 10	H: 2 LOB: 3 BB: 1 P: 17	1B: 7 2B: 1 3B: 0 HR: 1	SF: 1 SAC: 0 DP: 1 HBP: 0	WP: 0 PA: 37 SB: 1 CS: 0
PITCHER Russ Ortiz, R ERA: 3.83 (1, 1)	IP: 7.0 WLS: L BF: 31 H: 7 R: 3 ER: 3 SO: 4 BB: 3 IBB: 0 HBP: 0 BLK: 0 WP: 0 HR: 1 S: 73 P: 121 ERA: 3.86 WHIP: 1.429															PITCHER Jay Witasick, R ERA: 2.04 (8, 1)	IP: 1.0 WLS: L BF: 6 H: 2 R: 0 ER: 0 SO: 0 BB: 1 IBB: 0 HBP: 0 BLK: 0 WP: 0 HR: 0 S: 10 P: 17 ERA: 0.00 WHIP: 3.000		

AB 27
R 0
H 3
RBI 0
BB 2
SO 9
LOB 10




AB 32
R 3
H 9
RBI 2
BB 4
SO 4
LOB 19




Batter	1	2	3	4	5	6	7	8	9	AB	R	H	RBI	BB	SO	LOB	TOP					
Tom Goodwin, L (1,7) OBP: 0.304, SLG: 0.294	F8			G4-3		S 2B		K		4	1	1	1	0	1	0	San Francisco Giants @ Florida Marlins Pro Player Stadium, Miami, FL Mon Aug 19 2002, 1:05 PM EDT Att: 7,100 - Sunny - 86 F					
Kenny Lofton, L (1,8) OBP: 0.343, SLG: 0.416	F7			F8		F8		F9		4	0	0	0	0	0	1						
Jeff Kent, R (1,4) OBP: 0.377, SLG: 0.570	K			P6		1-H 2B			L7	4	0	1	1	0	1	0						
Reggie Sanders, R (1,9) OBP: 0.318, SLG: 0.438		G1-6-3			G5-3	F9			F8	4	0	0	0	0	0	1						
J.T. Snow, L (1,3) OBP: 0.338, SLG: 0.374		G3			K				F7	4	1	1	0	0	1	0						
Benito Santiago, R (1,2) OBP: 0.325, SLG: 0.467		F8								2	0	1	0	1	0	0						
Rich Aurilia, R (1,6) OBP: 0.293, SLG: 0.409				G5-3						3	0	0	0	0	1	3						
David Bell, R (1,5) OBP: 0.318, SLG: 0.432				L5		SH5-4 1B 2B		SF8		2	1	1	1	0	0	0						
Livan Hernandez, R (1,1) OBP: 0.269, SLG: 0.392				L6		SH5-4 2-3		2-4	G6-3	2	0	0	0	0	0	0						
Inning Stats	R: 0 E: 0 K: 1 S: 7	H: 0 LOB: 0 BB: 0 P: 10	R: 0 E: 0 K: 0 S: 6	H: 0 LOB: 0 BB: 0 P: 10	R: 0 E: 0 K: 0 S: 10	H: 0 LOB: 0 BB: 0 P: 15	R: 0 E: 0 K: 0 S: 4	H: 0 LOB: 0 BB: 0 P: 6	R: 0 E: 0 K: 1 S: 13	H: 0 LOB: 1 BB: 1 P: 19	R: 2 E: 0 K: 0 S: 11	H: 3 LOB: 1 BB: 0 P: 17	R: 1 E: 0 K: 1 S: 12	H: 2 LOB: 1 BB: 0 P: 16	R: 0 E: 0 K: 1 S: 6	H: 0 LOB: 0 BB: 0 P: 8	R: 0 E: 0 K: 0 S: 3	H: 0 LOB: 0 BB: 0 P: 3	1B: 2 2B: 3 3B: 0 HR: 0	SF: 1 SAC: 1 DP: 0 HBP: 0	WP: 0 PB: 0 SB: 1 CS: 0	PA: 32
PITCHER	IP	WLS	BF	H	R	ER	SO	BB	IBB	HBP	BLK	WP	HR	S	P	ERA	WHIP					
Julian Tavarez, R (1,1) ERA: 5.49	7.0	L	27	5	3	3	3	1	0	0	0	0	0	63	93	3.86	0.857					
Graeme Lloyd, L (8,1) ERA: 4.36	2.0		6	0	0	0	1	0	0	0	0	0	0	9	11	0.00	0.000					

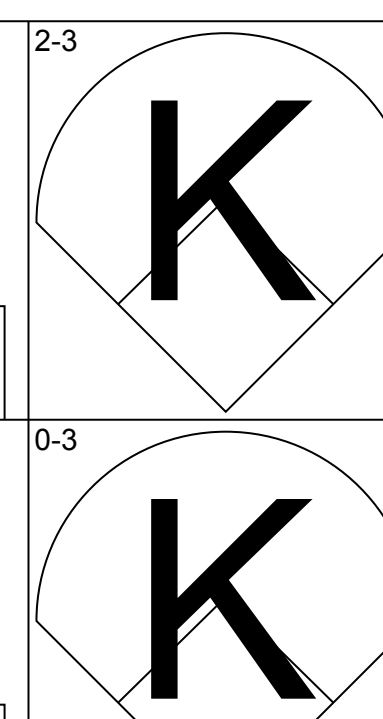
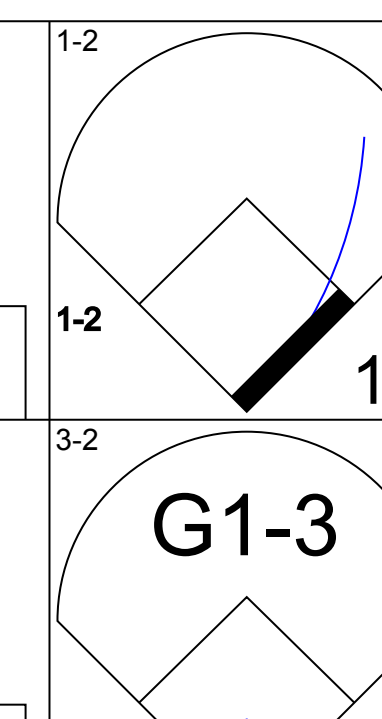
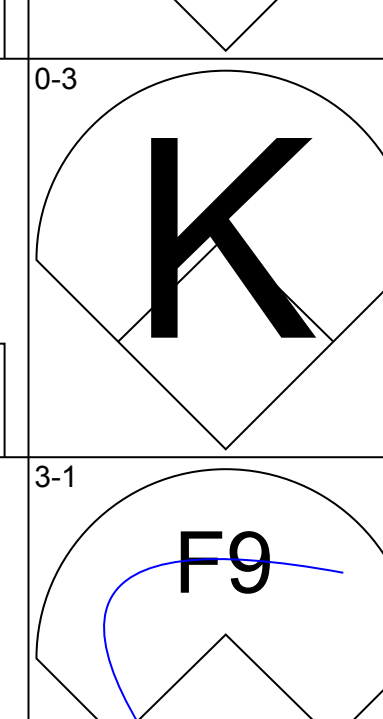
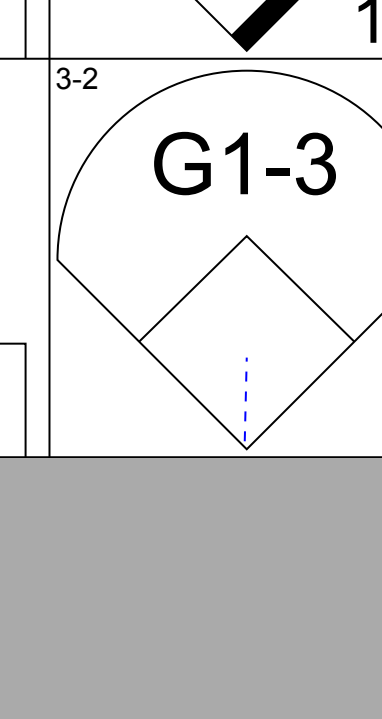
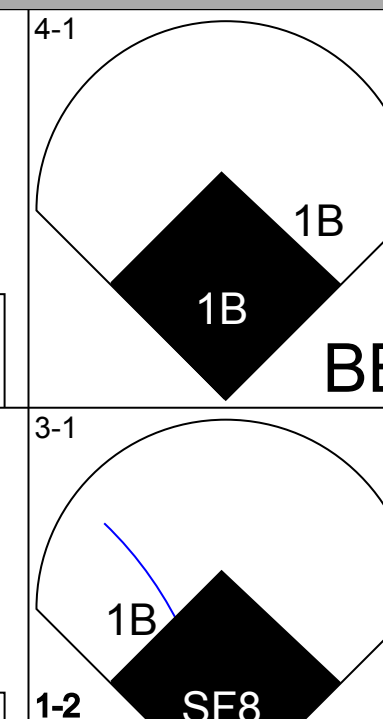

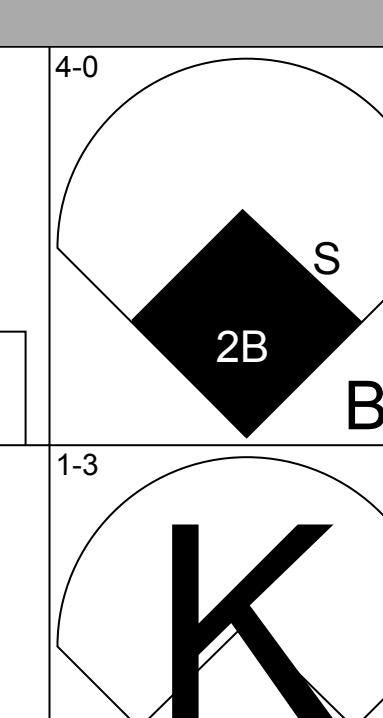
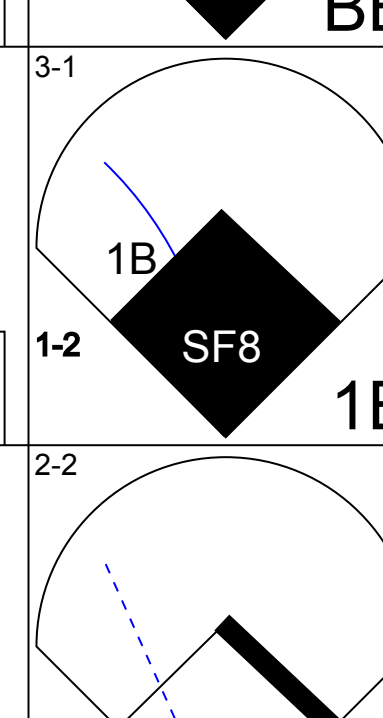
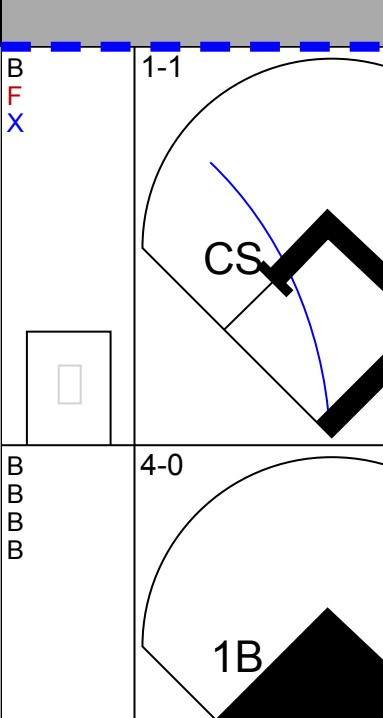
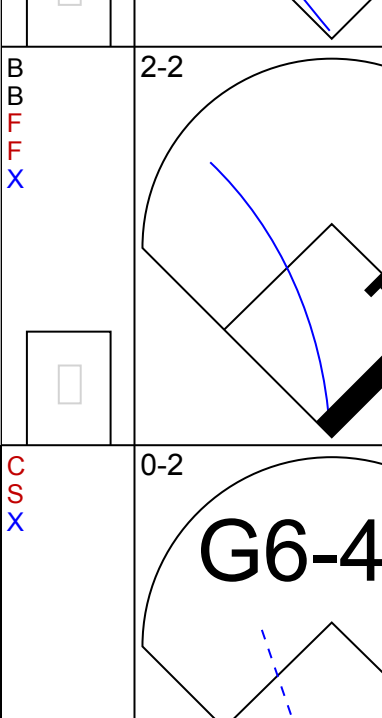

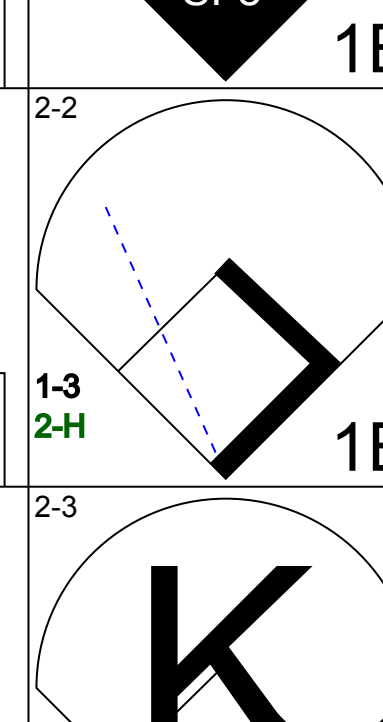
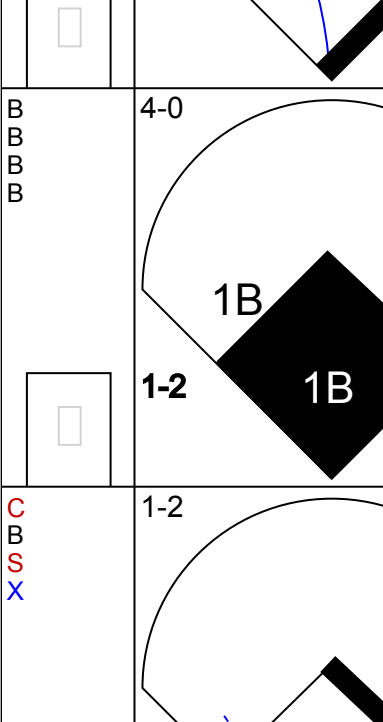
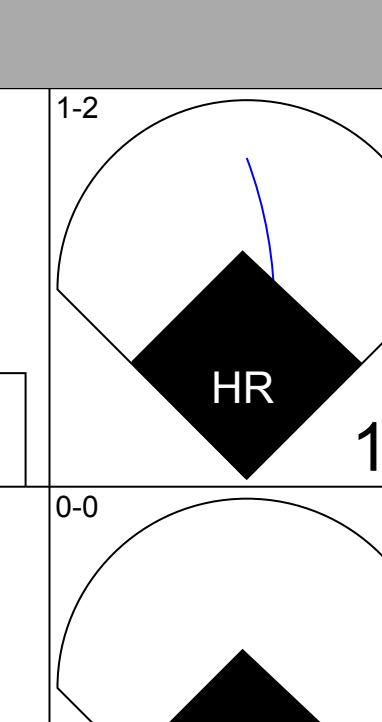
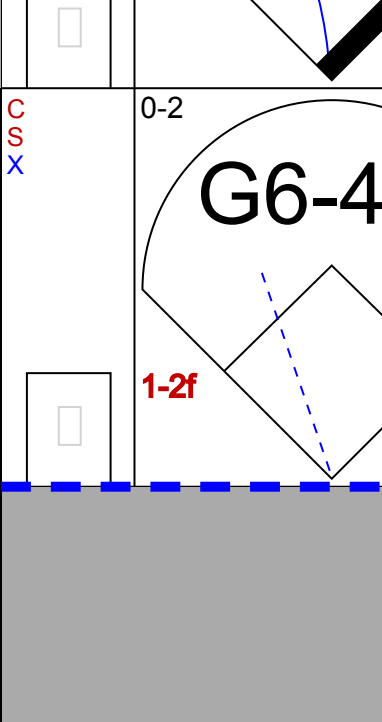

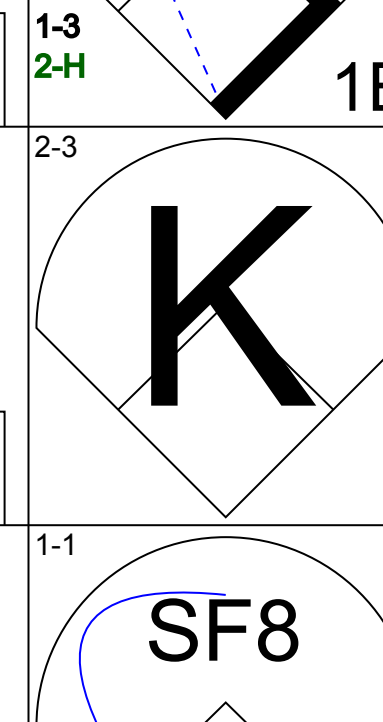
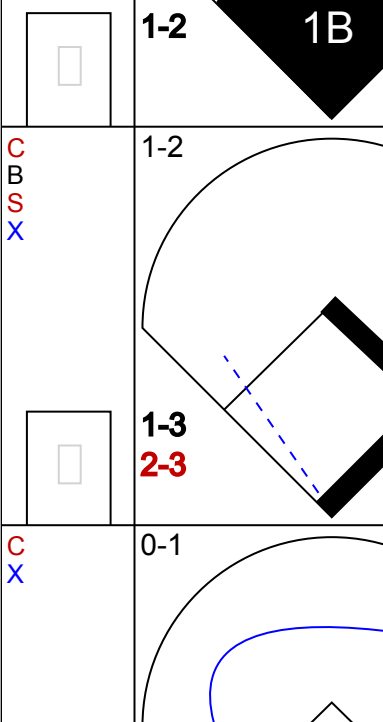
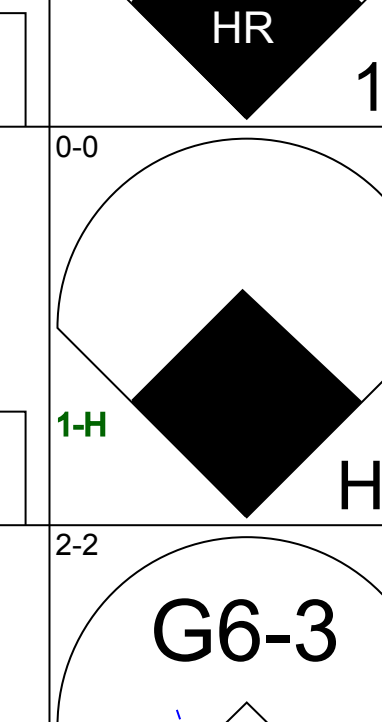
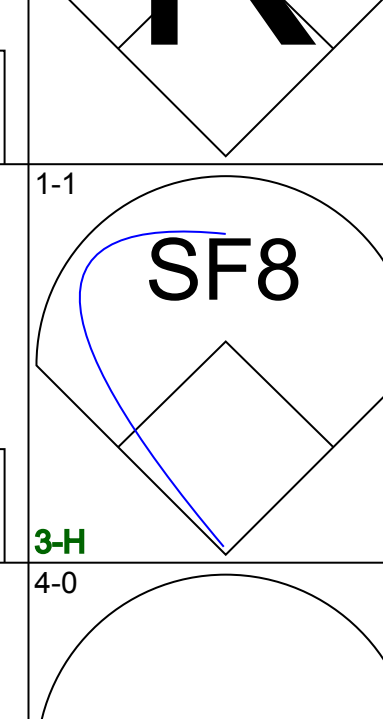
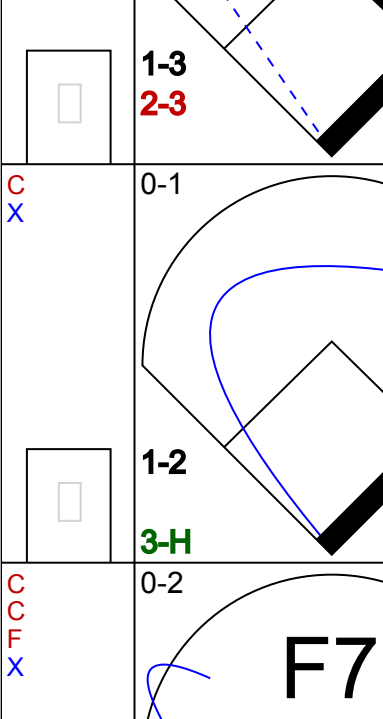
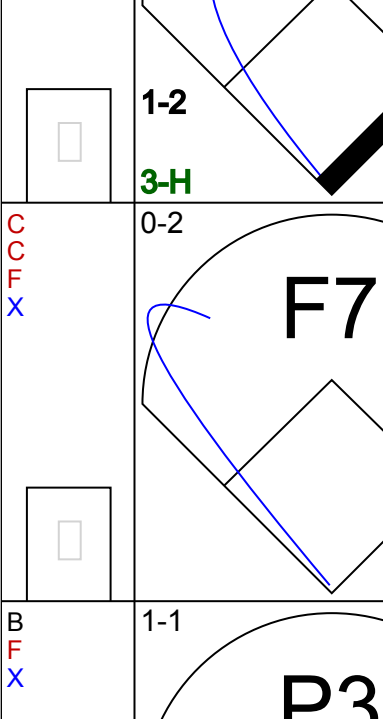
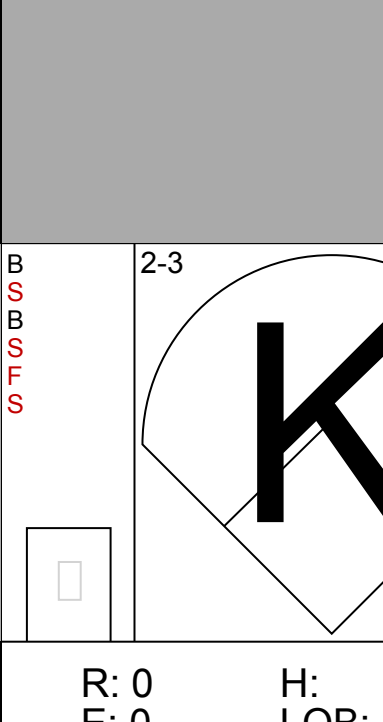
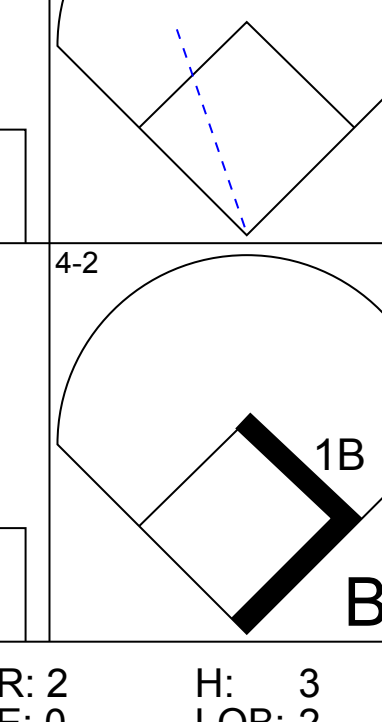
Batter	1	2	3	4	5	6	7	8	9	AB	R	H	RBI	BB	SO	LOB	BOTTOM					
Luis Castillo, S (1,4) OBP: 0.364, SLG: 0.366	F8		G3-1		G5-3			F8		4	0	0	0	0	0	2	San Francisco Giants @ Florida Marlins Pro Player Stadium, Miami, FL Mon Aug 19 2002, 1:05 PM EDT Att: 7,100 - Sunny - 86 F					
Andy Fox, L (1,6) OBP: 0.332, SLG: 0.315	G3			BB S HBP		F7		F8		3	0	0	0	0	0	0						
Kevin Millar, R (1,7) OBP: 0.344, SLG: 0.476	F7			BB 1B		2B		K		4	0	2	0	0	1	0						
Preston Wilson, R (1,8) OBP: 0.338, SLG: 0.437		K		F8		L9			G4-3 1B	4	0	1	0	0	1	3						
Juan Encarnacion, R (1,9) OBP: 0.315, SLG: 0.427		K			SAFE BB	K			G4-3	3	0	0	0	1	2	2						
Derrek Lee, R (1,3) OBP: 0.356, SLG: 0.460		K		BB		G5-3		K		4	0	0	0	0	2	3						
Mike Lowell, R (1,5) OBP: 0.355, SLG: 0.459			K			K			G5-3	4	0	1	0	0	2	1						
Charles Johnson, R (1,2) OBP: 0.319, SLG: 0.364				SH1 BB		SH1-4 1B		F8		2	0	1	0	1	0	1						
Julian Tavarez, L (1,1) OBP: 0.188, SLG: 0.133				SH1		SH1-4				0	0	0	0	0	0	0						
Mike Redmond, R (7,PH)										1	0	0	0	0	0	0						
Graeme Lloyd, L (8,1)										0	0	0	0	0	0	0						
Inning Stats	R: 0 E: 0 K: 0 S: 8	H: 0 LOB: 0 BB: 0 P: 14	R: 0 E: 0 K: 3 S: 9	H: 0 LOB: 0 BB: 0 P: 15	R: 0 E: 0 K: 1 S: 8	H: 0 LOB: 1 BB: 1 P: 14	R: 0 E: 0 K: 0 S: 8	H: 1 LOB: 2 BB: 1 P: 20	R: 0 E: 0 K: 0 S: 10	H: 1 LOB: 1 BB: 0 P: 14	R: 0 E: 0 K: 1 S: 15	H: 1 LOB: 1 BB: 0 P: 24	R: 0 E: 0 K: 0 S: 7	H: 1 LOB: 0 BB: 0 P: 11	R: 0 E: 0 K: 1 S: 7	H: 0 LOB: 0 BB: 0 P: 10	R: 0 E: 0 K: 1 S: 13	H: 1 LOB: 1 BB: 0 P: 16	1B: 4 2B: 1 3B: 0 HR: 0	SF: 0 SAC: 2 DP: 0 HBP: 1	WP: 0 PB: 0 SB: 1 CS: 0	PA: 34
PITCHER	IP	WLS	BF	H	R	ER	SO	BB	IBB	HBP	BLK	WP	HR	S	P	ERA	WHIP					
Livan Hernandez, R (1,1) ERA: 4.21	9.0	W	34	5	0	0	8	2	0	1	0	0	0	85	138	0.00	0.778					

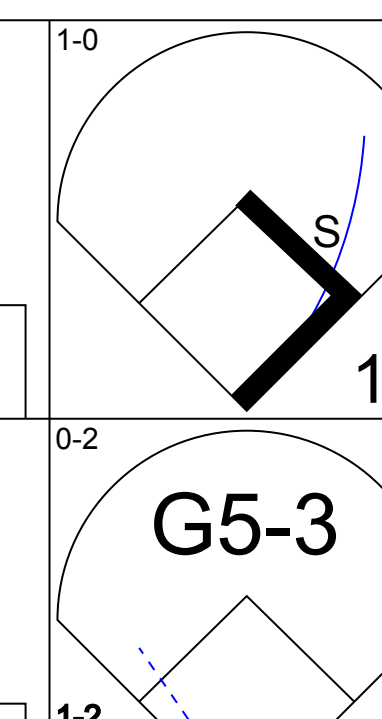
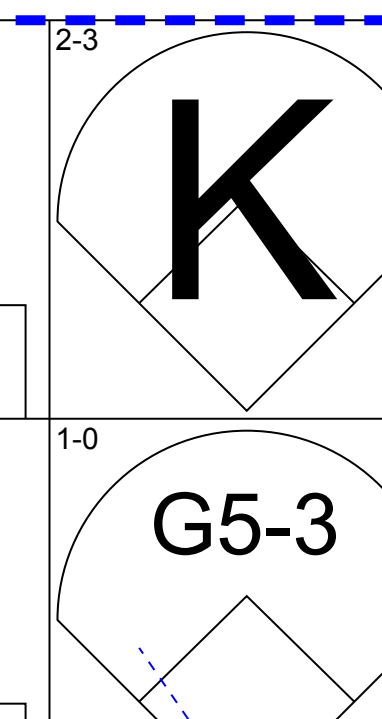
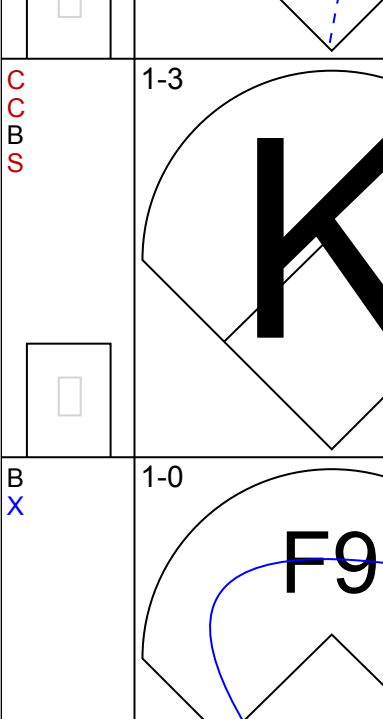
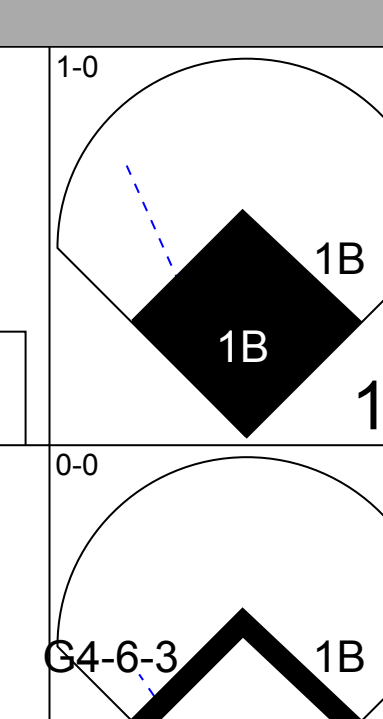
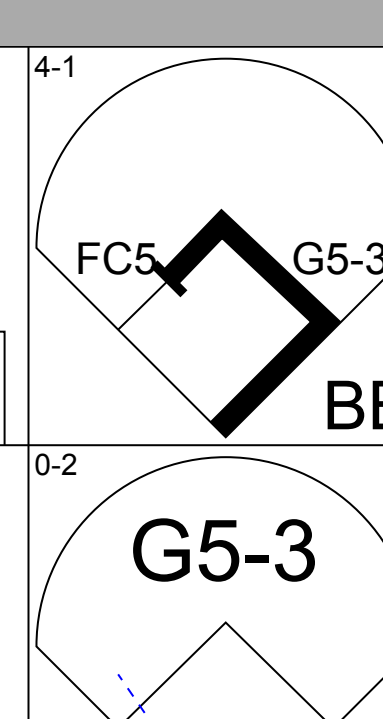
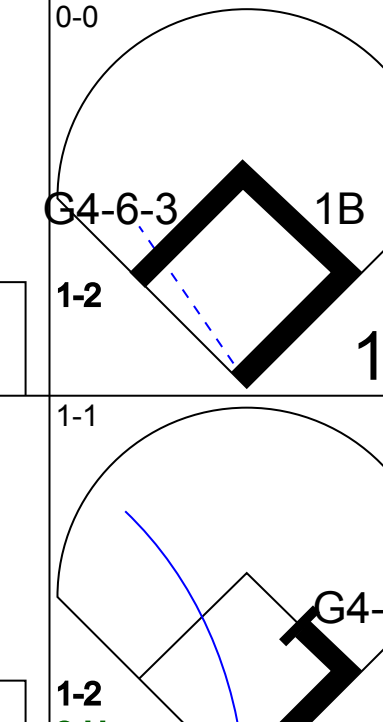
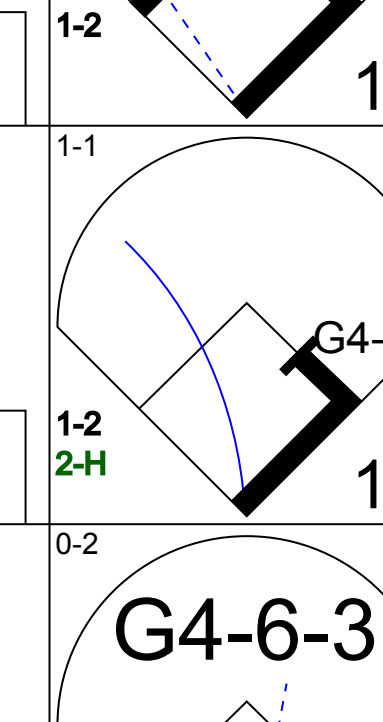
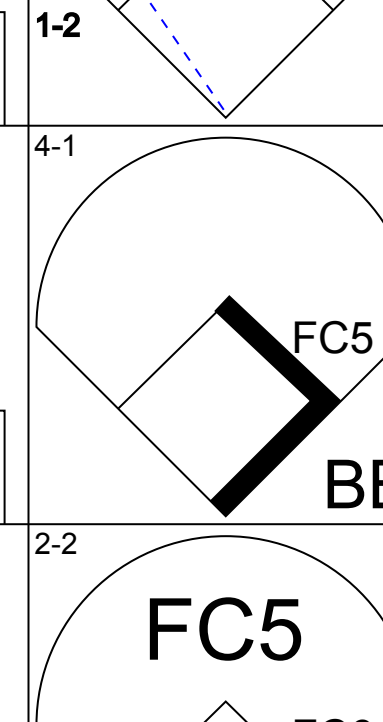
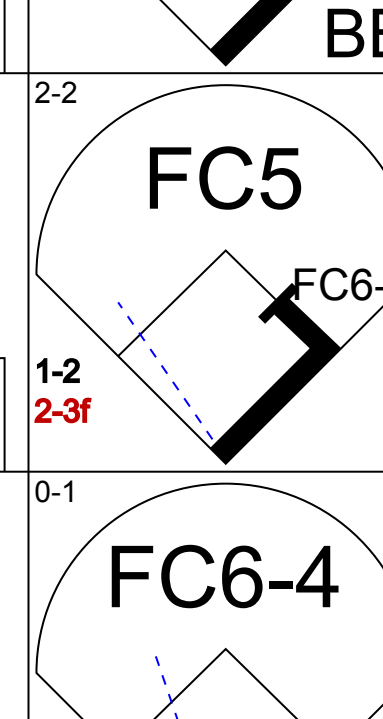
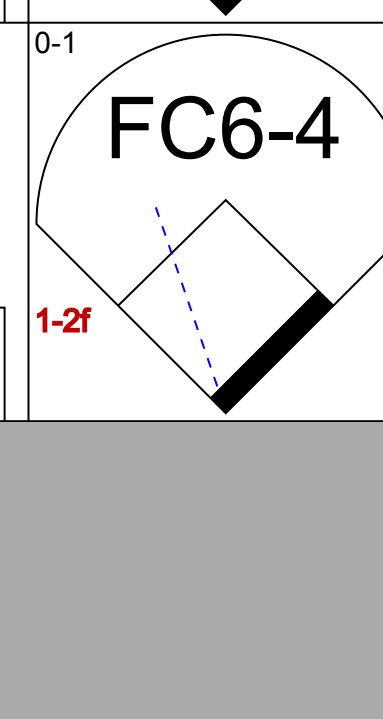
AB 29
R 3
H 5
RBI 3
BB 1
SO 4
LOB 5



AB 29
R 0
H 5
RBI 0
BB 2
SO 8
LOB 13



Batter	1	2	3	4	5	6	7	8	9	AB	R	H	RBI	BB	SO	LOB	TOP					
Homer Bush, R OBP: 0.262, SLG: 0.266 (1, 4)			L9		F7		K			5	0	1	0	0	2	0	Florida Marlins @ Los Angeles Dodgers Dodger Stadium, Los Angeles, CA Tue Aug 20 2002, 7:10 PM PDT Att: 40,503 - Sunny - 68 F					
Mike Redmond, R OBP: 0.395, SLG: 0.400 (1, 2)			G5-3		P6			G1-3		5	0	1	0	0	1	2						
Kevin Millar, R OBP: 0.342, SLG: 0.470 (1, 7)	F9				G5-3				F9	4	1	0	0	1	1							
Preston Wilson, R OBP: 0.343, SLG: 0.440 (1, 8)							F8			4	2	3	0	1	0	1						
Derrek Lee, R OBP: 0.358, SLG: 0.460 (1, 3)										4	2	2	1	1	1	2						
Juan Encarnacion, R OBP: 0.318, SLG: 0.439 (1, 9)										4	1	3	3	0	1	2						
Mike Lowell, R OBP: 0.354, SLG: 0.458 (1, 5)	F8							G6-3		3	0	1	2	0	0	1						
Mike Mordecai, R OBP: 0.285, SLG: 0.268 (1, 6)	G4-3							G6-3		3	0	0	0	1	0	3						
Brad Penny, R OBP: 0.147, SLG: 0.176 (1, 1)					P3					3	0	0	0	0	1	4						
Tim Raines, S OBP: 0.367, SLG: 0.269 (8, PH)										0	0	0	0	1	0	0						
Vladimir Nunez, R OBP: 0.250, SLG: 0.250 (8, 1)										0	0	0	0	0	0	0						
Braden Looper, R (9, 1)										0	0	0	0	0	0	0						
Inning Stats	R: 0 E: 0 K: 2 S: 8	H: 0 LOB: 0 BB: 0 P: 13	R: 1 E: 0 K: 1 S: 11	H: 1 LOB: 1 BB: 1 P: 21	R: 0 E: 0 K: 1 S: 7	H: 0 LOB: 0 BB: 0 P: 9	R: 2 E: 0 K: 1 S: 14	H: 2 LOB: 2 BB: 2 P: 32	R: 0 E: 0 K: 0 S: 9	H: 0 LOB: 0 BB: 0 P: 15	R: 1 E: 0 K: 0 S: 13	H: 3 LOB: 2 BB: 1 P: 20	R: 0 E: 0 K: 2 S: 12	H: 1 LOB: 1 BB: 0 P: 17	R: 2 E: 0 K: 0 S: 20	H: 3 LOB: 2 BB: 1 P: 34	R: 0 E: 0 K: 0 S: 9	H: 1 LOB: 0 BB: 0 P: 13	1B: 9 2B: 1 3B: 0 HR: 1	SF: 1 SAC: 0 DP: 1 HBP: 0	WP: 0 PB: 0 SB: 1 CS: 2	PA: 41
PITCHER	IP WLS BF H R ER SO BB IBB HBP BLK WP HR S P ERA WHIP																					
Kaz Ishii, L ERA: 4.05 (1, 1)	5.0 L 21 3 3 3 5 2 1 0 0 0 0 0 49 90 5.40 1.000																					
Kevin Brown, R ERA: 4.35 (6, 1)	3.0 17 7 3 3 2 2 0 0 0 0 0 1 45 71 9.00 3.000																					
Kevin Beirne, R ERA: 3.24 (9, 1)	1.0 3 1 0 0 0 0 0 0 0 0 0 0 9 13 0.00 1.000																					

Batter	1	2	3	4	5	6	7	8	9	AB	R	H	RBI	BB	SO	LOB	BOTTOM					
Dave Roberts, L OBP: 0.365, SLG: 0.378 (1, 8)	G4-3		G4-3							4	0	1	0	0	1	0	Florida Marlins @ Los Angeles Dodgers Dodger Stadium, Los Angeles, CA Tue Aug 20 2002, 7:10 PM PDT Att: 40,503 - Sunny - 68 F					
Marquis Grissom, R OBP: 0.332, SLG: 0.544 (1, 7)	P3				G5-3			G5-3		4	0	0	0	0	1	1						
Adrian Beltré, R OBP: 0.309, SLG: 0.433 (1, 5)	G6-3		F9		G6-3			G6-3		4	0	0	0	0	0	1						
Shawn Green, L OBP: 0.379, SLG: 0.578 (1, 9)					G5-3			G6-3		3	1	1	0	1	0	0						
Paul Lo Duca, R OBP: 0.333, SLG: 0.400 (1, 2)				G5-3				G5-3		4	0	1	0	0	0	1						
Dave Hansen, L OBP: 0.384, SLG: 0.433 (1, 3)								G5-3		3	1	2	1	1	0	0						
Mark Grudzielanek, R OBP: 0.310, SLG: 0.367 (1, 4)		G4-6-3						G6-3		4	1	1	0	0	0	4						
Alex Cora, L OBP: 0.354, SLG: 0.431 (1, 6)								K2-3		3	0	1	2	1	1	2						
Kaz Ishii, L OBP: 0.143, SLG: 0.106 (1, 1)								K2-3		1	0	0	0	0	1	2						
Mike Kinkade, R OBP: 0.440, SLG: 0.500 (5, PH)								K2-3		1	0	0	0	0	0	0						
Kevin Brown, R OBP: 0.294, SLG: 0.529 (6, 1)										1	0	0	0	0	1	0						
Kevin Beirne, L (9, 1)										0	0	0	0	0	0	0						
Tyler Houston, L OBP: 0.335, SLG: 0.451 (9, PH)										1	0	0	0	0	0	1						
Inning Stats	R: 0 E: 0 K: 0 S: 9	H: 0 LOB: 0 BB: 0 P: 13	R: 1 E: 0 K: 1 S: 11	H: 3 LOB: 2 BB: 1 P: 18	R: 0 E: 0 K: 1 S: 7	H: 0 LOB: 0 BB: 0 P: 10	R: 0 E: 0 K: 0 S: 12	H: 0 LOB: 2 BB: 2 P: 22	R: 0 E: 0 K: 0 S: 7	H: 1 LOB: 1 BB: 0 P: 9	R: 0 E: 0 K: 0 S: 5	H: 0 LOB: 0 BB: 0 P: 6	R: 0 E: 0 K: 2 S: 7	H: 0 LOB: 0 BB: 0 P: 10	R: 0 E: 0 K: 1 S: 7	H: 0 LOB: 0 BB: 0 P: 10	R: 2 E: 0 K: 0 S: 24	H: 3 LOB: 1 BB: 0 P: 33	1B: 6 2B: 1 3B: 0 HR: 0	SF: 0 SAC: 0 DP: 1 HBP: 0	WP: 0 PB: 0 SB: 1 CS: 0	PA: 36
PITCHER	IP WLS BF H R ER SO BB IBB HBP BLK WP HR S P ERA WHIP																					
Brad Penny, R ERA: 4.22 (1, 1)	7.0 W 27 4 1 1 4 2 1 0 0 0 0 0 7 88 1.29 0.857																					
Vladimir Nunez, R ERA: 3.52 (8, 1)	1.0 3 0 0 0 1 0 0 0 0 0 0 0 7 10 0.00 0.000																					
Braden Looper, R ERA: 3.68 (9, 1)	1.0 6 3 2 2 0 0 0 0 0 0 0 0 24 33 18.00 3.000																					

Batter	1	2	3	4	5	6	7	8	9	10	AB	R	H	RBI	BB	SO	LOB	TOP					
Homer Bush, R OBP: 0.269, SLG: 0.273 (1, 4)	K			L6					SH2-4		4	0	2	0	0	1	0	Florida Marlins @ Los Angeles Dodgers Dodger Stadium, Los Angeles, CA Wed Aug 21 2002, 7:10 PM PDT Alt. 31,281 - Sunny - 69 F					
Mike Mordecai, R OBP: 0.289, SLG: 0.274 (1, 6)	G1-3							G5-3	G3-1		5	0	2	1	0	0	2						
Kevin Millar, R OBP: 0.340, SLG: 0.465 Braden Loper, R (9, 1)	F8			F9	G1-3			G6-4-3	K		5	0	1	0	0	1	4						
Preston Wilson, R OBP: 0.344, SLG: 0.438 (1, 8)		G4-3				G4-3		G6-4-3			4	0	1	0	1	0	1						
Derrek Lee, R OBP: 0.356, SLG: 0.456 (1, 3)		F8		P3		G6-3					4	1	0	0	1	1	3						
Juan Encarnacion, R OBP: 0.321, SLG: 0.443 (1, 9)											5	0	3	1	0	0	1						
Mike Lowell, R OBP: 0.355, SLG: 0.458 (1, 5)	CS										5	1	2	0	0	0	2						
Charles Johnson, R OBP: 0.317, SLG: 0.362 (1, 2)				K							4	0	1	1	0	2	2						
Michael Tejera, L OBP: 0.219, SLG: 0.290 Tim Raines, S OBP: 0.374, SLG: 0.269 Vladimir Nunez, R OBP: 0.250, SLG: 0.250 Eric Owens, R OBP: 0.331, SLG: 0.366 (9, 7)											3	1	0	0	0	0	1						
Inning Stats	R: 0 E: 0 K: 1 S: 8	H: 0 LOB: 0 BB: 0 P: 10	R: 0 E: 0 K: 0 S: 9	H: 1 LOB: 0 BB: 0 P: 13	R: 0 E: 0 K: 1 S: 8	H: 0 LOB: 0 BB: 0 P: 12	R: 0 E: 0 K: 0 S: 12	H: 2 LOB: 2 BB: 0 P: 18	R: 2 E: 1 K: 0 S: 12	H: 4 LOB: 2 BB: 0 P: 17	R: 0 E: 0 K: 0 S: 8	H: 1 LOB: 1 BB: 0 P: 11	R: 0 E: 0 K: 0 S: 9	H: 1 LOB: 1 BB: 0 P: 14	R: 1 E: 0 K: 1 S: 15	H: 3 LOB: 2 BB: 1 P: 29	R: 0 E: 0 K: 1 S: 6	H: 0 LOB: 1 BB: 1 P: 13	R: 0 E: 0 K: 1 S: 12	H: 0 LOB: 1 BB: 1 P: 19	1B: 11 2B: 1 3B: 0 HR: 0	SF: 0 SAC: 1 DP: 1 HBP: 0	WP: 0 PA: 44
PITCHER	IP WLS BF H R ER SO	IP WLS BF H R ER SO	IP WLS BF H R ER SO	IP WLS BF H R ER SO	IP WLS BF H R ER SO	IP WLS BF H R ER SO	IP WLS BF H R ER SO	IP WLS BF H R ER SO	IP WLS BF H R ER SO	IP WLS BF H R ER SO	IP WLS BF H R ER SO	IP WLS BF H R ER SO	IP WLS BF H R ER SO	IP WLS BF H R ER SO	IP WLS BF H R ER SO	IP WLS BF H R ER SO	IP WLS BF H R ER SO	IP WLS BF H R ER SO	IP WLS BF H R ER SO	IP WLS BF H R ER SO	ERA WHIP	ERA WHIP	
Omar Daal, L ERA: 3.65 Paul Quantrill, R ERA: 3.02 Eric Gagne, R ERA: 1.98 Paul Shuey, R ERA: 3.64 (10, 1)	7.0 1.0 1.0 1.0	29 6 4 4	9 3 0 0	2 1 0 0	2 1 0 0	2 1 0 0	2 1 0 0	2 1 0 0	2 1 0 0	2 1 0 0	2 1 0 0	2 1 0 0	2 1 0 0	2 1 0 0	2 1 0 0	2 1 0 0	2 1 0 0	2 1 0 0	2 1 0 0	2 1 0 0	2 1 0 0	2.57 1.286	4.000 1.000 1.000

Batter	1	2	3	4	5	6	7	8	9	10	AB	R	H	RBI	BB	SO	LOB	BOTTOM					
Mark Grudzielanek, R OBP: 0.309, SLG: 0.385 (1, 4)	G6-3				F9				F8		5	0	1	1	0	0	1	Florida Marlins @ Los Angeles Dodgers Dodger Stadium, Los Angeles, CA Wed Aug 21 2002, 7:10 PM PDT Alt. 31,281 - Sunny - 69 F					
Marquis Grissom, R OBP: 0.326, SLG: 0.533 (10, 7)	G1-3										5	0	0	0	0	1	2						
Adrian Beltré, R OBP: 0.310, SLG: 0.432 (1, 5)	G6-3										4	1	1	0	1	0	1						
Shawn Green, L OBP: 0.379, SLG: 0.577 (1, 9)		G6-3									4	1	1	1	1	1	1						
Paul Lo Duca, R OBP: 0.331, SLG: 0.397 (1, 2)		P4									3	0	0	0	0	0	1						
Eric Karros, R OBP: 0.331, SLG: 0.400 Dave Roberts, L OBP: 0.365, SLG: 0.378 (10, 8)											4	0	1	1	0	0	0						
Mike Kinkade, R OBP: 0.448, SLG: 0.615 (10, 3)											4	1	2	1	0	0	1						
Cesar Izturis, S OBP: 0.253, SLG: 0.296 Alex Cora, L OBP: 0.357, SLG: 0.431 (10, 6)											3	1	1	0	0	0	1						
Omar Daal, L OBP: 0.161, SLG: 0.287 Dave Hansen, L OBP: 0.341, SLG: 0.429 Paul Quantrill, L Eric Gagne, R Tyler Houston, L OBP: 0.304, SLG: 0.449 Paul Shuey, R (10, 1)											1	0	1	0	0	0	0						
Inning Stats	R: 0 E: 0 K: 0 S: 8	H: 0 LOB: 0 BB: 0 P: 12	R: 0 E: 0 K: 0 S: 8	H: 0 LOB: 0 BB: 0 P: 17	R: 2 E: 0 K: 0 S: 11	H: 3 LOB: 1 BB: 0 P: 16	R: 0 E: 0 K: 1 S: 8	H: 0 LOB: 0 BB: 0 P: 10	R: 0 E: 0 K: 0 S: 6	H: 1 LOB: 1 BB: 0 P: 10	R: 0 E: 0 K: 0 S: 11	H: 1 LOB: 1 BB: 0 P: 16	R: 0 E: 0 K: 0 S: 7	H: 1 LOB: 1 BB: 0 P: 8	R: 0 E: 0 K: 0 S: 11	H: 0 LOB: 0 BB: 0 P: 15	R: 1 E: 0 K: 0 S: 15	H: 1 LOB: 3 BB: 2 P: 28	R: 1 E: 0 K: 0 S: 10	H: 1 LOB: 1 BB: 1 P: 18	1B: 6 2B: 2 3B: 0 HR: 1	SF: 0 SAC: 2 DP: 1 HBP: 0	WP: 0 PA: 40
PITCHER	IP WLS BF H R ER SO	IP WLS BF H R ER SO	IP WLS BF H R ER SO	IP WLS BF H R ER SO	IP WLS BF H R ER SO	IP WLS BF H R ER SO	IP WLS BF H R ER SO	IP WLS BF H R ER SO	IP WLS BF H R ER SO	IP WLS BF H R ER SO	IP WLS BF H R ER SO	IP WLS BF H R ER SO	IP WLS BF H R ER SO	IP WLS BF H R ER SO	IP WLS BF H R ER SO	IP WLS BF H R ER SO	IP WLS BF H R ER SO	IP WLS BF H R ER SO	IP WLS BF H R ER SO	IP WLS BF H R ER SO	ERA WHIP	ERA WHIP	
Michael Tejera, L ERA: 3.77 Vladimir Nunez, R ERA: 3.73 Braden Loper, R ERA: 3.74 (9, 1)	8.0 0.1 1.1	30 B 7	6 3 1	2 1 1	2 0 1	2 0 2	2 0 0	2 0 0	2 0 0	2 0 0	2 0 0	2 0 0	2 0 0	2 0 0	2 0 0	2 0 0	2 0 0	2 0 0	2 0 0	2 0 0	2 0 0	2.25 6.000 6.75	0.750

AB	39
R	3
H	12
RBI	3
BB	3
SO	5
LOB	16

AB	35
R	4
H	8
RBI	4
BB	3
SO	2
LOB	11



Batter	1	2	3	4	5	6	7	8	9	AB	R	H	RBI	BB	SO	LOB	TOP					
Luis Castillo, S (1.4) OBP: 0.365, SLG: 0.369	F7			FC5-2 2B		S 2B 1B		B1-3		4	1	2	0	0	0	0	Florida Marlins @ Los Angeles Dodgers Dodger Stadium, Los Angeles, CA Thu Aug 22 2002, 12:10 PM PDT Att: 33,278 - Sunny - 75 F					
Eric Owens, R (1.7) OBP: 0.328, SLG: 0.362	G4-3			G4-3		K		G6-3		4	0	0	0	0	1	2						
Mike Redmond, R (1.2) OBP: 0.392, SLG: 0.402	G4-3			FC5-2		G4-3 2B			G6-3	4	0	1	1	0	0	1						
Preston Wilson, R (1.8) OBP: 0.341, SLG: 0.434		P6		K		G4-3			K	4	0	0	0	0	2	2						
Juan Encarnacion, R (1.9) OBP: 0.321, SLG: 0.440		K				K				3	0	0	0	1	2	1						
Derrek Lee, R (1.3) OBP: 0.356, SLG: 0.461		F9								4	1	1	1	0	0	1						
Mike Lowell, R (1.5) OBP: 0.355, SLG: 0.456				F7		K				2	0	0	0	1	1	0						
Andy Fox, L (1.6) OBP: 0.332, SLG: 0.315				G6-3						3	0	1	0	0	0	1						
Josh Beckett, R (1.1) OBP: 0.033, SLG: 0.067				G6-3						2	0	0	0	0	0	1						
Graeme Lloyd, L (5.1)				G6-3						0	0	0	0	0	0	0						
Blaine Neal, L (7.1)										0	0	0	0	0	0	0						
Tim Raines, S (8, PH) OBP: 0.370, SLG: 0.265										1	0	0	0	0	0	0						
Armando Almanza, L (8.1)										0	0	0	0	0	0	0						
Inning Stats	R: 0 E: 0 K: 0 S: 7	H: 0 LOB: 0 BB: 0 P: 9	R: 0 E: 0 K: 1 S: 5	H: 0 LOB: 0 BB: 0 P: 10	R: 0 E: 0 K: 0 S: 7	H: 0 LOB: 0 BB: 0 P: 10	R: 0 E: 0 K: 1 S: 10	H: 1 LOB: 1 BB: 0 P: 13	R: 1 E: 0 K: 2 S: 12	H: 2 LOB: 1 BB: 0 P: 19	R: 1 E: 0 K: 0 S: 20	H: 2 LOB: 1 BB: 0 P: 27	R: 0 E: 0 K: 0 S: 10	H: 0 LOB: 0 BB: 1 P: 18	R: 0 E: 0 K: 0 S: 7	H: 0 LOB: 0 BB: 0 P: 13	R: 0 E: 0 K: 1 S: 8	H: 0 LOB: 1 BB: 1 P: 15	1B: 2 2B: 2 3B: 0 HR: 1	SF: 0 SAC: 0 DP: 1 HBP: 0	WP: 0 PB: 0 SB: 2 CS: 0	PA: 33
PITCHER	IP WLS BF H R ER SO BB IBB HBP BLK WP HR S P ERA WHIP																					
Hideo Nomo, R (1.1) ERA: 3.49	7.0 W 26 5 2 2 5 1 0 0 0 0 1 71 106 2.57 0.857																					
Paul Shuey, R (8.1) ERA: 3.49	2.0 S 7 0 0 0 1 1 0 0 0 0 0 15 28 0.00 0.500																					

Batter	1	2	3	4	5	6	7	8	9	AB	R	H	RBI	BB	SO	LOB	BOTTOM			
Dave Roberts, L (1.8) OBP: 0.364, SLG: 0.377	E1			G6-3						3	0	1	0	0	0	3	Florida Marlins @ Los Angeles Dodgers Dodger Stadium, Los Angeles, CA Thu Aug 22 2002, 12:10 PM PDT Att: 33,278 - Sunny - 75 F			
Paul Lo Duca, R (7, PH) OBP: 0.333, SLG: 0.399	CS 1B				G3					1	1	1	1	0	0	0				
Marquis Grissom, R (1.7) OBP: 0.325, SLG: 0.526	F8			K		G6-3				3	0	0	0	0	1	1				
Shawn Green, L (1.9) OBP: 0.380, SLG: 0.579	K			G6-3						4	0	2	2	0	1	1				
Adrián Beltré, R (1.5) OBP: 0.310, SLG: 0.432						G4-3				4	1	1	0	0	1	3				
Tyler Houston, L (1.3) OBP: 0.333, SLG: 0.446						G3-1				4	0	1	0	0	1	1				
Mark Grudzielanek, R (1.4) OBP: 0.308, SLG: 0.382										3	0	0	0	1	1	0				
Alex Cora, L (1.6) OBP: 0.360, SLG: 0.429				K		F5				3	2	1	0	1	1	3				
Chad Kreuter, S (1.2) OBP: 0.357, SLG: 0.412				K						4	2	3	3	0	1	0				
Hideo Nomo, R (1.1) OBP: 0.098, SLG: 0.083				K						2	0	0	0	0	2	3				
Mike Kinkade, R (7, PH) OBP: 0.433, SLG: 0.593										1	0	0	0	0	0	2				
Paul Shuey, R (8.1) ERA: 4.18										1	0	0	0	0	1	0				
Inning Stats	R: 0 E: 1 K: 1 S: 7	H: 1 LOB: 1 BB: 0 P: 12	R: 0 E: 0 K: 2 S: 8	H: 0 LOB: 0 BB: 0 P: 10	R: 0 E: 0 K: 3 S: 9	H: 0 LOB: 0 BB: 0 P: 12	R: 0 E: 0 K: 1 S: 10	H: 0 LOB: 0 BB: 0 P: 17	R: 1 E: 0 K: 1 S: 16	H: 3 LOB: 3 BB: 1 P: 25	R: 0 E: 0 K: 0 S: 9	H: 1 LOB: 1 BB: 0 P: 11	R: 3 E: 0 K: 1 S: 19	H: 4 LOB: 2 BB: 0 P: 25	R: 2 E: 0 K: 1 S: 8	H: 1 LOB: 0 BB: 1 P: 16	1B: 7 2B: 3 3B: 0 HR: 1	SF: 0 SAC: 0 DP: 1 HBP: 1	WP: 0 PB: 0 SB: 1 CS: 1	PA: 36
PITCHER	IP WLS BF H R ER SO BB IBB HBP BLK WP HR S P ERA WHIP																			
Josh Beckett, R (1.1) ERA: 4.28	4.0 L 13 7 3 3 2 1 0 0 0 0 0 35 48 10.12 3.000																			
Graeme Lloyd, L (5.1) ERA: 4.7	2.2 L 17 7 3 3 2 1 0 0 0 0 0 0 2 4 0.00 0.000																			
Blaine Neal, R (7.1) ERA: 4.15	0.1 1 0 0 0 0 0 0 0 0 0 0 0 2 4 0.00 0.000																			
Armando Almanza, L (8.1) ERA: 4.18	1.0 5 1 2 2 1 1 0 0 0 0 0 1 8 16 18.00 2.000																			

Batter	1	2	3	4	5	6	7	8	9	AB	R	H	RBI	BB	SO	LOB	TOP										
Luis Castillo, S OBP: 0.367, SLG: 0.373	G4-3		1B	L9		1B		1B		5	1	3	1	0	0	0	Florida Marlins @ San Diego Padres Qualcomm Stadium, San Diego, CA Sun Aug 25 2002, 5:00 PM EDT Att: 22,448 - Sunny - 77 F										
Andy Fox, L OBP: 0.335, SLG: 0.324	G5-3		1B	SF8		HR		K		4	2	2	0	0	1	2											
Kevin Millar, R OBP: 0.344, SLG: 0.473 Braden Looper, R	G5-3		SF8	E		HR		K		5	2	2	3	0	2	1											
Derrek Lee, R OBP: 0.360, SLG: 0.467		G6-3	SF8	BB		K		BB		3	0	1	0	2	1	0											
Mike Lowell, R OBP: 0.352, SLG: 0.453	G5-3		SF8			G4-3		K		4	0	0	1	0	2	2											
Juan Encarnacion, R OBP: 0.327, SLG: 0.449	1B		E6			HR		K		5	1	2	1	0	2	3											
Eric Owens, R OBP: 0.331, SLG: 0.364	1B		P4			1B		SH1-3		4	1	3	0	0	0	2											
Charles Johnson, R OBP: 0.311, SLG: 0.353	G4-3			P5		K		SH1-3		3	0	0	0	0	1	3											
Brad Penny, R OBP: 0.156, SLG: 0.167 Horacio Echarri, R OBP: 0.263, SLG: 0.287 Graeme Lloyd, L Toby Borland, R Tim Raines, S OBP: 0.303, SLG: 0.357 Armando Almanza, L Preston Wilson, R OBP: 0.335, SLG: 0.426			K	K		K		G5-3		2	0	0	0	0	2	0											
Inning Stats	R: 0 E: 0 K: 0 S: 8	H: 1 LOB: 0 BB: 0 P: 13	R: 0 E: 0 K: 0 S: 9	H: 2 LOB: 2 BB: 0 P: 14	R: 3 E: 1 K: 1 S: 14	H: 3 LOB: 2 BB: 1 P: 25	R: 0 E: 0 K: 1 S: 9	H: 0 LOB: 0 BB: 0 P: 14	R: 3 E: 0 K: 2 S: 13	H: 3 LOB: 1 BB: 0 P: 20	R: 0 E: 0 K: 1 S: 10	H: 1 LOB: 0 BB: 0 P: 15	R: 0 E: 0 K: 3 S: 13	H: 0 LOB: 1 BB: 1 P: 21	R: 1 E: 0 K: 1 S: 11	H: 2 LOB: 1 BB: 0 P: 15		R: 0 E: 0 K: 3 S: 14	H: 1 LOB: 1 BB: 0 P: 18	1B: 11 2B: 0 3B: 0 HR: 2	SF: 1 SAC: 1 DP: 0 HBP: 1	WP: 0 PB: 0 SB: 1 CS: 1	PA: 42				
PITCHER	IP	WLS	BF	H	R	ER	SO	BB	IBB	HBP	BLK	WP	HR	S	P	ERA	WHIP										
Brett Tomko, R ERA: 4.37	4.2		25	9	6	5	3	1	0	1	0	0	2	50	83	9.64	2.143										
Jeremy Fikac, R ERA: 4.63	0.1		1	0	0	0	1	0	0	0	0	0	0	3	3	0.00	0.000										
Jonathan Johnson, R ERA:	2.0		7	1	0	0	4	1	0	0	0	0	0	23	36	0.00	1.000										
Brandon Villafuerte, R ERA: 2.16	1.0	L	5	2	1	1	1	0	0	0	0	0	0	11	15	9.00	2.000										
Trevor Hoffman, R ERA: 2.86	1.0		4	1	0	0	3	0	0	0	0	0	0	14	18	0.00	1.000										

Batter	1	2	3	4	5	6	7	8	9	AB	R	H	RBI	BB	SO	LOB	BOTTOM										
Ramón Vázquez, L OBP: 0.351, SLG: 0.352	F7		G4-3		G3	K		SH1-4		4	0	0	0	0	1	0	Florida Marlins @ San Diego Padres Qualcomm Stadium, San Diego, CA Sun Aug 25 2002, 5:00 PM EDT Att: 22,448 - Sunny - 77 F										
Mark Kotsay, L OBP: 0.382, SLG: 0.454	G3-1		1B		HR	1B		K		5	1	3	0	0	1	3											
Ryan Klesko, L OBP: 0.382, SLG: 0.513	K		G3		HR	1B		2-1		5	1	1	2	0	2	2											
Phil Nevin, R OBP: 0.336, SLG: 0.438		1B	SF7	1B	G6-4-3	2B		K		5	3	3	0	0	1	1											
Gene Kingsale, S OBP: 0.376, SLG: 0.461		1B		G6-4-3	G3-1			1B		5	0	3	0	0	0	1											
Brian Buchanan, R OBP: 0.316, SLG: 0.445		1B	G5-4-3	G6-4-3	1B			F8		4	1	1	0	1	0	3											
Deivi Cruz, R OBP: 0.307, SLG: 0.389		SF7		1-2	1B			G3		3	0	2	3	0	0	0											
Wiki Gonzalez, R OBP: 0.376, SLG: 0.351 Trenidad Hubbard, R OBP: 0.287, SLG: 0.270 Trevor Hoffman, R		G5-4-3		IBB		1B		K		3	0	1	1	1	1	2											
Brett Tomko, R OBP: 0.214, SLG: 0.236 Jeremy Fikac, R Ron Gant, R OBP: 0.215, SLG: 0.193 Jonathan Johnson, R Brandon Villafuerte, R Julius Matos, R OBP: 0.293, SLG: 0.308 Tom Lampkin, L OBP: 0.254, SLG: 0.343			L3	G6-3		K		SH1-4		2	0	0	0	0	0	2											
Inning Stats	R: 0 E: 0 K: 1 S: 9	H: 0 LOB: 0 BB: 0 P: 10	R: 1 E: 0 K: 0 S: 12	H: 3 LOB: 1 BB: 0 P: 17	R: 0 E: 0 K: 0 S: 17	H: 1 LOB: 1 BB: 0 P: 24	R: 1 E: 0 K: 0 S: 10	H: 3 LOB: 2 BB: 1 P: 15	R: 4 E: 0 K: 1 S: 16	H: 5 LOB: 2 BB: 1 P: 29	R: 0 E: 0 K: 2 S: 10	H: 1 LOB: 1 BB: 0 P: 15	R: 0 E: 0 K: 0 S: 8	H: 0 LOB: 0 BB: 0 P: 14	R: 0 E: 0 K: 2 S: 9	H: 1 LOB: 3 BB: 0 P: 13		R: 0 E: 0 K: 1 S: 12	H: 1 LOB: 1 BB: 0 P: 19	1B: 12 2B: 2 3B: 0 HR: 1	SF: 1 SAC: 1 DP: 2 HBP: 0	WP: 1 PB: 0 SB: 0 CS: 0	PA: 42				
PITCHER	IP	WLS	BF	H	R	ER	SO	BB	IBB	HBP	BLK	WP	HR	S	P	ERA	WHIP										
Brad Penny, R ERA: 4.56	5.0		27	12	8	6	2	1	1	0	0	0	0	10	15	0.00	1.000										
Graeme Lloyd, L ERA: 4.6	1.0		4	1	0	0	2	0	0	0	0	0	0	8	14	0.00	0.000										
Toby Borland, R ERA:	1.0	W	3	0	0	0	0	0	0	0	0	0	0	9	13	0.00	1.000										
Armando Almanza, L ERA: 4.19	1.0	H	5	1	0	0	2	0	0	0	0	1	0	9	13	0.00	1.000										
Braden Looper, R ERA: 3.63	1.0	S	4	1	0	0	1	0	0	0	0	0	0	12	19	0.00	1.000										



Batter	1	2	3	4	5	6	7	8	9	AB	R	H	RBI	BB	SO	LOB	TOP			
Roberto Alomar, S (1, 4) OBP: 0.345, SLG: 0.397	G5-3	G5-4-3		F7			F7			6	0	2	3	0	0	2	New York Mets @ Florida Marlins Pro Player Stadium, Miami, FL Tue Aug 27 2002, 7:05 PM EDT Att: 6,448 - Cloudy - 77 F			
Raul Gonzalez, R (1, 8) OBP: 0.375, SLG: 0.489	K		K				K			5	1	1	0	1	3	2				
31 Mike Piazza, R (1, 2) OBP: 0.359, SLG: 0.515			F3		F8		F7			3	2	0	0	2	0	1				
Vance Wilson, R (7, 2) OBP: 0.299, SLG: 0.376	BB					HBP			L4	1	0	0	0	0	0	2				
Edgardo Alfonzo, R (1, 5) OBP: 0.413, SLG: 0.473										3	2	3	0	0	0	0				
Jeremy Burnitz, L (6, PR) OBP: 0.311, SLG: 0.326	BB					FC4-6				1	0	0	0	0	1	0				
Mo Vaughn, L (1, 3) OBP: 0.334, SLG: 0.433										3	1	1	3	1	1	1				
Joe McEwing, R (1, 9) OBP: 0.241, SLG: 0.308										4	1	2	3	0	0	0				
Roger Cedeno, S (1, 7) OBP: 0.305, SLG: 0.337										5	1	1	0	0	0	5				
Rey Ordenez, R (1, 6) OBP: 0.284, SLG: 0.322										2	1	1	1	2	0	0				
John Valentin, R (8, 6) OBP: 0.346, SLG: 0.365										1	0	0	0	0	0	0				
John Thomson, R (1, 1) OBP: 0.250, SLG: 0.205										4	1	2	0	1	2	4				
Jaime Cerda, L (9, 1)										0	0	0	0	0	0	0				
Inning Stats	R: 2 E: 0 K: 1 S: 15	H: 1 LOB: 2 BB: 2 P: 32	R: 0 E: 0 K: 0 S: 4	H: 1 LOB: 0 BB: 0 P: 8	R: 0 E: 0 K: 1 S: 10	H: 1 LOB: 1 BB: 0 P: 15	R: 1 E: 1 K: 1 S: 11	H: 2 LOB: 1 BB: 0 P: 16	R: 5 E: 0 K: 0 S: 19	H: 4 LOB: 2 BB: 3 P: 37	R: 1 E: 0 K: 1 S: 13	H: 1 LOB: 0 BB: 0 P: 29	R: 0 E: 0 K: 2 S: 9	H: 0 LOB: 0 BB: 0 P: 13	R: 1 E: 0 K: 0 S: 13	H: 3 LOB: 2 BB: 0 P: 22	1B: 10 2B: 2 3B: 0 HR: 1	SF: 1 SAC: 0 DP: 1 HBP: 2	WP: 0 PB: 0 SB: 1 CS: 0	PA: 48
PITCHER	IP WLS BF H R ER SO BB IBB HBP BLK WP HR S P ERA WHIP																			
Michael Tejera, L (1, 1) ERA: 4.16	4.1 L 24 8 7 7 3 3 0 1 0 0 0 1 51 90 14.54 2.538																			
Blaine Neal, R (5, 1) ERA: 4.59	0.2 5 1 1 1 0 1 1 0 0 0 0 0 8 18 13.50 3.000																			
Vic Darenbourg, L (6, 1) ERA: 6.14	0.0 3 1 1 1 0 1 0 1 0 0 0 0 5 15 ∞ ∞																			
Toby Borland, R (6, 1) ERA: 6.14	1.0 4 0 0 0 1 1 0 0 0 0 0 0 8 14 0.00 1.000																			
Graeme Lloyd, L (7, 1) ERA: 4.5	1.0 3 0 0 0 1 0 0 0 0 0 0 0 7 9 0.00 0.000																			

AB	38
R	10
H	13
RBI	10
BB	7
SO	7
LOB	17



Batter	1	2	3	4	5	6	7	8	9	AB	R	H	RBI	BB	SO	LOB	BOTTOM					
Luis Castillo, S (1, 4) OBP: 0.368, SLG: 0.374										4	0	2	0	0	1	0	New York Mets @ Florida Marlins Pro Player Stadium, Miami, FL Tue Aug 27 2002, 7:05 PM EDT Att: 6,448 - Cloudy - 77 F					
Mike Mordecai, R (9, PH) OBP: 0.292, SLG: 0.277	1B		K							1	0	1	2	0	0	0						
Andy Fox, L (1, 6) OBP: 0.334, SLG: 0.323	SH1-3		F5							4	1	1	0	0	0	2						
Kevin Millar, R (1, 7) OBP: 0.345, SLG: 0.476										4	0	2	1	0	0	1						
Preston Wilson, R (1, 8) OBP: 0.335, SLG: 0.431										4	1	1	1	0	0	3						
Derrek Lee, R (1, 3) OBP: 0.361, SLG: 0.466										3	1	1	0	1	0	3						
Juan Encarnacion, R (1, 9) OBP: 0.327, SLG: 0.448										4	1	1	0	0	2	1						
Mike Lowell, R (1, 5) OBP: 0.350, SLG: 0.450										4	0	0	0	0	0	2						
Mike Redmond, R (1, 2) OBP: 0.349, SLG: 0.466										2	0	0	0	0	0	1						
Vic Darenbourg, L (8, 1) ERA: 6.14										0	0	0	0	0	0	0						
Toby Borland, R (6, 1) ERA: 6.14										0	0	0	0	0	0	0						
Graeme Lloyd, L (7, 1) ERA: 4.5										1	0	1	0	0	0	0						
Eric Owens, R (7, PH) OBP: 0.392, SLG: 0.398										0	0	0	0	0	0	0						
Armando Almanza, L (8, 1) ERA: 4.08										0	0	0	0	0	0	0						
Braden Looper, R (9, 1) ERA: 3.71										1	1	1	0	0	0	0						
Tim Raines, S (9, PH) OBP: 0.368, SLG: 0.289										1	1	1	0	0	0	0						
Michael Tejera, L (1, 1) OBP: 0.212, SLG: 0.281										1	0	0	0	0	0	0						
Blaine Neal, L (5, 1) ERA: 4.8										0	0	0	0	0	0	0						
Ramon Castro, R (5, PH) OBP: 0.316, SLG: 0.422										3	0	0	0	0	1	2						
Inning Stats	R: 0 E: 0 K: 0 S: 9	H: 2 LOB: 0 BB: 0 P: 15	R: 0 E: 0 K: 0 S: 10	H: 0 LOB: 0 BB: 0 P: 14	R: 0 E: 0 K: 1 S: 9	H: 0 LOB: 0 BB: 0 P: 10	R: 0 E: 0 K: 1 S: 13	H: 0 LOB: 1 BB: 1 P: 22	R: 0 E: 0 K: 1 S: 10	H: 0 LOB: 0 BB: 0 P: 15	R: 1 E: 0 K: 0 S: 9	H: 2 LOB: 1 BB: 0 P: 14	R: 0 E: 0 K: 1 S: 9	H: 1 LOB: 0 BB: 0 P: 11	R: 0 E: 0 K: 1 S: 10	H: 1 LOB: 1 BB: 0 P: 16	R: 4 E: 0 K: 0 S: 13	H: 5 LOB: 1 BB: 0 P: 19	1B: 9 2B: 1 3B: 0 HR: 1	SF: 0 SAC: 1 DP: 0 HBP: 0	WP: 0 PB: 0 SB: 1 CS: 1	PA: 39
PITCHER	IP WLS BF H R ER SO BB IBB HBP BLK WP HR S P ERA WHIP																					
John Thomson, R (1, 1) ERA: 4.8	8.1 W 35 10 5 5 5 1 0 0 0 0 0 0 87 130 5.40 1.320																					
Jaime Cerda, L (9, 1) ERA: 3.25	0.2 3 1 0 0 0 0 0 0 0 0 0 0 5 6 0.00 1.500																					



Batter	1	2	3	4	5	6	7	8	9	AB	R	H	RBI	BB	SO	LOB	TOP								
Abraham Nunez, S (1, 6) OBP: 0.304, SLG: 0.323	F8		18 CS BB 1B		G3		K		18 1B G4-3 1B	5	0	2	0	0	1	0									
Rob Mackowiak, L (1, 8) OBP: 0.318, SLG: 0.450	18 FC6-4 1B		S CS 18 BB		G4-3		BB		G4-3	3	0	1	1	2	0	2									
18 Jason Kendall, R (1, 2) OBP: 0.344, SLG: 0.351	FC6-4 1B		G1-3		L6		P6		S 1B	5	1	1	1	0	0	4									
Brian Giles, L (1, 7) OBP: 0.442, SLG: 0.620	1B 1B		4-0 IBB				1B BB		F8 K	3	0	1	0	2	1	2									
Aramis Ramirez, R (1, 5) OBP: 0.284, SLG: 0.376	1-3 2-H 1B		2-3 K				1B		K F8	5	0	2	1	0	2	4									
Armando Rios, L (1, 9) OBP: 0.299, SLG: 0.310	F5				G4-6-3 BB		F8		1B	3	0	1	0	1	0	4									
Craig Wilson, R (1, 3)		G4-3			G4-6-3		F9		K	4	0	0	0	0	1	4									
Mike Benjamin, R (1, 4) Pokey Reese, R (9, PH) OBP: 0.205, SLG: 0.186 OBP: 0.323, SLG: 0.343	G6-3				K		K		1B G4-3 2B	3	0	1	0	0	1	2									
Kip Wells, R (1, 1) 2 Jack Wilson, R (7, PH) Al Reyes, R (7, 1) Adam Hyzdu, R (9, PH) OBP: 0.200, SLG: 0.273 OBP: 0.310, SLG: 0.333 OBP: 0.347, SLG: 0.523	G1-3				K		G5-3		G4-3 18 1B BB	2	0	0	0	0	1	1									
Inning Stats	R: 1 E: 0 K: 0 S: 14	H: 3 LOB: 2 BB: 0 P: 25	R: 0 E: 0 K: 0 S: 6	H: 0 LOB: 0 BB: 0 P: 10	R: 0 E: 0 K: 1 S: 9	H: 1 LOB: 2 BB: 2 P: 19	R: 0 E: 0 K: 1 S: 7	H: 1 LOB: 1 BB: 1 P: 13	R: 0 E: 0 K: 0 S: 4	H: 0 LOB: 0 BB: 0 P: 5	R: 0 E: 0 K: 1 S: 11	H: 1 LOB: 2 BB: 1 P: 18	R: 0 E: 0 K: 2 S: 9	H: 0 LOB: 1 BB: 1 P: 16	R: 0 E: 0 K: 2 S: 12	H: 1 LOB: 1 BB: 0 P: 18	R: 2 E: 0 K: 1 S: 17	H: 3 LOB: 2 BB: 1 P: 30	1B: 8 2B: 1 3B: 1 HR: 0	SF: 0 SAC: 0 DP: 1 HBP: 0	WP: 0 PB: 0 SB: 2 CS: 2	PA: 41			
PITCHER	IP	WLS	BF	H	R	ER	SO	BB	IBB	HBP	BLK	WP	HR	S	P	ERA	WHIP								
Julian Tavarez, R (1, 1) ERA: 5.29	7.0	W	30	6	1	1	4	4	1	0	0	0	0	60	106	1.29	1.429								
Armando Almanza, L (8, 1) ERA: 3.93	0.2	H	3	1	0	0	1	0	0	0	0	0	0	9	14	0.00	1.500								
Vladimir Nunez, R (8, 1) ERA: 3.46	0.1	H	1	0	0	0	1	0	0	0	0	0	0	3	4	0.00	0.000								
Braden Looper, R (9, 1) ERA: 3.86	1.0	S	7	3	2	2	1	1	0	0	0	0	0	17	30	18.00	4.000								

Pittsburgh Pirates @ Florida Marlins
Pro Player Stadium, Miami, FL
Fri Aug 30 2002, 7:05 PM EDT
Att: 4,962 - Cloudy - 84 F

AB	35
R	3
H	10
RBI	3
BB	6
SO	7
LOB	23



Batter	1	2	3	4	5	6	7	8	9	AB	R	H	RBI	BB	SO	LOB	BOTTOM								
Luis Castillo, S (1, 4) OBP: 0.364, SLG: 0.369	K		G6-3		G6-3		P6			4	0	0	0	0	1	0									
Andy Fox, L (1, 6) OBP: 0.340, SLG: 0.324	CS BB		G4-3			2B HBP		S BB		1	1	0	0	2	0	0									
Kevin Millar, R (1, 7) OBP: 0.349, SLG: 0.483	1-2 1B				F8		1-H 1B 2B		F8	4	1	2	1	0	0	1									
Preston Wilson, R (1, 8) OBP: 0.333, SLG: 0.429	F8				G4-3		E5 1B WP		4-1 1-2 BB	3	1	0	0	1	0	2									
Derrek Lee, R (1, 3) OBP: 0.363, SLG: 0.478			K		HR		K		2-3 K	4	1	1	1	0	3	4									
Juan Encarnacion, R (1, 9) OBP: 0.331, SLG: 0.456			S 1B		E BB		1-3 2-H 1B		F8	3	0	2	1	1	0	2									
Mike Lowell, R (1, 5) OBP: 0.349, SLG: 0.445	G5-3				P3		K			3	0	0	0	0	1	2									
Charles Johnson, R (1, 2) OBP: 0.306, SLG: 0.352	K						F8		K	3	0	0	0	0	2	1									
Julian Tavarez, L (1, 1) Homer Bush, R (7, PH) Armando Almanza, L (8, 1) Vladimir Nunez, R (8, 1) Braden Looper, R (9, 1) OBP: 0.194, SLG: 0.147 OBP: 0.281, SLG: 0.265 OBP: 0.250, SLG: 0.250	G6-3						K		K	2	0	0	0	0	1	0									
Inning Stats	R: 0 E: 0 K: 1 S: 11	H: 1 LOB: 1 BB: 1 P: 22	R: 0 E: 0 K: 2 S: 11	H: 1 LOB: 0 BB: 0 P: 19	R: 0 E: 0 K: 0 S: 5	H: 0 LOB: 0 BB: 0 P: 9	R: 1 E: 1 K: 0 S: 10	H: 1 LOB: 1 BB: 1 P: 16	R: 0 E: 0 K: 1 S: 8	H: 0 LOB: 0 BB: 0 P: 12	R: 3 E: 1 K: 2 S: 15	H: 2 LOB: 0 BB: 0 P: 22	R: 0 E: 0 K: 2 S: 10	H: 0 LOB: 0 BB: 0 P: 14	R: 0 E: 0 K: 1 S: 11	H: 0 LOB: 2 BB: 2 P: 23	1B: 3 2B: 1 3B: 0 HR: 1	SF: 0 SAC: 0 DP: 0 HBP: 1	WP: 1 PB: 0 SB: 2 CS: 1	PA: 33					
PITCHER	IP	WLS	BF	H	R	ER	SO	BB	IBB	HBP	BLK	WP	HR	S	P	ERA	WHIP								
Kip Wells, R (1, 1) ERA: 3.76	6.0	L	25	5	4	3	6	2	0	1	0	0	0	60	100	4.50	1.167								
Al Reyes, R (7, 1) ERA: 1.42	2.0		8	0	0	0	3	2	0	0	0	0	0	21	37	0.00	1.000								

Pittsburgh Pirates @ Florida Marlins
Pro Player Stadium, Miami, FL
Fri Aug 30 2002, 7:05 PM EDT
Att: 4,962 - Cloudy - 84 F

AB	28
R	4
H	5
RBI	3
BB	4
SO	9
LOB	12



Batter	1	2	3	4	5	6	7	8	9	AB	R	H	RBI	BB	SO	LOB	TOP										
Pokey Reese, R OBP: 0.317, SLG: 0.336 (1, 4)	F8	K		F9		F9			G4-3	5	0	0	0	0	1	2											
Jack Wilson, R OBP: 0.311, SLG: 0.336 (1, 6)	K		2B 1B	2B		F9			F8	5	1	2	0	0	1	0											
Brian Giles, L OBP: 0.441, SLG: 0.617 (1, 7)	FC5-4 1B		1B 2B	K			G1-3			4	1	2	0	0	1	1											
Aramis Ramirez, R OBP: 0.288, SLG: 0.381 (1, 5)	FC5-4 1-2		1B SF7	F7						4	1	2	1	0	0	2											
Kevin Young, R OBP: 0.328, SLG: 0.419 Bronson Arroyo, R (7, 1)		L5	BB 1B	K			F7			4	0	1	1	0	1	1											
Adam Hyzdu, R OBP: 0.344, SLG: 0.515 (5, 9) (7, 3)	1B BB	SF7		F7				F7		2	1	0	1	1	0	0											
Craig Wilson, R OBP: 0.362, SLG: 0.448 Al Reyes, R (5, 1) (7, 1)	SH1-4 1B		K	K				K		3	0	1	0	0	2	1	AB 34										
Joe Beimel, L OBP: 0.364, SLG: 0.400 Armando Rios, L OBP: 0.296, SLG: 0.306 (7, 9)	1B									0	0	0	0	0	0	0	R 4										
Keith Osik, R OBP: 0.221, SLG: 0.263 (1, 2)	SH1-4 1B									1	0	0	0	0	1	0	H 9										
Josh Fogg, R OBP: 0.160, SLG: 0.143 Rob Mackowiak, L OBP: 0.315, SLG: 0.443 (1, 1) (5, 8)	SH1-4 1-2 2-3		K					G4-3		3	0	1	1	1	1	0	RBI 4										
Inning Stats	R: 0 E: 0 K: 1 S: 15	H: 1 LOB: 1 BB: 0 P: 23	R: 1 E: 0 K: 1 S: 11	H: 2 LOB: 2 BB: 1 P: 17	R: 3 E: 0 K: 2 S: 20	H: 4 LOB: 2 BB: 1 P: 38	R: 0 E: 0 K: 1 S: 10	H: 1 LOB: 1 BB: 0 P: 19	R: 0 E: 0 K: 2 S: 8	H: 0 LOB: 0 BB: 0 P: 12	R: 0 E: 0 K: 0 S: 5	H: 0 LOB: 0 BB: 0 P: 7	R: 0 E: 0 K: 2 S: 11	H: 1 LOB: 1 BB: 0 P: 19	R: 0 E: 0 K: 2 S: 7	H: 0 LOB: 0 BB: 0 P: 10	R: 0 E: 0 K: 1 S: 5	H: 0 LOB: 0 BB: 0 P: 7	1B: 6 2B: 3 3B: 0 HR: 0	SF: 1 SAC: 1 DP: 0 HBP: 0	WP: 0 PB: 0 SB: 0 CS: 0	PA: 38					
PITCHER	IP	WLS	BF	H	R	ER	SO	BB	IBB	HBP	BLK	WP	HR	S	P	ERA	WHIP										
Michael Tejera, L ERA: 4.32 (1, 1)	4.0		22	8	4	4	5	2	0	0	0	0	0	56	97	9.00	2.500										
Blaine Neal, R ERA: 4.35 (5, 1)	1.0	W	3	0	0	0	2	0	0	0	0	0	0	8	12	0.00	0.000										
Toby Borland, R ERA: (6, 1)	2.0	H	7	1	0	0	0	0	0	0	0	0	0	16	26	0.00	0.500										
Armando Almanza, L ERA: 3.82 (8, 1)	1.0		3	0	0	0	2	0	0	0	0	0	0	7	10	0.00	0.000										
Graeme Lloyd, L ERA: 4.39 (9, 1)	1.0		3	0	0	0	1	0	0	0	0	0	0	5	7	0.00	0.000										

Pittsburgh Pirates @ Florida Marlins
Pro Player Stadium, Miami, FL
Sun Sep 01 2002, 1:05 PM EDT
Att.: 5,588 - Sunny - 91 F

AB	34
R	4
H	9
RBI	4
BB	2
SO	10
LOB	9



Batter	1	2	3	4	5	6	7	8	9	AB	R	H	RBI	BB	SO	LOB	BOTTOM										
Luis Castillo, S OBP: 0.364, SLG: 0.370 (1, 4)	G6-3 1B	F7			SH5-3		G5-3	G1-3		4	0	1	0	0	0	4											
Andy Fox, L OBP: 0.343, SLG: 0.334 (1, 6)	G6-3 1-2			HR	BB 1B IBB		K			3	2	1	1	1	1	2											
Kevin Millar, R OBP: 0.349, SLG: 0.485 (1, 7)	K				BB 1B		2B			4	1	2	2	0	2	0											
Derrek Lee, R OBP: 0.367, SLG: 0.480 (1, 3)		WP 1B 2B		K			1B			3	1	2	1	1	1	0											
Juan Encarnacion, R OBP: 0.328, SLG: 0.451 (1, 9)		1B SF9 1B		K	SF7-6-3		P4			3	1	1	2	0	1	1											
Mike Lowell, R OBP: 0.345, SLG: 0.439 (1, 5)	K				F8		G5-3		F3	4	0	0	0	0	1	1											
Eric Owens, R OBP: 0.331, SLG: 0.364 Preston Wilson, R OBP: 0.337, SLG: 0.429 (1, 8) (9, 8)		2-1 SF9 1B		G6-3			K		G5-3	4	1	1	0	0	1	0	AB 30										
Charles Johnson, R OBP: 0.305, SLG: 0.352 (1, 2)		0-0 SF9		G6-3			G1-3		BB 1B	0	0	0	0	0	0	0	R 8										
Michael Tejera, L ERA: 4.32 OBP: 0.236, SLG: 0.303 (5, 1) Blaine Neal, R ERA: 4.35 (5, 1) Homer Bush, R OBP: 0.265, SLG: 0.265 (5, 1) Toby Borland, R ERA: (6, 1) Ramon Castro, R OBP: 0.325, SLG: 0.433 (7, 1) Armando Almanza, L OBP: 0.296, SLG: 0.306 (7, 9) Tim Raines, S OBP: 0.268, SLG: 0.268 (8, 1) Graeme Lloyd, L ERA: 4.39 (9, 1)		1-2 3-H			4-2 SH5-3 1B		G5-3 2B		1-2 BB	1	0	1	1	0	0	0	H 11										
Inning Stats	R: 0 E: 0 K: 1 S: 9	H: 1 LOB: 0 BB: 0 P: 17	R: 3 E: 0 K: 1 S: 14	H: 4 LOB: 1 BB: 0 P: 22	R: 1 E: 0 K: 3 S: 13	H: 1 LOB: 0 BB: 0 P: 21	R: 0 E: 0 K: 0 S: 11	H: 0 LOB: 0 BB: 0 P: 14	R: 2 E: 0 K: 1 S: 11	H: 1 LOB: 1 BB: 3 P: 27	R: 0 E: 0 K: 1 S: 7	H: 0 LOB: 0 BB: 0 P: 8	R: 2 E: 0 K: 1 S: 15	H: 3 LOB: 1 BB: 0 P: 20	R: 0 E: 0 K: 0 S: 12	H: 1 LOB: 2 BB: 1 P: 18	1B: 8 2B: 3 3B: 0 HR: 1	SF: 2 SAC: 1 DP: 2 HBP: 0	WP: 1 PB: 0 SB: 1 CS: 0	PA: 37							
PITCHER	IP	WLS	BF	H	R	ER	SO	BB	IBB	HBP	BLK	WP	HR	S	P	ERA	WHIP										
Josh Fogg, R ERA: 4.45 (1, 1)	4.1	L	22	7	6	6	5	2	1	0	0	0	0	55	95	12.46	2.077										
Al Reyes, R ERA: 2.25 (5, 1)	1.2		5	1	1	1	1	0	0	0	0	0	0	13	19	5.40	0.600										
Joe Beimel, L ERA: 4.96 (7, 1)	0.2		2	0	0	0	1	0	0	0	0	0	0	7	7	0.00	0.000										
Bronson Arroyo, R ERA: 4.64 (7, 1)	1.1		8	3	1	1	0	1	0	0	0	0	0	17	26	6.75	3.000										

Pittsburgh Pirates @ Florida Marlins
Pro Player Stadium, Miami, FL
Sun Sep 01 2002, 1:05 PM EDT
Att.: 5,588 - Sunny - 91 F


AB	30
R	8
H	11
RBI	8
BB	4
SO	7
LOB	8



Batter	1	2	3	4	5	6	7	8	9	10	11	12	AB	R	H	RBI	BB	SO	LOB											
Luis Castillo, S OBP: 0.363, SLG: 0.368 (1.4)	1-2 E S 1B		0-2 G4-3		0-2 G1-3			1-2 G2-3		2-3 K			5	1	1	0	0	1	0											
Andy Fox, L OBP: 0.339, SLG: 0.330 (1.6)	1-3 K		0-3 K			1-1 G1-3		2-0 L7			0-0 L7		5	0	0	0	0	2	1											
Kevin Millar, R OBP: 0.331, SLG: 0.345 Abraham Nunez, S (1.7)	0-0 K		3-1 F9			0-1 P6		2-1 CS 1B			1-3 K		4	0	2	1	0	0	0											
Vladimir Nunez, R OBP: 0.329, SLG: 0.329 Brian Banks, S Braden Looper, R (1.8)	3-H 1B					0-0 P3		3-2 CS	0-1 HR		0-3 K		5	1	2	1	0	2	0											
Preston Wilson, R OBP: 0.337, SLG: 0.435 (1.8)	1-2 1B																													
Derrek Lee, R OBP: 0.369, SLG: 0.484 (1.3)	3-3 K		2-2 2B				2-1 G5-3		3-1 P6-4 1B		0-0 WP 2B 1B		5	1	3	0	0	1	2											
Juan Encarnacion, R OBP: 0.329, SLG: 0.453 (1.9)	0-0 F9		2-1 F7			1-0 S 1B		1-2 P6-4		1-2 P6-4		1-2 CS 2B	5	0	2	1	0	0	4											
Mike Lowell, R OBP: 0.342, SLG: 0.434 (1.5)		0-1 F8		1-2 F9			0-1 F8		2-2 G5-3		3-1 G5-3		5	0	0	0	0	0	3											
Charles Johnson, R OBP: 0.305, SLG: 0.349 Pablo Ozuna, R OBP: 0.333, SLG: 0.500 Mike Redmond, R OBP: 0.387, SLG: 0.400 (1.2)		0-3 K				0-0 G6-3		4-2 BB		3-1 G1-3		2-1 G1-3	2	0	0	0	1	1	0											
Carl Pavano, R OBP: 0.156, SLG: 0.188 Tim Raines, S OBP: 0.371, SLG: 0.264 Blaine Neal, L Graeme Lloyd, L Eric Owens, R OBP: 0.329, SLG: 0.362 (7.1)	1-3 K		2-2 G3-1				2-2 P5			0-1 G1-3		1-1 G5-3	2	0	0	0	0	1	0											
Inning Stats	R: 1 E: 1 K: 2 S: 15	H: 3 LOB: 2 BB: 0 P: 20	R: 0 E: 0 K: 2 S: 8	H: 0 LOB: 0 BB: 0 P: 9	R: 0 E: 0 K: 1 S: 10	H: 1 LOB: 0 BB: 0 P: 17	R: 0 E: 0 K: 0 S: 9	H: 0 LOB: 0 BB: 0 P: 11	R: 0 E: 0 K: 0 S: 5	H: 0 LOB: 0 BB: 0 P: 6	R: 0 E: 0 K: 0 S: 12	H: 1 LOB: 2 BB: 1 P: 21	R: 0 E: 0 K: 0 S: 8	H: 1 LOB: 1 BB: 0 P: 16	R: 1 E: 0 K: 1 S: 11	H: 2 LOB: 0 BB: 0 P: 17	R: 0 E: 0 K: 1 S: 7	H: 0 LOB: 0 BB: 0 P: 12	R: 0 E: 0 K: 2 S: 7	H: 0 LOB: 0 BB: 0 P: 8	R: 1 E: 0 K: 0 S: 10	H: 3 LOB: 1 BB: 0 P: 17	1B: 8 2B: 3 3B: 0 HR: 1	SF: 0 SAC: 0 DP: 1 HBP: 0	WP: 1 PB: 0 SB: 0 CS: 2	PA: 46				
PITCHER	IP WLS BF H R ER SO BB IBB HBP BLK WP HR S P ERA WHIP	7.0 1.0 1.0 2.0 1.0 2.0 1.0	27 3 4 6 0 0 3	5 1 2 0 0 0 1	6 0 1 0 0 0 0	6 0 1 1 0 0 0	7 0 0 0 0 0 0	11 1 11 0 0 0 10	17 8 16 9 20 17	9.00 1.000 2.000 0.000 3.000																				

Florida Marlins @ New York Mets
Shea Stadium, Flushing, NY
Tue Sep 03 2002, 5:10 PM EDT
Sunny - 81 F


AB	44
R	3
H	11
RBI	3
BB	1
SO	9
LOB	13



Batter	1	2	3	4	5	6	7	8	9	10	11	12	AB	R	H	RBI	BB	SO	LOB										
Timo Perez, L OBP: 0.327, SLG: 0.452 (1.8)	2-1 CS 1B		1-2 HR			2-2 L7		1-2 F8		0-0 L3			5	1	2	2	0	0	0										
Roberto Alomar, S OBP: 0.341, SLG: 0.395 (1.4)	1-2 F9		3-H G6-3			2-1 FC4-6 1B		1-2 1B			2-1 F8		5	0	2	0	0	0	1										
Edgardo Alfonzo, R OBP: 0.410, SLG: 0.475 (1.5)	0-2 P4				1-2 G5-3		1-0 FC4-6		2-3 K		2-2 F8		5	0	0	0	0	1	2										
Mo Vaughn, L OBP: 0.336, SLG: 0.438 Joe McEwing, R OBP: 0.237, SLG: 0.301 (1.3)		0-0 G4-3		1-3 K		0-1 G4-3		4-2 CS BB		1-1 FC6-4 1B		3	0	0	0	1	1	1	1										
31 Mike Piazza, R OBP: 0.329, SLG: 0.510 Esteban Soto, S Steve Reed, R Armando Benitez, R Marco Scutaro, R David Weathers, R John Valentin, R Scott Strickland, R (1.2)	1-1 F7		1-1 1B			2-2 FC4-6 1B		3-2 F8		3-0 FC6-4		3	0	2	0	0	0	0	0										
Jeremy Burnitz, L OBP: 0.308, SLG: 0.327 (1.9)	1-3 K		3-3 K			0-1 FC4-6 BB		1-2 E6		1-2 F3		1-2 F7	5	0	0	0	0	2	3										
Roger Cedeno, S OBP: 0.302, SLG: 0.332 (1.7)			0-0 G6-3 HR 1B			1-0 E6		4-1 G5-4-3 BB		1-2 F3		1-0 F8	4	1	1	0	1	0	2										
Rey Ordenez, R OBP: 0.281, SLG: 0.316 Raul Gonzalez, R OBP: 0.339, SLG: 0.429 (1.6)			0-0 G1-3			2-0 L9		2-1 G5-4-3		1-3 K		2-3 K	4	0	0	0	0	1	4										
John Thomson, R OBP: 0.245, SLG: 0.200 Vance Wilson, R OBP: 0.297, SLG: 0.384 (8.2)			0-0 G6-3			0-0 SH1-4-5		0-0 F9		0-0 G5-3			1	0	0	0	0	0	1										
Inning Stats	R: 0 E: 0 K: 0 S: 8	H: 1 LOB: 0 BB: 0 P: 11	R: 0 E: 0 K: 1 S: 6	H: 0 LOB: 0 BB: 0 P: 8	R: 2 E: 0 K: 0 S: 11	H: 2 LOB: 1 BB: 0 P: 12	R: 0 E: 0 K: 2 S: 12	H: 1 LOB: 1 BB: 0 P: 18	R: 0 E: 1 K: 0 S: 4	H: 0 LOB: 0 BB: 0 P: 7	R: 0 E: 0 K: 0 S: 11	H: 1 LOB: 1 BB: 0 P: 16	R: 0 E: 0 K: 0 S: 9	H: 1 LOB: 2 BB: 1 P: 17	R: 0 E: 0 K: 1 S: 10	H: 1 LOB: 1 BB: 0 P: 14	R: 0 E: 1 K: 0 S: 11	H: 0 LOB: 2 BB: 1 P: 20	R: 0 E: 0 K: 1 S: 5	H: 0 LOB: 0 BB: 0 P: 6	R: 0 E: 0 K: 0 S: 11	H: 1 LOB: 1 BB: 0 P: 19	1B: 7 2B: 1 3B: 0 HR: 1	SF: 0 SAC: 1 DP: 2 HBP: 0	WP: 0 PB: 0 SB: 0 CS: 2	PA: 44			
PITCHER	IP WLS BF H R ER SO BB IBB HBP BLK WP HR S P ERA WHIP	6.0 0.0 7.1 2.0	22 1 7 7	5 0 1 0	2 0 0 1	2 0 0 0	3 0 0 0	0 1 0 0	0 0 15 16	2 4 25 26	7 6 26 30	3.00 0.833 0.000 0.500 0.500																	

Florida Marlins @ New York Mets
Shea Stadium, Flushing, NY
Tue Sep 03 2002, 5:10 PM EDT
Sunny - 81 F

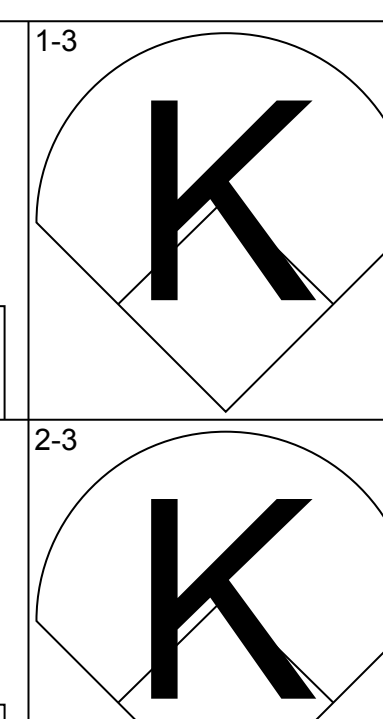
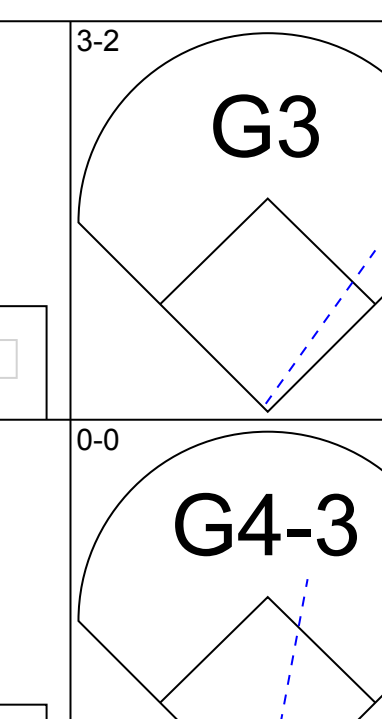
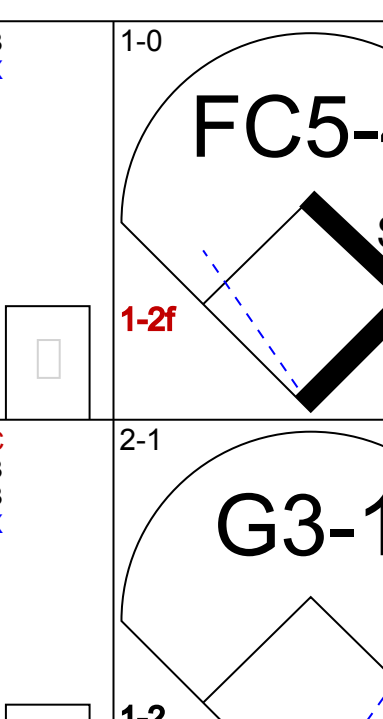
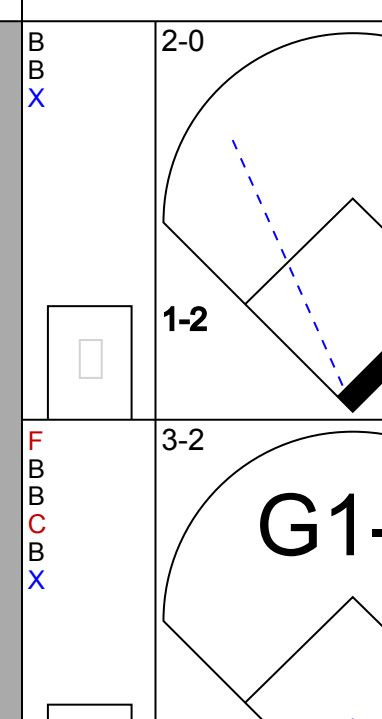
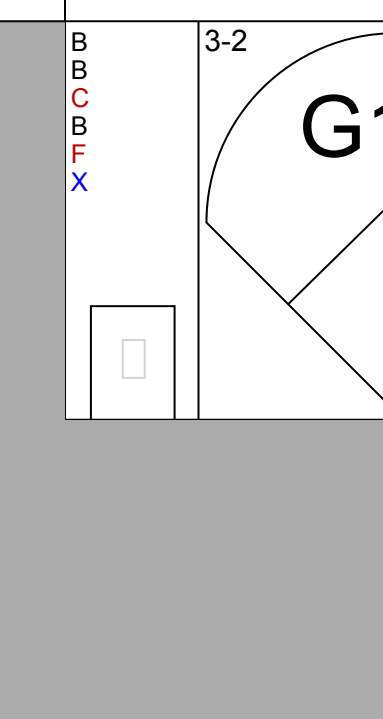
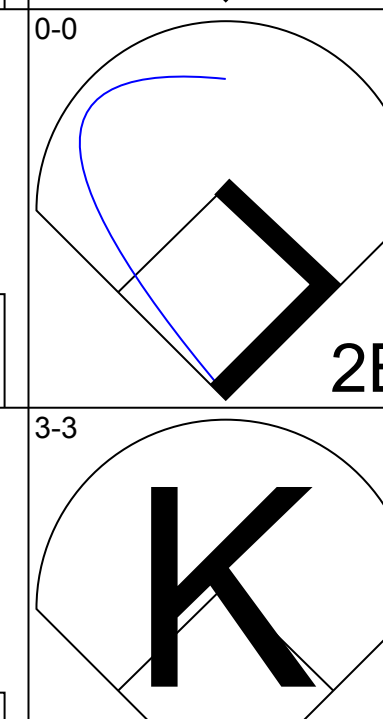




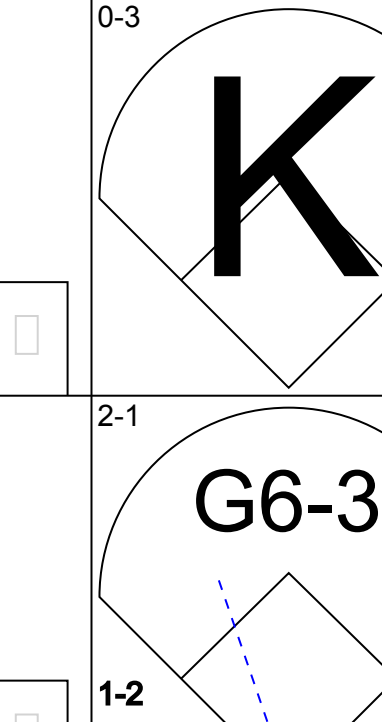
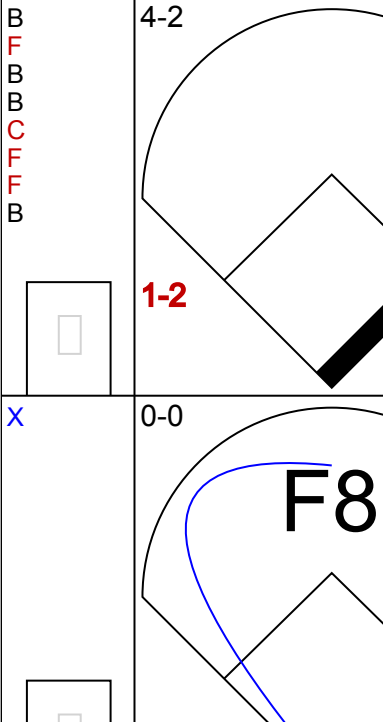
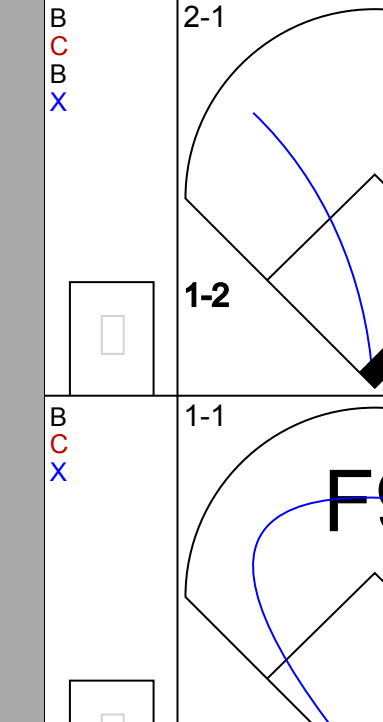

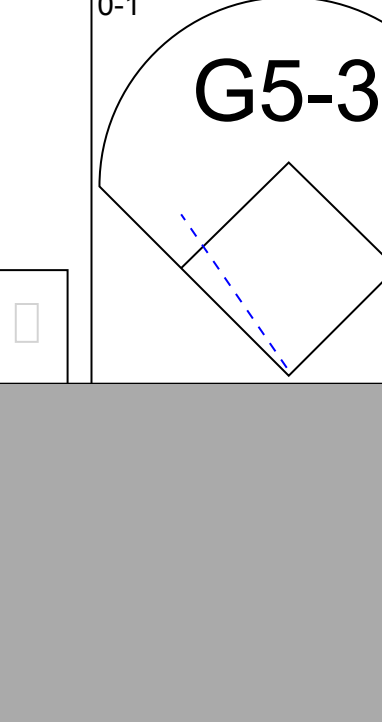

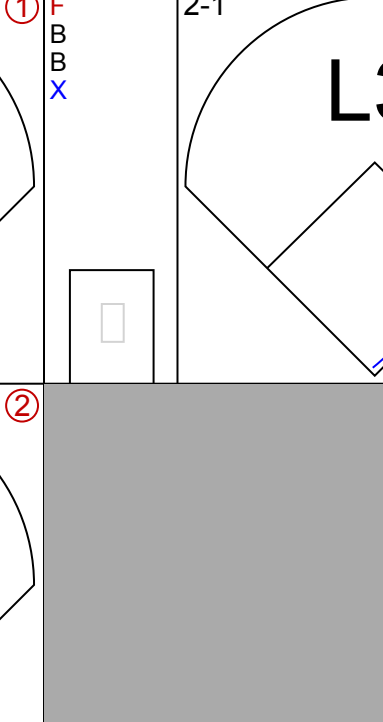
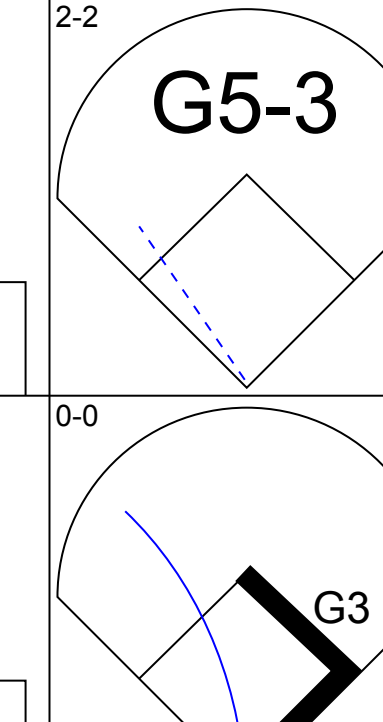
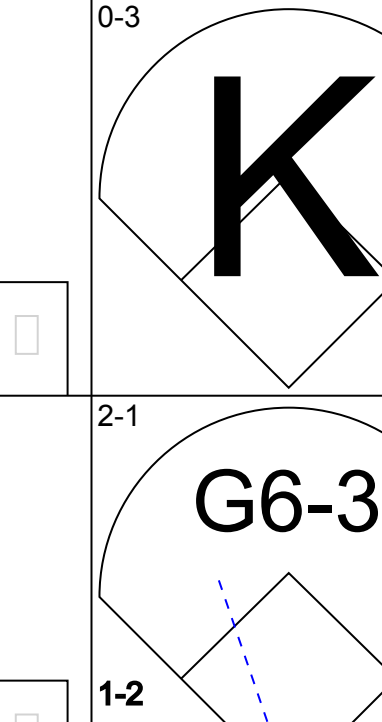
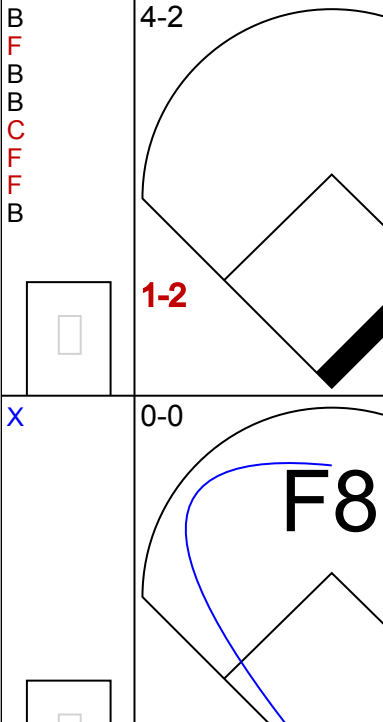
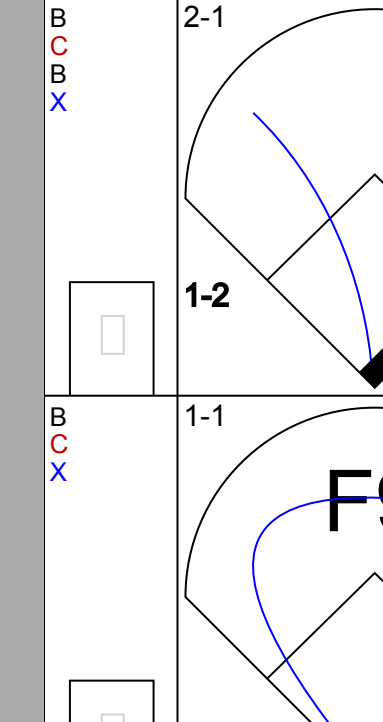
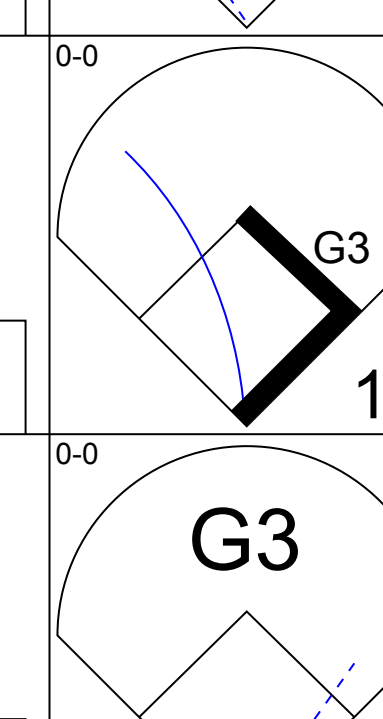
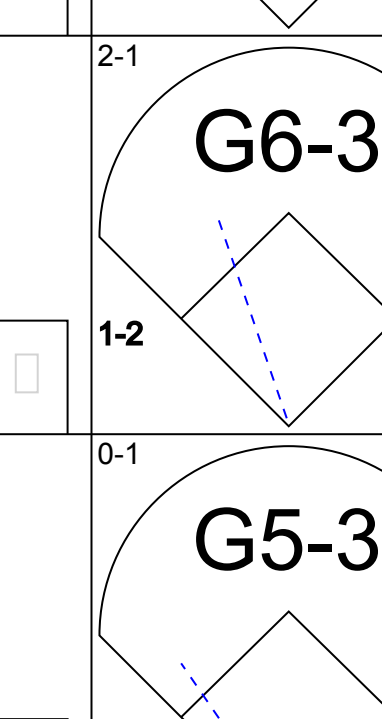
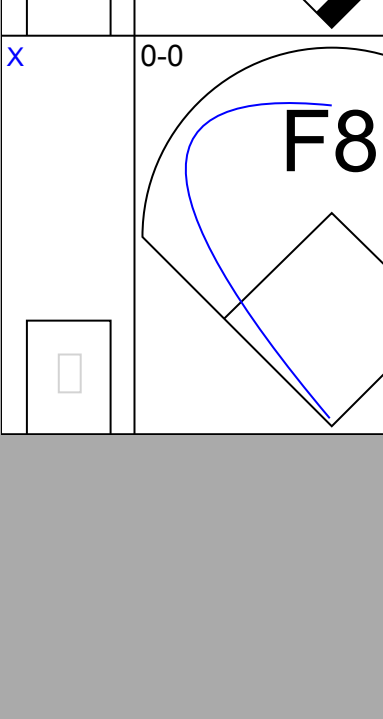
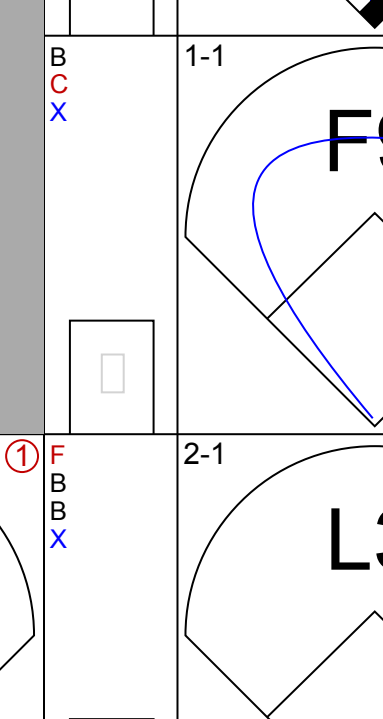
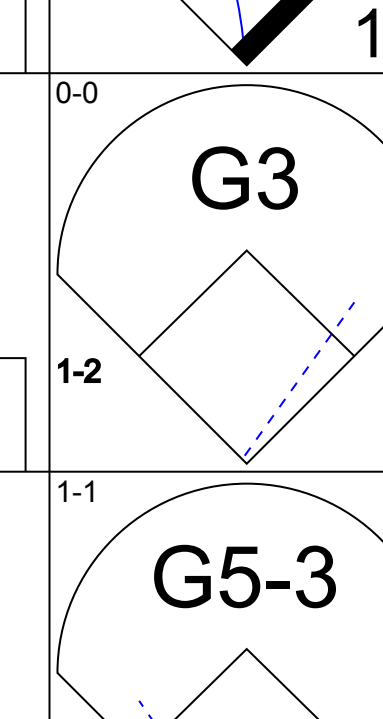
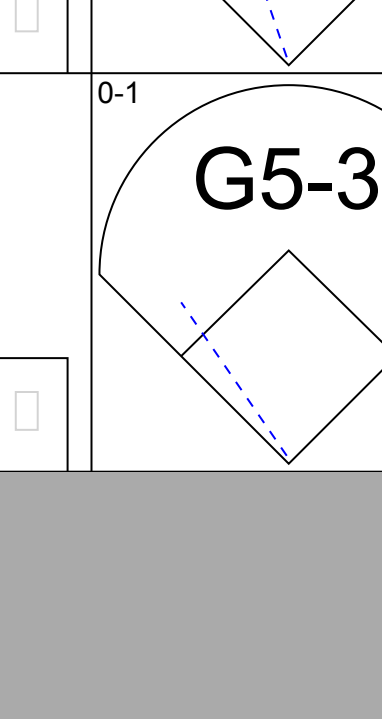
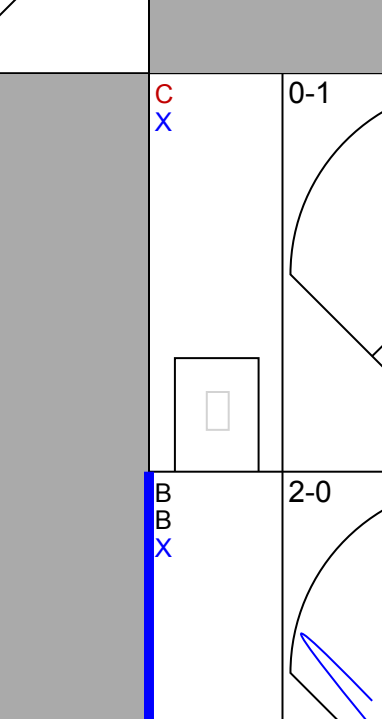
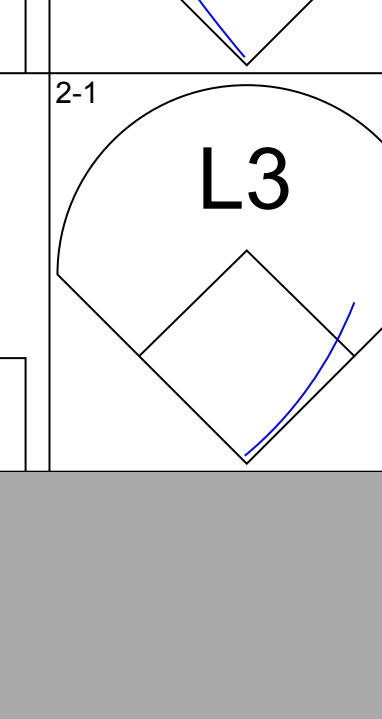
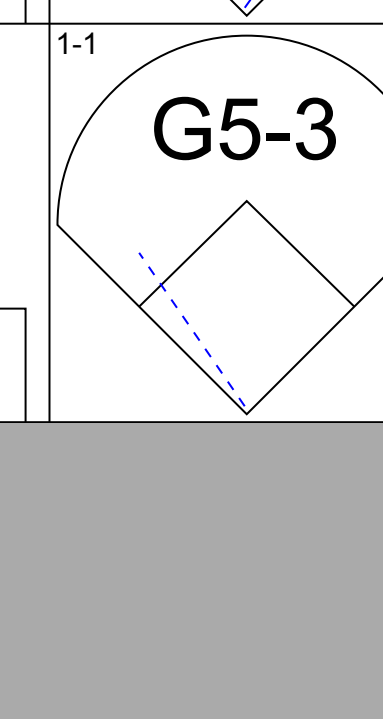
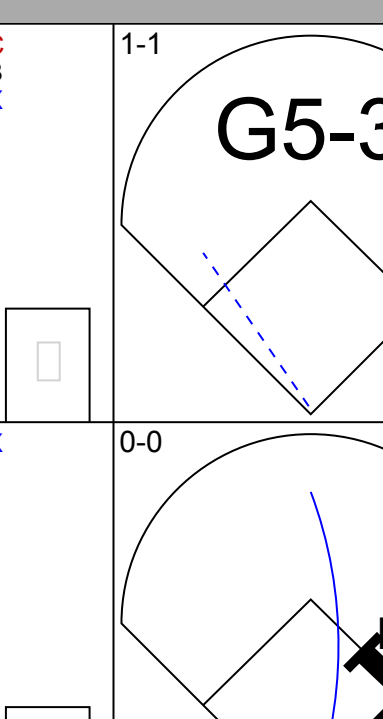
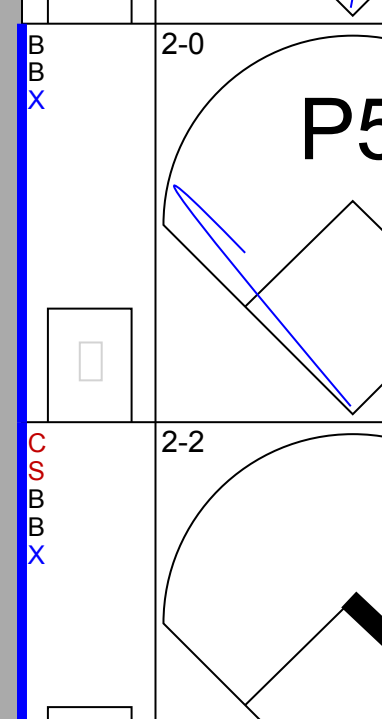
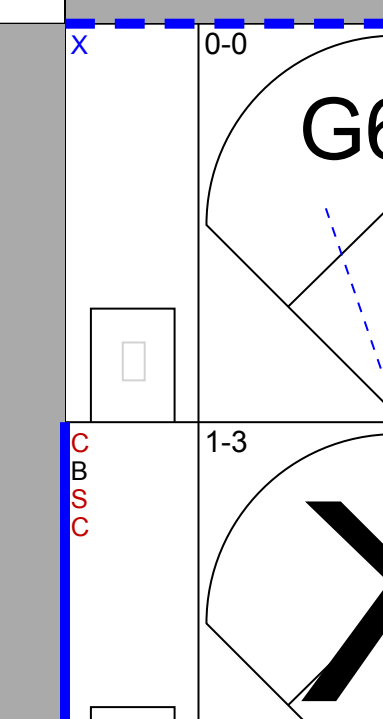
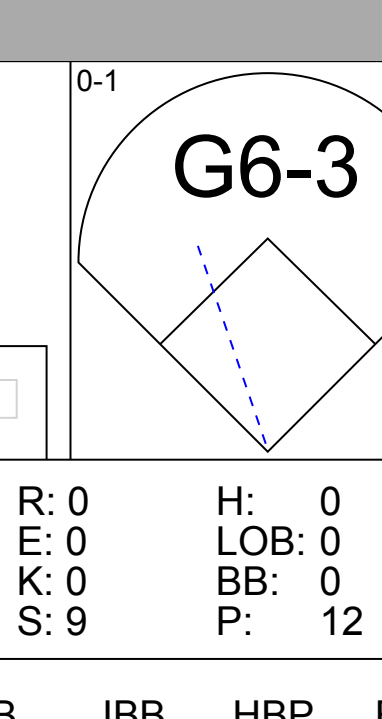
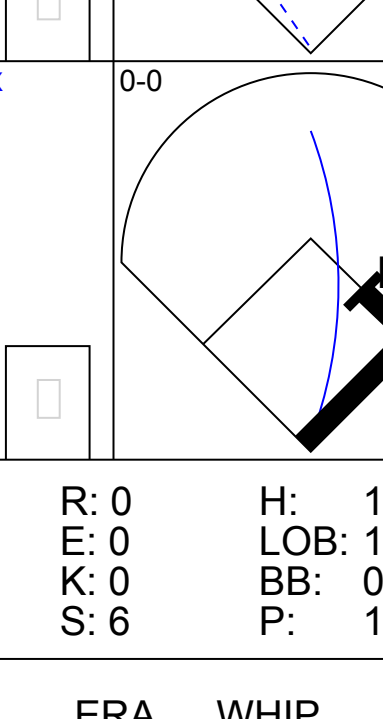
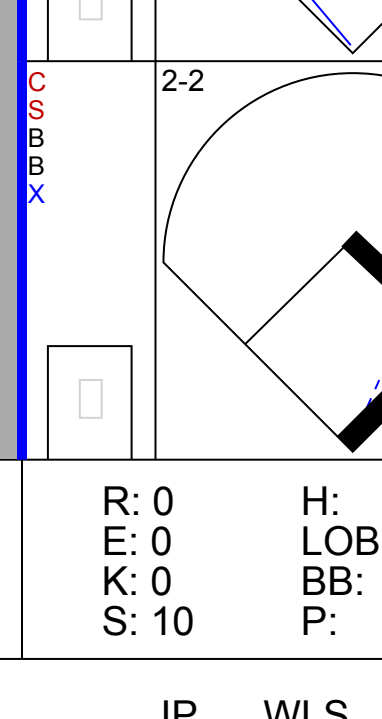
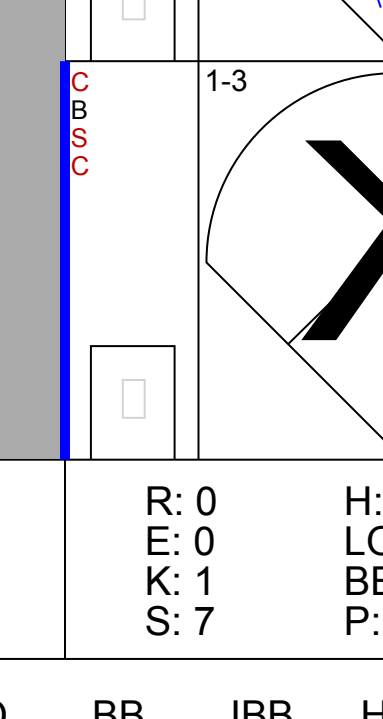
AB	41
R	2
H	8
RBI	2
BB	2
SO	6
LOB	16



Batter	1	2	3	4	5	6	7	8	9	AB	R	H	RBI	BB	SO	LOB	TOP										
Luis Castillo, S (1.4) OBP: 0.362, SLG: 0.367	L8		G3-6-3 1B		L7			F8		4	0	1	0	0	0	0	Florida Marlins @ New York Mets Shea Stadium, Flushing, NY Wed Sep 04 2002, 7:10 PM EDT Att: 28,473 - Sunny - 84 F										
Andy Fox, L (1.6) OBP: 0.336, SLG: 0.326	P6		G3-6-3 1-2f		P6			F9		4	0	0	0	0	0	1											
Kevin Millar, R (1.7) OBP: 0.353, SLG: 0.488 Brian Banks, S (8.7) OBP: 0.333, SLG: 0.333	K		1B		G6-3			FC6-4 BB		3	0	1	0	1	1	0											
Preston Wilson, R (1.8) OBP: 0.333, SLG: 0.429 Abraham Nunez, S (8.8)		G6-3	G5-3		K			FC6-4 1-2f		4	0	0	0	0	1	2											
Derrek Lee, R (1.3) OBP: 0.368, SLG: 0.486		1B HR			K			F8		4	1	1	0	0	2	0											
Juan Encarnacion, R (1.9) OBP: 0.328, SLG: 0.451		1B HR			G6-3			F9		4	1	1	0	0	0	0											
Mike Lowell, R (1.5) OBP: 0.342, SLG: 0.447		1B HR			F8			F7		4	1	2	3	0	1	0											
Charles Johnson, R (1.2) OBP: 0.306, SLG: 0.346		G6-3			F8			BB		2	0	0	0	1	0	1											
Julian Tavarez, L (1.1) OBP: 0.184, SLG: 0.139 Armando Almanza, L (6.1)		G6-3			G6-3			G4-3		2	0	0	0	0	0	0											
Tim Raines, S (7. PH) OBP: 0.374, SLG: 0.270 Toby Borland, R (7.1) 46 Oswaldo Mairesna, L (7.1)		G6-3			G6-3			G4-3		0	0	0	0	0	0	0											
Inning Stats	R: 0 E: 0 K: 1 S: 9	H: 0 LOB: 0 BB: 0 P: 13	R: 3 E: 0 K: 0 S: 13	H: 3 LOB: 0 BB: 0 P: 17	R: 0 E: 0 K: 0 S: 10	H: 2 LOB: 1 BB: 0 P: 12	R: 0 E: 0 K: 1 S: 14	H: 1 LOB: 1 BB: 0 P: 18	R: 0 E: 0 K: 0 S: 14	H: 0 LOB: 0 BB: 0 P: 17	R: 0 E: 0 K: 1 S: 7	H: 0 LOB: 0 BB: 0 P: 10	R: 0 E: 0 K: 0 S: 6	H: 0 LOB: 1 BB: 1 P: 13	R: 0 E: 0 K: 0 S: 6	H: 0 LOB: 1 BB: 1 P: 11	R: 0 E: 0 K: 2 S: 10	H: 0 LOB: 0 BB: 0 P: 14	1B: 4 2B: 1 3B: 0 HR: 1	SF: 0 SAC: 0 DP: 1 HBP: 0	WP: 0 PB: 0 SB: 0 CS: 0	PA: 34					
PITCHER	IP	WLS	BF	H	R	ER	SO	BB	IBB	HBP	BLK	WP	HR	S	P	ERA	WHIP										
Pedro Astacio, R (1.1) ERA: 3.97	6.0	W	23	6	3	3	3	0	0	0	0	0	1	67	87	4.50	1.000										
Steve Reed, R (7.1) ERA: 1.99	1.0	H	4	0	0	0	0	1	0	0	0	0	0	6	13	0.00	1.000										
Pedro Feliciano, L (8.1) ERA:	2.0		7	0	0	0	2	1	0	0	0	0	0	16	25	0.00	0.500										

Batter	1	2	3	4	5	6	7	8	9	AB	R	H	RBI	BB	SO	LOB	BOTTOM										
Timo Perez, L (1.8) OBP: 0.327, SLG: 0.446 Pedro Feliciano, L (8.1)	F8	G4-3		F8		E3	1B BB			4	0	0	0	1	0	3	Florida Marlins @ New York Mets Shea Stadium, Flushing, NY Wed Sep 04 2002, 7:10 PM EDT Att: 28,473 - Sunny - 84 F										
Roberto Alomar, S (1.4) OBP: 0.340, SLG: 0.400 Joe McEwing, R (6. PH) (7.4) (9.9)	31 HR		F7		G3	F6	1B			3	1	1	0	0	0	0											
31 Mike Piazza, R (1.2) OBP: 0.355, SLG: 0.522 Vance Wilson, R (8.2) OBP: 0.297, SLG: 0.364	HR		G1-3		F9	K	L5			5	1	1	2	0	1	4											
Mo Vaughn, L (1.3) OBP: 0.339, SLG: 0.439 Marco Scutaro, R (9.4) OBP: 0.125, SLG: 0.250	2B G4-3		F7		F7	2B	G3	K		5	1	2	0	0	1	0											
Edgardo Alfonzo, R (1.5) OBP: 0.408, SLG: 0.483	G4-3		G4-3		F8		HR	G3		5	1	2	1	0	0	1											
Jeremy Burnitz, L (1.9) OBP: 0.312, SLG: 0.337 Ty Wigginton, R (8. PH) (9.3)	G4-3		E4 1B		E4 1B	SH5-4 BB	HR	HR		3	3	2	2	1	0	1											
Roger Cedeno, S (1.7) OBP: 0.305, SLG: 0.332	G3		1B		1B	SH5-4 BB	WP SF7	G6-3		3	2	1	0	2	0	1											
Rey Ordenez, R (1.6) OBP: 0.284, SLG: 0.317		G5-3		SH1-4 1B		SH5-4	WP 1B			2	1	1	1	0	0	0											
Pedro Astacio, R (1.1) OBP: 0.161, SLG: 0.152 John Valentin, R (6. PH) OBP: 0.344, SLG: 0.354 Esik Strand, S (6. PH) Steve Reed, R (7.1) Raul Gonzalez, R (7. PH) OBP: 0.359, SLG: 0.500 (8.8)		K		SH1-4		E S	SF7			1	0	0	0	0	1	0											
Inning Stats	R: 3 E: 0 K: 0 S: 16	H: 4 LOB: 1 BB: 0 P: 26	R: 0 E: 0 K: 1 S: 8	H: 0 LOB: 0 BB: 0 P: 11	R: 0 E: 0 K: 0 S: 5	H: 0 LOB: 0 BB: 0 P: 11	R: 1 E: 1 K: 0 S: 15	H: 3 LOB: 2 BB: 0 P: 20	R: 0 E: 0 K: 0 S: 7	H: 1 LOB: 1 BB: 0 P: 13	R: 2 E: 1 K: 1 S: 16	H: 1 LOB: 2 BB: 2 P: 29	R: 4 E: 0 K: 0 S: 20	H: 3 LOB: 2 BB: 2 P: 40	R: 1 E: 0 K: 1 S: 17	H: 1 LOB: 0 BB: 0 P: 24		1B: 7 2B: 2 3B: 0 HR: 4	SF: 1 SAC: 2 DP: 0 HBP: 1	WP: 1 PB: 0 SB: 1 CS: 0	PA: 43						
PITCHER	IP	WLS	BF	H	R	ER	SO	BB	IBB	HBP	BLK	WP	HR	S	P	ERA	WHIP										
Julian Tavarez, R (1.1) ERA: 5.48	5.1	L	27	5	3	6	1	2	0	0	0	0	1	59	98	10.12	2.062										
Armando Almanza, L (6.1) ERA: 4.66	0.2		3	0	0	0	1	0	0	0	0	0	0	8	12	0.00	0.000										
Toby Borland, R (7.1) ERA: 7.2	0.2		7	2	4	4	0	2	0	1	0	1	2	13	29	54.00	6.000										
46 Oswaldo Mairesna, L (7.1) ERA: 4.85	1.1		6	2	1	1	1	0	0	0	0	0	1	24	35	6.75	1.500										

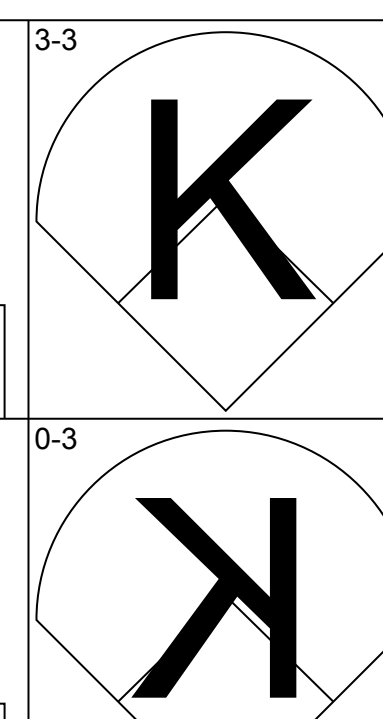
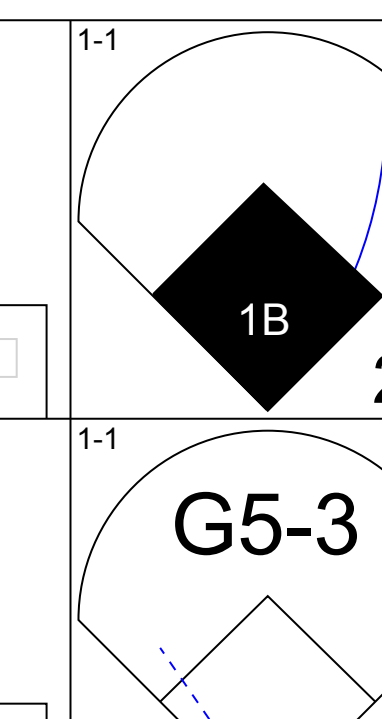
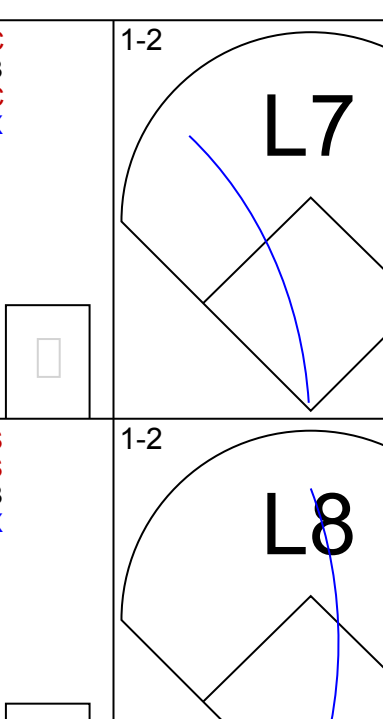
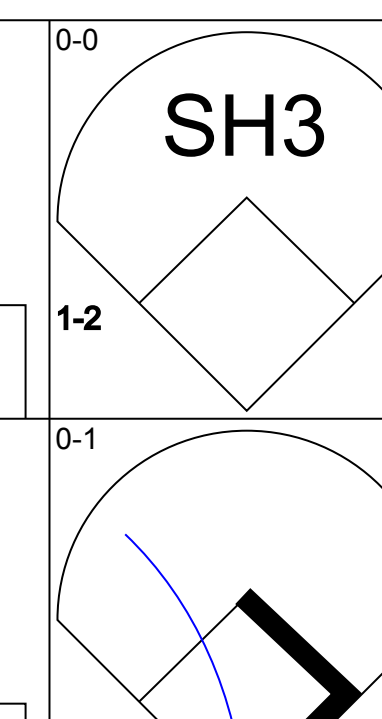
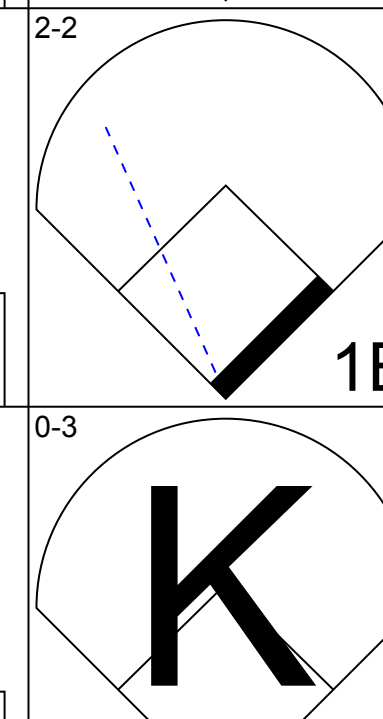
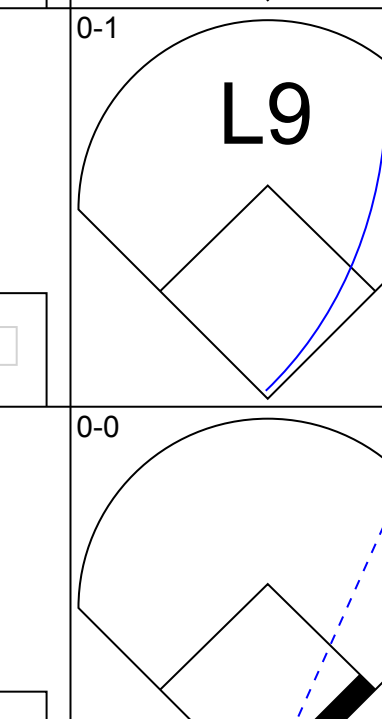

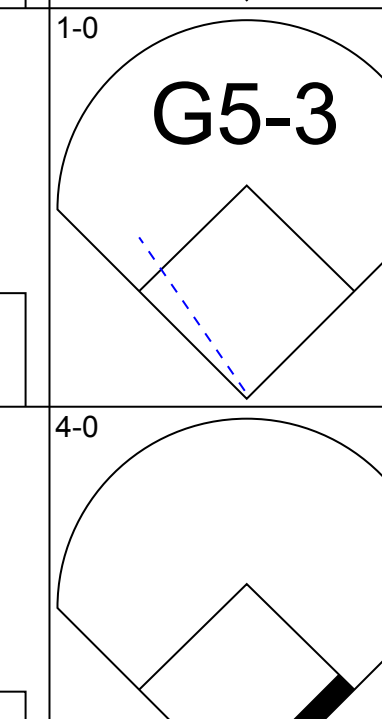

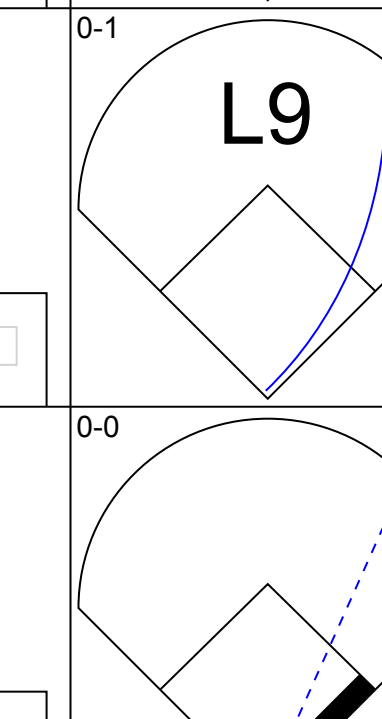
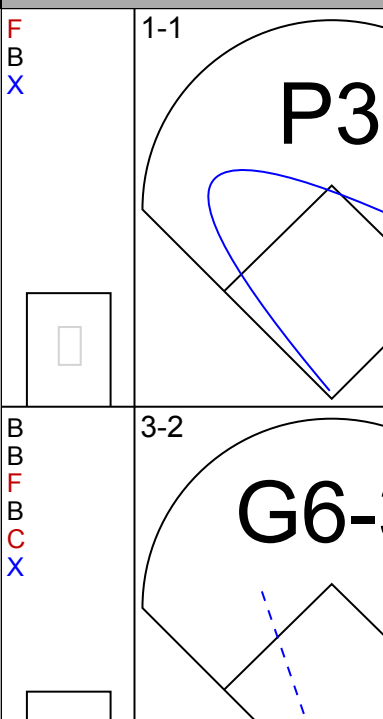
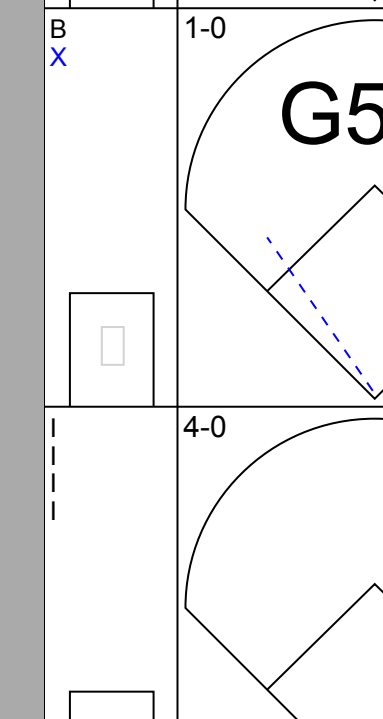


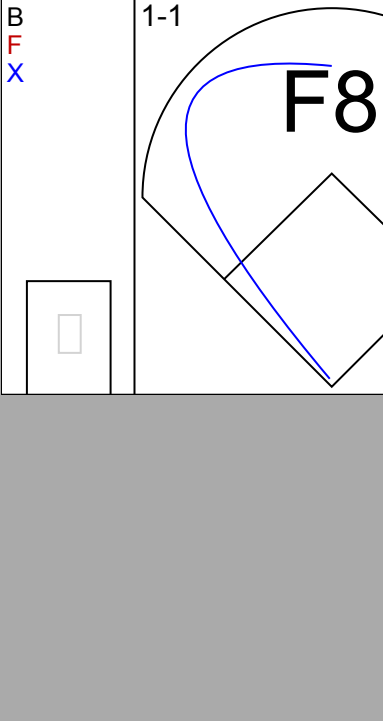
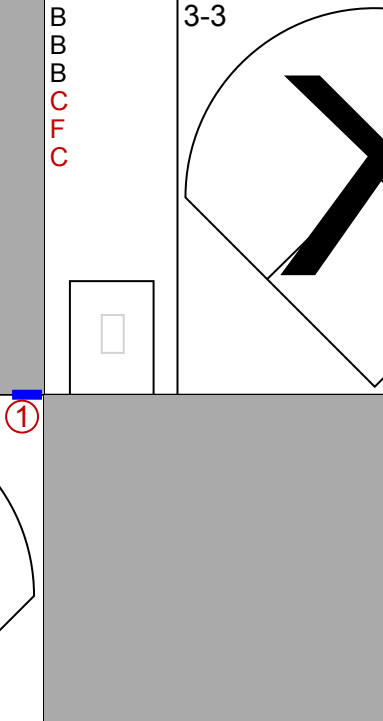
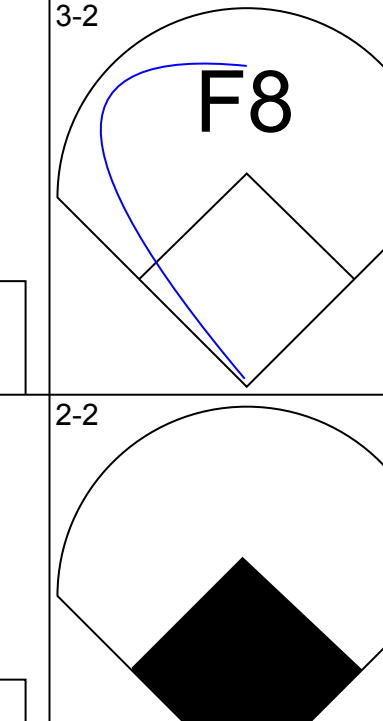

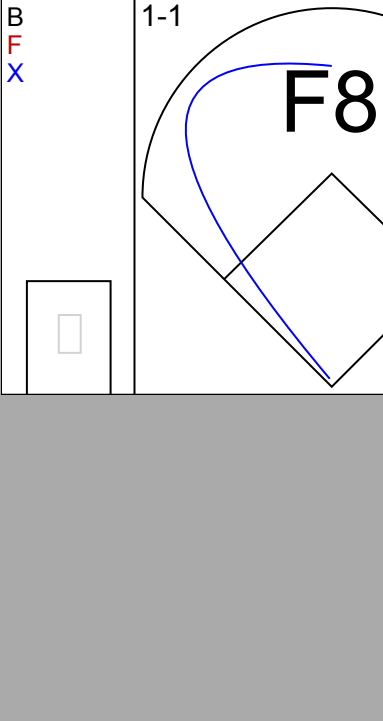
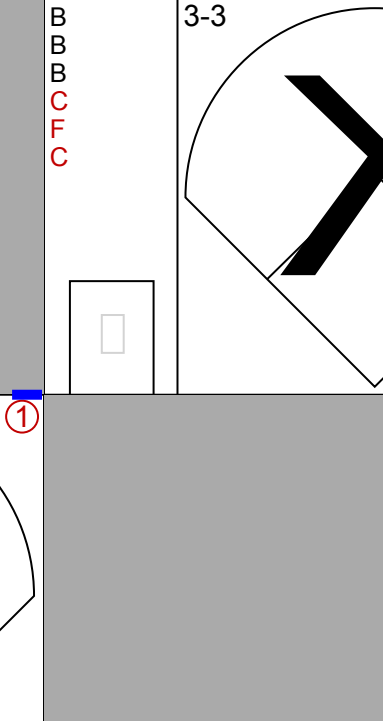
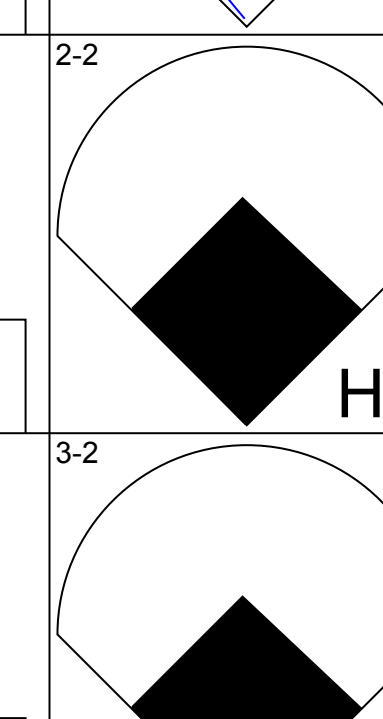
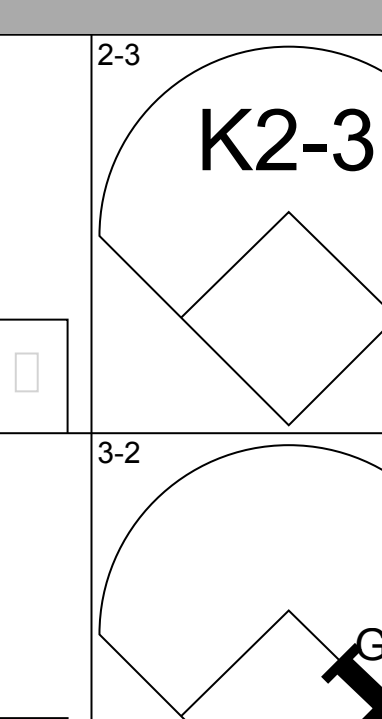
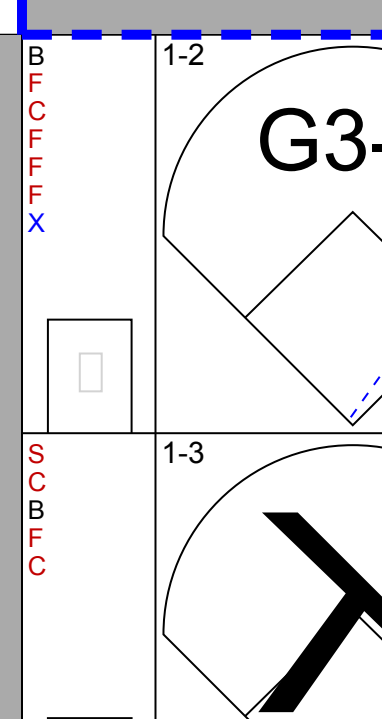
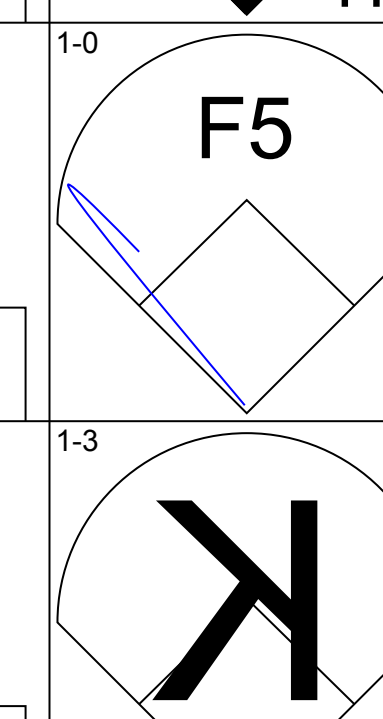
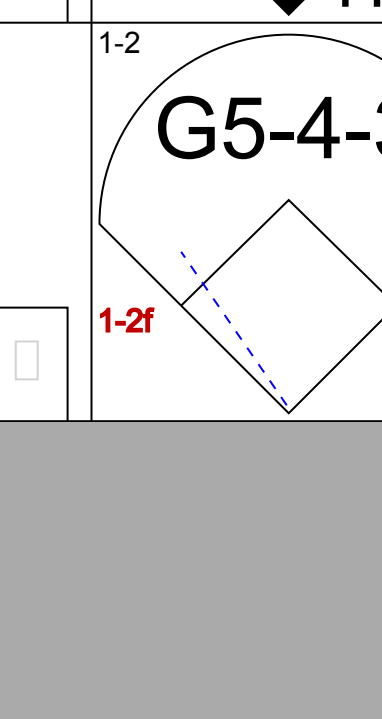
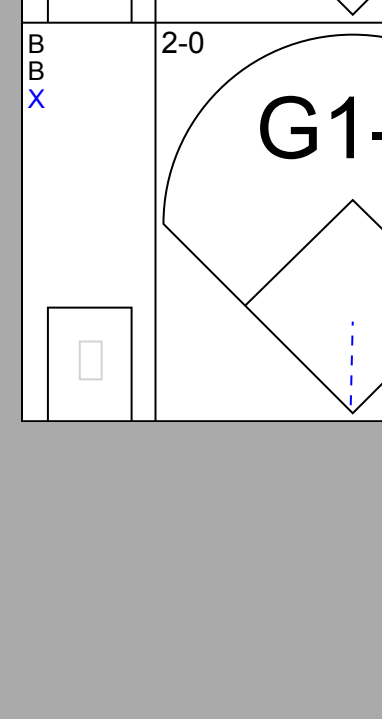
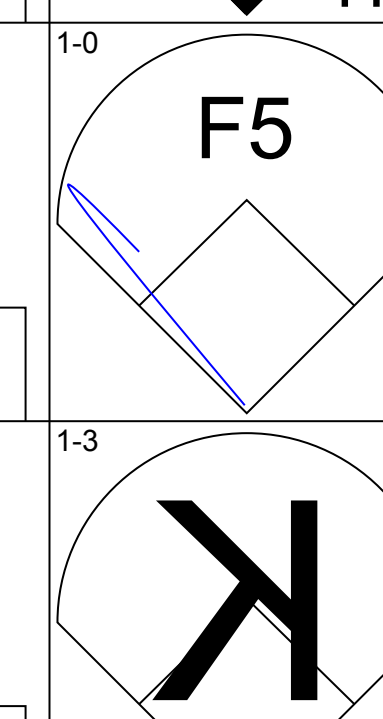
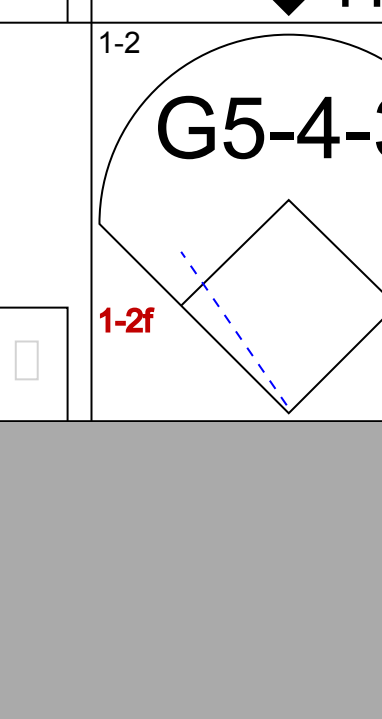
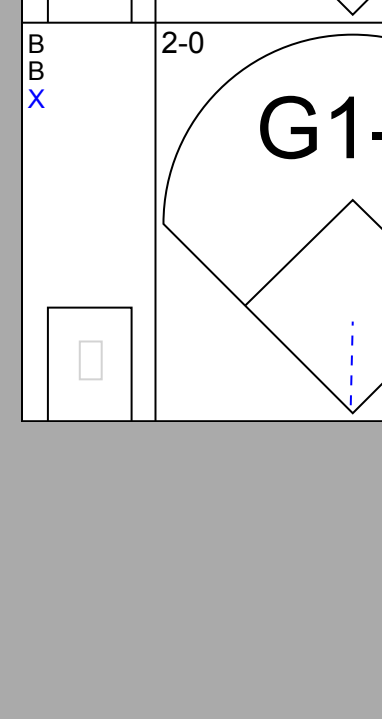
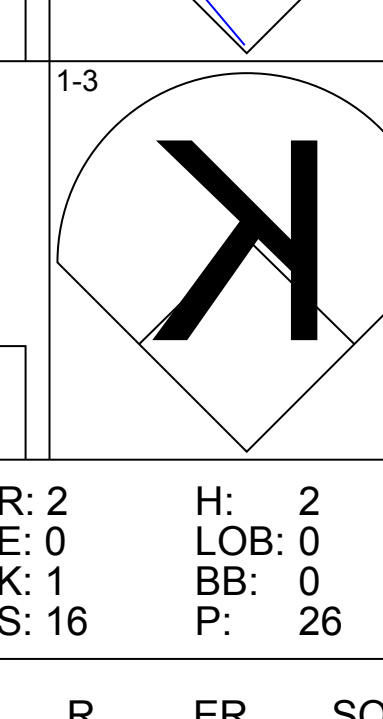
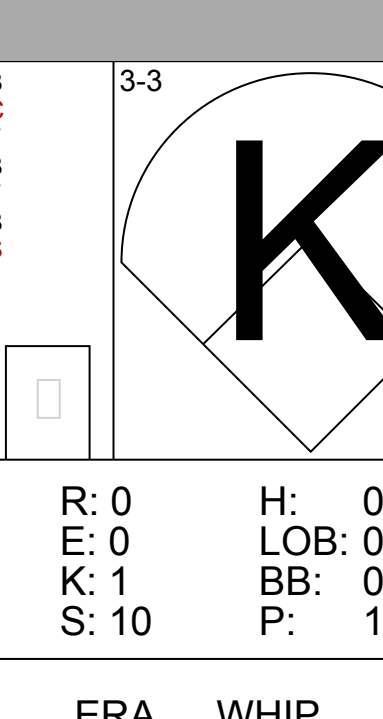
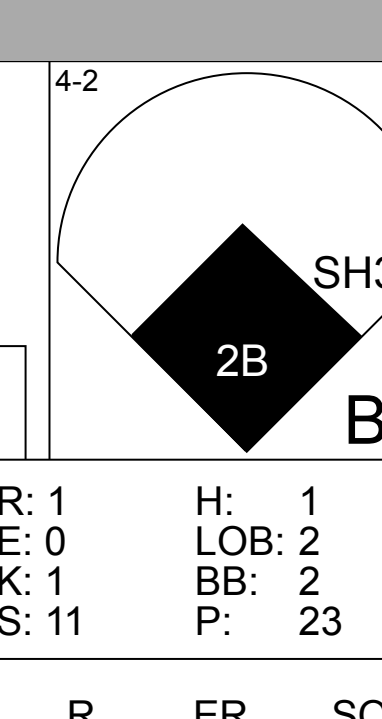
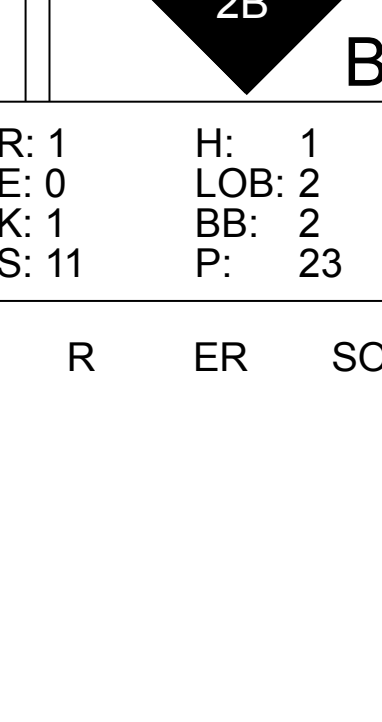


Batter	1	2	3	4	5	6	7	8	9	AB	R	H	RBI	BB	SO	LOB	TOP					
Luis Castillo, S OBP: 0.360, SLG: 0.366 (1, 4)										5	0	1	0	0	1	1						
Andy Fox, L OBP: 0.333, SLG: 0.323 (1, 6)										4	0	0	0	0	1	3						
Kevin Millar, R OBP: 0.355, SLG: 0.500 (1, 7)										4	1	2	1	0	0	0						
Derrek Lee, R OBP: 0.371, SLG: 0.485 (1, 3)										1	0	0	0	3	1	1						
Juan Encarnacion, R OBP: 0.330, SLG: 0.450 (1, 9)										3	0	1	0	1	1	1						
Mike Lowell, R OBP: 0.341, SLG: 0.446 (1, 5)										4	0	1	0	0	0	4						
Eric Owens, R OBP: 0.325, SLG: 0.356 (1, 8)										4	0	0	0	0	0	4						
Mike Redmond, R OBP: 0.387, SLG: 0.400 Charles Johnson, R OBP: 0.303, SLG: 0.342 (1, 2) (6, 2)										2	0	0	0	0	0	1						
Brad Penny, R OBP: 0.150, SLG: 0.175 Brian Banks, S OBP: 0.500, SLG: 0.500 Vladimir Nunez, R OBP: 0.200, SLG: 0.200 Tim Raines, S OBP: 0.370, SLG: 0.267 (1, 1) (7, PH) (7, PH) (9, PH)										2	0	1	0	0	0	0						
Inning Stats	R: 0 H: 1 E: 0 K: 3 S: 14	H: 1 LOB: 1 BB: 0 P: 20	R: 0 H: 1 E: 0 K: 0 S: 7	H: 1 LOB: 1 BB: 0 P: 10	R: 0 H: 0 E: 0 K: 0 S: 9	H: 0 LOB: 0 BB: 0 P: 12	R: 1 H: 1 E: 0 K: 1 S: 10	H: 1 LOB: 1 BB: 1 P: 17	R: 0 H: 1 E: 0 K: 0 S: 6	H: 1 LOB: 1 BB: 2 P: 10	R: 0 H: 0 E: 0 K: 0 S: 9	H: 0 LOB: 1 BB: 2 P: 18	R: 0 H: 2 E: 0 K: 0 S: 10	H: 2 LOB: 2 BB: 0 P: 19	R: 0 H: 1 E: 0 K: 0 S: 10	H: 1 LOB: 2 BB: 1 P: 19	R: 0 H: 0 E: 0 K: 1 S: 7	H: 0 LOB: 0 BB: 0 P: 11	1B: 5 2B: 1 3B: 0 HR: 1	SF: 0 SAC: 0 DP: 0 HBP: 0	WP: 0 PB: 0 SB: 2 CS: 1	PA: 37
PITCHER	IP	WLS	BF	H	R	ER	SO	BB	IBB	HBP	BLK	WP	HR	S	P	ERA	WHIP					
Steve Trachsel, R ERA: 3.36 (1, 1)	7.0	W	29	6	1	1	4	3	0	0	0	0	1	65	106	1.29	1.286					
David Weathers, R ERA: 3.04 (8, 1)	1.0	H	5	1	0	0	0	1	0	0	0	0	0	10	19	0.00	2.000					
Armando Benitez, R ERA: 2.47 (9, 1)	1.0	S	3	0	0	0	1	0	0	0	0	0	0	7	11	0.00	0.000					

Florida Marlins @ New York Mets
Shea Stadium, Flushing, NY
Thu Sep 05 2002, 7:10 PM EDT
Att: 31,211 - Cloudy - 78 F

AB 33
R 1
H 7
RBI 1
BB 4
SO 5
LOB 15



Batter	1	2	3	4	5	6	7	8	9	AB	R	H	RBI	BB	SO	LOB	BOTTOM				
Roger Cedeno, S OBP: 0.306, SLG: 0.334 Armando Benitez, R (1, 7) (9, 1)										3	1	1	0	0	1	0					
Raul Gonzalez, R OBP: 0.353, SLG: 0.500 (1, 8) (9, 7)										4	0	1	1	0	1	1					
31 Mike Piazza, R OBP: 0.355, SLG: 0.519 (1, 2)										4	0	1	0	0	0	2					
Mo Vaughn, L OBP: 0.340, SLG: 0.438 (1, 3)										3	0	1	1	1	1	1					
Edgardo Alfonzo, R OBP: 0.406, SLG: 0.480 Joe McEwing, R OBP: 0.239, SLG: 0.308 (1, 5) (7, 5)										3	0	0	0	0	1	1					
Jeromy Burnitz, L OBP: 0.312, SLG: 0.344 (1, 9)										3	1	1	1	0	1	0					
Ty Wigginton, R OBP: 0.314, SLG: 0.485 (1, 4)										2	1	1	1	0	1	0					
Rey Ordenez, R OBP: 0.282, SLG: 0.314 (1, 6)										3	0	0	0	0	0	1					
Steve Trachsel, R OBP: 0.125, SLG: 0.175 David Weathers, R (1, 1) (8, 1)										2	0	0	0	0	2	0					
Timo Perez, L OBP: 0.328, SLG: 0.446 (8, PH) (9, 8)										0	0	0	0	0	0	0					
Inning Stats	R: 0 H: 1 E: 0 K: 3 S: 14	H: 2 LOB: 1 BB: 0 P: 19	R: 2 H: 2 E: 0 K: 1 S: 16	H: 2 LOB: 0 BB: 0 P: 26	R: 1 H: 2 E: 0 K: 1 S: 11	H: 2 LOB: 1 BB: 0 P: 14	R: 0 H: 0 E: 0 K: 1 S: 11	H: 0 LOB: 0 BB: 0 P: 17	R: 0 H: 0 E: 0 K: 0 S: 10	H: 0 LOB: 0 BB: 0 P: 15	R: 0 H: 0 E: 0 K: 0 S: 7	H: 0 LOB: 0 BB: 0 P: 12	R: 0 H: 0 E: 0 K: 1 S: 11	H: 0 LOB: 0 BB: 0 P: 15	R: 1 H: 1 E: 0 K: 1 S: 11	H: 1 LOB: 2 BB: 2 P: 23	1B: 2 2B: 2 3B: 0 HR: 2	SF: 0 SAC: 1 DP: 1 HBP: 1	WP: 0 PB: 0 SB: 0 CS: 0	PA: 32	
PITCHER	IP	WLS	BF	H	R	ER	SO	BB	IBB	HBP	BLK	WP	HR	S	P	ERA	WHIP				
Brad Penny, R ERA: 4.47 (1, 1)	6.0	L	23	5	3	3	7	5	3	3	7	0	0	22	38	4.50	0.833				
Vladimir Nunez, R ERA: 3.32 (7, 1)	2.0		9	1	1	1	2	1	1	0	0	0	0	22	38	4.50	1.000				


Florida Marlins @ New York Mets
Shea Stadium, Flushing, NY
Thu Sep 05 2002, 7:10 PM EDT
Att: 31,211 - Cloudy - 78 F


AB 28
R 4
H 6
RBI 4
BB 2
SO 9
LOB 8



Batter	1	2	3	4	5	6	7	8	9	AB	R	H	RBI	BB	SO	LOB	TOP			
Luis Castillo, S OBP: 0.358, SLG: 0.363	G6-3	G6-3			G5-3		G6-4-3			4	0	0	0	0	0	4	Florida Marlins @ Pittsburgh Pirates PNC Park, Pittsburgh, PA Fri Sep 06 2002, 7:05 PM EDT Att: 33,525 - Sunny - 78 F			
Blaine Neal, L (7.1)										0	0	0	0	0	0					
Graeme Lloyd, L (8.1)										0	0	0	0	0	0					
Andy Fox, L OBP: 0.332, SLG: 0.320	G3				P5			G4-3		3	0	0	0	1	0					
Kevin Millar, R OBP: 0.359, SLG: 0.507	3-1				4-0			K		3	0	2	0	1	1	0				
Preston Wilson, R OBP: 0.333, SLG: 0.428	0-1				0-2			K		3	0	1	0	0	0	2				
Abraham Nunez, S (7.8)					F8			K		1	0	0	0	0	1					
Derrek Lee, R OBP: 0.368, SLG: 0.481					G5-3					4	0	0	0	0	2	1				
Juan Encarnacion, R OBP: 0.331, SLG: 0.451										4	0	2	0	0	1	0				
Mike Lowell, R OBP: 0.341, SLG: 0.445					G6-4-3					3	0	1	0	0	0	2				
Brian Banks, S OBP: 0.400, SLG: 0.400					G6-4-3					1	0	0	0	0	0	0				
Charles Johnson, R OBP: 0.307, SLG: 0.356										3	0	2	0	0	1	0				
Michael Tejera, L OBP: 0.250, SLG: 0.294										1	0	0	0	0	0	1				
Toby Borland, R (6.1)										0	0	0	0	0	0	0				
Pablo Ozuna, R OBP: 0.333, SLG: 0.412										1	0	1	0	0	0	0				
Inning Stats	R: 0 E: 0 K: 0 S: 7	H: 2 LOB: 2 BB: 0 P: 12	R: 0 E: 0 K: 2 S: 16	H: 2 LOB: 3 BB: 0 P: 25	R: 0 E: 0 K: 0 S: 8	H: 0 LOB: 1 BB: 2 P: 19	R: 0 E: 0 K: 0 S: 5	H: 2 LOB: 1 BB: 0 P: 7	R: 0 E: 0 K: 0 S: 11	H: 1 LOB: 0 BB: 0 P: 13	R: 0 E: 0 K: 1 S: 9	H: 1 LOB: 0 BB: 0 P: 13	R: 0 E: 0 K: 1 S: 10	H: 0 LOB: 0 BB: 0 P: 16	R: 0 E: 0 K: 1 S: 10	H: 0 LOB: 0 BB: 0 P: 13	1B: 5 2B: 4 3B: 0 HR: 0	SF: 0 SAC: 0 DP: 3 HBP: 1	WP: 0 PB: 0 SB: 0 CS: 1	PA: 34
PITCHER	IP WLS BF H R ER SO BB IBB HBP BLK WP HR S P ERA WHIP																			
Kris Benson, R ERA: 4.76	(1.1) 5.0 W 22 7 0 0 2 2 0 0 1 0 0 0 0 47 76 0.00 1.800																			
Mike Lincoln, R ERA: 3.13	(6.1) 1.0 3 1 0 0 0 0 0 0 0 0 0 0 0 9 13 0.00 1.000																			
Scott Sauerbeck, L ERA: 2.17	(7.1) 1.0 3 1 0 0 1 0 0 0 0 0 0 0 10 16 0.00 1.000																			
Al Reyes, R ERA: 1.8	(8.1) 1.0 3 0 0 0 2 0 0 0 0 0 0 0 8 9 0.00 0.000																			
Brian Boehringer, R ERA: 3.38	(9.1) 1.0 3 0 0 0 1 0 0 0 0 0 0 0 10 13 0.00 0.000																			

Batter	1	2	3	4	5	6	7	8	9	AB	R	H	RBI	BB	SO	LOB	BOTTOM			
18 Jason Kendall, R OBP: 0.343, SLG: 0.353	G5-3				F8					4	1	2	0	1	0	1	Florida Marlins @ Pittsburgh Pirates PNC Park, Pittsburgh, PA Fri Sep 06 2002, 7:05 PM EDT Att: 33,525 - Sunny - 78 F			
Brian Boehringer, S (9.1)										0	0	0	0	0	0					
2 Jack Wilson, R OBP: 0.309, SLG: 0.341	K				F9					5	3	1	4	0	1	4				
Brian Giles, L OBP: 0.443, SLG: 0.614										3	1	1	1	1	0	0				
Adrian Brown, S OBP: 0.274, SLG: 0.271	P4									1	1	1	0	0	0	0				
Aramis Ramirez, R OBP: 0.287, SLG: 0.385										5	1	2	2	0	0	1				
Craig Wilson, R OBP: 0.358, SLG: 0.452										5	0	2	2	0	2	3				
Kevin Young, R OBP: 0.325, SLG: 0.419										5	1	2	2	0	0	2				
Adam Hyzdu, R OBP: 0.335, SLG: 0.496										4	0	1	0	0	1	1				
Abraham Nunez, S OBP: 0.312, SLG: 0.318										3	1	1	0	1	2	1				
Inning Stats	R: 0 E: 0 K: 1 S: 7	H: 0 LOB: 0 BB: 0 P: 10	R: 0 E: 0 K: 0 S: 13	H: 1 LOB: 0 BB: 0 P: 16	R: 0 E: 0 K: 0 S: 7	H: 0 LOB: 1 BB: 1 P: 14	R: 2 E: 0 K: 2 S: 13	H: 2 LOB: 1 BB: 1 P: 19	R: 3 E: 0 K: 0 S: 21	H: 3 LOB: 1 BB: 1 P: 22	R: 3 E: 0 K: 2 S: 9	H: 4 LOB: 2 BB: 1 P: 36	R: 0 E: 0 K: 1 S: 9	H: 0 LOB: 0 BB: 0 P: 11	R: 3 E: 0 K: 0 S: 12	H: 4 LOB: 1 BB: 0 P: 19	1B: 10 2B: 2 3B: 0 HR: 2	SF: 0 SAC: 1 DP: 0 HBP: 0	WP: 0 PB: 0 SB: 0 CS: 0	PA: 42
PITCHER	IP WLS BF H R ER SO BB IBB HBP BLK WP HR S P ERA WHIP																			
Michael Tejera, L ERA: 4.56	(1.1) 5.1 L 26 7 6 6 4 3 0 0 0 0 0 0 0 2 58 91 27.00 6.000																			
Toby Borland, R ERA: 9.53	(6.1) 0.2 6 3 2 2 1 1 0 0 0 0 0 0 0 16 26 27.00 6.000																			
Blaine Neal, R ERA: 3.97	(7.1) 1.0 3 0 0 0 1 0 0 0 0 0 0 0 9 11 0.00 0.000																			
Graeme Lloyd, L ERA: 4.64	(8.1) 1.0 7 4 3 3 0 0 0 0 0 0 0 0 12 19 27.00 4.000																			

Batter	1	2	3	4	5	6	7	8	9	AB	R	H	RBI	BB	SO	LOB	TOP					
Luis Castillo, S (1,4) OBP: 0.355, SLG: 0.360	P6		G6-3			G1-3		L9		4	0	0	0	0	0	2	Florida Marlins @ Pittsburgh Pirates PNC Park, Pittsburgh, PA Sat Sep 07 2002, 7:05 PM EDT Att: 18,848 - Sunny - 84 F livebaseballscores.com AB 31 R 1 H 7 RBI 1 BB 2 SO 3 LOB 11 					
Andy Fox, L (1,6) OBP: 0.332, SLG: 0.320	L6					F8		G1-6-3		3	0	1	0	0	0	0						
Mike Mordecai, R (8,PH) OBP: 0.286, SLG: 0.266										1	0	0	0	0	0	1						
Kevin Millar, R (1,7) OBP: 0.360, SLG: 0.510										4	0	2	0	0	0	1						
Preston Wilson, R (1,8) OBP: 0.330, SLG: 0.425	K									4	0	0	0	0	1	3						
Derrek Lee, R (1,3) OBP: 0.367, SLG: 0.478										3	0	0	0	1	0	0						
Juan Encarnacion, R (1,9) OBP: 0.328, SLG: 0.447										4	0	0	0	0	1	1						
Mike Lowell, R (1,5) OBP: 0.343, SLG: 0.454										3	1	2	1	0	0	0						
Mike Redmond, R (1,2) OBP: 0.391, SLG: 0.401										2	0	1	0	1	0	0						
Nate Robertson, R (1,1)										2	0	0	0	0	1	3						
Gary Knotts, R (5,1)										0	0	0	0	0	0	0						
Armando Almanza, L (7,1)										0	0	0	0	0	0	0						
Eric Owens, R (8,PH) OBP: 0.326, SLG: 0.358										1	0	1	0	0	0	0						
Braden Looper, R (8,1)										0	0	0	0	0	0	0						
Inning Stats	R: 0 E: 0 K: 1 S: 12	H: 1 LOB: 1 BB: 0 P: 20	R: 0 E: 0 K: 0 S: 5	H: 0 LOB: 0 BB: 0 P: 8	R: 0 E: 0 K: 1 S: 7	H: 1 LOB: 0 BB: 0 P: 10	R: 0 E: 0 K: 0 S: 3	H: 1 LOB: 0 BB: 0 P: 6	R: 0 E: 0 K: 1 S: 9	H: 1 LOB: 1 BB: 1 P: 17	R: 0 E: 0 K: 0 S: 11	H: 1 LOB: 1 BB: 0 P: 16	R: 1 E: 0 K: 0 S: 10	H: 1 LOB: 0 BB: 0 P: 15	R: 0 E: 0 K: 0 S: 9	H: 1 LOB: 1 BB: 1 P: 13		R: 0 E: 0 K: 0 S: 9	H: 0 LOB: 1 BB: 1 P: 17	1B: 4 2B: 2 3B: 0 HR: 1	SF: 0 SAC: 0 DP: 3 HBP: 0	WP: 0 PB: 0 SB: 0 CS: 0
PITCHER	IP WLS BF H R ER SO BB IBB HBP BLK WP HR S P ERA WHIP																					
Josh Fogg, R (1,1) ERA: 4.29	6.0 W 22 5 0 0 3 0 1 0 0 0 0 0 47 77 0.00 0.833																					
Brian Boehringer, R (7,1) ERA: 3.47	1.0 4 1 1 1 0 0 0 0 0 0 0 0 1 10 15 9.00 1.000																					
Scott Sauerbeck, L (8,1) ERA: 2.13	1.0 H 3 1 0 0 0 0 0 0 0 0 0 0 9 13 0.00 1.000																					
Mike Williams, R (9,1) ERA: 2.48	1.0 S 4 0 0 0 0 1 0 0 0 0 0 0 9 17 0.00 1.000																					

Batter	1	2	3	4	5	6	7	8	9	AB	R	H	RBI	BB	SO	LOB	BOTTOM					
18 Jason Kendall, R (1,2) OBP: 0.343, SLG: 0.352	FC4-6 1B	G6-3				F9		F9		4	1	1	0	0	0	0	Florida Marlins @ Pittsburgh Pirates PNC Park, Pittsburgh, PA Sat Sep 07 2002, 7:05 PM EDT Att: 18,848 - Sunny - 84 F livebaseballscores.com AB 32 R 4 H 8 RBI 4 BB 2 SO 3 LOB 16 					
2 Jack Wilson, R (1,6) OBP: 0.313, SLG: 0.347	FC4-6 1B					G6-3		HR		4	1	3	0	0	0	0						
Brian Giles, L (1,7) OBP: 0.442, SLG: 0.618	FC4-6 1B					G3		F7		4	1	1	2	0	0	3						
Aramis Ramirez, R (1,5) OBP: 0.291, SLG: 0.396	HBP							F3		4	1	3	2	0	0	1						
Mike Benjamin, R (9,5) OBP: 0.205, SLG: 0.186	HBP									0	0	0	0	0	0	0						
Craig Wilson, R (1,9) OBP: 0.357, SLG: 0.448	HBP									3	0	0	0	0	1	2						
Scott Sauerbeck, R (8,1)										0	0	0	0	0	0	0						
Mike Williams, R (9,1)										0	0	0	0	0	0	0						
Kevin Young, R (1,3) OBP: 0.324, SLG: 0.416	F9					G6-3		L9		3	0	0	0	1	0	3						
Adam Hyzdu, R (1,8) OBP: 0.333, SLG: 0.486	FC6-4					G6-3		G5-3		3	0	0	0	1	0	5						
Abraham Nunez, S (1,4) OBP: 0.307, SLG: 0.313								G5-3		4	0	0	0	0	1	1						
Josh Fogg, R (1,1) OBP: 0.354, SLG: 0.137										2	0	0	0	0	0	1						
Armando Rios, L (8,PH) OBP: 0.297, SLG: 0.307										1	0	0	0	0	1	0						
Brian Boehringer, S (7,1) ERA: 5.4										0	0	0	0	0	0	0						
Adrian Brown, S (8,8) OBP: 0.274, SLG: 0.271										0	0	0	0	0	0	0						
Inning Stats	R: 1 E: 0 K: 0 S: 14	H: 3 LOB: 3 BB: 0 P: 19	R: 0 E: 0 K: 0 S: 6	H: 0 LOB: 0 BB: 0 P: 9	R: 1 E: 0 K: 0 S: 11	H: 1 LOB: 1 BB: 0 P: 13	R: 0 E: 1 K: 1 S: 11	H: 0 LOB: 1 BB: 1 P: 19	R: 2 E: 0 K: 0 S: 10	H: 3 LOB: 2 BB: 1 P: 22	R: 0 E: 0 K: 1 S: 6	H: 0 LOB: 0 BB: 0 P: 9	R: 0 E: 0 K: 1 S: 12	H: 1 LOB: 1 BB: 0 P: 16	R: 0 E: 0 K: 0 S: 4	H: 0 LOB: 0 BB: 0 P: 5	R: 0 E: 0 K: 0 S: 9	H: 0 LOB: 1 BB: 0 P: 17	1B: 5 2B: 1 3B: 0 HR: 2	SF: 0 SAC: 0 DP: 0 HBP: 1	WP: 0 PB: 0 SB: 0 CS: 0	PA: 35
PITCHER	IP WLS BF H R ER SO BB IBB HBP BLK WP HR S P ERA WHIP																					
Nate Robertson, L (1,1) ERA: 7.71	4.2 L 24 7 4 4 1 0 0 0 0 0 0 0 7 12 7.71 1.929																					
Gary Knotts, R (5,1) ERA: 5.4	1.1 4 0 0 0 1 0 0 0 0 0 0 0 7 12 0.00 0.000																					
Armando Almanza, L (7,1) ERA: 4.54	1.0 4 1 0 0 1 0 0 0 0 1 0 0 12 16 0.00 1.000																					
Braden Looper, R (8,1) ERA: 3.85	1.0 3 0 0 0 0 0 0 0 0 0 0 0 4 5 0.00 0.000																					

Batter	1	2	3	4	5	6	7	8	9	AB	R	H	RBI	BB	SO	LOB	TOP			
Luis Castillo, S OBP: 0.355, SLG: 0.358 (1, 4)	G6-3	K			F9		F9		G1-3	5	0	0	0	0	1	0	Florida Marlins @ Philadelphia Phillies Veterans Stadium, Philadelphia, PA Tue Sep 10 2002, 5:05 PM EDT Cloudy - 91 F			
Juan Encarnacion, R OBP: 0.329, SLG: 0.443 (1, 9)	1B 3B BB	G6-3			P3		F7			3	1	0	0	1	0	0				
Kevin Millar, R OBP: 0.362, SLG: 0.516 Vladimir Nunez, R OBP: 0.200, SLG: 0.200 Armando Almanza, L (9, 1)	1B 3B			K			F3			4	1	2	0	0	1	0				
Mike Lowell, R OBP: 0.343, SLG: 0.454 (1, 5)	1B 3B			F9			F8		G5-3	4	1	1	0	0	0	1				
Derrek Lee, R OBP: 0.372, SLG: 0.493 (1, 3)	FC1-2 3B			B1-3			P3		G5-3	4	0	1	3	0	0	0				
Preston Wilson, R OBP: 0.330, SLG: 0.422 (1, 8)	FC1-2 BB			F5			K		G5-3	3	0	0	0	1	1	0				
Charles Johnson, R OBP: 0.302, SLG: 0.348 Graeme Lloyd, L (6, 1) Eric Owens, R OBP: 0.326, SLG: 0.357 (7, 7)	K			G6-3			G5-3		G6-3	3	0	0	0	0	1	2				
Mike Mordecai, R OBP: 0.301, SLG: 0.286 (1, 6)	FC1-2 3H			FC1-2 2B					SF9 1B	4	2	3	0	0	0	2				
Julian Tavarez, L OBP: 0.175, SLG: 0.132 Mike Redmond, R OBP: 0.391, SLG: 0.417 (6, 2)	K			G5-3					SF9	2	0	0	0	0	1	1				
Inning Stats	R: 3 E: 0 K: 1 S: 21	H: 3 LOB: 2 BB: 2 P: 37	R: 0 E: 0 K: 2 S: 11	H: 0 LOB: 0 BB: 0 P: 16	R: 0 E: 0 K: 1 S: 7	H: 0 LOB: 0 BB: 0 P: 7	R: 0 E: 0 K: 0 S: 7	H: 1 LOB: 1 BB: 0 P: 12	R: 0 E: 0 K: 1 S: 6	H: 0 LOB: 0 BB: 0 P: 10	R: 2 E: 0 K: 0 S: 7	H: 2 LOB: 0 BB: 0 P: 15	R: 0 E: 0 K: 0 S: 8	H: 0 LOB: 0 BB: 0 P: 14	R: 1 E: 1 K: 0 S: 15	H: 1 LOB: 0 BB: 0 P: 20		1B: 4 2B: 2 3B: 1 HR: 1	SF: 1 SAC: 0 DP: 0 HBP: 0	WP: 0 PB: 0 SB: 0 CS: 0
PITCHER	IP WLS BF H R ER SO BB IBB HBP BLK WP HR S P ERA WHIP	IP WLS BF H R ER SO BB IBB HBP BLK WP HR S P ERA WHIP																		
Randy Wolf, L ERA: 3.27 (1, 1)	7.0 L 30 7 5 5 5 2 0 0 0 0 1 66 108 6.43 1.286																			
Carlos Silva, R ERA: 3.42 (8, 1)	2.0 7 1 1 0 0 0 0 0 0 0 0 0 23 34 0.00 0.500																			

Batter	1	2	3	4	5	6	7	8	9	AB	R	H	RBI	BB	SO	LOB	BOTTOM					
Ricky Ledee, L OBP: 0.335, SLG: 0.413 Doug Glanville, R OBP: 0.285, SLG: 0.327 (6, PH) (7, 8)	G1-3		G4-3		11 G3 2B BB			P4		2	1	0	0	1	0	0	Florida Marlins @ Philadelphia Phillies Veterans Stadium, Philadelphia, PA Tue Sep 10 2002, 5:05 PM EDT Cloudy - 91 F					
11 Jimmy Rollins, S OBP: 0.308, SLG: 0.381 (1, 6)	G4-3		F7		G3		K		L3	5	0	0	0	0	1	3						
Bobby Abreu, L OBP: 0.408, SLG: 0.516 (1, 9)	G1-3		2B 1B		2H 1B 2B		K		F8	5	1	2	1	0	1	2						
Pat Burrell, R OBP: 0.382, SLG: 0.566 (1, 7)	G6-3		1H 2B		P5		P4		K	5	0	1	0	0	1	1						
Travis Lee, L OBP: 0.331, SLG: 0.390 (1, 3)	G5-3 1B 1B				G6-3		BB 1B		K	5	2	3	2	0	1	0						
Mike Lieberthal, R OBP: 0.346, SLG: 0.458 (1, 2)	G5-3		BB 1B		BB 1B		BB 1B		K	3	0	1	0	1	1	1						
Tomas Perez, S OBP: 0.322, SLG: 0.393 Nick Punto, S OBP: 0.250, SLG: 0.250 Carlos Silva, R (8, 1)	2H 1B		BB 1B		BB 1B		G3		1B	3	0	2	1	1	0	2						
Marlon Anderson, L OBP: 0.314, SLG: 0.381 (1, 4)	IBB		BB 1B		G4-6-3 BB		SH5-4 BB		G3-1	1	0	0	0	3	0	1						
Randy Wolf, L OBP: 0.179, SLG: 0.264 Placido Polanco, R OBP: 0.327, SLG: 0.398 (8, 5)	K		G4-6-3		G4-6-3		SH5-4		F8	2	0	0	0	0	1	5						
Inning Stats	R: 0 E: 0 K: 0 S: 9	H: 0 LOB: 0 BB: 0 P: 13	R: 1 E: 0 K: 1 S: 13	H: 2 LOB: 2 BB: 1 P: 21	R: 0 E: 0 K: 0 S: 8	H: 2 LOB: 2 BB: 0 P: 14	R: 0 E: 0 K: 0 S: 9	H: 1 LOB: 2 BB: 2 P: 19	R: 2 E: 0 K: 0 S: 12	H: 2 LOB: 2 BB: 2 P: 27	R: 0 E: 0 K: 2 S: 10	H: 0 LOB: 2 BB: 2 P: 22	R: 1 E: 0 K: 1 S: 11	H: 2 LOB: 1 BB: 0 P: 12	R: 0 E: 0 K: 0 S: 5	H: 0 LOB: 0 BB: 0 P: 8		R: 0 E: 0 K: 2 S: 12	H: 0 LOB: 0 BB: 0 P: 20	1B: 6 2B: 2 3B: 0 HR: 1	SF: 0 SAC: 1 DP: 1 HBP: 0	WP: 0 PB: 1 SB: 0 CS: 0
PITCHER	IP WLS BF H R ER SO BB IBB HBP BLK WP HR S P ERA WHIP	IP WLS BF H R ER SO BB IBB HBP BLK WP HR S P ERA WHIP																				
Julian Tavarez, R ERA: 5.47 (1, 1)	5.0 W 25 4 0 0 0 4 0 0 0 0 0 10 22 0.00 2.200																					
Graeme Lloyd, L ERA: 4.56 (6, 1)	1.0 W 5 0 0 0 2 2 0 0 0 0 0 10 22 0.00 2.000																					
Vladimir Nunez, R ERA: 3.28 (7, 1)	2.0 H 8 2 1 1 1 0 0 0 0 0 1 16 20 4.50 1.000																					
Armando Almanza, L ERA: 4.43 (9, 1)	1.0 S 3 0 0 0 2 0 0 0 0 0 0 12 20 0.00 0.000																					

Batter	1	2	3	4	5	6	7	8	9	AB	R	H	RBI	BB	SO	LOB	TOP	
Pablo Ozuna, R OBP: 0.304, SLG: 0.364 (1, 4)	G4-3		1B		L7			G4-3		4	0	1	0	0	0	0	Florida Marlins @ Philadelphia Phillies Veterans Stadium, Philadelphia, PA Tue Sep 10 2002, 8:05 PM EDT Att: 14,345 - Cloudy - 84 F	
Andy Fox, L OBP: 0.333, SLG: 0.332 (1, 6)	HR		1B		L9			K		4	1	2	1	0	1	0		
Kevin Millar, R OBP: 0.363, SLG: 0.516 Vladimir Nunez, R OBP: 0.200, SLG: 0.200 Armando Almanza, L (8, 1) Braden Looper, R (8, 1)	F8		FC6-4		L8			1B		4	0	2	0	0	0	0		
Mike Lowell, R OBP: 0.342, SLG: 0.452 (1, 5)	F9		FC6-4		K			1B		4	0	1	0	0	1	2		
Derrek Lee, R OBP: 0.371, SLG: 0.497 (1, 3)	HR				G6-3			FC5-4		4	1	1	1	0	0	1		
Eric Owens, R OBP: 0.325, SLG: 0.356 (1, 8)	G1-6-3				L9			K		4	0	1	0	0	1	1		
Mike Redmond, R OBP: 0.389, SLG: 0.411 (1, 2)	G6-3				HBP			G6-3		3	0	0	0	0	1	2		
Brian Banks, S OBP: 0.250, SLG: 0.250 Abraham Nunez, S (7, 9)	F7				F8			L4		3	0	0	0	0	0	2		
Justin Wayne, R Graeme Lloyd, L (7, 1) Preston Wilson, R OBP: 0.330, SLG: 0.422 (8, 8)	G6-3				F9			K		3	0	0	0	0	1	1		
Inning Stats	R: 1 E: 0 K: 0 S: 7	H: 1 LOB: 0 BB: 0 P: 9	R: 1 E: 0 K: 0 S: 10	H: 1 LOB: 0 BB: 0 P: 11	R: 0 E: 0 K: 0 S: 7	H: 3 LOB: 2 BB: 0 P: 13	R: 0 E: 0 K: 0 S: 8	H: 0 LOB: 1 BB: 0 P: 12	R: 0 E: 0 K: 1 S: 9	H: 0 LOB: 0 BB: 0 P: 10	R: 0 E: 0 K: 2 S: 10	H: 1 LOB: 1 BB: 0 P: 13	R: 0 E: 0 K: 1 S: 8	H: 1 LOB: 1 BB: 0 P: 10	R: 0 E: 0 K: 1 S: 10	H: 1 LOB: 1 BB: 0 P: 14		1B: 6 2B: 0 3B: 0 HR: 2 SF: 0 SAC: 0 DP: 0 HBP: 1 WP: 0 PA: 34 FB: 0 SB: 0 CS: 0
PITCHER	IP	WLS	BF	H	R	ER	SO	BB	IBB	HBP	BLK	WP	HR	S	P	ERA	WHIP	
Vicente Padilla, R ERA: 3.26 (1, 1)	8.0	L	30	7	2	2	4	0	0	1	0	0	2	65	85	2.25	0.875	
Terry Adams, R ERA: 4.62 (9, 1)	1.0		4	1	0	0	1	0	0	0	0	0	0	10	14	0.00	1.000	

Batter	1	2	3	4	5	6	7	8	9	AB	R	H	RBI	BB	SO	LOB	BOTTOM	
11 Jimmy Rollins, S OBP: 0.308, SLG: 0.379 (1, 6)	K		G1-3			BB		E7		3	1	0	0	1	1	0	Florida Marlins @ Philadelphia Phillies Veterans Stadium, Philadelphia, PA Tue Sep 10 2002, 8:05 PM EDT Att: 14,345 - Cloudy - 84 F	
Placido Polanco, R OBP: 0.326, SLG: 0.397 Doug Glanville, R (8, PR) Terry Adams, R OBP: 0.179, SLG: 0.080 (9, 1)	G3-6-1		L7		L1			1B		4	0	1	1	0	0	2		
Bobby Abreu, L OBP: 0.407, SLG: 0.514 (1, 9)	G6-3				F7			1B		4	0	1	0	0	0	1		
Pat Burrell, R OBP: 0.381, SLG: 0.564 (1, 7)	1B				G5-3			P5		4	0	1	0	0	1	3		
Jeremy Giambi, L OBP: 0.417, SLG: 0.505 Dave Hollins, S OBP: 0.231, SLG: 0.167 Johnny Estrada, S OBP: 0.500, SLG: 1.000 (8, 2)	P4				BB			FC5-4		1	0	0	0	2	0	1		
Marlon Byrd, R OBP: 0.250, SLG: 0.143 (1, 8)	1B				BB			1B		4	0	1	0	0	1	2		
Tomas Perez, S OBP: 0.320, SLG: 0.387 (1, 4)	F7				F7			F7		3	0	0	0	1	0	2		
Todd Pratt, R OBP: 0.445, SLG: 0.510 Travis Lee, L OBP: 0.330, SLG: 0.388 (7, PH) (8, 3)	K				G6-3			G6-3		2	0	0	0	0	1	2		
Vicente Padilla, R OBP: 0.069, SLG: 0.071 Jason Michaels, R OBP: 0.364, SLG: 0.500 Marlon Anderson, L OBP: 0.314, SLG: 0.380 (8, PH) (9, 4)	K				G5-3			G3		2	0	0	0	0	1	0		
Inning Stats	R: 0 E: 0 K: 1 S: 9	H: 0 LOB: 0 BB: 0 P: 11	R: 0 E: 0 K: 1 S: 13	H: 2 LOB: 0 BB: 0 P: 22	R: 0 E: 0 K: 1 S: 7	H: 0 LOB: 0 BB: 0 P: 11	R: 0 E: 0 K: 0 S: 9	H: 0 LOB: 1 BB: 1 P: 15	R: 0 E: 0 K: 1 S: 9	H: 0 LOB: 1 BB: 1 P: 15	R: 0 E: 0 K: 0 S: 11	H: 0 LOB: 2 BB: 2 P: 22	R: 1 E: 1 K: 0 S: 20	H: 2 LOB: 2 BB: 0 P: 34	R: 0 E: 0 K: 1 S: 7	H: 0 LOB: 0 BB: 0 P: 9		1B: 4 2B: 0 3B: 0 HR: 0 SF: 0 SAC: 0 DP: 2 HBP: 0 WP: 1 PA: 35 FB: 0 SB: 0 CS: 0
PITCHER	IP	WLS	BF	H	R	ER	SO	BB	IBB	HBP	BLK	WP	HR	S	P	ERA	WHIP	
Justin Wayne, R ERA: 4.35 (1, 1)	6.1	W	25	2	0	0	0	4	0	0	0	0	0	3	3	0.00	0.947	
Graeme Lloyd, L ERA: 4.5 (7, 1)	0.2	H	1	0	0	0	0	0	0	0	0	0	0	3	3	0.00	0.000	
Vladimir Nunez, R ERA: 3.27 (8, 1)	0.1	H	3	1	1	0	0	0	0	0	0	0	0	11	18	0.00	3.000	
Armando Almanza, L ERA: 4.43 (8, 1)	0.0		1	1	0	0	0	0	0	0	0	0	0	2	4	∞	∞	
Braden Looper, R ERA: 3.57 (8, 1)	1.2	S	5	0	0	0	1	0	0	0	0	0	0	14	21	0.00	0.000	

Batter	1	2	3	4	5	6	7	8	9	AB	R	H	RBI	BB	SO	LOB	TOP								
Pablo Ozuna, R OBP: 0.321, SLG: 0.370 (1, 4)	G6-3		G6-4-3 1B		1B		P6		G5-4-3	5	0	2	0	0	0	1									
Juan Encarnacion, R OBP: 0.328, SLG: 0.441 (1, 9)	G3		F9		1B		G4-3			4	0	1	1	0	0	1									
Kevin Millar, R OBP: 0.362, SLG: 0.513 (1, 7) (8, 3)	1B		G6-4-3 1-2		F9		G5-3			4	0	1	0	0	0	3									
Mike Lowell, R OBP: 0.342, SLG: 0.451 (8, PR) Mike Mordecai, R OBP: 0.301, SLG: 0.286 (8, 5)	P3				F8		K		G6-4-3 1B	4	0	1	0	0	1	3									
Derrek Lee, R OBP: 0.372, SLG: 0.498 46 Oswaldo Maitena, L (8, 1)			F3		2B		PB BB		G6-4-3 1-2	3	0	1	0	1	0	1									
Preston Wilson, R OBP: 0.330, SLG: 0.421 Abraham Nunez, S (6, 8)			BB 1B		G6-3		K		K2-3	3	0	1	0	0	1	2									
Mike Redmond, R OBP: 0.389, SLG: 0.408 Ramon Castro, R OBP: 0.333, SLG: 0.464 (6, 2)			BB		F3		L9		1B 2B	2	0	0	0	1	0	2									
Andy Fox, L OBP: 0.334, SLG: 0.330 (1, 6)			F5		1B BB		BB		K	2	1	0	0	2	1	3									
Brad Penny, R OBP: 0.146, SLG: 0.171 (5, PH) Brian Barnes, S OBP: 0.227, SLG: 0.227 (5, 1) Nate Robertson, L OBP: 0.250, SLG: 0.250 (6, PH) Tim Raines, S OBP: 0.322, SLG: 0.387 Josh Beckett, R OBP: 0.322, SLG: 0.387 Eric Owens, R OBP: 0.328, SLG: 0.328 (8, 7)			K		1B BB		L7		G5-4-3 1B	1	0	0	0	0	1	2									
Inning Stats	R: 0 E: 0 K: 0 S: 9	H: 1 LOB: 1 BB: 0 P: 14	R: 0 E: 0 K: 1 S: 12	H: 1 LOB: 2 BB: 1 P: 24	R: 0 E: 0 K: 0 S: 6	H: 1 LOB: 1 BB: 0 P: 8	R: 0 E: 0 K: 0 S: 9	H: 1 LOB: 1 BB: 0 P: 12	R: 1 E: 0 K: 2 S: 11	H: 2 LOB: 2 BB: 1 P: 18	R: 0 E: 0 K: 1 S: 14	H: 0 LOB: 0 BB: 2 P: 30	R: 0 E: 0 K: 0 S: 9	H: 0 LOB: 0 BB: 0 P: 13	R: 0 E: 0 K: 1 S: 7	H: 1 LOB: 1 BB: 0 P: 11	R: 1 E: 0 K: 1 S: 15	H: 2 LOB: 0 BB: 0 P: 22	1B: 7 2B: 2 3B: 0 HR: 0	SF: 0 SAC: 0 DP: 3 HBP: 0	WP: 0 PB: 1 SB: 0 CS: 0	PA: 37			
PITCHER	IP	WLS	BF	H	R	ER	SO	BB	IBB	HBP	BLK	WP	HR	S	P	ERA	WHIP								
39 Brett Myers, R ERA: 3.86 Rheal Cormier, L ERA: 5.25 Eric Junge, R ERA: 9.0	(1, 1) (7, 1) (9, 1)	6.0 2.0 1.0	W 6 4	27 1 2	6 0 1	1 0 1	4 1 1	4 0 1	0 0 0	0 0 0	0 0 0	0 0 0	0 16 15	61 24 22	106 24 22	1.50 0.00 9.00	1.667 0.500 2.000								

Florida Marlins @ Philadelphia Phillies
Veterans Stadium, Philadelphia, PA
Wed Sep 11, 2002, 7:05 PM EDT
Att. 12,274 - Sunny - 78 F

AB 33
R 2
H 9
RBI 2
BB 4
SO 6
LOB 22



Batter	1	2	3	4	5	6	7	8	9	AB	R	H	RBI	BB	SO	LOB	BOTTOM								
11 Jimmy Rollins, S OBP: 0.307, SLG: 0.378 (1, 6)	1B 1B	G1-3		G3-1		G3-1				4	1	1	0	0	0	0									
Doug Glanville, R OBP: 0.287, SLG: 0.329 (1, 8)	HR 1B		K		HR 1B		L7			4	2	2	0	0	1	0									
Bobby Abreu, L OBP: 0.408, SLG: 0.513 (1, 9)	K		2B BB		HR 1B		P5			3	2	1	0	1	1	2									
Pat Burrell, R OBP: 0.381, SLG: 0.561 (1, 7)	HR 1B		F5		K		G2-3			4	1	1	1	0	1	3									
Travis Lee, L OBP: 0.331, SLG: 0.397 (1, 3)	F7		2B		HR		K			4	1	2	4	0	1	2									
Placido Polanco, R OBP: 0.328, SLG: 0.406 (1, 5)	HR		L5		G4-3		G3 2B			4	1	2	3	0	0	1									
Marlon Anderson, L OBP: 0.214, SLG: 0.384 Nick Punto, S OBP: 0.200, SLG: 0.200 (6, PH) (9, 4)	G4-3				E 3B		G4-3		G3	3	1	1	0	0	0	0									
Johnny Estrada, S OBP: 0.333, SLG: 0.400 (1, 2)			BB 39 B3-6-4		E4 39 F3		K		G5-3	3	0	0	1	1	1	1									
39 Brett Myers, R OBP: 0.100, SLG: 0.150 Eric Valent, L OBP: 0.250, SLG: 0.250 Rheal Cormier, L OBP: 0.500, SLG: 0.333 Eric Junge, R (9, 1)			B3-6-4		F3		K			2	0	0	0	0	0	2									
Inning Stats	R: 4 E: 0 K: 1 S: 16	H: 4 LOB: 0 BB: 0 P: 26	R: 0 E: 0 K: 0 S: 5	H: 0 LOB: 1 BB: 1 P: 13	R: 1 E: 0 K: 1 S: 10	H: 1 LOB: 1 BB: 1 P: 19	R: 1 E: 1 K: 0 S: 13	H: 1 LOB: 0 BB: 0 P: 19	R: 3 E: 0 K: 2 S: 9	H: 3 LOB: 0 BB: 0 P: 25	R: 0 E: 0 K: 2 S: 5	H: 0 LOB: 0 BB: 0 P: 15	R: 0 E: 0 K: 0 S: 5	H: 0 LOB: 0 BB: 0 P: 6	R: 0 E: 0 K: 1 S: 9	H: 1 LOB: 1 BB: 0 P: 14	1B: 5 2B: 2 3B: 1 HR: 2	SF: 0 SAC: 0 DP: 1 HBP: 0	WP: 0 PB: 0 SB: 1 CS: 0	PA: 35					
PITCHER	IP	WLS	BF	H	R	ER	SO	BB	IBB	HBP	BLK	WP	HR	S	P	ERA	WHIP								
Brad Penny, R ERA: 4.79 Nate Robertson, L ERA: 11.12 Josh Beckett, R ERA: 4.19 46 Oswaldo Maitena, L ERA: 4.7	(1, 1) (5, 1) (6, 1) (8, 1)	4.0 1.0 2.0 1.0	L 6 6 4	19 3 0 1	6 3 0 0	2 3 0 0	6 3 0 1	2 0 0 1	0 0 0 0	0 0 0 0	0 0 0 0	0 0 0 0	0 1 0 9	15 25 14 14	77 25 21 14	13.50 27.00 0.00 0.00	2.000 3.000 0.000 1.000								

Florida Marlins @ Philadelphia Phillies
Veterans Stadium, Philadelphia, PA
Wed Sep 11, 2002, 7:05 PM EDT
Att. 12,274 - Sunny - 78 F

AB 33
R 9
H 10
RBI 9
BB 2
SO 6
LOB 12



Batter	1	2	3	4	5	6	7	8	9	AB	R	H	RBI	BB	SO	LOB	TOP								
Luis Castillo, S OBP: 0.354, SLG: 0.357 (1, 4)	L3		G3-1		F9			F8-3 1B		4	0	1	0	0	0	3									
Juan Encarnacion, R OBP: 0.326, SLG: 0.438 (1, 9)	F7			G5-3		G6-3		F8-3 1-2		4	0	0	0	0	0	1									
Kevin Millar, R OBP: 0.363, SLG: 0.516 (1, 7)	P3			G6-3			2B		2-2 BLK 1B	4	1	2	0	0	0	0									
Mike Lowell, R OBP: 0.343, SLG: 0.451 (1, 5)		F9		1B		F8			3-1 FC5-4 1B	4	0	2	1	0	0	1									
Derrek Lee, R OBP: 0.370, SLG: 0.494 (1, 3)	F3			K		F8			2-2 FC5-4 G4-6-3 1-2	4	0	0	0	0	1	3									
Preston Wilson, R OBP: 0.326, SLG: 0.418 (1, 8)	K				K		L6		1-1 G4-6-3 1-2	4	0	0	0	0	2	1									
Ramon Castro, R OBP: 0.333, SLG: 0.472 (1, 2)			G5-3		1B 2B		F7			3	0	1	0	0	0	0									
Andy Fox, L OBP: 0.334, SLG: 0.332 (1, 6)			G6-3 2B		P6		F7			3	0	1	0	0	0	1									
Michael Tejera, L OBP: 0.343, SLG: 0.286 (4, 1)			G6-3							1	0	0	0	0	0	1									
Toby Soriano, R OBP: 0.306, SLG: 0.300 (5, PH)										0	0	0	0	0	0	0									
Brian Banks, S OBP: 0.300, SLG: 0.300 (5, PH)										0	1	0	1	0	0	0									
Gary Knotts, R OBP: 0.300, SLG: 0.300 (5, PH)										0	0	0	0	0	0	0									
Tim Raines, S OBP: 0.300, SLG: 0.280 (8, PH)										1	0	0	0	0	1	0									
Blaine Neal, L OBP: 0.300, SLG: 0.280 (8, PH)										0	0	0	0	0	0	0									
Inning Stats	R: 0 E: 0 K: 0 S: 8	H: 0 LOB: 0 BB: 0 P: 12	R: 0 E: 0 K: 1 S: 12	H: 0 LOB: 0 BB: 0 P: 17	R: 0 E: 0 K: 0 S: 8	H: 1 LOB: 1 BB: 0 P: 12	R: 0 E: 0 K: 1 S: 10	H: 1 LOB: 1 BB: 0 P: 16	R: 0 E: 0 K: 1 S: 15	H: 2 LOB: 2 BB: 0 P: 21	R: 0 E: 0 K: 0 S: 9	H: 1 LOB: 1 BB: 0 P: 12	R: 0 E: 0 K: 0 S: 7	H: 0 LOB: 0 BB: 0 P: 11	R: 0 E: 0 K: 1 S: 7	H: 1 LOB: 0 BB: 0 P: 13	R: 1 E: 0 K: 0 S: 11	H: 2 LOB: 0 BB: 0 P: 19	1B: 5 2B: 4 3B: 0 HR: 0	SF: 0 SAC: 0 DP: 2 HBP: 0	WP: 0 PB: 0 SB: 0 CS: 0	PA: 33			
PITCHER	IP	WLS	BF	H	R	ER	SO	BB	IBB	HBP	BLK	WP	HR	S	P	ERA	WHIP								
Joe Roa, R ERA: 3.47 (1, 1)	8.0	W	31	8	1	1	4	0	0	0	1	0	0	82	125	1.12	1.000								
Mike Timlin, R ERA: 2.91 (9, 1)	1.0		2	0	0	0	0	0	0	0	0	0	0	5	8	0.00	0.000								

Florida Marlins @ Philadelphia Phillies
Veterans Stadium, Philadelphia, PA
Thu Sep 12 2002, 7:05 PM EDT
Att. 13,167 - Sunny - 76 F

AB 33
R 1
H 8
RBI 1
BB 0
SO 4
LOB 11



Batter	1	2	3	4	5	6	7	8	9	AB	R	H	RBI	BB	SO	LOB	BOTTOM								
11 Jimmy Rollins, S OBP: 0.307, SLG: 0.381 (1, 6)	F9	L4		3B		G6-3				4	1	1	3	0	0	3									
Doug Glavine, R OBP: 0.286, SLG: 0.333 (1, 8)	E6	FC6-4		SF8 3B		K				4	1	1	1	0	1	3									
Pat Burrell, R OBP: 0.378, SLG: 0.558 (1, 7)	F9		F3	SF8 3B		K				3	0	0	1	0	1	1									
Mike Lieberthal, R OBP: 0.345, SLG: 0.456 (1, 2)	F7		F7	1B		F7				4	0	1	0	0	0	1									
Marlon Byrd, R OBP: 0.333, SLG: 0.545 (1, 9)		HR	G4-3	K		FC6-4 1B				4	1	2	1	0	1	1									
Placido Polanco, R OBP: 0.331, SLG: 0.409 (1, 5)		1B 1B		1B 11 3B 2B		FC6-4 1-2				3	1	2	0	0	0	1									
Dave Hollins, S OBP: 0.200, SLG: 0.143 (1, 3)			F9			K2-3				2	0	0	0	0	0	2									
Eric Valent, L OBP: 0.167, SLG: 0.167 (5, 3)				G5-3	G5-4-3					2	0	0	0	0	1	1									
Tomas Perez, S OBP: 0.324, SLG: 0.389 (1, 4)		1B 1B		1B 11 3B 1B		G3				4	1	2	0	0	0	0									
Joe Roa, R OBP: 0.261, SLG: 0.286 (1, 1)				FC1 11 3B						4	1	1	0	0	1	2									
Mike Timlin, R ERA: 3.8 (9, 1)						K				0	0	0	0	0	0	0									
Inning Stats	R: 0 E: 1 K: 0 S: 11	H: 0 LOB: 1 BB: 0 P: 16	R: 1 E: 0 K: 0 S: 12	H: 4 LOB: 3 BB: 0 P: 21	R: 0 E: 0 K: 0 S: 9	H: 0 LOB: 0 BB: 0 P: 14	R: 5 E: 1 K: 1 S: 19	H: 5 LOB: 1 BB: 0 P: 29	R: 0 E: 0 K: 2 S: 8	H: 0 LOB: 0 BB: 0 P: 9	R: 0 E: 0 K: 1 S: 9	H: 1 LOB: 1 BB: 0 P: 16	R: 0 E: 0 K: 1 S: 7	H: 0 LOB: 0 BB: 0 P: 10	R: 0 E: 0 K: 1 S: 7	H: 0 LOB: 0 BB: 0 P: 10	1B: 6 2B: 1 3B: 2 HR: 1	SF: 1 SAC: 0 DP: 1 HBP: 1	WP: 0 PB: 0 SB: 0 CS: 0	PA: 36					
PITCHER	IP	WLS	BF	H	R	ER	SO	BB	IBB	HBP	BLK	WP	HR	S	P	ERA	WHIP								
Michael Tejera, L ERA: 4.7 (1, 1)	3.2	L	22	9	6	4	0	0	0	0	0	0	0	3	5	0.00	0.000								
Toby Borland, R ERA: 7.1 (4, 1)	0.1		1	0	0	0	1	0	0	0	0	0	0	20	31	0.00	0.333								
Gary Knotts, R ERA: 4.7 (5, 1)	3.0		10	1	0	0	3	0	0	1	0	0	0	7	10	0.00	0.000								
Blaine Neal, R ERA: 3.8 (8, 1)	1.0		3	0	0	0	1	0	0	0	0	0	0	7	10	0.00	0.000								

Florida Marlins @ Philadelphia Phillies
Veterans Stadium, Philadelphia, PA
Thu Sep 12 2002, 7:05 PM EDT
Att. 13,167 - Sunny - 76 F

AB 34
R 6
H 10
RBI 6
BB 0
SO 5
LOB 15



Batter	1	2	3	4	5	6	7	8	9	AB	R	H	RBI	BB	SO	LOB	TOP											
Rafael Furcal, S Javy Lopez, R Trey Hodges, R Jason Marquis, L Albie Lopez, R Kevin Grysboski, R	F7		1-H HR		G4-3			K		1	0	0	0	0	0	0	1 0 0 0 0 0 0 1 1 1 2 0 0 0 0 0 0 0 0 0 0 0 0 1 0 0 0 0 0 0 0 1 0 0 0 0 1 0 0 0 0 0 0 0 0 0 0	Atlanta Braves @ Florida Marlins Pro Player Stadium, Miami, FL Fri Sep 13 2002, 7:05 PM EDT Att: 10,436 - Cloudy - 84 F										
Mark DeRosa, R	F9		G6-3			G6-3		F9		4	0	0	0	0	0	4 0 0 0 0 0 0												
Gary Sheffield, R Keith Lockhart, L	G1-3			P4		G6-3		E3		3	0	0	0	0	0	3 0 0 0 0 0 0 1 0 0 0 0 0 0 0												
10 Chipper Jones, S Julio Franco, R		K		BB		FC6 1B		G4-3		2	0	1	0	1	1	2 0 1 0 1 1 0 1 0 0 0 0 0 0 1												
Andruw Jones, R Darren Bragg, L	K			P3		FC6		G1-3		2	0	0	0	0	1	2 0 0 0 0 1 1 2 0 0 0 0 0 0 1												
Matt Franco, L	F8			G4-3			G3			3	0	0	0	0	0	3 0 0 0 0 0 0 1												
Vinny Castilla, R			K				G6-3			3	1	1	1	0	1	3 1 1 1 0 1 0												
Henry Blanco, R			F9				F9	L8		3	0	0	0	0	0	3 0 0 0 0 0 0												
Greg Maddux, R Marcus Giles, R Jesse Garcia, R					K			P6		0	0	0	0	0	0	0 0 0 0 0 0 0 1 1 0 0 0 0 1 0 1 0 0 0 0 0 0 0												
Inning Stats	R: 0 E: 0 K: 0 S: 6	H: 0 LOB: 0 BB: 0 P: 11	R: 0 E: 0 K: 2 S: 8	H: 0 LOB: 0 BB: 0 P: 12	R: 2 E: 0 K: 1 S: 14	H: 1 LOB: 0 BB: 0 P: 20	R: 0 E: 0 K: 0 S: 8	H: 0 LOB: 1 BB: 1 P: 17	R: 1 E: 0 K: 1 S: 10	H: 1 LOB: 0 BB: 0 P: 13	R: 0 E: 0 K: 0 S: 6	H: 0 LOB: 0 BB: 0 P: 12	R: 0 E: 0 K: 1 S: 8	H: 0 LOB: 0 BB: 0 P: 13	R: 0 E: 1 K: 0 S: 8	H: 0 LOB: 0 BB: 0 P: 10	1B: 1 2B: 0 3B: 0 HR: 2		SF: 0 SAC: 0 DP: 1 HBP: 1	WP: 0 PB: 0 SB: 0 CS: 0	PA: 32							
PITCHER	IP	WLS	BF	H	R	ER	SO	BB	IBB	HBP	BLK	WP	HR	S	P	ERA	WHIP	PITCHER										
Carl Pavano, R Toby Borland, R 46 Oswaldo Mairena, L Braden Looper, R	(1, 1) (7, 1) (8, 1) (9, 1)	6.0 1.0 1.0 1.0	W 3 3 3	23 0 0 0	3 0 0 0	3 0 0 0	4 0 0 0	4 0 1 0	1 0 0 0	0 0 0 0	0 0 0 0	0 0 0 0	0 0 0 0	2 6 8 8	52 12 13 10	85 0 0 0	4.50 0.00 0.00 0.00	0.667 0.000 0.000 0.000										
Batter	1	2	3	4	5	6	7	8	9	AB	R	H	RBI	BB	SO	LOB	BOTTOM											
Luis Castillo, S Tim Raines, S	G4-3 1B		G6-3 1B	1B BB						4	3	4	1	1	0	0	4 3 4 1 1 0 0 0 0 0 0 0 0 0 0											
Juan Encarnacion, R Eric Owens, R	G4-3	L8		F8						5	0	2	1	0	0	4	5 0 2 1 0 0 4 0 0 0 0 0 0 0 0											
Kevin Millar, R 46 Oswaldo Mairena, L Braden Looper, R	1B 2B	G6-3	F8		F7			F8		5	1	1	1	0	0	4	5 1 1 1 0 0 4 0 0 0 0 0 0 0 0 0 0 0 0 0 0 0 0											
Mike Lowell, R Mike Mordecai, R	2B 1B			WP SF9 1B	K			K		4	2	3	1	0	1	0	4 2 3 1 0 1 0 1 0 0 0 0 0 1 1											
Derrek Lee, R Brian Banks, S	K	K		SF9 WP SF7 1B	F8			G4-3		4	1	1	0	0	2	3	4 1 1 0 0 2 3 1 0 0 0 0 0 0 0											
Preston Wilson, R Abraham Nunez, S	HR 2B		HR	SF9		G4-3		G6-3		3	2	2	4	0	0	0	3 2 2 4 0 0 0 1 0 0 0 0 0 0 0											
Ramon Castro, R	HR IBB		HR	SF7		K		G6-3		3	2	1	2	1	1	0	3 2 1 2 1 1 0											
Andy Fox, L	HR		G5-3	HR		F7				3	2	1	3	1	0	0	3 2 1 3 1 0 0											
Carl Pavano, R Toby Borland, R Pablo Ozuna, R	K		G4-3			G1-3				3	0	1	0	0	1	0	3 0 1 0 0 1 0 0 0 0 0 0 0 0 0 1 0 0 0 0 0 0 0											
Inning Stats	R: 6 E: 0 K: 2 S: 16	H: 5 LOB: 0 BB: 1 P: 25	R: 1 E: 0 K: 1 S: 11	H: 2 LOB: 1 BB: 0 P: 17	R: 2 E: 0 K: 0 S: 21	H: 3 LOB: 2 BB: 1 P: 31	R: 3 E: 0 K: 0 S: 16	H: 4 LOB: 2 BB: 1 P: 28	R: 0 E: 0 K: 1 S: 6	H: 0 LOB: 0 BB: 0 P: 7	R: 0 E: 0 K: 1 S: 6	H: 0 LOB: 0 BB: 0 P: 7	R: 1 E: 0 K: 1 S: 9	H: 2 LOB: 1 BB: 0 P: 11	R: 0 E: 0 K: 0 S: 8	H: 0 LOB: 0 BB: 0 P: 12	1B: 10 2B: 3 3B: 0 HR: 3	SF: 2 SAC: 0 DP: 0 HBP: 0	WP: 1 PB: 0 SB: 0 CS: 0	PA: 43								
PITCHER	IP	WLS	BF	H	R	ER	SO	BB	IBB	HBP	BLK	WP	HR	S	P	ERA	WHIP	PITCHER										
Greg Maddux, R Trey Hodges, R Albie Lopez, R Kevin Grysboski, R	(1, 1) (3, 1) (5, 1) (8, 1)	2.0 2.0 3.0 1.0	L 15 11 3	14 7 2 0	7 5 1 0	7 5 1 0	3 0 3 0	0 2 0 0	0 0 0 0	0 0 0 0	0 0 0 0	0 0 0 0	0 1 0 0	27 37 25 8	27 59 25 12	4 59 25 12	31.50 22.50 3.00 0.000	3.500 4.500 0.667 0.000										

Batter	1	2	3	4	5	6	7	8	9	AB	R	H	RBI	BB	SO	LOB	TOP		
Rafael Furcal, S OBP: 0.323, SLG: 0.379 (1, 6)	G4-3		G1-3			B1-3		F8		4	0	0	0	0	0	0	Atlanta Braves @ Florida Marlins Pro Player Stadium, Miami, FL Mon Sep 16 2002, 7:05 PM EDT Att: 6,103 - Cloudy - 84 F		
Mark DeRosa, R OBP: 0.351, SLG: 0.441 (1, 4)	1B		K			L9		G6-3		4	1	1	0	0	1	0			
Gary Sheffield, R OBP: 0.400, SLG: 0.513 (1, 9)	1B					1B		G6-3		4	0	2	1	0	0	0			
Andruw Jones, R OBP: 0.358, SLG: 0.490 (1, 8)	1B					K			K	3	0	0	0	1	3	1			
Matt Franco, L OBP: 0.419, SLG: 0.545 (1, 3)	1B					2B			G6-3	3	0	1	0	1	1	2			
Javy Lopez, R OBP: 0.292, SLG: 0.370 (1, 2)		F8				K			F9	4	0	0	0	0	1	2			
Vinny Castilla, R OBP: 0.265, SLG: 0.334 (1, 5)		F7							F5	3	0	0	0	0	0	2			
Darren Bragg, L OBP: 0.333, SLG: 0.374 (1, 7)									F8	3	0	0	0	0	2	2			
Kevin Millwood, R OBP: 0.212, SLG: 0.333 Kerry Ligtenberg, R (6, 1) 10 Chipper Jones, S OBP: 0.433, SLG: 0.530 Albie Lopez, R OBP: 0.125, SLG: 0.125 (7, 1)			K			G5-3			F8	2	0	0	0	0	1	0	Braves		
										0	0	0	0	0	0	0			
Inning Stats	R: 1 H: 2 E: 0 K: 1 S: 18	H: 2 LOB: 2 BB: 1 P: 31	R: 0 H: 0 E: 0 K: 1 S: 8	H: 0 LOB: 0 BB: 0 P: 13	R: 0 H: 0 E: 0 K: 2 S: 9	H: 1 LOB: 1 BB: 0 P: 13	R: 0 H: 0 E: 0 K: 1 S: 7	H: 0 LOB: 0 BB: 0 P: 11	R: 0 H: 1 E: 0 K: 1 S: 11	H: 1 LOB: 1 BB: 1 P: 13	R: 0 H: 0 E: 0 K: 0 S: 4	H: 0 LOB: 2 BB: 1 P: 12	R: 0 H: 0 E: 0 K: 1 S: 6	H: 0 LOB: 0 BB: 0 P: 10	R: 0 H: 0 E: 0 K: 1 S: 10	H: 0 LOB: 0 BB: 0 P: 15	1B: 3 2B: 2 3B: 0 HR: 0	SF: 0 SAC: 0 DP: 1 HBP: 0	WP: 0 PA: 33 PB: 0 SB: 1 CS: 1
PITCHER	IP WLS BF H R ER SO BB IBB HBP BLK WP HR S P ERA WHIP																		
Brad Penny, R ERA: 4.63 (1, 1)	6.0 W 23 4 1 1 8 2 0 0 0 0 0 0 62 98 1.50 1.000																		
Vladimir Nunez, R ERA: 3.55 (7, 1)	2.0 7 0 0 0 0 0 0 0 0 0 0 0 10 18 0.00 0.000																		
Braden Looper, R ERA: 3.48 (9, 1)	1.0 3 0 0 0 1 0 0 0 0 0 0 0 10 15 0.00 0.000																		

Batter	1	2	3	4	5	6	7	8	9	AB	R	H	RBI	BB	SO	LOB	BOTTOM
Luis Castillo, S OBP: 0.361, SLG: 0.365 (1, 4)	G5-3		S			F8		1B		4	0	2	0	1	0	1	Atlanta Braves @ Florida Marlins Pro Player Stadium, Miami, FL Mon Sep 16 2002, 7:05 PM EDT Att: 6,103 - Cloudy - 84 F
Juan Encarnacion, R OBP: 0.329, SLG: 0.439 (1, 9)	G5-3		K			BB		F9		4	1	0	0	1	1	4	
Kevin Millar, R OBP: 0.369, SLG: 0.524 (1, 7)	G4-3					1B			K	3	2	1	0	1	1	2	
Mike Lowell, R OBP: 0.343, SLG: 0.452 (1, 5)		G6-3				G5-3			F8	4	0	1	2	0	0	1	
Derrek Lee, R OBP: 0.371, SLG: 0.496 (1, 3)		K				1B			G6-3	3	1	1	1	1	1	0	
Preston Wilson, R OBP: 0.327, SLG: 0.426 (1, 8)		1B				SF8			2B	3	0	3	1	0	0	0	
Mike Redmond, R OBP: 0.380, SLG: 0.397 (1, 2)		G4-3				FC6-4			K	4	0	0	0	0	2	5	
Andy Fox, L OBP: 0.332, SLG: 0.334 (1, 6)						F7			G4-3	4	0	0	0	0	1	1	
Brad Penny, R OBP: 0.182, SLG: 0.227 Kerry Ligtenberg, R ERA: 3.12 Brian Banks, S OBP: 0.250, SLG: 0.250 Braden Looper, R (9, 1)			G4-3					1B		3	1	2	0	0	0	0	Braves
										0	0	0	0	0	0	0	
Inning Stats	R: 0 H: 0 E: 0 K: 0 S: 7	H: 1 LOB: 0 BB: 0 P: 9	R: 0 H: 1 E: 0 K: 1 S: 14	H: 1 LOB: 1 BB: 0 P: 20	R: 0 H: 1 E: 1 K: 0 S: 13	H: 3 LOB: 1 BB: 0 P: 18	R: 3 H: 2 E: 0 K: 1 S: 15	H: 2 LOB: 2 BB: 3 P: 32	R: 0 H: 1 E: 0 K: 2 S: 12	H: 1 LOB: 1 BB: 1 P: 21	R: 0 H: 1 E: 0 K: 1 S: 8	H: 1 LOB: 1 BB: 0 P: 10	R: 0 H: 1 E: 0 K: 1 S: 8	H: 1 LOB: 1 BB: 0 P: 12	1B: 6 2B: 4 3B: 0 HR: 0	SF: 1 SAC: 0 DP: 0 HBP: 0	WP: 1 PA: 38 PB: 0 SB: 2 CS: 0
PITCHER	IP WLS BF H R ER SO BB IBB HBP BLK WP HR S P ERA WHIP																
Kevin Millwood, R ERA: 3.12 (1, 1)	5.0 L 25 7 5 4 3 2 1 0 0 0 1 0 58 93 7.20 1.800																
Kerry Ligtenberg, R ERA: 2.6 (6, 1)	1.0 5 1 0 0 2 1 0 0 0 0 1 0 12 21 0.00 2.000																
Albie Lopez, R ERA: 4.56 (7, 1)	2.0 8 2 0 0 2 0 0 0 0 0 0 0 16 22 0.00 1.000																

Batter	1	2	3	4	5	6	7	8	9	10	11	12	13	14	AB	R	H	RBI	BB	SO	LOB	TOP	
Endy Chavez, L OBP: 0.282, SLG: 0.419	G6-3	G3-1		L6			K		G6-3		G1-3			1B	6	1	1	0	1	1	3		
Jaimey Carroll, R OBP: 0.435, SLG: 0.619	F8		SH1-3	1B	2B	G6-3	K		B3		G4-3			HR	7	2	2	1	0	1	1		
Jose Vidro, S OBP: 0.371, SLG: 0.483	1B		SH1-3			G6-3	K		G6-3		K			HR	6	1	2	3	0	2	1		
Vladimir Guerrero, R OBP: 0.414, SLG: 0.594	1B					F7			1B	2B	G5-3			G4-3	7	1	3	1	0	0	0		
Matt Cepicky, L OBP: 0.265, SLG: 0.460	G6-3		L4			K			2B	1B	K			G4-3	7	1	1	1	0	2	3		
Orlando Cabrera, R OBP: 0.315, SLG: 0.370		1B	K			E1	1B		K					F7	5	1	2	0	1	2	2		
Brad Wilkerson, L OBP: 0.368, SLG: 0.467		K				G3-1			K					K	5	0	0	0	1	3	3		
Scott Stewart, R OBP: 0.338, SLG: 0.461		K				K			G3					K	0	0	0	0	0	0	0		
Brian Schneider, L OBP: 0.338, SLG: 0.461		K				K					G3-1			SH3-4	6	1	4	2	0	1	1		
Sun-Woo Kim, R OBP: 0.315, SLG: 0.333						G6-4-3			K					SH3-4	3	0	1	0	0	1	3		
Zach Day, R OBP: 0.371, SLG: 0.520						G6-4-3					G4-3			SH3-4	0	0	0	0	0	0	0		
Troy Gullett, R OBP: 0.282, SLG: 0.374						G6-4-3								SH3-4	0	0	0	0	0	0	0		
Wladimir Lopez, R OBP: 0.315, SLG: 0.444						G6-4-3								SH3-4	0	0	0	0	0	0	0		
Dan Smith, R OBP: 0.282, SLG: 0.374						G6-4-3								SH3-4	0	0	0	0	0	0	0		
Andres Guarraga, R OBP: 0.282, SLG: 0.374						G6-4-3								SH3-4	0	0	0	0	0	0	0		
Benjamin Davis, R OBP: 0.282, SLG: 0.374						G6-4-3								SH3-4	0	0	0	0	0	0	0		
Michael Balfanz, R OBP: 0.282, SLG: 0.374						G6-4-3								SH3-4	0	0	0	0	0	0	0		
Inning Stats	R: 0 E: 0 K: 13	H: 2 LOB: 2 BB: 0 P: 20	R: 0 E: 0 K: 15	H: 1 LOB: 1 BB: 1 P: 25	R: 1 E: 0 K: 11	H: 2 LOB: 1 BB: 0 P: 11	R: 0 E: 0 K: 11	H: 1 LOB: 1 BB: 0 P: 12	R: 0 E: 0 K: 11	H: 0 LOB: 0 BB: 0 P: 15	R: 2 E: 1 K: 10	H: 3 LOB: 1 BB: 0 P: 24	R: 0 E: 0 K: 11	H: 1 LOB: 0 BB: 0 P: 13	R: 0 E: 0 K: 11	H: 0 LOB: 0 BB: 0 P: 14	R: 0 E: 0 K: 11	H: 0 LOB: 0 BB: 0 P: 17	R: 4 E: 0 K: 12	H: 3 LOB: 1 BB: 1 P: 22	1B: 10 2B: 5 3B: 0 HR: 1	SF: 0 SAC: 2 DP: 2 HBP: 0	WP: 1 PA: 59
PITCHER	IP	WLS	BF	H	R	ER	SO	BB	IBB	HBP	BLK	WP	HR	S	P	ERA	WHIP						
Julian Tavarez, R ERA: 5.32	6.0		27	8	2	5	5	2	0	0	0	0	0	25	38	10.80	1.800						
A. J. Burnett, R ERA: 3.44	7.1	1.2	8	3	2	2	5	0	0	0	0	1	0	25	38	10.80	1.800						
Armando Almanza, L ERA: 4.5	8.1	0.1	2	1	0	0	1	0	0	0	0	0	0	4	6	0.00	3.000						
Bradlen Looper, R ERA: 3.43	9.1	1.0	2	0	0	0	0	0	0	0	0	0	0	4	5	0.00	0.000						
Vladimir Nunez, R ERA: 3.51	10.1	1.0	4	1	0	0	1	0	0	0	0	0	0	9	13	0.00	1.000						
PITCHER	IP	WLS	BF	H	R	ER	SO	BB	IBB	HBP	BLK	WP	HR	S	P	ERA	WHIP						
Michael Tejera, L ERA: 4.6	3.0			0	0	0	2	0	0	0	0	0	0	27	43	0.00	0.000						
Graeme Lloyd, L ERA: 5.14	14.1	0.1	3	1	2	2	0	1	0	0	0	0	0	4	10	54.00	6.000						
Toby Borland, R ERA: 7.71	14.1	0.2	4	2	2	2	0	0	0	0	0	0	1	8	12	27.00	3.000						

Montreal Expos @ Florida Marlins
Pro Player Stadium, Miami, FL
 Tue Sep 17 2002, 7:05 PM EDT
 Att. 4,836 - Cloudy - 85 F

AB	54
R	8
H	16
RBI	8
BB	3
SO	14
LOB	18



Batter	1	2	3	4	5	6	7	8	9	10	11	12	13	14	AB	R	H	RBI	BB	SO	LOB	BOTTOM	
Luis Castillo, S OBP: 0.361, SLG: 0.365	1B		F9			G4-3	1B		G6-3					G4-3	6	1	2	0	1	1	2		
Juan Encarnacion, R OBP: 0.328, SLG: 0.437	K			G1-3		G4-3	1B		F3		K			G6-4-3	7	0	2	1	0	2	4		
Kevin Millar, R OBP: 0.367, SLG: 0.520				F8		G4-3			F8		P6			F8	5	0	1	0	0	0	2		
Michael Tejera, L OBP: 0.245, SLG: 0.286						G4-3								G6-3	0	0	0	0	0	0	0		
Eric Owens, R OBP: 0.324, SLG: 0.355	1B					G5-3									2	0	0	0	0	0	1		
Mike Lowell, R OBP: 0.346, SLG: 0.453	K					G5-3									5	1	3	1	1	1	1		
Derrek Lee, R OBP: 0.369, SLG: 0.492			F9			F8			K		G6-4-3			K	5	1	0	0	1	2	3		
Preston Wilson, R OBP: 0.329, SLG: 0.431						G6-3			K						4	1	1	3	2	1	1		
Charles Johnson, R OBP: 0.335, SLG: 0.333						F2								G6-3	3	0	1	0	0	0	0		
A. J. Burnett, R ERA: 3.44						F2								G6-3	0	0	0	0	0	0	0		
Armando Almanza, L ERA: 4.5						F2								G6-3	0	0	0	0	0	0	0		
Bradlen Looper, R ERA: 3.43						F2								G6-3	0	0	0	0	0	0	0		
Wladimir Lopez, R ERA: 3.43						F2								G6-3	0	0	0	0	0	0	0		
Andres Guarraga, R OBP: 0.282, SLG: 0.374						F2								G6-3	0	0	0	0	0	0	0		
Benjamin Davis, R OBP: 0.282, SLG: 0.374						F2								G6-3	0	0	0	0	0	0	0		
Michael Balfanz, R OBP: 0.282, SLG: 0.374						F2								G6-3	0	0	0	0	0	0	0		
Inning Stats	R: 0 E: 0 K: 10	H: 2 LOB: 1 BB: 0 P: 18	R: 0 E: 0 K: 9	H: 0 LOB: 0 BB: 0 P: 14	R: 0 E: 0 K: 9	H: 0 LOB: 0 BB: 0 P: 11	R: 0 E: 0 K: 9	H: 0 LOB: 0 BB: 0 P: 10	R: 0 E: 0 K: 8	H: 1 LOB: 1 BB: 0 P: 17	R: 0 E: 0 K: 9	H: 0 LOB: 0 BB: 0 P: 15	R: 0 E: 0 K: 9	H: 0 LOB: 0 BB: 2 P: 25	R: 0 E: 0 K: 10	H: 0 LOB: 1 BB: 2 P: 13	R: 0 E: 0 K: 10	H: 1 LOB: 2 BB: 0 P: 20	R: 1 E: 0 K: 12	H: 2 LOB: 1 BB: 0 P: 19	1B: 9 2B: 2 3B: 0 HR: 1	SF: 0 SAC: 1 DP: 4 HBP: 0	WP: 0 PA: 57
PITCHER	IP	WLS	BF	H	R	ER	SO	BB	IBB	HBP	BLK	WP	HR	S	P	ERA	WHIP						
Sun-Woo Kim, R ERA: 6.38	5.2		22	6	2	2	2	0	0	0	0	0	0	14	29	13.50	2.250						
Zach Day, R ERA: 4.76	1.1	B	7	1	2	2	0	2	0	0	0	0	1	34	29	13.50	2.250						
Dan Smith, R ERA: 2.09	3.0		10	1	0	0	6	0	0	0	0	0	0	10	49	0.00	0.333						
Britt Reames, R ERA: 4.78	2.2		12	1	0	0	2	3	2	0	0	0	0	24	52	0.00	1.500						
Scott Stewart, L ERA: 3.24	13.1	1.1	6	2	1	1	0	0	0	0	0	0	0	15	25	6.75	1.500						

Montreal Expos @ Florida Marlins
Pro Player Stadium, Miami, FL
 Tue Sep 17 2002, 7:05 PM EDT
 Att. 4,836 - Cloudy - 85 F

AB	48
R	5
H	11
RBI	5
BB	8
SO	10
LOB	20



Batter	1	2	3	4	5	6	7	8	9	10	11	AB	R	H	RBI	BB	SO	LOB	TOP					
Endy Chavez, L OBP: 0.277, SLG: 0.405	1B FC4-6		G4-3		L9			F8		K		5	1	1	0	0	1	0						
Jamey Carroll, R OBP: 0.429, SLG: 0.577	1B FC4-6		E6		K			F9			1B	5	1	2	0	0	1	0						
Jose Vidro, S OBP: 0.369, SLG: 0.479	1B FC4-6 SF7		F8		K			G4-3			1B WP	4	2	0	1	1	1	2						
Vladimir Guerrero, R OBP: 0.414, SLG: 0.592	1B CS		F7						G5-3		1B CS WP	5	0	2	1	0	0	1						
Matt Cepicky, L OBP: 0.266, SLG: 0.444	E4			FC3-6 1B				G4-3			1B P6	4	0	1	0	0	1	2						
Wil Cordero, R OBP: 0.339, SLG: 0.442												1	0	0	0	0	0	2						
Wilton Guerrero, S OBP: 0.250, SLG: 0.246												0	0	0	0	0	0	0						
Orlando Cabrera, R OBP: 0.319, SLG: 0.369	SF7								E4		S	3	0	1	1	1	0	0						
Brad Wilkerson, L OBP: 0.370, SLG: 0.466	CS								F7		1B BB	3	0	1	0	2	0	3						
Brian Schneider, L OBP: 0.330, SLG: 0.449									F8		K	5	0	0	0	0	2	6						
Tomo Ohka, S OBP: 0.145												3	0	0	0	0	2	2						
Dan Smith, R OBP: 0.145												0	0	0	0	0	0	0						
Jim Brower, R OBP: 0.145												0	0	0	0	0	0	0						
Joey Eischen, L OBP: 0.286, SLG: 0.333												1	0	0	0	0	0	0						
Tim Drew, R OBP: 0.286, SLG: 0.333												0	0	0	0	0	0	0						
Inning Stats	R: 2 E: 1 K: 0 S: 14	H: 3 LOB: 1 BB: 0 P: 19	R: 0 E: 0 K: 2 S: 9	H: 1 LOB: 0 BB: 0 P: 16	R: 0 E: 1 K: 0 S: 10	H: 0 LOB: 1 BB: 0 P: 17	R: 0 E: 0 K: 0 S: 9	H: 2 LOB: 2 BB: 0 P: 16	R: 0 E: 0 K: 1 S: 6	H: 0 LOB: 0 BB: 0 P: 6	R: 0 E: 0 K: 1 S: 8	H: 0 LOB: 0 BB: 1 P: 13	R: 0 E: 0 K: 0 S: 6	H: 0 LOB: 0 BB: 0 P: 8	R: 0 E: 1 K: 0 S: 10	H: 0 LOB: 1 BB: 0 P: 11	R: 0 E: 0 K: 1 S: 6	H: 0 LOB: 2 BB: 3 P: 33	1B: 8 2B: 1 3B: 0 HR: 0	SF: 1 SAC: 0 DP: 1 HBP: 0	WP: 1 PB: 0 SB: 1 CS: 4	PA: 45		
PITCHER	IP: 6.0 WLS: 5.09 BF: 24 H: 6 R: 2 ER: 1 SO: 5 BB: 0 IBB: 0 HBP: 0 BLK: 0 WP: 0 HR: 0 S: 55 P: 86 ERA: 1.50 WHIP: 1.000	PITCHER 46 Oswaldo Maitena, L (11, 1) ERA: 4.96 IP: 1.0 WLS: 1.0 BF: 7 H: 2 R: 2 ER: 2 SO: 1 BB: 3 IBB: 0 HBP: 0 BLK: 0 WP: 1 HR: 0 S: 18 P: 33 ERA: 16.00 WHIP: 5.000																						
Carl Pavano, R ERA: 5.09	Armando Almanza, L ERA: 4.4	Blaine Neal, R ERA: 3.38	Gary Knotts, R ERA: 4.0	Braden Looper, R ERA: 3.38																				
Luis Castillo, S OBP: 0.362, SLG: 0.365	B5-3			G6-3				F7				1B 1B	5	0	2	0	0	1						
Juan Encarnación, R OBP: 0.326, SLG: 0.433	K			P4				F9				1B F8	5	0	0	0	1	5						
Kevin Millar, R OBP: 0.366, SLG: 0.517													4	0	1	0	0	1	0					
Pablo Ozuna, R OBP: 0.290, SLG: 0.333	G4-3												0	1	0	0	0	0	0					
Braden Looper, R ERA: 3.38													0	0	0	0	0	0	0					
Mike Redmond, R OBP: 0.375, SLG: 0.392													1	0	0	0	1	1						
46 Oswaldo Maitena, L (11, 1) ERA: 4.96													0	0	0	0	0	0	0					
Mike Lowell, R OBP: 0.345, SLG: 0.453		G5-3											5	1	1	0	0	1	0					
Derrek Lee, R OBP: 0.370, SLG: 0.491																								
Preston Wilson, R OBP: 0.330, SLG: 0.430																								
Charles Johnson, R OBP: 0.302, SLG: 0.367																								
Andy Fox, L OBP: 0.335, SLG: 0.333																								
Mike Mordcaai, R OBP: 0.299, SLG: 0.284																								
Carl Pavano, R ERA: 5.09	Braden Looper, R ERA: 3.38	Armando Almanza, L ERA: 4.4	Blaine Neal, R ERA: 3.38	Tim Raines, S ERA: 4.48	Gary Knotts, R ERA: 4.0	Eric Owens, R OBP: 0.150, SLG: 0.354																		
Inning Stats	R: 0 E: 0 K: 1 S: 5	H: 0 LOB: 0 BB: 0 P: 7	R: 0 E: 0 K: 1 S: 8	H: 1 LOB: 0 BB: 0 P: 11	R: 0 E: 0 K: 2 S: 9	H: 0 LOB: 0 BB: 0 P: 12	R: 0 E: 0 K: 1 S: 9	H: 0 LOB: 0 BB: 0 P: 16	R: 0 E: 0 K: 1 S: 11	H: 0 LOB: 1 BB: 1 P: 18	R: 0 E: 0 K: 1 S: 8	H: 0 LOB: 0 BB: 0 P: 12	R: 0 E: 0 K: 0 S: 14	H: 4 LOB: 3 BB: 0 P: 22	R: 2 E: 0 K: 1 S: 16	H: 3 LOB: 2 BB: 0 P: 29	R: 0 E: 0 K: 1 S: 14	H: 1 LOB: 1 BB: 0 P: 20	R: 0 E: 0 K: 0 S: 5	H: 0 LOB: 0 BB: 0 P: 9	1B: 9 2B: 1 3B: 0 HR: 0	SF: 0 SAC: 0 DP: 1 HBP: 0	WP: 1 PB: 0 SB: 1 CS: 1	PA: 42
PITCHER	IP: 8.0 WLS: 3.18 BF: 29 H: 2 R: 2 ER: 2 SO: 7 BB: 1 IBB: 0 HBP: 0 BLK: 0 WP: 0 HR: 0 S: 77 P: 116 ERA: 0.00 WHIP: 0.875	PITCHER Tomo Ohka, R (9, 1) ERA: 3.18 IP: 0.0 WLS: 0.0 BF: 2 H: 2 R: 2 ER: 2 SO: 0 BB: 0 IBB: 0 HBP: 0 BLK: 0 WP: 0 HR: 0 S: 4 P: 7 ERA: 0.00 WHIP: 1.500																						
Dan Smith, R ERA: 2.51	Jim Brower, R ERA: 4.48	Joey Eischen, L ERA: 1.29	Tim Drew, R ERA: 2.45																					

Montreal Expos @ Florida Marlins
 Pro Player Stadium, Miami, FL
 Wed Sep 18 2002, 7:05 PM EDT
 Att. 5,105 - Cloudy - 85 F

AB	39
R	4
H	8
RBI	3
BB	4
SO	8
LOB	18



Montreal Expos @ Florida Marlins
 Pro Player Stadium, Miami, FL
 Wed Sep 18 2002, 7:05 PM EDT
 Att. 5,105 - Cloudy - 85 F

AB	41
R	2
H	10
RBI	2
BB	1
SO	9
LOB	15



Batter	1	2	3	4	5	6	7	8	9	AB	R	H	RBI	BB	SO	LOB	TOP										
Luis Castillo, S OBP: 0.361, SLG: 0.362	F7		K			L5		FC5 1B BB		4	1	0	0	1	1	4	Florida Marlins @ Atlanta Braves Turner Field, Atlanta, GA Sat Sep 21 2002, 1:05 PM EDT Att: 37,131 - Cloudy - 77 F										
Juan Encarnacion, R OBP: 0.377, SLG: 0.432	G6-3		F8			1B BB	2B BB	FC5 PB 1B 1-2 2-3f		3	1	0	0	2	0	4											
Kevin Millar, R Abraham Nunez, S OBP: 0.200, SLG: 0.200	F9			P4		1B BB	1-3 2B	2B PB 1B 1-2 2-H		5	1	3	1	0	0	0											
Mike Lowell, R OBP: 0.345, SLG: 0.447		G5-3		G6-4-3 1B		1B BB	G6-3	F9		0	0	0	0	0	0	0											
Derrek Lee, R OBP: 0.370, SLG: 0.488	K		G6-4-3 1-2f			1B BB		F8		5	1	2	1	0	0	4											
Eric Owens, R OBP: 0.321, SLG: 0.364	G5-3			G1-3		1B BB	P4	G1-6-3		4	1	1	1	1	1	1											
Mike Redmond, R Braden Looper, R			FC1-5 BB 1B	K		1B	L3	K		2	0	1	0	1	0	3											
Andy Fox, L OBP: 0.339, SLG: 0.334			FC1-5 BB		HBP	1B		F7		0	0	0	0	0	0	0											
Brad Penny, R Brian Barnes, S Gary Knotts, R Ramon Castro, R Vladimir Nunez, R Tim Lincecum, S			FC1-5	K		E9 1B		FC5 BB 1B		2	0	0	0	0	1	3											
Inning Stats	R: 0 E: 0 K: 0 S: 11	H: 0 LOB: 0 BB: 0 P: 14	R: 0 E: 0 K: 1 S: 7	H: 0 LOB: 0 BB: 0 P: 11	R: 0 E: 0 K: 1 S: 15	H: 1 LOB: 2 BB: 1 P: 23	R: 0 E: 0 K: 0 S: 6	H: 1 LOB: 0 BB: 0 P: 7	R: 0 E: 0 K: 2 S: 13	H: 0 LOB: 1 BB: 0 P: 16	R: 5 E: 2 K: 0 S: 25	H: 7 LOB: 2 BB: 1 P: 37	R: 0 E: 0 K: 0 S: 9	H: 1 LOB: 3 BB: 2 P: 21	R: 1 E: 0 K: 0 S: 13	H: 2 LOB: 2 BB: 1 P: 23		R: 0 E: 0 K: 1 S: 6	H: 0 LOB: 0 BB: 0 P: 9	1B: 9 2B: 2 3B: 1 HR: 0	SF: 0 SAC: 0 DP: 1 HBP: 1	WP: 0 PB: 1 SB: 0 CS: 0	PA: 43				
PITCHER	IP	WLS	BF	H	R	ER	SO	BB	IBB	HBP	BLK	WP	HR	S	P	ERA	WHIP										
Kevin Millwood, R ERA: 3.26	5.1	L	24	6	5	0	4	2	0	1	0	0	0	69	96	8.44	1.500										
Chris Hammond, L ERA: 0.97	1.2		10	4	0	0	0	1	1	0	0	0	0	17	33	0.00	3.000										
Kevin Gryboski, R ERA: 3.49	1.0		6	2	1	1	0	1	0	0	0	0	0	13	23	9.00	3.000										
Darren Holmes, R ERA: 1.92	1.0		3	0	0	0	1	0	0	0	0	0	0	6	9	0.00	0.000										

Batter	1	2	3	4	5	6	7	8	9	AB	R	H	RBI	BB	SO	LOB	BOTTOM										
Rafael Furcal, S OBP: 0.322, SLG: 0.383	HR			K		G4-3			G4-3	4	1	1	1	1	1	0	Florida Marlins @ Atlanta Braves Turner Field, Atlanta, GA Sat Sep 21 2002, 1:05 PM EDT Att: 37,131 - Cloudy - 77 F										
Mark DeRosa, R OBP: 0.352, SLG: 0.451	G5-3	L8		P4			10 F8 1B	FC5-4 1B	G4-3	5	1	1	0	0	0	3											
Gary Sheffield, R OBP: 0.404, SLG: 0.510	F9		10 2B	F9			FC5-4 1B		G6-3	5	1	2	0	0	0	0											
10 Chipper Jones, S OBP: 0.436, SLG: 0.539	G3-1		1B 2B		2B		F8			4	0	2	1	0	0	2											
Andruw Jones, R OBP: 0.361, SLG: 0.494		HR	1B		F9		FC5-4			4	1	2	2	0	0	2											
Matt Franco, L OBP: 0.404, SLG: 0.527		SH1-4 2B	FC3-5-2-5-1		K		L4			4	0	1	0	0	1	4											
Marcus Giles, R Chris Hammond, L			1B		L8					2	0	0	0	1	0	3											
Kevin Gryboski, R Julio Franco, R Darren Holmes, R		SH1-4 BB			L4			G6-4-3 BB		0	0	0	0	0	0	0											
Henry Blanco, R Javy Lopez, R		K				P5		G6-4-3		2	0	0	0	1	1	2											
Kevin Millwood, R Keith Lockhart, L		SH1-4				P6		P4		1	0	0	0	0	1	3											
Inning Stats	R: 1 E: 0 K: 0 S: 6	H: 1 LOB: 0 BB: 0 P: 9	R: 1 E: 0 K: 1 S: 12	H: 2 LOB: 3 BB: 2 P: 22	R: 1 E: 0 K: 1 S: 17	H: 3 LOB: 3 BB: 1 P: 26	R: 0 E: 0 K: 1 S: 9	H: 0 LOB: 0 BB: 0 P: 12	R: 0 E: 0 K: 1 S: 7	H: 1 LOB: 1 BB: 0 P: 10	R: 0 E: 0 K: 0 S: 8	H: 0 LOB: 0 BB: 0 P: 11	R: 1 E: 0 K: 0 S: 10	H: 2 LOB: 1 BB: 0 P: 13	R: 0 E: 0 K: 0 S: 7	H: 0 LOB: 0 BB: 1 P: 14	R: 0 E: 0 K: 1 S: 8	H: 0 LOB: 0 BB: 0 P: 13	1B: 4 2B: 3 3B: 0 HR: 2	SF: 0 SAC: 1 DP: 1 HBP: 0	WP: 0 PB: 0 SB: 0 CS: 0	PA: 39					
PITCHER	IP	WLS	BF	H	R	ER	SO	BB	IBB	HBP	BLK	WP	HR	S	P	ERA	WHIP										
Brad Penny, R ERA: 4.66	5.0		25	7	3	3	4	2	1	0	0	0	0	51	79	5.40	1.800										
Gary Knotts, R ERA: 4.34	1.0	H	5	2	1	1	0	0	0	0	0	0	0	13	16	9.00	2.000										
Vladimir Nunez, R ERA: 3.36	2.0	H	6	0	0	0	0	1	0	0	0	0	0	12	22	0.00	0.500										
Braden Looper, R ERA: 3.31	1.0	S	3	0	0	0	0	0	0	0	0	0	0	8	13	0.00	0.000										

Batter	1	2	3	4	5	6	7	8	9	AB	R	H	RBI	BB	SO	LOB	TOP					
Luis Castillo, S OBP: 0.360, SLG: 0.359 (1, 4)	G4-3		HR				G6-3		SH1-3	2	1	0	0	1	0	0						
Juan Encarnacion, R OBP: 0.332, SLG: 0.456 (1, 9)	G1-3		HR				HR		HR	5	3	4	5	0	0	0						
Kevin Millar, R OBP: 0.372, SLG: 0.519 Abraham Nunez, S OBP: 0.154, SLG: 0.154 (9, PR) (9, 8)	F7		HR				G4-6-3		FC5-4	4	1	1	0	1	1	3						
Mike Lowell, R OBP: 0.344, SLG: 0.455 (1, 5)		HR	F9				K		E5	5	2	2	4	0	1	1						
Derrek Lee, R OBP: 0.370, SLG: 0.485 (1, 3)				G6-3			F7		FC5-4	4	0	1	0	1	0	2						
Eric Owens, R OBP: 0.319, SLG: 0.362 (1, 8) (9, 7)				K			K		F9	5	0	1	0	0	2	4						
Ramon Castro, R OBP: 0.330, SLG: 0.460 (1, 2)				F7					F7	3	0	0	0	1	0	1						
Andy Fox, L OBP: 0.335, SLG: 0.330 Braden Looper, R (8, 1)			SH1-4				K		G3	4	1	1	0	0	2	2						
Carl Pavano, R OBP: 0.179, SLG: 0.205 Michael Tejera, L OBP: 0.297, SLG: 0.276 Pablo Ozuna, R OBP: 0.249, SLG: 0.351 Vladimir Nunez, R OBP: 0.304, SLG: 0.373 Armando Almanza, L Blaine Neal, L Mike Mordecai, R OBP: 0.333, SLG: 0.227 (1, 1) (6, 1) (7, PH) (7, 1) (8, 1) (8, 6)			SH1-4				1B		F7	1	0	1	0	0	0	0						
Inning Stats	R: 0 E: 0 K: 0 S: 7	H: 0 LOB: 0 BB: 0 P: 10	R: 1 E: 0 K: 0 S: 9	H: 3 LOB: 0 BB: 0 P: 15	R: 3 E: 0 K: 1 S: 13	H: 2 LOB: 0 BB: 1 P: 20	R: 0 E: 0 K: 1 S: 8	H: 0 LOB: 0 BB: 0 P: 13	R: 0 E: 0 K: 1 S: 14	H: 2 LOB: 2 BB: 0 P: 21	R: 0 E: 0 K: 3 S: 10	H: 0 LOB: 2 BB: 2 P: 20	R: 3 E: 0 K: 0 S: 20	H: 2 LOB: 0 BB: 1 P: 32	R: 0 E: 0 K: 0 S: 6	H: 0 LOB: 0 BB: 0 P: 9	R: 2 E: 1 K: 0 S: 13	H: 2 LOB: 3 BB: 1 P: 23	1B: 5 2B: 1 3B: 1 HR: 4	SF: 0 SAC: 2 DP: 2 HBP: 1	WP: 0 PB: 0 SB: 0 CS: 1	PA: 42
PITCHER	IP	WLS	BF	H	R	ER	SO	BB	IBB	HBP	BLK	WP	HR	S	P	ERA	WHIP					
Britt Reames, R ERA: 5.03 (1, 1)	3.0	L	13	5	4	4	1	1	0	0	0	0	2	29	45	12.00	2.000					
Matt Herges, R ERA: 4.1 (4, 1)	1.0		3	0	0	0	1	0	0	0	0	0	0	8	13	0.00	0.000					
Jim Brower, R ERA: 4.37 (5, 1)	2.0		10	2	0	0	4	2	0	1	0	0	0	24	41	0.00	2.000					
Dan Smith, R ERA: 3.47 52 T.J. Tucker, R ERA: 4.19 (7, 1) (8, 1)	1.0		6	2	3	3	0	1	0	0	0	0	1	20	32	27.00	3.000					
PITCHER	IP	WLS	BF	H	R	ER	SO	BB	IBB	HBP	BLK	WP	HR	S	P	ERA	WHIP					
Scott Stewart, L ERA: 3.23 (9, 1)	1.0		6	2	1	1	0	0	0	0	0	0	1	12	18	9.00	2.000					

Florida Marlins @ Montreal Expos
Olympic Stadium, Montreal, QB
Tue Sep 24 2002, 7:05 PM EDT
Att. 5,352 - Dome - 72 F

AB 34
R 9
H 11
RBI 9
BB 5
SO 6
LOB 13



Batter	1	2	3	4	5	6	7	8	9	AB	R	H	RBI	BB	SO	LOB	BOTTOM				
Andy Chavez, L OBP: 0.321, SLG: 0.456 (1, 8)	FC4-6	F9		FC6						4	1	2	0	2	0	4					
Jamey Carroll, R OBP: 0.385, SLG: 0.521 (1, 5)	FC4-6		G5-3		G1-3	L5			G4-3	6	0	0	0	0	1	7					
Jose Vidro, S OBP: 0.373, SLG: 0.488 (1, 4)	L6		L6-3		F7					5	1	3	1	0	0	1					
Vladimir Guerrero, R OBP: 0.418, SLG: 0.598 (1, 9)	G6-3		L6-3							3	2	1	1	2	0	2					
Brad Wilkerson, L OBP: 0.367, SLG: 0.459 (1, 3)		1B		F5						5	1	1	0	0	3	4					
Orlando Cabrera, R OBP: 0.322, SLG: 0.376 (1, 6)		FC4-6		1B						5	1	4	1	0	0	2					
Matt Cepicky, L OBP: 0.250, SLG: 0.377 Troy O'Leary, L OBP: 0.364, SLG: 0.373 (7, PH) (8, 7)			K		K				F7	3	0	0	0	0	3	4					
Brian Schneider, L OBP: 0.339, SLG: 0.452 Michael Barrett, R OBP: 0.339, SLG: 0.430 (7, PH) (8, 2)										1	0	1	0	0	0	0					
Carl Pavano, R ERA: 5.08 Michael Tejera, L ERA: 4.52 Vladimir Nunez, R ERA: 3.54 Armando Almanza, L ERA: 4.43 Blaine Neal, R ERA: 3.0 (1, 1) (6, 1) (7, 1) (7, 1) (8, 1)										1	0	0	0	0	0	0					
Inning Stats	R: 0 E: 0 K: 0 S: 7	H: 1 LOB: 1 BB: 0 P: 9	R: 1 E: 0 K: 1 S: 14	H: 2 LOB: 2 BB: 1 P: 19	R: 0 E: 0 K: 1 S: 8	H: 1 LOB: 0 BB: 0 P: 14	R: 1 E: 0 K: 1 S: 10	H: 2 LOB: 2 BB: 1 P: 12	R: 0 E: 0 K: 2 S: 13	H: 2 LOB: 3 BB: 1 P: 22	R: 2 E: 0 K: 1 S: 11	H: 2 LOB: 2 BB: 2 P: 26	R: 1 E: 0 K: 2 S: 13	H: 1 LOB: 2 BB: 2 P: 27	R: 0 E: 0 K: 1 S: 10	H: 2 LOB: 2 BB: 0 P: 15	1B: 8 2B: 6 3B: 0 HR: 1	SF: 1 SAC: 0 DP: 1 HBP: 0	WP: 0 PB: 0 SB: 2 CS: 0	PA: 47	
PITCHER	IP	WLS	BF	H	R	ER	SO	BB	IBB	HBP	BLK	WP	HR	S	P	ERA	WHIP				
Braden Looper, R ERA: 3.24 (8, 1)	1.2	S	8	2	0	0	2	1	0	0	0	0	0	17	29	0.00	1.800				
PITCHER	IP	WLS	BF	H	R	ER	SO	BB	IBB	HBP	BLK	WP	HR	S	P	ERA	WHIP				
Carl Pavano, R ERA: 5.08 Michael Tejera, L ERA: 4.52 Vladimir Nunez, R ERA: 3.54 Armando Almanza, L ERA: 4.43 Blaine Neal, R ERA: 3.0 (1, 1) (6, 1) (7, 1) (7, 1) (8, 1)	5.2	W	27	9	3	3	0	0	0	0	0	0	0	4	9	0.00	3.000				
PITCHER	IP	WLS	BF	H	R	ER	SO	BB	IBB	HBP	BLK	WP	HR	S	P	ERA	WHIP				
Braden Looper, R ERA: 3.24 (8, 1)	1.2	S	8	2	0	0	2	1	0	0	0	0	0	17	29	0.00	1.800				

Florida Marlins @ Montreal Expos
Olympic Stadium, Montreal, QB
Tue Sep 24 2002, 7:05 PM EDT
Att. 5,352 - Dome - 72 F

AB 39
R 6
H 14
RBI 6
BB 7
SO 9
LOB 31



Batter	1	2	3	4	5	6	7	8	9	AB	R	H	RBI	BB	SO	LOB	TOP										
Pablo Ozuna, R OBP: 0.273, SLG: 0.317 (1.4)	G1-4-3		BB		SF9	FC3-2		E5	L4-6	4	1	0	1	1	0	6	Florida Marlins @ Montreal Expos Olympic Stadium, Montreal, QB Wed Sep 25 2002, 7:05 PM EDT Att. 7,416 - Dome - 72 F										
Juan Encarnacion, R OBP: 0.329, SLG: 0.451 (1.9)	K		K		G6-3	K		E4		5	1	0	0	0	3	4											
Kevin Millar, R OBP: 0.370, SLG: 0.515 Vladimir Nunez, R OBP: 0.200, SLG: 0.200 Toby Borland, R (9.1)	F7			K		2B	G5-3	SF9		3	1	0	1	1	1	0											
Mike Lowell, R OBP: 0.343, SLG: 0.455 (1.5)		L5		G6-3		1B	G6-3	G5-3		5	1	1	0	0	0	0											
Derrek Lee, R OBP: 0.375, SLG: 0.488 (1.3)		1B		FC5	1B	1B	1B	1B	BB	3	2	3	1	1	0	0											
Eric Owens, R OBP: 0.323, SLG: 0.363 (1.8) (8.7)		1B		FC5	BB	1B	F9		FC1	4	1	2	1	1	0	2											
Ramon Castro, R OBP: 0.333, SLG: 0.489 (1.2)	G4-6-3			FC5		1B			P6	5	1	2	1	0	0	6											
Andy Fox, L OBP: 0.338, SLG: 0.330 (1.6)			P6		SF9	SH3-4		L8	L4-6	3	1	1	1	2	0	0											
Josh Beckett, R OBP: 0.032, SLG: 0.065 Brian Barnes, S OBP: 0.294, SLG: 0.273 Gary Knotts, R (6.1) Michael Tejera, L OBP: 0.227, SLG: 0.278 Blaine Neal, L (7.1) Tim Raines, S OBP: 0.365, SLG: 0.258 Abraham Nunez, S OBP: 0.143, SLG: 0.143 (8.8)			K		SH3-4	FC4-6			FC1	1	0	0	0	0	1	0											
Inning Stats	R: 0 E: 0 K: 1 S: 7	H: 0 LOB: 0 BB: 0 P: 9	R: 0 E: 0 K: 0 S: 7	H: 2 LOB: 1 BB: 0 P: 14	R: 0 E: 0 K: 2 S: 8	H: 0 LOB: 1 BB: 1 P: 15	R: 0 E: 1 K: 1 S: 12	H: 1 LOB: 2 BB: 1 P: 23	R: 1 E: 0 K: 0 S: 12	H: 0 LOB: 0 BB: 1 P: 20	R: 4 E: 0 K: 1 S: 16	H: 5 LOB: 2 BB: 1 P: 30	R: 0 E: 0 K: 0 S: 10	H: 0 LOB: 0 BB: 0 P: 13	R: 4 E: 2 K: 0 S: 13	H: 2 LOB: 0 BB: 0 P: 19		R: 1 E: 2 K: 0 S: 11	H: 0 LOB: 2 BB: 2 P: 20	1B: 8 2B: 2 3B: 0 HR: 1	SF: 2 SAC: 1 DP: 2 HBP: 1	WP: 0 PB: 0 SB: 3 CS: 0	PA: 46				
PITCHER	IP	WLS	BF	H	R	ER	SO	BB	IBB	HBP	BLK	WP	HR	S	P	ERA	WHIP										
Bartolo Colon, R ERA: 2.93 (1.1)	5.0	L	23	5	4	4	4	4	0	0	0	0	0	50	92	7.20	1.800										
Joey Eischen, L ERA: 1.42 (6.1)	1.0		6	3	1	1	1	0	0	0	0	0	0	12	19	9.00	3.000										
Matt Hergees, R ERA: 4.04 (7.1)	1.0		4	0	0	0	0	0	0	1	0	0	0	10	13	0.00	0.000										
Tim Drew, R ERA: 2.61 (8.1)	1.0		7	2	4	1	0	0	0	0	0	0	1	13	19	9.00	2.000										
52 T.J. Tucker, R ERA: 4.11 (9.1)	1.0		6	0	1	0	0	2	0	0	0	0	0	11	20	0.00	2.000										
Batter	1	2	3	4	5	6	7	8	9	AB	R	H	RBI	BB	SO	LOB	BOTTOM										
Andy Chavez, L OBP: 0.333, SLG: 0.481 (1.8)	G5-3		CS		2H		FC3-6		G4-3	5	0	3	1	0	0	0	Florida Marlins @ Montreal Expos Olympic Stadium, Montreal, QB Wed Sep 25 2002, 7:05 PM EDT Att. 7,416 - Dome - 72 F										
Jamey Carroll, R OBP: 0.386, SLG: 0.509 (1.5)	1B		F9		F9		FC3-6		K	5	0	2	0	0	1	2											
Jose Vidro, S OBP: 0.372, SLG: 0.486 (1.4)	1B		G5-4-3		G3-1		K		FC3-6	4	0	1	0	0	1	2											
Vladimir Guerrero, R OBP: 0.418, SLG: 0.596 (1.9)	G5-4-3				BB		2B		F8	2	1	0	0	2	0	4											
Orlando Cabrera, R OBP: 0.322, SLG: 0.377 (1.6)		G4-3		L8		2B		G5-3		4	0	1	1	0	0	1											
Troy O'Leary, L OBP: 0.365, SLG: 0.376 (1.7)		WP		F7		FC6		2B		3	0	2	0	1	0	1											
Brad Wilkerson, L OBP: 0.146, SLG: 0.133 Andres Galarraga, R OBP: 0.344, SLG: 0.394 (7.3)		K		3B		2B		2B		2	1	1	0	0	1	1											
Michael Barrett, R OBP: 0.336, SLG: 0.425 (1.2)		K		F7		FC6		G6-3		2	0	1	0	0	1	2											
Bartolo Colon, R OBP: 0.146, SLG: 0.133 Joey Eischen, L OBP: 0.294, SLG: 0.273 Matt Hergees, L (7.1) Fernando Tatis, R OBP: 0.367, SLG: 0.399 Tim Drew, R (8.1) 52 T.J. Tucker, R OBP: 0.370, SLG: 0.750 Matt Cespicky, L OBP: 0.047, SLG: 0.371 (9.1)			K		K		G3		K	2	0	0	0	0	1	0											
Inning Stats	R: 0 E: 0 K: 0 S: 14	H: 2 LOB: 1 BB: 0 P: 17	R: 0 E: 0 K: 2 S: 12	H: 1 LOB: 0 BB: 0 P: 18	R: 0 E: 0 K: 1 S: 8	H: 1 LOB: 0 BB: 0 P: 11	R: 0 E: 0 K: 0 S: 8	H: 0 LOB: 1 BB: 1 P: 14	R: 1 E: 0 K: 2 S: 15	H: 2 LOB: 1 BB: 2 P: 33	R: 0 E: 0 K: 0 S: 9	H: 2 LOB: 2 BB: 0 P: 12	R: 0 E: 0 K: 0 S: 9	H: 2 LOB: 1 BB: 0 P: 14	R: 0 E: 0 K: 2 S: 8	H: 0 LOB: 0 BB: 0 P: 14		1B: 7 2B: 3 3B: 1 HR: 0	SF: 0 SAC: 0 DP: 1 HBP: 0	WP: 1 PB: 0 SB: 1 CS: 1	PA: 38						
PITCHER	IP	WLS	BF	H	R	ER	SO	BB	IBB	HBP	BLK	WP	HR	S	P	ERA	WHIP										
Josh Beckett, R ERA: 4.13 (6.1)	0.1		3	1	1	1	1	1	0	0	0	0	0	9	19	27.00	6.000										
Gary Knotts, R ERA: 4.04 (6.1)	1.0	H	5	1	0	0	1	1	0	0	0	0	0	9	19	0.00	2.000										
Blaine Neal, R ERA: 2.93 (7.1)	0.2	H	3	1	0	0	0	0	0	0	0	0	0	6	7	0.00	1.500										
Vladimir Nunez, R ERA: 3.51 (8.1)	1.0		4	2	0	0	0	0	0	0	0	0	0	9	14	0.00	2.000										

Batter	1	2	3	4	5	6	7	8	9	AB	R	H	RBI	BB	SO	LOB	TOP					
Tim Raines, S OBP: 0.355, SLG: 0.259 Eric Owens, R OBP: 0.322, SLG: 0.362	F8		F8		G4-6-3		K			3	0	0	0	0	0	1						
Juan Encarnacion, R OBP: 0.327, SLG: 0.448	F8			K			F8		F7	4	0	0	0	0	1	0						
Kevin Millar, R OBP: 0.369, SLG: 0.512	F9			F9			HR		K	3	1	0	0	1	1	0						
Mike Lowell, R OBP: 0.343, SLG: 0.453		K		1B	1B		F8		K	4	1	1	0	0	2	1						
Derrek Lee, R OBP: 0.379, SLG: 0.497				1B	1B		HR			3	1	3	2	1	0	0						
Ramon Castro, R OBP: 0.339, SLG: 0.484 Braden Loper, R OBP: 0.337, SLG: 0.329	K			1B	1B		BB		K	3	0	1	1	1	2	2						
Andy Fox, L OBP: 0.337, SLG: 0.329	F7			G3			1B			4	0	1	0	0	1	3						
Pablo Ozuna, R OBP: 0.271, SLG: 0.333			P4		FC1-5		G1-3		G1-3	4	0	1	0	0	0	2						
Brad Penny, R ERA: 4.44 Nate Robertson, R ERA: 12.27 Brian Banks, S ERA: 2.9 Blaine Neal, L ERA: 4.34 Armando Almanza, L ERA: 4.34 Mike Redmond, R ERA: 3.21	K		K		FC1-5		G3-1		G6-3	2	0	0	0	0	1	1						
Inning Stats	R: 0 E: 0 K: 0 S: 5	H: 0 LOB: 0 BB: 7	R: 0 E: 0 K: 2 S: 11	H: 1 LOB: 1 BB: 0 P: 17	R: 0 E: 0 K: 1 S: 5	H: 0 LOB: 0 BB: 0 P: 9	R: 1 E: 0 K: 1 S: 16	H: 3 LOB: 2 BB: 0 P: 26	R: 0 E: 0 K: 0 S: 6	H: 1 LOB: 0 BB: 0 P: 6	R: 2 E: 0 K: 0 S: 10	H: 2 LOB: 2 BB: 21	R: 0 E: 0 K: 1 S: 5	H: 0 LOB: 0 BB: 0 P: 7	R: 0 E: 0 K: 3 S: 12	H: 0 LOB: 1 BB: 1 P: 19	R: 0 E: 0 K: 1 S: 7	H: 0 LOB: 0 BB: 10	1B: 4 2B: 2 3B: 0 HR: 1	SF: 0 SAC: 0 DP: 1 HBP: 0	WP: 0 PB: 0 SB: 0 CS: 0	PA: 36
PITCHER	IP	WLS	BF	H	R	ER	SO	BB	IBB	HBP	BLK	WP	HR	S	P	ERA	WHIP					
Tony Armas, R ERA: 4.44 Zach Day, R ERA: 3.75	6.0	W	26	7	3	3	4	2	0	0	0	0	1	53	86	4.50	1.500					
Zach Day, R ERA: 3.75	3.0	S	10	0	0	0	5	1	0	0	0	0	0	24	36	0.00	0.333					

Florida Marlins @ Montreal Expos
Olympic Stadium, Montreal, QB
Thu Sep 26 2002, 7:05 PM EDT
Att: 5,869 - Dome - 72 F

AB 33
R 3
H 7
RBI 3
BB 3
SO 9
LOB 10



Batter	1	2	3	4	5	6	7	8	9	AB	R	H	RBI	BB	SO	LOB	BOTTOM				
Endy Chavez, L OBP: 0.328, SLG: 0.469	G4-3			K		G1-3		CS		5	0	1	0	0	2	4					
Jamey Carroll, R OBP: 0.387, SLG: 0.517	K		E7	FC6		FC6-4		K		5	1	2	1	0	2	2					
Jose Vidro, S OBP: 0.373, SLG: 0.487	1B		G6-3		F9	FC6-4				3	0	1	1	1	0	1					
Vladimir Guerrero, R OBP: 0.417, SLG: 0.594	FC4-6		F3		F9		F8			4	0	1	0	0	0	1					
Troy O'Leary, L OBP: 0.371, SLG: 0.376	FC4-6		FC6		FC4-2		1B			3	0	1	0	1	0	3					
Orlando Cabrera, R OBP: 0.321, SLG: 0.376	P4		FC6		L6		1B			4	0	1	0	0	0	2					
Brad Wilkerson, L OBP: 0.368, SLG: 0.466	G3-1			1B		F8		F8		4	2	2	0	0	0	2					
Brian Schneider, L OBP: 0.342, SLG: 0.450	1B			FC1-6		F8		F7		3	0	1	1	1	0	3					
Tony Armas, R OBP: 0.118, SLG: 0.140 Wil Cordero, R OBP: 0.337, SLG: 0.435 Zach Day, R OBP: 0.333, SLG: 0.200	1B			FC1-6		G1-3		K		2	0	1	0	0	0	1					
Inning Stats	R: 0 E: 0 K: 1 S: 9	H: 1 LOB: 2 BB: 1 P: 15	R: 0 E: 0 K: 1 S: 9	H: 1 LOB: 1 BB: 1 P: 18	R: 1 E: 1 K: 0 S: 11	H: 1 LOB: 1 BB: 1 P: 18	R: 1 E: 0 K: 1 S: 14	H: 2 LOB: 1 BB: 0 P: 20	R: 0 E: 0 K: 0 S: 9	H: 1 LOB: 1 BB: 0 P: 13	R: 2 E: 0 K: 0 S: 8	H: 3 LOB: 1 BB: 0 P: 13	R: 0 E: 0 K: 2 S: 10	H: 2 LOB: 2 BB: 0 P: 15	R: 0 E: 0 K: 2 S: 10	H: 1 LOB: 0 BB: 0 P: 13	1B: 8 2B: 4 3B: 0 HR: 0	SF: 0 SAC: 0 DP: 0 HBP: 0	WP: 0 PB: 0 SB: 1 CS: 1	PA: 38	
PITCHER	IP	WLS	BF	H	R	ER	SO	BB	IBB	HBP	BLK	WP	HR	S	P	ERA	WHIP				
Brad Penny, R ERA: 4.66 Nate Robertson, L ERA: 12.27 Blaine Neal, R ERA: 2.9 Armando Almanza, L ERA: 4.34 Braden Loper, R ERA: 3.21	5.2	L	29	9	4	3	3	3	0	0	0	0	0	1	2	0.00	0.000				
Blaine Neal, R ERA: 2.9 Armando Almanza, L ERA: 4.34 Braden Loper, R ERA: 3.21	0.1		1	0	0	0	0	0	0	0	0	0	0	2	3	0.00	0.000				
Armando Almanza, L ERA: 4.34 Braden Loper, R ERA: 3.21	1.0		6	3	0	0	1	0	0	0	0	0	0	13	19	0.00	3.000				
Braden Loper, R ERA: 3.21	0.2		1	0	0	0	1	0	0	0	0	0	0	5	6	0.00	0.000				

Florida Marlins @ Montreal Expos
Olympic Stadium, Montreal, QB
Thu Sep 26 2002, 7:05 PM EDT
Att: 5,869 - Dome - 72 F

AB 35
R 4
H 12
RBI 4
BB 3
SO 5
LOB 19



Batter	1	2	3	4	5	6	7	8	9	AB	R	H	RBI	BB	SO	LOB	TOP			
11 Jimmy Rollins, S OBP: 0.305, SLG: 0.381	(1, 6) K		(1, 2) L6		(1, 2) F7		(1, 3) K			4	0	0	0	0	2	2	Philadelphia Phillies @ Florida Marlins Pro Player Stadium, Miami, FL Fri Sep 27 2002, 7:05 PM EDT Att: 8,689 - Cloudy - 86 F			
Doug Glanville, R OBP: 0.284, SLG: 0.330	(1, 8) F5		(1, 3) 1B		(1, 3) F7			(1, 2) FC3-6 1B		4	0	2	1	0	0	1				
Bobby Abreu, L OBP: 0.412, SLG: 0.518	(1, 9) K			(1, 0) 1B BB		(1, 0) F7		(1, 2) FC3-6 1-2		3	1	0	0	1	1					
Pat Burrell, R OBP: 0.375, SLG: 0.543		(1, 3) K		(1, 4) 1B 1H		(1, 4) G2-3 BB		(1, 2) F8		3	0	1	1	1	1					
Travis Lee, L OBP: 0.332, SLG: 0.394	(1, 3) K			(1, 0) K		(1, 2) G2-3		(1, 3) K		4	0	0	0	0	3	3				
Mike Lieberthal, R OBP: 0.350, SLG: 0.445	(1, 2) 1B			(1, 0) K		(1, 4) BB			(1, 2) P6	3	0	1	0	1	1					
Pacido Polanco, R OBP: 0.330, SLG: 0.403	(1, 5) K			(1, 0) G6-3		(1, 0) F7			(1, 1) L1	4	0	0	0	0	1	4				
Marlon Anderson, L OBP: 0.316, SLG: 0.382			(1, 2) 1B 11 E		(1, 2) SH5-4 HBP		(1, 0) G4-3		(1, 2) 1B	3	1	2	0	0	0	0				
Randy Wolf, L OBP: 0.190, SLG: 0.254			(1, 3) K		(1, 0) SH5-4		(1, 0) G5-3		(1, 2) F8	1	0	0	0	0	1	1				
Jason Michaels, R OBP: 0.356, SLG: 0.490	(7, PH)									1	0	0	0	0	0	0				
Mike Timlin, R OBP: 0.415, SLG: 0.506	(9, PH)									1	0	0	0	0	0	1				
Inning Stats	R: 0 E: 0 K: 2 S: 9	H: 0 LOB: 0 BB: 0 P: 14	R: 0 E: 0 K: 3 S: 10	H: 1 LOB: 1 BB: 0 P: 15	R: 1 E: 1 K: 1 S: 11	H: 2 LOB: 1 BB: 0 P: 18	R: 1 E: 0 K: 2 S: 10	H: 1 LOB: 1 BB: 1 P: 19	R: 0 E: 0 K: 0 S: 11	H: 0 LOB: 0 BB: 2 P: 16	R: 0 E: 0 K: 1 S: 7	H: 0 LOB: 0 BB: 0 P: 9	R: 0 E: 0 K: 1 S: 14	H: 1 LOB: 1 BB: 0 P: 22	R: 0 E: 0 K: 0 S: 13	H: 1 LOB: 1 BB: 0 P: 21	1B: 6 2B: 0 3B: 0 HR: 0	SF: 0 SAC: 1 DP: 0 HBP: 1	WP: 0 PB: 0 SB: 3 CS: 0	PA: 36
PITCHER	IP WLS BF H R ER SO BB IBB HBP BLK WP HR S P ERA WHIP																			
A.J. Burnett, R ERA: 3.3	(1, 1) 5.2 0 24 4 2 1 8 3 0 1 0 0 0 0 56 96 1.59 1.235																			
Gary Knotts, R ERA: 4.55	(6, 1) 0.1 W 1 0 0 0 0 0 0 0 0 0 0 0 0 1 2 0.00 0.000																			
Michael Tejera, L ERA: 4.45	(7, 1) 1.1 H 5 1 0 0 0 1 0 0 0 0 0 0 0 14 20 0.00 0.750																			
Vladimir Nunez, R ERA: 3.48	(8, 1) 0.2 H 2 0 0 0 0 1 0 0 0 0 0 0 0 7 11 0.00 0.000																			
Braden Looper, R ERA: 3.18	(9, 1) 1.0 S 4 1 0 0 0 0 0 0 0 0 0 0 0 13 21 0.00 1.000																			

Batter	1	2	3	4	5	6	7	8	9	AB	R	H	RBI	BB	SO	LOB	BOTTOM			
Luis Castillo, S OBP: 0.362, SLG: 0.361	(1, 4) G4-3 1B		(1, 2) 1B		(1, 1) CS 1B		(1, 3) L1			4	0	3	0	0	0	0	Philadelphia Phillies @ Florida Marlins Pro Player Stadium, Miami, FL Fri Sep 27 2002, 7:05 PM EDT Att: 8,689 - Cloudy - 86 F			
Juan Encarnacion, R OBP: 0.326, SLG: 0.449	(1, 8) F9		(1, 3) G5-3		(1, 2) CS 1-2	(1, 1) 1B 2B		(1, 2) L9		4	1	1	0	0	0	2				
Kevin Millar, R OBP: 0.370, SLG: 0.514	(1, 7) G4-3			(1, 0) P6		(1, 2) 2B 2H		(1, 0) 2B		4	0	2	1	0	0	1				
Abraham Nunez, S OBP: 0.143, SLG: 0.143	(6, PR) 1-2					(1, 1) 1B 2B		(1, 2) 2B		0	1	0	0	0	0	0				
Mike Lowell, R OBP: 0.344, SLG: 0.460		(1, 5) F8		(1, 0) HR		(1, 3) 2B		(1, 3) K		4	1	2	1	0	1	1				
Derrek Lee, R OBP: 0.379, SLG: 0.498		(1, 3) FC6-4 BB		(1, 0) K		(1, 3) K		(1, 2) 1B 2B		3	1	1	1	1	2	2				
Brian Banks, S OBP: 0.321, SLG: 0.407	(1, 9) K			(1, 0) HR		(1, 3) K		(1, 0) 1B		4	1	2	2	0	2	3				
Braden Looper, R	(9, 1) K							(1, 2) 1B		0	0	0	0	0	0	0				
Mike Redmond, R OBP: 0.373, SLG: 0.389	(1, 2) FC6-4			(1, 3) K		(1, 0) G6-3		(1, 3) K		2	0	0	0	0	1	1				
Ramon Castro, R OBP: 0.333, SLG: 0.474	(7, 2) 1-2									2	0	0	0	0	1	4				
Mike Mordecai, R OBP: 0.313, SLG: 0.297			(1, 6) G5-3		(1, 2) B2-3 1B		(1, 0) G6-3			3	0	1	0	0	0	0				
A.J. Burnett, R OBP: 0.177, SLG: 0.193	(1, 1) K			(1, 3) K		(1, 1) B2-3		(1, 1) G4-3		2	0	0	0	0	1	1				
Gary Knotts, R	(6, 1) K									0	0	0	0	0	0	0				
Michael Tejera, L OBP: 0.231, SLG: 0.270	(7, 1) K									1	0	0	0	0	0	0				
Vladimir Nunez, R OBP: 0.200, SLG: 0.200	(8, 1) K									0	0	0	0	0	0	0				
Eric Owens, R OBP: 0.322, SLG: 0.362	(9, 7) K									0	0	0	0	0	0	0				
Inning Stats	R: 0 E: 0 K: 0 S: 8	H: 1 LOB: 0 BB: 0 P: 8	R: 0 E: 0 K: 1 S: 9	H: 0 LOB: 1 BB: 1 P: 15	R: 0 E: 0 K: 1 S: 11	H: 1 LOB: 0 BB: 0 P: 14	R: 2 E: 0 K: 2 S: 10	H: 2 LOB: 0 BB: 0 P: 12	R: 0 E: 0 K: 0 S: 8	H: 2 LOB: 0 BB: 0 P: 9	R: 1 E: 0 K: 2 S: 12	H: 3 LOB: 2 BB: 0 P: 17	R: 0 E: 0 K: 0 S: 6	H: 0 LOB: 0 BB: 0 P: 10	R: 2 E: 0 K: 2 S: 18	H: 3 LOB: 3 BB: 0 P: 20	1B: 6 2B: 5 3B: 0 HR: 2	SF: 0 SAC: 0 DP: 2 HBP: 0	WP: 0 PB: 0 SB: 0 CS: 1	PA: 35
PITCHER	IP WLS BF H R ER SO BB IBB HBP BLK WP HR S P ERA WHIP																			
Randy Wolf, L ERA: 3.2	(1, 1) 6.0 L 25 9 3 3 6 1 0 0 0 0 0 0 0 24 30 4.50 1.667																			
Mike Timlin, R ERA: 3.01	(7, 1) 2.0 9 3 2 2 2 0 0 0 0 0 0 0 24 30 9.00 1.500																			

Batter	1	2	3	4	5	6	7	8	9	AB	R	H	RBI	BB	SO	LOB	TOP					
Ricky Ledee, L OBP: 0.338, SLG: 0.415 (1, 8)	1-3 K		4-1 2B BB	2-0 1B 2B		1-3 K		2-1 2B		4	2	2	0	1	2	0	Philadelphia Phillies @ Florida Marlins Pro Player Stadium, Miami, FL Sat Sep 28 2002, 7:05 PM EDT Att: 11,746 - Sunny - 84 F					
Placido Polanco, R OBP: 0.331, SLG: 0.405 (1, 5)	1-3 K		1-1 2B 2B 1-H	0-0 1B 2-H		2-2 G6-3		0-0 F9		5	1	2	2	0	1	1						
Bobby Abreu, L OBP: 0.411, SLG: 0.518 (1, 9)	3-2 F8		2-2 E 2-H	0-1 F8 2B		0-1 HR 1B		0-3 K		5	2	2	1	0	1	2						
Pat Burrell, R OBP: 0.376, SLG: 0.544 Doug Glanville, R OBP: 0.296, SLG: 0.340 (3, 8)		0-0 BLK 2B	1-2 E5 1B 2-H		2-1 G4-3 SF7 1B	1-2 HR		1-1 F8		2	1	1	0	0	0	0						
Travis Lee, L OBP: 0.330, SLG: 0.392 (1, 3)		3-2 G4-3	1-1 WP SF8 1B 2-H		3-1 G4-3	1-1 F8		3-2 G4-3		5	1	1	1	0	0	2						
Tomas Perez, S OBP: 0.325, SLG: 0.399 (1, 6)		0-1 F3	1-2 SF8 2-H		4-0 WP S BB			0-3 K		3	0	1	1	1	1	1						
Marlon Anderson, L OBP: 0.315, SLG: 0.380 (1, 4)		4-2 BB	1-1 G1		1-2 SF7			0-0 F9		3	0	0	1	1	0	1						
Johnny Estrada, S OBP: 0.235, SLG: 0.200 (1, 2)		1-2 F7		1-0 F8		4-0 WP IBB		2-3 K		3	0	0	0	1	1	3						
Brandon Duckworth, R OBP: 0.284, SLG: 0.208 Carlos Silva, R Mike Timlin, R Hector Mercado, L (1, 1) (7, 1) (8, 1) (9, 1)			1-2 G1-3	1-2 F9	2-2 F9	2-1 G4-3				4	0	0	0	0	0	3						
Inning Stats	R: 0 E: 0 K: 2 S: 10	H: 0 LOB: 0 BB: 0 P: 15	R: 0 E: 0 K: 0 S: 12	H: 1 LOB: 2 BB: 1 P: 20	R: 5 E: 1 K: 0 S: 23	H: 3 LOB: 0 BB: 1 P: 35	R: 1 E: 0 K: 0 S: 9	H: 2 LOB: 1 BB: 0 P: 13	R: 1 E: 0 K: 0 S: 15	H: 1 LOB: 2 BB: 2 P: 31	R: 2 E: 0 K: 1 S: 13	H: 2 LOB: 0 BB: 0 P: 18	R: 0 E: 0 K: 1 S: 9	H: 1 LOB: 1 BB: 0 P: 13	R: 0 E: 0 K: 1 S: 8	H: 1 LOB: 1 BB: 0 P: 11	R: 0 E: 0 K: 1 S: 9	H: 0 LOB: 0 BB: 0 P: 13	1B: 5 2B: 5 3B: 0 HR: 1	SF: 2 SAC: 0 DP: 0 HBP: 0	WP: 3 PB: 0 SB: 2 CS: 0	PA: 43
PITCHER	IP	WLS	BF	H	R	ER	SO	BB	IBB	HBP	BLK	WP	HR	S	P	ERA	WHIP			ERA	WHIP	
Justin Wayne, R ERA: 5.32 Nate Robertson, L ERA: 11.98 Graeme Lloyd, L ERA: 5.21 46 Oswaldo Mairena, L ERA: 5.35 Toby Borland, R ERA: 5.27	(1, 1)	3.0	L	16	4	5	3	2	2	0	0	1	0	45	70	9.00	2.000			0.00	0.000	
PITCHER	IP	WLS	BF	H	R	ER	SO	BB	IBB	HBP	BLK	WP	HR	S	P	ERA	WHIP			ERA	WHIP	
Julian Tavarez, R ERA: 5.39	(9, 1)	1.0		3	0	0	1	0	0	0	0	0	0	9	13	9.00	2.000			0.00	0.000	

AB	37
R	9
H	11
RBI	8
BB	4
SO	6
LOB	14



Batter	1	2	3	4	5	6	7	8	9	AB	R	H	RBI	BB	SO	LOB	BOTTOM					
Luis Castillo, S OBP: 0.361, SLG: 0.359 (1, 4)	2-2 G5-3		0-3 K		1-0 F7		4-1 FC6-4 BB		0-1 F8	4	0	0	0	1	1	2	Philadelphia Phillies @ Florida Marlins Pro Player Stadium, Miami, FL Sat Sep 28 2002, 7:05 PM EDT Att: 11,746 - Sunny - 84 F					
Juan Encarnacion, R OBP: 0.325, SLG: 0.450 (1, 8)	3-2 F8		1-0 K		0-0 F9		0-0 FC6-4		0-0 G5-3	5	0	1	0	0	0	4						
Kevin Millar, R OBP: 0.369, SLG: 0.514 (1, 7)	3-2 F9		3-2 F9		3-2 F9		2-1 BB G4-6-3 2B			4	1	1	0	0	0	2						
Mike Lowell, R OBP: 0.346, SLG: 0.471 Mike Mordecai, R OBP: 0.313, SLG: 0.297 (8, PR) (9, 5)		0-0 HR		1-0 HR		1-2 L5		1-0 G4-6-3 BB HBP		3	2	2	2	0	0	0						
Derrek Lee, R OBP: 0.379, SLG: 0.496 (1, 3)		1-2 F8		2-3 K		3-2 F3		4-2 G4-6-3 BB		3	0	0	0	1	1	0						
Brian Bertsch, S Nate Robertson, L Pablo Ozuna, R Graeme Lloyd, L 46 Oswaldo Mairena, L Tim Lincecum, S Jose Guillen, S Abraham Nunez, S Julian Tavarez, L (1, 1)		2-1 F9 2B		0-0 K		1-0 G3-1		1-2 G4-6-3		1	0	0	0	0	0	0						
Ramon Castro, R OBP: 0.322, SLG: 0.455 (1, 2)		1-2 F9		1-1 G1-3		2-3 K		0-1 F3		4	0	0	0	0	1	4						
Andy Fox, L OBP: 0.337, SLG: 0.327 (1, 6)		1-0 L6		3-3 K		1-3 K		4-2 FC4-6 BB		3	0	0	0	1	2	2						
Justin Wayne, R Eric Owens, R (3, PH) (4, 8)			0-1 F7		0-1 S 1B		2-2 FC6-4 2B		2-2 FC4-6	0	0	0	0	0	0	0						
Inning Stats	R: 0 E: 0 K: 0 S: 13	H: 0 LOB: 0 BB: 0 P: 21	R: 1 E: 0 K: 0 S: 10	H: 2 LOB: 1 BB: 0 P: 15	R: 0 E: 0 K: 1 S: 9	H: 1 LOB: 0 BB: 0 P: 13	R: 1 E: 0 K: 2 S: 10	H: 2 LOB: 1 BB: 0 P: 17	R: 0 E: 0 K: 0 S: 7	H: 1 LOB: 1 BB: 0 P: 11	R: 0 E: 0 K: 0 S: 9	H: 0 LOB: 0 BB: 0 P: 14	R: 0 E: 0 K: 2 S: 11	H: 1 LOB: 2 BB: 1 P: 20	R: 1 E: 0 K: 0 S: 13	H: 1 LOB: 1 BB: 1 P: 21	R: 0 E: 0 K: 0 S: 8	H: 0 LOB: 1 BB: 1 P: 14	1B: 1 2B: 3 3B: 2 HR: 2	SF: 0 SAC: 0 DP: 1 HBP: 1	WP: 0 PB: 0 SB: 1 CS: 0	PA: 38
PITCHER	IP	WLS	BF	H	R	ER	SO	BB	IBB	HBP	BLK	WP	HR	S	P	ERA	WHIP			ERA	WHIP	
Brandon Duckworth, R ERA: 5.41 Carlos Silva, R ERA: 3.29 Mike Timlin, R ERA: 2.98 Hector Mercado, L ERA: 4.58	(1, 1)	0.1	3	1	1	1	0	0	0	0	0	0	0	3	6	27.00	3.000			0.00	1.000	
PITCHER	IP	WLS	BF	H	R	ER	SO	BB	IBB	HBP	BLK	WP	HR	S	P	ERA	WHIP			ERA	WHIP	
Julian Tavarez, R ERA: 5.39	(9, 1)	1.0		3	0	0	1	0	0	0	0	0	0	9	13	9.00	2.000			0.00	0.000	



Batter	1	2	3	4	5	6	7	8	9	10	AB	R	H	RBI	BB	SO	LOB	TOP	
Doug Gianville, R OBP: 0.292, SLG: 0.344 (1.8)	0-1 FC6-4 1B	3-2 1B		L6		0-1 FC9-2 1B			4-0 FC1-5 BB		4	0	3	1	1	0	0		
11 Jimmy Rollins, S OBP: 0.306, SLG: 0.380 (1.6)	2-2 FC6-4 1B	1-0 G4-3			4-2 BB	2-2 1B	1-3 1B		3-1 FC1-5		4	0	1	0	1	0	4		
Bobby Abreu, L OBP: 0.413, SLG: 0.521 Jason Michaels, R OBP: 0.347, SLG: 0.476 (4.9) (5.7)	4-1 CS BB				3-3 BB	1-1 FC9-2			2-3 K		1	1	1	0	1	0	0		
Mike Lieberthal, R OBP: 0.349, SLG: 0.443 Terry Adams, R OBP: 0.179, SLG: 0.080 Jeremy Giambi, L OBP: 0.414, SLG: 0.505 Hector Mercado, L OBP: 0.250, SLG: 0.250 (1.2) (7.1) (9.1) (9.1)	1-0 G6-3				1-1 1B		1-2 G1-3		3-3 K		4	0	1	0	0	0	2		
Travis Lee, L OBP: 0.331, SLG: 0.394 (1.3)		0-0 1B	2-3 K		0-1 1B		1-3 K			1-0 F7		5	1	2	0	0	2		
Placido Polanco, R OBP: 0.338, SLG: 0.403 (1.5)		1-1 L1	0-0 FC6-4 1B		2-1 L9		0-0 P4			1-2 G1-3		5	0	1	1	0	0	2	
Ricky Ledee, L OBP: 0.342, SLG: 0.419 Carlos Silva, R (5.1) Johnny Estrada, S OBP: 0.211, SLG: 0.176 (7.2)		2-1 1B	2-3 K		0-0 1B		3-2 F9			1-0 F7		3	0	2	1	0	1	2	
Tomás Perez, S OBP: 0.319, SLG: 0.392 (1.4)		1-2 FC4-6 1B	1-1 FC6-4		0-3 K		2-2 P5					4	1	0	0	0	1	5	
Joe Roa, R OBP: 0.259, SLG: 0.280 Eric Valent, L OBP: 0.200, SLG: 0.200 (1.1) (5.9)		1-2 1B		0-2 G5-3		0-0 G4-3		1-3 K				2	0	1	0	0	0	0	
Inning Stats	R: 0 E: 0 K: 0 S: 7	H: 1 LOB: 1 BB: 1 P: 14	R: 2 E: 0 K: 0 S: 15	H: 4 LOB: 2 BB: 0 P: 24	R: 1 E: 0 K: 2 S: 14	H: 3 LOB: 1 BB: 1 P: 20	R: 0 E: 0 K: 1 S: 9	H: 2 LOB: 2 BB: 0 P: 15	R: 0 E: 0 K: 1 S: 7	H: 0 LOB: 0 BB: 0 P: 10	R: 0 E: 0 K: 1 S: 11	H: 0 LOB: 0 BB: 0 P: 17	R: 0 E: 0 K: 2 S: 7	H: 0 LOB: 1 BB: 0 P: 10	R: 0 E: 0 K: 0 S: 10	H: 0 LOB: 0 BB: 0 P: 10	1B: 10 2B: 3 3B: 0 HR: 0	SF: 0 SAC: 1 DP: 1 HBP: 0	WP: 0 PA: 43
PITCHER	IP WLS BF H R ER SO BB IBB HBP BLK WP HR S P ERA WHIP	IP WLS BF H R ER SO BB IBB HBP BLK WP HR S P ERA WHIP	IP WLS BF H R ER SO BB IBB HBP BLK WP HR S P ERA WHIP	IP WLS BF H R ER SO BB IBB HBP BLK WP HR S P ERA WHIP	IP WLS BF H R ER SO BB IBB HBP BLK WP HR S P ERA WHIP	IP WLS BF H R ER SO BB IBB HBP BLK WP HR S P ERA WHIP	IP WLS BF H R ER SO BB IBB HBP BLK WP HR S P ERA WHIP	IP WLS BF H R ER SO BB IBB HBP BLK WP HR S P ERA WHIP	IP WLS BF H R ER SO BB IBB HBP BLK WP HR S P ERA WHIP	IP WLS BF H R ER SO BB IBB HBP BLK WP HR S P ERA WHIP	IP WLS BF H R ER SO BB IBB HBP BLK WP HR S P ERA WHIP	IP WLS BF H R ER SO BB IBB HBP BLK WP HR S P ERA WHIP	IP WLS BF H R ER SO BB IBB HBP BLK WP HR S P ERA WHIP	IP WLS BF H R ER SO BB IBB HBP BLK WP HR S P ERA WHIP	IP WLS BF H R ER SO BB IBB HBP BLK WP HR S P ERA WHIP	IP WLS BF H R ER SO BB IBB HBP BLK WP HR S P ERA WHIP	IP WLS BF H R ER SO BB IBB HBP BLK WP HR S P ERA WHIP	IP WLS BF H R ER SO BB IBB HBP BLK WP HR S P ERA WHIP	

Philadelphia Phillies @ Florida Marlins
Pro Player Stadium, Miami, FL
Sun Sep 29, 2002, 4:05 PM EDT
Att: 28,599 - Cloudy - 88 F

AB 40
R 3
H 12
RBI 3
BB 3
SO 8
LOB 22



Batter	1	2	3	4	5	6	7	8	9	10	AB	R	H	RBI	BB	SO	LOB	BOTTOM	
Luis Castillo, S OBP: 0.364, SLG: 0.361 (1.4)	2-2 1B	3-2 1B		4-0 IBB			1-0 FC6-4 G4-3 1B			3-2 WP SF3 1B		4	1	3	0	1	0	1	
Tim Raines, S OBP: 0.351, SLG: 0.258 Abraham Nunez, S OBP: 0.118, SLG: 0.118 (1.7) (6.8)	1-3 K		0-0 G5-4-3 1B	2-1 F9			3-2 G4-3		2-3 K		3	0	1	0	0	1	4		
Juan Encarnacion, R OBP: 0.324, SLG: 0.449 (1.8) (6.9)	0-0 G5-4-3 1B		2-2 P4		2-3 K		2-3 K		0-1 SF3		4	0	1	1	0	2	2		
Kevin Millar, R OBP: 0.366, SLG: 0.509 (1.9) (6.7)	1-1 G5-4-3		1-2 G5-4-3		1-1 G1-3			0-1 G6-3				4	0	0	0	0	3		
Derrek Lee, R OBP: 0.378, SLG: 0.494 (1.3)		3-3 K		1-2 1B		1-1 P4		2-2 P4				4	1	1	0	0	1	0	
Mike Redmond, R OBP: 0.372, SLG: 0.387 (1.2)		3-1 F3		0-1 SH1-4 1B		0-1 G1-3		3-3 K				4	0	1	0	0	1	0	
Andy Fox, L OBP: 0.338, SLG: 0.333 (1.6)		2-2 1B		0-1 SH1-4 1B		0-0 G4-3			2-3 K		4	1	2	1	0	1	0		
Mike Mordecai, R OBP: 0.313, SLG: 0.298 (1.5)		2-1 3B		1-1 SH1-4		1-2 G4-3			3-1 F7		3	1	1	1	0	0	0		
Carl Pavano, R ERA: 5.16 Gary Knotts, R ERA: 4.4 Blaine Neal, R ERA: 2.73 Josh Beckett, R ERA: 4.1 Vladimir Nunez, R ERA: 3.41																			
Inning Stats	R: 0 E: 0 K: 1 S: 9	H: 2 LOB: 1 BB: 0 P: 13	R: 2 E: 0 K: 1 S: 16	H: 4 LOB: 2 BB: 0 P: 29	R: 0 E: 0 K: 0 S: 7	H: 1 LOB: 0 BB: 0 P: 10	R: 1 E: 0 K: 1 S: 14	H: 3 LOB: 3 BB: 1 P: 23	R: 0 E: 0 K: 1 S: 8	H: 0 LOB: 0 BB: 0 P: 7	R: 0 E: 0 K: 0 S: 6	H: 1 LOB: 1 BB: 0 P: 14	R: 0 E: 0 K: 1 S: 8	H: 0 LOB: 0 BB: 0 P: 13	R: 0 E: 0 K: 1 S: 9	H: 1 LOB: 0 BB: 0 P: 14	1B: 10 2B: 0 3B: 2 HR: 0	SF: 1 SAC: 1 DP: 2 HBP: 0	WP: 1 PA: 39
PITCHER	IP WLS BF H R ER SO BB IBB HBP BLK WP HR S P ERA WHIP	IP WLS BF H R ER SO BB IBB HBP BLK WP HR S P ERA WHIP	IP WLS BF H R ER SO BB IBB HBP BLK WP HR S P ERA WHIP	IP WLS BF H R ER SO BB IBB HBP BLK WP HR S P ERA WHIP	IP WLS BF H R ER SO BB IBB HBP BLK WP HR S P ERA WHIP	IP WLS BF H R ER SO BB IBB HBP BLK WP HR S P ERA WHIP	IP WLS BF H R ER SO BB IBB HBP BLK WP HR S P ERA WHIP	IP WLS BF H R ER SO BB IBB HBP BLK WP HR S P ERA WHIP	IP WLS BF H R ER SO BB IBB HBP BLK WP HR S P ERA WHIP	IP WLS BF H R ER SO BB IBB HBP BLK WP HR S P ERA WHIP	IP WLS BF H R ER SO BB IBB HBP BLK WP HR S P ERA WHIP	IP WLS BF H R ER SO BB IBB HBP BLK WP HR S P ERA WHIP	IP WLS BF H R ER SO BB IBB HBP BLK WP HR S P ERA WHIP	IP WLS BF H R ER SO BB IBB HBP BLK WP HR S P ERA WHIP	IP WLS BF H R ER SO BB IBB HBP BLK WP HR S P ERA WHIP	IP WLS BF H R ER SO BB IBB HBP BLK WP HR S P ERA WHIP	IP WLS BF H R ER SO BB IBB HBP BLK WP HR S P ERA WHIP	IP WLS BF H R ER SO BB IBB HBP BLK WP HR S P ERA WHIP	

Philadelphia Phillies @ Florida Marlins
Pro Player Stadium, Miami, FL
Sun Sep 29, 2002, 4:05 PM EDT
Att: 28,599 - Cloudy - 88 F

AB 36
R 4
H 12
RBI 4
BB 1
SO 8
LOB 14

