





Florida Marlins - 2004

Batter	1	2	3	4	5	6	7	8	9	AB R H RBI BB SO LOB	TOP																								
											<p>Miami Hurricanes @ Florida Marlins</p> <p>Roger Dean Stadium, Jupiter, FL</p> <p>Wed Mar 03 2004, 3:05 PM EST</p> <p>livebaseballscorecards.com</p> <p>AB 0</p> <p>R 0</p> <p>H 0</p> <p>RBI 0</p> <p>BB 0</p> <p>SO 0</p> <p>LOB 0</p> 																								
Inning Stats										1B: 0 SF: 0 2B: 0 SAC: 0 3B: 0 DP: 0 HR: 0 HBP: 0	WP: 0 PA: 0 PB: 0 SB: 0 CS: 0																								
PITCHER	IP	WLS	BF	H	R	ER	SO	BB	IBB	HBP	BLK	WP	HR	S	P	ERA	WHIP	PITCHER	IP	WLS	BF	H	R	ER	SO	BB	IBB	HBP	BLK	WP	HR	S	P	ERA	WHIP

Batter	1	2	3	4	5	6	7	8	9	AB R H RBI BB SO LOB	BOTTOM																								
											<p>Miami Hurricanes @ Florida Marlins</p> <p>Roger Dean Stadium, Jupiter, FL</p> <p>Wed Mar 03 2004, 3:05 PM EST</p> <p>livebaseballscorecards.com</p> <p>AB 0</p> <p>R 0</p> <p>H 0</p> <p>RBI 0</p> <p>BB 0</p> <p>SO 0</p> <p>LOB 0</p> 																								
Inning Stats										1B: 0 SF: 0 2B: 0 SAC: 0 3B: 0 DP: 0 HR: 0 HBP: 0	WP: 0 PA: 0 PB: 0 SB: 0 CS: 0																								
PITCHER	IP	WLS	BF	H	R	ER	SO	BB	IBB	HBP	BLK	WP	HR	S	P	ERA	WHIP	PITCHER	IP	WLS	BF	H	R	ER	SO	BB	IBB	HBP	BLK	WP	HR	S	P	ERA	WHIP

Batter	1	2	3	4	5	6	7	8	9	AB R H RBI BB SO LOB	TOP																								
											Florida Marlins @ Albuquerque Isotopes Isotopes Park, Albuquerque, NM Sun Apr 04 2004, 3:05 PM EDT livebaseballscorecards.com																								
		AB 0 R 0 H 0 RBI 0 BB 0 SO 0 LOB 0																																	
																																			
Inning Stats										1B: 0 SF: 0 WP: 0 PA: 0 2B: 0 SAC: 0 FB: 0 3B: 0 DP: 0 SB: 0 HR: 0 HBP: 0 CS: 0																									
PITCHER	IP	WLS	BF	H	R	ER	SO	BB	IBB	HBP	BLK	WP	HR	S	P	ERA	WHIP	PITCHER	IP	WLS	BF	H	R	ER	SO	BB	IBB	HBP	BLK	WP	HR	S	P	ERA	WHIP

Batter	1	2	3	4	5	6	7	8	9	AB R H RBI BB SO LOB	BOTTOM																								
											Florida Marlins @ Albuquerque Isotopes Isotopes Park, Albuquerque, NM Sun Apr 04 2004, 3:05 PM EDT livebaseballscorecards.com																								
		AB 0 R 0 H 0 RBI 0 BB 0 SO 0 LOB 0																																	
																																			
Inning Stats										1B: 0 SF: 0 WP: 0 PA: 0 2B: 0 SAC: 0 FB: 0 3B: 0 DP: 0 SB: 0 HR: 0 HBP: 0 CS: 0																									
PITCHER	IP	WLS	BF	H	R	ER	SO	BB	IBB	HBP	BLK	WP	HR	S	P	ERA	WHIP	PITCHER	IP	WLS	BF	H	R	ER	SO	BB	IBB	HBP	BLK	WP	HR	S	P	ERA	WHIP

Batter	1	2	3	4	5	6	7	8	9	AB	R	H	RBI	BB	SO	LOB	TOP										
Peter Bergeron, L (1, 8) OBP: 0.400, SLG: 0.250	1-3 K			1-0 1B		4-2 2B BB	1-3 K		2-3 K	4	1	0	1	3	2												
Jose Vidro, S (1, 4) OBP: 0.600, SLG: 1.400	0-0 F8			0-0 1B		1-2 1-H 2B		1-3 K	3-2 HR	5	1	3	2	0	1	0											
Carl Everett, S (1, 9) OBP: 0.600, SLG: 1.000	1-3 K2-3			2-3 K		4-1 BB		1-1 1B 2B	0-0 2B	4	1	2	0	1	2	2											
Orlando Cabrera, R (1, 6) OBP: 0.200, SLG: 0.200		0-0 F8		2-1 F7		1-3 K		1-2 BB 1B	0-0 P3	5	0	1	1	0	1	5											
Brad Wilkerson, L (1, 3)		0-1 F9		2-3 K		1-3 K		4-1 BB BB		3	0	0	0	1	2	4											
Tony Batista, R (1, 5)		0-2 F7			0-1 G1-4-3		0-1 G5-3	2-0 F7		4	0	0	0	0	0	2											
Termel Sledge, L (1, 7)			0-2 P6		0-3 K		4-2 1B BB	4-1 1-2 2-3 BB		2	0	0	0	2	1	0											
Brian Schneider, L (1, 2)			1-1 P5		2-3 K		0-0 F8	2-0 G4-3		4	0	0	0	0	1	4											
Livan Hernandez, R (1, 1)			0-0 F8			1-2 L3		3-2 L8		2	0	0	0	0	0	0											
Ronald Calloway, L (7, PH) OBP: 1.000, SLG: 1.000										1	0	1	0	0	0	0											
32 Chad Cordero, R (7, 1)										0	0	0	0	0	0	0											
Luis Ayala, R (8, 1)										0	0	0	0	0	0	0											
Jamey Carroll, R (9, PH)										1	0	0	0	0	0	0											
Inning Stats	R: 0 H: 0 E: 0 K: 2 S: 7	H: 0 LOB: 0 BB: 0 P: 9	R: 0 H: 0 E: 0 K: 0 S: 6	H: 0 LOB: 0 BB: 0 P: 6	R: 0 H: 0 E: 0 K: 0 S: 6	H: 2 LOB: 2 BB: 0 P: 7	R: 0 H: 2 E: 0 K: 2 S: 10	H: 0 LOB: 0 BB: 0 P: 10	R: 1 H: 1 E: 0 K: 2 S: 16	H: 2 LOB: 2 BB: 1 P: 29	R: 0 H: 1 E: 0 K: 1 S: 10	H: 2 LOB: 3 BB: 2 P: 15	R: 1 H: 2 E: 0 K: 1 S: 12	H: 2 LOB: 1 BB: 0 P: 21	R: 1 H: 2 E: 0 K: 1 S: 13	H: 2 LOB: 1 BB: 0 P: 21	1B: 4 2B: 3 3B: 0 HR: 1	SF: 0 SAC: 0 DP: 0 HBP: 0	WP: 0 PB: 0 SB: 0 CS: 0	PA: 40							
PITCHER	IP	WLS	BF	H	R	ER	SO	BB	IBB	HBP	BLK	WP	HR	S	P	ERA	WHIP										
Josh Beckett, R (1, 1) ERA: 1.29	7.0		28	4	1	1	9	3	0	0	0	0	0	63	93	1.29	1.000										
Chad Fox, R (8, 1) ERA: 13.5	0.2	B	6	2	1	1	1	2	0	0	0	0	0	11	24	13.50	6.000										
Matt Perisho, L (8, 1) ERA: 9.0	0.1	W	1	0	0	0	0	0	0	0	0	0	0	1	3	0.00	0.000										
Armando Benitez, R (9, 1) ERA: 9.0	1.0	S	5	2	1	1	1	0	0	0	0	0	1	13	21	9.00	2.000										

Montreal Expos @ Florida Marlins
Pro Player Stadium, Miami, FL
 Tue Apr 06 2004, 1:05 PM EDT
 Att: 55,315 - Cloudy - 78 F

AB	35
R	3
H	8
RBI	3
BB	5
SO	11
LOB	19



Batter	1	2	3	4	5	6	7	8	9	AB	R	H	RBI	BB	SO	LOB	BOTTOM										
Juan Pierre, L (1, 8) OBP: 0.750, SLG: 0.667	1-1 P5 1B		1-1 BB E 1B		1-1 G1-6-3		4-0 BB			3	0	2	0	1	0	1											
Luis Castillo, S (1, 4) OBP: 0.500, SLG: 0.667	1-2 P5 1-2		0-1 E3 BB		2-3 K		2-3 BB			4	0	0	0	0	2	5											
Miguel Cabrera, R (1, 9) OBP: 0.250, SLG: 0.250	1-0 F9		2-3 K			1-0 G5-3		2-2 1B G4-3 1B		4	1	1	0	0	1	2											
Mike Lowell, R (1, 5) OBP: 0.500, SLG: 0.667		1-1 HR 2B	4-2 1-2 2-3 BB			3-1 F8		3-2 F7		3	1	1	0	1	0	1											
Jeff Conine, R (1, 7) OBP: 0.250, SLG: 0.250		2-3 K	3-3 K			2-2 F8		1-2 G4-3 1B		4	1	1	0	0	2	4											
Hee-Seop Choi, L (1, 3) OBP: 0.250, SLG: 1.000		2-2 HR		2-3 K			3-2 F8	0-1 G4-3		4	1	1	3	0	1	1											
Ramon Castro, R (1, 2) OBP: 0.333, SLG: 0.333		0-3 K		0-1 P6			0-0 BB 1B	3-2 DI 1B		3	0	1	0	0	1	0											
Damion Easley, R (7, PR)										0	0	0	0	0	0	0											
Mike Redmond, R (8, 2) OBP: 1.000, SLG: 1.000										1	0	1	1	0	0	0											
Alex Gonzalez, R (1, 6) OBP: 0.250, SLG: 0.250		1-2 F7		2-3 K			2-0 BB 1B	1-3 K		4	0	1	0	0	2	1											
Josh Beckett, R (1, 1) OBP: 0.500, SLG: 0.500			1-3 K		3-2 G1-6-3 1B		2-3 K			2	0	1	0	0	1	0											
Wil Cordero, R (7, PH)										1	0	0	0	0	1	2											
Chad Fox, R (8, 1)										0	0	0	0	0	0	0											
Matt Perisho, L (8, 1)										0	0	0	0	0	0	0											
Armando Benitez, R (9, 1) ERA: 18.0										0	0	0	0	0	0	0											
Inning Stats	R: 0 H: 1 E: 0 K: 0 S: 6	H: 2 LOB: 0 BB: 0 P: 21	R: 0 H: 1 E: 1 K: 3 S: 16	H: 1 LOB: 3 BB: 1 P: 27	R: 0 H: 0 E: 0 K: 2 S: 8	H: 0 LOB: 0 BB: 0 P: 12	R: 0 H: 0 E: 0 K: 1 S: 8	H: 1 LOB: 0 BB: 0 P: 14	R: 0 H: 0 E: 0 K: 0 S: 8	H: 0 LOB: 0 BB: 0 P: 14	R: 0 H: 2 E: 0 K: 2 S: 11	H: 3 LOB: 1 BB: 0 P: 35	R: 2 H: 3 E: 0 K: 1 S: 25	H: 0 LOB: 0 BB: 0 P: 21	R: 2 H: 3 E: 0 K: 1 S: 25	H: 3 LOB: 1 BB: 0 P: 35	1B: 8 2B: 1 3B: 0 HR: 1	SF: 0 SAC: 0 DP: 1 HBP: 0	WP: 0 PB: 0 SB: 0 CS: 0	PA: 35							
PITCHER	IP	WLS	BF	H	R	ER	SO	BB	IBB	HBP	BLK	WP	HR	S	P	ERA	WHIP										
Livan Hernandez, R (1, 1) ERA: 3.0	23		23	5	2	2	8	1	0	0	0	0	0	61	97	3.00	1.000										
32 Chad Cordero, R (7, 1) ERA: 18.0	1.0		6	2	0	0	2	1	0	0	0	0	0	11	24	0.00	3.000										
Luis Ayala, R (8, 1) ERA: 18.0	1.0	L	6	3	2	2	1	0	0	0	0	0	0	25	35	18.00	3.000										

Montreal Expos @ Florida Marlins
Pro Player Stadium, Miami, FL
 Tue Apr 06 2004, 1:05 PM EDT
 Att: 55,315 - Cloudy - 78 F

AB	33
R	4
H	10
RBI	4
BB	2
SO	11
LOB	17



Batter	1	2	3	4	5	6	7	8	9	AB	R	H	RBI	BB	SO	LOB	TOP					
Peter Bergeron, L (1,8) OBP: 0.222, SLG: 0.125	F7		K		P4			K		4	0	0	0	0	2	0	Montreal Expos @ Florida Marlins Pro Player Stadium, Miami, FL Wed Apr 07 2004, 7:05 PM EDT Att: 17,622 - Cloudy - 74 F					
Jose Vidro, S (1,4) OBP: 0.444, SLG: 0.889	HR		G4-3		G3-1			G6-3		4	1	1	0	0	0	0						
Carl Everett, S (1,9) OBP: 0.444, SLG: 1.000	HR			K				G5-3		4	1	1	2	0	2	0						
Orlando Cabrera, R (1,6) OBP: 0.333, SLG: 0.667	P4			G5-3				BB		4	1	2	1	0	0	0						
Brad Wilkerson, L (1,3)	F8			1B				BB		2	0	0	0	2	1	0						
Tony Batista, R (1,5) OBP: 0.125, SLG: 0.125		F9		FC6				G4-6-3		4	0	1	0	0	0	2						
Ronald Calloway, L (1,7) OBP: 0.250, SLG: 0.250	G3-1			FC6						3	0	0	0	0	1	2						
Luis Ayala, R (7,1)										0	0	0	0	0	0	0						
Chad Bentz, R (7,1)										0	0	0	0	0	0	0						
32 Chad Cordero, R (8,1)										0	0	0	0	0	0	0						
Rocky Biddle, R (9,1)										0	0	0	0	0	0	0						
Brian Schneider, L (1,2)	G4-3				G3-1			G4-3		3	0	0	0	0	0	0						
Claudio Vargas, R (1,1)			L3							2	0	0	0	0	1	0						
Termel Sledge, L (7,7)					K			F7		1	0	0	0	0	0	0						
Inning Stats	R: 2 E: 0 K: 0 S: 13	H: 2 LOB: 0 BB: 0 P: 20	R: 0 E: 0 K: 0 S: 4	H: 0 LOB: 0 BB: 0 P: 6	R: 0 E: 0 K: 1 S: 10	H: 0 LOB: 2 BB: 0 P: 17	R: 0 E: 0 K: 1 S: 11	H: 1 LOB: 1 BB: 1 P: 19	R: 0 E: 0 K: 1 S: 10	H: 0 LOB: 0 BB: 0 P: 15	R: 1 E: 0 K: 2 S: 8	H: 1 LOB: 0 BB: 0 P: 14	R: 0 E: 0 K: 1 S: 6	H: 0 LOB: 0 BB: 0 P: 8	R: 0 E: 0 K: 1 S: 6	H: 0 LOB: 0 BB: 1 P: 9	R: 0 E: 0 K: 0 S: 10	H: 1 LOB: 1 BB: 1 P: 16	1B: 3 2B: 0 3B: 0 HR: 2	SF: 0 SAC: 0 DP: 1 HBP: 0	WP: 0 PB: 0 SB: 0 CS: 0	PA: 33
PITCHER	IP WLS BF H R ER SO BB IBB HBP BLK WP HR S P ERA WHIP																					
Brad Penny, R (1,1) ERA: 3.86	7.0 L 26 4 3 3 6 1 0 0 0 0 2 62 99 3.86 0.714																					
Tommy Phelps, L (8,1) ERA:	1.1 6 1 0 0 1 1 0 0 0 0 0 14 21 0.00 1.500																					
40 Nate Bump, R (9,1) ERA:	0.2 1 0 0 0 0 0 0 0 0 0 0 2 4 0.00 0.000																					

AB	31
R	3
H	5
RBI	3
BB	2
SO	7
LOB	4



Batter	1	2	3	4	5	6	7	8	9	AB	R	H	RBI	BB	SO	LOB	BOTTOM					
Juan Pierre, L (1,8) OBP: 0.500, SLG: 0.429	P4		G3		P5			1B		4	0	1	0	0	0	0	Montreal Expos @ Florida Marlins Pro Player Stadium, Miami, FL Wed Apr 07 2004, 7:05 PM EDT Att: 17,622 - Cloudy - 74 F					
Luis Castillo, S (1,4) OBP: 0.125, SLG: 0.125	F7		G6-4-3		G4-3			G1-6-3		4	0	1	0	0	0	1						
Miguel Cabrera, R (1,9) OBP: 0.250, SLG: 0.625	K		G6-4-3		F8			HR		4	1	1	1	0	1	1						
Mike Lowell, R (1,5) OBP: 0.375, SLG: 0.571		BB		E8				F9		4	1	1	0	0	0	0						
Jeff Conine, R (1,7) OBP: 0.375, SLG: 0.429		BB		F8				G4-3		3	0	1	0	1	0	1						
Hee-Seop Choi, L (1,3) OBP: 0.375, SLG: 0.714		K		1B				L3		3	0	1	1	1	1	2						
Ramon Castro, R (1,2) OBP: 0.286, SLG: 0.167		BB		K				K		3	0	0	0	1	3	3						
Alex Gonzalez, R (1,6) OBP: 0.125, SLG: 0.125		L4		L5				K		4	0	0	0	0	1	4						
Brad Penny, R (1,1)		P3						G6-3		2	0	0	0	0	0	3						
Abraham Nunez, S (7,PH)								G1-3		1	0	0	0	0	0	0						
Tommy Phelps, L (8,1)										0	0	0	0	0	0	0						
40 Nate Bump, L (9,1)										0	0	0	0	0	0	0						
Wil Cordero, R (9,PH)										1	0	0	0	0	0	0						
Inning Stats	R: 0 E: 0 K: 1 S: 8	H: 0 LOB: 0 BB: 0 P: 10	R: 0 E: 0 K: 1 S: 16	H: 1 LOB: 3 BB: 2 P: 31	R: 0 E: 0 K: 0 S: 6	H: 1 LOB: 0 BB: 0 P: 8	R: 1 E: 1 K: 1 S: 13	H: 1 LOB: 1 BB: 0 P: 18	R: 0 E: 0 K: 0 S: 9	H: 0 LOB: 0 BB: 0 P: 12	R: 0 E: 0 K: 1 S: 12	H: 1 LOB: 2 BB: 1 P: 23	R: 0 E: 0 K: 1 S: 10	H: 1 LOB: 1 BB: 0 P: 12	R: 1 E: 0 K: 0 S: 10	H: 1 LOB: 0 BB: 0 P: 16	R: 0 E: 0 K: 1 S: 7	H: 0 LOB: 0 BB: 0 P: 10	1B: 3 2B: 2 3B: 0 HR: 1	SF: 0 SAC: 0 DP: 1 HBP: 0	WP: 0 PB: 0 SB: 0 CS: 0	PA: 36
PITCHER	IP WLS BF H R ER SO BB IBB HBP BLK WP HR S P ERA WHIP																					
Claudio Vargas, R (1,1) ERA:	6.0 W 25 4 1 0 0 1 0 0 0 0 0 64 102 0.00 1.167																					
Luis Ayala, R (7,1) ERA: 13.5	0.1 H 1 0 0 0 1 0 0 0 0 0 0 3 3 0.00 0.000																					
Chad Bentz, L (7,1) ERA:	0.2 H 3 1 0 0 0 0 0 0 0 0 0 7 9 0.00 1.500																					
32 Chad Cordero, R (8,1) ERA: 4.5	1.0 H 4 1 1 1 0 0 0 0 0 0 1 10 16 9.00 1.000																					
Rocky Biddle, R (9,1) ERA:	1.0 S 3 0 0 0 1 0 0 0 0 0 0 7 10 0.00 0.000																					

AB	33
R	2
H	6
RBI	2
BB	3
SO	6
LOB	15



Batter	1	2	3	4	5	6	7	8	9	AB	R	H	RBI	BB	SO	LOB	TOP					
Brad Wilkerson, L (1.8)	P5		K		P6			K		4	0	0	0	0	2	0	Montreal Expos @ Florida Marlins Pro Player Stadium, Miami, FL Thu Apr 08 2004, 7:05 PM EDT Att: 18,121 - Cloudy - 84 F					
Jose Vidro, S (1.4) OBP: 0.462, SLG: 0.750	G4-3		1B		F9			FC4-6 BB		3	0	1	0	1	0	0						
Carl Everett, S (1.9) OBP: 0.385, SLG: 0.750	1B		F8		G5-3			FC4-6 1-2		4	0	1	0	0	0	2						
Orlando Cabrera, R (1.6) OBP: 0.231, SLG: 0.462	G4-3		P5					F8		4	0	0	0	0	0	3						
Tony Batista, R (1.5) OBP: 0.083, SLG: 0.083		F8		K					P2	4	0	0	0	0	2	0						
Juan Rivera, R (1.7) OBP: 0.250, SLG: 0.500		P3							P3	4	0	1	0	0	0	0						
Luis Lopez, R (1.3) OBP: 0.500, SLG: 0.333		1B						F8		3	0	1	0	0	1	0						
Brian Schneider, L (1.2) OBP: 0.100, SLG: 0.100		1B								3	0	1	0	0	2	2						
Tomo Ohka, S (1.1)										2	0	0	0	0	1	4						
Sun-Woo Kim, R (6.1)										0	0	0	0	0	0	0						
Andy Fox, L (7. PH)										1	0	0	0	0	1	0						
Jeremy Fikac, R (7.1)										0	0	0	0	0	0	0						
Inning Stats	R: 0 E: 0 K: 0 S: 10	H: 1 LOB: 1 BB: 0 P: 18	R: 0 E: 0 K: 0 S: 9	H: 2 LOB: 2 BB: 0 P: 12	R: 0 E: 0 K: 1 S: 15	H: 1 LOB: 1 BB: 0 P: 18	R: 0 E: 0 K: 3 S: 12	H: 1 LOB: 2 BB: 0 P: 16	R: 0 E: 0 K: 0 S: 6	H: 0 LOB: 0 BB: 0 P: 8	R: 0 E: 0 K: 1 S: 9	H: 0 LOB: 0 BB: 0 P: 14	R: 0 E: 0 K: 2 S: 9	H: 0 LOB: 1 BB: 0 P: 13	R: 0 E: 0 K: 1 S: 9	H: 0 LOB: 0 BB: 0 P: 19	R: 0 E: 0 K: 1 S: 11	H: 0 LOB: 0 BB: 0 P: 16	1B: 4 2B: 1 3B: 0 HR: 0	SF: 0 SAC: 0 DP: 0 HBP: 1	WP: 0 PB: 0 SB: 0 CS: 0	PA: 34
PITCHER	IP WLS BF H R ER SO BB IBB HBP BLK WP HR S P ERA WHIP	IP WLS BF H R ER SO BB IBB HBP BLK WP HR S P ERA WHIP	IP WLS BF H R ER SO BB IBB HBP BLK WP HR S P ERA WHIP	IP WLS BF H R ER SO BB IBB HBP BLK WP HR S P ERA WHIP	IP WLS BF H R ER SO BB IBB HBP BLK WP HR S P ERA WHIP	IP WLS BF H R ER SO BB IBB HBP BLK WP HR S P ERA WHIP	IP WLS BF H R ER SO BB IBB HBP BLK WP HR S P ERA WHIP	IP WLS BF H R ER SO BB IBB HBP BLK WP HR S P ERA WHIP	IP WLS BF H R ER SO BB IBB HBP BLK WP HR S P ERA WHIP	IP WLS BF H R ER SO BB IBB HBP BLK WP HR S P ERA WHIP	IP WLS BF H R ER SO BB IBB HBP BLK WP HR S P ERA WHIP	IP WLS BF H R ER SO BB IBB HBP BLK WP HR S P ERA WHIP	IP WLS BF H R ER SO BB IBB HBP BLK WP HR S P ERA WHIP	IP WLS BF H R ER SO BB IBB HBP BLK WP HR S P ERA WHIP	IP WLS BF H R ER SO BB IBB HBP BLK WP HR S P ERA WHIP	IP WLS BF H R ER SO BB IBB HBP BLK WP HR S P ERA WHIP	IP WLS BF H R ER SO BB IBB HBP BLK WP HR S P ERA WHIP					
Dontrelle Willis, L (1.1) ERA: 4.76	7.2 W: 30 L: 5 H: 0 R: 0 ER: 0 SO: 8 BB: 1 IBB: 0 HBP: 1 BLK: 0 WP: 0 HR: 0 S: 77 P: 113 ERA: 0.00 WHIP: 0.783	0.1 W: 1 L: 0 H: 0 R: 0 ER: 0 SO: 0 BB: 0 IBB: 0 HBP: 0 BLK: 0 WP: 0 HR: 2 S: 5 P: 5 ERA: 0.00 WHIP: 0.000	1.0 W: 3 L: 0 H: 0 R: 0 ER: 0 SO: 1 BB: 0 IBB: 0 HBP: 0 BLK: 0 WP: 0 HR: 11 S: 16 P: 16 ERA: 0.00 WHIP: 0.000	0.1 W: 1 L: 0 H: 0 R: 0 ER: 0 SO: 0 BB: 0 IBB: 0 HBP: 0 BLK: 0 WP: 0 HR: 0 S: 2 P: 5 ERA: 0.00 WHIP: 0.000	0.1 W: 1 L: 0 H: 0 R: 0 ER: 0 SO: 0 BB: 0 IBB: 0 HBP: 0 BLK: 0 WP: 0 HR: 0 S: 2 P: 5 ERA: 0.00 WHIP: 0.000	0.1 W: 1 L: 0 H: 0 R: 0 ER: 0 SO: 0 BB: 0 IBB: 0 HBP: 0 BLK: 0 WP: 0 HR: 0 S: 2 P: 5 ERA: 0.00 WHIP: 0.000	0.1 W: 1 L: 0 H: 0 R: 0 ER: 0 SO: 0 BB: 0 IBB: 0 HBP: 0 BLK: 0 WP: 0 HR: 0 S: 2 P: 5 ERA: 0.00 WHIP: 0.000	0.1 W: 1 L: 0 H: 0 R: 0 ER: 0 SO: 0 BB: 0 IBB: 0 HBP: 0 BLK: 0 WP: 0 HR: 0 S: 2 P: 5 ERA: 0.00 WHIP: 0.000	0.1 W: 1 L: 0 H: 0 R: 0 ER: 0 SO: 0 BB: 0 IBB: 0 HBP: 0 BLK: 0 WP: 0 HR: 0 S: 2 P: 5 ERA: 0.00 WHIP: 0.000	0.1 W: 1 L: 0 H: 0 R: 0 ER: 0 SO: 0 BB: 0 IBB: 0 HBP: 0 BLK: 0 WP: 0 HR: 0 S: 2 P: 5 ERA: 0.00 WHIP: 0.000	0.1 W: 1 L: 0 H: 0 R: 0 ER: 0 SO: 0 BB: 0 IBB: 0 HBP: 0 BLK: 0 WP: 0 HR: 0 S: 2 P: 5 ERA: 0.00 WHIP: 0.000	0.1 W: 1 L: 0 H: 0 R: 0 ER: 0 SO: 0 BB: 0 IBB: 0 HBP: 0 BLK: 0 WP: 0 HR: 0 S: 2 P: 5 ERA: 0.00 WHIP: 0.000	0.1 W: 1 L: 0 H: 0 R: 0 ER: 0 SO: 0 BB: 0 IBB: 0 HBP: 0 BLK: 0 WP: 0 HR: 0 S: 2 P: 5 ERA: 0.00 WHIP: 0.000	0.1 W: 1 L: 0 H: 0 R: 0 ER: 0 SO: 0 BB: 0 IBB: 0 HBP: 0 BLK: 0 WP: 0 HR: 0 S: 2 P: 5 ERA: 0.00 WHIP: 0.000	0.1 W: 1 L: 0 H: 0 R: 0 ER: 0 SO: 0 BB: 0 IBB: 0 HBP: 0 BLK: 0 WP: 0 HR: 0 S: 2 P: 5 ERA: 0.00 WHIP: 0.000	0.1 W: 1 L: 0 H: 0 R: 0 ER: 0 SO: 0 BB: 0 IBB: 0 HBP: 0 BLK: 0 WP: 0 HR: 0 S: 2 P: 5 ERA: 0.00 WHIP: 0.000	0.1 W: 1 L: 0 H: 0 R: 0 ER: 0 SO: 0 BB: 0 IBB: 0 HBP: 0 BLK: 0 WP: 0 HR: 0 S: 2 P: 5 ERA: 0.00 WHIP: 0.000					

AB	32
R	0
H	5
RBI	0
BB	1
SO	9
LOB	11



Batter	1	2	3	4	5	6	7	8	9	AB	R	H	RBI	BB	SO	LOB	BOTTOM			
Juan Pierre, L (1.8) OBP: 0.417, SLG: 0.364	G6-3		1B		G6-3	FC5-4				4	0	1	0	0	0	3	Montreal Expos @ Florida Marlins Pro Player Stadium, Miami, FL Thu Apr 08 2004, 7:05 PM EDT Att: 18,121 - Cloudy - 84 F			
Luis Castillo, S (1.4) OBP: 0.167, SLG: 0.167	G4-3		F7		1B			F8		4	1	1	1	0	0	2				
Miguel Cabrera, R (1.9) OBP: 0.333, SLG: 0.583	G3		1B		1B			F7		4	0	2	1	0	0	0				
Mike Lowell, R (1.5) OBP: 0.500, SLG: 1.000		HR	P3		1B			BB		3	1	2	1	1	0	3				
Jeff Conine, R (1.7) OBP: 0.250, SLG: 0.273	F9				P2			K		4	0	0	0	0	2	3				
Hee-Seop Choi, L (1.3) OBP: 0.250, SLG: 0.455	F9		L9					K		4	0	0	0	0	1	0				
Mike Redmond, R (1.2) OBP: 0.600, SLG: 0.600	P3		L9					1B		4	0	2	0	0	0	0				
Alex Gonzalez, R (1.6) OBP: 0.083, SLG: 0.083			F9		P3			G5-4-3		4	0	0	0	0	1	2				
Dontrelle Willis, L (1.1) OBP: 1.000, SLG: 1.000			1B							3	1	3	0	0	0	0				
Chad Fox, R (8.1)										0	0	0	0	0	0	0				
Armando Benitez, R (9.1)			1B							0	0	0	0	0	0	0				
Inning Stats	R: 0 E: 0 K: 0 S: 6	H: 0 LOB: 0 BB: 0 P: 7	R: 1 E: 0 K: 0 S: 14	H: 1 LOB: 0 BB: 0 P: 19	R: 0 E: 0 K: 1 S: 6	H: 3 LOB: 3 BB: 0 P: 14	R: 0 E: 0 K: 1 S: 6	H: 0 LOB: 0 BB: 0 P: 7	R: 2 E: 0 K: 1 S: 19	H: 4 LOB: 2 BB: 0 P: 23	R: 0 E: 0 K: 1 S: 13	H: 2 LOB: 2 BB: 0 P: 20	R: 0 E: 0 K: 1 S: 13	H: 0 LOB: 1 BB: 1 P: 22	R: 0 E: 0 K: 1 S: 5	H: 1 LOB: 0 BB: 0 P: 7	1B: 9 2B: 1 3B: 0 HR: 1	SF: 0 SAC: 0 DP: 1 HBP: 0	WP: 0 PB: 0 SB: 0 CS: 0	PA: 35
PITCHER	IP WLS BF H R ER SO BB IBB HBP BLK WP HR S P ERA WHIP	IP WLS BF H R ER SO BB IBB HBP BLK WP HR S P ERA WHIP	IP WLS BF H R ER SO BB IBB HBP BLK WP HR S P ERA WHIP	IP WLS BF H R ER SO BB IBB HBP BLK WP HR S P ERA WHIP	IP WLS BF H R ER SO BB IBB HBP BLK WP HR S P ERA WHIP	IP WLS BF H R ER SO BB IBB HBP BLK WP HR S P ERA WHIP	IP WLS BF H R ER SO BB IBB HBP BLK WP HR S P ERA WHIP	IP WLS BF H R ER SO BB IBB HBP BLK WP HR S P ERA WHIP	IP WLS BF H R ER SO BB IBB HBP BLK WP HR S P ERA WHIP	IP WLS BF H R ER SO BB IBB HBP BLK WP HR S P ERA WHIP	IP WLS BF H R ER SO BB IBB HBP BLK WP HR S P ERA WHIP	IP WLS BF H R ER SO BB IBB HBP BLK WP HR S P ERA WHIP	IP WLS BF H R ER SO BB IBB HBP BLK WP HR S P ERA WHIP	IP WLS BF H R ER SO BB IBB HBP BLK WP HR S P ERA WHIP	IP WLS BF H R ER SO BB IBB HBP BLK WP HR S P ERA WHIP	IP WLS BF H R ER SO BB IBB HBP BLK WP HR S P ERA WHIP	IP WLS BF H R ER SO BB IBB HBP BLK WP HR S P ERA WHIP			
Tomo Ohka, R (1.1) ERA: 4.76	5.2 W: 26 L: 9 H: 3 R: 3 ER: 3 SO: 2 BB: 3 IBB: 3 HBP: 2 BLK: 0 WP: 0 HR: 1 S: 65 P: 82 ERA: 4.76 WHIP: 1.588	0.1 W: 2 L: 1 H: 0 R: 0 ER: 0 SO: 0 BB: 0 IBB: 0 HBP: 0 BLK: 0 WP: 0 HR: 4 S: 8 P: 8 ERA: 0.00 WHIP: 3.000	2.0 W: 7 L: 1 H: 0 R: 0 ER: 0 SO: 2 BB: 1 IBB: 0 HBP: 0 BLK: 0 WP: 0 HR: 18 S: 29 P: 29 ERA: 0.00 WHIP: 1.000	0.1 W: 1 L: 0 H: 0 R: 0 ER: 0 SO: 0 BB: 0 IBB: 0 HBP: 0 BLK: 0 WP: 0 HR: 0 S: 4 P: 5 ERA: 0.00 WHIP: 0.000	0.1 W: 1 L: 0 H: 0 R: 0 ER: 0 SO: 0 BB: 0 IBB: 0 HBP: 0 BLK: 0 WP: 0 HR: 0 S: 4 P: 5 ERA: 0.00 WHIP: 0.000	0.1 W: 1 L: 0 H: 0 R: 0 ER: 0 SO: 0 BB: 0 IBB: 0 HBP: 0 BLK: 0 WP: 0 HR: 0 S: 4 P: 5 ERA: 0.00 WHIP: 0.000	0.1 W: 1 L: 0 H: 0 R: 0 ER: 0 SO: 0 BB: 0 IBB: 0 HBP: 0 BLK: 0 WP: 0 HR: 0 S: 4 P: 5 ERA: 0.00 WHIP: 0.000	0.1 W: 1 L: 0 H: 0 R: 0 ER: 0 SO: 0 BB: 0 IBB: 0 HBP: 0 BLK: 0 WP: 0 HR: 0 S: 4 P: 5 ERA: 0.00 WHIP: 0.000	0.1 W: 1 L: 0 H: 0 R: 0 ER: 0 SO: 0 BB: 0 IBB: 0 HBP: 0 BLK: 0 WP: 0 HR: 0 S: 4 P: 5 ERA: 0.00 WHIP: 0.000	0.1 W: 1 L: 0 H: 0 R: 0 ER: 0 SO: 0 BB: 0 IBB: 0 HBP: 0 BLK: 0 WP: 0 HR: 0 S: 4 P: 5 ERA: 0.00 WHIP: 0.000	0.1 W: 1 L: 0 H: 0 R: 0 ER: 0 SO: 0 BB: 0 IBB: 0 HBP: 0 BLK: 0 WP: 0 HR: 0 S: 4 P: 5 ERA: 0.00 WHIP: 0.000	0.1 W: 1 L: 0 H: 0 R: 0 ER: 0 SO: 0 BB: 0 IBB: 0 HBP: 0 BLK: 0 WP: 0 HR: 0 S: 4 P: 5 ERA: 0.00 WHIP: 0.000	0.1 W: 1 L: 0 H: 0 R: 0 ER: 0 SO: 0 BB: 0 IBB: 0 HBP: 0 BLK: 0 WP: 0 HR: 0 S: 4 P: 5 ERA: 0.00 WHIP: 0.000	0.1 W: 1 L: 0 H: 0 R: 0 ER: 0 SO: 0 BB: 0 IBB: 0 HBP: 0 BLK: 0 WP: 0 HR: 0 S: 4 P: 5 ERA: 0.00 WHIP: 0.000	0.1 W: 1 L: 0 H: 0 R: 0 ER: 0 SO: 0 BB: 0 IBB: 0 HBP: 0 BLK: 0 WP: 0 HR: 0 S: 4 P: 5 ERA: 0.00 WHIP: 0.000	0.1 W: 1 L: 0 H: 0 R: 0 ER: 0 SO: 0 BB: 0 IBB: 0 HBP: 0 BLK: 0 WP: 0 HR: 0 S: 4 P: 5 ERA: 0.00 WHIP: 0.000	0.1 W: 1 L: 0 H: 0 R: 0 ER: 0 SO: 0 BB: 0 IBB: 0 HBP: 0 BLK: 0 WP: 0 HR: 0 S: 4 P: 5 ERA: 0.00 WHIP: 0.000			



Batter	1	2	3	4	5	6	7	8	9	AB	R	H	RBI	BB	SO	LOB	TOP				
11 Jimmy Rollins, S OBP: 0.333, SLG: 0.353	0-0 B5-3		4-0 FC6-4 BB		1-0 P3		0-0 B1-3		2-2 1B	4	0	1	0	1	0	0	Philadelphia Phillies @ Florida Marlins Pro Player Stadium, Miami, FL Sat Apr 10 2004, 6:05 PM EDT Att: 45,725 - Cloudy - 81 F				
Placido Polanco, R OBP: 0.400, SLG: 0.409	1-1 G1-3		0-1 FC6-4		3-1 2B		1-0 1B		1-2 P4	5	0	2	0	0	0	2					
Jim Thome, L OBP: 0.381, SLG: 0.474	0-0 F7		0-3 K		0-0 1-3 2B		0-1 F7			4	0	1	0	0	1	2					
Pat Burrell, R OBP: 0.524, SLG: 0.500																					
Bobby Abreu, L OBP: 0.190, SLG: 0.105																					
Mike Lieberthal, R OBP: 0.158, SLG: 0.278																					
David Bell, R 63 Ryan Madson, L																					
Doug Glanville, R Ricky Ledee, L																					
39 Brett Myers, R Amaury Telemaco, R Marlon Byrd, R Rheal Cormier, L Roberto Hernandez, R Tomas Perez, S																					
Inning Stats	R: 0 E: 0 K: 0 S: 4	H: 0 LOB: 0 BB: 0 P: 5	R: 0 E: 0 K: 0 S: 12	H: 1 LOB: 1 BB: 1 P: 19	R: 1 E: 1 K: 1 S: 10	H: 1 LOB: 1 BB: 1 P: 17	R: 2 E: 0 K: 1 S: 18	H: 3 LOB: 1 BB: 0 P: 27	R: 0 E: 0 K: 0 S: 7	H: 0 LOB: 0 BB: 0 P: 11	R: 0 E: 0 K: 2 S: 6	H: 1 LOB: 1 BB: 0 P: 7	R: 0 E: 0 K: 2 S: 9	H: 0 LOB: 1 BB: 1 P: 16	R: 0 E: 0 K: 1 S: 13	H: 1 LOB: 1 BB: 0 P: 20		1B: 7 2B: 2 3B: 0 HR: 0	SF: 0 SAC: 0 DP: 1 HBP: 0	WP: 0 PB: 0 SB: 0 CS: 0	PA: 38
PITCHER	IP WLS BF H R ER SO BB IBB HBP BLK WP HR S P ERA WHIP	IP WLS BF H R ER SO BB IBB HBP BLK WP HR S P ERA WHIP	IP WLS BF H R ER SO BB IBB HBP BLK WP HR S P ERA WHIP	IP WLS BF H R ER SO BB IBB HBP BLK WP HR S P ERA WHIP	IP WLS BF H R ER SO BB IBB HBP BLK WP HR S P ERA WHIP	IP WLS BF H R ER SO BB IBB HBP BLK WP HR S P ERA WHIP	IP WLS BF H R ER SO BB IBB HBP BLK WP HR S P ERA WHIP	IP WLS BF H R ER SO BB IBB HBP BLK WP HR S P ERA WHIP	IP WLS BF H R ER SO BB IBB HBP BLK WP HR S P ERA WHIP	IP WLS BF H R ER SO BB IBB HBP BLK WP HR S P ERA WHIP	IP WLS BF H R ER SO BB IBB HBP BLK WP HR S P ERA WHIP	IP WLS BF H R ER SO BB IBB HBP BLK WP HR S P ERA WHIP	IP WLS BF H R ER SO BB IBB HBP BLK WP HR S P ERA WHIP	IP WLS BF H R ER SO BB IBB HBP BLK WP HR S P ERA WHIP	IP WLS BF H R ER SO BB IBB HBP BLK WP HR S P ERA WHIP	IP WLS BF H R ER SO BB IBB HBP BLK WP HR S P ERA WHIP	IP WLS BF H R ER SO BB IBB HBP BLK WP HR S P ERA WHIP	IP WLS BF H R ER SO BB IBB HBP BLK WP HR S P ERA WHIP	IP WLS BF H R ER SO BB IBB HBP BLK WP HR S P ERA WHIP	IP WLS BF H R ER SO BB IBB HBP BLK WP HR S P ERA WHIP	IP WLS BF H R ER SO BB IBB HBP BLK WP HR S P ERA WHIP

AB 35
R 3
H 9
RBI 2
BB 3
SO 5
LOB 15



Batter	1	2	3	4	5	6	7	8	9	AB	R	H	RBI	BB	SO	LOB	BOTTOM				
Juan Pierre, L OBP: 0.368, SLG: 0.333	0-2 P4		0-0 SH1-3		0-0 CS 1B		1-2 G4-3			3	0	1	1	0	0	0	Philadelphia Phillies @ Florida Marlins Pro Player Stadium, Miami, FL Sat Apr 10 2004, 6:05 PM EDT Att: 45,725 - Cloudy - 81 F				
Luis Castillo, S OBP: 0.350, SLG: 0.350	3-2 1B		2-3 K		3-2 BB FC1-2 1B		1-0 HR 1B			4	1	3	0	0	1	1					
Miguel Cabrera, R OBP: 0.350, SLG: 0.684	0-0 F9		1-1 G6-3		4-2 BB 1-2 BB		0-0 1-H HR			3	1	1	2	1	0	2					
Mike Lowell, R OBP: 0.550, SLG: 0.824	0-3 K				0-1 F7		1-2 1-2 2-3 BB		1-2 1B	3	0	1	0	1	1	1					
Jeff Conine, R OBP: 0.250, SLG: 0.263					0-0 G3-1		2-2 FC1-2		1-3 K	4	0	0	0	0	1	4					
Hee-Seop Choi, L OBP: 0.313, SLG: 0.867					0-1 HR		3-H K		1-2 K	4	2	2	2	0	1	1					
Mike Redmond, R OBP: 0.556, SLG: 0.500					1-3 K				1-2 G6-3	3	0	1	0	1	1	0					
Alex Gonzalez, R OBP: 0.211, SLG: 0.222									2-0 F8	4	1	1	0	0	0	2					
Darren Oliver, R Chad Fox, R Lenny Harris, L Armando Benitez, R									1-3 K	3	0	1	0	0	0	2					
Inning Stats	R: 0 E: 0 K: 1 S: 10	H: 1 LOB: 0 BB: 0 P: 13	R: 0 E: 0 K: 0 S: 11	H: 0 LOB: 1 BB: 1 P: 18	R: 0 E: 0 K: 1 S: 9	H: 1 LOB: 0 BB: 0 P: 13	R: 1 E: 0 K: 1 S: 8	H: 1 LOB: 0 BB: 0 P: 9	R: 1 E: 0 K: 0 S: 13	H: 2 LOB: 3 BB: 2 P: 29	R: 1 E: 0 K: 2 S: 12	H: 3 LOB: 1 BB: 0 P: 16	R: 2 E: 0 K: 2 S: 15	H: 3 LOB: 1 BB: 0 P: 19	R: 0 E: 0 K: 1 S: 11	H: 0 LOB: 0 BB: 0 P: 15		1B: 7 2B: 1 3B: 0 HR: 3	SF: 0 SAC: 1 DP: 1 HBP: 0	WP: 0 PB: 0 SB: 1 CS: 1	PA: 36
PITCHER	IP WLS BF H R ER SO BB IBB HBP BLK WP HR S P ERA WHIP	IP WLS BF H R ER SO BB IBB HBP BLK WP HR S P ERA WHIP	IP WLS BF H R ER SO BB IBB HBP BLK WP HR S P ERA WHIP	IP WLS BF H R ER SO BB IBB HBP BLK WP HR S P ERA WHIP	IP WLS BF H R ER SO BB IBB HBP BLK WP HR S P ERA WHIP	IP WLS BF H R ER SO BB IBB HBP BLK WP HR S P ERA WHIP	IP WLS BF H R ER SO BB IBB HBP BLK WP HR S P ERA WHIP	IP WLS BF H R ER SO BB IBB HBP BLK WP HR S P ERA WHIP	IP WLS BF H R ER SO BB IBB HBP BLK WP HR S P ERA WHIP	IP WLS BF H R ER SO BB IBB HBP BLK WP HR S P ERA WHIP	IP WLS BF H R ER SO BB IBB HBP BLK WP HR S P ERA WHIP	IP WLS BF H R ER SO BB IBB HBP BLK WP HR S P ERA WHIP	IP WLS BF H R ER SO BB IBB HBP BLK WP HR S P ERA WHIP	IP WLS BF H R ER SO BB IBB HBP BLK WP HR S P ERA WHIP	IP WLS BF H R ER SO BB IBB HBP BLK WP HR S P ERA WHIP	IP WLS BF H R ER SO BB IBB HBP BLK WP HR S P ERA WHIP	IP WLS BF H R ER SO BB IBB HBP BLK WP HR S P ERA WHIP	IP WLS BF H R ER SO BB IBB HBP BLK WP HR S P ERA WHIP	IP WLS BF H R ER SO BB IBB HBP BLK WP HR S P ERA WHIP	IP WLS BF H R ER SO BB IBB HBP BLK WP HR S P ERA WHIP	IP WLS BF H R ER SO BB IBB HBP BLK WP HR S P ERA WHIP

AB 32
R 5
H 11
RBI 5
BB 3
SO 6
LOB 13



Batter	1	2	3	4	5	6	7	8	9	AB	R	H	RBI	BB	SO	LOB	TOP								
Marlon Byrd, R OBP: 0.320, SLG: 0.273 (1, 8)										2	0	1	1	1	1	0	Philadelphia Phillies @ Florida Marlins Pro Player Stadium, Miami, FL Sun Apr 11 2004, 3:05 PM EDT Att: 21,317 - Cloudy - 84 F								
Placido Polanco, R OBP: 0.414, SLG: 0.375 (1, 4)										2	0	0	0	1	0	1									
Jim Thome, L OBP: 0.320, SLG: 0.391 (1, 3)										4	0	0	0	0	3	5									
Pat Burrell, R OBP: 0.440, SLG: 0.409 Billy Wagner, L (8, 1)										4	0	0	0	0	1	2									
Bobby Abreu, L OBP: 0.200, SLG: 0.091 (1, 9)										3	0	0	0	1	2	0									
11 Jimmy Rollins, S OBP: 0.280, SLG: 0.286 (1, 6)										4	0	0	0	0	1	1									
David Bell, R OBP: 0.400, SLG: 0.444 (1, 5)										4	1	2	0	0	1	0									
Todd Pratt, R (1, 2)										2	0	0	0	0	0	1									
Mike Lieberthal, R OBP: 0.143, SLG: 0.250 (7, PH) (7, 2)										2	0	0	0	0	1	3									
Kevin Millwood, R (1, 1)										2	0	0	0	0	2	1									
Tim Worrell, R (7, 1)										0	0	0	0	0	0	0									
Ricky Ledee, L (8, PH)										1	0	0	0	0	0	0									
Jason Michaels, R (8, 7)										0	0	0	0	0	0	0									
Inning Stats	R: 0 H: 0 E: 0 K: 2 S: 10	H: 0 LOB: 0 BB: 0 P: 13	R: 0 H: 0 E: 0 K: 1 S: 8	H: 0 LOB: 0 BB: 0 P: 12	R: 0 H: 0 E: 0 K: 2 S: 10	H: 0 LOB: 0 BB: 0 P: 15	R: 0 H: 0 E: 0 K: 0 S: 6	H: 0 LOB: 0 BB: 0 P: 12	R: 0 H: 0 E: 0 K: 3 S: 12	H: 0 LOB: 0 BB: 0 P: 15	R: 1 H: 1 E: 1 K: 2 S: 10	H: 1 LOB: 2 BB: 0 P: 13	R: 0 H: 1 E: 0 K: 1 S: 11	H: 1 LOB: 2 BB: 1 P: 20	R: 0 H: 0 E: 0 K: 1 S: 10	H: 0 LOB: 2 BB: 2 P: 21	R: 0 H: 1 E: 0 K: 0 S: 16	H: 1 LOB: 1 BB: 0 P: 25	1B: 3 2B: 0 3B: 0 HR: 0	SF: 0 SAC: 0 DP: 1 HBP: 2	WP: 0 PB: 0 SB: 0 CS: 0	PA: 35			
PITCHER	IP	WLS	BF	H	R	ER	SO	BB	IBB	HBP	BLK	WP	HR	S	P	ERA	WHIP								
Josh Beckett, R ERA: 0.64 40 Nate Bump, R ERA: Tommy Phelps, L ERA: Armando Benitez, R ERA: 1.8	7.0	W	26	2	1	0	11	1	0	2	0	0	0	67	100	0.00	0.429								
	0.1	H	3	0	0	0	0	2	0	0	0	0	0	5	14	0.00	6.000								
	0.2	H	2	0	0	0	1	0	0	0	0	0	0	5	7	0.00	0.000								
	1.0	S	4	1	0	0	0	0	0	0	0	0	0	16	25	0.00	1.000								

Batter	1	2	3	4	5	6	7	8	9	AB	R	H	RBI	BB	SO	LOB	BOTTOM								
Juan Pierre, L OBP: 0.304, SLG: 0.273 (1, 8)										4	0	0	0	0	0	4	Philadelphia Phillies @ Florida Marlins Pro Player Stadium, Miami, FL Sun Apr 11 2004, 3:05 PM EDT Att: 21,317 - Cloudy - 84 F								
Abraham Nunez, S (1, 7)										4	0	0	0	0	1	1									
Miguel Cabrera, R OBP: 0.333, SLG: 0.739 (1, 9)										4	1	1	1	0	1	0									
Mike Lowell, R OBP: 0.500, SLG: 0.700 (1, 5)										3	0	0	0	1	1	0									
Hee-Seop Choi, L OBP: 0.316, SLG: 0.765 (1, 3)										2	1	0	0	1	0	1									
Damion Easley, R OBP: 0.697, SLG: 2.000 (1, 4)										3	1	2	1	0	1	0									
Ramon Castro, R OBP: 0.231, SLG: 0.167 (1, 2)										3	0	0	0	0	1	2									
Alex Gonzalez, R OBP: 0.273, SLG: 0.250 (1, 6)										2	0	1	0	1	0	0									
Josh Beckett, R OBP: 0.667, SLG: 0.667 Luis Castillo, S OBP: 0.333, SLG: 0.350 40 Nate Bump, L Tommy Phelps, L Armando Benitez, R										1	0	1	0	0	0	0									
										0	0	0	1	0	0	0									
										0	0	0	0	0	0	0									
										0	0	0	0	0	0	0									
										0	0	0	0	0	0	0									
Inning Stats	R: 1 H: 1 E: 0 K: 2 S: 15	H: 1 LOB: 0 BB: 0 P: 22	R: 0 H: 0 E: 0 K: 1 S: 5	H: 0 LOB: 0 BB: 0 P: 8	R: 0 H: 1 E: 0 K: 0 S: 8	H: 1 LOB: 1 BB: 0 P: 12	R: 0 H: 0 E: 0 K: 0 S: 5	H: 0 LOB: 0 BB: 1 P: 14	R: 1 H: 2 E: 0 K: 1 S: 9	H: 2 LOB: 1 BB: 0 P: 15	R: 0 H: 0 E: 0 K: 0 S: 7	H: 0 LOB: 0 BB: 0 P: 8	R: 1 H: 1 E: 0 K: 0 S: 14	H: 1 LOB: 2 BB: 2 P: 25	R: 0 H: 0 E: 0 K: 1 S: 7	H: 0 LOB: 0 BB: 0 P: 10	R: 0 H: 0 E: 0 K: 1 S: 7	H: 0 LOB: 0 BB: 0 P: 10	1B: 2 2B: 1 3B: 0 HR: 2	SF: 1 SAC: 1 DP: 1 HBP: 0	WP: 0 PB: 0 SB: 0 CS: 0	PA: 31			
PITCHER	IP	WLS	BF	H	R	ER	SO	BB	IBB	HBP	BLK	WP	HR	S	P	ERA	WHIP								
Kevin Millwood, R ERA: 3.75 Tim Worrell, R ERA: Billy Wagner, L ERA:	6.0	L	24	5	3	3	4	2	0	0	0	0	0	7	12	0.00	1.167								
	1.0		4	0	0	0	0	0	1	0	0	0	0	7	10	0.00	0.000								
	1.0		3	0	0	0	1	0	0	0	0	0	0	7	10	0.00	0.000								

AB 30
R 1
H 3
RBI 1
BB 3
SO 12
LOB 14

AB 26
R 3
H 5
RBI 3
BB 3
SO 5
LOB 8

Batter	1	2	3	4	5	6	7	8	9	AB	R	H	RBI	BB	SO	LOB	TOP			
Juan Pierre, L (1,8) OBP: 0.357, SLG: 0.370	2-2 L4-3 1B		1-0 E8 1B 2B		1-2 P1		3-2 G1-3		0-0 1B	5	1	3	1	0	0	0				
Luis Castillo, S (1,4) OBP: 0.289, SLG: 0.280	0-0 L4-3		2-2 G4-3		1-0 L4			1-0 P5	2-0 G3	5	0	0	0	0	0	3				
Miguel Cabrera, R (1,9) OBP: 0.429, SLG: 1.000	1-0 HR		2-2 FC6-4 1B		3-2 HR			4-2 BB		3	2	3	3	1	0	0				
Mike Lowell, R (1,5) OBP: 0.429, SLG: 0.583	2-2 G6-3		3-H 1-0 FC6-4		0-1 E9 1B			1-0 P3		4	1	0	0	0	0	2				
Jeff Conine, R (1,7) OBP: 0.292, SLG: 0.273		2-3 K		0-0 F9		0-2 CS 1B		4-2 BB		3	0	1	1	1	1	0				
Hee-Seop Choi, L (1,3) OBP: 0.304, SLG: 0.650		0-2 P6		4-2 BB		0-3 K		2-0 F9		3	0	0	0	1	1	3				
Ramon Castro, R (1,2) OBP: 0.294, SLG: 0.200		4-2 BB		1-3 K		3-3 K			0-1 FC6 1B	3	0	1	0	1	2	2				
Alex Gonzalez, R (1,6) OBP: 0.231, SLG: 0.298		0-2 G5-3		0-0 F7			1-0 F7		2-2 FC6 1B HBP	4	1	0	0	0	0	3				
Brad Penny, R (1,1) Wil Cordero, R (9,PH) Tommy Phelps, L (9,1)			0-3 K		0-0 G5-3		2-1 G4-3		1-SAFE 1-2 1B HBP	3	0	0	0	0	1	0				
Inning Stats	R: 1 E: 0 K: 0 S: 10	H: 2 LOB: 0 BB: 0 P: 15	R: 0 E: 0 K: 1 S: 12	H: 0 LOB: 1 BB: 1 P: 18	R: 1 E: 1 K: 1 S: 13	H: 2 LOB: 1 BB: 0 P: 19	R: 0 E: 0 K: 1 S: 8	H: 0 LOB: 1 BB: 1 P: 13	R: 0 E: 0 K: 2 S: 16	H: 2 LOB: 1 BB: 0 P: 22	R: 0 E: 0 K: 0 S: 6	H: 0 LOB: 0 BB: 0 P: 12	R: 0 E: 0 K: 0 S: 8	H: 0 LOB: 2 BB: 2 P: 20	R: 1 E: 0 K: 0 S: 7	H: 2 LOB: 1 BB: 0 P: 12	1B: 5 2B: 3 3B: 0 HR: 2	SF: 0 SAC: 0 DP: 2 HBP: 1	WP: 0 PB: 0 SB: 0 CS: 1	PA: 38
PITCHER	IP WLS BF H R ER SO BB IBB HBP BLK WP HR S P ERA WHIP																			
Claudio Vargas, R (1,1) ERA: 2.25	6.0 L 25 6 4 3 5 2 0 0 0 0 0 2 66 96 4.50 1.333																			
Sun-Woo Kim, R (7,1) ERA: 1.42	3.0 13 2 1 1 0 2 0 1 0 0 0 0 21 44 3.00 1.333																			

Florida Marlins @ Montreal Expos
Hiram Bithorn Stadium, San Juan, PR
Tue Apr 13 2004, 7:05 PM EDT
Att: 14,620 - Cloudy - 79 F

AB 33
R 5
H 8
RBI 5
BB 4
SO 5
LOB 13



Batter	1	2	3	4	5	6	7	8	9	AB	R	H	RBI	BB	SO	LOB	BOTTOM					
Peter Bergeron, L (1,8) OBP: 0.333, SLG: 0.304	1-3 K2-3			2-3 K		1-2 CS 1B			0-2 G5-3 1B	3	0	1	0	0	2	0						
Luis Lopez, R (9,PH) OBP: 0.300, SLG: 0.222										1	0	1	0	0	0	0						
Jose Vidro, S (1,4) OBP: 0.400, SLG: 0.520	2-2 F7			4-2 1B BB		3-3 K			1-1 1B	3	0	1	0	1	1	1						
Carl Everett, S (1,9) OBP: 0.267, SLG: 0.393	2-2 G4-3			0-1 1-2 1B		0-1 F7			1-0 G5-3	4	0	1	0	0	0	2						
Orlando Cabrera, R (1,6) OBP: 0.310, SLG: 0.429		3-2 L7		0-0 P5		0-2 G6-3				3	0	0	0	0	0	2						
Brad Wilkerson, L (1,3) OBP: 0.250, SLG: 0.150		1-3 K		2-3 K		1-3 K				3	0	0	0	0	3	2						
Tony Batista, R (1,5) OBP: 0.080, SLG: 0.080			0-1 P3		1-1 P4			2-3 K		3	0	0	0	0	1	0						
Termel Sledge, L (1,7)				2-3 K		2-3 K			1-0 G4-3	3	0	0	0	0	2	0						
Brian Schneider, L (1,2) OBP: 0.136, SLG: 0.136			2-2 G1-3		1-1 G5-3			1-1 L1		3	0	0	0	0	0	0						
Claudio Vargas, R (1,1) Andy Fox, L (6,PH) Sun-Woo Kim, R (7,1) Juan Rivera, R (9,PH) OBP: 0.200, SLG: 0.300				1-3 K		1-2 F7			0-0 G6-3	1	0	0	0	0	1	0						
Inning Stats	R: 0 E: 0 K: 1 S: 9	H: 0 LOB: 0 BB: 0 P: 14	R: 0 E: 0 K: 1 S: 8	H: 0 LOB: 0 BB: 0 P: 12	R: 0 E: 0 K: 2 S: 12	H: 0 LOB: 0 BB: 0 P: 17	R: 0 E: 0 K: 2 S: 11	H: 1 LOB: 2 BB: 1 P: 19	R: 0 E: 0 K: 1 S: 7	H: 0 LOB: 0 BB: 0 P: 11	R: 0 E: 0 K: 1 S: 13	H: 1 LOB: 1 BB: 0 P: 18	R: 0 E: 0 K: 1 S: 8	H: 0 LOB: 0 BB: 0 P: 9	R: 0 E: 0 K: 1 S: 6	H: 0 LOB: 0 BB: 0 P: 10	R: 0 E: 0 K: 0 S: 7	H: 2 LOB: 1 BB: 0 P: 9	1B: 4 2B: 1 3B: 0 HR: 0	SF: 0 SAC: 0 DP: 2 HBP: 0	WP: 0 PB: 0 SB: 0 CS: 1	PA: 30
PITCHER	IP WLS BF H R ER SO BB IBB HBP BLK WP HR S P ERA WHIP																					
Brad Penny, R (1,1) ERA: 1.8	8.0 W 26 2 0 0 10 1 0 0 0 0 0 0 74 110 0.00 0.375																					
Tommy Phelps, L (9,1) ERA:	1.0 4 2 0 0 0 0 0 0 0 0 0 0 7 9 0.00 2.000																					

Florida Marlins @ Montreal Expos
Hiram Bithorn Stadium, San Juan, PR
Tue Apr 13 2004, 7:05 PM EDT
Att: 14,620 - Cloudy - 79 F

AB 29
R 0
H 4
RBI 0
BB 1
SO 10
LOB 7



Batter	1	2	3	4	5	6	7	8	9	AB R H RBI BB SO LOB	TOP									
Juan Pierre, L (1,8) OBP: 0.297, SLG: 0.306	G4-3		G4-6-3		G5-3			G1-3		4 0 0 0 0 0 1	Florida Marlins @ Montreal Expos Hiram Bithorn Stadium, San Juan, PR Thu Apr 15 2004, 2:35 PM EDT Att: 8,494 - Cloudy - 83 F									
Luis Castillo, S (1,4) OBP: 0.314, SLG: 0.281	G6-3			1B SF7 BB		G1-3		F9		3 1 0 0 1 0 0										
Miguel Cabrera, R (1,9) OBP: 0.432, SLG: 0.943	FC6-4 1B			2-2 SF7 1-3 HR 1B		K		F7		4 1 2 0 0 1 0										
Mike Lowell, R (1,5) OBP: 0.389, SLG: 0.516	FC6-4 1-2			0-0 SF7 1-2 3-H		G5-3		G3 1B 1B		3 0 1 1 0 0 1										
Wil Cordero, R (1,7) ABraham Nunez, S (7,7) OBP: 0.167, SLG: 0.091 OBP: 0.286, SLG: 0.286		K		K		G5-3		G3 1B		3 0 0 0 0 2 1 1 0 1 0 0 0 0										
Hee-Seop Choi, L (1,3) OBP: 0.387, SLG: 0.840	G4-3			1-1 HR				G3 1-2 2-3		3 1 1 2 1 0 2										
Ramon Castro, R (1,2) OBP: 0.238, SLG: 0.158	G5-3			2-2 P5		P5		F8		4 0 0 0 0 0 3										
Alex Gonzalez, R (1,6) OBP: 0.212, SLG: 0.194			G4-3		L7		F7			3 0 0 0 0 0 1										
Carl Pavano, R (1,1) OBP: 0.333, SLG: 0.333 Damion Easley, R (8, PH) OBP: 0.400, SLG: 1.200 Chad Fox, R (8, 1) Armando Benitez, R (9, 1)					G1-3			G6-3		2 0 1 0 0 0 0 1 0										
Inning Stats	R: 0 H: 1 E: 0 K: 0 S: 20	H: 1 LOB: 1 BB: 0 P: 29	R: 0 H: 0 E: 0 K: 1 S: 7	H: 0 LOB: 0 BB: 0 P: 11	R: 0 H: 1 E: 0 K: 0 S: 7	H: 1 LOB: 0 BB: 0 P: 7	R: 3 H: 2 E: 0 K: 1 S: 16	H: 2 LOB: 0 BB: 1 P: 26	R: 0 H: 0 E: 0 K: 0 S: 5	H: 0 LOB: 0 BB: 0 P: 8		R: 0 H: 0 E: 0 K: 0 S: 6	H: 0 LOB: 1 BB: 1 P: 13	R: 0 H: 0 E: 0 K: 0 S: 3	H: 0 LOB: 0 BB: 0 P: 6	R: 0 H: 2 E: 0 K: 0 S: 10	H: 2 LOB: 2 BB: 0 P: 17	1B: 5 2B: 0 3B: 0 HR: 1	SF: 1 SAC: 0 DP: 1 HBP: 0	WP: 0 PB: 0 SB: 0 CS: 0
PITCHER	IP WLS BF H R ER SO BB IBB HBP BLK WP HR S P ERA WHIP											IP WLS BF H R ER SO BB IBB HBP BLK WP HR S P ERA WHIP								
Zach Day, R (1, 1) ERA: 3.75	7.0 L 26 4 3 3 3 2 0 0 0 0 0 1 66 99 3.86 0.857																			
Chad Bentz, L (8, 1) ERA:	1.0 3 0 0 0 0 0 0 0 0 0 0 0 3 6 0.00 0.000																			
32 Chad Cordero, R (9, 1) ERA: 2.25	1.0 5 2 0 0 0 0 0 0 0 0 0 0 0 10 17 0.00 2.000																			

Batter	1	2	3	4	5	6	7	8	9	AB R H RBI BB SO LOB	BOTTOM									
Peter Bergeron, L (1,8) OBP: 0.281, SLG: 0.258	G1-3			K		1B 1B		K		4 0 1 0 0 2 0	Florida Marlins @ Montreal Expos Hiram Bithorn Stadium, San Juan, PR Thu Apr 15 2004, 2:35 PM EDT Att: 8,494 - Cloudy - 83 F									
Jamey Carroll, R (1,5) OBP: 0.287, SLG: 0.357	L5			3B		1B		F9		4 0 2 0 0 0 0										
Jose Vidro, S (1,4) OBP: 0.459, SLG: 0.500	F7			G2-3 BB		G1-3		G4-6-3 BB		2 0 0 0 2 0 2										
Orlando Cabrera, R (1,6) OBP: 0.270, SLG: 0.361		G6-3		G2-3		G5-3		G4-6-3 1-2		4 0 0 0 0 0 5										
Brad Wilkerson, L (1,3) OBP: 0.323, SLG: 0.167	F7			F9		P3				3 0 0 0 0 0 2										
Ronald Calloway, L (1,9) OBP: 0.182, SLG: 0.100	G4-3				K	G3				3 0 0 0 0 1 0										
Termel Sledge, L (1,7)				F8		F8		L6		3 0 0 0 0 0 0										
Brian Schneider, L (1,2) OBP: 0.120, SLG: 0.120				G1-3		K		K		3 0 0 0 0 2 0										
Zach Day, R (1, 1) Chad Bentz, R (8, 1) Andy Fox, L (8, PH) OBP: 0.167, SLG: 0.167 32 Chad Cordero, R (9, 1)				G1-3		G4-3		K		2 0 0 0 0 0 0 0 0 0 0 0 0 0 1 0 0 0 0 1 0 0 0 0 0 0 0 0										
Inning Stats	R: 0 H: 0 E: 0 K: 0 S: 8	H: 0 LOB: 0 BB: 0 P: 11	R: 0 H: 0 E: 0 K: 0 S: 6	H: 0 LOB: 0 BB: 0 P: 8	R: 0 H: 0 E: 0 K: 0 S: 8	H: 0 LOB: 0 BB: 0 P: 11	R: 0 H: 1 E: 0 K: 1 S: 13	H: 1 LOB: 2 BB: 1 P: 21	R: 0 H: 2 E: 0 K: 0 S: 11	H: 2 LOB: 2 BB: 0 P: 14		R: 0 H: 0 E: 0 K: 0 S: 9	H: 0 LOB: 0 BB: 0 P: 16	R: 0 H: 0 E: 0 K: 3 S: 11	H: 0 LOB: 0 BB: 0 P: 17	R: 0 H: 0 E: 0 K: 0 S: 5	H: 0 LOB: 0 BB: 1 P: 9	1B: 2 2B: 0 3B: 1 HR: 0	SF: 0 SAC: 0 DP: 1 HBP: 0	WP: 0 PB: 0 SB: 0 CS: 0
PITCHER	IP WLS BF H R ER SO BB IBB HBP BLK WP HR S P ERA WHIP											IP WLS BF H R ER SO BB IBB HBP BLK WP HR S P ERA WHIP								
Carl Pavano, R (1, 1) ERA: 1.98	7.0 W 25 3 0 0 3 1 0 0 0 0 0 0 63 92 0.00 0.571																			
Chad Fox, R (8, 1) ERA: 2.25	1.0 H 3 0 0 0 3 0 0 0 0 0 0 0 11 17 0.00 0.000																			
Armando Benitez, R (9, 1) ERA: 1.5	1.0 S 3 0 0 0 0 1 0 0 0 0 0 0 5 9 0.00 1.000																			

AB	31
R	3
H	6
RBI	3
BB	2
SO	3
LOB	9



AB	29
R	0
H	3
RBI	0
BB	2
SO	6
LOB	9



Batter	1	2	3	4	5	6	7	8	9	AB	R	H	RBI	BB	SO	LOB	TOP				
Juan Pierre, L OBP: 0.262, SLG: 0.268 (1, 8)	G6-3	K		G6-3			G5-3		F7	5	0	0	0	0	1	1					
Luis Castillo, S OBP: 0.350, SLG: 0.306 (1, 4)	S 1B BB		F FC6 1B	1B			F7		K	4	2	2	0	1	1	0					
Miguel Cabrera, R OBP: 0.415, SLG: 0.888 (1, 9)	E 1-2 BB		FC6 1B SF9	K			G4-3			3	2	0	0	1	1	2					
Mike Lowell, R OBP: 0.400, SLG: 0.514 (1, 5)	E4 S 1-2H 2H 1B		SF9 BB 1B				G5-3		G5-3	4	0	2	2	0	0	0					
Jeff Conine, R OBP: 0.219, SLG: 0.200 Wil Cordero, R OBP: 0.167, SLG: 0.091 (8, 3)	K		K				P4		G3	4	0	0	0	0	0	2	3				
Hee-Seop Choi, L OBP: 0.400, SLG: 0.786 Abraham Nunez, S OBP: 0.286, SLG: 0.286 (8, 7)	G5-3						F7		1B	3	0	1	0	1	0	1					
Mike Redmond, R OBP: 0.444, SLG: 0.438 (1, 2)		G4-3	SF9				G6-3		1B	3	0	1	1	0	0	0					
Alex Gonzalez, R OBP: 0.216, SLG: 0.229 (1, 6)			F9				L6		K	4	0	1	0	0	1	4					
Darren Oliver, R OBP: 0.167, SLG: 0.167 40 Nate Bump, L Lenny Harris, L (9, PH)	K			K			G6-3		G6-3	3	0	0	0	0	2	1					
Inning Stats	R: 2 E: 1 K: 1 S: 10	H: 1 LOB: 1 BB: 2 P: 26	R: 0 E: 0 K: 2 S: 10	H: 1 LOB: 1 BB: 0 P: 15	R: 2 E: 1 K: 1 S: 16	H: 2 LOB: 2 BB: 1 P: 29	R: 0 E: 0 K: 2 S: 10	H: 1 LOB: 1 BB: 0 P: 15	R: 0 E: 0 K: 0 S: 6	H: 0 LOB: 0 BB: 0 P: 8	R: 0 E: 0 K: 0 S: 6	H: 0 LOB: 0 BB: 0 P: 8	R: 0 E: 0 K: 1 S: 13	H: 2 LOB: 2 BB: 0 P: 15	R: 0 E: 0 K: 1 S: 6	H: 0 LOB: 0 BB: 0 P: 9	1B: 6 2B: 1 3B: 0 HR: 0	SF: 1 SAC: 0 DP: 0 HBP: 0	WP: 0 PB: 0 CS: 0	PA: 38	
PITCHER	IP	WLS	BF	H	R	ER	SO	BB	IBB	HBP	BLK	WP	HR	S	P	ERA	WHIP				
Jaret Wright, R ERA: 2.25	6.0	W	27	5	4	1	6	3	0	0	0	0	0	55	99	1.50	1.333				
Kevin Gryboski, R ERA:	1.0	H	3	0	0	0	0	0	0	0	0	0	0	6	8	0.00	0.000				
Chris Reitsma, R ERA: 1.42	1.0	H	5	2	0	0	1	0	0	0	0	0	0	13	15	0.00	2.000				
29 John Smoltz, R ERA: 9.0	1.0	S	3	0	0	0	1	0	0	0	0	0	0	6	9	0.00	0.000				

Florida Marlins @ Atlanta Braves
Turner Field, Atlanta, GA
Fri Apr 16 2004, 7:35 PM EDT
Att: 29,638 - Sunny - 73 F

AB	34
R	4
H	7
RBI	3
BB	3
SO	8
LOB	12



Batter	1	2	3	4	5	6	7	8	9	AB	R	H	RBI	BB	SO	LOB	BOTTOM				
Mark DeRosa, R OBP: 0.349, SLG: 0.229 (1, 5)	K		L5			G4-3		G4-3		4	0	0	0	0	1	0					
Marcus Giles, R OBP: 0.479, SLG: 0.585 (1, 4)	10 CS 2B		G5-3			10 HR 2B		F8		4	1	2	0	0	0	0					
10 Chipper Jones, S OBP: 0.429, SLG: 0.552 (1, 7)	K			F9		2H HR				3	1	1	2	0	1	1					
Andruw Jones, R OBP: 0.370, SLG: 0.421 (1, 8)		L3 1B		G5-3		1B 2B				3	1	2	0	0	0	0					
Julio Franco, R OBP: 0.346, SLG: 0.391 (1, 3)		L3		K		CS 1B				3	0	1	1	0	1	1					
Johnny Estrada, S OBP: 0.303, SLG: 0.438 (1, 2)		HR 1B			K	CS		G4-3		3	1	1	0	0	1	0					
Eli Marrero, R OBP: 0.200, SLG: 0.556 (1, 9)		1H HR		G6-3				P4		3	1	1	2	0	0	0					
Jesse Garcia, R OBP: 0.222, SLG: 0.222 (1, 6)		P6		G1-3				P4		3	0	0	0	0	0	0					
Jaret Wright, R OBP: 0.333, SLG: 0.667 Mike Hampton, R OBP: 0.200, SLG: 0.200 Kevin Gryboski, R Chris Reitsma, R Dewayne Wise, L 29 John Smoltz, R			K			K		G4-3		1	0	0	0	0	1	0					
Inning Stats	R: 0 E: 0 K: 2 S: 8	H: 3 LOB: 0 BB: 0 P: 12	R: 2 E: 0 K: 0 S: 11	H: 3 LOB: 0 BB: 0 P: 17	R: 0 E: 0 K: 1 S: 6	H: 0 LOB: 0 BB: 0 P: 9	R: 0 E: 0 K: 1 S: 9	H: 0 LOB: 0 BB: 0 P: 12	R: 0 E: 0 K: 1 S: 6	H: 0 LOB: 0 BB: 0 P: 8	R: 3 E: 0 K: 1 S: 17	H: 4 LOB: 0 BB: 0 P: 25	R: 0 E: 0 K: 0 S: 6	H: 0 LOB: 0 BB: 0 P: 8	R: 0 E: 0 K: 0 S: 4	H: 0 LOB: 0 BB: 0 P: 8	1B: 3 2B: 4 3B: 0 HR: 2	SF: 0 SAC: 0 DP: 1 HBP: 0	WP: 0 PB: 0 CS: 2	PA: 30	
PITCHER	IP	WLS	BF	H	R	ER	SO	BB	IBB	HBP	BLK	WP	HR	S	P	ERA	WHIP				
Darren Oliver, L ERA: 4.85	6.0	L	23	8	5	5	6	0	0	0	0	0	0	10	16	0.00	0.000				
40 Nate Bump, R ERA:	2.0		6	0	0	0	0	0	0	0	0	0	0	10	16	0.00	0.000				

Florida Marlins @ Atlanta Braves
Turner Field, Atlanta, GA
Fri Apr 16 2004, 7:35 PM EDT
Att: 29,638 - Sunny - 73 F

AB	29
R	5
H	8
RBI	5
BB	0
SO	6
LOB	2



Batter	1	2	3	4	5	6	7	8	9	AB	R	H	RBI	BB	SO	LOB	TOP					
Juan Pierre, L OBP: 0.313, SLG: 0.274 (1, 8)										5	2	2	0	0	0	2						
Luis Castillo, S OBP: 0.277, SLG: 0.283 (1, 4)										5	0	1	2	0	0	2						
Miguel Cabrera, R OBP: 0.409, SLG: 0.655 (1, 9)										3	1	2	1	1	0	0						
Mike Lowell, R OBP: 0.391, SLG: 0.672 (1, 5)										5	1	1	2	0	3	5						
Hee-Seop Choi, L OBP: 0.412, SLG: 0.643 (1, 3)										5	1	2	0	0	2	2						
Jeff Conine, R OBP: 0.275, SLG: 0.234 (1, 7)										4	1	1	0	1	0	1						
Mike Redmond, R OBP: 0.406, SLG: 0.533 (1, 2)										5	2	2	3	0	1	2						
Alex Gonzalez, R OBP: 0.220, SLG: 0.234 (2, PH)										0	0	0	0	0	0	0						
Mike Mordecai, R OBP: 0.143, SLG: 0.143 (2, 6)										5	1	1	0	0	1	3						
Darren Oliver, R OBP: 0.250, SLG: 0.250 (1, 1)										2	0	1	1	0	0	0						
40 Nate Bump, L (6, 1)										1	0	0	0	0	0	0						
Armando Benitez, R (9, 1)										0	0	0	0	0	0	0						
Inning Stats	R: 0 E: 0 K: 1 S: 11	H: 1 LOB: 2 BB: 0 P: 15	R: 1 E: 1 K: 1 S: 12	H: 1 LOB: 1 BB: 0 P: 16	R: 0 E: 0 K: 1 S: 8	H: 0 LOB: 0 BB: 0 P: 9	R: 4 E: 0 K: 1 S: 16	H: 6 LOB: 2 BB: 0 P: 24	R: 0 E: 0 K: 2 S: 9	H: 0 LOB: 0 BB: 0 P: 14	R: 2 E: 0 K: 0 S: 12	H: 3 LOB: 1 BB: 0 P: 16	R: 0 E: 0 K: 0 S: 7	H: 1 LOB: 1 BB: 0 P: 12	R: 0 E: 0 K: 0 S: 4	H: 0 LOB: 0 BB: 0 P: 5	R: 2 E: 0 K: 1 S: 8	H: 1 LOB: 2 BB: 2 P: 21	1B: 10 2B: 1 3B: 0 HR: 2	SF: 0 SAC: 1 DP: 0 HBP: 1	WP: 0 PB: 0 SB: 2 CS: 0	PA: 44
PITCHER	IP WLS BF H R ER SO BB IBB HBP BLK WP HR S P ERA WHIP																					
39 Brett Myers, R ERA: 7.59 (1, 1)	6.0 L 31 11 7 7 6 0 0 0 1 0 0 1 68 94 10.50 1.833																					
Amaury Telemaco, R ERA: 4.5 (7, 1)	1.1 5 1 0 0 0 0 0 0 0 0 0 0 9 14 0.00 0.750																					
Rheal Cormier, L ERA: 7.04 (8, 1)	1.2 8 1 2 2 1 2 0 0 0 0 0 1 10 24 10.80 1.800																					

Florida Marlins @ Philadelphia Phillies
Citizens Bank Park, Philadelphia, PA

AB 40
R 9
H 13
RBI 9
BB 2
SO 7
LOB 17



WP: 0 PA: 44
PB: 0
SB: 2
CS: 0

Thu Apr 22 2004, 1:05 PM EDT
Att: 35,860 - Sunny - 72 F

Batter	1	2	3	4	5	6	7	8	9	AB	R	H	RBI	BB	SO	LOB	BOTTOM					
Marlon Byrd, R OBP: 0.278, SLG: 0.208 (1, 8)										5	0	0	0	0	2	2						
Placido Polanco, R OBP: 0.354, SLG: 0.379 (1, 4)										5	0	1	0	0	1	1						
Bobby Abreu, L OBP: 0.316, SLG: 0.340 (1, 9)										5	0	1	1	0	1	1						
Jim Thome, L OBP: 0.400, SLG: 0.679 (1, 3)										4	3	2	1	1	1	2						
Pat Burrell, R OBP: 0.390, SLG: 0.442 (1, 7)										3	2	1	0	1	0	0						
David Bell, R OBP: 0.360, SLG: 0.442 (1, 5)										2	0	1	1	1	1	0						
Todd Pratt, R OBP: 0.167, SLG: 0.167 (1, 2)										0	0	0	0	0	0	0						
Mike Lieberthal, R OBP: 0.176, SLG: 0.327 (2, 2)										4	0	1	2	0	0	2						
11 Jimmy Rollins, S OBP: 0.236, SLG: 0.286 (1, 6)										4	1	2	0	0	0	1						
39 Brett Myers, R OBP: 0.500, SLG: 0.500 (1, 1)										2	0	1	0	0	1	1						
Ricky Ledee, L OBP: 0.364, SLG: 0.600 (6, PH)										1	0	0	0	0	0	2						
Amaury Telemaco, R ERA: 2.25 (7, 1)										0	0	0	0	0	0	0						
Rheal Cormier, L (8, 1)										0	0	0	0	0	0	0						
Tomas Perez, S OBP: 0.167, SLG: 0.167 (9, PH)										1	1	1	1	0	0	0						
Inning Stats	R: 0 E: 0 K: 3 S: 10	H: 0 LOB: 0 BB: 0 P: 14	R: 2 E: 0 K: 0 S: 6	H: 3 LOB: 0 BB: 0 P: 6	R: 0 E: 0 K: 0 S: 5	H: 1 LOB: 1 BB: 0 P: 9	R: 2 E: 0 K: 1 S: 10	H: 1 LOB: 1 BB: 2 P: 20	R: 0 E: 0 K: 0 S: 5	H: 0 LOB: 0 BB: 0 P: 7	R: 1 E: 0 K: 0 S: 15	H: 2 LOB: 2 BB: 1 P: 29	R: 0 E: 0 K: 0 S: 7	H: 0 LOB: 0 BB: 0 P: 11	R: 0 E: 0 K: 1 S: 7	H: 0 LOB: 0 BB: 0 P: 10	R: 2 E: 0 K: 2 S: 19	H: 4 LOB: 2 BB: 0 P: 26	1B: 8 2B: 2 3B: 0 HR: 1	SF: 0 SAC: 0 DP: 1 HBP: 1	WP: 0 PB: 0 SB: 0 CS: 0	PA: 40
PITCHER	IP WLS BF H R ER SO BB IBB HBP BLK WP HR S P ERA WHIP																					
Darren Oliver, L ERA: 5.89 (1, 1)	5.1 W 24 6 5 5 4 3 0 0 0 0 0 0 43 72 8.44 1.688																					
40 Nate Bump, R ERA: 2.25 (6, 1)	3.1 H 13 3 2 2 2 0 0 0 0 0 0 0 33 50 5.40 0.900																					
Armando Benitez, R ERA: 0.79 (9, 1)	0.1 S 3 2 0 0 1 0 0 0 0 0 0 0 8 10 0.00 6.000																					

Florida Marlins @ Philadelphia Phillies
Citizens Bank Park, Philadelphia, PA

AB 36
R 7
H 11
RBI 6
BB 3
SO 7
LOB 12



WP: 0 PA: 40
PB: 0
SB: 0
CS: 0

Thu Apr 22 2004, 1:05 PM EDT
Att: 35,860 - Sunny - 72 F

Batter	1	2	3	4	5	6	7	8	9	AB	R	H	RBI	BB	SO	LOB	TOP			
Rafael Furcal, S OBP: 0.348, SLG: 0.359	(1, 6) P5	(4, 2) 1B BB		(3, 2) F8		(1, 1) G6-3		(2, 1) SH3-4		3	0	0	0	1	0	1				
Mark DeRosa, R OBP: 0.360, SLG: 0.333	(1, 5) HR	(2, 0) FC6-4 1B			(2, 1) G6-3		(0, 1) 2B E 1B	(3, 2) SF8		4	2	3	3	0	0	0				
Marcus Giles, R OBP: 0.407, SLG: 0.493	(1, 4) 1B	(2, 2) FC6-4			(2, 0) F8		(0, 0) F9	(2, 0) P5		5	0	1	0	0	0	3				
Andruw Jones, R OBP: 0.375, SLG: 0.515	(1, 8) P4			(2, 1) P2	(3, 2) E8 1B		(1, 1) E 2B		(1, 0) G6-3	5	1	2	0	0	0	1				
Julio Franco, R OBP: 0.412, SLG: 0.393	(1, 3) 1-2 1B			(0, 0) G6-3	(4, 0) BB		(4, 0) E		(0, 0) F9	2	1	1	0	2	0	0				
Adam LaRoche, L OBP: 0.255, SLG: 0.354	(7, 3) 1B			(1, 3) G6-3	(4, 1) IBB		(1, 1) IBB		(3, 2) G6-3	1	0	0	0	0	0	0				
J.D. Drew, L OBP: 0.417, SLG: 0.500	(1, 9) K			(1, 3) K	(4, 1) BB		(1, 1) E4 3B		(3, 2) G6-3	4	1	1	3	1	2	2				
Johnny Estrada, S OBP: 0.344, SLG: 0.411		(1, 2) SH1-3 1B		(1, 2) P5	(0, 1) L9		(0, 0) G5-3			4	1	1	0	0	0	3	AB 34			
Dewayne Wise, L OBP: 0.220, SLG: 0.390		(0, 2) K		(1, 0) SH1-3 1B		(1, 2) F7	(3, 1) F9			4	0	1	0	0	1	1	R 7			
John Thomson, R OBP: 0.270, SLG: 0.333	(8, PH) SH1-3			(0, 0) SH1-3		(1, 2) F9				1	0	0	0	0	0	0	H 11			
Chris Reitsma, R OBP: 0.270, SLG: 0.333	(8, 1) SH1-3			(1, 2) SH1-3						1	1	1	0	0	0	0	RBI 6			
29 John Smoltz, R OBP: 0.270, SLG: 0.333	(9, 1) SH1-3			(1, 2) SH1-3				(0, 2) SH3-4 PB SF8 1B		0	0	0	0	0	0	0	BB 4			
										0	0	0	0	0	0	0	SO 3			
										0	0	0	0	0	0	0	LOB 11			
Inning Stats	R: 1 E: 0 K: 1 S: 15	H: 3 LOB: 2 BB: 0 P: 25	R: 1 E: 0 K: 1 S: 17	H: 2 LOB: 2 BB: 1 P: 27	R: 0 E: 0 K: 1 S: 6	H: 0 LOB: 0 BB: 0 P: 9	R: 0 E: 0 K: 0 S: 11	H: 1 LOB: 1 BB: 0 P: 16	R: 0 E: 0 K: 0 S: 10	H: 0 LOB: 0 BB: 0 P: 13	R: 4 E: 1 K: 0 S: 10	H: 3 LOB: 0 BB: 1 P: 19	R: 1 E: 0 K: 0 S: 9	H: 1 LOB: 0 BB: 0 P: 16	R: 0 E: 0 K: 0 S: 5	H: 0 LOB: 0 BB: 0 P: 9	1B: 8 2B: 1 3B: 1 HR: 1	SF: 1 SAC: 3 DP: 0 HBP: 0	WP: 0 PB: 1 CS: 0	PA: 42
PITCHER	IP WLS BF H R ER SO BB IBB HBP BLK WP HR S P ERA WHIP																			
Dontrelle Willis, L ERA: 0.71	(1, 1) 6.0 28 7 2 2 3 2 1 0 0 0 1 69 113 3.00 1.500																			
40 Nate Bump, R ERA: 5.0	(7, 1) 0.1 L 4 2 3 3 0 0 1 0 0 0 0 0 5 10 81.00 6.000																			
Tommy Phelps, L ERA: 1.59	(7, 1) 1.0 5 2 2 0 0 0 0 0 0 0 0 0 10 16 0.00 2.000																			
Justin Wayne, R ERA:	(8, 1) 1.2 5 0 0 0 0 0 0 0 0 0 0 0 9 18 0.00 0.000																			

Atlanta Braves @ Florida Marlins
Pro Player Stadium, Miami, FL
Sun Apr 25 2004, 8:05 PM EDT
Att: 27,977 - Cloudy - 76 F

AB 34
R 7
H 11
RBI 6
BB 4
SO 3
LOB 11



Batter	1	2	3	4	5	6	7	8	9	AB	R	H	RBI	BB	SO	LOB	BOTTOM					
Juan Pierre, L OBP: 0.370, SLG: 0.356	(1, 8) 1B		(0, 1) G5-3 1B		(0, 1) 1B 3B		(0, 1) 1B		(1, 3) K	5	1	4	0	0	1	1						
Luis Castillo, S OBP: 0.308, SLG: 0.333	(1, 4) G4-3		(2, 0) G5-3		(3, 2) 1B		(2, 2) G1-3			4	0	1	1	0	0	2						
Justin Wayne, R OBP: 0.308, SLG: 0.333	(8, 1) G4-3		(1, 2) G5-3		(3, H) 1B		(1, 3) K			0	0	0	0	0	0	0						
Miguel Cabrera, R OBP: 0.385, SLG: 0.594	(1, 9) K		(1, 2) G5-3		(1, 3) K		(1, 1) G6-3			4	0	0	0	0	2	2						
Mike Lowell, R OBP: 0.368, SLG: 0.594		(1, 2) F7	(3, 2) L9		(0, 0) G5-3		(0, 0) G4-3			4	0	0	0	0	0	1						
Wil Cordero, R OBP: 0.214, SLG: 0.385	(1, 3) K			(1, 2) F8		(0, 2) 2B		(4, 1) BB		3	0	1	0	0	1	0						
Mike Mordecai, R OBP: 0.250, SLG: 0.250	(6, PR) K			(1, 2) F8		(1, 2) 2B				0	0	0	0	0	0	0						
40 Nate Bump, L ERA: 5.0	(7, 1) K			(1, 2) F8						0	0	0	0	0	0	0						
Tommy Phelps, L ERA: 1.59	(7, 1) K			(1, 2) F8						0	0	0	0	0	0	0						
Damon Easley, R OBP: 0.300, SLG: 0.667	(8, 4) K			(1, 1) CS 1B						0	0	0	0	1	0	0						
Abraham Nunez, S OBP: 0.471, SLG: 0.357	(1, 7) S 1B BB			(4, 2) CS 1B		(2, 3) K		(1, 0) G4-3		3	1	1	0	1	1	2						
Mike Redmond, R OBP: 0.410, SLG: 0.514	(1, 2) 1 SAFE 1B BB			(4, 2) F9 1B		(0, 0) F9			(1, 3) K	3	0	0	0	1	1	2	AB 34					
Alex Gonzalez, R OBP: 0.194, SLG: 0.203	(1, 6) 1-2 2H 1B			(0, 0) G1-3		(2, 3) K			(1, 2) G6-3	4	0	1	1	0	1	0	R 2					
Dontrelle Willis, L OBP: 0.545, SLG: 0.909	(1, 1) G3			(0, 1) K		(0, 3) K			(1, 1) 1B	2	0	0	0	0	1	2	H 9					
Hee-Seop Choi, L OBP: 0.366, SLG: 0.583	(7, 3) G3			(0, 3) K						2	0	1	0	0	1	0	RBI 2					
										2	0	1	0	0	1	0	BB 3					
																	SO 9					
																	LOB 12					
Inning Stats	R: 0 E: 0 K: 1 S: 9	H: 1 LOB: 0 BB: 0 P: 13	R: 1 E: 0 K: 1 S: 15	H: 1 LOB: 2 BB: 2 P: 25	R: 0 E: 0 K: 0 S: 10	H: 1 LOB: 0 BB: 0 P: 16	R: 0 E: 0 K: 0 S: 9	H: 1 LOB: 0 BB: 0 P: 13	R: 1 E: 0 K: 2 S: 16	H: 2 LOB: 1 BB: 0 P: 20	R: 0 E: 0 K: 1 S: 8	H: 1 LOB: 1 BB: 0 P: 10	R: 0 E: 0 K: 2 S: 12	H: 1 LOB: 1 BB: 0 P: 19	R: 0 E: 0 K: 0 S: 5	H: 0 LOB: 1 BB: 1 P: 11	R: 0 E: 0 K: 2 S: 13	H: 1 LOB: 0 BB: 0 P: 17	1B: 7 2B: 1 3B: 1 HR: 0	SF: 0 SAC: 0 DP: 0 HBP: 0	WP: 0 PB: 0 CS: 1	PA: 37
PITCHER	IP WLS BF H R ER SO BB IBB HBP BLK WP HR S P ERA WHIP																					
John Thomson, R ERA: 2.67	(1, 1) 7.0 29 8 2 2 7 2 0 0 0 0 0 79 116 2.57 1.429																					
Chris Reitsma, R ERA: 2.35	(8, 1) 1.0 4 0 0 0 0 1 0 0 0 0 0 5 11 0.00 1.000																					
29 John Smoltz, R ERA: 4.0	(9, 1) 1.0 4 1 0 0 2 0 0 0 0 0 0 0 13 17 0.00 1.000																					

Atlanta Braves @ Florida Marlins
Pro Player Stadium, Miami, FL
Sun Apr 25 2004, 8:05 PM EDT
Att: 27,977 - Cloudy - 76 F

AB 34
R 2
H 9
RBI 2
BB 3
SO 9
LOB 12



Batter	1	2	3	4	5	6	7	8	9	AB	R	H	RBI	BB	SO	LOB	TOP		
Juan Pierre, L (1.8) OBP: 0.360, SLG: 0.372	1-1 1B	0-1 P6		1-0 P5			2-1 G4-3		0-1 L5-3	5	1	1	0	0	0	1			
Luis Castillo, S (1.4) OBP: 0.305, SLG: 0.329	3-1 HR	1-1 G4-3			2-3 K		2-1 G4-3			4	1	1	1	0	1	0			
Miguel Cabrera, R (1.9) OBP: 0.378, SLG: 0.616	1-1 HR	2-2 G6-3			3-2 L8			0-0 G6-3		4	1	1	2	0	0	0			
Mike Lowell, R (1.5) OBP: 0.350, SLG: 0.562	1-2 G4-3		3-1 F8		3-1 G5-3			0-0 F7		4	0	0	0	0	0	0			
Hee-Seop Choi, L (1.3) OBP: 0.410, SLG: 0.647	1-0 HR		3-2 G3-1			0-1 1B		1-0 1B		3	1	2	1	0	0	0			
Jeff Conine, R (1.7) OBP: 0.306, SLG: 0.345	0-1 HR		0-1			0-0 P6		1-0 1B		4	1	3	0	0	0	1			
Ramon Castro, R (1.2) OBP: 0.231, SLG: 0.250	0-0 F7		1-0 F8			0-1 F7		3-3 K		4	0	0	0	0	1	5			
Alex Gonzalez, R (1.6) OBP: 0.212, SLG: 0.270	2-1 HR		1-3 K		3-1 P5			2-1 L5-3		4	1	2	2	0	1	1			
Carl Pavano, R (1.1) OBP: 0.143, SLG: 0.143	0-0 G1-3		1-3 K			2-3 K		0-0 L4		3	0	0	0	0	2	0			
Lenny Harris, L (9, PH)										0	0	0	0	0	0	0			
Damon Easley, R (9, PH) OBP: 0.273, SLG: 0.600										1	0	0	0	0	0	1			
Chad Fox, R (9, 1)										0	0	0	0	0	0	0			
Armando Benitez, R (9, 1)										0	0	0	0	0	0	0			
Inning Stats	R: 6 E: 0 K: 0 S: 16	H: 6 LOB: 0 BB: 0 P: 25	R: 0 E: 0 K: 0 S: 7	H: 0 LOB: 0 BB: 0 P: 10	R: 0 E: 0 K: 0 S: 8	H: 1 LOB: 1 BB: 0 P: 15	R: 0 E: 0 K: 2 S: 10	H: 0 LOB: 0 BB: 0 P: 13	R: 0 E: 0 K: 1 S: 11	H: 1 LOB: 1 BB: 0 P: 19	R: 0 E: 0 K: 1 S: 7	H: 0 LOB: 0 BB: 0 P: 13	R: 0 E: 0 K: 1 S: 6	H: 1 LOB: 2 BB: 0 P: 11	R: 0 E: 0 K: 0 S: 5	H: 1 LOB: 0 BB: 0 P: 7	1B: 5 2B: 2 3B: 1 HR: 3	SF: 0 SAC: 0 DP: 1 HBP: 1	WP: 0 PA: 37 PB: 0 SB: 0 CS: 0
PITCHER	IP WLS BF H R ER SO BB IBB HBP BLK WP HR S P ERA WHIP																		
Scott Elarton, R (1, 1) ERA: 10.55	6.0 L 26 8 6 6 3 0 0 0 0 0 0 3 59 92 9.00 1.333																		
Tim Harikkala, R (7, 1) ERA:	1.0 3 0 0 0 1 0 0 0 0 0 0 7 13 0.00 0.000																		
Steve Reed, R (8, 1) ERA: 1.0	1.0 6 2 0 0 1 0 0 0 1 0 0 8 15 0.00 2.000																		
Javier López, L (9, 1) ERA: 4.7	1.0 2 0 0 0 0 0 0 0 0 0 0 3 3 0.00 0.000																		

Florida Marlins @ Colorado Rockies
Coors Field, Denver, CO
 Mon Apr 26 2004, 7:05 PM MDT
 Att: 20,009 - Sunny - 63 F

AB	36
R	6
H	10
RBI	6
BB	0
SO	5
LOB	9



Batter	1	2	3	4	5	6	7	8	9	AB	R	H	RBI	BB	SO	LOB	BOTTOM				
Luis Gonzalez, R (1.4) OBP: 0.313, SLG: 0.422	0-2 F7	3-2 HBP			1-0 G6-4-3			0-0 F9		3	0	1	0	0	0	0					
Royce Clayton, R (1.6) OBP: 0.377, SLG: 0.414	2-0 2B	3-2 G5-3			0-2 G6-4-3			3-2 G6-3		4	1	1	0	0	0	3					
17 Todd Helton, L (1.3) OBP: 0.442, SLG: 0.606	1-1 2B		1-2 G4-3		0-0 F7			1-2 L8		4	0	1	1	0	0	0					
Vinny Castilla, R (1.5) OBP: 0.403, SLG: 0.697	4-1 BB		1-1 G5-3			1-0 G6-3		0-1 G6-3		3	0	0	0	1	0	0					
Jeremy Burnitz, L (1.8) OBP: 0.421, SLG: 0.613	1-0 F7		2-1 HR			2-1 G4-3		0-2 1B		4	2	2	1	0	0	2					
5 Matt Holliday, R (1.7) OBP: 0.432, SLG: 0.636	1-1 F9		0-1 F8			0-0 L9		3-3 K		4	0	0	0	0	1	3					
Kit Pellow, R (1.9) OBP: 0.333, SLG: 0.452		0-1 P3		3-2 F9			0-0 G6-3		2-2 BB	4	0	1	1	0	0	0					
Todd Greene, R (1.2) OBP: 0.259, SLG: 0.440		0-0 F8		2-2 G5-3			1-2 G5-3		4-2 1B	3	0	0	0	0	0	0					
Mark Sweeney, L (9, PH) OBP: 0.269, SLG: 0.391								1-2 BB		0	0	0	0	1	0	0					
Scott Elarton, R (1, 1) HBP: 1, SLG: 0.167								3-3 K		2	0	1	0	0	0	0					
Tim Harikkala, R (7, 1) ERA:										0	0	0	0	0	0	0					
Rene Reyes, S (7, PH) OBP: 0.270, SLG: 0.219										1	0	0	0	0	0	0					
Steve Reed, R (8, 1) ERA: 1.0										0	0	0	0	0	0	0					
Javier López, L (9, 1) ERA: 4.7										1	0	0	0	0	1	2					
Charles Johnson, R (9, PH) OBP: 0.206, SLG: 0.300										0	0	0	0	0	0	0					
Inning Stats	R: 1 E: 0 K: 0 S: 10	H: 2 LOB: 2 BB: 1 P: 19	R: 0 E: 0 K: 0 S: 14	H: 1 LOB: 0 BB: 0 P: 20	R: 1 E: 0 K: 0 S: 9	H: 1 LOB: 0 BB: 0 P: 13	R: 0 E: 0 K: 0 S: 9	H: 0 LOB: 0 BB: 0 P: 14	R: 0 E: 0 K: 0 S: 5	H: 1 LOB: 0 BB: 0 P: 6	R: 0 E: 0 K: 0 S: 4	H: 0 LOB: 0 BB: 0 P: 7	R: 0 E: 0 K: 0 S: 6	H: 0 LOB: 0 BB: 0 P: 7	R: 0 E: 0 K: 0 S: 8	H: 0 LOB: 0 BB: 0 P: 12	R: 1 E: 0 K: 2 S: 17	H: 2 LOB: 2 BB: 1 P: 29	1B: 3 2B: 3 3B: 0 HR: 1	SF: 0 SAC: 0 DP: 1 HBP: 1	WP: 0 PA: 36 PB: 0 SB: 0 CS: 0
PITCHER	IP WLS BF H R ER SO BB IBB HBP BLK WP HR S P ERA WHIP																				
Carl Pavano, R (1, 1) ERA: 3.33	8.0 W 30 5 2 2 2 0 1 0 0 0 0 1 65 98 2.25 0.750																				
Chad Fox, R (9, 1) ERA: 4.22	0.2 S 5 2 1 1 1 1 0 0 0 0 0 0 13 22 13.50 4.500																				
Armando Benitez, R (9, 1) ERA: 0.71	0.1 S 1 0 0 0 0 1 0 0 0 0 0 0 4 7 0.00 0.000																				

Florida Marlins @ Colorado Rockies
Coors Field, Denver, CO
 Mon Apr 26 2004, 7:05 PM MDT
 Att: 20,009 - Sunny - 63 F

AB	33
R	3
H	7
RBI	3
BB	2
SO	2
LOB	10



Batter	1	2	3	4	5	6	7	8	9	AB	R	H	RBI	BB	SO	LOB	TOP				
Juan Pierre, L OBP: 0.375, SLG: 0.372	F7			G3		K		G4-3		4	0	0	0	1	1	3					
Luis Castillo, S OBP: 0.315, SLG: 0.321	1B HR	F7		K					K	3	2	0	0	2	2	1					
Miguel Cabrera, R OBP: 0.391, SLG: 0.683	1B HR		G5-3		HR	F8			K	5	2	2	1	0	1	3					
Mike Lowell, R OBP: 0.378, SLG: 0.582	HR		F8		FC4-6 BB		G1-4-3		HR	3	2	1	3	2	0	0					
Hee-Seop Choi, L OBP: 0.409, SLG: 0.673	K			E		K		F9	HR	4	2	1	3	1	2	1					
Jeff Conine, R OBP: 0.347, SLG: 0.426	1B		E7	2B	FC4-6		G3-1		P4	5	0	2	1	0	0	1					
Ramon Castro, R OBP: 0.205, SLG: 0.220	F7		G5-3		P4			P2	L6	5	0	0	0	0	0	3					
Alex Gonzalez, R OBP: 0.243, SLG: 0.343		G5-3		HR		SH3-4 1B				3	1	2	1	1	0	0					
Josh Beckett, R OBP: 0.250, SLG: 0.250										2	0	0	0	0	1	0					
Mike Mordecai, R OBP: 0.333, SLG: 0.333										1	0	1	0	0	0	0					
Tommy Phelps, L OBP: 0.333, SLG: 0.333										0	0	0	0	0	0	0					
Armando Benitez, R OBP: 0.333, SLG: 0.333										0	0	0	0	0	0	0					
Inning Stats	R: 3 E: 0 K: 1 S: 14	H: 3 LOB: 1 BB: 1 P: 23	R: 0 E: 0 K: 1 S: 12	H: 0 LOB: 1 BB: 2 P: 22	R: 1 E: 1 K: 0 S: 7	H: 1 LOB: 1 BB: 1 P: 15	R: 1 E: 0 K: 1 S: 11	H: 1 LOB: 0 BB: 0 P: 14	R: 1 E: 0 K: 0 S: 12	H: 1 LOB: 2 BB: 1 P: 24	R: 0 E: 0 K: 0 S: 8	H: 0 LOB: 0 BB: 0 P: 14	R: 0 E: 0 K: 0 S: 11	H: 1 LOB: 1 BB: 1 P: 18	R: 3 E: 0 K: 2 S: 12	H: 1 LOB: 0 BB: 1 P: 17	1B: 4 2B: 1 3B: 0 HR: 4	SF: 0 SAC: 1 DP: 1 HBP: 0	WP: 0 PB: 1 SB: 2 CS: 0	PA: 43	
PITCHER	IP	WLS	BF	H	R	ER	SO	BB	IBB	HBP	BLK	WP	HR	S	P	ERA	WHIP				
Jason Jennings, R ERA: 10.52	(1, 1)	5.0	L	25	6	6	4	4	0	0	0	0	3	56	92	10.80	2.000				
Steve Reed, R ERA: 0.9	(6, 1)	1.0		5	1	0	0	1	0	0	0	0	0	12	24	0.00	2.000				
Tim Harikkala, R ERA: 0.9	(7, 1)	1.0		3	0	0	0	0	0	0	0	0	0	8	14	0.00	0.000				
40 Brian Fuentes, L ERA: 3.86	(8, 1)	2.0		10	2	3	2	1	1	0	0	0	1	23	35	9.00	1.500				

Florida Marlins @ Colorado Rockies
Coors Field, Denver, CO
Wed Apr 28 2004, 1:05 PM MDT
Att: 27,402 - Cloudy - 72 F

AB 35
R 9
H 9
RBI 9
BB 7
SO 7
LOB 12



Batter	1	2	3	4	5	6	7	8	9	AB	R	H	RBI	BB	SO	LOB	BOTTOM				
Denny Hocking, S OBP: 0.294, SLG: 0.281	E5	G3-1		K		L8			DI 1B	5	0	1	0	0	1	1					
Royce Clayton, R OBP: 0.366, SLG: 0.413	FC4-6 1B 2B		K				B1-3		L4	5	0	1	0	0	1	2					
17 Todd Helton, L OBP: 0.463, SLG: 0.649	2B		2B				K			3	1	1	0	1	2	1					
Vinny Castilla, R OBP: 0.395, SLG: 0.693	K		2B		F8		G6-3			4	1	1	1	0	1	3					
Jeremy Burnitz, L OBP: 0.412, SLG: 0.676	G4-3		1B 2B		F9		G4-3			4	1	1	1	0	0	2					
5 Matt Holliday, R OBP: 0.444, SLG: 0.675		E 1B WP	L4		F7-4 1B		G6-3			4	1	2	0	0	0	1					
Mark Sweeney, L OBP: 0.333, SLG: 0.400		F8 1B		1B		F7-4		K		2	0	1	1	1	0	1					
Kit Pellow, R OBP: 0.327, SLG: 0.422										1	0	0	0	0	1	0					
Todd Greene, R OBP: 0.258, SLG: 0.414	F8					P4			K	4	0	1	1	0	1	1					
Jason Jennings, L OBP: 0.111, SLG: 0.111										2	0	0	0	0	2	3					
Steve Reed, R OBP: 0.111, SLG: 0.111										0	0	0	0	0	0	0					
Aaron Miles, S OBP: 0.333, SLG: 0.444										1	0	0	0	0	0	0					
Tim Harikkala, R OBP: 0.333, SLG: 0.444										0	0	0	0	0	0	0					
40 Brian Fuentes, L OBP: 0.333, SLG: 0.444										0	0	0	0	0	0	0					
Rene Reyes, S OBP: 0.250, SLG: 0.250										1	0	0	0	0	0	0					
Inning Stats	R: 0 E: 1 K: 1 S: 10	H: 1 LOB: 2 BB: 0 P: 12	R: 1 E: 1 K: 1 S: 10	H: 2 LOB: 1 BB: 0 P: 15	R: 3 E: 0 K: 2 S: 20	H: 3 LOB: 2 BB: 2 P: 34	R: 0 E: 0 K: 2 S: 14	H: 1 LOB: 1 BB: 0 P: 18	R: 0 E: 0 K: 0 S: 4	H: 0 LOB: 0 BB: 0 P: 5	R: 0 E: 0 K: 1 S: 8	H: 0 LOB: 0 BB: 0 P: 12	R: 0 E: 0 K: 1 S: 8	H: 0 LOB: 0 BB: 0 P: 14	R: 0 E: 0 K: 1 S: 18	H: 1 LOB: 1 BB: 0 P: 27	1B: 5 2B: 5 3B: 0 HR: 0	SF: 0 SAC: 0 DP: 1 HBP: 0	WP: 1 PB: 0 SB: 0 CS: 0	PA: 38	
PITCHER	IP	WLS	BF	H	R	ER	SO	BB	IBB	HBP	BLK	WP	HR	S	P	ERA	WHIP				
Josh Beckett, R ERA: 4.18	(1, 1)	7.0		31	8	4	4	7	2	0	0	0	0	77	114	5.14	1.429				
Tommy Phelps, L ERA: 1.35	(8, 1)	1.0	H	3	0	0	0	1	0	0	0	0	0	8	14	0.00	0.000				
Armando Benitez, R ERA: 0.66	(9, 1)	1.0		4	1	0	0	1	0	0	0	0	0	18	27	0.00	1.000				

Florida Marlins @ Colorado Rockies
Coors Field, Denver, CO
Wed Apr 28 2004, 1:05 PM MDT
Att: 27,402 - Cloudy - 72 F

AB 36
R 4
H 9
RBI 4
BB 2
SO 9
LOB 15



Batter	1	2	3	4	5	6	7	8	9	AB	R	H	RBI	BB	SO	LOB	TOP				
Juan Pierre, L OBP: 0.380, SLG: 0.378 (1, 8)											4	0	2	0	0	0	0	Florida Marlins @ San Francisco Giants SBC Park, San Francisco, CA Thu Apr 29 2004, 4:05 PM EDT Att: 37,306 - Sunny - 71 F			
Luis Castillo, S OBP: 0.313, SLG: 0.310 (1, 4)										3	0	0	0	1	0	1					
Miguel Cabrera, R OBP: 0.375, SLG: 0.651 (1, 9)										4	0	0	0	0	0	3					
Mike Lowell, R OBP: 0.383, SLG: 0.614 (1, 5)										4	2	2	1	0	1	2					
Hee-Seop Choi, L OBP: 0.400, SLG: 0.695 (1, 3)										4	1	1	2	0	2	0					
Abraham Nunez, S OBP: 0.384, SLG: 0.263 (1, 7)										4	0	0	0	0	2	0					
Ramon Castro, R OBP: 0.213, SLG: 0.295 (1, 2)										3	1	1	1	0	0	0					
Alex Gonzalez, R OBP: 0.234, SLG: 0.329 (1, 6)										3	0	0	0	0	0	0					
Brad Penny, R OBP: 0.083, SLG: 0.083 (1, 1)										3	0	0	0	0	1	0					
Matt Perisho, L (8, 1)										0	0	0	0	0	0	0					
Justin Wayne, R (8, 1)										0	0	0	0	0	0	0					
Franklyn Gracesqui, S (9, 1)										0	0	0	0	0	0	0					
Inning Stats	R: 0 E: 0 K: 0 S: 8	H: 1 LOB: 1 BB: 1 P: 16	R: 0 E: 0 K: 2 S: 8	H: 0 LOB: 0 BB: 0 P: 16	R: 0 E: 0 K: 0 S: 5	H: 0 LOB: 0 BB: 0 P: 6	R: 2 E: 0 K: 1 S: 11	H: 2 LOB: 0 BB: 0 P: 17	R: 0 E: 0 K: 1 S: 7	H: 0 LOB: 0 BB: 0 P: 11	R: 0 E: 0 K: 1 S: 11	H: 1 LOB: 1 BB: 0 P: 18	R: 1 E: 0 K: 0 S: 6	H: 1 LOB: 0 BB: 0 P: 8	R: 0 E: 0 K: 0 S: 5	H: 0 LOB: 0 BB: 0 P: 7	R: 1 E: 0 K: 1 S: 12	H: 1 LOB: 0 BB: 0 P: 22	1B: 3 2B: 0 3B: 0 HR: 3	SF: 0 SAC: 0 DP: 1 HBP: 0	WP: 0 PA: 33 SB: 0 CS: 0
PITCHER	IP WLS BF H R ER SO BB IBB HBP BLK WP HR S P ERA WHIP																				
Jerome Williams, R ERA: 3.93 (1, 1)	7.0	26	5	3	3	5	1	0	0	0	0	0	0	2	56	92	3.86	0.857			
Jim Brower, R ERA: 3.98 (8, 1)	1.0	3	0	0	0	0	0	0	0	0	0	0	0	5	7	0.00	0.000				
Felix Rodriguez, R ERA: 3.0 (9, 1)	1.0	L	4	1	1	1	1	0	0	0	0	0	0	1	12	22	9.00	1.000			

AB	32
R	4
H	6
RBI	4
BB	1
SO	6
LOB	6



Batter	1	2	3	4	5	6	7	8	9	AB	R	H	RBI	BB	SO	LOB	BOTTOM				
Michael Tucker, L OBP: 0.329, SLG: 0.373 (1, 9)										4	1	1	0	1	1	3	Florida Marlins @ San Francisco Giants SBC Park, San Francisco, CA Thu Apr 29 2004, 4:05 PM EDT Att: 37,306 - Sunny - 71 F				
J.T. Snow, L OBP: 0.337, SLG: 0.361 (1, 3)										4	0	2	0	0	1	2					
Dustan Mohr, R OBP: 0.154, SLG: 0.043 (8, FR)										0	1	0	0	0	0	0					
Delvi Cruz, R OBP: 0.550, SLG: 1.000 (9, 4)										0	0	0	0	0	0	0					
Marquis Grissom, R OBP: 0.370, SLG: 0.533 (1, 8)										4	0	1	1	0	0	1					
Barry Bonds, L OBP: 0.701, SLG: 1.176 (1, 7)										2	1	2	1	2	0	0					
Pedro Feliz, R OBP: 0.303, SLG: 0.415 (1, 5)										4	0	0	0	0	1	5					
Edgardo Alfonzo, R OBP: 0.289, SLG: 0.279 (1, 4)										4	0	0	0	0	0	4					
A.J. Pierzynski, L ERA: 2.67 (1, 2)										4	0	2	0	0	0	0					
Yorvit Torrealba, R OBP: 0.278, SLG: 0.133 (9, FR)										0	0	0	0	0	0	0					
Nelfi Perez, S OBP: 0.250, SLG: 0.273 (1, 6)										3	0	0	0	0	0	1					
Jerome Williams, R OBP: 0.167, SLG: 0.167 (7, PH)										1	0	1	0	0	0	0					
Brian Dallimore, R (7, PH)										1	0	0	0	0	0	0					
Jim Brower, R (8, 1)										0	0	0	0	0	0	0					
Felix Rodriguez, R (9, 1)										0	0	0	0	0	0	0					
Jeffrey Hammonds, R OBP: 0.328, SLG: 0.206 (9, PH)										1	0	0	0	0	0	2					
Inning Stats	R: 0 E: 0 K: 1 S: 8	H: 0 LOB: 0 BB: 0 P: 13	R: 0 E: 0 K: 0 S: 6	H: 1 LOB: 0 BB: 0 P: 10	R: 0 E: 0 K: 0 S: 6	H: 1 LOB: 1 BB: 0 P: 12	R: 0 E: 0 K: 1 S: 9	H: 1 LOB: 2 BB: 1 P: 17	R: 0 E: 0 K: 0 S: 10	H: 1 LOB: 2 BB: 1 P: 17	R: 1 E: 0 K: 0 S: 11	H: 1 LOB: 0 BB: 0 P: 16	R: 0 E: 0 K: 0 S: 9	H: 0 LOB: 0 BB: 0 P: 12	R: 2 E: 0 K: 0 S: 15	H: 3 LOB: 2 BB: 1 P: 21	R: 0 E: 0 K: 1 S: 9	H: 1 LOB: 0 BB: 0 P: 13	1B: 6 2B: 2 3B: 0 HR: 1	SF: 0 SAC: 2 DP: 2 HBP: 0	WP: 0 PA: 37 SB: 1 CS: 0
PITCHER	IP WLS BF H R ER SO BB IBB HBP BLK WP HR S P ERA WHIP																				
Brad Penny, R ERA: 2.67 (1, 1)	7.0	30	8	3	3	2	1	1	0	0	0	0	0	2	6	3.86	1.286				
Matt Perisho, L ERA: 1.93 (8, 1)	0.0	1	0	0	0	0	1	0	0	0	0	0	0	2	6	-	-				
Justin Wayne, R ERA: 1.93 (8, 1)	1.2	W	5	1	0	0	0	0	0	0	0	0	0	12	14	0.00	0.600				
Franklyn Gracesqui, L ERA: 1.93 (9, 1)	0.1	S	1	0	0	0	1	0	0	0	0	0	0	3	5	0.00	0.000				

AB	32
R	3
H	9
RBI	2
BB	3
SO	3
LOB	18



Batter	1	2	3	4	5	6	7	8	9	AB	R	H	RBI	BB	SO	LOB	TOP				
Juan Pierre, L OBP: 0.385, SLG: 0.394	2-1 G3-1 SF7 2B	2-0 SH 1B SF8	0-3 K			1-0 PO 1B			0-2 P5	4	2	2	0	0	1	0					
Luis Castillo, S OBP: 0.307, SLG: 0.304	2-0 G3-1 2-3	1-0 1B HR		1-1 G3		0-1 PO 1-2	0-0 G1-3		2-1 L7	5	1	1	1	0	0	1					
Miguel Cabrera, R OBP: 0.356, SLG: 0.629	3-1 SF7	2-3 SF8		1-1 G3-1			2-3 K		2-3 K	3	0	0	2	0	2	0					
Mike Lowell, R OBP: 0.388, SLG: 0.605	4-0 BB 2B	1-2 HR		1-1 G6-3			3-3 K			3	2	1	0	1	1	0					
Hee-Seop Choi, L OBP: 0.419, SLG: 0.738	4-2 BB 2B	2-2 HR			3-2 F7			4-1 1B BB		2	2	1	3	2	0	0					
Wil Cordero, R OBP: 0.297, SLG: 0.412	4-2 2B				2-0 G6-3			0-1 1B		3	1	2	0	1	0	0					
Abraham Nunez, S OBP: 0.364, SLG: 0.263	1-2 2-3 BB				0-1 1B			1-3 1B		0	0	0	0	0	0	0					
Mike Redmond, R OBP: 0.383, SLG: 0.476	0-0 1B				0-1 G4-6-3			3-3 K		3	0	1	3	0	0	1	AB 32				
Matt Perisho, L Lenny Harris, L Damon Easley, R OBP: 0.250, SLG: 0.545	1-2 2B				0-1 G5-3			1-2 F9		0	0	0	0	0	0	0	R 9				
Alex Gonzalez, R OBP: 0.222, SLG: 0.312	1-1 G5-3				0-1 G5-3			3-2 F9		4	0	0	0	0	0	3	H 9				
Franklyn Gracesqui, S								0-3 K		0	0	0	0	0	0	0	RBI 9				
Dontrelle Willis, L Tommy Phelps, L 40 Nate Bump, L Ramon Castro, R OBP: 0.204, SLG: 0.283		1-2 SH 1B 2B		1-3 K				1-3 K		1	1	1	0	0	0	0	BB 4				
										0	0	0	0	0	0	0	SO 8				
										2	0	0	0	0	2	2	LOB 9				
Inning Stats	R: 4 E: 0 K: 0 S: 17	H: 2 LOB: 1 BB: 3 P: 37	R: 5 E: 1 K: 0 S: 15	H: 4 LOB: 0 BB: 2 P: 22	R: 0 E: 0 K: 2 S: 9	H: 0 LOB: 0 BB: 0 P: 10	R: 0 E: 0 K: 0 S: 6	H: 0 LOB: 0 BB: 0 P: 9	R: 0 E: 0 K: 0 S: 7	H: 1 LOB: 2 BB: 0 P: 12	R: 0 E: 0 K: 1 S: 8	H: 1 LOB: 0 BB: 0 P: 10	R: 0 E: 0 K: 2 S: 13	H: 1 LOB: 2 BB: 1 P: 26	R: 0 E: 0 K: 1 S: 9	H: 0 LOB: 0 BB: 0 P: 13	1B: 5 2B: 3 3B: 0 HR: 1	SF: 2 SAC: 1 DP: 1 HBP: 0	WP: 0 PB: 0 SB: 0 CS: 0	PA: 40	
PITCHER	IP WLS BF H R ER SO BB IBB HBP BLK WP HR S P ERA WHIP	IP WLS BF H R ER SO BB IBB HBP BLK WP HR S P ERA WHIP	IP WLS BF H R ER SO BB IBB HBP BLK WP HR S P ERA WHIP	IP WLS BF H R ER SO BB IBB HBP BLK WP HR S P ERA WHIP	IP WLS BF H R ER SO BB IBB HBP BLK WP HR S P ERA WHIP	IP WLS BF H R ER SO BB IBB HBP BLK WP HR S P ERA WHIP	IP WLS BF H R ER SO BB IBB HBP BLK WP HR S P ERA WHIP	IP WLS BF H R ER SO BB IBB HBP BLK WP HR S P ERA WHIP	IP WLS BF H R ER SO BB IBB HBP BLK WP HR S P ERA WHIP	IP WLS BF H R ER SO BB IBB HBP BLK WP HR S P ERA WHIP	IP WLS BF H R ER SO BB IBB HBP BLK WP HR S P ERA WHIP	IP WLS BF H R ER SO BB IBB HBP BLK WP HR S P ERA WHIP	IP WLS BF H R ER SO BB IBB HBP BLK WP HR S P ERA WHIP	IP WLS BF H R ER SO BB IBB HBP BLK WP HR S P ERA WHIP	IP WLS BF H R ER SO BB IBB HBP BLK WP HR S P ERA WHIP	IP WLS BF H R ER SO BB IBB HBP BLK WP HR S P ERA WHIP	IP WLS BF H R ER SO BB IBB HBP BLK WP HR S P ERA WHIP	IP WLS BF H R ER SO BB IBB HBP BLK WP HR S P ERA WHIP	IP WLS BF H R ER SO BB IBB HBP BLK WP HR S P ERA WHIP	IP WLS BF H R ER SO BB IBB HBP BLK WP HR S P ERA WHIP	IP WLS BF H R ER SO BB IBB HBP BLK WP HR S P ERA WHIP

Florida Marlins @ San Francisco Giants
SBC Park, San Francisco, CA
Fri Apr 30 2004, 10:15 PM EDT
Att: 39,348 - Sunny - 60 F

AB	32
R	9
H	9
RBI	9
BB	4
SO	8
LOB	9



Batter	1	2	3	4	5	6	7	8	9	AB	R	H	RBI	BB	SO	LOB	BOTTOM			
Jeffrey Hammonds, R OBP: 0.327, SLG: 0.300	1-1 HR					0-1 P6			2-1 F8	6	2	2	2	0	0	7				
Brian Dattimore, R OBP: 0.833, SLG: 1.500	4-0 1B G1-3					0-1 BB 1B			4-0 1B	3	3	3	4	1	0	0				
J.T. Snow, L OBP: 0.345, SLG: 0.361	1-2 BB					1-2 1B			1-2 BB	0	0	0	0	1	0	0				
Marquis Grissom, R OBP: 0.391, SLG: 0.543	2-1 1B					1-1 1B SF8			3-1 P6	6	2	4	0	0	0	5				
Barry Bonds, L OBP: 0.696, SLG: 1.132	4-1 G1-3					4-1 SF8 1B			0-0 F7	2	1	0	1	3	0	2				
Edgardo Alfonzo, R OBP: 0.296, SLG: 0.288	1-0 G1-3					2-2 1B			1-1 G4-3	5	0	2	2	0	0	2				
Pedro Feliz, R OBP: 0.296, SLG: 0.406	1-1 F7					1-2 2-3 3-H			0-0 G5-3	4	0	1	3	0	0	1				
Neifi Perez, S OBP: 0.280, SLG: 0.275						2-2 F9			0-0 BB HBP 1B	3	1	1	0	1	0	2	AB 36			
Yorvit Torrealba, R OBP: 0.348, SLG: 0.222						1-0 G4-3			1-0 BB HBP	3	1	1	0	1	1	0	R 12			
									3-2 F7	0	0	0	0	0	0	0	H 16			
										0	0	0	0	0	0	0	RBI 12			
										0	0	0	0	0	0	0	BB 7			
										0	0	0	0	0	0	0	SO 1			
										0	0	0	0	0	0	0	LOB 24			
Inning Stats	R: 2 E: 0 K: 0 S: 8	H: 2 LOB: 1 BB: 2 P: 21	R: 7 E: 0 K: 0 S: 27	H: 6 LOB: 3 BB: 3 P: 51	R: 0 E: 0 K: 0 S: 11	H: 2 LOB: 1 BB: 0 P: 16	R: 0 E: 0 K: 0 S: 10	H: 0 LOB: 0 BB: 0 P: 15	R: 3 E: 0 K: 0 S: 15	H: 4 LOB: 2 BB: 1 P: 23	R: 0 E: 0 K: 1 S: 11	H: 1 LOB: 2 BB: 0 P: 15	R: 0 E: 0 K: 0 S: 4	H: 0 LOB: 0 BB: 0 P: 5	R: 0 E: 0 K: 0 S: 8	H: 1 LOB: 3 BB: 1 P: 21	1B: 13 2B: 1 3B: 0 HR: 2	SF: 1 SAC: 1 DP: 1 HBP: 3	WP: 0 PB: 0 SB: 0 CS: 0	PA: 48
PITCHER	IP WLS BF H R ER SO BB IBB HBP BLK WP HR S P ERA WHIP	IP WLS BF H R ER SO BB IBB HBP BLK WP HR S P ERA WHIP	IP WLS BF H R ER SO BB IBB HBP BLK WP HR S P ERA WHIP	IP WLS BF H R ER SO BB IBB HBP BLK WP HR S P ERA WHIP	IP WLS BF H R ER SO BB IBB HBP BLK WP HR S P ERA WHIP	IP WLS BF H R ER SO BB IBB HBP BLK WP HR S P ERA WHIP	IP WLS BF H R ER SO BB IBB HBP BLK WP HR S P ERA WHIP	IP WLS BF H R ER SO BB IBB HBP BLK WP HR S P ERA WHIP	IP WLS BF H R ER SO BB IBB HBP BLK WP HR S P ERA WHIP	IP WLS BF H R ER SO BB IBB HBP BLK WP HR S P ERA WHIP	IP WLS BF H R ER SO BB IBB HBP BLK WP HR S P ERA WHIP	IP WLS BF H R ER SO BB IBB HBP BLK WP HR S P ERA WHIP	IP WLS BF H R ER SO BB IBB HBP BLK WP HR S P ERA WHIP	IP WLS BF H R ER SO BB IBB HBP BLK WP HR S P ERA WHIP	IP WLS BF H R ER SO BB IBB HBP BLK WP HR S P ERA WHIP	IP WLS BF H R ER SO BB IBB HBP BLK WP HR S P ERA WHIP	IP WLS BF H R ER SO BB IBB HBP BLK WP HR S P ERA WHIP	IP WLS BF H R ER SO BB IBB HBP BLK WP HR S P ERA WHIP	IP WLS BF H R ER SO BB IBB HBP BLK WP HR S P ERA WHIP	IP WLS BF H R ER SO BB IBB HBP BLK WP HR S P ERA WHIP

Florida Marlins @ San Francisco Giants
SBC Park, San Francisco, CA
Fri Apr 30 2004, 10:15 PM EDT
Att: 39,348 - Sunny - 60 F

AB	36
R	12
H	16
RBI	12
BB	7
SO	1
LOB	24



Batter	1	2	3	4	5	6	7	8	9	AB	R	H	RBI	BB	SO	LOB	TOP			
Juan Pierre, L OBP: 0.398, SLG: 0.402 (1, 8)	4-2 1B PB BB		0-1 CS 1B		0-0 S 1B		2-3 K			3	1	2	0	1	1	0				
Damion Easley, R OBP: 0.375, SLG: 0.667 (1, 4) (8, 9)	3-2 PB 2B 1B		3-2 S 1B		0-1 G6-3		0-1 G6-3		0-1 2B	4	1	3	0	0	0	1				
Miguel Cabrera, R OBP: 0.343, SLG: 0.602 (1, 9) (8, 7)	2-3 K		3-3 K		0-0 G4-3				0-3 K	4	0	0	0	0	3	4				
Mike Lowell, R OBP: 0.392, SLG: 0.611 (1, 5)	2-2 2B		2-2 G6-3				1-1 S 1B		1-1 G5-3	4	0	2	1	0	0	2				
Hee-Seop Choi, L OBP: 0.410, SLG: 0.703 (1, 3)	1-2 K			1-1 F7			0-3 K		2-1 HBP	3	0	0	0	0	2	2				
Wil Cordero, R OBP: 0.275, SLG: 0.378 Abraham Nunez, S OBP: 0.364, SLG: 0.263 Luis Castillo, S OBP: 0.304, SLG: 0.301 (1, 7) (7, 7) (8, PH) (8, 4)	0-0 G6-3			0-3 K			0-0 G6-3		3-3 K	3	0	0	0	0	1	2				
Ramon Castro, R OBP: 0.189, SLG: 0.260 (1, 2)				1-1 P2			1-0 P2		1-1 G5-3	4	0	0	0	0	0	1				
Alex Gonzalez, R OBP: 0.212, SLG: 0.296 (1, 6)				0-1 P4			2-3 K		0-3 K	4	0	0	0	0	2	0				
Carl Pavano, R OBP: 0.200, SLG: 0.500 Franklyn Gracesqui, S Armando Benitez, R Mike Mordecai, R OBP: 0.300, SLG: 0.300 (1, 1) (8, 1) (8, 1) (8, 4)	0-2 G4-3			1-2 G4-3			1-2 HR		2-3 K	3	1	1	1	0	1	0				
Inning Stats	R: 2 E: 0 K: 2 S: 23	H: 2 LOB: 1 BB: 1 P: 35	R: 0 E: 0 K: 0 S: 6	H: 0 LOB: 0 BB: 0 P: 6	R: 0 E: 0 K: 1 S: 13	H: 2 LOB: 1 BB: 0 P: 21	R: 0 E: 0 K: 1 S: 7	H: 0 LOB: 0 BB: 0 P: 9	R: 1 E: 0 K: 1 S: 13	H: 2 LOB: 1 BB: 0 P: 16	R: 0 E: 0 K: 3 S: 10	H: 0 LOB: 0 BB: 0 P: 14	R: 0 E: 0 K: 2 S: 12	H: 1 LOB: 2 BB: 0 P: 18	R: 0 E: 0 K: 0 S: 5	H: 0 LOB: 0 BB: 0 P: 7	1B: 5 2B: 2 3B: 0 HR: 1	SF: 0 SAC: 0 DP: 0 HBP: 1	WP: 0 PB: 1 SB: 3 CS: 1	PA: 36
PITCHER	IP WLS BF H R ER SO BB IBB HBP BLK WP HR S P ERA WHIP	IP WLS BF H R ER SO BB IBB HBP BLK WP HR S P ERA WHIP	IP WLS BF H R ER SO BB IBB HBP BLK WP HR S P ERA WHIP	IP WLS BF H R ER SO BB IBB HBP BLK WP HR S P ERA WHIP	IP WLS BF H R ER SO BB IBB HBP BLK WP HR S P ERA WHIP	IP WLS BF H R ER SO BB IBB HBP BLK WP HR S P ERA WHIP	IP WLS BF H R ER SO BB IBB HBP BLK WP HR S P ERA WHIP	IP WLS BF H R ER SO BB IBB HBP BLK WP HR S P ERA WHIP	IP WLS BF H R ER SO BB IBB HBP BLK WP HR S P ERA WHIP	IP WLS BF H R ER SO BB IBB HBP BLK WP HR S P ERA WHIP	IP WLS BF H R ER SO BB IBB HBP BLK WP HR S P ERA WHIP	IP WLS BF H R ER SO BB IBB HBP BLK WP HR S P ERA WHIP	IP WLS BF H R ER SO BB IBB HBP BLK WP HR S P ERA WHIP	IP WLS BF H R ER SO BB IBB HBP BLK WP HR S P ERA WHIP	IP WLS BF H R ER SO BB IBB HBP BLK WP HR S P ERA WHIP	IP WLS BF H R ER SO BB IBB HBP BLK WP HR S P ERA WHIP	IP WLS BF H R ER SO BB IBB HBP BLK WP HR S P ERA WHIP			

Florida Marlins @ San Francisco Giants
SBC Park, San Francisco, CA
Sat May 01 2004, 4:05 PM EDT
Att: 41,203 - Cloudy - 68 F

AB 34
R 3
H 8
RBI 2
BB 1
SO 11
LOB 14



Batter	1	2	3	4	5	6	7	8	9	AB	R	H	RBI	BB	SO	LOB	BOTTOM	
Michael Tucker, L OBP: 0.329, SLG: 0.375 (1, 9)	0-0 F8		1-0 G4-3 G6-3 2B		1-3 K		0-0 B3		4-1 BB 2B BB	4	2	1	0	1	1	2		
J.T. Snow, L OBP: 0.348, SLG: 0.347 (1, 3)	2-1 F7		0-0 G4-3		1-2 K		4-0 G6-3 1B BB		4-2 2B BB	3	2	0	0	2	1	3		
Marquis Grissom, R OBP: 0.380, SLG: 0.535 (1, 8)	1-3 K2-3		0-0 G5-3		0-0 G4-3		2-1 G6-3		0-1 2B	5	0	1	3	0	1	1		
Barry Bonds, L OBP: 0.761, SLG: 1.111 Jeffrey Hammonds, R OBP: 0.327, SLG: 0.300 (1, 7) (8, 7)		1-0 L8	4-0 IBB		4-0 FC5-4 IBB		4-0 BB 1B IBB		4-0 IBB	1	1	0	0	4	0	0		
Edgardo Alfonzo, R OBP: 0.302, SLG: 0.286 (1, 4)		1-0 BB 1B	2-2 F9		0-1 FC5-4		4-1 1B BB		3-3 K	4	0	1	0	1	1	4		
A.J. Pierzynski, L OBP: 0.291, SLG: 0.303 (1, 2)		0-0 FC5 BB 1B		1-0 1B 3B		2-0 L6		0-0 FC6-4 1B		4	1	3	2	0	0	1		
Brian Dallimore, R OBP: 0.690, SLG: 0.875 Jason Christiansen, R Matt Herges, L (1, 5) (8, 1) (8, 1)		0-1 F9		2-2 FC3-5 E 1B		0-0 B5-3		0-0 FC6-4		4	0	1	1	0	0	4		
Deivi Cruz, R OBP: 0.429, SLG: 0.500 Neifi Perez, S OBP: 0.260, SLG: 0.275 (1, 6) (8, 6)		4-0 BB BB		1-1 E5 FC3-5		0-1 G6-3		1-2 F8		3	0	0	0	1	0	1		
Jason Schmidt, R Pedro Feliz, R OBP: 0.292, SLG: 0.400 (1, 1) (8, 5)		0-0 FC5		0-0 FC3-5		0-0 G6-3		1-0 G6-3		3	0	0	0	0	0	5		
Inning Stats	R: 0 E: 0 K: 1 S: 6	H: 0 LOB: 0 BB: 0 P: 9	R: 0 E: 0 K: 0 S: 6	H: 2 LOB: 3 BB: 1 P: 12	R: 1 E: 0 K: 0 S: 6	H: 1 LOB: 1 BB: 1 P: 13	R: 1 E: 1 K: 2 S: 15	H: 2 LOB: 2 BB: 0 P: 21	R: 0 E: 0 K: 0 S: 4	H: 0 LOB: 0 BB: 0 P: 4	R: 2 E: 0 K: 0 S: 6	H: 1 LOB: 2 BB: 3 P: 20	R: 2 E: 0 K: 1 S: 14	H: 1 LOB: 2 BB: 3 P: 31	1B: 4 2B: 2 3B: 1 HR: 0	SF: 0 SAC: 0 DP: 0 HBP: 0	WP: 0 PB: 0 SB: 1 CS: 0	PA: 41
PITCHER	IP WLS BF H R ER SO BB IBB HBP BLK WP HR S P ERA WHIP	IP WLS BF H R ER SO BB IBB HBP BLK WP HR S P ERA WHIP	IP WLS BF H R ER SO BB IBB HBP BLK WP HR S P ERA WHIP	IP WLS BF H R ER SO BB IBB HBP BLK WP HR S P ERA WHIP	IP WLS BF H R ER SO BB IBB HBP BLK WP HR S P ERA WHIP	IP WLS BF H R ER SO BB IBB HBP BLK WP HR S P ERA WHIP	IP WLS BF H R ER SO BB IBB HBP BLK WP HR S P ERA WHIP	IP WLS BF H R ER SO BB IBB HBP BLK WP HR S P ERA WHIP	IP WLS BF H R ER SO BB IBB HBP BLK WP HR S P ERA WHIP	IP WLS BF H R ER SO BB IBB HBP BLK WP HR S P ERA WHIP	IP WLS BF H R ER SO BB IBB HBP BLK WP HR S P ERA WHIP	IP WLS BF H R ER SO BB IBB HBP BLK WP HR S P ERA WHIP	IP WLS BF H R ER SO BB IBB HBP BLK WP HR S P ERA WHIP	IP WLS BF H R ER SO BB IBB HBP BLK WP HR S P ERA WHIP	IP WLS BF H R ER SO BB IBB HBP BLK WP HR S P ERA WHIP	IP WLS BF H R ER SO BB IBB HBP BLK WP HR S P ERA WHIP	IP WLS BF H R ER SO BB IBB HBP BLK WP HR S P ERA WHIP	

Florida Marlins @ San Francisco Giants
SBC Park, San Francisco, CA
Sat May 01 2004, 4:05 PM EDT
Att: 41,203 - Cloudy - 68 F

AB 32
R 6
H 7
RBI 6
BB 9
SO 4
LOB 21



Batter	1	2	3	4	5	6	7	8	9	AB	R	H	RBI	BB	SO	LOB	TOP				
Jason Grabowski, L (1, 7) OBP: 0.200, SLG: 0.179	2-2 G6-4-3 1B			3-2 F8		0-1 P2			2-2 L8	4	0	1	0	0	0	1					
Cesar Izturis, S (1, 6) OBP: 0.315, SLG: 0.369	0-3 K			1-1 G5-3			4-2 G6-4-3 BB		3-2 G4-6-3 1B	3	0	1	0	1	1	1					
Milton Bradley, S (1, 8) OBP: 0.337, SLG: 0.453	1-1 SAFE SAFE G6-4-3			0-0 G3			2-2 G6-4-3 1-2		3-2 G4-6-3 1-2	4	0	0	0	0	0	3					
Shawn Green, L (1, 3) OBP: 0.374, SLG: 0.427		1-3 K			3-1 G1-3			1-0 F8		3	0	0	0	0	1	0					
Paul Lo Duca, R (1, 2) OBP: 0.412, SLG: 0.489		1-1 G4-3			0-0 P5			1-2 F8		3	0	0	0	0	0	0					
Juan Encarnacion, R (1, 9) OBP: 0.285, SLG: 0.434		3-2 P3			2-3 K			2-0 F9		3	0	0	0	0	1	0					
Adrian Beltré, R (1, 5) OBP: 0.389, SLG: 0.699			1-1 F8			2-1 2B		1-1 1B 2B		3	0	2	0	0	0	0					
Alex Cora, L (1, 4) OBP: 0.337, SLG: 0.365			2-2 G4-3			1-1 F8		0-0 1B		3	0	1	0	0	0	1					
Jeff Weaver, R (1, 1) OBP: 0.250, SLG: 0.417			0-2 K			2-3 K		2-3 K		2	0	0	0	0	2	1					
Robin Ventura, L (8, PH) OBP: 0.458, SLG: 0.429										0	0	0	0	0	0	0					
Olmedo Saenz, R (8, PH) OBP: 0.091, SLG: 0.200										1	0	0	0	0	1	2					
Jose Lima, R (8, 1) OBP: 0.750, SLG: 0.667										0	0	0	0	0	0	0					
Inning Stats	R: 0 E: 0 K: 1 S: 8	H: 1 LOB: 0 BB: 0 P: 11	R: 0 E: 0 K: 1 S: 8	H: 0 LOB: 0 BB: 0 P: 13	R: 0 E: 0 K: 1 S: 14	H: 0 LOB: 0 BB: 0 P: 17	R: 0 E: 0 K: 0 S: 7	H: 0 LOB: 0 BB: 0 P: 11	R: 0 E: 0 K: 1 S: 10	H: 1 LOB: 1 BB: 0 P: 15	R: 0 E: 0 K: 0 S: 8	H: 0 LOB: 0 BB: 1 P: 15	R: 0 E: 0 K: 1 S: 11	H: 2 LOB: 2 BB: 0 P: 17	R: 0 E: 0 K: 0 S: 15	H: 1 LOB: 0 BB: 23 P: 23	1B: 3 2B: 2 3B: 0 HR: 0	SF: 0 SAC: 0 DP: 3 HBP: 0	WP: 0 PB: 0 SB: 0 CS: 0	PA: 30	
PITCHER	IP WLS BF H R ER SO BB IBB HBP BLK WP HR S P ERA WHIP	IP WLS BF H R ER SO BB IBB HBP BLK WP HR S P ERA WHIP	IP WLS BF H R ER SO BB IBB HBP BLK WP HR S P ERA WHIP	IP WLS BF H R ER SO BB IBB HBP BLK WP HR S P ERA WHIP	IP WLS BF H R ER SO BB IBB HBP BLK WP HR S P ERA WHIP	IP WLS BF H R ER SO BB IBB HBP BLK WP HR S P ERA WHIP	IP WLS BF H R ER SO BB IBB HBP BLK WP HR S P ERA WHIP	IP WLS BF H R ER SO BB IBB HBP BLK WP HR S P ERA WHIP	IP WLS BF H R ER SO BB IBB HBP BLK WP HR S P ERA WHIP	IP WLS BF H R ER SO BB IBB HBP BLK WP HR S P ERA WHIP	IP WLS BF H R ER SO BB IBB HBP BLK WP HR S P ERA WHIP	IP WLS BF H R ER SO BB IBB HBP BLK WP HR S P ERA WHIP	IP WLS BF H R ER SO BB IBB HBP BLK WP HR S P ERA WHIP	IP WLS BF H R ER SO BB IBB HBP BLK WP HR S P ERA WHIP	IP WLS BF H R ER SO BB IBB HBP BLK WP HR S P ERA WHIP	IP WLS BF H R ER SO BB IBB HBP BLK WP HR S P ERA WHIP	IP WLS BF H R ER SO BB IBB HBP BLK WP HR S P ERA WHIP	IP WLS BF H R ER SO BB IBB HBP BLK WP HR S P ERA WHIP	IP WLS BF H R ER SO BB IBB HBP BLK WP HR S P ERA WHIP	IP WLS BF H R ER SO BB IBB HBP BLK WP HR S P ERA WHIP	IP WLS BF H R ER SO BB IBB HBP BLK WP HR S P ERA WHIP

Los Angeles Dodgers @ Florida Marlins
Pro Player Stadium, Miami, FL
Wed May 05 2004, 7:05 PM EDT
Att: 13,308 - Cloudy - 76 F

AB 29
R 0
H 5
RBI 0
BB 1
SO 6
LOB 9



Batter	1	2	3	4	5	6	7	8	9	AB	R	H	RBI	BB	SO	LOB	BOTTOM					
Juan Pierre, L (1, 8) OBP: 0.423, SLG: 0.436	2-1 S 3B 1B		1-2 G4-3		2-1 F8			1-1 L9		4	1	1	0	0	0	0						
Abraham Nunez, S (1, 9) OBP: 0.423, SLG: 0.381	3-1 SAFE SAFE 1-H 1B 3B		4-1 CS BB			3-2 F8		4-2 BB		2	1	1	1	2	0	0						
Mike Lowell, R (1, 5) OBP: 0.419, SLG: 0.608	2-1 1B		4-2 SAFE 1-2 BB			3-2 1B		0-1 SAFE SAFE SAFE F9		3	0	2	1	1	0	1						
Hee-Seop Choi, L (1, 3) OBP: 0.388, SLG: 0.648	3-H K		2-1 F8			0-1 1B		1-2 G3		4	0	1	0	0	1	2						
Jeff Conine, R (1, 7) OBP: 0.337, SLG: 0.400	0-1 1B			2-3 K		2-1 P6				3	0	1	0	0	1	2						
Damion Easley, R (1, 4) OBP: 0.333, SLG: 0.536	1-3 K			1-0 G6-3		0-0 F9				3	0	0	0	0	1	3						
Mike Redmond, R (1, 2) OBP: 0.357, SLG: 0.420		0-1 P3			3-2 F9			1-0 L8		3	0	0	0	0	0	0						
Alex Gonzalez, R (1, 6) OBP: 0.223, SLG: 0.322		0-2 P3			0-0 F9			2-1 F9		3	0	0	0	0	0	0						
Brad Penny, R (1, 1) OBP: 0.067, SLG: 0.067		1-3 K			0-1 G5-3			0-1 P3		3	0	0	0	0	1	0						
Matt Perisho, L (8, 1)										0	0	0	0	0	0	0						
Armando Benitez, R (9, 1)										0	0	0	0	0	0	0						
Inning Stats	R: 2 E: 0 K: 2 S: 15	H: 4 LOB: 1 BB: 0 P: 25	R: 0 E: 0 K: 1 S: 8	H: 0 LOB: 0 BB: 0 P: 9	R: 0 E: 0 K: 0 S: 10	H: 0 LOB: 1 BB: 2 P: 21	R: 0 E: 0 K: 1 S: 7	H: 0 LOB: 0 BB: 0 P: 13	R: 0 E: 0 K: 0 S: 5	H: 2 LOB: 2 BB: 0 P: 8	R: 0 E: 0 K: 0 S: 9	H: 0 LOB: 1 BB: 1 P: 15	R: 0 E: 0 K: 0 S: 15	H: 0 LOB: 0 BB: 0 P: 22	R: 0 E: 0 K: 0 S: 5	H: 0 LOB: 0 BB: 0 P: 8	R: 0 E: 0 K: 0 S: 9	H: 0 LOB: 1 BB: 1 P: 15	1B: 5 2B: 0 3B: 1 HR: 0	SF: 0 SAC: 0 DP: 0 HBP: 0	WP: 0 PB: 0 SB: 1 CS: 1	PA: 31
PITCHER	IP WLS BF H R ER SO BB IBB HBP BLK WP HR S P ERA WHIP	IP WLS BF H R ER SO BB IBB HBP BLK WP HR S P ERA WHIP	IP WLS BF H R ER SO BB IBB HBP BLK WP HR S P ERA WHIP	IP WLS BF H R ER SO BB IBB HBP BLK WP HR S P ERA WHIP	IP WLS BF H R ER SO BB IBB HBP BLK WP HR S P ERA WHIP	IP WLS BF H R ER SO BB IBB HBP BLK WP HR S P ERA WHIP	IP WLS BF H R ER SO BB IBB HBP BLK WP HR S P ERA WHIP	IP WLS BF H R ER SO BB IBB HBP BLK WP HR S P ERA WHIP	IP WLS BF H R ER SO BB IBB HBP BLK WP HR S P ERA WHIP	IP WLS BF H R ER SO BB IBB HBP BLK WP HR S P ERA WHIP	IP WLS BF H R ER SO BB IBB HBP BLK WP HR S P ERA WHIP	IP WLS BF H R ER SO BB IBB HBP BLK WP HR S P ERA WHIP	IP WLS BF H R ER SO BB IBB HBP BLK WP HR S P ERA WHIP	IP WLS BF H R ER SO BB IBB HBP BLK WP HR S P ERA WHIP	IP WLS BF H R ER SO BB IBB HBP BLK WP HR S P ERA WHIP	IP WLS BF H R ER SO BB IBB HBP BLK WP HR S P ERA WHIP	IP WLS BF H R ER SO BB IBB HBP BLK WP HR S P ERA WHIP	IP WLS BF H R ER SO BB IBB HBP BLK WP HR S P ERA WHIP	IP WLS BF H R ER SO BB IBB HBP BLK WP HR S P ERA WHIP	IP WLS BF H R ER SO BB IBB HBP BLK WP HR S P ERA WHIP	IP WLS BF H R ER SO BB IBB HBP BLK WP HR S P ERA WHIP	

Los Angeles Dodgers @ Florida Marlins
Pro Player Stadium, Miami, FL
Wed May 05 2004, 7:05 PM EDT
Att: 13,308 - Cloudy - 76 F

AB 28
R 2
H 6
RBI 2
BB 3
SO 4
LOB 8



Batter	1	2	3	4	5	6	7	8	9	AB	R	H	RBI	BB	SO	LOB	TOP										
Cesar Izturis, S OBP: 0.319, SLG: 0.370 (1, 6)	2-2 1B HR	1-2 G5-3		2-0 G5-3		3-2 F9		0-0 FC6-4 1B		5	1	2	0	0	0	1											
Paul Lo Duca, R OBP: 0.412, SLG: 0.478 (1, 7)	2-0 1B HR	4-0 BB			1-0 P4		1-1 G5-3	3-2 FC6-4 1B		4	1	1	1	1	0	1											
Milton Bradley, S OBP: 0.330, SLG: 0.473 (1, 8)	2-3 K	0-3 K			0-2 HR		2-3 K	0-3 K		5	1	1	1	0	4	4											
Shawn Green, L OBP: 0.384, SLG: 0.495 (1, 3)	2-0 1B 2H HR			2-2 G4-3		4-2 2B G4-3 BB		0-1 P4		4	3	2	4	1	0	1											
Adrián Beltré, R OBP: 0.398, SLG: 0.704 (1, 5)	1-1 1B			3-2 L5		1-2 G4-3 2B		2-2 G4-3		5	1	3	0	0	0	0											
Juan Encarnación, R OBP: 0.291, SLG: 0.452 (1, 9)	1-3 K			2-0 G6-3		2-0 G4-3		0-1 F7		5	1	1	3	0	1	2											
José Hernández, R OBP: 0.394, SLG: 0.516 (1, 4)	1-0 1B FC5-4			0-0 SH1-3 1B		1-2 G5-3		3-1 F8		5	0	3	0	0	0	1											
David Ross, R OBP: 0.125, SLG: 0.261 (1, 2)	3-1 FC5-4			1-2 P4		3-2 G6-3		1-2 F8		4	0	0	0	0	0	4											
Kaz Ishii, L OBP: 0.143, SLG: 0.143 37 Darren Dreifort, R OBP: 0.071, SLG: 0.273 Brian Falkenborg, R Eric Gagne, R		2-1 P5		0-0 SH1-3		1-3 K		0-0 1B FC6-4 1B		2	0	0	0	0	1	0											
Inning Stats	R: 3 E: 0 K: 2 S: 16	H: 5 LOB: 2 BB: 0 P: 30	R: 0 E: 0 K: 1 S: 10	H: 0 LOB: 1 BB: 1 P: 17	R: 0 E: 0 K: 0 S: 11	H: 0 LOB: 0 BB: 0 P: 18	R: 0 E: 0 K: 0 S: 6	H: 1 LOB: 1 BB: 0 P: 9	R: 2 E: 0 K: 1 S: 15	H: 2 LOB: 1 BB: 0 P: 24	R: 0 E: 0 K: 1 S: 10	H: 0 LOB: 0 BB: 0 P: 17	R: 3 E: 0 K: 1 S: 18	H: 4 LOB: 1 BB: 0 P: 26	R: 1 E: 0 K: 1 S: 10	H: 2 LOB: 1 BB: 0 P: 13	R: 0 E: 0 K: 0 S: 7	H: 0 LOB: 0 BB: 0 P: 12	1B: 9 2B: 1 3B: 0 HR: 4	SF: 0 SAC: 1 DP: 0 HBP: 0	WP: 0 PB: 0 SB: 0 CS: 0	PA: 43					
PITCHER	IP	WLS	BF	H	R	ER	SO	BB	IBB	HBP	BLK	WP	HR	S	P	ERA	WHIP										
Dontrelle Willis, L ERA: 3.73	5.0	L	25	8	5	5	3	2	0	0	0	0	2	58	98	9.00	2.000										
40 Nate Bump, R ERA: 7.02	2.0		10	4	3	3	2	0	0	0	0	0	2	28	43	13.50	2.000										
Tommy Phelps, L ERA: 4.5	1.0		5	2	1	1	1	0	0	0	0	0	0	10	13	9.00	2.000										
Franklyn Gracesqui, L ERA: 3.0	1.0		3	0	0	0	0	0	0	0	0	0	0	7	12	0.00	0.000										

Los Angeles Dodgers @ Florida Marlins
Pro Player Stadium, Miami, FL

AB 40
R 9
H 14
RBI 9
BB 2
SO 6
LOB 14



WP: 0 PA: 43
PB: 0
SB: 0
CS: 0

Batter	1	2	3	4	5	6	7	8	9	AB	R	H	RBI	BB	SO	LOB	BOTTOM										
Juan Pierre, L OBP: 0.422, SLG: 0.443 (1, 8)	1-2 F7	2-2 2B			0-2 F7		0-1 FC4-6 BB		0-0 FC3-6 1B	5	0	2	2	0	0	1											
Damon Easley, R OBP: 0.400, SLG: 0.581 (1, 4)	4-0 BB	1-0 F8			1-2 2B		4-1 BB		1-2 FC3-6 1B	3	0	2	0	2	0	2											
Miguel Cabrera, R OBP: 0.347, SLG: 0.552 (1, 9)	2-2 F9			3-2 F7		0-1 G6-3		3-3 K	2-1 P4	5	0	0	0	0	1	6											
Mike Lowell, R OBP: 0.468, SLG: 0.590 Tommy Phelps, L Lenny Harris, L Franklyn Gracesqui, S Hee-Seop Choi, L OBP: 0.384, SLG: 0.639	3-3 K			1-2 F8		0-1 P3		2-2 G4-3	1-2 FC3-6 HBP	3	0	0	0	0	1	2											
Wil Cordero, R OBP: 0.291, SLG: 0.360 (1, 3)		1-2 G6-3		0-0 1B		2-0 P5		4-2 2B BB	3-2 HBP	3	1	1	0	1	0	0											
Jeff Conine, R OBP: 0.318, SLG: 0.376 (1, 7)		1-2 K		2-0 F7		2-1 F7		1-1 E1 2B	0-2 G6-3	5	1	0	0	0	1	5											
Mike Redmond, R OBP: 0.350, SLG: 0.396 (1, 2)		4-2 BB 1B BB		1-0 F9		0-0 F9		2-0 F8		3	1	0	0	1	0	2											
Alex Gonzalez, R OBP: 0.235, SLG: 0.340 (1, 6)		0-1 BB		1-0 P2				1-0 P4	2H 3H 2B	4	1	2	2	0	0	0											
Dontrelle Willis, L ERA: 3.76 40 Nate Bump, L Mike Mordcaj, R OBP: 0.308, SLG: 0.250		4-1 2B BB		2-2 G3				4-2 FC4-6 BB	0-0 G6-3	1	0	0	0	1	0	0											
Inning Stats	R: 0 E: 1 K: 1 S: 11	H: 0 LOB: 1 BB: 1 P: 21	R: 2 E: 0 K: 1 S: 19	H: 2 LOB: 2 BB: 2 P: 32	R: 0 E: 0 K: 0 S: 8	H: 1 LOB: 1 BB: 0 P: 14	R: 0 E: 0 K: 0 S: 5	H: 0 LOB: 0 BB: 0 P: 9	R: 0 E: 0 K: 0 S: 4	H: 0 LOB: 0 BB: 0 P: 8	R: 0 E: 0 K: 1 S: 15	H: 0 LOB: 2 BB: 2 P: 26	R: 2 E: 1 K: 0 S: 13	H: 1 LOB: 1 BB: 1 P: 23	R: 0 E: 0 K: 0 S: 14	H: 2 LOB: 3 BB: 0 P: 21	1B: 4 2B: 3 3B: 0 HR: 0	SF: 0 SAC: 0 DP: 0 HBP: 1	WP: 0 PB: 0 SB: 0 CS: 0	PA: 42							
PITCHER	IP	WLS	BF	H	R	ER	SO	BB	IBB	HBP	BLK	WP	HR	S	P	ERA	WHIP										
Kaz Ishii, L ERA: 3.76	6.2	W	29	4	2	2	2	5	0	0	0	0	0	69	115	2.70	1.350										
37 Darren Dreifort, R ERA: 3.0	0.1		1	0	0	0	1	0	0	0	0	0	0	5	8	0.00	0.000										
Brian Falkenborg, R ERA: 3.98	1.2		11	3	2	0	0	1	0	1	0	0	0	24	41	0.00	2.400										
Eric Gagne, R ERA: 2.08	0.1	S	1	0	0	0	0	0	0	0	0	0	0	3	3	0.00	0.000										

Los Angeles Dodgers @ Florida Marlins
Pro Player Stadium, Miami, FL

AB 35
R 4
H 7
RBI 4
BB 6
SO 3
LOB 21



WP: 0 PA: 42
PB: 0
SB: 0
CS: 0

Batter	1	2	3	4	5	6	7	8	9	AB	R	H	RBI	BB	SO	LOB	TOP										
3 Khalil Greene, R OBP: 0.345, SLG: 0.440	G6-3		F8			G4-3		L4		4	0	0	0	0	0	0	San Diego Padres @ Florida Marlins Pro Player Stadium, Miami, FL Fri May 07 2004, 7:35 PM EDT Att: 17,703 - Cloudy - 78 F										
Mark Loretta, R OBP: 0.385, SLG: 0.500	F8			F8		G6-3		L9	4	0	0	0	0	0	0												
24 Brian Giles, L OBP: 0.389, SLG: 0.486	F8			F9		HBP		F7	3	0	0	0	0	0	0												
Phil Nevin, R OBP: 0.331, SLG: 0.397 Brian Buchanan, R OBP: 0.310, SLG: 0.423		K		K		K		K	3	0	0	0	0	3	1												
Terrence Long, L OBP: 0.367, SLG: 0.372					F7			L4-6 1B	3	0	2	0	0	0	0												
Jay Payton, R OBP: 0.343, SLG: 0.376					F9	1B FC4-6		L7	3	1	1	0	0	0	2												
Ramon Hernandez, R OBP: 0.316, SLG: 0.268								L4-6	3	0	1	0	0	0	2												
Ramón Vázquez, L OBP: 0.225, SLG: 0.176									3	0	0	1	0	0	1												
44 Jake Peavy, R OBP: 0.200, SLG: 0.267 Antonio Osuna, R Kerry Robinson, L OBP: 0.333, SLG: 0.346 Akinori Otsuka, R									2	0	0	0	0	0	1												
									0	0	0	0	0	0	0												
									1	0	0	0	0	0	0												
									0	0	0	0	0	0	0												
Inning Stats	R: 0 E: 0 K: 0 S: 9	H: 0 LOB: 0 BB: 0 P: 12	R: 0 E: 0 K: 1 S: 14	H: 1 LOB: 1 BB: 0 P: 21	R: 0 E: 0 K: 0 S: 8	H: 0 LOB: 0 BB: 0 P: 12	R: 0 E: 0 K: 1 S: 5	H: 0 LOB: 0 BB: 0 P: 9	R: 1 E: 0 K: 0 S: 10	H: 2 LOB: 1 BB: 0 P: 15	R: 0 E: 0 K: 0 S: 7	H: 0 LOB: 1 BB: 0 P: 14	R: 0 E: 0 K: 0 S: 6	H: 1 LOB: 0 BB: 0 P: 7	R: 0 E: 0 K: 0 S: 8	H: 0 LOB: 0 BB: 0 P: 10	R: 0 E: 0 K: 1 S: 9	H: 0 LOB: 0 BB: 0 P: 12	1B: 4 2B: 1 3B: 0 HR: 0	SF: 0 SAC: 0 DP: 1 HBP: 1	WP: 0 PB: 0 SB: 2 CS: 0	PA: 31					
PITCHER	IP	WLS	BF	H	R	ER	SO	BB	IBB	HBP	BLK	WP	HR	S	P	ERA	WHIP										
Carl Pavano, R ERA: 3.38	8.0	W	28	4	1	1	3	0	0	1	0	0	0	67	100	1.12	0.500										
Armando Benitez, R ERA: 0.46	1.0	S	3	0	0	0	1	0	0	0	0	0	0	9	12	0.00	0.000										

AB	30
R	1
H	4
RBI	1
BB	0
SO	4
LOB	7



Batter	1	2	3	4	5	6	7	8	9	AB	R	H	RBI	BB	SO	LOB	BOTTOM										
Juan Pierre, L OBP: 0.424, SLG: 0.445	K		F8							4	0	2	0	0	1	0	San Diego Padres @ Florida Marlins Pro Player Stadium, Miami, FL Fri May 07 2004, 7:35 PM EDT Att: 17,703 - Cloudy - 78 F										
Luis Castillo, S OBP: 0.313, SLG: 0.314										4	0	2	0	0	1	2											
Miguel Cabrera, R OBP: 0.344, SLG: 0.541 Abraham Nunez, S OBP: 0.423, SLG: 0.381										4	0	1	0	0	1	3											
										0	1	0	0	0	0	0											
Mike Lowell, R OBP: 0.419, SLG: 0.648										3	2	2	2	1	0	1											
Hee-Seop Choi, L OBP: 0.378, SLG: 0.645										4	0	1	1	0	0	1											
Jeff Conine, R OBP: 0.316, SLG: 0.371										4	0	1	0	0	1	3											
Ramon Castro, R OBP: 0.194, SLG: 0.241										3	0	1	0	1	2	0											
Alex Gonzalez, R OBP: 0.225, SLG: 0.327										4	0	0	0	0	2	4											
Carl Pavano, R OBP: 0.231, SLG: 0.417 Armando Benitez, R										2	0	0	0	0	1	2											
										0	0	0	0	0	0	0											
Inning Stats	R: 0 E: 0 K: 1 S: 8	H: 1 LOB: 0 BB: 0 P: 12	R: 1 E: 0 K: 2 S: 14	H: 3 LOB: 2 BB: 0 P: 24	R: 0 E: 0 K: 2 S: 9	H: 0 LOB: 0 BB: 0 P: 10	R: 1 E: 0 K: 1 S: 11	H: 1 LOB: 0 BB: 0 P: 15	R: 0 E: 0 K: 0 S: 9	H: 2 LOB: 2 BB: 0 P: 14	R: 0 E: 0 K: 0 S: 7	H: 0 LOB: 1 BB: 1 P: 13	R: 0 E: 0 K: 2 S: 10	H: 1 LOB: 2 BB: 0 P: 12	R: 0 E: 0 K: 1 S: 15	H: 2 LOB: 2 BB: 1 P: 28	R: 1 E: 0 K: 0 S: 8	H: 0 LOB: 0 BB: 0 P: 12	1B: 7 2B: 0 3B: 1 HR: 2	SF: 0 SAC: 0 DP: 2 HBP: 1	WP: 0 PB: 0 SB: 0 CS: 0	PA: 35					
PITCHER	IP	WLS	BF	H	R	ER	SO	BB	IBB	HBP	BLK	WP	HR	S	P	ERA	WHIP										
44 Jake Peavy, R ERA: 1.94	0.1	L	27	2	2	2	8	1	0	1	0	0	0	4	5	0.00	3.000										
Antonio Osuna, R ERA: 4.3	0.1		2	1	0	0	0	0	0	0	0	0	0	4	5	0.00	3.000										
Akinori Otsuka, R ERA: 1.13	1.0		6	2	1	1	1	1	0	0	0	0	0	15	28	9.00	3.000										

AB	32
R	3
H	10
RBI	3
BB	2
SO	9
LOB	16



Batter	1	2	3	4	5	6	7	8	9	AB	R	H	RBI	BB	SO	LOB	TOP										
Kerry Robinson, L OBP: 0.412, SLG: 0.387 (1, 8)	1-2 WP 1B		2-2 24 S 1B		4-2 SAFE BB		0-0 G3		1-1 G5-3	4	0	2	0	1	0	2	San Diego Padres @ Florida Marlins Pro Player Stadium, Miami, FL Sun May 09 2004, 3:05 PM EDT Att: 16,497 - Sunny - 82 F										
Sean Burroughs, L OBP: 0.362, SLG: 0.385 (1, 5)	1-2 G6-3		3-2 F9		3-3 K		0-0 G4-3			4	0	0	0	0	1	4											
Mark Loretta, R OBP: 0.379, SLG: 0.481 (1, 4)	1-1 G6-3		0-3 K		0-1 G6-3		2-2 G5-3			4	0	0	0	0	1	2											
24 Brian Giles, L OBP: 0.376, SLG: 0.462 (1, 9)	2-1 G5-3		1-0 F7		1-2 P4		2-1 F8			4	0	0	0	0	0	2											
Phil Nevin, R OBP: 0.336, SLG: 0.413 (1, 3)		2-2 1B 3 SF9 2B		2-2 G6-4-3 1B		1-2 F7		2-2 K		4	1	2	0	0	1	0											
Terrence Long, L OBP: 0.386, SLG: 0.412 (1, 7)		1-2 3 SF9 1B		0-1 L5		1-2 2B 1B		0-1 HR 2B		4	2	3	0	0	0	1											
Ramon Hernandez, R OBP: 0.323, SLG: 0.326 (1, 2)		1-0 P6		2-2 G6-4-3		0-1 1-H 2B		0-1 HR		4	1	2	3	0	0	3											
3 Khalil Greene, R OBP: 0.345, SLG: 0.425 (1, 6)		1-2 SF9		4-2 CS BB BB		0-2 G5-3		3-2 G3-1		2	0	0	1	1	0	1											
Adam Eaton, R OBP: 0.236, SLG: 0.287 Jason Szuminski, R ERA: 7.2 Eddie Oropesa, L ERA: 9.82 Ryan Klesko, L OBP: 0.337, SLG: 0.397 Jay Witasick, R ERA: 2.51 Ramon Vazquez, L OBP: 0.228, SLG: 0.171 (1, 1) (2, 1) (5, 1) (7, PH) (7, 1) (8, PH)		2-2 P4		0-3 K		3-3 K		4-0 BB		1	0	0	0	0	0	1	AB 33 R 4 H 9 RBI 4 BB 3 SO 5 LOB 18										
Inning Stats	R: 0 E: 0 K: 0 S: 12	H: 1 LOB: 1 BB: 0 P: 17	R: 1 E: 0 K: 0 S: 16	H: 2 LOB: 1 BB: 0 P: 23	R: 0 E: 0 K: 1 S: 13	H: 1 LOB: 1 BB: 0 P: 19	R: 0 E: 0 K: 0 S: 11	H: 0 LOB: 2 BB: 2 P: 15	R: 0 E: 0 K: 0 S: 8	H: 0 LOB: 0 BB: 0 P: 10	R: 1 E: 0 K: 1 S: 12	H: 2 LOB: 1 BB: 0 P: 16	R: 0 E: 0 K: 0 S: 8	H: 0 LOB: 0 BB: 0 P: 12	R: 2 E: 0 K: 1 S: 13	H: 2 LOB: 1 BB: 1 P: 23		1B: 5 2B: 4 3B: 0 HR: 1	SF: 1 SAC: 0 DP: 2 HBP: 0	WP: 1 PB: 0 SB: 1 CS: 1	PA: 37						
PITCHER	IP	WLS	BF	H	R	ER	SO	BB	IBB	HBP	BLK	WP	HR	S	P	ERA	WHIP										
Josh Beckett, R ERA: 3.3 Justin Wayne, R ERA: 2.5 Armando Benitez, R ERA: 0.45	(1, 1) (7, 1) (9, 1)	6.0 2.2 0.1	W 13 S	23 4 1	5 3 0	1 3 0	3 2 0	2 1 0	0 0 0	0 0 0	0 0 0	1 0 0	0 1 2	74 31 3	109 48 3	1.50 10.12 0.00	1.167 1.875 0.000										

Batter	1	2	3	4	5	6	7	8	9	AB	R	H	RBI	BB	SO	LOB	BOTTOM										
Juan Pierre, L OBP: 0.430, SLG: 0.441 (1, 8)	1-1 S 1B	0-1 FC4-6 1B	3-2 G4-3		4-0 BB		1-0 E4 1B			4	1	3	0	1	0	2	San Diego Padres @ Florida Marlins Pro Player Stadium, Miami, FL Sun May 09 2004, 3:05 PM EDT Att: 16,497 - Sunny - 82 F										
Luis Castillo, S OBP: 0.303, SLG: 0.291 (1, 4)	4-2 1B BB	2-2 FC4-6 1B HR		2-3 K	4-1 BB		1-0 F7			3	1	0	1	2	1	3											
Hee-Seop Choi, L OBP: 0.360, SLG: 0.593 (1, 3)	2-3 K	3-1 HR 1B		0-0 L1	4-0 G4-3		3-1 F7			5	1	1	1	0	1	5											
Miguel Cabrera, R OBP: 0.381, SLG: 0.609 (1, 9)	1-3 K	1-2 HR		3-2 FC4-6 1B	4-1 BB		4-1 SH1-4 BB			3	1	2	3	2	1	2											
Jeff Conine, R OBP: 0.320, SLG: 0.375 Justin Wayne, R Armando Benitez, R (1, 7) (7, 1) (9, 1)	3-1 1B	3-2 F8		2-2 FC4-6	2-3 K		0-0 SH1-4			4	0	1	1	0	1	2											
Mike Mordecai, R OBP: 0.222, SLG: 0.176 (1, 5)	3-3 K		1-1 F9		1-0 F7		2-2 F8		2-3 K	5	0	0	0	0	2	4											
Alex Gonzalez, R OBP: 0.227, SLG: 0.349 (1, 6)		3-2 HR	1-2 1B		1-1 P4		2-0 FC6-4			4	1	2	1	0	0	1											
Ramon Castro, R OBP: 0.214, SLG: 0.262 (1, 2)		0-3 K	1-2 1B		2-1 1B BB 2B		1-3 K			4	1	2	0	0	2	0											
Josh Beckett, R OBP: 0.333, SLG: 0.273 Abraham Nunez, S OBP: 0.393, SLG: 0.348 (1, 1) (7, 7)		4-2 FC4-6 1B BB	0-1 B2		2-2 BB BB 1B		0-0 F7			2	1	1	0	1	0	2	AB 35 R 7 H 12 RBI 7 BB 6 SO 8 LOB 21										
Inning Stats	R: 1 E: 0 K: 3 S: 20	H: 2 LOB: 2 BB: 1 P: 34	R: 5 E: 0 K: 1 S: 29	H: 4 LOB: 0 BB: 1 P: 45	R: 0 E: 0 K: 0 S: 15	H: 2 LOB: 2 BB: 0 P: 21	R: 0 E: 0 K: 1 S: 11	H: 1 LOB: 1 BB: 0 P: 18	R: 1 E: 0 K: 0 S: 12	H: 2 LOB: 3 BB: 2 P: 28	R: 0 E: 0 K: 1 S: 8	H: 0 LOB: 1 BB: 1 P: 18	R: 0 E: 1 K: 1 S: 6	H: 1 LOB: 1 BB: 0 P: 9	R: 0 E: 0 K: 1 S: 7	H: 0 LOB: 1 BB: 1 P: 16		1B: 9 2B: 1 3B: 0 HR: 2	SF: 0 SAC: 1 DP: 0 HBP: 0	WP: 0 PB: 0 SB: 1 CS: 0	PA: 42						
PITCHER	IP	WLS	BF	H	R	ER	SO	BB	IBB	HBP	BLK	WP	HR	S	P	ERA	WHIP										
Adam Eaton, R ERA: 4.68 Jason Szuminski, R ERA: 7.2 Eddie Oropesa, L ERA: 9.82 Jay Witasick, R ERA: 2.51	(1, 1) (2, 1) (5, 1) (7, 1)	1.2 3.0 1.1 2.0	L 16 5 8	6 5 0 1	6 1 0 0	6 1 0 0	6 1 0 2	0 2 0 1	0 0 0 0	0 0 0 0	0 0 0 0	0 0 0 0	0 0 13 13	2 38 11 25	73 68 23 25	32.40 3.00 0.00 0.00	4.800 2.333 0.750 1.000										

Batter	1	2	3	4	5	6	7	8	9	AB	R	H	RBI	BB	SO	LOB	TOP				
Juan Pierre, L OBP: 0.425, SLG: 0.435 (1, 8)	F9		F7		G4-3			CS 1B		4	0	1	0	0	0	0					
Luis Castillo, S OBP: 0.302, SLG: 0.289 (1, 4)	K		1B		G4-3			CS 1-2	G3	4	0	1	0	0	1	0					
Mike Lowell, R OBP: 0.406, SLG: 0.624 (1, 5)	1B		F7		K				F7	4	0	1	0	0	1	1					
Miguel Cabrera, R OBP: 0.377, SLG: 0.593 (1, 9)	1B		K		K				K	3	0	0	0	1	3	1					
Jeff Conine, R OBP: 0.311, SLG: 0.364 (1, 7)	F8				K				P3	3	0	0	0	0	1	2					
Hee-Seop Choi, L OBP: 0.350, SLG: 0.573 (1, 3)			K		K				K	3	0	0	0	0	3	0					
Alex Gonzalez, R OBP: 0.221, SLG: 0.339 (1, 6)			K		K				P3	3	0	0	0	0	2	0					
Ramon Castro, R OBP: 0.219, SLG: 0.309 (1, 2)			HR		G5-3				K	3	1	1	1	0	1	0					
Brad Penny, R OBP: 0.356, SLG: 0.059 (7, 1)			P3		K				K	2	0	0	0	0	1	0					
Wili Cordero, R OBP: 0.286, SLG: 0.353 (8, 1)										0	0	0	0	0	0	0					
Justin Wayne, R OBP: 0.244, SLG: 0.333 (8, 1)										0	0	0	0	0	0	0					
Franklyn Gracesqui, S OBP: 0.238, SLG: 0.162 (8, 1)										0	0	0	0	0	0	0					
40 Nate Bump, L ERA: 5.75 (8, 1)										0	0	0	0	0	0	0					
Inning Stats	R: 0 H: 1 E: 0 K: 1 S: 9	H: 1 LOB: 2 BB: 1 P: 17	R: 1 H: 1 E: 0 K: 2 S: 11	H: 1 LOB: 0 BB: 0 P: 17	R: 0 H: 1 E: 0 K: 1 S: 10	H: 1 LOB: 1 BB: 0 P: 15	R: 0 H: 0 E: 0 K: 3 S: 11	H: 0 LOB: 0 BB: 0 P: 15	R: 0 H: 0 E: 0 K: 1 S: 7	H: 0 LOB: 0 BB: 0 P: 11	R: 0 H: 0 E: 0 K: 1 S: 12	H: 0 LOB: 0 BB: 0 P: 19	R: 0 H: 1 E: 0 K: 2 S: 11	H: 1 LOB: 0 BB: 0 P: 17	R: 0 H: 0 E: 0 K: 1 S: 7	H: 0 LOB: 0 BB: 0 P: 10	1B: 3 2B: 0 3B: 0 HR: 1	SF: 0 SAC: 0 DP: 0 HBP: 0	WP: 0 PB: 0 SB: 1 CS: 1	PA: 32	
PITCHER	IP	WLS	BF	H	R	ER	SO	BB	IBB	HBP	BLK	WP	HR	S	P	ERA	WHIP				
Roger Clemens, R ERA: 1.99 (1, 1)	7.0	W	25	3	1	1	11	1	0	0	0	0	1	71	106	1.29	0.571				
54 Brad Lidge, R ERA: 2.94 (8, 1)	1.0	H	3	1	0	0	2	0	0	0	0	0	0	11	17	0.00	1.000				
41 Brandon Backe, R ERA: 3.31 (9, 1)	1.0		3	0	0	0	1	0	0	0	0	0	0	7	10	0.00	0.000				

Florida Marlins @ Houston Astros
Minute Maid Park, Houston, TX
Tue May 11 2004, 7:05 PM CDT
Att: 37,958 - Dome - 100 F

AB 30
R 1
H 4
RBI 1
BB 1
SO 14
LOB 4



Batter	1	2	3	4	5	6	7	8	9	AB	R	H	RBI	BB	SO	LOB	BOTTOM				
Craig Biggio, R OBP: 0.397, SLG: 0.597 (1, 8)	G5-3		F9		K			HR FC5-4		5	1	1	1	0	1	3					
28 Adam Everett, R OBP: 0.313, SLG: 0.347 (1, 6)	G4-3		G6-3		P6			K		4	0	0	0	0	1	0					
5 Jeff Bagwell, R OBP: 0.448, SLG: 0.530 (1, 3)	F9		1B		F7			1B		4	1	2	0	0	0	0					
Jeff Kent, R OBP: 0.333, SLG: 0.541 (1, 4)			G5-3		P3			1B		3	2	1	0	1	0	1					
17 Lance Berkman, S OBP: 0.504, SLG: 0.567 (1, 7)			L9		2B			1B		4	2	3	2	0	0	0					
Richard Hidalgo, R OBP: 0.336, SLG: 0.538 (1, 9)			F9		K			1B		3	0	0	0	1	1	2					
Morgan Ensberg, R OBP: 0.333, SLG: 0.351 (1, 5)			G4-3		F8			E9		4	0	2	3	0	0	1					
Brad Ausmus, R OBP: 0.306, SLG: 0.320 (1, 2)			G3-1		IBB			G6-3		3	0	0	0	1	1	3					
Roger Clemens, R OBP: 0.235, SLG: 0.188 (7, PH)			K		K			FC5-4		2	0	0	0	0	2	2					
Mike Lamb, L OBP: 0.177, SLG: 0.042 (7, PH)										0	0	0	0	0	0	0					
16 Jason Laine, R OBP: 0.140, SLG: 0.333 (8, 1)										0	0	0	0	0	0	0					
54 Brad Lidge, R ERA: 3.93 (8, 1)										0	0	0	0	0	0	0					
Jose Vizcaino, S OBP: 0.238, SLG: 0.162 (8, PH)										0	0	0	0	1	0	0					
41 Brandon Backe, R ERA: 5.75 (9, 1)										0	0	0	0	0	0	0					
Inning Stats	R: 0 H: 0 E: 0 K: 0 S: 7	H: 0 LOB: 0 BB: 0 P: 15	R: 0 H: 0 E: 0 K: 0 S: 10	H: 0 LOB: 0 BB: 0 P: 16	R: 0 H: 1 E: 0 K: 0 S: 13	H: 1 LOB: 1 BB: 0 P: 18	R: 0 H: 0 E: 0 K: 2 S: 13	H: 0 LOB: 0 BB: 0 P: 12	R: 2 H: 3 E: 1 K: 1 S: 15	H: 3 LOB: 1 BB: 0 P: 20	R: 4 H: 4 E: 1 K: 1 S: 18	H: 4 LOB: 3 BB: 3 P: 33	1B: 6 2B: 2 3B: 0 HR: 1	SF: 0 SAC: 0 DP: 0 HBP: 0	WP: 0 PB: 0 SB: 0 CS: 0	PA: 37					
PITCHER	IP	WLS	BF	H	R	ER	SO	BB	IBB	HBP	BLK	WP	HR	S	P	ERA	WHIP				
Brad Penny, R ERA: 2.25 (1, 1)	6.2	L	26	5	2	2	5	0	1	0	0	0	0	72	111	2.70	0.750				
Matt Perisho, L ERA: 2.0 (7, 1)	0.1		1	0	0	0	0	0	0	0	0	0	0	3	4	0.00	0.000				
Justin Wayne, R ERA: 3.93 (8, 1)	0.1	4	2	3	3	1	1	1	0	0	0	0	1	7	13	81.000	9.000				
Franklyn Gracesqui, L ERA: 11.25 (8, 1)	0.0	2	1	0	0	0	1	0	0	0	0	0	0	3	7	=	=				
40 Nate Bump, R ERA: 5.75 (8, 1)	0.2	4	1	1	1	0	1	0	0	0	0	0	0	8	13	13.500	3.000				

Florida Marlins @ Houston Astros
Minute Maid Park, Houston, TX
Tue May 11 2004, 7:05 PM CDT
Att: 37,958 - Dome - 100 F

AB 33
R 6
H 9
RBI 6
BB 4
SO 6
LOB 13



Batter	1	2	3	4	5	6	7	8	9	AB	R	H	RBI	BB	SO	LOB	TOP		
Juan Pierre, L OBP: 0.410, SLG: 0.433 (1, 8)	F8		F8			G4-3			FC5 1-H 3B	5	1	1	1	0	0	1			
Luis Castillo, S OBP: 0.309, SLG: 0.295 (1, 4)	G6-3		G3			S 1B 1B			FC5 DI BB	4	0	1	0	1	1	0			
Mike Lowell, R OBP: 0.420, SLG: 0.680 (1, 5)	E		2B			F9			CS FC5 IBB 1-2	4	1	2	0	1	1	1			
Miguel Cabrera, R OBP: 0.378, SLG: 0.583 (1, 9)	E5		2B			BB 1B			FC5 1-2 2-3 3-H	5	0	2	2	0	1	3			
Wil Cordero, R OBP: 0.279, SLG: 0.327 (1, 3)	K		G6-3			BB 1B			K 2-3	4	0	0	0	1	3	5			
Jeff Conine, R OBP: 0.316, SLG: 0.393 (1, 7)			FC6-4 1B			L9			F9 2-3	4	0	1	0	0	0	3			
Ramon Castro, R OBP: 0.221, SLG: 0.296 (1, 2)	F7		K			K			BB	3	0	0	0	1	2	1			
Alex Gonzalez, R OBP: 0.231, SLG: 0.350 (1, 6)	P3		1B			SH2-4 1B			P4	4	0	2	0	0	0	2			
Carl Pavano, R Toby Soriano, R Matt Perisho, L Hee-Seop Choi, L Abraham Nunez, S Armando Benitez, R (1, 1) (8, 1) (8, 1) (6, PH) (6, PH) (9, 1)	FC6-4 1-2		K			SH2-4 1-2			BB 3B	2	0	0	0	0	1	2			
Inning Stats	R: 0 E: 1 K: 1 S: 13	H: 1 LOB: 2 BB: 0 P: 24	R: 0 E: 0 K: 0 S: 11	H: 1 LOB: 1 BB: 0 P: 19	R: 1 E: 0 K: 0 S: 13	H: 2 LOB: 1 BB: 0 P: 22	R: 0 E: 0 K: 2 S: 12	H: 1 LOB: 1 BB: 0 P: 13	R: 0 E: 0 K: 0 S: 14	H: 2 LOB: 3 BB: 1 P: 26	R: 0 E: 0 K: 3 S: 13	H: 0 LOB: 0 BB: 0 P: 20	R: 0 E: 0 K: 1 S: 8	H: 0 LOB: 1 BB: 3 P: 13	R: 2 E: 0 K: 1 S: 15	H: 1 LOB: 1 BB: 3 P: 32	1B: 5 2B: 3 3B: 1 HR: 0	SF: 0 SAC: 1 DP: 0 HBP: 0	WP: 0 PA: 42 PB: 0 SB: 1 CS: 1
PITCHER	IP WLS BF H R ER SO BB IBB HBP BLK WP HR S P ERA WHIP	IP WLS BF H R ER SO BB IBB HBP BLK WP HR S P ERA WHIP	IP WLS BF H R ER SO BB IBB HBP BLK WP HR S P ERA WHIP	IP WLS BF H R ER SO BB IBB HBP BLK WP HR S P ERA WHIP	IP WLS BF H R ER SO BB IBB HBP BLK WP HR S P ERA WHIP	IP WLS BF H R ER SO BB IBB HBP BLK WP HR S P ERA WHIP	IP WLS BF H R ER SO BB IBB HBP BLK WP HR S P ERA WHIP	IP WLS BF H R ER SO BB IBB HBP BLK WP HR S P ERA WHIP	IP WLS BF H R ER SO BB IBB HBP BLK WP HR S P ERA WHIP	IP WLS BF H R ER SO BB IBB HBP BLK WP HR S P ERA WHIP	IP WLS BF H R ER SO BB IBB HBP BLK WP HR S P ERA WHIP	IP WLS BF H R ER SO BB IBB HBP BLK WP HR S P ERA WHIP	IP WLS BF H R ER SO BB IBB HBP BLK WP HR S P ERA WHIP	IP WLS BF H R ER SO BB IBB HBP BLK WP HR S P ERA WHIP	IP WLS BF H R ER SO BB IBB HBP BLK WP HR S P ERA WHIP	IP WLS BF H R ER SO BB IBB HBP BLK WP HR S P ERA WHIP	IP WLS BF H R ER SO BB IBB HBP BLK WP HR S P ERA WHIP	IP WLS BF H R ER SO BB IBB HBP BLK WP HR S P ERA WHIP	IP WLS BF H R ER SO BB IBB HBP BLK WP HR S P ERA WHIP

Florida Marlins @ Houston Astros
Minute Maid Park, Houston, TX
Thu May 13 2004, 7:05 PM CDT
Att: 30,847 - Dome - 75 F

AB 35
R 3
H 9
RBI 3
BB 5
SO 9
LOB 18



Batter	1	2	3	4	5	6	7	8	9	AB	R	H	RBI	BB	SO	LOB	BOTTOM				
Craig Biggio, R OBP: 0.372, SLG: 0.556 (1, 8)	E6 28 SH1-3		K			G4-3			K	5	0	0	0	0	2	5					
28 Adam Everett, R OBP: 0.324, SLG: 0.382 (1, 6)	SH1-3 1-2		F8			L9 2B			F8	4	1	2	0	0	0	1					
5 Jeff Bagwell, R OBP: 0.437, SLG: 0.512 (1, 3)	K		K			K			BB G6-3 1B	4	0	1	0	0	3	2					
Jeff Kent, R OBP: 0.322, SLG: 0.515 (1, 4)	F9		F9			L9			G6-3	4	0	0	0	0	0	4					
17 Lance Berkman, S OBP: 0.496, SLG: 0.553 (1, 7)	G3		K			IBB			BB IBB	2	0	0	0	2	1	0					
Richard Hidalgo, R OBP: 0.341, SLG: 0.532 (1, 9)	1B 2B		G5-3			P4			G4-6-3 BB	3	1	1	1	1	0	2					
Mike Lamb, L OBP: 0.209, SLG: 0.510 Jose Vizcaino, S OBP: 0.233, SLG: 0.158 (1, 5) (6, PH) (9, 5)	K		K			K			F7 1-2	3	0	0	0	0	2	1					
Brad Ausmus, R OBP: 0.313, SLG: 0.320 (1, 2)	1B 2H 1B		P2			1B 1B			P5	4	0	2	1	0	0	0					
Tim Redding, R Dan Miceli, R Morgan Lerner, R 54 Brad Lidge, R Octavio Dotel, R Orlando Palmeiro, L (1, 1) (7, 1) (7, PH) (8, 1) (8, 1) (6, PH)	1B		K			K			G6-3 1B	2	0	1	0	0	1	0					
Inning Stats	R: 0 E: 1 K: 1 S: 7	H: 0 LOB: 1 BB: 0 P: 11	R: 1 E: 0 K: 2 S: 16	H: 3 LOB: 2 BB: 0 P: 24	R: 0 E: 0 K: 1 S: 7	H: 0 LOB: 0 BB: 0 P: 11	R: 0 E: 0 K: 2 S: 7	H: 0 LOB: 0 BB: 0 P: 10	R: 0 E: 0 K: 1 S: 8	H: 0 LOB: 0 BB: 0 P: 11	R: 0 E: 0 K: 1 S: 7	H: 1 LOB: 2 BB: 1 P: 14	R: 0 E: 0 K: 0 S: 9	H: 2 LOB: 1 BB: 0 P: 11	R: 1 E: 0 K: 0 S: 11	H: 2 LOB: 2 BB: 2 P: 21	R: 0 E: 0 K: 1 S: 11	H: 0 LOB: 1 BB: 1 P: 17	1B: 6 2B: 2 3B: 0 HR: 0	SF: 0 SAC: 1 DP: 2 HBP: 0	WP: 0 PA: 38 PB: 0 SB: 0 CS: 0
PITCHER	IP WLS BF H R ER SO BB IBB HBP BLK WP HR S P ERA WHIP	IP WLS BF H R ER SO BB IBB HBP BLK WP HR S P ERA WHIP	IP WLS BF H R ER SO BB IBB HBP BLK WP HR S P ERA WHIP	IP WLS BF H R ER SO BB IBB HBP BLK WP HR S P ERA WHIP	IP WLS BF H R ER SO BB IBB HBP BLK WP HR S P ERA WHIP	IP WLS BF H R ER SO BB IBB HBP BLK WP HR S P ERA WHIP	IP WLS BF H R ER SO BB IBB HBP BLK WP HR S P ERA WHIP	IP WLS BF H R ER SO BB IBB HBP BLK WP HR S P ERA WHIP	IP WLS BF H R ER SO BB IBB HBP BLK WP HR S P ERA WHIP	IP WLS BF H R ER SO BB IBB HBP BLK WP HR S P ERA WHIP	IP WLS BF H R ER SO BB IBB HBP BLK WP HR S P ERA WHIP	IP WLS BF H R ER SO BB IBB HBP BLK WP HR S P ERA WHIP	IP WLS BF H R ER SO BB IBB HBP BLK WP HR S P ERA WHIP	IP WLS BF H R ER SO BB IBB HBP BLK WP HR S P ERA WHIP	IP WLS BF H R ER SO BB IBB HBP BLK WP HR S P ERA WHIP	IP WLS BF H R ER SO BB IBB HBP BLK WP HR S P ERA WHIP	IP WLS BF H R ER SO BB IBB HBP BLK WP HR S P ERA WHIP	IP WLS BF H R ER SO BB IBB HBP BLK WP HR S P ERA WHIP	IP WLS BF H R ER SO BB IBB HBP BLK WP HR S P ERA WHIP		

Florida Marlins @ Houston Astros
Minute Maid Park, Houston, TX
Thu May 13 2004, 7:05 PM CDT
Att: 30,847 - Dome - 75 F

AB 33
R 2
H 8
RBI 2
BB 4
SO 9
LOB 18



Batter	1	2	3	4	5	6	7	8	9	AB	R	H	RBI	BB	SO	LOB	TOP								
Juan Pierre, L (1, 8) OBP: 0.396, SLG: 0.416	G6-3		G3			G4-6-3		FC3-6		4	0	0	0	0	0	3	Florida Marlins @ St. Louis Cardinals Busch Stadium, St. Louis, MO Sat May 15 2004, 1:15 PM CDT Att: 42,958 - Cloudy - 60 F								
Luis Castillo, S (1, 4) OBP: 0.308, SLG: 0.283	G1-3			G6-3		G4-3				3	0	0	0	1	0										
Mike Lowell, R (1, 5) OBP: 0.411, SLG: 0.654	K			K				F7		4	0	1	0	0	2										
Miguel Cabrera, R (1, 9) OBP: 0.378, SLG: 0.578		G4-6-3		G4-3						4	0	2	0	0	1										
Hee-Seop Choi, L (1, 3) OBP: 0.345, SLG: 0.520	K				G5-3					3	0	0	0	1	2										
Jeff Conine, R (1, 7) OBP: 0.311, SLG: 0.383	FC1				E3					4	0	0	0	0	4										
Mike Redmond, R (1, 2) OBP: 0.338, SLG: 0.391	G4-6-3				F8					3	0	0	0	0	3										
Alex Gonzalez, R (1, 6) OBP: 0.220, SLG: 0.333					P6					2	0	0	0	0	1										
40 Nate Bump, L (5, 1)										0	0	0	0	0	0										
Lenny Harris, L (8, PH) OBP: 0.182, SLG: 0.273										1	0	1	0	0	0										
Matt Perisho, L (8, 1)										0	0	0	0	0	0										
Darren Oliver, R (1, 1) OBP: 0.200, SLG: 0.200										1	0	0	0	0	0										
Damon Easley, R (5, 6) OBP: 0.436, SLG: 0.588										1	0	1	0	1	0										
Inning Stats	R: 0 E: 0 K: 1 S: 8	H: 0 LOB: 0 BB: 0 P: 14	R: 0 E: 1 K: 1 S: 8	H: 1 LOB: 1 BB: 0 P: 13	R: 0 E: 0 K: 1 S: 8	H: 0 LOB: 0 BB: 0 P: 11	R: 0 E: 0 K: 1 S: 7	H: 0 LOB: 0 BB: 0 P: 13	R: 0 E: 1 K: 0 S: 8	H: 0 LOB: 1 BB: 0 P: 12	R: 0 E: 0 K: 0 S: 5	H: 0 LOB: 0 BB: 1 P: 11	R: 0 E: 0 K: 1 S: 7	H: 1 LOB: 1 BB: 1 P: 12	R: 0 E: 0 K: 0 S: 10	H: 2 LOB: 3 BB: 1 P: 15	R: 0 E: 0 K: 1 S: 7	H: 1 LOB: 0 BB: 0 P: 10	1B: 5 2B: 0 3B: 0 HR: 0	SF: 0 SAC: 0 DP: 4 HBP: 0	WP: 0 PB: 0 SB: 0 CS: 0	PA: 33			
PITCHER	IP	WLS	BF	H	R	ER	SO	BB	IBB	HBP	BLK	WP	HR	S	P	ERA	WHIP								
29 Chris Carpenter, R (1, 1) ERA: 3.86	7.1	W	27	4	0	0	5	2	0	0	0	0	0	56	92	0.00	0.818								
Steve Kline, L (8, 1) ERA: 1.39	0.1	H	2	0	0	0	0	1	0	0	0	0	0	4	8	0.00	3.000								
Julian Tavarez, R (8, 1) ERA: 3.52	1.1	S	4	1	0	0	1	0	0	0	0	0	0	8	11	0.00	0.750								

Batter	1	2	3	4	5	6	7	8	9	AB	R	H	RBI	BB	SO	LOB	BOTTOM								
Tony Womack, L (1, 4) OBP: 0.333, SLG: 0.387	L5			5 BB	SH5-4	G4-3				3	1	1	0	0	0	2	Florida Marlins @ St. Louis Cardinals Busch Stadium, St. Louis, MO Sat May 15 2004, 1:15 PM CDT Att: 42,958 - Cloudy - 60 F								
Reggie Sanders, R (1, 9) OBP: 0.283, SLG: 0.541	F7			27 S	5 BB	K		G6-3		3	1	0	0	1	1										
5 Albert Pujols, R (1, 3) OBP: 0.380, SLG: 0.550	G4-3			15 SF8	1B	IBB		G1-3		3	1	1	1	1	0										
27 Scott Rolen, R (1, 5) OBP: 0.391, SLG: 0.571		G4-6-3		K	P6			G5-3		3	0	0	0	1	1										
15 Jim Edmonds, L (1, 8) OBP: 0.370, SLG: 0.580	F7			SF8		1B		K		2	1	0	1	1	1										
Edgar Renteria, R (1, 6) OBP: 0.343, SLG: 0.414	G4-6-3			3-H	1B	F8		F8		4	0	1	1	0	2										
Ray Lankford, L (1, 7) OBP: 0.370, SLG: 0.478			G4-3	G6-3		29 SH5-4		K		4	0	1	0	0	1										
Mike Matheny, R (1, 2) OBP: 0.330, SLG: 0.406			P6		SH5-4	29 E		29 SH5-4		3	0	2	1	0	0										
29 Chris Carpenter, R (1, 1) OBP: 0.200, SLG: 0.143			P3		FC2	SH5-4				2	0	0	0	0	0										
Steve Kline, S (8, 1)										0	0	0	0	0	0										
Julian Tavarez, L (8, 1)										0	0	0	0	0	0										
Inning Stats	R: 0 E: 0 K: 0 S: 7	H: 0 LOB: 0 BB: 0 P: 11	R: 0 E: 0 K: 0 S: 3	H: 0 LOB: 0 BB: 1 P: 9	R: 0 E: 0 K: 0 S: 5	H: 0 LOB: 0 BB: 0 P: 6	R: 3 E: 0 K: 1 S: 19	H: 3 LOB: 1 BB: 1 P: 36	R: 0 E: 0 K: 1 S: 13	H: 1 LOB: 3 BB: 1 P: 23	R: 1 E: 0 K: 0 S: 8	H: 2 LOB: 2 BB: 1 P: 19	R: 0 E: 0 K: 0 S: 9	H: 0 LOB: 0 BB: 0 P: 13	R: 0 E: 0 K: 2 S: 8	H: 0 LOB: 0 BB: 0 P: 11	1B: 6 2B: 0 3B: 0 HR: 0	SF: 1 SAC: 2 DP: 1 HBP: 0	WP: 0 PB: 0 SB: 2 CS: 0	PA: 34					
PITCHER	IP	WLS	BF	H	R	ER	SO	BB	IBB	HBP	BLK	WP	HR	S	P	ERA	WHIP								
Darren Oliver, L (1, 1) ERA: 7.82	4.1	L	19	4	3	3	1	2	0	0	0	0	0	42	73	6.23	1.385								
40 Nate Bump, R (5, 1) ERA: 5.48	2.2		12	2	1	1	1	1	1	0	0	0	0	22	44	3.38	1.125								
Matt Perisho, L (8, 1) ERA: 1.69	1.0		3	0	0	0	2	0	0	0	0	0	0	8	11	0.00	0.000								



Batter	1	2	3	4	5	6	7	8	9	AB	R	H	RBI	BB	SO	LOB	TOP					
Craig Biggio, R OBP: 0.373, SLG: 0.556	G5-3	28 1B 5 1B HBP	1-2 2-3 1B	1-2 2-3 1B		5 1B SF9 2B	G6-3		K	5	2	2	0	0	1	1						
28 Adam Everett, R OBP: 0.315, SLG: 0.376	5 BB 1B	5 1B 1-3 2-H 1B	F9			K			G5-3	5	1	1	1	1	2	5						
5 Jeff Bagwell, R OBP: 0.430, SLG: 0.479	17 1B 1-2 BB	0-2 1-3 1B			F7	CS 1B				4	0	2	1	1	1	0						
Jeff Kent, R OBP: 0.323, SLG: 0.500	17 1B 1-2 2-H 1B				F8	SF9			G6-3	4	0	1	2	0	1	2						
Richard Hidalgo, R OBP: 0.333, SLG: 0.496	K	K			17 2B 1B	CS			K	5	1	1	0	0	4	4						
17 Lance Berkman, S OBP: 0.503, SLG: 0.571	1-2 2-3 1B				G5-4-3 1B	1-H 1B 2B			F7	5	2	4	2	0	0	0						
Morgan Ensberg, R OBP: 0.345, SLG: 0.367	G1-3				G5-4-3 1-2 1B	1B BB			K	3	1	0	0	2	1	4						
Brad Ausmus, R OBP: 0.326, SLG: 0.353					G4-3 1B 1B BB	1-3 2-H 1B			E5	4	1	2	3	1	0	0						
Wade Miller, R OBP: 0.375, SLG: 0.375					1-3 2-H 1B	1-3 2-H 1B			K	4	1	2	0	0	2	2						
Mike Gallo, L OBP: 0.375, SLG: 0.375										0	0	0	0	0	0	0						
Ricky Stone, R OBP: 0.285, SLG: 0.300										0	0	0	0	0	0	0						
Orlando Palmeiro, L OBP: 0.285, SLG: 0.300										1	0	0	0	0	1	1						
Brandon Duckworth, R OBP: 0.285, SLG: 0.300										0	0	0	0	0	0	0						
Inning Stats	R: 1 E: 0 K: 1 S: 13	H: 2 LOB: 3 BB: 2 P: 28	R: 2 E: 0 K: 2 S: 17	H: 3 LOB: 2 BB: 0 P: 24	R: 0 E: 0 K: 0 S: 11	H: 3 LOB: 3 BB: 1 P: 18	R: 2 E: 0 K: 1 S: 18	H: 3 LOB: 2 BB: 1 P: 26	R: 1 E: 0 K: 1 S: 12	H: 2 LOB: 0 BB: 0 P: 16	R: 0 E: 0 K: 2 S: 9	H: 0 LOB: 0 BB: 0 P: 12	R: 0 E: 0 K: 2 S: 8	H: 0 LOB: 0 BB: 0 P: 11	R: 0 E: 1 K: 2 S: 10	H: 0 LOB: 1 BB: 0 P: 15	1B: 11 2B: 2 3B: 0 HR: 2	SF: 1 SAC: 0 DP: 1 HBP: 1	WP: 0 PB: 0 SB: 0 CS: 1	PA: 48		
PITCHER	IP WLS BF H R ER SO BB IBB HBP BLK WP HR S P ERA WHIP	IP WLS BF H R ER SO BB IBB HBP BLK WP HR S P ERA WHIP	IP WLS BF H R ER SO BB IBB HBP BLK WP HR S P ERA WHIP	IP WLS BF H R ER SO BB IBB HBP BLK WP HR S P ERA WHIP	IP WLS BF H R ER SO BB IBB HBP BLK WP HR S P ERA WHIP	IP WLS BF H R ER SO BB IBB HBP BLK WP HR S P ERA WHIP	IP WLS BF H R ER SO BB IBB HBP BLK WP HR S P ERA WHIP	IP WLS BF H R ER SO BB IBB HBP BLK WP HR S P ERA WHIP	IP WLS BF H R ER SO BB IBB HBP BLK WP HR S P ERA WHIP	IP WLS BF H R ER SO BB IBB HBP BLK WP HR S P ERA WHIP	IP WLS BF H R ER SO BB IBB HBP BLK WP HR S P ERA WHIP	IP WLS BF H R ER SO BB IBB HBP BLK WP HR S P ERA WHIP	IP WLS BF H R ER SO BB IBB HBP BLK WP HR S P ERA WHIP	IP WLS BF H R ER SO BB IBB HBP BLK WP HR S P ERA WHIP	IP WLS BF H R ER SO BB IBB HBP BLK WP HR S P ERA WHIP	IP WLS BF H R ER SO BB IBB HBP BLK WP HR S P ERA WHIP	IP WLS BF H R ER SO BB IBB HBP BLK WP HR S P ERA WHIP	IP WLS BF H R ER SO BB IBB HBP BLK WP HR S P ERA WHIP	IP WLS BF H R ER SO BB IBB HBP BLK WP HR S P ERA WHIP	IP WLS BF H R ER SO BB IBB HBP BLK WP HR S P ERA WHIP	IP WLS BF H R ER SO BB IBB HBP BLK WP HR S P ERA WHIP	IP WLS BF H R ER SO BB IBB HBP BLK WP HR S P ERA WHIP

Houston Astros @ Florida Marlins
Pro Player Stadium, Miami, FL
Tue May 18 2004, 7:05 PM EDT
Att: 12,324 - Cloudy - 81 F

AB 40
R 9
H 15
RBI 9
BB 5
SO 13
LOB 19



Batter	1	2	3	4	5	6	7	8	9	AB	R	H	RBI	BB	SO	LOB	BOTTOM					
Juan Pierre, L OBP: 0.387, SLG: 0.411	G3		SH2-4			K			P6	4	0	0	0	0	1	2						
Luis Castillo, S OBP: 0.318, SLG: 0.291	G6-3		L6			BB 1B				4	0	1	0	0	1	2						
Miguel Cabrera, R OBP: 0.370, SLG: 0.559	K		G6-3			BB			G4-3	3	0	0	0	1	1	2						
Mike Lowell, R OBP: 0.421, SLG: 0.647									P4	3	1	1	0	0	1	2						
Mike Mordecai, R OBP: 0.227, SLG: 0.238					G4-3 WP 1B	K				1	0	0	0	0	0	0						
Jeff Conine, R OBP: 0.310, SLG: 0.378					G4-3				1B 1B	4	1	1	0	0	1	1						
Mike Redmond, R OBP: 0.338, SLG: 0.379					G4-3				G6-3	2	0	0	0	1	1	2						
Ramon Castro, R OBP: 0.207, SLG: 0.276					BB				G6-3	1	0	0	0	0	0	0						
Hee-Seop Choi, L OBP: 0.350, SLG: 0.529					K2-3				G1-3	4	0	2	0	0	1	1						
Alex Gonzalez, R OBP: 0.227, SLG: 0.344					SH2-4 2B				K	4	0	2	1	0	1	1						
Dontrelle Willis, L ERA: 4.08					SH2-4 2B					0	0	0	0	1	0	0						
Justin Wayne, R ERA: 5.31									P4	1	0	0	0	0	0	2						
Tommy Phelps, L ERA: 3.27										0	0	0	0	0	0	0						
Toby Borland, R ERA: 3.27										0	0	0	0	0	0	0						
Abraham Nunez, S OBP: 0.370, SLG: 0.333										1	0	0	0	0	0	0						
Inning Stats	R: 0 E: 0 K: 1 S: 9	H: 0 LOB: 0 BB: 0 P: 15	R: 0 E: 0 K: 1 S: 10	H: 0 LOB: 1 BB: 1 P: 18	R: 0 E: 0 K: 0 S: 8	H: 1 LOB: 1 BB: 1 P: 16	R: 1 E: 0 K: 0 S: 12	H: 2 LOB: 1 BB: 0 P: 19	R: 0 E: 0 K: 2 S: 13	H: 1 LOB: 2 BB: 1 P: 21	R: 0 E: 0 K: 1 S: 7	H: 0 LOB: 0 BB: 0 P: 10	R: 0 E: 0 K: 1 S: 7	H: 0 LOB: 0 BB: 0 P: 11	R: 0 E: 0 K: 1 S: 8	H: 0 LOB: 0 BB: 0 P: 13	1B: 5 2B: 2 3B: 0 HR: 0	SF: 0 SAC: 1 DP: 0 HBP: 0	WP: 1 PB: 0 SB: 0 CS: 0	PA: 37		
PITCHER	IP WLS BF H R ER SO BB IBB HBP BLK WP HR S P ERA WHIP	IP WLS BF H R ER SO BB IBB HBP BLK WP HR S P ERA WHIP	IP WLS BF H R ER SO BB IBB HBP BLK WP HR S P ERA WHIP	IP WLS BF H R ER SO BB IBB HBP BLK WP HR S P ERA WHIP	IP WLS BF H R ER SO BB IBB HBP BLK WP HR S P ERA WHIP	IP WLS BF H R ER SO BB IBB HBP BLK WP HR S P ERA WHIP	IP WLS BF H R ER SO BB IBB HBP BLK WP HR S P ERA WHIP	IP WLS BF H R ER SO BB IBB HBP BLK WP HR S P ERA WHIP	IP WLS BF H R ER SO BB IBB HBP BLK WP HR S P ERA WHIP	IP WLS BF H R ER SO BB IBB HBP BLK WP HR S P ERA WHIP	IP WLS BF H R ER SO BB IBB HBP BLK WP HR S P ERA WHIP	IP WLS BF H R ER SO BB IBB HBP BLK WP HR S P ERA WHIP	IP WLS BF H R ER SO BB IBB HBP BLK WP HR S P ERA WHIP	IP WLS BF H R ER SO BB IBB HBP BLK WP HR S P ERA WHIP	IP WLS BF H R ER SO BB IBB HBP BLK WP HR S P ERA WHIP	IP WLS BF H R ER SO BB IBB HBP BLK WP HR S P ERA WHIP	IP WLS BF H R ER SO BB IBB HBP BLK WP HR S P ERA WHIP	IP WLS BF H R ER SO BB IBB HBP BLK WP HR S P ERA WHIP	IP WLS BF H R ER SO BB IBB HBP BLK WP HR S P ERA WHIP	IP WLS BF H R ER SO BB IBB HBP BLK WP HR S P ERA WHIP	IP WLS BF H R ER SO BB IBB HBP BLK WP HR S P ERA WHIP	IP WLS BF H R ER SO BB IBB HBP BLK WP HR S P ERA WHIP

Houston Astros @ Florida Marlins
Pro Player Stadium, Miami, FL
Tue May 18 2004, 7:05 PM EDT
Att: 12,324 - Cloudy - 81 F

AB 33
R 2
H 7
RBI 1
BB 3
SO 8
LOB 15



Batter	1	2	3	4	5	6	7	8	9	AB	R	H	RBI	BB	SO	LOB	TOP				
Craig Biggio, R OBP: 0.368, SLG: 0.544 (1, 8)	G5-3		28 1B 5 1B		G6-3		G4-3		E1 5 F8 28 1B SF9	5	2	1	1	0	0	1					
28 Adam Everett, R OBP: 0.317, SLG: 0.377 (1, 6)	K		5 1B 1B		G5-3		K		17 2B 1B	5	2	2	1	0	2	0					
5 Jeff Bagwell, R OBP: 0.424, SLG: 0.469 (1, 3)	K		1B		K		G6-3		F8	5	0	1	1	0	2	2					
Jeff Kent, R OBP: 0.331, SLG: 0.510 (1, 4)			P4						SF9	3	2	2	2	1	0	0					
17 Lance Berkman, S OBP: 0.506, SLG: 0.605 (1, 7)			G1-6-3						17 G3 SF8 2B	5	2	3	2	0	0	3					
Morgan Ensberg, R OBP: 0.348, SLG: 0.382 41 Brandon Backe, R (9, 1)			HR		L9				1B 1B 2B	4	0	2	3	0	1	0					
Richard Hidalgo, R OBP: 0.329, SLG: 0.486 (1, 9)			F8		G6-3				1B 2B	5	0	1	0	0	0	3					
Brad Ausmus, R OBP: 0.338, SLG: 0.370 (1, 2)			SH3-4 1B 2B						FC6-4-5-4 WP 1B	3	1	2	0	1	0	1					
Tim Redding, R OBP: 0.167, SLG: 0.167 54 Brad Lidge, R (7, 1)			SH3-4		P4				G5-3	2	0	0	0	0	0	3					
Jose Vizcaino, S OBP: 0.261, SLG: 0.195 (9, 5)									G1-3	0	0	0	0	0	0	0					
Jose Vizcaino, S OBP: 0.261, SLG: 0.195 (9, 5)									E 28 1B 1B	1	1	1	0	0	0	0					
Inning Stats	R: 0 E: 0 K: 2 S: 8	H: 0 LOB: 0 BB: 0 P: 12	R: 1 E: 0 K: 1 S: 8	H: 1 LOB: 0 BB: 0 P: 12	R: 3 E: 0 K: 0 S: 14	H: 5 LOB: 1 BB: 0 P: 19	R: 0 E: 0 K: 0 S: 6	H: 1 LOB: 1 BB: 0 P: 9	R: 0 E: 0 K: 1 S: 10	H: 0 LOB: 0 BB: 0 P: 15	R: 1 E: 0 K: 0 S: 10	H: 2 LOB: 2 BB: 1 P: 18	R: 0 E: 0 K: 1 S: 11	H: 0 LOB: 0 BB: 0 P: 13	R: 1 E: 0 K: 0 S: 7	H: 2 LOB: 1 BB: 1 P: 15	R: 4 E: 1 K: 0 S: 20	H: 4 LOB: 1 BB: 0 P: 27	1B: 10 2B: 4 3B: 0 HR: 1	SF: 2 SAC: 1 DP: 2 HBP: 0	WP: 2 PA: 43 PB: 0 SB: 0 CS: 0
PITCHER	IP	WLS	BF	H	R	ER	SO	BB	IBB	HBP	BLK	WP	HR	S	P	ERA	WHIP				
Carl Pavano, R ERA: 3.65 40 Nate Bump, R ERA: 5.4	(1, 1)	7.0	L	30	9	5	5	5	0	1	0	0	1	0	67	98	6.43	1.286			
PITCHER	IP	WLS	BF	H	R	ER	SO	BB	IBB	HBP	BLK	WP	HR	S	P	ERA	WHIP				
Carl Pavano, R ERA: 3.65 40 Nate Bump, R ERA: 5.4	(8, 1)	2.0	L	13	6	5	1	0	1	0	0	0	1	0	27	42	4.50	3.500			

Houston Astros @ Florida Marlins
Pro Player Stadium, Miami, FL
Wed May 19, 2004, 7:05 PM EDT
Att: 12,122 - Cloudy - 81 F

AB	38
R	10
H	15
RBI	10
BB	2
SO	5
LOB	13

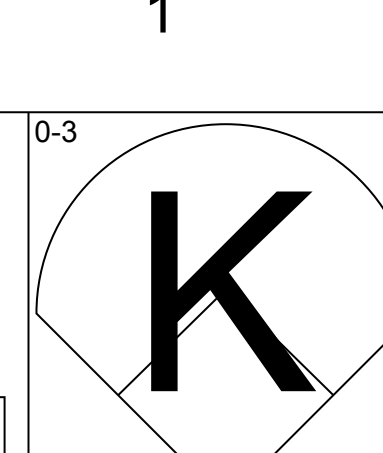
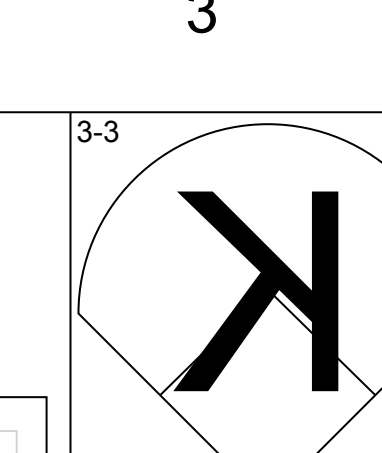

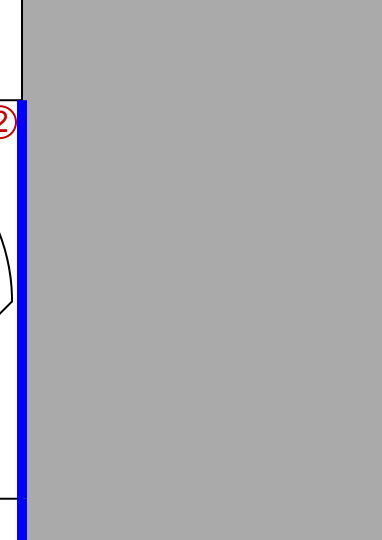
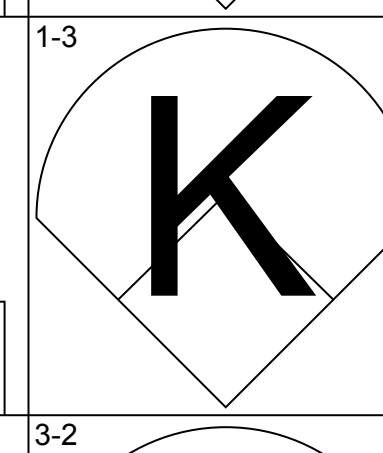
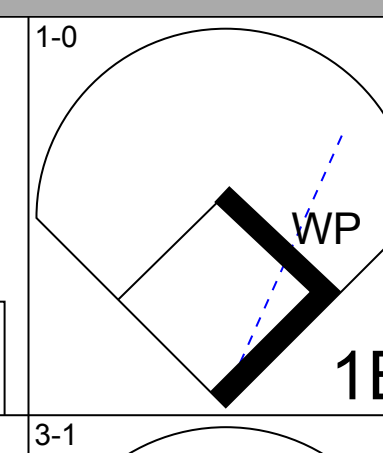
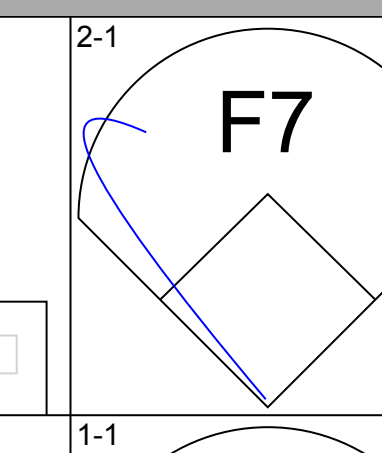
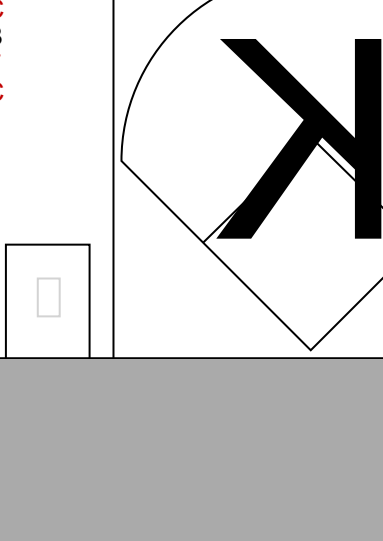
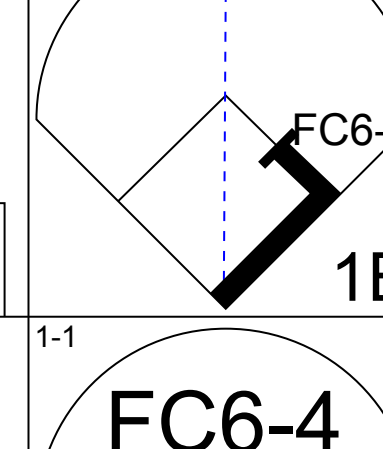
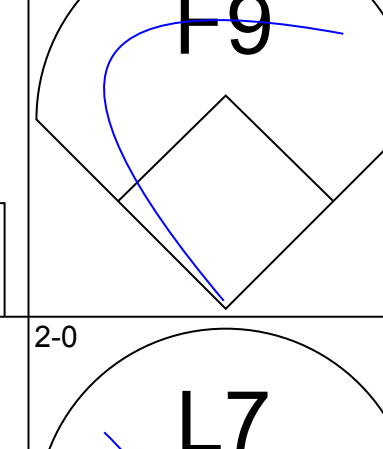
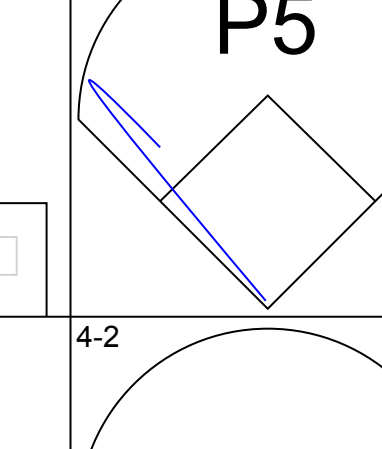

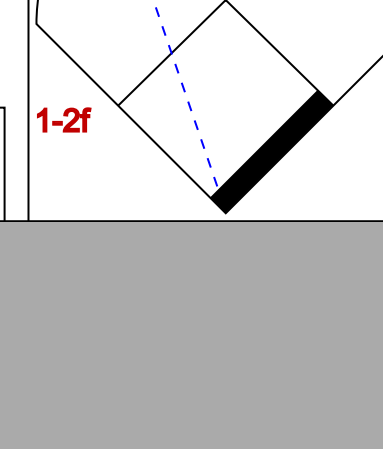
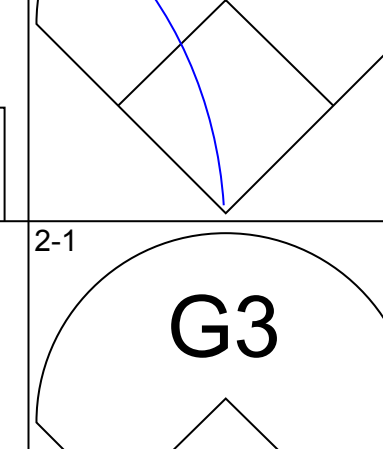
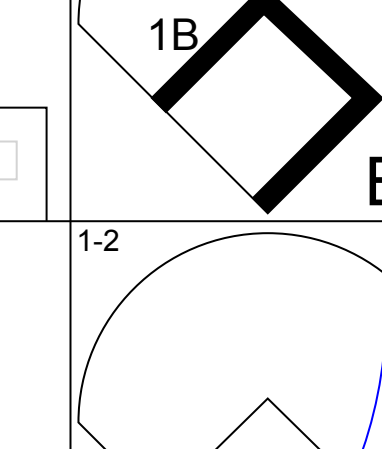

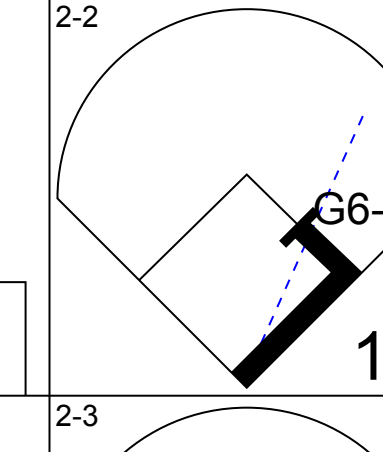
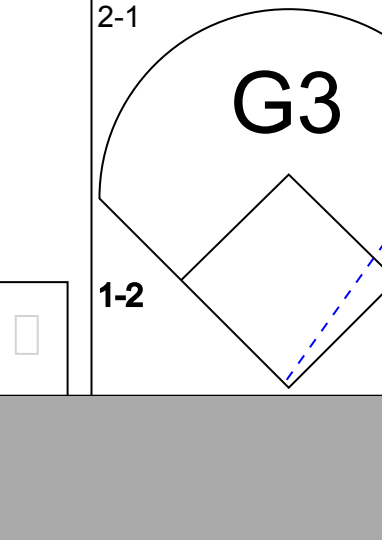
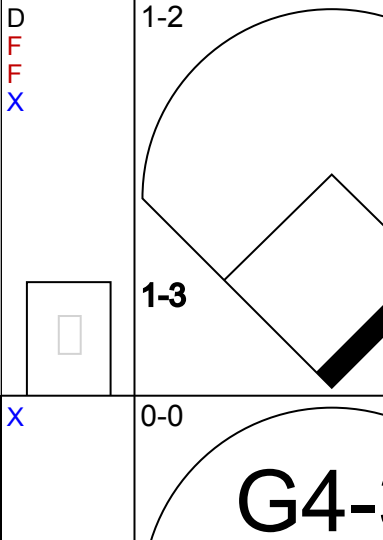
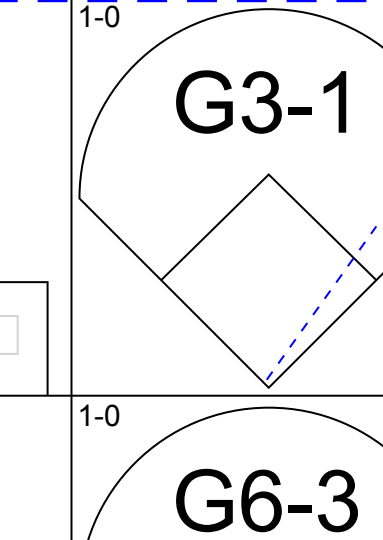




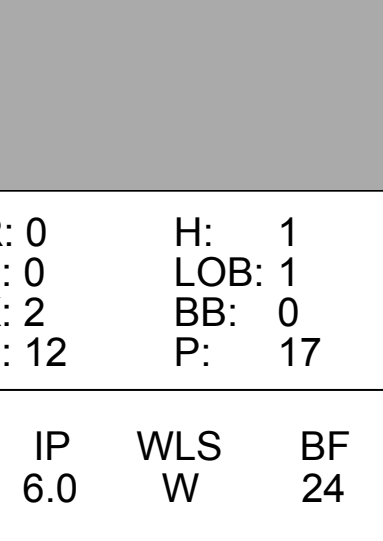
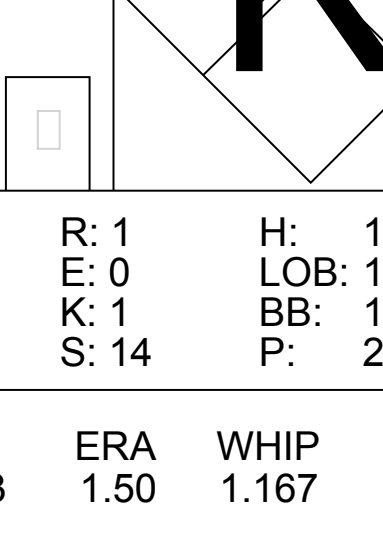
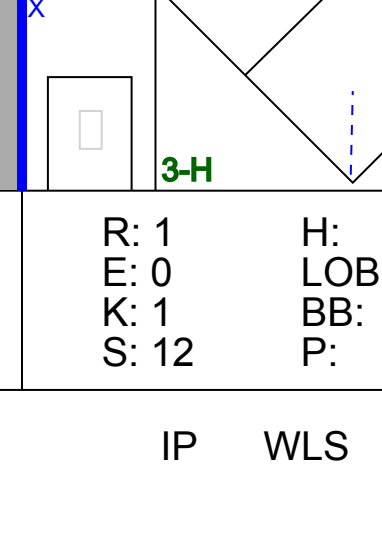
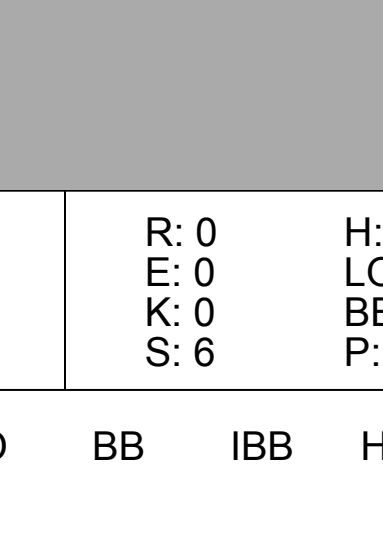
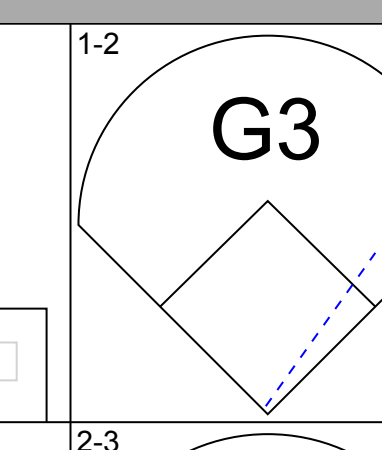
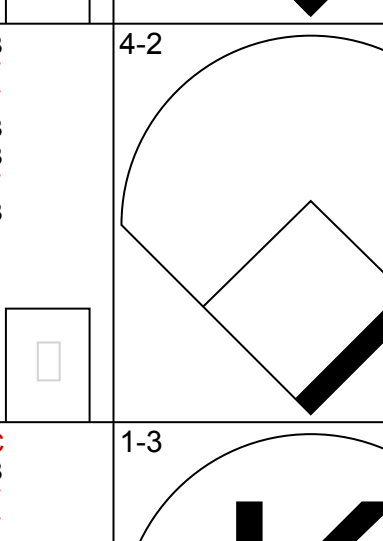
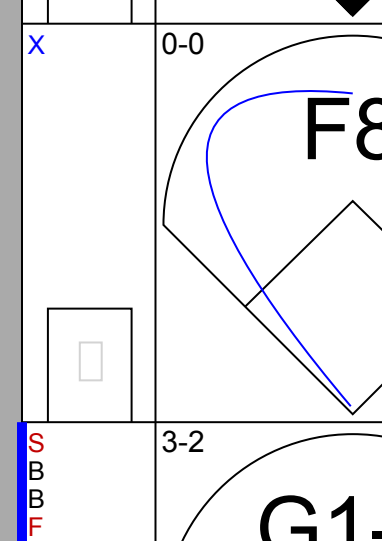
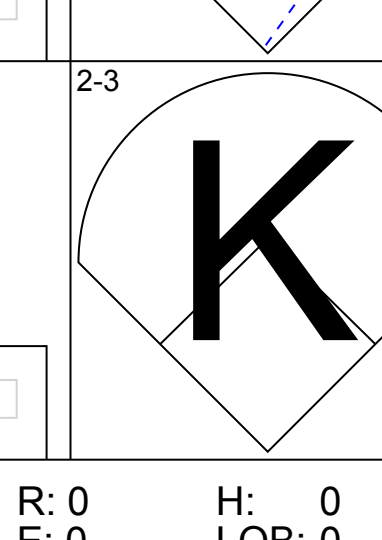
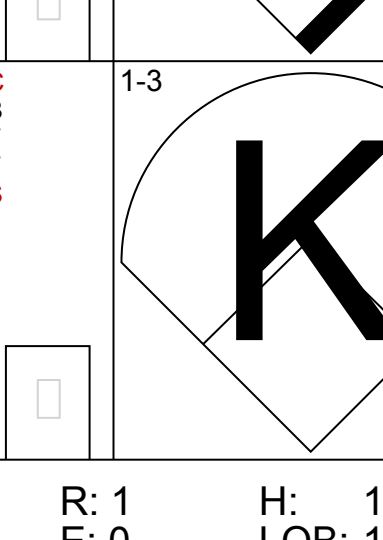
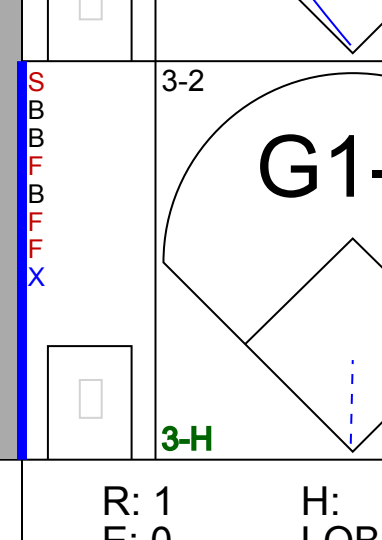


Batter	1	2	3	4	5	6	7	8	9	AB	R	H	RBI	BB	SO	LOB	BOTTOM				
Juan Pierre, L OBP: 0.390, SLG: 0.420 (1, 8)	G5-3				G6-3				G4-3 1B	4	0	2	0	0	0	0					
Luis Castillo, S OBP: 0.310, SLG: 0.283 (1, 4)	L5		G4-3						G4-3	4	0	0	0	0	0	2					
Miguel Cabrera, R OBP: 0.361, SLG: 0.544 (1, 9)	G4-3				E6 IHR				F7	4	1	0	0	0	1	1					
Mike Lowell, R OBP: 0.417, SLG: 0.643 (1, 5)					F7				F7	4	0	1	0	0	1	2					
Jeff Conine, R OBP: 0.300, SLG: 0.366 (1, 7)					F9				F8	4	0	0	0	0	0	2					
Hee-Seop Choi, L OBP: 0.355, SLG: 0.552 (1, 3)					BB				G6-3	3	1	1	2	1	1	0					
Alex Gonzalez, R OBP: 0.224, SLG: 0.338 Damon Easley, R OBP: 0.463, SLG: 0.629 (7, PH)									K	2	0	0	0	0	0	1					
Damon Easley, R OBP: 0.463, SLG: 0.629 (8, 6)									K	1	0	1	0	1	0	0					
Ramon Castro, R OBP: 0.200, SLG: 0.266 Lenny Harris, L OBP: 0.176, SLG: 0.235 (9, PH)					P6				BB	1	0	1	0	1	0	0					
Ramon Castro, R OBP: 0.200, SLG: 0.266 Lenny Harris, L OBP: 0.176, SLG: 0.235 (9, PH)									G3-1	3	0	0	0	0	0	1					
Carl Pavano, R OBP: 0.176, SLG: 0.313 Larry Sutton, L (7, PH)									G2-3	1	0	0	0	0	0	1					
40 Nate Bump, L (8, 1)									G4-3	2	0	0	0	0	1	0					
40 Nate Bump, L (8, 1)									K	0	0	0	0	0	0	0					
Inning Stats	R: 0 E: 0 K: 0 S: 9	H: 0 LOB: 0 BB: 0 P: 12	R: 0 E: 0 K: 0 S: 8	H: 0 LOB: 1 BB: 1 P: 14	R: 0 E: 0 K: 1 S: 14	H: 1 LOB: 0 BB: 0 P: 19	R: 2 E: 1 K: 0 S: 13	H: 1 LOB: 0 BB: 0 P: 17	R: 0 E: 0 K: 0 S: 6	H: 0 LOB: 0 BB: 0 P: 7	R: 0 E: 0 K: 0 S: 6	H: 1 LOB: 1 BB: 0 P: 9	R: 0 E: 0 K: 1 S: 10	H: 0 LOB: 1 BB: 1 P: 15	R: 0 E: 0 K: 2 S: 11	H: 1 LOB: 0 BB: 0 P: 14	R: 0 E: 0 K: 1 S: 9	H: 1 LOB: 1 BB: 0 P: 12	1B: 1 2B: 3 3B: 0 HR: 1	SF: 0 SAC: 0 DP: 0 HBP: 0	WP: 0 PA: 35 PB: 0 SB: 0 CS: 0
PITCHER	IP	WLS	BF	H	R	ER	SO	BB	IBB	HBP	BLK	WP	HR	S	P	ERA	WHIP				
Tim Redding, R ERA: 5.29 54 Brad Lidge, R ERA: 2.31 41 Brandon Backe, R ERA: 4.12	(1, 1)	6.2	W	26	3	2	0	1	2	0	0	0	0	0	63	89	0.00	0.750			
PITCHER	IP	WLS	BF	H	R	ER	SO	BB	IBB	HBP	BLK	WP	HR	S	P	ERA	WHIP				
Tim Redding, R ERA: 5.29 54 Brad Lidge, R ERA: 2.31 41 Brandon Backe, R ERA: 4.12	(7, 1)	1.1	H	5	1	0	0	3	0	0	0	0	0	14	18	0.00	0.750				
PITCHER	IP	WLS	BF	H	R	ER	SO	BB	IBB	HBP	BLK	WP	HR	S	P	ERA	WHIP				
Tim Redding, R ERA: 5.29 54 Brad Lidge, R ERA: 2.31 41 Brandon Backe, R ERA: 4.12	(9, 1)	1.0	L	4	1	0	0	1	0	0	0	0	0	9	12	0.00	1.000				

Houston Astros @ Florida Marlins
Pro Player Stadium, Miami, FL
Wed May 19, 2004, 7:05 PM EDT
Att: 12,122 - Cloudy - 81 F

AB	33
R	2
H	5
RBI	2
BB	2
SO	5
LOB	11

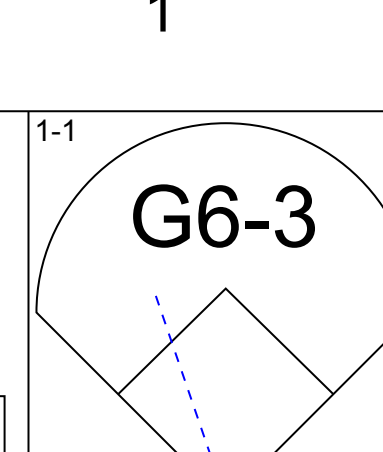
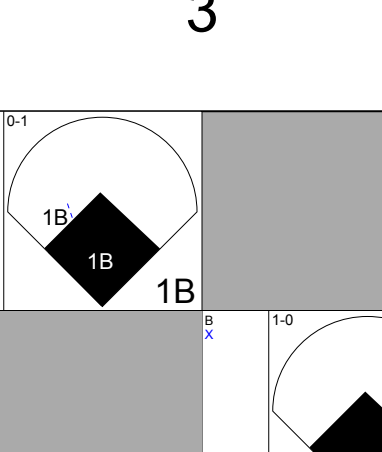
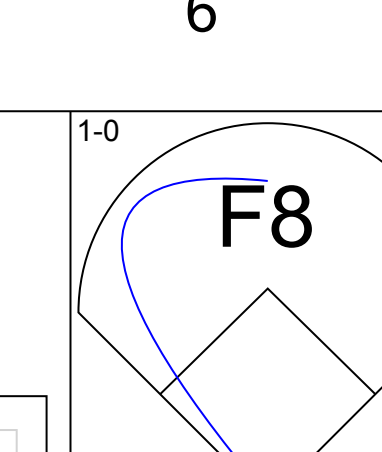
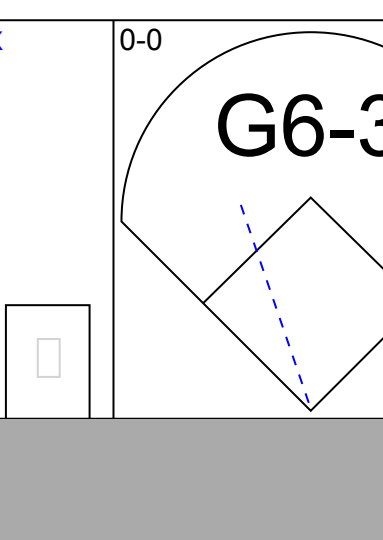
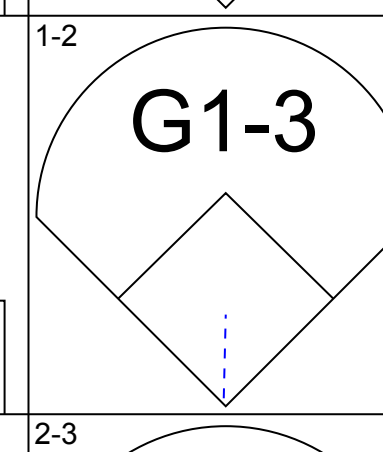
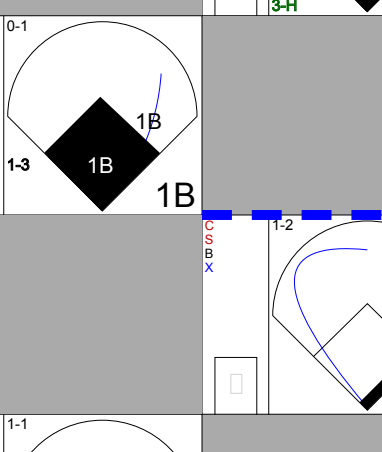
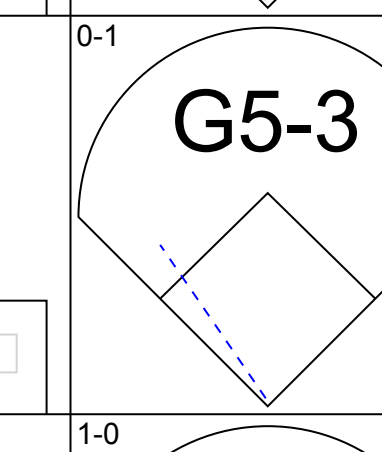
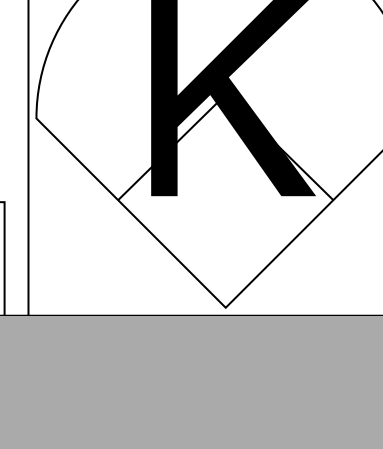
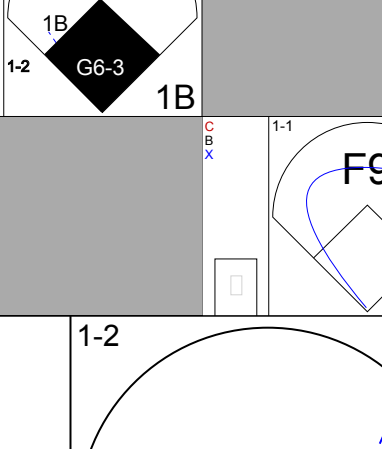
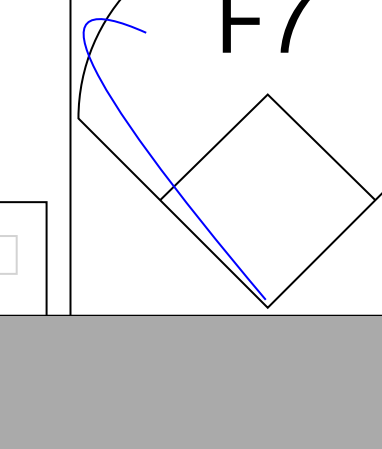
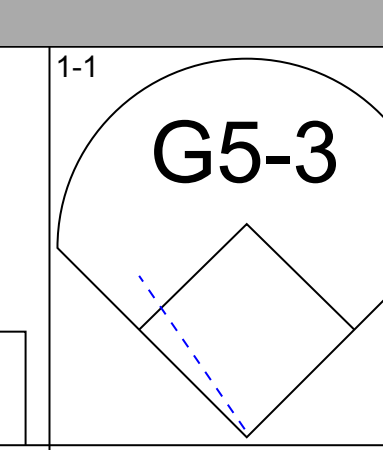
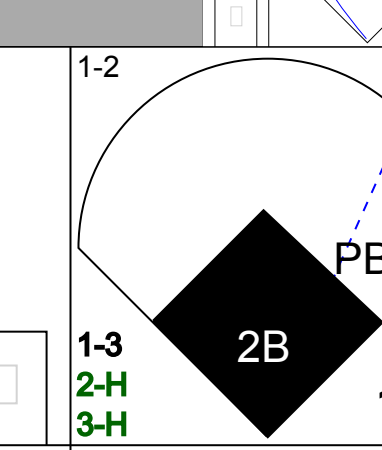
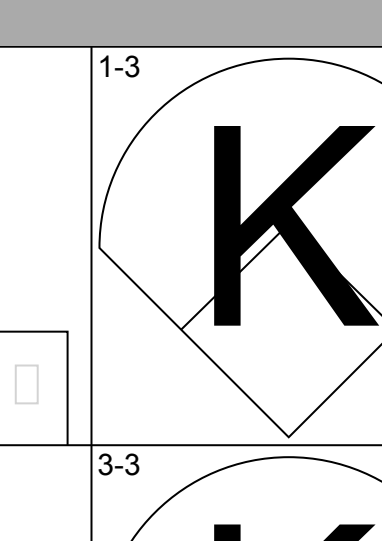
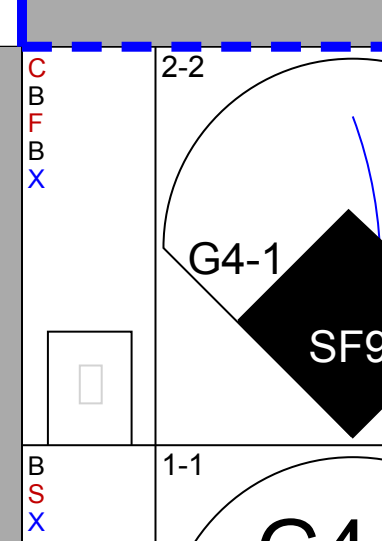
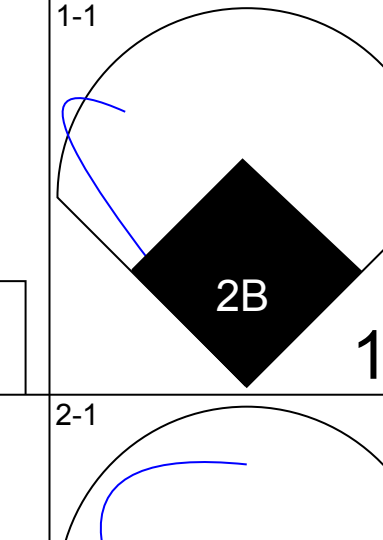
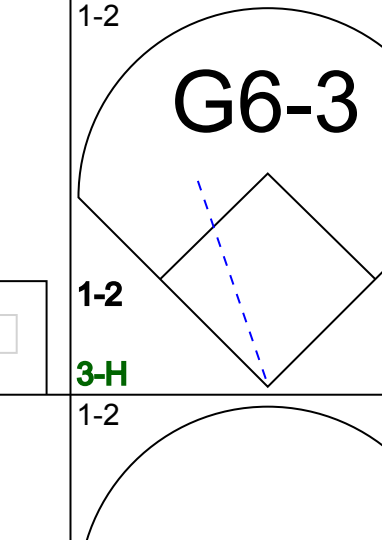
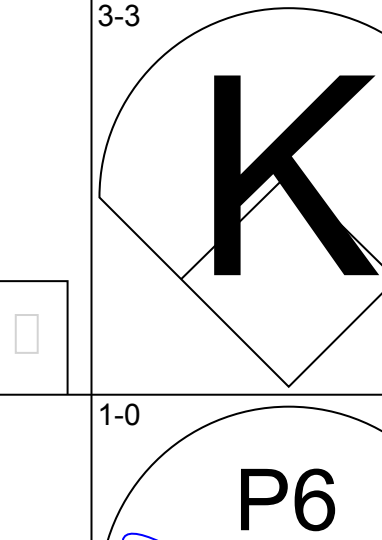
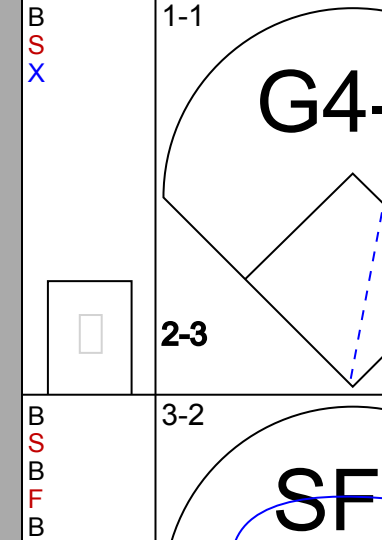
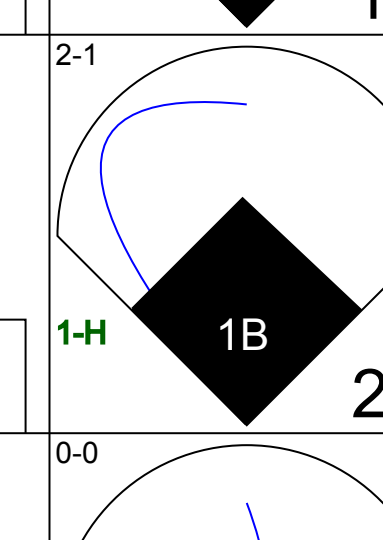
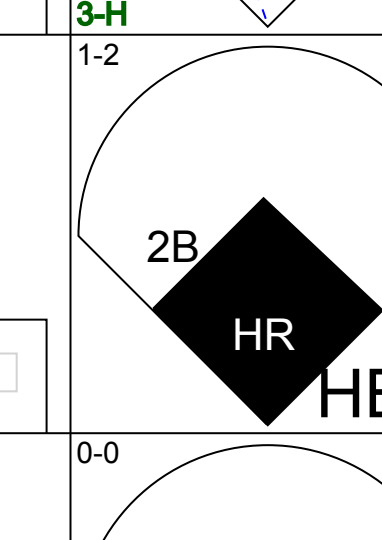
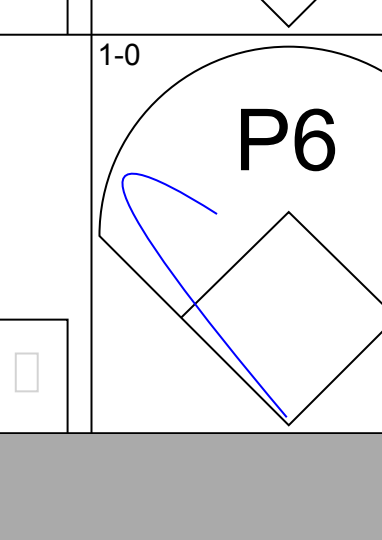
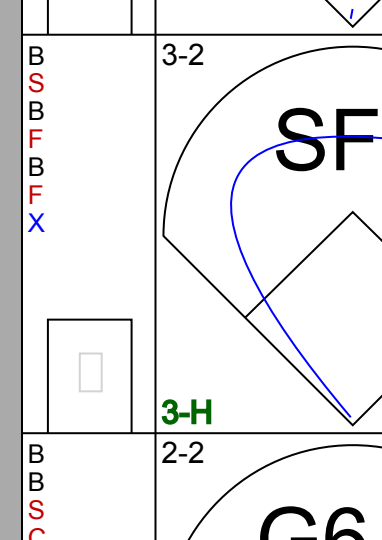
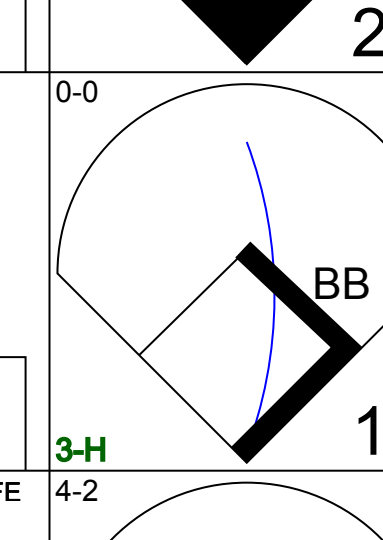
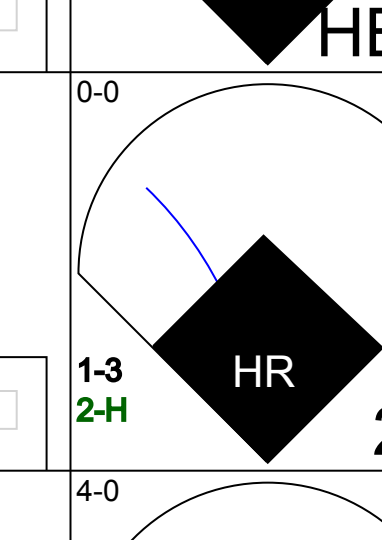
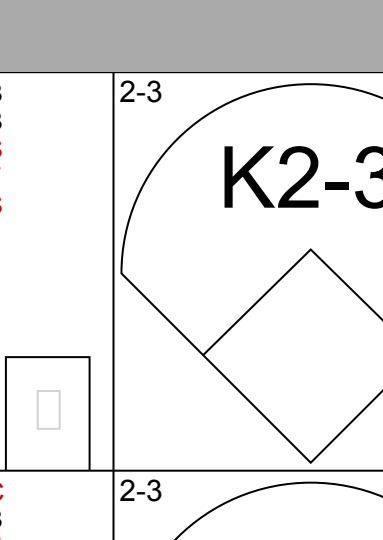
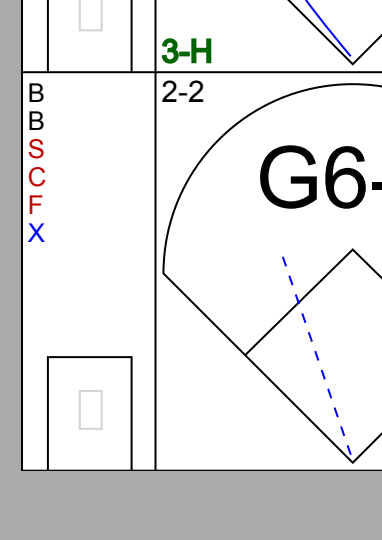
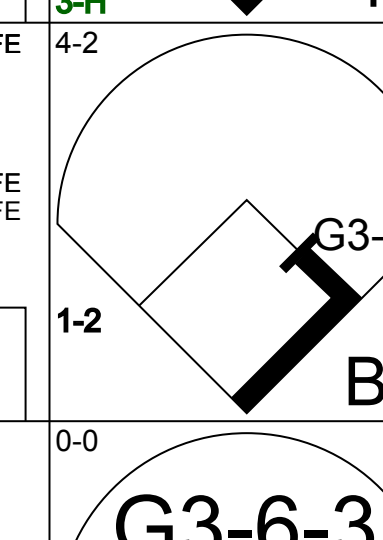
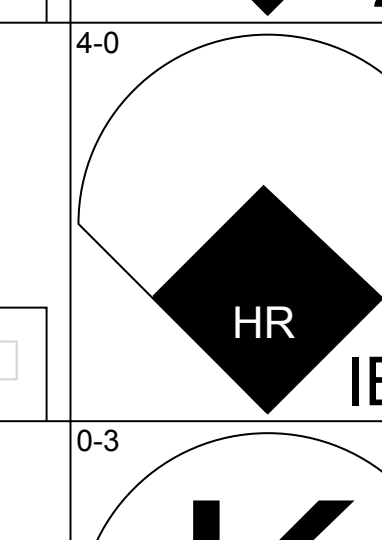
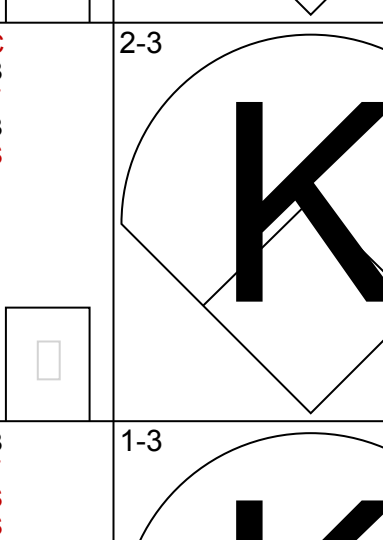
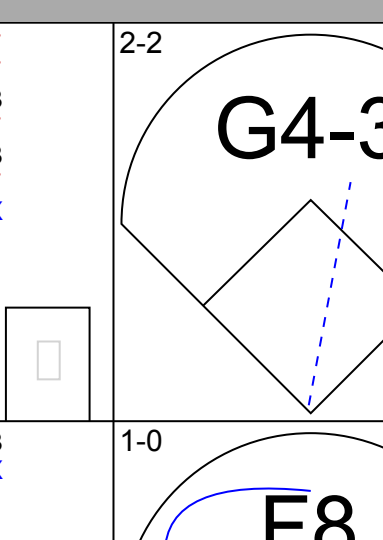

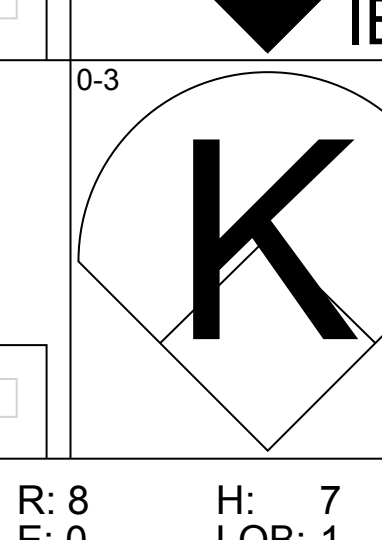
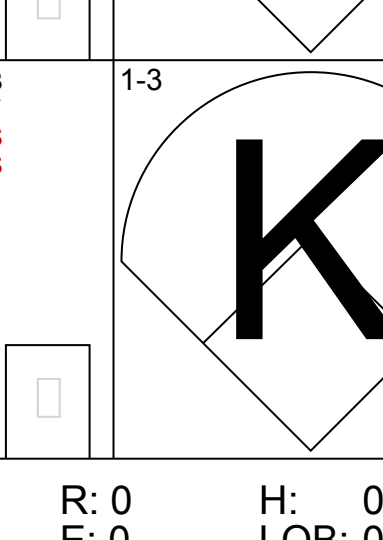
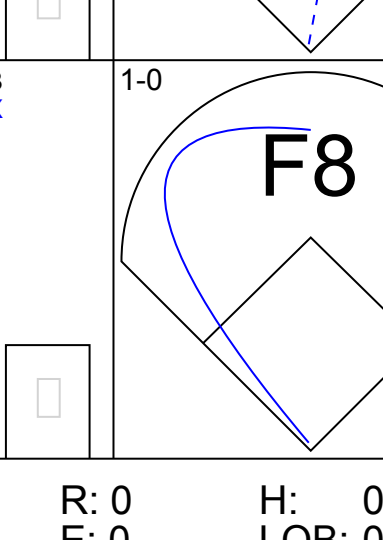


Batter	1	2	3	4	5	6	7	8	9	AB	R	H	RBI	BB	SO	LOB	TOP																					
Matt Kata, S OBP: 0.310, SLG: 0.385 (1, 4)										4	0	0	0	0	0	3	1																					
Alex Cintron, S OBP: 0.293, SLG: 0.354 (1, 6)				 1B						4	0	1	0	0	0	1	0																					
Luis Gonzalez, L OBP: 0.373, SLG: 0.577 Shea Hillenbrand, R OBP: 0.304, SLG: 0.440 (1, 7) (6, 3)	 1B									3	0	1	0	0	0	0	1																					
Richie Sexson, R OBP: 0.337, SLG: 0.578 Donnie Sadler, R OBP: 0.192, SLG: 0.238 (1, 3) (6, PR) (6, 7) (7, 8)	 1-2					 BB				2	0	0	0	1	0	2																						
Steve Finley, L OBP: 0.355, SLG: 0.571 Elmer Dessens, R OBP: 0.308, SLG: 0.200 Carlos Baerga, S OBP: 0.200, SLG: 0.222 (1, 8) (7, 1) (9, PH)		 1B		 1-2		 1-2			 1-0	3	0	2	0	0	0	0	1																					
Danny Bautista, R OBP: 0.372, SLG: 0.481 (1, 9)				 1-1		 0-0			 1-0	4	0	0	0	0	1	3																						
Chad Tracy, L OBP: 0.371, SLG: 0.500 (1, 5)	 1-2			 1-1			 2-2		 0-2	4	2	2	1	0	0	1																						
Brent Mayne, L OBP: 0.288, SLG: 0.310 (1, 2)			 1-2		 4-2		 0-0			2	0	0	0	1	0	1																						
Steve Sparks, R OBP: 0.067, SLG: 0.067 Andrew Good, R Scott Hairston, R (1, 1) (3, 1) (7, PH) (7, 7)			 2-3		 1-3		 3-2			1	0	0	0	0	1	0																						
Inning Stats	R: 0 E: 0 K: 2 S: 12	H: 1 LOB: 1 BB: 0 P: 17	R: 0 E: 0 K: 1 S: 12	H: 1 LOB: 0 BB: 0 P: 16	R: 0 E: 0 K: 2 S: 9	H: 0 LOB: 0 BB: 0 P: 15	R: 0 E: 0 K: 0 S: 6	H: 1 LOB: 1 BB: 0 P: 14	R: 1 E: 0 K: 1 S: 14	H: 1 LOB: 1 BB: 1 P: 22	R: 0 E: 0 K: 0 S: 11	H: 1 LOB: 2 BB: 1 P: 19	R: 1 E: 0 K: 1 S: 12	H: 1 LOB: 0 BB: 0 P: 17	R: 0 E: 0 K: 1 S: 6	H: 0 LOB: 0 BB: 0 P: 9	R: 0 E: 0 K: 0 S: 6	H: 0 LOB: 0 BB: 0 P: 8	1B: 4 2B: 0 3B: 1 HR: 1	SF: 0 SAC: 0 DP: 1 HBP: 0	WP: 1 PB: 0 CS: 0	PA: 34																
PITCHER	IP	WLS	BF	H	R	ER	SO	BB	IBB	HBP	BLK	WP	HR	S	P	ERA	WHIP	PITCHER				IP	WLS	BF	H	R	ER	SO	BB	IBB	HBP	BLK	WP	HR	S	P	ERA	WHIP
Brad Penny, R ERA: 2.1 (1, 1)	6.0	W	24	5	1	1	6	2	0	0	0	1	1	64	103	1.50	1.167																					
Tommy Phelps, L ERA: 3.0 (7, 1)	2.0		7	1	1	1	2	0	0	0	0	0	0	18	26	4.50	0.500																					
Toby Borland, R ERA: 1.69 (9, 1)	1.0		3	0	0	0	0	0	0	0	0	0	0	6	8	0.00	0.000																					

Arizona Diamondbacks @ Florida Marlins
 Pro Player Stadium, Miami, FL
 Sat May 22 2004, 4:10 PM EDT
 Att: 25,174 - Cloudy - 85 F
livebaseballscorecards.com

AB	32
R	2
H	6
RBI	2
BB	2
SO	8
LOB	11





Batter	1	2	3	4	5	6	7	8	9	AB	R	H	RBI	BB	SO	LOB	BOTTOM																					
Luis Castillo, S OBP: 0.333, SLG: 0.333 Mike Mordecai, R OBP: 0.208, SLG: 0.217 (1, 4) (7, 5)	 1-1		 HR			 1-0		 0-0		4	2	2	4	0	0	0																						
Juan Pierre, L OBP: 0.400, SLG: 0.425 (1, 8)	 1-2		 HR			 0-1				4	1	2	0	0	0	0																						
Mike Lowell, R OBP: 0.415, SLG: 0.656 Tommy Phelps, L Toby Borland, R (1, 5) (7, 1) (9, 1)	 2-3		 HR			 1-0				4	1	1	0	0	1	1																						
Miguel Cabrera, R OBP: 0.363, SLG: 0.532 (1, 9)		 1-1	 1B	 1-3			 2-2			4	2	2	2	0	1	0																						
Lenny Harris, L OBP: 0.280, SLG: 0.320 Abraham Nunez, S OBP: 0.353, SLG: 0.286 (1, 7) (4, 7)		 1B	 1-2	 3-3			 1-1			2	1	1	1	0	0	1																						
Hee-Seop Choi, L OBP: 0.360, SLG: 0.540 (1, 3)		 2B	 HR	 1-0			 3-2			2	2	1	2	0	0	0																						
Alex Gonzalez, R OBP: 0.231, SLG: 0.345 (1, 6)		 1B	 2B		 2-3		 2-2			4	1	2	2	0	1	0																						
Ramon Castro, R OBP: 0.213, SLG: 0.259 (1, 2)		 1-2	 IBB		 2-3			 2-2		2	1	0	0	2	1	0																						
Brad Penny, R OBP: 0.087, SLG: 0.087 Damon Easley, R OBP: 0.422, SLG: 0.564 (1, 1) (7, 4)		 1-2	 0-3		 1-3			 1-0		3	0	0	0	0	2	5																						
Inning Stats	R: 0 E: 0 K: 1 S: 8	H: 0 LOB: 0 BB: 0 P: 12	R: 2 E: 0 K: 0 S: 10	H: 3 LOB: 1 BB: 1 P: 18	R: 8 E: 0 K: 1 S: 27	H: 7 LOB: 1 BB: 1 P: 38	R: 0 E: 0 K: 2 S: 8	H: 0 LOB: 0 BB: 0 P: 13	R: 0 E: 0 K: 3 S: 9	H: 0 LOB: 0 BB: 0 P: 14	R: 0 E: 0 K: 0 S: 4	H: 0 LOB: 0 BB: 0 P: 6	R: 1 E: 0 K: 0 S: 13	H: 1 LOB: 0 BB: 0 P: 21	R: 0 E: 0 K: 0 S: 7	H: 0 LOB: 0 BB: 0 P: 10	1B: 7 2B: 3 3B: 0 HR: 1	SF: 1 SAC: 0 DP: 1 HBP: 1	WP: 0 PB: 1 SB: 0 CS: 0	PA: 37																		
PITCHER	IP	WLS	BF	H	R	ER	SO	BB	IBB	HBP	BLK	WP	HR	S	P	ERA	WHIP	PITCHER				IP	WLS	BF	H	R	ER	SO	BB	IBB	HBP	BLK	WP	HR	S	P	ERA	WHIP
Steve Sparks, R ERA: 6.85 (1, 1)	2.2	L	19	9	10	10	2	1	0	0	0	0	0	40	61	33.75	3.750																					
Andrew Good, R ERA: 4.41 (3, 1)	3.1		11	1	0	0	5	0	0	0	0	0	0	26	40	0.00	0.300																					
Elmer Dessens, R ERA: 6.86 (7, 1)	2.0		7	1	1	1	0	0	0	0	0	0	0	20	31	4.50	0.500																					

Arizona Diamondbacks @ Florida Marlins
 Pro Player Stadium, Miami, FL
 Sat May 22 2004, 4:10 PM EDT
 Att: 25,174 - Cloudy - 85 F
livebaseballscorecards.com

AB	33
R	11
H	11
RBI	11
BB	2
SO	7
LOB	8



Batter	1	2	3	4	5	6	7	8	9	AB	R	H	RBI	BB	SO	LOB	TOP											
Matt Kata, S OBP: 0.313, SLG: 0.388 (1, 4)	B1-3		P1					P3		4	1	1	0	1	0	0	Arizona Diamondbacks @ Florida Marlins Pro Player Stadium, Miami, FL Sun May 23 2004, 3:05 PM EDT Att: 40,819 - Cloudy - 85 F											
Alex Cintron, S OBP: 0.302, SLG: 0.358 (1, 6)	F9		F7							4	1	2	1	1	0	0												
Luis Gonzalez, L OBP: 0.368, SLG: 0.571 (1, 7)	G3		K							5	1	1	1	0	1	3												
Shea Hillenbrand, R OBP: 0.315, SLG: 0.454 (1, 3)		BB BB 1B								5	1	3	1	0	1	0												
Steve Finley, L OBP: 0.356, SLG: 0.565 (1, 8)		K								5	0	2	1	0	2	2												
Danny Bautista, R OBP: 0.379, SLG: 0.487 (1, 9)		BB BB 1-2								4	0	2	0	1	0	1												
Chad Tracy, L OBP: 0.375, SLG: 0.491 (1, 5)		1-2 2-3 BB								2	0	0	0	2	0	3												
Robby Hammock, R OBP: 0.286, SLG: 0.354 (1, 2)		K								4	0	0	0	0	2	5												
Randy Johnson, R OBP: 0.167, SLG: 0.174 Scott Hairston, R (8, PH) Mike Koplove, R (8, 1) Jose Valverde, R (9, 1)		K								3	0	0	0	0	2	3												
Inning Stats	R: 0 E: 0 K: 0 S: 8	H: 0 LOB: 0 BB: 0 P: 13	R: 0 E: 0 K: 3 S: 19	H: 1 LOB: 3 BB: 2 P: 33	R: 0 E: 0 K: 1 S: 7	H: 0 LOB: 0 BB: 0 P: 11	R: 0 E: 0 K: 0 S: 8	H: 2 LOB: 1 BB: 0 P: 12	R: 4 E: 0 K: 1 S: 20	H: 6 LOB: 2 BB: 0 P: 31	R: 0 E: 0 K: 1 S: 12	H: 0 LOB: 2 BB: 2 P: 23	R: 0 E: 0 K: 0 S: 10	H: 1 LOB: 2 BB: 1 P: 17	R: 0 E: 0 K: 0 S: 9	H: 1 LOB: 1 BB: 0 P: 13		R: 0 E: 0 K: 2 S: 10	H: 0 LOB: 0 BB: 0 P: 13	1B: 7 2B: 4 3B: 0 HR: 0	SF: 0 SAC: 0 DP: 1 HBP: 0	WP: 0 PB: 0 SB: 1 CS: 0	PA: 42					
PITCHER	IP	WLS	BF	H	R	ER	SO	BB	IBB	HBP	BLK	WP	HR	S	P	ERA	WHIP											
Dontrelle Willis, L ERA: 4.38 Justin Wayne, R ERA: 4.84 Matt Perisho, L ERA: 2.08	(1, 1)	5.0	L	25	9	4	4	5	2	0	0	0	0	0	62	100	7.20	2.200										
	(6, 1)	2.0		10	1	0	0	1	2	1	0	0	0	0	22	40	0.00	1.500										
	(8, 1)	2.0		7	1	0	0	2	0	0	0	0	0	0	19	26	0.00	0.500										

Batter	1	2	3	4	5	6	7	8	9	AB	R	H	RBI	BB	SO	LOB	BOTTOM											
Luis Castillo, S OBP: 0.331, SLG: 0.331 (1, 4)	F7							G4-3		4	0	1	1	0	0	1	Arizona Diamondbacks @ Florida Marlins Pro Player Stadium, Miami, FL Sun May 23 2004, 3:05 PM EDT Att: 40,819 - Cloudy - 85 F											
Juan Pierre, L OBP: 0.392, SLG: 0.416 (1, 8)	G6-3		3-H F8							4	0	0	0	0	0	2												
Mike Lowell, R OBP: 0.406, SLG: 0.639 (1, 5)	F7									4	0	0	0	0	0	0												
Miguel Cabrera, R OBP: 0.366, SLG: 0.556 (1, 9)		F8								4	1	2	1	0	0	0												
Jeff Conine, R OBP: 0.313, SLG: 0.392 (1, 3)		P4								2	1	1	1	2	0	0												
Mike Redmond, R OBP: 0.349, SLG: 0.403 (1, 2)		F9								3	0	0	0	0	2	2												
Abraham Nunez, S OBP: 0.342, SLG: 0.313 (1, 7)			G4-3 1B							4	1	1	0	0	2	3												
Alex Gonzalez, R OBP: 0.226, SLG: 0.338 Lenny Harris, L (9, PH) Dontrelle Willis, L OBP: 0.429, SLG: 0.632 Damon Easley, R OBP: 0.435, SLG: 0.564 Justin Wayne, R (6, 1) Mike Mordecai, R OBP: 0.200, SLG: 0.208 Matt Perisho, L (8, 1)			K							3	0	0	0	0	1	1												
Inning Stats	R: 0 E: 0 K: 0 S: 6	H: 0 LOB: 0 BB: 0 P: 9	R: 0 E: 0 K: 0 S: 5	H: 0 LOB: 0 BB: 0 P: 7	R: 1 E: 0 K: 1 S: 14	H: 2 LOB: 1 BB: 0 P: 18	R: 0 E: 0 K: 1 S: 12	H: 1 LOB: 2 BB: 1 P: 21	R: 0 E: 0 K: 0 S: 9	H: 0 LOB: 0 BB: 0 P: 13	R: 1 E: 0 K: 1 S: 11	H: 1 LOB: 0 BB: 0 P: 18	R: 0 E: 0 K: 2 S: 14	H: 0 LOB: 0 BB: 0 P: 20	R: 0 E: 0 K: 0 S: 9	H: 0 LOB: 0 BB: 0 P: 14		R: 1 E: 0 K: 1 S: 13	H: 1 LOB: 1 BB: 1 P: 22	1B: 1 2B: 2 3B: 0 HR: 2	SF: 0 SAC: 1 DP: 0 HBP: 1	WP: 0 PB: 0 SB: 1 CS: 0	PA: 35					
PITCHER	IP	WLS	BF	H	R	ER	SO	BB	IBB	HBP	BLK	WP	HR	S	P	ERA	WHIP											
Randy Johnson, L ERA: 2.44 Mike Koplove, R ERA: 4.29 Jose Valverde, R ERA: 4.03	(1, 1)	7.0	W	27	4	2	2	5	1	0	0	0	0	0	71	106	2.57	0.714										
	(8, 1)	1.0	H	3	0	0	0	0	0	0	0	0	0	9	14	0.00	0.000											
	(9, 1)	1.0	S	5	1	1	1	1	1	0	0	0	0	1	13	22	9.00	2.000										

Batter	1	2	3	4	5	6	7	8	9	AB	R	H	RBI	BB	SO	LOB	TOP					
Chad Tracy, L (1.5) OBP: 0.384, SLG: 0.496			G6-3			F8				5	0	3	0	0	0	0	Arizona Diamondbacks @ Florida Marlins Pro Player Stadium, Miami, FL Mon May 24 2004, 1:05 PM EDT Att: 10,214 - Cloudy - 84 F					
Alex Cintron, S (1.6) OBP: 0.293, SLG: 0.347	K			F7		F8		F8	G1-3	5	0	0	0	0	1	4						
Luis Gonzalez, L (1.7) OBP: 0.366, SLG: 0.561	L9					L9		F7		3	0	0	0	1	0	2						
Shea Hillenbrand, R (1.3) OBP: 0.320, SLG: 0.478				L6				L6		4	1	2	0	0	0	2						
Steve Finley, L (1.8) OBP: 0.359, SLG: 0.581		F9				F9				4	2	2	2	0	0	2						
Danny Bautista, R (1.9) OBP: 0.381, SLG: 0.506		P3								4	1	2	2	0	1	1						
Scott Hairston, R (1.4) OBP: 0.273, SLG: 0.444		G6-3								4	1	1	1	0	2	2						
Brent Mayne, L (1.2) OBP: 0.271, SLG: 0.290			G6-3		F8		G4-3			4	0	0	0	0	1	1						
17 Brandon Webb, R (1.1) Eimer, Dessens, R (6.1) Carlos Berroa, S (7.7) 36 Brian Bruney, R (7.1) Randy Choate, L (8.1) Mike Koplove, R (8.1) Doug DeVore, L (9.7)			G6-3							2	0	0	0	0	0	1						
										1	0	1	0	0	0	0						
Inning Stats	R: 0 E: 0 K: 1 S: 11	H: 1 LOB: 0 BB: 0 P: 19	R: 0 E: 0 K: 0 S: 10	H: 1 LOB: 1 BB: 0 P: 13	R: 0 E: 0 K: 0 S: 9	H: 0 LOB: 0 BB: 0 P: 11	R: 0 E: 0 K: 0 S: 5	H: 0 LOB: 1 BB: 1 P: 13	R: 1 E: 0 K: 2 S: 10	H: 1 LOB: 0 BB: 0 P: 14	R: 0 E: 0 K: 0 S: 8	H: 0 LOB: 0 BB: 0 P: 13	R: 2 E: 0 K: 1 S: 15	H: 3 LOB: 1 BB: 0 P: 22	R: 0 E: 0 K: 0 S: 9	H: 1 LOB: 1 BB: 0 P: 12	R: 2 E: 0 K: 2 S: 14	H: 4 LOB: 2 BB: 0 P: 20	1B: 6 2B: 1 3B: 1 HR: 3	SF: 0 SAC: 0 DP: 0 HBP: 0	WP: 0 PB: 0 SB: 0 CS: 1	PA: 38
PITCHER	IP WLS BF H R ER SO BB IBB HBP BLK WP HR S P ERA WHIP	IP WLS BF H R ER SO BB IBB HBP BLK WP HR S P ERA WHIP																				
Carl Pavano, R (1.1) ERA: 3.88	7.0 W 27 6 3 3 4 1 0 0 0 0 2 68 105 3.86 1.000	Matt Perisho, L (8.1) ERA: 1.93	1.0 4 1 0 0 0 0 0 0 0 0 0 9 12 0.00 1.000	Toby Borland, R (9.1) ERA: 4.26	1.0 7 4 2 2 2 0 0 0 0 0 0 1 14 20 18.00 4.000																	

Batter	1	2	3	4	5	6	7	8	9	AB	R	H	RBI	BB	SO	LOB	BOTTOM								
Luis Castillo, S (1.4) OBP: 0.328, SLG: 0.323	K	G4			G3	F7				4	1	0	1	1	1	2	Arizona Diamondbacks @ Florida Marlins Pro Player Stadium, Miami, FL Mon May 24 2004, 1:05 PM EDT Att: 10,214 - Cloudy - 84 F								
Juan Pierre, L (1.8) OBP: 0.397, SLG: 0.432	G3				B2-3					5	1	3	4	0	0	0									
Mike Lowell, R (1.5) OBP: 0.400, SLG: 0.632		CS	G6-3		G6-3		K	P5		5	0	1	0	0	1	2									
Miguel Cabrera, R (1.9) OBP: 0.358, SLG: 0.542	K					K	F7			4	0	0	0	0	3	2									
Matt Perisho, L (8.1) ERA: 1.93	K									0	0	0	0	0	0	0									
Larry Sutton, L (8.7) OBP: 0.667, SLG: 0.500										1	0	1	1	0	0	0									
Toby Borland, R (9.1) ERA: 4.26										0	0	0	0	0	0	0									
Jeff Conine, R (1.7) OBP: 0.324, SLG: 0.419			G6-3							4	3	2	1	1	0	1									
Hee-Seop Choi, L (1.3) OBP: 0.379, SLG: 0.540				G6-3						0	3	0	0	4	0	0									
Alex Gonzalez, R (1.6) OBP: 0.233, SLG: 0.349		E8		G6-3						4	2	2	1	0	0	3									
Ramon Castro, R (1.2) OBP: 0.247, SLG: 0.301										2	2	2	3	1	0	0									
Carl Pavano, R (1.1) OBP: 0.158, SLG: 0.278		SH1-4								2	0	0	0	0	1	2									
Abraham Nunez, S (8.9) OBP: 0.359, SLG: 0.333										1	1	1	1	0	0	0									
Inning Stats	R: 0 E: 0 K: 2 S: 11	H: 1 LOB: 1 BB: 0 P: 20	R: 4 E: 1 K: 0 S: 10	H: 3 LOB: 0 BB: 2 P: 22	R: 0 E: 0 K: 1 S: 10	H: 0 LOB: 0 BB: 0 P: 17	R: 0 E: 0 K: 1 S: 8	H: 0 LOB: 1 BB: 2 P: 19	R: 0 E: 0 K: 0 S: 5	H: 0 LOB: 0 BB: 0 P: 7	R: 3 E: 0 K: 1 S: 16	H: 3 LOB: 1 BB: 1 P: 32	R: 0 E: 0 K: 1 S: 16	H: 1 LOB: 0 BB: 0 P: 22	R: 6 E: 0 K: 0 S: 24	H: 4 LOB: 1 BB: 2 P: 45	1B: 6 2B: 4 3B: 1 HR: 1	SF: 0 SAC: 1 DP: 1 HBP: 1	WP: 1 PB: 0 SB: 0 CS: 2	PA: 43					
PITCHER	IP WLS BF H R ER SO BB IBB HBP BLK WP HR S P ERA WHIP	IP WLS BF H R ER SO BB IBB HBP BLK WP HR S P ERA WHIP																							
17 Brandon Webb, R (1.1) ERA: 3.73	5.1 L 26 7 7 7 5 0 0 0 0 0 0 6 11 0.00 0.000	Eimer, Dessens, R (6.1) ERA: 6.75	0.2 2 0 0 0 0 0 0 0 0 0 0 6 11 0.00 0.000	36 Brian Bruney, R (7.1) ERA: 2.16	1.0 4 2 1 1 1 0 0 0 0 0 0 17 25 9.00 2.000	Randy Choate, L (8.1) ERA: 8.36	0.1 4 1 0 0 0 1 0 1 0 0 0 8 16 0.00 6.000	Mike Koplove, R (8.1) ERA: 4.85	0.2 5 2 5 5 0 1 0 0 0 0 0 15 26 67.50 4.500																

Batter	1	2	3	4	5	6	7	8	9	AB R H RBI BB SO LOB	TOP											
Luis Castillo, S (1.4) OBP: 0.324, SLG: 0.325	1-1 G6-3		2-2 2B			2-1 L7		0-0 G2		4 0 1 0 0 0 0	Florida Marlins @ Cincinnati Reds Great American Ball Park, Cincinnati, OH Wed May 26 2004, 7:10 PM EDT Att: 22,049 - Cloudy - 68 F											
Juan Pierre, L (1.8) OBP: 0.382, SLG: 0.414	0-1 B2-3		1-2 F8			3-2 P4		1-2 G6-3		4 0 0 0 0 0 1												
Mike Lowell, R (1.5) OBP: 0.404, SLG: 0.649	2-2 F9		0-1 G5-3			1-2 2B		1-1 F8		4 0 1 0 0 0 1												
Miguel Cabrera, R (1.9) OBP: 0.369, SLG: 0.557 Abraham Nunez, S (9.9) OBP: 0.350, SLG: 0.324		0-1 2B 1B		3-3 K		1-3 K		2-2 1B 2B		4 2 2 0 0 2 1 0 0 0 0 0 0 0												
Jeff Conine, R (1.7) OBP: 0.313, SLG: 0.409		0-0 F9 1-H 2B		2-2 F8			2-2 F9	1-2 F8		4 0 1 1 0 0 1												
Hee-Seop Choi, L (1.3) OBP: 0.381, SLG: 0.555		1-3 K		1-1 G3			3-2 HR	4-0 1B IBB		3 1 1 1 1 1 1												
Mike Redmond, R (1.2) OBP: 0.356, SLG: 0.407		2-2 F9			3-1 G4-3		0-0 1B	2-0 1-3 2-H 1B		4 0 2 1 0 0 1												
Alex Gonzalez, R (1.6) OBP: 0.228, SLG: 0.338		1-3 K			0-1 G3		0-2 P6	0-3 K		4 0 0 0 0 2 4												
Tommy Phelps, L (1.1) Matt Perisho, L (8.1) Armando Benitez, R (8.1)			0-0 G6-3		0-3 K		0-3 K	1-3 K		3 0 0 0 0 2 1 0 0 0 0 0 0 0 1 0 0 0 0 1 2												
Inning Stats	R: 0 E: 0 K: 0 S: 9	H: 0 LOB: 0 BB: 0 P: 12	R: 1 E: 0 K: 2 S: 12	H: 2 LOB: 1 BB: 0 P: 16	R: 0 E: 0 K: 0 S: 9	H: 1 LOB: 1 BB: 0 P: 12	R: 0 E: 0 K: 1 S: 8	H: 0 LOB: 0 BB: 0 P: 14	R: 0 E: 0 K: 1 S: 7	H: 0 LOB: 0 BB: 0 P: 10	R: 0 E: 0 K: 0 S: 12	H: 1 LOB: 1 BB: 0 P: 19	R: 1 E: 0 K: 1 S: 15	H: 2 LOB: 1 BB: 0 P: 20	R: 0 E: 0 K: 0 S: 6	H: 0 LOB: 0 BB: 0 P: 8	R: 1 E: 0 K: 2 S: 15	H: 2 LOB: 2 BB: 1 P: 25	1B: 3 2B: 4 3B: 0 HR: 1	SF: 0 SAC: 0 DP: 0 HBP: 0	WP: 0 PB: 0 SB: 1 CS: 0	PA: 36
PITCHER	IP WLS BF H R ER SO BB IBB HBP BLK WP HR S P ERA WHIP											PITCHER	IP WLS BF H R ER SO BB IBB HBP BLK WP HR S P ERA WHIP									
Todd Van Poppel, R (1.1) ERA: 3.63	7.0 L 27 6 2 2 6 0 0 0 0 0 0 1 72 103 2.57 0.857																					
Phil Norton, L (8.1) ERA: 5.02	0.2 2 0 0 0 0 0 0 0 0 0 0 0 4 5 0.00 0.000																					
Ryan Wagner, R (8.1) ERA: 7.24	0.1 1 0 0 0 0 0 0 0 0 0 0 0 2 3 0.00 0.000																					
Todd Jones, R (9.1) ERA: 4.78	1.0 6 2 1 1 2 0 1 0 0 0 0 0 15 25 9.00 2.000																					


Batter	1	2	3	4	5	6	7	8	9	AB R H RBI BB SO LOB	BOTTOM									
6 Ryan Freel, R (1.5) OBP: 0.335, SLG: 0.365	3-2 G4-3			2-1 F8		3-2 G6-3			4-2 G6-3 BB	3 0 0 0 1 0 0	Florida Marlins @ Cincinnati Reds Great American Ball Park, Cincinnati, OH Wed May 26 2004, 7:10 PM EDT Att: 22,049 - Cloudy - 68 F									
Barry Larkin, R (1.6) OBP: 0.339, SLG: 0.389	1-2 F7			2-0 G4-3		1-1 F9		0-1 G6-3 1-2		4 0 0 0 0 0 1										
Sean Casey, L (1.3) OBP: 0.421, SLG: 0.590	0-1 G4-3			1-1 2B			0-0 F8	1-0 P6		4 0 1 0 0 0 0										
Ken Griffey Jr., L (1.8) OBP: 0.348, SLG: 0.525		1-0 F9		1-2 F7			1-1 G4-3			3 0 0 0 0 0 1										
Austin Kearns, R (1.9) OBP: 0.330, SLG: 0.359		4-2 CS BB			3-2 P4		1-1 G3-1			2 0 0 0 1 0 0										
Adam Dunn, L (1.7) OBP: 0.450, SLG: 0.552		3-3 SAFE 1-2 K			3-1 P5			1-3 K		3 0 0 0 0 2 1										
D'Angelo Jimenez, S (1.4) OBP: 0.342, SLG: 0.323			1-1 F8		4-2 BB			4-2 BB		1 0 0 0 2 0 0										
Jason LaRue, R (1.2) OBP: 0.327, SLG: 0.291			2-2 F9		0-0 G3			0-0 P4		3 0 0 0 0 0 2										
Todd Van Poppel, R (1.1) Phil Norton, L (8.1) Ryan Wagner, R (8.1) Wily Mo Peña, R (8.9) Jacob Cruz, L (8.9) Todd Jones, L (9.1)			1-3 K			0-2 L3		3-2 L7		2 0 0 0 0 1 0 1 0 0 0 0 0 0 0 0 0 0 0 0 1 0 0 0 0 0 0 0										
Inning Stats	R: 0 E: 0 K: 0 S: 9	H: 0 LOB: 0 BB: 0 P: 13	R: 0 E: 0 K: 1 S: 7	H: 0 LOB: 1 BB: 1 P: 15	R: 0 E: 0 K: 1 S: 8	H: 0 LOB: 0 BB: 0 P: 12	R: 0 E: 0 K: 0 S: 8	H: 1 LOB: 1 BB: 0 P: 14	R: 0 E: 0 K: 0 S: 10	H: 0 LOB: 1 BB: 1 P: 20	R: 0 E: 0 K: 0 S: 8	H: 0 LOB: 0 BB: 0 P: 12	R: 0 E: 0 K: 1 S: 11	H: 0 LOB: 1 BB: 1 P: 19	R: 0 E: 0 K: 0 S: 6	H: 0 LOB: 0 BB: 1 P: 11	1B: 0 2B: 2 3B: 0 HR: 0	SF: 0 SAC: 0 DP: 2 HBP: 0	WP: 0 PB: 0 SB: 0 CS: 1	PA: 30
PITCHER	IP WLS BF H R ER SO BB IBB HBP BLK WP HR S P ERA WHIP											PITCHER	IP WLS BF H R ER SO BB IBB HBP BLK WP HR S P ERA WHIP							
Tommy Phelps, L (1.1) ERA: 2.05	7.0 W 23 1 0 0 2 2 0 0 0 0 0 0 55 93 0.00 0.429																			
Matt Perisho, L (8.1) ERA: 1.8	0.2 H 3 0 0 0 1 1 0 0 0 0 0 0 6 11 0.00 1.500																			
Armando Benitez, R (8.1) ERA: 0.34	1.1 S 4 0 0 0 0 1 0 0 0 0 0 0 0 11 19 0.00 0.750																			



Batter	1	2	3	4	5	6	7	8	9	AB	R	H	RBI	BB	SO	LOB	TOP										
Luis Castillo, S OBP: 0.326, SLG: 0.324	1-1 F9 HBP 1B		1-2 G6-3	4-2 BB	1-0 G4-3			1-0 G4-3		4	0	1	0	1	0	1											
Juan Pierre, L OBP: 0.382, SLG: 0.410	1-3 SAFE K		0-2 1B	0-1 F8			1-1 F9	4-1 WP BB		4	0	1	0	1	1	3											
Mike Lowell, R OBP: 0.414, SLG: 0.649	1-1 HBP		0-1 1B		0-0 2B SF9 1B		1-0 F8	4-1 IBB		3	1	2	0	1	0	0											
Miguel Cabrera, R OBP: 0.371, SLG: 0.559 Abraham Nunez, S OBP: 0.341, SLG: 0.314	1-0 F9 2-3		1-3 K		0-0 SF9 2B 2B		4-2 1B BB	2-3 K		3	1	1	0	1	1	4											
Jeff Conine, R OBP: 0.309, SLG: 0.404	3-2 G4-3		3-1 P3		2-2 SF9		2-1 BB		1-3 K	4	0	1	1	0	1	4											
Hee-Seop Choi, L OBP: 0.382, SLG: 0.565		1-2 F8		0-2 G4-3 1B	0-0 2B		2-0 G1-3		2-2 F9	5	2	2	1	0	0	0											
Mike Redmond, R OBP: 0.347, SLG: 0.407		2-2 L3		3-2 G4-3	0-1 2B		2-1 G6-3		1-1 P4	5	1	1	1	0	0	1											
Alex Gonzalez, R OBP: 0.241, SLG: 0.350		4-2 FC6-4 BB		0-1 1B	2-0 2B		0-0 G6-3			3	0	2	2	1	0	0											
Brad Penny, R OBP: 0.074, SLG: 0.074 Armando Benitez, R OBP: 0.241, SLG: 0.350	0-1 FC6-4		0-1 G6-3		0-1 G6-3		2-3 K			4	0	0	0	0	1	3											
Inning Stats	R: 0 E: 0 K: 1 S: 13	H: 1 LOB: 2 BB: 0 P: 20	R: 0 E: 0 K: 0 S: 12	H: 0 LOB: 1 BB: 1 P: 19	R: 0 E: 0 K: 1 S: 13	H: 2 LOB: 2 BB: 1 P: 18	R: 1 E: 0 K: 0 S: 15	H: 2 LOB: 2 BB: 1 P: 22	R: 4 E: 0 K: 0 S: 13	H: 5 LOB: 1 BB: 0 P: 20	R: 0 E: 0 K: 0 S: 7	H: 1 LOB: 2 BB: 1 P: 15	R: 0 E: 0 K: 0 S: 4	H: 0 LOB: 0 BB: 0 P: 8	R: 0 E: 0 K: 1 S: 11	H: 0 LOB: 2 BB: 2 P: 24	R: 0 E: 0 K: 1 S: 8	H: 0 LOB: 0 BB: 0 P: 12	1B: 6 2B: 5 3B: 0 HR: 0	SF: 1 SAC: 0 DP: 0 HBP: 1	WP: 1 PA: 43 PB: 0 SB: 0 CS: 0						
PITCHER	IP	WLS	BF	H	R	ER	SO	BB	IBB	HBP	BLK	WP	HR	S	P	ERA	WHIP										
39 Aaron Harang, R ERA: 5.27	4.1	L	25	9	5	5	2	2	0	1	0	0	0	61	89	10.38	2.538										
Mike Matthews, L ERA	0.2	3	1	0	0	0	0	0	0	0	0	0	0	5	10	0.00	1.500										
Brian Reith, R ERA: 6.88	2.2	11	1	0	0	1	2	1	0	0	0	1	0	19	42	0.00	1.125										
Phil Norton, L ERA: 4.91	0.1	1	0	0	0	1	0	0	0	0	0	0	0	3	5	0.00	0.000										
Ryan Wagner, R ERA: 6.75	1.0	3	0	0	0	1	0	0	0	0	0	0	0	8	12	0.00	0.000										

Florida Marlins @ Cincinnati Reds
Great American Ball Park, Cincinnati, OH
Thu May 27 2004, 12:35 PM EDT
Att: 26,871 - Unknown - 71 F


AB	36
R	5
H	11
RBI	5
BB	5
SO	5
LOB	18



Batter	1	2	3	4	5	6	7	8	9	AB	R	H	RBI	BB	SO	LOB	BOTTOM										
D'Angelo Jimenez, S OBP: 0.335, SLG: 0.316	3-1 F9		3-2 FC3-2 2B		1-0 F7			2-1 F9		4	1	0	0	0	0	3											
Barry Larkin, R OBP: 0.337, SLG: 0.392	0-3 K		0-2 1B 2B		0-1 G3-1			0-2 FC4-6 1-2F		4	1	1	1	0	1	2											
Sean Casey, L OBP: 0.423, SLG: 0.588	2-0 1B		3-1 1B		0-0 G4-3			1-0 F8		4	0	2	1	0	0	1											
Ken Griffey Jr., L OBP: 0.340, SLG: 0.512	3-2 P2		3-3 K		3-1 L9			1-1 G6-3		4	0	0	0	0	1	2											
Austin Kearns, R OBP: 0.327, SLG: 0.346		2-1 G6-3		4-2 FC4-6 BB			0-0 P4		2-2 L6	3	0	0	0	1	0	0											
Adam Dunn, L OBP: 0.441, SLG: 0.537	1-3 K		0-0 FC4-6 G3-6		0-0 K			1-0 F8		4	0	0	0	0	2	1											
Javier Valentin, S OBP: 0.200, SLG: 0.343		0-3 K		0-1 G3-6-1			2-1 L9			3	0	0	0	0	1	1											
Juan Castro, R OBP: 0.329, SLG: 0.416			0-0 SH3-4 FC3-2 2B		0-1 B1-3 1B			1-2 G4-3		3	0	2	0	0	0	0											
39 Aaron Harang, R ERA: 5.27 Mike Matthews, L ERA Tim Hummel, R OBP: 0.296, SLG: 0.290 Brian Reith, R ERA: 6.88 Phil Norton, L ERA: 4.91 6 Ryan Frael, R OBP: 0.360, SLG: 0.370 Ryan Wagner, R ERA: 6.75	0-1 SH3-4		0-0 B1-3		0-0 B1-3			1-1 FC4-6 1B		0	0	0	0	0	0	0											
Inning Stats	R: 0 E: 0 K: 1 S: 9	H: 1 LOB: 1 BB: 0 P: 17	R: 0 E: 0 K: 2 S: 9	H: 0 LOB: 0 BB: 0 P: 12	R: 2 E: 0 K: 1 S: 15	H: 3 LOB: 1 BB: 0 P: 24	R: 0 E: 0 K: 0 S: 5	H: 0 LOB: 0 BB: 1 P: 9	R: 0 E: 0 K: 0 S: 6	H: 1 LOB: 1 BB: 0 P: 7	R: 0 E: 0 K: 0 S: 4	H: 0 LOB: 0 BB: 0 P: 7	R: 0 E: 0 K: 1 S: 8	H: 0 LOB: 0 BB: 0 P: 12	R: 0 E: 0 K: 0 S: 8	H: 1 LOB: 1 BB: 0 P: 12	R: 0 E: 0 K: 0 S: 6	H: 0 LOB: 0 BB: 0 P: 10	1B: 4 2B: 2 3B: 0 HR: 0	SF: 0 SAC: 1 DP: 1 HBP: 0	WP: 0 PA: 33 PB: 0 SB: 0 CS: 0						
PITCHER	IP	WLS	BF	H	R	ER	SO	BB	IBB	HBP	BLK	WP	HR	S	P	ERA	WHIP										
Brad Penny, R ERA: 2.12	8.0	W	30	6	2	2	5	1	0	0	0	0	0	64	100	2.25	0.875										
Armando Benitez, R ERA: 0.33	1.0	S	3	0	0	0	0	0	0	0	0	0	0	6	10	0.00	0.000										

Florida Marlins @ Cincinnati Reds
Great American Ball Park, Cincinnati, OH
Thu May 27 2004, 12:35 PM EDT
Att: 26,871 - Unknown - 71 F

AB	31
R	2
H	6
RBI	2
BB	1
SO	5
LOB	11



Batter	1	2	3	4	5	6	7	8	9	AB	R	H	RBI	BB	SO	LOB	TOP								
Kazuo Matsui, S (1,6) OBP: 0.340, SLG: 0.422	1-2 CS 1B		0-1 G6-3		1-1 F9			1-2 F8		4	0	1	0	0	0	2									
Todd Zeile, R (1,5) OBP: 0.333, SLG: 0.404	2-1 G5-3			3-2 HR	2-1 F8			1-1 G3-1		4	1	1	1	0	0	2									
Cliff Floyd, L (1,7) Mike Stanton, L (8,1) David Weathers, R (8,1)	2-2 G4-3			4-2 31 E BB		0-0 G4-3		2-3 K		3	0	0	0	0	1	1									
31 Mike Piazza, R (1,3) OBP: 0.409, SLG: 0.558		1-3 K		1-1 E9	1-3 1B	1-0 P6		1-0 F8		4	0	1	0	0	1	0									
Shane Spencer, R (1,9) OBP: 0.359, SLG: 0.426	0-1 L5			3-3 K		2-0 F9		0-3 K		4	0	0	0	0	2	2									
Jason Phillips, R (1,2) OBP: 0.305, SLG: 0.333	1-1 G6-3			4-0 IBB			0-1 G6-3		2-2 P4	3	0	0	0	1	0	0									
Mike Cameron, R (1,8)			2-3 K	1-3 K		1-0 L5				3	0	0	0	0	2	3									
Ty Wigginton, R (1,4) OBP: 0.280, SLG: 0.413			0-0 G6-3	2-0 L8		1-0 G6-3				3	0	1	0	0	0	3									
Tom Glavine, L (1,1) Danny Garcia, R (8,PH) Eric Valente, L (8,7)	0-0 G6-3			1-3 K			2-2 G3-1	1B		2	0	0	0	0	1	1									
Inning Stats	R: 0 E: 0 K: 0 S: 10	H: 1 LOB: 0 BB: 0 P: 15	R: 0 E: 0 K: 1 S: 12	H: 0 LOB: 0 BB: 0 P: 14	R: 0 E: 0 K: 1 S: 7	H: 1 LOB: 1 BB: 0 P: 9	R: 1 E: 1 K: 2 S: 20	H: 2 LOB: 3 BB: 2 P: 38	R: 0 E: 0 K: 1 S: 7	H: 0 LOB: 0 BB: 0 P: 11	R: 0 E: 0 K: 0 S: 3	H: 0 LOB: 0 BB: 0 P: 6	R: 0 E: 0 K: 0 S: 4	H: 0 LOB: 0 BB: 0 P: 6	R: 0 E: 0 K: 1 S: 12	H: 1 LOB: 1 BB: 0 P: 18	R: 0 E: 0 K: 1 S: 8	H: 0 LOB: 0 BB: 0 P: 11	1B: 3 2B: 1 3B: 0 HR: 1	SF: 0 SAC: 0 DP: 0 HBP: 0	WP: 0 PB: 0 SB: 0 CS: 1	PA: 33			
PITCHER	IP	WLS	BF	H	R	ER	SO	BB	IBB	HBP	BLK	WP	HR	S	P	ERA	WHIP								
Dontrelle Willis, L (1,1) ERA: 3.99	7.0	W	26	4	1	1	5	1	1	0	0	0	1	63	99	1.29	0.714								
Toby Borland, R (8,1) ERA: 3.86	0.2	H	3	1	0	0	0	0	0	0	0	0	0	8	12	0.00	1.500								
Matt Perisho, L (8,1) ERA: 1.76	0.1	H	1	0	0	0	1	0	0	0	0	0	0	4	6	0.00	0.000								
Armando Benitez, R (9,1) ERA: 0.31	1.0	S	3	0	0	0	1	0	0	0	0	0	0	8	11	0.00	0.000								

New York Mets @ Florida Marlins
Pro Player Stadium, Miami, FL
Fri May 28 2004, 7:35 PM EDT
Att: 25,299 - Sunny - 85 F

AB 31
R 1
H 5
RBI 1
BB 2
SO 7
LOB 14



Batter	1	2	3	4	5	6	7	8	9	AB	R	H	RBI	BB	SO	LOB	BOTTOM								
Luis Castillo, S (1,4) OBP: 0.340, SLG: 0.335	2-2 G6-3 1B	0-0 1B			4-2 G6-4-3 BB			2-1 E5		3	1	3	1	1	0	0									
Juan Pierre, L (1,8) OBP: 0.375, SLG: 0.402	2-1 G6-3	2-1 G1-3			1-0 G6-4-3			0-2 G1-3		4	0	0	0	0	0	5									
Mike Lowell, R (1,5) OBP: 0.411, SLG: 0.640	1-0 G6-3		1-1 G5-3		0-0 G1-6-3 1B			0-0 F9		4	0	1	0	0	0	2									
Miguel Cabrera, R (1,9) Abraham Nunez, S (7,9)	1-0 1B		3-2 K		1-0 F8			1-0 F8		3	0	1	1	0	1	1									
Jeff Conine, R (1,7) OBP: 0.303, SLG: 0.396	2-1 F8		0-0 F9		3-2 G1-6-3			3-2 G1-6-3		3	0	0	0	0	0	2									
Hee-Seop Choi, L (1,3) OBP: 0.381, SLG: 0.567		1-1 1B 2B		3-2 G1-3			1-1 F7			3	1	1	0	0	0	0									
Mike Redmond, R (1,2) OBP: 0.337, SLG: 0.393		0-1 F9		2-0 G4-3			0-0 G1-3			3	0	0	0	0	0	1									
Alex Gonzalez, R (1,6) OBP: 0.236, SLG: 0.344		1-2 F9		1-1 F9			2-2 F9			3	0	0	0	0	0	1									
Dontrelle Willis, L (1,1) Toby Borland, R (8,1) Matt Perisho, L (8,1) Damon Easley, R (8,PH) Armando Benitez, R (9,1)	4-0 1B BB			1-2 G1-3			2-1 P5			1	0	0	0	1	0	0									
Inning Stats	R: 1 E: 0 K: 0 S: 10	H: 2 LOB: 1 BB: 0 P: 18	R: 1 E: 0 K: 0 S: 12	H: 2 LOB: 2 BB: 1 P: 20	R: 0 E: 0 K: 1 S: 6	H: 0 LOB: 0 BB: 0 P: 10	R: 0 E: 0 K: 0 S: 7	H: 0 LOB: 0 BB: 0 P: 13	R: 0 E: 0 K: 0 S: 7	H: 0 LOB: 0 BB: 1 P: 13	R: 0 E: 0 K: 0 S: 6	H: 1 LOB: 0 BB: 0 P: 10	R: 0 E: 0 K: 0 S: 7	H: 0 LOB: 0 BB: 0 P: 10	R: 0 E: 1 K: 0 S: 8	H: 1 LOB: 1 BB: 0 P: 12	R: 0 E: 0 K: 0 S: 8	H: 0 LOB: 0 BB: 0 P: 11	1B: 5 2B: 1 3B: 0 HR: 0	SF: 0 SAC: 0 DP: 2 HBP: 0	WP: 0 PB: 0 SB: 0 CS: 0	PA: 30			
PITCHER	IP	WLS	BF	H	R	ER	SO	BB	IBB	HBP	BLK	WP	HR	S	P	ERA	WHIP								
Tom Glavine, L (1,1) ERA: 2.17	7.0	L	26	5	2	2	1	2	0	0	0	0	0	55	94	2.57	1.000								
Mike Stanton, L (8,1) ERA: 4.44	0.2		3	1	0	0	0	0	0	0	0	0	0	7	11	0.00	1.500								
David Weathers, R (8,1) ERA: 4.79	0.1		1	0	0	0	0	0	0	0	0	0	0	1	1	0.00	0.000								

New York Mets @ Florida Marlins
Pro Player Stadium, Miami, FL
Fri May 28 2004, 7:35 PM EDT
Att: 25,299 - Sunny - 85 F

AB 28
R 2
H 6
RBI 2
BB 2
SO 1
LOB 12



Batter	1	2	3	4	5	6	7	8	9	10	AB	R	H	RBI	BB	SO	LOB	TOP			
Kazuo Matsui, S OBP: 0.341, SLG: 0.429	L4		F7							K	4	0	1	0	1	1	0				
Danny Garcia, R OBP: 0.388, SLG: 0.355	K			G5-3 1B						K	5	1	1	0	0	3	3				
Cliff Floyd, L OBP: 0.357, SLG: 0.514	G3									F9	1	0	0	0	0	0	0				
Shane Spencer, R OBP: 0.355, SLG: 0.420										F9	4	0	1	0	0	0	1				
31 Mike Piazza, R OBP: 0.406, SLG: 0.548		G6-3		G6-3							3	0	0	0	1	1	1				
Karim Garcia, L OBP: 0.273, SLG: 0.397		G4-3								K	4	0	1	1	0	0	2				
Ty Wigington, R OBP: 0.287, SLG: 0.438											3	1	1	1	1	0	1				
Vance Wilson, R OBP: 0.300, SLG: 0.349		G3-1									4	0	0	0	0	2	3				
Mike Cameron, R OBP: 0.306, SLG: 0.376				K							4	0	1	0	0	2	0				
Jae Weong Seo, R OBP: 0.253, SLG: 0.187											2	0	1	0	0	0	0				
Todd Zola, R OBP: 0.331, SLG: 0.400											1	0	0	0	0	0	0				
John Franco, L OBP: 0.300, SLG: 0.400											0	0	0	0	0	0	0				
David Weathers, R OBP: 0.299, SLG: 0.400											0	0	0	0	0	0	0				
Mike Stanton, L OBP: 0.299, SLG: 0.400											0	0	0	0	0	0	0				
Eric Valente, R OBP: 0.299, SLG: 0.400											0	0	0	0	0	0	0				
Jason Phillips, R OBP: 0.299, SLG: 0.400											0	0	0	0	0	0	0				
Justin Franco, R OBP: 0.299, SLG: 0.400											0	0	0	0	0	0	0				
Braden Looper, R OBP: 0.299, SLG: 0.400											0	0	0	0	0	0	0				
Inning Stats	R: 0 E: 0 K: 1 S: 6	H: 0 LOB: 0 BB: 0 P: 8	R: 1 E: 0 K: 0 S: 6	H: 1 LOB: 0 BB: 0 P: 8	R: 0 E: 0 K: 1 S: 7	H: 0 LOB: 0 BB: 0 P: 13	R: 1 E: 0 K: 3 S: 11	H: 2 LOB: 1 BB: 0 P: 18	R: 0 E: 0 K: 3 S: 13	H: 1 LOB: 2 BB: 1 P: 22	R: 0 E: 0 K: 0 S: 7	H: 1 LOB: 1 BB: 0 P: 16	R: 0 E: 0 K: 1 S: 7	H: 0 LOB: 0 BB: 0 P: 13	R: 0 E: 0 K: 2 S: 11	H: 1 LOB: 1 BB: 0 P: 16	R: 0 E: 0 K: 2 S: 13	H: 0 LOB: 0 BB: 0 P: 18	1B: 5 2B: 0 3B: 1 HR: 1	SF: 0 SAC: 0 DP: 1 HBP: 0	WP: 1 PA: 39
PITCHER	IP 7.0	WLS 29	BF 6	H 2	R 2	ER 2	SO 5	BB 2	IBB 1	HBP 0	BLK 0	WP 1	HR 1	S 61	P 103	ERA 2.57	WHIP 1.143				
Carl Pavano, R ERA: 3.57	(1, 1)																				
Toby Borland, R ERA: 3.12	(8, 1)	1.2	6	1	0	0	2	0	0	0	0	0	0	17	27	0.00	0.600				
Matt Perisho, L ERA: 1.72	(9, 1)	0.1	1	0	0	0	0	0	0	0	0	0	0	1	2	0.00	0.000				
Justin Wayne, R ERA: 4.44	(10, 1)	1.0	W	3	0	0	2	0	0	0	0	0	0	13	18	0.00	0.000				

New York Mets @ Florida Marlins
Pro Player Stadium, Miami, FL
Sat May 29 2004, 6:05 PM EDT
Att. 31,325 - Sunny - 88 F

AB 36
R 2
H 7
RBI 2
BB 3
SO 9
LOB 12



Batter	1	2	3	4	5	6	7	8	9	10	AB	R	H	RBI	BB	SO	LOB	BOTTOM			
Luis Castillo, S OBP: 0.337, SLG: 0.328	G4-6-3 BB		P4							G5-3	4	1	0	0	1	0	2				
Juan Pierre, L OBP: 0.371, SLG: 0.394	G4-6-3 BB		P6							G4-3	4	0	0	0	1	0	1				
Mike Lowell, R OBP: 0.425, SLG: 0.672	G4-6-3 BB										2	1	2	1	2	0	0				
Lenny Harris, L OBP: 0.241, SLG: 0.276	G4-6-3 BB										3	0	0	0	0	0	5				
Abraham Nunez, S OBP: 0.333, SLG: 0.306	G4-6-3		G3-1								1	0	0	0	0	1	1				
Jeff Conine, R OBP: 0.314, SLG: 0.401	F7										3	1	2	0	1	0	1				
Hee-Seop Choi, L OBP: 0.380, SLG: 0.562											3	0	1	0	0	1	2				
Miguel Cabrera, R OBP: 0.369, SLG: 0.552											1	0	0	0	0	0	2				
Larry Sutton, L OBP: 0.500, SLG: 0.333											0	0	0	0	0	0	0				
Mike Redmond, R OBP: 0.340, SLG: 0.389											1	0	0	0	0	0	1				
Ramon Castro, R OBP: 0.242, SLG: 0.284											2	0	0	0	0	1	0				
Alex Gonzalez, R OBP: 0.243, SLG: 0.354											4	0	2	1	0	1	1				
Carl Pavano, R ERA: 4.97	(1, 1)	6.0	WLS 25	H 5	R 2	ER 2	SO 2	BB 4	IBB 1	HBP 1	BLK 0	WP 0	HR 0	S 45	P 78	ERA 3.00	WHIP 1.500				
John Franco, L ERA: 4.95	(7, 1)	1.1	4	0	0	0	1	0	0	0	0	0	0	14	22	0.00	0.000				
David Weathers, R ERA: 4.71	(8, 1)	0.1	3	1	0	0	1	0	0	1	0	0	0	8	12	0.00	3.000				
Mike Stanton, L ERA: 4.39	(8, 1)	0.1	1	0	0	0	0	0	0	0	0	0	0	2	3	0.00	0.000				
Braden Looper, R ERA: 1.39	(9, 1)	1.1	L	6	2	1	1	0	0	0	0	0	1	12	17	6.75	1.500				
Inning Stats	R: 1 E: 0 K: 0 S: 8	H: 0 LOB: 1 BB: 3 P: 22	R: 0 E: 0 K: 0 S: 4	H: 1 LOB: 0 BB: 0 P: 5	R: 0 E: 0 K: 0 S: 10	H: 1 LOB: 2 BB: 1 P: 14	R: 1 E: 0 K: 1 S: 8	H: 1 LOB: 1 BB: 1 P: 16	R: 0 E: 0 K: 0 S: 9	H: 1 LOB: 1 BB: 0 P: 13	R: 0 E: 0 K: 1 S: 6	H: 0 LOB: 0 BB: 0 P: 8	R: 0 E: 0 K: 1 S: 16	H: 1 LOB: 2 BB: 0 P: 24	R: 0 E: 0 K: 0 S: 9	H: 1 LOB: 1 BB: 0 P: 13	R: 1 E: 0 K: 0 S: 3	H: 1 LOB: 0 BB: 0 P: 4	1B: 4 2B: 2 3B: 1 HR: 1	SF: 0 SAC: 0 DP: 4 HBP: 2	WP: 0 PA: 39
PITCHER	IP 6.0	WLS 25	BF 25	H 5	R 2	ER 2	SO 2	BB 4	IBB 1	HBP 1	BLK 0	WP 0	HR 0	S 45	P 78	ERA 3.00	WHIP 1.500				
Jae Weong Seo, R ERA: 4.97	(1, 1)																				
John Franco, L ERA: 4.95	(7, 1)	1.1	4	0	0	0	1	0	0	0	0	0	0	14	22	0.00	0.000				
David Weathers, R ERA: 4.71	(8, 1)	0.1	3	1	0	0	1	0	0	1	0	0	0	8	12	0.00	3.000				
Mike Stanton, L ERA: 4.39	(8, 1)	0.1	1	0	0	0	0	0	0	0	0	0	0	2	3	0.00	0.000				
Braden Looper, R ERA: 1.39	(9, 1)	1.1	L	6	2	1	1	0	0	0	0	0	1	12	17	6.75	1.500				

New York Mets @ Florida Marlins
Pro Player Stadium, Miami, FL
Sat May 29 2004, 6:05 PM EDT
Att. 31,325 - Sunny - 88 F

AB 32
R 3
H 8
RBI 2
BB 5
SO 4
LOB 19



Batter	1	2	3	4	5	6	7	8	9	AB	R	H	RBI	BB	SO	LOB	TOP				
6 Ryan Freel, R OBP: 0.347, SLG: 0.359 (1, 7)										4	1	0	0	1	0	0					
Barry Larkin, R OBP: 0.337, SLG: 0.409 (1, 6)										5	2	3	1	0	0	2					
Sean Casey, L OBP: 0.439, SLG: 0.642 (1, 3)										4	3	2	4	1	0	1					
Ken Griffey Jr., L OBP: 0.344, SLG: 0.525 (1, 8)										5	1	2	3	0	1	1					
D'Angelo Jimenez, S OBP: 0.349, SLG: 0.356 (1, 4)										5	0	1	0	0	0	2					
Wily Mo Peña, R OBP: 0.328, SLG: 0.547 Danny Graves, R (9, 1)										4	1	2	1	0	1	1					
Juan Castro, R OBP: 0.429, SLG: 0.429 Tim Hummel, R OBP: 0.229, SLG: 0.219 (3, 5)										1	0	0	0	0	1	1					
Jason LaRue, R OBP: 0.319, SLG: 0.281 (1, 2)										3	0	0	0	1	1	0					
Todd Van Poppel, R OBP: 0.182, SLG: 0.100 Jacob Cruz, L OBP: 0.347, SLG: 0.293 John Riedling, R OBP: 0.229, SLG: 0.219 Todd Jones, L OBP: 0.431, SLG: 0.525 (7, 7)										1	1	0	0	1	0	0					
Inning Stats	R: 0 E: 0 K: 0 S: 8	H: 0 LOB: 0 BB: 0 P: 14	R: 0 E: 0 K: 1 S: 11	H: 1 LOB: 1 BB: 0 P: 18	R: 3 E: 0 K: 0 S: 15	H: 2 LOB: 1 BB: 2 P: 26	R: 1 E: 0 K: 1 S: 9	H: 1 LOB: 0 BB: 0 P: 12	R: 2 E: 0 K: 0 S: 15	H: 2 LOB: 0 BB: 0 P: 22	R: 0 E: 0 K: 0 S: 6	H: 0 LOB: 1 BB: 1 P: 13	R: 3 E: 0 K: 1 S: 17	H: 3 LOB: 1 BB: 1 P: 28	R: 0 E: 0 K: 0 S: 4	H: 0 LOB: 0 BB: 0 P: 7	R: 0 E: 0 K: 1 S: 9	H: 1 LOB: 1 BB: 0 P: 14	1B: 4 2B: 0 3B: 1 HR: 5	SF: 0 SAC: 0 DP: 0 HBP: 0	WP: 0 PA: 41 PB: 0 SB: 0 CS: 0
PITCHER	IP WLS BF H R ER SO BB IBB HBP BLK WP HR S P ERA WHIP	IP WLS BF H R ER SO BB IBB HBP BLK WP HR S P ERA WHIP	IP WLS BF H R ER SO BB IBB HBP BLK WP HR S P ERA WHIP	IP WLS BF H R ER SO BB IBB HBP BLK WP HR S P ERA WHIP	IP WLS BF H R ER SO BB IBB HBP BLK WP HR S P ERA WHIP	IP WLS BF H R ER SO BB IBB HBP BLK WP HR S P ERA WHIP	IP WLS BF H R ER SO BB IBB HBP BLK WP HR S P ERA WHIP	IP WLS BF H R ER SO BB IBB HBP BLK WP HR S P ERA WHIP	IP WLS BF H R ER SO BB IBB HBP BLK WP HR S P ERA WHIP	IP WLS BF H R ER SO BB IBB HBP BLK WP HR S P ERA WHIP	IP WLS BF H R ER SO BB IBB HBP BLK WP HR S P ERA WHIP	IP WLS BF H R ER SO BB IBB HBP BLK WP HR S P ERA WHIP	IP WLS BF H R ER SO BB IBB HBP BLK WP HR S P ERA WHIP	IP WLS BF H R ER SO BB IBB HBP BLK WP HR S P ERA WHIP	IP WLS BF H R ER SO BB IBB HBP BLK WP HR S P ERA WHIP	IP WLS BF H R ER SO BB IBB HBP BLK WP HR S P ERA WHIP	IP WLS BF H R ER SO BB IBB HBP BLK WP HR S P ERA WHIP	IP WLS BF H R ER SO BB IBB HBP BLK WP HR S P ERA WHIP	IP WLS BF H R ER SO BB IBB HBP BLK WP HR S P ERA WHIP	IP WLS BF H R ER SO BB IBB HBP BLK WP HR S P ERA WHIP	IP WLS BF H R ER SO BB IBB HBP BLK WP HR S P ERA WHIP
Tommy Phelps, L ERA: 3.67 Toby Borland, R ERA: 4.22 Justin Wayne, R ERA: 5.13 40 Nate Bump, R ERA: 5.16 Matt Perisho, L ERA: 1.02	5.0 0 23 6 6 6 2 2 0 0 0 0 0 4 58 92 10.80 1.600	1.0 4 0 0 0 0 1 0 0 0 0 0 0 6 13 28 0.00 1.000	1.0 L 7 3 3 3 1 1 0 0 0 0 0 1 17 28 27.00 4.000	1.0 4 1 0 0 0 0 0 0 0 0 0 0 7 10 0.00 1.000	1.0 3 0 0 0 0 1 0 0 0 0 0 0 6 11 0.00 0.000																

Cincinnati Reds @ Florida Marlins
Pro Player Stadium, Miami, FL
 Mon May 31 2004, 4:05 PM EDT
 Att: 28,364 - Cloudy - 91 F

AB 37
 R 9
 H 10
 RBI 9
 BB 4
 SO 4
 LOB 10

Batter	1	2	3	4	5	6	7	8	9	AB	R	H	RBI	BB	SO	LOB	BOTTOM				
Luis Castillo, S OBP: 0.346, SLG: 0.335 (1, 4)										4	2	3	0	1	0	3					
Juan Pierre, L OBP: 0.383, SLG: 0.412 (1, 8)										4	3	3	0	1	0	1					
Mike Lowell, R OBP: 0.426, SLG: 0.670 (1, 5)										5	1	2	3	0	0	4					
Miguel Cabrera, R OBP: 0.363, SLG: 0.558 (1, 9)										5	0	0	0	0	1	4					
Jeff Conine, R OBP: 0.333, SLG: 0.435 (1, 7)										4	1	4	1	1	0	0					
Hee-Seop Choi, L OBP: 0.377, SLG: 0.551 (1, 3)										4	0	1	0	1	1	4					
Alex Gonzalez, R OBP: 0.242, SLG: 0.366 (1, 6)										4	0	1	1	0	0	2					
Ramon Castro, R OBP: 0.231, SLG: 0.260 (1, 2)										4	0	0	0	1	1	5					
Tommy Phelps, L ERA: 4.31 John Riedling, R ERA: 1.07 Todd Jones, R ERA: 4.3 Danny Graves, R ERA: 2.7	5.0 0 26 10 5 5 2 0 0 0 0 0 0 16 36 9.00 2.000	1.0 W 7 1 2 1 1 4 0 0 0 0 0 0 19 27 0.00 1.500	2.0 H 9 3 0 0 2 0 0 0 0 0 0 0 5 9 0.00 0.000	1.0 S 3 0 0 0 0 1 0 0 0 0 0 0 5 9 0.00 0.000																	
Inning Stats	R: 4 E: 0 K: 0 S: 20	H: 5 LOB: 1 BB: 0 P: 30	R: 1 E: 0 K: 0 S: 16	H: 2 LOB: 1 BB: 0 P: 24	R: 0 E: 0 K: 1 S: 10	H: 1 LOB: 2 BB: 1 P: 18	R: 0 E: 0 K: 1 S: 7	H: 1 LOB: 1 BB: 0 P: 12	R: 0 E: 0 K: 1 S: 9	H: 1 LOB: 1 BB: 0 P: 12	R: 2 E: 0 K: 1 S: 13	H: 1 LOB: 0 BB: 2 P: 25	R: 0 E: 0 K: 2 S: 12	H: 1 LOB: 3 BB: 2 P: 22	R: 0 E: 1 K: 0 S: 10	H: 2 LOB: 2 BB: 0 P: 16	R: 0 E: 0 K: 1 S: 5	H: 0 LOB: 0 BB: 0 P: 9	1B: 9 2B: 5 3B: 0 HR: 0	SF: 1 SAC: 0 DP: 2 HBP: 0	WP: 1 PA: 45 PB: 1 SB: 3 CS: 0
PITCHER	IP WLS BF H R ER SO BB IBB HBP BLK WP HR S P ERA WHIP	IP WLS BF H R ER SO BB IBB HBP BLK WP HR S P ERA WHIP	IP WLS BF H R ER SO BB IBB HBP BLK WP HR S P ERA WHIP	IP WLS BF H R ER SO BB IBB HBP BLK WP HR S P ERA WHIP	IP WLS BF H R ER SO BB IBB HBP BLK WP HR S P ERA WHIP	IP WLS BF H R ER SO BB IBB HBP BLK WP HR S P ERA WHIP	IP WLS BF H R ER SO BB IBB HBP BLK WP HR S P ERA WHIP	IP WLS BF H R ER SO BB IBB HBP BLK WP HR S P ERA WHIP	IP WLS BF H R ER SO BB IBB HBP BLK WP HR S P ERA WHIP	IP WLS BF H R ER SO BB IBB HBP BLK WP HR S P ERA WHIP	IP WLS BF H R ER SO BB IBB HBP BLK WP HR S P ERA WHIP	IP WLS BF H R ER SO BB IBB HBP BLK WP HR S P ERA WHIP	IP WLS BF H R ER SO BB IBB HBP BLK WP HR S P ERA WHIP	IP WLS BF H R ER SO BB IBB HBP BLK WP HR S P ERA WHIP	IP WLS BF H R ER SO BB IBB HBP BLK WP HR S P ERA WHIP	IP WLS BF H R ER SO BB IBB HBP BLK WP HR S P ERA WHIP	IP WLS BF H R ER SO BB IBB HBP BLK WP HR S P ERA WHIP	IP WLS BF H R ER SO BB IBB HBP BLK WP HR S P ERA WHIP	IP WLS BF H R ER SO BB IBB HBP BLK WP HR S P ERA WHIP	IP WLS BF H R ER SO BB IBB HBP BLK WP HR S P ERA WHIP	IP WLS BF H R ER SO BB IBB HBP BLK WP HR S P ERA WHIP

Cincinnati Reds @ Florida Marlins
Pro Player Stadium, Miami, FL
 Mon May 31 2004, 4:05 PM EDT
 Att: 28,364 - Cloudy - 91 F

AB 39
 R 7
 H 14
 RBI 5
 BB 5
 SO 6
 LOB 28

Batter	1	2	3	4	5	6	7	8	9	10	AB	R	H	RBI	BB	SO	LOB	TOP						
6 Ryan Freel, R OBP: 0.343, SLG: 0.361 (1.5)	F8	G6-3			E	G6-4-3			G5-3		5	1	1	0	0	0	4							
Barry Larkin, R OBP: 0.405, SLG: 0.405 (7.1)	G6-3			G4-3	E9		F8		K		4	0	1	1	0	0	0							
John Riedling, R OBP: 0.345, SLG: 0.345 (8.1)	G6-3			G4-3	G1-3		F8		K		0	0	0	0	0	0	0							
Todd Jones, L OBP: 0.345, SLG: 0.345 (8.1)	G6-3			G4-3	G1-3		F8		K		0	0	0	0	0	0	0							
Austin Kearns, R OBP: 0.229, SLG: 0.219 (10.1)	G6-3			G4-3	G1-3		F8		K		0	0	0	0	0	0	0							
Brian Raith, R OBP: 0.229, SLG: 0.219 (10.1)	G6-3			G4-3	G1-3		F8		K		0	0	0	0	0	0	0							
Tim Hummel, R OBP: 0.229, SLG: 0.219 (10.1)	G6-3			G4-3	G1-3		F8		K		0	0	0	0	0	0	0							
Sean Casey, L OBP: 0.433, SLG: 0.631 (1.3)	G6-3			G4-3	G1-3		F8		K		5	0	1	0	0	0	1							
Ken Griffey Jr., L OBP: 0.346, SLG: 0.535 (1.8)				G4-3	G3-6-3		F8		K		4	2	1	1	1	0	2							
Adam Dunn, L OBP: 0.430, SLG: 0.556 (1.7)				G4-3	G3-6-3		F8		K		5	2	2	3	0	2	1							
D'Angelo Jimenez, S OBP: 0.358, SLG: 0.358 (1.4)				G4-3	G3-6-3		F8		K		3	2	2	0	2	0	0							
Wily Mo Peña, R OBP: 0.333, SLG: 0.534 (10.1)				G4-3	G3-6-3		F8		K		5	0	2	1	0	2	3							
Danny Graves, R OBP: 0.333, SLG: 0.534 (10.1)				G4-3	G3-6-3		F8		K		0	0	0	0	0	0	0							
Jason LaRue, R OBP: 0.331, SLG: 0.293 (1.2)				G4-3	G3-6-3		F8		K		3	0	1	1	1	1	2							
39 Aaron Harang, R OBP: 0.045, SLG: 0.091 (6. PH)				G4-3	G3-6-3		F8		K		2	0	0	0	0	1	3							
Jacob Cruz, L OBP: 0.320, SLG: 0.310 (6.1)				G4-3	G3-6-3		F8		K		1	0	1	0	0	0	0							
Mike Matthews, L OBP: 0.320, SLG: 0.310 (6.1)				G4-3	G3-6-3		F8		K		0	0	0	0	0	0	0							
Felipe Lopez, S OBP: 0.320, SLG: 0.310 (7.6)				G4-3	G3-6-3		F8		K		2	0	0	0	0	2	2							
Inning Stats	R: 0 E: 0 K: 0 S: 7	H: 0 LOB: 0 BB: 0 P: 9	R: 3 E: 0 K: 0 S: 14	H: 3 LOB: 1 BB: 1 P: 30	R: 0 E: 0 K: 0 S: 7	H: 1 LOB: 0 BB: 0 P: 10	R: 0 E: 0 K: 2 S: 10	H: 0 LOB: 2 BB: 2 P: 20	R: 1 E: 1 K: 1 S: 12	H: 2 LOB: 1 BB: 0 P: 13	R: 0 E: 0 K: 0 S: 13	H: 2 LOB: 2 BB: 0 P: 19	R: 1 E: 0 K: 1 S: 10	H: 1 LOB: 0 BB: 0 P: 14	R: 0 E: 0 K: 2 S: 12	H: 1 LOB: 1 BB: 0 P: 13	R: 0 E: 0 K: 1 S: 14	H: 0 LOB: 0 BB: 0 P: 16	R: 2 E: 0 K: 2 S: 13	H: 2 LOB: 1 BB: 1 P: 21	1B: 6 2B: 3 3B: 0 HR: 3	SF: 0 SAC: 0 DP: 2 HBP: 1	WP: 1 PB: 0 SB: 4 CS: 0	PA: 45
PITCHER	IP	WLS	BF	H	R	ER	SO	BB	IBB	HBP	BLK	WP	HR	S	P	ERA	WHIP							
Brad Penny, R ERA: 2.43 (1.1)	6.0		28	8	4	4	3	2	0	0	0	0	1	63	101	6.00	1.667							
Matt Perisho, L ERA: 1.96 (7.1)	1.2	B	7	2	1	1	2	0	0	0	0	0	0	19	24	5.40	1.200							
Ben Howard, R ERA: 1.96 (8.1)	0.1		1	0	0	0	1	0	0	0	0	0	0	3	3	0.00	0.000							
40 Nate Bump, R ERA: 5.4 (9.1)	2.0	L	9	2	2	2	3	1	0	0	0	0	1	27	37	9.00	1.500							

Cincinnati Reds @ Florida Marlins
Pro Player Stadium, Miami, FL
Tue Jun 01 2004, 7:05 PM EDT
Att. 13,269 - Sunny - 88 F

AB	40
R	7
H	12
RBI	7
BB	4
SO	9
LOB	18



Batter	1	2	3	4	5	6	7	8	9	10	AB	R	H	RBI	BB	SO	LOB	BOTTOM						
Luis Castillo, S OBP: 0.347, SLG: 0.337 (1.4)	G5-3		G5-3	1B		G4-3			G5-3		5	0	2	0	0	0	0							
Juan Pierre, L OBP: 0.374, SLG: 0.403 (1.8)	G5-3		F8	K		K			G4-3		5	0	0	0	0	2	4							
Mike Lowell, R OBP: 0.430, SLG: 0.672 (1.5)	G5-3		E	2B		K			G5-3		4	1	2	2	1	1	1							
Miguel Cabrera, R OBP: 0.355, SLG: 0.544 (1.9)	L6		E5	G4-3		F8			K		5	0	0	0	0	1	4							
Jeff Conine, R OBP: 0.329, SLG: 0.434 (1.7)		K	L7			G5-3			G5-3		5	1	1	0	0	1	1							
Hee-Seop Choi, L OBP: 0.380, SLG: 0.553 (1.3)	F8			K		SH1-3			G5-3		3	1	1	0	1	1	0							
Alex Gonzalez, R OBP: 0.246, SLG: 0.381 (1.6)	1B		1B	3B		SF8			FC1-6		4	1	2	1	0	0	2							
Ramon Castro, R OBP: 0.231, SLG: 0.260 (1.2)	1B			1B		1B			F8		0	0	0	0	0	0	0							
Mike Mordecai, R OBP: 0.258, SLG: 0.267 (3.2)	1B			1B		1B			G4-3		5	1	3	1	0	0	1							
Brad Penny, R ERA: 5.43 (1.1)	G5-3			1B		F8			G4-3		2	1	1	1	0	0	2							
Damon Berry, R ERA: 4.89 (7.1)	G5-3			1B		F8			G4-3		1	0	0	0	0	0	0							
Matt Perisho, L ERA: 1.61 (8.1)	G5-3			1B		F8			G4-3		0	0	0	0	0	0	0							
Lenny Harris, L ERA: 4.15 (8.1)	G5-3			1B		F8			G4-3		1	0	0	0	0	0	1							
40 Nate Bump, L ERA: 4.42 (10. PH)	G5-3			1B		F8			G4-3		1	0	0	0	0	0	1							
Inning Stats	R: 0 E: 0 K: 0 S: 10	H: 1 LOB: 1 BB: 0 P: 16	R: 0 E: 0 K: 1 S: 13	H: 2 LOB: 2 BB: 0 P: 17	R: 1 E: 1 K: 0 S: 11	H: 1 LOB: 1 BB: 0 P: 15	R: 3 E: 0 K: 2 S: 19	H: 5 LOB: 2 BB: 0 P: 25	R: 1 E: 0 K: 0 S: 6	H: 1 LOB: 0 BB: 0 P: 8	R: 0 E: 0 K: 1 S: 6	H: 0 LOB: 0 BB: 0 P: 9	R: 0 E: 0 K: 1 S: 10	H: 0 LOB: 0 BB: 0 P: 13	R: 0 E: 0 K: 0 S: 6	H: 0 LOB: 1 BB: 1 P: 11	R: 0 E: 0 K: 1 S: 11	H: 0 LOB: 1 BB: 1 P: 21	R: 1 E: 0 K: 0 S: 15	H: 2 LOB: 1 BB: 0 P: 22	1B: 8 2B: 3 3B: 1 HR: 0	SF: 1 SAC: 1 DP: 0 HBP: 0	WP: 1 PB: 0 SB: 0 CS: 0	PA: 45
PITCHER	IP	WLS	BF	H	R	ER	SO	BB	IBB	HBP	BLK	WP	HR	S	P	ERA	WHIP							
39 Aaron Harang, R ERA: 5.43 (1.1)	5.0		26	10	5	4	3	0	0	0	0	0	0	59	81	7.20	2.000							
Mike Matthews, L ERA: 3.30 (6.1)	1.0		3	0	0	0	1	0	0	0	0	0	0	6	9	0.00	0.000							
John Riedling, R ERA: 1.61 (7.1)	1.0		3	0	0	0	1	0	0	0	0	0	0	10	13	0.00	0.000							
Todd Jones, R ERA: 4.15 (8.1)	1.0		4	0	0	0	0	1	0	0	0	1	0	6	11	0.00	1.000							
Phil Norton, L ERA: 4.42 (9.1)	0.2		2	0	0	0	0	0	0	0	0	0	0	6	11	0.00	0.000							

Cincinnati Reds @ Florida Marlins
Pro Player Stadium, Miami, FL
Tue Jun 01 2004, 7:05 PM EDT
Att. 13,269 - Sunny - 88 F

AB	41
R	6
H	12
RBI	5
BB	2
SO	6
LOB	17



Batter	1	2	3	4	5	6	7	8	9	AB	R	H	RBI	BB	SO	LOB	TOP			
6 Ryan Freel, R (1,5) OBP: 0.335, SLG: 0.352 Tim Hummel, R (9,5) OBP: 0.229, SLG: 0.219	G6-3			G6-3			G1-3		F7	4	0	0	0	0	0	0				
Felipe Lopez, S (1,6) OBP: 0.167, SLG: 0.167	P3			L4			G6-3		HR	4	1	1	0	0	0	0				
Sean Casey, L (1,3) OBP: 0.434, SLG: 0.644	G4-3			K			BB 1B		HR	4	2	2	2	0	1	0				
Ken Griffey Jr., L (1,8) OBP: 0.344, SLG: 0.527		G3			F8		BB 1B		K	3	0	0	0	1	1	0				
D'Angelo Jimenez, S (1,4) OBP: 0.357, SLG: 0.364	G6-3			G5-3			BB		F8	4	0	1	1	0	0	0				
Adam Dunn, L (1,7) OBP: 0.424, SLG: 0.548	K			G5-3			1B		F9	3	0	0	0	0	1	0				
Wily Mo Peña, R (1,9) OBP: 0.333, SLG: 0.541			K			K			F8 2B	3	0	1	0	0	2	0				
Javier Valentin, S (1,2) OBP: 0.202, SLG: 0.312			L9			K			F8	3	0	0	0	0	1	1				
Cory Lidle, R (1,1) OBP: 0.308, SLG: 0.190 Barry Larkin, R (8,PH) OBP: 0.333, SLG: 0.403 Brian Reith, R (8,1) Danny Graves, R (9,1)	G6-3			G6-3		L5			P6	2	0	0	0	0	0	0				
										1	0	0	0	0	0	1				
										0	0	0	0	0	0	0				
										0	0	0	0	0	0	0				
Inning Stats	R: 0 H: 0 E: 0 K: 0 S: 14	H: 0 LOB: 0 BB: 0 P: 20	R: 0 H: 0 E: 0 K: 1 S: 6	H: 0 LOB: 0 BB: 0 P: 9	R: 0 H: 0 E: 0 K: 1 S: 8	H: 0 LOB: 0 BB: 0 P: 11	R: 0 H: 0 E: 0 K: 1 S: 8	H: 0 LOB: 0 BB: 0 P: 10	R: 0 H: 0 E: 0 K: 0 S: 6	H: 0 LOB: 0 BB: 0 P: 9	R: 1 H: 2 E: 0 K: 0 S: 9	H: 2 LOB: 2 BB: 1 P: 15	R: 0 H: 1 E: 0 K: 0 S: 11	H: 1 LOB: 1 BB: 0 P: 13	R: 2 H: 2 E: 0 K: 1 S: 13	H: 2 LOB: 0 BB: 0 P: 19	1B: 3 2B: 1 3B: 0 HR: 1	SF: 0 SAC: 0 DP: 0 HBP: 0	WP: 0 PB: 0 SB: 0 CS: 0	PA: 32
PITCHER	IP WLS BF H R ER SO BB IBB HBP BLK WP HR S P ERA WHIP																			
Dontrelle Willis, L (1,1) ERA: 3.64 Ben Howard, R (9,1) ERA: 13.5 Matt Perisho, L (9,1) ERA: 2.37	8.0 27 3 1 1 5 1 0 0 0 0 0 0 70 100 1.12 0.500																			

Cincinnati Reds @ Florida Marlins
 Pro Player Stadium, Miami, FL
 Wed Jun 02 2004, 1:05 PM EDT
 Att: 12,222 - Cloudy - 92 F

AB	31
R	3
H	5
RBI	3
BB	1
SO	6
LOB	2




Batter	1	2	3	4	5	6	7	8	9	AB	R	H	RBI	BB	SO	LOB	BOTTOM			
Luis Castillo, S (1,4) OBP: 0.346, SLG: 0.335	CS 1B		F8		K		G3			4	0	1	0	0	1	1				
Juan Pierre, L (1,8) OBP: 0.372, SLG: 0.400	P5		K		2H 1B		E6 CS			4	0	1	1	0	1	1				
Mike Lowell, R (1,5) OBP: 0.422, SLG: 0.658	G6-3		K		G1-4-3		CS		F8	4	0	0	0	0	1	1				
Miguel Cabrera, R (1,9) OBP: 0.357, SLG: 0.543		E 1B 1B		K		E 1B		G6-3		4	0	2	0	0	1	0				
Jeff Conine, R (1,7) OBP: 0.328, SLG: 0.429	K		FC4-6 1B		F8		K			4	0	1	0	0	2	2				
Hee-Seop Choi, L (1,3) OBP: 0.371, SLG: 0.538	P5		FC4-6 FC4-6		E1 FC6-4		G3			4	0	0	0	0	0	3				
Alex Gonzalez, R (1,6) OBP: 0.246, SLG: 0.378	E6 1B		FC4-6		K		G4-3			4	0	1	0	0	1	3				
20 Matt Treanor, R (1,2) OBP: 0.500, SLG: 0.333	BB		SH1-4 1B		FC6-4		L6			3	1	1	0	1	0	2				
Dontrelle Willis, L (1,1) OBP: 0.400, SLG: 0.545 Ben Howard, R (9,1) Matt Perisho, L (9,1)	G6-3		SH1-4 1B		G4-3					2	0	0	0	0	0	3				
										0	0	0	0	0	0	0				
										0	0	0	0	0	0	0				
Inning Stats	R: 0 H: 1 E: 0 K: 0 S: 8	H: 2 LOB: 3 BB: 1 P: 16	R: 0 H: 0 E: 0 K: 2 S: 9	H: 0 LOB: 0 BB: 0 P: 13	R: 0 H: 1 E: 0 K: 1 S: 9	H: 1 LOB: 1 BB: 0 P: 14	R: 1 H: 2 E: 0 K: 1 S: 10	H: 2 LOB: 1 BB: 0 P: 16	R: 0 H: 1 E: 1 K: 0 S: 12	H: 1 LOB: 2 BB: 0 P: 15	R: 0 H: 0 E: 1 K: 0 S: 7	H: 0 LOB: 0 BB: 0 P: 14	R: 0 H: 0 E: 0 K: 1 S: 5	H: 0 LOB: 0 BB: 0 P: 6	R: 0 H: 0 E: 0 K: 0 S: 10	H: 0 LOB: 0 BB: 0 P: 15	1B: 7 2B: 0 3B: 0 HR: 0	SF: 0 SAC: 1 DP: 0 HBP: 0	WP: 0 PB: 0 SB: 0 CS: 2	PA: 36
PITCHER	IP WLS BF H R ER SO BB IBB HBP BLK WP HR S P ERA WHIP																			
Cory Lidle, R (1,1) ERA: 4.42 Brian Reith, R (8,1) ERA: 6.2 Danny Graves, R (9,1) ERA: 2.81	7.0 29 7 1 1 6 1 0 0 0 0 0 0 64 100 1.29 1.143																			

Cincinnati Reds @ Florida Marlins
 Pro Player Stadium, Miami, FL
 Wed Jun 02 2004, 1:05 PM EDT
 Att: 12,222 - Cloudy - 92 F


AB	33
R	1
H	7
RBI	1
BB	1
SO	7
LOB	16



Batter	1	2	3	4	5	6	7	8	9	AB	R	H	RBI	BB	SO	LOB	TOP					
Juan Pierre, L (1,8) OBP: 0.363, SLG: 0.389	2-2 L5-3 1B		1-2 G4-3		1-2 G4-3	0-2 G1-3			0-1 F8	5	0	1	0	0	0	2	Florida Marlins @ New York Mets Shea Stadium, Flushing, NY Fri Jun 04 2004, 7:10 PM EDT Att: 23,266 - Cloudy - 67 F					
Luis Castillo, S (1,4) OBP: 0.341, SLG: 0.330	1-1 SAFE L5-3		0-0 F8		2-1 G5-3			0-0 G6-3	1-0 S BB SF9 1B	5	1	1	0	0	0	1						
Mike Lowell, R (1,5) OBP: 0.423, SLG: 0.642	0-0 F7			1-1 G4-3		4-2 2B SF8 BB		1-0 F7	4-0 1-2 BB	3	1	0	0	2	0	0						
Miguel Cabrera, R (1,9) OBP: 0.365, SLG: 0.553		2-0 F8 G2-3 1B		1-2 BB SF9 2B		1-2 SAFE SF8 2B		4-0 BB	2-0 SF9	3	2	3	1	1	0	0						
Hee-Seop Choi, L (1,3) OBP: 0.366, SLG: 0.530		1-2 G2-3		4-1 SF9 BB BB		1-0 SF8		1-3 SAFE K	3-3 K	3	0	0	1	1	2	3						
Damon Easley, R (1,6) OBP: 0.390, SLG: 0.490		2-2 F8		4-0 BB		2-0 1B 2B		1-0 1B		3	1	2	1	1	0	1						
Mike Redmond, R (1,2) OBP: 0.336, SLG: 0.379		4-2 BB		0-0 SF9		0-1 1B 2B		1-3 SAFE K		2	0	1	1	1	1	1						
Abraham Nunez, S (1,7) OBP: 0.326, SLG: 0.300		2-1 P5		2-3 3-H 1-1 B1-3		2-2 SAFE 1B SH1-4		2-1 F7		4	0	1	1	0	0	5						
Carl Pavano, R (1,1) OBP: 0.167, SLG: 0.304			1-1 G6-3		0-0 F9		0-1 SH1-4		2-1 L4	3	0	0	0	0	0	1						
Armando Benitez, R (8,1)						1-2				0	0	0	0	0	0	0						
Inning Stats	R: 0 E: 0 K: 0 S: 6	H: 1 LOB: 0 BB: 0 P: 8	R: 0 E: 0 K: 0 S: 13	H: 1 LOB: 2 BB: 1 P: 24	R: 0 E: 0 K: 0 S: 6	H: 0 LOB: 0 BB: 0 P: 8	R: 1 E: 0 K: 0 S: 10	H: 1 LOB: 2 BB: 2 P: 21	R: 0 E: 0 K: 0 S: 6	H: 0 LOB: 0 BB: 0 P: 9	R: 3 E: 0 K: 0 S: 18	H: 4 LOB: 1 BB: 1 P: 28	R: 0 E: 0 K: 1 S: 5	H: 0 LOB: 1 BB: 1 P: 11	R: 0 E: 0 K: 1 S: 8	H: 1 LOB: 1 BB: 0 P: 14	R: 1 E: 0 K: 1 S: 7	H: 1 LOB: 1 BB: 1 P: 17	1B: 6 2B: 4 3B: 0 HR: 0	SF: 3 SAC: 1 DP: 1 HBP: 0	WP: 0 PB: 0 SB: 1 CS: 0	PA: 41
PITCHER	IP WLS BF H R ER SO BB IBB HBP BLK WP HR S P ERA WHIP																					
Steve Trachsel, R (1,1) ERA: 3.38	5.1 L 26 7 4 4 0 4 0 0 0 0 0 0 54 93 6.75 2.062																					
Orber Moreno, R (6,1) ERA: 3.2	1.2 6 0 0 0 1 1 0 0 0 0 0 0 10 16 0.00 0.600																					
Ricky Bottalico, R (8,1) ERA: 1.13	1.0 4 1 0 0 1 0 0 0 0 0 0 0 8 14 0.00 1.000																					
John Franco, L (9,1) ERA: 4.91	1.0 5 1 1 1 1 1 0 0 0 0 0 0 7 17 9.00 2.000																					

Batter	1	2	3	4	5	6	7	8	9	AB	R	H	RBI	BB	SO	LOB	BOTTOM					
Kazuo Matsui, S (1,6) OBP: 0.343, SLG: 0.424	1-0 F8		2-3 K			1-1 G4-6-3 1B		1-2 S 1B		4	0	2	0	0	1	0	Florida Marlins @ New York Mets Shea Stadium, Flushing, NY Fri Jun 04 2004, 7:10 PM EDT Att: 23,266 - Cloudy - 67 F					
Todd Zeile, R (1,5) OBP: 0.331, SLG: 0.452	2-2 F7		3-2 F9			1-2 SAFE G4-6-3		2-1 P3		4	0	0	0	0	2							
Cliff Floyd, L (1,7) OBP: 0.327, SLG: 0.479	2-1 HR			2-0 F8		0-0 F7			1-2 G4-3	4	1	1	1	0	0							
31 Mike Piazza, R (1,3) OBP: 0.396, SLG: 0.518	1-1 FC5-4 1B			0-0 P4			0-1 G5-3		2-2 G4-3	4	0	1	0	0	0							
Jason Phillips, R (1,2) OBP: 0.299, SLG: 0.372	0-0 FC5-4			3-3 K			0-1 FC4 1B		0-1 F9	4	0	1	0	0	1							
Karim Garcia, L (1,9) OBP: 0.287, SLG: 0.402		0-2 G6-3			2-1 F7		0-0 FC4			3	0	0	0	0	1							
Ty Wigginton, R (1,4) OBP: 0.301, SLG: 0.489		1-0 G6-3			2-0 G5-3		0-0 P4			3	0	0	0	0	1							
Mike Cameron, R (1,8) OBP: 0.299, SLG: 0.377		1-3 K			0-1 1B			1-0 L8		3	0	1	0	0	1							
Steve Trachsel, R (1,1) OBP: 0.231, SLG: 0.269			1-2 G1-3		0-0 G6-3			2-1 F7		2	0	0	0	0	1							
Orber Moreno, R (6,1)										0	0	0	0	0	0							
Ricky Bottalico, L (8,1)										0	0	0	0	0	0							
Eric Valent, L (8,PH) OBP: 0.359, SLG: 0.429										1	0	0	0	0	0							
John Franco, L (9,1)										0	0	0	0	0	0							
Inning Stats	R: 1 E: 0 K: 0 S: 9	H: 2 LOB: 1 BB: 0 P: 15	R: 0 E: 0 K: 1 S: 8	H: 0 LOB: 0 BB: 0 P: 10	R: 0 E: 0 K: 1 S: 12	H: 0 LOB: 0 BB: 0 P: 18	R: 0 E: 0 K: 1 S: 6	H: 0 LOB: 0 BB: 0 P: 11	R: 0 E: 0 K: 0 S: 6	H: 1 LOB: 1 BB: 0 P: 10	R: 0 E: 0 K: 0 S: 7	H: 1 LOB: 0 BB: 0 P: 9	R: 0 E: 0 K: 0 S: 6	H: 1 LOB: 1 BB: 0 P: 6	R: 0 E: 0 K: 0 S: 8	H: 1 LOB: 1 BB: 0 P: 14	R: 0 E: 0 K: 0 S: 10	H: 0 LOB: 0 BB: 0 P: 13	1B: 5 2B: 0 3B: 0 HR: 1	SF: 0 SAC: 0 DP: 1 HBP: 0	WP: 0 PB: 0 SB: 1 CS: 0	PA: 32
PITCHER	IP WLS BF H R ER SO BB IBB HBP BLK WP HR S P ERA WHIP																					
Carl Pavano, R (1,1) ERA: 3.33	7.2 W 28 6 1 1 3 0 0 0 0 0 0 0 60 89 1.17 0.783																					
Armando Benitez, R (8,1) ERA: 0.29	1.1 S 4 0 0 0 0 0 0 0 0 0 0 0 12 17 0.00 0.000																					



Batter	1	2	3	4	5	6	7	8	9	AB	R	H	RBI	BB	SO	LOB	TOP					
Juan Pierre, L OBP: 0.360, SLG: 0.385	2-2 CS 1B	2-3 K			0-1 G4-3		1-2 G4-3		0-0 G4-3	5	0	1	0	0	1	1	Florida Marlins @ New York Mets Shea Stadium, Flushing, NY Sat Jun 05 2004, 1:20 PM EDT Att: 24,803 - Overcast - 63 F					
Luis Castillo, S OBP: 0.342, SLG: 0.341	1-2 1B		1-2 F7		3-2 F7		1-3 K		1-1 2B	5	2	2	0	0	1	0						
Mike Lowell, R OBP: 0.423, SLG: 0.641	1-0 F8		2-0 F9		2-1 F8		2-2 G4-6-3		3-2 2B	5	0	2	1	0	0	1						
Miguel Cabrera, R OBP: 0.361, SLG: 0.545	0-0 BB		1-0 G1-3		2-1 F8		1-1 G4-6-3		2-2 L8	5	1	1	0	0	0	2						
Hee-Seop Choi, L OBP: 0.374, SLG: 0.532	4-2 1B			1-1 1B		1-2 G4-3		0-1 BB		3	1	2	0	1	0	0						
Jeff Conine, R OBP: 0.324, SLG: 0.418	0-0 S			1-1 F8		2-2 F9		4-1 1B		3	0	1	2	1	0	1						
Alex Gonzalez, R OBP: 0.251, SLG: 0.380	1-3 K			0-0 F9		2-1 E5		2-1 1B		4	1	2	1	0	1	3						
20 Matt Treanor, R OBP: 0.375, SLG: 0.286		2-1 G5-3		2-3 K		1-2 HR		0-1 G4-3		4	1	1	0	0	1	3						
Tommy Phelps, L Dorrell Wright, L Ben Howard, R Lenny Harris, L Damon Easley, R Ivan Rodriguez, R Matt Perisho, L Mike Montero, R Armando Benitez, R		3-2 G6-3			2-2 G4-3		3-1 HR		3-1 F9	1	0	0	0	0	0	0						
										1	0	0	0	0	0	0						
Inning Stats	R: 2 E: 0 K: 1 S: 19	H: 4 LOB: 2 BB: 1 P: 29	R: 0 E: 0 K: 1 S: 10	H: 0 LOB: 0 BB: 0 P: 17	R: 0 E: 0 K: 1 S: 6	H: 0 LOB: 0 BB: 0 P: 10	R: 0 E: 0 K: 1 S: 8	H: 1 LOB: 1 BB: 0 P: 12	R: 0 E: 0 K: 0 S: 7	H: 0 LOB: 0 BB: 0 P: 12	R: 3 E: 1 K: 1 S: 16	H: 3 LOB: 0 BB: 0 P: 26	R: 1 E: 0 K: 0 S: 12	H: 3 LOB: 2 BB: 0 P: 21	R: 1 E: 0 K: 0 S: 11	H: 2 LOB: 1 BB: 0 P: 20	1B: 11 2B: 1 3B: 1 HR: 1	SF: 0 SAC: 0 DP: 2 HBP: 0	WP: 0 PB: 0 SB: 1 CS: 1	PA: 40		
PITCHER	IP WLS BF H R ER SO BB IBB HBP BLK WP HR S P ERA WHIP																					
Matt Ginter, R ERA: 2.81	(1, 1) 6.0 0.1 H 3 2 2 2 3 1 0 0 0 0 0 0 58 93 3.00 1.167																					
Ricky Bottalico, R ERA: 2.2	(7, 1) 0.2 B 3 1 1 1 1 0 0 0 0 0 0 1 8 13 13.50 1.500																					
Mike Stanton, L ERA: 4.11	(7, 1) 0.2 B 3 1 1 1 1 0 0 0 0 0 0 1 8 13 13.50 1.500																					
David Weathers, R ERA: 4.73	(8, 1) 1.1 L 7 3 1 1 0 1 0 0 0 0 0 0 14 26 6.75 3.000																					
John Franco, L ERA: 5.24	(9, 1) 0.1 2 1 0 0 0 0 0 0 0 0 0 0 3 4 0.00 3.000																					
Batter	1	2	3	4	5	6	7	8	9	AB	R	H	RBI	BB	SO	LOB	BOTTOM					
Kazuo Matsui, S OBP: 0.340, SLG: 0.419	1-3 K	3-1 G1-3		2-2 F9		0-0 E		1-1 F7		5	1	1	1	0	1	4	Florida Marlins @ New York Mets Shea Stadium, Flushing, NY Sat Jun 05 2004, 1:20 PM EDT Att: 24,803 - Overcast - 63 F					
Todd Zeile, R OBP: 0.340, SLG: 0.464	0-0 1B		2-1 2B		2-2 G5-3		3-2 P6		3-2 P6	5	0	3	1	0	0	0						
Cliff Floyd, L OBP: 0.313, SLG: 0.455	0-0 P5		2-3 K		1-3 K		1-3 K		1-3 K	5	0	0	0	0	4	3						
31 Mike Piazza, R OBP: 0.396, SLG: 0.546	3-1 F9		3-3 K		1-2 HR		2-1 G5-3		0-0 HR	5	2	2	2	0	1	2						
Shane Spencer, R OBP: 0.358, SLG: 0.408		4-0 1B		2-1 G6-3		1-3 K		1-1 BB		4	1	1	0	1	1	1						
Ty Wigginton, R OBP: 0.318, SLG: 0.496		1-1 1B		2-1 SH1-4		2-2 2B		4-2 BB		4	1	3	0	1	0	0						
Mike Cameron, R OBP: 0.306, SLG: 0.376		2-1 1B		4-1 SH1-4		1-2 P6		4-2 BB		3	0	1	0	2	1	1						
Vance Wilson, R OBP: 0.333, SLG: 0.458		2-1 SF8		0-3 K		1-0 1B		0-1 F3		3	1	1	2	0	1	5						
Matt Ginter, R ERA: 3.48	(1, 1) 4.0 0.2 W 5 4 4 4 2 0 0 0 0 0 0 1 33 46 18.00 2.500																					
Ben Howard, R ERA: 16.88	(5, 1) 2.0 0.2 5 1 0 0 0 2 0 0 0 0 0 0 12 23 0.00 4.500																					
Toby Borland, R ERA: 3.97	(7, 1) 1.1 W 4 0 0 0 2 0 0 0 0 0 0 0 12 18 0.00 0.000																					
Matt Perisho, L ERA: 2.21	(7, 1) 1.0 S 4 1 1 1 1 0 0 0 0 0 0 1 8 9 9.00 1.000																					
Armando Benitez, R ERA: 0.56	(9, 1) 1.0 S 4 1 1 1 1 0 0 0 0 0 0 1 8 9 9.00 1.000																					
Inning Stats	R: 0 E: 0 K: 1 S: 7	H: 1 LOB: 1 BB: 0 P: 11	R: 1 E: 0 K: 1 S: 11	H: 2 LOB: 2 BB: 1 P: 23	R: 0 E: 0 K: 2 S: 14	H: 1 LOB: 1 BB: 0 P: 23	R: 0 E: 0 K: 1 S: 10	H: 1 LOB: 2 BB: 1 P: 18	R: 1 E: 0 K: 2 S: 16	H: 4 LOB: 1 BB: 0 P: 21	R: 3 E: 0 K: 2 S: 17	H: 4 LOB: 3 BB: 0 P: 25	R: 0 E: 0 K: 1 S: 15	H: 1 LOB: 3 BB: 2 P: 27	R: 0 E: 0 K: 1 S: 9	H: 0 LOB: 0 BB: 0 P: 14	R: 1 E: 0 K: 1 S: 8	H: 1 LOB: 0 BB: 0 P: 9	1B: 8 2B: 2 3B: 0 HR: 2	SF: 1 SAC: 1 DP: 0 HBP: 0	WP: 0 PB: 0 SB: 1 CS: 0	PA: 43
PITCHER	IP WLS BF H R ER SO BB IBB HBP BLK WP HR S P ERA WHIP																					
Tommy Phelps, L ERA: 3.48	(1, 1) 4.0 0.2 W 5 4 4 4 2 0 0 0 0 0 0 1 33 46 18.00 2.500																					
Ben Howard, R ERA: 16.88	(5, 1) 2.0 0.2 5 1 0 0 0 2 0 0 0 0 0 0 12 23 0.00 4.500																					
Toby Borland, R ERA: 3.97	(7, 1) 1.1 W 4 0 0 0 2 0 0 0 0 0 0 0 12 18 0.00 0.000																					
Matt Perisho, L ERA: 2.21	(7, 1) 1.0 S 4 1 1 1 1 0 0 0 0 0 0 1 8 9 9.00 1.000																					
Armando Benitez, R ERA: 0.56	(9, 1) 1.0 S 4 1 1 1 1 0 0 0 0 0 0 1 8 9 9.00 1.000																					

Batter	1	2	3	4	5	6	7	8	9	AB	R	H	RBI	BB	SO	LOB	TOP
Juan Pierre, L OBP: 0.360, SLG: 0.385	0-0 CS 1B		0-1 F7		2-1 F7		0-0 B2-3		0-0 1B 1B	5	0	2	1	0	0	1	
Luis Castillo, S OBP: 0.343, SLG: 0.340	1-2 SAFE 1-2 SAFE 1-2 SAFE	3-3 SAFE 1-2 SAFE	3-2 G5-3		4-2 BB WP BB		3-1 1B		0-3 K	4	0	1	0	1	2	3	
Mike Lowell, R OBP: 0.422, SLG: 0.635	1-1 1B		3-2 P5		1-1 F7		2-1 F9		0-0 1B 1B	5	0	2	1	0	0	3	
Miguel Cabrera, R OBP: 0.358, SLG: 0.537	3-3 K			1-1 P6		0-0 F7		2-3 K	1-2 1B 1B	5	0	1	0	0	2	2	
Jeff Conine, R OBP: 0.332, SLG: 0.413		4-1 BB BB		4-2 S BB		1-2 BB BB		2-2 F8	0-0 P3	2	0	0	0	3	0	3	
Damon Easley, R OBP: 0.397, SLG: 0.537		2-1 F7		2-1 G5-3		4-1 1B		1-2 1B	1-1 F8	2	0	0	0	1	0	2	
Darren Oliver, R OBP: 0.176, SLG: 0.176										0	0	0	0	0	0	0	
Lenny Harris, L OBP: 0.250, SLG: 0.281										1	0	1	0	0	0	0	
40 Nate Bump, L										0	0	0	0	0	0	0	
Mike Mordecai, R OBP: 0.235, SLG: 0.242										1	0	0	0	0	0	3	
Alex Gonzalez, R OBP: 0.251, SLG: 0.374		4-2 1-2 BB		2-3 K		2-2 F9		0-1 P2		3	0	0	0	1	1	5	
Mike Redmond, R OBP: 0.333, SLG: 0.374		1-0 F7		3-3 K		2-2 G6-3		1-2 2B 1B 1B		4	1	1	0	0	1	2	
Brad Penny, R OBP: 0.097, SLG: 0.097		1-2 K		1-2 G6-3		0-0 1B B2-3 1B		2-2 1B 2B		2	0	0	0	0	1	2	
Hee-Seop Choi, L OBP: 0.351, SLG: 0.545										2	1	2	0	0	0	0	
Inning Stats	R: 0 H: 2 E: 0 K: 2 S: 14	H: 0 R: 0 ER: 0 SO: 2 BB: 0 P: 21	H: 0 R: 0 ER: 0 SO: 2 BB: 2 P: 22	H: 0 R: 0 ER: 0 SO: 1 BB: 0 P: 15	H: 0 R: 0 ER: 0 SO: 1 BB: 1 P: 18	H: 0 R: 0 ER: 0 SO: 0 BB: 0 P: 14	H: 0 R: 0 ER: 0 SO: 3 BB: 3 P: 29	H: 2 R: 0 ER: 0 SO: 2 BB: 0 P: 16	H: 1 R: 2 ER: 0 SO: 5 BB: 0 P: 24	1B: 9 2B: 2 3B: 0 HR: 0	SF: 0 SAC: 0 DP: 1 HBP: 0	WP: 1 PB: 0 SB: 1 CS: 1	PA: 42				
PITCHER	IP WLS BF H R ER SO BB IBB HBP BLK WP HR S P ERA WHIP																
Al Leiter, L ERA: 1.98	(1, 1) 5.2 W 24 2 0 0 5 6 0 0 0 0 1 0 61 114 0.00 1.412																
David Weathers, R ERA: 4.34	(6, 1) 2.1 H 10 3 0 0 1 0 0 0 0 0 0 0 24 38 0.00 1.286																
Braden Looper, R ERA: 1.74	(9, 1) 1.0 8 5 2 2 1 0 0 0 0 0 0 0 19 24 18.00 5.000																

Florida Marlins @ New York Mets
Shea Stadium, Flushing, NY
Sun Jun 06 2004, 1:10 PM EDT
Att: 25,835 - Overcast - 58 F

AB 36
R 2
H 10
RBI 2
BB 6
SO 7
LOB 26



Batter	1	2	3	4	5	6	7	8	9	AB	R	H	RBI	BB	SO	LOB	BOTTOM
Kazuo Matsui, S OBP: 0.335, SLG: 0.412	1-3 K	0-1 P6		1-1 G1-3		0-1 L1				4	0	0	0	0	1	1	
Todd Zeile, R OBP: 0.338, SLG: 0.458	1-1 31 2B 1B	2-2 P6		3-1 G5-3		2-1 F8				4	1	1	0	0	0	0	
Shane Spencer, R OBP: 0.362, SLG: 0.419	1-0 E5 31 2B 1-2		1-2 1B	2-2 31 HR 2B		0-1 G1-3				4	2	2	0	0	0	1	
31 Mike Piazza, R OBP: 0.398, SLG: 0.565	2-2 F8 1B 2B		0-0 F9	1-1 F9		1-2 F9				4	2	2	4	0	0	1	
Eric Valent, L OBP: 0.356, SLG: 0.424	1-2 H 2H 1B 2B		3-1 F8	3-2 F9		3-2 F7		0-2 FC4-6 1B 1B		4	0	1	0	0	0	2	
Jason Phillips, R OBP: 0.297, SLG: 0.366	2-3 F8		1-0 G6-3	2-2 S 1B		2-2 S 1B		2-0 FC4-6 1B 1B		3	0	2	1	0	0	1	
Karim Garcia, L OBP: 0.274, SLG: 0.407	1-1 S 1B		1-0 G6-3	1-1 S 1B		2-2 S 1B		1-2 FC4-6 1B		0	0	0	0	0	0	0	
Danny Garcia, R OBP: 0.356, SLG: 0.354	3-H 1B									1	0	1	0	0	0	0	
Braden Looper, R										0	0	0	0	0	0	0	
Ty Wigginton, R OBP: 0.316, SLG: 0.486	1-2 BB		1-3 K	1-3 K		0-0 FC4-6 L6-3		1-2 2-3		3	0	0	0	1	2	3	
Mike Cameron, R OBP: 0.300, SLG: 0.368	0-0 P3		3-2 F8	1-2 K		2-3 K		2-2 L6-3		4	0	0	0	0	1	4	
Al Leiter, L OBP: 0.250, SLG: 0.267		2-3 K		1-1 1B		1-1 P6				2	0	1	0	0	1	0	
Joe McEwing, R OBP: 0.254, SLG: 0.273										1	0	0	0	0	0	0	
Inning Stats	R: 3 H: 3 E: 1 K: 1 S: 16	H: 0 R: 0 ER: 0 SO: 2 BB: 0 P: 16	H: 0 R: 0 ER: 0 SO: 2 BB: 1 P: 16	H: 1 R: 0 ER: 0 SO: 1 BB: 0 P: 8	H: 1 R: 0 ER: 0 SO: 1 BB: 0 P: 16	H: 3 R: 2 ER: 0 SO: 2 BB: 0 P: 34	H: 0 R: 0 ER: 0 SO: 7 BB: 0 P: 10	H: 0 R: 0 ER: 0 SO: 7 BB: 0 P: 10	H: 2 R: 0 ER: 0 SO: 8 BB: 0 P: 12	1B: 7 2B: 3 3B: 0 HR: 1	SF: 0 SAC: 0 DP: 1 HBP: 0	WP: 0 PB: 0 SB: 2 CS: 0	PA: 35				
PITCHER	IP WLS BF H R ER SO BB IBB HBP BLK WP HR S P ERA WHIP																
Brad Penny, R ERA: 2.62	(1, 1) 5.0 L 25 8 5 3 4 1 0 0 0 0 0 0 0 14 20 0.00 1.800																
Darren Oliver, L ERA: 7.25	(6, 1) 2.0 6 0 0 0 1 0 0 0 0 0 0 0 14 20 0.00 0.000																
40 Nate Bump, R ERA: 4.98	(8, 1) 1.0 4 2 0 0 0 0 0 0 0 0 0 0 8 12 0.00 2.000																

Florida Marlins @ New York Mets
Shea Stadium, Flushing, NY
Sun Jun 06 2004, 1:10 PM EDT
Att: 25,835 - Overcast - 58 F

AB 34
R 5
H 10
RBI 5
BB 1
SO 5
LOB 13



Batter	1	2	3	4	5	6	7	8	9	AB	R	H	RBI	BB	SO	LOB	TOP			
Juan Pierre, L (1.8) OBP: 0.365, SLG: 0.384	2-1 G6-4-3 1B		4-2 BB		1-0 F8		4-2 G4-6-3 1B BB	1-2 L7		3	0	1	0	2	0	1				
Luis Castillo, S (1.4) OBP: 0.344, SLG: 0.341	1-1 G6-4-3 1-2		2-0 F8		0-2 BB 1B		0-0 G4-6-3 1B	1-3 K		5	0	2	0	0	1	2				
Mike Lowell, R (1.5) OBP: 0.414, SLG: 0.620	3-1 F7		1-1 F8		1-0 L5		2-1 G4-6-3 1-2 2-3	0-0 G5-3		5	0	0	0	0	0	4				
Miguel Cabrera, R (1.9) OBP: 0.363, SLG: 0.548		0-1 L5		2-1 E5 WP G6-4-3		4-1 FC4-6 BB	4-1 BB	0-1 HR		3	2	1	1	2	0	0				
Jeff Conine, R (1.3) OBP: 0.333, SLG: 0.415 (8.7)	2-2 2B		0-3 K 1B G6-4-3		0-1 FC4-6 1-2		2-3 K	4-2 HR BB		4	1	1	0	1	2	5				
Damon Easley, R (1.10) OBP: 0.397, SLG: 0.593	0-2 P6		2-1 G6-4-3 1-2 3-H		1-0 P6		3-2 1B 2B	0-0 HR		5	2	2	3	0	0	2				
Alex Gonzalez, R (1.6) OBP: 0.260, SLG: 0.396	1-3 K		2-3 G3 1B		0-0 HR		0-0 1B	0-0 G5-3		5	1	3	1	0	1	1				
Mike Redmond, R (1.2) OBP: 0.330, SLG: 0.369			0-0 L6		2-3 K		0-1 1B			4	0	1	1	0	1	2				
Abraham Nunez, S (1.7) OBP: 0.327, SLG: 0.372 (8, PH) Hee-Seop Choi, L (8, PH) OBP: 0.379, SLG: 0.541 (8, 3)	2-1 HR		2-3 K		2-0 G3		2-3 K	3-H 2-3 K		3	1	1	1	0	1	2				
Inning Stats	R: 0 E: 0 K: 0 S: 6	H: 1 LOB: 0 BB: 0 P: 12	R: 0 E: 0 K: 1 S: 12	H: 1 LOB: 1 BB: 0 P: 15	R: 1 E: 0 K: 0 S: 9	H: 1 LOB: 1 BB: 1 P: 18	R: 1 E: 0 K: 2 S: 16	H: 1 LOB: 2 BB: 1 P: 25	R: 0 E: 0 K: 0 S: 8	H: 1 LOB: 2 BB: 0 P: 14	R: 0 E: 0 K: 1 S: 12	H: 1 LOB: 2 BB: 2 P: 24	R: 1 E: 0 K: 1 S: 13	H: 3 LOB: 1 BB: 0 P: 19	R: 3 E: 0 K: 1 S: 12	H: 2 LOB: 0 BB: 1 P: 17	1B: 6 2B: 2 3B: 0 HR: 4	SF: 0 SAC: 0 DP: 2 HBP: 0	WP: 1 PB: 0 SB: 0 CS: 0	PA: 43
PITCHER	IP WLS BF H R ER SO	IP WLS BF H R ER SO	IP WLS BF H R ER SO	IP WLS BF H R ER SO	IP WLS BF H R ER SO	IP WLS BF H R ER SO	IP WLS BF H R ER SO	IP WLS BF H R ER SO	IP WLS BF H R ER SO	IP WLS BF H R ER SO	IP WLS BF H R ER SO	IP WLS BF H R ER SO	IP WLS BF H R ER SO	IP WLS BF H R ER SO	IP WLS BF H R ER SO	IP WLS BF H R ER SO	ERA WHIP	ERA WHIP		
31 Cliff Lee, L (1.1) ERA: 3.25	6.0	29	7	3	2	4	3	0	0	0	1	2	64	106	3.00	1.667				
59 Matt Miller, R (7.1) ERA: 1.86	1.0	3	0	0	0	1	1	0	0	0	0	0	6	14	0.00	1.000				
63 Rafael Betancourt, R (8.1) ERA: 3.99	0.1	3	3	1	1	0	0	0	0	0	0	6	9	27.00	9.000					
Cliff Bartosh, L (8.1) ERA: 7.11	0.2	2	0	0	0	1	0	0	0	0	0	7	10	0.00	0.000					
Jose Jimenez, R (9.1) ERA: 7.61	1.0	6	2	3	3	1	1	0	0	0	0	2	12	17	27.00	3.000				

Florida Marlins @ Cleveland Indians
Jacobs Field, Cleveland, OH
Tue Jun 08 2004, 7:05 PM EDT
Att: 21,252 - Cloudy - 88 F

AB	38
R	7
H	12
RBI	7
BB	5
SO	7
LOB	20



Batter	1	2	3	4	5	6	7	8	9	AB	R	H	RBI	BB	SO	LOB	BOTTOM			
Ronnie Belliard, R (1.4) OBP: 0.389, SLG: 0.408	1-1 G6-3		2-3 K		2-1 K		2-1 SH1-4 1B	3-2 F8		5	1	1	0	0	1	5				
Omar Vizquel, S (1.6) OBP: 0.376, SLG: 0.403	0-3 K		0-0 PO S 1B		3-3 SH1-4 1B		1-1 SH1-4	2-1 1B		3	0	2	2	0	1	0				
Matt Lawton, L (1.7) OBP: 0.389, SLG: 0.463	1-0 1B 41 1B E		3-1 F8		1-0 PO 1-3		1-3 K	3-2 K		4	1	1	0	1	2	6				
41 Victor Martinez, S (1.2) OBP: 0.366, SLG: 0.537	0-0 E 1B		0-0 2B		3-3 K		2-2 1B	1-1 F8		5	1	3	1	0	1	1				
Casey Blake, R (1.5) OBP: 0.370, SLG: 0.439	1-1 E2 1B		2-2 G5-3		3-0 G6-3		4-0 IBB	1-2 F9		4	0	1	0	1	0	1				
48 Travis Hafner, L (1.10) OBP: 0.392, SLG: 0.545	2-3 K		1-0 G1-3		3-1 HBP		0-1 F8	3-2 G3-1		4	0	0	0	0	1	4				
Lou Merloni, R (1.3) ERA: 3.5		2-2 FC1-5 1B		1-3 K		1-3 K		3-3 K		2	0	1	0	0	1	1				
Ben Broussard, L (6, PH) OBP: 0.348, SLG: 0.324 (7.3)										2	0	0	0	0	2	1				
Alex Escobar, R (1.9) OBP: 0.324, SLG: 0.315		3-2 HBP FC1-5 1B		3-2 G4-3		3-3 K		4-2 F8 BB 1B BB		3	1	1	0	1	1	1				
Coco Crisp, S (1.8) OBP: 0.275, SLG: 0.340		1-1 FC1-5		3-1 S 1B 2B		0-1 G3		4-2 1B BB		3	1	1	0	1	0	3				
Jody Gerut, L (9.8) OBP: 0.363, SLG: 0.430		1-2 2-3						1-2 BB		0	0	0	0	0	0	0				
Inning Stats	R: 2 E: 1 K: 2 S: 12	H: 3 LOB: 1 BB: 0 P: 17	R: 0 E: 0 K: 0 S: 16	H: 2 LOB: 3 BB: 0 P: 29	R: 0 E: 0 K: 1 S: 9	H: 1 LOB: 1 BB: 0 P: 13	R: 1 E: 0 K: 1 S: 12	H: 2 LOB: 0 BB: 0 P: 21	R: 0 E: 0 K: 2 S: 11	H: 0 LOB: 1 BB: 1 P: 18	R: 0 E: 0 K: 1 S: 12	H: 2 LOB: 2 BB: 1 P: 22	R: 1 E: 0 K: 2 S: 17	H: 1 LOB: 2 BB: 2 P: 36	R: 0 E: 0 K: 0 S: 9	H: 0 LOB: 0 BB: 0 P: 14	1B: 9 2B: 3 3B: 0 HR: 0	SF: 0 SAC: 1 DP: 1 HBP: 2	WP: 0 PB: 0 SB: 3 CS: 1	PA: 43
PITCHER	IP WLS BF H R ER SO	IP WLS BF H R ER SO	IP WLS BF H R ER SO	IP WLS BF H R ER SO	IP WLS BF H R ER SO	IP WLS BF H R ER SO	IP WLS BF H R ER SO	IP WLS BF H R ER SO	IP WLS BF H R ER SO	IP WLS BF H R ER SO	IP WLS BF H R ER SO	IP WLS BF H R ER SO	IP WLS BF H R ER SO	IP WLS BF H R ER SO	IP WLS BF H R ER SO	IP WLS BF H R ER SO	ERA WHIP	ERA WHIP		
Dontrelle Willis, L (1.1) ERA: 3.5	5.0	24	8	3	1	5	1	0	2	0	0	14	21	6.75	0.750					
Toby Borland, R (6.1) ERA: 4.26	1.1	5	1	1	1	2	0	0	0	0	0	17	35	9.00	3.000					
Matt Perisho, L (7.1) ERA: 2.53	1.0	7	1	1	1	2	2	1	0	0	0	8	16	0.00	1.500					
40 Nate Bump, R (8.1) ERA: 4.89	0.2	3	1	0	0	1	0	0	0	0	0	9	14	0.00	0.000					
Armando Benitez, R (9.1) ERA: 0.55	1.0	3	0	0	0	0	0	0	0	0	0	9	14	0.00	0.000					

Florida Marlins @ Cleveland Indians
Jacobs Field, Cleveland, OH
Tue Jun 08 2004, 7:05 PM EDT
Att: 21,252 - Cloudy - 88 F

AB	35
R	5
H	11
RBI	3
BB	4
SO	10
LOB	23



Batter	1	2	3	4	5	6	7	8	9	AB	R	H	RBI	BB	SO	LOB	TOP			
Juan Pierre, L OBP: 0.360, SLG: 0.378	G6-3		G1-3			G5-3		G4-3		4	0	0	0	0	0	0	Florida Marlins @ Cleveland Indians Jacobs Field, Cleveland, OH Wed Jun 09 2004, 7:05 PM EDT Att: 17,072 - Overcast - 75 F			
Luis Castillo, S OBP: 0.344, SLG: 0.345 Mike Mordecai, R OBP: 0.229, SLG: 0.235	G4-3					P4		G6-3		3	0	1	0	0	0	0				
Mike Lowell, R OBP: 0.407, SLG: 0.609	G6-3					F9		F9		4	0	0	0	0	1	1				
Miguel Cabrera, R OBP: 0.363, SLG: 0.559 Abraham Nunez, S OBP: 0.320, SLG: 0.364		G3-1				FC1-5-6 WP		HR		3	1	1	1	0	0	1				
Hee-Seop Choi, L OBP: 0.383, SLG: 0.550										3	0	2	0	0	1	1				
Damon Easley, R OBP: 0.380, SLG: 0.565										3	0	0	0	0	1	2				
Jeff Conine, R OBP: 0.335, SLG: 0.416 Lenny Harris, L OBP: 0.242, SLG: 0.273										2	0	1	0	0	0	1				
Alex Gonzalez, R OBP: 0.261, SLG: 0.395										3	0	1	0	0	0	1				
Mike Redmond, R OBP: 0.325, SLG: 0.362 20 Matt Treanor, R OBP: 0.333, SLG: 0.250										2	0	0	0	0	1	1				
										1	0	0	0	0	0	1				
Inning Stats	R: 0 E: 0 K: 0 S: 6	H: 0 LOB: 0 BB: 0 P: 9	R: 0 E: 0 K: 1 S: 9	H: 1 LOB: 1 BB: 0 P: 14	R: 0 E: 0 K: 1 S: 7	H: 0 LOB: 0 BB: 0 P: 12	R: 0 E: 0 K: 2 S: 12	H: 1 LOB: 1 BB: 0 P: 18	R: 0 E: 0 K: 0 S: 6	H: 0 LOB: 0 BB: 0 P: 12	R: 1 E: 0 K: 0 S: 11	H: 2 LOB: 0 BB: 0 P: 15	R: 0 E: 0 K: 1 S: 5	H: 1 LOB: 0 BB: 0 P: 10	R: 0 E: 0 K: 1 S: 11	H: 0 LOB: 0 BB: 0 P: 15	1B: 3 2B: 2 3B: 0 HR: 1	SF: 0 SAC: 0 DP: 2 HBP: 0	WP: 1 PB: 0 SB: 0 CS: 0	PA: 31
PITCHER	IP WLS BF H R ER SO BB IBB HBP BLK WP HR S P ERA WHIP																			
37 Jake Westbrook, R ERA: 3.06 Lou Pote, R ERA: 9.0	8.0 W 28 6 1 1 4 0 0 0 0 1 1 62 101 1.12 0.750																			
	1.0 3 0 0 0 1 0 0 0 0 0 0 11 15 0.00 0.000																			

AB	31
R	1
H	6
RBI	1
BB	0
SO	5
LOB	9



Batter	1	2	3	4	5	6	7	8	9	AB	R	H	RBI	BB	SO	LOB	BOTTOM			
Matt Lawton, L OBP: 0.390, SLG: 0.466	G4-3					G4-3		FC6-4		5	1	2	0	0	0	1	Florida Marlins @ Cleveland Indians Jacobs Field, Cleveland, OH Wed Jun 09 2004, 7:05 PM EDT Att: 17,072 - Overcast - 75 F			
Omar Vizquel, S OBP: 0.374, SLG: 0.397 John McDonald, R OBP: 0.138, SLG: 0.107	G4-3							G5-3		3	0	0	0	0	2	1				
Jody Gerut, L OBP: 0.369, SLG: 0.436										4	2	3	1	0	1	0				
41 Victor Martinez, S OBP: 0.369, SLG: 0.534	F7									3	2	1	0	1	1	1				
48 Travis Hafner, L OBP: 0.399, SLG: 0.553										3	2	2	2	1	0	0				
Casey Blake, R OBP: 0.373, SLG: 0.457										4	1	2	2	0	1	4				
Ben Broussard, L OBP: 0.351, SLG: 0.343										4	0	2	2	0	2	1				
Ronnie Belliard, R OBP: 0.391, SLG: 0.409										2	0	1	1	1	0	0				
Coco Crisp, S OBP: 0.265, SLG: 0.327										4	0	0	0	0	1	5				
										1	0	0	0	0	0	0				
Inning Stats	R: 0 E: 0 K: 0 S: 7	H: 1 LOB: 1 BB: 0 P: 10	R: 0 E: 0 K: 0 S: 6	H: 2 LOB: 2 BB: 1 P: 13	R: 5 E: 0 K: 1 S: 16	H: 5 LOB: 0 BB: 0 P: 28	R: 0 E: 0 K: 1 S: 7	H: 1 LOB: 0 BB: 0 P: 7	R: 3 E: 0 K: 2 S: 24	H: 3 LOB: 1 BB: 1 P: 38	R: 0 E: 0 K: 2 S: 8	H: 0 LOB: 0 BB: 0 P: 12	R: 0 E: 0 K: 2 S: 12	H: 0 LOB: 1 BB: 1 P: 18	R: 0 E: 1 K: 0 S: 9	H: 1 LOB: 1 BB: 0 P: 9	1B: 8 2B: 4 3B: 0 HR: 1	SF: 1 SAC: 1 DP: 1 HBP: 0	WP: 0 PB: 0 SB: 0 CS: 1	PA: 38
PITCHER	IP WLS BF H R ER SO BB IBB HBP BLK WP HR S P ERA WHIP																			
A.J. Burnett, R ERA: 10.8 Ben Howard, R ERA: 10.38 Darren Oliver, L ERA: 6.94	4.1 L 25 12 8 8 3 0 0 0 0 0 0 0 16 22 0.00 0.000																			
	2.0 8 1 0 0 2 1 0 0 0 0 0 0 21 27 0.00 1.000																			

AB	33
R	8
H	13
RBI	8
BB	3
SO	8
LOB	14



Batter	1	2	3	4	5	6	7	8	9	AB	R	H	RBI	BB	SO	LOB	TOP					
Juan Pierre, L (1, 8) OBP: 0.360, SLG: 0.380	B2-3	F7				L8				4	0	1	1	1	0	2	Florida Marlins @ Cleveland Indians Jacobs Field, Cleveland, OH Thu Jun 10 2004, 7:05 PM EDT Att: 19,113 - Overcast - 66 F					
Luis Castillo, S (1, 4) OBP: 0.357, SLG: 0.354	F		S		FC6-4					3	0	3	0	2	0							
Mike Lowell, R (1, 5) OBP: 0.399, SLG: 0.596	E5		F7		F8		F9	G5-3		5	0	0	0	0	8							
Miguel Cabrera, R (1, 9) OBP: 0.355, SLG: 0.546 Abraham Nunez, S (9, 9) OBP: 0.320, SLG: 0.364	K		F8		FC6-4		K		G5-3	5	0	0	0	0	2	6						
Hee-Seop Choi, L (1, 3) OBP: 0.379, SLG: 0.537	K		K			F8	F8			4	0	0	0	1	2	4						
Jeff Conine, R (1, 7) OBP: 0.332, SLG: 0.410		G4-3		P4		E3		F9	K	5	1	1	0	0	1	1						
Lenny Harris, L (1, 10) OBP: 0.283, SLG: 0.289		L9		G6-4-3		G6-3			K	5	1	2	0	0	1	2						
Alex Gonzalez, R (1, 6) OBP: 0.266, SLG: 0.412				G6-4-3					K	4	2	2	2	0	1	2						
Mike Redmond, R (1, 2) OBP: 0.339, SLG: 0.394										4	0	3	1	0	0	0						
Inning Stats	R: 0 E: 1 K: 2 S: 10	H: 0 LOB: 2 BB: 1 P: 19	R: 1 E: 0 K: 0 S: 13	H: 2 LOB: 1 BB: 0 P: 22	R: 0 E: 0 K: 1 S: 9	H: 1 LOB: 0 BB: 0 P: 13	R: 0 E: 0 K: 0 S: 5	H: 1 LOB: 0 BB: 0 P: 9	R: 0 E: 0 K: 0 S: 9	H: 1 LOB: 2 BB: 1 P: 16	R: 2 E: 1 K: 0 S: 10	H: 3 LOB: 1 BB: 0 P: 16	R: 0 E: 0 K: 1 S: 10	H: 1 LOB: 1 BB: 0 P: 16	R: 1 E: 0 K: 1 S: 18	H: 3 LOB: 3 BB: 1 P: 28	R: 0 E: 0 K: 2 S: 11	H: 0 LOB: 1 BB: 1 P: 16	1B: 8 2B: 3 3B: 0 HR: 1	SF: 0 SAC: 0 DP: 1 HBP: 0	WP: 0 PB: 0 SB: 1 CS: 0	PA: 43
PITCHER	IP	WLS	BF	H	R	ER	SO	BB	IBB	HBP	BLK	WP	HR	S	P	ERA	WHIP					
Jason Davis, R (1, 1) ERA: 5.18	7.0	L	32	9	3	3	4	2	0	0	0	0	1	66	111	3.86	1.571					
Rick White, R (8, 1) ERA: 3.47	0.2	4	2	1	1	1	1	0	0	0	0	0	0	12	16	13.50	3.000					
Cliff Bartosh, L (8, 1) ERA: 7.11	0.0	2	1	0	0	0	0	1	0	0	0	0	0	4	8	∞	∞					
David Riske, R (8, 1) ERA: 6.48	1.1	5	0	0	0	0	2	1	0	0	0	0	0	13	20	0.00	0.750					

Batter	1	2	3	4	5	6	7	8	9	AB	R	H	RBI	BB	SO	LOB	BOTTOM				
Matt Lawton, L (1, 7) OBP: 0.387, SLG: 0.462	F8					F7		G1-3		4	0	1	0	0	0	0	Florida Marlins @ Cleveland Indians Jacobs Field, Cleveland, OH Thu Jun 10 2004, 7:05 PM EDT Att: 19,113 - Overcast - 66 F				
Omar Vizquel, S (1, 6) OBP: 0.388, SLG: 0.390	G4-3		G4-3			G4-3			G4-3	4	0	0	0	0	1						
Jody Gerut, L (1, 8) OBP: 0.364, SLG: 0.428	G4-3				K			G3		4	0	0	0	0	1	0					
41 Victor Martinez, S (1, 2) OBP: 0.376, SLG: 0.557 Tim Laker, R (9, PR) OBP: 0.261, SLG: 0.317					F9					3	1	2	1	1	0	0					
48 Travis Hafner, L (1, 10) OBP: 0.396, SLG: 0.546										0	0	0	0	0	0	0					
										4	0	1	0	0	0	2					
Casey Blake, R (1, 5) OBP: 0.367, SLG: 0.449										3	0	0	0	0	3	2					
Ben Broussard, L (1, 3) OBP: 0.346, SLG: 0.336										3	0	0	0	0	2	1					
Ronnie Belliard, R (1, 4) OBP: 0.386, SLG: 0.404										3	0	0	0	0	1	0					
Alex Escobar, R (1, 9) OBP: 0.318, SLG: 0.309										3	0	0	0	0	0	0					
Inning Stats	R: 0 E: 0 K: 0 S: 7	H: 0 LOB: 0 BB: 0 P: 12	R: 1 E: 0 K: 1 S: 10	H: 1 LOB: 0 BB: 0 P: 16	R: 0 E: 0 K: 2 S: 12	H: 1 LOB: 1 BB: 0 P: 17	R: 0 E: 0 K: 1 S: 6	H: 0 LOB: 0 BB: 0 P: 9	R: 0 E: 0 K: 0 S: 5	H: 0 LOB: 0 BB: 0 P: 6	R: 0 E: 0 K: 2 S: 10	H: 0 LOB: 1 BB: 1 P: 20	R: 0 E: 0 K: 1 S: 8	H: 0 LOB: 0 BB: 0 P: 11	R: 0 E: 0 K: 0 S: 7	H: 1 LOB: 1 BB: 0 P: 7	1B: 2 2B: 1 3B: 0 HR: 1	SF: 0 SAC: 0 DP: 0 HBP: 0	WP: 0 PB: 0 SB: 0 CS: 0	PA: 32	
PITCHER	IP	WLS	BF	H	R	ER	SO	BB	IBB	HBP	BLK	WP	HR	S	P	ERA	WHIP				
Carl Pavano, R (1, 1) ERA: 3.1	8.2	W	31	4	1	1	7	4	1	1	7	0	1	70	109	1.04	0.577				
Armando Benitez, R (9, 1) ERA: 0.54	0.1	S	1	0	0	0	0	0	0	0	0	0	0	2	2	0.00	0.000				

AB	39
R	4
H	12
RBI	4
BB	4
SO	7
LOB	25



AB	31
R	1
H	4
RBI	1
BB	1
SO	7
LOB	6



Batter	1	2	3	4	5	6	7	8	9	AB	R	H	RBI	BB	SO	LOB	TOP								
Juan Pierre, L (1, 8) OBP: 0.359, SLG: 0.375	L6			G3		G4-6-3 BB		F7		3	0	0	0	1	0	0	Florida Marlins @ Detroit Tigers Comerica Park, Detroit, MI Fri Jun 11 2004, 7:05 PM EDT Att: 27,184 - Unknown - 63 F								
Luis Castillo, S (1, 4) OBP: 0.352, SLG: 0.348	G1-3			P6		G4-6-3		G1-3		4	0	0	0	0	0	2									
Mike Lowell, R (1, 5) OBP: 0.393, SLG: 0.585	P6			K		F8		F8		4	0	0	0	0	1	1									
Miguel Cabrera, R (1, 9) OBP: 0.358, SLG: 0.558		G6-3				BB 1B			P3	4	2	2	1	0	0	0									
Hee-Seop Choi, L (1, 3) OBP: 0.386, SLG: 0.533		K				BB 1B FC3-6		HR 2B BB	FC5-4 BB	1	2	0	0	3	1	0									
Damon Easley, R (1, 10) OBP: 0.373, SLG: 0.545		F8				BB 1B FC3-6		P2	P3	4	0	1	1	0	0	2									
Lenny Harris, L (1, 7) OBP: 0.282, SLG: 0.310			G5-3			BB 1B FC3-6 G6-4-3		2B	FC5-4	4	0	1	2	0	0	2									
Alex Gonzalez, R (1, 6) OBP: 0.262, SLG: 0.406			F7			G6-4-3		K		3	0	0	0	0	1	2									
Mike Redmond, R (1, 2) OBP: 0.339, SLG: 0.393			G1-3			G4-6-3 BB 1B		G6-3		3	0	1	0	0	0	1									
Inning Stats	R: 0 E: 0 K: 0 S: 5	H: 0 LOB: 0 BB: 0 P: 9	R: 0 E: 0 K: 1 S: 7	H: 0 LOB: 0 BB: 0 P: 9	R: 0 E: 0 K: 0 S: 12	H: 0 LOB: 0 BB: 0 P: 18	R: 0 E: 0 K: 1 S: 8	H: 0 LOB: 0 BB: 0 P: 9	R: 2 E: 0 K: 0 S: 15	H: 2 LOB: 0 BB: 1 P: 24	R: 0 E: 0 K: 0 S: 5	H: 1 LOB: 1 BB: 1 P: 10	R: 2 E: 0 K: 1 S: 13	H: 2 LOB: 1 BB: 1 P: 25	R: 0 E: 0 K: 0 S: 6	H: 0 LOB: 0 BB: 0 P: 9	R: 0 E: 0 K: 0 S: 7	H: 0 LOB: 1 BB: 1 P: 14	1B: 3 2B: 1 3B: 0 HR: 1	SF: 0 SAC: 0 DP: 2 HBP: 0	WP: 0 PB: 0 SB: 0 CS: 0	PA: 34			
PITCHER	IP	WLS	BF	H	R	ER	SO	BB	IBB	HBP	BLK	WP	HR	S	P	ERA	WHIP								
Gary Knotts, R (1, 1) ERA: 4.32	6.1	W	25	5	4	4	2	3	0	0	0	0	1	60	96	5.68	1.263								
Danny Patterson, R (7, 1) ERA: 4.21	1.2	H	5	0	0	0	1	0	0	0	0	0	0	11	17	0.00	0.000								
Al Levine, R (9, 1) ERA: 5.97	1.0		4	0	0	0	0	1	0	0	0	0	0	7	14	0.00	1.000								

Batter	1	2	3	4	5	6	7	8	9	AB	R	H	RBI	BB	SO	LOB	BOTTOM								
Alex Sanchez, L (1, 8) OBP: 0.348, SLG: 0.394	K		G4-6-3	G4-6-3 BB		G4-3		L5		4	0	0	0	1	1	4	Florida Marlins @ Detroit Tigers Comerica Park, Detroit, MI Fri Jun 11 2004, 7:05 PM EDT Att: 27,184 - Unknown - 63 F								
Bobby Higginson, L (1, 9) OBP: 0.300, SLG: 0.404	F8			BB HR		F9				3	1	0	0	1	0	3									
Ivan Rodriguez, R (1, 2) OBP: 0.392, SLG: 0.520	K			HR 1B	G5-3		HR			4	2	2	1	0	1	0									
Dmitri Young, S (1, 10) OBP: 0.400, SLG: 0.441		L6		HR 1B	BB 9 1B		P6			3	1	1	3	1	0	0									
Rondell White, R (1, 7) OBP: 0.379, SLG: 0.486		G3		HR 1B		F7		K		4	1	1	0	0	1	1									
9 Carlos Guillen, S (1, 6) OBP: 0.401, SLG: 0.571		K2-3		HR		G1-3				4	1	2	2	0	1	0									
Carlos Pena, L (1, 3) OBP: 0.301, SLG: 0.456			20 SF9 3B	K		G3		F7		4	1	1	0	0	1	2									
Eric Munson, L (1, 5) OBP: 0.316, SLG: 0.444										3	1	3	0	1	0	0	Florida Marlins @ Detroit Tigers Comerica Park, Detroit, MI Fri Jun 11 2004, 7:05 PM EDT Att: 27,184 - Unknown - 63 F								
15 Brandon Inge, R (8, PR) OBP: 0.348, SLG: 0.478										0	0	0	0	0	0	0									
20 Omar Infante, R (1, 4) OBP: 0.344, SLG: 0.472										3	0	1	2	0	0	2									
Inning Stats	R: 0 E: 0 K: 2 S: 9	H: 0 LOB: 0 BB: 0 P: 12	R: 0 E: 0 K: 1 S: 7	H: 0 LOB: 0 BB: 0 P: 10	R: 0 E: 0 K: 0 S: 10	H: 2 LOB: 0 BB: 0 P: 12	R: 6 E: 0 K: 1 S: 21	H: 6 LOB: 1 BB: 2 P: 39	R: 0 E: 0 K: 0 S: 8	H: 1 LOB: 2 BB: 1 P: 15	R: 0 E: 0 K: 0 S: 7	H: 1 LOB: 0 BB: 0 P: 11	R: 1 E: 0 K: 1 S: 7	H: 1 LOB: 0 BB: 0 P: 13	R: 0 E: 0 K: 0 S: 12	H: 0 LOB: 2 BB: 1 P: 21		1B: 5 2B: 1 3B: 2 HR: 3	SF: 1 SAC: 0 DP: 2 HBP: 0	WP: 0 PB: 0 SB: 0 CS: 0	PA: 37				
PITCHER	IP	WLS	BF	H	R	ER	SO	BB	IBB	HBP	BLK	WP	HR	S	P	ERA	WHIP								
Tommy Phelps, L (1, 1) ERA: 4.76	3.0	L	15	6	6	6	3	1	0	0	0	0	2	36	54	18.00	2.333								
Mike Neu, R (4, 1) ERA: 4.5	4.0		18	5	2	2	2	2	0	0	0	0	1	33	58	4.50	1.750								
Darren Oliver, L (8, 1) ERA: 6.8	1.0		4	0	0	0	0	1	0	0	0	0	0	12	21	0.00	1.000								

Batter	1	2	3	4	5	6	7	8	9	AB	R	H	RBI	BB	SO	LOB	TOP		
Luis Castillo, S (1,4) OBP: 0.350, SLG: 0.359	G1-3		FC5-4			G5-3			HR	4	1	1	1	0	0	1			
Juan Piers, L (1,8) OBP: 0.361, SLG: 0.375	G5-3			G4-6-3 1B		K			G5-3 HBP	3	1	1	0	0	1	0			
Mike Lowell, R (1,5) OBP: 0.391, SLG: 0.578	L7			G4-6-3 BB		F8			F7	3	0	0	0	1	0	1			
Miguel Cabrera, R (1,10) OBP: 0.356, SLG: 0.553		K		G4-6-3 BB		K			1B S 1B	4	0	1	0	0	2	2			
Damon Easley, R (1,3) OBP: 0.354, SLG: 0.514	G5-3			P6		F8			G5-3	4	0	0	1	0	0	2			
Mike Redmond, R (1,2) OBP: 0.344, SLG: 0.391	G6-3				F9 BB HBP	G6-3			1B	3	0	1	0	0	0	0			
Jeff Conine, R (1,7) OBP: 0.340, SLG: 0.414			B1-6 1B		G5-4-3 BB				F8	3	0	2	0	1	0	2			
Alex Gonzalez, R (1,6) OBP: 0.263, SLG: 0.405			FC5-4 1B		F9				FC5-4 G5-4-3	3	0	1	0	0	0	3			
Abraham Nunez, S (1,9) OBP: 0.302, SLG: 0.340			B1-6		G5-4-3				G5-4-3	3	0	0	0	0	0	5			
Inning Stats	R: 0 H: 0 E: 0 K: 0 S: 11	H: 0 LOB: 0 BB: 0 P: 15	R: 0 H: 0 E: 0 K: 1 S: 6	H: 0 LOB: 0 BB: 0 P: 11	R: 0 H: 2 E: 0 K: 0 S: 9	H: 1 LOB: 1 BB: 0 P: 13	R: 0 H: 1 E: 0 K: 0 S: 8	H: 1 LOB: 1 BB: 1 P: 15	R: 0 H: 0 E: 0 K: 0 S: 7	H: 0 LOB: 0 BB: 0 P: 14	R: 0 H: 0 E: 0 K: 1 S: 8	H: 0 LOB: 0 BB: 0 P: 13	R: 0 H: 1 E: 0 K: 0 S: 8	H: 1 LOB: 0 BB: 0 P: 9	R: 2 H: 3 E: 0 K: 0 S: 13	H: 3 LOB: 2 BB: 0 P: 21	1B: 6 2B: 1 3B: 0 HR: 1	SF: 0 SAC: 0 DP: 4 HBP: 2	WP: 0 PA: 34 PB: 0 SB: 2 CS: 0
PITCHER	IP	WLS	BF	H	R	ER	SO	BB	IBB	HBP	BLK	WP	HR	S	P	ERA	WHIP		
29 Nate Robertson, L (1,1) ERA: 3.91	8.0	W	27	4	0	0	3	2	0	1	0	0	0	64	103	0.00	0.750		
Jamie Walker, L (9,1) ERA: 2.42	0.1		4	2	2	2	0	0	0	1	0	0	1	8	10	54.00	6.000		
Esteban Yan, R (9,1) ERA: 4.86	0.1	S	2	1	0	0	0	0	0	0	0	0	0	3	7	0.00	3.000		
Ugueth Urbina, R (9,1) ERA: 4.09	0.1	S	1	0	0	0	0	0	0	0	0	0	0	2	4	0.00	0.000		

Florida Marlins @ Detroit Tigers
Comerica Park, Detroit, MI
Sat Jun 12 2004, 7:05 PM EDT
Att: 38,524 - Sunny - 71 F

AB 30
R 2
H 7
RBI 2
BB 2
SO 3
LOB 16



Batter	1	2	3	4	5	6	7	8	9	AB	R	H	RBI	BB	SO	LOB	BOTTOM		
Alex Sanchez, L (1,8) OBP: 0.351, SLG: 0.404	1B 3B		G6-3 1B		L4-3		E1 S			4	1	2	0	0	0	3			
Bobby Higginson, L (1,9) OBP: 0.392, SLG: 0.394	K		P2			K	G1-5-3			4	0	0	0	0	2	4			
Ivan Rodriguez, R (1,2) OBP: 0.394, SLG: 0.520	F9 S 1B		G6-3			K			1B 2B 1B	4	1	2	1	0	1	1			
Dmitri Young, S (1,10) OBP: 0.409, SLG: 0.432	4-1 BB					P6			2B 15 SF8 1B	3	1	1	0	1	1	0			
Rondell White, R (1,7) OBP: 0.377, SLG: 0.486	F9					F7			15 SF8 2B	4	0	1	1	0	1	2			
9 Carlos Guillen, S (1,6) OBP: 0.398, SLG: 0.565	K					K			G4-3	4	1	1	0	0	2	4			
Carlos Pena, L (1,3) OBP: 0.305, SLG: 0.454			P6						20 1B	3	0	1	0	1	1	1			
Eric Munson, L (1,5) OBP: 0.316, SLG: 0.438									IBB	2	0	0	0	1	1	1			
15 Brandon Inge, R (7, PR) OBP: 0.346, SLG: 0.478									SF8	0	1	0	1	0	0	0			
20 Omar Infante, R (1,4) OBP: 0.341, SLG: 0.464									F7	4	1	1	1	0	1	3			
Inning Stats	R: 1 H: 2 E: 0 K: 2 S: 16	H: 2 LOB: 2 BB: 1 P: 25	R: 0 H: 0 E: 0 K: 2 S: 9	H: 0 LOB: 0 BB: 0 P: 12	R: 0 H: 1 E: 0 K: 0 S: 4	H: 1 LOB: 0 BB: 0 P: 4	R: 0 H: 0 E: 0 K: 2 S: 12	H: 0 LOB: 0 BB: 0 P: 16	R: 0 H: 1 E: 1 K: 0 S: 7	H: 1 LOB: 1 BB: 0 P: 7	R: 0 H: 0 E: 0 K: 2 S: 7	H: 0 LOB: 0 BB: 0 P: 12	R: 3 H: 2 E: 1 K: 2 S: 13	H: 2 LOB: 2 BB: 1 P: 22	R: 2 H: 3 E: 0 K: 0 S: 15	H: 3 LOB: 2 BB: 1 P: 25	1B: 7 2B: 2 3B: 1 HR: 0	SF: 1 SAC: 0 DP: 2 HBP: 0	WP: 1 PA: 36 PB: 0 SB: 2 CS: 0
PITCHER	IP	WLS	BF	H	R	ER	SO	BB	IBB	HBP	BLK	WP	HR	S	P	ERA	WHIP		
Brad Penny, R (1,1) ERA: 2.62	7.0	L	29	6	4	2	10	1	0	0	0	0	0	68	98	2.57	1.000		
Toby Borland, R (8,1) ERA: 5.27	1.0		7	3	2	2	0	0	1	0	0	0	0	15	25	18.00	3.000		

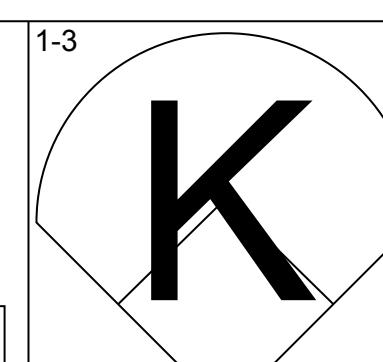
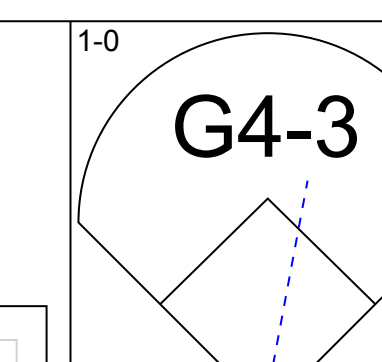
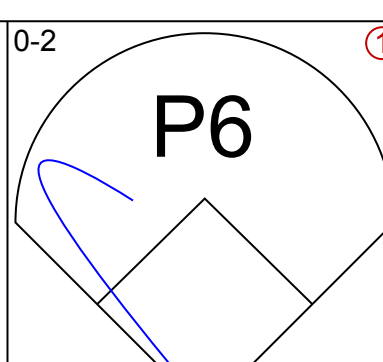
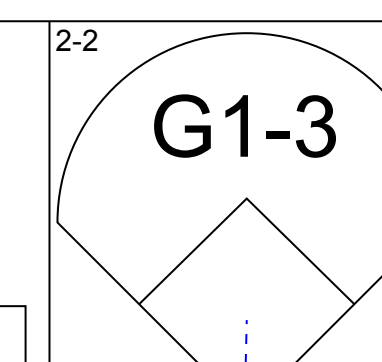
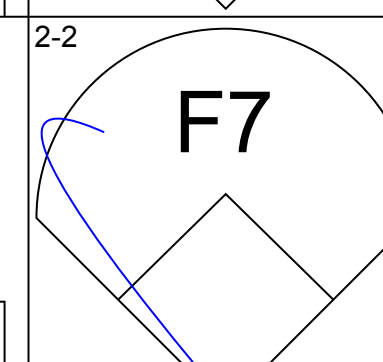
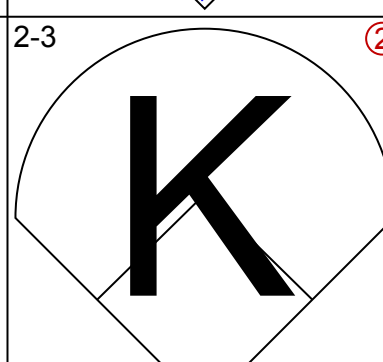
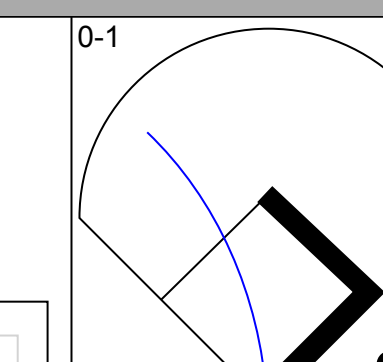
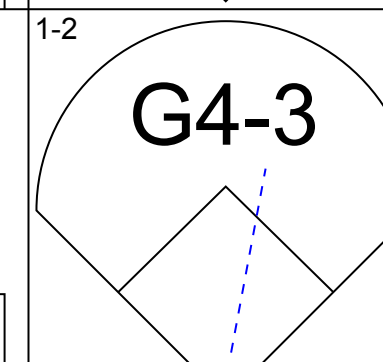
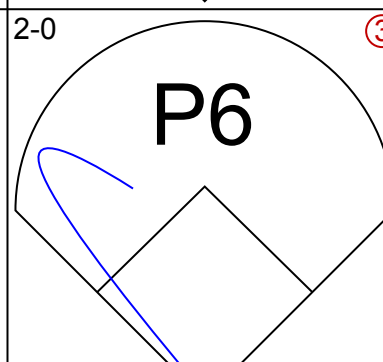
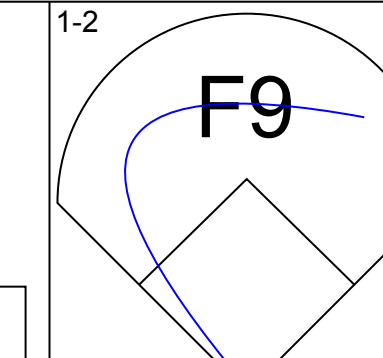
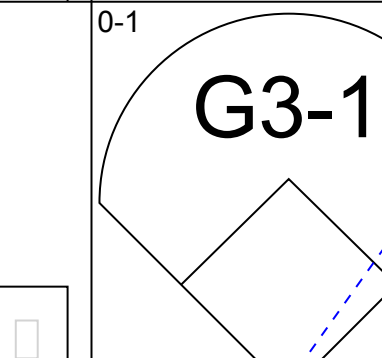
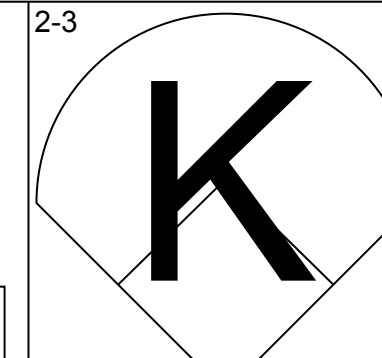
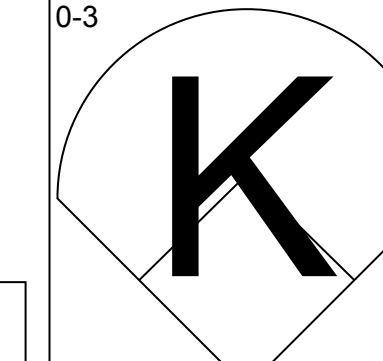
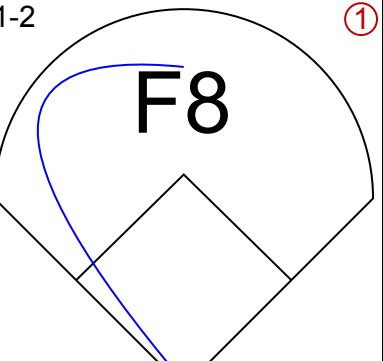
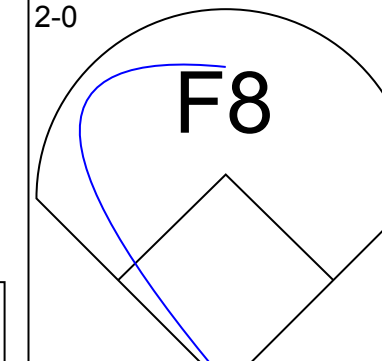
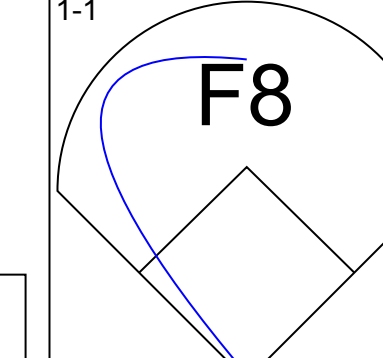
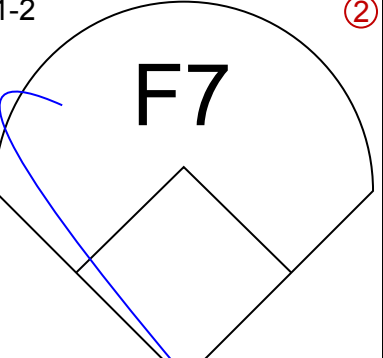
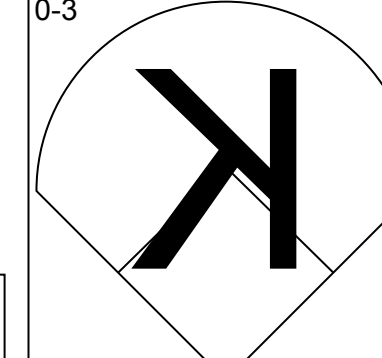
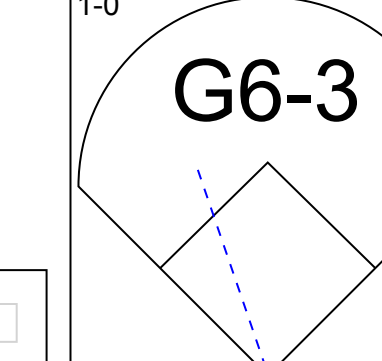
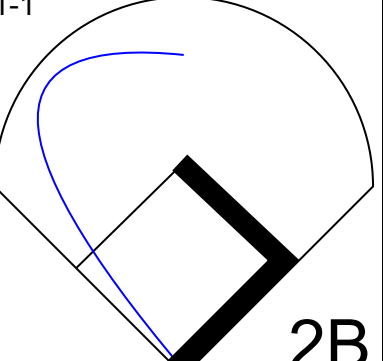
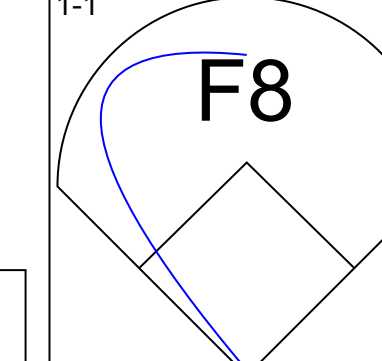
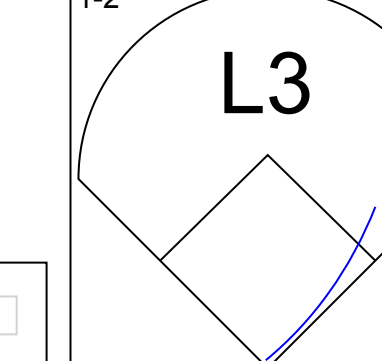
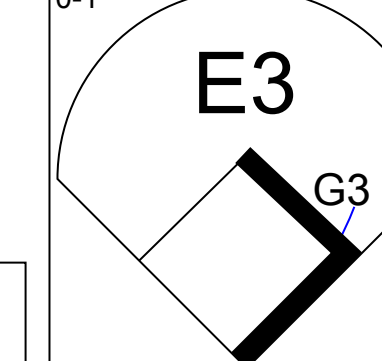
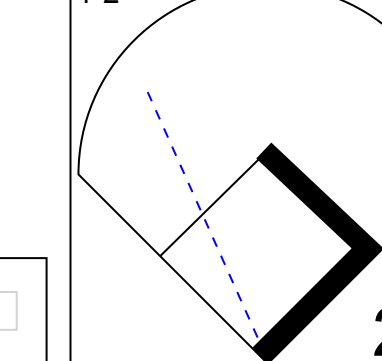
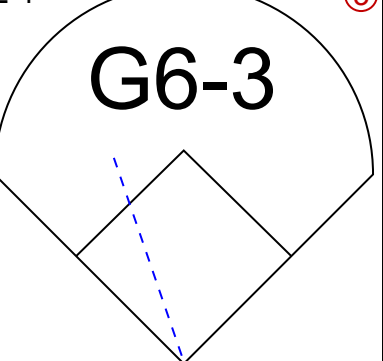
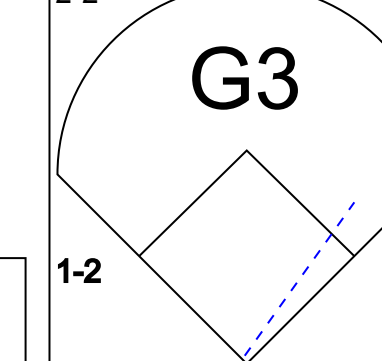
Florida Marlins @ Detroit Tigers
Comerica Park, Detroit, MI
Sat Jun 12 2004, 7:05 PM EDT
Att: 38,524 - Sunny - 71 F

AB 32
R 6
H 9
RBI 4
BB 3
SO 10
LOB 19



Batter	1	2	3	4	5	6	7	8	9	AB R H RBI BB SO LOB	TOP											
Juan Pierre, L (1, 8) OBP: 0.371, SLG: 0.395										5 4 4 1 1 0 0	Florida Marlins @ Detroit Tigers Comerica Park, Detroit, MI Sun Jun 13 2004, 1:05 PM EDT Att: 27,334 - Unknown - 75 F											
Luis Castillo, S (1, 4) OBP: 0.357, SLG: 0.364										5 2 3 2 1 0 3												
Miguel Cabrera, R (1, 9) OBP: 0.361, SLG: 0.552										4 0 2 1 1 2 5												
Mike Lowell, R (1, 10) OBP: 0.384, SLG: 0.568										4 0 0 1 0 1 9												
Hee-Seop Choi, L (1, 3) OBP: 0.386, SLG: 0.533										4 1 1 1 1 0 2												
Jeff Conine, R (1, 7) OBP: 0.341, SLG: 0.411										4 0 1 1 1 0 2												
Alex Gonzalez, R (1, 6) OBP: 0.401, SLG: 0.521										2 0 0 0 0 1 2												
Damon Easley, R (3, 6) OBP: 0.354, SLG: 0.521										3 0 1 2 0 1 1												
Mike Mordecai, R (1, 5) OBP: 0.200, SLG: 0.205										5 0 0 0 0 0 3												
20 Matt Treanor, R (1, 2) OBP: 0.429, SLG: 0.462										5 2 3 0 0 0 0												
Inning Stats	R: 1 E: 0 K: 0 S: 11	H: 3 LOB: 1 BB: 0 P: 13	R: 0 E: 0 K: 0 S: 7	H: 0 LOB: 0 BB: 0 P: 10	R: 3 E: 0 K: 1 S: 20	H: 4 LOB: 2 BB: 1 P: 30	R: 0 E: 1 K: 1 S: 12	H: 1 LOB: 3 BB: 1 P: 22	R: 0 E: 0 K: 0 S: 5	H: 0 LOB: 0 BB: 0 P: 8	R: 1 E: 0 K: 1 S: 14	H: 2 LOB: 2 BB: 1 P: 22	R: 0 E: 0 K: 1 S: 11	H: 1 LOB: 1 BB: 0 P: 12	R: 4 E: 0 K: 1 S: 14	H: 4 LOB: 2 BB: 2 P: 30	R: 0 E: 0 K: 0 S: 6	H: 0 LOB: 0 BB: 0 P: 10	1B: 11 2B: 3 3B: 0 HR: 1	SF: 1 SAC: 0 DP: 1 HBP: 0	WP: 0 PB: 0 SB: 1 CS: 0	PA: 47
PITCHER	IP WLS BF H R ER SO BB IBB HBP BLK WP HR S P ERA WHIP											PITCHER	IP WLS BF H R ER SO BB IBB HBP BLK WP HR S P ERA WHIP									
Jason Johnson, R (1, 1) ERA: 5.4	3.0 L 19 8 4 4 1 2 0 0 0 0 0 0 44 68 12.00 3.333																					
Craig Dingman, R (4, 1) ERA: 1.5	3.0 12 2 1 1 2 1 0 0 0 0 0 0 25 37 3.00 1.000																					
Al Levine, R (7, 1) ERA: 6.53	1.2 9 4 3 3 2 0 0 0 0 0 0 0 21 29 16.20 2.400																					
Steve Colyer, L (8, 1) ERA: 6.75	0.0 2 0 0 0 0 2 0 0 0 0 0 0 8 ∞ ∞																					
Esteban Yan, R (8, 1) ERA: 4.7	1.1 5 1 1 1 0 0 0 0 0 0 0 0 10 15 6.75 0.750																					

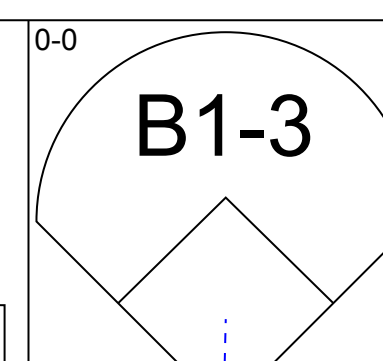
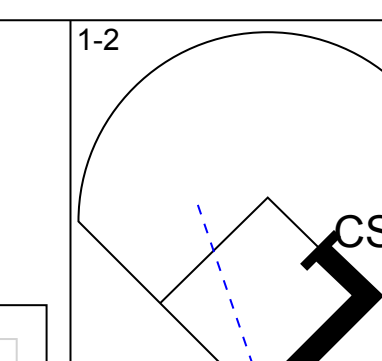
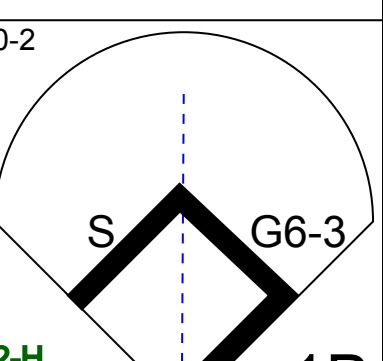
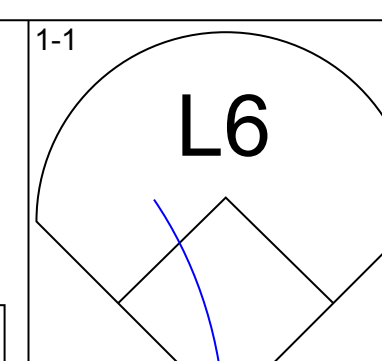
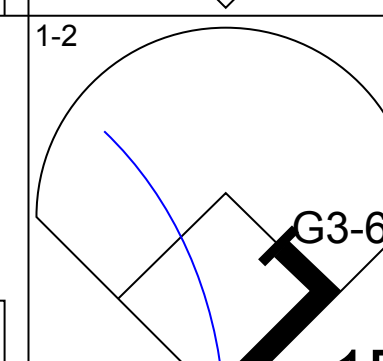
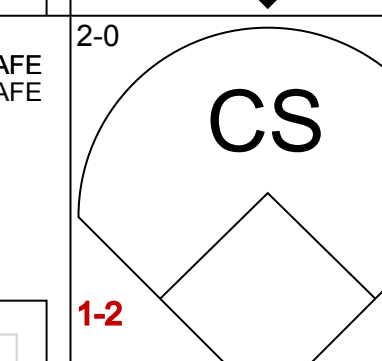
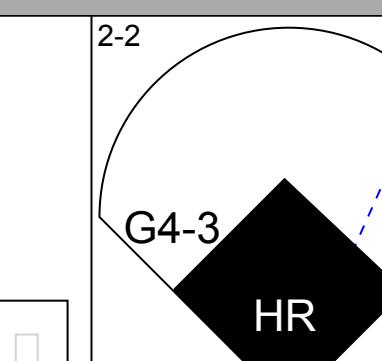
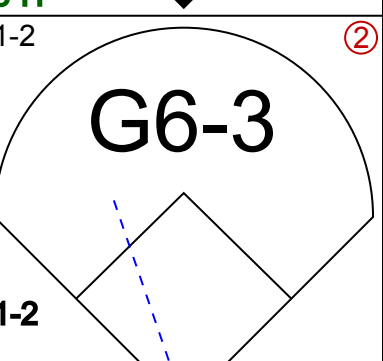
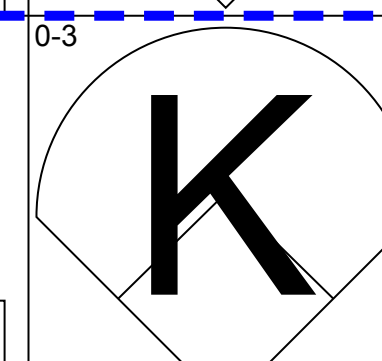
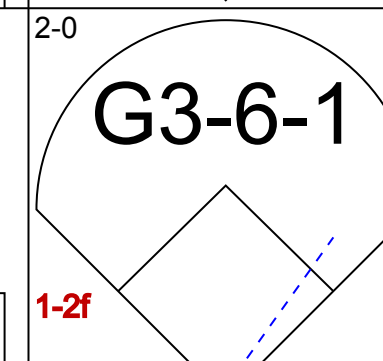
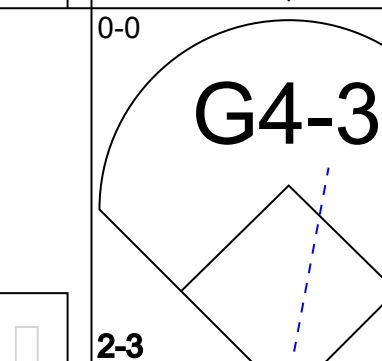
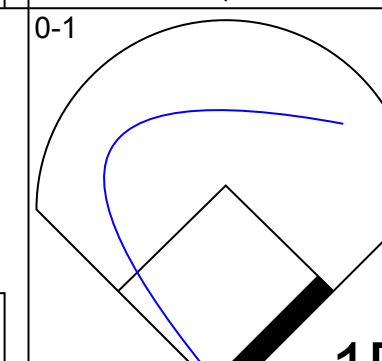
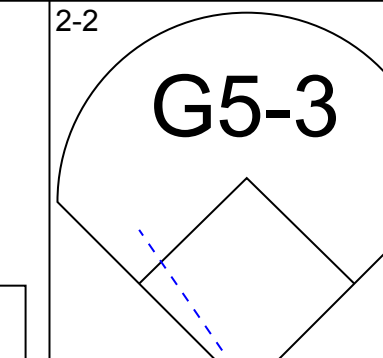
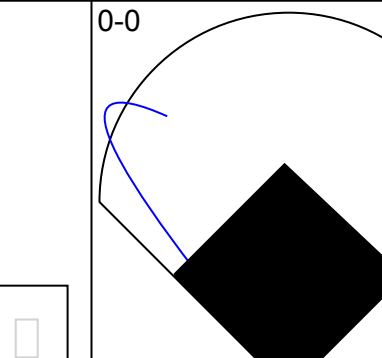
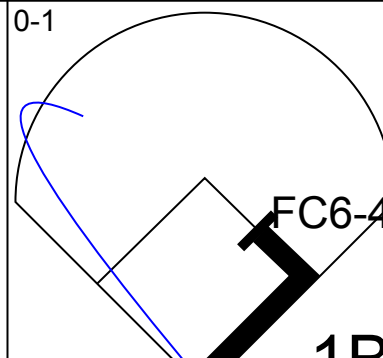
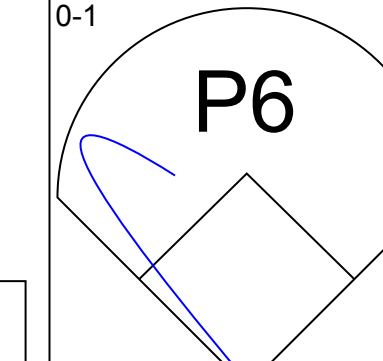
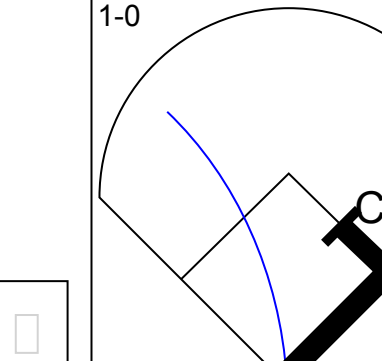
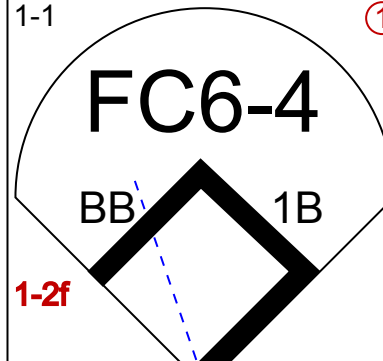
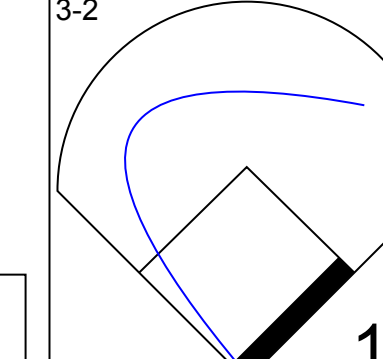
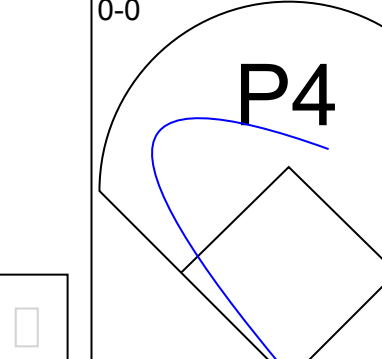
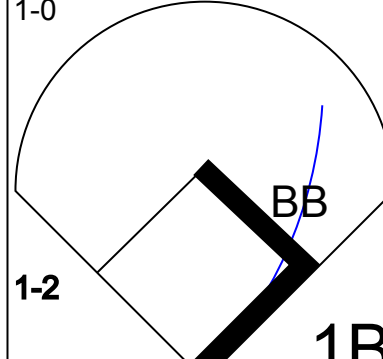
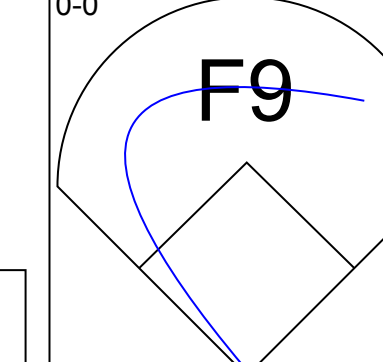
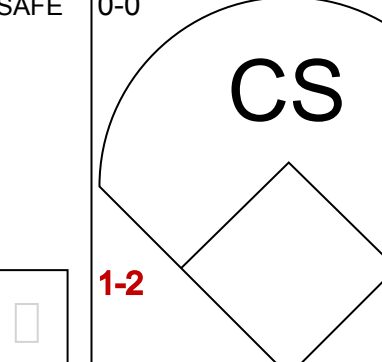
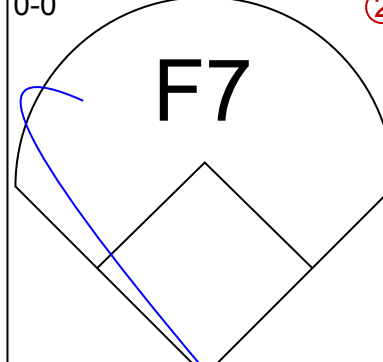
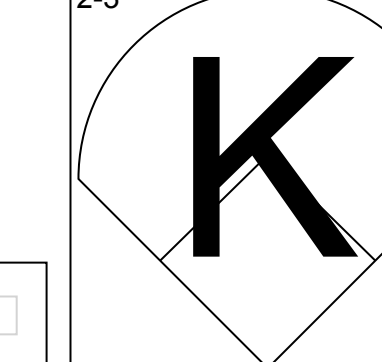
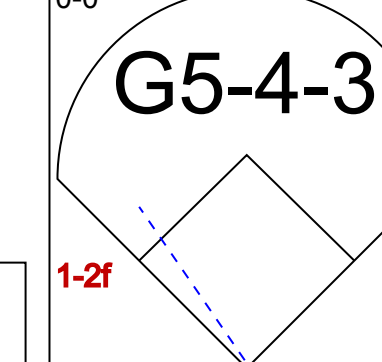
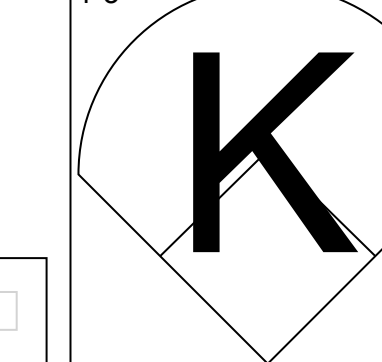
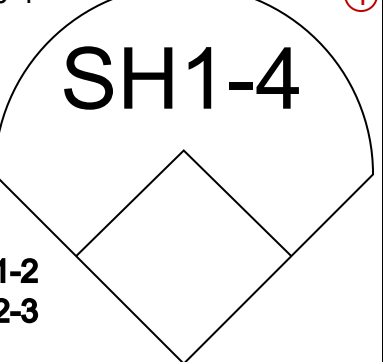
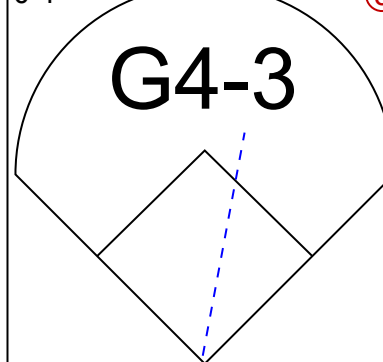
Batter	1	2	3	4	5	6	7	8	9	AB R H RBI BB SO LOB	BOTTOM											
Alex Sanchez, L (1, 8) OBP: 0.353, SLG: 0.406										4 1 2 0 0 1 0	Florida Marlins @ Detroit Tigers Comerica Park, Detroit, MI Sun Jun 13 2004, 1:05 PM EDT Att: 27,334 - Unknown - 75 F											
9 Carlos Guillen, S (1, 6) OBP: 0.396, SLG: 0.560										4 0 1 1 0 0 1												
Ivan Rodriguez, R (1, 2) OBP: 0.396, SLG: 0.520										4 0 2 1 0 0 2												
Dmitri Young, S (1, 3) OBP: 0.375, SLG: 0.390										4 0 0 0 0 2 3												
Rondell White, R (1, 10) OBP: 0.372, SLG: 0.480										3 0 0 0 0 2 0												
Craig Monroe, R (1, 9) OBP: 0.310, SLG: 0.373										3 0 0 0 0 0 0												
15 Brandon Inge, R (1, 7) OBP: 0.346, SLG: 0.475										3 0 1 0 0 2 0												
Greg Norton, S (1, 5) OBP: 0.263, SLG: 0.241										3 0 0 0 0 1 1												
20 Omar Infante, R (1, 4) OBP: 0.341, SLG: 0.461										3 1 1 0 0 0 0												
Inning Stats	R: 0 E: 0 K: 0 S: 7	H: 1 LOB: 0 BB: 0 P: 10	R: 0 E: 0 K: 1 S: 8	H: 0 LOB: 0 BB: 0 P: 13	R: 0 E: 0 K: 1 S: 12	H: 1 LOB: 0 BB: 0 P: 17	R: 0 E: 0 K: 1 S: 11	H: 1 LOB: 1 BB: 0 P: 16	R: 0 E: 0 K: 1 S: 7	H: 0 LOB: 0 BB: 0 P: 8	R: 2 E: 0 K: 1 S: 11	H: 3 LOB: 1 BB: 0 P: 13	R: 0 E: 0 K: 2 S: 9	H: 0 LOB: 0 BB: 0 P: 14	R: 0 E: 0 K: 1 S: 8	H: 0 LOB: 0 BB: 0 P: 10	R: 0 E: 0 K: 0 S: 5	H: 1 LOB: 0 BB: 0 P: 7	1B: 7 2B: 1 3B: 0 HR: 0	SF: 0 SAC: 0 DP: 2 HBP: 0	WP: 0 PB: 0 SB: 0 CS: 1	PA: 31
PITCHER	IP WLS BF H R ER SO BB IBB HBP BLK WP HR S P ERA WHIP											PITCHER	IP WLS BF H R ER SO BB IBB HBP BLK WP HR S P ERA WHIP									
Dontrelle Willis, L (1, 1) ERA: 3.33	9.0 W 31 7 2 2 8 0 0 0 0 0 0 0 78 108 2.00 0.778																					

Batter	1	2	3	4	5	6	7	8	9	AB	R	H	RBI	BB	SO	LOB	TOP					
Willie Harris, L OBP: 0.371, SLG: 0.348 (1, 8)										4	0	0	0	0	1	2						
5 Juan Uribe, R OBP: 0.366, SLG: 0.532 (1, 4)										4	0	1	0	0	0	1						
Carlos Lee, R OBP: 0.369, SLG: 0.438 (1, 7)										4	0	0	0	0	2	1						
Jose Valentin, S OBP: 0.307, SLG: 0.514 (1, 6)										4	0	0	0	0	1	1						
14 Paul Konerko, R OBP: 0.380, SLG: 0.527 (1, 3)										4	0	0	0	0	2	1						
Timo Perez, L OBP: 0.283, SLG: 0.344 Jon Adkins, L (7, 1)										3	0	0	0	0	1	0						
24 Joe Crede, R OBP: 0.278, SLG: 0.424 (1, 5)										3	0	1	0	0	0	0						
Sandy Alomar Jr., R OBP: 0.312, SLG: 0.353 (1, 2)										2	0	0	0	1	0	0						
Scott Schoeneweis, L OBP: 0.500, SLG: 1.000 Ross Gload, L OBP: 0.357, SLG: 0.413 (7, 9)										2	0	1	0	0	0	2						
										1	0	0	0	0	0	1						
Inning Stats	R: 0 E: 0 K: 1 S: 10	H: 0 LOB: 0 BB: 0 P: 14	R: 0 E: 0 K: 1 S: 8	H: 0 LOB: 0 BB: 0 P: 10	R: 0 E: 0 K: 0 S: 9	H: 1 LOB: 1 BB: 0 P: 13	R: 0 E: 0 K: 1 S: 9	H: 0 LOB: 0 BB: 0 P: 13	R: 0 E: 0 K: 0 S: 11	H: 1 LOB: 2 BB: 1 P: 20	R: 0 E: 0 K: 1 S: 7	H: 0 LOB: 0 BB: 0 P: 11	R: 0 E: 0 K: 2 S: 9	H: 0 LOB: 0 BB: 0 P: 13	R: 0 E: 1 K: 0 S: 12	H: 0 LOB: 1 BB: 0 P: 17	R: 0 E: 0 K: 2 S: 10	H: 1 LOB: 1 BB: 0 P: 14	1B: 0 2B: 3 3B: 0 HR: 0	SF: 0 SAC: 0 DP: 0 HBP: 0	WP: 0 PB: 0 SB: 0 CS: 0	PA: 32
PITCHER Carl Pavano, R ERA: 2.81 (1, 1)	IP: 9.0 WLS: W BF: 32 H: 3 R: 0 ER: 0 SO: 8 BB: 0 IBB: 1 HBP: 0 BLK: 0 WP: 0 HR: 0 S: 85 P: 125 ERA: 0.00 WHIP: 0.333											PITCHER	IP: 9.0 WLS: W BF: 32 H: 3 R: 0 ER: 0 SO: 8 BB: 0 IBB: 1 HBP: 0 BLK: 0 WP: 0 HR: 0 S: 85 P: 125 ERA: 0.00 WHIP: 0.333									

Chicago White Sox @ Florida Marlins
Pro Player Stadium, Miami, FL
Wed Jun 16 2004, 7:05 PM EDT
Att: 14,310 - Sunny - 85 F

AB 31
R 0
H 3
RBI 0
BB 1
SO 8
LOB 8



Batter	1	2	3	4	5	6	7	8	9	AB	R	H	RBI	BB	SO	LOB	BOTTOM			
Juan Pierre, L OBP: 0.373, SLG: 0.394 (1, 8)										4	0	2	2	0	0	0				
Luis Castillo, S OBP: 0.353, SLG: 0.363 (1, 4)										4	1	2	0	0	1	1				
Miguel Cabrera, R OBP: 0.365, SLG: 0.565 (1, 9)										4	0	1	0	0	0	3				
Mike Lowell, R OBP: 0.384, SLG: 0.586 (1, 5)										4	1	2	2	0	0	1				
Damon Easley, R OBP: 0.345, SLG: 0.500 Hee-Seop Choi, L OBP: 0.384, SLG: 0.526 (9, 3)										4	0	1	0	0	0	1				
Mike Redmond, R OBP: 0.346, SLG: 0.390 (1, 2)										4	0	3	0	0	0	1				
Alex Gonzalez, R OBP: 0.269, SLG: 0.423 (1, 6)										4	1	2	0	0	0	3				
Abraham Nunez, S OBP: 0.310, SLG: 0.320 (1, 7)										2	1	0	0	2	1	2				
Carl Pavano, R OBP: 0.154, SLG: 0.280 (1, 1)										2	0	0	0	0	1	3				
Inning Stats	R: 0 E: 0 K: 0 S: 5	H: 1 LOB: 0 BB: 0 P: 8	R: 0 E: 0 K: 0 S: 11	H: 1 LOB: 1 BB: 0 P: 16	R: 0 E: 0 K: 2 S: 9	H: 1 LOB: 0 BB: 0 P: 15	R: 2 E: 0 K: 0 S: 7	H: 3 LOB: 0 BB: 0 P: 10	R: 2 E: 0 K: 0 S: 20	H: 2 LOB: 1 BB: 1 P: 28	R: 0 E: 0 K: 0 S: 8	H: 2 LOB: 3 BB: 1 P: 14	R: 0 E: 0 K: 1 S: 10	H: 1 LOB: 0 BB: 0 P: 14	R: 0 E: 0 K: 0 S: 8	H: 2 LOB: 1 BB: 0 P: 9	1B: 10 2B: 2 3B: 0 HR: 1	SF: 0 SAC: 1 DP: 2 HBP: 0	WP: 0 PB: 0 SB: 1 CS: 2	PA: 37
PITCHER Scott Schoeneweis, L ERA: 4.3 Jon Adkins, R ERA: 2.74 (7, 1)	IP: 6.1 WLS: L BF: 28 H: 10 R: 4 ER: 4 SO: 2 BB: 2 IBB: 0 HBP: 0 BLK: 0 WP: 0 HR: 1 S: 62 P: 94 ERA: 5.68 WHIP: 1.895											PITCHER	IP: 1.2 WLS: 7 BF: 7 H: 3 R: 0 ER: 0 SO: 1 BB: 0 IBB: 0 HBP: 0 BLK: 0 WP: 0 HR: 0 S: 16 P: 20 ERA: 0.00 WHIP: 1.800							

Chicago White Sox @ Florida Marlins
Pro Player Stadium, Miami, FL
Wed Jun 16 2004, 7:05 PM EDT
Att: 14,310 - Sunny - 85 F

AB 32
R 4
H 13
RBI 4
BB 2
SO 3
LOB 15



Batter	1	2	3	4	5	6	7	8	9	AB	R	H	RBI	BB	SO	LOB	TOP			
10 Michael Young, R OBP: 0.370, SLG: 0.509										5	2	3	1	0	1	0				
9 Hank Blalock, L OBP: 0.366, SLG: 0.561										5	2	4	0	0	0	0				
Alfonso Soriano, R OBP: 0.331, SLG: 0.440										5	1	1	2	0	1	4				
Brad Fuller, L OBP: 0.305, SLG: 0.475 Gary Matthews, S OBP: 0.397, SLG: 0.480										4	1	2	3	0	0	3				
23 Mark Teixeira, S OBP: 0.340, SLG: 0.491										5	0	2	1	0	1	2				
David Dellucci, L OBP: 0.336, SLG: 0.442										5	0	0	0	0	3	3				
Rod Barajas, R OBP: 0.284, SLG: 0.554										4	1	1	0	0	2	2				
Jason Conti, L OBP: 0.273, SLG: 0.222										3	1	1	1	1	1	0				
John Wasdin, R Herbert Perry, R OBP: 0.300, SLG: 0.440 Carlos Almanzar, R 50 Frank Francisco, R 32 Ron Mahay, L										3	0	0	0	0	3	2				
Inning Stats	R: 1 E: 0 K: 0 S: 10	H: 2 LOB: 1 BB: 0 P: 16	R: 0 E: 0 K: 3 S: 9	H: 0 LOB: 0 BB: 0 P: 15	R: 0 E: 0 K: 1 S: 11	H: 2 LOB: 2 BB: 0 P: 14	R: 1 E: 0 K: 2 S: 13	H: 2 LOB: 1 BB: 0 P: 19	R: 0 E: 0 K: 0 S: 8	H: 1 LOB: 1 BB: 0 P: 21	R: 5 E: 0 K: 1 S: 26	H: 5 LOB: 1 BB: 1 P: 38	R: 0 E: 0 K: 1 S: 6	H: 0 LOB: 0 BB: 0 P: 7	R: 1 E: 0 K: 1 S: 9	H: 2 LOB: 1 BB: 0 P: 14	1B: 10 2B: 3 3B: 0 HR: 1	SF: 0 SAC: 0 DP: 0 HBP: 0	WP: 1 PB: 0 CS: 0	PA: 42
PITCHER	IP WLS BF H R ER SO BB IBB HBP BLK WP HR S P ERA WHIP																			
Brad Penny, R ERA: 2.83	(1, 1) 6.1 L 28 8 4 4 10 1 0 0 0 0 1 0 75 111 5.68 1.421																			
Matt Perisho, L ERA: 3.74	(7, 1) 0.0 1 1 0 0 0 0 0 0 0 0 0 0 3 5 ∞ ∞																			
Ben Howard, R ERA: 9.82	(7, 1) 0.2 5 3 3 3 0 0 0 0 0 0 1 14 18 40.50 4.500																			
Toby Borland, R ERA: 5.87	(8, 1) 1.0 3 0 0 0 1 0 0 0 0 0 0 6 7 0.00 0.000																			
Billy Koch, R ERA: 5.55	(9, 1) 1.0 5 2 1 1 1 0 0 0 0 0 0 9 14 9.00 2.000																			

Texas Rangers @ Florida Marlins
Pro Player Stadium, Miami, FL
Fri Jun 18 2004, 7:35 PM EDT
Att: 20,506 - Sunny - 85 F

AB	41
R	8
H	14
RBI	8
BB	1
SO	12
LOB	17



Batter	1	2	3	4	5	6	7	8	9	AB	R	H	RBI	BB	SO	LOB	BOTTOM					
Juan Pierre, L OBP: 0.368, SLG: 0.386										3	0	0	0	1	0	0						
Luis Castillo, S OBP: 0.356, SLG: 0.364										4	0	2	0	0	0	2						
Mike Lowell, R OBP: 0.375, SLG: 0.569 Abraham Nunez, S OBP: 0.305, SLG: 0.314										4	0	1	0	0	1	2						
Miguel Cabrera, R OBP: 0.357, SLG: 0.547 Billy Koch, R										4	0	0	0	0	2	3						
Jeff Conine, R OBP: 0.330, SLG: 0.396										4	0	0	0	0	0	0						
Hee-Seop Choi, L OBP: 0.388, SLG: 0.547										4	1	3	1	0	0	0						
Mike Redmond, R OBP: 0.343, SLG: 0.380 20 Matt Treanor, R OBP: 0.438, SLG: 0.467										2	0	1	0	1	0	0						
Alex Gonzalez, R OBP: 0.274, SLG: 0.434										3	0	1	0	0	0	3						
Brad Penny, R ERA: 3.09 Matt Perisho, L Ben Howard, R Lenny Harris, L Toby Borland, R Mike Mordica, R										2	0	0	0	0	0	2						
Inning Stats	R: 0 E: 1 K: 0 S: 10	H: 0 LOB: 0 BB: 0 P: 14	R: 0 E: 0 K: 1 S: 8	H: 0 LOB: 0 BB: 0 P: 11	R: 0 E: 0 K: 0 S: 12	H: 0 LOB: 2 BB: 2 P: 23	R: 0 E: 0 K: 0 S: 9	H: 0 LOB: 0 BB: 0 P: 10	R: 0 E: 0 K: 0 S: 7	H: 2 LOB: 1 BB: 0 P: 9	R: 0 E: 0 K: 0 S: 9	H: 2 LOB: 1 BB: 0 P: 16	R: 1 E: 0 K: 2 S: 10	H: 2 LOB: 1 BB: 0 P: 15	R: 0 E: 0 K: 2 S: 9	H: 1 LOB: 0 BB: 0 P: 10	R: 0 E: 0 K: 0 S: 10	H: 1 LOB: 0 BB: 0 P: 14	1B: 7 2B: 0 3B: 0 HR: 1	SF: 0 SAC: 0 DP: 4 HBP: 0	WP: 0 PB: 0 CS: 0	PA: 34
PITCHER	IP WLS BF H R ER SO BB IBB HBP BLK WP HR S P ERA WHIP																					
John Wasdin, R ERA: 3.09	(1, 1) 7.0 W 27 6 1 1 1 2 0 0 0 0 0 0 65 98 1.29 1.143																					
Carlos Almanzar, R ERA: 3.09	(8, 1) 0.1 2 1 0 0 0 0 0 0 0 0 0 3 4 0.00 3.000																					
50 Frank Francisco, R ERA: 4.2	(8, 1) 1.0 3 0 0 0 2 0 0 0 0 0 0 9 11 0.00 0.000																					
32 Ron Mahay, L ERA: 3.8	(9, 1) 0.2 2 1 0 0 0 0 0 0 0 0 0 7 9 0.00 1.500																					

Texas Rangers @ Florida Marlins
Pro Player Stadium, Miami, FL
Fri Jun 18 2004, 7:35 PM EDT
Att: 20,506 - Sunny - 85 F

AB	32
R	1
H	8
RBI	1
BB	2
SO	3
LOB	14



Batter	1	2	3	4	5	6	7	8	9	AB	R	H	RBI	BB	SO	LOB	TOP					
Eric Young Sr., R OBP: 0.413, SLG: 0.372 (1, 7)	P2	10 1B		K	1-2		G1-4-3			5	1	2	3	0	1	0						
10 Michael Young, R OBP: 0.387, SLG: 0.503 (1, 6)	F8			G6-3	F9			G6-3		5	0	1	1	0	0	1						
Alfonso Soriano, R OBP: 0.336, SLG: 0.441 Francisco Cordero, R (8, 1)	E7	F9					G4-3			4	0	2	0	1	0	1						
Herbert Perry, R OBP: 0.316, SLG: 0.441 9 Hank Blalock, L OBP: 0.369, SLG: 0.561 (8, 5)				G5-3			FC5 23 1B			2	0	1	0	1	0	0						
23 Mark Teixeira, S OBP: 0.341, SLG: 0.489 (1, 3)	K							L3		5	1	2	0	0	1	6						
Kevin Mench, R OBP: 0.307, SLG: 0.461 (8, 7)							F8			5	1	2	2	0	1	2						
Rod Barajas, R OBP: 0.281, SLG: 0.564 (1, 2)										5	1	1	1	0	1	3						
Gary Matthews, S OBP: 0.369, SLG: 0.481 (8, 9)										4	2	1	0	1	0	1						
53 Joaquin Benoit, R R.A. Dickey, R Brad Fullmer, L Carlos Almanzar, R 50 Frank Francisco, R Brian Shouse, L Jason Conti, L (1, 1)										3	1	0	0	0	1	4						
Inning Stats	R: 0 E: 1 K: 1 S: 15	H: 1 LOB: 2 BB: 0 P: 22	R: 3 E: 1 K: 1 S: 17	H: 3 LOB: 1 BB: 0 P: 24	R: 2 E: 0 K: 1 S: 15	H: 2 LOB: 1 BB: 1 P: 24	R: 0 E: 0 K: 1 S: 11	H: 1 LOB: 2 BB: 1 P: 18	R: 2 E: 0 K: 0 S: 18	H: 3 LOB: 1 BB: 0 P: 28	R: 0 E: 0 K: 0 S: 16	H: 2 LOB: 2 BB: 0 P: 22	R: 0 E: 0 K: 1 S: 8	H: 0 LOB: 0 BB: 0 P: 13	R: 0 E: 0 K: 0 S: 8	H: 0 LOB: 1 BB: 2 P: 17	R: 0 E: 0 K: 1 S: 8	H: 0 LOB: 0 BB: 0 P: 10	1B: 8 2B: 3 3B: 0 HR: 2	SF: 0 SAC: 0 DP: 1 HBP: 1	WP: 0 PB: 0 SB: 1 CS: 0	PA: 44
PITCHER	IP	WLS	BF	H	R	ER	SO	BB	IBB	HBP	BLK	WP	HR	S	P	ERA	WHIP					
Dontrelle Willis, L ERA: 3.58	4.2	L	27	9	7	4	4	2	0	1	0	0	2	69	106	7.71	2.357					
Josias Manzanillo, R ERA: 0.00	0.1		2	1	0	0	0	0	0	0	0	0	0	7	10	0.00	3.000					
Darren Oliver, L ERA: 0.27	2.0		8	2	0	0	1	0	0	0	0	0	0	24	35	0.00	1.000					
Toby Borland, R ERA: 5.51	1.0		4	0	0	0	0	1	1	0	0	0	0	8	17	0.00	1.000					
Armando Benitez, R ERA: 1.18	1.0		3	0	0	0	1	0	0	0	0	0	0	8	10	0.00	0.000					

Texas Rangers @ Florida Marlins
Pro Player Stadium, Miami, FL
Sat Jun 19 2004, 6:05 PM EDT
Att: 31,021 - Cloudy - 84 F

AB 39
R 7
H 12
RBI 7
BB 4
SO 6
LOB 18



Batter	1	2	3	4	5	6	7	8	9	AB	R	H	RBI	BB	SO	LOB	BOTTOM					
Juan Pierre, L OBP: 0.366, SLG: 0.383 (1, 8)	K									5	1	1	0	0	2	0						
Luis Castillo, S OBP: 0.354, SLG: 0.362 (1, 4)	G5-3									4	1	1	0	0	0	1						
Mike Lowell, R OBP: 0.360, SLG: 0.570 Abraham Nunez, S OBP: 0.305, SLG: 0.314 (9, 7)										3	1	2	0	1	1	0						
Miguel Cabrera, R OBP: 0.362, SLG: 0.558 (1, 9)										4	1	3	3	0	1	0						
Hee-Seop Choi, L OBP: 0.383, SLG: 0.538 Damon Easley, R OBP: 0.337, SLG: 0.488 (8, 5)										3	0	0	1	0	0	2						
Jeff Conine, R OBP: 0.328, SLG: 0.393 (9, 3)										4	1	1	0	0	3	2						
Alex Gonzalez, R OBP: 0.274, SLG: 0.436 (1, 6)										4	1	1	0	0	2	2						
20 Matt Treanor, R OBP: 0.368, SLG: 0.389 Lenny Harris, L OBP: 0.234, SLG: 0.277 (9, PH)										3	0	0	0	0	1	0						
Dontrelle Willis, L ERA: 3.58 Josias Manzanillo, R ERA: 0.00 Darren Oliver, R ERA: 0.27 Mike Montecal, R OBP: 0.190, SLG: 0.195 Toby Borland, R ERA: 5.51 Armando Benitez, R ERA: 1.18 Mike Redmond, R ERA: 2.37 (1, 1)										1	0	0	0	0	0	0						
Inning Stats	R: 0 E: 0 K: 2 S: 9	H: 0 LOB: 0 BB: 0 P: 11	R: 0 E: 0 K: 2 S: 8	H: 0 LOB: 0 BB: 0 P: 11	R: 0 E: 0 K: 2 S: 11	H: 0 LOB: 0 BB: 0 P: 16	R: 3 E: 0 K: 1 S: 10	H: 2 LOB: 1 BB: 1 P: 18	R: 0 E: 0 K: 1 S: 7	H: 0 LOB: 0 BB: 0 P: 12	R: 0 E: 0 K: 0 S: 12	H: 2 LOB: 2 BB: 0 P: 19	R: 2 E: 1 K: 1 S: 13	H: 2 LOB: 0 BB: 0 P: 19	R: 1 E: 0 K: 3 S: 21	H: 3 LOB: 2 BB: 0 P: 30	R: 0 E: 0 K: 1 S: 11	H: 0 LOB: 0 BB: 0 P: 13	1B: 7 2B: 1 3B: 1 HR: 0	SF: 0 SAC: 0 DP: 0 HBP: 0	WP: 0 PB: 0 SB: 0 CS: 0	PA: 37
PITCHER	IP	WLS	BF	H	R	ER	SO	BB	IBB	HBP	BLK	WP	HR	S	P	ERA	WHIP					
53 Joaquin Benoit, R ERA: 5.84	15		15	2	3	3	7	1	0	0	0	0	0	19	31	6.75	0.750					
R.A. Dickey, R ERA: 5.91	2.0	W	8	2	0	0	1	0	0	0	0	0	0	13	19	0.00	2.000					
Carlos Almanzar, R ERA: 3.0	1.0		5	2	2	0	1	0	0	0	0	0	0	11	14	∞	∞					
50 Frank Francisco, R ERA: 4.8	0.0		3	3	1	1	0	0	0	0	0	0	0	4	7	0.00	0.000					
Brian Shouse, L ERA: 2.53 (8, 1)	0.1	H	1	0	0	0	1	0	0	0	0	0	0	4	7	0.00	0.000					


Texas Rangers @ Florida Marlins
Pro Player Stadium, Miami, FL
Sat Jun 19 2004, 6:05 PM EDT
Att: 31,021 - Cloudy - 84 F


AB 36
R 6
H 9
RBI 4
BB 1
SO 13
LOB 9





Batter	1	2	3	4	5	6	7	8	9	AB	R	H	RBI	BB	SO	LOB	TOP					
Juan Pierre, L (1, 8) OBP: 0.363, SLG: 0.384	G6-3		4-1 BB		1-2 P3		1-0 B1-3			3	0	0	0	1	0	0	Florida Marlins @ Tampa Bay Devil Rays Tropicana Field, St. Petersburg, FL Fri Jun 25 2004, 7:15 PM EDT Att: 25,157 - Dome - 72 F livebaseballscorecards.com					
Luis Castillo, S (1, 4) OBP: 0.347, SLG: 0.363	K		1-2 F7		4-2 BB		1-2 L6			3	0	0	0	1	1	2						
Miguel Cabrera, R (1, 9) OBP: 0.362, SLG: 0.543	G5-3		1-3 K		2-3 K		0-0 G6-3			4	0	0	0	0	2	3						
Mike Lowell, R (1, 5) OBP: 0.373, SLG: 0.554		1-2 G5-3		0-0 F9		1-2 P3		3-2 2B		4	0	1	0	0	0	0						
Jeff Conine, R (1, 7) OBP: 0.339, SLG: 0.400	G6-3			4-1 HBP BB		0-0 G6-3		3-2 G1-3		3	0	0	0	1	0	1						
Hee-Seop Choi, L (1, 3) OBP: 0.385, SLG: 0.539 Mike Mordecai, R (9, PR) OBP: 0.227, SLG: 0.195		4-2 BB		1-3 K		4-2 FC6-4 BB			0-1 G5-4-3 1B	2	0	1	0	2	1	1						
Alex Gonzalez, R (1, 6) OBP: 0.272, SLG: 0.420	K			1-2 HBP		0-0 FC6-4		0-0 G5-4-3		3	0	0	0	0	1	3						
Lenny Harris, L (1, 10) OBP: 0.226, SLG: 0.250		2-2 G6-3		0-0 P5		1-0 G3		2-1 F8		4	0	0	0	0	0	3						
Mike Redmond, R (1, 2) OBP: 0.329, SLG: 0.357		4-2 BB BB			3-2 F9		1-2 G4-3			2	0	0	0	1	0	0						
Inning Stats	R: 0 E: 0 K: 1 S: 7	H: 0 LOB: 0 BB: 0 P: 10	R: 0 E: 0 K: 1 S: 11	H: 0 LOB: 1 BB: 1 P: 17	R: 0 E: 0 K: 1 S: 13	H: 0 LOB: 2 BB: 2 P: 25	R: 0 E: 0 K: 1 S: 8	H: 0 LOB: 2 BB: 1 P: 14	R: 0 E: 0 K: 0 S: 15	H: 0 LOB: 1 BB: 1 P: 25	R: 0 E: 0 K: 0 S: 7	H: 0 LOB: 0 BB: 0 P: 12	R: 0 E: 0 K: 0 S: 5	H: 0 LOB: 0 BB: 0 P: 8	R: 0 E: 0 K: 0 S: 15	H: 1 LOB: 1 BB: 0 P: 22	R: 0 E: 0 K: 0 S: 5	H: 1 LOB: 1 BB: 0 P: 7	1B: 1 2B: 1 3B: 0 HR: 0	SF: 0 SAC: 0 DP: 1 HBP: 1	WP: 0 PB: 0 SB: 0 CS: 0	PA: 35
PITCHER	IP	WLS	BF	H	R	ER	SO	BB	IBB	HBP	BLK	WP	HR	S	P	ERA	WHIP					
Dewon Brazelton, R (1, 1) ERA: 2.53	7.2	W	31	1	0	0	5	6	0	1	0	0	0	76	125	0.00	0.913					
Danys Baez, R (8, 1) ERA: 3.21	1.1	S	4	1	0	0	0	0	0	0	0	0	0	10	15	0.00	0.750					

Batter	1	2	3	4	5	6	7	8	9	AB	R	H	RBI	BB	SO	LOB	BOTTOM				
13 Carl Crawford, L (1, 7) OBP: 0.346, SLG: 0.453	S 1B		1-3 K			3-2 5 1B		1-0 G1-5-3		4	1	2	0	0	1	0	Florida Marlins @ Tampa Bay Devil Rays Tropicana Field, St. Petersburg, FL Fri Jun 25 2004, 7:15 PM EDT Att: 25,157 - Dome - 72 F livebaseballscorecards.com				
Joey Gathright, L (1, 8) SAFE	F7		0-3 K		2-2 5 1B	1-2 G4-3 HBP		1-1 G6-3		3	1	0	0	0	1	1					
5 Rocco Baldelli, R (1, 10) OBP: 0.335, SLG: 0.411	K			0-0 G4-3		1-1 G4-3 1B				3	0	1	1	0	1	1					
Aubrey Huff, L (1, 5) OBP: 0.331, SLG: 0.409 (9, 3)		4-0 BB		2-0 F7		0-1 G4-3				2	0	0	1	1	0	1					
José Cruz Jr., S (1, 9) OBP: 0.390, SLG: 0.512	F7			0-0 G4-3		1-2 F7				3	0	0	0	0	0	3					
Julio Lugo, R (1, 6) OBP: 0.340, SLG: 0.444		0-1 G4-3			0-0 P3		1-2 G6-3			3	0	0	0	0	0	0					
Robert Fick, L (1, 3) OBP: 0.276, SLG: 0.328 Geoff Blum, S (9, 5)		1-3 K		1-2 G4-3		2-3 K				3	0	0	0	0	2	0					
Toby Hall, R (1, 2) OBP: 0.315, SLG: 0.399		1-2 G4-3			0-1 G4-3		0-0 P5			3	0	0	0	0	0	0					
Rey Sanchez, R (1, 4) OBP: 0.307, SLG: 0.368			0-0 G6-3			1-1 G6-3		0-0 G4-3		3	0	0	0	0	0	0					
Inning Stats	R: 0 E: 0 K: 1 S: 8	H: 1 LOB: 2 BB: 1 P: 17	R: 0 E: 0 K: 1 S: 10	H: 0 LOB: 0 BB: 0 P: 12	R: 0 E: 0 K: 2 S: 8	H: 0 LOB: 0 BB: 0 P: 9	R: 0 E: 0 K: 0 S: 3	H: 0 LOB: 0 BB: 0 P: 5	R: 0 E: 0 K: 0 S: 6	H: 0 LOB: 0 BB: 0 P: 7	R: 2 E: 0 K: 0 S: 14	H: 2 LOB: 1 BB: 0 P: 22	R: 0 E: 0 K: 1 S: 8	H: 0 LOB: 0 BB: 0 P: 11	R: 0 E: 0 K: 0 S: 4	H: 0 LOB: 0 BB: 0 P: 6	1B: 3 2B: 0 3B: 0 HR: 0	SF: 0 SAC: 0 DP: 0 HBP: 1	WP: 0 PB: 0 SB: 2 CS: 0	PA: 29	
PITCHER	IP	WLS	BF	H	R	ER	SO	BB	IBB	HBP	BLK	WP	HR	S	P	ERA	WHIP				
A.J. Burnett, R (1, 1) ERA: 4.3	8.0	L	29	3	2	2	5	1	0	1	0	0	0	61	89	2.25	0.500				

Batter	1	2	3	4	5	6	7	8	9	AB	R	H	RBI	BB	SO	LOB	TOP										
Luis Castillo, S OBP: 0.345, SLG: 0.360 (1, 4)	G6-3		G3	G6-3			FC4 1B		G5-3	5	0	1	0	0	0	3	Florida Marlins @ Tampa Bay Devil Rays Tropicana Field, St. Petersburg, FL Sat Jun 26 2004, 6:15 PM EDT Att: 28,361 - Dome - 72 F livebaseballscorecards.com										
Juan Pierre, L OBP: 0.363, SLG: 0.382 (1, 8)	1B		G5-3		F8		FC4 1-2 2-3		FC6-4 BB	4	0	1	0	1	0	2											
Miguel Cabrera, R OBP: 0.356, SLG: 0.534 (1, 9)	K			F8	K		K		FC6-4 1-2	5	0	0	0	0	3	6											
Mike Lowell, R OBP: 0.374, SLG: 0.552 (1, 5)	F8			HBP G1-3 1B	K				G4-6-3 HBP	3	1	1	0	0	1	1											
Jeff Conine, R OBP: 0.337, SLG: 0.395 (1, 7)				G1-3 HBP 3B		G3			K	3	1	0	0	1	1	1											
Mike Redmond, R OBP: 0.333, SLG: 0.363 (1, 2)	2B			G1-3 HBP 3B		G3			G4-6-3	3	1	1	0	0	0	1											
Hee-Seop Choi, L OBP: 0.382, SLG: 0.538 (1, 3)	G5-3			G1-3		F8			G5-3 2B	4	0	1	1	0	0	3											
Alex Gonzalez, R OBP: 0.271, SLG: 0.425 (1, 6)	P4			2B 3B		F7			G6-3	4	1	1	2	0	0	2											
Damon Easley, R OBP: 0.327, SLG: 0.446 (1, 10)				P4 2B		FC4 1B BB			G5-3 HBP	2	0	1	1	1	0	0											
Inning Stats	R: 0 E: 0 K: 1 S: 12	H: 1 LOB: 1 BB: 0 P: 21	R: 0 E: 0 K: 0 S: 7	H: 1 LOB: 1 BB: 0 P: 12	R: 0 E: 0 K: 0 S: 8	H: 0 LOB: 0 BB: 0 P: 14	R: 4 E: 0 K: 0 S: 11	H: 3 LOB: 1 BB: 1 P: 27	R: 0 E: 0 K: 0 S: 9	H: 0 LOB: 0 BB: 0 P: 10	R: 0 E: 0 K: 0 S: 13	H: 1 LOB: 2 BB: 1 P: 22	R: 0 E: 0 K: 1 S: 5	H: 0 LOB: 0 BB: 0 P: 10	R: 0 E: 0 K: 0 S: 11	H: 1 LOB: 3 BB: 1 P: 20		1B: 3 2B: 3 3B: 1 HR: 0	SF: 0 SAC: 0 DP: 1 HBP: 3	WP: 0 PB: 0 SB: 0 CS: 0	PA: 39						
PITCHER	IP	WLS	BF	H	R	ER	SO	BB	IBB	HBP	BLK	WP	HR	S	P	ERA	WHIP										
Mark Hendrickson, L ERA: 4.3 (1, 1)	4.0		19	5	4	4	1	1	0	1	0	0	0	38	74	9.00	1.500										
Jorge Sosa, R ERA: 4.5 (5, 1)	3.0	W	11	1	0	0	3	1	0	0	0	0	0	29	44	0.00	0.667										
Jesus Colome, R ERA: 1.95 (8, 1)	1.0	H	3	0	0	0	1	0	0	1	0	0	0	5	10	0.00	0.000										
Danyis Baez, R ERA: 3.12 (9, 1)	1.0	S	6	1	0	0	0	1	0	1	0	0	0	11	20	0.00	2.000										

Batter	1	2	3	4	5	6	7	8	9	AB	R	H	RBI	BB	SO	LOB	BOTTOM										
13 Carl Crawford, L OBP: 0.348, SLG: 0.457 (1, 7)	G3			F8			S 2B			4	1	2	3	0	0	1	Florida Marlins @ Tampa Bay Devil Rays Tropicana Field, St. Petersburg, FL Sat Jun 26 2004, 6:15 PM EDT Att: 28,361 - Dome - 72 F livebaseballscorecards.com										
Geoff Blum, S OBP: 0.259, SLG: 0.335 (1, 5)	K			1B		G3			G5-4-3 BB	3	0	1	2	1	1	0											
5 Rocco Baldelli, R OBP: 0.337, SLG: 0.410 (1, 10)	BB			1B		K			G5-4-3	3	0	1	0	1	1	2											
Aubrey Huff, L OBP: 0.330, SLG: 0.418 (1, 3)	G4-3			F7		G3			HR	4	1	1	1	0	0	2											
José Cruz Jr., S OBP: 0.384, SLG: 0.502 (1, 9)				G5-3		F8			F9	4	0	0	0	0	0	1											
Julio Lugo, R OBP: 0.339, SLG: 0.438 (1, 6)				CS BB		K			F9	3	0	0	0	1	1	1											
Toby Hall, R OBP: 0.314, SLG: 0.395 (1, 2)				BB 13 1B		P6			F8	4	1	1	0	0	0	0											
Rey Sanchez, R OBP: 0.313, SLG: 0.370 (1, 4)				BB 13 1B		1B			F7	2	1	1	0	1	0	0											
Joey Gathright, L (1, 8)				BB 13 1B		K			BB 13 2B	1	2	0	0	2	1	1											
Inning Stats	R: 0 E: 0 K: 1 S: 12	H: 0 LOB: 1 BB: 1 P: 22	R: 4 E: 0 K: 0 S: 13	H: 3 LOB: 1 BB: 3 P: 30	R: 0 E: 0 K: 1 S: 8	H: 1 LOB: 1 BB: 0 P: 10	R: 0 E: 0 K: 1 S: 9	H: 1 LOB: 1 BB: 0 P: 13	R: 0 E: 0 K: 0 S: 6	H: 0 LOB: 0 BB: 0 P: 9	R: 1 E: 0 K: 0 S: 9	H: 1 LOB: 1 BB: 2 P: 22	R: 1 E: 0 K: 0 S: 10	H: 1 LOB: 0 BB: 0 P: 13	R: 0 E: 0 K: 0 S: 11	H: 1 LOB: 3 BB: 1 P: 20		1B: 5 2B: 1 3B: 0 HR: 1	SF: 0 SAC: 0 DP: 1 HBP: 0	WP: 0 PB: 0 SB: 2 CS: 1	PA: 34						
PITCHER	IP	WLS	BF	H	R	ER	SO	BB	IBB	HBP	BLK	WP	HR	S	P	ERA	WHIP										
Michael Tejera, L ERA: 9.0 (1, 1)	4.0		19	5	4	4	3	4	0	0	0	0	0	42	75	9.00	2.250										
Josias Manzanillo, R ERA: 1.17 (5, 1)	2.1	L	8	0	1	1	1	1	0	0	0	0	0	18	31	3.86	0.429										
Matt Perisho, L ERA: 0.57 (7, 1)	0.0		2	1	0	0	0	1	0	0	0	0	0	4	10	∞	∞										
Ben Howard, R ERA: 7.5 (7, 1)	1.2		5	1	1	1	0	0	0	0	0	0	1	12	17	5.40	0.600										

Batter	1	2	3	4	5	6	7	8	9	AB R H RBI BB SO LOB	TOP											
Juan Pierre, L (1, 8) OBP: 0.364, SLG: 0.386	G4-3		1B 2B	SH1-4		G4-3	2B		FC4-6	5 1 2 3 0 0 3	Florida Marlins @ Tampa Bay Devil Rays Tropicana Field, St. Petersburg, FL Sun Jun 27 2004, 1:15 PM EDT Att: 23,442 - Dome - 72 F AB 42 R 11 H 17 RBI 11 BB 2 SO 4 LOB 18 											
Miguel Cabrera, R (1, 9) OBP: 0.354, SLG: 0.530 Abraham Nunez, S (7, 9) OBP: 0.300, SLG: 0.308	G4-3		2B 1B	SF7		G6-3	K		G5-3	4 1 1 1 0 1 2 1 0 0 0 0 0 2												
Mike Lowell, R (1, 10) OBP: 0.375, SLG: 0.552	1B 1B		2B	F8		K		P3		5 1 2 1 0 1 2												
Hee-Seop Choi, L (1, 3) OBP: 0.383, SLG: 0.532	1B		2B		G4-3		K	G4-3		4 1 1 0 1 1 0												
Jeff Conine, R (1, 7) OBP: 0.343, SLG: 0.408	K		2B	G6-3		2B	1B 2B	F9		5 1 3 3 0 1 2												
Mike Redmond, R (1, 2) OBP: 0.335, SLG: 0.371		F8	G6-3		G6-3		2B 1B		1B FC4-6 2B	5 2 2 0 0 0 2												
Alex Gonzalez, R (1, 6) OBP: 0.266, SLG: 0.417		F7	F9		F7		F8		F7	5 0 0 0 0 0 5												
Damon Easley, R (1, 4) OBP: 0.349, SLG: 0.495		G5-3		SH1-4 SF7 HBP		HR	1B 2B		FC4-6 1B BB	3 3 2 2 1 0 0												
Mike Mordecai, R (1, 5) OBP: 0.286, SLG: 0.283			G4-3	SH1-4 1B		G4-3 2B	2B 1B		FC4-6 1B	5 1 4 1 0 0 0												
Inning Stats	R: 0 E: 0 K: 1 S: 16	H: 2 LOB: 2 BB: 0 P: 21	R: 0 E: 0 K: 0 S: 5	H: 0 LOB: 0 BB: 0 P: 10	R: 4 E: 0 K: 0 S: 15	H: 4 LOB: 1 BB: 1 P: 24	R: 1 E: 0 K: 0 S: 9	H: 1 LOB: 1 BB: 0 P: 13	R: 0 E: 0 K: 0 S: 11	H: 1 LOB: 1 BB: 0 P: 17	R: 1 E: 0 K: 1 S: 10	H: 2 LOB: 1 BB: 0 P: 15	R: 4 E: 0 K: 2 S: 24	H: 5 LOB: 1 BB: 0 P: 37	R: 0 E: 0 K: 0 S: 4	H: 0 LOB: 0 BB: 0 P: 4	R: 1 E: 0 K: 0 S: 11	H: 2 LOB: 2 BB: 1 P: 25	1B: 9 2B: 7 3B: 0 HR: 1	SF: 1 SAC: 1 DP: 0 HBP: 1	WP: 0 PB: 0 SB: 0 CS: 0	PA: 47
PITCHER	IP WLS BF H R ER SO BB IBB HBP BLK WP HR S P ERA WHIP											IP WLS BF H R ER SO BB IBB HBP BLK WP HR S P ERA WHIP										
Chad Gaudin, R (1, 1) ERA: 4.45	5.0 L 27 10 6 6 1 0 0 1 1 0 0 1 61 93 10.80 2.000																					
Travis Harper, R (6, 1) ERA: 4.59	1.2 9 4 4 4 2 0 0 0 0 0 0 0 22 33 21.60 2.400																					
Lance Carter, R (7, 1) ERA: 3.09	2.1 11 3 1 1 1 1 0 0 0 0 0 0 22 40 3.86 1.714																					

Batter	1	2	3	4	5	6	7	8	9	AB R H RBI BB SO LOB	BOTTOM											
13 Carl Crawford, L (1, 7) OBP: 0.346, SLG: 0.453	G6-3		SF8		G5-3		F7		DI 2B BB	3 1 0 1 1 0 3	Florida Marlins @ Tampa Bay Devil Rays Tropicana Field, St. Petersburg, FL Sun Jun 27 2004, 1:15 PM EDT Att: 23,442 - Dome - 72 F AB 36 R 4 H 10 RBI 4 BB 4 SO 11 LOB 21 											
Joey Gathright, L (1, 8) OBP: 0.335, SLG: 0.111	K		K			G4-3		1B 5 2B 1B	K	5 1 1 0 0 3 2												
5 Rocco Baldelli, R (1, 10) OBP: 0.339, SLG: 0.411 Robert Fick, L (9, PH) OBP: 0.280, SLG: 0.341	K			K		G4-3 1B		1B 2B 1B	PB 2B	4 1 2 0 0 2 0 1 0 1 1 0 0 0												
Aubrey Huff, L (1, 5) OBP: 0.331, SLG: 0.415		K		G6-3		G4-3		2B 1B	PB BB	4 0 1 0 1 1 1												
José Cruz Jr., S (1, 9) OBP: 0.381, SLG: 0.493		K		K			BB	F4	K	4 0 0 0 1 3 5												
Julio Lugo, R (1, 6) OBP: 0.336, SLG: 0.439		K			B5-3	G5-3		2B		4 0 1 2 0 1 2												
Fred McGriff, L (1, 3) OBP: 0.300, SLG: 0.490			G3 13 SF8 2B			BB 1B		G4-3	K2-3	4 1 2 0 0 1 2												
Brook Fordyce, R (1, 2) OBP: 0.274, SLG: 0.304			G3			BB		P2		3 0 1 0 1 0 3												
Rey Sanchez, R (1, 4) OBP: 0.314, SLG: 0.369 Tino Martinez, L (9, PH) OBP: 0.373, SLG: 0.505			13 SF8 1B		L9		P3		F8	3 0 1 0 0 0 3 1 0 0 0 0 0 0												
Inning Stats	R: 0 E: 0 K: 2 S: 8	H: 0 LOB: 0 BB: 0 P: 14	R: 0 E: 0 K: 3 S: 11	H: 0 LOB: 0 BB: 0 P: 14	R: 1 E: 0 K: 1 S: 11	H: 2 LOB: 1 BB: 0 P: 16	R: 0 E: 0 K: 2 S: 8	H: 0 LOB: 0 BB: 0 P: 12	R: 0 E: 0 K: 0 S: 7	H: 1 LOB: 2 BB: 1 P: 14	R: 0 E: 0 K: 0 S: 12	H: 1 LOB: 1 BB: 1 P: 20	R: 0 E: 0 K: 1 S: 9	H: 1 LOB: 1 BB: 0 P: 14	R: 2 E: 0 K: 1 S: 17	H: 4 LOB: 2 BB: 0 P: 19	R: 1 E: 0 K: 2 S: 10	H: 1 LOB: 2 BB: 2 P: 24	1B: 7 2B: 3 3B: 0 HR: 0	SF: 1 SAC: 0 DP: 0 HBP: 0	WP: 0 PB: 1 SB: 0 CS: 0	PA: 41
PITCHER	IP WLS BF H R ER SO BB IBB HBP BLK WP HR S P ERA WHIP											IP WLS BF H R ER SO BB IBB HBP BLK WP HR S P ERA WHIP										
Carl Pavano, R (1, 1) ERA: 2.78	7.0 W 28 5 1 1 8 2 0 0 0 0 0 0 66 104 1.29 1.000																					
Darren Oliver, L (8, 1) ERA: 6.49	1.0 7 4 2 2 1 0 0 0 0 0 0 0 17 19 18.00 4.000																					
Billy Koch, R (9, 1) ERA: 5.83	1.0 6 1 1 1 2 2 0 0 0 0 0 0 10 24 9.00 3.000																					

Batter	1	2	3	4	5	6	7	8	9	AB	R	H	RBI	BB	SO	LOB	TOP					
Juan Pierre, L (1, 8) OBP: 0.359, SLG: 0.381	G1-3		G4-3			G5-3		G3		4	0	0	0	0	0	0						
Miguel Cabrera, R (1, 9) OBP: 0.353, SLG: 0.526	F8			K				F8		4	0	1	0	0	1	0						
Mike Lowell, R (1, 5) OBP: 0.373, SLG: 0.548				F7		FC6-4		G5-3		4	0	1	0	0	0	1						
Hee-Seop Choi, L (1, 3) OBP: 0.381, SLG: 0.525			K			F7		G4-3		3	1	0	0	1	1	2						
Jeff Conine, R (1, 7) OBP: 0.342, SLG: 0.411		G6-3								3	0	1	1	0	1	0						
Mike Redmond, R (1, 2) OBP: 0.325, SLG: 0.364		G5-3								3	0	0	0	0	0	1						
20 Matt Treanor, R (7, 2) OBP: 0.333, SLG: 0.348				G1-3				G3-1		0	0	0	0	0	0	0						
Luis Castillo, S (1, 4) OBP: 0.345, SLG: 0.358		G6-3								2	0	0	0	1	1	0						
Alex Gonzalez, R (1, 6) OBP: 0.263, SLG: 0.412			K					F8		3	0	0	0	0	1	1						
Brad Penny, R (1, 1) OBP: 0.081, SLG: 0.081										2	0	0	0	0	0	0						
Darren Oliver, R (6, 1) OBP: 0.167, SLG: 0.167			F9							0	0	0	0	0	0	0						
Chris Aguilera, R (8, PH)										1	0	0	0	0	1	0						
Billy Koch, R (8, 1)								K		0	0	0	0	0	0	0						
Inning Stats	R: 0 E: 0 K: 1 S: 12	H: 1 LOB: 1 BB: 0 P: 16	R: 0 E: 0 K: 0 S: 19	H: 0 LOB: 0 BB: 0 P: 27	R: 0 E: 0 K: 1 S: 6	H: 0 LOB: 0 BB: 0 P: 10	R: 1 E: 0 K: 1 S: 9	H: 1 LOB: 1 BB: 1 P: 14	R: 0 E: 0 K: 0 S: 7	H: 0 LOB: 0 BB: 0 P: 12	R: 0 E: 0 K: 2 S: 12	H: 1 LOB: 1 BB: 0 P: 20	R: 0 E: 0 K: 2 S: 8	H: 0 LOB: 0 BB: 0 P: 12	R: 0 E: 0 K: 1 S: 6	H: 0 LOB: 0 BB: 0 P: 9	R: 0 E: 0 K: 0 S: 7	H: 0 LOB: 0 BB: 0 P: 10	1B: 2 2B: 1 3B: 0 HR: 0	SF: 0 SAC: 0 DP: 1 HBP: 0	WP: 0 PB: 1 SB: 0 CS: 0	PA: 31
PITCHER	IP WLS BF H R ER SO BB IBB HBP BLK WP HR S P ERA WHIP	IP WLS BF H R ER SO BB IBB HBP BLK WP HR S P ERA WHIP	IP WLS BF H R ER SO BB IBB HBP BLK WP HR S P ERA WHIP	IP WLS BF H R ER SO BB IBB HBP BLK WP HR S P ERA WHIP	IP WLS BF H R ER SO BB IBB HBP BLK WP HR S P ERA WHIP	IP WLS BF H R ER SO BB IBB HBP BLK WP HR S P ERA WHIP	IP WLS BF H R ER SO BB IBB HBP BLK WP HR S P ERA WHIP	IP WLS BF H R ER SO BB IBB HBP BLK WP HR S P ERA WHIP	IP WLS BF H R ER SO BB IBB HBP BLK WP HR S P ERA WHIP	IP WLS BF H R ER SO BB IBB HBP BLK WP HR S P ERA WHIP	IP WLS BF H R ER SO BB IBB HBP BLK WP HR S P ERA WHIP	IP WLS BF H R ER SO BB IBB HBP BLK WP HR S P ERA WHIP	IP WLS BF H R ER SO BB IBB HBP BLK WP HR S P ERA WHIP	IP WLS BF H R ER SO BB IBB HBP BLK WP HR S P ERA WHIP	IP WLS BF H R ER SO BB IBB HBP BLK WP HR S P ERA WHIP	IP WLS BF H R ER SO BB IBB HBP BLK WP HR S P ERA WHIP	IP WLS BF H R ER SO BB IBB HBP BLK WP HR S P ERA WHIP					

Florida Marlins @ Atlanta Braves
Turner Field, Atlanta, GA
Mon Jun 28 2004, 7:35 PM EDT
Att: 31,969 - Overcast - 70 F

AB 29
R 1
H 3
RBI 1
BB 2
SO 6
LOB 5



Batter	1	2	3	4	5	6	7	8	9	AB	R	H	RBI	BB	SO	LOB	BOTTOM	
Rafael Furcal, S (1, 6) OBP: 0.326, SLG: 0.390	P3		E4 SH5-4 HR	FC1-5 BB 10 SF8		K		1B 10 SF7 BB		3	3	1	0	2	1	0		
Nick Green, R (1, 4) OBP: 0.355, SLG: 0.403			SH5-4	FC1-5 BB 10 SF8				BB 1B		4	0	3	0	0	0	2		
J.D. Drew, L (1, 9) OBP: 0.414, SLG: 0.578								1B BB		3	1	1	2	2	1	2		
10 Chipper Jones, S (1, 5) OBP: 0.325, SLG: 0.425	G4-3		F7	SF8				SF7		2	0	0	2	1	0	1		
Johnny Estrada, S (1, 2) OBP: 0.388, SLG: 0.500			P3	F9						1	0	0	0	0	0	0		
Eddie Pérez, R (3, PR) OBP: 0.257, SLG: 0.246			BB 1B HBP					K		3	1	0	0	0	2	6		
Julio Franco, R (1, 3) OBP: 0.358, SLG: 0.442										3	1	1	0	1	0	0		
Andruw Jones, R (1, 8) OBP: 0.335, SLG: 0.474										4	0	2	2	0	0	0		
Eli Marrero, R (9, 9) OBP: 0.320, SLG: 0.433										0	0	0	0	0	0	0		
Charles Thomas, L (1, 7) OBP: 0.357, SLG: 0.500										4	0	2	0	0	1	2		
John Thomson, R (1, 1) OBP: 0.179, SLG: 0.214										3	0	1	0	0	0	2		
Antonio Alfonseca, R (7, 1) Chris Reitsma, R (8, 1) Mark DeRosa, R (8, PH) Kevin Gwyboski, R (9, 1)										0	0	0	0	0	0	0		
0 0 0 0 0 0 0										1	0	0	0	0	0	0		
0 0 0 0 0 0 0										0	0	0	0	0	0	0		
Inning Stats	R: 0 E: 0 K: 1 S: 12	H: 1 LOB: 1 BB: 0 P: 18	R: 1 E: 0 K: 0 S: 7	H: 3 LOB: 1 BB: 0 P: 9	R: 3 E: 1 K: 1 S: 14	H: 3 LOB: 2 BB: 1 P: 23	R: 1 E: 0 K: 0 S: 11	H: 1 LOB: 1 BB: 2 P: 26	R: 0 E: 0 K: 2 S: 12	H: 1 LOB: 2 BB: 1 P: 20	R: 0 E: 0 K: 0 S: 7	H: 0 LOB: 0 BB: 0 P: 12	R: 1 E: 0 K: 1 S: 14	H: 1 LOB: 2 BB: 2 P: 23	1B: 7 2B: 2 3B: 1 HR: 1	SF: 2 SAC: 1 DP: 0 HBP: 1	WP: 0 PB: 0 SB: 0 CS: 0	PA: 41
PITCHER	IP WLS BF H R ER SO BB IBB HBP BLK WP HR S P ERA WHIP	IP WLS BF H R ER SO BB IBB HBP BLK WP HR S P ERA WHIP	IP WLS BF H R ER SO BB IBB HBP BLK WP HR S P ERA WHIP	IP WLS BF H R ER SO BB IBB HBP BLK WP HR S P ERA WHIP	IP WLS BF H R ER SO BB IBB HBP BLK WP HR S P ERA WHIP	IP WLS BF H R ER SO BB IBB HBP BLK WP HR S P ERA WHIP	IP WLS BF H R ER SO BB IBB HBP BLK WP HR S P ERA WHIP	IP WLS BF H R ER SO BB IBB HBP BLK WP HR S P ERA WHIP	IP WLS BF H R ER SO BB IBB HBP BLK WP HR S P ERA WHIP	IP WLS BF H R ER SO BB IBB HBP BLK WP HR S P ERA WHIP	IP WLS BF H R ER SO BB IBB HBP BLK WP HR S P ERA WHIP	IP WLS BF H R ER SO BB IBB HBP BLK WP HR S P ERA WHIP	IP WLS BF H R ER SO BB IBB HBP BLK WP HR S P ERA WHIP	IP WLS BF H R ER SO BB IBB HBP BLK WP HR S P ERA WHIP	IP WLS BF H R ER SO BB IBB HBP BLK WP HR S P ERA WHIP	IP WLS BF H R ER SO BB IBB HBP BLK WP HR S P ERA WHIP	IP WLS BF H R ER SO BB IBB HBP BLK WP HR S P ERA WHIP	

Florida Marlins @ Atlanta Braves
Turner Field, Atlanta, GA
Mon Jun 28 2004, 7:35 PM EDT
Att: 31,969 - Overcast - 70 F

AB 31
R 6
H 11
RBI 6
BB 6
SO 5
LOB 15



Batter	1	2	3	4	5	6	7	8	9	AB	R	H	RBI	BB	SO	LOB	TOP							
Juan Pierre, L OBP: 0.350, SLG: 0.370 (1, 8)	F7		P4		P6			G4-3		4	0	0	0	0	0	3								
Luis Castillo, S OBP: 0.350, SLG: 0.360 (1, 4)	G1-3			1B		G6-3		2B 1B		4	1	2	0	0	0	0								
Mike Lowell, R OBP: 0.570, SLG: 0.570 Mike Mordecai, R OBP: 0.286, SLG: 0.283 (1, 5) (8, 5)	K			K		F7		1-H 2B		4	0	1	1	1	0	2	1							
Miguel Cabrera, R OBP: 0.357, SLG: 0.542 Matt Perisho, L (8, 1)			K		K		L9	K		4	0	0	0	0	3	2								
Jeff Conine, R OBP: 0.333, SLG: 0.395 (1, 7)		K			F9				G5-3	4	0	0	0	0	1	1								
Hee-Seop Choi, L OBP: 0.389, SLG: 0.526 (1, 3)	G4-3					20 BB 1B		1B 1B	G5-4-3 BB	3	0	2	0	1	0	0								
Alex Gonzalez, R OBP: 0.285, SLG: 0.404 (1, 6)			20 BB 2B		L8			1B 1B	G5-4-3	3	0	1	0	1	0	2								
20 Matt Treanor, R OBP: 0.355, SLG: 0.379 (1, 2)			1-H 2B			4-2 BB		1-2 BB		2	0	1	0	1	0	1								
Michael Tejera, L Aaron Small, R Lenny Harris, L Ben Howard, R Abraham Nunez, S OBP: 0.299, SLG: 0.302 (1, 1) (1, 1) (5, PH) (5, 1) (8, PH) (8, 9)			K		K			F9		0	0	0	0	0	0	0								
										1	0	0	0	0	1	1								
										1	0	0	0	0	1	2								
										0	0	0	0	0	0	0								
										1	0	0	0	0	0	0								
										1	0	0	0	0	0	0								
Inning Stats	R: 0 E: 0 K: 1 S: 8	H: 0 LOB: 0 BB: 0 P: 9	R: 0 E: 0 K: 2 S: 10	H: 0 LOB: 0 BB: 0 P: 16	R: 0 E: 0 K: 1 S: 10	H: 1 LOB: 1 BB: 1 P: 19	R: 0 E: 0 K: 2 S: 9	H: 1 LOB: 1 BB: 0 P: 14	R: 0 E: 0 K: 1 S: 11	H: 1 LOB: 2 BB: 1 P: 16	R: 0 E: 0 K: 0 S: 8	H: 0 LOB: 0 BB: 0 P: 12	R: 0 E: 0 K: 0 S: 11	H: 2 LOB: 1 BB: 0 P: 13	R: 1 E: 0 K: 0 S: 12	H: 2 LOB: 1 BB: 0 P: 17	R: 0 E: 0 K: 0 S: 4	H: 0 LOB: 0 BB: 1 P: 10	1B: 5 2B: 2 3B: 0 HR: 0	SF: 0 SAC: 0 DP: 1 HBP: 0	WP: 0 PB: 0 SB: 0 CS: 0	PA: 34		
PITCHER	IP WLS BF H R ER SO BB IBB HBP BLK WP HR S P ERA WHIP	7.2 W 30 7 1 1 7 2 0 0 0 0 0 76 112 1.17 1.174	1.1 4 0 0 0 1 1 0 0 0 0 0 7 14 0.00 0.750																					

Florida Marlins @ Atlanta Braves
Turner Field, Atlanta, GA
Thu Jul 01 2004, 7:35 PM EDT
Att: 20,600 - Overcast - 81 F

AB 31
R 1
H 7
RBI 1
BB 3
SO 8
LOB 13



Batter	1	2	3	4	5	6	7	8	9	AB	R	H	RBI	BB	SO	LOB	BOTTOM						
Rafael Furcal, S OBP: 0.335, SLG: 0.391 Jesse Garcia, R OBP: 0.259, SLG: 0.318 (1, 6) (8, PH) (9, 6)	BB 10 BB 1B HBP	K		2B BB		K		F7		2	2	0	0	1	2	1							
Nick Green, R OBP: 0.348, SLG: 0.396 (1, 4)	10 BB 2B 1B	K		1-H 2B		L6		P6		5	1	2	1	0	1	1							
J.D. Drew, L Charles Thomas, L OBP: 0.698, SLG: 0.698 OBP: 0.381, SLG: 0.550 (1, 9) (7, PR) (8, 7)	10 BB 2B BB			K				F8		3	1	2	0	1	1	1							
10 Chipper Jones, S Mark DeRosa, R OBP: 0.329, SLG: 0.413 OBP: 0.230, SLG: 0.323 (1, 5) (7, PR) (8, 5)	2B BB	L1			L8			FC6-4 BB		2	1	0	1	2	0	1							
Johnny Estrada, S OBP: 0.389, SLG: 0.496 (1, 2)	K		G6-3		1B BB		P4			3	0	0	0	1	1	5							
Julio Franco, R Mike Hessman, R OBP: 0.358, SLG: 0.431 OBP: 0.155, SLG: 0.261 (1, 3) (7, PR) (8, 3)	F4		K		G6-3 1B		FC6-4 BB			4	0	1	1	0	1	4							
Andruw Jones, R OBP: 0.341, SLG: 0.477 (1, 8)	1-H 2-H 3-H HR		F8		G6-3		1B BB			3	1	1	3	1	0	2							
Eli Marrero, R OBP: 0.349, SLG: 0.535 (1, 7) (8, 9)	2-H HR		F8		F8		F9			4	1	2	3	0	0	0							
Russ Ortiz, R Tim Drew, R OBP: 0.179, SLG: 0.148 (1, 1) (8, 1)	L5		F8		F8		F9			4	0	1	0	0	0	2							
										0	0	0	0	0	0	0							
Inning Stats	R: 6 E: 0 K: 1 S: 20	H: 3 LOB: 0 BB: 2 P: 42	R: 0 E: 0 K: 2 S: 8	H: 1 LOB: 0 BB: 0 P: 12	R: 0 E: 0 K: 1 S: 6	H: 0 LOB: 0 BB: 0 P: 7	R: 1 E: 0 K: 1 S: 9	H: 1 LOB: 1 BB: 1 P: 14	R: 0 E: 0 K: 0 S: 4	H: 1 LOB: 1 BB: 1 P: 9	R: 0 E: 0 K: 1 S: 7	H: 1 LOB: 1 BB: 0 P: 12	R: 2 E: 0 K: 0 S: 11	H: 2 LOB: 2 BB: 2 P: 27	R: 0 E: 0 K: 0 S: 7	H: 0 LOB: 0 BB: 0 P: 8	1B: 5 2B: 2 3B: 1 HR: 1	SF: 0 SAC: 0 DP: 1 HBP: 1	WP: 0 PB: 0 SB: 0 CS: 0	PA: 39			
PITCHER	IP WLS BF H R ER SO BB IBB HBP BLK WP HR S P ERA WHIP	18.0 L 17 4 3 3 5 1 0 0 0 0 1 35 52 6.75 1.250	3.0 15 4 2 2 1 3 0 0 0 0 0 22 48 6.00 2.333	1.0 3 0 0 0 0 0 0 0 0 0 7 8 0.00 0.000																			

Florida Marlins @ Atlanta Braves
Turner Field, Atlanta, GA
Thu Jul 01 2004, 7:35 PM EDT
Att: 20,600 - Overcast - 81 F

AB 32
R 9
H 9
RBI 9
BB 6
SO 6
LOB 17




Batter	1	2	3	4	5	6	7	8	9	AB	R	H	RBI	BB	SO	LOB	TOP							
13 Carl Crawford, L OBP: 0.353, SLG: 0.451										5	1	4	0	0	0	1	Tampa Bay Devil Rays @ Florida Marlins Pro Player Stadium, Miami, FL Fri Jul 02, 2004, 7:35 PM EDT Att: 15,079 - Cloudy - 87 F							
Robert Fick, L OBP: 0.276, SLG: 0.331										4	0	1	1	0	0	3								
Damian Rolls, R OBP: 0.262, SLG: 0.228										1	0	0	0	0	0	3								
Danys Baez, R										0	0	0	0	0	0	0								
Aubrey Huff, L OBP: 0.336, SLG: 0.424										5	1	2	3	0	2									
José Cruz Jr., S OBP: 0.375, SLG: 0.498										5	0	1	0	0	3	3								
Tino Martinez, L OBP: 0.372, SLG: 0.488										4	0	1	0	1	2	1								
Julio Lugo, R OBP: 0.332, SLG: 0.424										4	0	1	0	0	4									
Geoff Blum, S OBP: 0.266, SLG: 0.351										3	0	1	0	0	2									
Jesus Colome, R										1	0	0	0	0	1	0								
Lance Carter, R										0	0	0	0	0	0	0								
5 Rocco Baldelli, R OBP: 0.345, SLG: 0.416										0	0	0	0	0	0	0								
Toby Hall, R OBP: 0.315, SLG: 0.387										3	0	0	0	0	2									
Rob Bell, R OBP: 0.200, SLG: 0.400										2	1	1	0	0	0	0								
Rey Sanchez, R OBP: 0.316, SLG: 0.388										2	1	2	0	0	0	0								
Inning Stats	R: 0 E: 0 K: 0 S: 6	H: 1 LOB: 0 BB: 0 P: 10	R: 0 E: 0 K: 2 S: 9	H: 1 LOB: 1 BB: 0 P: 14	R: 2 E: 0 K: 1 S: 14	H: 4 LOB: 3 BB: 1 P: 25	R: 0 E: 0 K: 0 S: 8	H: 1 LOB: 0 BB: 0 P: 12	R: 0 E: 0 K: 0 S: 8	H: 1 LOB: 1 BB: 0 P: 9	R: 0 E: 0 K: 0 S: 6	H: 1 LOB: 1 BB: 0 P: 7	R: 2 E: 0 K: 1 S: 19	H: 3 LOB: 1 BB: 0 P: 25	R: 0 E: 0 K: 1 S: 11	H: 2 LOB: 2 BB: 0 P: 19	R: 0 E: 0 K: 1 S: 10	H: 0 LOB: 0 BB: 0 P: 14	1B: 11 2B: 3 3B: 0 HR: 1	SF: 0 SAC: 0 DP: 2 HBP: 1	WP: 0 PB: 0 CS: 3	PA: 41		
PITCHER	IP WLS BF H R ER SO BB IBB HBP BLK WP HR S P ERA WHIP	IP WLS BF H R ER SO BB IBB HBP BLK WP HR S P ERA WHIP	IP WLS BF H R ER SO BB IBB HBP BLK WP HR S P ERA WHIP	IP WLS BF H R ER SO BB IBB HBP BLK WP HR S P ERA WHIP	IP WLS BF H R ER SO BB IBB HBP BLK WP HR S P ERA WHIP	IP WLS BF H R ER SO BB IBB HBP BLK WP HR S P ERA WHIP	IP WLS BF H R ER SO BB IBB HBP BLK WP HR S P ERA WHIP	IP WLS BF H R ER SO BB IBB HBP BLK WP HR S P ERA WHIP	IP WLS BF H R ER SO BB IBB HBP BLK WP HR S P ERA WHIP	IP WLS BF H R ER SO BB IBB HBP BLK WP HR S P ERA WHIP	IP WLS BF H R ER SO BB IBB HBP BLK WP HR S P ERA WHIP	IP WLS BF H R ER SO BB IBB HBP BLK WP HR S P ERA WHIP	IP WLS BF H R ER SO BB IBB HBP BLK WP HR S P ERA WHIP	IP WLS BF H R ER SO BB IBB HBP BLK WP HR S P ERA WHIP	IP WLS BF H R ER SO BB IBB HBP BLK WP HR S P ERA WHIP	IP WLS BF H R ER SO BB IBB HBP BLK WP HR S P ERA WHIP	IP WLS BF H R ER SO BB IBB HBP BLK WP HR S P ERA WHIP	IP WLS BF H R ER SO BB IBB HBP BLK WP HR S P ERA WHIP	IP WLS BF H R ER SO BB IBB HBP BLK WP HR S P ERA WHIP	IP WLS BF H R ER SO BB IBB HBP BLK WP HR S P ERA WHIP	IP WLS BF H R ER SO BB IBB HBP BLK WP HR S P ERA WHIP	IP WLS BF H R ER SO BB IBB HBP BLK WP HR S P ERA WHIP	IP WLS BF H R ER SO BB IBB HBP BLK WP HR S P ERA WHIP	IP WLS BF H R ER SO BB IBB HBP BLK WP HR S P ERA WHIP
Carl Pavano, R ERA: 2.92	7.0 L 32 12 4 4 4 0 1 0 0 0 1 70 102 5.14 1.714	1.0 6 2 0 0 1 0 0 0 1 0 0 0 11 19 0.00 2.000	1.0 3 0 0 0 1 0 0 0 0 0 0 0 10 14 0.00 0.000																					
Josias Manzanillo, R ERA: 0.79																								
Matt Perisho, L ERA: 3.88																								

AB	39
R	4
H	14
RBI	4
BB	1
SO	6
LOB	21



Batter	1	2	3	4	5	6	7	8	9	AB	R	H	RBI	BB	SO	LOB	BOTTOM							
Juan Pierre, L OBP: 0.352, SLG: 0.372										4	1	2	0	0	1	0	Tampa Bay Devil Rays @ Florida Marlins Pro Player Stadium, Miami, FL Fri Jul 02, 2004, 7:35 PM EDT Att: 15,079 - Cloudy - 87 F							
Luis Castillo, S OBP: 0.351, SLG: 0.360										3	0	1	0	1	1	0								
Mike Lowell, R OBP: 0.375, SLG: 0.575										4	1	1	1	0	0	3								
Miguel Cabrera, R OBP: 0.359, SLG: 0.541										4	0	2	1	0	0	0								
Abraham Nunez, S OBP: 0.295, SLG: 0.302										0	0	0	0	0	0	0								
Jeff Conine, R OBP: 0.332, SLG: 0.393										4	0	1	0	0	0	2								
Hee-Seop Choi, L OBP: 0.392, SLG: 0.526										2	0	1	0	1	1	0								
Alex Gonzalez, R OBP: 0.281, SLG: 0.399										4	0	0	0	0	0	5								
Mike Redmond, R OBP: 0.331, SLG: 0.360										4	0	0	0	0	1	4								
Carl Pavano, R OBP: 0.133, SLG: 0.241										2	0	0	0	0	0	0								
Josias Manzanillo, R ERA: 1.0										0	0	0	0	0	0	0								
Lenny Harris, L OBP: 0.214, SLG: 0.238										1	0	0	0	0	0	0								
Matt Perisho, L ERA: 2.97										0	0	0	0	0	0	0								
Inning Stats	R: 0 E: 0 K: 1 S: 6	H: 0 LOB: 0 BB: 0 P: 10	R: 0 E: 1 K: 0 S: 7	H: 1 LOB: 1 BB: 0 P: 10	R: 0 E: 0 K: 1 S: 7	H: 1 LOB: 0 BB: 0 P: 11	R: 1 E: 0 K: 1 S: 9	H: 1 LOB: 0 BB: 0 P: 14	R: 0 E: 0 K: 0 S: 8	H: 0 LOB: 0 BB: 1 P: 13	R: 1 E: 0 K: 0 S: 17	H: 2 LOB: 2 BB: 1 P: 27	R: 0 E: 0 K: 1 S: 9	H: 0 LOB: 0 BB: 0 P: 15	R: 0 E: 0 K: 0 S: 12	H: 1 LOB: 1 BB: 0 P: 16	R: 0 E: 0 K: 0 S: 8	H: 2 LOB: 3 BB: 0 P: 13	1B: 7 2B: 0 3B: 0 HR: 1	SF: 0 SAC: 1 DP: 1 HBP: 0	WP: 0 PB: 0 CS: 1	PA: 36		
PITCHER	IP WLS BF H R ER SO BB IBB HBP BLK WP HR S P ERA WHIP	IP WLS BF H R ER SO BB IBB HBP BLK WP HR S P ERA WHIP	IP WLS BF H R ER SO BB IBB HBP BLK WP HR S P ERA WHIP	IP WLS BF H R ER SO BB IBB HBP BLK WP HR S P ERA WHIP	IP WLS BF H R ER SO BB IBB HBP BLK WP HR S P ERA WHIP	IP WLS BF H R ER SO BB IBB HBP BLK WP HR S P ERA WHIP	IP WLS BF H R ER SO BB IBB HBP BLK WP HR S P ERA WHIP	IP WLS BF H R ER SO BB IBB HBP BLK WP HR S P ERA WHIP	IP WLS BF H R ER SO BB IBB HBP BLK WP HR S P ERA WHIP	IP WLS BF H R ER SO BB IBB HBP BLK WP HR S P ERA WHIP	IP WLS BF H R ER SO BB IBB HBP BLK WP HR S P ERA WHIP	IP WLS BF H R ER SO BB IBB HBP BLK WP HR S P ERA WHIP	IP WLS BF H R ER SO BB IBB HBP BLK WP HR S P ERA WHIP	IP WLS BF H R ER SO BB IBB HBP BLK WP HR S P ERA WHIP	IP WLS BF H R ER SO BB IBB HBP BLK WP HR S P ERA WHIP	IP WLS BF H R ER SO BB IBB HBP BLK WP HR S P ERA WHIP	IP WLS BF H R ER SO BB IBB HBP BLK WP HR S P ERA WHIP	IP WLS BF H R ER SO BB IBB HBP BLK WP HR S P ERA WHIP	IP WLS BF H R ER SO BB IBB HBP BLK WP HR S P ERA WHIP	IP WLS BF H R ER SO BB IBB HBP BLK WP HR S P ERA WHIP	IP WLS BF H R ER SO BB IBB HBP BLK WP HR S P ERA WHIP	IP WLS BF H R ER SO BB IBB HBP BLK WP HR S P ERA WHIP	IP WLS BF H R ER SO BB IBB HBP BLK WP HR S P ERA WHIP	IP WLS BF H R ER SO BB IBB HBP BLK WP HR S P ERA WHIP
Rob Bell, R ERA: 5.23	5.1 W 20 4 2 2 3 0 0 0 0 0 0 0 18 29 0.00 0.600	1.2 W 6 1 0 0 1 0 0 0 0 0 0 0 10 14 0.00 1.500	0.2 H 3 1 0 0 0 0 0 0 0 0 0 0 10 14 0.00 1.500	1.1 S 6 2 0 0 0 0 0 0 0 0 0 0 10 15 0.00 1.500																				
Jesus Colome, R ERA: 1.0																								
Lance Carter, R ERA: 3.38																								
Danys Baez, R ERA: 2.97																								

AB	32
R	2
H	8
RBI	2
BB	2
SO	4
LOB	14



Batter	1	2	3	4	5	6	7	8	9	AB	R	H	RBI	BB	SO	LOB	TOP								
13 Carl Crawford, L (1, 8) OBP: 0.351, SLG: 0.447	F8		G3-1 2H		F7		G4-3		G4-3	5	0	1	1	0	0	0	Tampa Bay Devil Rays @ Florida Marlins Pro Player Stadium, Miami, FL Sat Jul 03 2004, 6:05 PM EDT Att: 30,124 - Sunny - 88 F								
Robert Fick, L (1, 7) OBP: 0.272, SLG: 0.325	P4		G3-1		G3		F9		K	3	0	0	0	0	0	1									
Damian Rolls, R (7, PH) OBP: 0.254, SLG: 0.220										2	0	0	0	0	1	0									
Aubrey Huff, L (1, 5) OBP: 0.340, SLG: 0.427	K		G4-3				2B BB			3	2	1	0	2	1	1									
José Cruz Jr., S (1, 9) OBP: 0.382, SLG: 0.504			G4-6-3 1B				1B 1H SF7 2B			3	1	2	1	2	1	1									
Tino Martinez, L (1, 3) OBP: 0.370, SLG: 0.481	G4-6-3		P4				F9			3	0	0	0	1	0	4									
Julio Lugo, R (1, 6) OBP: 0.334, SLG: 0.425	G5-3				F8					4	0	2	1	0	0	0									
Geoff Blum, S (1, 4) OBP: 0.266, SLG: 0.356					G3		SF7		G3	3	1	1	1	0	0	0									
Toby Hall, R (1, 2) OBP: 0.319, SLG: 0.392					F8				P3	3	1	1	1	1	0	0									
Victor Zambrano, S (1, 1) OBP: 0.200, SLG: 0.400										3	1	1	1	0	0	2									
Fred McGriff, L (8, PH) OBP: 0.250, SLG: 0.327										1	0	0	0	0	0	0									
Jorge Sosa, R (8, 1)										0	0	0	0	0	0	0									
Danys Baez, R (9, 1)										0	0	0	0	0	0	0									
Inning Stats	R: 0 E: 0 K: 1 S: 11	H: 0 LOB: 0 BB: 0 P: 18	R: 0 E: 0 K: 0 S: 6	H: 1 LOB: 0 BB: 0 P: 11	R: 3 E: 0 K: 0 S: 17	H: 4 LOB: 2 BB: 1 P: 27	R: 0 E: 0 K: 0 S: 7	H: 0 LOB: 0 BB: 0 P: 11	R: 0 E: 0 K: 0 S: 6	H: 0 LOB: 0 BB: 0 P: 7	R: 2 E: 0 K: 0 S: 11	H: 2 LOB: 2 BB: 2 P: 22	R: 1 E: 0 K: 0 S: 13	H: 2 LOB: 2 BB: 2 P: 27	R: 0 E: 0 K: 0 S: 6	H: 0 LOB: 0 BB: 0 P: 8	R: 0 E: 0 K: 2 S: 9	H: 0 LOB: 1 BB: 1 P: 17	1B: 4 2B: 5 3B: 0 HR: 0	SF: 1 SAC: 0 DP: 1 HBP: 0	WP: 0 PB: 0 SB: 2 CS: 0	PA: 40			
PITCHER	IP	WLS	BF	H	R	ER	SO	BB	IBB	HBP	BLK	WP	HR	S	P	ERA	WHIP								
Brad Penny, R (1, 1) ERA: 3.21	6.0	L	27	7	5	5	1	2	1	0	0	0	0	58	96	7.50	1.500								
Matt Perisho, L (7, 1) ERA: 4.1	0.2		5	1	1	1	0	1	1	0	0	0	0	10	23	13.50	3.000								
Aaron Small, R (7, 1) ERA: 5.06	1.1		4	1	0	0	0	0	0	0	0	0	0	9	12	0.00	0.750								
Billy Koch, R (9, 1) ERA: 5.57	1.0		4	0	0	0	2	1	0	0	0	0	0	9	17	0.00	1.000								

Batter	1	2	3	4	5	6	7	8	9	AB	R	H	RBI	BB	SO	LOB	BOTTOM								
Juan Pierre, L (1, 8) OBP: 0.355, SLG: 0.384			G1-3		F8					5	0	3	1	0	0	0	Tampa Bay Devil Rays @ Florida Marlins Pro Player Stadium, Miami, FL Sat Jul 03 2004, 6:05 PM EDT Att: 30,124 - Sunny - 88 F								
Luis Castillo, S (1, 4) OBP: 0.346, SLG: 0.354			G6-3		G6-3		G4-3			5	0	0	0	0	1	3									
Mike Lowell, R (1, 5) OBP: 0.375, SLG: 0.570			P3							3	0	0	0	2	1	1									
Miguel Cabrera, R (1, 9) OBP: 0.356, SLG: 0.534			G3-1							4	0	0	0	1	3	4									
Jeff Conine, R (1, 7) OBP: 0.331, SLG: 0.394					F8					4	0	1	0	0	1	2									
Hee-Seop Choi, L (1, 3) OBP: 0.402, SLG: 0.528										1	0	1	0	3	0	0									
Alex Gonzalez, R (1, 6) OBP: 0.262, SLG: 0.396										2	0	0	0	1	1	4									
Aaron Small, R (7, 1) ERA: 4.3										0	0	0	0	0	0	0									
Mike Mordecai, R (8, PH) OBP: 0.280, SLG: 0.277										1	0	0	0	0	0	2									
Billy Koch, R (9, 1)										0	0	0	0	0	0	0									
20 Matt Treanor, R (1, 2) OBP: 0.343, SLG: 0.344										3	1	0	0	1	1	4									
Brad Penny, R (1, 1) OBP: 0.077, SLG: 0.077										2	0	0	0	0	0	2									
Matt Perisho, L (7, 1)										0	0	0	0	0	0	0									
Damion Easley, R (7, 6) OBP: 0.342, SLG: 0.485										2	0	0	0	0	0	1									
Inning Stats	R: 0 E: 0 K: 0 S: 10	H: 1 LOB: 1 BB: 0 P: 17	R: 0 E: 0 K: 1 S: 11	H: 0 LOB: 2 BB: 2 P: 22	R: 0 E: 0 K: 1 S: 7	H: 0 LOB: 0 BB: 0 P: 12	R: 0 E: 0 K: 1 S: 12	H: 1 LOB: 2 BB: 1 P: 22	R: 0 E: 0 K: 0 S: 5	H: 0 LOB: 0 BB: 0 P: 8	R: 0 E: 0 K: 1 S: 10	H: 1 LOB: 1 BB: 1 P: 18	R: 0 E: 0 K: 2 S: 14	H: 1 LOB: 2 BB: 2 P: 25	R: 1 E: 0 K: 2 S: 14	H: 1 LOB: 2 BB: 2 P: 28	1B: 2 2B: 2 3B: 1 HR: 0	SF: 0 SAC: 0 DP: 0 HBP: 0	WP: 0 PB: 0 SB: 0 CS: 0	PA: 40					
PITCHER	IP	WLS	BF	H	R	ER	SO	BB	IBB	HBP	BLK	WP	HR	S	P	ERA	WHIP								
Victor Zambrano, R (1, 1) ERA: 4.3	7.0	W	29	4	0	0	4	4	0	0	0	0	0	65	116	0.00	1.143								
Jorge Sosa, R (8, 1) ERA: 5.45	1.2		10	1	1	1	3	4	0	0	0	0	0	25	47	5.40	3.000								
Danys Baez, R (9, 1) ERA: 2.95	0.1		1	0	0	0	1	0	0	0	0	0	0	3	6	0.00	0.000								

AB	33
R	6
H	9
RBI	6
BB	6
SO	3
LOB	9



AB	32
R	1
H	5
RBI	1
BB	8
SO	8
LOB	23



Batter	1	2	3	4	5	6	7	8	9	AB	R	H	RBI	BB	SO	LOB	TOP					
13 Carl Crawford, L OBP: 0.350, SLG: 0.454										4	1	1	2	0	1	1	Tampa Bay Devil Rays @ Florida Marlins Pro Player Stadium, Miami, FL Sun Jul 04 2004, 3:05 PM EDT Att: 15,310 - Unknown - 75 F					
Geoff Blum, S OBP: 0.280, SLG: 0.348										4	0	0	0	0	0	1						
5 Rocco Baldelli, R OBP: 0.347, SLG: 0.417										4	0	2	0	0	1	0						
Aubrey Huff, L OBP: 0.336, SLG: 0.421										4	0	0	0	0	1	2						
José Cruz Jr., S OBP: 0.380, SLG: 0.498										3	0	0	0	1	0	0						
Fred McGriff, L OBP: 0.250, SLG: 0.339										4	1	1	0	0	1	2						
Rey Sanchez, R OBP: 0.315, SLG: 0.385										4	0	1	0	0	2	3						
Brook Fordyce, R OBP: 0.267, SLG: 0.286										3	0	0	0	0	1	2						
John Halama, L Robert Fick, L Bartolome Fortunato, R Tino Martinez, L Travis Harper, L										1	0	0	0	0	0	1						
										1	0	1	0	0	0	0						
										0	0	0	0	0	0	0						
										1	1	1	1	0	0	0						
										0	0	0	0	0	0	0						
Inning Stats	R: 0 E: 0 K: 1 S: 9	H: 0 LOB: 0 BB: 0 P: 14	R: 0 E: 0 K: 1 S: 7	H: 0 LOB: 0 BB: 0 P: 9	R: 0 E: 0 K: 1 S: 5	H: 1 LOB: 0 BB: 0 P: 6	R: 0 E: 0 K: 0 S: 9	H: 1 LOB: 1 BB: 0 P: 18	R: 0 E: 0 K: 1 S: 5	H: 0 LOB: 0 BB: 0 P: 6	R: 0 E: 0 K: 0 S: 7	H: 1 LOB: 1 BB: 0 P: 11	R: 0 E: 0 K: 2 S: 8	H: 0 LOB: 0 BB: 0 P: 13	R: 3 E: 0 K: 0 S: 16	H: 3 LOB: 0 BB: 0 P: 26	R: 0 E: 0 K: 1 S: 14	H: 1 LOB: 2 BB: 1 P: 19	1B: 4 2B: 2 3B: 0 HR: 1	SF: 0 SAC: 0 DP: 1 HBP: 0	WP: 0 PB: 0 CS: 1	PA: 34
PITCHER	IP WLS BF H R ER SO BB IBB HBP BLK WP HR S P ERA WHIP																					
A.J. Burnett, R ERA: 4.74	(1, 1) 7.2 W 28 H 6 R 3 ER 3 SO 6 BB 0 IBB 0 HBP 0 BLK 0 WP 0 HR 1 S 61 P 96 ERA 3.52 WHIP 0.783																					
Armando Benitez, R ERA: 1.07	(8, 1) 1.1 S 6 H 1 R 0 ER 0 SO 1 BB 1 IBB 0 HBP 0 BLK 0 WP 0 HR 0 S 19 P 26 ERA 0.00 WHIP 1.500																					


Batter	1	2	3	4	5	6	7	8	9	AB	R	H	RBI	BB	SO	LOB	BOTTOM			
Juan Pierre, L OBP: 0.354, SLG: 0.381										3	0	0	0	0	0	1	Tampa Bay Devil Rays @ Florida Marlins Pro Player Stadium, Miami, FL Sun Jul 04 2004, 3:05 PM EDT Att: 15,310 - Unknown - 75 F			
Damion Easley, R OBP: 0.348, SLG: 0.510										3	1	1	2	1	0	3				
Mike Lowell, R OBP: 0.374, SLG: 0.565										4	0	1	0	0	0	1				
Miguel Cabrera, R OBP: 0.361, SLG: 0.550										4	1	3	1	0	0	0				
Jeff Conine, R OBP: 0.326, SLG: 0.388										4	0	0	0	0	1	3				
Hee-Seop Choi, L OBP: 0.396, SLG: 0.518										4	0	0	0	0	3	1				
Alex Gonzalez, R OBP: 0.266, SLG: 0.408										4	1	2	1	0	0	1				
Mike Redmond, R OBP: 0.343, SLG: 0.364										1	0	1	0	0	0	0				
A.J. Burnett, R Armando Benitez, R										3	1	1	0	0	1	3				
										0	0	0	0	0	0	0				
Inning Stats	R: 0 E: 0 K: 0 S: 6	H: 0 LOB: 0 BB: 0 P: 11	R: 0 E: 0 K: 0 S: 6	H: 1 LOB: 1 BB: 0 P: 9	R: 2 E: 0 K: 0 S: 13	H: 4 LOB: 2 BB: 0 P: 25	R: 0 E: 0 K: 2 S: 12	H: 1 LOB: 3 BB: 0 P: 20	R: 1 E: 0 K: 1 S: 10	H: 1 LOB: 0 BB: 0 P: 17	R: 1 E: 0 K: 0 S: 9	H: 2 LOB: 0 BB: 0 P: 14	R: 0 E: 0 K: 0 S: 7	H: 0 LOB: 0 BB: 1 P: 15	R: 0 E: 0 K: 2 S: 12	H: 0 LOB: 0 BB: 0 P: 17	1B: 5 2B: 1 3B: 0 HR: 3	SF: 0 SAC: 0 DP: 2 HBP: 3	WP: 0 PB: 0 CS: 0	PA: 34
PITCHER	IP WLS BF H R ER SO BB IBB HBP BLK WP HR S P ERA WHIP																			
John Halama, L ERA: 3.88	(1, 1) 5.0 L 24 H 7 R 3 ER 3 SO 3 BB 0 IBB 0 HBP 0 BLK 0 WP 0 HR 2 S 47 P 82 ERA 4.50 WHIP 1.500																			
Bartolome Fortunato, R ERA: 3.68	(6, 1) 2.0 H 7 R 2 ER 1 SO 1 BB 0 IBB 0 HBP 0 BLK 0 WP 0 HR 1 S 16 P 29 ERA 4.50 WHIP 1.500																			
Travis Harper, R ERA: 4.54	(8, 1) 1.0 H 3 R 0 ER 0 SO 0 BB 0 IBB 0 HBP 0 BLK 0 WP 0 HR 0 S 12 P 17 ERA 0.00 WHIP 0.000																			

Batter	1	2	3	4	5	6	7	8	9	AB	R	H	RBI	BB	SO	LOB	TOP				
18 Jason Kendall, R OBP: 0.388, SLG: 0.374	1-1 F9		2-2 G6-3		2-1 G4-3		2-2 1B		1-1 G1-3	5	1	1	0	0	0	0	Pittsburgh Pirates @ Florida Marlins Pro Player Stadium, Miami, FL Tue Jul 06 2004, 7:05 PM EDT Att. 12,330 - Sunny - 88 F				
2 Jack Wilson, R OBP: 0.360, SLG: 0.519	2-2 G6-3		0-0 2B		0-1 1B		3-2 SF7		2-3 K	4	0	2	1	0	1	0					
Tony Alvarez, R OBP: 0.357, SLG: 0.615	4-2 BB		2-2 L9		1-2 G4-3		1 SAFE 1-2 1B		1-1 G4-3	4	0	1	0	1	0	2					
Craig Wilson, R OBP: 0.375, SLG: 0.551	1-3 K			3-2 HR	4-0 FC6-4 IBB		0-1 F7			3	1	1	1	1	1	3					
Chris Stynes, R OBP: 0.265, SLG: 0.297 Rob Mackowiak, L OBP: 0.328, SLG: 0.467		1-2 F7		0-1 G6-3	1-0 FC6-4		0-0 1B			3	0	0	0	0	0	2					
J.J. Davis, R OBP: 0.211, SLG: 0.121 Randall Simon, L OBP: 0.289, SLG: 0.274		2-2 G5-3		1-0 1B		2-2 G1-4-3	1-0 F7			3	0	1	0	0	0	0					
16 Salomon Torres, R Ryan Vogelsong, R OBP: 0.278, SLG: 0.313				0-3 K		0-0 B5		0-1 G6-3		0	0	0	0	0	0	0					
Tike Redman, L OBP: 0.270, SLG: 0.337		0-2 1B		4-1 1B		2-2 G6-3		1-0 G4-3		3	0	0	0	1	1	1					
Jose Castillo, R OBP: 0.310, SLG: 0.351		1-3 K		1-2 IBB						3	0	0	0	1	1	1					
Josh Fogg, R OBP: 0.120, SLG: 0.120 Brian Meadows, R			1-2 G6-3		0-0 L8		1-1 1B		2-3 K	2	0	0	0	0	0	2					
Bobby Hill, S OBP: 0.357, SLG: 0.336 Mark Corey, R							18 1B 2 SF7 1B			0	0	0	0	0	0	0					
Abraham Nunez, S OBP: 0.288, SLG: 0.377										1	0	0	0	0	1	0					
Inning Stats	R: 0 E: 0 K: 1 S: 13	H: 0 LOB: 1 BB: 1 P: 21	R: 0 E: 0 K: 1 S: 14	H: 1 LOB: 1 BB: 0 P: 18	R: 0 E: 0 K: 0 S: 12	H: 1 LOB: 1 BB: 0 P: 17	R: 1 E: 0 K: 1 S: 12	H: 2 LOB: 2 BB: 1 P: 20	R: 0 E: 0 K: 0 S: 8	H: 0 LOB: 0 BB: 0 P: 12	R: 2 E: 0 K: 0 S: 17	H: 4 LOB: 2 BB: 0 P: 24	R: 0 E: 0 K: 1 S: 7	H: 0 LOB: 0 BB: 0 P: 10	R: 0 E: 0 K: 1 S: 7	H: 0 LOB: 0 BB: 0 P: 11		1B: 7 2B: 1 3B: 0 HR: 1	SF: 1 SAC: 0 DP: 0 HBP: 0	WP: 0 PB: 0 SB: 2 CS: 0	PA: 39
PITCHER	IP WLS BF H R ER SO BB IBB HBP BLK WP HR S P ERA WHIP	IP WLS BF H R ER SO BB IBB HBP BLK WP HR S P ERA WHIP	IP WLS BF H R ER SO BB IBB HBP BLK WP HR S P ERA WHIP	IP WLS BF H R ER SO BB IBB HBP BLK WP HR S P ERA WHIP	IP WLS BF H R ER SO BB IBB HBP BLK WP HR S P ERA WHIP	IP WLS BF H R ER SO BB IBB HBP BLK WP HR S P ERA WHIP	IP WLS BF H R ER SO BB IBB HBP BLK WP HR S P ERA WHIP	IP WLS BF H R ER SO BB IBB HBP BLK WP HR S P ERA WHIP	IP WLS BF H R ER SO BB IBB HBP BLK WP HR S P ERA WHIP	IP WLS BF H R ER SO BB IBB HBP BLK WP HR S P ERA WHIP	IP WLS BF H R ER SO BB IBB HBP BLK WP HR S P ERA WHIP	IP WLS BF H R ER SO BB IBB HBP BLK WP HR S P ERA WHIP	IP WLS BF H R ER SO BB IBB HBP BLK WP HR S P ERA WHIP	IP WLS BF H R ER SO BB IBB HBP BLK WP HR S P ERA WHIP	IP WLS BF H R ER SO BB IBB HBP BLK WP HR S P ERA WHIP	IP WLS BF H R ER SO BB IBB HBP BLK WP HR S P ERA WHIP		IP WLS BF H R ER SO BB IBB HBP BLK WP HR S P ERA WHIP			
Dontrelle Willis, L ERA: 4.07	6.0	26	5	1	1	3	1	2	0	0	0	0	0	1	67	104		1.50	1.000		
Josias Manzanillo, R ERA: 2.25	0.2	B	5	3	2	2	0	0	0	0	0	0	0	0	15	21		27.00	4.500		
Matt Perisho, L ERA: 4.1	0.0		1	1	0	0	0	0	0	0	0	0	0	0	1	1	∞	∞			
40 Nate Bump, R ERA: 4.42	1.1	W	4	0	0	0	1	0	0	0	0	0	0	0	8	12	0.00	0.000			
Armando Benitez, R ERA: 1.95	1.0	S	3	0	0	0	1	0	0	0	0	0	0	0	7	11	0.00	0.000			

Batter	1	2	3	4	5	6	7	8	9	AB	R	H	RBI	BB	SO	LOB	BOTTOM				
Juan Pierre, L OBP: 0.359, SLG: 0.382	1-2 G6-3		0-1 G4-6-3 1B		4-1 1B BB		0-0 G4-3		2-1 G3	4	1	1	0	1	0	1	Pittsburgh Pirates @ Florida Marlins Pro Player Stadium, Miami, FL Tue Jul 06 2004, 7:05 PM EDT Att. 12,330 - Sunny - 88 F				
Hee-Seop Choi, L OBP: 0.394, SLG: 0.509	3-3 K		1-1 G4-6-3		2-1 1B 1B		4-1 2B BB		1-1 G4-3	4	1	1	0	1	1	2					
Miguel Cabrera, R OBP: 0.367, SLG: 0.552	2-2 1B			2-1 G5-3	1-0 1B		0-2 1H			4	0	3	3	0	0	0					
Mike Lowell, R OBP: 0.377, SLG: 0.561	1-1 G1-3			1-0 1B	1-2 2-3 FC6-4 1B		4-1 FC4 BB HR BB			3	1	2	0	1	0	1					
14 Josh Willingham, R Abraham Nunez, S OBP: 0.306, SLG: 0.302		1-3 K		0-1 F8	0-0 L7		4-2 FC4 BB			3	0	0	0	0	1	4					
Luis Castillo, S OBP: 0.344, SLG: 0.349		0-1 G4-3		4-0 1B	2-2 FC6-4		2-2 FC4 HR			3	1	0	0	1	0	5					
Alex Gonzalez, R OBP: 0.268, SLG: 0.421		0-1 G6-3		1-1 G6-3		2-3 K	0-2 HR			4	1	1	3	0	1	2					
20 Matt Treanor, R OBP: 0.341, SLG: 0.342			2-1 FC1-6 1B		0-2 1B G4-3 1B		0-1 F9		3-2 G6-3	4	1	2	0	0	0	0					
Dontrelle Willis, L OBP: 0.388, SLG: 0.592 Josias Manzanillo, R ERA: 3.0 Matt Perisho, L ERA: 4.1 40 Nate Bump, L ERA: 4.42 Mike Montecal, R ERA: 3.06 Armando Benitez, R ERA: 1.95			1 SAFE 2-2 FC1-6 1B		1 SAFE 1-0 G4-3		1-0 1B		3-2 G3	3	0	1	0	0	0	2					
Inning Stats	R: 0 E: 0 K: 1 S: 12	H: 1 LOB: 0 BB: 0 P: 19	R: 0 E: 0 K: 1 S: 8	H: 0 LOB: 0 BB: 0 P: 9	R: 0 E: 0 K: 0 S: 10	H: 2 LOB: 1 BB: 0 P: 14	R: 0 E: 0 K: 0 S: 7	H: 1 LOB: 2 BB: 1 P: 15	R: 2 E: 0 K: 0 S: 17	H: 4 LOB: 3 BB: 1 P: 27	R: 0 E: 0 K: 1 S: 7	H: 1 LOB: 0 BB: 0 P: 10	R: 4 E: 0 K: 0 S: 21	H: 2 LOB: 3 BB: 3 P: 36	R: 0 E: 0 K: 0 S: 7	H: 0 LOB: 0 BB: 0 P: 13		1B: 9 2B: 1 3B: 0 HR: 1	SF: 0 SAC: 0 DP: 1 HBP: 0	WP: 0 PB: 0 SB: 1 CS: 0	PA: 38
PITCHER	IP WLS BF H R ER SO BB IBB HBP BLK WP HR S P ERA WHIP	IP WLS BF H R ER SO BB IBB HBP BLK WP HR S P ERA WHIP	IP WLS BF H R ER SO BB IBB HBP BLK WP HR S P ERA WHIP	IP WLS BF H R ER SO BB IBB HBP BLK WP HR S P ERA WHIP	IP WLS BF H R ER SO BB IBB HBP BLK WP HR S P ERA WHIP	IP WLS BF H R ER SO BB IBB HBP BLK WP HR S P ERA WHIP	IP WLS BF H R ER SO BB IBB HBP BLK WP HR S P ERA WHIP	IP WLS BF H R ER SO BB IBB HBP BLK WP HR S P ERA WHIP	IP WLS BF H R ER SO BB IBB HBP BLK WP HR S P ERA WHIP	IP WLS BF H R ER SO BB IBB HBP BLK WP HR S P ERA WHIP	IP WLS BF H R ER SO BB IBB HBP BLK WP HR S P ERA WHIP	IP WLS BF H R ER SO BB IBB HBP BLK WP HR S P ERA WHIP	IP WLS BF H R ER SO BB IBB HBP BLK WP HR S P ERA WHIP	IP WLS BF H R ER SO BB IBB HBP BLK WP HR S P ERA WHIP	IP WLS BF H R ER SO BB IBB HBP BLK WP HR S P ERA WHIP	IP WLS BF H R ER SO BB IBB HBP BLK WP HR S P ERA WHIP		IP WLS BF H R ER SO BB IBB HBP BLK WP HR S P ERA WHIP			
Josh Fogg, R ERA: 6.18	5.0	24	8	2	2	2	2	0	0	0	0	0	0	0	7	10		0.00	1.000		
Brian Meadows, R ERA: 3.0	1.0	4	1	0	0	1	0	0	0	0	0	0	0	0	7	19		81.00	12.000		
Mark Corey, R ERA: 6.23	0.1	L	4	1	3	3	0	3	0	0	0	0	0	0	1	14		13.50	1.500		
16 Salomon Torres, R ERA: 3.06	0.2	3	1	1	1	1	0	0	0	0	0	0	0	0	7	13		0.00	0.000		
Ryan Vogelsong, R ERA: 7.02	1.0	3	0	0	0	0	0	0	0	0	0	0	0	0	7	13		0.00	0.000		

Batter	1	2	3	4	5	6	7	8	9	AB	R	H	RBI	BB	SO	LOB	TOP							
18 Jason Kendall, R OBP: 0.385, SLG: 0.371										5	0	1	0	0	1	2	Pittsburgh Pirates @ Florida Marlins Pro Player Stadium, Miami, FL Wed Jul 07 2004, 7:05 PM EDT Att: 15,135 - Cloudy - 88 F							
Abraham Nunez, S OBP: 0.287, SLG: 0.373										4	1	1	0	0	0	1								
Rob Mackowiak, L OBP: 0.333, SLG: 0.471										2	1	1	1	2	1	0								
Craig Wilson, R OBP: 0.376, SLG: 0.548										2	1	0	1	1	0	0								
16 Salomon Torres, R Jose Mesa, R										0	0	0	0	0	0	0								
Bobby Hill, S OBP: 0.360, SLG: 0.343										3	0	1	1	0	0	3								
Chris Stynes, R OBP: 0.265, SLG: 0.297										0	0	0	0	0	0	0								
Tike Redman, L OBP: 0.273, SLG: 0.339										4	0	2	1	0	1	1								
Randall Simon, L OBP: 0.288, SLG: 0.282										4	0	1	0	0	0	2								
Jose Castillo, R OBP: 0.304, SLG: 0.343										4	0	0	0	0	3	1								
Oliver Pérez, L OBP: 0.290, SLG: 0.172										2	1	1	0	0	0	0								
J.J. Davis, R OBP: 0.296, SLG: 0.198										1	0	0	0	0	1	0								
Brian Meadows, R OBP: 0.297, SLG: 0.198										0	0	0	0	0	0	0								
34 John Grabow, L Willis Roberts, R										0	0	0	0	0	0	0								
Tony Alvarez, R OBP: 0.333, SLG: 0.571										1	0	0	0	0	1	1								
Inning Stats	R: 0 E: 0 K: 1 S: 7	H: 1 LOB: 0 BB: 0 P: 11	R: 0 E: 0 K: 1 S: 7	H: 0 LOB: 1 BB: 0 P: 11	R: 1 E: 0 K: 0 S: 20	H: 2 LOB: 3 BB: 1 P: 33	R: 0 E: 0 K: 1 S: 7	H: 1 LOB: 0 BB: 0 P: 8	R: 3 E: 1 K: 1 S: 17	H: 3 LOB: 1 BB: 1 P: 32	R: 0 E: 0 K: 0 S: 8	H: 0 LOB: 0 BB: 0 P: 12	R: 0 E: 0 K: 0 S: 5	H: 0 LOB: 1 BB: 1 P: 11	R: 0 E: 0 K: 0 S: 6	H: 0 LOB: 0 BB: 0 P: 8	R: 0 E: 0 K: 2 S: 11	H: 1 LOB: 1 BB: 0 P: 17	1B: 5 2B: 3 3B: 0 HR: 0	SF: 0 SAC: 0 DP: 2 HBP: 2	WP: 0 PB: 0 SB: 0 CS: 1	PA: 38		
PITCHER	IP WLS BF H R ER SO BB IBB HBP BLK WP HR S P ERA WHIP	IP WLS BF H R ER SO BB IBB HBP BLK WP HR S P ERA WHIP	IP WLS BF H R ER SO BB IBB HBP BLK WP HR S P ERA WHIP	IP WLS BF H R ER SO BB IBB HBP BLK WP HR S P ERA WHIP	IP WLS BF H R ER SO BB IBB HBP BLK WP HR S P ERA WHIP	IP WLS BF H R ER SO BB IBB HBP BLK WP HR S P ERA WHIP	IP WLS BF H R ER SO BB IBB HBP BLK WP HR S P ERA WHIP	IP WLS BF H R ER SO BB IBB HBP BLK WP HR S P ERA WHIP	IP WLS BF H R ER SO BB IBB HBP BLK WP HR S P ERA WHIP	IP WLS BF H R ER SO BB IBB HBP BLK WP HR S P ERA WHIP	IP WLS BF H R ER SO BB IBB HBP BLK WP HR S P ERA WHIP	IP WLS BF H R ER SO BB IBB HBP BLK WP HR S P ERA WHIP	IP WLS BF H R ER SO BB IBB HBP BLK WP HR S P ERA WHIP	IP WLS BF H R ER SO BB IBB HBP BLK WP HR S P ERA WHIP	IP WLS BF H R ER SO BB IBB HBP BLK WP HR S P ERA WHIP	IP WLS BF H R ER SO BB IBB HBP BLK WP HR S P ERA WHIP	IP WLS BF H R ER SO BB IBB HBP BLK WP HR S P ERA WHIP	IP WLS BF H R ER SO BB IBB HBP BLK WP HR S P ERA WHIP	IP WLS BF H R ER SO BB IBB HBP BLK WP HR S P ERA WHIP	IP WLS BF H R ER SO BB IBB HBP BLK WP HR S P ERA WHIP	IP WLS BF H R ER SO BB IBB HBP BLK WP HR S P ERA WHIP	IP WLS BF H R ER SO BB IBB HBP BLK WP HR S P ERA WHIP	IP WLS BF H R ER SO BB IBB HBP BLK WP HR S P ERA WHIP	IP WLS BF H R ER SO BB IBB HBP BLK WP HR S P ERA WHIP
Carl Pavano, R ERA: 2.85	6.0	L	27	7	4	1	6	2	0	2	0	0	0	0	0	66	107	1.50	1.500					
Josias Manzanillo, R ERA: 1.93	2.0	7	0	0	0	0	1	0	0	0	0	0	0	0	0	11	19	0.00	0.500					
Billy Koch, R ERA: 5.08	1.0	4	1	0	0	2	0	0	0	0	0	0	0	0	0	11	17	0.00	1.000					

Batter	1	2	3	4	5	6	7	8	9	AB	R	H	RBI	BB	SO	LOB	BOTTOM							
Luis Castillo, S OBP: 0.348, SLG: 0.353										5	1	3	0	0	0	0	Pittsburgh Pirates @ Florida Marlins Pro Player Stadium, Miami, FL Wed Jul 07 2004, 7:05 PM EDT Att: 15,135 - Cloudy - 88 F							
Juan Pierre, L OBP: 0.357, SLG: 0.379										5	1	1	0	0	1	3								
Miguel Cabrera, R OBP: 0.370, SLG: 0.550										3	1	1	0	2	1	1								
Mike Mordecai, R OBP: 0.275, SLG: 0.271										0	0	0	0	0	0	0								
Mike Lowell, R OBP: 0.377, SLG: 0.558										2	0	0	1	2	1	1								
Damon Easley, R OBP: 0.355, SLG: 0.519										2	0	0	1	2	1	1								
14 Josh Willingham, R OBP: 0.571, SLG: 0.400										5	0	3	2	0	1	2								
Abraham Nunez, S OBP: 0.306, SLG: 0.302										2	0	2	0	2	0	0								
Alex Gonzalez, R OBP: 0.266, SLG: 0.417										3	0	0	0	0	0	6								
20 Matt Treanor, R OBP: 0.318, SLG: 0.317										3	0	0	0	0	2	1								
Hee-Seop Choi, L OBP: 0.392, SLG: 0.507										1	0	0	0	0	0	1								
Mike Redmond, R OBP: 0.339, SLG: 0.360										0	0	0	0	0	0	0								
Carl Pavano, R OBP: 0.125, SLG: 0.226										2	0	0	0	0	1	0								
Lenny Harris, L OBP: 0.257, SLG: 0.228										1	0	0	0	0	0	1								
Josias Manzanillo, R										0	0	0	0	0	0	0								
Jeff Conine, R OBP: 0.321, SLG: 0.381										1	0	0	0	0	0	1								
Billy Koch, R										0	0	0	0	0	0	0								
Inning Stats	R: 1 E: 0 K: 0 S: 25	H: 1 LOB: 3 BB: 3 P: 40	R: 0 E: 0 K: 0 S: 7	H: 0 LOB: 0 BB: 0 P: 9	R: 1 E: 0 K: 2 S: 15	H: 2 LOB: 2 BB: 1 P: 25	R: 0 E: 0 K: 2 S: 10	H: 1 LOB: 1 BB: 0 P: 12	R: 0 E: 0 K: 1 S: 10	H: 1 LOB: 2 BB: 0 P: 15	R: 1 E: 0 K: 1 S: 11	H: 3 LOB: 2 BB: 0 P: 13	R: 0 E: 0 K: 0 S: 7	H: 1 LOB: 1 BB: 0 P: 8	R: 0 E: 0 K: 1 S: 10	H: 1 LOB: 2 BB: 2 P: 18	1B: 9 2B: 1 3B: 0 HR: 0	SF: 1 SAC: 1 DP: 0 HBP: 0	WP: 0 PB: 0 SB: 1 CS: 1	PA: 41				
PITCHER	IP WLS BF H R ER SO BB IBB HBP BLK WP HR S P ERA WHIP	IP WLS BF H R ER SO BB IBB HBP BLK WP HR S P ERA WHIP	IP WLS BF H R ER SO BB IBB HBP BLK WP HR S P ERA WHIP	IP WLS BF H R ER SO BB IBB HBP BLK WP HR S P ERA WHIP	IP WLS BF H R ER SO BB IBB HBP BLK WP HR S P ERA WHIP	IP WLS BF H R ER SO BB IBB HBP BLK WP HR S P ERA WHIP	IP WLS BF H R ER SO BB IBB HBP BLK WP HR S P ERA WHIP	IP WLS BF H R ER SO BB IBB HBP BLK WP HR S P ERA WHIP	IP WLS BF H R ER SO BB IBB HBP BLK WP HR S P ERA WHIP	IP WLS BF H R ER SO BB IBB HBP BLK WP HR S P ERA WHIP	IP WLS BF H R ER SO BB IBB HBP BLK WP HR S P ERA WHIP	IP WLS BF H R ER SO BB IBB HBP BLK WP HR S P ERA WHIP	IP WLS BF H R ER SO BB IBB HBP BLK WP HR S P ERA WHIP	IP WLS BF H R ER SO BB IBB HBP BLK WP HR S P ERA WHIP	IP WLS BF H R ER SO BB IBB HBP BLK WP HR S P ERA WHIP	IP WLS BF H R ER SO BB IBB HBP BLK WP HR S P ERA WHIP	IP WLS BF H R ER SO BB IBB HBP BLK WP HR S P ERA WHIP	IP WLS BF H R ER SO BB IBB HBP BLK WP HR S P ERA WHIP	IP WLS BF H R ER SO BB IBB HBP BLK WP HR S P ERA WHIP	IP WLS BF H R ER SO BB IBB HBP BLK WP HR S P ERA WHIP	IP WLS BF H R ER SO BB IBB HBP BLK WP HR S P ERA WHIP	IP WLS BF H R ER SO BB IBB HBP BLK WP HR S P ERA WHIP	IP WLS BF H R ER SO BB IBB HBP BLK WP HR S P ERA WHIP	IP WLS BF H R ER SO BB IBB HBP BLK WP HR S P ERA WHIP
Oliver Pérez, L ERA: 3.24	5.0	W	23	4	2	2	4	4	0	0	0	0	0	0	0	0	0	3.60	1.600					
Brian Meadows, R ERA: 3.14	1.0	H	5	2	1	1	1	0	0	0	0	0	0	0	0	0	0	9.00	2.000					
34 John Grabow, L ERA: 4.04	0.1	H	1	0	0	0	1	0	0	0	0	0	0	0	0	0	0	0.00	0.000					
Willis Roberts, R ERA	0.2	H	3	2	0	0	0	0	0	0	0	0	0	0	0	0	0	0.00	3.000					
16 Salomon Torres, R ERA: 3.0	1.0	H	4	1	0	0	0	0	0	0	0	0	0	0	0	0	0	0.00	1.000					

Batter	1	2	3	4	5	6	7	8	9	AB	R	H	RBI	BB	SO	LOB	TOP			
7 José Reyes, S OBP: 0.224, SLG: 0.317	1-1 F7		0-0 F7		1-3 K			0-0 2B G4-3 1B	0-0 E5	5	1	1	0	0	1	3				
Kazuo Matsui, S OBP: 0.340, SLG: 0.415	0-2 G1-3		0-3 K2-3		0-1 P6			3-2 G4-3 1B 2B	0-1 P5	5	1	1	0	0	1	4				
Richard Hidalgo, R OBP: 0.333, SLG: 0.495	2-3 K			2-3 K		2-0 WP G3 1B		0-1 G4-3	4-0 G4-6-3 IBB	4	0	1	1	1	2	1				
Cliff Floyd, L OBP: 0.348, SLG: 0.526 Braden Looper, R (9, 1)		3-3 K		0-0 G4-3		2-2 G3		4-0 2B IBB	2-2 G4-6-3	4	1	0	0	1	1	4				
Ty Wigginton, R OBP: 0.319, SLG: 0.504		2-1 G4-3		2-0 HR		2-1 G5-3		1-1 1B 2B		4	2	2	2	0	0	1				
Mike Cameron, R OBP: 0.329, SLG: 0.448		4-2 BB		1-2 HR		3-1 G6-3		1-3 3B 4-0 1B IBB		2	1	1	1	2	0	1				
Eric Valent, L OBP: 0.349, SLG: 0.471 Todd Zeile, R OBP: 0.329, SLG: 0.379	0-0 G3		1-3 K		1-3 K		1-3 K	1-2 G4-6-3 1B		4	0	1	2	0	2	1	AB 35 R 6 H 9 RBI 6 BB 5 SO 9 LOB 18			
Vance Wilson, R OBP: 0.305, SLG: 0.403			2-2 G4-3		1-1 FC1-6 1B		1-3 K	0-0 G4-6-3		4	0	1	0	0	1	2				
Jae Weong Seo, R OBP: 0.206, SLG: 0.136 Karin Castro, L OBP: 0.275, SLG: 0.405 Dan Wheeler, R OBP: 0.250, SLG: 0.250 John Franco, L OBP: 0.173, SLG: 0.289			4-2 BB		1-1 FC1-6 7 S		1-3 K	2-2 7 E 1B		1	0	0	0	1	0	1				
Inning Stats	R: 0 E: 0 K: 1 S: 8	H: 0 LOB: 0 BB: 0 P: 11	R: 0 E: 0 K: 1 S: 10	H: 0 LOB: 1 BB: 1 P: 19	R: 0 E: 0 K: 1 S: 11	H: 0 LOB: 1 BB: 1 P: 17	R: 2 E: 0 K: 2 S: 11	H: 2 LOB: 0 BB: 0 P: 17	R: 0 E: 0 K: 0 S: 8	H: 1 LOB: 1 BB: 0 P: 12	R: 0 E: 0 K: 0 S: 12	H: 0 LOB: 0 BB: 0 P: 15	R: 4 E: 0 K: 0 S: 14	H: 4 LOB: 1 BB: 2 P: 27	R: 0 E: 1 K: 0 S: 9	H: 1 LOB: 2 BB: 1 P: 17	1B: 5 2B: 2 3B: 0 HR: 2	SF: 0 SAC: 0 DP: 2 HBP: 0	WP: 1 PB: 0 CS: 1	PA: 40
PITCHER	IP WLS BF H R ER SO BB IBB HBP BLK WP HR S P ERA WHIP																			
A.J. Burnett, R ERA: 4.4	(1, 1) 7.0 27 4 2 2 9 2 0 0 0 0 1 2 69 108 2.57 0.857																			
Josias Manzanillo, R ERA: 4.4	(8, 1) 0.1 L 5 3 4 4 0 0 1 0 0 0 0 0 10 18 108.00 9.000																			
40 Nate Bump, R ERA: 4.31	(8, 1) 1.0 7 2 0 0 0 0 2 0 0 0 0 0 10 21 0.00 2.000																			
Matt Perisho, L ERA: 4.0	(9, 1) 0.2 1 0 0 0 0 0 0 0 0 0 0 0 3 5 0.00 0.000																			

New York Mets @ Florida Marlins
Pro Player Stadium, Miami, FL
Fri Jul 09 2004, 7:35 PM EDT
Att: 25,117 - Cloudy - 87 F

AB 35
R 6
H 9
RBI 6
BB 5
SO 9
LOB 18

Batter	1	2	3	4	5	6	7	8	9	AB	R	H	RBI	BB	SO	LOB	BOTTOM					
Juan Pierre, L OBP: 0.356, SLG: 0.377	0-2 CS 1B		0-2 P4		1-2 G3-1		1-1 G3			4	0	1	0	0	0	3						
Luis Castillo, S OBP: 0.349, SLG: 0.351	2-0 P6			4-1 G5-4-3 BB		3-2 L9		4-2 FC5-4 BB		2	0	0	0	2	0	1						
Miguel Cabrera, R OBP: 0.369, SLG: 0.546	0-3 K			1-1 G5-4-3		0-0 HR 1B		2-0 FC5-4		4	1	1	0	0	1	2						
Mike Lowell, R OBP: 0.376, SLG: 0.557		2-2 G6-3		2-1 2B		2-1 F7		1-0 F8		4	0	1	0	0	0	2						
Hee-Seop Choi, L OBP: 0.394, SLG: 0.519		0-1 14 G6-4-3 1B		0-0 G4-3		0-0 G4-3		0-0 P4		4	1	2	2	0	0	2						
14 Josh Willingham, R OBP: 0.400, SLG: 0.250 Abraham Nunez, S OBP: 0.302, SLG: 0.296		2-0 G6-4-3			3-2 F9		1-2 L8		1-1 G5-3	3	0	0	0	0	0	1						
Alex Gonzalez, R OBP: 0.272, SLG: 0.438			1-1 HR		2-2 SH5-4 2B		0-1 2B		2-2 G5-3	4	1	3	1	0	0	0	AB 31 R 3 H 8 RBI 3 BB 3 SO 3 LOB 13					
Mike Redmond, R OBP: 0.337, SLG: 0.353			0-3 K		4-1 SH5-4 BB		0-0 G6-3		1-2 P3	3	0	0	0	1	1							
A.J. Burnett, R OBP: 0.111, SLG: 0.111 Lenny Harris, L OBP: 0.203, SLG: 0.224 Josias Manzanillo, R 40 Nate Bump, L Matt Perisho, L	(1, 1) 6.0 24 7 3 3 2 2 0 0 0 0 0 0 12 22 0.00 1.200 (7, PH) 0.1 H 1 0 0 0 0 0 0 0 0 0 0 0 1 1 0.00 0.000 (8, 1) 0.1 H 1 0 0 0 0 0 0 0 0 0 0 0 0 1 1 0.00 0.000 (9, 1) 1.0 S 3 0 0 0 0 0 0 0 0 0 0 0 9 13 0.00 0.000																					
Inning Stats	R: 0 E: 0 K: 1 S: 8	H: 1 LOB: 0 BB: 0 P: 9	R: 0 E: 0 K: 0 S: 7	H: 1 LOB: 0 BB: 0 P: 11	R: 1 E: 0 K: 1 S: 14	H: 1 LOB: 0 BB: 0 P: 17	R: 0 E: 0 K: 0 S: 6	H: 1 LOB: 1 BB: 1 P: 13	R: 0 E: 0 K: 0 S: 13	H: 1 LOB: 2 BB: 1 P: 23	R: 2 E: 0 K: 0 S: 10	H: 2 LOB: 0 BB: 0 P: 16	R: 0 E: 0 K: 1 S: 8	H: 1 LOB: 1 BB: 0 P: 11	R: 0 E: 0 K: 0 S: 5	H: 0 LOB: 1 BB: 1 P: 12	R: 0 E: 0 K: 0 S: 9	H: 0 LOB: 0 BB: 0 P: 13	1B: 3 2B: 3 3B: 0 HR: 2	SF: 0 SAC: 1 DP: 2 HBP: 0	WP: 0 PB: 0 CS: 1	PA: 35
PITCHER	IP WLS BF H R ER SO BB IBB HBP BLK WP HR S P ERA WHIP																					
Jae Weong Seo, R ERA: 4.76	(1, 1) 1.2 W 7 1 0 0 1 1 0 0 0 0 0 0 12 22 0.00 1.200																					
Dan Wheeler, R ERA: 4.42	(7, 1) 0.1 H 1 0 0 0 0 0 0 0 0 0 0 0 1 1 0.00 0.000																					
John Franco, L ERA: 4.59	(8, 1) 0.1 H 1 0 0 0 0 0 0 0 0 0 0 0 1 1 0.00 0.000																					
Braden Looper, R ERA: 1.88	(9, 1) 1.0 S 3 0 0 0 0 0 0 0 0 0 0 0 9 13 0.00 0.000																					

New York Mets @ Florida Marlins
Pro Player Stadium, Miami, FL
Fri Jul 09 2004, 7:35 PM EDT
Att: 25,117 - Cloudy - 87 F

AB 31
R 3
H 8
RBI 3
BB 3
SO 3
LOB 13

Batter	1	2	3	4	5	6	7	8	9	AB	R	H	RBI	BB	SO	LOB	TOP					
Kazuo Matsui, S OBP: 0.336, SLG: 0.411	1-1 WP 2B		1-2 G6-3		0-3 K		2-1 G6-3			4	0	1	0	0	1	3						
Todd Zeile, R OBP: 0.326, SLG: 0.372	0-3 K		3-2 P4			1-3 K		2-3 K		4	0	0	0	0	3	1						
31 Mike Piazza, R OBP: 0.388, SLG: 0.506	3-3 K			3-2 P4		2-1 F9		3-3 K		4	0	0	0	0	2	1						
Richard Hidalgo, R OBP: 0.328, SLG: 0.484	0-0 F9			2-2 G5-3		1-3 K		1-3 K		4	0	0	0	0	2	1						
Ty Wigginton, R OBP: 0.317, SLG: 0.500		2-1 G5-3		0-1 G4-3			2-2 2B		0-0 F8	4	1	1	0	0	0	0						
Shane Spencer, R OBP: 0.346, SLG: 0.416	1-1 F9				2-1 7 G5-3 1B		2-0 2B		0-3 K	4	1	2	1	0	1	0						
Mike Cameron, R OBP: 0.330, SLG: 0.447	4-2 BB				2-1 7 G5-3 1B		2-2 K		0-2 P2	3	0	1	0	1	1	1						
Vance Wilson, R OBP: 0.302, SLG: 0.395	0-1 SAFE SAFE G5-3				0-2 F7		1-1 2H K			3	0	1	1	0	0	3						
Al Leiter, L OBP: 0.182, SLG: 0.200						1-1 G5-3				1	0	0	0	0	1	0						
Orber Moreno, R OBP: 0.242, SLG: 0.330										0	0	0	0	0	0	0						
7 José Reyes, S OBP: 0.342, SLG: 0.530										0	0	0	0	0	0	2						
Ricky Bottalico, L OBP: 0.276, SLG: 0.341										0	0	0	0	0	0	0						
Jason Phillips, R OBP: 0.228, SLG: 0.301										0	0	0	0	0	0	0						
Karin Garcia, L OBP: 0.274, SLG: 0.403										1	0	0	0	0	1	1						
Mike Stanton, L OBP: 1.000, SLG: 1.000						1-2 2-3				0	0	0	0	0	0	0						
Inning Stats	R: 0 E: 0 K: 2 S: 12	H: 1 LOB: 1 BB: 0 P: 16	R: 0 E: 0 K: 0 S: 9	H: 0 LOB: 1 BB: 1 P: 16	R: 0 E: 0 K: 1 S: 12	H: 0 LOB: 0 BB: 0 P: 17	R: 0 E: 0 K: 0 S: 9	H: 0 LOB: 0 BB: 0 P: 14	R: 0 E: 0 K: 2 S: 12	H: 2 LOB: 2 BB: 0 P: 17	R: 0 E: 0 K: 2 S: 9	H: 0 LOB: 0 BB: 0 P: 13	R: 2 E: 0 K: 2 S: 15	H: 3 LOB: 1 BB: 0 P: 25	R: 0 E: 0 K: 3 S: 9	H: 0 LOB: 0 BB: 0 P: 15	R: 0 E: 0 K: 1 S: 8	H: 0 LOB: 0 BB: 0 P: 8	1B: 3 2B: 3 3B: 0 HR: 0	SF: 0 SAC: 0 DP: 0 HBP: 0	WP: 1 PB: 0 CS: 1	PA: 34
PITCHER	IP WLS BF H R ER SO BB IBB HBP BLK WP HR S P ERA WHIP	6.1 W 26 6 2 2 7 1 0 0 0 1 0 73 110 2.84 1.105	1.2 H 5 0 0 0 4 0 0 0 0 0 0 14 23 0.00 0.000	1.0 S 3 0 0 0 1 0 0 0 0 0 0 8 8 0.00 0.000	PITCHER										IP WLS BF H R ER SO BB IBB HBP BLK WP HR S P ERA WHIP							
Dontrelle Willis, L ERA: 3.99											6.1 W 26 6 2 2 7 1 0 0 0 1 0 73 110 2.84 1.105											
Billy Koch, R ERA: 4.86											1.2 H 5 0 0 0 4 0 0 0 0 0 0 14 23 0.00 0.000											
Armando Benitez, R ERA: 0.98											1.0 S 3 0 0 0 1 0 0 0 0 0 0 8 8 0.00 0.000											

New York Mets @ Florida Marlins
Pro Player Stadium, Miami, FL
Sun Jul 11 2004, 3:05 PM EDT
Att: 25,735 - Cloudy - 93 F

AB 33
R 2
H 6
RBI 2
BB 1
SO 12
LOB 13



Batter	1	2	3	4	5	6	7	8	9	AB	R	H	RBI	BB	SO	LOB	BOTTOM				
Juan Pierre, L OBP: 0.359, SLG: 0.380	2-1 FC1-4 E 1B		3-2 S HR 2B	4-1 BB			1-1 G1-3	1-3 K		4	1	2	0	1	1	0					
Luis Castillo, S OBP: 0.348, SLG: 0.356	0-1 SAFE SAFE SAFE E5 FC1-4		2 SAFE 3-2 P4	2-2 G4-3			1-2 2B			4	1	1	0	0	0	4					
Miguel Cabrera, R OBP: 0.369, SLG: 0.539	0-0 FC1-4 S 1-2 2-3		4-0 BB HR BB		2-3 K		3-1 G5-3			3	1	0	0	1	1	3					
Mike Lowell, R OBP: 0.384, SLG: 0.571	3-1 P4		4-2 SAFE HR BB		3-2 F9		2-2 BB 2B			3	1	1	1	1	0	2					
Jeff Conine, R OBP: 0.322, SLG: 0.387	2-2 P6		1-1 HR		4-0 BB		4-0 BB IBB			2	1	1	4	2	0	2					
Hee-Seop Choi, L OBP: 0.393, SLG: 0.513		2-3 K	3-2 F9		2-3 K		4-2 BB BB		1-2 2-3 BB	3	0	0	0	1	2	1					
Alex Gonzalez, R OBP: 0.275, SLG: 0.450		3-2 F8		2-0 F7		0-1 G1-3	1-1 G4-3			4	0	0	0	0	0	3					
20 Matt Treanor, R OBP: 0.313, SLG: 0.295		3-3 K		2-2 BB HBP		1-3 K		2-3 K		3	0	0	0	0	3	0					
Dontrelle Willis, L OBP: 0.359, SLG: 0.486											3	0	0	0	0	1	1				
Billy Koch, R ERA: 3.09											0	0	0	0	0	0	0				
Damon Easley, R OBP: 0.352, SLG: 0.514											1	0	0	0	0	0	0				
Armando Benitez, R ERA: 3.59											0	0	0	0	0	0	0				
Inning Stats	R: 0 E: 1 K: 0 S: 10	H: 1 LOB: 2 BB: 0 P: 17	R: 0 E: 0 K: 2 S: 18	H: 0 LOB: 0 BB: 0 P: 26	R: 4 E: 0 K: 0 S: 26	H: 2 LOB: 0 BB: 2 P: 45	R: 0 E: 0 K: 0 S: 9	H: 0 LOB: 2 BB: 1 P: 22	R: 0 E: 0 K: 2 S: 9	H: 0 LOB: 0 BB: 0 P: 12	R: 1 E: 0 K: 0 S: 14	H: 2 LOB: 3 BB: 2 P: 30	R: 0 E: 0 K: 2 S: 7	H: 0 LOB: 0 BB: 0 P: 10	1B: 1 2B: 2 3B: 1 HR: 1	SF: 0 SAC: 0 DP: 0 HBP: 1	WP: 0 PB: 0 CS: 0	PA: 37			
PITCHER	IP WLS BF H R ER SO BB IBB HBP BLK WP HR S P ERA WHIP	3.0 L 15 3 4 4 4 2 0 0 0 0 0 9 22 0.00 1.000	1.0 5 0 0 0 0 1 0 0 1 0 0 0 9 22 0.00 1.000	2.0 7 0 0 0 4 1 0 0 0 0 0 0 18 32 0.00 0.500	2.0 10 2 1 1 2 1 1 0 0 0 0 0 21 40 4.50 1.500	PITCHER										IP WLS BF H R ER SO BB IBB HBP BLK WP HR S P ERA WHIP					
Al Leiter, L ERA: 2.4											3.0 L 15 3 4 4 4 2 0 0 0 0 0 9 22 0.00 1.000										
Orber Moreno, R ERA: 3.38											1.0 5 0 0 0 0 1 0 0 1 0 0 0 9 22 0.00 1.000										
Ricky Bottalico, R ERA: 3.09											2.0 7 0 0 0 4 1 0 0 0 0 0 0 18 32 0.00 0.500										
Mike Stanton, L ERA: 3.59											2.0 10 2 1 1 2 1 1 0 0 0 0 0 21 40 4.50 1.500										

New York Mets @ Florida Marlins
Pro Player Stadium, Miami, FL
Sun Jul 11 2004, 3:05 PM EDT
Att: 25,735 - Cloudy - 93 F

AB 30
R 5
H 5
RBI 5
BB 6
SO 8
LOB 16



Batter	1	2	3	4	5	6	7	8	9	AB	R	H	RBI	BB	SO	LOB	TOP							
Juan Pierre, L (1, 8) OBP: 0.361, SLG: 0.387	1-1 F8 BB 1B		2-3 K			2-2 SF8 3B		1-0 F7		4	1	2	0	0	1	0								
Luis Castillo, S (1, 4) OBP: 0.350, SLG: 0.357	4-2 BB 1B			0-1 P6		0-0 SF8			0-1 1B 1B	2	1	1	1	1	0	0								
Miguel Cabrera, R (1, 9) OBP: 0.367, SLG: 0.536	1-3 K			1-1 1B		3-H 1-0 G6-3			0-1 L5	4	0	1	0	0	1	3								
Mike Lowell, R (1, 5) OBP: 0.382, SLG: 0.567	1-2 F8 2-3			0-0 F9			1-2 F7		0-1 1B 1B	4	0	1	0	0	0	3								
Jeff Conine, R (1, 7) OBP: 0.324, SLG: 0.389		1-2 G6-4-3 1B		2-2 F7			0-0 P4		0-1 1B 1B	4	0	2	1	0	0	1								
Hee-Seop Choi, L (1, 3) OBP: 0.391, SLG: 0.508		3-3 K			0-0 F7		1-1 1B		3-H 0-1 F6	4	0	1	0	0	1	3								
Alex Gonzalez, R (1, 6) OBP: 0.271, SLG: 0.444		1-1 G6-4-3 1-2		1-1 P5			0-1 G4-3		0-0 P5	4	0	0	0	0	0	4								
Mike Redmond, R (1, 2) OBP: 0.325, SLG: 0.339			3-2 F9		3-2 G4-3			0-3 K		3	0	0	0	0	1	0								
Ben Howard, R (8, 1)										0	0	0	0	0	0	0								
A.J. Burnett, R (1, 1) OBP: 0.100, SLG: 0.100			1-2 L8			2-2 P5		1-2 P4		1	0	0	0	0	0	0								
Mike Mordecai, R (8, PH) OBP: 0.259, SLG: 0.255										1	0	0	0	0	0	0								
Josias Manzanillo, R (6, 1)										0	0	0	0	0	0	0								
14 Josh Willingham, R (8, PH) OBP: 0.364, SLG: 0.222										1	0	0	0	0	0	0								
Inning Stats	R: 0 E: 0 K: 1 S: 14	H: 1 LOB: 1 BB: 1 P: 21	R: 0 E: 0 K: 1 S: 8	H: 1 LOB: 0 BB: 0 P: 13	R: 0 E: 0 K: 1 S: 11	H: 0 LOB: 0 BB: 0 P: 17	R: 0 E: 0 K: 0 S: 8	H: 1 LOB: 1 BB: 0 P: 11	R: 0 E: 0 K: 0 S: 6	H: 0 LOB: 0 BB: 0 P: 10	R: 1 E: 0 K: 0 S: 8	H: 1 LOB: 0 BB: 0 P: 13	R: 0 E: 0 K: 0 S: 8	H: 1 LOB: 1 BB: 0 P: 10	R: 0 E: 0 K: 1 S: 9	H: 0 LOB: 0 BB: 0 P: 11	R: 1 E: 0 K: 0 S: 11	H: 3 LOB: 2 BB: 0 P: 11	1B: 7 2B: 0 3B: 1 HR: 0	SF: 1 SAC: 0 DP: 1 HBP: 0	WP: 0 PB: 0 SB: 0 CS: 0	PA: 34		
PITCHER	IP WLS BF H R ER SO BB IBB HBP BLK WP HR S P ERA WHIP	8.1 W 32 8 2 2 4 1 0 0 0 0 0 80 114 2.16 1.080	0.2 S 2 0 0 0 0 0 0 0 0 0 0 3 3 0.00 0.000																					

Florida Marlins @ Pittsburgh Pirates
PNC Park, Pittsburgh, PA
Fri Jul 16, 2004, 7:05 PM EDT
Att: 28,563 - Cloudy - 75 F

AB	32
R	2
H	8
RBI	2
BB	1
SO	4
LOB	14



Batter	1	2	3	4	5	6	7	8	9	AB	R	H	RBI	BB	SO	LOB	BOTTOM							
18 Jason Kendall, R (1, 2) OBP: 0.382, SLG: 0.363	2-1 G6-3		2-2 G1-3	2-2 1B			1-2 G6-3			4	0	1	2	0	0	0								
2 Jack Wilson, R (1, 6) OBP: 0.350, SLG: 0.496	1-0 L8		1-0 P4	2-0 G5-3			1-2 L9			4	0	0	0	0	0	1								
Rob Mackowiak, L (1, 5) OBP: 0.332, SLG: 0.470	2-1 1B		1-3 K		1-2 1B		2-1 HR			4	1	3	1	0	1	0								
Craig Wilson, R (1, 9) OBP: 0.376, SLG: 0.531	3-3 K			2-0 WP G3 1B	0-1 P3		1-3 K			4	1	1	0	0	2	2								
Chris Stynes, R (8, 5) OBP: 0.270, SLG: 0.297	1-2 K			1-2 G3 1B	3-1 F7			1-2 G5-3		4	2	2	1	0	0	1								
Jason Bay, R (1, 7) OBP: 0.374, SLG: 0.658		2-2 HR		1-2 G3 1B	1-2 K			0-0 1B		4	0	1	1	0	1	2								
Tike Redman, L (1, 8) OBP: 0.275, SLG: 0.337		1-0 L1		1-3 2-H G3	3-3 K			3-3 1B		4	1	2	1	0	1	1								
Randall Simon, L (1, 3) OBP: 0.284, SLG: 0.273		2-2 G1-3 1B		2-0 2B 1B 1B		2-1 G6-3		3-3 K		4	1	2	1	0	1	1								
Jose Castillo, R (1, 4) OBP: 0.297, SLG: 0.339		0-0 G1-3		0-0 1B 1B	2-3 K			3-3 K		4	1	1	0	0	2	2								
Kris Benson, R (1, 1) OBP: 0.229, SLG: 0.206		1-2 K		1-3 K	0-3 K					3	0	0	0	0	2	3								
Jose Mesa, R (9, 1)										0	0	0	0	0	0	0								
Inning Stats	R: 0 E: 0 K: 1 S: 8	H: 1 LOB: 1 BB: 0 P: 16	R: 1 E: 0 K: 1 S: 11	H: 2 LOB: 1 BB: 0 P: 17	R: 0 E: 0 K: 1 S: 8	H: 0 LOB: 0 BB: 0 P: 12	R: 4 E: 0 K: 1 S: 17	H: 5 LOB: 1 BB: 0 P: 26	R: 0 E: 0 K: 1 S: 11	H: 1 LOB: 1 BB: 0 P: 18	R: 0 E: 0 K: 1 S: 6	H: 0 LOB: 0 BB: 0 P: 10	R: 1 E: 0 K: 1 S: 16	H: 1 LOB: 0 BB: 0 P: 21	R: 0 E: 0 K: 2 S: 12	H: 1 LOB: 1 BB: 0 P: 19	R: 1 E: 0 K: 0 S: 11	H: 3 LOB: 2 BB: 0 P: 11	1B: 8 2B: 1 3B: 0 HR: 2	SF: 0 SAC: 0 DP: 0 HBP: 0	WP: 1 PB: 0 SB: 1 CS: 0	PA: 35		
PITCHER	IP WLS BF H R ER SO BB IBB HBP BLK WP HR S P ERA WHIP	5.0 L 24 5 1 1 2 0 0 0 0 0 1 22 31 4.50 0.500	2.0 7 1 1 1 2 0 0 0 0 0 0 1 22 31 4.50 0.500	1.0 4 1 0 0 2 0 0 0 0 0 0 0 12 19 0.00 1.000																				

Florida Marlins @ Pittsburgh Pirates
PNC Park, Pittsburgh, PA
Fri Jul 16, 2004, 7:05 PM EDT
Att: 28,563 - Cloudy - 75 F

AB	35
R	6
H	11
RBI	6
BB	0
SO	9
LOB	12



Batter	1	2	3	4	5	6	7	8	9	AB	R	H	RBI	BB	SO	LOB	TOP		
Juan Pierre, L (1,8) OBP: 0.361, SLG: 0.387	K		FC1-6 1B		G4-3 1B		FC1-6 1B		G6-3	5	0	2	0	0	1	1	Florida Marlins @ Pittsburgh Pirates PNC Park, Pittsburgh, PA Sat Jul 17 2004, 7:05 PM EDT Att: 26,729 - Unknown - 64 F livebaseballscorecards.com		
Luis Castillo, S (1,4) OBP: 0.350, SLG: 0.355	E1		FC1-6 1B		G4-3					4	1	1	0	1	0	3			
Mike Lowell, R (1,5) OBP: 0.380, SLG: 0.560	F7				G5-3		F7			4	0	0	0	1	0	5			
Miguel Cabrera, R (1,9) OBP: 0.369, SLG: 0.535	K				K					4	0	2	2	0	2	2			
Jeff Conine, R (1,7) OBP: 0.321, SLG: 0.385		F8					P3		SH1-3 1B	3	0	0	0	0	0	2			
Hee-Seop Choi, L (1,3) OBP: 0.393, SLG: 0.510	K						P4			3	0	1	0	1	1	0			
Alex Gonzalez, R (1,6) OBP: 0.268, SLG: 0.438	G5-3						K2-3		F6	4	0	0	0	0	2	3			
Mike Redmond, R (1,2) Armando Benitez, R (8,1) OBP: 0.318, SLG: 0.331			L3		F8		F9		K	4	0	0	0	0	1	3			
Carl Pavano, R (1,1) 20 Matt Treanor, R (8,2) Damion Easley, R (9, PH) OBP: 0.350, SLG: 0.509			FC1-6 1B		G5-3		FC1-6 1B		K	0	0	0	0	0	0	0			
Inning Stats	R: 0 E: 1 K: 2 S: 10	H: 0 LOB: 1 BB: 0 P: 14	R: 0 E: 0 K: 1 S: 6	H: 0 LOB: 0 BB: 0 P: 9	R: 2 E: 0 K: 0 S: 15	H: 3 LOB: 2 BB: 1 P: 27	R: 0 E: 0 K: 1 S: 9	H: 1 LOB: 1 BB: 0 P: 11	R: 0 E: 0 K: 1 S: 12	H: 0 LOB: 0 BB: 0 P: 16	R: 0 E: 0 K: 1 S: 7	H: 2 LOB: 2 BB: 0 P: 16	R: 0 E: 0 K: 1 S: 6	H: 1 LOB: 2 BB: 1 P: 12	R: 0 E: 0 K: 1 S: 8	H: 0 LOB: 1 BB: 1 P: 15		1B: 7 2B: 1 3B: 0 HR: 0	SF: 0 SAC: 1 DP: 0 HBP: 0
PITCHER	IP WLS BF H R ER SO BB IBB HBP BLK WP HR S P ERA WHIP																		
Kip Wells, R (1,1) ERA: 4.61	6.0	25	5	2	2	6	1	0	0	0	0	0	0	0	10	16	3.00	1.000	
Brian Meadows, R (7,1) ERA: 3.07	1.0	5	2	0	0	0	0	0	0	0	0	0	0	6	12	0.00	2.000		
16 Salomon Torres, R (8,1) ERA: 2.94	1.0	W	5	1	0	0	1	0	1	0	0	0	0	8	15	0.00	1.000		
Jose Mesa, R (9,1) ERA: 2.35	1.0	S	4	0	0	0	1	0	0	0	0	0	0	8	15	0.00	1.000		

Batter	1	2	3	4	5	6	7	8	9	AB	R	H	RBI	BB	SO	LOB	BOTTOM		
18 Jason Kendall, R (1,2) OBP: 0.388, SLG: 0.371	SH1-3 G6-3 2B						F7			4	1	3	0	1	0	0	Florida Marlins @ Pittsburgh Pirates PNC Park, Pittsburgh, PA Sat Jul 17 2004, 7:05 PM EDT Att: 26,729 - Unknown - 64 F livebaseballscorecards.com		
2 Jack Wilson, R (1,6) OBP: 0.352, SLG: 0.496	SH1-3						G6-3			4	0	2	1	0	0	1			
Rob Mackowiak, L (1,5) OBP: 0.330, SLG: 0.463	G6-3 HBP						K			4	0	0	0	0	1	5			
Craig Wilson, R (1,9) OBP: 0.375, SLG: 0.526	G6-3									3	0	0	1	0	2	2			
Chris Stynes, R (9,5) OBP: 0.270, SLG: 0.297	G6-3									0	0	0	0	0	0	0			
Jason Bay, R (1,7) OBP: 0.377, SLG: 0.660	P3						G5-3			4	1	2	0	0	0	2			
Tike Redman, L (1,8) OBP: 0.274, SLG: 0.336										4	1	1	1	0	1	2			
Randall Simon, L (1,3) OBP: 0.283, SLG: 0.267										3	1	0	0	1	0	2			
Bobby Hill, S (1,4) OBP: 0.374, SLG: 0.355										2	0	1	0	2	0	0			
Jose Castillo, R (9,4) OBP: 0.297, SLG: 0.339										0	0	0	0	0	0	0			
Kip Wells, R (11,1) Abraham Nunez, S (6, PH) Brian Meadows, R (7,1) 16 Salomon Torres, R (8,1) Tony Alvarez, R (8, PH) Jose Mesa, R (9,1) OBP: 0.212, SLG: 0.258 OBP: 0.282, SLG: 0.266 OBP: 0.352, SLG: 0.496 OBP: 0.377, SLG: 0.660 OBP: 0.297, SLG: 0.339										2	0	1	0	0	0	0			
Inning Stats	R: 1 E: 0 K: 0 S: 11	H: 1 LOB: 1 BB: 0 P: 18	R: 0 E: 0 K: 0 S: 7	H: 3 LOB: 2 BB: 0 P: 11	R: 0 E: 0 K: 1 S: 11	H: 1 LOB: 1 BB: 0 P: 16	R: 0 E: 0 K: 0 S: 7	H: 0 LOB: 0 BB: 0 P: 11	R: 0 E: 0 K: 1 S: 9	H: 1 LOB: 3 BB: 0 P: 13	R: 0 E: 0 K: 1 S: 16	H: 1 LOB: 1 BB: 1 P: 27	R: 0 E: 0 K: 0 S: 6	H: 0 LOB: 0 BB: 0 P: 8	R: 3 E: 1 K: 1 S: 24	H: 3 LOB: 3 BB: 3 P: 42	1B: 8 2B: 2 3B: 0 HR: 0	SF: 1 SAC: 1 DP: 0 HBP: 2	WP: 0 PA: 39 PB: 0 SB: 0 CS: 0
PITCHER	IP WLS BF H R ER SO BB IBB HBP BLK WP HR S P ERA WHIP																		
Carl Pavano, R (1,1) ERA: 2.83	7.1	32	8	2	2	4	1	0	0	0	0	0	0	19	35	27.00	6.000		
Armando Benitez, R (8,1) ERA: 1.35	0.2	L	7	2	2	2	2	1	0	0	0	0	0	19	35	27.00	6.000		

Batter	1	2	3	4	5	6	7	8	9	AB	R	H	RBI	BB	SO	LOB	TOP		
Juan Pierre, L (1, 8) OBP: 0.359, SLG: 0.384	F8		G6-3			F7		SH2-4		3	0	0	0	0	0	0			
Luis Castillo, S (1, 4) OBP: 0.352, SLG: 0.355	K							G4-3		3	0	1	0	1	1	1			
Damon Easley, R (1, 3) OBP: 0.346, SLG: 0.495	G5-3					F7				3	0	0	0	1	0	2			
Mike Lowell, R (1, 5) OBP: 0.379, SLG: 0.566		G6-3								4	1	1	1	0	1	3			
Jeff Conine, R (1, 7) OBP: 0.324, SLG: 0.386	F7									4	0	2	0	0	1	1			
14 Josh Willingham, R (1, 2) OBP: 0.333, SLG: 0.462										4	1	1	1	0	1	2			
Mike Mordecai, R (1, 6) OBP: 0.255, SLG: 0.250										3	0	0	0	0	1	1			
Hee-Seop Choi, L (9, PH) OBP: 0.391, SLG: 0.508	F9									1	0	0	0	0	0	1			
Abraham Nunez, S (1, 9) OBP: 0.284, SLG: 0.276										3	0	0	0	0	0	1			
Alex Gonzalez, R (9, PH) OBP: 0.287, SLG: 0.437										1	0	0	0	0	1	1			
Brad Penny, R (1, 1) OBP: 0.066, SLG: 0.066										2	0	0	0	0	0	2			
Ben Howard, R (8, 1) OBP: 0.254, SLG: 0.254										0	0	0	0	0	0	0			
Lenny Harris, L (8, PH) OBP: 0.254, SLG: 0.254										1	0	0	0	0	0	0			
Billy Koch, R (8, 1) OBP: 0.254, SLG: 0.254										0	0	0	0	0	0	0			
Matt Perisho, L (8, 1) OBP: 0.254, SLG: 0.254										0	0	0	0	0	0	0			
Josias Manzanillo, R (8, 1) OBP: 0.254, SLG: 0.254										0	0	0	0	0	0	0			
Inning Stats	R: 0 E: 0 K: 1 S: 6	H: 0 LOB: 0 BB: 0 P: 10	R: 1 E: 0 K: 0 S: 7	H: 1 LOB: 0 BB: 0 P: 14	R: 0 E: 0 K: 1 S: 10	H: 0 LOB: 0 BB: 0 P: 16	R: 0 E: 0 K: 2 S: 11	H: 1 LOB: 1 BB: 0 P: 14	R: 0 E: 0 K: 0 S: 8	H: 0 LOB: 0 BB: 0 P: 14	R: 1 E: 0 K: 2 S: 10	H: 2 LOB: 1 BB: 0 P: 17	R: 0 E: 0 K: 0 S: 7	H: 1 LOB: 1 BB: 0 P: 14	R: 0 E: 0 K: 1 S: 9	H: 1 LOB: 1 BB: 0 P: 12	1B: 3 2B: 1 3B: 0 HR: 2	SF: 0 SAC: 1 DP: 0 HBP: 0	WP: 0 PA: 35 PB: 0 SB: 0 CS: 0
PITCHER	IP WLS BF H R ER SO BB IBB HBP BLK WP HR S P ERA WHIP																		
Oliver Pérez, L (1, 1) ERA: 3.14	6.0	21	2	1	1	5	1	0	0	0	0	0	1	50	82	1.50	0.500		
16 Salomon Torres, R (7, 1) ERA: 3.0	2.0	10	3	1	1	2	1	0	0	0	0	0	1	17	31	4.50	2.000		
Jose Mesa, R (9, 1) ERA: 2.29	1.0	4	1	0	0	1	0	0	0	0	0	0	0	9	12	0.00	1.000		

Florida Marlins @ Pittsburgh Pirates
PNC Park, Pittsburgh, PA
Sun Jul 18 2004, 1:35 PM EDT
Att: 18,048 - Cloudy - 75 F

AB 32
R 2
H 6
RBI 2
BB 2
SO 8
LOB 13



Batter	1	2	3	4	5	6	7	8	9	AB	R	H	RBI	BB	SO	LOB	BOTTOM	
18 Jason Kendall, R (1, 2) OBP: 0.389, SLG: 0.373	F9		G4-6-3			G3				3	2	1	0	1	0	1		
2 Jack Wilson, R (1, 6) OBP: 0.353, SLG: 0.496	P4									4	0	2	1	0	0	0		
Rob Mackowiak, L (1, 9) OBP: 0.329, SLG: 0.464	F8									4	1	1	0	0	0	3		
Craig Wilson, R (1, 3) OBP: 0.379, SLG: 0.540										3	0	3	2	0	0	0		
Jason Bay, R (1, 7) OBP: 0.369, SLG: 0.644	G6-4-3									4	0	0	0	0	1	4		
Tike Redman, L (1, 8) OBP: 0.275, SLG: 0.336										3	0	1	0	0	0	1		
Chris Stynes, R (1, 5) OBP: 0.272, SLG: 0.298	K									3	0	1	0	0	1	1		
Abraham Nunez, S (1, 4) OBP: 0.275, SLG: 0.357										3	0	0	0	0	0	1		
Oliver Pérez, L (1, 1) OBP: 0.219, SLG: 0.194										2	0	1	0	0	0	0		
16 Salomon Torres, R (7, 1) ERA: 3.14										0	0	0	0	0	0	0		
Bobby Hill, S (8, PH) OBP: 0.377, SLG: 0.379										1	1	1	1	0	0	0		
Jose Mesa, R (9, 1) ERA: 2.29										0	0	0	0	0	0	0		
Inning Stats	R: 0 E: 0 K: 0 S: 9	H: 0 LOB: 0 BB: 0 P: 14	R: 0 E: 0 K: 1 S: 8	H: 2 LOB: 1 BB: 0 P: 11	R: 0 E: 0 K: 0 S: 4	H: 1 LOB: 0 BB: 0 P: 6	R: 1 E: 0 K: 0 S: 11	H: 2 LOB: 1 BB: 0 P: 15	R: 0 E: 0 K: 1 S: 8	H: 1 LOB: 1 BB: 1 P: 13	R: 0 E: 0 K: 0 S: 4	H: 0 LOB: 0 BB: 0 P: 4	R: 2 E: 0 K: 0 S: 11	H: 4 LOB: 1 BB: 0 P: 16	1B: 6 2B: 3 3B: 1 HR: 1	SF: 1 SAC: 0 DP: 3 HBP: 0	WP: 0 PA: 32 PB: 0 SB: 2 CS: 0	
PITCHER	IP WLS BF H R ER SO BB IBB HBP BLK WP HR S P ERA WHIP																	
Brad Penny, R (1, 1) ERA: 3.14	5.0	18	6	1	1	1	1	0	0	0	0	0	0	43	61	1.80	1.200	
Ben Howard, R (8, 1) ERA: 5.48	2.0	8	1	1	1	1	1	0	0	0	0	0	0	12	17	4.50	1.000	
Billy Koch, R (8, 1) ERA: 5.36	0.0	L	3	3	2	2	0	0	0	0	0	0	1	6	9	∞	∞	
Matt Perisho, L (8, 1) ERA: 3.95	0.1	1	0	0	0	0	0	0	0	0	0	0	0	1	1	0.00	0.000	
Josias Manzanillo, R (8, 1) ERA: 4.24	0.2	2	1	0	0	0	0	0	0	0	0	0	0	4	6	0.00	1.500	

Florida Marlins @ Pittsburgh Pirates
PNC Park, Pittsburgh, PA
Sun Jul 18 2004, 1:35 PM EDT
Att: 18,048 - Cloudy - 75 F

AB 30
R 4
H 11
RBI 4
BB 1
SO 2
LOB 11



Batter	1	2	3	4	5	6	7	8	9	AB	R	H	RBI	BB	SO	LOB	TOP					
Juan Pierre, L OBP: 0.357, SLG: 0.382	F8		P6		E		G6-3	G4-3		5	1	1	0	0	0	2						
Luis Castillo, S OBP: 0.355, SLG: 0.357	G3				F8		PB HBP 1B		1B	4	2	2	0	1	0	2						
Mike Lowell, R OBP: 0.381, SLG: 0.565	G6-3		F7		E7		PB 1B		1B	4	1	2	1	0	0	2						
Abraham Nunez, S OBP: 0.284, SLG: 0.276					1-H 2-H		1B		1B	0	1	0	0	0	0	0						
Miguel Cabrera, R OBP: 0.369, SLG: 0.533		G6-3							1B	5	0	2	3	0	1	1						
Mike Mordecai, R OBP: 0.255, SLG: 0.250					K		1-H 2-H		1B	0	0	0	0	0	0	0						
14 Josh Willingham, R OBP: 0.316, SLG: 0.412									1B	4	0	1	0	0	1	1						
20 Matt Treanor, R OBP: 0.313, SLG: 0.295	K				G6-3		2B			0	0	0	0	0	0	0						
Lenny Harris, L OBP: 0.230, SLG: 0.267							1B			1	0	1	1	0	0	0						
Armando Benitez, R OBP: 0.391, SLG: 0.504									1B	0	0	0	0	0	0	0						
Hee-Seop Choi, L										4	0	1	0	1	2	4						
Jeff Conine, R OBP: 0.325, SLG: 0.388										4	0	1	0	1	1	4						
Alex Gonzalez, R OBP: 0.266, SLG: 0.433										5	0	1	0	0	2	5						
Dontrelle Willis, L OBP: 0.357, SLG: 0.474										3	1	1	0	0	0	3						
Damon Easley, R OBP: 0.344, SLG: 0.491										1	0	0	0	0	1	1						
Josias Manzanillo, R										0	0	0	0	0	0	0						
Mike Redmond, R OBP: 0.318, SLG: 0.331										0	0	0	0	0	0	0						
Inning Stats	R: 0 E: 0 K: 0 S: 10	H: 0 LOB: 0 BB: 0 P: 13	R: 0 E: 0 K: 1 S: 8	H: 1 LOB: 1 BB: 0 P: 9	R: 0 E: 0 K: 0 S: 12	H: 2 LOB: 2 BB: 0 P: 18	R: 0 E: 0 K: 0 S: 7	H: 0 LOB: 1 BB: 1 P: 14	R: 2 E: 1 K: 1 S: 16	H: 3 LOB: 1 BB: 0 P: 22	R: 0 E: 0 K: 1 S: 12	H: 2 LOB: 2 BB: 0 P: 17	R: 2 E: 0 K: 1 S: 14	H: 1 LOB: 1 BB: 1 P: 23	R: 0 E: 0 K: 2 S: 12	H: 0 LOB: 1 BB: 1 P: 17	R: 2 E: 1 K: 2 S: 16	H: 4 LOB: 2 BB: 0 P: 26	1B: 12 2B: 1 3B: 0 HR: 0	SF: 0 SAC: 0 DP: 0 HBP: 1	WP: 0 PB: 1 SB: 0 CS: 0	PA: 44
PITCHER	IP WLS BF H R ER SO BB IBB HBP BLK WP HR S P ERA WHIP																					
Scott Erickson, R ERA: 1.5	(1, 1) 6.0 27 8 2 1 3 1 0 0 0 0 0 65 93 1.50 1.500																					
Orber Moreno, R ERA: 3.27	(7, 1) 0.2 H 5 1 2 1 0 1 0 0 1 0 0 0 11 19 13.50 3.000																					
John Franco, L ERA: 4.98	(7, 1) 0.1 H 1 0 0 0 1 0 0 0 0 0 0 0 3 4 0.00 0.000																					
Dan Wheeler, R ERA: 4.35	(8, 1) 0.1 H 2 0 0 0 1 1 0 0 0 0 0 0 8 12 0.00 3.000																					
Mike Stanton, L ERA: 3.53	(8, 1) 0.2 H 2 0 0 0 1 0 0 0 0 0 0 0 4 5 0.00 0.000																					
PITCHER	IP WLS BF H R ER SO BB IBB HBP BLK WP HR S P ERA WHIP																					
Braden Loooper, R ERA: 2.06	(9, 1) 1.0 L 7 4 2 2 2 2 0 0 0 0 0 0 16 26 18.00 4.000																					


Batter	1	2	3	4	5	6	7	8	9	AB	R	H	RBI	BB	SO	LOB	BOTTOM					
7 José Reyes, S OBP: 0.254, SLG: 0.360	G3 HR		G3 31 1B		S PB			P6		4	3	3	0	0	0	0						
Kazuo Matsui, S OBP: 0.337, SLG: 0.413	G3		G3		K			K		4	0	0	0	0	2	2						
31 Mike Piazza, R OBP: 0.383, SLG: 0.498					2-H					2	1	1	1	2	0	1						
Joe McEwing, R OBP: 0.273, SLG: 0.289					F9					0	0	0	0	0	0	0						
Shane Spencer, R OBP: 0.337, SLG: 0.418										4	1	1	3	0	2	2						
Richard Hidalgo, R OBP: 0.329, SLG: 0.474										3	0	2	0	0	0	0						
Ty Wigginton, R OBP: 0.318, SLG: 0.489										4	0	1	0	0	0	3						
Mike Cameron, R OBP: 0.329, SLG: 0.443										4	0	1	0	0	1	1						
Vance Wilson, R OBP: 0.305, SLG: 0.424										3	0	0	0	0	0	0						
Cliff Floyd, L OBP: 0.349, SLG: 0.511										1	0	0	0	0	1	1						
Scott Erickson, R Orber Moreno, R John Franco, L Todd Zella, R Dan Wheeler, R Mike Stanton, L Braden Loooper, R	(1, 1) (7, 1) (7, 1) (7, PH) (8, 1) (8, 1) (8, 1)																					
Inning Stats	R: 3 E: 0 K: 0 S: 15	H: 3 LOB: 0 BB: 1 P: 27	R: 0 E: 0 K: 2 S: 10	H: 0 LOB: 0 BB: 0 P: 12	R: 1 E: 0 K: 0 S: 8	H: 2 LOB: 0 BB: 0 P: 12	R: 0 E: 0 K: 0 S: 6	H: 2 LOB: 1 BB: 0 P: 7	R: 1 E: 0 K: 2 S: 14	H: 1 LOB: 1 BB: 0 P: 20	R: 0 E: 1 K: 1 S: 8	H: 0 LOB: 0 BB: 0 P: 10	R: 0 E: 0 K: 0 S: 8	H: 0 LOB: 0 BB: 0 P: 15	R: 0 E: 0 K: 2 S: 14	H: 0 LOB: 1 BB: 1 P: 22	R: 0 E: 0 K: 1 S: 13	H: 1 LOB: 1 BB: 0 P: 15	1B: 6 2B: 2 3B: 0 HR: 1	SF: 0 SAC: 0 DP: 3 HBP: 0	WP: 0 PB: 1 SB: 2 CS: 1	PA: 35
PITCHER	IP WLS BF H R ER SO BB IBB HBP BLK WP HR S P ERA WHIP																					
Dontrelle Willis, L ERA: 4.07	(1, 1) 7.0 27 8 5 4 5 1 0 0 0 0 0 69 103 5.14 1.286																					
Josias Manzanillo, R ERA: 4.0	(8, 1) 1.0 W 4 0 0 0 2 1 0 0 0 0 0 0 14 22 0.00 1.000																					
Armando Benitez, R ERA: 1.32	(9, 1) 1.0 S 4 1 0 0 1 0 0 0 0 0 0 0 13 15 0.00 1.000																					

Florida Marlins @ New York Mets
Shea Stadium, Flushing, NY
Mon Jul 19 2004, 7:10 PM EDT
Att: 23,176 - Sunny - 80 F

AB 40
R 6
H 13
RBI 5
BB 3
SO 8
LOB 25

Florida Marlins @ New York Mets
Shea Stadium, Flushing, NY
Mon Jul 19 2004, 7:10 PM EDT
Att: 23,176 - Sunny - 80 F

AB 32
R 5
H 9
RBI 4
BB 2
SO 8
LOB 10



Batter	1	2	3	4	5	6	7	8	9	AB	R	H	RBI	BB	SO	LOB	TOP			
Juan Pierre, L (1, 8) OBP: 0.363, SLG: 0.390	1-1 1B		0-0 1B		1-1 L9		0-0 1B		2-1 F7	5	1	3	0	0	0	2				
Luis Castillo, S (1, 4) OBP: 0.362, SLG: 0.363	3-1 1B		0-1 G6-3		3-2 G4-3		2-2 1B			4	0	2	0	0	0	2				
Mike Lowell, R (1, 5) OBP: 0.382, SLG: 0.555	3-3 K		1-0 L8			4-0 BB			3-2 F7	3	0	0	0	1	1	3				
Miguel Cabrera, R (1, 9) OBP: 0.374, SLG: 0.536	0-2 F9			4-2 BB		2-3 K			0-1 G4-3	3	0	1	0	1	1	2				
Jeff Conine, R (1, 7) OBP: 0.319, SLG: 0.391	4-2 BB		1-1 P3			2-0 G1-3			1-0 G4-3	3	0	0	0	1	0	3				
Hee-Seop Choi, L (1, 3) OBP: 0.387, SLG: 0.487	0-2 G3-1		3-3 K			4-2 BB			1-0 P6	3	0	0	0	1	1	3				
Alex Gonzalez, R (1, 6) OBP: 0.267, SLG: 0.444		0-3 K		0-3 K		0-1 L8			1-3 K	4	0	0	0	0	3	3	AB 30			
Mike Redmond, R (1, 2) OBP: 0.316, SLG: 0.340	1-0 G1-3				1-2 SH2-4 HBP				0-2 L6	3	0	0	0	0	1	0	R 1			
Brad Penny, R (1, 1) OBP: 0.067, SLG: 0.067	2-3 K				0-0 SH2-4				4-2 BB	1	0	0	0	0	1	0	H 6			
14 Josh Willingham, R (7, PH) OBP: 0.273, SLG: 0.350										1	0	0	0	0	1	0	RBI 0			
Matt Perisho, L (7, 1) Lenny Harris, L (9, PH) Abraham Nunez, S (9, PR)										0	0	0	0	0	0	0	BB 5			
										0	0	0	0	0	0	0	SO 9			
										0	0	0	0	0	0	0	LOB 18			
Inning Stats	R: 1 E: 0 K: 1 S: 18	H: 2 LOB: 2 BB: 1 P: 29	R: 0 E: 0 K: 2 S: 7	H: 0 LOB: 0 BB: 0 P: 10	R: 0 E: 0 K: 0 S: 4	H: 1 LOB: 0 BB: 0 P: 5	R: 0 E: 0 K: 2 S: 12	H: 0 LOB: 1 BB: 0 P: 20	R: 0 E: 0 K: 1 S: 9	H: 0 LOB: 2 BB: 2 P: 14	R: 0 E: 0 K: 2 S: 16	H: 2 LOB: 2 BB: 0 P: 23	R: 0 E: 0 K: 0 S: 4	H: 1 LOB: 0 BB: 0 P: 6	R: 0 E: 0 K: 1 S: 12	H: 0 LOB: 1 BB: 1 P: 19	1B: 6 2B: 0 3B: 0 HR: 0	SF: 0 SAC: 1 DP: 2 HBP: 1	WP: 0 PB: 0 SB: 3 CS: 0	PA: 37
PITCHER	IP WLS BF H R ER SO BB IBB HBP BLK WP HR S P ERA WHIP																			
Tony Amas, R (1, 1) ERA: 3.97	5.0 W 21 3 1 1 5 3 0 1 0 0 0 50 82 1.80 1.200																			
Claudio Vargas, R (6, 1) ERA: 5.62	1.0 H 4 0 0 0 1 1 0 0 0 0 0 12 20 0.00 1.000																			
Luis Ayala, R (7, 1) ERA: 2.56	1.2 H 7 3 0 0 2 0 0 0 0 0 0 19 27 0.00 1.800																			
Joe Horgan, L (8, 1) ERA: 4.6	0.1 H 1 0 0 0 0 0 0 0 0 0 0 1 2 0.00 0.000																			
32 Chad Cordero, R (9, 1) ERA: 2.82	1.0 S 4 0 0 0 1 1 0 0 0 0 0 12 19 0.00 1.000																			

Florida Marlins @ Montreal Expos
Olympic Stadium, Montreal, QB
Fri Jul 23 2004, 7:05 PM EDT
Att. 6,407 - Unknown - 70 F

AB 30
R 1
H 6
RBI 0
BB 5
SO 9
LOB 18



Batter	1	2	3	4	5	6	7	8	9	AB	R	H	RBI	BB	SO	LOB	BOTTOM			
Brad Wilkerson, L (1, 7) OBP: 0.349, SLG: 0.462	3-1 F7		1-1 G1-3		2-2 2B		3-1 L9			4	1	1	0	0	0	0				
Endy Chavez, L (1, 8) OBP: 0.328, SLG: 0.401	3-1 G4-3		0-1 G3-1		0-0 L9		0-0 B1-3			4	0	1	0	0	0	1				
Jose Vidro, S (1, 4) OBP: 0.367, SLG: 0.458	3-1 G4-3		1-1 G5-3		3-1 G5-3		3-1 G6-3			4	0	1	1	0	0	1				
32 Chad Cordero, R (9, 1) ERA: 2.82	2-3				1-H					0	0	0	0	0	0	0				
Tony Batista, R (1, 5) OBP: 0.262, SLG: 0.388	1-0 L7			0-0 SF9	1-2 G5-3			1-1 P6		4	1	1	0	0	0	2				
24 Nick Johnson, L (1, 3) OBP: 0.357, SLG: 0.400		1-2 G4-3		4-2 BB	4-2 BB			0-3 K		2	0	0	0	2	1	0				
Orlando Cabrera, R (1, 6) OBP: 0.288, SLG: 0.316		0-0 BB		2-0 SF9	0-0 G3			0-0 G6-3		3	0	1	1	0	0	2				
Termel Sledge, L (1, 9) OBP: 0.317, SLG: 0.412	1-0 F7		1-0 K		1-2 K		1-2 F7			3	0	0	0	0	1	2	AB 28			
Brian Schneider, L (1, 2) OBP: 0.313, SLG: 0.418	4-2 FC4-6		4-0 FC1-6-4				0-1 G3			0	0	0	0	2	0	0	R 2			
Einar Diaz, R (5, 2) OBP: 0.256, SLG: 0.254	1-2 BB		0-0 IBB							1	0	0	0	0	0	0	H 5			
Tony Amas, R (1, 1) ERA: 3.97	0-0 FC4-6		0-0 FC1-6-4				0-1 G3			0	0	0	0	0	0	0	RBI 2			
Claudio Vargas, R (6, 1) ERA: 5.62	1-2 BB		1-2 BB							0	0	0	0	0	0	0	BB 4			
Henry Matos, S (6, PH) OBP: 0.244, SLG: 0.244										0	0	0	0	0	0	0	SO 2			
Luis Ayala, R (7, 1) ERA: 2.56										0	0	0	0	0	0	0	LOB 12			
Joe Horgan, L (8, 1) ERA: 4.6										0	0	0	0	0	0	0				
Jamey Carroll, R (9, 4) OBP: 0.346, SLG: 0.356	1-2		1-2							0	0	0	0	0	0	0				
Inning Stats	R: 0 E: 0 K: 0 S: 7	H: 1 LOB: 1 BB: 0 P: 17	R: 0 E: 0 K: 0 S: 10	H: 1 LOB: 2 BB: 1 P: 16	R: 0 E: 0 K: 0 S: 6	H: 0 LOB: 0 BB: 0 P: 8	R: 1 E: 0 K: 1 S: 8	H: 1 LOB: 2 BB: 2 P: 19	R: 1 E: 0 K: 0 S: 15	H: 2 LOB: 2 BB: 1 P: 25	R: 0 E: 0 K: 0 S: 7	H: 0 LOB: 0 BB: 0 P: 8	R: 0 E: 0 K: 0 S: 5	H: 0 LOB: 0 BB: 0 P: 11	R: 0 E: 0 K: 1 S: 8	H: 0 LOB: 0 BB: 0 P: 9	1B: 2 2B: 2 3B: 1 HR: 0	SF: 1 SAC: 0 DP: 0 HBP: 0	WP: 0 PB: 0 SB: 1 CS: 0	PA: 33
PITCHER	IP WLS BF H R ER SO BB IBB HBP BLK WP HR S P ERA WHIP																			
Brad Penny, R (1, 1) ERA: 3.13	6.0 L 27 5 2 2 1 3 1 0 0 0 0 53 93 3.00 1.333																			
Matt Perisho, L (7, 1) ERA: 3.6	2.0 6 0 0 0 1 0 0 0 0 0 0 13 20 0.00 0.000																			

Florida Marlins @ Montreal Expos
Olympic Stadium, Montreal, QB
Fri Jul 23 2004, 7:05 PM EDT
Att. 6,407 - Unknown - 70 F


AB 28
R 2
H 5
RBI 2
BB 4
SO 2
LOB 12



Batter	1	2	3	4	5	6	7	8	9	AB	R	H	RBI	BB	SO	LOB	TOP					
11 Jimmy Rollins, S OBP: 0.336, SLG: 0.394	F7	F7		K		HR		G4-3 26 G4-3		5	1	2	1	0	1	1	Philadelphia Phillies @ Florida Marlins Pro Player Stadium, Miami, FL Mon Jul 26 2004, 7:05 PM EDT Att: 13,507 - Cloudy - 85 F					
26 Chase Utley, L OBP: 0.309, SLG: 0.529	K	WP 1B 2-3 1B				BB 1B		G4-3		5	0	3	0	0	1	1						
Bobby Abreu, L OBP: 0.430, SLG: 0.546	S 1B 2-2	S 1B 0-1 1-2 2-3		P5		L8		L9		5	1	2	1	0	0	3						
Jim Thome, L OBP: 0.406, SLG: 0.650	BB BB 1B 1-H	K		F8		BB		K		4	0	1	1	1	2	4						
Ricky Ledee, L OBP: 0.389, SLG: 0.518	BB 1-2			1B BB		FC5-4 1B		K		2	0	1	0	3	1	2						
Pat Burrell, R OBP: 0.379, SLG: 0.453	BB 1-2 2-3			K		FC5-4 1-2		G6-3		4	0	0	0	1	2	3						
David Bell, R OBP: 0.358, SLG: 0.449	P6			F7		F7		K		5	0	0	0	0	1	6						
Mike Lieberthal, R OBP: 0.323, SLG: 0.435		26 1B WP 1B		F7		F7		F9		5	1	3	0	0	0	2						
Kevin Millwood, R OBP: 0.209, SLG: 0.220				K		K				3	0	0	0	0	3	3						
Placido Polanco, R OBP: 0.323, SLG: 0.352				K						1	0	0	0	0	0	1						
Roberto Hernandez, R OBP: 0.143, SLG: 0.143										0	0	0	0	0	0	0						
Brian Powell, R OBP: 0.143, SLG: 0.143										0	0	0	0	0	0	0						
Inning Stats	R: 1 E: 0 K: 1 S: 19	H: 2 LOB: 3 BB: 2 P: 31	R: 1 E: 0 K: 2 S: 15	H: 3 LOB: 2 BB: 0 P: 21	R: 0 E: 0 K: 2 S: 16	H: 1 LOB: 2 BB: 1 P: 27	R: 0 E: 0 K: 1 S: 8	H: 1 LOB: 1 BB: 0 P: 11	R: 0 E: 0 K: 0 S: 9	H: 1 LOB: 1 BB: 0 P: 15	R: 1 E: 0 K: 2 S: 15	H: 2 LOB: 2 BB: 1 P: 27	R: 0 E: 0 K: 1 S: 11	H: 1 LOB: 1 BB: 0 P: 18	R: 0 E: 0 K: 1 S: 12	H: 1 LOB: 1 BB: 1 P: 20	R: 0 E: 0 K: 1 S: 15	H: 0 LOB: 1 BB: 1 P: 28	1B: 9 2B: 2 3B: 0 HR: 1	SF: 0 SAC: 0 DP: 0 HBP: 0	WP: 2 PB: 0 SB: 2 CS: 0	PA: 44
PITCHER	IP WLS BF H R ER SO BB IBB HBP BLK WP HR S P ERA WHIP	PITCHER																				
A.J. Burnett, R ERA: 4.45	5.0	W	26	8	2	2	6	3	0	0	0	0	2	0	67	105	3.60	2.200				
Ben Howard, R ERA: 5.89	0.1		3	2	1	1	1	0	0	0	0	0	0	1	8	13	27.00	6.000				
Matt Perisho, L ERA: 3.52	0.2	H	3	0	0	0	1	1	0	0	0	0	0	7	14	0.00	1.500					
40 Nate Bump, R ERA: 4.69	3.0	S	12	2	0	0	3	1	0	0	0	0	0	38	66	0.00	1.000					

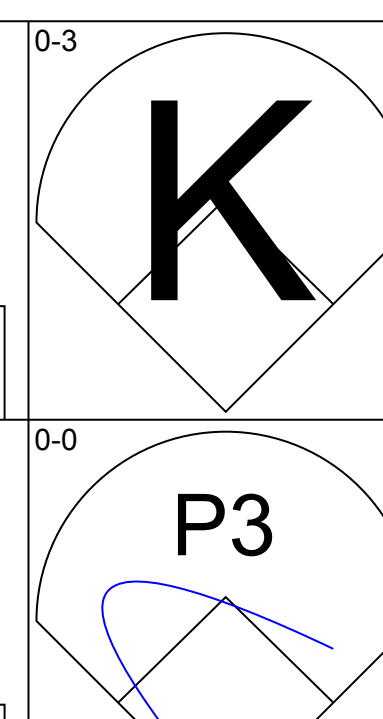
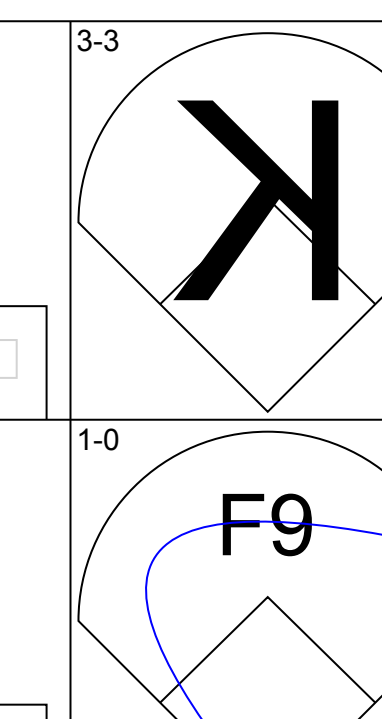
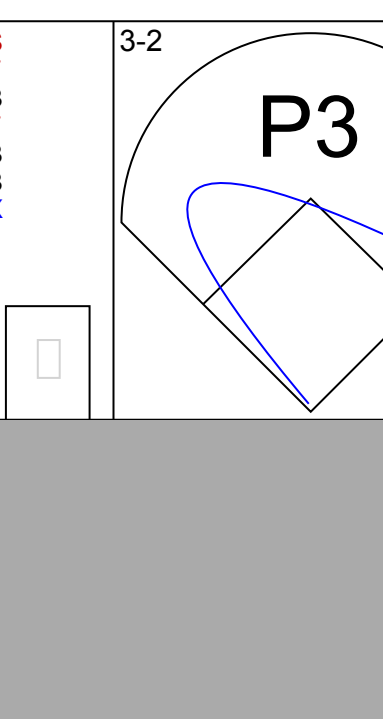
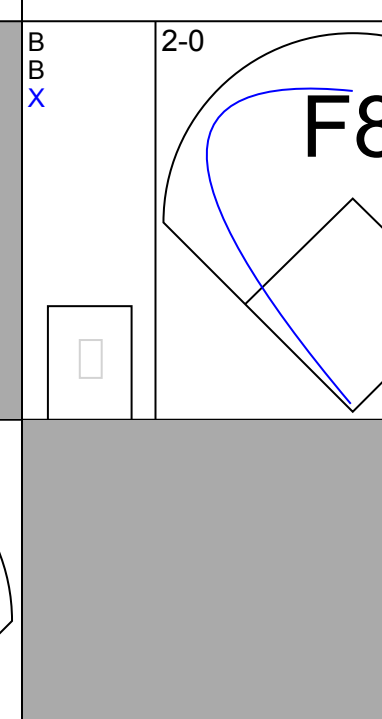
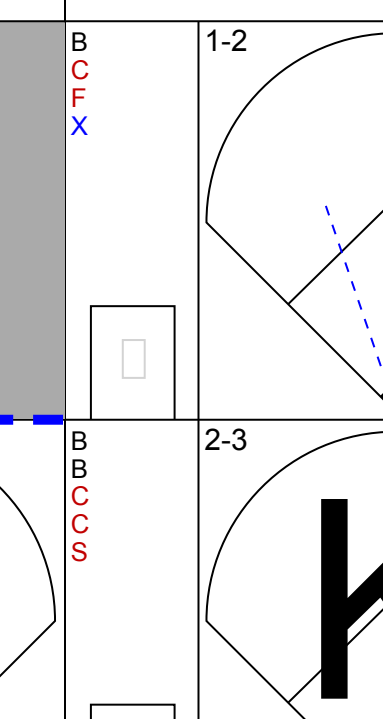
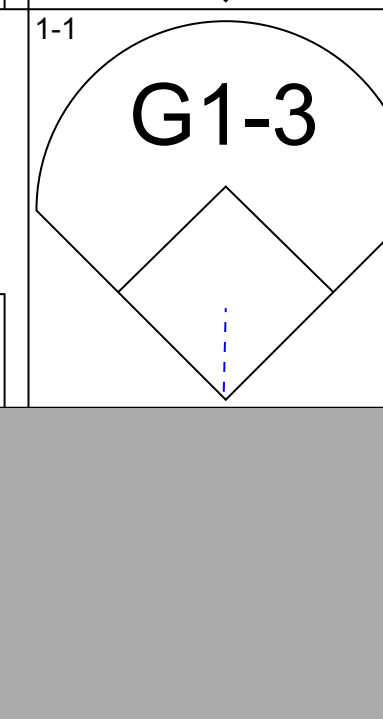


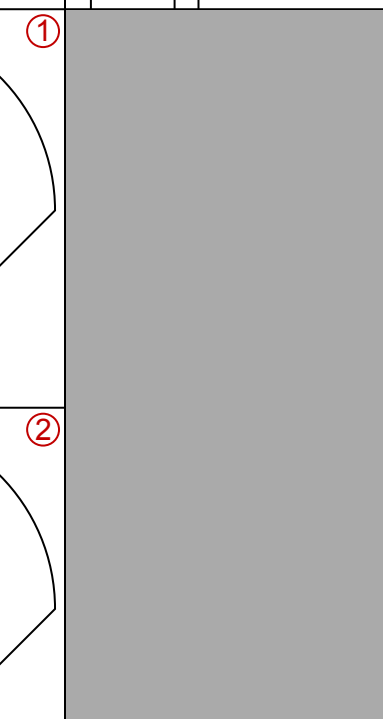
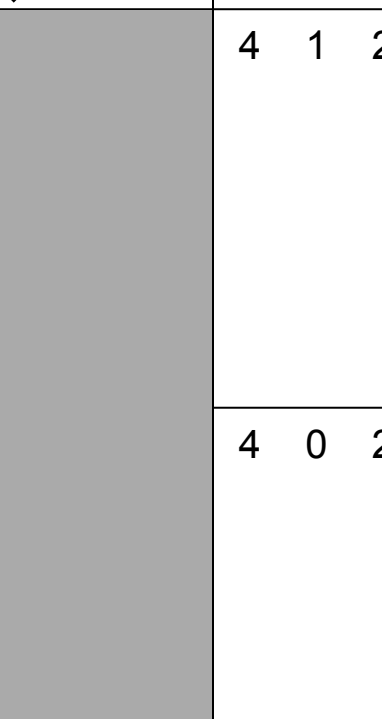

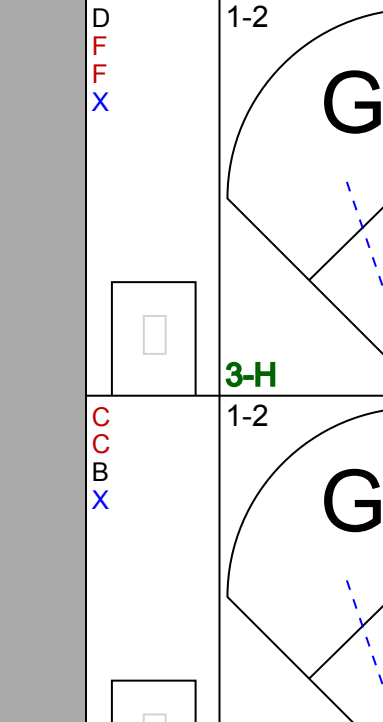
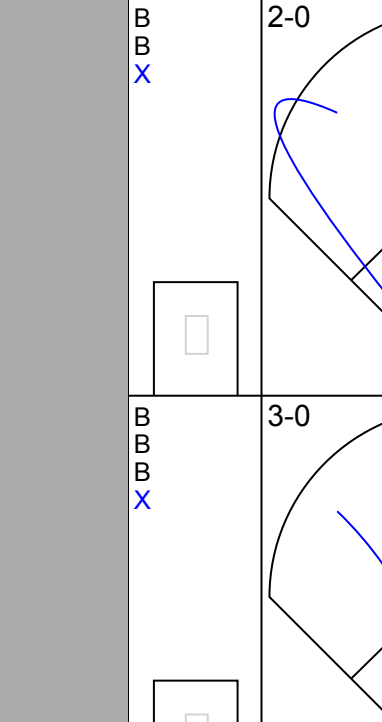
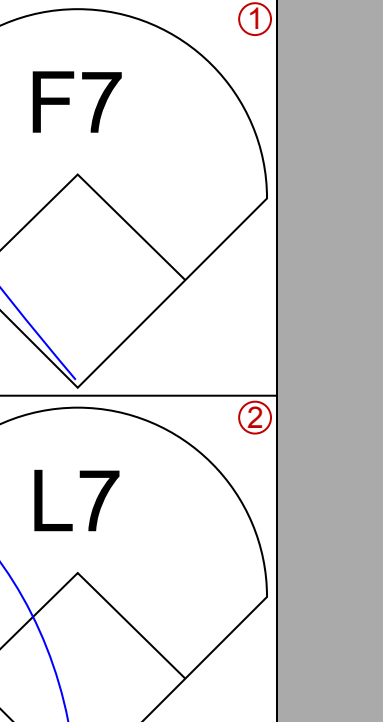
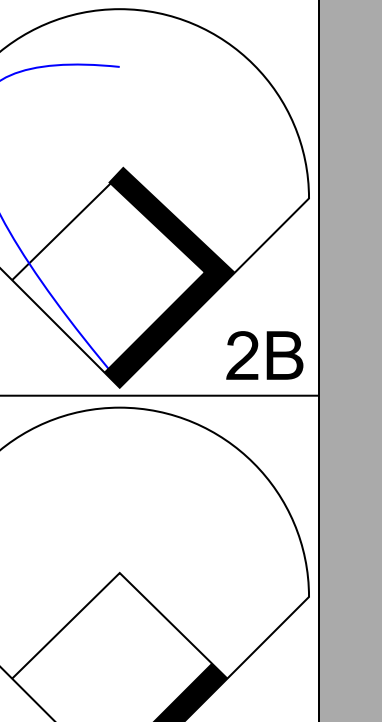
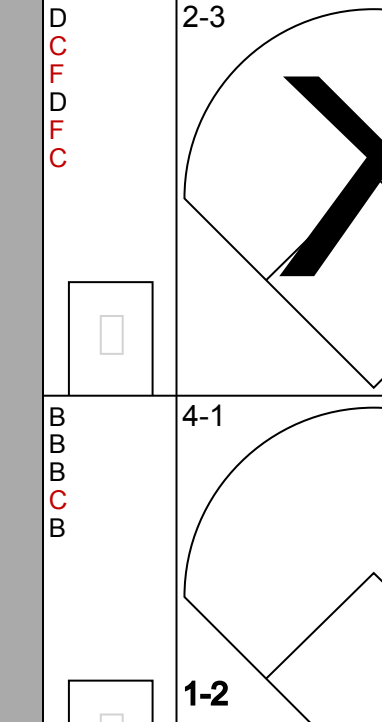
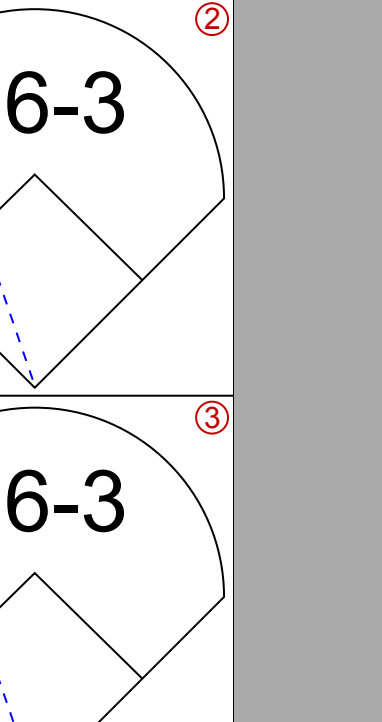
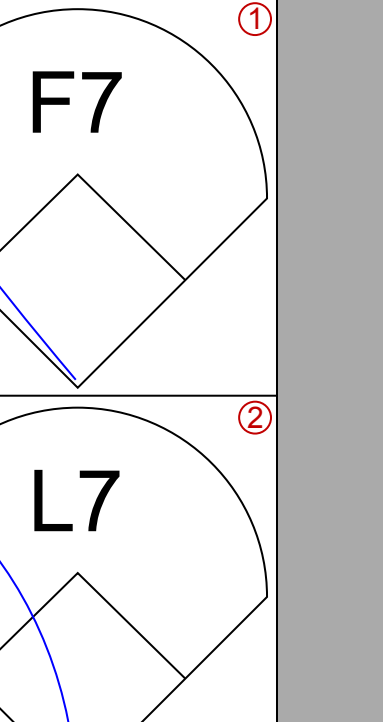
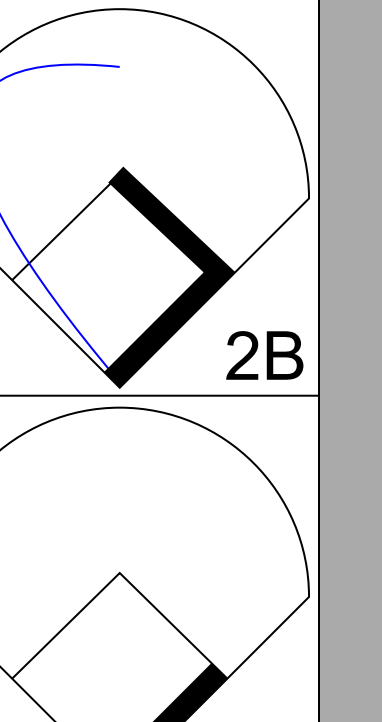
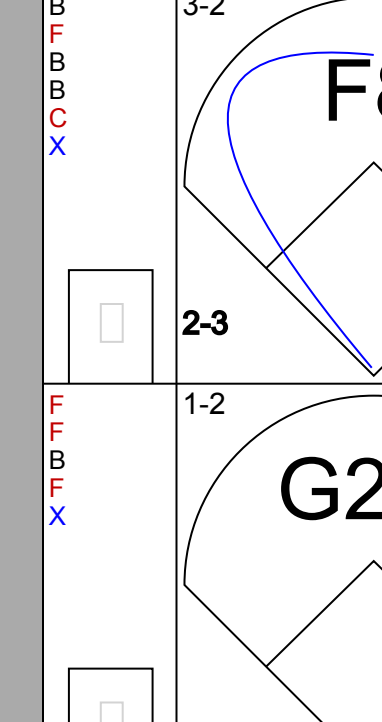
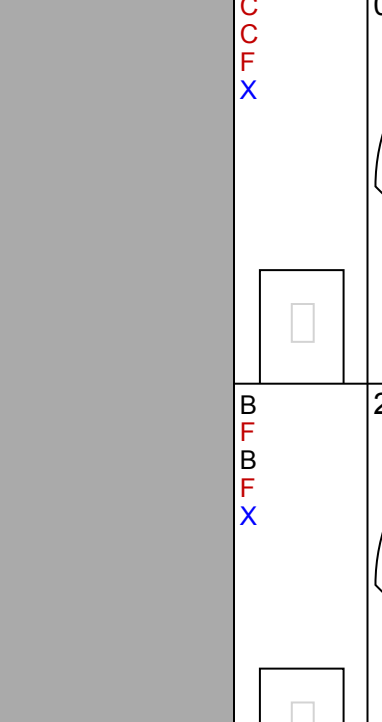
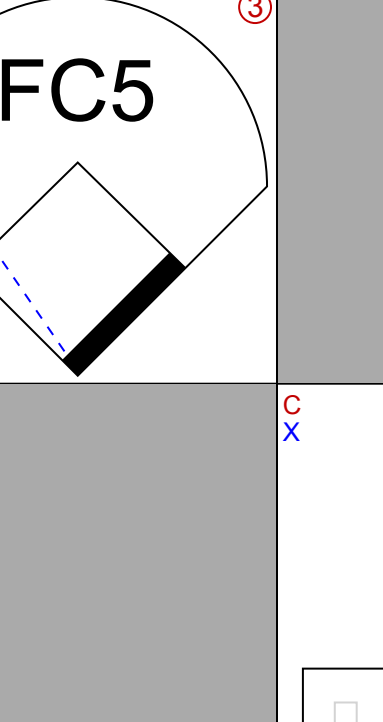
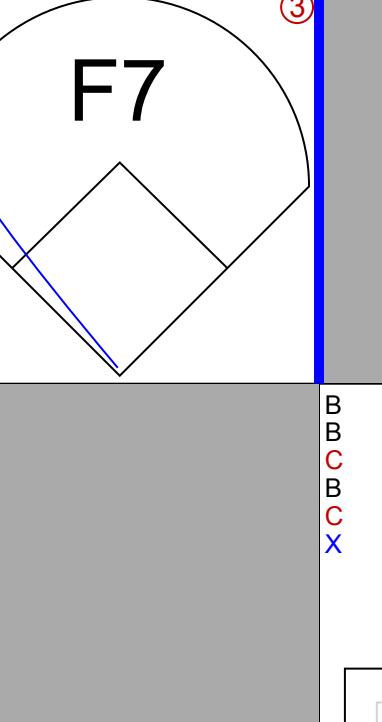
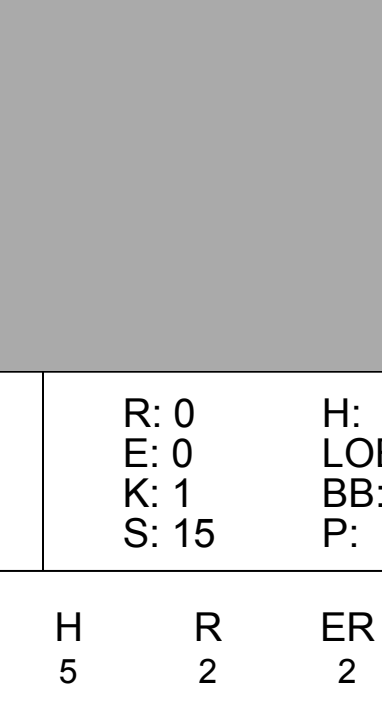
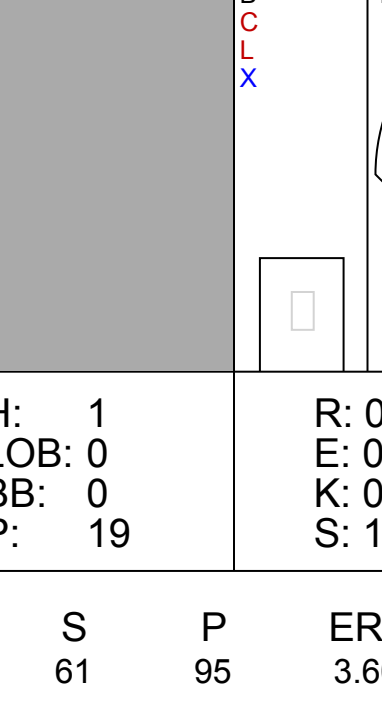
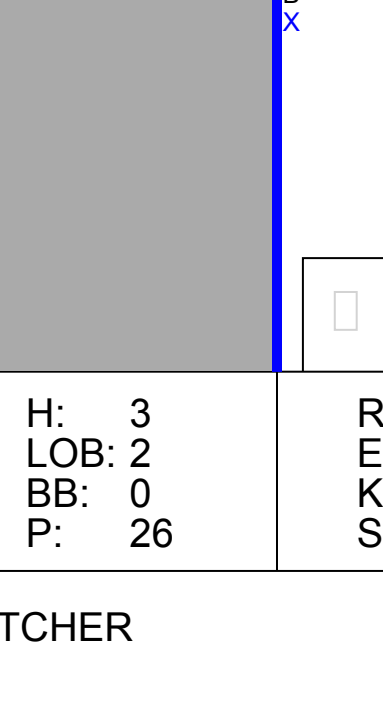
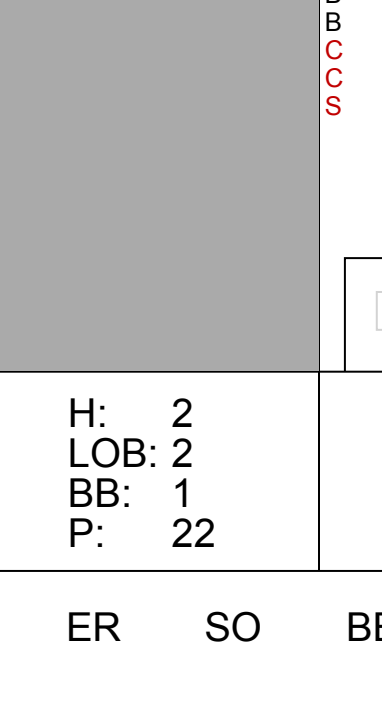
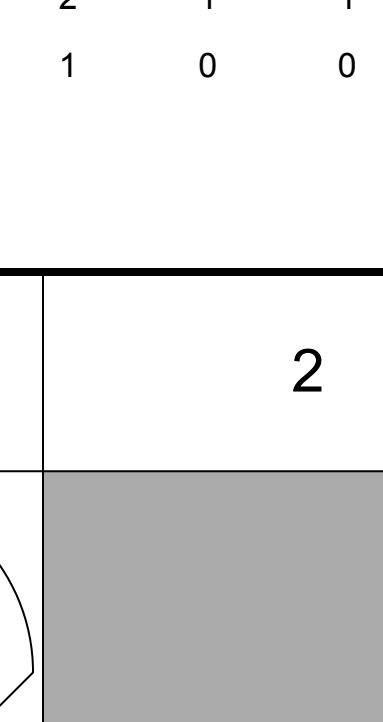
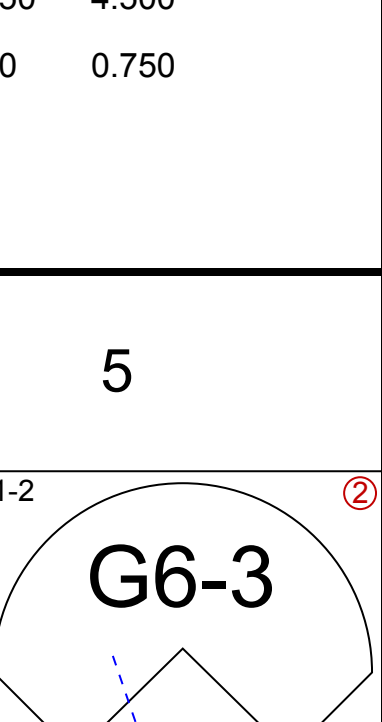
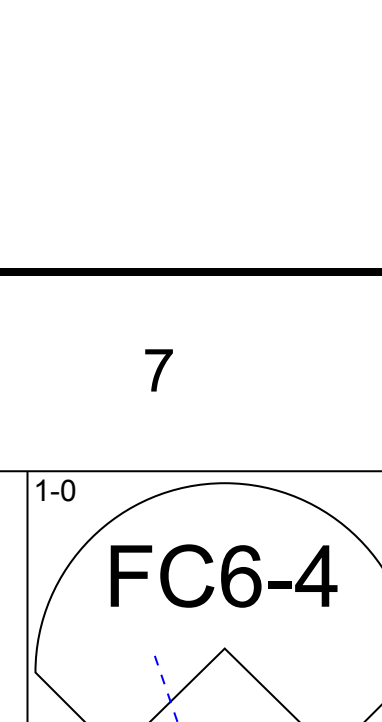
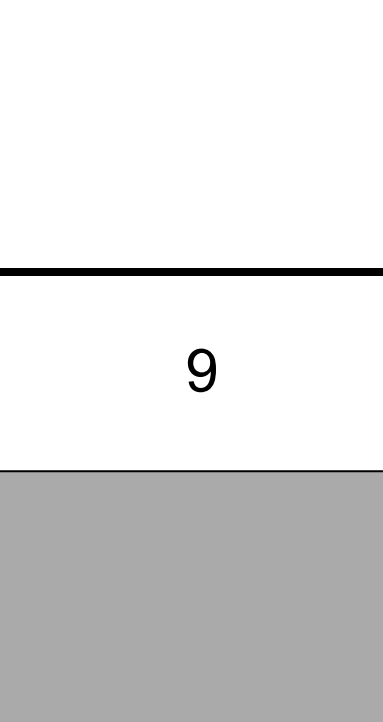
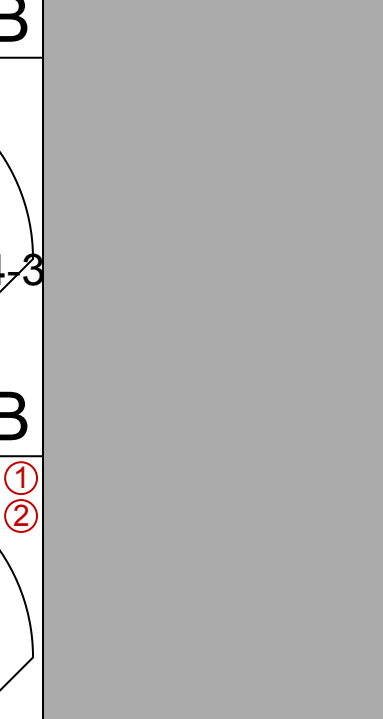


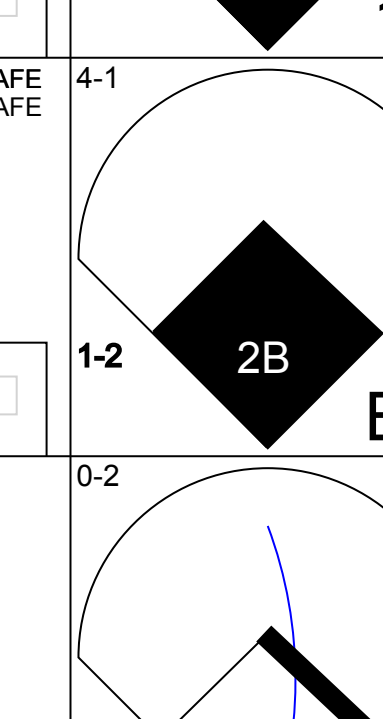


Batter	1	2	3	4	5	6	7	8	9	AB	R	H	RBI	BB	SO	LOB	BOTTOM					
Juan Pierre, L OBP: 0.368, SLG: 0.392	1B 1B 2B	2B 1B		F7			G3-1	2B BB		4	3	2	1	1	0	0	Philadelphia Phillies @ Florida Marlins Pro Player Stadium, Miami, FL Mon Jul 26 2004, 7:05 PM EDT Att: 13,507 - Cloudy - 85 F					
Luis Castillo, S OBP: 0.363, SLG: 0.369	1B 2B 1B	2B 1B		L8		HR BB	BB 2B	1-H 2H 2B		4	3	3	3	1	0	0						
Mike Lowell, R OBP: 0.381, SLG: 0.556	2B 1B	2B				F8	K	F7		5	1	2	1	0	1	2						
Miguel Cabrera, R OBP: 0.377, SLG: 0.539	K	G6-3				WP BB	HR			3	1	1	2	1	1	4						
Jeff Conine, R OBP: 0.322, SLG: 0.399	2B	F8		K		K	G5-3			4	0	1	3	0	1	2						
Hee-Seop Choi, L OBP: 0.388, SLG: 0.485	G6-3			K		G5-3		2B 1B		4	1	1	0	0	1	2						
Alex Gonzalez, R OBP: 0.258, SLG: 0.429	K			L7		F9		F8		4	0	0	0	0	1	2						
Mike Redmond, R OBP: 0.317, SLG: 0.345		SH3-4 1B 1B		G3-1		K		2B 2B		4	2	2	1	0	1	0						
A.J. Burnett, R OBP: 0.077, SLG: 0.077		SH3-4				G1-3		L6		1	0	0	0	0	0	0						
Ben Howard, R ERA: 4.91	1.0									0	0	0	0	0	0	0						
Matt Perisho, L ERA: 4.93	1.0									0	0	0	0	0	0	0						
14 Josh Willingham, R OBP: 0.310, SLG: 0.320										1	0	0	0	0	0	0						
40 Nate Bump, L ERA: 4.4										1	0	0	0	0	1							
Inning Stats	R: 3 E: 0 K: 2 S: 17	H: 4 LOB: 1 BB: 0 P: 23	R: 3 E: 0 K: 0 S: 9	H: 4 LOB: 0 BB: 0 P: 16	R: 0 E: 0 K: 1 S: 9	H: 0 LOB: 0 BB: 0 P: 12	R: 0 E: 0 K: 0 S: 5	H: 0 LOB: 0 BB: 0 P: 7	R: 0 E: 0 K: 1 S: 8	H: 0 LOB: 1 BB: 1 P: 16	R: 0 E: 0 K: 1 S: 15	H: 0 LOB: 0 BB: 1 P: 21	R: 2 E: 0 K: 1 S: 15	H: 1 LOB: 0 BB: 1 P: 21	R: 3 E: 0 K: 0 S: 15	H: 3 LOB: 1 BB: 1 P: 26	R: 0 E: 0 K: 1 S: 15	H: 0 LOB: 1 BB: 1 P: 28	1B: 6 2B: 5 3B: 0 HR: 1	SF: 0 SAC: 1 DP: 0 HBP: 0	WP: 1 PB: 0 SB: 0 CS: 0	PA: 39
PITCHER	IP WLS BF H R ER SO BB IBB HBP BLK WP HR S P ERA WHIP	PITCHER																				
Kevin Millwood, R ERA: 4.91	6.0	L	27	8	6	6	5	1	0	0	0	0	1	0	56	87	9.00	1.500				
Roberto Hernandez, R ERA: 4.93	1.0		5	1	2	2	1	1	0	0	0	0	0	1	15	21	18.00	2.000				
Brian Powell, R ERA: 4.4	1.0		7	3	3	3	0	1	0	0	0	0	0	15	26	27.00	4.000					

AB	39
R	3
H	12
RBI	3
BB	5
SO	11
LOB	26



Batter	1	2	3	4	5	6	7	8	9	AB	R	H	RBI	BB	SO	LOB	TOP										
11 Jimmy Rollins, S OBP: 0.338, SLG: 0.398	B1-3		0-2 SAFE 1-2 1B			F8	0-1 SAFE 2B			4	0	2	1	0	0	0	Philadelphia Phillies @ Florida Marlins Pro Player Stadium, Miami, FL Tue Jul 27 2004, 7:05 PM EDT Att: 15,523 - Cloudy - 84 F										
Placido Polanco, R OBP: 0.326, SLG: 0.352	G3		2-2 SAFE 1-2 HBP			G3	0-1 SAFE G1-3			3	0	1	0	0	0	3											
Bobby Abreu, L OBP: 0.429, SLG: 0.545	3-2 SAFE 2B		0-0 SAFE G1-2-3			G3	3-2 SAFE 1-3 SAFE G3	0-1 SAFE F8		4	0	1	0	0	0	4											
Pat Burrell, R OBP: 0.378, SLG: 0.450	1-1 SAFE F8		0-3 SAFE K			F8	2-2 SAFE F8	1-2 SAFE 1B		4	0	1	0	0	1	2											
26 Chase Utley, L OBP: 0.307, SLG: 0.522		0-0 SAFE F7	2-3 SAFE K			3-1 SAFE 1B	1-0 SAFE L8			4	1	1	0	0	1	1											
David Bell, R OBP: 0.357, SLG: 0.445		4-1 SAFE BB	0-3 SAFE K			1-1 SAFE P5	1-1 SAFE G6-3			3	0	0	0	1	1	2											
Ricky Ledee, L OBP: 0.378, SLG: 0.500		2-1 SAFE G6-4-3				3-1 SAFE G6-3	0-0 SAFE F7			4	0	0	0	0	1	2											
Mike Lieberthal, R OBP: 0.325, SLG: 0.434			4-1 SAFE HBP 1B BB			0-1 SAFE F7	1-2 SAFE 11 2B 1B			3	1	1	1	1	1	0											
Randy Wolf, L Jim Thome, R Doug Glavine, R Rheal Cormier, L Roberto Hernandez, R Tomas Perez, S			0-3 SAFE K			2-1 SAFE P6	4-2 SAFE 11 2B BB			2	0	0	0	0	1	1		AB 32 R 2 H 7 RBI 2 BB 3 SO 6 LOB 15									
Inning Stats	R: 0 E: 0 K: 0 S: 9	H: 1 LOB: 1 BB: 0 P: 13	R: 0 E: 0 K: 0 S: 4	H: 0 LOB: 0 BB: 1 P: 10	R: 0 E: 0 K: 1 S: 12	H: 1 LOB: 2 BB: 1 P: 18	R: 0 E: 0 K: 3 S: 10	H: 0 LOB: 0 BB: 0 P: 12	R: 0 E: 0 K: 0 S: 6	H: 0 LOB: 0 BB: 0 P: 11	R: 0 E: 0 K: 0 S: 10	H: 1 LOB: 1 BB: 0 P: 15	R: 2 E: 0 K: 0 S: 15	H: 3 LOB: 3 BB: 1 P: 24	R: 0 E: 0 K: 0 S: 9	H: 1 LOB: 1 BB: 0 P: 12			R: 0 E: 0 K: 2 S: 10	H: 0 LOB: 0 BB: 0 P: 15	1B: 5 2B: 2 3B: 0 HR: 0	SF: 0 SAC: 0 DP: 2 HBP: 1	WP: 0 PB: 0 SB: 1 CS: 0	PA: 36			
PITCHER	IP	WLS	BF	H	R	ER	SO	BB	IBB	HBP	BLK	WP	HR	S	P	ERA	WHIP										
Carl Pavano, R ERA: 3.08	(1, 1)	8.0	W	33	7	2	2	4	3	0	1	0	0	0	75	115	2.25		1.250								
Josias Manzanillo, R ERA: 3.98	(9, 1)	1.0	S	3	0	0	0	2	0	0	0	0	0	0	10	15	0.00		0.000								

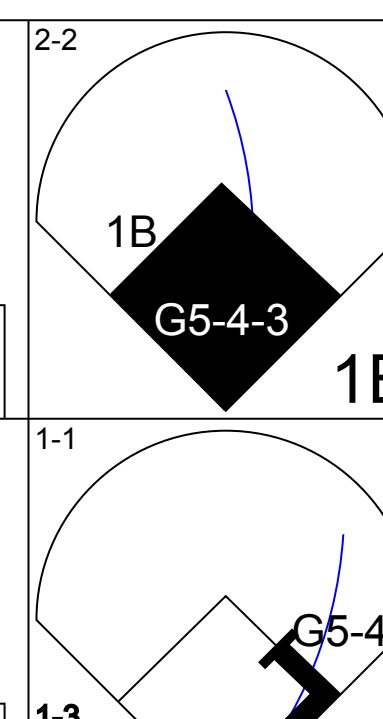
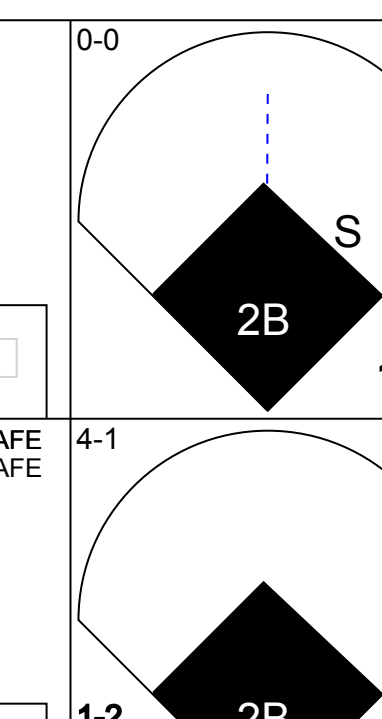
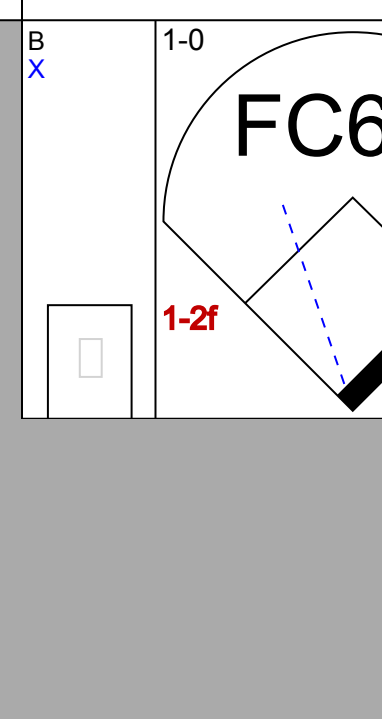
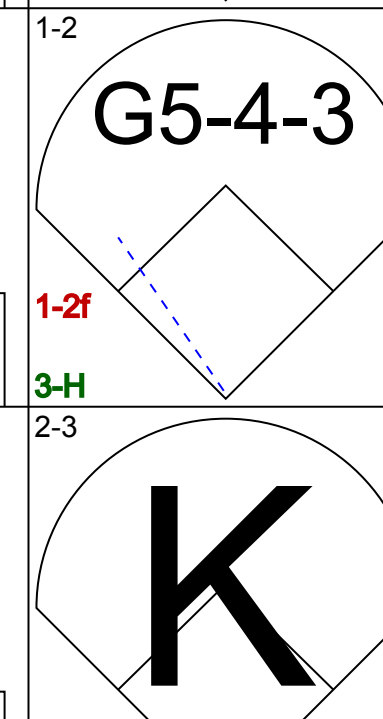
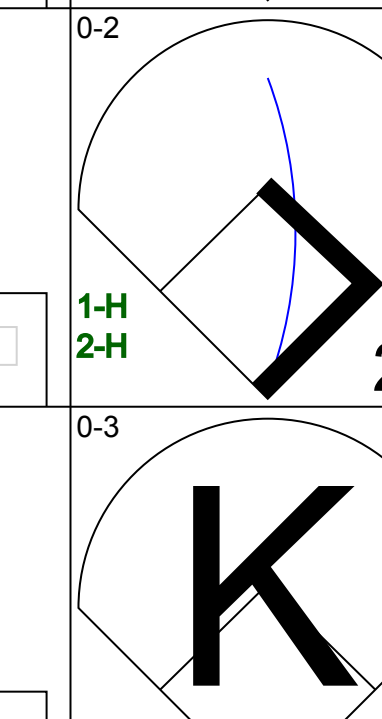

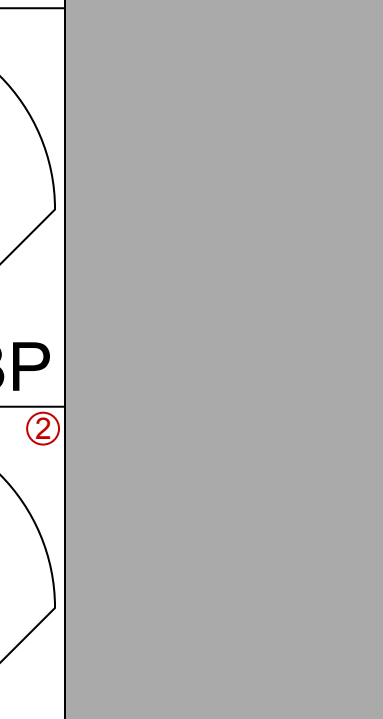


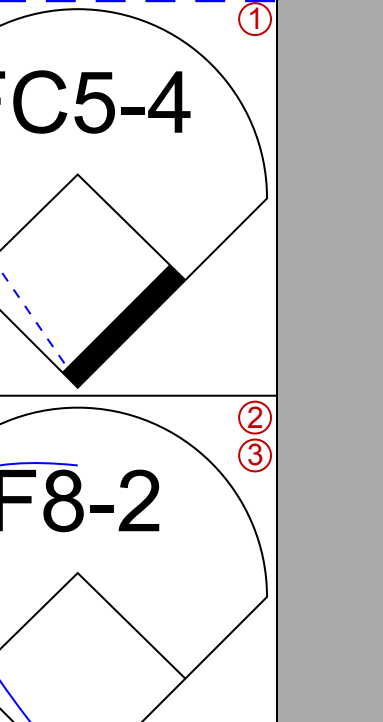
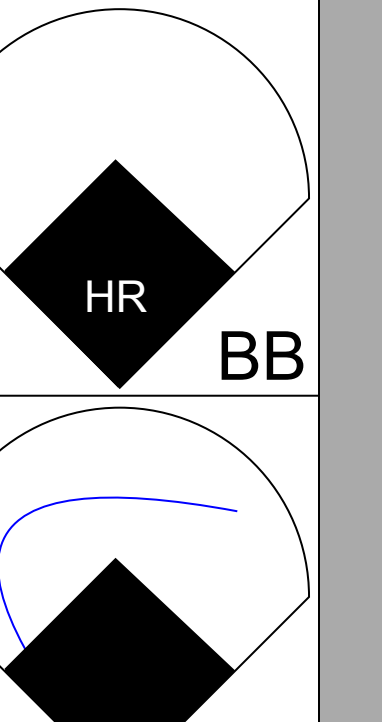

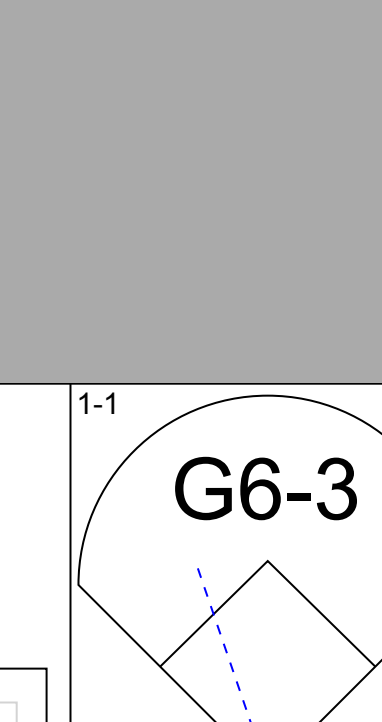
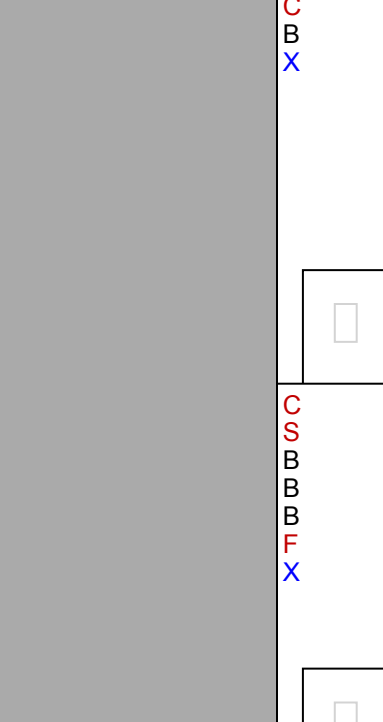

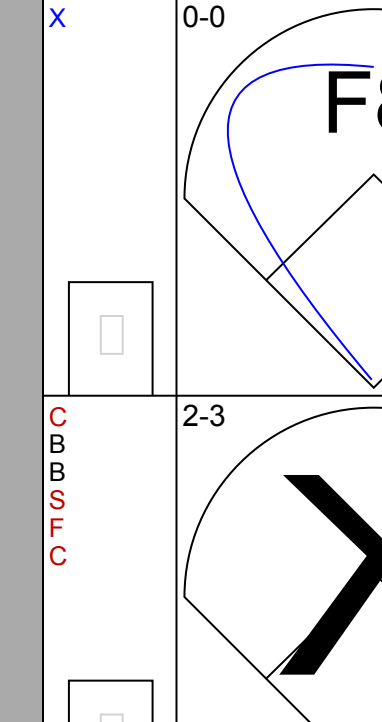
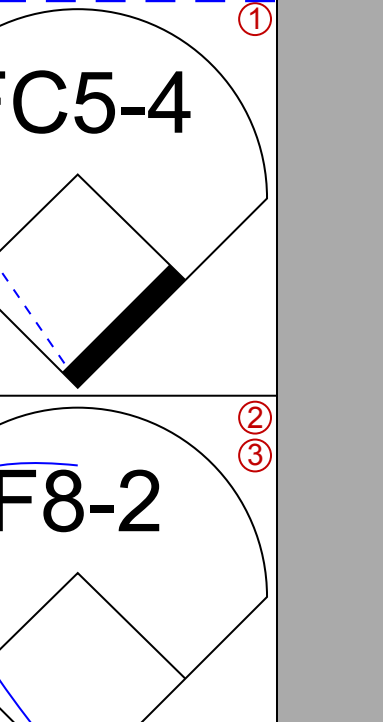
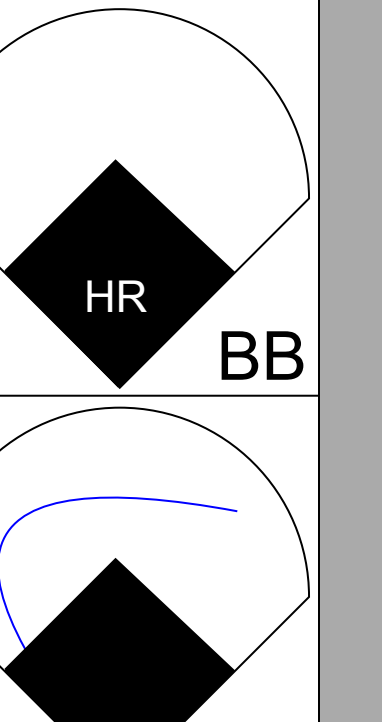
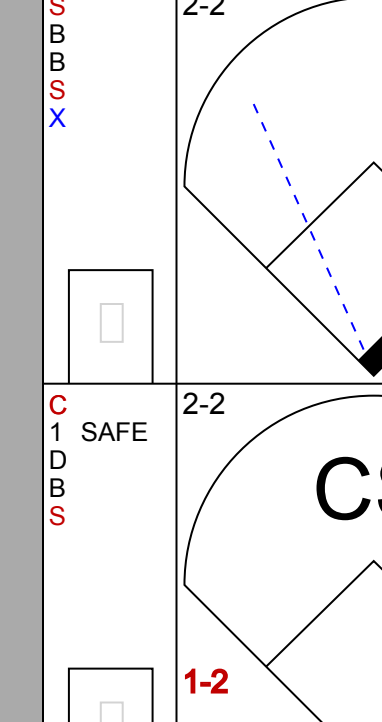
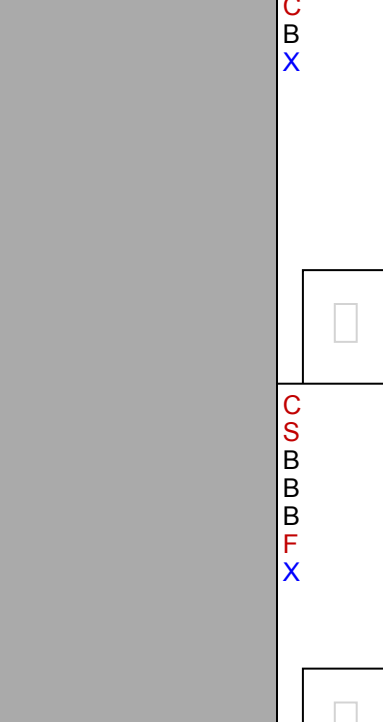

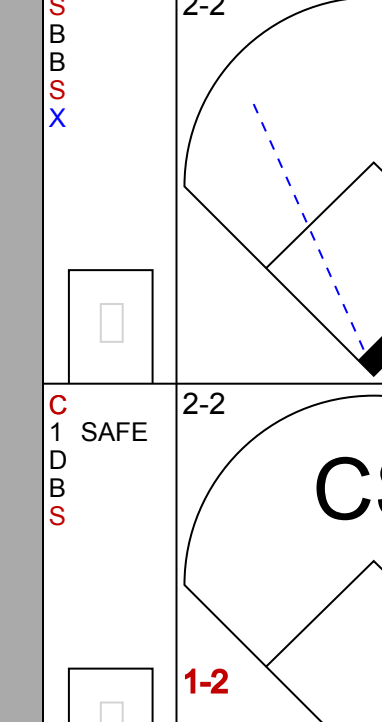

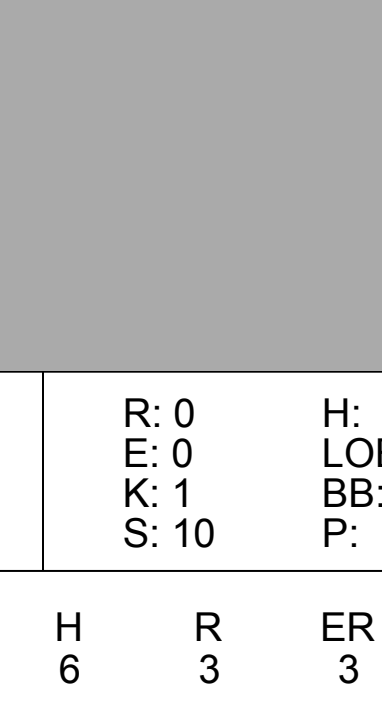
Batter	1	2	3	4	5	6	7	8	9	AB	R	H	RBI	BB	SO	LOB	BOTTOM									
Juan Pierre, L OBP: 0.367, SLG: 0.393	K		1-0 SAFE E 2B			G1-3	2-1 SAFE G4-3			4	1	1	0	0	1	0	Philadelphia Phillies @ Florida Marlins Pro Player Stadium, Miami, FL Tue Jul 27 2004, 7:05 PM EDT Att: 15,523 - Cloudy - 84 F									
Luis Castillo, S OBP: 0.365, SLG: 0.368	1-0 SAFE FC5-4 1B		4-0 SAFE E BB			1-1 SAFE G5-3	1-2 SAFE F8			3	1	1	0	1	0	0										
Mike Lowell, R OBP: 0.382, SLG: 0.562	0-1 SAFE FC5-4 1B		0-1 SAFE P3			4-2 SAFE BB	3-2 SAFE HR			3	1	1	1	1	0	3										
Miguel Cabrera, R OBP: 0.381, SLG: 0.547	1-0 SAFE 1-2 1B		0-0 SAFE E9 1-1 H 2-1 H 2B			0-0 SAFE F9	1-1 SAFE 2B			4	1	3	2	0	0	1										
Jeff Conine, R OBP: 0.322, SLG: 0.400	2-2 SAFE F7		0-1 SAFE F9			2-2 SAFE F8	2-1 SAFE G4-3 1B 2B			4	1	1	1	0	0	3										
Damion Easley, R OBP: 0.331, SLG: 0.453		0-2 SAFE G4-3				2-1 SAFE P5	1-0 SAFE F9			4	0	0	0	0	0	1										
Josias Manzanillo, R ERA: 3.98										0	0	0	0	0	0	0										
Alex Gonzalez, R OBP: 0.260, SLG: 0.428		1-3 SAFE K				4-1 SAFE FC6-4 BB	1-2 SAFE 1B			3	0	1	1	1	1	0										
Mike Redmond, R OBP: 0.311, SLG: 0.338		2-2 SAFE P2				2-2 SAFE FC6-4	1-1 SAFE F8			4	0	0	0	0	0	2										
Carl Pavano, R OBP: 0.146, SLG: 0.225			0-3 SAFE K			2-3 SAFE K	1-2 SAFE F9			3	0	0	0	0	2	1										
Hee-Seop Choi, L OBP: 0.388, SLG: 0.485										0	0	0	0	0	0	0										
Inning Stats	R: 0 E: 0 K: 1 S: 11	H: 2 LOB: 2 BB: 0 P: 15	R: 0 E: 0 K: 1 S: 10	H: 0 LOB: 0 BB: 0 P: 13	R: 2 E: 1 K: 1 S: 9	H: 2 LOB: 1 BB: 1 P: 14	R: 0 E: 0 K: 1 S: 10	H: 0 LOB: 1 BB: 1 P: 20	R: 0 E: 0 K: 0 S: 10	H: 0 LOB: 0 BB: 0 P: 17	R: 0 E: 0 K: 0 S: 11	H: 0 LOB: 0 BB: 0 P: 16	R: 0 E: 0 K: 0 S: 6	H: 0 LOB: 0 BB: 0 P: 10	R: 3 E: 0 K: 0 S: 17	H: 4 LOB: 1 BB: 0 P: 27	1B: 3 2B: 4 3B: 0 HR: 1	SF: 0 SAC: 0 DP: 0 HBP: 0	WP: 0 PB: 0 SB: 1 CS: 0	PA: 35						
PITCHER	IP	WLS	BF	H	R	ER	SO	BB	IBB	HBP	BLK	WP	HR	S	P	ERA	WHIP									
Randy Wolf, L ERA: 3.82	(1, 1)	6.0		25	4	2	2	4	3	0	0	0	0	0	61	95	3.00	1.167								
Rheal Cormier, L ERA: 3.98	(7, 1)	1.1	L	6	2	2	2	0	0	0	0	0	1	15	24	13.50	1.500									
Roberto Hernandez, R ERA: 5.08	(8, 1)	0.2		4	2	1	1	0	0	0	0	0	0	8	13	13.50	3.000									

Batter	1	2	3	4	5	6	7	8	9	AB	R	H	RBI	BB	SO	LOB	TOP					
11 Jimmy Rollins, S OBP: 0.336, SLG: 0.396												5	0	1	0	0	2	1				
Placido Polanco, R OBP: 0.327, SLG: 0.353											5	2	2	0	0	1	1					
Bobby Abreu, L OBP: 0.429, SLG: 0.547											4	1	2	0	0	1	1					
Jim Thome, L OBP: 0.408, SLG: 0.648											4	0	2	1	0	1	2					
Pat Burrell, R OBP: 0.377, SLG: 0.451											4	0	1	2	0	1	3					
Ricky Ledee, L OBP: 0.381, SLG: 0.492											2	0	0	0	2	0	2					
David Bell, R OBP: 0.354, SLG: 0.441											3	0	0	0	0	0	4					
Josh Hancock, R OBP: 0.396, SLG: 0.339											0	0	0	0	0	0	0					
Jason Michaels, R OBP: 0.396, SLG: 0.339											1	0	0	0	0	0	2					
Tim Worrell, R											0	0	0	0	0	0	0					
Mike Lieberthal, R OBP: 0.325, SLG: 0.432											4	0	1	0	0	0	2					
39 Brett Myers, R OBP: 0.212, SLG: 0.226											2	0	0	0	0	1	1					
Brian Powell, R OBP: 0.143, SLG: 0.143											0	0	0	0	0	0	0					
Tomas Perez, S OBP: 0.290, SLG: 0.457											2	0	0	0	0	1	0					
Inning Stats	R: 0 E: 0 K: 1 S: 6	H: 0 LOB: 0 BB: 0 P: 7	R: 0 E: 0 K: 1 S: 15	H: 1 LOB: 2 BB: 1 P: 27	R: 0 E: 0 K: 2 S: 8	H: 0 LOB: 0 BB: 0 P: 13	R: 1 E: 0 K: 0 S: 13	H: 1 LOB: 0 BB: 0 P: 19	R: 0 E: 0 K: 0 S: 14	H: 1 LOB: 1 BB: 0 P: 20	R: 1 E: 0 K: 0 S: 12	H: 3 LOB: 2 BB: 0 P: 26	R: 0 E: 0 K: 0 S: 4	H: 0 LOB: 0 BB: 0 P: 7	R: 1 E: 0 K: 2 S: 14	H: 2 LOB: 1 BB: 1 P: 22	R: 0 E: 0 K: 12 S: 12	H: 1 LOB: 1 BB: 0 P: 20	1B: 7 2B: 2 3B: 0 HR: 0	SF: 0 SAC: 0 DP: 0 HBP: 0	WP: 0 PB: 0 SB: 0 CS: 0	PA: 38
PITCHER	IP	WLS	BF	H	R	ER	SO	BB	IBB	HBP	BLK	WP	HR	S	P	ERA	WHIP					
Brad Penny, R ERA: 3.15	5.0		21	5	2	2	4	1	0	0	0	0	0	61	95	3.60	1.200					
Aaron Small, R ERA: 3.68	2.0	H	7	1	0	0	0	0	0	0	0	0	0	11	24	0.00	0.500					
Matt Perisho, L ERA: 3.73	0.2	B	5	2	1	1	2	1	0	0	0	0	0	13	21	13.50	4.500					
Josias Manzanillo, R ERA: 3.74	1.1	W	5	1	0	0	2	0	0	0	0	0	0	13	21	0.00	0.750					

Philadelphia Phillies @ Florida Marlins
Pro Player Stadium, Miami, FL
Wed Jul 28 2004, 7:05 PM EDT
Att: 17,404 - Unknown - 80 F

AB	36
R	3
H	9
RBI	3
BB	2
SO	8
LOB	19



Batter	1	2	3	4	5	6	7	8	9	AB	R	H	RBI	BB	SO	LOB	BOTTOM				
Juan Pierre, L OBP: 0.368, SLG: 0.394										4	2	2	0	0	0	1					
Luis Castillo, S OBP: 0.366, SLG: 0.368										3	1	1	0	1	2	0					
Mike Lowell, R OBP: 0.385, SLG: 0.564										2	1	1	2	1	0	1					
Miguel Cabrera, R OBP: 0.379, SLG: 0.543										3	0	0	0	1	3	2					
Jeff Conine, R OBP: 0.324, SLG: 0.399										3	1	1	0	1	0	2					
Hee-Seop Choi, L OBP: 0.386, SLG: 0.493										4	1	1	3	0	2	3					
Alex Gonzalez, R OBP: 0.283, SLG: 0.427										3	0	1	0	1	1	0					
20 Matt Treanor, R OBP: 0.327, SLG: 0.300										3	0	0	0	0	0	2					
Brad Penny, R OBP: 0.064, SLG: 0.064										2	0	0	0	0	0	0					
Aaron Small, R										0	0	0	0	0	0	0					
Mike Mordecai, R OBP: 0.287, SLG: 0.236										0	0	0	0	1	0	0					
Matt Perisho, L										0	0	0	0	0	0	0					
Josias Manzanillo, R										0	0	0	0	0	0	0					
Inning Stats	R: 1 E: 0 K: 1 S: 12	H: 2 LOB: 0 BB: 0 P: 18	R: 0 E: 0 K: 1 S: 10	H: 1 LOB: 0 BB: 0 P: 16	R: 2 E: 0 K: 1 S: 16	H: 2 LOB: 1 BB: 1 P: 21	R: 0 E: 0 K: 1 S: 8	H: 1 LOB: 1 BB: 1 P: 15	R: 0 E: 0 K: 1 S: 9	H: 0 LOB: 0 BB: 0 P: 12	R: 0 E: 0 K: 0 S: 8	H: 0 LOB: 1 BB: 2 P: 20	R: 0 E: 0 K: 0 S: 10	H: 0 LOB: 1 BB: 1 P: 19	R: 3 E: 0 K: 3 S: 17	H: 1 LOB: 0 BB: 1 P: 30	1B: 5 2B: 2 3B: 0 HR: 1	SF: 0 SAC: 0 DP: 3 HBP: 1	WP: 0 PB: 0 SB: 2 CS: 1	PA: 35	
PITCHER	IP	WLS	BF	H	R	ER	SO	BB	IBB	HBP	BLK	WP	HR	S	P	ERA	WHIP				
39 Brett Myers, R ERA: 5.6	5.0		22	6	3	3	5	4	0	0	0	0	0	59	94	5.40	2.000				
Brian Powell, R	1.0		2	0	0	0	0	0	0	0	0	0	0	4	8	0.00	0.000				
Josh Hancock, R ERA: 10.13	1.0		4	0	0	0	0	1	0	0	0	0	0	10	19	0.00	1.000				
Tim Worrell, R ERA: 3.83	1.0	L	6	1	3	3	3	1	0	1	0	0	1	17	30	27.00	2.000				

Philadelphia Phillies @ Florida Marlins
Pro Player Stadium, Miami, FL
Wed Jul 28 2004, 7:05 PM EDT
Att: 17,404 - Unknown - 80 F

AB	27
R	6
H	7
RBI	5
BB	6
SO	8
LOB	11



Batter	1	2	3	4	5	6	7	8	9	AB	R	H	RBI	BB	SO	LOB	TOP					
11 Jimmy Rollins, S OBP: 0.333, SLG: 0.392	F9		F9		FC6-4			FC3-6		4	0	0	0	0	0	3	Philadelphia Phillies @ Florida Marlins Pro Player Stadium, Miami, FL Thu Jul 29 2004, 1:05 PM EDT Att: 20,391 - Cloudy - 87 F					
Placido Polanco, R OBP: 0.322, SLG: 0.348	F7			P3	FC4-6			G4-6-3		4	0	0	0	0	2							
Bobby Abreu, L OBP: 0.429, SLG: 0.546 26 Chase Utley, L OBP: 0.305, SLG: 0.519	G4-3								G4-3	3	0	1	0	0	1	0						
Jim Thome, L OBP: 0.405, SLG: 0.642 Doug Glanville, R OBP: 0.299, SLG: 0.265		K		K				G3		3	0	0	0	0	2	1						
Pat Burrell, R OBP: 0.376, SLG: 0.452		K							G3	1	0	0	0	0	0	0						
Jason Michaels, R OBP: 0.387, SLG: 0.330									P4	4	0	1	0	0	1	0						
Tomas Perez, S OBP: 0.291, SLG: 0.462										3	0	0	0	0	0	2						
Todd Pratt, R OBP: 0.330, SLG: 0.280										3	1	1	0	0	1	0						
Paul Abbott, R OBP: 0.200, SLG: 0.200 Geoff Geary, R OBP: 0.333, SLG: 0.462 Josh Hancock, R OBP: 0.386, SLG: 0.492 Ricky Ledee, L OBP: 0.143, SLG: 0.143										0	0	0	0	0	0	0						
Inning Stats	R: 0 E: 0 K: 0 S: 6	H: 0 LOB: 0 BB: 0 P: 9	R: 0 E: 0 K: 2 S: 10	H: 0 LOB: 0 BB: 0 P: 13	R: 0 E: 0 K: 0 S: 7	H: 1 LOB: 1 BB: 0 P: 14	R: 0 E: 0 K: 1 S: 16	H: 2 LOB: 2 BB: 0 P: 23	R: 1 E: 0 K: 0 S: 11	H: 2 LOB: 1 BB: 0 P: 16	R: 0 E: 0 K: 1 S: 9	H: 0 LOB: 0 BB: 0 P: 11	R: 0 E: 0 K: 1 S: 10	H: 0 LOB: 0 BB: 0 P: 12	R: 0 E: 0 K: 0 S: 4	H: 0 LOB: 0 BB: 1 P: 11		R: 0 E: 0 K: 0 S: 11	H: 0 LOB: 0 BB: 0 P: 15	1B: 3 2B: 2 3B: 0 HR: 0	SF: 0 SAC: 1 DP: 1 HBP: 0	WP: 0 PB: 0 SB: 0 CS: 0
PITCHER	IP	WLS	BF	H	R	ER	SO	BB	IBB	HBP	BLK	WP	HR	S	P	ERA	WHIP					
Dontrelle Willis, L ERA: 3.88 Billy Koch, R ERA: 4.68	(1, 1) (8, 1)	7.0 2.0	W 6	26 0	5 0	1 0	5 0	0 1	0 0	0 0	0 0	0 0	0 0	69 15	98 26	1.29 0.00	0.714 0.500					

Batter	1	2	3	4	5	6	7	8	9	AB	R	H	RBI	BB	SO	LOB	BOTTOM					
Juan Pierre, L OBP: 0.367, SLG: 0.392	B5-3				L9			F7		5	1	1	0	0	0	2	Philadelphia Phillies @ Florida Marlins Pro Player Stadium, Miami, FL Thu Jul 29 2004, 1:05 PM EDT Att: 20,391 - Cloudy - 87 F					
Luis Castillo, S OBP: 0.388, SLG: 0.371 Damon Easley, R OBP: 0.333, SLG: 0.462	G3-1							G6-3		3	1	2	0	0	0	0						
Mike Lowell, R OBP: 0.389, SLG: 0.565 Mike Mordecai, R OBP: 0.262, SLG: 0.232										3	1	2	0	1	0	1						
Miguel Cabrera, R OBP: 0.378, SLG: 0.542 Abraham Nunez, S OBP: 0.274, SLG: 0.266										1	0	0	0	0	0	1						
Jeff Conine, R OBP: 0.327, SLG: 0.411 Lenny Harris, L OBP: 0.262, SLG: 0.286										4	1	1	2	0	0	2						
Hee-Seop Choi, L OBP: 0.388, SLG: 0.495										1	0	1	0	0	0	0						
Alex Gonzalez, R OBP: 0.266, SLG: 0.439										3	2	2	2	0	0	0						
Mike Redmond, R OBP: 0.310, SLG: 0.337										4	2	2	5	0	1	0						
Dontrelle Willis, L OBP: 0.327, SLG: 0.422 Billy Koch, R ERA: 4.11										4	0	1	0	0	1	1						
Inning Stats	R: 0 E: 0 K: 0 S: 8	H: 1 LOB: 1 BB: 0 P: 13	R: 1 E: 0 K: 1 S: 8	H: 1 LOB: 0 BB: 0 P: 10	R: 7 E: 0 K: 0 S: 21	H: 6 LOB: 1 BB: 2 P: 37	R: 0 E: 0 K: 0 S: 6	H: 1 LOB: 0 BB: 0 P: 7	R: 2 E: 0 K: 0 S: 16	H: 3 LOB: 1 BB: 0 P: 27	R: 0 E: 0 K: 0 S: 9	H: 2 LOB: 2 BB: 0 P: 15	R: 0 E: 0 K: 2 S: 9	H: 0 LOB: 0 BB: 0 P: 13	R: 0 E: 0 K: 1 S: 10	H: 1 LOB: 1 BB: 0 P: 17		1B: 9 2B: 4 3B: 0 HR: 2	SF: 0 SAC: 0 DP: 1 HBP: 0	WP: 1 PB: 0 SB: 0 CS: 0	PA: 40	
PITCHER	IP	WLS	BF	H	R	ER	SO	BB	IBB	HBP	BLK	WP	HR	S	P	ERA	WHIP					
Paul Abbott, R ERA: 6.48 Geoff Geary, R ERA: 6.6 Josh Hancock, R ERA: 9.0 Brian Powell, R ERA: 4.11	(1, 1) (4, 1) (7, 1) (8, 1)	3.0 3.0 1.0 1.0	L 14	19 6	19 2	8 2	8 2	0 0	0 0	0 0	0 0	0 0	0 0	0 0	31 9	49 13	6.00 0.00	2.000 0.000				

Batter	1	2	3	4	5	6	7	8	9	AB	R	H	RBI	BB	SO	LOB	TOP										
Brad Wilkerson, L OBP: 0.358, SLG: 0.467 (1, 7)										3	2	1	2	3	1	3											
Endy Chavez, L OBP: 0.333, SLG: 0.416 (1, 8)											5	1	1	1	1	0	3										
Jose Vidro, S OBP: 0.365, SLG: 0.456 (1, 4)											5	0	1	0	1	1	7										
Tony Batista, R OBP: 0.268, SLG: 0.409 (1, 5)											6	2	2	0	0	0	6										
24 Nick Johnson, L OBP: 0.364, SLG: 0.407 (1, 3)											5	1	2	3	1	0	2										
Orlando Cabrera, R OBP: 0.298, SLG: 0.336 (1, 6)											5	0	2	1	0	1	2										
Ronald Calloway, L OBP: 0.190, SLG: 0.203 (1, 9)											5	1	2	0	0	1	3										
Brian Schneider, L OBP: 0.337, SLG: 0.425 (1, 2)											3	2	2	0	2	0	0										
Livan Hernandez, R OBP: 0.240, SLG: 0.340 (1, 1)											4	0	3	2	0	1	1										
Inning Stats	R: 2 E: 0 K: 1 S: 22	H: 2 LOB: 1 BB: 1 P: 32	R: 2 E: 0 K: 1 S: 11	H: 2 LOB: 0 BB: 0 P: 18	R: 0 E: 0 K: 0 S: 11	H: 1 LOB: 1 BB: 0 P: 15	R: 0 E: 0 K: 0 S: 11	H: 1 LOB: 3 BB: 2 P: 24	R: 2 E: 0 K: 1 S: 14	H: 4 LOB: 2 BB: 1 P: 29	R: 1 E: 0 K: 1 S: 10	H: 2 LOB: 2 BB: 1 P: 18	R: 0 E: 0 K: 0 S: 11	H: 1 LOB: 1 BB: 2 P: 23	R: 2 E: 0 K: 1 S: 17	H: 3 LOB: 1 BB: 0 P: 23	R: 0 E: 0 K: 0 S: 6	H: 0 LOB: 1 BB: 1 P: 14	1B: 9 2B: 4 3B: 1 HR: 2	SF: 0 SAC: 1 DP: 1 HBP: 0	WP: 0 PB: 1 SB: 1 CS: 0	PA: 50					
PITCHER	IP	WLS	BF	H	R	ER	SO	BB	IBB	HBP	BLK	WP	HR	S	P	ERA	WHIP										
Josh Beckett, R ERA: 4.2 (1, 1)	3.0	L	17	6	4	4	2	2	0	0	0	0	1	49	76	12.00	2.667										
Aaron Small, R ERA: 5.23 (4, 1)	3.0		17	6	3	3	2	3	0	0	0	0	1	30	60	9.00	3.000										
Ben Howard, R ERA: 5.67 (7, 1)	1.0		6	1	0	0	0	2	0	0	0	0	0	11	23	0.00	3.000										
40 Nate Bump, R ERA: 4.96 (8, 1)	1.0		6	3	2	2	1	0	0	0	0	0	0	17	23	18.00	3.000										
Billy Koch, R ERA: 4.57 (9, 1)	1.0		4	0	0	0	0	1	0	0	0	0	0	6	14	0.00	1.000										

Montreal Expos @ Florida Marlins
Pro Player Stadium, Miami, FL
Fri Jul 30 2004, 7:35 PM EDT
Att: 16,441 - Cloudy - 86 F

AB	41
R	9
H	16
RBI	9
BB	8
SO	5
LOB	27



Batter	1	2	3	4	5	6	7	8	9	AB	R	H	RBI	BB	SO	LOB	BOTTOM										
Juan Pierre, L OBP: 0.363, SLG: 0.388 (1, 8)											4	0	0	0	0	0	0										
Luis Castillo, S OBP: 0.365, SLG: 0.367 (1, 4)											4	0	0	0	0	0	1										
Mike Lowell, R OBP: 0.368, SLG: 0.562 (1, 5)											2	0	0	0	1	1											
40 Nate Bump, L (8, 1)											0	0	0	0	0	0	0										
Billy Koch, R (9, 1)											0	0	0	0	0	0	0										
Miguel Cabrera, R OBP: 0.376, SLG: 0.538 (1, 9)											3	0	0	0	0	1	1										
Jeff Conine, R OBP: 0.330, SLG: 0.414 (1, 7)											3	0	2	0	0	0	0										
Damon Easley, R OBP: 0.333, SLG: 0.459 (1, 3)											3	0	1	0	0	1	1										
Alex Gonzalez, R OBP: 0.283, SLG: 0.435 (1, 6)											3	0	0	0	0	0	2										
Mike Redmond, R OBP: 0.306, SLG: 0.332 (1, 2)											3	0	0	0	0	1	1										
Josh Beckett, R OBP: 0.182, SLG: 0.143 (1, 1)											1	0	0	0	0	0	0										
Aaron Small, R (4, 1)											0	0	0	0	0	0	0										
Dontrelle Willis, L OBP: 0.330, SLG: 0.413 (6, PH)											1	0	0	0	0	0	0										
Ben Howard, R (7, 1)											0	0	0	0	0	0	0										
Mike Mordecai, R OBP: 0.258, SLG: 0.228 (8, 5)											1	0	0	0	0	0	0										
Inning Stats	R: 0 E: 0 K: 0 S: 8	H: 0 LOB: 1 BB: 1 P: 17	R: 0 E: 0 K: 0 S: 6	H: 1 LOB: 0 BB: 0 P: 9	R: 0 E: 0 K: 1 S: 7	H: 0 LOB: 0 BB: 0 P: 11	R: 0 E: 0 K: 0 S: 8	H: 0 LOB: 0 BB: 0 P: 13	R: 0 E: 0 K: 1 S: 8	H: 0 LOB: 0 BB: 0 P: 13	R: 0 E: 0 K: 0 S: 7	H: 0 LOB: 0 BB: 0 P: 10	R: 0 E: 0 K: 2 S: 11	H: 0 LOB: 0 BB: 0 P: 16	R: 0 E: 0 K: 0 S: 7	H: 2 LOB: 1 BB: 0 P: 12	R: 0 E: 1 K: 0 S: 6	H: 0 LOB: 0 BB: 0 P: 8	1B: 3 2B: 0 3B: 0 HR: 0	SF: 0 SAC: 0 DP: 4 HBP: 0	WP: 0 PB: 0 SB: 0 CS: 0	PA: 29					
PITCHER	IP	WLS	BF	H	R	ER	SO	BB	IBB	HBP	BLK	WP	HR	S	P	ERA	WHIP										
Livan Hernandez, R ERA: 3.65 (1, 1)	9.0	W	29	3	0	0	4	1	0	0	0	0	0	68	109	0.00	0.444										

Montreal Expos @ Florida Marlins
Pro Player Stadium, Miami, FL
Fri Jul 30 2004, 7:35 PM EDT
Att: 16,441 - Cloudy - 86 F

AB	28
R	0
H	3
RBI	0
BB	1
SO	4
LOB	7



Batter	1	2	3	4	5	6	7	8	9	AB	R	H	RBI	BB	SO	LOB	TOP								
Brad Wilkerson, L OBP: 0.361, SLG: 0.466 (1, 7)	G5-3		1-2 S 1B		4-1 1B BB		4-2 2B HR BB	3-3 K		3	2	1	1	2	1	0									
Andy Chavez, L OBP: 0.331, SLG: 0.413 (1, 8)	G3		0-0 F7		2-1 1B E 1B		0-2 F7	2-1 F8		5	1	1	0	0	0	2									
Jose Vidro, S OBP: 0.363, SLG: 0.453 (1, 4)	F8		3-1 F7		2-0 E9 SF9 1B		1-3 K		2-2 F8	5	1	1	1	0	1	2									
Tony Batista, R OBP: 0.270, SLG: 0.413 (1, 5)		2-0 F8		0-0 G4-3		0-1 SF9		2-1 HR 2B	0-0 24 L-3 1B	4	1	2	1	0	0	0									
24 Nick Johnson, L OBP: 0.365, SLG: 0.404 (1, 3)	K		3-1 1B		0-1 P4		4-0 HR IBB		0-1 L3	4	1	1	0	1	1	1									
Termel Sledge, L OBP: 0.315, SLG: 0.412 (1, 9)		2-2 HBP		1-2 1B		1-3 K		0-0 HR		3	1	2	4	0	1	0									
Brian Schneider, L OBP: 0.336, SLG: 0.420 (1, 2)	G4-3		0-1 F5		1-1 F8		2-3 K			3	0	0	0	1	0	3									
Jamey Carroll, R OBP: 0.344, SLG: 0.362 (1, 6)			1-2 SH5-4 1B 2B		2-1 G3-1		1-0 1B		2-3 K	4	1	2	0	0	1	3									
22 John Patterson, R OBP: 0.126, SLG: 0.067 (6, PH) Juan Rivera, R OBP: 0.296, SLG: 0.391 (6, 1) Rocky Biddle, R OBP: 0.300, SLG: 0.400 (7, 1) Luis Ayala, R OBP: 0.300, SLG: 0.400 (8, 1) Joe Horgan, L OBP: 0.300, SLG: 0.400 (9, 1) 32 Chad Cordero, R OBP: 0.300, SLG: 0.400 (9, 1)			0-2 SH5-4		0-0 F9		3-3 K		1-3 K	1	0	0	0	0	0	0									
Inning Stats	R: 0 E: 0 K: 0 S: 9	H: 0 LOB: 0 BB: 0 P: 12	R: 0 E: 0 K: 1 S: 9	H: 0 LOB: 1 BB: 0 P: 16	R: 1 E: 0 K: 0 S: 13	H: 2 LOB: 1 BB: 0 P: 18	R: 0 E: 0 K: 0 S: 11	H: 2 LOB: 2 BB: 0 P: 19	R: 3 E: 1 K: 0 S: 9	H: 2 LOB: 0 BB: 1 P: 17	R: 0 E: 0 K: 2 S: 10	H: 1 LOB: 1 BB: 0 P: 16	R: 4 E: 0 K: 2 S: 20	H: 2 LOB: 1 BB: 3 P: 37	R: 0 E: 0 K: 0 S: 8	H: 0 LOB: 0 BB: 0 P: 14	R: 0 E: 0 K: 0 S: 6	H: 1 LOB: 0 BB: 0 P: 8	1B: 7 2B: 3 3B: 0 HR: 1	SF: 1 SAC: 1 DP: 1 HBP: 1	WP: 0 PB: 0 SB: 1 CS: 0	PA: 41			
PITCHER	IP	WLS	BF	H	R	ER	SO	BB	IBB	HBP	BLK	WP	HR	S	P	ERA	WHIP								
A.J. Burnett, R ERA: 4.48 Matt Perisho, L ERA: 3.94 Josias Manzanillo, R ERA: 4.7 Ben Howard, R ERA: 5.46	6.0		27	7	4	3	3	1	0	1	0	0	0	61	98	4.50	1.333								

Montreal Expos @ Florida Marlins
Pro Player Stadium, Miami, FL
Sat Jul 31 2004, 6:05 PM EDT
Att: 21,562 - Overcast - 80 F

AB	34
R	8
H	10
RBI	7
BB	4
SO	7
LOB	12



Batter	1	2	3	4	5	6	7	8	9	AB	R	H	RBI	BB	SO	LOB	BOTTOM								
Juan Pierre, L OBP: 0.365, SLG: 0.389 (1, 8)	CS 1B		2-1 F8		2-2 G3		0-0 SH5-4		1-1 G6-4-3 1B	4	0	2	0	0	0	0									
Luis Castillo, S OBP: 0.365, SLG: 0.365 (1, 4)	4-2 1B 2B BB		2-2 G5-3		1-2 E5 2B		3-3 K		0-2 G6-4-3 1B	4	2	1	0	1	1	1									
Mike Lowell, R OBP: 0.386, SLG: 0.558 (1, 5)	0-0 2B 1B		0-1 P3		2-2 K		1-0 G5-3		1-2 G6-4-3	5	1	1	0	0	1	4									
Miguel Cabrera, R OBP: 0.378, SLG: 0.541 (1, 9)	0-3 K		0-1 1B		2-2 2B		0-1 G1-6-3 1B		3-3 K	5	0	3	1	0	2	3									
Jeff Conine, R OBP: 0.334, SLG: 0.419 (1, 7)	2-1 2B		1-2 1B		4-1 FC6-4 BB		1-1 G1-6-3		1-2 G1-6-3	3	0	2	2	1	0	1									
Damon Easley, R OBP: 0.331, SLG: 0.449 (1, 3)	1-2 HBP		1-3 K		3-1 FC6-4		1-3 K			3	0	0	0	0	2	4									
Alex Gonzalez, R OBP: 0.283, SLG: 0.432 (1, 6)	3-3 K		1-3 K		1-3 K		4-2 HR BB		2-2 P2	3	1	0	0	1	2	2									
20 Matt Treanor, R OBP: 0.316, SLG: 0.288 Paul Lo Duca, R OBP: 0.352, SLG: 0.453 (6, PH) (7, 2)		2-3 K		3-1 F9		0-0 HR		2-2 F8		2	0	0	0	0	1	0									
A.J. Burnett, R ERA: 4.61 Mike Monaghan, R ERA: 5.99 Matt Perisho, L ERA: 3.94 Josias Manzanillo, R ERA: 4.0 Lenny Harris, L ERA: 4.0 Juan Encarnacion, R ERA: 2.67 Ben Howard, R ERA: 5.46		1-3 K		1-3 K		3-2 SH5-4 1B		1-2 G5-3		2	0	0	0	0	2	0									
Inning Stats	R: 2 E: 0 K: 2 S: 15	H: 3 LOB: 2 BB: 1 P: 25	R: 0 E: 0 K: 2 S: 8	H: 0 LOB: 0 BB: 0 P: 13	R: 0 E: 0 K: 1 S: 16	H: 2 LOB: 0 BB: 0 P: 20	R: 0 E: 0 K: 2 S: 10	H: 0 LOB: 0 BB: 0 P: 15	R: 1 E: 1 K: 1 S: 20	H: 1 LOB: 2 BB: 1 P: 34	R: 2 E: 0 K: 1 S: 14	H: 2 LOB: 1 BB: 1 P: 25	R: 0 E: 0 K: 1 S: 7	H: 1 LOB: 0 BB: 0 P: 9	R: 0 E: 0 K: 0 S: 11	H: 0 LOB: 0 BB: 0 P: 16	R: 0 E: 0 K: 1 S: 12	H: 2 LOB: 1 BB: 0 P: 17	1B: 8 2B: 2 3B: 0 HR: 1	SF: 0 SAC: 1 DP: 2 HBP: 1	WP: 0 PB: 0 SB: 0 CS: 1	PA: 40			
PITCHER	IP	WLS	BF	H	R	ER	SO	BB	IBB	HBP	BLK	WP	HR	S	P	ERA	WHIP								
22 John Patterson, R ERA: 4.61 Rocky Biddle, R ERA: 6.59 Luis Ayala, R ERA: 2.34 Joe Horgan, L ERA: 4.0 32 Chad Cordero, R ERA: 2.67	5.0		24	6	2	2	1	1	0	0	0	0	1	14	25	18.00	3.000								

Montreal Expos @ Florida Marlins
Pro Player Stadium, Miami, FL
Sat Jul 31 2004, 6:05 PM EDT
Att: 21,562 - Overcast - 80 F

AB	35
R	5
H	11
RBI	5
BB	3
SO	11
LOB	15



Batter	1	2	3	4	5	6	7	8	9	AB	R	H	RBI	BB	SO	LOB	TOP				
Juan Pierre, L OBP: 0.367, SLG: 0.390	1-1 B1-4	1-2 L5			4-1 FC6-4 BB		0-1 G4-6-3 BB 1B		1-1 E G4-3 1B	4	1	2	0	1	0	2					
Luis Castillo, S OBP: 0.363, SLG: 0.362	1-2 S 1B		2-3 K		1-2 FC6-4		4-0 G4-6-3 BB		2-2 G4-3	4	0	1	0	1	1	2					
Paul Lo Duca, R OBP: 0.358, SLG: 0.460	2-2 F9		2-1 P3		0-1 G5-3 1B 2B		1-0 G4-6-3		1-1 E3	5	1	1	0	0	0	4					
Mike Lowell, R OBP: 0.382, SLG: 0.548	1-2 G6-3		0-1 P4		0-2 G5-3		1-1 G4-6-3		1-1 G5-3	5	0	1	1	0	0	4					
Miguel Cabrera, R OBP: 0.383, SLG: 0.541		1-2 E8 1B 1B		3-2 F9		0-1 G5-3 1B HR		3-H L9		4	2	2	1	0	0	1					
Jeff Conine, R OBP: 0.330, SLG: 0.410		4-1 1B BB		2-3 K		0-1 F8		1-2 G5-3		3	0	0	0	1	1	1					
Juan Encarnacion, R Guillermo Mota, R	1-2 SH2-4 1B		3-2 F9		0-2 F9		1-2 HR 1B		1-3 K	4	1	2	1	0	1	0					
Alex Gonzalez, R OBP: 0.266, SLG: 0.443	2-2 F8				0-2 F9		0-0 HR		2-3 K	4	1	1	3	0	1	2					
Josh Beckett, R Chris Aguirre, R Ben Howard, R 40 Nate Bump, R Josias Manzanillo, R Matt Perisho, L Lenny Harris, L Dermott Brubaker, R	1-0 SH2-4				1-3 K		1-3 K		1-1 G5-3	0	0	0	0	0	0	0					
Inning Stats	R: 0 E: 0 K: 0 S: 11	H: 1 LOB: 1 BB: 0 P: 16	R: 1 E: 1 K: 0 S: 16	H: 2 LOB: 2 BB: 1 P: 26	R: 0 E: 0 K: 1 S: 10	H: 0 LOB: 0 BB: 0 P: 14	R: 0 E: 0 K: 1 S: 10	H: 0 LOB: 1 BB: 0 P: 18	R: 0 E: 0 K: 1 S: 13	H: 0 LOB: 1 BB: 1 P: 19	R: 4 E: 0 K: 1 S: 19	H: 4 LOB: 1 BB: 1 P: 20	R: 1 E: 0 K: 0 S: 6	H: 2 LOB: 1 BB: 1 P: 12	R: 0 E: 0 K: 2 S: 9	H: 0 LOB: 0 BB: 0 P: 13	R: 0 E: 1 K: 0 S: 12	H: 1 LOB: 2 BB: 0 P: 18	1B: 8 2B: 1 3B: 0 HR: 1	SF: 0 SAC: 1 DP: 1 HBP: 0	WP: 0 PA: 40 PB: 0 SB: 1 CS: 0
PITCHER	IP WLS BF H R ER SO BB IBB HBP BLK WP HR S P ERA WHIP	IP WLS BF H R ER SO BB IBB HBP BLK WP HR S P ERA WHIP	IP WLS BF H R ER SO BB IBB HBP BLK WP HR S P ERA WHIP	IP WLS BF H R ER SO BB IBB HBP BLK WP HR S P ERA WHIP	IP WLS BF H R ER SO BB IBB HBP BLK WP HR S P ERA WHIP	IP WLS BF H R ER SO BB IBB HBP BLK WP HR S P ERA WHIP	IP WLS BF H R ER SO BB IBB HBP BLK WP HR S P ERA WHIP	IP WLS BF H R ER SO BB IBB HBP BLK WP HR S P ERA WHIP	IP WLS BF H R ER SO BB IBB HBP BLK WP HR S P ERA WHIP	IP WLS BF H R ER SO BB IBB HBP BLK WP HR S P ERA WHIP	IP WLS BF H R ER SO BB IBB HBP BLK WP HR S P ERA WHIP	IP WLS BF H R ER SO BB IBB HBP BLK WP HR S P ERA WHIP	IP WLS BF H R ER SO BB IBB HBP BLK WP HR S P ERA WHIP	IP WLS BF H R ER SO BB IBB HBP BLK WP HR S P ERA WHIP	IP WLS BF H R ER SO BB IBB HBP BLK WP HR S P ERA WHIP	IP WLS BF H R ER SO BB IBB HBP BLK WP HR S P ERA WHIP	IP WLS BF H R ER SO BB IBB HBP BLK WP HR S P ERA WHIP	IP WLS BF H R ER SO BB IBB HBP BLK WP HR S P ERA WHIP	IP WLS BF H R ER SO BB IBB HBP BLK WP HR S P ERA WHIP	IP WLS BF H R ER SO BB IBB HBP BLK WP HR S P ERA WHIP	IP WLS BF H R ER SO BB IBB HBP BLK WP HR S P ERA WHIP

Florida Marlins @ Arizona Diamondbacks
Bank One Ballpark, Phoenix, AZ
Wed Aug 04 2004, 9:35 PM EDT
Att: 25,045 - Dome - 80 F

livebaseballscorecards.com

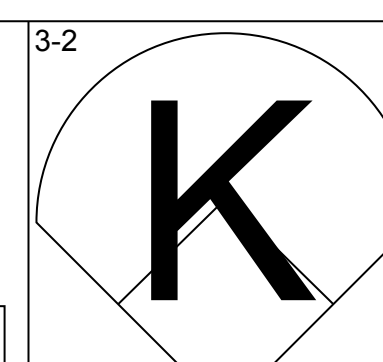
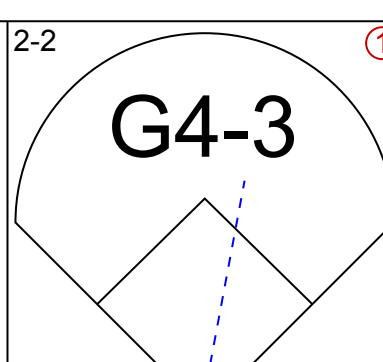
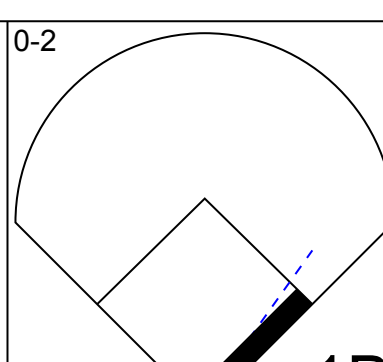
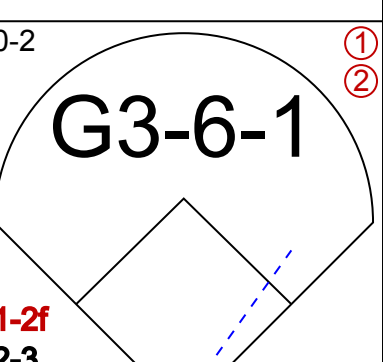
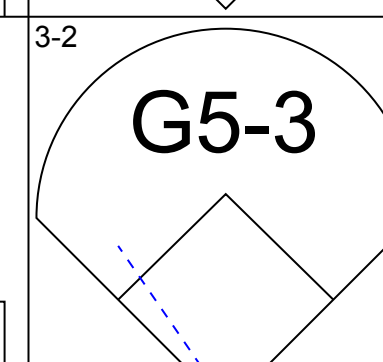
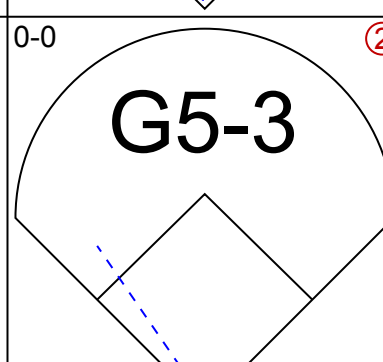
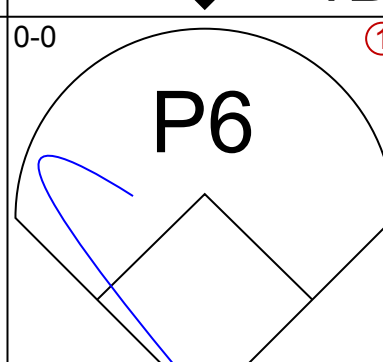
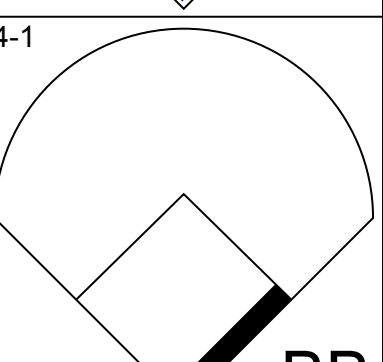
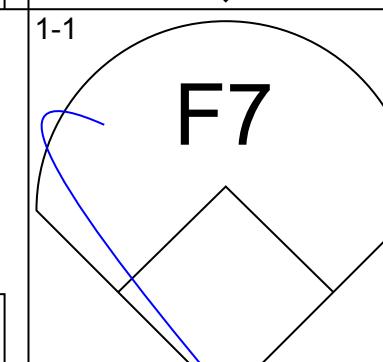
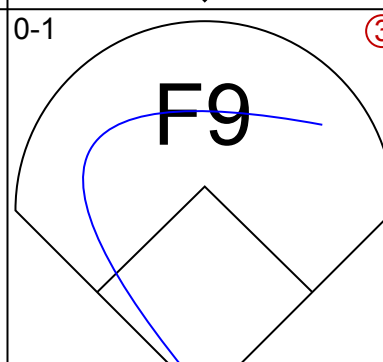
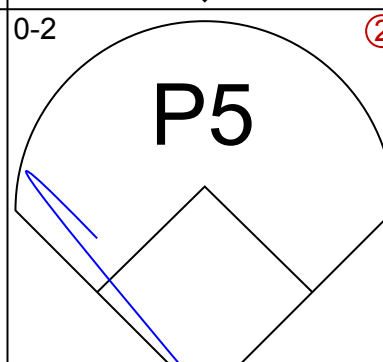
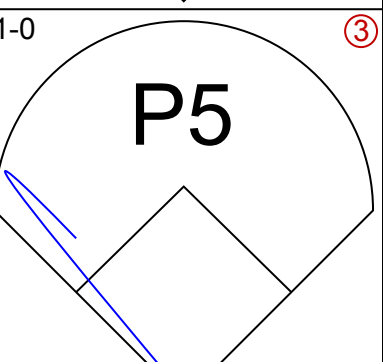
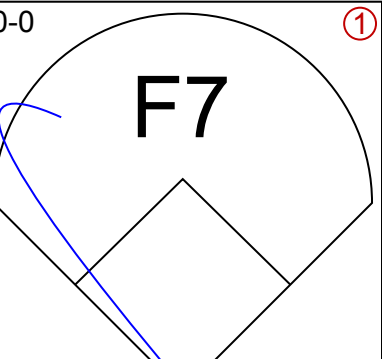
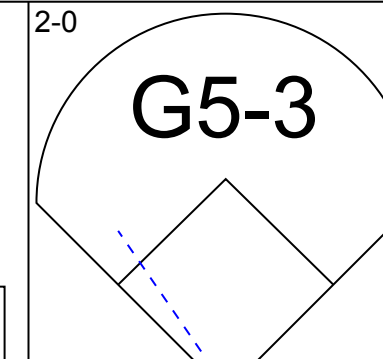
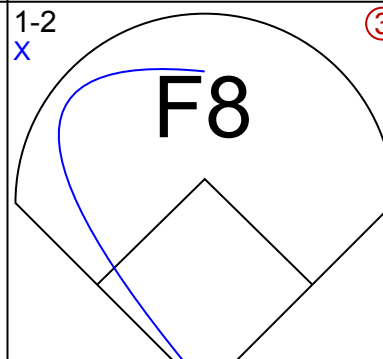
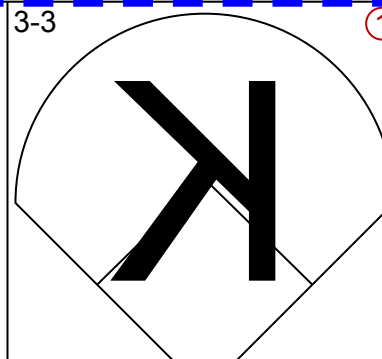
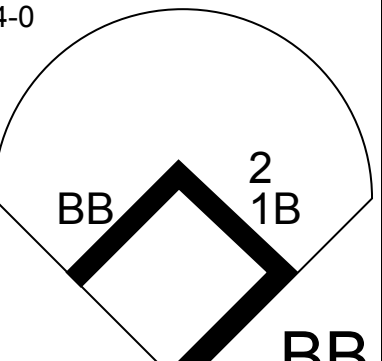
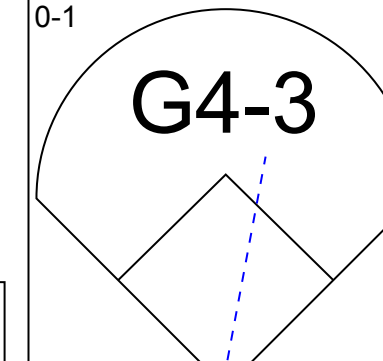
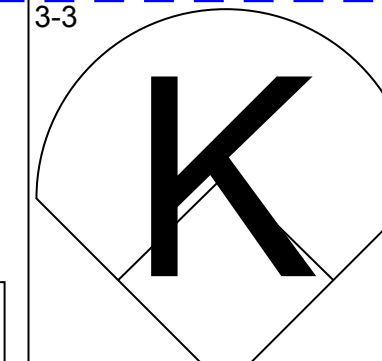
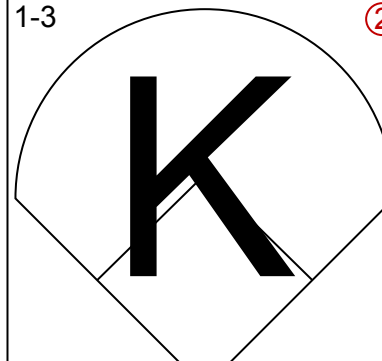
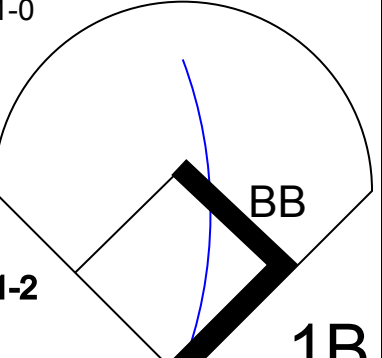
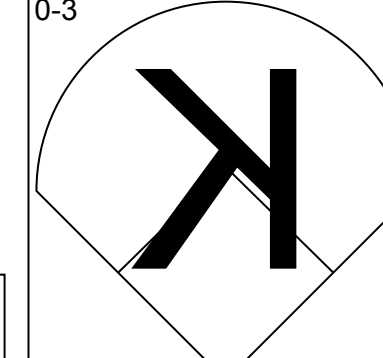
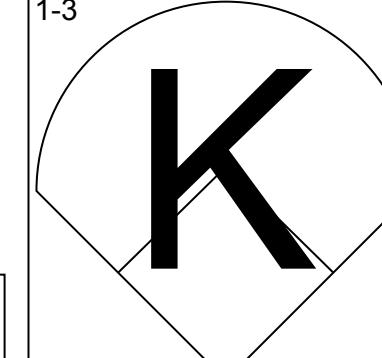
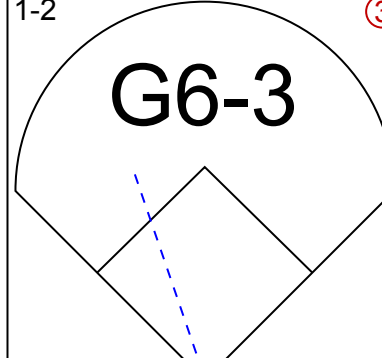
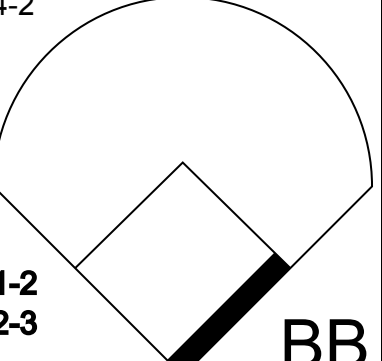
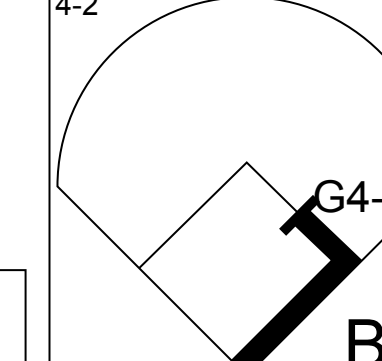
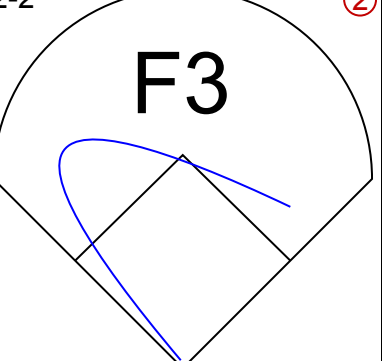
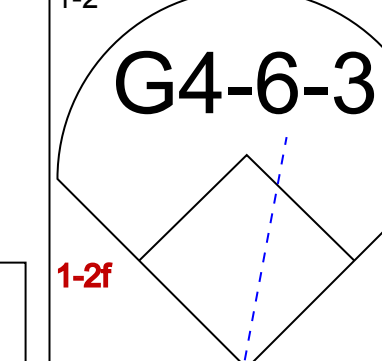
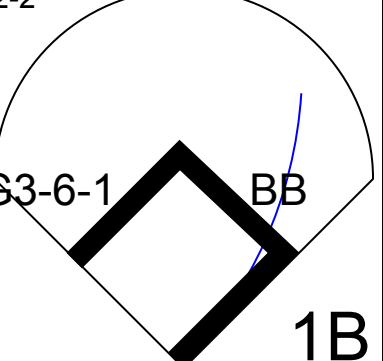
AB	36
R	6
H	10
RBI	6
BB	3
SO	6
LOB	16

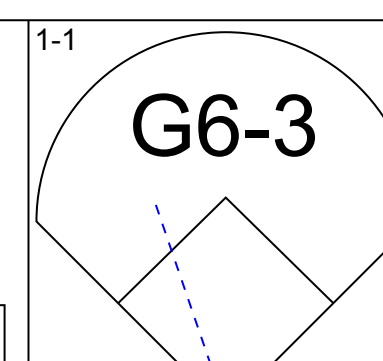
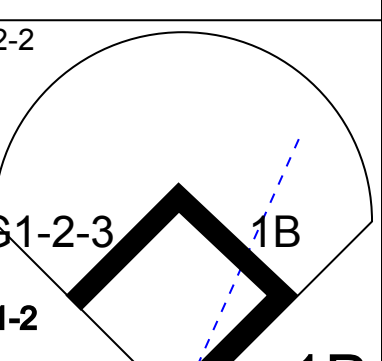
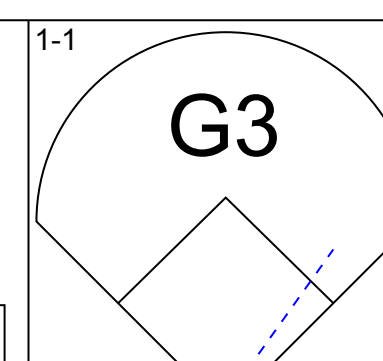
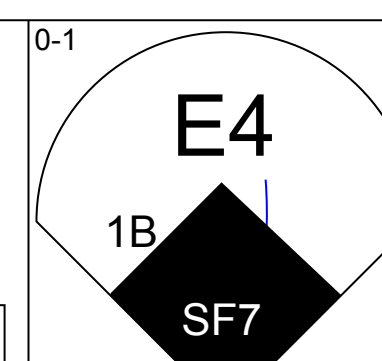
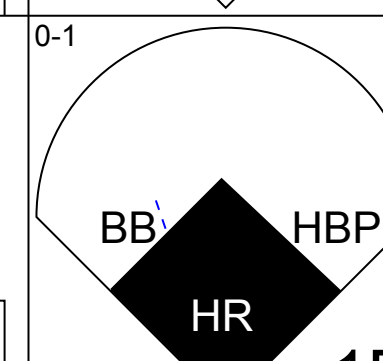
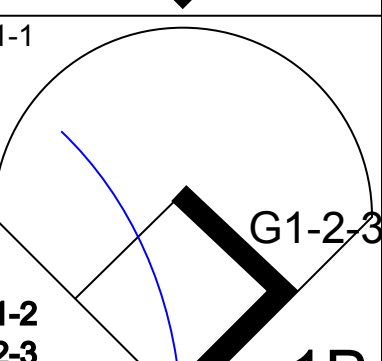
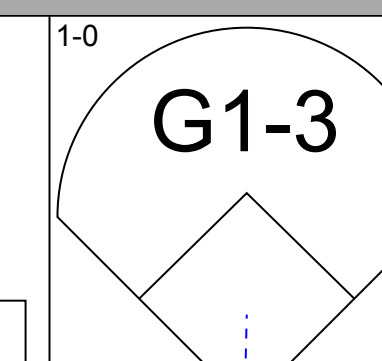
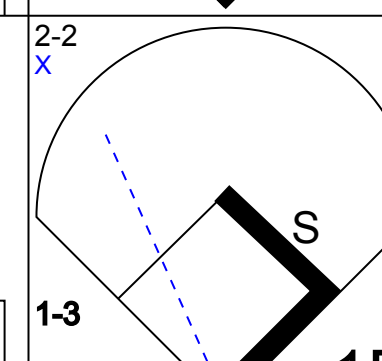
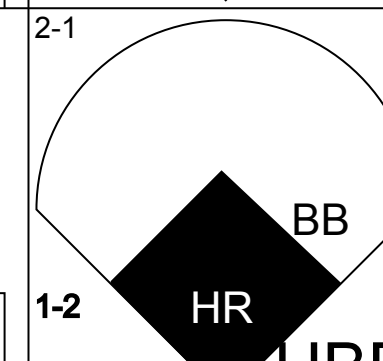
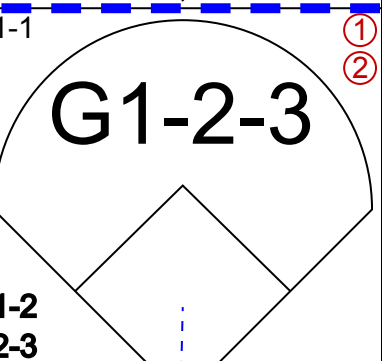
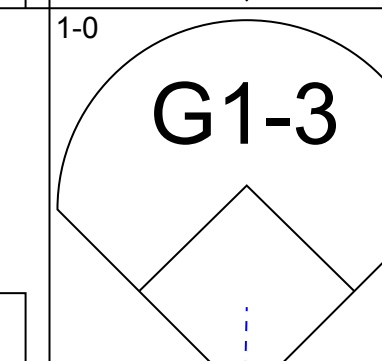
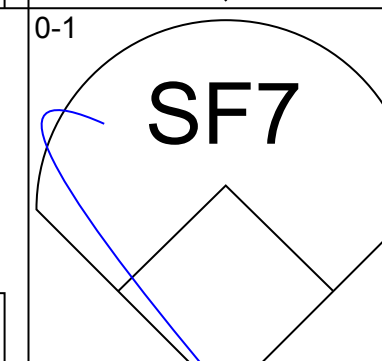
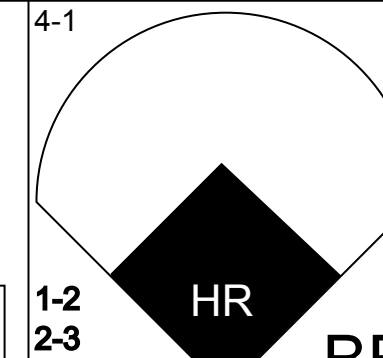
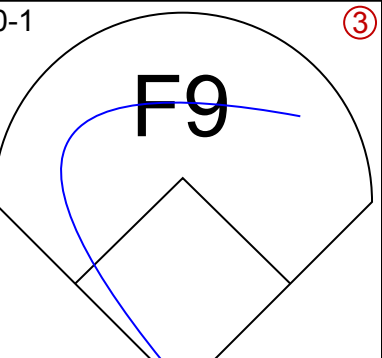
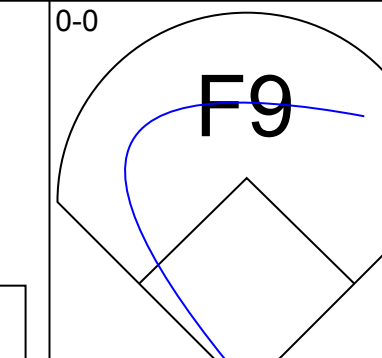
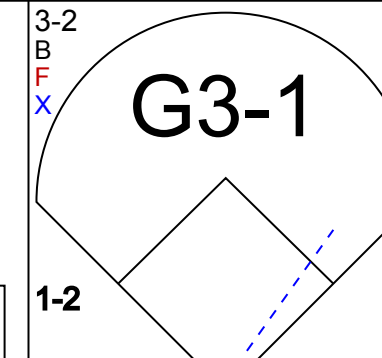
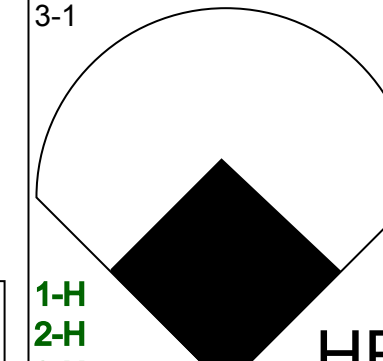
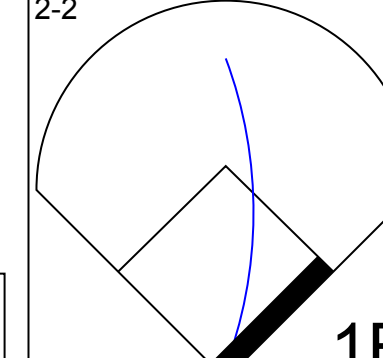
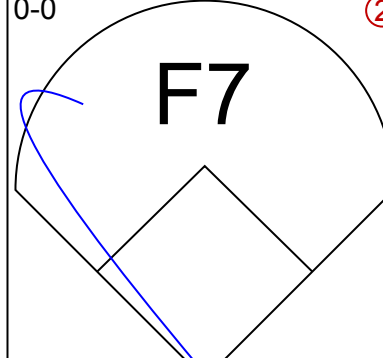
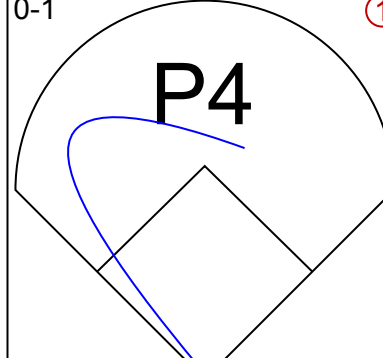
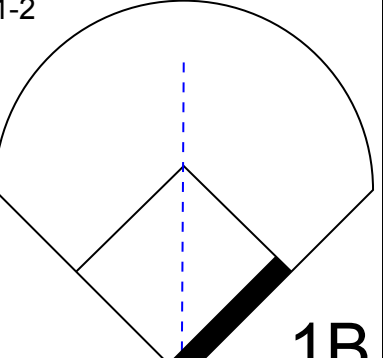
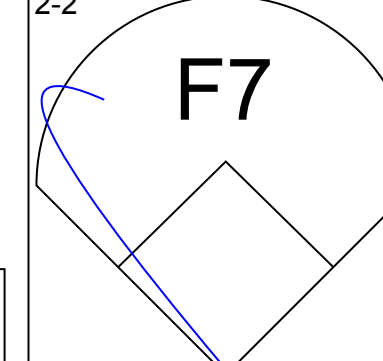
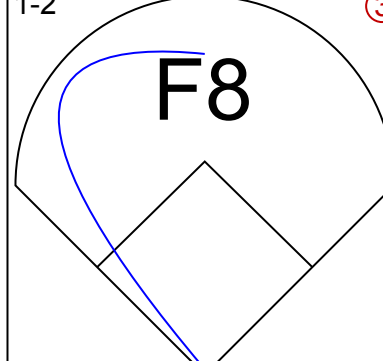
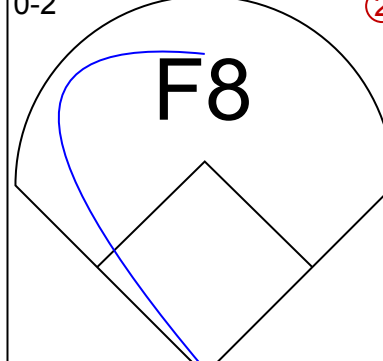
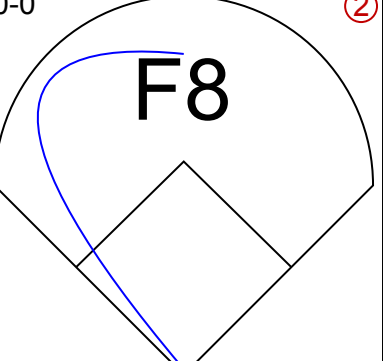
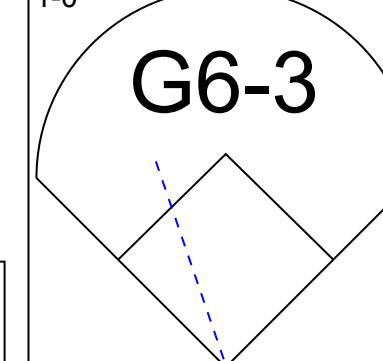

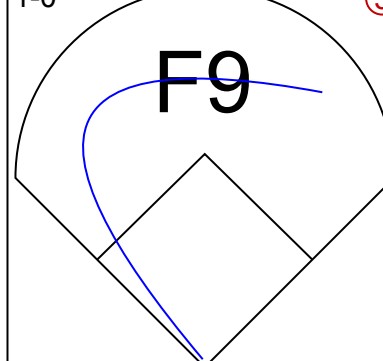
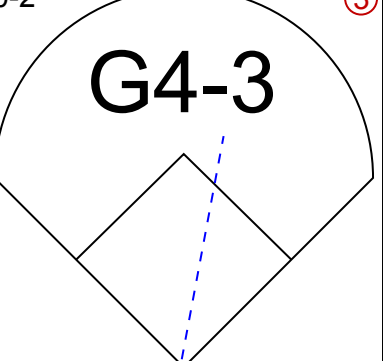

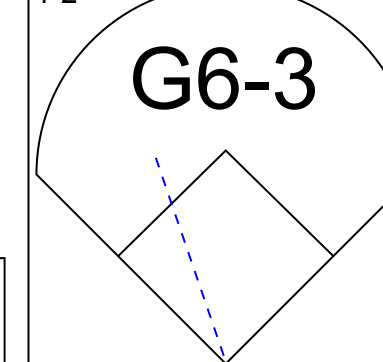


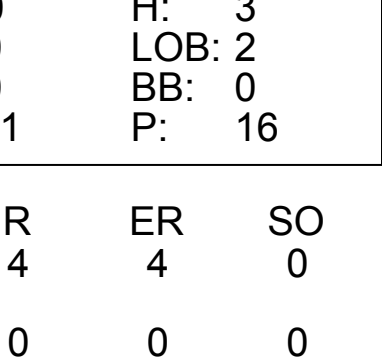
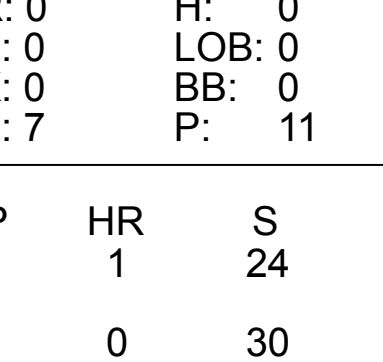
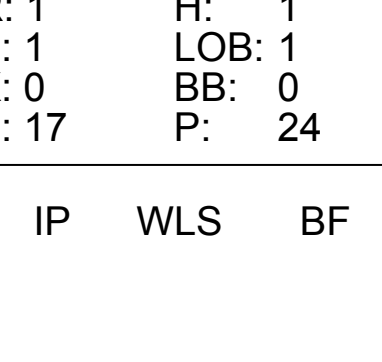
Batter	1	2	3	4	5	6	7	8	9	AB	R	H	RBI	BB	SO	LOB	BOTTOM				
Quinton McCracken, S OBP: 0.298, SLG: 0.390	2-2 2B 1B	0-1 1B 2B		1-1 G4-3	1-1 G3		4-2 1B 1B FC5-2 BB		4-2 E G4-3	4	2	2	2	1	0	1					
Roberto Alomar, S OBP: 0.382, SLG: 0.473	0-1 G3-1 1B 2B	1-3 2H 3H 1B 2B		0-0 BB 2B 1B		3-2 HR	0-0 FC5-2 1B		1-2 2-3 3H 1B	5	3	4	3	0	1	2					
Danny Bautista, R OBP: 0.358, SLG: 0.458	1-2 G6-3	2-3 K		4-2 2B BB		0-0 G6-3	1-1 FC5-2 1B		1-2 2-3 3H 1B	4	1	1	1	1	1	3					
Shea Hillenbrand, R OBP: 0.346, SLG: 0.488	1-0 G3-1	0-0 1B		0-3 K		1-0 G5-3	0-1 FC5-2		1-2 2-3 3H 1B	5	0	1	2	0	1	6					
Chad Tracy, L OBP: 0.343, SLG: 0.421	3-2 1B	0-3 K		1-1 2B		4-1 BB	3-2 G4-3			4	0	2	3	1	1	4					
Mike Koplove, R										0	0	0	0	0	0	0					
Randy Choate, L										0	0	0	0	0	0	0					
Luis Torrero, R OBP: 0.444, SLG: 0.452	0-3 K		1-0 G5-3	0-1 G6-3		3-2 L6	1-3 K			5	0	0	0	0	2	3					
Alex Cintron, S OBP: 0.293, SLG: 0.365		0-1 E 2B 2B				2-2 G6-3		0-0 F8	0-0 L3	5	1	2	0	0	0	0					
Juan Brito, R OBP: 0.211, SLG: 0.261		0-0 E3 2B	1-3 K		2-3 K		2-2 BB 1B	1-1 G6-3		5	2	1	0	0	2	2					
Randy Johnson, R OBP: 0.167, SLG: 0.173		0-1 E3	1-2 G4-3		3-2 2B		4-2 1B BB			3	1	1	0	0	0	3					
Mike Fetters, R										0	0	0	0	0	0	0					
Carlos Baerga, S OBP: 0.259, SLG: 0.235		2B 1B								0	1	0	0	1	0	0					
Tim Olson, R OBP: 0.333, SLG: 0.361		1-2 1B								0	0	0	0	0	0	0					
Inning Stats	R: 2 E: 0 K: 1 S: 18	H: 3 LOB: 1 BB: 0 P: 25	R: 4 E: 2 K: 3 S: 18	H: 3 LOB: 1 BB: 0 P: 21	R: 0 E: 0 K: 1 S: 12	H: 1 LOB: 1 BB: 0 P: 15	R: 2 E: 0 K: 1 S: 13	H: 2 LOB: 1 BB: 1 P: 19	R: 0 E: 0 K: 1 S: 12	H: 1 LOB: 1 BB: 0 P: 20	R: 1 E: 0 K: 0 S: 12	H: 1 LOB: 1 BB: 1 P: 23	R: 2 E: 0 K: 0 S: 21	H: 3 LOB: 3 BB: 2 P: 35	R: 0 E: 0 K: 1 S: 6	H: 0 LOB: 0 BB: 0 P: 8	R: 0 E: 0 K: 1 S: 6	H: 0 LOB: 0 BB: 0 P: 8	1B: 8 2B: 5 3B: 0 HR: 1	SF: 0 SAC: 0 DP: 0 HBP: 0	WP: 0 PA: 44 PB: 0 SB: 1 CS: 0
PITCHER	IP WLS BF H R ER SO BB IBB HBP BLK WP HR S P ERA WHIP	IP WLS BF H R ER SO BB IBB HBP BLK WP HR S P ERA WHIP	IP WLS BF H R ER SO BB IBB HBP BLK WP HR S P ERA WHIP	IP WLS BF H R ER SO BB IBB HBP BLK WP HR S P ERA WHIP	IP WLS BF H R ER SO BB IBB HBP BLK WP HR S P ERA WHIP	IP WLS BF H R ER SO BB IBB HBP BLK WP HR S P ERA WHIP	IP WLS BF H R ER SO BB IBB HBP BLK WP HR S P ERA WHIP	IP WLS BF H R ER SO BB IBB HBP BLK WP HR S P ERA WHIP	IP WLS BF H R ER SO BB IBB HBP BLK WP HR S P ERA WHIP	IP WLS BF H R ER SO BB IBB HBP BLK WP HR S P ERA WHIP	IP WLS BF H R ER SO BB IBB HBP BLK WP HR S P ERA WHIP	IP WLS BF H R ER SO BB IBB HBP BLK WP HR S P ERA WHIP	IP WLS BF H R ER SO BB IBB HBP BLK WP HR S P ERA WHIP	IP WLS BF H R ER SO BB IBB HBP BLK WP HR S P ERA WHIP	IP WLS BF H R ER SO BB IBB HBP BLK WP HR S P ERA WHIP	IP WLS BF H R ER SO BB IBB HBP BLK WP HR S P ERA WHIP	IP WLS BF H R ER SO BB IBB HBP BLK WP HR S P ERA WHIP	IP WLS BF H R ER SO BB IBB HBP BLK WP HR S P ERA WHIP	IP WLS BF H R ER SO BB IBB HBP BLK WP HR S P ERA WHIP	IP WLS BF H R ER SO BB IBB HBP BLK WP HR S P ERA WHIP	IP WLS BF H R ER SO BB IBB HBP BLK WP HR S P ERA WHIP

Florida Marlins @ Arizona Diamondbacks
Bank One Ballpark, Phoenix, AZ
Wed Aug 04 2004, 9:35 PM EDT
Att: 25,045 - Dome - 80 F

livebaseballscorecards.com

AB	40
R	11
H	14
RBI	11
BB	4
SO	8
LOB	24


Batter	1	2	3	4	5	6	7	8	9	AB	R	H	RBI	BB	SO	LOB	TOP					
Craig Counsell, L OBP: 0.362, SLG: 0.351 (1, 6)										4	0	1	0	0	1	2	Milwaukee Brewers @ Florida Marlins Pro Player Stadium, Miami, FL Sat Aug 07 2004, 6:05 PM EDT Att: 22,816 - Cloudy - 78 F					
Trent Durrington, R OBP: 0.260, SLG: 0.415 (1, 5)										3	0	0	0	1	0	1						
Geoff Jenkins, L OBP: 0.312, SLG: 0.442 (1, 7)										4	0	0	0	0	0	3						
Ben Grieve, L OBP: 0.370, SLG: 0.421 (1, 9)										4	0	0	0	0	1	1						
Lyle Overbay, L OBP: 0.395, SLG: 0.502 (1, 3)										3	0	0	0	1	2	0						
2 Bill Hall, R OBP: 0.293, SLG: 0.417 (1, 4)										4	0	1	0	0	2	0						
Brady Clark, R OBP: 0.375, SLG: 0.374 (1, 8)										1	0	0	0	2	0	0						
Gary Bennett, R OBP: 0.259, SLG: 0.260 (1, 2)										3	0	1	0	0	0	4						
Wes Obermueller, R OBP: 0.364, SLG: 0.455 (1, 1)										1	0	0	0	0	1	3						
Matt Wise, R (2, 1)										1	0	0	0	0	0	0						
Dave Burba, R (7, 1)										0	0	0	0	0	0	0						
Brooks Kieschnick, L OBP: 0.370, SLG: 0.429 (8, PH)										0	0	0	0	1	0	0						
Jeff Bennett, R (8, 1)										0	0	0	0	0	0	0						
Inning Stats	R: 0 E: 0 K: 1 S: 10	H: 0 LOB: 0 BB: 0 P: 17	R: 0 E: 0 K: 1 S: 12	H: 1 LOB: 3 BB: 2 P: 24	R: 0 E: 0 K: 0 S: 6	H: 0 LOB: 0 BB: 0 P: 8	R: 0 E: 0 K: 1 S: 7	H: 0 LOB: 0 BB: 0 P: 9	R: 0 E: 0 K: 0 S: 7	H: 0 LOB: 0 BB: 1 P: 13	R: 0 E: 0 K: 0 S: 14	H: 1 LOB: 1 BB: 0 P: 15	R: 0 E: 0 K: 2 S: 8	H: 0 LOB: 0 BB: 0 P: 13	R: 0 E: 0 K: 0 S: 9	H: 1 LOB: 2 BB: 2 P: 20	R: 0 E: 0 K: 2 S: 10	H: 0 LOB: 0 BB: 0 P: 15	1B: 3 2B: 0 3B: 0 HR: 0	SF: 0 SAC: 0 DP: 2 HBP: 0	WP: 0 PB: 0 SB: 0 CS: 0	PA: 33
PITCHER	IP	WLS	BF	H	R	ER	SO	BB	IBB	HBP	BLK	WP	HR	S	P	ERA	WHIP					
Ismael Valdez, R ERA: 5.25 (1, 1)	6.0	W	22	2	0	0	3	3	0	0	0	0	0	56	86	0.00	0.833					
Rudy Seanez, R ERA: 3.91 (7, 1)	1.0		3	0	0	0	2	0	0	0	0	0	0	8	13	0.00	0.000					
Billy Koch, R ERA: 4.37 (8, 1)	1.0		5	1	0	0	0	2	0	0	0	0	0	9	20	0.00	3.000					
40 Nate Bump, R ERA: 4.94 (9, 1)	1.0		3	0	0	0	2	0	0	0	0	0	0	10	15	0.00	0.000					

Batter	1	2	3	4	5	6	7	8	9	AB	R	H	RBI	BB	SO	LOB	BOTTOM				
Juan Pierre, L OBP: 0.365, SLG: 0.387 (1, 8)										4	1	1	0	0	0	0	Milwaukee Brewers @ Florida Marlins Pro Player Stadium, Miami, FL Sat Aug 07 2004, 6:05 PM EDT Att: 22,816 - Cloudy - 78 F				
Luis Castillo, S OBP: 0.372, SLG: 0.369 (1, 4)										4	1	3	0	0	0	0					
Damion Easley, R OBP: 0.325, SLG: 0.436 (1, 5)										2	1	0	1	0	0	3					
Miguel Cabrera, R OBP: 0.388, SLG: 0.550 (1, 7)										3	1	0	0	1	0	3					
Billy Koch, R (8, 1)										0	0	0	0	0	0	0					
40 Nate Bump, L (9, 1)										0	0	0	0	0	0	0					
Jeff Conine, R OBP: 0.334, SLG: 0.424 (1, 3)										4	1	2	4	0	1	0					
Juan Encarnacion, R OBP: 0.293, SLG: 0.408 (1, 9)										4	0	2	0	0	0	1					
Alex Gonzalez, R OBP: 0.262, SLG: 0.432 (1, 6)										4	0	0	0	0	0	3					
Mike Redmond, R OBP: 0.300, SLG: 0.325 (1, 2)										4	0	0	0	0	0	3					
Ismael Valdez, R OBP: 0.225, SLG: 0.270 (1, 1)										2	0	1	0	0	0	0					
Rudy Seanez, R (7, 1)										0	0	0	0	0	0	0					
Mike Mordecai, R OBP: 0.262, SLG: 0.233 (7, PH)										1	0	0	0	0	0	0					
Chris Aquila, R OBP: 0.125, SLG: 0.125 (8, 7)										0	0	0	0	0	0	0					
Inning Stats	R: 4 E: 0 K: 0 S: 17	H: 3 LOB: 1 BB: 1 P: 32	R: 0 E: 0 K: 0 S: 11	H: 3 LOB: 2 BB: 0 P: 16	R: 0 E: 0 K: 0 S: 6	H: 0 LOB: 0 BB: 0 P: 9	R: 0 E: 0 K: 0 S: 7	H: 0 LOB: 0 BB: 0 P: 11	R: 0 E: 0 K: 0 S: 3	H: 0 LOB: 0 BB: 0 P: 5	R: 0 E: 0 K: 0 S: 10	H: 1 LOB: 1 BB: 0 P: 14	R: 1 E: 1 K: 0 S: 17	H: 1 LOB: 1 BB: 0 P: 24	R: 0 E: 0 K: 1 S: 10	H: 1 LOB: 1 BB: 0 P: 12	1B: 8 2B: 0 3B: 0 HR: 1	SF: 1 SAC: 0 DP: 1 HBP: 1	WP: 0 PB: 0 SB: 1 CS: 0	PA: 35	
PITCHER	IP	WLS	BF	H	R	ER	SO	BB	IBB	HBP	BLK	WP	HR	S	P	ERA	WHIP				
Wes Obermueller, R ERA: 7.09 (1, 1)	1.0	L	11	6	4	4	0	1	0	0	0	0	0	24	43	36.00	7.000				
Matt Wise, R ERA: 4.04 (2, 1)	5.0		15	1	0	0	0	0	0	0	0	0	0	30	44	0.00	0.200				
Dave Burba, R ERA: 3.56 (7, 1)	1.0		5	1	1	0	0	0	0	0	0	0	0	17	24	0.00	1.000				
Jeff Bennett, R ERA: 4.18 (8, 1)	1.0		4	1	0	0	1	0	0	0	0	0	0	10	12	0.00	1.000				

AB 28
R 0
H 3
RBI 0
BB 5
SO 7
LOB 14



AB 32
R 5
H 9
RBI 5
BB 1
SO 1
LOB 13



Batter	1	2	3	4	5	6	7	8	9	AB	R	H	RBI	BB	SO	LOB	TOP			
Craig Counsell, L (1, 6) OBP: 0.361, SLG: 0.356	0-2 K			0-0 2B 3B	0-2 P1		1-2 K			4	1	1	0	0	2	2	Milwaukee Brewers @ Florida Marlins Pro Player Stadium, Miami, FL Sun Aug 08 2004, 3:05 PM EDT Att: 25,877 - Cloudy - 84 F			
2 Bill Hall, R (1, 4) OBP: 0.293, SLG: 0.414	1-0 F7			0-0 1B S	0-2 K			1-2 L5		4	1	1	1	0	1	0				
Geoff Jenkins, L (1, 7) OBP: 0.311, SLG: 0.440	2-3 K			3-3 K		2-2 F8		2-0 1B		4	0	1	0	0	2	1				
Wes Helms, R (1, 3) OBP: 0.324, SLG: 0.319		1-0 P2		1-3 K		3-1 F9		0-2 K		3	0	0	0	0	1	1				
Lyle Overbay, L (8, PH) OBP: 0.394, SLG: 0.501		3-2 P4		1-2 K		0-2 P3		1-2 F8		4	0	1	1	0	0	1				
Brady Clark, R (1, 8) OBP: 0.374, SLG: 0.372		0-0 F9		4-0 1B IBB		1-1 1B		3-1 G3-1		3	0	1	0	1	0	0				
Chris Magruder, S (1, 9) OBP: 0.364, SLG: 0.222				1-3 K		0-2 1B		2-2 G6-3		4	0	2	0	0	1	0				
Trent Durrington, R (1, 5) OBP: 0.271, SLG: 0.422				0-2 1B 2-3		1-2 1B		0-0 G3-1		3	0	1	0	1	1	5				
Gary Bennett, R (1, 2) OBP: 0.265, SLG: 0.268				4-1 G3-1 FC2-6 BB		1-3 K		2-1 G3		2	0	0	0	0	1	1				
39 Chris Capuano, L (1, 1) OBP: 0.267, SLG: 0.286				0-1 FC2-6 1-2		0-3 K		2-3 K		1	0	0	0	0	1	2				
Ben Griev, L (7, PH) OBP: 0.369, SLG: 0.419										0	0	0	0	0	0	0				
Mike Adams, R (7, 1)										0	0	0	0	0	0	0				
Brooks Kieschnick, L (9, PH) OBP: 0.364, SLG: 0.420										1	0	0	0	0	0	1				
Dan Kolb, R (9, 1)										0	0	0	0	0	0	0				
Inning Stats	R: 0 E: 0 K: 2 S: 9	H: 0 LOB: 0 BB: 0 P: 12	R: 0 E: 0 K: 0 S: 8	H: 0 LOB: 0 BB: 0 P: 12	R: 0 E: 0 K: 1 S: 6	H: 0 LOB: 1 BB: 1 P: 11	R: 2 E: 0 K: 2 S: 16	H: 4 LOB: 3 BB: 1 P: 23	R: 0 E: 0 K: 0 S: 10	H: 0 LOB: 0 BB: 0 P: 10	R: 0 E: 0 K: 3 S: 16	H: 2 LOB: 2 BB: 0 P: 21	R: 0 E: 0 K: 1 S: 11	H: 1 LOB: 1 BB: 0 P: 15	R: 0 E: 0 K: 0 S: 8	H: 1 LOB: 1 BB: 0 P: 15	1B: 6 2B: 1 3B: 1 HR: 0	SF: 0 SAC: 0 DP: 0 HBP: 0	WP: 0 PB: 0 SB: 2 CS: 0	PA: 36
PITCHER	IP	WLS	BF	H	R	ER	SO	BB	IBB	HBP	BLK	WP	HR	S	P	ERA	WHIP			
Dontrelle Willis, L (1, 1) ERA: 3.85	7.1	L	30	7	2	2	10	1	1	0	0	0	0	77	109	2.46	1.091			
Guillermo Mota, R (8, 1) ERA: 2.01	1.2		6	1	0	0	1	0	0	0	0	0	0	15	23	0.00	0.600			

Batter	1	2	3	4	5	6	7	8	9	AB	R	H	RBI	BB	SO	LOB	BOTTOM					
Juan Pierre, L (1, 8) OBP: 0.364, SLG: 0.386	1-1 G4-3		2-1 F7			1-0 L4-3 1B		2-2 F8		4	0	1	0	0	0	1	Milwaukee Brewers @ Florida Marlins Pro Player Stadium, Miami, FL Sun Aug 08 2004, 3:05 PM EDT Att: 25,877 - Cloudy - 84 F					
Luis Castillo, S (1, 4) OBP: 0.369, SLG: 0.365	0-0 G1-3			1-3 K		1-1 L4-3 1B		2-1 P4		4	0	0	0	0	1	2						
Miguel Cabrera, R (1, 7) OBP: 0.389, SLG: 0.549	3-3 K			1-2 F9		3-1 PO 1B		0-1 HBP 1B		4	0	2	0	0	1	0						
Mike Lowell, R (1, 5) OBP: 0.376, SLG: 0.536		1-3 K		1-0 2B		0-2 PO 1-2		2-2 F9		4	0	1	0	0	2	1						
Jeff Conine, R (1, 3) OBP: 0.336, SLG: 0.422		1-3 K		4-1 BB		4-0 BB		1-3 K		2	0	0	0	2	2	1						
Juan Encarnacion, R (1, 9) OBP: 0.295, SLG: 0.410		3-1 2B		0-0 G4-3		1-1 P3		1-1 HBP FC4		3	0	1	0	0	0	3						
Alex Gonzalez, R (1, 6) OBP: 0.289, SLG: 0.429		0-2 P1			2-2 P6		0-1 P4		2-1 FC4 1-2	3	0	0	0	0	0	2						
Guillermo Mota, R (8, 1) OBP: 0.143, SLG: 0.143										0	0	0	0	0	0	0						
Lenny Harris, L (9, PH) OBP: 0.269, SLG: 0.281										1	0	0	0	0	0	2						
Mike Redmond, R (1, 2) OBP: 0.301, SLG: 0.326				1-2 F9		1-0 G6-3 1B		1-2 P4		3	0	1	0	0	0	0						
Dontrelle Willis, L (1, 1) OBP: 0.286, SLG: 0.365				1-3 K		1-1 G6-3 1B		1-2 1B		2	0	0	0	0	1	1						
Damon Easley, R (8, 6)										1	0	1	0	0	0	0						
Inning Stats	R: 0 E: 0 K: 1 S: 6	H: 0 LOB: 0 BB: 0 P: 10	R: 0 E: 0 K: 2 S: 13	H: 1 LOB: 1 BB: 0 P: 18	R: 0 E: 0 K: 1 S: 13	H: 0 LOB: 0 BB: 0 P: 17	R: 0 E: 0 K: 1 S: 9	H: 1 LOB: 2 BB: 1 P: 16	R: 0 E: 0 K: 0 S: 8	H: 1 LOB: 0 BB: 0 P: 11	R: 0 E: 0 K: 0 S: 7	H: 2 LOB: 0 BB: 0 P: 12	R: 0 E: 0 K: 1 S: 7	H: 0 LOB: 1 BB: 1 P: 13	R: 0 E: 0 K: 0 S: 14	H: 1 LOB: 2 BB: 0 P: 20	R: 0 E: 0 K: 1 S: 11	H: 1 LOB: 2 BB: 0 P: 17	1B: 5 2B: 3 3B: 0 HR: 0	SF: 0 SAC: 0 DP: 2 HBP: 1	WP: 0 PB: 0 SB: 0 CS: 0	PA: 35
PITCHER	IP	WLS	BF	H	R	ER	SO	BB	IBB	HBP	BLK	WP	HR	S	P	ERA	WHIP					
39 Chris Capuano, L (1, 1) ERA: 3.7	6.0	W	21	5	0	0	5	1	0	0	0	0	0	21	33	0.00	1.000					
Mike Adams, R (7, 1) ERA: 1.98	2.0	H	8	1	0	0	1	1	0	0	0	0	0	21	33	0.00	1.000					
Dan Kolb, R (9, 1) ERA: 2.04	1.0	S	5	1	0	0	1	0	0	1	0	0	0	11	17	0.00	1.000					

Batter	1	2	3	4	5	6	7	8	9	10	AB	R	H	RBI	BB	SO	LOB									
Tony Womack, L OBP: 0.337, SLG: 0.385 (1,4)	G4-3 1-2		F9 1-2			P4 3-1		P5 2-0			4	0	0	0	0	0	0									
Larry Walker, L OBP: 0.466, SLG: 0.614 (1,9)	BB 4-2		BB 27 27	BB 4-1		K 1-3		G3 1-2			2	0	0	0	2	1	0									
5 Albert Pujols, R OBP: 0.403, SLG: 0.624 (1,3)	F9 1-1		K 2-3	K 3-3		HR 0-0		P4 0-2			4	1	1	1	0	1	2									
27 Scott Rolen, R OBP: 0.413, SLG: 0.615 (1,5)	F9 3-2		K 1-3	K 3-3		G5-3 3-2		G5-3 3-1			4	0	0	0	0	1	2									
15 Jim Edmonds, L OBP: 0.414, SLG: 0.654 (1,8)		K 1-3		BB 4-2		F8 1-1		HR 0-0			3	1	1	1	1	1	0									
Edgar Renteria, R OBP: 0.335, SLG: 0.414 (1,6)		K 2-3		BB 0-1		G6-3 1-0		G6-3 3-2			4	0	0	0	0	1	2									
Marlon Anderson, L OBP: 0.268, SLG: 0.374 Julian Tavarez, L (7,1)		P5 0-0				G3 2-2		G3 0-0			3	0	0	0	0	0	0									
Roger Cedeno, S OBP: 0.368, SLG: 0.438 44 Jason Istringhausen, R OBP: 0.500, SLG: 0.500 (10,1)											1	0	0	0	0	1	0									
Mike Matheny, R OBP: 0.292, SLG: 0.339 (1,2)			F9 0-1			G2-3 1-0		K 1-3			4	0	0	0	0	2	0									
29 Chris Carpenter, R OBP: 0.118, SLG: 0.100 Cal Eldred, R (3,1)			F8 3-2			G1-3 2-1		K 0-3			1	0	0	0	0	0	0									
Ray King, L (6,1)											1	0	0	0	0	0	0									
So Taguchi, R OBP: 0.307, SLG: 0.394 (7,7)											1	0	0	0	0	1	0									
Inning Stats	R: 0 E: 0 K: 0 S: 12	H: 0 LOB: 1 BB: 1 P: 21	R: 0 E: 0 K: 2 S: 7	H: 0 LOB: 0 BB: 0 P: 10	R: 0 E: 0 K: 0 S: 12	H: 0 LOB: 2 BB: 2 P: 16	R: 0 E: 1 K: 2 S: 11	H: 0 LOB: 2 BB: 2 P: 24	R: 0 E: 0 K: 0 S: 6	H: 0 LOB: 0 BB: 0 P: 11	R: 1 E: 0 K: 1 S: 9	H: 1 LOB: 0 BB: 0 P: 16	R: 0 E: 0 K: 0 S: 4	H: 0 LOB: 0 BB: 0 P: 6	R: 0 E: 0 K: 2 S: 7	H: 0 LOB: 0 BB: 0 P: 10	R: 0 E: 0 K: 0 S: 9	H: 0 LOB: 0 BB: 0 P: 13	R: 1 E: 0 K: 2 S: 10	H: 1 LOB: 0 BB: 0 P: 13	1B: 0 2B: 0 3B: 0 HR: 2	SF: 0 SAC: 0 DP: 0 HBP: 0	WP: 0 PB: 0 SB: 1 CS: 0	PA: 35		
PITCHER	IP WLS BF H R ER SO BB IBB HBP BLK WP HR S P ERA WHIP	IP WLS BF H R ER SO BB IBB HBP BLK WP HR S P ERA WHIP	IP WLS BF H R ER SO BB IBB HBP BLK WP HR S P ERA WHIP	IP WLS BF H R ER SO BB IBB HBP BLK WP HR S P ERA WHIP	IP WLS BF H R ER SO BB IBB HBP BLK WP HR S P ERA WHIP	IP WLS BF H R ER SO BB IBB HBP BLK WP HR S P ERA WHIP	IP WLS BF H R ER SO BB IBB HBP BLK WP HR S P ERA WHIP	IP WLS BF H R ER SO BB IBB HBP BLK WP HR S P ERA WHIP	IP WLS BF H R ER SO BB IBB HBP BLK WP HR S P ERA WHIP	IP WLS BF H R ER SO BB IBB HBP BLK WP HR S P ERA WHIP	IP WLS BF H R ER SO BB IBB HBP BLK WP HR S P ERA WHIP	IP WLS BF H R ER SO BB IBB HBP BLK WP HR S P ERA WHIP	IP WLS BF H R ER SO BB IBB HBP BLK WP HR S P ERA WHIP	IP WLS BF H R ER SO BB IBB HBP BLK WP HR S P ERA WHIP	IP WLS BF H R ER SO BB IBB HBP BLK WP HR S P ERA WHIP	IP WLS BF H R ER SO BB IBB HBP BLK WP HR S P ERA WHIP	IP WLS BF H R ER SO BB IBB HBP BLK WP HR S P ERA WHIP	IP WLS BF H R ER SO BB IBB HBP BLK WP HR S P ERA WHIP	IP WLS BF H R ER SO BB IBB HBP BLK WP HR S P ERA WHIP	IP WLS BF H R ER SO BB IBB HBP BLK WP HR S P ERA WHIP	IP WLS BF H R ER SO BB IBB HBP BLK WP HR S P ERA WHIP	IP WLS BF H R ER SO BB IBB HBP BLK WP HR S P ERA WHIP	IP WLS BF H R ER SO BB IBB HBP BLK WP HR S P ERA WHIP	IP WLS BF H R ER SO BB IBB HBP BLK WP HR S P ERA WHIP	IP WLS BF H R ER SO BB IBB HBP BLK WP HR S P ERA WHIP	IP WLS BF H R ER SO BB IBB HBP BLK WP HR S P ERA WHIP

TOP

St. Louis Cardinals @ Florida Marlins
Pro Player Stadium, Miami, FL

Tue Aug 10 2004, 7:05 PM EDT
Att. 17,413 - Cloudy - 86 F

AB	R	H	RBI	BB	SO	LOB
4	0	0	0	0	0	0
2	0	0	0	2	1	0
4	1	1	1	0	1	2
4	0	0	0	0	1	2
3	1	1	1	1	1	0
4	0	0	0	0	1	2
3	0	0	0	0	0	0
0	0	0	0	0	1	0
0	0	0	0	0	0	0
1	0	0	0	0	0	0
1	0	0	0	0	0	0
0	0	0	0	0	0	0
1	0	0	0	0	1	0

livebaseballscores.com

AB	R	H	RBI	BB	SO	LOB
32	2	2	2	3	9	6

Batter	1	2	3	4	5	6	7	8	9	10	AB	R	H	RBI	BB	SO	LOB									
Juan Pierre, L OBP: 0.363, SLG: 0.384 (1,8)	G1-6-3 1B 0-2		G3-1 1-1	G3 2-1		G1-3 2-2			G4-3 2-1		5	0	1	0	0	0	5									
Luis Castillo, S OBP: 0.367, SLG: 0.361 (1,4)	G1-6-3 1-2		1B BB 4-2		G3 1-2		G5-3 1-1		G1-3 2-2		4	0	0	0	1	0	1									
Paul Lo Duca, R OBP: 0.362, SLG: 0.470 (1,2)	2B 1-0		1B BB 2-1		F8 3-1		K 1-3		K 1-3		5	0	2	0	0	2	0									
Mike Lowell, R OBP: 0.372, SLG: 0.530 (1,5)	G6-3 2-2		L9 1-2		K 2-2		G5-3 2-0		G5-3 1-3		5	0	0	0	0	2	3									
Miguel Cabrera, R OBP: 0.366, SLG: 0.546 (1,7)		G5-3 2-2	P3 1-2			F9 BB 0-2		1B BB 1-2		G6-3 1-2		4	0	1	0	0	2									
Jeff Conine, R OBP: 0.338, SLG: 0.421 (1,3)		G5-3 2B 2-2	1B BB 4-0		1B BB 2-2		K 1-2		F9 1-0		3	1	1	0	1	1	1									
Juan Encarnacion, R OBP: 0.295, SLG: 0.407 (1,9)		G5-3 1-2	K 2-2		K 2-2		BB BB 4-1		G6-3 0-0		3	0	0	0	1	1	2									
Alex Gonzalez, R OBP: 0.260, SLG: 0.430 (1,6)		2B 3-2	K 2-3		K 2-3		F9 1-1		G1-3 0-1		4	0	1	1	0	1	3									
Josh Beckett, R OBP: 0.208, SLG: 0.174 Damion Easley, R OBP: 0.333, SLG: 0.440 Rudy Seanez, R (7,1)		G6-3 0-0							G4-3 1-1		2	0	1	0	0	0	1									
Lenny Harris, L OBP: 0.255, SLG: 0.277 Guillermo Mota, R OBP: 0.143, SLG: 0.143 (10,1)			1B 1-2								0	0	0	0	1	0	0									
											0	0	0	0	0	0	0									
											1	0	0	0	0	0	0									
											0	0	0	0	0	0	0									
Inning Stats	R: 0 E: 0 K: 0 S: 9	H: 2 LOB: 1 BB: 0 P: 13	R: 1 E: 0 K: 0 S: 18	H: 2 LOB: 1 BB: 0 P: 28	R: 0 E: 0 K: 0 S: 11	H: 1 LOB: 2 BB: 1 P: 20	R: 0 E: 0 K: 2 S: 14	H: 1 LOB: 2 BB: 1 P: 26	R: 0 E: 0 K: 1 S: 8	H: 0 LOB: 0 BB: 0 P: 14	R: 0 E: 0 K: 1 S: 14	H: 1 LOB: 3 BB: 2 P: 26	R: 0 E: 0 K: 1 S: 7	H: 0 LOB: 0 BB: 0 P: 11	R: 0 E: 0 K: 0 S: 6	H: 0 LOB: 0 BB: 0 P: 8	R: 0 E: 0 K: 0 S: 6	H: 0 LOB: 0 BB: 0 P: 9	R: 0 E: 0 K: 2 S: 9	H: 0 LOB: 0 BB: 0 P: 13	1B: 5 2B: 2 3B: 0 HR: 0	SF: 0 SAC: 0 DP: 1 HBP: 0	WP: 0 PB: 0 SB: 0 CS: 0	PA: 40		
PITCHER	IP WLS BF H R ER SO BB IBB HBP BLK WP HR S P ERA WHIP	IP WLS BF H R ER SO BB IBB HBP BLK WP HR S P ERA WHIP	IP WLS BF H R ER SO BB IBB HBP BLK WP HR S P ERA WHIP	IP WLS BF H R ER SO BB IBB HBP BLK WP HR S P ERA WHIP	IP WLS BF H R ER SO BB IBB HBP BLK WP HR S P ERA WHIP	IP WLS BF H R ER SO BB IBB HBP BLK WP HR S P ERA WHIP	IP WLS BF H R ER SO BB IBB HBP BLK WP HR S P ERA WHIP	IP WLS BF H R ER SO BB IBB HBP BLK WP HR S P ERA WHIP	IP WLS BF H R ER SO BB IBB HBP BLK WP HR S P ERA WHIP	IP WLS BF H R ER SO BB IBB HBP BLK WP HR S P ERA WHIP	IP WLS BF H R ER SO BB IBB HBP BLK WP HR S P ERA WHIP	IP WLS BF H R ER SO BB IBB HBP BLK WP HR S P ERA WHIP	IP WLS BF H R ER SO BB IBB HBP BLK WP HR S P ERA WHIP	IP WLS BF H R ER SO BB IBB HBP BLK WP HR S P ERA WHIP	IP WLS BF H R ER SO BB IBB HBP BLK WP HR S P ERA WHIP	IP WLS BF H R ER SO BB IBB HBP BLK WP HR S P ERA WHIP	IP WLS BF H R ER SO BB IBB HBP BLK WP HR S P ERA WHIP	IP WLS BF H R ER SO BB IBB HBP BLK WP HR S P ERA WHIP	IP WLS BF H R ER SO BB IBB HBP BLK WP HR S P ERA WHIP	IP WLS BF H R ER SO BB IBB HBP BLK WP HR S P ERA WHIP	IP WLS BF H R ER SO BB IBB HBP BLK WP HR S P ERA WHIP	IP WLS BF H R ER SO BB IBB HBP BLK WP HR S P ERA WHIP	IP WLS BF H R ER SO BB IBB HBP BLK WP HR S P ERA WHIP	IP WLS BF H R ER SO BB IBB HBP BLK WP HR S P ERA WHIP	IP WLS BF H R ER SO BB IBB HBP BLK WP HR S P ERA WHIP	IP WLS BF H R ER SO BB IBB HBP BLK WP HR S P ERA WHIP

BOTTOM

St. Louis Cardinals @ Florida Marlins
Pro Player Stadium, Miami, FL

Tue Aug 10 2004, 7:05 PM EDT
Att. 17,413 - Cloudy - 86 F

AB	R	H	RBI <td>BB</td> <td>SO</td> <td>LOB</td>	BB	SO	LOB
5	0	1	0	0	0	5
4	0	0	0	1	0	1
5	0	2	0	0	2	0
5	0	0	0	0	2	3
4	0	1	0	0	0	2
3	1	1	0	1	1	1
3	0	0	0	1	1	2
4	0	1	1	0	1	3
2	0	1	0	0	0	1
0	0	0	0	1	0	0
0	0	0	0	0	0	0
1	0	0	0	0	0	0
0	0	0	0	0	0	0

livebaseballscores.com

AB	R	H	RBI	BB	SO	LOB
36	1	7	1	4	7	18

Batter	1	2	3	4	5	6	7	8	9	AB	R	H	RBI	BB	SO	LOB	TOP							
Tony Womack, L (1.4) OBP: 0.336, SLG: 0.384	0-1 CS 1B		2-0 F8		1-2 G1-3		2-2 G5-3			4	0	1	0	0	0	0								
Larry Walker, L (1.9) OBP: 0.467, SLG: 0.607	4-2 5 1B 27 FC5-2 BB		0-0 27 S 1B		1-3 K			1-3 K		3	0	1	0	1	2	0								
5 Albert Pujols, R (1.3) OBP: 0.402, SLG: 0.620	2-2 15 BB 27 FC5-2 1B		0-3 K		0-0 P4			2-2 F9		4	0	1	0	0	1	1								
27 Scott Rolen, R (1.5) OBP: 0.411, SLG: 0.611	2-2 FC5-2 15 BB 1B		1-0 P6			4-2 15 1B BB		0-3 K		3	1	0	0	1	1	3								
15 Jim Edmonds, L (1.8) OBP: 0.417, SLG: 0.654	4-0 1-2 2-3 BB			2-1 F7		1-0 1B 1B		4-0 BB		2	0	1	0	2	0	0								
Edgar Renteria, R (1.6) OBP: 0.336, SLG: 0.418	3-2 G6-3			0-1 2B		1-1 CS 1B		0-3 K		4	0	2	1	0	1	4								
Reggie Sanders, R (1.7) OBP: 0.294, SLG: 0.470 44 Jason Istringhausen, R (9.1) OBP: 0.500, SLG: 0.500		1-3 K		2-2 L5		1-1 G4-3		2-1 P3		4	0	0	0	0	1	3	AB 30							
Mike Matheny, R (1.2) OBP: 0.292, SLG: 0.335	1-1 F8		4-0 IBB		0-1 F9		1-2 F9		1-2 F9	3	0	0	0	1	0	1	R 1							
Jeff Suppan, R (1.1) Steve Kline, S (9.1) John Mabry, L (9.7) OBP: 0.410, SLG: 0.528	0-2 F9		2-1 G4-3			0-0 P6				3	0	0	0	0	0	2	H 6							
										0	0	0	0	0	0	0	RBI 1							
										0	0	0	0	0	0	0	BB 5							
																	SO 6							
																	LOB 14							
Inning Stats	R: 0 E: 0 K: 0 S: 13	H: 2 LOB: 3 BB: 2 P: 28	R: 0 E: 0 K: 1 S: 8	H: 0 LOB: 0 BB: 0 P: 10	R: 0 E: 0 K: 1 S: 7	H: 1 LOB: 1 BB: 0 P: 10	R: 0 E: 0 K: 0 S: 10	H: 1 LOB: 2 BB: 1 P: 20	R: 0 E: 0 K: 1 S: 8	H: 0 LOB: 0 BB: 0 P: 10	R: 1 E: 0 K: 0 S: 9	H: 2 LOB: 0 BB: 1 P: 17	R: 0 E: 0 K: 0 S: 7	H: 0 LOB: 0 BB: 0 P: 9	R: 0 E: 0 K: 2 S: 9	H: 0 LOB: 0 BB: 0 P: 12	R: 0 E: 0 K: 1 S: 12	H: 0 LOB: 1 BB: 1 P: 19	1B: 5 2B: 1 3B: 0 HR: 0	SF: 0 SAC: 0 DP: 0 HBP: 0	WP: 0 PB: 0 SB: 1 CS: 2	PA: 35		
PITCHER	IP WLS BF H R ER SO BB IBB HBP BLK WP HR S P ERA WHIP	8.0 L 31 6 1 1 5 3 1 0 0 0 0 0 71 116 1.12 1.125	1.0 4 0 0 0 1 1 0 0 0 0 0 0 12 19 0.00 1.000																					

St. Louis Cardinals @ Florida Marlins
Pro Player Stadium, Miami, FL
Wed Aug 11 2004, 7:05 PM EDT
Att: 18,686 - Cloudy - 85 F

AB 30
R 1
H 6
RBI 1
BB 5
SO 6
LOB 14



Batter	1	2	3	4	5	6	7	8	9	AB	R	H	RBI	BB	SO	LOB	BOTTOM							
Juan Pierre, L (1.8) OBP: 0.364, SLG: 0.383	0-3 K2-3		2-1 G1-3			4-1 G4-3 BB			2-2 SH1-4 1B	3	0	1	0	1	1	1								
Luis Castillo, S (1.4) OBP: 0.365, SLG: 0.359	2-2 F8		2-1 P5		1-1 G4-3		1-2 2-3	1-0 SH1-4	1-2 SH1-4	3	0	0	0	0	0	2								
Paul Lo Duca, R (1.2) OBP: 0.359, SLG: 0.465	3-2 G5-3		0-0 L8		2-1 G5-3			0-0 F7		4	0	0	0	0	0	3								
Miguel Cabrera, R (1.7) OBP: 0.384, SLG: 0.541		0-1 P4		3-0 P3		2-2 G5-3		1-3 K		4	0	0	0	0	1	1								
Mike Lowell, R (1.5) OBP: 0.370, SLG: 0.526		3-3 K		1-1 G5-3		0-0 L8				3	0	0	0	0	1	0								
Jeff Conine, R (1.3) OBP: 0.335, SLG: 0.417		2-1 P6		1-2 F9		3-2 G5-3				3	0	0	0	0	0	0								
Juan Encarnacion, R (1.9) OBP: 0.292, SLG: 0.403			1-0 G1-3		1-0 G6-3			2-1 G6-3		3	0	0	0	0	0	0	AB 27							
Alex Gonzalez, R (1.6) OBP: 0.263, SLG: 0.430			4-1 FC1-6 BB		0-0 G4-3 SH3-4 1B			1-0 F7		2	0	1	0	1	0	0	R 0							
Carl Pavano, R (1.1) OBP: 0.156, SLG: 0.227 Damion Easley, R (8, PH) OBP: 0.331, SLG: 0.437 Guillermo Mota, R (9.1) OBP: 0.143, SLG: 0.143			0-0 FC1-6		0-0 SH3-4			1-2 G4-3		1	0	0	0	0	0	1	H 2							
										1	0	0	0	0	0	0	RBI 0							
										0	0	0	0	0	0	0	BB 2							
										0	0	0	0	0	0	0	SO 3							
																	LOB 8							
Inning Stats	R: 0 E: 0 K: 1 S: 11	H: 0 LOB: 0 BB: 0 P: 16	R: 0 E: 0 K: 1 S: 7	H: 0 LOB: 0 BB: 0 P: 12	R: 0 E: 0 K: 0 S: 5	H: 0 LOB: 1 BB: 1 P: 12	R: 0 E: 0 K: 0 S: 4	H: 0 LOB: 0 BB: 0 P: 9	R: 0 E: 0 K: 0 S: 7	H: 0 LOB: 0 BB: 0 P: 10	R: 0 E: 0 K: 0 S: 7	H: 1 LOB: 2 BB: 1 P: 14	R: 0 E: 0 K: 0 S: 7	H: 0 LOB: 0 BB: 0 P: 12	R: 0 E: 0 K: 0 S: 6	H: 0 LOB: 0 BB: 0 P: 10	R: 0 E: 0 K: 1 S: 9	H: 1 LOB: 1 BB: 0 P: 13	1B: 2 2B: 0 3B: 0 HR: 0	SF: 0 SAC: 2 DP: 0 HBP: 0	WP: 0 PB: 0 SB: 0 CS: 0	PA: 31		
PITCHER	IP WLS BF H R ER SO BB IBB HBP BLK WP HR S P ERA WHIP	8.0 W 28 2 0 0 2 2 0 0 0 0 0 0 1 2 0.00 0.000	0.1 H 1 0 0 0 0 0 0 0 0 0 0 0 1 2 0.00 0.000	0.2 S 2 0 0 0 1 0 0 0 0 0 0 0 5 6 0.00 0.000																				

St. Louis Cardinals @ Florida Marlins
Pro Player Stadium, Miami, FL
Wed Aug 11 2004, 7:05 PM EDT
Att: 18,686 - Cloudy - 85 F

AB 27
R 0
H 2
RBI 0
BB 2
SO 3
LOB 8



Batter	1	2	3	4	5	6	7	8	9	AB	R	H	RBI	BB	SO	LOB	TOP										
Marlon Anderson, L (1.4) OBP: 0.273, SLG: 0.377	P5		F8			F8		G4-6-3		4	0	2	0	0	0	0	St. Louis Cardinals @ Florida Marlins Pro Player Stadium, Miami, FL Thu Aug 12 2004, 1:05 PM EDT Att: 16,187 - Cloudy - 92 F										
Larry Walker, L (1.9) OBP: 0.445, SLG: 0.625 Tony Womack, L (8, PH) OBP: 0.335, SLG: 0.383	K			HR		P2		G4-6-3		3	1	1	1	0	1	1											
5 Albert Pujols, R (1.3) OBP: 0.401, SLG: 0.619	G3-1			F8		K				4	0	1	0	0	1	1											
15 Jim Edmonds, L (1.8) OBP: 0.418, SLG: 0.650		2B 7 SF8-3-5		F8		1B		L5		2	1	0	0	2	0	1											
John Mabry, L (1.5) OBP: 0.418, SLG: 0.541										4	0	3	0	0	0	0											
Roger Cedeno, S (1.7) OBP: 0.358, SLG: 0.424										4	0	0	0	0	1	3											
7 Hector Luna, R (1.6) OBP: 0.284, SLG: 0.374										2	0	0	1	1	0	0											
4 Yadier Molina, R (1.2) OBP: 0.330, SLG: 0.297				F8		G4-3				3	0	0	0	0	1	1											
Matt Morris, R (1.1) OBP: 0.170, SLG: 0.157 Jason Simontacchi, R (7, PH) OBP: 0.500, SLG: 0.500				K		K		K		3	0	0	0	0	3	1											
										0	0	0	0	0	0	0											
Inning Stats	R: 0 E: 0 K: 1 S: 7	H: 0 LOB: 0 BB: 0 P: 9	R: 1 E: 0 K: 1 S: 10	H: 1 LOB: 0 BB: 1 P: 15	R: 0 E: 0 K: 1 S: 7	H: 0 LOB: 0 BB: 0 P: 12	R: 1 E: 0 K: 0 S: 10	H: 2 LOB: 1 BB: 0 P: 16	R: 0 E: 0 K: 1 S: 7	H: 0 LOB: 0 BB: 0 P: 13	R: 0 E: 0 K: 1 S: 12	H: 2 LOB: 2 BB: 1 P: 21	R: 0 E: 0 K: 2 S: 10	H: 0 LOB: 1 BB: 1 P: 17	R: 0 E: 0 K: 0 S: 5	H: 2 LOB: 1 BB: 0 P: 10	R: 0 E: 0 K: 0 S: 8	H: 0 LOB: 0 BB: 0 P: 13	1B: 4 2B: 3 3B: 0 HR: 1	SF: 1 SAC: 0 DP: 2 HBP: 0	WP: 0 PB: 0 SB: 1 CS: 0	PA: 34					
PITCHER	IP	WLS	BF	H	R	ER	SO	BB	IBB	HBP	BLK	WP	HR	S	P	ERA	WHIP										
A.J. Burnett, R (1.1) ERA: 4.35	7.0	W	27	5	2	2	7	3	0	0	0	0	1	63	103	2.57	1.143										
40 Nate Bump, R (8, PH) ERA: 4.55	1.0		4	2	0	0	0	0	0	0	0	0	0	5	10	0.00	2.000										
Billy Koch, R (9, PH) ERA: 4.27	1.0		3	0	0	0	0	0	0	0	0	0	0	8	13	0.00	0.000										

Batter	1	2	3	4	5	6	7	8	9	AB	R	H	RBI	BB	SO	LOB	BOTTOM										
Juan Pierre, L (1.8) OBP: 0.361, SLG: 0.380	B5-3		SH1-4					G3-6-1		4	1	0	1	0	0	4	St. Louis Cardinals @ Florida Marlins Pro Player Stadium, Miami, FL Thu Aug 12 2004, 1:05 PM EDT Att: 16,187 - Cloudy - 92 F										
Damion Easley, R (1.4) OBP: 0.335, SLG: 0.459			E4		L4					4	1	2	3	0	0	2											
Paul Lo Duca, R (1.2) OBP: 0.362, SLG: 0.468										2	0	2	2	1	0	0											
Miguel Cabrera, R (1.7) OBP: 0.381, SLG: 0.536 Chris Aguila, R (8, PH) OBP: 0.125, SLG: 0.125	G4-6-3		G6-4-3		G6-4-3					4	1	0	0	0	0	6											
Mike Lowell, R (1.5) OBP: 0.371, SLG: 0.525 40 Nate Bump, L (8, PH) OBP: 0.335, SLG: 0.459 Billy Koch, R (9, PH) OBP: 0.335, SLG: 0.459										0	0	0	0	0	0	0											
Jeff Conine, R (1.3) OBP: 0.334, SLG: 0.415										4	0	1	2	0	0	2											
Juan Encarnacion, R (1.9) OBP: 0.292, SLG: 0.402										4	1	1	0	0	2	2											
Alex Gonzalez, R (1.6) OBP: 0.268, SLG: 0.436										4	2	3	0	0	0	1											
A.J. Burnett, R (1.1) OBP: 0.056, SLG: 0.056 Mike Mordecai, R (7, PH) OBP: 0.269, SLG: 0.242										1	1	0	0	0	0	1											
										2	1	1	0	0	1	1											
Inning Stats	R: 1 E: 0 K: 0 S: 6	H: 2 LOB: 0 BB: 0 P: 7	R: 0 E: 0 K: 2 S: 10	H: 0 LOB: 0 BB: 0 P: 14	R: 2 E: 1 K: 0 S: 8	H: 2 LOB: 1 BB: 0 P: 12	R: 0 E: 0 K: 0 S: 7	H: 1 LOB: 0 BB: 0 P: 11	R: 0 E: 0 K: 0 S: 5	H: 1 LOB: 1 BB: 0 P: 8	R: 0 E: 0 K: 0 S: 8	H: 0 LOB: 1 BB: 1 P: 17	R: 5 E: 2 K: 1 S: 26	H: 4 LOB: 2 BB: 1 P: 33	R: 0 E: 0 K: 1 S: 7	H: 1 LOB: 0 BB: 0 P: 10	1B: 9 2B: 1 3B: 0 HR: 1	SF: 1 SAC: 2 DP: 4 HBP: 0	WP: 0 PB: 0 SB: 0 CS: 0	PA: 37							
PITCHER	IP	WLS	BF	H	R	ER	SO	BB	IBB	HBP	BLK	WP	HR	S	P	ERA	WHIP										
Matt Morris, R (1.1) ERA: 4.76	6.0	L	29	9	8	4	2	1	0	0	0	0	0	20	30	0.00	1.667										
Jason Simontacchi, R (7, PH) ERA: 5.23	2.0		8	2	0	0	2	1	0	0	0	0	0	20	30	0.00	1.500										

Batter	1	2	3	4	5	6	7	8	9	AB	R	H	RBI	BB	SO	LOB	TOP					
Juan Pierre, L (1, 8) OBP: 0.357, SLG: 0.376	F7		F7			B1-3		P6	L5	5	0	0	0	0	0	3	Florida Marlins @ Milwaukee Brewers Miller Park, Milwaukee, WI Fri Aug 13 2004, 7:05 PM CDT Att: 35,544 - Dome - 68 F					
Luis Castillo, S (1, 4) OBP: 0.384, SLG: 0.356 Mike Lowell, R (9, PH) OBP: 0.370, SLG: 0.524	F8			BB		G6-3		F7	K	3	0	0	0	1	0	1						
Paul Lo Duca, R (1, 2) OBP: 0.361, SLG: 0.466	F8			F9		G6-3		1B	2B	4	1	1	0	0	0	1						
Miguel Cabrera, R (1, 7) OBP: 0.382, SLG: 0.534		FC5-4		P3				L8	2B	3	1	1	1	1	0	1						
Damon Easley, R (1, 5) OBP: 0.333, SLG: 0.460		FC5-4		G5-3				L1	2B	4	0	1	2	0	0	2						
Jeff Conine, R (1, 3) OBP: 0.336, SLG: 0.419		K				2B			K	4	0	2	0	0	2	2						
Juan Encarnacion, R (1, 9) OBP: 0.290, SLG: 0.398 Josias Manzanillo, R (7, 1) Armando Benitez, R (8, 1) Lenny Harris, L (9, PH) OBP: 0.261, SLG: 0.273		P4				G5-3		K	G5-3	3	0	0	0	0	1	3						
Alex Gonzalez, R (1, 6) OBP: 0.270, SLG: 0.444				F8		L8		HR	1B	4	1	2	1	0	0	1						
Ismael Valdez, R (1, 1) OBP: 0.214, SLG: 0.256 Matt Perisho, L (6, 1) Chris Aquila, R (7, 9) OBP: 0.300, SLG: 0.222				F8		L4		1B	1B	2	0	0	0	0	0	1						
									BB	0	0	0	0	0	0	0						
Inning Stats	R: 0 E: 0 K: 0 S: 12	H: 0 LOB: 0 BB: 0 P: 19	R: 0 E: 0 K: 1 S: 9	H: 0 LOB: 1 BB: 1 P: 14	R: 0 E: 0 K: 0 S: 6	H: 0 LOB: 0 BB: 0 P: 8	R: 0 E: 0 K: 0 S: 10	H: 0 LOB: 1 BB: 1 P: 16	R: 0 E: 0 K: 0 S: 11	H: 1 LOB: 1 BB: 0 P: 17	R: 0 E: 0 K: 0 S: 8	H: 0 LOB: 0 BB: 0 P: 13	R: 0 E: 0 K: 1 S: 12	H: 1 LOB: 1 BB: 0 P: 17	R: 4 E: 0 K: 1 S: 16	H: 5 LOB: 1 BB: 0 P: 25	R: 0 E: 0 K: 1 S: 10	H: 1 LOB: 2 BB: 1 P: 14	1B: 5 2B: 2 3B: 0 HR: 1	SF: 0 SAC: 0 DP: 0 HBP: 0	WP: 0 PB: 0 CS: 0	PA: 38
PITCHER	IP WLS BF H R ER SO BB IBB HBP BLK WP HR S P ERA WHIP																					
Wes Obermueller, R (1, 1) ERA: 6.47	7.0 W 25 2 0 0 2 2 0 0 0 0 0 0 68 104 0.00 0.571																					
Mike Adams, R (8, 1) ERA: 2.94	0.2 6 4 4 4 0 0 0 0 0 0 1 10 13 54.00 6.000																					
Luis Vizcaino, R (8, 1) ERA: 3.33	0.1 H 2 1 0 0 1 0 0 0 0 0 0 6 12 0.00 3.000																					
Dan Kolb, R (9, 1) ERA: 1.94	1.0 S 5 1 0 0 1 1 0 0 0 0 0 0 10 14 0.00 2.000																					

Batter	1	2	3	4	5	6	7	8	9	AB	R	H	RBI	BB	SO	LOB	BOTTOM	
Scott Podsednik, L (1, 8) OBP: 0.321, SLG: 0.385	FC4-6	P3		G3		BB		2B	BB	2	0	0	0	3	0	1	Florida Marlins @ Milwaukee Brewers Miller Park, Milwaukee, WI Fri Aug 13 2004, 7:05 PM CDT Att: 35,544 - Dome - 68 F	
2 Bill Hall, R (1, 4) OBP: 0.289, SLG: 0.410	FC4-6			HR		G6-3		F9	K	5	1	2	0	0	1	3		
Geoff Jenkins, L (1, 7) OBP: 0.307, SLG: 0.437	FC4-6			F7		F7		K	K	5	0	0	0	0	2	6		
Russell Branyan, L (1, 5) OBP: 0.344, SLG: 0.690	P5			HR		HR		K		4	2	2	2	0	1	2		
Lyle Overbay, L (1, 3) OBP: 0.400, SLG: 0.514				F9		HR		1B	G4-3	3	2	2	2	1	0	0		
Brady Clark, R (1, 9) OBP: 0.381, SLG: 0.386 Luis Vizcaino, R (8, 1) Dan Kolb, R (9, 1)	L7			BB		HR		HR	1B	4	0	2	0	0	0	3		
Gary Bennett, R (1, 2) OBP: 0.269, SLG: 0.279		G3-1		K		K		G4-3	1B	4	1	1	1	0	1	2		
Craig Counsell, L (1, 6) OBP: 0.358, SLG: 0.348				BB		F8		F8	L7	3	0	0	0	1	0	2		
Wes Obermueller, R (1, 1) ERA: 5.37 Mike Adams, R (8, 1) Chris Magruder, S (8, 9) OBP: 0.345, SLG: 0.348	L6			F8		F8		E9	F7	3	0	1	0	0	0	1		
										1	0	0	0	0	0	0		
Inning Stats	R: 0 E: 0 K: 0 S: 11	H: 1 LOB: 3 BB: 2 P: 23	R: 0 E: 0 K: 0 S: 11	H: 0 LOB: 1 BB: 1 P: 20	R: 2 E: 0 K: 1 S: 14	H: 3 LOB: 1 BB: 0 P: 21	R: 0 E: 0 K: 0 S: 5	H: 0 LOB: 0 BB: 0 P: 7	R: 2 E: 1 K: 1 S: 17	H: 2 LOB: 2 BB: 1 P: 26	R: 1 E: 0 K: 1 S: 11	H: 2 LOB: 1 BB: 0 P: 17	R: 0 E: 0 K: 2 S: 9	H: 0 LOB: 1 BB: 1 P: 17	1B: 8 2B: 0 3B: 0 HR: 2	SF: 0 SAC: 0 DP: 0 HBP: 0	WP: 0 PB: 0 CS: 0	PA: 39
PITCHER	IP WLS BF H R ER SO BB IBB HBP BLK WP HR S P ERA WHIP																	
Ismael Valdez, R (1, 1) ERA: 5.37	5.1 L 27 8 5 4 1 3 0 0 0 0 0 0 10 16 0.00 1.500																	
Matt Perisho, L (6, 1) ERA: 4.28	0.2 3 0 0 0 1 1 0 0 0 0 0 0 10 16 0.00 1.500																	
Josias Manzanillo, R (7, 1) ERA: 5.55	1.0 5 2 1 1 1 0 0 0 0 0 0 0 11 17 9.00 2.000																	
Armando Benitez, R (8, 1) ERA: 1.23	1.0 4 0 0 0 2 1 0 0 0 0 0 0 9 17 0.00 1.000																	

Batter	1	2	3	4	5	6	7	8	9	AB	R	H	RBI	BB	SO	LOB	TOP										
Juan Pierre, L (1,8) OBP: 0.354, SLG: 0.379	L3		3B		E9			HBP	F9	4	0	2	0	0	0	0	Florida Marlins @ Los Angeles Dodgers Dodger Stadium, Los Angeles, CA Mon Aug 16 2004, 7:10 PM PDT Att: 53,121 - Sunny - 73 F										
Luis Castillo, S (1,4) OBP: 0.397, SLG: 0.356	L5-3		B4-3		1B			BB	K	3	1	1	0	2	1												
Paul Lo Duca, R (1,2) OBP: 0.363, SLG: 0.468	L5-3			G6-3	P5			1B	WP	4	1	1	0	0	0												
Miguel Cabrera, R (1,7) OBP: 0.383, SLG: 0.544		BB		HR		F9		WP	1B	2	1	1	1	2	0												
Mike Lowell, R (1,5) OBP: 0.369, SLG: 0.516	P6			G5-3		G5-3		WP	BB	4	0	1	1	0	0												
Jeff Conine, R (1,3) OBP: 0.337, SLG: 0.426	K			P6		P4		1B	K	4	0	0	0	0	2	4											
Juan Encarnacion, R (1,9) OBP: 0.293, SLG: 0.399	K				S			BB		3	1	1	0	1	2	1											
Alex Gonzalez, R (1,6) OBP: 0.271, SLG: 0.438			K		P3			F8		4	0	0	0	0	1	4											
Carl Pavano, R (1,1) OBP: 0.146, SLG: 0.213			G6-3		B2				P4	3	0	0	0	0	0	1											
Guillermo Mota, R (8,1) OBP: 0.143, SLG: 0.143										0	0	0	0	0	0	0											
Lenny Harris, L (9,PH) OBP: 0.264, SLG: 0.275										1	0	0	0	0	0	0											
Armando Benitez, R (9,1) OBP: 0.264, SLG: 0.275										0	0	0	0	0	0	0											
Inning Stats	R: 0 E: 0 K: 0 S: 9	H: 1 LOB: 0 BB: 0 P: 12	R: 0 E: 0 K: 2 S: 11	H: 0 LOB: 1 BB: 1 P: 17	R: 0 E: 0 K: 1 S: 7	H: 1 LOB: 1 BB: 0 P: 7	R: 1 E: 0 K: 0 S: 10	H: 1 LOB: 0 BB: 0 P: 14	R: 1 E: 1 K: 0 S: 12	H: 2 LOB: 2 BB: 1 P: 21	R: 0 E: 0 K: 0 S: 7	H: 0 LOB: 0 BB: 0 P: 10	R: 0 E: 0 K: 1 S: 6	H: 0 LOB: 0 BB: 0 P: 6	R: 2 E: 0 K: 1 S: 20	H: 2 LOB: 3 BB: 3 P: 36	R: 0 E: 0 K: 1 S: 7	H: 0 LOB: 0 BB: 0 P: 10	1B: 5 2B: 1 3B: 1 HR: 1	SF: 0 SAC: 0 DP: 1 HBP: 1	WP: 1 PB: 0 SB: 1 CS: 1	PA: 38					
PITCHER	IP	WLS	BF	H	R	ER	SO	BB	IBB	HBP	BLK	WP	HR	S	P	ERA	WHIP										
Jeff Weaver, R (1,1) ERA: 3.67	7.0		27	5	2	1	4	2	0	0	0	0	1	62	87	1.29	1.000										
Mike Venafro, L (8,1) ERA:	0.0		1	0	1	1	0	0	0	1	0	0	0	3	5	∞	∞										
37 Darren Dreifort, R (8,1) ERA: 4.44	0.2	L	6	2	1	1	1	3	0	0	0	1	0	16	29	13.50	7.500										
43 Yhency Brazoban, R (8,1) ERA: 1.5	1.1		4	0	0	0	1	0	0	0	0	0	0	8	12	0.00	0.000										


Batter	1	2	3	4	5	6	7	8	9	AB	R	H	RBI	BB	SO	LOB	BOTTOM										
Cesar Izturis, S (1,6) OBP: 0.341, SLG: 0.385	G4-6-3		G1-3		K			F7		4	0	2	0	0	1	0	Florida Marlins @ Los Angeles Dodgers Dodger Stadium, Los Angeles, CA Mon Aug 16 2004, 7:10 PM PDT Att: 53,121 - Sunny - 73 F										
Steve Finley, L (1,8) OBP: 0.350, SLG: 0.500	G4-6-3		G1-3				F8	G3-6-3		4	0	1	0	0	0	2											
Milton Bradley, S (1,7) OBP: 0.378, SLG: 0.446	G4-3		G5-3				CS	G3-6-3		4	0	1	0	0	0	2											
Adrián Beltré, R (1,5) OBP: 0.368, SLG: 0.604	G4-3			G4-3	G3			F8		3	1	1	0	1	0	0											
Shawn Green, L (1,9) OBP: 0.341, SLG: 0.437	G1-3			G4-3				F8		4	0	0	0	0	1	3											
Hee-Seop Choi, L (1,3) OBP: 0.383, SLG: 0.482	E6			G3				G5-3		2	1	0	1	1	0	0											
Jayson Werth, R (7,FR) OBP: 0.337, SLG: 0.516	E									1	0	0	0	0	0	0											
Alex Cora, L (1,4) OBP: 0.386, SLG: 0.409	E6			F7				SH5-4		2	0	1	0	0	0	0											
Brent Mayne, L (1,2) OBP: 0.338, SLG: 0.313	G5-3									3	0	0	0	0	0	2											
Jeff Weaver, R (1,1) OBP: 0.170, SLG: 0.208										2	0	0	0	0	0	0											
Robin Ventura, L (7,PH) OBP: 0.328, SLG: 0.321										1	0	0	0	0	1	2											
Mike Venafro, L (8,1) OBP: 0.337, SLG: 0.516										0	0	0	0	0	0	0											
37 Darren Dreifort, R (8,1) ERA: 4.44										0	0	0	0	0	0	0											
43 Yhency Brazoban, R (8,1) ERA: 1.5										0	0	0	0	0	0	0											
Inning Stats	R: 0 E: 0 K: 0 S: 6	H: 1 LOB: 0 BB: 0 P: 7	R: 1 E: 2 K: 0 S: 10	H: 1 LOB: 0 BB: 0 P: 12	R: 0 E: 0 K: 0 S: 10	H: 1 LOB: 1 BB: 0 P: 15	R: 1 E: 0 K: 0 S: 6	H: 1 LOB: 0 BB: 0 P: 12	R: 0 E: 0 K: 1 S: 11	H: 0 LOB: 2 BB: 1 P: 19	R: 0 E: 0 K: 1 S: 10	H: 0 LOB: 2 BB: 1 P: 18	R: 0 E: 0 K: 0 S: 7	H: 1 LOB: 0 BB: 0 P: 12	R: 0 E: 0 K: 0 S: 7	H: 0 LOB: 0 BB: 0 P: 13	1B: 5 2B: 2 3B: 0 HR: 0	SF: 0 SAC: 1 DP: 3 HBP: 0	WP: 0 PB: 0 SB: 2 CS: 1	PA: 33							
PITCHER	IP	WLS	BF	H	R	ER	SO	BB	IBB	HBP	BLK	WP	HR	S	P	ERA	WHIP										
Carl Pavano, R (1,1) ERA: 3.02	7.1	W	29	6	2	1	3	2	0	0	0	0	0	64	98	1.23	1.091										
Guillermo Mota, R (8,1) ERA: 2.04	0.2	H	1	0	0	0	0	0	0	0	0	0	0	2	4	0.00	0.000										
Armando Benitez, R (9,1) ERA: 1.18	1.0	S	3	0	0	0	0	0	0	0	0	0	0	7	13	0.00	0.000										




Batter	1	2	3	4	5	6	7	8	9	AB	R	H	RBI	BB	SO	LOB	TOP							
Juan Pierre, L OBP: 0.353, SLG: 0.378 (1, 8)										4	0	1	0	0	0	4	Florida Marlins @ Los Angeles Dodgers Dodger Stadium, Los Angeles, CA Tue Aug 17 2004, 7:10 PM PDT Att: 45,731 - Sunny - 70 F							
Luis Castillo, S OBP: 0.366, SLG: 0.355 (1, 4)										4	0	1	0	0	2	2								
Paul Lo Duca, R Billy Koch, R (1, 2) (8, 1)										3	0	0	0	1	1	2								
Miguel Cabrera, R OBP: 0.382, SLG: 0.541 (1, 7)										4	0	1	0	0	0	2								
Mike Lowell, R OBP: 0.369, SLG: 0.514 (1, 5)										4	0	1	0	0	0	2								
Jeff Conine, R OBP: 0.333, SLG: 0.421 (1, 3)										4	0	0	0	0	1	2								
Juan Encarnacion, R OBP: 0.293, SLG: 0.397 (1, 9)										4	0	1	0	0	1	0								
Alex Gonzalez, R OBP: 0.273, SLG: 0.439 (1, 6)										4	1	2	0	0	1	3								
A.J. Burnett, R OBP: 0.056, SLG: 0.056 (7, PH)										0	0	0	0	0	0	0								
Damon Easley, R Rudy Seanez, R Mike Redmond, R OBP: 0.301, SLG: 0.326 (8, 2)										1	0	0	0	0	1	3								
Inning Stats	R: 0 E: 0 K: 1 S: 13	H: 1 LOB: 1 BB: 0 P: 14	R: 0 E: 0 K: 1 S: 8	H: 0 LOB: 0 BB: 0 P: 10	R: 0 E: 0 K: 1 S: 11	H: 1 LOB: 1 BB: 0 P: 14	R: 0 E: 0 K: 1 S: 12	H: 0 LOB: 1 BB: 1 P: 22	R: 1 E: 1 K: 0 S: 8	H: 1 LOB: 0 BB: 0 P: 11	R: 0 E: 0 K: 0 S: 5	H: 1 LOB: 0 BB: 0 P: 7	R: 0 E: 1 K: 2 S: 15	H: 2 LOB: 3 BB: 0 P: 22	R: 0 E: 0 K: 1 S: 12	H: 1 LOB: 1 BB: 0 P: 18	R: 0 E: 0 K: 0 S: 5	H: 0 LOB: 0 BB: 0 P: 8	1B: 7 2B: 0 3B: 0 HR: 0	SF: 0 SAC: 2 DP: 1 HBP: 0	WP: 0 PB: 0 SB: 0 CS: 0	PA: 35		
PITCHER	IP WLS BF H R ER SO BB IBB HBP BLK WP HR S P ERA WHIP																							
Wilson Alvarez, L ERA: 3.19	(1, 1)	7.0	W	28	6	1	0	6	1	0	0	0	0	0	0	72	100	0.00	1.000					
Giovanni Carrara, R ERA: 0.95	(8, 1)	2.0		7	1	0	0	1	0	0	0	0	0	0	0	17	26	0.00	0.500					


Batter	1	2	3	4	5	6	7	8	9	AB	R	H	RBI	BB	SO	LOB	BOTTOM							
Cesar Izturis, S OBP: 0.340, SLG: 0.388 (1, 6)										4	1	1	1	0	0	0	Florida Marlins @ Los Angeles Dodgers Dodger Stadium, Los Angeles, CA Tue Aug 17 2004, 7:10 PM PDT Att: 45,731 - Sunny - 70 F							
Steve Finley, L OBP: 0.353, SLG: 0.513 (1, 8)										4	2	3	2	0	0	0								
Milton Bradley, S OBP: 0.377, SLG: 0.444 (1, 7)										4	0	1	0	0	1	1								
Adrián Beltré, R OBP: 0.372, SLG: 0.613 (1, 5)										3	2	2	2	1	0	0								
Shawn Green, L OBP: 0.341, SLG: 0.434 (1, 9)										3	0	0	0	1	1	1								
Hee-Seop Choi, L OBP: 0.381, SLG: 0.479 (1, 3)										4	0	1	1	0	2	1								
Brent Mayne, L OBP: 0.328, SLG: 0.303 (1, 2)										4	0	0	0	0	3	2								
Alex Cora, L OBP: 0.382, SLG: 0.405 (1, 4)										3	0	0	0	0	2	0								
Wilson Alvarez, L Jason Grabowski, L Giovanni Carrara, R OBP: 0.185, SLG: 0.154 OBP: 0.323, SLG: 0.450 (8, 1)										2	0	0	0	0	2	0								
Inning Stats	R: 2 E: 0 K: 1 S: 15	H: 2 LOB: 2 BB: 2 P: 28	R: 0 E: 0 K: 2 S: 10	H: 0 LOB: 0 BB: 0 P: 11	R: 1 E: 0 K: 2 S: 12	H: 2 LOB: 1 BB: 0 P: 12	R: 0 E: 0 K: 3 S: 10	H: 0 LOB: 0 BB: 0 P: 12	R: 0 E: 0 K: 0 S: 6	H: 0 LOB: 0 BB: 0 P: 7	R: 0 E: 0 K: 1 S: 6	H: 0 LOB: 0 BB: 0 P: 10	R: 2 E: 0 K: 1 S: 12	H: 3 LOB: 2 BB: 1 P: 23	R: 1 E: 0 K: 0 S: 13	H: 1 LOB: 0 BB: 0 P: 19		R: 0 E: 0 K: 0 S: 0	H: 0 LOB: 0 BB: 0 P: 0	1B: 2 2B: 3 3B: 1 HR: 2	SF: 0 SAC: 0 DP: 0 HBP: 0	WP: 0 PB: 0 SB: 0 CS: 0	PA: 34	
PITCHER	IP WLS BF H R ER SO BB IBB HBP BLK WP HR S P ERA WHIP																							
A.J. Burnett, R ERA: 4.36	(1, 1)	6.0	L	24	4	3	3	9	2	0	0	0	0	0	0	59	80	4.50	1.000					
Rudy Seanez, R ERA: 3.66	(7, 1)	1.0		6	3	2	2	1	1	0	0	0	0	0	12	23	18.00	4.000						
Billy Koch, R ERA: 4.37	(8, 1)	1.0		4	1	1	1	1	0	0	0	0	0	1	13	19	9.00	1.000						


AB 32
R 1
H 7
RBI 0
BB 1
SO 7
LOB 20



AB 31
R 6
H 8
RBI 6
BB 3
SO 11
LOB 5

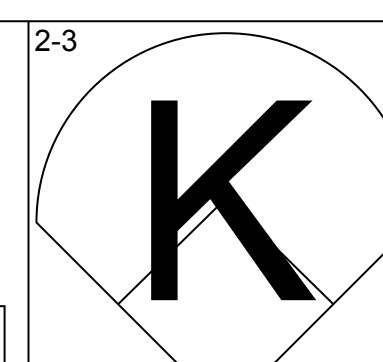
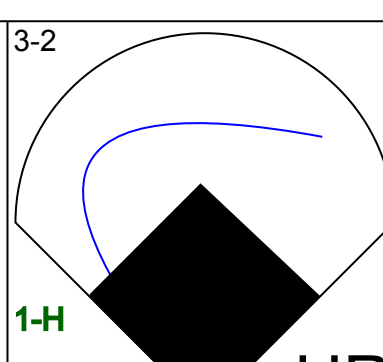
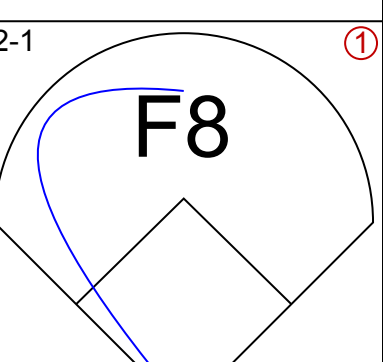
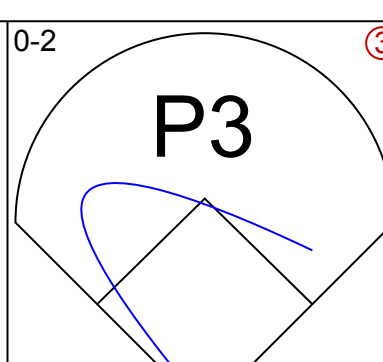
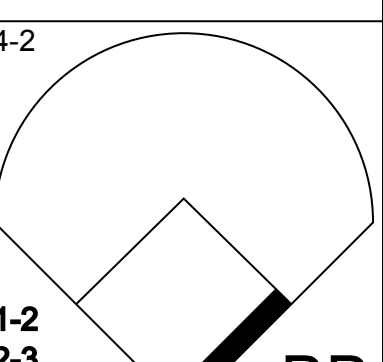
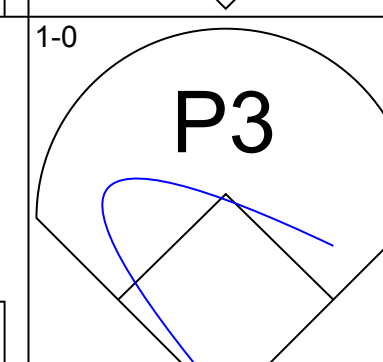
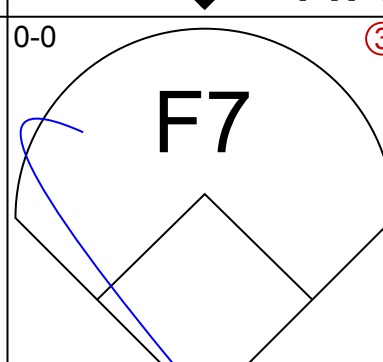
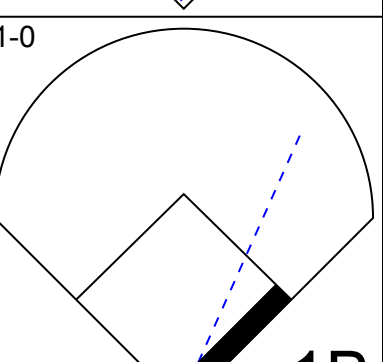
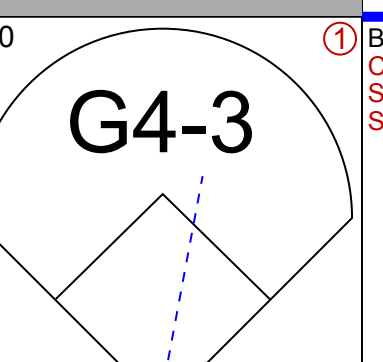
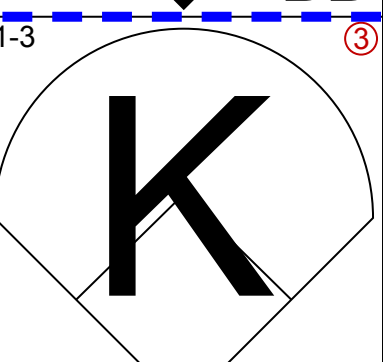
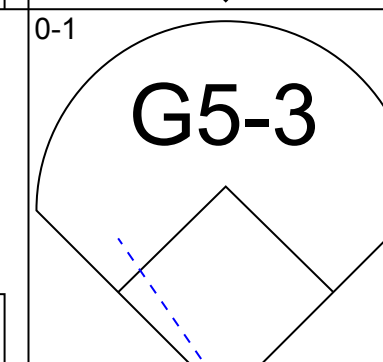
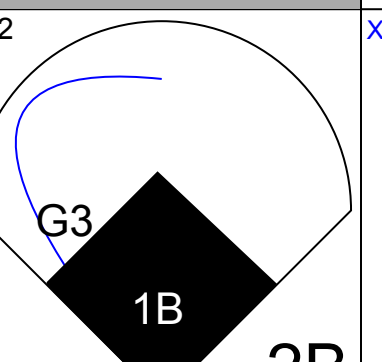
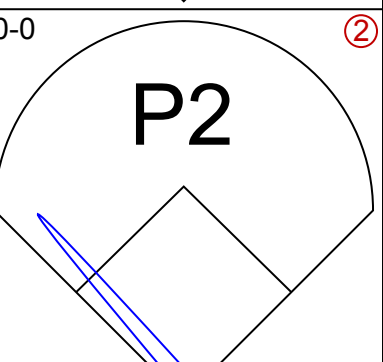
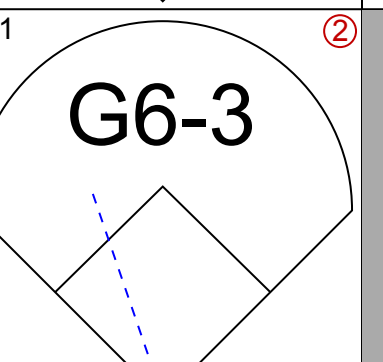
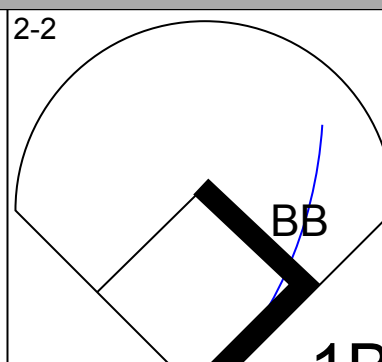
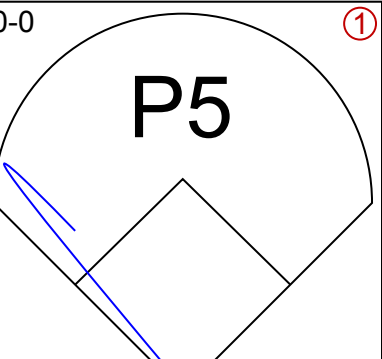
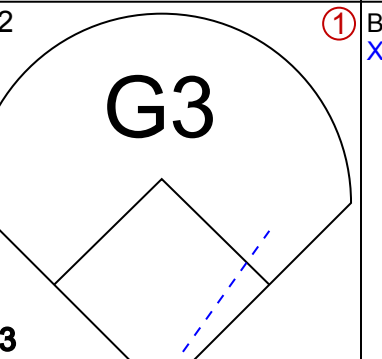
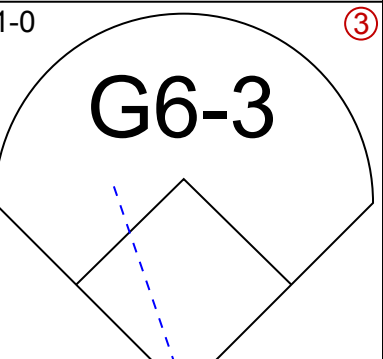
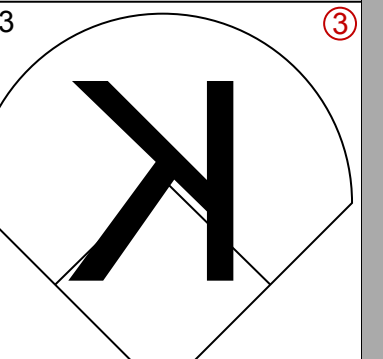
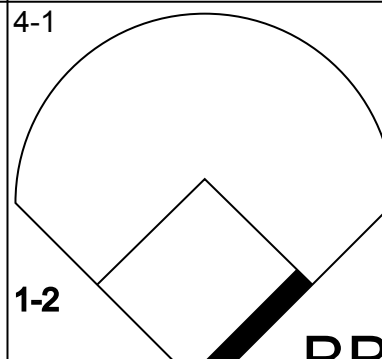
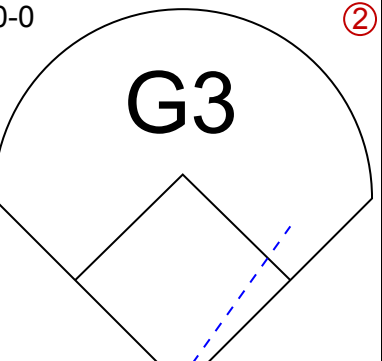
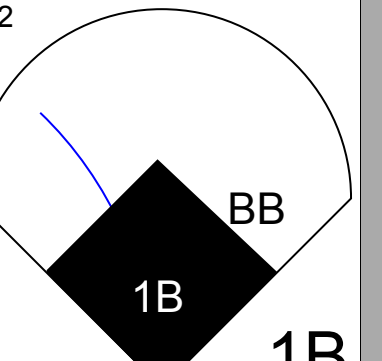
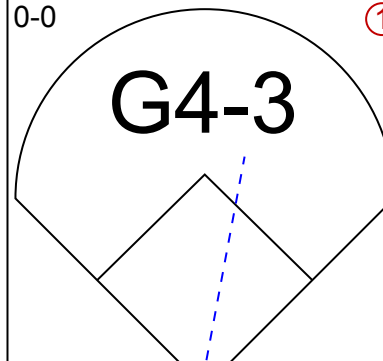
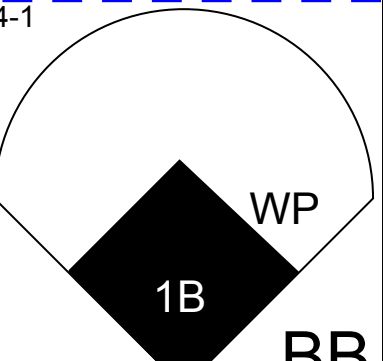
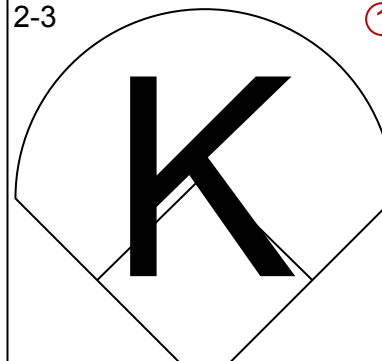
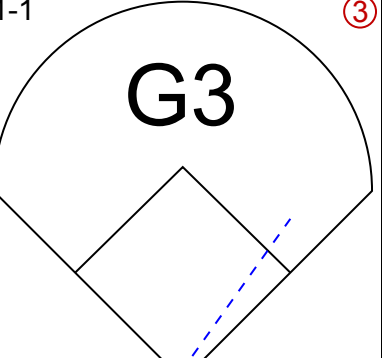

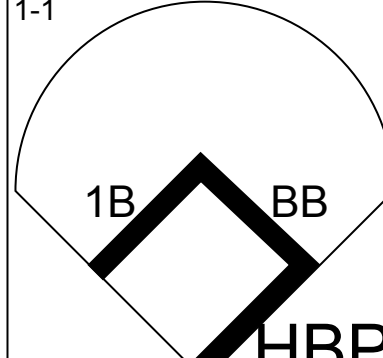
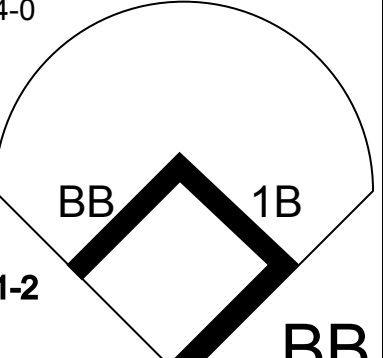
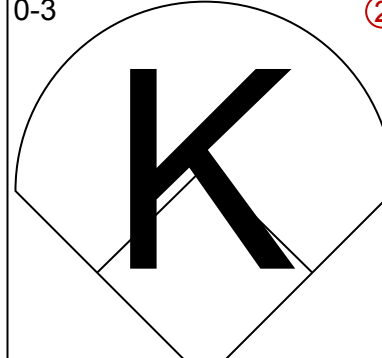
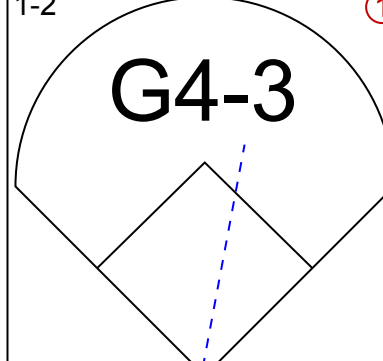
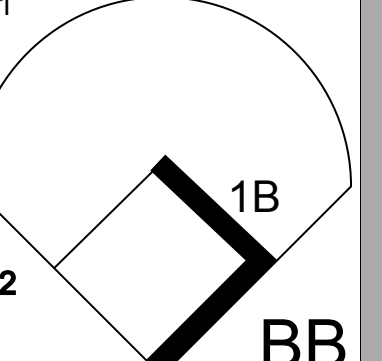
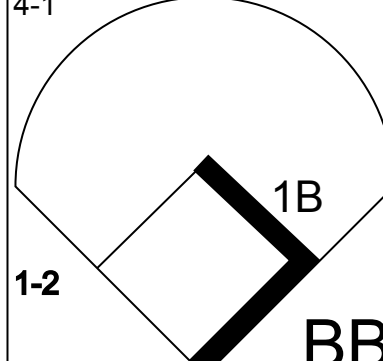
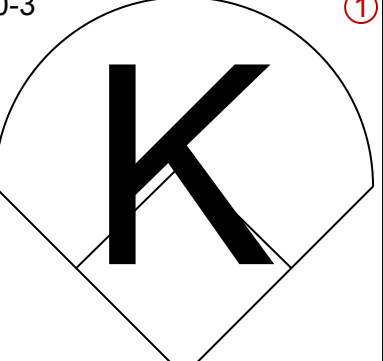
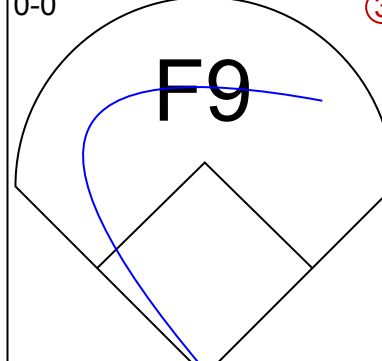
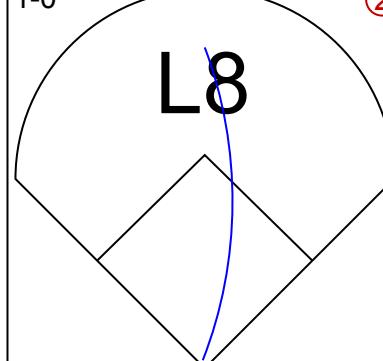
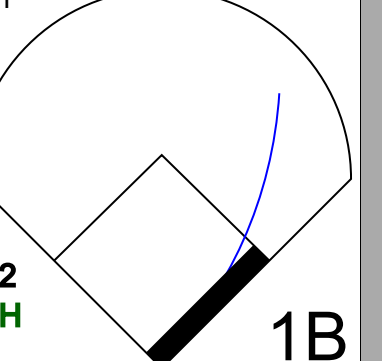
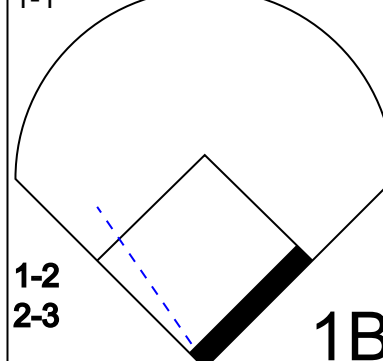
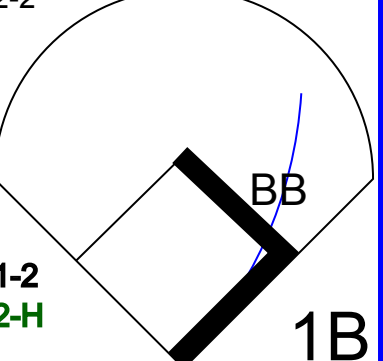
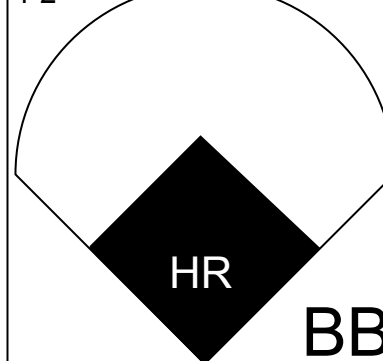
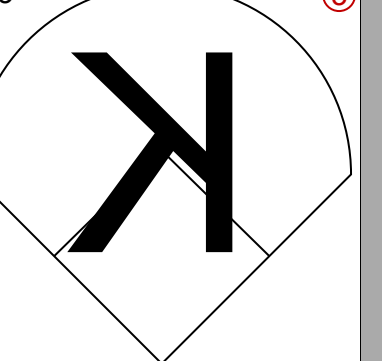
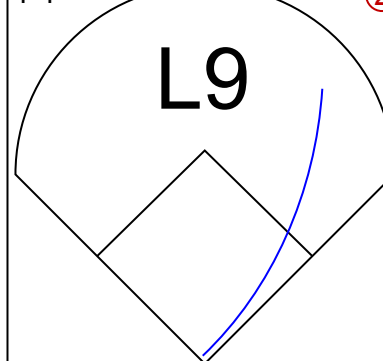
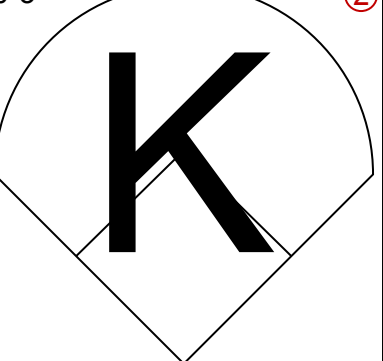

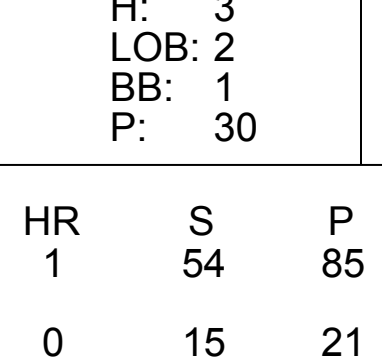


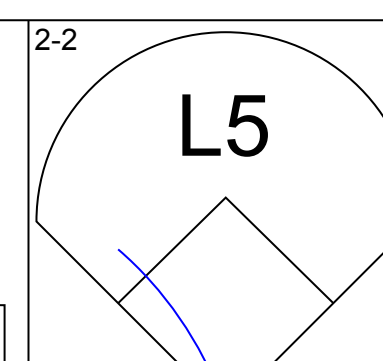
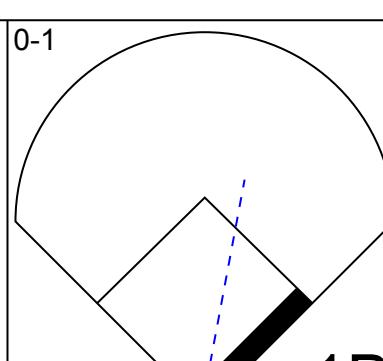
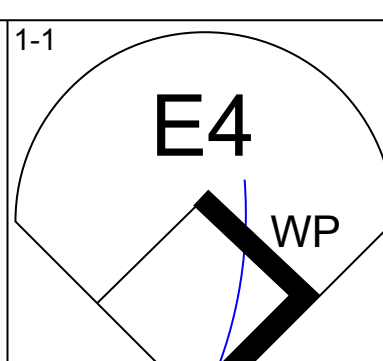
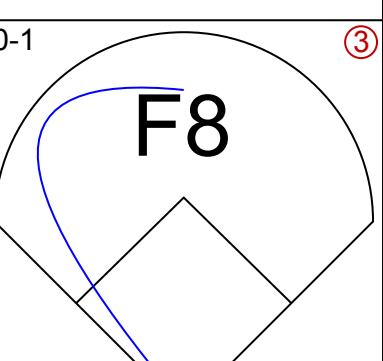
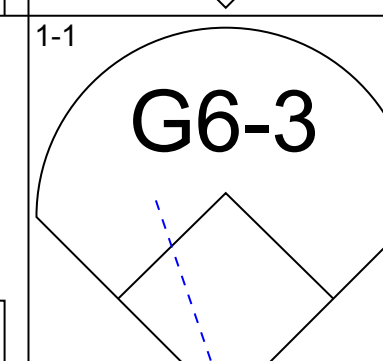
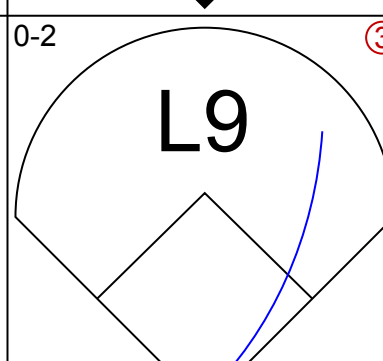
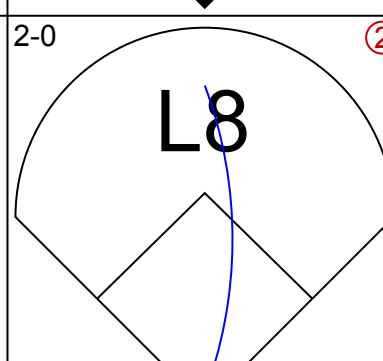
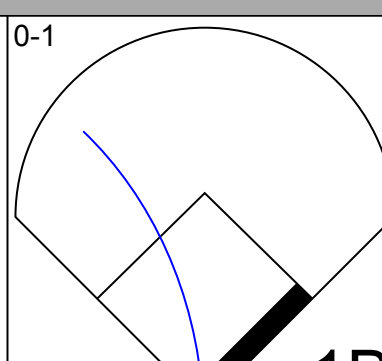
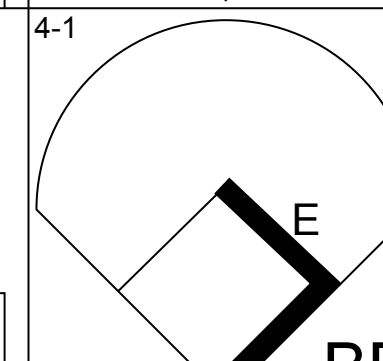
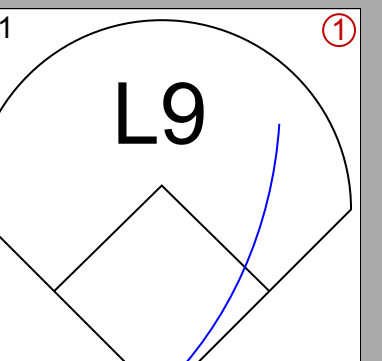
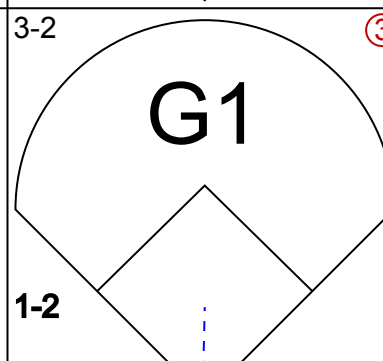
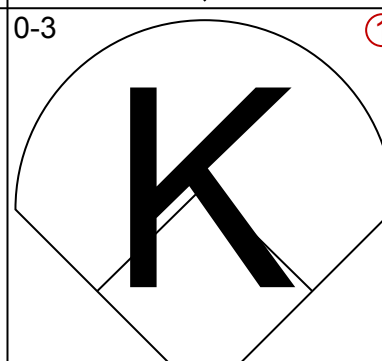
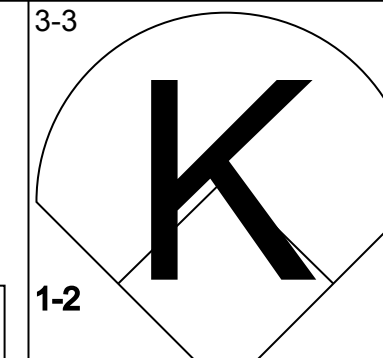
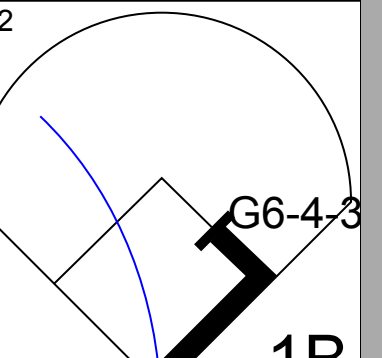
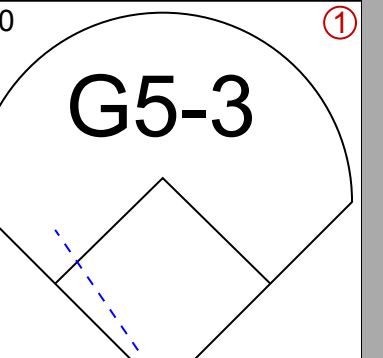
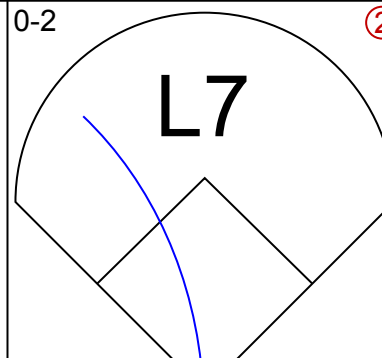
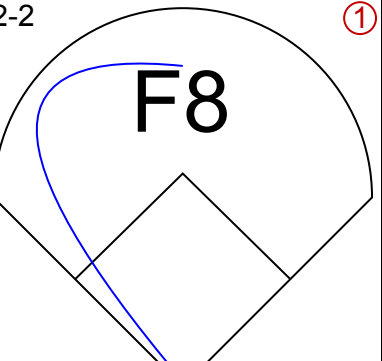
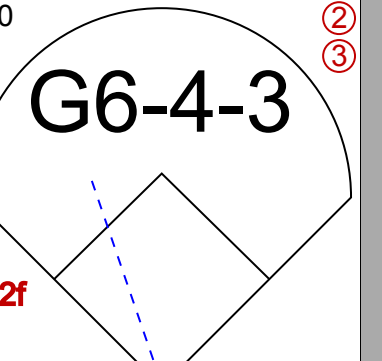

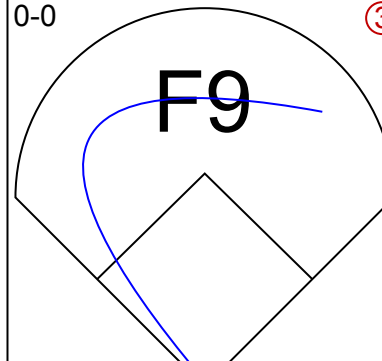
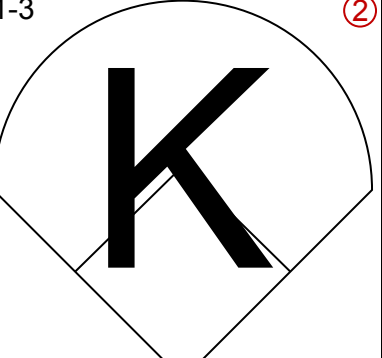
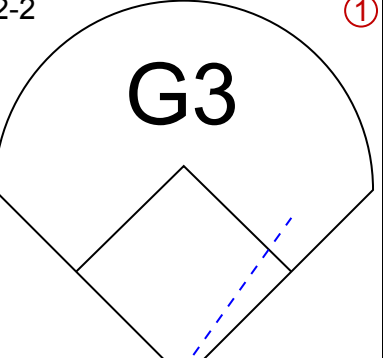
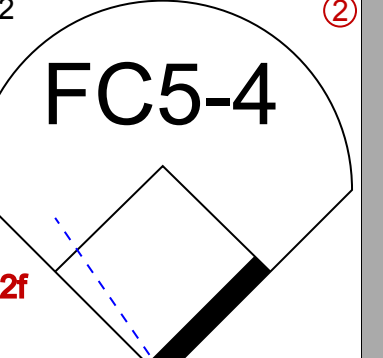
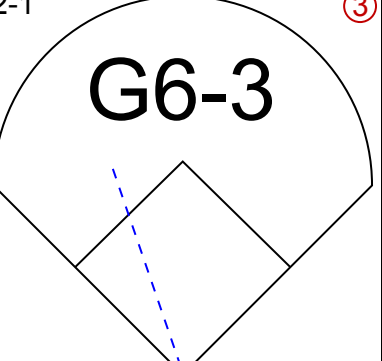
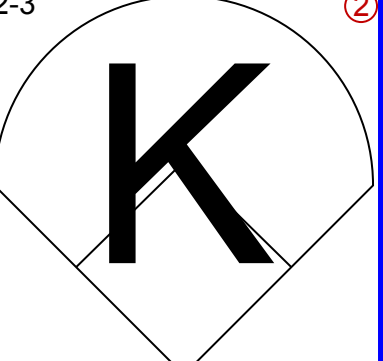
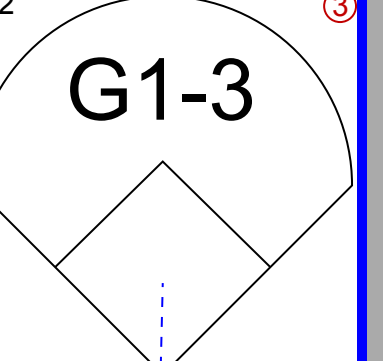
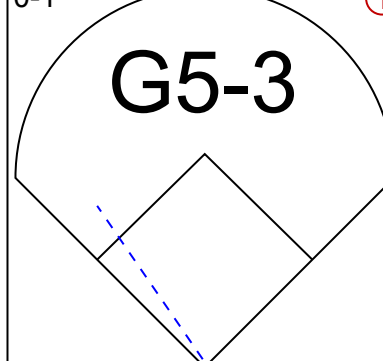
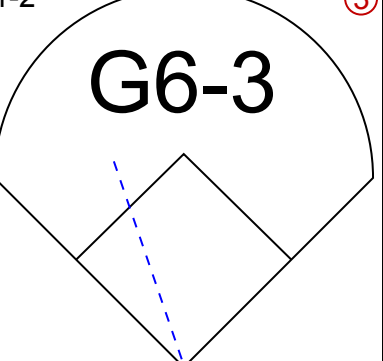
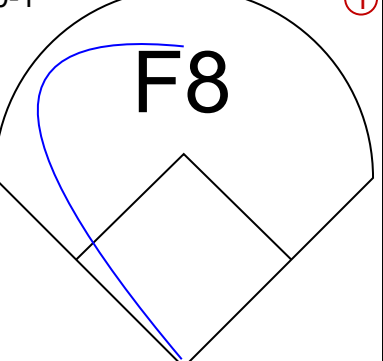
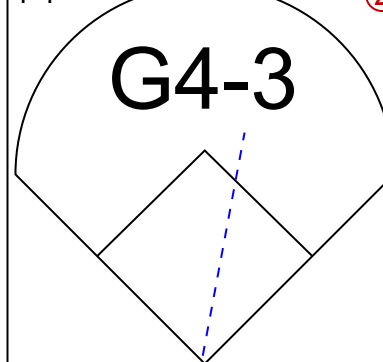
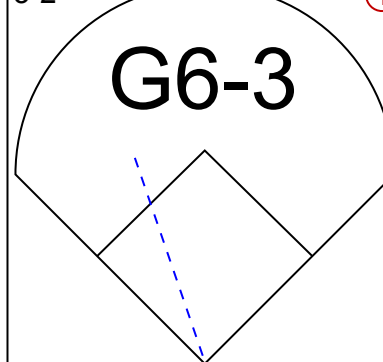
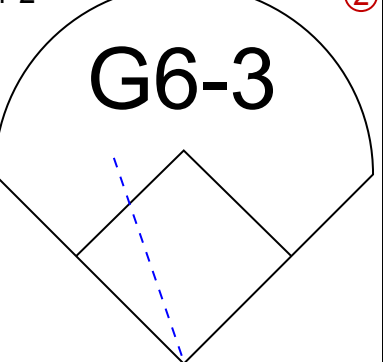
Batter	1	2	3	4	5	6	7	8	9	AB	R	H	RBI	BB	SO	LOB	TOP				
Juan Pierre, L OBP: 0.350, SLG: 0.374 (1, 8)	B2-3		G3-1		FC6-4 BB			G4-6-3 1B		4	0	1	0	0	0	1	Florida Marlins @ San Diego Padres PETCO Park, San Diego, CA Fri Aug 20, 2004, 10:05 PM EDT Att: 38,389 - Cloudy - 69 F				
Luis Castillo, S OBP: 0.366, SLG: 0.353 (1, 4)	G6-3			G5-3	SAFE			G4-6-3		3	0	0	0	1	0	1					
Paul Lo Duca, R OBP: 0.363, SLG: 0.461 (1, 2)	G3-1			1B BB	L9			G5-3		3	1	0	0	1	0	2					
Miguel Cabrera, R OBP: 0.378, SLG: 0.536 (1, 7)		F8		K				G6-3		4	0	0	0	0	2	1					
Mike Lowell, R OBP: 0.369, SLG: 0.511 (1, 5)		1B		1B				F9		4	0	2	0	0	0	0					
Jeff Conine, R OBP: 0.334, SLG: 0.420 (1, 3)		K		1B				G5-3		4	0	1	1	0	1	1					
Juan Encarnacion, R OBP: 0.290, SLG: 0.393 (1, 9)		F7		G4-3				G6-3		3	0	0	0	0	0	3					
Alex Gonzalez, R OBP: 0.272, SLG: 0.435 (1, 6)			G5-3		G5-3			K		3	0	0	0	0	1	0					
Dontrelle Willis, L OBP: 0.274, SLG: 0.345 Billy Koch, R (8, 1)		G6-3		G6-3				L6		3	0	1	0	0	0	0					
Inning Stats	R: 0 E: 0 K: 0 S: 9	H: 0 LOB: 0 BB: 0 P: 14	R: 0 E: 0 K: 1 S: 11	H: 1 LOB: 1 BB: 0 P: 17	R: 0 E: 0 K: 0 S: 6	H: 0 LOB: 0 BB: 0 P: 7	R: 1 E: 0 K: 1 S: 16	H: 2 LOB: 2 BB: 1 P: 27	R: 0 E: 0 K: 0 S: 8	H: 0 LOB: 0 BB: 0 P: 12	R: 0 E: 0 K: 1 S: 7	H: 0 LOB: 0 BB: 0 P: 10	R: 0 E: 0 K: 0 S: 7	H: 1 LOB: 0 BB: 0 P: 7	R: 0 E: 0 K: 0 S: 5	H: 0 LOB: 0 BB: 0 P: 7		1B: 5 2B: 0 3B: 0 HR: 0	SF: 0 SAC: 0 DP: 1 HBP: 0	WP: 0 PB: 0 SB: 0 CS: 0	PA: 33
PITCHER Brian Lawrence, R ERA: 3.86 (1, 1)	IP	WLS	BF	H	R	ER	SO	BB	IBB	HBP	BLK	WP	HR	S	P	ERA	WHIP				
	9.0	W	33	5	1	1	4	2	0	0	0	0	0	80	118	1.00	0.778				

Batter	1	2	3	4	5	6	7	8	9	AB	R	H	RBI	BB	SO	LOB	BOTTOM				
Freddy Guzman, S OBP: 0.267, SLG: 0.214 (1, 8)	F8		G4-3	G4-3				CS 1B		4	0	1	0	0	0	0	Florida Marlins @ San Diego Padres PETCO Park, San Diego, CA Fri Aug 20, 2004, 10:05 PM EDT Att: 38,389 - Cloudy - 69 F				
Mark Loretta, R OBP: 0.396, SLG: 0.521 (1, 4)	G4-3		1B 1B		HR			24 3B BB		3	3	2	1	1	0	0					
24 Brian Giles, L OBP: 0.376, SLG: 0.470 (1, 9)	F7		F8		K			1-H 3B		4	0	1	1	0	1	1					
Phil Nevin, R OBP: 0.387, SLG: 0.495 (1, 3)		HR 1B	3 HBP 1B		G6-3			BB		3	1	2	0	1	0	0					
Rich Aurilia, R OBP: 0.317, SLG: 0.365 (1, 5)	F9		3 HBP 1B		F8			P4		4	0	1	1	0	0	3					
3 Khalil Greene, R OBP: 0.350, SLG: 0.411 (1, 6)		HR 1B	1-2 2-3 HBP					G4-3 G6-3 1B		3	1	2	0	0	0	0					
Ramon Hernandez, R OBP: 0.341, SLG: 0.438 (1, 2)		HR	K					G6-3		4	1	1	3	0	1	4					
Jay Payton, R OBP: 0.298, SLG: 0.324 (1, 7)	F7			L9				G4-3		4	0	0	0	0	0	1					
Brian Lawrence, R OBP: 0.122, SLG: 0.143 (1, 1)		K		K				F7		4	0	0	0	0	3	1					
Inning Stats	R: 0 E: 0 K: 0 S: 8	H: 0 LOB: 0 BB: 0 P: 9	R: 3 E: 0 K: 1 S: 16	H: 3 LOB: 0 BB: 0 P: 19	R: 1 E: 0 K: 1 S: 13	H: 3 LOB: 3 BB: 0 P: 25	R: 0 E: 0 K: 1 S: 8	H: 0 LOB: 0 BB: 0 P: 12	R: 1 E: 0 K: 1 S: 10	H: 1 LOB: 0 BB: 0 P: 13	R: 0 E: 0 K: 0 S: 4	H: 0 LOB: 0 BB: 0 P: 9	R: 1 E: 0 K: 1 S: 11	H: 2 LOB: 2 BB: 2 P: 21	R: 0 E: 0 K: 0 S: 11	H: 1 LOB: 1 BB: 0 P: 21		1B: 7 2B: 0 3B: 1 HR: 2	SF: 0 SAC: 0 DP: 0 HBP: 1	WP: 0 PB: 0 SB: 0 CS: 1	PA: 36
PITCHER Dontrelle Willis, L ERA: 3.91 Billy Koch, R ERA: 4.28 (1, 1) (8, 1)	IP	WLS	BF	H	R	ER	SO	BB	IBB	HBP	BLK	WP	HR	S	P	ERA	WHIP				
	7.0	L	32	9	6	6	5	2	0	1	0	0	2	70	108	7.71	1.571				

Batter	1	2	3	4	5	6	7	8	9	AB	R	H	RBI	BB	SO	LOB	TOP										
Ray Durham, S OBP: 0.337, SLG: 0.447	2-1 F7		2-1 L3		0-1 G4-3		1-1 P3			4	0	0	0	0	0	1	San Francisco Giants @ Florida Marlins Pro Player Stadium, Miami, FL Tue Aug 24 2004, 7:05 PM EDT Att: 23,143 - Unknown - 76 F livebaseballscorecards.com										
Michael Tucker, L OBP: 0.367, SLG: 0.449	0-0 F7		0-2 F8		0-3 K		0-0 G3			4	0	0	0	0	1												
Edgardo Alfonzo, R OBP: 0.344, SLG: 0.397	4-2 BB		0-1 WP		2-1 1B		4-2 1B			2	0	2	0	2	0												
Barry Bonds, L OBP: 0.612, SLG: 0.819 Tyler Walker, R	4-0 BB		4-2 1B		1-1 L3		0-0 BB			1	0	0	0	2	0	1											
Cody Ransom, R Jason Christiansen, R	1-2 BB		1-2 2-3 BB				1-2 1B			0	0	0	0	0	0	0											
A.J. Pierzynski, L OBP: 0.338, SLG: 0.458	0-1 FC6		2-2 HBP		0-1 G5-3		2-3 K			3	0	0	0	0	1	4											
Pedro Feliz, R OBP: 0.293, SLG: 0.467		3-1 G4-3	2-1 P3		0-0 G4-3		1-3 K			4	0	0	0	0	1	5											
Marque Grissom, R Ricky Ledes, L	0-3 K		2-3 K		0-1 G6-3		3-3 K			2	0	0	0	0	2	0											
Deivi Cruz, R OBP: 0.339, SLG: 0.443	0-1 G3		1-1 G6-3		0-3 K		0-0 G3-1			4	0	0	0	0	1	0											
Wayne Franklin, L 32 Kevin Correia, R Dustan Mohr, R	4-0 BB		4-0 1B		2-2 G4-3		0-0 P4		1-3 K	0	0	0	0	0	0	0											
Inning Stats	R: 0 E: 0 K: 0 S: 9	H: 0 LOB: 2 BB: 2 P: 19	R: 0 E: 0 K: 1 S: 7	H: 0 LOB: 0 BB: 0 P: 10	R: 1 E: 0 K: 0 S: 13	H: 1 LOB: 3 BB: 2 P: 27	R: 0 E: 0 K: 1 S: 8	H: 0 LOB: 1 BB: 0 P: 13	R: 0 E: 0 K: 1 S: 9	H: 1 LOB: 1 BB: 0 P: 12	R: 0 E: 0 K: 1 S: 6	H: 0 LOB: 0 BB: 0 P: 7	R: 0 E: 0 K: 2 S: 12	H: 1 LOB: 2 BB: 1 P: 19	R: 0 E: 0 K: 2 S: 7	H: 0 LOB: 0 BB: 0 P: 11	1B: 3 2B: 0 3B: 0 HR: 0	SF: 0 SAC: 0 DP: 0 HBP: 1	WP: 1 PB: 0 SB: 0 CS: 0	PA: 36							
PITCHER	IP	WLS	BF	H	R	ER	SO	BB	IBB	HBP	BLK	WP	HR	S	P	ERA	WHIP										
A.J. Burnett, R ERA: 4.14	(1, 1)	7.0	W	28	2	1	1	4	4	0	1	0	0	57	93	1.29	0.857										
Matt Perisho, L ERA: 4.15	(8, 1)	1.0		5	1	0	0	2	1	0	0	0	0	12	19	0.00	2.000										
Armando Benitez, R ERA: 1.14	(9, 1)	1.0		3	0	0	0	2	0	0	0	0	0	7	11	0.00	0.000										

Batter	1	2	3	4	5	6	7	8	9	AB	R	H	RBI	BB	SO	LOB	BOTTOM											
Juan Pierre, L OBP: 0.357, SLG: 0.387				0-1 FC5-4		1-1 F7		2-0 L6		4	1	2	0	0	0	0	San Francisco Giants @ Florida Marlins Pro Player Stadium, Miami, FL Tue Aug 24 2004, 7:05 PM EDT Att: 23,143 - Unknown - 76 F livebaseballscorecards.com											
Paul Lo Duca, R Chris Aquila, R				2-0 FC5-4		1-2 F7		1-0 2B		3	2	1	0	1	0	1												
Miguel Cabrera, R Matt Perisho, L				1-1 L8		3-3 K		2-1 G4-3		3	1	0	0	1	1	3												
Lenny Harris, L Armando Benitez, R				3-2 HR		0-1 F7				3	2	2	5	0	0	0												
Mike Lowell, R Mike Mordecai, R	2-2 G6-3		1-2 G6-3		1-1 HR		2-2 F7			1	0	0	0	0	0	0												
Damon Easley, R	1-0 G6-3		4-2 G4-6-3		1-3 K		2-2 F8			3	0	0	0	1	1	1												
Juan Encarnacion, R	0-1 HR		2-2 G4-6-3		1-0 G3		1-1 E			4	1	3	1	0	0	1												
Luis Castillo, S	4-1 HR		1-1 G6-3		2-2 G3		1-2 E6			3	1	0	0	1	0	2												
Alex Gonzalez, R	3-2 HR		2-2 F7		1-3 K		2-3 K			4	1	1	3	0	2	3												
A.J. Burnett, R Mike Redmond, R	1-3 K		2-3 K		1-1 G6-3		3-3 K			3	0	0	0	0	2	1												
Inning Stats	R: 7 E: 0 K: 1 S: 34	H: 5 LOB: 3 BB: 3 P: 58	R: 0 E: 0 K: 0 S: 8	H: 0 LOB: 1 BB: 1 P: 15	R: 0 E: 0 K: 1 S: 9	H: 0 LOB: 0 BB: 0 P: 14	R: 2 E: 0 K: 1 S: 12	H: 2 LOB: 0 BB: 0 P: 19	R: 0 E: 0 K: 1 S: 11	H: 1 LOB: 1 BB: 0 P: 16	R: 0 E: 0 K: 1 S: 8	H: 0 LOB: 0 BB: 0 P: 13	R: 0 E: 1 K: 1 S: 14	H: 1 LOB: 2 BB: 0 P: 20	R: 0 E: 0 K: 1 S: 7	H: 1 LOB: 1 BB: 0 P: 15	1B: 5 2B: 3 3B: 0 HR: 2	SF: 0 SAC: 0 DP: 1 HBP: 1	WP: 0 PB: 0 SB: 2 CS: 0	PA: 39								
PITCHER	IP	WLS	BF	H	R	ER	SO	BB	IBB	HBP	BLK	WP	HR	S	P	ERA	WHIP											
Wayne Franklin, L 32 Kevin Correia, R Tyler Walker, R Jason Christiansen, L	(1, 1)	0.2	L	10	5	7	7	1	2	0	1	0	0	30	50	94.50	10.500											
	(1, 1)	3.1		13	2	2	2	2	2	0	0	0	0	1	33	56	5.40	1.200										
	(5, 1)	3.0		12	2	0	0	3	0	0	0	0	0	33	49	0.00	0.667											
	(8, 1)	1.0		4	1	0	0	1	0	0	0	0	0	7	15	0.00	1.000											

Batter	1	2	3	4	5	6	7	8	9	AB	R	H	RBI	BB	SO	LOB	TOP		
Ray Durham, S OBP: 0.336, SLG: 0.450 (1, 4)										4	1	2	1	1	1	3	San Francisco Giants @ Florida Marlins Pro Player Stadium, Miami, FL Thu Aug 26 2004, 7:05 PM EDT Att: 29,638 - Cloudy - 87 F		
J.T. Snow, L OBP: 0.422, SLG: 0.519 (1, 3)										5	0	1	0	0	1	3			
Pedro Feliz, R OBP: 0.293, SLG: 0.472 (1, 5)										5	1	2	0	0	0	1			
Barry Bonds, L OBP: 0.608, SLG: 0.802 Dustin Mohr, R OBP: 0.402, SLG: 0.458 (9, PR) (9, 7)										4	0	0	0	1	1	2			
A.J. Pierzynski, L OBP: 0.340, SLG: 0.456 (1, 2)										4	2	1	1	1	1	2			
Ricky Ledes, L OBP: 0.351, SLG: 0.427 (1, 9)										3	0	0	0	1	2	3			
Michael Tucker, L OBP: 0.366, SLG: 0.444 (1, 8)										3	0	0	0	2	1	4			
Deivi Cruz, R OBP: 0.350, SLG: 0.462 Cody Ransom, R OBP: 0.310, SLG: 0.385 (8, 6)										4	0	3	2	0	0	0			
Brett Tomko, R OBP: 0.160, SLG: 0.146 (1, 1)										3	1	0	0	1	2	7			
																			
Inning Stats	R: 0 E: 0 K: 1 S: 6	H: 0 LOB: 0 BB: 0 P: 9	R: 0 E: 0 K: 0 S: 4	H: 0 LOB: 0 BB: 0 P: 5	R: 2 E: 0 K: 0 S: 15	H: 1 LOB: 0 BB: 1 P: 24	R: 2 E: 0 K: 2 S: 21	H: 3 LOB: 2 BB: 1 P: 30	R: 0 E: 0 K: 0 S: 10	H: 1 LOB: 1 BB: 1 P: 17	R: 0 E: 0 K: 1 S: 8	H: 0 LOB: 0 BB: 0 P: 12	R: 1 E: 0 K: 3 S: 15	H: 1 LOB: 3 BB: 3 P: 30	R: 0 E: 0 K: 2 S: 11	H: 1 LOB: 2 BB: 1 P: 19	1B: 6 2B: 1 3B: 0 HR: 1	SF: 0 SAC: 0 DP: 0 HBP: 1	WP: 1 PA: 43 PB: 0 SB: 0 CS: 0
PITCHER	IP WLS BF H R ER SO BB IBB HBP BLK WP HR S P ERA WHIP																		
Josh Beckett, R ERA: 4.39 40 Nate Bump, R ERA: 4.22 Billy Koch, R ERA: 4.41 Matt Perisho, L ERA: 4.0	(1, 1) (6, 1) (8, 1) (8, 1)	5.1 1.2 0.2 1.1	L 6 6 6	25 1 1 1	5 0 1 0	4 0 1 0	4 0 1 0	3 1 2 3	3 0 0 1	0 0 0 0	0 0 0 0	0 0 0 0	0 15 12 14	85 21 26 23	6.75 0.00 13.50 0.00	1.500 0.600 6.000 1.500			

Batter	1	2	3	4	5	6	7	8	9	AB	R	H	RBI	BB	SO	LOB	BOTTOM		
Juan Pierre, L OBP: 0.360, SLG: 0.393 (1, 8)										4	0	1	0	0	0	0	San Francisco Giants @ Florida Marlins Pro Player Stadium, Miami, FL Thu Aug 26 2004, 7:05 PM EDT Att: 29,638 - Cloudy - 87 F		
Paul Lo Duca, R OBP: 0.364, SLG: 0.455 (1, 2)										4	0	1	0	0	0	2			
Miguel Cabrera, R OBP: 0.377, SLG: 0.527 (1, 7)										3	0	0	0	1	1	2			
Mike Lowell, R OBP: 0.370, SLG: 0.517 (1, 5)										4	0	1	0	0	1	2			
Jeff Conine, R OBP: 0.332, SLG: 0.423 (1, 3)										4	0	1	0	0	0	2			
Juan Encarnacion, R OBP: 0.292, SLG: 0.394 (1, 9)										3	0	0	0	0	1	1			
Luis Castillo, S OBP: 0.367, SLG: 0.347 40 Nate Bump, L Lenny Harris, L OBP: 0.263, SLG: 0.288 Billy Koch, R Matt Perisho, L Alex Gonzalez, R OBP: 0.266, SLG: 0.431 (1, 4) (6, 1) (7, PH) (8, 1) (8, 1) (1, 6)										2	0	0	0	0	1	0			
										0	0	0	0	0	0	0			
										1	0	0	0	0	0	0			
										2	0	0	0	0	0	0			
Inning Stats	R: 0 E: 1 K: 1 S: 9	H: 0 LOB: 1 BB: 1 P: 19	R: 0 E: 0 K: 1 S: 10	H: 0 LOB: 0 BB: 0 P: 15	R: 0 E: 0 K: 0 S: 9	H: 1 LOB: 1 BB: 0 P: 10	R: 0 E: 0 K: 0 S: 7	H: 1 LOB: 0 BB: 0 P: 9	R: 0 E: 1 K: 0 S: 10	H: 0 LOB: 1 BB: 0 P: 19	R: 0 E: 0 K: 0 S: 11	H: 1 LOB: 1 BB: 0 P: 14	R: 0 E: 0 K: 0 S: 7	H: 0 LOB: 0 BB: 0 P: 8	R: 0 E: 0 K: 1 S: 10	H: 1 LOB: 1 BB: 0 P: 10	1B: 4 2B: 0 3B: 0 HR: 0	SF: 0 SAC: 0 DP: 1 HBP: 0	WP: 1 PA: 32 PB: 0 SB: 0 CS: 0
PITCHER	IP WLS BF H R ER SO BB IBB HBP BLK WP HR S P ERA WHIP																		
Brett Tomko, R ERA: 4.8	(1, 1)	9.0	W	32	4	0	0	4	1	0	0	0	0	84	120	0.00	0.556		

Batter	1	2	3	4	5	6	7	8	9	AB	R	H	RBI	BB	SO	LOB	TOP		
Aaron Miles, S (1,4) OBP: 0.338, SLG: 0.390	G4-3		12 HR		G5-3		G6-3			4	1	1	0	0	0	1	Colorado Rockies @ Florida Marlins Pro Player Stadium, Miami, FL Sat Aug 28 2004, 6:05 PM EDT Att: 35,243 - Cloudy - 87 F		
12 Clint Barmes, R (1,6) OBP: 0.375, SLG: 0.714	K		1-H 3-H 3-2	HR	F8			G1-3	4	1	1	3	0	1	0				
17 Todd Helton, L (1,3) OBP: 0.456, SLG: 0.617	G3-1		G3				G3-1	2B	4	0	1	0	0	1	0				
Vinny Castilla, R (1,5) OBP: 0.331, SLG: 0.530		G6-3				F9		G3-1	4	0	1	0	0	0	1				
Jeremy Burnitz, L (1,9) OBP: 0.360, SLG: 0.585		F7		F8	5 S	G3-1		F7	4	0	1	0	0	0	1				
5 Matt Holliday, R (1,7) OBP: 0.346, SLG: 0.470	G3			BB		K		K	3	0	0	0	1	2	1				
JD Closser, S (1,2) OBP: 0.413, SLG: 0.432			FC5-4	1B	F8		G6-3		P6	4	0	1	0	0	2				
Choo Freeman, R (1,8) OBP: 0.325, SLG: 0.353			FC5-4	1B	G5-3					3	1	1	0	0	3				
Jason Jennings, L (1,1) OBP: 0.281, SLG: 0.393			SH1-4		G4-3					1	0	0	0	0	0	AB 32 R 3 H 7 RBI 3 BB 1 SO 5 LOB 10			
Mark Sweeney, L (7, PH) OBP: 0.390, SLG: 0.547										1	0	0	0	1	1				
Steve Reed, R (7, 1) OBP: 0.500, SLG: 0.500										0	0	0	0	0	0				
40 Brian Fuentes, L (8, 1) ERA: 1.1										0	0	0	0	0	0				
Inning Stats	R: 0 E: 0 K: 1 S: 9	H: 0 LOB: 0 BB: 0 P: 13	R: 0 E: 0 K: 0 S: 6	H: 0 LOB: 0 BB: 0 P: 9	R: 3 E: 0 K: 0 S: 12	H: 3 LOB: 0 BB: 0 P: 16	R: 0 E: 0 K: 0 S: 13	H: 2 LOB: 1 BB: 0 P: 21	R: 0 E: 0 K: 1 S: 11	H: 1 LOB: 1 BB: 0 P: 15	R: 0 E: 0 K: 1 S: 13	H: 1 LOB: 1 BB: 0 P: 17	R: 0 E: 0 K: 1 S: 8	H: 0 LOB: 0 BB: 0 P: 11	R: 0 E: 0 K: 1 S: 5	H: 0 LOB: 0 BB: 0 P: 7	1B: 4 2B: 1 3B: 1 HR: 1	SF: 0 SAC: 1 DP: 0 HBP: 0	WP: 0 PA: 34 PB: 0 SB: 1 CS: 0
PITCHER	IP	WLS	BF	H	R	ER	SO	BB	IBB	HBP	BLK	WP	HR	S	P	ERA	WHIP		
Carl Pavano, R (1, 1) ERA: 2.99	8.0	W	31	7	3	3	4	1	0	0	0	0	1	80	112	3.38	1.000		
Armando Benitez, R (9, 1) ERA: 1.1	1.0	S	3	0	0	0	1	0	0	0	0	0	0	5	7	0.00	0.000		

Batter	1	2	3	4	5	6	7	8	9	AB	R	H	RBI	BB	SO	LOB	BOTTOM		
Juan Pierre, L (1,8) OBP: 0.361, SLG: 0.392	E			L6		G6-3				4	1	2	0	0	2	Colorado Rockies @ Florida Marlins Pro Player Stadium, Miami, FL Sat Aug 28 2004, 6:05 PM EDT Att: 35,243 - Cloudy - 87 F			
Paul Lo Duca, R (1,2) OBP: 0.362, SLG: 0.449	BB			FC5-4			G6-3			3	1	0	0	1	2				
Miguel Cabrera, R (1,7) OBP: 0.381, SLG: 0.531	K		G4-3	G1-3	1B	FC6-4	1B	G6-4-3	1B	4	0	3	0	0	2				
Mike Lowell, R (1,5) OBP: 0.367, SLG: 0.513	P4		G1-3		F9		G6-4-3			4	0	0	0	0	5				
Jeff Conine, R (1,3) OBP: 0.339, SLG: 0.427	1B		G4-3	BB		K		HR	1B	2	1	1	0	2	1				
Juan Encarnacion, R (1,9) OBP: 0.284, SLG: 0.402			G4-3		FC6-4			HR		4	1	2	4	0	3				
Luis Castillo, S (1,4) OBP: 0.365, SLG: 0.345	G6-3		G4-3			G6-3		G6-3		4	0	0	0	0	4				
Alex Gonzalez, R (1,6) OBP: 0.267, SLG: 0.431		P2		G4-3			SH3	1B	L7	4	0	1	0	0	0				
Carl Pavano, R (1, 1) OBP: 0.189, SLG: 0.314										1	0	0	0	1	1	AB 31 R 4 H 9 RBI 4 BB 3 SO 5 LOB 19			
Lenny Harris, L (8, PH) OBP: 0.293, SLG: 0.288										0	0	0	0	0	0				
Chris Aquila, R (8, PH) OBP: 0.278, SLG: 0.412										1	0	0	0	1	0				
Armando Benitez, R (9, 1) ERA: 4.5										0	0	0	0	0	0				
Inning Stats	R: 2 E: 0 K: 1 S: 11	H: 2 LOB: 2 BB: 1 P: 23	R: 0 E: 0 K: 2 S: 10	H: 1 LOB: 1 BB: 0 P: 14	R: 0 E: 0 K: 0 S: 13	H: 1 LOB: 2 BB: 1 P: 19	R: 0 E: 0 K: 0 S: 10	H: 0 LOB: 1 BB: 1 P: 18	R: 0 E: 0 K: 1 S: 11	H: 1 LOB: 1 BB: 0 P: 16	R: 0 E: 0 K: 0 S: 6	H: 1 LOB: 1 BB: 0 P: 8	R: 0 E: 0 K: 0 S: 8	H: 1 LOB: 0 BB: 0 P: 12	R: 2 E: 0 K: 1 S: 10	H: 2 LOB: 0 BB: 0 P: 14	1B: 8 2B: 0 3B: 0 HR: 1	SF: 0 SAC: 1 DP: 1 HBP: 1	WP: 0 PA: 36 PB: 0 SB: 2 CS: 0
PITCHER	IP	WLS	BF	H	R	ER	SO	BB	IBB	HBP	BLK	WP	HR	S	P	ERA	WHIP		
Jason Jennings, R (1, 1) ERA: 5.95	6.0	L	28	8	2	2	4	3	0	1	0	0	1	61	98	3.00	1.500		
Steve Reed, R (7, 1) ERA: 2.93	1.2	L	7	3	2	2	0	0	0	0	0	0	1	15	22	10.80	1.800		
40 Brian Fuentes, L (8, 1) ERA: 4.5	0.1		1	0	0	0	1	0	0	0	0	0	0	3	4	0.00	0.000		

Batter	1	2	3	4	5	6	7	8	9	AB	R	H	RBI	BB	SO	LOB	TOP			
Juan Pierre, L OBP: 0.369, SLG: 0.407	1-2 F7	0-1 E2		0-0 2B			1-2 G6-3	4-0 2B		4	2	3	2	1	0	0	Florida Marlins @ New York Mets Shea Stadium, Flushing, NY Thu Sep 02 2004, 1:10 PM EDT Att: 24,937 - Sunny - 74 F			
Damion Easley, R OBP: 0.341, SLG: 0.464	1-2 P4	0-2 G6-3		0-1 2B			3-3 K	1-0 2B		5	0	2	3	0	1	2				
Paul Lo Duca, R OBP: 0.359, SLG: 0.443	2-2 G6-3		2-2 G6-3	3-1 G5-3			0-0 G6-3	2-3 K		5	0	0	0	0	1	3				
Miguel Cabrera, R OBP: 0.383, SLG: 0.538		3-2 2B	2-0 G6-3		4-2 G6-4-3		3-3 K		2-1 F9	4	1	1	0	1	1	1				
Mike Lowell, R OBP: 0.370, SLG: 0.518	4-1 2B	1-0 1B		0-1 1B	1 SAFE G6-4-3			1-0 F7	1-0 G4-3	4	1	1	0	1	0	1				
Jeff Conine, R OBP: 0.333, SLG: 0.416	2-1 F8	2-2 1B		1-2 1B	1 SAFE G5-3			4-2 HR	3-1 1B	4	1	2	0	1	0	2				
Juan Encarnacion, R OBP: 0.290, SLG: 0.498	0-0 1B		0-0 P6			1-3 K		1 SAFE HR	2-3 K	5	2	2	3	0	2	3				
Alex Gonzalez, R OBP: 0.270, SLG: 0.423	4-0 1B			2-2 F7		2-2 G1-3		0-2 BLK		3	2	1	0	1	0	0				
Carl Pavano, R OBP: 0.179, SLG: 0.296	2-3 K			2-2 G6-3		3-2 P4		0-3 K		3	0	0	0	0	1	3				
Guillermo Mota, R OBP: 0.250, SLG: 0.300										1	0	0	0	0	1	1				
Josias Manzanillo, R OBP: 0.230, SLG: 0.300										0	0	0	0	0	0	0				
Inning Stats	R: 0 E: 0 K: 0 S: 10	H: 0 LOB: 0 BB: 0 P: 14	R: 4 E: 1 K: 1 S: 15	H: 3 LOB: 1 BB: 2 P: 30	R: 0 E: 0 K: 0 S: 9	H: 2 LOB: 2 BB: 0 P: 16	R: 1 E: 0 K: 0 S: 13	H: 2 LOB: 1 BB: 0 P: 20	R: 0 E: 0 K: 1 S: 11	H: 0 LOB: 0 BB: 0 P: 13	R: 0 E: 0 K: 1 S: 11	H: 1 LOB: 1 BB: 0 P: 18	R: 4 E: 0 K: 2 S: 15	H: 3 LOB: 1 BB: 2 P: 30	R: 0 E: 0 K: 1 S: 9	H: 1 LOB: 1 BB: 0 P: 17	1B: 7 2B: 4 3B: 0 HR: 1	SF: 0 SAC: 0 DP: 1 HBP: 0	WP: 0 PB: 0 SB: 1 CS: 0	PA: 43
PITCHER	IP WLS BF H R ER SO BB IBB HBP BLK WP HR S P ERA WHIP	IP WLS BF H R ER SO BB IBB HBP BLK WP HR S P ERA WHIP	IP WLS BF H R ER SO BB IBB HBP BLK WP HR S P ERA WHIP	IP WLS BF H R ER SO BB IBB HBP BLK WP HR S P ERA WHIP	IP WLS BF H R ER SO BB IBB HBP BLK WP HR S P ERA WHIP	IP WLS BF H R ER SO BB IBB HBP BLK WP HR S P ERA WHIP	IP WLS BF H R ER SO BB IBB HBP BLK WP HR S P ERA WHIP	IP WLS BF H R ER SO BB IBB HBP BLK WP HR S P ERA WHIP	IP WLS BF H R ER SO BB IBB HBP BLK WP HR S P ERA WHIP	IP WLS BF H R ER SO BB IBB HBP BLK WP HR S P ERA WHIP	IP WLS BF H R ER SO BB IBB HBP BLK WP HR S P ERA WHIP	IP WLS BF H R ER SO BB IBB HBP BLK WP HR S P ERA WHIP	IP WLS BF H R ER SO BB IBB HBP BLK WP HR S P ERA WHIP	IP WLS BF H R ER SO BB IBB HBP BLK WP HR S P ERA WHIP	IP WLS BF H R ER SO BB IBB HBP BLK WP HR S P ERA WHIP	IP WLS BF H R ER SO BB IBB HBP BLK WP HR S P ERA WHIP	IP WLS BF H R ER SO BB IBB HBP BLK WP HR S P ERA WHIP			

Batter	1	2	3	4	5	6	7	8	9	AB	R	H	RBI	BB	SO	LOB	BOTTOM					
Gerald Williams, R OBP: 0.321, SLG: 0.455	0-2 P2		0-1 G1-3		1-2 1B		0-2 G4-3		2-3 K	5	0	1	0	0	1	1	Florida Marlins @ New York Mets Shea Stadium, Flushing, NY Thu Sep 02 2004, 1:10 PM EDT Att: 24,937 - Sunny - 74 F					
Wilson Delgado, S OBP: 0.355, SLG: 0.400	2-3 K			0-3 K	1-2 1B		3-2 G4-3			4	0	1	1	0	2	1						
31 Mike Piazza, R OBP: 0.362, SLG: 0.460	3-2 G4-3			1-3 K	1-1 G6-4-3			1-1 L5		4	0	0	0	0	1	2						
Cliff Floyd, L OBP: 0.353, SLG: 0.483		2-3 K		0-0 5 HR	0-1 G4-3			0-1 F9		4	1	2	0	0	1	0						
Richard Hidalgo, R OBP: 0.323, SLG: 0.472		0-0 G6-3		4-1 5 HR	2-3 K			2-3 K		3	1	0	0	1	2	1						
5 David Wright, R OBP: 0.325, SLG: 0.552	1-2 S			0-0 HR	1-2 1B		0-0 G4-3		2-1 HR	4	2	3	4	0	0	1						
Jason Phillips, R OBP: 0.284, SLG: 0.313	2-1 G3			0-0 F7	1-1 F8			0-0 F8		4	0	0	0	0	0	2						
Jeff Keppinger, R OBP: 0.270, SLG: 0.417			0-1 G4-3		3-1 1B		1-1 G4-3		1-1 G1-3	4	1	2	0	0	0	0						
Jae Weong Seo, R OBP: 0.240, SLG: 0.300			2-1 F9		0-3 K		1-3 K		2-2 HR	1	0	0	0	0	0	0						
Craig Brackley, L OBP: 0.240, SLG: 0.300										1	0	0	0	0	0	1						
Ricky Bottalico, L OBP: 0.240, SLG: 0.300										0	0	0	0	0	0	1						
Eric Valenz, L OBP: 0.240, SLG: 0.300										1	0	0	0	0	0	1						
Tyler Yates, R OBP: 0.240, SLG: 0.300										0	0	0	0	0	0	0						
John Franco, L OBP: 0.240, SLG: 0.300										0	0	0	0	0	0	0						
Todd Zelle, R OBP: 0.240, SLG: 0.300										1	1	1	1	0	0	0						
Inning Stats	R: 0 E: 0 K: 1 S: 12	H: 0 LOB: 0 BB: 0 P: 17	R: 0 E: 0 K: 1 S: 9	H: 1 LOB: 1 BB: 0 P: 14	R: 0 E: 0 K: 0 S: 6	H: 0 LOB: 0 BB: 0 P: 8	R: 3 E: 0 K: 2 S: 10	H: 2 LOB: 0 BB: 1 P: 15	R: 1 E: 0 K: 1 S: 13	H: 3 LOB: 1 BB: 0 P: 19	R: 0 E: 0 K: 1 S: 10	H: 1 LOB: 1 BB: 0 P: 13	R: 0 E: 0 K: 1 S: 11	H: 1 LOB: 1 BB: 0 P: 16	R: 0 E: 0 K: 1 S: 7	H: 0 LOB: 0 BB: 0 P: 10	R: 2 E: 0 K: 1 S: 14	H: 2 LOB: 0 BB: 0 P: 21	1B: 5 2B: 2 3B: 0 HR: 3	SF: 0 SAC: 0 DP: 1 HBP: 0	WP: 0 PB: 0 SB: 2 CS: 0	PA: 37
PITCHER	IP WLS BF H R ER SO BB IBB HBP BLK WP HR S P ERA WHIP	IP WLS BF H R ER SO BB IBB HBP BLK WP HR S P ERA WHIP	IP WLS BF H R ER SO BB IBB HBP BLK WP HR S P ERA WHIP	IP WLS BF H R ER SO BB IBB HBP BLK WP HR S P ERA WHIP	IP WLS BF H R ER SO BB IBB HBP BLK WP HR S P ERA WHIP	IP WLS BF H R ER SO BB IBB HBP BLK WP HR S P ERA WHIP	IP WLS BF H R ER SO BB IBB HBP BLK WP HR S P ERA WHIP	IP WLS BF H R ER SO BB IBB HBP BLK WP HR S P ERA WHIP	IP WLS BF H R ER SO BB IBB HBP BLK WP HR S P ERA WHIP	IP WLS BF H R ER SO BB IBB HBP BLK WP HR S P ERA WHIP	IP WLS BF H R ER SO BB IBB HBP BLK WP HR S P ERA WHIP	IP WLS BF H R ER SO BB IBB HBP BLK WP HR S P ERA WHIP	IP WLS BF H R ER SO BB IBB HBP BLK WP HR S P ERA WHIP	IP WLS BF H R ER SO BB IBB HBP BLK WP HR S P ERA WHIP	IP WLS BF H R ER SO BB IBB HBP BLK WP HR S P ERA WHIP	IP WLS BF H R ER SO BB IBB HBP BLK WP HR S P ERA WHIP	IP WLS BF H R ER SO BB IBB HBP BLK WP HR S P ERA WHIP					



Batter	1	2	3	4	5	6	7	8	9	AB	R	H	RBI	BB	SO	LOB	TOP				
Danny Garcia, R (1.4) OBP: 0.379, SLG: 0.377	G5-3			FC5-4 1B		SF9 HBP	F8			3	0	1	0	0	0	1					
5 David Wright, R (1.5) OBP: 0.324, SLG: 0.542	K			FC5-4 G4-6-3 1-2f		SF9		G6-3		3	0	0	1	0	1	1					
Cliff Floyd, L (1.7) OBP: 0.348, SLG: 0.467	L7			G4-6-3 1-2f				K		3	0	0	0	1	1	1					
Richard Hidalgo, R (1.9) OBP: 0.318, SLG: 0.462		K			G4-6-3 BB			G1-3		3	0	0	0	1	2	3					
31 Mike Piazza, R (1.3) OBP: 0.356, SLG: 0.448		K			G4-6-3 1-2f			G6-3		4	1	1	0	0	1	1					
Mike Cameron, R (1.8) OBP: 0.329, SLG: 0.492		G3			F8			P5		4	0	0	0	0	1	1					
Vance Wilson, R (1.2) OBP: 0.335, SLG: 0.427				G6-3		G4-3		P4		3	1	0	0	1	0	0					
Wilson Delgado, S (1.6) OBP: 0.352, SLG: 0.385				G4-3		HBP 5 SF9 BB				2	1	1	1	1	0	0					
Tom Glavine, L (1.1) ERA: 3.26, SLG: 0.170 Todd Coffey, R (5. PH) Heath Bell, R (6.1) Eric Valente, L (7. PH) Ricky Bottalico, L (7.1) Bartolome Fortunato, R (8.1)				K		5 SF9 HBP BB		G4-3		1	0	0	0	0	1	0					
Inning Stats	R: 0 E: 0 K: 1 S: 8	H: 0 LOB: 0 BB: 0 P: 14	R: 0 E: 0 K: 2 S: 9	H: 0 LOB: 0 BB: 0 P: 14	R: 0 E: 0 K: 1 S: 10	H: 0 LOB: 0 BB: 0 P: 15	R: 0 E: 0 K: 0 S: 5	H: 1 LOB: 0 BB: 0 P: 7	R: 0 E: 0 K: 0 S: 10	H: 0 LOB: 0 BB: 1 P: 19	R: 1 E: 0 K: 1 S: 9	H: 0 LOB: 3 BB: 3 P: 29	R: 2 E: 0 K: 1 S: 11	H: 2 LOB: 1 BB: 1 P: 21	R: 0 E: 0 K: 1 S: 9	H: 0 LOB: 0 BB: 0 P: 15	R: 0 E: 0 K: 0 S: 5	H: 0 LOB: 0 BB: 0 P: 5	1B: 2 2B: 1 3B: 0 HR: 0	SF: 1 SAC: 0 DP: 2 HBP: 1	WP: 0 PA: 34 CS: 0
PITCHER	IP WLS BF H R ER SO BB IBB HBP BLK WP HR S P ERA WHIP	PITCHER																			
A.J. Burnett, R (1.1) ERA: 3.93	6.1 W 25 2 3 3 6 5 0 1 0 0 0 56 108 4.26 1.105																				
Rudy Seanez, R (7.1) ERA: 3.59	0.2 H 3 1 0 0 0 0 0 0 0 0 0 6 11 0.00 1.500																				
Guillermo Mota, R (8.1) ERA: 1.93	1.0 H 3 0 0 0 1 0 0 0 0 0 0 9 15 0.00 0.000																				
Armando Benitez, R (9.1) ERA: 1.04	1.0 3 0 0 0 0 0 0 0 0 0 0 0 5 5 0.00 0.000																				

New York Mets @ Florida Marlins
Pro Player Stadium, Miami, FL
Tue Sep 07 2004, 7:05 PM EDT
Att: 14,308 - Cloudy - 76 F

AB 27
R 3
H 3
RBI 3
BB 5
SO 7
LOB 9



Batter	1	2	3	4	5	6	7	8	9	AB	R	H	RBI	BB	SO	LOB	BOTTOM		
Juan Pierre, L (1.8) OBP: 0.370, SLG: 0.409	1B SF8 2B		L8		CS 1B		F7			4	1	2	0	0	0	1			
Luis Castillo, S (1.4) OBP: 0.368, SLG: 0.351	CS 1B			SH1-3 HR 1B		F8				3	1	2	0	1	0	1			
Paul Lo Duca, R (1.2) OBP: 0.357, SLG: 0.440	F7			SH1-3		F9		G3		3	0	0	0	0	0	4			
Miguel Cabrera, R (1.7) OBP: 0.385, SLG: 0.546	SF8			HR		1B		G4-3 1B BB		2	2	2	3	1	0	0			
Mike Lowell, R (1.5) OBP: 0.371, SLG: 0.518	CS	L9		1B E 1B		1B		G4-3		4	1	2	0	0	0	1			
Jeff Conine, R (1.3) OBP: 0.333, SLG: 0.415			F9		FC6-4 1B		L3		F8	4	0	1	0	0	0	3			
Juan Encarnacion, R (1.9) OBP: 0.299, SLG: 0.407			F7		FC6-4 CS			SH1-4 E HBP 1B		3	1	1	1	0	0	1			
Alex Gonzalez, R (1.6) OBP: 0.270, SLG: 0.429			P3	CS		HR		F8		3	1	1	1	0	0	1			
A.J. Burnett, R (1.1) OBP: 0.077, SLG: 0.077										2	0	0	0	0	1	0			
Rudy Seanez, R (7.1) ERA: 3.59										0	0	0	0	0	0	0			
Lenny Harris, L (7. PH) OBP: 0.269, SLG: 0.307										1	0	0	0	0	0	0			
Guillermo Mota, R (8.1) OBP: 0.200, SLG: 0.300										0	0	0	0	0	0	0			
Armando Benitez, R (9.1) ERA: 4.8										0	0	0	0	0	0	0			
Inning Stats	R: 1 E: 0 K: 0 S: 10	H: 2 LOB: 0 BB: 0 P: 14	R: 0 E: 0 K: 0 S: 6	H: 0 LOB: 0 BB: 0 P: 10	R: 0 E: 0 K: 1 S: 8	H: 0 LOB: 0 BB: 0 P: 10	R: 3 E: 1 K: 0 S: 11	H: 4 LOB: 0 BB: 0 P: 20	R: 1 E: 0 K: 0 S: 12	H: 2 LOB: 1 BB: 0 P: 20	R: 0 E: 0 K: 0 S: 8	H: 2 LOB: 1 BB: 1 P: 11	R: 1 E: 1 K: 0 S: 9	H: 0 LOB: 2 BB: 1 P: 15	R: 1 E: 0 K: 0 S: 12	H: 1 LOB: 1 BB: 1 P: 24	1B: 8 2B: 2 3B: 0 HR: 2	SF: 1 SAC: 2 DP: 1 HBP: 1	WP: 0 PA: 37 CS: 3
PITCHER	IP WLS BF H R ER SO BB IBB HBP BLK WP HR S P ERA WHIP	PITCHER																	
Tom Glavine, L (1.1) ERA: 3.31	5.0 L 20 8 5 4 1 0 0 0 0 0 0 2 47 7.20 1.600																		
Heath Bell, R (6.1) ERA: 5.0	1.0 4 2 0 0 0 0 0 0 0 0 0 8 11 0.00 2.000																		
Ricky Bottalico, R (7.1) ERA: 3.36	1.0 6 0 1 0 0 1 0 0 0 0 0 9 15 0.00 1.000																		
Bartolome Fortunato, R (8.1) ERA: 4.8	1.0 5 1 1 1 0 1 0 0 0 0 0 12 24 9.00 2.000																		

New York Mets @ Florida Marlins
Pro Player Stadium, Miami, FL
Tue Sep 07 2004, 7:05 PM EDT
Att: 14,308 - Cloudy - 76 F

AB 29
R 7
H 11
RBI 5
BB 2
SO 1
LOB 12



Batter	1	2	3	4	5	6	7	8	9	AB	R	H	RBI	BB	SO	LOB	TOP					
Eric Valent, L (1, 7) OBP: 0.343, SLG: 0.500 Gerald Williams, R (9, 7) OBP: 0.298, SLG: 0.425	G3		L3		HR		G4-6-3 IBB		G1-3	4	1	1	1	1	0	1						
Jeff Keppinger, R (1, 4) OBP: 0.288, SLG: 0.364	G6-3 1B		1B				G4-6-3			4	0	2	0	0	0	2						
5 David Wright, R (1, 5) OBP: 0.328, SLG: 0.547	G6-3		K							4	1	2	0	0	1	2						
Richard Hidalgo, R (1, 9) OBP: 0.317, SLG: 0.460	F9		K							4	0	1	1	0	1	3						
Todd Zeile, R (1, 3) OBP: 0.317, SLG: 0.342		P3			F8					3	0	0	0	1	0	1						
Mike Cameron, R (1, 8) OBP: 0.328, SLG: 0.491		1B			L8					4	1	2	0	0	0	2						
Jason Phillips, R (1, 2) OBP: 0.294, SLG: 0.328		2B								4	1	2	1	0	1	0						
Wilson Delgado, S (1, 6) OBP: 0.342, SLG: 0.375		F9								3	0	1	1	1	0	1						
Kris Benson, R (1, 1) OBP: 0.192, SLG: 0.160 Bartolome Fortunato, R (7, 1) OBP: 0.222, SLG: 0.250 Craig Brazell, L (9, PH) OBP: 0.250 Braden Looper, R (9, 1)		P3								3	0	0	0	0	2	2						
Inning Stats	R: 0 E: 0 K: 0 S: 4	H: 1 LOB: 1 BB: 0 P: 6	R: 1 E: 0 K: 0 S: 10	H: 2 LOB: 1 BB: 0 P: 13	R: 0 E: 0 K: 2 S: 13	H: 1 LOB: 1 BB: 0 P: 17	R: 0 E: 0 K: 1 S: 8	H: 0 LOB: 0 BB: 0 P: 12	R: 1 E: 0 K: 1 S: 9	H: 1 LOB: 0 BB: 0 P: 11	R: 0 E: 0 K: 0 S: 7	H: 1 LOB: 1 BB: 0 P: 14	R: 1 E: 0 K: 1 S: 9	H: 2 LOB: 1 BB: 1 P: 17	R: 1 E: 0 K: 0 S: 12	H: 3 LOB: 1 BB: 0 P: 16	R: 0 E: 0 K: 0 S: 7	H: 0 LOB: 1 BB: 1 P: 16	1B: 7 2B: 2 3B: 1 HR: 1	SF: 0 SAC: 0 DP: 3 HBP: 0	WP: 0 PB: 0 CS: 1	PA: 38
PITCHER	IP	WLS	BF	H	R	ER	SO	BB	IBB	HBP	BLK	WP	HR	S	P	ERA	WHIP					
Ismael Valdez, R (1, 1) ERA: 5.17	5.1	L	23	6	2	2	4	1	0	0	0	0	1	50	72	3.38	1.312					
40 Nate Bump, R (6, 1) ERA: 4.5	1.2		6	2	1	1	1	0	1	0	0	0	0	10	18	5.40	1.200					
David Weathers, R (8, 1) ERA: 4.59	1.0		4	3	1	1	0	0	0	0	0	0	0	12	16	9.00	3.000					
Ben Howard, R (9, 1) ERA: 5.1	1.0		4	0	0	0	0	1	0	0	0	0	0	7	16	0.00	1.000					

New York Mets @ Florida Marlins
Pro Player Stadium, Miami, FL
Thu Sep 09 2004, 1:05 PM EDT
Att: 13,102 - Cloudy - 87 F

AB	34
R	4
H	11
RBI	4
BB	3
SO	5
LOB	15



Batter	1	2	3	4	5	6	7	8	9	AB	R	H	RBI	BB	SO	LOB	BOTTOM					
Juan Pierre, L (1, 8) OBP: 0.373, SLG: 0.413	CS BB		F8							3	0	2	0	1	0	0						
Luis Castillo, S (1, 4) OBP: 0.369, SLG: 0.350	K									4	0	2	0	0	1	2						
Paul Lo Duca, R (1, 2) OBP: 0.355, SLG: 0.442	F8									2	0	0	0	1	0	2						
Miguel Cabrera, R (1, 7) OBP: 0.380, SLG: 0.537		F7								4	0	0	0	0	1	4						
Mike Lowell, R (1, 5) OBP: 0.371, SLG: 0.518		F9								4	0	1	0	0	0	1						
Jeff Conine, R (1, 3) OBP: 0.335, SLG: 0.421										4	0	2	0	0	1	0						
Juan Encarnacion, R (1, 9) OBP: 0.298, SLG: 0.406 40 Nate Bump, L (6, 1) OBP: 0.340, SLG: 0.462 Damion Easley, R (7, PH) OBP: 0.298, SLG: 0.350 Chris Aquila, R (8, 9) OBP: 0.230, SLG: 0.350										2	0	0	0	0	1	1						
Alex Gonzalez, R (1, 6) OBP: 0.273, SLG: 0.428										3	0	0	0	0	2	2						
Ismael Valdez, R (1, 1) OBP: 0.208, SLG: 0.244 Lenny Harris, L (6, 9) OBP: 0.283, SLG: 0.299 David Weathers, R (8, 1) OBP: 0.250 Ben Howard, R (9, 1)										1	0	0	0	0	0	0						
Inning Stats	R: 0 E: 0 K: 1 S: 8	H: 0 LOB: 0 BB: 1 P: 15	R: 0 E: 0 K: 1 S: 10	H: 1 LOB: 1 BB: 0 P: 14	R: 0 E: 0 K: 1 S: 7	H: 0 LOB: 0 BB: 0 P: 10	R: 0 E: 0 K: 0 S: 13	H: 1 LOB: 1 BB: 0 P: 16	R: 0 E: 0 K: 1 S: 13	H: 0 LOB: 0 BB: 0 P: 21	R: 0 E: 0 K: 0 S: 10	H: 2 LOB: 2 BB: 0 P: 18	R: 0 E: 0 K: 2 S: 15	H: 2 LOB: 2 BB: 0 P: 21	R: 0 E: 0 K: 1 S: 10	H: 1 LOB: 1 BB: 1 P: 16	R: 0 E: 0 K: 0 S: 9	H: 0 LOB: 0 BB: 0 P: 11	1B: 4 2B: 2 3B: 1 HR: 0	SF: 0 SAC: 1 DP: 1 HBP: 0	WP: 1 PB: 0 CS: 1	PA: 34
PITCHER	IP	WLS	BF	H	R	ER	SO	BB	IBB	HBP	BLK	WP	HR	S	P	ERA	WHIP					
Kris Benson, R (1, 1) ERA: 4.52	6.0	W	23	5	0	0	4	1	0	0	0	0	0	64	98	0.00	1.000					
Bartolome Fortunato, R (7, 1) ERA: 4.24	2.0	H	8	2	0	0	3	1	0	0	0	0	0	22	33	0.00	1.500					
Braden Looper, R (9, 1) ERA: 2.01	1.0		3	0	0	0	0	0	0	0	0	0	0	9	11	0.00	0.000					

New York Mets @ Florida Marlins
Pro Player Stadium, Miami, FL
Thu Sep 09 2004, 1:05 PM EDT
Att: 13,102 - Cloudy - 87 F

AB	31
R	0
H	7
RBI	0
BB	2
SO	7
LOB	16



Batter	1	2	3	4	5	6	7	8	9	AB	R	H	RBI	BB	SO	LOB	TOP				
Juan Pierre, L OBP: 0.369, SLG: 0.409	F7		F7		L8			G3 1B		4	1	1	0	0	0	0	Florida Marlins @ Chicago Cubs Wrigley Field, Chicago, IL Fri Sep 10 2004, 1:25 PM CDT Att: 38,992 - Sunny - 76 F				
Luis Castillo, S OBP: 0.370, SLG: 0.349 Lenny Harris, L OBP: 0.259, SLG: 0.295	1B		G4-3		F7			G3		3	0	1	0	0	0	0					
Miguel Cabrera, R OBP: 0.381, SLG: 0.535	F9		K			K		FC6-4 1B		4	0	1	1	0	2	1					
Mike Lowell, R OBP: 0.275, SLG: 0.514 20 Matt Treanor, R OBP: 0.310, SLG: 0.283	1B				1B 2B	G5-3		K		3	1	2	0	0	0	0					
Jeff Conine, R OBP: 0.335, SLG: 0.419	P6				1B 2B	K		FC6-4		4	0	1	0	0	1	3					
Juan Encarnacion, R OBP: 0.238, SLG: 0.411 Chris Aquila, R OBP: 0.281, SLG: 0.333		K					F7		G5-4-3 BB	2	0	1	1	0	1	0					
Alex Gonzalez, R OBP: 0.275, SLG: 0.429 Damon Easley, R OBP: 0.336, SLG: 0.457		K			L4		L6		G5-4-3	2	0	0	0	0	1	1					
Mike Redmond, R OBP: 0.305, SLG: 0.338 Josias Manzanillo, R OBP: 0.259, SLG: 0.295					G4-3				K	3	0	2	0	0	0	1					
Paul Lo Duca, R OBP: 0.353, SLG: 0.439									K	0	0	0	0	0	0	0					
19 Logan Kensing, R 40 Nate Bump, L Wil Cordero, R Aaron Small, R David Weathers, R Mike Mordecai, R		K								1	0	0	0	0	1	1					
Inning Stats	R: 0 E: 0 K: 0 S: 9	H: 2 LOB: 2 BB: 0 P: 11	R: 0 E: 0 K: 3 S: 13	H: 1 LOB: 1 BB: 0 P: 20	R: 0 E: 0 K: 1 S: 9	H: 0 LOB: 0 BB: 0 P: 12	R: 1 E: 0 K: 0 S: 10	H: 3 LOB: 1 BB: 0 P: 14	R: 0 E: 0 K: 2 S: 11	H: 0 LOB: 0 BB: 0 P: 14	R: 0 E: 0 K: 1 S: 6	H: 1 LOB: 1 BB: 0 P: 8	R: 1 E: 0 K: 1 S: 10	H: 2 LOB: 1 BB: 0 P: 12	R: 0 E: 0 K: 1 S: 14	H: 0 LOB: 0 BB: 1 P: 19	1B: 7 2B: 2 3B: 0 HR: 0	SF: 0 SAC: 0 DP: 1 HBP: 0	WP: 0 PB: 0 SB: 0 CS: 0	PA: 35	
PITCHER	IP WLS BF H R ER SO BB IBB HBP BLK WP HR S P ERA WHIP	8.0 W 32 9 2 2 8 0 0 0 0 0 0 75 101 2.25 1.125	1.0 3 0 0 0 1 1 0 0 0 0 0 14 19 0.00 1.000																		

Batter	1	2	3	4	5	6	7	8	9	AB	R	H	RBI	BB	SO	LOB	BOTTOM			
Corey Patterson, L OBP: 0.334, SLG: 0.476 Calvin Murray, R OBP: 0.500, SLG: 0.500	F7		1B HR	K		WP 2B	1B			4	2	2	1	0	1	1	Florida Marlins @ Chicago Cubs Wrigley Field, Chicago, IL Fri Sep 10 2004, 1:25 PM CDT Att: 38,992 - Sunny - 76 F			
Neftali Perez, S OBP: 0.289, SLG: 0.309	1B		S			2B	BB			4	1	4	1	1	0	0				
Moises Alou, R OBP: 0.348, SLG: 0.552 Jason Dubois, R OBP: 0.250, SLG: 0.214	2B		1B			BB	1B			4	1	3	4	0	0	1				
16 Aramis Ramirez, R OBP: 0.363, SLG: 0.582 Ramon Martinez, R OBP: 0.314, SLG: 0.344	G5-4-3		HR			2B	BB			3	1	1	1	1	0	2				
25 Derrek Lee, R OBP: 0.359, SLG: 0.533 Todd Walker, L OBP: 0.354, SLG: 0.471	F9		HR			IBB				1	0	0	0	0	0	3				
Mark Grudzielanek, R OBP: 0.348, SLG: 0.435 Tom Goodwin, L OBP: 0.285, SLG: 0.298										3	0	0	0	1	0	3				
Jose Macias, S OBP: 0.280, SLG: 0.357										4	2	2	0	0	0	1				
Paul Bako, L OBP: 0.268, SLG: 0.292										5	0	2	0	0	0	1				
22 Mark Prior, R OBP: 0.214, SLG: 0.154 43 Michael Wuertz, R OBP: 0.214, SLG: 0.154										3	3	3	2	0	0	0				
										3	1	0	0	0	1	4				
Inning Stats	R: 0 E: 0 K: 0 S: 6	H: 2 LOB: 1 BB: 0 P: 10	R: 1 E: 0 K: 0 S: 12	H: 2 LOB: 1 BB: 0 P: 19	R: 4 E: 0 K: 0 S: 25	H: 4 LOB: 0 BB: 1 P: 39	R: 1 E: 0 K: 1 S: 9	H: 2 LOB: 1 BB: 0 P: 13	R: 0 E: 0 K: 0 S: 5	H: 0 LOB: 0 BB: 0 P: 6	R: 3 E: 0 K: 0 S: 11	H: 4 LOB: 2 BB: 2 P: 23	R: 2 E: 2 K: 1 S: 19	H: 4 LOB: 3 BB: 1 P: 28	R: 0 E: 0 K: 1 S: 7	H: 0 LOB: 0 BB: 0 P: 9	1B: 12 2B: 4 3B: 0 HR: 2	SF: 1 SAC: 1 DP: 3 HBP: 0	WP: 2 PB: 0 SB: 2 CS: 0	PA: 43
PITCHER	IP WLS BF H R ER SO BB IBB HBP BLK WP HR S P ERA WHIP	2.0 L 13 8 5 5 0 0 0 0 0 0 1 0 21 32 4.50 1.500	2.0 8 2 1 1 1 1 0 0 0 0 1 0 13 21 20.25 3.000	0.2 3 1 0 0 0 0 1 0 0 0 0 0 3 8 0.00 1.500	1.0 8 4 2 2 1 1 0 0 0 0 0 0 19 28 18.00 5.000															



Batter	1	2	3	4	5	6	7	8	9	AB	R	H	RBI	BB	SO	LOB	TOP		
Juan Pierre, L (1, 8) OBP: 0.369, SLG: 0.407	F7		1B		G6-3		G6-3			3	0	0	0	1	0	0			
Luis Castillo, S (1, 4) OBP: 0.371, SLG: 0.351	E1 G3-1 PB 1B		1B		G6-3			K		4	1	2	0	0	1	0			
Paul Lo Duca, R (1, 2) OBP: 0.354, SLG: 0.442	G3-1		1B		G4-3			G4-3 HBP		3	0	1	0	0	0	2			
Miguel Cabrera, R (1, 7) OBP: 0.378, SLG: 0.531	K		1B		G1-3			G4-3		4	0	0	0	0	1	3			
Mike Lowell, R (1, 5) OBP: 0.368, SLG: 0.514			1B		G6-3			L7		4	1	1	0	0	0	1			
Jeff Conine, R (1, 3) OBP: 0.335, SLG: 0.420			2B		G6-3			K		4	0	1	0	0	1	1			
Juan Encarnacion, R (1, 9) OBP: 0.289, SLG: 0.498			BB		G6-3			K		3	0	0	0	1	2	1			
Alex Gonzalez, R (1, 6) OBP: 0.275, SLG: 0.428			1B		P4			K		4	0	1	1	0	2	2			
Dontrelle Willis, L (1, 1) OBP: 0.246, SLG: 0.308	F7				K			F8		3	0	0	0	0	1	3			
Guillermo Mota, R (7, 1) OBP: 0.230, SLG: 0.300										0	0	0	0	0	0	0			
Matt Perisho, L (8, 1)										0	0	0	0	0	0	0			
Rudy Seanez, R (8, 1)										0	0	0	0	0	0	0			
Inning Stats	R: 1 E: 1 K: 1 S: 9	H: 1 LOB: 0 BB: 0 P: 12	R: 1 E: 0 K: 0 S: 12	H: 2 LOB: 1 BB: 0 P: 16	R: 0 E: 0 K: 0 S: 11	H: 1 LOB: 1 BB: 1 P: 21	R: 0 E: 0 K: 1 S: 8	H: 1 LOB: 2 BB: 1 P: 16	R: 0 E: 0 K: 1 S: 7	H: 0 LOB: 0 BB: 0 P: 11	R: 0 E: 0 K: 1 S: 8	H: 0 LOB: 0 BB: 0 P: 13	R: 0 E: 0 K: 1 S: 9	H: 0 LOB: 0 BB: 0 P: 16	R: 0 E: 0 K: 3 S: 9	H: 0 LOB: 0 BB: 0 P: 9	1B: 3 2B: 2 3B: 1 HR: 0	SF: 0 SAC: 0 DP: 0 HBP: 1	WP: 0 PA: 35 PB: 1 SB: 0 CS: 0
PITCHER	IP WLS BF H R ER SO BB IBB HBP BLK WP HR S P ERA WHIP																		
38 Carlos Zambrano, R (1, 1) ERA: 2.8	7.0	28	6	2	1	4	2	0	0	0	0	0	0	64	103	1.29	1.143		
46 Ryan Dempster, R (8, 1) ERA: 3.27	1.0	W 4	0	0	0	1	0	0	1	0	0	0	0	9	16	0.00	0.000		
LaTroy Hawkins, R (9, 1) ERA: 2.69	1.0	S 3	0	0	0	3	0	0	0	0	0	0	0	9	9	0.00	0.000		

Florida Marlins @ Chicago Cubs
Wrigley Field, Chicago, IL
Sat Sep 11 2004, 1:20 PM CDT
Att: 39,078 - Sunny - 79 F

AB 32
R 2
H 6
RBI 1
BB 2
SO 8
LOB 13



Batter	1	2	3	4	5	6	7	8	9	AB	R	H	RBI	BB	SO	LOB	BOTTOM		
Corey Patterson, L (1, 8) OBP: 0.337, SLG: 0.476	BB 1B		25 FC6-4 BB		K			L3		4	1	2	0	1	1	3			
25 Derek Lee, R (1, 3) OBP: 0.381, SLG: 0.534	F8		FC6-4		FC4-6 BB		16 1B BB	2B		3	0	1	3	2	0	4			
16 Aramis Ramirez, R (1, 5) OBP: 0.361, SLG: 0.578	F8		F9		F7		1-3 2-H 1B	L8		5	0	1	1	0	0	3			
Moises Alou, R (1, 7) OBP: 0.349, SLG: 0.551	BB		G6-3 1B		FC4-6		K			3	0	1	0	1	1	3			
Nomar Garciaparra, R (1, 6) OBP: 0.357, SLG: 0.484	K		G6-3		P4			E6 1B		2	0	0	0	0	1	3			
Ramon Martinez, R (6, 6) OBP: 0.233, SLG: 0.342										1	0	0	0	0	0	0			
Nelfi Perez, S (8, PH) OBP: 0.291, SLG: 0.311										1	1	1	0	0	0	0			
Sammy Sosa, R (1, 9) OBP: 0.335, SLG: 0.521			K		K		G1-6-3 1B	1B 25 2B HBP		4	1	2	1	0	2	0			
Mark Grudzielanek, R (1, 4) OBP: 0.351, SLG: 0.433			38 SH5-4 PB 1B		G1-3		G1-6-3	1B 25 2B HBP		3	1	1	0	0	0	1			
Michael Barrett, R (1, 2) OBP: 0.344, SLG: 0.493			38 SH5-4 BB		1B		F8	K		3	0	1	0	1	1	2			
38 Carlos Zambrano, S (1, 1) OBP: 0.215, SLG: 0.222			SH5-4		K		L1	25 2B 1B		1	0	0	0	0	1	1			
Jason Dubois, R (7, PH) OBP: 0.235, SLG: 0.200										1	0	0	0	0	0	0			
46 Ryan Dempster, R (8, 1) ERA: 4.08										0	0	0	0	0	0	0			
Todd Walker, L (8, PH) OBP: 0.356, SLG: 0.472										1	1	1	0	0	0	0			
LaTroy Hawkins, R (9, 1) ERA: 3.55										0	0	0	0	0	0	0			
Inning Stats	R: 0 E: 0 K: 1 S: 13	H: 1 LOB: 2 BB: 1 P: 20	R: 0 E: 0 K: 1 S: 12	H: 1 LOB: 3 BB: 2 P: 24	R: 0 E: 0 K: 0 S: 5	H: 1 LOB: 0 BB: 0 P: 8	R: 0 E: 0 K: 2 S: 14	H: 1 LOB: 1 BB: 0 P: 21	R: 0 E: 0 K: 1 S: 8	H: 0 LOB: 1 BB: 1 P: 13	R: 0 E: 0 K: 0 S: 5	H: 1 LOB: 0 BB: 0 P: 7	R: 1 E: 0 K: 1 S: 17	H: 2 LOB: 2 BB: 1 P: 27	R: 4 E: 1 K: 1 S: 21	H: 4 LOB: 1 BB: 0 P: 30	1B: 10 2B: 1 3B: 0 HR: 0	SF: 0 SAC: 1 DP: 2 HBP: 1	WP: 0 PA: 39 PB: 1 SB: 1 CS: 0
PITCHER	IP WLS BF H R ER SO BB IBB HBP BLK WP HR S P ERA WHIP																		
Dontrelle Willis, L (1, 1) ERA: 3.88	6.2	28	6	1	1	5	4	0	0	0	0	0	0	67	106	1.35	1.500		
Guillermo Mota, R (7, 1) ERA: 2.23	0.2	L 7	3	3	3	2	1	0	1	0	0	0	0	15	23	40.50	6.000		
Matt Perisho, L (8, 1) ERA: 4.08	0.1	2	1	0	0	0	0	0	0	0	0	0	0	6	8	0.00	3.000		
Rudy Seanez, R (8, 1) ERA: 3.55	0.1	2	1	1	1	0	0	0	0	0	0	0	0	7	13	27.00	3.000		

Florida Marlins @ Chicago Cubs
Wrigley Field, Chicago, IL
Sat Sep 11 2004, 1:20 PM CDT
Att: 39,078 - Sunny - 79 F

AB 32
R 5
H 11
RBI 5
BB 5
SO 7
LOB 20



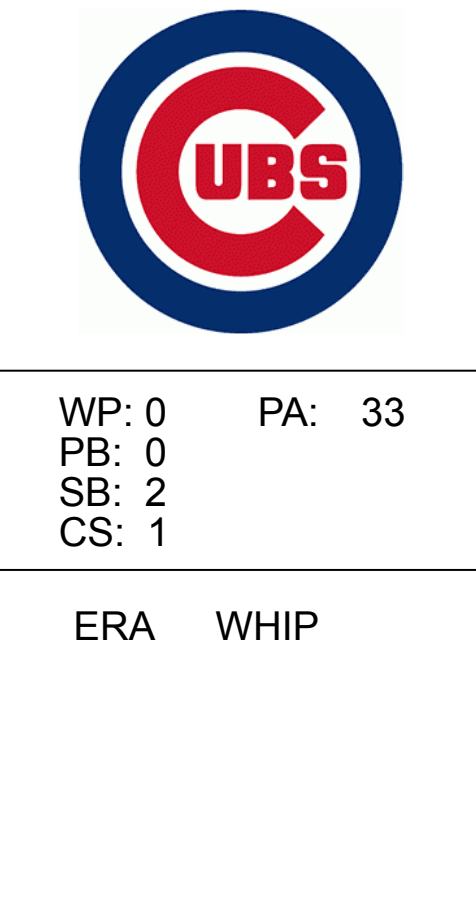
Batter	1	2	3	4	5	6	7	8	9	AB	R	H	RBI	BB	SO	LOB	TOP								
Juan Pierre, L OBP: 0.372, SLG: 0.409 (1, 8)										4	2	3	1	0	0	0									
Luis Castillo, S OBP: 0.375, SLG: 0.353 (1, 4)										3	1	2	1	2	0	1									
Paul Lo Duca, R OBP: 0.353, SLG: 0.440 20 Matt Treanor, R OBP: 0.310, SLG: 0.283 (8, 2)										5	1	1	2	0	0	5									
Miguel Cabrera, R OBP: 0.380, SLG: 0.530 (1, 7)										3	2	1	1	1	1	0									
Mike Lowell, R OBP: 0.368, SLG: 0.512 (1, 5)										5	1	2	1	0	0	1									
Jeff Conine, R OBP: 0.335, SLG: 0.422 (1, 3)										5	1	2	1	0	0	2									
Juan Encarnacion, R OBP: 0.299, SLG: 0.405 Chris Aquila, R OBP: 0.250, SLG: 0.318 (8, 9)										3	0	0	0	1	0	2									
Alex Gonzalez, R OBP: 0.276, SLG: 0.429 (1, 6)										5	2	2	2	0	2	2									
A.J. Burnett, R OBP: 0.138, SLG: 0.138 Damion Easley, R OBP: 0.335, SLG: 0.455 Ben Howard, R OBP: 0.310, SLG: 0.283 (9, 1)										3	1	2	1	0	0	2									
Inning Stats	R: 0 E: 0 K: 0 S: 8	H: 1 LOB: 0 BB: 0 P: 12	R: 1 E: 1 K: 1 S: 21	H: 1 LOB: 2 BB: 2 P: 37	R: 0 E: 0 K: 0 S: 13	H: 1 LOB: 0 BB: 0 P: 16	R: 4 E: 0 K: 0 S: 18	H: 4 LOB: 2 BB: 1 P: 37	R: 0 E: 0 K: 0 S: 9	H: 0 LOB: 0 BB: 0 P: 14	R: 2 E: 0 K: 0 S: 15	H: 3 LOB: 1 BB: 0 P: 24	R: 0 E: 0 K: 1 S: 9	H: 0 LOB: 0 BB: 0 P: 13	R: 4 E: 0 K: 0 S: 17	H: 5 LOB: 2 BB: 1 P: 26	R: 0 E: 0 K: 2 S: 7	H: 0 LOB: 0 BB: 0 P: 8	1B: 13 2B: 2 3B: 0 HR: 0	SF: 0 SAC: 1 DP: 3 HBP: 2	WP: 0 PB: 0 SB: 0 CS: 0	PA: 45			
PITCHER	IP WLS BF H R ER SO BB IBB HBP BLK WP HR S P ERA WHIP	IP WLS BF H R ER SO BB IBB HBP BLK WP HR S P ERA WHIP	IP WLS BF H R ER SO BB IBB HBP BLK WP HR S P ERA WHIP	IP WLS BF H R ER SO BB IBB HBP BLK WP HR S P ERA WHIP	IP WLS BF H R ER SO BB IBB HBP BLK WP HR S P ERA WHIP	IP WLS BF H R ER SO BB IBB HBP BLK WP HR S P ERA WHIP	IP WLS BF H R ER SO BB IBB HBP BLK WP HR S P ERA WHIP	IP WLS BF H R ER SO BB IBB HBP BLK WP HR S P ERA WHIP	IP WLS BF H R ER SO BB IBB HBP BLK WP HR S P ERA WHIP	IP WLS BF H R ER SO BB IBB HBP BLK WP HR S P ERA WHIP	IP WLS BF H R ER SO BB IBB HBP BLK WP HR S P ERA WHIP	IP WLS BF H R ER SO BB IBB HBP BLK WP HR S P ERA WHIP	IP WLS BF H R ER SO BB IBB HBP BLK WP HR S P ERA WHIP	IP WLS BF H R ER SO BB IBB HBP BLK WP HR S P ERA WHIP	IP WLS BF H R ER SO BB IBB HBP BLK WP HR S P ERA WHIP	IP WLS BF H R ER SO BB IBB HBP BLK WP HR S P ERA WHIP	IP WLS BF H R ER SO BB IBB HBP BLK WP HR S P ERA WHIP	IP WLS BF H R ER SO BB IBB HBP BLK WP HR S P ERA WHIP	IP WLS BF H R ER SO BB IBB HBP BLK WP HR S P ERA WHIP	IP WLS BF H R ER SO BB IBB HBP BLK WP HR S P ERA WHIP	IP WLS BF H R ER SO BB IBB HBP BLK WP HR S P ERA WHIP	IP WLS BF H R ER SO BB IBB HBP BLK WP HR S P ERA WHIP	IP WLS BF H R ER SO BB IBB HBP BLK WP HR S P ERA WHIP	IP WLS BF H R ER SO BB IBB HBP BLK WP HR S P ERA WHIP	IP WLS BF H R ER SO BB IBB HBP BLK WP HR S P ERA WHIP
Corey Patterson, L OBP: 0.335, SLG: 0.473 Calvin Murray, R OBP: 0.333, SLG: 0.333 (8, 8)										3	0	0	0	0	2	2									
Neftali Feliz, S OBP: 0.290, SLG: 0.310 (1, 6)										4	0	1	0	0	1	1									
16 Aramis Ramirez, R OBP: 0.359, SLG: 0.574 Ramon Martinez, R OBP: 0.311, SLG: 0.341 (9, 5)										3	0	0	0	0	0	2									
Moises Alou, R OBP: 0.351, SLG: 0.552 Ben Griever, L OBP: 0.360, SLG: 0.409 (9, 7)										2	1	1	0	1	0	0									
25 Derrek Lee, R OBP: 0.361, SLG: 0.532 (1, 3)										4	0	1	0	0	1	3									
Sammy Sosa, R OBP: 0.333, SLG: 0.517 Jose Macias, S OBP: 0.280, SLG: 0.357 (9, 9)										3	0	0	0	0	1	2									
Todd Walker, L OBP: 0.356, SLG: 0.477 (1, 4)										3	0	1	1	0	0	1									
Michael Barrett, R OBP: 0.344, SLG: 0.494 Todd Wellemeyer, R OBP: 0.310, SLG: 0.283 (8, 1)										3	0	1	0	0	0	1									
Glendon Rusch, L OBP: 0.118, SLG: 0.235 Kent Mercker, L OBP: 0.227 Jon Leicester, R OBP: 0.309, SLG: 0.574 Tom Goodwin, L OBP: 0.192, SLG: 0.305 Sergio Mitre, R OBP: 0.192, SLG: 0.133 Mike DiFelice, R OBP: 0.231, SLG: 0.217 (8, 2)										1	0	0	0	0	0	1									
Inning Stats	R: 0 E: 0 K: 2 S: 10	H: 0 LOB: 0 BB: 0 P: 12	R: 0 E: 0 K: 1 S: 10	H: 1 LOB: 1 BB: 0 P: 19	R: 0 E: 0 K: 0 S: 5	H: 1 LOB: 0 BB: 0 P: 6	R: 0 E: 0 K: 0 S: 9	H: 1 LOB: 1 BB: 1 P: 19	R: 0 E: 0 K: 1 S: 7	H: 0 LOB: 0 BB: 0 P: 11	R: 1 E: 0 K: 1 S: 10	H: 2 LOB: 1 BB: 0 P: 18	R: 0 E: 0 K: 1 S: 7	H: 0 LOB: 0 BB: 0 P: 12	R: 0 E: 0 K: 1 S: 7	H: 0 LOB: 0 BB: 0 P: 11	1B: 3 2B: 2 3B: 1 HR: 0	SF: 0 SAC: 0 DP: 1 HBP: 0	WP: 0 PB: 0 SB: 2 CS: 1	PA: 33					
PITCHER	IP WLS BF H R ER SO BB IBB HBP BLK WP HR S P ERA WHIP	IP WLS BF H R ER SO BB IBB HBP BLK WP HR S P ERA WHIP	IP WLS BF H R ER SO BB IBB HBP BLK WP HR S P ERA WHIP	IP WLS BF H R ER SO BB IBB HBP BLK WP HR S P ERA WHIP	IP WLS BF H R ER SO BB IBB HBP BLK WP HR S P ERA WHIP	IP WLS BF H R ER SO BB IBB HBP BLK WP HR S P ERA WHIP	IP WLS BF H R ER SO BB IBB HBP BLK WP HR S P ERA WHIP	IP WLS BF H R ER SO BB IBB HBP BLK WP HR S P ERA WHIP	IP WLS BF H R ER SO BB IBB HBP BLK WP HR S P ERA WHIP	IP WLS BF H R ER SO BB IBB HBP BLK WP HR S P ERA WHIP	IP WLS BF H R ER SO BB IBB HBP BLK WP HR S P ERA WHIP	IP WLS BF H R ER SO BB IBB HBP BLK WP HR S P ERA WHIP	IP WLS BF H R ER SO BB IBB HBP BLK WP HR S P ERA WHIP	IP WLS BF H R ER SO BB IBB HBP BLK WP HR S P ERA WHIP	IP WLS BF H R ER SO BB IBB HBP BLK WP HR S P ERA WHIP	IP WLS BF H R ER SO BB IBB HBP BLK WP HR S P ERA WHIP	IP WLS BF H R ER SO BB IBB HBP BLK WP HR S P ERA WHIP	IP WLS BF H R ER SO BB IBB HBP BLK WP HR S P ERA WHIP	IP WLS BF H R ER SO BB IBB HBP BLK WP HR S P ERA WHIP	IP WLS BF H R ER SO BB IBB HBP BLK WP HR S P ERA WHIP	IP WLS BF H R ER SO BB IBB HBP BLK WP HR S P ERA WHIP	IP WLS BF H R ER SO BB IBB HBP BLK WP HR S P ERA WHIP	IP WLS BF H R ER SO BB IBB HBP BLK WP HR S P ERA WHIP	IP WLS BF H R ER SO BB IBB HBP BLK WP HR S P ERA WHIP	IP WLS BF H R ER SO BB IBB HBP BLK WP HR S P ERA WHIP

Florida Marlins @ Chicago Cubs
Wrigley Field, Chicago, IL
Sun Sep 12 2004, 1:20 PM CDT
Att: 38,794 - Sunny - 80 F

AB 38
R 11
H 15
RBI 10
BB 4
SO 4
LOB 15

Florida Marlins @ Chicago Cubs
Wrigley Field, Chicago, IL
Sun Sep 12 2004, 1:20 PM CDT
Att: 38,794 - Sunny - 80 F


AB 31
R 1
H 6
RBI 1
BB 1
SO 7
LOB 13



Batter	1	2	3	4	5	6	7	8	9	AB	R	H	RBI	BB	SO	LOB	TOP								
Brad Wilkerson, L (1, 3) OBP: 0.374, SLG: 0.488	4-1 WP G4-3 1B BB		3-2 G4-3		4-2 BB			0-2 F8		2	1	0	0	2	0	0									
Andy Chavez, L (1, 8) OBP: 0.321, SLG: 0.385	0-1 G4-3 WP 3B 1B		0-1 G5-4-3 1B		0-0 G3			1-0 L7		4	1	2	0	0	0	1									
Tony Batista, R (1, 5) OBP: 0.261, SLG: 0.429	3-1 G4-3		1-0 G5-4-3				3-2 L7		1-1 HR	4	1	1	2	0	0	2									
Termel Sledge, L (1, 7) OBP: 0.325, SLG: 0.436	0-2 3B		1-2 F8		2-2 K			0-2 G3		4	0	1	1	0	1	0									
Juan Rivera, R (1, 9) OBP: 0.345, SLG: 0.424	0-1 P4		2-2 P3		2-2 G5-3			2-2 F9		4	0	0	0	0	0	1									
Brian Schneider, L (1, 2) OBP: 0.327, SLG: 0.410	2-3 K		0-0 FC4-6 1B				0-0 P5	0-2 F8		4	0	1	0	0	1	1									
Alex Gonzalez, R (1, 6) OBP: 0.267, SLG: 0.379		1-3 K	0-2 FC4-6				0-1 G6-3			3	0	0	0	0	1	1									
Maicer Izturis, S (1, 4) OBP: 0.345, SLG: 0.440		1-1 P6			1-2 G5-3		2-3 K			3	0	0	0	0	1	0									
Sun-Woo Kim, R (1, 1) OBP: 0.167, SLG: 0.208		1-3 K			0-3 K			0-2 G5-3		2	0	0	0	0	2	0									
Brendan Harris, R (8, PH) OBP: 0.278, SLG: 0.294										1	0	0	0	0	0	0									
Joe Horgan, L (8, 1) OBP: 0.250, SLG: 0.250										0	0	0	0	0	0	0									
Gary Majewski, R (8, 1)										0	0	0	0	0	0	0									
Inning Stats	R: 2 E: 0 K: 1 S: 15	H: 2 LOB: 1 BB: 1 P: 24	R: 0 E: 0 K: 2 S: 8	H: 0 LOB: 0 BB: 0 P: 11	R: 0 E: 0 K: 0 S: 8	H: 1 LOB: 0 BB: 0 P: 12	R: 0 E: 0 K: 0 S: 13	H: 1 LOB: 1 BB: 0 P: 16	R: 0 E: 0 K: 1 S: 12	H: 0 LOB: 0 BB: 1 P: 17	R: 0 E: 0 K: 1 S: 9	H: 0 LOB: 0 BB: 0 P: 16	R: 0 E: 0 K: 1 S: 6	H: 0 LOB: 0 BB: 0 P: 8	R: 0 E: 0 K: 0 S: 7	H: 0 LOB: 0 BB: 0 P: 8	R: 1 E: 0 K: 0 S: 13	H: 1 LOB: 0 BB: 0 P: 16	1B: 3 2B: 0 3B: 1 HR: 1	SF: 0 SAC: 0 DP: 1 HBP: 0	WP: 1 PB: 0 SB: 0 CS: 0	PA: 33			
PITCHER	IP	WLS	BF	H	R	ER	SO	BB	IBB	HBP	BLK	WP	HR	S	P	ERA	WHIP								
Josh Beckett, R (1, 1) ERA: 3.72	7.0		26	4	2	2	6	2	0	0	0	1	0	71	104	2.57	0.857								
Matt Perisho, L (8, 1) ERA: 3.99	1.0	W	3	0	0	0	0	0	0	0	0	0	0	7	8	0.00	0.000								
Armando Benitez, R (9, 1) ERA: 1.16	1.0		4	1	1	1	0	0	0	0	0	0	1	13	16	9.00	1.000								

Montreal Expos @ Florida Marlins
 U.S. Cellular Field, Chicago, IL
 Mon Sep 13 2004, 2:05 PM EDT
 Att: 4,003 - Sunny - 81 F


AB 31
 R 3
 H 5
 RBI 3
 BB 2
 SO 6
 LOB 6



Batter	1	2	3	4	5	6	7	8	9	AB	R	H	RBI	BB	SO	LOB	BOTTOM								
Juan Pierre, L (1, 8) OBP: 0.374, SLG: 0.411	0-1 1B G3 1B		1-1 L7		0-1 1B			1B G6-3		5	1	3	0	0	0	1									
Luis Castillo, S (1, 4) OBP: 0.376, SLG: 0.358	3-2 SAFE G3 1-2		2-1 3B		0-0 G3-5			2-1 SH SF7 1B		4	1	2	0	0	0	3									
Paul Lo Duca, R (1, 2) OBP: 0.352, SLG: 0.439	1-1 L5-4 HBP 1B		1-1 G5-3			1-2 G5-3		0-0 SH HBP 1B		3	1	1	0	0	0	1									
Miguel Cabrera, R (1, 7) OBP: 0.381, SLG: 0.529	1-0 HBP 1B			0-1 G4-6-3 1B		3-2 F9		0-0 E5 HBP 1B		3	1	1	1	0	0	2									
Mike Lowell, R (1, 5) OBP: 0.366, SLG: 0.509	0-0 L5-4		1-1 G4-6-3		1-1 G4-6-3		0-0 F8	1-2 2-3 3-H F4		4	0	0	0	0	0	7									
Jeff Conine, R (1, 3) OBP: 0.335, SLG: 0.422		1-1 P4		1-0 FC5-4 1B			1-3 K	3-2 SF7		3	0	1	1	0	1	0									
Juan Encarnacion, R (1, 9) OBP: 0.297, SLG: 0.463		2-3 K		1-0 FC5-4			1-2 P2	3-1 1B HBP		3	1	0	0	0	1	1									
Alex Gonzalez, R (1, 6) OBP: 0.278, SLG: 0.429		1-0 F7			2-0 F9		4-2 BB	0-1 1B E 1B		3	1	1	2	1	0	0									
Josh Beckett, R (1, 1) OBP: 0.205, SLG: 0.189			1-1 G6-3		0-0 G3-5 1B		1-1 F7	1-0 E8 1B		2	0	1	0	0	0	0									
Damon Easley, R (7, PH) OBP: 0.333, SLG: 0.452										1	0	0	0	0	0	1									
Matt Perisho, L (8, 1)										0	0	0	0	0	0	0									
Lenny Harris, L (8, PH) OBP: 0.268, SLG: 0.304										1	0	1	1	0	0	0									
Armando Benitez, R (9, 1)										0	0	0	0	0	0	0									
Inning Stats	R: 0 E: 0 K: 0 S: 11	H: 2 LOB: 2 BB: 0 P: 16	R: 0 E: 0 K: 1 S: 6	H: 0 LOB: 0 BB: 0 P: 10	R: 0 E: 0 K: 0 S: 8	H: 1 LOB: 1 BB: 0 P: 13	R: 0 E: 0 K: 0 S: 6	H: 2 LOB: 1 BB: 0 P: 9	R: 0 E: 0 K: 0 S: 5	H: 2 LOB: 1 BB: 0 P: 7	R: 0 E: 0 K: 0 S: 7	H: 0 LOB: 0 BB: 0 P: 11	R: 0 E: 0 K: 1 S: 16	H: 0 LOB: 1 BB: 1 P: 24	R: 6 E: 3 K: 0 S: 17	H: 4 LOB: 1 BB: 0 P: 28	1B: 10 2B: 1 3B: 1 HR: 0	SF: 1 SAC: 1 DP: 3 HBP: 2	WP: 0 PB: 0 SB: 0 CS: 0	PA: 37					
PITCHER	IP	WLS	BF	H	R	ER	SO	BB	IBB	HBP	BLK	WP	HR	S	P	ERA	WHIP								
Sun-Woo Kim, R (1, 1) ERA: 4.79	7.0		27	7	0	0	2	1	0	0	0	0	0	59	90	0.00	1.143								
Joe Horgan, L (8, 1) ERA: 3.97	0.0		2	2	2	1	0	0	0	0	0	0	0	5	7	∞	∞								
Gary Majewski, R (8, 1) ERA: 1.59	1.0	L	8	2	4	0	0	0	0	1	0	0	0	12	21	0.00	2.000								

Montreal Expos @ Florida Marlins
 U.S. Cellular Field, Chicago, IL
 Mon Sep 13 2004, 2:05 PM EDT
 Att: 4,003 - Sunny - 81 F


AB 32
 R 6
 H 11
 RBI 5
 BB 1
 SO 2
 LOB 16



Batter	1	2	3	4	5	6	7	8	9	AB	R	H	RBI	BB	SO	LOB	TOP					
Brad Wilkerson, L OBP: 0.374, SLG: 0.486 (1, 3)	G4-3		G4-3		G6-3		HR		S	4	1	1	0	1	0	0						
Endy Chavez, L OBP: 0.322, SLG: 0.386 (1, 8)	G3		CS		G3-1		F6		S	5	0	2	0	0	0	2						
Tony Batista, R OBP: 0.284, SLG: 0.435 (1, 5)	2B		K			P5	HR		S	4	2	2	3	1	1	1						
Termel Sledge, L OBP: 0.328, SLG: 0.440 (6, PR)	1-H				F7		F8		S	2	0	1	1	1	0	0						
Ryan Church, L OBP: 0.200, SLG: 0.206 (6, 7)	2B					2B			S	2	1	0	0	0	0	3						
Juan Rivera, R OBP: 0.344, SLG: 0.425 (1, 9)	K				1B		F8		S	4	1	1	0	0	1	2						
Brian Schneider, L OBP: 0.326, SLG: 0.411 (1, 2)		G4-3			K				S	4	0	1	1	0	2	1						
Alex Gonzalez, R OBP: 0.287, SLG: 0.377 (1, 6)		G1-3			1B		K		S	4	0	1	1	0	1	2						
Maicer Izturis, S OBP: 0.339, SLG: 0.426 (1, 4)					G6-3				S	4	0	1	0	0	0	1						
Scott Downs, L OBP: 0.226, SLG: 0.111 (4, 1)	F8								S	1	0	0	0	0	0	1						
Inning Stats	R: 1 E: 0 K: 1 S: 13	H: 2 LOB: 1 BB: 0 P: 23	R: 0 E: 0 K: 0 S: 8	H: 1 LOB: 1 BB: 0 P: 11	R: 0 E: 0 K: 1 S: 8	H: 1 LOB: 1 BB: 0 P: 13	R: 1 E: 0 K: 1 S: 13	H: 2 LOB: 1 BB: 0 P: 19	R: 0 E: 0 K: 0 S: 7	H: 0 LOB: 0 BB: 0 P: 10	R: 1 E: 0 K: 1 S: 12	H: 1 LOB: 2 BB: 1 P: 21	R: 3 E: 0 K: 0 S: 17	H: 3 LOB: 0 BB: 0 P: 25	R: 0 E: 0 K: 1 S: 7	H: 0 LOB: 0 BB: 0 P: 10	R: 0 E: 0 K: 0 S: 14	H: 1 LOB: 3 BB: 2 P: 28	1B: 7 2B: 3 3B: 0 HR: 1	SF: 0 SAC: 0 DP: 0 HBP: 0	WP: 0 PB: 0 SB: 2 CS: 1	PA: 40
PITCHER	IP	WLS	BF	H	R	ER	SO	BB	IBB	HBP	BLK	WP	HR	S	P	ERA	WHIP					
Ismael Valdez, R ERA: 5.14 (1, 1)	6.0		25	7	3	3	4	1	0	0	0	0	0	61	97	4.50	1.333					
Matt Perisho, L ERA: 4.35 (7, 1)	0.2	H	4	2	2	2	0	0	0	0	0	0	0	10	13	27.00	3.000					
Rudy Seanez, R ERA: 3.76 (7, 1)	0.1	W	2	1	1	1	0	0	0	0	0	0	1	7	12	27.00	3.000					
Guillermo Mota, R ERA: 2.18 (8, 1)	2.0	S	9	1	0	0	1	2	0	0	0	0	0	21	38	0.00	1.500					

Montreal Expos @ Florida Marlins
U.S. Cellular Field, Chicago, IL
Tue Sep 14 2004, 2:05 PM EDT
Att. 5,457 - Cloudy - 80 F


AB 37
R 6
H 11
RBI 6
BB 3
SO 5
LOB 13





Batter	1	2	3	4	5	6	7	8	9	AB	R	H	RBI	BB	SO	LOB	BOTTOM				
Juan Pierre, L OBP: 0.376, SLG: 0.413 (1, 8)	L4-6		HR		G4-3					5	1	3	0	0	0	0					
Luis Castillo, S OBP: 0.374, SLG: 0.356 (1, 4)	G5-3		G6-3		FC5-4		F8		K	5	0	1	0	0	1	4					
Paul Lo Duca, R OBP: 0.353, SLG: 0.442 (1, 2)	FC5		SF8		FC5-4		1B		2B	4	1	2	1	0	0	2					
Miguel Cabrera, R OBP: 0.381, SLG: 0.532 (1, 7)	L4-6		HR			F9			BB	4	2	1	2	1	0	4					
Mike Lowell, R OBP: 0.369, SLG: 0.510 (1, 5)			HR						SF9	4	1	3	0	0	1	0					
Jeff Conine, R OBP: 0.336, SLG: 0.428 (1, 3)			HR						1B	3	1	1	3	1	0	1					
Juan Encarnacion, R OBP: 0.297, SLG: 0.402 (1, 9)			1B						SF9	3	0	1	1	0	0	1					
Alex Gonzalez, R OBP: 0.277, SLG: 0.434 (1, 6)			HR						F8	4	1	1	1	0	1	3					
Ismael Valdez, R OBP: 0.200, SLG: 0.234 (6, PH)										2	1	0	0	0	0	0					
Mike Mordecai, R OBP: 0.276, SLG: 0.257 (6, PH)										1	0	0	0	0	0	0					
Matt Perisho, L (7, 1)										0	0	0	0	0	0	0					
Rudy Seanez, R (7, 1)										0	0	0	0	0	0	0					
Guillermo Mota, R OBP: 0.382, SLG: 0.273 (8, 1)										1	0	0	0	0	0	0					
Inning Stats	R: 0 E: 0 K: 0 S: 8	H: 1 LOB: 0 BB: 0 P: 14	R: 0 E: 0 K: 1 S: 9	H: 0 LOB: 0 BB: 0 P: 12	R: 6 E: 1 K: 1 S: 24	H: 6 LOB: 1 BB: 0 P: 30	R: 0 E: 0 K: 0 S: 12	H: 1 LOB: 1 BB: 0 P: 17	R: 0 E: 0 K: 0 S: 7	H: 1 LOB: 1 BB: 0 P: 10	R: 0 E: 0 K: 0 S: 5	H: 0 LOB: 0 BB: 0 P: 8	R: 2 E: 0 K: 0 S: 11	H: 2 LOB: 2 BB: 2 P: 24	R: 0 E: 0 K: 1 S: 12	H: 2 LOB: 2 BB: 0 P: 17	1B: 9 2B: 2 3B: 0 HR: 3	SF: 2 SAC: 0 DP: 1 HBP: 0	WP: 0 PB: 1 SB: 0 CS: 0	PA: 40	
PITCHER	IP	WLS	BF	H	R	ER	SO	BB	IBB	HBP	BLK	WP	HR	S	P	ERA	WHIP				
Scott Downs, L ERA: 5.52 (1, 1)	3.0		17	7	6	1	2	0	0	0	0	0	0	24	35	0.00	0.667				
52 T.J. Tucker, R ERA: 3.43 (4, 1)	3.0		11	2	0	0	0	0	0	0	0	0	0	14	30	13.50	3.000				
Luis Ayala, R ERA: 2.6 (7, 1)	1.1	L	8	2	2	2	0	2	0	0	0	0	0	9	11	0.00	3.000				
Joey Eischen, L ERA: 3.86 (8, 1)	0.2		4	2	0	0	1	0	0	0	0	0	0	9	11	0.00	3.000				

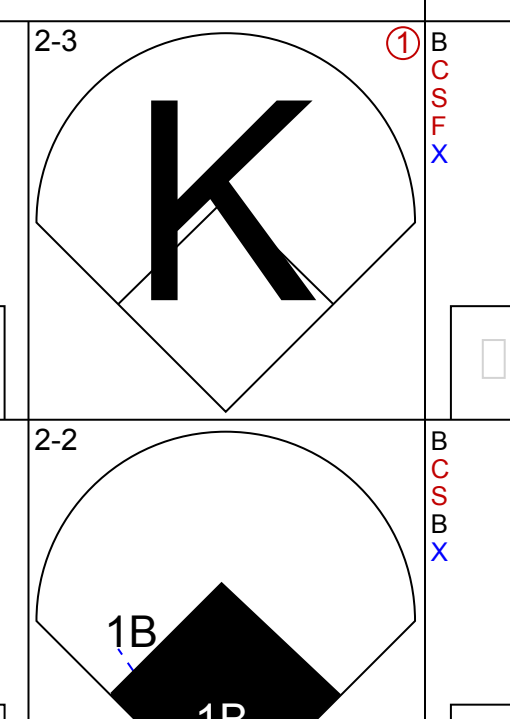
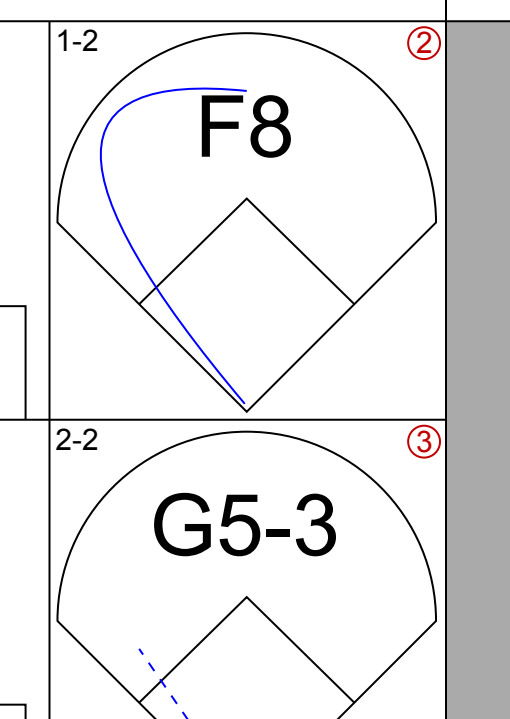
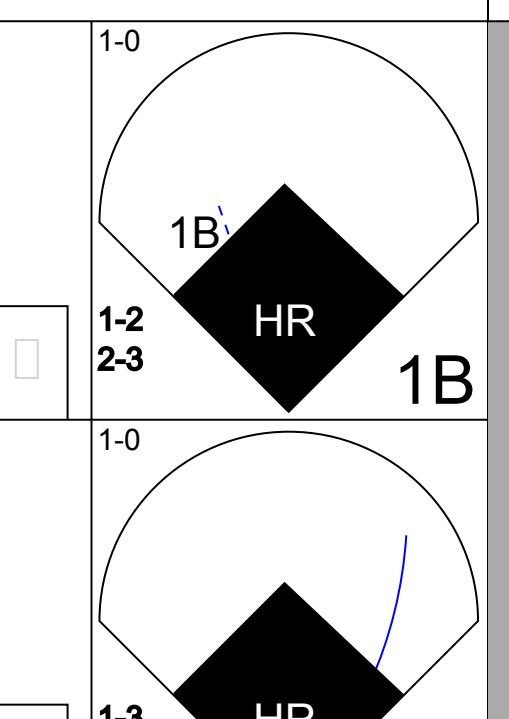
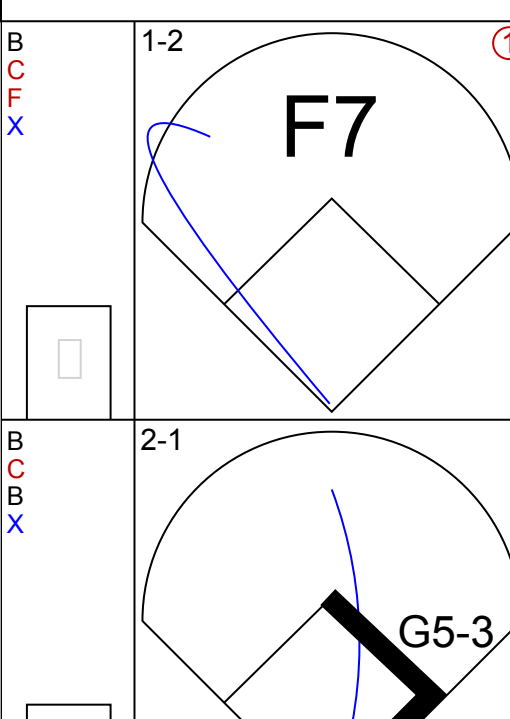
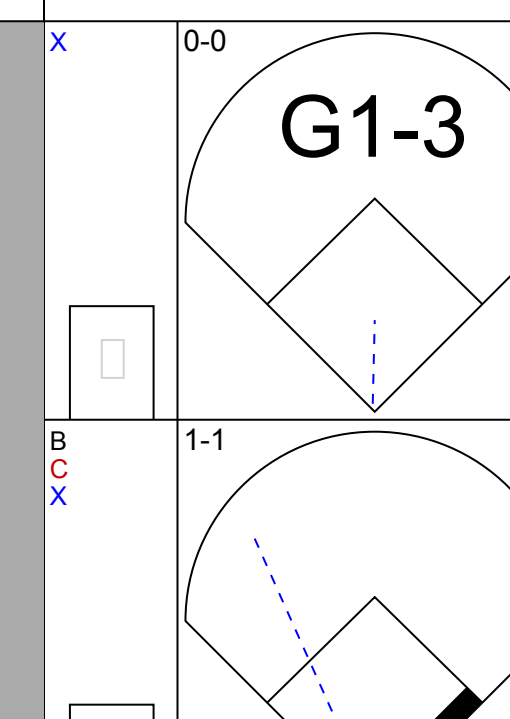
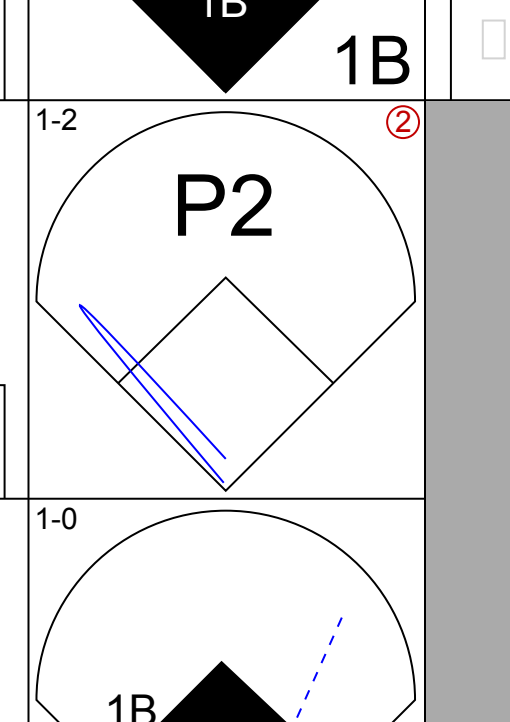
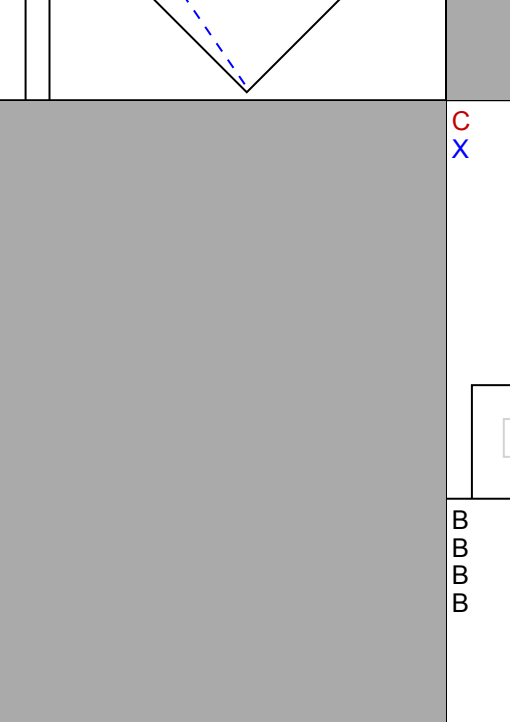
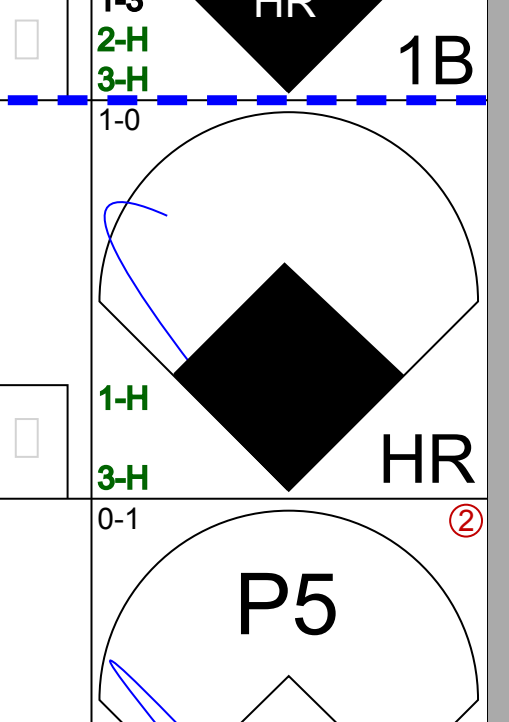
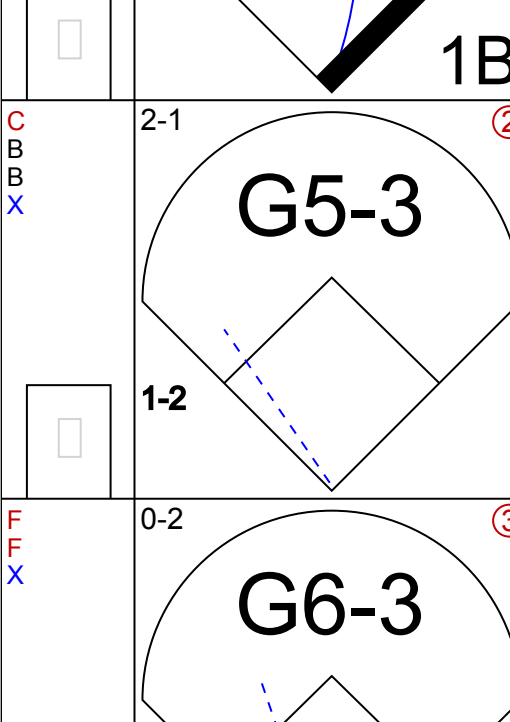
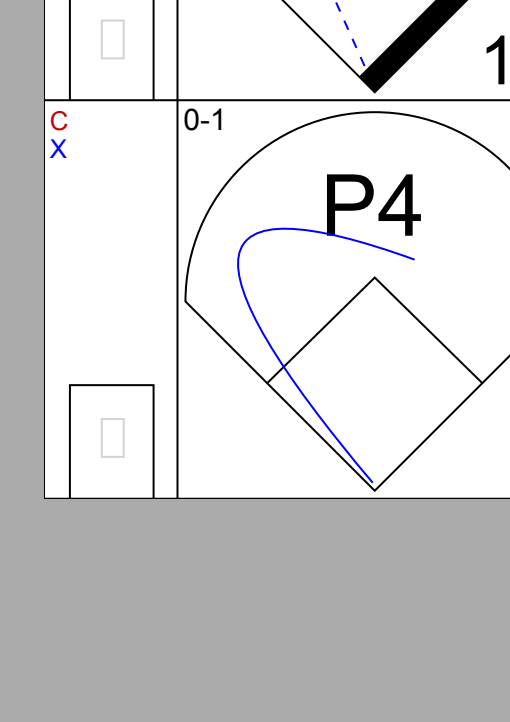
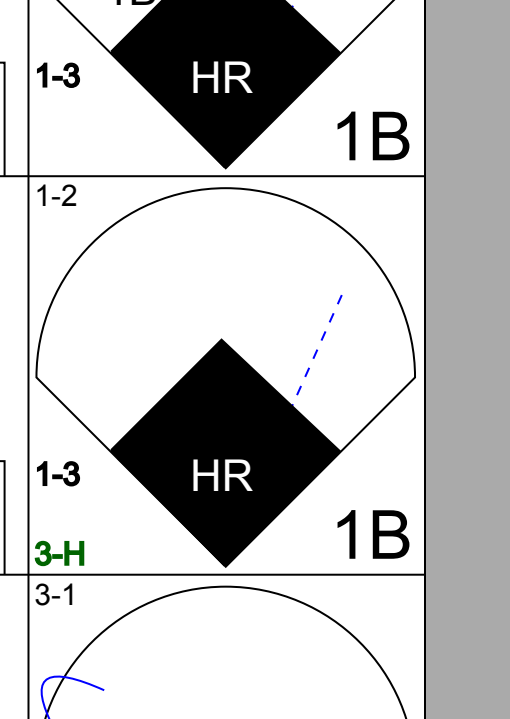
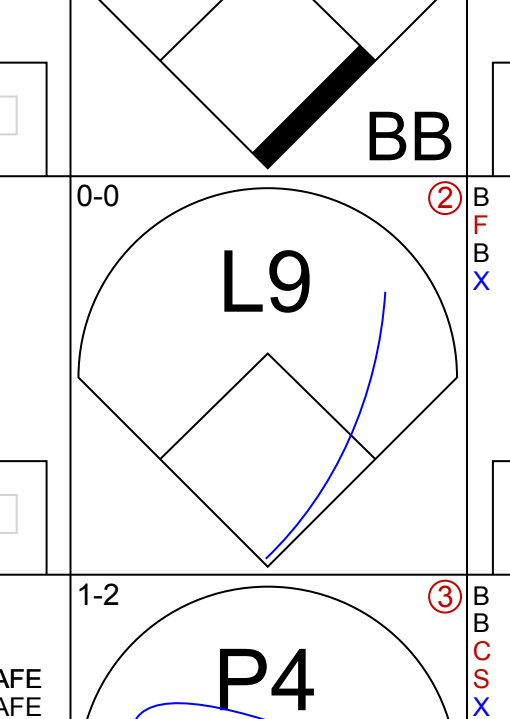
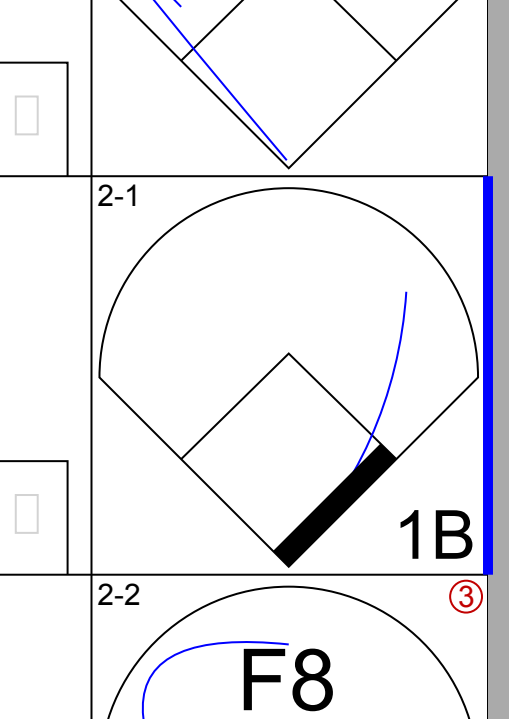
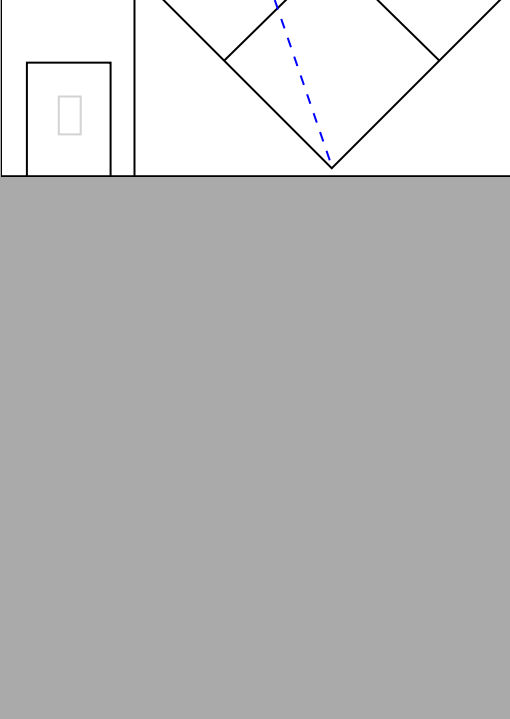
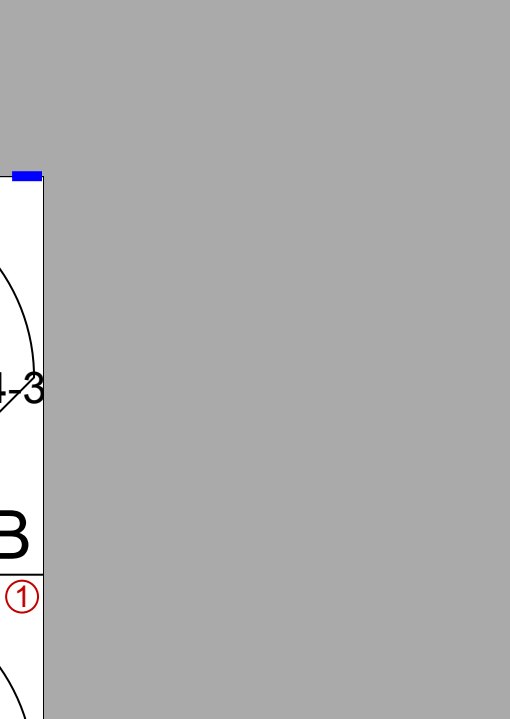
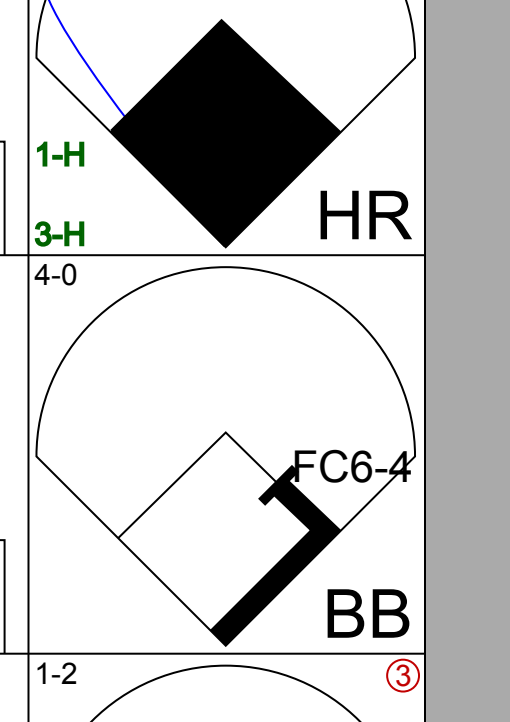
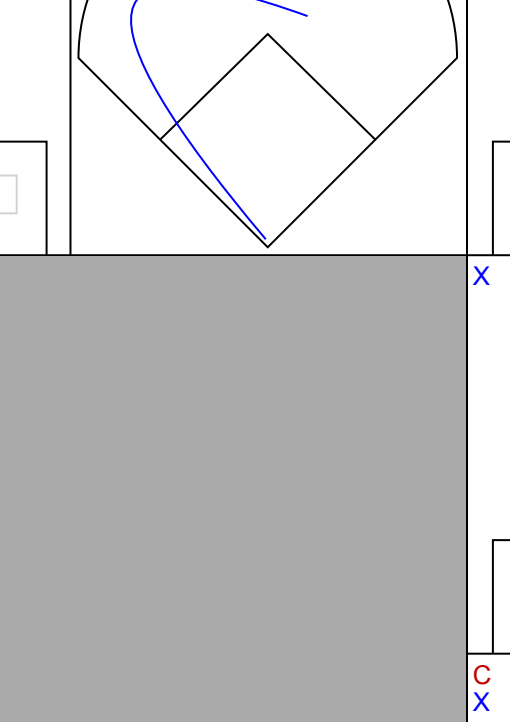
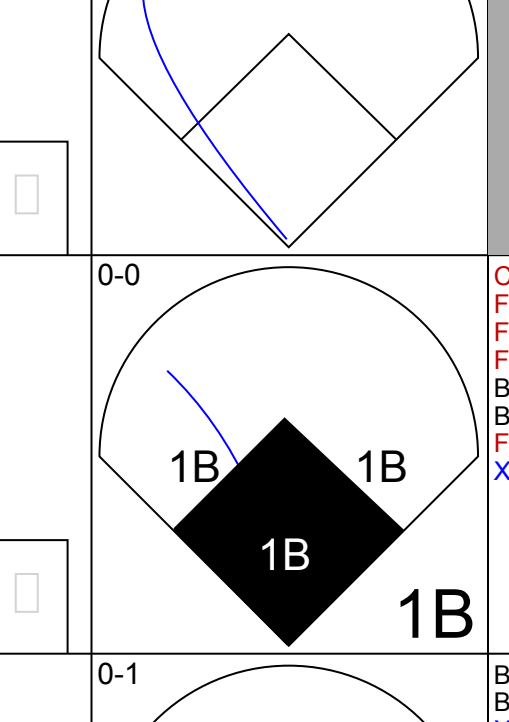

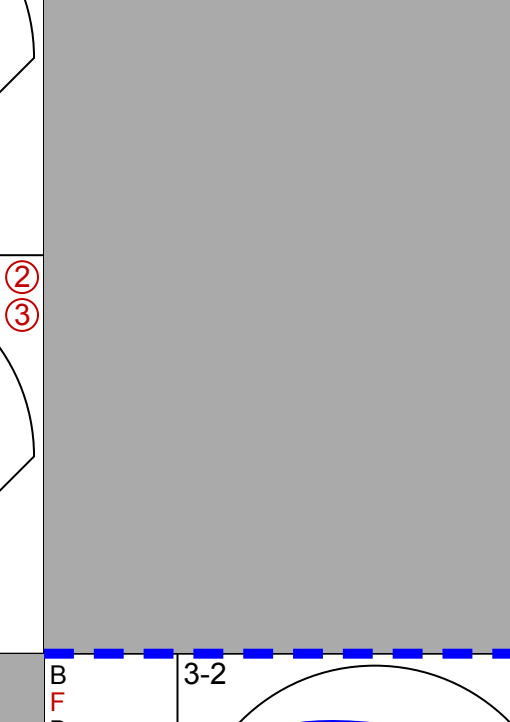
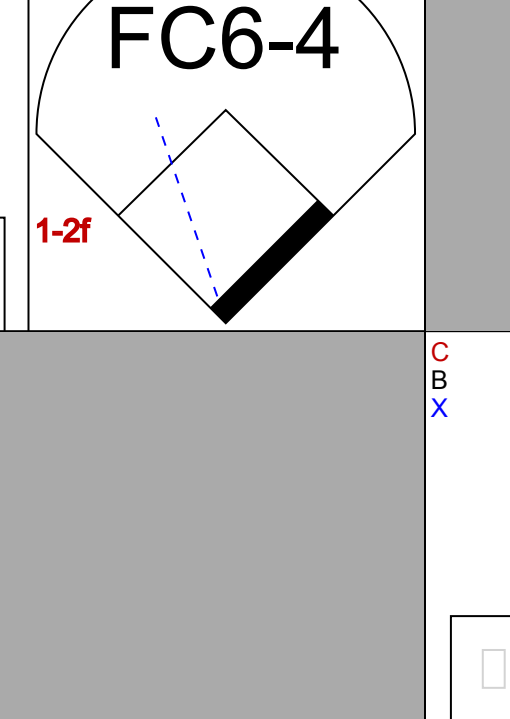

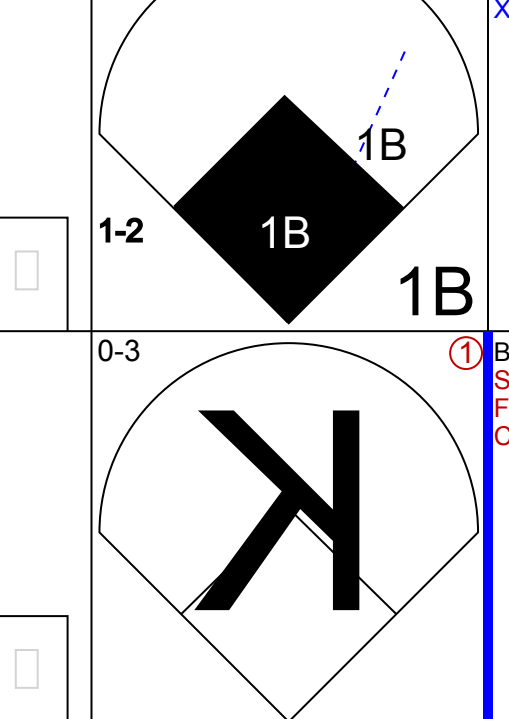

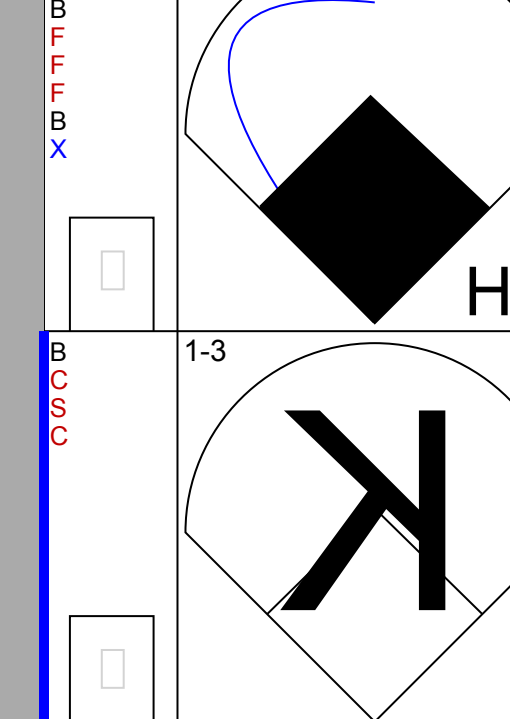
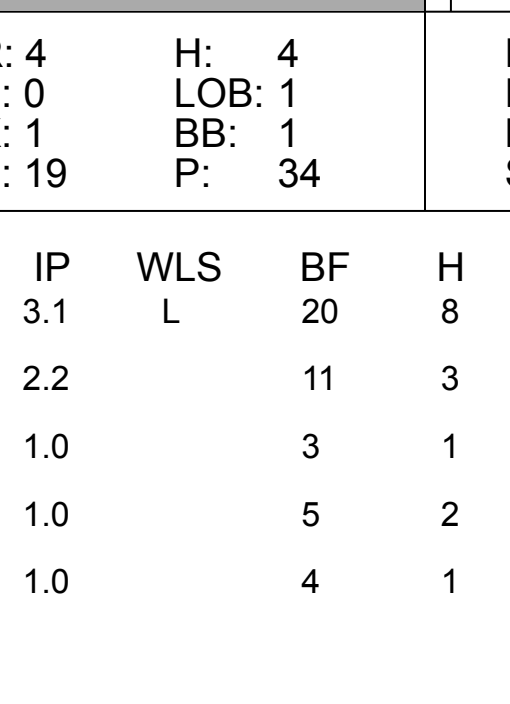
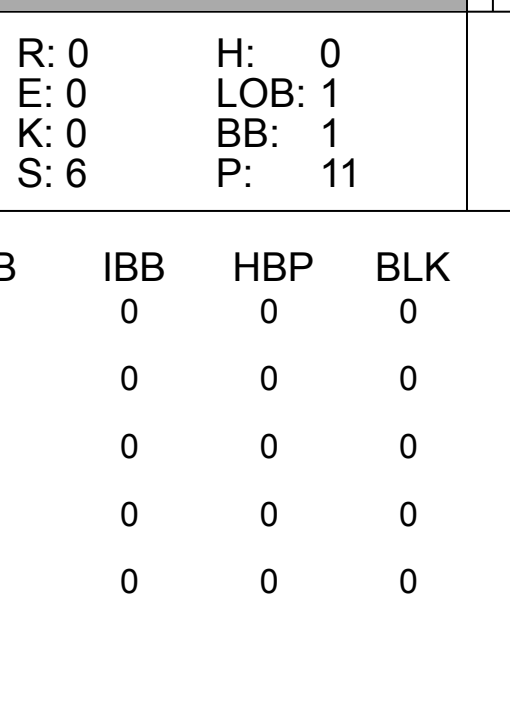
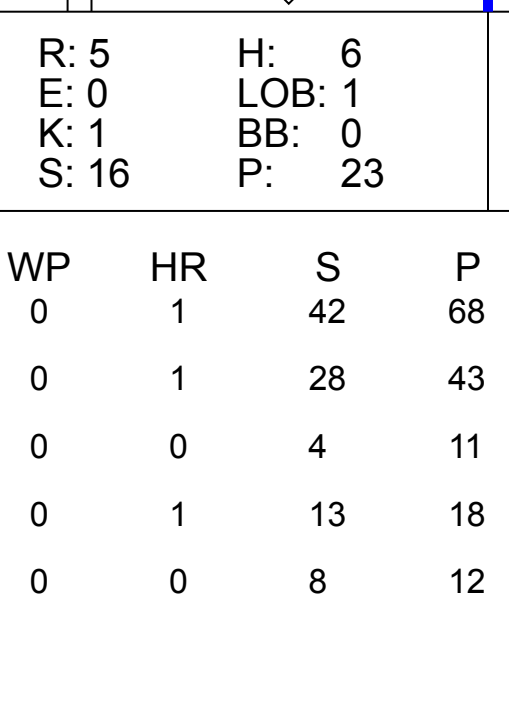
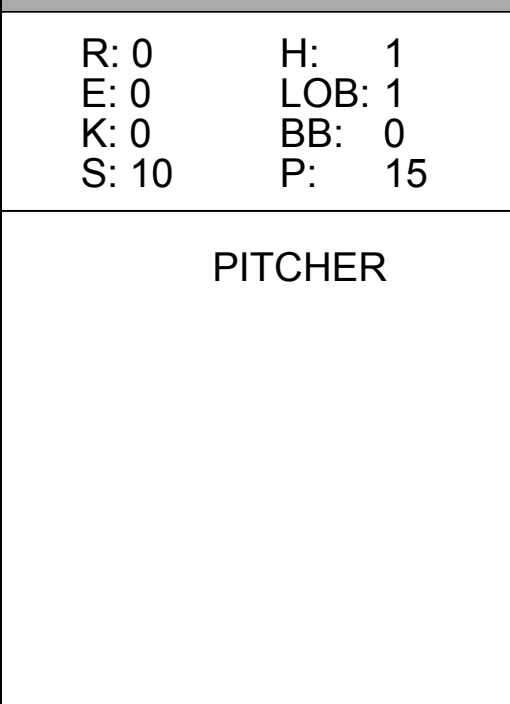
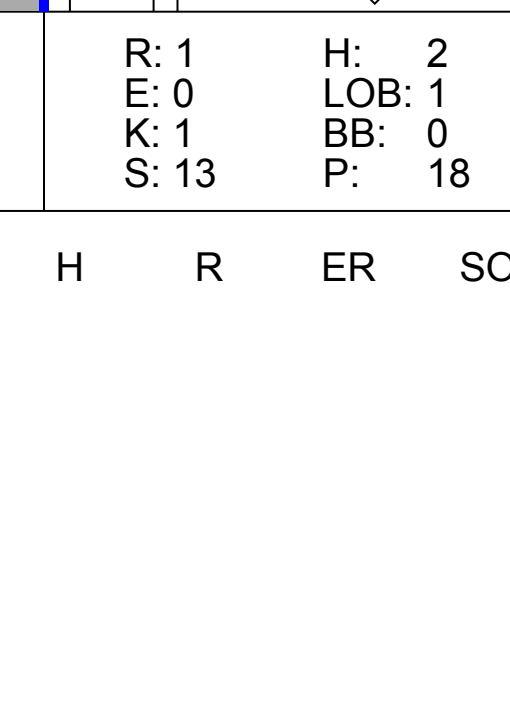
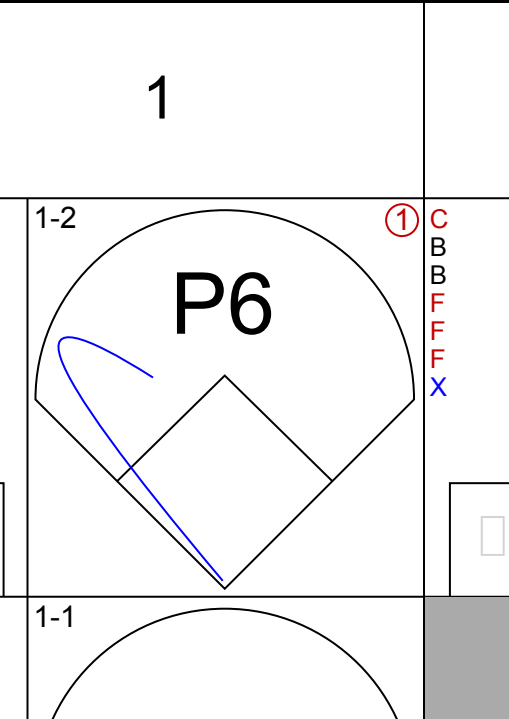
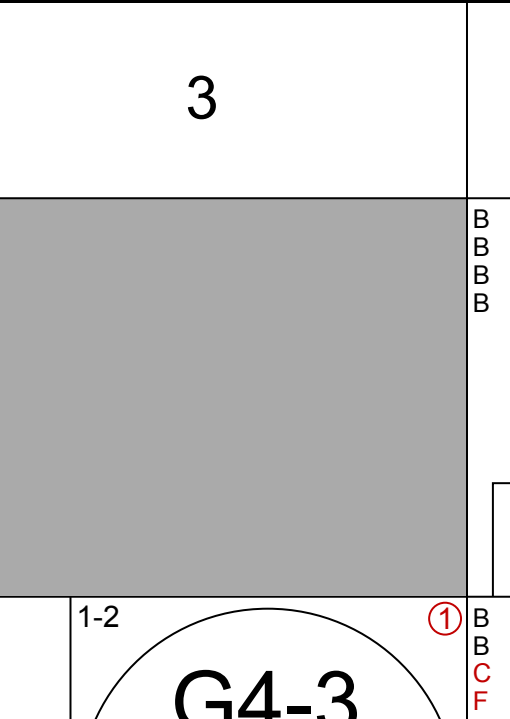
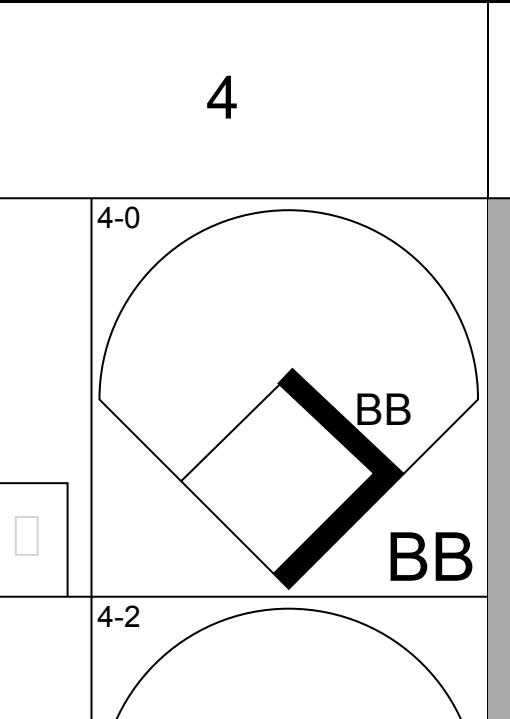
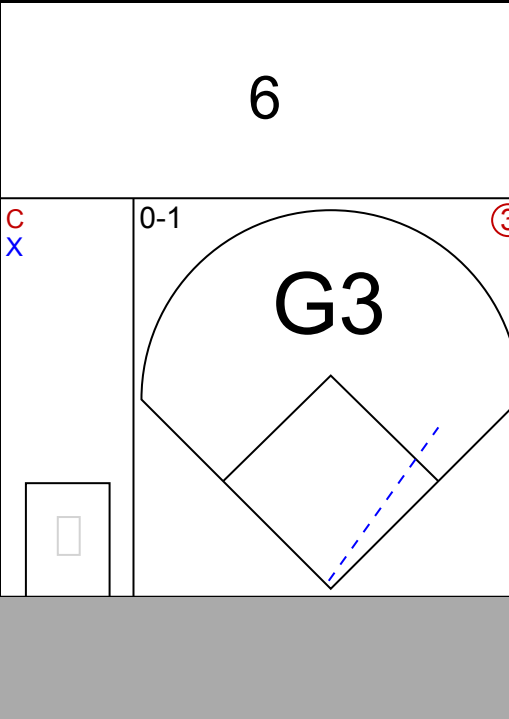
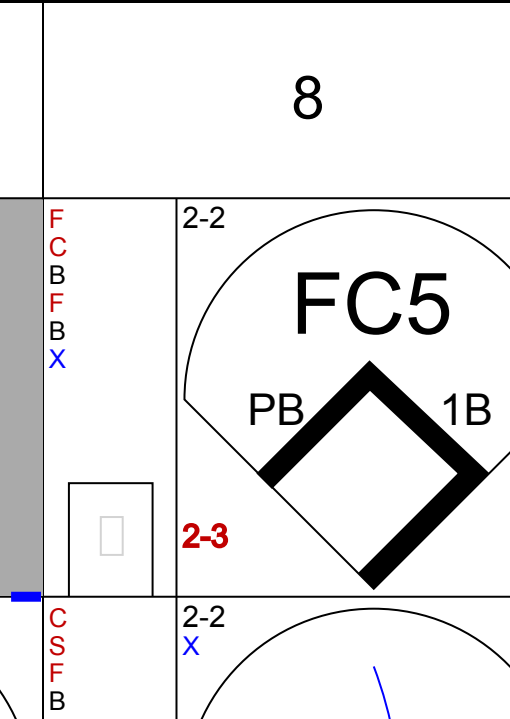
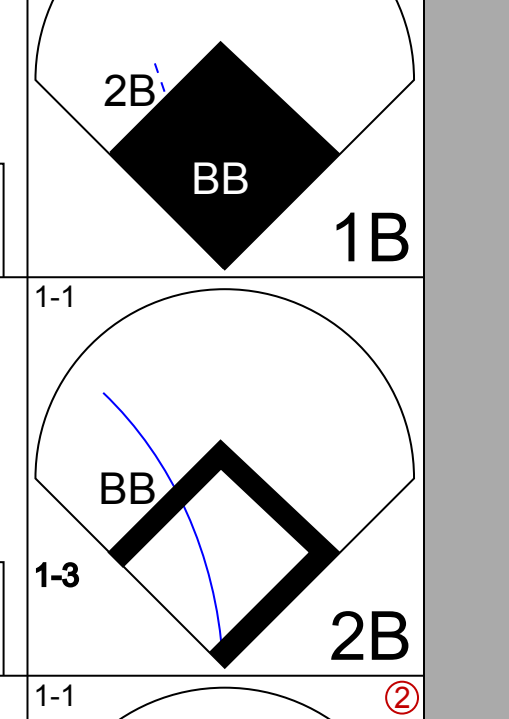
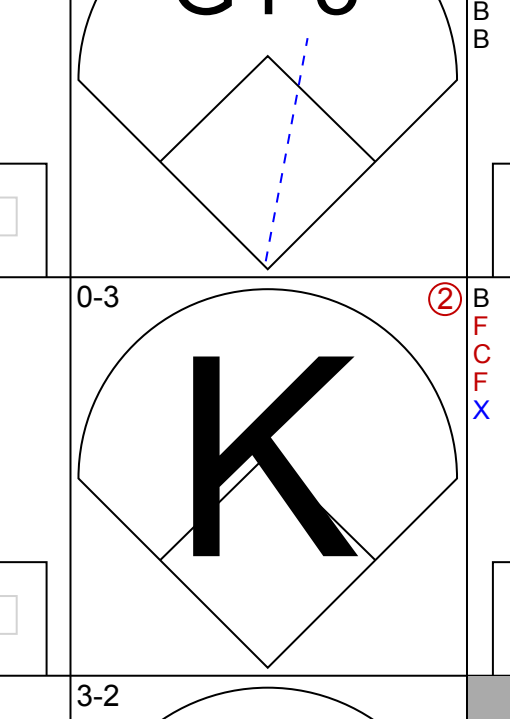
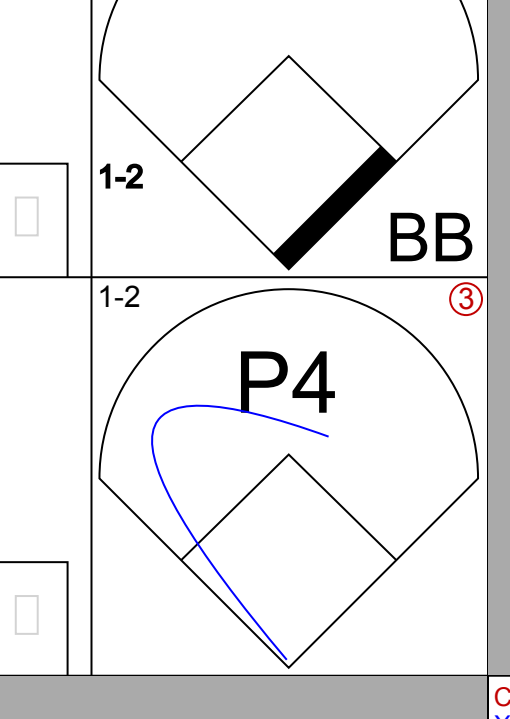

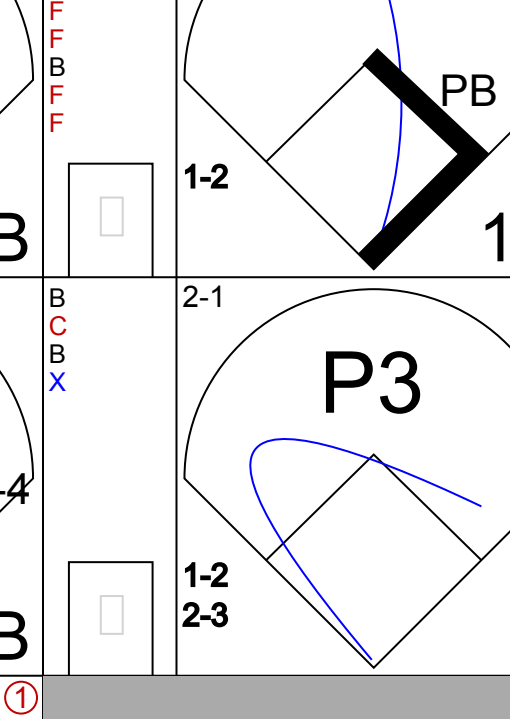
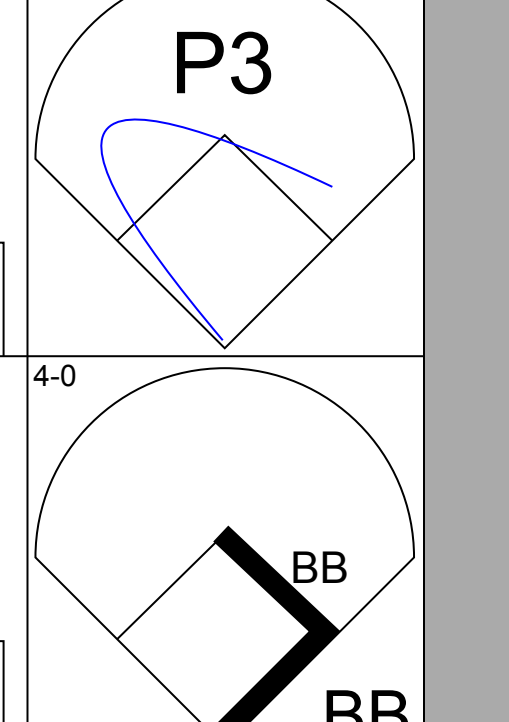
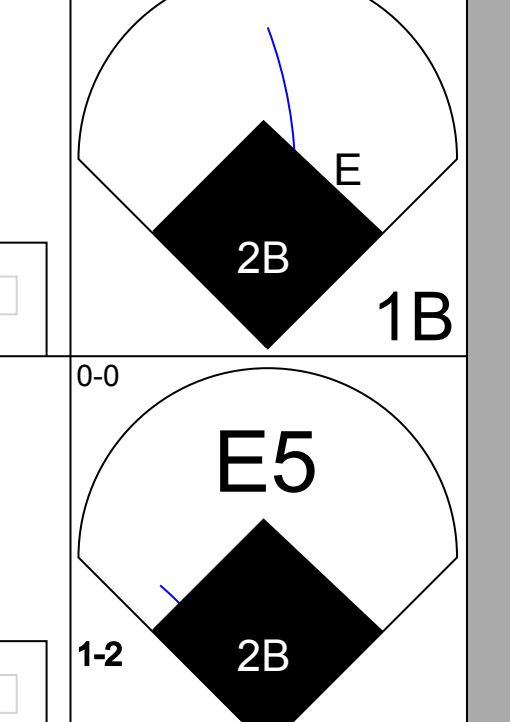


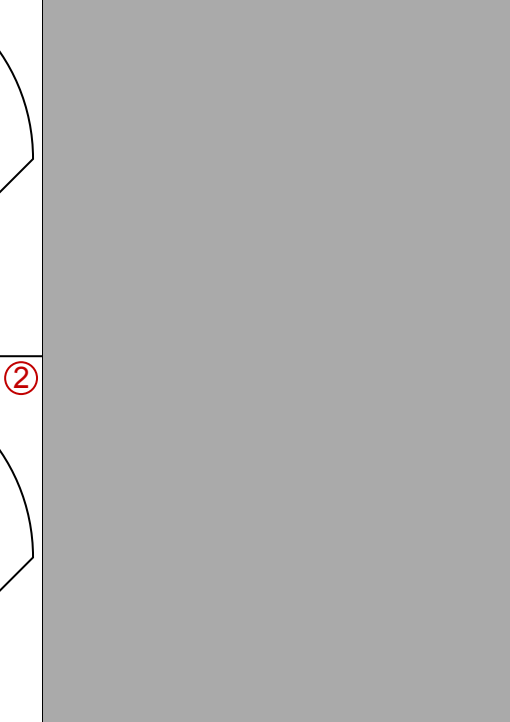
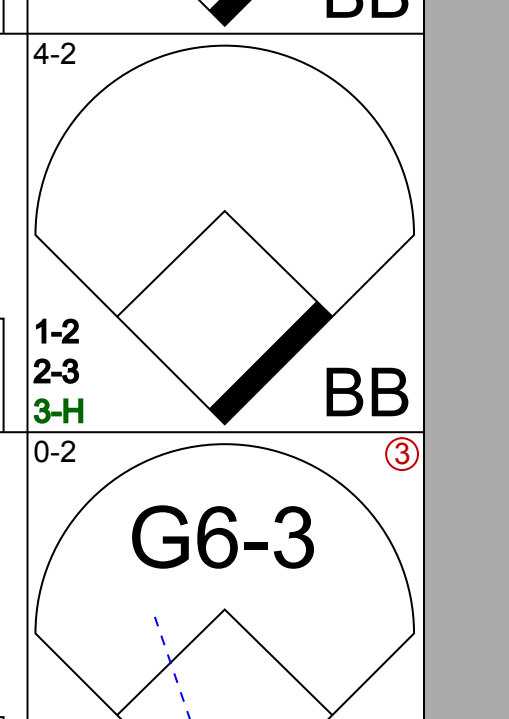
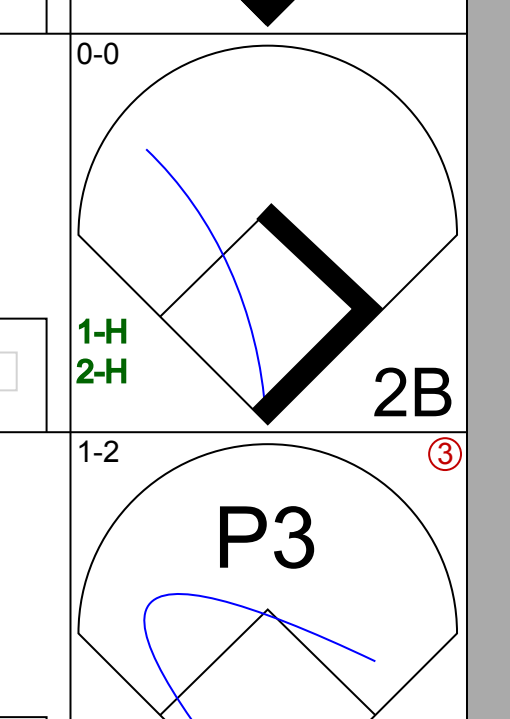

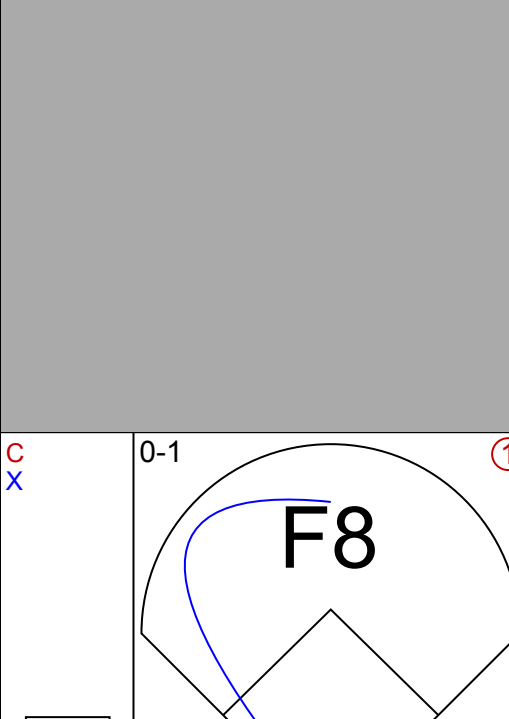
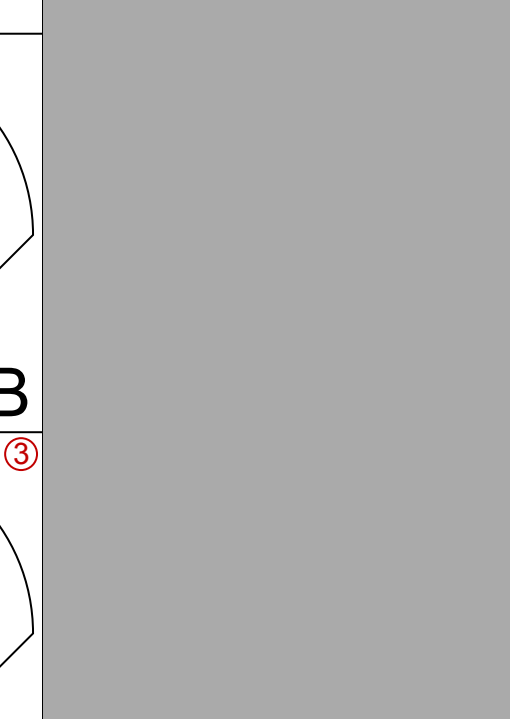
Montreal Expos @ Florida Marlins
U.S. Cellular Field, Chicago, IL
Tue Sep 14 2004, 2:05 PM EDT
Att. 5,457 - Cloudy - 80 F

AB 36
R 8
H 13
RBI 8
BB 2
SO 3
LOB 15



Batter	1	2	3	4	5	6	7	8	9	AB R H RBI BB SO LOB	TOP												
Brad Wilkerson, L (1, 3) OBP: 0.373, SLG: 0.489	3-2 HR		2-3 K	0-0 5	1-1 G4-3		2-2 E3 G3 S BLK		2-3 K	5 2 1 1 0 2 0	Montreal Expos @ Florida Marlins Pro Player Stadium, Miami, FL Wed Sep 15 2004, 3:05 PM EDT Unknown - 86 F livebaseballscores.com AB 38 R 6 H 12 RBI 5 BB 3 SO 9 LOB 12 												
Endy Chavez, L (1, 8) OBP: 0.264, SLG: 0.386	1-2 G6-4-3 1B		2-3 K	3-3	3-2 G4-3		1-1 G3		2-2 HR 1B	5 1 2 0 0 1 1													
Tony Batista, R (1, 5) OBP: 0.264, SLG: 0.433	3-1 G6-4-3 1-2		3-2 F7		0-2 G5-3		1-0 BB 1B		0-1 F8	5 0 1 0 0 0 2													
Juan Rivera, R (1, 9) OBP: 0.345, SLG: 0.433	0-1 G5-3			1-0 G5-3		0-0 G4-3		2-1 BB 1B	2-0 HR	5 1 2 2 0 0 0													
Ryan Church, L (1, 7) OBP: 0.250, SLG: 0.297		1-3 K		4-2 FC6-4 BB		0-1 HR		4-2 BB	3-3 K	3 1 1 1 2 2 0													
Alex Gonzalez, R (1, 6) OBP: 0.266, SLG: 0.375		2-2 1B		2-2 FC6-4 2B		1-1 G5-3		1-3 K		4 1 1 0 0 1 4													
Brian Schneider, L (1, 2) OBP: 0.330, SLG: 0.417		1-1 1B		2-1 2B 1B		0-0 1B		0-2 F7		4 0 3 1 0 0 0													
Maicer Izturis, S (1, 4) OBP: 0.333, SLG: 0.404		1-0 L4		4-0 2B 1B		2-2 F8		2-3 K		3 0 0 0 1 1 3													
22 John Patterson, R (1, 1) OBP: 0.172, SLG: 0.143 32 Chad Cordero, R (9, 1)		0-3 K		0-1 1B				1-3 K	1-2 G4-3	4 0 1 0 0 2 2 0 0 0 0 0 0 0													
Inning Stats	R: 1 E: 0 K: 0 S: 13	H: 2 LOB: 0 BB: 0 P: 19	R: 0 E: 0 K: 2 S: 12	H: 2 LOB: 2 BB: 0 P: 17	R: 0 E: 0 K: 2 S: 10	H: 0 LOB: 0 BB: 0 P: 17	R: 1 E: 0 K: 0 S: 10	H: 2 LOB: 3 BB: 2 P: 23	R: 0 E: 0 K: 0 S: 8	H: 0 LOB: 0 BB: 0 P: 12	R: 1 E: 1 K: 2 S: 9	H: 2 LOB: 1 BB: 0 P: 12	R: 1 E: 1 K: 2 S: 17	H: 2 LOB: 3 BB: 1 P: 29	R: 0 E: 0 K: 1 S: 11	H: 0 LOB: 0 BB: 0 P: 14	R: 2 E: 0 K: 2 S: 12	H: 2 LOB: 0 BB: 0 P: 21	1B: 8 2B: 1 3B: 0 HR: 3	SF: 0 SAC: 0 DP: 1 HBP: 0	WP: 0 PB: 0 SB: 1 CS: 0	PA: 41	
PITCHER	IP WLS BF H R ER SO BB IBB HBP BLK WP HR S P ERA WHIP											PITCHER	IP WLS BF H R ER SO BB IBB HBP BLK WP HR S P ERA WHIP										
Carl Pavano, R (1, 1) ERA: 2.98	6.2 L 32 10 4 3 5 1 1 0 0 0 0 2 74 119 4.05 1.650																						
Matt Perisho, L (7, 1) ERA: 4.2	1.1 5 0 0 0 2 1 0 0 0 0 0 0 16 24 0.00 0.750																						
David Weathers, R (9, 1) ERA: 4.74	1.0 5 2 2 2 2 0 0 0 0 0 0 1 12 21 18.00 2.000																						

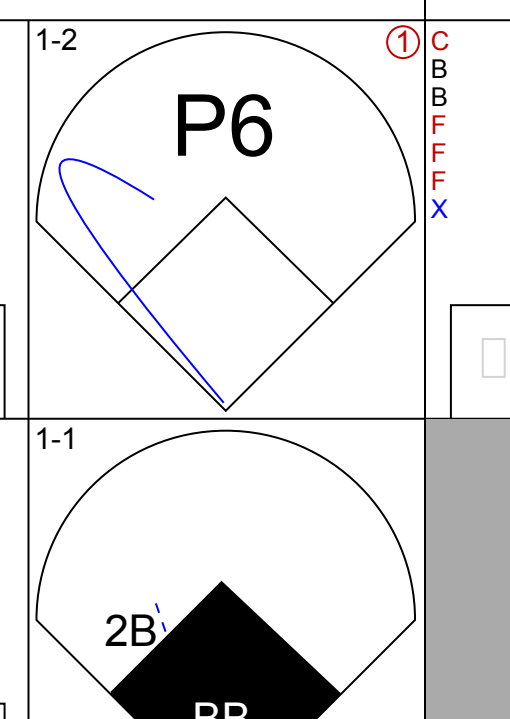
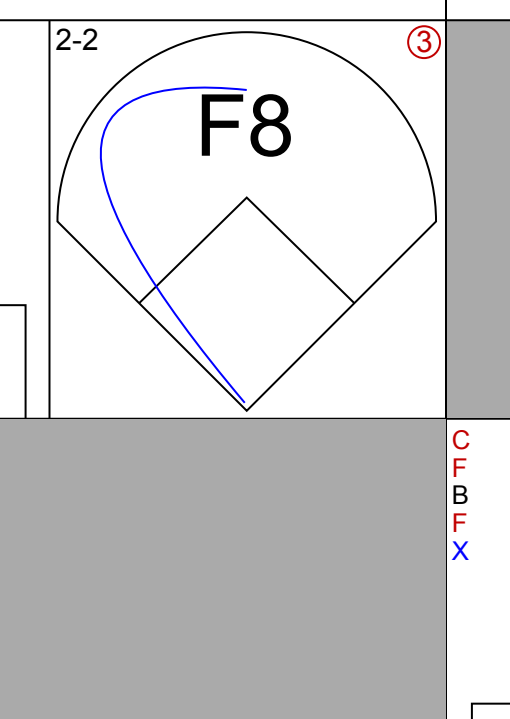
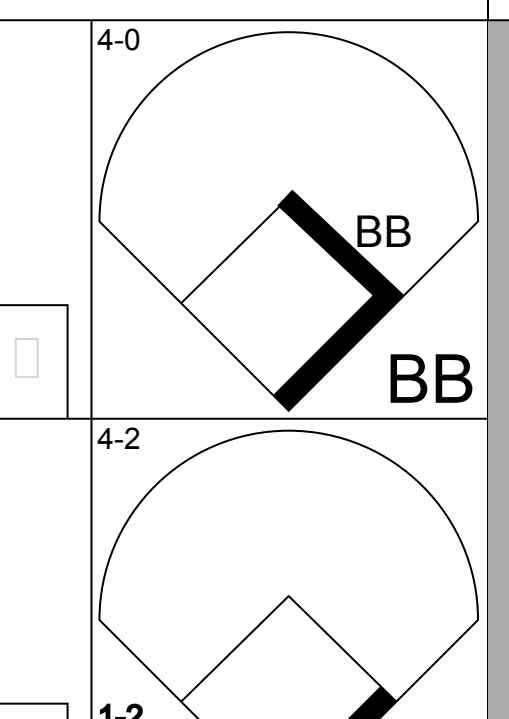
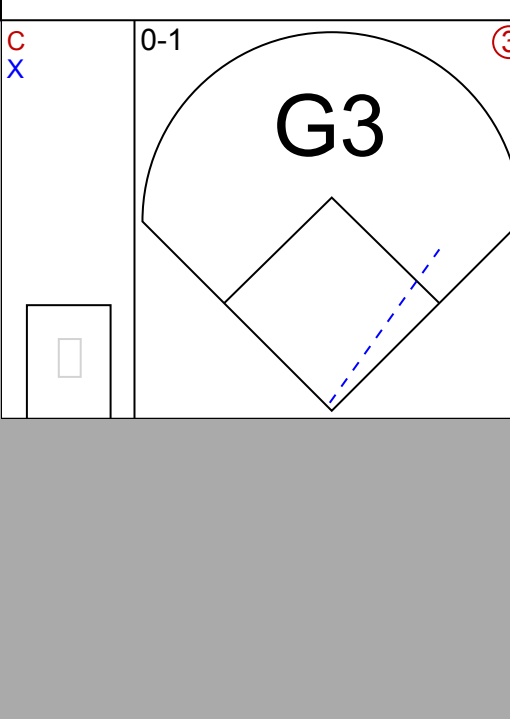
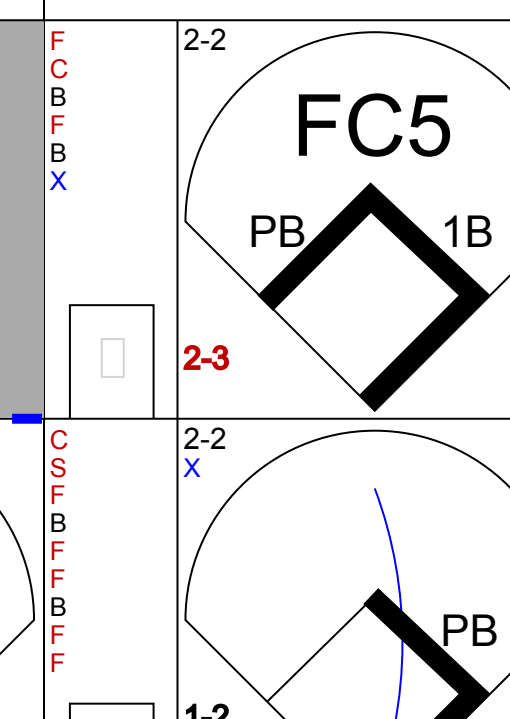
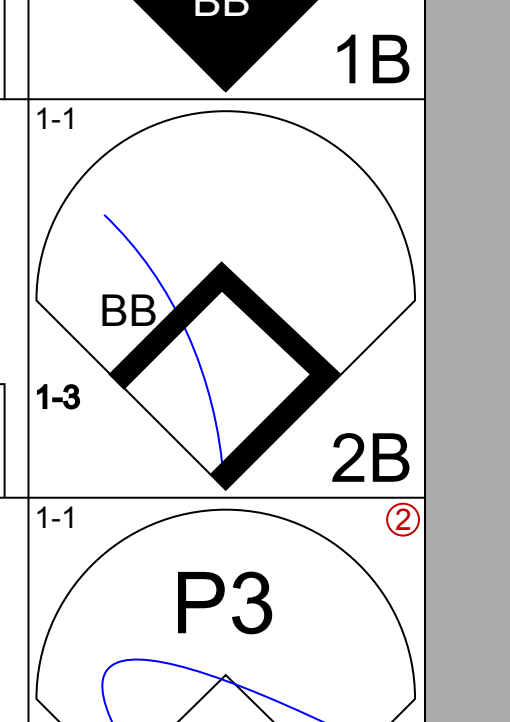
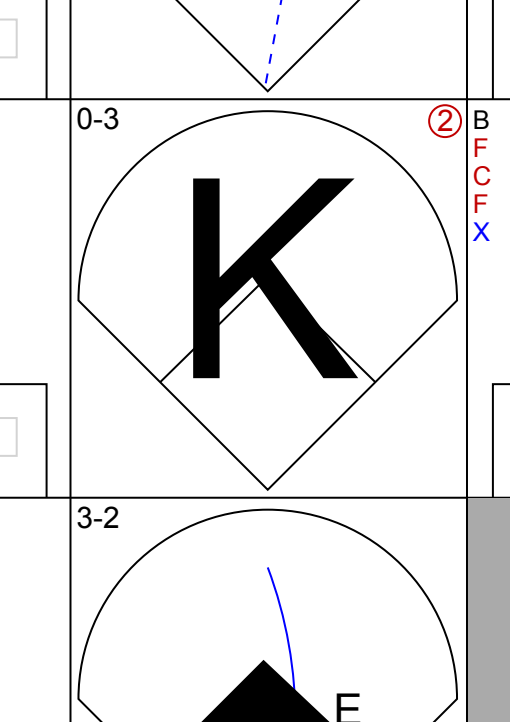
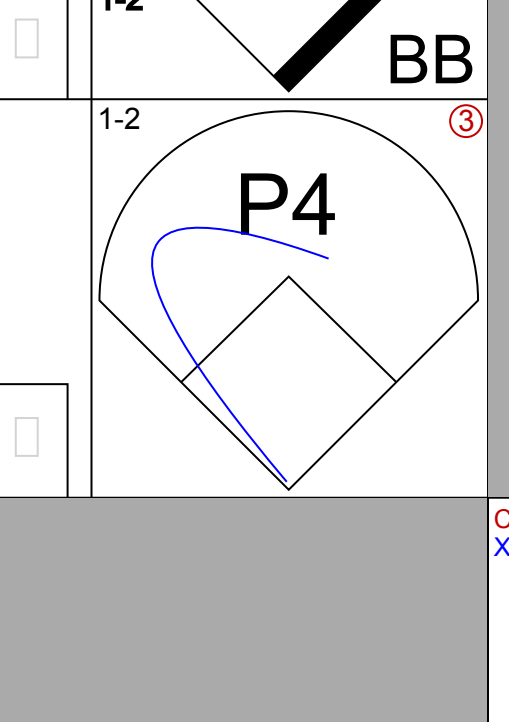

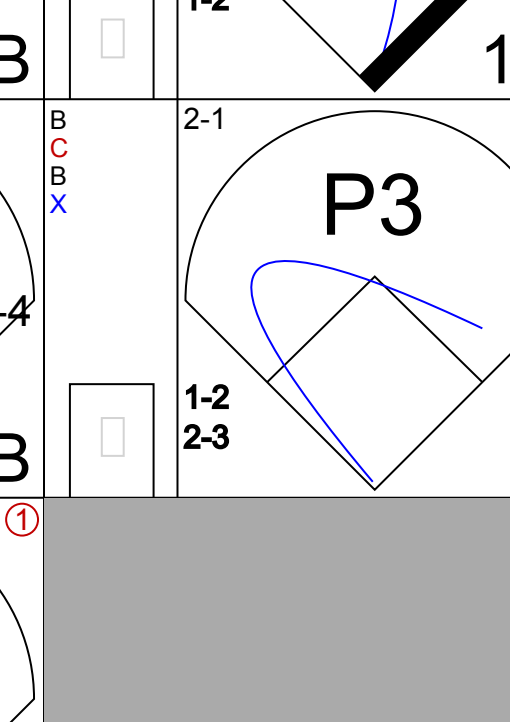
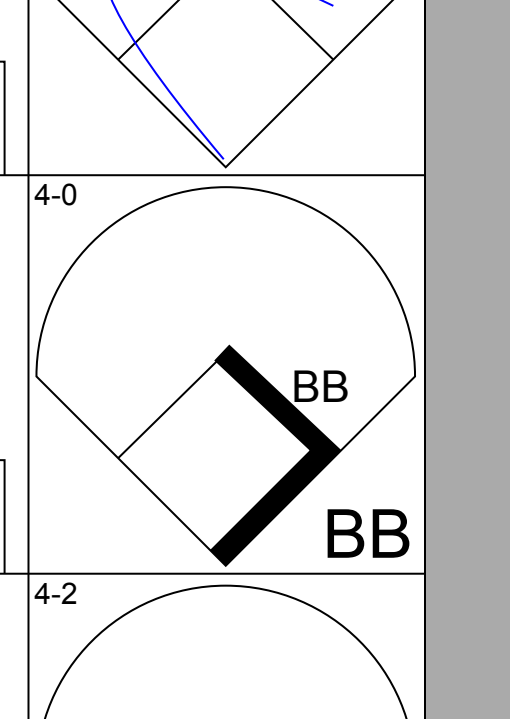
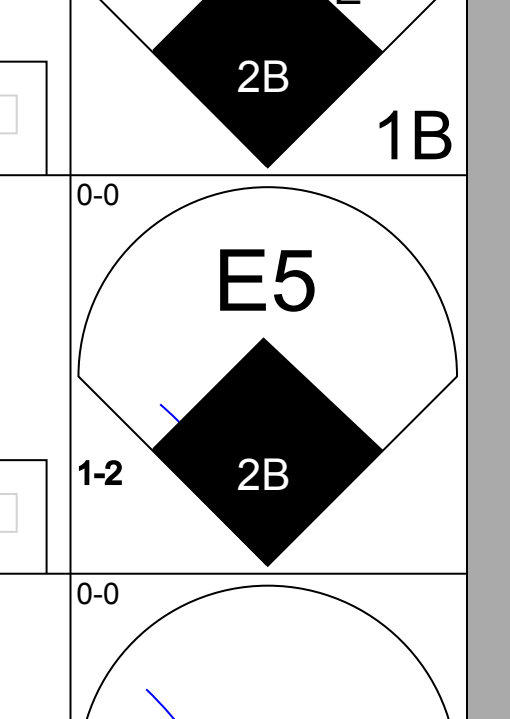


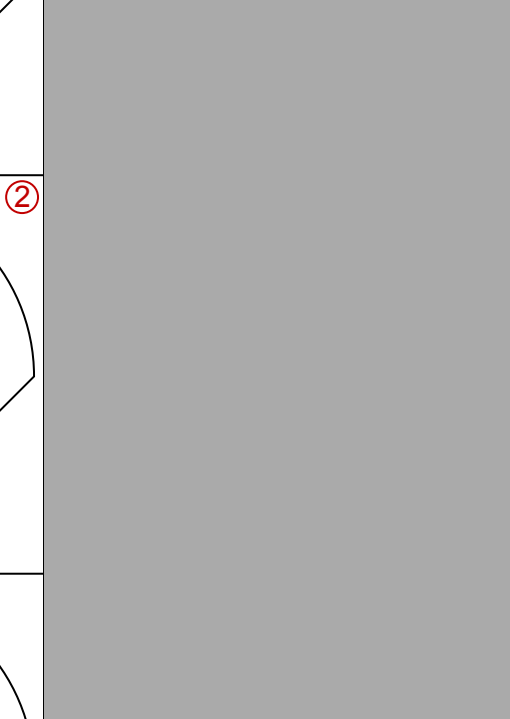
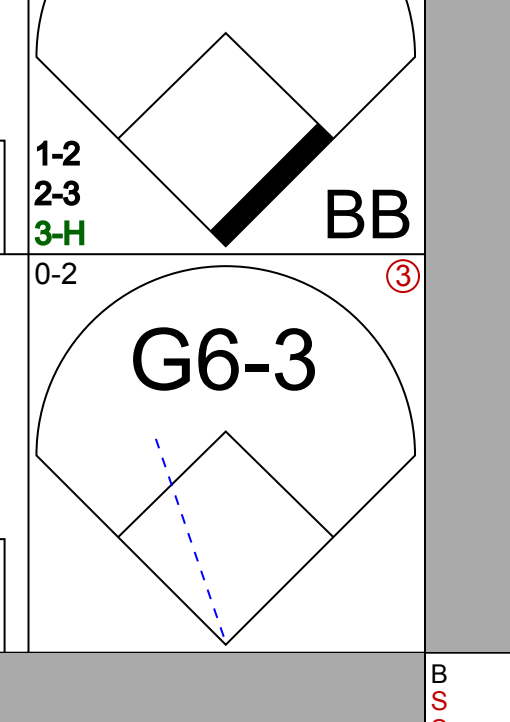
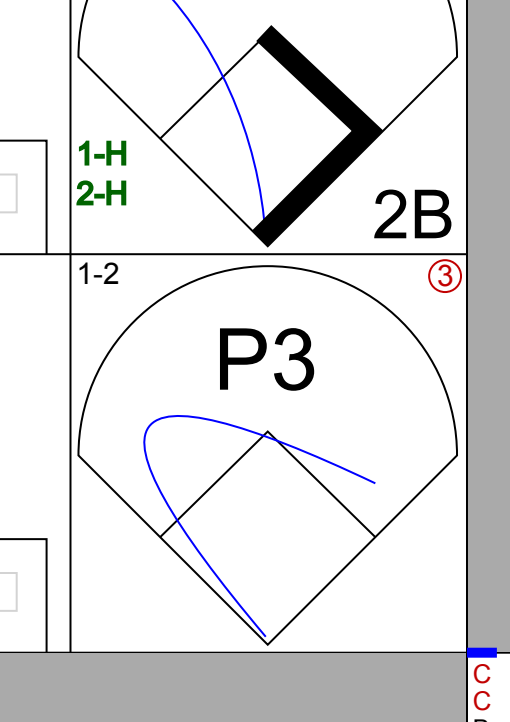

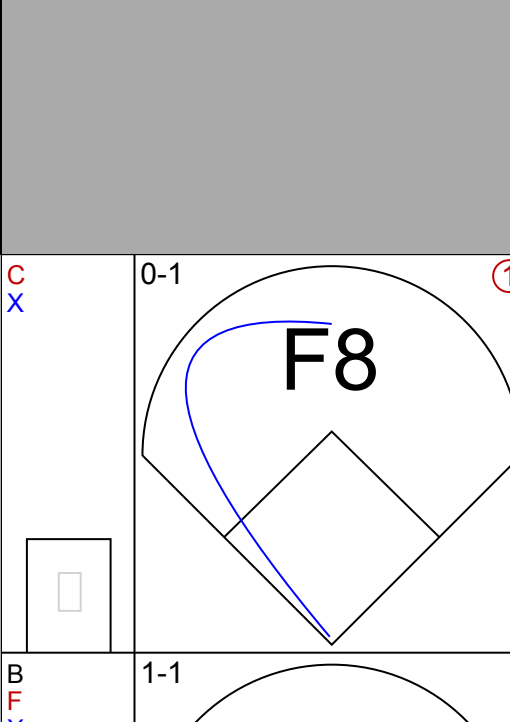
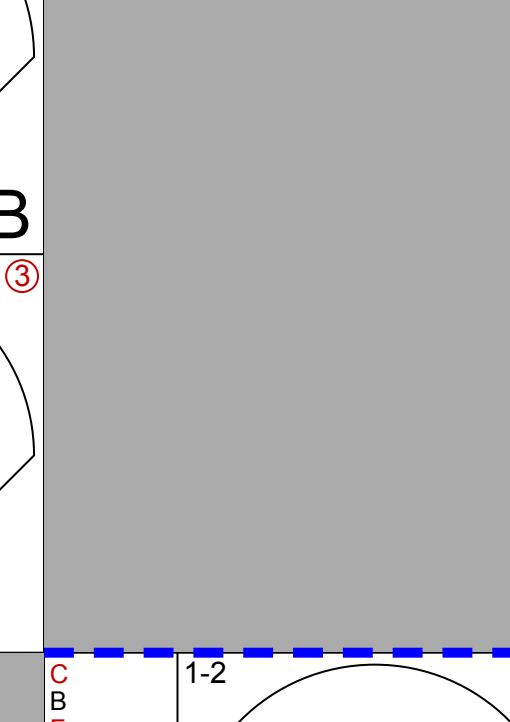
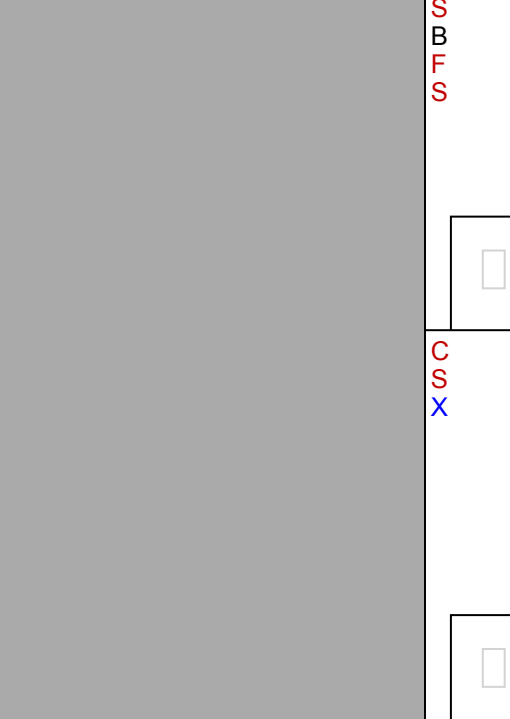
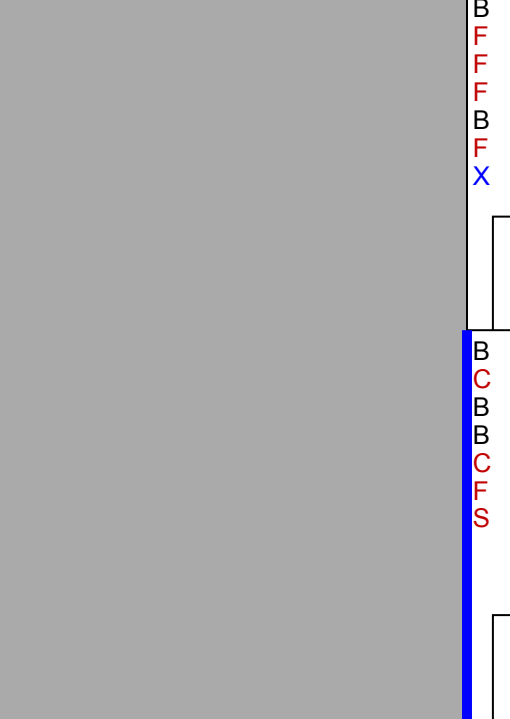
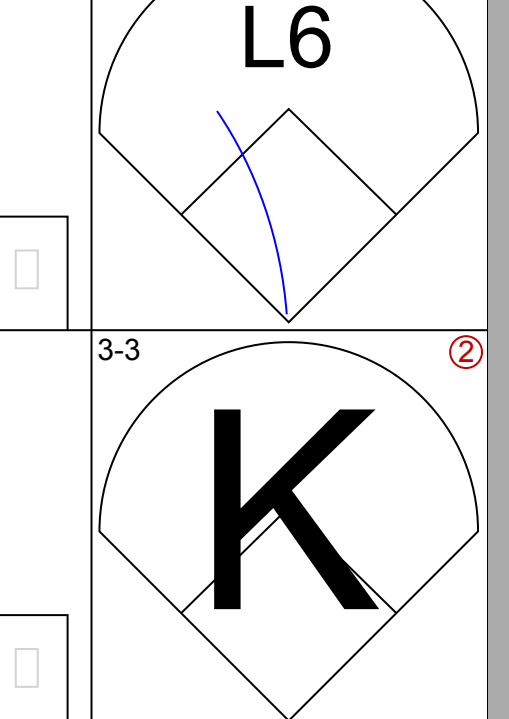
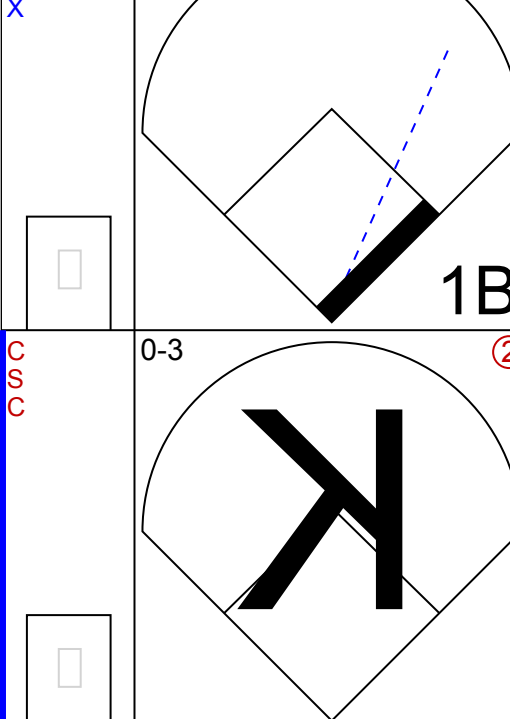
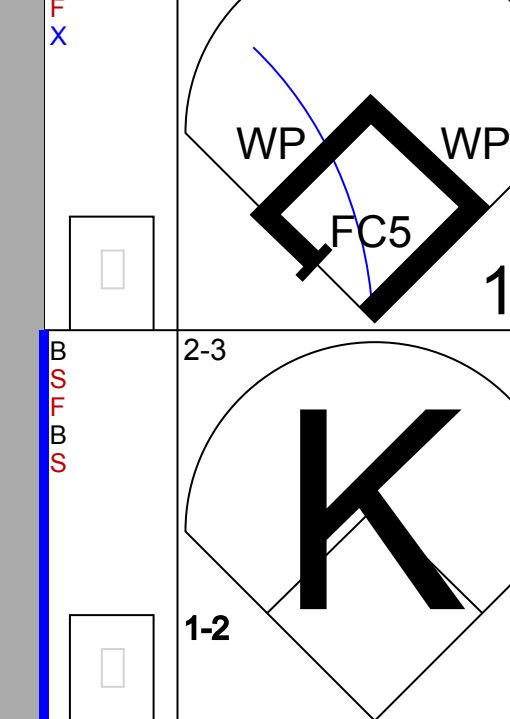
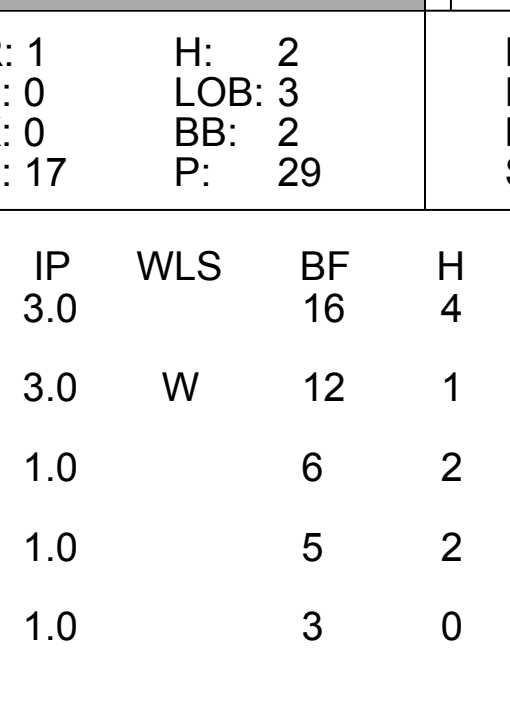
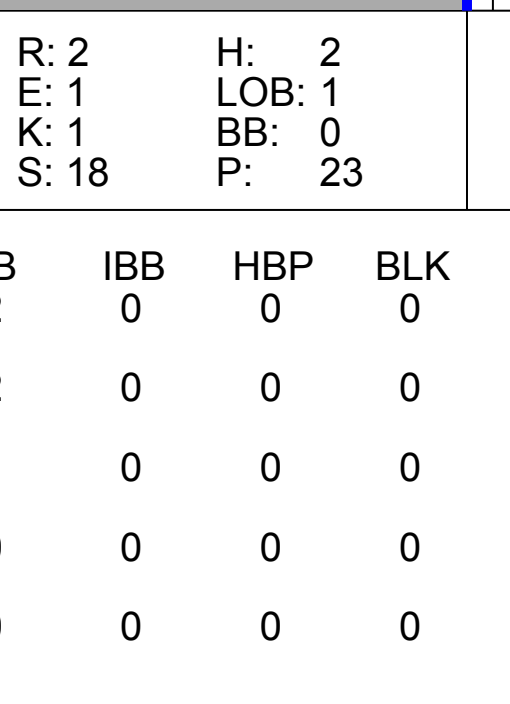
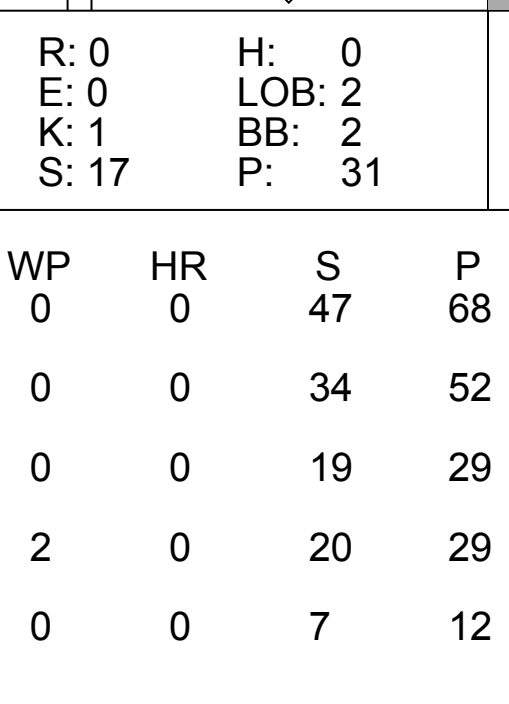
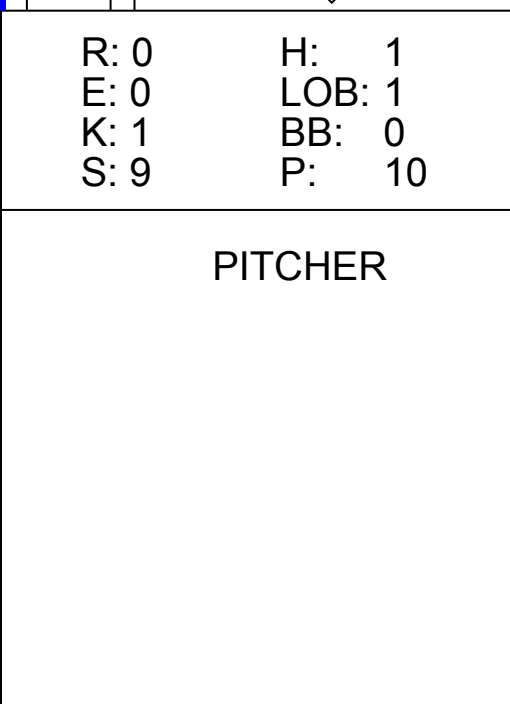
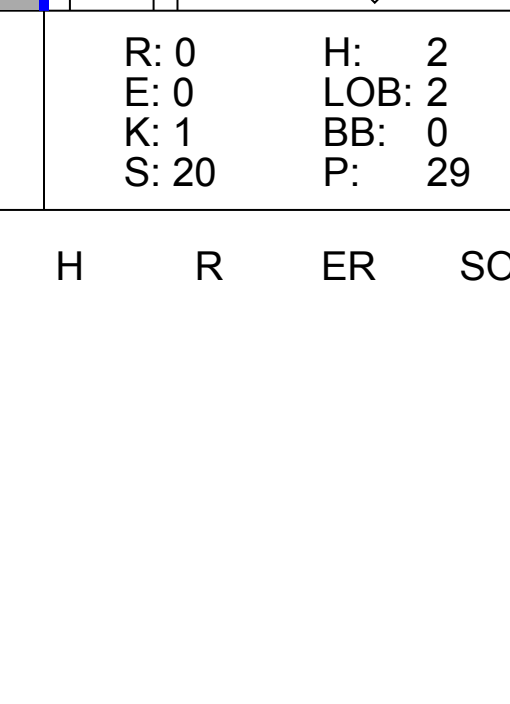
Batter	1	2	3	4	5	6	7	8	9	AB R H RBI BB SO LOB	BOTTOM												
Juan Pierre, L (1, 8) OBP: 0.375, SLG: 0.411	1-1 L3		2-1 G4-3			1-1 FC4-6 1B		1-2 G3		4 0 1 0 0 0 0	Montreal Expos @ Florida Marlins Pro Player Stadium, Miami, FL Wed Sep 15 2004, 3:05 PM EDT Unknown - 86 F livebaseballscores.com AB 34 R 2 H 8 RBI 2 BB 0 SO 7 LOB 11 												
Luis Castillo, S (1, 4) OBP: 0.373, SLG: 0.356	2-2 1B		0-1 L8			0-2 FC4-6 1-2		2-1 B1-3		4 0 1 0 0 0 1													
Paul Lo Duca, R (1, 2) OBP: 0.350, SLG: 0.438	0-0 L7			2-3 K		1-1 F9			2-1 F9	4 0 0 0 0 1 2													
Miguel Cabrera, R (1, 7) OBP: 0.380, SLG: 0.530	0-1 F8			1-1 P3		0-1 G4-3			2-2 1B 1B	4 0 1 0 0 0 2													
Mike Lowell, R (1, 5) OBP: 0.369, SLG: 0.514		3-2 1B 2B		1-1 2B			0-0 P3		1-0 F9	4 1 2 0 0 0 1													
Jeff Conine, R (1, 3) OBP: 0.335, SLG: 0.426		2-3 K		0-1 G6-3			2-3 K		0-1 1B	4 0 1 0 0 2 2													
Juan Encarnacion, R (1, 9) OBP: 0.299, SLG: 0.410		0-2 G5-4-3 2H 1B			0-1 F8		1-0 HR		0-0 F7	4 1 2 2 0 0 2													
Alex Gonzalez, R (1, 6) OBP: 0.276, SLG: 0.431		1-1 G5-4-3					0-3 K			3 0 0 0 0 2 1													
Carl Pavano, R (1, 1) OBP: 0.194, SLG: 0.317 Matt Perisho, L (7, 1) ERA: 4.94 Lenny Harris, L (6, PH) OBP: 0.265, SLG: 0.300 David Weathers, R (9, 1)			1-3 K					1-2 P4		2 0 0 0 0 2 0 0 0 0 0 0 0 0 1 0 0 0 0 0 0 0 0 0 0 0 0 0													
Inning Stats	R: 0 E: 0 K: 0 S: 9	H: 1 LOB: 1 BB: 0 P: 12	R: 1 E: 0 K: 1 S: 15	H: 2 LOB: 0 BB: 0 P: 21	R: 0 E: 0 K: 1 S: 7	H: 0 LOB: 0 BB: 0 P: 10	R: 0 E: 0 K: 1 S: 9	H: 1 LOB: 1 BB: 0 P: 13	R: 0 E: 0 K: 2 S: 10	H: 0 LOB: 0 BB: 0 P: 12	R: 0 E: 0 K: 0 S: 9	H: 1 LOB: 1 BB: 0 P: 11	R: 1 E: 0 K: 2 S: 10	H: 1 LOB: 0 BB: 0 P: 13	R: 0 E: 0 K: 0 S: 8	H: 0 LOB: 0 BB: 0 P: 12	R: 0 E: 0 K: 0 S: 9	H: 2 LOB: 2 BB: 0 P: 14	1B: 5 2B: 2 3B: 0 HR: 1	SF: 0 SAC: 0 DP: 1 HBP: 0	WP: 0 PB: 0 SB: 0 CS: 0	PA: 34	
PITCHER	IP WLS BF H R ER SO BB IBB HBP BLK WP HR S P ERA WHIP											PITCHER	IP WLS BF H R ER SO BB IBB HBP BLK WP HR S P ERA WHIP										
22 John Patterson, R (1, 1) ERA: 4.94	8.0 W 29 6 2 2 7 0 0 0 0 0 0 1 77 104 2.25 0.750																						
32 Chad Cordero, R (9, 1) ERA: 3.11	1.0 5 2 0 0 0 0 0 0 0 0 0 0 9 14 0.00 2.000																						

Batter	1	2	3	4	5	6	7	8	9	AB	R	H	RBI	BB	SO	LOB	TOP				
Endy Chavez, L OBP: 0.321, SLG: 0.384										5	1	1	0	0	1	0					
Jamey Carroll, R OBP: 0.377, SLG: 0.390										5	2	4	2	0	0	0					
Tony Batista, R OBP: 0.283, SLG: 0.436										5	1	1	3	0	0	3					
Juan Rivera, R OBP: 0.348, SLG: 0.434										4	1	2	0	1	0	1					
Ryan Church, L OBP: 0.279, SLG: 0.325										3	1	2	1	0	0	1					
Brad Wilkerson, L OBP: 0.373, SLG: 0.489										2	0	1	0	0	1	1					
Valentino Pascucci, R OBP: 0.261, SLG: 0.231										5	1	1	3	0	0	4					
Einar Diaz, R OBP: 0.299, SLG: 0.319										4	1	1	0	1	0	2					
Brendan Harris, R OBP: 0.318, SLG: 0.476										4	2	2	1	0	0	1					
Tomo Ohka, S Jon Rauch, R Gary Majewski, R Alex Gonzalez, R Luis Ayala, R Francis Beltran, R										2	0	0	0	0	1	2					
Inning Stats	R: 4 E: 0 K: 1 S: 19	H: 4 LOB: 1 BB: 1 P: 34	R: 0 E: 0 K: 0 S: 9	H: 0 LOB: 0 BB: 0 P: 13	R: 0 E: 0 K: 0 S: 6	H: 0 LOB: 1 BB: 1 P: 11	R: 5 E: 0 K: 1 S: 16	H: 6 LOB: 1 BB: 0 P: 23	R: 0 E: 0 K: 0 S: 10	H: 1 LOB: 1 BB: 0 P: 15	R: 0 E: 0 K: 0 S: 10	H: 1 LOB: 1 BB: 0 P: 11	R: 1 E: 0 K: 1 S: 13	H: 2 LOB: 1 BB: 0 P: 18	R: 0 E: 0 K: 1 S: 8	H: 1 LOB: 1 BB: 0 P: 12	1B: 12 2B: 0 3B: 0 HR: 3	SF: 0 SAC: 0 DP: 1 HBP: 0	WP: 0 PB: 0 SB: 0 CS: 0	PA: 43	
PITCHER	IP WLS BF H R ER SO BB IBB HBP BLK WP HR S P ERA WHIP	40 Nate Bump, R ERA: 5.43	3.1 L 20 8 8 2 2 0 0 0 0 0 1 42 68 21.60 3.000	Aaron Small, R ERA: 6.28	2.2 11 3 1 1 1 0 0 0 0 0 0 1 28 43 3.38 1.125	Ben Howard, R ERA: 4.78	1.0 3 1 0 0 0 0 0 0 0 0 0 4 11 0.00 1.000	Josias Manzanillo, R ERA: 6.35	1.0 5 2 1 1 1 0 0 0 0 0 1 13 18 9.00 2.000	19 Logan Kensing, R ERA: 15.8	1.0 4 1 0 0 1 0 0 0 0 0 0 8 12 0.00 1.000										

Montreal Expos @ Florida Marlins
Pro Player Stadium, Miami, FL
Wed Sep 15 2004, 3:10 PM EDT
Att: 12,608 - Cloudy - 87 F

AB 41
R 10
H 15
RBI 10
BB 2
SO 5
LOB 15



Batter	1	2	3	4	5	6	7	8	9	AB	R	H	RBI	BB	SO	LOB	BOTTOM			
Juan Pierre, L OBP: 0.373, SLG: 0.409										4	0	0	0	1	0	2				
Luis Castillo, S OBP: 0.377, SLG: 0.359										4	2	3	0	1	0	0				
Miguel Cabrera, R OBP: 0.381, SLG: 0.531										5	0	2	0	0	1	4				
Mike Lowell, R OBP: 0.368, SLG: 0.511										5	1	1	1	0	0	3				
Jeff Conine, R OBP: 0.334, SLG: 0.422										4	1	0	0	1	2	2				
Damion Easley, R OBP: 0.338, SLG: 0.455										3	0	1	3	2	1	0				
Alex Gonzalez, R OBP: 0.274, SLG: 0.427										4	0	0	0	0	1	6				
Mike Redmond, R OBP: 0.308, SLG: 0.341										4	0	2	0	0	1	0				
40 Nate Bump, L Aaron Small, R Wil Cordero, R Ben Howard, R Josias Manzanillo, R Chris Aguilera, R 19 Logan Kensing, R										1	0	0	0	0	0	0				
Inning Stats	R: 1 E: 0 K: 0 S: 17	H: 2 LOB: 3 BB: 2 P: 29	R: 0 E: 0 K: 1 S: 12	H: 0 LOB: 0 BB: 0 P: 16	R: 2 E: 1 K: 1 S: 18	H: 2 LOB: 1 BB: 0 P: 23	R: 0 E: 0 K: 2 S: 8	H: 0 LOB: 0 BB: 0 P: 11	R: 0 E: 0 K: 1 S: 9	H: 1 LOB: 1 BB: 0 P: 10	R: 1 E: 0 K: 2 S: 19	H: 2 LOB: 2 BB: 1 P: 29	R: 0 E: 0 K: 1 S: 20	H: 2 LOB: 2 BB: 0 P: 29	R: 0 E: 0 K: 0 S: 7	H: 0 LOB: 0 BB: 0 P: 12	1B: 7 2B: 2 3B: 0 HR: 0	SF: 0 SAC: 0 DP: 0 HBP: 0	WP: 2 PB: 1 SB: 0 CS: 0	PA: 42
PITCHER	IP WLS BF H R ER SO BB IBB HBP BLK WP HR S P ERA WHIP	40 Nate Bump, L ERA: 3.01	3.0 W 12 1 0 0 4 2 0 0 0 0 0 34 52 0.00 1.000	Jon Rauch, R ERA: 3.53	1.0 6 2 1 1 2 1 0 0 0 0 0 19 29 9.00 3.000	Luis Ayala, R ERA: 2.57	1.0 5 2 0 0 1 0 0 0 0 2 0 20 29 0.00 2.000	Francis Beltran, R ERA: 5.68	1.0 3 0 0 0 0 0 0 0 0 0 0 7 12 0.00 0.000											

Montreal Expos @ Florida Marlins
Pro Player Stadium, Miami, FL
Wed Sep 15 2004, 3:10 PM EDT
Att: 12,608 - Cloudy - 87 F

AB 37
R 4
H 9
RBI 4
BB 5
SO 9
LOB 19



Batter	1	2	3	4	5	6	7	8	9	AB	R	H	RBI	BB	SO	LOB	TOP																					
Rafael Furcal, S (1, 6) OBP: 0.353, SLG: 0.427	0-1 F9 S 1B		1-1 P6		2-1 F8			1-1 G5-4-3 1B		4	0	2	0	0	0	1	Atlanta Braves @ Florida Marlins Pro Player Stadium, Miami, FL Sun Sep 19 2004, 1:05 PM EDT Att: 41,525 - Cloudy - 85 F																					
Marcus Giles, R (1, 4) OBP: 0.362, SLG: 0.410	4-1 SAFE 1B SAFE BB		1-3 K		3-2 G6-3			2-1 SAFE 1B SAFE G5-4-3 1-2		3	0	0	0	1	1																							
Dewayne Wise, L (1, 9)	0-0 P2		1-1 F8		4-2 S BB			2-2 F9		3	0	0	0	1	0	2																						
10 Chipper Jones, S (1, 5) OBP: 0.367, SLG: 0.497	0-1 F9 2-3		3-1 G3		0-1 SAFE 1B SAFE F8			2-3 K		4	0	0	0	0	1	3																						
Johnny Estrada, S (1, 2)	1-2 G3-1		0-0 G1-3		1-2 SAFE 1B SAFE 1-2 IBB			0-1 F7		3	0	0	0	1	0	2																						
Julio Franco, R (1, 3) OBP: 0.394, SLG: 0.426		0-3 K		0-1 G4-3				2-2 F9		4	0	0	0	0	1	2																						
Andruw Jones, R (1, 8) OBP: 0.352, SLG: 0.499		3-2 P3			1-1 FC6-4 1B			0-0 F8		3	0	1	0	0	0	0																						
Charles Thomas, L (1, 7) OBP: 0.379, SLG: 0.429		4-2 BB			1-2 SAFE 1B SAFE FC6-4 SH3-4 1-2			2-3 K		2	0	0	0	1	1																							
Russ Ortiz, R (1, 1) OBP: 0.138, SLG: 0.143		3-3 SAFE 1B SAFE K			2-1 SAFE 1B SAFE SH3-4			1-2 P5		1	0	0	0	0	1	1																						
Adam LaRoche, L (7, PH) OBP: 0.329, SLG: 0.465					1-2					1	0	0	0	0	0	0																						
Antonio Alfonseca, R (7, 1)										0	0	0	0	0	0	0																						
Roman Colon, R (8, 1)										0	0	0	0	0	0	0																						
Inning Stats	R: 0 E: 0 K: 0 S: 9	H: 1 LOB: 2 BB: 1 P: 14	R: 0 E: 0 K: 2 S: 14	H: 0 LOB: 1 BB: 1 P: 24	R: 0 E: 0 K: 1 S: 7	H: 0 LOB: 0 BB: 0 P: 10	R: 0 E: 0 K: 0 S: 5	H: 0 LOB: 0 BB: 0 P: 8	R: 0 E: 0 K: 0 S: 11	H: 1 LOB: 1 BB: 0 P: 16	R: 0 E: 0 K: 0 S: 13	H: 0 LOB: 2 BB: 2 P: 25	R: 0 E: 0 K: 1 S: 8	H: 0 LOB: 0 BB: 0 P: 11	R: 0 E: 0 K: 0 S: 7	H: 1 LOB: 0 BB: 0 P: 12	R: 0 E: 0 K: 1 S: 7	H: 0 LOB: 0 BB: 0 P: 9	1B: 3 2B: 0 3B: 0 HR: 0	SF: 0 SAC: 1 DP: 1 HBP: 0	WP: 0 PB: 0 CS: 0	PA: 33																
PITCHER	IP	WLS	BF	H	R	ER	SO	BB	IBB	HBP	BLK	WP	HR	S	P	ERA	WHIP	PITCHER				IP	WLS	BF	H	R	ER	SO	BB	IBB	HBP	BLK	WP	HR	S	P	ERA	WHIP
Ismael Valdez, R (1, 1) ERA: 4.95	6.0	W	24	2	0	0	3	3	1	0	0	0	0	59	97	0.00	0.833																					
Guillermo Mota, R (7, 1) ERA: 2.11	2.0	H	6	1	0	0	1	0	0	0	0	0	0	15	23	0.00	0.500																					
Armando Benitez, R (9, 1) ERA: 1.12	1.0	S	3	0	0	0	1	0	0	0	0	0	0	7	9	0.00	0.000																					

AB 28
R 0
H 3
RBI 0
BB 4
SO 5
LOB 13



Batter	1	2	3	4	5	6	7	8	9	AB	R	H	RBI	BB	SO	LOB	BOTTOM																					
Juan Pierre, L (1, 8) OBP: 0.370, SLG: 0.406	1-1 FC1-4 1B		2-1 2B		0-2 FC4-6 CS 1-2			1-0 G4-3		4	0	2	0	0	0	1	Atlanta Braves @ Florida Marlins Pro Player Stadium, Miami, FL Sun Sep 19 2004, 1:05 PM EDT Att: 41,525 - Cloudy - 85 F																					
Luis Castillo, S (1, 4) OBP: 0.379, SLG: 0.359	1-0 FC1-4 1-2		4-1 BB		1-3 SAFE 1B SAFE K 1-2			1-2 S E 1B		3	1	1	0	1	1	2																						
Miguel Cabrera, R (1, 7) OBP: 0.372, SLG: 0.517	1-1 P4		1-1 F7		1-2 K			3-1 SAFE 1B SAFE F8		4	0	0	0	0	1	4																						
Mike Lowell, R (1, 5) OBP: 0.371, SLG: 0.510	4-0 BB		1-1 F7		0-0 HR 1B			1-3 SAFE 1B SAFE K		3	1	1	0	1	1	3																						
Jeff Conine, R (1, 3) OBP: 0.340, SLG: 0.430	0-0 F7			1-0 L7				2-1 SAFE 1B SAFE HR 1B		4	1	2	3	0	0	2																						
Juan Encarnacion, R (1, 9) OBP: 0.299, SLG: 0.411		2-3 K		0-0 F9				3-2 SAFE 1B SAFE L9		4	0	0	0	0	2	1																						
Alex Gonzalez, R (1, 6) OBP: 0.272, SLG: 0.421		0-0 P3		3-1 1B 1B				0-1 SAFE 1B SAFE F7		3	0	1	0	0	0	0																						
Mike Redmond, R (1, 2) OBP: 0.308, SLG: 0.341		1-0 G3		2-2 SAFE 1B SAFE 1B				1-1 SAFE 1B SAFE G5-3		3	0	1	0	0	0	0																						
Ismael Valdez, R (1, 1) OBP: 0.212, SLG: 0.245			0-1 G6-3		2-1 FC4-6 1B			0-3 K		2	0	1	0	0	0	0																						
Guillermo Mota, R (7, 1) OBP: 0.197, SLG: 0.250										1	0	0	0	0	1	0																						
Armando Benitez, R (9, 1)										0	0	0	0	0	0	0																						
Inning Stats	R: 0 E: 1 K: 0 S: 6	H: 1 LOB: 2 BB: 1 P: 13	R: 0 E: 0 K: 1 S: 5	H: 0 LOB: 0 BB: 0 P: 8	R: 0 E: 0 K: 0 S: 9	H: 1 LOB: 2 BB: 1 P: 17	R: 0 E: 0 K: 0 S: 7	H: 2 LOB: 2 BB: 0 P: 13	R: 0 E: 0 K: 1 S: 8	H: 1 LOB: 0 BB: 0 P: 11	R: 2 E: 0 K: 1 S: 13	H: 2 LOB: 0 BB: 0 P: 20	R: 0 E: 0 K: 1 S: 6	H: 0 LOB: 0 BB: 0 P: 8	R: 1 E: 1 K: 2 S: 15	H: 2 LOB: 1 BB: 0 P: 24	1B: 7 2B: 1 3B: 0 HR: 1	SF: 0 SAC: 0 DP: 0 HBP: 0	WP: 0 PB: 0 CS: 1	PA: 33																		
PITCHER	IP	WLS	BF	H	R	ER	SO	BB	IBB	HBP	BLK	WP	HR	S	P	ERA	WHIP	PITCHER				IP	WLS	BF	H	R	ER	SO	BB	IBB	HBP	BLK	WP	HR	S	P	ERA	WHIP
Russ Ortiz, R (1, 1) ERA: 4.01	6.0	L	25	7	2	2	3	2	0	0	0	0	0	48	82	3.00	1.500																					
Antonio Alfonseca, R (7, 1) ERA: 2.69	1.0		3	0	0	0	1	0	0	0	0	0	0	6	8	0.00	0.000																					
Roman Colon, R (8, 1) ERA: 3.75	1.0		5	2	1	0	2	0	0	0	0	0	0	15	24	0.00	2.000																					

AB 31
R 3
H 9
RBI 3
BB 2
SO 6
LOB 13



Batter	1	2	3	4	5	6	7	8	9	AB	R	H	RBI	BB	SO	LOB	TOP										
Cory Patterson, L (1, 8) OBP: 0.333, SLG: 0.471	0-0 B5-3	0-1 2B		1-3 K		1-2 1B		0-0 1B		5	1	3	2	0	1	0	Chicago Cubs @ Florida Marlins Pro Player Stadium, Miami, FL Mon Sep 20 2004, 1:05 PM EDT Unknown - 84 F										
Neft Perez, S (1, 6) OBP: 0.292, SLG: 0.330	2-2 1B	0-3 K		1-3 K		0-0 1B		0-1 1B		5	1	3	0	0	2	1											
Moises Alou, R (1, 7) OBP: 0.358, SLG: 0.567	4-1 1B	0-0 BB		3-2 G1-3		1-0 1B		0-3 K		4	0	2	1	1	1	2											
25 Derrek Lee, R (1, 3) OBP: 0.365, SLG: 0.537	2-3 K	0-3 K			0-0 1B	1-3 K			2-3 K	5	1	1	0	0	4	5											
Todd Walker, L (1, 4) OBP: 0.356, SLG: 0.471 LaTroy Hawkins, R (9, 1)	3-2 1B			1-1 G6-3		0-1 P5		2-1 1B	1-0 F7	5	0	2	1	0	0	1											
Ben Griewe, L (1, 9) OBP: 0.386, SLG: 0.428 16 Aramis Ramirez, R (7, PH) OBP: 0.365, SLG: 0.584	0-1 G1-3			1-1 HBP		1-2 HBP		3-2 G6-3	2-2 1B	1	0	0	0	0	0	2											
Jose Macias, S (1, 5) OBP: 0.290, SLG: 0.369		1-1 1B		0-2 1B		1-1 1B		1-1 G4-3		4	1	3	1	0	0	0											
Paul Bako, L (1, 2) OBP: 0.275, SLG: 0.280		0-1 1B		2-1 F7		0-0 G4-6-3		3-2 G6-3		4	1	1	0	0	0	4											
22 Mark Prior, R (1, 1) OBP: 0.188, SLG: 0.133 46 Ryan Dempster, R (8, 1) Mark Grudzielanek, R (9, 4) OBP: 0.347, SLG: 0.427		0-0 SH3-4		2-2 FC5		1-2 G4-3		1-3 K		3	0	0	0	0	1	2											
Inning Stats	R: 1 E: 0 K: 1 S: 14	H: 2 LOB: 2 BB: 1 P: 25	R: 3 E: 0 K: 2 S: 15	H: 4 LOB: 1 BB: 0 P: 16	R: 0 E: 0 K: 0 S: 13	H: 1 LOB: 2 BB: 0 P: 19	R: 0 E: 0 K: 2 S: 12	H: 0 LOB: 0 BB: 0 P: 17	R: 1 E: 0 K: 0 S: 8	H: 2 LOB: 1 BB: 0 P: 10	R: 0 E: 0 K: 1 S: 14	H: 3 LOB: 2 BB: 0 P: 18	R: 0 E: 0 K: 0 S: 10	H: 1 LOB: 0 BB: 0 P: 16	R: 0 E: 0 K: 2 S: 14	H: 2 LOB: 2 BB: 0 P: 18		R: 0 E: 0 K: 1 S: 7	H: 1 LOB: 1 BB: 0 P: 12	1B: 12 2B: 4 3B: 0 HR: 0	SF: 0 SAC: 1 DP: 2 HBP: 2	WP: 0 PB: 0 SB: 0 CS: 0	PA: 42				
PITCHER	IP	WLS	BF	H	R	ER	SO	BB	IBB	HBP	BLK	WP	HR	S	P	ERA	WHIP										
Carl Pavano, R (1, 1) ERA: 3.11	6.0	L	31	12	5	5	6	1	0	2	0	0	0	76	105	7.50	2.167										
Matt Perisho, L (7, 1) ERA: 4.01	1.0		3	1	0	0	0	0	0	0	0	0	0	10	16	0.00	1.000										
40 Nate Bump, R (8, 1) ERA: 5.13	2.0		8	3	0	0	3	0	0	0	0	0	0	21	30	0.00	1.500										

AB 38
R 5
H 16
RBI 5
BB 1
SO 9
LOB 18



Batter	1	2	3	4	5	6	7	8	9	AB	R	H	RBI	BB	SO	LOB	BOTTOM										
Juan Pierre, L (1, 8) OBP: 0.370, SLG: 0.405	1-2 S G1-3 SF9 1B			0-1 G4-3		0-2 K		2-2 E3		4	1	1	0	0	1	1	Chicago Cubs @ Florida Marlins Pro Player Stadium, Miami, FL Mon Sep 20 2004, 1:05 PM EDT Unknown - 84 F										
Luis Castillo, S (1, 4) OBP: 0.376, SLG: 0.358	2-1 G1-3			2-2 1B		1-1 E6		3-2 FC4-6		4	0	1	0	0	0	2											
Paul Lo Duca, R (1, 2) OBP: 0.349, SLG: 0.439	3-2 SF9			2-1 F8		1-3 K		1-2 FC1-6		3	0	0	1	0	1	3											
Miguel Cabrera, R (1, 7) OBP: 0.375, SLG: 0.519	1-2 1B			3-3 K		2-2 1B		1-1 1B		4	0	3	0	0	1	0											
Mike Lowell, R (1, 5) OBP: 0.369, SLG: 0.506	1-3 K			2-2 G5-3		0-3 K		1-2 F8		4	0	0	0	0	2	5											
Jeff Conine, R (1, 3) OBP: 0.337, SLG: 0.426		1-0 F8		0-1 F7		0-0 L4		0-1 F8		4	0	0	0	0	0	2											
Juan Encarnacion, R (1, 9) OBP: 0.301, SLG: 0.411		4-2 G1-6-3 BB			1-3 K		2-1 F9		2-0 1B	3	0	1	0	1	1	0											
Alex Gonzalez, R (1, 6) OBP: 0.270, SLG: 0.418		2-0 G1-6-3			2-3 K		1-2 K		1-0 F8	4	0	0	0	0	2	2											
Carl Pavano, R (1, 1) OBP: 0.203, SLG: 0.323 Matt Perisho, L (7, 1) Mike Mordecai, R (7, PH) OBP: 0.278, SLG: 0.260 40 Nate Bump, L (8, 1) Lenny Harris, L (9, PH) OBP: 0.256, SLG: 0.289				0-0 F8		3-2 1B		1-3 K		2	0	1	0	0	0	0											
Inning Stats	R: 1 E: 0 K: 1 S: 16	H: 2 LOB: 1 BB: 0 P: 24	R: 0 E: 0 K: 0 S: 7	H: 0 LOB: 0 BB: 1 P: 14	R: 0 E: 0 K: 0 S: 9	H: 1 LOB: 1 BB: 0 P: 13	R: 0 E: 0 K: 1 S: 11	H: 0 LOB: 0 BB: 0 P: 16	R: 0 E: 1 K: 2 S: 13	H: 1 LOB: 2 BB: 0 P: 17	R: 0 E: 0 K: 2 S: 8	H: 0 LOB: 0 BB: 0 P: 12	R: 0 E: 0 K: 0 S: 15	H: 1 LOB: 2 BB: 0 P: 23	R: 0 E: 0 K: 0 S: 5	H: 1 LOB: 1 BB: 0 P: 8		1B: 7 2B: 0 3B: 0 HR: 0	SF: 1 SAC: 0 DP: 1 HBP: 0	WP: 0 PB: 0 SB: 1 CS: 0	PA: 36						
PITCHER	IP	WLS	BF	H	R	ER	SO	BB	IBB	HBP	BLK	WP	HR	S	P	ERA	WHIP										
22 Mark Prior, R (1, 1) ERA: 4.59	7.2		30	5	1	1	9	1	0	0	0	0	0	85	129	1.17	0.783										
46 Ryan Dempster, R (8, 1) ERA: 3.52	0.1		2	1	0	0	0	0	0	0	0	0	0	6	8	0.00	3.000										
LaTroy Hawkins, R (9, 1) ERA: 2.48	1.0		4	1	0	0	0	0	0	0	0	0	0	5	8	0.00	1.000										

AB 34
R 1
H 7
RBI 1
BB 1
SO 9
LOB 16



Batter	1	2	3	4	5	6	7	8	9	AB	R	H	RBI	BB	SO	LOB	TOP				
Corey Patterson, L OBP: 0.331, SLG: 0.468										4	0	0	0	0	3	1					
Neftali Feliz, S OBP: 0.294, SLG: 0.332										3	1	1	0	1	0	0					
16 Aramis Ramirez, R OBP: 0.366, SLG: 0.584										4	0	2	1	0	2	0					
Moises Alou, R OBP: 0.357, SLG: 0.564										3	0	0	0	1	1	2					
25 Derrek Lee, R OBP: 0.362, SLG: 0.533										4	0	0	0	0	2	4					
Sammy Sosa, R OBP: 0.334, SLG: 0.529										4	0	1	0	0	1	4					
Mark Grudzielanek, R OBP: 0.343, SLG: 0.421										3	0	0	0	0	0	2					
Todd Walker, L OBP: 0.355, SLG: 0.469										1	0	0	0	0	0	1					
Michael Barrett, R OBP: 0.349, SLG: 0.514										3	1	1	1	1	1	1					
Matt Clement, R OBP: 0.186, SLG: 0.154										1	0	0	0	0	0	0					
Jon Lester, R OBP: 0.365, SLG: 0.428										0	0	0	0	0	0	0					
Ben Griever, L OBP: 0.325, SLG: 0.428										0	0	0	0	0	0	0					
Kyle Farnsworth, R OBP: 0.289, SLG: 0.307										0	0	0	0	0	0	0					
Jose Macias, S OBP: 0.289, SLG: 0.307										0	0	0	0	0	0	0					
Kent Mercker, L OBP: 0.289, SLG: 0.307										0	0	0	0	0	0	0					
43 Michael Wuerzt, R OBP: 0.289, SLG: 0.307										0	0	0	0	0	0	0					
Inning Stats	R: 0 E: 0 K: 2 S: 11	H: 0 LOB: 0 BB: 0 P: 15	R: 0 E: 0 K: 0 S: 4	H: 0 LOB: 0 BB: 0 P: 8	R: 1 E: 0 K: 2 S: 9	H: 1 LOB: 0 BB: 0 P: 14	R: 0 E: 0 K: 2 S: 11	H: 1 LOB: 2 BB: 1 P: 21	R: 0 E: 0 K: 0 S: 7	H: 0 LOB: 1 BB: 1 P: 15	R: 1 E: 1 K: 2 S: 15	H: 2 LOB: 2 BB: 1 P: 22	R: 0 E: 0 K: 1 S: 9	H: 0 LOB: 0 BB: 0 P: 12	R: 0 E: 0 K: 1 S: 11	H: 0 LOB: 0 BB: 0 P: 15	R: 0 E: 0 K: 1 S: 13	H: 1 LOB: 1 BB: 0 P: 18	1B: 3 2B: 1 3B: 0 HR: 1	SF: 0 SAC: 0 DP: 0 HBP: 0	WP: 0 PA: 35 PB: 0 SB: 0 CS: 0
PITCHER	IP	WLS	BF	H	R	ER	SO	BB	IBB	HBP	BLK	WP	HR	S	P	ERA	WHIP				
David Weathers, R ERA: 4.42	5.0	W	19	2	1	1	6	2	0	0	0	0	1	42	73	1.80	0.800				
Rudy Seanez, R ERA: 3.79	1.0		6	2	1	1	2	1	0	0	0	0	0	15	22	9.00	3.000				
Guillermo Mota, R ERA: 2.06	2.0	H	6	0	0	0	2	0	0	0	0	0	0	20	27	0.00	0.000				
Armando Benitez, R ERA: 1.1	1.0	S	4	1	0	0	1	0	0	0	0	0	0	13	18	0.00	1.000				

Chicago Cubs @ Florida Marlins
Pro Player Stadium, Miami, FL
Mon Sep 20 2004, 1:10 PM EDT
Att: 37,412 - Cloudy - 83 F


AB	32
R	2
H	5
RBI	2
BB	3
SO	11
LOB	16



Batter	1	2	3	4	5	6	7	8	9	AB	R	H	RBI	BB	SO	LOB	BOTTOM				
Juan Pierre, L OBP: 0.371, SLG: 0.405										3	1	1	0	1	0	1					
Luis Castillo, S OBP: 0.379, SLG: 0.356										2	1	0	0	2	1	1					
Miguel Cabrera, R OBP: 0.374, SLG: 0.519										4	1	1	1	0	2	3					
Jeff Conine, R OBP: 0.338, SLG: 0.424										2	1	0	0	1	0	1					
Damon Easley, R OBP: 0.345, SLG: 0.475										3	1	2	4	0	0	1					
Juan Encarnacion, R OBP: 0.302, SLG: 0.411										0	0	0	0	1	0	0					
Mike Lowell, R OBP: 0.396, SLG: 0.503										4	0	0	0	0	0	3					
Alex Gonzalez, R OBP: 0.288, SLG: 0.415										4	0	0	0	0	3	2					
Mike Redmond, R OBP: 0.309, SLG: 0.338										2	0	0	0	1	1	0					
David Weathers, R ERA: 4.42										2	0	0	0	0	1	1					
Rudy Seanez, R ERA: 3.79										0	0	0	0	0	0	0					
Mike Mordecai, R OBP: 0.275, SLG: 0.257										1	0	0	0	0	1	0					
Guillermo Mota, R OBP: 0.167, SLG: 0.250										0	0	0	0	0	0	0					
Armando Benitez, R ERA: 1.1										0	0	0	0	0	0	0					
Inning Stats	R: 3 E: 0 K: 1 S: 14	H: 1 LOB: 1 BB: 1 P: 24	R: 0 E: 0 K: 2 S: 12	H: 0 LOB: 1 BB: 1 P: 19	R: 2 E: 0 K: 1 S: 12	H: 2 LOB: 1 BB: 1 P: 22	R: 0 E: 0 K: 2 S: 14	H: 1 LOB: 2 BB: 1 P: 23	R: 0 E: 0 K: 0 S: 4	H: 0 LOB: 0 BB: 1 P: 9	R: 0 E: 0 K: 1 S: 7	H: 0 LOB: 0 BB: 0 P: 11	R: 0 E: 0 K: 1 S: 7	H: 0 LOB: 0 BB: 0 P: 11	R: 0 E: 0 K: 1 S: 11	H: 0 LOB: 1 BB: 1 P: 19	1B: 1 2B: 2 3B: 0 HR: 1	SF: 0 SAC: 0 DP: 0 HBP: 1	WP: 1 PA: 35 PB: 0 SB: 1 CS: 1		
PITCHER	IP	WLS	BF	H	R	ER	SO	BB	IBB	HBP	BLK	WP	HR	S	P	ERA	WHIP				
Matt Clement, R ERA: 3.68	2.1	L	14	3	5	5	3	3	0	1	0	0	0	18	29	0.00	1.200				
Jon Lester, R ERA: 3.79	1.2		7	1	0	0	3	1	0	0	0	0	0	11	20	0.00	0.500				
Kyle Farnsworth, R ERA: 4.95	2.0		6	0	0	0	1	1	0	0	0	0	0	7	11	0.00	0.000				
Kent Mercker, L ERA: 2.17	1.0		3	0	0	0	1	0	0	0	0	0	0	7	11	0.00	0.000				
43 Michael Wuerzt, R ERA: 4.94	1.0		4	0	0	0	1	1	0	0	0	0	0	11	19	0.00	1.000				

Chicago Cubs @ Florida Marlins
Pro Player Stadium, Miami, FL
Mon Sep 20 2004, 1:10 PM EDT
Att: 37,412 - Cloudy - 83 F

AB	27
R	5
H	4
RBI	5
BB	6
SO	9
LOB	13



Batter	1	2	3	4	5	6	7	8	9	AB	R	H	RBI	BB	SO	LOB	TOP					
11 Jimmy Rollins, S OBP: 0.344, SLG: 0.435	G4-3		F8	G4-3					P5	6	1	2	0	0	0	2	Philadelphia Phillies @ Florida Marlins Pro Player Stadium, Miami, FL Wed Sep 22 2004, 7:05 PM EDT Att: 20,416 - Cloudy - 83 F					
Placido Polanco, R OBP: 0.334, SLG: 0.431	F7		F8		F7					6	1	2	2	0	0	3						
Bobby Abreu, L OBP: 0.419, SLG: 0.535	F8				G4-3 WP				L8	2	1	0	0	2	0	0						
Marlon Byrd, R OBP: 0.283, SLG: 0.319					2B					2	0	0	0	0	1	2						
Jim Thome, L OBP: 0.400, SLG: 0.588					G4-3					3	2	1	0	1	0	2						
6 Ryan Howard, L OBP: 0.400, SLG: 0.750										1	0	1	0	0	0	0						
David Bell, R OBP: 0.371, SLG: 0.468										3	2	2	1	0	0	1						
Tomas Perez, S OBP: 0.262, SLG: 0.424										1	0	0	0	0	1	1						
Jason Michaels, R OBP: 0.383, SLG: 0.402										5	1	1	2	0	1	4						
Pat Burrell, R OBP: 0.367, SLG: 0.469										3	3	1	3	2	0	0						
Mike Lieberthal, R OBP: 0.333, SLG: 0.449										4	1	1	2	1	1	1						
A.J. Hinch, R OBP: 0.200, SLG: 0.300										0	0	0	0	0	0	0						
Eric Milton, L OBP: 0.197, SLG: 0.164										3	0	1	0	1	1	0						
Todd Jones, L										0	0	0	0	0	0	0						
Amaury Telemaco, R										0	0	0	0	0	0	0						
Lou Collier, R OBP: 0.361, SLG: 0.406										1	0	1	1	0	0	0						
Geoff Geary, R										0	0	0	0	0	0	0						
Inning Stats	R: 0 E: 0 K: 0 S: 6	H: 0 LOB: 0 BB: 0 P: 10	R: 3 E: 0 K: 2 S: 15	H: 2 LOB: 0 BB: 1 P: 26	R: 0 E: 0 K: 0 S: 7	H: 0 LOB: 1 BB: 1 P: 13	R: 2 E: 0 K: 1 S: 10	H: 1 LOB: 1 BB: 1 P: 22	R: 1 E: 0 K: 0 S: 10	H: 1 LOB: 1 BB: 1 P: 22	R: 0 E: 0 K: 0 S: 7	H: 0 LOB: 0 BB: 0 P: 8	R: 5 E: 0 K: 0 S: 27	H: 6 LOB: 3 BB: 2 P: 42	R: 0 E: 0 K: 2 S: 14	H: 1 LOB: 1 BB: 0 P: 21	R: 1 E: 0 K: 0 S: 8	H: 2 LOB: 2 BB: 1 P: 20	1B: 6 2B: 3 3B: 0 HR: 4	SF: 0 SAC: 0 DP: 0 HBP: 1	WP: 2 PB: 0 SB: 1 CS: 0	PA: 48
PITCHER	IP WLS BF H R ER SO BB IBB HBP BLK WP HR S P ERA WHIP																					
19 Logan Kensing, R ERA: 11.57	4.2 L 23 4 6 6 3 4 0 0 1 0 2 2 2 46 89 11.57 1.714																					
Ben Howard, R ERA: 5.57	0.1 1 0 0 0 0 0 0 0 0 0 0 0 2 4 0 0.00 0.000																					
Aaron Small, R ERA: 9.27	2.0 14 6 5 5 0 2 0 0 0 0 0 2 34 50 22.50 4.000																					
Josias Manzanillo, R ERA: 6.12	2.0 10 3 1 1 2 1 0 0 0 0 0 0 22 41 4.50 2.000																					

Batter	1	2	3	4	5	6	7	8	9	AB	R	H	RBI	BB	SO	LOB	BOTTOM					
Juan Pierre, L OBP: 0.370, SLG: 0.403	G1-3 1B				F7		G4-3			4	0	2	0	0	0	1	Philadelphia Phillies @ Florida Marlins Pro Player Stadium, Miami, FL Wed Sep 22 2004, 7:05 PM EDT Att: 20,416 - Cloudy - 83 F					
Luis Castillo, S OBP: 0.376, SLG: 0.354	G1-3					G5-3				3	0	0	0	0	1	3						
Damon Easley, R OBP: 0.346, SLG: 0.485										2	1	1	1	0	1	2						
Jeff Conine, R OBP: 0.337, SLG: 0.420	L6					P2				3	0	0	0	1	0	1						
Miguel Cabrera, R OBP: 0.371, SLG: 0.513	K					K				4	0	1	0	0	3	4						
Mike Lowell, R OBP: 0.365, SLG: 0.505										4	1	1	1	0	0	1						
Juan Encarnacion, R OBP: 0.309, SLG: 0.406										3	0	0	0	0	0	0						
Chris Aguilera, R OBP: 0.289, SLG: 0.458										1	1	1	1	0	0	0						
Mike Redmond, R OBP: 0.309, SLG: 0.342										3	1	1	0	0	0	0						
20 Matt Treanor, R OBP: 0.322, SLG: 0.283										0	0	0	0	1	0	0						
Alex Gonzalez, R OBP: 0.269, SLG: 0.416										4	0	2	0	0	0	1						
19 Logan Kensing, R										0	0	0	0	0	0	0						
Ben Howard, R										0	0	0	0	0	0	0						
Mike Mordecai, R ERA: 0.253										1	0	0	0	0	0	0						
Aaron Small, R										0	0	0	0	0	0	0						
Lenny Harris, L OBP: 0.292, SLG: 0.292										1	0	0	1	0	0	1						
Josias Manzanillo, R										0	0	0	0	0	0	0						
Paul Lo Duca, R OBP: 0.348, SLG: 0.437										1	0	0	0	0	0	1						
Inning Stats	R: 0 E: 0 K: 1 S: 13	H: 1 LOB: 1 BB: 0 P: 17	R: 0 E: 0 K: 0 S: 6	H: 0 LOB: 0 BB: 0 P: 9	R: 0 E: 0 K: 2 S: 19	H: 1 LOB: 3 BB: 1 P: 27	R: 0 E: 0 K: 0 S: 5	H: 0 LOB: 0 BB: 0 P: 6	R: 0 E: 0 K: 0 S: 9	H: 0 LOB: 0 BB: 0 P: 12	R: 0 E: 0 K: 1 S: 7	H: 0 LOB: 0 BB: 0 P: 13	R: 2 E: 0 K: 0 S: 12	H: 3 LOB: 1 BB: 0 P: 18	R: 1 E: 0 K: 0 S: 9	H: 2 LOB: 0 BB: 0 P: 13	R: 1 E: 0 K: 1 S: 14	H: 2 LOB: 2 BB: 1 P: 22	1B: 4 2B: 2 3B: 0 HR: 3	SF: 0 SAC: 1 DP: 1 HBP: 1	WP: 0 PB: 0 SB: 0 CS: 0	PA: 38
PITCHER	IP WLS BF H R ER SO BB IBB HBP BLK WP HR S P ERA WHIP																					
Eric Milton, L ERA: 4.69	6.1 W 24 3 1 1 4 1 0 1 0 0 0 0 8 12 13.50 3.000																					
Todd Jones, R ERA: 4.24	0.2 4 2 1 1 0 0 0 0 0 0 0 0 8 12 13.50 3.000																					
Amaury Telemaco, R ERA: 4.44	1.0 4 2 1 1 0 0 0 0 0 0 0 1 9 13 9.00 2.000																					
Geoff Geary, R ERA: 5.7	1.0 6 2 1 1 1 1 0 0 0 0 0 1 14 22 9.00 3.000																					

Batter	1	2	3	4	5	6	7	8	9	10	AB	R	H	RBI	BB	SO	LOB	TOP				
11 Jimmy Rollins, S OBP: 0.345, SLG: 0.441											6	3	3	1	0	0	1					
26 Chase Utley, L OBP: 0.300, SLG: 0.476											5	2	1	1	1	1	3					
Bobby Abreu, L OBP: 0.419, SLG: 0.532											3	1	0	0	2	1	0					
Jim Thome, L OBP: 0.400, SLG: 0.592											5	1	2	3	0	0	2					
David Bell, R OBP: 0.373, SLG: 0.474											4	1	2	1	1	1	0					
Jason Michaels, R OBP: 0.304, SLG: 0.400											4	0	1	0	1	2	2					
Pat Burrell, R OBP: 0.368, SLG: 0.468											3	0	1	0	1	1	1					
Doug Gianville, R OBP: 0.245, SLG: 0.268											1	0	0	0	0	0	2					
Mike Lieberthal, R OBP: 0.336, SLG: 0.452											4	1	2	0	1	0	3					
Vernie Reid, R Roberto Hernandez, R 63 Ryan Madson, R Tim Worrell, R Billy Wagner, L Matt Perisho, L Armando Benitez, R											2	0	0	0	0	0	2					
Inning Stats	R: 2 E: 0 K: 0 S: 18	H: 1 LOB: 3 BB: 5 P: 42	R: 0 E: 0 K: 1 S: 8	H: 0 LOB: 0 BB: 0 P: 9	R: 0 E: 0 K: 2 S: 7	H: 0 LOB: 1 BB: 0 P: 15	R: 3 E: 0 K: 2 S: 19	H: 3 LOB: 1 BB: 1 P: 31	R: 0 E: 0 K: 0 S: 7	H: 1 LOB: 0 BB: 0 P: 11	R: 2 E: 0 K: 0 S: 16	H: 2 LOB: 0 BB: 0 P: 20	R: 1 E: 1 K: 0 S: 11	H: 1 LOB: 2 BB: 1 P: 18	R: 0 E: 0 K: 1 S: 13	H: 2 LOB: 2 BB: 0 P: 20	R: 1 E: 0 K: 0 S: 12	H: 1 LOB: 0 BB: 0 P: 16	1B: 7 2B: 1 3B: 0 HR: 4	SF: 0 SAC: 0 DP: 2 HBP: 0	WP: 1 PB: 0 SB: 1 CS: 0	PA: 47
PITCHER	IP WLS BF H R ER SO BB IBB HBP BLK WP HR S P ERA WHIP	5.0 1.0 3.0 25 5 5 7 6 0 0 0 0 1 63 108 9.00 2.200	4.0 3.61 2.23 5.08 3.89	PITCHER	IP WLS BF H R ER SO BB IBB HBP BLK WP HR S P ERA WHIP	10.1 1.0 4 1 1 1 0 0 0 0 0 0 0 1 10 16 9.00 1.000	1.22															
Josh Beckett, R ERA: 4.0	Rudy Seanez, R ERA: 3.61	Guillermo Mota, R ERA: 2.23	40 Nate Bump, R ERA: 5.08	Matt Perisho, L ERA: 3.89	Armando Benitez, R ERA: 1.22																	

Philadelphia Phillies @ Florida Marlins
Pro Player Stadium, Miami, FL
Thu Sep 23 2004, 7:05 PM EDT
Att: 30,208 - Cloudy - 84 F

AB 40
R 9
H 12
RBI 6
BB 7
SO 8
LOB 18



Batter	1	2	3	4	5	6	7	8	9	10	AB	R	H	RBI	BB	SO	LOB	BOTTOM						
Juan Pierre, L OBP: 0.370, SLG: 0.403											5	1	2	2	0	0	0							
Luis Castillo, S OBP: 0.375, SLG: 0.351											4	1	0	0	1	0	3							
Jeff Conine, R OBP: 0.336, SLG: 0.420											5	0	1	1	0	2	1							
Miguel Cabrera, R OBP: 0.371, SLG: 0.518											5	1	2	2	0	2	1							
Mike Lowell, R OBP: 0.304, SLG: 0.503											5	0	1	0	0	2	2							
Mike Mordecai, R OBP: 0.272, SLG: 0.253											0	0	0	0	0	0	0							
Paul Lo Duca, R OBP: 0.345, SLG: 0.432											5	0	0	0	0	1	1							
Juan Encarnacion, R OBP: 0.302, SLG: 0.409											4	2	2	0	0	0	0							
Alex Gonzalez, R OBP: 0.271, SLG: 0.422											2	2	1	1	0	0	0							
Josh Beckett, R Rudy Seanez, R Guillermo Mota, R Lenny Harris, L 40 Nate Bump, L Matt Perisho, L Damon Easley, R Armando Benitez, R											1	0	0	0	0	0	0							
Inning Stats	R: 1 E: 0 K: 1 S: 12	H: 2 LOB: 1 BB: 0 P: 17	R: 1 E: 0 K: 0 S: 10	H: 1 LOB: 0 BB: 0 P: 13	R: 2 E: 0 K: 0 S: 19	H: 1 LOB: 0 BB: 1 P: 29	R: 2 E: 0 K: 0 S: 15	H: 2 LOB: 1 BB: 0 P: 23	R: 0 E: 0 K: 2 S: 10	H: 1 LOB: 1 BB: 0 P: 15	R: 0 E: 0 K: 0 S: 7	H: 0 LOB: 0 BB: 0 P: 12	R: 1 E: 0 K: 0 S: 11	H: 1 LOB: 0 BB: 0 P: 18	R: 0 E: 0 K: 2 S: 10	H: 0 LOB: 0 BB: 0 P: 17	R: 1 E: 1 K: 0 S: 11	H: 1 LOB: 1 BB: 0 P: 17	R: 0 E: 0 K: 2 S: 10	H: 1 LOB: 1 BB: 0 P: 13	1B: 5 2B: 3 3B: 0 HR: 3	SF: 0 SAC: 2 DP: 1 HBP: 1	WP: 0 PB: 0 SB: 2 CS: 1	PA: 42
PITCHER	IP WLS BF H R ER SO BB IBB HBP BLK WP HR S P ERA WHIP	4.0 1.0 3.0 20 6 6 6 1 0 0 0 0 0 2 56 82 13.50 1.750	4.4 3.94 4.54 3.72 3.25	PITCHER	IP WLS BF H R ER SO BB IBB HBP BLK WP HR S P ERA WHIP	10.1 1.0 4 1 0 0 2 0 0 0 0 0 0 1 10 13 0.00 1.000	4.19																	
Vicente Padilla, R ERA: 4.4	Roberto Hernandez, R ERA: 3.94	63 Ryan Madson, R ERA: 2.9	Tim Worrell, R ERA: 3.72	Billy Wagner, L ERA: 3.25	Todd Jones, R ERA: 4.19																			

Philadelphia Phillies @ Florida Marlins
Pro Player Stadium, Miami, FL
Thu Sep 23 2004, 7:05 PM EDT
Att: 30,208 - Cloudy - 84 F

AB 38
R 8
H 10
RBI 7
BB 1
SO 7
LOB 9



Batter	1	2	3	4	5	6	7	8	9	AB	R	H	RBI	BB	SO	LOB	TOP																				
Juan Pierre, L (1, 8) OBP: 0.368, SLG: 0.400	1-1 G6-3			0-0 CS 1B		0-1 FC1-6			3-2 F7	4	0	1	0	0	0	1																					
Damion Easley, R (1, 4) OBP: 0.338, SLG: 0.473	2-2 P4			1-1 F8		0-0 F8			2-3 K	4	0	0	0	0	1	2																					
Jeff Conine, R (1, 3) OBP: 0.336, SLG: 0.417	3-2 F8			2-1 F8				0-0 F9	0-1 G6-3	4	0	0	0	0	0	1																					
Miguel Cabrera, R (1, 7) OBP: 0.367, SLG: 0.511		1-2 G4-3			0-1 G6-3			3-2 K		3	0	0	0	0	1	0																					
Mike Lowell, R (1, 5) OBP: 0.364, SLG: 0.500		0-1 L9			1-0 1B			3-1 G5-3		3	0	1	0	0	0	0																					
Paul Lo Duca, R (1, 2) OBP: 0.344, SLG: 0.431		2-2 L4			2-2 L4				1-1 G6-3	3	0	0	0	0	0	1																					
Alex Gonzalez, R (1, 6) OBP: 0.273, SLG: 0.433			1-3 K		2-0 P4			0-1 L6		3	0	0	0	0	1	1																					
Chris Aquila, R (1, 9) OBP: 0.276, SLG: 0.481			1-0 G6-3			1-0 G1-3		3-2 2B		3	0	1	0	0	0	0																					
Carl Pavano, R (1, 1) OBP: 0.212, SLG: 0.328 Lenny Harris, L (8, PH) OBP: 0.253, SLG: 0.318 Rudy Seanez, R (8, 1)			0-3 K		0-0 FC1-6 1B			1-2 G4-3		2	0	1	0	0	1	0																					
Inning Stats	R: 0 E: 0 K: 0 S: 8	H: 0 LOB: 0 BB: 0 P: 14	R: 0 E: 0 K: 0 S: 9	H: 0 LOB: 0 BB: 0 P: 12	R: 0 E: 0 K: 2 S: 9	H: 0 LOB: 0 BB: 0 P: 11	R: 0 E: 0 K: 0 S: 5	H: 1 LOB: 0 BB: 0 P: 8	R: 0 E: 0 K: 0 S: 7	H: 1 LOB: 1 BB: 0 P: 12	R: 0 E: 0 K: 1 S: 5	H: 0 LOB: 0 BB: 0 P: 12	R: 0 E: 0 K: 0 S: 10	H: 1 LOB: 1 BB: 0 P: 15	R: 0 E: 0 K: 1 S: 11	H: 0 LOB: 0 BB: 0 P: 16	1B: 3 2B: 1 3B: 0 HR: 0	SF: 0 SAC: 0 DP: 0 HBP: 0	WP: 0 PA: 30 CS: 1																		
PITCHER	IP	WLS	BF	H	R	ER	SO	BB	IBB	HBP	BLK	WP	HR	S	P	ERA	WHIP	PITCHER			IP	WLS	BF	H	R	ER	SO	BB	IBB	HBP	BLK	WP	HR	S	P	ERA	WHIP
Mike Hampton, L (1, 1) ERA: 4.38	7.0	W	23	3	0	0	3	0	0	0	0	0	0	49	75	0.00	0.429																				
Travis Smith, R (8, 1) ERA: 5.59	1.0	H	4	1	0	0	0	0	0	0	0	0	0	10	15	0.00	1.000																				
Tom Martin, L (9, 1) ERA: 4.12	0.1	H	1	0	0	0	0	0	0	0	0	0	0	5	8	0.00	0.000																				
Chris Reitsma, R (9, 1) ERA: 3.81	0.2	S	2	0	0	0	1	0	0	0	0	0	0	6	8	0.00	0.000																				

Florida Marlins @ Atlanta Braves
Turner Field, Atlanta, GA
Sat Sep 25 2004, 7:05 PM EDT
Att: 42,772 - Unknown - 77 F

AB 30
R 0
H 4
RBI 0
BB 0
SO 4
LOB 7



Batter	1	2	3	4	5	6	7	8	9	AB	R	H	RBI	BB	SO	LOB	BOTTOM																				
Charles Thomas, L (1, 7) OBP: 0.371, SLG: 0.428	2-3 K			2-1 P5		0-3 K				3	0	0	0	0	2	0																					
Nick Green, R (1, 4) OBP: 0.320, SLG: 0.398	0-1 G3			0-1 F8			1-1 L4			3	0	0	0	0	0	0																					
Dewayne Wise, L (1, 8) OBP: 0.263, SLG: 0.404	0-2 G4-3			2-1 G4-3			1-2 HR			3	1	1	1	0	0	0																					
10 Chipper Jones, S (1, 5) OBP: 0.360, SLG: 0.490		1-1 G3			1-1 F7		0-1 F7			3	0	0	0	0	0	0																					
Adam LaRoche, L (1, 3) OBP: 0.327, SLG: 0.465		2-2 G5-3			1-1 FC6-4 1B		0-3 K			3	0	1	0	0	1	0																					
Eli Marrero, R (1, 9) OBP: 0.368, SLG: 0.513		2-2 G5-3			1-1 FC6-4			0-1 G5-3		3	0	0	0	0	0	1																					
Mark DeRosa, R (1, 6) OBP: 0.188, SLG: 0.320 Wilson Betemit, S (6, 6) OBP: 0.216, SLG: 0.147			1-0 L9		0-0 FC6-4			3-2 L9		2	0	0	0	0	0	1																					
Eddie Pérez, R (1, 2) OBP: 0.289, SLG: 0.363			3-1 F9			1-3 K		3-3 K2-3		3	0	0	0	0	2	0																					
Mike Hampton, R (1, 1) OBP: 0.188, SLG: 0.246 Travis Smith, R (8, 1) OBP: 0.143, SLG: 0.143 Tom Martin, L (9, 1) Chris Reitsma, R (9, 1)			1-1 G4-3		0-0 F8					2	0	0	0	0	0	0																					
Inning Stats	R: 0 E: 0 K: 1 S: 10	H: 0 LOB: 0 BB: 0 P: 12	R: 0 E: 0 K: 0 S: 8	H: 0 LOB: 0 BB: 0 P: 13	R: 0 E: 0 K: 0 S: 5	H: 0 LOB: 0 BB: 0 P: 10	R: 0 E: 0 K: 0 S: 6	H: 0 LOB: 0 BB: 0 P: 10	R: 0 E: 0 K: 2 S: 7	H: 0 LOB: 0 BB: 0 P: 8	R: 1 E: 0 K: 1 S: 10	H: 1 LOB: 0 BB: 0 P: 12	R: 0 E: 0 K: 1 S: 8	H: 0 LOB: 0 BB: 0 P: 14	1B: 1 2B: 0 3B: 0 HR: 1	SF: 0 SAC: 0 DP: 0 HBP: 0	WP: 0 PA: 26 CS: 0																				
PITCHER	IP	WLS	BF	H	R	ER	SO	BB	IBB	HBP	BLK	WP	HR	S	P	ERA	WHIP	PITCHER			IP	WLS	BF	H	R	ER	SO	BB	IBB	HBP	BLK	WP	HR	S	P	ERA	WHIP
Carl Pavano, R (1, 1) ERA: 3.05	7.0	L	23	2	1	1	4	0	0	0	0	0	0	53	75	1.29	0.286																				
Rudy Seanez, R (8, 1) ERA: 3.53	1.0		3	0	0	0	1	0	0	0	0	0	0	8	14	0.00	0.000																				

Florida Marlins @ Atlanta Braves
Turner Field, Atlanta, GA
Sat Sep 25 2004, 7:05 PM EDT
Att: 42,772 - Unknown - 77 F

AB 26
R 1
H 2
RBI 1
BB 0
SO 5
LOB 2



Batter	1	2	3	4	5	6	7	8	9	AB	R	H	RBI	BB	SO	LOB	TOP			
Juan Pierre, L (1, 8) OBP: 0.370, SLG: 0.401	1-0 S 1B		4-2 BB		0-3 K			0-1 L6	1-1 1B	4	1	2	1	1	1	0	Florida Marlins @ Atlanta Braves Turner Field, Atlanta, GA Sun Sep 26 2004, 1:05 PM EDT Att: 31,351 - Cloudy - 76 F			
Luis Castillo, S (1, 4) OBP: 0.375, SLG: 0.349	3-2 G5-3		1-1 F8		0-1 F9			3-2 BB 1B	3-2 G4-3	5	1	1	0	0	0	3				
Damion Easley, R (1, 9) OBP: 0.337, SLG: 0.467	2-2 1B HBP		2-2 P5					1-0 F7		3	0	0	0	0	0	2				
Miguel Cabrera, R (1, 7) OBP: 0.369, SLG: 0.511	0-0 G4-3 1B				0-0 F7			4-2 2B BB		2	0	1	1	2	0	0				
Jeff Conine, R (1, 3) OBP: 0.335, SLG: 0.418	1-1 G4-3				0-1 F9			0-2 BB		4	0	1	1	0	0	3				
Mike Lowell, R (1, 5) OBP: 0.394, SLG: 0.500					1-0 1B 2B			2-1 F8		4	0	1	0	0	0	3				
Alex Gonzalez, R (1, 6) OBP: 0.273, SLG: 0.432					1-1 BB 1B			2-3 K		4	0	1	0	0	1	0				
Mike Redmond, R (1, 2) OBP: 0.308, SLG: 0.340					2-2 F9			1-2 G4-3		4	0	1	0	0	0	2				
Chris Aguilera, R (9, PR) OBP: 0.276, SLG: 0.481					1-2 G3			3-2 BB G4-3 1B		0	1	0	0	0	0	0				
Dontrelle Willis, L (1, 1) OBP: 0.247, SLG: 0.301					2-3 K			0-3 K		2	0	0	0	0	1	0				
Wil Cordero, R (7, PH) OBP: 0.254, SLG: 0.292										1	0	0	0	0	1	0				
19 Logan Kensing, R (7, 1) Lenny Harris, L (9, PH) OBP: 0.250, SLG: 0.315										1	0	0	0	0	0	1				
Inning Stats	R: 1 E: 0 K: 0 S: 10	H: 2 LOB: 1 BB: 0 P: 17	R: 0 E: 0 K: 0 S: 7	H: 0 LOB: 0 BB: 0 P: 10	R: 0 E: 0 K: 1 S: 12	H: 0 LOB: 2 BB: 1 P: 20	R: 0 E: 0 K: 0 S: 10	H: 2 LOB: 2 BB: 0 P: 14	R: 0 E: 0 K: 2 S: 8	H: 0 LOB: 1 BB: 1 P: 14	R: 0 E: 0 K: 2 S: 9	H: 0 LOB: 0 BB: 0 P: 12	R: 1 E: 0 K: 0 S: 12	H: 2 LOB: 2 BB: 1 P: 21	R: 1 E: 0 K: 0 S: 12	H: 2 LOB: 1 BB: 0 P: 21	1B: 6 2B: 2 3B: 0 HR: 0	SF: 0 SAC: 0 DP: 1 HBP: 1	WP: 0 PB: 0 SB: 1 CS: 0	PA: 38
PITCHER	IP WLS BF H R ER SO BB IBB HBP BLK WP HR S P ERA WHIP																			
John Thomson, R (1, 1) ERA: 3.73	7.0 W 27 4 1 1 4 2 0 1 0 0 0 65 96 1.29 0.857																			
Horacio Ramirez, L (8, 1) ERA: 2.39	1.0 6 2 1 1 0 1 0 0 0 0 0 0 12 21 9.00 3.000																			
Roman Colon, R (9, 1) ERA: 3.45	1.0 5 2 1 1 0 0 0 0 0 0 0 0 12 21 9.00 2.000																			

Batter	1	2	3	4	5	6	7	8	9	AB	R	H	RBI	BB	SO	LOB	BOTTOM			
Charles Thomas, L (1, 7) OBP: 0.373, SLG: 0.429	1-2 G6-3		0-1 BB 1B	0-0 G4-6-3				1-1 1B		4	1	2	1	0	0	2	Florida Marlins @ Atlanta Braves Turner Field, Atlanta, GA Sun Sep 26 2004, 1:05 PM EDT Att: 31,351 - Cloudy - 76 F			
Nick Green, R (1, 4) OBP: 0.318, SLG: 0.396	3-3 K		1-0 BB 1B		0-0 F8			0-3 K		4	1	1	0	0	2	1				
Eli Marrero, R (1, 9) OBP: 0.366, SLG: 0.596	0-0 G5-3		4-1 BB 1B		3-2 G6-3			1-0 F8		3	1	0	0	1	0	1				
Horacio Ramirez, L (8, 1) OBP: 0.095, SLG: 0.095			1-2 BB							0	0	0	0	0	0	0				
Roman Colon, R (9, 1) ERA: 3.45			1-2 BB							0	0	0	0	0	0	0				
10 Chipper Jones, S (1, 5) OBP: 0.359, SLG: 0.488			2-2 BB		2-0 F9			2-1 F7		4	1	1	2	0	1	1				
Julio Franco, R (1, 3) OBP: 0.372, SLG: 0.434			1-2 BB					0-0 2B 2B		4	1	3	2	0	1	0				
Andruw Jones, R (1, 8) OBP: 0.351, SLG: 0.496			1-1 BB					0-3 K		4	0	0	0	0	1	3				
Eddie Pérez, R (1, 2) OBP: 0.294, SLG: 0.368			4-2 BB 1B		1-1 E6			1-2 BB 2B		3	1	1	1	1	1	0				
Wilson Betemit, S (1, 6) OBP: 0.250, SLG: 0.167			4-2 BB		0-0 BB			1-1 F8		2	0	1	0	1	0	1				
John Thomson, R (1, 1) ERA: 3.73			1-1 BB		1-3 BB			3-3 K		3	0	0	0	0	2	5				
Dewayne Wise, L (8, 9) OBP: 0.263, SLG: 0.404			1-2 BB							0	0	0	0	0	0	0				
Inning Stats	R: 0 E: 0 K: 1 S: 8	H: 0 LOB: 0 BB: 0 P: 12	R: 0 E: 0 K: 2 S: 9	H: 0 LOB: 0 BB: 0 P: 16	R: 5 E: 1 K: 0 S: 20	H: 4 LOB: 1 BB: 3 P: 37	R: 0 E: 1 K: 1 S: 7	H: 1 LOB: 1 BB: 0 P: 9	R: 0 E: 0 K: 0 S: 5	H: 2 LOB: 1 BB: 0 P: 10	R: 1 E: 0 K: 2 S: 13	H: 2 LOB: 1 BB: 0 P: 18	R: 0 E: 0 K: 1 S: 10	H: 1 LOB: 1 BB: 0 P: 14	R: 0 E: 0 K: 1 S: 10	H: 1 LOB: 0 BB: 0 P: 13	1B: 6 2B: 3 3B: 0 HR: 0	SF: 0 SAC: 0 DP: 3 HBP: 0	WP: 0 PB: 0 SB: 0 CS: 0	PA: 34
PITCHER	IP WLS BF H R ER SO BB IBB HBP BLK WP HR S P ERA WHIP																			
Dontrelle Willis, L (1, 1) ERA: 4.01	6.0 L 27 7 6 0 2 3 0 0 0 0 0 0 62 102 0.00 1.667																			
19 Logan Kensing, R (7, 1) ERA: 9.88	2.0 7 2 0 0 2 0 0 0 0 0 0 0 20 27 0.00 1.000																			



Batter	1	2	3	4	5	6	7	8	9	AB	R	H	RBI	BB	SO	LOB	TOP											
Juan Pierre, L OBP: 0.370, SLG: 0.401	0-0 CS 1B		0-2 G3		1-1 2B 1B		1-0 E6 G5-4-3		0-1 L7	5	1	2	0	0	0	2												
Paul Lo Duca, R OBP: 0.343, SLG: 0.431	0-0 F8			3-2 F9	3-2 SAFE 1-H 2B		0-2 G5-4-3		0-1 L9	5	0	1	1	0	0	3												
Miguel Cabrera, R OBP: 0.370, SLG: 0.515	2-2 F8			2-2 HR	4-1 BB		1-0 G5-3			3	1	1	1	1	0	1												
Mike Lowell, R OBP: 0.365, SLG: 0.499		1-1 G6-3		3-2 1B SF9 1B	0-0 F8			4-0 FC5-4 BB		3	1	1	0	1	0	2												
Jeff Conine, R OBP: 0.335, SLG: 0.417		1-2 K		3-1 1B	0-0 P2			2-2 FC5-4 WP		4	1	1	0	0	1	3												
Lenny Harris, L OBP: 0.242, SLG: 0.308		0-2 G3-1		2-2 SF9		1-1 F9		2-2 F9		2	0	0	1	0	0	0												
Juan Encarnacion, R OBP: 0.299, SLG: 0.435								1-2 F9		1	0	0	0	0	0	1												
Luis Castillo, S OBP: 0.376, SLG: 0.351			2-3 K	1-0 E 1B	2-1 S 1B			2-2 G1-3		4	0	2	1	0	1	1												
Alex Gonzalez, R OBP: 0.273, SLG: 0.430			0-1 SH3 1B	2-3 K	2-1 P2	1-2 P2			2-3 K	4	0	1	0	0	2	2												
Josh Beckett, R OBP: 0.186, SLG: 0.171									3-1 1B	2	0	0	0	0	1	1												
Guillermo Mota, R OBP: 0.167, SLG: 0.250							0-1 G6-3			0	0	0	0	0	0	0												
Mike Mordica, R OBP: 0.280, SLG: 0.263										1	0	1	0	0	0	0												
Armando Benitez, R OBP: 0.280, SLG: 0.263										0	0	0	0	0	0	0												
Inning Stats	R: 0 E: 0 K: 0 S: 7	H: 1 LOB: 0 BB: 0 P: 9	R: 0 E: 0 K: 1 S: 8	H: 0 LOB: 0 BB: 0 P: 10	R: 0 E: 0 K: 1 S: 10	H: 1 LOB: 1 BB: 0 P: 13	R: 3 E: 1 K: 1 S: 18	H: 4 LOB: 2 BB: 0 P: 34	R: 1 E: 0 K: 0 S: 12	H: 2 LOB: 2 BB: 1 P: 19	R: 0 E: 0 K: 1 S: 9	H: 1 LOB: 1 BB: 0 P: 17	R: 0 E: 1 K: 0 S: 5	H: 0 LOB: 0 BB: 0 P: 7	R: 0 E: 0 K: 0 S: 10	H: 0 LOB: 1 BB: 0 P: 20	R: 0 E: 0 K: 1 S: 10	H: 1 LOB: 1 BB: 0 P: 15	1B: 8 2B: 1 3B: 0 HR: 1	SF: 1 SAC: 1 DP: 1 HBP: 0	WP: 1 PB: 0 SB: 1 CS: 1	PA: 38						
PITCHER	IP	WLS	BF	H	R	ER	SO	BB	IBB	HBP	BLK	WP	HR	S	P	ERA	WHIP											
22 John Patterson, R	(1, 1)	6.0	L	27	9	4	4	4	1	0	0	0	0	1	64	102	6.00	1.667										
Francis Beltran, R	(7, 1)	1.0		3	0	0	0	0	0	0	0	0	0	5	7	0.00	0.000											
Claudio Vargas, R	(8, 1)	1.1		6	1	0	0	1	1	0	0	0	1	16	31	0.00	1.500											
Joey Eischen, L	(9, 1)	0.1		1	0	0	0	0	0	0	0	0	0	2	2	0.00	0.000											
Luis Ayala, R	(9, 1)	0.1		1	0	0	0	0	0	0	0	0	0	2	2	0.00	0.000											

Florida Marlins @ Montreal Expos
Olympic Stadium, Montreal, QB
Mon Sep 27 2004, 7:05 PM EDT
Att: 3,923 - Unknown - 72 F

AB 34
R 4
H 10
RBI 4
BB 2
SO 5
LOB 16



Batter	1	2	3	4	5	6	7	8	9	AB	R	H	RBI	BB	SO	LOB	BOTTOM										
Brad Wilkerson, L OBP: 0.374, SLG: 0.496	2-3 K		2-3 K		4-1 BB		4-2 BB			2	0	0	0	2	2	0											
Maicer Izturis, S OBP: 0.314, SLG: 0.355	2-1 L7			2-1 1B S E 1B	2-1 P5		0-0 F8			4	1	1	0	0	0	3											
Tony Batista, R OBP: 0.273, SLG: 0.461	2-3 K			0-1 L7	3-1 G5-3			1-0 P5		4	0	0	0	0	1	3											
Termel Sledge, L OBP: 0.332, SLG: 0.466		2-3 K		0-2 FC3-6 1B	1-3 E 1B		1-3 K		1-2 F8	4	0	1	0	0	2	0											
Juan Rivera, R OBP: 0.351, SLG: 0.438		0-0 1B		0-0 FC4 FC3-6	1-2 3-H 1B		1-0 G6-3		1-2 G5-3	4	0	1	1	0	0	1											
Ryan Church, L OBP: 0.263, SLG: 0.269		0-3 K		1-1 FC3-6	1-2 1-2 2-3 1B		2-2 E1		2-2 F7	4	0	0	0	0	1	3											
Brian Schneider, L OBP: 0.329, SLG: 0.406		0-1 F8		1-2 G4-3		1-0 G3			2-1 F9	4	0	0	0	0	0	4											
Brendan Harris, R OBP: 0.261, SLG: 0.326			2-2 F9		2-2 SH3-4 2B		0-2 F8		2-2 G4-3	4	0	1	0	0	0	0											
22 John Patterson, R OBP: 0.186, SLG: 0.171										1	0	0	0	0	1	0											
Francis Beltran, R OBP: 0.330, SLG: 0.330										0	0	0	0	0	0	0											
Valentino Pascucci, R OBP: 0.241, SLG: 0.194										0	0	0	0	0	0	0											
Claudio Vargas, R OBP: 0.280, SLG: 0.263										0	0	0	0	0	0	0											
Joey Eischen, L OBP: 0.167, SLG: 0.250										0	0	0	0	0	0	0											
Luis Ayala, R OBP: 0.280, SLG: 0.263										0	0	0	0	0	0	0											
Inning Stats	R: 0 E: 0 K: 2 S: 8	H: 0 LOB: 0 BB: 0 P: 14	R: 0 E: 0 K: 2 S: 10	H: 1 LOB: 1 BB: 0 P: 12	R: 0 E: 0 K: 2 S: 11	H: 0 LOB: 0 BB: 0 P: 16	R: 1 E: 1 K: 0 S: 13	H: 2 LOB: 2 BB: 0 P: 17	R: 0 E: 0 K: 1 S: 8	H: 0 LOB: 1 BB: 0 P: 13	R: 0 E: 0 K: 1 S: 10	H: 0 LOB: 0 BB: 1 P: 14	R: 0 E: 0 K: 0 S: 7	H: 0 LOB: 0 BB: 0 P: 10	R: 0 E: 0 K: 0 S: 8	H: 0 LOB: 0 BB: 0 P: 14	1B: 3 2B: 1 3B: 0 HR: 0	SF: 0 SAC: 1 DP: 0 HBP: 0	WP: 0 PB: 0 SB: 1 CS: 0	PA: 35							
PITCHER	IP	WLS	BF	H	R	ER	SO	BB	IBB	HBP	BLK	WP	HR	S	P	ERA	WHIP										
Josh Beckett, R	(1, 1)	7.0	W	29	4	1	1	8	2	0	0	0	0	7	108	1.29	0.857										
Guillermo Mota, R	(8, 1)	1.0	H	3	0	0	0	0	0	0	0	0	0	7	10	0.00	0.000										
Armando Benitez, R	(9, 1)	1.0	S	3	0	0	0	0	0	0	0	0	0	8	14	0.00	0.000										

Florida Marlins @ Montreal Expos
Olympic Stadium, Montreal, QB
Mon Sep 27 2004, 7:05 PM EDT
Att: 3,923 - Unknown - 72 F

AB 32
R 1
H 4
RBI 1
BB 2
SO 8
LOB 14



Batter	1	2	3	4	5	6	7	8	9	AB	R	H	RBI	BB	SO	LOB	TOP					
Juan Pierre, L OBP: 0.370, SLG: 0.401										5	2	2	0	0	0	2						
Paul Lo Duca, R OBP: 0.343, SLG: 0.430										3	0	1	0	0	0	1						
Miguel Cabrera, R OBP: 0.370, SLG: 0.513										3	0	0	1	1	1	5						
Mike Lowell, R OBP: 0.364, SLG: 0.497										4	0	1	2	0	0	5						
Jeff Conine, R OBP: 0.334, SLG: 0.421										4	1	1	1	0	0	2						
Lenny Harris, L OBP: 0.235, SLG: 0.298										3	0	0	0	0	0	0						
Matt Perisho, L										0	0	0	0	0	0	0						
Mike Mordecai, R OBP: 0.277, SLG: 0.260										1	0	0	0	0	0	0						
Guillermo Mota, R OBP: 0.167, SLG: 0.250										0	0	0	0	0	0	0						
Armando Benitez, R										0	0	0	0	0	0	0						
Luis Castillo, S OBP: 0.373, SLG: 0.348										4	0	0	0	0	1	0						
Alex Gonzalez, R OBP: 0.271, SLG: 0.427										4	0	0	0	0	2	0						
Ismael Valdez, R OBP: 0.236, SLG: 0.275										1	1	1	0	1	0	0						
Chris Aguilera, R OBP: 0.323, SLG: 0.621										2	1	2	1	0	0	0						
Inning Stats	R: 1 E: 1 K: 0 S: 11	H: 2 LOB: 1 BB: 0 P: 19	R: 0 E: 0 K: 1 S: 11	H: 0 LOB: 0 BB: 0 P: 16	R: 2 E: 0 K: 0 S: 12	H: 2 LOB: 1 BB: 1 P: 18	R: 0 E: 0 K: 0 S: 5	H: 0 LOB: 0 BB: 0 P: 7	R: 0 E: 0 K: 0 S: 10	H: 1 LOB: 2 BB: 1 P: 18	R: 1 E: 0 K: 1 S: 11	H: 1 LOB: 0 BB: 0 P: 17	R: 0 E: 1 K: 1 S: 9	H: 1 LOB: 2 BB: 0 P: 12	R: 0 E: 0 K: 1 S: 8	H: 0 LOB: 0 BB: 0 P: 12	R: 1 E: 0 K: 0 S: 8	H: 1 LOB: 0 BB: 0 P: 12	1B: 5 2B: 1 3B: 0 HR: 2	SF: 0 SAC: 2 DP: 0 HBP: 0	WP: 0 PB: 0 SB: 0 CS: 0	PA: 38
PITCHER	IP WLS BF H R ER SO BB IBB HBP BLK WP HR S P ERA WHIP																					
Tomo Ohka, R ERA: 3.4	(1, 1) 5.0 L 22 5 3 3 1 2 0 0 0 0 0 0 0 49 78 5.40 1.400																					
Jon Rauch, R ERA: 3.0	(6, 1) 2.0 9 2 1 1 2 0 0 0 0 0 0 1 20 29 4.50 1.000																					
52 T.J. Tucker, R ERA: 3.49	(8, 1) 2.0 7 1 1 1 1 0 0 0 0 0 0 1 16 24 4.50 0.500																					

Florida Marlins @ Montreal Expos
Olympic Stadium, Montreal, QB
 Tue Sep 28 2004, 7:05 PM EDT
 Att. 5,416 - Unknown - 72 F

AB 34
 R 5
 H 8
 RBI 5
 BB 2
 SO 4
 LOB 15





Batter	1	2	3	4	5	6	7	8	9	AB	R	H	RBI	BB	SO	LOB	BOTTOM					
Brad Wilkerson, L OBP: 0.372, SLG: 0.493										4	0	0	0	0	0	2						
Maicer Izturis, S OBP: 0.303, SLG: 0.340										4	0	0	0	0	1	0						
Tony Batista, R OBP: 0.273, SLG: 0.459										3	0	0	0	1	2	0						
Termel Sledge, L OBP: 0.331, SLG: 0.462										3	1	0	0	1	0	1						
Juan Rivera, R OBP: 0.355, SLG: 0.454										4	1	3	2	0	1	0						
Ryan Church, L OBP: 0.282, SLG: 0.255										3	0	0	0	1	1	2						
Brian Schneider, L OBP: 0.326, SLG: 0.402										4	0	0	0	0	0	3						
Brendan Harris, R OBP: 0.245, SLG: 0.304										3	0	0	0	0	0	2						
52 T.J. Tucker, R OBP: 0.083, SLG: 0.083										0	0	0	0	0	0	0						
Tomo Ohka, S OBP: 0.115, SLG: 0.080										1	0	0	0	0	0	0						
Endy Chavez, L OBP: 0.315, SLG: 0.371										0	0	0	0	1	0	0						
Jon Rauch, R OBP: 0.167, SLG: 0.667										0	0	0	0	0	0	0						
Josh Labandeira, R OBP: 0.282, SLG: 0.621										1	0	0	0	0	0	0						
Inning Stats	R: 0 E: 0 K: 0 S: 15	H: 0 LOB: 1 BB: 1 P: 25	R: 0 E: 0 K: 1 S: 11	H: 1 LOB: 0 BB: 0 P: 15	R: 0 E: 0 K: 1 S: 11	H: 0 LOB: 0 BB: 0 P: 15	R: 0 E: 0 K: 2 S: 9	H: 0 LOB: 0 BB: 0 P: 15	R: 0 E: 0 K: 0 S: 14	H: 0 LOB: 2 BB: 2 P: 25	R: 2 E: 0 K: 1 S: 7	H: 1 LOB: 0 BB: 1 P: 16	R: 0 E: 0 K: 0 S: 8	H: 0 LOB: 0 BB: 0 P: 11	R: 0 E: 0 K: 0 S: 5	H: 0 LOB: 0 BB: 0 P: 10	R: 0 E: 0 K: 0 S: 9	H: 1 LOB: 1 BB: 0 P: 9	1B: 0 2B: 2 3B: 0 HR: 1	SF: 0 SAC: 0 DP: 0 HBP: 0	WP: 0 PB: 0 SB: 1 CS: 0	PA: 34
PITCHER	IP WLS BF H R ER SO BB IBB HBP BLK WP HR S P ERA WHIP																					
Ismael Valdez, R ERA: 5.04	(1, 1) 5.2 W 23 2 2 2 5 4 0 0 0 0 0 0 0 66 109 3.18 1.059																					
Matt Perisho, L ERA: 3.77	(6, 1) 1.1 H 4 0 0 0 0 0 0 0 0 0 0 0 9 13 0.00 0.000																					
Guillermo Mota, R ERA: 2.45	(8, 1) 1.0 H 3 0 0 0 0 0 0 0 0 0 0 0 5 10 0.00 0.000																					
Armando Benitez, R ERA: 1.18	(9, 1) 1.0 S 4 1 0 0 0 0 0 0 0 0 0 0 9 9 0.00 1.000																					

Florida Marlins @ Montreal Expos
Olympic Stadium, Montreal, QB
 Tue Sep 28 2004, 7:05 PM EDT
 Att. 5,416 - Unknown - 72 F

AB 30
 R 2
 H 3
 RBI 2
 BB 4
 SO 5
 LOB 10




Batter	1	2	3	4	5	6	7	8	9	AB	R	H	RBI	BB	SO	LOB	TOP										
Juan Pierre, L (1, 8) OBP: 0.374, SLG: 0.408	0-0 F8 HR 2B		1-0 F7			4-1 HR BB		1-2 FC4-6 1B		3	2	2	0	1	0	0	Florida Marlins @ Philadelphia Phillies Citizens Bank Park, Philadelphia, PA Sat Oct 02 2004, 7:05 PM EDT Att: 36,279 - Overcast - 66 F livebaseballscores.com AB 32 R 4 H 5 RBI 4 BB 1 SO 6 LOB 7 										
Luis Castillo, S (1, 4) OBP: 0.372, SLG: 0.346	1-0 F8 2-3		3-2 F8			1-0 F7		1-3 K		4	0	0	0	0	1	4											
Miguel Cabrera, R (1, 7) OBP: 0.369, SLG: 0.515	2-2 P3			2-1 F8		2-0 HR		0-1 FC4-6 1-2		4	1	1	2	0	0	3											
Mike Lowell, R (1, 5) OBP: 0.365, SLG: 0.505	0-1 HR			2-2 F9		1-1 F7			0-1 G4-3	4	1	1	2	0	0	0											
Damon Easley, R (1, 3) OBP: 0.332, SLG: 0.461	3-H HR F8			1-0 P4			3-2 G6-3		0-2 G5-3	4	0	0	0	0	0	0											
Paul Lo Duca, R (1, 2) OBP: 0.338, SLG: 0.421		0-1 P2			1-2 F8		0-1 F7		1-2 F9	4	0	0	0	0	0	0											
Chris Aquila, R (1, 9) OBP: 0.296, SLG: 0.463		0-3 K			2-3 K		1-2 G1-3			3	0	0	0	0	2	0											
Alex Gonzalez, R (1, 6) OBP: 0.272, SLG: 0.422		0-3 K			0-1 P2			0-2 G5-3		3	0	0	0	0	1	0											
Josh Beckett, R (1, 1) OBP: 0.196, SLG: 0.182			2-3 K			1-3 K				3	0	1	0	0	2	0											
Armando Benitez, R (9, 1)										0	0	0	0	0	0	0											
Inning Stats	R: 2 E: 0 K: 0 S: 12	H: 2 LOB: 0 BB: 0 P: 18	R: 0 E: 0 K: 2 S: 8	H: 0 LOB: 0 BB: 0 P: 8	R: 0 E: 0 K: 1 S: 10	H: 0 LOB: 0 BB: 0 P: 16	R: 0 E: 0 K: 0 S: 7	H: 0 LOB: 0 BB: 0 P: 12	R: 0 E: 0 K: 1 S: 10	H: 0 LOB: 0 BB: 0 P: 13	R: 2 E: 0 K: 1 S: 8	H: 1 LOB: 0 BB: 1 P: 17	R: 0 E: 0 K: 0 S: 10	H: 0 LOB: 0 BB: 0 P: 14	R: 0 E: 0 K: 1 S: 13	H: 2 LOB: 2 BB: 0 P: 16	R: 0 E: 0 K: 0 S: 8	H: 0 LOB: 0 BB: 0 P: 9	1B: 2 2B: 1 3B: 0 HR: 2	SF: 0 SAC: 0 DP: 0 HBP: 0	WP: 0 PB: 0 SB: 0 CS: 0	PA: 33					
PITCHER	IP 7.0	WLS L	BF 25	H 3	R 4	ER 4	SO 5	BB 1	IBB 0	HBP 0	BLK 0	WP 0	HR 2	S 65	P 98	ERA 5.14	WHIP 0.571										
Eric Milton, L (1, 1) ERA: 4.75																											
Todd Jones, R (8, 1) ERA: 4.15																											

Batter	1	2	3	4	5	6	7	8	9	AB	R	H	RBI	BB	SO	LOB	BOTTOM										
26 Chase Utley, L (1, 4) OBP: 0.305, SLG: 0.466	1-1 P6		0-0 P6		1-3 K		1-1 F7		0-1 G4-3	5	0	0	0	0	1	4	Florida Marlins @ Philadelphia Phillies Citizens Bank Park, Philadelphia, PA Sat Oct 02 2004, 7:05 PM EDT Att: 36,279 - Overcast - 66 F livebaseballscores.com AB 32 R 3 H 9 RBI 3 BB 3 SO 6 LOB 17 										
Jason Michaels, R (1, 8) OBP: 0.363, SLG: 0.412	0-0 2B		2-3 K		1-1 HR		2-0 L9			4	1	2	1	0	1	2											
Bobby Abreu, L (1, 9) OBP: 0.426, SLG: 0.535	2-3 K		4-2 BB		0-2 F8		1-2 G6-4-3 1B			3	0	1	0	1	1	1											
Jim Thome, L (1, 3) OBP: 0.397, SLG: 0.583	0-3 K		1-1 F7		0-0 FC1-6 1B		1-2 F7			4	0	1	0	0	1	3											
David Bell, R (1, 5) OBP: 0.363, SLG: 0.460		0-0 P4		1-0 F8		0-0 FC1-6 1-2		0-2 G6-4-3		4	0	0	0	0	2	0											
Pat Burrell, R (1, 7) OBP: 0.368, SLG: 0.459		1-1 3B 1B		1-1 G6-4-3 1B		1-0 G1-3			4-0 1B 6 2B BB	3	1	2	0	1	0	1											
Marlon Byrd, R (9, FR) OBP: 0.290, SLG: 0.324										0	1	0	0	0	0	0											
Mike Lieberthal, R (1, 2) OBP: 0.335, SLG: 0.447		3-3 K		0-1 G6-4-3		2-0 SH5-4 BB HBP			2-3 K	3	0	0	0	0	2	3											
Tomas Perez, S (1, 6) OBP: 0.258, SLG: 0.417		2-0 1-H 3B			0-1 G4-3		4-1 SH5-4 BB		0-1 6 2B 1B	3	0	2	1	1	0	0											
Eric Milton, L (1, 1) OBP: 0.200, SLG: 0.169																											
Doug Glanville, R (7, PH) OBP: 0.246, SLG: 0.267																											
Todd Jones, L (8, 1) ERA: 4.15																											
6 Ryan Howard, L (9, PH) OBP: 0.333, SLG: 0.564																											
Inning Stats	R: 0 E: 0 K: 2 S: 10	H: 1 LOB: 1 BB: 0 P: 13	R: 1 E: 0 K: 1 S: 8	H: 2 LOB: 1 BB: 0 P: 16	R: 0 E: 0 K: 1 S: 8	H: 0 LOB: 1 BB: 1 P: 15	R: 0 E: 0 K: 0 S: 5	H: 1 LOB: 0 BB: 0 P: 7	R: 0 E: 0 K: 1 S: 7	H: 0 LOB: 0 BB: 0 P: 8	R: 1 E: 0 K: 0 S: 9	H: 2 LOB: 1 BB: 0 P: 11	R: 0 E: 0 K: 0 S: 5	H: 0 LOB: 2 BB: 1 P: 14	R: 0 E: 0 K: 0 S: 10	H: 1 LOB: 0 BB: 0 P: 12	R: 1 E: 0 K: 1 S: 8	H: 2 LOB: 2 BB: 1 P: 14	1B: 5 2B: 2 3B: 1 HR: 1	SF: 0 SAC: 1 DP: 2 HBP: 1	WP: 0 PB: 0 SB: 0 CS: 0	PA: 37					
PITCHER	IP 8.0	WLS W	BF 32	H 7	R 2	ER 2	SO 5	BB 2	IBB 0	HBP 1	BLK 0	WP 0	HR 1	S 62	P 96	ERA 2.25	WHIP 1.125										
Josh Beckett, R (1, 1) ERA: 3.79																											
Armando Benitez, R (9, 1) ERA: 1.29																											

Batter	1	2	3	4	5	6	7	8	9	AB	R	H	RBI	BB	SO	LOB	TOP					
Juan Pierre, L (1,8) OBP: 0.374, SLG: 0.407										4	0	1	0	0	0	1	Florida Marlins @ Philadelphia Phillies Citizens Bank Park, Philadelphia, PA Sun Oct 03 2004, 1:35 PM EDT Att: 43,560 - Sunny - 64 F					
Luis Castillo, S (1,4) OBP: 0.373, SLG: 0.348										3	1	1	0	1	0	1						
Damon Easley, R (1,3) OBP: 0.331, SLG: 0.457										4	0	1	0	0	0	2						
Miguel Cabrera, R (1,7) OBP: 0.366, SLG: 0.512										3	0	0	1	0	1	3						
Mike Redmond, R (1,2) OBP: 0.315, SLG: 0.341 20 Matt Treanor, R (6,2) OBP: 0.311, SLG: 0.273											2	1	1	0	0	0		0				
Mike Mordecai, R (1,5) OBP: 0.276, SLG: 0.298											4	1	1	2	0	0		3				
Alex Gonzalez, R (1,6) OBP: 0.270, SLG: 0.419										4	0	0	0	0	1	0						
Chris Aquila, R (1,9) OBP: 0.255, SLG: 0.511											4	1	1	1	0	0		0				
Ismael Valdez, R (5, PH) WJ Corduro, R (5, PH) A.J. Burnett, R (5, PH) Paul Lo Duca, R (7, PH) Rudy Seanez, R (7, PH) Guillermo Mota, R (8, PH) Matt Perisho, L (8, PH)											1	0	0	0	0	1		0				
Inning Stats	R: 0 E: 0 K: 0 S: 6	H: 1 LOB: 1 BB: 0 P: 10	R: 0 E: 0 K: 1 S: 6	H: 0 LOB: 0 BB: 0 P: 8	R: 0 E: 0 K: 1 S: 7	H: 0 LOB: 0 BB: 0 P: 9	R: 0 E: 0 K: 1 S: 8	H: 0 LOB: 0 BB: 0 P: 9	R: 3 E: 0 K: 0 S: 14	H: 3 LOB: 2 BB: 1 P: 20	R: 0 E: 0 K: 0 S: 10	H: 1 LOB: 2 BB: 1 P: 20	R: 0 E: 1 K: 0 S: 9	H: 0 LOB: 1 BB: 0 P: 12	R: 1 E: 0 K: 0 S: 11	H: 1 LOB: 0 BB: 0 P: 15		R: 0 E: 0 K: 0 S: 6	H: 0 LOB: 0 BB: 0 P: 8	1B: 3 2B: 1 3B: 0 HR: 2	SF: 1 SAC: 0 DP: 1 HBP: 1	WP: 0 PB: 0 SB: 1 CS: 0
PITCHER	IP WLS BF H R ER SO BB IBB HBP BLK WP HR S P ERA WHIP																					
39 Brett Myers, R (1,1) ERA: 5.52	5.0 W 21 5 3 3 3 1 0 0 0 0 0 2 43 61 5.40 1.200																					
63 Ryan Madson, R (6,1) ERA: 2.34	1.0 H 3 0 0 0 0 0 0 0 1 0 0 0 8 13 0.00 0.000																					
Rheal Cormier, L (7,1) ERA: 3.56	1.0 H 4 0 0 0 0 0 0 0 0 0 0 0 9 12 0.00 0.000																					
Tim Worrell, R (8,1) ERA: 3.68	1.0 H 4 1 1 1 1 0 0 0 0 0 0 0 11 15 9.00 1.000																					
Billy Wagner, L (9,1) ERA: 2.42	1.0 3 0 0 0 0 0 0 0 0 0 0 0 6 8 0.00 0.000																					

Batter	1	2	3	4	5	6	7	8	9	AB	R	H	RBI	BB	SO	LOB	BOTTOM			
11 Jimmy Rollins, S (1,6) OBP: 0.348, SLG: 0.455										5	2	2	4	0	1	2	Florida Marlins @ Philadelphia Phillies Citizens Bank Park, Philadelphia, PA Sun Oct 03 2004, 1:35 PM EDT Att: 43,560 - Sunny - 64 F			
Placido Polanco, R (1,4) OBP: 0.345, SLG: 0.441										5	1	3	1	0	0	2				
Bobby Abreu, L (1,9) OBP: 0.428, SLG: 0.544 Marlon Byrd, R (5,8) OBP: 0.287, SLG: 0.321										2	2	2	1	0	0	0				
Jim Thome, L (1,3) OBP: 0.396, SLG: 0.581 Tim Worrell, R (8,1) Doug Glanville, R (8, PH) OBP: 0.244, SLG: 0.265 Billy Wagner, L (9,1) ERA: 2.42										2	2	2	1	0	0	0				
Jim Thome, L (1,3) OBP: 0.396, SLG: 0.581 Tim Worrell, R (8,1) Doug Glanville, R (8, PH) OBP: 0.244, SLG: 0.265 Billy Wagner, L (9,1) ERA: 2.42										4	0	1	1	0	2	1				
David Bell, R (1,5) OBP: 0.363, SLG: 0.458										3	1	0	0	1	0	2				
Jason Michaels, R (1,8) OBP: 0.394, SLG: 0.415										3	1	2	1	0	0	0				
Pat Burrell, R (1,7) OBP: 0.365, SLG: 0.455										4	0	0	0	0	2	4				
Todd Pratt, R (1,2) OBP: 0.351, SLG: 0.367										4	2	3	2	0	1	1				
39 Brett Myers, R (1,1) OBP: 0.226, SLG: 0.275 63 Ryan Madson, L (6,1) Tomas Perez, S (6, PH) OBP: 0.257, SLG: 0.415 Rheal Cormier, L (7,1) 26 Chase Utley, L OBP: 0.306, SLG: 0.468										1	0	1	0	0	0	0				
Inning Stats	R: 3 E: 1 K: 0 S: 18	H: 4 LOB: 1 BB: 0 P: 28	R: 0 E: 0 K: 1 S: 11	H: 1 LOB: 1 BB: 0 P: 16	R: 1 E: 0 K: 1 S: 15	H: 1 LOB: 0 BB: 0 P: 22	R: 1 E: 0 K: 0 S: 9	H: 2 LOB: 1 BB: 0 P: 11	R: 0 E: 0 K: 1 S: 11	H: 0 LOB: 0 BB: 0 P: 16	R: 0 E: 0 K: 3 S: 15	H: 1 LOB: 1 BB: 0 P: 20	R: 0 E: 0 K: 0 S: 9	H: 1 LOB: 1 BB: 0 P: 17	R: 5 E: 0 K: 1 S: 23	H: 5 LOB: 1 BB: 1 P: 33	1B: 9 2B: 3 3B: 0 HR: 3	SF: 1 SAC: 1 DP: 0 HBP: 0	WP: 0 PB: 0 SB: 0 CS: 0	PA: 40
PITCHER	IP WLS BF H R ER SO BB IBB HBP BLK WP HR S P ERA WHIP																			
Ismael Valdez, R (1,1) ERA: 5.19	4.0 L 20 8 5 5 2 0 0 0 0 0 0 0 26 36 11.25 2.000																			
A.J. Burnett, R (5,1) ERA: 3.68	2.0 7 1 0 0 4 0 0 0 0 0 0 0 26 36 0.00 0.500																			
Rudy Seanez, R (7,1) ERA: 3.33	1.0 4 1 0 0 0 0 0 0 0 0 0 0 9 17 0.00 1.000																			
Guillermo Mota, R (8,1) ERA: 3.07	0.1 4 2 3 3 1 1 0 0 0 0 0 0 12 20 81.00 9.000																			
Matt Perisho, L (8,1) ERA: 4.4	0.2 5 3 2 2 0 0 0 0 0 0 0 1 11 13 27.00 4.500																			

AB 32
R 4
H 6
RBI 4
BB 1
SO 4
LOB 10



AB 37
R 10
H 15
RBI 10
BB 1
SO 7
LOB 16

