



# Florida Marlins - 2006

Batter	1	2	3	4	5	6	7	8	9	AB R H RBI BB SO LOB	TOP																								
											<p>Miami Hurricanes @ Florida Marlins Roger Dean Stadium, Jupiter, FL Wed Mar 01 2006, 3:05 PM EST</p> <p><a href="http://livebaseballscorecards.com">livebaseballscorecards.com</a></p> <p>AB 0 R 0 H 0 RBI 0 BB 0 SO 0 LOB 0</p>  <p>1B: 0 SF: 0 WP: 0 PA: 0 2B: 0 SAC: 0 FB: 0 3B: 0 DP: 0 SB: 0 HR: 0 HBP: 0 CS: 0</p>																								
Inning Stats																																			
PITCHER	IP	WLS	BF	H	R	ER	SO	BB	IBB	HBP	BLK	WP	HR	S	P	ERA	WHIP	PITCHER	IP	WLS	BF	H	R	ER	SO	BB	IBB	HBP	BLK	WP	HR	S	P	ERA	WHIP

Batter	1	2	3	4	5	6	7	8	9	AB R H RBI BB SO LOB	BOTTOM																								
											<p>Miami Hurricanes @ Florida Marlins Roger Dean Stadium, Jupiter, FL Wed Mar 01 2006, 3:05 PM EST</p> <p><a href="http://livebaseballscorecards.com">livebaseballscorecards.com</a></p> <p>AB 0 R 0 H 0 RBI 0 BB 0 SO 0 LOB 0</p>  <p>1B: 0 SF: 0 WP: 0 PA: 0 2B: 0 SAC: 0 FB: 0 3B: 0 DP: 0 SB: 0 HR: 0 HBP: 0 CS: 0</p>																								
Inning Stats																																			
PITCHER	IP	WLS	BF	H	R	ER	SO	BB	IBB	HBP	BLK	WP	HR	S	P	ERA	WHIP	PITCHER	IP	WLS	BF	H	R	ER	SO	BB	IBB	HBP	BLK	WP	HR	S	P	ERA	WHIP



Batter	1	2	3	4	5	6	7	8	9	AB	R	H	RBI	BB	SO	LOB	TOP					
2 Hanley Ramirez, R OBP: 0.333, SLG: 0.333 11 Robert Andino, R OBP: 0.500, SLG: 0.500										3	0	1	0	0	1	1	<b>Florida Marlins @ Baltimore Orioles</b> Fort Lauderdale Stadium, Ft. Lauderdale, FL Thu Mar 02 2006, 1:05 PM EST Att: 4,206 - Sunny - 82 F					
Dan Uggla, R OBP: 0.333, SLG: 0.333 12 Mickey Lopez, S										3	0	1	0	0	0	0						
17 Mike Jacobs, L OBP: 0.333, SLG: 0.333 Jason Stokes, R										3	1	1	0	0	0	1						
Miguel Cabrera, R OBP: 0.667, SLG: 1.500 31 Mike Kinkade, R										2	1	1	1	0	0	0						
27 Jeremy Hermida, L OBP: 0.333, SLG: 0.333 29 Mark Little, R										3	0	1	1	0	0	2						
Miguel Olivo, R 20 Matt Treanor, R										3	0	0	0	0	0	3						
Lenny Harris, L 14 Josh Willingham, R OBP: 1.000, SLG: 4.000 Wes Helms, R										1	1	0	0	1	0	0						
43 Matt Cepicky, L OBP: 1.000, SLG: 1.000 3 Chris Agulla, R										2	0	2	0	0	0	0						
Reggie Abercrombie, R OBP: 0.500, SLG: 0.500 Eric Reed, L OBP: 1.000, SLG: 1.000										2	0	1	1	0	0	1						
<b>Inning Stats</b>	R: 2 E: 0 K: 1 S: 8	H: 3 LOB: 1 BB: 0 P: 8	R: 0 E: 0 K: 0 S: 4	H: 1 LOB: 1 BB: 0 P: 4	R: 0 E: 0 K: 0 S: 3	H: 0 LOB: 0 BB: 0 P: 3	R: 1 E: 0 K: 0 S: 5	H: 3 LOB: 2 BB: 1 P: 9	R: 0 E: 0 K: 0 S: 4	H: 1 LOB: 2 BB: 0 P: 5	R: 0 E: 0 K: 0 S: 2	H: 0 LOB: 1 BB: 2 P: 10	R: 0 E: 0 K: 2 S: 7	H: 0 LOB: 0 BB: 0 P: 7	R: 3 E: 0 K: 1 S: 8	H: 3 LOB: 3 BB: 2 P: 17		R: 0 E: 0 K: 2 S: 7	H: 0 LOB: 0 BB: 0 P: 7	1B: 9 2B: 0 3B: 1 HR: 1	SF: 0 SAC: 0 DP: 1 HBP: 2	WP: 0 PB: 0 SB: 1 CS: 0
<b>PITCHER</b>	IP	WLS	BF	H	R	ER	SO	BB	IBB	HBP	BLK	WP	HR	S	P	ERA	WHIP					
Rodrigo Lopez, R ERA: 9.0	2.0	L	10	4	2	2	1	0	0	0	0	0	0	12	12	9.00	2.000					
45 Erik Bedard, L ERA: 4.5	2.0		9	3	1	1	0	1	0	0	0	0	0	8	15	4.50	2.000					
29 Adam Loewen, L ERA: 20.25	2.0		9	1	0	0	0	2	0	1	0	0	0	6	15	0.00	1.500					
71 John Stephens, R ERA: 20.25	1.1		9	3	3	3	2	2	0	0	0	0	1	11	19	20.25	3.750					
37 Chris Ray, R ERA:	0.2		3	0	0	0	1	0	0	1	0	0	0	4	5	0.00	0.000					

Batter	1	2	3	4	5	6	7	8	9	AB	R	H	RBI	BB	SO	LOB	BOTTOM				
Luis Matos, R OBP: 0.333, SLG: 0.333 17 Corey Patterson, L										3	0	1	1	0	0	1	<b>Florida Marlins @ Baltimore Orioles</b> Fort Lauderdale Stadium, Ft. Lauderdale, FL Thu Mar 02 2006, 1:05 PM EST Att: 4,206 - Sunny - 82 F				
Jeff Conine, R 21 Nick Markakis, L OBP: 0.500, SLG: 0.500										3	0	0	0	0	1	3					
6 Melvin Mora, R OBP: 0.333, SLG: 0.333 16 Ed Rogers, R										3	0	1	0	0	0	0					
10 Miguel Tejada, R 12 Brandon Fahey, L										3	0	0	0	0	0	2					
31 Jay Gibbons, L David Newhan, L OBP: 1.000, SLG: 1.000										2	0	0	0	1	1	2					
Javy Lopez, R 58 Alejandro Freire, R OBP: 1.000, SLG: 1.000 79 Esix Sneed, S 93 Andy Tracy, L										3	0	0	0	0	1	4					
Ramon Hernandez, R Eli Whiteside, R 39 Jeff Fiorentino, L OBP: 1.000, SLG: 2.000 74 Brandon Marsters, R										1	1	0	0	1	0	2					
Kevin Millar, R 25 Howie Clark, L										2	0	0	0	0	0	1					
Chris Gomez, R Desi Relaford, S										1	0	0	0	1	0	1					
<b>Inning Stats</b>	R: 0 E: 0 K: 1 S: 5	H: 0 LOB: 0 BB: 0 P: 5	R: 0 E: 0 K: 0 S: 3	H: 0 LOB: 0 BB: 0 P: 3	R: 1 E: 0 K: 0 S: 4	H: 1 LOB: 1 BB: 1 P: 8	R: 0 E: 0 K: 1 S: 6	H: 0 LOB: 2 BB: 1 P: 10	R: 0 E: 0 K: 1 S: 6	H: 1 LOB: 2 BB: 0 P: 6	R: 0 E: 0 K: 0 S: 3	H: 0 LOB: 1 BB: 1 P: 7	R: 3 E: 0 K: 0 S: 7	H: 4 LOB: 2 BB: 0 P: 7	R: 0 E: 0 K: 1 S: 5	H: 0 LOB: 0 BB: 0 P: 5		1B: 5 2B: 1 3B: 0 HR: 0	SF: 0 SAC: 0 DP: 0 HBP: 0	WP: 0 PB: 0 SB: 0 CS: 0	PA: 38
<b>PITCHER</b>	IP	WLS	BF	H	R	ER	SO	BB	IBB	HBP	BLK	WP	HR	S	P	ERA	WHIP				
Dontrelle Willis, L ERA: 3.38	0.1		1	0	0	0	0	0	0	0	0	0	0	1	1	0.00	0.000				
51 Buddy Carlyle, R ERA:	2.0	W	9	0	0	0	1	2	0	0	0	0	0	9	17	0.00	1.000				
Joe Borowski, R ERA:	1.0	H	4	1	0	0	1	0	0	0	0	0	0	6	6	0.00	1.000				
Chris Resop, R ERA:	1.0	H	4	0	0	0	0	1	0	0	0	0	0	3	7	0.00	1.000				
<b>PITCHER</b>	IP	WLS	BF	H	R	ER	SO	BB	IBB	HBP	BLK	WP	HR	S	P	ERA	WHIP				
Randy Messenger, R ERA: 27.0	1.0		7	4	3	3	0	0	0	0	0	0	0	5	7	27.00	4.000				
53 Ryan Rupe, R ERA:	1.0	S	3	0	0	0	1	0	0	0	0	0	0	5	5	0.00	0.000				



Batter	1	2	3	4	5	6	7	8	9	AB	R	H	RBI	BB	SO	LOB	TOP																	
David Newhan, L (1,7) Val Majewski, L (6,7)	F7		K	K			F7	K		2	1	0	0	1	1	1	<b>Baltimore Orioles @ Florida Marlins</b> Roger Dean Stadium, Jupiter, FL Fri Mar 03 2006, 1:05 PM EST Att: 3,051 - Partly Cloudy - 80 F																	
17 Corey Patterson, L (1,8) 39 Jeff Fiorentino, L (6,8)	P6		K		F7		F8	BB		3	0	0	0	0	1	1																		
Jeff Conine, R (1,10) 69 Napoleon Calzado, R (7,PH)	2B		BB		K		BB	BB		2	0	1	0	1	1	0																		
Kevin Millar, R (1,3) 93 Andy Tracy, L (5,PR)	K		BB		BB		BB	BB		3	0	2	1	0	1	1																		
58 Alejandro Freire, R (8,PH)			BB		BB		BB	BB		0	0	0	0	1	0	0																		
21 Nick Markakis, L (1,9) 43 Keith Reed, R (7,PH)			BB		BB		BB	BB		0	0	0	0	1	0	0																		
Fernando Tatis, R (1,5) 66 Leo Daigle, R (6,5)	FC5-4		K		P4		F9		G5-3	3	0	0	0	0	1	4																		
Chris Gomez, R (1,6) 16 Ed Rogers, R (6,6)	K				G6-3		G3-1			3	0	0	0	0	1	1																		
12 Luis Lopez, S (1,4) 59 Eddy Garabito, S (6,PR)	K									2	1	2	0	0	0	0																		
Eli Whiteside, R (1,2) 25 Howie Clark, L (6,PH)										2	0	0	0	0	0	1																		
74 Brandon Marsters, R (6,2) Desi Relaford, S (9,PH)										1	0	0	0	0	0	1																		
<b>Inning Stats</b>	R: 0 E: 0 K: 1 S: 7	H: 1 LOB: 1 BB: 0 P: 7	R: 0 E: 0 K: 2 S: 7	H: 0 LOB: 1 BB: 1 P: 11	R: 1 E: 0 K: 2 S: 8	H: 1 LOB: 3 BB: 3 P: 20	R: 0 E: 0 K: 1 S: 6	H: 1 LOB: 1 BB: 0 P: 6	R: 0 E: 0 K: 0 S: 3	H: 0 LOB: 2 BB: 1 P: 7	R: 1 E: 0 K: 0 S: 5	H: 2 LOB: 2 BB: 1 P: 9	R: 2 E: 0 K: 2 S: 10	H: 3 LOB: 3 BB: 2 P: 18	R: 0 E: 0 K: 1 S: 6	H: 1 LOB: 1 BB: 0 P: 6	1B: 7 2B: 4 3B: 0 HR: 0	SF: 0 SAC: 0 DP: 0 HBP: 0	WP: 1 PB: 0 SB: 1 CS: 0	PA: 45														
<b>PITCHER</b>	IP WLS BF H R ER SO BB IBB HBP BLK WP HR S P ERA WHIP																																	
Brian Moehler, R (1,1) ERA: 13.5	2.0	8	1	0	0	3	1	0	0	0	0	0	0	0	14	18	0.00	1.000																
37 Rencyl Pinto, L (3,1) ERA: 9.0	1.0	7	1	1	1	2	3	0	0	0	0	0	0	8	20	9.00	4.000																	
Adam Bostick, L (4,1) ERA: 19.0	1.0	4	1	0	0	1	0	0	0	0	0	0	0	6	6	0.00	1.000																	
Nate Bump, R (5,1) ERA: 19.0	1.0	4	2	0	0	1	0	0	0	0	0	0	0	6	6	0.00	2.000																	
19 Logan Kensing, R (6,1) ERA: 19.0	1.0	H	4	0	0	0	1	0	0	0	0	0	0	3	7	0.00	1.000																	
Travis Bowyer, R (7,1) ERA: 13.5	0.2	H	4	1	1	1	0	0	0	0	0	0	0	1	0	3	7	13.50	3.000															
26 Jimmy Anderson, L (7,1) ERA: 19.0	1.0	B	9	4	2	2	1	2	0	0	0	0	0	9	17	18.00	6.000																	
Matt Herges, R (8,1) ERA: 19.0	1.1	W	5	1	0	0	2	0	0	0	0	0	0	9	9	0.00	0.750																	

Batter	1	2	3	4	5	6	7	8	9	AB	R	H	RBI	BB	SO	LOB	BOTTOM															
11 Robert Andino, R (1,6) 2 Hanley Ramirez, R (6,6)	L7		K		F9			BB		3	0	0	0	0	1	1	<b>Baltimore Orioles @ Florida Marlins</b> Roger Dean Stadium, Jupiter, FL Fri Mar 03 2006, 1:05 PM EST Att: 3,051 - Partly Cloudy - 80 F															
Dan Uggla, R (1,10) Lenny Harris, L (8,PH)	F8				G6-3		F9		FC3	3	0	0	0	0	0	1																
17 Mike Jacobs, L (1,3) Jason Stokes, R (6,3)	K				BB				SF9	2	1	1	0	0	1	0																
14 Josh Willingham, R (1,2) 37 Tom Wilson, R (6,2)										2	1	1	1	0	0	0																
27 Jeremy Hermida, L (1,9) 29 Mark Little, R (5,9)										1	1	0	0	1	0	0																
Wes Helms, R (1,5) 31 Mike Kinkade, R (6,5)										2	0	0	0	0	1	2																
3 Chris Aguilera, R (1,7) 43 Matt Cepicky, L (6,7)										2	0	1	1	0	0	0																
Reggie Abercrombie, R (1,8) Eric Reed, L (7,PH)										1	0	0	0	0	0	1																
12 Mickey Lopez, S (1,4) 28 Scott Seabol, R (6,4)										2	0	0	0	0	0	1																
										1	1	1	0	0	0	0																
<b>Inning Stats</b>	R: 0 E: 0 K: 1 S: 5	H: 0 LOB: 0 BB: 0 P: 5	R: 0 E: 0 K: 1 S: 5	H: 0 LOB: 0 BB: 0 P: 5	R: 0 E: 0 K: 1 S: 6	H: 1 LOB: 1 BB: 0 P: 6	R: 3 E: 0 K: 0 S: 6	H: 3 LOB: 1 BB: 1 P: 11	R: 0 E: 0 K: 0 S: 3	H: 0 LOB: 0 BB: 0 P: 3	R: 0 E: 0 K: 0 S: 2	H: 0 LOB: 0 BB: 0 P: 3	R: 0 E: 1 K: 0 S: 6	H: 2 LOB: 1 BB: 0 P: 6	R: 2 E: 0 K: 0 S: 6	H: 2 LOB: 1 BB: 0 P: 6	1B: 2 2B: 4 3B: 0 HR: 0	SF: 1 SAC: 0 DP: 1 HBP: 1	WP: 0 PB: 0 SB: 0 CS: 0	PA: 32												
<b>PITCHER</b>	IP WLS BF H R ER SO BB IBB HBP BLK WP HR S P ERA WHIP																															
Bruce Chen, L (1,1) ERA: 16.2	1.2	10	4	3	3	1	1	0	0	0	0	0	0	11	15	16.20	3.000															
Chris Britton, R (4,1) ERA: 16.2	1.1	4	0	0	0	0	0	0	0	1	0	0	4	5	0.00	0.000																
43 Senny Real, R (6,1) ERA: 16.2	2.0	6	0	0	0	0	0	0	1	0	0	0	5	6	0.00	0.000																
Ryan Jensen, R (8,1) ERA: 16.2	1.0	L	6	2	2	0	0	0	0	0	0	0	6	6	0.00	2.000																







Batter	1	2	3	4	5	6	7	8	9	AB	R	H	RBI	BB	SO	LOB	TOP									
11 Robert Andino, R OBP: 0.125, SLG: 0.125 74 Jose Campuzano, S OBP: 1.000, SLG: 3.000			CS	G4-3		G5-3		G6-3 3B		3	0	0	1	0	1	1	<b>Florida Marlins @ St. Louis Cardinals</b> Roger Dean Stadium, Jupiter, FL Sun Mar 05 2006, 1:05 PM EST Att: 6,288 - Partly Cloudy - 74 F									
Dan Uggla, R OBP: 0.154, SLG: 0.154 Kevin Randel, L	G1-3			P4		E5		G6-3		3	0	0	0	0	0	0										
17 Mike Jacobs, L OBP: 0.273, SLG: 0.200 Brett Carroll, R	G1-4-3			F8		G3		F7		3	0	0	0	0	0	1										
14 Josh Willingham, R OBP: 0.500, SLG: 1.200 37 Tom Wilson, R		F9			F9		E5 31 G6-3 28 E		G5-3	2	0	0	0	0	0	0										
27 Jeremy Hermida, L OBP: 0.286, SLG: 0.167 28 Scott Seabol, R OBP: 0.400, SLG: 0.600		G3			P6		FC6 31 G6-3		G6-3	2	0	0	0	0	0	0										
Wes Helms, R OBP: 0.167, SLG: 0.167 Jonathan Fulton, R		K			F8		K		F9	2	0	0	0	0	1	0										
Miguel Olivo, R OBP: 0.250, SLG: 0.571 31 Mike Kinkade, R				F8		E5 1B 11 G5-3		G6-3		2	1	0	0	0	0	0										
43 Matt Cepicky, L OBP: 0.600, SLG: 0.600 Chris Ashby, R					F8		F8		F8	2	0	1	0	0	0	1										
Reggie Abercrombie, R OBP: 0.556, SLG: 1.000 Jai Miller, R				K					G5-3	2	1	1	0	0	1	1										
										1	0	0	0	0	0	0										
<b>Inning Stats</b>	R: 0 E: 0 K: 1 S: 5	H: 0 LOB: 0 BB: 0 P: 5	R: 0 E: 0 K: 1 S: 5	H: 0 LOB: 0 BB: 0 P: 5	R: 0 E: 0 K: 1 S: 6	H: 1 LOB: 0 BB: 0 P: 6	R: 0 E: 0 K: 0 S: 3	H: 0 LOB: 0 BB: 0 P: 3	R: 0 E: 0 K: 0 S: 3	H: 0 LOB: 0 BB: 0 P: 3	R: 2 E: 2 K: 0 S: 6	H: 1 LOB: 1 BB: 0 P: 7	R: 0 E: 2 K: 1 S: 7	H: 0 LOB: 2 BB: 0 P: 7	R: 1 E: 0 K: 0 S: 4	H: 1 LOB: 0 BB: 0 P: 4	R: 0 E: 0 K: 0 S: 3	H: 0 LOB: 0 BB: 0 P: 3	1B: 2 2B: 0 3B: 1 HR: 0	SF: 0 SAC: 0 DP: 0 HBP: 0	WP: 0 PB: 0 SB: 1 CS: 1	PA: 34				
<b>PITCHER</b>	IP	WLS	BF	H	R	ER	SO	BB	IBB	HBP	BLK	WP	HR	S	P	ERA	WHIP									
30 Mark Mulder, L ERA:	3.0	W	9	1	0	0	3	0	0	0	0	0	0	0	16	16	0.00	0.333								
50 Adam Wainwright, R ERA:	3.0	L	12	1	2	0	0	0	0	0	0	0	0	12	13	0.00	0.333									
36 Alan Benes, R ERA:	1.0	H	5	0	0	0	1	0	0	0	0	0	0	7	7	0.00	0.000									
Carmen Calli, L ERA: 9.0	1.0	L	4	1	1	1	0	0	0	0	0	0	0	4	4	9.00	1.000									
64 Brad Voyles, R ERA:	1.0	S	3	0	0	0	0	0	0	0	0	0	0	3	3	0.00	0.000									

Batter	1	2	3	4	5	6	7	8	9	AB	R	H	RBI	BB	SO	LOB	BOTTOM								
22 David Eckstein, R OBP: 0.333, SLG: 0.143 3 Junior Spivey, R	G5-3		1B 26 BB	E 47 FC3-2 1B		G4-3		K 1-2		3	1	1	0	1	0	0	<b>Florida Marlins @ St. Louis Cardinals</b> Roger Dean Stadium, Jupiter, FL Sun Mar 05 2006, 1:05 PM EST Att: 6,288 - Partly Cloudy - 74 F								
Larry Bigbie, L OBP: 0.500, SLG: 0.571 Reid Gorecki, R	K		26 BB 47 BB	E3 47 FC3-2 26 BB				G6-3		4	1	2	1	0	1	1									
26 Scott Spiezio, S OBP: 0.700, SLG: 1.250	P4		47 BB 47 BB	47 FC3-2 BB						3	1	1	1	1	1	1									
47 Brian Daubach, L OBP: 0.500, SLG: 0.333 76 Travis Hanson, L OBP: 0.250, SLG: 1.000		G1-6-3	E8 7 BB 1B	FC3-2 BB			HR			3	1	1	1	0	0	3									
53 John Rodriguez, L OBP: 0.167, SLG: 0.091		G4-3	BB 7 BB 1B	K			K			3	0	0	0	1	2	3									
7 Hector Luna, R OBP: 0.455, SLG: 0.333		G5-3	BB 1B			L7		L4-6 S 1B		4	0	2	1	0	0	0									
So Taguchi, R OBP: 0.333, SLG: 0.364			L8			L7		L4-6 1-2		3	0	0	0	1	0	1									
Gary Bennett, R OBP: 0.167, SLG: 0.167 Michel Hernandez, R OBP: 0.750, SLG: 0.667			F9 BB			L5		G5-3		3	0	0	0	0	0	3									
55 Skip Schumaker, L OBP: 0.200, SLG: 0.111			22 BB 1B	G4-3						3	1	1	0	1	1	0									
										1	0	0	0	0	0	0									
<b>Inning Stats</b>	R: 0 E: 0 K: 1 S: 5	H: 0 LOB: 0 BB: 0 P: 5	R: 0 E: 0 K: 0 S: 3	H: 0 LOB: 0 BB: 0 P: 3	R: 5 E: 1 K: 0 S: 7	H: 4 LOB: 3 BB: 4 P: 23	R: 0 E: 1 K: 1 S: 7	H: 1 LOB: 3 BB: 1 P: 11	R: 0 E: 0 K: 0 S: 3	H: 0 LOB: 0 BB: 0 P: 3	R: 0 E: 0 K: 2 S: 8	H: 1 LOB: 1 BB: 0 P: 8	R: 1 E: 0 K: 1 S: 6	H: 2 LOB: 0 BB: 0 P: 7	R: 0 E: 1 K: 1 S: 6	H: 1 LOB: 1 BB: 0 P: 6	R: 0 E: 0 K: 0 S: 3	H: 0 LOB: 0 BB: 0 P: 3	1B: 8 2B: 1 3B: 0 HR: 1	SF: 0 SAC: 0 DP: 1 HBP: 0	WP: 0 PB: 0 SB: 1 CS: 0	PA: 38			
<b>PITCHER</b>	IP	WLS	BF	H	R	ER	SO	BB	IBB	HBP	BLK	WP	HR	S	P	ERA	WHIP								
52 Sergio Mitre, R ERA:	2.0	L	6	0	0	0	0	0	0	0	0	0	0	5	13	67.50	7.500								
Yusmeiro Petit, R ERA: 67.5	0.2	L	7	3	5	5	0	2	0	0	0	0	0	2	10	0.00	9.000								
Adam Bostick, L ERA:	0.1	L	4	1	0	0	0	2	0	0	0	0	0	2	11	0.00	2.000								
Joe Borowski, R ERA:	1.0	L	6	1	0	0	1	1	0	0	0	0	0	7	11	0.00	2.000								
Taylor Tankerley, L ERA:	1.0	L	3	0	0	0	0	0	0	0	0	0	0	3	3	0.00	0.000								
<b>PITCHER</b>	IP	WLS	BF	H	R	ER	SO	BB	IBB	HBP	BLK	WP	HR	S	P	ERA	WHIP								
51 Buddy Carlyle, R ERA: 3.86 Randy Messenger, R ERA: 13.5	6.1	L	8	3	1	1	3	0	0	0	0	0	0	6	6	0.00	1.000								

AB	33
R	3
H	3
RBI	2
BB	0
SO	4
LOB	11



AB	33
R	6
H	9
RBI	5
BB	5
SO	6
LOB	14






Batter	1	2	3	4	5	6	7	8	9	10	AB	R	H	RBI	BB	SO	LOB	TOP			
13 Oscar Robles, L OBP: 0.364, SLG: 0.700 70 Edwin Bellorn, R OBP: 0.750, SLG: 0.750	4-0 BB		0-0 G4-6-3			0-0 G4-3		0-0 F9			2	0	0	0	1	0	1	<b>Los Angeles Dodgers @ Florida Marlins</b> Roger Dean Stadium, Jupiter, FL Mon Mar 06 2006, 1:05 PM EST Att: 5,557 - Partly Cloudy - 76 F			
18 Ramon Martinez, R OBP: 0.444, SLG: 0.556 Blake DeWitt, L OBP: 0.333, SLG: 0.333	0-0 F7		0-0 2B			0-0 L9		0-3 K			3	0	1	0	0	0	1				
Bill Mueller, S OBP: 0.400, SLG: 0.500 Ivan De Jesus Jr., R (6, 6)	0-0 1B		0-0 F8			0-0 G6-3			0-3 K		3	0	1	0	0	0	1				
27 Matt Kemp, R OBP: 0.214, SLG: 0.500 90 Jamie Hoffmann, R (7, 8)	0-3 K			0-0 L9			0-0 F8		0-0 G6-3		3	0	0	0	0	0	1				
Dioner Navarro, S 92 Jimmy Rohan, R (6, 5)	0-0 P5			0-0 L7			0-0 G6-3		0-0 G6-3		2	0	0	0	0	0	2				
Cody Ross, R OBP: 0.250, SLG: 0.750		0-0 G6-3		0-0 L7			0-0 HR			0-0 88 CS 2B	4	1	2	1	0	0	0				
68 Jon Weber, L OBP: 0.375, SLG: 0.167		0-3 K			0-0 F7					0-3 K	4	0	0	0	0	3	1				
88 Chris Truby, R OBP: 0.167, SLG: 0.333		0-3 K			0-0 G6-3					0-1 P5	4	0	1	0	0	1	1				
90 Cory Dunlap, L (1, 10)			4-0 13 G4-6-3 BB					0-3 K			2	0	0	0	1	2	1				
<b>Inning Stats</b>	R: 0 E: 0 K: 1 S: 6	H: 1 LOB: 2 BB: 1 P: 10	R: 0 E: 0 K: 2 S: 7	H: 0 LOB: 0 BB: 0 P: 7	R: 0 E: 0 K: 0 S: 3	H: 0 LOB: 0 BB: 0 P: 3	R: 0 E: 0 K: 1 S: 5	H: 0 LOB: 0 BB: 0 P: 5	R: 0 E: 0 K: 0 S: 3	H: 0 LOB: 0 BB: 0 P: 3	R: 1 E: 0 K: 1 S: 6	H: 1 LOB: 0 BB: 0 P: 6	R: 0 E: 0 K: 2 S: 5	H: 0 LOB: 0 BB: 0 P: 5	R: 0 E: 0 K: 1 S: 6	H: 1 LOB: 0 BB: 0 P: 6	R: 0 E: 0 K: 1 S: 6		H: 1 LOB: 0 BB: 0 P: 6	1B: 1 2B: 3 3B: 0 HR: 1	SF: 0 SAC: 0 DP: 1 HBP: 0
<b>PITCHER</b>	IP	WLS	BF	H	R	ER	SO	BB	IBB	HBP	BLK	WP	HR	S	P	ERA	WHIP				
Jason Vargas, L ERA: 5.4	3.0		12	2	0	0	3	2	0	0	0	0	0	16	24	0.00	1.333				
Travis Bowyer, R ERA: 5.4	1.0		3	0	0	0	0	0	0	0	0	0	0	3	3	0.00	0.000				
26 Jimmy Anderson, L ERA: 9.0	1.0		3	0	0	0	1	0	0	0	0	0	0	5	5	0.00	0.000				
Chris Resop, R ERA: 3.0	1.0		3	0	0	0	0	0	0	0	0	0	0	3	3	0.00	0.000				
53 Ryan Rupe, R ERA: 3.0	2.0		8	2	1	1	3	0	0	0	0	0	1	14	14	4.50	1.000				

AB	33
R	1
H	5
RBI	1
BB	2
SO	9
LOB	12



Batter	1	2	3	4	5	6	7	8	9	10	AB	R	H	RBI	BB	SO	LOB	BOTTOM			
Eric Reed, L OBP: 0.200, SLG: 0.111 Jai Miller, R (8, 8)	0-0 B1-3		0-0 G6-3			0-3 K		0-0 G3		0-0 G6-4-3	4	0	0	0	0	1	0	<b>Los Angeles Dodgers @ Florida Marlins</b> Roger Dean Stadium, Jupiter, FL Mon Mar 06 2006, 1:05 PM EST Att: 5,557 - Partly Cloudy - 76 F			
2 Hanley Ramirez, R OBP: 0.364, SLG: 0.300 11 Robert Andino, R OBP: 0.200, SLG: 0.111	0-0 27 CS 1B		0-0 E6 27 BB		0-0 G4-3			4-0 28 P1-6 29 FC1 BB		0-0 G5-3	3	0	1	0	0	0	0				
27 Jeremy Hermida, L OBP: 0.500, SLG: 0.429 29 Mark Little, R (7, 9)	4-0 1-2 BB		4-0 1-2 BB			0-0 1B 14 SF8 2B		0-0 FC1 37 C6-4		0-0 F8	1	0	1	0	2	0	0				
Jason Stokes, R OBP: 0.667 28 Scott Seabolt, R OBP: 0.286, SLG: 0.429	0-0 F8		0-0 L8			0-0 20 FC6-4 1B		0-0 P1-6		0-3 K	3	0	1	0	0	0	3				
14 Josh Willingham, R 37 Tom Wilson, R (8, PH) (9, 10)		0-0 G6-3		0-0 3B		0-0 SF8		0-0 FC6-4		0-0 F8	2	0	1	1	0	0	0				
Lenny Harris, L OBP: 0.500, SLG: 0.571 12 Mickey Lopez, S (6, 4)		0-0 FC6-4 1B		0-0 K		0-0 P4		0-0 FC6-4		0-3 K	2	0	0	0	0	1	2				
Miguel Olivo, R OBP: 0.200, SLG: 0.444 20 Matt Treanor, R OBP: 0.500, SLG: 0.600 74 Jose Campuzano, S OBP: 1.000, SLG: 3.000 Ryan Jorgensen, R (10, 2)		0-0 FC6-4		0-0 G5-3		0-0 FC6-4		0-0 FC6-4		0-0 K	2	0	0	0	0	0	2				
Wes Helms, R OBP: 0.125, SLG: 0.125 31 Mike Kinkade, R OBP: 0.250, SLG: 0.286		0-3 K		0-0 F7				0-0 FC6-4		0-0 K	2	0	0	0	0	0	0				
3 Chris Aquila, R OBP: 0.200, SLG: 0.222 43 Matt Cepicky, L OBP: 0.667, SLG: 0.600			0-0 L8			0-0 G6-3		0-0 G6-3		4-0 G6-4-3 BB	3	0	0	0	0	0	0				
<b>Inning Stats</b>	R: 0 E: 0 K: 0 S: 3	H: 1 LOB: 1 BB: 1 P: 7	R: 0 E: 0 K: 1 S: 6	H: 1 LOB: 1 BB: 0 P: 6	R: 0 E: 1 K: 0 S: 4	H: 0 LOB: 2 BB: 1 P: 8	R: 0 E: 0 K: 1 S: 6	H: 1 LOB: 1 BB: 0 P: 6	R: 0 E: 0 K: 1 S: 5	H: 0 LOB: 0 BB: 0 P: 5	R: 1 E: 0 K: 0 S: 5	H: 2 LOB: 2 BB: 0 P: 5	R: 0 E: 0 K: 0 S: 3	H: 0 LOB: 1 BB: 1 P: 7	R: 0 E: 0 K: 1 S: 6	H: 3 LOB: 3 BB: 10 P: 10	R: 0 E: 0 K: 1 S: 5		H: 0 LOB: 0 BB: 0 P: 5	1B: 4 2B: 3 3B: 1 HR: 0	SF: 1 SAC: 0 DP: 2 HBP: 0
<b>PITCHER</b>	IP	WLS	BF	H	R	ER	SO	BB	IBB	HBP	BLK	WP	HR	S	P	ERA	WHIP				
Aaron Sele, R ERA: 4.5	2.2		11	2	0	0	1	1	0	0	0	0	0	12	16	0.00	1.125				
Brian Meadows, R ERA: 4.5	2.1		9	1	0	0	2	1	0	0	0	0	0	12	16	0.00	0.857				
Greg Miller, L ERA: 4.5	1.0		5	2	1	1	0	0	0	0	0	0	0	5	5	9.00	2.000				
47 Tim Hamulack, L ERA: 3.0	2.0		7	0	0	0	0	1	0	0	0	0	0	6	10	0.00	0.500				
89 Chris Malone, R ERA: 3.0	1.0		5	2	0	0	1	1	0	0	0	0	0	6	10	0.00	3.000				

AB	35
R	1
H	7
RBI	1
BB	4
SO	5
LOB	19













Batter	1	2	3	4	5	6	7	8	9	AB	R	H	RBI	BB	SO	LOB	TOP		
2 Hanley Ramirez, R OBP: 0.408, SLG: 0.619 75 James Guerrero, R (7, 6)	G5-3		HR		P4		G4-3		G4-3	4	1	1	1	0	0	0	<b>Florida Marlins @ St. Louis Cardinals</b> Roger Dean Stadium, Jupiter, FL Thu Mar 09 2006, 1:05 PM EST Att. 4,552 - Partly Cloudy - 74 F		
Dan Uggla, R OBP: 0.360, SLG: 0.565 Kevin Randel, L (7, PR) OBP: 0.333, SLG: 0.333 (7, 4)	F7		F8				27 BB 1B		1B	3	0	1	0	0	0	0			
27 Jeremy Hermida, L OBP: 0.429, SLG: 0.400 Brett Carroll, R OBP: 0.286, SLG: 0.286 (7, 9) (8, 7)	K		G4-3 14 1B BB		F8		G6-3 BB		G6-3	2	0	0	0	2	1	1			
14 Josh Willingham, R OBP: 0.563, SLG: 1.000 Ryan Jorgensen, R OBP: 0.200, SLG: 0.400 (6, 2)		G6-3	G4-3 1-2 1B		F7		G6-3			3	0	1	0	0	0	1			
Lenny Harris, L OBP: 0.417, SLG: 0.545 78 Gaby Sanchez, R (3, 5)		G6-3	G4-3 1-2 2-3 1B		P3				G5-3	2	1	1	0	0	0	2			
Jason Stokes, R OBP: 0.316, SLG: 0.611 37 Tom Wilson, R (6, 3) (8, 9)		G6-3	K		HR				F7	3	1	2	2	0	1	2			
43 Matt Cepicky, L OBP: 0.520, SLG: 0.571 Greg Burns, L (7, 7) (8, 8)		1B			G6-3		K		28 FC6-4 BB	3	0	1	0	0	1	0			
Reggie Abercrombie, R OBP: 0.520, SLG: 0.778 28 Scott Seaton, R OBP: 0.400, SLG: 0.444 (8, PH) (8, 3)		P5			G6-3		1B		FC6-4	3	0	1	0	0	0	2			
3 Chris Aquila, R OBP: 0.154, SLG: 0.167 13 Paul Hoover, R (9, PH) (9, 10)		K			P4		G5-3		G5-3	3	0	0	0	0	1	3			
										1B: 6	SF: 0	WP: 0	PA: 39						
<b>Inning Stats</b>	R: 0 E: 0 K: 1 S: 5	H: 0 LOB: 0 BB: 0 P: 5	R: 1 E: 0 K: 1 S: 8	H: 3 LOB: 2 BB: 0 P: 8	R: 1 E: 0 K: 1 S: 7	H: 2 LOB: 2 BB: 1 P: 11	R: 0 E: 0 K: 0 S: 3	H: 0 LOB: 0 BB: 0 P: 3	R: 0 E: 0 K: 1 S: 7	H: 2 LOB: 1 BB: 0 P: 7	R: 0 E: 0 K: 0 S: 3	H: 1 LOB: 2 BB: 1 P: 7	R: 0 E: 0 K: 0 S: 3	H: 0 LOB: 1 BB: 0 P: 7	R: 0 E: 0 K: 0 S: 4	H: 1 LOB: 1 BB: 0 P: 4	1B: 6 2B: 1 3B: 0 HR: 2	SF: 0 SAC: 0 DP: 1 HBP: 1	WP: 0 PB: 0 SB: 0 CS: 0
<b>PITCHER</b>	IP WLS BF H R ER SO BB IBB HBP BLK WP HR S P ERA WHIP	IP WLS BF H R ER SO BB IBB HBP BLK WP HR S P ERA WHIP	IP WLS BF H R ER SO BB IBB HBP BLK WP HR S P ERA WHIP	IP WLS BF H R ER SO BB IBB HBP BLK WP HR S P ERA WHIP	IP WLS BF H R ER SO BB IBB HBP BLK WP HR S P ERA WHIP	IP WLS BF H R ER SO BB IBB HBP BLK WP HR S P ERA WHIP	IP WLS BF H R ER SO BB IBB HBP BLK WP HR S P ERA WHIP	IP WLS BF H R ER SO BB IBB HBP BLK WP HR S P ERA WHIP	IP WLS BF H R ER SO BB IBB HBP BLK WP HR S P ERA WHIP	IP WLS BF H R ER SO BB IBB HBP BLK WP HR S P ERA WHIP	IP WLS BF H R ER SO BB IBB HBP BLK WP HR S P ERA WHIP	IP WLS BF H R ER SO BB IBB HBP BLK WP HR S P ERA WHIP	IP WLS BF H R ER SO BB IBB HBP BLK WP HR S P ERA WHIP	IP WLS BF H R ER SO BB IBB HBP BLK WP HR S P ERA WHIP	IP WLS BF H R ER SO BB IBB HBP BLK WP HR S P ERA WHIP	IP WLS BF H R ER SO BB IBB HBP BLK WP HR S P ERA WHIP			
23 Anthony Reyes, R ERA: 11.81 Sidney Ponson, R ERA: 6.0 41 Braden Looper, R ERA: 7.71 34 Randy Flores, L ERA: 10.13 Brian Falkenberg, R ERA:	3.0 L 15 5 2 2 3 1 0 0 0 0 1 20 24 6.00 2.000	4.0 L 16 3 1 1 1 1 0 1 0 0 0 1 16 22 2.25 1.000	1.0 L 4 0 0 0 0 1 0 0 0 0 0 3 7 0.00 1.000	0.2 L 2 0 0 0 0 0 0 0 0 0 0 2 2 0.00 0.000	0.1 L 2 1 0 0 0 0 0 0 0 0 0 2 2 0.00 3.000														

AB	35
R	3
H	9
RBI	3
BB	3
SO	4
LOB	15



Batter	1	2	3	4	5	6	7	8	9	AB	R	H	RBI	BB	SO	LOB	BOTTOM		
22 David Eckstein, R OBP: 0.333, SLG: 0.267 Brendan Ryan, R (8, 6)	G3-1		27 BB BB		G5-3					2	0	0	0	1	0	0	<b>Florida Marlins @ St. Louis Cardinals</b> Roger Dean Stadium, Jupiter, FL Thu Mar 09 2006, 1:05 PM EST Att. 4,552 - Partly Cloudy - 74 F		
27 Scott Rolen, R (1, 5)	K				G6-3				K	1	0	0	0	1	1	0			
3 Junior Spivey, R OBP: 0.190, SLG: 0.056 (5, 4)										2	0	0	0	0	1	2			
16 Chris Duncan, L OBP: 0.321, SLG: 0.577 Reid Gorecki, R OBP: 0.600, SLG: 0.500 (6, PR) (7, 9) (9, 8)	G3		F7						L5	2	0	0	0	1	0	2			
John Gall, R OBP: 0.348, SLG: 0.381 (1, 10)		F7			G6-3				7 G4-3 80 1B	4	0	1	0	0	0	1			
26 Scott Spiezio, S OBP: 0.524, SLG: 0.750 80 Gabe Johnson, R OBP: 0.500, SLG: 0.333 (8, 3)		P6							7 G4-3 1B	3	0	1	0	0	0	0			
Larry Bigbie, L OBP: 0.333, SLG: 0.429 (1, 7)									F7	4	0	1	0	0	1	3			
7 Hector Luna, R OBP: 0.286, SLG: 0.167 (1, 4) (5, 5)					G1-3				G4-3	4	0	0	0	0	1	4			
Gary Bennett, R OBP: 0.214, SLG: 0.286 70 Prentice Redman, R OBP: 0.200, SLG: 0.333 (8, PH) (9, 9)			G5-3						K	2	0	0	0	0	1	0			
55 Skip Schumaker, L OBP: 0.278, SLG: 0.235 So Taguchi, R OBP: 0.286, SLG: 0.300 81 Brian Esposito, R (8, PH) (9, 2)			F9		G1-3				G6-3	2	0	0	0	0	0	0			
										1B: 2	SF: 0	WP: 0	PA: 35						
<b>Inning Stats</b>	R: 0 E: 0 K: 1 S: 5	H: 1 LOB: 1 BB: 0 P: 6	R: 0 E: 0 K: 1 S: 6	H: 0 LOB: 2 BB: 2 P: 11	R: 0 E: 0 K: 1 S: 6	H: 1 LOB: 1 BB: 0 P: 6	R: 0 E: 0 K: 1 S: 5	H: 0 LOB: 0 BB: 0 P: 5	R: 0 E: 0 K: 0 S: 2	H: 0 LOB: 1 BB: 1 P: 6	R: 0 E: 0 K: 0 S: 3	H: 0 LOB: 0 BB: 0 P: 3	R: 0 E: 0 K: 1 S: 6	H: 1 LOB: 2 BB: 1 P: 10	R: 0 E: 0 K: 1 S: 7	H: 2 LOB: 2 BB: 0 P: 7	1B: 2 2B: 3 3B: 0 HR: 0	SF: 0 SAC: 0 DP: 1 HBP: 0	WP: 0 PB: 0 SB: 0 CS: 0
<b>PITCHER</b>	IP WLS BF H R ER SO BB IBB HBP BLK WP HR S P ERA WHIP	IP WLS BF H R ER SO BB IBB HBP BLK WP HR S P ERA WHIP	IP WLS BF H R ER SO BB IBB HBP BLK WP HR S P ERA WHIP	IP WLS BF H R ER SO BB IBB HBP BLK WP HR S P ERA WHIP	IP WLS BF H R ER SO BB IBB HBP BLK WP HR S P ERA WHIP	IP WLS BF H R ER SO BB IBB HBP BLK WP HR S P ERA WHIP	IP WLS BF H R ER SO BB IBB HBP BLK WP HR S P ERA WHIP	IP WLS BF H R ER SO BB IBB HBP BLK WP HR S P ERA WHIP	IP WLS BF H R ER SO BB IBB HBP BLK WP HR S P ERA WHIP	IP WLS BF H R ER SO BB IBB HBP BLK WP HR S P ERA WHIP	IP WLS BF H R ER SO BB IBB HBP BLK WP HR S P ERA WHIP	IP WLS BF H R ER SO BB IBB HBP BLK WP HR S P ERA WHIP	IP WLS BF H R ER SO BB IBB HBP BLK WP HR S P ERA WHIP	IP WLS BF H R ER SO BB IBB HBP BLK WP HR S P ERA WHIP	IP WLS BF H R ER SO BB IBB HBP BLK WP HR S P ERA WHIP	IP WLS BF H R ER SO BB IBB HBP BLK WP HR S P ERA WHIP			
47 Ricky Nolasco, R ERA: 51 Buddy Carlyle, R ERA: Harvey Garcia, R ERA: 53 Ryan Rupe, R ERA: 2.25 Chris Resop, R ERA:	2.2 W 10 1 0 0 2 1 0 0 0 0 0 7 11 0.00 1.500	1.1 W 6 1 0 0 1 1 0 0 0 0 0 7 11 0.00 1.500	1.0 W 3 0 0 0 1 0 0 0 0 0 0 5 5 0.00 0.000	1.0 H 3 0 0 0 0 1 0 0 0 0 0 2 6 0.00 1.000	1.0 H 3 0 0 0 0 0 0 0 0 0 0 3 3 0.00 0.000														
Matt Herges, R ERA: Travis Bowyer, R ERA: 3.35	1.0 H 5 2 0 0 1 0 0 0 0 0 0 7 7 0.00 2.000	1.0 S 5 2 0 0 1 0 0 0 0 0 0 7 7 0.00 2.000																	



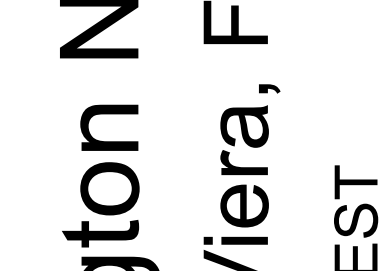


Batter	1	2	3	4	5	6	7	8	9	AB	R	H	RBI	BB	SO	LOB	TOP																																		
11 Robert Andino, R OBP: 0.450, SLG: 0.588 74 Jose Campuzano, S OBP: 0.214, SLG: 1.000	G1-3		17 S 1B	12 1B BB		1B 2B	K			3	1	2	2	1	0	0	<b>Florida Marlins @ Washington Nationals</b> Space Coast Stadium, Viera, FL Thu Mar 09 2006, 1:05 PM EST Att: 1,526 - Cloudy - 72 F																																		
12 Mickey Lopez, S OBP: 0.214, SLG: 0.083			F7			K		G4-3		4	0	1	0	1	1	3																																			
17 Mike Jacobs, L OBP: 0.409, SLG: 0.400 Brad McCann, R OBP: 0.214, SLG: 0.083	P5		31 1B 1B	F8		G5-3		G6-3		3	0	0	0	1	0	6																																			
Wes Helms, R OBP: 0.421, SLG: 0.556 Jonathan Fulton, R OBP: 0.214, SLG: 0.083	K		31 1B 1B			G5-3		G6-3		4	0	2	2	0	1	1																																			
31 Mike Kinkade, R OBP: 0.313, SLG: 0.467 Chris Ashby, R OBP: 0.200, SLG: 0.800			F8			F9		G2-3		4	0	1	0	0	0	3																																			
Miguel Olivo, R OBP: 0.267, SLG: 0.429 20 Matt Treanor, R OBP: 0.455, SLG: 0.444			P3	G6-3		P6				3	0	0	0	0	0	3																																			
29 Mark Little, R OBP: 0.333, SLG: 0.250			E6							4	2	1	0	1	0	0																																			
Jai Miller, R OBP: 0.111, SLG: 0.222			B1-3			F9				4	1	0	0	0	0	4																																			
Eric Reed, L OBP: 0.333, SLG: 0.267			K	FC1-6 1B		11 2B 1B				4	1	2	1	0	1	1																																			
						11 2B 1B																																													
<b>Inning Stats</b>	R: 0 E: 0 K: 1 S: 5	H: 0 LOB: 1 BB: 1 P: 10	R: 0 E: 1 K: 0 S: 4	H: 0 LOB: 1 BB: 0 P: 4	R: 1 E: 0 K: 1 S: 8	H: 3 LOB: 3 BB: 1 P: 12	R: 0 E: 1 K: 0 S: 4	H: 1 LOB: 3 BB: 2 P: 12	R: 0 E: 0 K: 0 S: 3	H: 0 LOB: 0 BB: 0 P: 3	R: 3 E: 1 K: 1 S: 10	H: 4 LOB: 3 BB: 0 P: 10	R: 1 E: 1 K: 1 S: 7	H: 1 LOB: 0 BB: 0 P: 7	R: 0 E: 0 K: 0 S: 3	H: 0 LOB: 0 BB: 0 P: 3	R: 0 E: 0 K: 0 S: 3	H: 0 LOB: 0 BB: 0 P: 3	1B: 7 2B: 2 3B: 0 HR: 0	SF: 0 SAC: 0 DP: 0 HBP: 0	WP: 0 PB: 0 SB: 2 CS: 0	PA: 43																													
<b>PITCHER</b>	IP WLS BF H R ER SO BB IBB HBP BLK WP HR S P ERA WHIP	IP WLS BF H R ER SO BB IBB HBP BLK WP HR S P ERA WHIP	IP WLS BF H R ER SO BB IBB HBP BLK WP HR S P ERA WHIP	IP WLS BF H R ER SO BB IBB HBP BLK WP HR S P ERA WHIP	IP WLS BF H R ER SO BB IBB HBP BLK WP HR S P ERA WHIP	IP WLS BF H R ER SO BB IBB HBP BLK WP HR S P ERA WHIP	IP WLS BF H R ER SO BB IBB HBP BLK WP HR S P ERA WHIP	IP WLS BF H R ER SO BB IBB HBP BLK WP HR S P ERA WHIP	IP WLS BF H R ER SO BB IBB HBP BLK WP HR S P ERA WHIP	IP WLS BF H R ER SO BB IBB HBP BLK WP HR S P ERA WHIP	IP WLS BF H R ER SO BB IBB HBP BLK WP HR S P ERA WHIP	IP WLS BF H R ER SO BB IBB HBP BLK WP HR S P ERA WHIP	IP WLS BF H R ER SO BB IBB HBP BLK WP HR S P ERA WHIP	IP WLS BF H R ER SO BB IBB HBP BLK WP HR S P ERA WHIP	IP WLS BF H R ER SO BB IBB HBP BLK WP HR S P ERA WHIP	IP WLS BF H R ER SO BB IBB HBP BLK WP HR S P ERA WHIP	IP WLS BF H R ER SO BB IBB HBP BLK WP HR S P ERA WHIP	IP WLS BF H R ER SO BB IBB HBP BLK WP HR S P ERA WHIP	IP WLS BF H R ER SO BB IBB HBP BLK WP HR S P ERA WHIP	IP WLS BF H R ER SO BB IBB HBP BLK WP HR S P ERA WHIP	IP WLS BF H R ER SO BB IBB HBP BLK WP HR S P ERA WHIP	IP WLS BF H R ER SO BB IBB HBP BLK WP HR S P ERA WHIP	IP WLS BF H R ER SO BB IBB HBP BLK WP HR S P ERA WHIP	IP WLS BF H R ER SO BB IBB HBP BLK WP HR S P ERA WHIP																											
Brandon Watson, L OBP: 0.435, SLG: 0.368 Tyrell Godwin, L OBP: 0.364, SLG: 0.636	F7		G4-3			BB 24 HBP BB	K		G4-3	2	1	0	0	1	0	0	<b>Florida Marlins @ Washington Nationals</b> Space Coast Stadium, Viera, FL Thu Mar 09 2006, 1:05 PM EST Att: 1,526 - Cloudy - 72 F																																		
Jose Vidro, S OBP: 0.273, SLG: 0.273 Wesley Carroll, R OBP: 0.500, SLG: 0.500			F9	G5-3		24 HBP 25 2B 1B	F8			2	0	0	0	0	0	0																																			
Ryan Church, L OBP: 0.456, SLG: 0.444 39 Kenny Kelly, R OBP: 0.357, SLG: 0.250			G3			11 CS BB				1	1	0	0	2	0	0																																			
11 Ryan Zimmerman, R OBP: 0.320, SLG: 0.565 Kory Casto, L			L8			25 2B BB				2	0	0	0	0	1	1																																			
24 Nick Johnson, L OBP: 0.200, SLG: 0.214 Matthew LeCroy, R OBP: 0.308, SLG: 0.538			G3-1			25 2B HBP				2	0	0	1	0	0	0																																			
25 Marlon Byrd, R OBP: 0.423, SLG: 0.455										3	0	2	2	1	0	0																																			
Michael Tucker, L OBP: 0.286, SLG: 0.167										4	0	1	0	0	2	4																																			
7 Wiki Gonzalez, R OBP: 0.400, SLG: 0.250 10 Brandon Harper, R OBP: 0.333, SLG: 0.333										3	0	0	0	0	0	4																																			
15 Cristian Guzman, S OBP: 0.222, SLG: 0.222 76 Ian Desmond, R OBP: 0.375, SLG: 0.286										1	0	0	0	0	0	0																																			
										3	1	1	0	0	0	0																																			
<b>Inning Stats</b>	R: 0 E: 0 K: 0 S: 3	H: 0 LOB: 0 BB: 0 P: 3	R: 0 E: 0 K: 0 S: 5	H: 2 LOB: 0 BB: 0 P: 5	R: 0 E: 0 K: 0 S: 3	H: 0 LOB: 0 BB: 0 P: 3	R: 0 E: 0 K: 1 S: 4	H: 0 LOB: 0 BB: 1 P: 9	R: 0 E: 0 K: 0 S: 3	H: 0 LOB: 0 BB: 0 P: 3	R: 4 E: 1 K: 2 S: 10	H: 3 LOB: 2 BB: 2 P: 20	R: 0 E: 0 K: 1 S: 5	H: 0 LOB: 0 BB: 0 P: 5	R: 0 E: 0 K: 1 S: 6	H: 2 LOB: 1 BB: 1 P: 10	R: 0 E: 0 K: 1 S: 5	H: 0 LOB: 0 BB: 0 P: 5	1B: 6 2B: 1 3B: 0 HR: 0	SF: 0 SAC: 0 DP: 1 HBP: 1	WP: 1 PB: 0 SB: 0 CS: 1	PA: 37																													
<b>PITCHER</b>	IP WLS BF H R ER SO BB IBB HBP BLK WP HR S P ERA WHIP	IP WLS BF H R ER SO BB IBB HBP BLK WP HR S P ERA WHIP	IP WLS BF H R ER SO BB IBB HBP BLK WP HR S P ERA WHIP	IP WLS BF H R ER SO BB IBB HBP BLK WP HR S P ERA WHIP	IP WLS BF H R ER SO BB IBB HBP BLK WP HR S P ERA WHIP	IP WLS BF H R ER SO BB IBB HBP BLK WP HR S P ERA WHIP	IP WLS BF H R ER SO BB IBB HBP BLK WP HR S P ERA WHIP	IP WLS BF H R ER SO BB IBB HBP BLK WP HR S P ERA WHIP	IP WLS BF H R ER SO BB IBB HBP BLK WP HR S P ERA WHIP	IP WLS BF H R ER SO BB IBB HBP BLK WP HR S P ERA WHIP	IP WLS BF H R ER SO BB IBB HBP BLK WP HR S P ERA WHIP	IP WLS BF H R ER SO BB IBB HBP BLK WP HR S P ERA WHIP	IP WLS BF H R ER SO BB IBB HBP BLK WP HR S P ERA WHIP	IP WLS BF H R ER SO BB IBB HBP BLK WP HR S P ERA WHIP	IP WLS BF H R ER SO BB IBB HBP BLK WP HR S P ERA WHIP	IP WLS BF H R ER SO BB IBB HBP BLK WP HR S P ERA WHIP	IP WLS BF H R ER SO BB IBB HBP BLK WP HR S P ERA WHIP	IP WLS BF H R ER SO BB IBB HBP BLK WP HR S P ERA WHIP	IP WLS BF H R ER SO BB IBB HBP BLK WP HR S P ERA WHIP	IP WLS BF H R ER SO BB IBB HBP BLK WP HR S P ERA WHIP	IP WLS BF H R ER SO BB IBB HBP BLK WP HR S P ERA WHIP	IP WLS BF H R ER SO BB IBB HBP BLK WP HR S P ERA WHIP	IP WLS BF H R ER SO BB IBB HBP BLK WP HR S P ERA WHIP	IP WLS BF H R ER SO BB IBB HBP BLK WP HR S P ERA WHIP	IP WLS BF H R ER SO BB IBB HBP BLK WP HR S P ERA WHIP																										
Scott Olsen, L ERA: 3.0 Scott Tyler, R ERA: 4.1 Jose Garcia, R ERA: 5.1 Adam Bostick, L ERA: 27.0 Chris George, L ERA: 6.1	3.0 1.0 1.0 0.0 1.0	WLS 3 3 0 W	BF 15 6 11 8 3	H 3 1 4 1 0	R 1 0 3 1 0	ER 1 0 1 0 0	SO 2 1 1 0 0	BB 2 0 0 0 0	IBB 0 0 0 0 0	HBP 0 0 0 0 0	BLK 0 0 0 0 0	WP 0 0 0 0 0	HR 0 4 0 0 0	S 17 4 13 10 3	P 26 12 13 10 3	ERA 3.00 0.00 4.50 0.00 0.00	WHIP 1.667 3.000 2.000 0.500 0.000	IP 3.0 1.0 2.0 2.0 1.0	WLS 0 0 L 0	BF 15 6 8 3	H 3 1 1 0	R 1 0 1 0	ER 1 0 0 0	SO 2 1 1 0	BB 2 0 0 0	IBB 0 0 0 0	HBP 0 0 0 0	BLK 0 0 0 0	WP 0 0 0 0	HR 0 4 0 0	S 17 4 13 10 3	P 26 12 13 10 3	ERA 3.00 0.00 4.50 0.00 0.00	WHIP 1.667 3.000 2.000 0.500 0.000	IP 3.0 1.0 2.0 2.0 1.0	WLS 0 0 L 0	BF 15 6 8 3	H 3 1 1 0	R 1 0 1 0	ER 1 0 0 0	SO 2 1 1 0	BB 2 0 0 0	IBB 0 0 0 0	HBP 0 0 0 0	BLK 0 0 0 0	WP 0 0 0 0	HR 0 4 0 0	S 17 4 13 10 3	P 26 12 13 10 3	ERA 3.00 0.00 4.50 0.00 0.00	WHIP 1.667 3.000 2.000 0.500 0.000
26 Jimmy Anderson, L ERA: 6.0 73 Nic Ungs, R ERA: 8.1 Brad Clontz, R ERA: 9.1	7.1 8.1 9.1	WLS H S	BF 11 5 3	H 3 0	R 0 0	ER 0 0 0	SO 1 1 1	BB 1 0 0	IBB 0 0 0	HBP 0 0 0	BLK 0 0 0	WP 0 0 0	HR 0 5 0	S 5 3 3	P 5 10 5	ERA 0.00 0.00 0.00	WHIP 0.000 3.000 0.000	IP 7.1 8.1 9.1	WLS H S	BF 11 5 3	H 3 0	R 0 0	ER 0 0 0	SO 1 1 1	BB 1 0 0	IBB 0 0 0	HBP 0 0 0	BLK 0 0 0	WP 0 0 0	HR 0 5 0	S 5 3 3	P 5 10 5	ERA 0.00 0.00 0.00	WHIP 0.000 3.000 0.000																	

AB	39
R	5
H	9
RBI	5
BB	4
SO	4
LOB	22



AB	32
R	4
H	7
RBI	4
BB	4
SO	6
LOB	13





Batter	1	2	3	4	5	6	7	8	9	AB	R	H	RBI	BB	SO	LOB	TOP			
David Newhan, L (1, 8) OBP: 0.474, SLG: 0.706 39 Jeff Fiorentino, L (6, 8) OBP: 0.273, SLG: 0.300	G1-3		SF8 2B		FC4-6 16 1B G1-6-3		F8		F7	3	1	1	0	0	0	1				
16 Ed Rogers, R (1, 5) OBP: 0.400, SLG: 0.467 12 Luis Lopez, S (7, 5) OBP: 0.444, SLG: 0.375		1B			G1-6-3			WP 43 1B SF7		3	0	2	0	0	0	0	1			
Val Majewski, L (1, 9) OBP: 0.235, SLG: 0.267 43 Keith Reed, R (6, PR) OBP: 0.333, SLG: 0.333 (6, 9)	F9		SF8			E4 21 BB		WP 1B		2	0	0	1	0	0	0	1			
Jeff Conine, R (1, 10) OBP: 0.286, SLG: 0.278 Fernando Tatis, R (8, PH) OBP: 0.091, SLG: 0.091 (8, 10)	P4		F7-6-3			P3		P6		3	0	0	0	0	0	3				
21 Nick Markakis, L (1, 7) OBP: 0.609, SLG: 0.800		E4 59 FC4-6 1B			G5-3 1B			SF7		2	0	1	1	1	0	0				
Chris Gomez, R (1, 6) OBP: 0.300, SLG: 0.222 12 Brandon Fahey, L (6, 6) OBP: 0.545, SLG: 0.556					G5-3			G3-1		3	0	1	0	0	1	3				
66 Leo Daigle, R (1, 3) 93 Andy Tracy, L (6, PH) OBP: 0.400, SLG: 1.000 (6, 3)										1	0	0	0	1	1	2	AB 33			
59 Eddy Garabito, S (1, 4) OBP: 0.154, SLG: 0.154 Dest Relaford, S (5, 4) OBP: 0.353, SLG: 0.231										2	0	0	0	0	0	4	R 2			
Eli Whiteside, R (1, 2) OBP: 0.286, SLG: 0.286 79 Esik Sneed, S (7, PH) OBP: 0.250, SLG: 0.500 83 Brian Bock, R (7, 2) OBP: 0.500, SLG: 0.500										2	0	1	0	0	1	2	H 9			
										2	0	0	0	0	1	0	RBI 2			
										2	0	1	0	0	1	2	BB 2			
										2	0	1	0	0	1	2	SO 5			
										1	0	0	0	0	0	0	LOB 23			
										1	0	1	0	0	0	0				
										1	0	1	0	0	0	0				
<b>Inning Stats</b>	R: 0 E: 0 K: 0 S: 4	H: 1 LOB: 1 BB: 0 P: 4	R: 0 E: 1 K: 2 S: 9	H: 1 LOB: 2 BB: 0 P: 9	R: 1 E: 0 K: 0 S: 4	H: 2 LOB: 0 BB: 0 P: 4	R: 0 E: 0 K: 0 S: 3	H: 1 LOB: 1 BB: 1 P: 7	R: 0 E: 0 K: 2 S: 8	H: 0 LOB: 2 BB: 1 P: 12	R: 0 E: 0 K: 1 S: 5	H: 0 LOB: 0 BB: 0 P: 5	R: 1 E: 0 K: 0 S: 5	H: 2 LOB: 1 BB: 0 P: 6	R: 0 E: 0 K: 0 S: 4	H: 1 LOB: 1 BB: 0 P: 4	1B: 8 2B: 2 3B: 0 HR: 0	SF: 2 SAC: 0 DP: 3 HBP: 0	WP: 1 PB: 0 SB: 0 CS: 0	PA: 37
<b>PITCHER</b>	IP WLS BF H R ER SO BB IBB HBP BLK WP HR S P ERA WHIP																			
Yusmeiro Petit, R (1, 1) ERA: 16.88	2.0 W 9 2 0 0 2 0 0 0 0 0 0 0 13 13 0.00 1.000																			
52 Sergio Mitre, R (3, 1) ERA: 1.8	3.0 11 4 1 1 0 1 1 0 0 0 0 0 10 14 3.00 1.667																			
19 Logan Kensing, R (6, 1) ERA: 3.0	1.0 5 0 0 0 2 1 0 0 0 0 0 0 8 12 0.00 1.000																			
Joe Borowski, R (7, 1) ERA:	1.0 3 0 0 0 1 0 0 0 0 0 0 0 5 5 0.00 0.000																			
Nate Bump, R (8, 1) ERA: 3.0	1.0 5 2 1 1 0 0 0 0 0 0 1 0 5 6 9.00 2.000																			

Baltimore Orioles @ Florida Marlins  
Roger Dean Stadium, Jupiter, FL  
Fri Mar 10 2006, 1:05 PM EST  
Att: 3,284 - Sunny - 77 F

AB 33  
R 2  
H 9  
RBI 2  
BB 2  
SO 5  
LOB 23



Batter	1	2	3	4	5	6	7	8	9	AB	R	H	RBI	BB	SO	LOB	BOTTOM			
2 Hanley Ramirez, R (1, 6) OBP: 0.346, SLG: 0.520	G5-3			G4-3 SAFE 1-2			F7			4	0	0	0	0	0	1				
Dan Uggla, R (1, 4) OBP: 0.310, SLG: 0.481										4	0	0	0	0	1	1				
14 Josh Willingham, R (1, 2) OBP: 0.526, SLG: 0.867 37 Tom Wilson, R (7, 2)	F8									3	1	1	0	0	0	0				
Jason Stokes, R (1, 3) OBP: 0.348, SLG: 0.773										4	1	2	2	0	0	0				
Lenny Harris, L (1, 10) OBP: 0.429, SLG: 0.538 31 Mike Kinkade, R (6, PH) OBP: 0.389, SLG: 0.624 (7, 10)										2	1	1	0	0	1	1				
Wes Helms, R (1, 5) OBP: 0.409, SLG: 0.524 28 Scott Seabolt, R (7, 5) OBP: 0.364, SLG: 0.400										2	2	2	1	0	0	0				
Reggie Abercrombie, R (1, 8) OBP: 0.545, SLG: 0.810 Eric Reed, L (6, PR) OBP: 0.316, SLG: 0.250 (7, 8)										3	1	1	0	0	0	1				
3 Chris Aquila, R (1, 7) OBP: 0.200, SLG: 0.214 Jai Miller, R (4, PR) OBP: 0.100, SLG: 0.200 (5, 7)										3	1	1	0	0	0	1				
29 Mark Little, R (1, 9) OBP: 0.294, SLG: 0.214 Brett Carroll, R (5, 9) OBP: 0.375, SLG: 0.500										2	0	1	0	0	0	2				
										1	0	1	0	0	0	0				
										2	0	0	0	0	0	3				
										1	0	1	0	0	0	0				
<b>Inning Stats</b>	R: 0 E: 0 K: 1 S: 5	H: 0 LOB: 0 BB: 0 P: 5	R: 4 E: 2 K: 0 S: 8	H: 4 LOB: 1 BB: 0 P: 8	R: 1 E: 0 K: 1 S: 7	H: 2 LOB: 1 BB: 0 P: 7	R: 0 E: 0 K: 0 S: 3	H: 1 LOB: 1 BB: 0 P: 4	R: 0 E: 0 K: 0 S: 3	H: 0 LOB: 0 BB: 0 P: 3	R: 1 E: 0 K: 1 S: 6	H: 2 LOB: 1 BB: 0 P: 7	R: 0 E: 0 K: 0 S: 3	H: 1 LOB: 1 BB: 0 P: 3	R: 1 E: 1 K: 0 S: 5	H: 1 LOB: 2 BB: 1 P: 5	1B: 5 2B: 3 3B: 1 HR: 2	SF: 0 SAC: 0 DP: 1 HBP: 0	WP: 0 PB: 0 SB: 0 CS: 2	PA: 34
<b>PITCHER</b>	IP WLS BF H R ER SO BB IBB HBP BLK WP HR S P ERA WHIP																			
34 Kris Benson, R (1, 1) ERA: 9.0	3.0 L 16 6 5 3 2 0 0 0 0 0 0 1 20 20 9.00 2.000																			
John Halama, L (4, 1) ERA: 2.57	3.0 10 3 1 1 1 0 0 0 0 0 0 1 12 14 3.00 1.000																			
59 Jim Johnson, R (7, 1) ERA: 6.75	2.0 8 2 1 0 0 0 0 0 0 0 0 0 8 8 0.00 1.000																			

Baltimore Orioles @ Florida Marlins  
Roger Dean Stadium, Jupiter, FL  
Fri Mar 10 2006, 1:05 PM EST  
Att: 3,284 - Sunny - 77 F

AB 34  
R 7  
H 11  
RBI 4  
BB 0  
SO 3  
LOB 12






Batter	1	2	3	4	5	6	7	8	9	AB	R	H	RBI	BB	SO	LOB	TOP																	
11 Robert Andino, R OBP: 0.375, SLG: 0.476 Drew Niles, S										4	0	0	0	0	1	1	<b>Florida Marlins @ New York Mets</b> Tradition Field, Port St. Lucie, FL Sat Mar 11 2006, 1:10 PM EST Att: 4,245 - Sunny - 80 F																	
Miguel Olivo, R OBP: 0.222, SLG: 0.353 20 Matt Treanor, R OBP: 0.538, SLG: 0.545										3	0	0	0	0	1	1																		
27 Jeremy Hermida, L OBP: 0.400, SLG: 0.333 29 Mark Little, R OBP: 0.278, SLG: 0.200										3	0	0	0	1	0	1																		
Jason Stokes, R OBP: 0.385, SLG: 0.760 3 Chris Agulla, R OBP: 0.168, SLG: 0.200										3	1	2	0	0	1	1																		
17 Mike Jacobs, L OBP: 0.385, SLG: 0.348 Chris Ashby, R OBP: 0.200, SLG: 0.800										3	1	0	0	1	0	1																		
43 Matt Cepicky, L OBP: 0.388, SLG: 0.529 Brett Carroll, R OBP: 0.333, SLG: 0.444										3	1	1	1	0	1	0																		
28 Scott Seabol, R OBP: 0.388, SLG: 0.385 78 Gaby Sanchez, R										3	1	1	2	0	1	0																		
Reggie Abercrombie, R OBP: 0.560, SLG: 0.958 Eric Reed, L OBP: 0.350, SLG: 0.294										3	1	2	2	0	0	0																		
12 Mickey Lopez, S OBP: 0.176, SLG: 0.067 Kevin Randel, L OBP: 0.250, SLG: 0.250										3	0	0	0	0	0	1																		
<b>Inning Stats</b>	R: 0 E: 0 K: 3 S: 9	H: 0 LOB: 1 BB: 1 P: 13	R: 0 E: 0 K: 0 S: 3	H: 0 LOB: 0 BB: 0 P: 3	R: 0 E: 1 K: 0 S: 4	H: 0 LOB: 1 BB: 0 P: 4	R: 4 E: 0 K: 0 S: 7	H: 4 LOB: 1 BB: 1 P: 13	R: 0 E: 0 K: 1 S: 4	H: 1 LOB: 0 BB: 0 P: 4	R: 1 E: 0 K: 2 S: 8	H: 1 LOB: 0 BB: 0 P: 8	R: 0 E: 0 K: 0 S: 4	H: 0 LOB: 0 BB: 0 P: 4	R: 0 E: 0 K: 0 S: 3	H: 0 LOB: 0 BB: 0 P: 3		R: 1 E: 0 K: 2 S: 10	H: 2 LOB: 1 BB: 0 P: 10	1B: 7 2B: 1 3B: 0 HR: 1	SF: 0 SAC: 0 DP: 0 HBP: 0	WP: 0 PB: 0 SB: 2 CS: 0	PA: 39											
<b>PITCHER</b>	IP WLS BF H R ER SO BB IBB HBP BLK WP HR S P ERA WHIP																																	
17 Jose Lima, R ERA: 8.1	4.0	19	4	4	4	3	2	0	0	0	0	0	0	23	33	9.00	1.500																	
Royce Ring, L ERA: 3.6	2.0	W	8	2	1	1	2	0	0	0	0	0	0	1	12	12	4.50	1.000																
Heath Bell, R ERA:	1.0	H	4	1	0	0	0	0	0	0	0	0	0	4	4	0.00	1.000																	
Matt Perisho, L ERA:	1.0		3	0	0	0	0	0	0	0	0	0	0	3	3	0.00	0.000																	
Bartolome Fortunato, R ERA: 2.08	1.0		5	2	1	1	2	0	0	0	0	0	0	10	10	9.00	2.000																	

Batter	1	2	3	4	5	6	7	8	9	AB	R	H	RBI	BB	SO	LOB	BOTTOM																	
Kazuo Matsui, S OBP: 0.192, SLG: 0.280 Jose Castro, S										4	1	1	1	1	0	0	<b>Florida Marlins @ New York Mets</b> Tradition Field, Port St. Lucie, FL Sat Mar 11 2006, 1:10 PM EST Att: 4,245 - Sunny - 80 F																	
16 Paul Lo Duca, R OBP: 0.538, SLG: 0.727 93 Aaron Hathaway, R										2	1	2	0	2	0	0																		
5 David Wright, R OBP: 0.391, SLG: 0.333 Chris Basak, R OBP: 0.222, SLG: 0.222										4	1	1	3	0	2	3																		
Cliff Floyd, L OBP: 0.524, SLG: 0.647 11 Fernando Martinez, L OBP: 0.500, SLG: 0.500										3	1	1	0	0	1	1																		
Xavier Nady, R OBP: 0.522, SLG: 0.714 50 Duaner Sanchez, R										4	2	2	1	0	1	0																		
Julio Franco, R OBP: 0.429, SLG: 0.273 89 Brett Harper, L OBP: 0.500, SLG: 0.333										2	1	0	0	1	0	0																		
Chris Woodward, R OBP: 0.364, SLG: 0.368 Chase Lambin, S OBP: 0.333, SLG: 0.667										3	0	1	2	1	2	3																		
73 Todd Self, L OBP: 0.250, SLG: 0.421										5	1	1	2	0	3	5																		
26 Tike Redman, L OBP: 0.290, SLG: 0.429										4	1	2	1	0	0	0																		
<b>Inning Stats</b>	R: 0 E: 0 K: 1 S: 6	H: 1 LOB: 1 BB: 0 P: 6	R: 0 E: 1 K: 3 S: 10	H: 0 LOB: 0 BB: 0 P: 10	R: 0 E: 0 K: 1 S: 6	H: 1 LOB: 1 BB: 0 P: 6	R: 0 E: 0 K: 0 S: 3	H: 0 LOB: 0 BB: 0 P: 3	R: 7 E: 0 K: 1 S: 10	H: 6 LOB: 1 BB: 3 P: 22	R: 0 E: 0 K: 1 S: 5	H: 0 LOB: 1 BB: 1 P: 9	R: 3 E: 0 K: 2 S: 11	H: 4 LOB: 3 BB: 2 P: 19	R: 0 E: 0 K: 1 S: 6	H: 1 LOB: 2 BB: 0 P: 7		1B: 5 2B: 7 3B: 1 HR: 1	SF: 0 SAC: 0 DP: 1 HBP: 1	WP: 0 PB: 0 SB: 1 CS: 0	PA: 44													
<b>PITCHER</b>	IP WLS BF H R ER SO BB IBB HBP BLK WP HR S P ERA WHIP																																	
Jason Vargas, L ERA:	1.1		15	2	0	0	0	0	0	0	0	0	0	25	25	0.00	0.500																	
Travis Bowyer, R ERA: 16.2	0.2	L	7	4	5	5	1	2	0	0	0	0	0	1	7	15	67.50	9.000																
Harvey Garcia, R ERA: 13.5	0.1		4	2	2	2	0	1	0	0	0	0	0	3	7	54.00	9.000																	
Randy Messenger, R ERA: 9.64	1.2		8	2	2	2	3	1	0	0	0	0	0	13	17	10.80	1.800																	
60 Eddie Gaillard, R ERA: 3.38	0.1		5	2	1	1	0	2	0	0	0	0	0	3	11	27.00	12.000																	




Batter	1	2	3	4	5	6	7	8	9	AB	R	H	RBI	BB	SO	LOB	TOP					
17 Corey Patterson, L OBP: 0.355, SLG: 0.500 39 Jeff Fiorentino, L OBP: 0.375, SLG: 0.308	F8	F8		FC4-6			FC3-6 BB		F8	3	0	1	1	0	0	2						
21 Nick Markakis, L OBP: 0.495, SLG: 0.520 Val Majewski, L OBP: 0.261, SLG: 0.381	F8	F8					FC3-6 66 E 1-2		F8 59 WP	3	0	0	0	0	1	1						
Desi Relaford, S OBP: 0.318, SLG: 0.222 59 Eddy Garabito, S OBP: 0.188, SLG: 0.133	G6-3			L7					F9	4	1	1	0	0	1	1						
Kevin Millar, R OBP: 0.500, SLG: 0.739 66 Leo Daigle, R (6, 3)		G4-3	G5-3				FC5		P4	3	0	1	1	0	0	0						
93 Andy Tracy, L OBP: 0.294, SLG: 0.571		G3	G3-1				G3			4	0	0	0	0	0	3						
Fernando Tatis, R OBP: 0.188, SLG: 0.188				G6-3						4	1	2	0	0	1	1						
David Newhan, L OBP: 0.500, SLG: 0.727							G1-3			4	1	2	0	0	1	1						
12 Brandon Fahey, L OBP: 0.421, SLG: 0.375		E6					F8		G6-3	3	1	0	0	1	0	2						
75 Ryan Hubele, R OBP: 0.286, SLG: 0.429 74 Brandon Marsters, R OBP: 0.231, SLG: 0.308									P1	3	1	1	2	0	2	2						
										1	0	0	0	0	0	1						
<b>Inning Stats</b>	R: 0 E: 0 K: 0 S: 3	H: 0 LOB: 0 BB: 0 P: 3	R: 4 E: 1 K: 0 S: 9	H: 4 LOB: 1 BB: 0 P: 9	R: 0 E: 0 K: 0 S: 3	H: 0 LOB: 0 BB: 0 P: 3	R: 0 E: 0 K: 1 S: 6	H: 1 LOB: 2 BB: 1 P: 10	R: 1 E: 0 K: 2 S: 9	H: 2 LOB: 1 BB: 0 P: 9	R: 0 E: 0 K: 1 S: 5	H: 0 LOB: 0 BB: 0 P: 5	R: 0 E: 1 K: 1 S: 6	H: 0 LOB: 2 BB: 1 P: 10	R: 0 E: 0 K: 1 S: 6	H: 1 LOB: 1 BB: 0 P: 6	R: 0 E: 0 K: 0 S: 4	H: 1 LOB: 1 BB: 0 P: 5	1B: 4 2B: 5 3B: 0 HR: 0	SF: 0 SAC: 0 DP: 0 HBP: 0	WP: 2 PB: 0 SB: 2 CS: 0	PA: 40
<b>PITCHER</b>	IP	WLS	BF	H	R	ER	SO	BB	IBB	HBP	BLK	WP	HR	S	P	ERA	WHIP					
Brian Moehler, R ERA: 2.45	3.0	L	14	4	4	0	1	0	0	0	0	0	0	15	15	0.00	1.333					
66 Eddie Gaillard, R ERA: 2.45	1.0		5	1	0	0	1	1	0	0	0	0	0	6	10	0.00	2.000					
19 Logan Kensing, R ERA: 3.6	2.0		8	2	1	1	3	0	0	0	0	0	0	14	14	4.50	1.000					
53 Ryan Rupe, R ERA: 1.8	1.0		5	0	0	0	1	1	0	0	0	0	0	6	10	0.00	1.000					
Nate Bump, R ERA: 2.25	1.0		4	1	0	0	1	0	0	0	0	1	0	6	6	0.00	1.000					

Baltimore Orioles @ Florida Marlins  
Roger Dean Stadium, Jupiter, FL  
Mon Mar 13 2006, 1:05 PM EST  
Att: 2,984 - Sunny - 82 F

AB 38  
R 5  
H 9  
RBI 4  
BB 2  
SO 6  
LOB 18



Batter	1	2	3	4	5	6	7	8	9	AB	R	H	RBI	BB	SO	LOB	BOTTOM					
11 Robert Andino, R OBP: 0.393, SLG: 0.458 28 Scott Seabol, R OBP: 0.333, SLG: 0.357	G5-4-3 BB									2	0	0	0	1	2	0						
Lenny Harris, L OBP: 0.333, SLG: 0.412 Eric Reed, L OBP: 0.360, SLG: 0.318	G5-4-3									3	0	0	0	0	0	1						
17 Mike Jacobs, L OBP: 0.333, SLG: 0.333 20 Matt Treanor, R OBP: 0.500, SLG: 0.500	G3									3	0	1	0	0	0	0						
Dan Uggla, R OBP: 0.333, SLG: 0.455 12 Mickey Lopez, S OBP: 0.156, SLG: 0.059		F7		E5 27 1B					G4-3	2	0	0	0	1	0	0						
27 Jeremy Hermida, L OBP: 0.406, SLG: 0.304 Chris Ashby, R OBP: 0.167, SLG: 0.667		F8 WP BB								2	0	1	0	1	1	2						
Wes Helms, R OBP: 0.370, SLG: 0.520 31 Mike Kinkade, R OBP: 0.364, SLG: 0.700		F8								1	0	0	0	0	1	0						
Miguel Olivo, R OBP: 0.200, SLG: 0.316 37 Tom Wilson, R										2	0	0	0	0	1	1						
43 Matt Cepicky, L OBP: 0.333, SLG: 0.450 29 Mark Little, R OBP: 0.300, SLG: 0.294										2	0	0	0	0	1	0						
Reggie Abercrombie, R OBP: 0.519, SLG: 0.885 Ryan Jorgensen, R OBP: 0.375, SLG: 0.429										2	0	0	0	0	0	0						
										0	0	0	0	1	0	0						
<b>Inning Stats</b>	R: 0 E: 0 K: 0 S: 2	H: 0 LOB: 0 BB: 1 P: 6	R: 0 E: 0 K: 1 S: 5	H: 0 LOB: 1 BB: 1 P: 10	R: 0 E: 0 K: 2 S: 7	H: 0 LOB: 0 BB: 0 P: 7	R: 0 E: 1 K: 0 S: 5	H: 1 LOB: 2 BB: 0 P: 5	R: 0 E: 0 K: 0 S: 3	H: 0 LOB: 0 BB: 0 P: 3	R: 0 E: 0 K: 2 S: 8	H: 1 LOB: 2 BB: 1 P: 12	R: 0 E: 0 K: 1 S: 5	H: 0 LOB: 0 BB: 0 P: 5	R: 0 E: 0 K: 2 S: 7	H: 0 LOB: 1 BB: 1 P: 11	R: 0 E: 0 K: 1 S: 5	H: 0 LOB: 0 BB: 0 P: 5	1B: 1 2B: 1 3B: 0 HR: 0	SF: 0 SAC: 0 DP: 1 HBP: 0	WP: 1 PB: 0 SB: 1 CS: 0	PA: 33
<b>PITCHER</b>	IP	WLS	BF	H	R	ER	SO	BB	IBB	HBP	BLK	WP	HR	S	P	ERA	WHIP					
Bruce Chen, L ERA: 2.25	4.0	W	15	1	0	0	3	2	0	0	0	0	0	19	28	0.00	0.750					
Chris Britton, R ERA: 2.25	1.0		3	0	0	0	0	0	0	0	0	0	0	3	3	0.00	0.000					
Eddy Rodriguez, R ERA: 2.25	2.0		8	1	0	0	3	1	0	0	0	0	0	13	17	0.00	1.000					
41 Andy Mitchell, R ERA: 5.79	1.0		4	0	0	0	2	1	0	0	0	0	0	7	11	0.00	1.000					
39 Vic Darensbourg, L ERA: 11.25	1.0		3	0	0	0	1	0	0	0	0	0	0	5	5	0.00	0.000					

Baltimore Orioles @ Florida Marlins  
Roger Dean Stadium, Jupiter, FL  
Mon Mar 13 2006, 1:05 PM EST  
Att: 2,984 - Sunny - 82 F

AB 29  
R 0  
H 2  
RBI 0  
BB 4  
SO 9  
LOB 10





Batter	1	2	3	4	5	6	7	8	9	AB	R	H	RBI	BB	SO	LOB	TOP					
<b>2 Hanley Ramirez, R</b> (1, 6) <small>OBP: 0.424, SLG: 0.742</small> <b>Drew Niles, S</b> (6, 6) <small>OBP: 0.333, SLG: 0.333</small>										3	0	2	0	0	0	0	<b>Florida Marlins @ Washington Nationals</b> Space Coast Stadium, Viera, FL Tue Mar 14 2006, 1:05 PM EST Att: 1,824 - Cloudy - 76 F <a href="http://livebaseballscorecards.com">livebaseballscorecards.com</a>					
<b>20 Matt Treanor, R</b> (1, 2) <small>OBP: 0.412, SLG: 0.400</small> <b>Ryan Jorgensen, R</b> (7, 2) <small>OBP: 0.333, SLG: 0.375</small>										3	0	0	0	0	0	3						
<b>27 Jeremy Hermida, L</b> (1, 9) <small>OBP: 0.400, SLG: 0.308</small> <b>Mike Colangelo, R</b> (6, PR) <small>OBP: 0.333, SLG: 0.250</small>										3	0	1	0	0	1	3						
<b>17 Mike Jacobs, L</b> (1, 3) <small>OBP: 0.333, SLG: 0.364</small> <b>Brad McCann, R</b> (6, 3) <small>OBP: 0.250, SLG: 0.250</small>										3	0	1	0	0	0	2						
<b>31 Mike Kinkade, R</b> (1, 5) <small>OBP: 0.320, SLG: 0.609</small> <b>Jonathan Fulton, R</b> (6, 5)										3	0	0	0	0	2	2						
<b>37 Tom Wilson, R</b> (1, 10) <small>OBP: 0.091, SLG: 0.091</small> <b>Angel Molina, R</b> (7, PR) <small>OBP: 0.333, SLG: 0.375</small>										3	0	1	0	0	1	1						
<b>Chris Ashby, R</b> (1, 7) <small>OBP: 0.333, SLG: 0.444</small> <b>James Shanks, R</b> (7, PR) <small>OBP: 0.333, SLG: 0.375</small>										3	0	0	0	0	0	2						
<b>12 Mickey Lopez, S</b> (1, 4) <small>OBP: 0.136, SLG: 0.050</small> <b>Frank Moore, L</b> (7, 4) <small>OBP: 1.000, SLG: 1.000</small>										3	0	0	0	0	0	1						
<b>Eric Reed, L</b> (1, 8) <small>OBP: 0.379, SLG: 0.385</small>										4	0	2	1	0	2	2						
<b>Inning Stats</b>	R: 0 E: 0 K: 0 S: 4	H: 1 LOB: 1 BB: 0 P: 5	R: 0 E: 0 K: 2 S: 7	H: 0 LOB: 0 BB: 0 P: 7	R: 0 E: 0 K: 1 S: 7	H: 2 LOB: 2 BB: 0 P: 7	R: 0 E: 0 K: 0 S: 4	H: 1 LOB: 1 BB: 0 P: 4	R: 0 E: 0 K: 1 S: 5	H: 0 LOB: 0 BB: 0 P: 5	R: 0 E: 0 K: 1 S: 6	H: 1 LOB: 2 BB: 0 P: 6	R: 0 E: 0 K: 1 S: 6	H: 1 LOB: 2 BB: 0 P: 6	R: 1 E: 0 K: 2 S: 9	H: 2 LOB: 1 BB: 0 P: 11		R: 1 E: 0 K: 1 S: 7	H: 2 LOB: 1 BB: 0 P: 7	1B: 8 2B: 2 3B: 0 HR: 0	SF: 0 SAC: 0 DP: 0 HBP: 0	WP: 2 PB: 0 SB: 1 CS: 0
<b>PITCHER</b>	IP WLS BF H R ER SO BB IBB HBP BLK WP HR S P ERA WHIP																					
<b>Livan Hernandez, R</b> (1, 1) <small>ERA: 1.13</small>	5.0	19	4	0	0	4	0	0	0	0	0	0	0	0	6	6	0.00	1.000				
<b>Mike Stanton, L</b> (6, 1) <small>ERA: 2.09</small>	1.0	4	1	0	0	1	0	0	0	0	0	0	0	6	6	0.00	1.000					
<b>Felix Rodriguez, R</b> (7, 1) <small>ERA: 2.25</small>	1.0	H	4	1	0	0	1	0	0	0	1	0	0	6	6	0.00	1.000					
<b>38 Kevin Gryboski, R</b> (8, 1) <small>ERA: 2.25</small>	1.0	B	5	2	1	1	2	0	0	0	0	2	0	9	11	9.00	2.000					
<b>52 Saul Rivera, R</b> (9, 1) <small>ERA: 2.35</small>	1.0	L	5	2	1	1	1	0	0	0	0	0	0	7	7	9.00	2.000					

Batter	1	2	3	4	5	6	7	8	9	AB	R	H	RBI	BB	SO	LOB	BOTTOM					
<b>Brandon Watson, L</b> (1, 8) <small>OBP: 0.389, SLG: 0.355</small> <b>Tyrell Godwin, L</b> (7, 7) <small>OBP: 0.333, SLG: 0.500</small>										3	0	1	0	0	0	0	<b>Florida Marlins @ Washington Nationals</b> Space Coast Stadium, Viera, FL Tue Mar 14 2006, 1:05 PM EST Att: 1,824 - Cloudy - 76 F <a href="http://livebaseballscorecards.com">livebaseballscorecards.com</a>					
<b>Jose Vidro, S</b> (1, 4) <small>OBP: 0.333, SLG: 0.350</small> <b>Bernie Castro, S</b> (6, PR) <small>OBP: 0.125, SLG: 0.125</small>										2	0	1	0	1	0	1						
<b>Ryan Church, L</b> (1, 9) <small>OBP: 0.371, SLG: 0.296</small>										4	0	0	0	0	1	4						
<b>11 Ryan Zimmerman, R</b> (1, 5) <small>OBP: 0.333, SLG: 0.469</small> <b>Kory Costo, L</b> (7, 5) <small>OBP: 0.143, SLG: 0.143</small>										2	0	0	0	1	1	1						
<b>Daryle Ward, L</b> (1, 3) <small>OBP: 0.200, SLG: 0.429</small> <b>Larry Broadway, L</b> (8, 3)										3	0	1	0	0	1	1						
<b>Matthew LeCroy, R</b> (1, 10) <small>OBP: 0.375, SLG: 0.500</small> <b>Jésus Feliciano, L</b> (7, PR) <small>OBP: 0.333, SLG: 0.375</small>										3	0	1	0	0	0	1						
<b>44 Alex Escobar, R</b> (9, PH)										1	0	0	0	0	1	1						
<b>Royce Clayton, R</b> (1, 6) <small>OBP: 0.265, SLG: 0.226</small>										4	0	1	0	0	1	2						
<b>27 Mike DiFelice, R</b> (1, 2) <small>OBP: 0.407, SLG: 0.400</small>										4	0	0	0	0	0	6						
<b>25 Marlon Byrd, R</b> (1, 7) <small>OBP: 0.429, SLG: 0.645</small>										3	1	1	1	0	1	0						
<b>Inning Stats</b>	R: 0 E: 0 K: 0 S: 2	H: 0 LOB: 0 BB: 1 P: 6	R: 0 E: 1 K: 0 S: 5	H: 1 LOB: 2 BB: 0 P: 5	R: 0 E: 0 K: 0 S: 4	H: 1 LOB: 0 BB: 0 P: 4	R: 0 E: 0 K: 1 S: 4	H: 0 LOB: 0 BB: 1 P: 8	R: 0 E: 0 K: 1 S: 3	H: 0 LOB: 0 BB: 0 P: 3	R: 1 E: 0 K: 1 S: 7	H: 2 LOB: 1 BB: 0 P: 7	R: 0 E: 0 K: 2 S: 8	H: 1 LOB: 2 BB: 0 P: 8	R: 0 E: 1 K: 1 S: 5	H: 0 LOB: 1 BB: 1 P: 10	R: 0 E: 0 K: 1 S: 7	H: 2 LOB: 2 BB: 0 P: 7	1B: 5 2B: 1 3B: 0 HR: 1	SF: 0 SAC: 0 DP: 3 HBP: 0	WP: 0 PB: 0 SB: 1 CS: 2	PA: 35
<b>PITCHER</b>	IP WLS BF H R ER SO BB IBB HBP BLK WP HR S P ERA WHIP																					
<b>47 Ricky Nolasco, R</b> (1, 1) <small>ERA: 3.00</small>	2.0	8	2	1	1	1	0	0	0	0	0	0	1	10	10	4.50	1.000					
<b>Adam Bostick, L</b> (7, 1) <small>ERA: 15.43</small>	1.0	4	1	0	0	2	0	0	0	0	0	0	0	8	8	0.00	1.000					
<b>Scott Tyler, R</b> (8, 1) <small>ERA: 1.93</small>	1.0	W	4	0	0	0	1	1	0	0	0	0	0	5	10	0.00	1.000					
<b>51 Buddy Carlyle, R</b> (9, 1) <small>ERA: 1.93</small>	1.0	S	5	2	0	0	1	0	0	0	0	0	0	7	7	0.00	2.000					



Batter	1	2	3	4	5	6	7	8	9	AB	R	H	RBI	BB	SO	LOB	TOP				
39 Kenny Kelly, R OBP: 0.346, SLG: 0.261	G5-3		G6-3		G5-3	K			K	5	0	0	0	0	2	2	Washington Nationals @ Florida Marlins Roger Dean Stadium, Jupiter, FL Tue Mar 14 2006, 1:05 PM EST Att: 2,761 - Sunny - 83 F				
Damian Jackson, R Wesley Carroll, R	F7			1B SF9 BB	F		F9		2B	3	1	1	1	1	0	0					
Marlon Anderson, L Richard Lane, L	K			1-3 1B	P2		K		1B	4	0	1	0	0	2	1					
Michael Tucker, L 74 Cristian Guerrero, R		K		SF9					K	2	1	1	1	0	1	0					
Brendan Harris, R		G6-3		L1-3						3	1	0	0	1	0	1					
21 George Lombard, L										3	2	1	1	1	0	2					
7 Wilki Gonzalez, R 10 Brandon Harper, R										2	0	0	0	0	2	1					
Frank Diaz, R										4	3	3	3	0	0	0					
76 Ian Desmond, R										4	1	2	1	0	0	0					
Inning Stats	R: 0 E: 0 K: 1 S: 5	H: 0 LOB: 0 BB: 0 P: 5	R: 1 E: 0 K: 2 S: 8	H: 1 LOB: 0 BB: 0 P: 8	R: 0 E: 0 K: 0 S: 3	H: 0 LOB: 0 BB: 0 P: 3	R: 1 E: 0 K: 0 S: 3	H: 1 LOB: 0 BB: 1 P: 7	R: 3 E: 1 K: 1 S: 9	H: 3 LOB: 1 BB: 1 P: 13	R: 0 E: 0 K: 2 S: 7	H: 0 LOB: 0 BB: 0 P: 7	R: 0 E: 0 K: 0 S: 3	H: 0 LOB: 0 BB: 0 P: 3	R: 2 E: 0 K: 2 S: 10	H: 3 LOB: 1 BB: 0 P: 10		1B: 7 2B: 3 3B: 0 HR: 2	SF: 1 SAC: 0 DP: 1 HBP: 0	WP: 0 PB: 0 CS: 1	PA: 40
PITCHER	IP	WLS	BF	H	R	ER	SO	BB	IBB	HBP	BLK	WP	HR	S	P	ERA	WHIP				
Scott Olsen, L	4.1	L	18	4	5	5	4	2	0	0	0	0	1	24	32	10.38	1.385				
Taylor Tankersley, L	0.2		3	1	0	0	0	0	0	0	1	0	0	4	4	0.00	1.500				
37 Renyel Pinto, L	2.0		10	3	3	0	3	1	0	0	0	0	0	15	19	0.00	2.000				
60 Carlos Martinez, R	1.0		3	0	0	0	0	0	0	0	0	0	0	3	3	0.00	0.000				
Chris Resop, R	1.0		6	3	2	2	2	0	0	0	0	0	1	10	10	18.00	3.000				

Batter	1	2	3	4	5	6	7	8	9	AB	R	H	RBI	BB	SO	LOB	BOTTOM					
11 Robert Andino, R Rex Rundgren, R	G6-3		G6-3						F9	2	0	0	0	1	0	1	Washington Nationals @ Florida Marlins Roger Dean Stadium, Jupiter, FL Tue Mar 14 2006, 1:05 PM EST Att: 2,761 - Sunny - 83 F					
61 Reggie Abercrombie, R 74 Jose Campuzano, S										3	0	1	0	0	2	2						
6 Dan Uggla, R Kevin Randel, L										3	0	0	0	0	1	3						
43 Matt Ceperky, L 28 Scott Seaboi, R										2	0	0	0	0	1	2						
Wes Helms, R 78 Gaby Sanchez, R										2	0	0	0	0	0	0						
3 Chris Aquila, R Jai Miller, R										2	0	0	0	0	0	0						
Miguel Olivo, R 70 Brad Davis, R										2	1	1	1	0	0	0						
Lenny Harris, L 13 Paul Hoover, R										3	0	0	0	0	1	1						
29 Mark Little, R Brett Carroll, R										2	0	2	0	0	0	0						
Inning Stats	R: 0 E: 0 K: 1 S: 6	H: 1 LOB: 1 BB: 0 P: 6	R: 0 E: 0 K: 0 S: 3	H: 0 LOB: 0 BB: 0 P: 3	R: 0 E: 0 K: 1 S: 5	H: 1 LOB: 0 BB: 0 P: 6	R: 0 E: 0 K: 1 S: 5	H: 0 LOB: 0 BB: 0 P: 5	R: 1 E: 0 K: 0 S: 4	H: 1 LOB: 0 BB: 0 P: 4	R: 0 E: 0 K: 2 S: 8	H: 1 LOB: 2 BB: 1 P: 12	R: 0 E: 0 K: 0 S: 4	H: 1 LOB: 1 BB: 0 P: 4	R: 0 E: 0 K: 2 S: 8	H: 1 LOB: 1 BB: 0 P: 8		R: 2 E: 0 K: 1 S: 7	H: 2 LOB: 1 BB: 1 P: 11	1B: 5 2B: 2 3B: 0 HR: 1	SF: 0 SAC: 0 DP: 0 HBP: 0	WP: 0 PB: 0 CS: 1
PITCHER	IP	WLS	BF	H	R	ER	SO	BB	IBB	HBP	BLK	WP	HR	S	P	ERA	WHIP					
40 Billy Traber, L	5.0	W	17	3	1	1	3	0	0	0	0	0	0	12	16	0.00	1.500					
54 Steve Watkins, R	2.0		9	2	0	0	2	1	0	0	0	0	0	15	19	9.00	2.000					
Bill Bray, L	2.0		10	3	2	2	3	1	0	0	0	0	0	15	19	9.00	2.000					

AB	36
R	10
H	11
RBI	8
BB	3
SO	9
LOB	9

AB	34
R	3
H	8
RBI	3
BB	2
SO	8
LOB	15






Batter	1	2	3	4	5	6	7	8	9	10	AB	R	H	RBI	BB	SO	LOB				
22 David Eckstein, R OBP: 0.258, SLG: 0.231 So Taguchi, R OBP: 0.317, SLG: 0.257	G6-3		F9			G2-3		G4-3			3	0	0	0	0	0	1				
16 Chris Duncan, L OBP: 0.408, SLG: 0.698	F7		G4-3							BB	3	0	1	1	1	0	0				
7 Hector Luna, R OBP: 0.297, SLG: 0.242										SH1-4 BB	1	0	0	0	0	1	3				
15 Jim Edmonds, L OBP: 0.558, SLG: 0.625 David Cruz, R OBP: 0.111, SLG: 0.167	K					G1-3				SH1-4	2	0	0	0	0	1	1				
26 Scott Spiezio, S OBP: 0.405, SLG: 0.600						F9					0	0	0	0	0	0	0				
53 John Rodriguez, L OBP: 0.192, SLG: 0.160 34 Randy Flores, L						K				P4	4	1	1	0	0	1	4				
Larry Dierker, L OBP: 0.296, SLG: 0.320 36 Alan Benes, R OBP: 0.468, SLG: 0.750 Tyler Johnson, S OBP: 0.270, SLG: 0.285											0	0	0	0	0	0	0				
47 Brian Davbaach, L OBP: 0.468, SLG: 0.750 Brian Falkenberg, R OBP: 0.270, SLG: 0.285											4	0	0	0	0	2	4				
Gary Bennett, R OBP: 0.296, SLG: 0.370											0	0	0	0	0	0	0				
3 Junior Spivey, R OBP: 0.288, SLG: 0.194											4	0	0	0	0	1	1				
30 Mark Mulder, L OBP: 0.313, SLG: 0.333											2	0	1	1	0	0	0				
55 Skip Schumaker, L OBP: 0.313, SLG: 0.333											0	0	0	0	0	0	0				
											1	0	0	0	0	0	0				
											2	1	1	0	1	0	0				
<b>Inning Stats</b>	R: 0 E: 0 K: 1 S: 5	H: 0 LOB: 0 BB: 0 P: 5	R: 1 E: 0 K: 2 S: 9	H: 2 LOB: 1 BB: 0 P: 9	R: 0 E: 0 K: 0 S: 3	H: 0 LOB: 0 BB: 0 P: 3	R: 0 E: 0 K: 1 S: 4	H: 0 LOB: 1 BB: 0 P: 5	R: 0 E: 0 K: 1 S: 5	H: 0 LOB: 0 BB: 0 P: 5	R: 1 E: 0 K: 1 S: 6	H: 1 LOB: 1 BB: 1 P: 10	R: 0 E: 0 K: 0 S: 3	H: 0 LOB: 0 BB: 0 P: 3	R: 0 E: 0 K: 1 S: 5	H: 0 LOB: 2 BB: 1 P: 9	R: 0 E: 0 K: 1 S: 6	H: 1 LOB: 3 BB: 2 P: 14	1B: 2 2B: 3 3B: 0 HR: 0	SF: 0 SAC: 1 DP: 1 HBP: 1	WP: 0 PA: 38
<b>PITCHER</b>	IP	WLS	BF	H	R	ER	SO	BB	IBB	HBP	BLK	WP	HR	S	P	ERA	WHIP				
52 Sergio Mitre, R ERA: 1.8	5.0		17	2	1	1	5	0	0	0	0	0	0	0	26	27	1.80	0.400			
Randy Messenger, R ERA: 9.50	1.0		5	1	1	1	1	1	0	0	0	0	0	6	10	9.00	2.000				
Yusmeiro Petit, R ERA: 7.94	3.0		10	0	0	0	1	1	0	0	0	0	0	11	15	0.00	0.333				
Travis Bowyer, R ERA: 12.46	1.0		6	1	0	0	1	2	0	0	0	0	0	6	14	0.00	3.000				

**TOP**

**St. Louis Cardinals @ Florida Marlins**  
Roger Dean Stadium, Jupiter, FL  
Wed Mar 15 2006, 1:05 PM EST  
Att: 5,515 - Partly Cloudy - 76 F

AB	32
R	2
H	4
RBI	2
BB	4
SO	8
LOB	15




Batter	1	2	3	4	5	6	7	8	9	10	AB	R	H	RBI	BB	SO	LOB						
2 Hanley Ramirez, R OBP: 0.405, SLG: 0.686 29 Mark Little, R OBP: 0.354, SLG: 0.368	F9		F9								4	0	1	1	0	0	1						
6 Dan Uggla, R OBP: 0.279, SLG: 0.375 12 Mickey Lopez, S OBP: 0.174, SLG: 0.095	G4-3		K								4	0	0	0	0	1	2						
17 Mike Jacobs, L OBP: 0.333, SLG: 0.343 Eric Reed, L OBP: 0.355, SLG: 0.357	G3										1	0	1	0	0	0	0						
Wes Helms, R OBP: 0.406, SLG: 0.517 28 Scott Seabol, R OBP: 0.278, SLG: 0.294											2	0	2	0	1	0	0						
27 Jeremy Hermida, L OBP: 0.389, SLG: 0.276 43 Matt Cepicky, L OBP: 0.292, SLG: 0.391											1	0	0	0	0	0	0						
Miguel Olivo, R OBP: 0.240, SLG: 0.458 37 Tom Wilson, R OBP: 0.083, SLG: 0.083											3	1	1	0	0	0	3						
61 Reggie Abercrombie, R OBP: 0.516, SLG: 0.844 Yusmeiro Petit, R											1	0	0	0	0	1	0						
20 Matt Treanor, R OBP: 0.389, SLG: 0.375 Travis Bowyer, R											3	0	2	1	0	1	2						
3 Chris Aquila, R OBP: 0.292, SLG: 0.304 11 Robert Andino, R OBP: 0.375, SLG: 0.407											0	0	0	0	0	0	0						
52 Sergio Mitre, R											1	0	0	0	0	0	0						
Lenny Harris, L OBP: 0.273, SLG: 0.333 Randy Messenger, R											1	0	0	0	0	0	1						
31 Mike Kinkade, R OBP: 0.308, SLG: 0.583											0	0	0	0	0	0	0						
											1	0	0	0	0	0	0						
											1	0	0	0	0	0	0						
<b>Inning Stats</b>	R: 0 E: 0 K: 0 S: 3	H: 0 LOB: 0 BB: 0 P: 3	R: 1 E: 0 K: 1 S: 7	H: 3 LOB: 1 BB: 0 P: 7	R: 0 E: 0 K: 1 S: 5	H: 0 LOB: 0 BB: 0 P: 5	R: 0 E: 0 K: 0 S: 4	H: 1 LOB: 1 BB: 0 P: 4	R: 1 E: 1 K: 0 S: 5	H: 3 LOB: 1 BB: 0 P: 6	R: 0 E: 0 K: 2 S: 7	H: 0 LOB: 2 BB: 2 P: 15	R: 0 E: 0 K: 0 S: 3	H: 1 LOB: 1 BB: 0 P: 4	R: 0 E: 0 K: 0 S: 3	H: 0 LOB: 0 BB: 0 P: 3	R: 0 E: 0 K: 2 S: 7	H: 0 LOB: 0 BB: 0 P: 7	R: 0 E: 1 K: 1 S: 6	H: 1 LOB: 1 BB: 0 P: 6	1B: 8 2B: 1 3B: 0 HR: 0	SF: 0 SAC: 2 DP: 1 HBP: 0	WP: 0 PA: 39
<b>PITCHER</b>	IP	WLS	BF	H	R	ER	SO	BB	IBB	HBP	BLK	WP	HR	S	P	ERA	WHIP						
30 Mark Mulder, L ERA: 1.69	4.0		15	4	1	1	2	0	0	0	0	0	0	19	19	2.25	1.000						
36 Alan Benes, R ERA:	2.0		10	3	1	0	2	2	0	0	0	0	0	5	5	0.00	0.750						
Tyler Johnson, L ERA:	1.1		5	1	0	0	0	0	0	0	0	0	0	2	2	0.00	0.000						
Brian Falkenberg, R ERA:	0.2		2	0	0	0	0	0	0	0	0	0	0	2	2	0.00	0.000						
34 Randy Flores, L ERA: 5.06	2.0		7	1	0	0	3	0	0	0	0	0	0	13	13	0.00	0.500						

**BOTTOM**

**St. Louis Cardinals @ Florida Marlins**  
Roger Dean Stadium, Jupiter, FL  
Wed Mar 15 2006, 1:05 PM EST  
Att: 5,515 - Partly Cloudy - 76 F

AB	35
R	2
H	9
RBI	2
BB	2
SO	7
LOB	15





Batter	1	2	3	4	5	6	7	8	9	AB	R	H	RBI	BB	SO	LOB	TOP										
2 Hanley Ramirez, R OBP: 0.415, SLG: 0.667 12 Mickey Lopez, S OBP: 0.167, SLG: 0.091	F8		27 1B		G5-4-3		K		G3	4	1	2	1	0	1	1											
6 Dan Uggla, R OBP: 0.285, SLG: 0.341 Drew Niles, S OBP: 0.333, SLG: 0.333	K		K		G5-4-3		G6-3			4	0	0	0	0	2	3											
27 Jeremy Hermida, L OBP: 0.381, SLG: 0.281 29 Mark Little, R OBP: 0.364, SLG: 0.368	G3		17 1B		F9				FC4-6 BB	3	0	1	1	1	0	0											
17 Mike Jacobs, L OBP: 0.326, SLG: 0.333 43 Matt Cepicky, L OBP: 0.292, SLG: 0.391		K	1-2 1B		F7		F8		F8	4	0	1	0	0	1	1											
31 Mike Kinkade, R OBP: 0.310, SLG: 0.538 28 Scott Seabol, R OBP: 0.316, SLG: 0.333			G4-3		F7		FC4-6 1B		FC4-6 1B	2	0	0	0	1	0	2											
3 Chris Aquila, R OBP: 0.296, SLG: 0.308 Joe Borowski, R	F7				K		FC4-6 1B		FC4-6	3	0	1	0	0	1	1											
Nate Bump, L							1B		1-2 2-3	0	0	0	0	0	0	0											
Lenny Harris, L OBP: 0.281, SLG: 0.318 66 Eddie Gaillard, R									G3	1	0	0	0	0	0	2											
61 Reggie Abercrombie, R OBP: 0.472, SLG: 0.771 Eric Reed, L OBP: 0.344, SLG: 0.345	K		K		K		G3			3	0	0	0	0	3	2											
20 Matt Treanor, R OBP: 0.476, SLG: 0.579 Ryan Jorgensen, R OBP: 0.300, SLG: 0.333			2 1B						G5-3	3	1	3	0	0	0	0											
Jason Vargas, L Kerry Ligtenberg, R Wes Helms, R OBP: 0.382, SLG: 0.484		SH3-4							K	1	0	0	0	0	1	1											
Inning Stats	R: 0 E: 0 K: 1 S: 5	H: 0 LOB: 0 BB: 0 P: 5	R: 0 E: 0 K: 2 S: 7	H: 0 LOB: 1 BB: 1 P: 11	R: 2 E: 0 K: 1 S: 9	H: 4 LOB: 2 BB: 0 P: 10	R: 0 E: 0 K: 3 S: 10	H: 1 LOB: 1 BB: 0 P: 10	R: 0 E: 0 K: 1 S: 3	H: 1 LOB: 0 BB: 0 P: 3	R: 0 E: 0 K: 2 S: 8	H: 1 LOB: 1 BB: 0 P: 8	R: 0 E: 0 K: 0 S: 4	H: 1 LOB: 2 BB: 1 P: 8	R: 0 E: 0 K: 1 S: 5	H: 0 LOB: 0 BB: 0 P: 5	1B: 7 2B: 2 3B: 0 HR: 0	SF: 0 SAC: 1 DP: 1 HBP: 0	WP: 0 PB: 0 SB: 1 CS: 0	PA: 37							
PITCHER	IP	WLS	BF	H	R	ER	SO	BB	IBB	HBP	BLK	WP	HR	S	P	ERA	WHIP										
Aaron Sele, R ERA: 1.54	3.0		14	4	2	2	4	1	0	0	0	0	0	21	10	6.00	1.667										
Joe Beimel, L ERA: 1.93	1.0		4	1	0	0	3	0	0	0	0	0	0	10	6	0.00	1.000										
Eric Gagne, R ERA: 1.93	1.0		3	1	0	0	3	0	0	0	0	0	0	3	3	0.00	1.000										
44 Takashi Saito, R ERA: 3.0	2.0	W	8	2	0	0	3	0	0	0	0	0	0	14	14	0.00	1.000										
47 Tim Hamulack, L ERA: 1.5	1.0	H	5	1	0	0	0	1	0	0	0	0	0	4	8	0.00	2.000										

Florida Marlins @ Los Angeles Dodgers  
Holman Stadium, Vero Beach, FL  
Thu Mar 16 2006, 1:05 PM EST  
Att: 5,930 - Partly Cloudy - 78 F

AB 34  
R 2  
H 9  
RBI 2  
BB 2  
SO 11  
LOB 16



Batter	1	2	3	4	5	6	7	8	9	AB	R	H	RBI	BB	SO	LOB	BOTTOM										
Kenny Lofton, L OBP: 0.222, SLG: 0.176 55 Russell Martin, R OBP: 0.368, SLG: 0.368	G6-3		P6		1-3 2-H 1B		G6-3			3	0	1	0	0	0	0											
5 Nomar Garciaparra, R OBP: 0.200, SLG: 0.172 44 Takashi Saito, L			F8		G4-3		G6-3			3	0	1	0	0	0	2											
18 Ramon Martinez, R OBP: 0.417, SLG: 0.545 47 Tim Hamulack, R Franquielis Osoria, R	1B									0	0	0	0	0	0	0											
J.D. Drew, L OBP: 0.455, SLG: 0.857 49 Delwyn Young, S OBP: 0.154, SLG: 0.269	F8		L8		12 G5-4-3 1B				HR	3	0	1	0	0	0	1											
12 Jeff Kent, R OBP: 0.333, SLG: 0.538 Willy Aybar, S OBP: 0.342, SLG: 0.267	K		G6-3		G5-4-3		CS BB		CS BB	3	0	0	0	0	1	2											
Joel Guzman, R OBP: 0.353, SLG: 0.563		G4-3			CS BB		HR		G5-3	3	1	1	1	1	0	1											
Bill Mueller, S OBP: 0.333, SLG: 0.609 Blake DeWitt, L OBP: 0.200, SLG: 0.200		K		CS	1 SAFE		L4		P4	3	1	1	1	0	1	1											
Sandy Alomar Jr., R OBP: 0.272, SLG: 0.618 17 Jason Repko, R OBP: 0.438, SLG: 0.556		F8			HR					2	0	1	0	0	0	0											
13 Oscar Robles, L OBP: 0.400, SLG: 0.440			G6-3		1B					3	1	2	0	0	0	0											
Aaron Sele, R Cody Ross, R Joe Beimel, L Eric Gagne, R Olmedo Saenz, R 7 James Loney, S OBP: 0.453, SLG: 0.900					HR		K		G6-3	0	0	0	0	0	0	0											
Inning Stats	R: 0 E: 0 K: 1 S: 6	H: 1 LOB: 1 BB: 0 P: 7	R: 0 E: 0 K: 1 S: 5	H: 0 LOB: 0 BB: 0 P: 5	R: 1 E: 0 K: 0 S: 4	H: 1 LOB: 0 BB: 0 P: 4	R: 0 E: 0 K: 0 S: 2	H: 0 LOB: 1 BB: 1 P: 6	R: 1 E: 0 K: 1 S: 8	H: 4 LOB: 2 BB: 0 P: 8	R: 1 E: 0 K: 0 S: 4	H: 2 LOB: 1 BB: 0 P: 4	R: 1 E: 0 K: 0 S: 5	H: 2 LOB: 1 BB: 0 P: 5	R: 1 E: 0 K: 0 S: 3	H: 1 LOB: 0 BB: 1 P: 8	1B: 6 2B: 1 3B: 0 HR: 4	SF: 0 SAC: 0 DP: 1 HBP: 0	WP: 0 PB: 0 SB: 1 CS: 2	PA: 34							
PITCHER	IP	WLS	BF	H	R	ER	SO	BB	IBB	HBP	BLK	WP	HR	S	P	ERA	WHIP										
Jason Vargas, L ERA: 1.64	4.0		17	5	2	2	2	1	0	0	0	0	0	20	25	4.50	1.500										
Kerry Ligtenberg, R ERA: 1.5	1.0		3	1	0	0	1	0	0	0	0	0	0	5	5	0.00	1.000										
Joe Borowski, R ERA: 1.5	1.0	L	4	2	1	1	0	0	0	0	0	0	1	4	4	9.00	2.000										
Nate Bump, R ERA: 3.6	1.0		5	2	1	1	0	0	0	0	0	0	0	5	5	9.00	2.000										
66 Eddie Gaillard, R ERA: 3.88	1.0		4	1	1	1	0	1	0	0	0	0	1	3	8	9.00	2.000										

Florida Marlins @ Los Angeles Dodgers  
Holman Stadium, Vero Beach, FL  
Thu Mar 16 2006, 1:05 PM EST  
Att: 5,930 - Partly Cloudy - 78 F

AB 31  
R 5  
H 11  
RBI 5  
BB 2  
SO 3  
LOB 11






Batter	1	2	3	4	5	6	7	8	9	10	AB	R	H	RBI	BB	SO	LOB						
11 Robert Andino, R OBP: 0.361, SLG: 0.387 Drew Niles, S OBP: 0.250, SLG: 0.250	F8		L1			G1-4-3		SH1-4 2B 1B	G4-3		4	1	1	0	0	0	3						
3 Chris Aguilera, R OBP: 0.300, SLG: 0.414 Chris Ashby, R OBP: 0.273, SLG: 0.444 Lee Mitchell, R OBP: 0.100, SLG: 0.100	F8		G5-4-3			HR		SH1-4 2B 1B	SH3-4 BB		3	1	1	2	0	0	2						
Jason Stokes, R OBP: 0.324, SLG: 0.594 Ryan Jorgensen, R OBP: 0.300, SLG: 0.333	G6-3			K		G5-3		SH1-4	SH3-4		3	0	0	0	0	1	0						
43 Matt Cepicky, L OBP: 0.259, SLG: 0.346 37 Tom Wilson, R OBP: 0.071, SLG: 0.071		K		F8		P5		K	K		3	0	0	0	0	1	0						
31 Mike Kinkade, R OBP: 0.323, SLG: 0.519 28 Scott Seabolt, R OBP: 0.364, SLG: 0.381				G6-3				2B 12 SF9			2	0	0	0	0	2	4						
Miguel Olivo, R OBP: 0.250, SLG: 0.481 Ryan Bear, R OBP: 0.100, SLG: 0.100						F7					3	0	1	0	0	0	1						
61 Reggie Abercrombie, R OBP: 0.474, SLG: 0.750 29 Mark Little, R OBP: 0.333, SLG: 0.333								L5			1	0	0	0	1	0	1						
12 Mickey Lopez, S OBP: 0.185, SLG: 0.087 Kevin Randel, L OBP: 0.167, SLG: 0.167						F8-3		SF9	G4-3		1	0	0	1	1	0	1						
Eric Reed, L OBP: 0.389, SLG: 0.375								F7			3	1	2	0	1	0	1						
<b>Inning Stats</b>	R: 0 E: 0 K: 0 S: 3	H: 0 LOB: 0 BB: 0 P: 3	R: 0 E: 1 K: 1 S: 5	H: 0 LOB: 1 BB: 1 P: 10	R: 0 E: 0 K: 0 S: 3	H: 1 LOB: 1 BB: 1 P: 7	R: 0 E: 0 K: 1 S: 5	H: 0 LOB: 0 BB: 0 P: 5	R: 0 E: 0 K: 0 S: 2	H: 0 LOB: 0 BB: 1 P: 6	R: 2 E: 0 K: 0 S: 5	H: 2 LOB: 0 BB: 0 P: 6	R: 1 E: 0 K: 0 S: 5	H: 2 LOB: 1 BB: 0 P: 5	R: 2 E: 0 K: 2 S: 9	H: 2 LOB: 1 BB: 0 P: 11	R: 0 E: 0 K: 1 S: 5	H: 0 LOB: 1 BB: 1 P: 10	R: 0 E: 0 K: 2 S: 7	H: 0 LOB: 2 BB: 1 P: 11	1B: 5 2B: 2 3B: 0 HR: 1	SF: 1 SAC: 2 DP: 2 HBP: 1	WP: 0 PA: 41
<b>PITCHER</b>	IP 5.0	WLS 17	BF 1	H 0	R 0	ER 0	SO 2	BB 3	IBB 0	HBP 0	BLK 0	WP 0	HR 0	S 18	P 31	ERA 0.00	WHIP 0.800						
58 Jonathan Papelbon, R ERA: 6.23 Chris Smith, R ERA: 19.29 56 Craig Hansen, R ERA: Marc Deschences, R ERA: Jonathan Searles, R ERA:	2.1 0.2 1.0 1.0	13 3 4 4	5 1 0 0	5 0 0 0	5 2 0 0	0 0 1 1	0 0 0 0	0 0 0 0	0 0 0 0	0 0 0 0	0 0 0 0	0 0 0 0	0 0 5 7	10 7 10 11	0.00 0.00 0.00 0.00	1.000 1.500 1.000 1.000							

**TOP**

**Florida Marlins @ Boston Red Sox**  
City of Pains Park, Ft. Myers, FL

Fri Mar 17 2006, 1:05 PM EST  
Att: 7,987 - Overcast - 78 F

AB	32
R	5
H	7
RBI	5
BB	5
SO	7
LOB	19




Batter	1	2	3	4	5	6	7	8	9	10	AB	R	H	RBI	BB	SO	LOB						
Coco Crisp, S OBP: 0.516, SLG: 0.593 Willie Harris, L OBP: 0.250, SLG: 0.227	P5		G4-3					G3			3	0	1	0	1	0	0						
Mark Loretta, R OBP: 0.520, SLG: 0.542 13 Zach Borowiak, R OBP: 0.100, SLG: 0.100	P5		P5	F8					G5-3		4	0	1	0	0	0	2						
Trot Nixon, L OBP: 0.419, SLG: 0.571 31 Chris Durbin, R OBP: 0.750, SLG: 0.500	G4-3		F9					F7	F8		4	0	0	0	0	0	2						
Manny Ramirez, R OBP: 0.391, SLG: 0.350 53 Ronald Colloway, L OBP: 0.304, SLG: 0.429				G5-3				K			3	1	1	0	0	1	0						
25 Mike Lowell, R OBP: 0.333, SLG: 0.346 18 Scott White, R OBP: 0.100, SLG: 0.100											2	0	1	0	0	1	2						
J.T. Snow, L OBP: 0.375, SLG: 0.381 13 Enrique Wilson, S OBP: 0.400, SLG: 0.667											2	2	1	0	1	0	1						
20 Kevin Youkilis, R OBP: 0.345, SLG: 0.680 12 Ian Bladergroen, L OBP: 0.571, SLG: 0.500 33 Mickey Hall, L OBP: 0.100, SLG: 0.100											3	1	1	0	0	0	3						
Alex Gonzalez, R OBP: 0.200, SLG: 0.304 Alejandro Machado, S OBP: 0.344, SLG: 0.414											2	0	0	0	0	0	0						
59 Trent Durrington, R OBP: 0.235, SLG: 0.188 23 Jim Buckley, R OBP: 0.300, SLG: 0.273 Javier Cardona, R OBP: 0.100, SLG: 0.100											3	0	1	0	0	1	1						
<b>Inning Stats</b>	R: 0 E: 0 K: 0 S: 3	H: 0 LOB: 0 BB: 0 P: 3	R: 2 E: 2 K: 0 S: 6	H: 2 LOB: 1 BB: 0 P: 6	R: 0 E: 0 K: 0 S: 3	H: 0 LOB: 0 BB: 0 P: 3	R: 3 E: 0 K: 0 S: 6	H: 3 LOB: 2 BB: 2 P: 14	R: 0 E: 0 K: 1 S: 5	H: 1 LOB: 1 BB: 1 P: 6	R: 0 E: 0 K: 1 S: 5	H: 0 LOB: 0 BB: 0 P: 5	R: 0 E: 0 K: 1 S: 7	H: 2 LOB: 2 BB: 0 P: 7	R: 0 E: 0 K: 0 S: 4	H: 1 LOB: 2 BB: 1 P: 8	R: 0 E: 0 K: 1 S: 6	H: 1 LOB: 1 BB: 0 P: 6	R: 0 E: 0 K: 2 S: 8	H: 1 LOB: 1 BB: 1 P: 8	1B: 9 2B: 1 3B: 0 HR: 1	SF: 0 SAC: 0 DP: 0 HBP: 0	WP: 0 PA: 45
<b>PITCHER</b>	IP 4.0	WLS 20	BF 4	H 1	R 0	ER 0	SO 3	BB 2	IBB 0	HBP 0	BLK 0	WP 0	HR 0	S 18	P 26	ERA 6.75	WHIP 1.750						
55 Josh Johnson, R ERA: 2.08 Taylor Tankersley, L ERA: Matt Herges, R ERA: 54 Josh Stewart, L ERA: 2.25 Chris Resop, R ERA: 2.27	1.0 1.0 1.0 1.0 2.0	4 3 5 9	1 0 2 0	0 0 0 0	0 0 0 0	0 0 0 0	0 0 0 0	0 0 0 0	0 0 0 0	0 0 0 0	0 0 0 0	0 0 0 0	0 0 0 0	0 0 0 0	0 0 0 0	0 0 0 0	0 0 0 0	0 0 0 0	0 0 0 0	0 0 0 0	0 0 0 0	0.00 0.00 2.000 1.500	

**BOTTOM**

**Florida Marlins @ Boston Red Sox**  
City of Pains Park, Ft. Myers, FL

Fri Mar 17 2006, 1:05 PM EST  
Att: 7,987 - Overcast - 78 F

AB	42
R	5
H	11
RBI	4
BB	3
SO	6
LOB	21





Batter	1	2	3	4	5	6	7	8	9	AB	R	H	RBI	BB	SO	LOB	TOP																			
64 Kevin Reese, L (1, 8) OBP: 0.350, SLG: 0.395										4	2	2	0	1	1	1	<b>New York Yankees @ Florida Marlins</b> Roger Dean Stadium, Jupiter, FL Sat Mar 18 2006, 1:05 PM EST Att: 8,387 - Sunny - 77 F																			
24 Robinson Cano, L (1, 4) OBP: 0.389, SLG: 0.560										1	0	1	0	0	0	0																				
61 Kevin Howard, L (1, PR) OBP: 0.227, SLG: 0.450										4	2	2	4	0	1	3																				
55 Hideki Matsui, L (1, 7) OBP: 0.432, SLG: 0.633										3	1	1	4	0	0	1																				
28 Melky Cabrera, S (7, 7) OBP: 0.386, SLG: 0.500										1	0	1	0	0	0	0																				
Gary Sheffield, R (1, 9) OBP: 0.179, SLG: 0.048										3	0	0	0	0	1	2																				
Mitch Jones, R (4, 9) OBP: 0.326, SLG: 0.689										2	0	1	0	0	0	1																				
25 Jason Giambi, L (1, 10) OBP: 0.375, SLG: 0.294										3	0	0	0	1	1	1																				
27 Russ Johnson, R (9, PH) OBP: 0.333, SLG: 0.429										1	0	0	0	0	0	1																				
12 Andy Phillips, R (1, 3) OBP: 0.389, SLG: 0.417										4	0	0	0	0	0	2																				
Miguel Cairo, R (7, 3) OBP: 0.302, SLG: 0.375										1	0	0	0	0	0	1																				
26 Wil Nieves, R (1, 2) OBP: 0.313, SLG: 0.690										3	1	1	0	0	0	0																				
66 David Parrish, R (8, PH) (8, 2)										1	0	0	0	0	0	0																				
92 Marcos Vechionacci, S (1, 5) OBP: 0.313, SLG: 0.154										1	0	0	0	1	1	0																				
78 Eric Duncan, L (7, 5) OBP: 0.433, SLG: 0.786										1	0	0	0	0	0	0																				
28 Felix Escalona, R (1, 6) OBP: 0.351, SLG: 0.455										1	2	0	0	2	0	1																				
91 Ramiro Pena, S (8, PR) OBP: 0.435, SLG: 0.478										0	0	0	0	0	0	0																				
<b>Inning Stats</b>	R: 0 E: 0 K: 1 S: 6	H: 1 LOB: 2 BB: 0 P: 6	R: 0 E: 0 K: 0 S: 3	H: 0 LOB: 0 BB: 0 P: 3	R: 4 E: 1 K: 1 S: 8	H: 3 LOB: 1 BB: 1 P: 13	R: 4 E: 0 K: 1 S: 8	H: 3 LOB: 0 BB: 1 P: 12	R: 0 E: 0 K: 0 S: 5	H: 0 LOB: 1 BB: 0 P: 5	R: 0 E: 0 K: 0 S: 4	H: 1 LOB: 1 BB: 0 P: 4	R: 0 E: 0 K: 1 S: 5	H: 0 LOB: 2 BB: 2 P: 13	R: 0 E: 0 K: 0 S: 4	H: 1 LOB: 1 BB: 0 P: 5	1B: 6 2B: 1 3B: 1 HR: 1	SF: 1 SAC: 1 DP: 0 HBP: 1	WP: 2 PB: 0 CS: 0	PA: 42																
<b>PITCHER</b>	IP	WLS	BF	H	R	ER	SO	BB	IBB	HBP	BLK	WP	HR	S	P	ERA	WHIP	<b>PITCHER</b>		IP	WLS	BF	H	R	ER	SO	BB	IBB	HBP	BLK	WP	HR	S	P	ERA	WHIP
Brian Moehler, R (1, 1) ERA: 6.35	3.1	L	20	7	8	8	2	2	0	0	0	0	0	7	7	21.60	2.700	Travis Bowyer, R (9, 1) ERA: 10.13		1.0		4	1	0	0	0	0	0	0	0	0	0	0	0	0.00	1.000
26 Jimmy Anderson, L (4, 1) ERA: 4.5	1.0		3	0	0	0	2	0	0	0	0	0	0	7	9	0.00	0.000																			
60 Carlos Martinez, R (5, 1) ERA: 2.7	1.2		6	0	0	0	2	0	0	0	0	0	0	5	9	0.00	0.600																			
19 Logan Kensing, R (7, 1) ERA: 1.6	1.2		8	1	0	0	2	0	0	0	0	1	0	6	14	0.00	1.800																			
51 Buddy Carlyle, R (8, 1) ERA: 1.6	0.1		1	0	0	0	1	0	0	0	0	0	0	3	3	0.00	0.000																			

Batter	1	2	3	4	5	6	7	8	9	AB	R	H	RBI	BB	SO	LOB	BOTTOM																			
2 Hanley Ramirez, R (1, 6) OBP: 0.409, SLG: 0.690										3	0	1	1	0	0	1	<b>New York Yankees @ Florida Marlins</b> Roger Dean Stadium, Jupiter, FL Sat Mar 18 2006, 1:05 PM EST Att: 8,387 - Sunny - 77 F																			
11 Robert Andino, R (7, 6) OBP: 0.395, SLG: 0.424										2	0	2	1	0	0	0																				
27 Jeremy Hermida, L (1, 9) OBP: 0.356, SLG: 0.257										3	0	0	0	0	2	2																				
Eric Reed, L (7, 8) OBP: 0.395, SLG: 0.382										2	0	1	0	0	1	1																				
Miguel Cabrera, R (1, 5) OBP: 0.333, SLG: 0.600										3	0	0	0	0	3	0																				
Wes Helms, R (7, 5) OBP: 0.361, SLG: 0.455										2	0	0	0	0	1	3																				
17 Mike Jacobs, L (1, 3) OBP: 0.326, SLG: 0.357										3	1	1	0	0	0	0																				
Jason Stokes, R (7, 3) OBP: 0.343, SLG: 0.606										1	0	1	0	0	0	0																				
14 Josh Willingham, R (1, 2) OBP: 0.583, SLG: 0.889										2	0	1	1	0	0	0																				
20 Matt Treanor, R (6, 2) OBP: 0.522, SLG: 0.619										2	0	2	0	0	0	0																				
6 Dan Vogelbe, L (1, 4) OBP: 0.345, SLG: 0.336										2	0	0	0	0	0	1																				
60 Carlos Martinez, R (8, PH) OBP: 0.392, SLG: 0.392										0	0	0	0	0	0	0																				
19 Logan Kensing, R (7, 1) ERA: 2.7										0	0	0	0	0	0	0																				
51 Buddy Carlyle, L (8, PH) OBP: 0.435, SLG: 0.478										0	0	0	0	0	0	0																				
Miguel Olivo, R (8, PH) OBP: 0.241, SLG: 0.454										1	0	0	0	0	0	3																				
Travis Bowyer, R (9, 1) ERA: 10.13										0	0	0	0	0	0	0																				
3 Chris Aguila, R (1, 7) OBP: 0.313, SLG: 0.419										2	1	1	0	0	1	0																				
31 Mike Kinkade, R (7, 7) OBP: 0.303, SLG: 0.483										2	0	0	0	0	0	0																				
61 Reggie Abercrombie, R (1, 8) OBP: 0.450, SLG: 0.711										2	0	0	0	0	2	1																				
29 Mark Little, R (7, 9) OBP: 0.308, SLG: 0.304										2	0	0	0	0	1	1																				
Brian Moehler, R (1, 1) OBP: 1.000, SLG: 1.000										1	0	1	0	0	0	0																				
26 Jimmy Anderson, L (4, 1) ERA: 4.7										0	0	0	0	0	0	0																				
4 Alfredo Amezaga, S (5, 4) OBP: 0.333, SLG: 0.667										3	1	1	0	0	1	1																				
<b>Inning Stats</b>	R: 0 E: 1 K: 1 S: 5	H: 0 LOB: 0 BB: 0 P: 5	R: 0 E: 0 K: 0 S: 3	H: 0 LOB: 0 BB: 0 P: 3	R: 0 E: 0 K: 2 S: 8	H: 1 LOB: 1 BB: 0 P: 8	R: 1 E: 0 K: 1 S: 7	H: 2 LOB: 1 BB: 0 P: 7	R: 1 E: 0 K: 2 S: 9	H: 2 LOB: 1 BB: 0 P: 9	R: 0 E: 0 K: 1 S: 6	H: 1 LOB: 1 BB: 0 P: 6	R: 0 E: 0 K: 1 S: 5	H: 0 LOB: 0 BB: 0 P: 5	R: 0 E: 0 K: 2 S: 10	H: 3 LOB: 3 BB: 0 P: 10	R: 1 E: 2 K: 0 S: 6	H: 3 LOB: 2 BB: 0 P: 6	1B: 9 2B: 3 3B: 1 HR: 0	SF: 0 SAC: 0 DP: 2 HBP: 0	WP: 0 PB: 0 CS: 0	PA: 39														
<b>PITCHER</b>	IP	WLS	BF	H	R	ER	SO	BB	IBB	HBP	BLK	WP	HR	S	P	ERA	WHIP	<b>PITCHER</b>		IP	WLS	BF	H	R	ER	SO	BB	IBB	HBP	BLK	WP	HR	S	P	ERA	WHIP
Jaret Wright, R (1, 1) ERA: 9.26	4.0		15	3	1	1	4	0	0	0	0	0	0	9	9	9.00	2.000	47 Ron Villone, L (9, 1) ERA: 4.0		1.0		6	3	1	1	0	0	0	0	0	0	0	0	0	9.00	3.000
77 David Bergman, L (5, 1) ERA: 9.0	1.0		5	2	1	1	2	0	0	0	0	0	0	9	9	9.00	2.000																			
38 Ramiro Mendoza, R (6, 1) ERA: 2.45	1.0		4	1	0	0	1	0	0	0	0	0	0	6	6	0.00	1.000																			
Mike Myers, L (7, 1) ERA: 4.7	1.0		3	0	0	0	1	0	0	0	0	0	0	5	5	0.00	0.000																			
79 J.B. Cox, R (8, 1) ERA: 2.25	1.0		6	3	0	0	2	0	0	0	0	0	0	10	10	0.00	3.000																			





Batter	1	2	3	4	5	6	7	8	9	AB	R	H	RBI	BB	SO	LOB	TOP					
4 Alfredo Amezaga, S OBP: 0.333, SLG: 0.667										3	1	1	0	0	0	0	<b>Florida Marlins @ New York Mets</b> Tradition Field, Port St. Lucie, FL Sun Mar 19 2006, 1:10 PM EST Att: 6,126 - Partly Cloudy - 77 F  <b>AB 32</b> <b>R 5</b> <b>H 5</b> <b>RBI 3</b> <b>BB 1</b> <b>SO 8</b> <b>LOB 9</b>					
27 Jeremy Hermida, L OBP: 0.327, SLG: 0.231										4	0	0	0	0	2	2						
29 Mark Little, R OBP: 0.308, SLG: 0.304										0	0	0	0	0	0	0						
Miguel Cabrera, R OBP: 0.390, SLG: 0.429										2	0	0	1	0	1	0						
Wes Helms, R OBP: 0.378, SLG: 0.471										1	1	1	0	0	0	0						
17 Mike Jacobs, L OBP: 0.320, SLG: 0.413										4	1	1	2	0	0	1						
Jason Stokes, R OBP: 0.343, SLG: 0.606										0	0	0	0	0	0	0						
3 Chris Aguilera, R OBP: 0.314, SLG: 0.412										3	1	1	0	0	0	0						
31 Mike Kinkade, R OBP: 0.294, SLG: 0.467										1	0	0	0	0	1	0						
Miguel Olivo, R OBP: 0.219, SLG: 0.419										3	0	0	0	0	0	1						
Nate Bump, L										0	0	0	0	0	0	0						
Kerry Ligtenberg, R										0	0	0	0	0	0	0						
Lenny Harris, L OBP: 0.240, SLG: 0.292										1	0	0	0	0	0	0						
Matt Herges, L										0	0	0	0	0	0	0						
11 Robert Andino, R OBP: 0.390, SLG: 0.400										2	0	0	0	0	0	1						
6 Dan Uggla, R OBP: 0.260, SLG: 0.340										1	0	1	0	0	0	0						
Eric Reed, L OBP: 0.357, SLG: 0.342										4	0	0	0	0	2	2						
Scott Olsen, L										4	0	0	0	0	2	2						
Randy Messenger, R										2	0	0	0	0	1	1						
20 Matt Treanor, R OBP: 0.520, SLG: 0.591										0	0	0	0	0	0	0						
										1	1	0	0	1	0	1						
<b>Inning Stats</b>	R: 1 E: 0 K: 0 S: 4	H: 1 LOB: 0 BB: 0 P: 4	R: 0 E: 0 K: 1 S: 5	H: 0 LOB: 0 BB: 0 P: 5	R: 0 E: 0 K: 2 S: 7	H: 0 LOB: 0 BB: 0 P: 7	R: 0 E: 0 K: 0 S: 3	H: 0 LOB: 0 BB: 0 P: 3	R: 1 E: 1 K: 0 S: 5	H: 1 LOB: 1 BB: 0 P: 5	R: 0 E: 0 K: 2 S: 8	H: 0 LOB: 1 BB: 0 P: 8	R: 0 E: 0 K: 1 S: 5	H: 0 LOB: 1 BB: 0 P: 8	R: 3 E: 1 K: 2 S: 9	H: 2 LOB: 0 BB: 1 P: 13	R: 0 E: 0 K: 0 S: 4	H: 1 LOB: 1 BB: 0 P: 4	1B: 3 2B: 1 3B: 0 HR: 1	SF: 1 SAC: 1 DP: 0 HBP: 1	WP: 2 PB: 0 SB: 1 CS: 0	PA: 36
<b>PITCHER</b>	IP WLS BF H R ER SO BB IBB HBP BLK WP HR S P ERA WHIP																					
Brian Bannister, R ERA: 0.64	(1, 1) 5.0 L 18 2 2 1 3 0 0 0 0 0 0 0 0 24 24 1.80 0.400																					
25 Pedro Feliciano, L ERA:	(6, 1) 1.0 4 0 0 0 2 0 0 0 0 0 1 0 8 8 0.00 0.000																					
Jorge Julio, R ERA:	(7, 1) 2.0 10 2 3 0 3 1 0 1 0 1 1 14 21 0.00 1.500																					
Bartolome Fortunato, R ERA: 2.16	(9, 1) 1.0 4 1 0 0 0 0 0 0 0 0 0 0 4 4 0.00 1.000																					

Batter	1	2	3	4	5	6	7	8	9	AB	R	H	RBI	BB	SO	LOB	BOTTOM			
22 Jose Valentin, S OBP: 0.364, SLG: 0.333										3	0	0	0	0	0	1	<b>Florida Marlins @ New York Mets</b> Tradition Field, Port St. Lucie, FL Sun Mar 19 2006, 1:10 PM EST Att: 6,126 - Partly Cloudy - 77 F  <b>AB 32</b> <b>R 0</b> <b>H 8</b> <b>RBI 0</b> <b>BB 2</b> <b>SO 2</b> <b>LOB 19</b>			
26 Tike Redman, L OBP: 0.302, SLG: 0.410										0	0	0	0	0	0	0				
Bartolome Fortunato, R										2	0	0	0	0	0	1				
16 Paul Lo Duca, R OBP: 0.417, SLG: 0.619										2	0	0	0	0	0	1				
70 Sandy Martinez, L OBP: 0.350, SLG: 0.632										2	0	0	0	0	0	1				
21 Carlos Delgado, L OBP: 0.675, SLG: 0.857										2	0	1	0	1	0	0				
Victor Diaz, R OBP: 0.327, SLG: 0.480										0	0	0	0	0	0	0				
Cliff Floyd, L OBP: 0.439, SLG: 0.639										3	0	0	0	0	1	2				
73 Todd Self, L OBP: 0.300, SLG: 0.407										1	0	1	0	0	0	0				
5 David Wright, R OBP: 0.341, SLG: 0.421										3	0	1	0	0	0	2				
10 Endy Chavez, L OBP: 0.556, SLG: 0.333										1	0	1	0	0	0	0				
Xavier Nady, R OBP: 0.409, SLG: 0.585										2	0	0	0	1	0	0				
Chris Basak, R OBP: 0.211, SLG: 0.316										1	0	0	0	0	0	3				
44 Lastings Milledge, R OBP: 0.354, SLG: 0.447										4	0	1	0	0	1	5				
1 Anderson Hernandez, S OBP: 0.306, SLG: 0.286										4	0	1	0	0	0	3				
Brian Bannister, R OBP: 0.500, SLG: 0.500										1	0	1	0	0	0	0				
25 Pedro Feliciano, L										0	0	0	0	0	0	0				
Julio Franco, R OBP: 0.500, SLG: 0.500										1	0	0	0	0	0	0				
Chase Lambin, S OBP: 0.250, SLG: 0.375										1	0	0	0	0	0	1				
<b>Inning Stats</b>	R: 0 E: 0 K: 0 S: 4	H: 1 LOB: 1 BB: 0 P: 4	R: 0 E: 0 K: 0 S: 3	H: 1 LOB: 0 BB: 0 P: 3	R: 0 E: 0 K: 1 S: 5	H: 1 LOB: 0 BB: 0 P: 5	R: 0 E: 0 K: 0 S: 3	H: 0 LOB: 0 BB: 0 P: 3	R: 0 E: 0 K: 0 S: 3	H: 0 LOB: 0 BB: 0 P: 3	R: 0 E: 0 K: 0 S: 3	H: 0 LOB: 2 BB: 2 P: 11	R: 0 E: 0 K: 0 S: 4	H: 2 LOB: 1 BB: 0 P: 4	R: 0 E: 0 K: 1 S: 7	H: 2 LOB: 3 BB: 0 P: 8	1B: 8 2B: 0 3B: 0 HR: 0	SF: 0 SAC: 0 DP: 1 HBP: 1	WP: 0 PB: 0 SB: 0 CS: 2	PA: 37
<b>PITCHER</b>	IP WLS BF H R ER SO BB IBB HBP BLK WP HR S P ERA WHIP																			
Scott Olsen, L ERA: 3.14	(1, 1) 5.0 W 17 4 0 0 1 0 0 0 0 0 0 0 0 3 3 0.00 0.800																			
Randy Messenger, R ERA: 8.1	(6, 1) 1.0 H 3 0 0 0 0 0 0 0 0 0 0 0 3 3 0.00 0.000																			
Nate Bump, R ERA: 3.0	(7, 1) 1.0 H 5 0 0 0 0 2 0 0 0 0 0 0 3 11 0.00 2.000																			
Kerry Ligtenberg, R ERA:	(8, 1) 1.0 4 2 0 0 0 0 0 0 0 0 0 0 4 4 0.00 2.000																			
Matt Herges, R ERA:	(9, 1) 1.0 6 2 0 0 0 1 0 0 0 1 0 0 0 7 8 0.00 2.000																			



Batter	1	2	3	4	5	6	7	8	9	AB	R	H	RBI	BB	SO	LOB	TOP										
17 Jason Repko, R OBP: 0.362, SLG: 0.439 Joel Guzman, R OBP: 0.349, SLG: 0.512	K		BB 2B 1B	K		K	K			4	1	1	0	0	3	1	<b>Los Angeles Dodgers @ Florida Marlins</b> Roger Dean Stadium, Jupiter, FL Tue Mar 21 2006, 1:05 PM EST Att. 4,429 - Partly Cloudy - 86 F										
13 Oscar Robles, L OBP: 0.410, SLG: 0.387 Hee-Seop Choi, L OBP: 0.250, SLG: 0.250	G3		L3		L9		G6-3	K		3	0	0	0	0	0	1											
José Cruz Jr., S OBP: 0.177, SLG: 0.222 Iván De Jesús Jr., R OBP: 0.222, SLG: 0.176	G5-3		K		F7		K		G3	3	0	0	0	0	1	1											
Ormedo Saenz, R OBP: 0.333, SLG: 0.333 Franquielis Osoria, R OBP: 0.333, SLG: 0.333 51 Jonathan Broxton, R OBP: 0.333, SLG: 0.333 59 Kelly Wunsch, L OBP: 0.333, SLG: 0.333 Sandy Alomar Jr., R OBP: 0.333, SLG: 0.333 Travis Denker, R OBP: 0.333, SLG: 0.333	1B 2B	2B BB	2B BB		F7			16 1B 2B	G3	2	1	1	0	1	0	0											
Ricky Ledee, L OBP: 0.600, SLG: 1.111 16 Andre Ethier, L OBP: 0.355, SLG: 0.500	G4-3 1B	G4-3 1B	1-3 2-H 2B		55 G6-4-3 BB	55 G6-4-3 BB		92 1B 1B	L5	2	0	2	1	1	0	0											
Bill Mueller, S OBP: 0.424, SLG: 0.710 Willy Aybar, S OBP: 0.348, SLG: 0.289	G4-3 1B	G4-3 1B	P6		55 G6-4-3 BB	55 G6-4-3 BB		92 1B SF8		2	0	1	1	1	0	2											
55 Russell Martin, R OBP: 0.400, SLG: 0.464 16 Pat Borders, R OBP: 0.222, SLG: 0.176	G4-3			G1-4-3		G6-4-3		F8		3	0	0	0	0	0	4											
18 Ramon Martinez, R OBP: 0.400, SLG: 0.500 92 Jimmy Rohan, R OBP: 0.500, SLG: 0.400 56 Hung-Chih Kuo, L OBP: 0.414, SLG: 0.920	L6			F8				1B 1B		3	0	1	1	0	0	2											
Aaron Sele, R OBP: 1.000, SLG: 1.000 Cody Ross, R OBP: 0.414, SLG: 0.920	K					K		SF8		1	0	0	0	0	1	2											
36 Lance Carter, R OBP: 1.000, SLG: 1.000 Cody Ross, R OBP: 0.414, SLG: 0.920	K					K		SF8		1	0	1	0	0	0	1											
<b>Inning Stats</b>	R: 0 E: 0 K: 1 S: 5	H: 0 LOB: 0 BB: 0 P: 5	R: 1 E: 0 K: 1 S: 8	H: 3 LOB: 2 BB: 0 P: 8	R: 1 E: 0 K: 1 S: 7	H: 2 LOB: 2 BB: 1 P: 11	R: 0 E: 0 K: 1 S: 6	H: 1 LOB: 0 BB: 0 P: 6	R: 0 E: 0 K: 0 S: 3	H: 0 LOB: 0 BB: 0 P: 3	R: 1 E: 0 K: 1 S: 5	H: 1 LOB: 1 BB: 2 P: 13	R: 0 E: 0 K: 2 S: 7	H: 0 LOB: 0 BB: 0 P: 7	R: 3 E: 0 K: 1 S: 10	H: 5 LOB: 2 BB: 0 P: 10	R: 0 E: 0 K: 0 S: 3	H: 0 LOB: 0 BB: 0 P: 3	1B: 9 2B: 3 3B: 0 HR: 0	SF: 1 SAC: 0 DP: 1 HBP: 0	WP: 0 PB: 0 SB: 0 CS: 0	PA: 41					
<b>PITCHER</b>	IP	WLS	BF	H	R	ER	SO	BB	IBB	HBP	BLK	WP	HR	S	P	ERA	WHIP										
Jason Vargas, L ERA: 2.25	5.0	W	22	6	2	2	4	1	0	0	0	0	0	29	33	3.60	1.400										
Taylor Tankersley, L ERA: 2.25	0.0		1	0	1	1	0	1	0	0	0	0	0	0	4	=	=										
Travis Bowyer, R ERA: 0.93	1.0		4	1	0	0	1	1	0	0	0	0	0	5	9	0.00	2.000										
60 Carlos Martinez, R ERA:	1.0		3	0	0	0	2	0	0	0	0	0	0	7	7	0.00	0.000										
Randy Messenger, R ERA: 10.87	1.0		8	5	3	3	1	0	0	0	0	0	0	10	10	27.00	5.000										


Batter	1	2	3	4	5	6	7	8	9	AB	R	H	RBI	BB	SO	LOB	BOTTOM										
2 Hanley Ramirez, R OBP: 0.426, SLG: 0.733 11 Robert Andino, R OBP: 0.372, SLG: 0.378	G4-3		27 2B 1B		17 2B 3B		G3		G5-3	3	2	2	0	0	0	0	<b>Los Angeles Dodgers @ Florida Marlins</b> Roger Dean Stadium, Jupiter, FL Tue Mar 21 2006, 1:05 PM EST Att. 4,429 - Partly Cloudy - 86 F										
27 Jeremy Hermida, L OBP: 0.321, SLG: 0.250 29 Mark Little, R OBP: 0.296, SLG: 0.292	G4-3		1B 2B		K		G6-3		P3	4	1	1	2	0	1	1											
Miguel Cabrera, R OBP: 0.308, SLG: 0.727 Wes Helms, R OBP: 0.378, SLG: 0.471	HR		2-H 1B		G6-3		K			4	1	2	2	0	1	1											
17 Mike Jacobs, L OBP: 0.321, SLG: 0.429 Jason Stokes, R OBP: 0.333, SLG: 0.588	L4		G3		3-H 2B		P2			3	0	1	1	0	0	1											
14 Josh Willingham, R OBP: 0.519, SLG: 0.762 Ryan Jorgensen, R OBP: 0.364, SLG: 0.333			K		G1-3		K		G4-3 4 E BB	3	0	0	0	0	2	1											
6 Dan Uggla, R OBP: 0.284, SLG: 0.400 4 Alfredo Amezaga, S OBP: 0.286, SLG: 0.571	G5-3		HR		K		K		FC4 G4-3	3	1	1	1	0	1	0											
61 Reggie Abercrombie, R OBP: 0.445, SLG: 0.805 Eric Reed, L OBP: 0.349, SLG: 0.333			HR		F7		G4-3		G4-3	3	1	2	1	0	0	0											
3 Chris Aquila, R OBP: 0.342, SLG: 0.459 43 Matt Cepicky, L OBP: 0.250, SLG: 0.333			HR		2B		G6-3		G6-3	1	0	0	0	0	0	2											
Jason Vargas, L ERA: 2.25 Lenny Harris, R OBP: 0.337, SLG: 0.280 Taylor Tankersley, L ERA: 2.25 Travis Bowyer, R ERA: 0.93 60 Carlos Martinez, R ERA: Randy Messenger, R ERA: 10.87 31 Mike Kinkade, R OBP: 0.286, SLG: 0.430 Chris Resop, R ERA:	2B 1B		2B 2B		G4-3		K		K	2	1	1	1	0	0	1											
<b>Inning Stats</b>	R: 1 E: 0 K: 0 S: 4	H: 1 LOB: 0 BB: 0 P: 4	R: 5 E: 0 K: 1 S: 11	H: 6 LOB: 1 BB: 0 P: 11	R: 1 E: 0 K: 0 S: 5	H: 2 LOB: 1 BB: 0 P: 5	R: 1 E: 0 K: 2 S: 9	H: 2 LOB: 1 BB: 0 P: 9	R: 0 E: 0 K: 3 S: 10	H: 1 LOB: 1 BB: 0 P: 10	R: 0 E: 0 K: 1 S: 5	H: 0 LOB: 0 BB: 0 P: 6	R: 0 E: 1 K: 0 S: 4	H: 0 LOB: 2 BB: 1 P: 8	R: 0 E: 0 K: 1 S: 5	H: 0 LOB: 0 BB: 0 P: 5		1B: 3 2B: 5 3B: 1 HR: 3	SF: 0 SAC: 0 DP: 0 HBP: 0	WP: 0 PB: 0 SB: 0 CS: 0	PA: 38						
<b>PITCHER</b>	IP	WLS	BF	H	R	ER	SO	BB	IBB	HBP	BLK	WP	HR	S	P	ERA	WHIP										
Aaron Sele, R ERA: 5.27	2.0	L	13	7	6	6	1	0	0	0	0	0	0	1	15	27.00	3.500										
36 Lance Carter, R ERA: 1.64	2.0		10	4	2	2	2	0	0	0	0	0	0	14	14	9.00	2.000										
Franquielis Osoria, R ERA: 2.0	2.0		7	1	0	0	4	0	0	0	0	0	0	15	16	0.00	0.500										
51 Jonathan Broxton, R ERA: 6.35	0.1		3	0	0	0	0	1	0	0	0	0	0	2	6	0.00	3.000										
59 Kelly Wunsch, L ERA: 6.75	0.2		2	0	0	0	0	0	0	0	0	0	0	2	2	0.00	0.000										






Batter	1	2	3	4	5	6	7	8	9	AB	R	H	RBI	BB	SO	LOB	TOP			
2 Hanley Ramirez, R OBP: 0.420, SLG: 0.750 4 Alfredo Amezaga, S OBP: 0.222, SLG: 0.444	G5-3	G5-3				K			G3	3	1	1	0	0	0	0	<b>Florida Marlins @ Baltimore Orioles</b> Fort Lauderdale Stadium, Ft. Lauderdale, FL Wed Mar 22 2006, 1:05 PM EST Att. 1 - Partly Cloudy - 80 F			
27 Jeremy Hermida, L OBP: 0.321, SLG: 0.281 29 Mark Little, R OBP: 0.276, SLG: 0.269	K		G4-3			F9			K	3	1	1	0	0	1	0				
Miguel Cabrera, R OBP: 0.353, SLG: 0.667 Wes Helms, R OBP: 0.378, SLG: 0.471	1B		G4-3			1B			K	4	1	2	0	0	1	1				
17 Mike Jacobs, L OBP: 0.321, SLG: 0.412 Jason Stokes, R OBP: 0.324, SLG: 0.571	BB		G1			K			P4	2	0	0	1	1	1	1				
14 Josh Willingham, R OBP: 0.533, SLG: 0.870 43 Matt Cepicky, L OBP: 0.241, SLG: 0.321	BB		G6-3			HR			G6-3	2	1	1	1	1	0	0				
6 Dan Uggla, R OBP: 0.286, SLG: 0.423 Eric Reed, L OBP: 0.341, SLG: 0.325	BB		G2-3			2B			G6-3	2	0	1	1	1	0	0				
3 Chris Aguilera, R OBP: 0.341, SLG: 0.450 11 Robert Andino, R OBP: 0.364, SLG: 0.368	G5-3		F7			1B			F9	3	0	1	1	0	0	3				
Miguel Olivo, R OBP: 0.200, SLG: 0.382 20 Matt Treanor, R OBP: 0.536, SLG: 0.609			K			L8			1B	3	0	0	0	0	1	2				
61 Reggie Abercrombie, R OBP: 0.435, SLG: 0.750 Travis Bowyer, R OBP: 0.067, SLG: 0.067 37 Tom Wilson, R OBP: 0.067, SLG: 0.067 Kerry Ligtenberg, R OBP: 0.067, SLG: 0.067	K2-3					K			F8	3	0	0	0	0	2	2				
									G5-3	0	0	0	0	0	0	0				
<b>Inning Stats</b>	R: 1 E: 0 K: 1 S: 7	H: 1 LOB: 3 BB: 3 P: 19	R: 0 E: 0 K: 1 S: 5	H: 0 LOB: 0 BB: 0 P: 5	R: 1 E: 0 K: 0 S: 4	H: 1 LOB: 0 BB: 0 P: 5	R: 0 E: 0 K: 1 S: 5	H: 0 LOB: 0 BB: 0 P: 5	R: 1 E: 1 K: 2 S: 9	H: 2 LOB: 1 BB: 1 P: 9	R: 2 E: 0 K: 1 S: 8	H: 3 LOB: 2 BB: 0 P: 9	R: 0 E: 0 K: 0 S: 3	H: 0 LOB: 0 BB: 0 P: 3	R: 0 E: 0 K: 1 S: 6	H: 1 LOB: 1 BB: 0 P: 6	1B: 5 2B: 1 3B: 1 HR: 1	SF: 0 SAC: 0 DP: 0 HBP: 0	WP: 1 PB: 1 SB: 2 CS: 0	PA: 38
<b>PITCHER</b>	IP WLS BF H R ER SO BB IBB HBP BLK WP HR S P ERA WHIP																			
40 Daniel Cabrera, R ERA: 3.86 93 Tyler Yates, L ERA: 27.0 28 Eric DuBose, L ERA: 2.61 Jim Brower, R ERA: 3.86 43 Sandy Rieal, R ERA: 1.13	5.0 0.2 1.1 1.0 1.0	L 5 4 3 4	22 3 0 0 1	4 0 0 0 0	3 2 0 0 0	3 2 0 0 0	5 0 3 0 1	3 0 0 0 0	0 0 0 0 0	1 0 0 0 0	0 1 5 6 6	30 5 10 3 6	43 6 0 0 6	5.40 27.00 0.00 0.00 0.00	1.400 4.500 0.000 0.000 1.000					

Batter	1	2	3	4	5	6	7	8	9	AB	R	H	RBI	BB	SO	LOB	BOTTOM			
1 Brian Roberts, S OBP: 0.167, SLG: 0.167 59 Eddy Garabito, S OBP: 0.200, SLG: 0.167	E8		G3			G3			F7	3	1	1	0	0	0	1	<b>Florida Marlins @ Baltimore Orioles</b> Fort Lauderdale Stadium, Ft. Lauderdale, FL Wed Mar 22 2006, 1:05 PM EST Att. 1 - Partly Cloudy - 80 F			
6 Melvin Mora, R OBP: 0.400, SLG: 0.609 69 Napoleon Calzado, R OBP: 0.389, SLG: 0.588	1B		BB			K			F9	3	1	1	0	1	1	1				
10 Miguel Tejada, R OBP: 0.333, SLG: 0.444 16 Ed Rogers, R OBP: 0.316, SLG: 0.421	1B		BB			BB			BB	3	0	1	2	0	0	2				
31 Jay Gibbons, L OBP: 0.320, SLG: 0.455 David Newhan, L OBP: 0.526, SLG: 0.719	2B		E3			G6-3			1B	3	0	1	2	0	0	2				
Javy Lopez, R OBP: 0.158, SLG: 0.368 Chris Gomez, R OBP: 0.333, SLG: 0.293	2B		E3			G6-3			1B	1	0	1	0	0	0	0				
31 Jay Gibbons, L OBP: 0.320, SLG: 0.455 David Newhan, L OBP: 0.526, SLG: 0.719	G6-3		F8			G3			BB	3	0	0	0	0	0	3				
Javy Lopez, R OBP: 0.158, SLG: 0.368 Chris Gomez, R OBP: 0.333, SLG: 0.293	G4-3		P4			G6-3			BB	0	0	0	0	1	0	0				
Jeff Conine, R OBP: 0.287, SLG: 0.375 25 Howie Clark, L OBP: 0.259, SLG: 0.340	G4-3		P4			G6-3			BB	1	0	0	0	0	0	2				
Jeff Conine, R OBP: 0.287, SLG: 0.375 25 Howie Clark, L OBP: 0.259, SLG: 0.340	L7		L5			G6-3			P6	3	0	0	0	0	1	1				
Ramon Hernandez, R OBP: 0.250, SLG: 0.200 Gerónimo Gil, R OBP: 0.250, SLG: 0.200			K			P6			G5-3	3	0	0	0	0	1	0				
17 Corey Patterson, L OBP: 0.259, SLG: 0.340 21 Nick Markakis, L OBP: 0.423, SLG: 0.463			B3			F9			G3-1	4	0	1	0	0	0	0				
			G4-3			G6-3			F7	4	0	1	0	0	0	1				
<b>Inning Stats</b>	R: 2 E: 1 K: 0 S: 6	H: 3 LOB: 1 BB: 0 P: 6	R: 0 E: 0 K: 1 S: 5	H: 0 LOB: 0 BB: 0 P: 5	R: 0 E: 0 K: 0 S: 3	H: 0 LOB: 0 BB: 0 P: 3	R: 0 E: 0 K: 1 S: 6	H: 1 LOB: 1 BB: 0 P: 6	R: 0 E: 0 K: 0 S: 3	H: 0 LOB: 1 BB: 0 P: 3	R: 0 E: 0 K: 0 S: 5	H: 1 LOB: 1 BB: 0 P: 5	R: 0 E: 0 K: 0 S: 4	H: 1 LOB: 2 BB: 1 P: 8	R: 0 E: 0 K: 0 S: 3	H: 0 LOB: 0 BB: 0 P: 3	1B: 4 2B: 2 3B: 0 HR: 0	SF: 0 SAC: 0 DP: 0 HBP: 0	WP: 0 PB: 0 SB: 1 CS: 0	PA: 36
<b>PITCHER</b>	IP WLS BF H R ER SO BB IBB HBP BLK WP HR S P ERA WHIP																			
55 Josh Johnson, R ERA: 2.7 54 Josh Stewart, L ERA: 2.08 Matt Herges, R ERA: Nate Bump, R ERA: 2.57 Travis Bowyer, R ERA: 7.39	3.2 0.1 2.0 1.0 1.0	W 2 6 H H	16 2 0 4 5	3 0 0 1 0	2 0 0 0 0	2 0 0 0 0	1 0 1 0 0	0 0 0 0 1	0 0 0 0 0	0 0 0 0 0	0 2 8 5 4	17 2 8 5 8	21 2 8 5 8	4.91 0.00 0.00 0.00 2.000	1.091 3.000 0.000 1.000 2.000					

Batter	1	2	3	4	5	6	7	8	9	AB R H RBI BB SO LOB	TOP																								
												<p style="text-align: center;"><b>New York Mets @ Florida Marlins</b>            Roger Dean Stadium, Jupiter, FL            Thu Mar 23 2006, 7:05 PM EST</p> <p style="text-align: right;"><a href="http://livebaseballscorecards.com">livebaseballscorecards.com</a></p> <p><b>AB</b> 0  <b>R</b> 0  <b>H</b> 0  <b>RBI</b> 0  <b>BB</b> 0  <b>SO</b> 0  <b>LOB</b> 0</p> 																							
Inning Stats											1B: 0 SF: 0 WP: 0 PA: 0 2B: 0 SAC: 0 FB: 0 3B: 0 DP: 0 SB: 0 HR: 0 HBP: 0 CS: 0																								
PITCHER	IP	WLS	BF	H	R	ER	SO	BB	IBB	HBP	BLK	WP	HR	S	P	ERA	WHIP	PITCHER	IP	WLS	BF	H	R	ER	SO	BB	IBB	HBP	BLK	WP	HR	S	P	ERA	WHIP

Batter	1	2	3	4	5	6	7	8	9	AB R H RBI BB SO LOB	BOTTOM																								
												<p style="text-align: center;"><b>New York Mets @ Florida Marlins</b>            Roger Dean Stadium, Jupiter, FL            Thu Mar 23 2006, 7:05 PM EST</p> <p style="text-align: right;"><a href="http://livebaseballscorecards.com">livebaseballscorecards.com</a></p> <p><b>AB</b> 0  <b>R</b> 0  <b>H</b> 0  <b>RBI</b> 0  <b>BB</b> 0  <b>SO</b> 0  <b>LOB</b> 0</p> 																							
Inning Stats											1B: 0 SF: 0 WP: 0 PA: 0 2B: 0 SAC: 0 FB: 0 3B: 0 DP: 0 SB: 0 HR: 0 HBP: 0 CS: 0																								
PITCHER	IP	WLS	BF	H	R	ER	SO	BB	IBB	HBP	BLK	WP	HR	S	P	ERA	WHIP	PITCHER	IP	WLS	BF	H	R	ER	SO	BB	IBB	HBP	BLK	WP	HR	S	P	ERA	WHIP







Batter	1	2	3	4	5	6	7	8	9	AB	R	H	RBI	BB	SO	LOB	TOP			
2 Hanley Ramirez, R OBP: 0.368, SLG: 0.655 4 Alfredo Amezaga, S OBP: 0.250, SLG: 0.500	K2-3		G5-3			G5-3		G4-3		2	0	0	0	0	1	0	<b>Florida Marlins @ Baltimore Orioles</b> Fort Lauderdale Stadium, Ft. Lauderdale, FL Sat Mar 25 2006, 1:05 PM EST Att: 7,130 - Sunny - 74 F			
27 Jeremy Hermida, L OBP: 0.328, SLG: 0.276 Eric Reed, L OBP: 0.326, SLG: 0.310	1B		K			P5		B1-3		3	1	1	0	0	1	0				
Miguel Cabrera, R OBP: 0.375, SLG: 0.773 31 Mike Kinkade, R OBP: 0.306, SLG: 0.452	1B		F9			K		BB	BB	3	0	1	0	0	1	0				
17 Mike Jacobs, L OBP: 0.355, SLG: 0.491 43 Matt Cepicky, L OBP: 0.291, SLG: 0.310	K					K		BB	BB	2	0	0	0	0	2	2				
14 Josh Willingham, R OBP: 0.531, SLG: 0.840 3 Chris Aguilera, R OBP: 0.319, SLG: 0.435	1B		G6-3			G4-3		K		2	0	1	1	0	0	0				
6 Dan Uggla, R OBP: 0.306, SLG: 0.421 11 Robert Andino, R OBP: 0.391, SLG: 0.500	F8		F9			HR		2B		2	2	2	3	0	0	0				
Miguel Olivo, R OBP: 0.316, SLG: 0.325 20 Matt Treanor, R OBP: 0.552, SLG: 0.600	G3					K		1B		2	0	0	0	0	1	0				
Wes Helms, R OBP: 0.357, SLG: 0.421	K					BB		F8		3	0	0	0	1	1	1				
61 Reggie Abernethy, R Joe Borowski, R Randy Messenger, R Lenny Harris, R Chris Resop, R Jason Schem, R Matt Herges, R	K		G1-6-3			G4-1		1B		2	0	1	2	0	0	0				
						G5-3		F8												
						G1-3		1B												
<b>Inning Stats</b>	R: 1 E: 0 K: 2 S: 10	H: 3 LOB: 2 BB: 0 P: 10	R: 0 E: 0 K: 2 S: 7	H: 0 LOB: 0 BB: 0 P: 7	R: 0 E: 0 K: 1 S: 5	H: 0 LOB: 0 BB: 0 P: 5	R: 0 E: 0 K: 1 S: 4	H: 0 LOB: 0 BB: 1 P: 8	R: 0 E: 0 K: 1 S: 5	H: 0 LOB: 0 BB: 0 P: 5	R: 2 E: 0 K: 0 S: 4	H: 1 LOB: 0 BB: 1 P: 8	R: 0 E: 0 K: 0 S: 3	H: 0 LOB: 0 BB: 0 P: 3	R: 3 E: 0 K: 1 S: 7	H: 3 LOB: 2 BB: 2 P: 15	1B: 5 2B: 1 3B: 0 HR: 1	SF: 0 SAC: 0 DP: 1 HBP: 0	WP: 0 PB: 0 SB: 0 CS: 0	PA: 36
<b>PITCHER</b>	IP WLS BF H R ER SO BB IBB HBP BLK WP HR S P ERA WHIP																			
45 Erik Bedard, L ERA: 5.4	(1, 1) 6.0 21 3 1 1 8 1 0 0 0 0 0 0 36 40 1.50 0.667																			
LaTroy Hawkins, R ERA: 2.25	(7, 1) 2.0 8 1 2 2 0 1 0 0 0 0 1 7 11 9.00 1.000																			
Jim Brower, R ERA: 6.75	(9, 1) 1.0 7 3 3 3 1 2 0 0 0 0 0 7 15 27.00 5.000																			

Batter	1	2	3	4	5	6	7	8	9	AB	R	H	RBI	BB	SO	LOB	BOTTOM			
1 Brian Roberts, S OBP: 0.286, SLG: 0.357 59 Eddy Garabito, S OBP: 0.222, SLG: 0.160	P6			31 2B	6 2B		F7		FC6	4	2	2	1	0	0	1	<b>Florida Marlins @ Baltimore Orioles</b> Fort Lauderdale Stadium, Ft. Lauderdale, FL Sat Mar 25 2006, 1:05 PM EST Att: 7,130 - Sunny - 74 F			
6 Melvin Mora, R OBP: 0.368, SLG: 0.566 Desi Relaford, S OBP: 0.243, SLG: 0.212	G5-3			G5-3	1B		F7		BB	3	0	1	2	0	0	1				
10 Miguel Tejada, R OBP: 0.316, SLG: 0.368 Chris Gomez, R OBP: 0.320, SLG: 0.283	G5-3			K	G6-3				BB	3	0	0	0	0	1	2				
31 Jay Gibbons, L OBP: 0.313, SLG: 0.448 79 Esix Sneed, S OBP: 0.333, SLG: 0.500	G4-3			2B			G5-3		1B	4	0	1	1	0	0	1				
Javy Lopez, R OBP: 0.167, SLG: 0.333 25 Howie Clark, L	F7			F7			G5-3		P5	3	0	0	0	0	0	1				
Jeff Conine, R OBP: 0.255, SLG: 0.370 Kevin Millar, R OBP: 0.375, SLG: 0.452	K				G5-3			BB	1B	2	0	0	0	0	1	0				
Ramon Hernandez, R OBP: 0.192, SLG: 0.143 Geronimo Gil, R OBP: 0.250, SLG: 0.500				G6-3	G5-3		L9		2B	3	0	0	0	0	0	1				
Luis Matos, R OBP: 0.360, SLG: 0.542 David Newhan, L OBP: 0.475, SLG: 0.639				K	1B		G5-3		F8	3	1	1	0	0	1	0				
21 Nick Markakis, L OBP: 0.459, SLG: 0.540	G4-3				1B				P5	4	1	2	0	0	0	0				
					1B															
<b>Inning Stats</b>	R: 0 E: 0 K: 0 S: 3	H: 0 LOB: 0 BB: 0 P: 3	R: 0 E: 0 K: 1 S: 5	H: 0 LOB: 0 BB: 0 P: 5	R: 0 E: 0 K: 1 S: 5	H: 2 LOB: 1 BB: 0 P: 7	R: 3 E: 0 K: 0 S: 7	H: 4 LOB: 1 BB: 0 P: 7	R: 0 E: 0 K: 0 S: 3	H: 0 LOB: 1 BB: 1 P: 7	R: 0 E: 0 K: 0 S: 4	H: 1 LOB: 1 BB: 0 P: 4	R: 1 E: 0 K: 0 S: 6	H: 3 LOB: 2 BB: 0 P: 6	R: 0 E: 0 K: 1 S: 5	H: 0 LOB: 1 BB: 1 P: 9	1B: 6 2B: 4 3B: 0 HR: 0	SF: 0 SAC: 0 DP: 0 HBP: 0	WP: 0 PB: 0 SB: 0 CS: 0	PA: 39
<b>PITCHER</b>	IP WLS BF H R ER SO BB IBB HBP BLK WP HR S P ERA WHIP																			
52 Sergio Mitre, R ERA: 3.38	(1, 1) 6.0 25 6 4 4 4 1 0 0 0 0 0 0 34 6.00 1.167																			
Joe Borowski, R ERA: 1.17	(7, 1) 0.2 3 1 0 0 0 0 0 0 0 0 0 3 3 0.00 1.500																			
Randy Messenger, R ERA: 9.0	(7, 1) 0.1 1 0 0 0 0 0 0 0 0 0 0 1 1 0.00 0.000																			
Chris Resop, R ERA: 3.0	(8, 1) 1.0 6 3 1 1 0 0 0 0 0 0 0 6 6 9.00 3.000																			
Matt Herges, R ERA:	(9, 1) 1.0 4 0 0 0 1 1 0 0 0 0 0 5 9 0.00 1.000																			



Batter	1	2	3	4	5	6	7	8	9	AB	R	H	RBI	BB	SO	LOB	TOP										
22 David Eckstein, R OBP: 0.396, SLG: 0.400 Deivi Cruz, R OBP: 0.194, SLG: 0.286	0-3 K		0-0 G6-3		0-0 G5-3		0-3 K		0-0 L5	3	0	0	0	0	1	2											
43 Juan Encarnacion, R OBP: 0.400, SLG: 0.935 Josh Hancock, R OBP: 0.194, SLG: 0.286	4-0 BB		0-0 P3		0-0 F9		0-3 K			2	0	0	0	1	0	0											
26 Scott Spiezo, S OBP: 0.333, SLG: 0.434 Brian Falkenberg, R OBP: 0.194, SLG: 0.286	0-0 F9			0-0 G4-3		4-0 BB 27 3B		0-0 F8		2	0	0	0	1	0	1											
27 Scott Rolen, R OBP: 0.351, SLG: 0.382 John Gall, R OBP: 0.271, SLG: 0.321	0-3 K			0-0 G4-3		0-0 BB 1-H 3B		0-0 1B		3	0	1	1	0	1	1											
So Taguchi, R OBP: 0.313, SLG: 0.255			0-0 L4		0-0 G4-3		0-3 K		0-3 K	4	0	1	0	0	1	3											
16 Chris Duncan, L OBP: 0.342, SLG: 0.535	0-3 K				0-3 K		0-0 G3		0-3 K	4	0	0	0	0	3	3											
4 Yadier Molina, R OBP: 0.597, SLG: 0.846 Gary Bennett, R OBP: 0.316, SLG: 0.333	0-0 G5-3				0-0 1B 30 E		0-0 F8		0-0 G5-3	3	0	1	0	0	0	1											
3 Junior Spivey, R OBP: 0.286, SLG: 0.204	0-0 F8				0-0 F9		0-0 G6-3		0-0 1B 47 1B	4	0	1	0	0	0	2											
30 Mark Mulder, L OBP: 0.421, SLG: 0.613			0-0 L4		0-0 E7		4-0 BB		0-0 1B 1-3	2	0	0	0	0	0	1											
Inning Stats	R: 0 E: 0 K: 2 S: 7	H: 0 LOB: 1 BB: 1 P: 11	R: 0 E: 0 K: 1 S: 6	H: 1 LOB: 1 BB: 0 P: 6	R: 0 E: 0 K: 0 S: 3	H: 0 LOB: 0 BB: 0 P: 3	R: 0 E: 0 K: 0 S: 3	H: 1 LOB: 2 BB: 0 P: 3	R: 1 E: 0 K: 0 S: 4	H: 1 LOB: 2 BB: 1 P: 8	R: 0 E: 0 K: 1 S: 5	H: 0 LOB: 1 BB: 1 P: 9	R: 0 E: 0 K: 2 S: 8	H: 1 LOB: 1 BB: 0 P: 8	R: 0 E: 0 K: 1 S: 7	H: 2 LOB: 2 BB: 0 P: 7	1B: 4 2B: 1 3B: 1 HR: 0	SF: 0 SAC: 0 DP: 0 HBP: 0	WP: 0 PB: 0 SB: 0 CS: 0	PA: 37							
PITCHER	IP	WLS	BF	H	R	ER	SO	BB	IBB	HBP	BLK	WP	HR	S	P	ERA	WHIP										
Scott Olsen, L ERA: 2.75	5.1	W	22	3	1	1	4	2	0	0	0	0	0	28	36	1.69	0.938										
Kerry Ligtenberg, R ERA:	1.2		6	0	0	0	1	1	0	0	0	0	0	7	11	0.00	0.600										
Matt Herges, R ERA:	1.0		4	1	0	0	2	0	0	0	0	0	0	8	8	0.00	1.000										
55 Josh Johnson, R ERA: 2.55	1.0		5	2	0	0	1	0	0	0	0	0	0	7	7	0.00	2.000										

St. Louis Cardinals @ Florida Marlins  
Roger Dean Stadium, Jupiter, FL  
Sun Mar 26 2006, 1:05 PM EST  
Att: 7,281 - Sunny - 72 F

AB 34  
R 1  
H 6  
RBI 1  
BB 3  
SO 8  
LOB 17



Batter	1	2	3	4	5	6	7	8	9	AB	R	H	RBI	BB	SO	LOB	BOTTOM										
2 Hanley Ramirez, R OBP: 0.361, SLG: 0.644 Rex Rundgren, R OBP: 0.194, SLG: 0.286	0-0 27 E 2B	0-0 G5-3		0-0 G5-3		0-3 K		0-0 F9		4	1	1	0	0	1	2											
27 Jeremy Hermida, L OBP: 0.328, SLG: 0.288 4 Alfredo Amezaga, S OBP: 0.214, SLG: 0.429	0-0 E4 17 2B 2H	4-0 E 17 1B BB		0-3 K		0-0 F7		0-0 P6		2	2	0	0	1	1	0											
Miguel Cabrera, R OBP: 0.333, SLG: 0.680 Wes Helms, R OBP: 0.349, SLG: 0.410	0-0 G3-1	0-0 E5 17 1B		0-3 K		0-3 K		0-3 K		3	0	0	0	0	1	2											
17 Mike Jacobs, L OBP: 0.369, SLG: 0.517 43 Matt Cepicky, L OBP: 0.273, SLG: 0.300	0-0 6 2B 2H	0-0 2B 2-3 3-H		0-3 K		0-3 K		0-3 K		3	1	2	2	0	1	0											
14 Josh Willingham, R OBP: 0.514, SLG: 0.778 Kerry Ligtenberg, R OBP: 0.194, SLG: 0.286 Lenny Harris, L OBP: 0.241, SLG: 0.286	4-0 6 2B 61 G4-3 BB	0-3 K		0-0 G6-3		0-0 G5-3 1B 20 2B		0-0 1B 31 G5-3		2	1	0	0	1	1	1											
6 Dan Uggla, R OBP: 0.323, SLG: 0.450 31 Mike Kinkade, R OBP: 0.297, SLG: 0.438	0-0 61 G4-3 3 1B 2H	0-0 2B		0-3 K		0-0 1B 37 1B		0-0 G5-3		3	1	2	1	0	1	0											
61 Reggie Abercrombie, R OBP: 0.412, SLG: 0.736 Eric Reed, L OBP: 0.340, SLG: 0.326	0-0 G4-3			0-0 F8		0-0 P4		0-0 1B 20 2B 37 2B		3	0	0	1	0	0	2											
3 Chris Aquila, R OBP: 0.320, SLG: 0.429 20 Matt Treanor, R OBP: 0.597, SLG: 0.654	0-0 1B			0-0 G5-3		0-3 K		0-0 1B 37 2B		3	0	1	1	0	1	1											
Scott Olsen, L OBP: 0.194, SLG: 0.286 37 Tom Wilson, R OBP: 0.176, SLG: 0.235 55 Josh Johnson, L OBP: 0.194, SLG: 0.286	0-3 K			0-0 G1-3		0-0 1B		0-0 2B		2	0	0	0	0	1	1											
Inning Stats	R: 5 E: 1 K: 1 S: 10	H: 4 LOB: 1 BB: 1 P: 14	R: 1 E: 1 K: 1 S: 6	H: 1 LOB: 1 BB: 1 P: 10	R: 0 E: 0 K: 1 S: 5	H: 0 LOB: 0 BB: 0 P: 5	R: 0 E: 0 K: 1 S: 5	H: 0 LOB: 0 BB: 0 P: 5	R: 0 E: 0 K: 2 S: 9	H: 2 LOB: 2 BB: 0 P: 9	R: 0 E: 0 K: 2 S: 7	H: 0 LOB: 0 BB: 0 P: 7	R: 3 E: 0 K: 0 S: 7	H: 4 LOB: 1 BB: 0 P: 7	R: 0 E: 0 K: 0 S: 7	H: 0 LOB: 0 BB: 0 P: 7	1B: 6 2B: 5 3B: 0 HR: 0	SF: 0 SAC: 0 DP: 0 HBP: 0	WP: 0 PB: 0 SB: 0 CS: 0	PA: 38							
PITCHER	IP	WLS	BF	H	R	ER	SO	BB	IBB	HBP	BLK	WP	HR	S	P	ERA	WHIP										
30 Mark Mulder, L ERA: 2.9	5.0	L	23	5	6	2	6	2	0	0	0	0	0	33	41	3.60	1.400										
Josh Hancock, R ERA:	1.0		5	2	0	0	2	0	0	0	0	0	0	9	9	0.00	2.000										
40 Jeff Nelson, R ERA:	1.0		3	0	0	0	2	0	0	0	0	0	0	7	7	0.00	0.000										
Brian Falkenberg, R ERA: 3.12	1.0		7	4	3	3	0	0	0	0	0	0	0	7	7	27.00	4.000										

St. Louis Cardinals @ Florida Marlins  
Roger Dean Stadium, Jupiter, FL  
Sun Mar 26 2006, 1:05 PM EST  
Att: 7,281 - Sunny - 72 F

AB 36  
R 9  
H 11  
RBI 8  
BB 2  
SO 10  
LOB 12









Batter	1	2	3	4	5	6	7	8	9	AB	R	H	RBI	BB	SO	LOB	TOP						
7 José Reyes, S OBP: 0.538, SLG: 0.808	0-0 2B BB SF9	0-3 K			0-0 15 1B		0-0 G3		0-0 73 BB BB	4	2	2	2	0	1	0	<b>New York Mets @ Florida Marlins</b> Roger Dean Stadium, Jupiter, FL Tue Mar 28 2006, 1:05 PM EST Att. 4,786 - Partly Cloudy - 72 F						
10 Endy Chavez, L OBP: 0.435, SLG: 0.400					1-1 2H 3B			1-2 2H 1B	1	0	1	1	0	0	0								
15 Carlos Beltrán, S OBP: 0.520, SLG: 0.500										3	1	2	1	1	0	0							
Chris Woodward, R OBP: 0.326, SLG: 0.278	1-2 BB				21 G3-6-3 BB				73 BB BB	0	0	0	0	1	0	0							
21 Carlos Delgado, L OBP: 0.621, SLG: 0.545	4-0 BB									2	0	1	0	2	0	1							
73 Todd Self, L OBP: 0.297, SLG: 0.344	1-2 2-3 BB				G3-6-3					0	0	0	1	1	0	0							
Cliff Floyd, L OBP: 0.377, SLG: 0.556	0-0 SF9									1	0	0	1	0	1	0							
Chad Bradford, R OBP: 0.296, SLG: 0.380										0	0	0	0	0	0	0							
26 Tike Redman, L OBP: 0.296, SLG: 0.380										1	0	0	0	0	0	1							
Aaron Heilman, R OBP: 0.231, SLG: 0.538	2-3 3-H									0	0	0	0	0	0	0							
5 David Wright, R OBP: 0.365, SLG: 0.472	4-0 BB									1	0	0	0	2	1	0							
22 Jose Valentin, S OBP: 0.292, SLG: 0.200	1-2 BB									2	0	0	0	0	1	3							
Xavier Nady, R OBP: 0.324, SLG: 0.391	4-0 BB									3	0	0	1	1	0	3							
44 Lastings Milledge, R OBP: 0.351, SLG: 0.436	1-2 2-3 3-H BB									1	0	0	0	0	1	3							
11 Ramon Castro, R OBP: 0.353, SLG: 0.438	4-0 BB									4	0	0	0	0	0	3							
1 Anderson Hernandez, S OBP: 0.293, SLG: 0.286										3	2	1	0	1	0	0							
17 Jose Lima, R										1	0	0	0	0	0	0							
Yusaku Iriki, R										0	0	0	0	0	0	0							
25 Pedro Feliciano, L										0	0	0	0	0	0	0							
Julio Franco, R OBP: 0.515, SLG: 0.500										1	1	1	0	0	0	0							
Victor Diaz, R OBP: 0.315, SLG: 0.426										2	1	1	0	0	0	0							
<b>Inning Stats</b>	R: 2 E: 0 K: 0 S: 4	H: 2 LOB: 2 BB: 3 P: 16	R: 0 E: 0 K: 1 S: 5	H: 0 LOB: 0 BB: 0 P: 5	R: 0 E: 0 K: 1 S: 4	H: 0 LOB: 0 BB: 1 P: 8	R: 0 E: 0 K: 1 S: 5	H: 0 LOB: 0 BB: 0 P: 5	R: 3 E: 0 K: 0 S: 6	H: 5 LOB: 2 BB: 1 P: 12	R: 0 E: 0 K: 0 S: 3	H: 0 LOB: 0 BB: 1 P: 7	R: 0 E: 0 K: 0 S: 3	H: 0 LOB: 0 BB: 3 P: 3	R: 2 E: 0 K: 3 S: 11	H: 2 LOB: 3 BB: 3 P: 23	1B: 8 2B: 0 3B: 1 HR: 0	SF: 1 SAC: 0 DP: 3 HBP: 1	WP: 0 PB: 0 SB: 0 CS: 0	PA: 42			
<b>PITCHER</b>	IP WLS BF H R ER SO BB IBB HBP BLK WP HR S P ERA WHIP											<b>PITCHER</b>	IP WLS BF H R ER SO BB IBB HBP BLK WP HR S P ERA WHIP										
Craig Moldrem, R ERA: 9.0	2.0 W 10 2 2 2 2 1 3 0 0 0 0 0 0 0 9 21 9.00 2.500											Chris Resop, R ERA: 4.5	1.0 8 2 2 2 3 3 0 0 0 0 0 0 0 11 17 13.50 3.000										
28 Jimmy Anderson, L ERA: 3.6	1.0 3 0 0 0 1 1 0 0 0 0 0 0 0 4 8 0.00 1.000																						
Kerry Ligtenberg, R ERA: 2.93	2.0 11 5 3 3 1 1 0 0 0 0 0 0 6 10 0.00 0.500																						
Randy Messenger, R ERA: 7.36	2.0 7 0 0 0 0 1 0 0 0 0 0 0 3 3 0.00 0.000																						
Joe Borowski, R ERA: 1.94	1.0 3 0 0 0 0 0 0 0 0 0 0 0 0 3 3 0.00 0.000																						
<b>Batter</b>	<b>1</b>	<b>2</b>	<b>3</b>	<b>4</b>	<b>5</b>	<b>6</b>	<b>7</b>	<b>8</b>	<b>9</b>	<b>AB</b>	<b>R</b>	<b>H</b>	<b>RBI</b>	<b>BB</b>	<b>SO</b>	<b>LOB</b>	<b>BOTTOM</b>						
2 Hanley Ramirez, R OBP: 0.348, SLG: 0.603	0-0 F9	0-0 G4-3	4-0 1B BB		1-0 G1-3		0-0 F7			4	0	0	1	1	0	1	<b>New York Mets @ Florida Marlins</b> Roger Dean Stadium, Jupiter, FL Tue Mar 28 2006, 1:05 PM EST Att. 4,786 - Partly Cloudy - 72 F						
Paul Witt, R			1-2 2-3 3-H BB		1-3					0	0	0	0	0	0	0							
Miguel Olivo, R OBP: 0.191, SLG: 0.370	0-0 G5-3	0-0 G1-3	0-0		0-3					5	1	2	2	0	1	1							
Joe Borowski, R			1-3 2-H 3-H 1B							0	0	0	0	0	0	0							
Chris Resop, R										0	0	0	0	0	0	0							
Miguel Cabrera, R OBP: 0.400, SLG: 0.645	0-0				0-0 F8		0-0 F8			4	1	2	0	0	0	1							
Wes Helms, R OBP: 0.333, SLG: 0.400	0-0 6 1B S									0	0	0	1	0	0	0							
17 Mike Jacobs, L OBP: 0.356, SLG: 0.508	4-0 6 1B 3 2B BB									3	2	1	0	1	0	1							
31 Mike Kinkade, R OBP: 0.292, SLG: 0.412										1	0	0	0	0	1	0							
6 Dan Uggla, R OBP: 0.342, SLG: 0.431	0-0 3 2B 61 1B									2	2	1	1	2	1	1							
4 Alfredo Amezaga, S OBP: 0.250, SLG: 0.368	1-3 2-H									1	0	0	0	0	0	0							
3 Chris Aquila, R OBP: 0.351, SLG: 0.473	0-0									3	2	3	2	1	0	0							
Alejandro De Aza, L OBP: 1.000, SLG: 1.000	1-3 3-H									1	0	1	0	0	0	0							
61 Reggie Abercrombie, R OBP: 0.449, SLG: 0.702	0-0									2	2	1	2	1	0	1							
Randy Messenger, R										0	0	0	0	0	0	0							
20 Matt Treanor, R OBP: 0.563, SLG: 0.630	2-H 3-H 1B									0	0	0	0	0	0	0							
Eric Reed, L OBP: 0.377, SLG: 0.367	1-0									5	1	3	2	0	1	5							
Craig Moldrem, R										1	0	0	0	0	1	1							
28 Jimmy Anderson, L										0	0	0	0	0	0	0							
Lenny Harris, L OBP: 0.343, SLG: 0.397										1	1	0	0	0	0	3							
Kerry Ligtenberg, R										0	0	0	0	0	0	0							
43 Matt Cepicky, L OBP: 0.275, SLG: 0.324										3	0	1	1	0	1	4							
<b>Inning Stats</b>	R: 5 E: 0 K: 1 S: 10	H: 5 LOB: 1 BB: 1 P: 15	R: 0 E: 0 K: 0 S: 4	H: 1 LOB: 1 BB: 0 P: 4	R: 3 E: 0 K: 0 S: 4	H: 2 LOB: 2 BB: 3 P: 16	R: 1 E: 0 K: 1 S: 7	H: 2 LOB: 1 BB: 0 P: 7	R: 1 E: 0 K: 0 S: 7	H: 2 LOB: 1 BB: 0 P: 9	R: 1 E: 0 K: 0 S: 4	H: 1 LOB: 2 BB: 2 P: 12	R: 1 E: 0 K: 1 S: 6	H: 1 LOB: 0 BB: 0 P: 6	R: 0 E: 0 K: 2 S: 8	H: 1 LOB: 2 BB: 1 P: 12	1B: 11 2B: 2 3B: 2 HR: 0	SF: 1 SAC: 1 DP: 0 HBP: 0	WP: 0 PB: 0 SB: 4 CS: 0	PA: 45			
<b>PITCHER</b>	IP WLS BF H R ER SO BB IBB HBP BLK WP HR S P ERA WHIP											<b>PITCHER</b>	IP WLS BF H R ER SO BB IBB HBP BLK WP HR S P ERA WHIP										
17 Jose Lima, R ERA: 9.24	2.0 L 13 7 2 3 3 0 3 0 0 0 0 0 0 4 16 27.00 5.000																						
Yusaku Iriki, R ERA: 6.94	1.0 7 2 3 3 0 3 0 0 0 0 0 0 7 7 9.00 2.000																						
25 Pedro Feliciano, L ERA: 1.93	1.0 5 2 1 1 1 1 0 0 0 0 0 0 0 11 21 4.50 2.500																						
Chad Bradford, R ERA: 2.38	2.0 11 3 2 1 1 2 0 0 0 0 0 0 14 18 4.50 1.500																						
Aaron Heilman, R ERA: 1.69	2.0 9 2 1 1 3 1 0 0 0 0 0 0 14 18 4.50 1.500																						







Batter	1	2	3	4	5	6	7	8	9	AB	R	H	RBI	BB	SO	LOB	TOP
1 Brian Roberts, S (1,4) OBP: 0.429, SLG: 0.630 16 Ed Rogers, R (5,6) OBP: 0.333, SLG: 0.413	0-0 21 E 2B		0-0 G3	0-0 L6			4-0 21 1B BB		0-0 E5 21 2B 1B	3	1	1	0	0	0	0	
21 Nick Markakis, L (1,9) OBP: 0.436, SLG: 0.598	0-0 E6 2B		4-0 6 2B BB		0-0 10 G5-4-3 6 HBP 1B		0-0 1-3 1B		0-0 G1-3 2H 2B	4	1	3	1	1	0	1	
6 Melvin Mora, R (1,5) OBP: 0.352, SLG: 0.508 Bryan Bass, S (7,PH) (7,5)	0-3 K		0-0 WP HR 2B		2-0 10 G5-4-3 HBP		0-3 K2-3		0-0 F7	2	1	1	1	0	1	2	
10 Miguel Tejada, R (1,6) OBP: 0.194, SLG: 0.222 Jim Brower, R (5,1) Chris Gomez, R (6,3) OBP: 0.309, SLG: 0.275	0-3 K		0-0 F8		0-0 G5-4-3		0-0 P4		0-0 G1-3 2-3	3	0	0	0	0	1	5	
Jeff Conine, R (1,7) OBP: 0.285, SLG: 0.355 74 Brandon Marsters, R (6,2) OBP: 0.235, SLG: 0.250	0-0 1-3 3H 2B		4-0 HR BB		0-0 F9		0-3 K2-3		0-3 K	2	1	1	1	1	0	1	
Kevin Millar, R (1,3) OBP: 0.352, SLG: 0.482 Noah Hall, R (6,7)	0-0 F9		0-0 1H 3H HR		0-0 P6		0-0 F9			3	1	1	3	0	0	2	
Javy Lopez, R (1,2) OBP: 0.285, SLG: 0.233 40 Tim Byrdak, L (6,1) LaTroy Hawkins, R (7,1) Ramon Hernandez, R (8,PH) OBP: 0.212, SLG: 0.161 43 Senny Rieal, R (8,1)		0-0 F8	0-0 G6-3		0-0 G4-3		0-0 G5-3			3	0	0	0	0	0	0	
17 Corey Patterson, L (1,8) OBP: 0.274, SLG: 0.324		0-3 K		0-0 F8		4-0 BB		0-0 F8		3	0	0	0	1	1	0	
45 Erik Bedard, L (1,1) David Newhan, L (5,4) OBP: 0.490, SLG: 0.622		0-0 G6-3		0-0 G1-3		0-0 F7		0-0 16 E 2B		2	0	0	0	0	0	0	
<b>Inning Stats</b>	R: 1 E: 1 K: 2 S: 10	H: 2 LOB: 2 BB: 0 P: 10	R: 0 E: 0 K: 1 S: 5	H: 0 LOB: 0 BB: 0 P: 5	R: 4 E: 0 K: 0 S: 5	H: 2 LOB: 0 BB: 2 P: 13	R: 0 E: 0 K: 0 S: 3	H: 0 LOB: 1 BB: 0 P: 7	R: 0 E: 0 K: 0 S: 8	H: 1 LOB: 2 BB: 1 P: 12	R: 0 E: 0 K: 0 S: 3	H: 0 LOB: 0 BB: 0 P: 3	R: 2 E: 1 K: 1 S: 8	H: 3 LOB: 1 BB: 0 P: 8	1B: 3 2B: 5 3B: 0 HR: 1	SF: 0 SAC: 0 DP: 1 HBP: 1	WP: 1 PA: 41 PB: 0 SB: 0 CS: 0
<b>PITCHER</b>	IP WLS BF H R ER SO BB IBB HBP BLK WP HR S P ERA WHIP																
52 Sergio Mitre, R (1,1) ERA: 4.29	5.0 L 23 5 5 4 3 2 0 1 0 0 1 1 26 36 7.20 1.400																
Todd Wellemeyer, R (6,1) ERA: 7.52	1.0 4 0 0 0 0 1 0 0 0 0 0 0 3 7 0.00 1.000																
47 Ricky Nolasco, R (7,1) ERA: 0.71	1.0 5 1 0 0 2 1 0 0 0 0 0 0 8 12 0.00 2.000																
60 Carlos Martinez, R (8,1) ERA: 1.04	1.0 3 0 0 0 0 0 0 0 0 0 0 0 3 3 0.00 0.000																
Chris Resop, R (9,1) ERA: 4.91	1.0 6 3 2 1 1 0 0 0 0 0 0 0 8 8 9.00 3.000																

Baltimore Orioles @ Florida Marlins  
Roger Dean Stadium, Jupiter, FL  
Thu Mar 30 2006, 1:05 PM EST  
Att: 4,378 - Partly Cloudy - 78 F

AB 36  
R 7  
H 9  
RBI 6  
BB 4  
SO 6  
LOB 21



Batter	1	2	3	4	5	6	7	8	9	AB	R	H	RBI	BB	SO	LOB	BOTTOM		
2 Hanley Ramirez, R (1,6) OBP: 0.347, SLG: 0.580 Drew Niles, S (5,6) OBP: 0.143, SLG: 0.143	0-3 K		0-0 F8		0-0 G6-3		0-0 G3		0-0 F8	2	0	0	0	0	1	0			
27 Jeremy Hermida, L (1,9) OBP: 0.377, SLG: 0.325 Eric Reed, L (5,8) OBP: 0.362, SLG: 0.352	0-0 14 F8 BB 1B		0-0 F8		0-0 E4 28 PB 28 S 2B		0-0 1B 1B		0-0 L7	2	0	1	0	0	0	0			
Miguel Cabrera, R (1,5) OBP: 0.432, SLG: 0.645 28 Jason Wood, R (4,PR) OBP: 0.500, SLG: 0.750	4-0 PB BB		4-0 E 14 1B FC1-2 BB		2-0 1H 2B		0-3 K		0-0 G6-3	0	0	0	0	2	0	0			
14 Josh Willingham, R (1,7) OBP: 0.558, SLG: 0.939 Brett Carroll, R (4,PR) OBP: 0.429, SLG: 0.571	0-0 F8		0-0 FC1-2 61 E 1B		0-0 F9		0-0 1-3 1B		0-0 G6-3	2	0	1	0	0	0	2			
Wes Helms, R (1,3) OBP: 0.327, SLG: 0.356 Chris Ashby, R (5,PR) OBP: 0.250, SLG: 0.400	1-0 G5-3		0-3 K		2-0 HBP		0-0 F9			2	0	0	0	0	1	4			
Miguel Olivo, R (1,2) OBP: 0.173, SLG: 0.333 20 Matt Treanor, R (5,PH) OBP: 0.556, SLG: 0.600		0-0 G3-1		0-0 FC1 61 1B FC1-2		0-0 G6-3		0-0 E6 1B		2	0	0	0	0	2	2			
4 Alfredo Amezaga, S (1,4) OBP: 0.231, SLG: 0.360 Justin Webb, R (7,5)		0-0 G6-3		0-0 FC1-2 61 1B		0-0 P5		0-0 F8		3	0	0	0	0	3	1			
61 Reggie Abercrombie, R (1,8) OBP: 0.415, SLG: 0.672		0-0 G6-3		0-0 1-2 2-3 3H 1B		0-3 K		0-0 F9		4	0	1	1	0	1	1			
52 Sergio Mitre, R (1,1) Todd Wellemeyer, R (6,1) 37 Tom Wilson, R (5,PH) 47 Ricky Nolasco, R (7,1) 60 Carlos Martinez, R (8,1) Brad McCann, R (8,PH) OBP: 0.200, SLG: 0.200 Chris Resop, R (9,1)		0-0 G5-3		0-0 G6-3		0-0 G6-3		0-0 F8		2	0	0	0	0	3	0			
<b>Inning Stats</b>	R: 0 E: 0 K: 1 S: 6	H: 1 LOB: 1 BB: 1 P: 11	R: 0 E: 0 K: 0 S: 3	H: 0 LOB: 0 BB: 0 P: 3	R: 0 E: 0 K: 0 S: 3	H: 0 LOB: 0 BB: 0 P: 3	R: 1 E: 1 K: 1 S: 8	H: 2 LOB: 3 BB: 1 P: 12	R: 1 E: 1 K: 0 S: 5	H: 1 LOB: 2 BB: 0 P: 9	R: 0 E: 0 K: 1 S: 7	H: 0 LOB: 0 BB: 0 P: 5	R: 0 E: 0 K: 0 S: 4	H: 1 LOB: 1 BB: 0 P: 4	R: 0 E: 0 K: 0 S: 3	H: 0 LOB: 0 BB: 0 P: 3	1B: 6 2B: 1 3B: 0 HR: 0	SF: 0 SAC: 0 DP: 0 HBP: 1	WP: 0 PA: 39 PB: 2 SB: 1 CS: 0
<b>PITCHER</b>	IP WLS BF H R ER SO BB IBB HBP BLK WP HR S P ERA WHIP																		
45 Erik Bedard, L (1,1) ERA: 4.35	4.0 W 18 3 1 1 0 0 2 0 0 0 0 0 20 29 0.00 1.250																		
Jim Brower, R (5,1)	1.0 6 1 1 0 0 0 0 0 1 0 0 0 5 9 0.00 1.000																		
40 Tim Byrdak, L (6,1) ERA: 1.8	1.0 H 3 0 0 0 1 0 0 0 0 0 0 0 5 5 0.00 0.000																		
LaTroy Hawkins, R (7,1) ERA: 1.8	1.0 H 5 2 0 0 1 0 0 0 0 0 0 0 7 7 0.00 2.000																		
43 Senny Rieal, R (8,1) ERA: 0.75	2.0 S 7 1 0 0 0 0 0 0 0 0 0 0 7 7 0.00 0.500																		

Baltimore Orioles @ Florida Marlins  
Roger Dean Stadium, Jupiter, FL  
Thu Mar 30 2006, 1:05 PM EST  
Att: 4,378 - Partly Cloudy - 78 F

AB 36  
R 2  
H 7  
RBI 2  
BB 2  
SO 4  
LOB 23





Batter	1	2	3	4	5	6	7	8	9	AB	R	H	RBI	BB	SO	LOB	TOP			
2 Hanley Ramirez, R OBP: 0.342, SLG: 0.556	G6-3		1 SAFE 4-2 HBP		2-3 K		1 SAFE 3-3 K			3	0	0	0	0	2	1				
27 Jeremy Hermida, L OBP: 0.383, SLG: 0.316 Randy Messenger, R (8, 1)	G1		4-1 BB		4-2 WP BB		1-2 P5			2	0	0	0	2	0	1				
Miguel Cabrera, R OBP: 0.390, SLG: 0.571 Wes Helms, R (8, 5)	K		1-1 P4		2-0 G5-3			2-3 K		4	0	0	0	0	2	4				
17 Mike Jacobs, L OBP: 0.370, SLG: 0.556 28 Jason Wood, R OBP: 0.500, SLG: 0.750		4-1 FC6-4 BB		2-0 HR		1-0 G1-3 1B		0-0 F9		3	1	2	1	1	0	0				
14 Josh Willingham, R OBP: 0.522, SLG: 0.861 Miguel Olivo, R OBP: 0.170, SLG: 0.327 (8, PH)	F9		1-1 G6-3		0-1 F8			2-2 G5-3		3	0	0	0	0	0	2				
6 Dan Uggla, R OBP: 0.342, SLG: 0.429	FC6-4 3 PO 1-2		2-0 HBP		0-0 G1-3			0-0 2B		3	0	1	0	0	0	2				
3 Chris Aguila, R OBP: 0.344, SLG: 0.484	PO		1-0 F9		2-0 G1-4-3			3-3 K		4	0	1	0	0	1	3				
61 Reggie Abercrombie, R OBP: 0.391, SLG: 0.631 (8, 9)			1-2 G3		2-3 K			1-3 K		4	0	0	0	0	2	3				
Eric Reed, L OBP: 0.371, SLG: 0.362 (8, 8)			2-2 1B		1-1 G4-3			0-3 K		4	0	2	0	0	1	1				
<b>Inning Stats</b>	R: 0 E: 0 K: 1 S: 6	H: 0 LOB: 0 BB: 0 P: 7	R: 0 E: 0 K: 0 S: 11	H: 0 LOB: 0 BB: 1 P: 17	R: 0 E: 0 K: 0 S: 12	H: 2 LOB: 3 BB: 1 P: 25	R: 1 E: 0 K: 1 S: 7	H: 1 LOB: 1 BB: 0 P: 16	R: 0 E: 0 K: 0 S: 9	H: 0 LOB: 1 BB: 1 P: 18	R: 0 E: 0 K: 1 S: 13	H: 1 LOB: 1 BB: 0 P: 21	R: 0 E: 0 K: 1 S: 9	H: 0 LOB: 0 BB: 0 P: 13	R: 0 E: 0 K: 1 S: 10	H: 1 LOB: 1 BB: 0 P: 14	1B: 3 2B: 2 3B: 0 HR: 1	SF: 0 SAC: 0 DP: 0 HBP: 2	WP: 1 PB: 0 SB: 2 CS: 1	PA: 37
<b>PITCHER</b>	IP WLS BF H R ER SO	IP WLS BF H R ER SO	IP WLS BF H R ER SO	IP WLS BF H R ER SO	IP WLS BF H R ER SO	IP WLS BF H R ER SO	IP WLS BF H R ER SO	IP WLS BF H R ER SO	IP WLS BF H R ER SO	IP WLS BF H R ER SO	IP WLS BF H R ER SO	IP WLS BF H R ER SO	IP WLS BF H R ER SO	IP WLS BF H R ER SO	IP WLS BF H R ER SO	IP WLS BF H R ER SO	ERA WHIP	ERA WHIP		
43 Cameron Loe, R ERA: 3.68	4.0 W 17	3 1 1 2	2 0 2 0	2 0 2 0	0 1 36 65	2.25 1.250														
Fabio Castro, L ERA: 5.68	1.0 H 4	0 0 0 1	1 0 0 0	0 0 0 0	0 0 7 8	0.00 1.000														
54 Erasmo Ramirez, L ERA: 5.58	1.0 H 4	1 0 0 1	0 0 0 0	0 0 0 0	0 0 13 21	0.00 1.000														
53 Joaquin Benoit, R ERA: 7.71	1.0 H 3	0 0 0 1	0 0 0 0	0 0 0 0	0 0 9 13	0.00 0.000														
Antonio Alfonseca, R ERA: 5.98																				

Florida Marlins @ Texas Rangers  
Dr. Pepper Ballpark, Frisco, TX  
Fri Mar 31 2006, 8:05 PM EST  
Att: 10,551 - Clear - 79 F

AB 31  
R 1  
H 6  
RBI 1  
BB 3  
SO 8  
LOB 17



Batter	1	2	3	4	5	6	7	8	9	AB	R	H	RBI	BB	SO	LOB	BOTTOM			
6 Brad Wilkerson, L OBP: 0.319, SLG: 0.595 Laynce Nix, L OBP: 0.212, SLG: 0.423	HR		F7	G4-3		F8				3	1	1	1	0	0	1				
10 Michael Young, R OBP: 0.306, SLG: 0.412 Mark DeRosa, R OBP: 0.264, SLG: 0.408	G4-3		F9			F9				3	0	0	0	0	0	1				
23 Mark Teixeira, S OBP: 0.318, SLG: 0.585 87 Craig Ringe, R	F7		3-1 HR			1B BB				3	1	1	2	1	0	0				
Phil Nevin, R OBP: 0.328, SLG: 0.545 Rod Barajas, R OBP: 0.271, SLG: 0.468	K		1-1 1B			FC5-4 1B				3	0	2	0	0	1	0				
9 Hank Blalock, L OBP: 0.357, SLG: 0.333 D'Angelo Jimenez, S OBP: 0.321, SLG: 0.340		0-0 1B	1-1 1B			P2				3	0	2	0	0	0	2				
Kevin Mench, R OBP: 0.441, SLG: 0.965 16 Adam Hyzdu, R OBP: 0.385, SLG: 0.614	K		0-0 G5-6-3			FC5-4				3	0	0	0	0	1	5				
David Dellucci, L OBP: 0.370, SLG: 0.720 24 Adrian Brown, S OBP: 0.250, SLG: 0.275	L8			0-0 HR		F7				3	1	1	1	0	0	1				
15 Gerald Laird, R OBP: 0.333, SLG: 0.579 49 Jamie Burke, R OBP: 0.333, SLG: 0.421	L7			1-2 G5-3		G5-3				3	0	0	0	0	0	0				
5 Ian Kinsler, R OBP: 0.344, SLG: 0.509 Travis Metcalf, R OBP: 0.280, SLG: 0.273			1-1 2B		1-0 L5					2	1	1	0	1	0	0				
<b>Inning Stats</b>	R: 1 E: 0 K: 1 S: 12	H: 1 LOB: 0 BB: 0 P: 17	R: 0 E: 0 K: 1 S: 7	H: 1 LOB: 1 BB: 0 P: 13	R: 2 E: 0 K: 0 S: 13	H: 4 LOB: 2 BB: 0 P: 21	R: 1 E: 0 K: 0 S: 7	H: 1 LOB: 0 BB: 0 P: 12	R: 0 E: 0 K: 0 S: 10	H: 1 LOB: 2 BB: 1 P: 17	R: 0 E: 0 K: 0 S: 8	H: 0 LOB: 1 BB: 1 P: 13	R: 0 E: 0 K: 1 S: 6	H: 0 LOB: 0 BB: 0 P: 8	R: 0 E: 0 K: 0 S: 7	H: 0 LOB: 0 BB: 0 P: 11	1B: 4 2B: 1 3B: 0 HR: 3	SF: 0 SAC: 0 DP: 0 HBP: 0	WP: 0 PB: 0 SB: 0 CS: 0	PA: 34
<b>PITCHER</b>	IP WLS BF H R ER SO	IP WLS BF H R ER SO	IP WLS BF H R ER SO	IP WLS BF H R ER SO	IP WLS BF H R ER SO	IP WLS BF H R ER SO	IP WLS BF H R ER SO	IP WLS BF H R ER SO	IP WLS BF H R ER SO	IP WLS BF H R ER SO	IP WLS BF H R ER SO	IP WLS BF H R ER SO	IP WLS BF H R ER SO	IP WLS BF H R ER SO	IP WLS BF H R ER SO	IP WLS BF H R ER SO	ERA WHIP	ERA WHIP		
Brian Moehler, R ERA: 6.61	5.0 L	24	8	4	4	2														
Matt Herges, R ERA: 0.98	1.0	4	0	0	0	0														
Joe Borowski, R ERA: 0.93	1.0	3	0	0	0	1														
Randy Messenger, R ERA: 6.75	1.0	3	0	0	0	0														
Randy Messenger, R ERA: 6.75	1.0	3	0	0	0	0														

Florida Marlins @ Texas Rangers  
Dr. Pepper Ballpark, Frisco, TX  
Fri Mar 31 2006, 8:05 PM EST  
Att: 10,551 - Clear - 79 F

AB 32  
R 4  
H 8  
RBI 4  
BB 2  
SO 3  
LOB 12






Batter	1	2	3	4	5	6	7	8	9	AB	R	H	RBI	BB	SO	LOB	TOP					
2 Hanley Ramirez, R OBP: 0.354, SLG: 0.568 4 Alfredo Amezaga, S OBP: 0.259, SLG: 0.360	1-3 K		4-0 27 FC6-2 HR BB		0-2 27 CS 2B		4-2 BB			2	1	1	0	1	1	0	<b>Florida Marlins @ Texas Rangers</b> Ameriquet Field, Arlington, TX Sat Apr 01 2006, 8:05 PM EST Att: 24,717 - Clear - 80 F					
27 Jeremy Hermida, L OBP: 0.365, SLG: 0.300	1-3 K		1-1 FC6-2 HR		1-3 K		2-3 K			4	1	0	0	0	3	7						
Miguel Cabrera, R OBP: 0.409, SLG: 0.649 Wes Helms, R OBP: 0.321, SLG: 0.348	4-1 BB		1-0 HR		2-2 F9		1-0 G6-3			2	1	1	4	1	0	0						
17 Mike Jacobs, L OBP: 0.388, SLG: 0.560	0-0 L9		1-0 HR		2-1 14 G5-3 1B		1-1 20 FC6-4 1B			3	0	2	0	0	0	1						
14 Josh Willingham, R OBP: 0.510, SLG: 0.821 47 Ricky Nolasco, R OBP: 0.541, SLG: 0.581 20 Matt Treanor, R OBP: 0.541, SLG: 0.581 55 Josh Johnson, L OBP: 0.541, SLG: 0.581		2-1 6 G6-4-3 1B	0-1 G5-4-3		1-2 G5-3		0-0 FC6-4 6 G6-4-3			3	0	1	0	0	0	2						
6 Dan Uggla, R OBP: 0.337, SLG: 0.419	1-1 G6-4-3		0-0 3 G4-3 1B		1-1 G5-3		1-1 G6-4-3			4	0	1	0	0	0	3						
3 Chris Aguila, R OBP: 0.268, SLG: 0.316 43 Matt Cepicky, L OBP: 0.268, SLG: 0.316	0-2 F9		2-1 G4-3		0-3 K		2-2 P5			3	0	0	0	0	1	1						
Miguel Olivo, R OBP: 0.193, SLG: 0.327			3-2 2 PB 27 FC6-2 1B		0-0 P3		4-0 4 BB 61 1B		0-1 F9	3	0	1	0	1	0	0						
Eric Reed, L OBP: 0.375, SLG: 0.367 61 Reggie Abercrombie, R OBP: 0.354, SLG: 0.627			0-0 27 FC6-2 2 PB 1B		3-2 G4-3		0-0 4 BB 1B		1-0 G3-1	2	1	1	0	0	0	0						
			1-2 HR 1B		1-2 1B		1-2 1B			2	0	1	0	0	0	0						
<b>Inning Stats</b>	R: 0 E: 0 K: 2 S: 9	H: 0 LOB: 1 BB: 1 P: 15	R: 0 E: 0 K: 0 S: 8	H: 1 LOB: 0 BB: 0 P: 11	R: 4 E: 0 K: 0 S: 10	H: 3 LOB: 0 BB: 1 P: 22	R: 0 E: 0 K: 0 S: 4	H: 1 LOB: 0 BB: 0 P: 6	R: 0 E: 0 K: 1 S: 11	H: 1 LOB: 0 BB: 0 P: 14	R: 0 E: 0 K: 0 S: 14	H: 1 LOB: 3 BB: 2 P: 25	R: 0 E: 0 K: 0 S: 5	H: 0 LOB: 0 BB: 0 P: 7	R: 0 E: 0 K: 0 S: 7	H: 0 LOB: 0 BB: 0 P: 10	1B: 7 2B: 1 3B: 0 HR: 1	SF: 0 SAC: 0 DP: 4 HBP: 1	WP: 0 PB: 1 SB: 0 CS: 1	PA: 36		
<b>PITCHER</b>	IP WLS BF H R ER SO BB IBB HBP BLK WP HR S P ERA WHIP	4.0 W 17 5 4 4 2 2 0 1 0 0 1 31 54 9.00 1.750	1.1 H 4 1 0 0 0 0 0 0 0 0 10 14 0.00 1.000	0.1 H 1 0 0 0 0 0 0 0 0 0 11 17 0.00 1.000	0.2 S 2 0 0 0 0 0 0 0 0 0 3 7 0.00 3.000	0.1 H 3 1 0 0 1 1 0 0 0 0 10 16 0.00 6.000	7.1 H 4 1 0 0 0 0 0 0 0 0 6 9 0.00 0.750	0.1 H 1 0 0 0 0 0 0 0 0 0 4 6 0.00 0.000	0.2 S 2 0 0 0 0 0 0 0 0 0 3 4 0.00 0.000													

Batter	1	2	3	4	5	6	7	8	9	AB	R	H	RBI	BB	SO	LOB	BOTTOM						
6 Brad Wilkerson, L OBP: 0.353, SLG: 0.733 16 Adam Hyzdu, R OBP: 0.383, SLG: 0.614	1-0 HR	2-2 HR		4-1 10 E BB		0-1 L9				3	2	2	2	1	0	1	<b>Florida Marlins @ Texas Rangers</b> Ameriquet Field, Arlington, TX Sat Apr 01 2006, 8:05 PM EST Att: 24,717 - Clear - 80 F						
10 Michael Young, R OBP: 0.325, SLG: 0.405 24 Adrian Brown, S OBP: 0.250, SLG: 0.275	2-2 23 HR 1B	1-0 F8		4-2 SAFE SAFE SAFE BB		0-0 G5-3				3	1	1	0	1	0	1							
23 Mark Teixeira, S OBP: 0.313, SLG: 0.622	1-0 1-H HR	0-0 F9		2-1 F8		0-0 G3				4	1	1	2	0	0	2							
Phil Nevin, R OBP: 0.338, SLG: 0.534	1-2 9 S HR 1B		2-2 F7		4-0 BB		0-0 F9			3	1	1	0	1	0	0							
9 Hank Blalock, L OBP: 0.328, SLG: 0.308	2-3 K		1-1 E1		1-1 F7		1-1 G4-3			4	0	0	0	0	1	2							
Kevin Mench, R OBP: 0.419, SLG: 0.917 Laynce Nix, L OBP: 0.208, SLG: 0.415	0-2 P4		2-2 L7		0-3 K		3-3 K			3	0	0	0	0	1	3							
Mark DeRosa, R OBP: 0.283, SLG: 0.453	2-0 2-H HR		1-0 L8		1-1 G4-3		1-3 K			4	1	1	2	0	1	2							
Rod Barajas, R OBP: 0.255, SLG: 0.440 49 Jamie Burke, R OBP: 0.319, SLG: 0.400	1-3 K		1-1 F7		0-1 F9		0-3 K			3	0	0	0	0	1	0							
5 Ian Kinsler, R OBP: 0.343, SLG: 0.517 D'Angelo Jimenez, S OBP: 0.321, SLG: 0.340		0-0 F8		1-2 F8		2-2 6 L9 2B				3	0	1	0	0	0	0							
										0	0	0	0	0	0	0							
<b>Inning Stats</b>	R: 5 E: 0 K: 2 S: 23	H: 5 LOB: 0 BB: 0 P: 33	R: 1 E: 0 K: 0 S: 6	H: 1 LOB: 0 BB: 0 P: 9	R: 0 E: 1 K: 0 S: 9	H: 0 LOB: 1 BB: 0 P: 15	R: 0 E: 1 K: 0 S: 12	H: 0 LOB: 2 BB: 2 P: 24	R: 0 E: 0 K: 1 S: 7	H: 0 LOB: 1 BB: 1 P: 13	R: 0 E: 0 K: 0 S: 10	H: 1 LOB: 1 BB: 0 P: 12	R: 0 E: 0 K: 3 S: 10	H: 0 LOB: 0 BB: 0 P: 14	R: 0 E: 0 K: 0 S: 10	H: 0 LOB: 0 BB: 0 P: 14	1B: 2 2B: 1 3B: 0 HR: 4	SF: 0 SAC: 0 DP: 0 HBP: 0	WP: 0 PB: 0 SB: 1 CS: 0	PA: 35			
<b>PITCHER</b>	IP WLS BF H R ER SO BB IBB HBP BLK WP HR S P ERA WHIP	4.0 L 21 6 6 6 2 2 0 0 0 0 4 50 13.50 2.000	1.0 4 0 0 0 0 1 1 0 0 0 0 7 13 0.00 1.000	1.0 4 1 0 0 0 0 0 0 0 0 0 10 12 0.00 1.000	1.0 3 0 0 0 0 0 0 0 0 0 0 4 5 0.00 0.000	1.0 3 0 0 0 0 3 0 0 0 0 0 10 14 0.00 0.000																	

AB	31
R	4
H	9
RBI	4
BB	4
SO	5
LOB	18





Batter	1	2	3	4	5	6	7	8	9	AB	R	H	RBI	BB	SO	LOB	TOP
2 Hanley Ramirez, R OBP: 0.250, SLG: 0.250	0-1 27 CS 1B		2-3 K			0-3 K		1-3 K		4	0	1	0	0	3	1	
27 Jeremy Hermida, L OBP: 0.500, SLG: 0.333	3-3 K			2-3 K		2-0 1B		4-2 17 G6-4-3 BB		3	0	1	0	1	2	1	
Miguel Cabrera, R (1.5)	2-3 K			1-0 F8		1-1 F9		3-3 K		4	0	0	0	0	2	2	
17 Mike Jacobs, L OBP: 0.250, SLG: 0.250		2-0 6 G6-4-3 14 1B		0-2 G3		1-0 F8		2-2 1-2t G6-4-3		4	0	1	0	0	0	1	
14 Josh Willingham, R OBP: 0.333, SLG: 0.333	2-2 6 G6-4-3 1B				1-3 K		0-0 P3			3	0	1	0	0	1	0	
6 Dan Uggla, R (1.4)	0-1 G6-4-3			4-1 BB		1-3 K				2	0	0	0	1	1	2	
Miguel Olivo, R OBP: 0.333, SLG: 0.333	1-1 G5-3				0-0 P3			0-1 1 SH5-3 1B		3	0	1	0	0	0	2	
1 Eric Reed, L (1.8)			1-2 F8		0-1 F7			0-1 1 SAFE SH5-3		2	0	0	0	0	0	1	
Dontrelle Willis, L (1.1)			2-2 G6-3			0-0 G3		0-0 P3		2	0	0	0	0	0	0	
55 Josh Johnson, L ERA: 5.4										0	0	0	0	0	0	0	
Joe Borowski, R ERA: 5.4										0	0	0	0	0	0	0	
Chris Aguilera, R ERA: 8.1										1	0	0	0	0	0	1	
60 Carlos Martinez, R ERA: 8.1										0	0	0	0	0	0	0	
<b>Inning Stats</b>	R: 0 H: 1 E: 0 K: 2 S: 8	H: 1 LOB: 0 BB: 0 P: 13	R: 0 H: 2 E: 0 K: 0 S: 8	H: 0 LOB: 1 BB: 0 P: 13	R: 0 H: 0 E: 0 K: 1 S: 10	H: 0 LOB: 0 BB: 0 P: 15	R: 0 H: 0 E: 0 K: 1 S: 7	H: 0 LOB: 1 BB: 1 P: 12	R: 0 H: 1 E: 0 K: 1 S: 9	H: 0 LOB: 0 BB: 0 P: 7	R: 0 H: 1 E: 0 K: 1 S: 8	H: 1 LOB: 1 BB: 1 P: 9	R: 0 H: 0 E: 0 K: 1 S: 9	H: 0 LOB: 0 BB: 1 P: 18	1B: 5 2B: 0 3B: 0 HR: 0	SF: 0 SAC: 1 DP: 2 HBP: 0	WP: 0 PA: 31 PB: 0 SB: 0 CS: 1
<b>PITCHER</b>	IP	WLS	BF	H	R	ER	SO	BB	IBB	HBP	BLK	WP	HR	S	P	ERA	WHIP
44 Roy Oswalt, R ERA: 0.00	8.0	W	28	5	0	0	8	1	0	0	0	0	0	62	91	0.00	0.750
54 Brad Lidge, R ERA: 0.00	1.0	S	3	0	0	0	1	1	0	0	0	0	0	9	18	0.00	1.000

Florida Marlins @ Houston Astros  
Minute Maid Park, Houston, TX  
Mon Apr 03 2006, 6:05 PM CDT  
Att: 43,666 - Cloudy - 85 F

AB 28  
R 0  
H 5  
RBI 0  
BB 2  
SO 9  
LOB 11



Batter	1	2	3	4	5	6	7	8	9	AB	R	H	RBI	BB	SO	LOB	BOTTOM		
Craig Biggio, R OBP: 0.250, SLG: 0.500	3-2 G5-3		3-2 L5		1-2 FC4 1B		0-0 1B WP			4	1	1	0	0	0	1			
Willy Taveras, R OBP: 0.500, SLG: 0.500	2-3 K		2-1 G6-3		2-2 1B		3-1 WP 17 BB			4	0	2	0	0	1	0			
17 Lance Berkman, S (1.3)	4-2 E BB		3-1 P3		3-3 K		4-1 WP BB			2	0	0	0	2	1	2			
Morgan Ensberg, R OBP: 0.750, SLG: 0.500	4-2 E BB			4-1 FC1-4 BB		1-2 CS 1B		2-1 F8		2	0	1	0	2	0	2			
Preston Wilson, R (1.7)	2-0 E6			3-2 FC1-4		3-3 K		3-3 K		4	0	0	0	0	2	4			
16 Jason Lane, R (1.9)	2-0 P4			2-3 K		4-1 BB		1-3 K		3	0	0	0	1	2	4			
Brad Ausmus, R (1.2)		1-2 G1-3		1-0 G5-3		0-3 K		2-1 F8		4	0	0	0	0	1	2			
28 Adam Everett, R (1.6)		1-2 G5-3			0-0 E6 44 FC4-8		3-2 G1-3			3	0	0	0	0	0	0			
44 Roy Oswalt, R ERA: 0.00					2-2 FC4-6 FC4		1-3 K			3	0	0	0	0	1	1			
54 Brad Lidge, R ERA: 0.00					1-2t					0	0	0	0	0	0	0			
<b>Inning Stats</b>	R: 0 H: 0 E: 1 K: 1 S: 16	H: 0 LOB: 3 BB: 2 P: 33	R: 0 H: 0 E: 0 K: 0 S: 12	H: 0 LOB: 0 BB: 0 P: 15	R: 0 H: 0 E: 0 K: 0 S: 8	H: 0 LOB: 0 BB: 0 P: 16	R: 0 H: 0 E: 0 K: 1 S: 10	H: 0 LOB: 1 BB: 1 P: 20	R: 0 H: 1 E: 1 K: 1 S: 15	H: 1 LOB: 2 BB: 0 P: 23	R: 0 H: 1 E: 0 K: 2 S: 10	H: 1 LOB: 1 BB: 1 P: 18	R: 1 H: 2 E: 0 K: 1 S: 13	H: 2 LOB: 2 BB: 1 P: 26	R: 0 H: 0 E: 0 K: 2 S: 8	H: 0 LOB: 0 BB: 0 P: 14	1B: 3 2B: 2 3B: 0 HR: 0	SF: 0 SAC: 0 DP: 1 HBP: 0	WP: 1 PA: 34 PB: 0 SB: 0 CS: 1
<b>PITCHER</b>	IP	WLS	BF	H	R	ER	SO	BB	IBB	HBP	BLK	WP	HR	S	P	ERA	WHIP		
Dontrelle Willis, L ERA: 5.4	5.0		21	3	0	0	3	3	0	0	0	0	0	61	107	0.00	0.800		
55 Josh Johnson, R ERA: 5.4	1.2	L	9	3	1	1	3	2	0	0	0	0	0	21	40	5.40	3.000		
Joe Borowski, R ERA: 5.4	0.1		1	0	0	0	0	0	0	0	0	1	0	2	4	0.00	0.000		
60 Carlos Martinez, R ERA: 8.1	1.0		3	0	0	0	2	0	0	0	0	0	0	8	14	0.00	0.000		

Florida Marlins @ Houston Astros  
Minute Maid Park, Houston, TX  
Mon Apr 03 2006, 6:05 PM CDT  
Att: 43,666 - Cloudy - 85 F

AB 29  
R 1  
H 4  
RBI 0  
BB 5  
SO 8  
LOB 16

















Batter	1	2	3	4	5	6	7	8	9	AB	R	H	RBI	BB	SO	LOB	TOP				
2 Hanley Ramirez, R OBP: 0.478, SLG: 0.619	1-2 G6-3		2-2 L6			2-2 SH1-3 2B	4-0 BB		1 SAFE 2-2 E6	4	1	1	0	1	0	1	<b>Florida Marlins @ New York Mets</b> Shea Stadium, Flushing, NY Sun Apr 09 2006, 1:10 PM EDT Att: 55,260 - Sunny - 50 F				
27 Jeremy Hermida, L OBP: 0.455, SLG: 0.313	4-2 BB			0-3 K		1-1 SH1-3	3-3 K		0-0 G4-3	3	0	0	0	1	2	3					
Miguel Cabrera, R OBP: 0.286, SLG: 0.500 1 Eric Reed, L OBP: 0.143, SLG: 0.143 Wes Helms, R OBP: 0.500, SLG: 0.500	0-1 F9			0-1 G5-3		4-0 IBB		1-2 E6		3	1	0	0	1	0	1					
14 Josh Willingham, R OBP: 0.350, SLG: 0.722	0-2 G4-3			0-1 1B		0-0 2B		0-1 FC5-4 17 G4-3		4	0	2	2	0	0	2					
17 Mike Jacobs, L OBP: 0.286, SLG: 0.600		2-2 F9			2-2 2B	0-3 K		3-2 G4-3		4	0	1	0	0	1	2					
6 Dan Uggla, R OBP: 0.350, SLG: 0.389		0-1 F9			1-0 1B	2-2 HBP		3-2 F8		3	0	1	0	0	0	2					
Miguel Olivo, R OBP: 0.250, SLG: 0.267		2-3 K			0-1 P4	1-0 F8			0-2 P4	4	0	0	0	0	1	4					
61 Reggie Abercrombie, R OBP: 0.231, SLG: 0.167			1-1 B1-3		0-2 P3		0-3 K		1-1 G5-3	4	0	0	0	0	1	2					
Dontrelle Willis, L Chris Aguilera, R 60 Carlos Martinez, R			1-3 K		1-3 K		1-0 F7		4-2 BB	3	0	0	0	0	2	2					
<b>Inning Stats</b>	R: 0 E: 0 K: 0 S: 11	H: 0 LOB: 1 BB: 1 P: 16	R: 0 E: 0 K: 1 S: 10	H: 0 LOB: 0 BB: 0 P: 14	R: 0 E: 0 K: 1 S: 9	H: 0 LOB: 0 BB: 0 P: 13	R: 0 E: 0 K: 1 S: 7	H: 1 LOB: 1 BB: 0 P: 7	R: 0 E: 0 K: 1 S: 14	H: 2 LOB: 2 BB: 0 P: 18	R: 0 E: 0 K: 2 S: 13	H: 0 LOB: 1 BB: 1 P: 15	R: 0 E: 1 K: 0 S: 11	H: 0 LOB: 2 BB: 0 P: 18	R: 0 E: 1 K: 0 S: 12	H: 0 LOB: 2 BB: 1 P: 19		1B: 2 2B: 3 3B: 0 HR: 0	SF: 0 SAC: 1 DP: 0 HBP: 1	WP: 0 PB: 0 SB: 2 CS: 0	PA: 38
<b>PITCHER</b>	IP	WLS	BF	H	R	ER	SO	BB	IBB	HBP	BLK	WP	HR	S	P	ERA	WHIP				
Tom Glavine, L ERA: 2.25	6.0		25	5	2	2	5	1	1	1	0	0	0	64	91	3.00	1.000				
50 Duane Sanchez, R ERA: 3.0	2.0		8	0	0	0	2	1	0	0	0	0	0	18	33	0.00	0.500				
13 Billy Wagner, L ERA: 3.0	1.0	W	5	0	0	0	0	1	0	0	0	0	0	12	19	0.00	1.000				

Batter	1	2	3	4	5	6	7	8	9	AB	R	H	RBI	BB	SO	LOB	BOTTOM					
7 José Reyes, S OBP: 0.375, SLG: 0.609	1-1 21 CS 1B		1-0 G3			1-1 G1-3		0-0 F9		4	0	1	0	0	0	2	<b>Florida Marlins @ New York Mets</b> Shea Stadium, Flushing, NY Sun Apr 09 2006, 1:10 PM EDT Att: 55,260 - Sunny - 50 F					
16 Paul Lo Duca, R OBP: 0.409, SLG: 0.333	3-1 F9			0-1 G5-3		2-2 21 G4-3 5 3B 1B		1 SAFE 2-2 G5-3		4	1	1	0	0	0	2						
15 Carlos Beltrán, S OBP: 0.348, SLG: 0.353	1-3 K			1-1 G5-3		1-2 21 G4-3 5 3B 1B		4-2 21 BB 5 SF9		3	2	1	0	1	1	1						
21 Carlos Delgado, L OBP: 0.435, SLG: 0.700	1-0 CS	0-1 5 G5-4-3 1B		0-1 G3		0-1 G4-3		0-1 1B		4	0	2	0	0	0	2						
5 David Wright, R OBP: 0.478, SLG: 0.895		1 SAFE 3-2 G5-4-3			3-1 G4-3		1-2 3B		0-0 SF9	3	0	1	3	0	0	1						
Xavier Nady, R OBP: 0.500, SLG: 0.789		0-0 G5-3			1-1 L6		2-2 G6-3		3-1 3H	3	0	0	0	0	0	1						
Victor Diaz, R			2-2 F8		1-3 K		1-1 G4-3			3	0	0	0	0	1	1						
1 Anderson Hernandez, S OBP: 0.158, SLG: 0.158				2-2 SH1-3 1B		0-0 G1-3		0-1 1B		3	0	2	0	0	0	0						
Tom Glavine, L OBP: 1.000, SLG: 1.000 Chris Woodward, R (6, PH)					0-0 SH1-3		2-3 K		2-3 K	0	0	0	0	0	0	0						
50 Duane Sanchez, R 22 Jose Valentin, S 13 Billy Wagner, L					1-2 SH1-3					0	0	0	0	0	0	0						
<b>Inning Stats</b>	R: 0 E: 0 K: 1 S: 7	H: 1 LOB: 0 BB: 0 P: 13	R: 0 E: 0 K: 0 S: 6	H: 1 LOB: 0 BB: 0 P: 9	R: 0 E: 0 K: 0 S: 11	H: 1 LOB: 1 BB: 0 P: 16	R: 0 E: 0 K: 0 S: 6	H: 0 LOB: 0 BB: 0 P: 7	R: 0 E: 0 K: 1 S: 7	H: 0 LOB: 0 BB: 0 P: 12	R: 0 E: 0 K: 1 S: 6	H: 0 LOB: 0 BB: 0 P: 9	R: 2 E: 0 K: 0 S: 23	H: 3 LOB: 1 BB: 0 P: 30	R: 0 E: 0 K: 1 S: 11	H: 1 LOB: 1 BB: 0 P: 15	R: 1 E: 0 K: 0 S: 7	H: 1 LOB: 1 BB: 1 P: 11	1B: 7 2B: 0 3B: 1 HR: 0	SF: 1 SAC: 1 DP: 1 HBP: 0	WP: 0 PB: 0 SB: 0 CS: 1	PA: 33
<b>PITCHER</b>	IP	WLS	BF	H	R	ER	SO	BB	IBB	HBP	BLK	WP	HR	S	P	ERA	WHIP					
Dontrelle Willis, L ERA: 1.38	8.0		29	7	2	2	4	0	0	0	0	0	0	77	111	2.25	0.875					
60 Carlos Martinez, R ERA: 3.86	0.1	L	3	1	1	1	0	1	0	0	0	0	0	7	11	27.00	6.000					





Batter	1	2	3	4	5	6	7	8	9	AB	R	H	RBI	BB	SO	LOB	TOP										
Dave Roberts, L (1.8) OBP: 0.318, SLG: 0.316	G4-3		L3				B1-3	1B		5	1	1	1	0	1	2	<b>San Diego Padres @ Florida Marlins</b> Dolphin Stadium, Miami, FL Tue Apr 11 2006, 4:05 PM EDT Att: 31,308 - Partly Cloudy - 79 F										
8 Terrell Stedje, L (1.7) OBP: 0.333, SLG: 0.111	K		1B			G6-3	G4-3	24 BB		4	1	1	1	1	1	1											
24 Brian Giles, L (1.9) OBP: 0.560, SLG: 0.286	G3		FC5-4 IBB			FC1-6 3 HR	2B E	1B		1	2	0	0	4	0	0											
Mike Piazza, R (1.2) OBP: 0.250, SLG: 0.474 Rob Bowen, S (7, PR) OBP: 0.333, SLG: 0.333	G2	G2	FC5-4			FC1-6 3 HR	E7	1B		4	0	2	0	0	0	2											
23 Adrián González, L (1.3) OBP: 0.360, SLG: 0.565	G4-3				F7	FC1-6 3 HR		F7		4	1	0	0	1	0	4											
3 Khalil Greene, R (1.6) OBP: 0.250, SLG: 0.750	HR				G5-3	HR				5	2	2	4	0	2	2											
Vinny Castilla, R (1.5) OBP: 0.208, SLG: 0.261	P5				F8	G5-3		K		5	0	0	0	0	2	0											
Josh Barfield, R (1.4) OBP: 0.320, SLG: 0.261			SH2-4 1B					G1-3		4	2	3	0	1	0	0											
Woody Williams, R (1.1)			SH2-4							1	0	0	0	0	1	1											
Alan Embree, L (6.1)					SH3			K		0	0	0	0	0	0	0											
52 Clay Hensley, R (7.1)								K		0	0	0	0	0	0	0											
Mark Bellhorn, S (8, PH) OBP: 0.200, SLG: 0.400										1	0	0	0	0	1	1											
56 Scott Cassidy, R (8.1)										0	0	0	0	0	0	0											
<b>Inning Stats</b>	R: 0 E: 0 K: 1 S: 9	H: 0 LOB: 0 BB: 0 P: 13	R: 1 E: 0 K: 0 S: 8	H: 1 LOB: 0 BB: 0 P: 12	R: 1 E: 0 K: 0 S: 9	H: 2 LOB: 2 BB: 1 P: 16	R: 0 E: 0 K: 0 S: 6	H: 0 LOB: 0 BB: 0 P: 9	R: 0 E: 0 K: 1 S: 6	H: 1 LOB: 1 BB: 0 P: 8	R: 3 E: 0 K: 1 S: 13	H: 3 LOB: 1 BB: 1 P: 24	R: 1 E: 1 K: 1 S: 13	H: 1 LOB: 2 BB: 2 P: 25	R: 3 E: 0 K: 2 S: 21	H: 2 LOB: 2 BB: 3 P: 42	R: 0 E: 0 K: 2 S: 12	H: 0 LOB: 0 BB: 0 P: 16	1B: 6 2B: 1 3B: 1 HR: 2	SF: 0 SAC: 2 DP: 0 HBP: 0	WP: 0 PB: 0 SB: 1 CS: 0	PA: 44					
<b>PITCHER</b>	IP	WLS	BF	H	R	ER	SO	BB	IBB	HBP	BLK	WP	HR	S	P	ERA	WHIP	<b>PITCHER</b>									
52 Sergio Mitre, R (1.1) ERA: 3.75	6.0	L	27	7	5	5	3	1	1	0	0	0	2	51	82	7.50	1.333										
55 Josh Johnson, R (7.1) ERA: 3.38	1.0		6	1	1	0	1	2	0	0	0	0	0	13	25	0.00	3.000										
Joe Borowski, R (8.1) ERA: 13.5	0.2		6	1	3	3	2	3	0	0	0	0	0	17	34	40.50	6.000										
Matt Herges, R (8.1) ERA: 7.71	0.1		2	1	0	0	0	0	0	0	0	0	0	4	8	0.00	3.000										
Franklyn German, R (9.1) ERA:	1.0		3	0	0	0	2	0	0	0	0	0	0	12	16	0.00	0.000										
<b>Batter</b>	<b>1</b>	<b>2</b>	<b>3</b>	<b>4</b>	<b>5</b>	<b>6</b>	<b>7</b>	<b>8</b>	<b>9</b>	<b>AB</b>	<b>R</b>	<b>H</b>	<b>RBI</b>	<b>BB</b>	<b>SO</b>	<b>LOB</b>	<b>BOTTOM</b>										
2 Hanley Ramirez, R (1.6) OBP: 0.481, SLG: 0.720	14 1B		F8				K			4	2	2	0	0	1	1	<b>San Diego Padres @ Florida Marlins</b> Dolphin Stadium, Miami, FL Tue Apr 11 2006, 4:05 PM EDT Att: 31,308 - Partly Cloudy - 79 F										
27 Jeremy Hermida, L (1.9) OBP: 0.423, SLG: 0.300 Franklyn German, R (9.1)	K		G5-3					K		4	1	1	0	0	2	1											
Miguel Cabrera, R (1.5) OBP: 0.320, SLG: 0.522	14 1B		F8					F9		3	0	1	1	1	0	0											
17 Mike Jacobs, L (1.3) OBP: 0.240, SLG: 0.500	P5				F7			L6-4		4	0	0	0	0	1	4											
14 Josh Willingham, R (1.7) OBP: 0.375, SLG: 0.682	1B				P4			1B		4	0	2	2	0	0	0											
6 Dan Uggla, R (1.4) OBP: 0.282, SLG: 0.318	P4				F7			P3		4	0	0	0	0	0	3											
Miguel Olivo, R (1.2) OBP: 0.200, SLG: 0.211	G4-3							K		4	0	0	0	0	2	0											
61 Reggie Abercrombie, R (1.8) OBP: 0.250, SLG: 0.143 (9.9)	K2-3									2	0	0	0	1	1	0											
52 Sergio Mitre, R (1.1) OBP: 0.286, SLG: 0.690										2	0	0	0	0	0	0											
55 Josh Johnson, L (7.1)										0	0	0	0	0	0	0											
Wes Helms, R (7, PH) OBP: 0.240, SLG: 0.400										1	0	0	0	0	0	1											
Joe Borowski, R (8.1)										0	0	0	0	0	0	0											
Matt Herges, L (8.1)										0	0	0	0	0	0	0											
1 Eric Reed, L (9.8) OBP: 0.143, SLG: 0.143										0	0	0	0	0	0	0											
<b>Inning Stats</b>	R: 1 E: 0 K: 1 S: 16	H: 2 LOB: 2 BB: 1 P: 27	R: 0 E: 0 K: 1 S: 9	H: 0 LOB: 0 BB: 0 P: 11	R: 0 E: 0 K: 0 S: 7	H: 0 LOB: 0 BB: 0 P: 11	R: 0 E: 0 K: 0 S: 5	H: 0 LOB: 0 BB: 0 P: 9	R: 0 E: 0 K: 2 S: 11	H: 0 LOB: 1 BB: 1 P: 20	R: 0 E: 0 K: 2 S: 11	H: 0 LOB: 0 BB: 0 P: 18	R: 0 E: 0 K: 1 S: 10	H: 0 LOB: 0 BB: 0 P: 16	1B: 3 2B: 3 3B: 1 HR: 0	SF: 0 SAC: 0 DP: 1 HBP: 0	WP: 0 PB: 0 SB: 0 CS: 0	PA: 34									
<b>PITCHER</b>	IP	WLS	BF	H	R	ER	SO	BB	IBB	HBP	BLK	WP	HR	S	P	ERA	WHIP	<b>PITCHER</b>									
Woody Williams, R (1.1) ERA: 4.5	5.0	W	21	5	3	3	2	1	0	0	0	0	0	45	68	5.40	1.200										
Alan Embree, L (6.1) ERA:	1.0	H	3	1	0	0	0	0	0	0	0	0	0	8	11	0.00	1.000										
52 Clay Hensley, R (7.1) ERA: 12.0	1.0	H	4	0	0	0	2	1	0	0	0	0	0	11	20	0.00	1.000										
56 Scott Cassidy, R (8.1) ERA: 1.93	2.0		6	0	0	0	3	0	0	0	0	0	0	21	34	0.00	0.000										



Batter	1	2	3	4	5	6	7	8	9	AB	R	H	RBI	BB	SO	LOB	TOP										
<b>Dave Roberts, L</b> (1, 8) OBP: 0.333, SLG: 0.375										5	0	2	1	0	0	1											
<b>8 Termel Stedje, L</b> (1, 7) OBP: 0.412, SLG: 0.308										4	1	2	0	1	0	2											
<b>24 Brian Giles, L</b> (1, 9) OBP: 0.533, SLG: 0.278										4	1	1	0	1	1	3											
<b>Mike Piazza, R</b> (1, 2) OBP: 0.280, SLG: 0.435 <b>Rob Bowen, S</b> (9, PR) OBP: 0.333, SLG: 0.333										4	0	1	0	1	1	3											
<b>23 Adrián González, L</b> (1, 3) OBP: 0.433, SLG: 0.667										5	2	4	2	0	1	2											
<b>3 Khalil Greene, R</b> (1, 6) OBP: 0.241, SLG: 0.690										5	1	1	0	0	2	5											
<b>Vinny Castilla, R</b> (1, 5) OBP: 0.250, SLG: 0.385 <b>Brian Sweeney, R</b> (7, 1) <b>Scott Linebrink, R</b> (9, 1)										3	1	1	2	1	1	1	AB 37										
<b>Josh Barfield, R</b> (1, 4) OBP: 0.310, SLG: 0.231										3	1	0	1	1	0	2	R 7										
<b>32 Chris Young, R</b> (1, 1) OBP: 0.200, SLG: 0.400 <b>Geoff Blum, S</b> (7, 5)										3	0	0	0	0	3	2	H 12										
<b>Inning Stats</b>	R: 0 E: 0 K: 1 S: 8	H: 1 LOB: 1 BB: 0 P: 15	R: 2 E: 0 K: 1 S: 11	H: 2 LOB: 1 BB: 1 P: 24	R: 1 E: 0 K: 2 S: 11	H: 2 LOB: 0 BB: 0 P: 17	R: 0 E: 0 K: 2 S: 9	H: 0 LOB: 0 BB: 0 P: 13	R: 0 E: 0 K: 0 S: 7	H: 2 LOB: 1 BB: 0 P: 10	R: 3 E: 0 K: 1 S: 18	H: 3 LOB: 1 BB: 1 P: 29	R: 1 E: 0 K: 1 S: 10	H: 2 LOB: 1 BB: 1 P: 17	R: 0 E: 0 K: 0 S: 5	H: 0 LOB: 0 BB: 0 P: 8	R: 0 E: 0 K: 1 S: 15	H: 0 LOB: 2 BB: 2 P: 29	1B: 8 2B: 3 3B: 0 HR: 1	SF: 0 SAC: 0 DP: 0 HBP: 0	WP: 0 PB: 1 SB: 1 CS: 1	PA: 42					
<b>PITCHER</b>	IP	WLS	BF	H	R	ER	SO	BB	IBB	HBP	BLK	WP	HR	S	P	ERA	WHIP										
<b>Brian Moehler, R</b> (1, 1) ERA: 13.5	5.1	L	26	9	6	5	6	2	0	0	0	0	1	54	94	8.44	2.062										
<b>47 Ricky Nolasco, R</b> (6, 1) ERA: 1.93	1.2		8	3	1	1	2	1	0	0	0	0	0	20	31	5.40	2.400										
<b>Todd Wellemeyer, R</b> (8, 1) ERA: 6.0	1.0		3	0	0	0	0	0	0	0	0	0	0	5	8	0.00	0.000										
<b>Chris Resop, R</b> (9, 1) ERA: 6.0	1.0		5	0	0	0	1	2	0	0	0	0	0	15	29	0.00	2.000										

San Diego Padres @ Florida Marlins  
Dolphin Stadium, Miami, FL  
Wed Apr 12 2006, 1:05 PM EDT  
Att: 8,010 - Partly Cloudy - 81 F

AB 37  
R 7  
H 12  
RBI 6  
BB 5  
SO 9  
LOB 21



Batter	1	2	3	4	5	6	7	8	9	AB	R	H	RBI	BB	SO	LOB	BOTTOM										
<b>1 Eric Reed, L</b> (1, 8) OBP: 0.167, SLG: 0.091										4	0	0	0	0	1	3											
<b>2 Hanley Ramirez, R</b> (1, 6) OBP: 0.438, SLG: 0.667										5	0	1	0	0	1	3											
<b>Miguel Cabrera, R</b> (1, 5) OBP: 0.310, SLG: 0.593										4	1	1	1	0	1	2											
<b>17 Mike Jacobs, L</b> (1, 3) OBP: 0.241, SLG: 0.444										3	0	0	0	1	2	2											
<b>14 Josh Willingham, R</b> (1, 2) OBP: 0.357, SLG: 0.600										3	0	0	0	1	0	3											
<b>6 Dan Uggla, R</b> (1, 4) OBP: 0.321, SLG: 0.320										3	1	1	0	1	0	3											
<b>Chris Aguilera, R</b> (1, 7) OBP: 0.300, SLG: 0.222										4	0	2	1	0	0	2	AB 34										
<b>61 Reggie Abercrombie, R</b> (1, 9) OBP: 0.211, SLG: 0.118 <b>Todd Wellemeyer, R</b> (8, 1) <b>Chris Resop, R</b> (9, 1) <b>4 Alfredo Amézaga, S</b> (9, PH) OBP: 0.500, SLG: 0.500										3	0	0	0	0	2	3	R 2										
<b>Brian Moehler, R</b> (1, 1) <b>47 Ricky Nolasco, R</b> (6, 1) <b>Wes Helms, R</b> (7, PH) OBP: 0.286, SLG: 0.286										2	0	0	0	0	1	0	H 6										
<b>Inning Stats</b>	R: 0 E: 0 K: 2 S: 7	H: 0 LOB: 0 BB: 0 P: 11	R: 0 E: 0 K: 1 S: 12	H: 0 LOB: 2 BB: 2 P: 21	R: 0 E: 0 K: 1 S: 10	H: 1 LOB: 1 BB: 0 P: 14	R: 0 E: 0 K: 1 S: 7	H: 0 LOB: 0 BB: 1 P: 13	R: 0 E: 0 K: 1 S: 11	H: 0 LOB: 0 BB: 0 P: 16	R: 0 E: 1 K: 1 S: 15	H: 0 LOB: 2 BB: 0 P: 26	R: 1 E: 1 K: 1 S: 10	H: 2 LOB: 1 BB: 0 P: 12	R: 1 E: 1 K: 0 S: 11	H: 1 LOB: 1 BB: 0 P: 18	R: 0 E: 0 K: 2 S: 13	H: 2 LOB: 2 BB: 0 P: 20	1B: 4 2B: 1 3B: 0 HR: 1	SF: 0 SAC: 0 DP: 0 HBP: 1	WP: 0 PB: 0 SB: 2 CS: 1	PA: 39					
<b>PITCHER</b>	IP	WLS	BF	H	R	ER	SO	BB	IBB	HBP	BLK	WP	HR	S	P	ERA	WHIP										
<b>32 Chris Young, R</b> (1, 1) ERA: 3.18	6.0	W	23	1	0	0	6	3	0	0	0	0	1	21	30	4.50	1.500										
<b>Brian Sweeney, R</b> (7, 1) ERA: 5.14	2.0		10	3	2	1	1	0	0	0	0	0	1	21	30	4.50	1.500										
<b>Scott Linebrink, R</b> (9, 1) ERA:	1.0		5	2	0	0	2	0	0	0	0	0	0	13	20	0.00	2.000										

San Diego Padres @ Florida Marlins  
Dolphin Stadium, Miami, FL  
Wed Apr 12 2006, 1:05 PM EDT  
Att: 8,010 - Partly Cloudy - 81 F

AB 34  
R 2  
H 6  
RBI 2  
BB 3  
SO 9  
LOB 24





Batter	1	2	3	4	5	6	7	8	9	AB	R	H	RBI	BB	SO	LOB	TOP			
<b>Eric Young Sr., R</b> OBP: 0.211, SLG: 0.235	P3	P4			F7		G5-3			4	0	0	0	0	0	2				
<b>Josh Barfield, R</b> OBP: 0.273, SLG: 0.200	K		F8		K			K		4	0	0	0	0	3	0				
<b>24 Brian Giles, L</b> OBP: 0.471, SLG: 0.227	K		F8		P5			G3		4	0	0	0	0	1	0				
<b>Doug Mirabeli, R</b> OBP: 0.400, SLG: 0.286		23 2B SF9 BB	L7		P3			G6-3		3	1	0	0	1	0	0				
<b>3 Khalil Greene, R</b> OBP: 0.273, SLG: 0.656	F8				G5-3			23 G1-3 BB	1B 23 G3	3	0	1	0	1	0	1				
<b>23 Adrián González, L</b> OBP: 0.412, SLG: 0.594	SF9 2B		L9		G1-3			G3		4	1	1	0	0	0	2				
<b>Vinny Castilla, R</b> OBP: 0.281, SLG: 0.393	SF9 2B		BB		F7			1B		2	0	1	1	1	0	1				
<b>Ben Johnson, R</b> OBP: 0.500, SLG: 0.250	2B IBB		BB		F7			K		2	0	0	0	2	1	2				
<b>Dewon Brazelton, R</b> OBP: 0.333, SLG: 0.667	1-3 3H		P4					P5		2	0	1	1	0	0	2				
<b>56 Scott Cassidy, R</b> OBP: 0.286, SLG: 0.286										0	0	0	0	0	0	0				
<b>52 Clay Hensley, R</b> OBP: 0.286, SLG: 0.286										0	0	0	0	0	0	0				
<b>Mark Bellhorn, S</b> OBP: 0.286, SLG: 0.286										0	0	0	0	0	0	0				
<b>Alan Embree, L</b> OBP: 0.286, SLG: 0.286										0	0	0	0	0	0	0				
<b>Trevor Hoffman, R</b> OBP: 0.286, SLG: 0.286										0	0	0	0	0	0	0				
<b>Geoff Blum, S</b> OBP: 0.286, SLG: 0.286										1	0	0	0	0	0	2				
<b>Inning Stats</b>	R: 0 E: 0 K: 2 S: 8	H: 0 LOB: 0 BB: 0 P: 15	R: 2 E: 0 K: 0 S: 9	H: 2 LOB: 2 BB: 2 P: 21	R: 0 E: 0 K: 0 S: 7	H: 0 LOB: 0 BB: 0 P: 12	R: 0 E: 0 K: 0 S: 10	H: 0 LOB: 2 BB: 2 P: 21	R: 0 E: 0 K: 1 S: 12	H: 0 LOB: 0 BB: 0 P: 19	R: 0 E: 0 K: 1 S: 7	H: 0 LOB: 0 BB: 0 P: 12	R: 0 E: 0 K: 1 S: 10	H: 0 LOB: 0 BB: 0 P: 14	R: 0 E: 0 K: 1 S: 13	H: 2 LOB: 2 BB: 0 P: 21	1B: 2 2B: 2 3B: 0 HR: 0	SF: 1 SAC: 0 DP: 0 HBP: 0	WP: 0 PA: 36 PB: 0 SB: 0 CS: 0	
<b>PITCHER</b>	IP	WLS	BF	H	R	ER	SO	BB	IBB	HBP	BLK	WP	HR	S	P	ERA	WHIP			
<b>Jason Vargas, L</b> ERA: 5.73	6.0	W	25	2	2	2	3	4	1	0	0	0	0	54	100	3.00	1.000			
<b>55 Josh Johnson, R</b> ERA: 2.45	1.0		3	0	0	0	1	0	0	0	0	0	0	7	12	0.00	0.000			
<b>60 Carlos Martinez, R</b> ERA: 2.7	1.0		3	0	0	0	1	0	0	0	0	0	0	10	14	0.00	0.000			
<b>Joe Borowski, R</b> ERA: 9.0	1.0		5	2	0	0	1	0	0	0	0	0	0	13	21	0.00	2.000			

**San Diego Padres @ Florida Marlins**  
Dolphin Stadium, Miami, FL  
Thu Apr 13 2006, 1:05 PM EDT  
Att: 8,191 - Partly Cloudy - 78 F

**AB 30**  
**R 2**  
**H 4**  
**RBI 2**  
**BB 5**  
**SO 6**  
**LOB 12**



Batter	1	2	3	4	5	6	7	8	9	AB	R	H	RBI	BB	SO	LOB	BOTTOM			
<b>2 Hanley Ramirez, R</b> OBP: 0.486, SLG: 0.697	6 1B 17 HR BB		6 SH5-3 G6-3 2B		6 HR 1B	K				3	3	2	0	2	1	0				
<b>6 Dan Uggla, R</b> OBP: 0.375, SLG: 0.464	17 HR 1B		SH5-3		HR	2B BB		K		3	3	2	2	1	1	2				
<b>Miguel Cabrera, R</b> OBP: 0.581, SLG: 0.581	F7		G6-3		14 CS 17 S BB	1H 2B		F9		4	0	1	2	1	0	4				
<b>Joe Borowski, R</b>										0	0	0	0	0	0	0				
<b>17 Mike Jacobs, L</b> OBP: 0.303, SLG: 0.552	1H 2H HR		14 2B BB		14 2B BB	F9				2	3	1	3	2	0	1				
<b>14 Josh Willingham, R</b> OBP: 0.375, SLG: 0.655	P2		1H 2B		1B 2B			K		4	0	2	2	0	1	0				
<b>61 Reggie Abercrombie, R</b> OBP: 0.211, SLG: 0.119					1H 2-3 2B					0	0	0	0	0	0	0				
<b>Chris Aguila, R</b> OBP: 0.286, SLG: 0.231	P4		F9		20 CS 1B			P5		4	0	1	0	0	0	1				
<b>20 Matt Treanor, R</b>										3	0	0	0	1	0	0				
<b>1 Eric Reed, L</b> OBP: 0.125, SLG: 0.067	L8		G3		FC6-4 BB			G1-3		4	0	0	0	0	0	2				
<b>Jason Vargas, L</b>										2	0	0	0	0	0	0				
<b>Wes Helms, R</b>										1	0	0	0	0	1	0				
<b>55 Josh Johnson, L</b>										0	0	0	0	0	0	0				
<b>60 Carlos Martinez, R</b>										0	0	0	0	0	0	0				
<b>4 Alfredo Amezaga, S</b>										1	0	1	0	0	0	0				
<b>Inning Stats</b>	R: 3 E: 0 K: 0 S: 10	H: 2 LOB: 0 BB: 1 P: 19	R: 0 E: 0 K: 0 S: 6	H: 0 LOB: 0 BB: 0 P: 8	R: 2 E: 0 K: 0 S: 11	H: 2 LOB: 1 BB: 1 P: 20	R: 0 E: 0 K: 0 S: 6	H: 0 LOB: 0 BB: 0 P: 9	R: 3 E: 0 K: 2 S: 24	H: 4 LOB: 2 BB: 3 P: 41	R: 1 E: 0 K: 2 S: 13	H: 1 LOB: 1 BB: 1 P: 26	R: 0 E: 0 K: 1 S: 10	H: 0 LOB: 0 BB: 0 P: 16	R: 0 E: 0 K: 1 S: 17	H: 1 LOB: 2 BB: 1 P: 27	1B: 4 2B: 4 3B: 0 HR: 2	SF: 0 SAC: 1 DP: 0 HBP: 0	WP: 0 PA: 39 PB: 0 SB: 1 CS: 2	
<b>PITCHER</b>	IP	WLS	BF	H	R	ER	SO	BB	IBB	HBP	BLK	WP	HR	S	P	ERA	WHIP			
<b>Dewon Brazelton, R</b> ERA: 24.16	4.0	L	22	6	8	8	0	4	0	0	0	0	0	43	76	18.00	2.500			
<b>56 Scott Cassidy, R</b> ERA: 1.59	1.0		4	2	0	0	0	1	0	0	0	0	0	14	21	0.00	3.000			
<b>52 Clay Hensley, R</b> ERA: 11.25	1.0		5	1	1	1	2	1	0	0	0	0	0	13	26	9.00	2.000			
<b>Alan Embree, L</b> ERA: 4.5	1.0		3	0	0	0	1	0	0	0	0	0	0	10	16	0.00	0.000			
<b>Trevor Hoffman, R</b> ERA: 4.5	1.0		5	1	0	0	1	1	0	0	0	0	0	17	27	0.00	2.000			

**San Diego Padres @ Florida Marlins**  
Dolphin Stadium, Miami, FL  
Thu Apr 13 2006, 1:05 PM EDT  
Att: 8,191 - Partly Cloudy - 78 F

**AB 31**  
**R 9**  
**H 10**  
**RBI 9**  
**BB 7**  
**SO 4**  
**LOB 10**













Batter	1	2	3	4	5	6	7	8	9	AB	R	H	RBI	BB	SO	LOB	TOP															
Alfonso Soriano, R (1.7) OBP: 0.397, SLG: 0.529	G5-3		P4				F8		SH2-3 24 E 2B	4	1	1	0	1	0	0																
Marlon Anderson, L (1.4) OBP: 0.333, SLG: 0.167	24 1B 11 SF9 1B		G4-3			G1-3	K		SH2-3	4	1	1	0	0	1	1																
24 Nick Johnson, L (1.3) OBP: 0.509, SLG: 0.619	11 SF9 1B		11 WP 1B				HR BB		E6 HR	3	1	2	0	2	0	0																
11 Ryan Zimmerman, R (1.5) OBP: 0.298, SLG: 0.286	SF9		K			K	L1		HR BB	3	1	0	1	1	2	3																
Ryan Church, L (1.9) OBP: 0.364, SLG: 0.889	K		G4-3			HR		1B S SF9 BB	HR	4	3	2	4	1	1	1																
Marlon Byrd, R (1.8) OBP: 0.366, SLG: 0.323		E5 G4-3		CS HBP		G6-3 2B		K	G3	4	0	1	0	0	1	1																
Brian Schneider, L (1.2) OBP: 0.273, SLG: 0.179		G4-3		K		G6-3		SF9 1B		4	0	1	0	0	1	3																
Royce Clayton, R (1.6) OBP: 0.274, SLG: 0.338						F8		SF9		2	0	0	0	0	1	1																
Damian Jackson, R (6. PR) OBP: 0.274, SLG: 0.338										0	0	0	0	0	0	0																
Jose Vidro, S (6. PH) OBP: 0.330, SLG: 0.565										0	0	0	1	0	0	0																
Mike Stanton, L (8.1) OBP: 0.330, SLG: 0.565										0	0	0	0	0	0	0																
Gary Majewski, R (8.1) OBP: 0.330, SLG: 0.565										0	0	0	0	0	0	0																
32 Chad Cordero, R (8.1) OBP: 0.330, SLG: 0.565										0	0	0	0	0	0	0																
Ramon Ortiz, R (1.1) OBP: 0.400, SLG: 0.250										2	0	0	0	0	1	1																
Darby Ward, L (6. PH) OBP: 0.375, SLG: 0.857										1	0	0	0	0	0	2																
Felix Rodriguez, R (6.1) OBP: 0.333, SLG: 0.200										0	0	0	0	0	0	0																
Brendan Harris, R (8. PH) OBP: 0.333, SLG: 0.200										1	0	0	0	0	0	1																
<b>Inning Stats</b>	R: 1 E: 0 K: 1 S: 12	H: 2 LOB: 1 BB: 0 P: 16	R: 0 E: 1 K: 2 S: 11	H: 0 LOB: 1 BB: 0 P: 17	R: 0 E: 0 K: 1 S: 9	H: 1 LOB: 1 BB: 0 P: 14	R: 0 E: 0 K: 1 S: 6	H: 0 LOB: 0 BB: 0 P: 12	R: 0 E: 0 K: 0 S: 8	H: 0 LOB: 1 BB: 1 P: 16	R: 2 E: 0 K: 1 S: 13	H: 2 LOB: 2 BB: 1 P: 23	R: 0 E: 0 K: 1 S: 12	H: 0 LOB: 1 BB: 1 P: 18	R: 1 E: 0 K: 1 S: 10	H: 1 LOB: 1 BB: 1 P: 21	R: 3 E: 1 K: 0 S: 14	H: 2 LOB: 0 BB: 1 P: 25	1B: 4 2B: 2 3B: 0 HR: 2	SF: 2 SAC: 1 DP: 0 HBP: 2	WP: 1 PB: 0 SB: 1 CS: 1	PA: 42										
<b>PITCHER</b>	IP WLS BF H R ER SO BB IBB HBP BLK WP HR S P ERA WHIP																															
52 Sergio Mitre, R (1.1) ERA: 4.08	5.2	26	5	3	3	6	2	0	2	0	1	1	56	93	4.76	1.235																
47 Ricky Nolasco, R (6.1) ERA: 1.9	0.1	1	0	0	0	0	0	0	0	0	0	0	3	5	0.00	0.000																
60 Carlos Martinez, R (7.1) ERA: 2.7	2.0	9	1	1	1	2	2	0	0	0	0	0	22	39	4.50	1.500																
Matt Herges, R (9.1) ERA: 4.15	1.0	L	6	2	3	0	1	0	0	0	0	1	14	25	0.00	3.000																

Washington Nationals @ Florida Marlins  
Dolphin Stadium, Miami, FL  
Sun Apr 16 2006, 1:05 PM EDT  
Att: 10,296 - Sunny - 84 F

AB	32
R	7
H	8
RBI	6
BB	5
SO	8
LOB	14



Batter	1	2	3	4	5	6	7	8	9	AB	R	H	RBI	BB	SO	LOB	BOTTOM															
2 Hanley Ramirez, R (1.6) OBP: 0.400, SLG: 0.533	F9		F9		4 G1-4-3 1B		K	K		5	1	1	0	0	2	1																
4 Alfredo Amezaga, S (1.4) OBP: 0.444, SLG: 0.375	FC2-6-5 BB		S 1B		G1-4-3		P5		L8	4	0	1	0	1	0	1																
Miguel Cabrera, R (1.5) OBP: 0.383, SLG: 0.525	FC2-6-5 14 2B		1B		14 1B 17 1B		BB		K	3	1	1	1	2	1	1																
14 Josh Willingham, R (1.7) OBP: 0.386, SLG: 0.700			F7		17 1B		F9		P4	4	0	2	0	0	0	3																
Matt Herges, L (9.1)										0	0	0	0	0	0	0																
20 Matt Treanor, R (9. PH)										1	0	0	0	0	0	0																
17 Mike Jacobs, L (1.3) OBP: 0.289, SLG: 0.450	F7				1B					4	0	2	1	0	1	2																
Chris Aquila, R (1.9) OBP: 0.320, SLG: 0.391			F9		G6-4-3		F8		2B BB	3	1	0	0	1	0	3																
Miguel Olivo, R (1.2) OBP: 0.250, SLG: 0.444		G6-3			HR		P2		1-H 3B 2B	4	2	2	2	0	0	0																
61 Reggie Abercrombie, R (1.8) OBP: 0.174, SLG: 0.095		G6-3			F8		K		L4	4	0	0	0	0	1	1																
52 Sergio Mitre, R (1.1) ERA: 4.08	5.0	24	8	3	3	1	2	0	0	0	0	0	0	0	1	0																
47 Ricky Nolasco, R (6.1) ERA: 1.9	2.0	7	0	0	0	2	1	0	0	0	0	0	16	33	0.00	0.500																
6 Dan Uggla, R (7.1) ERA: 1.93	0.1	H	1	0	0	0	0	0	0	0	0	3	4	0.00	0.000																	
Gary Majewski, R (8.1) ERA: 2.7	0.2	W	5	2	2	2	1	0	0	0	0	12	20	27.00	4.500																	
32 Chad Cordero, R (9.1) ERA: 3.86	1.0	S	3	0	0	0	1	0	0	0	0	8	11	0.00	0.000																	
<b>Inning Stats</b>	R: 0 E: 1 K: 0 S: 9	H: 1 LOB: 2 BB: 1 P: 17	R: 0 E: 0 K: 0 S: 7	H: 0 LOB: 0 BB: 0 P: 8	R: 0 E: 0 K: 0 S: 12	H: 1 LOB: 2 BB: 1 P: 17	R: 1 E: 0 K: 0 S: 6	H: 2 LOB: 0 BB: 0 P: 7	R: 2 E: 0 K: 1 S: 16	H: 4 LOB: 2 BB: 0 P: 24	R: 0 E: 0 K: 1 S: 7	H: 0 LOB: 0 BB: 0 P: 11	R: 0 E: 0 K: 1 S: 9	H: 0 LOB: 1 BB: 1 P: 22	R: 2 E: 0 K: 2 S: 15	H: 2 LOB: 1 BB: 1 P: 24	R: 0 E: 0 K: 1 S: 8	H: 0 LOB: 0 BB: 0 P: 11	1B: 6 2B: 2 3B: 1 HR: 1	SF: 0 SAC: 0 DP: 1 HBP: 0	WP: 0 PB: 0 SB: 1 CS: 0	PA: 40										
<b>PITCHER</b>	IP WLS BF H R ER SO BB IBB HBP BLK WP HR S P ERA WHIP																															
Ramon Ortiz, R (1.1) ERA: 7.31	5.0	24	8	3	3	1	2	0	0	0	0	0	16	33	0.00	0.500																
Felix Rodriguez, R (6.1) ERA: 5.87	2.0	7	0	0	0	2	1	0	0	0	0	0	3	4	0.00	0.000																
Mike Stanton, L (8.1) ERA: 1.93	0.1	H	1	0	0	0	0	0	0	0	0	3	4	0.00	0.000																	
Gary Majewski, R (8.1) ERA: 2.7	0.2	W	5	2	2	2	1	0	0	0	0	12	20	27.00	4.500																	
32 Chad Cordero, R (9.1) ERA: 3.86	1.0	S	3	0	0	0	1	0	0	0	0	8	11	0.00	0.000																	

Washington Nationals @ Florida Marlins  
Dolphin Stadium, Miami, FL  
Sun Apr 16 2006, 1:05 PM EDT  
Att: 10,296 - Sunny - 84 F

AB	36
R	5
H	10
RBI	5
BB	4
SO	6
LOB	12





Batter	1	2	3	4	5	6	7	8	9	AB	R	H	RBI	BB	SO	LOB	TOP			
2 Hanley Ramirez, R OBP: 0.418, SLG: 0.531										4	1	2	0	1	2	1	<b>Florida Marlins @ Cincinnati Reds</b> Great American Ball Park, Cincinnati, OH Mon Apr 17 2006, 7:10 PM EDT Att: 16,960 - Clear - 66 F			
6 Dan Uggla, R OBP: 0.311, SLG: 0.333										3	0	0	0	1	0	3				
Miguel Cabrera, R OBP: 0.392, SLG: 0.545										4	0	2	0	0	1	2				
14 Josh Willingham, R Joe Borowski, R										4	0	0	0	0	1	4				
Wes Helms, R OBP: 0.500, SLG: 0.615										3	0	2	0	0	0	2				
Chris Aguilera, R OBP: 0.276, SLG: 0.333										4	0	0	0	0	0	4				
61 Reggie Abercrombie, R										4	0	0	0	0	2	1				
20 Matt Treanor, R										4	0	1	0	0	1	0				
Brian Moehler, R										1	0	0	0	1	1	0				
Randy Messenger, R										0	0	0	0	0	0	0				
Miguel Olivo, R Franklyn German, R										1	0	0	0	0	1	1				
Matt Capiczy, L										0	0	0	0	0	0	0				
Matt Capiczy, L										1	0	1	0	0	0	0				
<b>Inning Stats</b>	R: 0 E: 0 K: 2 S: 9	H: 0 LOB: 0 BB: 0 P: 17	R: 0 E: 0 K: 0 S: 10	H: 1 LOB: 1 BB: 0 P: 14	R: 0 E: 0 K: 0 S: 9	H: 0 LOB: 2 BB: 2 P: 22	R: 0 E: 0 K: 1 S: 8	H: 1 LOB: 0 BB: 0 P: 15	R: 0 E: 0 K: 2 S: 7	H: 2 LOB: 2 BB: 0 P: 13	R: 0 E: 0 K: 2 S: 10	H: 1 LOB: 1 BB: 0 P: 18	R: 1 E: 1 K: 0 S: 12	H: 2 LOB: 2 BB: 1 P: 23	R: 0 E: 0 K: 2 S: 11	H: 1 LOB: 1 BB: 0 P: 18	1B: 6 2B: 2 3B: 0 HR: 0	SF: 0 SAC: 0 DP: 1 HBP: 1	WP: 0 PB: 0 SB: 0 CS: 1	PA: 37
<b>PITCHER</b>	IP WLS BF H R ER SO	IP WLS BF H R ER SO	IP WLS BF H R ER SO	IP WLS BF H R ER SO	IP WLS BF H R ER SO	IP WLS BF H R ER SO	IP WLS BF H R ER SO	IP WLS BF H R ER SO	IP WLS BF H R ER SO	IP WLS BF H R ER SO	IP WLS BF H R ER SO	IP WLS BF H R ER SO	IP WLS BF H R ER SO	IP WLS BF H R ER SO	IP WLS BF H R ER SO	IP WLS BF H R ER SO	ERA WHIP	ERA WHIP	ERA WHIP	
Brandon Claussen, L ERA: 3.18	(1, 1) 7.0 W 27 5 0 0 7	(1, 1) 7.0 W 27 5 0 0 7	(1, 1) 7.0 W 27 5 0 0 7	(1, 1) 7.0 W 27 5 0 0 7	(1, 1) 7.0 W 27 5 0 0 7	(1, 1) 7.0 W 27 5 0 0 7	(1, 1) 7.0 W 27 5 0 0 7	(1, 1) 7.0 W 27 5 0 0 7	(1, 1) 7.0 W 27 5 0 0 7	(1, 1) 7.0 W 27 5 0 0 7	(1, 1) 7.0 W 27 5 0 0 7	(1, 1) 7.0 W 27 5 0 0 7	(1, 1) 7.0 W 27 5 0 0 7	(1, 1) 7.0 W 27 5 0 0 7	(1, 1) 7.0 W 27 5 0 0 7	(1, 1) 7.0 W 27 5 0 0 7	0.00 1.000	0.00 1.000	0.00 1.000	
Mike Burns, R ERA: 7.11	(8, 1) 1.0 6 2 1 1 0	(8, 1) 1.0 6 2 1 1 0	(8, 1) 1.0 6 2 1 1 0	(8, 1) 1.0 6 2 1 1 0	(8, 1) 1.0 6 2 1 1 0	(8, 1) 1.0 6 2 1 1 0	(8, 1) 1.0 6 2 1 1 0	(8, 1) 1.0 6 2 1 1 0	(8, 1) 1.0 6 2 1 1 0	(8, 1) 1.0 6 2 1 1 0	(8, 1) 1.0 6 2 1 1 0	(8, 1) 1.0 6 2 1 1 0	(8, 1) 1.0 6 2 1 1 0	(8, 1) 1.0 6 2 1 1 0	(8, 1) 1.0 6 2 1 1 0	(8, 1) 1.0 6 2 1 1 0	9.00 3.000	9.00 3.000	9.00 3.000	
Chris Hammond, L ERA: 24.0	(9, 1) 1.0 4 1 0 0 2	(9, 1) 1.0 4 1 0 0 2	(9, 1) 1.0 4 1 0 0 2	(9, 1) 1.0 4 1 0 0 2	(9, 1) 1.0 4 1 0 0 2	(9, 1) 1.0 4 1 0 0 2	(9, 1) 1.0 4 1 0 0 2	(9, 1) 1.0 4 1 0 0 2	(9, 1) 1.0 4 1 0 0 2	(9, 1) 1.0 4 1 0 0 2	(9, 1) 1.0 4 1 0 0 2	(9, 1) 1.0 4 1 0 0 2	(9, 1) 1.0 4 1 0 0 2	(9, 1) 1.0 4 1 0 0 2	(9, 1) 1.0 4 1 0 0 2	(9, 1) 1.0 4 1 0 0 2	0.00 1.000	0.00 1.000	0.00 1.000	

Batter	1	2	3	4	5	6	7	8	9	AB	R	H	RBI	BB	SO	LOB	BOTTOM			
6 Ryan Freel, R OBP: 0.489, SLG: 0.457										5	0	1	1	0	0	2	<b>Florida Marlins @ Cincinnati Reds</b> Great American Ball Park, Cincinnati, OH Mon Apr 17 2006, 7:10 PM EDT Att: 16,960 - Clear - 66 F			
Felipe Lopez, S										5	1	1	0	0	1	2				
Adam Dunn, L Mike Burns, R Chris Hammond, L										2	1	1	2	2	0	0				
Austin Kearns, R										2	1	1	1	1	0	1				
Scott Hatteberg, L										4	1	2	0	0	0	3				
Javier Valentin, S										4	2	2	0	0	0	3				
12 Edwin Encarnación, R										4	2	1	1	0	0	2				
4 Brandon Phillips, R										4	1	3	4	0	1	0				
Brandon Claussen, R Quinton McCracken, S										3	0	0	0	0	2	2				
										1	0	0	0	0	1					
<b>Inning Stats</b>	R: 2 E: 0 K: 0 S: 10	H: 2 LOB: 0 BB: 1 P: 21	R: 3 E: 1 K: 1 S: 14	H: 3 LOB: 0 BB: 0 P: 23	R: 0 E: 0 K: 0 S: 8	H: 1 LOB: 1 BB: 1 P: 17	R: 0 E: 0 K: 1 S: 8	H: 0 LOB: 0 BB: 0 P: 11	R: 0 E: 0 K: 0 S: 9	H: 0 LOB: 0 BB: 0 P: 16	R: 3 E: 0 K: 1 S: 19	H: 4 LOB: 1 BB: 0 P: 28	R: 0 E: 0 K: 0 S: 10	H: 0 LOB: 2 BB: 1 P: 17	R: 1 E: 0 K: 1 S: 12	H: 2 LOB: 1 BB: 0 P: 19	1B: 4 2B: 6 3B: 0 HR: 2	SF: 0 SAC: 0 DP: 2 HBP: 1	WP: 0 PB: 0 SB: 0 CS: 1	PA: 38
<b>PITCHER</b>	IP WLS BF H R ER SO	IP WLS BF H R ER SO	IP WLS BF H R ER SO	IP WLS BF H R ER SO	IP WLS BF H R ER SO	IP WLS BF H R ER SO	IP WLS BF H R ER SO	IP WLS BF H R ER SO	IP WLS BF H R ER SO	IP WLS BF H R ER SO	IP WLS BF H R ER SO	IP WLS BF H R ER SO	IP WLS BF H R ER SO	IP WLS BF H R ER SO	IP WLS BF H R ER SO	IP WLS BF H R ER SO	ERA WHIP	ERA WHIP	ERA WHIP	
Brian Moehler, R ERA: 13.14	(1, 1) 5.0 L 24 9 8 7 2	(1, 1) 5.0 L 24 9 8 7 2	(1, 1) 5.0 L 24 9 8 7 2	(1, 1) 5.0 L 24 9 8 7 2	(1, 1) 5.0 L 24 9 8 7 2	(1, 1) 5.0 L 24 9 8 7 2	(1, 1) 5.0 L 24 9 8 7 2	(1, 1) 5.0 L 24 9 8 7 2	(1, 1) 5.0 L 24 9 8 7 2	(1, 1) 5.0 L 24 9 8 7 2	(1, 1) 5.0 L 24 9 8 7 2	(1, 1) 5.0 L 24 9 8 7 2	(1, 1) 5.0 L 24 9 8 7 2	(1, 1) 5.0 L 24 9 8 7 2	(1, 1) 5.0 L 24 9 8 7 2	(1, 1) 5.0 L 24 9 8 7 2	12.60 2.200	12.60 2.200	12.60 2.200	
Randy Messenger, R	(6, 1) 1.0 4 1 0 0 1	(6, 1) 1.0 4 1 0 0 1	(6, 1) 1.0 4 1 0 0 1	(6, 1) 1.0 4 1 0 0 1	(6, 1) 1.0 4 1 0 0 1	(6, 1) 1.0 4 1 0 0 1	(6, 1) 1.0 4 1 0 0 1	(6, 1) 1.0 4 1 0 0 1	(6, 1) 1.0 4 1 0 0 1	(6, 1) 1.0 4 1 0 0 1	(6, 1) 1.0 4 1 0 0 1	(6, 1) 1.0 4 1 0 0 1	(6, 1) 1.0 4 1 0 0 1	(6, 1) 1.0 4 1 0 0 1	(6, 1) 1.0 4 1 0 0 1	(6, 1) 1.0 4 1 0 0 1	0.00 1.000	0.00 1.000	0.00 1.000	
Franklyn German, R ERA: 7.11	(7, 1) 1.0 5 0 0 0 0	(7, 1) 1.0 5 0 0 0 0	(7, 1) 1.0 5 0 0 0 0	(7, 1) 1.0 5 0 0 0 0	(7, 1) 1.0 5 0 0 0 0	(7, 1) 1.0 5 0 0 0 0	(7, 1) 1.0 5 0 0 0 0	(7, 1) 1.0 5 0 0 0 0	(7, 1) 1.0 5 0 0 0 0	(7, 1) 1.0 5 0 0 0 0	(7, 1) 1.0 5 0 0 0 0	(7, 1) 1.0 5 0 0 0 0	(7, 1) 1.0 5 0 0 0 0	(7, 1) 1.0 5 0 0 0 0	(7, 1) 1.0 5 0 0 0 0	(7, 1) 1.0 5 0 0 0 0	0.00 1.000	0.00 1.000	0.00 1.000	
Joe Borowski, R ERA: 7.2	(8, 1) 1.0 5 2 1 1 1	(8, 1) 1.0 5 2 1 1 1	(8, 1) 1.0 5 2 1 1 1	(8, 1) 1.0 5 2 1 1 1	(8, 1) 1.0 5 2 1 1 1	(8, 1) 1.0 5 2 1 1 1	(8, 1) 1.0 5 2 1 1 1	(8, 1) 1.0 5 2 1 1 1	(8, 1) 1.0 5 2 1 1 1	(8, 1) 1.0 5 2 1 1 1	(8, 1) 1.0 5 2 1 1 1	(8, 1) 1.0 5 2 1 1 1	(8, 1) 1.0 5 2 1 1 1	(8, 1) 1.0 5 2 1 1 1	(8, 1) 1.0 5 2 1 1 1	(8, 1) 1.0 5 2 1 1 1	9.00 2.000	9.00 2.000	9.00 2.000	









Batter	1	2	3	4	5	6	7	8	9	AB	R	H	RBI	BB	SO	LOB	TOP					
2 Hanley Ramirez, R OBP: 0.424, SLG: 0.633	G6-3	K		6 HR		G6-3		14 BB		5	1	2	0	0	1	3	<b>Florida Marlins @ Cincinnati Reds</b> Great American Ball Park, Cincinnati, OH Wed Apr 19 2006, 12:35 PM EDT Att: 18,878 - Partly Cloudy - 72 F					
6 Dan Uggla, R OBP: 0.357, SLG: 0.500	G5-3		G4-6-3	1B	1B	1B		B2		5	2	3	3	0	0	1						
Miguel Cabrera, R OBP: 0.443, SLG: 0.635	HR		G4-6-3	1B	K	14 BB	1B	14 BB		4	1	2	1	1	1	1						
14 Josh Willingham, R OBP: 0.379, SLG: 0.635	L6		E5			1B	1B	1B		4	0	1	2	1	0	0						
17 Mike Jacobs, L OBP: 0.291, SLG: 0.417		K		BB		P6		K		3	0	0	0	1	2	5						
Miguel Olivo, R OBP: 0.282, SLG: 0.553	HR		K			F8		L4		5	1	2	1	0	1	6						
Matt Cepicky, L OBP: 0.400, SLG: 0.400										4	0	1	0	0	2	1						
1 Eric Reed, L OBP: 0.167, SLG: 0.091	K					K		B4-3		1	0	0	0	0	0	0						
61 Reggie Abercrombie, R OBP: 0.243, SLG: 0.314						HR		K		5	1	3	1	0	1	0						
Dontrelle Willis, L OBP: 0.222, SLG: 0.125										2	2	1	0	1	0	2						
4 Alfredo Arzobizaga, S OBP: 0.204, SLG: 0.330										1	0	0	0	0	0	0						
47 Ricky Nolasco, R OBP: 0.291, SLG: 0.090										0	0	0	0	0	0	0						
Matt Herges, L OBP: 0.284, SLG: 0.071										0	0	0	0	0	0	0						
Wes Helms, R OBP: 0.187, SLG: 0.071										1	0	0	0	0	1	0						
Todd Wellemeyer, R OBP: 0.143, SLG: 0.467										0	0	0	0	0	0	0						
<b>Inning Stats</b>	R: 1 E: 0 K: 0 S: 12	H: 1 LOB: 0 BB: 0 P: 18	R: 1 E: 0 K: 3 S: 17	H: 3 LOB: 2 BB: 0 P: 28	R: 0 E: 1 K: 1 S: 14	H: 1 LOB: 2 BB: 1 P: 22	R: 3 E: 0 K: 1 S: 12	H: 4 LOB: 0 BB: 0 P: 17	R: 0 E: 0 K: 1 S: 6	H: 0 LOB: 1 BB: 0 P: 9	R: 3 E: 0 K: 0 S: 15	H: 5 LOB: 2 BB: 1 P: 25	R: 0 E: 0 K: 0 S: 3	H: 0 LOB: 3 BB: 0 P: 5	R: 0 E: 0 K: 1 S: 12	H: 1 LOB: 3 BB: 2 P: 25	R: 0 E: 0 K: 2 S: 7	H: 0 LOB: 0 BB: 0 P: 9	1B: 10 2B: 1 3B: 0 HR: 4	SF: 0 SAC: 0 DP: 1 HBP: 1	WP: 0 PB: 0 SB: 0 CS: 1	PA: 45
<b>PITCHER</b>	IP WLS BF H R ER SO BB IBB HBP BLK WP HR S P ERA WHIP																					
39 Aaron Harang, R ERA: 6.35	4.0 21 9 5 5 5 1 0 0 0 0 3 55 85 11.25 2.500																					
Mike Gostling, L ERA: 13.5	1.1 7 1 2 2 1 1 0 1 0 0 1 11 21 13.50 1.500																					
Rick White, R ERA: 5.59	0.2 5 4 1 1 0 0 0 0 0 0 0 10 13 13.50 6.000																					
25 David Weathers, R ERA: 4.05	2.0 9 1 0 0 1 1 1 0 0 0 0 15 30 0.00 1.000																					
56 Todd Coffey, R ERA: 1.17	1.0 W 3 0 0 0 2 0 0 0 0 0 0 7 9 0.00 0.000																					

Batter	1	2	3	4	5	6	7	8	9	AB	R	H	RBI	BB	SO	LOB	BOTTOM					
6 Ryan Freel, R OBP: 0.526, SLG: 0.463	E5			4 WP			4 BB	FC6-5-2		4	2	2	1	0	0	2	<b>Florida Marlins @ Cincinnati Reds</b> Great American Ball Park, Cincinnati, OH Wed Apr 19 2006, 12:35 PM EDT Att: 18,878 - Partly Cloudy - 72 F					
4 Brandon Phillips, R OBP: 0.300, SLG: 0.440	G4-3		G5-4-3	1B		1B		G6-3		5	0	2	3	0	0	3						
56 Todd Coffey, R										0	0	0	0	0	0	0						
Rich Aurilia, R OBP: 0.314, SLG: 0.532	F8			G1-3			F7	P4		5	0	1	0	0	0	4						
Adam Dunn, L OBP: 0.433, SLG: 0.780		12 BB		K			G4-3			3	1	0	1	2	1	2						
Austin Kearns, R OBP: 0.338, SLG: 0.645		K		G5-3			K			5	0	0	0	0	2	3						
Scott Hatteberg, L OBP: 0.483, SLG: 0.452							L1			4	1	3	0	1	0	0						
12 Edwin Encarnación, R OBP: 0.397, SLG: 0.531										4	2	2	1	1	0	1						
Jason LaRue, R OBP: 0.500, SLG: 0.333										3	1	1	0	1	1	3						
39 Aaron Harang, R ERA: 6.35										1	0	0	0	0	1	3						
26 David Flores, R ERA: 2.92										0	1	0	0	0	1	0						
Mike Gostling, L ERA: 13.5										0	0	0	0	0	0	0						
Rick White, R ERA: 5.59										0	0	0	0	0	0	0						
Quinton McCracken, S OBP: 0.291, SLG: 0.090										1	0	0	0	0	1	0						
25 David Weathers, R ERA: 4.05										0	0	0	0	0	0	0						
Felipe Lopez, S OBP: 0.243, SLG: 0.467										1	1	1	1	0	0	0						
<b>Inning Stats</b>	R: 0 E: 1 K: 0 S: 11	H: 0 LOB: 0 BB: 0 P: 18	R: 0 E: 0 K: 3 S: 14	H: 1 LOB: 3 BB: 2 P: 25	R: 0 E: 0 K: 1 S: 10	H: 2 LOB: 1 BB: 0 P: 15	R: 4 E: 0 K: 0 S: 12	H: 3 LOB: 1 BB: 2 P: 28	R: 0 E: 0 K: 1 S: 8	H: 0 LOB: 0 BB: 0 P: 11	R: 0 E: 0 K: 1 S: 7	H: 0 LOB: 0 BB: 0 P: 9	R: 1 E: 1 K: 0 S: 9	H: 1 LOB: 1 BB: 0 P: 16	R: 3 E: 1 K: 0 S: 16	H: 3 LOB: 1 BB: 1 P: 27	R: 1 E: 0 K: 0 S: 7	H: 2 LOB: 2 BB: 1 P: 14	1B: 11 2B: 2 3B: 0 HR: 0	SF: 0 SAC: 0 DP: 2 HBP: 1	WP: 1 PB: 0 SB: 0 CS: 0	PA: 43
<b>PITCHER</b>	IP WLS BF H R ER SO BB IBB HBP BLK WP HR S P ERA WHIP																					
Dontrelle Willis, L ERA: 2.92	6.0 27 6 4 4 6 4 0 0 0 0 1 62 106 6.00 1.667																					
47 Ricky Nolasco, R ERA: 4.5	1.0 8 3 4 2 0 1 0 1 0 0 0 15 29 18.00 4.000																					
Matt Herges, R ERA: 2.94	1.0 B 4 1 0 0 0 0 0 0 0 0 0 10 14 0.00 1.000																					
Todd Wellemeyer, R ERA: 5.06	0.1 L 4 2 1 1 0 1 0 0 0 0 0 0 7 14 27.00 9.000																					










Batter	1	2	3	4	5	6	7	8	9	AB R H RBI BB SO LOB	TOP											
2 Hanley Ramirez, R OBP: 0.387, SLG: 0.580	2-2 17 BB 2B		0-1 G5-3		1-0 L6		1-3 K		0-3 K	5 0 1 0 0 2 2	<b>Florida Marlins @ Philadelphia Phillies</b> Citizens Bank Park, Philadelphia, PA Sun Apr 23 2006, 1:35 PM EDT Att. 40,383 - Overcast - 59 F											
6 Dan Uggla, R OBP: 0.344, SLG: 0.466	0-0 P2		0-0 P3		2-2 1B		2-2 G6-3			4 0 1 0 0 0 2												
Miguel Cabrera, R OBP: 0.406, SLG: 0.567	2-2 G5-3		1-1 G4-3		0-3 K		1-2 F8			4 0 0 0 0 1 4												
14 Josh Willingham, R OBP: 0.348, SLG: 0.559	4-2 17 BB BB			1-1 P4		1-3 K		1-0 L6		3 0 0 0 1 1 0												
17 Mike Jacobs, L OBP: 0.333, SLG: 0.434	4-1 1-2 2-3 BB			1-3 K		4-0 G4-3 1B BB		2-3 K		2 1 0 0 2 2 0												
Matt Cepicky, L OBP: 0.182, SLG: 0.182 Chris Aquila, R OBP: 0.278, SLG: 0.333	0-2 G4-3			1-3 K		1-1 G4-3		0-2 2B		3 0 0 0 0 1 4 1 0 1 0 0 0 0												
Miguel Olivo, R OBP: 0.302, SLG: 0.619		3-2 P5			0-0 HR		0-0 61 WP 2-H 1B		0-3 K	4 1 2 2 0 1 1												
61 Reggie Abercrombie, R OBP: 0.227, SLG: 0.310		1-0 G5-3			0-2 F9		3-3 K		2-3 K	4 0 0 0 0 2 1												
52 Sergio Mitre, R OBP: 0.250, SLG: 0.375 4 Alfredo Amezaga, S OBP: 0.417, SLG: 0.364 Franklyn German, R OBP: 0.438, SLG: 0.533		1-2 G5-3			0-1 6 1B		2-2 6 G6-3 6 S 1B		1-3 K	2 0 1 0 0 0 0 1 0 1 0 0 0 0 0 0 0 0 0 0 0 1 0 0 0 0 1 0												
<b>Inning Stats</b>	R: 0 E: 0 K: 0 S: 16	H: 1 LOB: 3 BB: 2 P: 28	R: 0 E: 0 K: 0 S: 8	H: 0 LOB: 0 BB: 0 P: 13	R: 0 E: 0 K: 0 S: 5	H: 0 LOB: 0 BB: 0 P: 6	R: 0 E: 0 K: 2 S: 10	H: 0 LOB: 0 BB: 0 P: 13	R: 1 E: 0 K: 1 S: 13	H: 3 LOB: 2 BB: 0 P: 16		R: 1 E: 0 K: 2 S: 10	H: 1 LOB: 1 BB: 1 P: 19	R: 0 E: 0 K: 1 S: 15	H: 1 LOB: 0 BB: 0 P: 21	R: 0 E: 0 K: 2 S: 11	H: 1 LOB: 1 BB: 0 P: 14	R: 0 E: 0 K: 3 S: 10	H: 0 LOB: 0 BB: 0 P: 13	1B: 4 2B: 2 3B: 0 HR: 1	SF: 0 SAC: 0 DP: 0 HBP: 0	WP: 1 PB: 0 SB: 1 CS: 0
<b>PITCHER</b>	IP WLS BF H R ER SO BB IBB HBP BLK WP HR S P ERA WHIP											<b>PITCHER</b>	IP WLS BF H R ER SO BB IBB HBP BLK WP HR S P ERA WHIP									
39 Brett Myers, R ERA: 3.04	6.0 W 27	6 2 2 5	3 0 0 0	1 1 67	102 3.00 1.500																	
Ryan Franklin, R ERA: 3.27	1.0 H 3	0 0 0 1	0 0 0 0	0 0 10	14 0.00 0.000																	
Arthur Rhodes, L ERA: 4.76	1.0 H 4	1 0 0 2	0 0 0 0	0 0 11	14 0.00 1.000																	
45 Tom Gordon, R ERA: 1.17	1.0 S 3	0 0 0 3	0 0 0 0	0 0 10	13 0.00 0.000																	

Batter	1	2	3	4	5	6	7	8	9	AB R H RBI BB SO LOB	BOTTOM									
11 Jimmy Rollins, S OBP: 0.342, SLG: 0.406	2-2 E S 1B		4-1 G4-6-3 1B BB		0-0 G5-3		2-2 F7			3 1 1 0 1 0 1	<b>Florida Marlins @ Philadelphia Phillies</b> Citizens Bank Park, Philadelphia, PA Sun Apr 23 2006, 1:35 PM EDT Att. 40,383 - Overcast - 59 F									
David Dellucci, L OBP: 0.156, SLG: 0.167 Arthur Rhodes, L OBP: 0.278, SLG: 0.333	1-3 SAFE K		4-1 G4-6-3 BB		1-0 G4-3		1-0 F8			3 0 0 0 1 1 1 0 0 0 0 0 0 0 0 0 0 0 0 0 0										
Bobby Abreu, L OBP: 0.442, SLG: 0.576	3-3 SAFE K		2-1 G4-6-3		4-0 S BB		1-1 G4-3			3 0 0 0 1 1 3										
26 Chase Utley, L OBP: 0.300, SLG: 0.508 David Bell, R OBP: 0.276, SLG: 0.373	3-1 G6-3		1-1 6 HR 1B		1-2 L7		0-0 P3			1 0 0 0 0 0 1 3 1 1 1 0 0 1										
6 Ryan Howard, L OBP: 0.441, SLG: 0.621		0-0 HR	1-0 1-H HR		4-0 FC5-4 1B		4-1 BB			2 2 2 3 2 0 0										
Aaron Rowand, R OBP: 0.361, SLG: 0.471		2-1 S 1B	0-0 F9		0-0 FC5-4		2-3 K			4 0 1 0 0 1 3										
Abraham Nunez, S OBP: 0.217, SLG: 0.227		3-3 SAFE K		0-1 G4-3 1B		2-3 K		1-0 G4-3		4 0 1 0 0 2 2										
Mike Lieberthal, R OBP: 0.310, SLG: 0.415		1-0 P6		2-2 G4-3		2-2 G6-3				3 0 0 0 0 0 2										
39 Brett Myers, R Ryan Franklin, R 8 Shane Victorino, S	0-1 P4		0-2 F9		1-2 G1-3					3 0 0 0 0 0 2 0 0 0 0 0 0 0 0 0 0 0 0 0 0										
<b>Inning Stats</b>	R: 0 E: 1 K: 2 S: 12	H: 1 LOB: 1 BB: 0 P: 20	R: 1 E: 0 K: 1 S: 13	H: 2 LOB: 1 BB: 0 P: 19	R: 3 E: 0 K: 0 S: 8	H: 2 LOB: 0 BB: 2 P: 20	R: 0 E: 0 K: 0 S: 9	H: 1 LOB: 1 BB: 0 P: 11	R: 0 E: 0 K: 1 S: 7	H: 0 LOB: 2 BB: 2 P: 17		R: 0 E: 0 K: 1 S: 11	H: 0 LOB: 0 BB: 0 P: 16	R: 0 E: 0 K: 0 S: 6	H: 0 LOB: 0 BB: 0 P: 10	R: 0 E: 0 K: 1 S: 6	H: 0 LOB: 1 BB: 1 P: 13	1B: 4 2B: 0 3B: 0 HR: 2	SF: 0 SAC: 0 DP: 1 HBP: 0	WP: 0 PB: 0 SB: 4 CS: 0
<b>PITCHER</b>	IP WLS BF H R ER SO BB IBB HBP BLK WP HR S P ERA WHIP											<b>PITCHER</b>	IP WLS BF H R ER SO BB IBB HBP BLK WP HR S P ERA WHIP							
52 Sergio Mitre, R ERA: 4.56	6.0 L 27	6 4 4 4	3 1 0 0	0 0 60	103 6.00 1.500															
Franklyn German, R ERA:	2.0	7 0 0 0	1 0 0 1	1 0 0 0	0 0 12	23 0.00 0.500														

AB 34  
R 2  
H 7  
RBI 2  
BB 3  
SO 11  
LOB 14



AB 29  
R 4  
H 6  
RBI 4  
BB 5  
SO 5  
LOB 16





Batter	1	2	3	4	5	6	7	8	9	AB	R	H	RBI	BB	SO	LOB	TOP										
2 Hanley Ramirez, R OBP: 0.363, SLG: 0.541	F9	K		G4-3			G4-3		G5-3	5	0	0	0	0	1	2	<b>Florida Marlins @ Chicago Cubs</b> Wrigley Field, Chicago, IL Mon Apr 24 2006, 6:05 PM CDT Att: 36,865 - Clear - 63 F										
6 Dan Uggla, R OBP: 0.333, SLG: 0.435	HR	BB		K			K		P4	4	1	0	0	1	3	0											
Miguel Cabrera, R OBP: 0.425, SLG: 0.635	1-H	HR		14 2B	BB		17 FC4-6			3	2	2	2	1	1	0											
14 Josh Willingham, R OBP: 0.371, SLG: 0.581										3	0	2	1	0	0	0											
1 Enc Reed, L OBP: 0.167, SLG: 0.091										0	0	0	0	0	0	0											
17 Mike Jacobs, L OBP: 0.328, SLG: 0.411	K									3	0	0	0	1	1	4											
Chris Aquila, R OBP: 0.275, SLG: 0.306										3	0	0	0	1	2	5											
61 Reggie Abercrombie, R OBP: 0.269, SLG: 0.263										4	0	0	0	0	3	4											
20 Matt Treanor, R OBP: 0.200, SLG: 0.211										4	0	1	0	0	2	3											
Jason Vargas, L OBP: 0.300, SLG: 0.300										3	0	1	0	0	1	1											
Matt Herges, L ERA: 9.82										0	0	0	0	0	0	0											
55 Josh Johnson, L OBP: 0.385, SLG: 0.333										1	0	0	0	0	1	0											
4 Alfredo Amezaga, S OBP: 0.385, SLG: 0.333										1	0	0	0	0	1	0											
<b>Inning Stats</b>	R: 2 E: 0 K: 2 S: 15	H: 2 LOB: 1 BB: 1 P: 27	R: 0 E: 0 K: 2 S: 10	H: 1 LOB: 1 BB: 0 P: 14	R: 1 E: 0 K: 3 S: 12	H: 1 LOB: 2 BB: 2 P: 25	R: 0 E: 0 K: 0 S: 7	H: 1 LOB: 0 BB: 0 P: 9	R: 0 E: 0 K: 1 S: 9	H: 0 LOB: 0 BB: 0 P: 12	R: 0 E: 0 K: 2 S: 9	H: 0 LOB: 0 BB: 0 P: 13	R: 0 E: 1 K: 2 S: 14	H: 0 LOB: 3 BB: 1 P: 25	R: 0 E: 0 K: 1 S: 9	H: 0 LOB: 0 BB: 0 P: 13	1B: 3 2B: 2 3B: 0 HR: 1	SF: 0 SAC: 0 DP: 1 HBP: 1	WP: 0 PB: 0 SB: 3 CS: 0	PA: 38							
<b>PITCHER</b>	IP	WLS	BF	H	R	ER	SO	BB	IBB	HBP	BLK	WP	HR	S	P	ERA	WHIP										
38 Carlos Zambrano, R ERA: 3.94	7.0		30	6	3	3	12	3	0	1	0	0	1	69	114	3.86	1.286										
David Aardsma, R ERA: 9.82	1.0	W	5	0	0	0	2	1	0	0	0	0	0	14	25	0.00	1.000										
46 Ryan Dempster, R ERA: 1.64	1.0	S	3	0	0	0	1	0	0	0	0	0	0	9	13	0.00	0.000										

Batter	1	2	3	4	5	6	7	8	9	AB	R	H	RBI	BB	SO	LOB	BOTTOM										
Juan Pierre, L OBP: 0.299, SLG: 0.360	F7		G6-3		F7					4	1	1	0	0	0	2	<b>Florida Marlins @ Chicago Cubs</b> Wrigley Field, Chicago, IL Mon Apr 24 2006, 6:05 PM CDT Att: 36,865 - Clear - 63 F										
5 Ronny Cedeno, R OBP: 0.377, SLG: 0.517	K				P4					3	1	0	0	1	1	0											
Todd Walker, L OBP: 0.450, SLG: 0.577	F7				F9					3	1	0	0	1	0	0											
16 Aramis Ramirez, R OBP: 0.294, SLG: 0.356										3	1	0	1	1	0	2											
Michael Barrett, R OBP: 0.306, SLG: 0.534										3	0	0	0	1	1	4											
19 Matt Murton, R OBP: 0.343, SLG: 0.419										2	1	1	2	2	0	1											
Jacque Jones, L OBP: 0.271, SLG: 0.442										3	1	1	3	0	0	2											
Nelfi Perez, S OBP: 0.207, SLG: 0.276										4	0	1	0	0	1	2											
38 Carlos Zambrano, S OBP: 0.091, SLG: 0.091										2	0	0	0	0	1	2											
John Mabry, L OBP: 0.316, SLG: 0.474										1	0	0	0	0	0	2											
David Aardsma, R OBP: 0.316, SLG: 0.474										0	0	0	0	0	0	0											
Michael Restovich, R OBP: 0.385, SLG: 0.333										1	0	0	0	0	1	0											
46 Ryan Dempster, R ERA: 4.66										0	0	0	0	0	0	0											
<b>Inning Stats</b>	R: 0 E: 0 K: 1 S: 8	H: 0 LOB: 0 BB: 0 P: 14	R: 0 E: 0 K: 0 S: 12	H: 0 LOB: 1 BB: 1 P: 21	R: 0 E: 0 K: 1 S: 9	H: 0 LOB: 0 BB: 0 P: 11	R: 0 E: 0 K: 0 S: 7	H: 0 LOB: 1 BB: 1 P: 12	R: 0 E: 0 K: 0 S: 6	H: 1 LOB: 2 BB: 1 P: 14	R: 0 E: 0 K: 0 S: 5	H: 0 LOB: 0 BB: 0 P: 9	R: 0 E: 0 K: 1 S: 11	H: 0 LOB: 2 BB: 1 P: 23	R: 6 E: 0 K: 2 S: 18	H: 3 LOB: 0 BB: 2 P: 36	1B: 1 2B: 2 3B: 0 HR: 1	SF: 0 SAC: 0 DP: 0 HBP: 1	WP: 0 PB: 0 SB: 0 CS: 0	PA: 36							
<b>PITCHER</b>	IP	WLS	BF	H	R	ER	SO	BB	IBB	HBP	BLK	WP	HR	S	P	ERA	WHIP										
Jason Vargas, L ERA: 5.06	6.1		25	1	0	0	2	4	0	1	0	0	0	52	94	0.00	0.789										
Matt Herges, R ERA: 5.4	0.2	H	4	1	2	2	1	1	0	0	0	0	0	9	19	27.00	3.000										
55 Josh Johnson, R ERA: 4.66	1.0	L	7	2	4	4	2	1	0	0	0	0	1	15	27	36.00	3.000										





Batter	1	2	3	4	5	6	7	8	9	AB	R	H	RBI	BB	SO	LOB	TOP			
2 Hanley Ramirez, R OBP: 0.369, SLG: 0.532	G5-3		BB			K		1B		3	0	1	0	1	1	0	<b>Florida Marlins @ Chicago Cubs</b> Wrigley Field, Chicago, IL Tue Apr 25 2006, 7:05 PM CDT Att: 38,680 - Overcast - 39 F			
6 Dan Uggla, R OBP: 0.342, SLG: 0.439	L5		F8			1B		1B		4	0	2	1	0	0	1				
Miguel Cabrera, R OBP: 0.416, SLG: 0.606	BB							FC4-6		3	0	0	0	1	1	3				
14 Josh Willingham, R OBP: 0.351, SLG: 0.545	F7							1B		4	0	0	0	0	0	1				
Wes Helms, R OBP: 0.350, SLG: 0.421	L7							G5-3		4	0	0	0	0	2	0				
Miguel Olivo, R OBP: 0.277, SLG: 0.565	K							F7		4	0	0	0	0	2	0				
Chris Aquila, R OBP: 0.279, SLG: 0.308	G1-3							K		3	0	1	0	0	1	0				
61 Reggie Abercrombie, R OBP: 0.216, SLG: 0.286			G1-3					1B		3	1	1	0	0	0	1				
Dontrelle Willis, L OBP: 0.182, SLG: 0.100			L6					F8		2	0	0	0	0	1	0				
17 Mike Jacobs, L OBP: 0.324, SLG: 0.404										1	0	0	0	0	0	1				
Randy Messenger, R										0	0	0	0	0	0	0				
<b>Inning Stats</b>	R: 0 E: 0 K: 0 S: 10	H: 0 LOB: 1 BB: 1 P: 19	R: 0 E: 0 K: 1 S: 6	H: 0 LOB: 0 BB: 0 P: 10	R: 0 E: 0 K: 0 S: 7	H: 0 LOB: 1 BB: 1 P: 15	R: 0 E: 0 K: 1 S: 6	H: 0 LOB: 0 BB: 0 P: 10	R: 0 E: 0 K: 3 S: 13	H: 1 LOB: 1 BB: 0 P: 19	R: 0 E: 0 K: 1 S: 10	H: 0 LOB: 0 BB: 0 P: 14	R: 1 E: 0 K: 1 S: 15	H: 3 LOB: 2 BB: 0 P: 23	R: 0 E: 0 K: 0 S: 10	H: 0 LOB: 0 BB: 0 P: 16	1B: 5 2B: 0 3B: 0 HR: 0	SF: 0 SAC: 0 DP: 1 HBP: 0	WP: 0 PB: 0 SB: 3 CS: 0	PA: 33
<b>PITCHER</b>	IP WLS BF H R ER SO BB IBB HBP BLK WP HR S P ERA WHIP																			
45 Sean Marshall, L ERA: 4.22	7.0 W 24 2 0 0 7 2 0 0 0 0 0 0 58 96 0.00 0.571																			
Bob Howry, R ERA: 1.86	1.0 H 6 3 1 1 1 0 0 0 0 0 0 0 15 23 9.00 3.000																			
46 Ryan Dempster, R ERA: 1.5	1.0 S 3 0 0 0 0 0 0 0 0 0 0 0 10 16 0.00 0.000																			

Batter	1	2	3	4	5	6	7	8	9	AB	R	H	RBI	BB	SO	LOB	BOTTOM			
Juan Pierre, L OBP: 0.284, SLG: 0.342	K		G4-3					G4-3		4	0	0	0	0	2	0	<b>Florida Marlins @ Chicago Cubs</b> Wrigley Field, Chicago, IL Tue Apr 25 2006, 7:05 PM CDT Att: 38,680 - Overcast - 39 F			
5 Ronny Cedeno, R OBP: 0.354, SLG: 0.484	K		G6-3					G1-3		4	0	0	0	0	2	0				
Todd Walker, L OBP: 0.438, SLG: 0.545	BB		L9					G4-3		3	0	0	0	1	0	0				
16 Aramis Ramirez, R OBP: 0.296, SLG: 0.344	FC6-4							G4-3		2	1	0	0	1	0	1				
Michael Barrett, R OBP: 0.313, SLG: 0.550			G1-3					2B		2	1	1	0	0	0	0				
19 Matt Murton, R OBP: 0.370, SLG: 0.462			1B					2B		3	1	3	2	0	0	0				
Jacque Jones, L OBP: 0.280, SLG: 0.422			G5-3					SH5-3		2	0	0	0	0	0	2				
Jerry Hairston, R OBP: 0.385, SLG: 0.375			IBB					1B		2	0	1	1	1	0	0				
45 Sean Marshall, L OBP: 0.125, SLG: 0.125			G6-3							2	0	0	0	0	1	2				
Michael Restovich, R										1	0	0	0	0	1	1				
Bob Howry, L										0	0	0	0	0	0	0				
46 Ryan Dempster, R										0	0	0	0	0	0	0				
<b>Inning Stats</b>	R: 0 E: 0 K: 2 S: 9	H: 1 LOB: 2 BB: 1 P: 16	R: 0 E: 0 K: 0 S: 9	H: 1 LOB: 1 BB: 1 P: 19	R: 0 E: 0 K: 0 S: 6	H: 0 LOB: 0 BB: 0 P: 7	R: 1 E: 0 K: 0 S: 6	H: 1 LOB: 0 BB: 1 P: 12	R: 0 E: 0 K: 2 S: 7	H: 0 LOB: 0 BB: 0 P: 9	R: 0 E: 0 K: 1 S: 6	H: 0 LOB: 0 BB: 0 P: 11	R: 2 E: 0 K: 1 S: 15	H: 3 LOB: 0 BB: 0 P: 18	R: 0 E: 0 K: 0 S: 7	H: 0 LOB: 0 BB: 0 P: 10	1B: 3 2B: 2 3B: 0 HR: 0	SF: 0 SAC: 2 DP: 1 HBP: 0	WP: 0 PB: 0 SB: 0 CS: 0	PA: 31
<b>PITCHER</b>	IP WLS BF H R ER SO BB IBB HBP BLK WP HR S P ERA WHIP																			
Dontrelle Willis, L ERA: 3.13	7.0 L 27 2 1 0 0 2 1 0 0 0 0 0 58 92 3.86 1.000																			
Randy Messenger, R ERA:	1.0 3 0 0 0 0 0 0 0 0 0 0 7 10 0.00 0.000																			









Batter	1	2	3	4	5	6	7	8	9	10	AB	R	H	RBI	BB	SO	LOB	TOP			
18 Cory Sullivan, L (1, 8) OBP: 0.354, SLG: 0.489	L3		FC3-6 12 S		G3			K		SH3	4	0	0	1	0	1	2				
12 Clint Barnes, R (1, 6) OBP: 0.303, SLG: 0.419	G6-3		G4-3				L6	F8		E6 11 BB 2-H	5	0	1	1	0	0	1				
5 Matt Holliday, R (1, 7) OBP: 0.263, SLG: 0.457	K			G4-3			G5-3	G5-3			4	0	1	0	1	1	0				
27 Garrett Atkins, R (1, 5) OBP: 0.412, SLG: 0.529		F9		L6			FC8-4 1-2f			K	5	0	0	0	0	1	3				
11 Brad Hawpe, L (1, 9) OBP: 0.429, SLG: 0.693	G6-3				HR		P6				4	1	2	1	1	0	1				
Jason Smith, L (1, 3) OBP: 0.400, SLG: 0.531																					
Scott Dohmann, R (10, 1)	G3				F7					K	5	0	1	0	0	2	4				
Jamey Carroll, R (1, 4) OBP: 0.450, SLG: 0.364										K	0	0	0	0	0	0	0				
Miguel Ojeda, R (1, 2) OBP: 0.390, SLG: 0.541											3	1	1	0	0	0	1				
26 Jeff Evers, L (1, 1) OBP: 0.204, SLG: 0.269																					
61 Ramon E Ramirez, R (8, PR) OBP: 0.221, SLG: 0.167																					
1 Eric Reed, L (8, PR) OBP: 0.160, SLG: 0.087																					
4 Alfredo Amezaga, S (8, PR) OBP: 0.095, SLG: 0.122																					
55 Josh Johnson, R (7, 1) ERA: 3.86																					
Joe Borowski, R (9, 1) ERA: 4.5																					
Matt Herges, R (10, 1) ERA: 5.59																					
<b>Inning Stats</b>	R: 0 E: 0 K: 1 S: 7	H: 0 LOB: 0 BB: 0 P: 10	R: 0 E: 0 K: 0 S: 10	H: 0 LOB: 0 BB: 0 P: 17	R: 1 E: 0 K: 0 S: 13	H: 2 LOB: 1 BB: 0 P: 18	R: 1 E: 0 K: 0 S: 8	H: 1 LOB: 0 BB: 0 P: 10	R: 0 E: 0 K: 0 S: 12	H: 1 LOB: 1 BB: 0 P: 17	R: 0 E: 0 K: 0 S: 6	H: 1 LOB: 1 BB: 0 P: 7	R: 0 E: 0 K: 1 S: 7	H: 0 LOB: 0 BB: 0 P: 9	R: 0 E: 0 K: 2 S: 12	H: 1 LOB: 2 BB: 0 P: 20	R: 1 E: 1 K: 2 S: 13	H: 1 LOB: 3 BB: 3 P: 28	1B: 6 2B: 1 3B: 0 HR: 1	SF: 0 SAC: 1 DP: 0 HBP: 1	WP: 0 PA: 42
<b>PITCHER</b>	IP 6.0	WLS 7	BF 23	H 5	R 2	ER 2	SO 1	BB 0	IBB 0	HBP 0	BLK 0	WP 0	HR 1	S 60	P 88	ERA 3.00	WHIP 0.833				

Colorado Rockies @ Florida Marlins  
Dolphin Stadium, Miami, FL  
Fri Apr 28 2006, 7:35 PM EDT  
Att. 10,419 - Partly Cloudy - 78 F

AB	37
R	3
H	8
RBI	3
BB	3
SO	6
LOB	19



Batter	1	2	3	4	5	6	7	8	9	10	AB	R	H	RBI	BB	SO	LOB	BOTTOM					
2 Hanley Ramirez, R (1, 6) OBP: 0.394, SLG: 0.518	G4-3										2	2	1	0	3	0	0						
6 Dan Uggla, R (1, 4) OBP: 0.354, SLG: 0.459	L8										4	0	2	1	0	0	1						
Miguel Cabrera, R (1, 5) OBP: 0.437, SLG: 0.611	G5-3										3	0	0	0	2	1	2						
14 Josh Willingham, R (1, 7) OBP: 0.386, SLG: 0.580											2	0	0	1	2	1	2						
17 Mike Jacobs, L (1, 3) OBP: 0.321, SLG: 0.379	K										5	0	1	0	0	1	6						
Miguel Olivo, R (1, 2) OBP: 0.264, SLG: 0.529											5	0	1	0	0	3	2						
Chris Aquila, R (1, 9) OBP: 0.302, SLG: 0.340											4	0	0	0	1	2	3						
61 Reggie Abercrombie, R (1, 8) OBP: 0.204, SLG: 0.269											3	0	0	0	0	2	1						
Matt Cepicky, L (8, PR) OBP: 0.221, SLG: 0.167											0	0	0	0	1	0	0						
1 Eric Reed, L (8, PR) OBP: 0.160, SLG: 0.087											1	0	0	0	0	0	0						
Brian Moehler, R (1, 11) OBP: 0.204, SLG: 0.269											2	0	0	0	0	2	0						
4 Alfredo Amezaga, S (8, PR) OBP: 0.095, SLG: 0.122											1	0	0	0	0	1	1						
55 Josh Johnson, R (7, 1) ERA: 3.86											0	0	0	0	0	0	0						
Wes Helms, R (8, PR) OBP: 0.221, SLG: 0.167											1	0	0	0	0	1	1						
Joe Borowski, R (9, 1) ERA: 4.5											0	0	0	0	0	0	0						
Matt Herges, L (10, 1) ERA: 5.59											0	0	0	0	0	0	0						
<b>Inning Stats</b>	R: 0 E: 0 K: 0 S: 5	H: 0 LOB: 0 BB: 0 P: 11	R: 0 E: 0 K: 1 S: 12	H: 1 LOB: 1 BB: 0 P: 17	R: 0 E: 0 K: 1 S: 9	H: 0 LOB: 1 BB: 1 P: 14	R: 0 E: 0 K: 1 S: 14	H: 1 LOB: 2 BB: 1 P: 22	R: 1 E: 0 K: 2 S: 11	H: 1 LOB: 3 BB: 3 P: 28	R: 0 E: 0 K: 3 S: 11	H: 0 LOB: 1 BB: 1 P: 17	R: 0 E: 0 K: 2 S: 11	H: 2 LOB: 2 BB: 0 P: 16	R: 0 E: 0 K: 2 S: 13	H: 0 LOB: 1 BB: 1 P: 21	R: 1 E: 0 K: 0 S: 7	H: 0 LOB: 1 BB: 2 P: 17	R: 0 E: 0 K: 2 S: 11	H: 0 LOB: 0 BB: 0 P: 14	1B: 4 2B: 1 3B: 0 HR: 0	SF: 1 SAC: 1 DP: 0 HBP: 0	WP: 1 PA: 44
<b>PITCHER</b>	IP 5.1	WLS 2	BF 25	H 3	R 1	ER 1	SO 6	BB 5	IBB 1	HBP 0	BLK 0	WP 0	HR 0	S 55	P 102	ERA 1.69	WHIP 1.500						
40 Brian Fuentes, L (9, 1) ERA: 4.8																							
Scott Dohmann, R (10, 1) ERA: 3.86																							

Colorado Rockies @ Florida Marlins  
Dolphin Stadium, Miami, FL  
Fri Apr 28 2006, 7:35 PM EDT  
Att. 10,419 - Partly Cloudy - 78 F

AB	33
R	2
H	5
RBI	2
BB	9
SO	14
LOB	19









Batter	1	2	3	4	5	6	7	8	9	AB	R	H	RBI	BB	SO	LOB	TOP					
18 Cory Sullivan, L (1, 8) OBP: 0.377, SLG: 0.541	1-3 K		0-1 12 1B		3-1 L5		3-2 1B		0-2 CS	4	1	2	0	0	1	0	<b>Colorado Rockies @ Florida Marlins</b> Dolphin Stadium, Miami, FL Sun Apr 30 2006, 1:05 PM EDT Att: 13,259 - Cloudy - 78 F					
12 Clint Barmes, R (1, 6) OBP: 0.284, SLG: 0.388	2-2 F8		0-0 5 1B		2-0 L6		1-1 G3			4	0	1	1	0	0	1						
5 Matt Holliday, R (1, 7) OBP: 0.287, SLG: 0.485	2-2 G5-3		0-1 1-2 1B			0-1 G5-3		1-3 K		4	0	0	0	0	1	1						
27 Garrett Atkins, R (1, 5) OBP: 0.415, SLG: 0.558		1-1 11 1B	1-1 F8			1-2 G1		1-3 K		4	1	0	0	0	1	0						
11 Brad Hawpe, L (1, 9) OBP: 0.439, SLG: 0.670		0-2 1B		4-1 CS		4-0 HBP		2-2 F8		2	0	1	0	2	0	0						
Jason Smith, L (1, 3) OBP: 0.407, SLG: 0.519		1-0 1B		3-3 K		2-1 BB		0-0 F9		3	0	1	1	0	1	1						
Luis Gonzalez, R (1, 4) OBP: 0.281, SLG: 0.418		0-0 49 1B		2-2 FC6-4		1-0 F8		1-1 HR		4	1	3	1	0	0	2						
Danny Ardoin, R (1, 2) OBP: 0.232, SLG: 0.250		2-0 F4		1-0 FC6-4			2-3 K		1-3 K	4	0	0	0	0	2	4						
49 Byung-Hyun Kim, R (1, 1) Scott Dohmann, R (7, 1) 19 Ryan Spilborghs, R (9, PH) Jose Mesa, R (9, 1)		3-1 G4-6-3			2-3 K		1-3 K		4-1 18 CS	3	0	0	0	0	2	3						
<b>Inning Stats</b>	R: 0 E: 0 K: 1 S: 12	H: 0 LOB: 0 BB: 0 P: 17	R: 1 E: 1 K: 0 S: 10	H: 3 LOB: 2 BB: 0 P: 17	R: 1 E: 0 K: 0 S: 7	H: 2 LOB: 0 BB: 0 P: 8	R: 0 E: 0 K: 1 S: 9	H: 1 LOB: 1 BB: 1 P: 19	R: 0 E: 0 K: 0 S: 6	H: 0 LOB: 0 BB: 0 P: 13	R: 0 E: 0 K: 0 S: 7	H: 0 LOB: 2 BB: 1 P: 15	R: 0 E: 0 K: 2 S: 11	H: 1 LOB: 1 BB: 0 P: 18	R: 0 E: 0 K: 2 S: 10	H: 0 LOB: 0 BB: 0 P: 14		R: 1 E: 0 K: 1 S: 9	H: 1 LOB: 0 BB: 1 P: 15	1B: 6 2B: 0 3B: 1 HR: 1	SF: 0 SAC: 0 DP: 2 HBP: 1	WP: 0 PB: 0 SB: 0 CS: 2
<b>PITCHER</b>	IP WLS BF H R ER SO BB IBB HBP BLK WP HR S P ERA WHIP																					
52 Sergio Mitre, R (1, 1) ERA: 3.82	7.0 L 29 7 2 1 5 2 0 1 0 0 0 0 62 107 1.29 1.286																					
Matt Herges, R (8, 1) ERA: 5.4	2.0 7 1 1 1 3 1 0 0 0 0 0 1 19 29 4.50 1.000																					

Batter	1	2	3	4	5	6	7	8	9	AB	R	H	RBI	BB	SO	LOB	BOTTOM					
4 Alfredo Amezaga, S (1, 9) OBP: 0.304, SLG: 0.273	0-3 K		2-2 2 CS			0-1 FC5-4		2-1 L8		4	0	2	1	0	1	0	<b>Colorado Rockies @ Florida Marlins</b> Dolphin Stadium, Miami, FL Sun Apr 30 2006, 1:05 PM EDT Att: 13,259 - Cloudy - 78 F					
2 Hanley Ramirez, R (1, 6) OBP: 0.378, SLG: 0.489	1-1 G6-3		1-1 CS	3-2 G6-3		1-0 FC5-4		2-3 K		4	0	0	0	0	1	1						
Miguel Cabrera, R (1, 5) OBP: 0.448, SLG: 0.590	0-1 G4-3			0-0 E6		1-2 14 FC4-6		2-2 P3		3	0	0	0	1	0	0						
14 Josh Willingham, R (1, 7) OBP: 0.391, SLG: 0.597		2-1 G6-3		1-2 P6		1-1 FC4-6		1-2 P4		4	0	0	0	0	0	3						
17 Mike Jacobs, L (1, 3) OBP: 0.310, SLG: 0.370		1-3 K		0-0 F8			1-1 E		3-3 K	4	0	1	0	0	2	1						
6 Dan Uggla, R (1, 4) OBP: 0.318, SLG: 0.410		2-3 K			0-3 K		0-3 K		3-1 F7	4	0	0	0	0	3	1						
Miguel Olivo, R (1, 2) OBP: 0.281, SLG: 0.545			0-3 K		2-0 P3		1-0 E5			3	0	1	0	0	1	0						
1 Eric Reed, L (1, 8) OBP: 0.179, SLG: 0.115			2-2 52 1B		1-2 G3-1		2-3 K			2	1	1	0	0	0	0						
Wes Helms, R (7, PH) Matt Herges, L (8, 1)										1	0	0	0	0	1	2						
52 Sergio Mitre, R (1, 1) OBP: 0.200, SLG: 0.300			1-3 K		1-3 K		1-3 K			2	0	0	0	0	2	1						
Matt Cepicky, L (7, PH) ERA: 3.0			1-2 K							1	0	0	0	0	1	2						
<b>Inning Stats</b>	R: 0 E: 0 K: 1 S: 8	H: 0 LOB: 0 BB: 0 P: 9	R: 0 E: 0 K: 2 S: 8	H: 0 LOB: 0 BB: 0 P: 13	R: 1 E: 0 K: 2 S: 15	H: 2 LOB: 0 BB: 0 P: 21	R: 0 E: 1 K: 0 S: 9	H: 0 LOB: 1 BB: 0 P: 13	R: 0 E: 0 K: 1 S: 8	H: 0 LOB: 0 BB: 0 P: 11	R: 0 E: 0 K: 1 S: 14	H: 1 LOB: 2 BB: 1 P: 19	R: 0 E: 1 K: 3 S: 15	H: 2 LOB: 2 BB: 0 P: 22	R: 0 E: 0 K: 1 S: 10	H: 0 LOB: 0 BB: 0 P: 16	R: 0 E: 0 K: 1 S: 8	H: 0 LOB: 0 BB: 0 P: 15	1B: 4 2B: 1 3B: 0 HR: 0	SF: 0 SAC: 0 DP: 0 HBP: 0	WP: 0 PB: 0 SB: 2 CS: 1	PA: 34
<b>PITCHER</b>	IP WLS BF H R ER SO BB IBB HBP BLK WP HR S P ERA WHIP																					
49 Byung-Hyun Kim, R (1, 1) ERA: 1.35	6.2 W 26 5 1 1 9 1 0 0 0 0 0 0 73 101 1.35 0.900																					
Scott Dohmann, R (7, 1) ERA: 3.0	1.1 H 4 0 0 0 2 0 0 0 0 0 0 0 14 23 0.00 0.000																					
Jose Mesa, R (9, 1) ERA: 0.6	1.0 S 3 0 0 0 1 0 0 0 0 0 0 0 8 15 0.00 0.000																					











Batter	1	2	3	4	5	6	7	8	9	AB	R	H	RBI	BB	SO	LOB	TOP						
4 Alfredo Amezaga, S OBP: 0.276, SLG: 0.250	P4	G4-3		FC6-5 1B	G4-3			F8		5	0	1	0	0	0	1							
6 Dan Uggla, R OBP: 0.340, SLG: 0.469	F9		F9	FC6-5 14 2B		F8			2B	5	1	1	0	0	0	1							
Miguel Cabrera, R OBP: 0.445, SLG: 0.551	14 1B		14 2B HBP	L8		G5-3				4	1	1	0	0	1	2							
14 Josh Willingham, R OBP: 0.415, SLG: 0.607	SAFE		WP HR		2B	K				4	1	3	0	1	1	0							
Wes Helms, R OBP: 0.353, SLG: 0.484	K		HR		IBB					4	1	2	2	1	2	4							
Miguel Olivo, R OBP: 0.292, SLG: 0.500		G6-3	K		F9					3	1	0	0	0	1	4							
Franklyn German, R										0	0	0	0	0	0	0							
47 Ricky Nolasco, R										0	0	0	0	0	0	0							
2 Hanley Ramirez, R Joe Borowski, R										1	0	1	1	0	0	0							
Chris Aquila, R OBP: 0.313, SLG: 0.367	G6-3					K				4	0	1	0	1	1	4							
61 Reggie Abercrombie, R OBP: 0.254, SLG: 0.358										3	1	1	2	1	0	1							
Brian Moehler, R										3	0	0	0	0	2	3							
Todd Wellemeyer, R										0	0	0	0	0	0	0							
20 Matt Treanor, R OBP: 0.290, SLG: 0.345										1	0	0	0	0	0	0							
<b>Inning Stats</b>	R: 0 E: 0 K: 1 S: 24	H: 2 LOB: 2 BB: 0 P: 32	R: 2 E: 0 K: 1 S: 10	H: 1 LOB: 0 BB: 0 P: 16	R: 3 E: 0 K: 2 S: 18	H: 3 LOB: 2 BB: 1 P: 34	R: 0 E: 0 K: 0 S: 8	H: 2 LOB: 3 BB: 1 P: 16	R: 0 E: 0 K: 0 S: 9	H: 0 LOB: 1 BB: 1 P: 17	R: 0 E: 0 K: 1 S: 8	H: 1 LOB: 1 BB: 0 P: 10	R: 0 E: 0 K: 0 S: 6	H: 0 LOB: 0 BB: 0 P: 8	R: 1 E: 0 K: 2 S: 18	H: 2 LOB: 2 BB: 1 P: 32	1B: 5 2B: 5 3B: 0 HR: 2	SF: 0 SAC: 0 DP: 1 HBP: 2	WP: 2 PB: 0 CS: 0 SB: 1	PA: 43			
<b>PITCHER</b>	IP WLS BF H R ER SO BB IBB HBP BLK WP HR S P ERA WHIP											IP WLS BF H R ER SO BB IBB HBP BLK WP HR S P ERA WHIP											
Tony Armas, R ERA: 3.98	2.1 14 5 5 5 2 0 0 2 0 1 2 43 65 19.29 2.143											32 Chad Cordero, R ERA: 3.09	0.2 3 1 0 0 1 0 0 0 0 0 0 12 19 0.00 1.500										
57 Jason Bergmann, R ERA: 10.8	1.2 10 3 0 0 2 0 2 0 0 1 0 17 33 0.00 1.800																						
Gary Majewski, R ERA: 4.5	1.0 4 0 0 0 0 1 0 0 0 0 0 9 17 0.00 1.000																						
Jon Rauch, R ERA: 1.56	2.0 6 1 0 0 2 0 0 0 0 0 0 18 24 0.00 0.500																						
Mike Stanton, L ERA: 2.63	1.1 L 6 1 1 1 1 0 1 0 0 0 0 12 21 6.75 0.750																						

Florida Marlins @ Washington Nationals  
Robert F. Kennedy Memorial Stadium, Washington, DC  
Wed May 03 2006, 7:05 PM EDT  
Att: 21,918 - Clear - 73 F

AB	37
R	6
H	11
RBI	5
BB	4
SO	8
LOB	20



Batter	1	2	3	4	5	6	7	8	9	AB	R	H	RBI	BB	SO	LOB	BOTTOM					
Marlon Byrd, R OBP: 0.443, SLG: 0.418	1B		G5-3	P4	G6-4-3					3	0	0	0	2	0	4						
Jose Vidro, S OBP: 0.411, SLG: 0.469	F7		1B			WP SF9				2	2	1	0	3	0	1						
Alfonso Soriano, R OBP: 0.357, SLG: 0.556	FC6-4		1B			G6-3				5	1	2	0	0	1	5						
24 Nick Johnson, L OBP: 0.431, SLG: 0.549	P4		L3		P3					4	0	0	0	1	0	6						
Jose Guillen, R OBP: 0.292, SLG: 0.372	FC6-4		1B			SF9				4	1	2	2	0	1	2						
11 Ryan Zimmerman, R OBP: 0.325, SLG: 0.398										4	0	2	0	1	2	1						
32 Chad Cordero, R										0	0	0	0	0	0	0						
Brian Schneider, L OBP: 0.297, SLG: 0.267	G2-3									4	1	2	3	1	1	1						
Royce Clayton, R OBP: 0.283, SLG: 0.281	G6-3									5	0	0	0	0	0	6						
Tony Armas, R										1	0	0	0	0	0	0						
57 Jason Bergmann, R										0	0	0	0	0	0	0						
Ryan Church, L										0	0	0	0	0	0	0						
Chris Mauer, R										0	0	0	0	0	0	0						
Darwin O'Day, L										0	0	0	0	0	0	0						
Joe Mauer, R										0	0	0	0	0	0	0						
Marlon Anderson, L										0	0	0	0	0	0	0						
Mike Stanton, L										0	0	0	0	0	0	0						
Danys Jacinto, R										0	0	0	0	0	0	0						
<b>Inning Stats</b>	R: 0 E: 0 K: 0 S: 13	H: 1 LOB: 1 BB: 1 P: 21	R: 0 E: 0 K: 0 S: 9	H: 1 LOB: 0 BB: 0 P: 14	R: 2 E: 0 K: 0 S: 18	H: 3 LOB: 3 BB: 2 P: 36	R: 0 E: 0 K: 1 S: 10	H: 1 LOB: 2 BB: 1 P: 19	R: 1 E: 0 K: 0 S: 11	H: 0 LOB: 1 BB: 2 P: 23	R: 1 E: 0 K: 0 S: 19	H: 1 LOB: 2 BB: 2 P: 38	R: 0 E: 0 K: 2 S: 7	H: 0 LOB: 0 BB: 0 P: 8	R: 0 E: 0 K: 1 S: 8	H: 0 LOB: 0 BB: 0 P: 13	1B: 8 2B: 1 3B: 0 HR: 1	SF: 1 SAC: 0 DP: 1 HBP: 0	WP: 1 PB: 0 CS: 0 SB: 0	PA: 45		
<b>PITCHER</b>	IP WLS BF H R ER SO BB IBB HBP BLK WP HR S P ERA WHIP											IP WLS BF H R ER SO BB IBB HBP BLK WP HR S P ERA WHIP										
Brian Moehler, R ERA: 9.27	4.0 25 9 3 3 1 4 0 0 0 0 1 0 58 101 6.75 3.250																					
Todd Wellemeyer, R ERA: 4.35	2.0 8 0 1 1 1 3 0 0 0 1 0 20 39 4.50 1.500																					
Franklyn German, R ERA: 3.0	1.0 B 6 1 1 1 0 2 0 0 0 0 1 19 38 9.00 3.000																					
47 Ricky Nolasco, R ERA: 6.35	1.0 W 3 0 0 0 2 0 0 0 0 0 0 7 8 0.00 0.000																					
Joe Borowski, R ERA: 3.6	1.0 S 3 0 0 0 1 0 0 0 0 0 0 8 13 0.00 0.000																					

Florida Marlins @ Washington Nationals  
Robert F. Kennedy Memorial Stadium, Washington, DC  
Wed May 03 2006, 7:05 PM EDT  
Att: 21,918 - Clear - 73 F

AB	35
R	5
H	10
RBI	5
BB	9
SO	5
LOB	27





Batter	1	2	3	4	5	6	7	8	9	AB	R	H	RBI	BB	SO	LOB	TOP								
<b>2 Hanley Ramirez, R</b> OBP: 0.375, SLG: 0.448	4-2 6 BB 2B	4-0 6 BB 3B		1-1 F9		1-0 6 BB 2B	0-0 F9		2-3 K	4	3	1	0	2	1	1	<b>Florida Marlins @ Washington Nationals</b> Robert F. Kennedy Memorial Stadium, Washington, DC Thu May 04 2006, 7:05 PM EDT Att: 20,984 - Partly Cloudy - 79 F <a href="http://livebaseballscorecards.com">livebaseballscorecards.com</a>								
<b>6 Dan Uggla, R</b> OBP: 0.342, SLG: 0.480	4-0 2B BB	1-0 1B 3B			1-3 K	0-0 FC6 2B		1-2 G5-3		4	3	1	1	1	1	1									
<b>Miguel Cabrera, R</b> OBP: 0.465, SLG: 0.587	2-2 14 G6-3 1H 2H	0-1			4-2 14 HR BB	0-2 1B 2B		4-1 1B BB		3	3	3	5	1	0	0									
<b>17 Mike Jacobs, L</b> OBP: 0.301, SLG: 0.346										0	0	0	0	1	0	0									
<b>14 Josh Willingham, R</b> OBP: 0.418, SLG: 0.630	2-1 G6-3	1-2 G5-3			0-0 1H HR	1B IBB		0-0 1B		3	1	1	2	1	0	2									
<b>1 Eric Reed, L</b> OBP: 0.207, SLG: 0.148								1-2 1B		1	0	1	0	0	0	0									
<b>Wes Helms, R</b> OBP: 0.308, SLG: 0.417	3-1 G6-3			1-0 G6-3		0-0 G4-3		2-3 K		5	0	0	1	0	2	4									
<b>Joe Borchard, S</b> OBP: 0.357, SLG: 0.357	1-0 1B			0-0 G3-1		3-2 1B		2-3 1B		5	0	3	1	0	1	2									
<b>Miguel Olivo, R</b> OBP: 0.271, SLG: 0.462	1-1 F8			2-1 G3-1		1-3 K		3-0 L8		5	0	0	0	0	1	4									
<b>61 Reggie Abercrombie, R</b> OBP: 0.237, SLG: 0.333		1-0 P5		1-3 K		0-0 G1-4-3		1-3 K		5	0	0	0	0	2	0									
<b>55 Josh Johnson, L</b> OBP: 0.324, SLG: 0.377		1-2 P6		0-1 G3		0-1 FC6 2B 1B		0-0 F9		2	0	0	0	0	0	0									
<b>Chris Aquila, R</b> OBP: 0.324, SLG: 0.377										1	1	1	0	0	0	0									
<b>Randy Messenger, R</b> OBP: 0.333, SLG: 0.417										1	0	0	0	0	0	0									
<b>Jason Vargas, L</b> OBP: 0.333, SLG: 0.417										1	0	1	0	0	0	0									
<b>Inning Stats</b>	R: 3 E: 0 K: 0 S: 12	H: 2 LOB: 1 BB: 2 P: 29	R: 2 E: 0 K: 0 S: 10	H: 2 LOB: 1 BB: 1 P: 18	R: 0 E: 0 K: 0 S: 4	H: 0 LOB: 0 BB: 0 P: 7	R: 0 E: 0 K: 1 S: 7	H: 0 LOB: 0 BB: 0 P: 9	R: 2 E: 0 K: 2 S: 19	H: 2 LOB: 1 BB: 1 P: 28	R: 4 E: 1 K: 1 S: 13	H: 4 LOB: 2 BB: 1 P: 23	R: 0 E: 0 K: 1 S: 6	H: 0 LOB: 0 BB: 0 P: 7	R: 0 E: 0 K: 2 S: 12	H: 1 LOB: 2 BB: 1 P: 20	R: 0 E: 0 K: 1 S: 10	H: 1 LOB: 1 BB: 0 P: 14	1B: 7 2B: 3 3B: 1 HR: 1	SF: 0 SAC: 0 DP: 0 HBP: 0	WP: 0 PB: 0 CS: 0	PA: 46			
<b>PITCHER</b>	IP	WLS	BF	H	R	ER	SO	BB	IBB	HBP	BLK	WP	HR	S	P	ERA	WHIP								
<b>Livan Hernandez, R</b> ERA: 6.29	5.0	L	25	6	7	7	3	4	0	0	0	0	1	52	91	12.60	2.000								
<b>Joey Eischen, L</b> ERA: 10.24	1.0		9	4	4	1	1	0	1	0	0	0	0	13	23	9.00	4.000								
<b>57 Jason Bergmann, R</b> ERA: 7.71	2.0		8	1	0	0	3	1	0	0	0	0	0	18	27	0.00	1.000								
<b>Felix Rodriguez, R</b> ERA: 6.06	1.0		4	1	0	0	1	0	0	0	0	0	0	10	14	0.00	1.000								

Batter	1	2	3	4	5	6	7	8	9	AB	R	H	RBI	BB	SO	LOB	BOTTOM								
<b>Marlon Byrd, R</b> OBP: 0.419, SLG: 0.390	2-1 G5-3	1-2 P4			1-1 P4			1-2 L6		4	0	0	0	0	0	1	<b>Florida Marlins @ Washington Nationals</b> Robert F. Kennedy Memorial Stadium, Washington, DC Thu May 04 2006, 7:05 PM EDT Att: 20,984 - Partly Cloudy - 79 F <a href="http://livebaseballscorecards.com">livebaseballscorecards.com</a>								
<b>Jose Vidro, S</b> OBP: 0.409, SLG: 0.460	4-0				2-3 K		2-2 G4-3		0-1 G3-1	2	0	0	0	1	1	0									
<b>Marlon Anderson, L</b> OBP: 0.226, SLG: 0.148										1	0	0	0	0	0	0									
<b>Alfonso Soriano, R</b> OBP: 0.346, SLG: 0.537	0-3 K				0-1 F7		2-0 G6-3		2-0 F8	4	0	0	0	0	1	1									
<b>24 Nick Johnson, L</b> OBP: 0.421, SLG: 0.533	0-0 F8				0-1 L7		3-2 G4-3			3	0	0	0	0	0	1									
<b>57 Jason Bergmann, R</b> OBP: 0.324, SLG: 0.377										0	0	0	0	0	0	0									
<b>Felix Rodriguez, R</b> OBP: 0.324, SLG: 0.377										0	0	0	0	0	0	0									
<b>Royce Clayton, R</b> OBP: 0.290, SLG: 0.281										0	0	0	0	1	0	0									
<b>Jose Guillen, R</b> OBP: 0.300, SLG: 0.382		4-2 G3-1 11 BB 2B			0-0 G6-3		2-2 11 BB FC3-6 2B		1-2 F9	3	2	1	0	1	0	1									
<b>11 Ryan Zimmerman, R</b> OBP: 0.331, SLG: 0.396		4-1 G3-1 2B			1-0 G1-3		0-0 FC3-6 1B		1-2 F9	3	1	1	0	1	0	1									
<b>Brian Schneider, L</b> OBP: 0.295, SLG: 0.266		2-1 G3-1			1-2 F7		1-1 FC3-6		1-1 1B	4	0	1	1	0	0	3									
<b>Damian Jackson, R</b> OBP: 0.269, SLG: 0.440		1-3 K					0-1 P5		1-2 F8	4	0	1	0	0	1	3									
<b>Livan Hernandez, R</b> OBP: 0.294, SLG: 0.647		0-2 G3-1			1-3 K		1-3 K		0-3 K	1	0	1	2	0	0	0									
<b>Joey Eischen, L</b> OBP: 0.350, SLG: 0.294										1	0	0	0	0	1	0									
<b>Matthew LeCroy, R</b> OBP: 0.350, SLG: 0.294										2	0	0	0	0	2	4									
<b>Inning Stats</b>	R: 0 E: 0 K: 1 S: 6	H: 0 LOB: 1 BB: 1 P: 12	R: 2 E: 0 K: 1 S: 18	H: 1 LOB: 1 BB: 2 P: 30	R: 0 E: 0 K: 1 S: 8	H: 0 LOB: 0 BB: 0 P: 10	R: 0 E: 0 K: 0 S: 5	H: 0 LOB: 0 BB: 0 P: 7	R: 0 E: 0 K: 0 S: 8	H: 0 LOB: 0 BB: 0 P: 10	R: 1 E: 0 K: 1 S: 13	H: 2 LOB: 1 BB: 0 P: 22	R: 0 E: 0 K: 0 S: 6	H: 0 LOB: 0 BB: 0 P: 9	R: 0 E: 0 K: 1 S: 19	H: 2 LOB: 3 BB: 1 P: 27	1B: 3 2B: 2 3B: 0 HR: 0	SF: 0 SAC: 0 DP: 0 HBP: 0	WP: 0 PB: 0 CS: 0	PA: 36					
<b>PITCHER</b>	IP	WLS	BF	H	R	ER	SO	BB	IBB	HBP	BLK	WP	HR	S	P	ERA	WHIP								
<b>55 Josh Johnson, R</b> ERA: 3.78	5.0	W	19	1	2	2	4	3	0	0	0	0	0	45	69	3.60	0.800								
<b>Randy Messenger, R</b> ERA: 1.0	2.0		8	2	1	1	1	0	0	0	0	0	0	23	39	4.50	1.000								
<b>Jason Vargas, L</b> ERA: 5.26	2.0		9	2	0	0	1	1	0	0	0	0	0	25	36	0.00	1.500								





Batter	1	2	3	4	5	6	7	8	9	AB	R	H	RBI	BB	SO	LOB	TOP								
22 David Eckstein, R OBP: 0.375, SLG: 0.364	G6-3		F8					F9		3	1	0	1	1	0	0	<b>St. Louis Cardinals @ Florida Marlins</b> Dolphin Stadium, Miami, FL Fri May 05 2006, 7:35 PM EDT Att: 13,266 - Partly Cloudy - 83 F								
53 John Rodriguez, L OBP: 0.479, SLG: 0.571	1B		L3					P5		5	1	2	0	0	0										
5 Albert Pujols, R John Gall, R OBP: 0.182, SLG: 0.182	L5		1B						G4-3	3	1	2	3	1	0										
15 Jim Edmonds, L 7 Hector Luna, R OBP: 0.392, SLG: 0.473									G6-3	3	1	2	0	1	0										
27 Scott Rolen, R 26 Scott Spiezio, S OBP: 0.333, SLG: 0.540	K		K						K	4	1	1	0	0	3										
43 Juan Encarnacion, R So Taguchi, R OBP: 0.246, SLG: 0.307	K		K							4	0	0	0	0	2										
Gary Bennett, R OBP: 0.231, SLG: 0.280	E5		K							4	1	1	2	0	2										
Aaron Miles, S OBP: 0.410, SLG: 0.391	FC6-4		K							4	1	2	0	0	0										
Jeff Suppan, R Josh Hancock, R OBP: 0.154, SLG: 0.083	L6		G1-3							4	0	1	1	0	0										
Inning Stats	R: 0 E: 0 K: 1 S: 10	H: 1 LOB: 2 BB: 1 P: 16	R: 0 E: 1 K: 1 S: 11	H: 0 LOB: 1 BB: 0 P: 18	R: 0 E: 0 K: 1 S: 9	H: 2 LOB: 2 BB: 0 P: 15	R: 0 E: 0 K: 2 S: 14	H: 1 LOB: 1 BB: 0 P: 20	R: 7 E: 2 K: 0 S: 11	H: 7 LOB: 0 BB: 1 P: 21	R: 0 E: 0 K: 1 S: 10	H: 0 LOB: 1 BB: 0 P: 20	R: 0 E: 0 K: 1 S: 7	H: 0 LOB: 0 BB: 0 P: 13	R: 0 E: 0 K: 0 S: 5	H: 0 LOB: 0 BB: 0 P: 7		R: 0 E: 0 K: 1 S: 8	H: 0 LOB: 0 BB: 0 P: 11	1B: 10 2B: 1 3B: 0 HR: 1	SF: 1 SAC: 0 DP: 1 HBP: 0	WP: 0 PB: 0 SB: 0 CS: 0	PA: 41		
PITCHER	IP	WLS	BF	H	R	ER	SO	BB	IBB	HBP	BLK	WP	HR	S	P	ERA	WHIP								
52 Sergio Mitre, R ERA: 4.89	4.1	L	27	11	7	6	5	2	0	0	0	0	1	54	89	12.46	3.000								
Todd Wellemeyer, R ERA: 3.46	2.2		8	0	0	0	2	1	0	0	0	0	0	18	34	0.00	0.375								
Franklyn German, R ERA: 2.7	1.0		3	0	0	0	0	0	0	0	0	0	0	5	7	0.00	0.000								
Matt Herges, R ERA: 4.5	1.0		3	0	0	0	1	0	0	0	0	0	0	8	11	0.00	0.000								
Batter	1	2	3	4	5	6	7	8	9	AB	R	H	RBI	BB	SO	LOB	BOTTOM								
2 Hanley Ramirez, R OBP: 0.379, SLG: 0.468	G4-3		1B					F9		4	1	2	0	0	0		<b>St. Louis Cardinals @ Florida Marlins</b> Dolphin Stadium, Miami, FL Fri May 05 2006, 7:35 PM EDT Att: 13,266 - Partly Cloudy - 83 F								
6 Dan Uggla, R OBP: 0.330, SLG: 0.462	F9		G5-3					F8		4	0	0	1	0	0										
Miguel Cabrera, R OBP: 0.458, SLG: 0.573	G6-3							G5-3		4	0	1	0	0	0										
14 Josh Willingham, R OBP: 0.404, SLG: 0.604			F9					F8		4	0	0	0	0	2										
Joe Borchard, S OBP: 0.389, SLG: 0.353			F8					K		3	1	1	0	1	0										
17 Mike Jacobs, L OBP: 0.309, SLG: 0.346			FC4-6					P5		3	1	1	0	1	0										
61 Reggie Abercrombie, R Todd Wellemeyer, R Chris Aguilera, R Franklyn German, R Matt Herges, L 4 Alfredo Amezaga, S OBP: 0.300, SLG: 0.276			1B					F8		3	0	1	0	1	0										
20 Matt Treanor, R OBP: 0.257, SLG: 0.303			K					F8		1	0	0	0	1	1										
52 Sergio Mitre, R 1 Eric Reed, L OBP: 0.182, SLG: 0.273			G5-3					K		0	0	0	0	0	0										
			FC6-4					1B		4	0	0	0	0	5										
			G4-3					F7		1	0	0	0	0	0										
								G3		3	0	0	0	0	2										
Inning Stats	R: 0 E: 0 K: 0 S: 6	H: 0 LOB: 0 BB: 0 P: 9	R: 0 E: 0 K: 1 S: 10	H: 1 LOB: 1 BB: 0 P: 16	R: 0 E: 0 K: 0 S: 10	H: 1 LOB: 1 BB: 0 P: 14	R: 0 E: 0 K: 0 S: 10	H: 1 LOB: 3 BB: 2 P: 21	R: 0 E: 0 K: 0 S: 5	H: 0 LOB: 0 BB: 0 P: 8	R: 0 E: 0 K: 1 S: 8	H: 0 LOB: 0 BB: 0 P: 12	R: 0 E: 0 K: 1 S: 7	H: 0 LOB: 0 BB: 0 P: 12	R: 1 E: 0 K: 0 S: 9	H: 1 LOB: 0 BB: 0 P: 12	R: 1 E: 0 K: 1 S: 15	H: 2 LOB: 2 BB: 1 P: 23	1B: 5 2B: 0 3B: 1 HR: 0	SF: 0 SAC: 0 DP: 0 HBP: 0	WP: 0 PB: 0 SB: 0 CS: 0	PA: 36			
PITCHER	IP	WLS	BF	H	R	ER	SO	BB	IBB	HBP	BLK	WP	HR	S	P	ERA	WHIP								
Jeff Suppan, R ERA: 4.46	8.1	W	33	5	2	2	4	3	0	0	0	0	0	74	119	2.16	0.960								
Josh Hancock, R ERA: 2.6	0.2		3	1	0	0	0	0	0	0	0	0	0	6	8	0.00	1.500								



Batter	1	2	3	4	5	6	7	8	9	AB	R	H	RBI	BB	SO	LOB	TOP					
22 David Eckstein, R OBP: 0.380, SLG: 0.366										5	0	2	0	1	0	2						
7 Hector Luna, R OBP: 0.365, SLG: 0.483										5	1	2	0	0	0	6						
5 Albert Pujols, R OBP: 0.473, SLG: 0.840										5	1	1	0	0	1	1						
43 Juan Encarnacion, R OBP: 0.244, SLG: 0.377										5	1	1	2	0	1	1						
27 Scott Rolen, R OBP: 0.414, SLG: 0.539										5	2	3	0	0	0	1						
15 Jim Edmonds, L OBP: 0.336, SLG: 0.419										2	0	2	1	2	0	0						
So Taguchi, R OBP: 0.329, SLG: 0.329										4	1	1	1	0	1	5						
44 Jason Istringhausen, R OBP: 0.385, SLG: 0.385										4	1	1	1	1	0	3						
4 Yadier Molina, R OBP: 0.196, SLG: 0.209										3	0	1	1	0	2	4						
30 Mark Mulder, L OBP: 0.389, SLG: 0.600										0	0	0	0	1	0	0						
53 John Rodriguez, L OBP: 0.490, SLG: 0.571										0	0	0	0	0	0	0						
41 Braden Looper, R OBP: 0.405, SLG: 0.385										1	0	0	0	0	0	0						
Aaron Miles, S OBP: 0.405, SLG: 0.385										1	0	0	0	0	0	0						
<b>Inning Stats</b>	R: 0 E: 0 K: 0 S: 10	H: 1 LOB: 0 BB: 0 P: 16	R: 1 E: 0 K: 2 S: 12	H: 2 LOB: 2 BB: 1 P: 20	R: 0 E: 0 K: 0 S: 17	H: 1 LOB: 1 BB: 0 P: 23	R: 1 E: 1 K: 1 S: 13	H: 2 LOB: 2 BB: 0 P: 20	R: 5 E: 0 K: 2 S: 26	H: 7 LOB: 2 BB: 0 P: 39	R: 0 E: 0 K: 2 S: 9	H: 0 LOB: 0 BB: 0 P: 11	R: 0 E: 0 K: 0 S: 12	H: 0 LOB: 3 BB: 3 P: 27	R: 0 E: 0 K: 0 S: 14	H: 1 LOB: 2 BB: 0 P: 22	R: 0 E: 0 K: 0 S: 6	H: 0 LOB: 0 BB: 0 P: 9	1B: 9 2B: 4 3B: 1 HR: 0	SF: 1 SAC: 1 DP: 1 HBP: 0	WP: 0 PB: 1 SB: 0 CS: 0	PA: 46
<b>PITCHER</b>	IP WLS BF H R ER SO BB IBB HBP BLK WP HR S P ERA WHIP																					
Dontrelle Willis, L ERA: 5.15	(1, 1) 4.2 L 27 12 7 6 3 0 0 0 0 0 0 0 69 103 11.57 2.571																					
Jason Vargas, L ERA: 5.0	(5, 1) 1.1 5 1 0 0 2 0 0 0 0 0 0 0 18 26 0.00 0.750																					
Franklyn German, R ERA: 2.25	(7, 1) 2.0 11 1 0 0 0 4 0 0 0 0 0 0 26 49 0.00 2.500																					
Matt Herges, R ERA: 4.2	(9, 1) 1.0 3 0 0 0 0 0 0 0 0 0 0 0 6 9 0.00 0.000																					

St. Louis Cardinals @ Florida Marlins  
Dolphin Stadium, Miami, FL  
Sat May 06 2006, 6:05 PM EDT  
Att: 14,369 - Clear - 89 F

AB 39  
R 7  
H 14  
RBI 6  
BB 5  
SO 5  
LOB 23



Batter	1	2	3	4	5	6	7	8	9	AB	R	H	RBI	BB	SO	LOB	BOTTOM					
2 Hanley Ramirez, R OBP: 0.388, SLG: 0.482										5	1	3	3	0	0	1						
6 Dan Uggla, R OBP: 0.325, SLG: 0.450										5	1	1	0	0	1	4						
Miguel Cabrera, R OBP: 0.463, SLG: 0.580										4	0	2	2	1	0	1						
14 Josh Willingham, R OBP: 0.403, SLG: 0.620										4	1	1	1	1	0	4						
Joe Borchard, S OBP: 0.391, SLG: 0.333										4	0	1	0	1	1	2						
Miguel Olivo, R OBP: 0.270, SLG: 0.449										4	1	1	0	0	0	3						
17 Mike Jacobs, L OBP: 0.303, SLG: 0.327										2	0	0	0	0	1	3						
Jason Vargas, L ERA: 5.0	(5, 1) 1.1 5 1 0 0 2 0 0 0 0 0 0 0 18 26 0.00 0.750																					
Chris Aguilera, R OBP: 0.353, SLG: 0.366	(6, PH) 0.2 1 0 0 0 0 0 0 0 0 0 0 0 0 0 0 0 0																					
Franklyn German, R ERA: 2.25	(7, 1) 2.0 11 1 0 0 0 4 0 0 0 0 0 0 26 49 0.00 2.500																					
4 Alfredo Amazaña, S OBP: 0.286, SLG: 0.287	(9, 3) 1.3 6 0 0 0 0 0 0 0 0 0 0 0 0 0 0 0 0																					
61 Reggie Abercrombie, R OBP: 0.256, SLG: 0.342										3	2	1	0	1	0	1						
Dontrelle Willis, L OBP: 0.214, SLG: 0.154	(1, 1) 4.2 L 27 12 7 6 3 0 0 0 0 0 0 0 69 103 11.57 2.571																					
Wes Helms, R OBP: 0.333, SLG: 0.447	(5, 3) 1.1 5 1 0 0 2 0 0 0 0 0 0 0 18 26 0.00 0.750																					
1 Eric Reed, L OBP: 0.182, SLG: 0.133	(8, PR) 0.2 1 0 0 0 0 0 0 0 0 0 0 0 0 0 0 0 0																					
Matt Herges, L ERA: 4.2	(9, 1) 1.0 3 0 0 0 0 0 0 0 0 0 0 0 6 9 0.00 0.000																					
<b>Inning Stats</b>	R: 0 E: 1 K: 0 S: 10	H: 1 LOB: 1 BB: 1 P: 14	R: 0 E: 0 K: 0 S: 11	H: 0 LOB: 1 BB: 1 P: 18	R: 0 E: 0 K: 0 S: 3	H: 0 LOB: 0 BB: 0 P: 5	R: 0 E: 0 K: 1 S: 13	H: 1 LOB: 2 BB: 1 P: 22	R: 3 E: 0 K: 0 S: 14	H: 4 LOB: 1 BB: 0 P: 22	R: 0 E: 0 K: 0 S: 5	H: 0 LOB: 0 BB: 0 P: 9	R: 0 E: 0 K: 0 S: 9	H: 1 LOB: 1 BB: 0 P: 13	R: 3 E: 0 K: 2 S: 16	H: 3 LOB: 2 BB: 2 P: 29	R: 0 E: 0 K: 0 S: 5	H: 1 LOB: 0 BB: 0 P: 6	1B: 6 2B: 4 3B: 0 HR: 1	SF: 0 SAC: 0 DP: 2 HBP: 0	WP: 1 PB: 0 SB: 1 CS: 0	PA: 41
<b>PITCHER</b>	IP WLS BF H R ER SO BB IBB HBP BLK WP HR S P ERA WHIP																					
30 Mark Mulder, L ERA: 4.44	(1, 1) 6.0 W 26 6 3 3 1 3 0 0 0 0 0 0 56 90 4.50 1.500																					
50 Adam Wainwright, R ERA: 0.61	(7, 1) 1.0 4 1 0 0 0 0 0 0 0 0 0 0 9 13 0.00 1.000																					
41 Braden Looper, R ERA: 3.46	(8, 1) 0.2 5 2 3 3 1 1 0 0 0 0 0 1 9 16 40.50 4.500																					
44 Jason Istringhausen, R ERA: 5.23	(8, 1) 1.1 S 6 2 0 0 0 1 1 0 0 0 0 0 0 12 19 0.00 2.250																					

St. Louis Cardinals @ Florida Marlins  
Dolphin Stadium, Miami, FL  
Sat May 06 2006, 6:05 PM EDT  
Att: 14,369 - Clear - 89 F

AB 36  
R 6  
H 11  
RBI 6  
BB 5  
SO 3  
LOB 21









Batter	1	2	3	4	5	6	7	8	9	AB	R	H	RBI	BB	SO	LOB	TOP					
Marcus Giles, R (1.4) 4 Pete Orr, L (7.4) OBP: 0.306, SLG: 0.308 OBP: 0.200, SLG: 0.282	G6-3		E5		F8	10 BB, 11 1B				3	0	0	0	2	0	0	<b>Atlanta Braves @ Florida Marlins</b> Dolphin Stadium, Miami, FL Tue May 09 2006, 7:05 PM EDT Att: 6,079 - Partly Cloudy - 90 F					
11 Edgar Renteria, R (1.6) Wilson Betemit, S (7.6) OBP: 0.407, SLG: 0.485 OBP: 0.324, SLG: 0.462	10 F8, 2B		K		G6-3	10 BB, 1B	F8			5	0	2	1	0	1	3						
10 Chipper Jones, S (1.5) OBP: 0.412, SLG: 0.458	F8			F7				16 G6-4-3, 1B		4	1	2	1	1	0	1						
Andruw Jones, R (1.8) OBP: 0.356, SLG: 0.564	G5-3			16 G1-6-3, 1B				K		4	1	1	0	1	1	5						
16 Brian McCann, L (1.2) OBP: 0.379, SLG: 0.522		K		G1-6-3		F9	1B, 23 3B, 2B	G6-4-3		5	1	1	0	0	1	4						
7 Jeff Francoeur, R (1.9) OBP: 0.246, SLG: 0.410	F8				2B HR, 1B	1B, BB	K			4	2	1	0	1	1	1						
Adam LaRoche, L (1.3) OBP: 0.339, SLG: 0.470	G3				2B HR, 2B	BB, 1B	23 3B, 1B	G4-3		5	3	3	2	0	0	0						
Brian Jordan, R (1.7) 54 Chad Paronto, R (7.1) Oscar Villarreal, L (8.1) Ryan Langerhans, L (9. PH) 58 Peter Moylan, R (9.1)			G4-3			K	P3	F8		4	1	1	3	0	1	4						
John Thomson, R (1.1) Ken Ray, R (6.1) 23 Matt Diaz, R (7. PH) OBP: 0.267, SLG: 0.400 OBP: 0.288, SLG: 0.395			K		F7	11 1B, 10 BB, 1B				3	1	1	1	0	1	0						
										1	0	1	2	0	0	0						
<b>Inning Stats</b>	R: 0 E: 0 K: 0 S: 10	H: 1 LOB: 1 BB: 0 P: 19	R: 0 E: 0 K: 1 S: 6	H: 0 LOB: 0 BB: 0 P: 11	R: 0 E: 1 K: 2 S: 13	H: 0 LOB: 1 BB: 0 P: 17	R: 0 E: 0 K: 0 S: 4	H: 1 LOB: 0 BB: 0 P: 6	R: 3 E: 0 K: 0 S: 9	H: 3 LOB: 0 BB: 0 P: 13	R: 5 E: 0 K: 1 S: 21	H: 4 LOB: 3 BB: 4 P: 46	R: 2 E: 0 K: 1 S: 16	H: 3 LOB: 2 BB: 1 P: 26	R: 0 E: 0 K: 1 S: 6	H: 1 LOB: 0 BB: 0 P: 8	R: 0 E: 0 K: 0 S: 6	H: 0 LOB: 0 BB: 0 P: 8	1B: 8 2B: 3 3B: 1 HR: 1	SF: 0 SAC: 0 DP: 2 HBP: 0	WP: 0 PB: 0 SB: 0 CS: 0	PA: 44
<b>PITCHER</b>	IP WLS BF H R ER SO BB IBB HBP BLK WP HR S P ERA WHIP																					
Brian Moehler, R (1.1) ERA: 9.76	5.1 L 25 7 7 7 3 2 0 0 0 0 0 1 48 84 11.81 1.688																					
Todd Wellemeyer, R (6.1) ERA: 3.68	0.2 6 2 1 1 1 2 0 0 0 0 0 0 15 28 13.50 6.000																					
Franklyn German, R (7.1) ERA: 3.0	0.0 1 1 1 1 0 0 0 0 0 0 0 0 2 2 ∞ ∞																					
Jason Vargas, L (7.1) ERA: 4.97	2.0 9 3 1 1 2 1 0 0 0 0 0 0 20 32 4.50 2.000																					
Matt Herges, R (9.1) ERA: 3.94	1.0 3 0 0 0 0 0 0 0 0 0 0 0 6 8 0.00 0.000																					

Batter	1	2	3	4	5	6	7	8	9	AB	R	H	RBI	BB	SO	LOB	BOTTOM					
2 Hanley Ramirez, R (1.6) 4 Alfredo Amezaga, S (8.6) OBP: 0.387, SLG: 0.484 OBP: 0.290, SLG: 0.267	6 F, 6 S, G6-3, 1B		G5-3		P2		WP, 1B			4	1	2	0	0	0	0	<b>Atlanta Braves @ Florida Marlins</b> Dolphin Stadium, Miami, FL Tue May 09 2006, 7:05 PM EDT Att: 6,079 - Partly Cloudy - 90 F					
6 Dan Uggla, R (1.4) OBP: 0.328, SLG: 0.444	K		F7		FC5-4, BB		SF8			2	0	0	1	1	1	1						
Miguel Cabrera, R (1.5) 1 Eric Reed, L (8.8) OBP: 0.443, SLG: 0.546 OBP: 0.188, SLG: 0.133	G6-3		F8		FC5-4		G1-3			4	0	0	1	0	0	3						
14 Josh Willingham, R (1.7) Wes Helms, R (8.5) OBP: 0.381, SLG: 0.579 OBP: 0.341, SLG: 0.436	K				F8		G6-3			3	0	0	0	0	1	0						
Joe Borchart, S (1.9) Franklyn German, R (7.1) Jason Vargas, L (7.1) 20 Matt Treanor, R (8. PH) Matt Herges, L (9.1)		G4-3		G4-3		G4-3		G4-3		3	0	0	0	0	0	0						
17 Mike Jacobs, L (1.3) OBP: 0.308, SLG: 0.326		L7			1B		G3			4	0	1	0	0	0	0						
Miguel Olivo, R (1.2) OBP: 0.288, SLG: 0.438		WP, 61 1B, BB			1B		K			2	0	1	0	2	1	0						
61 Reggie Abercrombie, R (1.8) OBP: 0.267, SLG: 0.357					F9		2 1B, 6 BB, SF8, 1B			4	1	2	0	0	1	3						
Brian Moehler, R (1.1) Todd Wellemeyer, R (6.1) Chris Aquila, R (7.9) OBP: 0.329, SLG: 0.369		K			L6		WP, 2 1B, BB			1	0	0	0	1	0	1						
										1	0	0	0	1	0	1						
<b>Inning Stats</b>	R: 1 E: 0 K: 2 S: 16	H: 1 LOB: 2 BB: 1 P: 23	R: 0 E: 0 K: 1 S: 10	H: 1 LOB: 1 BB: 1 P: 18	R: 0 E: 0 K: 0 S: 7	H: 0 LOB: 0 BB: 0 P: 10	R: 0 E: 0 K: 0 S: 8	H: 2 LOB: 2 BB: 0 P: 17	R: 0 E: 0 K: 0 S: 6	H: 0 LOB: 1 BB: 1 P: 12	R: 0 E: 0 K: 0 S: 4	H: 0 LOB: 0 BB: 0 P: 6	R: 1 E: 0 K: 1 S: 18	H: 2 LOB: 2 BB: 1 P: 31	R: 0 E: 0 K: 0 S: 5	H: 0 LOB: 0 BB: 0 P: 9	R: 0 E: 0 K: 1 S: 6	H: 0 LOB: 0 BB: 1 P: 12	1B: 6 2B: 0 3B: 0 HR: 0	SF: 1 SAC: 0 DP: 1 HBP: 0	WP: 2 PB: 0 SB: 1 CS: 0	PA: 36
<b>PITCHER</b>	IP WLS BF H R ER SO BB IBB HBP BLK WP HR S P ERA WHIP																					
John Thomson, R (1.1) ERA: 1.88	5.0 W 21 4 1 0 3 2 0 0 0 0 0 0 0 47 80 0.00 1.200																					
Ken Ray, R (6.1) ERA: 1.84	1.0 3 0 0 0 0 0 0 0 0 0 0 0 4 6 0.00 0.000																					
54 Chad Paronto, R (7.1) ERA: 9.0	1.0 6 2 1 1 1 1 0 0 0 0 1 0 18 31 9.00 3.000																					
Oscar Villarreal, R (8.1) ERA: 1.88	1.0 3 0 0 0 0 0 0 0 0 0 0 0 5 9 0.00 0.000																					
58 Peter Moylan, R (9.1) ERA: 1.88	1.0 3 0 0 0 0 1 1 0 0 0 0 0 6 12 0.00 1.000																					



Batter	1	2	3	4	5	6	7	8	9	AB	R	H	RBI	BB	SO	LOB	TOP								
4 Pete Orr, L OBP: 0.205, SLG: 0.279 (1, 4)										4	0	1	0	0	0	0									
11 Edgar Renteria, R OBP: 0.393, SLG: 0.466 Chris Reitsma, R Mike Remlinger, L (8, 1)										4	0	0	0	0	0	0	1								
10 Chipper Jones, S OBP: 0.404, SLG: 0.447 (1, 5)										4	0	1	0	0	1	1									
Andruw Jones, R OBP: 0.345, SLG: 0.545 (1, 8)										4	0	0	0	0	0	2									
16 Brian McCann, L OBP: 0.374, SLG: 0.521 (1, 2)										4	2	1	0	0	0	1									
7 Jeff Francoeur, R OBP: 0.254, SLG: 0.413 (1, 9)										4	1	2	0	0	1	1									
Adam LaRoche, L OBP: 0.336, SLG: 0.471 (1, 3)										4	0	1	2	0	1	2									
Ryan Langerhans, L OBP: 0.349, SLG: 0.402 (1, 7)										3	0	1	1	1	1	0									
26 Kyle Davies, R 49 Macay McBride, L 58 Peter Moylan, R Wilson Betemit, S (8, PH) OBP: 0.315, SLG: 0.448 (8, 6)										2	0	0	0	0	0	1									
<b>Inning Stats</b>	R: 0 E: 0 K: 0 S: 8	H: 1 LOB: 1 BB: 0 P: 14	R: 1 E: 1 K: 1 S: 20	H: 1 LOB: 1 BB: 0 P: 32	R: 0 E: 0 K: 1 S: 6	H: 0 LOB: 0 BB: 0 P: 8	R: 0 E: 0 K: 1 S: 8	H: 1 LOB: 1 BB: 0 P: 10	R: 0 E: 0 K: 1 S: 10	H: 0 LOB: 0 BB: 0 P: 15	R: 0 E: 0 K: 0 S: 12	H: 1 LOB: 1 BB: 0 P: 17	R: 0 E: 0 K: 0 S: 5	H: 0 LOB: 0 BB: 0 P: 6	R: 0 E: 0 K: 0 S: 7	H: 0 LOB: 2 BB: 1 P: 8	R: 2 E: 0 K: 1 S: 22	H: 3 LOB: 2 BB: 1 P: 30	1B: 5 2B: 2 3B: 0 HR: 0	SF: 0 SAC: 0 DP: 0 HBP: 0	WP: 0 PB: 0 SB: 1 CS: 0	PA: 36			
<b>PITCHER</b>	IP	WLS	BF	H	R	ER	SO	BB	IBB	HBP	BLK	WP	HR	S	P	ERA	WHIP								
55 Josh Johnson, R ERA: 2.78 47 Ricky Nolasco, R ERA: 4.5 Randy Messenger, R ERA: 2.45	6.0	W	23	4	1	0	4	0	0	0	0	0	0	64	96	0.00	0.667								
2 Hanley Ramirez, R OBP: 0.387, SLG: 0.480 (1, 6)																5	1	2	1	0	1	2			
6 Dan Uggla, R OBP: 0.338, SLG: 0.451 Randy Messenger, R (9, 1)																5	1	3	1	0	0	2			
Miguel Cabrera, R OBP: 0.456, SLG: 0.602 (1, 5)																5	4	4	2	0	0	1			
14 Josh Willingham, R OBP: 0.400, SLG: 0.596 1 Eric Reed, L OBP: 0.182, SLG: 0.129 (8, 8)																2	0	2	2	1	0	0			
Joe Borchard, S OBP: 0.343, SLG: 0.375 (1, 9) (8, 7)																5	1	2	4	0	1	4			
17 Mike Jacobs, L OBP: 0.313, SLG: 0.372 (1, 3)																5	2	2	1	0	0	2			
Miguel Olivo, R OBP: 0.274, SLG: 0.416 (1, 2)																4	0	0	0	0	1	3			
61 Reggie Abercrombie, R OBP: 0.277, SLG: 0.368 (1, 8) (8, 9)																3	0	1	0	1	1	2			
55 Josh Johnson, L Chris Aquila, R 47 Ricky Nolasco, R 4 Alfredo Amezaga, S (8, PH) OBP: 0.313, SLG: 0.355 (9, 4)																2	0	0	0	0	2	3			
<b>Inning Stats</b>	R: 0 E: 0 K: 0 S: 8	H: 1 LOB: 2 BB: 0 P: 15	R: 1 E: 0 K: 2 S: 12	H: 1 LOB: 1 BB: 1 P: 21	R: 1 E: 0 K: 1 S: 8	H: 2 LOB: 0 BB: 0 P: 15	R: 1 E: 0 K: 2 S: 17	H: 3 LOB: 2 BB: 0 P: 25	R: 1 E: 0 K: 0 S: 11	H: 1 LOB: 0 BB: 1 P: 18	R: 0 E: 0 K: 0 S: 7	H: 0 LOB: 0 BB: 0 P: 12	R: 3 E: 0 K: 1 S: 18	H: 5 LOB: 2 BB: 0 P: 23	R: 4 E: 0 K: 0 S: 16	H: 4 LOB: 0 BB: 0 P: 25	R: 4 E: 0 K: 0 S: 16	H: 4 LOB: 0 BB: 0 P: 25	1B: 8 2B: 5 3B: 1 HR: 3	SF: 0 SAC: 0 DP: 1 HBP: 1	WP: 0 PB: 0 SB: 0 CS: 0	PA: 42			
<b>PITCHER</b>	IP	WLS	BF	H	R	ER	SO	BB	IBB	HBP	BLK	WP	HR	S	P	ERA	WHIP								
26 Kyle Davies, R ERA: 5.31 49 Macay McBride, L ERA: 5.79 58 Peter Moylan, R ERA: 5.06 Chris Reitsma, R ERA: 7.43 Mike Remlinger, L ERA: 4.35	2.0	L	22	5	0	0	0	0	0	0	0	0	0	11	17	0.00	0.000								
58 Peter Moylan, R ERA: 5.06 Chris Reitsma, R ERA: 7.43 Mike Remlinger, L ERA: 4.35	1.0		8	5	3	3	1	0	0	0	0	0	0	18	23	27.00	5.000								
47 Ricky Nolasco, R ERA: 4.5 Randy Messenger, R ERA: 2.45	0.2		6	4	4	4	0	0	0	0	0	0	1	15	22	54.00	6.000								
4 Alfredo Amezaga, S OBP: 0.313, SLG: 0.355 (9, 4)	0.1		1	0	0	0	0	0	0	0	0	0	0	1	3	0.00	0.000								

Atlanta Braves @ Florida Marlins  
Dolphin Stadium, Miami, FL  
Wed May 10 2006, 7:05 PM EDT  
Att: 6,299 - Cloudy - 82 F

AB 35  
R 3  
H 7  
RBI 3  
BB 1  
SO 5  
LOB 11



Atlanta Braves @ Florida Marlins  
Dolphin Stadium, Miami, FL  
Wed May 10 2006, 7:05 PM EDT  
Att: 6,299 - Cloudy - 82 F

AB 39  
R 11  
H 17  
RBI 11  
BB 2  
SO 6  
LOB 21





Batter	1	2	3	4	5	6	7	8	9	AB	R	H	RBI	BB	SO	LOB	TOP										
Marcus Giles, R OBP: 0.314, SLG: 0.311	L8	F9	11 BB 2-H 1B		11 BB 1B		11 BB G6-4-3 1B		F9	5	0	2	1	1	0	3											
11 Edgar Renteria, R OBP: 0.410, SLG: 0.481										3	1	2	1	2	0	2											
Wilson Betemit, S OBP: 0.315, SLG: 0.448	2B									0	0	0	0	0	0	0											
10 Chipper Jones, S OBP: 0.404, SLG: 0.457	L8									5	2	2	0	0	0	4											
Andruw Jones, R OBP: 0.340, SLG: 0.540	G3									5	1	1	2	0	1	2											
7 Jeff Francoeur, R OBP: 0.259, SLG: 0.420										5	1	2	1	0	1	1											
Brian Jordan, R OBP: 0.348, SLG: 0.548										5	1	1	1	0	2	2											
Ken Ray, R										0	0	0	0	0	0	0											
Oscar Villarreal, L										0	0	0	0	0	0	0											
23 Matt Diaz, R OBP: 0.348, SLG: 0.488										5	2	5	1	0	0	0											
Todd Pratt, R OBP: 0.300, SLG: 0.231										5	1	2	2	0	1	4											
15 Tim Hudson, R OBP: 0.143, SLG: 0.143										1	0	0	0	0	0	1											
4 Pete Orr, L OBP: 0.232, SLG: 0.295										1	0	1	0	0	0	0											
54 Chad Paronto, R										0	0	0	0	0	0	0											
Adam LaRoche, L OBP: 0.333, SLG: 0.467										1	0	0	0	0	0	1											
Inning Stats	R: 0 E: 0 K: 0 S: 9	H: 1 LOB: 1 BB: 0 P: 16	R: 1 E: 0 K: 0 S: 10	H: 3 LOB: 2 BB: 0 P: 11	R: 6 E: 0 K: 0 S: 23	H: 6 LOB: 2 BB: 2 P: 48	R: 0 E: 0 K: 2 S: 9	H: 0 LOB: 0 BB: 0 P: 11	R: 1 E: 0 K: 0 S: 14	H: 2 LOB: 2 BB: 1 P: 22	R: 1 E: 0 K: 1 S: 11	H: 3 LOB: 2 BB: 0 P: 14	R: 0 E: 0 K: 0 S: 6	H: 2 LOB: 1 BB: 0 P: 7	R: 0 E: 0 K: 1 S: 9	H: 0 LOB: 0 BB: 0 P: 13	R: 0 E: 0 K: 1 S: 11	H: 1 LOB: 1 BB: 0 P: 17	1B: 12 2B: 6 3B: 0 HR: 0	SF: 0 SAC: 2 DP: 1 HBP: 0	WP: 0 PB: 0 CS: 0	PA: 46					
PITCHER	IP	WLS	BF	H	R	ER	SO	BB	IBB	HBP	BLK	WP	HR	S	P	ERA	WHIP										
Dontrelle Willis, L ERA: 6.22	2.2	L	20	10	7	7	0	2	0	0	0	0	0	41	72	23.62	4.500										
19 Logan Kensing, R ERA: 3.86	2.1		9	2	1	1	2	1	0	0	0	0	0	24	36	3.86	1.286										
Matt Herges, R ERA: 4.9	2.0		10	5	1	1	1	0	0	0	0	0	0	17	21	4.50	2.500										
Todd Wellemeyer, R ERA: 3.45	1.0		3	0	0	0	1	0	0	0	0	0	0	9	13	0.00	0.000										
Joe Borowski, R ERA: 4.5	1.0		4	1	0	0	1	0	0	0	0	0	0	11	17	0.00	1.000										

Atlanta Braves @ Florida Marlins  
Dolphin Stadium, Miami, FL  
Thu May 11 2006, 7:05 PM EDT  
Att: 8,717 - Partly Cloudy - 89 F

AB 41  
R 9  
H 18  
RBI 9  
BB 3  
SO 5  
LOB 20



Batter	1	2	3	4	5	6	7	8	9	AB	R	H	RBI	BB	SO	LOB	BOTTOM										
2 Hanley Ramirez, R OBP: 0.390, SLG: 0.481	G6-3									4	0	2	0	0	0	2											
6 Dan Uggla, R OBP: 0.343, SLG: 0.448	G5-3 BB									3	0	1	0	1	0	3											
Miguel Cabrera, R OBP: 0.450, SLG: 0.590	G5-3									4	0	1	0	0	0	3											
14 Josh Willingham, R OBP: 0.388, SLG: 0.575	K									4	0	0	0	0	3	2											
Joe Borchard, S OBP: 0.308, SLG: 0.333	P5									4	0	0	0	0	0	1											
17 Mike Jacobs, L OBP: 0.302, SLG: 0.357	K									4	0	0	0	0	2	1											
Miguel Olivo, R OBP: 0.284, SLG: 0.469	G3									4	1	2	1	0	0	0											
4 Alfredo Amezaga, S OBP: 0.306, SLG: 0.343										4	0	1	0	0	1	1											
Dontrelle Willis, L ERA: 4.67										0	0	0	0	0	0	0											
19 Logan Kensing, R										1	0	0	0	0	1	0											
1 Eric Reed, L OBP: 0.176, SLG: 0.125										0	0	0	0	0	0	0											
Matt Herges, L										0	0	0	0	0	0	0											
Wes Helms, R OBP: 0.396, SLG: 0.538										0	0	0	0	1	0	0											
Todd Wellemeyer, R										0	0	0	0	0	0	0											
Joe Borowski, R										0	0	0	0	0	0	0											
20 Matt Treanor, R OBP: 0.231, SLG: 0.230										1	0	0	0	0	0	1											
Inning Stats	R: 0 E: 0 K: 1 S: 11	H: 0 LOB: 1 BB: 1 P: 18	R: 0 E: 0 K: 1 S: 11	H: 0 LOB: 0 BB: 0 P: 17	R: 0 E: 0 K: 1 S: 12	H: 1 LOB: 1 BB: 0 P: 16	R: 0 E: 0 K: 2 S: 12	H: 1 LOB: 1 BB: 0 P: 19	R: 1 E: 0 K: 1 S: 10	H: 3 LOB: 2 BB: 0 P: 15	R: 0 E: 0 K: 1 S: 8	H: 0 LOB: 0 BB: 0 P: 10	R: 0 E: 0 K: 0 S: 13	H: 1 LOB: 2 BB: 1 P: 22	R: 0 E: 0 K: 0 S: 6	H: 0 LOB: 0 BB: 0 P: 11	R: 0 E: 0 K: 0 S: 9	H: 1 LOB: 1 BB: 0 P: 15	1B: 5 2B: 1 3B: 0 HR: 1	SF: 0 SAC: 0 DP: 0 HBP: 0	WP: 0 PB: 0 CS: 0	PA: 36					
PITCHER	IP	WLS	BF	H	R	ER	SO	BB	IBB	HBP	BLK	WP	HR	S	P	ERA	WHIP										
15 Tim Hudson, R ERA: 4.67	6.0	W	24	5	1	1	7	1	0	0	0	0	0	64	95	1.50	1.000										
54 Chad Paronto, R ERA: 4.5	1.0		5	1	0	0	0	1	0	0	0	0	0	13	22	0.00	2.000										
Ken Ray, R ERA: 1.72	1.0		3	0	0	0	0	0	0	0	0	0	0	6	11	0.00	0.000										
Oscar Villarreal, R ERA: 1.76	1.0		4	1	0	0	0	0	0	0	0	0	0	9	15	0.00	1.000										

Atlanta Braves @ Florida Marlins  
Dolphin Stadium, Miami, FL  
Thu May 11 2006, 7:05 PM EDT  
Att: 8,717 - Partly Cloudy - 89 F

AB 34  
R 1  
H 7  
RBI 1  
BB 2  
SO 7  
LOB 14





Batter	1	2	3	4	5	6	7	8	9	AB	R	H	RBI	BB	SO	LOB	TOP				
2 Hanley Ramirez, R OBP: 0.397, SLG: 0.493	1-1 6 1B	0-2 6 F7		1-0 FC6-4			2-3 K	0-0 6 1B		5	1	3	1	0	1	1					
6 Dan Uggla, R OBP: 0.352, SLG: 0.454	1-1 14 2B	1-0 F7			0-1 F7		2-2 G5-3	3-1 G4-6-3		5	1	3	1	0	0	1					
Miguel Cabrera, R OBP: 0.441, SLG: 0.574	1-2 14 2B	0-1 F8			2-3 K		0-0 G5-3	0-0 G4-6-3		5	1	1	1	0	1	3					
14 Josh Willingham, R OBP: 0.396, SLG: 0.585	3-2 17 2B		3-2 P5		3-2		1-1 G4-3		2-1 17 BB	5	1	3	1	0	0	1					
Joe Borchard, S OBP: 0.295, SLG: 0.317	2-2 F7		2-2 G4-3		1-3 K			2-1 17 E	1-3 K	5	1	1	0	0	2	4					
17 Mike Jacobs, L OBP: 0.314, SLG: 0.373	2-0 2B		0-0 F8			0-0 F7		2-1 1B	4-2 1B	4	2	2	2	1	0	0					
Miguel Olivo, R OBP: 0.301, SLG: 0.488	1-0 2B			0-2 G3		3-1 F8		0-0 FC1-5	1-1 1B	5	0	3	1	0	0	0					
61 Reggie Abercrombie, R OBP: 0.283, SLG: 0.374	2-1 P3		2-1 1B	2-1 1B	4-0 BB		1-1 E5	3-3 K		4	1	1	1	1	1	5					
52 Sergio Mitre, R ERA: 5.32	0-0 G6-3		3-2 FC6-4	3-2 2B	0-2 L9		1-2 FC1-5	1-2 P4		1	0	0	0	0	0	1					
Jason Vargas, L ERA: 4.15										1	0	1	0	0	0	0					
47 Ricky Nolasco, R ERA: 4.15										0	0	0	0	0	0	0					
1 Eric Reed, L ERA: 2.77										0	0	0	0	0	0	1					
Randy Messenger, R ERA: 4.15										0	0	0	0	0	0	0					
Wes Helms, R ERA: 2.77										1	1	0	0	0	0	2					
Todd Wellemeyer, R ERA: 4.88										0	0	0	0	0	0	0					
Chris Aguilera, R ERA: 3.00										1	0	0	0	0	0	3					
<b>Inning Stats</b>	R: 5 E: 0 K: 0 S: 19	H: 6 LOB: 1 BB: 0 P: 32	R: 0 E: 0 K: 0 S: 6	H: 1 LOB: 0 BB: 0 P: 7	R: 0 E: 0 K: 0 S: 7	H: 0 LOB: 0 BB: 0 P: 11	R: 0 E: 0 K: 0 S: 9	H: 2 LOB: 1 BB: 0 P: 15	R: 0 E: 0 K: 0 S: 11	H: 1 LOB: 1 BB: 0 P: 17	R: 0 E: 0 K: 0 S: 7	H: 0 LOB: 1 BB: 1 P: 14	R: 0 E: 0 K: 1 S: 10	H: 1 LOB: 1 BB: 0 P: 15	R: 4 E: 1 K: 0 S: 14	H: 5 LOB: 1 BB: 0 P: 23	R: 0 E: 0 K: 2 S: 18	H: 2 LOB: 3 BB: 1 P: 31	1B: 13 2B: 5 3B: 0 HR: 0	SF: 0 SAC: 0 DP: 1 HBP: 0	WP: 0 PA: 45 PB: 0 SB: 0 CS: 0
<b>PITCHER</b>	IP WLS BF H R ER SO BB IBB HBP BLK WP HR S P ERA WHIP																				
Victor Santos, R ERA: 5.32	6.0	27	10	5	5	2	1	0	0	0	0	0	0	59	96	7.50	1.833				
16 Salomon Torres, R ERA: 5.09	1.1	10	5	4	3	1	0	0	0	0	0	0	0	21	32	20.25	3.750				
55 Matt Capps, R ERA: 3.79	0.2	W	2	1	0	0	0	0	0	0	0	0	0	3	6	0.00	1.500				
Michael Gonzalez, L ERA: 2.03	1.0	S	6	2	0	0	2	1	0	0	0	0	0	18	31	0.00	3.000				

Florida Marlins @ Pittsburgh Pirates  
PNC Park, Pittsburgh, PA  
Fri May 12 2006, 7:05 PM EDT  
Att: 24,990 - Cloudy - 58 F

AB 43  
R 9  
H 18  
RBI 8  
BB 2  
SO 5  
LOB 22



Batter	1	2	3	4	5	6	7	8	9	AB	R	H	RBI	BB	SO	LOB	BOTTOM			
José Bautista, R OBP: 0.474, SLG: 0.467	2-1 P6		3-2 13 1B	4-1 13 1B	3-2 G5-3		0-0 G6-3			3	2	0	0	1	0	3				
13 Nate McLouth, L OBP: 0.317, SLG: 0.324	2-3 K		1-0 12 1B	0-2 1B		4-0 12 S		1-0 BB		3	4	2	1	1	1	0				
12 Freddy Sanchez, R OBP: 0.323, SLG: 0.489	1-1 G5-3		3-1 3B	0-1 SF8		0-1 G3		1-2 P4		4	1	1	2	0	0	2				
Craig Wilson, R OBP: 0.371, SLG: 0.564		1-1 26 1B	4-2 3B	1-2 1B		1-1 1B		1-1 SF8	1-2 26 1B	3	2	3	1	1	0	0				
Jeremy Burnitz, L OBP: 0.235, SLG: 0.352		2-2 L9	1-2 P5	0-0 1B		2-1 F9		4-0 26 1B	1-2 SF8	4	1	1	2	1	0	5				
Jason Bay, R OBP: 0.414, SLG: 0.459		4-1 26 1B	0-0 1B		0-1 1B		1-2 G5-3		3-1 SF8	3	0	2	4	1	0	1				
26 Ronny Paulino, R OBP: 0.349, SLG: 0.390		2-1 1B	1-2 G3		2-2 P4		0-0 G6-3		3-1 1B	5	0	2	2	0	0	2				
Jose Castillo, R OBP: 0.315, SLG: 0.327		1-2 G5-4-3		3-2 13 1B		1-2 F9		1-0 E7	1-2 1B	5	1	3	0	0	0	4				
Victor Santos, R OBP: 0.154, SLG: 0.154			0-3 K	0-1 13 1B		0-0 1B		1-3 K	1-2 G4-3	2	1	1	0	0	1	0				
16 Salomon Torres, R ERA: 5.4				SH						1	0	0	0	0	1	1				
55 Matt Capps, R ERA: 4.15				13 1B						0	0	0	0	0	0	0				
41 Ryan Doumit, S OBP: 0.345, SLG: 0.625				12 SF8						1	0	0	0	0	0	2				
Michael Gonzalez, R ERA: 4.88										0	0	0	0	0	0	0				
<b>Inning Stats</b>	R: 0 E: 0 K: 1 S: 7	H: 0 LOB: 0 BB: 0 P: 12	R: 0 E: 0 K: 0 S: 12	H: 2 LOB: 2 BB: 1 P: 22	R: 4 E: 0 K: 1 S: 18	H: 2 LOB: 1 BB: 1 P: 31	R: 4 E: 1 K: 0 S: 16	H: 4 LOB: 2 BB: 1 P: 24	R: 0 E: 0 K: 0 S: 12	H: 2 LOB: 2 BB: 0 P: 18	R: 1 E: 0 K: 0 S: 9	H: 1 LOB: 1 BB: 1 P: 17	R: 0 E: 1 K: 1 S: 6	H: 1 LOB: 1 BB: 0 P: 8	R: 3 E: 0 K: 0 S: 18	H: 3 LOB: 2 BB: 1 P: 34	1B: 14 2B: 0 3B: 1 HR: 0	SF: 2 SAC: 1 DP: 1 HBP: 3	WP: 0 PA: 45 PB: 0 SB: 1 CS: 0	
<b>PITCHER</b>	IP WLS BF H R ER SO BB IBB HBP BLK WP HR S P ERA WHIP																			
52 Sergio Mitre, R ERA: 4.89	0.0																			
Jason Vargas, L ERA: 6.4	3.1	21	6	8	7	2	3	0	2	0	0	0	0	48	83	18.90	2.700			
47 Ricky Nolasco, R ERA: 4.15	1.2	7	4	0	0	0	0	0	0	0	0	0	0	17	24	0.00	2.400			
Randy Messenger, R ERA: 2.77	2.0	9	2	1	1	1	1	0	0	0	0	0	0	15	25	4.50	1.500			
Todd Wellemeyer, R ERA: 4.88	1.0	L	8	3	3	3	0	1	0	1	0	0	0	18	34	27.00	4.000			

Florida Marlins @ Pittsburgh Pirates  
PNC Park, Pittsburgh, PA  
Fri May 12 2006, 7:05 PM EDT  
Att: 24,990 - Cloudy - 58 F

AB 34  
R 12  
H 15  
RBI 12  
BB 5  
SO 3  
LOB 20





Batter	1	2	3	4	5	6	7	8	9	AB	R	H	RBI	BB	SO	LOB	TOP					
2 Hanley Ramirez, R OBP: 0.400, SLG: 0.493										4	1	2	1	0	2	0						
6 Dan Uggla, R OBP: 0.348, SLG: 0.448										4	1	1	0	0	1	0						
Miguel Cabrera, R OBP: 0.443, SLG: 0.587										4	1	2	1	0	1	0						
14 Josh Willingham, R Joe Borowski, R										3	0	1	0	1	1	0						
Wes Helms, R										3	0	0	1	0	1	2						
Joe Borchard, S										3	0	0	0	0	1	2						
61 Reggie Abercrombie, R										4	1	2	0	0	1	1						
20 Matt Treanor, R										3	0	1	0	0	0	2						
Scott Olsen, L										2	0	0	0	0	2	1						
4 Alfredo Amezaga, S Matt Herges, L 19 Logan Kensing, R 1 Eric Reed, L										1	0	0	0	0	0	1						
<b>Inning Stats</b>	R: 0 E: 0 K: 1 S: 9	H: 0 LOB: 0 BB: 0 P: 12	R: 0 E: 0 K: 1 S: 8	H: 0 LOB: 0 BB: 0 P: 10	R: 1 E: 0 K: 1 S: 15	H: 2 LOB: 0 BB: 0 P: 21	R: 1 E: 0 K: 0 S: 10	H: 2 LOB: 1 BB: 0 P: 15	R: 0 E: 0 K: 1 S: 6	H: 1 LOB: 0 BB: 0 P: 7	R: 2 E: 0 K: 1 S: 12	H: 3 LOB: 1 BB: 1 P: 23	R: 0 E: 0 K: 1 S: 7	H: 1 LOB: 0 BB: 0 P: 8	R: 0 E: 0 K: 3 S: 14	H: 0 LOB: 0 BB: 0 P: 21	R: 0 E: 0 K: 1 S: 7	H: 0 LOB: 1 BB: 0 P: 13	1B: 7 2B: 2 3B: 0 HR: 0	SF: 1 SAC: 0 DP: 2 HBP: 1	WP: 0 PB: 0 SB: 0 CS: 2	PA: 36
<b>PITCHER</b>	IP WLS BF H R ER SO BB IBB HBP BLK WP HR S P ERA WHIP																					
57 Zach Duke, L ERA: 4.24	6.0 L 24 8 4 4 5 1 0 0 0 0 0 0 60 88 6.00 1.500																					
55 Matt Capps, R ERA: 3.6	1.0 3 1 0 0 1 0 0 0 0 0 0 0 7 8 0.00 1.000																					
Roberto Hernandez, R ERA: 2.25	1.0 3 0 0 0 3 0 0 0 0 0 0 0 14 21 0.00 0.000																					
16 Salomon Torres, R ERA: 4.88	1.0 4 0 0 0 1 0 0 0 1 0 0 0 7 13 0.00 0.000																					

Florida Marlins @ Pittsburgh Pirates  
PNC Park, Pittsburgh, PA  
Sat May 13 2006, 7:05 PM EDT  
Att: 29,289 - Partly Cloudy - 65 F

AB	31
R	4
H	9
RBI	3
BB	1
SO	10
LOB	9



Batter	1	2	3	4	5	6	7	8	9	AB	R	H	RBI	BB	SO	LOB	BOTTOM					
José Bautista, R OBP: 0.417, SLG: 0.550										5	1	1	2	0	2	0						
13 Nate McLouth, L										3	0	0	0	0	0	0						
12 Freddy Sanchez, R										3	0	1	0	1	0	0						
Jason Bay, R										2	1	1	0	2	0	1						
Craig Wilson, R										4	0	1	1	0	2	3						
Jeremy Burnitz, L										3	0	0	0	1	2	1						
26 Ronny Paulino, R										4	0	1	0	0	3	3						
Jose Castillo, R										4	1	1	0	0	1	2						
57 Zach Duke, L 55 Matt Capps, R 6 Chris Duffy, L Roberto Hernandez, R 16 Salomon Torres, R 41 Ryan Doumit, S										1	0	0	0	0	1	1						
<b>Inning Stats</b>	R: 0 E: 0 K: 1 S: 13	H: 1 LOB: 1 BB: 0 P: 22	R: 0 E: 0 K: 3 S: 11	H: 0 LOB: 0 BB: 0 P: 12	R: 2 E: 0 K: 0 S: 17	H: 2 LOB: 2 BB: 2 P: 33	R: 0 E: 0 K: 1 S: 10	H: 1 LOB: 1 BB: 0 P: 13	R: 0 E: 0 K: 1 S: 11	H: 0 LOB: 0 BB: 0 P: 15	R: 1 E: 0 K: 3 S: 14	H: 2 LOB: 1 BB: 0 P: 20	R: 0 E: 0 K: 0 S: 9	H: 0 LOB: 0 BB: 0 P: 13	R: 0 E: 0 K: 2 S: 9	H: 0 LOB: 2 BB: 2 P: 19	R: 0 E: 0 K: 1 S: 10	H: 0 LOB: 0 BB: 0 P: 16	1B: 4 2B: 0 3B: 1 HR: 1	SF: 0 SAC: 1 DP: 0 HBP: 1	WP: 1 PB: 0 SB: 0 CS: 1	PA: 37
<b>PITCHER</b>	IP WLS BF H R ER SO BB IBB HBP BLK WP HR S P ERA WHIP																					
Scott Olsen, L ERA: 5.16	6.0 W 26 6 3 3 9 2 0 0 0 0 0 0 9 15 4.50 1.333																					
Matt Herges, R ERA: 3.79	1.0 H 3 0 0 0 0 0 0 0 0 0 0 9 13 0.00 0.000																					
19 Logan Kensing, R ERA: 2.7	1.0 H 5 0 0 0 2 2 0 0 0 0 0 9 19 0.00 2.000																					
Joe Borowski, R ERA: 4.15	1.0 S 3 0 0 0 1 0 0 0 0 0 0 10 16 0.00 0.000																					

Florida Marlins @ Pittsburgh Pirates  
PNC Park, Pittsburgh, PA  
Sat May 13 2006, 7:05 PM EDT  
Att: 29,289 - Partly Cloudy - 65 F

AB	31
R	3
H	6
RBI	3
BB	4
SO	12
LOB	11





Batter	1	2	3	4	5	6	7	8	9	AB	R	H	RBI	BB	SO	LOB	TOP					
2 Hanley Ramirez, R OBP: 0.406, SLG: 0.497 4 Alfredo Amezaga, S OBP: 0.297, SLG: 0.333	2-2 WP G3 1B	1-2 HR 1B	1-3 K			1-2 K 1B		1-3 K		5	2	3	0	0	2	0	<b>Florida Marlins @ Pittsburgh Pirates</b> PNC Park, Pittsburgh, PA Sun May 14 2006, 1:35 PM EDT Att: 15,921 - Cloudy - 66 F					
6 Dan Uggla, R OBP: 0.384, SLG: 0.449	1-2 G3 WP 14 SF7 HBP	4-1 HR BB	1-0 F8			1-1 K 1B		1-1 HBP		2	2	1	0	1	0	0						
Miguel Cabrera, R OBP: 0.438, SLG: 0.600 Wes Helms, R OBP: 0.314, SLG: 0.386	3-0 G3	0-0 HR	2-3 K			0-3 K		2-3 K		4	1	1	4	0	2	3						
14 Josh Willingham, R OBP: 0.385, SLG: 0.560 61 Reggie Abercrombie, R OBP: 0.291, SLG: 0.379	0-0 SF7	3-1 F8		1-3 K		0-3 K		0-2 L4		4	0	0	1	0	2	3						
Joe Borchard, S OBP: 0.308, SLG: 0.375 Chris Aquila, R OBP: 0.316, SLG: 0.353	0-1 HR	2-2 17 BB 2B 1B		2-0 F9		1-2 G3		0-1 P4		4	2	2	1	0	0	2						
17 Mike Jacobs, L OBP: 0.317, SLG: 0.368	2-1 1 BB 1B 1B	4-2 2B BB		2-2 F9			1-3 K	2-3 K		4	1	1	0	1	2	0						
Miguel Olivo, R OBP: 0.306, SLG: 0.495	0-2 1 BB 1B	2-0 1 WP 1H 2H 2B		3-1 F7			1-3 K	2-1 G5-3		5	0	2	2	0	1	0						
1 Eric Reed, L OBP: 0.205, SLG: 0.114	4-2 1B	1-3 K		0-0 B3			2-0 HBP			2	0	0	0	1	1							
Brian Moehler, R Randy Messenger, R Yusmeiro Petit, R	0-1 L6	0-1 G4-3		2-0 G1-3			1-3 K			4	0	0	0	0	1	5						
<b>Inning Stats</b>	R: 3 E: 0 K: 0 S: 18	H: 4 LOB: 3 BB: 1 P: 30	R: 5 E: 0 K: 1 S: 19	H: 4 LOB: 1 BB: 2 P: 36	R: 0 E: 0 K: 2 S: 7	H: 0 LOB: 0 BB: 0 P: 11	R: 0 E: 0 K: 1 S: 7	H: 0 LOB: 0 BB: 0 P: 12	R: 0 E: 0 K: 0 S: 4	H: 0 LOB: 0 BB: 0 P: 9	R: 0 E: 0 K: 2 S: 14	H: 2 LOB: 2 BB: 0 P: 17	R: 0 E: 0 K: 3 S: 11	H: 0 LOB: 1 BB: 0 P: 16	R: 0 E: 0 K: 2 S: 10	H: 0 LOB: 0 BB: 0 P: 14		R: 0 E: 0 K: 1 S: 8	H: 0 LOB: 0 BB: 0 P: 12	1B: 7 2B: 1 3B: 0 HR: 2	SF: 1 SAC: 0 DP: 0 HBP: 3	WP: 2 PB: 0 SB: 2 CS: 0
<b>PITCHER</b>	IP WLS BF H R ER SO BB IBB HBP BLK WP HR S P ERA WHIP																					
45 Ian Snell, R ERA: 6.0 Ryan Vogelsong, R ERA: 5.14 34 John Grabow, L ERA: 5.63 Damaso Marte, L ERA: 2.53 Michael Gonzalez, L ERA: 1.98	1.1 L 14 7 7 7 0 2 0 1 0 0 1 2 29 51 47.25 6.750	3.2 13 1 1 1 4 1 0 0 1 0 0 0 26 47 2.46 0.545	2.0 9 2 0 0 5 0 0 1 0 0 0 0 25 33 0.00 1.000	1.0 4 0 0 0 2 0 0 1 0 0 0 0 10 14 0.00 0.000	1.0 3 0 0 0 1 0 0 0 0 0 0 0 8 12 0.00 0.000																	

Batter	1	2	3	4	5	6	7	8	9	AB	R	H	RBI	BB	SO	LOB	BOTTOM					
José Bautista, R OBP: 0.414, SLG: 0.625	1-1 F7		4-2 6 G4-6-3 BB		1-2 G5-4-3			3-1 HR	2-2 F9	4	1	1	1	1	0	3	<b>Florida Marlins @ Pittsburgh Pirates</b> PNC Park, Pittsburgh, PA Sun May 14 2006, 1:35 PM EDT Att: 15,921 - Cloudy - 66 F					
6 Chris Duffy, L OBP: 0.255, SLG: 0.276	1-1 G2-3		2-0 G4-6-3		1-2		0-1 G3-1	1-1 G1-3		4	0	0	0	0	2							
12 Freddy Sanchez, R OBP: 0.356, SLG: 0.511	2-1 HBP			2-1 FC4-6 1B		0-1 F9 1B 1B	0-0 1B 2B			3	1	3	0	0	0							
Jason Bay, R OBP: 0.418, SLG: 0.453	0-1 G6-3			1-2 L7		3-2 F9 1B 1B	1-2 1B	2-3 K		4	0	1	0	0	1	3						
Jeromy Burnitz, L OBP: 0.236, SLG: 0.341		3-2 F7		3-2 FC4-6		0-1 F9	0-1 F9	0-1 1B		4	0	1	1	0	0	3						
Craig Wilson, R OBP: 0.355, SLG: 0.550		1-2 G5-3		0-0 L6		2-3 K	0-3 K	0-1 L6		4	0	0	0	0	1	4						
Jose Castillo, R OBP: 0.311, SLG: 0.322		1-2 L4			0-1 13 F9 26 1B 1B		1-2 G4-3	3-3 K		4	0	1	0	0	1	0						
11 Humberto Cota, R OBP: 0.302, SLG: 0.265 26 Ronny Paulino, R OBP: 0.338, SLG: 0.373			1-1 F9		2-2 G5-4-3 1B		1-1 G5-3	2-3 K		0	0	0	0	0	0	0						
45 Ian Snell, R Ryan Vogelsong, R 13 Nate McLouth, L 34 John Grabow, L 2 Jack Wilson, R Damaso Marte, L Michael Gonzalez, R José Hernández, R	7.1 W 30 8 2 2 1 1 0 0 0 0 0 0 74 110 2.46 1.227	0.2 3 1 0 0 1 0 0 0 0 0 0 0 7 9 0.00 1.500	1.0 4 1 0 0 2 0 0 0 0 0 0 0 11 18 0.00 1.000																			
<b>Inning Stats</b>	R: 0 E: 0 K: 0 S: 7	H: 0 LOB: 0 BB: 0 P: 11	R: 0 E: 0 K: 0 S: 15	H: 0 LOB: 0 BB: 0 P: 20	R: 0 E: 0 K: 0 S: 9	H: 1 LOB: 1 BB: 1 P: 16	R: 0 E: 0 K: 0 S: 9	H: 1 LOB: 1 BB: 0 P: 15	R: 0 E: 0 K: 0 S: 10	H: 2 LOB: 1 BB: 0 P: 13	R: 0 E: 0 K: 1 S: 12	H: 2 LOB: 2 BB: 0 P: 15	R: 0 E: 0 K: 0 S: 7	H: 0 LOB: 0 BB: 0 P: 11	R: 2 E: 0 K: 1 S: 12	H: 3 LOB: 1 BB: 0 P: 18		R: 0 E: 0 K: 2 S: 11	H: 1 LOB: 1 BB: 0 P: 18	1B: 8 2B: 1 3B: 0 HR: 1	SF: 0 SAC: 0 DP: 2 HBP: 1	WP: 0 PB: 0 SB: 0 CS: 0
<b>PITCHER</b>	IP WLS BF H R ER SO BB IBB HBP BLK WP HR S P ERA WHIP																					
Brian Moehler, R ERA: 8.23 Randy Messenger, R ERA: 2.63 Yusmeiro Petit, R ERA:	1.1 7 1 0 0 1 0 0 0 0 0 0 0 7 9 0.00 1.500	0.2 3 1 0 0 1 0 0 0 0 0 0 0 7 9 0.00 1.500	1.0 4 1 0 0 2 0 0 0 0 0 0 0 11 18 0.00 1.000																			





Batter	1	2	3	4	5	6	7	8	9	AB	R	H	RBI	BB	SO	LOB	TOP													
2 Hanley Ramirez, R OBP: 0.394, SLG: 0.480	F7	K		K		K		L8		5	0	0	0	0	3	1														
6 Dan Uggla, R OBP: 0.372, SLG: 0.471	1B		HR	F9			14 G6-3 17 WP HR		G4-3	4	3	2	1	1	0	0														
Miguel Cabrera, R OBP: 0.437, SLG: 0.593	G3		14 2B 17 2B	K			K		G4-3	5	1	2	0	0	2	1														
14 Josh Willingham, R OBP: 0.386, SLG: 0.558	G3		17 2B				G6-3		G6-3	4	1	1	0	1	1	1														
Joe Borchard, S	G3		17 2B				K			2	2	0	1	2	1	2														
17 Mike Jacobs, L	P6		17 2B				K			4	1	3	6	0	0	2														
Miguel Olivo, R 19 Logan Kensing, R Todd Wellemeyer, R		G1-3	P6				K		L7	4	0	0	0	0	1	2	AB 36 R 8 H 9 RBI 8 BB 4 SO 12 LOB 12													
61 Reggie Abercrombie, R 55 Josh Johnson, L Chris Aquila, R Matt Herges, L Randy Messenger, R 20 Matt Treanor, R			G1-3				G4-3		K	4	0	1	0	0	1	1														
							F9		K	2	0	0	0	0	2	2														
<b>Inning Stats</b>	R: 1 E: 0 K: 0 S: 16	H: 2 LOB: 1 BB: 1 P: 26	R: 0 E: 0 K: 2 S: 11	H: 1 LOB: 1 BB: 0 P: 18	R: 4 E: 0 K: 1 S: 20	H: 4 LOB: 1 BB: 1 P: 35	R: 0 E: 0 K: 2 S: 7	H: 0 LOB: 0 BB: 0 P: 12	R: 0 E: 0 K: 3 S: 13	H: 1 LOB: 1 BB: 0 P: 21	R: 0 E: 0 K: 1 S: 8	H: 0 LOB: 0 BB: 0 P: 13	R: 3 E: 0 K: 1 S: 13	H: 1 LOB: 2 BB: 2 P: 26	R: 0 E: 0 K: 2 S: 9	H: 0 LOB: 0 BB: 0 P: 14	R: 0 E: 0 K: 0 S: 8	H: 0 LOB: 0 BB: 0 P: 9	1B: 3 2B: 4 3B: 0 HR: 2	SF: 0 SAC: 0 DP: 0 HBP: 0	WP: 1 PB: 0 SB: 0 CS: 0	PA: 40								
<b>PITCHER</b>	IP WLS BF H R ER SO BB IBB HBP BLK WP HR S P ERA WHIP	IP WLS BF H R ER SO BB IBB HBP BLK WP HR S P ERA WHIP															ERA WHIP													
26 Kyle Davies, R 54 Chad Paronto, R Ken Ray, R Oscar Villarreal, R Mike Remlinger, L	(1, 1) (3, 1) (6, 1) (7, 1) (8, 1)	2.0 3.0 1.0 1.0 1.0	15 10 3 6 3	7 1 0 1 0	5 0 0 3 0	5 2 0 3 0	2 0 0 2 0	0 0 0 0 0	0 0 0 0 0	0 0 0 1 0	1 30 8 13 26	37 47 13 26 14	65 47 13 26 14	22.50 0.00 0.00 27.00 0.00	4.500 0.333 0.000 3.000 0.000															0.00 0.000

Florida Marlins @ Atlanta Braves  
Turner Field, Atlanta, GA  
Mon May 15 2006, 7:05 PM EDT  
Att: 19,254 - Partly Cloudy - 63 F

AB 36  
R 8  
H 9  
RBI 8  
BB 4  
SO 12  
LOB 12



Batter	1	2	3	4	5	6	7	8	9	AB	R	H	RBI	BB	SO	LOB	BOTTOM												
Marcus Giles, R	10 CS							FC4		5	1	2	0	1	0	5													
11 Edgar Renteria, R	K		F8					G4-3		6	1	1	1	0	3	8													
10 Chipper Jones, S	K		F7							3	2	0	0	2	1	5													
Andrew Jones, R		E5								4	2	4	4	1	0	0													
16 Brian McCann, L	G4-3									5	1	3	5	0	0	2													
7 Jeff Francoeur, R	P4									5	0	2	1	0	0	4													
Ryan Langerhans, L	K									3	1	1	0	1	1	1													
Brian Jordan, R Oscar Villarreal, L Mike Remlinger, L Wilson Betemit, S Chris Reitsma, R										4	1	2	0	0	1	4	AB 40 R 11 H 18 RBI 11 BB 6 SO 7 LOB 32												
26 Kyle Davies, R 54 Chad Paronto, R 4 Pete Orr, L Ken Ray, R Adam LaRoche, R										0	0	0	0	0	0	0													
<b>Inning Stats</b>	R: 0 E: 0 K: 2 S: 9	H: 1 LOB: 1 BB: 0 P: 15	R: 0 E: 1 K: 1 S: 7	H: 1 LOB: 1 BB: 0 P: 12	R: 0 E: 0 K: 1 S: 10	H: 1 LOB: 2 BB: 1 P: 19	R: 0 E: 0 K: 1 S: 15	H: 0 LOB: 2 BB: 2 P: 28	R: 2 E: 0 K: 1 S: 18	H: 4 LOB: 2 BB: 0 P: 27	R: 6 E: 0 K: 0 S: 28	H: 6 LOB: 2 BB: 1 P: 47	R: 3 E: 0 K: 1 S: 22	H: 4 LOB: 2 BB: 1 P: 37	R: 0 E: 0 K: 0 S: 10	H: 1 LOB: 2 BB: 1 P: 21	1B: 15 2B: 3 3B: 0 HR: 1	SF: 0 SAC: 0 DP: 1 HBP: 1	WP: 0 PB: 0 SB: 0 CS: 1	PA: 47									
<b>PITCHER</b>	IP WLS BF H R ER SO BB IBB HBP BLK WP HR S P ERA WHIP	IP WLS BF H R ER SO BB IBB HBP BLK WP HR S P ERA WHIP															ERA WHIP												
55 Josh Johnson, R Matt Herges, R Randy Messenger, R 19 Logan Kensing, R Todd Wellemeyer, R	(1, 1) (6, 1) (6, 1) (7, 1) (8, 1)	5.0 0.2 0.2 0.2 1.0	24 7 6 5 5	2 4 3 2 1	2 5 2 2 0	6 5 2 2 0	0 1 0 1 1	0 0 0 0 0	0 0 0 0 0	0 0 1 0 0	0 18 29 25 21	59 30 29 25 21	101 30 29 25 21	3.60 67.50 27.00 27.00 0.00	2.000 7.500 4.500 6.000 2.000														

Florida Marlins @ Atlanta Braves  
Turner Field, Atlanta, GA  
Mon May 15 2006, 7:05 PM EDT  
Att: 19,254 - Partly Cloudy - 63 F

AB 40  
R 11  
H 18  
RBI 11  
BB 6  
SO 7  
LOB 32





Batter	1	2	3	4	5	6	7	8	9	10	11	AB	R	H	RBI	BB	SO	LOB	TOP				
2 Hanley Ramirez, R OBP: 0.394, SLG: 0.481 1 Eric Reed, L OBP: 0.205, SLG: 0.114 Chris Aquila, R OBP: 0.308, SLG: 0.343	1-1 G6-3 2B		4-0 BB		0-1 G4-3	2-3 K			2-3 K		0-0 FC3-6 IBB	4	1	1	0	1	2	3					
6 Dan Uggla, R OBP: 0.383, SLG: 0.479	0-1 G3		1 SAFE 2-2 HBP		0-1 1B				0-0 F7		1-0 IBB	6	0	4	1	0	0	1					
Miguel Cabrera, R OBP: 0.439, SLG: 0.583	1-1 G6-3		2-2 1B		1-1 HBP				3-2 P6		4-0 FC5-4 IBB	4	0	1	1	1	0	1					
14 Josh Willingham, R OBP: 0.376, SLG: 0.541 4 Alfredo Amezaga, S OBP: 0.262, SLG: 0.316	1-1 G6-3		2-3 HBP		2-0 K				2-3 K		0-1 FC5-4 IBB	4	0	0	0	0	3	5					
Joe Borchard, S OBP: 0.295, SLG: 0.327					0-0 G4-3				2-3 K		0-2 G6-3	5	0	0	0	0	3	2					
17 Mike Jacobs, L OBP: 0.319, SLG: 0.409 Joe Borowski, R (10, 1)					2-3 K				2-1 G3-1		3-2 K	5	0	0	0	0	2	0					
61 Reggie Abercrombie, R (1, 8)					2-3 K				1-2 K		4-2 FC3-6 SH3-4 BB	4	1	3	0	1	1	0					
20 Matt Treanor, R OBP: 0.234, SLG: 0.267					1-2 K				0-3 K		0-0 SH3-4	4	0	1	0	0	2	2					
Dontrelle Willis, L OBP: 0.222, SLG: 0.125 Wes Helms, R OBP: 0.327, SLG: 0.400					3-3 K				0-0 G4-3		1-0 FC3-6 1B	3	1	0	0	0	1	2					
<b>Inning Stats</b>	R: 1 E: 0 K: 0 S: 7	H: 1 LOB: 0 BB: 0 P: 11	R: 0 E: 0 K: 2 S: 7	H: 0 LOB: 0 BB: 0 P: 11	R: 0 E: 0 K: 3 S: 14	H: 1 LOB: 3 BB: 1 P: 30	R: 0 E: 0 K: 1 S: 10	H: 1 LOB: 1 BB: 0 P: 15	R: 1 E: 0 K: 2 S: 14	H: 2 LOB: 2 BB: 0 P: 18	R: 0 E: 0 K: 1 S: 8	H: 0 LOB: 0 BB: 0 P: 13	R: 0 E: 0 K: 2 S: 12	H: 1 LOB: 1 BB: 0 P: 17	R: 0 E: 0 K: 1 S: 9	H: 0 LOB: 0 BB: 0 P: 13	R: 0 E: 0 K: 0 S: 8	H: 2 LOB: 3 BB: 2 P: 18	1B: 10 2B: 1 3B: 0 HR: 0	SF: 0 SAC: 1 DP: 0 HBP: 1	WP: 0 PB: 0 SB: 3 CS: 0	PA: 49	
<b>PITCHER</b>	IP WLS BF H R ER SO BB IBB HBP BLK WP HR S P ERA WHIP	15 Tim Hudson, R ERA: 4.5 Ken Ray, R ERA: 4.2 Oscar Villarreal, R ERA: 2.95 Chris Reitsma, R ERA: 6.06 49 Macey McBride, L ERA: 4.22	6.0 1.0 1.0 1.0 2.0	28 3 4 10	2 0 1 1	2 0 0 1	10 0 0 1	0 0 0 1	0 0 0 0	0 0 0 0	0 0 0 0	0 0 0 0	0 0 0 0	0 0 0 0	0 0 0 0	0 0 0 0	0 0 0 0	0 0 0 0	0 0 0 0	0 0 0 0	0 0 0 0	0 0 0 0	0 0 0 0

Florida Marlins @ Atlanta Braves  
Turner Field, Atlanta, GA  
Tue May 16 2006, 7:35 PM EDT  
Att: 22,427 - Party Cloudy - 66 F

AB 43  
R 3  
H 11  
RBI 3  
BB 4  
SO 15  
LOB 20



Batter	1	2	3	4	5	6	7	8	9	10	11	AB	R	H	RBI	BB	SO	LOB	BOTTOM		
Marcus Giles, R OBP: 0.327, SLG: 0.326	1-0 E3 L1-6 1B		4-2 BB		3-2 F9				2-1 G6-3		3-1 L8	4	0	0	0	1	0	0			
11 Edgar Renteria, R OBP: 0.307, SLG: 0.445	0-1 1B		2-2 F9		0-0 F8				1-0 G6-4-3 1B		0-0 G4-3	5	0	2	0	0	0	2			
10 Chipper Jones, S OBP: 0.393, SLG: 0.398	0-3 K		0-1 L7		2-0 F8				1-1 G6-4-3		4-2 2B BB	4	1	0	0	1	1	5			
Andrew Jones, R OBP: 0.373, SLG: 0.538	0-2 L1-6				3-1 G5-4-3 HBP				0-1 F9		0-1 G1-3	4	1	1	1	0	0	2			
7 Jeff Francoeur, R OBP: 0.271, SLG: 0.452					0-2 F8				0-0 G4-3 23 1B		0-1 G4-3	5	1	2	1	0	0	2			
Brian Jordan, R OBP: 0.333, SLG: 0.500 Adam LaRoche, L OBP: 0.341, SLG: 0.461					4-2 G6-4-3 BB				0-0 P3		4-0 23 1B IBB	3	0	0	0	1	1	1			
23 Matt Diaz, R OBP: 0.364, SLG: 0.538					1-0 G6-4-3				0-0 HR		0-0 CI	4	1	3	2	0	0	1			
Todd Pratt, R OBP: 0.306, SLG: 0.323 49 Macey McBride, L (10, 1)					4-2 FC3-6 BB				1-3 K		1-2 1B	3	0	0	0	1	1	3			
15 Tim Hudson, R ERA: 5.53 Ken Ray, R ERA: 4.2 Wilson Betemit, S OBP: 0.305, SLG: 0.493 Oscar Villarreal, L ERA: 2.95 Chris Reitsma, R ERA: 6.06 16 Brian McCann, L OBP: 0.303, SLG: 0.369	9.0 1.1	WLS L	BF 35 8	H 6 2	R 2 2	ER 2 2	SO 3 0	BB 3 1	IBB 0 1	HBP 0 0	BLK 0 0	WP 0 0	HR 2 0	S 76 11	P 117 25	ERA 2.00 13.50	WHIP 1.000 2.250	2B: 2 3B: 0 HR: 2	SF: 0 SAC: 0 DP: 4 HBP: 1	WP: 0 PB: 0 SB: 0 CS: 0	PA: 43

Florida Marlins @ Atlanta Braves  
Turner Field, Atlanta, GA  
Tue May 16 2006, 7:35 PM EDT  
Att: 22,427 - Party Cloudy - 66 F

AB 36  
R 4  
H 8  
RBI 4  
BB 5  
SO 3  
LOB 19









Batter	1	2	3	4	5	6	7	8	9	AB	R	H	RBI	BB	SO	LOB	TOP										
6 Dan Uggla, R (1,4) OBP: 0.368, SLG: 0.461										4	0	0	0	0	3	0											
61 Reggie Abercrombie, R (1,8) OBP: 0.306, SLG: 0.411										4	1	1	1	0	0	0											
Miguel Cabrera, R (1,5) OBP: 0.434, SLG: 0.571										4	0	2	0	0	2	0											
14 Josh Willingham, R (1,7) OBP: 0.373, SLG: 0.533										4	0	1	0	0	1	1											
Joe Borchard, S (1,9) OBP: 0.309, SLG: 0.317										4	0	0	0	0	0	2											
37 Renyel Pinto, L (8,1)										0	0	0	0	0	0	0											
17 Mike Jacobs, L (1,3) OBP: 0.333, SLG: 0.410										4	0	2	0	0	0	0											
20 Matt Treanor, R (1,2) Miguel Olivo, R (7,PH) OBP: 0.287, SLG: 0.450										2	0	1	0	0	1	0											
11 Robert Andino, R (1,6) OBP: 0.111, SLG: 0.222										1	0	0	0	0	0	0											
Scott Olsen, L (1,1) Matt Herges, L (5,1) Wes Helms, R (7,PH) Todd Wellemeyer, R (7,1) Chris Aguila, R (8,9) OBP: 0.321, SLG: 0.391										2	0	0	0	0	1	2											
<b>Inning Stats</b>	R: 1 E: 0 K: 2 S: 9	H: 1 LOB: 0 BB: 0 P: 13	R: 0 E: 0 K: 1 S: 13	H: 2 LOB: 2 BB: 0 P: 23	R: 0 E: 0 K: 1 S: 8	H: 1 LOB: 1 BB: 0 P: 9	R: 0 E: 0 K: 1 S: 9	H: 1 LOB: 0 BB: 0 P: 14	R: 0 E: 0 K: 2 S: 10	H: 0 LOB: 0 BB: 0 P: 12	R: 0 E: 0 K: 2 S: 11	H: 0 LOB: 2 BB: 0 P: 17	R: 0 E: 0 K: 0 S: 11	H: 1 LOB: 2 BB: 0 P: 15	R: 0 E: 0 K: 1 S: 17	H: 2 LOB: 2 BB: 0 P: 25	R: 0 E: 0 K: 0 S: 5	H: 0 LOB: 0 BB: 0 P: 9	1B: 5 2B: 2 3B: 0 HR: 1	SF: 0 SAC: 0 DP: 0 HBP: 1	WP: 0 PB: 0 SB: 0 CS: 0	PA: 35					
<b>PITCHER</b>	IP	WLS	BF	H	R	ER	SO	BB	IBB	HBP	BLK	WP	HR	S	P	ERA	WHIP										
Jorge Sosa, R (1,1) ERA: 5.55	6.2	W	26	6	1	1	8	0	0	1	0	0	1	70	102	1.35	0.900										
54 Chad Paronto, R (7,1) ERA: 1.23	1.1		6	2	0	0	1	0	0	0	0	0	0	18	26	0.00	1.500										
49 Macay McBride, L (9,1) ERA: 3.86	1.0		3	0	0	0	0	0	0	0	0	0	0	5	9	0.00	0.000										

Florida Marlins @ Atlanta Braves  
Turner Field, Atlanta, GA  
Thu May 18 2006, 1:05 PM EDT  
Att: 29,996 - Partly Cloudy - 78 F

AB 34  
R 1  
H 8  
RBI 1  
BB 0  
SO 9  
LOB 9



Batter	1	2	3	4	5	6	7	8	9	AB	R	H	RBI	BB	SO	LOB	BOTTOM										
Marcus Giles, R (1,4) OBP: 0.337, SLG: 0.340										4	2	2	0	1	1	2											
4 Pete Orr, L (9,4) OBP: 0.229, SLG: 0.298										0	0	0	0	0	0	0											
11 Edgar Renteria, R (1,6) OBP: 0.408, SLG: 0.437										4	1	1	0	1	1	3											
49 Macay McBride, L (9,1)										0	0	0	0	0	0	0											
10 Chipper Jones, S (1,5) OBP: 0.394, SLG: 0.443										3	1	1	3	0	1	1											
Andrew Jones, R (1,8) OBP: 0.360, SLG: 0.510										4	0	0	0	0	2	3											
Ryan Langerhans, L (8,8) OBP: 0.354, SLG: 0.378										0	0	0	0	0	0	0											
7 Jeff Francoeur, R (1,9) OBP: 0.279, SLG: 0.491										4	3	3	3	0	0	0											
23 Matt Diaz, R (1,7) OBP: 0.383, SLG: 0.632										4	1	2	1	0	0	1											
Brian Jordan, R (1,3) OBP: 0.333, SLG: 0.491										1	0	0	1	1	0	0											
Adam LaRoche, L (6,3) OBP: 0.340, SLG: 0.455										1	0	0	0	0	1	1											
16 Brian McCann, L (1,2) OBP: 0.397, SLG: 0.560										3	1	1	0	1	1	1											
Jorge Sosa, R (1,1) OBP: 0.273, SLG: 0.444										3	0	0	0	0	2	1											
54 Chad Paronto, R (7,1) ERA: 5.48										0	0	0	0	0	0	0											
Wilson Betemit, S (6,PH) OBP: 0.329, SLG: 0.493										1	0	1	0	0	0	0											
<b>Inning Stats</b>	R: 0 E: 0 K: 3 S: 12	H: 1 LOB: 1 BB: 0 P: 19	R: 0 E: 0 K: 0 S: 9	H: 0 LOB: 0 BB: 0 P: 12	R: 2 E: 0 K: 2 S: 13	H: 2 LOB: 1 BB: 1 P: 24	R: 1 E: 0 K: 1 S: 9	H: 1 LOB: 0 BB: 0 P: 12	R: 5 E: 0 K: 1 S: 16	H: 4 LOB: 1 BB: 2 P: 27	R: 0 E: 0 K: 0 S: 7	H: 0 LOB: 0 BB: 0 P: 10	R: 1 E: 0 K: 1 S: 12	H: 2 LOB: 1 BB: 0 P: 19	R: 0 E: 0 K: 1 S: 10	H: 1 LOB: 1 BB: 1 P: 20	R: 0 E: 0 K: 0 S: 5	H: 0 LOB: 0 BB: 0 P: 9	1B: 4 2B: 3 3B: 1 HR: 3	SF: 2 SAC: 0 DP: 1 HBP: 0	WP: 1 PB: 0 SB: 0 CS: 0	PA: 38					
<b>PITCHER</b>	IP	WLS	BF	H	R	ER	SO	BB	IBB	HBP	BLK	WP	HR	S	P	ERA	WHIP										
Scott Olsen, L (1,1) ERA: 6.55	4.2	L	24	8	8	8	7	2	0	0	0	0	2	56	87	15.43	2.143										
Matt Herges, R (5,1) ERA: 5.48	1.1		5	0	0	0	0	1	0	0	0	0	0	10	17	0.00	0.750										
Todd Wellemeyer, R (7,1) ERA: 4.82	1.0		5	2	1	1	1	0	0	0	0	0	1	12	19	9.00	2.000										
37 Renyel Pinto, L (8,1) ERA:	1.0		4	1	0	0	1	1	0	0	0	0	0	10	20	0.00	2.000										

Florida Marlins @ Atlanta Braves  
Turner Field, Atlanta, GA  
Thu May 18 2006, 1:05 PM EDT  
Att: 29,996 - Partly Cloudy - 78 F

AB 32  
R 9  
H 11  
RBI 8  
BB 4  
SO 9  
LOB 13






Batter	1	2	3	4	5	6	7	8	9	10	AB	R	H	RBI	BB	SO	LOB	
61 Reggie Abercrombie, R (1.8) OBP: 0.302, SLG: 0.402	0-3 K	0-0 FC6-4 1B			1 SAFE 0-0 F7		1 SAFE 2-3 K		0-3 K		5	0	1	1	0	3	2	
6 Dan Uggla, R (1.4) OBP: 0.364, SLG: 0.472	1-2 HR	1-0 FC6-4			0-1 F9		0-1 G6-3		2-3 K		5	1	1	1	0	1	4	
Miguel Cabrera, R (1.10) OBP: 0.433, SLG: 0.572	2-0 2B				2-2 G5-3				3-2 SH5-4 1B		5	1	2	0	0	0	1	
14 Josh Willingham, R (1.7) OBP: 0.367, SLG: 0.518	3-2 L6				2-2 G5-3		2-0 F8		4-2 SH5-4 1B		4	1	0	0	1	0	1	
Wes Helms, R (1.5) OBP: 0.316, SLG: 0.380	0-1 G6-3				1-1 G5-3		1-0 E9 1B		0-0 SH5-4		4	0	1	0	0	0	1	
17 Mike Jacobs, L (1.3) OBP: 0.331, SLG: 0.400		0-0 G4-3			1-0 F7		0-3 K		4-0 P3-5 1B		3	0	0	0	1	1	1	
Joe Borchard, S (1.9) OBP: 0.306, SLG: 0.313		2-0 F9			2-1 G4-3		2-1 F7		0-0 1B		4	0	1	2	0	0	1	
Miguel Olivo, R (1.2) OBP: 0.286, SLG: 0.442		1-1 61 BB 1B			0-3 K				1-2 2H 3H		4	1	1	0	0	1	2	
11 Robert Andino, R (1.6) OBP: 0.308, SLG: 0.333		4-0 61 BB 1B			1-2 1B		0-0 61 S 1B		1-0 G6-3		3	0	2	0	1	0	0	
<b>Inning Stats</b>	R: 1 E: 0 K: 1 S: 15	H: 2 LOB: 1 BB: 0 P: 21	R: 1 E: 0 K: 0 S: 6	H: 2 LOB: 2 BB: 1 P: 14	R: 0 E: 0 K: 0 S: 6	H: 0 LOB: 0 BB: 0 P: 9	R: 0 E: 0 K: 1 S: 6	H: 0 LOB: 0 BB: 0 P: 9	R: 0 E: 0 K: 0 S: 10	H: 1 LOB: 1 BB: 0 P: 13	R: 0 E: 0 K: 1 S: 9	H: 1 LOB: 1 BB: 0 P: 12	R: 0 E: 0 K: 2 S: 7	H: 0 LOB: 0 BB: 0 P: 10	R: 0 E: 0 K: 0 S: 9	H: 0 LOB: 0 BB: 0 P: 13	1B: 7 2B: 2 3B: 0 HR: 1	SF: 0 SAC: 1 DP: 1 HBP: 0

PITCHER	IP	WLS	BF	H	R	ER	SO	BB	IBB	HBP	BLK	WP	HR	S	P	ERA	WHIP
Casey Fossum, L (1.1) ERA: 5.19	4.0		17	4	2	2	2	BB: 1	IBB: 0	HBP: 0	BLK: 0	WP: 0	HR: 1	S: 33	P: 53	4.50	1.250
Brian Meadows, R (5.1) ERA: 6.43	2.0		8	2	0	0	1	BB: 0	IBB: 0	HBP: 0	BLK: 0	WP: 0	HR: 0	S: 18	P: 26	0.00	1.000
Travis Harper, R (7.1) ERA: 4.86	1.0	H	6	2	2	2	1	BB: 1	IBB: 0	HBP: 0	BLK: 0	WP: 0	HR: 0	S: 14	P: 24	18.00	3.000
22 Shawn Camp, R (8.1) ERA: 3.2	2.0	B	7	1	0	0	2	BB: 0	IBB: 0	HBP: 0	BLK: 0	WP: 0	HR: 0	S: 15	P: 22	0.00	0.500
Tyler Walker, R (10.1) ERA: 8.27	1.0	W	3	0	0	0	0	BB: 0	IBB: 0	HBP: 0	BLK: 0	WP: 0	HR: 0	S: 9	P: 13	0.00	0.000

**Florida Marlins @ Tampa Bay Devil Rays**  
Tropicana Field, St. Petersburg, FL  
Fri May 19 2006, 7:15 PM EDT  
Att. 10,017 - Dome - 72 F

livebaseballscorecards.com

AB	37
R	4
H	9
RBI	4
BB	3
SO	6
LOB	13




Batter	1	2	3	4	5	6	7	8	9	10	AB	R	H	RBI	BB	SO	LOB					
Julio Lugo, R (1.6) OBP: 0.259, SLG: 0.377	1-2 G5-3		2-3 K2-3		1-1 B1-3		1-1 F8		0-2 31 S 2B		5	0	1	0	0	1	1					
13 Carl Crawford, L (1.7) OBP: 0.324, SLG: 0.348	1-1 31 G6-3 2B		1-2 G4-3		0-0 G3				4-0 BB		4	1	1	0	1	1	1					
31 Jonny Gomes, R (1.10) OBP: 0.412, SLG: 0.638	1-1 SAFE G6-3				0-0 G3-1 2B		0-1 E6 S 1B		1-3 K		5	1	1	0	0	1	3					
Aubrey Huff, L (1.5) OBP: 0.259, SLG: 0.246	1-1 2B				0-0 G3-1		3-1 SAFE G4-3		4-0 1B		4	1	2	2	1	0	2					
Ty Wigginton, R (1.4) OBP: 0.298, SLG: 0.493	0-3 K				4-1 G4-6-3 BB		2-2 G6-3		0-0 BB		3	0	1	0	1	1	2					
Travis Lee, L (1.3) OBP: 0.267, SLG: 0.333		2-3 K			2-2 G4-6-3		0-1 1B		0-3 K		4	0	1	1	0	2	4					
Toby Hall, R (1.2) OBP: 0.321, SLG: 0.476		1-0 F9			0-0 1B G4-3 2B		0-3 SAFE K		0-0 HR		4	2	2	1	0	1	1					
Damon Hollins, R (1.9) OBP: 0.276, SLG: 0.469		3-2 F9			1-0 G4-3 1B		0-0 F9		3-2 P5		4	0	1	0	0	0	0					
Joey Gathright, L (1.8) OBP: 0.326, SLG: 0.225					2-2 G4-3		0-0 F9		2-3 K		3	0	0	1	0	0	1					
14 Greg Norton, S (9, PH) OBP: 0.243, SLG: 0.548											1	0	0	0	0	1	0					
Russell Branyan, L (10.9) OBP: 0.226, SLG: 0.439					2-3 3H						0	0	0	0	0	0	0					
<b>Inning Stats</b>	R: 1 E: 0 K: 1 S: 12	H: 2 LOB: 1 BB: 0 P: 16	R: 0 E: 0 K: 1 S: 7	H: 0 LOB: 0 BB: 0 P: 13	R: 0 E: 0 K: 1 S: 8	H: 0 LOB: 0 BB: 0 P: 12	R: 0 E: 0 K: 0 S: 6	H: 1 LOB: 1 BB: 0 P: 12	R: 1 E: 0 K: 0 S: 8	H: 2 LOB: 1 BB: 0 P: 10	R: 1 E: 1 K: 1 S: 14	H: 1 LOB: 1 BB: 0 P: 19	R: 0 E: 0 K: 0 S: 4	H: 0 LOB: 0 BB: 0 P: 5	R: 0 E: 0 K: 3 S: 10	H: 1 LOB: 2 BB: 1 P: 16	R: 1 E: 0 K: 1 S: 13	H: 2 LOB: 2 BB: 0 P: 23	R: 1 E: 0 K: 0 S: 4	H: 1 LOB: 0 BB: 0 P: 6	1B: 4 2B: 4 3B: 0 HR: 2	SF: 0 SAC: 0 DP: 1 HBP: 0

PITCHER	IP	WLS	BF	H	R	ER	SO	BB	IBB	HBP	BLK	WP	HR	S	P	ERA	WHIP
Brian Moehler, R (1.1) ERA: 7.29	7.0		28	6	3	2	4	BB: 1	IBB: 0	HBP: 0	BLK: 0	WP: 0	HR: 0	S: 59	P: 89	2.57	1.000
19 Logan Kensing, R (8.1) ERA: 5.14	1.0	H	5	1	0	0	3	BB: 0	IBB: 0	HBP: 0	BLK: 0	WP: 0	HR: 0	S: 10	P: 16	0.00	2.000
Joe Borowski, R (9.1) ERA: 4.96	1.0	B	6	2	1	1	1	BB: 1	IBB: 0	HBP: 0	BLK: 0	WP: 0	HR: 1	S: 13	P: 23	9.00	3.000
Yusmeiro Petit, R (10.1) ERA: 2.25	0.0	L	1	1	1	1	0	BB: 0	IBB: 0	HBP: 0	BLK: 0	WP: 0	HR: 0	S: 4	P: 6	∞	∞

**Florida Marlins @ Tampa Bay Devil Rays**  
Tropicana Field, St. Petersburg, FL  
Fri May 19 2006, 7:15 PM EDT  
Att. 10,017 - Dome - 72 F

livebaseballscorecards.com

AB	37
R	5
H	10
RBI	5
BB	3
SO	8
LOB	15





Batter	1	2	3	4	5	6	7	8	9	AB	R	H	RBI	BB	SO	LOB	TOP										
4 Alfredo Amezaga, S (1, 4) OBP: 0.280, SLG: 0.292	F7	F7		F7			BB		K	4	0	0	0	1	1	2	<b>Florida Marlins @ Tampa Bay Devil Rays</b> Tropicana Field, St. Petersburg, FL Sat May 20 2006, 7:15 PM EDT Att: 14,837 - Dome - 72 F <a href="http://livebaseballscorecards.com">livebaseballscorecards.com</a>										
6 Dan Uggla, R (1, 10) OBP: 0.365, SLG: 0.472	G6-3 14 1B		L5		G6-4-3 BB		K		F9	4	1	1	0	1	1	1											
Miguel Cabrera, R (1, 5) OBP: 0.423, SLG: 0.558	G6-3		F7		G6-4-3		G6-3			4	0	0	0	0	0	3											
14 Josh Willingham, R (1, 7) OBP: 0.376, SLG: 0.524							K			4	0	3	1	0	1	1											
Joe Borchard, S (1, 9) OBP: 0.289, SLG: 0.294	P5		F8		G4-3				L9	4	0	0	0	0	0	3											
17 Mike Jacobs, L (1, 3) OBP: 0.342, SLG: 0.414										3	1	2	0	1	1	0											
2 Hanley Ramirez, R (8, PR) OBP: 0.394, SLG: 0.481										0	0	0	0	0	0	0											
Wes Helms, R (8, 3) OBP: 0.316, SLG: 0.380										0	0	0	0	0	0	0											
61 Reggie Abercrombie, R (1, 8) OBP: 0.369, SLG: 0.395										2	1	0	0	1	2	2											
Miguel Olivo, R (1, 2) OBP: 0.287, SLG: 0.449										3	0	1	0	0	1	2											
11 Robert Andino, R (1, 6) OBP: 0.235, SLG: 0.286										2	0	0	2	0	0	1											
<b>Inning Stats</b>	R: 1 E: 0 K: 0 S: 13	H: 2 LOB: 1 BB: 0 P: 16	R: 1 E: 0 K: 1 S: 18	H: 1 LOB: 1 BB: 1 P: 25	R: 0 E: 0 K: 0 S: 8	H: 1 LOB: 1 BB: 0 P: 12	R: 1 E: 0 K: 0 S: 9	H: 1 LOB: 1 BB: 0 P: 12	R: 0 E: 0 K: 1 S: 10	H: 0 LOB: 1 BB: 1 P: 17	R: 0 E: 0 K: 1 S: 13	H: 0 LOB: 1 BB: 1 P: 18	R: 0 E: 0 K: 2 S: 11	H: 0 LOB: 1 BB: 1 P: 20	R: 0 E: 0 K: 2 S: 8	H: 1 LOB: 2 BB: 0 P: 13	R: 0 E: 0 K: 1 S: 8	H: 0 LOB: 0 BB: 0 P: 9	1B: 4 2B: 3 3B: 0 HR: 0	SF: 2 SAC: 1 DP: 1 HBP: 1	WP: 0 PB: 0 SB: 2 CS: 0	PA: 38					
<b>PITCHER</b>	IP	WLS	BF	H	R	ER	SO	BB	IBB	HBP	BLK	WP	HR	S	P	ERA	WHIP										
Doug Waechter, R (1, 1) ERA: 6.63	6.0		27	6	3	3	2	3	0	1	0	0	0	71	100	4.50	1.500										
54 Chad Orvella, R (7, 1) ERA: 5.59	2.0	8	1	0	0	4	1	0	0	0	0	0	0	19	33	0.00	1.000										
45 Ruddy Lugo, R (9, 1) ERA: 5.84	1.0	W	3	0	0	0	1	0	0	0	0	0	0	8	9	0.00	0.000										

Batter	1	2	3	4	5	6	7	8	9	AB	R	H	RBI	BB	SO	LOB	BOTTOM										
Julio Lugo, R (1, 6) OBP: 0.259, SLG: 0.357	K		G6-3		G6-3					3	0	0	0	0	1	1	<b>Florida Marlins @ Tampa Bay Devil Rays</b> Tropicana Field, St. Petersburg, FL Sat May 20 2006, 7:15 PM EDT Att: 14,837 - Dome - 72 F <a href="http://livebaseballscorecards.com">livebaseballscorecards.com</a>										
13 Carl Crawford, L (1, 7) OBP: 0.322, SLG: 0.342	G6-3						HBP		F9	3	0	0	0	1	0	2											
31 Jonny Gomes, R (1, 10) OBP: 0.409, SLG: 0.628	K									4	1	1	0	0	1	2											
Aubrey Huff, L (1, 5) OBP: 0.271, SLG: 0.260										4	1	2	0	0	0	0											
Ty Wigginton, R (1, 4) OBP: 0.291, SLG: 0.480										4	0	0	0	0	1	3											
Travis Lee, L (1, 3) OBP: 0.273, SLG: 0.346										4	1	2	1	0	1	1											
Toby Hall, R (1, 2) OBP: 0.321, SLG: 0.468										2	0	0	0	1	0	2											
8 Josh Paul, R (7, PR) OBP: 0.286, SLG: 0.324										0	0	0	0	0	0	0											
Damon Hollins, R (1, 9) OBP: 0.267, SLG: 0.453										4	0	0	0	0	0	2											
Joey Gathright, L (1, 8) OBP: 0.328, SLG: 0.230										2	0	1	0	0	0	0											
Russell Branyan, L (7, PH) OBP: 0.234, SLG: 0.492										2	1	1	2	0	0	1											
<b>Inning Stats</b>	R: 0 E: 0 K: 2 S: 8	H: 0 LOB: 0 BB: 0 P: 12	R: 0 E: 0 K: 0 S: 12	H: 1 LOB: 1 BB: 0 P: 18	R: 0 E: 0 K: 0 S: 6	H: 0 LOB: 0 BB: 0 P: 9	R: 2 E: 1 K: 0 S: 15	H: 3 LOB: 1 BB: 0 P: 19	R: 0 E: 0 K: 0 S: 14	H: 1 LOB: 2 BB: 1 P: 25	R: 0 E: 0 K: 2 S: 9	H: 0 LOB: 0 BB: 0 P: 11	R: 0 E: 0 K: 0 S: 9	H: 0 LOB: 2 BB: 1 P: 19	R: 0 E: 0 K: 0 S: 7	H: 0 LOB: 0 BB: 0 P: 11	R: 2 E: 0 K: 0 S: 10	H: 2 LOB: 0 BB: 0 P: 14	1B: 5 2B: 1 3B: 0 HR: 1	SF: 0 SAC: 1 DP: 0 HBP: 1	WP: 1 PB: 0 SB: 1 CS: 0	PA: 36					
<b>PITCHER</b>	IP	WLS	BF	H	R	ER	SO	BB	IBB	HBP	BLK	WP	HR	S	P	ERA	WHIP										
55 Josh Johnson, R (1, 1) ERA: 2.62	0.1	H	1	0	0	0	0	0	0	0	0	0	0	3	4	0.00	0.000										
Matt Herges, R (7, 1) ERA: 5.4	1.0	H	3	0	0	0	0	0	0	0	0	0	0	7	11	0.00	0.000										
Randy Messenger, R (8, 1) ERA: 5.28	0.2	L	4	2	2	2	0	0	0	0	0	0	1	10	14	27.00	3.000										



Batter	1	2	3	4	5	6	7	8	9	AB	R	H	RBI	BB	SO	LOB	TOP								
11 Robert Andino, R (1, 6) OBP: 0.238, SLG: 0.278	2-3 K		0-0 1B			1-1 F9		0-0 F8		4	0	1	0	0	1	1									
6 Dan Uggla, R (1, 4) OBP: 0.382, SLG: 0.467	1-3 K		1-2 L7			2-2 1B		0-2 F7		4	0	1	0	0	1	2									
Miguel Cabrera, R (1, 5) OBP: 0.419, SLG: 0.556	2-2 G6-3				2-2 2B	2-1 F8			1-2 P4	4	0	1	0	0	0	1									
14 Josh Willingham, R (1, 10) OBP: 0.374, SLG: 0.514		4-1 61 PO 1B BB			0-0 G5-3	2-3 K			2-2 F8	3	0	0	0	1	1	2									
Wes Helms, R (1, 3) OBP: 0.300, SLG: 0.358	2-3 K				0-0 L5				0-0 F9	3	0	0	0	0	2	2									
17 Mike Jacobs, L (9, PH) OBP: 0.340, SLG: 0.411										1	0	0	0	0	0	0									
Joe Borchard, S (1, 9) OBP: 0.278, SLG: 0.282	3-3 K				1-3 K					3	0	0	0	0	2	2									
Chris Aquila, R (1, 7) OBP: 0.306, SLG: 0.338	1-1 1B				2-1 G5-3			1-2 F8		3	0	1	0	0	0	0									
61 Reggie Abercrombie, R (1, 8) OBP: 0.301, SLG: 0.385	2-0 PO		2-3 K		3-3 K			1-3 K		3	0	0	0	0	3	0									
20 Matt Treanor, R (1, 2) OBP: 0.264, SLG: 0.280					0-3 K			4-2 HBP		2	0	0	0	0	1	0									
<b>Inning Stats</b>	R: 0 E: 0 K: 2 S: 10	H: 0 LOB: 0 BB: 0 P: 15	R: 0 E: 0 K: 2 S: 11	H: 1 LOB: 1 BB: 1 P: 23	R: 0 E: 0 K: 2 S: 11	H: 1 LOB: 1 BB: 0 P: 14	R: 0 E: 0 K: 1 S: 8	H: 1 LOB: 1 BB: 0 P: 11	R: 0 E: 0 K: 1 S: 6	H: 0 LOB: 0 BB: 0 P: 11	R: 0 E: 0 K: 1 S: 11	H: 1 LOB: 1 BB: 0 P: 18	R: 0 E: 0 K: 1 S: 9	H: 0 LOB: 0 BB: 0 P: 12	R: 0 E: 0 K: 1 S: 10	H: 0 LOB: 1 BB: 0 P: 15	R: 0 E: 0 K: 0 S: 7	H: 0 LOB: 0 BB: 0 P: 10	1B: 3 2B: 1 3B: 0 HR: 0	SF: 0 SAC: 0 DP: 0 HBP: 1	WP: 0 PB: 0 SB: 1 CS: 1	PA: 33			
<b>PITCHER</b>	IP	WLS	BF	H	R	ER	SO	BB	IBB	HBP	BLK	WP	HR	S	P	ERA	WHIP								
19 Scott Kazmir, L (1, 1) ERA: 2.39	8.0	W	29	4	0	0	11	1	0	1	0	0	0	76	119	0.00	0.625								
Tyler Walker, R (9, 1) ERA: 7.73	1.0	S	3	0	0	0	0	0	0	0	0	0	0	7	10	0.00	0.000								

Florida Marlins @ Tampa Bay Devil Rays  
Tropicana Field, St. Petersburg, FL  
Sun May 21 2006, 1:15 PM EDT  
Att: 19,058 - Dome - 72 F

AB	30
R	0
H	4
RBI	0
BB	1
SO	11
LOB	10



Batter	1	2	3	4	5	6	7	8	9	AB	R	H	RBI	BB	SO	LOB	BOTTOM								
Julio Lugo, R (1, 6) OBP: 0.258, SLG: 0.350	1-1 G5-3		1-0 G4-3			0-1 FC5-4 1B		1-1 G1-3		4	0	1	0	0	0	0									
Damon Hollins, R (1, 7) OBP: 0.274, SLG: 0.445	4-0 31 1B BB		4-1 1B BB		2-1 FC5-4 31 3B		0-2 F8			2	1	0	0	2	0	1									
31 Jonny Gomes, R (1, 9) OBP: 0.411, SLG: 0.638	0-0 1B		2-2 F8		0-1 E 3B		2-2 L9			4	1	2	1	0	0	1									
13 Carl Crawford, L (9, 7) OBP: 0.322, SLG: 0.342	1-2 1B		0-0 1B		1-1 E9 14 1B		0-0 G3-1			0	0	0	0	0	0	0									
Ty Wigginton, R (1, 4) OBP: 0.296, SLG: 0.481	1-3 K		0-0 1B		2-2 E9 14 1B		0-0 G3-1			4	1	2	1	0	1	2									
14 Greg Norton, S (1, 3) OBP: 0.333, SLG: 0.514	1-3 K		1-3 K		0-0 1B		0-1 F9			4	0	1	1	0	2	4									
Travis Lee, L (9, 3) OBP: 0.273, SLG: 0.346					0-0 1B					0	0	0	0	0	0	0									
Toby Hall, R (1, 10) OBP: 0.314, SLG: 0.457		1-1 F8			0-2 G5-3		1-1 F7			3	0	0	0	0	0	0									
8 Josh Paul, R (1, 2) OBP: 0.316, SLG: 0.351		2-2 BB 1B			2-1 F9		0-2 CS 1B			3	0	2	0	0	0	0									
Tomas Perez, S (1, 5) OBP: 0.220, SLG: 0.274		4-0 G6-4-3 BB			2-2 P6		0-1 G4-3			2	0	0	0	1	0	1									
Joey Gathright, L (1, 8) OBP: 0.321, SLG: 0.224		0-1 G6-4-3			1-1 F7		0-2 G5-3			3	0	0	0	0	0	2									
<b>Inning Stats</b>	R: 0 E: 0 K: 2 S: 11	H: 1 LOB: 2 BB: 1 P: 18	R: 0 E: 0 K: 0 S: 7	H: 1 LOB: 1 BB: 1 P: 14	R: 0 E: 0 K: 1 S: 9	H: 1 LOB: 2 BB: 1 P: 17	R: 0 E: 0 K: 0 S: 11	H: 0 LOB: 0 BB: 0 P: 15	R: 3 E: 1 K: 0 S: 13	H: 4 LOB: 1 BB: 0 P: 18	R: 0 E: 0 K: 0 S: 7	H: 1 LOB: 0 BB: 0 P: 8	R: 0 E: 0 K: 0 S: 8	H: 0 LOB: 0 BB: 0 P: 9	R: 0 E: 0 K: 0 S: 6	H: 0 LOB: 0 BB: 0 P: 8	R: 0 E: 0 K: 0 S: 6	H: 0 LOB: 0 BB: 0 P: 8	1B: 7 2B: 0 3B: 1 HR: 0	SF: 0 SAC: 0 DP: 1 HBP: 0	WP: 0 PB: 0 SB: 0 CS: 1	PA: 32			
<b>PITCHER</b>	IP	WLS	BF	H	R	ER	SO	BB	IBB	HBP	BLK	WP	HR	S	P	ERA	WHIP								
Dontrelle Willis, L (1, 1) ERA: 5.12	8.0	L	32	8	3	2	3	3	0	0	0	0	0	72	107	2.25	1.375								

Florida Marlins @ Tampa Bay Devil Rays  
Tropicana Field, St. Petersburg, FL  
Sun May 21 2006, 1:15 PM EDT  
Att: 19,058 - Dome - 72 F

AB	29
R	3
H	8
RBI	3
BB	3
SO	3
LOB	11





Batter	1	2	3	4	5	6	7	8	9	AB	R	H	RBI	BB	SO	LOB	TOP										
Juan Pierre, L OBP: 0.276, SLG: 0.301	B2-3		P6			G4-3 2B		G4-6-3 1B		4	0	2	0	0	0	1	<b>Chicago Cubs @ Florida Marlins</b> Dolphin Stadium, Miami, FL Mon May 22, 2006, 7:05 PM EDT Att: 9,462 - Partly Cloudy - 83 F										
5 Ronny Cedeno, R OBP: 0.305, SLG: 0.380	G4-3			P3		G4-3		K		4	0	0	0	0	1	3											
Todd Walker, L OBP: 0.360, SLG: 0.393 Ryan Theriot, R	F7			G3		K		G4-6-3		3	0	0	0	0	1	1											
Michael Barrett, R OBP: 0.346, SLG: 0.487 24 Henry Blanco, R OBP: 0.156, SLG: 0.051		P6		G5-3			K		F8	3	0	0	0	0	1	0											
Jacque Jones, L OBP: 0.321, SLG: 0.488						L4		G4-3		4	0	2	0	0	0	0											
16 Aramis Ramirez, R OBP: 0.315, SLG: 0.476										4	1	2	1	0	0	2											
John Mabry, L OBP: 0.262, SLG: 0.237										2	0	0	0	2	0	1											
19 Matt Murton, R OBP: 0.342, SLG: 0.348 44 Roberto Novoa, R										2	0	0	0	0	0	2											
Neifi Perez, S OBP: 0.220, SLG: 0.244 Scott Williamson, R										0	0	0	0	0	0	1											
13 Will Ohman, L OBP: 1.000, SLG: 1.000										0	0	0	0	0	0	0											
45 Sean Marshall, L OBP: 0.176, SLG: 0.176 43 Michael Wuertz, R Freddie Bynum, L OBP: 0.270, SLG: 0.429										1	0	0	0	0	1	1											
										0	0	0	0	0	0	0											
										1	0	0	0	0	0	0											
<b>Inning Stats</b>	R: 0 E: 0 K: 0 S: 7	H: 0 LOB: 0 BB: 0 P: 13	R: 0 E: 0 K: 0 S: 4	H: 1 LOB: 0 BB: 0 P: 7	R: 0 E: 0 K: 1 S: 9	H: 0 LOB: 1 BB: 1 P: 17	R: 0 E: 0 K: 0 S: 5	H: 0 LOB: 0 BB: 0 P: 7	R: 0 E: 0 K: 0 S: 5	H: 1 LOB: 1 BB: 1 P: 11	R: 0 E: 0 K: 1 S: 10	H: 1 LOB: 1 BB: 0 P: 14	R: 1 E: 1 K: 1 S: 12	H: 1 LOB: 1 BB: 0 P: 18	R: 0 E: 0 K: 1 S: 8	H: 1 LOB: 1 BB: 0 P: 12	R: 0 E: 0 K: 0 S: 9	H: 1 LOB: 1 BB: 0 P: 12	1B: 4 2B: 1 3B: 0 HR: 1	SF: 0 SAC: 0 DP: 3 HBP: 1	WP: 0 PB: 0 SB: 0 CS: 0	PA: 34					
<b>PITCHER</b>	IP	WLS	BF	H	R	ER	SO	BB	IBB	HBP	BLK	WP	HR	S	P	ERA	WHIP										
47 Ricky Nolasco, R ERA: 2.89	7.0	W	26	4	1	1	3	2	0	0	0	0	1	52	87	1.29	0.857										
37 Rencyel Pinto, L ERA:	1.0		4	1	0	0	1	0	0	1	0	0	0	8	12	0.00	1.000										
Todd Wellemeyer, R ERA: 4.58	1.0		4	1	0	0	0	0	0	0	0	0	0	9	12	0.00	1.000										

Batter	1	2	3	4	5	6	7	8	9	AB	R	H	RBI	BB	SO	LOB	BOTTOM										
2 Hanley Ramirez, R OBP: 0.411, SLG: 0.490	G6-4-3 1B	G6-4-3 1B		G5-3 HBP	G5-3 1B		G1-3 BB			3	3	3	2	1	0	0	<b>Chicago Cubs @ Florida Marlins</b> Dolphin Stadium, Miami, FL Mon May 22, 2006, 7:05 PM EDT Att: 9,462 - Partly Cloudy - 83 F										
6 Dan Uggla, R OBP: 0.388, SLG: 0.474	G6-4-3 1B	G6-4-3 2B		G5-3	G1-3 BB		G1-3			4	0	2	1	1	0	2											
Miguel Cabrera, R OBP: 0.416, SLG: 0.549 Wes Helms, R OBP: 0.295, SLG: 0.352	G6-4-3	K		G6-4-3	SF9		G3			2	1	0	1	1	1	2											
14 Josh Willingham, R OBP: 0.374, SLG: 0.503	BB			K	F9			G4-3		3	0	0	0	1	1	4											
Chris Aquila, R OBP: 0.300, SLG: 0.341	L8			K	2B		G6-3	F7		5	0	1	2	0	1	2											
17 Mike Jacobs, L OBP: 0.335, SLG: 0.398		G3		G1-3	G1-3		F8	K		4	0	0	0	1	1	1											
61 Reggie Abercrombie, R OBP: 0.316, SLG: 0.390 27 Jeremy Hermida, L OBP: 0.444, SLG: 0.333										1	2	1	0	2	0	0											
Miguel Olivo, R OBP: 0.286, SLG: 0.450										1	0	1	0	0	0	0											
47 Ricky Nolasco, R OBP: 0.333, SLG: 0.833 Joe Borchard, S OBP: 0.275, SLG: 0.278 37 Rencyel Pinto, L Todd Wellemeyer, R	G4-3									3	2	2	2	0	0	2											
										1	0	0	0	0	0	0											
										0	0	0	0	0	0	0											
<b>Inning Stats</b>	R: 1 E: 0 K: 0 S: 8	H: 2 LOB: 1 BB: 1 P: 14	R: 3 E: 0 K: 1 S: 14	H: 4 LOB: 1 BB: 0 P: 22	R: 0 E: 1 K: 1 S: 7	H: 0 LOB: 2 BB: 2 P: 19	R: 3 E: 0 K: 1 S: 19	H: 2 LOB: 1 BB: 1 P: 32	R: 2 E: 0 K: 0 S: 21	H: 2 LOB: 2 BB: 2 P: 37	R: 0 E: 0 K: 0 S: 12	H: 1 LOB: 1 BB: 0 P: 17	R: 0 E: 0 K: 0 S: 5	H: 0 LOB: 1 BB: 1 P: 12	R: 0 E: 0 K: 1 S: 10	H: 0 LOB: 0 BB: 0 P: 13	R: 0 E: 0 K: 0 S: 9	H: 0 LOB: 0 BB: 0 P: 12	1B: 7 2B: 3 3B: 0 HR: 1	SF: 1 SAC: 0 DP: 2 HBP: 2	WP: 0 PB: 0 SB: 3 CS: 0	PA: 42					
<b>PITCHER</b>	IP	WLS	BF	H	R	ER	SO	BB	IBB	HBP	BLK	WP	HR	S	P	ERA	WHIP										
45 Sean Marshall, L ERA: 5.29	3.1	L	21	7	7	7	2	4	0	2	0	0	0	35	67	18.90	3.300										
43 Michael Wuertz, R ERA: 9.82	1.0		8	3	2	2	1	2	0	0	0	0	0	19	28	0.00	0.600										
44 Roberto Novoa, R ERA: 3.6	1.2		6	1	0	0	0	0	0	0	0	0	0	5	12	0.00	1.000										
Scott Williamson, R ERA: 3.2	1.0		4	0	0	0	0	1	0	0	0	0	0	5	12	0.00	1.000										
13 Will Ohman, L ERA: 6.62	1.0		3	0	0	0	1	0	0	0	0	0	0	10	13	0.00	0.000										













Batter	1	2	3	4	5	6	7	8	9	AB	R	H	RBI	BB	SO	LOB	TOP					
7 José Reyes, S (1, 6) OBP: 0.320, SLG: 0.425	4-2 15 E 15 S 1B BB		0-2 G6-3			1-3 K			4-1 21 D BB	2	1	0	0	2	1	0						
16 Paul Lo Duca, R (1, 2) OBP: 0.340, SLG: 0.431	SAFE K	2-2 K		1-1 21 G6-3 1B		0-0 G6-3			1-1 F8	4	0	1	0	0	1	2						
15 Carlos Beltrán, S (1, 8) OBP: 0.379, SLG: 0.590	SAFE 1B CS	2-0 1B CS		2-3 K		1-0 P6			2-2 F8	4	0	1	1	0	1	2						
21 Carlos Delgado, L (1, 3) OBP: 0.365, SLG: 0.541	SAFE K	2-3 K		3-2 G6-3		1-0 G4-3			1-3 K	4	0	0	0	0	2	3						
Cliff Floyd, L (1, 7) OBP: 0.322, SLG: 0.377	SAFE CS	1-1 P2		1-0 F7		4-0 BB				2	0	0	0	1	0	1						
Xavier Nady, R (1, 9) OBP: 0.337, SLG: 0.506		0-3 K			0-1 F9					3	0	0	0	0	2	1						
22 Jose Valentin, S (1, 5) OBP: 0.279, SLG: 0.345		2-1 P6			3-1 G1-3				2-3 K	3	0	0	0	0	1	0						
Kazuo Matsui, S (1, 4) OBP: 0.246, SLG: 0.291			0-2 G6-3		3-3 K				3-3 K	3	0	0	0	0	2	0						
45 Pedro Martínez, R (1, 1) OBP: 0.136, SLG: 0.095			2-3 K			2-2 G6-3			0-1 G6-3	2	0	0	0	0	1	0						
Julio Franco, R (8, PH) OBP: 0.321, SLG: 0.462										1	0	0	0	0	0	0						
50 Duaner Sanchez, R (8, 1)										0	0	0	0	0	0	0						
<b>Inning Stats</b>	R: 1 E: 0 K: 2 S: 14	H: 1 LOB: 0 BB: 1 P: 24	R: 0 E: 0 K: 1 S: 6	H: 0 LOB: 0 BB: 0 P: 8	R: 0 E: 0 K: 1 S: 11	H: 0 LOB: 0 BB: 0 P: 13	R: 0 E: 0 K: 1 S: 13	H: 1 LOB: 1 BB: 0 P: 20	R: 0 E: 0 K: 1 S: 8	H: 0 LOB: 0 BB: 0 P: 14	R: 0 E: 0 K: 1 S: 6	H: 0 LOB: 1 BB: 1 P: 15	R: 0 E: 0 K: 2 S: 8	H: 0 LOB: 0 BB: 0 P: 13	R: 0 E: 0 K: 1 S: 11	H: 0 LOB: 1 BB: 1 P: 19	1B: 2 2B: 0 3B: 0 HR: 0	SF: 0 SAC: 0 DP: 0 HBP: 0	WP: 0 PB: 0 SB: 1 CS: 1	PA: 32		
<b>PITCHER</b>	IP WLS BF H R ER SO BB IBB HBP BLK WP HR S P ERA WHIP	IP WLS BF H R ER SO BB IBB HBP BLK WP HR S P ERA WHIP	IP WLS BF H R ER SO BB IBB HBP BLK WP HR S P ERA WHIP	IP WLS BF H R ER SO BB IBB HBP BLK WP HR S P ERA WHIP	IP WLS BF H R ER SO BB IBB HBP BLK WP HR S P ERA WHIP	IP WLS BF H R ER SO BB IBB HBP BLK WP HR S P ERA WHIP	IP WLS BF H R ER SO BB IBB HBP BLK WP HR S P ERA WHIP	IP WLS BF H R ER SO BB IBB HBP BLK WP HR S P ERA WHIP	IP WLS BF H R ER SO BB IBB HBP BLK WP HR S P ERA WHIP	IP WLS BF H R ER SO BB IBB HBP BLK WP HR S P ERA WHIP	IP WLS BF H R ER SO BB IBB HBP BLK WP HR S P ERA WHIP	IP WLS BF H R ER SO BB IBB HBP BLK WP HR S P ERA WHIP	IP WLS BF H R ER SO BB IBB HBP BLK WP HR S P ERA WHIP	IP WLS BF H R ER SO BB IBB HBP BLK WP HR S P ERA WHIP	IP WLS BF H R ER SO BB IBB HBP BLK WP HR S P ERA WHIP	IP WLS BF H R ER SO BB IBB HBP BLK WP HR S P ERA WHIP	IP WLS BF H R ER SO BB IBB HBP BLK WP HR S P ERA WHIP	IP WLS BF H R ER SO BB IBB HBP BLK WP HR S P ERA WHIP	IP WLS BF H R ER SO BB IBB HBP BLK WP HR S P ERA WHIP	IP WLS BF H R ER SO BB IBB HBP BLK WP HR S P ERA WHIP	IP WLS BF H R ER SO BB IBB HBP BLK WP HR S P ERA WHIP	IP WLS BF H R ER SO BB IBB HBP BLK WP HR S P ERA WHIP

New York Mets @ Florida Marlins  
Dolphin Stadium, Miami, FL  
Fri May 26 2006, 7:35 PM EDT  
Att: 15,336 - Cloudy - 78 F

AB 28  
R 1  
H 2  
RBI 1  
BB 3  
SO 11  
LOB 9



Batter	1	2	3	4	5	6	7	8	9	AB	R	H	RBI	BB	SO	LOB	BOTTOM					
2 Hanley Ramirez, R (1, 6) OBP: 0.399, SLG: 0.461	2-0 F9		2-3 K			1-1 G5-3		1 SAFE 0-0 SH 6 1B		3	1	0	0	0	1	0						
6 Dan Uggla, R (1, 4) OBP: 0.379, SLG: 0.484	1-2 K		0-3 K			2-3 K		1-1 1B 17 2B		4	1	2	2	0	2	0						
17 Mike Jacobs, L (1, 3) OBP: 0.339, SLG: 0.407	1-3 K			1-0 L8		1-2 1B 14 1B		0-0 1B 27 FC4-2		4	1	2	1	0	1	1						
Miguel Cabrera, R (1, 5) OBP: 0.433, SLG: 0.596	1-1 L9			2-3 K		2-1 1B 27 FC2-5		0-1 1B 61 1B		4	0	2	0	0	1	1						
14 Josh Willingham, R (1, 7) OBP: 0.362, SLG: 0.481		0-3 K		1-1 F8		2-2 1B 27 FC2-5		1-3 K		4	0	1	1	0	2	2						
27 Jeremy Hermida, L (1, 9) OBP: 0.359, SLG: 0.250		1-3 K			0-1 G1-3		1-0 FC2-5	1-1 FC4-2		4	0	0	0	0	1	4						
61 Reggie Abercrombie, R (1, 8) OBP: 0.297, SLG: 0.363		3-2 F9			1-2 G1-3		1-3 K	1-2 1B		4	0	1	0	0	1	2						
Miguel Olivo, R (1, 2) OBP: 0.299, SLG: 0.479			0-0 HR		0-3 K		0-0 F7	0-0 P6		4	1	1	1	0	1	5						
55 Josh Johnson, L (1, 1) OBP: 0.302, SLG: 0.320				0-0 G4-3		0-3 K		4-2 2 SH 6 1B		2	0	0	0	0	1	0						
19 Logan Kensing, R (8, 1) OBP: 0.275, SLG: 0.286										0	0	0	0	0	0	0						
Joe Borowski, R (9, 1)										0	0	0	0	0	0	0						
<b>Inning Stats</b>	R: 0 E: 0 K: 1 S: 9	H: 1 LOB: 0 BB: 0 P: 14	R: 0 E: 0 K: 2 S: 9	H: 0 LOB: 0 BB: 0 P: 13	R: 1 E: 0 K: 2 S: 9	H: 1 LOB: 0 BB: 0 P: 11	R: 0 E: 0 K: 1 S: 6	H: 0 LOB: 0 BB: 0 P: 10	R: 0 E: 0 K: 1 S: 10	H: 0 LOB: 0 BB: 0 P: 11	R: 0 E: 0 K: 2 S: 8	H: 0 LOB: 0 BB: 0 P: 11	R: 1 E: 0 K: 1 S: 14	H: 3 LOB: 2 BB: 0 P: 21	R: 3 E: 1 K: 1 S: 17	H: 4 LOB: 3 BB: 1 P: 25	1B: 7 2B: 1 3B: 0 HR: 1	SF: 0 SAC: 1 DP: 0 HBP: 0	WP: 0 PB: 0 SB: 0 CS: 0	PA: 35		
<b>PITCHER</b>	IP WLS BF H R ER SO BB IBB HBP BLK WP HR S P ERA WHIP	IP WLS BF H R ER SO BB IBB HBP BLK WP HR S P ERA WHIP	IP WLS BF H R ER SO BB IBB HBP BLK WP HR S P ERA WHIP	IP WLS BF H R ER SO BB IBB HBP BLK WP HR S P ERA WHIP	IP WLS BF H R ER SO BB IBB HBP BLK WP HR S P ERA WHIP	IP WLS BF H R ER SO BB IBB HBP BLK WP HR S P ERA WHIP	IP WLS BF H R ER SO BB IBB HBP BLK WP HR S P ERA WHIP	IP WLS BF H R ER SO BB IBB HBP BLK WP HR S P ERA WHIP	IP WLS BF H R ER SO BB IBB HBP BLK WP HR S P ERA WHIP	IP WLS BF H R ER SO BB IBB HBP BLK WP HR S P ERA WHIP	IP WLS BF H R ER SO BB IBB HBP BLK WP HR S P ERA WHIP	IP WLS BF H R ER SO BB IBB HBP BLK WP HR S P ERA WHIP	IP WLS BF H R ER SO BB IBB HBP BLK WP HR S P ERA WHIP	IP WLS BF H R ER SO BB IBB HBP BLK WP HR S P ERA WHIP	IP WLS BF H R ER SO BB IBB HBP BLK WP HR S P ERA WHIP	IP WLS BF H R ER SO BB IBB HBP BLK WP HR S P ERA WHIP	IP WLS BF H R ER SO BB IBB HBP BLK WP HR S P ERA WHIP	IP WLS BF H R ER SO BB IBB HBP BLK WP HR S P ERA WHIP	IP WLS BF H R ER SO BB IBB HBP BLK WP HR S P ERA WHIP	IP WLS BF H R ER SO BB IBB HBP BLK WP HR S P ERA WHIP	IP WLS BF H R ER SO BB IBB HBP BLK WP HR S P ERA WHIP	IP WLS BF H R ER SO BB IBB HBP BLK WP HR S P ERA WHIP

New York Mets @ Florida Marlins  
Dolphin Stadium, Miami, FL  
Fri May 26 2006, 7:35 PM EDT  
Att: 15,336 - Cloudy - 78 F

AB 33  
R 5  
H 9  
RBI 5  
BB 1  
SO 11  
LOB 15





Batter	1	2	3	4	5	6	7	8	9	AB	R	H	RBI	BB	SO	LOB	TOP								
7 José Reyes, S OBP: 0.316, SLG: 0.418	F8		P6		B1-3	E1		G3	G4-6-3	6	0	1	0	0	0	4	<b>New York Mets @ Florida Marlins</b> Dolphin Stadium, Miami, FL Sat May 27 2006, 1:20 PM EDT Att: 13,037 - Cloudy - 90 F								
Chris Woodward, R OBP: 0.348, SLG: 0.452	F8				G5-3	L4				4	2	1	0	1	0	2									
10 Endy Chavez, L OBP: 0.325, SLG: 0.397	F8		5 2B							0	0	0	0	0	0	0									
15 Carlos Beltrán, S OBP: 0.385, SLG: 0.601	F8		5 2B	HBP				F8	5 1B	4	1	2	2	0	0	0									
5 David Wright, R OBP: 0.404, SLG: 0.560		1B								4	1	4	2	1	0	0									
Xavier Nady, R OBP: 0.328, SLG: 0.491	P4		G4-3					F8	FC6-4	5	0	0	0	0	0	7									
Julio Franco, R OBP: 0.394, SLG: 0.467	1 SAFE				F9					4	0	2	1	1	0	0									
11 Ramon Castro, R OBP: 0.364, SLG: 0.446	K									4	1	1	1	1	2	4									
Kazuo Matsui, S OBP: 0.252, SLG: 0.289	K				P4					4	2	1	0	1	1	3									
Tom Glavine, L OBP: 0.500, SLG: 0.412										2	0	0	0	1	2	0									
Chad Bradford, R ERA: 4.99										0	0	0	0	0	0	0									
22 Jose Valentin, S OBP: 0.274, SLG: 0.339										1	0	0	0	0	1	3									
Aaron Heilman, R ERA: 5.75										0	0	0	0	0	0	0									
13 Billy Wagner, L ERA: 3.0										0	0	0	0	0	0	0									
<b>Inning Stats</b>	R: 0 E: 0 K: 0 S: 9	H: 0 LOB: 0 BB: 0 P: 15	R: 0 E: 0 K: 2 S: 15	H: 2 LOB: 2 BB: 0 P: 23	R: 1 E: 0 K: 1 S: 15	H: 2 LOB: 2 BB: 0 P: 23	R: 1 E: 0 K: 1 S: 7	H: 1 LOB: 0 BB: 0 P: 9	R: 0 E: 0 K: 0 S: 7	H: 1 LOB: 2 BB: 1 P: 13	R: 1 E: 1 K: 0 S: 11	H: 1 LOB: 2 BB: 2 P: 26	R: 1 E: 0 K: 1 S: 12	H: 2 LOB: 1 BB: 0 P: 20	R: 3 E: 0 K: 0 S: 20	H: 3 LOB: 1 BB: 1 P: 36	R: 0 E: 1 K: 1 S: 9	H: 0 LOB: 2 BB: 2 P: 21	1B: 6 2B: 5 3B: 0 HR: 1	SF: 0 SAC: 1 DP: 1 HBP: 1	WP: 0 PB: 0 SB: 0 CS: 0	PA: 46			
<b>PITCHER</b>	IP WLS BF H R ER SO BB IBB HBP BLK WP HR S P ERA WHIP	IP WLS BF H R ER SO BB IBB HBP BLK WP HR S P ERA WHIP	IP WLS BF H R ER SO BB IBB HBP BLK WP HR S P ERA WHIP	IP WLS BF H R ER SO BB IBB HBP BLK WP HR S P ERA WHIP	IP WLS BF H R ER SO BB IBB HBP BLK WP HR S P ERA WHIP	IP WLS BF H R ER SO BB IBB HBP BLK WP HR S P ERA WHIP	IP WLS BF H R ER SO BB IBB HBP BLK WP HR S P ERA WHIP	IP WLS BF H R ER SO BB IBB HBP BLK WP HR S P ERA WHIP	IP WLS BF H R ER SO BB IBB HBP BLK WP HR S P ERA WHIP	IP WLS BF H R ER SO BB IBB HBP BLK WP HR S P ERA WHIP	IP WLS BF H R ER SO BB IBB HBP BLK WP HR S P ERA WHIP	IP WLS BF H R ER SO BB IBB HBP BLK WP HR S P ERA WHIP	IP WLS BF H R ER SO BB IBB HBP BLK WP HR S P ERA WHIP	IP WLS BF H R ER SO BB IBB HBP BLK WP HR S P ERA WHIP	IP WLS BF H R ER SO BB IBB HBP BLK WP HR S P ERA WHIP	IP WLS BF H R ER SO BB IBB HBP BLK WP HR S P ERA WHIP	IP WLS BF H R ER SO BB IBB HBP BLK WP HR S P ERA WHIP	IP WLS BF H R ER SO BB IBB HBP BLK WP HR S P ERA WHIP	IP WLS BF H R ER SO BB IBB HBP BLK WP HR S P ERA WHIP	IP WLS BF H R ER SO BB IBB HBP BLK WP HR S P ERA WHIP	IP WLS BF H R ER SO BB IBB HBP BLK WP HR S P ERA WHIP	IP WLS BF H R ER SO BB IBB HBP BLK WP HR S P ERA WHIP	IP WLS BF H R ER SO BB IBB HBP BLK WP HR S P ERA WHIP	IP WLS BF H R ER SO BB IBB HBP BLK WP HR S P ERA WHIP	IP WLS BF H R ER SO BB IBB HBP BLK WP HR S P ERA WHIP

AB	38
R	7
H	12
RBI	6
BB	6
SO	6
LOB	23



Batter	1	2	3	4	5	6	7	8	9	AB	R	H	RBI	BB	SO	LOB	BOTTOM								
2 Hanley Ramirez, R OBP: 0.396, SLG: 0.462	F9			K		F8				4	0	1	0	0	1	1	<b>New York Mets @ Florida Marlins</b> Dolphin Stadium, Miami, FL Sat May 27 2006, 1:20 PM EDT Att: 13,037 - Cloudy - 90 F								
6 Dan Uggla, R OBP: 0.372, SLG: 0.473	F8			G5-3		K		F8		4	0	0	0	0	1	2									
Miguel Cabrera, R OBP: 0.435, SLG: 0.600	K			F8						4	1	2	0	0	1	0									
14 Josh Willingham, R OBP: 0.354, SLG: 0.470		G4-3			G5-3					4	0	0	0	0	1	2									
12 Cody Ross, R OBP: 0.364, SLG: 0.773										3	0	0	0	0	1	1									
Matt Herges, L ERA: 5.48										0	0	0	0	0	0	0									
37 Renyel Pinto, L ERA: 5.75										0	0	0	0	0	0	0									
27 Jeremy Hermida, L OBP: 0.375, SLG: 0.250										0	0	0	0	1	0	0									
17 Mike Jacobs, L OBP: 0.331, SLG: 0.396										4	0	0	0	0	0	2									
61 Reggie Abercrombie, R OBP: 0.309, SLG: 0.351										4	2	3	1	0	1	0									
20 Matt Treanor, R OBP: 0.283, SLG: 0.286										3	0	1	1	0	2	1									
Miguel Olivo, R OBP: 0.237, SLG: 0.475										1	0	0	0	0	1	2									
Dontrelle Willis, L OBP: 0.250, SLG: 0.167										1	0	0	0	0	1	0									
Wes Helms, R OBP: 0.297, SLG: 0.351										1	0	0	0	0	0	1									
Todd Wellemeyer, R ERA: 4.41										0	0	0	0	0	0	0									
Joe Borchart, S OBP: 0.310, SLG: 0.368										1	1	1	2	0	0	0									
<b>Inning Stats</b>	R: 0 E: 0 K: 1 S: 9	H: 0 LOB: 0 BB: 0 P: 14	R: 0 E: 0 K: 0 S: 7	H: 0 LOB: 0 BB: 0 P: 10	R: 0 E: 0 K: 3 S: 9	H: 0 LOB: 0 BB: 0 P: 13	R: 0 E: 0 K: 1 S: 7	H: 0 LOB: 0 BB: 0 P: 8	R: 0 E: 0 K: 1 S: 6	H: 0 LOB: 0 BB: 0 P: 8	R: 1 E: 0 K: 1 S: 14	H: 2 LOB: 1 BB: 0 P: 24	R: 0 E: 0 K: 1 S: 7	H: 1 LOB: 0 BB: 0 P: 11	R: 2 E: 0 K: 1 S: 13	H: 3 LOB: 1 BB: 0 P: 15	R: 1 E: 0 K: 1 S: 13	H: 2 LOB: 2 BB: 1 P: 22	1B: 4 2B: 3 3B: 0 HR: 1	SF: 0 SAC: 0 DP: 1 HBP: 0	WP: 0 PB: 0 SB: 0 CS: 0	PA: 35			
<b>PITCHER</b>	IP WLS BF H R ER SO BB IBB HBP BLK WP HR S P ERA WHIP	IP WLS BF H R ER SO BB IBB HBP BLK WP HR S P ERA WHIP	IP WLS BF H R ER SO BB IBB HBP BLK WP HR S P ERA WHIP	IP WLS BF H R ER SO BB IBB HBP BLK WP HR S P ERA WHIP	IP WLS BF H R ER SO BB IBB HBP BLK WP HR S P ERA WHIP	IP WLS BF H R ER SO BB IBB HBP BLK WP HR S P ERA WHIP	IP WLS BF H R ER SO BB IBB HBP BLK WP HR S P ERA WHIP	IP WLS BF H R ER SO BB IBB HBP BLK WP HR S P ERA WHIP	IP WLS BF H R ER SO BB IBB HBP BLK WP HR S P ERA WHIP	IP WLS BF H R ER SO BB IBB HBP BLK WP HR S P ERA WHIP	IP WLS BF H R ER SO BB IBB HBP BLK WP HR S P ERA WHIP	IP WLS BF H R ER SO BB IBB HBP BLK WP HR S P ERA WHIP	IP WLS BF H R ER SO BB IBB HBP BLK WP HR S P ERA WHIP	IP WLS BF H R ER SO BB IBB HBP BLK WP HR S P ERA WHIP	IP WLS BF H R ER SO BB IBB HBP BLK WP HR S P ERA WHIP	IP WLS BF H R ER SO BB IBB HBP BLK WP HR S P ERA WHIP	IP WLS BF H R ER SO BB IBB HBP BLK WP HR S P ERA WHIP	IP WLS BF H R ER SO BB IBB HBP BLK WP HR S P ERA WHIP	IP WLS BF H R ER SO BB IBB HBP BLK WP HR S P ERA WHIP	IP WLS BF H R ER SO BB IBB HBP BLK WP HR S P ERA WHIP	IP WLS BF H R ER SO BB IBB HBP BLK WP HR S P ERA WHIP	IP WLS BF H R ER SO BB IBB HBP BLK WP HR S P ERA WHIP	IP WLS BF H R ER SO BB IBB HBP BLK WP HR S P ERA WHIP	IP WLS BF H R ER SO BB IBB HBP BLK WP HR S P ERA WHIP	IP WLS BF H R ER SO BB IBB HBP BLK WP HR S P ERA WHIP











Batter	1	2	3	4	5	6	7	8	9	AB	R	H	RBI	BB	SO	LOB	TOP				
2 Randy Winn, S OBP: 0.347, SLG: 0.425	F8		K		F8		F8			4	0	0	0	0	1	3	<b>San Francisco Giants @ Florida Marlins</b> Dolphin Stadium, Miami, FL Mon May 29 2006, 6:05 PM EDT Att. 7,683 - Overcast - 84 F				
13 Omar Vizquel, S OBP: 0.413, SLG: 0.440	G4-3			G3 1B		P2		BB	3	0	1	0	1	0	0						
Pedro Feliz, R OBP: 0.296, SLG: 0.458	F9			F9		G4-3		F8	4	0	0	0	0	0	2						
Barry Bonds, L OBP: 0.482, SLG: 0.483 Jason Ellison, R OBP: 0.273, SLG: 0.333		G4-3		G3 1B		K		F7	4	0	1	0	0	1	1						
Ray Durham, S OBP: 0.311, SLG: 0.398		F7		G3				L8	4	1	1	1	0	0	3						
Steve Finley, L OBP: 0.345, SLG: 0.421				G4-3			HR		3	0	1	0	0	1	2						
Mike Matheny, R OBP: 0.277, SLG: 0.340		G2-3			G6-3		FC5-4 HBP		4	0	0	0	0	1	2						
47 Travis Ishikawa, L OBP: 0.536, SLG: 0.917 38 Brian Wilson, R Jeremy Accardo, R 19 Kevin Frandsen, R (9, PH) OBP: 0.304, SLG: 0.240			G4-3		G6-3			F7	2	0	0	0	1	0	0						
Matt Morris, R OBP: 0.190, SLG: 0.190 Todd Greene, R (7, PH) OBP: 0.382, SLG: 0.559			K				F9		2	0	1	0	0	1	0						
									1	0	0	0	0	0	2						
<b>Inning Stats</b>	R: 0 E: 0 K: 0 S: 9	H: 0 LOB: 0 BB: 0 P: 13	R: 0 E: 0 K: 0 S: 7	H: 1 LOB: 1 BB: 0 P: 13	R: 0 E: 0 K: 2 S: 10	H: 0 LOB: 0 BB: 0 P: 13	R: 0 E: 0 K: 0 S: 10	H: 2 LOB: 2 BB: 0 P: 16	R: 0 E: 0 K: 1 S: 7	H: 0 LOB: 0 BB: 0 P: 13	R: 1 E: 0 K: 0 S: 8	H: 1 LOB: 2 BB: 1 P: 16	R: 0 E: 0 K: 0 S: 11	H: 0 LOB: 1 BB: 1 P: 17	R: 0 E: 0 K: 2 S: 7	H: 0 LOB: 0 BB: 0 P: 12	1B: 4 2B: 0 3B: 0 HR: 1	SF: 0 SAC: 0 DP: 0 HBP: 1	WP: 0 PB: 0 SB: 0 CS: 0	PA: 35	
<b>PITCHER</b>	IP	WLS	BF	H	R	ER	SO	BB	IBB	HBP	BLK	WP	HR	S	P	ERA	WHIP				
Scott Olsen, L ERA: 5.83	7.0	W	28	5	1	1	3	1	0	1	0	0	1	57	92	1.29	0.857				
19 Logan Kensing, R ERA: 5.09	1.0		4	0	0	0	0	1	0	0	0	0	0	11	17	0.00	1.000				
Joe Borowski, R ERA: 4.19	1.0		3	0	0	0	2	0	0	0	0	0	0	7	12	0.00	0.000				

Batter	1	2	3	4	5	6	7	8	9	AB	R	H	RBI	BB	SO	LOB	BOTTOM				
2 Hanley Ramirez, R OBP: 0.383, SLG: 0.450	G6-3		F8			G5-3	G5-3			4	0	0	0	0	0	2	<b>San Francisco Giants @ Florida Marlins</b> Dolphin Stadium, Miami, FL Mon May 29 2006, 6:05 PM EDT Att. 7,683 - Overcast - 84 F				
6 Dan Uggla, R OBP: 0.372, SLG: 0.474	F9			G6-3		14 PB 14 1B	17 1B		4	1	2	2	0	0	0						
17 Mike Jacobs, L OBP: 0.333, SLG: 0.410	P5			HR		F9	G6-4-3 1B		4	1	2	1	0	0	1						
Miguel Cabrera, R OBP: 0.437, SLG: 0.597		G5-3		2B		14 1B 27 1B IBB	G6-4-3 1B		3	1	1	0	1	0	2						
14 Josh Willingham, R OBP: 0.365, SLG: 0.474				G5-3		27 1B		G5-3	4	0	2	1	0	0	1						
27 Jeremy Hermida, L OBP: 0.375, SLG: 0.350				1B		1-2 2-H 1B		G1-3	4	0	1	1	0	0	2						
61 Reggie Abercrombie, R (1, 8) OBP: 0.301, SLG: 0.371						1-3 2-H 1B		F8	4	0	0	0	0	1	3						
20 Matt Treanor, R OBP: 0.286, SLG: 0.276					K				2	1	0	0	0	1	0						
Scott Olsen, L					K				2	0	0	0	0	2	0						
4 Alfredo Amezaga, S (7, PH) OBP: 0.302, SLG: 0.300 19 Logan Kensing, R Joe Borowski, R					K				0	1	0	0	1	0	0						
									0	0	0	0	0	0	0						
<b>Inning Stats</b>	R: 0 E: 0 K: 0 S: 9	H: 0 LOB: 0 BB: 0 P: 10	R: 0 E: 0 K: 1 S: 12	H: 1 LOB: 1 BB: 0 P: 18	R: 0 E: 0 K: 2 S: 15	H: 0 LOB: 0 BB: 0 P: 21	R: 1 E: 0 K: 0 S: 21	H: 2 LOB: 1 BB: 0 P: 28	R: 0 E: 0 K: 1 S: 7	H: 0 LOB: 0 BB: 0 P: 8	R: 2 E: 0 K: 0 S: 10	H: 3 LOB: 2 BB: 1 P: 21	R: 2 E: 0 K: 0 S: 13	H: 2 LOB: 1 BB: 1 P: 24	R: 0 E: 0 K: 0 S: 7	H: 0 LOB: 0 BB: 0 P: 8	1B: 5 2B: 2 3B: 0 HR: 1	SF: 0 SAC: 0 DP: 1 HBP: 1	WP: 0 PB: 1 SB: 0 CS: 0	PA: 34	
<b>PITCHER</b>	IP	WLS	BF	H	R	ER	SO	BB	IBB	HBP	BLK	WP	HR	S	P	ERA	WHIP				
Matt Morris, R ERA: 5.4	6.0	L	25	6	3	3	4	0	1	0	0	0	0	13	24	18.00	3.000				
38 Brian Wilson, R ERA: 3.0	1.0		6	2	2	2	0	1	0	1	0	0	0	7	8	0.00	0.000				
Jeremy Accardo, R ERA: 3.38	1.0		3	0	0	0	0	0	0	0	0	0	0	7	8	0.00	0.000				

**AB 32**  
**R 1**  
**H 5**  
**RBI 1**  
**BB 2**  
**SO 5**  
**LOB 15**



**AB 31**  
**R 5**  
**H 8**  
**RBI 5**  
**BB 2**  
**SO 4**  
**LOB 11**





Batter	1	2	3	4	5	6	7	8	9	AB	R	H	RBI	BB	SO	LOB	TOP				
2 Randy Winn, S OBP: 0.341, SLG: 0.417	1-2 P6		2-3 K		0-1 G4-3		0-3 K2-3			4	0	0	0	0	2	1	<b>San Francisco Giants @ Florida Marlins</b> Dolphin Stadium, Miami, FL Tue May 30 2006, 7:05 PM EDT Att: 10,189 - Clear - 85 F				
13 Omar Vizquel, S OBP: 0.419, SLG: 0.456	2-2 FC4-6 1B		3-2 2H 3B		2-2 L1			4-1 BB	3	0	2	1	1	0	0						
Steve Finley, L OBP: 0.341, SLG: 0.409	0-1 FC4-6 1-2		2-0 G4-3			2-2 G6-3		0-0 F9	4	0	0	0	0	0	3						
9 Mark Sweeney, L OBP: 0.309, SLG: 0.465	3-3 K			1-0 G3-1		2-2 2B		2-3 K	4	0	1	0	0	2	2						
Ray Durham, S OBP: 0.309, SLG: 0.388		1-0 P4		0-1 F7		4-2 BB		3-2 G5-3	3	0	0	0	1	0	1						
Todd Greene, R OBP: 0.388, SLG: 0.526		0-3 K		2-2 1B		1-1 F4		3-3 K	4	0	1	0	0	2	2						
Pedro Feliz, R OBP: 0.290, SLG: 0.449		0-1 G5-3		0-1 G5-3		0-0 G5-3		0-0 F8	4	0	0	0	0	0	3						
Lance Niekro, R OBP: 0.310, SLG: 0.407			0-1 51 SH3-4 13 3B 1B		1-0 HR		2-2 P4		0-0 HR	4	3	3	2	0	0						
51 Noah Lowry, R OBP: 0.298, SLG: 0.235			1-1 SH3-4		0-0 F8		1-1 B1-3		0-1 F8	1	0	0	0	0	0						
19 Kevin Frandsen, R OBP: 0.298, SLG: 0.235			1-2							1	0	0	0	0	0						
32 Kevin Correia, S OBP: 0.291, SLG: 0.203										1	0	0	0	0	0						
<b>Inning Stats</b>	R: 0 E: 0 K: 1 S: 11	H: 1 LOB: 1 BB: 0 P: 17	R: 0 E: 0 K: 1 S: 7	H: 0 LOB: 0 BB: 0 P: 8	R: 1 E: 0 K: 1 S: 11	H: 2 LOB: 1 BB: 0 P: 19	R: 0 E: 0 K: 0 S: 8	H: 1 LOB: 1 BB: 0 P: 11	R: 1 E: 0 K: 0 S: 7	H: 1 LOB: 2 BB: 0 P: 10	R: 0 E: 0 K: 0 S: 11	H: 0 LOB: 0 BB: 0 P: 11	R: 0 E: 0 K: 1 S: 8	H: 0 LOB: 1 BB: 1 P: 17	R: 1 E: 0 K: 1 S: 11	H: 1 LOB: 0 BB: 0 P: 14	1B: 3 2B: 1 3B: 1 HR: 2	SF: 0 SAC: 1 DP: 0 HBP: 0	WP: 0 PB: 0 SB: 0 CS: 0	PA: 36	
<b>PITCHER</b>	IP	WLS	BF	H	R	ER	SO	BB	IBB	HBP	BLK	WP	HR	S	P	ERA	WHIP				
Brian Moehler, R ERA: 6.38	6.0	W	25	6	2	2	3	1	0	0	0	0	1	55	85	3.00	1.167				
Randy Messenger, R ERA: 3.98	1.0	H	3	0	0	0	1	0	0	0	0	0	0	8	11	0.00	0.000				
19 Logan Kensing, R ERA: 4.63	1.0	H	4	0	0	0	1	1	0	0	0	0	0	8	17	0.00	1.000				
Joe Borowski, R ERA: 4.43	1.0	S	4	1	1	1	1	0	0	0	0	0	1	11	14	9.00	1.000				

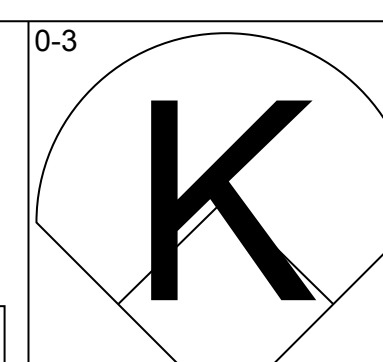
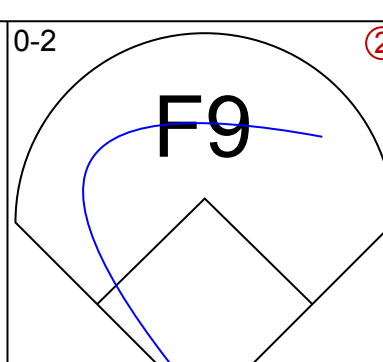
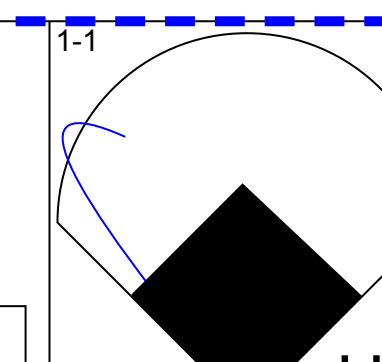
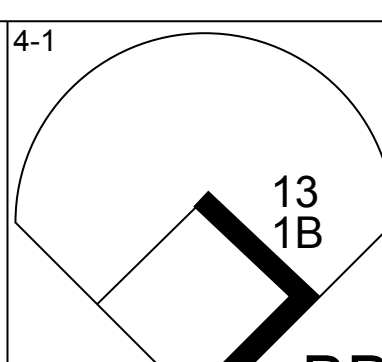
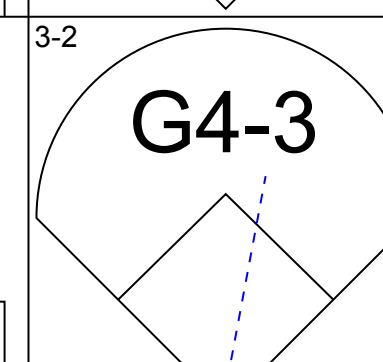
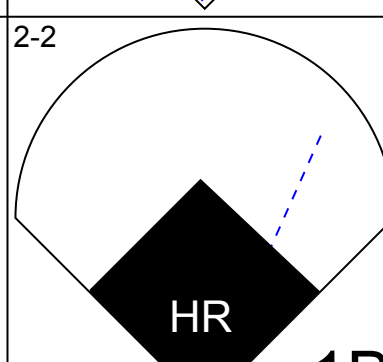
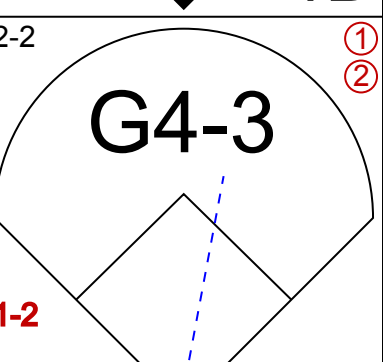
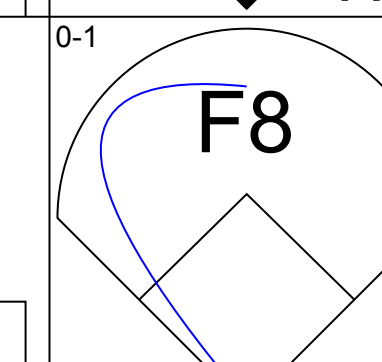
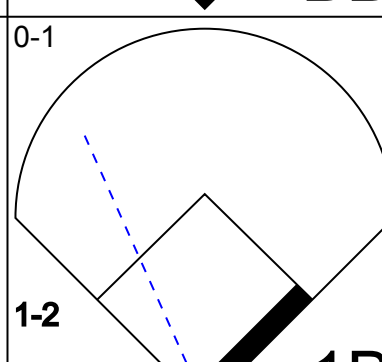
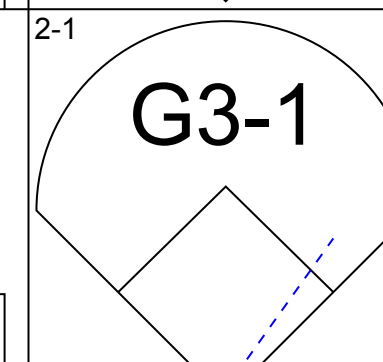
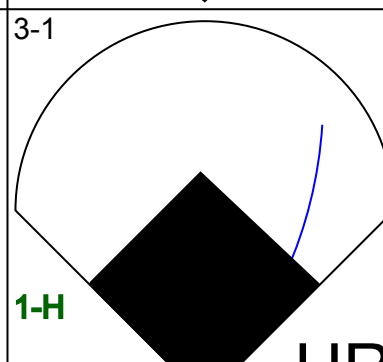
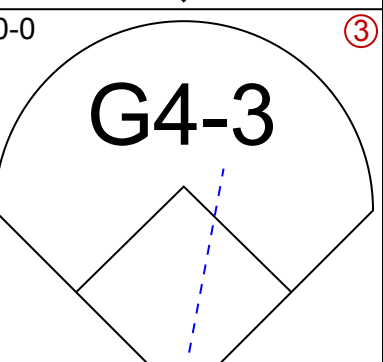
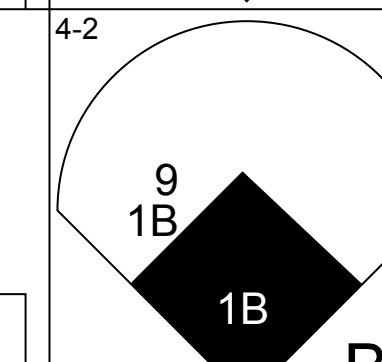
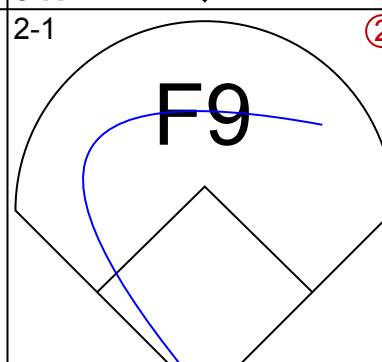
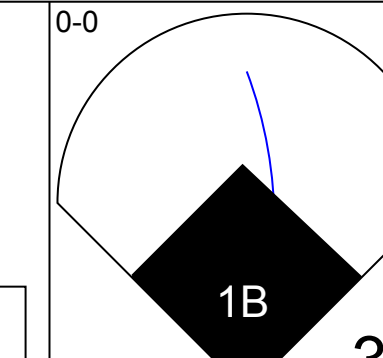
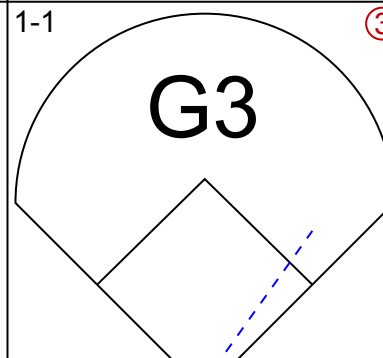
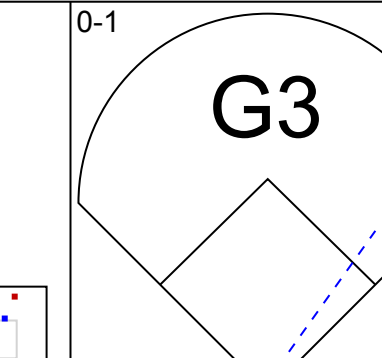
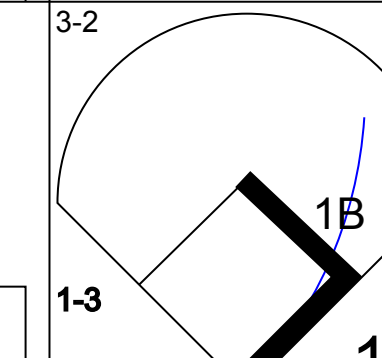
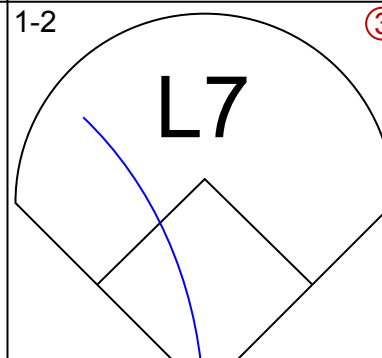
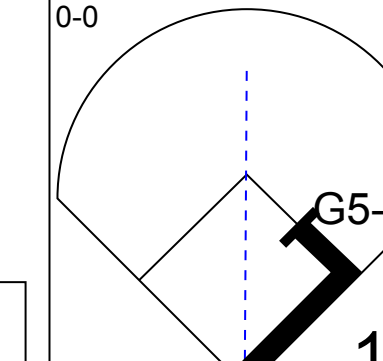
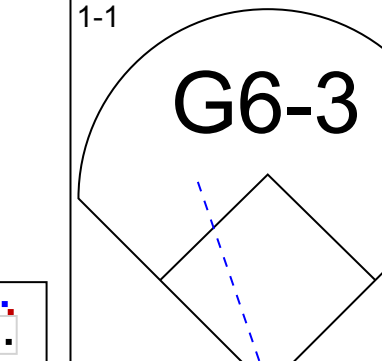
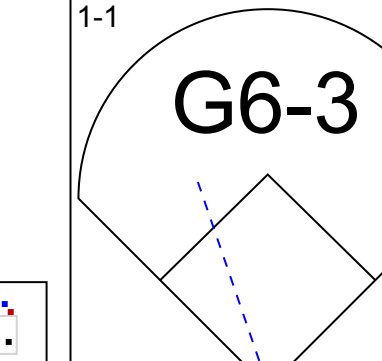
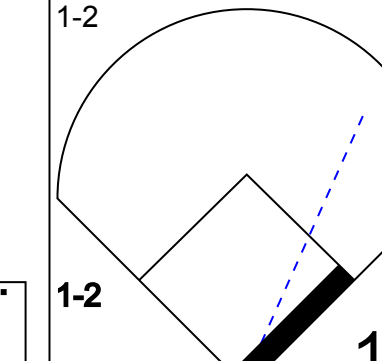
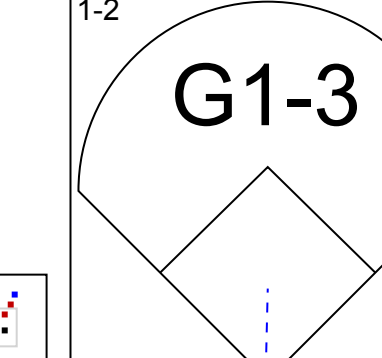
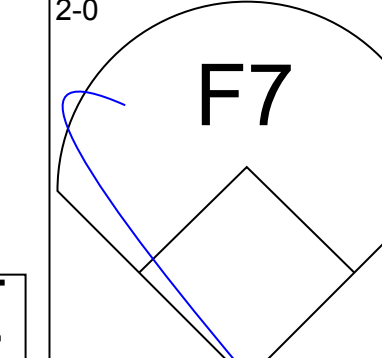
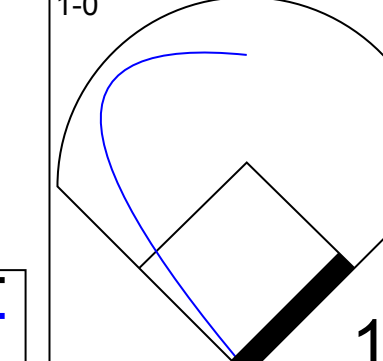
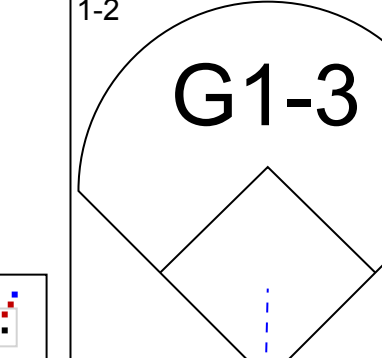
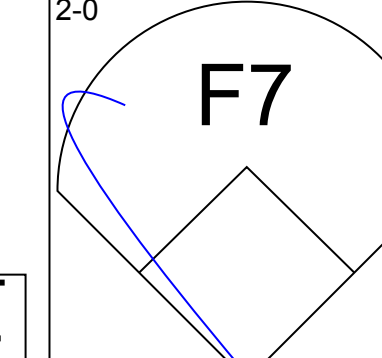
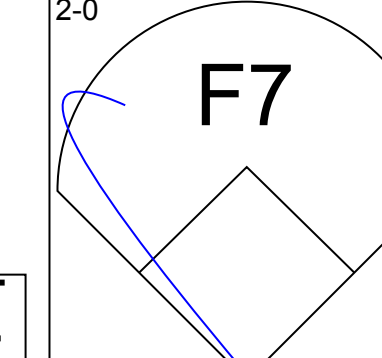
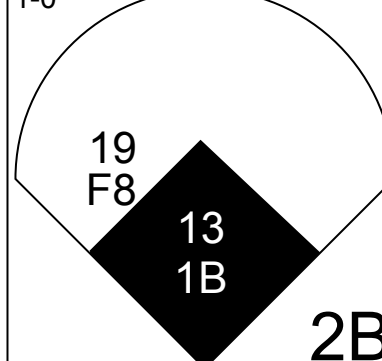
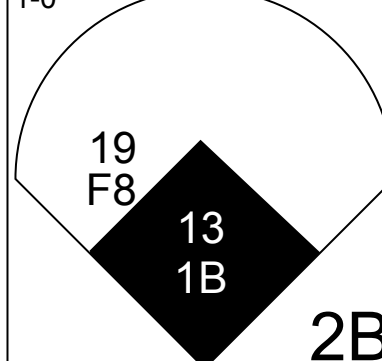
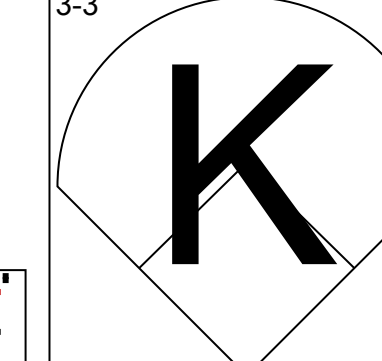
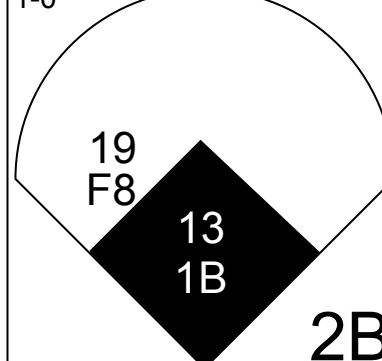

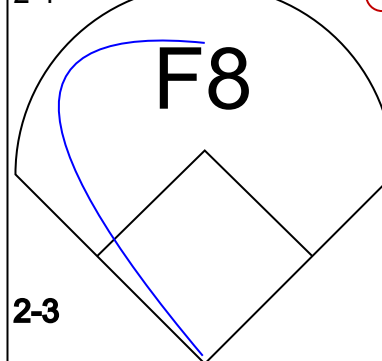

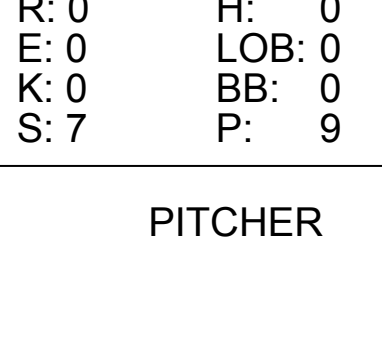
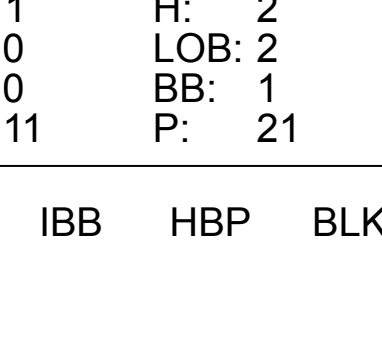
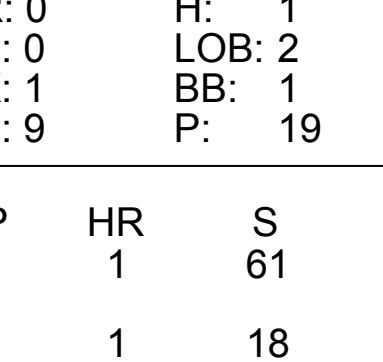
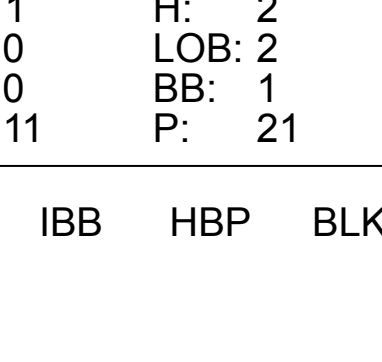
AB	33
R	3
H	7
RBI	3
BB	2
SO	6
LOB	12



Batter	1	2	3	4	5	6	7	8	9	AB	R	H	RBI	BB	SO	LOB	BOTTOM				
2 Hanley Ramirez, R OBP: 0.380, SLG: 0.457	0-0 F9		0-1 P6		3-2 3B		2-2 CS	1-3 K		4	0	1	0	0	1	1	<b>San Francisco Giants @ Florida Marlins</b> Dolphin Stadium, Miami, FL Tue May 30 2006, 7:05 PM EDT Att: 10,189 - Clear - 85 F				
6 Dan Uggla, R OBP: 0.374, SLG: 0.475	2-1 F8		0-1 HR		2-2 G5-3			0-0 2B 1B	4	2	2	0	0	0	1						
Miguel Cabrera, R OBP: 0.438, SLG: 0.616	2-2 F9		1-0 HR		2-2 F9			0-1 1H 2B	4	1	2	4	0	0	1						
14 Josh Willingham, R OBP: 0.358, SLG: 0.463		3-2 L5	0-2 F9			0-1 G5-3		0-1 F9	4	0	0	0	0	0	1						
Wes Helms, R OBP: 0.275, SLG: 0.323		3-2 K		0-3 K		3-3 K		3-2 G6-3	4	0	0	0	0	3	1						
27 Jeremy Hermida, L OBP: 0.373, SLG: 0.333		1-2 G3		2-1 HBP		3-1 F8			2	0	0	0	0	0	0						
61 Reggie Abercrombie, R OBP: 0.302, SLG: 0.377			0-1 1B 2B		2-3 K		0-3 K		3	1	1	0	0	2	1						
Miguel Olivo, R OBP: 0.289, SLG: 0.457			1-2 L5		2-0 G3		2-2 F7		3	0	0	0	0	0	2						
Brian Moehler, R OBP: 0.105, SLG: 0.056			0-0		1-2 B1-3		1-2		2	1	1	1	0	0	0						
Randy Messenger, R OBP: 0.315, SLG: 0.363			2H 1B				2 CS		1	0	1	0	0	0	0						
19 Logan Kensing, R OBP: 0.315, SLG: 0.363			2H 1B						0	0	0	0	0	0	0						
Joe Borowski, R OBP: 0.315, SLG: 0.363			2H 1B						0	0	0	0	0	0	0						
<b>Inning Stats</b>	R: 0 E: 0 K: 0 S: 6	H: 0 LOB: 0 BB: 0 P: 10	R: 0 E: 0 K: 1 S: 12	H: 0 LOB: 0 BB: 0 P: 19	R: 4 E: 0 K: 0 S: 14	H: 4 LOB: 0 BB: 0 P: 16	R: 0 E: 0 K: 2 S: 9	H: 0 LOB: 1 BB: 0 P: 15	R: 0 E: 0 K: 1 S: 9	H: 0 LOB: 0 BB: 0 P: 15	R: 0 E: 0 K: 1 S: 12	H: 1 LOB: 0 BB: 0 P: 17	R: 1 E: 0 K: 1 S: 17	H: 2 LOB: 1 BB: 0 P: 21	1B: 4 2B: 2 3B: 1 HR: 1	SF: 0 SAC: 0 DP: 0 HBP: 1	WP: 0 PB: 0 SB: 0 CS: 1	PA: 33			
<b>PITCHER</b>	IP	WLS	BF	H	R	ER	SO	BB	IBB	HBP	BLK	WP	HR	S	P	ERA	WHIP				
51 Noah Lowry, L ERA: 4.05	6.0	L	24	5	4	4	4	0	0	0	0	0	0	29	38	4.50	1.500				
32 Kevin Correia, R ERA: 3.04	2.0		8	3	1	1	2	0	0	0	0	0	0	29	38	4.50	1.500				

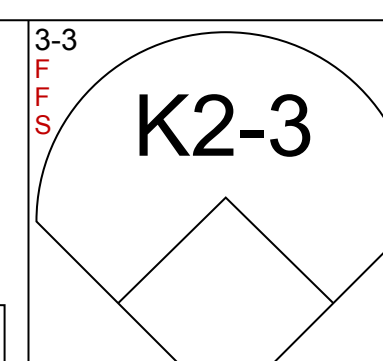
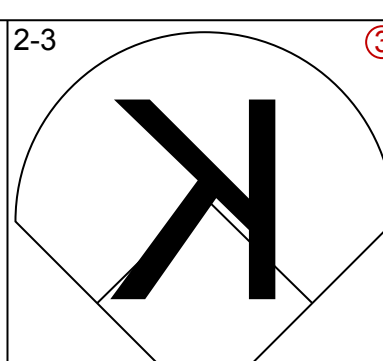
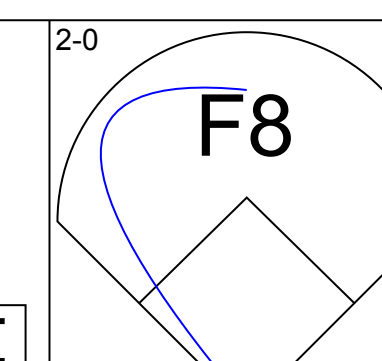
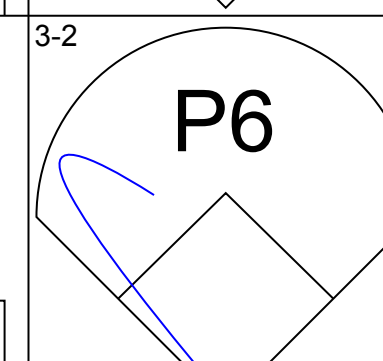
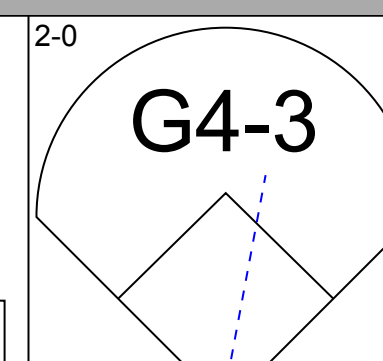
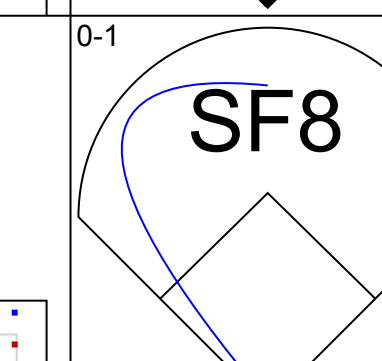
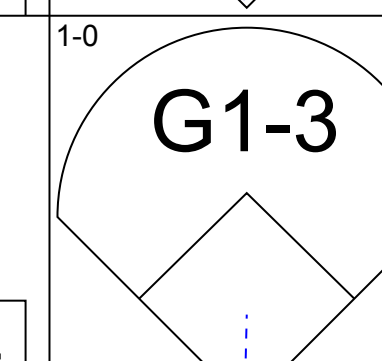
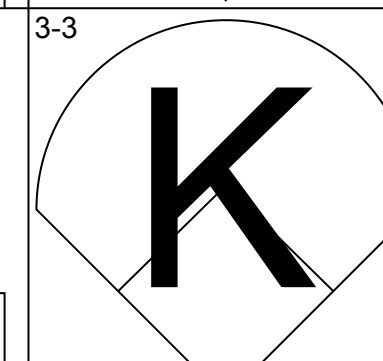
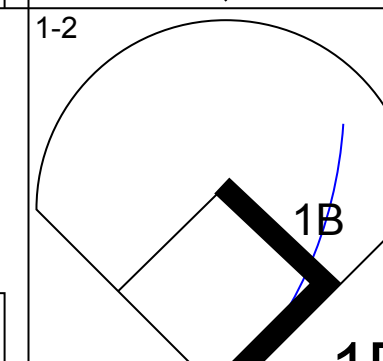
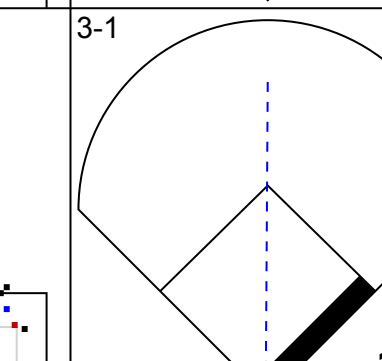
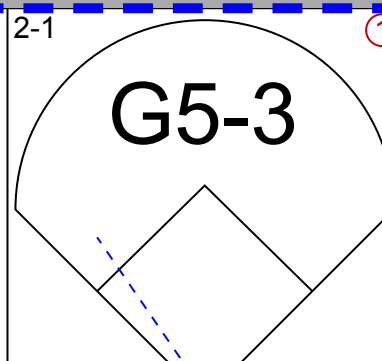
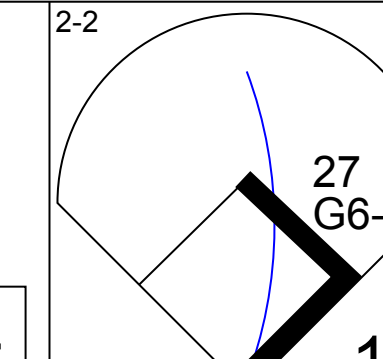
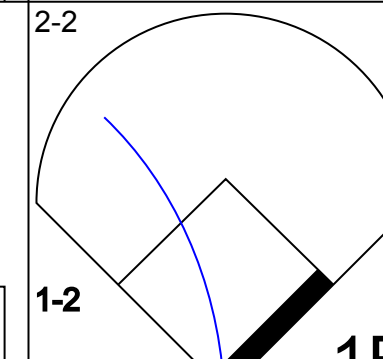
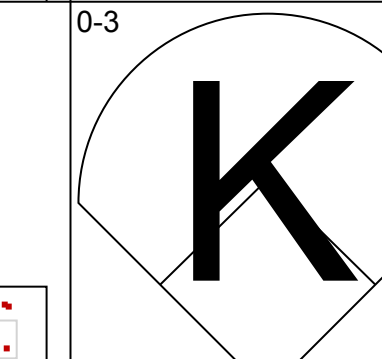
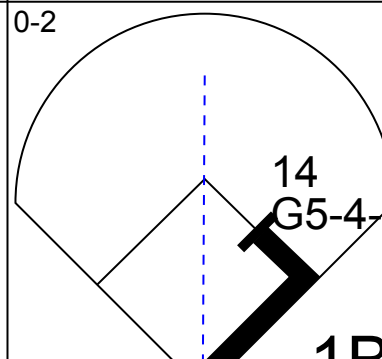
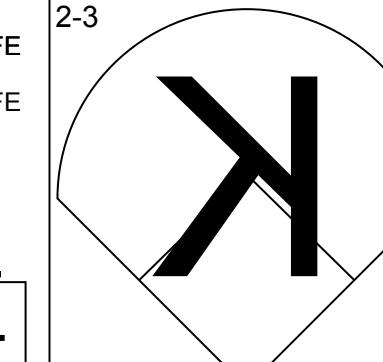
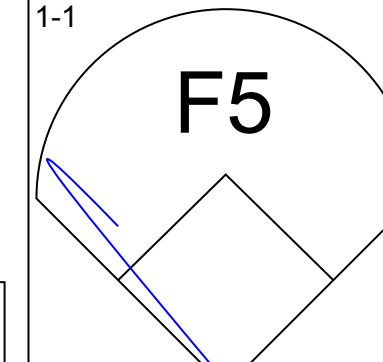
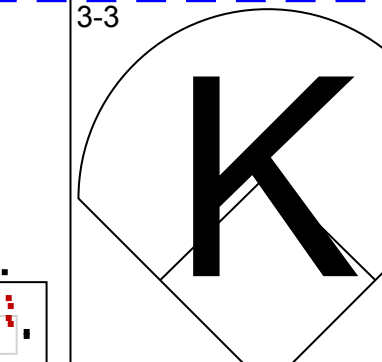
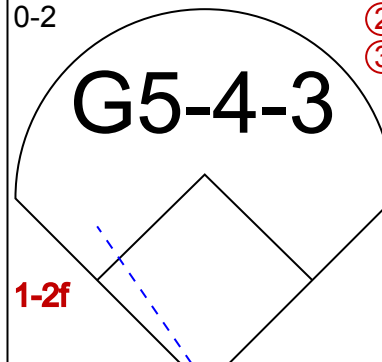
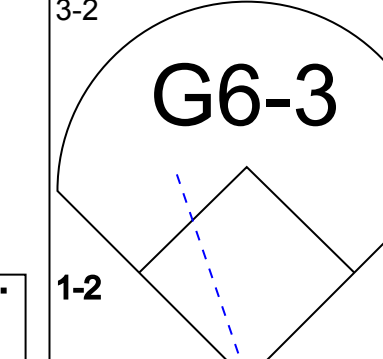
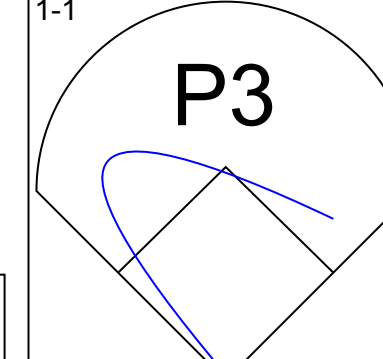

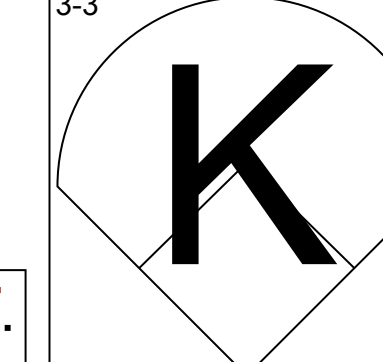
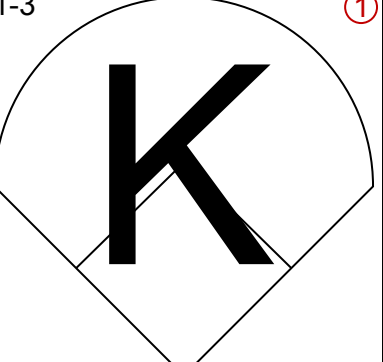
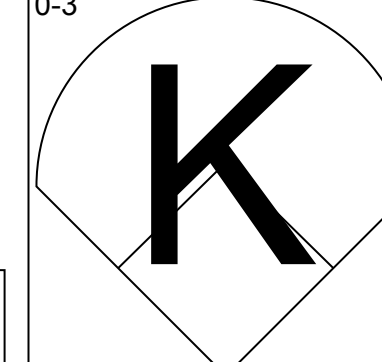
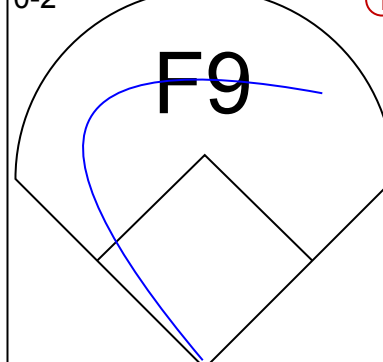
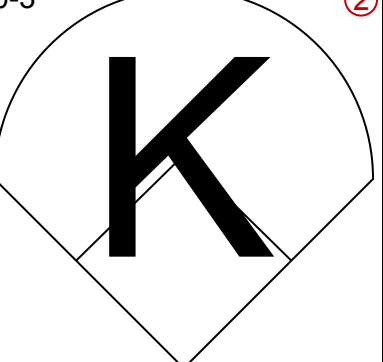
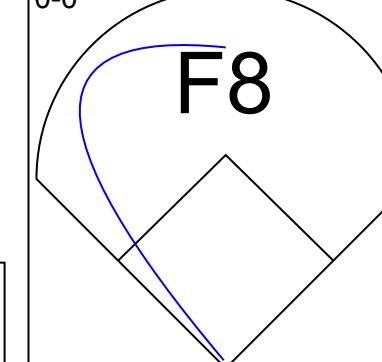
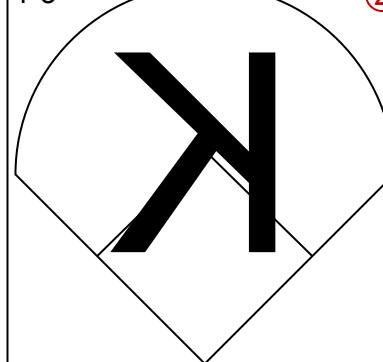
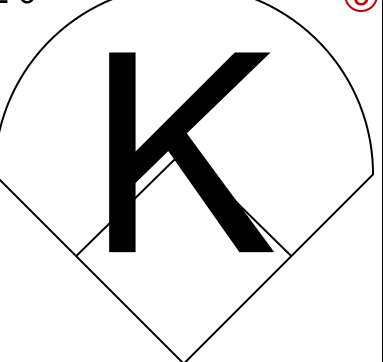
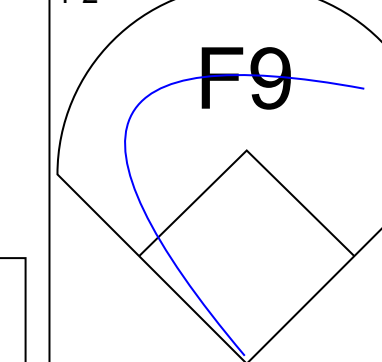
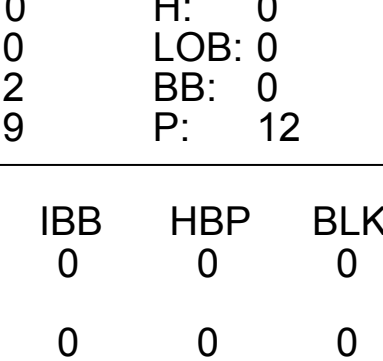
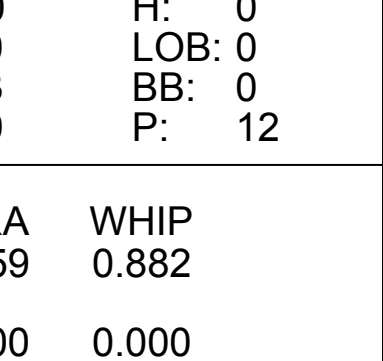




Batter	1	2	3	4	5	6	7	8	9	AB	R	H	RBI	BB	SO	LOB	TOP			
Jason Ellison, R (1, 9) OBP: 0.333, SLG: 0.480										4	1	2	1	1	1	0	<b>San Francisco Giants @ Florida Marlins</b> Dolphin Stadium, Miami, FL Wed May 31 2006, 7:05 PM EDT Att: 8,017 - Partly Cloudy - 82 F			
13 Omar Vizquel, S (1, 6) OBP: 0.419, SLG: 0.455										5	1	2	1	0	0	1				
Steve Finley, L (1, 8) OBP: 0.343, SLG: 0.425										4	2	1	2	1	0	2				
9 Mark Sweeney, L (1, 7) OBP: 0.313, SLG: 0.481										5	1	2	0	0	0	2				
Ray Durham, S (1, 4) OBP: 0.314, SLG: 0.392										4	0	2	2	0	0	0				
Lance Niekro, R (1, 3) OBP: 0.300, SLG: 0.393										4	0	0	0	0	1	3				
Pedro Feliz, R (1, 5) OBP: 0.294, SLG: 0.455										4	0	2	0	0	2	2				
Mike Matheny, R (1, 2) OBP: 0.276, SLG: 0.338										1	0	0	0	0	1	1				
Todd Greene, R (3, 2) OBP: 0.300, SLG: 0.550										2	1	1	0	1	1	0				
Jason Schmidt, R (1, 1) OBP: 0.077, SLG: 0.115										2	0	0	0	0	0	2				
Jeremy Accardo, R (6, 1)										1	0	0	0	0	0	0				
19 Kevin Frandsen, R (9, PH) Armando Benitez, R (9, 1)										1	0	0	0	0	0	1				
										0	0	0	0	0	0	0				
<b>Inning Stats</b>	R: 0 E: 0 K: 1 S: 8	H: 0 LOB: 0 BB: 0 P: 13	R: 1 E: 0 K: 1 S: 8	H: 3 LOB: 1 BB: 0 P: 12	R: 2 E: 0 K: 0 S: 14	H: 2 LOB: 0 BB: 0 P: 20	R: 0 E: 0 K: 1 S: 9	H: 1 LOB: 2 BB: 1 P: 19	R: 0 E: 0 K: 0 S: 7	H: 0 LOB: 0 BB: 0 P: 9	R: 0 E: 0 K: 0 S: 10	H: 0 LOB: 0 BB: 0 P: 14	R: 2 E: 0 K: 1 S: 18	H: 3 LOB: 2 BB: 1 P: 32	R: 1 E: 0 K: 0 S: 11	H: 2 LOB: 2 BB: 1 P: 21	1B: 7 2B: 2 3B: 1 HR: 2	SF: 0 SAC: 0 DP: 1 HBP: 0	WP: 0 PB: 0 SB: 0 CS: 1	PA: 40
<b>PITCHER</b>	IP WLS BF H R ER SO BB IBB HBP BLK WP HR S P ERA WHIP																			
55 Josh Johnson, R (1, 1) ERA: 2.42	7.0 L 27 7 3 3 5 0 1 0 0 0 0 1 61 94 3.86 1.000																			
Yusmeiro Petit, R (8, 1) ERA: 3.39	1.0 7 3 2 2 1 1 0 0 0 0 0 1 18 32 18.00 4.000																			
Matt Herges, R (9, 1) ERA: 5.63	1.0 6 2 1 1 0 1 0 0 0 0 0 0 11 21 9.00 3.000																			

AB	37
R	6
H	12
RBI	6
BB	3
SO	6
LOB	14



Batter	1	2	3	4	5	6	7	8	9	AB	R	H	RBI	BB	SO	LOB	BOTTOM					
2 Hanley Ramirez, R (1, 6) OBP: 0.378, SLG: 0.463										4	1	1	0	0	2	0	<b>San Francisco Giants @ Florida Marlins</b> Dolphin Stadium, Miami, FL Wed May 31 2006, 7:05 PM EDT Att: 8,017 - Partly Cloudy - 82 F					
6 Dan Uggla, R (1, 4) OBP: 0.368, SLG: 0.468										3	0	0	1	0	0	0						
17 Mike Jacobs, L (1, 3) OBP: 0.337, SLG: 0.413										4	0	2	0	0	1	0						
Miguel Cabrera, R (1, 5) OBP: 0.444, SLG: 0.619										4	0	3	0	0	1	1						
14 Josh Willingham, R (1, 7) OBP: 0.351, SLG: 0.453										4	0	0	0	0	2	5						
27 Jeremy Hermida, L (1, 9) OBP: 0.352, SLG: 0.311										3	0	0	0	0	0	3						
61 Reggie Abercrombie, R (1, 8) OBP: 0.296, SLG: 0.369										3	0	0	0	0	3	1						
Miguel Olivo, R (1, 2) OBP: 0.283, SLG: 0.446										3	0	0	0	0	1	0						
55 Josh Johnson, L (1, 1) Yusmeiro Petit, R (8, 1)										2	0	0	0	0	2	0						
4 Alfredo Amezaga, S (6, PH) Matt Herges, L (9, 1)										1	0	0	0	0	0	0						
										0	0	0	0	0	0	0						
<b>Inning Stats</b>	R: 0 E: 0 K: 2 S: 18	H: 0 LOB: 0 BB: 0 P: 27	R: 0 E: 0 K: 2 S: 12	H: 1 LOB: 1 BB: 0 P: 22	R: 0 E: 0 K: 2 S: 9	H: 0 LOB: 0 BB: 0 P: 12	R: 0 E: 0 K: 0 S: 12	H: 2 LOB: 2 BB: 0 P: 19	R: 0 E: 0 K: 3 S: 9	H: 0 LOB: 0 BB: 0 P: 12	R: 1 E: 0 K: 2 S: 13	H: 2 LOB: 1 BB: 0 P: 20	R: 0 E: 0 K: 1 S: 6	H: 0 LOB: 0 BB: 0 P: 6	R: 0 E: 0 K: 0 S: 5	H: 0 LOB: 0 BB: 0 P: 9	R: 0 E: 0 K: 0 S: 9	H: 1 LOB: 0 BB: 0 P: 11	1B: 5 2B: 0 3B: 1 HR: 0	SF: 1 SAC: 0 DP: 1 HBP: 0	WP: 0 PB: 0 SB: 0 CS: 0	PA: 32
<b>PITCHER</b>	IP WLS BF H R ER SO BB IBB HBP BLK WP HR S P ERA WHIP																					
Jason Schmidt, R (1, 1) ERA: 2.7	5.2 W 22 5 1 1 10 0 0 0 0 0 0 69 105 1.59 0.882																					
Jeremy Accardo, R (6, 1) ERA: 3.0	2.1 H 7 0 0 0 2 0 0 0 0 0 0 0 15 22 0.00 0.000																					
Armando Benitez, R (9, 1) ERA: 0.79	1.0 3 1 0 0 0 0 0 0 0 0 0 0 9 11 0.00 1.000																					









Batter	1	2	3	4	5	6	7	8	9	AB	R	H	RBI	BB	SO	LOB	TOP							
2 Hanley Ramirez, R OBP: 0.373, SLG: 0.462	2-1 SH1-3 6 17 1B 2B		1-1 F8	1-2 G4-3		2-0 P6		1-1 P3	0-1 F9	6	1	1	0	0	0	4								
6 Dan Uggla, R OBP: 0.382, SLG: 0.471	0-0 SH1-3		1-2 17 1B		1-1 HR		3-3 K	2-2 FC6-4		4	2	2	1	0	1	2								
17 Mike Jacobs, L OBP: 0.335, SLG: 0.402	3-2 G5-4-3 1B		2-2 1B		1-0 G4-3		2-0 G4-3		0-1 G3-1	5	0	2	2	0	0	0								
Miguel Cabrera, R OBP: 0.446, SLG: 0.614 57 Taylor Tankersley, L	3-2 G5-4-3 1B		0-3 K		1-1 2B		1-1 F8		0-2 4 1B 1B	5	1	2	0	0	1	2								
Joe Borchard, S OBP: 0.337, SLG: 0.376		0-3 K		0-0 27 4 HR 1B		3-2 F7		0-0 27 4 G4-3 1B	0-1 4 1B	5	3	3	0	0	1	1								
27 Jeremy Hermida, L OBP: 0.387, SLG: 0.462 12 Cody Ross, R OBP: 0.333, SLG: 0.708	1-1 G3		4-2 4 HR BB		1-2 G3-1		0-1 G4-3 1B	0-1 4 G4-3 1B	2-3 K	3	2	1	0	1	0	1								
4 Alfredo Amezaga, S OBP: 0.322, SLG: 0.364	4-1 S BB		0-1 HR		1-1 K		1-1 G4-3	0-1 G4-3	0-0 HR 1B	4	2	2	4	1	0	1								
Miguel Olivo, R OBP: 0.294, SLG: 0.452	1-0 G5-3		1-1 47 FC1-6 1B		0-3 K		0-3 K	1-2 47 E 1B	1-2 HR 1B	5	1	3	3	0	1	1								
47 Ricky Nolasco, R OBP: 0.273, SLG: 0.545 Wes Helms, R OBP: 0.286, SLG: 0.381			0-3 K		0-1 FC1-6 2 G4-3 1B		0-1 K	0-0 E1 6 FC6-4 1B	1-3 HR	4	0	1	0	0	1	2								
<b>Inning Stats</b>	R: 1 E: 0 K: 0 S: 10	H: 2 LOB: 0 BB: 0 P: 18	R: 0 E: 0 K: 1 S: 7	H: 0 LOB: 1 BB: 1 P: 13	R: 1 E: 0 K: 2 S: 17	H: 2 LOB: 1 BB: 0 P: 21	R: 3 E: 0 K: 0 S: 13	H: 3 LOB: 0 BB: 1 P: 19	R: 1 E: 0 K: 0 S: 11	H: 2 LOB: 1 BB: 0 P: 18	R: 0 E: 0 K: 1 S: 8	H: 1 LOB: 1 BB: 0 P: 11	R: 0 E: 0 K: 1 S: 6	H: 0 LOB: 0 BB: 0 P: 12	R: 2 E: 1 K: 0 S: 14	H: 3 LOB: 2 BB: 0 P: 18	R: 5 E: 0 K: 1 S: 19	H: 5 LOB: 0 BB: 0 P: 24	1B: 12 2B: 3 3B: 0 HR: 3	SF: 0 SAC: 1 DP: 2 HBP: 0	WP: 0 PB: 0 SB: 2 CS: 0	PA: 46		
<b>PITCHER</b>	IP WLS BF H R ER SO BB IBB HBP BLK WP HR S P ERA WHIP	IP WLS BF H R ER SO BB IBB HBP BLK WP HR S P ERA WHIP	IP WLS BF H R ER SO BB IBB HBP BLK WP HR S P ERA WHIP	IP WLS BF H R ER SO BB IBB HBP BLK WP HR S P ERA WHIP	IP WLS BF H R ER SO BB IBB HBP BLK WP HR S P ERA WHIP	IP WLS BF H R ER SO BB IBB HBP BLK WP HR S P ERA WHIP	IP WLS BF H R ER SO BB IBB HBP BLK WP HR S P ERA WHIP	IP WLS BF H R ER SO BB IBB HBP BLK WP HR S P ERA WHIP	IP WLS BF H R ER SO BB IBB HBP BLK WP HR S P ERA WHIP	IP WLS BF H R ER SO BB IBB HBP BLK WP HR S P ERA WHIP	IP WLS BF H R ER SO BB IBB HBP BLK WP HR S P ERA WHIP	IP WLS BF H R ER SO BB IBB HBP BLK WP HR S P ERA WHIP	IP WLS BF H R ER SO BB IBB HBP BLK WP HR S P ERA WHIP	IP WLS BF H R ER SO BB IBB HBP BLK WP HR S P ERA WHIP	IP WLS BF H R ER SO BB IBB HBP BLK WP HR S P ERA WHIP	IP WLS BF H R ER SO BB IBB HBP BLK WP HR S P ERA WHIP	IP WLS BF H R ER SO BB IBB HBP BLK WP HR S P ERA WHIP	IP WLS BF H R ER SO BB IBB HBP BLK WP HR S P ERA WHIP	IP WLS BF H R ER SO BB IBB HBP BLK WP HR S P ERA WHIP	IP WLS BF H R ER SO BB IBB HBP BLK WP HR S P ERA WHIP	IP WLS BF H R ER SO BB IBB HBP BLK WP HR S P ERA WHIP	IP WLS BF H R ER SO BB IBB HBP BLK WP HR S P ERA WHIP	IP WLS BF H R ER SO BB IBB HBP BLK WP HR S P ERA WHIP	IP WLS BF H R ER SO BB IBB HBP BLK WP HR S P ERA WHIP

Florida Marlins @ Colorado Rockies  
Coors Field, Denver, CO  
Sat Jun 03 2006, 6:05 PM MDT  
Att: 23,831 - Cloudy - 87 F

AB 43  
R 13  
H 18  
RBI 13  
BB 2  
SO 6  
LOB 16



Batter	1	2	3	4	5	6	7	8	9	AB	R	H	RBI	BB	SO	LOB	BOTTOM								
Jamey Carroll, R OBP: 0.409, SLG: 0.371	1-1 G1-3		4-0 BB		1-2 1B			0-1 FC5-4 17 1B		3	0	2	0	1	0	0									
18 Cory Sullivan, L OBP: 0.302, SLG: 0.411 61 Ramon E Ramirez, R OBP: 1.000, SLG: 1.000 39 Tom Martin, L	1-0 L3		1-1 F9		1-0 G3			2-3 K		3	0	0	0	0	0	2									
19 Ryan Spilborghs, R OBP: 0.382, SLG: 0.567 David Cortes, R										1	0	0	0	0	1	1									
17 Todd Helton, L OBP: 0.397, SLG: 0.463	0-2 G6-3		1-3 K		1-2 F7			0-0 5 FC5-4 1B		4	0	1	0	0	1	0									
5 Matt Holliday, R OBP: 0.367, SLG: 0.612		1-2 11 G3-6-1 27 1B		0-0 11 E 11 1B		1-2 G6-3		0-0 FC5-4		4	0	2	0	0	0	2									
27 Garrett Atkins, R OBP: 0.379, SLG: 0.490		2-1 11 G3-6-1 1B		3-2 F7		1-3 K		0-3 K		4	0	1	0	0	2	3									
11 Brad Hawpe, L OBP: 0.402, SLG: 0.582		3-1 G3-6-1		0-0 E1						4	0	1	0	0	1	2									
JD Closser, S OBP: 0.283, SLG: 0.176		0-0 P5		2-1 P4						4	0	0	0	0	1	3									
12 Clint Barmes, R OBP: 0.232, SLG: 0.318			1-1 49 CS 1B		0-2 G4-3					3	0	2	0	0	0	0									
49 Byung-Hyun Kim, R OBP: 0.071, SLG: 0.071 Choo Freeman, R OBP: 0.293, SLG: 0.278			0-3 K		1-0 P4					1	0	0	0	0	1	1									
<b>Inning Stats</b>	R: 0 E: 0 K: 0 S: 6	H: 0 LOB: 0 BB: 0 P: 8	R: 0 E: 0 K: 0 S: 8	H: 2 LOB: 1 BB: 0 P: 14	R: 0 E: 0 K: 1 S: 7	H: 1 LOB: 1 BB: 1 P: 13	R: 0 E: 0 K: 1 S: 10	H: 2 LOB: 2 BB: 0 P: 16	R: 0 E: 0 K: 0 S: 9	H: 1 LOB: 1 BB: 0 P: 12	R: 0 E: 0 K: 1 S: 10	H: 0 LOB: 0 BB: 0 P: 13	R: 0 E: 0 K: 2 S: 11	H: 0 LOB: 1 BB: 0 P: 19	R: 0 E: 0 K: 2 S: 11	H: 2 LOB: 2 BB: 0 P: 13	R: 0 E: 0 K: 1 S: 9	H: 1 LOB: 1 BB: 0 P: 16	1B: 9 2B: 1 3B: 0 HR: 0	SF: 0 SAC: 0 DP: 2 HBP: 1	WP: 0 PB: 0 SB: 0 CS: 1	PA: 36			
<b>PITCHER</b>	IP WLS BF H R ER SO BB IBB HBP BLK WP HR S P ERA WHIP	IP WLS BF H R ER SO BB IBB HBP BLK WP HR S P ERA WHIP	IP WLS BF H R ER SO BB IBB HBP BLK WP HR S P ERA WHIP	IP WLS BF H R ER SO BB IBB HBP BLK WP HR S P ERA WHIP	IP WLS BF H R ER SO BB IBB HBP BLK WP HR S P ERA WHIP	IP WLS BF H R ER SO BB IBB HBP BLK WP HR S P ERA WHIP	IP WLS BF H R ER SO BB IBB HBP BLK WP HR S P ERA WHIP	IP WLS BF H R ER SO BB IBB HBP BLK WP HR S P ERA WHIP	IP WLS BF H R ER SO BB IBB HBP BLK WP HR S P ERA WHIP	IP WLS BF H R ER SO BB IBB HBP BLK WP HR S P ERA WHIP	IP WLS BF H R ER SO BB IBB HBP BLK WP HR S P ERA WHIP	IP WLS BF H R ER SO BB IBB HBP BLK WP HR S P ERA WHIP	IP WLS BF H R ER SO BB IBB HBP BLK WP HR S P ERA WHIP	IP WLS BF H R ER SO BB IBB HBP BLK WP HR S P ERA WHIP	IP WLS BF H R ER SO BB IBB HBP BLK WP HR S P ERA WHIP	IP WLS BF H R ER SO BB IBB HBP BLK WP HR S P ERA WHIP	IP WLS BF H R ER SO BB IBB HBP BLK WP HR S P ERA WHIP	IP WLS BF H R ER SO BB IBB HBP BLK WP HR S P ERA WHIP	IP WLS BF H R ER SO BB IBB HBP BLK WP HR S P ERA WHIP	IP WLS BF H R ER SO BB IBB HBP BLK WP HR S P ERA WHIP	IP WLS BF H R ER SO BB IBB HBP BLK WP HR S P ERA WHIP	IP WLS BF H R ER SO BB IBB HBP BLK WP HR S P ERA WHIP	IP WLS BF H R ER SO BB IBB HBP BLK WP HR S P ERA WHIP	IP WLS BF H R ER SO BB IBB HBP BLK WP HR S P ERA WHIP	IP WLS BF H R ER SO BB IBB HBP BLK WP HR S P ERA WHIP

Florida Marlins @ Colorado Rockies  
Coors Field, Denver, CO  
Sat Jun 03 2006, 6:05 PM MDT  
Att: 23,831 - Cloudy - 87 F

AB 34  
R 0  
H 9  
RBI 0  
BB 1  
SO 8  
LOB 16





Batter	1	2	3	4	5	6	7	8	9	AB	R	H	RBI	BB	SO	LOB	TOP		
2 Hanley Ramirez, R OBP: 0.369, SLG: 0.471	F9		K		G1-3		HR	K		5	1	1	1	0	2	4	<b>Florida Marlins @ Colorado Rockies</b> Coors Field, Denver, CO Sun Jun 04 2006, 1:05 PM MDT Att: 21,125 - Sunny - 80 F		
6 Dan Uggla, R OBP: 0.354, SLG: 0.460	F8		G6-4-3		K		G1-3		P3	5	0	0	0	0	1	2			
17 Mike Jacobs, L OBP: 0.337, SLG: 0.420	HR				K		G4-3		K	5	1	2	1	0	2	0			
Miguel Cabrera, R OBP: 0.450, SLG: 0.614	G6-3				14 27 1B		G5-3		1B	5	1	3	0	0	0	1			
14 Josh Willingham, R OBP: 0.350, SLG: 0.444					27 61 20 G3		G5-3		K	5	1	2	0	0	2	2			
27 Jeremy Hermida, L OBP: 0.394, SLG: 0.482					20 61 E		FC5		G5-3	4	0	2	1	0	0	1			
61 Reggie Abercrombie, R (1, 8) OBP: 0.294, SLG: 0.372					1-3 2-H		L8		20 CS	4	0	1	0	0	0	3			
20 Matt Treanor, R OBP: 0.310, SLG: 0.297					0-1		FC5		E6	3	0	1	1	1	0	3			
Scott Olsen, L (1, 1) Randy Messenger, R (7, 1) Joe Borchard, S (6, PH) 60 Carlos Martinez, R (8, 1) 57 Taylor Tankersley, L (8, 1) 19 Logan Kensing, R (8, 1) Joe Borowski, R (9, 1)					0-1		FC5		1B	2	0	0	0	0	0	4			
<b>Inning Stats</b>	R: 1 E: 0 K: 0 S: 11	H: 1 LOB: 0 BB: 0 P: 16	R: 0 E: 0 K: 0 S: 8	H: 1 LOB: 0 BB: 0 P: 13	R: 0 E: 1 K: 1 S: 8	H: 1 LOB: 1 BB: 0 P: 11	R: 2 E: 1 K: 1 S: 15	H: 3 LOB: 2 BB: 0 P: 23	R: 0 E: 0 K: 1 S: 10	H: 1 LOB: 2 BB: 1 P: 17	R: 1 E: 0 K: 0 S: 9	H: 2 LOB: 1 BB: 0 P: 12	R: 0 E: 1 K: 1 S: 11	H: 2 LOB: 2 BB: 0 P: 16	R: 0 E: 0 K: 2 S: 11	H: 1 LOB: 1 BB: 0 P: 15		1B: 9 2B: 2 3B: 0 HR: 2	SF: 0 SAC: 1 DP: 2 HBP: 0
<b>PITCHER</b>	IP WLS BF H R ER SO BB IBB HBP BLK WP HR S P ERA WHIP																		
Jason Jennings, R (1, 1) ERA: 4.48	7.0 L 32 10 4 3 4 0 0 0 0 0 2 69 103 3.86 1.429																		
Jose Mesa, R (8, 1) ERA: 3.2	1.0 5 2 0 0 1 0 0 0 0 0 0 11 16 0.00 2.000																		
40 Brian Fuentes, L (9, 1) ERA: 1.19	1.0 4 1 0 0 2 0 0 0 0 0 0 11 15 0.00 1.000																		

Batter	1	2	3	4	5	6	7	8	9	AB	R	H	RBI	BB	SO	LOB	BOTTOM		
Jamey Carroll, R (1, 4) OBP: 0.397, SLG: 0.358	G4-3		K				F7		F7	4	0	0	0	0	1	0	<b>Florida Marlins @ Colorado Rockies</b> Coors Field, Denver, CO Sun Jun 04 2006, 1:05 PM MDT Att: 21,125 - Sunny - 80 F		
19 Ryan Spillborghs, R (1, 8) OBP: 0.395, SLG: 0.589	17 G1-6-3 1B				B1-3		K		2B	4	0	2	0	0	1	0			
17 Todd Helton, L (1, 3) OBP: 0.393, SLG: 0.457	G1-6-3				5 HR 1B		F8		K	4	1	1	0	0	1	2			
5 Matt Holliday, R (1, 7) OBP: 0.378, SLG: 0.632					1-2		27 2B 1B		BB	3	1	3	2	1	0	0			
27 Garrett Atkins, R (1, 5) OBP: 0.377, SLG: 0.490					3-3		12 1B 2B		F7	4	1	1	0	0	1	3			
Eli Marrero, R (1, 9) OBP: 0.357, SLG: 0.483					0-1		12 1B BB		B3	2	0	0	0	0	1	0			
Jose Mesa, R (8, 1) ERA: 3.2					G6-3					0	0	0	0	0	0	0			
40 Brian Fuentes, L (9, 1) ERA: 1.19					G6-3					0	0	0	0	0	0	0			
18 Cory Sullivan, L (9, PH) OBP: 0.300, SLG: 0.409					G6-3					1	0	0	0	0	0	0			
8 Yorvit Torrealba, R (1, 2)					F8		F9		K	4	0	0	0	0	1	3			
12 Clint Barmes, R (1, 6) OBP: 0.232, SLG: 0.317					F7		F8		G4-3	4	0	1	1	0	0	0			
Jason Jennings, L (1, 1) OBP: 0.231, SLG: 0.240					G4-3		G4-3			2	0	0	0	0	0	0			
11 Brad Hawpe, L (7, PH) OBP: 0.400, SLG: 0.579					G4-3		K			1	0	0	0	0	1	2			
<b>Inning Stats</b>	R: 0 E: 0 K: 0 S: 7	H: 1 LOB: 0 BB: 0 P: 9	R: 0 E: 0 K: 0 S: 7	H: 1 LOB: 1 BB: 0 P: 10	R: 0 E: 0 K: 1 S: 7	H: 0 LOB: 0 BB: 0 P: 10	R: 2 E: 0 K: 1 S: 11	H: 2 LOB: 0 BB: 0 P: 16	R: 0 E: 0 K: 1 S: 8	H: 0 LOB: 0 BB: 0 P: 14	R: 1 E: 0 K: 1 S: 14	H: 3 LOB: 2 BB: 1 P: 23	R: 0 E: 0 K: 1 S: 15	H: 1 LOB: 2 BB: 1 P: 24	R: 0 E: 0 K: 1 S: 7	H: 0 LOB: 0 BB: 0 P: 11	1B: 5 2B: 2 3B: 0 HR: 1	SF: 0 SAC: 0 DP: 1 HBP: 0	WP: 1 PA: 35 PB: 0 SB: 0 CS: 0
<b>PITCHER</b>	IP WLS BF H R ER SO BB IBB HBP BLK WP HR S P ERA WHIP																		
Scott Olsen, L (1, 1) ERA: 5.6	6.2 W 25 6 3 3 3 1 0 0 0 0 0 7 10 4.05 1.050																		
Randy Messenger, R (7, 1) ERA: 3.92	0.1 H 2 1 0 0 1 0 0 0 0 0 0 7 10 0.00 3.000																		
60 Carlos Martinez, R (8, 1) ERA: 2.57	0.1 H 2 1 0 0 0 0 0 0 0 0 0 5 7 0.00 3.000																		
57 Taylor Tankersley, L (8, 1) ERA: 3.86	0.1 H 1 0 0 0 1 0 0 0 0 0 0 4 6 0.00 0.000																		
19 Logan Kensing, R (8, 1) ERA: 3.86	0.1 H 2 0 0 0 0 1 0 0 0 0 0 6 11 0.00 3.000																		



Batter	1	2	3	4	5	6	7	8	9	AB	R	H	RBI	BB	SO	LOB	TOP			
2 Hanley Ramirez, R OBP: 0.367, SLG: 0.464	F8		BB		P2			K		3	0	0	0	1	1	1	<b>Florida Marlins @ San Francisco Giants</b> AT&T Park, San Francisco, CA Mon Jun 05 2006, 7:15 PM PDT Att: 35,438 - Clear - 61 F			
6 Dan Uggla, R OBP: 0.354, SLG: 0.459			F8		F8			F7		3	0	1	0	0	0	3				
4 Alfredo Amezaga, S	G6-4-3 1B				F8					1	0	0	0	0	0	0				
Miguel Cabrera, R OBP: 0.444, SLG: 0.605	G6-4-3				F7					3	0	0	0	0	0	3				
Joe Borchard, S						G5-3				1	1	1	0	0	0	0				
14 Josh Willingham, R OBP: 0.353, SLG: 0.461										4	1	2	1	0	0	1				
12 Cody Ross, R OBP: 0.321, SLG: 0.643										4	0	1	1	0	0	1				
Wes Helms, R OBP: 0.270, SLG: 0.358										4	0	0	0	0	0	2				
61 Reggie Abercrombie, R OBP: 0.287, SLG: 0.363										4	0	0	0	0	3	2				
Miguel Olivo, R OBP: 0.301, SLG: 0.457										3	0	2	0	0	0	0				
Brian Moehler, R OBP: 0.105, SLG: 0.056										0	0	0	0	0	0	0				
Yusmeiro Petit, R										1	0	0	0	0	0	0				
Matt Herges, L										0	0	0	0	0	0	0				
<b>Inning Stats</b>	R: 0 E: 0 K: 0 S: 9	H: 1 LOB: 0 BB: 0 P: 13	R: 0 E: 0 K: 1 S: 12	H: 1 LOB: 1 BB: 0 P: 17	R: 0 E: 0 K: 0 S: 10	H: 1 LOB: 2 BB: 1 P: 17	R: 1 E: 0 K: 0 S: 9	H: 1 LOB: 0 BB: 0 P: 17	R: 0 E: 0 K: 0 S: 6	H: 0 LOB: 0 BB: 0 P: 10	R: 0 E: 0 K: 1 S: 7	H: 0 LOB: 0 BB: 0 P: 12	R: 0 E: 0 K: 1 S: 5	H: 0 LOB: 0 BB: 0 P: 6	R: 1 E: 0 K: 1 S: 9	H: 2 LOB: 1 BB: 0 P: 13	1B: 6 2B: 0 3B: 0 HR: 1	SF: 0 SAC: 2 DP: 1 HBP: 0	WP: 0 PB: 0 SB: 0 CS: 0	PA: 34
<b>PITCHER</b>	IP WLS BF H R ER SO BB IBB HBP BLK WP HR S P ERA WHIP	5.0 W 20 5 1 1 1 1 1 0 0 0 0 1 49 76 1.80 1.200	4.0 S 14 2 1 1 3 0 0 0 0 0 0 0 27 41 2.25 0.500											IP WLS BF H R ER SO BB IBB HBP BLK WP HR S P ERA WHIP						

Batter	1	2	3	4	5	6	7	8	9	AB	R	H	RBI	BB	SO	LOB	BOTTOM			
2 Randy Winn, S OBP: 0.348, SLG: 0.439	G6-4-3 BB	E4				G4-3				4	3	3	3	1	0	0	<b>Florida Marlins @ San Francisco Giants</b> AT&T Park, San Francisco, CA Mon Jun 05 2006, 7:15 PM PDT Att: 35,438 - Clear - 61 F			
13 Omar Vizquel, S OBP: 0.417, SLG: 0.447										4	1	3	0	0	0	0				
Jose Vizcaino, S										1	1	1	1	0	0	0				
Lance Niekro, R OBP: 0.295, SLG: 0.385	G6-4-3	CS								5	1	2	4	0	0	2				
Barry Bonds, L OBP: 0.484, SLG: 0.492										3	1	1	2	1	0	0				
Jason Ellison, R OBP: 0.314, SLG: 0.424										1	0	0	0	0	0	2				
Ray Durham, S OBP: 0.312, SLG: 0.374										4	0	0	0	0	0	2				
19 Kevin Frandsen, R OBP: 0.306, SLG: 0.250										1	0	1	1	0	0	0				
Steve Finley, L OBP: 0.343, SLG: 0.424										5	0	0	0	0	1	1				
Pedro Feliz, R OBP: 0.308, SLG: 0.467										4	3	3	0	0	0	0				
Todd Greene, R OBP: 0.412, SLG: 0.521										3	2	2	1	1	0	0				
51 Noah Lowry, R OBP: 0.222, SLG: 0.125										2	1	1	0	0	1	1				
41 Brad Hennessey, R OBP: 0.286, SLG: 0.286										1	1	1	0	0	0	0				
<b>Inning Stats</b>	R: 0 E: 0 K: 0 S: 8	H: 1 LOB: 2 BB: 2 P: 18	R: 3 E: 1 K: 0 S: 14	H: 4 LOB: 0 BB: 0 P: 22	R: 0 E: 0 K: 0 S: 5	H: 0 LOB: 0 BB: 0 P: 8	R: 0 E: 0 K: 0 S: 7	H: 0 LOB: 0 BB: 0 P: 11	R: 6 E: 0 K: 1 S: 20	H: 7 LOB: 1 BB: 0 P: 31	R: 0 E: 0 K: 0 S: 10	H: 0 LOB: 0 BB: 0 P: 15	R: 0 E: 0 K: 1 S: 10	H: 0 LOB: 0 BB: 0 P: 14	R: 5 E: 0 K: 0 S: 17	H: 6 LOB: 1 BB: 1 P: 26	1B: 14 2B: 1 3B: 2 HR: 1	SF: 0 SAC: 1 DP: 2 HBP: 0	WP: 0 PB: 0 SB: 0 CS: 1	PA: 43
<b>PITCHER</b>	IP WLS BF H R ER SO BB IBB HBP BLK WP HR S P ERA WHIP	4.0 L 17 7 6 6 2 1 0 0 0 0 0 43 66 18.00 2.667	3.0 7 6 6 2 1 0 0 0 0 0 0 0 4 5 0.00 1.000											IP WLS BF H R ER SO BB IBB HBP BLK WP HR S P ERA WHIP						





Batter	1	2	3	4	5	6	7	8	9	AB	R	H	RBI	BB	SO	LOB	TOP					
2 Hanley Ramirez, R (1, 6) OBP: 0.365, SLG: 0.460	P6		K			1B		K		4	0	1	0	0	2	1	Florida Marlins @ San Francisco Giants AT&T Park, San Francisco, CA Tue Jun 06 2006, 7:15 PM PDT Att: 33,987 - Partly Cloudy - 59 F					
6 Dan Uggla, R (1, 4) OBP: 0.357, SLG: 0.459	K			K		1B			1B	4	0	2	0	0	2	0						
17 Mike Jacobs, L (1, 3) OBP: 0.336, SLG: 0.416	L4			K		1B			1B	4	0	1	0	0	1	2						
61 Reggie Abercrombie, R (9, PR) OBP: 0.287, SLG: 0.363									1B	0	0	0	0	0	0	0						
Miguel Cabrera, R (1, 5) OBP: 0.437, SLG: 0.593		F8		F9			K		1B	4	0	0	0	0	2	2						
14 Josh Willingham, R (1, 7) OBP: 0.351, SLG: 0.472		K				HR		F8	K	4	1	1	1	0	2	3						
27 Jeremy Hermida, L (1, 8) OBP: 0.400, SLG: 0.475						FC5-4		K	K	3	0	1	0	1	2	3						
Joe Borcherd, S (1, 9) OBP: 0.340, SLG: 0.378						1B			K	3	0	0	0	0	3	2						
Miguel Olivo, R (1, 2) OBP: 0.295, SLG: 0.447			G6-3			FC5-4		P3		3	0	0	0	0	0	1						
55 Josh Johnson, L (1, 1) OBP: 0.345, SLG: 0.655			K			CS			1B	2	0	0	0	0	2	0						
12 Cody Ross, R (8, PH) OBP: 0.317, SLG: 0.357										1	0	1	0	0	0	0						
4 Alfredo Amezaga, S (8, PR) OBP: 0.317, SLG: 0.357										0	0	0	0	0	0	0						
60 Carlos Martinez, R (8, 1)										0	0	0	0	0	0	0						
<b>Inning Stats</b>	R: 0 H: 0 E: 0 K: 1 S: 7	H: 0 LOB: 0 BB: 0 P: 10	R: 0 H: 0 E: 0 K: 2 S: 9	H: 0 LOB: 1 BB: 1 P: 15	R: 0 H: 0 E: 0 K: 2 S: 8	H: 0 LOB: 0 BB: 0 P: 12	R: 0 H: 0 E: 0 K: 2 S: 9	H: 0 LOB: 0 BB: 0 P: 12	R: 1 H: 2 E: 0 K: 1 S: 7	H: 2 LOB: 0 BB: 0 P: 15	R: 0 H: 2 E: 0 K: 1 S: 7	H: 2 LOB: 1 BB: 0 P: 9	R: 0 H: 0 E: 0 K: 2 S: 8	H: 0 LOB: 0 BB: 0 P: 11	R: 0 H: 1 E: 0 K: 3 S: 12	H: 1 LOB: 1 BB: 0 P: 17	R: 0 H: 2 E: 0 K: 3 S: 14	H: 2 LOB: 3 BB: 0 P: 23	1B: 6 2B: 0 3B: 0 HR: 1	SF: 0 SAC: 0 DP: 1 HBP: 0	WP: 1 PB: 0 SB: 0 CS: 1	PA: 34
<b>PITCHER</b> Jason Schmidt, R (1, 1) ERA: 2.53	IP: 9.0 WLS: W BF: 33 H: 7 R: 1 ER: 1 SO: 16 BB: 1 IBB: 0 HBP: 0 BLK: 0 WP: 1 HR: 1 S: 81 P: 124 ERA: 1.00 WHIP: 0.889											<b>PITCHER</b>	IP: 9.0 WLS: W BF: 33 H: 7 R: 1 ER: 1 SO: 16 BB: 1 IBB: 0 HBP: 0 BLK: 0 WP: 1 HR: 1 S: 81 P: 124 ERA: 1.00 WHIP: 0.889									

Batter	1	2	3	4	5	6	7	8	9	AB	R	H	RBI	BB	SO	LOB	BOTTOM			
2 Randy Winn, S (1, 8) OBP: 0.350, SLG: 0.442	SH2-4		G6-3			E6				3	1	1	0	1	0	0	Florida Marlins @ San Francisco Giants AT&T Park, San Francisco, CA Tue Jun 06 2006, 7:15 PM PDT Att: 33,987 - Partly Cloudy - 59 F			
13 Omar Vizquel, S (1, 6) OBP: 0.412, SLG: 0.440	SH2-4			G4-3		G1-3		P6		3	0	0	0	0	3					
Lance Niekro, R (1, 3) OBP: 0.308, SLG: 0.391				G5-3						3	1	2	1	1	0					
Barry Bonds, L (1, 7) OBP: 0.473, SLG: 0.477										4	0	0	0	0	1					
Steve Finley, L (9, 8) OBP: 0.345, SLG: 0.424	G4-6-3			P2		K		F8		0	0	0	0	0	0					
Moises Alou, R (1, 9) OBP: 0.439, SLG: 0.671						F8		F8		3	0	1	1	1	0					
Jason Ellison, R (9, 7) OBP: 0.314, SLG: 0.424										0	0	0	0	0	0					
Ray Durham, S (1, 4) OBP: 0.311, SLG: 0.378										4	0	1	0	0	0					
Pedro Feliz, R (1, 5) OBP: 0.309, SLG: 0.465										3	0	1	0	0	1					
50 Eliezer Alfonso, R (1, 2) OBP: 0.308, SLG: 0.455										2	0	0	0	1	2					
Jason Schmidt, R (1, 1) OBP: 0.069, SLG: 0.103										3	0	0	0	0	2					
<b>Inning Stats</b>	R: 0 H: 1 E: 0 K: 0 S: 7	H: 0 LOB: 1 BB: 1 P: 15	R: 0 H: 0 E: 0 K: 1 S: 7	H: 0 LOB: 0 BB: 1 P: 14	R: 0 H: 0 E: 0 K: 2 S: 12	H: 0 LOB: 0 BB: 0 P: 15	R: 0 H: 0 E: 0 K: 0 S: 7	H: 0 LOB: 0 BB: 0 P: 11	R: 0 H: 1 E: 0 K: 1 S: 8	H: 1 LOB: 2 BB: 1 P: 18	R: 2 H: 2 E: 1 K: 1 S: 16	H: 2 LOB: 1 BB: 0 P: 21	R: 0 H: 1 E: 0 K: 2 S: 11	H: 1 LOB: 2 BB: 1 P: 16	R: 0 H: 1 E: 0 K: 0 S: 10	H: 1 LOB: 1 BB: 0 P: 16	1B: 3 2B: 3 3B: 0 HR: 0	SF: 0 SAC: 1 DP: 2 HBP: 0	WP: 1 PB: 0 SB: 0 CS: 0	PA: 33
<b>PITCHER</b> 55 Josh Johnson, R (1, 1) ERA: 2.11	IP: 7.0 WLS: L BF: 29 H: 5 R: 2 ER: 2 SO: 6 BB: 3 IBB: 1 HBP: 0 BLK: 0 WP: 0 HR: 0 S: 68 P: 110 ERA: 0.00 WHIP: 1.143											<b>PITCHER</b>	IP: 7.0 WLS: L BF: 29 H: 5 R: 2 ER: 2 SO: 6 BB: 3 IBB: 1 HBP: 0 BLK: 0 WP: 0 HR: 0 S: 68 P: 110 ERA: 0.00 WHIP: 1.143							
60 Carlos Martinez, R (8, 1) ERA: 2.25	IP: 1.0 WLS: L BF: 4 H: 1 R: 0 ER: 0 SO: 0 BB: 0 IBB: 0 HBP: 0 BLK: 0 WP: 0 HR: 0 S: 10 P: 16 ERA: 0.00 WHIP: 1.000											<b>PITCHER</b>	IP: 1.0 WLS: L BF: 4 H: 1 R: 0 ER: 0 SO: 0 BB: 0 IBB: 0 HBP: 0 BLK: 0 WP: 0 HR: 0 S: 10 P: 16 ERA: 0.00 WHIP: 1.000							





Batter	1	2	3	4	5	6	7	8	9	AB	R	H	RBI	BB	SO	LOB	TOP					
2 Hanley Ramirez, R OBP: 0.366, SLG: 0.456	F8		G6-3				G6-3		6 HR	4	2	1	1	1	0	0	Florida Marlins @ San Francisco Giants AT&T Park, San Francisco, CA Wed Jun 07 2006, 12:35 PM PDT Att: 35,740 - Sunny - 65 F					
6 Dan Uggla, R OBP: 0.357, SLG: 0.485	G6-3			K			P4		6 HR	5	2	2	5	0	1	0						
17 Mike Jacobs, L OBP: 0.346, SLG: 0.425				F7					HR	3	0	2	0	2	0	0						
Miguel Cabrera, R OBP: 0.432, SLG: 0.582	F9								BB	4	1	0	0	1	0	4						
Joe Borchart, S OBP: 0.346, SLG: 0.409 61 Reggie Abercrombie, R OBP: 0.287, SLG: 0.353	G5-3								BB	3	1	1	2	1	1	0						
27 Jeremy Hermida, L OBP: 0.392, SLG: 0.452	G4-3								HR	0	0	0	0	0	0	0						
12 Cody Ross, R OBP: 0.303, SLG: 0.576	F8								BB	3	0	0	0	0	0	2						
20 Matt Treanor, R OBP: 0.307, SLG: 0.294									BB	4	0	0	0	0	0	1						
Dontrelle Willis, L OBP: 0.222, SLG: 0.125									HBP	4	1	1	0	0	1	0						
									BB	4	1	1	0	0	1	0						
<b>Inning Stats</b>	R: 0 E: 0 K: 0 S: 8	H: 1 LOB: 1 BB: 0 P: 13	R: 0 E: 0 K: 0 S: 7	H: 0 LOB: 0 BB: 0 P: 11	R: 0 E: 0 K: 1 S: 7	H: 0 LOB: 0 BB: 0 P: 13	R: 2 E: 0 K: 1 S: 11	H: 1 LOB: 0 BB: 1 P: 22	R: 4 E: 0 K: 0 S: 18	H: 4 LOB: 2 BB: 2 P: 36	R: 0 E: 0 K: 0 S: 6	H: 0 LOB: 0 BB: 0 P: 10	R: 0 E: 0 K: 0 S: 9	H: 0 LOB: 1 BB: 1 P: 15	R: 0 E: 0 K: 1 S: 5	H: 0 LOB: 0 BB: 0 P: 9	R: 2 E: 0 K: 0 S: 11	H: 1 LOB: 1 BB: 2 P: 22	1B: 3 2B: 1 3B: 0 HR: 3	SF: 0 SAC: 0 DP: 1 HBP: 1	WP: 0 PB: 0 SB: 0 CS: 0	PA: 40
<b>PITCHER</b>	IP	WLS	BF	H	R	ER	SO	BB	IBB	HBP	BLK	WP	HR	S	P	ERA	WHIP					
Jamey Wright, R ERA: 4.88	4.1	L	20	5	6	6	2	2	0	0	0	0	2	44	81	12.46	1.615					
32 Kevin Correia, R ERA: 2.87	2.2		11	1	0	0	1	2	0	0	0	0	0	22	39	0.00	1.125					
53 Jonathan Sánchez, L ERA:	1.0		3	0	0	0	1	0	0	1	0	0	0	5	9	0.00	0.000					
Tim Worrell, R ERA: 7.63	1.0		6	1	2	2	0	2	0	0	0	0	1	11	22	18.00	3.000					

Batter	1	2	3	4	5	6	7	8	9	AB	R	H	RBI	BB	SO	LOB	BOTTOM					
2 Randy Winn, S OBP: 0.353, SLG: 0.443	FC1-4	G4-3			F8					4	0	2	0	0	0	1	Florida Marlins @ San Francisco Giants AT&T Park, San Francisco, CA Wed Jun 07 2006, 12:35 PM PDT Att: 35,740 - Sunny - 65 F					
13 Omar Vizquel, S OBP: 0.405, SLG: 0.431	FC1-4		F8			F7				4	1	0	0	0	1	3						
Ray Durham, S OBP: 0.315, SLG: 0.372	2B		G4-3			F8				2	0	0	0	2	0	0						
Moises Alou, R OBP: 0.431, SLG: 0.663 Tim Worrell, R	2B		G5-3			L5				4	0	1	1	0	0	3						
Todd Greene, R OBP: 0.418, SLG: 0.558	K				F7					4	0	2	0	0	1	2						
Pedro Feliz, R OBP: 0.308, SLG: 0.459	G6-3				G5-3					3	0	0	0	0	0	3						
Steve Finley, L OBP: 0.337, SLG: 0.415					P2					4	0	0	0	0	0	3						
Lance Niekro, R OBP: 0.299, SLG: 0.380					G5-3					4	0	0	0	0	1	3						
Jamey Wright, R OBP: 0.233, SLG: 0.267 32 Kevin Correia, R					G5-3					1	0	1	0	0	0	0						
53 Jonathan Sánchez, L Jason Ellison, R OBP: 0.333, SLG: 0.424										1	0	0	0	0	0	0						
										1	0	0	0	0	0	0						
<b>Inning Stats</b>	R: 1 E: 0 K: 1 S: 15	H: 2 LOB: 2 BB: 1 P: 24	R: 0 E: 0 K: 1 S: 7	H: 1 LOB: 1 BB: 0 P: 11	R: 0 E: 0 K: 0 S: 8	H: 0 LOB: 0 BB: 0 P: 12	R: 0 E: 0 K: 0 S: 4	H: 0 LOB: 0 BB: 0 P: 7	R: 0 E: 0 K: 0 S: 5	H: 0 LOB: 0 BB: 0 P: 8	R: 0 E: 0 K: 0 S: 5	H: 0 LOB: 0 BB: 0 P: 8	R: 0 E: 0 K: 0 S: 9	H: 1 LOB: 1 BB: 0 P: 12	R: 0 E: 0 K: 1 S: 9	H: 1 LOB: 2 BB: 2 P: 22	R: 0 E: 0 K: 0 S: 8	H: 1 LOB: 1 BB: 0 P: 11	1B: 3 2B: 3 3B: 0 HR: 0	SF: 0 SAC: 0 DP: 2 HBP: 1	WP: 0 PB: 0 SB: 0 CS: 0	PA: 35
<b>PITCHER</b>	IP	WLS	BF	H	R	ER	SO	BB	IBB	HBP	BLK	WP	HR	S	P	ERA	WHIP					
Dontrelle Willis, L ERA: 4.32	9.0	W	35	6	1	1	3	3	0	1	0	0	0	70	115	1.00	1.000					

AB	33
R	8
H	7
RBI	8
BB	6
SO	4
LOB	7





Batter	1	2	3	4	5	6	7	8	9	AB	R	H	RBI	BB	SO	LOB	TOP					
2 Hanley Ramirez, R OBP: 0.362, SLG: 0.447										4	0	0	0	1	1	1						
6 Dan Uggla, R OBP: 0.380, SLG: 0.491										3	0	1	0	1	2	1						
17 Mike Jacobs, L OBP: 0.358, SLG: 0.459										4	1	4	1	0	0	0						
Miguel Cabrera, R OBP: 0.429, SLG: 0.576										4	0	1	0	0	1	3						
Joe Borchard, S OBP: 0.333, SLG: 0.392										4	0	0	0	0	3	5						
27 Jeremy Hermida, L OBP: 0.385, SLG: 0.439										4	1	1	0	0	3	2						
61 Reggie Abercrombie, R OBP: 0.281, SLG: 0.354										4	0	0	0	0	2	3						
Miguel Olivo, R OBP: 0.294, SLG: 0.438										3	0	0	0	1	1	1						
47 Ricky Nolasco, R OBP: 0.231, SLG: 0.462										2	0	0	0	0	2	1						
4 Alfredo Amezaga, S OBP: 0.311, SLG: 0.351										1	0	0	0	0	1	0						
Randy Messenger, R										0	0	0	0	0	0	0						
19 Logan Kensing, R										0	0	0	0	0	0	0						
Wes Helms, R										1	0	1	1	0	0	0						
<b>Inning Stats</b>	R: 0 E: 0 K: 3 S: 16	H: 1 LOB: 2 BB: 1 P: 24	R: 0 E: 0 K: 3 S: 13	H: 0 LOB: 1 BB: 1 P: 20	R: 1 E: 0 K: 0 S: 7	H: 2 LOB: 0 BB: 0 P: 9	R: 0 E: 0 K: 2 S: 9	H: 0 LOB: 0 BB: 0 P: 15	R: 0 E: 0 K: 3 S: 11	H: 0 LOB: 1 BB: 1 P: 17	R: 0 E: 0 K: 1 S: 13	H: 2 LOB: 2 BB: 0 P: 21	R: 0 E: 0 K: 1 S: 10	H: 0 LOB: 0 BB: 0 P: 15	R: 0 E: 0 K: 2 S: 12	H: 1 LOB: 1 BB: 0 P: 16	R: 1 E: 0 K: 1 S: 13	H: 2 LOB: 1 BB: 0 P: 16	1B: 4 2B: 2 3B: 1 HR: 1	SF: 0 SAC: 0 DP: 0 HBP: 0	WP: 0 PB: 0 SB: 2 CS: 0	PA: 37
<b>PITCHER</b>	IP	WLS	BF	H	R	ER	SO	BB	IBB	HBP	BLK	WP	HR	S	P	ERA	WHIP					
32 Chris Young, R ERA: 3.25	6.0	W	25	5	1	1	12	3	0	0	0	0	1	69	106	1.50	1.333					
Jon Adkins, R ERA: 2.55	1.0	H	3	0	0	0	1	0	0	0	0	0	0	10	15	0.00	0.000					
Scott Linebrink, R ERA: 2.79	1.0	H	4	1	0	0	2	0	0	0	0	0	0	12	16	0.00	1.000					
Trevor Hoffman, R ERA: 1.57	1.0	S	5	2	1	1	1	0	0	0	0	0	0	13	16	9.00	2.000					

Florida Marlins @ San Diego Padres  
PETCO Park, San Diego, CA  
Fri Jun 09 2006, 10:05 PM EDT  
Att: 32,247 - Cloudy - 66 F

AB 34  
R 2  
H 8  
RBI 2  
BB 3  
SO 16  
LOB 17



Batter	1	2	3	4	5	6	7	8	9	AB	R	H	RBI	BB	SO	LOB	BOTTOM				
Dave Roberts, L OBP: 0.366, SLG: 0.430										4	1	3	1	0	0	0					
Mike Cameron, R OBP: 0.320, SLG: 0.316										4	1	1	2	0	2	2					
24 Brian Giles, L OBP: 0.390, SLG: 0.400										4	0	0	0	0	1	2					
Mike Piazza, R OBP: 0.327, SLG: 0.471										4	0	0	0	0	0	2					
Trevor Hoffman, R										0	0	0	0	0	0	0					
23 Adrián González, L OBP: 0.316, SLG: 0.438										3	0	1	0	0	0	0					
3 Khalil Greene, R OBP: 0.309, SLG: 0.423										3	0	0	0	0	2	1					
Geoff Blum, S OBP: 0.316, SLG: 0.389										3	0	0	0	0	1	1					
Josh Barfield, R OBP: 0.294, SLG: 0.379										2	0	0	0	1	0	0					
32 Chris Young, R OBP: 0.200, SLG: 0.360										2	1	1	0	0	1	2					
Jon Adkins, L										0	0	0	0	0	0	0					
28 Josh Bard, S OBP: 0.373, SLG: 0.610										1	0	0	0	0	0	0					
Scott Linebrink, R										0	0	0	0	0	0	0					
Rob Bowen, S OBP: 0.474, SLG: 0.552										0	0	0	0	0	0	0					
<b>Inning Stats</b>	R: 0 E: 0 K: 1 S: 11	H: 1 LOB: 1 BB: 0 P: 16	R: 0 E: 0 K: 3 S: 14	H: 1 LOB: 2 BB: 1 P: 26	R: 0 E: 1 K: 1 S: 9	H: 1 LOB: 1 BB: 0 P: 11	R: 0 E: 0 K: 1 S: 7	H: 0 LOB: 0 BB: 0 P: 9	R: 3 E: 0 K: 0 S: 11	H: 3 LOB: 0 BB: 0 P: 15	R: 0 E: 0 K: 0 S: 6	H: 0 LOB: 0 BB: 0 P: 10	R: 0 E: 0 K: 0 S: 7	H: 0 LOB: 0 BB: 0 P: 11	R: 0 E: 0 K: 1 S: 7	H: 0 LOB: 0 BB: 0 P: 11	1B: 2 2B: 2 3B: 1 HR: 1	SF: 0 SAC: 0 DP: 0 HBP: 0	WP: 0 PB: 0 SB: 1 CS: 0	PA: 31	
<b>PITCHER</b>	IP	WLS	BF	H	R	ER	SO	BB	IBB	HBP	BLK	WP	HR	S	P	ERA	WHIP				
47 Ricky Nolasco, R ERA: 3.33	6.0	L	25	6	3	3	6	6	3	3	6	0	1	58	87	4.50	1.000				
Randy Messenger, R ERA: 3.74	1.0		3	0	0	0	0	0	0	0	0	0	0	7	11	0.00	0.000				
19 Logan Kensing, R ERA: 3.6	1.0		3	0	0	0	1	0	0	0	0	0	0	7	11	0.00	0.000				

Florida Marlins @ San Diego Padres  
PETCO Park, San Diego, CA  
Fri Jun 09 2006, 10:05 PM EDT  
Att: 32,247 - Cloudy - 66 F

AB 30  
R 3  
H 6  
RBI 3  
BB 1  
SO 7  
LOB 10





Batter	1	2	3	4	5	6	7	8	9	AB	R	H	RBI	BB	SO	LOB	TOP		
4 Alfredo Amezaga, S OBP: 0.313, SLG: 0.367										3	1	1	0	0	0	0			
6 Dan Uggla, R OBP: 0.338, SLG: 0.487										4	0	1	0	0	0	1			
17 Mike Jacobs, L OBP: 0.356, SLG: 0.455										4	0	1	1	0	1	1			
Miguel Cabrera, R OBP: 0.426, SLG: 0.568										3	0	0	0	1	0	1			
12 Cody Ross, R OBP: 0.306, SLG: 0.543											2	0	0	0	1	1	0		
27 Jeremy Hermida, L OBP: 0.370, SLG: 0.420											3	0	0	0	0	1	1		
61 Reggie Abercrombie, R OBP: 0.275, SLG: 0.345											4	0	0	0	0	0	4		
20 Matt Treanor, R OBP: 0.308, SLG: 0.286											2	0	0	0	1	0	3		
Scott Olsen, L 2 Hanley Ramirez, R 19 Logan Kensing, R 57 Taylor Tankersley, L 60 Carlos Martinez, R Joe Borowski, R											2	0	0	0	0	0	2		
<b>Inning Stats</b>	R: 1 E: 0 K: 0 S: 8	H: 2 LOB: 0 BB: 0 P: 11	R: 0 E: 0 K: 0 S: 6	H: 0 LOB: 0 BB: 0 P: 7	R: 0 E: 0 K: 0 S: 5	H: 0 LOB: 0 BB: 0 P: 8	R: 0 E: 0 K: 0 S: 6	H: 0 LOB: 2 BB: 2 P: 8	R: 0 E: 0 K: 1 S: 10	H: 0 LOB: 0 BB: 0 P: 17	R: 0 E: 1 K: 0 S: 7	H: 0 LOB: 2 BB: 1 P: 16	R: 1 E: 0 K: 0 S: 8	H: 1 LOB: 1 BB: 1 P: 15	R: 0 E: 0 K: 2 S: 9	H: 0 LOB: 0 BB: 0 P: 13	1B: 2 2B: 1 3B: 0 HR: 0	SF: 0 SAC: 3 DP: 2 HBP: 0	WP: 0 PA: 34 PB: 0 SB: 0 CS: 0
<b>PITCHER</b>	IP WLS BF H R ER SO BB IBB HBP BLK WP HR S P ERA WHIP																		
52 Clay Hensley, R ERA: 3.96	(1, 1) 7.2 L 29 2 2 2 1 3 1 0 0 0 0 0 54 95 2.35 0.652																		
Alan Embree, L ERA: 4.22	(8, 1) 0.1 2 1 0 0 0 0 0 0 0 0 0 4 4 0.00 3.000																		
Brian Sikorski, R ERA:	(9, 1) 1.0 3 0 0 0 0 2 0 0 0 0 0 0 9 13 0.00 0.000																		

Florida Marlins @ San Diego Padres  
PETCO Park, San Diego, CA

AB 27  
R 2  
H 3  
RBI 1  
BB 4  
SO 3  
LOB 13



WP: 0 PA: 34  
PB: 0  
SB: 0  
CS: 0

Sat Jun 10 2006, 10:05 PM EDT  
Att: 31,567 - Cloudy - 66 F

Batter	1	2	3	4	5	6	7	8	9	AB	R	H	RBI	BB	SO	LOB	BOTTOM				
Dave Roberts, L OBP: 0.361, SLG: 0.423										3	0	0	0	0	2	1					
28 Josh Bard, S OBP: 0.369, SLG: 0.603										1	0	0	0	0	0	2					
Brian Sikorski, R ERA:										0	0	0	0	0	0	0					
Mike Cameron, R OBP: 0.318, SLG: 0.326										4	1	1	0	0	2	2					
24 Brian Giles, L OBP: 0.388, SLG: 0.397											4	0	1	0	0	2	0				
Mike Piazza, R OBP: 0.322, SLG: 0.462										3	0	0	0	0	0	0					
Rob Bowen, S OBP: 0.474, SLG: 0.552										0	0	0	0	0	0	0					
3 Khalil Greene, R OBP: 0.308, SLG: 0.417										3	0	0	0	1	0	1					
23 Adrián González, L OBP: 0.315, SLG: 0.431										3	0	0	0	1	1	1					
Vinny Castilla, R OBP: 0.266, SLG: 0.294											3	0	1	0	0	0	0				
Eric Young Sr., R OBP: 0.326, SLG: 0.303										1	0	0	0	0	0	2					
Josh Barfield, R OBP: 0.295, SLG: 0.378										3	0	1	0	0	2	1					
52 Clay Hensley, R OBP: 0.095, SLG: 0.143											2	0	0	0	0	1	1				
Alan Embree, L ERA: 5.1											0	0	0	0	0	0					
Mark Bellhorn, S OBP: 0.302, SLG: 0.429										0	0	0	0	1	0	0					
<b>Inning Stats</b>	R: 0 E: 0 K: 2 S: 7	H: 0 LOB: 0 BB: 0 P: 10	R: 0 E: 0 K: 1 S: 11	H: 0 LOB: 0 BB: 0 P: 14	R: 0 E: 0 K: 0 S: 7	H: 1 LOB: 1 BB: 0 P: 10	R: 1 E: 0 K: 0 S: 8	H: 1 LOB: 0 BB: 0 P: 12	R: 0 E: 0 K: 1 S: 7	H: 0 LOB: 0 BB: 0 P: 10	R: 0 E: 0 K: 3 S: 10	H: 0 LOB: 0 BB: 0 P: 14	R: 0 E: 0 K: 1 S: 14	H: 0 LOB: 1 BB: 1 P: 21	R: 0 E: 0 K: 2 S: 15	H: 1 LOB: 2 BB: 1 P: 26	R: 0 E: 0 K: 0 S: 12	H: 1 LOB: 2 BB: 1 P: 23	1B: 2 2B: 1 3B: 1 HR: 0	SF: 0 SAC: 1 DP: 0 HBP: 0	WP: 1 PA: 34 PB: 0 SB: 0 CS: 0
<b>PITCHER</b>	IP WLS BF H R ER SO BB IBB HBP BLK WP HR S P ERA WHIP																				
Scott Olsen, L ERA: 5.1	(1, 1) 7.0 W 24 2 1 1 1 8 1 0 0 0 0 0 64 91 1.29 0.429																				
19 Logan Kensing, R ERA: 3.52	(8, 1) 0.1 H 3 1 0 0 1 1 0 0 0 0 0 0 11 18 0.00 6.000																				
57 Taylor Tankersley, L ERA:	(8, 1) 0.1 H 1 0 0 0 0 0 0 0 0 0 0 0 1 2 0.00 0.000																				
60 Carlos Martinez, R ERA: 2.16	(8, 1) 0.1 H 1 0 0 0 1 0 0 0 0 0 0 0 3 6 0.00 0.000																				
Joe Borowski, R ERA: 4.03	(9, 1) 1.0 S 5 1 0 0 0 0 0 1 0 0 0 0 0 12 23 0.00 1.000																				

Florida Marlins @ San Diego Padres  
PETCO Park, San Diego, CA

AB 30  
R 1  
H 4  
RBI 0  
BB 3  
SO 10  
LOB 11



WP: 1 PA: 34  
PB: 0  
SB: 0  
CS: 0

Sat Jun 10 2006, 10:05 PM EDT  
Att: 31,567 - Cloudy - 66 F



Batter	1	2	3	4	5	6	7	8	9	AB	R	H	RBI	BB	SO	LOB	TOP					
2 Hanley Ramirez, R (1, 6) OBP: 0.360, SLG: 0.441 61 Reggie Abercrombie, R (5, 8) OBP: 0.277, SLG: 0.343	G4-3		K		K			G6-3		3	0	0	0	0	2	0						
6 Dan Uggla, R (1, 4) OBP: 0.339, SLG: 0.502	K		K		K					5	2	2	1	0	2	2						
17 Mike Jacobs, L (1, 3) Wes Helms, R (7, PR) OBP: 0.276, SLG: 0.377	K									3	0	1	0	1	1	1						
Miguel Cabrera, R (1, 5) OBP: 0.430, SLG: 0.567										4	2	2	0	1	1	2						
12 Cody Ross, R (1, 7) OBP: 0.341, SLG: 0.615										4	2	2	3	1	1	1						
27 Jeremy Hermida, L (1, 9) OBP: 0.365, SLG: 0.425										4	1	1	0	0	2	3						
4 Alfredo Amezaga, S (1, 8) (5, 6)										4	0	2	1	0	0	0						
Miguel Olivo, R (1, 2) OBP: 0.312, SLG: 0.453										4	0	4	2	0	0	0						
Brian Moehler, R (1, 1) Joe Borchard, S (8, PH) Randy Messenger, R (8, 1) 57 Taylor Tankersley, L (8, 1)										2	0	0	0	0	2	3						
<b>Inning Stats</b>	R: 0 E: 0 K: 2 S: 7	H: 0 LOB: 0 BB: 0 P: 8	R: 2 E: 1 K: 2 S: 16	H: 3 LOB: 1 BB: 1 P: 24	R: 0 E: 0 K: 3 S: 14	H: 0 LOB: 1 BB: 1 P: 24	R: 1 E: 0 K: 1 S: 17	H: 3 LOB: 1 BB: 0 P: 23	R: 3 E: 0 K: 2 S: 15	H: 2 LOB: 0 BB: 1 P: 26	R: 0 E: 0 K: 0 S: 8	H: 1 LOB: 2 BB: 1 P: 13	R: 0 E: 0 K: 0 S: 6	H: 2 LOB: 0 BB: 0 P: 10	R: 0 E: 0 K: 0 S: 9	H: 1 LOB: 1 BB: 0 P: 15	R: 1 E: 0 K: 1 S: 10	H: 2 LOB: 1 BB: 0 P: 15	1B: 10 2B: 3 3B: 0 HR: 2	SF: 0 SAC: 1 DP: 2 HBP: 0	WP: 1 PB: 0 SB: 0 CS: 3	PA: 41
<b>PITCHER</b>	IP	WLS	BF	H	R	ER	SO	BB	IBB	HBP	BLK	WP	HR	S	P	ERA	WHIP					
44 Jake Peavy, R (1, 1) ERA: 4.96	5.0	L	24	8	6	6	10	2	1	0	0	0	1	69	105	10.80	2.000					
Brian Sweeney, R (6, 1) ERA: 2.36	3.0		13	4	0	0	0	1	0	0	0	1	0	23	38	0.00	1.667					
56 Scott Cassidy, R (9, 1) ERA: 2.45	1.0		4	2	1	1	1	0	0	0	0	0	1	10	15	9.00	2.000					

Florida Marlins @ San Diego Padres  
 PETCO Park, San Diego, CA  
 Sun Jun 11 2006, 4:05 PM EDT  
 Att: 31,147 - Sunny - 73 F

AB 36  
 R 7  
 H 14  
 RBI 7  
 BB 4  
 SO 11  
 LOB 14



Batter	1	2	3	4	5	6	7	8	9	AB	R	H	RBI	BB	SO	LOB	BOTTOM					
Dave Roberts, L (1, 7) OBP: 0.366, SLG: 0.433	G4-3									5	0	3	0	0	0	0						
Mike Cameron, R (1, 8) OBP: 0.325, SLG: 0.335										4	1	2	0	1	1	1						
24 Brian Giles, L (1, 9) OBP: 0.388, SLG: 0.397										5	1	2	1	0	0	4						
28 Josh Bard, S (1, 2) OBP: 0.382, SLG: 0.593										3	0	1	0	2	1	1						
23 Adrián González, L (1, 3) OBP: 0.323, SLG: 0.442										4	1	3	1	0	0	2						
Mark Bellhorn, S (1, 4) OBP: 0.300, SLG: 0.417										3	0	0	0	1	2	5						
3 Khabii Greene, R (1, 6) Brian Sweeney, R (6, 1) Rob Bowen, S (8, PH) 56 Scott Cassidy, R (9, 1)										3	0	0	0	0	1	6						
Vinny Castilla, R (1, 5) OBP: 0.261, SLG: 0.287										4	0	0	0	0	1	3						
44 Jake Peavy, R (1, 1) Geoff Blum, S (6, 6) OBP: 0.125, SLG: 0.167 OBP: 0.308, SLG: 0.378										2	0	0	0	0	1	0						
<b>Inning Stats</b>	R: 2 E: 1 K: 1 S: 16	H: 3 LOB: 2 BB: 1 P: 25	R: 0 E: 0 K: 1 S: 10	H: 1 LOB: 2 BB: 1 P: 16	R: 0 E: 0 K: 1 S: 11	H: 1 LOB: 2 BB: 1 P: 18	R: 0 E: 0 K: 1 S: 11	H: 1 LOB: 0 BB: 0 P: 15	R: 0 E: 0 K: 0 S: 10	H: 2 LOB: 2 BB: 1 P: 14	R: 0 E: 0 K: 1 S: 7	H: 0 LOB: 0 BB: 0 P: 8	R: 0 E: 0 K: 0 S: 4	H: 0 LOB: 0 BB: 0 P: 5	R: 1 E: 0 K: 2 S: 16	H: 2 LOB: 1 BB: 0 P: 23	R: 0 E: 0 K: 1 S: 9	H: 2 LOB: 1 BB: 0 P: 13	1B: 8 2B: 4 3B: 0 HR: 0	SF: 0 SAC: 0 DP: 2 HBP: 0	WP: 1 PB: 0 SB: 0 CS: 1	PA: 40
<b>PITCHER</b>	IP	WLS	BF	H	R	ER	SO	BB	IBB	HBP	BLK	WP	HR	S	P	ERA	WHIP					
Brian Moehler, R (1, 1) ERA: 6.68	7.0		31	8	2	2	5	4	0	0	0	0	0	69	101	2.57	1.714					
Randy Messenger, R (8, 1) ERA: 4.03	0.2		4	2	1	1	1	0	0	0	0	0	0	13	20	13.50	3.000					
57 Taylor Tankersley, L (8, 1) ERA:	1.1	S	5	2	0	0	2	0	0	0	0	0	0	12	16	0.00	1.500					

Florida Marlins @ San Diego Padres  
 PETCO Park, San Diego, CA  
 Sun Jun 11 2006, 4:05 PM EDT  
 Att: 31,147 - Sunny - 73 F

AB 36  
 R 3  
 H 12  
 RBI 3  
 BB 4  
 SO 8  
 LOB 23









Batter	1	2	3	4	5	6	7	8	9	10	AB	R	H	RBI	BB	SO	LOB	TOP								
Marcus Giles, R OBP: 0.327, SLG: 0.359 (1.4)	G5-3		HR	G5-3		G5-3			10 BB, 11 FC1-5 1B		5	1	2	1	0	0	1									
11 Edgar Renteria, R OBP: 0.401, SLG: 0.485 (1.6)	BB 7 1B		G5-3		HR		K		FC1-5 10 BB		5	2	2	0	0	1	2									
10 Chipper Jones, S OBP: 0.386, SLG: 0.467 (1.5)	SAFE		E8 2B		F9		F8		BB		4	0	1	0	1	1	2									
Andrew Jones, R OBP: 0.333, SLG: 0.510 (1.8)	BB 7 1B		K		F8		1B		K		4	0	1	0	1	2	5									
7 Jeff Francoeur, R OBP: 0.269, SLG: 0.460 (1.9)	1-2 2-H 1B		F7		HR		G4-3		K		5	1	2	3	0	1	5									
23 Matt Diaz, R OBP: 0.370, SLG: 0.516 (1.7)	L8				HR				K		4	1	3	0	0	0	2									
Brian Jordan, R Ken Ray, R 49 Macay McBride, L Tyler Yates, R 4 Pete Orr, L 16 Brian McCann, L					HR																					
Todd Pratt, R Wilson Betemit, S Oscar Villarreal, L Mike Remlinger, L																										
John Thomson, R 54 Chad Paronto, R Adam LaRoche, L																										
<b>Inning Stats</b>	R: 1 E: 0 K: 1 S: 10	H: 2 LOB: 2 BB: 1 P: 21	R: 0 E: 0 K: 1 S: 5	H: 0 LOB: 0 BB: 0 P: 10	R: 1 E: 1 K: 1 S: 13	H: 2 LOB: 1 BB: 0 P: 22	R: 1 E: 0 K: 0 S: 12	H: 2 LOB: 1 BB: 0 P: 16	R: 2 E: 0 K: 0 S: 12	H: 2 LOB: 1 BB: 0 P: 19	R: 0 E: 0 K: 0 S: 5	H: 0 LOB: 0 BB: 0 P: 7	R: 0 E: 0 K: 1 S: 14	H: 1 LOB: 1 BB: 0 P: 24	R: 0 E: 0 K: 0 S: 9	H: 1 LOB: 0 BB: 0 P: 14	R: 0 E: 0 K: 2 S: 13	H: 2 LOB: 3 BB: 1 P: 21	R: 0 E: 0 K: 2 S: 11	H: 1 LOB: 1 BB: 0 P: 14	1B: 10 2B: 1 3B: 0 HR: 2	SF: 0 SAC: 1 DP: 1 HBP: 1	WP: 0 PB: 1 SB: 0 CS: 0	PA: 45		
<b>PITCHER</b>	IP Dontrelle Willis, L ERA: 4.39	WLS Matt Herges, R ERA: 5.19	BF Joe Borowski, R ERA: 3.7	H Randy Messenger, R ERA: 3.86	R 57 Taylor Tankersley, L ERA:	ER 4	SO 4	BB 1	IBB 0	HBP 0	BLK 0	WP 0	HR 2	S 71	P 119	ERA 5.14	WHIP 1.429									

Atlanta Braves @ Florida Marlins  
Dolphin Stadium, Miami, FL  
Wed Jun 14 2006, 7:05 PM EDT  
Att: 8,097 - Partly Cloudy - 87 F

AB 41  
R 5  
H 13  
RBI 4  
BB 2  
SO 8  
LOB 25



Batter	1	2	3	4	5	6	7	8	9	10	AB	R	H	RBI	BB	SO	LOB	BOTTOM								
2 Hanley Ramirez, R OBP: 0.352, SLG: 0.426 (1.6)	G6-3		G6-3		BB 6 S		FC6-4		F8		4	0	0	0	1	0	2									
6 Dan Uggla, R OBP: 0.358, SLG: 0.498 (1.4)	F7		G5-3		F8		F8		G1-3		5	0	0	0	0	0	1									
Miguel Cabrera, R 61 Reggie Abercrombie, R			K																							
12 Cody Ross, R Chris Aquila, R																										
27 Jeremy Hermida, L Wes Helms, R																										
4 Alfredo Amezaga, S 20 Matt Treanor, R																										
Dontrelle Willis, L Joe Borowski, R Matt Herges, R Joe Borowski, R 17 Mike Jacobs, L Randy Messenger, R 57 Taylor Tankersley, L																										
<b>Inning Stats</b>	R: 0 E: 0 K: 1 S: 8	H: 0 LOB: 0 BB: 0 P: 13	R: 1 E: 0 K: 0 S: 12	H: 2 LOB: 2 BB: 1 P: 20	R: 0 E: 0 K: 1 S: 7	H: 0 LOB: 0 BB: 0 P: 10	R: 1 E: 0 K: 0 S: 10	H: 1 LOB: 0 BB: 0 P: 17	R: 0 E: 0 K: 0 S: 11	H: 0 LOB: 1 BB: 1 P: 19	R: 0 E: 0 K: 1 S: 7	H: 1 LOB: 2 BB: 0 P: 8	R: 0 E: 0 K: 1 S: 9	H: 1 LOB: 2 BB: 1 P: 17	R: 3 E: 0 K: 2 S: 21	H: 3 LOB: 1 BB: 1 P: 35	R: 0 E: 0 K: 0 S: 7	H: 0 LOB: 0 BB: 0 P: 9	R: 1 E: 1 K: 0 S: 3	H: 1 LOB: 2 BB: 0 P: 7	1B: 3 2B: 4 3B: 0 HR: 2	SF: 1 SAC: 0 DP: 1 HBP: 1	WP: 0 PB: 0 SB: 1 CS: 0	PA: 41		
<b>PITCHER</b>	IP John Thomson, R ERA: 4.68	WLS 54 Chad Paronto, R ERA: 2.5	BF Ken Ray, R ERA: 2.93	H 49 Macay McBride, L ERA: 4.0	R Tyler Yates, R ERA: 3.89	ER 2	SO 3	BB 2	IBB 0	HBP 0	BLK 0	WP 0	HR 1	S 55	P 87	ERA 3.00	WHIP 1.000									

Atlanta Braves @ Florida Marlins  
Dolphin Stadium, Miami, FL  
Wed Jun 14 2006, 7:05 PM EDT  
Att: 8,097 - Partly Cloudy - 87 F

AB 35  
R 6  
H 9  
RBI 5  
BB 4  
SO 6  
LOB 11





Batter	1	2	3	4	5	6	7	8	9	AB	R	H	RBI	BB	SO	LOB	TOP					
Wilson Betemit, S (1,4) OBP: 0.342, SLG: 0.514	F8		K		K			F9		4	0	1	0	0	2	2	<b>Atlanta Braves @ Florida Marlins</b> Dolphin Stadium, Miami, FL Thu Jun 15 2006, 7:05 PM EDT Att. 7,162 - Clear - 87 F					
11 Edgar Renteria, R (1,6) OBP: 0.402, SLG: 0.481	K			WP 1B BB		FC3-6 BB		G6-3		2	1	0	0	2	1	1						
10 Chipper Jones, S (1,5) OBP: 0.384, SLG: 0.460	F7			F7		FC3-6				3	0	0	0	1	0	2						
Andrew Jones, R (1,8) OBP: 0.336, SLG: 0.508		HBP		16 1B		K		F9		3	0	1	1	0	1	3						
16 Brian McCann, L (1,2) OBP: 0.417, SLG: 0.555	K			7 G5-4-3 1B		F9		G6-3		4	0	1	0	0	1	4						
7 Jeff Francoeur, R (1,9) OBP: 0.285, SLG: 0.453	P6			G5-4-3					L9	4	0	0	0	0	0	2						
Adam LaRoche, L (1,3) OBP: 0.341, SLG: 0.497			G4-3			23 FC5-4 1B		F8		4	1	2	1	0	0	0						
23 Matt Diaz, R (1,7) OBP: 0.375, SLG: 0.526			SH3 1B			FC5-4 SH3-4			L3	4	0	2	0	0	0	1						
Jorge Sosa, R (1,1) OBP: 0.211, SLG: 0.471			SH3			SH3-4			G4-3	0	0	0	0	0	0	0						
4 Pete Orr, L (7,PH) OBP: 0.231, SLG: 0.317								P4		1	0	0	0	0	0	1						
57 Phil Stockman, R (8,1) OBP: 0.326, SLG: 0.357										0	0	0	0	0	0	0						
Marcus Giles, R (9,PH) OBP: 0.326, SLG: 0.357										1	0	0	0	0	0	0						
<b>Inning Stats</b>	R: 0 E: 0 K: 1 S: 12	H: 0 LOB: 0 BB: 0 P: 17	R: 0 E: 0 K: 1 S: 5	H: 0 LOB: 0 BB: 0 P: 10	R: 0 E: 0 K: 1 S: 8	H: 1 LOB: 1 BB: 0 P: 12	R: 1 E: 0 K: 0 S: 7	H: 2 LOB: 1 BB: 1 P: 15	R: 0 E: 0 K: 1 S: 9	H: 1 LOB: 1 BB: 0 P: 10	R: 0 E: 0 K: 1 S: 10	H: 0 LOB: 1 BB: 1 P: 20	R: 0 E: 0 K: 0 S: 8	H: 1 LOB: 1 BB: 0 P: 13	R: 0 E: 0 K: 0 S: 9	H: 1 LOB: 2 BB: 1 P: 16	R: 1 E: 0 K: 0 S: 9	H: 1 LOB: 0 BB: 0 P: 12	1B: 4 2B: 3 3B: 0 HR: 1	SF: 0 SAC: 2 DP: 2 HBP: 1	WP: 2 PB: 0 SB: 0 CS: 1	PA: 36
<b>PITCHER</b>	IP WLS BF H R ER SO BB IBB HBP BLK WP HR S P ERA WHIP																					
47 Ricky Nolasco, R (1,1) ERA: 3.06	7.0 W 27 5 1 1 5 2 0 0 0 0 2 0 59 97 1.29 1.000																					
Matt Herges, R (8,1) ERA: 5.0	1.0 H 5 1 0 0 0 1 0 0 0 0 0 0 9 16 0.00 2.000																					
Joe Borowski, R (9,1) ERA: 3.91	1.0 S 4 1 1 1 0 0 0 0 0 0 0 1 9 12 9.00 1.000																					
<b>Batter</b>	<b>1</b>	<b>2</b>	<b>3</b>	<b>4</b>	<b>5</b>	<b>6</b>	<b>7</b>	<b>8</b>	<b>9</b>	<b>AB</b>	<b>R</b>	<b>H</b>	<b>RBI</b>	<b>BB</b>	<b>SO</b>	<b>LOB</b>	<b>BOTTOM</b>					
2 Hanley Ramirez, R (1,6) OBP: 0.346, SLG: 0.419	G5-3		F9		F8	G4-3				4	0	0	0	0	0	1	<b>Atlanta Braves @ Florida Marlins</b> Dolphin Stadium, Miami, FL Thu Jun 15 2006, 7:05 PM EDT Att. 7,162 - Clear - 87 F					
6 Dan Uggla, R (1,4) OBP: 0.356, SLG: 0.506	F8		L8		G6-3		HR			4	1	1	1	0	0	0						
17 Mike Jacobs, L (1,3) OBP: 0.358, SLG: 0.473	L7				G6-3					4	0	2	0	0	1	0						
Wes Helms, R (8,3) OBP: 0.300, SLG: 0.479			PB 2B		12 BB 2B		K			0	0	0	0	0	0	0						
Miguel Cabrera, R (1,5) OBP: 0.435, SLG: 0.562		12 HR 1B			12 BB IBB					2	1	1	0	2	1	1						
12 Cody Ross, R (1,7) OBP: 0.370, SLG: 0.640		HR			L6		BB			3	1	1	2	1	0	1						
27 Jeremy Hermida, L (1,9) OBP: 0.340, SLG: 0.400		L8			F8					4	0	2	0	0	0	3						
4 Alfredo Amezaga, S (1,8) OBP: 0.372, SLG: 0.444						G5-3				3	0	2	0	0	0	0						
Miguel Olivo, R (1,2) OBP: 0.305, SLG: 0.442		P6								4	0	1	0	0	1	4						
47 Ricky Nolasco, R (1,1) OBP: 0.200, SLG: 0.400		FC6								2	0	0	0	0	0	3						
Matt Herges, L (8,1) OBP: 0.333, SLG: 0.384										0	0	0	0	0	0	0						
Joe Borowski, R (9,1) ERA: 3.91										0	0	0	0	0	0	0						
<b>Inning Stats</b>	R: 0 E: 0 K: 0 S: 6	H: 0 LOB: 0 BB: 0 P: 10	R: 2 E: 0 K: 0 S: 12	H: 3 LOB: 1 BB: 0 P: 18	R: 0 E: 0 K: 1 S: 10	H: 1 LOB: 1 BB: 0 P: 14	R: 0 E: 0 K: 1 S: 15	H: 2 LOB: 2 BB: 0 P: 23	R: 0 E: 0 K: 0 S: 8	H: 1 LOB: 3 BB: 2 P: 24	R: 0 E: 0 K: 0 S: 8	H: 1 LOB: 1 BB: 0 P: 9	R: 1 E: 0 K: 1 S: 8	H: 1 LOB: 0 BB: 1 P: 18	R: 0 E: 0 K: 0 S: 9	H: 1 LOB: 1 BB: 0 P: 17	1B: 4 2B: 4 3B: 0 HR: 2	SF: 0 SAC: 2 DP: 1 HBP: 0	WP: 0 PB: 1 SB: 0 CS: 0	PA: 36		
<b>PITCHER</b>	IP WLS BF H R ER SO BB IBB HBP BLK WP HR S P ERA WHIP																					
Jorge Sosa, R (1,1) ERA: 5.35	6.0 L 28 8 2 2 2 1 0 0 0 0 0 1 59 98 3.00 1.500																					
Tyler Yates, R (7,1) ERA: 4.32	1.0 4 1 1 1 1 1 0 0 0 0 0 1 8 18 9.00 2.000																					
57 Phil Stockman, R (8,1) ERA: 3.91	1.0 4 1 0 0 0 0 0 0 0 0 0 0 9 17 0.00 1.000																					







Batter	1	2	3	4	5	6	7	8	9	AB	R	H	RBI	BB	SO	LOB	TOP								
15 Alex Rios, R OBP: 0.386, SLG: 0.612 (1, 9)	L4		1B 2B BB		F9			F9		3	1	0	0	1	0	0									
Frank Catalanotto, L OBP: 0.434, SLG: 0.522 (1, 7)	G4-3		1B 2B			G4-3		25 F9 10 BB 1B		4	1	2	0	0	0	0									
10 Vernon Wells, R OBP: 0.380, SLG: 0.615 (1, 8)	G6-3		2B			G4-3		17 S BB		3	0	1	2	1	0	0									
25 Troy Glaus, R OBP: 0.352, SLG: 0.558 (1, 6)		K	P4			F8		F9		4	0	0	0	0	1	3									
17 Lyle Overbay, L OBP: 0.359, SLG: 0.458 (1, 3)						F8		F8		4	0	2	0	0	0	2									
Shea Hillenbrand, R OBP: 0.365, SLG: 0.531 (1, 5)	G6-3		1B			G5-3		K		4	0	1	0	0	1	2									
Bengie Molina, R OBP: 0.330, SLG: 0.425 (1, 2)	F7		G6-4-3			G6-4-3		G5-3		4	0	1	0	0	0	2									
8 Russ Adams, L OBP: 0.297, SLG: 0.343 (1, 4)			G6-3			K		L8		4	0	0	0	0	2	2									
44 Casey Janssen, R 56 Brian Tallet, L 6 John McDonald, R 37 Scott Downs, L Eric Hinske, L Francisco Del Rosario, R Vinnie Chulk, R (1, 1) (4, 1) (5, PH) (5, 1) (7, PH) (7, 1) (8, 1)			K			G6-3		K		1	0	0	0	0	0	0									
<b>Inning Stats</b>	R: 0 E: 0 K: 0 S: 6	H: 0 LOB: 0 BB: 0 P: 7	R: 0 E: 0 K: 1 S: 10	H: 1 LOB: 1 BB: 0 P: 16	R: 2 E: 0 K: 1 S: 12	H: 2 LOB: 1 BB: 1 P: 19	R: 0 E: 0 K: 0 S: 10	H: 1 LOB: 0 BB: 0 P: 14	R: 0 E: 0 K: 1 S: 7	H: 0 LOB: 0 BB: 0 P: 9	R: 0 E: 0 K: 0 S: 4	H: 0 LOB: 0 BB: 0 P: 6	R: 0 E: 0 K: 1 S: 12	H: 2 LOB: 2 BB: 0 P: 22	R: 0 E: 0 K: 0 S: 13	H: 1 LOB: 2 BB: 1 P: 25	R: 0 E: 0 K: 2 S: 8	H: 0 LOB: 0 BB: 0 P: 9	1B: 4 2B: 3 3B: 0 HR: 0	SF: 0 SAC: 0 DP: 1 HBP: 0	WP: 0 PB: 0 SB: 1 CS: 0	PA: 35			
<b>PITCHER</b>	IP	WLS	BF	H	R	ER	SO	BB	IBB	HBP	BLK	WP	HR	S	P	ERA	WHIP								
Brian Moehler, R ERA: 6.29 (1, 1)	7.0	W	27	6	2	2	4	1	0	0	0	0	0	61	93	2.57	1.000								
Randy Messenger, R ERA: 3.7 (8, 1)	1.0		5	1	0	0	0	1	0	0	0	0	0	13	25	0.00	2.000								
Matt Herges, R ERA: 4.82 (9, 1)	1.0		3	0	0	0	2	0	0	0	0	0	0	8	9	0.00	0.000								

Toronto Blue Jays @ Florida Marlins  
Dolphin Stadium, Miami, FL  
Sat Jun 17 2006, 6:05 PM EDT  
Att: 12,099 - Partly Cloudy - 84 F


AB	33
R	2
H	7
RBI	2
BB	2
SO	6
LOB	13



Batter	1	2	3	4	5	6	7	8	9	AB	R	H	RBI	BB	SO	LOB	BOTTOM								
2 Hanley Ramirez, R OBP: 0.338, SLG: 0.405 (1, 6)	G6-3		K		G5-3		6 HBP BB			4	0	0	0	1	1	5									
6 Dan Uggla, R OBP: 0.333, SLG: 0.514 61 Reggie Abercrombie, R OBP: 0.281, SLG: 0.343 (1, 4) (9, 8)	17 1B 1B		17 2B BB		17 HR BB		K			2	2	1	1	2	1	1									
17 Mike Jacobs, L OBP: 0.363, SLG: 0.493 Randy Messenger, R Matt Herges, L (1, 3) (8, 1) (9, 1)	1B		1B		HR		G4-3		F7	5	2	3	2	0	0	3									
Miguel Cabrera, R OBP: 0.442, SLG: 0.575 (1, 5)	G6-3		27 1B 1B IBB		CS 1B		G5-3		P4	4	1	2	1	1	0	0									
Joe Borchard, S OBP: 0.342, SLG: 0.390 (1, 7)	G6-3		27 1B 1B		K		F9		1B	5	1	2	0	0	1	3									
27 Jeremy Hermida, L OBP: 0.358, SLG: 0.413 (1, 9)	G3-1		1B 1B		1B		2 WP 4 S 6 HBP BB		P5	4	2	3	1	1	0	1									
4 Alfredo Amezaga, S OBP: 0.345, SLG: 0.400 (9, 4)	G3-1		L4		K		K		G4-3	5	0	0	0	0	2	7									
Miguel Olivo, R OBP: 0.315, SLG: 0.446 (1, 2)	SH1-4 IBB		1B 1B		2 G5-3 SH1-4 1B		F7			3	0	2	2	1	0	1									
Brian Moehler, R OBP: 0.136, SLG: 0.095 12 Cody Ross, R OBP: 0.359, SLG: 0.593 Wes Helms, R OBP: 0.309, SLG: 0.479 (1, 1) (7, PH) (8, 3)	SH1-4		1B		SH1-4		6 HBP 2 WP BB			1	0	1	1	0	0	0									
<b>Inning Stats</b>	R: 1 E: 0 K: 0 S: 11	H: 3 LOB: 1 BB: 0 P: 18	R: 0 E: 0 K: 0 S: 7	H: 1 LOB: 2 BB: 1 P: 13	R: 4 E: 0 K: 1 S: 14	H: 5 LOB: 2 BB: 2 P: 31	R: 2 E: 0 K: 2 S: 17	H: 3 LOB: 1 BB: 1 P: 31	R: 0 E: 0 K: 0 S: 9	H: 1 LOB: 1 BB: 0 P: 14	R: 0 E: 0 K: 0 S: 7	H: 0 LOB: 0 BB: 0 P: 14	R: 1 E: 0 K: 1 S: 18	H: 0 LOB: 3 BB: 3 P: 36	R: 0 E: 0 K: 0 S: 7	H: 1 LOB: 1 BB: 0 P: 9	1B: 11 2B: 3 3B: 0 HR: 1	SF: 0 SAC: 2 DP: 2 HBP: 1	WP: 1 PB: 0 SB: 1 CS: 1	PA: 43					
<b>PITCHER</b>	IP	WLS	BF	H	R	ER	SO	BB	IBB	HBP	BLK	WP	HR	S	P	ERA	WHIP								
44 Casey Janssen, R ERA: 4.5 (1, 1)	3.0	L	22	11	7	7	1	2	2	0	0	0	0	10	17	0.00	1.000								
56 Brian Tallet, L ERA: 6.14 (4, 1)	1.0		3	1	0	0	2	0	0	0	0	0	0	16	28	0.00	0.500								
37 Scott Downs, L ERA: 5.28 (5, 1)	2.0		7	1	0	0	1	0	0	0	0	0	0	18	36	9.00	3.000								
Francisco Del Rosario, R ERA: 5.03 (7, 1)	1.0		7	0	1	1	1	3	0	1	0	1	0	18	26	9.00	3.000								
Vinnie Chulk, R ERA: 5.95 (8, 1)	1.0		4	1	0	0	0	0	0	0	0	0	0	7	9	0.00	1.000								

Toronto Blue Jays @ Florida Marlins  
Dolphin Stadium, Miami, FL  
Sat Jun 17 2006, 6:05 PM EDT  
Att: 12,099 - Partly Cloudy - 84 F

AB	33
R	8
H	14
RBI	8
BB	7
SO	5
LOB	21





Batter	1	2	3	4	5	6	7	8	9	AB	R	H	RBI	BB	SO	LOB	TOP								
Frank Catalanotto, L (1.7) OBP: 0.433, SLG: 0.516										4	0	1	0	1	0	0									
9 Gregg Zaun, S (1.2) OBP: 0.376, SLG: 0.571										5	0	1	1	0	0	2									
10 Vernon Wells, R (1.8) OBP: 0.384, SLG: 0.612										3	0	1	0	2	1	3									
25 Troy Glaus, R (1.5) OBP: 0.349, SLG: 0.551										5	0	1	0	0	2	7									
17 Lyle Overbay, L (1.3) OBP: 0.360, SLG: 0.455										4	0	1	0	1	1	2									
Eric Hinske, L (1.9) OBP: 0.355, SLG: 0.444										3	0	0	0	0	1	4									
15 Alex Rios, R (7.9) OBP: 0.383, SLG: 0.607										2	0	0	0	0	1	0									
8 Russ Adams, L (1.4) OBP: 0.306, SLG: 0.359										5	1	3	0	0	0	0									
2 Aaron Hill, R (1.6) OBP: 0.329, SLG: 0.370										1	0	1	0	3	0	0									
32 Roy Halladay, R (1.1) Shea Hillenbrand, R (7.7) Justin Speier, R (7.1) 52 B.J. Ryan, L (8.1)										3	0	0	0	0	2	7									
<b>Inning Stats</b>	R: 0 E: 0 K: 1 S: 16	H: 2 LOB: 3 BB: 2 P: 29	R: 1 E: 1 K: 2 S: 14	H: 1 LOB: 3 BB: 2 P: 26	R: 0 E: 0 K: 1 S: 10	H: 1 LOB: 0 BB: 1 P: 17	R: 0 E: 0 K: 0 S: 11	H: 0 LOB: 0 BB: 0 P: 13	R: 0 E: 0 K: 1 S: 10	H: 2 LOB: 3 BB: 1 P: 17	R: 0 E: 0 K: 0 S: 11	H: 2 LOB: 2 BB: 0 P: 19	R: 0 E: 0 K: 0 S: 11	H: 1 LOB: 1 BB: 0 P: 20	R: 0 E: 0 K: 1 S: 15	H: 0 LOB: 1 BB: 0 P: 28	R: 0 E: 0 K: 2 S: 10	H: 0 LOB: 0 BB: 0 P: 16	1B: 8 2B: 1 3B: 0 HR: 0	SF: 0 SAC: 0 DP: 1 HBP: 0	WP: 0 PB: 0 SB: 0 CS: 0	PA: 43			
<b>PITCHER</b>	IP	WLS	BF	H	R	ER	SO	BB	IBB	HBP	BLK	WP	HR	S	P	ERA	WHIP								
55 Josh Johnson, R (1.1) ERA: 2.01	5.2	W	31	8	1	1	5	5	1	0	1	0	0	71	118	1.59	2.294								
57 Taylor Tankersley, L (6.1) ERA: 1.74	0.1	H	1	0	0	0	0	0	0	0	0	0	0	1	3	0.00	0.000								
60 Carlos Martinez, R (7.1) ERA: 3.06	1.0	H	4	1	0	0	0	0	0	0	0	0	0	11	20	0.00	1.000								
19 Logan Kensing, R (8.1) ERA: 3.76	1.0	H	4	0	0	0	1	1	0	0	0	0	0	15	28	0.00	1.000								
Joe Borowski, R (9.1) ERA: 3.76	1.0	S	3	0	0	0	2	0	0	0	0	0	0	10	16	0.00	0.000								

Toronto Blue Jays @ Florida Marlins  
Dolphin Stadium, Miami, FL  
Sun Jun 18 2006, 1:05 PM EDT  
Att: 10,536 - Partly Cloudy - 87 F

AB	36
R	1
H	9
RBI	1
BB	7
SO	8
LOB	26



Batter	1	2	3	4	5	6	7	8	9	AB	R	H	RBI	BB	SO	LOB	BOTTOM								
2 Hanley Ramirez, R (1.6) OBP: 0.337, SLG: 0.402										4	1	1	0	0	1	0									
6 Dan Uggla, R (1.4) OBP: 0.368, SLG: 0.525										4	1	3	1	0	1	0									
Miguel Cabrera, R (1.5) OBP: 0.439, SLG: 0.568										3	1	0	0	1	2	2									
12 Cody Ross, R (1.7) OBP: 0.349, SLG: 0.569										4	0	1	1	0	0	2									
27 Jeremy Hermida, L (1.9) OBP: 0.364, SLG: 0.411										3	1	1	1	1	1	0									
Wes Helms, R (1.3) OBP: 0.321, SLG: 0.500										3	0	2	0	0	0	0									
4 Alfredo Amezaga, S (1.8) OBP: 0.333, SLG: 0.386										3	0	0	0	0	1	3									
Miguel Olivo, R (1.2) OBP: 0.310, SLG: 0.440										2	0	0	1	0	2	1									
55 Josh Johnson, L (1.1) 57 Taylor Tankersley, L (6.1) 60 Carlos Martinez, R (7.1) Joe Borowski, R (9.1)										2	0	0	0	0	0	1									
<b>Inning Stats</b>	R: 0 E: 0 K: 0 S: 9	H: 1 LOB: 1 BB: 0 P: 15	R: 1 E: 0 K: 0 S: 10	H: 1 LOB: 1 BB: 1 P: 17	R: 1 E: 0 K: 1 S: 14	H: 2 LOB: 0 BB: 0 P: 17	R: 0 E: 0 K: 2 S: 11	H: 1 LOB: 1 BB: 0 P: 13	R: 2 E: 0 K: 2 S: 12	H: 3 LOB: 2 BB: 1 P: 23	R: 0 E: 0 K: 2 S: 7	H: 0 LOB: 0 BB: 0 P: 11	R: 0 E: 0 K: 1 S: 8	H: 0 LOB: 0 BB: 0 P: 10	R: 0 E: 0 K: 1 S: 8	H: 0 LOB: 0 BB: 0 P: 10	1B: 6 2B: 1 3B: 1 HR: 0	SF: 1 SAC: 0 DP: 1 HBP: 0	WP: 0 PB: 0 SB: 1 CS: 0	PA: 32					
<b>PITCHER</b>	IP	WLS	BF	H	R	ER	SO	BB	IBB	HBP	BLK	WP	HR	S	P	ERA	WHIP								
32 Roy Halladay, R (1.1) ERA: 2.94	6.0	L	26	8	4	4	7	1	0	0	0	0	0	63	96	6.00	1.500								
Justin Speier, R (7.1) ERA: 2.73	1.0		3	0	0	0	2	0	0	0	0	0	0	8	11	0.00	0.000								
52 B.J. Ryan, L (8.1) ERA: 0.53	1.0		3	0	0	0	1	0	0	0	0	0	0	8	10	0.00	0.000								

Toronto Blue Jays @ Florida Marlins  
Dolphin Stadium, Miami, FL  
Sun Jun 18 2006, 1:05 PM EDT  
Att: 10,536 - Partly Cloudy - 87 F

AB	29
R	4
H	8
RBI	4
BB	2
SO	10
LOB	9





Batter	1	2	3	4	5	6	7	8	9	AB	R	H	RBI	BB	SO	LOB	TOP																
2 Hanley Ramirez, R OBP: 0.335, SLG: 0.402										5	1	1	0	0	2	1	<b>Florida Marlins @ Baltimore Orioles</b> Oriole Park at Camden Yards, Baltimore, MD Tue Jun 20 2006, 7:05 PM EDT Att: 18,333 - Partly Cloudy - 89 F <a href="http://livebaseballscorecards.com">livebaseballscorecards.com</a>																
6 Dan Uggla, R OBP: 0.350, SLG: 0.532 61 Reggie Abercrombie, R OBP: 0.280, SLG: 0.341										4	1	1	1	0	0	1																	
17 Mike Jacobs, L OBP: 0.365, SLG: 0.495 Wes Helms, R OBP: 0.318, SLG: 0.494										3	1	1	1	1	1	0																	
Miguel Cabrera, R OBP: 0.440, SLG: 0.567										4	0	2	0	0	0	1																	
12 Cody Ross, R OBP: 0.358, SLG: 0.574										3	0	2	1	0	0	0																	
27 Jeremy Hermida, L OBP: 0.368, SLG: 0.418										3	1	1	0	1	2	3																	
Joe Borchard, S OBP: 0.328, SLG: 0.373										4	0	0	0	0	4	3																	
4 Alfredo Amezaga, S OBP: 0.330, SLG: 0.414										4	1	1	2	0	2	2																	
20 Matt Treanor, R OBP: 0.292, SLG: 0.313										4	1	2	1	0	1	2																	
<b>Inning Stats</b>	R: 1 E: 0 K: 1 S: 14	H: 1 LOB: 0 BB: 1 P: 23	R: 0 E: 0 K: 3 S: 15	H: 1 LOB: 2 BB: 1 P: 24	R: 2 E: 0 K: 1 S: 18	H: 3 LOB: 1 BB: 0 P: 27	R: 1 E: 0 K: 2 S: 11	H: 1 LOB: 0 BB: 0 P: 16	R: 0 E: 0 K: 1 S: 8	H: 0 LOB: 0 BB: 0 P: 11	R: 2 E: 0 K: 1 S: 17	H: 3 LOB: 1 BB: 0 P: 24	R: 0 E: 0 K: 1 S: 10	H: 2 LOB: 2 BB: 0 P: 16	R: 0 E: 0 K: 1 S: 10	H: 0 LOB: 0 BB: 0 P: 13		R: 0 E: 0 K: 0 S: 4	H: 0 LOB: 0 BB: 0 P: 5	1B: 5 2B: 3 3B: 0 HR: 3	SF: 1 SAC: 0 DP: 1 HBP: 0	WP: 1 PB: 1 SB: 0 CS: 0	PA: 39										
<b>PITCHER</b>	IP WLS BF H R ER SO BB IBB HBP BLK WP HR S P ERA WHIP																																
40 Daniel Cabrera, R ERA: 4.64 Chris Britton, L ERA: 3.0 Bruce Chen, L ERA: 6.95	(1, 1) (6, 1) (7, 1)	5.2 0.1 3.0	L 2 11	26 1 2	8 0 2	6 0 0	6 1 0	9 1 2	2 0 0	0 0 0	0 0 0	0 0 0	0 0 0	1 6 24	3 8 34	117 0.00 0.00	1.765 3.000 0.667																

Batter	1	2	3	4	5	6	7	8	9	AB	R	H	RBI	BB	SO	LOB	BOTTOM																	
1 Brian Roberts, S OBP: 0.376, SLG: 0.403										5	0	1	0	0	1	3	<b>Florida Marlins @ Baltimore Orioles</b> Oriole Park at Camden Yards, Baltimore, MD Tue Jun 20 2006, 7:05 PM EDT Att: 18,333 - Partly Cloudy - 89 F <a href="http://livebaseballscorecards.com">livebaseballscorecards.com</a>																	
Jeff Conine, R OBP: 0.306, SLG: 0.380										5	0	0	0	0	0	3																		
6 Melvin Mora, R OBP: 0.355, SLG: 0.429 Ed Rogers, R OBP: 0.250, SLG: 0.250										2	0	1	0	0	0	0																		
10 Miguel Tejada, R OBP: 0.382, SLG: 0.542										4	0	2	0	0	0	2																		
Javy Lopez, R OBP: 0.327, SLG: 0.420										4	0	1	0	0	1	3																		
55 Ramon Hernandez, R OBP: 0.341, SLG: 0.478										4	0	0	0	0	0	5																		
Kevin Millar, R OBP: 0.355, SLG: 0.388										4	1	2	0	0	1	1																		
17 Corey Patterson, L OBP: 0.330, SLG: 0.452										4	1	2	2	0	0	1																		
Luis Matos, R OBP: 0.269, SLG: 0.343										4	0	2	0	0	1	0																		
<b>Inning Stats</b>	R: 0 E: 0 K: 0 S: 8	H: 0 LOB: 0 BB: 0 P: 12	R: 0 E: 0 K: 1 S: 9	H: 1 LOB: 0 BB: 0 P: 14	R: 0 E: 0 K: 1 S: 8	H: 1 LOB: 1 BB: 0 P: 11	R: 0 E: 0 K: 0 S: 8	H: 2 LOB: 1 BB: 0 P: 12	R: 0 E: 0 K: 1 S: 9	H: 1 LOB: 0 BB: 0 P: 12	R: 2 E: 0 K: 1 S: 11	H: 4 LOB: 1 BB: 0 P: 19	R: 0 E: 1 K: 0 S: 8	H: 1 LOB: 2 BB: 0 P: 14	R: 0 E: 0 K: 0 S: 9	H: 2 LOB: 2 BB: 0 P: 13		1B: 10 2B: 1 3B: 0 HR: 1	SF: 0 SAC: 0 DP: 1 HBP: 1	WP: 0 PB: 0 SB: 0 CS: 0	PA: 38													
<b>PITCHER</b>	IP WLS BF H R ER SO BB IBB HBP BLK WP HR S P ERA WHIP																																	
Dontrelle Willis, L ERA: 4.19 Joe Borowski, R ERA: 3.71	(1, 1) (9, 1)	8.2 0.1	W S	37 1	12 0	2 0	2 0	4 0	2 0	2 0	0 0	0 0	0 0	0 0	0 2	3 3	2.08 0.00	1.385 0.000																



Batter	1	2	3	4	5	6	7	8	9	AB	R	H	RBI	BB	SO	LOB	TOP										
2 Hanley Ramirez, R OBP: 0.330, SLG: 0.396	F8			G4-3		G6-3			G6-3	4	0	0	0	0	0	0	<b>Florida Marlins @ Baltimore Orioles</b> Oriole Park at Camden Yards, Baltimore, MD Wed Jun 21 2006, 7:05 PM EDT Att: 16,135 - Partly Cloudy - 91 F										
4 Alfredo Amezaga, S OBP: 0.337, SLG: 0.418	P3			1B			G5-3		G5-3 1B	4	0	2	0	0	0	0											
Miguel Cabrera, R OBP: 0.434, SLG: 0.558	K			K			K		G5-3	4	0	0	0	0	3	2											
12 Cody Ross, R OBP: 0.338, SLG: 0.538			F8		F7		K		L9	4	0	0	0	0	1	2											
Wes Helms, R OBP: 0.318, SLG: 0.488		G5-3				G6-3			27 HBP 1B	3	0	1	0	0	0	0											
27 Jeremy Hermida, L OBP: 0.368, SLG: 0.410		G4-3				K			1B HBP	2	0	0	0	0	1	0											
Miguel Olivo, R OBP: 0.305, SLG: 0.432				G6-3		K			K	3	0	0	0	0	2	2											
Chris Aquila, R OBP: 0.287, SLG: 0.326				K		G4-3			K	3	0	0	0	0	2	2											
61 Reggie Abercrombie, R OBP: 0.275, SLG: 0.335				K		K			K	3	0	0	0	0	3	2											
<b>Inning Stats</b>	R: 0 E: 0 K: 1 S: 10	H: 0 LOB: 0 BB: 0 P: 14	R: 0 E: 0 K: 0 S: 10	H: 0 LOB: 0 BB: 0 P: 12	R: 0 E: 0 K: 2 S: 8	H: 0 LOB: 0 BB: 0 P: 11	R: 0 E: 0 K: 1 S: 12	H: 1 LOB: 1 BB: 0 P: 20	R: 0 E: 0 K: 2 S: 8	H: 0 LOB: 0 BB: 0 P: 10	R: 0 E: 0 K: 1 S: 6	H: 0 LOB: 0 BB: 0 P: 7	R: 0 E: 0 K: 2 S: 13	H: 1 LOB: 2 BB: 0 P: 21	R: 0 E: 0 K: 0 S: 9	H: 1 LOB: 1 BB: 0 P: 11	1B: 3 2B: 0 3B: 0 HR: 0	SF: 0 SAC: 0 DP: 0 HBP: 1	WP: 0 PB: 0 SB: 0 CS: 0	PA: 31							
<b>PITCHER</b>	IP	WLS	BF	H	R	ER	SO	BB	IBB	HBP	BLK	WP	HR	S	P	ERA	WHIP										
45 Erik Bedard, L ERA: 5.09	(1, 1)	8.0	W	27	2	0	12	0	0	1	0	0	0	75	105	0.00	0.250										
37 Chris Ray, R ERA: 2.97	(9, 1)	1.0		4	1	0	0	0	0	0	0	0	0	9	11	0.00	1.000										

Batter	1	2	3	4	5	6	7	8	9	AB	R	H	RBI	BB	SO	LOB	BOTTOM										
1 Brian Roberts, S OBP: 0.382, SLG: 0.410	FC4-6 1B									4	0	3	1	0	0	0	<b>Florida Marlins @ Baltimore Orioles</b> Oriole Park at Camden Yards, Baltimore, MD Wed Jun 21 2006, 7:05 PM EDT Att: 16,135 - Partly Cloudy - 91 F										
12 Brandon Fahey, L OBP: 0.297, SLG: 0.339	FC4-6									4	0	0	0	0	0	3											
Luis Matos, R OBP: 0.269, SLG: 0.343	1-2			G4-3			F8		F7	0	0	0	0	0	0	0											
6 Melvin Mora, R OBP: 0.356, SLG: 0.431	F9									3	1	1	0	0	0	1											
10 Miguel Tejada, R OBP: 0.377, SLG: 0.534	G6-3									4	0	0	0	0	0	3											
Javy Lopez, R OBP: 0.330, SLG: 0.442										4	1	2	1	0	1	1											
17 Corey Patterson, L OBP: 0.338, SLG: 0.458	G4-3									4	1	3	1	0	0	0											
Kevin Millar, R OBP: 0.353, SLG: 0.385	F9									4	1	1	0	0	0	3											
Jeff Conine, R OBP: 0.306, SLG: 0.380										0	0	0	0	0	0	0											
55 Ramon Hernandez, R OBP: 0.337, SLG: 0.473										3	0	0	0	0	0	1											
21 Nick Markakis, L OBP: 0.307, SLG: 0.310										3	0	0	0	0	1	1											
<b>Inning Stats</b>	R: 0 E: 0 K: 0 S: 8	H: 1 LOB: 1 BB: 0 P: 14	R: 0 E: 0 K: 1 S: 8	H: 0 LOB: 0 BB: 0 P: 13	R: 0 E: 0 K: 0 S: 8	H: 1 LOB: 1 BB: 0 P: 12	R: 1 E: 0 K: 0 S: 10	H: 2 LOB: 1 BB: 0 P: 18	R: 0 E: 0 K: 0 S: 7	H: 0 LOB: 0 BB: 0 P: 9	R: 0 E: 0 K: 0 S: 6	H: 0 LOB: 0 BB: 0 P: 9	R: 3 E: 1 K: 1 S: 15	H: 4 LOB: 1 BB: 0 P: 20	R: 0 E: 0 K: 0 S: 10	H: 2 LOB: 2 BB: 0 P: 15	1B: 7 2B: 2 3B: 0 HR: 1	SF: 0 SAC: 0 DP: 1 HBP: 1	WP: 0 PB: 0 SB: 1 CS: 0	PA: 34							
<b>PITCHER</b>	IP	WLS	BF	H	R	ER	SO	BB	IBB	HBP	BLK	WP	HR	S	P	ERA	WHIP										
47 Ricky Nolasco, R ERA: 3.15	(1, 1)	7.0	L	29	8	4	3	2	0	1	0	0	0	62	95	3.86	1.143										
Randy Messenger, R ERA: 3.55	(8, 1)	1.0		5	2	0	0	0	0	0	0	0	0	10	15	0.00	2.000										







Batter	1	2	3	4	5	6	7	8	9	AB	R	H	RBI	BB	SO	LOB	TOP									
4 Alfredo Amezaga, S (1.4) OBP: 0.336, SLG: 0.420	F9	CS	G4-3		1B			1B		4	1	2	0	0	0	0	<b>Florida Marlins @ New York Yankees</b> Yankee Stadium, Bronx, NY Fri Jun 23 2006, 7:05 PM EDT Att: 54,025 - Overcast - 79 F									
2 Hanley Ramirez, R (1.6) OBP: 0.333, SLG: 0.398	G4-6-3		G2			17 1B		1B		4	1	3	0	0	0											
17 Mike Jacobs, L (1.3) OBP: 0.356, SLG: 0.482	G4-6-3		G3-1			1B		K		4	0	1	0	0	1											
Miguel Cabrera, R (1.5) OBP: 0.435, SLG: 0.552		G6-3		G4-3		G6-4-3		1B		4	0	1	1	0	0											
12 Cody Ross, R (1.7) OBP: 0.313, SLG: 0.479	G3			G1-3		G6-3		K		4	0	0	0	0	1											
27 Jeremy Hermida, L (1.9) OBP: 0.389, SLG: 0.440							F8	F7		4	1	2	0	0	0											
14 Josh Willingham, R (1.10) OBP: 0.350, SLG: 0.470		HR		FC6-4			G4-3		K	4	1	1	1	0	1											
Miguel Olivo, R (1.2) OBP: 0.313, SLG: 0.455								F8		4	1	2	2	0	1											
61 Reggie Abercrombie, R (1.8) OBP: 0.285, SLG: 0.341									G4-1	1	0	0	0	0	0	<b>AB 35</b> <b>R 5</b> <b>H 12</b> <b>RBI 4</b> <b>BB 0</b> <b>SO 5</b> <b>LOB 10</b>										
Joe Borchard, S (7.9) OBP: 0.350, SLG: 0.395										2	0	0	0	0	1											
<b>Inning Stats</b>	R: 0 E: 0 K: 0 S: 6	H: 1 LOB: 0 BB: 0 P: 10	R: 3 E: 0 K: 0 S: 10	H: 3 LOB: 0 BB: 0 P: 15	R: 0 E: 0 K: 0 S: 7	H: 0 LOB: 0 BB: 0 P: 12	R: 0 E: 0 K: 0 S: 9	H: 1 LOB: 1 BB: 0 P: 14	R: 0 E: 0 K: 1 S: 8	H: 1 LOB: 0 BB: 0 P: 11	R: 1 E: 0 K: 0 S: 5	H: 2 LOB: 0 BB: 0 P: 8	R: 0 E: 0 K: 1 S: 10	H: 1 LOB: 1 BB: 0 P: 15	R: 1 E: 0 K: 2 S: 18		H: 3 LOB: 2 BB: 0 P: 23	R: 0 E: 0 K: 1 S: 8	H: 0 LOB: 0 BB: 0 P: 12	1B: 9 2B: 2 3B: 0 HR: 1	SF: 0 SAC: 0 DP: 2 HBP: 1	WP: 0 PB: 0 SB: 0 CS: 1	PA: 37			
<b>PITCHER</b>	IP	WLS	BF	H	R	ER	SO	BB	IBB	HBP	BLK	WP	HR	S	P		ERA	WHIP								
40 Chien-Ming Wang, R (1.1) ERA: 4.14	7.0	W	27	9	4	4	2	0	0	1	0	0	1	55	85		5.14	1.286								
Kyle Farnsworth, R (8.1) ERA: 4.58	1.0	H	6	3	1	1	2	0	0	0	0	0	0	18	23		9.00	3.000								
42 Mariano Rivera, R (9.1) ERA: 2.06	1.0	S	3	0	0	0	1	0	0	0	0	0	0	8	12		0.00	0.000								

Batter	1	2	3	4	5	6	7	8	9	AB	R	H	RBI	BB	SO	LOB	BOTTOM								
18 Johnny Damon, L (1.8) OBP: 0.371, SLG: 0.479	25 1B	FC6-4		13 1B	K		F9			3	2	1	0	2	1	<b>Florida Marlins @ New York Yankees</b> Yankee Stadium, Bronx, NY Fri Jun 23 2006, 7:05 PM EDT Att: 54,025 - Overcast - 79 F									
2 Derek Jeter, R (1.6) OBP: 0.427, SLG: 0.466	E6	FC6-4		G4-3	G1-3		F7			5	1	0	0	0	4										
25 Jason Giambi, L (1.10) OBP: 0.434, SLG: 0.606	20 1B	G6-3		13 1B	P5			P2		4	2	1	1	1	0										
13 Alex Rodriguez, R (1.5) OBP: 0.399, SLG: 0.510	K			20 1B			F7	20 1B		5	1	3	1	0	1										
20 Jorge Posada, S (1.2) OBP: 0.414, SLG: 0.495	E	K		12 1B				F8		5	0	3	3	0	1										
24 Robinson Canó, L (1.4) OBP: 0.354, SLG: 0.438	E6			12 1B					S	3	0	1	0	2	0										
Bernie Williams, S (1.9) OBP: 0.321, SLG: 0.431	E3									3	0	0	1	0	4										
Bubba Crosby, L (8.9) OBP: 0.327, SLG: 0.356				SF9			G4-6-3	F8		1	0	0	0	0	2										
12 Andy Phillips, R (1.3) OBP: 0.294, SLG: 0.460	K									4	0	3	0	0	1										
28 Melky Cabrera, S (1.7) OBP: 0.346, SLG: 0.319	F8							FC6-4		4	0	0	0	0	8										
<b>Inning Stats</b>	R: 3 E: 3 K: 2 S: 18	H: 3 LOB: 3 BB: 0 P: 30	R: 0 E: 0 K: 1 S: 15	H: 1 LOB: 2 BB: 1 P: 22	R: 0 E: 0 K: 0 S: 8	H: 1 LOB: 0 BB: 0 P: 10	R: 3 E: 0 K: 0 S: 14	H: 3 LOB: 3 BB: 3 P: 33	R: 0 E: 0 K: 1 S: 6	H: 0 LOB: 0 BB: 0 P: 9	R: 0 E: 0 K: 0 S: 6	H: 2 LOB: 1 BB: 0 P: 7	R: 0 E: 0 K: 0 S: 9	H: 1 LOB: 1 BB: 0 P: 12	R: 0 E: 0 K: 0 S: 8	H: 1 LOB: 2 BB: 1 P: 15	1B: 9 2B: 2 3B: 1 HR: 0	SF: 1 SAC: 0 DP: 1 HBP: 0	WP: 1 PB: 0 SB: 1 CS: 0	PA: 43					
<b>PITCHER</b>	IP	WLS	BF	H	R	ER	SO	BB	IBB	HBP	BLK	WP	HR	S	P	ERA	WHIP								
Brian Moehler, R (1.1) ERA: 6.55	4.0	L	27	8	6	5	3	3	1	0	0	0	0	55	95	11.25	2.750								
Matt Herges, R (5.1) ERA: 4.35	3.0		11	3	0	0	1	0	0	0	0	0	0	21	28	0.00	1.000								
Chris Resop, R (8.1) ERA: 4.5	1.0		5	1	0	0	0	0	1	0	0	0	0	8	15	0.00	1.000								



Batter	1	2	3	4	5	6	7	8	9	AB	R	H	RBI	BB	SO	LOB	TOP								
4 Alfredo Amezaga, S (1, 4) OBP: 0.336, SLG: 0.412										2	1	0	0	1	1	0	<b>Florida Marlins @ New York Yankees</b> Yankee Stadium, Bronx, NY Sun Jun 25 2006, 1:05 PM EDT Att: 53,615 - Overcast - 73 F								
2 Hanley Ramirez, R (1, 6) OBP: 0.336, SLG: 0.397										3	0	1	0	1	1	0									
17 Mike Jacobs, L (1, 10) OBP: 0.354, SLG: 0.478										4	0	1	0	0	1	4									
Miguel Cabrera, R (1, 5) OBP: 0.439, SLG: 0.557										3	0	2	1	1	0	0									
14 Josh Willingham, R (1, 7) OBP: 0.349, SLG: 0.466										4	0	1	0	0	0	4									
27 Jeremy Hermida, L (1, 8) OBP: 0.377, SLG: 0.425										4	0	0	0	0	1	1									
12 Cody Ross, R (1, 9) OBP: 0.310, SLG: 0.468										4	0	1	0	0	1	0									
Wes Helms, R (1, 3) OBP: 0.312, SLG: 0.506										4	0	0	0	0	1	2									
20 Matt Treanor, R (1, 2) OBP: 0.287, SLG: 0.298										2	0	0	0	0	1	2									
Joe Borchard, S (8, PH) OBP: 0.331, SLG: 0.400										1	0	1	0	0	0	0									
Miguel Olivo, R (8, 2) OBP: 0.313, SLG: 0.455										0	0	0	0	0	0	0									
<b>Inning Stats</b>	R: 0 E: 0 K: 1 S: 8	H: 0 LOB: 0 BB: 0 P: 10	R: 0 E: 0 K: 1 S: 9	H: 0 LOB: 0 BB: 0 P: 12	R: 0 E: 0 K: 2 S: 8	H: 0 LOB: 0 BB: 0 P: 14	R: 0 E: 0 K: 1 S: 11	H: 2 LOB: 2 BB: 0 P: 15	R: 0 E: 0 K: 0 S: 10	H: 2 LOB: 2 BB: 0 P: 15	R: 1 E: 0 K: 0 S: 17	H: 1 LOB: 1 BB: 2 P: 29	R: 0 E: 0 K: 1 S: 8	H: 0 LOB: 0 BB: 0 P: 10	R: 0 E: 0 K: 1 S: 13	H: 2 LOB: 3 BB: 1 P: 23	R: 0 E: 0 K: 0 S: 8	H: 0 LOB: 0 BB: 0 P: 11	1B: 6 2B: 1 3B: 0 HR: 0	SF: 0 SAC: 1 DP: 1 HBP: 0	WP: 0 PB: 0 SB: 2 CS: 0	PA: 35			
<b>PITCHER</b>	IP	WLS	BF	H	R	ER	SO	BB	IBB	HBP	BLK	WP	HR	S	P	ERA	WHIP								
35 Mike Mussina, R (1, 1) ERA: 3.28	7.0	W	26	5	1	1	6	2	0	0	0	0	0	71	105	1.29	1.000								
Kyle Farnsworth, R (8, 1) ERA: 4.54	1.0	H	6	2	0	0	1	0	1	0	0	0	0	13	23	0.00	2.000								
42 Mariano Rivera, R (9, 1) ERA: 2.01	1.0	S	3	0	0	0	0	0	0	0	0	0	0	8	11	0.00	0.000								

Batter	1	2	3	4	5	6	7	8	9	AB	R	H	RBI	BB	SO	LOB	BOTTOM								
18 Johnny Damon, L (1, 8) OBP: 0.369, SLG: 0.488										3	1	1	2	0	0	0	<b>Florida Marlins @ New York Yankees</b> Yankee Stadium, Bronx, NY Sun Jun 25 2006, 1:05 PM EDT Att: 53,615 - Overcast - 73 F								
Miguel Cairo, R (1, 3) OBP: 0.296, SLG: 0.313										3	0	0	0	0	2										
2 Derek Jeter, R (1, 6) OBP: 0.428, SLG: 0.464										3	0	1	0	1	1										
13 Alex Rodriguez, R (1, 5) OBP: 0.397, SLG: 0.504										3	0	0	0	1	1										
20 Jorge Posada, S (1, 2) OBP: 0.407, SLG: 0.485										4	0	0	0	0	2	3									
Bernie Williams, S (1, 9) OBP: 0.325, SLG: 0.434										3	0	2	0	0	0	0									
Bubba Crosby, L (8, 9) OBP: 0.320, SLG: 0.348										1	0	0	0	0	1	0									
12 Andy Phillips, R (1, 10) OBP: 0.301, SLG: 0.457										3	1	1	0	1	0	1									
24 Robinson Cano, L (1, 4) OBP: 0.353, SLG: 0.437										3	0	1	0	0	1	3									
28 Melky Cabrera, S (1, 7) OBP: 0.345, SLG: 0.319										3	0	1	0	0	0	1									
<b>Inning Stats</b>	R: 0 E: 0 K: 1 S: 9	H: 1 LOB: 1 BB: 0 P: 14	R: 0 E: 0 K: 1 S: 9	H: 1 LOB: 1 BB: 0 P: 13	R: 0 E: 0 K: 1 S: 13	H: 0 LOB: 2 BB: 2 P: 26	R: 1 E: 0 K: 0 S: 12	H: 2 LOB: 2 BB: 1 P: 18	R: 0 E: 0 K: 2 S: 8	H: 0 LOB: 0 BB: 0 P: 13	R: 0 E: 0 K: 0 S: 7	H: 2 LOB: 1 BB: 0 P: 9	R: 1 E: 0 K: 0 S: 8	H: 1 LOB: 0 BB: 0 P: 11	R: 0 E: 0 K: 1 S: 7	H: 0 LOB: 0 BB: 0 P: 13	1B: 6 2B: 0 3B: 0 HR: 1	SF: 1 SAC: 0 DP: 1 HBP: 1	WP: 0 PB: 0 SB: 1 CS: 0	PA: 34					
<b>PITCHER</b>	IP	WLS	BF	H	R	ER	SO	BB	IBB	HBP	BLK	WP	HR	S	P	ERA	WHIP								
Dontrelle Willis, L (1, 1) ERA: 4.05	8.0	L	34	7	2	2	6	3	0	1	0	0	1	73	117	2.25	1.250								

AB	31
R	1
H	7
RBI	1
BB	3
SO	7
LOB	13





Batter	1	2	3	4	5	6	7	8	9	AB	R	H	RBI	BB	SO	LOB	TOP					
4 Alfredo Amezaga, S (1, 4) OBP: 0.322, SLG: 0.396	G4-3		F7		E3		SF7		P4	4	0	0	1	0	0	1	<b>Florida Marlins @ New York Yankees</b> Yankee Stadium, Bronx, NY Sun Jun 25 2006, 8:05 PM EDT Att: 54,361 - Overcast - 74 F					
2 Hanley Ramirez, R (1, 6) OBP: 0.331, SLG: 0.391	F8		L7		F9		F8			4	0	0	0	0	0	1						
Miguel Cabrera, R (1, 5) OBP: 0.443, SLG: 0.570	1B		HR				F9			3	2	2	1	1	0	0						
14 Josh Willingham, R (1, 7) OBP: 0.347, SLG: 0.462	1B		F8		F9				F9	4	0	1	0	0	0	2						
27 Jeremy Hermida, L (1, 9) OBP: 0.381, SLG: 0.436	1B		G4-3		K				2B	4	0	2	1	0	1	0						
Joe Borchard, S (1, 10) OBP: 0.317, SLG: 0.387	G4-3		F7		K				K	4	0	0	0	0	2	3						
Wes Helms, R (1, 3) OBP: 0.299, SLG: 0.483			F9		K				G4-3	4	0	0	0	0	1	1						
Miguel Olivo, R (1, 2) OBP: 0.317, SLG: 0.456	G5-3				1B				K	4	1	2	0	0	1	0						
61 Reggie Abercrombie, R (1, 8) OBP: 0.281, SLG: 0.335	F8				FC4-6		SH		K	3	2	0	0	0	1	1						
					SH				K													
<b>Inning Stats</b>	R: 1 E: 0 K: 0 S: 18	H: 3 LOB: 2 BB: 0 P: 30	R: 0 E: 0 K: 0 S: 11	H: 0 LOB: 0 BB: 0 P: 15	R: 1 E: 0 K: 0 S: 8	H: 1 LOB: 0 BB: 0 P: 11	R: 0 E: 0 K: 0 S: 7	H: 0 LOB: 0 BB: 0 P: 10	R: 1 E: 1 K: 0 S: 9	H: 1 LOB: 2 BB: 1 P: 18	R: 0 E: 0 K: 3 S: 10	H: 0 LOB: 0 BB: 0 P: 13	R: 2 E: 1 K: 0 S: 12	H: 1 LOB: 0 BB: 0 P: 18	R: 0 E: 0 K: 1 S: 15	H: 1 LOB: 1 BB: 0 P: 20	R: 0 E: 0 K: 2 S: 9	H: 0 LOB: 0 BB: 0 P: 13	1B: 5 2B: 1 3B: 0 HR: 1	SF: 1 SAC: 1 DP: 0 HBP: 0	WP: 0 PB: 0 SB: 2 CS: 0	PA: 37
<b>PITCHER</b>	IP WLS BF H R ER SO BB IBB HBP BLK WP HR S P ERA WHIP																					
Shawn Chacon, R (1, 1) ERA: 5.68	5.0 L 22 5 3 2 0 0 0 1 0 0 0 0 1 53 84 3.60 1.000																					
Ron Villone, L (6, 1) ERA: 1.72	1.1 6 1 2 0 3 0 0 0 0 0 0 0 0 18 24 0.00 0.750																					
3B T.J. Beam, R (7, 1) ERA: 5.4	1.2 6 1 0 0 1 0 0 0 0 0 0 0 0 19 27 0.00 0.600																					
Matt Smith, L (9, 1) ERA:	1.0 3 0 0 0 2 0 0 0 0 0 0 0 0 9 13 0.00 0.000																					


Batter	1	2	3	4	5	6	7	8	9	AB	R	H	RBI	BB	SO	LOB	BOTTOM					
18 Johnny Damon, L (1, 10) OBP: 0.371, SLG: 0.486	P5		1B		P4		BB			3	0	1	0	1	0	1	<b>Florida Marlins @ New York Yankees</b> Yankee Stadium, Bronx, NY Sun Jun 25 2006, 8:05 PM EDT Att: 54,361 - Overcast - 74 F					
2 Derek Jeter, R (1, 6) OBP: 0.425, SLG: 0.465	1B		1B		F8		G4-3			4	0	2	0	0	0	2						
25 Jason Giambi, L (1, 3) OBP: 0.431, SLG: 0.599	F8		K				1B		P5	4	0	1	0	0	1	3						
13 Alex Rodriguez, R (1, 5) OBP: 0.392, SLG: 0.496	P4		G6-3		FC5-4		K		K	4	0	0	0	0	1	4						
24 Robinson Cano, L (1, 4) OBP: 0.353, SLG: 0.439	G3-1				L1					3	0	1	0	0	0	0						
Miguel Cairo, R (6, PR) OBP: 0.305, SLG: 0.313							BB			0	0	0	0	1	0	0						
Bernie Williams, S (1, 9) OBP: 0.320, SLG: 0.427	G4-3				P6		L3		F7	4	0	0	0	0	0	3						
28 Melky Cabrera, S (1, 7) OBP: 0.343, SLG: 0.318	1B		G4-3		G4-3		P4		F7	4	0	1	0	0	0	2						
Bubba Crosby, L (1, 8) OBP: 0.315, SLG: 0.340	P6				1B		G6-3		K	4	0	1	0	0	1	1						
Kelly Stinnett, R (1, 2) OBP: 0.286, SLG: 0.323			K		P6		P5		F8	3	0	0	0	0	1	1						
20 Jorge Posada, S (9, PH) OBP: 0.406, SLG: 0.483										1	0	0	0	0	0	0						
<b>Inning Stats</b>	R: 0 E: 1 K: 0 S: 13	H: 1 LOB: 1 BB: 0 P: 20	R: 0 E: 0 K: 0 S: 11	H: 1 LOB: 0 BB: 0 P: 18	R: 0 E: 0 K: 2 S: 13	H: 2 LOB: 0 BB: 0 P: 20	R: 0 E: 0 K: 0 S: 4	H: 0 LOB: 0 BB: 0 P: 6	R: 0 E: 0 K: 0 S: 7	H: 1 LOB: 1 BB: 0 P: 11	R: 0 E: 0 K: 0 S: 19	H: 2 LOB: 2 BB: 0 P: 28	R: 0 E: 0 K: 0 S: 9	H: 0 LOB: 1 BB: 1 P: 17	R: 0 E: 0 K: 1 S: 7	H: 0 LOB: 1 BB: 1 P: 14	R: 0 E: 0 K: 1 S: 6	H: 0 LOB: 0 BB: 0 P: 10	1B: 6 2B: 1 3B: 0 HR: 0	SF: 0 SAC: 0 DP: 0 HBP: 0	WP: 0 PB: 0 SB: 3 CS: 0	PA: 36
<b>PITCHER</b>	IP WLS BF H R ER SO BB IBB HBP BLK WP HR S P ERA WHIP																					
36 Anibal Sánchez, R (1, 1) ERA:	5.2 W 24 7 0 0 2 0 0 0 0 0 0 0 0 63 96 0.00 1.235																					
Randy Messenger, R (6, 1) ERA: 3.25	1.1 H 5 0 0 0 0 1 0 0 0 0 0 0 13 24 0.00 0.750																					
19 Logan Kensing, R (8, 1) ERA: 3.38	1.0 4 0 0 0 1 1 0 0 0 0 0 0 7 14 0.00 1.000																					
Joe Borowski, R (9, 1) ERA: 3.45	1.0 3 0 0 0 1 0 0 0 0 0 0 0 6 10 0.00 0.000																					




Batter	1	2	3	4	5	6	7	8	9	AB	R	H	RBI	BB	SO	LOB	TOP			
Julio Lugo, R (1.6) OBP: 0.347, SLG: 0.459										4	1	2	0	1	0	1	<b>Tampa Bay Devil Rays @ Florida Marlins</b> Dolphin Stadium, Miami, FL Mon Jun 26 2006, 7:05 PM EDT Att: 7,416 - Partly Cloudy - 89 F			
13 Carl Crawford, L (1.7) OBP: 0.352, SLG: 0.481										4	0	0	0	0	0	3				
5 Rocco Baldelli, R (1.8) OBP: 0.443, SLG: 0.694										4	2	2	3	1	0	1				
Aubrey Huff, L (1.5) OBP: 0.320, SLG: 0.357										4	0	2	0	0	1	1				
3 Jorge Cantu, R (1.4) OBP: 0.333, SLG: 0.431										4	0	0	0	0	1	2				
14 Greg Norton, S (1.9) OBP: 0.337, SLG: 0.455										4	1	3	0	0	0	1				
Travis Lee, L (1.3) OBP: 0.274, SLG: 0.302										3	0	0	0	0	1	3				
31 Jonny Gomes, R (8, PH) OBP: 0.358, SLG: 0.514										0	0	0	0	0	0	0				
52 Jon Switzer, L (8.1)										0	0	0	0	0	0	0				
8 Josh Paul, R (1.2) OBP: 0.291, SLG: 0.365										4	0	1	0	0	2	1				
33 James Shields, R (1.1) OBP: 0.600, SLG: 0.600										2	1	1	0	0	1	2				
Ty Wigginton, R (6.3) OBP: 0.307, SLG: 0.458										2	0	0	0	0	0	0				
<b>Inning Stats</b>	R: 2 E: 0 K: 2 S: 13	H: 2 LOB: 0 BB: 0 P: 18	R: 0 E: 0 K: 0 S: 7	H: 1 LOB: 0 BB: 0 P: 9	R: 1 E: 0 K: 0 S: 11	H: 2 LOB: 1 BB: 0 P: 22	R: 0 E: 0 K: 1 S: 13	H: 2 LOB: 2 BB: 0 P: 24	R: 0 E: 0 K: 1 S: 6	H: 1 LOB: 1 BB: 0 P: 11	R: 0 E: 0 K: 1 S: 8	H: 0 LOB: 1 BB: 1 P: 15	R: 2 E: 0 K: 1 S: 16	H: 3 LOB: 1 BB: 1 P: 23	R: 0 E: 0 K: 0 S: 7	H: 1 LOB: 1 BB: 0 P: 8	1B: 8 2B: 2 3B: 1 HR: 1	SF: 0 SAC: 1 DP: 2 HBP: 0	WP: 0 PB: 0 SB: 0 CS: 0	PA: 39
<b>PITCHER</b>	IP WLS BF H R ER SO BB IBB HBP BLK WP HR S P ERA WHIP																			
55 Josh Johnson, R (1.1) ERA: 2.2	6.2 W 28 8 3 3 5 1 0 0 0 0 1 64 109 4.05 1.350																			
57 Taylor Tankersley, L (7.1) ERA: 3.18	0.1 3 1 2 2 0 1 0 0 0 0 0 6 10 54.00 6.000																			
19 Logan Kensing, R (8.1) ERA: 3.68	1.0 4 2 0 0 1 0 0 0 0 0 0 11 14 0.00 2.000																			
Joe Borowski, R (9.1) ERA: 3.34	1.0 S 4 1 0 0 0 0 0 0 0 0 0 7 8 0.00 1.000																			

Batter	1	2	3	4	5	6	7	8	9	AB	R	H	RBI	BB	SO	LOB	BOTTOM			
4 Alfredo Amezaga, S (1.4) OBP: 0.308, SLG: 0.378										5	0	0	0	0	2	1	<b>Tampa Bay Devil Rays @ Florida Marlins</b> Dolphin Stadium, Miami, FL Mon Jun 26 2006, 7:05 PM EDT Att: 7,416 - Partly Cloudy - 89 F			
2 Hanley Ramirez, R (1.6) OBP: 0.332, SLG: 0.391										5	1	2	0	0	2	0				
Miguel Cabrera, R (1.5) OBP: 0.447, SLG: 0.573										2	2	1	0	2	1	1				
17 Mike Jacobs, L (1.3) OBP: 0.358, SLG: 0.485										3	2	2	2	0	1	1				
Wes Helms, R (6.3) OBP: 0.296, SLG: 0.478										1	0	0	0	0	0	0				
14 Josh Willingham, R (1.7) OBP: 0.350, SLG: 0.467										4	1	2	2	0	2	1				
Joe Borowski, R (9.1)										0	0	0	0	0	0	0				
27 Jeremy Hermida, L (1.8) OBP: 0.384, SLG: 0.455										4	2	2	2	0	0	1				
12 Cody Ross, R (1.9) OBP: 0.330, SLG: 0.519										4	0	3	2	0	1	0				
Miguel Olivo, R (1.2) OBP: 0.316, SLG: 0.457										4	0	1	0	0	3	2				
55 Josh Johnson, L (1.1) OBP: 0.050, SLG: 0.100										3	0	0	0	0	1	1				
57 Taylor Tankersley, L (7.1) ERA: 4.63										0	0	0	0	0	0	0				
19 Logan Kensing, R (8.1) OBP: 0.319, SLG: 0.383										0	0	0	0	0	0	0				
Joe Borchart, S (8, PH) OBP: 0.291, SLG: 0.335										1	0	0	0	0	0	0				
61 Reggie Abercrombie, R (9.8) OBP: 0.291, SLG: 0.335										0	0	0	0	0	0	0				
<b>Inning Stats</b>	R: 2 E: 0 K: 1 S: 14	H: 2 LOB: 1 BB: 1 P: 26	R: 0 E: 0 K: 0 S: 7	H: 2 LOB: 1 BB: 0 P: 9	R: 0 E: 0 K: 2 S: 10	H: 1 LOB: 1 BB: 0 P: 15	R: 0 E: 0 K: 2 S: 10	H: 0 LOB: 0 BB: 0 P: 14	R: 5 E: 0 K: 2 S: 20	H: 5 LOB: 1 BB: 1 P: 33	R: 0 E: 0 K: 3 S: 13	H: 1 LOB: 1 BB: 0 P: 19	R: 1 E: 0 K: 2 S: 14	H: 2 LOB: 1 BB: 0 P: 23	R: 0 E: 0 K: 1 S: 9	H: 0 LOB: 0 BB: 0 P: 14	1B: 5 2B: 7 3B: 1 HR: 0	SF: 0 SAC: 0 DP: 0 HBP: 0	WP: 0 PB: 0 SB: 1 CS: 0	PA: 38
<b>PITCHER</b>	IP WLS BF H R ER SO BB IBB HBP BLK WP HR S P ERA WHIP																			
33 James Shields, R (1.1) ERA: 4.37	5.0 L 26 10 7 7 7 2 0 0 0 0 0 0 61 97 12.60 2.400																			
Travis Harper, R (6.1) ERA: 4.63	2.0 9 3 1 1 5 0 0 0 0 0 0 0 27 42 4.50 1.500																			
52 Jon Switzer, L (8.1) ERA: 3.38	1.0 3 0 0 0 1 0 0 0 0 0 0 0 9 14 0.00 0.000																			



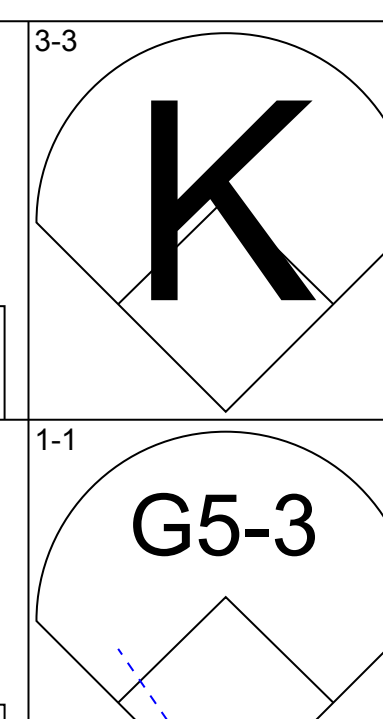
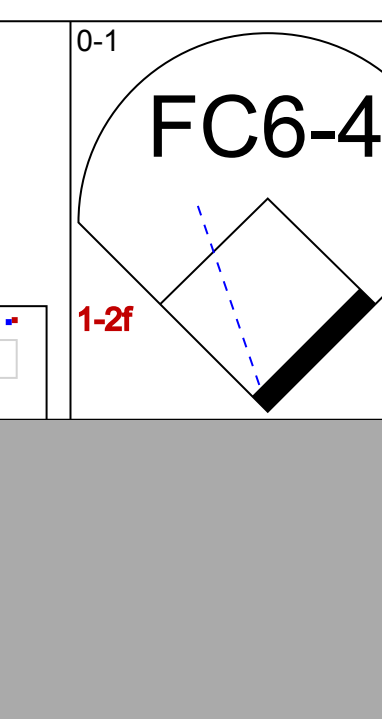

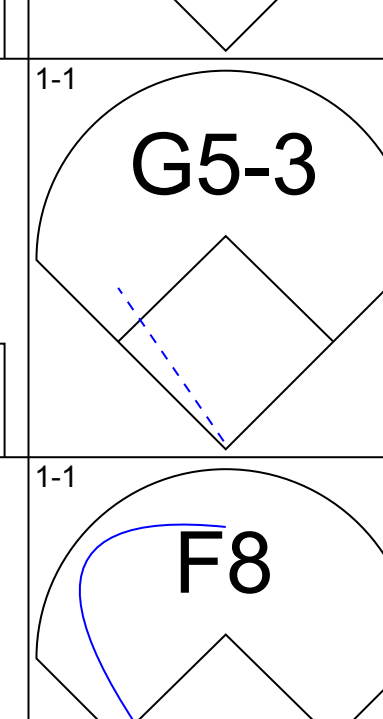
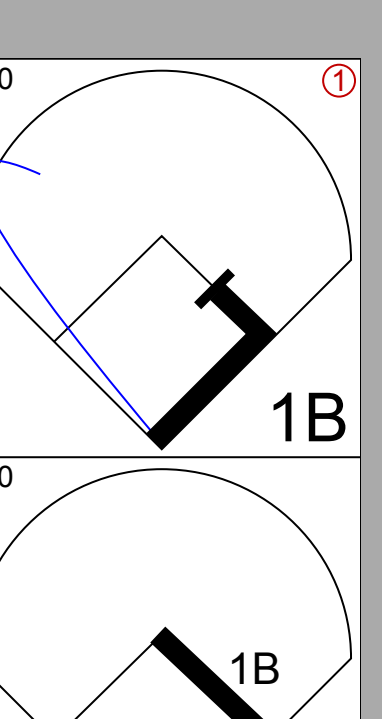
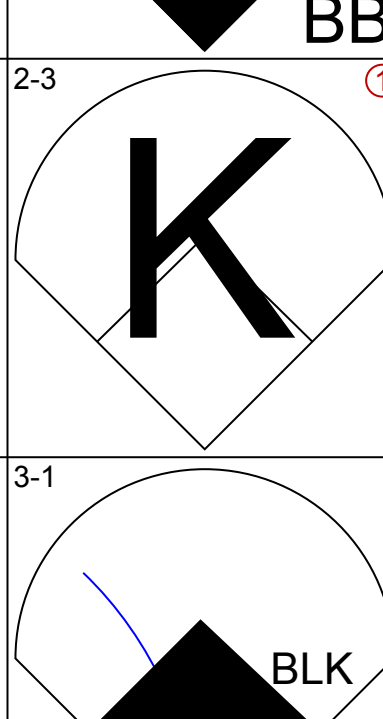
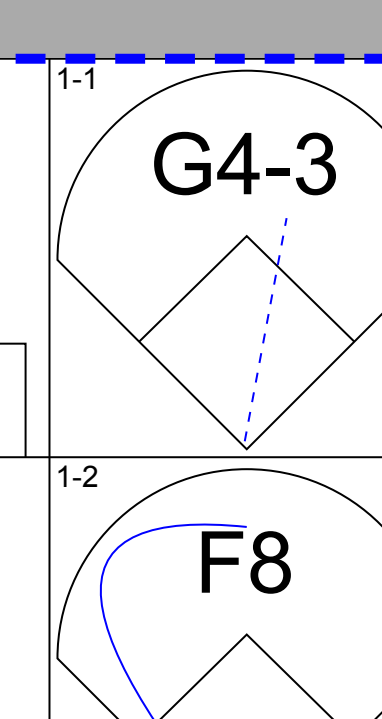
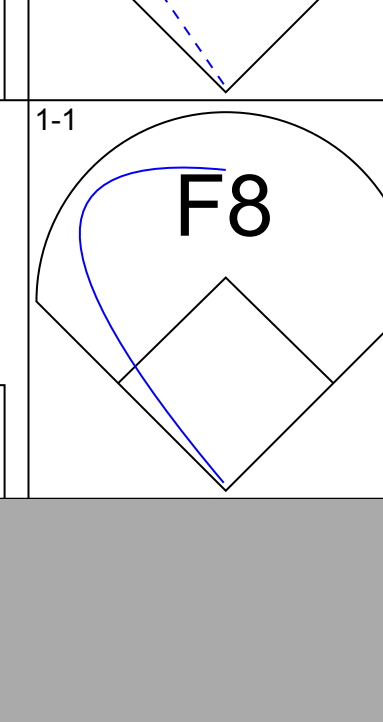
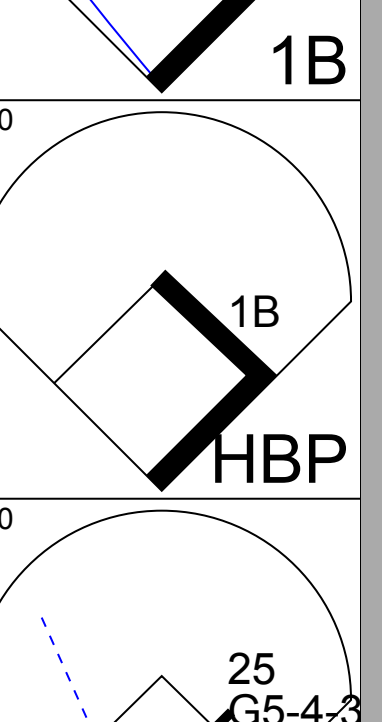
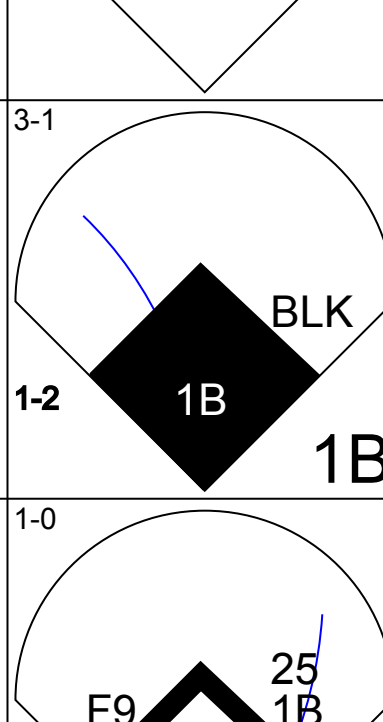
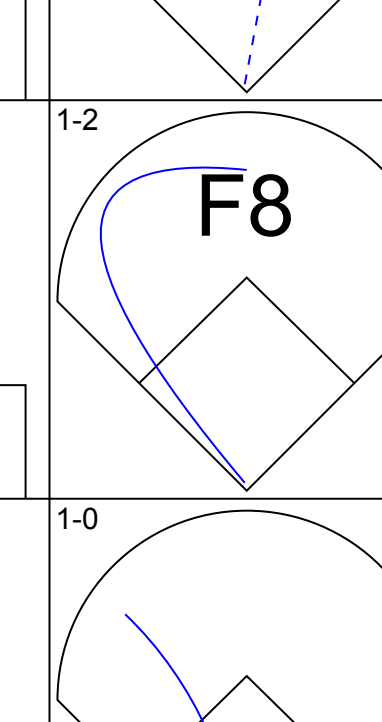
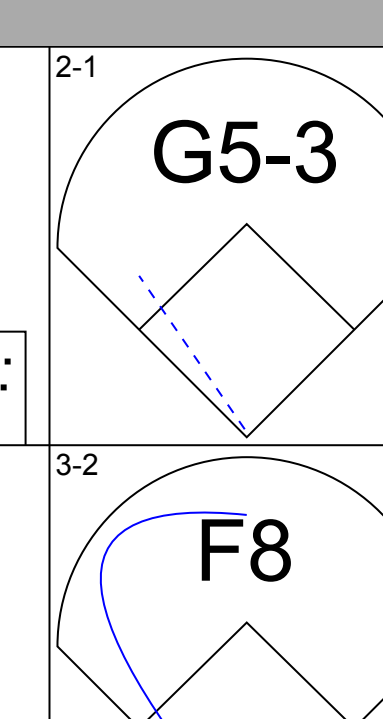
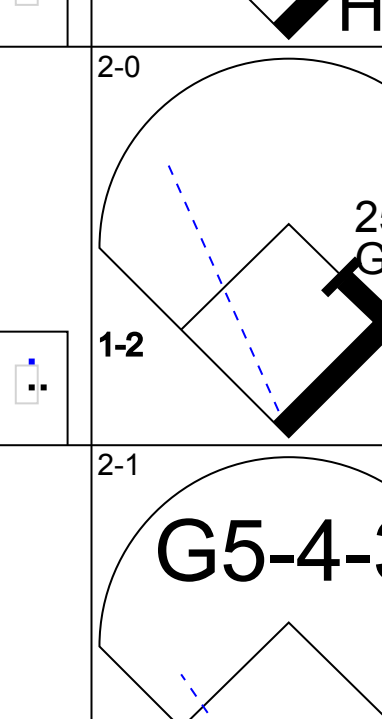
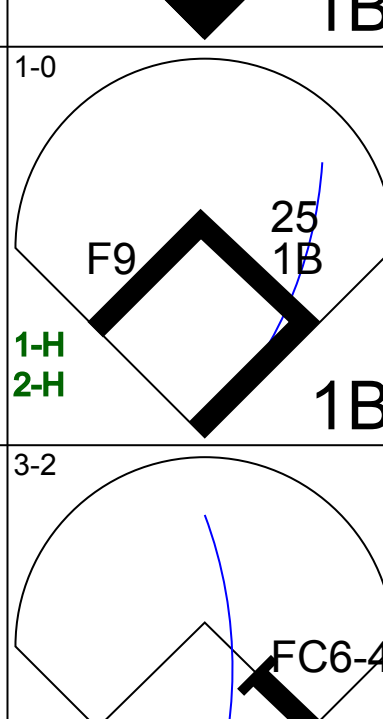
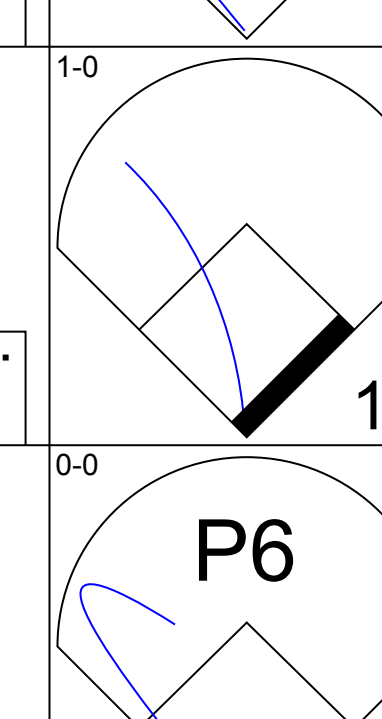

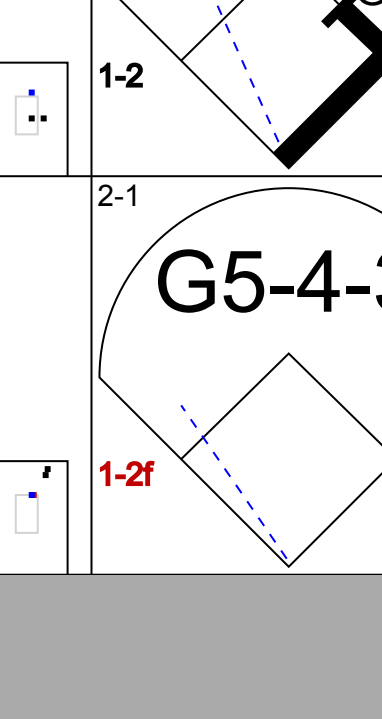
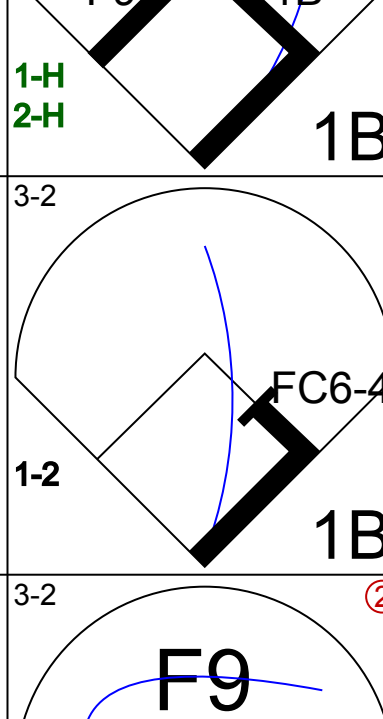
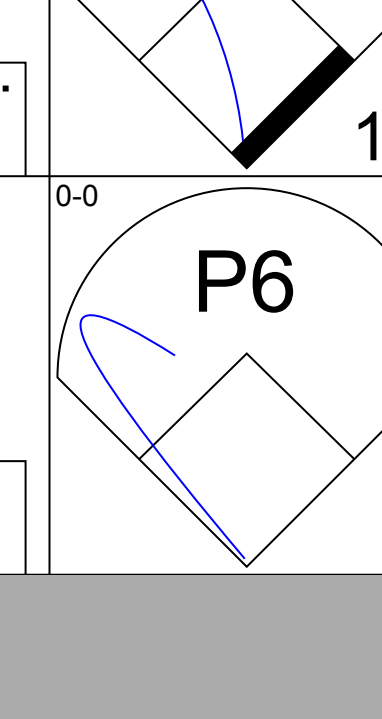

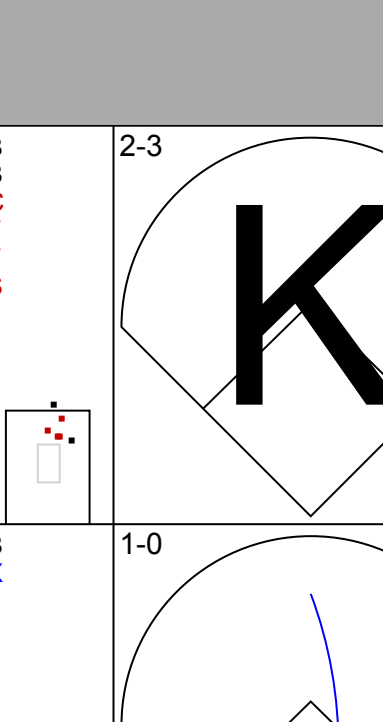
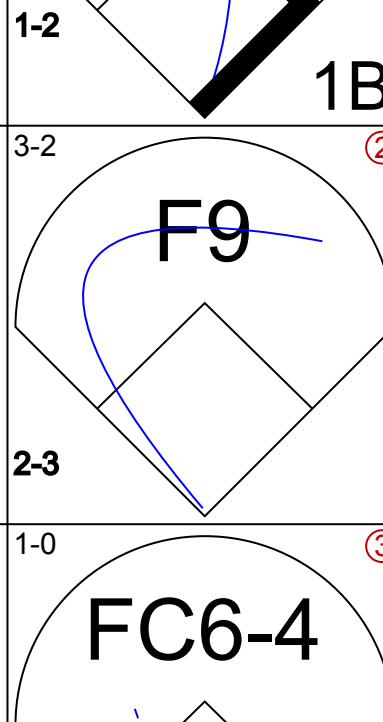
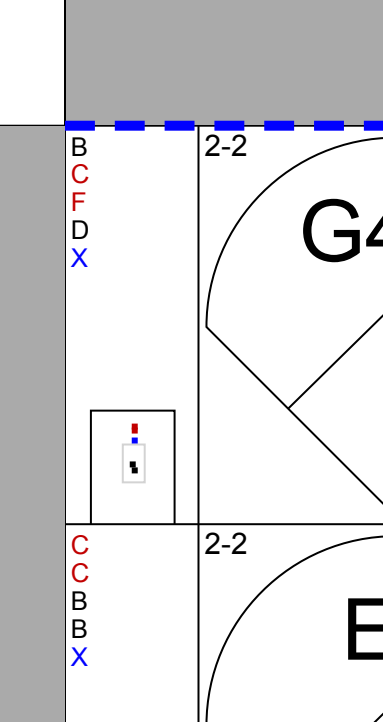
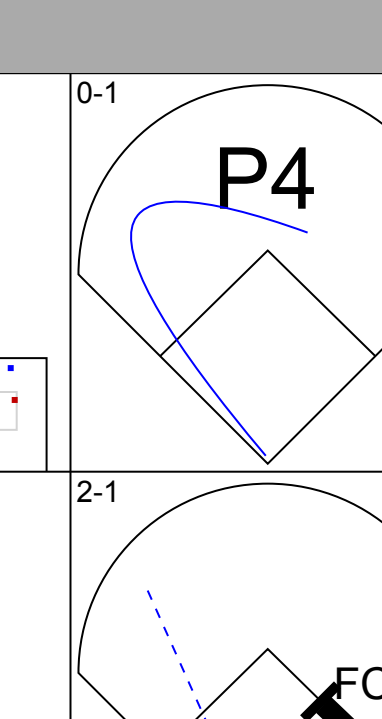
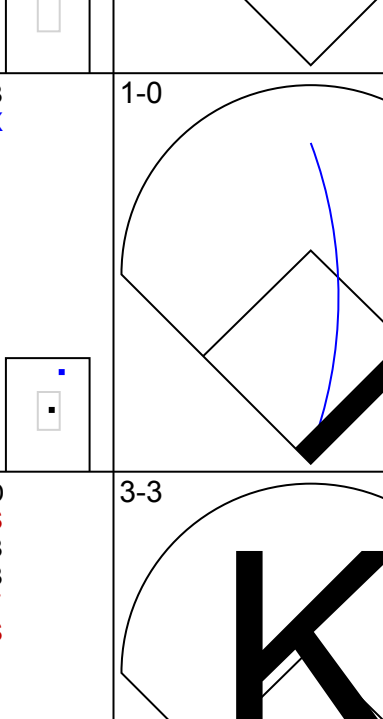
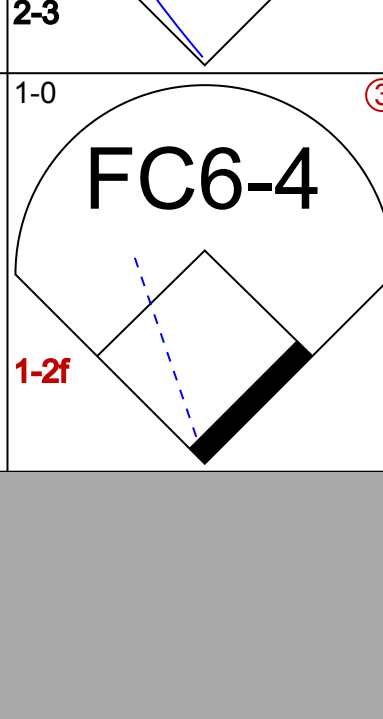
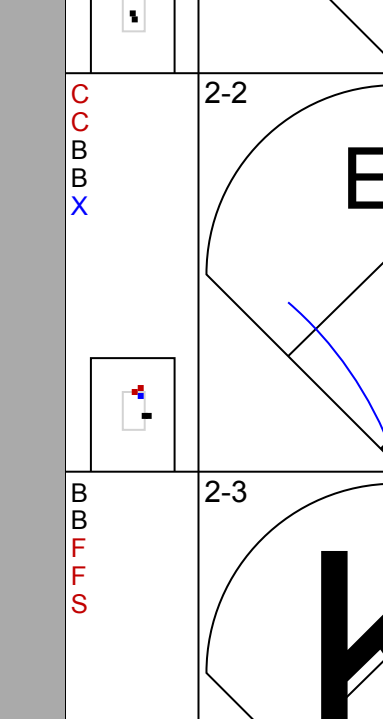
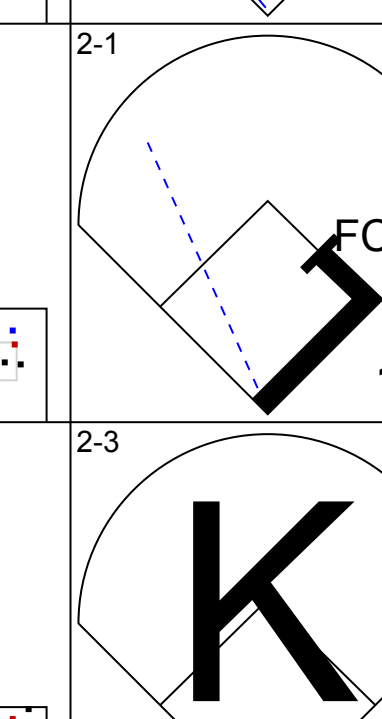
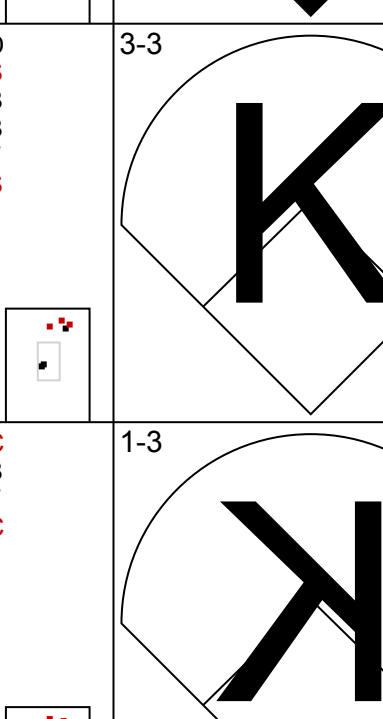
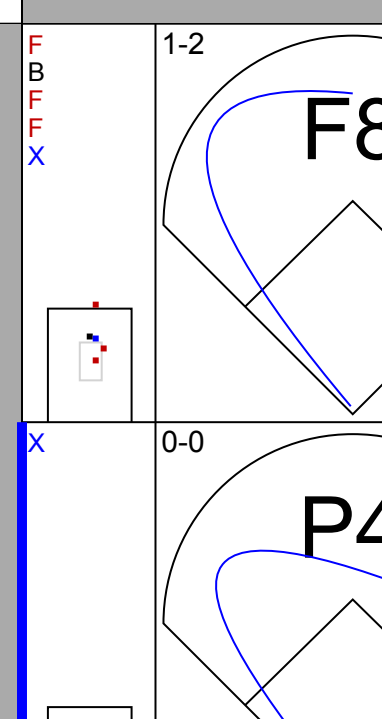
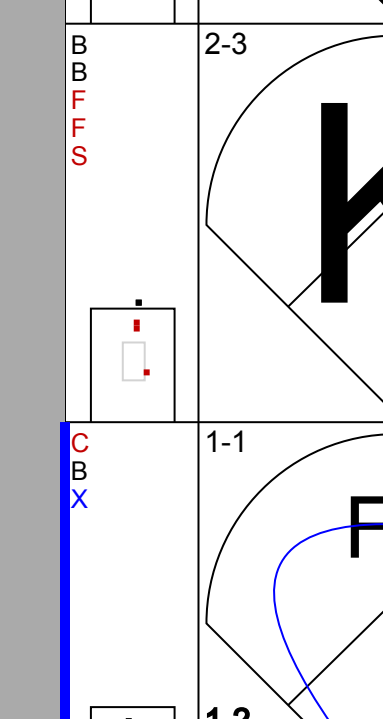
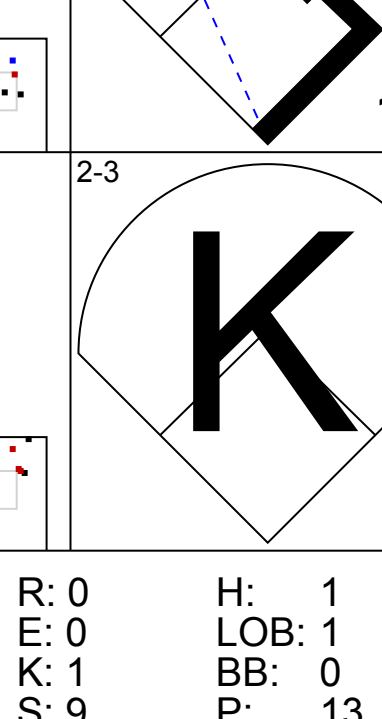
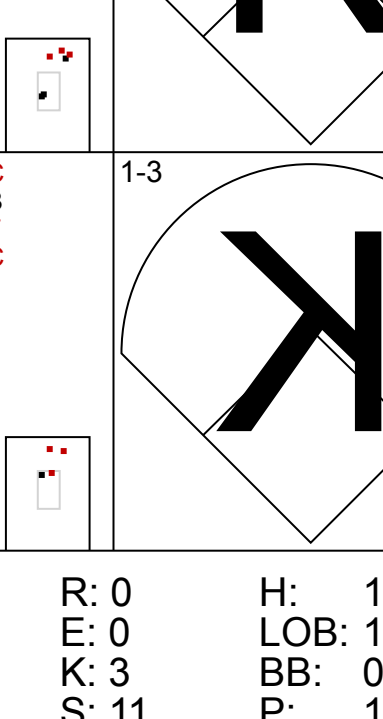
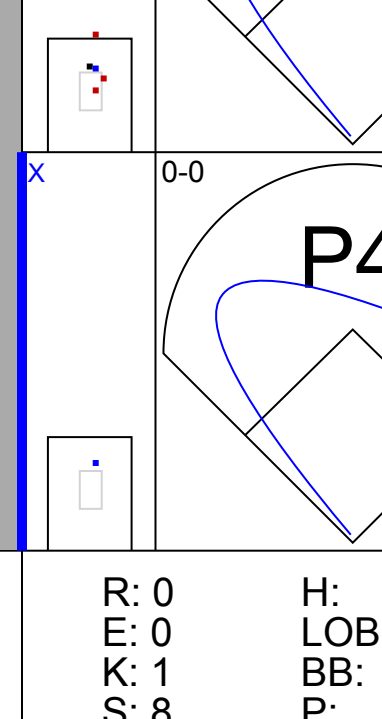
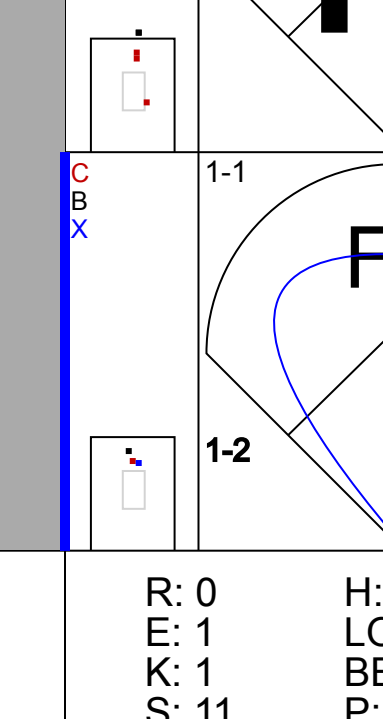
Batter	1	2	3	4	5	6	7	8	9	AB	R	H	RBI	BB	SO	LOB	TOP										
Julio Lugo, R (1.6) OBP: 0.350, SLG: 0.480	1-1 2B		2-3 K			0-0 F9		1-1 HR		4	1	2	1	0	1	0	<b>Tampa Bay Devil Rays @ Florida Marlins</b> Dolphin Stadium, Miami, FL Tue Jun 27 2006, 7:05 PM EDT Att: 8,418 - Partly Cloudy - 85 F										
13 Carl Crawford, L (1.7) OBP: 0.350, SLG: 0.478	1-3 K		3-2 F9			1-2 1B		0-0 G4-3		4	0	1	0	0	1	1											
5 Rocco Baldelli, R (1.8) OBP: 0.419, SLG: 0.652	2-1 P6			3-1 G6-3		2-3 K		3-3 K		4	0	0	0	0	2	2											
Aubrey Huff, L (1.5) OBP: 0.324, SLG: 0.376	2-3 K			2-0 G3-1			0-0 HR	0-0 1B		4	1	2	1	0	1	1											
14 Greg Norton, S (1.3) OBP: 0.345, SLG: 0.494		1-2 G5-4-3 1B		0-0 G3			1-0 HR	1-2 1B		4	1	2	1	0	0	1											
Ty Wigginton, R (1.4) OBP: 0.303, SLG: 0.451		2-2 G5-4-3 1-2		1-0 F8			2-2 G5-3		2-2 F8	4	0	0	0	0	0	1											
Russell Branyan, L (1.9) OBP: 0.272, SLG: 0.529		4-2 BB		0-0 G4-6-3 1B			2-0 HR		2-2 F8	3	1	2	1	1	0	0											
8 Josh Paul, R (1.2) OBP: 0.289, SLG: 0.351		2-3 K		2-2 G4-6-3 1-2			2-1 G5-3		4-2 BB	3	0	0	0	1	1	2											
19 Scott Kazmir, L (1.1) Tomás Pérez, S (6. PH) 36 Edwin Jackson, R (6.1) Travis Lee, L (7. PH) Chad Harville, R (7.1) 31 Jonny Gomes, R (6. PH)			1-1 F7			1-2 P6		0-0 G5-3		0-2 L8	1	0	0	0	0	0											
<b>Inning Stats</b>	R: 0 E: 0 K: 2 S: 10	H: 1 LOB: 1 BB: 0 P: 16	R: 0 E: 0 K: 1 S: 11	H: 1 LOB: 1 BB: 1 P: 20	R: 0 E: 0 K: 1 S: 8	H: 0 LOB: 0 BB: 0 P: 14	R: 0 E: 0 K: 0 S: 4	H: 0 LOB: 0 BB: 0 P: 9	R: 0 E: 0 K: 0 S: 5	H: 1 LOB: 0 BB: 0 P: 8	R: 0 E: 0 K: 1 S: 11	H: 1 LOB: 1 BB: 0 P: 15	R: 3 E: 0 K: 0 S: 9	H: 3 LOB: 0 BB: 0 P: 16	R: 1 E: 0 K: 1 S: 11	H: 2 LOB: 1 BB: 0 P: 16			R: 0 E: 0 K: 0 S: 11	H: 0 LOB: 1 BB: 1 P: 19	1B: 4 2B: 1 3B: 0 HR: 4	SF: 0 SAC: 0 DP: 2 HBP: 0	WP: 0 PB: 0 SB: 0 CS: 0	PA: 36			
<b>PITCHER</b>	IP	WLS	BF	H	R	ER	SO	BB	IBB	HBP	BLK	WP	HR	S	P	ERA	WHIP										
47 Ricky Nolasco, R (1.1) ERA: 3.26	6.1	W	25	7	3	3	5	1	0	0	0	0	3	55	93	4.26	1.263										
Matt Herges, R (7.1) ERA: 4.41	1.2		7	2	1	1	1	0	0	0	0	0	1	14	21	5.40	1.200										
Randy Messenger, R (9.1) ERA: 3.14	1.0		4	0	0	0	0	1	0	0	0	0	0	11	19	0.00	1.000										

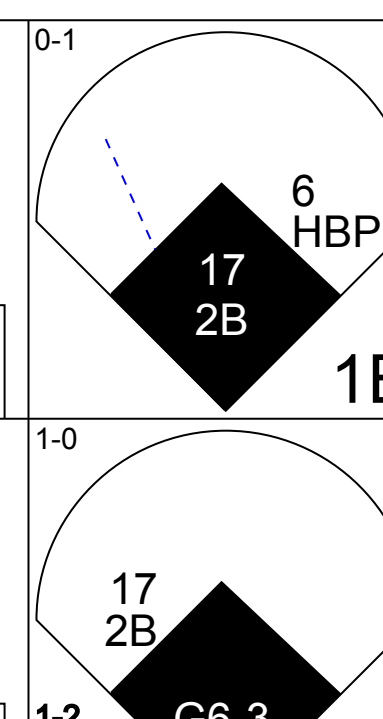
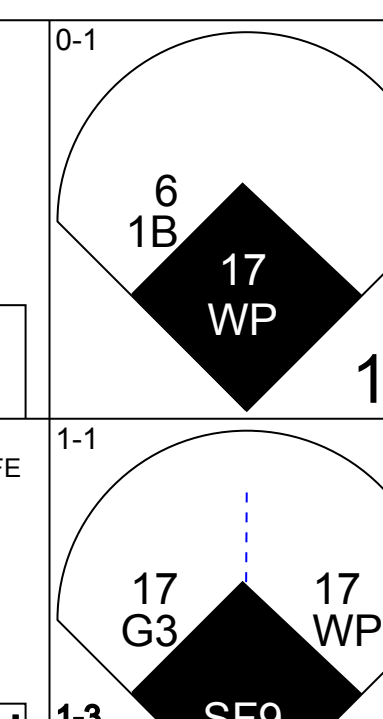
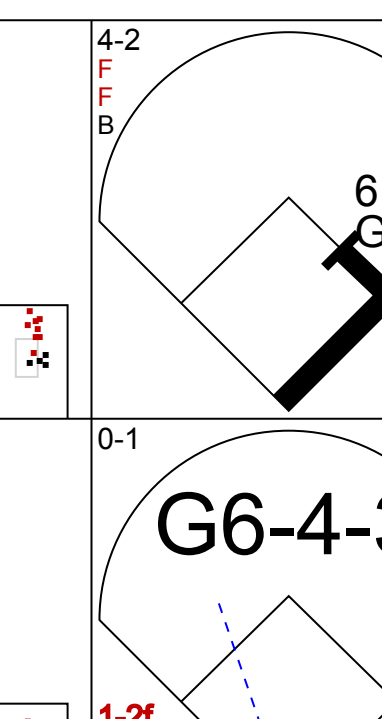
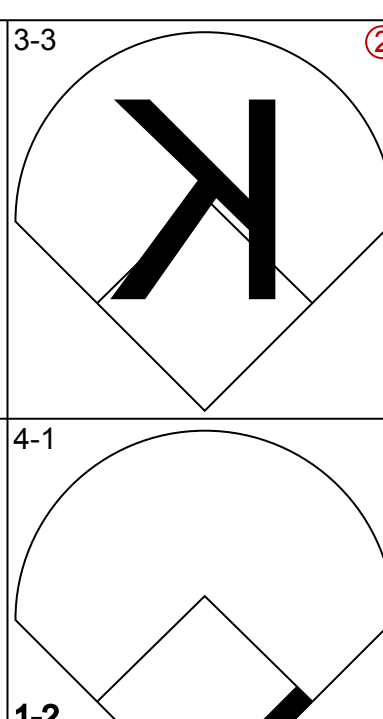
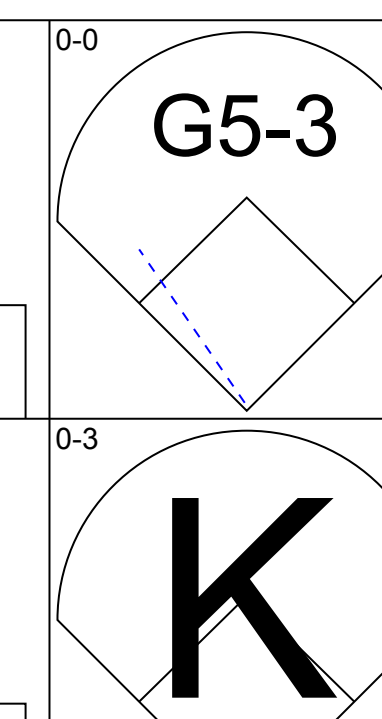
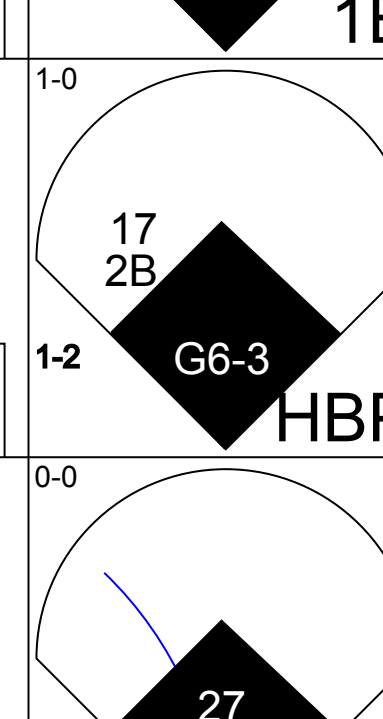
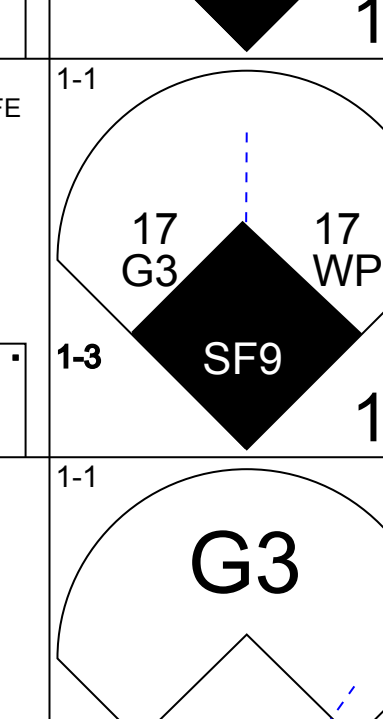
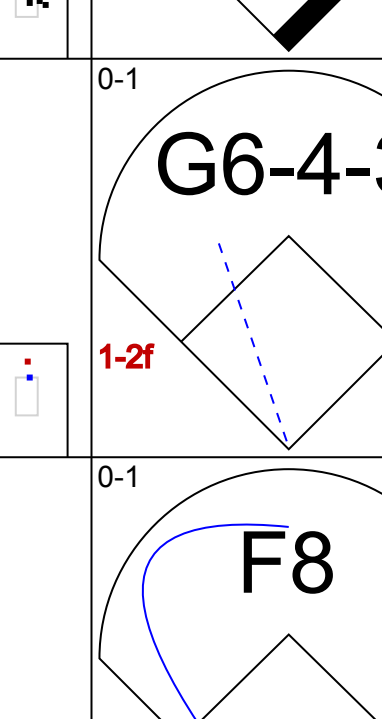
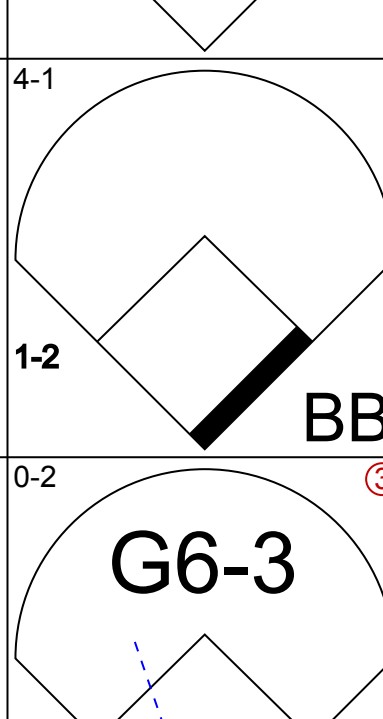
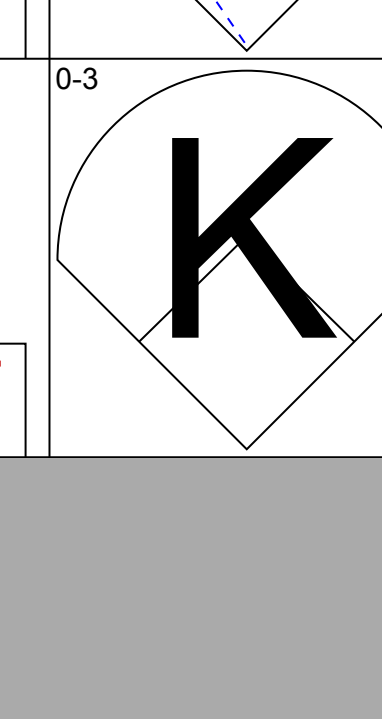
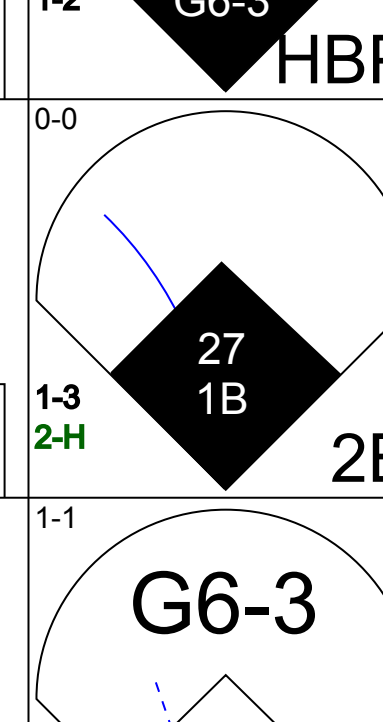
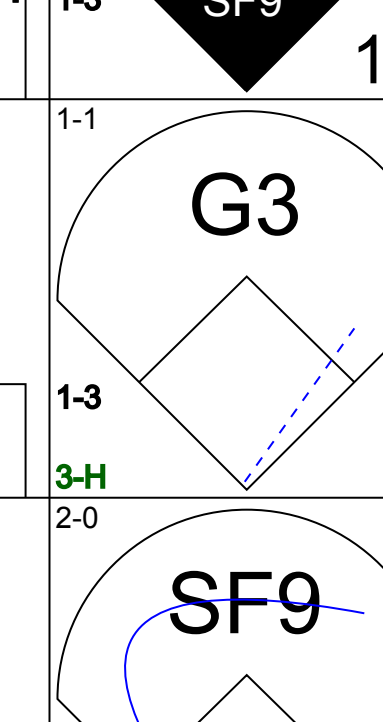
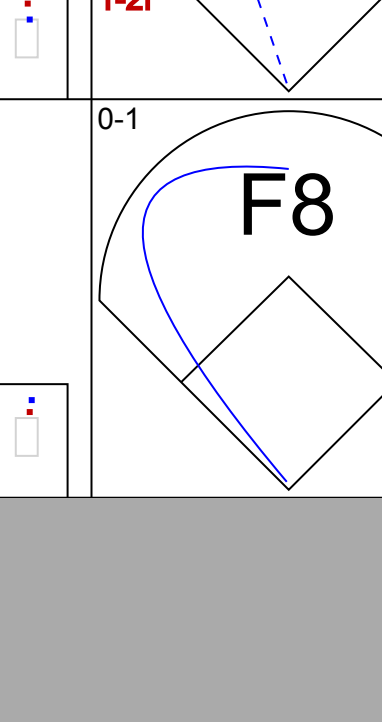
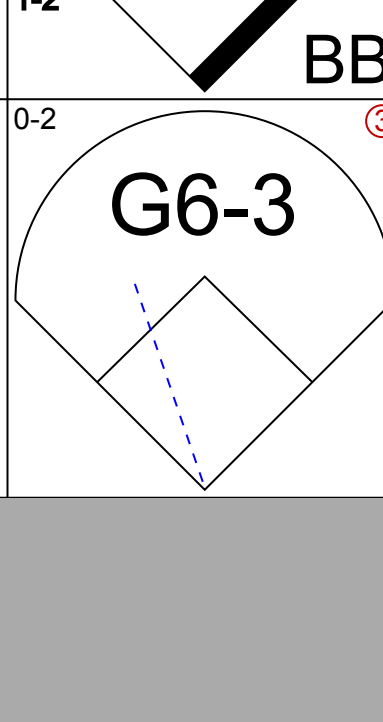
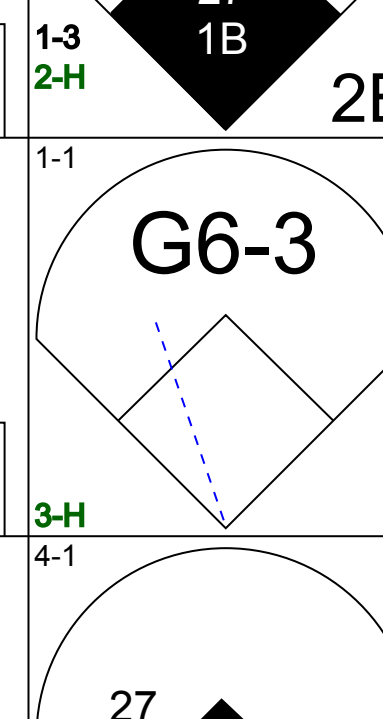
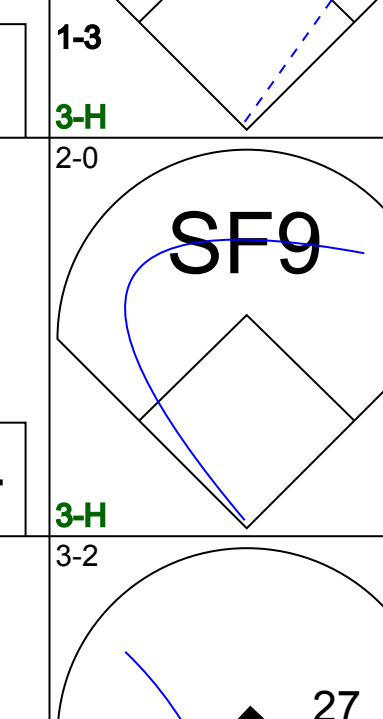


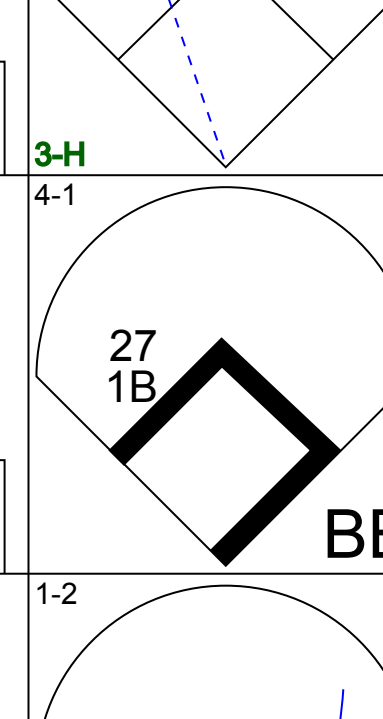
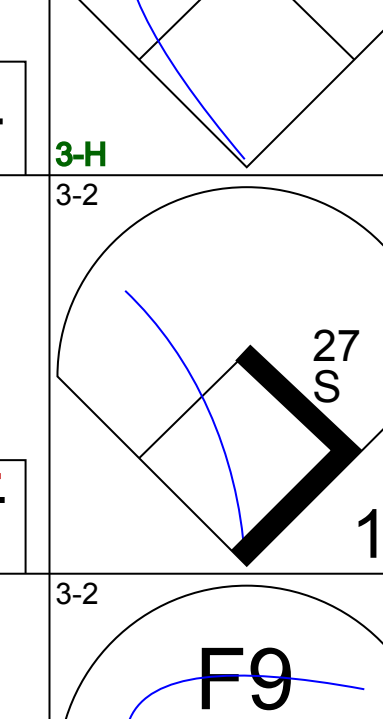



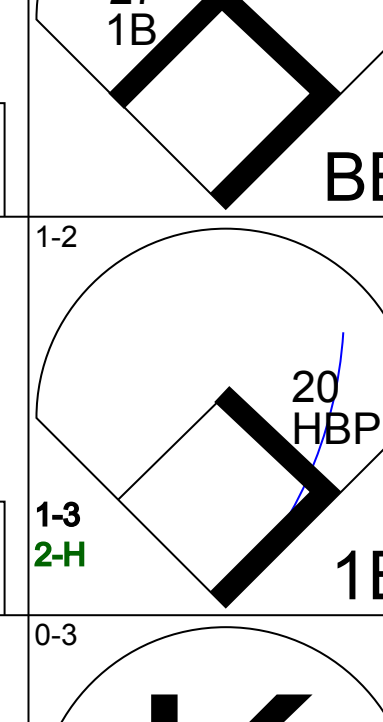
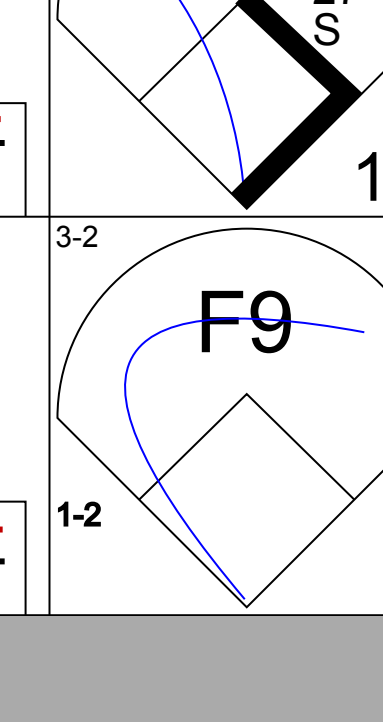



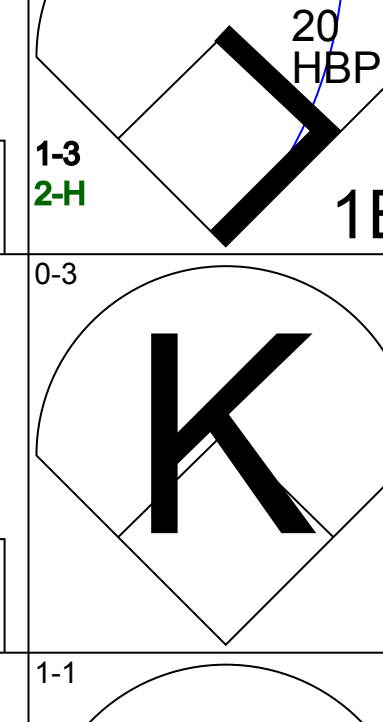
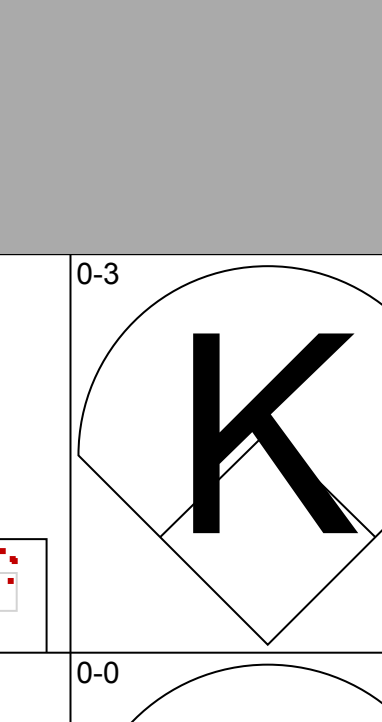
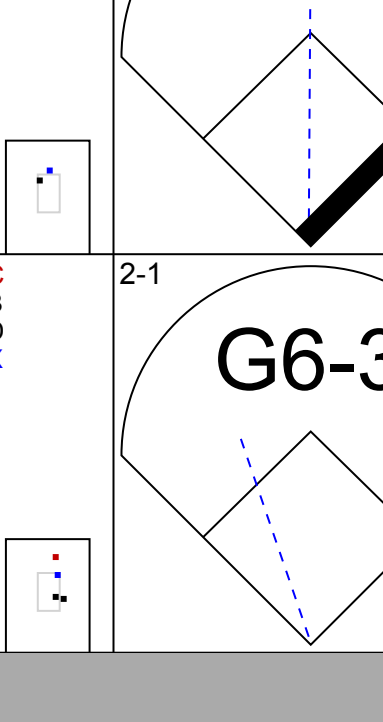
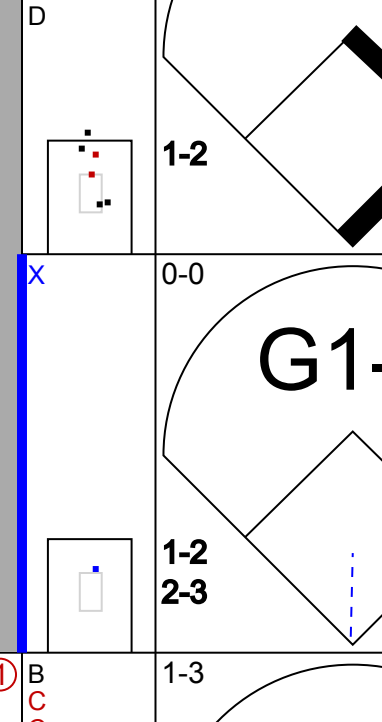

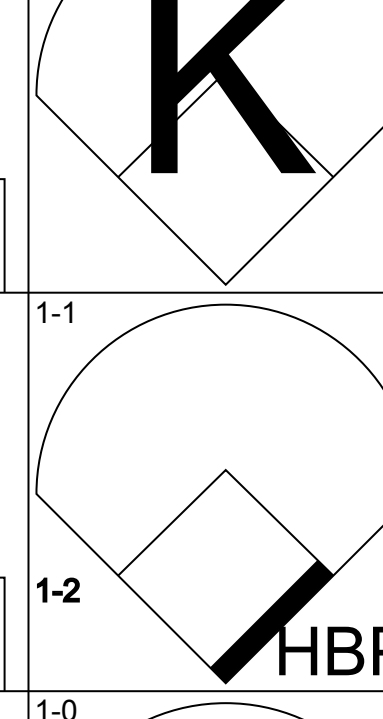
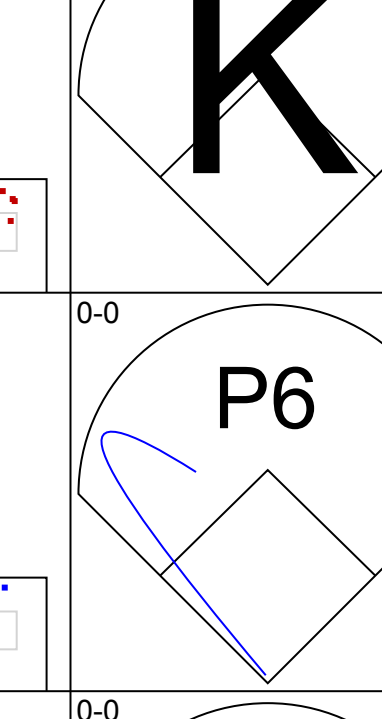
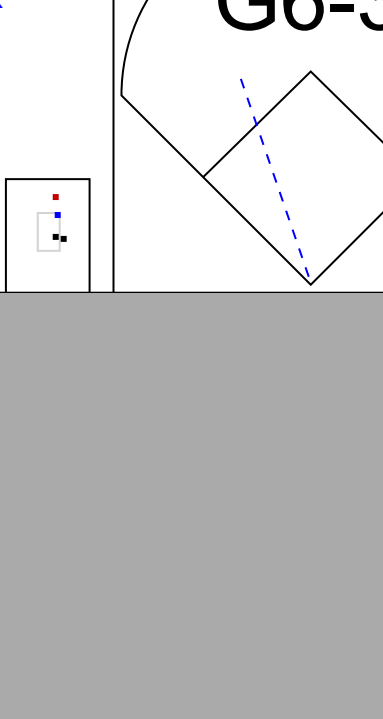
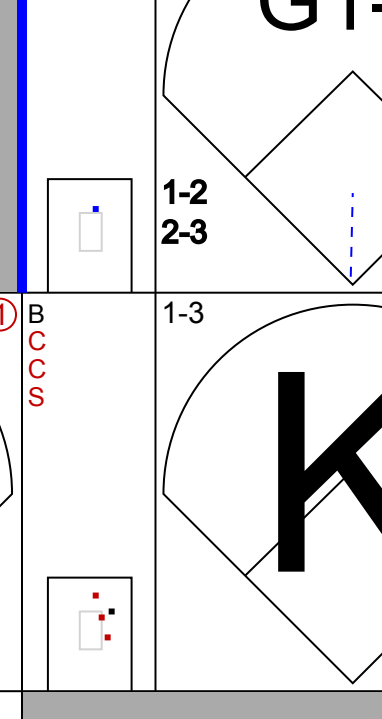

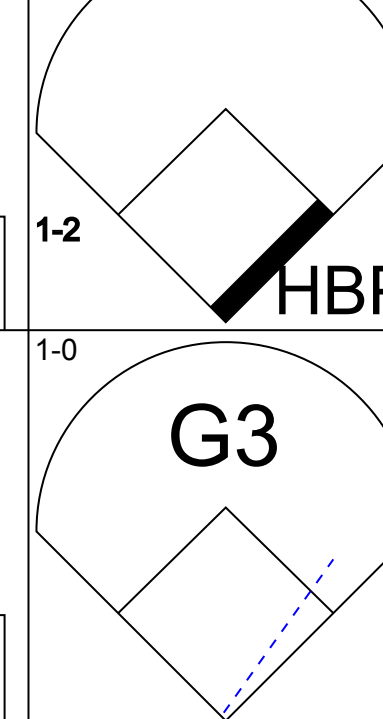
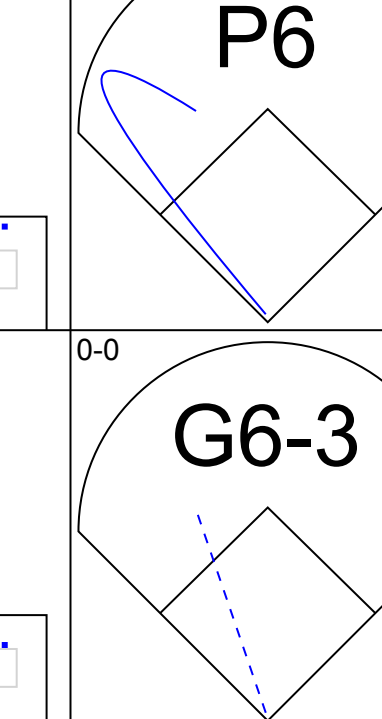

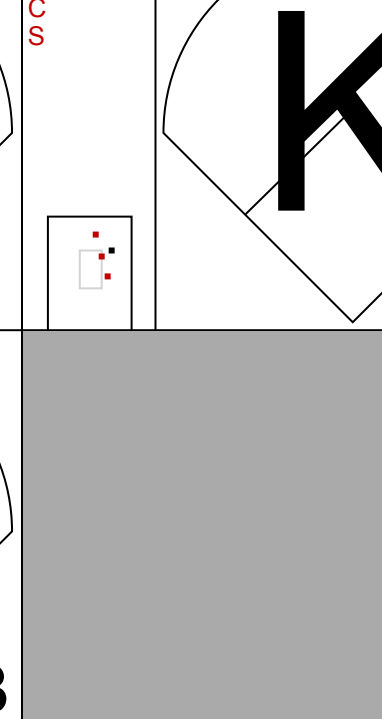
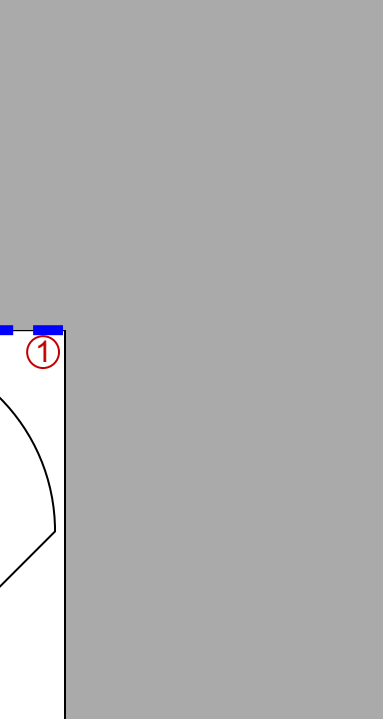
Batter	1	2	3	4	5	6	7	8	9	AB	R	H	RBI	BB	SO	LOB	BOTTOM										
4 Alfredo Amezaga, S (1.4) OBP: 0.315, SLG: 0.372	4-0 G5-3 BB		4-1 2 FC6-5-4 BB		0-0 F7	1-0 F7				2	1	0	0	2	0	0	<b>Tampa Bay Devil Rays @ Florida Marlins</b> Dolphin Stadium, Miami, FL Tue Jun 27 2006, 7:05 PM EDT Att: 8,418 - Partly Cloudy - 85 F										
2 Hanley Ramirez, R (1.6) OBP: 0.334, SLG: 0.396	2-2 G5-3		0-1 E9 1-3 1B		2-2 HR	1-0 G6-3				4	1	2	0	0	0	1											
Miguel Cabrera, R (1.5) OBP: 0.444, SLG: 0.579	3-3 K		1-1 FC6-5-4		0-1 2H HR		0-0 G6-3			4	1	1	3	0	1	2											
14 Josh Willingham, R (1.7) OBP: 0.344, SLG: 0.459	0-1 P2		2-3 3H K		0-0 F9		1-3 K			4	0	0	0	0	2	2											
61 Reggie Abercrombie, R (8.8) OBP: 0.281, SLG: 0.335										0	0	0	0	0	0	0											
12 Cody Ross, R (1.9) (8.7) OBP: 0.348, SLG: 0.530		4-0 BB		2-1 27 1B HR	2-1 G6-3		4-1 BB			2	1	1	0	2	0	0											
27 Jeremy Hermida, L (1.8) (8.9) OBP: 0.380, SLG: 0.448		2-3 K		0-0 HR	1-3 K		2-3 K			4	1	1	0	0	3	2											
Wes Helms, R (1.3) OBP: 0.294, SLG: 0.468		3-3 K		1-3 K				0-1 G6-3		4	1	1	0	0	2	3											
Miguel Olivo, R (1.2) OBP: 0.319, SLG: 0.492		1-1 G4-3		0-0 1-H HR		1-1 1-H HR		0-3 K		4	2	2	5	0	1	1											
47 Ricky Nolasco, R (1.1) OBP: 0.167, SLG: 0.333			3-3 K		0-3 3-H HR		0-3 K			3	0	0	0	0	3	0											
Matt Herges, L (7.1) Joe Borchard, S (6. PH) Randy Messenger, R (9.1)										0	0	0	0	0	0	0											
<b>Inning Stats</b>	R: 0 E: 0 K: 1 S: 8	H: 0 LOB: 1 BB: 1 P: 17	R: 0 E: 0 K: 2 S: 8	H: 0 LOB: 1 BB: 1 P: 18	R: 1 E: 1 K: 2 S: 14	H: 1 LOB: 1 BB: 1 P: 24	R: 3 E: 0 K: 2 S: 11	H: 3 LOB: 0 BB: 0 P: 17	R: 2 E: 0 K: 1 S: 12	H: 2 LOB: 0 BB: 0 P: 17	R: 2 E: 0 K: 1 S: 9	H: 2 LOB: 0 BB: 0 P: 15	R: 0 E: 0 K: 2 S: 9	H: 0 LOB: 1 BB: 1 P: 16	R: 0 E: 0 K: 2 S: 8	H: 0 LOB: 0 BB: 0 P: 8		1B: 3 2B: 2 3B: 0 HR: 3	SF: 0 SAC: 0 DP: 0 HBP: 0	WP: 0 PB: 0 SB: 0 CS: 0	PA: 36						
<b>PITCHER</b>	IP	WLS	BF	H	R	ER	SO	BB	IBB	HBP	BLK	WP	HR	S	P	ERA	WHIP										
19 Scott Kazmir, L (1.1) ERA: 3.59	5.0	L	24	6	6	6	8	3	0	0	0	0	2	53	93	10.80	1.800										
36 Edwin Jackson, R (6.1) ERA: 6.55	1.0		5	2	2	2	1	0	0	0	0	0	1	9	15	18.00	2.000										
Chad Harville, R (7.1) ERA: 5.48	2.0		7	0	0	0	4	1	0	0	0	0	0	17	24	0.00	0.500										







Batter	1	2	3	4	5	6	7	8	9	AB	R	H	RBI	BB	SO	LOB	TOP					
<b>Coco Crisp, S</b> OBP: 0.335, SLG: 0.400 (1, 8)										3	1	0	0	1	2	1	<b>Boston Red Sox @ Florida Marlins</b> Dolphin Stadium, Miami, FL Fri Jun 30 2006, 7:35 PM EDT Att: 32,194 - Partly Cloudy - 83 F					
<b>Mark Loretta, R</b> OBP: 0.362, SLG: 0.405 (1, 4)										4	0	1	0	0	1	1						
<b>20 Kevin Youkilis, R</b> OBP: 0.421, SLG: 0.491 (1, 3)										3	1	1	0	0	0	0						
<b>Manny Ramirez, R</b> OBP: 0.438, SLG: 0.599 (1, 7)										4	0	3	2	0	0	0						
<b>25 Mike Lowell, R</b> OBP: 0.359, SLG: 0.498 (1, 5)										4	0	1	0	0	0	3						
<b>Jason Varitek, S</b> OBP: 0.333, SLG: 0.394 (1, 2)										4	0	0	0	0	1	2						
<b>Gabe Kapler, R</b> OBP: 0.353, SLG: 0.588 (1, 9)										4	0	1	0	0	0	2						
<b>Alex Gonzalez, R</b> OBP: 0.316, SLG: 0.386 (1, 6)										4	0	1	0	0	2	2						
<b>Jason Johnson, R</b> Trot Nixon, L 51 Julian Tavarez, L 13 Alex Cora, L Rudy Seanez, R 56 Craig Hansen, R 34 David Ortiz, L (1, 1) (5, PH) (5, 1) (7, PH) (7, 1) (8, 1) (9, PH)										1	0	0	0	0	1	1						
<b>Inning Stats</b>	R: 0 E: 0 K: 1 S: 7	H: 0 LOB: 0 BB: 0 P: 12	R: 0 E: 0 K: 0 S: 9	H: 0 LOB: 0 BB: 0 P: 16	R: 0 E: 0 K: 1 S: 9	H: 1 LOB: 1 BB: 0 P: 13	R: 0 E: 0 K: 0 S: 4	H: 2 LOB: 1 BB: 0 P: 11	R: 0 E: 0 K: 3 S: 11	H: 1 LOB: 1 BB: 0 P: 18	R: 2 E: 0 K: 1 S: 18	H: 3 LOB: 2 BB: 1 P: 34	R: 0 E: 0 K: 1 S: 8	H: 0 LOB: 0 BB: 0 P: 12	R: 0 E: 0 K: 0 S: 7	H: 1 LOB: 1 BB: 0 P: 10		R: 0 E: 1 K: 1 S: 11	H: 0 LOB: 1 BB: 0 P: 18	1B: 8 2B: 0 3B: 0 HR: 0	SF: 0 SAC: 0 DP: 1 HBP: 1	WP: 0 PA: 36 PB: 0 SB: 0 CS: 0
<b>PITCHER</b>	IP	WLS	BF	H	R	ER	SO	BB	IBB	HBP	BLK	WP	HR	S	P	ERA	WHIP					
<b>Dontrelle Willis, L</b> ERA: 3.98	(1, 1)	7.0	W	28	7	2	2	7	1	0	1	1	0	0	66	116	2.57	1.143				
<b>Randy Messenger, R</b> ERA: 3.03	(8, 1)	1.0	H	4	1	0	0	0	0	0	0	0	0	0	7	10	0.00	1.000				
<b>Joe Borowski, R</b> ERA: 3.23	(9, 1)	1.0	S	4	0	0	0	1	0	0	0	0	0	0	11	18	0.00	0.000				


Batter	1	2	3	4	5	6	7	8	9	AB	R	H	RBI	BB	SO	LOB	BOTTOM					
<b>2 Hanley Ramirez, R</b> OBP: 0.334, SLG: 0.392 (1, 6)										4	2	2	0	1	1	1	<b>Boston Red Sox @ Florida Marlins</b> Dolphin Stadium, Miami, FL Fri Jun 30 2006, 7:35 PM EDT Att: 32,194 - Partly Cloudy - 83 F					
<b>6 Dan Uggla, R</b> OBP: 0.389, SLG: 0.528 Joe Borowski, R (1, 4) (9, 1)										3	2	1	0	1	1	1						
<b>17 Mike Jacobs, L</b> OBP: 0.355, SLG: 0.483 Wes Helms, R (1, 3) (8, 3)										4	1	1	1	0	0	3						
<b>Miguel Cabrera, R</b> OBP: 0.439, SLG: 0.570 (1, 5)										0	0	0	0	0	0	0						
<b>14 Josh Willingham, R</b> OBP: 0.345, SLG: 0.453 (1, 7)										3	0	1	2	0	0	1						
<b>27 Jeremy Hermida, L</b> OBP: 0.387, SLG: 0.455 (1, 9)										3	0	2	1	1	0	1						
<b>12 Cody Ross, R</b> OBP: 0.333, SLG: 0.494 61 Reggie Abercrombie, R (1, 8) (7, 8)										3	0	0	0	0	2	3						
<b>20 Matt Treanor, R</b> OBP: 0.307, SLG: 0.287 (1, 2)										1	0	0	0	0	2	2						
<b>Dontrelle Willis, L</b> Randy Messenger, R 4 Alfredo Amezaga, S (1, 1) (8, 1) (9, 4)										2	0	0	0	1	0	3						
<b>Inning Stats</b>	R: 3 E: 0 K: 1 S: 15	H: 3 LOB: 3 BB: 1 P: 24	R: 2 E: 0 K: 0 S: 18	H: 3 LOB: 1 BB: 0 P: 27	R: 0 E: 0 K: 1 S: 6	H: 0 LOB: 0 BB: 0 P: 6	R: 0 E: 0 K: 0 S: 12	H: 0 LOB: 0 BB: 1 P: 16	R: 0 E: 0 K: 1 S: 11	H: 1 LOB: 1 BB: 0 P: 11	R: 0 E: 0 K: 1 S: 10	H: 0 LOB: 2 BB: 2 P: 19	R: 0 E: 0 K: 1 S: 6	H: 1 LOB: 2 BB: 1 P: 8	R: 0 E: 0 K: 1 S: 6	H: 0 LOB: 0 BB: 0 P: 8		1B: 7 2B: 1 3B: 0 HR: 0	SF: 1 SAC: 0 DP: 1 HBP: 2	WP: 2 PA: 38 PB: 0 SB: 1 CS: 0		
<b>PITCHER</b>	IP	WLS	BF	H	R	ER	SO	BB	IBB	HBP	BLK	WP	HR	S	P	ERA	WHIP					
<b>Jason Johnson, R</b> ERA: 6.22	(1, 1)	4.0	L	21	6	5	2	2	0	0	0	0	0	17	34	0.00	1.500					
<b>51 Julian Tavarez, R</b> ERA: 5.4	(5, 1)	2.0		9	1	0	0	1	2	0	0	0	0	0	10	19	0.00	2.000				
<b>Rudy Seanez, R</b> ERA: 4.94	(7, 1)	1.0		5	1	0	0	1	1	0	0	0	0	0	6	8	0.00	0.000				
<b>56 Craig Hansen, R</b> ERA: 6.35	(8, 1)	1.0		3	0	0	0	1	0	0	0	0	0	0	6	8	0.00	0.000				



Batter	1	2	3	4	5	6	7	8	9	AB	R	H	RBI	BB	SO	LOB	TOP				
<b>Coco Crisp, S</b> (1, 8) OBP: 0.329, SLG: 0.387	4-2 13 HR BB	2-2 G4-3		2-2 G1-3	0-1 F9		1-3 K		2-0 F8	5	1	0	0	1	1	1					
<b>13 Alex Cora, L</b> (1, 4) OBP: 0.402, SLG: 0.364	2-2 SAFE SAFE SAFE HR 1B	0-0 G6-3		4-2 34 HR BB		3-2 34 2B 1B	0-1 F8			4	3	2	0	1	0	0					
<b>34 David Ortiz, L</b> (1, 3) OBP: 0.393, SLG: 0.594	2-1 P4		2-0 HR	1-1 HR		0-0 HR 2B	2-2 G5-3			4	3	3	4	0	0	2					
<b>20 Kevin Youkilis, R</b> (6, 3) OBP: 0.420, SLG: 0.489										1	0	0	0	0	0	0					
<b>Manny Ramirez, R</b> (1, 7) OBP: 0.439, SLG: 0.621	2-2 HR		3-3 K	3-3 K		2-0 HR		0-0 G5-3		4	2	2	5	0	2	0					
<b>Gabe Kapler, R</b> (6, 7) OBP: 0.333, SLG: 0.556	1-2 2H HR									1	0	0	0	0	0	0					
<b>Trot Nixon, L</b> (1, 9) OBP: 0.436, SLG: 0.492	1-0 25 FC1-6 1B		4-0 25 2B BB	0-0 25 WP 1B		4-0 25 2B 28 G6-3 BB		3-1 L4		3	2	2	0	2	0	0					
<b>48 Javier López, L</b> (8, 1)										0	0	0	0	0	0	0					
<b>56 Craig Hansen, R</b> (9, 1)										0	0	0	0	0	0	0					
<b>25 Mike Lowell, R</b> (1, 5) OBP: 0.393, SLG: 0.510	2-2 FC1-6 28 BB		1-0 2B	1-2 2B		1-1 2B		0-1 F7		5	0	3	1	0	0	1					
<b>28 Doug Mirabeli, R</b> (1, 2) OBP: 0.244, SLG: 0.247	4-0 BB		1-0 49 FC6 HBP	2-3 K		2-0 G6-3		2-3 K		3	0	0	1	1	2	2					
<b>Alex Gonzalez, R</b> (1, 6) OBP: 0.314, SLG: 0.386	0-1 L6		0-1 P1		1-2 F7	3-2 G5-3		0-0 2B		5	0	1	0	0	0	6					
<b>49 Tim Wakefield, R</b> (1, 1)		2-3 K	1-0 FC6		1-2 K	0-3 K		2-3 K		4	0	0	0	0	3	4					
<b>17 Manny Delcarmen, R</b> (6, 1)										0	0	0	0	0	0	0					
<b>Willie Harris, L</b> (8, 7) OBP: 0.255, SLG: 0.205										1	0	0	0	0	1	1					
<b>Inning Stats</b>	R: 3 E: 0 K: 0 S: 17	H: 3 LOB: 2 BB: 2 P: 34	R: 0 E: 0 K: 1 S: 7	H: 0 LOB: 0 BB: 0 P: 11	R: 1 E: 0 K: 1 S: 9	H: 2 LOB: 3 BB: 1 P: 21	R: 3 E: 0 K: 2 S: 18	H: 3 LOB: 1 BB: 1 P: 31	R: 0 E: 0 K: 1 S: 8	H: 0 LOB: 0 BB: 0 P: 10	R: 4 E: 0 K: 1 S: 19	H: 4 LOB: 1 BB: 1 P: 34	R: 0 E: 0 K: 0 S: 5	H: 0 LOB: 0 BB: 0 P: 8	R: 0 E: 0 K: 2 S: 10	H: 1 LOB: 1 BB: 0 P: 16	1B: 4 2B: 5 3B: 0 HR: 4	SF: 0 SAC: 0 DP: 0 HBP: 1	WP: 1 PB: 0 SB: 0 CS: 0	PA: 46	
<b>PITCHER</b>	IP	WLS	BF	H	R	ER	SO	BB	IBB	HBP	BLK	WP	HR	S	P	ERA	WHIP				
<b>Brian Moehler, R</b> (1, 1) ERA: 6.84	0.2	L	7	3	3	3	0	2	0	0	0	0	1	15	32	40.50	7.500				
<b>36 Anibal Sánchez, R</b> (1, 1) ERA: 9.3	4.1		24	8	7	7	5	2	0	1	0	1	3	50	86	14.54	2.308				
<b>Chris Resop, R</b> (6, 1) ERA: 4.5	1.0		5	1	1	1	1	1	0	0	0	0	0	13	23	9.00	2.000				
<b>Matt Herges, R</b> (7, 1) ERA: 4.37	2.0		6	0	0	0	1	0	0	0	0	0	0	13	19	0.00	0.000				
<b>19 Logan Kensing, R</b> (9, 1) ERA: 3.27	1.0		4	1	0	0	2	0	0	0	0	0	0	10	16	0.00	1.000				

**Boston Red Sox @ Florida Marlins**  
Dolphin Stadium, Miami, FL  
Sat Jul 01 2006, 6:05 PM EDT  
Att: 38,014 - Partly Cloudy - 89 F


AB 40  
R 11  
H 13  
RBI 11  
BB 5  
SO 9  
LOB 17



Batter	1	2	3	4	5	6	7	8	9	AB	R	H	RBI	BB	SO	LOB	BOTTOM					
<b>2 Hanley Ramirez, R</b> (1, 6) OBP: 0.332, SLG: 0.389	2-1 6 S 6 G6-3 1B					3-2 G3		2-3 K	0-1 L9	5	1	1	0	0	2	1						
<b>6 Dan Uggla, R</b> (1, 4) OBP: 0.393, SLG: 0.522	2-2 G6-3	3-1 F8			0-1 P6		0-0 G4-3		0-3 K	3	0	0	1	0	0	1						
<b>61 Reggie Abercrombie, R</b> (6, 8) OBP: 0.276, SLG: 0.330	1-2 1H BB									2	0	0	0	0	1	0						
<b>17 Mike Jacobs, L</b> (1, 3) OBP: 0.361, SLG: 0.496	0-0 FC6 1B		2-3 K		0-1 1B 14 SF8 2B		1-2 2B		3-2 P4	4	1	3	0	0	1	0						
<b>20 Matt Treanor, R</b> (7, PR) OBP: 0.304, SLG: 0.284										1	0	0	0	0	0	0						
<b>Miguel Cabrera, R</b> (1, 5) OBP: 0.438, SLG: 0.568	0-2 FC6 4 FC5		3-3 K		1-1 14 SF8 27 1B 1B		1-3 K			3	1	1	0	0	1	1						
<b>Wes Helms, R</b> (7, 5) OBP: 0.306, SLG: 0.469	1-3 BB									1	0	0	0	0	1	1						
<b>14 Josh Willingham, R</b> (1, 7) OBP: 0.344, SLG: 0.449	4-1 4 FC5 BB		3-2 G6-3		3-1 SF8			2-1 F7		2	0	0	1	1	0	0						
<b>27 Jeremy Hermida, L</b> (1, 9) OBP: 0.383, SLG: 0.449				1-1 G3-1		3-1 FC5 PB 1B		1-1 F8		4	0	1	1	0	1	3						
<b>4 Alfredo Amezaga, S</b> (1, 8) OBP: 0.306, SLG: 0.347	0-1 FC5			1-2 G5-3		3-2 F7		1-1 HR HBP		3	1	0	0	0	0	4						
<b>Miguel Olivo, R</b> (1, 2) OBP: 0.323, SLG: 0.505		1-0 36 SH1-3 HBP		0-1 P6		3-2 FC5		0-1 HR		3	1	1	2	0	0	1						
<b>Brian Moehler, R</b> (1, 1) ERA: 3.5		2-2 SH1-3			2-2 G5-3		1-3 K		1-1 F8	0	0	0	0	0	0	0						
<b>36 Anibal Sánchez, R</b> (1, 1) ERA: 4.42										1	0	0	0	0	0	0						
<b>Chris Resop, R</b> (6, 1) ERA: 4.5										0	0	0	0	0	0	0						
<b>Joe Borchard, S</b> (6, PR) ERA: 5.06										0	0	0	0	0	0	0						
<b>Matt Herges, L</b> (7, 1) ERA: 4.37										0	0	0	0	0	0	0						
<b>12 Cody Ross, R</b> (8, PR) ERA: 3.27										0	0	0	0	0	0	0						
<b>19 Logan Kensing, R</b> (9, 1) ERA: 3.27										0	0	0	0	0	0	0						
<b>Inning Stats</b>	R: 1 E: 0 K: 1 S: 17	H: 2 LOB: 3 BB: 1 P: 27	R: 0 E: 0 K: 1 S: 8	H: 0 LOB: 0 BB: 0 P: 15	R: 0 E: 0 K: 2 S: 12	H: 0 LOB: 0 BB: 0 P: 20	R: 0 E: 0 K: 0 S: 7	H: 0 LOB: 0 BB: 0 P: 9	R: 0 E: 0 K: 0 S: 8	H: 0 LOB: 0 BB: 0 P: 13	R: 2 E: 0 K: 1 S: 19	H: 3 LOB: 2 BB: 0 P: 33	R: 0 E: 0 K: 2 S: 10	H: 1 LOB: 1 BB: 0 P: 14	R: 2 E: 0 K: 0 S: 9	H: 1 LOB: 0 BB: 0 P: 14	R: 0 E: 0 K: 1 S: 8	H: 0 LOB: 0 BB: 0 P: 11	1B: 4 2B: 2 3B: 0 HR: 1	SF: 1 SAC: 1 DP: 0 HBP: 2	WP: 0 PB: 1 SB: 1 CS: 0	PA: 39
<b>PITCHER</b>	IP	WLS	BF	H	R	ER	SO	BB	IBB	HBP	BLK	WP	HR	S	P	ERA	WHIP					
<b>49 Tim Wakefield, R</b> (1, 1) ERA: 3.5	5.2	W	26	5	3	3	4	1	0	1	0	0	0	14	19	0.00	0.750					
<b>17 Manny Delcarmen, R</b> (6, 1) ERA: 4.42	1.1		5	1	0	0	3	0	0	0	0	0	1	9	14	18.00	1.000					
<b>48 Javier López, L</b> (8, 1) ERA: 5.06	1.0		5	1	2	2	0	0	0	1	0	0	1	9	14	18.00	1.000					
<b>56 Craig Hansen, R</b> (9, 1) ERA: 5.4	1.0		3	0	0	0	1	0	0	0	0	0	0	8	11	0.00	0.000					

**Boston Red Sox @ Florida Marlins**  
Dolphin Stadium, Miami, FL  
Sat Jul 01 2006, 6:05 PM EDT  
Att: 38,014 - Partly Cloudy - 89 F

AB 34  
R 5  
H 7  
RBI 5  
BB 1  
SO 8  
LOB 14









Batter	1	2	3	4	5	6	7	8	9	AB	R	H	RBI	BB	SO	LOB	TOP					
2 Hanley Ramirez, R OBP: 0.330, SLG: 0.395 4 Alfredo Amezaga, S OBP: 0.304, SLG: 0.344	F9		G5-3			F8		G4-3		3	0	0	0	0	0	1						
6 Dan Uggla, R OBP: 0.365, SLG: 0.514	1B		G5-3			K			HBP	3	0	1	0	0	0	1						
17 Mike Jacobs, L Wes Helms, R OBP: 0.313, SLG: 0.461	F9			F8		G5-3			P3	3	0	0	0	0	0	1						
Miguel Cabrera, R Chris Resop, R OBP: 0.437, SLG: 0.573	P6			14 G6-4-3 1B			G4-3			3	0	1	0	0	0	0						
20 Matt Treanor, R OBP: 0.311, SLG: 0.292				1B					1-2 1B	1	0	0	0	0	0	0						
14 Josh Willingham, R OBP: 0.347, SLG: 0.440				G6-4-3						4	0	0	0	0	2	3						
27 Jeremy Hermida, L OBP: 0.371, SLG: 0.433										4	0	0	0	0	1	2						
Miguel Olivo, R OBP: 0.322, SLG: 0.497										3	0	1	0	0	0	0						
61 Reggie Abercrombie, R OBP: 0.288, SLG: 0.355										2	1	1	1	1	0	0						
47 Ricky Nolasco, R Matt Herges, L Joe Borchard, S OBP: 0.319, SLG: 0.370										1	0	0	0	0	1	0						
										0	0	0	0	0	0	0						
										0	0	0	0	1	0	0						
<b>Inning Stats</b>	R: 0 E: 0 K: 0 S: 13	H: 1 LOB: 1 BB: 0 P: 19	R: 0 E: 0 K: 1 S: 8	H: 0 LOB: 0 BB: 0 P: 12	R: 0 E: 0 K: 0 S: 9	H: 0 LOB: 1 BB: 1 P: 18	R: 0 E: 0 K: 0 S: 5	H: 1 LOB: 0 BB: 0 P: 6	R: 1 E: 0 K: 1 S: 10	H: 1 LOB: 0 BB: 0 P: 16	R: 0 E: 0 K: 0 S: 5	H: 0 LOB: 0 BB: 0 P: 8	R: 0 E: 0 K: 0 S: 6	H: 0 LOB: 0 BB: 0 P: 9	R: 0 E: 0 K: 0 S: 8	H: 1 LOB: 1 BB: 1 P: 14	R: 0 E: 0 K: 2 S: 10	H: 1 LOB: 2 BB: 0 P: 21	1B: 4 2B: 0 3B: 0 HR: 1	SF: 0 SAC: 1 DP: 1 HBP: 1	WP: 0 PB: 0 CS: 0	PA: 33
<b>PITCHER</b>	IP	WLS	BF	H	R	ER	SO	BB	IBB	HBP	BLK	WP	HR	S	P	ERA	WHIP					
Pedro Astacio, R ERA: 1.8	5.0	W	18	3	1	1	2	1	0	0	0	0	1	45	71	1.80	0.800					
52 Saul Rivera, R ERA: 3.44	3.0		10	1	0	0	1	1	0	0	0	0	0	19	31	0.00	0.667					
57 Jason Bergmann, R ERA: 8.5	1.0		5	1	0	0	2	0	0	1	0	0	0	10	21	0.00	1.000					

Florida Marlins @ Washington Nationals  
Robert F. Kennedy Memorial Stadium, Washington, DC

AB 29  
R 1  
H 5  
RBI 1  
BB 2  
SO 5  
LOB 11



WP: 0 PA: 33  
PB: 0  
CS: 0

Mon Jul 03 2006, 7:05 PM EDT  
Att: 24,943 - Cloudy - 88 F

Batter	1	2	3	4	5	6	7	8	9	AB	R	H	RBI	BB	SO	LOB	BOTTOM					
Alfonso Soriano, R OBP: 0.331, SLG: 0.544	HR					F9		G6-3		4	2	2	4	0	0	0						
Jose Vidro, S OBP: 0.367, SLG: 0.410	2B					G4-3				5	1	3	0	0	0	0						
11 Ryan Zimmerman, R OBP: 0.330, SLG: 0.463	K2-3					G4-3				5	1	2	0	0	1	2						
24 Nick Johnson, L OBP: 0.423, SLG: 0.539	F7					F7				4	0	0	0	0	1	4						
Jose Guillen, R OBP: 0.270, SLG: 0.419	G6-3					F8				4	1	1	3	0	0	1						
Marlon Anderson, L Marlon Byrd, R OBP: 0.316, SLG: 0.451						G3				3	1	1	0	1	0	0						
Royce Clayton, R OBP: 0.319, SLG: 0.346						K				4	1	2	0	0	1	1						
Brian Schneider, L OBP: 0.302, SLG: 0.293						P6				4	1	2	1	0	0	1						
Pedro Astacio, R Damian Jackson, R 52 Saul Rivera, S Daryle Ward, L 57 Jason Bergmann, R										1	0	0	0	0	0	2						
										1	1	0	0	0	1	2						
										0	0	0	0	0	0	0						
										0	0	0	0	0	0	0						
										0	0	0	0	0	0	0						
<b>Inning Stats</b>	R: 1 E: 0 K: 1 S: 11	H: 2 LOB: 1 BB: 0 P: 16	R: 3 E: 1 K: 0 S: 9	H: 2 LOB: 0 BB: 1 P: 18	R: 0 E: 0 K: 0 S: 5	H: 0 LOB: 0 BB: 0 P: 9	R: 0 E: 0 K: 1 S: 8	H: 0 LOB: 0 BB: 0 P: 10	R: 5 E: 0 K: 1 S: 15	H: 6 LOB: 2 BB: 0 P: 27	R: 0 E: 0 K: 0 S: 10	H: 1 LOB: 1 BB: 0 P: 16	R: 0 E: 0 K: 0 S: 7	H: 1 LOB: 1 BB: 0 P: 11	R: 0 E: 0 K: 0 S: 11	H: 1 LOB: 1 BB: 0 P: 13	1B: 7 2B: 2 3B: 1 HR: 3	SF: 1 SAC: 0 DP: 0 HBP: 1	WP: 1 PB: 1 CS: 0	PA: 39		
<b>PITCHER</b>	IP	WLS	BF	H	R	ER	SO	BB	IBB	HBP	BLK	WP	HR	S	P	ERA	WHIP					
47 Ricky Nolasco, R ERA: 3.97	4.0	L	21	7	8	7	2	1	0	1	0	0	2	39	62	15.75	2.000					
Matt Herges, R ERA: 4.38	2.0		10	4	1	1	2	0	0	0	0	0	1	19	34	4.50	2.000					
Chris Resop, R ERA: 3.38	2.0		8	2	0	0	0	0	0	0	0	0	0	18	24	0.00	1.000					

Florida Marlins @ Washington Nationals  
Robert F. Kennedy Memorial Stadium, Washington, DC

AB 36  
R 9  
H 13  
RBI 8  
BB 1  
SO 4  
LOB 13



WP: 1 PA: 39  
PB: 1  
CS: 0

Mon Jul 03 2006, 7:05 PM EDT  
Att: 24,943 - Cloudy - 88 F



















Batter	1	2	3	4	5	6	7	8	9	AB	R	H	RBI	BB	SO	LOB	TOP										
4 Alfredo Amezaga, S OBP: 0.315, SLG: 0.353 (1, 8)			G4-3					G4-3		4	0	1	0	0	1	0	<b>Florida Marlins @ New York Mets</b> Shea Stadium, Flushing, NY Sat Jul 08 2006, 1:20 PM EDT Partly Cloudy - 78 F										
2 Hanley Ramirez, R OBP: 0.332, SLG: 0.409 (1, 6)								G5-3		4	1	1	1	0	1	0											
6 Dan Uggla, R OBP: 0.364, SLG: 0.508 (1, 4)	G5-3					G1-3		G4-3		4	0	1	0	0	0	0											
Miguel Cabrera, R OBP: 0.435, SLG: 0.575 Joe Borowski, R (9, 1)						G4-3				3	1	1	1	0	1	1											
17 Mike Jacobs, L OBP: 0.351, SLG: 0.494 Wes Helms, R OBP: 0.325, SLG: 0.486 (7, PR) (7, 3)		G3				F8				3	0	1	0	0	0	0											
14 Josh Willingham, R OBP: 0.351, SLG: 0.470 (1, 7)	P4							G1-3		4	1	1	1	0	1	2											
27 Jeremy Hermida, L OBP: 0.376, SLG: 0.415 (1, 9)						G1-3				3	0	2	0	1	0	0											
Miguel Olivo, R OBP: 0.315, SLG: 0.483 (1, 2)		P4				L5		F8		4	0	0	0	0	1	6											
55 Josh Johnson, L OBP: 0.286, SLG: 0.383 Matt Herge, L (7, PH) 57 Taylor Tankersley, L (7, 1) 19 Logan Kensing, R (8, 1) 61 Reggie Abercrombie, R OBP: 0.276, SLG: 0.337 (8, 8)			G6-3			F7		K		2	0	0	0	0	0	0											
<b>Inning Stats</b>	R: 0 E: 0 K: 1 S: 7	H: 0 LOB: 0 BB: 0 P: 14	R: 1 E: 0 K: 0 S: 12	H: 2 LOB: 1 BB: 0 P: 19	R: 0 E: 0 K: 1 S: 10	H: 0 LOB: 0 BB: 0 P: 14	R: 0 E: 0 K: 1 S: 10	H: 1 LOB: 0 BB: 0 P: 17	R: 1 E: 0 K: 0 S: 11	H: 1 LOB: 0 BB: 0 P: 17	R: 1 E: 0 K: 0 S: 9	H: 2 LOB: 0 BB: 0 P: 15	R: 0 E: 0 K: 1 S: 11	H: 2 LOB: 3 BB: 0 P: 15	R: 0 E: 0 K: 0 S: 5	H: 0 LOB: 0 BB: 0 P: 6		R: 0 E: 0 K: 2 S: 7	H: 0 LOB: 2 BB: 1 P: 12	1B: 4 2B: 2 3B: 0 HR: 3	SF: 0 SAC: 1 DP: 1 HBP: 1	WP: 0 PB: 0 SB: 0 CS: 1	PA: 35				
<b>PITCHER</b>	IP	WLS	BF	H	R	ER	SO	BB	IBB	HBP	BLK	WP	HR	S	P	ERA	WHIP										
33 John Maine, R ERA: 5.06 (1, 1)	6.0	L	22	6	3	3	3	0	0	0	0	0	3	59	96	4.50	1.000										
25 Pedro Feliciano, L ERA: 2.48 (7, 1)	0.1		3	2	0	0	0	0	0	0	0	0	0	4	7	0.00	6.000										
Chad Bradford, R ERA: 3.55 (7, 1)	1.2		5	0	0	0	1	0	0	0	0	0	0	12	14	0.00	0.000										
50 Duaner Sanchez, R ERA: 2.45 (9, 1)	1.0		5	0	0	0	2	0	1	1	0	0	0	7	12	0.00	0.000										

Batter	1	2	3	4	5	6	7	8	9	AB	R	H	RBI	BB	SO	LOB	BOTTOM										
22 Jose Valentin, S OBP: 0.314, SLG: 0.494 (1, 4)			G4-3							4	0	0	0	1	3	0	<b>Florida Marlins @ New York Mets</b> Shea Stadium, Flushing, NY Sat Jul 08 2006, 1:20 PM EDT Partly Cloudy - 78 F										
Chris Woodward, R OBP: 0.314, SLG: 0.337 (1, 6)			G5-3			F6				4	0	1	0	1	0	3											
15 Carlos Beltrán, S OBP: 0.384, SLG: 0.600 (1, 8)	L3		G4-3							3	0	0	1	1	1	2											
21 Carlos Delgado, L OBP: 0.345, SLG: 0.513 Julio Franco, R OBP: 0.352, SLG: 0.429 (6, PH) (6, 3)										1	0	0	0	0	1	0											
7 José Reyes, S OBP: 0.357, SLG: 0.481 Eli Marrero, R OBP: 0.356, SLG: 0.488 (8, PR) (8, 3)										0	0	0	0	0	0	0											
5 David Wright, R OBP: 0.387, SLG: 0.571 (1, 5)		FC4				F7				4	0	0	0	0	1	5											
Cliff Floyd, L OBP: 0.333, SLG: 0.391 (1, 7)						L9				3	0	1	0	0	0	0											
Xavier Nady, R OBP: 0.322, SLG: 0.477 Chad Bradford, R (7, 1)						G1-6-3		G5-3		3	0	0	0	0	1	2											
16 Paul Lo Duca, R OBP: 0.333, SLG: 0.399 50 Duaner Sanchez, R (9, 1)										1	0	0	0	0	1	2											
11 Ramon Castro, R OBP: 0.347, SLG: 0.402 (1, 2)								G6-3		2	1	0	0	2	0	2											
33 John Maine, R (1, 1)										2	1	0	0	0	1	4											
25 Pedro Feliciano, L (7, 1)										0	0	0	0	0	0	0											
10 Endy Chavez, L OBP: 0.318, SLG: 0.401 (7, 9)								G6-3		2	0	0	0	0	0	0											
<b>Inning Stats</b>	R: 0 E: 0 K: 1 S: 10	H: 1 LOB: 0 BB: 0 P: 14	R: 0 E: 0 K: 2 S: 19	H: 1 LOB: 3 BB: 1 P: 32	R: 0 E: 0 K: 0 S: 7	H: 0 LOB: 0 BB: 0 P: 12	R: 0 E: 0 K: 2 S: 12	H: 0 LOB: 0 BB: 0 P: 14	R: 2 E: 1 K: 0 S: 14	H: 0 LOB: 3 BB: 4 P: 33	R: 0 E: 0 K: 0 S: 5	H: 0 LOB: 0 BB: 0 P: 7	R: 0 E: 0 K: 2 S: 14	H: 0 LOB: 1 BB: 1 P: 23	R: 0 E: 0 K: 1 S: 14	H: 1 LOB: 2 BB: 0 P: 22	R: 0 E: 0 K: 1 S: 8	H: 0 LOB: 0 BB: 0 P: 14	1B: 3 2B: 1 3B: 0 HR: 0	SF: 0 SAC: 0 DP: 1 HBP: 2	WP: 0 PB: 0 SB: 0 CS: 0	PA: 38					
<b>PITCHER</b>	IP	WLS	BF	H	R	ER	SO	BB	IBB	HBP	BLK	WP	HR	S	P	ERA	WHIP										
55 Josh Johnson, R ERA: 2.21 (1, 1)	5.0	W	23	2	2	0	5	0	0	1	0	0	0	62	105	0.00	1.400										
Matt Herge, R ERA: 4.05 (6, 1)	1.0	H	3	0	0	0	0	0	0	0	0	0	0	5	7	0.00	0.000										
57 Taylor Tankersley, L ERA: 2.08 (7, 1)	1.0	H	4	0	0	0	2	1	0	0	0	0	0	14	23	0.00	1.000										
19 Logan Kensing, R ERA: 3.2 (8, 1)	1.0	H	5	1	0	0	1	0	0	0	0	0	0	14	22	0.00	1.000										
Joe Borowski, R ERA: 3.71 (9, 1)	1.0	S	3	0	0	0	1	0	0	0	0	0	0	8	14	0.00	0.000										

AB	32
R	3
H	8
RBI	3
BB	1
SO	6
LOB	12





Batter	1	2	3	4	5	6	7	8	9	AB	R	H	RBI	BB	SO	LOB	TOP										
4 Alfredo Amezaga, S OBP: 0.318, SLG: 0.355 (1, 8)										5	0	2	0	0	0	3	<b>Florida Marlins @ New York Mets</b> Shea Stadium, Flushing, NY Sat Jul 08 2006, 1:25 PM EDT Att: 41,477 - Cloudy - 82 F										
2 Hanley Ramirez, R OBP: 0.328, SLG: 0.402 (1, 6)										5	0	0	0	0	2	2											
6 Dan Uggla, R OBP: 0.367, SLG: 0.512 12 Cody Ross, R OBP: 0.320, SLG: 0.473 (1, 4) (6, 7)										2	1	1	0	0	1	1											
Miguel Cabrera, R OBP: 0.434, SLG: 0.571 Wes Helms, R OBP: 0.322, SLG: 0.482 (1, 5) (5, 5)										2	0	0	0	1	0	2											
17 Mike Jacobs, L OBP: 0.353, SLG: 0.498 14 Josh Willingham, R (8, PR) OBP: 0.351, SLG: 0.470 (1, 3) (8, 3)										4	1	2	1	0	0	1											
Joe Borchard, S OBP: 0.316, SLG: 0.358 (1, 7) (6, 9)										0	0	0	0	0	0	0											
27 Jeremy Hermida, L OBP: 0.300, SLG: 0.413 61 Reggie Abercrombie, R (8, 8) OBP: 0.282, SLG: 0.340 (1, 9) (6, 8)										1	1	0	0	2	0	0											
20 Matt Treanor, R OBP: 0.313, SLG: 0.290 Miguel Olivo, R OBP: 0.313, SLG: 0.480 (1, 2) (6, 2)										2	0	1	0	1	0	3											
47 Ricky Nolasco, R OBP: 0.158, SLG: 0.316 Jason Vargas, L OBP: 0.375, SLG: 0.400 (1, 1) (2, 1)										0	0	0	1	0	0	0											
<b>Inning Stats</b>	R: 0 E: 0 K: 1 S: 11	H: 1 LOB: 1 BB: 0 P: 17	R: 2 E: 1 K: 1 S: 10	H: 2 LOB: 1 BB: 1 P: 23	R: 1 E: 0 K: 0 S: 19	H: 1 LOB: 3 BB: 3 P: 36	R: 0 E: 0 K: 1 S: 12	H: 1 LOB: 1 BB: 0 P: 18	R: 0 E: 0 K: 0 S: 6	H: 0 LOB: 0 BB: 0 P: 10	R: 0 E: 0 K: 0 S: 6	H: 0 LOB: 1 BB: 2 P: 18	R: 0 E: 0 K: 0 S: 9	H: 2 LOB: 3 BB: 0 P: 11	R: 0 E: 0 K: 1 S: 6	H: 0 LOB: 0 BB: 0 P: 11		1B: 5 2B: 2 3B: 0 HR: 0	SF: 0 SAC: 1 DP: 2 HBP: 1	WP: 1 PB: 0 SB: 1 CS: 0	PA: 39						
<b>PITCHER</b>	IP	WLS	BF	H	R	ER	SO	BB	IBB	HBP	BLK	WP	HR	S	P	ERA	WHIP										
34 Mike Pelfrey, R ERA: 3.6 Henry Owens, R ERA: 2.41 25 Pedro Feliciano, L ERA: 2.41 Aaron Heilman, R ERA: 4.35	(1, 1) (6, 1) (8, 1) (9, 1)	5.0 2.0 1.0 1.0	W 7 5 3	24 0 2 0	5 0 2 0	3 0 0 0	3 0 0 1	4 2 0 0	0 0 0 0	1 0 0 0	0 0 0 0	1 0 0 0	0 0 12 6	58 27 11 11	104 27 0 11	3.60 0.00 0.00 0.00	1.800 1.000 2.000 0.000										

AB	31
R	3
H	7
RBI	2
BB	6
SO	4
LOB	20



Batter	1	2	3	4	5	6	7	8	9	AB	R	H	RBI	BB	SO	LOB	BOTTOM										
10 Endy Chavez, L OBP: 0.326, SLG: 0.419 (1, 9)										5	2	3	0	0	0	0	<b>Florida Marlins @ New York Mets</b> Shea Stadium, Flushing, NY Sat Jul 08 2006, 1:25 PM EDT Att: 41,477 - Cloudy - 82 F										
16 Paul Lo Duca, R OBP: 0.338, SLG: 0.401 25 Pedro Feliciano, L Aaron Heilman, R (1, 2) (8, 1) (9, 1)										4	3	2	3	0	0	1											
15 Carlos Beltrán, S OBP: 0.390, SLG: 0.611 (1, 8)										3	4	2	1	2	0	2											
5 David Wright, R OBP: 0.387, SLG: 0.570 (1, 5)										4	2	1	1	1	1	3											
Cliff Floyd, L OBP: 0.343, SLG: 0.417 (1, 7)										4	3	3	5	1	1	0											
22 Jose Valentin, S OBP: 0.316, SLG: 0.520 (1, 4)										5	1	2	7	0	1	1											
Julio Franco, R OBP: 0.337, SLG: 0.409 Henry Owens, R Eli Marrero, R OBP: 0.353, SLG: 0.482 (1, 3) (6, 1) (8, 2)										4	0	0	0	0	1	2											
Chris Woodward, R OBP: 0.317, SLG: 0.339 (1, 6)										5	1	2	0	0	0	0											
34 Mike Pelfrey, R Xavier Nady, R OBP: 0.322, SLG: 0.475 (1, 1) (5, PH) (6, 3)										2	0	0	0	0	0	0											
<b>Inning Stats</b>	R: 5 E: 0 K: 1 S: 21	H: 4 LOB: 0 BB: 1 P: 39	R: 4 E: 0 K: 1 S: 19	H: 2 LOB: 2 BB: 2 P: 35	R: 0 E: 0 K: 0 S: 9	H: 1 LOB: 1 BB: 0 P: 15	R: 2 E: 0 K: 0 S: 5	H: 1 LOB: 0 BB: 1 P: 10	R: 5 E: 0 K: 1 S: 27	H: 6 LOB: 1 BB: 0 P: 39	R: 0 E: 0 K: 0 S: 7	H: 0 LOB: 0 BB: 0 P: 8	R: 1 E: 0 K: 1 S: 8	H: 1 LOB: 0 BB: 0 P: 10	R: 0 E: 0 K: 0 S: 9	H: 1 LOB: 1 BB: 0 P: 15		1B: 9 2B: 2 3B: 2 HR: 3	SF: 0 SAC: 0 DP: 0 HBP: 1	WP: 0 PB: 0 SB: 0 CS: 0	PA: 45						
<b>PITCHER</b>	IP	WLS	BF	H	R	ER	SO	BB	IBB	HBP	BLK	WP	HR	S	P	ERA	WHIP										
47 Ricky Nolasco, R Jason Vargas, L ERA: 7.09	(1, 1) (2, 1)	1.2 6.1	L 30	15 10	9 8	9 8	3 3	3 1	0 0	1 0	0 0	0 0	1 2	37 68	70 101	48.60 11.37	5.400 1.737										

AB	40
R	17
H	16
RBI	17
BB	4
SO	4
LOB	10





Batter	1	2	3	4	5	6	7	8	9	AB	R	H	RBI	BB	SO	LOB	TOP								
2 Hanley Ramirez, R OBP: 0.334, SLG: 0.410	4-2 BB		0-0 2B			3-2 1B	2-1 1B		1-3 K	4	2	3	1	1	1	0	<b>Florida Marlins @ New York Mets</b> Shea Stadium, Flushing, NY Sun Jul 09 2006, 1:10 PM EDT Att: 39,829 - Partly Cloudy - 85 F  <b>AB 34</b> <b>R 6</b> <b>H 12</b> <b>RBI 5</b> <b>BB 2</b> <b>SO 7</b> <b>LOB 16</b>								
6 Dan Uggla, R OBP: 0.365, SLG: 0.510	2-1 F9		2-3 K			2-1 1B	1-1 SF7			3	0	1	1	0	1	2									
Miguel Cabrera, R OBP: 0.432, SLG: 0.566	1-3 K			4-1 BB		2-2 F8	0-2 G5-3			3	0	0	0	1	1	3									
14 Josh Willingham, R OBP: 0.353, SLG: 0.475		1-0 BB		2-1 G6-4-3		0-0 P4		2-1 BB		4	0	2	0	0	0	4									
17 Mike Jacobs, L OBP: 0.351, SLG: 0.494		2-0 L3		2-2 P6		1-0 1B		2-3 K		4	0	1	2	0	1	2									
Wes Helms, R OBP: 0.322, SLG: 0.482						1-2 1B				0	0	0	0	0	0	0									
12 Cody Ross, R OBP: 0.311, SLG: 0.458		0-3 K		1-1 L9		1-1 P4		2-1 G4-6-3		3	0	0	0	0	1	3									
57 Taylor Tankersley, L Randy Messenger, R										0	0	0	0	0	0	0									
27 Jeremy Hermida, L OBP: 0.378, SLG: 0.410										0	0	0	0	0	0	0									
19 Logan Kensing, R										1	0	0	0	0	0	1									
61 Reggie Abercrombie, R OBP: 0.289, SLG: 0.343		0-0 1B		0-2 K		1-1 2B		0-2 F8		4	1	2	0	0	1	0									
20 Matt Treanor, R OBP: 0.308, SLG: 0.294			3-1 P3		1-1 G6-3		1-2 F9		0-0 HR	2	0	0	0	0	0	0									
Miguel Olivo, R OBP: 0.315, SLG: 0.495										2	1	1	1	0	0	1									
Scott Olsen, L OBP: 0.080, SLG: 0.080			0-2 G4-3			2-1 2B		0-1 E9		1	0	0	0	0	0	0									
Joe Borchard, S OBP: 0.323, SLG: 0.379						6 17 1B		1-H 2 1B		3	2	2	0	0	1	0									
<b>Inning Stats</b>	R: 0 E: 0 K: 1 S: 7	H: 0 LOB: 0 BB: 1 P: 14	R: 0 E: 0 K: 1 S: 6	H: 2 LOB: 2 BB: 0 P: 9	R: 0 E: 0 K: 1 S: 9	H: 1 LOB: 1 BB: 0 P: 14	R: 0 E: 0 K: 0 S: 7	H: 0 LOB: 0 BB: 1 P: 15	R: 0 E: 0 K: 1 S: 7	H: 0 LOB: 0 BB: 0 P: 9	R: 2 E: 0 K: 0 S: 15	H: 4 LOB: 2 BB: 0 P: 26	R: 3 E: 1 K: 0 S: 18	H: 3 LOB: 0 BB: 0 P: 22	R: 0 E: 0 K: 1 S: 8	H: 1 LOB: 0 BB: 0 P: 14	R: 1 E: 0 K: 2 S: 11	H: 1 LOB: 0 BB: 0 P: 13	1B: 7 2B: 4 3B: 0 HR: 1	SF: 1 SAC: 0 DP: 2 HBP: 0	WP: 0 PB: 0 SB: 1 CS: 1	PA: 37			
<b>PITCHER</b>	IP	WLS	BF	H	R	ER	SO	BB	IBB	HBP	BLK	WP	HR	S	P	ERA	WHIP								
Tom Glavine, L ERA: 3.48	6.1		27	9	4	3	4	2	0	0	0	0	0	60	98	4.26	1.737								
Chad Bradford, R ERA: 3.48	0.2		4	2	1	0	0	0	0	0	0	0	0	11	15	0.00	3.000								
25 Pedro Feliciano, L ERA: 2.34	1.0	W	2	0	0	0	1	0	0	0	0	0	0	6	10	0.00	0.000								
13 Billy Wagner, L ERA: 2.43	1.0	S	4	1	1	1	2	0	0	0	0	0	1	11	13	9.00	1.000								

Batter	1	2	3	4	5	6	7	8	9	AB	R	H	RBI	BB	SO	LOB	BOTTOM								
22 Jose Valentin, S OBP: 0.320, SLG: 0.522	2-1 F9		2-2 G5-3		1-0 2B			4-2 BB		3	2	1	0	1	0	0	<b>Florida Marlins @ New York Mets</b> Shea Stadium, Flushing, NY Sun Jul 09 2006, 1:10 PM EDT Att: 39,829 - Partly Cloudy - 85 F  <b>AB 33</b> <b>R 7</b> <b>H 9</b> <b>RBI 7</b> <b>BB 1</b> <b>SO 9</b> <b>LOB 8</b>								
16 Paul Lo Duca, R OBP: 0.343, SLG: 0.409	2-2 1B			3-1 F7	2-2 2B			3-1 BB		4	0	3	1	0	0	0									
7 José Reyes, S OBP: 0.357, SLG: 0.481								1-3 5 HR		0	1	0	0	0	0	0									
11 Ramon Castro, R OBP: 0.347, SLG: 0.492								1-3 1B		0	0	0	0	0	0	0									
15 Carlos Beltrán, S OBP: 0.388, SLG: 0.696	2-3 K			1-2 G5-3	1-3 K			0-2 5 HR		4	1	1	1	0	2	2									
21 Carlos Delgado, L OBP: 0.344, SLG: 0.513	2-3 K			1-2 2B		2-0 P4		0-0 F9		4	0	1	0	0	1	3									
5 David Wright, R OBP: 0.386, SLG: 0.575		3-1 G6-3		2-2 K		0-0 G4-3		1-2 HR		4	1	1	3	0	1	1									
Cliff Floyd, L OBP: 0.343, SLG: 0.416		1-1 G3			1-0 HR	3-1 P2		2-3 K		3	1	1	0	0	0	0									
Chad Bradford, R										0	0	0	0	0	0	0									
25 Pedro Feliciano, L										0	0	0	0	0	0	0									
Julio Franco, R OBP: 0.333, SLG: 0.404										1	0	0	0	0	1	1									
13 Billy Wagner, L										0	0	0	0	0	0	0									
Xavier Nady, R OBP: 0.321, SLG: 0.484		2-1 G3			0-1 HR		2-3 K	1-3 K		4	1	1	2	0	2	1									
Chris Woodward, R OBP: 0.310, SLG: 0.330			3-1 G5-3		0-3 K		2-3 K			3	0	0	0	0	2	0									
Tom Glavine, L OBP: 0.343, SLG: 0.241			0-1 G6-3		2-2 G6-3		0-2 G4-3			2	0	0	0	0	0	0									
10 Endy Chavez, L OBP: 0.324, SLG: 0.416										1	0	0	0	0	0	0									
<b>Inning Stats</b>	R: 0 E: 0 K: 2 S: 13	H: 1 LOB: 1 BB: 0 P: 21	R: 0 E: 0 K: 0 S: 6	H: 0 LOB: 0 BB: 0 P: 12	R: 0 E: 0 K: 0 S: 9	H: 0 LOB: 0 BB: 0 P: 14	R: 0 E: 0 K: 1 S: 13	H: 1 LOB: 1 BB: 0 P: 20	R: 3 E: 0 K: 2 S: 18	H: 4 LOB: 1 BB: 0 P: 25	R: 0 E: 0 K: 0 S: 4	H: 0 LOB: 0 BB: 0 P: 9	R: 0 E: 0 K: 2 S: 11	H: 0 LOB: 0 BB: 0 P: 15	R: 4 E: 0 K: 2 S: 24	H: 3 LOB: 1 BB: 1 P: 35	1B: 4 2B: 3 3B: 0 HR: 2	SF: 0 SAC: 0 DP: 0 HBP: 0	WP: 0 PB: 0 SB: 0 CS: 0	PA: 34					
<b>PITCHER</b>	IP	WLS	BF	H	R	ER	SO	BB	IBB	HBP	BLK	WP	HR	S	P	ERA	WHIP								
Scott Olsen, L ERA: 4.24	5.0		21	6	3	3	5	0	0	0	0	0	0	4	9	0.00	0.000								
57 Taylor Tankersley, L ERA: 1.86	1.0		3	0	0	0	0	0	0	0	0	0	0	11	15	0.00	0.000								
Randy Messenger, R ERA: 2.67	1.0	H	3	0	0	0	2	0	0	0	0	0	0	24	35	36.00	4.000								
19 Logan Kensing, R ERA: 4.44	1.0	L	7	3	4	4	2	1	0	0	0	0	1	24	35	36.00	4.000								





Batter	1	2	3	4	5	6	7	8	9	AB	R	H	RBI	BB	SO	LOB	TOP					
<b>Craig Biggio, R</b> (1,4) OBP: 0.340, SLG: 0.433 <b>4 Eric Bruntlett, R</b> (9,4) OBP: 0.343, SLG: 0.326	F8		F9		G4-3		F8		K	5	0	0	0	0	1	3						
<b>Willy Taveras, R</b> (1,8) OBP: 0.311, SLG: 0.313	1B		F8			G6-3		1B	1B	5	1	3	0	0	0	1						
<b>2 Chris Burke, R</b> (1,9) OBP: 0.372, SLG: 0.473	F7				K			E3	L6	4	2	0	0	0	1	3						
<b>17 Lance Berkman, S</b> (1,3) OBP: 0.408, SLG: 0.609	G6-3				1B			HR		4	1	3	1	0	0	1						
<b>Aubrey Huff, L</b> (1,5) OBP: 0.350, SLG: 0.474		G4-3			1B			HR		4	1	2	3	0	1	2						
<b>Preston Wilson, R</b> (1,7) OBP: 0.321, SLG: 0.422		K			G6-4-3			G5-3		4	0	1	1	0	1	2						
<b>Brad Ausmus, R</b> (1,2) OBP: 0.304, SLG: 0.294						G1-3		G6-3		4	0	0	0	0	1	2						
<b>28 Adam Everett, R</b> (1,6) OBP: 0.289, SLG: 0.319					E6			G6-3		3	0	1	0	1	0	0						
<b>44 Roy Oswalt, R</b> (1,1) OBP: 0.150, SLG: 0.132 <b>Chad Qualls, R</b> (7,1) OBP: 0.351, SLG: 0.273 <b>Orlando Palmeiro, L</b> (9,PH) <b>54 Brad Lidge, R</b> (9,1)			SH1-4			SH3-1-4		K		1	0	0	0	0	1	1						
<b>Inning Stats</b>	R: 0 E: 1 K: 0 S: 10	H: 1 LOB: 1 BB: 0 P: 17	R: 0 E: 0 K: 2 S: 9	H: 0 LOB: 0 BB: 0 P: 13	R: 0 E: 1 K: 0 S: 9	H: 0 LOB: 1 BB: 0 P: 16	R: 0 E: 0 K: 1 S: 10	H: 2 LOB: 1 BB: 0 P: 14	R: 0 E: 0 K: 0 S: 6	H: 0 LOB: 1 BB: 1 P: 12	R: 1 E: 0 K: 1 S: 11	H: 2 LOB: 2 BB: 0 P: 20	R: 0 E: 0 K: 1 S: 8	H: 1 LOB: 0 BB: 0 P: 12	R: 4 E: 1 K: 0 S: 17	H: 3 LOB: 1 BB: 0 P: 24	R: 0 E: 0 K: 1 S: 10	H: 2 LOB: 1 BB: 0 P: 19	1B: 10 2B: 1 3B: 0 HR: 1	SF: 0 SAC: 2 DP: 2 HBP: 1	WP: 0 PB: 0 SB: 0 CS: 2	PA: 39
<b>PITCHER</b>	IP	WLS	BF	H	R	ER	SO	BB	IBB	HBP	BLK	WP	HR	S	P	ERA	WHIP					
<b>Dontrelle Willis, L</b> (1,1) ERA: 3.8	7.0		28	6	1	1	5	1	0	1	0	0	0	63	104	1.29	1.000					
<b>Randy Messenger, R</b> (8,1) ERA: 3.48	0.0	L	4	3	4	3	0	0	0	0	0	0	1	9	12	∞	∞					
<b>Matt Herges, R</b> (8,1) ERA: 5.86	2.0		7	2	0	0	1	0	0	0	0	0	0	18	31	0.00	1.000					

Houston Astros @ Florida Marlins  
Dolphin Stadium, Miami, FL  
Thu Jul 13 2006, 7:05 PM EDT  
Att: 8,216 - Cloudy - 81 F

AB	35
R	5
H	11
RBI	5
BB	1
SO	6
LOB	15



Batter	1	2	3	4	5	6	7	8	9	AB	R	H	RBI	BB	SO	LOB	BOTTOM					
<b>2 Hanley Ramirez, R</b> (1,6) OBP: 0.333, SLG: 0.411	2B		K			G5-3		K		4	0	1	0	0	2	0						
<b>6 Dan Uggla, R</b> (1,4) OBP: 0.361, SLG: 0.503	B2		G6-3			F9		F9		4	0	0	0	0	0	1						
<b>17 Mike Jacobs, L</b> (1,3) OBP: 0.350, SLG: 0.502	G5-3				P6		HR	G4-3		4	1	1	1	0	0	1						
<b>Miguel Cabrera, R</b> (1,5) OBP: 0.430, SLG: 0.565	G4-1				2B	G6-3		K		4	0	1	0	0	1	1						
<b>14 Josh Willingham, R</b> (1,7) OBP: 0.348, SLG: 0.467		G3			K			F9		4	0	0	0	0	1	1						
<b>27 Jeremy Hermida, L</b> (1,9) OBP: 0.381, SLG: 0.418					P5			F9		4	0	2	0	0	1	1						
<b>Miguel Olivo, R</b> (1,2) OBP: 0.315, SLG: 0.493		K				F8		FC6-4		3	0	1	0	0	1	1						
<b>61 Reggie Abercrombie, R</b> (1,8) OBP: 0.282, SLG: 0.338		G5-3				K		FC6-4		3	0	0	0	0	1	3						
<b>Dontrelle Willis, L</b> (1,1) OBP: 0.211, SLG: 0.206 <b>12 Cody Ross, R</b> (7,PH) <b>Randy Messenger, R</b> (8,1) <b>Matt Herges, L</b> (8,1)			G3-1			P4		F8		2	0	0	0	0	0	0						
<b>Inning Stats</b>	R: 0 E: 0 K: 0 S: 11	H: 1 LOB: 1 BB: 0 P: 18	R: 0 E: 0 K: 1 S: 13	H: 1 LOB: 1 BB: 0 P: 17	R: 0 E: 0 K: 1 S: 7	H: 0 LOB: 0 BB: 0 P: 9	R: 0 E: 0 K: 1 S: 11	H: 1 LOB: 1 BB: 0 P: 13	R: 0 E: 0 K: 0 S: 9	H: 0 LOB: 0 BB: 0 P: 13	R: 1 E: 0 K: 0 S: 16	H: 1 LOB: 2 BB: 0 P: 21	R: 0 E: 0 K: 1 S: 6	H: 0 LOB: 0 BB: 0 P: 8	R: 0 E: 0 K: 2 S: 9	H: 0 LOB: 0 BB: 0 P: 18	1B: 2 2B: 3 3B: 0 HR: 1	SF: 0 SAC: 0 DP: 0 HBP: 0	WP: 0 PB: 0 SB: 0 CS: 0	PA: 33		
<b>PITCHER</b>	IP	WLS	BF	H	R	ER	SO	BB	IBB	HBP	BLK	WP	HR	S	P	ERA	WHIP					
<b>44 Roy Oswalt, R</b> (1,1) ERA: 3.06	6.1		25	6	1	1	4	0	0	0	0	0	0	70	99	1.42	0.947					
<b>Chad Qualls, R</b> (7,1) ERA: 3.4	1.2	W	5	0	0	0	1	0	0	0	0	0	0	12	14	0.00	0.000					
<b>54 Brad Lidge, R</b> (9,1) ERA: 5.65	1.0		3	0	0	0	2	0	0	0	0	0	0	9	18	0.00	0.000					

Houston Astros @ Florida Marlins  
Dolphin Stadium, Miami, FL  
Thu Jul 13 2006, 7:05 PM EDT  
Att: 8,216 - Cloudy - 81 F

AB	33
R	1
H	6
RBI	1
BB	0
SO	7
LOB	11





Batter	1	2	3	4	5	6	7	8	9	AB	R	H	RBI	BB	SO	LOB	TOP		
<b>Craig Biggio, R</b> OBP: 0.336, SLG: 0.427 (1, 4)	L7		K			F8			F7	4	0	0	0	0	1	2			
<b>Mike Lamb, L</b> OBP: 0.385, SLG: 0.553 (1, 3)	F7			L7		G1-6-3 1B			P2	4	0	1	0	0	0	0			
<b>2 Chris Burke, R</b> OBP: 0.374, SLG: 0.476 (1, 8)	L9			G6-3 HBP		G1-6-3 1-2			G1-6-3 17 1B	3	1	1	0	0	0	2			
<b>17 Lance Berkman, S</b> OBP: 0.407, SLG: 0.604 (1, 9)		G5-3		G6-3			P5		G1-6-3 2B	4	0	1	1	0	0	1			
<b>Aubrey Huff, L</b> OBP: 0.345, SLG: 0.466 (1, 5)	P6			F8			G4-3		K	4	0	0	0	0	1	2			
<b>Preston Wilson, R</b> OBP: 0.318, SLG: 0.418 (1, 7)	F8				G6-3		G4-3			3	0	0	0	0	0	0			
<b>Brad Ausmus, R</b> OBP: 0.301, SLG: 0.291 (1, 2)			G4-3		G6-3			K		3	0	0	0	0	1	0			
<b>28 Adam Everett, R</b> OBP: 0.286, SLG: 0.316 (1, 6)			K		P5			F9		3	0	0	0	0	1	0			
<b>Roger Clemens, R</b> Wily Taveras, R Dave Borowski, R Orlando Palmeiro, L 51 Wandy Rodriguez, S 64 Fernando Nieve, R (1, 1) (6, PH) (6, PH) (6, PH) (8, PH) (8, 1) (8, 1)								G1-3		0	0	0	0	1	0	0			
<b>Inning Stats</b>	R: 0 E: 0 K: 0 S: 7	H: 0 LOB: 0 BB: 0 P: 10	R: 0 E: 0 K: 0 S: 8	H: 0 LOB: 0 BB: 0 P: 9	R: 0 E: 0 K: 2 S: 9	H: 0 LOB: 1 BB: 1 P: 18	R: 0 E: 0 K: 0 S: 9	H: 0 LOB: 1 BB: 0 P: 15	R: 0 E: 0 K: 0 S: 5	H: 2 LOB: 1 BB: 0 P: 16	R: 0 E: 0 K: 0 S: 8	H: 0 LOB: 0 BB: 0 P: 12	R: 0 E: 0 K: 1 S: 8	H: 0 LOB: 0 BB: 0 P: 11	R: 1 E: 0 K: 1 S: 12	H: 2 LOB: 1 BB: 0 P: 19	1B: 3 2B: 1 3B: 0 HR: 0	SF: 0 SAC: 0 DP: 1 HBP: 1	WP: 0 PA: 32 PB: 0 SB: 0 CS: 0
<b>PITCHER</b>	IP	WLS	BF	H	R	ER	SO	BB	IBB	HBP	BLK	WP	HR	S	P	ERA	WHIP		
<b>36 Anibal Sánchez, R</b> ERA: 4.5 (1, 1)	7.0	W	24	2	0	0	2	1	0	1	0	0	0	60	87	0.00	0.429		
<b>19 Logan Kensing, R</b> ERA: 4.29 (8, 1)	1.0	H	3	0	0	0	1	0	0	0	0	0	0	8	11	0.00	0.000		
<b>Joe Borowski, R</b> ERA: 3.86 (9, 1)	1.0	S	5	2	1	1	1	0	0	0	0	0	0	12	19	9.00	2.000		

Houston Astros @ Florida Marlins  
Dolphin Stadium, Miami, FL  
Fri Jul 14 2006, 7:35 PM EDT  
Att: 13,750 - Partly Cloudy - 85 F

AB	30
R	1
H	4
RBI	1
BB	1
SO	4
LOB	7



Batter	1	2	3	4	5	6	7	8	9	AB	R	H	RBI	BB	SO	LOB	BOTTOM		
<b>2 Hanley Ramirez, R</b> OBP: 0.330, SLG: 0.406 (1, 6)	P4		F9		K		G4-3			4	0	0	0	0	1	0			
<b>6 Dan Uggla, R</b> OBP: 0.380, SLG: 0.503 (1, 4)	F8		K		P6			SH1-3 14 SF9 2B		4	1	1	0	0	1	0			
<b>17 Mike Jacobs, L</b> OBP: 0.356, SLG: 0.511 Wes Helms, R (1, 3) (6, PH) (9, 3)	1B		2B		1B			SH1-3		3	0	3	0	0	0	0			
<b>Miguel Cabrera, R</b> OBP: 0.429, SLG: 0.560 (1, 5)	F8		F7		K			14 SF9 IBB		3	0	0	0	1	1	3			
<b>14 Josh Willingham, R</b> OBP: 0.347, SLG: 0.466 Joe Borowski, R (1, 7) (9, 1)		K			G5-3 27 FC3-6 1B			SF9		3	0	1	1	0	1	0			
<b>27 Jeremy Hermida, L</b> OBP: 0.383, SLG: 0.417 (1, 9)		K			FC3-6 1B S 1-2			1B		3	0	1	0	1	1	1			
<b>Miguel Olivo, R</b> OBP: 0.319, SLG: 0.493 (1, 2)		61 HR 1B			1B		G4-3	L8		4	1	2	0	0	0	3			
<b>61 Reggie Abercrombie, R</b> OBP: 0.283, SLG: 0.352 (1, 8)		1-H HR			K		F7			3	1	1	2	0	1	2			
<b>36 Anibal Sánchez, R</b> OBP: 0.200, SLG: 0.200 Joe Borowski, S 19 Logan Kensing, R 12 Cody Ross, R (1, 1) (7, PH) (8, 1) (9, 7)		K			G3		G1-3			2	0	0	0	0	1	2			
<b>Inning Stats</b>	R: 0 E: 0 K: 0 S: 19	H: 1 LOB: 1 BB: 0 P: 29	R: 2 E: 0 K: 3 S: 14	H: 2 LOB: 0 BB: 0 P: 24	R: 0 E: 0 K: 1 S: 12	H: 1 LOB: 1 BB: 0 P: 17	R: 0 E: 0 K: 1 S: 13	H: 2 LOB: 2 BB: 0 P: 16	R: 0 E: 0 K: 2 S: 13	H: 1 LOB: 1 BB: 0 P: 21	R: 0 E: 0 K: 0 S: 4	H: 0 LOB: 0 BB: 0 P: 5	R: 0 E: 0 K: 0 S: 6	H: 0 LOB: 0 BB: 0 P: 11	R: 1 E: 0 K: 0 S: 11	H: 1 LOB: 2 BB: 2 P: 27	1B: 6 2B: 2 3B: 0 HR: 1	SF: 1 SAC: 1 DP: 1 HBP: 0	WP: 0 PA: 34 PB: 0 SB: 1 CS: 0
<b>PITCHER</b>	IP	WLS	BF	H	R	ER	SO	BB	IBB	HBP	BLK	WP	HR	S	P	ERA	WHIP		
<b>Roger Clemens, R</b> ERA: 2.96 (6, 1)	5.0	L	22	7	2	2	7	0	0	0	0	0	0	10	16	0.00	0.500		
<b>51 Wandy Rodriguez, L</b> ERA: 5.14 (8, 1)	0.1		3	1	1	1	0	0	1	0	0	0	0	5	11	27.00	3.000		
<b>64 Fernando Nieve, R</b> ERA: 4.5 (8, 1)	0.2		3	0	0	0	0	0	1	0	0	0	0	6	16	0.00	0.000		

Houston Astros @ Florida Marlins  
Dolphin Stadium, Miami, FL  
Fri Jul 14 2006, 7:35 PM EDT  
Att: 13,750 - Partly Cloudy - 85 F

AB	30
R	3
H	9
RBI	3
BB	2
SO	7
LOB	11





Batter	1	2	3	4	5	6	7	8	9	AB	R	H	RBI	BB	SO	LOB	TOP								
<b>Craig Biggio, R</b> (1,4) OBP: 0.334, SLG: 0.424 <b>Willy Taveras, R</b> (7,8) OBP: 0.313, SLG: 0.314										5	0	1	0	0	1	5									
<b>Mike Lamb, L</b> (1,3) OBP: 0.543										4	1	0	0	2	0	5									
<b>2 Chris Burke, R</b> (1,8) (7,4)										5	3	2	2	1	3	3									
<b>17 Lance Berkman, S</b> (1,9) OBP: 0.407, SLG: 0.610 <b>Russ Springer, R</b> (8,1)										5	2	2	2	0	3	0									
<b>4 Eric Bruntlett, R</b> (9,PH) OBP: 0.340, SLG: 0.322										0	0	0	0	0	0	0									
<b>Aubrey Huff, L</b> (1,5) OBP: 0.348, SLG: 0.465 <b>Trever Miller, R</b> (9,1)										5	2	2	0	1	0	2									
<b>Preston Wilson, R</b> (1,7) OBP: 0.320, SLG: 0.417 <b>Luke Scott, L</b> (8,PH) OBP: 0.500, SLG: 1.000										3	2	1	0	1	1	0									
<b>Brad Ausmus, R</b> (1,2) OBP: 0.306, SLG: 0.297										5	0	3	2	0	0	2									
<b>28 Adam Everett, R</b> (1,6) OBP: 0.298, SLG: 0.329										4	1	4	4	1	0	0									
<b>Andy Pettitte, L</b> (1,1) OBP: 0.176, SLG: 0.242 <b>Orlando Palmeiro, L</b> (8,PH) OBP: 0.307, SLG: 0.279										1	0	1	1	0	0	0									
<b>Inning Stats</b>	R: 0 E: 0 K: 2 S: 10	H: 0 LOB: 0 BB: 0 P: 13	R: 2 E: 0 K: 1 S: 14	H: 3 LOB: 2 BB: 1 P: 24	R: 2 E: 0 K: 1 S: 11	H: 1 LOB: 0 BB: 2 P: 22	R: 0 E: 1 K: 1 S: 12	H: 2 LOB: 3 BB: 1 P: 19	R: 0 E: 0 K: 0 S: 11	H: 0 LOB: 0 BB: 0 P: 7	R: 0 E: 0 K: 0 S: 11	H: 1 LOB: 2 BB: 1 P: 20	R: 4 E: 0 K: 1 S: 14	H: 4 LOB: 1 BB: 1 P: 26	R: 4 E: 1 K: 0 S: 18	H: 6 LOB: 3 BB: 0 P: 20	R: 0 E: 0 K: 2 S: 9	H: 1 LOB: 1 BB: 0 P: 11	1B: 13 2B: 3 3B: 0 HR: 2	SF: 0 SAC: 3 DP: 0 HBP: 0	WP: 0 PB: 0 SB: 0 CS: 1	PA: 51			
<b>PITCHER</b>	IP	WLS	BF	H	R	ER	SO	BB	IBB	HBP	BLK	WP	HR	S	P	ERA	WHIP								
<b>55 Josh Johnson, R</b> (1,1) ERA: 2.48	5.0	L	24	6	4	4	6	3	1	0	0	0	1	53	85	7.20	1.800								
<b>Yusmeiro Petit, R</b> (6,1) ERA: 8.68	1.2		12	5	4	4	1	2	0	0	0	0	1	23	41	21.60	4.200								
<b>Matt Herges, R</b> (7,1) ERA: 4.36	1.1		11	6	4	3	0	0	0	0	0	0	0	20	31	20.25	4.500								
<b>57 Taylor Tankersley, L</b> (9,1) ERA: 1.69	1.0		4	1	0	0	2	0	0	0	0	0	0	9	11	0.00	1.000								

Houston Astros @ Florida Marlins  
Dolphin Stadium, Miami, FL  
Sat Jul 15 2006, 6:05 PM EDT  
Att: 14,146 - Partly Cloudy - 87 F

AB	42
R	12
H	18
RBI	12
BB	6
SO	9
LOB	21



Batter	1	2	3	4	5	6	7	8	9	AB	R	H	RBI	BB	SO	LOB	BOTTOM								
<b>2 Hanley Ramirez, R</b> (1,6) OBP: 0.332, SLG: 0.407										4	0	2	0	0	0	2									
<b>6 Dan Uggla, R</b> (1,4) OBP: 0.359, SLG: 0.500										4	0	1	0	0	1	4									
<b>Miguel Cabrera, R</b> (1,5) OBP: 0.424, SLG: 0.553 <b>57 Taylor Tankersley, L</b> (9,1) ERA: 1.69										4	0	0	0	0	1	3									
<b>14 Josh Willingham, R</b> (1,7) OBP: 0.352, SLG: 0.470										2	0	1	0	2	1	0									
<b>12 Cody Ross, R</b> (1,9) OBP: 0.297, SLG: 0.436										4	0	0	0	0	2	5									
<b>17 Mike Jacobs, L</b> (1,3) OBP: 0.395, SLG: 0.509 <b>Matt Herges, L</b> (7,1)										3	0	1	0	0	1	1									
<b>4 Alfredo Amezaga, S</b> (9,5) OBP: 0.316, SLG: 0.353										4	0	0	0	0	3	1									
<b>Miguel Olivo, R</b> (1,2) OBP: 0.313, SLG: 0.484										4	0	0	0	0	3	1									
<b>61 Reggie Abercrombie, R</b> (1,8) OBP: 0.282, SLG: 0.350										4	0	1	0	0	2	1									
<b>55 Josh Johnson, L</b> (1,1) OBP: 0.077, SLG: 0.080 <b>Joe Borchard, S</b> (5,PH) OBP: 0.325, SLG: 0.376 <b>Yusmeiro Petit, R</b> (6,1) OBP: 0.200, SLG: 0.200 <b>Wes Helms, R</b> (7,3) OBP: 0.320, SLG: 0.477										1	0	0	0	0	1	1									
<b>Inning Stats</b>	R: 0 E: 0 K: 2 S: 14	H: 1 LOB: 2 BB: 1 P: 24	R: 0 E: 0 K: 3 S: 13	H: 1 LOB: 0 BB: 0 P: 14	R: 0 E: 0 K: 0 S: 5	H: 0 LOB: 0 BB: 0 P: 9	R: 0 E: 0 K: 2 S: 12	H: 0 LOB: 0 BB: 0 P: 16	R: 0 E: 0 K: 1 S: 8	H: 1 LOB: 2 BB: 1 P: 16	R: 0 E: 0 K: 1 S: 7	H: 1 LOB: 0 BB: 0 P: 11	R: 0 E: 0 K: 1 S: 7	H: 0 LOB: 0 BB: 0 P: 10	R: 0 E: 0 K: 0 S: 10	H: 1 LOB: 2 BB: 1 P: 20	R: 0 E: 0 K: 3 S: 9	H: 0 LOB: 0 BB: 0 P: 12	1B: 5 2B: 1 3B: 0 HR: 0	SF: 0 SAC: 0 DP: 1 HBP: 0	WP: 1 PB: 1 SB: 0 CS: 0	PA: 35			
<b>PITCHER</b>	IP	WLS	BF	H	R	ER	SO	BB	IBB	HBP	BLK	WP	HR	S	P	ERA	WHIP								
<b>Andy Pettitte, L</b> (1,1) ERA: 4.99	7.0	W	27	5	0	0	10	2	0	0	0	0	0	66	100	0.00	1.000								
<b>Russ Springer, R</b> (8,1) ERA: 3.77	1.0		5	1	0	0	0	1	0	0	0	1	0	10	20	0.00	2.000								
<b>Trever Miller, L</b> (9,1) ERA: 4.21	1.0		3	0	0	0	3	0	0	0	0	0	0	9	12	0.00	0.000								

Houston Astros @ Florida Marlins  
Dolphin Stadium, Miami, FL  
Sat Jul 15 2006, 6:05 PM EDT  
Att: 14,146 - Partly Cloudy - 87 F

AB	32
R	0
H	6
RBI	0
BB	3
SO	13
LOB	18





Batter	1	2	3	4	5	6	7	8	9	AB	R	H	RBI	BB	SO	LOB	TOP						
Willy Taveras, R OBP: 0.311, SLG: 0.312	G4-3	G3			FC5-4 17 2B		K			5	1	1	0	0	1	2							
2 Chris Burke, R OBP: 0.383, SLG: 0.497	F8		K							5	1	3	0	0	1	0							
17 Lance Berkman, S OBP: 0.406, SLG: 0.613	WP 2B		K				F8			5	1	2	2	0	2	3							
Aubrey Huff, L OBP: 0.347, SLG: 0.459	2B BB		F7				F8			3	0	0	0	1	0	2							
Preston Wilson, R OBP: 0.320, SLG: 0.418	1-3 3-H 2B				F8		K			4	0	1	1	0	1	1							
Eric Munson, L OBP: 0.302, SLG: 0.388	K2-3				G3					4	0	1	0	0	2	2							
4 Eric Bruntlett, R OBP: 0.346, SLG: 0.322										3	0	1	0	1	1	1							
28 Adam Everett, R OBP: 0.297, SLG: 0.325							F9			3	0	0	0	1	0	2							
Taylor Buchholz, R OBP: 0.089, SLG: 0.096 Orlando Palmieri, L OBP: 0.269, SLG: 0.275 51 Wandy Rodriguez, S OBP: 0.126, SLG: 0.100 Russ Springer, R OBP: 0.126, SLG: 0.100 Trever Miller, R OBP: 0.126, SLG: 0.100 54 Brad Lidge, R OBP: 0.333, SLG: 0.667 Luke Scott, L OBP: 0.333, SLG: 0.667										1	0	0	0	1	1	1							
<b>Inning Stats</b>	R: 1 E: 0 K: 1 S: 14	H: 2 LOB: 2 BB: 1 P: 24	R: 0 E: 0 K: 1 S: 9	H: 1 LOB: 1 BB: 1 P: 17	R: 0 E: 0 K: 2 S: 8	H: 0 LOB: 0 BB: 0 P: 15	R: 0 E: 0 K: 0 S: 5	H: 0 LOB: 1 BB: 1 P: 12	R: 2 E: 0 K: 1 S: 11	H: 2 LOB: 1 BB: 1 P: 18	R: 0 E: 0 K: 1 S: 11	H: 1 LOB: 1 BB: 0 P: 20	R: 0 E: 0 K: 1 S: 8	H: 1 LOB: 0 BB: 0 P: 12	R: 0 E: 0 K: 1 S: 8	H: 0 LOB: 0 BB: 0 P: 12	R: 0 E: 0 K: 1 S: 11	H: 2 LOB: 2 BB: 0 P: 17	1B: 5 2B: 4 3B: 0 HR: 0	SF: 0 SAC: 0 DP: 0 HBP: 0	WP: 1 PB: 0 SB: 0 CS: 1	PA: 39	
<b>PITCHER</b>	IP WLS BF H R ER SO BB IBB HBP BLK WP HR S P ERA WHIP	IP WLS BF H R ER SO BB IBB HBP BLK WP HR S P ERA WHIP	IP WLS BF H R ER SO BB IBB HBP BLK WP HR S P ERA WHIP	IP WLS BF H R ER SO BB IBB HBP BLK WP HR S P ERA WHIP	IP WLS BF H R ER SO BB IBB HBP BLK WP HR S P ERA WHIP	IP WLS BF H R ER SO BB IBB HBP BLK WP HR S P ERA WHIP	IP WLS BF H R ER SO BB IBB HBP BLK WP HR S P ERA WHIP	IP WLS BF H R ER SO BB IBB HBP BLK WP HR S P ERA WHIP	IP WLS BF H R ER SO BB IBB HBP BLK WP HR S P ERA WHIP	IP WLS BF H R ER SO BB IBB HBP BLK WP HR S P ERA WHIP	IP WLS BF H R ER SO BB IBB HBP BLK WP HR S P ERA WHIP	IP WLS BF H R ER SO BB IBB HBP BLK WP HR S P ERA WHIP	IP WLS BF H R ER SO BB IBB HBP BLK WP HR S P ERA WHIP	IP WLS BF H R ER SO BB IBB HBP BLK WP HR S P ERA WHIP	IP WLS BF H R ER SO BB IBB HBP BLK WP HR S P ERA WHIP	IP WLS BF H R ER SO BB IBB HBP BLK WP HR S P ERA WHIP	IP WLS BF H R ER SO BB IBB HBP BLK WP HR S P ERA WHIP	IP WLS BF H R ER SO BB IBB HBP BLK WP HR S P ERA WHIP	IP WLS BF H R ER SO BB IBB HBP BLK WP HR S P ERA WHIP	IP WLS BF H R ER SO BB IBB HBP BLK WP HR S P ERA WHIP	IP WLS BF H R ER SO BB IBB HBP BLK WP HR S P ERA WHIP	IP WLS BF H R ER SO BB IBB HBP BLK WP HR S P ERA WHIP	IP WLS BF H R ER SO BB IBB HBP BLK WP HR S P ERA WHIP

Houston Astros @ Florida Marlins  
Dolphin Stadium, Miami, FL  
Sun Jul 16 2006, 1:05 PM EDT  
Att: 11,638 - Partly Cloudy - 89 F

AB	35
R	3
H	9
RBI	3
BB	4
SO	9
LOB	15



Batter	1	2	3	4	5	6	7	8	9	AB	R	H	RBI	BB	SO	LOB	BOTTOM						
4 Alfredo Amezaga, S OBP: 0.318, SLG: 0.345	G4-3		K2-3				F9			3	2	0	0	2	1	3							
2 Hanley Ramirez, R OBP: 0.332, SLG: 0.418	L5									5	1	2	3	0	0	1							
17 Mike Jacobs, L OBP: 0.357, SLG: 0.522	K									5	1	2	2	0	2	1							
6 Dan Uggla, R OBP: 0.362, SLG: 0.498										3	1	1	0	2	1	1							
27 Jeremy Hermida, L OBP: 0.381, SLG: 0.430										4	1	1	1	0	2	4							
Joe Borchard, S OBP: 0.323, SLG: 0.368 12 Cody Ross, R OBP: 0.297, SLG: 0.436										3	1	0	0	0	2	2							
Wes Helms, R OBP: 0.333, SLG: 0.518										3	1	2	3	1	1	0							
20 Matt Treanor, R OBP: 0.314, SLG: 0.279										2	1	0	0	2	1	3							
Scott Olsen, L OBP: 0.288, SLG: 0.282 Randy Messenger, R OBP: 0.335, SLG: 0.466 14 Josh Willingham, R OBP: 0.335, SLG: 0.466 19 Logan Kensing, R OBP: 0.335, SLG: 0.466 61 Reggie Abercrombie, R OBP: 0.335, SLG: 0.466 Joe Borowski, R OBP: 0.335, SLG: 0.466										0	0	0	0	0	0	0							
<b>Inning Stats</b>	R: 0 E: 0 K: 1 S: 8	H: 0 LOB: 0 BB: 0 P: 11	R: 0 E: 0 K: 2 S: 10	H: 0 LOB: 0 BB: 1 P: 18	R: 0 E: 0 K: 2 S: 11	H: 0 LOB: 1 BB: 1 P: 16	R: 0 E: 0 K: 2 S: 10	H: 1 LOB: 2 BB: 1 P: 19	R: 4 E: 0 K: 0 S: 14	H: 2 LOB: 0 BB: 2 P: 26	R: 1 E: 1 K: 0 S: 12	H: 1 LOB: 2 BB: 1 P: 22	R: 3 E: 0 K: 2 S: 17	H: 3 LOB: 1 BB: 0 P: 24	R: 1 E: 0 K: 2 S: 12	H: 1 LOB: 1 BB: 1 P: 20	R: 1 E: 0 K: 2 S: 12	H: 1 LOB: 1 BB: 1 P: 20	1B: 1 2B: 3 3B: 0 HR: 4	SF: 0 SAC: 2 DP: 0 HBP: 1	WP: 0 PB: 0 SB: 0 CS: 1	PA: 40	
<b>PITCHER</b>	IP WLS BF H R ER SO BB IBB HBP BLK WP HR S P ERA WHIP	IP WLS BF H R ER SO BB IBB HBP BLK WP HR S P ERA WHIP	IP WLS BF H R ER SO BB IBB HBP BLK WP HR S P ERA WHIP	IP WLS BF H R ER SO BB IBB HBP BLK WP HR S P ERA WHIP	IP WLS BF H R ER SO BB IBB HBP BLK WP HR S P ERA WHIP	IP WLS BF H R ER SO BB IBB HBP BLK WP HR S P ERA WHIP	IP WLS BF H R ER SO BB IBB HBP BLK WP HR S P ERA WHIP	IP WLS BF H R ER SO BB IBB HBP BLK WP HR S P ERA WHIP	IP WLS BF H R ER SO BB IBB HBP BLK WP HR S P ERA WHIP	IP WLS BF H R ER SO BB IBB HBP BLK WP HR S P ERA WHIP	IP WLS BF H R ER SO BB IBB HBP BLK WP HR S P ERA WHIP	IP WLS BF H R ER SO BB IBB HBP BLK WP HR S P ERA WHIP	IP WLS BF H R ER SO BB IBB HBP BLK WP HR S P ERA WHIP	IP WLS BF H R ER SO BB IBB HBP BLK WP HR S P ERA WHIP	IP WLS BF H R ER SO BB IBB HBP BLK WP HR S P ERA WHIP	IP WLS BF H R ER SO BB IBB HBP BLK WP HR S P ERA WHIP	IP WLS BF H R ER SO BB IBB HBP BLK WP HR S P ERA WHIP	IP WLS BF H R ER SO BB IBB HBP BLK WP HR S P ERA WHIP	IP WLS BF H R ER SO BB IBB HBP BLK WP HR S P ERA WHIP	IP WLS BF H R ER SO BB IBB HBP BLK WP HR S P ERA WHIP	IP WLS BF H R ER SO BB IBB HBP BLK WP HR S P ERA WHIP	IP WLS BF H R ER SO BB IBB HBP BLK WP HR S P ERA WHIP	IP WLS BF H R ER SO BB IBB HBP BLK WP HR S P ERA WHIP

Houston Astros @ Florida Marlins  
Dolphin Stadium, Miami, FL  
Sun Jul 16 2006, 1:05 PM EDT  
Att: 11,638 - Partly Cloudy - 89 F

AB	30
R	9
H	8
RBI	9
BB	7
SO	11
LOB	17















Batter	1	2	3	4	5	6	7	8	9	AB	R	H	RBI	BB	SO	LOB	TOP					
Alfonso Soriano, R OBP: 0.353, SLG: 0.573 (1, 7)										3	0	0	0	1	0	1	<b>Washington Nationals @ Florida Marlins</b> Dolphin Stadium, Miami, FL Wed Jul 19 2006, 1:05 PM EDT Att: 25,546 - Partly Cloudy - 89 F  <b>AB 27</b> <b>R 0</b> <b>H 2</b> <b>RBI 0</b> <b>BB 6</b> <b>SO 7</b> <b>LOB 14</b> 					
Felipe Lopez, S OBP: 0.345, SLG: 0.380 (1, 6)										4	0	0	0	0	2	2						
11 Ryan Zimmerman, R OBP: 0.353, SLG: 0.475 (1, 5)										4	0	0	0	0	1	0						
24 Nick Johnson, L OBP: 0.425, SLG: 0.541 (1, 3)										2	0	0	0	2	1	0						
44 Alex Escobar, R OBP: 0.447, SLG: 0.694 (1, 8)										4	0	1	0	0	0	1						
Marlon Anderson, L OBP: 0.313, SLG: 0.434 (1, 4)										3	0	0	0	1	2	2						
25 Austin Kearns, R OBP: 0.351, SLG: 0.477 (1, 9)										2	0	1	0	2	0	2						
Brian Schneider, L OBP: 0.305, SLG: 0.307 (1, 2)										2	0	0	0	0	0	3						
Ramon Ortiz, R OBP: 0.139, SLG: 0.088 (1, 1)										2	0	0	0	0	1	2						
Luis Matos, R OBP: 0.279, SLG: 0.339 (8, PH)										1	0	0	0	0	0	1						
59 Micah Bowie, L (8, 1)										0	0	0	0	0	0	0						
<b>Inning Stats</b>	R: 0 E: 0 K: 1 S: 8	H: 0 LOB: 0 BB: 0 P: 12	R: 0 E: 0 K: 1 S: 8	H: 0 LOB: 0 BB: 0 P: 12	R: 0 E: 0 K: 0 S: 9	H: 1 LOB: 1 BB: 0 P: 13	R: 0 E: 0 K: 0 S: 8	H: 0 LOB: 1 BB: 1 P: 14	R: 0 E: 0 K: 1 S: 10	H: 0 LOB: 0 BB: 0 P: 20	R: 0 E: 0 K: 1 S: 9	H: 0 LOB: 0 BB: 0 P: 14	R: 0 E: 0 K: 1 S: 11	H: 0 LOB: 0 BB: 0 P: 16	R: 0 E: 0 K: 1 S: 10	H: 0 LOB: 2 BB: 2 P: 24	R: 0 E: 0 K: 1 S: 12	H: 1 LOB: 2 BB: 1 P: 22	1B: 2 2B: 0 3B: 0 HR: 0	SF: 0 SAC: 1 DP: 1 HBP: 0	WP: 0 PB: 0 CS: 0	PA: 34
<b>PITCHER</b>	IP	WLS	BF	H	R	ER	SO	BB	IBB	HBP	BLK	WP	HR	S	P	ERA	WHIP					
36 Anibal Sánchez, R ERA: 3.47 (1, 1)	7.0	W	25	1	0	0	5	4	0	0	0	0	0	64	106	0.00	0.714					
57 Taylor Tankersley, L ERA: 1.42 (8, 1)	1.0	H	4	0	0	0	1	0	1	0	0	0	0	9	19	0.00	0.000					
Joe Borowski, R ERA: 3.55 (9, 1)	1.0	S	5	1	0	0	1	1	0	0	0	0	0	12	22	0.00	2.000					

Batter	1	2	3	4	5	6	7	8	9	AB	R	H	RBI	BB	SO	LOB	BOTTOM					
4 Alfredo Amezaga, S OBP: 0.331, SLG: 0.358 (1, 8)										4	0	2	0	0	0	0	<b>Washington Nationals @ Florida Marlins</b> Dolphin Stadium, Miami, FL Wed Jul 19 2006, 1:05 PM EDT Att: 25,546 - Partly Cloudy - 89 F  <b>AB 28</b> <b>R 1</b> <b>H 6</b> <b>RBI 1</b> <b>BB 2</b> <b>SO 4</b> <b>LOB 12</b> 					
2 Hanley Ramirez, R OBP: 0.336, SLG: 0.433 (1, 6)										3	0	1	0	1	0	2						
17 Mike Jacobs, L OBP: 0.350, SLG: 0.512 Joe Borowski, R (9, 1)										4	0	0	0	0	1	3						
Miguel Cabrera, R OBP: 0.431, SLG: 0.553 (1, 5)										3	0	1	0	0	0	1						
6 Dan Uggla, R OBP: 0.354, SLG: 0.488 (1, 4)										3	0	0	0	0	0	1						
27 Jeremy Hermida, L OBP: 0.388, SLG: 0.434 (1, 9)										2	0	0	0	1	0	1						
12 Cody Ross, R OBP: 0.307, SLG: 0.471 (1, 7)										3	1	2	1	0	1	1						
20 Matt Treanor, R OBP: 0.306, SLG: 0.271 (1, 2)										3	0	0	0	0	1	3						
36 Anibal Sánchez, R OBP: 0.143, SLG: 0.143 57 Taylor Tankersley, L Wes Helms, R OBP: 0.333, SLG: 0.529 (9, 3)										2	0	0	0	0	0	0						
										1	0	0	0	0	1	0						
<b>Inning Stats</b>	R: 0 E: 0 K: 0 S: 9	H: 1 LOB: 1 BB: 0 P: 13	R: 1 E: 0 K: 0 S: 11	H: 1 LOB: 0 BB: 0 P: 16	R: 0 E: 0 K: 0 S: 8	H: 1 LOB: 1 BB: 0 P: 9	R: 0 E: 0 K: 0 S: 12	H: 2 LOB: 2 BB: 0 P: 21	R: 0 E: 0 K: 0 S: 7	H: 1 LOB: 0 BB: 0 P: 11	R: 0 E: 0 K: 0 S: 5	H: 0 LOB: 0 BB: 0 P: 7	R: 0 E: 0 K: 2 S: 11	H: 0 LOB: 0 BB: 1 P: 18	R: 0 E: 0 K: 2 S: 11	H: 0 LOB: 1 BB: 1 P: 18	1B: 5 2B: 0 3B: 0 HR: 1	SF: 0 SAC: 0 DP: 0 HBP: 0	WP: 0 PB: 0 CS: 1	PA: 30		
<b>PITCHER</b>	IP	WLS	BF	H	R	ER	SO	BB	IBB	HBP	BLK	WP	HR	S	P	ERA	WHIP					
Ramon Ortiz, R ERA: 4.73 (1, 1)	7.0	L	26	6	1	1	2	1	0	0	0	0	0	63	95	1.29	1.000					
59 Micah Bowie, L ERA: 1.13 (8, 1)	1.0		4	0	0	0	2	1	0	0	0	0	0	11	18	0.00	1.000					



Batter	1	2	3	4	5	6	7	8	9	AB R H RBI BB SO LOB	TOP																	
13 Nate McLouth, L OBP: 0.296, SLG: 0.366	G4-3			K	K			HR	F8	5 1 1 1 0 2 5	<b>Pittsburgh Pirates @ Florida Marlins</b> Dolphin Stadium, Miami, FL Thu Jul 20 2006, 7:05 PM EDT Att: 9,139 - Partly Cloudy - 80 F																	
2 Jack Wilson, R OBP: 0.394, SLG: 0.388	G5-3			HR	G5-3			L6		4 1 1 1 1 0 3																		
12 Freddy Sanchez, R OBP: 0.393, SLG: 0.520	F8			F8		G6-3		G6-3	G6-3	5 0 0 0 0 0 3																		
Jason Bay, R OBP: 0.400, SLG: 0.547		K		HR	F7					3 1 1 2 1 1 0																		
Sean Casey, L OBP: 0.382, SLG: 0.414		F7		K	G3-1			L8		4 0 0 0 0 1 1																		
Jose Bautista, R OBP: 0.370, SLG: 0.507		F9			F9					3 1 1 0 1 0 0																		
Jose Castillo, R OBP: 0.330, SLG: 0.426			K		2B			26 WP SH1-4 1B BB		2 0 1 0 1 1 0																		
26 Ronny Paulino, R OBP: 0.359, SLG: 0.394		G5-3		G5-4-3 1B	B3			SH1-4		3 1 1 0 1 0 2																		
45 Ian Snell, R Joe Randa, R Roberto Hernandez, R Damaso Marte, L 16 Salomon Torres, R Jeromy Burnitz, L Michael Gonzalez, R		K		K	SH			G5-4-3		1 0 0 0 0 1 0 1 0 0 0 0 0 2 0 0 0 0 0 0 0 0 0 0 0 0 0 0 1 0 0 1 1 0 0 0 0 0 0 0 0 0																		
<b>Inning Stats</b>	R: 0 E: 0 K: 0 S: 4	H: 0 LOB: 0 BB: 5	R: 0 E: 0 K: 1 S: 8	H: 0 LOB: 0 BB: 14	R: 0 E: 0 K: 2 S: 9	H: 0 LOB: 0 BB: 12	R: 2 E: 0 K: 2 S: 9	H: 1 LOB: 0 BB: 1 P: 20	R: 0 E: 0 K: 1 S: 14	H: 2 LOB: 3 BB: 0 P: 21		R: 0 E: 0 K: 0 S: 4	H: 0 LOB: 0 BB: 6	R: 0 E: 0 K: 0 S: 6	H: 1 LOB: 1 BB: 1 P: 12	R: 1 E: 0 K: 0 S: 12	H: 1 LOB: 1 BB: 1 P: 24	R: 2 E: 0 K: 0 S: 17	H: 2 LOB: 2 BB: 2 P: 33	1B: 3 2B: 2 3B: 0 HR: 2	SF: 0 SAC: 2 DP: 1 HBP: 0	WP: 1 PB: 0 SB: 0 CS: 0	PA: 39					
<b>PITCHER</b>	IP WLS BF H R ER SO BB IBB HBP BLK WP HR S P ERA WHIP											IP WLS BF H R ER SO BB IBB HBP BLK WP HR S P ERA WHIP																
55 Josh Johnson, R ERA: 2.49	7.0	27	4	2	2	6	2	0	0	0	0	0	0	1	54	90	2.57	0.857										
19 Logan Kensing, R ERA: 4.45	1.0	B 5	1	1	1	0	1	0	0	0	0	0	0	1	12	24	9.00	2.000										
Randy Messenger, R ERA: 3.82	0.2	L 6	2	2	2	0	2	0	0	0	1	0	16	31	27.00	6.000												
Matt Herges, R ERA: 4.33	0.1	1	0	0	0	0	0	0	0	0	0	0	1	2	0.00	0.000												

AB	32
R	5
H	7
RBI	5
BB	5
SO	6
LOB	16



Batter	1	2	3	4	5	6	7	8	9	AB R H RBI BB SO LOB	BOTTOM												
4 Alfredo Amezaga, S OBP: 0.333, SLG: 0.351	2B BB		G3		F9				K	3 1 0 0 2 1 3	<b>Pittsburgh Pirates @ Florida Marlins</b> Dolphin Stadium, Miami, FL Thu Jul 20 2006, 7:05 PM EDT Att: 9,139 - Partly Cloudy - 80 F												
2 Hanley Ramirez, R OBP: 0.335, SLG: 0.434	2B		P5		G5-3			L7		4 0 1 1 0 0 2													
17 Mike Jacobs, L Randy Messenger, R Matt Herges, L	P5			HR				G6-3		4 1 1 1 0 1 1 0 0 0 0 0 0 0 0 0 0 0 0 0 0													
Miguel Cabrera, R OBP: 0.430, SLG: 0.552	P3			G6-3				K		4 1 1 0 0 1 1													
6 Dan Uggla, R OBP: 0.353, SLG: 0.491	K			F8				K		4 0 1 1 0 2 1													
27 Jeremy Hermida, L OBP: 0.385, SLG: 0.430		G3			1B			G6-3		4 0 1 0 0 1 1													
14 Josh Willingham, R OBP: 0.342, SLG: 0.453		F7			K			G6-3		3 0 0 0 0 1 2 1 0 0 0 0 1 0													
12 Cody Ross, R OBP: 0.304, SLG: 0.467										4 0 2 0 0 1 0													
Miguel Olivo, R OBP: 0.314, SLG: 0.476		G4-3			55 SH5-4 1B			K		1 0 0 0 0 1 0 1 0 0 0 0 1 0 0 0 0 0 0 0 0 0 0 0 0 1 0 0													
55 Josh Johnson, L Joe Borchard, S 19 Logan Kensing, R Wes Helms, R			K		SH5-4			K		1 0 0 0 0 1 0 1 0 0 0 0 1 0 0 0 0 0 0 0 0 0 0 0 0 1 0 0													
<b>Inning Stats</b>	R: 1 E: 0 K: 1 S: 10	H: 1 LOB: 1 BB: 1 P: 15	R: 0 E: 0 K: 0 S: 6	H: 0 LOB: 0 BB: 9	R: 0 E: 0 K: 1 S: 12	H: 0 LOB: 0 BB: 16	R: 1 E: 0 K: 1 S: 9	H: 2 LOB: 1 BB: 0 P: 13	R: 0 E: 0 K: 0 S: 7	H: 1 LOB: 1 BB: 0 P: 9	R: 1 E: 0 K: 1 S: 10	H: 2 LOB: 1 BB: 0 P: 12	R: 0 E: 0 K: 2 S: 11	H: 0 LOB: 1 BB: 1 P: 21	R: 0 E: 0 K: 2 S: 12	H: 0 LOB: 0 BB: 0 P: 18	R: 0 E: 0 K: 3 S: 15	H: 1 LOB: 2 BB: 1 P: 27	1B: 3 2B: 2 3B: 1 HR: 1	SF: 0 SAC: 1 DP: 0 HBP: 0	WP: 0 PB: 0 SB: 2 CS: 0	PA: 37	
<b>PITCHER</b>	IP WLS BF H R ER SO BB IBB HBP BLK WP HR S P ERA WHIP											IP WLS BF H R ER SO BB IBB HBP BLK WP HR S P ERA WHIP											
45 Ian Snell, R Roberto Hernandez, R Damaso Marte, L 16 Salomon Torres, R Michael Gonzalez, L	6.0 1.0 0.1 0.2 1.0	25 4 1 W 2 S 5	BF 4 H 0 R 0 ER 0 SO 3	H 0 R 0 ER 0 SO 2	BB 1 IBB 0 HBP 0 BLK 0	W 0 HR 0 S 7 P 11 ERA 0.00 WHIP 1.000	0 0 5 7 15	0 0 0 11 27	0 0 0 0 0	0 0 0 0 0	0 0 0 0 0	0 0 0 0 0	0 0 0 0 0	0 0 0 0 0	0 0 0 0 0	0 0 0 0 0	0 0 0 0 0	0 0 0 0 0	0 0 0 0 0	0 0 0 0 0	0 0 0 0 0	0 0 0 0 0	0 0 0 0 0

AB	33
R	3
H	7
RBI	3
BB	3
SO	11
LOB	11





Batter	1	2	3	4	5	6	7	8	9	AB	R	H	RBI	BB	SO	LOB	TOP					
<b>José Bautista, R</b> OBP: 0.367, SLG: 0.500 (1, 8)										5	0	1	0	0	0	2						
<b>2 Jack Wilson, R</b> OBP: 0.394, SLG: 0.387 (1, 6)										4	0	1	0	0	0	2						
<b>12 Freddy Sanchez, R</b> OBP: 0.392, SLG: 0.517 (1, 5)										4	0	1	0	0	1	1						
<b>Jason Bay, R</b> OBP: 0.401, SLG: 0.544 (1, 7)										2	1	0	0	2	2	3						
<b>Craig Wilson, R</b> OBP: 0.344, SLG: 0.488 (1, 9)										4	0	0	0	0	3	5						
<b>José Hernández, R</b> OBP: 0.303, SLG: 0.361 (1, 3)										4	0	2	0	0	1	1						
<b>Jose Castillo, R</b> OBP: 0.329, SLG: 0.424 (1, 4)										4	0	1	1	0	2	3						
<b>26 Ronny Paulino, R</b> OBP: 0.357, SLG: 0.392 (1, 2)										4	0	1	0	0	2	2						
<b>28 Paul Maholm, L</b> OBP: 0.194, SLG: 0.147 ERA: 4.01 <b>Joe Randa, R</b> OBP: 0.317, SLG: 0.400 (7, PH) <b>Victor Santos, R</b> OBP: 0.115, SLG: 0.115 (7, 1) <b>Sean Casey, L</b> OBP: 0.380, SLG: 0.411 (9, PH)										2	0	0	0	0	2	0						
<b>Inning Stats</b>	R: 0 H: 2 E: 0 K: 2 S: 21	H: 2 LOB: 2 BB: 0 P: 27	R: 0 H: 0 E: 0 K: 3 S: 10	H: 0 LOB: 0 BB: 0 P: 13	R: 0 H: 1 E: 0 K: 2 S: 10	H: 1 LOB: 1 BB: 0 P: 16	R: 1 H: 1 E: 1 K: 0 S: 6	H: 1 LOB: 1 BB: 1 P: 12	R: 0 H: 0 E: 0 K: 1 S: 7	H: 0 LOB: 2 BB: 1 P: 13	R: 0 H: 1 E: 0 K: 2 S: 10	H: 1 LOB: 1 BB: 0 P: 18	R: 0 H: 1 E: 0 K: 1 S: 14	H: 1 LOB: 1 BB: 0 P: 20	R: 0 H: 0 E: 1 K: 2 S: 11	H: 0 LOB: 1 BB: 0 P: 16	R: 0 H: 1 E: 0 K: 13 S: 13	H: 1 LOB: 1 BB: 0 P: 19	1B: 7 2B: 0 3B: 0 HR: 0	SF: 0 SAC: 0 DP: 0 HBP: 0	WP: 1 PB: 0 SB: 0 CS: 0	PA: 37
<b>PITCHER</b>	IP	WLS	BF	H	R	ER	SO	BB	IBB	HBP	BLK	WP	HR	S	P	ERA	WHIP					
<b>Scott Olsen, L</b> ERA: 4.01 (1, 1)	6.2	W	28	6	1	0	11	2	0	0	0	1	0	75	114	0.00	1.200					
<b>Matt Herges, R</b> ERA: 4.3 (7, 1)	0.1	H	1	0	0	0	0	0	0	0	0	0	0	3	5	0.00	0.000					
<b>57 Taylor Tankersley, L</b> ERA: 1.32 (8, 1)	1.0	H	4	0	0	0	2	0	0	0	0	0	0	11	16	0.00	0.000					
<b>Joe Borowski, R</b> ERA: 3.46 (9, 1)	1.0	S	4	1	0	0	2	0	0	0	0	0	0	13	19	0.00	1.000					

Pittsburgh Pirates @ Florida Marlins  
Dolphin Stadium, Miami, FL  
Fri Jul 21, 2006, 7:35 PM EDT  
Att: 11,357 - Overcast - 77 F

AB 35  
R 1  
H 7  
RBI 1  
BB 2  
SO 15  
LOB 21



Batter	1	2	3	4	5	6	7	8	9	AB	R	H	RBI	BB	SO	LOB	BOTTOM					
<b>2 Hanley Ramirez, R</b> OBP: 0.334, SLG: 0.430 (1, 6)										3	0	0	0	1	1	0						
<b>6 Dan Uggla, R</b> OBP: 0.352, SLG: 0.488 (1, 4)										4	1	1	0	0	0	2						
<b>Miguel Cabrera, R</b> OBP: 0.429, SLG: 0.550 (1, 5)										3	1	1	0	0	1	1						
<b>12 Cody Ross, R</b> OBP: 0.314, SLG: 0.500 (1, 8) (8, 7)										3	2	2	2	0	1	0						
<b>14 Josh Willingham, R</b> OBP: 0.339, SLG: 0.448 <b>57 Taylor Tankersley, L</b> ERA: 1.32 (8, 1) <b>Joe Borowski, R</b> (9, 1)										3	0	0	0	0	0	1						
<b>Wes Helms, R</b> OBP: 0.338, SLG: 0.525 (1, 3)										3	0	1	0	0	0	1						
<b>27 Jeremy Hermida, L</b> OBP: 0.380, SLG: 0.423 (1, 9)										3	0	0	0	0	2	1						
<b>20 Matt Treanor, R</b> OBP: 0.307, SLG: 0.273 (1, 2)										3	0	1	0	0	1	0						
<b>Scott Olsen, L</b> OBP: 0.074, SLG: 0.074 ERA: 4.94 <b>Matt Herges, L</b> ERA: 5.02 (7, 1) <b>61 Reggie Abercrombie, R</b> OBP: 0.279, SLG: 0.341 (8, 8)										2	0	0	0	0	1	1						
<b>Inning Stats</b>	R: 2 H: 2 E: 0 K: 1 S: 10	H: 2 LOB: 0 BB: 0 P: 19	R: 0 H: 0 E: 0 K: 1 S: 7	H: 0 LOB: 0 BB: 0 P: 10	R: 0 H: 0 E: 0 K: 2 S: 8	H: 0 LOB: 0 BB: 0 P: 13	R: 2 H: 2 E: 1 K: 0 S: 9	H: 2 LOB: 0 BB: 0 P: 16	R: 0 H: 1 E: 0 K: 0 S: 7	H: 1 LOB: 1 BB: 1 P: 12	R: 0 H: 0 E: 0 K: 1 S: 6	H: 0 LOB: 0 BB: 0 P: 12	R: 0 H: 1 E: 0 K: 2 S: 9	H: 1 LOB: 0 BB: 0 P: 14	R: 0 H: 0 E: 0 K: 1 S: 8	H: 0 LOB: 0 BB: 0 P: 13	R: 0 H: 1 E: 0 K: 13 S: 13	H: 1 LOB: 1 BB: 0 P: 19	1B: 5 2B: 0 3B: 0 HR: 1	SF: 0 SAC: 0 DP: 2 HBP: 0	WP: 0 PB: 0 SB: 0 CS: 1	PA: 29
<b>PITCHER</b>	IP	WLS	BF	H	R	ER	SO	BB	IBB	HBP	BLK	WP	HR	S	P	ERA	WHIP					
<b>28 Paul Maholm, L</b> ERA: 4.94 (1, 1)	6.0	L	23	5	4	2	5	1	0	0	0	0	0	47	82	3.00	1.000					
<b>Victor Santos, R</b> ERA: 5.02 (7, 1)	2.0		6	1	0	0	3	0	0	0	0	0	0	17	27	0.00	0.500					

Pittsburgh Pirates @ Florida Marlins  
Dolphin Stadium, Miami, FL  
Fri Jul 21, 2006, 7:35 PM EDT  
Att: 11,357 - Overcast - 77 F

AB 28  
R 4  
H 6  
RBI 2  
BB 1  
SO 8  
LOB 7





Batter	1	2	3	4	5	6	7	8	9	AB	R	H	RBI	BB	SO	LOB	TOP				
13 Nate McLouth, L OBP: 0.296, SLG: 0.366 José Hernández, R OBP: 0.300, SLG: 0.357	1-3 K		1-1 1B		1-0 F9			2-2 L7		3	0	1	0	0	1	0					
2 Jack Wilson, R OBP: 0.303, SLG: 0.385	1-2 P6		0-1 F9			1-2 G5-4-3 1B		3-2 G4-3		4	0	1	0	0	0	3					
12 Freddy Sanchez, R OBP: 0.387, SLG: 0.510	1-2 G6-3			1-2 G5-3		0-1 F9			1-2 F9	4	0	0	0	0	0	1					
Jason Bay, R OBP: 0.400, SLG: 0.539		2-1 G6-3		1-3 K		1-0 G5-4-3			4-1 G4-6-3 BB	3	0	0	0	1	1	1					
Sean Casey, L OBP: 0.378, SLG: 0.413		1-1 G3		0-1 2B			0-0 F8		0-1 G4-6-3	4	0	1	0	0	0	1					
José Bautista, R OBP: 0.366, SLG: 0.495		3-2 F8		4-2 BB			1-3 K			2	0	0	0	1	1	0					
Jose Castillo, R OBP: 0.329, SLG: 0.423			3-2 1B	1-3 K			1-3 K			3	0	1	0	0	2	2					
26 Ronny Paulino, R OBP: 0.354, SLG: 0.388			2-0 P4		1-0 G4-3			1-0 G3		3	0	0	0	0	0	1					
Kip Wells, R OBP: 0.125, SLG: 0.125 34 John Grabow, L	1-3 K				2-3 K			4-2 BB		2	0	0	0	0	2	1					
Joe Randa, R OBP: 0.321, SLG: 0.400 Damaso Marte, L										0	0	0	0	1	0	0					
16 Salomon Torres, R OBP: 0.250, SLG: 0.250										0	0	0	0	0	0	0					
<b>Inning Stats</b>	R: 0 E: 0 K: 1 S: 10	H: 0 LOB: 0 BB: 0 P: 13	R: 0 E: 0 K: 0 S: 10	H: 0 LOB: 0 BB: 0 P: 16	R: 0 E: 0 K: 1 S: 13	H: 2 LOB: 2 BB: 0 P: 19	R: 0 E: 0 K: 2 S: 15	H: 1 LOB: 2 BB: 1 P: 22	R: 0 E: 0 K: 1 S: 6	H: 0 LOB: 0 BB: 0 P: 10	R: 0 E: 0 K: 2 S: 8	H: 0 LOB: 0 BB: 0 P: 10	R: 0 E: 0 K: 0 S: 15	H: 0 LOB: 1 BB: 1 P: 25	R: 0 E: 0 K: 0 S: 6	H: 0 LOB: 0 BB: 1 P: 11	1B: 3 2B: 1 3B: 0 HR: 0	SF: 0 SAC: 0 DP: 2 HBP: 0	WP: 0 PB: 0 SB: 0 CS: 0	PA: 32	
<b>PITCHER</b>	IP WLS BF H R ER SO	IP WLS BF H R ER SO	IP WLS BF H R ER SO	IP WLS BF H R ER SO	IP WLS BF H R ER SO	IP WLS BF H R ER SO	IP WLS BF H R ER SO	IP WLS BF H R ER SO	IP WLS BF H R ER SO	IP WLS BF H R ER SO	IP WLS BF H R ER SO	IP WLS BF H R ER SO	IP WLS BF H R ER SO	IP WLS BF H R ER SO	IP WLS BF H R ER SO	IP WLS BF H R ER SO	ERA WHIP	ERA WHIP			
47 Ricky Nolasco, R ERA: 4.27 57 Taylor Tankersley, L ERA: 1.26 Chris Resop, R ERA: 3.0	7.1 W 27 4 0 0 7	0.2 H 2 0 0 0 0	1.0 3 0 0 0 0 0														0.00 0.818	0.00 0.000	0.00 1.000		

Pittsburgh Pirates @ Florida Marlins  
Dolphin Stadium, Miami, FL  
Sat Jul 22 2006, 6:05 PM EDT  
Att: 15,291 - Partly Cloudy - 74 F


AB 29  
R 0  
H 4  
RBI 0  
BB 3  
SO 7  
LOB 11



Batter	1	2	3	4	5	6	7	8	9	AB	R	H	RBI	BB	SO	LOB	BOTTOM					
2 Hanley Ramirez, R OBP: 0.337, SLG: 0.429	3-1 G6-3	1-1 HBP		2-0 F7		4-2 1B BB		1-2 E 1B		3	1	1	0	1	0	0						
4 Alfredo Amezaga, S OBP: 0.329, SLG: 0.346	1-2 G6-3 S 1B	1-1 F8		1-3 K		1-2 F6		0-0 F9		5	1	1	0	0	1	6						
Miguel Cabrera, R OBP: 0.429, SLG: 0.548	1-1 G6-3	1-2 F9			0-0 1B 12 SF9	0-0 1B	1-2 2-3 1B	0-1 E8		5	1	2	0	0	0	3						
17 Mike Jacobs, L OBP: 0.350, SLG: 0.524 Chris Resop, R	3-2 2B 3B		0-0 G1-3		2-0 1B 27 1B	1-3 K		0-0 G1-3		5	1	2	1	0	1	4						
12 Cody Ross, R OBP: 0.320, SLG: 0.495	4-2 2B BB		4-1 2B BB		3-2 SF9		0-3 K			1	0	0	1	2	1	0						
27 Jeremy Hermida, L OBP: 0.386, SLG: 0.435	3-1 2B		0-0 1B		1-1 1B 14 G6-4-3		0-0 G3			4	0	3	1	0	0	0						
14 Josh Willingham, R OBP: 0.334, SLG: 0.442	1-3 L4		1-2 1B		2-1 G6-4-3		1-2 G1-3			4	0	0	0	0	0	6						
Miguel Olivo, R OBP: 0.309, SLG: 0.468		0-0 G5-3	0-0 G5-3			1-3 K		1-2 P3		4	0	0	0	0	1	2						
47 Ricky Nolasco, R OBP: 0.250, SLG: 0.375 57 Taylor Tankersley, L Wes Helms, R OBP: 0.343, SLG: 0.525	2-2 2B 1B		1-2 G5-3		1-2 G5-3		0-2 1B WP 1B	1-0 E 2B HBP		3	0	2	0	0	0	0						
<b>Inning Stats</b>	R: 2 E: 0 K: 0 S: 17	H: 3 LOB: 2 BB: 1 P: 34	R: 0 E: 0 K: 0 S: 10	H: 1 LOB: 2 BB: 0 P: 15	R: 0 E: 0 K: 0 S: 5	H: 1 LOB: 2 BB: 1 P: 10	R: 0 E: 0 K: 1 S: 9	H: 0 LOB: 0 BB: 0 P: 13	R: 1 E: 0 K: 0 S: 9	H: 3 LOB: 1 BB: 0 P: 17	R: 0 E: 0 K: 2 S: 16	H: 2 LOB: 3 BB: 1 P: 23	R: 0 E: 0 K: 1 S: 7	H: 0 LOB: 0 BB: 0 P: 8	R: 2 E: 1 K: 0 S: 10	H: 1 LOB: 1 BB: 0 P: 13	1B: 9 2B: 1 3B: 1 HR: 0	SF: 1 SAC: 0 DP: 1 HBP: 2	WP: 1 PB: 0 SB: 1 CS: 0	PA: 40		
<b>PITCHER</b>	IP WLS BF H R ER SO	IP WLS BF H R ER SO	IP WLS BF H R ER SO	IP WLS BF H R ER SO	IP WLS BF H R ER SO	IP WLS BF H R ER SO	IP WLS BF H R ER SO	IP WLS BF H R ER SO	IP WLS BF H R ER SO	IP WLS BF H R ER SO	IP WLS BF H R ER SO	IP WLS BF H R ER SO	IP WLS BF H R ER SO	IP WLS BF H R ER SO	IP WLS BF H R ER SO	IP WLS BF H R ER SO	ERA WHIP	ERA WHIP				
Kip Wells, R ERA: 8.28 34 John Grabow, L ERA: 4.39 Damaso Marte, L ERA: 3.31 16 Salomon Torres, R ERA: 4.3	5.2 L 30	1.1 4 0 0 0 2	0.2 4 1 2 0 0														4.76 2.294	0.00 0.000	0.00 1.500	0.00 0.000		

Pittsburgh Pirates @ Florida Marlins  
Dolphin Stadium, Miami, FL  
Sat Jul 22 2006, 6:05 PM EDT  
Att: 15,291 - Partly Cloudy - 74 F

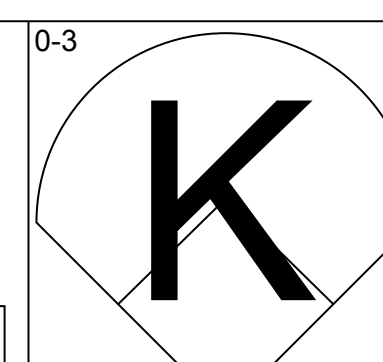
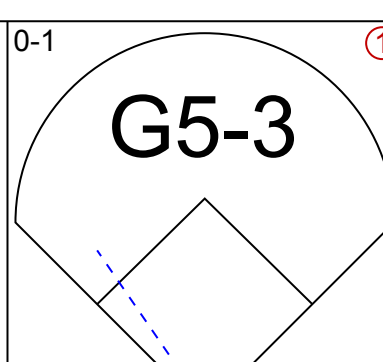
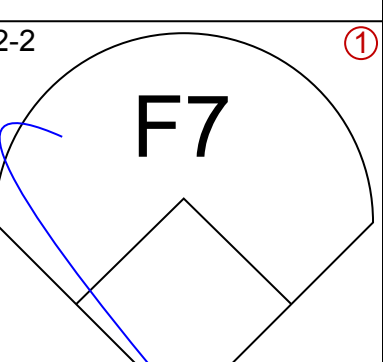
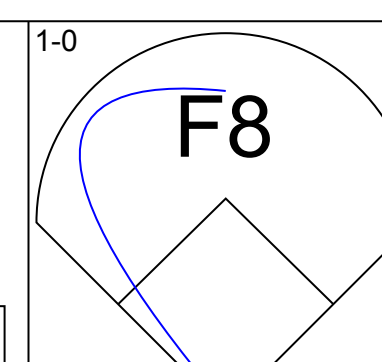
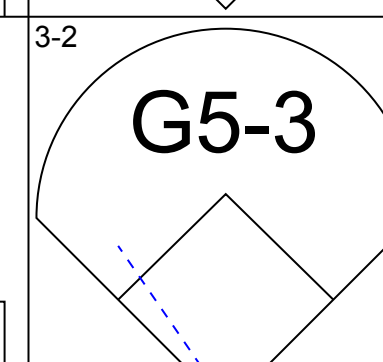
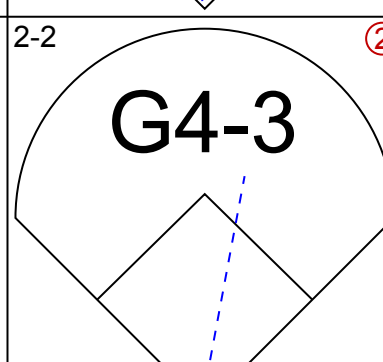
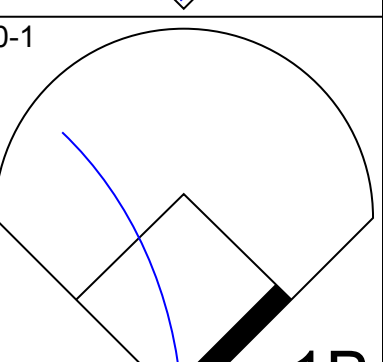
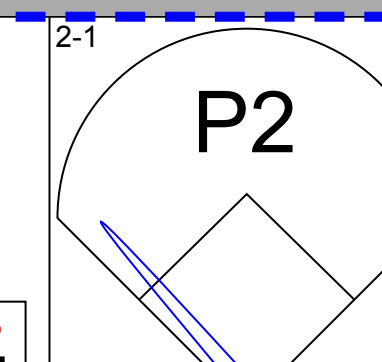
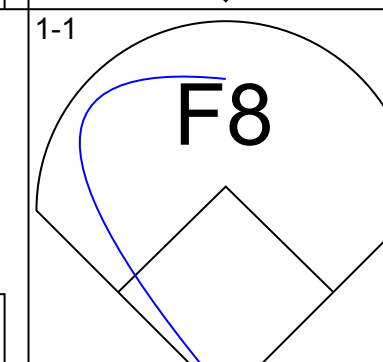
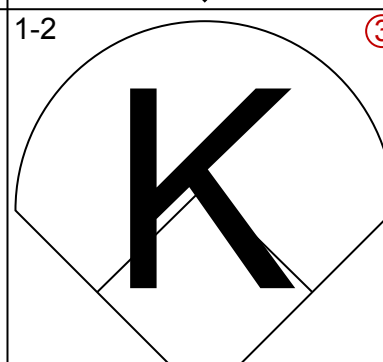
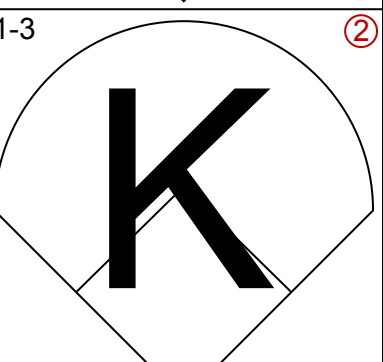
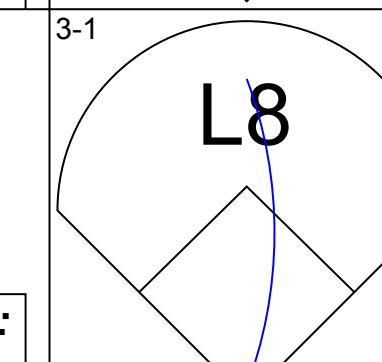
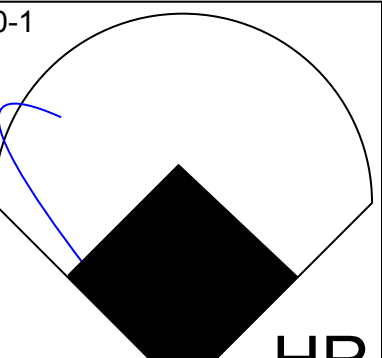
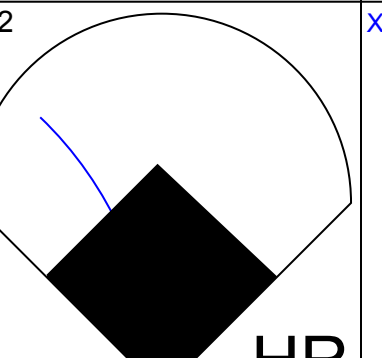
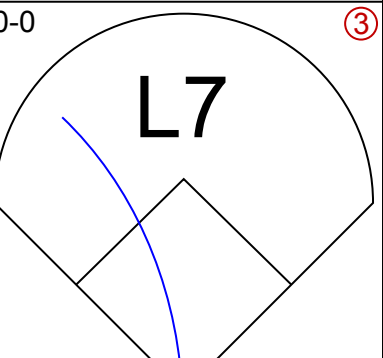
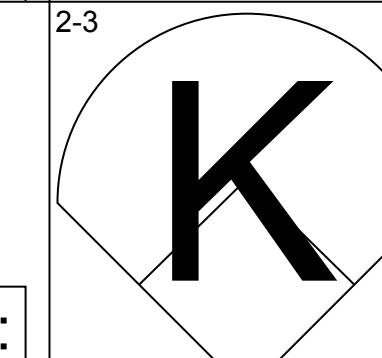

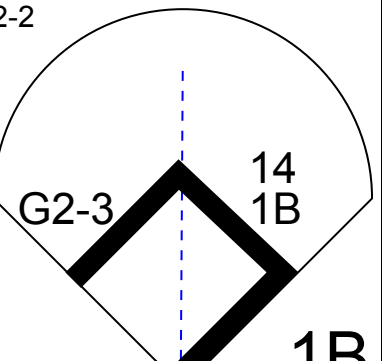
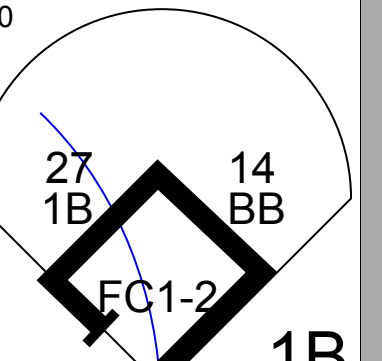
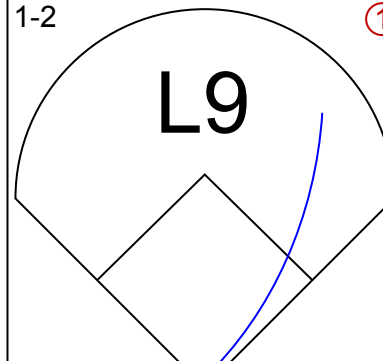
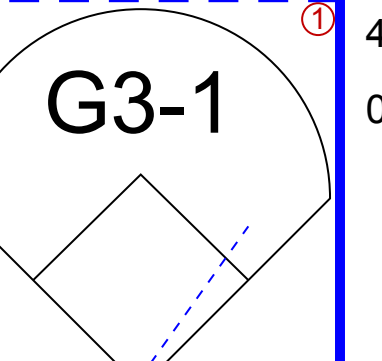

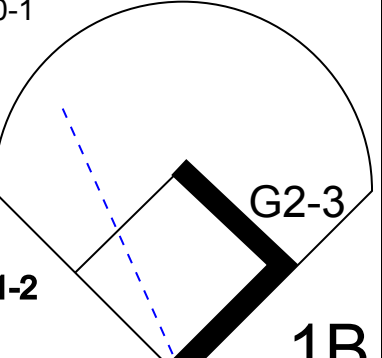
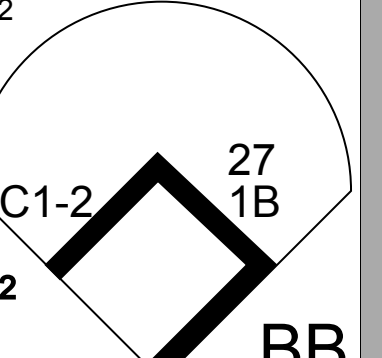
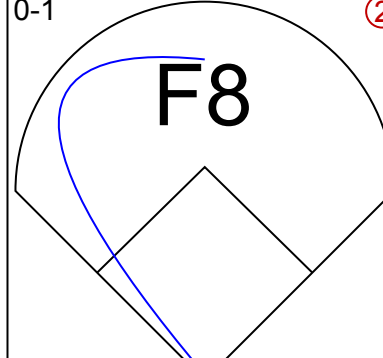
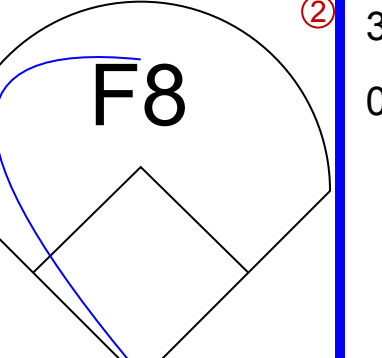

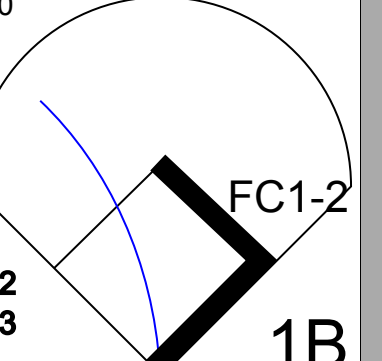
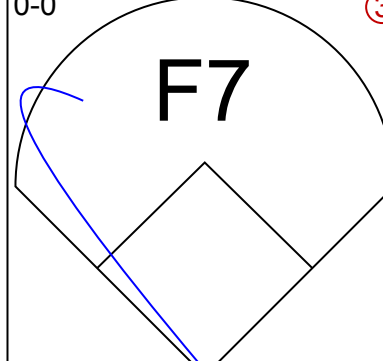
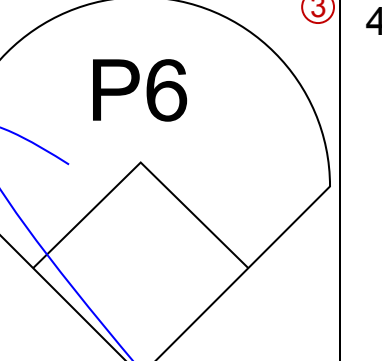

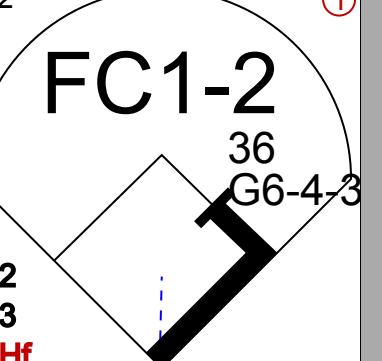
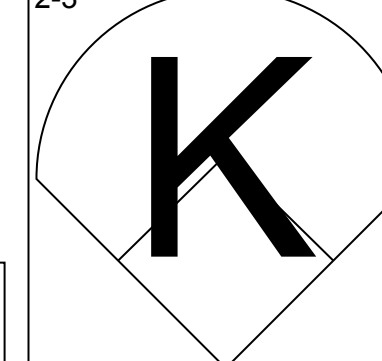

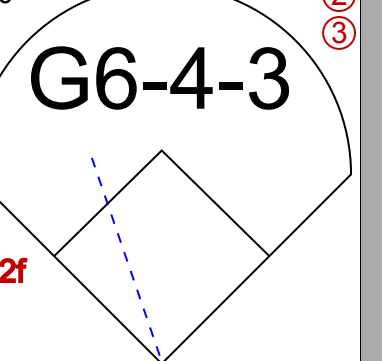
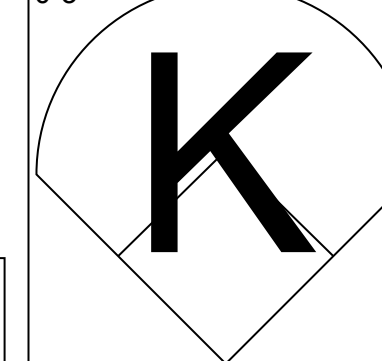
AB 34  
R 5  
H 11  
RBI 3  
BB 3  
SO 4  
LOB 21







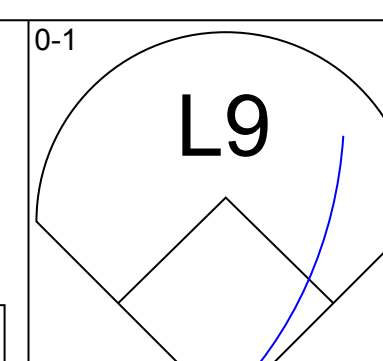
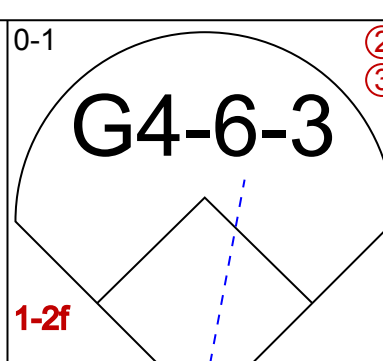
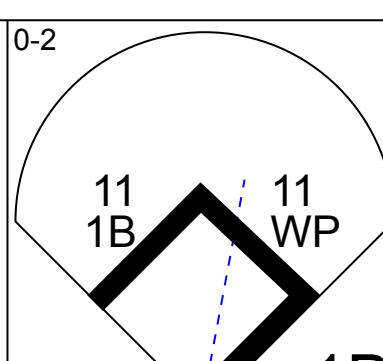
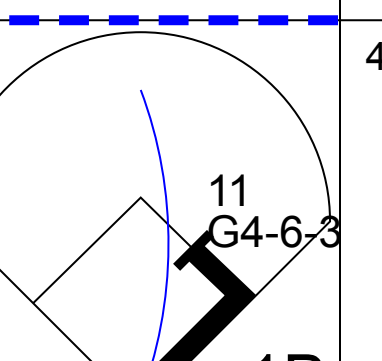
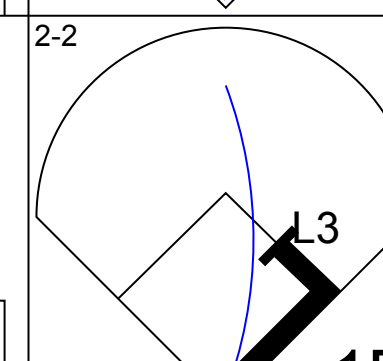

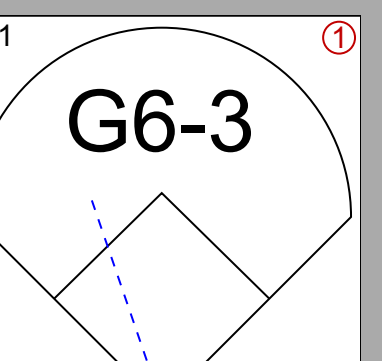
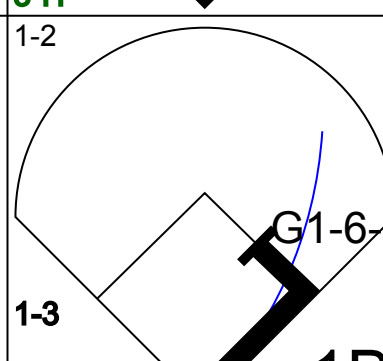

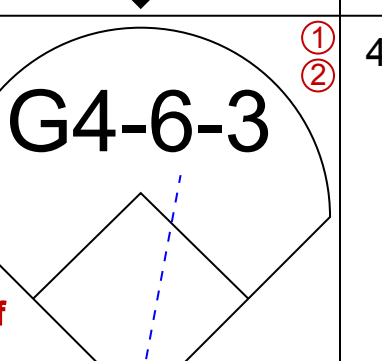
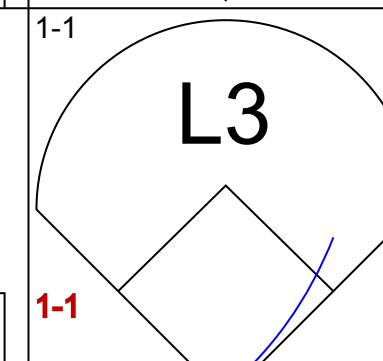
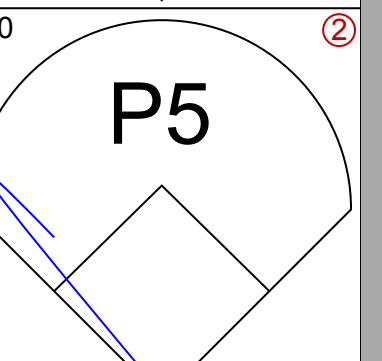
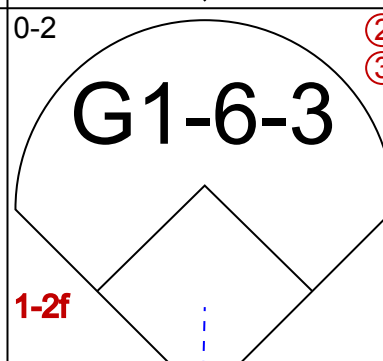

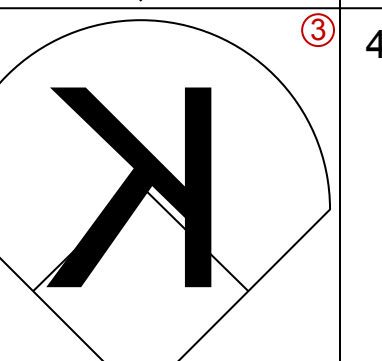
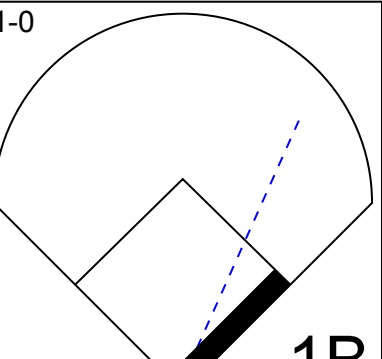
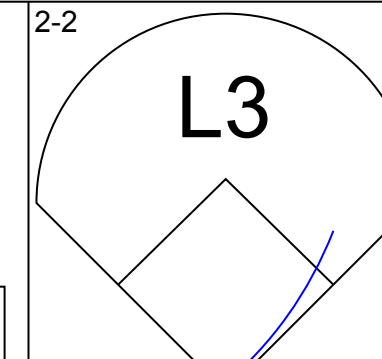
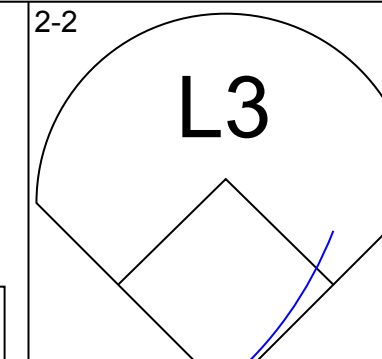
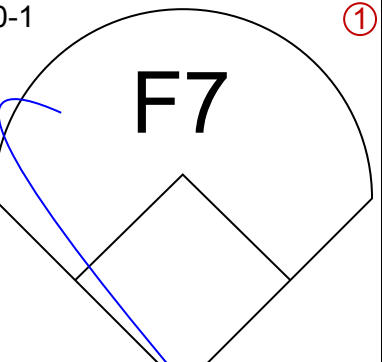
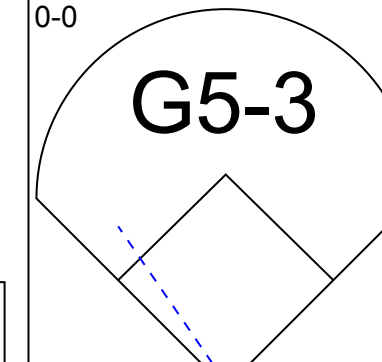
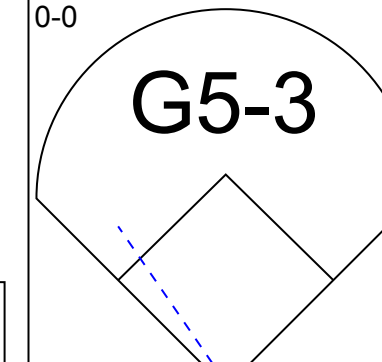
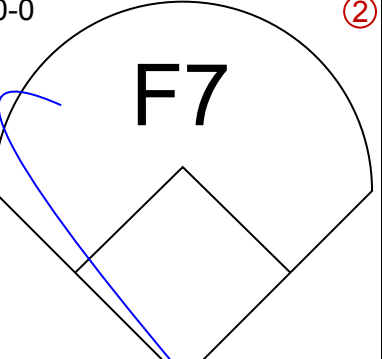
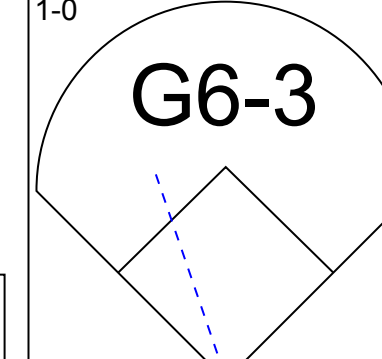
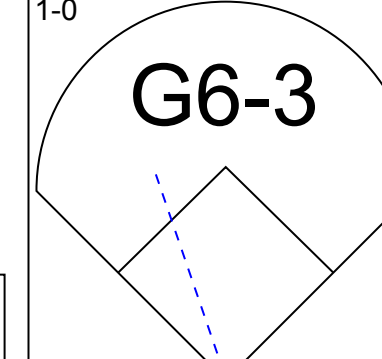
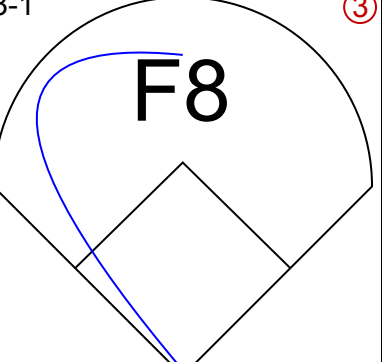
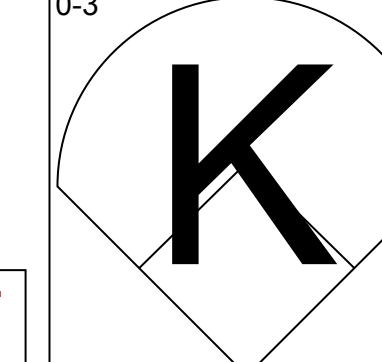
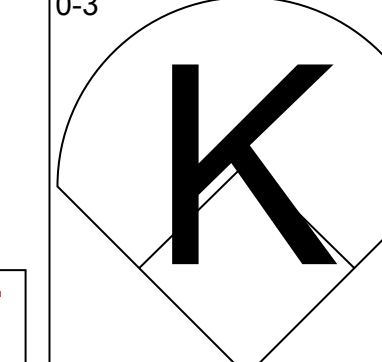
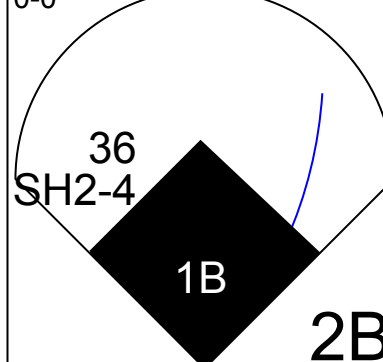
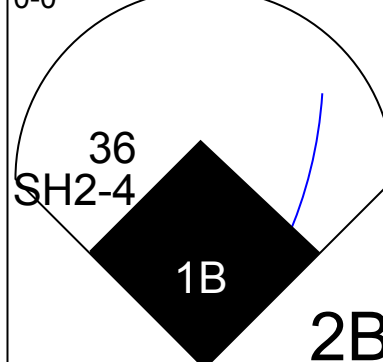
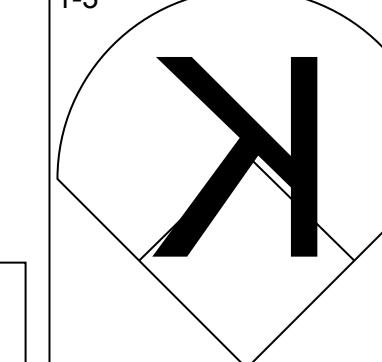
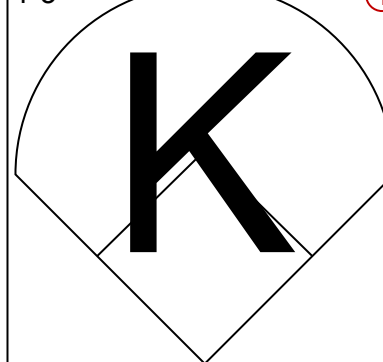
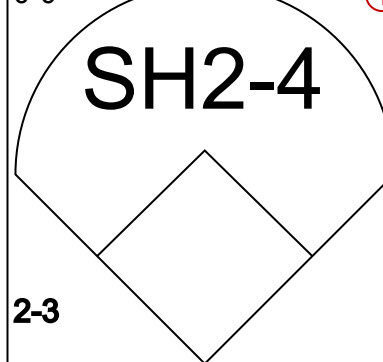
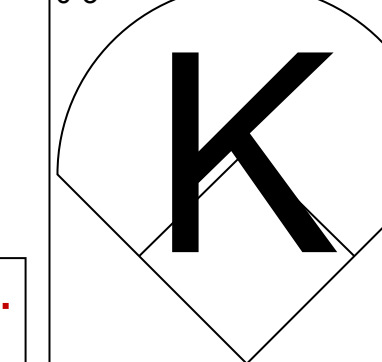


Batter	1	2	3	4	5	6	7	8	9	AB	R	H	RBI	BB	SO	LOB	TOP				
2 Hanley Ramirez, R OBP: 0.334, SLG: 0.422										4	0	0	0	0	1	0					
6 Dan Uggla, R OBP: 0.357, SLG: 0.500										4	0	1	0	0	0	0					
Miguel Cabrera, R OBP: 0.425, SLG: 0.539										4	0	0	0	0	2	1					
12 Cody Ross, R OBP: 0.323, SLG: 0.547										4	2	2	2	0	1	1					
17 Mike Jacobs, L OBP: 0.350, SLG: 0.522 Wes Helms, R OBP: 0.348, SLG: 0.520										4	0	2	0	0	0	0					
14 Josh Willingham, R OBP: 0.335, SLG: 0.438 Joe Borowski, R										3	0	1	0	1	0	0					
27 Jeremy Hermida, L OBP: 0.386, SLG: 0.448										4	0	1	0	0	1	2					
Miguel Olivo, R OBP: 0.305, SLG: 0.462										3	0	0	0	0	1	5					
36 Anibal Sánchez, R OBP: 0.100, SLG: 0.100 57 Taylor Tankersley, L 4 Alfredo Amezaga, S OBP: 0.333, SLG: 0.348										3	0	0	0	0	1	5					
<b>Inning Stats</b>	R: 0 E: 0 K: 1 S: 9	H: 0 LOB: 0 BB: 0 P: 13	R: 1 E: 0 K: 1 S: 15	H: 3 LOB: 2 BB: 0 P: 19	R: 0 E: 0 K: 1 S: 10	H: 0 LOB: 0 BB: 0 P: 13	R: 1 E: 0 K: 0 S: 14	H: 3 LOB: 2 BB: 1 P: 23	R: 0 E: 0 K: 0 S: 7	H: 0 LOB: 1 BB: 0 P: 8	R: 0 E: 0 K: 2 S: 7	H: 0 LOB: 0 BB: 0 P: 10	R: 0 E: 0 K: 1 S: 11	H: 0 LOB: 0 BB: 0 P: 18	R: 0 E: 0 K: 0 S: 7	H: 0 LOB: 0 BB: 0 P: 12	1B: 5 2B: 0 3B: 0 HR: 2	SF: 0 SAC: 0 DP: 1 HBP: 0	WP: 0 PB: 0 CS: 0	PA: 34	
<b>PITCHER</b>	IP WLS BF H R ER SO BB IBB HBP BLK WP HR S P ERA WHIP	IP WLS BF H R ER SO BB IBB HBP BLK WP HR S P ERA WHIP	IP WLS BF H R ER SO BB IBB HBP BLK WP HR S P ERA WHIP	IP WLS BF H R ER SO BB IBB HBP BLK WP HR S P ERA WHIP	IP WLS BF H R ER SO BB IBB HBP BLK WP HR S P ERA WHIP	IP WLS BF H R ER SO BB IBB HBP BLK WP HR S P ERA WHIP	IP WLS BF H R ER SO BB IBB HBP BLK WP HR S P ERA WHIP	IP WLS BF H R ER SO BB IBB HBP BLK WP HR S P ERA WHIP	IP WLS BF H R ER SO BB IBB HBP BLK WP HR S P ERA WHIP	IP WLS BF H R ER SO BB IBB HBP BLK WP HR S P ERA WHIP	IP WLS BF H R ER SO BB IBB HBP BLK WP HR S P ERA WHIP	IP WLS BF H R ER SO BB IBB HBP BLK WP HR S P ERA WHIP	IP WLS BF H R ER SO BB IBB HBP BLK WP HR S P ERA WHIP	IP WLS BF H R ER SO BB IBB HBP BLK WP HR S P ERA WHIP	IP WLS BF H R ER SO BB IBB HBP BLK WP HR S P ERA WHIP	IP WLS BF H R ER SO BB IBB HBP BLK WP HR S P ERA WHIP	IP WLS BF H R ER SO BB IBB HBP BLK WP HR S P ERA WHIP	IP WLS BF H R ER SO BB IBB HBP BLK WP HR S P ERA WHIP	IP WLS BF H R ER SO BB IBB HBP BLK WP HR S P ERA WHIP	IP WLS BF H R ER SO BB IBB HBP BLK WP HR S P ERA WHIP	IP WLS BF H R ER SO BB IBB HBP BLK WP HR S P ERA WHIP

Florida Marlins @ Atlanta Braves  
Turner Field, Atlanta, GA  
Tue Jul 25 2006, 7:35 PM EDT  
Att: 33,357 - Partly Cloudy - 84 F

AB 33  
R 2  
H 7  
RBI 2  
BB 1  
SO 7  
LOB 14



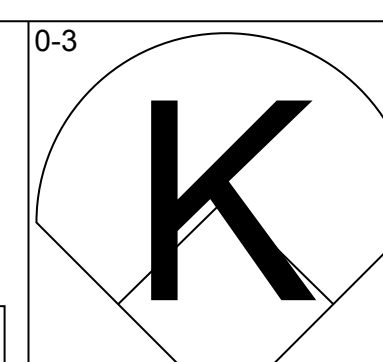
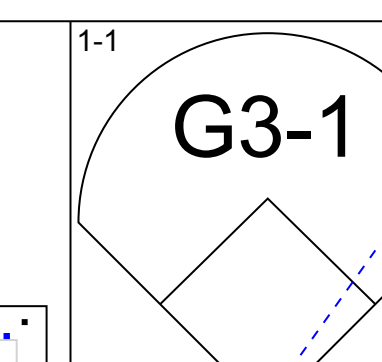
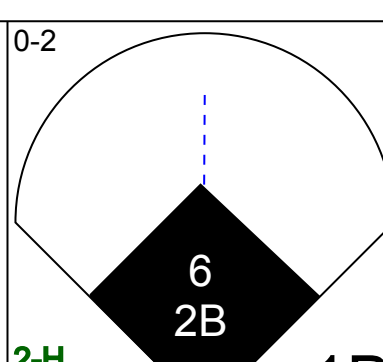
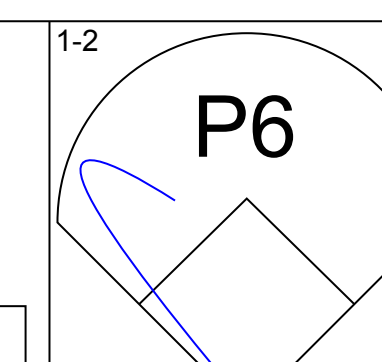
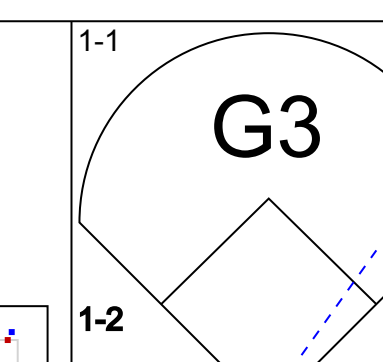
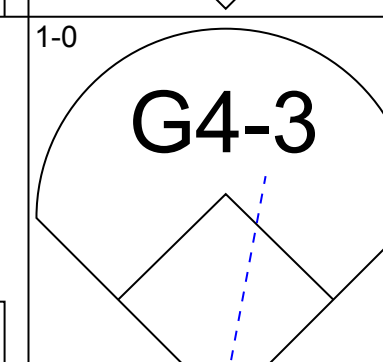
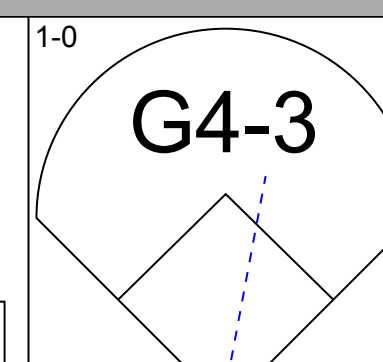
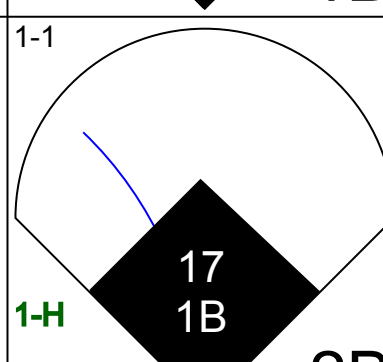
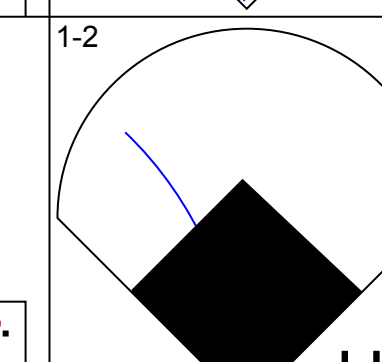
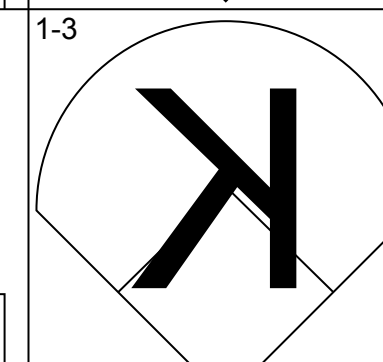
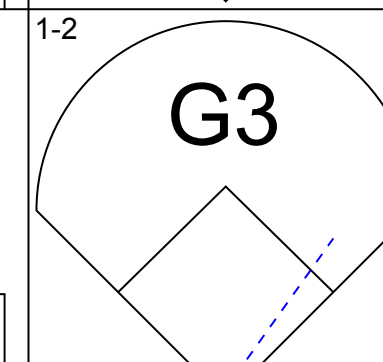
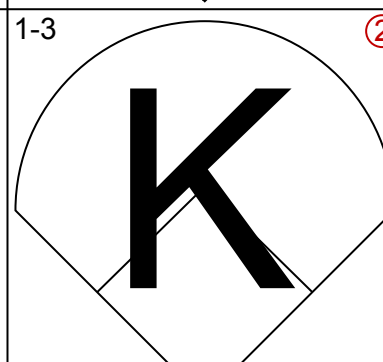
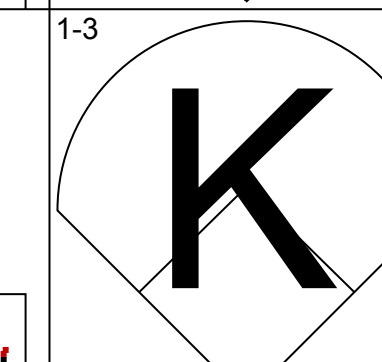
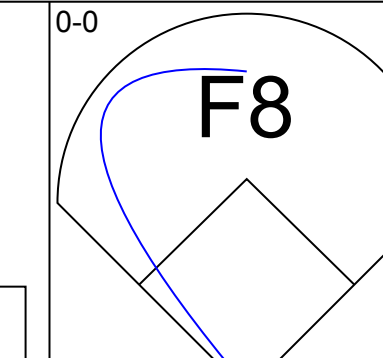
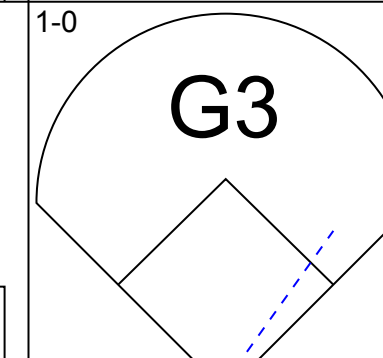
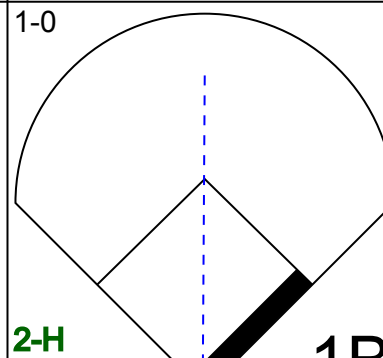
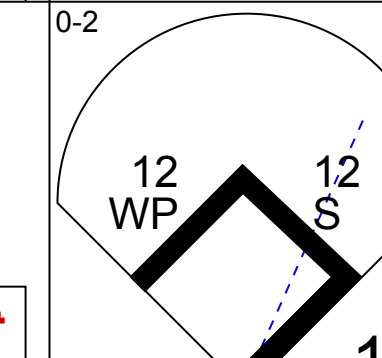
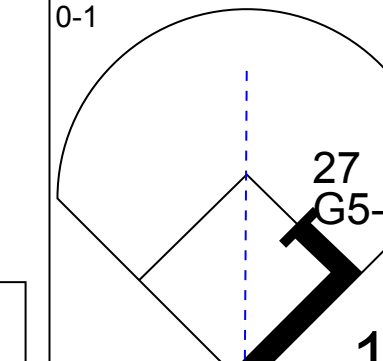
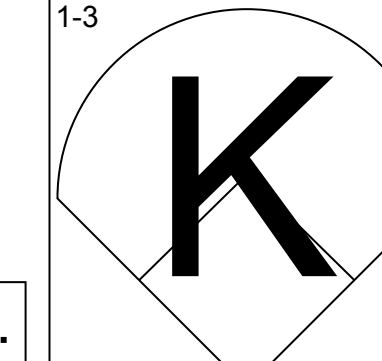
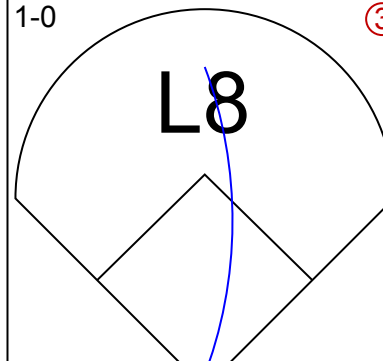
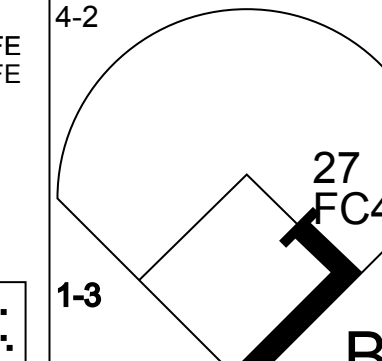
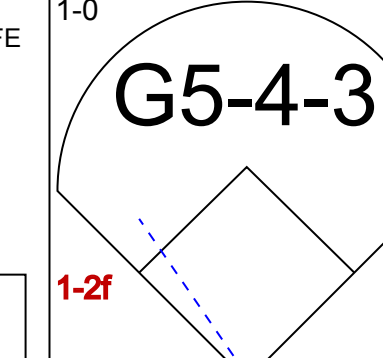
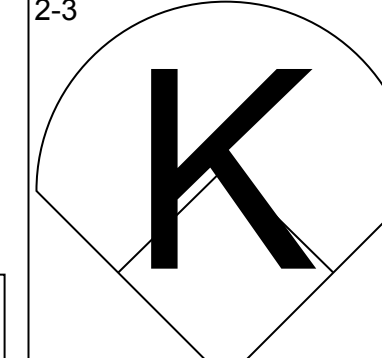
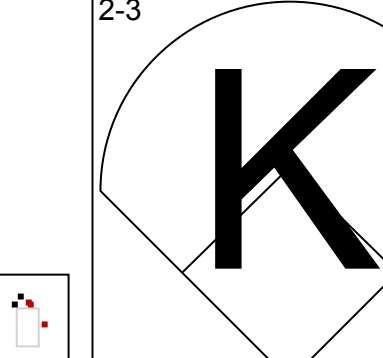
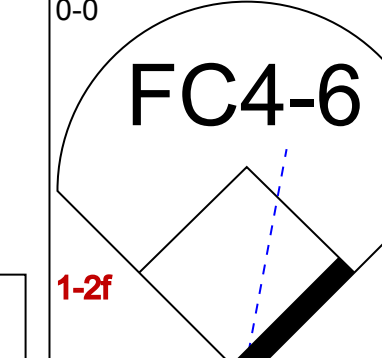
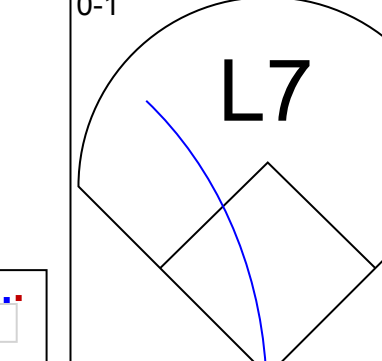
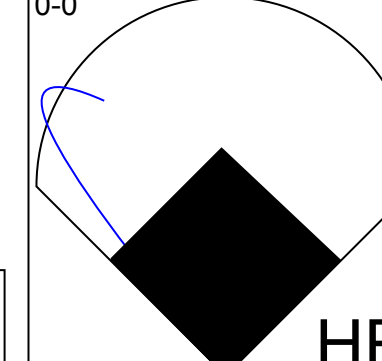
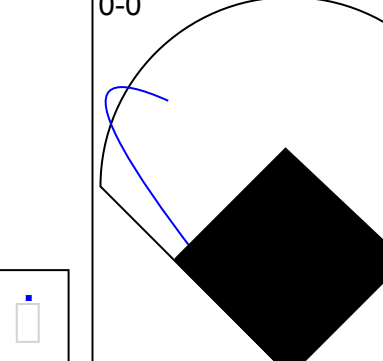
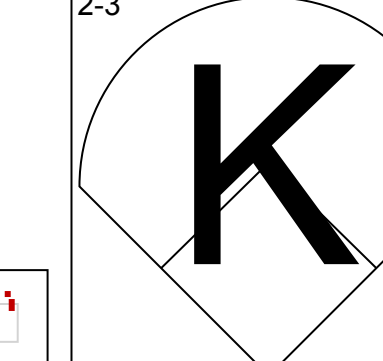
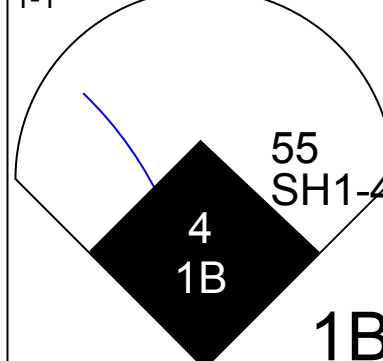
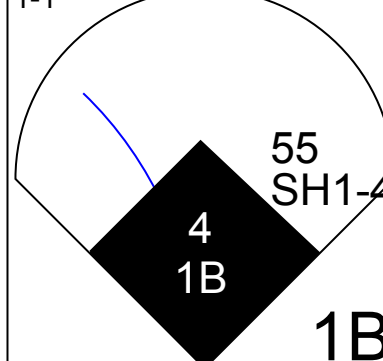
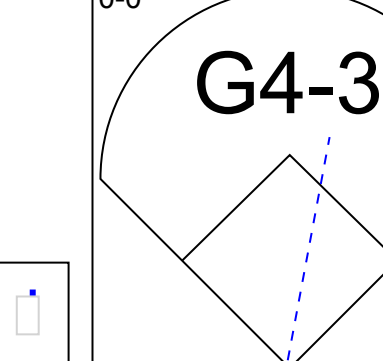
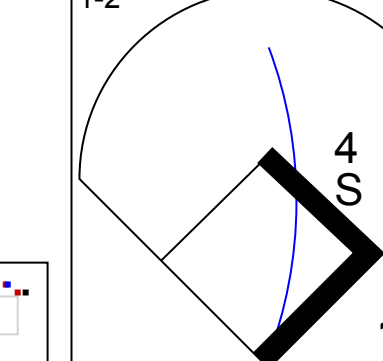
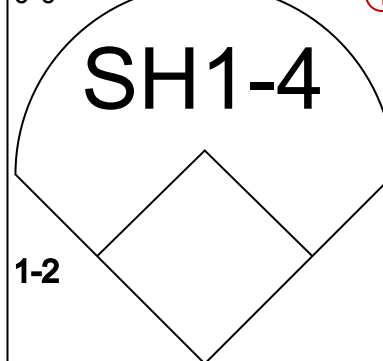
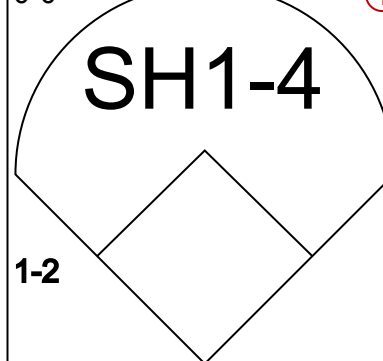
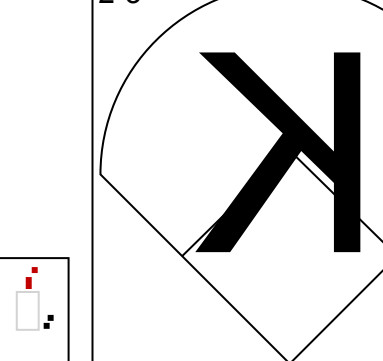
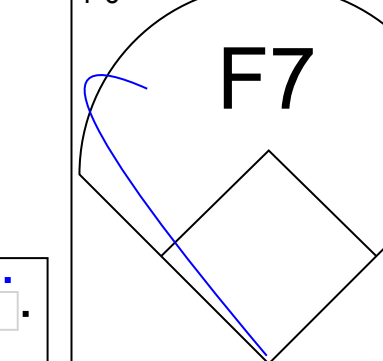
Batter	1	2	3	4	5	6	7	8	9	AB	R	H	RBI	BB	SO	LOB	BOTTOM					
Marcus Giles, R OBP: 0.344, SLG: 0.370										4	0	2	1	0	0	1						
11 Edgar Renteria, R OBP: 0.400, SLG: 0.479										4	0	2	0	0	0	1						
Wilson Betemit, S OBP: 0.341, SLG: 0.503										4	0	0	0	0	1	3						
16 Brian McCann, L OBP: 0.403, SLG: 0.544										3	0	1	0	0	0	0						
7 Jeff Francoeur, R OBP: 0.287, SLG: 0.453										3	0	0	0	0	1	1						
Adam LaRoche, L OBP: 0.336, SLG: 0.535 23 Matt Diaz, R OBP: 0.348, SLG: 0.446										2	0	0	0	0	1	1						
Scott Thorman, L OBP: 0.282, SLG: 0.500										3	0	1	0	0	1	1						
Ryan Langerhans, L OBP: 0.330, SLG: 0.382										3	1	2	0	0	1	0						
36 Chuck James, L Tyler Yates, R Andruw Jones, R OBP: 0.357, SLG: 0.531 Ken Ray, R										1	0	0	0	0	1	1						
<b>Inning Stats</b>	R: 0 E: 0 K: 0 S: 8	H: 1 LOB: 0 BB: 0 P: 11	R: 0 E: 0 K: 0 S: 6	H: 1 LOB: 1 BB: 0 P: 10	R: 0 E: 0 K: 1 S: 6	H: 1 LOB: 0 BB: 0 P: 7	R: 0 E: 0 K: 0 S: 7	H: 0 LOB: 0 BB: 0 P: 11	R: 0 E: 0 K: 2 S: 9	H: 1 LOB: 1 BB: 0 P: 13	R: 1 E: 0 K: 0 S: 11	H: 3 LOB: 1 BB: 0 P: 12	R: 0 E: 0 K: 0 S: 6	H: 0 LOB: 0 BB: 0 P: 9	R: 0 E: 0 K: 3 S: 9	H: 0 LOB: 0 BB: 0 P: 10	R: 0 E: 0 K: 1 S: 8	H: 1 LOB: 0 BB: 0 P: 13	1B: 7 2B: 2 3B: 0 HR: 0	SF: 0 SAC: 1 DP: 4 HBP: 0	WP: 1 PB: 0 CS: 0	PA: 30
<b>PITCHER</b>	IP WLS BF H R ER SO BB IBB HBP BLK WP HR S P ERA WHIP	IP WLS BF H R ER SO BB IBB HBP BLK WP HR S P ERA WHIP	IP WLS BF H R ER SO BB IBB HBP BLK WP HR S P ERA WHIP	IP WLS BF H R ER SO BB IBB HBP BLK WP HR S P ERA WHIP	IP WLS BF H R ER SO BB IBB HBP BLK WP HR S P ERA WHIP	IP WLS BF H R ER SO BB IBB HBP BLK WP HR S P ERA WHIP	IP WLS BF H R ER SO BB IBB HBP BLK WP HR S P ERA WHIP	IP WLS BF H R ER SO BB IBB HBP BLK WP HR S P ERA WHIP	IP WLS BF H R ER SO BB IBB HBP BLK WP HR S P ERA WHIP	IP WLS BF H R ER SO BB IBB HBP BLK WP HR S P ERA WHIP	IP WLS BF H R ER SO BB IBB HBP BLK WP HR S P ERA WHIP	IP WLS BF H R ER SO BB IBB HBP BLK WP HR S P ERA WHIP	IP WLS BF H R ER SO BB IBB HBP BLK WP HR S P ERA WHIP	IP WLS BF H R ER SO BB IBB HBP BLK WP HR S P ERA WHIP	IP WLS BF H R ER SO BB IBB HBP BLK WP HR S P ERA WHIP	IP WLS BF H R ER SO BB IBB HBP BLK WP HR S P ERA WHIP	IP WLS BF H R ER SO BB IBB HBP BLK WP HR S P ERA WHIP	IP WLS BF H R ER SO BB IBB HBP BLK WP HR S P ERA WHIP	IP WLS BF H R ER SO BB IBB HBP BLK WP HR S P ERA WHIP	IP WLS BF H R ER SO BB IBB HBP BLK WP HR S P ERA WHIP	IP WLS BF H R ER SO BB IBB HBP BLK WP HR S P ERA WHIP	IP WLS BF H R ER SO BB IBB HBP BLK WP HR S P ERA WHIP

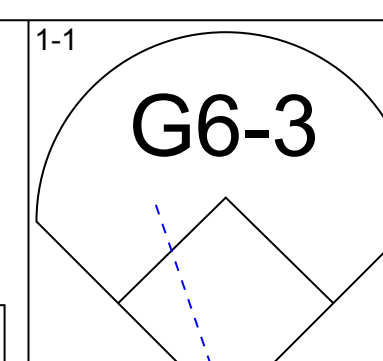
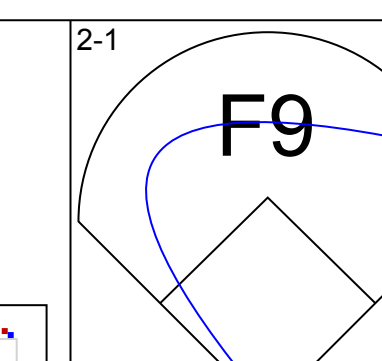
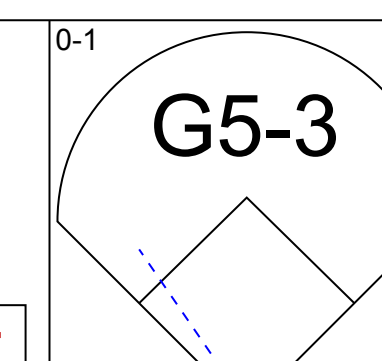
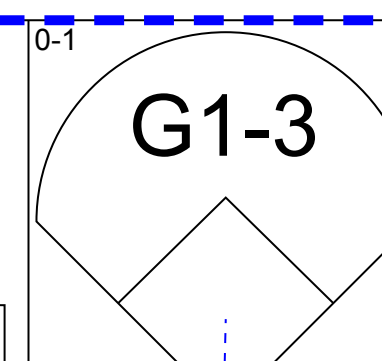
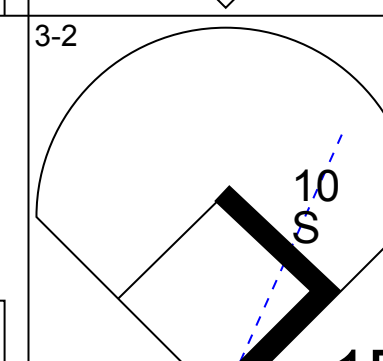
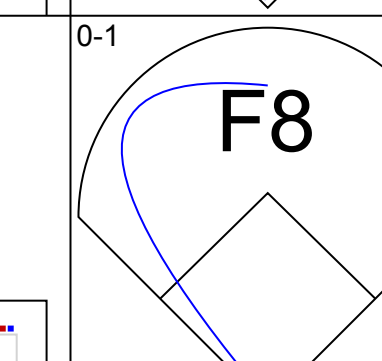
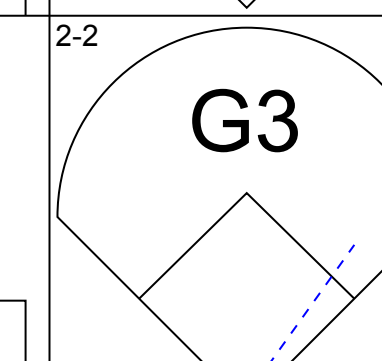
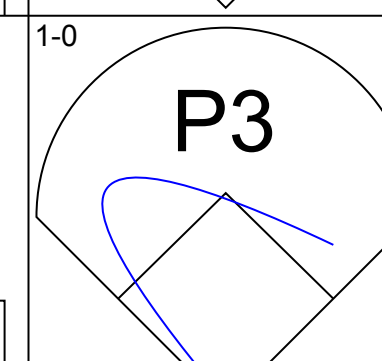
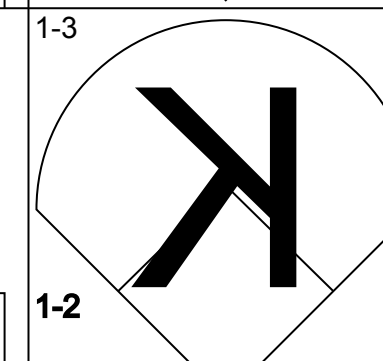
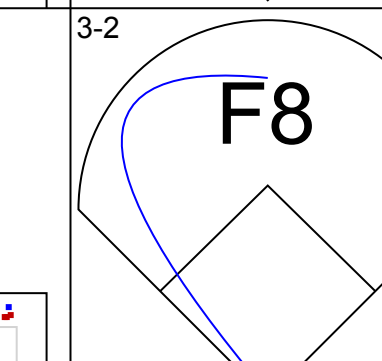
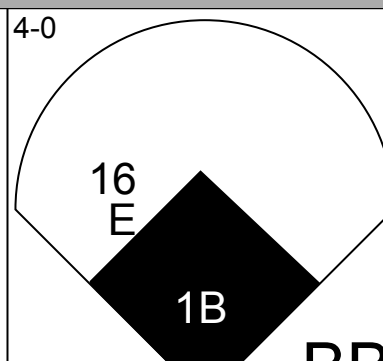
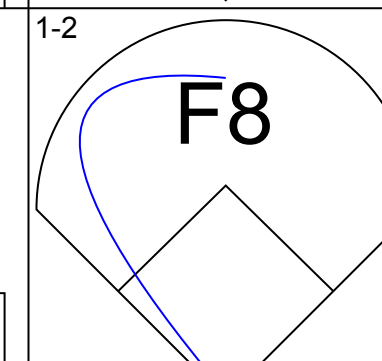
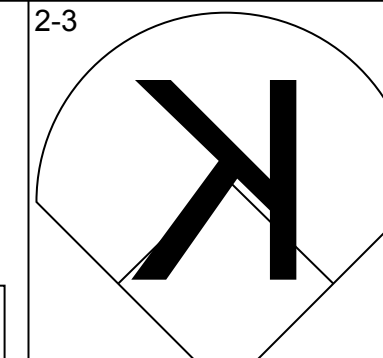
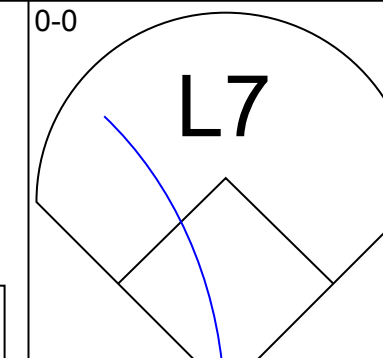
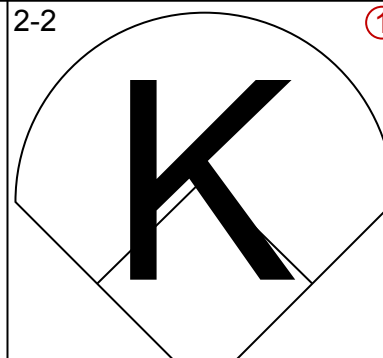
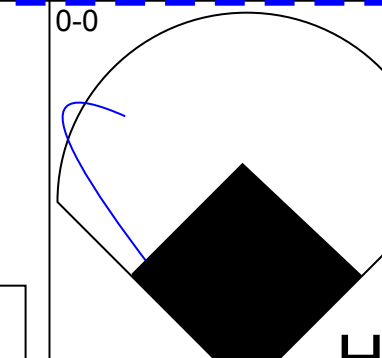
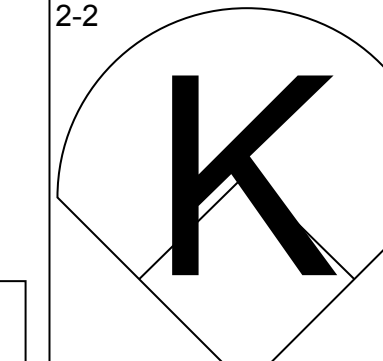
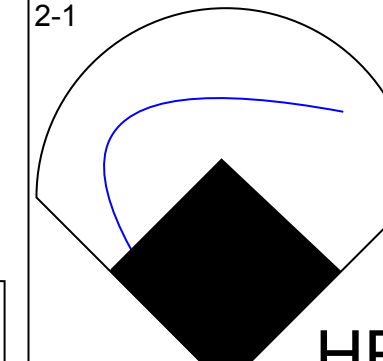
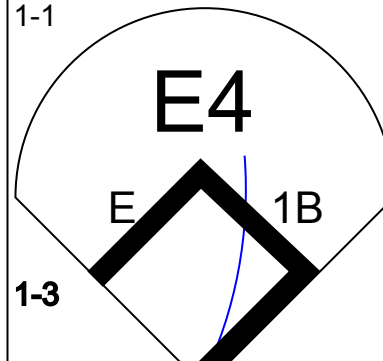
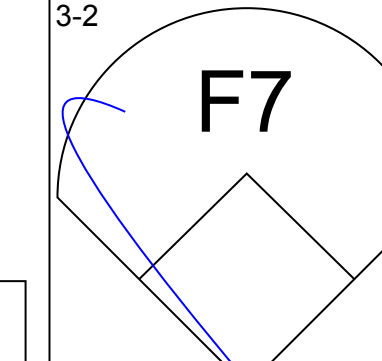
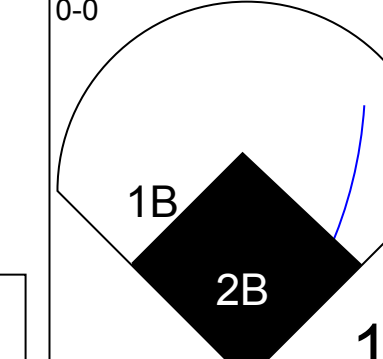
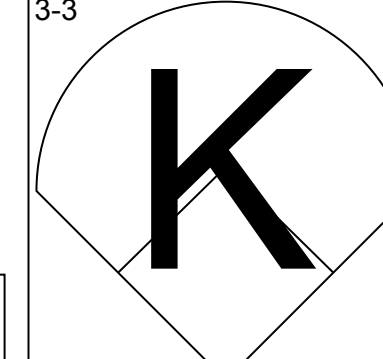
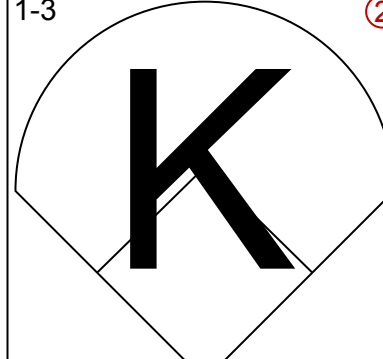
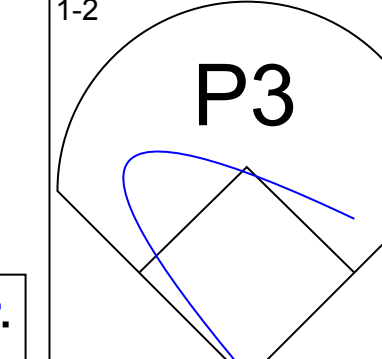
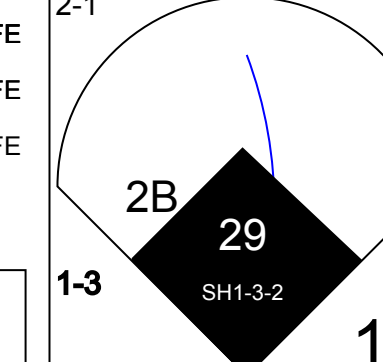
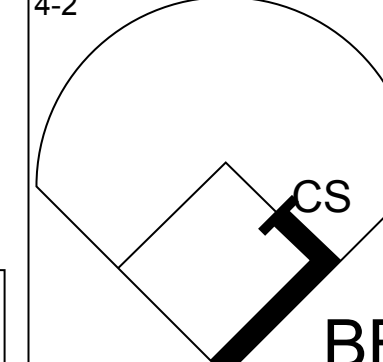
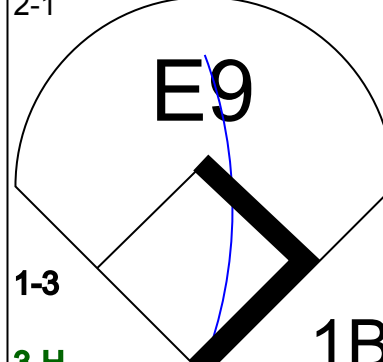
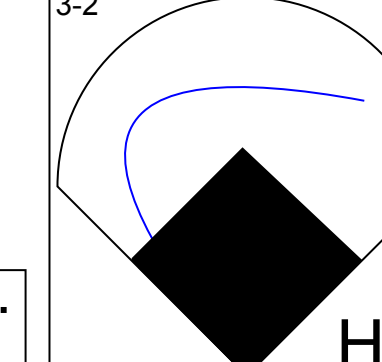
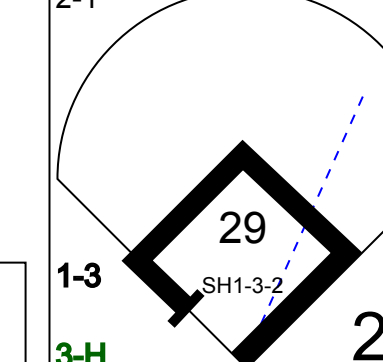
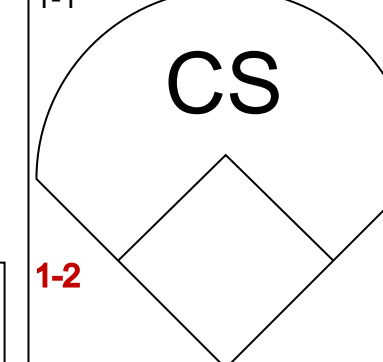
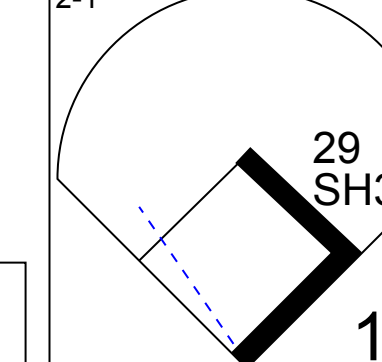
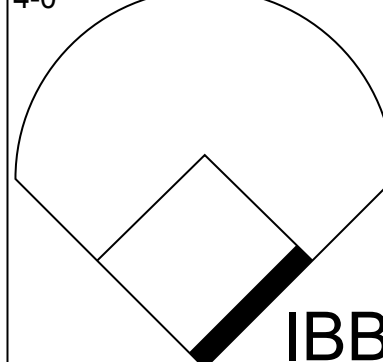
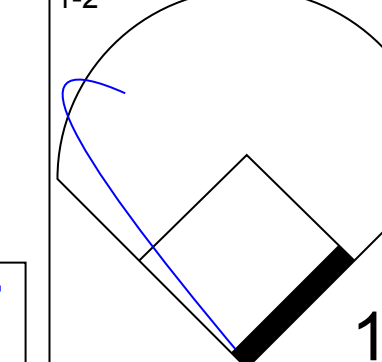
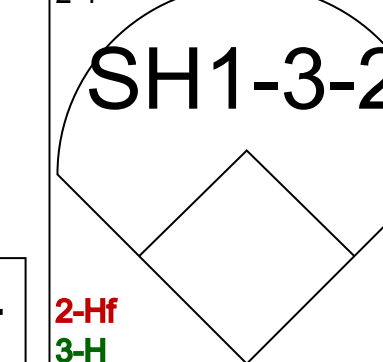
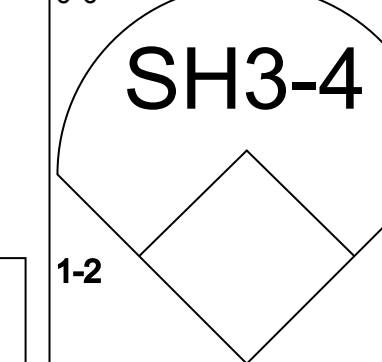
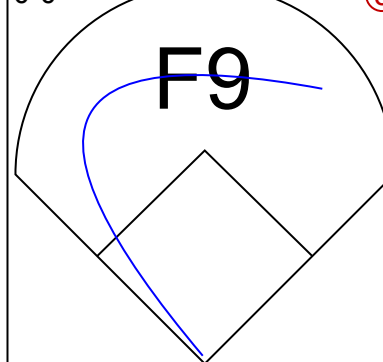
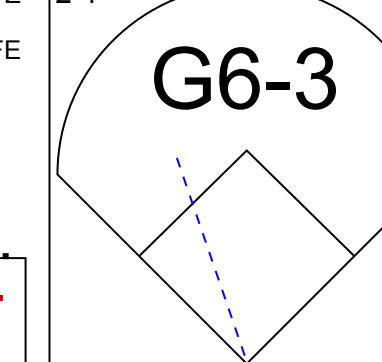
Florida Marlins @ Atlanta Braves  
Turner Field, Atlanta, GA  
Tue Jul 25 2006, 7:35 PM EDT  
Att: 33,357 - Partly Cloudy - 84 F

AB 29  
R 1  
H 8  
RBI 1  
BB 0  
SO 7  
LOB 9





Batter	1	2	3	4	5	6	7	8	9	AB	R	H	RBI	BB	SO	LOB	TOP					
4 Alfredo Amezaga, S OBP: 0.330, SLG: 0.342 (1, 6)										5	1	1	1	0	1	2	<b>Florida Marlins @ Atlanta Braves</b> Turner Field, Atlanta, GA Wed Jul 26 2006, 7:35 PM EDT Att: 32,209 - Partly Cloudy - 87 F					
6 Dan Uggla, R OBP: 0.338, SLG: 0.511 (1, 4)										4	2	2	2	0	0	0						
Miguel Cabrera, R OBP: 0.421, SLG: 0.533 (1, 5)										4	0	0	0	0	3	1						
17 Mike Jacobs, L OBP: 0.352, SLG: 0.521 2 Hanley Ramirez, R OBP: 0.334, SLG: 0.422 (8, 6)										4	0	2	1	0	0	0						
12 Cody Ross, R OBP: 0.328, SLG: 0.542 (1, 8)										3	0	1	0	1	1	1						
27 Jeremy Hermida, L OBP: 0.379, SLG: 0.439 57 Taylor Tankersley, L (8, 1)										4	0	0	0	0	1	3						
Joe Borchard, S OBP: 0.320, SLG: 0.395 (8, 9)										4	1	1	1	0	2	0						
Miguel Olivo, R OBP: 0.312, SLG: 0.475 61 Reggie Abercrombie, R OBP: 0.279, SLG: 0.341 (1, 2)										4	1	3	0	0	0	0						
55 Josh Johnson, L OBP: 0.071, SLG: 0.074 Wes Helms, R OBP: 0.345, SLG: 0.516 Matt Herges, L 19 Logan Kensing, R 14 Josh Willingham, R OBP: 0.334, SLG: 0.436 (7, 1)										1	0	0	0	0	1	1						
<b>Inning Stats</b>	R: 0 E: 0 K: 2 S: 8	H: 0 LOB: 0 BB: 0 P: 10	R: 0 E: 0 K: 0 S: 4	H: 1 LOB: 0 BB: 0 P: 5	R: 0 E: 0 K: 1 S: 12	H: 1 LOB: 1 BB: 0 P: 16	R: 0 E: 0 K: 0 S: 5	H: 0 LOB: 0 BB: 0 P: 8	R: 0 E: 0 K: 2 S: 11	H: 0 LOB: 0 BB: 0 P: 16	R: 3 E: 0 K: 1 S: 14	H: 4 LOB: 1 BB: 0 P: 19	R: 1 E: 0 K: 2 S: 8	H: 1 LOB: 0 BB: 0 P: 12	R: 1 E: 0 K: 1 S: 16	H: 2 LOB: 2 BB: 1 P: 23		R: 0 E: 0 K: 1 S: 9	H: 1 LOB: 2 BB: 0 P: 14	1B: 6 2B: 1 3B: 1 HR: 2	SF: 0 SAC: 1 DP: 1 HBP: 0	WP: 1 PB: 0 SB: 2 CS: 0
<b>PITCHER</b>	IP WLS BF H R ER SO BB IBB HBP BLK WP HR S P ERA WHIP	8.0 W 33 9 5 5 9 1 0 0 0 1 2 78 109 5.62 1.250	1.0 S 4 1 0 0 1 0 0 0 0 0 0 9 14 0.00 1.000											IP WLS BF H R ER SO BB IBB HBP BLK WP HR S P ERA WHIP								
29 John Smoltz, R ERA: 3.55 28 Bob Wickman, R ERA: 3.77 (1, 1)																						

Batter	1	2	3	4	5	6	7	8	9	AB	R	H	RBI	BB	SO	LOB	BOTTOM					
Marcus Giles, R OBP: 0.341, SLG: 0.366 (1, 4)										4	0	0	0	0	0	1	<b>Florida Marlins @ Atlanta Braves</b> Turner Field, Atlanta, GA Wed Jul 26 2006, 7:35 PM EDT Att: 32,209 - Partly Cloudy - 87 F					
11 Edgar Renteria, R OBP: 0.399, SLG: 0.477 (1, 6)										4	0	1	0	0	0	1						
10 Chipper Jones, S OBP: 0.419, SLG: 0.560 (1, 5)										3	1	0	0	1	1	1						
Andrew Jones, R OBP: 0.356, SLG: 0.536 (1, 8)										4	1	1	1	0	2	2						
16 Brian McCann, L OBP: 0.401, SLG: 0.551 (1, 2)										4	1	1	1	0	1	1						
7 Jeff Francoeur, R OBP: 0.286, SLG: 0.451 (1, 9)										4	1	1	0	0	2	2						
Adam LaRoche, L OBP: 0.344, SLG: 0.549 (1, 3)										3	2	3	2	1	0	0						
Ryan Langerhans, L OBP: 0.340, SLG: 0.394 (1, 7)										3	0	3	1	1	0	0						
29 John Smoltz, R OBP: 0.214, SLG: 0.250 23 Matt Diaz, R OBP: 0.346, SLG: 0.443 28 Bob Wickman, R (8, 1)										1	0	0	1	0	0	3						
<b>Inning Stats</b>	R: 0 E: 0 K: 2 S: 11	H: 1 LOB: 1 BB: 0 P: 18	R: 2 E: 0 K: 1 S: 10	H: 3 LOB: 0 BB: 0 P: 18	R: 0 E: 0 K: 0 S: 8	H: 0 LOB: 0 BB: 0 P: 13	R: 1 E: 0 K: 1 S: 10	H: 1 LOB: 1 BB: 1 P: 20	R: 0 E: 0 K: 0 S: 9	H: 1 LOB: 1 BB: 0 P: 13	R: 1 E: 2 K: 2 S: 11	H: 1 LOB: 3 BB: 2 P: 25	R: 0 E: 0 K: 0 S: 6	H: 0 LOB: 0 BB: 0 P: 8	R: 2 E: 0 K: 0 S: 17	H: 3 LOB: 1 BB: 0 P: 27		R: 0 E: 0 K: 0 S: 1	H: 0 LOB: 0 BB: 0 P: 1	1B: 6 2B: 2 3B: 0 HR: 3	SF: 0 SAC: 2 DP: 1 HBP: 0	WP: 0 PB: 0 SB: 1 CS: 1
<b>PITCHER</b>	IP WLS BF H R ER SO BB IBB HBP BLK WP HR S P ERA WHIP	6.0 27 7 4 3 6 2 1 0 0 0 0 6 8 0.00 0.000	1.0 3 0 0 0 0 0 0 0 0 0 0 9 15 27.00 6.000											IP WLS BF H R ER SO BB IBB HBP BLK WP HR S P ERA WHIP								
55 Josh Johnson, R ERA: 2.6 Matt Herges, R ERA: 4.2 19 Logan Kensing, L ERA: 4.5 57 Taylor Tankersley, L ERA: 1.72 (8, 1)																						





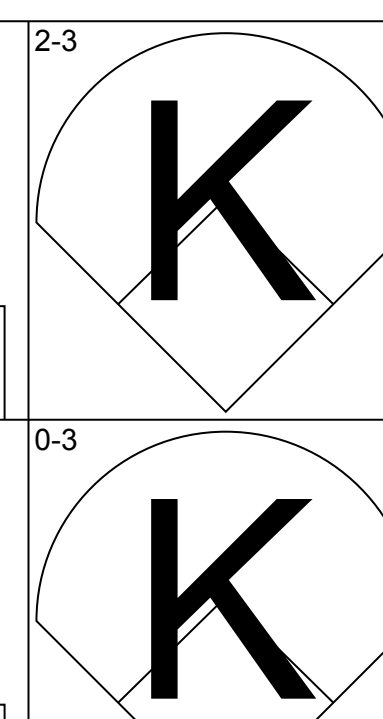
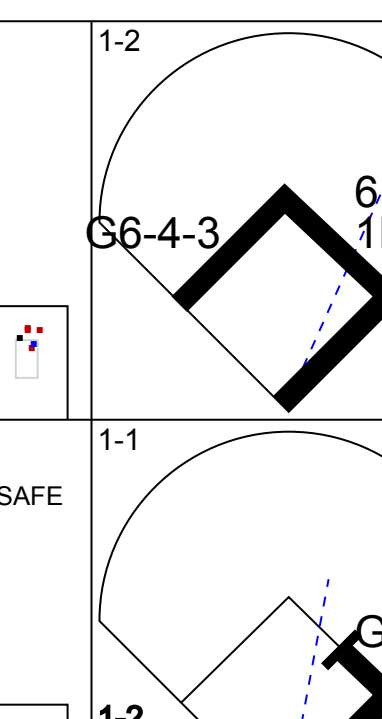
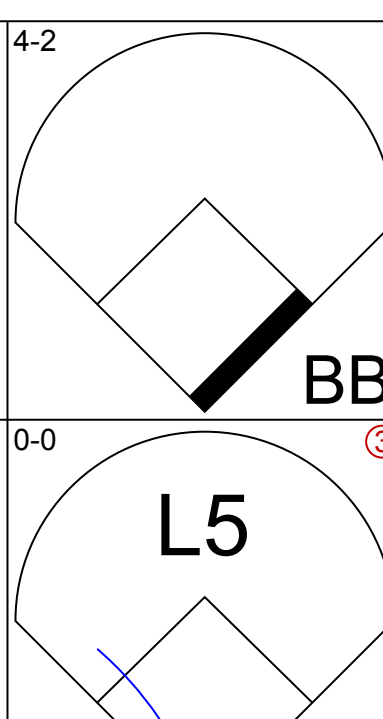
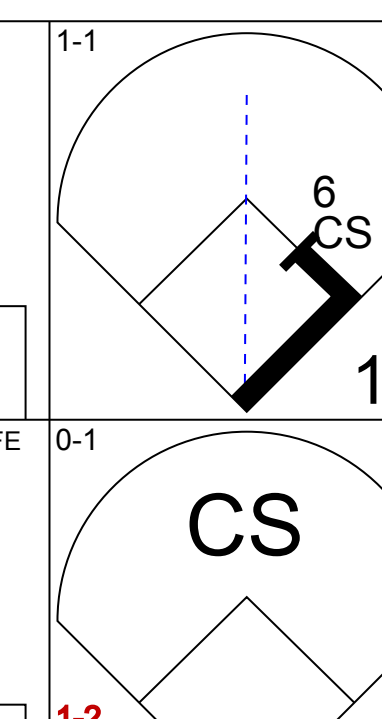
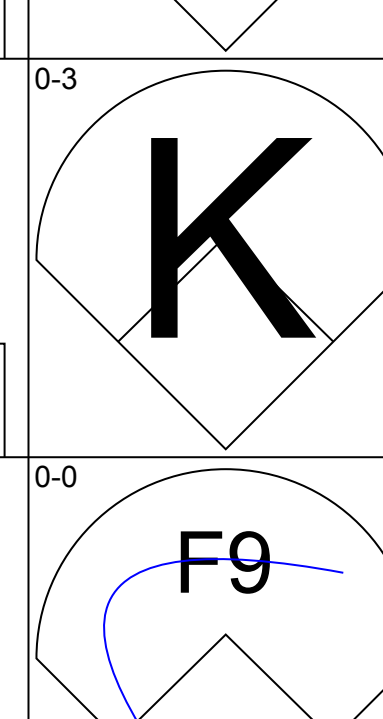
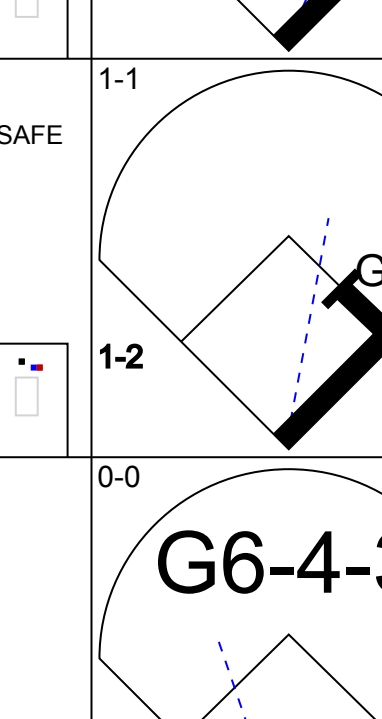
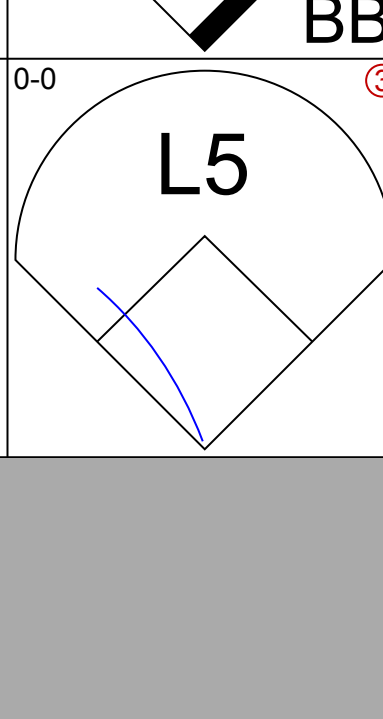
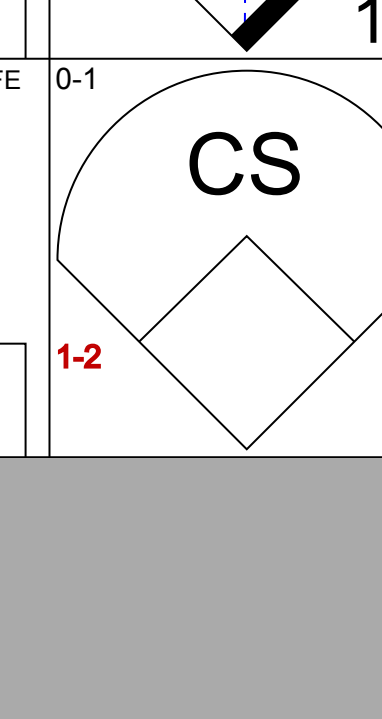
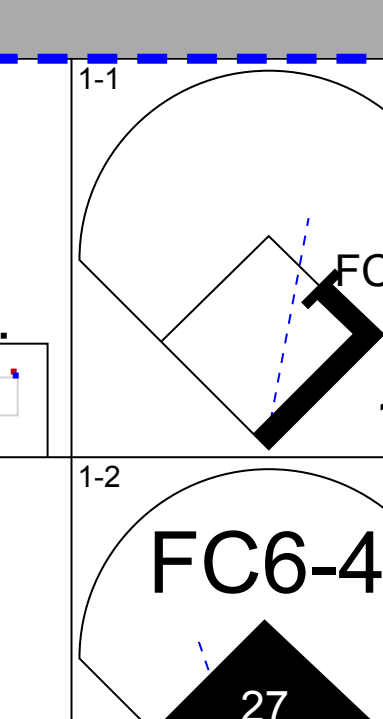
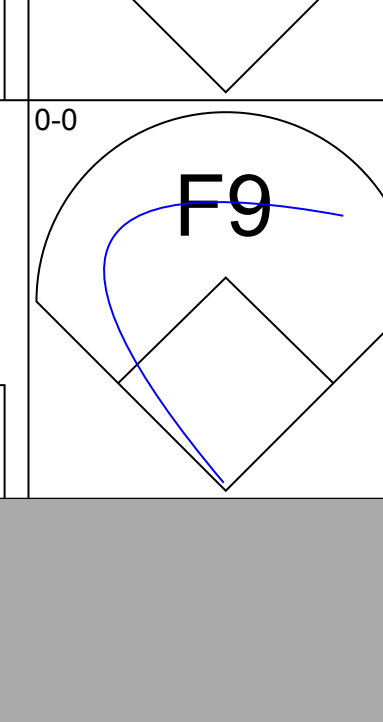
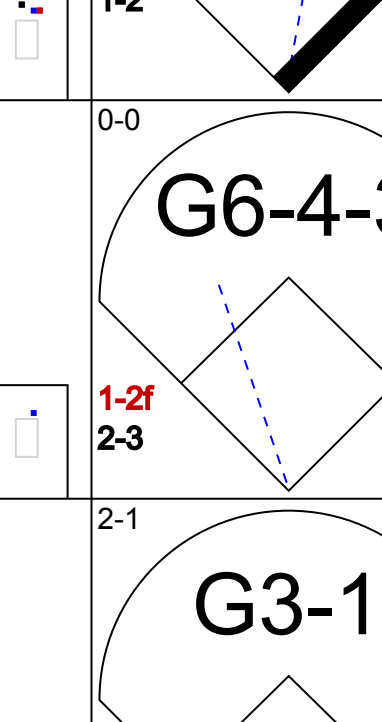
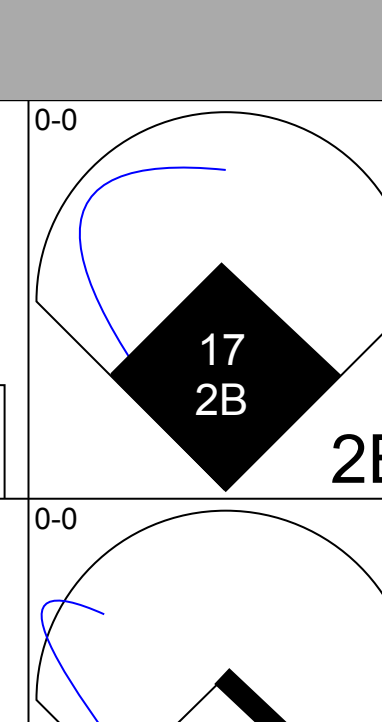
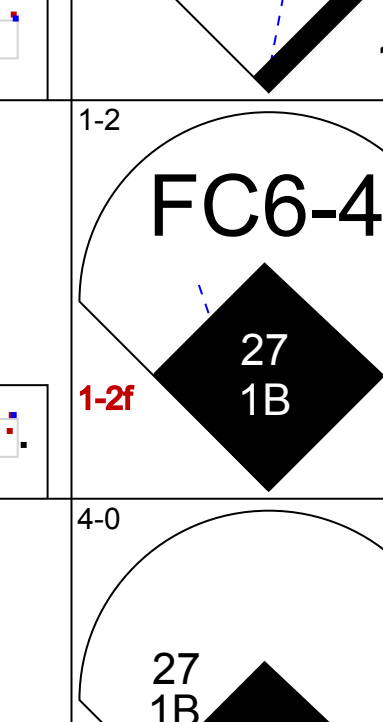
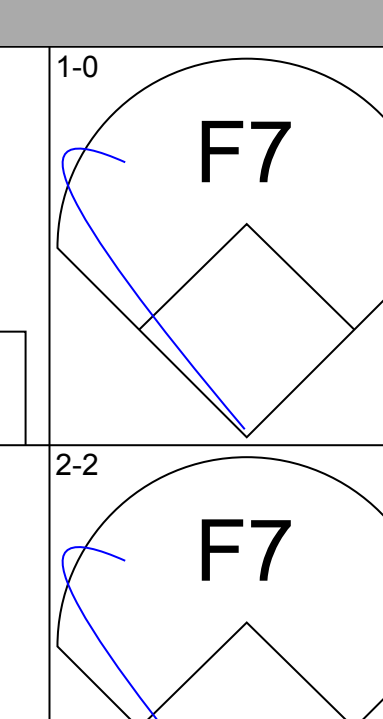
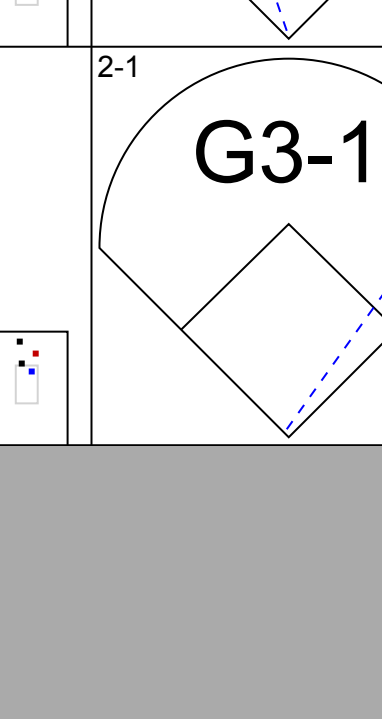
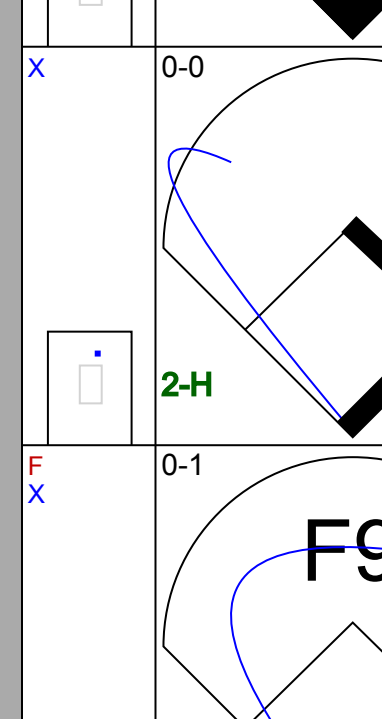

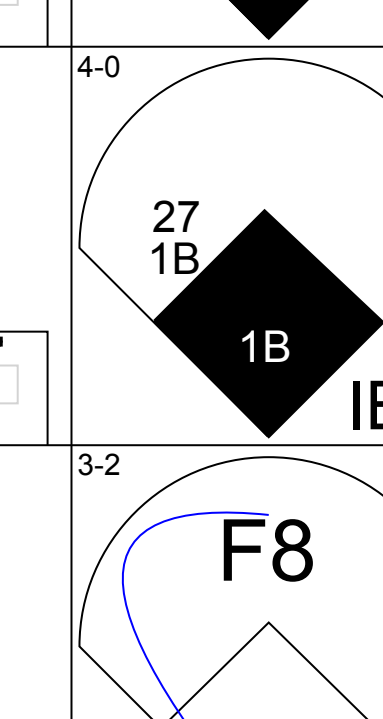
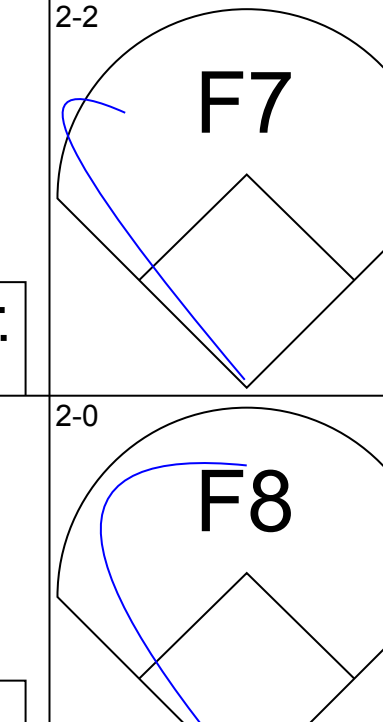
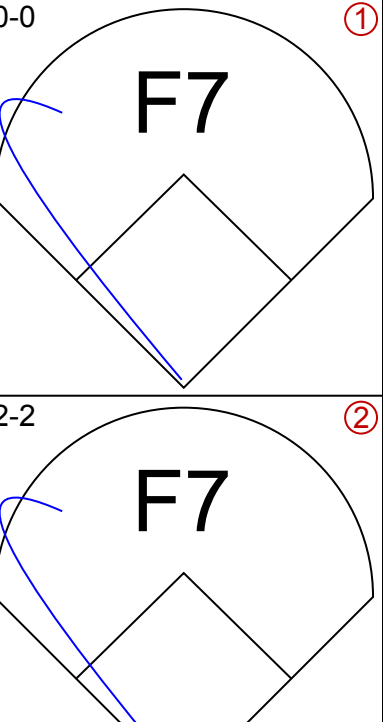
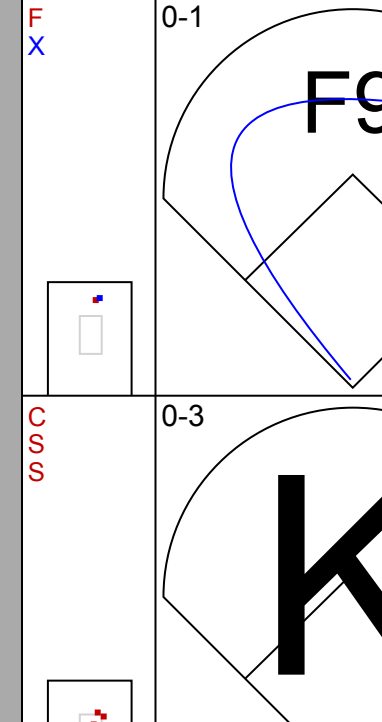
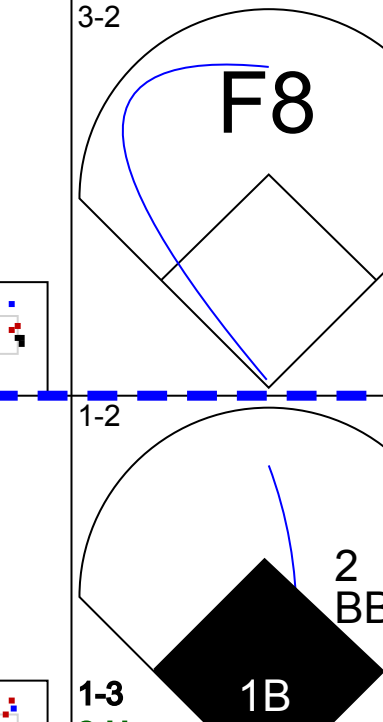
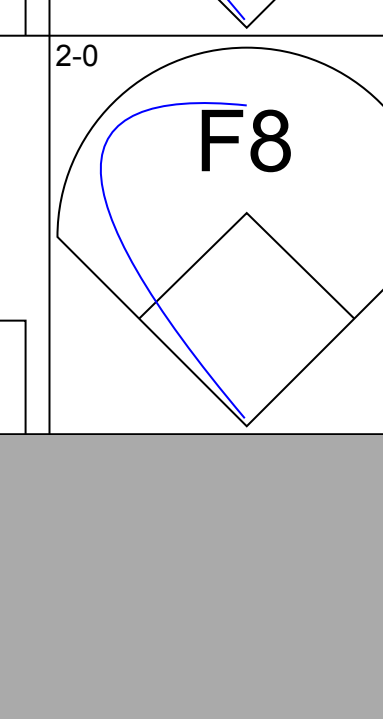
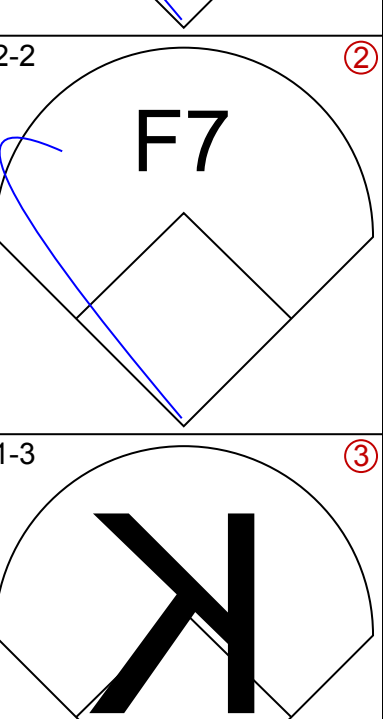
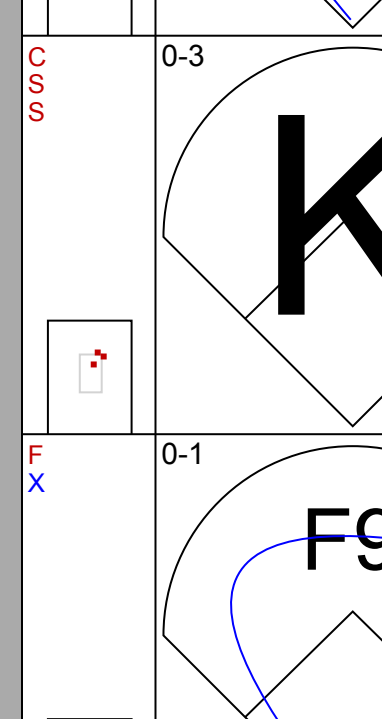
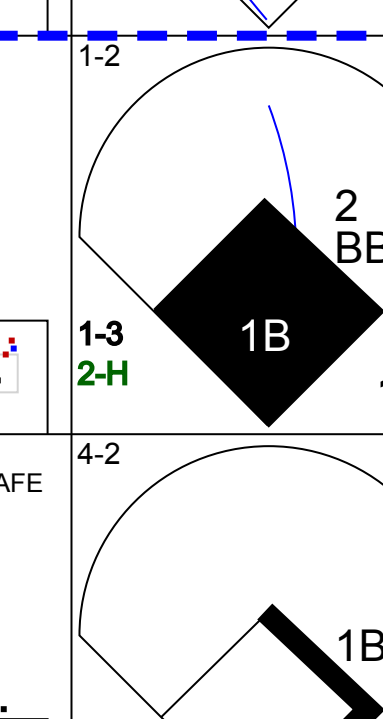
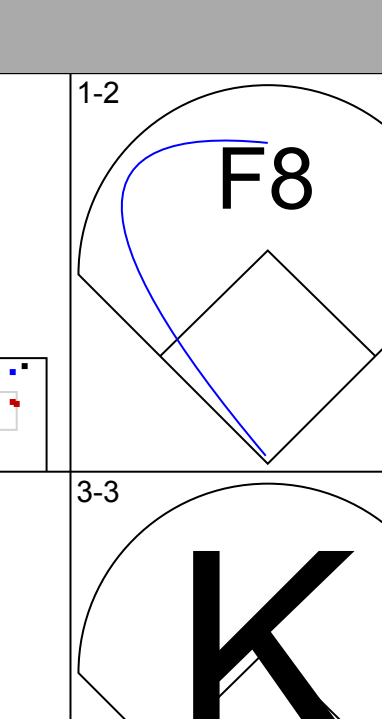

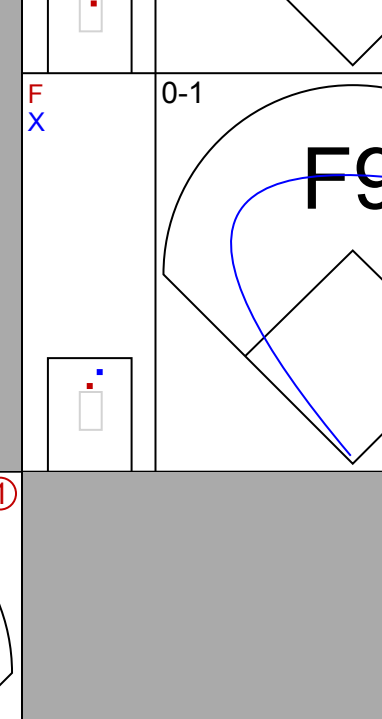
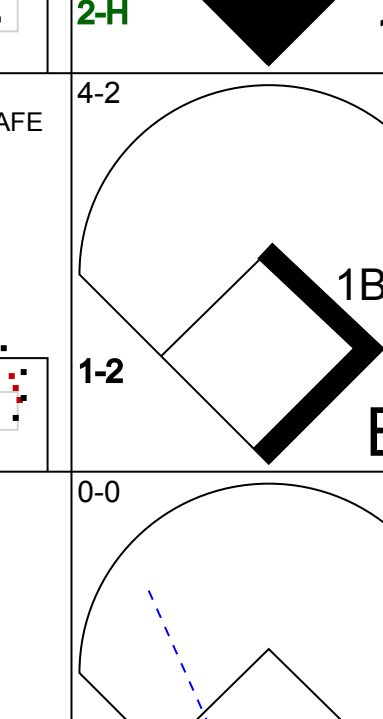
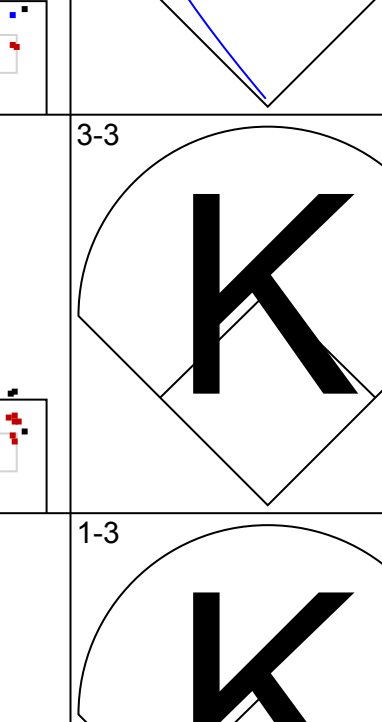
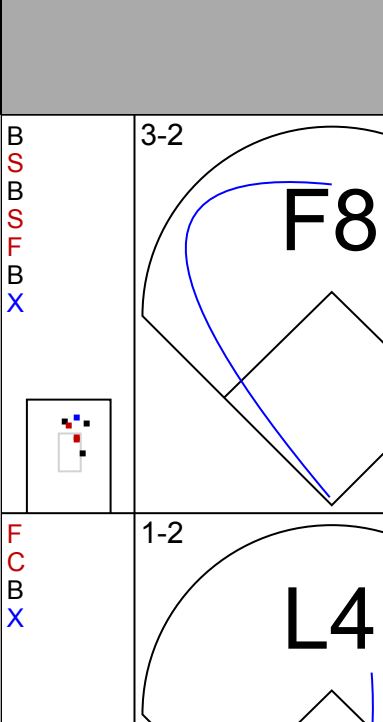
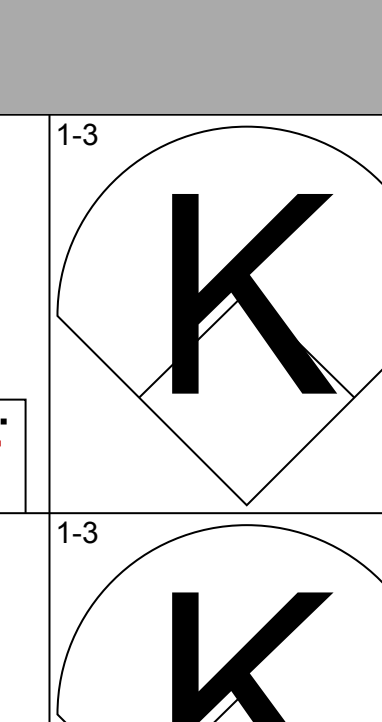
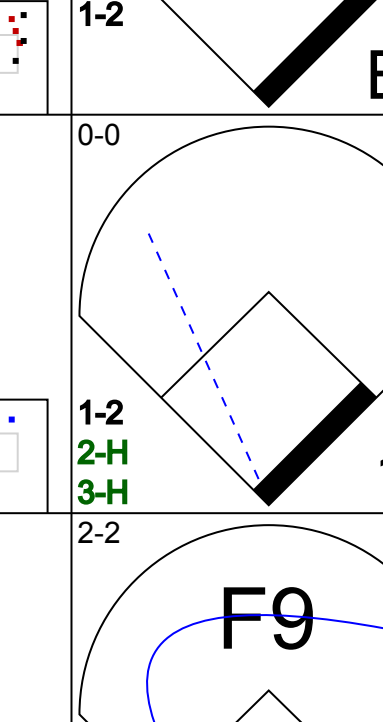
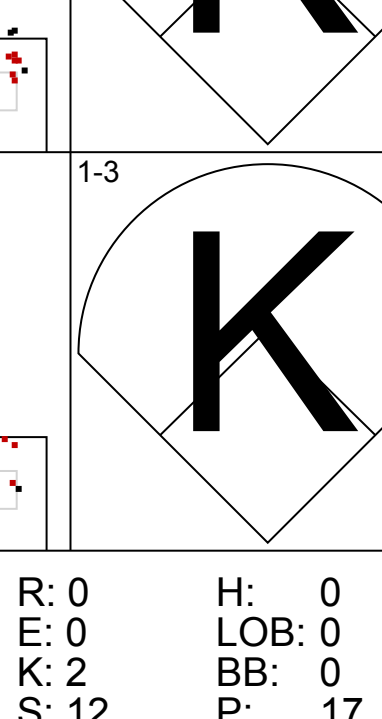
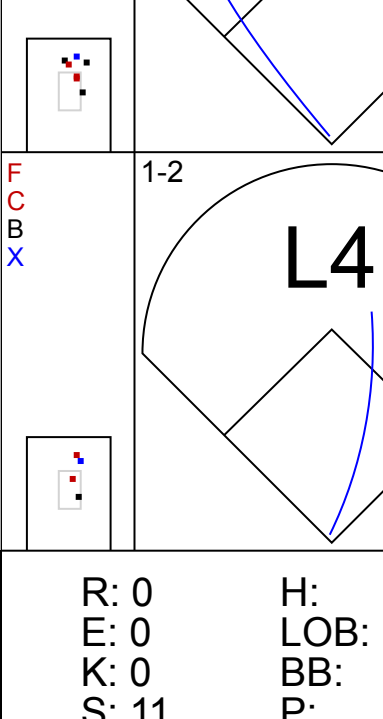
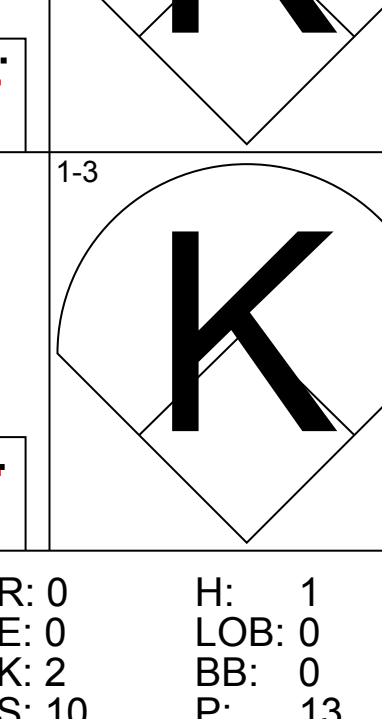
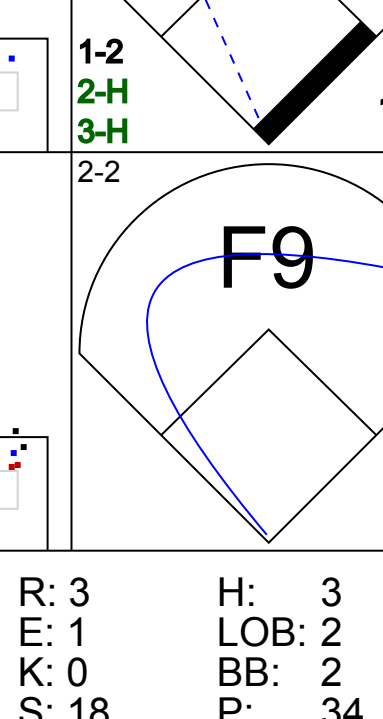
Batter	1	2	3	4	5	6	7	8	9	AB	R	H	RBI	BB	SO	LOB	TOP										
2 Hanley Ramirez, R OBP: 0.333, SLG: 0.418	G6-3					F7		F9		4	0	0	0	1	0	4	<b>Florida Marlins @ Atlanta Braves</b> Turner Field, Atlanta, GA Thu Jul 27 2006, 1:05 PM EDT Att: 35,498 - Partly Cloudy - 92 F										
6 Dan Uggla, R OBP: 0.336, SLG: 0.510	K	F8			P6			K		5	0	1	1	0	2	4											
Miguel Cabrera, R OBP: 0.423, SLG: 0.538	G6-3									4	0	2	0	1	1	2											
17 Mike Jacobs, L OBP: 0.348, SLG: 0.515 Wes Helms, R OBP: 0.343, SLG: 0.512		G4-3	F7		G4-1		K	G4-3		4	0	0	0	0	1	2											
12 Cody Ross, R OBP: 0.331, SLG: 0.536										5	2	2	0	0	1	1											
27 Jeremy Hermida, L OBP: 0.380, SLG: 0.438										5	1	2	0	0	0	2											
14 Josh Willingham, R OBP: 0.333, SLG: 0.434 Randy Messenger, R Chris Resop, R										4	1	1	1	0	1	3											
Joe Borchard, S OBP: 0.318, SLG: 0.392 Matt Herges, L										0	0	0	0	0	0	0											
20 Matt Treanor, R OBP: 0.313, SLG: 0.302										3	2	1	2	0	0	2											
Scott Olsen, L OBP: 0.133, SLG: 0.133 4 Alfredo Amezaga, S OBP: 0.333, SLG: 0.346										3	0	2	1	0	0	0											
										1	0	1	0	0	0	0											
<b>Inning Stats</b>	R: 0 E: 0 K: 1 S: 7	H: 0 LOB: 0 BB: 0 P: 9	R: 3 E: 0 K: 0 S: 19	H: 4 LOB: 2 BB: 1 P: 36	R: 0 E: 0 K: 1 S: 9	H: 1 LOB: 1 BB: 0 P: 15	R: 0 E: 0 K: 0 S: 6	H: 0 LOB: 0 BB: 0 P: 10	R: 0 E: 0 K: 0 S: 10	H: 1 LOB: 1 BB: 0 P: 17	R: 3 E: 2 K: 2 S: 21	H: 4 LOB: 2 BB: 0 P: 26	R: 0 E: 0 K: 1 S: 6	H: 1 LOB: 1 BB: 0 P: 7	R: 0 E: 0 K: 1 S: 9	H: 1 LOB: 3 BB: 1 P: 19	R: 0 E: 0 K: 1 S: 12	H: 0 LOB: 0 BB: 0 P: 21	1B: 8 2B: 3 3B: 0 HR: 1	SF: 0 SAC: 0 DP: 0 HBP: 1	WP: 0 PB: 1 CS: 0	PA: 43					
<b>PITCHER</b>	IP	WLS	BF	H	R	ER	SO	BB	IBB	HBP	BLK	WP	HR	S	P	ERA	WHIP										
Jason Shiell, R ERA: 7.0	5.0	L	22	6	3	3	2	1	0	0	0	0	1	51	87	5.40	1.400										
Oscar Villarreal, R ERA: 4.26	2.0		12	5	3	1	3	0	0	0	0	0	0	27	33	4.50	2.500										
54 Chad Paronto, R ERA: 2.94	1.0		6	1	0	0	1	0	1	1	0	0	0	9	19	0.00	1.000										
Jorge Sosa, R ERA: 5.59	0.1		1	0	0	0	0	0	0	0	0	0	0	5	8	0.00	0.000										
Ken Ray, R ERA: 3.26	0.2		2	0	0	0	1	0	0	0	0	0	0	7	13	0.00	0.000										

Batter	1	2	3	4	5	6	7	8	9	AB	R	H	RBI	BB	SO	LOB	BOTTOM										
Marcus Giles, R OBP: 0.342, SLG: 0.367	SH2-3							F7		4	0	2	0	0	0	0	<b>Florida Marlins @ Atlanta Braves</b> Turner Field, Atlanta, GA Thu Jul 27 2006, 1:05 PM EDT Att: 35,498 - Partly Cloudy - 92 F										
11 Edgar Renteria, R OBP: 0.400, SLG: 0.476	SH2-3							BB		3	0	1	0	1	0	2											
Wilson Betemit, S OBP: 0.341, SLG: 0.497	SH2-3									2	0	0	0	1	1	2											
Andruw Jones, R OBP: 0.353, SLG: 0.530	K							BB		4	0	0	0	0	1	6											
7 Jeff Francoeur, R OBP: 0.286, SLG: 0.456	K									4	1	1	1	0	1	4											
23 Matt Diaz, R OBP: 0.344, SLG: 0.438										4	0	1	0	0	1	0											
Adam LaRoche, L OBP: 0.343, SLG: 0.548										4	0	1	0	0	1	1											
Todd Pratt, R OBP: 0.261, SLG: 0.317 Ryan Langerhans, L OBP: 0.338, SLG: 0.392										3	0	0	0	0	1	1											
Jason Shiell, R 4 Pete Cri, L Oscar Villarreal, L Scott Thorman, L 54 Chad Paronto, R Jorge Sosa, R Ken Ray, R 16 Brian McCann, L										0	0	0	0	1	0	0											
										1	0	0	0	0	0	0											
										1	0	0	0	0	0	0											
										1	0	0	0	0	0	0											
										1	0	0	0	0	0	0											
										1	0	0	0	0	0	0											
<b>Inning Stats</b>	R: 0 E: 0 K: 2 S: 13	H: 1 LOB: 2 BB: 1 P: 22	R: 0 E: 0 K: 2 S: 11	H: 0 LOB: 0 BB: 0 P: 15	R: 0 E: 0 K: 1 S: 16	H: 1 LOB: 2 BB: 1 P: 28	R: 0 E: 0 K: 0 S: 5	H: 0 LOB: 0 BB: 0 P: 7	R: 0 E: 0 K: 0 S: 7	H: 0 LOB: 0 BB: 0 P: 11	R: 1 E: 0 K: 1 S: 11	H: 2 LOB: 1 BB: 0 P: 18	R: 0 E: 0 K: 0 S: 7	H: 1 LOB: 2 BB: 1 P: 16	R: 0 E: 0 K: 1 S: 13	H: 1 LOB: 1 BB: 0 P: 22	1B: 4 2B: 1 3B: 0 HR: 1	SF: 0 SAC: 1 DP: 0 HBP: 0	WP: 0 PB: 0 CS: 0	PA: 36							
<b>PITCHER</b>	IP	WLS	BF	H	R	ER	SO	BB	IBB	HBP	BLK	WP	HR	S	P	ERA	WHIP										
Scott Olsen, L ERA: 3.79	6.0	W	22	2	0	0	5	2	0	0	0	0	1	61	97	0.00	0.667										
Randy Messenger, R ERA: 3.86	1.0		5	2	1	1	1	0	0	0	0	0	1	11	18	9.00	2.000										
Chris Resop, R ERA: 2.7	1.0		5	1	0	0	0	1	0	0	0	0	0	7	16	0.00	2.000										
Matt Herges, R ERA: 4.11	1.0		4	1	0	0	1	0	0	0	0	0	0	13	22	0.00	1.000										

AB	40
R	6
H	12
RBI	5
BB	2
SO	7
LOB	23



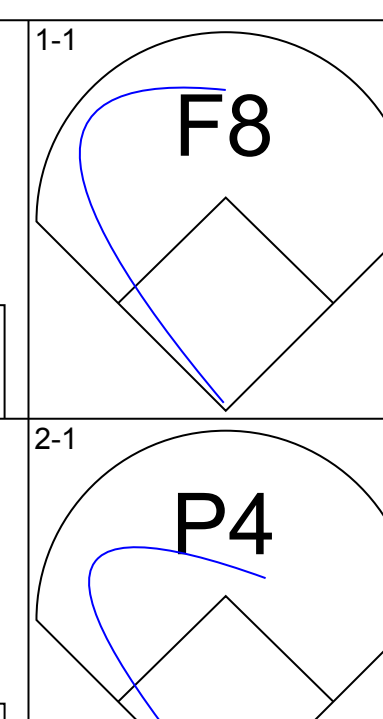
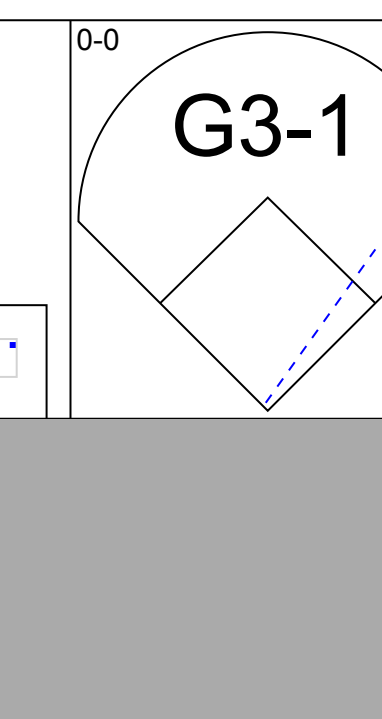
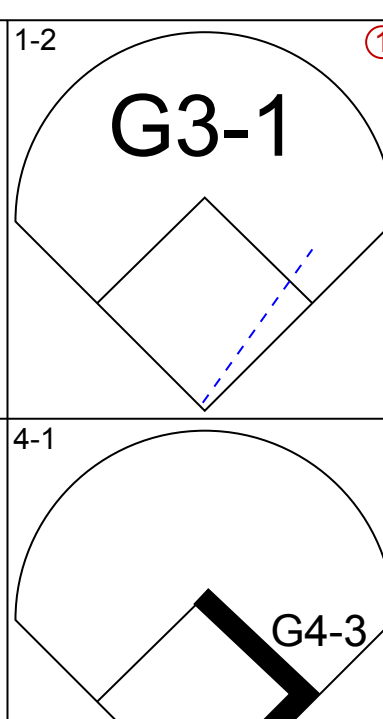
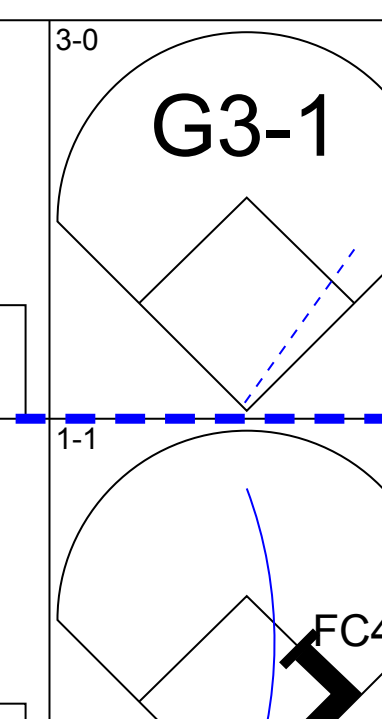
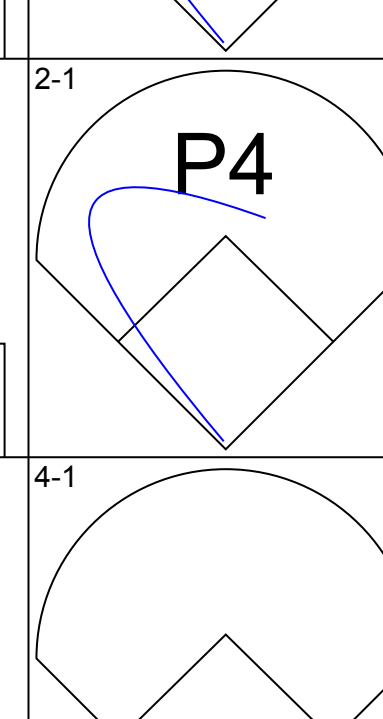
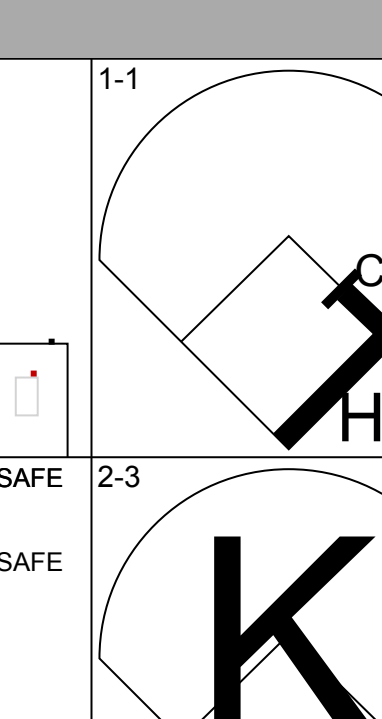
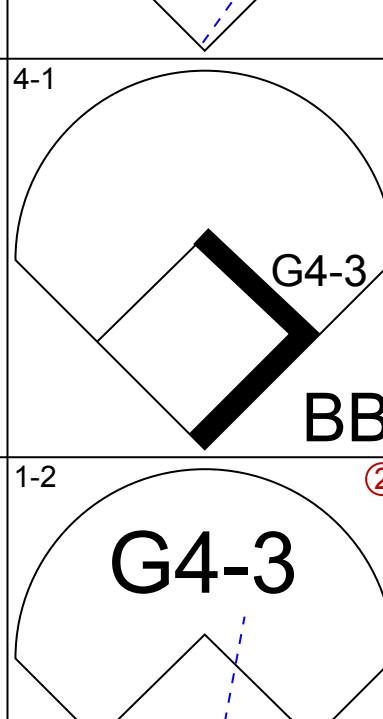
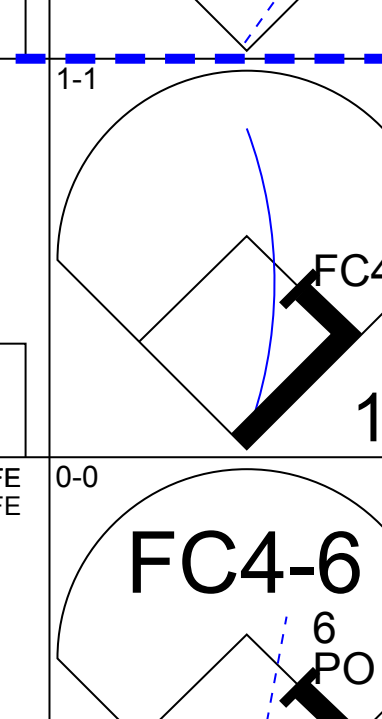
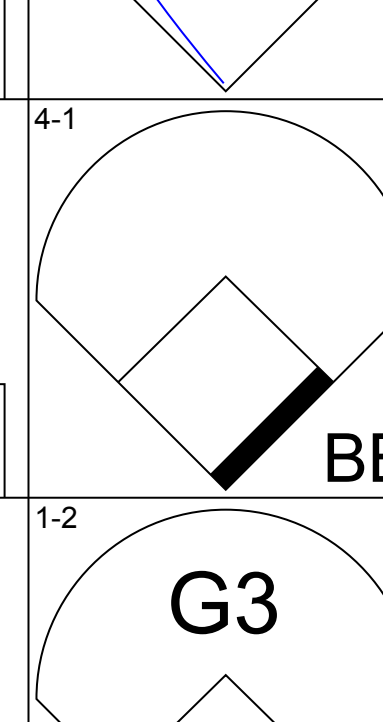
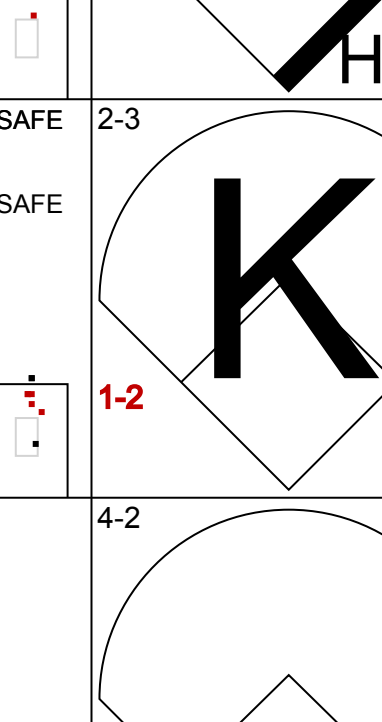
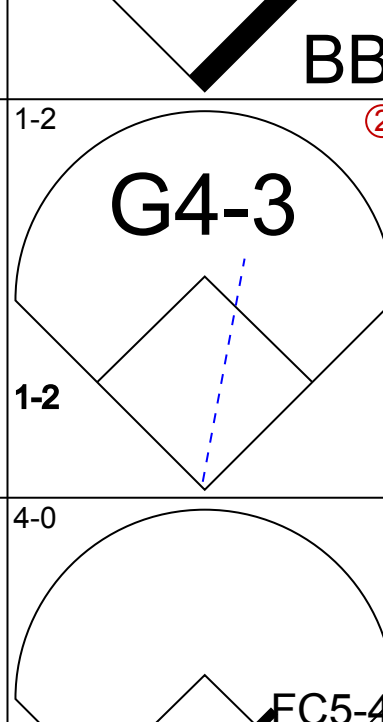
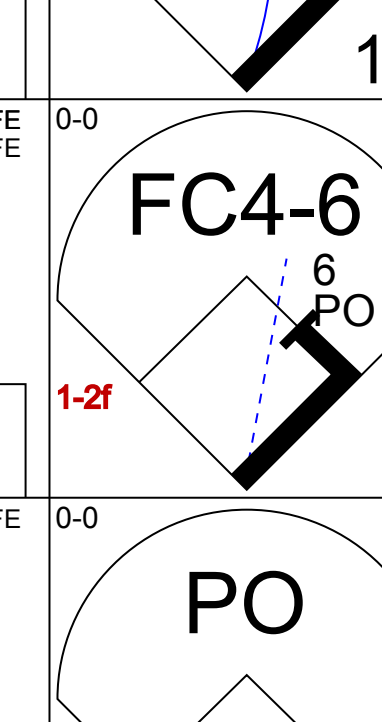
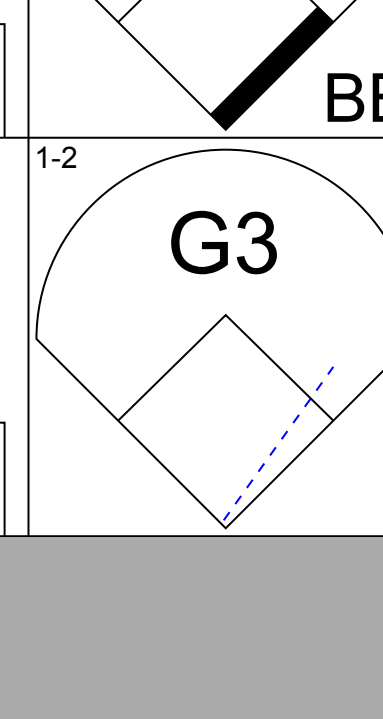
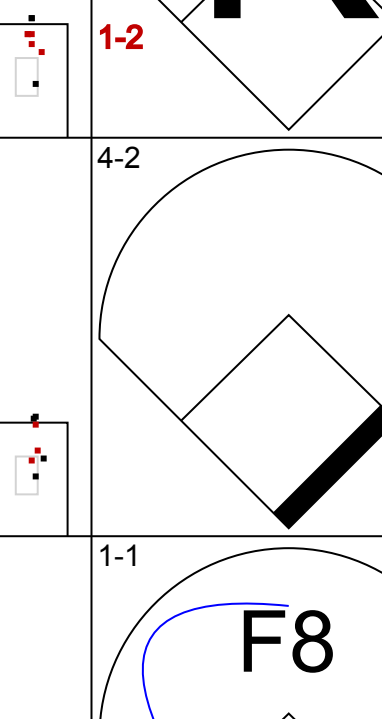
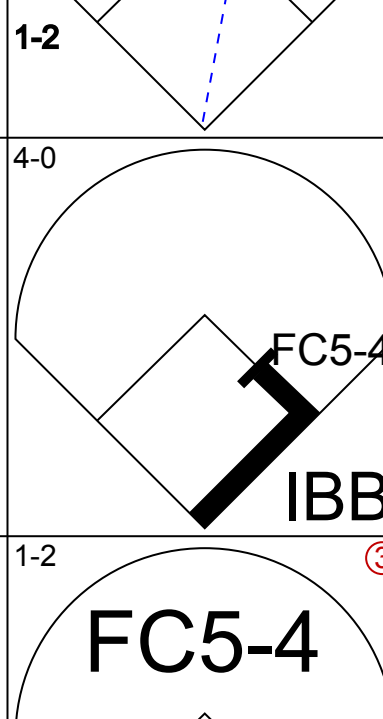
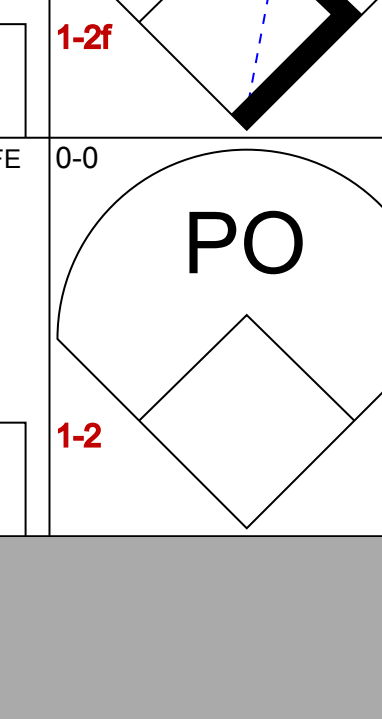
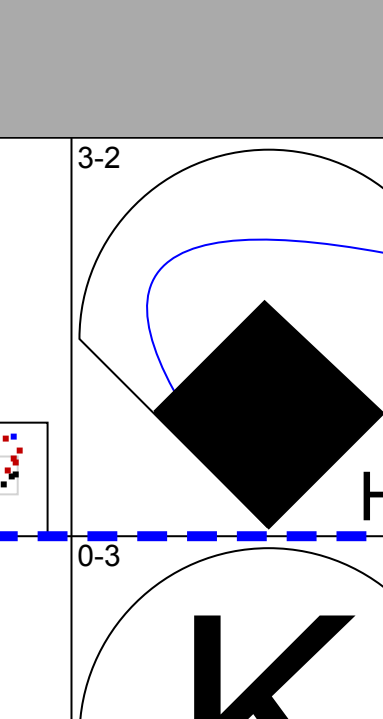
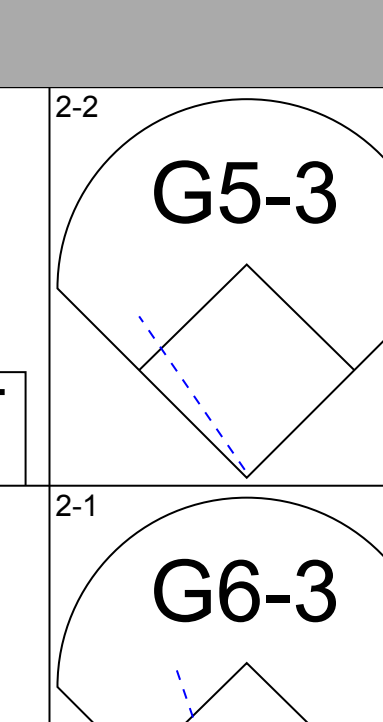
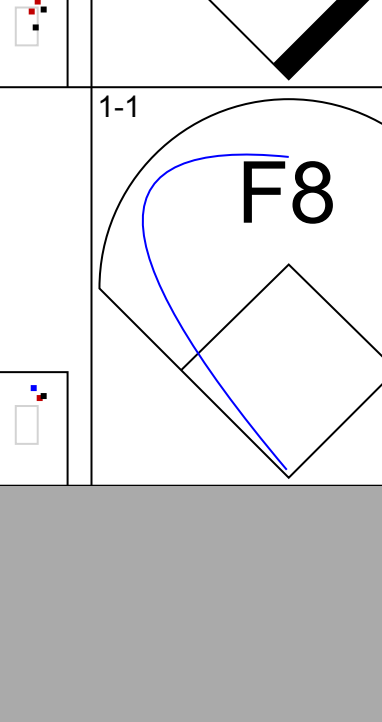
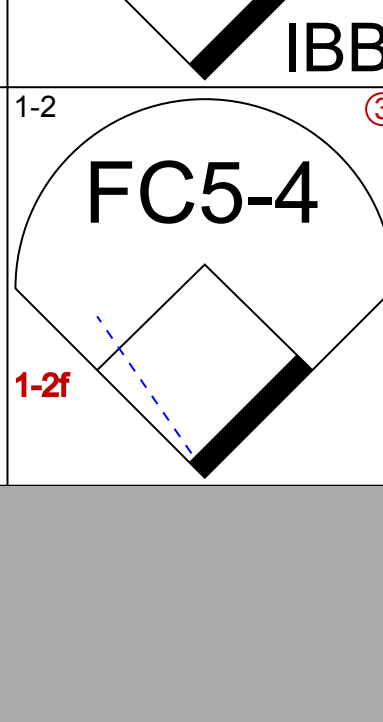
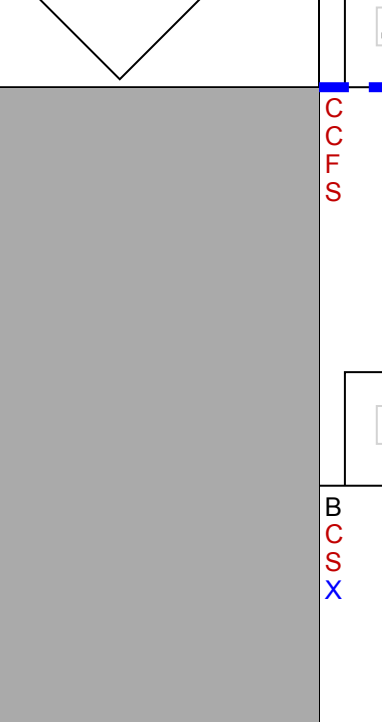
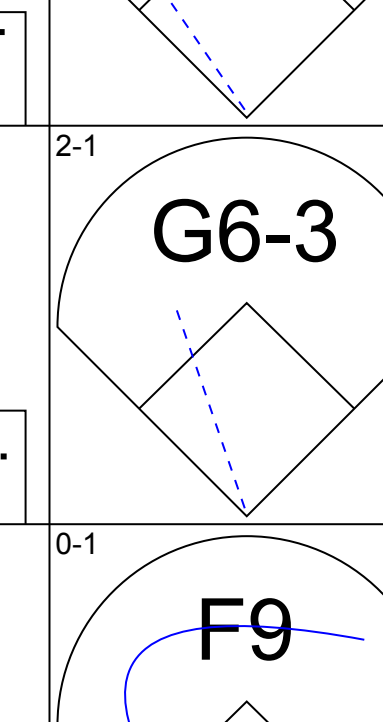
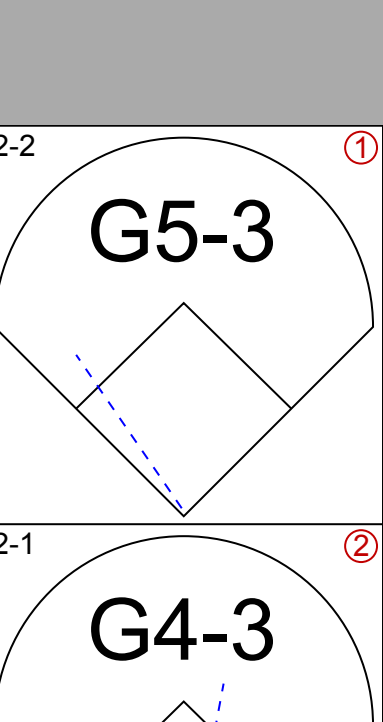
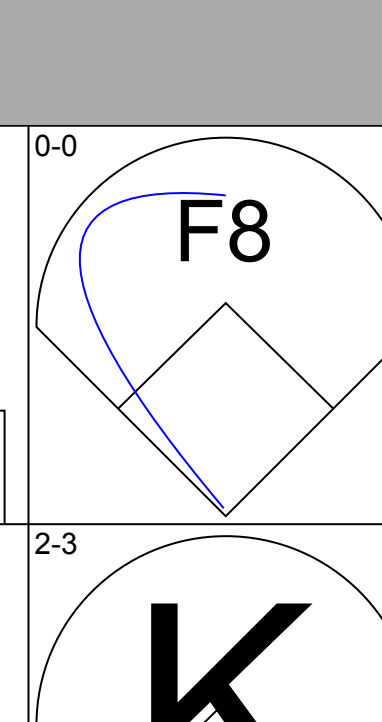
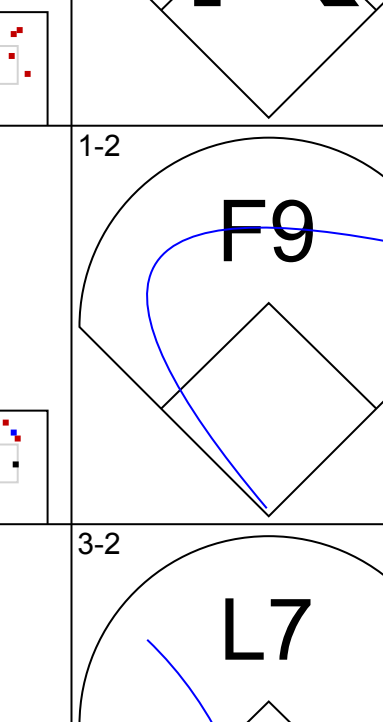
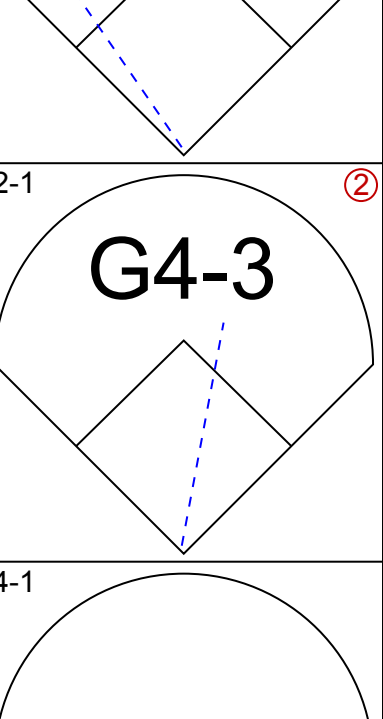
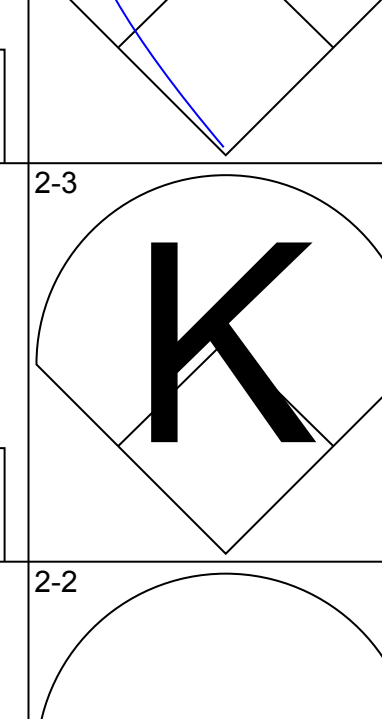
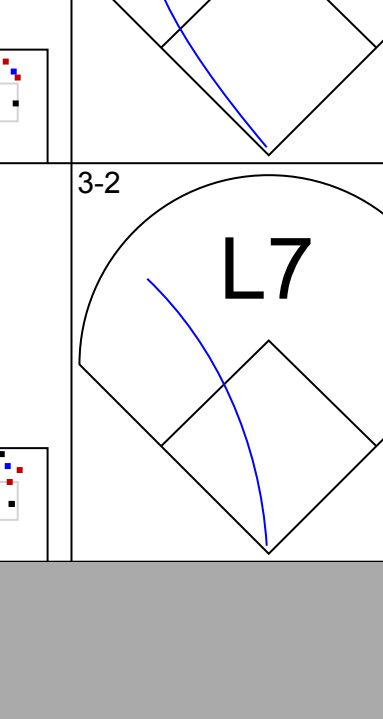
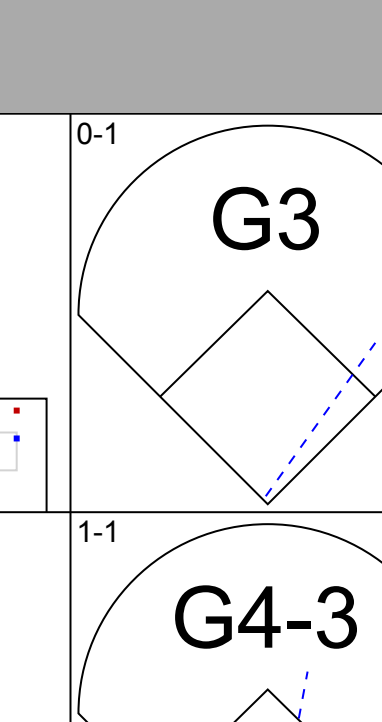


Batter	1	2	3	4	5	6	7	8	9	AB	R	H	RBI	BB	SO	LOB	TOP		
4 Alfredo Amezaga, S OBP: 0.342, SLG: 0.352										3	0	2	0	1	1	0			
6 Dan Uggla, R OBP: 0.338, SLG: 0.510										4	0	2	0	0	1	1			
Miguel Cabrera, R OBP: 0.422, SLG: 0.537										4	2	1	0	0	0	3			
17 Mike Jacobs, L Wes Helms, R OBP: 0.350, SLG: 0.516 OBP: 0.343, SLG: 0.512										3	0	1	1	1	0	1			
12 Cody Ross, R OBP: 0.322, SLG: 0.519										4	0	0	0	0	0	3			
27 Jeremy Hermida, L OBP: 0.378, SLG: 0.435										4	1	1	1	0	1	1			
2 Hanley Ramirez, R OBP: 0.332, SLG: 0.415										3	0	0	0	1	1	1			
Miguel Olivo, R OBP: 0.311, SLG: 0.471										4	0	1	2	0	2	0			
47 Ricky Nolasco, R 57 Taylor Tankersley, L 14 Josh Willingham, R 19 Logan Kensing, R OBP: 0.222, SLG: 0.333 OBP: 0.332, SLG: 0.452 OBP: 0.378, SLG: 0.435										3	0	0	0	0	2	0			
<b>Inning Stats</b>	R: 0 H: 0 E: 0 K: 2 S: 8	H: 0 LOB: 0 BB: 0 P: 10	R: 0 H: 0 E: 0 K: 0 S: 5	H: 0 LOB: 0 BB: 0 P: 10	R: 0 H: 0 E: 0 K: 2 S: 12	H: 2 LOB: 1 BB: 0 P: 14	R: 0 H: 0 E: 0 K: 1 S: 7	H: 0 LOB: 0 BB: 0 P: 10	R: 0 H: 0 E: 0 K: 0 S: 11	H: 0 LOB: 1 BB: 1 P: 19	R: 1 H: 2 E: 0 K: 1 S: 9	H: 2 LOB: 1 BB: 0 P: 9	R: 0 H: 1 E: 0 K: 2 S: 10	H: 1 LOB: 0 BB: 0 P: 13	R: 3 H: 3 E: 1 K: 0 S: 18	H: 3 LOB: 2 BB: 2 P: 34	1B: 6 2B: 2 3B: 0 HR: 0	SF: 0 SAC: 0 DP: 1 HBP: 0	WP: 0 PA: 37 PB: 0 SB: 0 CS: 1
<b>PITCHER</b>	IP WLS BF H R ER SO BB IBB HBP BLK WP HR S P ERA WHIP																		
39 Brett Myers, R ERA: 3.57	(1, 1) 8.0 L 28 5 1 1 8 1 0 0 0 0 0 0 72 102 1.12 0.750																		
Geoff Geary, R ERA: 3.59	(9, 1) 0.2 4 1 2 2 0 0 1 0 0 0 0 8 17 27.00 1.500																		
Aaron Fultz, L ERA: 4.44	(9, 1) 0.1 4 2 1 1 0 1 0 0 0 0 0 10 17 27.00 9.000																		

Florida Marlins @ Philadelphia Phillies  
Citizens Bank Park, Philadelphia, PA  
Fri Jul 28 2006, 7:05 PM EDT  
Att: 25,105 - Partly Cloudy - 82 F

AB 33  
R 4  
H 8  
RBI 4  
BB 3  
SO 8  
LOB 12



Batter	1	2	3	4	5	6	7	8	9	AB	R	H	RBI	BB	SO	LOB	BOTTOM	
David Dellucci, L OBP: 0.397, SLG: 0.591										4	0	0	0	0	0	0		
26 Chase Utley, L OBP: 0.392, SLG: 0.552										2	0	1	0	1	0	0		
Bobby Abreu, L OBP: 0.427, SLG: 0.434										3	0	0	0	1	1	3		
6 Ryan Howard, L OBP: 0.358, SLG: 0.597										2	1	1	1	2	0	1		
Aaron Rowand, R OBP: 0.318, SLG: 0.420										4	0	0	0	0	1	3		
David Bell, R OBP: 0.345, SLG: 0.398										4	0	0	0	0	0	0		
Mike Lieberthal, R ERA: 3.94										3	0	0	0	0	1	0		
8 Shane Victorino, S OBP: 0.333, SLG: 0.410										1	0	0	0	0	0	0		
Abraham Nunez, S OBP: 0.198, SLG: 0.226										2	0	1	0	1	0	0		
39 Brett Myers, R OBP: 0.050, SLG: 0.026	(1, 1) 7.1 W 28 1 0 0 3 4 1 1 0 0 0 0 61 108 0.00 0.682																	
Geoff Geary, R ERA: 1.65	(9, 1) 0.2 H 2 1 0 0 0 0 0 0 0 0 0 3 4 0.00 1.500																	
Aaron Fultz, L ERA: 4.63	(9, 1) 1.0 4 1 1 1 1 0 0 0 0 0 0 1 16 23 9.00 1.000																	
<b>Inning Stats</b>	R: 0 H: 0 E: 0 K: 0 S: 8	H: 0 LOB: 1 BB: 1 P: 16	R: 0 H: 0 E: 0 K: 0 S: 7	H: 0 LOB: 0 BB: 0 P: 11	R: 0 H: 0 E: 0 K: 1 S: 10	H: 0 LOB: 0 BB: 1 P: 18	R: 0 H: 0 E: 0 K: 1 S: 9	H: 0 LOB: 2 BB: 2 P: 23	R: 0 H: 1 E: 0 K: 1 S: 4	H: 1 LOB: 1 BB: 0 P: 8	R: 0 H: 1 E: 0 K: 0 S: 16	H: 1 LOB: 0 BB: 0 P: 23	R: 1 H: 1 E: 0 K: 1 S: 16	H: 1 LOB: 0 BB: 0 P: 23	1B: 2 2B: 0 3B: 0 HR: 1	SF: 0 SAC: 0 DP: 0 HBP: 1	WP: 0 PA: 35 PB: 0 SB: 0 CS: 1	
<b>PITCHER</b>	IP WLS BF H R ER SO BB IBB HBP BLK WP HR S P ERA WHIP																	
47 Ricky Nolasco, R ERA: 1.65	(1, 1) 7.1 W 28 1 0 0 3 4 1 1 0 0 0 0 61 108 0.00 0.682																	
57 Taylor Tankersley, L ERA: 1.65	(8, 1) 0.2 H 2 1 0 0 0 0 0 0 0 0 0 3 4 0.00 1.500																	
19 Logan Kensing, R ERA: 4.63	(9, 1) 1.0 4 1 1 1 1 0 0 0 0 0 0 1 16 23 9.00 1.000																	

Florida Marlins @ Philadelphia Phillies  
Citizens Bank Park, Philadelphia, PA  
Fri Jul 28 2006, 7:05 PM EDT  
Att: 25,105 - Partly Cloudy - 82 F

AB 28  
R 1  
H 3  
RBI 1  
BB 5  
SO 4  
LOB 9









Batter	1	2	3	4	5	6	7	8	9	AB	R	H	RBI	BB	SO	LOB	TOP							
2 Hanley Ramirez, R OBP: 0.328, SLG: 0.413	F7			F8		G5-3			L8	5	0	1	0	0	0	0								
6 Dan Uggla, R OBP: 0.355, SLG: 0.501	K	K			14 HR		K		G5-3	4	1	0	0	1	3	1								
Miguel Cabrera, R OBP: 0.423, SLG: 0.536	12 BB 14 1B					F8	G5-3		K	3	1	0	0	2	1	1								
12 Cody Ross, R OBP: 0.313, SLG: 0.496	WP 14 1B			F8		F8	F9			3	0	0	0	1	0	2								
14 Josh Willingham, R OBP: 0.336, SLG: 0.464	WP 1B			K						4	2	3	4	0	1	1								
Wes Helms, R OBP: 0.358, SLG: 0.508				K						2	0	1	0	2	1	1								
Joe Borcherd, S OBP: 0.316, SLG: 0.389																								
Matt Herges, L OBP: 0.278, SLG: 0.339	F9			P4		G1-3				3	0	0	0	0	0	4	AB 33							
61 Reggie Abercrombie, R, PH OBP: 0.278, SLG: 0.339										0	0	0	0	0	0	0	R 5							
4 Alfredo Amezaga, S OBP: 0.344, SLG: 0.353										1	0	1	0	0	0	0	H 7							
Chris Resop, R OBP: 0.370, SLG: 0.425										0	0	0	0	0	0	0	RBI 5							
Miguel Olivo, R OBP: 0.309, SLG: 0.476		B1-3								4	1	1	1	0	0	2	BB 6							
36 Anibal Sánchez, R OBP: 0.083, SLG: 0.083																	SO 6							
27 Jeremy Hermida, L OBP: 0.370, SLG: 0.425		G4-3								2	0	0	0	0	0	0	LOB 13							
										2	0	0	0	0	0	1								
<b>Inning Stats</b>	R: 1 E: 0 K: 1 S: 19	H: 1 LOB: 3 BB: 3 P: 40	R: 0 E: 0 K: 1 S: 10	H: 1 LOB: 1 BB: 0 P: 15	R: 0 E: 0 K: 2 S: 10	H: 0 LOB: 1 BB: 1 P: 18	R: 1 E: 0 K: 0 S: 9	H: 1 LOB: 0 BB: 0 P: 13	R: 2 E: 0 K: 0 S: 11	H: 1 LOB: 1 BB: 2 P: 27	R: 0 E: 0 K: 0 S: 12	H: 0 LOB: 0 BB: 0 P: 16	R: 0 E: 0 K: 1 S: 6	H: 0 LOB: 0 BB: 0 P: 7	R: 1 E: 0 K: 0 S: 10	H: 3 LOB: 1 BB: 0 P: 19	R: 0 E: 0 K: 1 S: 8	H: 0 LOB: 0 BB: 0 P: 12	1B: 3 2B: 1 3B: 0 HR: 3	SF: 0 SAC: 0 DP: 1 HBP: 0	WP: 1 PB: 0 SB: 0 CS: 0	PA: 39		
<b>PITCHER</b>	IP WLS BF H R ER SO BB IBB HBP BLK WP HR S P ERA WHIP	IP WLS BF H R ER SO BB IBB HBP BLK WP HR S P ERA WHIP	IP WLS BF H R ER SO BB IBB HBP BLK WP HR S P ERA WHIP	IP WLS BF H R ER SO BB IBB HBP BLK WP HR S P ERA WHIP	IP WLS BF H R ER SO BB IBB HBP BLK WP HR S P ERA WHIP	IP WLS BF H R ER SO BB IBB HBP BLK WP HR S P ERA WHIP	IP WLS BF H R ER SO BB IBB HBP BLK WP HR S P ERA WHIP	IP WLS BF H R ER SO BB IBB HBP BLK WP HR S P ERA WHIP	IP WLS BF H R ER SO BB IBB HBP BLK WP HR S P ERA WHIP	IP WLS BF H R ER SO BB IBB HBP BLK WP HR S P ERA WHIP	IP WLS BF H R ER SO BB IBB HBP BLK WP HR S P ERA WHIP	IP WLS BF H R ER SO BB IBB HBP BLK WP HR S P ERA WHIP	IP WLS BF H R ER SO BB IBB HBP BLK WP HR S P ERA WHIP	IP WLS BF H R ER SO BB IBB HBP BLK WP HR S P ERA WHIP	IP WLS BF H R ER SO BB IBB HBP BLK WP HR S P ERA WHIP	IP WLS BF H R ER SO BB IBB HBP BLK WP HR S P ERA WHIP	IP WLS BF H R ER SO BB IBB HBP BLK WP HR S P ERA WHIP	IP WLS BF H R ER SO BB IBB HBP BLK WP HR S P ERA WHIP	IP WLS BF H R ER SO BB IBB HBP BLK WP HR S P ERA WHIP	IP WLS BF H R ER SO BB IBB HBP BLK WP HR S P ERA WHIP	IP WLS BF H R ER SO BB IBB HBP BLK WP HR S P ERA WHIP	IP WLS BF H R ER SO BB IBB HBP BLK WP HR S P ERA WHIP	IP WLS BF H R ER SO BB IBB HBP BLK WP HR S P ERA WHIP	IP WLS BF H R ER SO BB IBB HBP BLK WP HR S P ERA WHIP

Florida Marlins @ Philadelphia Phillies  
Citizens Bank Park, Philadelphia, PA  
Sun Jul 30 2006, 1:35 PM EDT  
Att: 31,375 - Partly Cloudy - 88 F

AB	33
R	5
H	7
RBI	5
BB	6
SO	6
LOB	13



Batter	1	2	3	4	5	6	7	8	9	AB	R	H	RBI	BB	SO	LOB	BOTTOM								
8 Shane Victorino, S OBP: 0.326, SLG: 0.400	G6-3		P6	G3	G4-3					5	1	1	0	0	0	2									
David Dellucci, L OBP: 0.356, SLG: 0.581	6 BB		P6		K					4	0	1	0	1	1	2									
26 Chase Utley, L OBP: 0.392, SLG: 0.563	F7			2B	E		K			5	2	2	0	0	1	4									
6 Ryan Howard, L OBP: 0.368, SLG: 0.603				2B	HR					0	2	0	0	5	0	0									
Aaron Rowand, R OBP: 0.323, SLG: 0.437	F9			HR	E					4	2	2	3	1	0	4									
Abraham Nunez, S OBP: 0.214, SLG: 0.234			G3	HR	E					4	2	2	2	1	1	2									
Mike Lieberthal, R OBP: 0.271, SLG: 0.352		P5			HR					4	1	2	5	0	0	1									
4 Danny Sandoval, S OBP: 0.375, SLG: 0.167		F9			G4-3					4	0	0	1	0	0	1									
Randy Wolf, L ERA: 4.46					G3-1					2	0	0	0	0	1	0									
Aaron Fultz, L ERA: 3.98					K					1	0	0	0	0	0	2									
Geoff Geary, R OBP: 0.500, SLG: 0.667					FC5-6					0	1	0	0	1	0	0									
<b>Inning Stats</b>	R: 0 E: 0 K: 0 S: 11	H: 0 LOB: 2 BB: 2 P: 23	R: 0 E: 0 K: 0 S: 6	H: 0 LOB: 0 BB: 0 P: 8	R: 0 E: 0 K: 0 S: 8	H: 0 LOB: 0 BB: 0 P: 12	R: 5 E: 0 K: 1 S: 13	H: 3 LOB: 0 BB: 2 P: 26	R: 4 E: 2 K: 1 S: 17	H: 3 LOB: 2 BB: 2 P: 29	R: 0 E: 0 K: 1 S: 9	H: 1 LOB: 1 BB: 1 P: 19	R: 0 E: 0 K: 0 S: 6	H: 1 LOB: 0 BB: 0 P: 6	R: 2 E: 0 K: 1 S: 13	H: 2 LOB: 2 BB: 2 P: 27	R: 0 E: 0 K: 1 S: 8	H: 0 LOB: 0 BB: 0 P: 12	1B: 4 2B: 4 3B: 1 HR: 1	SF: 0 SAC: 0 DP: 2 HBP: 0	WP: 0 PB: 0 SB: 0 CS: 0	PA: 42			
<b>PITCHER</b>	IP WLS BF H R ER SO BB IBB HBP BLK WP HR S P ERA WHIP	IP WLS BF H R ER SO BB IBB HBP BLK WP HR S P ERA WHIP	IP WLS BF H R ER SO BB IBB HBP BLK WP HR S P ERA WHIP	IP WLS BF H R ER SO BB IBB HBP BLK WP HR S P ERA WHIP	IP WLS BF H R ER SO BB IBB HBP BLK WP HR S P ERA WHIP	IP WLS BF H R ER SO BB IBB HBP BLK WP HR S P ERA WHIP	IP WLS BF H R ER SO BB IBB HBP BLK WP HR S P ERA WHIP	IP WLS BF H R ER SO BB IBB HBP BLK WP HR S P ERA WHIP	IP WLS BF H R ER SO BB IBB HBP BLK WP HR S P ERA WHIP	IP WLS BF H R ER SO BB IBB HBP BLK WP HR S P ERA WHIP	IP WLS BF H R ER SO BB IBB HBP BLK WP HR S P ERA WHIP	IP WLS BF H R ER SO BB IBB HBP BLK WP HR S P ERA WHIP	IP WLS BF H R ER SO BB IBB HBP BLK WP HR S P ERA WHIP	IP WLS BF H R ER SO BB IBB HBP BLK WP HR S P ERA WHIP	IP WLS BF H R ER SO BB IBB HBP BLK WP HR S P ERA WHIP	IP WLS BF H R ER SO BB IBB HBP BLK WP HR S P ERA WHIP	IP WLS BF H R ER SO BB IBB HBP BLK WP HR S P ERA WHIP	IP WLS BF H R ER SO BB IBB HBP BLK WP HR S P ERA WHIP	IP WLS BF H R ER SO BB IBB HBP BLK WP HR S P ERA WHIP	IP WLS BF H R ER SO BB IBB HBP BLK WP HR S P ERA WHIP	IP WLS BF H R ER SO BB IBB HBP BLK WP HR S P ERA WHIP	IP WLS BF H R ER SO BB IBB HBP BLK WP HR S P ERA WHIP	IP WLS BF H R ER SO BB IBB HBP BLK WP HR S P ERA WHIP	IP WLS BF H R ER SO BB IBB HBP BLK WP HR S P ERA WHIP	IP WLS BF H R ER SO BB IBB HBP BLK WP HR S P ERA WHIP

Florida Marlins @ Philadelphia Phillies  
Citizens Bank Park, Philadelphia, PA  
Sun Jul 30 2006, 1:35 PM EDT  
Att: 31,375 - Partly Cloudy - 88 F

AB	33
R	11
H	10
RBI	11
BB	9
SO	4
LOB	18

























Batter	1	2	3	4	5	6	7	8	9	AB	R	H	RBI	BB	SO	LOB	TOP								
15 Rafael Furcal, S OBP: 0.353, SLG: 0.386	K		1B			F8	1B		G3	5	1	2	1	0	1	0									
Kenny Lofton, L OBP: 0.351, SLG: 0.399 Giovanni Carrara, R	P5		1B			HR	1B		F9	5	1	3	2	0	0	0									
Julio Lugo, R OBP: 0.368, SLG: 0.487	G6-3		K			F9	F8			4	0	0	0	0	1	3									
J.D. Drew, L OBP: 0.373, SLG: 0.453		G3-1		G3		1B				4	1	2	0	0	0	0									
16 Andre Ethier, L OBP: 0.389, SLG: 0.559	G3-1		F8			F7				4	0	1	1	0	0	1									
Wilson Betemit, S OBP: 0.347, SLG: 0.518	F7		K			HR				3	1	1	1	1	1	0									
55 Russell Martin, R OBP: 0.365, SLG: 0.462			K			G5-3	G1-6-3			4	0	1	0	0	1	2									
7 James Loney, L OBP: 0.344, SLG: 0.407			1B			G3-1	G4-3			4	1	1	0	0	0	2									
Derek Lowe, R OBP: 0.128, SLG: 0.091 Brett Tomko, R OBP: 0.154, SLG: 0.120 Ricky Ledee, L OBP: 0.283, SLG: 0.412 17 Jason Repko, R OBP: 0.358, SLG: 0.459	K		K			G6-3			G6-3	2	1	0	0	1	1	2									
										0	0	0	0	0	0	0									
										1	0	0	0	0	0	0									
										0	0	0	0	0	0	0									
<b>Inning Stats</b>	R: 0 E: 0 K: 1 S: 9	H: 0 LOB: 0 BB: 0 P: 12	R: 0 E: 0 K: 0 S: 8	H: 0 LOB: 0 BB: 0 P: 11	R: 2 E: 1 K: 3 S: 24	H: 3 LOB: 1 BB: 0 P: 36	R: 0 E: 0 K: 1 S: 7	H: 0 LOB: 0 BB: 0 P: 8	R: 0 E: 0 K: 0 S: 10	H: 1 LOB: 0 BB: 0 P: 15	R: 1 E: 0 K: 0 S: 9	H: 2 LOB: 1 BB: 0 P: 15	R: 2 E: 0 K: 0 S: 17	H: 3 LOB: 2 BB: 1 P: 27	R: 1 E: 0 K: 0 S: 7	H: 2 LOB: 1 BB: 0 P: 15	R: 0 E: 0 K: 0 S: 6	H: 0 LOB: 0 BB: 0 P: 10	1B: 6 2B: 2 HR: 2	SF: 0 SAC: 0 DP: 1 HBP: 0	WP: 0 PB: 0 SB: 0 CS: 1	PA: 38			
<b>PITCHER</b>	IP	WLS	BF	H	R	ER	SO	BB	IBB	HBP	BLK	WP	HR	S	P	ERA	WHIP								
36 Anibal Sánchez, R ERA: 4.27	6.0	L	23	6	3	2	5	0	0	0	0	0	1	67	97	3.00	1.000								
Matt Herges, R ERA: 4.11	0.2		6	3	2	2	0	1	0	0	0	0	1	16	26	27.00	6.000								
Randy Messenger, R ERA: 4.75	1.1		6	2	1	1	0	1	0	0	0	0	0	8	16	6.75	2.250								
Brian Moehler, R ERA: 6.75	1.0		3	0	0	0	0	0	0	0	0	0	0	6	10	0.00	0.000								

Los Angeles Dodgers @ Florida Marlins  
Dolphin Stadium, Miami, FL  
Fri Aug 04 2006, 7:35 PM EDT  
Att: 15,416 - Partly Cloudy - 84 F

AB 36  
R 6  
H 11  
RBI 5  
BB 2  
SO 5  
LOB 10



Batter	1	2	3	4	5	6	7	8	9	AB	R	H	RBI	BB	SO	LOB	BOTTOM								
4 Alfredo Amezaga, S OBP: 0.337, SLG: 0.362	G6-3		B2-3			17 SF8				4	0	2	0	0	0	1									
6 Dan Uggla, R OBP: 0.348, SLG: 0.495	G6-3		G4-3			K				3	0	1	1	0	1	2									
17 Mike Jacobs, L OBP: 0.348, SLG: 0.515 Brian Moehler, R OBP: 0.160, SLG: 0.087	G6-3		G4-3			SF8				3	0	0	1	0	0	2									
										0	0	0	0	0	0	0									
Miguel Cabrera, R OBP: 0.425, SLG: 0.551			K			G4-3				4	0	0	0	0	1	2									
12 Cody Ross, R OBP: 0.297, SLG: 0.473			K			G6-3				4	0	0	0	0	1	1									
27 Jeremy Hermida, L OBP: 0.354, SLG: 0.414			K			P5				4	0	0	0	0	1	0									
2 Hanley Ramirez, R OBP: 0.340, SLG: 0.436			FC6-4			G4-3				3	0	2	0	0	0	0									
Miguel Olivo, R OBP: 0.310, SLG: 0.483			FC6-4			G5-3				3	1	0	0	0	1	1									
										1	0	0	0	0	1	1									
										1	1	1	0	0	0	0									
										0	0	0	0	0	0	0									
										0	0	0	0	0	0	0									
										1	0	0	0	0	1	1									
<b>Inning Stats</b>	R: 0 E: 0 K: 0 S: 8	H: 0 LOB: 0 BB: 0 P: 12	R: 0 E: 0 K: 3 S: 12	H: 0 LOB: 0 BB: 0 P: 19	R: 0 E: 0 K: 1 S: 8	H: 1 LOB: 1 BB: 0 P: 11	R: 0 E: 0 K: 0 S: 6	H: 1 LOB: 1 BB: 0 P: 11	R: 0 E: 0 K: 0 S: 4	H: 1 LOB: 0 BB: 0 P: 6	R: 1 E: 0 K: 1 S: 12	H: 2 LOB: 1 BB: 0 P: 20	R: 0 E: 0 K: 0 S: 9	H: 0 LOB: 0 BB: 0 P: 14	R: 1 E: 0 K: 1 S: 13	H: 1 LOB: 1 BB: 0 P: 19	R: 0 E: 0 K: 0 S: 7	H: 0 LOB: 0 BB: 0 P: 13	1B: 3 2B: 3 HR: 0	SF: 2 SAC: 0 DP: 0 HBP: 0	WP: 1 PB: 0 SB: 0 CS: 0	PA: 33			
<b>PITCHER</b>	IP	WLS	BF	H	R	ER	SO	BB	IBB	HBP	BLK	WP	HR	S	P	ERA	WHIP								
Derek Lowe, R ERA: 4.15	7.0	W	25	5	1	1	5	0	0	0	0	0	0	59	93	1.29	0.714								
Brett Tomko, R ERA: 4.98	1.0		5	1	1	1	1	0	0	0	0	1	0	13	19	9.00	1.000								
Giovanni Carrara, R ERA: 2.16	1.0		3	0	0	0	0	0	0	0	0	0	0	7	13	0.00	0.000								

Los Angeles Dodgers @ Florida Marlins  
Dolphin Stadium, Miami, FL  
Fri Aug 04 2006, 7:35 PM EDT  
Att: 15,416 - Partly Cloudy - 84 F

AB 31  
R 2  
H 6  
RBI 2  
BB 0  
SO 6  
LOB 11









Batter	1	2	3	4	5	6	7	8	9	AB	R	H	RBI	BB	SO	LOB	TOP								
15 Rafael Furcal, S OBP: 0.355, SLG: 0.394	1-2 E6 WP	1-3 K			1-0 F9		0-1 BB 17 S	3-2 7 WP 2B		5	2	2	0	0	1	3	<b>Los Angeles Dodgers @ Florida Marlins</b> Dolphin Stadium, Miami, FL Sun Aug.06 2006, 1:05 PM EDT Att: 14,182 - Partly Cloudy - 90 F								
17 Jason Repko, R OBP: 0.356, SLG: 0.449	0-1 F8		3-1 G5-3		2-1 1B		4-0 BB 1B	4-0 7 WP BB		3	1	1	0	2	0	1									
Julio Lugo, R OBP: 0.369, SLG: 0.482	1 SAFE G5-3	0-2 G5-3	2-1 16 G5-3 1B		2-0 F9		4-2 1B BB	1-2 L7		4	1	1	1	1	0	4									
Olmedo Saenz, R OBP: 0.353, SLG: 0.571	3-2 P5		0-1 1B			3-2 16 G1-3 1B	4-1 1B 2B BB	2-1 G3-1		3	0	2	1	1	0	0									
7 James Loney, L OBP: 0.343, SLG: 0.433	2H		1-2 1B			1-2 2B BB	1-2 2B BB	1-2 2B		1	1	0	0	0	0	2									
16 Andre Ethier, L OBP: 0.394, SLG: 0.565		2-2 1B 2B	0-0 G5-3			0-1 G1-3	0-3 K	1-3 K		5	0	1	0	0	2	6									
Wilson Betemit, S OBP: 0.341, SLG: 0.502		4-2 1B BB		2-3 K		0-2 G5-3	2-0 2B	1-3 2B 1B	1-3 K	4	1	1	2	1	2	1									
Toby Hall, R OBP: 0.269, SLG: 0.392		1-2 1-2 2-3 1B		1-0 F8		0-3 K	0-1 1B 2B	3-2 G4-3		5	0	2	2	0	1	1									
18 Ramon Martinez, R OBP: 0.358, SLG: 0.367		3-3 K		0-0 F9			1-3 1B 2B			4	1	1	0	0	1	5									
Brett Tomko, R OBP: 0.154, SLG: 0.120							1-3 1B 2B			0	0	0	0	0	0	0									
51 Jonathan Broxton, R OBP: 0.154, SLG: 0.120							1-3 1B 2B			0	0	0	0	0	0	0									
44 Takashi Saito, L OBP: 0.154, SLG: 0.120							1-3 1B 2B			0	0	0	0	0	0	0									
Mark Hendrickson, L OBP: 0.353, SLG: 0.454		0-3 K			0-3 K		2-1 G6-3	3-3 K		2	0	0	0	0	2	3									
J.D. Drew, L OBP: 0.373, SLG: 0.454							1-2 G6-3			2	0	0	0	0	1	1									
<b>Inning Stats</b>	R: 1 E: 1 K: 0 S: 11	H: 0 LOB: 0 BB: 0 P: 15	R: 0 E: 0 K: 3 S: 21	H: 2 LOB: 3 BB: 1 P: 32	R: 0 E: 0 K: 0 S: 7	H: 2 LOB: 1 BB: 0 P: 12	R: 0 E: 0 K: 1 S: 5	H: 0 LOB: 0 BB: 0 P: 8	R: 0 E: 0 K: 1 S: 7	H: 1 LOB: 1 BB: 0 P: 12	R: 0 E: 0 K: 1 S: 11	H: 1 LOB: 1 BB: 0 P: 14	R: 6 E: 0 K: 1 S: 20	H: 4 LOB: 2 BB: 3 P: 39	R: 0 E: 0 K: 1 S: 12	H: 1 LOB: 2 BB: 1 P: 25	R: 0 E: 0 K: 2 S: 9	H: 0 LOB: 0 BB: 0 P: 14	1B: 8 2B: 3 3B: 0 HR: 0	SF: 0 SAC: 0 DP: 1 HBP: 0	WP: 2 PB: 1 SB: 1 CS: 0	PA: 43			
<b>PITCHER</b>	IP WLS BF H R ER SO BB IBB HBP BLK WP HR S P ERA WHIP	IP WLS BF H R ER SO BB IBB HBP BLK WP HR S P ERA WHIP	IP WLS BF H R ER SO BB IBB HBP BLK WP HR S P ERA WHIP	IP WLS BF H R ER SO BB IBB HBP BLK WP HR S P ERA WHIP	IP WLS BF H R ER SO BB IBB HBP BLK WP HR S P ERA WHIP	IP WLS BF H R ER SO BB IBB HBP BLK WP HR S P ERA WHIP	IP WLS BF H R ER SO BB IBB HBP BLK WP HR S P ERA WHIP	IP WLS BF H R ER SO BB IBB HBP BLK WP HR S P ERA WHIP	IP WLS BF H R ER SO BB IBB HBP BLK WP HR S P ERA WHIP	IP WLS BF H R ER SO BB IBB HBP BLK WP HR S P ERA WHIP	IP WLS BF H R ER SO BB IBB HBP BLK WP HR S P ERA WHIP	IP WLS BF H R ER SO BB IBB HBP BLK WP HR S P ERA WHIP	IP WLS BF H R ER SO BB IBB HBP BLK WP HR S P ERA WHIP	IP WLS BF H R ER SO BB IBB HBP BLK WP HR S P ERA WHIP	IP WLS BF H R ER SO BB IBB HBP BLK WP HR S P ERA WHIP	IP WLS BF H R ER SO BB IBB HBP BLK WP HR S P ERA WHIP	IP WLS BF H R ER SO BB IBB HBP BLK WP HR S P ERA WHIP	IP WLS BF H R ER SO BB IBB HBP BLK WP HR S P ERA WHIP	IP WLS BF H R ER SO BB IBB HBP BLK WP HR S P ERA WHIP	IP WLS BF H R ER SO BB IBB HBP BLK WP HR S P ERA WHIP	IP WLS BF H R ER SO BB IBB HBP BLK WP HR S P ERA WHIP	IP WLS BF H R ER SO BB IBB HBP BLK WP HR S P ERA WHIP	IP WLS BF H R ER SO BB IBB HBP BLK WP HR S P ERA WHIP	IP WLS BF H R ER SO BB IBB HBP BLK WP HR S P ERA WHIP	IP WLS BF H R ER SO BB IBB HBP BLK WP HR S P ERA WHIP

Batter	1	2	3	4	5	6	7	8	9	AB	R	H	RBI	BB	SO	LOB	BOTTOM								
2 Hanley Ramirez, R OBP: 0.338, SLG: 0.429	3-3 K	3-2 P6			4-2 6 1B 6 S G4-3 BB		0-0 B1-3		3-2 K	4	1	0	0	1	2	3	<b>Los Angeles Dodgers @ Florida Marlins</b> Dolphin Stadium, Miami, FL Sun Aug.06 2006, 1:05 PM EDT Att: 14,182 - Partly Cloudy - 90 F								
6 Dan Uggla, R OBP: 0.345, SLG: 0.487	2-2 G4-3		1-0 G6-3		0-2 G4-3 1B		2-3 K	1-2 P4		5	0	1	0	0	1	1									
Miguel Cabrera, R OBP: 0.423, SLG: 0.547	1-0 F9		1-1 1B		3-2 G4-3		1-1 1B			4	0	2	1	0	0	1									
12 Cody Ross, R OBP: 0.300, SLG: 0.471		1-1 2B 1B	0-0 F8		1-3 3H 2-3 K		0-0 F8			4	1	1	0	0	1	3									
Wes Helms, R OBP: 0.366, SLG: 0.525	1-1 27 G4-3 1B 2B		2-3 K		1-0 HBP			2-3 K		3	1	1	1	0	2	1									
27 Jeremy Hermida, L OBP: 0.352, SLG: 0.407		0-1 G4-3		4-0 61 FC5-4 BB		0-2 G1-3		2-2 P6		3	0	0	0	1	0	3									
Joe Borowski, R OBP: 0.352, SLG: 0.407		2-3 G4-3								0	0	0	0	0	0	0									
Paul Hoover, R OBP: 0.500, SLG: 0.500		1-0 61 FC6-4 1B		1-1 P4		2-1 P3		2-2 G4-3		3	0	1	1	0	0	1									
Miguel Olivo, R OBP: 0.304, SLG: 0.475		3H 1B								1	0	0	0	0	0	0									
61 Reggie Abercrombie, R OBP: 0.275, SLG: 0.343		3H 1B		0-1 FC6-4		0-1 G6-3		1-2 2B		3	0	0	0	0	0	2									
4 Alfredo Amezaga, S OBP: 0.341, SLG: 0.371		1-2 1B		1-2 FC5-4		0-0 F8		1-1 P6		1	0	1	0	0	0	0									
Scott Olsen, L OBP: 0.171, SLG: 0.293		2-1 1B		2-3 K						3	0	1	0	0	1	1									
19 Logan Kensing, R OBP: 0.171, SLG: 0.293		1-3 1B								0	0	0	0	0	0	0									
57 Taylor Tankersley, L OBP: 0.171, SLG: 0.293		1-3 1B								0	0	0	0	0	0	0									
Matt Herges, L OBP: 0.171, SLG: 0.293		1-3 1B								0	0	0	0	0	0	0									
37 Rencyel Pinto, L OBP: 0.171, SLG: 0.293		1-3 1B								0	0	0	0	0	0	0									
Joe Borowski, S OBP: 0.308, SLG: 0.382		1-3 1B								1	0	0	0	0	0	1									
<b>Inning Stats</b>	R: 0 E: 0 K: 1 S: 7	H: 0 LOB: 0 BB: 0 P: 13	R: 2 E: 0 K: 0 S: 15	H: 4 LOB: 2 BB: 0 P: 24	R: 0 E: 0 K: 1 S: 8	H: 1 LOB: 1 BB: 0 P: 12	R: 0 E: 0 K: 1 S: 7	H: 0 LOB: 1 BB: 1 P: 14	R: 1 E: 0 K: 1 S: 20	H: 1 LOB: 2 BB: 1 P: 30	R: 0 E: 0 K: 0 S: 5	H: 0 LOB: 0 BB: 0 P: 7	R: 0 E: 0 K: 1 S: 7	H: 1 LOB: 1 BB: 0 P: 10	R: 0 E: 0 K: 1 S: 10	H: 0 LOB: 0 BB: 0 P: 16	R: 0 E: 0 K: 1 S: 13	H: 1 LOB: 1 BB: 0 P: 19	1B: 6 2B: 2 3B: 0 HR: 0	SF: 0 SAC: 0 DP: 0 HBP: 1	WP: 0 PB: 0 SB: 1 CS: 0	PA: 38			
<b>PITCHER</b>	IP WLS BF H R ER SO BB IBB HBP BLK WP HR S P ERA WHIP	IP WLS BF H R ER SO BB IBB HBP BLK WP HR S P ERA WHIP	IP WLS BF H R ER SO BB IBB HBP BLK WP HR S P ERA WHIP	IP WLS BF H R ER SO BB IBB HBP BLK WP HR S P ERA WHIP	IP WLS BF H R ER SO BB IBB HBP BLK WP HR S P ERA WHIP	IP WLS BF H R ER SO BB IBB HBP BLK WP HR S P ERA WHIP	IP WLS BF H R ER SO BB IBB HBP BLK WP HR S P ERA WHIP	IP WLS BF H R ER SO BB IBB HBP BLK WP HR S P ERA WHIP	IP WLS BF H R ER SO BB IBB HBP BLK WP HR S P ERA WHIP	IP WLS BF H R ER SO BB IBB HBP BLK WP HR S P ERA WHIP	IP WLS BF H R ER SO BB IBB HBP BLK WP HR S P ERA WHIP	IP WLS BF H R ER SO BB IBB HBP BLK WP HR S P ERA WHIP	IP WLS BF H R ER SO BB IBB HBP BLK WP HR S P ERA WHIP	IP WLS BF H R ER SO BB IBB HBP BLK WP HR S P ERA WHIP	IP WLS BF H R ER SO BB IBB HBP BLK WP HR S P ERA WHIP	IP WLS BF H R ER SO BB IBB HBP BLK WP HR S P ERA WHIP	IP WLS BF H R ER SO BB IBB HBP BLK WP HR S P ERA WHIP	IP WLS BF H R ER SO BB IBB HBP BLK WP HR S P ERA WHIP	IP WLS BF H R ER SO BB IBB HBP BLK WP HR S P ERA WHIP	IP WLS BF H R ER SO BB IBB HBP BLK WP HR S P ERA WHIP	IP WLS BF H R ER SO BB IBB HBP BLK WP HR S P ERA WHIP	IP WLS BF H R ER SO BB IBB HBP BLK WP HR S P ERA WHIP	IP WLS BF H R ER SO BB IBB HBP BLK WP HR S P ERA WHIP	IP WLS BF H R ER SO BB IBB HBP BLK WP HR S P ERA WHIP	IP WLS BF H R ER SO BB IBB HBP BLK WP HR S P ERA WHIP





Batter	1	2	3	4	5	6	7	8	9	AB	R	H	RBI	BB	SO	LOB	TOP					
4 Alfredo Amezaga, S OBP: 0.342, SLG: 0.369										4	0	1	0	1	1	1	<b>Florida Marlins @ Washington Nationals</b> Robert F. Kennedy Memorial Stadium, Washington, DC Tue Aug 08 2006, 7:05 PM EDT Att: 24,922 - Clear - 80 F <a href="http://livebaseballscorecards.com">livebaseballscorecards.com</a>					
6 Dan Uggla, R OBP: 0.348, SLG: 0.495										4	2	2	1	1	1	2						
17 Mike Jacobs, L Joe Borowski, R										5	0	1	0	0	0	3						
Miguel Cabrera, R OBP: 0.426, SLG: 0.554										4	0	3	1	0	0	0						
12 Cody Ross, R 57 Taylor Tankersley, L Wes Helms, R										4	0	0	0	0	0	2						
27 Jeremy Hermida, L OBP: 0.350, SLG: 0.402										3	1	0	0	0	1	0						
2 Hanley Ramirez, R OBP: 0.337, SLG: 0.427										4	1	1	0	0	0	2						
Miguel Olivo, R OBP: 0.307, SLG: 0.473										3	0	1	1	1	0	0						
47 Ricky Nolasco, R Joe Borchart, S 61 Reggie Abercrombie, R										2	0	0	0	0	1	2						
<b>Inning Stats</b>	R: 1 E: 1 K: 0 S: 10	H: 3 LOB: 1 BB: 0 P: 16	R: 0 E: 0 K: 0 S: 7	H: 0 LOB: 1 BB: 1 P: 15	R: 1 E: 0 K: 2 S: 12	H: 2 LOB: 1 BB: 0 P: 22	R: 1 E: 1 K: 0 S: 7	H: 1 LOB: 1 BB: 0 P: 14	R: 0 E: 0 K: 0 S: 10	H: 2 LOB: 1 BB: 0 P: 15	R: 1 E: 1 K: 2 S: 13	H: 1 LOB: 2 BB: 1 P: 22	R: 0 E: 0 K: 1 S: 5	H: 0 LOB: 0 BB: 0 P: 7	R: 0 E: 0 K: 1 S: 9	H: 0 LOB: 1 BB: 1 P: 15		R: 0 E: 0 K: 0 S: 4	H: 0 LOB: 1 BB: 1 P: 10	1B: 6 2B: 3 3B: 0 HR: 1	SF: 0 SAC: 1 DP: 3 HBP: 1	WP: 0 PB: 0 SB: 1 CS: 0
<b>PITCHER</b>	IP WLS BF H R ER SO BB IBB HBP BLK WP HR S P ERA WHIP																					
Tony Armas, R ERA: 5.04	6.0 L 29 9 4 2 4 2 0 1 0 0 1 59 104 3.00 1.833																					
45 Chris Schroder, R ERA:	1.0 3 0 0 0 1 0 0 0 0 0 0 5 7 0.00 0.000																					
Jon Rauch, R ERA: 3.13	1.0 3 0 0 0 1 0 0 0 0 0 0 9 15 0.00 0.000																					
35 Ryan Wagner, R ERA: 12.27	1.0 4 0 0 0 0 1 0 0 0 0 0 4 10 0.00 1.000																					
<b>Batter</b>	<b>1</b>	<b>2</b>	<b>3</b>	<b>4</b>	<b>5</b>	<b>6</b>	<b>7</b>	<b>8</b>	<b>9</b>	<b>AB</b>	<b>R</b>	<b>H</b>	<b>RBI</b>	<b>BB</b>	<b>SO</b>	<b>LOB</b>	<b>BOTTOM</b>					
Alfonso Soriano, R OBP: 0.364, SLG: 0.596										3	0	1	0	0	1	1	<b>Florida Marlins @ Washington Nationals</b> Robert F. Kennedy Memorial Stadium, Washington, DC Tue Aug 08 2006, 7:05 PM EDT Att: 24,922 - Clear - 80 F <a href="http://livebaseballscorecards.com">livebaseballscorecards.com</a>					
Felipe Lopez, S										4	0	0	0	0	2	3						
11 Ryan Zimmerman, R										3	0	0	0	1	1	1						
24 Nick Johnson, L OBP: 0.425, SLG: 0.527										4	1	2	1	0	0	1						
25 Austin Kearns, R OBP: 0.358, SLG: 0.471										4	0	1	0	0	0	0						
Marlon Anderson, L OBP: 0.324, SLG: 0.436										3	0	0	0	0	0	0						
Ryan Church, L 44 Alex Escobar, R										2	1	1	1	0	0	0						
Brian Schneider, L OBP: 0.295, SLG: 0.295										3	0	1	0	0	1	3						
Tony Armas, R 45 Chris Schroder, R										1	0	0	0	0	0	0						
Luis Matos, R Jon Rauch, R 35 Ryan Wagner, R										1	0	0	0	0	0	0						
<b>Inning Stats</b>	R: 0 E: 0 K: 0 S: 7	H: 0 LOB: 0 BB: 0 P: 11	R: 0 E: 0 K: 0 S: 7	H: 0 LOB: 0 BB: 0 P: 9	R: 1 E: 0 K: 1 S: 14	H: 2 LOB: 1 BB: 0 P: 19	R: 1 E: 0 K: 0 S: 8	H: 1 LOB: 0 BB: 0 P: 13	R: 0 E: 0 K: 2 S: 8	H: 0 LOB: 0 BB: 0 P: 15	R: 0 E: 0 K: 2 S: 8	H: 2 LOB: 3 BB: 1 P: 10	R: 0 E: 0 K: 1 S: 8	H: 1 LOB: 1 BB: 1 P: 16	R: 0 E: 0 K: 0 S: 11	H: 0 LOB: 0 BB: 0 P: 15	1B: 3 2B: 1 3B: 0 HR: 2	SF: 0 SAC: 2 DP: 0 HBP: 1	WP: 0 PB: 0 SB: 0 CS: 1	PA: 34		
<b>PITCHER</b>	IP WLS BF H R ER SO BB IBB HBP BLK WP HR S P ERA WHIP																					
47 Ricky Nolasco, R ERA: 4.15	6.1 W 24 5 2 2 3 2 0 0 0 0 0 0 17 30 0.00 0.789																					
57 Taylor Tankersley, L ERA: 2.66	1.2 H 7 1 0 0 3 2 0 0 0 0 0 0 0 17 30 0.00 1.800																					
Joe Borowski, R ERA: 3.13	1.0 S 3 0 0 0 0 0 0 0 0 0 0 0 11 15 0.00 0.000																					



Batter	1	2	3	4	5	6	7	8	9	AB	R	H	RBI	BB	SO	LOB	TOP				
4 Alfredo Amezaga, S (1, 8) OBP: 0.339, SLG: 0.365	0-2 17 WP 1B	G6-3					1-1 F7		0-3 K	5	1	1	0	0	1	3	<b>Florida Marlins @ Washington Nationals</b> Robert F. Kennedy Memorial Stadium, Washington, DC Wed Aug 09 2006, 7:05 PM EDT Att: 21,390 - Cloudy - 76 F				
6 Dan Uggla, R (1, 4) OBP: 0.349, SLG: 0.493	2-3 K		0-0 G6-3			2-2 F8	3-1 17 E 17 FC6 HBP		2-1 DI 1B	4	0	1	0	0	1	1					
17 Mike Jacobs, L (1, 3) OBP: 0.344, SLG: 0.504	0-0		2-0 F8			2-1 F8	1-1 FC6		0-1 P6	4	0	1	1	0	0	1					
61 Reggie Abercrombie, R (7, FR) OBP: 0.275, SLG: 0.343										0	0	0	0	0	0	0					
Randy Messenger, R (7, 1)										0	0	0	0	0	0	0					
37 Renyel Pinto, L (7, 1)										0	0	0	0	0	0	0					
Joe Borchard, S (9, PH) OBP: 0.325, SLG: 0.377	2-H 1B						1-3 3-H		1-2	1	0	0	0	0	0	1					
Miguel Cabrera, R (1, 5) OBP: 0.429, SLG: 0.554	0-2 F8		0-1			3-2 27 FC4-6 1B	4-1 1-2 BB			3	0	2	0	1	0	1					
14 Josh Willingham, R (1, 7) OBP: 0.331, SLG: 0.463	0-2 G3-1		2-3 1B			1-3 K	3-2 F9			3	0	0	0	0	2	3					
Matt Herges, L (6, 1)										0	0	0	0	0	0	0					
Wes Helms, R (7, PH) OBP: 0.364, SLG: 0.521										1	0	0	0	0	0	3					
27 Jeremy Hermida, L (1, 9) OBP: 0.349, SLG: 0.404		2-2 2B		1-0 F8		0-1 FC4-6	1-2 P5			4	0	1	0	0	0	1					
2 Hanley Ramirez, R (1, 6) OBP: 0.336, SLG: 0.425		2-1 S 1B		1-1 G5-3		1-2 K	0-2 F8			4	0	1	0	0	1	1					
Miguel Olivo, R (1, 2) OBP: 0.310, SLG: 0.477		2-3 1B		2-2						4	1	2	0	0	2						
Dontrelle Willis, L (1, 1) OBP: 0.174, SLG: 0.167		0-3 K		1-2 G4-3		1-3 K	3-3 K			2	0	0	0	0	1	3					
12 Cody Ross, R (6, 7) OBP: 0.290, SLG: 0.453		1-2 K								2	0	0	0	0	2	1					
<b>Inning Stats</b>	R: 1 E: 0 K: 1 S: 13	H: 2 LOB: 1 BB: 0 P: 15	R: 0 E: 0 K: 1 S: 13	H: 2 LOB: 2 BB: 0 P: 19	R: 0 E: 0 K: 1 S: 7	H: 1 LOB: 1 BB: 0 P: 11	R: 0 E: 0 K: 0 S: 9	H: 1 LOB: 1 BB: 0 P: 14	R: 0 E: 0 K: 2 S: 13	H: 1 LOB: 0 BB: 0 P: 19	R: 1 E: 1 K: 1 S: 13	H: 1 LOB: 3 BB: 1 P: 27	R: 0 E: 0 K: 0 S: 13	H: 0 LOB: 0 BB: 0 P: 17	R: 0 E: 0 K: 2 S: 11	H: 1 LOB: 1 BB: 0 P: 16	1B: 7 2B: 2 3B: 0 HR: 0	SF: 0 SAC: 0 DP: 0 HBP: 1	WP: 1 PB: 0 SB: 1 CS: 0	PA: 39	
<b>PITCHER</b>	IP WLS BF H R ER SO BB IBB HBP BLK WP HR S P ERA WHIP	IP WLS BF H R ER SO BB IBB HBP BLK WP HR S P ERA WHIP	IP WLS BF H R ER SO BB IBB HBP BLK WP HR S P ERA WHIP	IP WLS BF H R ER SO BB IBB HBP BLK WP HR S P ERA WHIP	IP WLS BF H R ER SO BB IBB HBP BLK WP HR S P ERA WHIP	IP WLS BF H R ER SO BB IBB HBP BLK WP HR S P ERA WHIP	IP WLS BF H R ER SO BB IBB HBP BLK WP HR S P ERA WHIP	IP WLS BF H R ER SO BB IBB HBP BLK WP HR S P ERA WHIP	IP WLS BF H R ER SO BB IBB HBP BLK WP HR S P ERA WHIP	IP WLS BF H R ER SO BB IBB HBP BLK WP HR S P ERA WHIP	IP WLS BF H R ER SO BB IBB HBP BLK WP HR S P ERA WHIP	IP WLS BF H R ER SO BB IBB HBP BLK WP HR S P ERA WHIP	IP WLS BF H R ER SO BB IBB HBP BLK WP HR S P ERA WHIP	IP WLS BF H R ER SO BB IBB HBP BLK WP HR S P ERA WHIP	IP WLS BF H R ER SO BB IBB HBP BLK WP HR S P ERA WHIP	IP WLS BF H R ER SO BB IBB HBP BLK WP HR S P ERA WHIP	IP WLS BF H R ER SO BB IBB HBP BLK WP HR S P ERA WHIP	IP WLS BF H R ER SO BB IBB HBP BLK WP HR S P ERA WHIP	IP WLS BF H R ER SO BB IBB HBP BLK WP HR S P ERA WHIP	IP WLS BF H R ER SO BB IBB HBP BLK WP HR S P ERA WHIP	IP WLS BF H R ER SO BB IBB HBP BLK WP HR S P ERA WHIP
Ramon Ortiz, R (1, 1) ERA: 4.6	6.2	W	29	8	2	1	6	0	0	0	0	0	0	0	0	0	1.35	1.200			
59 Micah Bowie, L (7, 1) ERA: 1.37	0.1	H	3	0	0	0	0	1	0	0	0	0	0	0	0	6	14	0.00	3.000		
Jon Rauch, R (8, 1) ERA: 3.08	1.0	H	3	0	0	0	0	0	0	0	0	0	0	0	13	17	0.00	0.000			
32 Chad Cordero, R (9, 1) ERA: 3.44	1.0	S	4	1	0	0	2	0	0	0	0	0	0	0	11	16	0.00	1.000			

Batter	1	2	3	4	5	6	7	8	9	AB	R	H	RBI	BB	SO	LOB	BOTTOM				
Alfonso Soriano, R (1, 7) OBP: 0.364, SLG: 0.595	1-1 11 WP 24 2B	4-2 BB		1-0 F8			1-3 K		2-3 K	4	1	1	0	1	2	5	<b>Florida Marlins @ Washington Nationals</b> Robert F. Kennedy Memorial Stadium, Washington, DC Wed Aug 09 2006, 7:05 PM EDT Att: 21,390 - Cloudy - 76 F				
Felipe Lopez, S (1, 6) OBP: 0.359, SLG: 0.396	1-3 K2-3	1-3 K		0-0 FC6-4		1-1 11 BB	4-1 25 BB 24 BB 44 SF9 BB			4	1	1	0	1	2	5					
11 Ryan Zimmerman, R (1, 5) OBP: 0.360, SLG: 0.485	2-2 24 WP 25 FC6-4 1B		1-1 25 BB 44 SF9 1B		4-0 25 BB 24 BB E	4-2 24 G4-6-3 BB	1-3 K			3	3	2	0	2	1	1					
24 Nick Johnson, L (1, 3) OBP: 0.427, SLG: 0.526	4-2 25 FC6-4 BB		0-3 K		1-1 25 BB E	0-1 G4-6-3 BB	4-2 44 SF9 25 BB BB			3	0	1	0	2	1	4					
25 Austin Kearns, R (1, 9) OBP: 0.363, SLG: 0.473	1-2 FC6-4 44 CS		2-2 44 SF9 1B		4-2 E	1-2 2-3 BB	4-2 L8 44 BB BB			3	0	2	1	2	0	1					
44 Alex Escobar, R (1, 8) OBP: 0.411, SLG: 0.640	2-2 CS	0-1 2B FC4-2 1B	3-2 SF9		1-3 K	4-1 BB	1-0 SF9			2	0	1	2	1	1	3					
Damian Jackson, R (1, 4) OBP: 0.296, SLG: 0.387		1-0 F9		3-2 E1		1-2 L8	0-1 F7			3	0	0	0	0	1	4					
Marlon Anderson, L (7, PH) OBP: 0.320, SLG: 0.432				1-2 2-3 3-H BB		2-3 BB	2-3 F7			2	0	0	0	0	0	4					
Brandon Harper, R (1, 2) OBP: 0.667, SLG: 1.000		0-1 FC4-2 2B		2-1 FC6-4 HBP		0-0 G6-3				2	0	1	0	0	2						
Danyle Ward, L (7, PH) OBP: 0.410, SLG: 0.575										0	0	0	0	1	0	0					
Brian Schneider, L (7, FR) OBP: 0.295, SLG: 0.295										0	0	0	0	0	0	0					
Ramon Ortiz, R (1, 1) OBP: 0.149, SLG: 0.091		0-0 FC4-2 BB		1-0 B2		4-1 11 BB 1B	1-3 K			2	0	0	0	1	0	3					
59 Micah Bowie, L (7, 1)										0	0	0	0	0	0	0					
Luis Matos, R (7, PH) OBP: 0.270, SLG: 0.331										1	0	0	0	0	1	3					
Jon Rauch, R (8, 1)										0	0	0	0	0	0	0					
32 Chad Cordero, R (9, 1)										0	0	0	0	0	0	0					
<b>Inning Stats</b>	R: 2 E: 0 K: 1 S: 15	H: 2 LOB: 0 BB: 1 P: 26	R: 0 E: 0 K: 1 S: 13	H: 2 LOB: 3 BB: 1 P: 19	R: 1 E: 0 K: 2 S: 14	H: 2 LOB: 1 BB: 0 P: 22	R: 0 E: 0 K: 0 S: 4	H: 0 LOB: 1 BB: 0 P: 8	R: 1 E: 1 K: 1 S: 12	H: 1 LOB: 2 BB: 2 P: 25	R: 0 E: 0 K: 1 S: 14	H: 1 LOB: 3 BB: 2 P: 24	R: 0 E: 0 K: 2 S: 15	H: 0 LOB: 0 BB: 3 P: 26	R: 1 E: 0 K: 1 S: 12	H: 0 LOB: 2 BB: 3 P: 26	1B: 7 2B: 2 3B: 0 HR: 0	SF: 2 SAC: 0 DP: 1 HBP: 1	WP: 2 PB: 0 SB: 0 CS: 1	PA: 44	
<b>PITCHER</b>	IP WLS BF H R ER SO BB IBB HBP BLK WP HR S P ERA WHIP	IP WLS BF H R ER SO BB IBB HBP BLK WP HR S P ERA WHIP	IP WLS BF H R ER SO BB IBB HBP BLK WP HR S P ERA WHIP	IP WLS BF H R ER SO BB IBB HBP BLK WP HR S P ERA WHIP	IP WLS BF H R ER SO BB IBB HBP BLK WP HR S P ERA WHIP	IP WLS BF H R ER SO BB IBB HBP BLK WP HR S P ERA WHIP	IP WLS BF H R ER SO BB IBB HBP BLK WP HR S P ERA WHIP	IP WLS BF H R ER SO BB IBB HBP BLK WP HR S P ERA WHIP	IP WLS BF H R ER SO BB IBB HBP BLK WP HR S P ERA WHIP	IP WLS BF H R ER SO BB IBB HBP BLK WP HR S P ERA WHIP	IP WLS BF H R ER SO BB IBB HBP BLK WP HR S P ERA WHIP	IP WLS BF H R ER SO BB IBB HBP BLK WP HR S P ERA WHIP	IP WLS BF H R ER SO BB IBB HBP BLK WP HR S P ERA WHIP	IP WLS BF H R ER SO BB IBB HBP BLK WP HR S P ERA WHIP	IP WLS BF H R ER SO BB IBB HBP BLK WP HR S P ERA WHIP	IP WLS BF H R ER SO BB IBB HBP BLK WP HR S P ERA WHIP	IP WLS BF H R ER SO BB IBB HBP BLK WP HR S P ERA WHIP	IP WLS BF H R ER SO BB IBB HBP BLK WP HR S P ERA WHIP	IP WLS BF H R ER SO BB IBB HBP BLK WP HR S P ERA WHIP	IP WLS BF H R ER SO BB IBB HBP BLK WP HR S P ERA WHIP	IP WLS BF H R ER SO BB IBB HBP BLK WP HR S P ERA WHIP
Dontrelle Willis, L (1, 1) ERA: 4.6	5.1	L	29	8	4	3	6	5	0	0	0	0	0	0	0	0	5.06	2.438			
Matt Herges, R (6, 1) ERA: 4.03	0.2		2	0	0	0	0	1	0	0	0	0	0	0	6	10	0.00	1.500			
Randy Messenger, R (7, 1) ERA: 4.6	0.1		3	1	0	0	0	1	0	0	0	0	0	6	10	0.00	6.000				
37 Renyel Pinto, L (7, 1) ERA: 3.68	1.2		9	0	1	1	3	4	0	0	0	0	0	21	42	5.40	2.400				

















Batter	1	2	3	4	5	6	7	8	9	AB	R	H	RBI	BB	SO	LOB	TOP							
2 Hanley Ramirez, R OBP: 0.337, SLG: 0.420	2-3 K	2-2 FC5-4		4-0 6E 1B BB		0-3 K		3-2 G6-3		4	1	0	0	1	2	2	<b>Florida Marlins @ Arizona Diamondbacks</b> Chase Field, Phoenix, AZ Sun Aug 13 2006, 1:40 PM MST Att: 30,916 - Roof Closed - 78 F							
6 Dan Uggla, R OBP: 0.348, SLG: 0.506	1-0 17 1B	1-1 G5-3		0-0 E5 1B		1-0 HR		2-1 L5		5	3	2	0	0	0	3								
Miguel Cabrera, R OBP: 0.434, SLG: 0.567	4-1 14 BB 17 1B		1-3 K		0-1 HR		3-2 F8		4	1	2	4	1	1	0									
17 Mike Jacobs, L OBP: 0.334, SLG: 0.490	0-2 14 BB		2-1 F7		1-1 F8		3-H HR		4	0	1	1	0	0	0	1								
Wes Helms, R OBP: 0.366, SLG: 0.528	1-2 2H 1B		1-1 F7		1-2 G4-3		1-2 G4-3		1-3 K	1	0	0	0	0	1	0								
14 Josh Willingham, R OBP: 0.344, SLG: 0.484	4-2 4 FC5-4 BB		0-0 27 FC4-6 1B		0-0 F8		0-1 1B		1-2 2B	4	0	3	0	1	0	0								
61 Reggie Abercrombie, R OBP: 0.277, SLG: 0.343	1-2 2-3 BB		0-1 FC4-6 1B		1-1 G4-3		0-3 K		1-2 2B	0	0	0	0	0	0	0								
27 Jeremy Hermida, L OBP: 0.344, SLG: 0.395	2-3 K		0-1 FC4-6 1B		1-1 G4-3		0-3 K		1-1 L8	5	0	0	0	0	2	6								
4 Alfredo Amezaga, S OBP: 0.343, SLG: 0.362	1-0 FC5-4		4-2 47 G6-3 BB		1-2 CS 1B		1-1 F8			3	1	1	0	1	0	4								
Miguel Olivo, R OBP: 0.309, SLG: 0.473		0-1 G5-3		1-2 G5-3		1-2 CS		0-0 F8		4	0	1	0	0	0	1								
47 Ricky Nolasco, R OBP: 0.212, SLG: 0.281	4-2 2 FC5-4 BB		0-0 G6-3		2-2 F8		0-0 L4			3	0	0	0	1	0	2								
57 Taylor Tankersley, L Joe Borowski, R										0	0	0	0	0	0	0	<b>AB 37</b> <b>R 6</b> <b>H 10</b> <b>RBI 5</b> <b>BB 5</b> <b>SO 6</b> <b>LOB 19</b>							
<b>Inning Stats</b>	R: 1 E: 0 K: 2 S: 17	H: 2 LOB: 3 BB: 2 P: 31	R: 0 E: 0 K: 0 S: 9	H: 0 LOB: 1 BB: 1 P: 16	R: 0 E: 0 K: 1 S: 8	H: 1 LOB: 1 BB: 0 P: 11	R: 3 E: 1 K: 0 S: 12	H: 1 LOB: 1 BB: 2 P: 22	R: 0 E: 0 K: 1 S: 8	H: 0 LOB: 0 BB: 0 P: 10	R: 2 E: 0 K: 1 S: 13	H: 3 LOB: 1 BB: 0 P: 16	R: 0 E: 0 K: 0 S: 7	H: 1 LOB: 1 BB: 0 P: 12	R: 0 E: 0 K: 1 S: 14	H: 1 LOB: 1 BB: 0 P: 20		1B: 5 2B: 2 3B: 2 HR: 1	SF: 0 SAC: 0 DP: 0 HBP: 0	WP: 0 PB: 0 SB: 0 CS: 1	PA: 43			
<b>PITCHER</b>	IP WLS BF H R ER SO	IP WLS BF H R ER SO	IP WLS BF H R ER SO	IP WLS BF H R ER SO	IP WLS BF H R ER SO	IP WLS BF H R ER SO	IP WLS BF H R ER SO	IP WLS BF H R ER SO	IP WLS BF H R ER SO	IP WLS BF H R ER SO	IP WLS BF H R ER SO	IP WLS BF H R ER SO	IP WLS BF H R ER SO	IP WLS BF H R ER SO	IP WLS BF H R ER SO	IP WLS BF H R ER SO	ERA WHIP	ERA WHIP						
48 Enrique Gonzalez, R ERA: 4.98	(1, 1) 6.0 L 28 5 4 1 4	(7, 1) 1.0 6 3 2 2 1	(8, 1) 1.0 4 1 0 0 0	(9, 1) 1.0 4 1 0 0 1	(1, 1) 6.0 L 28 5 4 1 4	(7, 1) 1.0 6 3 2 2 1	(8, 1) 1.0 4 1 0 0 0	(9, 1) 1.0 4 1 0 0 1	(1, 1) 6.0 L 28 5 4 1 4	(7, 1) 1.0 6 3 2 2 1	(8, 1) 1.0 4 1 0 0 0	(9, 1) 1.0 4 1 0 0 1	(1, 1) 6.0 L 28 5 4 1 4	(7, 1) 1.0 6 3 2 2 1	(8, 1) 1.0 4 1 0 0 0	(9, 1) 1.0 4 1 0 0 1	1.50 1.667	1.50 1.667						
56 Ramon Pena, R ERA: 2.93	(7, 1) 1.0 6 3 2 2 1	(8, 1) 1.0 4 1 0 0 0	(9, 1) 1.0 4 1 0 0 1	(1, 1) 6.0 L 28 5 4 1 4	(7, 1) 1.0 6 3 2 2 1	(8, 1) 1.0 4 1 0 0 0	(9, 1) 1.0 4 1 0 0 1	(1, 1) 6.0 L 28 5 4 1 4	(7, 1) 1.0 6 3 2 2 1	(8, 1) 1.0 4 1 0 0 0	(9, 1) 1.0 4 1 0 0 1	(1, 1) 6.0 L 28 5 4 1 4	(7, 1) 1.0 6 3 2 2 1	(8, 1) 1.0 4 1 0 0 0	(9, 1) 1.0 4 1 0 0 1	(1, 1) 6.0 L 28 5 4 1 4	(7, 1) 1.0 6 3 2 2 1	(8, 1) 1.0 4 1 0 0 0	(9, 1) 1.0 4 1 0 0 1	18.00 3.000	18.00 3.000			
Brandon Lyon, R ERA: 4.0	(8, 1) 1.0 4 1 0 0 0	(9, 1) 1.0 4 1 0 0 1	(1, 1) 6.0 L 28 5 4 1 4	(7, 1) 1.0 6 3 2 2 1	(8, 1) 1.0 4 1 0 0 0	(9, 1) 1.0 4 1 0 0 1	(1, 1) 6.0 L 28 5 4 1 4	(7, 1) 1.0 6 3 2 2 1	(8, 1) 1.0 4 1 0 0 0	(9, 1) 1.0 4 1 0 0 1	(1, 1) 6.0 L 28 5 4 1 4	(7, 1) 1.0 6 3 2 2 1	(8, 1) 1.0 4 1 0 0 0	(9, 1) 1.0 4 1 0 0 1	(1, 1) 6.0 L 28 5 4 1 4	(7, 1) 1.0 6 3 2 2 1	(8, 1) 1.0 4 1 0 0 0	(9, 1) 1.0 4 1 0 0 1	0.00 1.000	0.00 1.000				
37 Juan Cruz, R ERA: 4.29	(9, 1) 1.0 4 1 0 0 1	(1, 1) 6.0 L 28 5 4 1 4	(7, 1) 1.0 6 3 2 2 1	(8, 1) 1.0 4 1 0 0 0	(9, 1) 1.0 4 1 0 0 1	(1, 1) 6.0 L 28 5 4 1 4	(7, 1) 1.0 6 3 2 2 1	(8, 1) 1.0 4 1 0 0 0	(9, 1) 1.0 4 1 0 0 1	(1, 1) 6.0 L 28 5 4 1 4	(7, 1) 1.0 6 3 2 2 1	(8, 1) 1.0 4 1 0 0 0	(9, 1) 1.0 4 1 0 0 1	(1, 1) 6.0 L 28 5 4 1 4	(7, 1) 1.0 6 3 2 2 1	(8, 1) 1.0 4 1 0 0 0	(9, 1) 1.0 4 1 0 0 1	(1, 1) 6.0 L 28 5 4 1 4	(7, 1) 1.0 6 3 2 2 1	(8, 1) 1.0 4 1 0 0 0	(9, 1) 1.0 4 1 0 0 1	0.00 1.000	0.00 1.000	

Batter	1	2	3	4	5	6	7	8	9	AB	R	H	RBI	BB	SO	LOB	BOTTOM							
22 Eric Byrnes, R OBP: 0.336, SLG: 0.512	2-1 P4		2-3 K		2-1 P1			0-0 P5		4	0	0	0	0	1	2	<b>Florida Marlins @ Arizona Diamondbacks</b> Chase Field, Phoenix, AZ Sun Aug 13 2006, 1:40 PM MST Att: 30,916 - Roof Closed - 78 F							
1 Orlando Hudson, S OBP: 0.348, SLG: 0.458	1-0 G4-3		0-1 FC6 1B			4-1 G3 WP BB		2-1 G3-6-3 1B		3	1	1	0	1	0	1								
Luis Gonzalez, L OBP: 0.370, SLG: 0.481	1-2 P4		2-1 HR		2-2 G3		1-3 G3-6-3		2-2 G3-6-3	4	1	1	1	0	0	2								
Chad Tracy, L OBP: 0.337, SLG: 0.447		2-2 F7		2-3 K		2-2 34 G1-3 1B		3-2 34 BB 2B		4	1	2	1	0	1	0								
34 Conor Jackson, R OBP: 0.369, SLG: 0.434		1-1 P6		1-3 K		1-1 G1-3		1-1 G4-3 3B		4	1	1	1	0	1	1								
Shawn Green, L OBP: 0.345, SLG: 0.425		1-0 G4-3		3-2 F9		1-0 F8		0-1 G4-3		4	0	0	1	0	0	1								
6 Stephen Drew, L OBP: 0.385, SLG: 0.615			0-0 HR		2-1 G4-3		2-1 L4		3-2 1B	4	1	2	1	0	0	0								
19 Chris Snyder, R OBP: 0.370, SLG: 0.445			1-2 F9		0-3 K		3-2 G5-3		1-3 K	3	0	0	0	0	1	0								
Johnny Estrada, S OBP: 0.324, SLG: 0.455			0-0 FC6 1B		0-0 2B		1-2 F7		0-1 F7	2	0	2	0	0	0	0								
48 Enrique Gonzalez, R ERA: 4.98	(1, 1) 6.0 L 28 5 4 1 4	(7, 1) 1.0 6 3 2 2 1	(8, 1) 1.0 4 1 0 0 0	(9, 1) 1.0 4 1 0 0 1	(1, 1) 6.0 L 28 5 4 1 4	(7, 1) 1.0 6 3 2 2 1	(8, 1) 1.0 4 1 0 0 0	(9, 1) 1.0 4 1 0 0 1	(1, 1) 6.0 L 28 5 4 1 4	(7, 1) 1.0 6 3 2 2 1	(8, 1) 1.0 4 1 0 0 0	(9, 1) 1.0 4 1 0 0 1	(1, 1) 6.0 L 28 5 4 1 4	(7, 1) 1.0 6 3 2 2 1	(8, 1) 1.0 4 1 0 0 0	(9, 1) 1.0 4 1 0 0 1		1.50 1.667	1.50 1.667					
56 Ramon Pena, R ERA: 2.93	(7, 1) 1.0 6 3 2 2 1	(8, 1) 1.0 4 1 0 0 0	(9, 1) 1.0 4 1 0 0 1	(1, 1) 6.0 L 28 5 4 1 4	(7, 1) 1.0 6 3 2 2 1	(8, 1) 1.0 4 1 0 0 0	(9, 1) 1.0 4 1 0 0 1	(1, 1) 6.0 L 28 5 4 1 4	(7, 1) 1.0 6 3 2 2 1	(8, 1) 1.0 4 1 0 0 0	(9, 1) 1.0 4 1 0 0 1	(1, 1) 6.0 L 28 5 4 1 4	(7, 1) 1.0 6 3 2 2 1	(8, 1) 1.0 4 1 0 0 0	(9, 1) 1.0 4 1 0 0 1	(1, 1) 6.0 L 28 5 4 1 4	(7, 1) 1.0 6 3 2 2 1	(8, 1) 1.0 4 1 0 0 0	(9, 1) 1.0 4 1 0 0 1	18.00 3.000	18.00 3.000			
Brandon Lyon, R ERA: 4.0	(8, 1) 1.0 4 1 0 0 0	(9, 1) 1.0 4 1 0 0 1	(1, 1) 6.0 L 28 5 4 1 4	(7, 1) 1.0 6 3 2 2 1	(8, 1) 1.0 4 1 0 0 0	(9, 1) 1.0 4 1 0 0 1	(1, 1) 6.0 L 28 5 4 1 4	(7, 1) 1.0 6 3 2 2 1	(8, 1) 1.0 4 1 0 0 0	(9, 1) 1.0 4 1 0 0 1	(1, 1) 6.0 L 28 5 4 1 4	(7, 1) 1.0 6 3 2 2 1	(8, 1) 1.0 4 1 0 0 0	(9, 1) 1.0 4 1 0 0 1	(1, 1) 6.0 L 28 5 4 1 4	(7, 1) 1.0 6 3 2 2 1	(8, 1) 1.0 4 1 0 0 0	(9, 1) 1.0 4 1 0 0 1	0.00 1.000	0.00 1.000				
37 Juan Cruz, R ERA: 4.29	(9, 1) 1.0 4 1 0 0 1	(1, 1) 6.0 L 28 5 4 1 4	(7, 1) 1.0 6 3 2 2 1	(8, 1) 1.0 4 1 0 0 0	(9, 1) 1.0 4 1 0 0 1	(1, 1) 6.0 L 28 5 4 1 4	(7, 1) 1.0 6 3 2 2 1	(8, 1) 1.0 4 1 0 0 0	(9, 1) 1.0 4 1 0 0 1	(1, 1) 6.0 L 28 5 4 1 4	(7, 1) 1.0 6 3 2 2 1	(8, 1) 1.0 4 1 0 0 0	(9, 1) 1.0 4 1 0 0 1	(1, 1) 6.0 L 28 5 4 1 4	(7, 1) 1.0 6 3 2 2 1	(8, 1) 1.0 4 1 0 0 0	(9, 1) 1.0 4 1 0 0 1	(1, 1) 6.0 L 28 5 4 1 4	(7, 1) 1.0 6 3 2 2 1	(8, 1) 1.0 4 1 0 0 0	(9, 1) 1.0 4 1 0 0 1	0.00 1.000	0.00 1.000	
<b>Inning Stats</b>	R: 0 E: 0 K: 0 S: 6	H: 0 LOB: 0 BB: 0 P: 10	R: 0 E: 0 K: 0 S: 7	H: 0 LOB: 0 BB: 0 P: 11	R: 1 E: 0 K: 1 S: 11	H: 2 LOB: 1 BB: 0 P: 14	R: 1 E: 0 K: 2 S: 11	H: 1 LOB: 0 BB: 0 P: 19	R: 0 E: 0 K: 1 S: 8	H: 1 LOB: 1 BB: 0 P: 12	R: 1 E: 0 K: 0 S: 10	H: 1 LOB: 1 BB: 1 P: 20	R: 0 E: 0 K: 0 S: 9	H: 0 LOB: 0 BB: 0 P: 15	R: 0 E: 0 K: 0 S: 8	H: 1 LOB: 0 BB: 0 P: 12	R: 2 E: 0 K: 1 S: 16	H: 3 LOB: 1 BB: 0 P: 24	1B: 4 2B: 2 3B: 1 HR: 2	SF: 0 SAC: 0 DP: 1 HBP: 0	WP: 1 PB: 0 SB: 0 CS: 0	PA: 36		
<b>PITCHER</b>	IP WLS BF H R ER SO	IP WLS BF H R ER SO	IP WLS BF H R ER SO	IP WLS BF H R ER SO	IP WLS BF H R ER SO	IP WLS BF H R ER SO	IP WLS BF H R ER SO	IP WLS BF H R ER SO	IP WLS BF H R ER SO	IP WLS BF H R ER SO	IP WLS BF H R ER SO	IP WLS BF H R ER SO	IP WLS BF H R ER SO	IP WLS BF H R ER SO	IP WLS BF H R ER SO	IP WLS BF H R ER SO	ERA WHIP	ERA WHIP						
47 Ricky Nolasco, R ERA: 4.12	(1, 1) 6.0 L 28 5 4 1 4	(7, 1) 1.0 6 3 2 2 1	(8, 1) 1.0 4 1 0 0 0	(9, 1) 1.0 4 1 0 0 1	(1, 1) 6.0 L 28 5 4 1 4	(7, 1) 1.0 6 3 2 2 1	(8, 1) 1.0 4 1 0 0 0	(9, 1) 1.0 4 1 0 0 1	(1, 1) 6.0 L 28 5 4 1 4	(7, 1) 1.0 6 3 2 2 1	(8, 1) 1.0 4 1 0 0 0	(9, 1) 1.0 4 1 0 0 1	(1, 1) 6.0 L 28 5 4 1 4	(7, 1) 1.0 6 3 2 2 1	(8, 1) 1.0 4 1 0 0 0	(9, 1) 1.0 4 1 0 0 1	3.68 0.955	3.68 0.955						
57 Taylor Tankersley, L ERA: 2.86	(8, 1) 1.0 4 1 0 0 0	(9, 1) 1.0 4 1 0 0 1	(1, 1) 6.0 L 28 5 4 1 4	(7, 1) 1.0 6 3 2 2 1	(8, 1) 1.0 4 1 0 0																			



Batter	1	2	3	4	5	6	7	8	9	AB	R	H	RBI	BB	SO	LOB	TOP								
2 Hanley Ramirez, R OBP: 0.337, SLG: 0.417										3	0	0	0	1	3	1	<b>Florida Marlins @ Los Angeles Dodgers</b> Dodger Stadium, Los Angeles, CA Mon Aug 14 2006, 7:10 PM PDT Att. 44,749 - Clear - 71 F								
6 Dan Uggla, R OBP: 0.348, SLG: 0.503										4	0	1	0	0	0	2									
Miguel Cabrera, R OBP: 0.431, SLG: 0.561										4	0	0	0	0	0	3									
17 Mike Jacobs, L OBP: 0.331, SLG: 0.485										4	0	0	0	0	1	3									
14 Josh Willingham, R OBP: 0.340, SLG: 0.478										4	0	0	0	0	0	0									
27 Jeremy Hermida, L OBP: 0.346, SLG: 0.396										4	0	2	0	0	1	0									
Miguel Olivo, R OBP: 0.311, SLG: 0.484										4	2	2	1	0	0	2									
4 Alfredo Amezaga, S OBP: 0.346, SLG: 0.362										3	0	1	0	1	0	3									
Dontrelle Willis, L OBP: 0.184, SLG: 0.222										3	0	1	1	0	0	3									
Randy Messenger, R ERA: 3.97										0	0	0	0	0	0	0									
52 Sergio Mitre, R OBP: 0.167, SLG: 0.250										1	0	0	0	0	0	1									
Wes Helms, R OBP: 0.364, SLG: 0.524										0	0	0	0	0	0	0									
Inning Stats	R: 0 E: 0 K: 1 S: 7	H: 0 LOB: 0 BB: 0 P: 11	R: 0 E: 0 K: 0 S: 9	H: 0 LOB: 0 BB: 0 P: 15	R: 1 E: 0 K: 1 S: 14	H: 2 LOB: 1 BB: 0 P: 20	R: 0 E: 0 K: 0 S: 6	H: 0 LOB: 0 BB: 0 P: 11	R: 0 E: 0 K: 0 S: 8	H: 1 LOB: 1 BB: 1 P: 16	R: 0 E: 1 K: 0 S: 12	H: 0 LOB: 1 BB: 1 P: 19	R: 0 E: 1 K: 0 S: 11	H: 1 LOB: 2 BB: 0 P: 16	R: 0 E: 0 K: 2 S: 9	H: 1 LOB: 1 BB: 0 P: 16	R: 1 E: 1 K: 1 S: 10	H: 2 LOB: 1 BB: 0 P: 14	1B: 5 2B: 0 3B: 1 HR: 1	SF: 0 SAC: 0 DP: 2 HBP: 0	WP: 0 PB: 0 SB: 1 CS: 1	PA: 36			
PITCHER	IP	WLS	BF	H	R	ER	SO	BB	IBB	HBP	BLK	WP	HR	S	P	ERA	WHIP								
Derek Lowe, R ERA: 3.97	7.0	W	27	4	1	1	2	2	0	0	0	0	0	67	108	1.29	0.857								
Giovanni Carrara, R ERA: 2.95	2.0	S	9	3	1	1	3	0	0	0	0	0	1	19	30	4.50	1.500								

AB	34
R	2
H	7
RBI	2
BB	2
SO	5
LOB	18



Batter	1	2	3	4	5	6	7	8	9	AB	R	H	RBI	BB	SO	LOB	BOTTOM								
15 Rafael Furcal, S OBP: 0.360, SLG: 0.402										3	1	0	0	2	1	0	<b>Florida Marlins @ Los Angeles Dodgers</b> Dodger Stadium, Los Angeles, CA Mon Aug 14 2006, 7:10 PM PDT Att. 44,749 - Clear - 71 F								
Julio Lugo, R OBP: 0.370, SLG: 0.475										5	2	3	0	0	0	3									
5 Nomar Garciaparra, R OBP: 0.399, SLG: 0.536										4	1	2	3	0	1	1									
12 Jeff Kent, R OBP: 0.360, SLG: 0.450										3	0	0	0	1	1	3									
J.D. Drew, L OBP: 0.374, SLG: 0.450										2	0	1	1	2	0	0									
Wilson Betemit, S OBP: 0.338, SLG: 0.508										4	0	0	0	0	3	5									
Giovanni Carrara, R ERA: 2.95										0	0	0	0	0	0	0									
55 Russell Martin, R OBP: 0.369, SLG: 0.461										2	0	1	0	2	0	0									
17 Jason Repko, R OBP: 0.348, SLG: 0.408										2	0	0	0	0	1	1									
Olmedo Saenz, R OBP: 0.356, SLG: 0.566										1	0	0	0	0	1	3									
Kenny Lofton, L OBP: 0.367, SLG: 0.410										1	0	1	0	0	0	0									
Derek Lowe, R OBP: 0.115, SLG: 0.083										2	0	0	0	0	1	0									
18 Ramon Martinez, R OBP: 0.356, SLG: 0.365										1	0	0	0	0	1	0									
16 Andre Ethier, L OBP: 0.390, SLG: 0.557										1	0	0	0	0	0	2									
Inning Stats	R: 0 E: 0 K: 2 S: 16	H: 1 LOB: 1 BB: 0 P: 21	R: 0 E: 0 K: 2 S: 11	H: 1 LOB: 1 BB: 0 P: 15	R: 0 E: 0 K: 0 S: 6	H: 0 LOB: 0 BB: 0 P: 7	R: 0 E: 0 K: 2 S: 9	H: 0 LOB: 1 BB: 1 P: 19	R: 0 E: 0 K: 1 S: 8	H: 0 LOB: 0 BB: 0 P: 10	R: 2 E: 0 K: 1 S: 10	H: 2 LOB: 3 BB: 3 P: 27	R: 2 E: 0 K: 2 S: 12	H: 3 LOB: 2 BB: 1 P: 20	R: 0 E: 1 K: 0 S: 8	H: 1 LOB: 2 BB: 2 P: 20	1B: 7 2B: 0 3B: 0 HR: 1	SF: 0 SAC: 0 DP: 1 HBP: 0	WP: 0 PB: 0 SB: 1 CS: 0	PA: 38					
PITCHER	IP	WLS	BF	H	R	ER	SO	BB	IBB	HBP	BLK	WP	HR	S	P	ERA	WHIP								
Dontrelle Willis, L ERA: 4.14	6.2	L	32	7	4	4	9	4	1	0	0	0	0	69	115	5.40	1.650								
Randy Messenger, R ERA: 4.47	0.1		1	0	0	0	1	0	0	0	0	0	0	3	4	0.00	0.000								
52 Sergio Mitre, R ERA: 5.5	1.0		5	1	0	0	0	1	1	0	0	0	0	8	20	0.00	2.000								





Batter	1	2	3	4	5	6	7	8	9	AB	R	H	RBI	BB	SO	LOB	TOP										
2 Hanley Ramirez, R OBP: 0.336, SLG: 0.416	2-2 1B			2-3 K		0-0 F9		1-2 K		4	0	1	0	0	2	3											
6 Dan Uggla, R OBP: 0.345, SLG: 0.499	2-3 K			1-2 F9		3-3 K		2-1 P4		4	0	0	0	0	2	3											
Miguel Cabrera, R OBP: 0.427, SLG: 0.556	0-3 K			1-1 F9			3-2 K		0-0 G6-3	4	0	0	0	0	2	0											
17 Mike Jacobs, L OBP: 0.328, SLG: 0.480		3-2 F8			1-0 G4-3		0-0 G3		0-1 P4	4	0	0	0	0	0	0											
Joe Borchard, S OBP: 0.320, SLG: 0.371		2-0 F7			2-3 K		4-2 BB			2	0	0	0	0	1	1											
57 Taylor Tankersley, L Matt Herges, L										0	0	0	0	0	0	0											
27 Jeremy Hermida, L OBP: 0.342, SLG: 0.392		2-2 G4-3			1-3 K		1-1 P6			3	0	0	0	0	1	1											
Miguel Olivo, R OBP: 0.312, SLG: 0.482				3-2 F9		0-0 2B 1B		0-1 G5-3		3	0	1	0	0	0	0											
4 Alfredo Amezaga, S OBP: 0.346, SLG: 0.361				3-2 P6		0-0 1B		3-3 K		3	0	1	0	0	1	0											
36 Anibal Sánchez, R OBP: 0.063, SLG: 0.063				1-3 K		1-2 1B		0-1 FC6-4		2	0	0	0	0	2	2											
Randy Messenger, R										0	0	0	0	0	0	0											
14 Josh Willingham, R OBP: 0.339, SLG: 0.477								1-2 FC6-4		1	0	0	0	0	0	1											
<b>Inning Stats</b>	R: 0 E: 0 K: 2 S: 13	H: 1 LOB: 0 BB: 0 P: 17	R: 0 E: 0 K: 0 S: 8	H: 0 LOB: 0 BB: 0 P: 15	R: 0 E: 0 K: 1 S: 11	H: 0 LOB: 0 BB: 0 P: 18	R: 0 E: 0 K: 1 S: 8	H: 0 LOB: 0 BB: 0 P: 12	R: 0 E: 0 K: 2 S: 9	H: 0 LOB: 0 BB: 0 P: 13	R: 0 E: 0 K: 2 S: 10	H: 2 LOB: 2 BB: 0 P: 14	R: 0 E: 0 K: 1 S: 9	H: 0 LOB: 1 BB: 1 P: 17	R: 0 E: 0 K: 2 S: 11	H: 0 LOB: 1 BB: 0 P: 15	R: 0 E: 0 K: 0 S: 5	H: 0 LOB: 0 BB: 0 P: 7	1B: 3 2B: 0 3B: 0 HR: 0	SF: 0 SAC: 0 DP: 0 HBP: 0	WP: 1 PB: 0 SB: 0 CS: 1	PA: 31					
<b>PITCHER</b>	IP	WLS	BF	H	R	ER	SO	BB	IBB	HBP	BLK	WP	HR	S	P	ERA	WHIP										
58 Chad Billingsley, R ERA: 3.16	7.0	W	24	3	0	0	9	1	0	0	0	0	0	68	106	0.00	0.571										
51 Jonathan Broxton, R ERA: 2.77	1.0		4	0	0	0	2	0	0	0	0	1	0	11	15	0.00	0.000										
Aaron Sele, R ERA: 3.93	1.0		3	0	0	0	0	0	0	0	0	0	0	5	7	0.00	0.000										

Florida Marlins @ Los Angeles Dodgers  
Dodger Stadium, Los Angeles, CA  
Tue Aug 15 2006, 7:10 PM PDT  
Att: 47,960 - Clear - 72 F

AB 30  
R 0  
H 3  
RBI 0  
BB 1  
SO 11  
LOB 10



Batter	1	2	3	4	5	6	7	8	9	AB	R	H	RBI	BB	SO	LOB	BOTTOM										
15 Rafael Furcal, S OBP: 0.361, SLG: 0.400	1-2 G2-3		1-0 F7		4-0 BB		4-2 2B FC4-6 BB	1-1 G4-3		3	1	0	0	2	0	0											
Kenny Lofton, L OBP: 0.370, SLG: 0.414				3-2 P4	3-1 F9		1-2 FC4-6 12 1B	1-2 1B		4	1	2	1	1	0	3											
17 Jason Repko, R OBP: 0.348, SLG: 0.408							1-3 2H	1-2 1B		0	0	0	0	0	0	0											
5 Nomar Garciaparra, R OBP: 0.299, SLG: 0.533	2-1 F8			3-2 G3		4-1 BB	4-0 FC4-6 1B	1-2 F7		3	0	0	0	2	0	2											
Aaron Sele, R OBP: 0.208, SLG: 0.250										0	0	0	0	0	0	0											
J.D. Drew, L OBP: 0.376, SLG: 0.451	0-0 P6			0-0 2B		4-0 BB	0-1 FC4-6 12 1B			3	1	1	1	1	0	3											
12 Jeff Kent, R OBP: 0.359, SLG: 0.447			1-3 K	1-2 F7		2-2 P2	2-1 16 1B	1-2 1B		4	0	1	1	0	1	3											
16 Andre Ethier, L OBP: 0.388, SLG: 0.552		0-1 F8			1-0 L4	1-2 F8	0-2 1B	0-2 BB		4	0	1	1	0	0	2											
Wilson Betemit, S OBP: 0.341, SLG: 0.506		1-2 G1-3			0-0 15 BB 55 1B	1-2 G3-1	4-1 BB	1-2 BB		3	0	1	0	1	0	2											
55 Russell Martin, R OBP: 0.371, SLG: 0.461			1-2 G4-3		0-2 15 BB		0-2 1B	2-2 F9		4	1	2	0	0	0	3											
58 Chad Billingsley, R OBP: 0.190, SLG: 0.056			1-3 K		0-3 K		1-0 SH1-4	2-2 P6		2	0	0	0	0	2	2											
18 Ramon Martinez, R OBP: 0.356, SLG: 0.365										0	0	0	0	0	0	0											
51 Jonathan Broxton, R										0	0	0	0	0	0	0											
7 James Loney, L OBP: 0.342, SLG: 0.451										1	0	0	0	0	0	0											
<b>Inning Stats</b>	R: 0 E: 0 K: 0 S: 9	H: 0 LOB: 1 BB: 1 P: 16	R: 0 E: 0 K: 1 S: 10	H: 0 LOB: 0 BB: 0 P: 12	R: 0 E: 0 K: 1 S: 7	H: 0 LOB: 0 BB: 0 P: 10	R: 0 E: 0 K: 0 S: 13	H: 1 LOB: 1 BB: 0 P: 20	R: 0 E: 0 K: 1 S: 10	H: 2 LOB: 3 BB: 1 P: 18	R: 0 E: 0 K: 0 S: 12	H: 0 LOB: 2 BB: 2 P: 24	R: 4 E: 0 K: 0 S: 18	H: 4 LOB: 3 BB: 3 P: 36	R: 0 E: 0 K: 0 S: 13	H: 1 LOB: 1 BB: 0 P: 18	R: 0 E: 0 K: 0 S: 5	H: 0 LOB: 0 BB: 0 P: 7	1B: 6 2B: 2 3B: 0 HR: 0	SF: 0 SAC: 1 DP: 0 HBP: 0	WP: 0 PB: 0 SB: 0 CS: 0	PA: 39					
<b>PITCHER</b>	IP	WLS	BF	H	R	ER	SO	BB	IBB	HBP	BLK	WP	HR	S	P	ERA	WHIP										
36 Anibal Sánchez, R ERA: 5.24	0.1	L	5	2	4	4	0	1	1	0	0	0	0	8	20	108.00	9.000										
57 Taylor Tankersley, L ERA: 2.25	0.1		3	2	0	0	0	0	0	0	0	0	0	7	9	0.00	6.000										
Matt Herges, R ERA: 3.79	1.1		6	1	0	0	0	1	0	0	0	0	0	16	25	0.00	1.500										

Florida Marlins @ Los Angeles Dodgers  
Dodger Stadium, Los Angeles, CA  
Tue Aug 15 2006, 7:10 PM PDT  
Att: 47,960 - Clear - 72 F

AB 31  
R 4  
H 8  
RBI 4  
BB 7  
SO 3  
LOB 20





Batter	1	2	3	4	5	6	7	8	9	AB	R	H	RBI	BB	SO	LOB	TOP					
2 Hanley Ramirez, R OBP: 0.336, SLG: 0.417	G6-3	B1-3		G4-3		HR	L8			6	1	2	1	0	0	0	<b>Florida Marlins @ Los Angeles Dodgers</b> Dodger Stadium, Los Angeles, CA Wed Aug 16 2006, 12:10 PM PDT Att: 38,125 - Sunny - 76 F					
6 Dan Uggla, R OBP: 0.348, SLG: 0.499						HR				4	3	2	0	2	0	2						
52 Sergio Mitre, R OBP: 0.167, SLG: 0.250	BB	P4		HR		HR		G5-3		0	0	0	0	0	0	0						
Miguel Cabrera, R OBP: 0.429, SLG: 0.570	F9			HR		HR			G3	5	3	3	5	0	0	2						
37 Renyel Pinto, L										0	0	0	0	0	0	0						
4 Alfredo Amezaga, S OBP: 0.344, SLG: 0.359				HR		HR				1	0	0	0	0	0	0						
14 Josh Willingham, R OBP: 0.344, SLG: 0.480	BB								K	4	2	2	0	2	1	0						
Wes Helms, R OBP: 0.368, SLG: 0.540	BB								F8	5	3	2	2	1	0	3						
12 Cody Ross, R OBP: 0.297, SLG: 0.458										3	1	2	4	0	0	1						
27 Jeremy Hermida, L OBP: 0.340, SLG: 0.389	BB									2	0	0	0	0	0	1						
Miguel Olivo, R OBP: 0.313, SLG: 0.484	BB									5	1	2	1	0	0	2						
61 Reggie Abercrombie, R OBP: 0.275, SLG: 0.344	BB									5	1	1	2	0	1	5						
55 Josh Johnson, L OBP: 0.139, SLG: 0.171										3	0	0	0	0	1	3						
Joe Borcherd, S OBP: 0.318, SLG: 0.369										1	0	0	0	0	0	0						
Brian Moehler, R OBP: 0.154, SLG: 0.083										0	0	0	0	0	0	0						
20 Matt Treanor, R OBP: 0.305, SLG: 0.293										1	0	0	0	0	0	1						
<b>Inning Stats</b>	R: 4 E: 0 K: 0 S: 15	H: 2 LOB: 1 BB: 3 P: 30	R: 0 E: 0 K: 1 S: 6	H: 0 LOB: 0 BB: 0 P: 7	R: 1 E: 1 K: 0 S: 11	H: 3 LOB: 3 BB: 0 P: 15	R: 2 E: 0 K: 0 S: 15	H: 3 LOB: 1 BB: 0 P: 23	R: 0 E: 1 K: 0 S: 5	H: 0 LOB: 0 BB: 0 P: 6	R: 5 E: 0 K: 1 S: 19	H: 3 LOB: 0 BB: 2 P: 33	R: 0 E: 0 K: 0 S: 8	H: 1 LOB: 1 BB: 0 P: 9	R: 3 E: 1 K: 0 S: 16	H: 4 LOB: 2 BB: 0 P: 22	R: 0 E: 0 K: 1 S: 10	H: 0 LOB: 0 BB: 0 P: 17	1B: 8 2B: 5 3B: 0 HR: 3	SF: 0 SAC: 0 DP: 1 HBP: 0	WP: 0 PB: 0 SB: 2 CS: 0	PA: 50
<b>PITCHER</b>	IP WLS BF H R ER SO BB IBB HBP BLK WP HR S P ERA WHIP																					
Mark Hendrickson, L ERA: 4.31	2.1 L 16 5 5 5 1 3 0 0 0 0 0 0 29 47 19.29 3.429																					
Aaron Sele, R ERA: 4.07	1.2 8 3 2 2 0 0 0 0 0 0 0 1 18 28 10.80 1.800																					
Giovanni Carrara, R ERA: 4.84	1.0 8 3 5 5 0 2 0 0 0 0 0 2 15 26 45.00 5.000																					
Joe Beimel, L ERA: 3.62	3.0 15 5 3 2 1 0 0 0 0 0 0 0 33 44 6.00 1.667																					
Brett Tomko, R ERA: 4.66	1.0 3 0 0 0 1 0 0 0 0 0 0 0 10 17 0.00 0.000																					

Batter	1	2	3	4	5	6	7	8	9	AB	R	H	RBI	BB	SO	LOB	BOTTOM					
Kenny Lofton, L OBP: 0.370, SLG: 0.412	BB	PO	F8	F7			G6-3			2	1	0	0	1	0	2	<b>Florida Marlins @ Los Angeles Dodgers</b> Dodger Stadium, Los Angeles, CA Wed Aug 16 2006, 12:10 PM PDT Att: 38,125 - Sunny - 76 F					
17 Jason Repko, R OBP: 0.345, SLG: 0.404										1	0	0	0	0	0	0						
Julio Lugo, R OBP: 0.366, SLG: 0.469	P4		P3		F8		L4			4	0	0	0	0	0	1						
5 Nomar Garciaparra, R OBP: 0.299, SLG: 0.530	F8		F8					F8		2	0	0	0	1	0	1						
Olmedo Saenz, R OBP: 0.354, SLG: 0.563										1	0	0	0	0	0	0						
J.D. Drew, L OBP: 0.378, SLG: 0.454										2	2	1	0	1	0	1						
7 James Loney, L OBP: 0.336, SLG: 0.444	BB									1	0	0	0	0	0	0						
12 Jeff Kent, R OBP: 0.362, SLG: 0.457										3	1	2	3	0	0	1						
18 Ramon Martinez, R OBP: 0.354, SLG: 0.363	BB							E6		1	0	0	0	0	0	0						
16 Andre Ethier, L OBP: 0.383, SLG: 0.545										4	0	0	0	0	1	3						
Wilson Betemit, S OBP: 0.343, SLG: 0.506										4	0	2	1	0	1	0						
Toby Hall, R OBP: 0.273, SLG: 0.391										4	0	2	0	0	0	1						
Mark Hendrickson, L ERA: 2.84										0	0	0	0	0	0	0						
Aaron Sele, R ERA: 5.63										0	0	0	0	0	0	0						
15 Rafael Furcal, S OBP: 0.326, SLG: 0.420										1	0	0	0	0	0	2						
Giovanni Carrara, R ERA: 4.84										0	0	0	0	0	0	0						
Joe Beimel, L ERA: 3.62										1	0	0	0	0	0	0						
Brett Tomko, R ERA: 4.66										1	0	0	0	0	0	0						
55 Russell Martin, R OBP: 0.270, SLG: 0.466										1	0	0	0	0	0	1						
<b>Inning Stats</b>	R: 2 E: 0 K: 1 S: 13	H: 1 LOB: 1 BB: 2 P: 28	R: 0 E: 0 K: 0 S: 4	H: 1 LOB: 0 BB: 0 P: 6	R: 0 E: 0 K: 0 S: 4	H: 0 LOB: 0 BB: 0 P: 5	R: 2 E: 0 K: 0 S: 11	H: 4 LOB: 2 BB: 0 P: 17	R: 0 E: 0 K: 0 S: 8	H: 0 LOB: 0 BB: 1 P: 18	R: 0 E: 0 K: 1 S: 7	H: 0 LOB: 0 BB: 0 P: 13	R: 0 E: 0 K: 0 S: 12	H: 0 LOB: 0 BB: 0 P: 19	R: 0 E: 1 K: 0 S: 6	H: 0 LOB: 1 BB: 0 P: 8	R: 0 E: 0 K: 0 S: 4	H: 1 LOB: 0 BB: 0 P: 4	1B: 4 2B: 3 3B: 0 HR: 0	SF: 0 SAC: 1 DP: 1 HBP: 0	WP: 0 PB: 0 SB: 2 CS: 0	PA: 37
<b>PITCHER</b>	IP WLS BF H R ER SO BB IBB HBP BLK WP HR S P ERA WHIP																					
55 Josh Johnson, R ERA: 2.84	6.0 W 26 6 4 4 2 3 0 0 0 0 0 0 47 87 6.00 1.500																					
Brian Moehler, R ERA: 5.63	1.0 3 0 0 0 1 0 0 0 0 0 0 0 12 19 0.00 0.000																					
37 Renyel Pinto, L ERA: 3.45	1.0 4 0 0 0 0 0 0 0 0 0 0 0 6 8 0.00 0.000																					
52 Sergio Mitre, R ERA: 5.35	1.0 3 1 0 0 0 0 0 0 0 0 0 0 4 4 0.00 1.000																					





Batter	1	2	3	4	5	6	7	8	9	AB	R	H	RBI	BB	SO	LOB	TOP						
4 Pete Orr, L OBP: 0.250, SLG: 0.333										4	2	2	1	1	0	0	<b>Atlanta Braves @ Florida Marlins</b> Dolphin Stadium, Miami, FL Fri Aug 18 2006, 7:35 PM EDT Att: 19,161 - Partly Cloudy - 84 F						
11 Edgar Renteria, R OBP: 0.375, SLG: 0.440										4	1	2	1	1	1	1							
10 Chipper Jones, S OBP: 0.411, SLG: 0.574										4	0	1	2	0	1	2							
Andruw Jones, R OBP: 0.358, SLG: 0.530										3	0	0	0	1	0	1							
7 Jeff Francoeur, R OBP: 0.278, SLG: 0.442										4	0	0	0	0	0	3							
16 Brian McCann, L OBP: 0.397, SLG: 0.565										4	0	1	0	0	0	0							
23 Matt Diaz, R OBP: 0.375, SLG: 0.515										3	1	1	0	1	0	1							
28 Bob Wickman, R										0	0	0	0	0	0	0							
Adam LaRoche, L OBP: 0.348, SLG: 0.558										3	2	2	2	1	0	0							
15 Tim Hudson, R OBP: 0.122, SLG: 0.085										2	0	0	0	0	1	1							
Danys Baez, R										0	0	0	0	0	0	0							
Ryan Langerhans, L OBP: 0.341, SLG: 0.378										1	0	0	0	0	1	0							
<b>Inning Stats</b>	R: 1 E: 0 K: 1 S: 15	H: 1 LOB: 1 BB: 1 P: 24	R: 4 E: 0 K: 1 S: 17	H: 3 LOB: 2 BB: 3 P: 32	R: 0 E: 0 K: 0 S: 8	H: 0 LOB: 1 BB: 1 P: 15	R: 0 E: 0 K: 0 S: 10	H: 1 LOB: 0 BB: 0 P: 15	R: 0 E: 0 K: 0 S: 4	H: 0 LOB: 0 BB: 0 P: 9	R: 1 E: 0 K: 0 S: 7	H: 3 LOB: 1 BB: 0 P: 8	R: 0 E: 0 K: 0 S: 4	H: 0 LOB: 0 BB: 0 P: 7	R: 0 E: 0 K: 0 S: 5	H: 1 LOB: 0 BB: 0 P: 8	R: 0 E: 0 K: 2 S: 10	H: 0 LOB: 0 BB: 0 P: 14	1B: 6 2B: 1 3B: 1 HR: 1	SF: 0 SAC: 1 DP: 1 HBP: 0	WP: 0 PB: 0 SB: 0 CS: 1	PA: 38	
<b>PITCHER</b>	IP WLS BF H R ER SO BB IBB HBP BLK WP HR S P ERA WHIP	IP WLS BF H R ER SO BB IBB HBP BLK WP HR S P ERA WHIP	IP WLS BF H R ER SO BB IBB HBP BLK WP HR S P ERA WHIP	IP WLS BF H R ER SO BB IBB HBP BLK WP HR S P ERA WHIP	IP WLS BF H R ER SO BB IBB HBP BLK WP HR S P ERA WHIP	IP WLS BF H R ER SO BB IBB HBP BLK WP HR S P ERA WHIP	IP WLS BF H R ER SO BB IBB HBP BLK WP HR S P ERA WHIP	IP WLS BF H R ER SO BB IBB HBP BLK WP HR S P ERA WHIP	IP WLS BF H R ER SO BB IBB HBP BLK WP HR S P ERA WHIP	IP WLS BF H R ER SO BB IBB HBP BLK WP HR S P ERA WHIP	IP WLS BF H R ER SO BB IBB HBP BLK WP HR S P ERA WHIP	IP WLS BF H R ER SO BB IBB HBP BLK WP HR S P ERA WHIP	IP WLS BF H R ER SO BB IBB HBP BLK WP HR S P ERA WHIP	IP WLS BF H R ER SO BB IBB HBP BLK WP HR S P ERA WHIP	IP WLS BF H R ER SO BB IBB HBP BLK WP HR S P ERA WHIP	IP WLS BF H R ER SO BB IBB HBP BLK WP HR S P ERA WHIP	IP WLS BF H R ER SO BB IBB HBP BLK WP HR S P ERA WHIP	IP WLS BF H R ER SO BB IBB HBP BLK WP HR S P ERA WHIP	IP WLS BF H R ER SO BB IBB HBP BLK WP HR S P ERA WHIP	IP WLS BF H R ER SO BB IBB HBP BLK WP HR S P ERA WHIP	IP WLS BF H R ER SO BB IBB HBP BLK WP HR S P ERA WHIP	IP WLS BF H R ER SO BB IBB HBP BLK WP HR S P ERA WHIP	IP WLS BF H R ER SO BB IBB HBP BLK WP HR S P ERA WHIP

AB	32
R	6
H	9
RBI	6
BB	5
SO	4
LOB	9



Batter	1	2	3	4	5	6	7	8	9	AB	R	H	RBI	BB	SO	LOB	BOTTOM						
2 Hanley Ramirez, R OBP: 0.337, SLG: 0.418										4	1	2	0	0	0	1	<b>Atlanta Braves @ Florida Marlins</b> Dolphin Stadium, Miami, FL Fri Aug 18 2006, 7:35 PM EDT Att: 19,161 - Partly Cloudy - 84 F						
6 Dan Uggla, R OBP: 0.346, SLG: 0.494										4	0	0	1	0	1	3							
Miguel Cabrera, R OBP: 0.426, SLG: 0.565										4	0	0	0	0	2								
17 Mike Jacobs, L OBP: 0.324, SLG: 0.475										4	0	0	0	0	1	2							
14 Josh Willingham, R OBP: 0.346, SLG: 0.479										3	0	1	0	1	0	0							
27 Jeremy Hermida, L OBP: 0.339, SLG: 0.385										3	0	0	0	1	0	2							
4 Alfredo Amezaga, S OBP: 0.340, SLG: 0.355										3	0	0	0	0	0	2							
20 Matt Treanor, R OBP: 0.301, SLG: 0.288										2	0	0	0	0	0	2							
Miguel Olivo, R OBP: 0.312, SLG: 0.482										1	0	0	0	0	0	0							
Scott Olsen, L OBP: 0.162, SLG: 0.189										0	0	0	0	0	0	0							
Brian Mochler, R OBP: 0.149, SLG: 0.080										1	0	0	0	0	1	0							
61 Reggie Abercrombie, R OBP: 0.278, SLG: 0.347										1	0	1	0	0	0	0							
Matt Herge, L										0	0	0	0	0	0	0							
Joe Borchard, S OBP: 0.322, SLG: 0.379										1	0	1	0	0	0	0							
52 Sergio Mitre, R OBP: 0.101, SLG: 0.220										0	0	0	0	0	0	0							
<b>Inning Stats</b>	R: 1 E: 0 K: 0 S: 10	H: 1 LOB: 0 BB: 0 P: 14	R: 0 E: 0 K: 0 S: 10	H: 0 LOB: 1 BB: 1 P: 18	R: 0 E: 0 K: 1 S: 7	H: 0 LOB: 0 BB: 0 P: 10	R: 0 E: 0 K: 0 S: 6	H: 0 LOB: 0 BB: 0 P: 10	R: 0 E: 0 K: 0 S: 4	H: 0 LOB: 0 BB: 1 P: 10	R: 0 E: 0 K: 0 S: 10	H: 2 LOB: 2 BB: 0 P: 12	R: 0 E: 0 K: 0 S: 5	H: 0 LOB: 0 BB: 0 P: 8	R: 0 E: 0 K: 1 S: 12	H: 1 LOB: 1 BB: 0 P: 20	R: 0 E: 0 K: 1 S: 12	H: 1 LOB: 1 BB: 0 P: 19	1B: 4 2B: 1 3B: 0 HR: 0	SF: 0 SAC: 0 DP: 1 HBP: 0	WP: 1 PB: 0 SB: 1 CS: 0	PA: 33	
<b>PITCHER</b>	IP WLS BF H R ER SO BB IBB HBP BLK WP HR S P ERA WHIP	IP WLS BF H R ER SO BB IBB HBP BLK WP HR S P ERA WHIP	IP WLS BF H R ER SO BB IBB HBP BLK WP HR S P ERA WHIP	IP WLS BF H R ER SO BB IBB HBP BLK WP HR S P ERA WHIP	IP WLS BF H R ER SO BB IBB HBP BLK WP HR S P ERA WHIP	IP WLS BF H R ER SO BB IBB HBP BLK WP HR S P ERA WHIP	IP WLS BF H R ER SO BB IBB HBP BLK WP HR S P ERA WHIP	IP WLS BF H R ER SO BB IBB HBP BLK WP HR S P ERA WHIP	IP WLS BF H R ER SO BB IBB HBP BLK WP HR S P ERA WHIP	IP WLS BF H R ER SO BB IBB HBP BLK WP HR S P ERA WHIP	IP WLS BF H R ER SO BB IBB HBP BLK WP HR S P ERA WHIP	IP WLS BF H R ER SO BB IBB HBP BLK WP HR S P ERA WHIP	IP WLS BF H R ER SO BB IBB HBP BLK WP HR S P ERA WHIP	IP WLS BF H R ER SO BB IBB HBP BLK WP HR S P ERA WHIP	IP WLS BF H R ER SO BB IBB HBP BLK WP HR S P ERA WHIP	IP WLS BF H R ER SO BB IBB HBP BLK WP HR S P ERA WHIP	IP WLS BF H R ER SO BB IBB HBP BLK WP HR S P ERA WHIP	IP WLS BF H R ER SO BB IBB HBP BLK WP HR S P ERA WHIP	IP WLS BF H R ER SO BB IBB HBP BLK WP HR S P ERA WHIP	IP WLS BF H R ER SO BB IBB HBP BLK WP HR S P ERA WHIP	IP WLS BF H R ER SO BB IBB HBP BLK WP HR S P ERA WHIP	IP WLS BF H R ER SO BB IBB HBP BLK WP HR S P ERA WHIP	IP WLS BF H R ER SO BB IBB HBP BLK WP HR S P ERA WHIP





Batter	1	2	3	4	5	6	7	8	9	AB	R	H	RBI	BB	SO	LOB	TOP							
4 Pete Orr, L OBP: 0.259, SLG: 0.358	F9	1B		3B		P4		SH1-4		4	0	2	0	0	0	0								
11 Edgar Renteria, R OBP: 0.375, SLG: 0.438	F9		G5-3	K			BB 1B	1B		4	1	1	1	1	1	1								
10 Chipper Jones, S OBP: 0.411, SLG: 0.577	BB 1B		G1-3			F9 7 1B	F7	F8		5	2	2	0	0	0	2								
Andruw Jones, R OBP: 0.361, SLG: 0.528	BB 1B		BB	HBP		F9	BB 1B		P5	2	1	0	0	2	0	1								
16 Brian McCann, L OBP: 0.399, SLG: 0.568	E7		2B			F7	1B		P6	5	0	3	3	0	0	1								
7 Jeff Francoeur, R OBP: 0.279, SLG: 0.440	G5-3		BB			1B	F4		G6-3	4	0	1	1	1	0	4								
Adam LaRoche, L OBP: 0.347, SLG: 0.555		G4-3	G4-3			1B	F8			4	0	1	0	0	0	4								
23 Matt Diaz, R OBP: 0.373, SLG: 0.510										4	0	1	0	0	1	0								
Ryan Langerhans, L OBP: 0.341, SLG: 0.378		36 SH1-4 1B		K		F7		G6-3		0	0	0	0	0	0	0								
36 Chuck James, L										2	0	0	0	0	0	0								
54 Chad Paronto, R		SH1-4		L7		L7				0	0	0	0	0	0	0								
Marcus Giles, R OBP: 0.352, SLG: 0.393										1	1	1	0	0	0	0								
Danys Baez, R										0	0	0	0	0	0	0								
28 Bob Wickman, R										0	0	0	0	0	0	0								
<b>Inning Stats</b>	R: 1 E: 1 K: 0 S: 6	H: 2 LOB: 2 BB: 1 P: 14	R: 0 E: 0 K: 0 S: 13	H: 2 LOB: 2 BB: 0 P: 19	R: 1 E: 0 K: 0 S: 15	H: 1 LOB: 1 BB: 1 P: 29	R: 0 E: 0 K: 2 S: 10	H: 1 LOB: 2 BB: 0 P: 13	R: 1 E: 0 K: 0 S: 13	H: 3 LOB: 2 BB: 0 P: 20	R: 0 E: 0 K: 0 S: 10	H: 0 LOB: 0 BB: 0 P: 14	R: 1 E: 0 K: 0 S: 13	H: 1 LOB: 2 BB: 2 P: 26	R: 1 E: 0 K: 0 S: 5	H: 2 LOB: 1 BB: 0 P: 6	R: 0 E: 0 K: 0 S: 6	H: 0 LOB: 0 BB: 0 P: 7	1B: 8 2B: 3 3B: 1 HR: 0	SF: 0 SAC: 2 DP: 0 HBP: 1	WP: 0 PB: 0 SB: 0 CS: 0	PA: 42		
<b>PITCHER</b>	IP WLS BF H R ER SO BB IBB HBP BLK WP HR S P ERA WHIP	IP WLS BF H R ER SO BB IBB HBP BLK WP HR S P ERA WHIP	IP WLS BF H R ER SO BB IBB HBP BLK WP HR S P ERA WHIP	IP WLS BF H R ER SO BB IBB HBP BLK WP HR S P ERA WHIP	IP WLS BF H R ER SO BB IBB HBP BLK WP HR S P ERA WHIP	IP WLS BF H R ER SO BB IBB HBP BLK WP HR S P ERA WHIP	IP WLS BF H R ER SO BB IBB HBP BLK WP HR S P ERA WHIP	IP WLS BF H R ER SO BB IBB HBP BLK WP HR S P ERA WHIP	IP WLS BF H R ER SO BB IBB HBP BLK WP HR S P ERA WHIP	IP WLS BF H R ER SO BB IBB HBP BLK WP HR S P ERA WHIP	IP WLS BF H R ER SO BB IBB HBP BLK WP HR S P ERA WHIP	IP WLS BF H R ER SO BB IBB HBP BLK WP HR S P ERA WHIP	IP WLS BF H R ER SO BB IBB HBP BLK WP HR S P ERA WHIP	IP WLS BF H R ER SO BB IBB HBP BLK WP HR S P ERA WHIP	IP WLS BF H R ER SO BB IBB HBP BLK WP HR S P ERA WHIP	IP WLS BF H R ER SO BB IBB HBP BLK WP HR S P ERA WHIP	IP WLS BF H R ER SO BB IBB HBP BLK WP HR S P ERA WHIP	IP WLS BF H R ER SO BB IBB HBP BLK WP HR S P ERA WHIP	IP WLS BF H R ER SO BB IBB HBP BLK WP HR S P ERA WHIP	IP WLS BF H R ER SO BB IBB HBP BLK WP HR S P ERA WHIP	IP WLS BF H R ER SO BB IBB HBP BLK WP HR S P ERA WHIP	IP WLS BF H R ER SO BB IBB HBP BLK WP HR S P ERA WHIP	IP WLS BF H R ER SO BB IBB HBP BLK WP HR S P ERA WHIP	IP WLS BF H R ER SO BB IBB HBP BLK WP HR S P ERA WHIP

Atlanta Braves @ Florida Marlins  
Dolphin Stadium, Miami, FL  
Sat Aug 19 2006, 6:05 PM EDT  
Att: 21,428 - Cloudy - 87 F

AB 35  
R 5  
H 12  
RBI 5  
BB 4  
SO 2  
LOB 13



Batter	1	2	3	4	5	6	7	8	9	AB	R	H	RBI	BB	SO	LOB	BOTTOM								
2 Hanley Ramirez, R OBP: 0.338, SLG: 0.416	BB		K	F9			G6-3		BB 1B	4	0	1	0	1	1	1									
6 Dan Uggla, R OBP: 0.347, SLG: 0.492	F8		P3			F8		BB	BB 1B	4	1	1	0	1	0	1									
Miguel Cabrera, R OBP: 0.427, SLG: 0.570	1B		BB 1B			L9		BB 2B	FC4-6 1B	5	1	3	1	0	0	2									
14 Josh Willingham, R OBP: 0.342, SLG: 0.474	F9		E5 1B			F7		K		4	0	0	0	0	1	2									
Wes Helms, R OBP: 0.374, SLG: 0.539										2	0	1	0	1	0	0									
17 Mike Jacobs, L OBP: 0.324, SLG: 0.473		BB	1B			F9		K		1	0	0	0	0	1	0									
12 Cody Ross, R OBP: 0.296, SLG: 0.450										3	0	0	0	1	1	2									
Joe Borowski, R		BB				K		G3		0	0	0	0	0	0	0									
Miguel Olivo, R OBP: 0.311, SLG: 0.489		P3				P2		G6-3		4	1	1	1	0	0	2									
61 Reggie Abercrombie, R OBP: 0.279, SLG: 0.343										3	0	0	0	0	2	2									
57 Taylor Tankersley, L										0	0	0	0	0	0	0									
27 Jeremy Hermida, L OBP: 0.336, SLG: 0.353										1	0	0	0	0	0	0									
47 Ricky Nolasco, R OBP: 0.229, SLG: 0.294										2	0	1	0	0	1	2									
Randy Messenger, R										0	0	0	0	0	0	0									
4 Alfredo Amezaga, S OBP: 0.337, SLG: 0.351										2	0	0	0	0	0	0									
<b>Inning Stats</b>	R: 0 E: 0 K: 0 S: 10	H: 1 LOB: 1 BB: 1 P: 15	R: 0 E: 0 K: 2 S: 16	H: 0 LOB: 2 BB: 2 P: 28	R: 1 E: 1 K: 1 S: 16	H: 2 LOB: 2 BB: 0 P: 23	R: 0 E: 0 K: 0 S: 8	H: 1 LOB: 1 BB: 0 P: 11	R: 0 E: 0 K: 0 S: 6	H: 0 LOB: 0 BB: 0 P: 8	R: 1 E: 0 K: 2 S: 14	H: 1 LOB: 1 BB: 0 P: 21	R: 1 E: 0 K: 1 S: 17	H: 1 LOB: 1 BB: 1 P: 30	R: 0 E: 0 K: 1 S: 7	H: 0 LOB: 0 BB: 0 P: 11	R: 0 E: 0 K: 0 S: 8	H: 2 LOB: 2 BB: 0 P: 13	1B: 5 2B: 2 3B: 0 HR: 1	SF: 0 SAC: 0 DP: 0 HBP: 0	WP: 0 PB: 0 SB: 0 CS: 1	PA: 39			
<b>PITCHER</b>	IP WLS BF H R ER SO BB IBB HBP BLK WP HR S P ERA WHIP	IP WLS BF H R ER SO BB IBB HBP BLK WP HR S P ERA WHIP	IP WLS BF H R ER SO BB IBB HBP BLK WP HR S P ERA WHIP	IP WLS BF H R ER SO BB IBB HBP BLK WP HR S P ERA WHIP	IP WLS BF H R ER SO BB IBB HBP BLK WP HR S P ERA WHIP	IP WLS BF H R ER SO BB IBB HBP BLK WP HR S P ERA WHIP	IP WLS BF H R ER SO BB IBB HBP BLK WP HR S P ERA WHIP	IP WLS BF H R ER SO BB IBB HBP BLK WP HR S P ERA WHIP	IP WLS BF H R ER SO BB IBB HBP BLK WP HR S P ERA WHIP	IP WLS BF H R ER SO BB IBB HBP BLK WP HR S P ERA WHIP	IP WLS BF H R ER SO BB IBB HBP BLK WP HR S P ERA WHIP	IP WLS BF H R ER SO BB IBB HBP BLK WP HR S P ERA WHIP	IP WLS BF H R ER SO BB IBB HBP BLK WP HR S P ERA WHIP	IP WLS BF H R ER SO BB IBB HBP BLK WP HR S P ERA WHIP	IP WLS BF H R ER SO BB IBB HBP BLK WP HR S P ERA WHIP	IP WLS BF H R ER SO BB IBB HBP BLK WP HR S P ERA WHIP	IP WLS BF H R ER SO BB IBB HBP BLK WP HR S P ERA WHIP	IP WLS BF H R ER SO BB IBB HBP BLK WP HR S P ERA WHIP	IP WLS BF H R ER SO BB IBB HBP BLK WP HR S P ERA WHIP	IP WLS BF H R ER SO BB IBB HBP BLK WP HR S P ERA WHIP	IP WLS BF H R ER SO BB IBB HBP BLK WP HR S P ERA WHIP	IP WLS BF H R ER SO BB IBB HBP BLK WP HR S P ERA WHIP	IP WLS BF H R ER SO BB IBB HBP BLK WP HR S P ERA WHIP	IP WLS BF H R ER SO BB IBB HBP BLK WP HR S P ERA WHIP	IP WLS BF H R ER SO BB IBB HBP BLK WP HR S P ERA WHIP

Atlanta Braves @ Florida Marlins  
Dolphin Stadium, Miami, FL  
Sat Aug 19 2006, 6:05 PM EDT  
Att: 21,428 - Cloudy - 87 F

AB 35  
R 3  
H 8  
RBI 2  
BB 4  
SO 7  
LOB 14





Batter	1	2	3	4	5	6	7	8	9	AB	R	H	RBI	BB	SO	LOB	TOP			
4 Pete Orr, L OBP: 0.259, SLG: 0.354 (1, 4)	P6		1B		K			B3		4	0	1	0	0	1	0	<b>Atlanta Braves @ Florida Marlins</b> Dolphin Stadium, Miami, FL Sun Aug 20 2006, 1:05 PM EDT Att: 16,461 - Cloudy - 77 F			
11 Edgar Renteria, R OBP: 0.376, SLG: 0.438 (1, 6)	1B		K			L6		BB		3	0	1	0	1	1					
10 Chipper Jones, S OBP: 0.407, SLG: 0.570 (1, 5)	F9		K			F9		P2		4	0	0	0	0	1					
Andruw Jones, R OBP: 0.360, SLG: 0.524 (1, 8)	F9		G6-3			7 HR		K		3	1	0	0	1	1					
7 Jeff Francoeur, R OBP: 0.283, SLG: 0.451 (1, 9)		BB G6-3		L7		HR		B2-5-4		4	2	3	2	0	0					
23 Matt Diaz, R OBP: 0.371, SLG: 0.502 (1, 7)	FC1 G6-3 BB		K			G6-3		HBP		3	0	0	0	0	1					
Adam LaRoche, L OBP: 0.346, SLG: 0.550 (1, 3)		G6-3 BB		K				B2-5-4		3	0	0	0	1	1					
Todd Pratt, R OBP: 0.248, SLG: 0.292 (1, 2)		G6-3				G1-3				2	0	0	0	1	0					
16 Brian McCann, L OBP: 0.311, SLG: 0.568 (9, PH)		1-2 2-3 3-H				G6-4-3 BB		IBB		0	0	0	0	1	0					
40 Lance Cormier, R (1, 1)		G1				G6-3		F9		2	0	0	0	0	0					
Marcus Giles, R OBP: 0.352, SLG: 0.392 (7, PH)										1	0	0	0	0	0					
Tyler Yates, R (7, 1)										0	0	0	0	0	0					
Ryan Langerhans, L OBP: 0.340, SLG: 0.376 (9, PH)										1	0	0	0	0	0					
<b>Inning Stats</b>	R: 0 E: 0 K: 0 S: 6	H: 1 LOB: 1 BB: 0 P: 12	R: 1 E: 1 K: 0 S: 6	H: 1 LOB: 1 BB: 1 P: 14	R: 0 E: 0 K: 2 S: 11	H: 1 LOB: 1 BB: 0 P: 16	R: 0 E: 0 K: 2 S: 10	H: 0 LOB: 0 BB: 0 P: 15	R: 0 E: 0 K: 1 S: 8	H: 0 LOB: 0 BB: 0 P: 11	R: 2 E: 0 K: 0 S: 12	H: 1 LOB: 0 BB: 1 P: 21	R: 0 E: 0 K: 1 S: 10	H: 0 LOB: 1 BB: 1 P: 19	R: 0 E: 0 K: 0 S: 10	H: 1 LOB: 2 BB: 1 P: 19	1B: 3 2B: 1 3B: 0 HR: 1	SF: 0 SAC: 0 DP: 3 HBP: 1	WP: 0 PB: 0 CS: 0	PA: 36
<b>PITCHER</b>	IP WLS BF H R ER SO BB IBB HBP BLK WP HR S P ERA WHIP	IP WLS BF H R ER SO BB IBB HBP BLK WP HR S P ERA WHIP	IP WLS BF H R ER SO BB IBB HBP BLK WP HR S P ERA WHIP	IP WLS BF H R ER SO BB IBB HBP BLK WP HR S P ERA WHIP	IP WLS BF H R ER SO BB IBB HBP BLK WP HR S P ERA WHIP	IP WLS BF H R ER SO BB IBB HBP BLK WP HR S P ERA WHIP	IP WLS BF H R ER SO BB IBB HBP BLK WP HR S P ERA WHIP	IP WLS BF H R ER SO BB IBB HBP BLK WP HR S P ERA WHIP	IP WLS BF H R ER SO BB IBB HBP BLK WP HR S P ERA WHIP	IP WLS BF H R ER SO BB IBB HBP BLK WP HR S P ERA WHIP	IP WLS BF H R ER SO BB IBB HBP BLK WP HR S P ERA WHIP	IP WLS BF H R ER SO BB IBB HBP BLK WP HR S P ERA WHIP	IP WLS BF H R ER SO BB IBB HBP BLK WP HR S P ERA WHIP	IP WLS BF H R ER SO BB IBB HBP BLK WP HR S P ERA WHIP	IP WLS BF H R ER SO BB IBB HBP BLK WP HR S P ERA WHIP	IP WLS BF H R ER SO BB IBB HBP BLK WP HR S P ERA WHIP				
Dontrelle Willis, L ERA: 4.07 (1, 1)	7.0 W 27	4 3 2 5	3 0 0 0	0 0 0 0	0 0 0 0	0 0 10 19	0.00 1.000													
57 Taylor Tankersley, L ERA: 2.88 (8, 1)	1.0 H 4	0 0 0 1	1 0 0 0	0 0 0 0	0 0 0 0	0 0 10 19	0.00 1.000													
Joe Borowski, R ERA: 3.18 (9, 1)	1.0 S 5	1 0 0 0	0 0 0 0	0 0 1 0	0 0 10 19	0.00 1.000														

AB	30
R	3
H	5
RBI	2
BB	5
SO	6
LOB	16



Batter	1	2	3	4	5	6	7	8	9	AB	R	H	RBI	BB	SO	LOB	BOTTOM			
2 Hanley Ramirez, R OBP: 0.337, SLG: 0.417 (1, 6)	F9		F8		6 1B		G4-3			4	1	1	0	0	0	1	<b>Atlanta Braves @ Florida Marlins</b> Dolphin Stadium, Miami, FL Sun Aug 20 2006, 1:05 PM EDT Att: 16,461 - Cloudy - 77 F			
6 Dan Uggla, R OBP: 0.346, SLG: 0.490 (1, 4)	F8		K2-3		2H 1B		K			4	0	1	1	0	2	1				
Miguel Cabrera, R OBP: 0.426, SLG: 0.570 (1, 5)	K				14 1B		F8			4	1	1	0	0	1	1				
17 Mike Jacobs, L OBP: 0.321, SLG: 0.470 (1, 3)		L6					G4-3			3	0	0	0	0	1	1				
57 Taylor Tankersley, L (8, PH)										0	0	0	0	0	0	0				
Joe Borowski, R OBP: 0.330, SLG: 0.376 (8, PH)										1	0	0	0	0	1	0				
12 Cody Ross, R OBP: 0.296, SLG: 0.450 (9, 7)										0	0	0	0	0	0	0				
14 Josh Willingham, R OBP: 0.344, SLG: 0.482 (1, 7)		HR			1B		K			4	1	2	1	0	1	0				
Joe Borowski, R (9, 1)					1B					0	0	0	0	0	0	0				
Miguel Olivo, R OBP: 0.311, SLG: 0.488 (1, 2)		K			27 G4-6-3		K			3	0	1	1	0	2	0				
27 Jeremy Hermida, L OBP: 0.341, SLG: 0.384 (1, 9)					1-2 3-H		G4-6-3			2	1	1	0	1	0	2				
4 Alfredo Amezaga, S OBP: 0.333, SLG: 0.347 (1, 8)		G4-3			1-2		B5			3	0	0	0	0	0	2				
Dontrelle Willis, L OBP: 0.176, SLG: 0.213 (1, 1)										2	0	0	0	0	0	0				
Wes Helms, R OBP: 0.377, SLG: 0.556 (8, 3)					G6-3		F8			1	0	1	1	0	0	0				
<b>Inning Stats</b>	R: 0 E: 0 K: 1 S: 6	H: 0 LOB: 0 BB: 0 P: 9	R: 1 E: 0 K: 1 S: 11	H: 2 LOB: 1 BB: 0 P: 18	R: 0 E: 0 K: 1 S: 7	H: 0 LOB: 0 BB: 0 P: 13	R: 1 E: 0 K: 0 S: 12	H: 3 LOB: 1 BB: 0 P: 19	R: 1 E: 0 K: 0 S: 10	H: 2 LOB: 1 BB: 0 P: 13	R: 0 E: 0 K: 2 S: 7	H: 0 LOB: 0 BB: 0 P: 9	R: 1 E: 0 K: 1 S: 9	H: 1 LOB: 1 BB: 1 P: 19	R: 0 E: 0 K: 1 S: 6	H: 0 LOB: 0 BB: 0 P: 10	1B: 4 2B: 2 3B: 1 HR: 1	SF: 0 SAC: 0 DP: 1 HBP: 0	WP: 0 PB: 0 CS: 0	PA: 32
<b>PITCHER</b>	IP WLS BF H R ER SO BB IBB HBP BLK WP HR S P ERA WHIP	IP WLS BF H R ER SO BB IBB HBP BLK WP HR S P ERA WHIP	IP WLS BF H R ER SO BB IBB HBP BLK WP HR S P ERA WHIP	IP WLS BF H R ER SO BB IBB HBP BLK WP HR S P ERA WHIP	IP WLS BF H R ER SO BB IBB HBP BLK WP HR S P ERA WHIP	IP WLS BF H R ER SO BB IBB HBP BLK WP HR S P ERA WHIP	IP WLS BF H R ER SO BB IBB HBP BLK WP HR S P ERA WHIP	IP WLS BF H R ER SO BB IBB HBP BLK WP HR S P ERA WHIP	IP WLS BF H R ER SO BB IBB HBP BLK WP HR S P ERA WHIP	IP WLS BF H R ER SO BB IBB HBP BLK WP HR S P ERA WHIP	IP WLS BF H R ER SO BB IBB HBP BLK WP HR S P ERA WHIP	IP WLS BF H R ER SO BB IBB HBP BLK WP HR S P ERA WHIP	IP WLS BF H R ER SO BB IBB HBP BLK WP HR S P ERA WHIP	IP WLS BF H R ER SO BB IBB HBP BLK WP HR S P ERA WHIP	IP WLS BF H R ER SO BB IBB HBP BLK WP HR S P ERA WHIP	IP WLS BF H R ER SO BB IBB HBP BLK WP HR S P ERA WHIP				
40 Lance Cormier, R ERA: 5.86 (7, 1)	6.0 L 8	1 1 1 2	1 0 0 0	0 0 0 0	0 0 0 0	0 0 15 29	4.50 1.167													
Tyler Yates, R ERA: 4.6 (7, 1)	2.0 L 8	1 1 1 2	1 0 0 0	0 0 0 0	0 0 0 0	0 0 15 29	4.50 1.000													





Batter	1	2	3	4	5	6	7	8	9	AB	R	H	RBI	BB	SO	LOB	TOP								
Alfonso Soriano, R OBP: 0.364, SLG: 0.604	G6-3		P3			HR	F7			4	1	1	1	0	0	2	<b>Washington Nationals @ Florida Marlins</b> Dolphin Stadium, Miami, FL Mon Aug 21 2006, 7:05 PM EDT Att: 9,316 - Partly Cloudy - 84 F								
Felipe Lopez, S OBP: 0.363, SLG: 0.392	1B		K			25 FC5 11 BB	F7	F7		3	0	1	0	1	1										
11 Ryan Zimmerman, R (1.5) OBP: 0.350, SLG: 0.475	F9			G4-3		25 FC5 BB	K	K		3	0	0	0	1	1										
24 Nick Johnson, L (1.3) OBP: 0.424, SLG: 0.510	F7			BB		F7	F7	BB		2	0	0	0	2	0	3									
Jose Vidro, S (1.4) OBP: 0.364, SLG: 0.408		G4-3		BB		F4	F4	G6-3		3	0	0	0	1	0	3									
25 Austin Kearns, R (1.9) OBP: 0.346, SLG: 0.442	F9			BB		FC5	FC5	G5-3		4	0	0	0	0	0	3									
Ryan Church, L (1.8) OBP: 0.350, SLG: 0.493	K			G3-1		F8 2B	F7	F7		4	0	1	0	0	1	0									
Brian Schneider, L (1.2) OBP: 0.311, SLG: 0.317				F8		F8	F8	BB		3	0	1	0	0	0	1									
Marlon Anderson, L (9, PH) OBP: 0.327, SLG: 0.425			40 SH1-4 1B			2-3		BB		0	0	0	0	1	0	0									
40 Billy Traber, L (1.1) OBP: 0.200, SLG: 0.111			SH1-4			K	K	G3		2	0	0	0	0	2	1									
Jon Rauch, R (7.1)										0	0	0	0	0	0	0									
Daryle Ward, L (9, PH) OBP: 0.413, SLG: 0.578										1	0	0	0	0	0	1									
<b>Inning Stats</b>	R: 0 E: 0 K: 0 S: 7	H: 1 LOB: 1 BB: 0 P: 9	R: 0 E: 0 K: 1 S: 8	H: 0 LOB: 0 BB: 0 P: 10	R: 0 E: 0 K: 1 S: 11	H: 1 LOB: 1 BB: 0 P: 15	R: 0 E: 0 K: 0 S: 6	H: 0 LOB: 1 BB: 2 P: 14	R: 0 E: 0 K: 1 S: 8	H: 0 LOB: 0 BB: 0 P: 9	R: 1 E: 0 K: 0 S: 10	H: 1 LOB: 2 BB: 2 P: 25	R: 0 E: 0 K: 1 S: 11	H: 1 LOB: 1 BB: 0 P: 21	R: 0 E: 0 K: 1 S: 9	H: 0 LOB: 1 BB: 1 P: 15	R: 0 E: 0 K: 0 S: 7	H: 0 LOB: 1 BB: 1 P: 14	1B: 2 2B: 1 3B: 0 HR: 1	SF: 0 SAC: 1 DP: 0 HBP: 0	WP: 0 PB: 0 CS: 0	PA: 36			
<b>PITCHER</b>	IP	WLS	BF	H	R	ER	SO	BB	IBB	HBP	BLK	WP	HR	S	P	ERA	WHIP								
36 Anibal Sánchez, R (1.1) ERA: 3.44	7.0	W	28	4	1	1	4	4	0	0	0	0	1	61	103	1.29	1.143								
52 Sergio Mitre, R (8.1) ERA: 5.09	1.0	H	4	0	0	0	1	1	0	0	0	0	0	9	15	0.00	1.000								
Joe Borowski, R (9.1) ERA: 3.12	1.0	S	4	0	0	0	0	1	0	0	0	0	0	7	14	0.00	1.000								

Batter	1	2	3	4	5	6	7	8	9	AB	R	H	RBI	BB	SO	LOB	BOTTOM								
2 Hanley Ramirez, R (1.6) OBP: 0.338, SLG: 0.424	F8		2B			G6-3	6 1B 3B			4	1	2	1	0	0	0	<b>Washington Nationals @ Florida Marlins</b> Dolphin Stadium, Miami, FL Mon Aug 21 2006, 7:05 PM EDT Att: 9,316 - Partly Cloudy - 84 F								
6 Dan Uggla, R (1.4) OBP: 0.347, SLG: 0.490	1B		G6-3			K	E 1B			4	1	2	1	0	1	1									
Miguel Cabrera, R (1.5) OBP: 0.429, SLG: 0.570	1B				F9	HBP 14 BB	E7 1B			3	0	2	1	1	0	0									
14 Josh Willingham, R (1.7) OBP: 0.343, SLG: 0.478					F8	HBP BB	K			3	0	0	0	1	2	3									
52 Sergio Mitre, R (8.1) OBP: 0.197, SLG: 0.250										0	0	0	0	0	0	0									
Joe Borowski, R (9.1) ERA: 3.12										0	0	0	0	0	0	0									
Wes Helms, R (1.3) OBP: 0.374, SLG: 0.545		L5			F8			L8		3	0	0	0	0	0	0									
12 Cody Ross, R (1.8) OBP: 0.289, SLG: 0.439		K			P3	P3		K		4	0	0	0	0	2	3									
Miguel Olivo, R (1.2) OBP: 0.311, SLG: 0.485		K				G5-3 1B		G5-3		4	0	1	0	0	1	0									
27 Jeremy Hermida, L (1.9) OBP: 0.341, SLG: 0.381						G5-3		61 SH5-3 2 3B HBP		2	1	0	0	0	1	1									
36 Anibal Sánchez, R (1.1) OBP: 0.056, SLG: 0.056										2	0	0	0	0	2	1									
61 Reggie Abercrombie, R (7, PH) OBP: 0.275, SLG: 0.343										0	0	0	0	0	0	0									
4 Alfredo Amezaga, S (8.8) OBP: 0.333, SLG: 0.347								SH5-3		0	0	0	0	0	0	0									
<b>Inning Stats</b>	R: 0 E: 0 K: 1 S: 11	H: 2 LOB: 2 BB: 0 P: 19	R: 0 E: 0 K: 2 S: 9	H: 0 LOB: 0 BB: 0 P: 12	R: 0 E: 0 K: 2 S: 8	H: 1 LOB: 1 BB: 0 P: 10	R: 0 E: 0 K: 0 S: 5	H: 0 LOB: 0 BB: 0 P: 9	R: 0 E: 0 K: 1 S: 8	H: 1 LOB: 1 BB: 0 P: 12	R: 0 E: 0 K: 1 S: 11	H: 0 LOB: 2 BB: 2 P: 23	R: 3 E: 1 K: 1 S: 20	H: 3 LOB: 1 BB: 0 P: 32	R: 0 E: 0 K: 1 S: 6	H: 0 LOB: 0 BB: 0 P: 6	1B: 5 2B: 2 3B: 1 HR: 0	SF: 0 SAC: 1 DP: 1 HBP: 2	WP: 0 PB: 0 CS: 1	PA: 34					
<b>PITCHER</b>	IP	WLS	BF	H	R	ER	SO	BB	IBB	HBP	BLK	WP	HR	S	P	ERA	WHIP								
40 Billy Traber, L (1.1) ERA: 5.13	6.2	L	29	6	3	3	7	2	0	2	0	0	0	65	106	4.05	1.200								
Jon Rauch, R (7.1) ERA: 3.31	1.1		5	1	0	0	2	0	0	0	0	0	0	13	17	0.00	0.750								







Batter	1	2	3	4	5	6	7	8	9	AB	R	H	RBI	BB	SO	LOB	TOP				
Alfonso Soriano, R OBP: 0.361, SLG: 0.600	0-1 F9	1-3 K		2-1 F9		1-0 P3			1-3 K2-3	5	0	0	0	0	2	3					
Felipe Lopez, S OBP: 0.366, SLG: 0.394	1-0 44 2B		4-1 25 PB 1B BB		0-0 F8		1-1 44 G4-6-3 25 S 1B		1-2 44 HR 1B	4	3	3	0	1	0	0					
25 Austin Kearns, R OBP: 0.353, SLG: 0.454	0-2 K		4-1 1B PB 1-2 BB		1-0 HR		4-0 44 G4-6-3 1-2 BB		1-3 K	3	1	1	1	2	2	2					
44 Alex Escobar, R OBP: 0.372, SLG: 0.560	0-0 1-H 2B		1-2 P5		1-0 3B		1-1 G4-6-3 1-2 2-3 1B		4-2 HR BB	4	1	2	1	1	0	4					
Daryle Ward, L OBP: 0.400, SLG: 0.583	2-3 K		1-3 K		1-3 K		0-1 F8		2-1 1-H 2-H HR	5	1	1	3	0	3	5					
Henry Mateo, S OBP: 0.333, SLG: 0.833		3-2 F8	1-0 1-3 2-H 1B		0-2 L7			1-1 HR	1-2 K	5	1	2	2	0	1	1					
Brandon Harper, R OBP: 0.474, SLG: 0.882		2-0 1B 1B		2-2 F9		0-0 P4		4-0 G6-4-3 BB		3	0	1	0	1	0	2					
Bernie Castro, S OBP: 0.324, SLG: 0.281		0-1 1-2 1B		2-1 G5-3		4-2 BB		0-1 P6		3	0	1	0	1	0	1					
Tony Armas, R OBP: 0.326, SLG: 0.497 45 Chris Schroder, R OBP: 0.296, SLG: 0.571 Damian Jackson, R OBP: 0.326, SLG: 0.571 Jon Rauch, R OBP: 0.327, SLG: 0.544 32 Chad Cordero, R OBP: 0.302, SLG: 0.406 Jose Vidro, S OBP: 0.302, SLG: 0.406 52 Saul Rivera, S OBP: 0.302, SLG: 0.406	1-3 K		2-3 K		1-1 F8		1-1 G6-4-3		0-0 1-2 G6-4-3	1	0	0	0	0	1	2					
<b>Inning Stats</b>	R: 1 E: 0 K: 2 S: 10	H: 2 LOB: 1 BB: 0 P: 13	R: 0 E: 0 K: 2 S: 14	H: 2 LOB: 2 BB: 0 P: 21	R: 1 E: 0 K: 1 S: 13	H: 1 LOB: 2 BB: 2 P: 26	R: 0 E: 0 K: 1 S: 7	H: 0 LOB: 0 BB: 0 P: 13	R: 1 E: 0 K: 0 S: 9	H: 2 LOB: 1 BB: 0 P: 12	R: 0 E: 0 K: 0 S: 6	H: 1 LOB: 1 BB: 1 P: 12	R: 1 E: 0 K: 0 S: 5	H: 1 LOB: 0 BB: 1 P: 10	R: 3 E: 0 K: 3 S: 16	H: 2 LOB: 0 BB: 1 P: 26	1B: 6 2B: 1 3B: 1 HR: 3	SF: 0 SAC: 0 DP: 2 HBP: 0	WP: 0 PB: 1 CS: 0	PA: 42	
<b>PITCHER</b>	IP WLS BF H R ER SO BB IBB HBP BLK WP HR S P ERA WHIP	IP WLS BF H R ER SO BB IBB HBP BLK WP HR S P ERA WHIP	IP WLS BF H R ER SO BB IBB HBP BLK WP HR S P ERA WHIP	IP WLS BF H R ER SO BB IBB HBP BLK WP HR S P ERA WHIP	IP WLS BF H R ER SO BB IBB HBP BLK WP HR S P ERA WHIP	IP WLS BF H R ER SO BB IBB HBP BLK WP HR S P ERA WHIP	IP WLS BF H R ER SO BB IBB HBP BLK WP HR S P ERA WHIP	IP WLS BF H R ER SO BB IBB HBP BLK WP HR S P ERA WHIP	IP WLS BF H R ER SO BB IBB HBP BLK WP HR S P ERA WHIP	IP WLS BF H R ER SO BB IBB HBP BLK WP HR S P ERA WHIP	IP WLS BF H R ER SO BB IBB HBP BLK WP HR S P ERA WHIP	IP WLS BF H R ER SO BB IBB HBP BLK WP HR S P ERA WHIP	IP WLS BF H R ER SO BB IBB HBP BLK WP HR S P ERA WHIP	IP WLS BF H R ER SO BB IBB HBP BLK WP HR S P ERA WHIP	IP WLS BF H R ER SO BB IBB HBP BLK WP HR S P ERA WHIP	IP WLS BF H R ER SO BB IBB HBP BLK WP HR S P ERA WHIP	IP WLS BF H R ER SO BB IBB HBP BLK WP HR S P ERA WHIP	IP WLS BF H R ER SO BB IBB HBP BLK WP HR S P ERA WHIP	IP WLS BF H R ER SO BB IBB HBP BLK WP HR S P ERA WHIP	IP WLS BF H R ER SO BB IBB HBP BLK WP HR S P ERA WHIP	IP WLS BF H R ER SO BB IBB HBP BLK WP HR S P ERA WHIP

Washington Nationals @ Florida Marlins  
Dolphin Stadium, Miami, FL  
Wed Aug 23 2006, 7:05 PM EDT  
Att: 11,318 - Cloudy - 80 F

AB	36
R	7
H	11
RBI	7
BB	6
SO	10
LOB	22



Batter	1	2	3	4	5	6	7	8	9	AB	R	H	RBI	BB	SO	LOB	BOTTOM				
2 Hanley Ramirez, R OBP: 0.343, SLG: 0.438	2-0 6 3B 1B				1-1 BB 1B		3-2 3B			5	1	3	0	0	1	2					
6 Dan Uggla, R OBP: 0.345, SLG: 0.489	0-0 1-H 1B	0-0 HR 1B	3-2 K		3-2 F8		0-1 F9			5	2	2	1	0	1	2					
Miguel Cabrera, R OBP: 0.431, SLG: 0.586	0-1 17 1B 27 FC6-4 1B	2-1 1-H HR	1-1 HR		4-1 1-2 BB			3-2 L7		4	3	3	4	1	0	0					
14 Josh Willingham, R OBP: 0.343, SLG: 0.473	2-2 27 FC6-4 17 1B 1-2 1B	2-2 17 2B 27 1B E6	2-2 F9		0-3 K			1-1 L7		5	1	1	0	0	1	2					
17 Mike Jacobs, L OBP: 0.327, SLG: 0.481 Wes Helms, R OBP: 0.376, SLG: 0.544	2-0 27 FC6-4 1B	2-0 27 1B 61 FC5-2 2B	2-0 F7		0-0 P3			1-1 G4-3		4	0	2	0	0	0	0					
Miguel Olivo, R OBP: 0.309, SLG: 0.480	0-0 P3	4-0 61 FC5-2 27 1B 1B		0-1 F8		0-3 K				3	1	0	0	1	1	3					
27 Jeremy Hermida, L OBP: 0.339, SLG: 0.378	2-2 FC6-4 61 BB 1-2 2-3 3-H 1B	0-0 61 FC5-2 1B 1B		1-3 K		0-2 F9				4	1	1	2	0	1	2					
61 Reggie Abercrombie, R OBP: 0.275, SLG: 0.339	4-2 1-2 2-3 3-H BB	4-2 FC5-2 1B		1-1 G4-3			0-1 P3			3	0	0	0	1	0	3					
Scott Olsen, L OBP: 0.175, SLG: 0.200 Brian Moehler, R OBP: 0.149, SLG: 0.080 Joe Borchart, S OBP: 0.317, SLG: 0.372 37 Renyel Pinto, L OBP: 0.317, SLG: 0.372 Randy Messenger, R OBP: 0.317, SLG: 0.372	1-2 G3	0-0 E9		1-3 K			2-0 F7			3	0	1	2	0	1	3					
<b>Inning Stats</b>	R: 3 E: 0 K: 0 S: 18	H: 5 LOB: 3 BB: 1 P: 31	R: 5 E: 2 K: 1 S: 20	H: 5 LOB: 2 BB: 1 P: 35	R: 1 E: 0 K: 1 S: 10	H: 1 LOB: 0 BB: 0 P: 18	R: 0 E: 0 K: 1 S: 7	H: 0 LOB: 0 BB: 0 P: 9	R: 0 E: 0 K: 2 S: 12	H: 1 LOB: 2 BB: 1 P: 21	R: 0 E: 0 K: 1 S: 7	H: 0 LOB: 0 BB: 0 P: 7	R: 0 E: 0 K: 0 S: 8	H: 1 LOB: 1 BB: 0 P: 13	R: 0 E: 0 K: 0 S: 7	H: 0 LOB: 0 BB: 0 P: 12	1B: 8 2B: 1 3B: 2 HR: 2	SF: 0 SAC: 0 DP: 0 HBP: 0	WP: 0 PB: 0 CS: 0	PA: 41	
<b>PITCHER</b>	IP WLS BF H R ER SO BB IBB HBP BLK WP HR S P ERA WHIP	IP WLS BF H R ER SO BB IBB HBP BLK WP HR S P ERA WHIP	IP WLS BF H R ER SO BB IBB HBP BLK WP HR S P ERA WHIP	IP WLS BF H R ER SO BB IBB HBP BLK WP HR S P ERA WHIP	IP WLS BF H R ER SO BB IBB HBP BLK WP HR S P ERA WHIP	IP WLS BF H R ER SO BB IBB HBP BLK WP HR S P ERA WHIP	IP WLS BF H R ER SO BB IBB HBP BLK WP HR S P ERA WHIP	IP WLS BF H R ER SO BB IBB HBP BLK WP HR S P ERA WHIP	IP WLS BF H R ER SO BB IBB HBP BLK WP HR S P ERA WHIP	IP WLS BF H R ER SO BB IBB HBP BLK WP HR S P ERA WHIP	IP WLS BF H R ER SO BB IBB HBP BLK WP HR S P ERA WHIP	IP WLS BF H R ER SO BB IBB HBP BLK WP HR S P ERA WHIP	IP WLS BF H R ER SO BB IBB HBP BLK WP HR S P ERA WHIP	IP WLS BF H R ER SO BB IBB HBP BLK WP HR S P ERA WHIP	IP WLS BF H R ER SO BB IBB HBP BLK WP HR S P ERA WHIP	IP WLS BF H R ER SO BB IBB HBP BLK WP HR S P ERA WHIP	IP WLS BF H R ER SO BB IBB HBP BLK WP HR S P ERA WHIP	IP WLS BF H R ER SO BB IBB HBP BLK WP HR S P ERA WHIP	IP WLS BF H R ER SO BB IBB HBP BLK WP HR S P ERA WHIP	IP WLS BF H R ER SO BB IBB HBP BLK WP HR S P ERA WHIP	IP WLS BF H R ER SO BB IBB HBP BLK WP HR S P ERA WHIP

Washington Nationals @ Florida Marlins  
Dolphin Stadium, Miami, FL  
Wed Aug 23 2006, 7:05 PM EDT  
Att: 11,318 - Cloudy - 80 F

AB	38
R	9
H	13
RBI	9
BB	3
SO	6
LOB	17









Batter	1	2	3	4	5	6	7	8	9	AB	R	H	RBI	BB	SO	LOB	TOP									
<b>Brady Clark, R</b> OBP: 0.370, SLG: 0.344 (1, 8)	G4-3 1B		2B			SF8 3B		E9 2 F8 1B		4	1	2	0	0	0	0	<b>Milwaukee Brewers @ Florida Marlins</b> Dolphin Stadium, Miami, FL Sat Aug 26 2006, 6:05 PM EDT Att: 30,017 - Partly Cloudy - 84 F									
<b>Jeff Cirillo, R</b> OBP: 0.381, SLG: 0.437 (1, 3)	1B		K			SF8		1B		3	0	2	1	0	1	1										
<b>9 Tony Graffanino, R</b> OBP: 0.361, SLG: 0.417 (1, 4)	G6-4-3 1-2				SF8 1B			F6		3	1	1	0	1	0	3										
<b>2 Bill Hall, R</b> OBP: 0.340, SLG: 0.567 (1, 6)		K			1B			F8		4	0	1	0	0	2	3										
<b>Kevin Mench, R</b> OBP: 0.325, SLG: 0.432 <b>Rick Helling, R</b> (6, 1)		F9			1B			P4		2	0	0	1	0	0	1										
<b>28 Prince Fielder, L</b> OBP: 0.351, SLG: 0.492 <b>Geremi Gonzalez, R</b> (8, 1)					SF8			K		0	0	0	0	0	0	0										
<b>1 Cory Hart, R</b> OBP: 0.328, SLG: 0.422 (1, 9)	1B				FC4-6 CS			K		4	0	2	0	0	1	1										
<b>David Bell, R</b> OBP: 0.336, SLG: 0.379 (1, 5)	P3				CS			1B		4	0	1	0	0	2	2										
<b>11 Mike Rivera, R</b> OBP: 0.347, SLG: 0.443 (1, 2)			F7					F7		4	0	0	0	0	0	2										
<b>Doug Davis, R</b> OBP: 0.075, SLG: 0.058 <b>Derrick Turnbow, R</b> (4, 1)			G2-3					K		1	0	0	0	0	0	0										
<b>Geoff Jenkins, L</b> OBP: 0.330, SLG: 0.385 (6, 9)								F8		1	0	0	0	0	1	0										
<b>Inning Stats</b>	R: 0 E: 0 K: 0 S: 8	H: 1 LOB: 0 BB: 0 P: 14	R: 0 E: 0 K: 1 S: 11	H: 1 LOB: 1 BB: 0 P: 16	R: 0 E: 0 K: 1 S: 12	H: 1 LOB: 1 BB: 0 P: 14	R: 1 E: 0 K: 0 S: 10	H: 2 LOB: 2 BB: 0 P: 18	R: 0 E: 0 K: 2 S: 11	H: 0 LOB: 0 BB: 0 P: 14	R: 1 E: 0 K: 1 S: 11	H: 1 LOB: 1 BB: 1 P: 20	R: 0 E: 0 K: 2 S: 10	H: 1 LOB: 1 BB: 0 P: 16	R: 0 E: 1 K: 1 S: 11	H: 1 LOB: 2 BB: 0 P: 11	R: 0 E: 0 K: 1 S: 9	H: 1 LOB: 1 BB: 0 P: 14	1B: 6 2B: 2 3B: 1 HR: 0	SF: 2 SAC: 0 DP: 1 HBP: 0	WP: 0 PB: 0 SB: 0 CS: 1	PA: 37				
<b>PITCHER</b>	IP	WLS	BF	H	R	ER	SO	BB	IBB	HBP	BLK	WP	HR	S	P	ERA	WHIP									
<b>Dontrelle Willis, L</b> ERA: 4.01	(1, 1)	7.0	W	27	7	2	2	7	1	0	0	0	0	0	72	112	2.57	1.143								
<b>Matt Herges, R</b> ERA: 3.59	(8, 1)	1.0		5	1	0	0	1	0	0	0	0	0	11	11	0.00	1.000									
<b>Randy Messenger, R</b> ERA: 5.74	(9, 1)	1.0		4	1	0	0	1	0	0	0	0	0	9	14	0.00	1.000									

Batter	1	2	3	4	5	6	7	8	9	AB	R	H	RBI	BB	SO	LOB	BOTTOM									
<b>2 Hanley Ramirez, R</b> OBP: 0.341, SLG: 0.436 (1, 6)	2B	SF8		FC6-5 2B		F9		F7		4	2	1	2	0	0	1	<b>Milwaukee Brewers @ Florida Marlins</b> Dolphin Stadium, Miami, FL Sat Aug 26 2006, 6:05 PM EDT Att: 30,017 - Partly Cloudy - 84 F									
<b>6 Dan Uggla, R</b> OBP: 0.348, SLG: 0.491 (1, 4)	2B	G1-3		2B		K		K		3	1	1	1	1	1	1										
<b>Miguel Cabrera, R</b> OBP: 0.430, SLG: 0.586 (1, 5)	2B		G6-3		HBP			K		3	1	1	2	0	1	0										
<b>14 Josh Willingham, R</b> OBP: 0.341, SLG: 0.470 <b>Matt Herges, L</b> <b>Randy Messenger, R</b> (9, 1)	K		G4-3		F8			G5-3		4	0	0	0	0	1	3										
<b>17 Mike Jacobs, L</b> OBP: 0.331, SLG: 0.494 <b>4 Alfredo Amezaga, S</b> OBP: 0.337, SLG: 0.345 (7, PR)	K		HR		L9			27 S BB		0	0	0	0	0	0	0										
<b>12 Cody Ross, R</b> OBP: 0.294, SLG: 0.438 (8, 7)	1B		K		20 WP 27 WP BB			F9		3	0	1	1	1	1	1										
<b>27 Jeremy Hermida, L</b> OBP: 0.342, SLG: 0.382 (1, 9)		2B		G4-3 20 1B FC6-5 BB		K		G3		3	2	1	0	1	1	2										
<b>20 Matt Treanor, R</b> OBP: 0.313, SLG: 0.297 (1, 2)	1B	SH2-3		FC6-5 G4-3 1B		BB		K		3	0	2	0	1	1	0										
<b>Dontrelle Willis, L</b> OBP: 0.170, SLG: 0.204 <b>Wes Helms, R</b> OBP: 0.372, SLG: 0.538 (8, 3)		SH2-3		G4-3		G4-3		F9		2	0	0	0	0	0	4										
<b>Inning Stats</b>	R: 3 E: 0 K: 2 S: 15	H: 3 LOB: 1 BB: 1 P: 31	R: 1 E: 1 K: 0 S: 11	H: 2 LOB: 1 BB: 0 P: 18	R: 1 E: 0 K: 1 S: 12	H: 1 LOB: 0 BB: 0 P: 18	R: 2 E: 0 K: 0 S: 13	H: 2 LOB: 2 BB: 1 P: 25	R: 0 E: 0 K: 1 S: 14	H: 0 LOB: 2 BB: 2 P: 23	R: 0 E: 0 K: 2 S: 9	H: 0 LOB: 0 BB: 1 P: 13	R: 0 E: 0 K: 0 S: 11	H: 0 LOB: 2 BB: 1 P: 19	R: 0 E: 0 K: 1 S: 10	H: 0 LOB: 0 BB: 0 P: 16		R: 0 E: 0 K: 1 S: 10	H: 0 LOB: 0 BB: 0 P: 16	1B: 3 2B: 4 3B: 0 HR: 1	SF: 1 SAC: 1 DP: 0 HBP: 1	WP: 2 PB: 0 SB: 1 CS: 0	PA: 37			
<b>PITCHER</b>	IP	WLS	BF	H	R	ER	SO	BB	IBB	HBP	BLK	WP	HR	S	P	ERA	WHIP									
<b>Doug Davis, L</b> ERA: 5.17	(1, 1)	3.2	L	20	8	7	3	0	0	0	0	0	0	48	85	2.727	1.718									
<b>Derrick Turnbow, R</b> ERA: 5.98	(4, 1)	1.1		7	0	0	0	1	2	0	1	0	2	0	17	30	0.00	1.500								
<b>Rick Helling, R</b> ERA: 3.98	(6, 1)	2.0		7	0	0	0	2	1	0	0	0	0	20	32	0.00	0.500									
<b>Geremi Gonzalez, R</b> ERA: 4.53	(8, 1)	1.0		3	0	0	0	1	0	0	0	0	0	10	16	0.00	0.000									



Batter	1	2	3	4	5	6	7	8	9	AB	R	H	RBI	BB	SO	LOB	TOP									
<b>18 Gabe Gross, L</b> (1, 8) OBP: 0.391, SLG: 0.482	1-1 9 BB 1B	1-1 P6			1-0 2 1B 2B		1-3 K		4-2 BB	4	1	2	0	1	1	2										
<b>9 Tony Graffanino, R</b> (1, 4) OBP: 0.358, SLG: 0.412	4-1 BB		2-3 K		2-2 K		1-2 L3		0-2 F7	4	0	0	0	1	2	4										
<b>28 Prince Fielder, L</b> (1, 3) OBP: 0.348, SLG: 0.487	0-2 K		2-2 F9		0-0 P6		2-3 K		2-1 F9	5	0	0	0	0	2	6										
<b>2 Bill Hall, R</b> (1, 6) OBP: 0.340, SLG: 0.564	1-3 K		3-2 P5		3-2 S 1B			3-2 G5-3		4	0	1	2	0	1	2										
<b>Kevin Mench, R</b> (1, 7) OBP: 0.324, SLG: 0.430	0-3 K			0-1 G6-4-3 1B	1-1 F9			0-0 G1-4-3		4	0	1	0	0	1	3										
<b>1 Cory Hart, R</b> (1, 9) OBP: 0.318, SLG: 0.408 <b>Dan Kolb, R</b> (8, 1) <b>Brian Shouse, L</b> (9, 1)		2-1 P5		1-1 G6-4-3			1-0 F7		0-1 P3	4	0	0	0	0	0	1										
<b>David Bell, R</b> (1, 5) OBP: 0.341, SLG: 0.393		3-2 39 FC6 2B		4-2 BB			0-1 1B		2-2 HR	3	1	3	1	1	0	0										
<b>11 Mike Rivera, R</b> (1, 2) OBP: 0.342, SLG: 0.425		4-1 39 FC6 BB		1-1 F9			3-2 P5		1-3 K	3	0	0	0	1	1	2										
<b>39 Chris Capuano, L</b> (1, 1) OBP: 0.155, SLG: 0.143 <b>52 Jose Capellan, R</b> (7, 1) <b>Geoff Jenkins, L</b> (8, 9) OBP: 0.332, SLG: 0.385		0-1 FC6		1-1 18 2B 2 1B 1B			2-3 K		4-1 18 BB BB	3	1	1	0	0	1	3										
<b>Inning Stats</b>	R: 0 E: 0 K: 3 S: 13	H: 1 LOB: 2 BB: 1 P: 19	R: 0 E: 0 K: 0 S: 12	H: 1 LOB: 2 BB: 1 P: 22	R: 0 E: 0 K: 1 S: 12	H: 0 LOB: 0 BB: 0 P: 19	R: 0 E: 0 K: 0 S: 9	H: 1 LOB: 1 BB: 0 P: 15	R: 2 E: 0 K: 1 S: 14	H: 3 LOB: 1 BB: 0 P: 22	R: 0 E: 0 K: 1 S: 11	H: 1 LOB: 1 BB: 0 P: 17	R: 0 E: 0 K: 2 S: 10	H: 0 LOB: 0 BB: 0 P: 14	R: 0 E: 0 K: 0 S: 6	H: 0 LOB: 0 BB: 0 P: 9	R: 1 E: 0 K: 1 S: 15	H: 1 LOB: 2 BB: 2 P: 28	1B: 5 2B: 2 HR: 1	SF: 0 SAC: 0 DP: 1 HBP: 0	WP: 0 PB: 0 SB: 1 CS: 0	PA: 39				
<b>PITCHER</b>	IP	WLS	BF	H	R	ER	SO	BB	IBB	HBP	BLK	WP	HR	S	P	ERA	WHIP									
<b>36 Anibal Sánchez, R</b> (1, 1) ERA: 3.41	6.0		27	7	2	2	6	3	0	0	0	0	0	0	71	114	3.00	1.667								
<b>37 Rencyl Pinto, L</b> (7, 1) ERA: 3.57	1.0		3	0	0	0	2	0	0	0	0	0	0	0	10	14	0.00	0.000								
<b>52 Sergio Mitre, R</b> (8, 1) ERA: 4.83	1.0		3	0	0	0	0	0	0	0	0	0	0	6	9	0.00	0.000									
<b>Joe Borowski, R</b> (9, 1) ERA: 3.27	1.0	W	6	1	1	1	1	2	0	0	0	0	0	1	15	28	9.00	3.000								

**Milwaukee Brewers @ Florida Marlins**  
Dolphin Stadium, Miami, FL  
Sun Aug 27 2006, 1:05 PM EDT  
Att: 13,544 - Partly Cloudy - 89 F

AB 34  
R 3  
H 8  
RBI 3  
BB 5  
SO 9  
LOB 23



Batter	1	2	3	4	5	6	7	8	9	AB	R	H	RBI	BB	SO	LOB	BOTTOM								
<b>2 Hanley Ramirez, R</b> (1, 6) OBP: 0.341, SLG: 0.438	1-3 K		3-1 F8			3-2 G5-3		0-1 6 1B 3B		4	1	1	0	0	1	0									
<b>6 Dan Uggla, R</b> (1, 4) OBP: 0.349, SLG: 0.489	2-3 K			2-3 K		3-3 K		1-0 3B 1B		4	0	1	1	0	3	0									
<b>Miguel Cabrera, R</b> (1, 5) OBP: 0.429, SLG: 0.590	2-3 K			1-1 G4-3			3-1 HR	0-3 K		4	1	1	1	0	2	1									
<b>14 Josh Willingham, R</b> (1, 7) OBP: 0.345, SLG: 0.481		3-2 1B		2-1 1B			0-2 HR	0-2 F9		4	1	3	1	0	0	1									
<b>Wes Helms, R</b> (1, 3) OBP: 0.369, SLG: 0.537	1-3 K			2-0 L1			0-2 SH2-4 2B	1-0 L6		4	0	1	0	0	1	3									
<b>12 Cody Ross, R</b> (1, 8) OBP: 0.291, SLG: 0.433 <b>4 Alfredo Amezaga, S</b> (7, PH) OBP: 0.339, SLG: 0.343		1-3 K		0-1 F8			4-1 SH2-4 BB	0-1 G4-3		2	0	0	0	0	1	1									
<b>Miguel Olivo, R</b> (1, 2) OBP: 0.306, SLG: 0.473		0-3 K		1-2 G3-1			1-0 SH2-4	2-1 G5-3		3	0	0	0	0	1	1									
<b>27 Jeremy Hermida, L</b> (1, 9) OBP: 0.341, SLG: 0.378			0-1 G3-1		1-3 K		2-3 K	4-2 17 2B BB		3	1	0	0	1	2	2									
<b>36 Anibal Sánchez, R</b> (1, 1) ERA: 3.53 <b>61 Rogers Abercrombie, R</b> (5, PH) OBP: 0.279, SLG: 0.337 <b>37 Rencyl Pinto, L</b> (7, 1) ERA: 3.73 <b>Joe Borowski, R</b> (8, 1) ERA: 3.27 <b>52 Sergio Mitre, R</b> (9, 1) ERA: 4.83 <b>Joe Borowski, R</b> (9, 1) ERA: 3.27 <b>17 Mike Jacobs, L</b> (9, PH) OBP: 0.333, SLG: 0.487		0-2 L4		0-2 L4		1-1 B5-3	1-3 K	1-1 1-H 2B		1	0	0	0	0	0	0									
<b>Inning Stats</b>	R: 0 E: 0 K: 3 S: 9	H: 0 LOB: 0 BB: 0 P: 14	R: 0 E: 0 K: 3 S: 15	H: 1 LOB: 1 BB: 0 P: 20	R: 0 E: 0 K: 0 S: 7	H: 0 LOB: 0 BB: 0 P: 10	R: 0 E: 0 K: 1 S: 8	H: 1 LOB: 1 BB: 0 P: 15	R: 0 E: 0 K: 1 S: 9	H: 0 LOB: 0 BB: 0 P: 11	R: 0 E: 0 K: 1 S: 11	H: 0 LOB: 0 BB: 0 P: 18	R: 2 E: 0 K: 2 S: 17	H: 3 LOB: 2 BB: 1 P: 28	R: 1 E: 0 K: 1 S: 10	H: 2 LOB: 1 BB: 0 P: 12	R: 1 E: 0 K: 0 S: 9	H: 1 LOB: 1 BB: 1 P: 16	1B: 3 2B: 2 HR: 2	SF: 0 SAC: 1 DP: 0 HBP: 0	WP: 0 PB: 0 SB: 0 CS: 0	PA: 36			
<b>PITCHER</b>	IP	WLS	BF	H	R	ER	SO	BB	IBB	HBP	BLK	WP	HR	S	P	ERA	WHIP								
<b>39 Chris Capuano, L</b> (1, 1) ERA: 3.53	6.0		22	4	2	2	9	4	2	2	64	96	3.00	0.667											
<b>52 Jose Capellan, R</b> (7, 1) ERA: 3.73	1.0		5	1	0	0	2	1	0	0	0	0	0	12	20	0.00	2.000								
<b>Dan Kolb, R</b> (8, 1) ERA: 4.43	1.0		5	2	1	1	1	0	0	0	0	0	0	10	12	9.00	2.000								
<b>Brian Shouse, L</b> (9, 1) ERA: 2.34	0.2	L	4	1	1	1	0	1	0	0	0	0	0	9	16	13.50	3.000								

**Milwaukee Brewers @ Florida Marlins**  
Dolphin Stadium, Miami, FL  
Sun Aug 27 2006, 1:05 PM EDT  
Att: 13,544 - Partly Cloudy - 89 F

AB 33  
R 4  
H 8  
RBI 4  
BB 2  
SO 12  
LOB 11





Batter	1	2	3	4	5	6	7	8	9	AB	R	H	RBI	BB	SO	LOB	TOP			
18 Gabe Gross, L OBP: 0.393, SLG: 0.483										4	0	2	0	0	1	1	<b>Milwaukee Brewers @ Florida Marlins</b> Dolphin Stadium, Miami, FL Mon Aug 28 2006, 7:05 PM EDT Att: 10,226 - Clear - 87 F			
9 Tony Graffanino, R OBP: 0.327, SLG: 0.410										4	0	1	1	0	1	2				
28 Prince Fielder, L OBP: 0.345, SLG: 0.483										4	0	0	0	0	1	2				
2 Bill Hall, R OBP: 0.341, SLG: 0.573										4	1	2	1	0	2	0				
20 Lavnce Nix, L OBP: 0.172, SLG: 0.182										4	0	0	0	0	3	1				
Geoff Jenkins, L OBP: 0.331, SLG: 0.384										4	0	1	0	0	1	1				
David Bell, R OBP: 0.341, SLG: 0.393										3	0	1	0	0	2	1				
11 Mike Rivera, R OBP: 0.329, SLG: 0.408										3	0	0	0	0	0	1				
15 Ben Sheets, R OBP: 0.045, SLG: 0.045										2	0	0	0	0	0	0				
Jeff Cirillo, R OBP: 0.304, SLG: 0.444										1	1	1	0	0	0	0				
52 Jose Capellan, R OBP: 0.331, SLG: 0.384										0	0	0	0	0	0	0				
Brian Shouse, L OBP: 0.331, SLG: 0.384										0	0	0	0	0	0	0				
<b>Inning Stats</b>	R: 0 E: 0 K: 1 S: 8	H: 0 LOB: 0 BB: 0 P: 12	R: 0 E: 0 K: 3 S: 12	H: 1 LOB: 1 BB: 0 P: 21	R: 0 E: 0 K: 0 S: 12	H: 1 LOB: 1 BB: 0 P: 16	R: 0 E: 0 K: 0 S: 6	H: 1 LOB: 1 BB: 0 P: 11	R: 0 E: 0 K: 1 S: 6	H: 1 LOB: 0 BB: 0 P: 10	R: 1 E: 0 K: 2 S: 11	H: 1 LOB: 0 BB: 0 P: 14	R: 1 E: 0 K: 1 S: 14	H: 2 LOB: 1 BB: 0 P: 18	R: 0 E: 0 K: 3 S: 9	H: 0 LOB: 0 BB: 0 P: 11	1B: 5 2B: 2 3B: 0 HR: 1	SF: 0 SAC: 0 DP: 2 HBP: 0	WP: 0 PB: 0 SB: 0 CS: 0	PA: 33
<b>PITCHER</b>	IP WLS BF H R ER SO BB IBB HBP BLK WP HR S P ERA WHIP																			
55 Josh Johnson, R ERA: 2.87	(1, 1) 7.2 W 29 8 2 2 7 0 0 0 0 0 1 71 108 2.35 1.043																			
57 Taylor Tankersley, L ERA: 2.96	(8, 1) 0.1 H 1 0 0 0 1 0 0 0 0 0 0 3 3 0.00 0.000																			
Joe Borowski, R ERA: 3.21	(9, 1) 1.0 S 3 0 0 0 3 0 0 0 0 0 0 0 9 11 0.00 0.000																			

Batter	1	2	3	4	5	6	7	8	9	AB	R	H	RBI	BB	SO	LOB	BOTTOM			
4 Alfredo Amezaga, S OBP: 0.341, SLG: 0.346										4	2	2	0	0	0	0	<b>Milwaukee Brewers @ Florida Marlins</b> Dolphin Stadium, Miami, FL Mon Aug 28 2006, 7:05 PM EDT Att: 10,226 - Clear - 87 F			
6 Dan Uggla, R OBP: 0.350, SLG: 0.499										3	1	2	2	0	1	1				
Miguel Cabrera, R OBP: 0.425, SLG: 0.585										4	0	0	0	0	1	2				
14 Josh Willingham, R OBP: 0.348, SLG: 0.485										3	0	2	1	1	0	1				
17 Mike Jacobs, L OBP: 0.330, SLG: 0.492										4	0	0	0	0	1	3				
Joe Borowski, R OBP: 0.330, SLG: 0.492										0	0	0	0	0	0	0				
Miguel Olivo, R OBP: 0.303, SLG: 0.469										3	0	0	0	0	0	0				
27 Jeremy Hermida, L OBP: 0.341, SLG: 0.378										3	0	1	0	0	0	0				
12 Cody Ross, R OBP: 0.291, SLG: 0.428										2	1	0	0	1	2	1				
55 Josh Johnson, L OBP: 0.128, SLG: 0.158										2	0	0	0	0	2	1				
57 Taylor Tankersley, L ERA: 3.94										0	0	0	0	0	0	0				
Wes Helms, R OBP: 0.389, SLG: 0.537										0	0	0	0	0	0	0				
<b>Inning Stats</b>	R: 1 E: 0 K: 1 S: 11	H: 2 LOB: 1 BB: 0 P: 17	R: 0 E: 0 K: 2 S: 12	H: 1 LOB: 0 BB: 0 P: 15	R: 0 E: 0 K: 0 S: 8	H: 1 LOB: 0 BB: 0 P: 13	R: 0 E: 0 K: 0 S: 6	H: 0 LOB: 0 BB: 0 P: 9	R: 2 E: 1 K: 1 S: 9	H: 1 LOB: 0 BB: 1 P: 15	R: 0 E: 0 K: 0 S: 9	H: 1 LOB: 0 BB: 0 P: 14	R: 0 E: 0 K: 2 S: 9	H: 0 LOB: 0 BB: 0 P: 13	R: 1 E: 0 K: 1 S: 11	H: 1 LOB: 1 BB: 1 P: 20	1B: 4 2B: 2 3B: 0 HR: 1	SF: 1 SAC: 1 DP: 1 HBP: 0	WP: 0 PB: 0 SB: 1 CS: 0	PA: 32
<b>PITCHER</b>	IP WLS BF H R ER SO BB IBB HBP BLK WP HR S P ERA WHIP																			
15 Ben Sheets, R ERA: 4.62	(1, 1) 7.0 L 27 6 3 3 1 6 1 0 0 0 0 0 1 8 17 13.50 3.000																			
52 Jose Capellan, R ERA: 3.94	(8, 1) 0.2 4 1 1 1 0 1 0 0 0 0 0 1 8 17 13.50 3.000																			
Brian Shouse, L ERA: 2.31	(8, 1) 0.1 1 0 0 0 1 0 0 0 0 0 0 0 3 3 0.00 0.000																			











Batter	1	2	3	4	5	6	7	8	9	AB	R	H	RBI	BB	SO	LOB	TOP			
2 Hanley Ramirez, R OBP: 0.346, SLG: 0.449	L7		4-2 CS BB		P6		4-2 BB		F7	3	0	0	0	2	0	0	<b>Florida Marlins @ St. Louis Cardinals</b> Busch Stadium, St. Louis, MO Thu Aug 31 2006, 7:10 PM CDT Att: 40,989 - Cloudy - 76 F			
4 Alfredo Amezaga, S OBP: 0.345, SLG: 0.368	HR		2-2 E6		3-2 WP 6 S 1B		1-1 G3		G4-3	5	1	2	1	0	0	2				
6 Dan Uggla, R OBP: 0.354, SLG: 0.502	P4		0-0 G1-3		4-2 B 14 G5-4 3 BB		1-3 K		0-2 17 1B 14 1B 1B	4	0	1	0	1	1	1				
14 Josh Willingham, R OBP: 0.354, SLG: 0.490	1B				0-0 FC3-6 1B		1-2 G5-4-3		4-0 BB 1B 1B BB	4	1	3	0	1	0	2				
17 Mike Jacobs, L OBP: 0.333, SLG: 0.491	F7				2-3 K		0-1 G6-4-3 1B		2-3 BB 1B BB	5	0	2	0	0	2	3				
Wes Helms, R OBP: 0.382, SLG: 0.540					1-1 FC3-6 1B		1-0 G6-4-3		1-0 1B BB 1B	4	0	2	0	0	1	1				
Joe Borchard, S OBP: 0.315, SLG: 0.369					0-0 FC3-6 20 BB		1-3 K		4-2 1B BB	3	0	0	0	1	1	2				
52 Sergio Mitre, R OBP: 0.167, SLG: 0.250	G6-3				1-2 1-2 2-3				1-2 2-3 BB	0	0	0	0	0	0	0				
57 Taylor Tankersley, L									1-2 2-3	0	0	0	0	0	0	0				
20 Matt Treanor, R OBP: 0.313, SLG: 0.292	G4-3				4-1 BB		3-2 G5-3		1-2 1-2 2-3 3-H	2	0	0	0	1	0	0				
Miguel Olivo, R OBP: 0.300, SLG: 0.459					1-2 BB		1-1 G1-3		2-3 K	1	0	1	1	0	0	0				
Dontrelle Willis, L OBP: 0.161, SLG: 0.192					0-3 K2-3					3	0	0	0	0	2	3				
12 Cody Ross, R OBP: 0.291, SLG: 0.419										1	0	0	0	0	1	3				
<b>Inning Stats</b>	R: 1 E: 0 K: 0 S: 14	H: 2 LOB: 1 BB: 0 P: 24	R: 0 E: 0 K: 1 S: 9	H: 0 LOB: 0 BB: 0 P: 12	R: 0 E: 1 K: 1 S: 10	H: 0 LOB: 1 BB: 1 P: 15	R: 0 E: 0 K: 2 S: 11	H: 2 LOB: 3 BB: 1 P: 19	R: 0 E: 0 K: 1 S: 6	H: 1 LOB: 0 BB: 0 P: 8	R: 0 E: 0 K: 0 S: 11	H: 0 LOB: 1 BB: 1 P: 20	R: 1 E: 0 K: 3 S: 17	H: 2 LOB: 2 BB: 2 P: 32	R: 0 E: 0 K: 0 S: 14	H: 3 LOB: 2 BB: 0 P: 19	1B: 10 2B: 0 3B: 0 HR: 1	SF: 0 SAC: 0 DP: 2 HBP: 0	WP: 1 PB: 0 SB: 2 CS: 1	PA: 41
<b>PITCHER</b>	IP WLS BF H R ER SO	IP WLS BF H R ER SO	IP WLS BF H R ER SO	IP WLS BF H R ER SO	IP WLS BF H R ER SO	IP WLS BF H R ER SO	IP WLS BF H R ER SO	IP WLS BF H R ER SO	IP WLS BF H R ER SO	IP WLS BF H R ER SO	IP WLS BF H R ER SO	IP WLS BF H R ER SO	IP WLS BF H R ER SO	IP WLS BF H R ER SO	IP WLS BF H R ER SO	IP WLS BF H R ER SO	ERA WHIP	ERA WHIP	ERA WHIP	
Jeff Suppan, R ERA: 4.61	7.0	29	6	1	1	5	4	0	0	0	1	1	72	119	1.29	1.429				
41 Braden Looper, R ERA: 3.84	1.0	7	2	1	1	3	2	0	0	0	0	0	17	32	9.00	4.000				
44 Jason Isringhausen, R ERA: 3.36	1.0	5	3	0	0	0	0	0	0	0	0	0	14	19	0.00	3.000				

AB	35
R	2
H	11
RBI	2
BB	6
SO	8
LOB	17



Batter	1	2	3	4	5	6	7	8	9	AB	R	H	RBI	BB	SO	LOB	BOTTOM			
3 Preston Wilson, R OBP: 0.309, SLG: 0.416	G5-3 1B		1-1 1B		G5-3		G6-3		G1-3	5	0	2	0	0	0	2	<b>Florida Marlins @ St. Louis Cardinals</b> Busch Stadium, St. Louis, MO Thu Aug 31 2006, 7:10 PM CDT Att: 40,989 - Cloudy - 76 F			
So Taguchi, R OBP: 0.334, SLG: 0.359	G5-3		3-1 1B		1-0 5 BB				0-0 HR	3	0	2	0	0	1					
16 Chris Duncan, L OBP: 0.393, SLG: 0.634	G5-3		1-2 1B		4-2 27 FC5-4 BB				4-1 27 E 27 1B BB	2	1	0	0	2	0					
5 Albert Pujols, R OBP: 0.422, SLG: 0.664	G5-3		0-2 P3		1-0 F8		2-0 FC5-4		3-1 43 2B E 1B	4	1	1	1	0	0					
27 Scott Rolen, R OBP: 0.382, SLG: 0.544	F9				1-2 G5-3 1B		1-0 G5-3		1-1 E 26 SF8 2B	4	2	2	0	0	0					
43 Juan Encarnacion, R OBP: 0.317, SLG: 0.459	F9				3-2 K		1-3 K		1-1 E8 26 SF8 1B	4	0	1	1	0	2					
Ronnie Belliard, R OBP: 0.335, SLG: 0.401	K				0-1 F8		0-2 G4-3		2-3 3-H 4-0	3	0	1	1	1	0					
Aaron Miles, S OBP: 0.337, SLG: 0.352	F8				0-1 P6				0-1 P3 P5	4	0	0	0	0	4					
4 Yadier Molina, R OBP: 0.269, SLG: 0.328					F8				3-2 K SF8	2	0	0	0	0	1					
Jeff Suppan, R ERA: 3.91	7.0	28	6	1	1	4	1	0	0	0	0	0	66	100	1.29	1.000				
52 Sergio Mitre, R ERA: 5.71	0.0	4	3	4	4	0	0	1	6	14										
57 Taylor Tankersley, L ERA: 2.86	1.0	5	1	0	0	0	0	1	8	16	0.00	1.000								
<b>Inning Stats</b>	R: 0 E: 0 K: 0 S: 9	H: 1 LOB: 1 BB: 0 P: 16	R: 0 E: 0 K: 1 S: 8	H: 0 LOB: 0 BB: 0 P: 15	R: 0 E: 0 K: 0 S: 14	H: 2 LOB: 2 BB: 0 P: 20	R: 1 E: 0 K: 0 S: 11	H: 2 LOB: 1 BB: 0 P: 16	R: 0 E: 0 K: 1 S: 10	H: 1 LOB: 2 BB: 1 P: 20	R: 0 E: 0 K: 1 S: 7	H: 0 LOB: 0 BB: 0 P: 9	R: 0 E: 0 K: 1 S: 7	H: 0 LOB: 0 BB: 0 P: 12	R: 4 E: 2 K: 0 S: 14	H: 4 LOB: 2 BB: 2 P: 30	1B: 8 2B: 1 3B: 0 HR: 1	SF: 1 SAC: 0 DP: 0 HBP: 0	WP: 0 PB: 0 SB: 0 CS: 0	PA: 37
<b>PITCHER</b>	IP WLS BF H R ER SO	IP WLS BF H R ER SO	IP WLS BF H R ER SO	IP WLS BF H R ER SO	IP WLS BF H R ER SO	IP WLS BF H R ER SO	IP WLS BF H R ER SO	IP WLS BF H R ER SO	IP WLS BF H R ER SO	IP WLS BF H R ER SO	IP WLS BF H R ER SO	IP WLS BF H R ER SO	IP WLS BF H R ER SO	IP WLS BF H R ER SO	IP WLS BF H R ER SO	IP WLS BF H R ER SO	ERA WHIP	ERA WHIP	ERA WHIP	

AB	33
R	5
H	10
RBI	5
BB	3
SO	4
LOB	14









Batter	1	2	3	4	5	6	7	8	9	10	AB	R	H	RBI	BB	SO	LOB	TOP						
2 Hanley Ramirez, R OBP: 0.347, SLG: 0.454 (1, 6)	G4-3		K					HR	F8	1B	6	1	3	3	0	1	0							
6 Dan Uggla, R OBP: 0.351, SLG: 0.495 (1, 4)	K			F9	F8			1B	K2-3		4	1	0	0	1	2	2							
Miguel Cabrera, R OBP: 0.422, SLG: 0.574 (1, 5)	K			K		G5-3		1B	G5-3		5	1	1	0	0	2	0							
14 Josh Willingham, R OBP: 0.391, SLG: 0.521 61 Reggie Abercrombie, R (LF) OBP: 0.274, SLG: 0.337 (10, 8)		BB		17 HR	1B	HR		1B		17 4 1B	3	2	3	2	2	0	0							
17 Mike Jacobs, L OBP: 0.336, SLG: 0.499 (1, 3)	K			1H	HR	K		1B		12 4 1B	4	2	2	2	1	2	1							
Miguel Olivo, R OBP: 0.239, SLG: 0.448 (1, 2)	P6			G4-3		F8		BB		P2	5	0	0	0	0	1	6							
Joe Borowski, R OBP: 0.319, SLG: 0.366 37 Ronyell Pinto, L Chris Resop, R Joe Borowski, R 27 Jeremy Hermida, L 11 Robert Andino, R 57 Taylor Tankersley, L (10, 1)	K					HBP		1B		K	3	0	1	1	0	1	1							
4 Alfredo Amezaga, S OBP: 0.339, SLG: 0.361 (10, 7)			P6		P3			L6		12 12 1B	5	1	1	1	0	1	4							
55 Josh Johnson, L OBP: 0.122, SLG: 0.150 Wes Helms, R OBP: 0.377, SLG: 0.539 Matt Herges, L (7, 1)			F9		K			G6-3		2 1B	2	0	0	0	0	1	1							
12 Cody Ross, R OBP: 0.299, SLG: 0.442 (8, 9)								K		BB	1	0	0	0	0	0	0							
<b>Inning Stats</b>	R: 0 E: 0 K: 2 S: 7	H: 0 LOB: 0 BB: 10	R: 0 E: 0 K: 2 S: 10	H: 0 LOB: 1 BB: 1	R: 0 E: 0 K: 1 S: 6	H: 0 LOB: 0 BB: 0 P: 9	R: 2 E: 0 K: 1 S: 11	H: 2 LOB: 0 BB: 0 P: 18	R: 0 E: 0 K: 1 S: 6	H: 1 LOB: 2 BB: 0 P: 23	R: 1 E: 0 K: 1 S: 10	H: 1 LOB: 0 BB: 0 P: 16	R: 0 E: 0 K: 0 S: 4	H: 0 LOB: 0 BB: 0 P: 5	R: 3 E: 0 K: 3 S: 23	H: 4 LOB: 3 BB: 2 P: 38	R: 0 E: 0 K: 1 S: 8	H: 0 LOB: 0 BB: 0 P: 13	R: 3 E: 0 K: 1 S: 16	H: 3 LOB: 2 BB: 2 P: 33	1B: 8 2B: 0 3B: 0 HR: 3	SF: 0 SAC: 0 DP: 0 HBP: 1	WP: 0 PA: 46	
<b>PITCHER</b>	IP WLS BF H R ER SO BB IBB HBP BLK WP HR S P ERA WHIP	15 Ben Sheets, R ERA: 4.54 52 Jose Capellan, R ERA: 4.1 Francisco Cordero, R ERA: 3.84 Derrick Turnbow, R ERA: 6.06 Brian Shouse, L ERA: 3.53	7.0 27 4 3 3 8 1 0 0 0 0 0 2 60 96 3.86 0.714	0.0 2 1 2 2 0 1 0 0 0 0 0 1 3 6 ∞ ∞	1.0 7 3 1 2 2 1 1 0 0 0 0 0 20 32 9.00 4.000	1.1 6 1 2 2 1 1 0 0 0 0 0 0 15 28 13.50 1.500	0.1 2 1 0 0 1 0 0 0 0 0 0 0 5 10 0.00 3.000	<b>PITCHER</b>	IP WLS BF H R ER SO BB IBB HBP BLK WP HR S P ERA WHIP	57 Taylor Tankersley, L ERA: 2.67	10.1 2 2 1 1 1 0 1 0 0 0 0 0 4 111 6.00 1.500	0.1 2 2 1 1 1 0 1 0 0 0 0 0 9 14 0.00 1.000	0.1 2 2 1 1 1 0 0 0 0 0 0 0 4 9 0.00 3.000	0.2 1 0 0 0 0 0 0 0 0 0 0 0 3 5 0.00 0.000	1.0 5 2 2 2 1 0 0 0 0 0 0 0 1 14 19 18.00 2.000	1.0 4 0 0 0 2 1 0 0 0 0 0 0 0 10 16 0.00 1.000	0.0 2 1 0 0 0 0 0 0 0 0 0 0 3 5 0.00 0.000	0.2 1 0 0 0 0 0 0 0 0 0 0 0 1 14 19 18.00 2.000	1.0 4 0 0 0 2 1 0 0 0 0 0 0 0 10 16 0.00 1.000	0.0 2 1 0 0 0 0 0 0 0 0 0 0 3 5 0.00 0.000	0.2 1 0 0 0 0 0 0 0 0 0 0 0 1 14 19 18.00 2.000	1B: 8 2B: 0 3B: 0 HR: 3	SF: 0 SAC: 0 DP: 0 HBP: 1	WP: 0 PA: 46

Florida Marlins @ Milwaukee Brewers  
Miller Park, Milwaukee, WI  
Sat Sep 02 2006, 6:05 PM CDT  
Att: 44,005 - Clear - 69 F

AB 40  
R 9  
H 11  
RBI 9  
BB 5  
SO 13  
LOB 20



Batter	1	2	3	4	5	6	7	8	9	10	AB	R	H	RBI	BB	SO	LOB	BOTTOM	
1 Corey Hart, R OBP: 0.320, SLG: 0.418 (1, 9)	P3		9 3B	K							5	1	1	0	0	3	1		
9 Tony Graffanino, R OBP: 0.354, SLG: 0.411 (1, 4)	28 1B		28 3B		G5-3		L6			8 FC4-6	4	2	2	1	1	0	1		
28 Prince Fielder, L OBP: 0.342, SLG: 0.481 (1, 3)	E9 1B		G4-3		F8		G6-3			K	5	0	1	1	0	1	1		
2 Bill Hall, R OBP: 0.341, SLG: 0.559 (1, 6)	1B		BB		BB		BB			K	2	0	1	1	3	1	1		
20 Laynce Nixon, L OBP: 0.198, SLG: 0.242 Derrick Turnbow, R Brian Shouse, L Dan Kolb, R 8 Vinny Rottino, R (10, 1)	K		K		G4-3		G4-6-3			FC4-6	3	0	0	0	0	2	3		
Kevin Mench, R OBP: 0.316, SLG: 0.418 (1, 7)	L8		K		K		K		P5		4	0	0	0	0	2	1		
David Bell, R OBP: 0.333, SLG: 0.380 (1, 5)	BB		G6-3		F7		G6-3		G6-3		3	0	0	0	1	0	0		
11 Mike Rivera, R OBP: 0.326, SLG: 0.451 (1, 2)	K		K		HR		G1-3		HR		4	2	2	1	0	1	1		
15 Ben Sheets, R OBP: 0.042, SLG: 0.042 Brady Clark, R 52 Jose Capellan, R Francisco Cordero, R Geoff Jenkins, L OBP: 0.335, SLG: 0.393 (10, 9)	B2-3		L9		L9		9 1B		HR		2	0	0	0	0	0	1		
<b>Inning Stats</b>	R: 1 E: 1 K: 1 S: 14	H: 3 LOB: 1 BB: 24	R: 0 E: 0 K: 1 S: 7	H: 0 LOB: 1 BB: 1	R: 2 E: 0 K: 2 S: 12	H: 2 LOB: 1 BB: 1 P: 24	R: 0 E: 0 K: 1 S: 10	H: 0 LOB: 1 BB: 0 P: 18	R: 0 E: 0 K: 1 S: 7	H: 1 LOB: 0 BB: 0 P: 14	R: 0 E: 0 K: 0 S: 7	H: 0 LOB: 0 BB: 1 P: 14	R: 2 E: 0 K: 1 S: 14	H: 2 LOB: 0 BB: 1 P: 19	R: 0 E: 0 K: 2 S: 10	H: 0 LOB: 1 BB: 1 P: 16	1B: 4 2B: 3 3B: 1 HR: 2	SF: 0 SAC: 0 DP: 2 HBP: 0	WP: 0 PA: 41
<b>PITCHER</b>	IP WLS BF H R ER SO BB IBB HBP BLK WP HR S P ERA WHIP	55 Josh Johnson, R ERA: 2.99 Matt Herges, R ERA: 3.62 37 Ronyell Pinto, L Chris Resop, R Joe Borowski, R OBP: 0.357	6.0 26 6 4 4 6 3 0 0 0 0 0 0 1 9 11 6.00 1.500	1.0 3 1 0 0 0 1 0 0 0 0 0 0 0 6 14 0.00 1.000	0.1 2 2 1 1 1 0 0 0 0 0 0 0 4 9 0.00 3.000	0.2 1 0 0 0 0 0 0 0 0 0 0 0 3 5 0.00 0.000	1.0 5 2 2 2 1 0 0 0 0 0 0 0 1 14 19 18.00 2.000	1.0 4 0 0 0 2 1 0 0 0 0 0 0 0 10 16 0.00 1.000	0.0 2 1 0 0 0 0 0 0 0 0 0 0 3 5 0.00 0.000	0.2 1 0 0 0 0 0 0 0 0 0 0 0 1 14 19 18.00 2.000	1.0 4 0 0 0 2 1 0 0 0 0 0 0 10 16 0.00 1.000	0.0 2 1 0 0 0 0 0 0 0 0 0 0 3 5 0.00 0.000	0.2 1 0 0 0 0 0 0 0 0 0 0 0 1 14 19 18.00 2.000	1B: 4 2B: 3 3B: 1 HR: 2	SF: 0 SAC: 0 DP: 2 HBP: 0	WP: 0 PA: 41			

Florida Marlins @ Milwaukee Brewers  
Miller Park, Milwaukee, WI  
Sat Sep 02 2006, 6:05 PM CDT  
Att: 44,005 - Clear - 69 F

AB 36  
R 6  
H 9  
RBI 6  
BB 5  
SO 10  
LOB 12





Batter	1	2	3	4	5	6	7	8	9	AB	R	H	RBI	BB	SO	LOB	TOP										
2 Hanley Ramirez, R OBP: 0.391, SLG: 0.463 11 Robert Andino, R OBP: 0.227, SLG: 0.263	3-2 S 1B 2B		2-0 1B		1-1 P6		0-0 1-H 2B	0-1 2B 2B		5	2	4	3	0	0	0											
6 Dan Uggla, R OBP: 0.352, SLG: 0.493	0-0 B2		1-1 L4			2-2 1B	1-2 F9	1-0 2B HBP		4	1	1	0	0	0	3											
Miguel Cabrera, R OBP: 0.424, SLG: 0.578 Matt Herges, L Chris Resop, R Yusmeiro Petit, R OBP: 0.200, SLG: 0.200	2-0 2-H 1B		1-1 F9			1-2 F8		1-2 2B HBP		5	1	3	3	0	0	2											
14 Josh Willingham, R OBP: 0.359, SLG: 0.496	2-2 P5		1-1 P3			2-1 F9		1-2 2B K		4	1	0	0	1	1	4											
17 Mike Jacobs, L OBP: 0.333, SLG: 0.493	2-3 K				1-3 K		0-0 G3	1-3 K	2-1 F7	5	0	0	0	0	3	4											
12 Cody Ross, R OBP: 0.292, SLG: 0.431		0-1 P4		0-0 P6				1-2 F8	0-3 K	5	1	0	0	0	1	2											
Miguel Olivo, R OBP: 0.452 20 Matt Treanor, R OBP: 0.311, SLG: 0.290		0-0 P2		2-0 F7			2-2 1B	0-0 FC5 1B	1-3 K	4	1	2	1	0	0	0											
4 Alfredo Amezaga, S OBP: 0.341, SLG: 0.363		0-1 1B			3-2 G4-3		2-0 P6	3-1 2B 1B		4	1	2	2	0	0	1											
Scott Olsen, L OBP: 0.191, SLG: 0.234 Wes Helms, R OBP: 0.377, SLG: 0.539		1-3 K		0-0 P3			0-1 2B 1B	0-0 FC5 2B		4	2	1	1	0	1	3											
<b>Inning Stats</b>	R: 1 E: 0 K: 1 S: 15	H: 2 LOB: 1 BB: 0 P: 24	R: 0 E: 0 K: 1 S: 8	H: 1 LOB: 1 BB: 0 P: 9	R: 0 E: 0 K: 1 S: 7	H: 1 LOB: 1 BB: 0 P: 12	R: 0 E: 0 K: 1 S: 5	H: 0 LOB: 0 BB: 0 P: 8	R: 0 E: 0 K: 0 S: 11	H: 1 LOB: 1 BB: 0 P: 16	R: 2 E: 0 K: 0 S: 12	H: 3 LOB: 1 BB: 0 P: 19	R: 7 E: 2 K: 2 S: 21	H: 5 LOB: 1 BB: 1 P: 34	R: 0 E: 0 K: 2 S: 11	H: 0 LOB: 0 BB: 0 P: 14	1B: 7 2B: 8 3B: 0 HR: 0	SF: 0 SAC: 0 DP: 0 HBP: 1	WP: 0 PB: 0 SB: 1 CS: 0	PA: 43							
<b>PITCHER</b>	IP	WLS	BF	H	R	ER	SO	BB	IBB	HBP	BLK	WP	HR	S	P	ERA	WHIP										
Tomo Ohka, R ERA: 4.35	7.0	L	29	8	3	3	3	0	0	0	0	0	0	65	99	3.86	1.143										
Geremi Gonzalez, R ERA: 4.3	0.2		10	5	7	2	1	1	0	1	0	0	0	18	28	27.00	9.000										
45 Dennis Sarfate, R ERA:	1.1		4	0	0	0	3	0	0	0	0	0	0	14	20	0.00	0.000										

Florida Marlins @ Milwaukee Brewers  
Miller Park, Milwaukee, WI  
Sun Sep 03 2006, 1:05 PM CDT  
Att: 25,058 - Partly Cloudy - 74 F

AB 41  
R 10  
H 13  
RBI 10  
BB 1  
SO 7  
LOB 19



Batter	1	2	3	4	5	6	7	8	9	AB	R	H	RBI	BB	SO	LOB	BOTTOM										
Brady Clark, R OBP: 0.363, SLG: 0.337	0-3 K		3-3 K			1-1 F8		1-2 9 FC5 1B		4	1	1	0	0	2	0											
9 Tony Graffanino, R OBP: 0.350, SLG: 0.406	0-3 K			0-1 G6-3		3-3 K		0-1 FC5 1B		4	0	0	1	0	2	1											
Jeff Cirillo, R OBP: 0.391, SLG: 0.451	2-0 1B			4-1 BB			2-0 F8	1-2 1B		3	0	2	1	1	0	0											
2 Bill Hall, R OBP: 0.340, SLG: 0.555	0-3 K			2-2 F8			4-0 1 FC2-1 BB	2-3 K		3	0	0	0	1	2	4											
1 Corey Hart, R OBP: 0.312, SLG: 0.407		0-0 F8		1-0 F9			1-3 FC2-1	1-2 F8		4	0	0	0	0	0	4											
Kevin Mench, R OBP: 0.314, SLG: 0.415 Geremi Gonzalez, R 45 Dennis Sarfate, R Geoff Jenkins, L OBP: 0.334, SLG: 0.392		2-2 G6-3		3-1 F9			1-0 F9		3-3 K	3	0	0	0	0	0	1											
8 Vinny Rottino, R OBP: 0.167, SLG: 0.167		3-2 G4-3		1-2 G6-3			2-2 11 2B G6-3 1B	3-2 F7		4	1	1	0	0	0	0											
11 Mike Rivera, R OBP: 0.323, SLG: 0.453			2-2 F7		1-2 P6		1-1 1B 9 FC5 2B	2-1 F7		4	1	1	0	0	0	0											
Tomo Ohka, S OBP: 0.161, SLG: 0.167 David Bell, R OBP: 0.333, SLG: 0.379			2-2 G5-3			1-3 K		1-2 G6-3		2	0	0	0	0	1	0											
<b>Inning Stats</b>	R: 0 E: 0 K: 3 S: 10	H: 1 LOB: 1 BB: 0 P: 12	R: 0 E: 0 K: 0 S: 7	H: 0 LOB: 0 BB: 0 P: 12	R: 0 E: 0 K: 1 S: 9	H: 0 LOB: 0 BB: 0 P: 16	R: 0 E: 0 K: 0 S: 8	H: 0 LOB: 1 BB: 1 P: 15	R: 0 E: 0 K: 2 S: 8	H: 0 LOB: 0 BB: 0 P: 13	R: 0 E: 0 K: 0 S: 5	H: 0 LOB: 1 BB: 1 P: 13	R: 3 E: 1 K: 1 S: 28	H: 4 LOB: 2 BB: 0 P: 38	R: 0 E: 0 K: 1 S: 10	H: 0 LOB: 0 BB: 0 P: 18	1B: 4 2B: 1 3B: 0 HR: 0	SF: 0 SAC: 0 DP: 0 HBP: 0	WP: 1 PB: 0 SB: 0 CS: 0	PA: 35							
<b>PITCHER</b>	IP	WLS	BF	H	R	ER	SO	BB	IBB	HBP	BLK	WP	HR	S	P	ERA	WHIP										
Scott Olsen, L ERA: 4.04	7.0	W	24	1	0	0	7	2	0	0	0	0	0	55	94	0.00	0.429										
Matt Herges, R ERA: 3.5	0.1		6	4	3	2	0	0	0	0	0	0	0	19	26	54.00	12.000										
Chris Resop, R ERA: 3.14	0.2		2	0	0	0	1	0	0	0	0	0	0	9	12	0.00	0.000										
Yusmeiro Petit, R ERA: 8.24	1.0		3	0	0	0	1	0	0	0	0	0	0	10	18	0.00	0.000										

Florida Marlins @ Milwaukee Brewers  
Miller Park, Milwaukee, WI  
Sun Sep 03 2006, 1:05 PM CDT  
Att: 25,058 - Partly Cloudy - 74 F

AB 33  
R 3  
H 5  
RBI 3  
BB 2  
SO 8  
LOB 11













Batter	1	2	3	4	5	6	7	8	9	AB	R	H	RBI	BB	SO	LOB	TOP			
1 Orlando Hudson, S OBP: 0.352, SLG: 0.455	1-1 F9			1-2 G4-3		2-3 K		1 SAFE 1-2 G4-3-6		4	0	0	0	0	1	1				
34 Conor Jackson, R OBP: 0.360, SLG: 0.410	1-0 F9			4-2 BB		1-2 G6-3			1-3 K	3	0	0	0	1	1	0				
Luis Gonzalez, L OBP: 0.362, SLG: 0.457	2-0 L8			4-0 BB		4-0 BB			2-1 P5	2	0	0	0	2	0	0				
22 Eric Byrnes, R OBP: 0.328, SLG: 0.496		2-2 F7		0-2 L7		0-0 L5			0-1 G6-3	4	0	0	0	0	0	3				
Chad Tracy, L OBP: 0.337, SLG: 0.433		0-3 K		0-1 F7					0-3 K	3	0	0	0	0	2	2				
7 Carlos Quentin, R OBP: 0.328, SLG: 0.520		0-3 K			0-0 E5				0-1 G6-3	3	0	0	0	0	1	0				
6 Stephen Drew, L OBP: 0.343, SLG: 0.484			0-0 G4-3		1 SAFE 0-2 FC1-6				2-1 G6-3	3	0	0	0	0	0	1				
26 Miguel Montero, L (1, 2)			2-3 K		1-1 P5				0-0 G4-3	3	0	0	0	0	1	1				
31 Edgar Gonzalez, R OBP: 0.250, SLG: 0.250			1-0 G4-3		0-1 G5-3				4-2 BB	2	0	0	0	0	0	1				
56 Ramon Pena, R (7, 1)										0	0	0	0	0	0	0				
Craig Counsell, L OBP: 0.322, SLG: 0.347										0	0	0	0	1	0	0				
37 Juan Cruz, R (8, 1)										0	0	0	0	0	0	0				
<b>Inning Stats</b>	R: 0 E: 0 K: 0 S: 4	H: 0 LOB: 0 BB: 0 P: 8	R: 0 E: 0 K: 2 S: 10	H: 0 LOB: 0 BB: 0 P: 12	R: 0 E: 0 K: 1 S: 7	H: 0 LOB: 0 BB: 0 P: 10	R: 0 E: 0 K: 0 S: 10	H: 0 LOB: 2 BB: 2 P: 19	R: 0 E: 1 K: 1 S: 7	H: 0 LOB: 1 BB: 1 P: 9	R: 0 E: 0 K: 1 S: 7	H: 0 LOB: 0 BB: 0 P: 9	R: 0 E: 0 K: 0 S: 7	H: 0 LOB: 0 BB: 0 P: 12	R: 0 E: 0 K: 1 S: 7	H: 0 LOB: 0 BB: 0 P: 10	1B: 0 2B: 0 3B: 0 HR: 0	SF: 0 SAC: 0 DP: 1 HBP: 0	WP: 0 PB: 0 SB: 0 CS: 0	PA: 31
<b>PITCHER</b> 36 Anibal Sanchez, R ERA: 2.89	IP: 9.0 WLS: W BF: 31 H: 0 R: 0 ER: 0 SO: 6 BB: 4 IBB: 0 HBP: 0 BLK: 0 WP: 0 HR: 0 S: 67 P: 103 ERA: 0.00 WHIP: 0.444																			

Arizona Diamondbacks @ Florida Marlins  
Dolphin Stadium, Miami, FL  
Wed Sep 06 2006, 7:05 PM EDT  
Att: 12,561 - Cloudy - 76 F

AB	27
R	0
H	0
RBI	0
BB	4
SO	6
LOB	9



Batter	1	2	3	4	5	6	7	8	9	AB	R	H	RBI	BB	SO	LOB	BOTTOM	
2 Hanley Ramirez, R OBP: 0.347, SLG: 0.459	3-2 3B		4-2 CS		0-3 K		0-0 F8			3	0	1	0	1	1	4		
6 Dan Uggla, R OBP: 0.351, SLG: 0.494	1-0 P4		1 SAFE 0-0 F9			1-2 P3		4-2 BB		3	0	0	0	1	0	2		
Miguel Cabrera, R OBP: 0.424, SLG: 0.578	1-3 K		1-1 CS	0-0 HR		0-0 F8		1-3 K		4	1	1	1	0	2	2		
14 Josh Willingham, R OBP: 0.356, SLG: 0.488	1-1 F9			0-0 F7		2-1 1B		2-3 K		4	0	1	0	0	1	2		
17 Mike Jacobs, L OBP: 0.327, SLG: 0.482		1-3 K		3-3 K		0-0 G6-3		3-3 K		4	0	0	0	0	3	2		
Wes Helms, R OBP: 0.379, SLG: 0.538										0	0	0	0	0	0	0		
Joe Borchard, S OBP: 0.329, SLG: 0.410		2-2 HR		0-0 G6-3						3	1	2	1	0	0	0		
1 Eric Reed, L OBP: 0.205, SLG: 0.114								4 SH3-4 FC1-2 2B		0	0	0	0	0	0	0		
Miguel Olivo, R OBP: 0.292, SLG: 0.443		1-3 K			0-0 L5			36 FC1-2 4 SH3-4 HBP		2	0	0	0	0	1	0		
4 Alfredo Amezaga, S OBP: 0.342, SLG: 0.361		3-2 G4-3			4-2 36 SH3-4 BB			1-2 2-3 SH3-4		1	0	0	0	1	0	0		
36 Anibal Sanchez, R OBP: 0.087, SLG: 0.087			0-1 G6-3		2-2 SH3-4			1-0 FC1-2		2	0	0	0	0	0	2		
<b>Inning Stats</b>	R: 0 E: 0 K: 1 S: 12	H: 1 LOB: 1 BB: 0 P: 18	R: 1 E: 0 K: 2 S: 12	H: 1 LOB: 0 BB: 0 P: 19	R: 0 E: 0 K: 0 S: 7	H: 0 LOB: 0 BB: 1 P: 12	R: 1 E: 0 K: 1 S: 6	H: 1 LOB: 0 BB: 0 P: 9	R: 0 E: 0 K: 1 S: 9	H: 0 LOB: 1 BB: 1 P: 15	R: 0 E: 0 K: 0 S: 7	H: 1 LOB: 3 BB: 0 P: 10	R: 0 E: 0 K: 3 S: 12	H: 0 LOB: 1 BB: 1 P: 22	1B: 1 2B: 1 3B: 1 HR: 2	SF: 0 SAC: 2 DP: 0 HBP: 1	WP: 0 PB: 0 SB: 0 CS: 1	PA: 33
<b>PITCHER</b> 31 Edgar Gonzalez, R ERA: 5.47	IP: 1.0 WLS: L BF: 3 H: 0 R: 0 ER: 0 SO: 0 BB: 0 IBB: 0 HBP: 0 BLK: 0 WP: 0 HR: 0 S: 6 P: 8 ERA: 5.47 WHIP: 1.167																	
56 Ramon Pena, R ERA: 5.18	IP: 1.0 WLS: L BF: 4 H: 0 R: 0 ER: 0 SO: 3 BB: 1 IBB: 0 HBP: 0 BLK: 0 WP: 0 HR: 0 S: 12 P: 18 ERA: 5.18 WHIP: 1.000																	
37 Juan Cruz, R ERA: 4.37	IP: 1.0 WLS: L BF: 4 H: 0 R: 0 ER: 0 SO: 3 BB: 1 IBB: 0 HBP: 0 BLK: 0 WP: 0 HR: 0 S: 12 P: 18 ERA: 4.37 WHIP: 1.000																	

Arizona Diamondbacks @ Florida Marlins  
Dolphin Stadium, Miami, FL  
Wed Sep 06 2006, 7:05 PM EDT  
Att: 12,561 - Cloudy - 76 F

AB	26
R	2
H	5
RBI	2
BB	3
SO	8
LOB	14

















Batter	1	2	3	4	5	6	7	8	9	AB	R	H	RBI	BB	SO	LOB	TOP					
11 Jimmy Rollins, S OBP: 0.335, SLG: 0.458			G1-3			G6-3			G4-3	4	0	0	0	0	1	0	Philadelphia Phillies @ Florida Marlins Dolphin Stadium, Miami, FL Sun Sep 10 2006, 1:05 PM EDT Att: 20,308 - Partly Cloudy - 89 F					
8 Shane Victorino, S OBP: 0.357, SLG: 0.431						G5-3			L7	3	0	0	0	0	0	0						
26 Chase Utley, L OBP: 0.374, SLG: 0.525						G4-3			K	4	0	0	0	0	3	1						
6 Ryan Howard, L OBP: 0.413, SLG: 0.682										3	0	2	0	0	0	0						
Jeff Conine, R OBP: 0.328, SLG: 0.407										2	0	0	0	1	1	1						
Pat Burrell, R OBP: 0.375, SLG: 0.485										3	0	0	0	0	2	2						
27 Chris Coste, R OBP: 0.364, SLG: 0.503										3	0	0	0	0	3	2						
Abraham Nunez, S OBP: 0.266, SLG: 0.248										3	0	1	0	0	0	2						
35 Cole Hamels, L OBP: 0.296, SLG: 0.195 4 Darryl Sandovol, S OBP: 0.296, SLG: 0.200 63 Ryan Madison, L OBP: 0.226, SLG: 0.212 Aaron Fultz, L OBP: 0.266, SLG: 0.332 José Hernández, R OBP: 0.266, SLG: 0.332 Rick White, R OBP: 0.266, SLG: 0.332										1	0	0	0	0	1	0						
<b>Inning Stats</b>	R: 0 E: 0 K: 2 S: 8	H: 0 LOB: 0 BB: 0 P: 12	R: 0 E: 0 K: 2 S: 15	H: 1 LOB: 2 BB: 1 P: 27	R: 0 E: 0 K: 2 S: 14	H: 0 LOB: 1 BB: 0 P: 18	R: 0 E: 0 K: 1 S: 6	H: 1 LOB: 0 BB: 0 P: 9	R: 0 E: 0 K: 1 S: 5	H: 1 LOB: 0 BB: 0 P: 5	R: 0 E: 0 K: 0 S: 6	H: 0 LOB: 0 BB: 0 P: 10	R: 0 E: 0 K: 1 S: 8	H: 0 LOB: 0 BB: 0 P: 15	R: 0 E: 0 K: 2 S: 10	H: 0 LOB: 0 BB: 0 P: 14	R: 0 E: 0 K: 1 S: 8	H: 0 LOB: 0 BB: 0 P: 12	1B: 3 2B: 0 3B: 0 HR: 0	SF: 0 SAC: 0 DP: 2 HBP: 1	WP: 0 PB: 0 SB: 0 CS: 0	PA: 30
<b>PITCHER</b> Dontrelle Willis, L ERA: 3.75	IP: 9.0 WLS: W BF: 30 H: 3 R: 0 ER: 0 SO: 12 BB: 1 IBB: 0 HBP: 1 BLK: 0 WP: 0 HR: 0 S: 80 P: 122 ERA: 0.00 WHIP: 0.444																					

Batter	1	2	3	4	5	6	7	8	9	AB	R	H	RBI	BB	SO	LOB	BOTTOM			
2 Hanley Ramirez, R OBP: 0.353, SLG: 0.459						F9				4	1	3	0	1	0	1	Philadelphia Phillies @ Florida Marlins Dolphin Stadium, Miami, FL Sun Sep 10 2006, 1:05 PM EDT Att: 20,308 - Partly Cloudy - 89 F			
6 Dan Uggla, R OBP: 0.347, SLG: 0.491						G6-3				5	1	1	0	0	1	6				
Miguel Cabrera, R OBP: 0.429, SLG: 0.584										2	1	2	1	2	0	0				
14 Josh Willingham, R OBP: 0.355, SLG: 0.491										3	0	1	0	1	1	6				
Wes Helms, R OBP: 0.377, SLG: 0.534										2	0	1	2	0	0	0				
12 Cody Ross, R OBP: 0.295, SLG: 0.426										3	0	0	0	0	2	3				
4 Alfredo Amezaga, S OBP: 0.334, SLG: 0.349										4	0	0	0	0	0	4				
20 Matt Treanor, R OBP: 0.318, SLG: 0.307										4	0	2	0	0	0	0				
Dontrelle Willis, L ERA: 0.183, SLG: 0.200										2	0	0	0	1	1	1				
<b>Inning Stats</b>	R: 2 E: 0 K: 1 S: 19	H: 2 LOB: 2 BB: 2 P: 34	R: 0 E: 0 K: 1 S: 11	H: 2 LOB: 3 BB: 1 P: 22	R: 0 E: 0 K: 0 S: 5	H: 1 LOB: 0 BB: 0 P: 10	R: 0 E: 0 K: 1 S: 11	H: 1 LOB: 3 BB: 2 P: 24	R: 0 E: 0 K: 0 S: 6	H: 0 LOB: 0 BB: 0 P: 9	R: 0 E: 0 K: 0 S: 8	H: 1 LOB: 1 BB: 0 P: 9	R: 1 E: 0 K: 0 S: 8	H: 2 LOB: 1 BB: 0 P: 15	R: 0 E: 0 K: 1 S: 11	H: 1 LOB: 1 BB: 0 P: 17	1B: 7 2B: 4 3B: 0 HR: 0	SF: 2 SAC: 1 DP: 2 HBP: 1	WP: 1 PB: 0 SB: 1 CS: 0	PA: 38
<b>PITCHER</b> 35 Cole Hamels, L ERA: 4.34 63 Ryan Madison, R ERA: 5.89 Aaron Fultz, L ERA: 4.91 Rick White, R ERA: 5.53	IP: 4.0 WLS: L BF: 22 H: 6 R: 2 ER: 2 SO: 3 BB: 4 IBB: 1 HBP: 0 BLK: 0 WP: 1 HR: 0 S: 46 P: 90 ERA: 4.50 WHIP: 2.500																			



Batter	1	2	3	4	5	6	7	8	9	AB	R	H	RBI	BB	SO	LOB	TOP											
7 José Reyes, S OBP: 0.352, SLG: 0.500 1 Anderson Hernandez, S (8, PH) OBP: 0.113, SLG: 0.113	G3		K					G3		3	0	1	0	0	1	0	<b>New York Mets @ Florida Marlins</b> Dolphin Stadium, Miami, FL Mon Sep 11 2006, 7:05 PM EDT Att: 13,725 - Cloudy - 80 F											
16 Paul Lo Duca, R OBP: 0.346, SLG: 0.411 Mike DiFelice, R OBP: 0.167, SLG: 0.048	F9		L9					G5-3		3	0	0	0	0	1	1												
15 Carlos Beltrán, S OBP: 0.399, SLG: 0.622 44 Lastings Milledge, R OBP: 0.297, SLG: 0.385	F9							21 1B		3	1	1	1	0	0	1												
21 Carlos Delgado, L OBP: 0.362, SLG: 0.561								2B		3	1	1	1	1	1	1												
5 David Wright, R OBP: 0.382, SLG: 0.534								1B		4	0	0	0	0	2	2												
Cliff Floyd, L OBP: 0.318, SLG: 0.412 43 Royce Ring, L										3	1	1	2	0	2	0												
Julio Franco, R OBP: 0.333, SLG: 0.357										4	0	0	0	0	0	0												
20 Shawn Green, L OBP: 0.344, SLG: 0.435										4	0	1	0	0	0	0												
22 Jose Valentin, S OBP: 0.338, SLG: 0.501										4	0	0	0	0	1	1												
32 Dave Williams, L Roberto Hernandez, R Ricky Ledee, L Heath Bell, R 10 Endy Chavez, L										1	0	0	0	0	0	0												
<b>Inning Stats</b>	R: 0 E: 0 K: 0 S: 7	H: 0 LOB: 0 BB: 0 P: 12	R: 2 E: 0 K: 2 S: 13	H: 1 LOB: 0 BB: 1 P: 19	R: 0 E: 0 K: 1 S: 6	H: 0 LOB: 0 BB: 0 P: 9	R: 1 E: 0 K: 2 S: 11	H: 1 LOB: 0 BB: 0 P: 17	R: 0 E: 0 K: 1 S: 9	H: 0 LOB: 0 BB: 0 P: 16	R: 0 E: 0 K: 1 S: 11	H: 1 LOB: 1 BB: 0 P: 15	R: 0 E: 0 K: 1 S: 12	H: 1 LOB: 1 BB: 0 P: 20	R: 2 E: 0 K: 0 S: 11	H: 2 LOB: 1 BB: 1 P: 20	R: 0 E: 0 K: 0 S: 7	H: 0 LOB: 0 BB: 0 P: 13	1B: 3 2B: 1 3B: 0 HR: 2	SF: 0 SAC: 0 DP: 0 HBP: 0	WP: 0 PB: 0 SB: 0 CS: 0	PA: 35						
<b>PITCHER</b>	IP	WLS	BF	H	R	ER	SO	BB	IBB	HBP	BLK	WP	HR	S	P	ERA	WHIP											
36 Anibal Sánchez, R ERA: 2.96 45 Jose Garcia, R ERA: 9.0	7.0	W	26	4	3	3	8	1	0	0	0	0	0	2	69	108	3.86	0.714										
36 Anibal Sánchez, R ERA: 2.96 45 Jose Garcia, R ERA: 9.0	2.0		9	2	2	2	0	1	0	0	0	0	0	18	33	9.00	1.500											

Batter	1	2	3	4	5	6	7	8	9	AB	R	H	RBI	BB	SO	LOB	BOTTOM											
2 Hanley Ramirez, R OBP: 0.352, SLG: 0.458 11 Robert Andino, R OBP: 0.208, SLG: 0.238	P3	FC6-4	G4-3					F9		4	1	1	0	0	0	3	<b>New York Mets @ Florida Marlins</b> Dolphin Stadium, Miami, FL Mon Sep 11 2006, 7:05 PM EDT Att: 13,725 - Cloudy - 80 F											
6 Dan Uggla, R OBP: 0.332, SLG: 0.504 61 Reggie Abercrombie, R (7, PH) OBP: 0.273, SLG: 0.336	1B	E								5	3	5	1	0	0	0												
Miguel Cabrera, R OBP: 0.331, SLG: 0.586 Jason Wood, R OBP: 1.000, SLG: 1.500	1B	E6								3	2	2	3	1	1	1												
14 Josh Willingham, R OBP: 0.358, SLG: 0.498 Chris Aquila, R OBP: 0.295, SLG: 0.326	1B	G5-3								4	1	2	1	1	1	2												
Wes Helms, R OBP: 0.377, SLG: 0.536	1B									5	3	2	1	0	1	3												
12 Cody Ross, R OBP: 0.306, SLG: 0.478 45 Jose Garcia, R	HR									5	3	4	7	0	0	2												
Miguel Olivo, R ERA: 6.63 20 Matt Treanor, R OBP: 0.316, SLG: 0.304	P4									4	1	1	1	0	0	1												
4 Alfredo Amezaga, S OBP: 0.333, SLG: 0.345 Joe Borcherd, S OBP: 0.220, SLG: 0.359	L9									3	0	0	0	1	1	2												
36 Anibal Sánchez, R OBP: 0.148, SLG: 0.148 17 Mike Jacobs, L OBP: 0.325, SLG: 0.483										4	0	2	1	0	2	0												
<b>Inning Stats</b>	R: 4 E: 0 K: 1 S: 19	H: 4 LOB: 0 BB: 0 P: 30	R: 2 E: 1 K: 0 S: 14	H: 3 LOB: 1 BB: 0 P: 19	R: 1 E: 1 K: 0 S: 10	H: 2 LOB: 2 BB: 1 P: 19	R: 2 E: 0 K: 1 S: 16	H: 3 LOB: 2 BB: 1 P: 25	R: 0 E: 0 K: 2 S: 13	H: 2 LOB: 1 BB: 0 P: 15	R: 3 E: 0 K: 2 S: 11	H: 3 LOB: 0 BB: 0 P: 19	R: 4 E: 1 K: 1 S: 19	H: 3 LOB: 1 BB: 1 P: 32	R: 0 E: 0 K: 0 S: 9	H: 0 LOB: 0 BB: 0 P: 12		1B: 11 2B: 4 3B: 0 HR: 5	SF: 0 SAC: 0 DP: 0 HBP: 0	WP: 0 PB: 0 SB: 0 CS: 1	PA: 46							
<b>PITCHER</b>	IP	WLS	BF	H	R	ER	SO	BB	IBB	HBP	BLK	WP	HR	S	P	ERA	WHIP											
32 Dave Williams, L Roberto Hernandez, R Heath Bell, R 43 Royce Ring, L	3.0	L	22	11	9	9	1	1	0	0	0	0	0	10	14	0.00	1.000											
32 Dave Williams, L Roberto Hernandez, R Heath Bell, R 43 Royce Ring, L	1.0		4	1	0	0	1	0	0	0	0	0	0	2	32	45	23.14	3.000										
32 Dave Williams, L Roberto Hernandez, R Heath Bell, R 43 Royce Ring, L	2.1		13	7	6	6	5	0	0	0	0	0	2	32	45	23.14	3.000											
32 Dave Williams, L Roberto Hernandez, R Heath Bell, R 43 Royce Ring, L	1.2		7	1	1	1	0	1	0	0	0	0	1	20	33	5.40	1.200											















Batter	1	2	3	4	5	6	7	8	9	AB	R	H	RBI	BB	SO	LOB	TOP										
2 Hanley Ramirez, R OBP: 0.355, SLG: 0.462	P6	G1-3			E				G4-3	5	1	2	0	0	0	2											
6 Dan Uggla, R OBP: 0.351, SLG: 0.502	G5-3				F8				K	5	0	2	0	0	1	2											
Miguel Cabrera, R OBP: 0.431, SLG: 0.580	G5-3				E6					3	0	0	0	1	1	2											
14 Josh Willingham, R OBP: 0.363, SLG: 0.511										2	0	0	0	2	1	3											
17 Mike Jacobs, L OBP: 0.319, SLG: 0.473	K				G1-3				G3	4	0	0	0	0	1	5											
12 Cody Ross, R OBP: 0.317, SLG: 0.475					G6-3					4	0	2	0	0	1	0											
4 Alfredo Amezaga, S OBP: 0.337, SLG: 0.347					G5-3					4	0	2	0	0	0	0											
Miguel Olivo, R OBP: 0.285, SLG: 0.429					G1-3					3	0	0	0	0	2	2											
Wes Helms, R OBP: 0.365, SLG: 0.522										1	0	0	0	0	0	2											
20 Matt Treanor, R OBP: 0.315, SLG: 0.298										0	0	0	0	0	0	0											
36 Anibal Sánchez, R OBP: 0.133, SLG: 0.133										3	0	0	0	0	2	2											
Joe Borchard, S OBP: 0.314, SLG: 0.392					P3				G4-3	1	0	0	0	0	0	0											
<b>Inning Stats</b>	R: 0 E: 0 K: 1 S: 11	H: 1 LOB: 2 BB: 1 P: 17	R: 0 E: 0 K: 2 S: 16	H: 2 LOB: 2 BB: 0 P: 21	R: 0 E: 0 K: 2 S: 9	H: 1 LOB: 1 BB: 0 P: 11	R: 0 E: 0 K: 0 S: 7	H: 0 LOB: 0 BB: 0 P: 13	R: 1 E: 1 K: 0 S: 12	H: 1 LOB: 2 BB: 1 P: 19	R: 0 E: 0 K: 2 S: 8	H: 0 LOB: 0 BB: 0 P: 9	R: 0 E: 0 K: 1 S: 6	H: 2 LOB: 1 BB: 0 P: 10	R: 0 E: 0 K: 1 S: 6	H: 0 LOB: 0 BB: 0 P: 9	1B: 6 2B: 2 3B: 0 HR: 0	SF: 0 SAC: 0 DP: 1 HBP: 0	WP: 0 PB: 0 SB: 2 CS: 0	PA: 38							
<b>PITCHER</b>	IP	WLS	BF	H	R	ER	SO	BB	IBB	HBP	BLK	WP	HR	S	P	ERA	WHIP										
29 John Smoltz, R ERA: 3.71	8.0	W	35	8	1	0	8	2	1	0	0	0	0	76	111	0.00	1.250										
28 Bob Wickman, R ERA: 2.9	1.0	S	3	0	0	0	1	0	0	0	0	0	0	6	9	0.00	0.000										

Florida Marlins @ Atlanta Braves  
Turner Field, Atlanta, GA  
Sat Sep 16 2006, 7:05 PM EDT  
Att: 28,392 - Clear - 81 F

AB 35  
R 1  
H 8  
RBI 0  
BB 3  
SO 9  
LOB 20



Batter	1	2	3	4	5	6	7	8	9	AB	R	H	RBI	BB	SO	LOB	BOTTOM										
Marcus Giles, R OBP: 0.347, SLG: 0.403			G6-3			F9				3	1	2	1	1	0	0											
11 Edgar Renteria, R OBP: 0.385, SLG: 0.431						FC1-6				4	0	2	0	0	1	2											
Adam LaRoche, L OBP: 0.365, SLG: 0.587						F9				4	0	2	0	0	0	3											
Andrew Jones, R OBP: 0.356, SLG: 0.507						E6				4	0	0	1	0	0	4											
16 Brian McCann, L OBP: 0.387, SLG: 0.551						FC1-6				4	0	0	0	0	1	4											
7 Jeff Francoeur, R OBP: 0.293, SLG: 0.438						F8				3	0	0	0	0	0	2											
14 Willy Aybar, S OBP: 0.346, SLG: 0.368						G3				3	0	2	0	0	0	0											
Ryan Langerhans, L OBP: 0.340, SLG: 0.373						G3				3	1	0	0	0	0	2											
29 John Smoltz, R OBP: 0.200, SLG: 0.196										2	0	0	0	0	2	0											
28 Bob Wickman, R ERA: 2.9										0	0	0	0	0	0	0											
<b>Inning Stats</b>	R: 0 E: 0 K: 1 S: 12	H: 1 LOB: 2 BB: 1 P: 19	R: 0 E: 0 K: 0 S: 6	H: 1 LOB: 0 BB: 0 P: 11	R: 0 E: 0 K: 1 S: 11	H: 1 LOB: 1 BB: 0 P: 16	R: 0 E: 0 K: 1 S: 7	H: 0 LOB: 0 BB: 0 P: 11	R: 0 E: 0 K: 1 S: 7	H: 0 LOB: 0 BB: 0 P: 10	R: 1 E: 1 K: 0 S: 11	H: 2 LOB: 2 BB: 0 P: 15	R: 1 E: 0 K: 0 S: 7	H: 2 LOB: 1 BB: 0 P: 12	R: 0 E: 0 K: 0 S: 3	H: 1 LOB: 0 BB: 0 P: 4	1B: 7 2B: 2 3B: 0 HR: 0	SF: 0 SAC: 1 DP: 2 HBP: 0	WP: 0 PB: 0 SB: 1 CS: 0	PA: 32							
<b>PITCHER</b>	IP	WLS	BF	H	R	ER	SO	BB	IBB	HBP	BLK	WP	HR	S	P	ERA	WHIP										
36 Anibal Sánchez, R ERA: 2.9	8.0	L	32	8	2	2	4	1	0	0	0	0	0	64	98	2.25	1.125										

Florida Marlins @ Atlanta Braves  
Turner Field, Atlanta, GA  
Sat Sep 16 2006, 7:05 PM EDT  
Att: 28,392 - Clear - 81 F

AB 30  
R 2  
H 8  
RBI 2  
BB 1  
SO 4  
LOB 17

















Batter	1	2	3	4	5	6	7	8	9	AB	R	H	RBI	BB	SO	LOB	TOP					
2 Hanley Ramirez, R OBP: 0.348, SLG: 0.453	G1-3		K		K	G5-3		6 WP 1B		5	1	1	1	0	2	1	<b>Florida Marlins @ New York Mets</b> Shea Stadium, Flushing, NY Wed Sep 20 2006, 7:10 PM EDT Att: 37,911 - Partly Cloudy - 67 F					
6 Dan Uggla, R OBP: 0.346, SLG: 0.496	K		F8		BB	P4		F9		4	0	0	0	1	1							
14 Josh Willingham, R OBP: 0.365, SLG: 0.506			P4							4	0	2	0	1	1							
1 Eric Reed, L OBP: 0.200, SLG: 0.111	HBP 1B				K					0	0	0	0	0	0	0						
Wes Helms, R OBP: 0.363, SLG: 0.524										4	0	1	0	0	2	3						
12 Cody Ross, R OBP: 0.309, SLG: 0.460	FC6-4									5	0	1	0	0	0	3						
17 Mike Jacobs, L OBP: 0.317, SLG: 0.465										3	1	0	0	2	1	3						
61 Reggie Abercrombie, R OBP: 0.233, SLG: 0.336										0	0	0	0	0	0	0						
Jason Wood, R OBP: 0.600, SLG: 0.750										0	0	0	0	0	0	0						
20 Matt Treanor, R OBP: 0.317, SLG: 0.308										5	1	2	1	0	0	3						
4 Alfredo Amezaga, S OBP: 0.336, SLG: 0.341										3	1	1	0	2	0	4						
Dontrelle Willis, L OBP: 0.235, SLG: 0.339										4	2	3	3	0	0	1						
Joe Borowski, R OBP: 0.200, SLG: 0.111										0	0	0	0	0	0	0						
<b>Inning Stats</b>	R: 0 E: 0 K: 1 S: 11	H: 1 LOB: 2 BB: 0 P: 23	R: 0 E: 0 K: 0 S: 10	H: 0 LOB: 1 BB: 1 P: 18	R: 0 E: 0 K: 1 S: 9	H: 0 LOB: 0 BB: 0 P: 12	R: 0 E: 0 K: 1 S: 12	H: 2 LOB: 2 BB: 0 P: 19	R: 1 E: 0 K: 3 S: 15	H: 1 LOB: 1 BB: 1 P: 23	R: 3 E: 0 K: 0 S: 15	H: 3 LOB: 1 BB: 1 P: 24	R: 0 E: 0 K: 1 S: 11	H: 1 LOB: 2 BB: 1 P: 21	R: 2 E: 0 K: 0 S: 13	H: 3 LOB: 1 BB: 1 P: 23	R: 0 E: 0 K: 0 S: 21	H: 0 LOB: 2 BB: 1 P: 28	1B: 8 2B: 1 3B: 0 HR: 2	SF: 0 SAC: 0 DP: 0 HBP: 1	WP: 3 PB: 0 SB: 1 CS: 1	PA: 44
<b>PITCHER</b>	IP WLS BF H R ER SO BB IBB HBP BLK WP HR S P ERA WHIP	5.1 L 25 5 3 3 6 3 0 1 0 1 1 64 109 5.06 1.500	1.0 2 0 0 0 0 0 0 0 0 0 0 6 10 9.00 4.000	0.2 2 0 0 0 0 0 0 0 0 0 0 6 10 0.00 0.000	1.0 6 3 2 2 0 1 0 0 0 1 1 13 23 18.00 4.000	1.0 4 0 0 0 0 1 0 0 0 0 0 0 21 28 0.00 1.000	<b>PITCHER</b>										IP WLS BF H R ER SO BB IBB HBP BLK WP HR S P ERA WHIP					

Batter	1	2	3	4	5	6	7	8	9	AB	R	H	RBI	BB	SO	LOB	BOTTOM	
7 José Reyes, S OBP: 0.350, SLG: 0.494	G4-3 2B		G5-3					L7	F7	5	2	2	0	0	0	3	<b>Florida Marlins @ New York Mets</b> Shea Stadium, Flushing, NY Wed Sep 20 2006, 7:10 PM EDT Att: 37,911 - Partly Cloudy - 67 F	
16 Paul Lo Duca, R OBP: 0.350, SLG: 0.418	G4-3									4	1	3	1	0	0	1		
Kelly Stinnett, R OBP: 0.272, SLG: 0.291										0	0	0	0	0	0	0		
21 Carlos Delgado, L OBP: 0.358, SLG: 0.552	G3-1									4	0	0	1	0	2	3		
5 David Wright, R OBP: 0.380, SLG: 0.527	G6-3									4	0	1	0	0	0	2		
22 Jose Valentin, S OBP: 0.332, SLG: 0.501										2	0	0	1	1	0	1		
44 Lastinos Milledge, R OBP: 0.314, SLG: 0.362										3	0	0	0	1	0	2		
20 Shawn Green, L OBP: 0.346, SLG: 0.428										3	0	1	0	1	1	1		
10 Endy Chavez, L OBP: 0.353, SLG: 0.441										4	0	0	0	0	1	3		
46 Oliver Pérez, L OBP: 0.136, SLG: 0.114										2	0	0	0	0	0	1		
Chad Bradford, R ERA: 2.93										0	0	0	0	0	0	0		
25 Pedro Feliciano, L ERA: 1.77										0	0	0	0	0	0	0		
Chris Woodward, R OBP: 0.292, SLG: 0.304										1	0	0	0	0	0	0		
Roberto Hernandez, R ERA: 3.13										0	0	0	0	0	0	0		
Heath Bell, R ERA: 3.92										0	0	0	0	1	0	0		
<b>Inning Stats</b>	R: 1 E: 0 K: 0 S: 8	H: 1 LOB: 0 BB: 0 P: 13	R: 0 E: 0 K: 0 S: 5	H: 0 LOB: 0 BB: 1 P: 11	R: 0 E: 0 K: 0 S: 6	H: 0 LOB: 0 BB: 0 P: 9	R: 0 E: 0 K: 1 S: 9	H: 1 LOB: 1 BB: 0 P: 15	R: 0 E: 0 K: 2 S: 11	H: 0 LOB: 0 BB: 0 P: 15	R: 0 E: 0 K: 0 S: 8	H: 1 LOB: 1 BB: 0 P: 12	R: 0 E: 0 K: 0 S: 17	H: 0 LOB: 3 BB: 3 P: 34	1B: 5 2B: 2 3B: 0 HR: 0	SF: 1 SAC: 0 DP: 1 HBP: 0	WP: 0 PB: 1 SB: 1 CS: 0	PA: 37
<b>PITCHER</b>	IP WLS BF H R ER SO BB IBB HBP BLK WP HR S P ERA WHIP	8.1 W 34 7 3 3 4 3 0 0 0 0 0 0 8 17 0.00 1.500	<b>PITCHER</b>										IP WLS BF H R ER SO BB IBB HBP BLK WP HR S P ERA WHIP					



Batter	1	2	3	4	5	6	7	8	9	AB	R	H	RBI	BB	SO	LOB	TOP					
2 Hanley Ramirez, R OBP: 0.348, SLG: 0.454 11 Robert Andino, R OBP: 0.200, SLG: 0.227	F9			F8	2B		G6-3		G5-3	4	0	1	2	0	0	0						
6 Dan Uggla, R OBP: 0.344, SLG: 0.492	G5-3			K	K				F8	4	0	0	0	0	2	1						
14 Josh Willingham, R OBP: 0.364, SLG: 0.504 1 Eric Reed, L OBP: 0.200, SLG: 0.111	K			K					E	4	0	1	0	0	3	0						
17 Mike Jacobs, L OBP: 0.321, SLG: 0.466 57 Taylor Tankersley, L Joe Borowski, R					E				K	3	1	2	0	1	1	1						
Wes Helms, R OBP: 0.365, SLG: 0.528	G5-4-3				1B				E4	4	0	2	1	0	0	2						
Joe Borchard, S OBP: 0.313, SLG: 0.389 12 Cody Ross, R OBP: 0.307, SLG: 0.456	K				E				K	2	1	1	0	0	1	0						
4 Alfredo Amezaga, S OBP: 0.335, SLG: 0.338				P4					F7	3	1	0	0	0	0	2						
Miguel Olivo, R OBP: 0.289, SLG: 0.440				K					K2-3	4	1	1	2	0	3	0						
36 Anibal Sánchez, R OBP: 0.121, SLG: 0.121 Jason Wood, R OBP: 0.667, SLG: 0.800	G4-3				K				G4-3	3	0	0	0	0	1	2						
<b>Inning Stats</b>	R: 0 H: 0 E: 0 K: 1 S: 9	H: 0 LOB: 0 BB: 0 P: 17	R: 0 H: 0 E: 0 K: 1 S: 7	H: 0 LOB: 0 BB: 1 P: 15	R: 0 H: 0 E: 0 K: 1 S: 8	H: 0 LOB: 0 BB: 0 P: 12	R: 0 H: 0 E: 0 K: 2 S: 9	H: 0 LOB: 0 BB: 0 P: 13	R: 4 H: 4 E: 1 K: 2 S: 20	H: 4 LOB: 1 BB: 0 P: 30	R: 0 H: 2 E: 0 K: 1 S: 10	H: 2 LOB: 2 BB: 0 P: 16	R: 0 H: 0 E: 0 K: 1 S: 8	H: 0 LOB: 0 BB: 0 P: 11	R: 1 H: 2 E: 1 K: 2 S: 14	H: 2 LOB: 2 BB: 0 P: 20	R: 0 H: 1 E: 0 K: 1 S: 9	H: 1 LOB: 1 BB: 0 P: 17	1B: 7 2B: 2 3B: 0 HR: 0	SF: 0 SAC: 0 DP: 1 HBP: 1	WP: 0 PB: 0 SB: 0 CS: 0	PA: 37
<b>PITCHER</b>	IP	WLS	BF	H	R	ER	SO	BB	IBB	HBP	BLK	WP	HR	S	P	ERA	WHIP					
45 Pedro Martínez, R ERA: 4.08	5.0	L	20	4	4	3	7	1	0	0	0	0	0	53	87	5.40	1.000					
25 Pedro Feliciano, L ERA: 1.74	1.0		5	2	0	0	1	0	0	0	0	0	0	10	16	0.00	2.000					
Chad Bradford, R ERA: 2.88	1.0		3	0	0	0	1	0	0	0	0	0	0	8	11	0.00	0.000					
Darren Oliver, L ERA: 2.83	2.0		9	3	1	1	3	0	0	0	0	0	0	23	37	4.50	1.500					

Florida Marlins @ New York Mets  
Shea Stadium, Flushing, NY  
Thu Sep 21 2006, 7:10 PM EDT  
Att: 44,966 - Partly Cloudy - 65 F

AB 35  
R 5  
H 9  
RBI 5  
BB 1  
SO 12  
LOB 13



Batter	1	2	3	4	5	6	7	8	9	AB	R	H	RBI	BB	SO	LOB	BOTTOM					
7 José Reyes, S OBP: 0.348, SLG: 0.490	K		G4-3		K		G4-3			4	0	0	0	0	2	2						
10 Endy Chavez, L OBP: 0.355, SLG: 0.442	P6								K2-3	4	1	2	1	0	1	0						
20 Shawn Green, L OBP: 0.343, SLG: 0.425	G4-3								F8	4	0	0	0	0	0	1						
21 Carlos Delgado, L OBP: 0.362, SLG: 0.555										3	0	3	1	1	0	0						
5 David Wright, R OBP: 0.381, SLG: 0.525										3	0	1	0	1	0	2						
Cliff Floyd, L OBP: 0.319, SLG: 0.403	F8								G6-3	4	0	0	0	0	1	5						
22 Jose Valentin, S OBP: 0.332, SLG: 0.499	G4-6-3								P4	4	0	1	0	0	0	4						
Kelly Stinnett, R OBP: 0.263, SLG: 0.281 Julio Franco, R OBP: 0.325, SLG: 0.340										3	0	0	0	0	0	1						
45 Pedro Martínez, R Rick Luehe, L 25 Pedro Feliciano, L Chad Bradford, R Michael Tucker, R Darren Oliver, R										1	0	0	0	0	1	0						
<b>Inning Stats</b>	R: 0 H: 0 E: 0 K: 1 S: 7	H: 1 LOB: 1 BB: 1 P: 16	R: 0 H: 0 E: 0 K: 0 S: 9	H: 0 LOB: 0 BB: 1 P: 16	R: 0 H: 0 E: 0 K: 1 S: 6	H: 0 LOB: 0 BB: 0 P: 9	R: 1 H: 3 E: 0 K: 1 S: 17	H: 3 LOB: 2 BB: 0 P: 28	R: 1 H: 1 E: 1 K: 1 S: 11	H: 1 LOB: 1 BB: 0 P: 16	R: 0 H: 1 E: 0 K: 0 S: 6	H: 1 LOB: 1 BB: 0 P: 8	R: 0 H: 1 E: 0 K: 1 S: 8	H: 1 LOB: 1 BB: 0 P: 9	R: 0 H: 0 E: 0 K: 1 S: 12	H: 0 LOB: 1 BB: 1 P: 21	R: 0 H: 0 E: 0 K: 1 S: 8	H: 0 LOB: 0 BB: 0 P: 12	1B: 7 2B: 0 3B: 0 HR: 0	SF: 0 SAC: 0 DP: 1 HBP: 0	WP: 2 PB: 0 SB: 0 CS: 0	PA: 35
<b>PITCHER</b>	IP	WLS	BF	H	R	ER	SO	BB	IBB	HBP	BLK	WP	HR	S	P	ERA	WHIP					
36 Anibal Sánchez, R ERA: 2.8	7.0	W	28	7	2	1	5	1	0	0	1	1	0	64	99	1.29	1.143					
57 Taylor Tankersley, L ERA: 2.87	1.0	H	4	0	0	0	1	1	0	0	0	1	0	12	21	0.00	1.000					
Joe Borowski, R ERA: 3.93	1.0	S	3	0	0	0	1	0	0	0	0	0	0	8	12	0.00	0.000					

Florida Marlins @ New York Mets  
Shea Stadium, Flushing, NY  
Thu Sep 21 2006, 7:10 PM EDT  
Att: 44,966 - Partly Cloudy - 65 F

AB 33  
R 2  
H 7  
RBI 2  
BB 2  
SO 7  
LOB 16

































Batter	1	2	3	4	5	6	7	8	9	AB	R	H	RBI	BB	SO	LOB	TOP			
11 Jimmy Rollins, S OBP: 0.335, SLG: 0.479	P2	FC6-4		G6-3		L5		G5-3		5	0	0	0	0	0	3				
8 Shane Victorino, S OBP: 0.350, SLG: 0.420	F8			G6-3			K			5	1	2	0	0	1	0				
26 Chase Utley, L OBP: 0.379, SLG: 0.528	P4			K						3	0	0	0	2	1	2				
6 Ryan Howard, L OBP: 0.423, SLG: 0.661										2	1	1	1	2	1	1				
Pat Burrell, R OBP: 0.384, SLG: 0.503										3	0	1	0	1	2	2				
Joe Thurston, L OBP: 0.300, SLG: 0.278										0	0	0	0	0	0	0				
Geoff Geary, R OBP: 0.333, SLG: 0.400										0	0	0	0	0	0	0				
Randall Simon, L OBP: 0.304, SLG: 0.238										1	0	0	0	0	0	1				
45 Tom Gordon, R OBP: 0.274, SLG: 0.234										0	0	0	0	0	0	0				
Jeff Coine, R OBP: 0.326, SLG: 0.400										4	1	1	0	0	1	6				
Mike Lieberthal, R OBP: 0.216, SLG: 0.469										2	1	1	1	0	0	0				
27 Chris Coste, R OBP: 0.373, SLG: 0.497										2	0	0	0	0	1	3				
Abraham Nunez, S OBP: 0.302, SLG: 0.270										3	0	1	2	1	0	0				
Randy Wolf, L OBP: 0.240, SLG: 0.286										1	0	0	0	0	0	1				
63 Ryan Madson, R OBP: 0.209, SLG: 0.212										0	0	0	0	0	0	0				
Rick White, R ERA: 5.69										0	0	0	0	0	0	0				
4 Danny Sandoval, S OBP: 0.200, SLG: 0.278										1	0	0	0	0	0	1				
40 Matt Smith, L OBP: 0.274, SLG: 0.234										0	0	0	0	0	0	0				
29 Chris Roberson, S OBP: 0.274, SLG: 0.234										0	0	0	0	0	0	0				
<b>Inning Stats</b>	R: 0 E: 0 K: 0 S: 4	H: 0 LOB: 0 BB: 0 P: 7	R: 3 E: 0 K: 1 S: 13	H: 3 LOB: 1 BB: 1 P: 21	R: 1 E: 0 K: 3 S: 14	H: 2 LOB: 1 BB: 0 P: 19	R: 0 E: 0 K: 0 S: 10	H: 0 LOB: 3 BB: 2 P: 18	R: 0 E: 0 K: 1 S: 14	H: 0 LOB: 0 BB: 0 P: 10	R: 0 E: 0 K: 2 S: 13	H: 1 LOB: 2 BB: 1 P: 28	R: 0 E: 0 K: 0 S: 7	H: 0 LOB: 1 BB: 0 P: 10	R: 0 E: 0 K: 0 S: 10	H: 1 LOB: 1 BB: 1 P: 20	1B: 6 2B: 1 3B: 0 HR: 0	SF: 0 SAC: 1 DP: 0 HBP: 2	WP: 0 PB: 0 SB: 0 CS: 1	PA: 41
<b>PITCHER</b>	IP WLS BF H R ER SO	IP WLS BF H R ER SO	IP WLS BF H R ER SO	IP WLS BF H R ER SO	IP WLS BF H R ER SO	IP WLS BF H R ER SO	IP WLS BF H R ER SO	IP WLS BF H R ER SO	IP WLS BF H R ER SO	IP WLS BF H R ER SO	IP WLS BF H R ER SO	IP WLS BF H R ER SO	IP WLS BF H R ER SO	IP WLS BF H R ER SO	IP WLS BF H R ER SO	IP WLS BF H R ER SO	WP HR S P	ERA WHIP	ERA WHIP	
Scott Olsen, L ERA: 4.04	6.0 L 28 5 4 4 6	4.04	4.04	4.04	4.04	4.04	4.04	4.04	4.04	4.04	4.04	4.04	4.04	4.04	4.04	4.04	0 0 0 0	6.00	1.500	
37 Remyel Pinto, L ERA: 3.14	1.0 5 1 0 0 2	3.14	3.14	3.14	3.14	3.14	3.14	3.14	3.14	3.14	3.14	3.14	3.14	3.14	3.14	3.14	0 0 0 0	0.00	2.000	
57 Taylor Tankersley, L ERA: 2.85	1.0 4 1 0 0 0	2.85	2.85	2.85	2.85	2.85	2.85	2.85	2.85	2.85	2.85	2.85	2.85	2.85	2.85	2.85	0 0 0 0	0.00	2.000	
Joe Borowski, R ERA: 3.8	1.0 4 1 0 0 0	3.8	3.8	3.8	3.8	3.8	3.8	3.8	3.8	3.8	3.8	3.8	3.8	3.8	3.8	3.8	0 0 0 0	0.00	2.000	

Philadelphia Phillies @ Florida Marlins  
Dolphin Stadium, Miami, FL  
Sat Sep 30 2006, 1:25 PM EDT  
Att: 20,992 - Cloudy - 78 F

AB 32  
R 4  
H 7  
RBI 4  
BB 6  
SO 8  
LOB 19



Batter	1	2	3	4	5	6	7	8	9	AB	R	H	RBI	BB	SO	LOB	BOTTOM					
2 Hanley Ramirez, R OBP: 0.354, SLG: 0.483	G6-3	P5		K						5	0	1	0	0	1	4						
6 Dan Uggla, R OBP: 0.337, SLG: 0.474	F8			G1-6-3						4	0	0	0	1	0	5						
Miguel Cabrera, R OBP: 0.432, SLG: 0.570										4	1	1	1	0	1	3						
14 Josh Willingham, R OBP: 0.357, SLG: 0.497										4	1	2	1	0	1	0						
Wes Helms, R OBP: 0.386, SLG: 0.572										4	0	2	0	0	0	1						
61 Reggie Abercrombie, R, PR OBP: 0.272, SLG: 0.335										0	0	0	0	0	0	0						
Joe Borowski, R ERA: 3.8										0	0	0	0	0	0	0						
12 Cody Ross, R OBP: 0.295, SLG: 0.434										3	0	0	0	1	0	3						
4 Alfredo Amezaga, S OBP: 0.328, SLG: 0.332										3	0	0	0	0	0	0						
Joe Borchard, S OBP: 0.321, SLG: 0.400										1	0	0	0	0	0	1						
20 Matt Treanor, R OBP: 0.324, SLG: 0.318										3	1	2	0	0	1	0						
27 Jeremy Hermida, L OBP: 0.333, SLG: 0.389										1	0	0	0	0	0	0						
Scott Olsen, L ERA: 4.04										2	0	2	1	0	0	0						
Chris Adair, R ERA: 5.69										1	0	0	0	0	0	0						
37 Remyel Pinto, L ERA: 3.14										0	0	0	0	0	0	0						
57 Taylor Tankersley, L ERA: 2.85										0	0	0	0	0	0	0						
Jason Wood, R OBP: 0.200, SLG: 0.278										1	0	1	0	0	0	0						
1 Eric Reed, L OBP: 0.196, SLG: 0.103										0	0	0	0	0	0	0						
<b>Inning Stats</b>	R: 2 E: 0 K: 0 S: 21	H: 3 LOB: 1 BB: 0 P: 30	R: 1 E: 0 K: 0 S: 15	H: 2 LOB: 2 BB: 1 P: 26	R: 0 E: 0 K: 0 S: 10	H: 0 LOB: 0 BB: 1 P: 21	R: 0 E: 0 K: 1 S: 11	H: 2 LOB: 2 BB: 0 P: 18	R: 0 E: 0 K: 1 S: 10	H: 1 LOB: 1 BB: 0 P: 12	R: 0 E: 0 K: 2 S: 11	H: 0 LOB: 0 BB: 0 P: 13	R: 0 E: 0 K: 0 S: 5	H: 1 LOB: 0 BB: 0 P: 7	R: 0 E: 0 K: 1 S: 6	H: 1 LOB: 1 BB: 0 P: 9	R: 0 E: 0 K: 0 S: 13	H: 1 LOB: 2 BB: 0 P: 17	1B: 7 2B: 1 3B: 1 HR: 2	SF: 0 SAC: 0 DP: 1 HBP: 0	WP: 1 PB: 1 SB: 0 CS: 1	PA: 39
<b>PITCHER</b>	IP WLS BF H R ER SO	IP WLS BF H R ER SO	IP WLS BF H R ER SO	IP WLS BF H R ER SO	IP WLS BF H R ER SO	IP WLS BF H R ER SO	IP WLS BF H R ER SO	IP WLS BF H R ER SO	IP WLS BF H R ER SO	IP WLS BF H R ER SO	IP WLS BF H R ER SO	IP WLS BF H R ER SO	IP WLS BF H R ER SO	IP WLS BF H R ER SO	IP WLS BF H R ER SO	IP WLS BF H R ER SO	WP HR S P	ERA WHIP	ERA WHIP			
Randy Wolf, L ERA: 5.66	1.2 W 9 2 0 0 1	5.66	5.66	5.66	5.66	5.66	5.66	5.66	5.66	5.66	5.66	5.66	5.66	5.66	5.66	5.66	0 0 0 0	16.20	3.600			
63 Ryan Madson, R ERA: 5.69	2.1 W 9 2 0 0 1	5.69	5.69	5.69	5.69	5.69	5.69	5.69	5.69	5.69	5.69	5.69	5.69	5.69	5.69	5.69	0 0 0 0	0.00	1.286			
Rick White, R ERA: 5.15	1.0 4 1 0 0 1	5.15	5.15	5.15	5.15	5.15	5.15	5.15	5.15	5.15	5.15	5.15	5.15	5.15	5.15	5.15	0 0 0 0	0.00	1.000			
40 Matt Smith, L ERA: 0.87	1.0 H 3 0 0 0 2	0.87	0.87	0.87	0.87	0.87	0.87	0.87	0.87	0.87	0.87	0.87	0.87	0.87	0.87	0.87	0 0 0 0	0.00	0.000			
Geoff Geary, R ERA: 2.99	2.0 H 7 2 0 0 1	2.99	2.99	2.99	2.99	2.99	2.99	2.99	2.99	2.99	2.99	2.99	2.99	2.99	2.99	2.99	0 0 0 0	0.00	1.000			

Philadelphia Phillies @ Florida Marlins  
Dolphin Stadium, Miami, FL  
Sat Sep 30 2006, 1:25 PM EDT  
Att: 20,992 - Cloudy - 78 F

AB 36  
R 3  
H 11  
RBI 3  
BB 2  
SO 5  
LOB 17





Batter	1	2	3	4	5	6	7	8	9	10	11	AB	R	H	RBI	BB	SO	LOB	TOP							
11 Jimmy Rollins, S OBP: 0.334, SLG: 0.478 4 Danny Sandoval, S OBP: 0.279, SLG: 0.237	G6-3		G1-3	1B			G4-3		G3-1		G4-3	2	0	0	0	0	0	0								
8 Shane Victorino, S OBP: 0.345, SLG: 0.414	G4-3		F9	F8			K		G6-3			5	0	0	0	0	1	1								
26 Chase Utley, L OBP: 0.379, SLG: 0.527 Joe Thurston, L OBP: 0.300, SLG: 0.278	K		BB				6 1B		K			4	1	1	0	1	3	0								
6 Ryan Howard, L OBP: 0.425, SLG: 0.659 52 Fabio Castro, L		51 1B	BB	BB			F8					3	0	1	1	1	1	0								
Pat Burrell, R OBP: 0.300, SLG: 0.502 29 Chris Roberson, S OBP: 0.214, SLG: 0.244		51 1B	BB	BB								1	0	0	0	3	1	1								
Jeff Conine, R OBP: 0.325, SLG: 0.399 9 Michael Bourn, L OBP: 0.222, SLG: 0.125		F9										1	0	0	0	0	0	2								
51 Carlos Ruiz, R OBP: 0.316, SLG: 0.435									G4-3			4	0	0	0	0	2	5								
Abraham Nunez, S OBP: 0.303, SLG: 0.273		1B										5	0	2	0	0	2	0								
39 Brett Myers, R OBP: 0.317, SLG: 0.362 Clay Condrey, R		F6										4	1	1	0	1	0	4								
27 Chris Coste, R OBP: 0.376, SLG: 0.505												3	0	0	0	0	3	4								
<b>Inning Stats</b>	R: 0 E: 0 K: 1 S: 7	H: 0 LOB: 0 BB: 0 P: 9	R: 0 E: 0 K: 1 S: 7	H: 1 LOB: 3 BB: 1 P: 16	R: 0 E: 0 K: 1 S: 11	H: 0 LOB: 3 BB: 3 P: 26	R: 1 E: 0 K: 2 S: 11	H: 2 LOB: 1 BB: 0 P: 20	R: 0 E: 0 K: 2 S: 11	H: 0 LOB: 1 BB: 1 P: 20	R: 1 E: 0 K: 2 S: 14	H: 2 LOB: 1 BB: 0 P: 19	R: 0 E: 0 K: 2 S: 9	H: 0 LOB: 1 BB: 1 P: 19	R: 0 E: 0 K: 1 S: 6	H: 0 LOB: 0 BB: 0 P: 8	R: 0 E: 0 K: 1 S: 5	H: 0 LOB: 1 BB: 0 P: 7	R: 0 E: 0 K: 0 S: 9	H: 1 LOB: 1 BB: 1 P: 14	1B: 4 2B: 5 3B: 0 HR: 0	SF: 0 SAC: 0 DP: 2 HBP: 2	WP: 0 PB: 0 SB: 0 CS: 0	PA: 46		
<b>PITCHER</b>	IP WLS BF H R ER SO BB IBB HBP BLK WP HR S P ERA WHIP	1.1 7 17 2 1 1 6 4 0 0 0 0 0 37 72 0.00 1.500	2.1 8 23 3 1 1 3 0 0 0 0 0 0 21 33 4.50 1.500	1.0 4 0 0 0 2 1 0 0 0 0 0 0 9 19 0.00 1.000	1.0 3 0 0 0 1 0 0 0 0 0 0 0 6 8 0.00 0.000	2.0 7 20 1 0 0 10 19 0.00 1.500	2.0 7 20 1 0 0 10 19 0.00 1.500	2.0 7 20 1 0 0 10 19 0.00 1.500	2.0 7 20 1 0 0 10 19 0.00 1.500	2.0 7 20 1 0 0 10 19 0.00 1.500	2.0 7 20 1 0 0 10 19 0.00 1.500	2.0 7 20 1 0 0 10 19 0.00 1.500	2.0 7 20 1 0 0 10 19 0.00 1.500	2.0 7 20 1 0 0 10 19 0.00 1.500	2.0 7 20 1 0 0 10 19 0.00 1.500	2.0 7 20 1 0 0 10 19 0.00 1.500	2.0 7 20 1 0 0 10 19 0.00 1.500	2.0 7 20 1 0 0 10 19 0.00 1.500	2.0 7 20 1 0 0 10 19 0.00 1.500	2.0 7 20 1 0 0 10 19 0.00 1.500	2.0 7 20 1 0 0 10 19 0.00 1.500	2.0 7 20 1 0 0 10 19 0.00 1.500	2.0 7 20 1 0 0 10 19 0.00 1.500	2.0 7 20 1 0 0 10 19 0.00 1.500	2.0 7 20 1 0 0 10 19 0.00 1.500	2.0 7 20 1 0 0 10 19 0.00 1.500

Philadelphia Phillies @ Florida Marlins  
Dolphin Stadium, Miami, FL  
Sun, Oct. 01 2006, 1:05 PM EDT  
Att. 36,768 - Partly Cloudy - 88 F

AB 38  
R 2  
H 7  
RBI 2  
BB 6  
SO 14  
LOB 19



Batter	1	2	3	4	5	6	7	8	9	10	11	AB	R	H	RBI	BB	SO	LOB	BOTTOM							
Miguel Cabrera, R OBP: 0.430, SLG: 0.568 Jason Wood, R OBP: 0.500, SLG: 0.615	K		K			G5-3	L6		P4			2	0	0	0	0	2	0								
2 Hanley Ramirez, R OBP: 0.353, SLG: 0.460 11 Robert Andino, R OBP: 0.185, SLG: 0.208	K		P6			F7			E6		K	3	0	0	0	0	1	0								
6 Dan Uggla, R OBP: 0.339, SLG: 0.480 1 Eric Reed, L OBP: 0.178, SLG: 0.098	1B		G6-3			HR			B2-6-3		K	3	1	2	1	0	0	0								
Wes Helms, R OBP: 0.390, SLG: 0.575	F7										K	4	0	2	0	1	1	1								
Joe Borchard, S OBP: 0.319, SLG: 0.393		G4-3									G1-3	4	0	0	0	1	1	2								
12 Cody Ross, R OBP: 0.293, SLG: 0.431 Chris Aquila, R OBP: 0.298, SLG: 0.337		F9										2	0	0	0	0	1	0								
4 Alfredo Amezaga, S OBP: 0.332, SLG: 0.332												3	0	2	0	0	1	2								
20 Matt Treanor, R OBP: 0.328, SLG: 0.318												2	0	0	0	0	1	0								
<b>Inning Stats</b>	R: 0 E: 0 K: 2 S: 12	H: 1 LOB: 1 BB: 0 P: 18	R: 1 E: 0 K: 1 S: 11	H: 2 LOB: 1 BB: 0 P: 16	R: 0 E: 0 K: 1 S: 6	H: 0 LOB: 0 BB: 0 P: 7	R: 0 E: 0 K: 2 S: 9	H: 0 LOB: 0 BB: 0 P: 12	R: 0 E: 0 K: 0 S: 9	H: 1 LOB: 2 BB: 0 P: 14	R: 1 E: 1 K: 1 S: 17	H: 1 LOB: 1 BB: 1 P: 25	R: 0 E: 1 K: 1 S: 11	H: 1 LOB: 2 BB: 1 P: 17	R: 0 E: 0 K: 1 S: 8	H: 0 LOB: 1 BB: 1 P: 12	R: 0 E: 0 K: 2 S: 12	H: 1 LOB: 1 BB: 0 P: 19	R: 1 E: 0 K: 0 S: 11	H: 2 LOB: 3 BB: 1 P: 21	1B: 6 2B: 2 3B: 0 HR: 1	SF: 0 SAC: 1 DP: 1 HBP: 1	WP: 0 PB: 0 SB: 1 CS: 0	PA: 46		
<b>PITCHER</b>	IP WLS BF H R ER SO BB IBB HBP BLK WP HR S P ERA WHIP	6.0 23 4 1 0 2 7 1 0 0 0 0 1 64 91 3.00 0.833	1.0 5 4 0 0 1 0 0 0 0 0 0 0 11 17 0.00 1.000	2.0 9 1 0 0 1 1 1 0 0 0 0 0 15 26 0.00 1.000	1.1 9 3 1 1 2 1 0 1 0 0 0 0 23 40 6.75 3.000	1.2 11 7 0 0 1 0 0 0 0 0 0 0 11 17 0.00 1.000	1.2 11 7 0 0 1 0 0 0 0 0 0 0 15 26 0.00 1.000	1.2 11 7 0 0 1 0 0 0 0 0 0 0 15 26 0.00 1.000	1.2 11 7 0 0 1 0 0 0 0 0 0 0 15 26 0.00 1.000	1.2 11 7 0 0 1 0 0 0 0 0 0 0 15 26 0.00 1.000	1.2 11 7 0 0 1 0 0 0 0 0 0 0 15 26 0.00 1.000	1.2 11 7 0 0 1 0 0 0 0 0 0 0 15 26 0.00 1.000	1.2 11 7 0 0 1 0 0 0 0 0 0 0 15 26 0.00 1.000	1.2 11 7 0 0 1 0 0 0 0 0 0 0 15 26 0.00 1.000	1.2 11 7 0 0 1 0 0 0 0 0 0 0 15 26 0.00 1.000	1.2 11 7 0 0 1 0 0 0 0 0 0 0 15 26 0.00 1.000	1.2 11 7 0 0 1 0 0 0 0 0 0 0 15 26 0.00 1.000	1.2 11 7 0 0 1 0 0 0 0 0 0 0 15 26 0.00 1.000	1.2 11 7 0 0 1 0 0 0 0 0 0 0 15 26 0.00 1.000	1.2 11 7 0 0 1 0 0 0 0 0 0 0 15 26 0.00 1.000	1.2 11 7 0 0 1 0 0 0 0 0 0 0 15 26 0.00 1.000	1.2 11 7 0 0 1 0 0 0 0 0 0 0 15 26 0.00 1.000	1.2 11 7 0 0 1 0 0 0 0 0 0 0 15 26 0.00 1.000	1.2 11 7 0 0 1 0 0 0 0 0 0 0 15 26 0.00 1.000	1.2 11 7 0 0 1 0 0 0 0 0 0 0 15 26 0.00 1.000	1.2 11 7 0 0 1 0 0 0 0 0 0 0 15 26 0.00 1.000

Philadelphia Phillies @ Florida Marlins  
Dolphin Stadium, Miami, FL  
Sun, Oct. 01 2006, 1:05 PM EDT  
Att. 36,768 - Partly Cloudy - 88 F

AB 40  
R 3  
H 9  
RBI 3  
BB 4  
SO 11  
LOB 18

